


Q52 - Vital Signs At a Glance Contract Report for 100432/0000 - June 2017

Name or company name	Great Horton DentCare Limited
Contract type name	PDS Contract
Purpose of contract	General
Contract start date	01/05/2017
Contract end date	30/04/2020

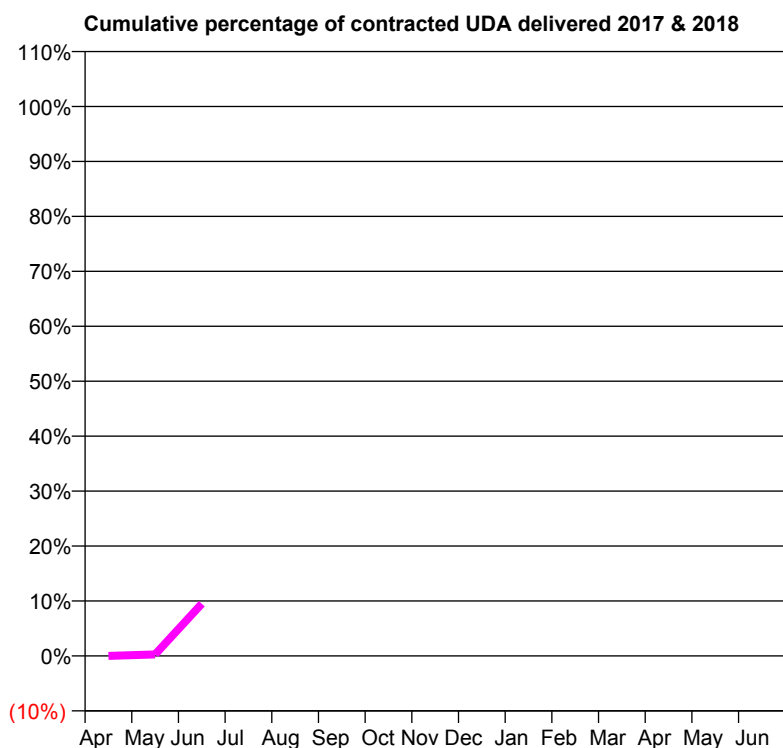
17/18 Contracted general activity (UDA)	13,507
Carry forward general activity (UDA)	0
17/18 Contracted orthodontic activity (UOA)	0
Carry forward orthodontic activity (UOA)	0
Baseline contract value	£370,460.26

ACCESS*

Patients seen in 24 months	Total	Change since previous quarter
Quarter ending June 2016	0	
Quarter ending September 2016	0	
Quarter ending December 2016	0	
Quarter ending March 2017	0	
Quarter ending June 2017	856	↑
Variance since June 2016	N/A	



ACTIVITY



Month	Adjusted Scheduled Activity (UDA)	
	2017	2018
April	0	0
May	0	37
June	0	1,284
July	0	
August	0	
September	0	
October	0	
November	0	
December	0	
January	0	
February	0	
March	0	
April	0	
May	0	
June	0	

QUALITY

	Quantity	Base Number	Contract	AT	Region	England
% of FP17s for the same patient ID Re-attending within 3 months - Children	1	157	0.6%	11.2%	13.0%	12.0%
% of FP17s for the same patient ID Re-attending within 3 months - Adults	7	451	1.6%	15.0%	16.6%	16.0%
% of FP17s for the same patient ID Re-attending between 3 & 9 months - Children	0	157	0.0%	60.3%	59.5%	58.0%
% of FP17s for the same patient ID Re-attending between 3 & 9 months - Adults	0	451	0.0%	54.9%	53.1%	50.9%
% of FP17s for Band 1 Urgent Courses	50	608	8.2%	9.0%	9.3%	9.1%
% of FP17s Relating to Free Repair or Replacements	2	608	0.3%	0.9%	1.0%	0.8%
% of FP17s Relating to Continuations	2	608	0.3%	1.2%	1.3%	1.1%
% of Patients satisfied with the dentistry they have received	0	0	N/A	91.6%	91.9%	91.7%
% of Patients satisfied with the time they had to wait for an appointment	0	0	N/A	87.6%	88.7%	88.0%

* This is based on patients treated on this contract for their most recent course of treatment. Figures in italics indicate the base number of FP17s or Patient Questionnaire responses are less than 100. N/A is shown where the base number of responses is less than 10 during the period. % is calculated as Quantity/Base number*100

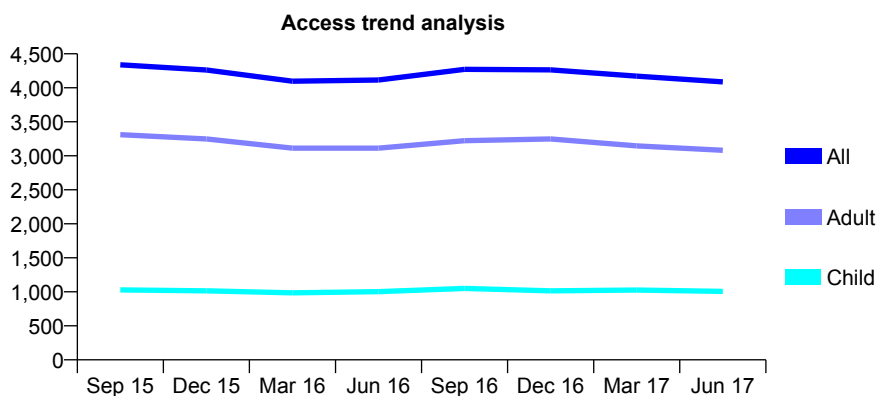
Q52 - Vital Signs At a Glance Contract Report for 101281/0009 - June 2017

Name or company name	OASIS DENTAL CARE LTD
Contract type name	GDS Contract
Purpose of contract	General
Contract start date	01/04/2006
Contract end date	

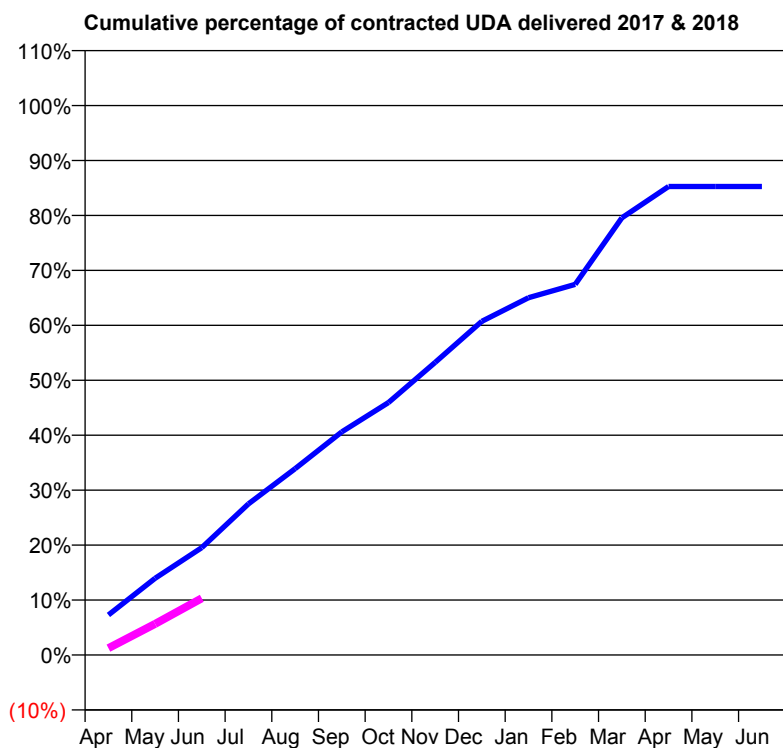
17/18 Contracted general activity (UDA)	15,000
Carry forward general activity (UDA)	0
17/18 Contracted orthodontic activity (UOA)	0
Carry forward orthodontic activity (UOA)	0
Baseline contract value	£353,689.48

ACCESS*

Patients seen in 24 months	Total	Change since previous quarter
Quarter ending June 2016	4,115	
Quarter ending September 2016	4,272	↑
Quarter ending December 2016	4,264	→
Quarter ending March 2017	4,172	↓
Quarter ending June 2017	4,087	↓
Variance since June 2016	(0.7%)	→



ACTIVITY



Month	Adjusted Scheduled Activity (UDA)	
	2017	2018
April	1,092	188
May	2,096	849
June	2,933	1,548
July	4,126	
August	5,087	
September	6,090	
October	6,893	
November	7,988	
December	9,108	
January	9,755	
February	10,118	
March	11,933	
April	12,789	
May	12,789	
June	12,789	

QUALITY

	Quantity	Base Number	Contract	AT	Region	England
% of FP17s for the same patient ID Re-attending within 3 months - Children	17	287	5.9%	11.2%	13.0%	12.0%
% of FP17s for the same patient ID Re-attending within 3 months - Adults	103	838	12.3%	15.0%	16.6%	16.0%
% of FP17s for the same patient ID Re-attending between 3 & 9 months - Children	125	287	43.6%	60.3%	59.5%	58.0%
% of FP17s for the same patient ID Re-attending between 3 & 9 months - Adults	407	838	48.6%	54.9%	53.1%	50.9%
% of FP17s for Band 1 Urgent Courses	58	779	7.4%	9.0%	9.3%	9.1%
% of FP17s Relating to Free Repair or Replacements	17	779	2.2%	0.9%	1.0%	0.8%
% of FP17s Relating to Continuations	9	779	1.2%	1.2%	1.3%	1.1%
% of Patients satisfied with the dentistry they have received	2	2	N/A	91.6%	91.9%	91.7%
% of Patients satisfied with the time they had to wait for an appointment	2	2	N/A	87.6%	88.7%	88.0%

* This is based on patients treated on this contract for their most recent course of treatment. Figures in italics indicate the base number of FP17s or Patient Questionnaire responses are less than 100. N/A is shown where the base number of responses is less than 10 during the period. % is calculated as Quantity/Base number*100

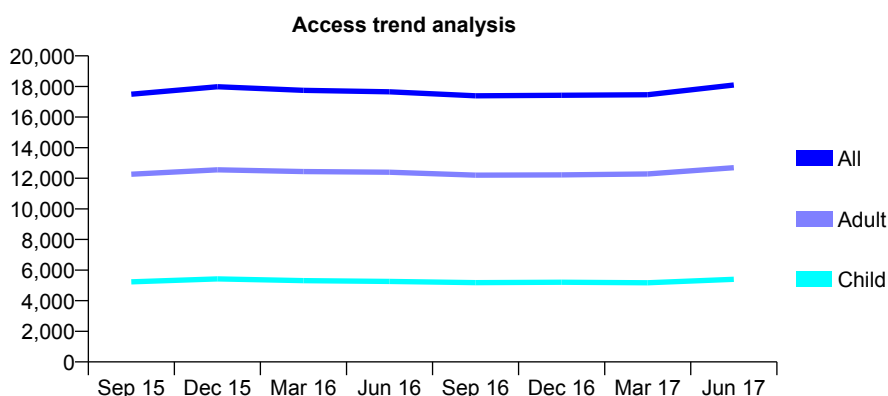
Q52 - Vital Signs At a Glance Contract Report for 101281/0012 - June 2017

Name or company name	OASIS DENTAL CARE LTD
Contract type name	GDS Contract
Purpose of contract	General
Contract start date	01/04/2006
Contract end date	

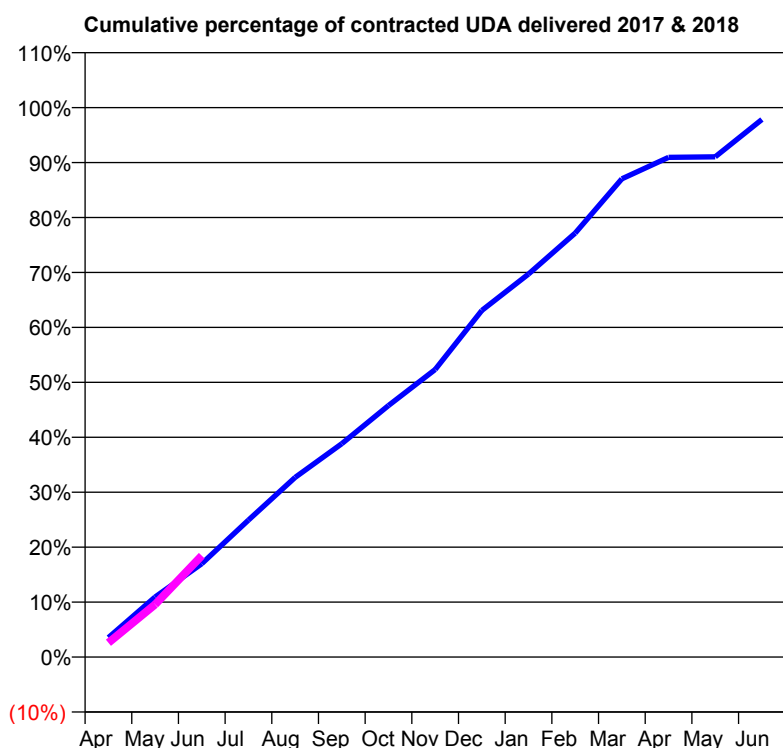
17/18 Contracted general activity (UDA)	49,223
Carry forward general activity (UDA)	0
17/18 Contracted orthodontic activity (UOA)	0
Carry forward orthodontic activity (UOA)	0
Baseline contract value	£1,403,414.75

ACCESS*

Patients seen in 24 months	Total	Change since previous quarter
Quarter ending June 2016	17,654	
Quarter ending September 2016	17,392	↓
Quarter ending December 2016	17,426	→
Quarter ending March 2017	17,458	→
Quarter ending June 2017	18,094	↑
Variance since June 2016	2.5%	↑



ACTIVITY



Month	Adjusted Scheduled Activity (UDA)	
	2017	2018
April	1,774	1,286
May	5,446	4,713
June	8,459	9,081
July	12,412	
August	16,286	
September	19,337	
October	22,797	
November	26,062	
December	31,411	
January	34,712	
February	38,421	
March	43,340	
April	45,284	
May	45,335	
June	48,719	

QUALITY

	Quantity	Base Number	Contract	AT	Region	England
% of FP17s for the same patient ID Re-attending within 3 months - Children	252	2,572	9.8%	11.2%	13.0%	12.0%
% of FP17s for the same patient ID Re-attending within 3 months - Adults	776	5,328	14.6%	15.0%	16.6%	16.0%
% of FP17s for the same patient ID Re-attending between 3 & 9 months - Children	1,509	2,572	58.7%	60.3%	59.5%	58.0%
% of FP17s for the same patient ID Re-attending between 3 & 9 months - Adults	2,767	5,328	51.9%	54.9%	53.1%	50.9%
% of FP17s for Band 1 Urgent Courses	268	4,988	5.4%	9.0%	9.3%	9.1%
% of FP17s Relating to Free Repair or Replacements	34	4,988	0.7%	0.9%	1.0%	0.8%
% of FP17s Relating to Continuations	21	4,988	0.4%	1.2%	1.3%	1.1%
% of Patients satisfied with the dentistry they have received	14	17	82.4%	91.6%	91.9%	91.7%
% of Patients satisfied with the time they had to wait for an appointment	12	17	70.6%	87.6%	88.7%	88.0%

* This is based on patients treated on this contract for their most recent course of treatment. Figures in italics indicate the base number of FP17s or Patient Questionnaire responses are less than 100. N/A is shown where the base number of responses is less than 10 during the period. % is calculated as Quantity/Base number*100

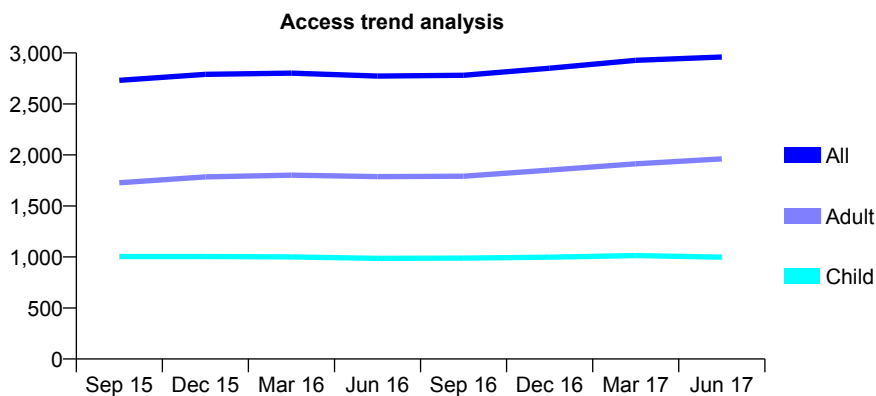
Q52 - Vital Signs At a Glance Contract Report for 101281/0013 - June 2017

Name or company name	OASIS DENTAL CARE LTD
Contract type name	GDS Contract
Purpose of contract	General
Contract start date	01/04/2006
Contract end date	

17/18 Contracted general activity (UDA)	8,210
Carry forward general activity (UDA)	0
17/18 Contracted orthodontic activity (UOA)	0
Carry forward orthodontic activity (UOA)	0
Baseline contract value	£222,417.99

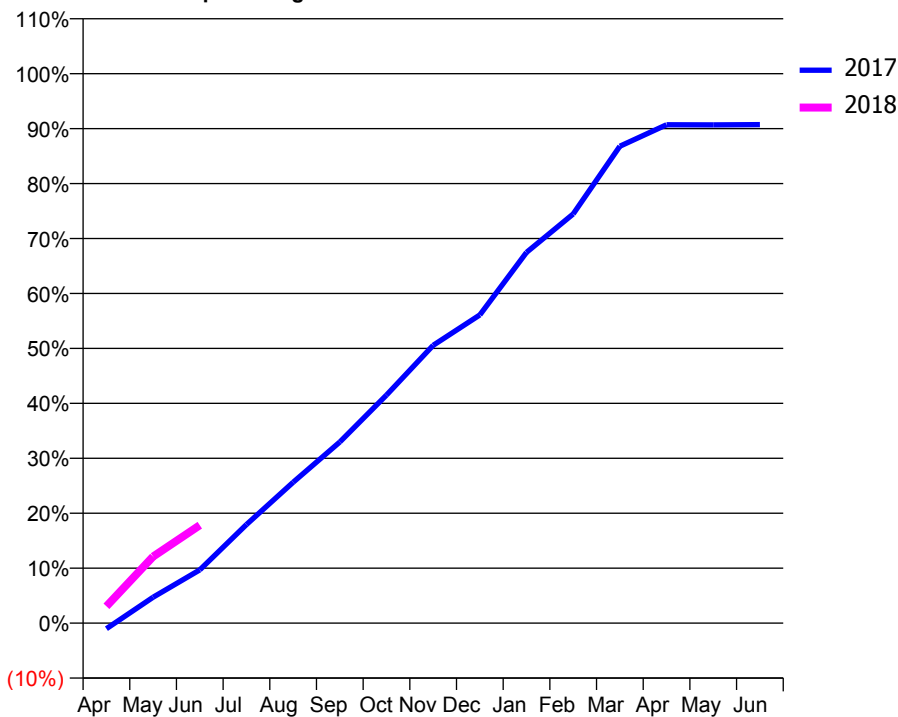
ACCESS*

Patients seen in 24 months	Total	Change since previous quarter
Quarter ending June 2016	2,773	
Quarter ending September 2016	2,781	→
Quarter ending December 2016	2,850	↑
Quarter ending March 2017	2,927	↑
Quarter ending June 2017	2,960	→
Variance since June 2016	6.7%	↑



ACTIVITY

Cumulative percentage of contracted UDA delivered 2017 & 2018



Month	Adjusted Scheduled Activity (UDA)	
	2017	2018
April	-85	252
May	387	994
June	796	1,463
July	1,474	
August	2,106	
September	2,707	
October	3,408	
November	4,151	
December	4,606	
January	5,539	
February	6,113	
March	7,125	
April	7,447	
May	7,445	
June	7,448	

QUALITY

	Quantity	Base Number	Contract	AT	Region	England
% of FP17s for the same patient ID Re-attending within 3 months - Children	13	347	3.7%	11.2%	13.0%	12.0%
% of FP17s for the same patient ID Re-attending within 3 months - Adults	65	648	10.0%	15.0%	16.6%	16.0%
% of FP17s for the same patient ID Re-attending between 3 & 9 months - Children	267	347	76.9%	60.3%	59.5%	58.0%
% of FP17s for the same patient ID Re-attending between 3 & 9 months - Adults	419	648	64.7%	54.9%	53.1%	50.9%
% of FP17s for Band 1 Urgent Courses	22	827	2.7%	9.0%	9.3%	9.1%
% of FP17s Relating to Free Repair or Replacements	9	827	1.1%	0.9%	1.0%	0.8%
% of FP17s Relating to Continuations	0	827	0.0%	1.2%	1.3%	1.1%
% of Patients satisfied with the dentistry they have received	5	5	N/A	91.6%	91.9%	91.7%
% of Patients satisfied with the time they had to wait for an appointment	5	5	N/A	87.6%	88.7%	88.0%

* This is based on patients treated on this contract for their most recent course of treatment. Figures in italics indicate the base number of FP17s or Patient Questionnaire responses are less than 100. N/A is shown where the base number of responses is less than 10 during the period. % is calculated as Quantity/Base number*100

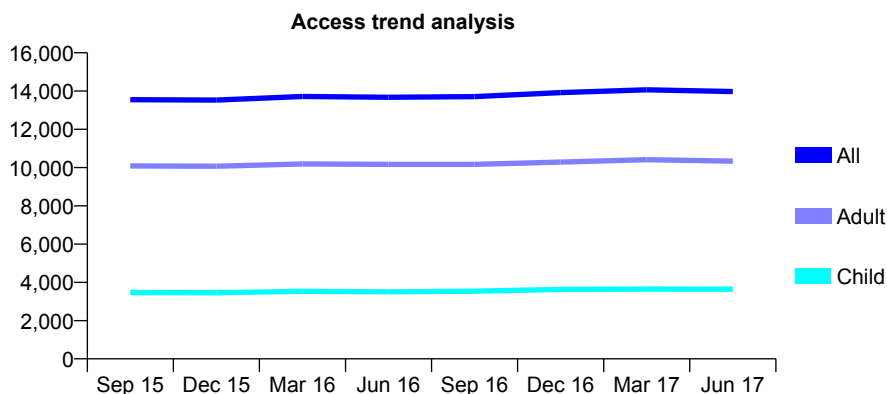
Q52 - Vital Signs At a Glance Contract Report for 101281/0016 - June 2017

Name or company name	OASIS DENTAL CARE LTD
Contract type name	PDS Contract
Purpose of contract	General
Contract start date	01/04/2006
Contract end date	31/03/2021

17/18 Contracted general activity (UDA)	44,534
Carry forward general activity (UDA)	0
17/18 Contracted orthodontic activity (UOA)	0
Carry forward orthodontic activity (UOA)	0
Baseline contract value	£1,254,888.70

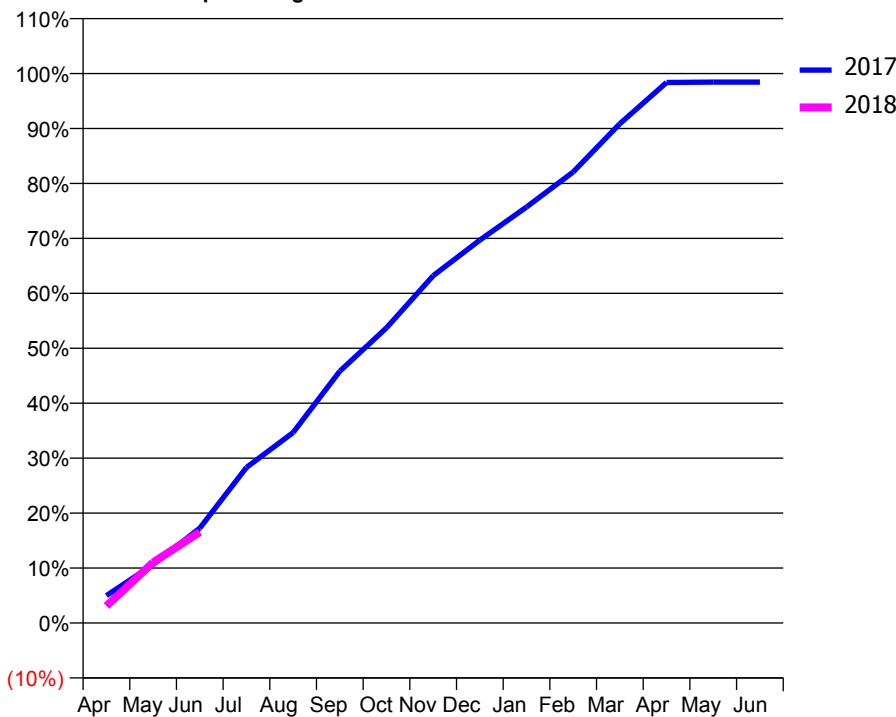
ACCESS*

Patients seen in 24 months	Total	Change since previous quarter
Quarter ending June 2016	13,672	
Quarter ending September 2016	13,709	→
Quarter ending December 2016	13,918	→
Quarter ending March 2017	14,067	→
Quarter ending June 2017	13,975	→
Variance since June 2016	2.2%	↑



ACTIVITY

Cumulative percentage of contracted UDA delivered 2017 & 2018



Adjusted Scheduled Activity (UDA)

Month	2017	2018
April	2,221	1,376
May	4,736	4,915
June	7,688	7,371
July	12,604	
August	15,441	
September	20,408	
October	23,924	
November	28,146	
December	31,028	
January	33,715	
February	36,551	
March	40,470	
April	43,807	
May	43,841	
June	43,838	

QUALITY

	Quantity	Base Number	Contract	AT	Region	England
% of FP17s for the same patient ID Re-attending within 3 months - Children	119	1,406	8.5%	11.2%	13.0%	12.0%
% of FP17s for the same patient ID Re-attending within 3 months - Adults	643	4,188	15.4%	15.0%	16.6%	16.0%
% of FP17s for the same patient ID Re-attending between 3 & 9 months - Children	1,018	1,406	72.4%	60.3%	59.5%	58.0%
% of FP17s for the same patient ID Re-attending between 3 & 9 months - Adults	2,750	4,188	65.7%	54.9%	53.1%	50.9%
% of FP17s for Band 1 Urgent Courses	188	3,951	4.8%	9.0%	9.3%	9.1%
% of FP17s Relating to Free Repair or Replacements	44	3,951	1.1%	0.9%	1.0%	0.8%
% of FP17s Relating to Continuations	55	3,951	1.4%	1.2%	1.3%	1.1%
% of Patients satisfied with the dentistry they have received	19	27	70.4%	91.6%	91.9%	91.7%
% of Patients satisfied with the time they had to wait for an appointment	24	27	88.9%	87.6%	88.7%	88.0%

* This is based on patients treated on this contract for their most recent course of treatment. Figures in italics indicate the base number of FP17s or Patient Questionnaire responses are less than 100. N/A is shown where the base number of responses is less than 10 during the period. % is calculated as Quantity/Base number*100

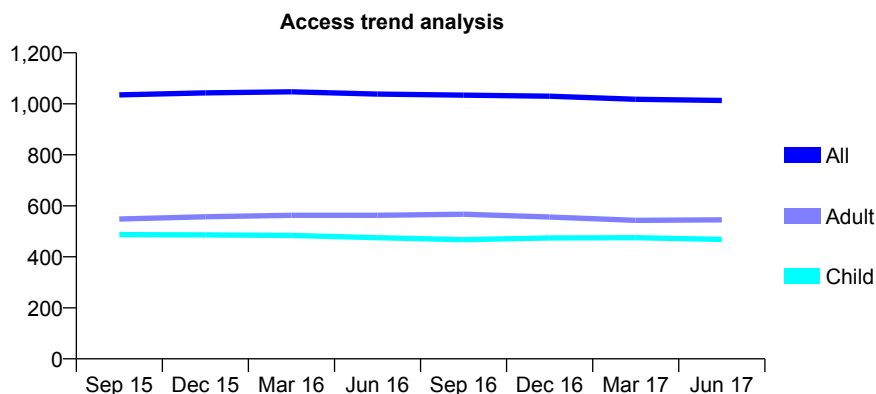
Q52 - Vital Signs At a Glance Contract Report for 101281/0024 - June 2017

Name or company name	OASIS DENTAL CARE LTD
Contract type name	GDS Contract
Purpose of contract	General
Contract start date	01/04/2006
Contract end date	

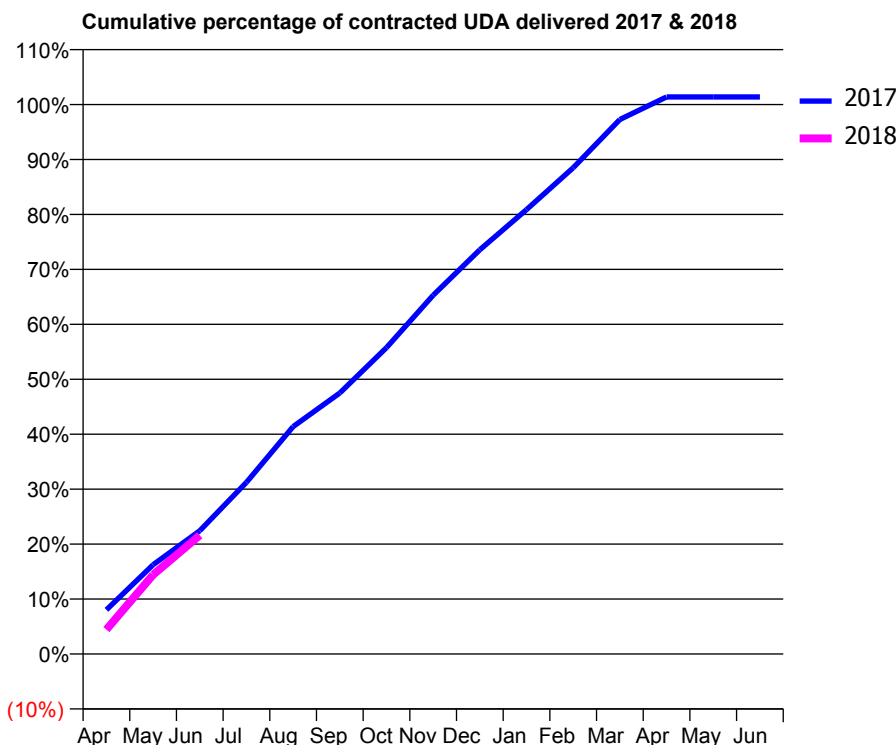
17/18 Contracted general activity (UDA)	2,579
Carry forward general activity (UDA)	0
17/18 Contracted orthodontic activity (UOA)	0
Carry forward orthodontic activity (UOA)	0
Baseline contract value	£62,514.61

ACCESS*

Patients seen in 24 months	Total	Change since previous quarter
Quarter ending June 2016	1,038	
Quarter ending September 2016	1,034	→
Quarter ending December 2016	1,030	→
Quarter ending March 2017	1,018	↓
Quarter ending June 2017	1,013	→
Variance since June 2016	(2.4%)	↓



ACTIVITY



Month	Adjusted Scheduled Activity (UDA)	
	2017	2018
April	207	115
May	419	372
June	578	557
July	806	
August	1,067	
September	1,225	
October	1,438	
November	1,684	
December	1,897	
January	2,085	
February	2,282	
March	2,509	
April	2,615	
May	2,615	
June	2,615	

QUALITY

	Quantity	Base Number	Contract	AT	Region	England
% of FP17s for the same patient ID Re-attending within 3 months - Children	5	221	2.3%	11.2%	13.0%	12.0%
% of FP17s for the same patient ID Re-attending within 3 months - Adults	19	200	9.5%	15.0%	16.6%	16.0%
% of FP17s for the same patient ID Re-attending between 3 & 9 months - Children	188	221	85.1%	60.3%	59.5%	58.0%
% of FP17s for the same patient ID Re-attending between 3 & 9 months - Adults	148	200	74.0%	54.9%	53.1%	50.9%
% of FP17s for Band 1 Urgent Courses	2	370	0.5%	9.0%	9.3%	9.1%
% of FP17s Relating to Free Repair or Replacements	2	370	0.5%	0.9%	1.0%	0.8%
% of FP17s Relating to Continuations	0	370	0.0%	1.2%	1.3%	1.1%
% of Patients satisfied with the dentistry they have received	1	1	N/A	91.6%	91.9%	91.7%
% of Patients satisfied with the time they had to wait for an appointment	1	1	N/A	87.6%	88.7%	88.0%

* This is based on patients treated on this contract for their most recent course of treatment. Figures in italics indicate the base number of FP17s or Patient Questionnaire responses are less than 100. N/A is shown where the base number of responses is less than 10 during the period. % is calculated as Quantity/Base number*100

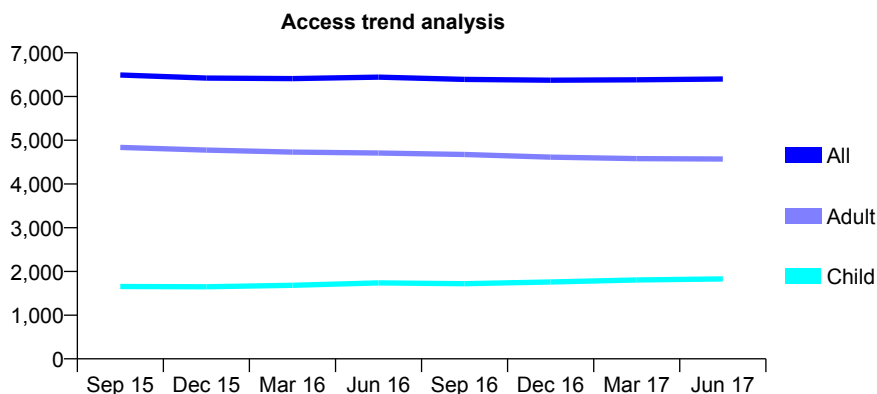
Q52 - Vital Signs At a Glance Contract Report for 101281/0030 - June 2017

Name or company name	OASIS DENTAL CARE LTD
Contract type name	GDS Contract
Purpose of contract	General
Contract start date	01/04/2006
Contract end date	

17/18 Contracted general activity (UDA)	20,500
Carry forward general activity (UDA)	0
17/18 Contracted orthodontic activity (UOA)	0
Carry forward orthodontic activity (UOA)	0
Baseline contract value	£586,551.07

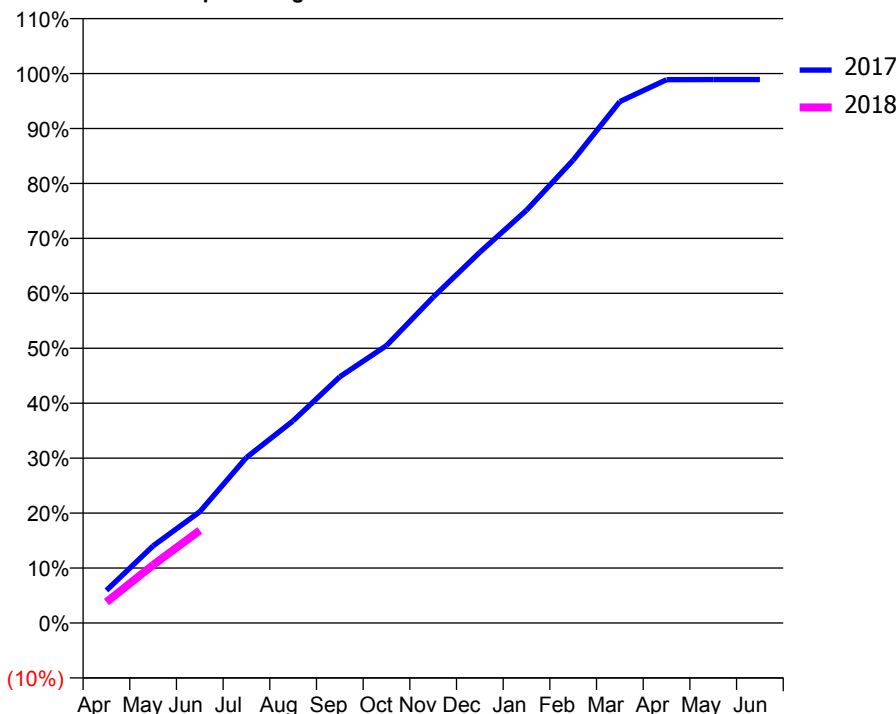
ACCESS*

Patients seen in 24 months	Total	Change since previous quarter
Quarter ending June 2016	6,444	
Quarter ending September 2016	6,392	→
Quarter ending December 2016	6,372	→
Quarter ending March 2017	6,383	→
Quarter ending June 2017	6,401	→
Variance since June 2016	(0.7%)	→



ACTIVITY

Cumulative percentage of contracted UDA delivered 2017 & 2018



Month	Adjusted Scheduled Activity (UDA)	
	2017	2018
April	1,217	783
May	2,879	2,167
June	4,151	3,453
July	6,175	
August	7,544	
September	9,187	
October	10,352	
November	12,158	
December	13,831	
January	15,399	
February	17,268	
March	19,451	
April	20,267	
May	20,274	
June	20,275	

QUALITY

	Quantity	Base Number	Contract	AT	Region	England
% of FP17s for the same patient ID Re-attending within 3 months - Children	39	723	5.4%	11.2%	13.0%	12.0%
% of FP17s for the same patient ID Re-attending within 3 months - Adults	231	1,699	13.6%	15.0%	16.6%	16.0%
% of FP17s for the same patient ID Re-attending between 3 & 9 months - Children	475	723	65.7%	60.3%	59.5%	58.0%
% of FP17s for the same patient ID Re-attending between 3 & 9 months - Adults	1,128	1,699	66.4%	54.9%	53.1%	50.9%
% of FP17s for Band 1 Urgent Courses	70	2,008	3.5%	9.0%	9.3%	9.1%
% of FP17s Relating to Free Repair or Replacements	11	2,008	0.5%	0.9%	1.0%	0.8%
% of FP17s Relating to Continuations	25	2,008	1.2%	1.2%	1.3%	1.1%
% of Patients satisfied with the dentistry they have received	12	12	100.0%	91.6%	91.9%	91.7%
% of Patients satisfied with the time they had to wait for an appointment	12	12	100.0%	87.6%	88.7%	88.0%

* This is based on patients treated on this contract for their most recent course of treatment. Figures in italics indicate the base number of FP17s or Patient Questionnaire responses are less than 100. N/A is shown where the base number of responses is less than 10 during the period. % is calculated as Quantity/Base number*100

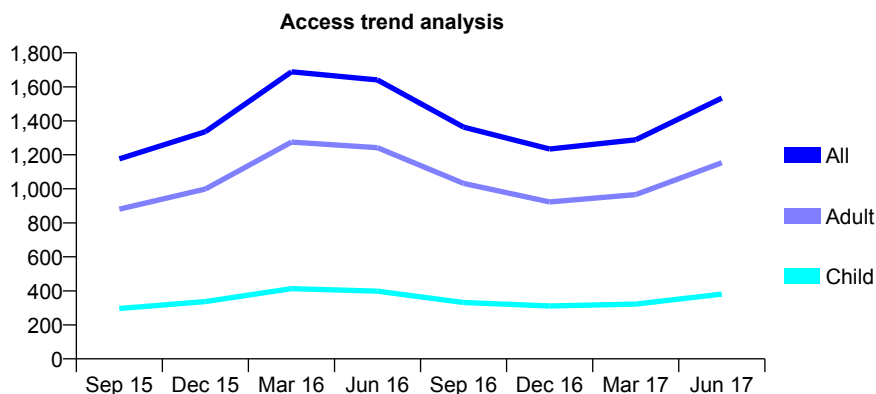
Q52 - Vital Signs At a Glance Contract Report for 101281/0184 - June 2017

Name or company name	OASIS DENTAL CARE LTD
Contract type name	PDS Contract
Purpose of contract	General
Contract start date	22/09/2008
Contract end date	21/09/2018

17/18 Contracted general activity (UDA)	5,500
Carry forward general activity (UDA)	0
17/18 Contracted orthodontic activity (UOA)	0
Carry forward orthodontic activity (UOA)	0
Baseline contract value	£171,958.81

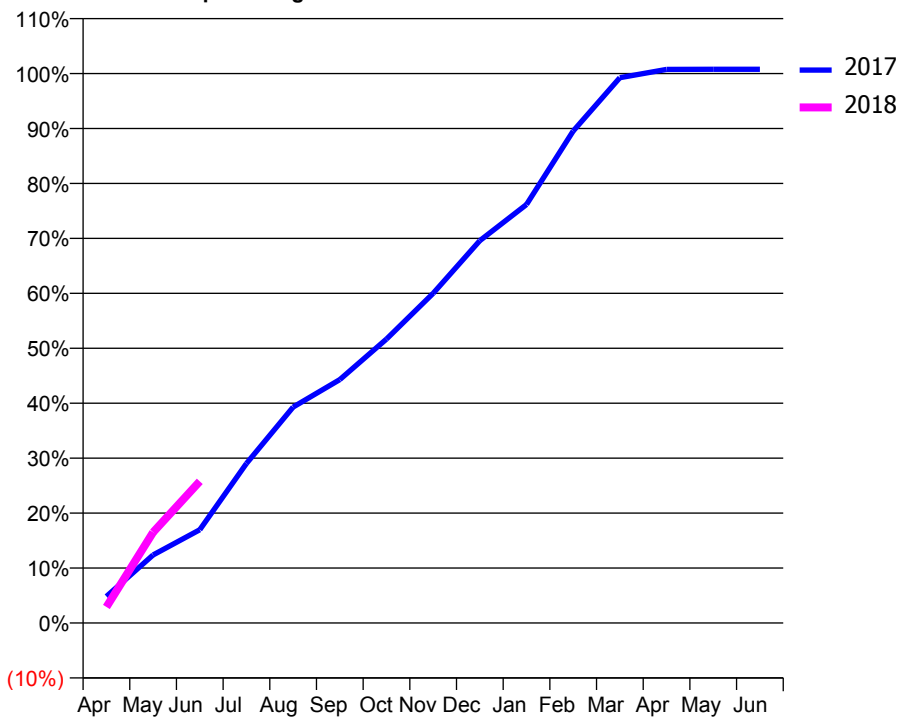
ACCESS*

Patients seen in 24 months	Total	Change since previous quarter
Quarter ending June 2016	1,640	
Quarter ending September 2016	1,363	↓
Quarter ending December 2016	1,234	↓
Quarter ending March 2017	1,288	↑
Quarter ending June 2017	1,534	↑
Variance since June 2016	(6.5%)	↓



ACTIVITY

Cumulative percentage of contracted UDA delivered 2017 & 2018



Month	Adjusted Scheduled Activity (UDA)	
	2017	2018
April	267	160
May	681	908
June	934	1,418
July	1,598	
August	2,162	
September	2,436	
October	2,842	
November	3,300	
December	3,827	
January	4,189	
February	4,924	
March	5,458	
April	5,541	
May	5,542	
June	5,542	

QUALITY

	Quantity	Base Number	Contract	AT	Region	England
% of FP17s for the same patient ID Re-attending within 3 months - Children	6	110	5.5%	11.2%	13.0%	12.0%
% of FP17s for the same patient ID Re-attending within 3 months - Adults	28	441	6.3%	15.0%	16.6%	16.0%
% of FP17s for the same patient ID Re-attending between 3 & 9 months - Children	34	110	30.9%	60.3%	59.5%	58.0%
% of FP17s for the same patient ID Re-attending between 3 & 9 months - Adults	154	441	34.9%	54.9%	53.1%	50.9%
% of FP17s for Band 1 Urgent Courses	31	521	6.0%	9.0%	9.3%	9.1%
% of FP17s Relating to Free Repair or Replacements	11	521	2.1%	0.9%	1.0%	0.8%
% of FP17s Relating to Continuations	13	521	2.5%	1.2%	1.3%	1.1%
% of Patients satisfied with the dentistry they have received	1	1	N/A	91.6%	91.9%	91.7%
% of Patients satisfied with the time they had to wait for an appointment	1	1	N/A	87.6%	88.7%	88.0%

* This is based on patients treated on this contract for their most recent course of treatment. Figures in italics indicate the base number of FP17s or Patient Questionnaire responses are less than 100. N/A is shown where the base number of responses is less than 10 during the period. % is calculated as Quantity/Base number*100

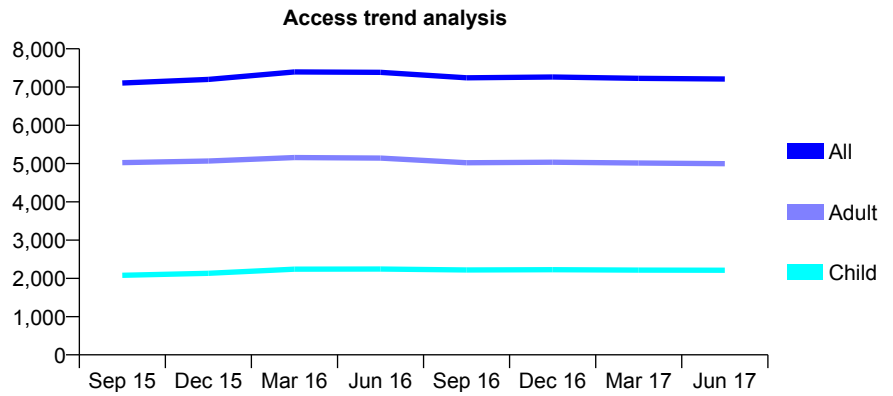
Q52 - Vital Signs At a Glance Contract Report for 101338/0051 - June 2017

Name or company name	Whitecross Dental Care Limited
Contract type name	GDS Contract
Purpose of contract	General
Contract start date	02/07/2007
Contract end date	

17/18 Contracted general activity (UDA)	22,200
Carry forward general activity (UDA)	0
17/18 Contracted orthodontic activity (UOA)	0
Carry forward orthodontic activity (UOA)	0
Baseline contract value	£594,382.58

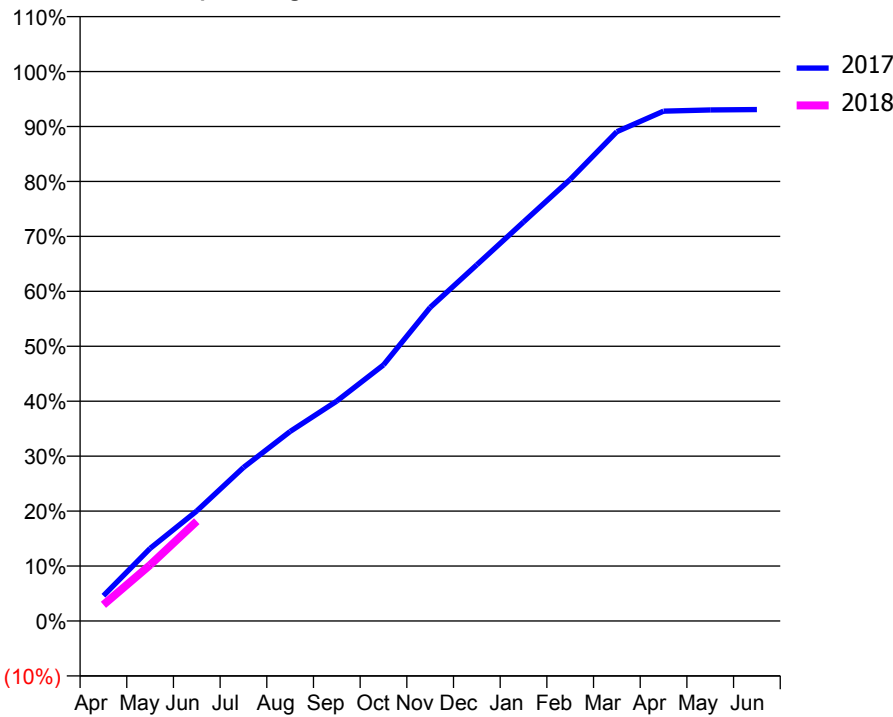
ACCESS*

Patients seen in 24 months	Total	Change since previous quarter
Quarter ending June 2016	7,386	
Quarter ending September 2016	7,242	↓
Quarter ending December 2016	7,262	→
Quarter ending March 2017	7,227	→
Quarter ending June 2017	7,210	→
Variance since June 2016	(2.4%)	↓



ACTIVITY

Cumulative percentage of contracted UDA delivered 2017 & 2018



Month	Adjusted Scheduled Activity (UDA)	
	2017	2018
April	1,021	653
May	2,931	2,266
June	4,449	4,031
July	6,205	
August	7,660	
September	8,887	
October	10,348	
November	12,668	
December	14,391	
January	16,123	
February	17,842	
March	19,768	
April	20,596	
May	20,649	
June	20,661	

QUALITY

	Quantity	Base Number	Contract	AT	Region	England
% of FP17s for the same patient ID Re-attending within 3 months - Children	41	599	6.8%	11.2%	13.0%	12.0%
% of FP17s for the same patient ID Re-attending within 3 months - Adults	210	1,299	16.2%	15.0%	16.6%	16.0%
% of FP17s for the same patient ID Re-attending between 3 & 9 months - Children	254	599	42.4%	60.3%	59.5%	58.0%
% of FP17s for the same patient ID Re-attending between 3 & 9 months - Adults	556	1,299	42.8%	54.9%	53.1%	50.9%
% of FP17s for Band 1 Urgent Courses	134	1,615	8.3%	9.0%	9.3%	9.1%
% of FP17s Relating to Free Repair or Replacements	16	1,615	1.0%	0.9%	1.0%	0.8%
% of FP17s Relating to Continuations	30	1,615	1.9%	1.2%	1.3%	1.1%
% of Patients satisfied with the dentistry they have received	3	5	N/A	91.6%	91.9%	91.7%
% of Patients satisfied with the time they had to wait for an appointment	3	5	N/A	87.6%	88.7%	88.0%

* This is based on patients treated on this contract for their most recent course of treatment. Figures in italics indicate the base number of FP17s or Patient Questionnaire responses are less than 100. N/A is shown where the base number of responses is less than 10 during the period. % is calculated as Quantity/Base number*100

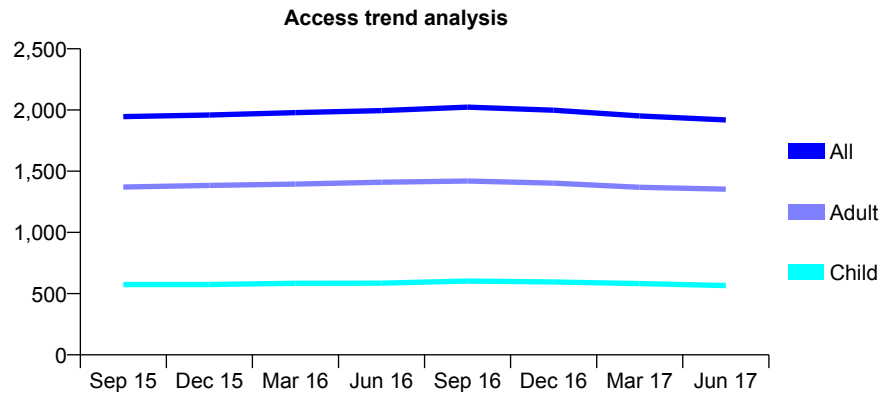
Q52 - Vital Signs At a Glance Contract Report for 101338/0052 - June 2017

Name or company name	Whitecross Dental Care Limited
Contract type name	GDS Contract
Purpose of contract	General
Contract start date	02/07/2007
Contract end date	

17/18 Contracted general activity (UDA)	7,500
Carry forward general activity (UDA)	0
17/18 Contracted orthodontic activity (UOA)	0
Carry forward orthodontic activity (UOA)	0
Baseline contract value	£200,804.92

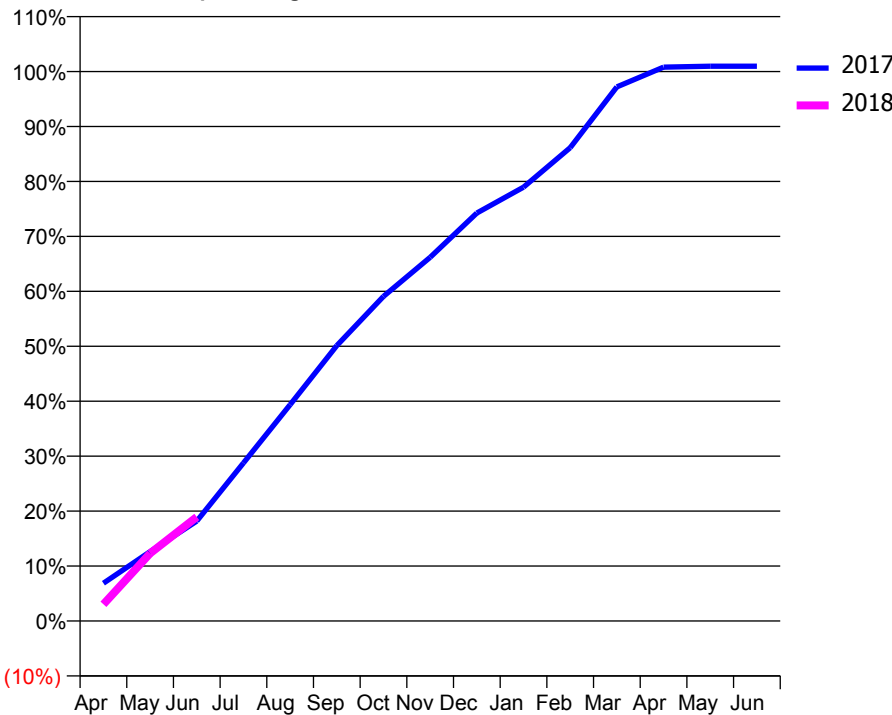
ACCESS*

Patients seen in 24 months	Total	Change since previous quarter
Quarter ending June 2016	1,995	
Quarter ending September 2016	2,023	→
Quarter ending December 2016	1,998	↓
Quarter ending March 2017	1,951	↓
Quarter ending June 2017	1,919	↓
Variance since June 2016	(3.8%)	↓



ACTIVITY

Cumulative percentage of contracted UDA delivered 2017 & 2018



Month	Adjusted Scheduled Activity (UDA)	
	2017	2018
April	516	228
May	947	923
June	1,365	1,421
July	2,158	
August	2,953	
September	3,759	
October	4,431	
November	4,965	
December	5,568	
January	5,921	
February	6,460	
March	7,290	
April	7,560	
May	7,572	
June	7,572	

QUALITY

	Quantity	Base Number	Contract	AT	Region	England
% of FP17s for the same patient ID Re-attending within 3 months - Children	15	197	7.6%	11.2%	13.0%	12.0%
% of FP17s for the same patient ID Re-attending within 3 months - Adults	67	475	14.1%	15.0%	16.6%	16.0%
% of FP17s for the same patient ID Re-attending between 3 & 9 months - Children	132	197	67.0%	60.3%	59.5%	58.0%
% of FP17s for the same patient ID Re-attending between 3 & 9 months - Adults	297	475	62.5%	54.9%	53.1%	50.9%
% of FP17s for Band 1 Urgent Courses	34	571	6.0%	9.0%	9.3%	9.1%
% of FP17s Relating to Free Repair or Replacements	2	571	0.4%	0.9%	1.0%	0.8%
% of FP17s Relating to Continuations	1	571	0.2%	1.2%	1.3%	1.1%
% of Patients satisfied with the dentistry they have received	2	2	N/A	91.6%	91.9%	91.7%
% of Patients satisfied with the time they had to wait for an appointment	2	2	N/A	87.6%	88.7%	88.0%

* This is based on patients treated on this contract for their most recent course of treatment. Figures in italics indicate the base number of FP17s or Patient Questionnaire responses are less than 100. N/A is shown where the base number of responses is less than 10 during the period. % is calculated as Quantity/Base number*100

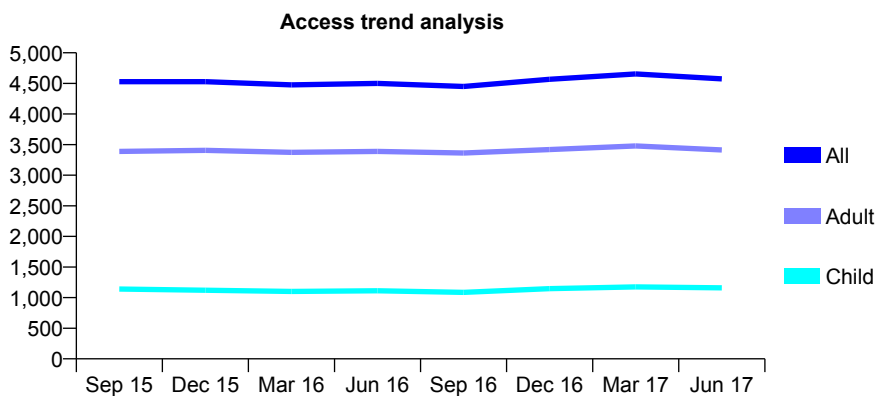
Q52 - Vital Signs At a Glance Contract Report for 101338/0053 - June 2017

Name or company name	Whitecross Dental Care Limited
Contract type name	GDS Contract
Purpose of contract	General
Contract start date	02/07/2007
Contract end date	

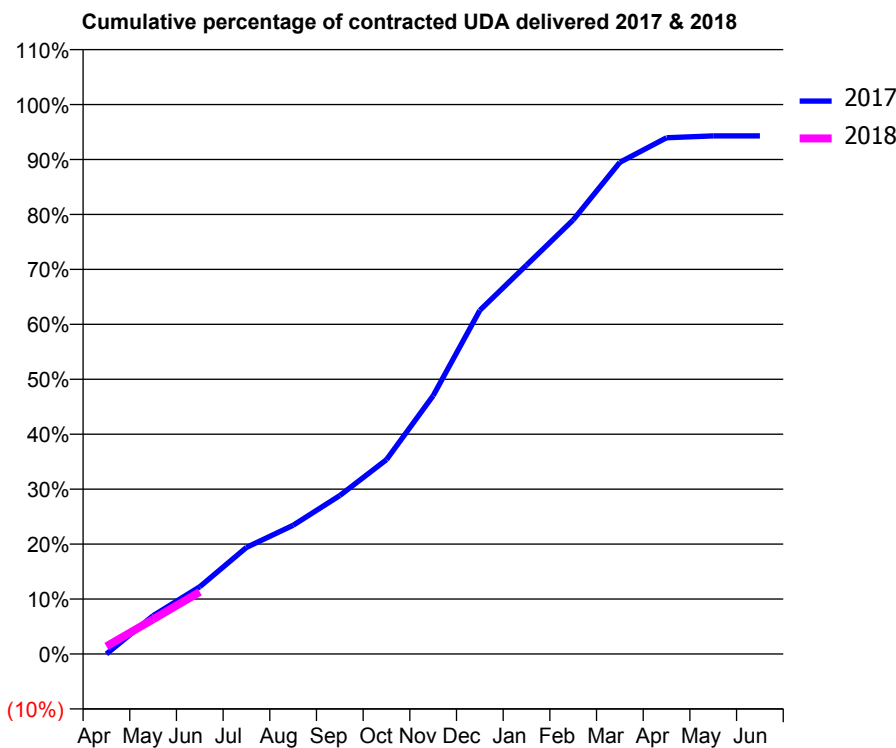
17/18 Contracted general activity (UDA)	16,523
Carry forward general activity (UDA)	0
17/18 Contracted orthodontic activity (UOA)	0
Carry forward orthodontic activity (UOA)	0
Baseline contract value	£447,374.12

ACCESS*

Patients seen in 24 months	Total	Change since previous quarter
Quarter ending June 2016	4,501	
Quarter ending September 2016	4,450	↓
Quarter ending December 2016	4,568	↑
Quarter ending March 2017	4,654	→
Quarter ending June 2017	4,573	↓
Variance since June 2016	1.6%	→



ACTIVITY



Month	Adjusted Scheduled Activity (UDA)	
	2017	2018
April	-4	231
May	1,154	1,045
June	2,022	1,865
July	3,204	
August	3,871	
September	4,765	
October	5,844	
November	7,770	
December	10,336	
January	11,694	
February	13,053	
March	14,785	
April	15,522	
May	15,579	
June	15,580	

QUALITY

	Quantity	Base Number	Contract	AT	Region	England
% of FP17s for the same patient ID Re-attending within 3 months - Children	17	303	5.6%	11.2%	13.0%	12.0%
% of FP17s for the same patient ID Re-attending within 3 months - Adults	122	957	12.7%	15.0%	16.6%	16.0%
% of FP17s for the same patient ID Re-attending between 3 & 9 months - Children	166	303	54.8%	60.3%	59.5%	58.0%
% of FP17s for the same patient ID Re-attending between 3 & 9 months - Adults	541	957	56.5%	54.9%	53.1%	50.9%
% of FP17s for Band 1 Urgent Courses	56	870	6.4%	9.0%	9.3%	9.1%
% of FP17s Relating to Free Repair or Replacements	5	870	0.6%	0.9%	1.0%	0.8%
% of FP17s Relating to Continuations	21	870	2.4%	1.2%	1.3%	1.1%
% of Patients satisfied with the dentistry they have received	6	6	N/A	91.6%	91.9%	91.7%
% of Patients satisfied with the time they had to wait for an appointment	5	6	N/A	87.6%	88.7%	88.0%

* This is based on patients treated on this contract for their most recent course of treatment. Figures in italics indicate the base number of FP17s or Patient Questionnaire responses are less than 100. N/A is shown where the base number of responses is less than 10 during the period. % is calculated as Quantity/Base number*100

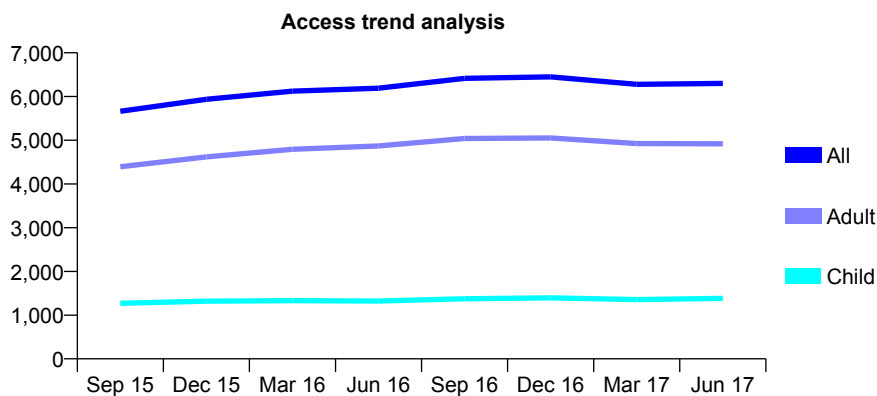
Q52 - Vital Signs At a Glance Contract Report for 101338/0054 - June 2017

Name or company name	Whitecross Dental Care Limited
Contract type name	GDS Contract
Purpose of contract	General
Contract start date	02/07/2007
Contract end date	

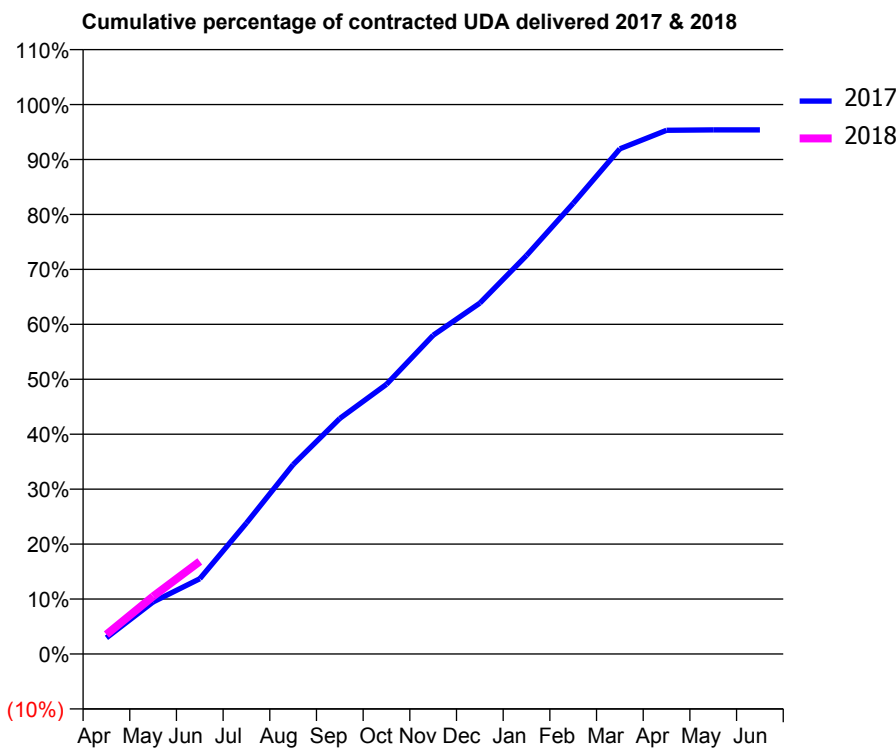
17/18 Contracted general activity (UDA)	20,500
Carry forward general activity (UDA)	0
17/18 Contracted orthodontic activity (UOA)	0
Carry forward orthodontic activity (UOA)	0
Baseline contract value	£548,866.79

ACCESS*

Patients seen in 24 months	Total	Change since previous quarter
Quarter ending June 2016	6,191	
Quarter ending September 2016	6,415	↑
Quarter ending December 2016	6,450	→
Quarter ending March 2017	6,278	↓
Quarter ending June 2017	6,301	→
Variance since June 2016	1.8%	→



ACTIVITY



Month	Adjusted Scheduled Activity (UDA)	
	2017	2018
April	606	730
May	1,944	2,150
June	2,807	3,457
July	4,889	
August	7,065	
September	8,790	
October	10,061	
November	11,893	
December	13,092	
January	14,869	
February	16,811	
March	18,847	
April	19,536	
May	19,553	
June	19,553	

QUALITY

	Quantity	Base Number	Contract	AT	Region	England
% of FP17s for the same patient ID Re-attending within 3 months - Children	26	402	6.5%	11.2%	13.0%	12.0%
% of FP17s for the same patient ID Re-attending within 3 months - Adults	197	1,337	14.7%	15.0%	16.6%	16.0%
% of FP17s for the same patient ID Re-attending between 3 & 9 months - Children	237	402	59.0%	60.3%	59.5%	58.0%
% of FP17s for the same patient ID Re-attending between 3 & 9 months - Adults	721	1,337	53.9%	54.9%	53.1%	50.9%
% of FP17s for Band 1 Urgent Courses	74	1,501	4.9%	9.0%	9.3%	9.1%
% of FP17s Relating to Free Repair or Replacements	29	1,501	1.9%	0.9%	1.0%	0.8%
% of FP17s Relating to Continuations	22	1,501	1.5%	1.2%	1.3%	1.1%
% of Patients satisfied with the dentistry they have received	6	6	N/A	91.6%	91.9%	91.7%
% of Patients satisfied with the time they had to wait for an appointment	4	6	N/A	87.6%	88.7%	88.0%

* This is based on patients treated on this contract for their most recent course of treatment. Figures in italics indicate the base number of FP17s or Patient Questionnaire responses are less than 100. N/A is shown where the base number of responses is less than 10 during the period. % is calculated as Quantity/Base number*100

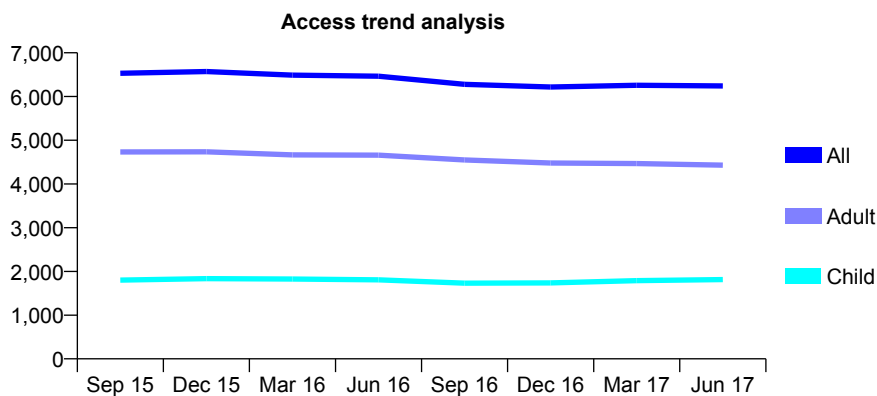
Q52 - Vital Signs At a Glance Contract Report for 101338/0055 - June 2017

Name or company name	Whitecross Dental Care Limited
Contract type name	GDS Contract
Purpose of contract	General
Contract start date	02/07/2007
Contract end date	

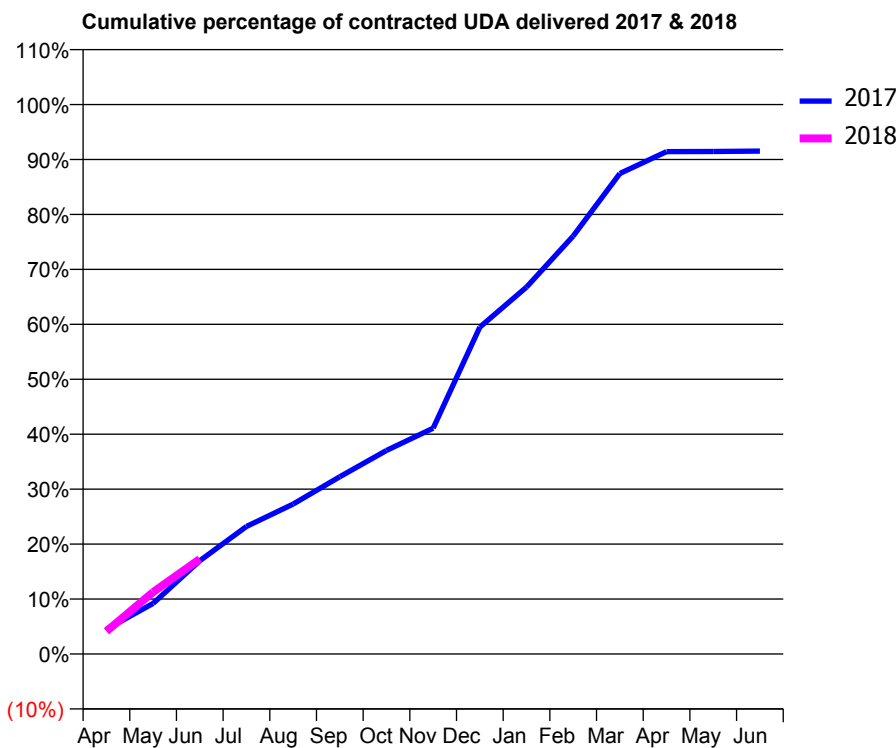
17/18 Contracted general activity (UDA)	19,000
Carry forward general activity (UDA)	0
17/18 Contracted orthodontic activity (UOA)	0
Carry forward orthodontic activity (UOA)	0
Baseline contract value	£508,705.80

ACCESS*

Patients seen in 24 months	Total	Change since previous quarter
Quarter ending June 2016	6,466	
Quarter ending September 2016	6,280	↓
Quarter ending December 2016	6,218	→
Quarter ending March 2017	6,256	→
Quarter ending June 2017	6,243	→
Variance since June 2016	(3.4%)	↓



ACTIVITY



Month	Adjusted Scheduled Activity (UDA)	
	2017	2018
April	857	788
May	1,749	2,143
June	3,227	3,285
July	4,411	
August	5,185	
September	6,128	
October	7,036	
November	7,809	
December	11,303	
January	12,688	
February	14,455	
March	16,614	
April	17,372	
May	17,377	
June	17,391	

QUALITY

	Quantity	Base Number	Contract	AT	Region	England
% of FP17s for the same patient ID Re-attending within 3 months - Children	38	575	6.6%	11.2%	13.0%	12.0%
% of FP17s for the same patient ID Re-attending within 3 months - Adults	172	1,311	13.1%	15.0%	16.6%	16.0%
% of FP17s for the same patient ID Re-attending between 3 & 9 months - Children	262	575	45.6%	60.3%	59.5%	58.0%
% of FP17s for the same patient ID Re-attending between 3 & 9 months - Adults	641	1,311	48.9%	54.9%	53.1%	50.9%
% of FP17s for Band 1 Urgent Courses	130	1,576	8.2%	9.0%	9.3%	9.1%
% of FP17s Relating to Free Repair or Replacements	17	1,576	1.1%	0.9%	1.0%	0.8%
% of FP17s Relating to Continuations	25	1,576	1.6%	1.2%	1.3%	1.1%
% of Patients satisfied with the dentistry they have received	5	7	N/A	91.6%	91.9%	91.7%
% of Patients satisfied with the time they had to wait for an appointment	3	7	N/A	87.6%	88.7%	88.0%

* This is based on patients treated on this contract for their most recent course of treatment. Figures in italics indicate the base number of FP17s or Patient Questionnaire responses are less than 100. N/A is shown where the base number of responses is less than 10 during the period. % is calculated as Quantity/Base number*100

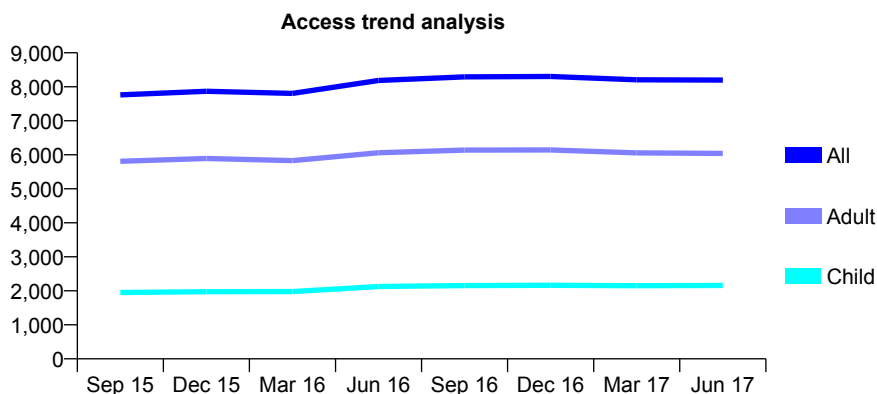
Q52 - Vital Signs At a Glance Contract Report for 101338/0056 - June 2017

Name or company name	Whitecross Dental Care Limited
Contract type name	GDS Contract
Purpose of contract	General
Contract start date	02/07/2007
Contract end date	

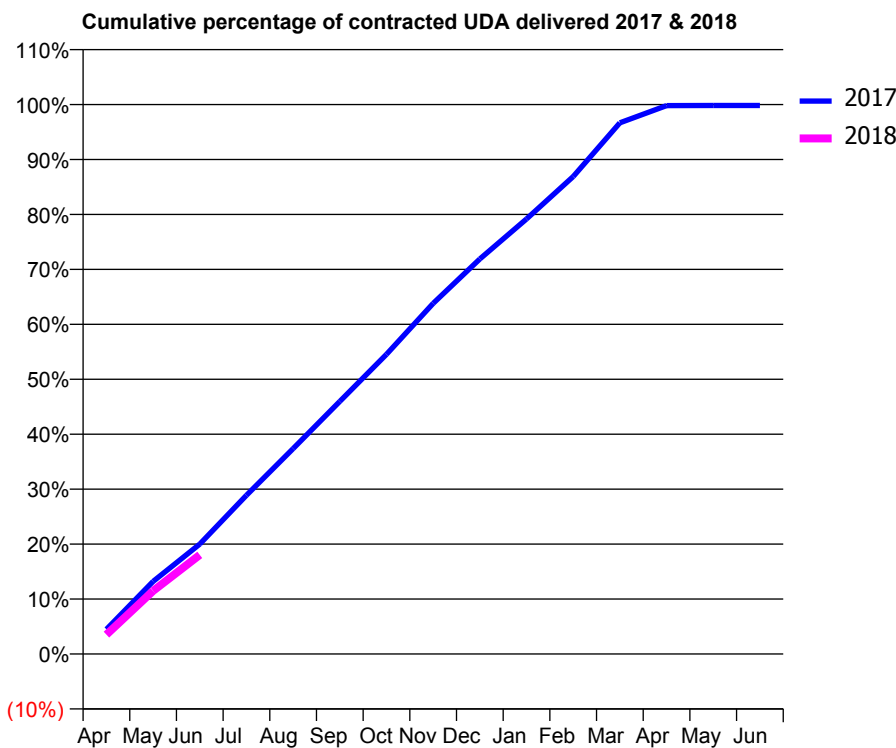
17/18 Contracted general activity (UDA)	25,300
Carry forward general activity (UDA)	0
17/18 Contracted orthodontic activity (UOA)	0
Carry forward orthodontic activity (UOA)	0
Baseline contract value	£677,381.93

ACCESS*

Patients seen in 24 months	Total	Change since previous quarter
Quarter ending June 2016	8,188	
Quarter ending September 2016	8,291	→
Quarter ending December 2016	8,305	→
Quarter ending March 2017	8,207	↓
Quarter ending June 2017	8,199	→
Variance since June 2016	0.1%	→



ACTIVITY



Month	Adjusted Scheduled Activity (UDA)	
	2017	2018
April	1,139	896
May	3,340	2,906
June	5,062	4,563
July	7,307	
August	9,456	
September	11,629	
October	13,798	
November	16,145	
December	18,187	
January	20,029	
February	21,980	
March	24,460	
April	25,248	
May	25,254	
June	25,256	

QUALITY

	Quantity	Base Number	Contract	AT	Region	England
% of FP17s for the same patient ID Re-attending within 3 months - Children	43	703	6.1%	11.2%	13.0%	12.0%
% of FP17s for the same patient ID Re-attending within 3 months - Adults	216	1,825	11.8%	15.0%	16.6%	16.0%
% of FP17s for the same patient ID Re-attending between 3 & 9 months - Children	408	703	58.0%	60.3%	59.5%	58.0%
% of FP17s for the same patient ID Re-attending between 3 & 9 months - Adults	997	1,825	54.6%	54.9%	53.1%	50.9%
% of FP17s for Band 1 Urgent Courses	93	2,157	4.3%	9.0%	9.3%	9.1%
% of FP17s Relating to Free Repair or Replacements	33	2,157	1.5%	0.9%	1.0%	0.8%
% of FP17s Relating to Continuations	43	2,157	2.0%	1.2%	1.3%	1.1%
% of Patients satisfied with the dentistry they have received	11	12	91.7%	91.6%	91.9%	91.7%
% of Patients satisfied with the time they had to wait for an appointment	12	12	100.0%	87.6%	88.7%	88.0%

* This is based on patients treated on this contract for their most recent course of treatment. Figures in italics indicate the base number of FP17s or Patient Questionnaire responses are less than 100. N/A is shown where the base number of responses is less than 10 during the period. % is calculated as Quantity/Base number*100

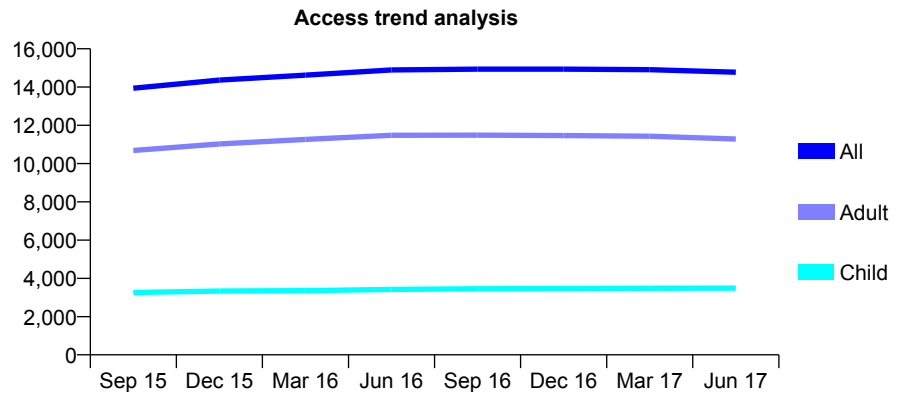
Q52 - Vital Signs At a Glance Contract Report for 101338/0067 - June 2017

Name or company name	Whitecross Dental Care Limited
Contract type name	GDS Contract
Purpose of contract	General
Contract start date	01/07/2008
Contract end date	

17/18 Contracted general activity (UDA)	40,509
Carry forward general activity (UDA)	0
17/18 Contracted orthodontic activity (UOA)	0
Carry forward orthodontic activity (UOA)	0
Baseline contract value	£1,084,587.54

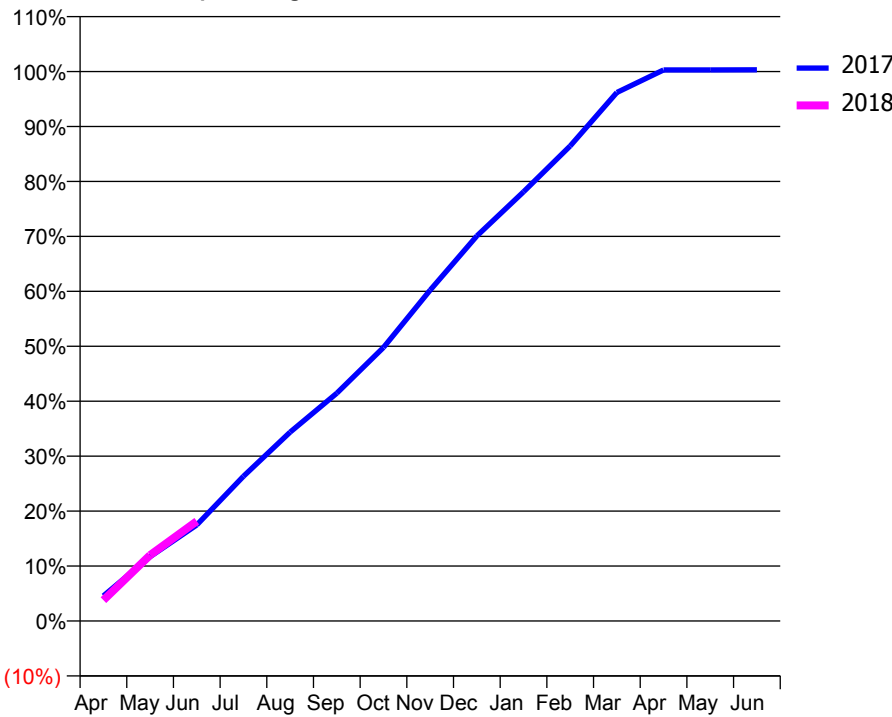
ACCESS*

Patients seen in 24 months	Total	Change since previous quarter
Quarter ending June 2016	14,898	
Quarter ending September 2016	14,940	→
Quarter ending December 2016	14,937	→
Quarter ending March 2017	14,912	→
Quarter ending June 2017	14,775	→
Variance since June 2016	(0.8%)	→



ACTIVITY

Cumulative percentage of contracted UDA delivered 2017 & 2018



Month	Adjusted Scheduled Activity (UDA)	
	2017	2018
April	1,849	1,536
May	4,744	4,864
June	7,085	7,357
July	10,667	
August	13,921	
September	16,799	
October	20,170	
November	24,393	
December	28,382	
January	31,634	
February	35,020	
March	38,959	
April	40,625	
May	40,624	
June	40,631	

QUALITY

	Quantity	Base Number	Contract	AT	Region	England
% of FP17s for the same patient ID Re-attending within 3 months - Children	56	1,202	4.7%	11.2%	13.0%	12.0%
% of FP17s for the same patient ID Re-attending within 3 months - Adults	416	3,715	11.2%	15.0%	16.6%	16.0%
% of FP17s for the same patient ID Re-attending between 3 & 9 months - Children	778	1,202	64.7%	60.3%	59.5%	58.0%
% of FP17s for the same patient ID Re-attending between 3 & 9 months - Adults	2,339	3,715	63.0%	54.9%	53.1%	50.9%
% of FP17s for Band 1 Urgent Courses	324	4,093	7.9%	9.0%	9.3%	9.1%
% of FP17s Relating to Free Repair or Replacements	36	4,093	0.9%	0.9%	1.0%	0.8%
% of FP17s Relating to Continuations	49	4,093	1.2%	1.2%	1.3%	1.1%
% of Patients satisfied with the dentistry they have received	15	17	88.2%	91.6%	91.9%	91.7%
% of Patients satisfied with the time they had to wait for an appointment	14	17	82.4%	87.6%	88.7%	88.0%

* This is based on patients treated on this contract for their most recent course of treatment. Figures in italics indicate the base number of FP17s or Patient Questionnaire responses are less than 100. N/A is shown where the base number of responses is less than 10 during the period. % is calculated as Quantity/Base number*100

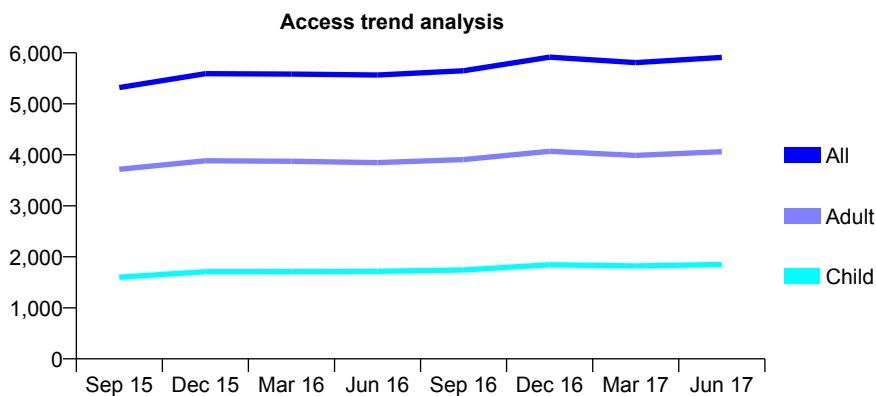
Q52 - Vital Signs At a Glance Contract Report for 101338/0074 - June 2017

Name or company name	Whitecross Dental Care Limited
Contract type name	GDS Contract
Purpose of contract	General
Contract start date	09/12/2008
Contract end date	

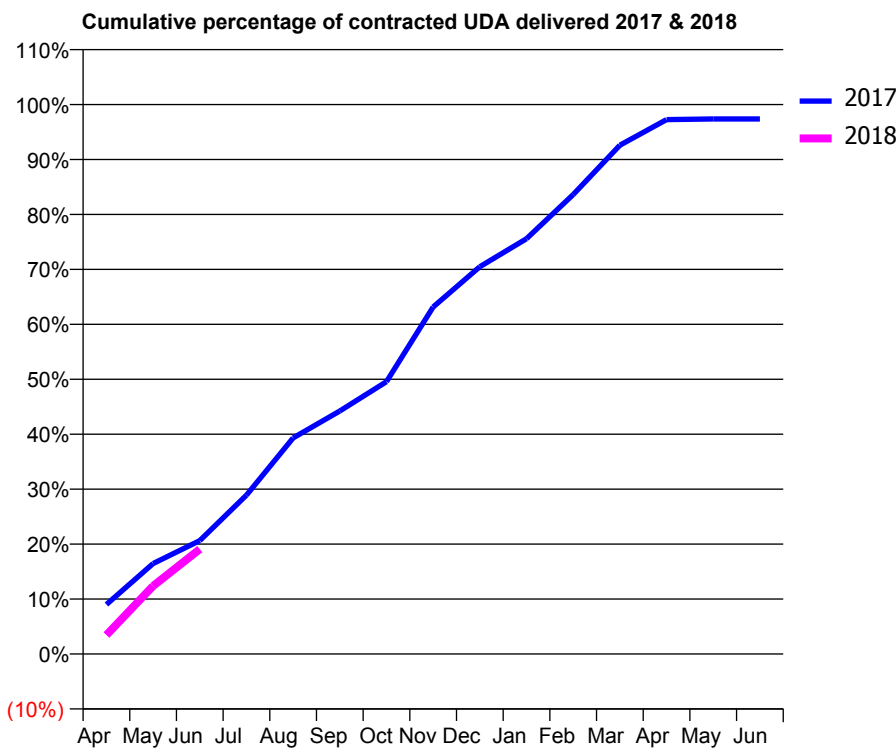
17/18 Contracted general activity (UDA)	18,433
Carry forward general activity (UDA)	0
17/18 Contracted orthodontic activity (UOA)	0
Carry forward orthodontic activity (UOA)	0
Baseline contract value	£537,371.32

ACCESS*

Patients seen in 24 months	Total	Change since previous quarter
Quarter ending June 2016	5,565	
Quarter ending September 2016	5,648	→
Quarter ending December 2016	5,914	↑
Quarter ending March 2017	5,808	↓
Quarter ending June 2017	5,911	→
Variance since June 2016	6.2%	↑



ACTIVITY



Adjusted Scheduled Activity (UDA)		
Month	2017	2018
April	1,651	637
May	3,010	2,285
June	3,775	3,519
July	5,288	
August	7,193	
September	8,088	
October	9,066	
November	11,551	
December	12,888	
January	13,819	
February	15,289	
March	16,930	
April	17,786	
May	17,806	
June	17,808	

QUALITY

	Quantity	Base Number	Contract	AT	Region	England
% of FP17s for the same patient ID Re-attending within 3 months - Children	48	694	6.9%	11.2%	13.0%	12.0%
% of FP17s for the same patient ID Re-attending within 3 months - Adults	169	1,418	11.9%	15.0%	16.6%	16.0%
% of FP17s for the same patient ID Re-attending between 3 & 9 months - Children	385	694	55.5%	60.3%	59.5%	58.0%
% of FP17s for the same patient ID Re-attending between 3 & 9 months - Adults	758	1,418	53.5%	54.9%	53.1%	50.9%
% of FP17s for Band 1 Urgent Courses	162	1,719	9.4%	9.0%	9.3%	9.1%
% of FP17s Relating to Free Repair or Replacements	10	1,719	0.6%	0.9%	1.0%	0.8%
% of FP17s Relating to Continuations	25	1,719	1.5%	1.2%	1.3%	1.1%
% of Patients satisfied with the dentistry they have received	3	3	N/A	91.6%	91.9%	91.7%
% of Patients satisfied with the time they had to wait for an appointment	3	3	N/A	87.6%	88.7%	88.0%

* This is based on patients treated on this contract for their most recent course of treatment. Figures in italics indicate the base number of FP17s or Patient Questionnaire responses are less than 100. N/A is shown where the base number of responses is less than 10 during the period. % is calculated as Quantity/Base number*100

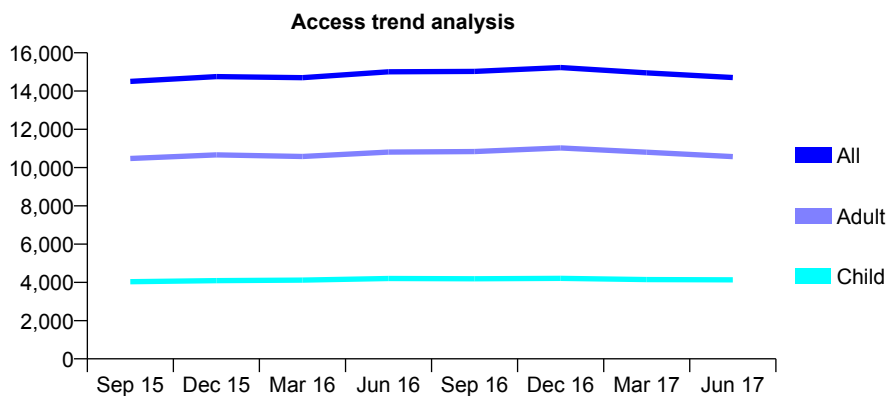
Q52 - Vital Signs At a Glance Contract Report for 101338/0079 - June 2017

Name or company name	Whitecross Dental Care Limited
Contract type name	GDS Contract
Purpose of contract	General
Contract start date	01/04/2009
Contract end date	

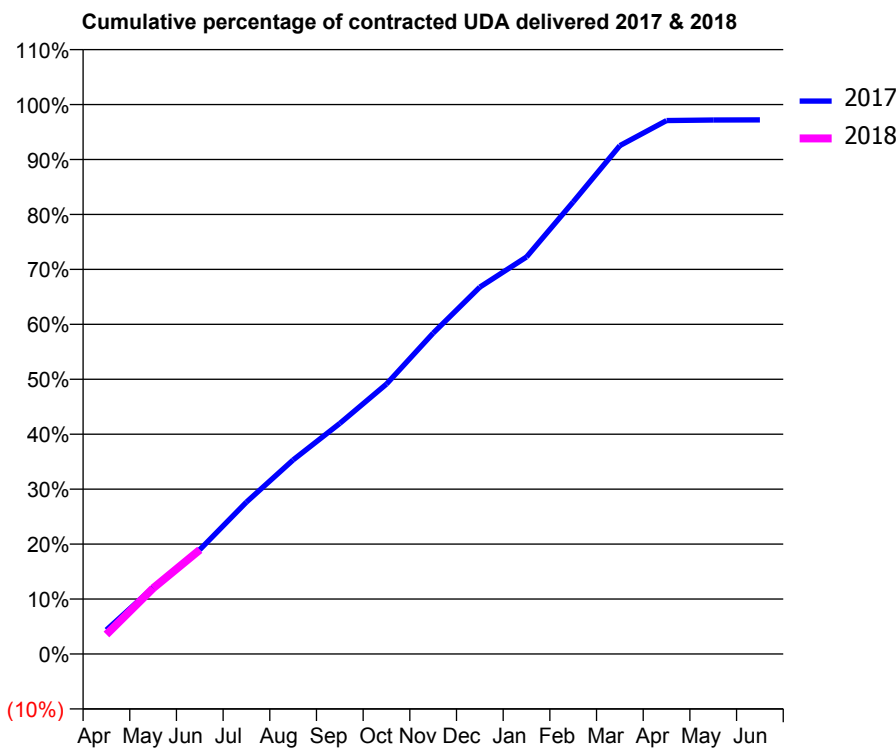
17/18 Contracted general activity (UDA)	44,400
Carry forward general activity (UDA)	0
17/18 Contracted orthodontic activity (UOA)	0
Carry forward orthodontic activity (UOA)	0
Baseline contract value	£1,188,765.14

ACCESS*

Patients seen in 24 months	Total	Change since previous quarter
Quarter ending June 2016	15,009	
Quarter ending September 2016	15,027	→
Quarter ending December 2016	15,231	→
Quarter ending March 2017	14,952	↓
Quarter ending June 2017	14,705	↓
Variance since June 2016	(2.0%)	↓



ACTIVITY



Month	Adjusted Scheduled Activity (UDA)	
	2017	2018
April	1,943	1,580
May	5,373	5,321
June	8,436	8,416
July	12,278	
August	15,677	
September	18,639	
October	21,812	
November	25,926	
December	29,650	
January	32,085	
February	36,535	
March	41,075	
April	43,103	
May	43,149	
June	43,162	

QUALITY

	Quantity	Base Number	Contract	AT	Region	England
% of FP17s for the same patient ID Re-attending within 3 months - Children	78	1,302	6.0%	11.2%	13.0%	12.0%
% of FP17s for the same patient ID Re-attending within 3 months - Adults	474	2,989	15.9%	15.0%	16.6%	16.0%
% of FP17s for the same patient ID Re-attending between 3 & 9 months - Children	692	1,302	53.1%	60.3%	59.5%	58.0%
% of FP17s for the same patient ID Re-attending between 3 & 9 months - Adults	1,516	2,989	50.7%	54.9%	53.1%	50.9%
% of FP17s for Band 1 Urgent Courses	317	3,583	8.8%	9.0%	9.3%	9.1%
% of FP17s Relating to Free Repair or Replacements	43	3,583	1.2%	0.9%	1.0%	0.8%
% of FP17s Relating to Continuations	81	3,583	2.3%	1.2%	1.3%	1.1%
% of Patients satisfied with the dentistry they have received	7	10	70.0%	91.6%	91.9%	91.7%
% of Patients satisfied with the time they had to wait for an appointment	6	10	60.0%	87.6%	88.7%	88.0%

* This is based on patients treated on this contract for their most recent course of treatment. Figures in italics indicate the base number of FP17s or Patient Questionnaire responses are less than 100. N/A is shown where the base number of responses is less than 10 during the period. % is calculated as Quantity/Base number*100

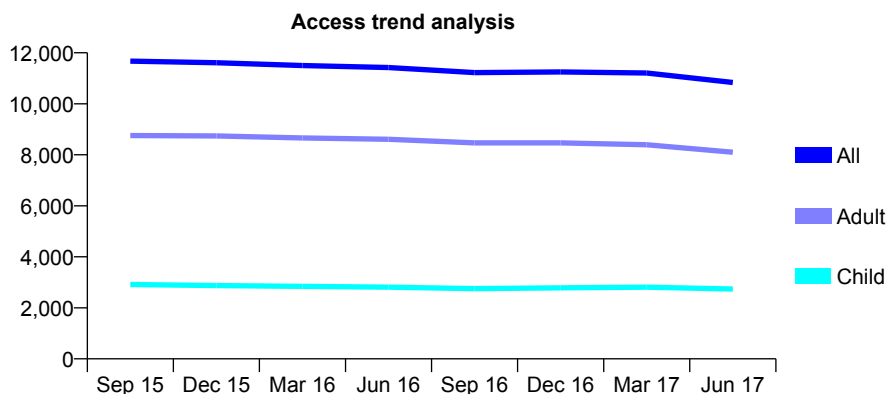
Q52 - Vital Signs At a Glance Contract Report for 101338/0080 - June 2017

Name or company name	Whitecross Dental Care Limited
Contract type name	GDS Contract
Purpose of contract	General
Contract start date	01/04/2009
Contract end date	

17/18 Contracted general activity (UDA)	30,442
Carry forward general activity (UDA)	0
17/18 Contracted orthodontic activity (UOA)	0
Carry forward orthodontic activity (UOA)	0
Baseline contract value	£810,588.02

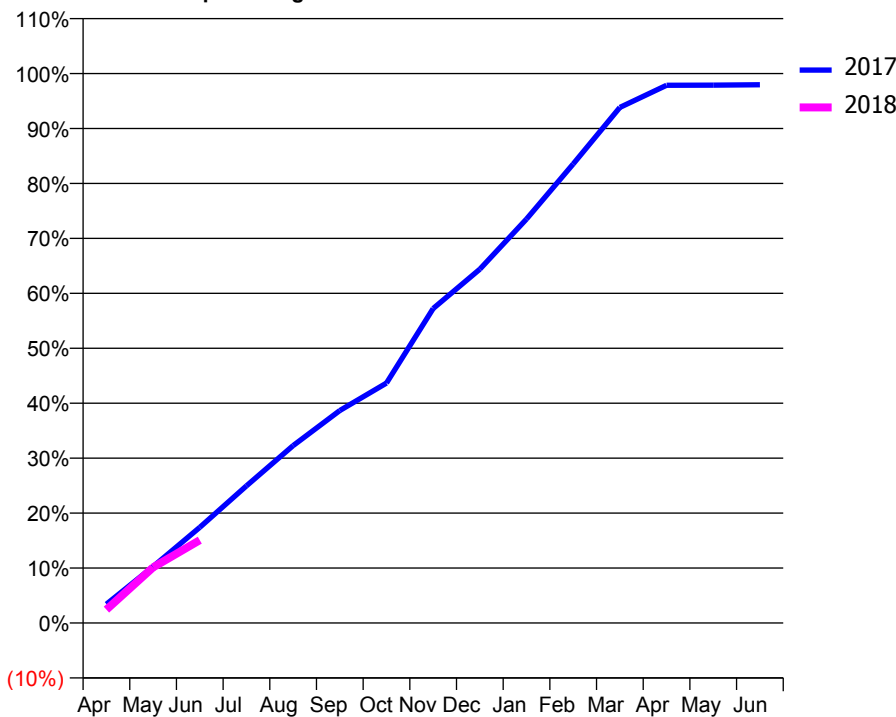
ACCESS*

Patients seen in 24 months	Total	Change since previous quarter
Quarter ending June 2016	11,420	
Quarter ending September 2016	11,224	↓
Quarter ending December 2016	11,250	→
Quarter ending March 2017	11,206	→
Quarter ending June 2017	10,835	↓
Variance since June 2016	(5.1%)	↓



ACTIVITY

Cumulative percentage of contracted UDA delivered 2017 & 2018



Month	Adjusted Scheduled Activity (UDA)	
	2017	2018
April	1,049	740
May	3,125	3,087
June	5,297	4,589
July	7,594	
August	9,830	
September	11,775	
October	13,291	
November	17,424	
December	19,603	
January	22,382	
February	25,434	
March	28,562	
April	29,788	
May	29,800	
June	29,820	

QUALITY

	Quantity	Base Number	Contract	AT	Region	England
% of FP17s for the same patient ID Re-attending within 3 months - Children	40	709	5.6%	11.2%	13.0%	12.0%
% of FP17s for the same patient ID Re-attending within 3 months - Adults	189	1,991	9.5%	15.0%	16.6%	16.0%
% of FP17s for the same patient ID Re-attending between 3 & 9 months - Children	387	709	54.6%	60.3%	59.5%	58.0%
% of FP17s for the same patient ID Re-attending between 3 & 9 months - Adults	1,105	1,991	55.5%	54.9%	53.1%	50.9%
% of FP17s for Band 1 Urgent Courses	124	2,207	5.6%	9.0%	9.3%	9.1%
% of FP17s Relating to Free Repair or Replacements	23	2,207	1.0%	0.9%	1.0%	0.8%
% of FP17s Relating to Continuations	23	2,207	1.0%	1.2%	1.3%	1.1%
% of Patients satisfied with the dentistry they have received	10	11	90.9%	91.6%	91.9%	91.7%
% of Patients satisfied with the time they had to wait for an appointment	9	11	81.8%	87.6%	88.7%	88.0%

* This is based on patients treated on this contract for their most recent course of treatment. Figures in italics indicate the base number of FP17s or Patient Questionnaire responses are less than 100. N/A is shown where the base number of responses is less than 10 during the period. % is calculated as Quantity/Base number*100

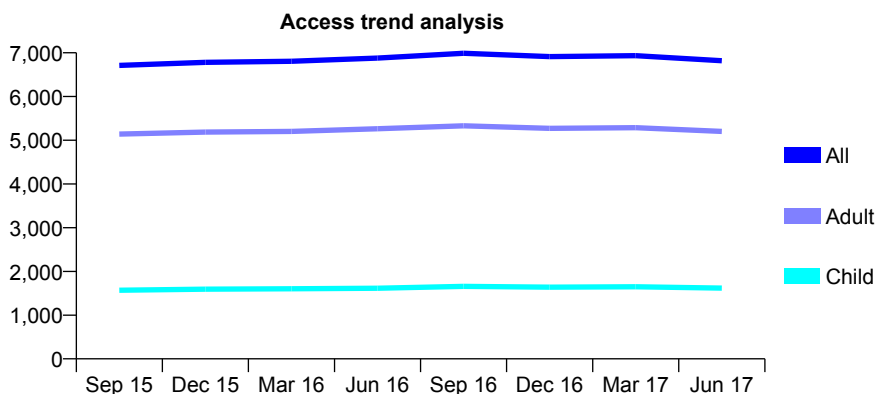
Q52 - Vital Signs At a Glance Contract Report for 101338/0081 - June 2017

Name or company name	Petrie Tucker and Partners Ltd
Contract type name	GDS Contract
Purpose of contract	General
Contract start date	01/04/2009
Contract end date	

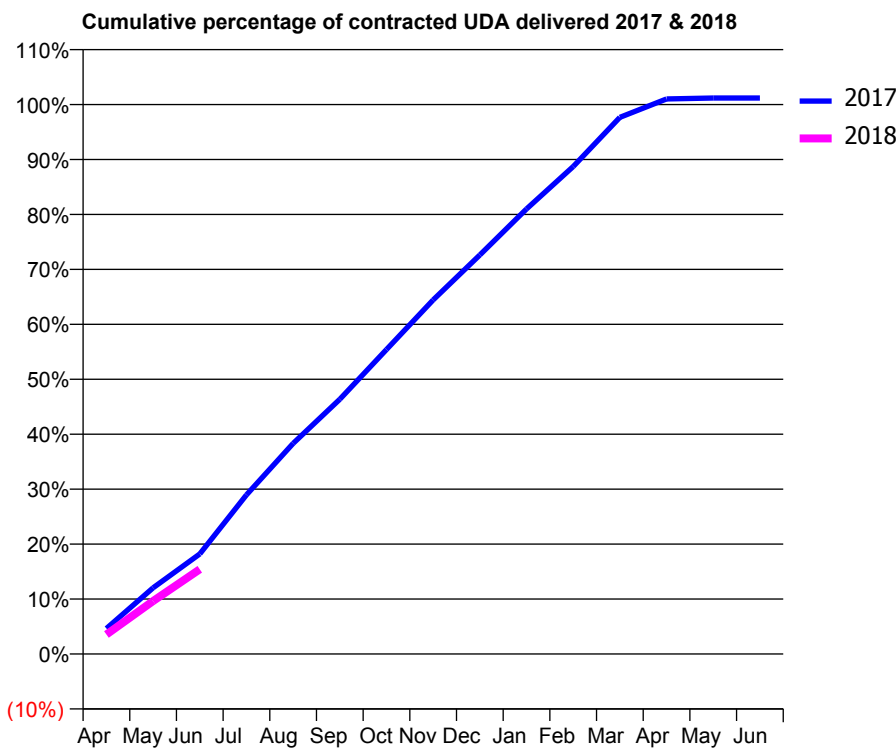
17/18 Contracted general activity (UDA)	16,300
Carry forward general activity (UDA)	0
17/18 Contracted orthodontic activity (UOA)	0
Carry forward orthodontic activity (UOA)	0
Baseline contract value	£436,416.03

ACCESS*

Patients seen in 24 months	Total	Change since previous quarter
Quarter ending June 2016	6,879	
Quarter ending September 2016	6,988	→
Quarter ending December 2016	6,913	↓
Quarter ending March 2017	6,935	→
Quarter ending June 2017	6,819	↓
Variance since June 2016	(0.9%)	→



ACTIVITY



Month	Adjusted Scheduled Activity (UDA)	
	2017	2018
April	757	579
May	1,966	1,572
June	2,969	2,512
July	4,722	
August	6,247	
September	7,555	
October	9,031	
November	10,504	
December	11,836	
January	13,200	
February	14,459	
March	15,920	
April	16,465	
May	16,492	
June	16,493	

QUALITY

	Quantity	Base Number	Contract	AT	Region	England
% of FP17s for the same patient ID Re-attending within 3 months - Children	16	394	4.1%	11.2%	13.0%	12.0%
% of FP17s for the same patient ID Re-attending within 3 months - Adults	99	1,074	9.2%	15.0%	16.6%	16.0%
% of FP17s for the same patient ID Re-attending between 3 & 9 months - Children	189	394	48.0%	60.3%	59.5%	58.0%
% of FP17s for the same patient ID Re-attending between 3 & 9 months - Adults	468	1,074	43.6%	54.9%	53.1%	50.9%
% of FP17s for Band 1 Urgent Courses	54	1,265	4.3%	9.0%	9.3%	9.1%
% of FP17s Relating to Free Repair or Replacements	13	1,265	1.0%	0.9%	1.0%	0.8%
% of FP17s Relating to Continuations	10	1,265	0.8%	1.2%	1.3%	1.1%
% of Patients satisfied with the dentistry they have received	10	10	100.0%	91.6%	91.9%	91.7%
% of Patients satisfied with the time they had to wait for an appointment	8	10	80.0%	87.6%	88.7%	88.0%

* This is based on patients treated on this contract for their most recent course of treatment. Figures in italics indicate the base number of FP17s or Patient Questionnaire responses are less than 100. N/A is shown where the base number of responses is less than 10 during the period. % is calculated as Quantity/Base number*100

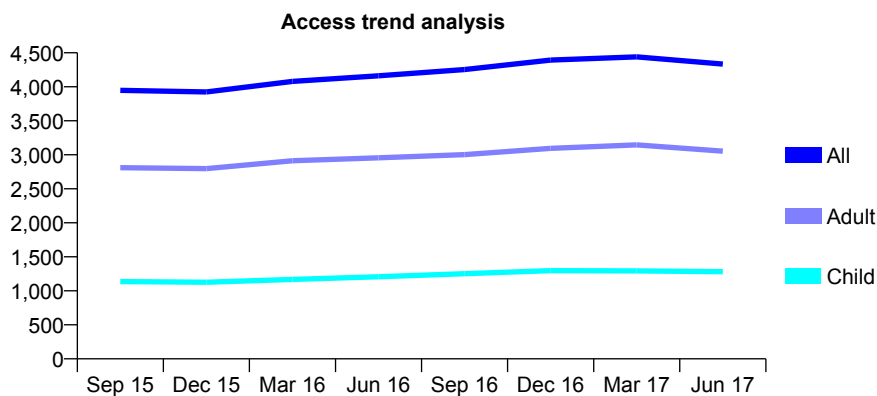
Q52 - Vital Signs At a Glance Contract Report for 101338/0098 - June 2017

Name or company name	Whitecross Dental Care Limited
Contract type name	GDS Contract
Purpose of contract	General
Contract start date	01/09/2009
Contract end date	

17/18 Contracted general activity (UDA)	16,371
Carry forward general activity (UDA)	0
17/18 Contracted orthodontic activity (UOA)	0
Carry forward orthodontic activity (UOA)	0
Baseline contract value	£410,343.43

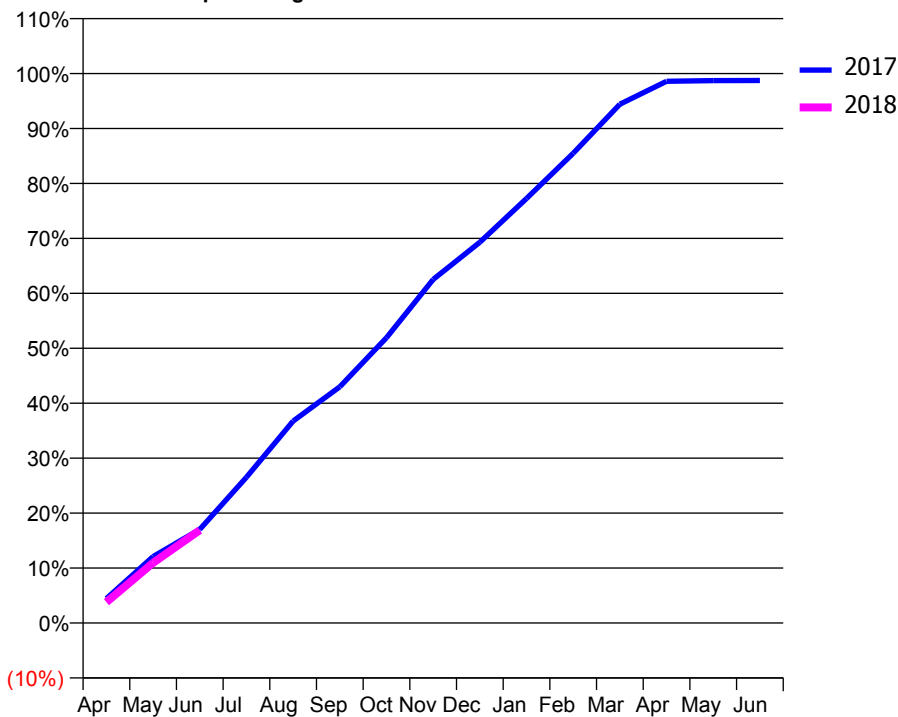
ACCESS*

Patients seen in 24 months	Total	Change since previous quarter
Quarter ending June 2016	4,162	
Quarter ending September 2016	4,253	↑
Quarter ending December 2016	4,394	↑
Quarter ending March 2017	4,440	→
Quarter ending June 2017	4,335	↓
Variance since June 2016	4.2%	↑



ACTIVITY

Cumulative percentage of contracted UDA delivered 2017 & 2018



Month	Adjusted Scheduled Activity (UDA)	
	2017	2018
April	728	620
May	1,979	1,793
June	2,791	2,768
July	4,345	
August	6,015	
September	7,039	
October	8,500	
November	10,235	
December	11,343	
January	12,648	
February	13,995	
March	15,455	
April	16,139	
May	16,161	
June	16,163	

QUALITY

	Quantity	Base Number	Contract	AT	Region	England
% of FP17s for the same patient ID Re-attending within 3 months - Children	40	455	8.8%	11.2%	13.0%	12.0%
% of FP17s for the same patient ID Re-attending within 3 months - Adults	132	964	13.7%	15.0%	16.6%	16.0%
% of FP17s for the same patient ID Re-attending between 3 & 9 months - Children	266	455	58.5%	60.3%	59.5%	58.0%
% of FP17s for the same patient ID Re-attending between 3 & 9 months - Adults	561	964	58.2%	54.9%	53.1%	50.9%
% of FP17s for Band 1 Urgent Courses	84	1,160	7.2%	9.0%	9.3%	9.1%
% of FP17s Relating to Free Repair or Replacements	18	1,160	1.6%	0.9%	1.0%	0.8%
% of FP17s Relating to Continuations	16	1,160	1.4%	1.2%	1.3%	1.1%
% of Patients satisfied with the dentistry they have received	1	2	N/A	91.6%	91.9%	91.7%
% of Patients satisfied with the time they had to wait for an appointment	2	2	N/A	87.6%	88.7%	88.0%

* This is based on patients treated on this contract for their most recent course of treatment. Figures in italics indicate the base number of FP17s or Patient Questionnaire responses are less than 100. N/A is shown where the base number of responses is less than 10 during the period. % is calculated as Quantity/Base number*100

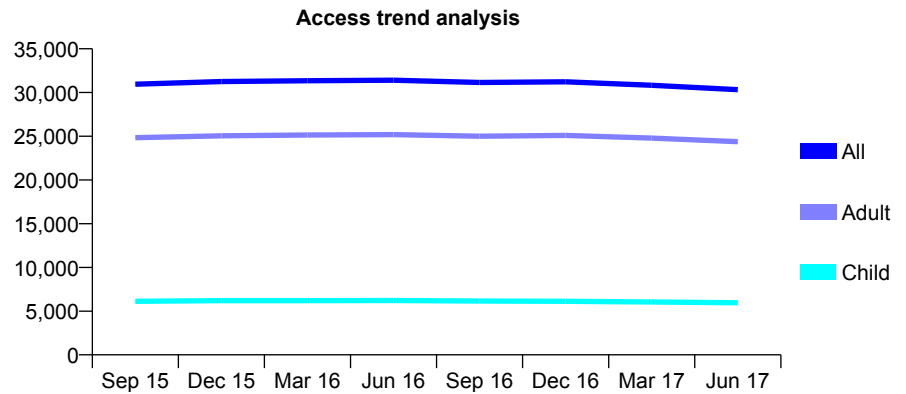
Q52 - Vital Signs At a Glance Contract Report for 101338/0104 - June 2017

Name or company name	Whitecross Dental Care Limited
Contract type name	GDS Contract
Purpose of contract	General
Contract start date	01/10/2009
Contract end date	

17/18 Contracted general activity (UDA)	85,709
Carry forward general activity (UDA)	0
17/18 Contracted orthodontic activity (UOA)	0
Carry forward orthodontic activity (UOA)	0
Baseline contract value	£2,365,663.00

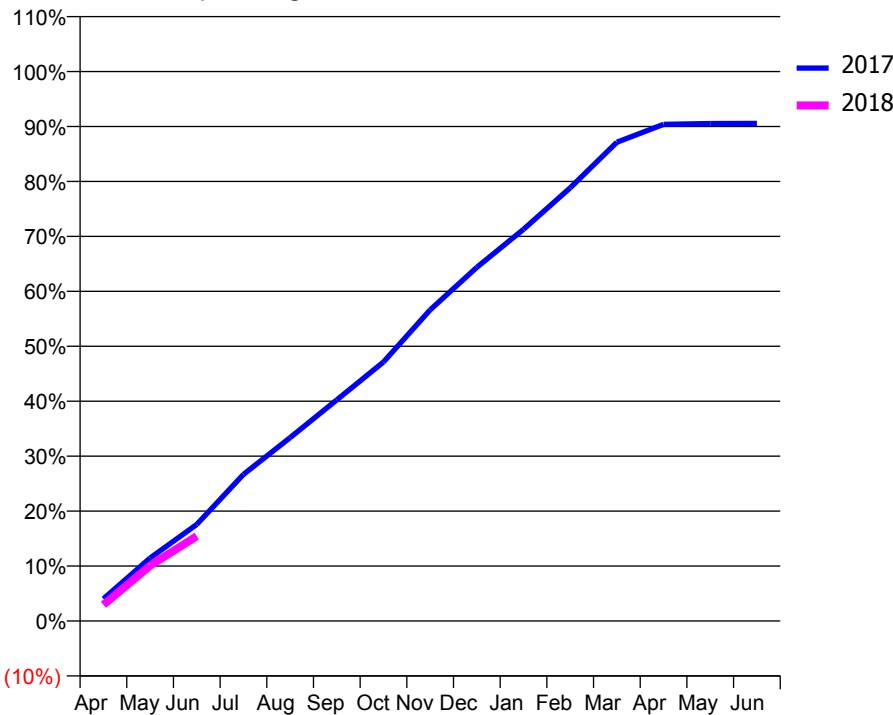
ACCESS*

Patients seen in 24 months	Total	Change since previous quarter
Quarter ending June 2016	31,405	
Quarter ending September 2016	31,152	→
Quarter ending December 2016	31,223	→
Quarter ending March 2017	30,832	↓
Quarter ending June 2017	30,321	↓
Variance since June 2016	(3.5%)	↓



ACTIVITY

Cumulative percentage of contracted UDA delivered 2017 & 2018



Month	Adjusted Scheduled Activity (UDA)	
	2017	2018
April	3,470	2,534
May	9,819	8,650
June	15,078	13,248
July	22,866	
August	28,614	
September	34,490	
October	40,392	
November	48,533	
December	55,178	
January	61,089	
February	67,567	
March	74,684	
April	77,458	
May	77,596	
June	77,604	

QUALITY

	Quantity	Base Number	Contract	AT	Region	England
% of FP17s for the same patient ID Re-attending within 3 months - Children	83	1,633	5.1%	11.2%	13.0%	12.0%
% of FP17s for the same patient ID Re-attending within 3 months - Adults	794	6,300	12.6%	15.0%	16.6%	16.0%
% of FP17s for the same patient ID Re-attending between 3 & 9 months - Children	642	1,633	39.3%	60.3%	59.5%	58.0%
% of FP17s for the same patient ID Re-attending between 3 & 9 months - Adults	2,560	6,300	40.6%	54.9%	53.1%	50.9%
% of FP17s for Band 1 Urgent Courses	472	6,602	7.1%	9.0%	9.3%	9.1%
% of FP17s Relating to Free Repair or Replacements	47	6,602	0.7%	0.9%	1.0%	0.8%
% of FP17s Relating to Continuations	151	6,602	2.3%	1.2%	1.3%	1.1%
% of Patients satisfied with the dentistry they have received	40	44	90.9%	91.6%	91.9%	91.7%
% of Patients satisfied with the time they had to wait for an appointment	37	44	84.1%	87.6%	88.7%	88.0%

* This is based on patients treated on this contract for their most recent course of treatment. Figures in italics indicate the base number of FP17s or Patient Questionnaire responses are less than 100. N/A is shown where the base number of responses is less than 10 during the period. % is calculated as Quantity/Base number*100

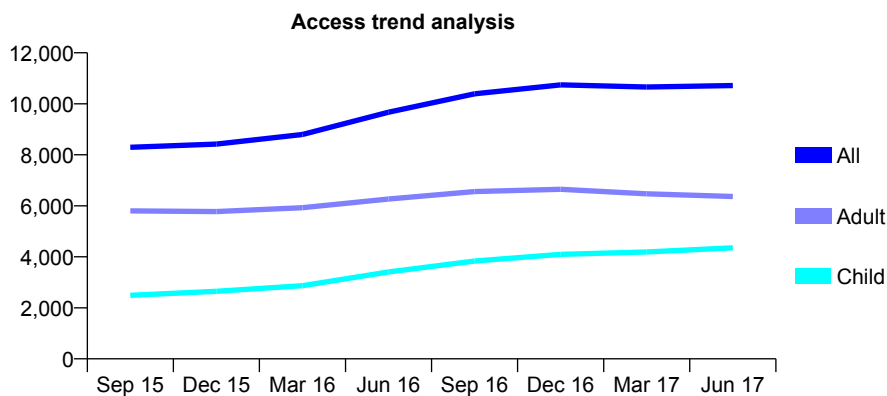
Q52 - Vital Signs At a Glance Contract Report for 101338/0138 - June 2017

Name or company name	Whitecross Dental Care Limited
Contract type name	GDS Contract
Purpose of contract	General
Contract start date	01/06/2012
Contract end date	

17/18 Contracted general activity (UDA)	28,509
Carry forward general activity (UDA)	0
17/18 Contracted orthodontic activity (UOA)	0
Carry forward orthodontic activity (UOA)	0
Baseline contract value	£941,014.51

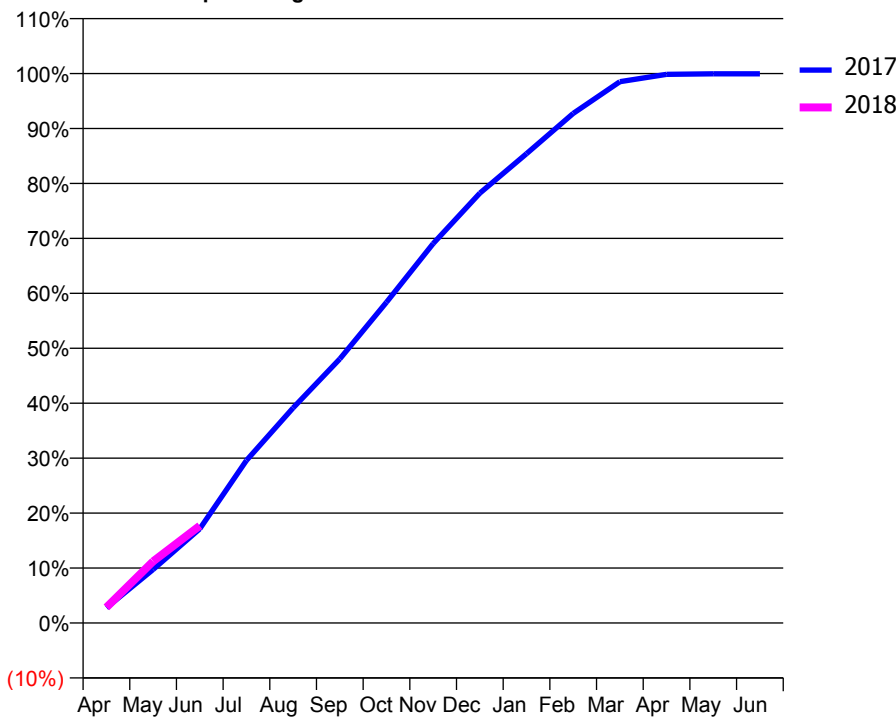
ACCESS*

Patients seen in 24 months	Total	Change since previous quarter
Quarter ending June 2016	9,673	
Quarter ending September 2016	10,394	↑
Quarter ending December 2016	10,745	↑
Quarter ending March 2017	10,661	→
Quarter ending June 2017	10,716	→
Variance since June 2016	10.8%	↑



ACTIVITY

Cumulative percentage of contracted UDA delivered 2017 & 2018



Month	Adjusted Scheduled Activity (UDA)	
	2017	2018
April	791	812
May	2,780	3,197
June	4,891	5,044
July	8,440	
August	11,165	
September	13,700	
October	16,639	
November	19,686	
December	22,303	
January	24,351	
February	26,439	
March	28,084	
April	28,466	
May	28,490	
June	28,494	

QUALITY

	Quantity	Base Number	Contract	AT	Region	England
% of FP17s for the same patient ID Re-attending within 3 months - Children	73	1,310	5.6%	11.2%	13.0%	12.0%
% of FP17s for the same patient ID Re-attending within 3 months - Adults	148	1,602	9.2%	15.0%	16.6%	16.0%
% of FP17s for the same patient ID Re-attending between 3 & 9 months - Children	648	1,310	49.5%	60.3%	59.5%	58.0%
% of FP17s for the same patient ID Re-attending between 3 & 9 months - Adults	933	1,602	58.2%	54.9%	53.1%	50.9%
% of FP17s for Band 1 Urgent Courses	207	2,772	7.5%	9.0%	9.3%	9.1%
% of FP17s Relating to Free Repair or Replacements	7	2,772	0.3%	0.9%	1.0%	0.8%
% of FP17s Relating to Continuations	19	2,772	0.7%	1.2%	1.3%	1.1%
% of Patients satisfied with the dentistry they have received	10	10	100.0%	91.6%	91.9%	91.7%
% of Patients satisfied with the time they had to wait for an appointment	9	10	90.0%	87.6%	88.7%	88.0%

* This is based on patients treated on this contract for their most recent course of treatment. Figures in italics indicate the base number of FP17s or Patient Questionnaire responses are less than 100. N/A is shown where the base number of responses is less than 10 during the period. % is calculated as Quantity/Base number*100

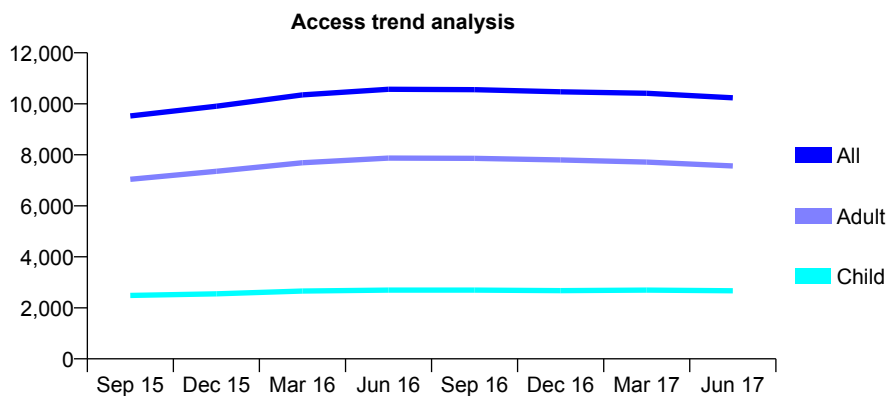
Q52 - Vital Signs At a Glance Contract Report for 101338/0139 - June 2017

Name or company name	Whitecross Dental Care Limited
Contract type name	GDS Contract
Purpose of contract	General
Contract start date	01/06/2012
Contract end date	

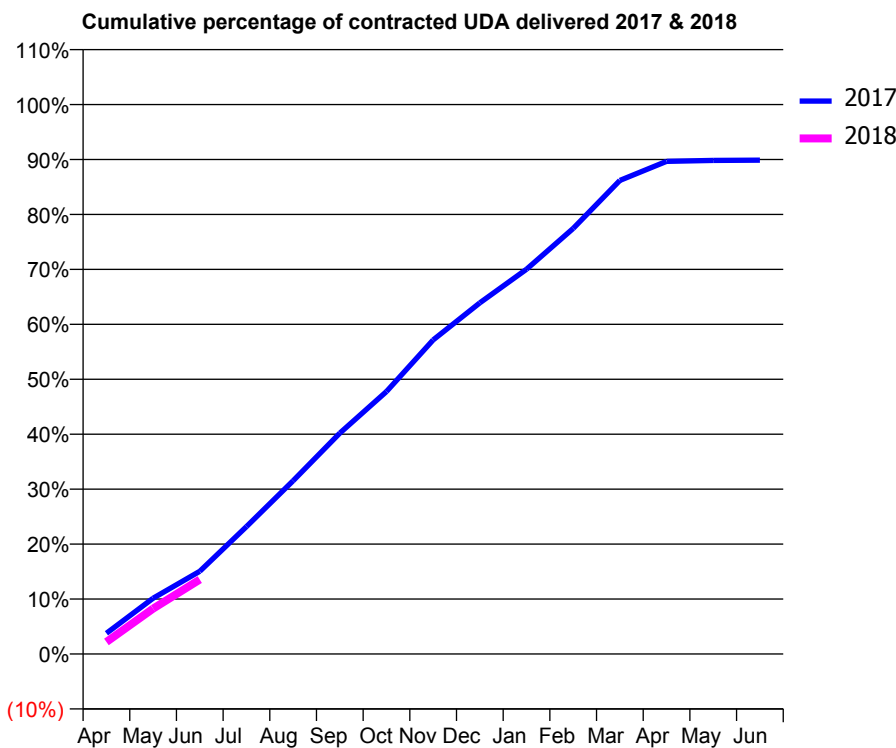
17/18 Contracted general activity (UDA)	28,439
Carry forward general activity (UDA)	0
17/18 Contracted orthodontic activity (UOA)	0
Carry forward orthodontic activity (UOA)	0
Baseline contract value	£815,555.70

ACCESS*

Patients seen in 24 months	Total	Change since previous quarter
Quarter ending June 2016	10,568	
Quarter ending September 2016	10,554	→
Quarter ending December 2016	10,470	→
Quarter ending March 2017	10,412	→
Quarter ending June 2017	10,236	↓
Variance since June 2016	(3.1%)	↓



ACTIVITY



Month	Adjusted Scheduled Activity (UDA)	
	2017	2018
April	1,071	626
May	2,887	2,349
June	4,285	3,855
July	6,595	
August	8,968	
September	11,430	
October	13,587	
November	16,254	
December	18,172	
January	19,910	
February	22,026	
March	24,513	
April	25,495	
May	25,547	
June	25,556	

QUALITY

	Quantity	Base Number	Contract	AT	Region	England
% of FP17s for the same patient ID Re-attending within 3 months - Children	35	720	4.9%	11.2%	13.0%	12.0%
% of FP17s for the same patient ID Re-attending within 3 months - Adults	203	2,011	10.1%	15.0%	16.6%	16.0%
% of FP17s for the same patient ID Re-attending between 3 & 9 months - Children	413	720	57.4%	60.3%	59.5%	58.0%
% of FP17s for the same patient ID Re-attending between 3 & 9 months - Adults	1,222	2,011	60.8%	54.9%	53.1%	50.9%
% of FP17s for Band 1 Urgent Courses	168	2,216	7.6%	9.0%	9.3%	9.1%
% of FP17s Relating to Free Repair or Replacements	18	2,216	0.8%	0.9%	1.0%	0.8%
% of FP17s Relating to Continuations	11	2,216	0.5%	1.2%	1.3%	1.1%
% of Patients satisfied with the dentistry they have received	16	17	94.1%	91.6%	91.9%	91.7%
% of Patients satisfied with the time they had to wait for an appointment	15	17	88.2%	87.6%	88.7%	88.0%

* This is based on patients treated on this contract for their most recent course of treatment. Figures in italics indicate the base number of FP17s or Patient Questionnaire responses are less than 100. N/A is shown where the base number of responses is less than 10 during the period. % is calculated as Quantity/Base number*100

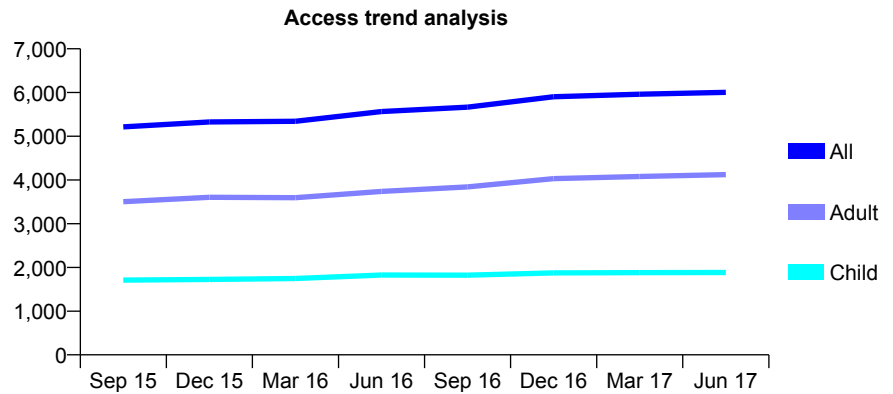
Q52 - Vital Signs At a Glance Contract Report for 101338/0140 - June 2017

Name or company name	Whitecross Dental Care Limited
Contract type name	GDS Contract
Purpose of contract	General
Contract start date	01/06/2012
Contract end date	

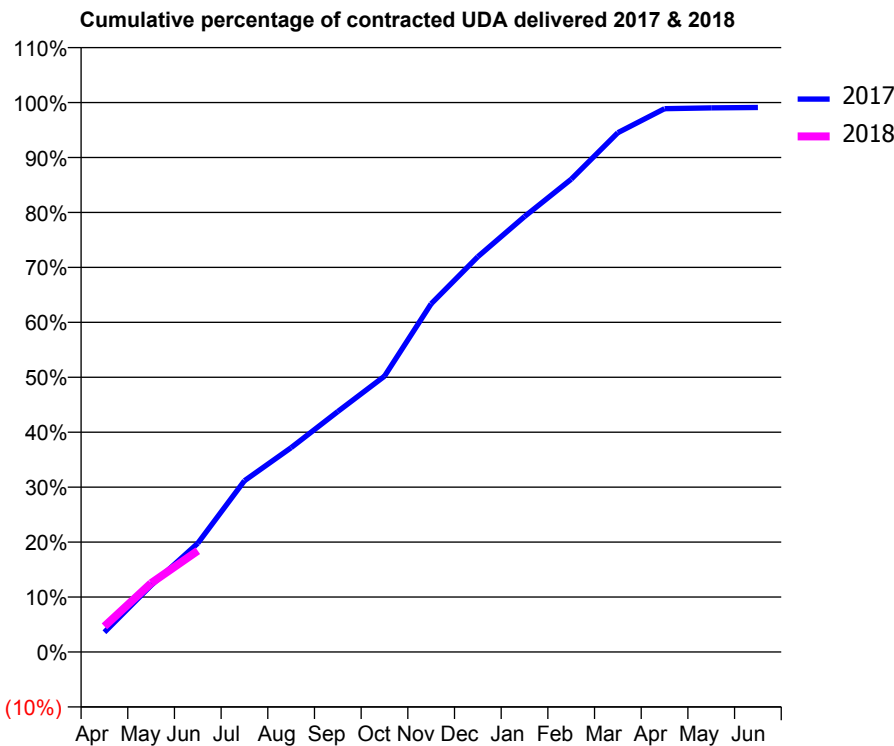
17/18 Contracted general activity (UDA)	16,508
Carry forward general activity (UDA)	0
17/18 Contracted orthodontic activity (UOA)	0
Carry forward orthodontic activity (UOA)	0
Baseline contract value	£474,281.73

ACCESS*

Patients seen in 24 months	Total	Change since previous quarter
Quarter ending June 2016	5,564	
Quarter ending September 2016	5,666	→
Quarter ending December 2016	5,904	↑
Quarter ending March 2017	5,960	→
Quarter ending June 2017	6,005	→
Variance since June 2016	7.9%	↑



ACTIVITY



Month	Adjusted Scheduled Activity (UDA)	
	2017	2018
April	595	773
May	1,999	2,068
June	3,266	3,042
July	5,146	
August	6,140	
September	7,223	
October	8,285	
November	10,462	
December	11,877	
January	13,083	
February	14,202	
March	15,602	
April	16,323	
May	16,346	
June	16,358	

QUALITY

	Quantity	Base Number	Contract	AT	Region	England
% of FP17s for the same patient ID Re-attending within 3 months - Children	42	688	6.1%	11.2%	13.0%	12.0%
% of FP17s for the same patient ID Re-attending within 3 months - Adults	173	1,402	12.3%	15.0%	16.6%	16.0%
% of FP17s for the same patient ID Re-attending between 3 & 9 months - Children	427	688	62.1%	60.3%	59.5%	58.0%
% of FP17s for the same patient ID Re-attending between 3 & 9 months - Adults	777	1,402	55.4%	54.9%	53.1%	50.9%
% of FP17s for Band 1 Urgent Courses	107	1,723	6.2%	9.0%	9.3%	9.1%
% of FP17s Relating to Free Repair or Replacements	14	1,723	0.8%	0.9%	1.0%	0.8%
% of FP17s Relating to Continuations	14	1,723	0.8%	1.2%	1.3%	1.1%
% of Patients satisfied with the dentistry they have received	13	15	86.7%	91.6%	91.9%	91.7%
% of Patients satisfied with the time they had to wait for an appointment	12	15	80.0%	87.6%	88.7%	88.0%

* This is based on patients treated on this contract for their most recent course of treatment. Figures in italics indicate the base number of FP17s or Patient Questionnaire responses are less than 100. N/A is shown where the base number of responses is less than 10 during the period. % is calculated as Quantity/Base number*100

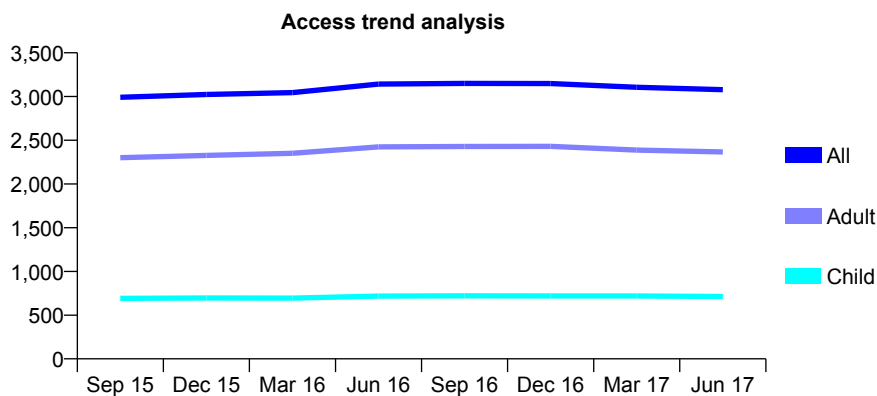
Q52 - Vital Signs At a Glance Contract Report for 101338/0141 - June 2017

Name or company name	Whitecross Dental Care Limited
Contract type name	GDS Contract
Purpose of contract	General
Contract start date	01/06/2012
Contract end date	

17/18 Contracted general activity (UDA)	10,500
Carry forward general activity (UDA)	0
17/18 Contracted orthodontic activity (UOA)	0
Carry forward orthodontic activity (UOA)	0
Baseline contract value	£284,257.82

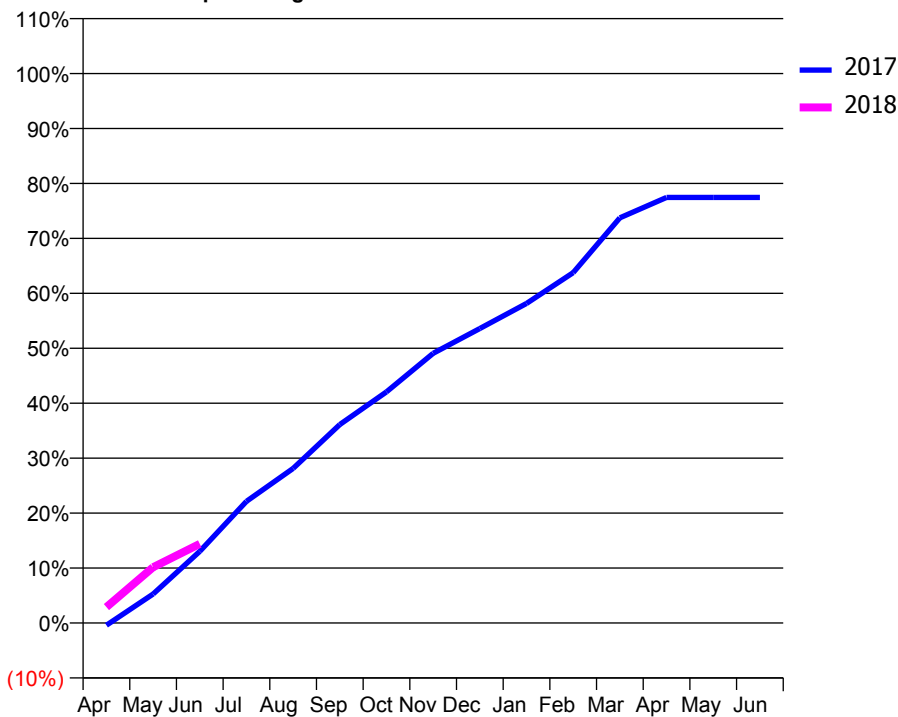
ACCESS*

Patients seen in 24 months	Total	Change since previous quarter
Quarter ending June 2016	3,142	
Quarter ending September 2016	3,150	→
Quarter ending December 2016	3,149	→
Quarter ending March 2017	3,106	↓
Quarter ending June 2017	3,079	→
Variance since June 2016	(2.0%)	↓



ACTIVITY

Cumulative percentage of contracted UDA delivered 2017 & 2018



Month	Adjusted Scheduled Activity (UDA)	
	2017	2018
April	-43	304
May	554	1,067
June	1,369	1,513
July	2,325	
August	2,953	
September	3,793	
October	4,418	
November	5,154	
December	5,627	
January	6,105	
February	6,695	
March	7,741	
April	8,131	
May	8,131	
June	8,133	

QUALITY

	Quantity	Base Number	Contract	AT	Region	England
% of FP17s for the same patient ID Re-attending within 3 months - Children	10	194	5.2%	11.2%	13.0%	12.0%
% of FP17s for the same patient ID Re-attending within 3 months - Adults	99	683	14.5%	15.0%	16.6%	16.0%
% of FP17s for the same patient ID Re-attending between 3 & 9 months - Children	103	194	53.1%	60.3%	59.5%	58.0%
% of FP17s for the same patient ID Re-attending between 3 & 9 months - Adults	359	683	52.6%	54.9%	53.1%	50.9%
% of FP17s for Band 1 Urgent Courses	52	736	7.1%	9.0%	9.3%	9.1%
% of FP17s Relating to Free Repair or Replacements	4	736	0.5%	0.9%	1.0%	0.8%
% of FP17s Relating to Continuations	24	736	3.3%	1.2%	1.3%	1.1%
% of Patients satisfied with the dentistry they have received	9	10	90.0%	91.6%	91.9%	91.7%
% of Patients satisfied with the time they had to wait for an appointment	9	10	90.0%	87.6%	88.7%	88.0%

* This is based on patients treated on this contract for their most recent course of treatment. Figures in italics indicate the base number of FP17s or Patient Questionnaire responses are less than 100. N/A is shown where the base number of responses is less than 10 during the period. % is calculated as Quantity/Base number*100

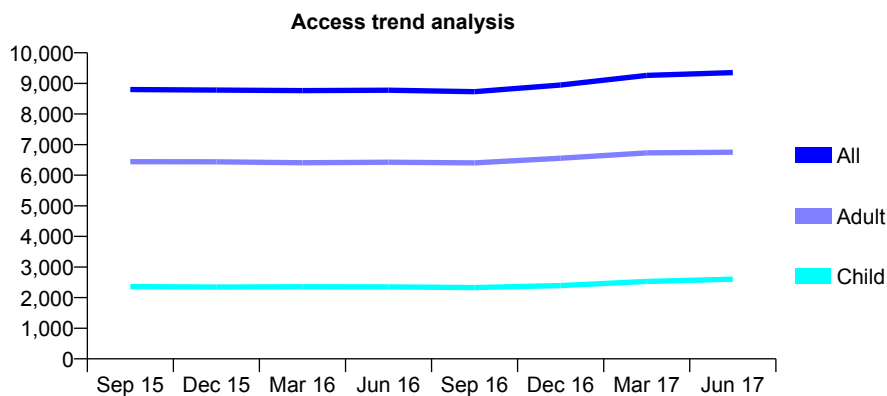
Q52 - Vital Signs At a Glance Contract Report for 101338/0142 - June 2017

Name or company name	Whitecross Dental Care Limited
Contract type name	GDS Contract
Purpose of contract	General
Contract start date	01/06/2012
Contract end date	

17/18 Contracted general activity (UDA)	29,824
Carry forward general activity (UDA)	0
17/18 Contracted orthodontic activity (UOA)	0
Carry forward orthodontic activity (UOA)	0
Baseline contract value	£823,346.14

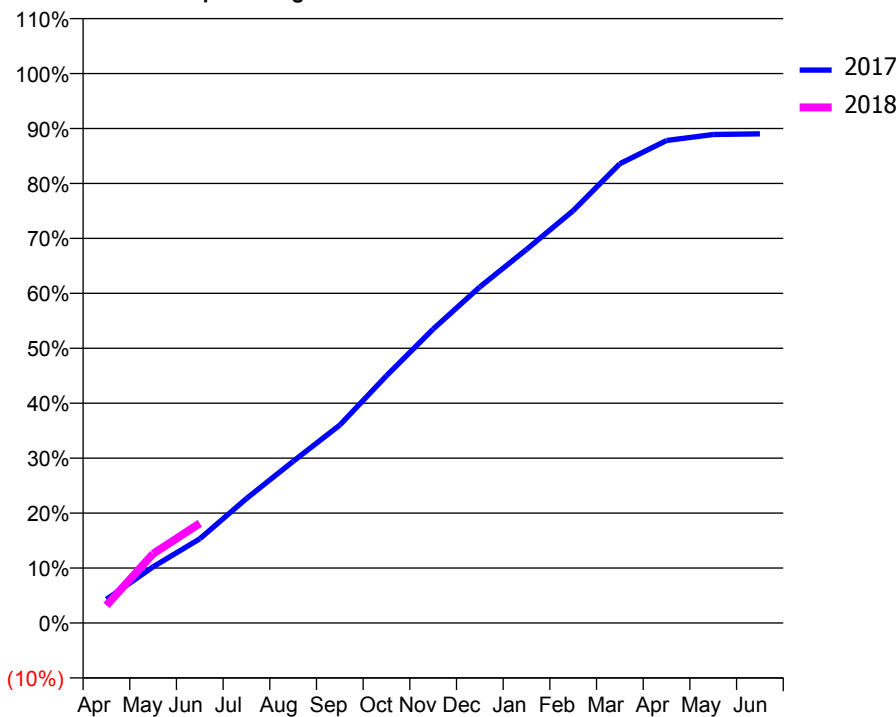
ACCESS*

Patients seen in 24 months	Total	Change since previous quarter
Quarter ending June 2016	8,776	
Quarter ending September 2016	8,732	→
Quarter ending December 2016	8,948	↑
Quarter ending March 2017	9,261	↑
Quarter ending June 2017	9,353	→
Variance since June 2016	6.6%	↑



ACTIVITY

Cumulative percentage of contracted UDA delivered 2017 & 2018



Month	Adjusted Scheduled Activity (UDA)	
	2017	2018
April	1,282	957
May	3,054	3,756
June	4,568	5,411
July	6,760	
August	8,774	
September	10,745	
October	13,425	
November	15,953	
December	18,242	
January	20,272	
February	22,380	
March	24,927	
April	26,186	
May	26,511	
June	26,550	

QUALITY

	Quantity	Base Number	Contract	AT	Region	England
% of FP17s for the same patient ID Re-attending within 3 months - Children	66	1,060	6.2%	11.2%	13.0%	12.0%
% of FP17s for the same patient ID Re-attending within 3 months - Adults	324	2,445	13.3%	15.0%	16.6%	16.0%
% of FP17s for the same patient ID Re-attending between 3 & 9 months - Children	665	1,060	62.7%	60.3%	59.5%	58.0%
% of FP17s for the same patient ID Re-attending between 3 & 9 months - Adults	1,400	2,445	57.3%	54.9%	53.1%	50.9%
% of FP17s for Band 1 Urgent Courses	152	2,730	5.6%	9.0%	9.3%	9.1%
% of FP17s Relating to Free Repair or Replacements	19	2,730	0.7%	0.9%	1.0%	0.8%
% of FP17s Relating to Continuations	59	2,730	2.2%	1.2%	1.3%	1.1%
% of Patients satisfied with the dentistry they have received	9	9	N/A	91.6%	91.9%	91.7%
% of Patients satisfied with the time they had to wait for an appointment	9	9	N/A	87.6%	88.7%	88.0%

* This is based on patients treated on this contract for their most recent course of treatment. Figures in italics indicate the base number of FP17s or Patient Questionnaire responses are less than 100. N/A is shown where the base number of responses is less than 10 during the period. % is calculated as Quantity/Base number*100

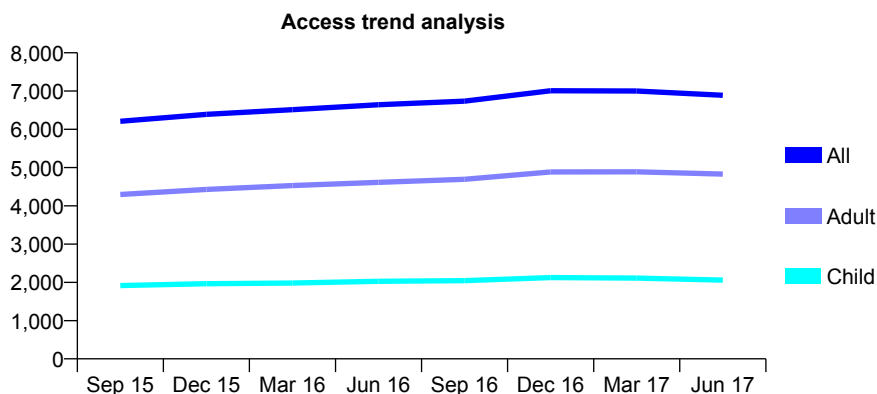
Q52 - Vital Signs At a Glance Contract Report for 101338/0143 - June 2017

Name or company name	Whitecross Dental Care Limited
Contract type name	GDS Contract
Purpose of contract	General
Contract start date	01/07/2012
Contract end date	

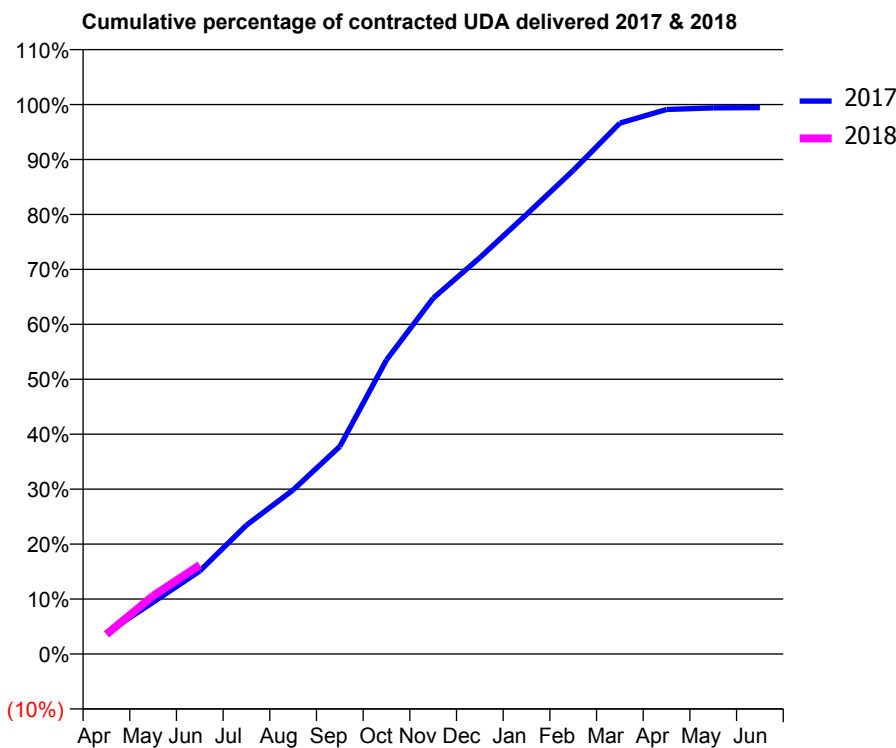
17/18 Contracted general activity (UDA)	20,788
Carry forward general activity (UDA)	0
17/18 Contracted orthodontic activity (UOA)	0
Carry forward orthodontic activity (UOA)	0
Baseline contract value	£728,747.89

ACCESS*

Patients seen in 24 months	Total	Change since previous quarter
Quarter ending June 2016	6,643	
Quarter ending September 2016	6,735	→
Quarter ending December 2016	7,007	↑
Quarter ending March 2017	7,000	→
Quarter ending June 2017	6,891	↓
Variance since June 2016	3.7%	↑



ACTIVITY



Month	Adjusted Scheduled Activity (UDA)	
	2017	2018
April	814	746
May	2,009	2,200
June	3,215	3,367
July	4,998	
August	6,360	
September	8,046	
October	11,402	
November	13,791	
December	15,365	
January	17,038	
February	18,747	
March	20,578	
April	21,108	
May	21,167	
June	21,179	

QUALITY

	Quantity	Base Number	Contract	AT	Region	England
% of FP17s for the same patient ID Re-attending within 3 months - Children	28	551	5.1%	11.2%	13.0%	12.0%
% of FP17s for the same patient ID Re-attending within 3 months - Adults	133	1,156	11.5%	15.0%	16.6%	16.0%
% of FP17s for the same patient ID Re-attending between 3 & 9 months - Children	333	551	60.4%	60.3%	59.5%	58.0%
% of FP17s for the same patient ID Re-attending between 3 & 9 months - Adults	617	1,156	53.4%	54.9%	53.1%	50.9%
% of FP17s for Band 1 Urgent Courses	53	1,461	3.6%	9.0%	9.3%	9.1%
% of FP17s Relating to Free Repair or Replacements	8	1,461	0.5%	0.9%	1.0%	0.8%
% of FP17s Relating to Continuations	21	1,461	1.4%	1.2%	1.3%	1.1%
% of Patients satisfied with the dentistry they have received	4	7	N/A	91.6%	91.9%	91.7%
% of Patients satisfied with the time they had to wait for an appointment	4	7	N/A	87.6%	88.7%	88.0%

* This is based on patients treated on this contract for their most recent course of treatment. Figures in italics indicate the base number of FP17s or Patient Questionnaire responses are less than 100. N/A is shown where the base number of responses is less than 10 during the period. % is calculated as Quantity/Base number*100

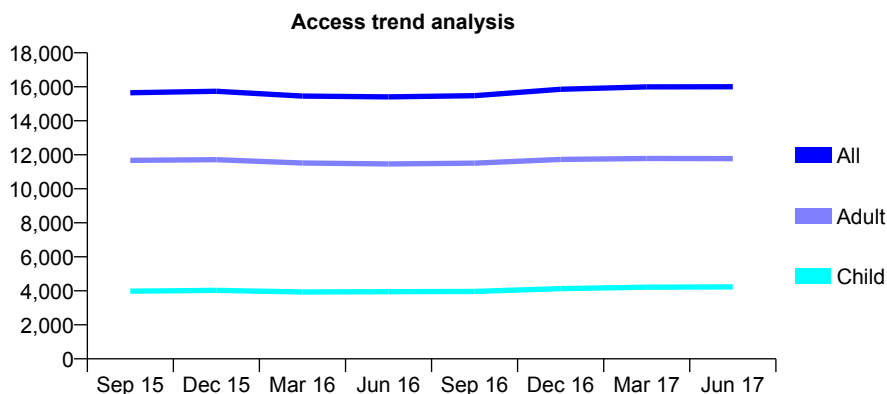
Q52 - Vital Signs At a Glance Contract Report for 101370/0081 - June 2017

Name or company name	Petrie Tucker and Partners Ltd
Contract type name	GDS Contract
Purpose of contract	General
Contract start date	01/04/2007
Contract end date	

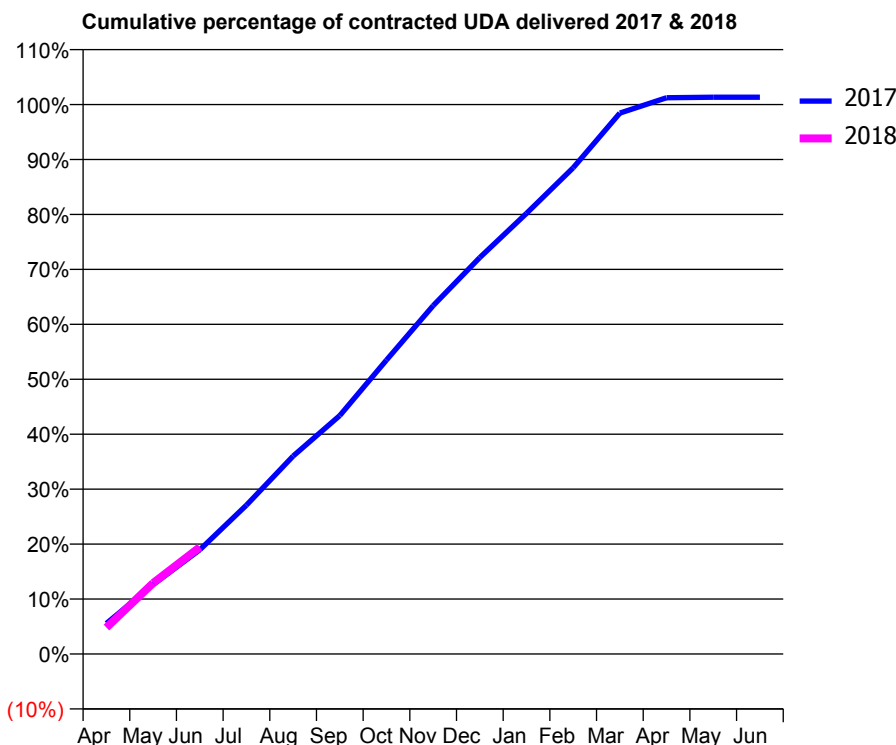
17/18 Contracted general activity (UDA)	48,026
Carry forward general activity (UDA)	0
17/18 Contracted orthodontic activity (UOA)	0
Carry forward orthodontic activity (UOA)	0
Baseline contract value	£1,422,815.83

ACCESS*

Patients seen in 24 months	Total	Change since previous quarter
Quarter ending June 2016	15,407	
Quarter ending September 2016	15,475	→
Quarter ending December 2016	15,857	↑
Quarter ending March 2017	15,997	→
Quarter ending June 2017	16,007	→
Variance since June 2016	3.9%	↑



ACTIVITY



Month	Adjusted Scheduled Activity (UDA)	
	2017	2018
April	2,671	2,316
May	6,070	6,206
June	9,113	9,336
July	13,014	
August	17,304	
September	20,843	
October	25,697	
November	30,450	
December	34,652	
January	38,508	
February	42,502	
March	47,277	
April	48,615	
May	48,665	
June	48,668	

QUALITY

	Quantity	Base Number	Contract	AT	Region	England
% of FP17s for the same patient ID Re-attending within 3 months - Children	117	1,714	6.8%	11.2%	13.0%	12.0%
% of FP17s for the same patient ID Re-attending within 3 months - Adults	493	3,881	12.7%	15.0%	16.6%	16.0%
% of FP17s for the same patient ID Re-attending between 3 & 9 months - Children	1,191	1,714	69.5%	60.3%	59.5%	58.0%
% of FP17s for the same patient ID Re-attending between 3 & 9 months - Adults	2,330	3,881	60.0%	54.9%	53.1%	50.9%
% of FP17s for Band 1 Urgent Courses	269	4,841	5.6%	9.0%	9.3%	9.1%
% of FP17s Relating to Free Repair or Replacements	43	4,841	0.9%	0.9%	1.0%	0.8%
% of FP17s Relating to Continuations	78	4,841	1.6%	1.2%	1.3%	1.1%
% of Patients satisfied with the dentistry they have received	21	22	95.5%	91.6%	91.9%	91.7%
% of Patients satisfied with the time they had to wait for an appointment	19	22	86.4%	87.6%	88.7%	88.0%

* This is based on patients treated on this contract for their most recent course of treatment. Figures in italics indicate the base number of FP17s or Patient Questionnaire responses are less than 100. N/A is shown where the base number of responses is less than 10 during the period. % is calculated as Quantity/Base number*100

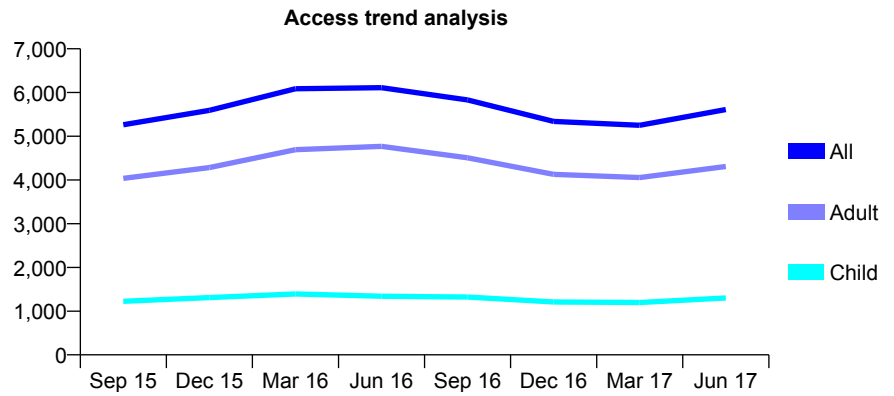
Q52 - Vital Signs At a Glance Contract Report for 101435/0095 - June 2017

Name or company name	IDH Limited
Contract type name	GDS Contract
Purpose of contract	General
Contract start date	01/04/2008
Contract end date	

17/18 Contracted general activity (UDA)	17,548
Carry forward general activity (UDA)	0
17/18 Contracted orthodontic activity (UOA)	0
Carry forward orthodontic activity (UOA)	0
Baseline contract value	£452,205.81

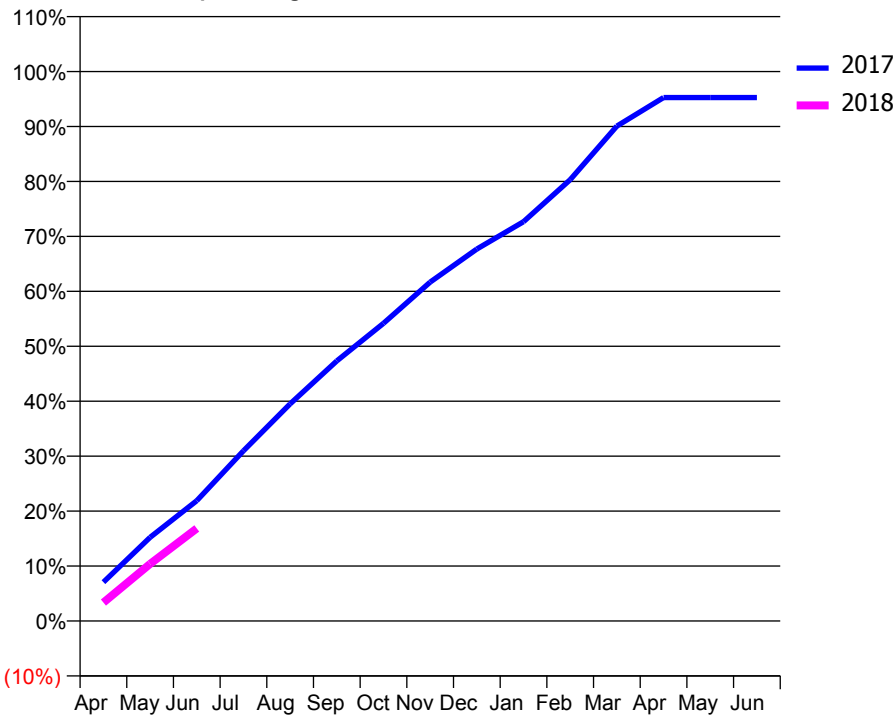
ACCESS*

Patients seen in 24 months	Total	Change since previous quarter
Quarter ending June 2016	6,111	
Quarter ending September 2016	5,829	↓
Quarter ending December 2016	5,338	↓
Quarter ending March 2017	5,251	↓
Quarter ending June 2017	5,611	↑
Variance since June 2016	(8.2%)	↓



ACTIVITY

Cumulative percentage of contracted UDA delivered 2017 & 2018



Month	Adjusted Scheduled Activity (UDA)	
	2017	2018
April	1,239	588
May	2,674	1,825
June	3,842	2,957
July	5,436	
August	6,936	
September	8,306	
October	9,507	
November	10,823	
December	11,878	
January	12,751	
February	14,093	
March	15,805	
April	16,716	
May	16,718	
June	16,718	

QUALITY

	Quantity	Base Number	Contract	AT	Region	England
% of FP17s for the same patient ID Re-attending within 3 months - Children	25	467	5.4%	11.2%	13.0%	12.0%
% of FP17s for the same patient ID Re-attending within 3 months - Adults	120	1,382	8.7%	15.0%	16.6%	16.0%
% of FP17s for the same patient ID Re-attending between 3 & 9 months - Children	191	467	40.9%	60.3%	59.5%	58.0%
% of FP17s for the same patient ID Re-attending between 3 & 9 months - Adults	567	1,382	41.0%	54.9%	53.1%	50.9%
% of FP17s for Band 1 Urgent Courses	84	1,507	5.6%	9.0%	9.3%	9.1%
% of FP17s Relating to Free Repair or Replacements	7	1,507	0.5%	0.9%	1.0%	0.8%
% of FP17s Relating to Continuations	15	1,507	1.0%	1.2%	1.3%	1.1%
% of Patients satisfied with the dentistry they have received	8	10	80.0%	91.6%	91.9%	91.7%
% of Patients satisfied with the time they had to wait for an appointment	8	10	80.0%	87.6%	88.7%	88.0%

* This is based on patients treated on this contract for their most recent course of treatment. Figures in italics indicate the base number of FP17s or Patient Questionnaire responses are less than 100. N/A is shown where the base number of responses is less than 10 during the period. % is calculated as Quantity/Base number*100

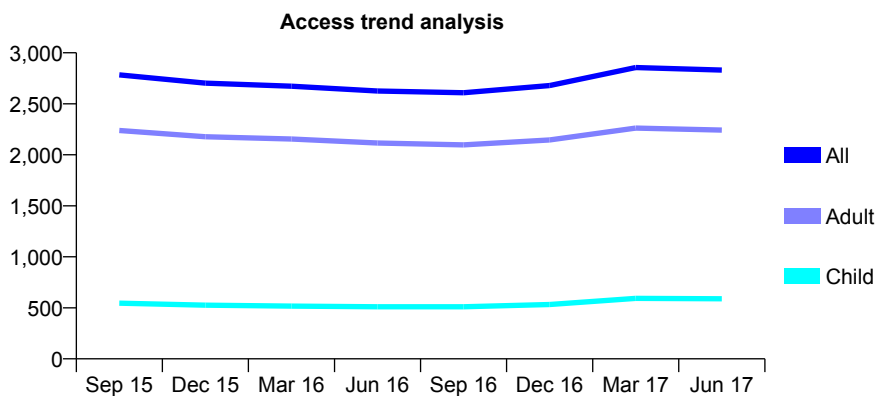
Q52 - Vital Signs At a Glance Contract Report for 103462/0001 - June 2017

Name or company name	Xen Smiles Ltd
Contract type name	GDS Contract
Purpose of contract	General
Contract start date	03/05/2011
Contract end date	

17/18 Contracted general activity (UDA)	11,000
Carry forward general activity (UDA)	0
17/18 Contracted orthodontic activity (UOA)	0
Carry forward orthodontic activity (UOA)	0
Baseline contract value	£248,341.58

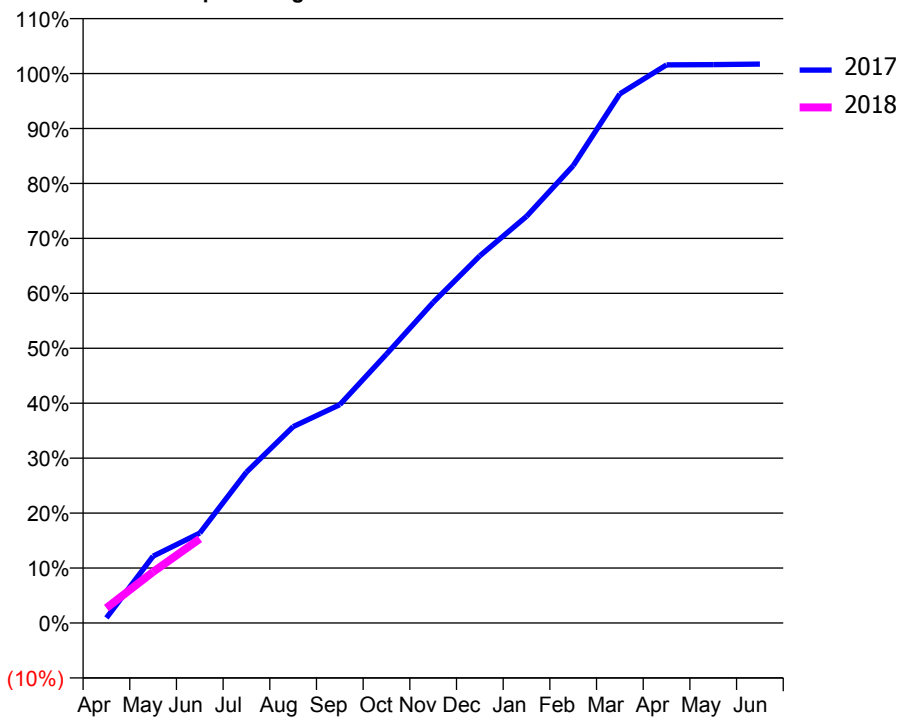
ACCESS*

Patients seen in 24 months	Total	Change since previous quarter
Quarter ending June 2016	2,626	
Quarter ending September 2016	2,608	→
Quarter ending December 2016	2,679	↑
Quarter ending March 2017	2,855	↑
Quarter ending June 2017	2,831	→
Variance since June 2016	7.8%	↑



ACTIVITY

Cumulative percentage of contracted UDA delivered 2017 & 2018



QUALITY

	Quantity	Base Number	Contract	AT	Region	England
% of FP17s for the same patient ID Re-attending within 3 months - Children	18	182	9.9%	11.2%	13.0%	12.0%
% of FP17s for the same patient ID Re-attending within 3 months - Adults	163	794	20.5%	15.0%	16.6%	16.0%
% of FP17s for the same patient ID Re-attending between 3 & 9 months - Children	100	182	54.9%	60.3%	59.5%	58.0%
% of FP17s for the same patient ID Re-attending between 3 & 9 months - Adults	441	794	55.5%	54.9%	53.1%	50.9%
% of FP17s for Band 1 Urgent Courses	73	776	9.4%	9.0%	9.3%	9.1%
% of FP17s Relating to Free Repair or Replacements	14	776	1.8%	0.9%	1.0%	0.8%
% of FP17s Relating to Continuations	33	776	4.3%	1.2%	1.3%	1.1%
% of Patients satisfied with the dentistry they have received	12	13	92.3%	91.6%	91.9%	91.7%
% of Patients satisfied with the time they had to wait for an appointment	7	13	53.8%	87.6%	88.7%	88.0%

* This is based on patients treated on this contract for their most recent course of treatment. Figures in italics indicate the base number of FP17s or Patient Questionnaire responses are less than 100. N/A is shown where the base number of responses is less than 10 during the period. % is calculated as Quantity/Base number*100

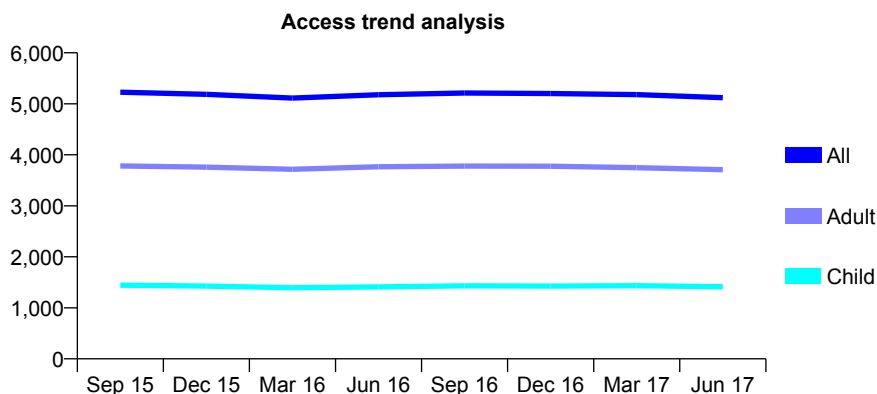
Q52 - Vital Signs At a Glance Contract Report for 106771/0001 - June 2017

Name or company name	Shell Drake Drive Dental Practice Partnershi
Contract type name	GDS Contract
Purpose of contract	General
Contract start date	29/04/2011
Contract end date	

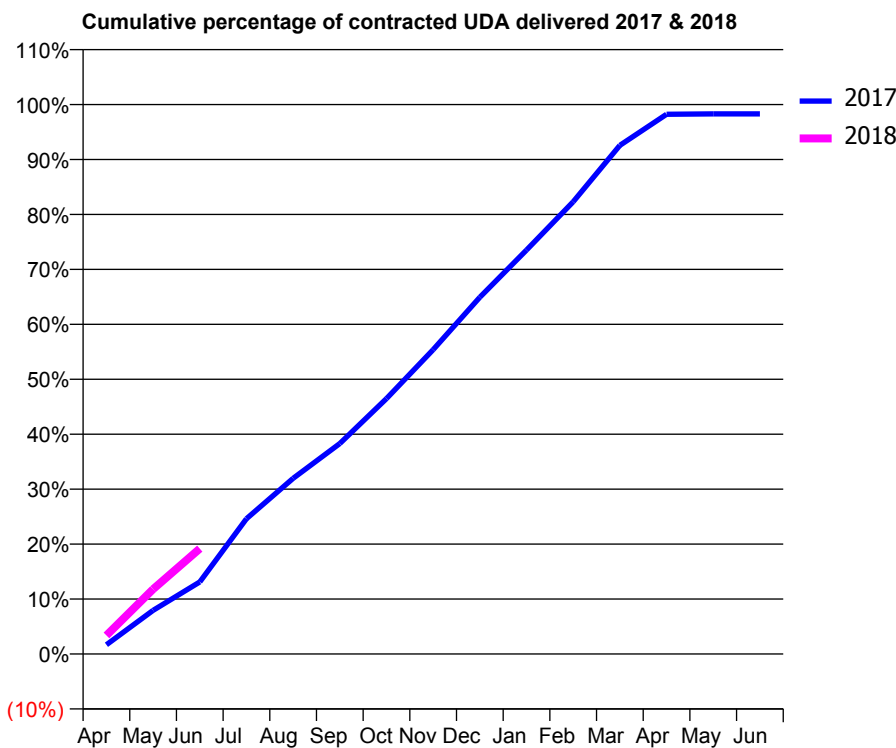
17/18 Contracted general activity (UDA)	16,400
Carry forward general activity (UDA)	0
17/18 Contracted orthodontic activity (UOA)	0
Carry forward orthodontic activity (UOA)	0
Baseline contract value	£438,571.29

ACCESS*

Patients seen in 24 months	Total	Change since previous quarter
Quarter ending June 2016	5,178	
Quarter ending September 2016	5,211	→
Quarter ending December 2016	5,202	→
Quarter ending March 2017	5,181	→
Quarter ending June 2017	5,121	↓
Variance since June 2016	(1.1%)	↓



ACTIVITY



Month	Adjusted Scheduled Activity (UDA)	
	2017	2018
April	275	555
May	1,303	1,935
June	2,152	3,148
July	4,039	
August	5,243	
September	6,283	
October	7,625	
November	9,086	
December	10,646	
January	12,057	
February	13,497	
March	15,180	
April	16,106	
May	16,118	
June	16,118	

QUALITY

	Quantity	Base Number	Contract	AT	Region	England
% of FP17s for the same patient ID Re-attending within 3 months - Children	39	510	7.6%	11.2%	13.0%	12.0%
% of FP17s for the same patient ID Re-attending within 3 months - Adults	173	1,362	12.7%	15.0%	16.6%	16.0%
% of FP17s for the same patient ID Re-attending between 3 & 9 months - Children	343	510	67.3%	60.3%	59.5%	58.0%
% of FP17s for the same patient ID Re-attending between 3 & 9 months - Adults	930	1,362	68.3%	54.9%	53.1%	50.9%
% of FP17s for Band 1 Urgent Courses	64	1,536	4.2%	9.0%	9.3%	9.1%
% of FP17s Relating to Free Repair or Replacements	21	1,536	1.4%	0.9%	1.0%	0.8%
% of FP17s Relating to Continuations	31	1,536	2.0%	1.2%	1.3%	1.1%
% of Patients satisfied with the dentistry they have received	3	3	N/A	91.6%	91.9%	91.7%
% of Patients satisfied with the time they had to wait for an appointment	3	3	N/A	87.6%	88.7%	88.0%

* This is based on patients treated on this contract for their most recent course of treatment. Figures in italics indicate the base number of FP17s or Patient Questionnaire responses are less than 100. N/A is shown where the base number of responses is less than 10 during the period. % is calculated as Quantity/Base number*100

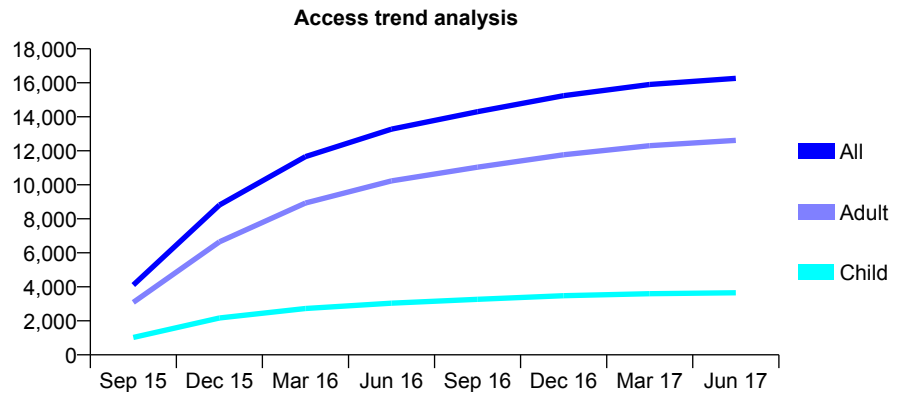
Q52 - Vital Signs At a Glance Contract Report for 107840/0001 - June 2017

Name or company name	The Avondale Dental Practice Partnership
Contract type name	GDS Contract
Purpose of contract	General
Contract start date	01/07/2015
Contract end date	

17/18 Contracted general activity (UDA)	45,480
Carry forward general activity (UDA)	0
17/18 Contracted orthodontic activity (UOA)	0
Carry forward orthodontic activity (UOA)	0
Baseline contract value	£1,464,665.35

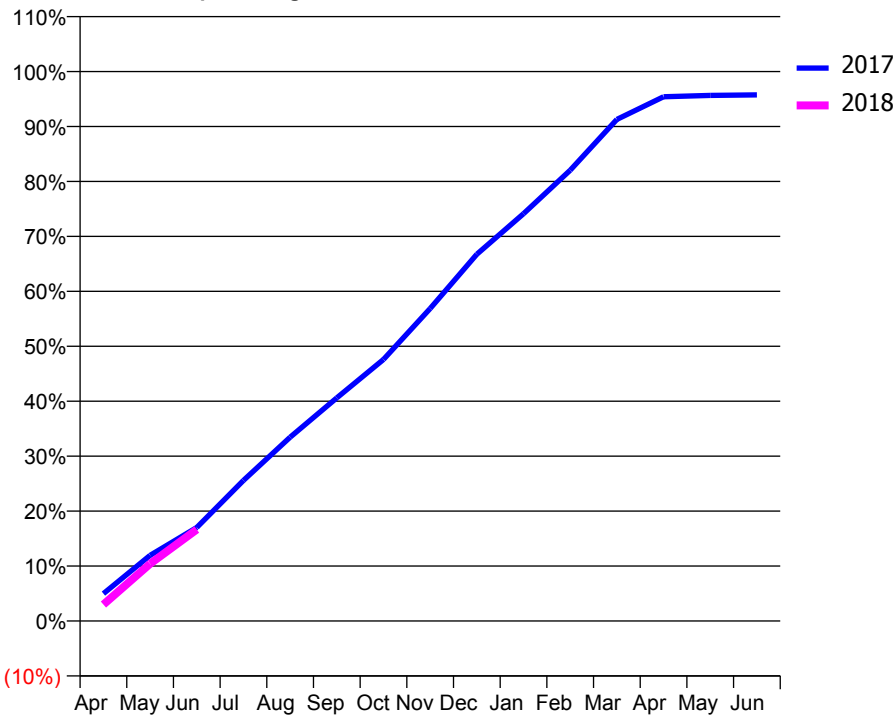
ACCESS*

Patients seen in 24 months	Total	Change since previous quarter
Quarter ending June 2016	13,276	
Quarter ending September 2016	14,305	↑
Quarter ending December 2016	15,247	↑
Quarter ending March 2017	15,901	↑
Quarter ending June 2017	16,265	↑
Variance since June 2016	22.5%	↑



ACTIVITY

Cumulative percentage of contracted UDA delivered 2017 & 2018



Month	Adjusted Scheduled Activity (UDA)	
	2017	2018
April	2,268	1,368
May	5,430	4,744
June	7,743	7,577
July	11,639	
August	15,216	
September	18,469	
October	21,649	
November	25,869	
December	30,361	
January	33,714	
February	37,310	
March	41,518	
April	43,386	
May	43,499	
June	43,540	

QUALITY

	Quantity	Base Number	Contract	AT	Region	England
% of FP17s for the same patient ID Re-attending within 3 months - Children	67	1,166	5.7%	11.2%	13.0%	12.0%
% of FP17s for the same patient ID Re-attending within 3 months - Adults	429	3,627	11.8%	15.0%	16.6%	16.0%
% of FP17s for the same patient ID Re-attending between 3 & 9 months - Children	688	1,166	59.0%	60.3%	59.5%	58.0%
% of FP17s for the same patient ID Re-attending between 3 & 9 months - Adults	1,917	3,627	52.9%	54.9%	53.1%	50.9%
% of FP17s for Band 1 Urgent Courses	276	3,514	7.9%	9.0%	9.3%	9.1%
% of FP17s Relating to Free Repair or Replacements	19	3,514	0.5%	0.9%	1.0%	0.8%
% of FP17s Relating to Continuations	51	3,514	1.5%	1.2%	1.3%	1.1%
% of Patients satisfied with the dentistry they have received	22	23	95.7%	91.6%	91.9%	91.7%
% of Patients satisfied with the time they had to wait for an appointment	22	23	95.7%	87.6%	88.7%	88.0%

* This is based on patients treated on this contract for their most recent course of treatment. Figures in italics indicate the base number of FP17s or Patient Questionnaire responses are less than 100. N/A is shown where the base number of responses is less than 10 during the period. % is calculated as Quantity/Base number*100

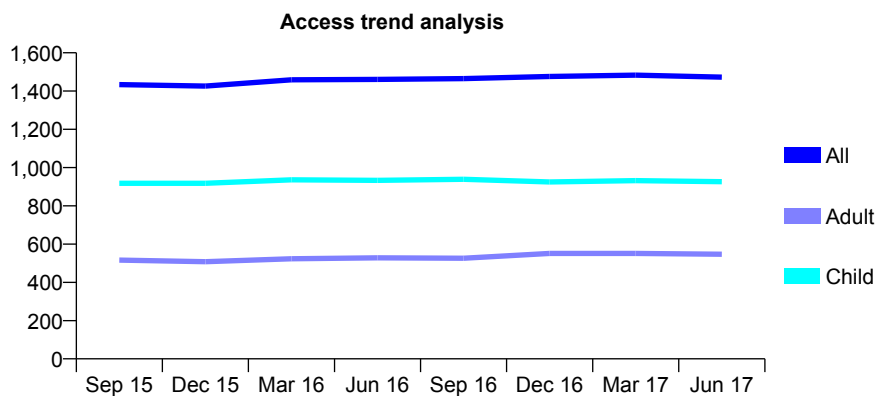
Q52 - Vital Signs At a Glance Contract Report for 112003/0001 - June 2017

Name or company name	King Lane Dental Care
Contract type name	GDS Contract
Purpose of contract	General
Contract start date	12/10/2006
Contract end date	

17/18 Contracted general activity (UDA)	3,725
Carry forward general activity (UDA)	0
17/18 Contracted orthodontic activity (UOA)	0
Carry forward orthodontic activity (UOA)	0
Baseline contract value	£126,846.14

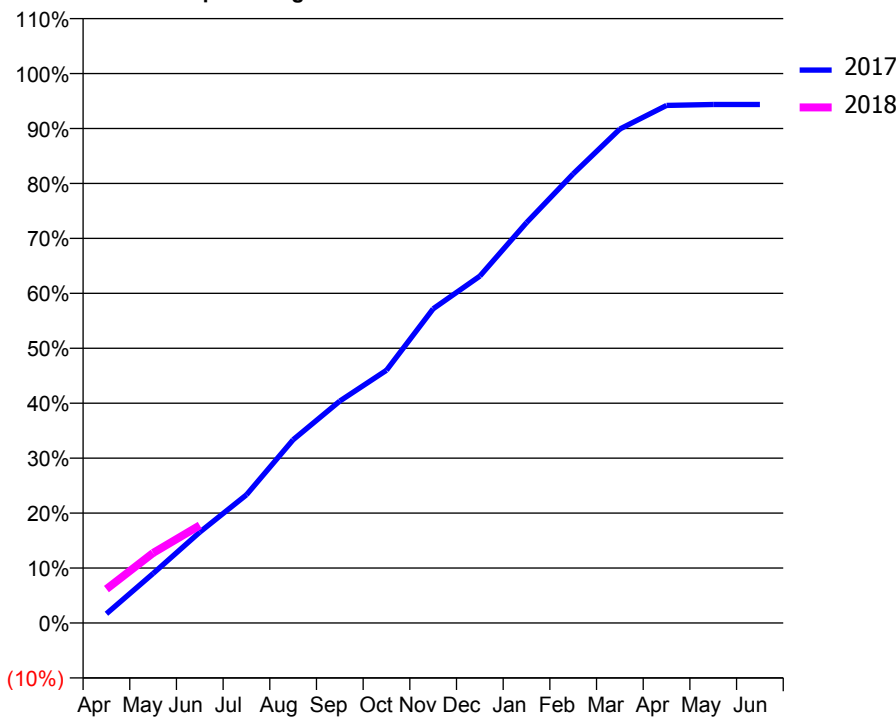
ACCESS*

Patients seen in 24 months	Total	Change since previous quarter
Quarter ending June 2016	1,461	
Quarter ending September 2016	1,465	→
Quarter ending December 2016	1,476	→
Quarter ending March 2017	1,483	→
Quarter ending June 2017	1,473	→
Variance since June 2016	0.8%	→



ACTIVITY

Cumulative percentage of contracted UDA delivered 2017 & 2018



Adjusted Scheduled Activity (UDA)

Month	2017	2018
April	63	230
May	336	475
June	616	662
July	869	
August	1,243	
September	1,505	
October	1,713	
November	2,130	
December	2,352	
January	2,714	
February	3,045	
March	3,349	
April	3,509	
May	3,515	
June	3,515	

QUALITY

	Quantity	Base Number	Contract	AT	Region	England
% of FP17s for the same patient ID Re-attending within 3 months - Children	24	373	6.4%	11.2%	13.0%	12.0%
% of FP17s for the same patient ID Re-attending within 3 months - Adults	34	162	21.0%	15.0%	16.6%	16.0%
% of FP17s for the same patient ID Re-attending between 3 & 9 months - Children	269	373	72.1%	60.3%	59.5%	58.0%
% of FP17s for the same patient ID Re-attending between 3 & 9 months - Adults	98	162	60.5%	54.9%	53.1%	50.9%
% of FP17s for Band 1 Urgent Courses	17	439	3.9%	9.0%	9.3%	9.1%
% of FP17s Relating to Free Repair or Replacements	0	439	0.0%	0.9%	1.0%	0.8%
% of FP17s Relating to Continuations	2	439	0.5%	1.2%	1.3%	1.1%
% of Patients satisfied with the dentistry they have received	4	4	N/A	91.6%	91.9%	91.7%
% of Patients satisfied with the time they had to wait for an appointment	4	4	N/A	87.6%	88.7%	88.0%

* This is based on patients treated on this contract for their most recent course of treatment. Figures in italics indicate the base number of FP17s or Patient Questionnaire responses are less than 100. N/A is shown where the base number of responses is less than 10 during the period. % is calculated as Quantity/Base number*100

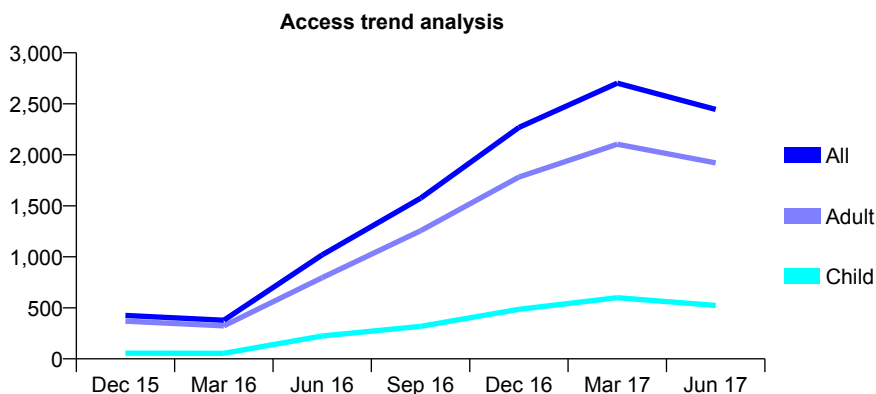
Q52 - Vital Signs At a Glance Contract Report for 112941/0001 - June 2017

Name or company name	The Caulfield Dental Surgery Partnership
Contract type name	GDS Contract
Purpose of contract	General
Contract start date	01/10/2015
Contract end date	

17/18 Contracted general activity (UDA)	8,000
Carry forward general activity (UDA)	0
17/18 Contracted orthodontic activity (UOA)	0
Carry forward orthodontic activity (UOA)	0
Baseline contract value	£230,319.04

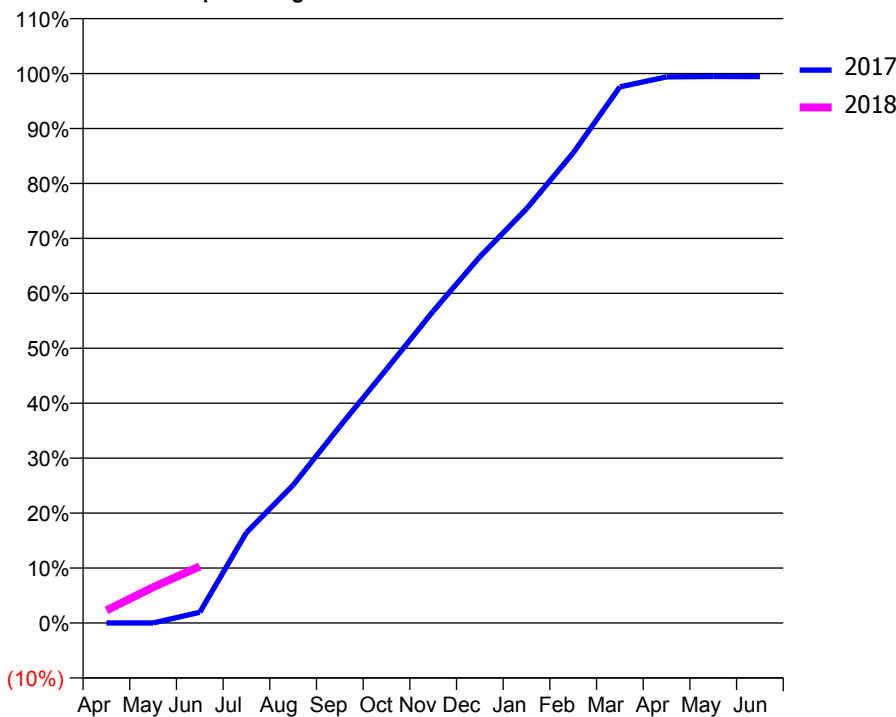
ACCESS*

Patients seen in 24 months	Total	Change since previous quarter
Quarter ending June 2016	1,019	
Quarter ending September 2016	1,574	↑
Quarter ending December 2016	2,269	↑
Quarter ending March 2017	2,703	↑
Quarter ending June 2017	2,445	↓
Variance since June 2016	139.9%	↑



ACTIVITY

Cumulative percentage of contracted UDA delivered 2017 & 2018



Adjusted Scheduled Activity (UDA)

Month	2017	2018
April	0	184
May	0	521
June	156	824
July	1,317	
August	2,009	
September	2,862	
October	3,695	
November	4,540	
December	5,331	
January	6,031	
February	6,844	
March	7,805	
April	7,951	
May	7,956	
June	7,955	

QUALITY

	Quantity	Base Number	Contract	AT	Region	England
% of FP17s for the same patient ID Re-attending within 3 months - Children	8	112	7.1%	11.2%	13.0%	12.0%
% of FP17s for the same patient ID Re-attending within 3 months - Adults	29	456	6.4%	15.0%	16.6%	16.0%
% of FP17s for the same patient ID Re-attending between 3 & 9 months - Children	69	112	61.6%	60.3%	59.5%	58.0%
% of FP17s for the same patient ID Re-attending between 3 & 9 months - Adults	295	456	64.7%	54.9%	53.1%	50.9%
% of FP17s for Band 1 Urgent Courses	40	506	7.9%	9.0%	9.3%	9.1%
% of FP17s Relating to Free Repair or Replacements	2	506	0.4%	0.9%	1.0%	0.8%
% of FP17s Relating to Continuations	1	506	0.2%	1.2%	1.3%	1.1%
% of Patients satisfied with the dentistry they have received	3	7	N/A	91.6%	91.9%	91.7%
% of Patients satisfied with the time they had to wait for an appointment	6	7	N/A	87.6%	88.7%	88.0%

* This is based on patients treated on this contract for their most recent course of treatment. Figures in italics indicate the base number of FP17s or Patient Questionnaire responses are less than 100. N/A is shown where the base number of responses is less than 10 during the period. % is calculated as Quantity/Base number*100

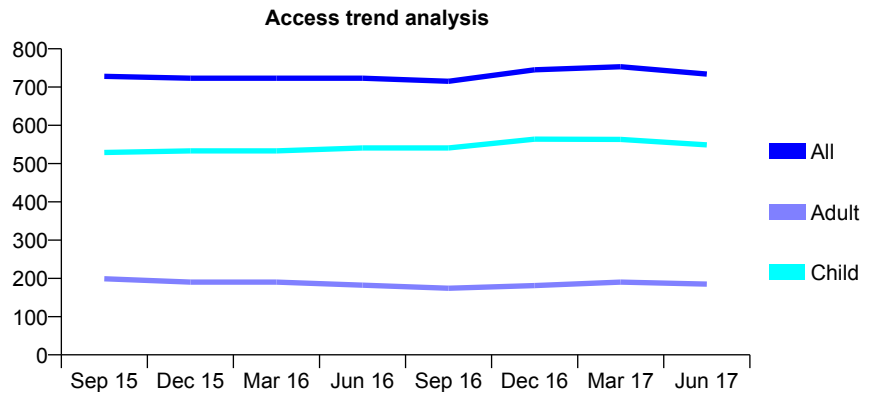
Q52 - Vital Signs At a Glance Contract Report for 117161/0001 - June 2017

Name or company name	Wells Road Dental Surgery Ltd
Contract type name	GDS Contract
Purpose of contract	General
Contract start date	01/09/2008
Contract end date	

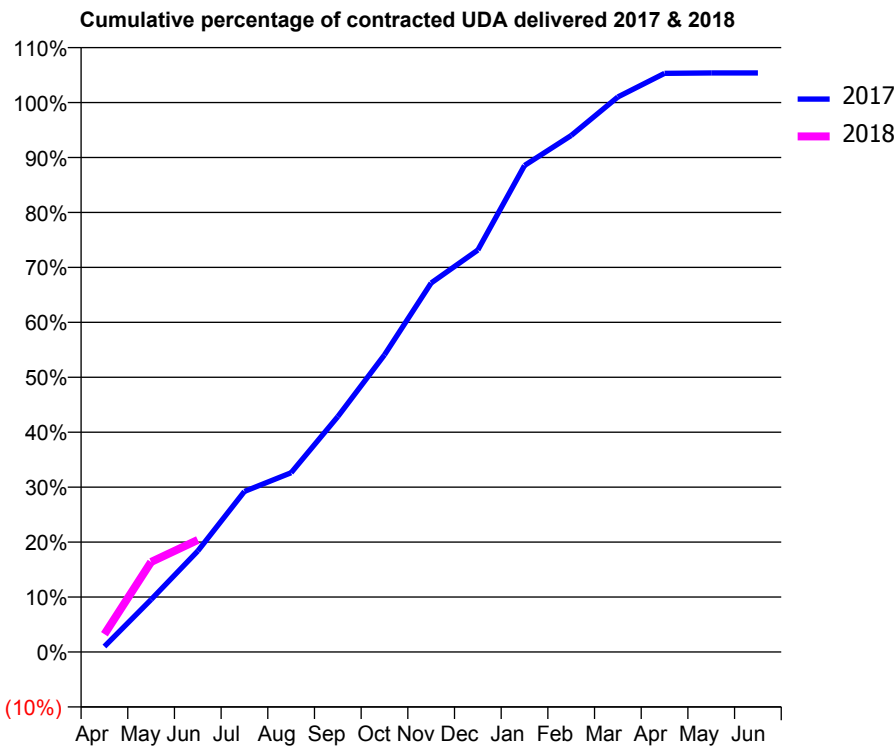
17/18 Contracted general activity (UDA)	1,300
Carry forward general activity (UDA)	0
17/18 Contracted orthodontic activity (UOA)	0
Carry forward orthodontic activity (UOA)	0
Baseline contract value	£35,105.45

ACCESS*

Patients seen in 24 months	Total	Change since previous quarter
Quarter ending June 2016	723	
Quarter ending September 2016	715	↓
Quarter ending December 2016	745	↑
Quarter ending March 2017	753	→
Quarter ending June 2017	734	↓
Variance since June 2016	1.5%	→



ACTIVITY



Month	Adjusted Scheduled Activity (UDA)	
	2017	2018
April	13	42
May	124	213
June	239	265
July	380	
August	424	
September	557	
October	703	
November	873	
December	951	
January	1,151	
February	1,222	
March	1,313	
April	1,369	
May	1,370	
June	1,370	

QUALITY

	Quantity	Base Number	Contract	AT	Region	England
% of FP17s for the same patient ID Re-attending within 3 months - Children	8	195	4.1%	11.2%	13.0%	12.0%
% of FP17s for the same patient ID Re-attending within 3 months - Adults	1	38	2.6%	15.0%	16.6%	16.0%
% of FP17s for the same patient ID Re-attending between 3 & 9 months - Children	139	195	71.3%	60.3%	59.5%	58.0%
% of FP17s for the same patient ID Re-attending between 3 & 9 months - Adults	30	38	78.9%	54.9%	53.1%	50.9%
% of FP17s for Band 1 Urgent Courses	0	180	0.0%	9.0%	9.3%	9.1%
% of FP17s Relating to Free Repair or Replacements	0	180	0.0%	0.9%	1.0%	0.8%
% of FP17s Relating to Continuations	1	180	0.6%	1.2%	1.3%	1.1%
% of Patients satisfied with the dentistry they have received	0	0	N/A	91.6%	91.9%	91.7%
% of Patients satisfied with the time they had to wait for an appointment	0	0	N/A	87.6%	88.7%	88.0%

* This is based on patients treated on this contract for their most recent course of treatment. Figures in italics indicate the base number of FP17s or Patient Questionnaire responses are less than 100. N/A is shown where the base number of responses is less than 10 during the period. % is calculated as Quantity/Base number*100

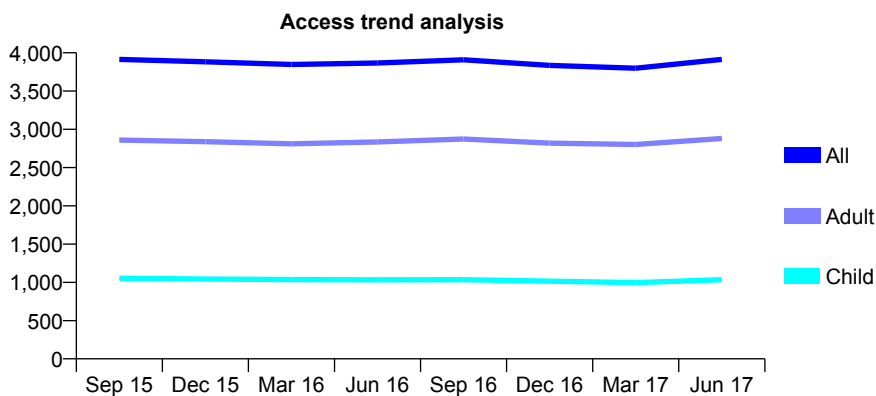
Q52 - Vital Signs At a Glance Contract Report for 117358/0001 - June 2017

Name or company name	Kirkburton Dental Care Ltd
Contract type name	GDS Contract
Purpose of contract	General
Contract start date	01/04/2009
Contract end date	

17/18 Contracted general activity (UDA)	12,000
Carry forward general activity (UDA)	0
17/18 Contracted orthodontic activity (UOA)	0
Carry forward orthodontic activity (UOA)	0
Baseline contract value	£359,507.91

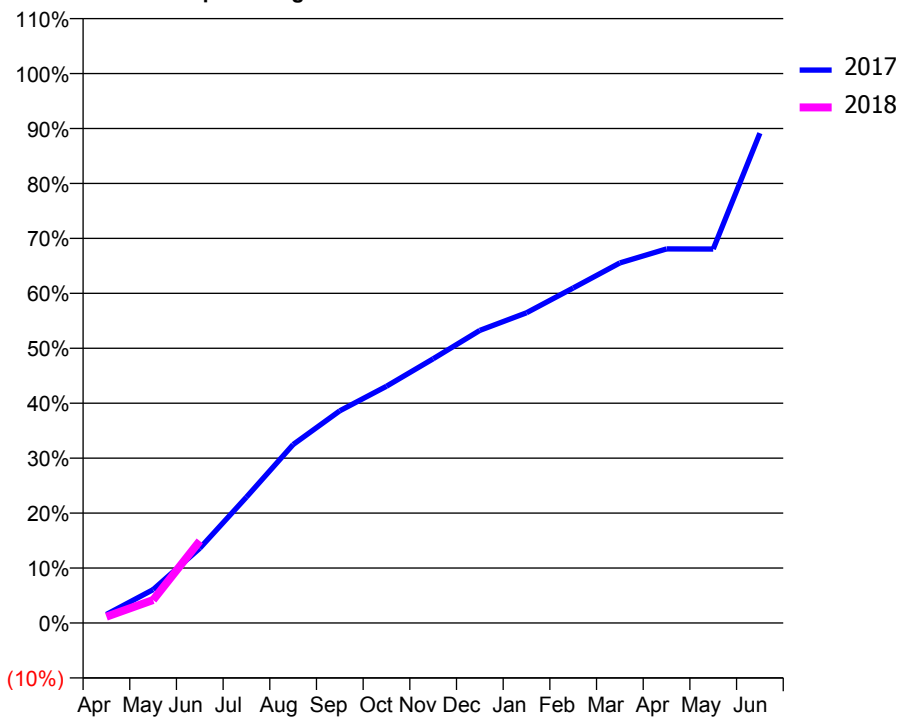
ACCESS*

Patients seen in 24 months	Total	Change since previous quarter
Quarter ending June 2016	3,866	
Quarter ending September 2016	3,908	→
Quarter ending December 2016	3,836	↓
Quarter ending March 2017	3,798	→
Quarter ending June 2017	3,914	↑
Variance since June 2016	1.2%	→



ACTIVITY

Cumulative percentage of contracted UDA delivered 2017 & 2018



Month	Adjusted Scheduled Activity (UDA)	
	2017	2018
April	188	139
May	729	502
June	1,632	1,792
July	2,750	
August	3,897	
September	4,634	
October	5,171	
November	5,771	
December	6,391	
January	6,775	
February	7,317	
March	7,865	
April	8,169	
May	8,166	
June	10,696	

QUALITY

	Quantity	Base Number	Contract	AT	Region	England
% of FP17s for the same patient ID Re-attending within 3 months - Children	72	735	9.8%	11.2%	13.0%	12.0%
% of FP17s for the same patient ID Re-attending within 3 months - Adults	265	1,864	14.2%	15.0%	16.6%	16.0%
% of FP17s for the same patient ID Re-attending between 3 & 9 months - Children	456	735	62.0%	60.3%	59.5%	58.0%
% of FP17s for the same patient ID Re-attending between 3 & 9 months - Adults	1,107	1,864	59.4%	54.9%	53.1%	50.9%
% of FP17s for Band 1 Urgent Courses	85	974	8.7%	9.0%	9.3%	9.1%
% of FP17s Relating to Free Repair or Replacements	11	974	1.1%	0.9%	1.0%	0.8%
% of FP17s Relating to Continuations	17	974	1.7%	1.2%	1.3%	1.1%
% of Patients satisfied with the dentistry they have received	7	8	N/A	91.6%	91.9%	91.7%
% of Patients satisfied with the time they had to wait for an appointment	8	8	N/A	87.6%	88.7%	88.0%

* This is based on patients treated on this contract for their most recent course of treatment. Figures in italics indicate the base number of FP17s or Patient Questionnaire responses are less than 100. N/A is shown where the base number of responses is less than 10 during the period. % is calculated as Quantity/Base number*100

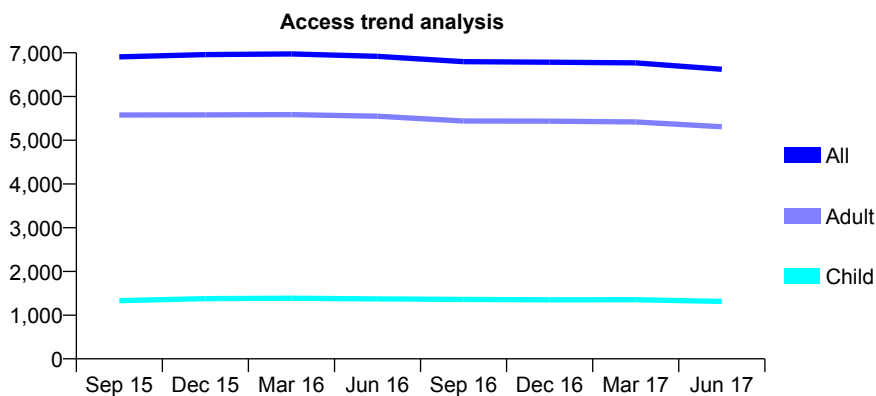
Q52 - Vital Signs At a Glance Contract Report for 118060/0004 - June 2017

Name or company name	Genix Healthcare Ltd
Contract type name	GDS Contract
Purpose of contract	General
Contract start date	01/10/2006
Contract end date	

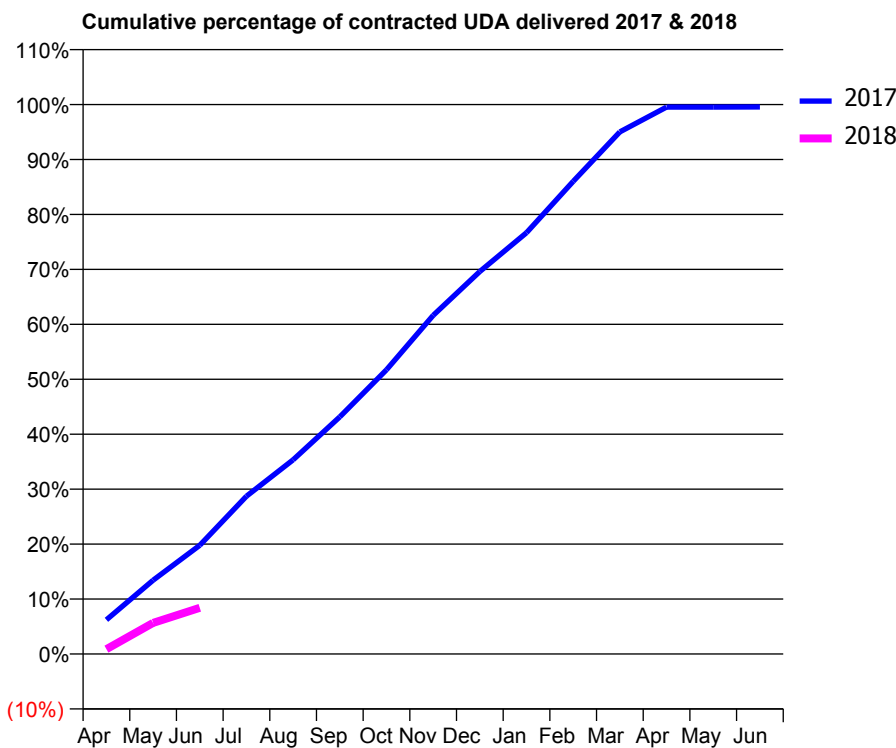
17/18 Contracted general activity (UDA)	18,700
Carry forward general activity (UDA)	0
17/18 Contracted orthodontic activity (UOA)	0
Carry forward orthodontic activity (UOA)	0
Baseline contract value	£545,764.15

ACCESS*

Patients seen in 24 months	Total	Change since previous quarter
Quarter ending June 2016	6,920	
Quarter ending September 2016	6,798	↓
Quarter ending December 2016	6,786	→
Quarter ending March 2017	6,769	→
Quarter ending June 2017	6,624	↓
Variance since June 2016	(4.3%)	↓



ACTIVITY



Month	Adjusted Scheduled Activity (UDA)	
	2017	2018
April	1,164	165
May	2,513	1,058
June	3,701	1,570
July	5,371	
August	6,608	
September	8,069	
October	9,675	
November	11,522	
December	13,017	
January	14,337	
February	16,084	
March	17,770	
April	18,612	
May	18,612	
June	18,616	

QUALITY

	Quantity	Base Number	Contract	AT	Region	England
% of FP17s for the same patient ID Re-attending within 3 months - Children	21	267	7.9%	11.2%	13.0%	12.0%
% of FP17s for the same patient ID Re-attending within 3 months - Adults	169	1,113	15.2%	15.0%	16.6%	16.0%
% of FP17s for the same patient ID Re-attending between 3 & 9 months - Children	178	267	66.7%	60.3%	59.5%	58.0%
% of FP17s for the same patient ID Re-attending between 3 & 9 months - Adults	703	1,113	63.2%	54.9%	53.1%	50.9%
% of FP17s for Band 1 Urgent Courses	96	951	10.1%	9.0%	9.3%	9.1%
% of FP17s Relating to Free Repair or Replacements	21	951	2.2%	0.9%	1.0%	0.8%
% of FP17s Relating to Continuations	2	951	0.2%	1.2%	1.3%	1.1%
% of Patients satisfied with the dentistry they have received	7	7	N/A	91.6%	91.9%	91.7%
% of Patients satisfied with the time they had to wait for an appointment	4	7	N/A	87.6%	88.7%	88.0%

* This is based on patients treated on this contract for their most recent course of treatment. Figures in italics indicate the base number of FP17s or Patient Questionnaire responses are less than 100. N/A is shown where the base number of responses is less than 10 during the period. % is calculated as Quantity/Base number*100

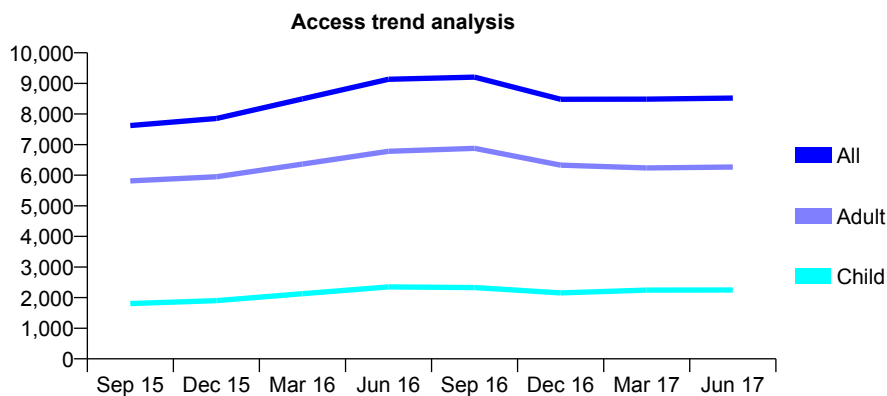
Q52 - Vital Signs At a Glance Contract Report for 118060/0009 - June 2017

Name or company name	Genix Healthcare Ltd
Contract type name	GDS Contract
Purpose of contract	General
Contract start date	01/01/2007
Contract end date	

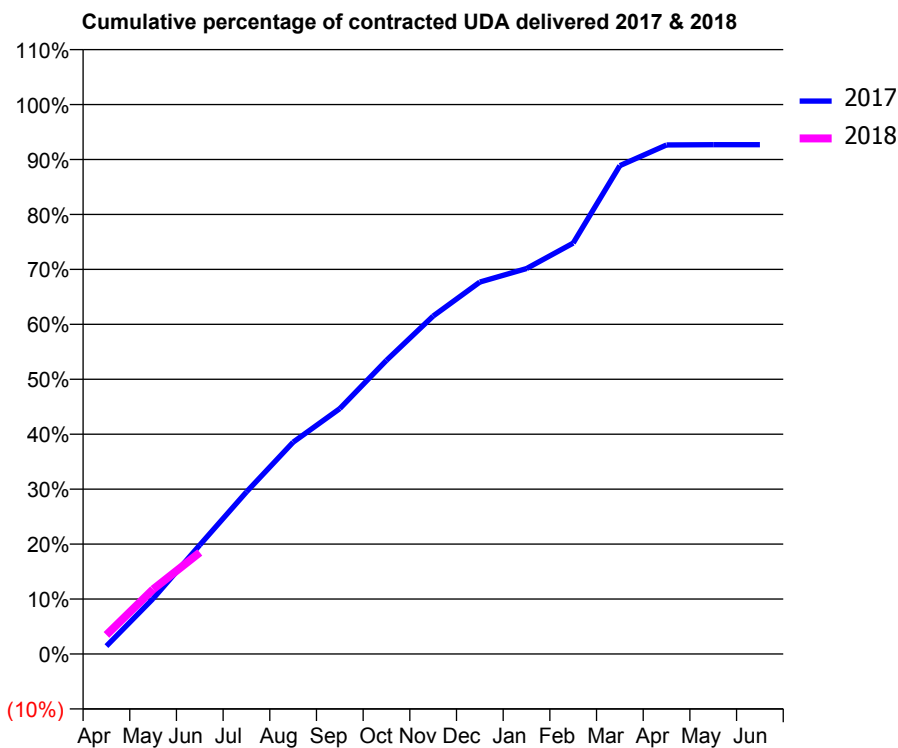
17/18 Contracted general activity (UDA)	23,667
Carry forward general activity (UDA)	0
17/18 Contracted orthodontic activity (UOA)	0
Carry forward orthodontic activity (UOA)	0
Baseline contract value	£571,823.27

ACCESS*

Patients seen in 24 months	Total	Change since previous quarter
Quarter ending June 2016	9,133	
Quarter ending September 2016	9,205	→
Quarter ending December 2016	8,480	↓
Quarter ending March 2017	8,484	→
Quarter ending June 2017	8,521	→
Variance since June 2016	(6.7%)	↓



ACTIVITY



Month	Adjusted Scheduled Activity (UDA)	
	2017	2018
April	342	822
May	2,389	2,786
June	4,696	4,375
July	6,980	
August	9,121	
September	10,573	
October	12,650	
November	14,554	
December	16,023	
January	16,603	
February	17,699	
March	21,034	
April	21,922	
May	21,935	
June	21,937	

QUALITY

	Quantity	Base Number	Contract	AT	Region	England
% of FP17s for the same patient ID Re-attending within 3 months - Children	47	776	6.1%	11.2%	13.0%	12.0%
% of FP17s for the same patient ID Re-attending within 3 months - Adults	205	2,017	10.2%	15.0%	16.6%	16.0%
% of FP17s for the same patient ID Re-attending between 3 & 9 months - Children	392	776	50.5%	60.3%	59.5%	58.0%
% of FP17s for the same patient ID Re-attending between 3 & 9 months - Adults	922	2,017	45.7%	54.9%	53.1%	50.9%
% of FP17s for Band 1 Urgent Courses	182	2,278	8.0%	9.0%	9.3%	9.1%
% of FP17s Relating to Free Repair or Replacements	20	2,278	0.9%	0.9%	1.0%	0.8%
% of FP17s Relating to Continuations	18	2,278	0.8%	1.2%	1.3%	1.1%
% of Patients satisfied with the dentistry they have received	20	23	87.0%	91.6%	91.9%	91.7%
% of Patients satisfied with the time they had to wait for an appointment	19	23	82.6%	87.6%	88.7%	88.0%

* This is based on patients treated on this contract for their most recent course of treatment. Figures in italics indicate the base number of FP17s or Patient Questionnaire responses are less than 100. N/A is shown where the base number of responses is less than 10 during the period. % is calculated as Quantity/Base number*100

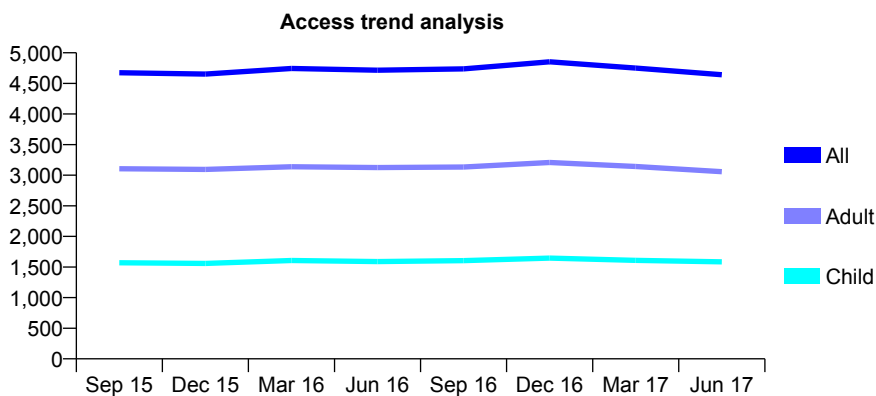
Q52 - Vital Signs At a Glance Contract Report for 118060/0012 - June 2017

Name or company name	Genix Healthcare Ltd
Contract type name	GDS Contract
Purpose of contract	General
Contract start date	01/04/2007
Contract end date	

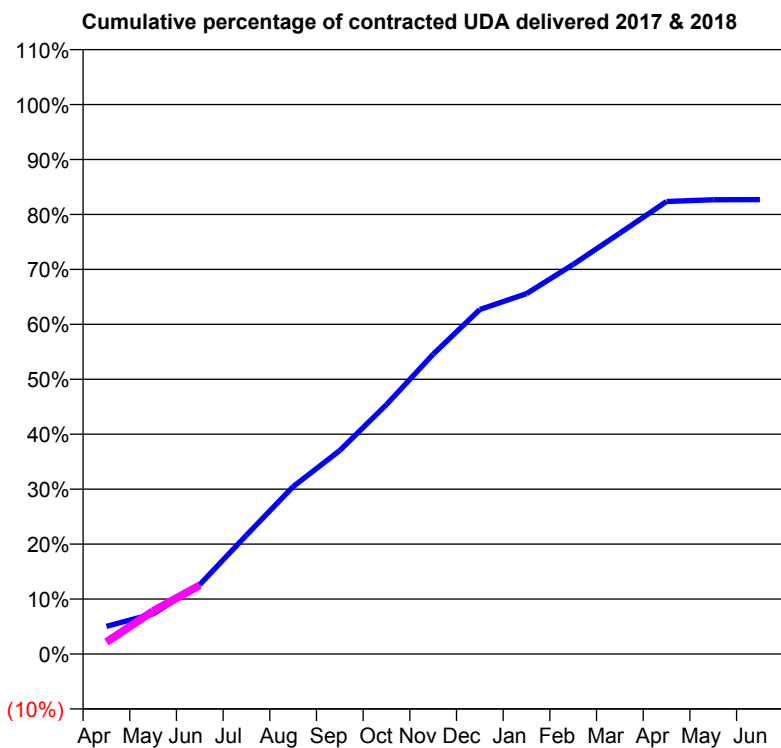
17/18 Contracted general activity (UDA)	14,018
Carry forward general activity (UDA)	0
17/18 Contracted orthodontic activity (UOA)	0
Carry forward orthodontic activity (UOA)	0
Baseline contract value	£346,543.23

ACCESS*

Patients seen in 24 months	Total	Change since previous quarter
Quarter ending June 2016	4,715	
Quarter ending September 2016	4,738	→
Quarter ending December 2016	4,854	↑
Quarter ending March 2017	4,751	↓
Quarter ending June 2017	4,642	↓
Variance since June 2016	(1.5%)	↓



ACTIVITY



Month	Adjusted Scheduled Activity (UDA)	
	2017	2018
April	706	305
May	1,025	1,097
June	1,770	1,754
July	3,033	
August	4,271	
September	5,194	
October	6,362	
November	7,649	
December	8,789	
January	9,192	
February	9,938	
March	10,739	
April	11,543	
May	11,587	
June	11,592	

QUALITY

	Quantity	Base Number	Contract	AT	Region	England
% of FP17s for the same patient ID Re-attending within 3 months - Children	30	427	7.0%	11.2%	13.0%	12.0%
% of FP17s for the same patient ID Re-attending within 3 months - Adults	80	755	10.6%	15.0%	16.6%	16.0%
% of FP17s for the same patient ID Re-attending between 3 & 9 months - Children	203	427	47.5%	60.3%	59.5%	58.0%
% of FP17s for the same patient ID Re-attending between 3 & 9 months - Adults	352	755	46.6%	54.9%	53.1%	50.9%
% of FP17s for Band 1 Urgent Courses	72	816	8.8%	9.0%	9.3%	9.1%
% of FP17s Relating to Free Repair or Replacements	5	816	0.6%	0.9%	1.0%	0.8%
% of FP17s Relating to Continuations	1	816	0.1%	1.2%	1.3%	1.1%
% of Patients satisfied with the dentistry they have received	9	9	N/A	91.6%	91.9%	91.7%
% of Patients satisfied with the time they had to wait for an appointment	9	9	N/A	87.6%	88.7%	88.0%

* This is based on patients treated on this contract for their most recent course of treatment. Figures in italics indicate the base number of FP17s or Patient Questionnaire responses are less than 100. N/A is shown where the base number of responses is less than 10 during the period. % is calculated as Quantity/Base number*100

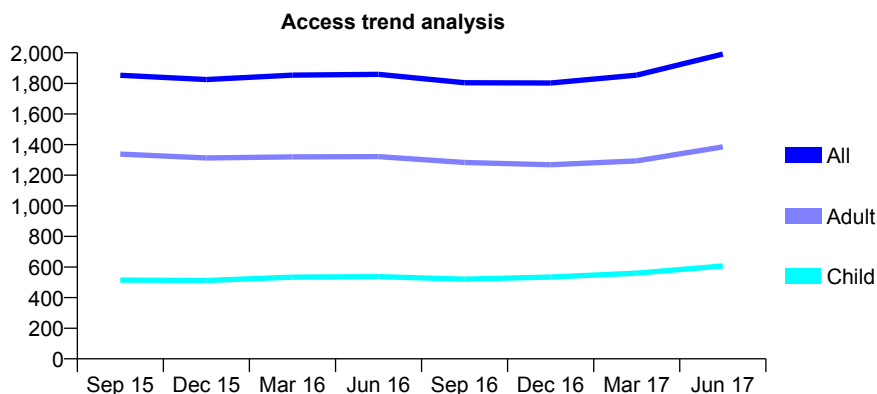
Q52 - Vital Signs At a Glance Contract Report for 118060/0015 - June 2017

Name or company name	Genix Healthcare Ltd
Contract type name	GDS Contract
Purpose of contract	General
Contract start date	01/04/2008
Contract end date	

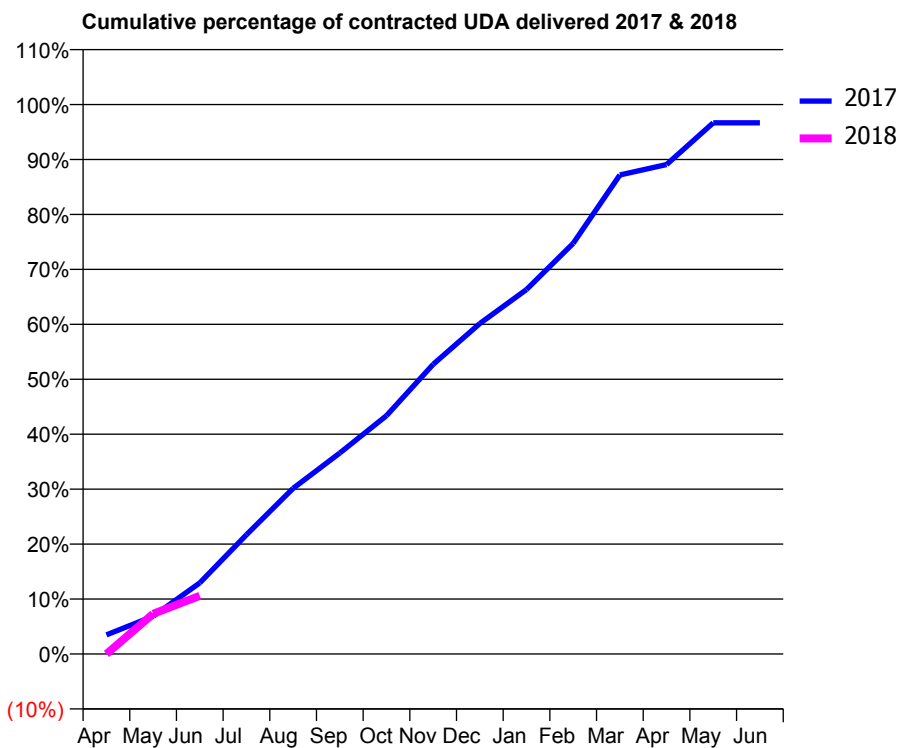
17/18 Contracted general activity (UDA)	6,000
Carry forward general activity (UDA)	0
17/18 Contracted orthodontic activity (UOA)	0
Carry forward orthodontic activity (UOA)	0
Baseline contract value	£156,370.76

ACCESS*

Patients seen in 24 months	Total	Change since previous quarter
Quarter ending June 2016	1,859	
Quarter ending September 2016	1,804	↓
Quarter ending December 2016	1,803	→
Quarter ending March 2017	1,854	↑
Quarter ending June 2017	1,992	↑
Variance since June 2016	7.2%	↑



ACTIVITY



Month	Adjusted Scheduled Activity (UDA)	
	2017	2018
April	210	0
May	413	439
June	777	636
July	1,303	
August	1,810	
September	2,194	
October	2,603	
November	3,163	
December	3,608	
January	3,980	
February	4,484	
March	5,231	
April	5,344	
May	5,799	
June	5,799	

QUALITY

	Quantity	Base Number	Contract	AT	Region	England
% of FP17s for the same patient ID Re-attending within 3 months - Children	14	186	7.5%	11.2%	13.0%	12.0%
% of FP17s for the same patient ID Re-attending within 3 months - Adults	39	407	9.6%	15.0%	16.6%	16.0%
% of FP17s for the same patient ID Re-attending between 3 & 9 months - Children	83	186	44.6%	60.3%	59.5%	58.0%
% of FP17s for the same patient ID Re-attending between 3 & 9 months - Adults	192	407	47.2%	54.9%	53.1%	50.9%
% of FP17s for Band 1 Urgent Courses	6	283	2.1%	9.0%	9.3%	9.1%
% of FP17s Relating to Free Repair or Replacements	0	283	0.0%	0.9%	1.0%	0.8%
% of FP17s Relating to Continuations	1	283	0.4%	1.2%	1.3%	1.1%
% of Patients satisfied with the dentistry they have received	4	4	N/A	91.6%	91.9%	91.7%
% of Patients satisfied with the time they had to wait for an appointment	4	4	N/A	87.6%	88.7%	88.0%

* This is based on patients treated on this contract for their most recent course of treatment. Figures in italics indicate the base number of FP17s or Patient Questionnaire responses are less than 100. N/A is shown where the base number of responses is less than 10 during the period. % is calculated as Quantity/Base number*100

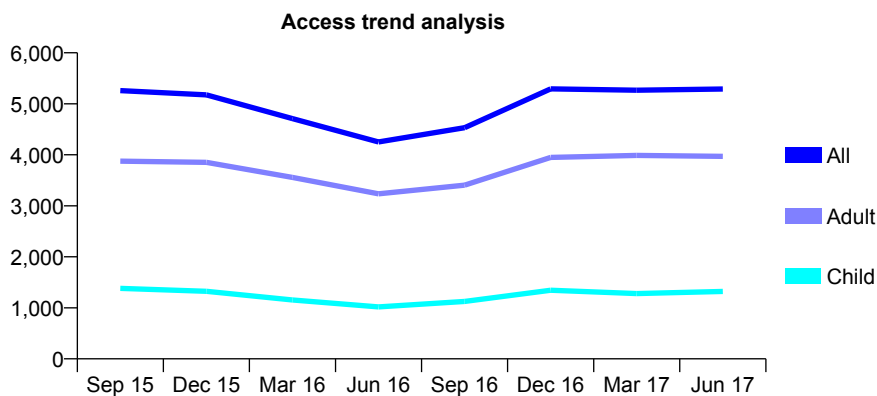
Q52 - Vital Signs At a Glance Contract Report for 118060/0018 - June 2017

Name or company name	Genix Healthcare Ltd
Contract type name	GDS Contract
Purpose of contract	General
Contract start date	01/11/2009
Contract end date	

17/18 Contracted general activity (UDA)	14,000
Carry forward general activity (UDA)	0
17/18 Contracted orthodontic activity (UOA)	0
Carry forward orthodontic activity (UOA)	0
Baseline contract value	£345,341.91

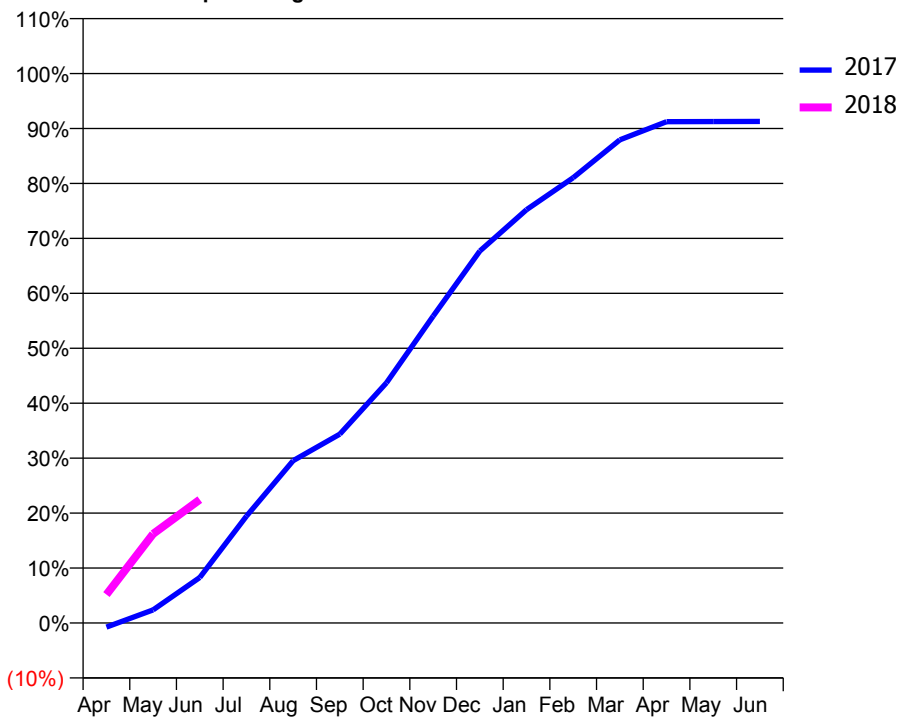
ACCESS*

Patients seen in 24 months	Total	Change since previous quarter
Quarter ending June 2016	4,253	
Quarter ending September 2016	4,531	↑
Quarter ending December 2016	5,293	↑
Quarter ending March 2017	5,267	→
Quarter ending June 2017	5,291	→
Variance since June 2016	24.4%	↑



ACTIVITY

Cumulative percentage of contracted UDA delivered 2017 & 2018



Month	Adjusted Scheduled Activity (UDA)	
	2017	2018
April	-106	724
May	333	2,270
June	1,162	3,144
July	2,721	
August	4,137	
September	4,812	
October	6,122	
November	7,819	
December	9,475	
January	10,530	
February	11,347	
March	12,312	
April	12,772	
May	12,775	
June	12,780	

QUALITY

	Quantity	Base Number	Contract	AT	Region	England
% of FP17s for the same patient ID Re-attending within 3 months - Children	14	546	2.6%	11.2%	13.0%	12.0%
% of FP17s for the same patient ID Re-attending within 3 months - Adults	100	1,509	6.6%	15.0%	16.6%	16.0%
% of FP17s for the same patient ID Re-attending between 3 & 9 months - Children	274	546	50.2%	60.3%	59.5%	58.0%
% of FP17s for the same patient ID Re-attending between 3 & 9 months - Adults	776	1,509	51.4%	54.9%	53.1%	50.9%
% of FP17s for Band 1 Urgent Courses	129	1,750	7.4%	9.0%	9.3%	9.1%
% of FP17s Relating to Free Repair or Replacements	58	1,750	3.3%	0.9%	1.0%	0.8%
% of FP17s Relating to Continuations	4	1,750	0.2%	1.2%	1.3%	1.1%
% of Patients satisfied with the dentistry they have received	13	14	92.9%	91.6%	91.9%	91.7%
% of Patients satisfied with the time they had to wait for an appointment	13	14	92.9%	87.6%	88.7%	88.0%

* This is based on patients treated on this contract for their most recent course of treatment. Figures in italics indicate the base number of FP17s or Patient Questionnaire responses are less than 100. N/A is shown where the base number of responses is less than 10 during the period. % is calculated as Quantity/Base number*100

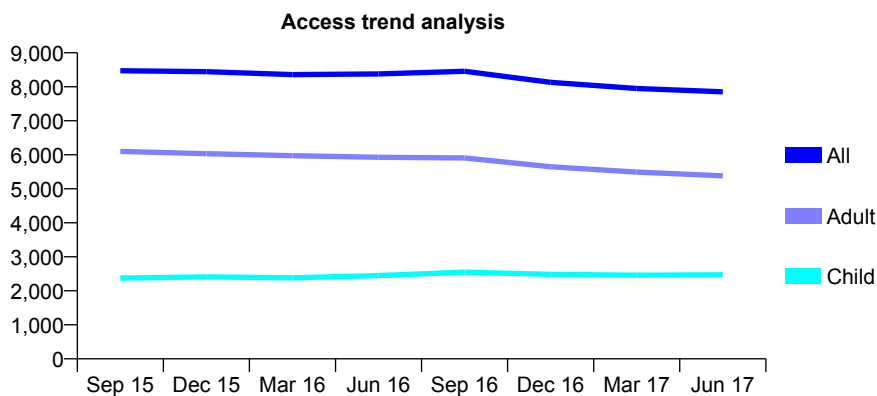
Q52 - Vital Signs At a Glance Contract Report for 118060/0031 - June 2017

Name or company name	Genix Healthcare Ltd
Contract type name	GDS Contract
Purpose of contract	General
Contract start date	01/07/2012
Contract end date	

17/18 Contracted general activity (UDA)	26,800
Carry forward general activity (UDA)	0
17/18 Contracted orthodontic activity (UOA)	0
Carry forward orthodontic activity (UOA)	0
Baseline contract value	£736,130.97

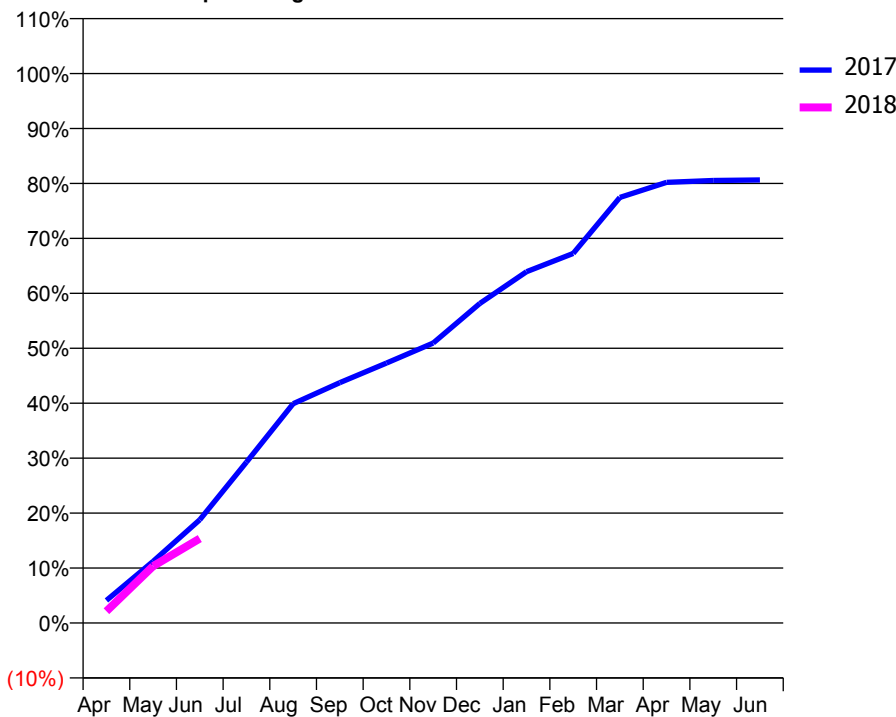
ACCESS*

Patients seen in 24 months	Total	Change since previous quarter
Quarter ending June 2016	8,378	
Quarter ending September 2016	8,457	→
Quarter ending December 2016	8,132	↓
Quarter ending March 2017	7,950	↓
Quarter ending June 2017	7,854	↓
Variance since June 2016	(6.3%)	↓



ACTIVITY

Cumulative percentage of contracted UDA delivered 2017 & 2018



Adjusted Scheduled Activity (UDA)

Month	2017	2018
April	1,105	573
May	3,007	2,773
June	5,036	4,122
July	7,848	
August	10,694	
September	11,723	
October	12,675	
November	13,653	
December	15,585	
January	17,134	
February	18,025	
March	20,756	
April	21,490	
May	21,583	
June	21,605	

QUALITY

	Quantity	Base Number	Contract	AT	Region	England
% of FP17s for the same patient ID Re-attending within 3 months - Children	87	705	12.3%	11.2%	13.0%	12.0%
% of FP17s for the same patient ID Re-attending within 3 months - Adults	283	1,546	18.3%	15.0%	16.6%	16.0%
% of FP17s for the same patient ID Re-attending between 3 & 9 months - Children	325	705	46.1%	60.3%	59.5%	58.0%
% of FP17s for the same patient ID Re-attending between 3 & 9 months - Adults	740	1,546	47.9%	54.9%	53.1%	50.9%
% of FP17s for Band 1 Urgent Courses	215	1,863	11.5%	9.0%	9.3%	9.1%
% of FP17s Relating to Free Repair or Replacements	15	1,863	0.8%	0.9%	1.0%	0.8%
% of FP17s Relating to Continuations	0	1,863	0.0%	1.2%	1.3%	1.1%
% of Patients satisfied with the dentistry they have received	7	7	N/A	91.6%	91.9%	91.7%
% of Patients satisfied with the time they had to wait for an appointment	4	7	N/A	87.6%	88.7%	88.0%

* This is based on patients treated on this contract for their most recent course of treatment. Figures in italics indicate the base number of FP17s or Patient Questionnaire responses are less than 100. N/A is shown where the base number of responses is less than 10 during the period. % is calculated as Quantity/Base number*100

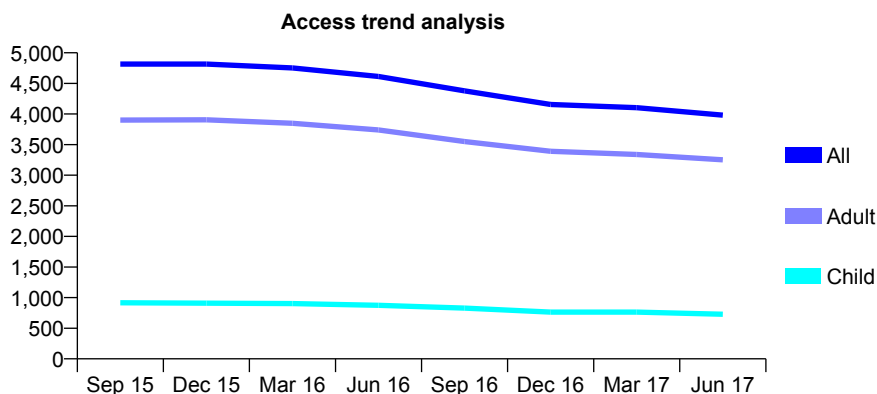
Q52 - Vital Signs At a Glance Contract Report for 121487/0001 - June 2017

Name or company name	Dr Issa & Partners
Contract type name	GDS Contract
Purpose of contract	General
Contract start date	01/11/2013
Contract end date	

17/18 Contracted general activity (UDA)	15,000
Carry forward general activity (UDA)	0
17/18 Contracted orthodontic activity (UOA)	0
Carry forward orthodontic activity (UOA)	0
Baseline contract value	£372,945.60

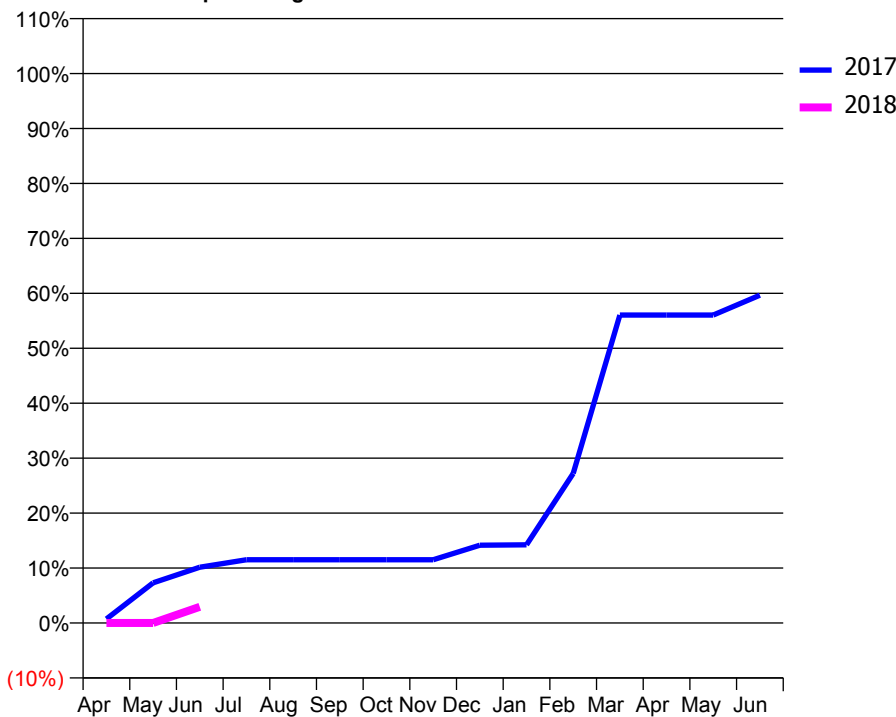
ACCESS*

Patients seen in 24 months	Total	Change since previous quarter
Quarter ending June 2016	4,614	
Quarter ending September 2016	4,379	↓
Quarter ending December 2016	4,156	↓
Quarter ending March 2017	4,103	↓
Quarter ending June 2017	3,981	↓
Variance since June 2016	(13.7%)	↓



ACTIVITY

Cumulative percentage of contracted UDA delivered 2017 & 2018



Adjusted Scheduled Activity (UDA)

Month	2017	2018
April	113	0
May	1,099	0
June	1,522	442
July	1,728	
August	1,728	
September	1,728	
October	1,728	
November	1,728	
December	2,124	
January	2,135	
February	4,082	
March	8,407	
April	8,407	
May	8,407	
June	8,951	

QUALITY

	Quantity	Base Number	Contract	AT	Region	England
% of FP17s for the same patient ID Re-attending within 3 months - Children	8	63	12.7%	11.2%	13.0%	12.0%
% of FP17s for the same patient ID Re-attending within 3 months - Adults	53	303	17.5%	15.0%	16.6%	16.0%
% of FP17s for the same patient ID Re-attending between 3 & 9 months - Children	20	63	31.7%	60.3%	59.5%	58.0%
% of FP17s for the same patient ID Re-attending between 3 & 9 months - Adults	96	303	31.7%	54.9%	53.1%	50.9%
% of FP17s for Band 1 Urgent Courses	2	94	2.1%	9.0%	9.3%	9.1%
% of FP17s Relating to Free Repair or Replacements	2	94	2.1%	0.9%	1.0%	0.8%
% of FP17s Relating to Continuations	1	94	1.1%	1.2%	1.3%	1.1%
% of Patients satisfied with the dentistry they have received	1	1	N/A	91.6%	91.9%	91.7%
% of Patients satisfied with the time they had to wait for an appointment	1	1	N/A	87.6%	88.7%	88.0%

* This is based on patients treated on this contract for their most recent course of treatment. Figures in italics indicate the base number of FP17s or Patient Questionnaire responses are less than 100. N/A is shown where the base number of responses is less than 10 during the period. % is calculated as Quantity/Base number*100

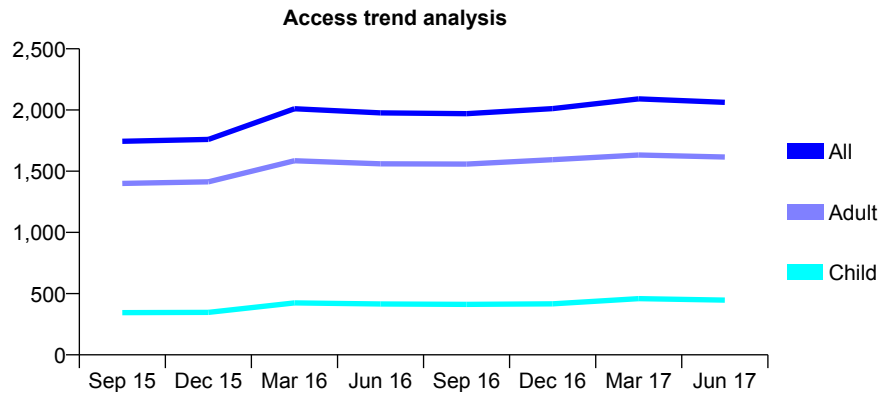
Q52 - Vital Signs At a Glance Contract Report for 122432/0001 - June 2017

Name or company name	Ponte Healthcare Ltd
Contract type name	GDS Contract
Purpose of contract	General
Contract start date	09/02/2012
Contract end date	

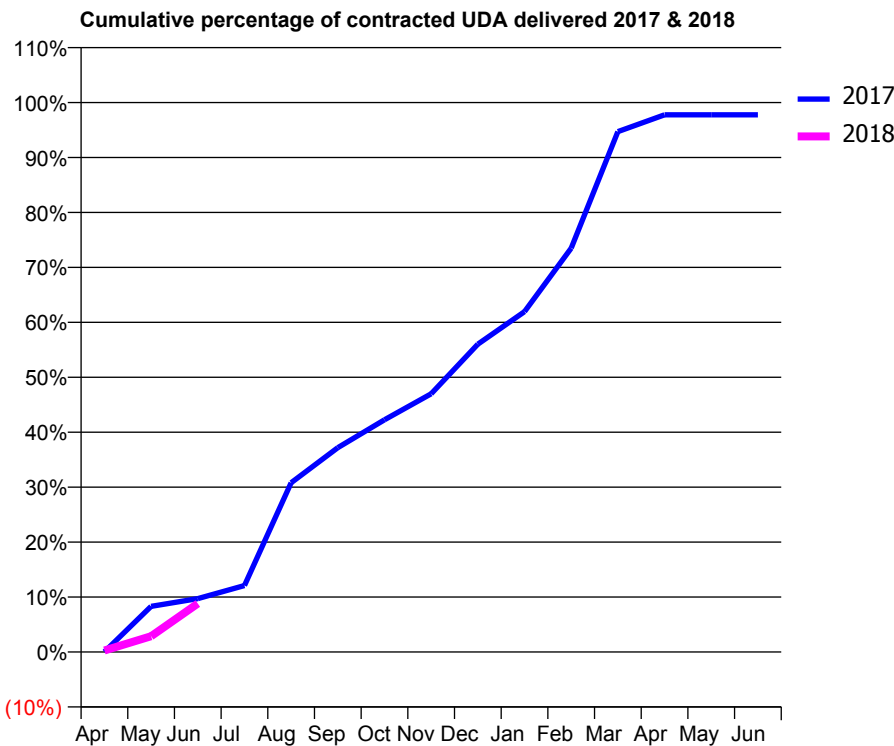
17/18 Contracted general activity (UDA)	7,559
Carry forward general activity (UDA)	0
17/18 Contracted orthodontic activity (UOA)	0
Carry forward orthodontic activity (UOA)	0
Baseline contract value	£183,442.22

ACCESS*

Patients seen in 24 months	Total	Change since previous quarter
Quarter ending June 2016	1,977	
Quarter ending September 2016	1,970	→
Quarter ending December 2016	2,011	↑
Quarter ending March 2017	2,091	↑
Quarter ending June 2017	2,063	↓
Variance since June 2016	4.4%	↑



ACTIVITY



Month	Adjusted Scheduled Activity (UDA)	
	2017	2018
April	2	20
May	629	217
June	734	668
July	915	
August	2,329	
September	2,812	
October	3,195	
November	3,551	
December	4,234	
January	4,683	
February	5,555	
March	7,158	
April	7,389	
May	7,389	
June	7,389	

QUALITY

	Quantity	Base Number	Contract	AT	Region	England
% of FP17s for the same patient ID Re-attending within 3 months - Children	15	82	18.3%	11.2%	13.0%	12.0%
% of FP17s for the same patient ID Re-attending within 3 months - Adults	31	221	14.0%	15.0%	16.6%	16.0%
% of FP17s for the same patient ID Re-attending between 3 & 9 months - Children	40	82	48.8%	60.3%	59.5%	58.0%
% of FP17s for the same patient ID Re-attending between 3 & 9 months - Adults	86	221	38.9%	54.9%	53.1%	50.9%
% of FP17s for Band 1 Urgent Courses	22	245	9.0%	9.0%	9.3%	9.1%
% of FP17s Relating to Free Repair or Replacements	0	245	0.0%	0.9%	1.0%	0.8%
% of FP17s Relating to Continuations	3	245	1.2%	1.2%	1.3%	1.1%
% of Patients satisfied with the dentistry they have received	3	4	N/A	91.6%	91.9%	91.7%
% of Patients satisfied with the time they had to wait for an appointment	2	4	N/A	87.6%	88.7%	88.0%

* This is based on patients treated on this contract for their most recent course of treatment. Figures in italics indicate the base number of FP17s or Patient Questionnaire responses are less than 100. N/A is shown where the base number of responses is less than 10 during the period. % is calculated as Quantity/Base number*100

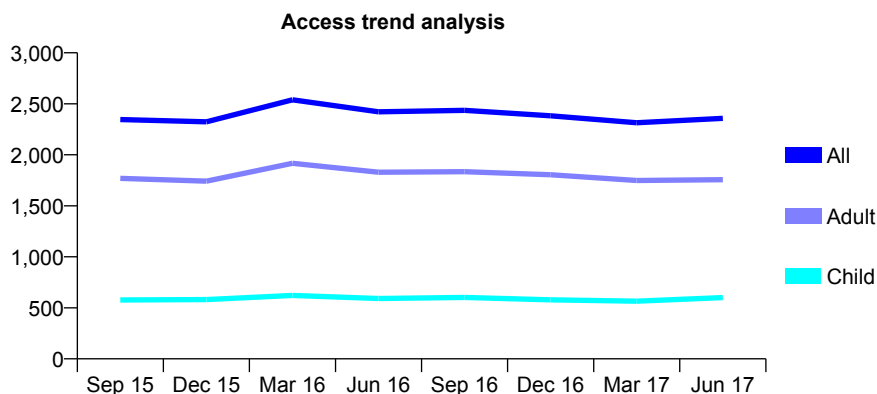
Q52 - Vital Signs At a Glance Contract Report for 122742/0001 - June 2017

Name or company name	Indigo Dental Ltd
Contract type name	GDS Contract
Purpose of contract	General
Contract start date	01/10/2013
Contract end date	

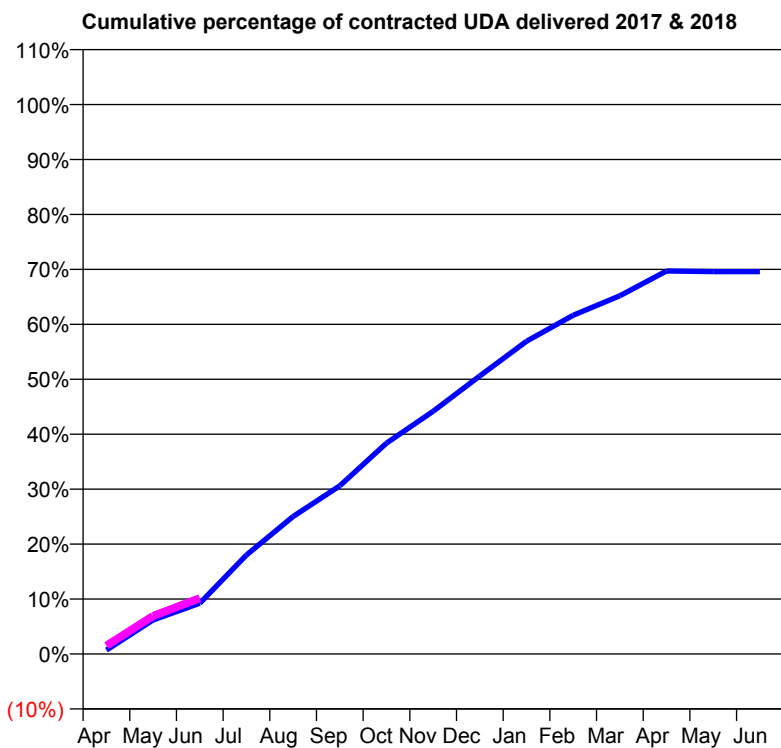
17/18 Contracted general activity (UDA)	10,020
Carry forward general activity (UDA)	0
17/18 Contracted orthodontic activity (UOA)	0
Carry forward orthodontic activity (UOA)	0
Baseline contract value	£260,653.82

ACCESS*

Patients seen in 24 months	Total	Change since previous quarter
Quarter ending June 2016	2,422	
Quarter ending September 2016	2,436	→
Quarter ending December 2016	2,383	↓
Quarter ending March 2017	2,315	↓
Quarter ending June 2017	2,357	→
Variance since June 2016	(2.7%)	↓



ACTIVITY



Month	Adjusted Scheduled Activity (UDA)	
	2017	2018
April	71	153
May	622	695
June	926	1,018
July	1,806	
August	2,507	
September	3,067	
October	3,845	
November	4,426	
December	5,072	
January	5,703	
February	6,177	
March	6,533	
April	6,985	
May	6,973	
June	6,973	

QUALITY

	Quantity	Base Number	Contract	AT	Region	England
% of FP17s for the same patient ID Re-attending within 3 months - Children	9	200	4.5%	11.2%	13.0%	12.0%
% of FP17s for the same patient ID Re-attending within 3 months - Adults	50	452	11.1%	15.0%	16.6%	16.0%
% of FP17s for the same patient ID Re-attending between 3 & 9 months - Children	105	200	52.5%	60.3%	59.5%	58.0%
% of FP17s for the same patient ID Re-attending between 3 & 9 months - Adults	243	452	53.8%	54.9%	53.1%	50.9%
% of FP17s for Band 1 Urgent Courses	26	545	4.8%	9.0%	9.3%	9.1%
% of FP17s Relating to Free Repair or Replacements	3	545	0.6%	0.9%	1.0%	0.8%
% of FP17s Relating to Continuations	3	545	0.6%	1.2%	1.3%	1.1%
% of Patients satisfied with the dentistry they have received	3	4	N/A	91.6%	91.9%	91.7%
% of Patients satisfied with the time they had to wait for an appointment	3	4	N/A	87.6%	88.7%	88.0%

* This is based on patients treated on this contract for their most recent course of treatment. Figures in italics indicate the base number of FP17s or Patient Questionnaire responses are less than 100. N/A is shown where the base number of responses is less than 10 during the period. % is calculated as Quantity/Base number*100

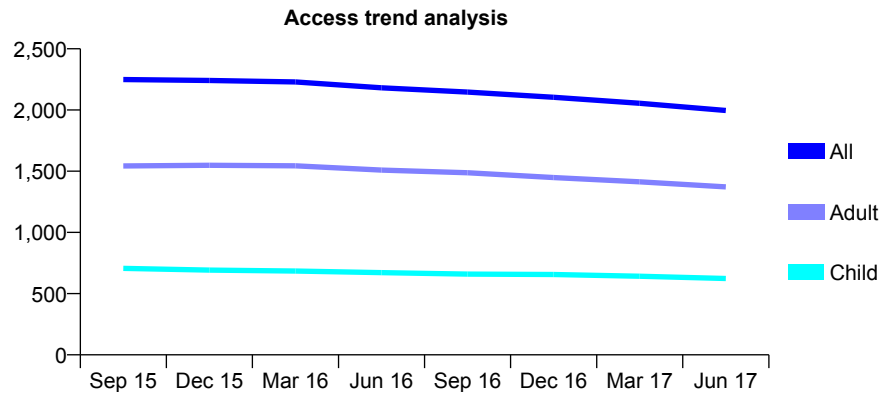
Q52 - Vital Signs At a Glance Contract Report for 123811/0001 - June 2017

Name or company name	Carnegie Dental Clinic Ltd
Contract type name	GDS Contract
Purpose of contract	General
Contract start date	02/07/2007
Contract end date	

17/18 Contracted general activity (UDA)	8,152
Carry forward general activity (UDA)	0
17/18 Contracted orthodontic activity (UOA)	0
Carry forward orthodontic activity (UOA)	0
Baseline contract value	£216,719.85

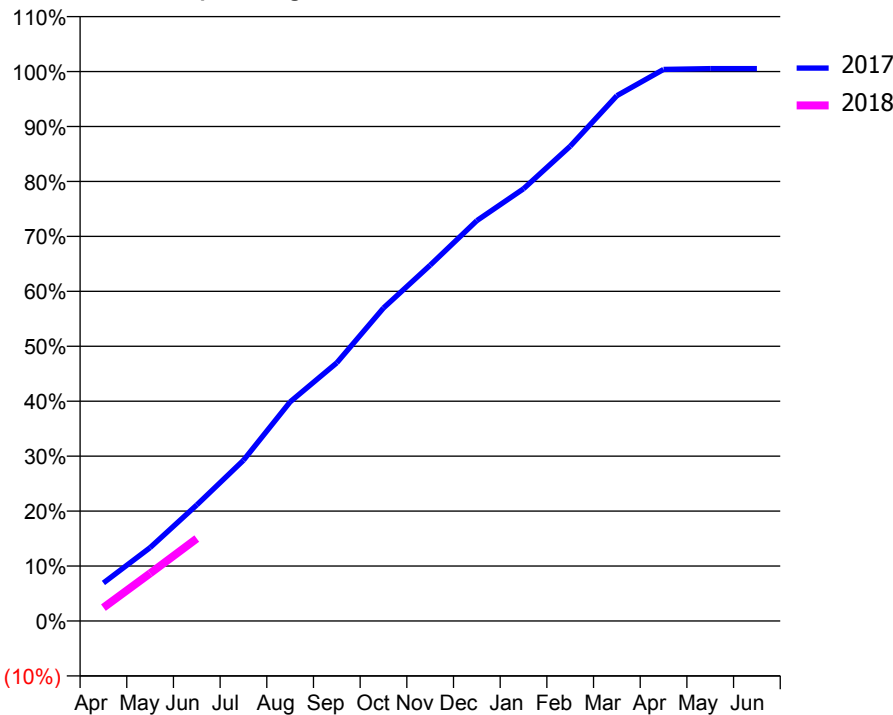
ACCESS*

Patients seen in 24 months	Total	Change since previous quarter
Quarter ending June 2016	2,181	
Quarter ending September 2016	2,147	↓
Quarter ending December 2016	2,104	↓
Quarter ending March 2017	2,055	↓
Quarter ending June 2017	1,996	↓
Variance since June 2016	(8.5%)	↓



ACTIVITY

Cumulative percentage of contracted UDA delivered 2017 & 2018



Adjusted Scheduled Activity (UDA)

Month	2017	2018
April	564	198
May	1,089	708
June	1,723	1,223
July	2,385	
August	3,252	
September	3,831	
October	4,643	
November	5,279	
December	5,940	
January	6,413	
February	7,044	
March	7,793	
April	8,183	
May	8,195	
June	8,195	

QUALITY

	Quantity	Base Number	Contract	AT	Region	England
% of FP17s for the same patient ID Re-attending within 3 months - Children	30	253	11.9%	11.2%	13.0%	12.0%
% of FP17s for the same patient ID Re-attending within 3 months - Adults	82	489	16.8%	15.0%	16.6%	16.0%
% of FP17s for the same patient ID Re-attending between 3 & 9 months - Children	181	253	71.5%	60.3%	59.5%	58.0%
% of FP17s for the same patient ID Re-attending between 3 & 9 months - Adults	319	489	65.2%	54.9%	53.1%	50.9%
% of FP17s for Band 1 Urgent Courses	61	594	10.3%	9.0%	9.3%	9.1%
% of FP17s Relating to Free Repair or Replacements	9	594	1.5%	0.9%	1.0%	0.8%
% of FP17s Relating to Continuations	4	594	0.7%	1.2%	1.3%	1.1%
% of Patients satisfied with the dentistry they have received	10	10	100.0%	91.6%	91.9%	91.7%
% of Patients satisfied with the time they had to wait for an appointment	7	10	70.0%	87.6%	88.7%	88.0%

* This is based on patients treated on this contract for their most recent course of treatment. Figures in italics indicate the base number of FP17s or Patient Questionnaire responses are less than 100. N/A is shown where the base number of responses is less than 10 during the period. % is calculated as Quantity/Base number*100

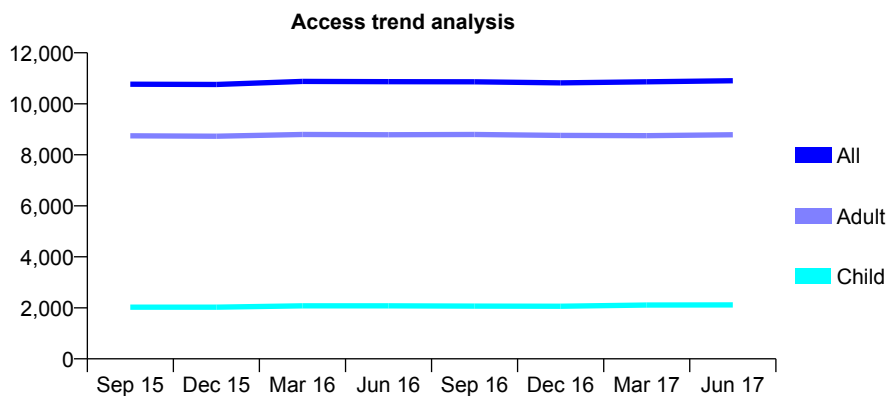
Q52 - Vital Signs At a Glance Contract Report for 125237/0001 - June 2017

Name or company name	Horbury Dental Care Limited
Contract type name	GDS Contract
Purpose of contract	General
Contract start date	01/04/2011
Contract end date	

17/18 Contracted general activity (UDA)	30,037
Carry forward general activity (UDA)	0
17/18 Contracted orthodontic activity (UOA)	0
Carry forward orthodontic activity (UOA)	0
Baseline contract value	£1,128,886.29

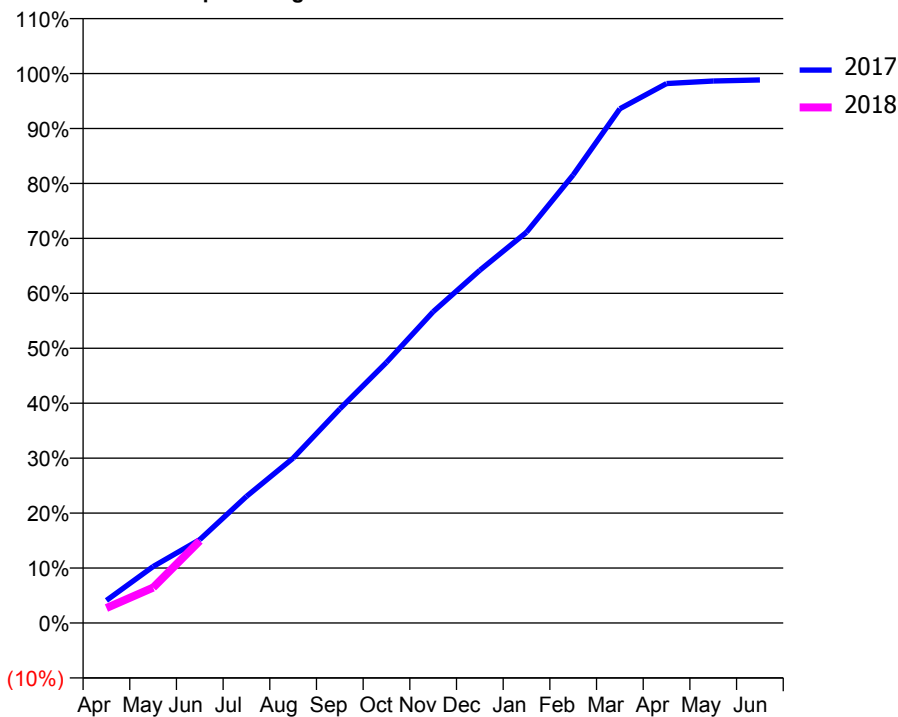
ACCESS*

Patients seen in 24 months	Total	Change since previous quarter
Quarter ending June 2016	10,866	
Quarter ending September 2016	10,865	→
Quarter ending December 2016	10,823	→
Quarter ending March 2017	10,862	→
Quarter ending June 2017	10,903	→
Variance since June 2016	0.3%	→



ACTIVITY

Cumulative percentage of contracted UDA delivered 2017 & 2018



Month	Adjusted Scheduled Activity (UDA)	
	2017	2018
April	1,235	823
May	3,086	1,938
June	4,560	4,491
July	6,924	
August	9,011	
September	11,700	
October	14,249	
November	17,013	
December	19,280	
January	21,363	
February	24,495	
March	28,113	
April	29,488	
May	29,626	
June	29,683	

QUALITY

	Quantity	Base Number	Contract	AT	Region	England
% of FP17s for the same patient ID Re-attending within 3 months - Children	58	734	7.9%	11.2%	13.0%	12.0%
% of FP17s for the same patient ID Re-attending within 3 months - Adults	302	2,540	11.9%	15.0%	16.6%	16.0%
% of FP17s for the same patient ID Re-attending between 3 & 9 months - Children	473	734	64.4%	60.3%	59.5%	58.0%
% of FP17s for the same patient ID Re-attending between 3 & 9 months - Adults	1,197	2,540	47.1%	54.9%	53.1%	50.9%
% of FP17s for Band 1 Urgent Courses	135	2,574	5.2%	9.0%	9.3%	9.1%
% of FP17s Relating to Free Repair or Replacements	30	2,574	1.2%	0.9%	1.0%	0.8%
% of FP17s Relating to Continuations	75	2,574	2.9%	1.2%	1.3%	1.1%
% of Patients satisfied with the dentistry they have received	23	25	92.0%	91.6%	91.9%	91.7%
% of Patients satisfied with the time they had to wait for an appointment	23	25	92.0%	87.6%	88.7%	88.0%

* This is based on patients treated on this contract for their most recent course of treatment. Figures in italics indicate the base number of FP17s or Patient Questionnaire responses are less than 100. N/A is shown where the base number of responses is less than 10 during the period. % is calculated as Quantity/Base number*100

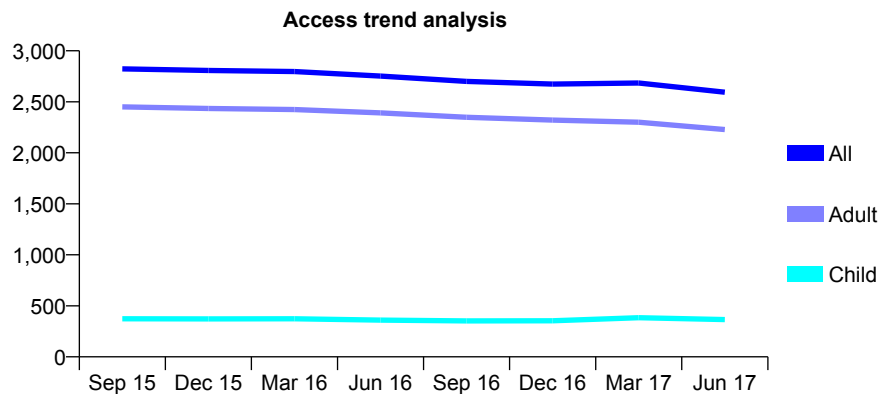
Q52 - Vital Signs At a Glance Contract Report for 128031/0001 - June 2017

Name or company name	JIGL Ltd
Contract type name	GDS Contract
Purpose of contract	General
Contract start date	01/01/2011
Contract end date	

17/18 Contracted general activity (UDA)	8,000
Carry forward general activity (UDA)	0
17/18 Contracted orthodontic activity (UOA)	0
Carry forward orthodontic activity (UOA)	0
Baseline contract value	£254,388.69

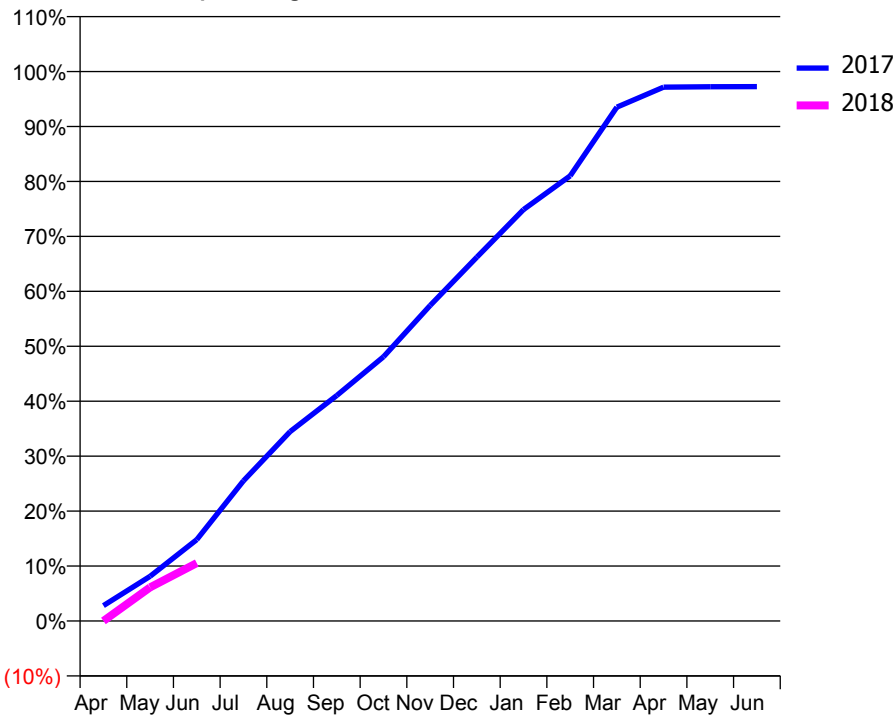
ACCESS*

Patients seen in 24 months	Total	Change since previous quarter
Quarter ending June 2016	2,752	
Quarter ending September 2016	2,700	↓
Quarter ending December 2016	2,674	→
Quarter ending March 2017	2,684	→
Quarter ending June 2017	2,594	↓
Variance since June 2016	(5.7%)	↓



ACTIVITY

Cumulative percentage of contracted UDA delivered 2017 & 2018



Month	Adjusted Scheduled Activity (UDA)	
	2017	2018
April	225	0
May	651	490
June	1,184	844
July	2,040	
August	2,757	
September	3,283	
October	3,846	
November	4,594	
December	5,297	
January	5,990	
February	6,481	
March	7,481	
April	7,772	
May	7,779	
June	7,780	

QUALITY

	Quantity	Base Number	Contract	AT	Region	England
% of FP17s for the same patient ID Re-attending within 3 months - Children	3	74	4.1%	11.2%	13.0%	12.0%
% of FP17s for the same patient ID Re-attending within 3 months - Adults	33	486	6.8%	15.0%	16.6%	16.0%
% of FP17s for the same patient ID Re-attending between 3 & 9 months - Children	48	74	64.9%	60.3%	59.5%	58.0%
% of FP17s for the same patient ID Re-attending between 3 & 9 months - Adults	334	486	68.7%	54.9%	53.1%	50.9%
% of FP17s for Band 1 Urgent Courses	44	427	10.3%	9.0%	9.3%	9.1%
% of FP17s Relating to Free Repair or Replacements	1	427	0.2%	0.9%	1.0%	0.8%
% of FP17s Relating to Continuations	0	427	0.0%	1.2%	1.3%	1.1%
% of Patients satisfied with the dentistry they have received	8	8	N/A	91.6%	91.9%	91.7%
% of Patients satisfied with the time they had to wait for an appointment	7	8	N/A	87.6%	88.7%	88.0%

* This is based on patients treated on this contract for their most recent course of treatment. Figures in italics indicate the base number of FP17s or Patient Questionnaire responses are less than 100. N/A is shown where the base number of responses is less than 10 during the period. % is calculated as Quantity/Base number*100

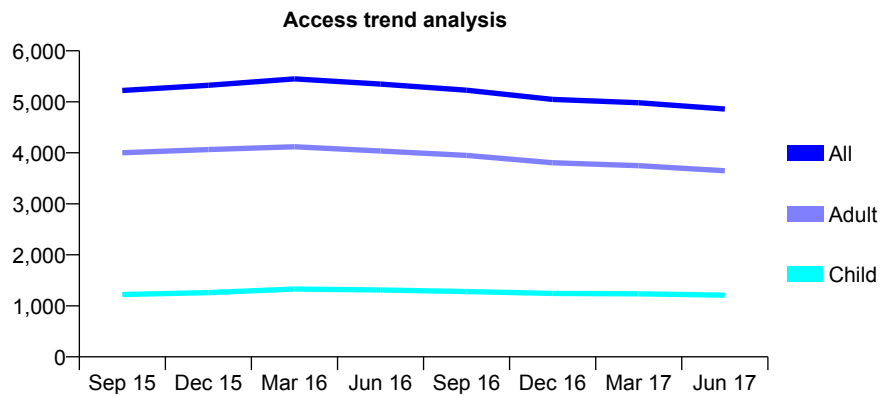
Q52 - Vital Signs At a Glance Contract Report for 128260/0001 - June 2017

Name or company name	Elland Practice Ltd
Contract type name	GDS Contract
Purpose of contract	General
Contract start date	01/08/2008
Contract end date	

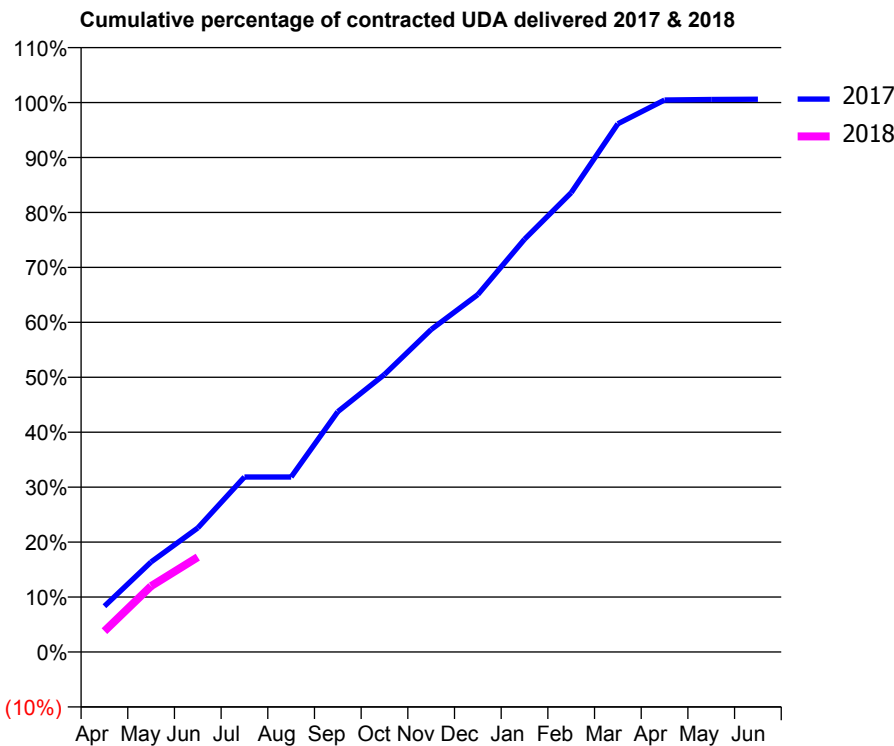
17/18 Contracted general activity (UDA)	16,466
Carry forward general activity (UDA)	0
17/18 Contracted orthodontic activity (UOA)	0
Carry forward orthodontic activity (UOA)	0
Baseline contract value	£460,964.37

ACCESS*

Patients seen in 24 months	Total	Change since previous quarter
Quarter ending June 2016	5,347	
Quarter ending September 2016	5,227	↓
Quarter ending December 2016	5,048	↓
Quarter ending March 2017	4,981	↓
Quarter ending June 2017	4,858	↓
Variance since June 2016	(9.1%)	↓



ACTIVITY



Month	Adjusted Scheduled Activity (UDA)	
	2017	2018
April	1,372	626
May	2,699	1,974
June	3,717	2,842
July	5,245	
August	5,245	
September	7,202	
October	8,317	
November	9,663	
December	10,711	
January	12,371	
February	13,762	
March	15,829	
April	16,539	
May	16,557	
June	16,563	

QUALITY

	Quantity	Base Number	Contract	AT	Region	England
% of FP17s for the same patient ID Re-attending within 3 months - Children	37	417	8.9%	11.2%	13.0%	12.0%
% of FP17s for the same patient ID Re-attending within 3 months - Adults	167	1,220	13.7%	15.0%	16.6%	16.0%
% of FP17s for the same patient ID Re-attending between 3 & 9 months - Children	292	417	70.0%	60.3%	59.5%	58.0%
% of FP17s for the same patient ID Re-attending between 3 & 9 months - Adults	852	1,220	69.8%	54.9%	53.1%	50.9%
% of FP17s for Band 1 Urgent Courses	69	1,326	5.2%	9.0%	9.3%	9.1%
% of FP17s Relating to Free Repair or Replacements	4	1,326	0.3%	0.9%	1.0%	0.8%
% of FP17s Relating to Continuations	6	1,326	0.5%	1.2%	1.3%	1.1%
% of Patients satisfied with the dentistry they have received	12	12	100.0%	91.6%	91.9%	91.7%
% of Patients satisfied with the time they had to wait for an appointment	11	12	91.7%	87.6%	88.7%	88.0%

* This is based on patients treated on this contract for their most recent course of treatment. Figures in italics indicate the base number of FP17s or Patient Questionnaire responses are less than 100. N/A is shown where the base number of responses is less than 10 during the period. % is calculated as Quantity/Base number*100

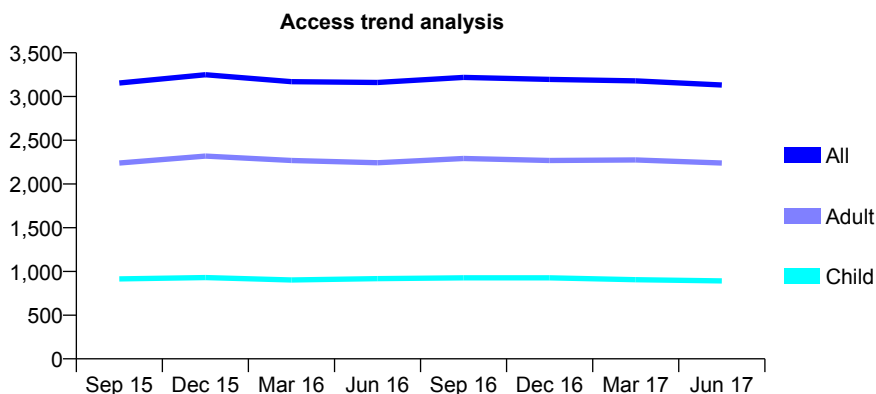
Q52 - Vital Signs At a Glance Contract Report for 129542/0001 - June 2017

Name or company name	Dental Care Centre Ltd
Contract type name	PDS Contract
Purpose of contract	General
Contract start date	01/07/2007
Contract end date	31/03/2018

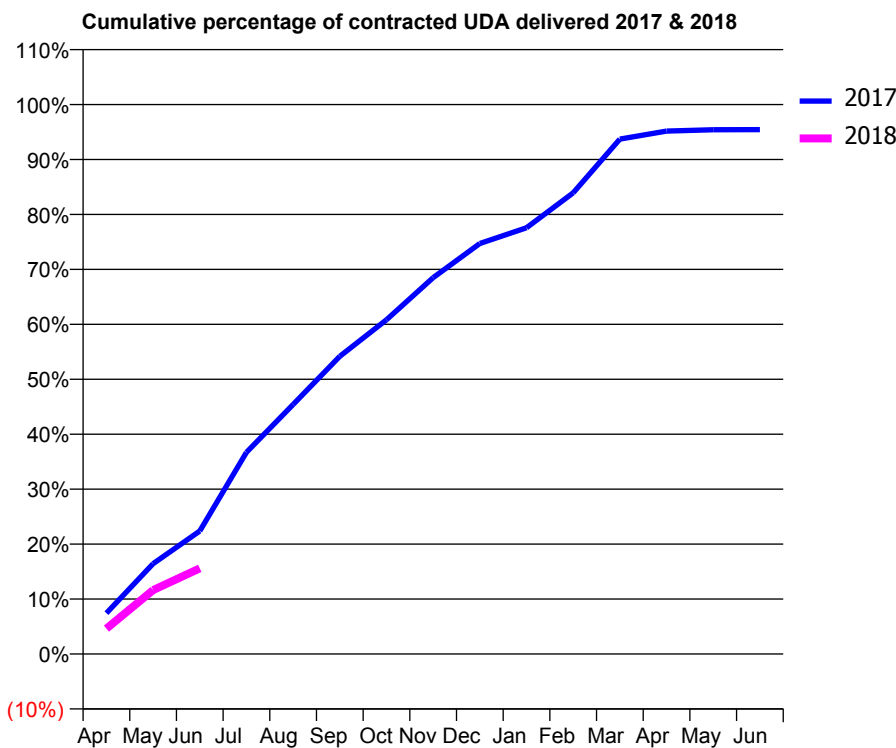
17/18 Contracted general activity (UDA)	9,661
Carry forward general activity (UDA)	0
17/18 Contracted orthodontic activity (UOA)	0
Carry forward orthodontic activity (UOA)	0
Baseline contract value	£358,382.19

ACCESS*

Patients seen in 24 months	Total	Change since previous quarter
Quarter ending June 2016	3,160	
Quarter ending September 2016	3,218	→
Quarter ending December 2016	3,196	→
Quarter ending March 2017	3,179	→
Quarter ending June 2017	3,132	↓
Variance since June 2016	(0.9%)	→



ACTIVITY



Month	Adjusted Scheduled Activity (UDA)	
	2017	2018
April	748	447
May	1,655	1,123
June	2,256	1,505
July	3,697	
August	4,574	
September	5,457	
October	6,127	
November	6,897	
December	7,523	
January	7,811	
February	8,453	
March	9,436	
April	9,585	
May	9,609	
June	9,611	

QUALITY

	Quantity	Base Number	Contract	AT	Region	England
% of FP17s for the same patient ID Re-attending within 3 months - Children	24	284	8.5%	11.2%	13.0%	12.0%
% of FP17s for the same patient ID Re-attending within 3 months - Adults	98	610	16.1%	15.0%	16.6%	16.0%
% of FP17s for the same patient ID Re-attending between 3 & 9 months - Children	195	284	68.7%	60.3%	59.5%	58.0%
% of FP17s for the same patient ID Re-attending between 3 & 9 months - Adults	354	610	58.0%	54.9%	53.1%	50.9%
% of FP17s for Band 1 Urgent Courses	72	750	9.6%	9.0%	9.3%	9.1%
% of FP17s Relating to Free Repair or Replacements	9	750	1.2%	0.9%	1.0%	0.8%
% of FP17s Relating to Continuations	9	750	1.2%	1.2%	1.3%	1.1%
% of Patients satisfied with the dentistry they have received	3	3	N/A	91.6%	91.9%	91.7%
% of Patients satisfied with the time they had to wait for an appointment	3	3	N/A	87.6%	88.7%	88.0%

* This is based on patients treated on this contract for their most recent course of treatment. Figures in italics indicate the base number of FP17s or Patient Questionnaire responses are less than 100. N/A is shown where the base number of responses is less than 10 during the period. % is calculated as Quantity/Base number*100

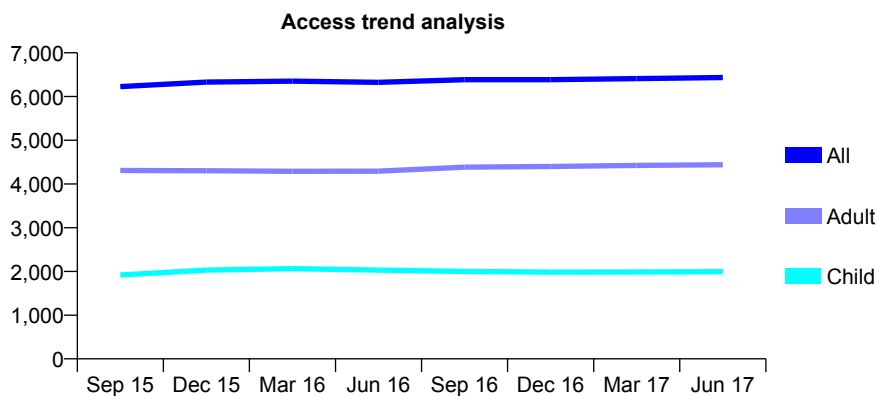
Q52 - Vital Signs At a Glance Contract Report for 129941/0001 - June 2017

Name or company name	Eclipse (Batley) Ltd
Contract type name	GDS Contract
Purpose of contract	General
Contract start date	06/04/2013
Contract end date	

17/18 Contracted general activity (UDA)	19,148
Carry forward general activity (UDA)	0
17/18 Contracted orthodontic activity (UOA)	0
Carry forward orthodontic activity (UOA)	0
Baseline contract value	£605,629.82

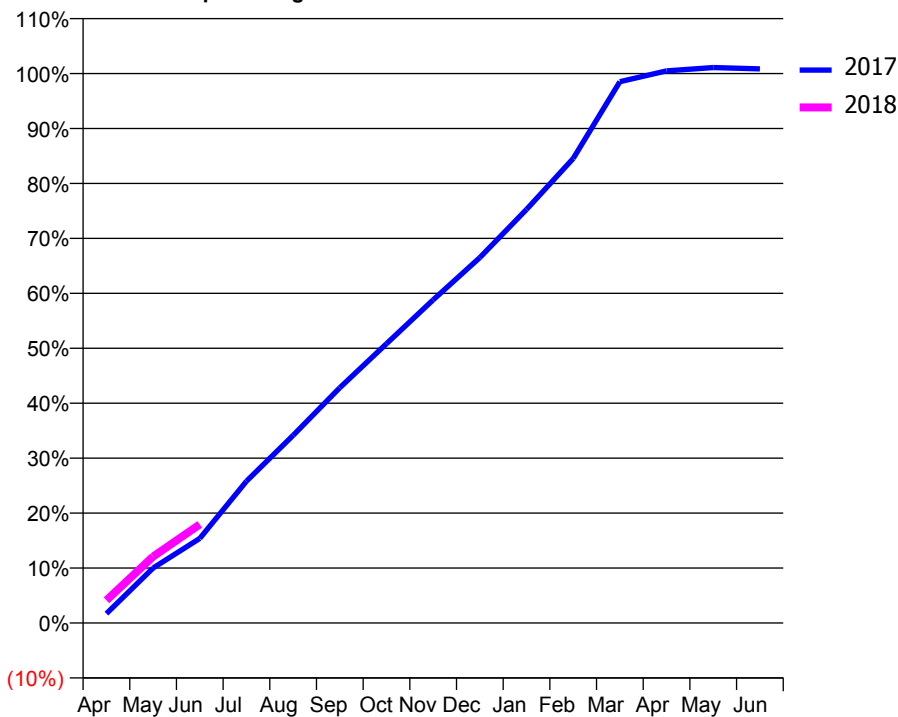
ACCESS*

Patients seen in 24 months	Total	Change since previous quarter
Quarter ending June 2016	6,324	
Quarter ending September 2016	6,385	→
Quarter ending December 2016	6,385	→
Quarter ending March 2017	6,411	→
Quarter ending June 2017	6,433	→
Variance since June 2016	1.7%	→



ACTIVITY

Cumulative percentage of contracted UDA delivered 2017 & 2018



Month	Adjusted Scheduled Activity (UDA)	
	2017	2018
April	329	791
May	1,916	2,315
June	2,947	3,438
July	4,943	
August	6,539	
September	8,198	
October	9,732	
November	11,262	
December	12,735	
January	14,414	
February	16,189	
March	18,862	
April	19,240	
May	19,353	
June	19,307	

QUALITY

	Quantity	Base Number	Contract	AT	Region	England
% of FP17s for the same patient ID Re-attending within 3 months - Children	81	747	10.8%	11.2%	13.0%	12.0%
% of FP17s for the same patient ID Re-attending within 3 months - Adults	210	1,379	15.2%	15.0%	16.6%	16.0%
% of FP17s for the same patient ID Re-attending between 3 & 9 months - Children	470	747	62.9%	60.3%	59.5%	58.0%
% of FP17s for the same patient ID Re-attending between 3 & 9 months - Adults	832	1,379	60.3%	54.9%	53.1%	50.9%
% of FP17s for Band 1 Urgent Courses	100	1,749	5.7%	9.0%	9.3%	9.1%
% of FP17s Relating to Free Repair or Replacements	11	1,749	0.6%	0.9%	1.0%	0.8%
% of FP17s Relating to Continuations	9	1,749	0.5%	1.2%	1.3%	1.1%
% of Patients satisfied with the dentistry they have received	11	14	78.6%	91.6%	91.9%	91.7%
% of Patients satisfied with the time they had to wait for an appointment	12	14	85.7%	87.6%	88.7%	88.0%

* This is based on patients treated on this contract for their most recent course of treatment. Figures in italics indicate the base number of FP17s or Patient Questionnaire responses are less than 100. N/A is shown where the base number of responses is less than 10 during the period. % is calculated as Quantity/Base number*100

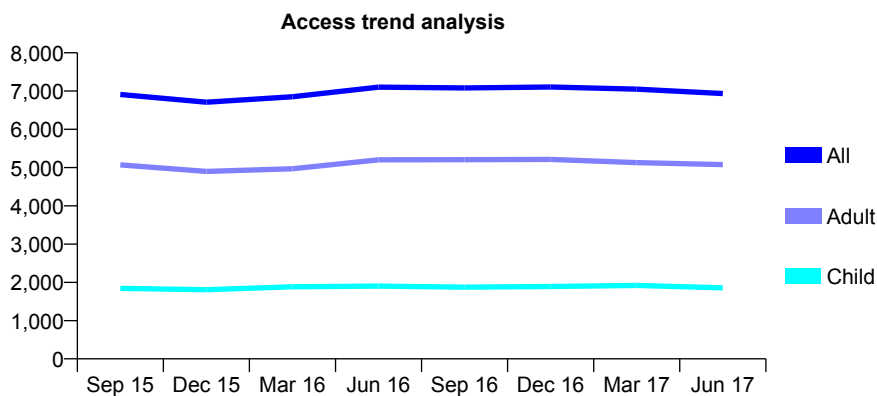
Q52 - Vital Signs At a Glance Contract Report for 131105/0001 - June 2017

Name or company name	Stable Court Dental Surgery Limited
Contract type name	GDS Contract
Purpose of contract	General
Contract start date	12/11/2012
Contract end date	

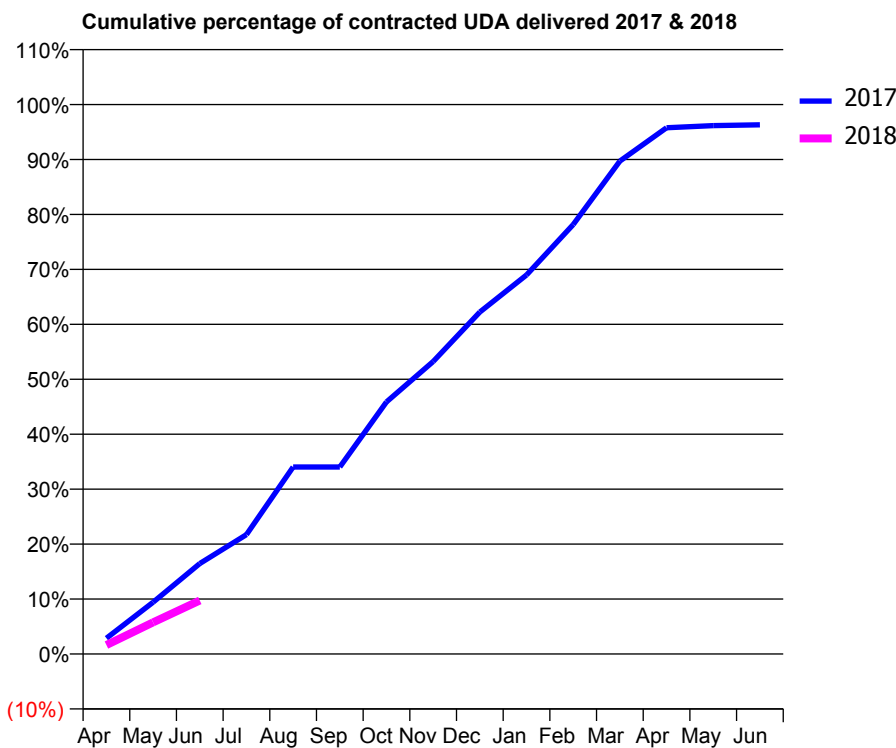
17/18 Contracted general activity (UDA)	18,488
Carry forward general activity (UDA)	0
17/18 Contracted orthodontic activity (UOA)	0
Carry forward orthodontic activity (UOA)	0
Baseline contract value	£638,347.63

ACCESS*

Patients seen in 24 months	Total	Change since previous quarter
Quarter ending June 2016	7,102	
Quarter ending September 2016	7,080	→
Quarter ending December 2016	7,105	→
Quarter ending March 2017	7,049	→
Quarter ending June 2017	6,935	↓
Variance since June 2016	(2.4%)	↓



ACTIVITY



Month	Adjusted Scheduled Activity (UDA)	
	2017	2018
April	533	304
May	1,743	1,066
June	3,043	1,803
July	4,015	
August	6,294	
September	6,294	
October	8,481	
November	9,843	
December	11,505	
January	12,755	
February	14,447	
March	16,582	
April	17,707	
May	17,776	
June	17,803	

QUALITY

	Quantity	Base Number	Contract	AT	Region	England
% of FP17s for the same patient ID Re-attending within 3 months - Children	54	568	9.5%	11.2%	13.0%	12.0%
% of FP17s for the same patient ID Re-attending within 3 months - Adults	301	1,609	18.7%	15.0%	16.6%	16.0%
% of FP17s for the same patient ID Re-attending between 3 & 9 months - Children	371	568	65.3%	60.3%	59.5%	58.0%
% of FP17s for the same patient ID Re-attending between 3 & 9 months - Adults	880	1,609	54.7%	54.9%	53.1%	50.9%
% of FP17s for Band 1 Urgent Courses	115	1,280	9.0%	9.0%	9.3%	9.1%
% of FP17s Relating to Free Repair or Replacements	6	1,280	0.5%	0.9%	1.0%	0.8%
% of FP17s Relating to Continuations	36	1,280	2.8%	1.2%	1.3%	1.1%
% of Patients satisfied with the dentistry they have received	9	10	90.0%	91.6%	91.9%	91.7%
% of Patients satisfied with the time they had to wait for an appointment	8	10	80.0%	87.6%	88.7%	88.0%

* This is based on patients treated on this contract for their most recent course of treatment. Figures in italics indicate the base number of FP17s or Patient Questionnaire responses are less than 100. N/A is shown where the base number of responses is less than 10 during the period. % is calculated as Quantity/Base number*100

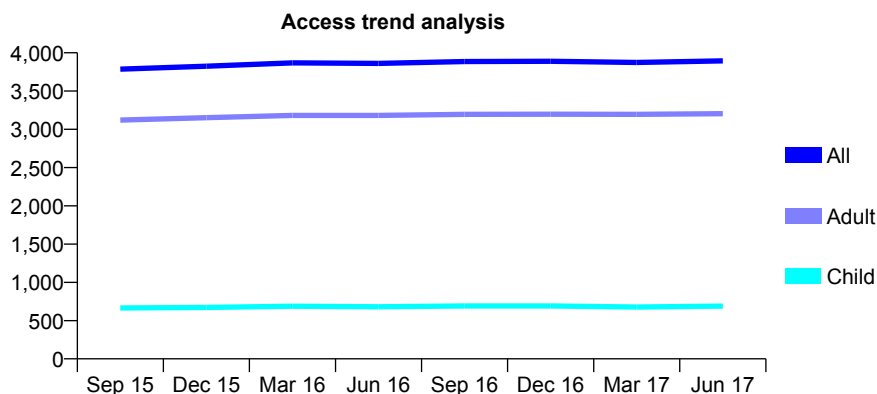
Q52 - Vital Signs At a Glance Contract Report for 131687/0001 - June 2017

Name or company name	Ellis Dental Practice Limited
Contract type name	GDS Contract
Purpose of contract	General
Contract start date	07/04/2010
Contract end date	

17/18 Contracted general activity (UDA)	12,327
Carry forward general activity (UDA)	0
17/18 Contracted orthodontic activity (UOA)	0
Carry forward orthodontic activity (UOA)	0
Baseline contract value	£343,661.79

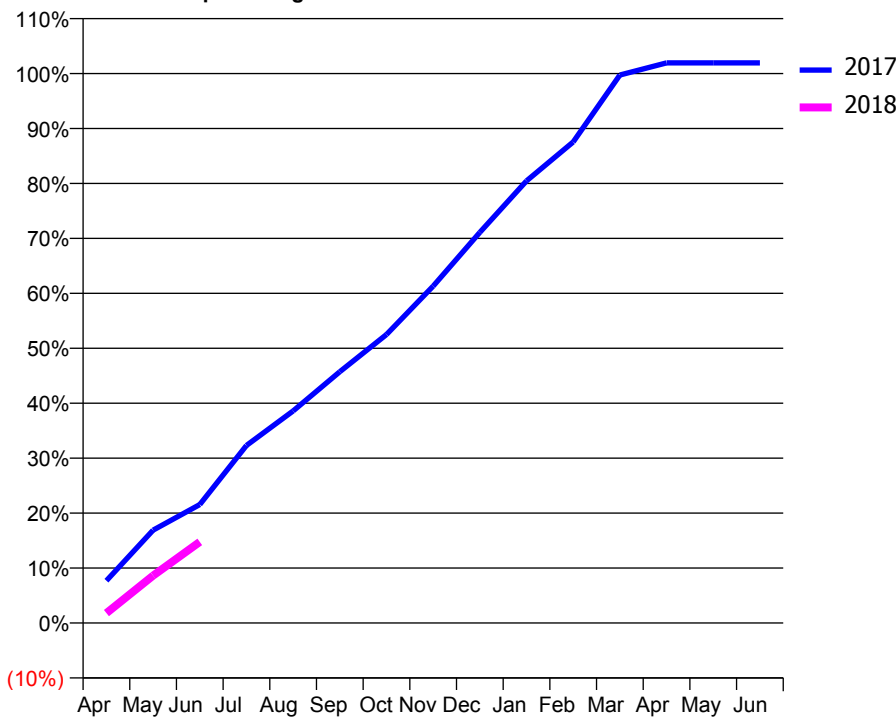
ACCESS*

Patients seen in 24 months	Total	Change since previous quarter
Quarter ending June 2016	3,862	
Quarter ending September 2016	3,886	→
Quarter ending December 2016	3,889	→
Quarter ending March 2017	3,873	→
Quarter ending June 2017	3,894	→
Variance since June 2016	0.8%	→



ACTIVITY

Cumulative percentage of contracted UDA delivered 2017 & 2018



Month	Adjusted Scheduled Activity (UDA)	
	2017	2018
April	950	224
May	2,084	1,062
June	2,657	1,819
July	3,982	
August	4,757	
September	5,639	
October	6,472	
November	7,556	
December	8,762	
January	9,919	
February	10,792	
March	12,293	
April	12,566	
May	12,566	
June	12,566	

QUALITY

	Quantity	Base Number	Contract	AT	Region	England
% of FP17s for the same patient ID Re-attending within 3 months - Children	6	203	3.0%	11.2%	13.0%	12.0%
% of FP17s for the same patient ID Re-attending within 3 months - Adults	150	951	15.8%	15.0%	16.6%	16.0%
% of FP17s for the same patient ID Re-attending between 3 & 9 months - Children	149	203	73.4%	60.3%	59.5%	58.0%
% of FP17s for the same patient ID Re-attending between 3 & 9 months - Adults	553	951	58.1%	54.9%	53.1%	50.9%
% of FP17s for Band 1 Urgent Courses	107	1,052	10.2%	9.0%	9.3%	9.1%
% of FP17s Relating to Free Repair or Replacements	4	1,052	0.4%	0.9%	1.0%	0.8%
% of FP17s Relating to Continuations	11	1,052	1.0%	1.2%	1.3%	1.1%
% of Patients satisfied with the dentistry they have received	7	8	N/A	91.6%	91.9%	91.7%
% of Patients satisfied with the time they had to wait for an appointment	6	8	N/A	87.6%	88.7%	88.0%

* This is based on patients treated on this contract for their most recent course of treatment. Figures in italics indicate the base number of FP17s or Patient Questionnaire responses are less than 100. N/A is shown where the base number of responses is less than 10 during the period. % is calculated as Quantity/Base number*100

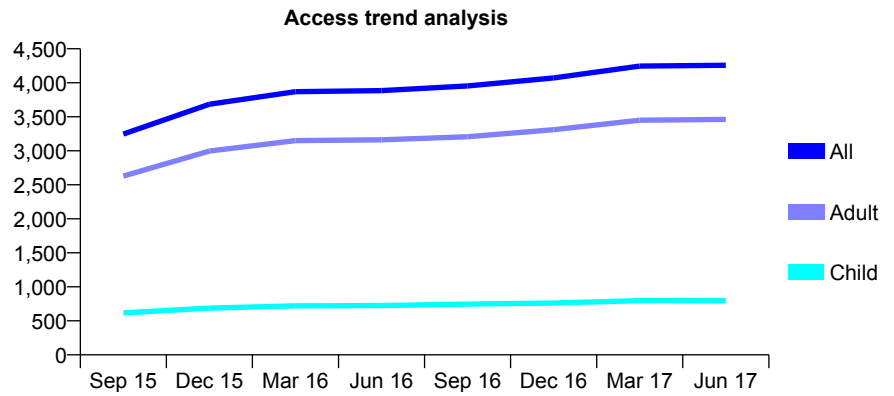
Q52 - Vital Signs At a Glance Contract Report for 132926/0001 - June 2017

Name or company name	The Leeds Dental Team Limited
Contract type name	GDS Contract
Purpose of contract	General
Contract start date	01/12/2007
Contract end date	

17/18 Contracted general activity (UDA)	11,617
Carry forward general activity (UDA)	0
17/18 Contracted orthodontic activity (UOA)	0
Carry forward orthodontic activity (UOA)	0
Baseline contract value	£339,481.10

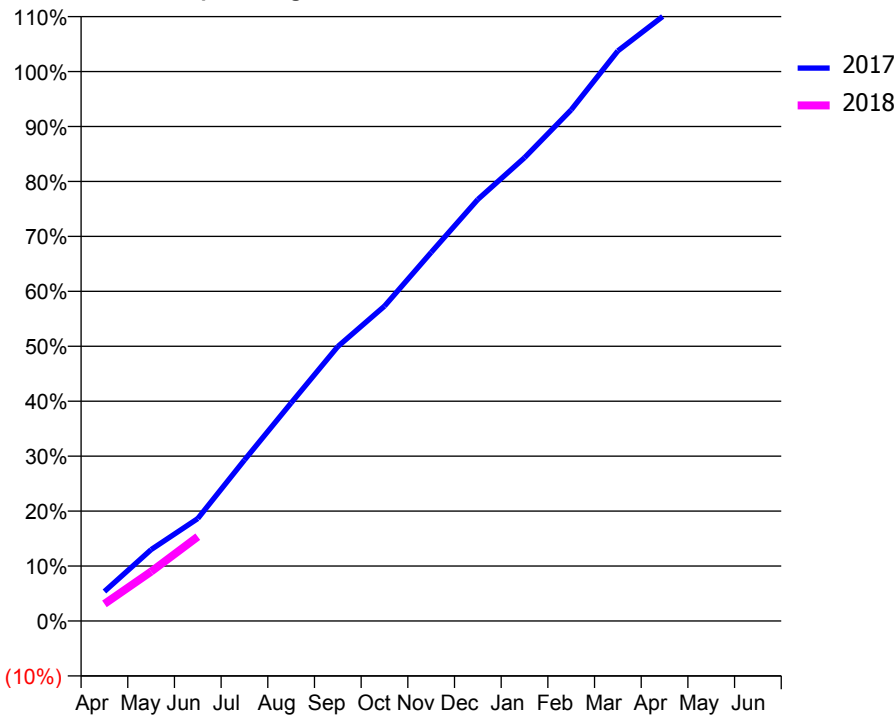
ACCESS*

Patients seen in 24 months	Total	Change since previous quarter
Quarter ending June 2016	3,885	
Quarter ending September 2016	3,953	→
Quarter ending December 2016	4,072	↑
Quarter ending March 2017	4,247	↑
Quarter ending June 2017	4,258	→
Variance since June 2016	9.6%	↑



ACTIVITY

Cumulative percentage of contracted UDA delivered 2017 & 2018



Month	Adjusted Scheduled Activity (UDA)	
	2017	2018
April	624	364
May	1,509	1,044
June	2,165	1,784
July	3,405	
August	4,610	
September	5,804	
October	6,658	
November	7,792	
December	8,913	
January	9,796	
February	10,807	
March	12,054	
April	12,810	
May	12,849	
June	12,849	

QUALITY

	Quantity	Base Number	Contract	AT	Region	England
% of FP17s for the same patient ID Re-attending within 3 months - Children	30	323	9.3%	11.2%	13.0%	12.0%
% of FP17s for the same patient ID Re-attending within 3 months - Adults	236	1,058	22.3%	15.0%	16.6%	16.0%
% of FP17s for the same patient ID Re-attending between 3 & 9 months - Children	222	323	68.7%	60.3%	59.5%	58.0%
% of FP17s for the same patient ID Re-attending between 3 & 9 months - Adults	563	1,058	53.2%	54.9%	53.1%	50.9%
% of FP17s for Band 1 Urgent Courses	136	1,129	12.0%	9.0%	9.3%	9.1%
% of FP17s Relating to Free Repair or Replacements	17	1,129	1.5%	0.9%	1.0%	0.8%
% of FP17s Relating to Continuations	17	1,129	1.5%	1.2%	1.3%	1.1%
% of Patients satisfied with the dentistry they have received	7	7	N/A	91.6%	91.9%	91.7%
% of Patients satisfied with the time they had to wait for an appointment	7	7	N/A	87.6%	88.7%	88.0%

* This is based on patients treated on this contract for their most recent course of treatment. Figures in italics indicate the base number of FP17s or Patient Questionnaire responses are less than 100. N/A is shown where the base number of responses is less than 10 during the period. % is calculated as Quantity/Base number*100

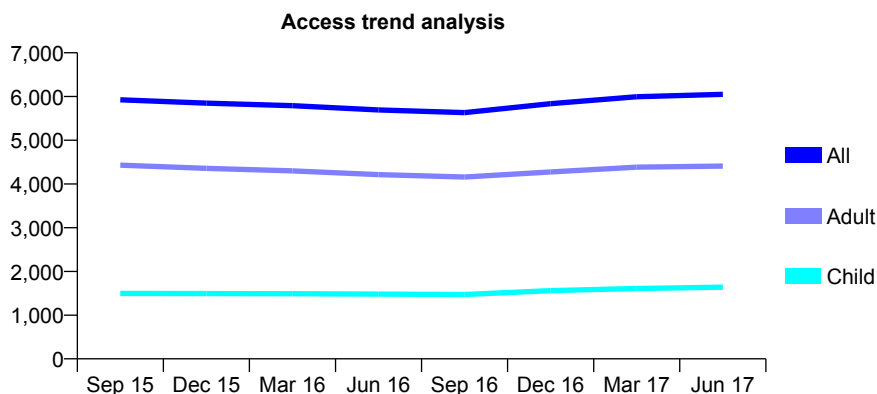
Q52 - Vital Signs At a Glance Contract Report for 133981/0001 - June 2017

Name or company name	Farsley Dental Practice Limited
Contract type name	GDS Contract
Purpose of contract	General
Contract start date	01/04/2008
Contract end date	

17/18 Contracted general activity (UDA)	17,651
Carry forward general activity (UDA)	0
17/18 Contracted orthodontic activity (UOA)	0
Carry forward orthodontic activity (UOA)	0
Baseline contract value	£532,169.55

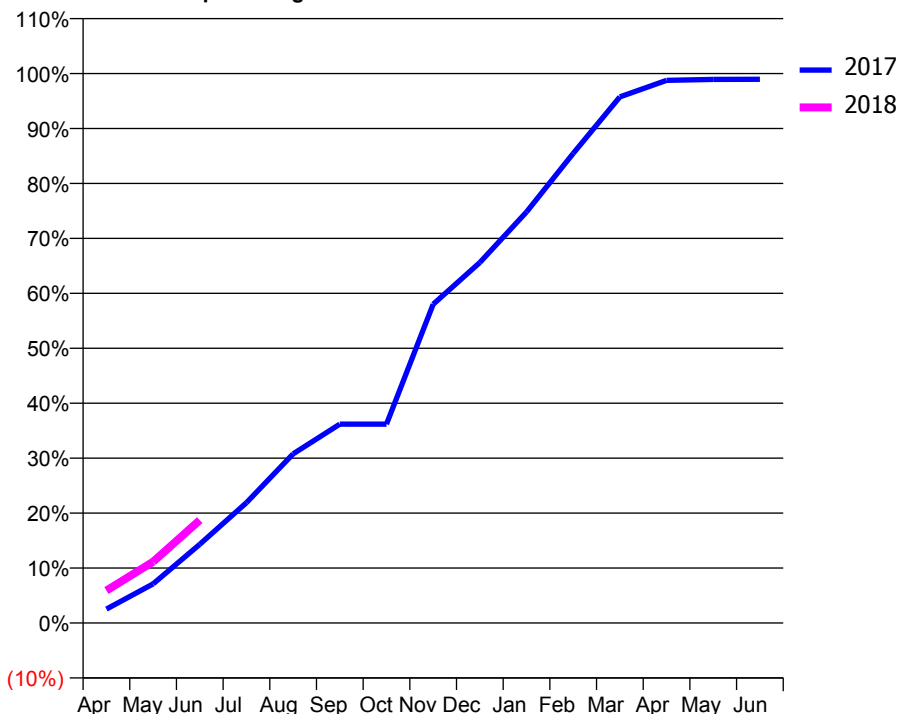
ACCESS*

Patients seen in 24 months	Total	Change since previous quarter
Quarter ending June 2016	5,694	
Quarter ending September 2016	5,632	↓
Quarter ending December 2016	5,835	↑
Quarter ending March 2017	5,994	↑
Quarter ending June 2017	6,050	→
Variance since June 2016	6.3%	↑



ACTIVITY

Cumulative percentage of contracted UDA delivered 2017 & 2018



Month	Adjusted Scheduled Activity (UDA)	
	2017	2018
April	448	1,041
May	1,259	1,967
June	2,527	3,306
July	3,866	
August	5,434	
September	6,387	
October	6,387	
November	10,238	
December	11,579	
January	13,202	
February	15,084	
March	16,899	
April	17,433	
May	17,459	
June	17,463	

QUALITY

	Quantity	Base Number	Contract	AT	Region	England
% of FP17s for the same patient ID Re-attending within 3 months - Children	35	584	6.0%	11.2%	13.0%	12.0%
% of FP17s for the same patient ID Re-attending within 3 months - Adults	188	1,481	12.7%	15.0%	16.6%	16.0%
% of FP17s for the same patient ID Re-attending between 3 & 9 months - Children	397	584	68.0%	60.3%	59.5%	58.0%
% of FP17s for the same patient ID Re-attending between 3 & 9 months - Adults	940	1,481	63.5%	54.9%	53.1%	50.9%
% of FP17s for Band 1 Urgent Courses	93	1,718	5.4%	9.0%	9.3%	9.1%
% of FP17s Relating to Free Repair or Replacements	4	1,718	0.2%	0.9%	1.0%	0.8%
% of FP17s Relating to Continuations	6	1,718	0.3%	1.2%	1.3%	1.1%
% of Patients satisfied with the dentistry they have received	11	11	100.0%	91.6%	91.9%	91.7%
% of Patients satisfied with the time they had to wait for an appointment	10	11	90.9%	87.6%	88.7%	88.0%

* This is based on patients treated on this contract for their most recent course of treatment. Figures in italics indicate the base number of FP17s or Patient Questionnaire responses are less than 100. N/A is shown where the base number of responses is less than 10 during the period. % is calculated as Quantity/Base number*100

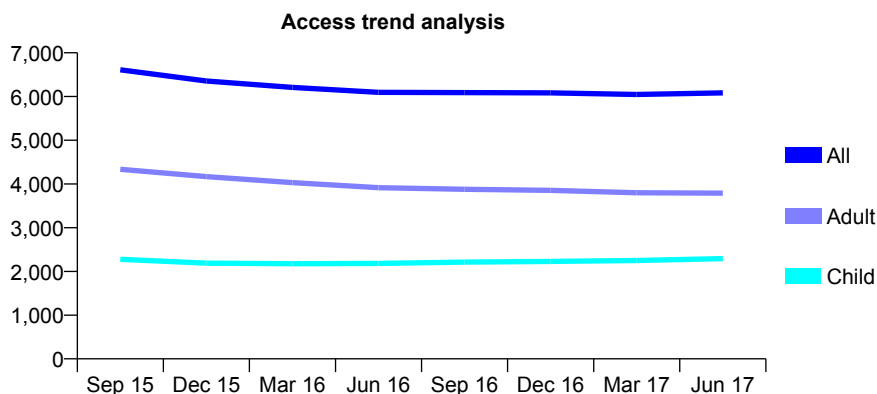
Q52 - Vital Signs At a Glance Contract Report for 135658/0001 - June 2017

Name or company name	Fartown Limited
Contract type name	GDS Contract
Purpose of contract	General
Contract start date	01/05/2013
Contract end date	

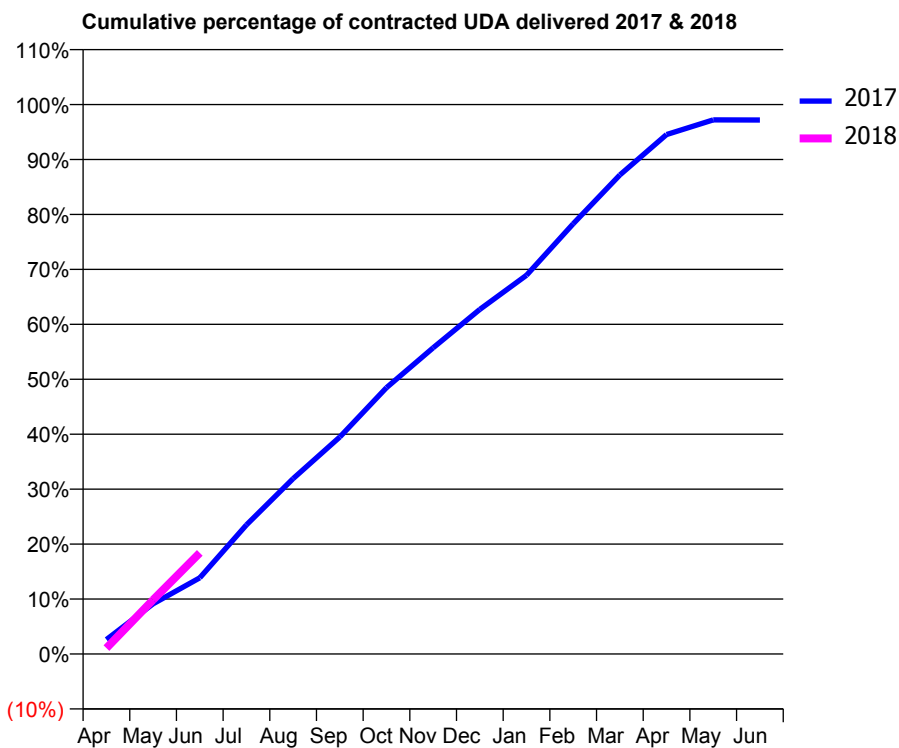
17/18 Contracted general activity (UDA)	21,000
Carry forward general activity (UDA)	0
17/18 Contracted orthodontic activity (UOA)	0
Carry forward orthodontic activity (UOA)	0
Baseline contract value	£581,669.45

ACCESS*

Patients seen in 24 months	Total	Change since previous quarter
Quarter ending June 2016	6,097	
Quarter ending September 2016	6,091	→
Quarter ending December 2016	6,082	→
Quarter ending March 2017	6,048	→
Quarter ending June 2017	6,082	→
Variance since June 2016	(0.2%)	→



ACTIVITY



Month	Adjusted Scheduled Activity (UDA)	
	2017	2018
April	551	226
May	1,917	2,070
June	2,915	3,868
July	4,937	
August	6,704	
September	8,291	
October	10,181	
November	11,703	
December	13,170	
January	14,477	
February	16,443	
March	18,307	
April	19,852	
May	20,415	
June	20,407	

QUALITY

	Quantity	Base Number	Contract	AT	Region	England
% of FP17s for the same patient ID Re-attending within 3 months - Children	92	1,101	8.4%	11.2%	13.0%	12.0%
% of FP17s for the same patient ID Re-attending within 3 months - Adults	330	1,614	20.4%	15.0%	16.6%	16.0%
% of FP17s for the same patient ID Re-attending between 3 & 9 months - Children	572	1,101	52.0%	60.3%	59.5%	58.0%
% of FP17s for the same patient ID Re-attending between 3 & 9 months - Adults	746	1,614	46.2%	54.9%	53.1%	50.9%
% of FP17s for Band 1 Urgent Courses	234	1,748	13.4%	9.0%	9.3%	9.1%
% of FP17s Relating to Free Repair or Replacements	1	1,748	0.1%	0.9%	1.0%	0.8%
% of FP17s Relating to Continuations	1	1,748	0.1%	1.2%	1.3%	1.1%
% of Patients satisfied with the dentistry they have received	6	6	N/A	91.6%	91.9%	91.7%
% of Patients satisfied with the time they had to wait for an appointment	5	6	N/A	87.6%	88.7%	88.0%

* This is based on patients treated on this contract for their most recent course of treatment. Figures in italics indicate the base number of FP17s or Patient Questionnaire responses are less than 100. N/A is shown where the base number of responses is less than 10 during the period. % is calculated as Quantity/Base number*100

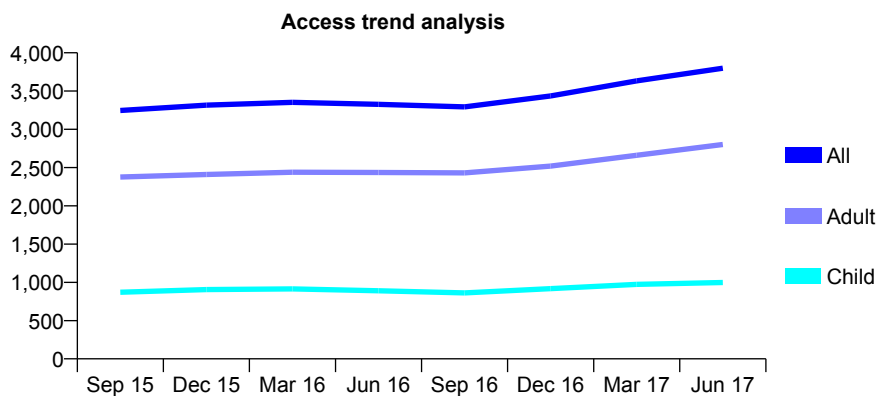
Q52 - Vital Signs At a Glance Contract Report for 138401/0001 - June 2017

Name or company name	Beechwood Dental Practice Ltd
Contract type name	GDS Contract
Purpose of contract	General
Contract start date	01/01/2011
Contract end date	

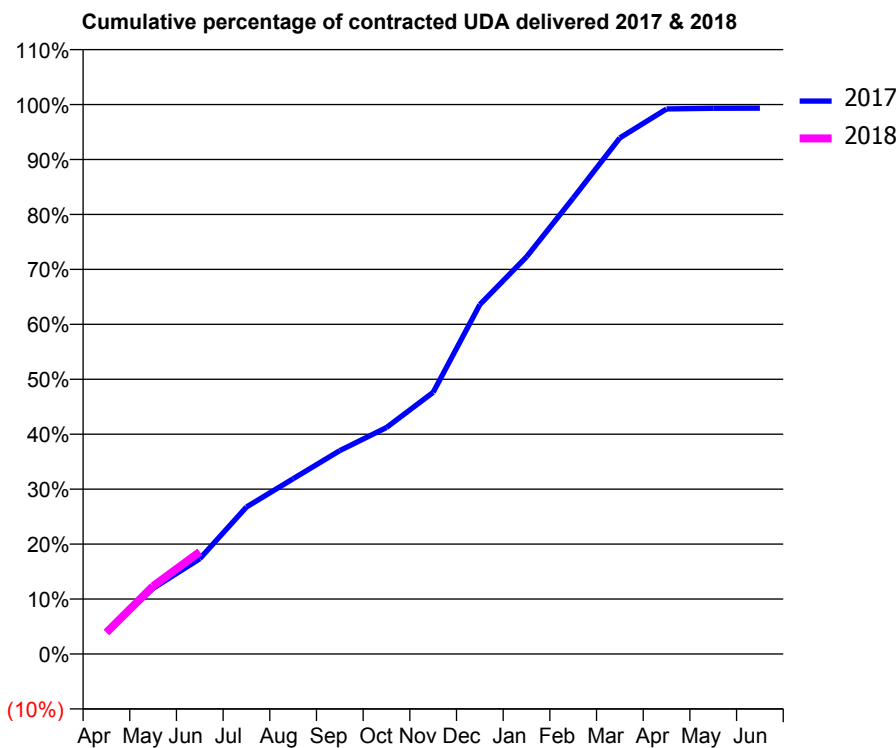
17/18 Contracted general activity (UDA)	12,770
Carry forward general activity (UDA)	0
17/18 Contracted orthodontic activity (UOA)	0
Carry forward orthodontic activity (UOA)	0
Baseline contract value	£374,977.63

ACCESS*

Patients seen in 24 months	Total	Change since previous quarter
Quarter ending June 2016	3,326	
Quarter ending September 2016	3,293	→
Quarter ending December 2016	3,437	↑
Quarter ending March 2017	3,633	↑
Quarter ending June 2017	3,798	↑
Variance since June 2016	14.2%	↑



ACTIVITY



Month	Adjusted Scheduled Activity (UDA)	
	2017	2018
April	512	502
May	1,526	1,579
June	2,214	2,374
July	3,417	
August	4,073	
September	4,728	
October	5,263	
November	6,082	
December	8,121	
January	9,230	
February	10,597	
March	11,993	
April	12,666	
May	12,682	
June	12,685	

QUALITY

	Quantity	Base Number	Contract	AT	Region	England
% of FP17s for the same patient ID Re-attending within 3 months - Children	44	344	12.8%	11.2%	13.0%	12.0%
% of FP17s for the same patient ID Re-attending within 3 months - Adults	198	939	21.1%	15.0%	16.6%	16.0%
% of FP17s for the same patient ID Re-attending between 3 & 9 months - Children	143	344	41.6%	60.3%	59.5%	58.0%
% of FP17s for the same patient ID Re-attending between 3 & 9 months - Adults	321	939	34.2%	54.9%	53.1%	50.9%
% of FP17s for Band 1 Urgent Courses	165	1,049	15.7%	9.0%	9.3%	9.1%
% of FP17s Relating to Free Repair or Replacements	25	1,049	2.4%	0.9%	1.0%	0.8%
% of FP17s Relating to Continuations	21	1,049	2.0%	1.2%	1.3%	1.1%
% of Patients satisfied with the dentistry they have received	4	5	N/A	91.6%	91.9%	91.7%
% of Patients satisfied with the time they had to wait for an appointment	4	5	N/A	87.6%	88.7%	88.0%

* This is based on patients treated on this contract for their most recent course of treatment. Figures in italics indicate the base number of FP17s or Patient Questionnaire responses are less than 100. N/A is shown where the base number of responses is less than 10 during the period. % is calculated as Quantity/Base number*100

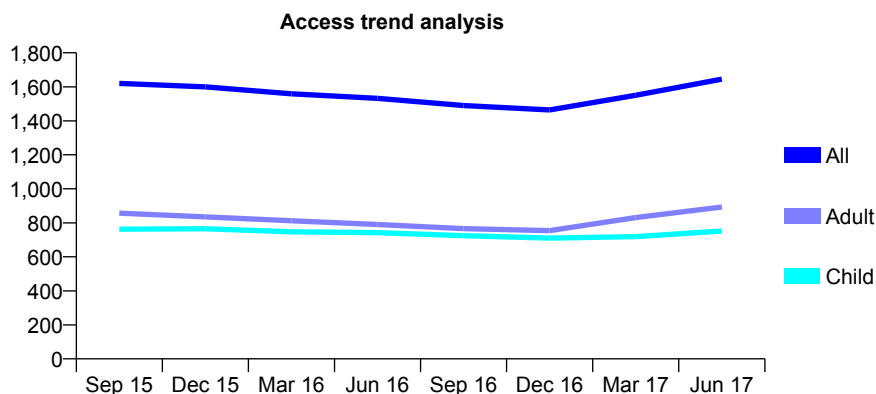
Q52 - Vital Signs At a Glance Contract Report for 138509/0002 - June 2017

Name or company name	Marlborough Road Dental Practice
Contract type name	GDS Contract
Purpose of contract	General
Contract start date	07/09/2010
Contract end date	

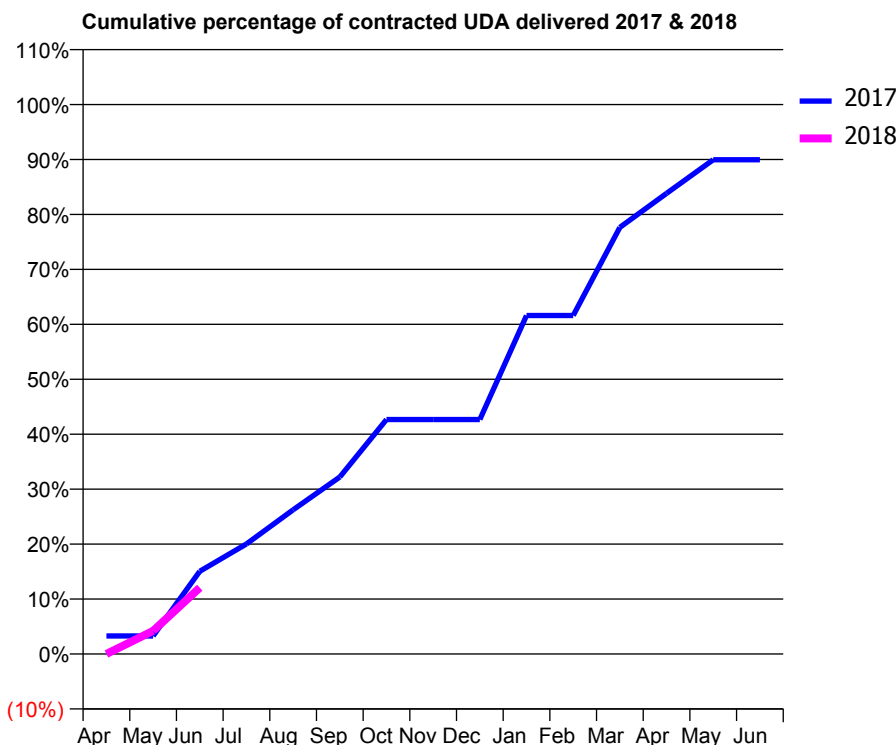
17/18 Contracted general activity (UDA)	6,781
Carry forward general activity (UDA)	0
17/18 Contracted orthodontic activity (UOA)	0
Carry forward orthodontic activity (UOA)	0
Baseline contract value	£199,224.56

ACCESS*

Patients seen in 24 months	Total	Change since previous quarter
Quarter ending June 2016	1,532	
Quarter ending September 2016	1,490	↓
Quarter ending December 2016	1,464	↓
Quarter ending March 2017	1,550	↑
Quarter ending June 2017	1,645	↑
Variance since June 2016	7.4%	↑



ACTIVITY



Adjusted Scheduled Activity (UDA)		
Month	2017	2018
April	216	0
May	216	285
June	993	818
July	1,319	
August	1,729	
September	2,123	
October	2,811	
November	2,811	
December	2,811	
January	4,059	
February	4,059	
March	5,116	
April	5,523	
May	5,926	
June	5,926	

QUALITY

	Quantity	Base Number	Contract	AT	Region	England
% of FP17s for the same patient ID Re-attending within 3 months - Children	35	397	8.8%	11.2%	13.0%	12.0%
% of FP17s for the same patient ID Re-attending within 3 months - Adults	35	387	9.0%	15.0%	16.6%	16.0%
% of FP17s for the same patient ID Re-attending between 3 & 9 months - Children	245	397	61.7%	60.3%	59.5%	58.0%
% of FP17s for the same patient ID Re-attending between 3 & 9 months - Adults	218	387	56.3%	54.9%	53.1%	50.9%
% of FP17s for Band 1 Urgent Courses	26	428	6.1%	9.0%	9.3%	9.1%
% of FP17s Relating to Free Repair or Replacements	0	428	0.0%	0.9%	1.0%	0.8%
% of FP17s Relating to Continuations	1	428	0.2%	1.2%	1.3%	1.1%
% of Patients satisfied with the dentistry they have received	2	2	N/A	91.6%	91.9%	91.7%
% of Patients satisfied with the time they had to wait for an appointment	1	2	N/A	87.6%	88.7%	88.0%

* This is based on patients treated on this contract for their most recent course of treatment. Figures in italics indicate the base number of FP17s or Patient Questionnaire responses are less than 100. N/A is shown where the base number of responses is less than 10 during the period. % is calculated as Quantity/Base number*100

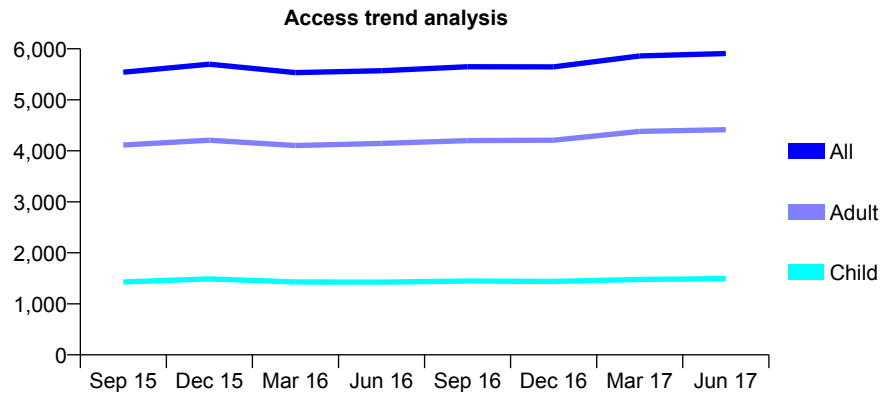
Q52 - Vital Signs At a Glance Contract Report for 138924/0001 - June 2017

Name or company name	Clayton Dental Practice Ltd
Contract type name	PDS Contract
Purpose of contract	General
Contract start date	01/01/2012
Contract end date	31/12/2021

17/18 Contracted general activity (UDA)	15,103
Carry forward general activity (UDA)	0
17/18 Contracted orthodontic activity (UOA)	0
Carry forward orthodontic activity (UOA)	0
Baseline contract value	£471,232.18

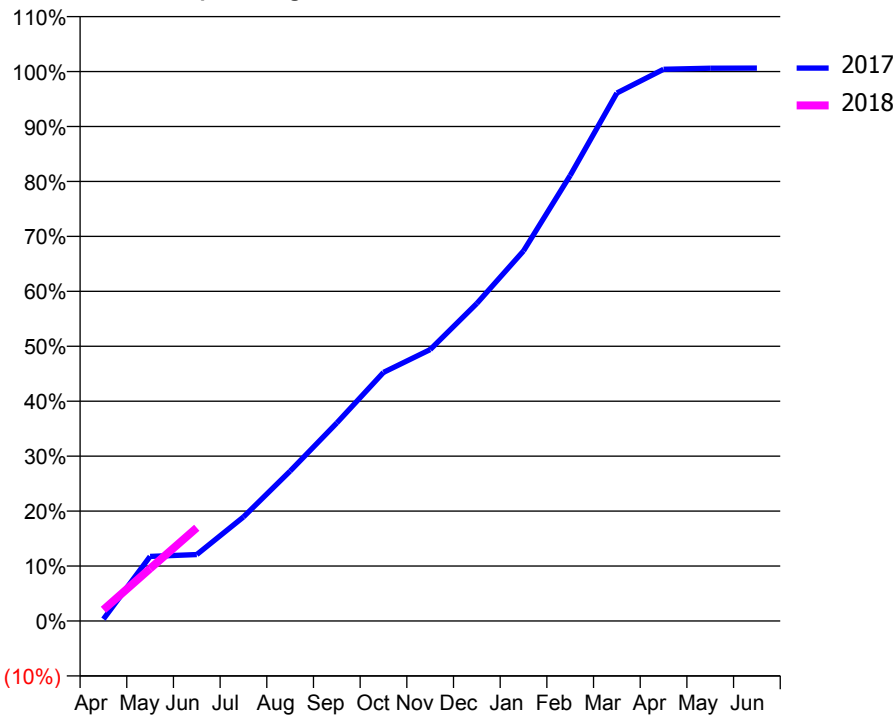
ACCESS*

Patients seen in 24 months	Total	Change since previous quarter
Quarter ending June 2016	5,569	
Quarter ending September 2016	5,649	→
Quarter ending December 2016	5,646	→
Quarter ending March 2017	5,859	↑
Quarter ending June 2017	5,908	→
Variance since June 2016	6.1%	↑



ACTIVITY

Cumulative percentage of contracted UDA delivered 2017 & 2018



Month	Adjusted Scheduled Activity (UDA)	
	2017	2018
April	54	309
May	1,777	1,441
June	1,827	2,563
July	2,861	
August	4,120	
September	5,446	
October	6,833	
November	7,462	
December	8,727	
January	10,174	
February	12,248	
March	14,513	
April	15,164	
May	15,192	
June	15,196	

QUALITY

	Quantity	Base Number	Contract	AT	Region	England
% of FP17s for the same patient ID Re-attending within 3 months - Children	46	482	9.5%	11.2%	13.0%	12.0%
% of FP17s for the same patient ID Re-attending within 3 months - Adults	175	1,255	13.9%	15.0%	16.6%	16.0%
% of FP17s for the same patient ID Re-attending between 3 & 9 months - Children	251	482	52.1%	60.3%	59.5%	58.0%
% of FP17s for the same patient ID Re-attending between 3 & 9 months - Adults	564	1,255	44.9%	54.9%	53.1%	50.9%
% of FP17s for Band 1 Urgent Courses	106	1,456	7.3%	9.0%	9.3%	9.1%
% of FP17s Relating to Free Repair or Replacements	29	1,456	2.0%	0.9%	1.0%	0.8%
% of FP17s Relating to Continuations	6	1,456	0.4%	1.2%	1.3%	1.1%
% of Patients satisfied with the dentistry they have received	7	7	N/A	91.6%	91.9%	91.7%
% of Patients satisfied with the time they had to wait for an appointment	7	7	N/A	87.6%	88.7%	88.0%

* This is based on patients treated on this contract for their most recent course of treatment. Figures in italics indicate the base number of FP17s or Patient Questionnaire responses are less than 100. N/A is shown where the base number of responses is less than 10 during the period. % is calculated as Quantity/Base number*100

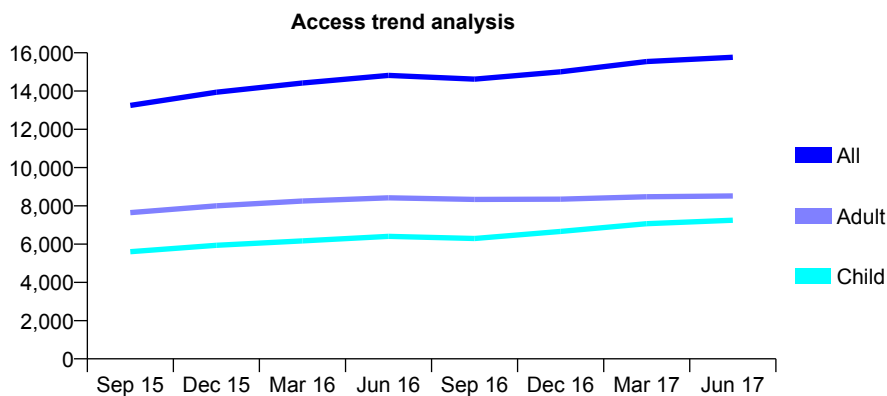
Q52 - Vital Signs At a Glance Contract Report for 139599/0001 - June 2017

Name or company name	Allerton Dental Limited
Contract type name	GDS Contract
Purpose of contract	General
Contract start date	01/08/2014
Contract end date	

17/18 Contracted general activity (UDA)	44,531
Carry forward general activity (UDA)	0
17/18 Contracted orthodontic activity (UOA)	0
Carry forward orthodontic activity (UOA)	0
Baseline contract value	£1,181,404.63

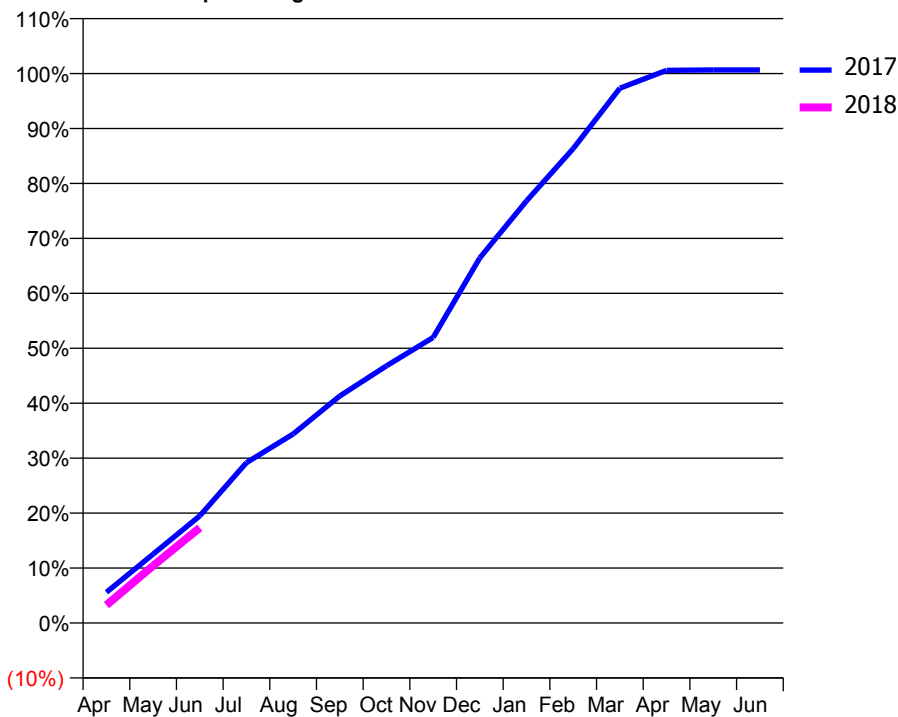
ACCESS*

Patients seen in 24 months	Total	Change since previous quarter
Quarter ending June 2016	14,817	
Quarter ending September 2016	14,626	↓
Quarter ending December 2016	15,006	↑
Quarter ending March 2017	15,540	↑
Quarter ending June 2017	15,766	→
Variance since June 2016	6.4%	↑



ACTIVITY

Cumulative percentage of contracted UDA delivered 2017 & 2018



Month	Adjusted Scheduled Activity (UDA)	
	2017	2018
April	2,488	1,449
May	5,573	4,637
June	8,663	7,718
July	12,965	
August	15,285	
September	18,355	
October	20,791	
November	23,085	
December	29,523	
January	34,126	
February	38,356	
March	43,235	
April	44,680	
May	44,721	
June	44,713	

QUALITY

	Quantity	Base Number	Contract	AT	Region	England
% of FP17s for the same patient ID Re-attending within 3 months - Children	277	2,648	10.5%	11.2%	13.0%	12.0%
% of FP17s for the same patient ID Re-attending within 3 months - Adults	267	2,579	10.4%	15.0%	16.6%	16.0%
% of FP17s for the same patient ID Re-attending between 3 & 9 months - Children	1,607	2,648	60.7%	60.3%	59.5%	58.0%
% of FP17s for the same patient ID Re-attending between 3 & 9 months - Adults	1,616	2,579	62.7%	54.9%	53.1%	50.9%
% of FP17s for Band 1 Urgent Courses	229	4,427	5.2%	9.0%	9.3%	9.1%
% of FP17s Relating to Free Repair or Replacements	20	4,427	0.5%	0.9%	1.0%	0.8%
% of FP17s Relating to Continuations	16	4,427	0.4%	1.2%	1.3%	1.1%
% of Patients satisfied with the dentistry they have received	33	37	89.2%	91.6%	91.9%	91.7%
% of Patients satisfied with the time they had to wait for an appointment	34	37	91.9%	87.6%	88.7%	88.0%

* This is based on patients treated on this contract for their most recent course of treatment. Figures in italics indicate the base number of FP17s or Patient Questionnaire responses are less than 100. N/A is shown where the base number of responses is less than 10 during the period. % is calculated as Quantity/Base number*100

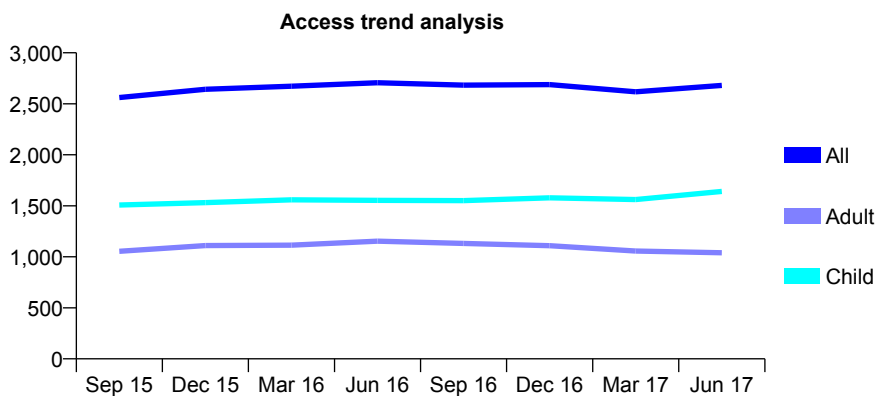
Q52 - Vital Signs At a Glance Contract Report for 140155/0001 - June 2017

Name or company name	S & S Care Limited
Contract type name	GDS Contract
Purpose of contract	General
Contract start date	01/11/2009
Contract end date	

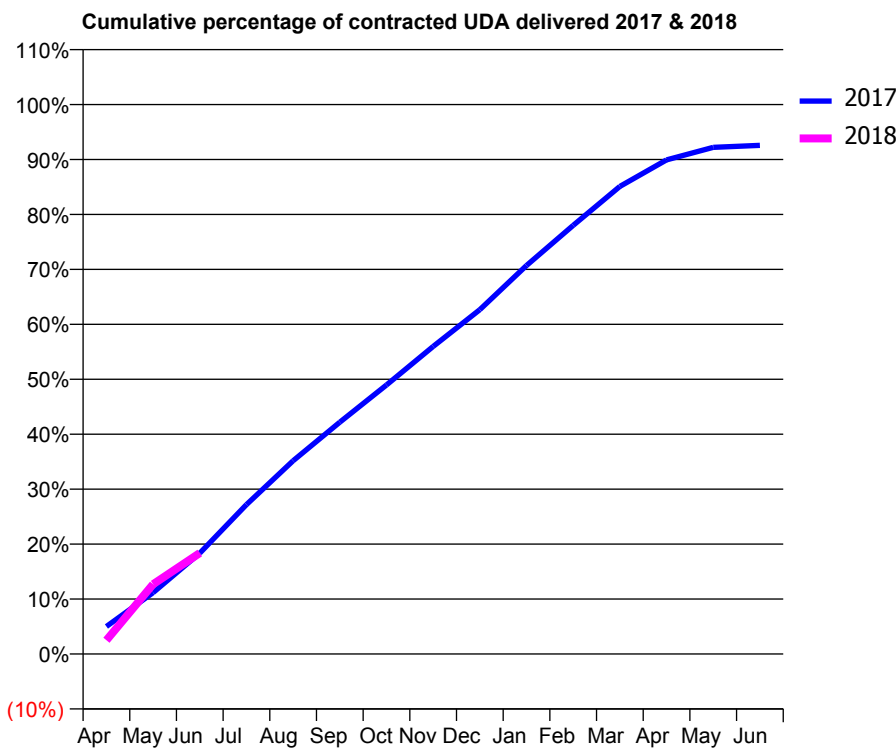
17/18 Contracted general activity (UDA)	6,546
Carry forward general activity (UDA)	0
17/18 Contracted orthodontic activity (UOA)	0
Carry forward orthodontic activity (UOA)	0
Baseline contract value	£245,010.70

ACCESS*

Patients seen in 24 months	Total	Change since previous quarter
Quarter ending June 2016	2,707	
Quarter ending September 2016	2,683	→
Quarter ending December 2016	2,688	→
Quarter ending March 2017	2,618	↓
Quarter ending June 2017	2,681	↑
Variance since June 2016	(1.0%)	→



ACTIVITY



Month	Adjusted Scheduled Activity (UDA)	
	2017	2018
April	327	165
May	731	832
June	1,202	1,203
July	1,780	
August	2,303	
September	2,762	
October	3,204	
November	3,664	
December	4,102	
January	4,628	
February	5,107	
March	5,570	
April	5,886	
May	6,035	
June	6,059	

QUALITY

	Quantity	Base Number	Contract	AT	Region	England
% of FP17s for the same patient ID Re-attending within 3 months - Children	60	699	8.6%	11.2%	13.0%	12.0%
% of FP17s for the same patient ID Re-attending within 3 months - Adults	32	344	9.3%	15.0%	16.6%	16.0%
% of FP17s for the same patient ID Re-attending between 3 & 9 months - Children	388	699	55.5%	60.3%	59.5%	58.0%
% of FP17s for the same patient ID Re-attending between 3 & 9 months - Adults	175	344	50.9%	54.9%	53.1%	50.9%
% of FP17s for Band 1 Urgent Courses	20	723	2.8%	9.0%	9.3%	9.1%
% of FP17s Relating to Free Repair or Replacements	0	723	0.0%	0.9%	1.0%	0.8%
% of FP17s Relating to Continuations	0	723	0.0%	1.2%	1.3%	1.1%
% of Patients satisfied with the dentistry they have received	0	0	N/A	91.6%	91.9%	91.7%
% of Patients satisfied with the time they had to wait for an appointment	0	0	N/A	87.6%	88.7%	88.0%

* This is based on patients treated on this contract for their most recent course of treatment. Figures in italics indicate the base number of FP17s or Patient Questionnaire responses are less than 100. N/A is shown where the base number of responses is less than 10 during the period. % is calculated as Quantity/Base number*100

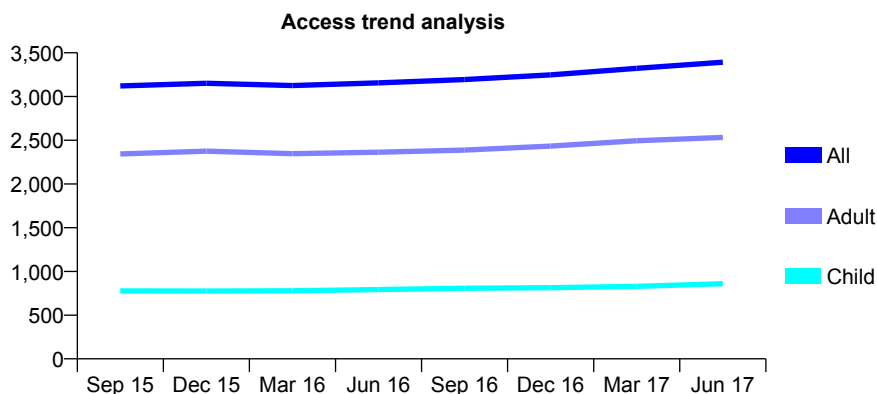
Q52 - Vital Signs At a Glance Contract Report for 140686/0001 - June 2017

Name or company name	C.J. Harker & Associates Ltd
Contract type name	PDS Contract
Purpose of contract	General
Contract start date	01/05/2008
Contract end date	30/04/2018

17/18 Contracted general activity (UDA)	7,582
Carry forward general activity (UDA)	0
17/18 Contracted orthodontic activity (UOA)	0
Carry forward orthodontic activity (UOA)	0
Baseline contract value	£188,129.84

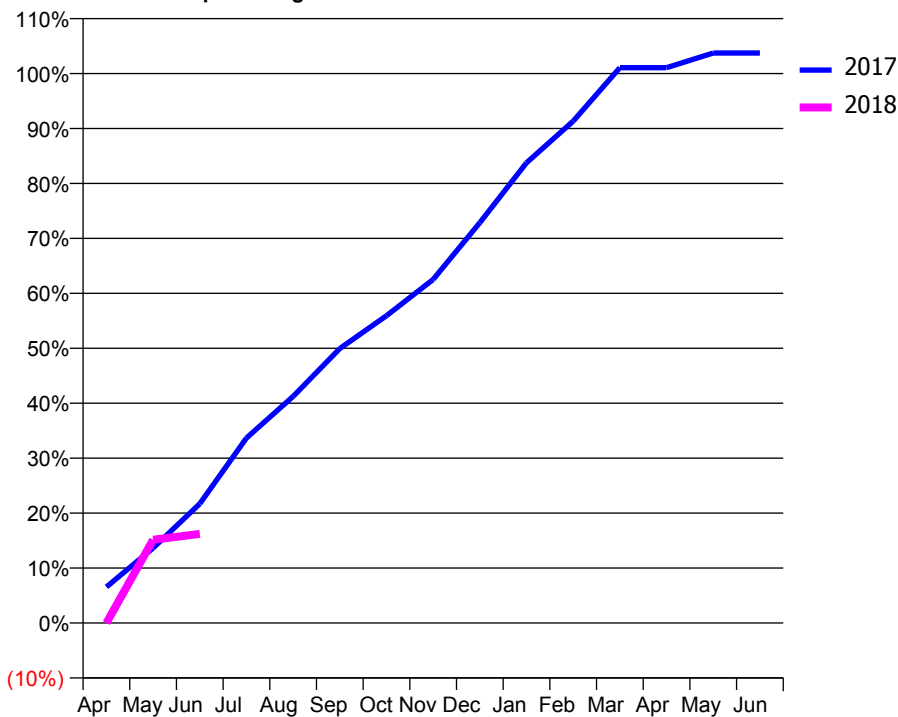
ACCESS*

Patients seen in 24 months	Total	Change since previous quarter
Quarter ending June 2016	3,156	
Quarter ending September 2016	3,194	→
Quarter ending December 2016	3,247	→
Quarter ending March 2017	3,323	↑
Quarter ending June 2017	3,393	↑
Variance since June 2016	7.5%	↑



ACTIVITY

Cumulative percentage of contracted UDA delivered 2017 & 2018



Month	Adjusted Scheduled Activity (UDA)	
	2017	2018
April	497	0
May	1,035	1,148
June	1,645	1,230
July	2,553	
August	3,126	
September	3,787	
October	4,240	
November	4,740	
December	5,525	
January	6,350	
February	6,925	
March	7,662	
April	7,662	
May	7,865	
June	7,865	

QUALITY

	Quantity	Base Number	Contract	AT	Region	England
% of FP17s for the same patient ID Re-attending within 3 months - Children	8	214	3.7%	11.2%	13.0%	12.0%
% of FP17s for the same patient ID Re-attending within 3 months - Adults	38	533	7.1%	15.0%	16.6%	16.0%
% of FP17s for the same patient ID Re-attending between 3 & 9 months - Children	132	214	61.7%	60.3%	59.5%	58.0%
% of FP17s for the same patient ID Re-attending between 3 & 9 months - Adults	215	533	40.3%	54.9%	53.1%	50.9%
% of FP17s for Band 1 Urgent Courses	17	653	2.6%	9.0%	9.3%	9.1%
% of FP17s Relating to Free Repair or Replacements	4	653	0.6%	0.9%	1.0%	0.8%
% of FP17s Relating to Continuations	11	653	1.7%	1.2%	1.3%	1.1%
% of Patients satisfied with the dentistry they have received	1	1	N/A	91.6%	91.9%	91.7%
% of Patients satisfied with the time they had to wait for an appointment	1	1	N/A	87.6%	88.7%	88.0%

* This is based on patients treated on this contract for their most recent course of treatment. Figures in italics indicate the base number of FP17s or Patient Questionnaire responses are less than 100. N/A is shown where the base number of responses is less than 10 during the period. % is calculated as Quantity/Base number*100

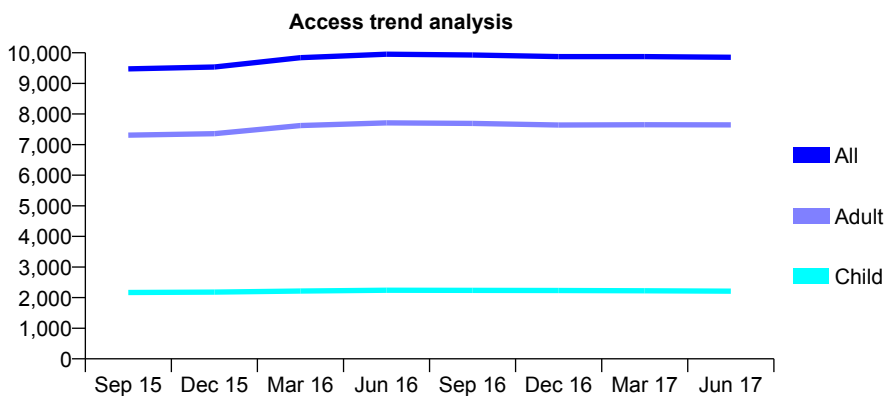
Q52 - Vital Signs At a Glance Contract Report for 140686/0002 - June 2017

Name or company name	C.J. Harker & Associates Ltd
Contract type name	PDS Contract
Purpose of contract	General
Contract start date	01/05/2008
Contract end date	30/04/2018

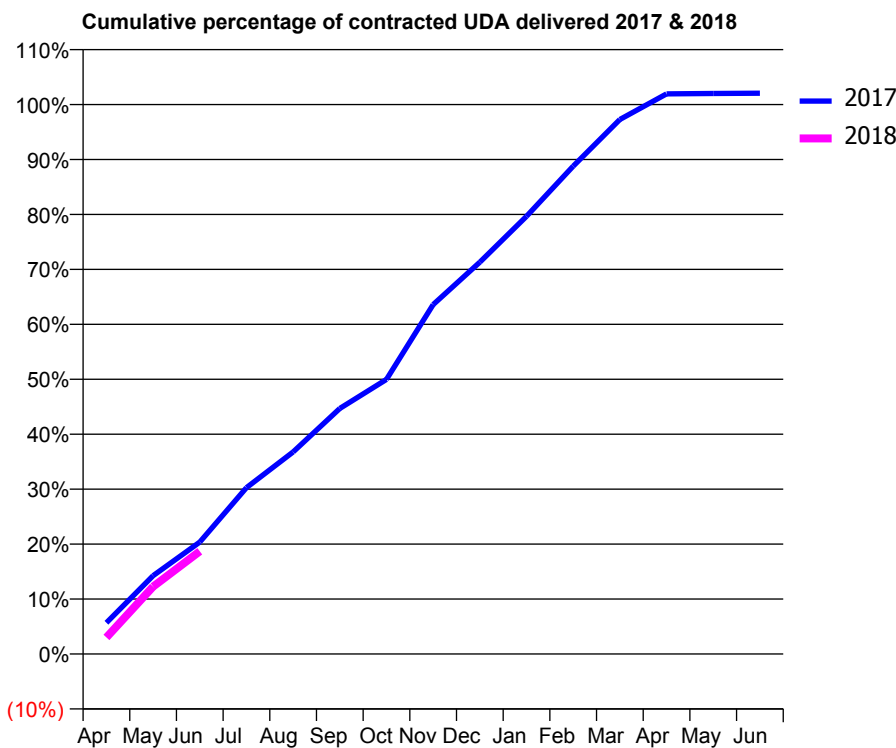
17/18 Contracted general activity (UDA)	24,843
Carry forward general activity (UDA)	0
17/18 Contracted orthodontic activity (UOA)	0
Carry forward orthodontic activity (UOA)	0
Baseline contract value	£687,714.24

ACCESS*

Patients seen in 24 months	Total	Change since previous quarter
Quarter ending June 2016	9,953	
Quarter ending September 2016	9,930	→
Quarter ending December 2016	9,876	→
Quarter ending March 2017	9,875	→
Quarter ending June 2017	9,855	→
Variance since June 2016	(1.0%)	→



ACTIVITY



Month	Adjusted Scheduled Activity (UDA)	
	2017	2018
April	1,414	750
May	3,541	3,050
June	5,062	4,645
July	7,522	
August	9,135	
September	11,099	
October	12,415	
November	15,796	
December	17,713	
January	19,791	
February	22,057	
March	24,165	
April	25,322	
May	25,340	
June	25,351	

QUALITY

	Quantity	Base Number	Contract	AT	Region	England
% of FP17s for the same patient ID Re-attending within 3 months - Children	38	738	5.1%	11.2%	13.0%	12.0%
% of FP17s for the same patient ID Re-attending within 3 months - Adults	261	2,308	11.3%	15.0%	16.6%	16.0%
% of FP17s for the same patient ID Re-attending between 3 & 9 months - Children	528	738	71.5%	60.3%	59.5%	58.0%
% of FP17s for the same patient ID Re-attending between 3 & 9 months - Adults	1,096	2,308	47.5%	54.9%	53.1%	50.9%
% of FP17s for Band 1 Urgent Courses	183	2,528	7.2%	9.0%	9.3%	9.1%
% of FP17s Relating to Free Repair or Replacements	12	2,528	0.5%	0.9%	1.0%	0.8%
% of FP17s Relating to Continuations	37	2,528	1.5%	1.2%	1.3%	1.1%
% of Patients satisfied with the dentistry they have received	11	11	100.0%	91.6%	91.9%	91.7%
% of Patients satisfied with the time they had to wait for an appointment	11	11	100.0%	87.6%	88.7%	88.0%

* This is based on patients treated on this contract for their most recent course of treatment. Figures in italics indicate the base number of FP17s or Patient Questionnaire responses are less than 100. N/A is shown where the base number of responses is less than 10 during the period. % is calculated as Quantity/Base number*100

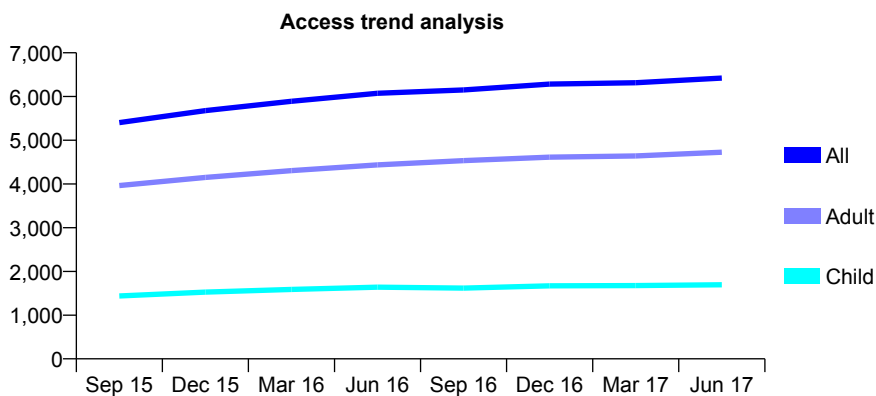
Q52 - Vital Signs At a Glance Contract Report for 141976/0001 - June 2017

Name or company name	Dalton Dental Care
Contract type name	GDS Contract
Purpose of contract	General
Contract start date	01/05/2008
Contract end date	

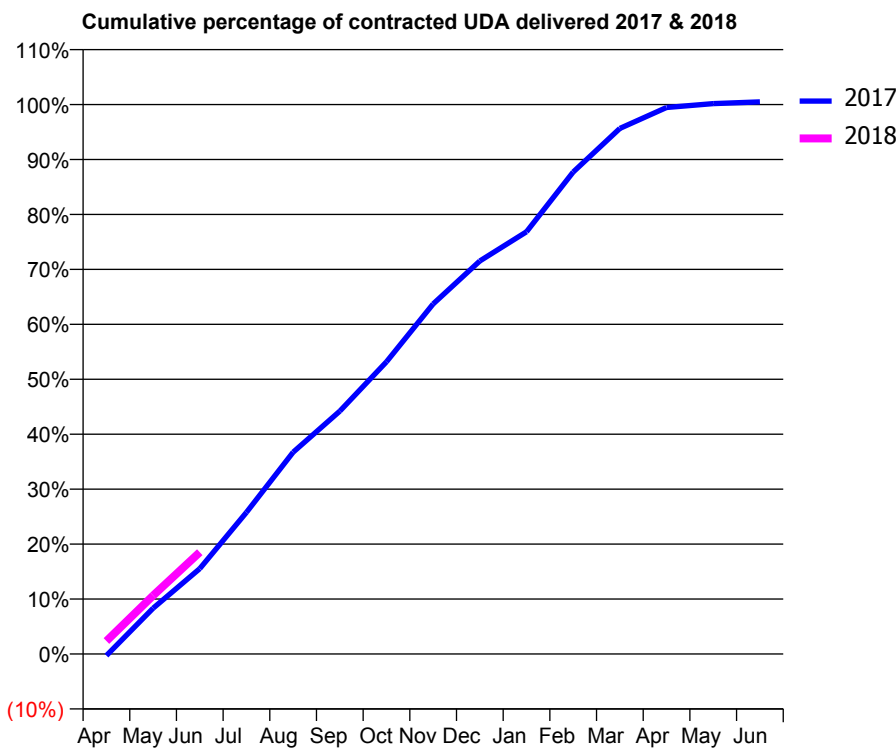
17/18 Contracted general activity (UDA)	18,170
Carry forward general activity (UDA)	0
17/18 Contracted orthodontic activity (UOA)	0
Carry forward orthodontic activity (UOA)	0
Baseline contract value	£552,659.67

ACCESS*

Patients seen in 24 months	Total	Change since previous quarter
Quarter ending June 2016	6,075	
Quarter ending September 2016	6,151	→
Quarter ending December 2016	6,284	↑
Quarter ending March 2017	6,316	→
Quarter ending June 2017	6,422	→
Variance since June 2016	5.7%	↑



ACTIVITY



Month	Adjusted Scheduled Activity (UDA)	
	2017	2018
April	-53	428
May	1,514	1,932
June	2,823	3,365
July	4,685	
August	6,674	
September	8,032	
October	9,665	
November	11,577	
December	12,995	
January	13,964	
February	15,938	
March	17,380	
April	18,070	
May	18,199	
June	18,256	

QUALITY

	Quantity	Base Number	Contract	AT	Region	England
% of FP17s for the same patient ID Re-attending within 3 months - Children	30	533	5.6%	11.2%	13.0%	12.0%
% of FP17s for the same patient ID Re-attending within 3 months - Adults	201	1,660	12.1%	15.0%	16.6%	16.0%
% of FP17s for the same patient ID Re-attending between 3 & 9 months - Children	308	533	57.8%	60.3%	59.5%	58.0%
% of FP17s for the same patient ID Re-attending between 3 & 9 months - Adults	1,019	1,660	61.4%	54.9%	53.1%	50.9%
% of FP17s for Band 1 Urgent Courses	107	1,693	6.3%	9.0%	9.3%	9.1%
% of FP17s Relating to Free Repair or Replacements	9	1,693	0.5%	0.9%	1.0%	0.8%
% of FP17s Relating to Continuations	24	1,693	1.4%	1.2%	1.3%	1.1%
% of Patients satisfied with the dentistry they have received	12	12	100.0%	91.6%	91.9%	91.7%
% of Patients satisfied with the time they had to wait for an appointment	12	12	100.0%	87.6%	88.7%	88.0%

* This is based on patients treated on this contract for their most recent course of treatment. Figures in italics indicate the base number of FP17s or Patient Questionnaire responses are less than 100. N/A is shown where the base number of responses is less than 10 during the period. % is calculated as Quantity/Base number*100

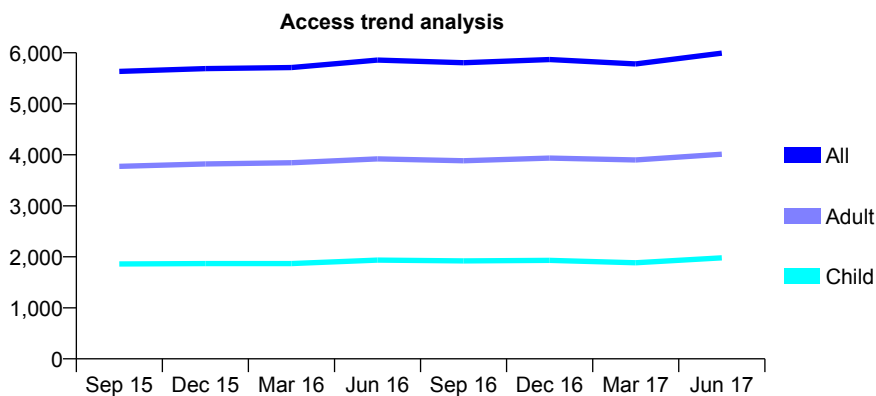
Q52 - Vital Signs At a Glance Contract Report for 143170/0001 - June 2017

Name or company name	Joe Kelly & Associates Ltd
Contract type name	GDS Contract
Purpose of contract	General and Orthodontic
Contract start date	01/11/2011
Contract end date	

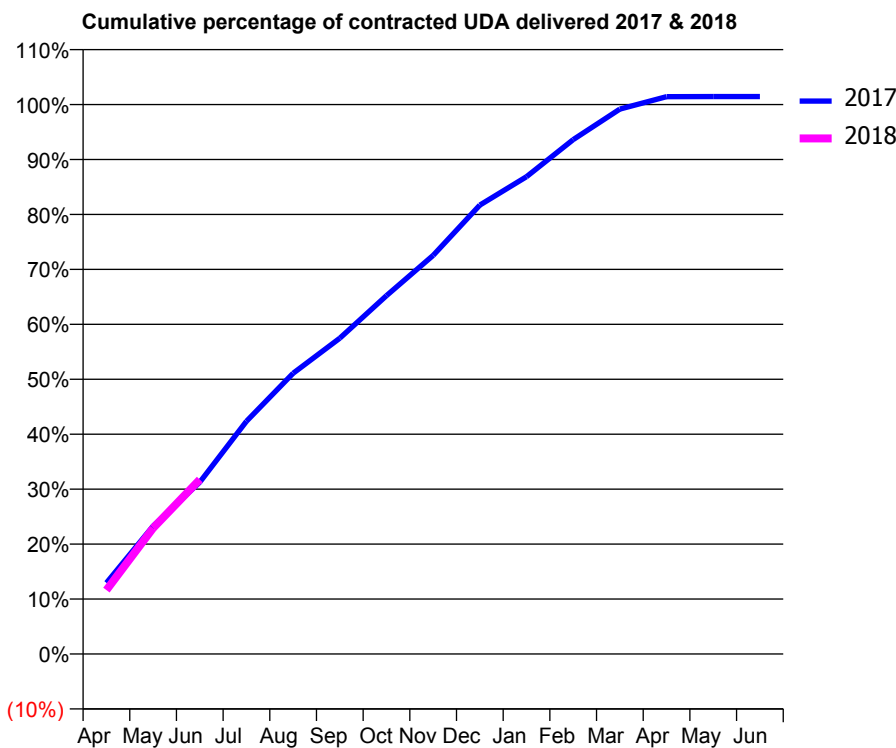
17/18 Contracted general activity (UDA)	13,120
Carry forward general activity (UDA)	0
17/18 Contracted orthodontic activity (UOA)	880
Carry forward orthodontic activity (UOA)	0
Baseline contract value	£464,107.77

ACCESS*

Patients seen in 24 months	Total	Change since previous quarter
Quarter ending June 2016	5,857	
Quarter ending September 2016	5,805	→
Quarter ending December 2016	5,868	→
Quarter ending March 2017	5,783	↓
Quarter ending June 2017	5,993	↑
Variance since June 2016	2.3%	↑



ACTIVITY



Month	Adjusted Scheduled Activity (UDA)	
	2017	2018
April	1,698	1,527
May	3,054	3,006
June	4,101	4,167
July	5,556	
August	6,705	
September	7,540	
October	8,555	
November	9,517	
December	10,718	
January	11,396	
February	12,282	
March	13,011	
April	13,305	
May	13,308	
June	13,309	

QUALITY

	Quantity	Base Number	Contract	AT	Region	England
% of FP17s for the same patient ID Re-attending within 3 months - Children	92	969	9.5%	11.2%	13.0%	12.0%
% of FP17s for the same patient ID Re-attending within 3 months - Adults	148	1,582	9.4%	15.0%	16.6%	16.0%
% of FP17s for the same patient ID Re-attending between 3 & 9 months - Children	527	969	54.4%	60.3%	59.5%	58.0%
% of FP17s for the same patient ID Re-attending between 3 & 9 months - Adults	548	1,582	34.6%	54.9%	53.1%	50.9%
% of FP17s for Band 1 Urgent Courses	91	2,327	3.9%	9.0%	9.3%	9.1%
% of FP17s Relating to Free Repair or Replacements	2	2,327	0.1%	0.9%	1.0%	0.8%
% of FP17s Relating to Continuations	10	2,327	0.4%	1.2%	1.3%	1.1%
% of Patients satisfied with the dentistry they have received	8	9	N/A	91.6%	91.9%	91.7%
% of Patients satisfied with the time they had to wait for an appointment	6	9	N/A	87.6%	88.7%	88.0%

* This is based on patients treated on this contract for their most recent course of treatment. Figures in italics indicate the base number of FP17s or Patient Questionnaire responses are less than 100. N/A is shown where the base number of responses is less than 10 during the period. % is calculated as Quantity/Base number*100

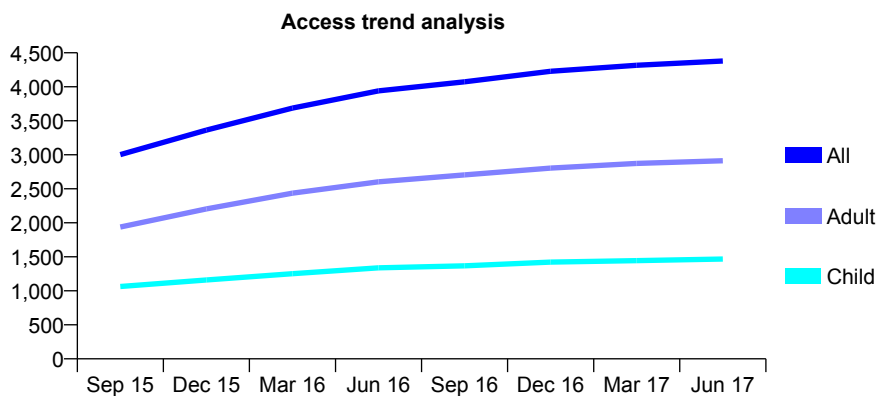
Q52 - Vital Signs At a Glance Contract Report for 143839/0001 - June 2017

Name or company name	Belle Isle Family Dental Practice
Contract type name	GDS Contract
Purpose of contract	General and Orthodontic
Contract start date	01/12/2014
Contract end date	

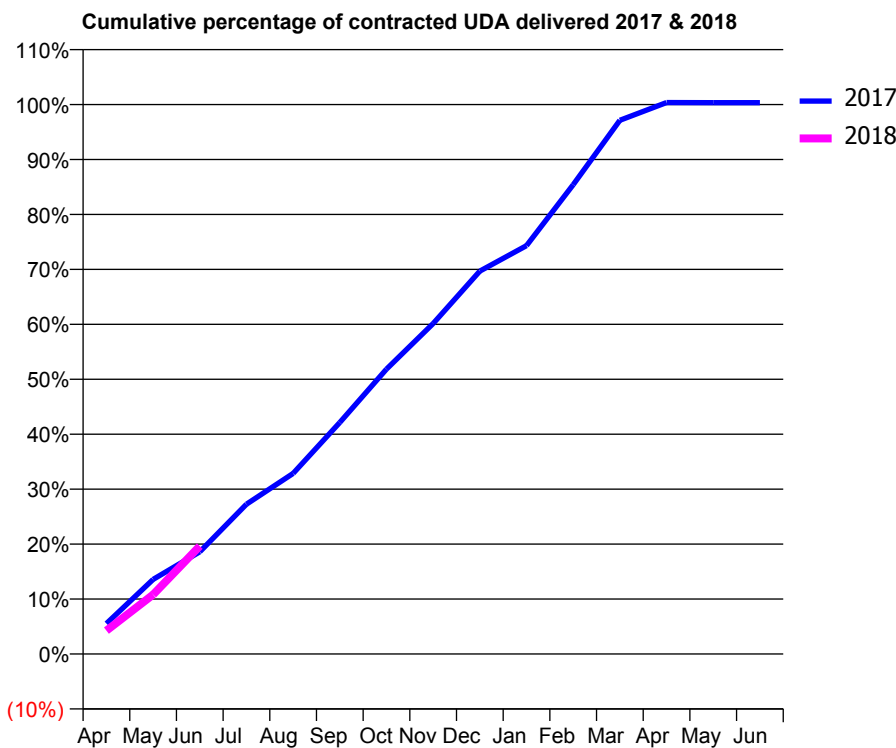
17/18 Contracted general activity (UDA)	14,200
Carry forward general activity (UDA)	0
17/18 Contracted orthodontic activity (UOA)	694
Carry forward orthodontic activity (UOA)	0
Baseline contract value	£430,438.35

ACCESS*

Patients seen in 24 months	Total	Change since previous quarter
Quarter ending June 2016	3,941	
Quarter ending September 2016	4,073	↑
Quarter ending December 2016	4,228	↑
Quarter ending March 2017	4,317	↑
Quarter ending June 2017	4,380	→
Variance since June 2016	11.1%	↑



ACTIVITY



Month	Adjusted Scheduled Activity (UDA)	
	2017	2018
April	786	605
May	1,928	1,536
June	2,640	2,791
July	3,871	
August	4,668	
September	5,982	
October	7,362	
November	8,539	
December	9,895	
January	10,553	
February	12,128	
March	13,792	
April	14,249	
May	14,248	
June	14,248	

QUALITY

	Quantity	Base Number	Contract	AT	Region	England
% of FP17s for the same patient ID Re-attending within 3 months - Children	38	469	8.1%	11.2%	13.0%	12.0%
% of FP17s for the same patient ID Re-attending within 3 months - Adults	127	905	14.0%	15.0%	16.6%	16.0%
% of FP17s for the same patient ID Re-attending between 3 & 9 months - Children	259	469	55.2%	60.3%	59.5%	58.0%
% of FP17s for the same patient ID Re-attending between 3 & 9 months - Adults	465	905	51.4%	54.9%	53.1%	50.9%
% of FP17s for Band 1 Urgent Courses	80	1,164	6.9%	9.0%	9.3%	9.1%
% of FP17s Relating to Free Repair or Replacements	3	1,164	0.3%	0.9%	1.0%	0.8%
% of FP17s Relating to Continuations	11	1,164	0.9%	1.2%	1.3%	1.1%
% of Patients satisfied with the dentistry they have received	14	15	93.3%	91.6%	91.9%	91.7%
% of Patients satisfied with the time they had to wait for an appointment	14	15	93.3%	87.6%	88.7%	88.0%

* This is based on patients treated on this contract for their most recent course of treatment. Figures in italics indicate the base number of FP17s or Patient Questionnaire responses are less than 100. N/A is shown where the base number of responses is less than 10 during the period. % is calculated as Quantity/Base number*100

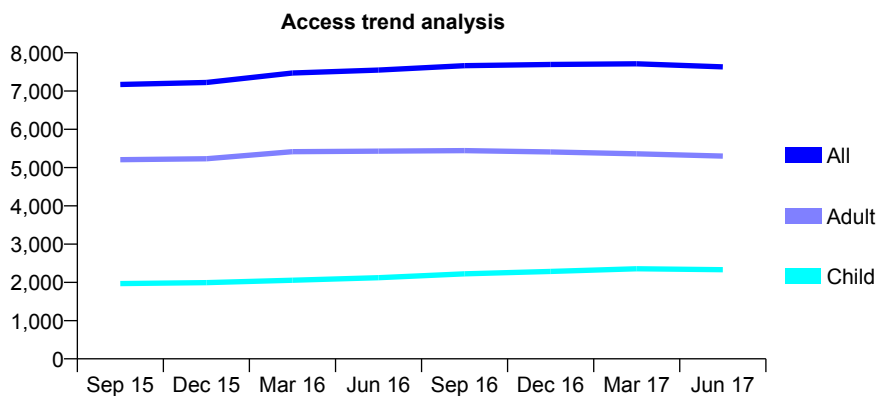
Q52 - Vital Signs At a Glance Contract Report for 144983/0001 - June 2017

Name or company name	Hick Lane Dental Surgery Ltd.
Contract type name	GDS Contract
Purpose of contract	General
Contract start date	01/10/2008
Contract end date	

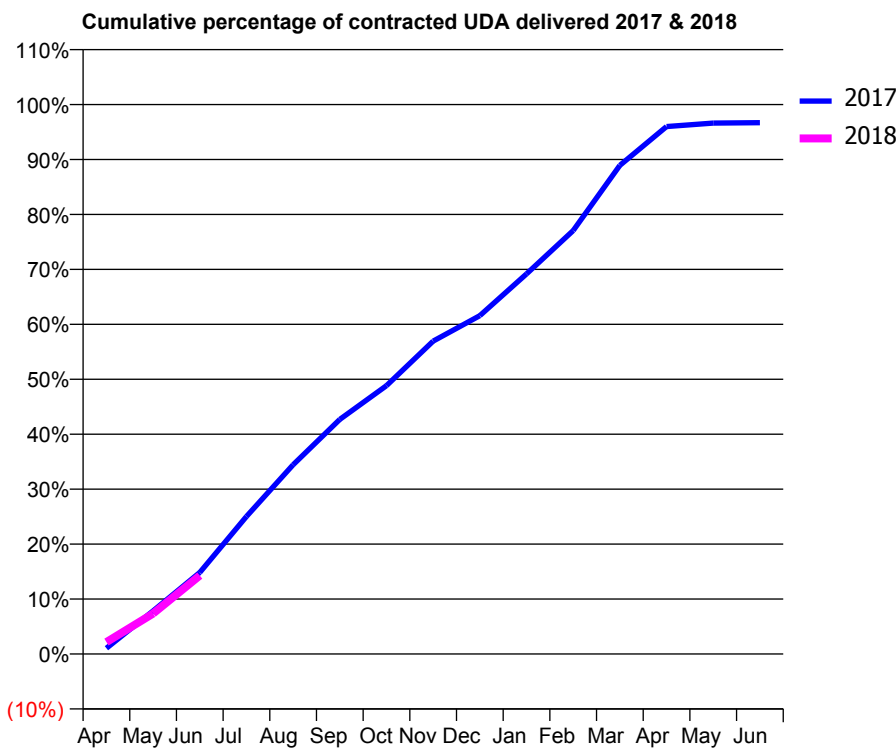
17/18 Contracted general activity (UDA)	22,549
Carry forward general activity (UDA)	0
17/18 Contracted orthodontic activity (UOA)	0
Carry forward orthodontic activity (UOA)	0
Baseline contract value	£677,811.19

ACCESS*

Patients seen in 24 months	Total	Change since previous quarter
Quarter ending June 2016	7,550	
Quarter ending September 2016	7,664	→
Quarter ending December 2016	7,694	→
Quarter ending March 2017	7,714	→
Quarter ending June 2017	7,631	↓
Variance since June 2016	1.1%	→



ACTIVITY



Month	Adjusted Scheduled Activity (UDA)	
	2017	2018
April	240	488
May	1,768	1,663
June	3,345	3,220
July	5,644	
August	7,766	
September	9,626	
October	11,013	
November	12,839	
December	13,883	
January	15,597	
February	17,376	
March	20,053	
April	21,644	
May	21,785	
June	21,805	

QUALITY

	Quantity	Base Number	Contract	AT	Region	England
% of FP17s for the same patient ID Re-attending within 3 months - Children	74	806	9.2%	11.2%	13.0%	12.0%
% of FP17s for the same patient ID Re-attending within 3 months - Adults	288	1,844	15.6%	15.0%	16.6%	16.0%
% of FP17s for the same patient ID Re-attending between 3 & 9 months - Children	479	806	59.4%	60.3%	59.5%	58.0%
% of FP17s for the same patient ID Re-attending between 3 & 9 months - Adults	1,079	1,844	58.5%	54.9%	53.1%	50.9%
% of FP17s for Band 1 Urgent Courses	248	1,967	12.6%	9.0%	9.3%	9.1%
% of FP17s Relating to Free Repair or Replacements	49	1,967	2.5%	0.9%	1.0%	0.8%
% of FP17s Relating to Continuations	23	1,967	1.2%	1.2%	1.3%	1.1%
% of Patients satisfied with the dentistry they have received	10	12	83.3%	91.6%	91.9%	91.7%
% of Patients satisfied with the time they had to wait for an appointment	9	12	75.0%	87.6%	88.7%	88.0%

* This is based on patients treated on this contract for their most recent course of treatment. Figures in italics indicate the base number of FP17s or Patient Questionnaire responses are less than 100. N/A is shown where the base number of responses is less than 10 during the period. % is calculated as Quantity/Base number*100

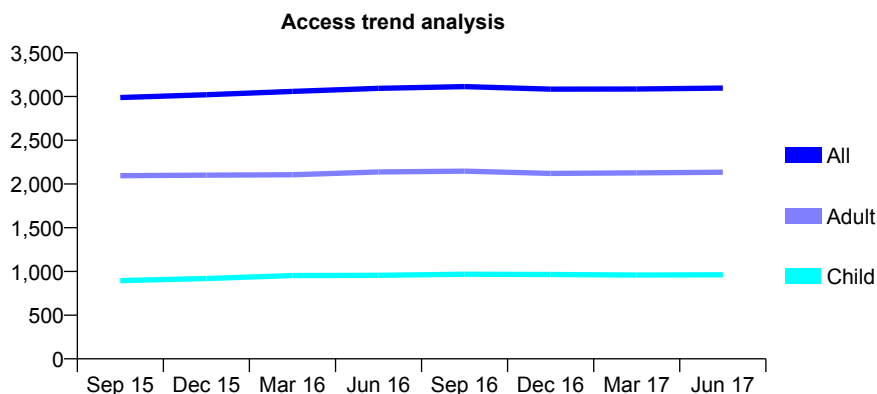
Q52 - Vital Signs At a Glance Contract Report for 145203/0001 - June 2017

Name or company name	Ross Dental Surgeons Ltd
Contract type name	PDS Contract
Purpose of contract	General
Contract start date	01/11/2008
Contract end date	31/10/2018

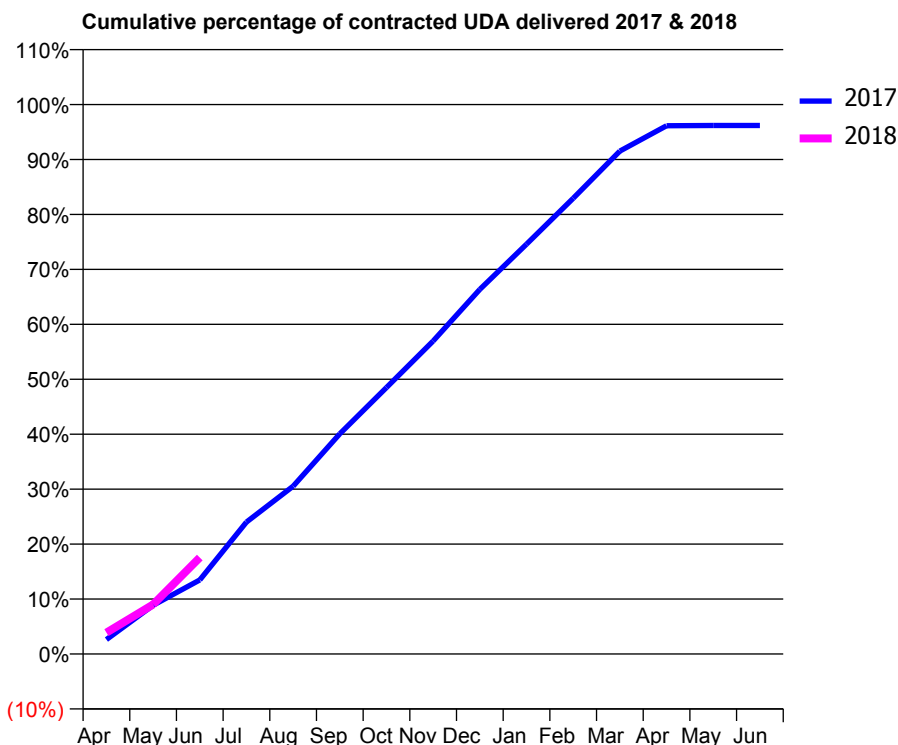
17/18 Contracted general activity (UDA)	6,100
Carry forward general activity (UDA)	0
17/18 Contracted orthodontic activity (UOA)	0
Carry forward orthodontic activity (UOA)	0
Baseline contract value	£158,854.01

ACCESS*

Patients seen in 24 months	Total	Change since previous quarter
Quarter ending June 2016	3,093	
Quarter ending September 2016	3,113	→
Quarter ending December 2016	3,085	→
Quarter ending March 2017	3,086	→
Quarter ending June 2017	3,096	→
Variance since June 2016	0.1%	→



ACTIVITY



Month	Adjusted Scheduled Activity (UDA)	
	2017	2018
April	161	237
May	542	550
June	822	1,071
July	1,465	
August	1,862	
September	2,444	
October	2,959	
November	3,475	
December	4,048	
January	4,549	
February	5,058	
March	5,583	
April	5,864	
May	5,867	
June	5,868	

QUALITY

	Quantity	Base Number	Contract	AT	Region	England
% of FP17s for the same patient ID Re-attending within 3 months - Children	18	360	5.0%	11.2%	13.0%	12.0%
% of FP17s for the same patient ID Re-attending within 3 months - Adults	67	676	9.9%	15.0%	16.6%	16.0%
% of FP17s for the same patient ID Re-attending between 3 & 9 months - Children	266	360	73.9%	60.3%	59.5%	58.0%
% of FP17s for the same patient ID Re-attending between 3 & 9 months - Adults	440	676	65.1%	54.9%	53.1%	50.9%
% of FP17s for Band 1 Urgent Courses	32	718	4.5%	9.0%	9.3%	9.1%
% of FP17s Relating to Free Repair or Replacements	5	718	0.7%	0.9%	1.0%	0.8%
% of FP17s Relating to Continuations	4	718	0.6%	1.2%	1.3%	1.1%
% of Patients satisfied with the dentistry they have received	1	1	N/A	91.6%	91.9%	91.7%
% of Patients satisfied with the time they had to wait for an appointment	1	1	N/A	87.6%	88.7%	88.0%

* This is based on patients treated on this contract for their most recent course of treatment. Figures in italics indicate the base number of FP17s or Patient Questionnaire responses are less than 100. N/A is shown where the base number of responses is less than 10 during the period. % is calculated as Quantity/Base number*100

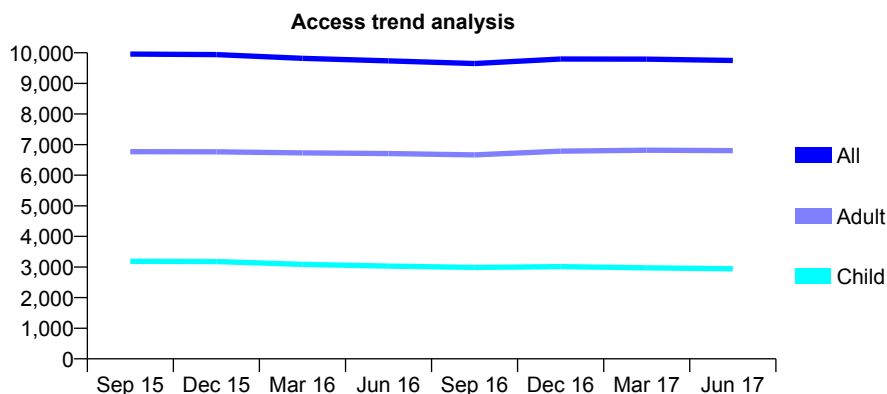
Q52 - Vital Signs At a Glance Contract Report for 145211/0001 - June 2017

Name or company name	Shaw & Associates Dental Surgeons Ltd
Contract type name	GDS Contract
Purpose of contract	General
Contract start date	01/04/2010
Contract end date	

17/18 Contracted general activity (UDA)	31,000
Carry forward general activity (UDA)	0
17/18 Contracted orthodontic activity (UOA)	0
Carry forward orthodontic activity (UOA)	0
Baseline contract value	£1,005,213.74

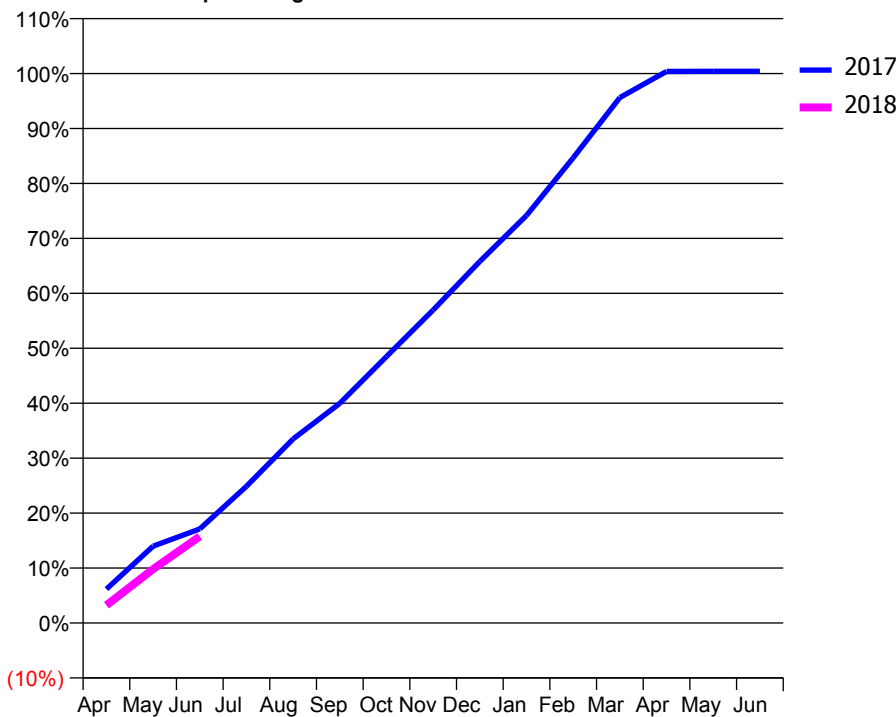
ACCESS*

Patients seen in 24 months	Total	Change since previous quarter
Quarter ending June 2016	9,738	
Quarter ending September 2016	9,650	→
Quarter ending December 2016	9,799	→
Quarter ending March 2017	9,794	→
Quarter ending June 2017	9,749	→
Variance since June 2016	0.1%	→



ACTIVITY

Cumulative percentage of contracted UDA delivered 2017 & 2018



Month	Adjusted Scheduled Activity (UDA)	
	2017	2018
April	1,915	1,003
May	4,336	3,043
June	5,311	4,885
July	7,713	
August	10,386	
September	12,391	
October	15,031	
November	17,663	
December	20,395	
January	22,992	
February	26,245	
March	29,644	
April	31,115	
May	31,128	
June	31,128	

QUALITY

	Quantity	Base Number	Contract	AT	Region	England
% of FP17s for the same patient ID Re-attending within 3 months - Children	174	1,257	13.8%	11.2%	13.0%	12.0%
% of FP17s for the same patient ID Re-attending within 3 months - Adults	398	2,576	15.5%	15.0%	16.6%	16.0%
% of FP17s for the same patient ID Re-attending between 3 & 9 months - Children	816	1,257	64.9%	60.3%	59.5%	58.0%
% of FP17s for the same patient ID Re-attending between 3 & 9 months - Adults	1,741	2,576	67.6%	54.9%	53.1%	50.9%
% of FP17s for Band 1 Urgent Courses	169	3,078	5.5%	9.0%	9.3%	9.1%
% of FP17s Relating to Free Repair or Replacements	38	3,078	1.2%	0.9%	1.0%	0.8%
% of FP17s Relating to Continuations	31	3,078	1.0%	1.2%	1.3%	1.1%
% of Patients satisfied with the dentistry they have received	29	30	96.7%	91.6%	91.9%	91.7%
% of Patients satisfied with the time they had to wait for an appointment	29	30	96.7%	87.6%	88.7%	88.0%

* This is based on patients treated on this contract for their most recent course of treatment. Figures in italics indicate the base number of FP17s or Patient Questionnaire responses are less than 100. N/A is shown where the base number of responses is less than 10 during the period. % is calculated as Quantity/Base number*100

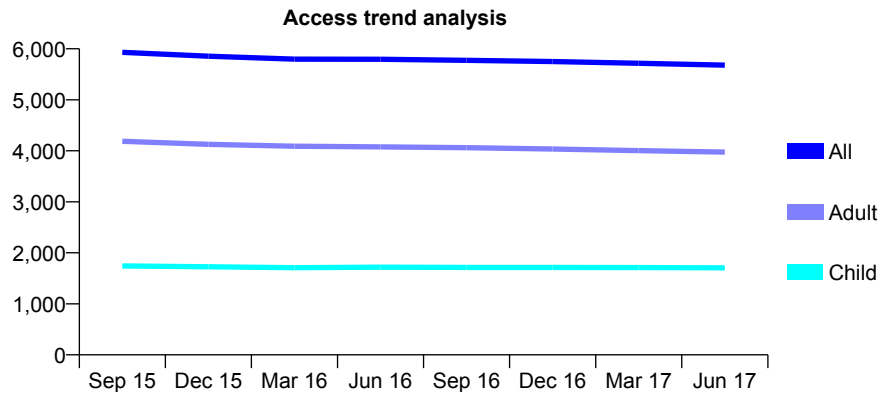
Q52 - Vital Signs At a Glance Contract Report for 145211/0002 - June 2017

Name or company name	Shaw & Associates Dental Surgeons Ltd
Contract type name	GDS Contract
Purpose of contract	General
Contract start date	09/08/2010
Contract end date	

17/18 Contracted general activity (UDA)	19,532
Carry forward general activity (UDA)	0
17/18 Contracted orthodontic activity (UOA)	0
Carry forward orthodontic activity (UOA)	0
Baseline contract value	£501,385.46

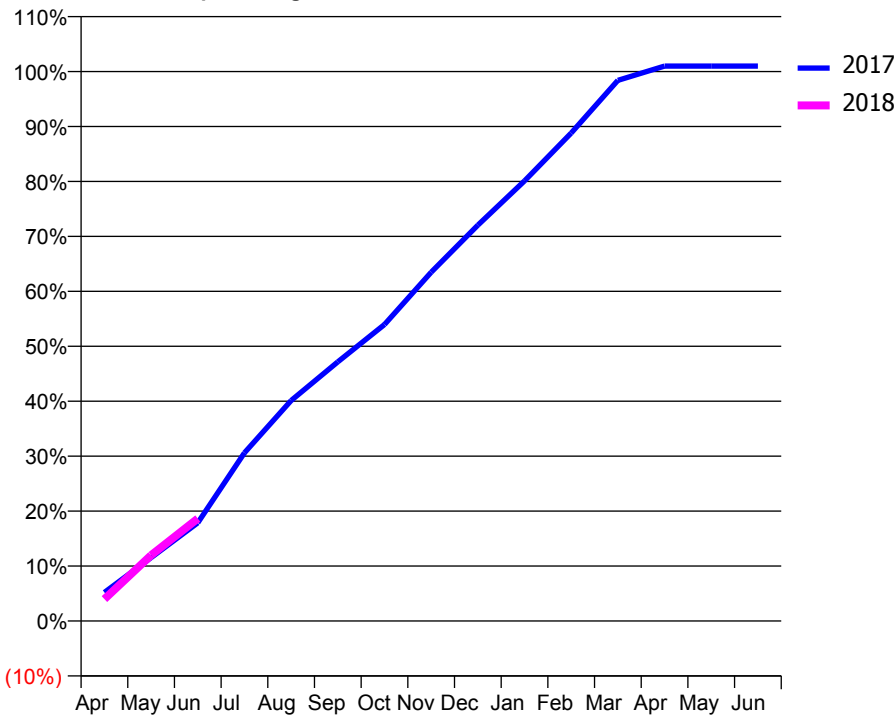
ACCESS*

Patients seen in 24 months	Total	Change since previous quarter
Quarter ending June 2016	5,795	
Quarter ending September 2016	5,774	→
Quarter ending December 2016	5,751	→
Quarter ending March 2017	5,717	→
Quarter ending June 2017	5,680	→
Variance since June 2016	(2.0%)	↓



ACTIVITY

Cumulative percentage of contracted UDA delivered 2017 & 2018



Month	Adjusted Scheduled Activity (UDA)	
	2017	2018
April	1,018	777
May	2,256	2,340
June	3,493	3,644
July	5,979	
August	7,838	
September	9,212	
October	10,538	
November	12,395	
December	14,069	
January	15,644	
February	17,343	
March	19,219	
April	19,726	
May	19,726	
June	19,726	

QUALITY

	Quantity	Base Number	Contract	AT	Region	England
% of FP17s for the same patient ID Re-attending within 3 months - Children	68	674	10.1%	11.2%	13.0%	12.0%
% of FP17s for the same patient ID Re-attending within 3 months - Adults	156	1,377	11.3%	15.0%	16.6%	16.0%
% of FP17s for the same patient ID Re-attending between 3 & 9 months - Children	436	674	64.7%	60.3%	59.5%	58.0%
% of FP17s for the same patient ID Re-attending between 3 & 9 months - Adults	933	1,377	67.8%	54.9%	53.1%	50.9%
% of FP17s for Band 1 Urgent Courses	111	1,784	6.2%	9.0%	9.3%	9.1%
% of FP17s Relating to Free Repair or Replacements	4	1,784	0.2%	0.9%	1.0%	0.8%
% of FP17s Relating to Continuations	31	1,784	1.7%	1.2%	1.3%	1.1%
% of Patients satisfied with the dentistry they have received	17	19	89.5%	91.6%	91.9%	91.7%
% of Patients satisfied with the time they had to wait for an appointment	17	19	89.5%	87.6%	88.7%	88.0%

* This is based on patients treated on this contract for their most recent course of treatment. Figures in italics indicate the base number of FP17s or Patient Questionnaire responses are less than 100. N/A is shown where the base number of responses is less than 10 during the period. % is calculated as Quantity/Base number*100

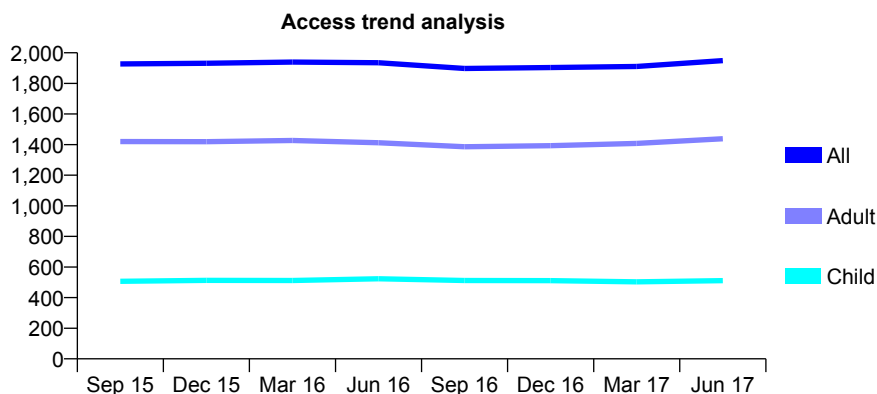
Q52 - Vital Signs At a Glance Contract Report for 145823/0001 - June 2017

Name or company name	Newsome Practice limited
Contract type name	GDS Contract
Purpose of contract	General
Contract start date	07/03/2012
Contract end date	

17/18 Contracted general activity (UDA)	7,162
Carry forward general activity (UDA)	0
17/18 Contracted orthodontic activity (UOA)	0
Carry forward orthodontic activity (UOA)	0
Baseline contract value	£190,143.45

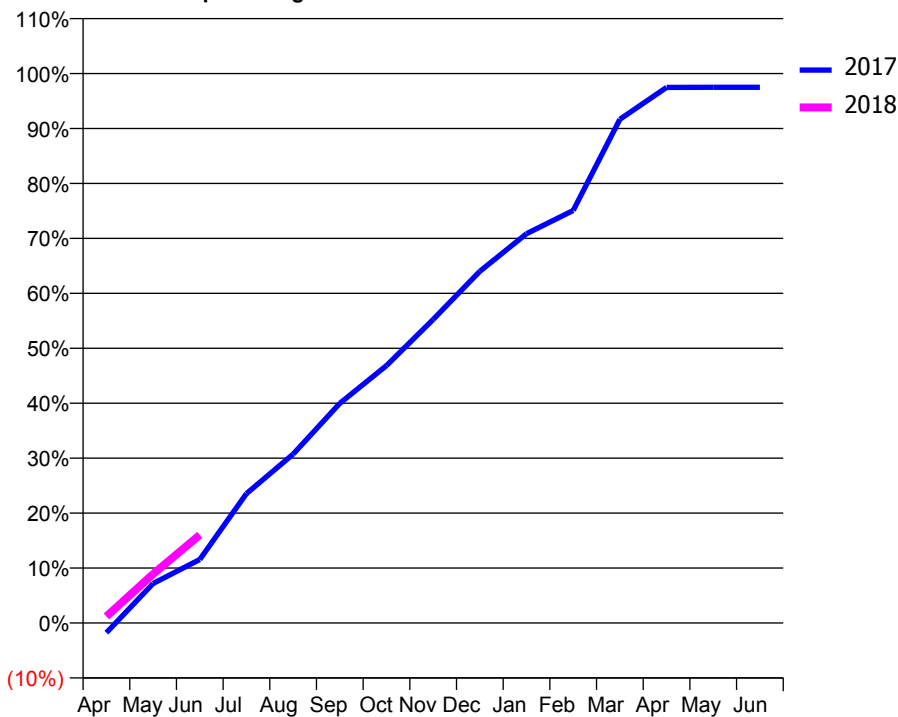
ACCESS*

Patients seen in 24 months	Total	Change since previous quarter
Quarter ending June 2016	1,935	
Quarter ending September 2016	1,898	↓
Quarter ending December 2016	1,904	→
Quarter ending March 2017	1,911	→
Quarter ending June 2017	1,949	→
Variance since June 2016	0.7%	→



ACTIVITY

Cumulative percentage of contracted UDA delivered 2017 & 2018



Month	Adjusted Scheduled Activity (UDA)	
	2017	2018
April	-128	86
May	515	638
June	827	1,149
July	1,686	
August	2,202	
September	2,864	
October	3,355	
November	3,956	
December	4,584	
January	5,075	
February	5,377	
March	6,566	
April	6,980	
May	6,983	
June	6,983	

QUALITY

	Quantity	Base Number	Contract	AT	Region	England
% of FP17s for the same patient ID Re-attending within 3 months - Children	13	210	6.2%	11.2%	13.0%	12.0%
% of FP17s for the same patient ID Re-attending within 3 months - Adults	72	517	13.9%	15.0%	16.6%	16.0%
% of FP17s for the same patient ID Re-attending between 3 & 9 months - Children	152	210	72.4%	60.3%	59.5%	58.0%
% of FP17s for the same patient ID Re-attending between 3 & 9 months - Adults	325	517	62.9%	54.9%	53.1%	50.9%
% of FP17s for Band 1 Urgent Courses	38	572	6.6%	9.0%	9.3%	9.1%
% of FP17s Relating to Free Repair or Replacements	4	572	0.7%	0.9%	1.0%	0.8%
% of FP17s Relating to Continuations	8	572	1.4%	1.2%	1.3%	1.1%
% of Patients satisfied with the dentistry they have received	4	5	N/A	91.6%	91.9%	91.7%
% of Patients satisfied with the time they had to wait for an appointment	5	5	N/A	87.6%	88.7%	88.0%

* This is based on patients treated on this contract for their most recent course of treatment. Figures in italics indicate the base number of FP17s or Patient Questionnaire responses are less than 100. N/A is shown where the base number of responses is less than 10 during the period. % is calculated as Quantity/Base number*100

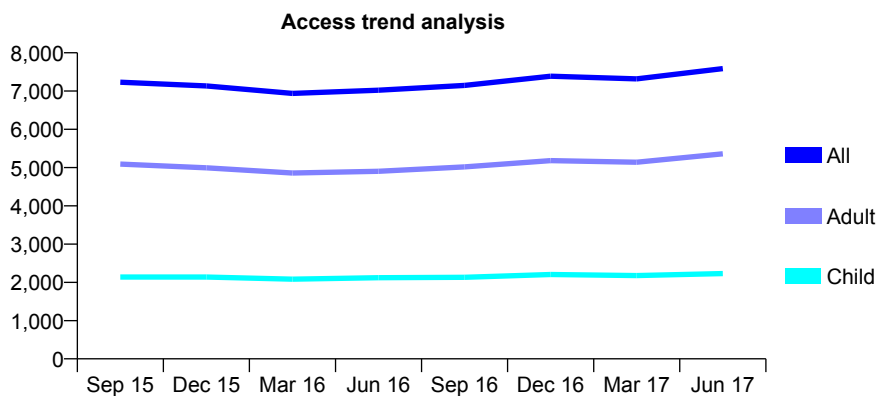
Q52 - Vital Signs At a Glance Contract Report for 148156/0002 - June 2017

Name or company name	Premier Dental Limited
Contract type name	GDS Contract
Purpose of contract	General
Contract start date	01/12/2008
Contract end date	

17/18 Contracted general activity (UDA)	22,574
Carry forward general activity (UDA)	0
17/18 Contracted orthodontic activity (UOA)	0
Carry forward orthodontic activity (UOA)	0
Baseline contract value	£679,301.23

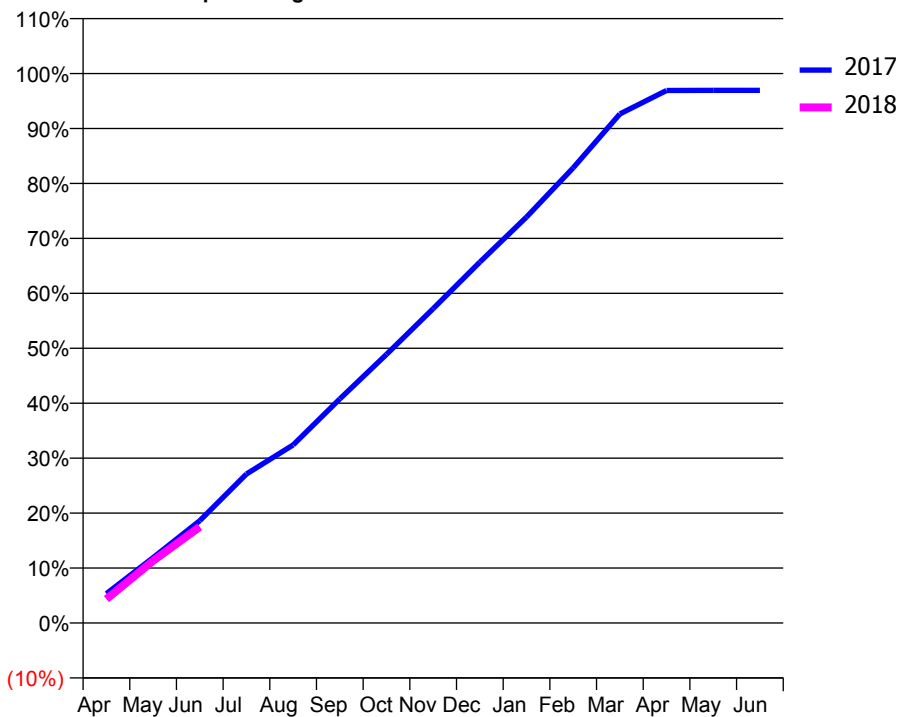
ACCESS*

Patients seen in 24 months	Total	Change since previous quarter
Quarter ending June 2016	7,023	
Quarter ending September 2016	7,149	→
Quarter ending December 2016	7,389	↑
Quarter ending March 2017	7,317	→
Quarter ending June 2017	7,588	↑
Variance since June 2016	8.0%	↑



ACTIVITY

Cumulative percentage of contracted UDA delivered 2017 & 2018



Month	Adjusted Scheduled Activity (UDA)	
	2017	2018
April	1,208	985
May	2,688	2,554
June	4,206	3,955
July	6,122	
August	7,318	
September	9,203	
October	11,033	
November	12,917	
December	14,828	
January	16,680	
February	18,701	
March	20,915	
April	21,875	
May	21,880	
June	21,883	

QUALITY

	Quantity	Base Number	Contract	AT	Region	England
% of FP17s for the same patient ID Re-attending within 3 months - Children	49	721	6.8%	11.2%	13.0%	12.0%
% of FP17s for the same patient ID Re-attending within 3 months - Adults	196	1,591	12.3%	15.0%	16.6%	16.0%
% of FP17s for the same patient ID Re-attending between 3 & 9 months - Children	425	721	58.9%	60.3%	59.5%	58.0%
% of FP17s for the same patient ID Re-attending between 3 & 9 months - Adults	732	1,591	46.0%	54.9%	53.1%	50.9%
% of FP17s for Band 1 Urgent Courses	93	1,940	4.8%	9.0%	9.3%	9.1%
% of FP17s Relating to Free Repair or Replacements	6	1,940	0.3%	0.9%	1.0%	0.8%
% of FP17s Relating to Continuations	44	1,940	2.3%	1.2%	1.3%	1.1%
% of Patients satisfied with the dentistry they have received	6	6	N/A	91.6%	91.9%	91.7%
% of Patients satisfied with the time they had to wait for an appointment	6	6	N/A	87.6%	88.7%	88.0%

* This is based on patients treated on this contract for their most recent course of treatment. Figures in italics indicate the base number of FP17s or Patient Questionnaire responses are less than 100. N/A is shown where the base number of responses is less than 10 during the period. % is calculated as Quantity/Base number*100

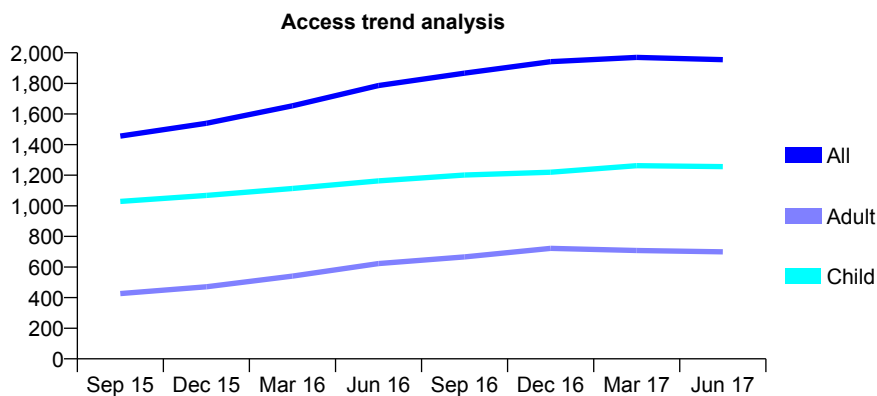
Q52 - Vital Signs At a Glance Contract Report for 149888/0001 - June 2017

Name or company name	CVDC Ltd
Contract type name	GDS Contract
Purpose of contract	General
Contract start date	01/12/2014
Contract end date	

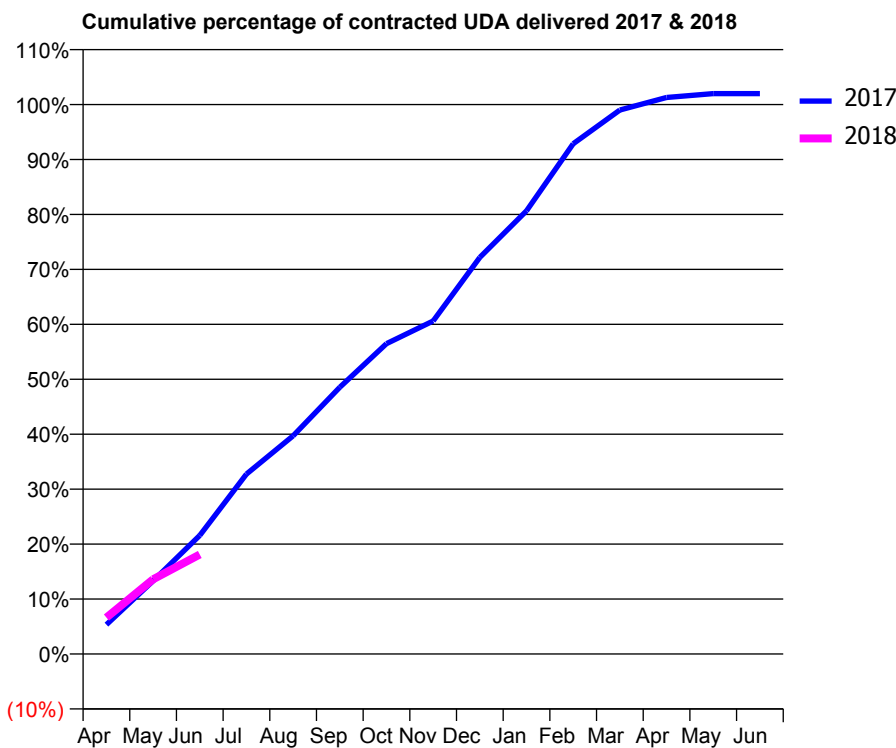
17/18 Contracted general activity (UDA)	5,000
Carry forward general activity (UDA)	0
17/18 Contracted orthodontic activity (UOA)	0
Carry forward orthodontic activity (UOA)	0
Baseline contract value	£116,377.39

ACCESS*

Patients seen in 24 months	Total	Change since previous quarter
Quarter ending June 2016	1,786	
Quarter ending September 2016	1,867	↑
Quarter ending December 2016	1,942	↑
Quarter ending March 2017	1,970	→
Quarter ending June 2017	1,955	→
Variance since June 2016	9.5%	↑



ACTIVITY



Month	Adjusted Scheduled Activity (UDA)	
	2017	2018
April	268	332
May	666	680
June	1,080	906
July	1,637	
August	1,986	
September	2,427	
October	2,824	
November	3,030	
December	3,609	
January	4,033	
February	4,643	
March	4,950	
April	5,064	
May	5,099	
June	5,099	

QUALITY

	Quantity	Base Number	Contract	AT	Region	England
% of FP17s for the same patient ID Re-attending within 3 months - Children	26	413	6.3%	11.2%	13.0%	12.0%
% of FP17s for the same patient ID Re-attending within 3 months - Adults	45	220	20.5%	15.0%	16.6%	16.0%
% of FP17s for the same patient ID Re-attending between 3 & 9 months - Children	266	413	64.4%	60.3%	59.5%	58.0%
% of FP17s for the same patient ID Re-attending between 3 & 9 months - Adults	120	220	54.5%	54.9%	53.1%	50.9%
% of FP17s for Band 1 Urgent Courses	26	555	4.7%	9.0%	9.3%	9.1%
% of FP17s Relating to Free Repair or Replacements	1	555	0.2%	0.9%	1.0%	0.8%
% of FP17s Relating to Continuations	0	555	0.0%	1.2%	1.3%	1.1%
% of Patients satisfied with the dentistry they have received	0	0	N/A	91.6%	91.9%	91.7%
% of Patients satisfied with the time they had to wait for an appointment	0	0	N/A	87.6%	88.7%	88.0%

* This is based on patients treated on this contract for their most recent course of treatment. Figures in italics indicate the base number of FP17s or Patient Questionnaire responses are less than 100. N/A is shown where the base number of responses is less than 10 during the period. % is calculated as Quantity/Base number*100

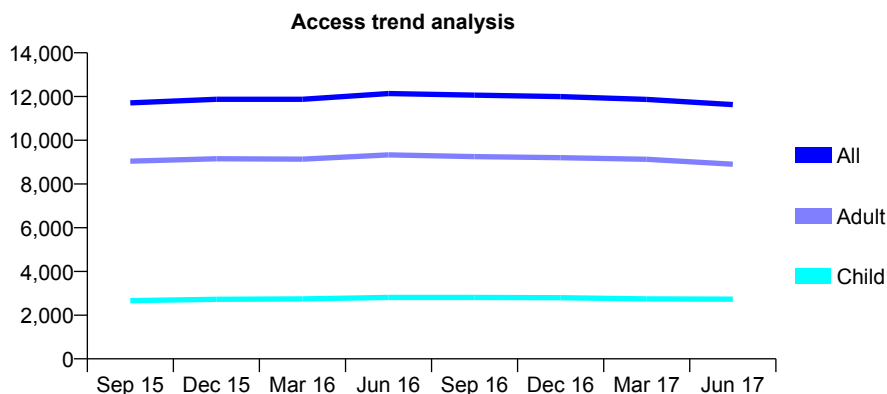
Q52 - Vital Signs At a Glance Contract Report for 151181/0001 - June 2017

Name or company name	Jackro Healthcare Services Ltd
Contract type name	GDS Contract
Purpose of contract	General
Contract start date	01/03/2008
Contract end date	

17/18 Contracted general activity (UDA)	30,000
Carry forward general activity (UDA)	0
17/18 Contracted orthodontic activity (UOA)	0
Carry forward orthodontic activity (UOA)	0
Baseline contract value	£1,010,665.37

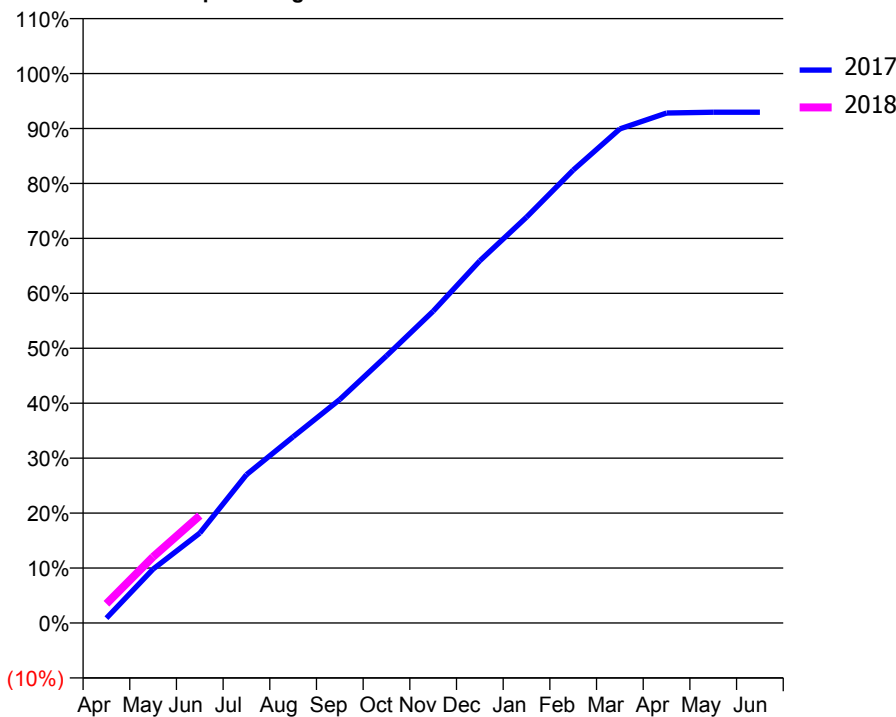
ACCESS*

Patients seen in 24 months	Total	Change since previous quarter
Quarter ending June 2016	12,138	
Quarter ending September 2016	12,061	→
Quarter ending December 2016	11,996	→
Quarter ending March 2017	11,867	↓
Quarter ending June 2017	11,628	↓
Variance since June 2016	(4.2%)	↓



ACTIVITY

Cumulative percentage of contracted UDA delivered 2017 & 2018



Month	Adjusted Scheduled Activity (UDA)	
	2017	2018
April	268	1,051
May	2,947	3,618
June	4,909	5,865
July	8,099	
August	10,165	
September	12,202	
October	14,588	
November	17,021	
December	19,778	
January	22,157	
February	24,726	
March	26,980	
April	27,840	
May	27,885	
June	27,888	

QUALITY

	Quantity	Base Number	Contract	AT	Region	England
% of FP17s for the same patient ID Re-attending within 3 months - Children	68	951	7.2%	11.2%	13.0%	12.0%
% of FP17s for the same patient ID Re-attending within 3 months - Adults	283	2,614	10.8%	15.0%	16.6%	16.0%
% of FP17s for the same patient ID Re-attending between 3 & 9 months - Children	541	951	56.9%	60.3%	59.5%	58.0%
% of FP17s for the same patient ID Re-attending between 3 & 9 months - Adults	1,387	2,614	53.1%	54.9%	53.1%	50.9%
% of FP17s for Band 1 Urgent Courses	151	3,126	4.8%	9.0%	9.3%	9.1%
% of FP17s Relating to Free Repair or Replacements	21	3,126	0.7%	0.9%	1.0%	0.8%
% of FP17s Relating to Continuations	54	3,126	1.7%	1.2%	1.3%	1.1%
% of Patients satisfied with the dentistry they have received	23	25	92.0%	91.6%	91.9%	91.7%
% of Patients satisfied with the time they had to wait for an appointment	22	25	88.0%	87.6%	88.7%	88.0%

* This is based on patients treated on this contract for their most recent course of treatment. Figures in italics indicate the base number of FP17s or Patient Questionnaire responses are less than 100. N/A is shown where the base number of responses is less than 10 during the period. % is calculated as Quantity/Base number*100

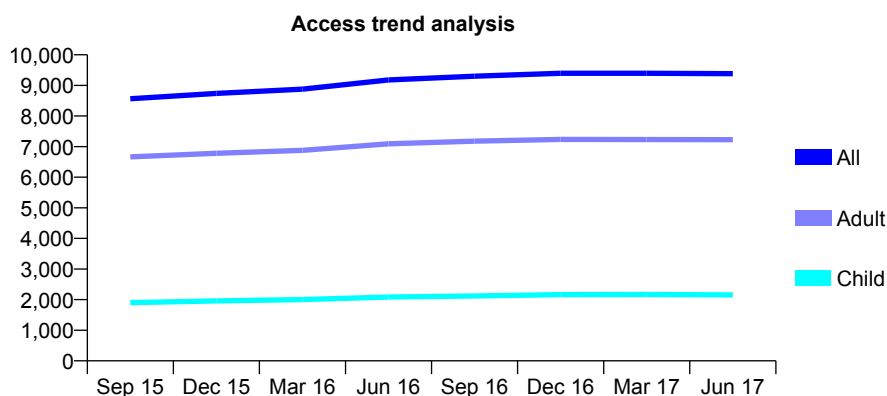
Q52 - Vital Signs At a Glance Contract Report for 151211/0001 - June 2017

Name or company name	Milne, Spencer & Harris Dental Surgeons
Contract type name	GDS Contract
Purpose of contract	General and Orthodontic
Contract start date	01/04/2010
Contract end date	

17/18 Contracted general activity (UDA)	22,000
Carry forward general activity (UDA)	0
17/18 Contracted orthodontic activity (UOA)	650
Carry forward orthodontic activity (UOA)	0
Baseline contract value	£736,004.06

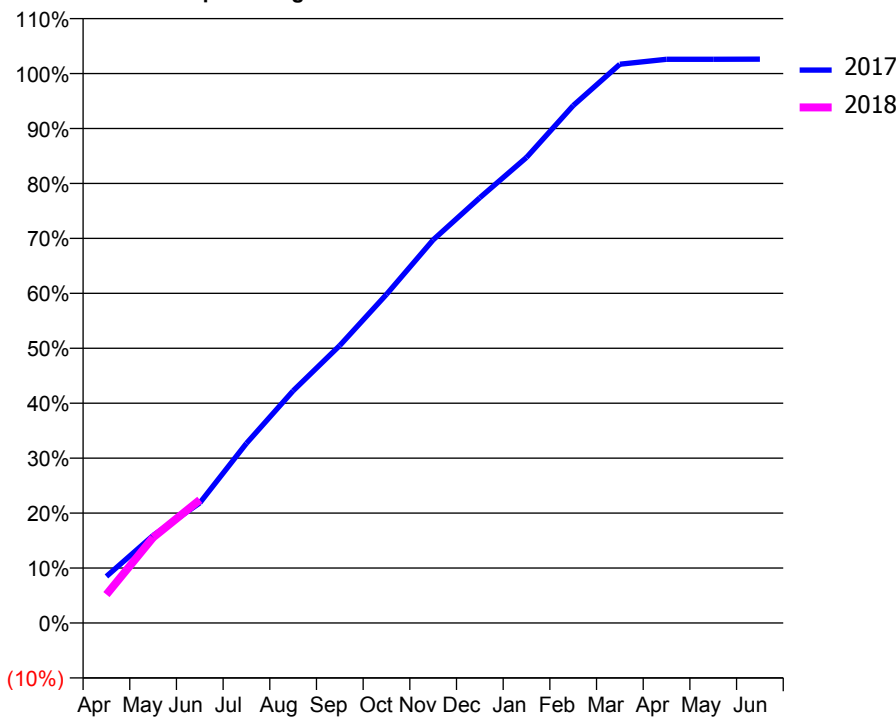
ACCESS*

Patients seen in 24 months	Total	Change since previous quarter
Quarter ending June 2016	9,179	
Quarter ending September 2016	9,299	→
Quarter ending December 2016	9,398	→
Quarter ending March 2017	9,398	→
Quarter ending June 2017	9,383	→
Variance since June 2016	2.2%	↑



ACTIVITY

Cumulative percentage of contracted UDA delivered 2017 & 2018



Adjusted Scheduled Activity (UDA)

Month	2017	2018
April	1,867	1,137
May	3,507	3,424
June	4,807	4,930
July	7,194	
August	9,295	
September	11,115	
October	13,155	
November	15,342	
December	17,029	
January	18,640	
February	20,718	
March	22,372	
April	22,567	
May	22,570	
June	22,576	

QUALITY

	Quantity	Base Number	Contract	AT	Region	England
% of FP17s for the same patient ID Re-attending within 3 months - Children	72	745	9.7%	11.2%	13.0%	12.0%
% of FP17s for the same patient ID Re-attending within 3 months - Adults	237	2,040	11.6%	15.0%	16.6%	16.0%
% of FP17s for the same patient ID Re-attending between 3 & 9 months - Children	365	745	49.0%	60.3%	59.5%	58.0%
% of FP17s for the same patient ID Re-attending between 3 & 9 months - Adults	670	2,040	32.8%	54.9%	53.1%	50.9%
% of FP17s for Band 1 Urgent Courses	151	2,651	5.7%	9.0%	9.3%	9.1%
% of FP17s Relating to Free Repair or Replacements	30	2,651	1.1%	0.9%	1.0%	0.8%
% of FP17s Relating to Continuations	56	2,651	2.1%	1.2%	1.3%	1.1%
% of Patients satisfied with the dentistry they have received	12	12	100.0%	91.6%	91.9%	91.7%
% of Patients satisfied with the time they had to wait for an appointment	10	12	83.3%	87.6%	88.7%	88.0%

* This is based on patients treated on this contract for their most recent course of treatment. Figures in italics indicate the base number of FP17s or Patient Questionnaire responses are less than 100. N/A is shown where the base number of responses is less than 10 during the period. % is calculated as Quantity/Base number*100

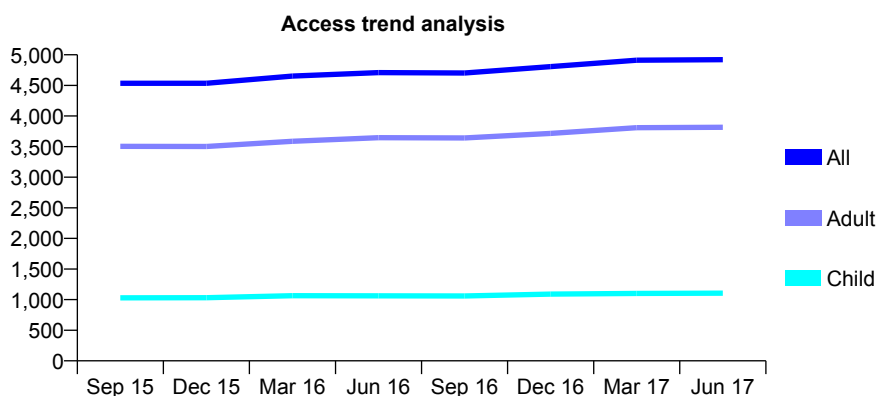
Q52 - Vital Signs At a Glance Contract Report for 151211/0002 - June 2017

Name or company name	Milne, Spencer & Harris Dental Surgeons
Contract type name	GDS Contract
Purpose of contract	General and Orthodontic
Contract start date	01/04/2010
Contract end date	

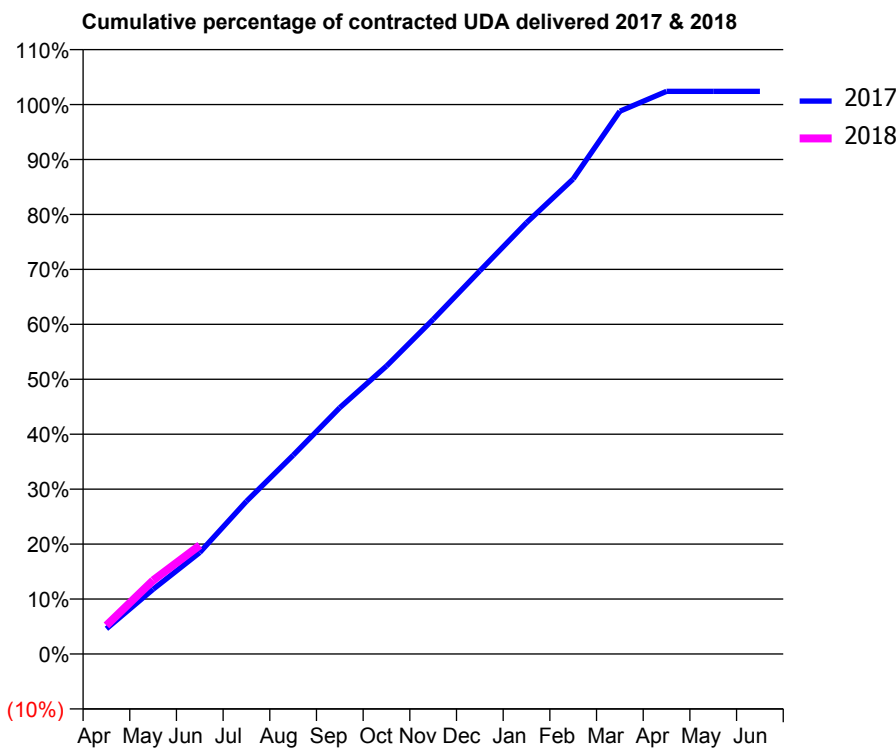
17/18 Contracted general activity (UDA)	11,795
Carry forward general activity (UDA)	0
17/18 Contracted orthodontic activity (UOA)	441
Carry forward orthodontic activity (UOA)	0
Baseline contract value	£400,256.41

ACCESS*

Patients seen in 24 months	Total	Change since previous quarter
Quarter ending June 2016	4,710	
Quarter ending September 2016	4,702	→
Quarter ending December 2016	4,807	↑
Quarter ending March 2017	4,911	↑
Quarter ending June 2017	4,921	→
Variance since June 2016	4.5%	↑



ACTIVITY



Month	Adjusted Scheduled Activity (UDA)	
	2017	2018
April	542	614
May	1,391	1,582
June	2,178	2,334
July	3,279	
August	4,267	
September	5,288	
October	6,181	
November	7,183	
December	8,224	
January	9,259	
February	10,197	
March	11,651	
April	12,077	
May	12,078	
June	12,078	

QUALITY

	Quantity	Base Number	Contract	AT	Region	England
% of FP17s for the same patient ID Re-attending within 3 months - Children	57	437	13.0%	11.2%	13.0%	12.0%
% of FP17s for the same patient ID Re-attending within 3 months - Adults	109	1,007	10.8%	15.0%	16.6%	16.0%
% of FP17s for the same patient ID Re-attending between 3 & 9 months - Children	214	437	49.0%	60.3%	59.5%	58.0%
% of FP17s for the same patient ID Re-attending between 3 & 9 months - Adults	265	1,007	26.3%	54.9%	53.1%	50.9%
% of FP17s for Band 1 Urgent Courses	87	1,240	7.0%	9.0%	9.3%	9.1%
% of FP17s Relating to Free Repair or Replacements	12	1,240	1.0%	0.9%	1.0%	0.8%
% of FP17s Relating to Continuations	33	1,240	2.7%	1.2%	1.3%	1.1%
% of Patients satisfied with the dentistry they have received	4	4	N/A	91.6%	91.9%	91.7%
% of Patients satisfied with the time they had to wait for an appointment	3	4	N/A	87.6%	88.7%	88.0%

* This is based on patients treated on this contract for their most recent course of treatment. Figures in italics indicate the base number of FP17s or Patient Questionnaire responses are less than 100. N/A is shown where the base number of responses is less than 10 during the period. % is calculated as Quantity/Base number*100

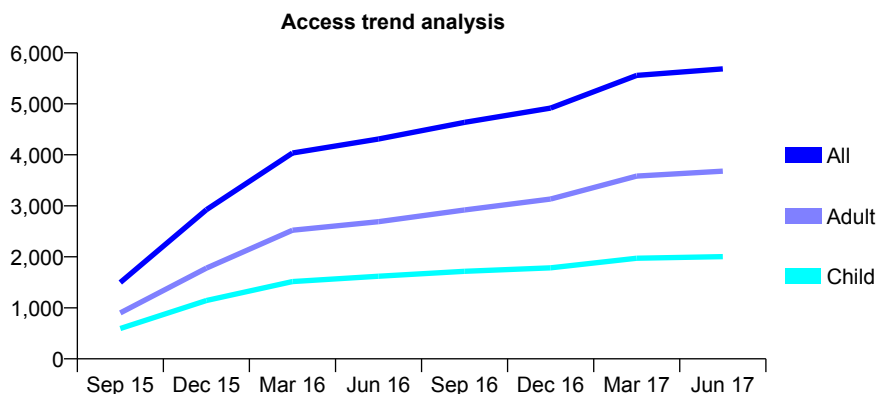
Q52 - Vital Signs At a Glance Contract Report for 151386/0002 - June 2017

Name or company name	The Centre of Advanced Dentistry Yorkshire
Contract type name	GDS Contract
Purpose of contract	General
Contract start date	01/07/2015
Contract end date	

17/18 Contracted general activity (UDA)	21,059
Carry forward general activity (UDA)	0
17/18 Contracted orthodontic activity (UOA)	0
Carry forward orthodontic activity (UOA)	0
Baseline contract value	£489,291.62

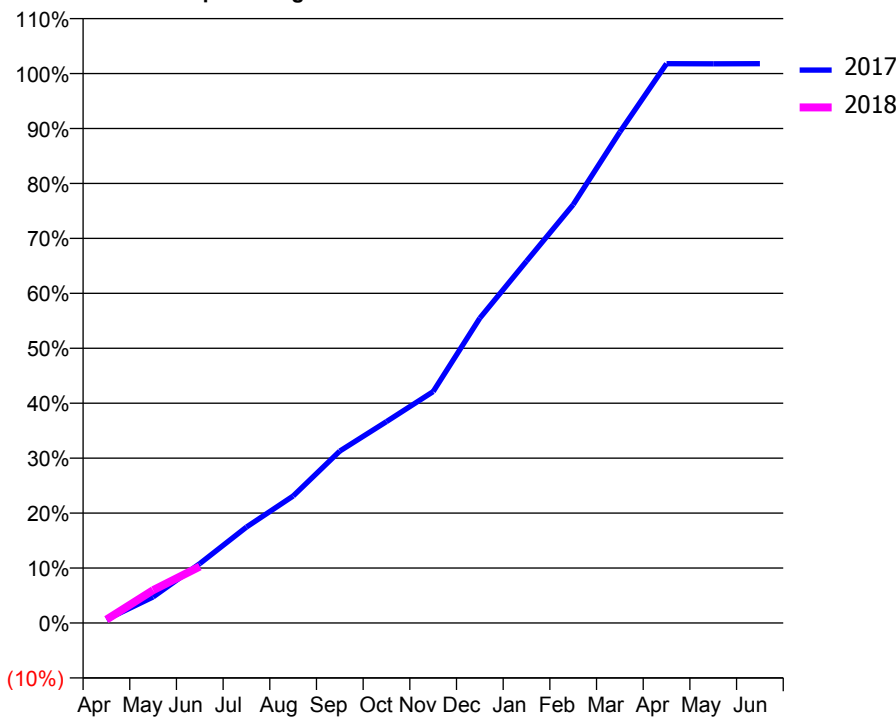
ACCESS*

Patients seen in 24 months	Total	Change since previous quarter
Quarter ending June 2016	4,309	
Quarter ending September 2016	4,636	↑
Quarter ending December 2016	4,917	↑
Quarter ending March 2017	5,556	↑
Quarter ending June 2017	5,685	↑
Variance since June 2016	31.9%	↑



ACTIVITY

Cumulative percentage of contracted UDA delivered 2017 & 2018



Adjusted Scheduled Activity (UDA)

Month	2017	2018
April	134	130
May	1,001	1,260
June	2,276	2,162
July	3,675	
August	4,868	
September	6,591	
October	7,718	
November	8,869	
December	11,686	
January	13,868	
February	16,035	
March	18,817	
April	21,434	
May	21,432	
June	21,435	

QUALITY

	Quantity	Base Number	Contract	AT	Region	England
% of FP17s for the same patient ID Re-attending within 3 months - Children	44	511	8.6%	11.2%	13.0%	12.0%
% of FP17s for the same patient ID Re-attending within 3 months - Adults	195	984	19.8%	15.0%	16.6%	16.0%
% of FP17s for the same patient ID Re-attending between 3 & 9 months - Children	232	511	45.4%	60.3%	59.5%	58.0%
% of FP17s for the same patient ID Re-attending between 3 & 9 months - Adults	406	984	41.3%	54.9%	53.1%	50.9%
% of FP17s for Band 1 Urgent Courses	91	893	10.2%	9.0%	9.3%	9.1%
% of FP17s Relating to Free Repair or Replacements	3	893	0.3%	0.9%	1.0%	0.8%
% of FP17s Relating to Continuations	2	893	0.2%	1.2%	1.3%	1.1%
% of Patients satisfied with the dentistry they have received	6	6	N/A	91.6%	91.9%	91.7%
% of Patients satisfied with the time they had to wait for an appointment	5	6	N/A	87.6%	88.7%	88.0%

* This is based on patients treated on this contract for their most recent course of treatment. Figures in italics indicate the base number of FP17s or Patient Questionnaire responses are less than 100. N/A is shown where the base number of responses is less than 10 during the period. % is calculated as Quantity/Base number*100

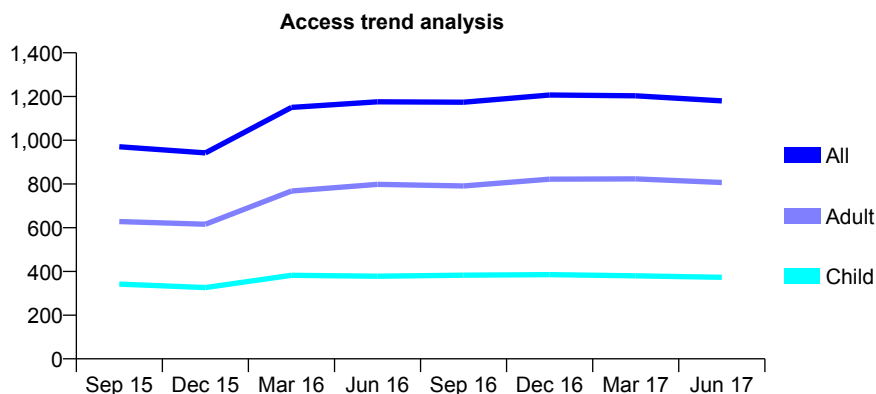
Q52 - Vital Signs At a Glance Contract Report for 151823/0001 - June 2017

Name or company name	Brighthouse Dental Team Ltd
Contract type name	GDS Contract
Purpose of contract	General
Contract start date	26/10/2013
Contract end date	

17/18 Contracted general activity (UDA)	3,400
Carry forward general activity (UDA)	0
17/18 Contracted orthodontic activity (UOA)	0
Carry forward orthodontic activity (UOA)	0
Baseline contract value	£89,942.20

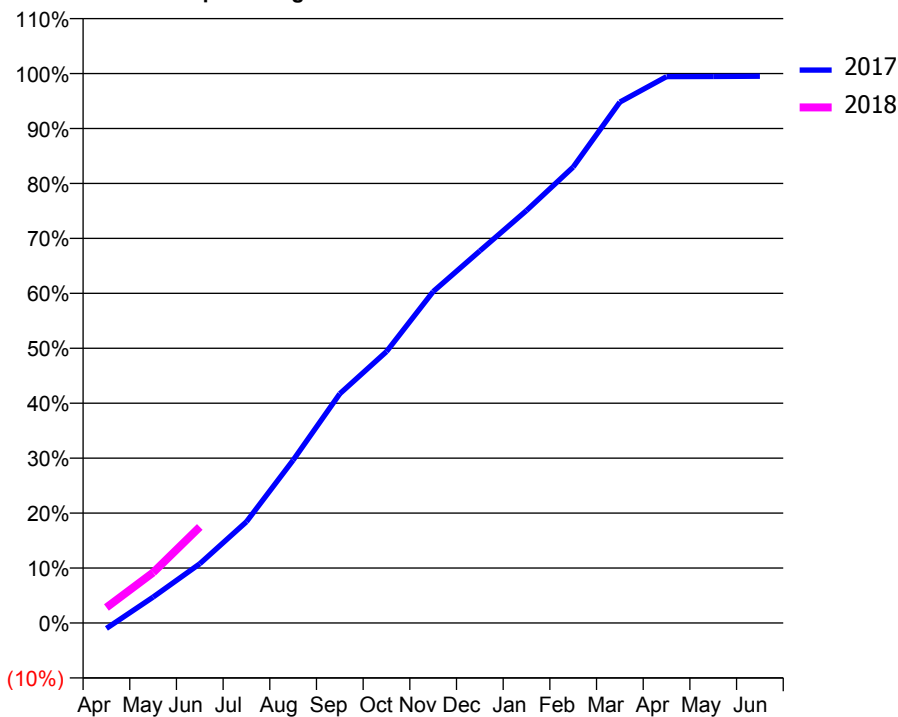
ACCESS*

Patients seen in 24 months	Total	Change since previous quarter
Quarter ending June 2016	1,176	
Quarter ending September 2016	1,174	→
Quarter ending December 2016	1,207	↑
Quarter ending March 2017	1,203	→
Quarter ending June 2017	1,180	↓
Variance since June 2016	0.3%	→



ACTIVITY

Cumulative percentage of contracted UDA delivered 2017 & 2018



Month	Adjusted Scheduled Activity (UDA)	
	2017	2018
April	-34	96
May	161	312
June	367	595
July	627	
August	1,008	
September	1,419	
October	1,680	
November	2,051	
December	2,303	
January	2,553	
February	2,822	
March	3,223	
April	3,380	
May	3,381	
June	3,383	

QUALITY

	Quantity	Base Number	Contract	AT	Region	England
% of FP17s for the same patient ID Re-attending within 3 months - Children	4	122	3.3%	11.2%	13.0%	12.0%
% of FP17s for the same patient ID Re-attending within 3 months - Adults	63	318	19.8%	15.0%	16.6%	16.0%
% of FP17s for the same patient ID Re-attending between 3 & 9 months - Children	91	122	74.6%	60.3%	59.5%	58.0%
% of FP17s for the same patient ID Re-attending between 3 & 9 months - Adults	219	318	68.9%	54.9%	53.1%	50.9%
% of FP17s for Band 1 Urgent Courses	19	377	5.0%	9.0%	9.3%	9.1%
% of FP17s Relating to Free Repair or Replacements	4	377	1.1%	0.9%	1.0%	0.8%
% of FP17s Relating to Continuations	0	377	0.0%	1.2%	1.3%	1.1%
% of Patients satisfied with the dentistry they have received	2	2	N/A	91.6%	91.9%	91.7%
% of Patients satisfied with the time they had to wait for an appointment	0	2	N/A	87.6%	88.7%	88.0%

* This is based on patients treated on this contract for their most recent course of treatment. Figures in italics indicate the base number of FP17s or Patient Questionnaire responses are less than 100. N/A is shown where the base number of responses is less than 10 during the period. % is calculated as Quantity/Base number*100

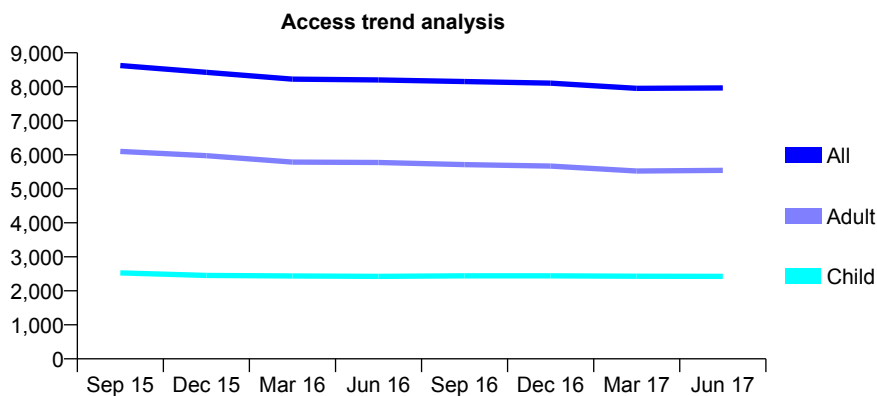
Q52 - Vital Signs At a Glance Contract Report for 154520/0001 - June 2017

Name or company name	K S Hunjan Associates Limited
Contract type name	GDS Contract
Purpose of contract	General
Contract start date	01/04/2010
Contract end date	

17/18 Contracted general activity (UDA)	25,000
Carry forward general activity (UDA)	0
17/18 Contracted orthodontic activity (UOA)	0
Carry forward orthodontic activity (UOA)	0
Baseline contract value	£785,341.29

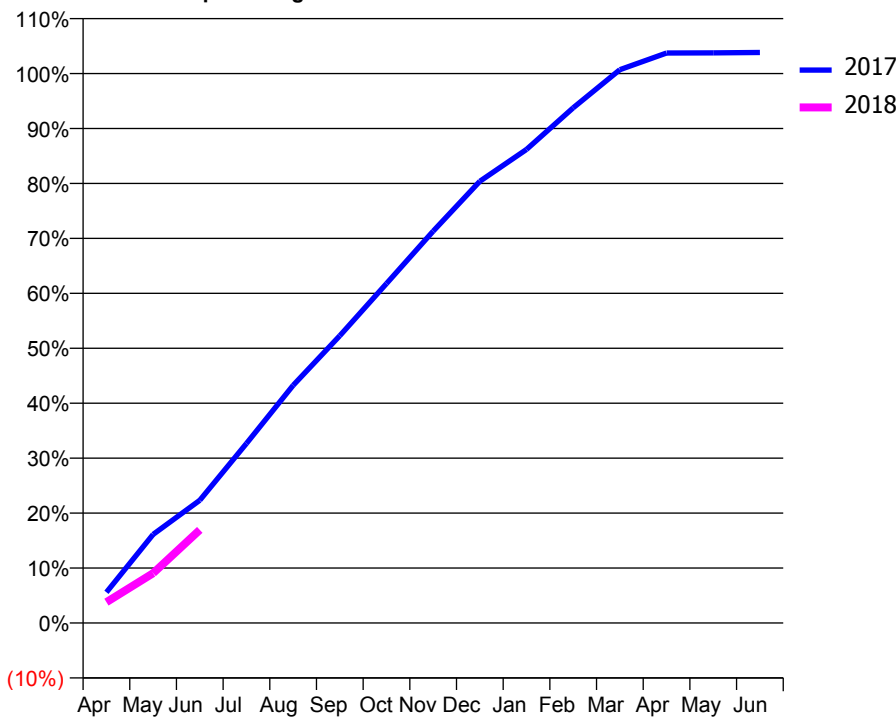
ACCESS*

Patients seen in 24 months	Total	Change since previous quarter
Quarter ending June 2016	8,203	
Quarter ending September 2016	8,153	→
Quarter ending December 2016	8,109	→
Quarter ending March 2017	7,953	↓
Quarter ending June 2017	7,968	→
Variance since June 2016	(2.9%)	↓



ACTIVITY

Cumulative percentage of contracted UDA delivered 2017 & 2018



Month	Adjusted Scheduled Activity (UDA)	
	2017	2018
April	1,400	947
May	4,030	2,264
June	5,584	4,236
July	8,171	
August	10,812	
September	13,070	
October	15,441	
November	17,829	
December	20,098	
January	21,545	
February	23,436	
March	25,175	
April	25,932	
May	25,940	
June	25,957	

QUALITY

	Quantity	Base Number	Contract	AT	Region	England
% of FP17s for the same patient ID Re-attending within 3 months - Children	78	1,005	7.8%	11.2%	13.0%	12.0%
% of FP17s for the same patient ID Re-attending within 3 months - Adults	280	1,878	14.9%	15.0%	16.6%	16.0%
% of FP17s for the same patient ID Re-attending between 3 & 9 months - Children	627	1,005	62.4%	60.3%	59.5%	58.0%
% of FP17s for the same patient ID Re-attending between 3 & 9 months - Adults	1,128	1,878	60.1%	54.9%	53.1%	50.9%
% of FP17s for Band 1 Urgent Courses	237	2,236	10.6%	9.0%	9.3%	9.1%
% of FP17s Relating to Free Repair or Replacements	29	2,236	1.3%	0.9%	1.0%	0.8%
% of FP17s Relating to Continuations	9	2,236	0.4%	1.2%	1.3%	1.1%
% of Patients satisfied with the dentistry they have received	30	30	100.0%	91.6%	91.9%	91.7%
% of Patients satisfied with the time they had to wait for an appointment	28	30	93.3%	87.6%	88.7%	88.0%

* This is based on patients treated on this contract for their most recent course of treatment. Figures in italics indicate the base number of FP17s or Patient Questionnaire responses are less than 100. N/A is shown where the base number of responses is less than 10 during the period. % is calculated as Quantity/Base number*100

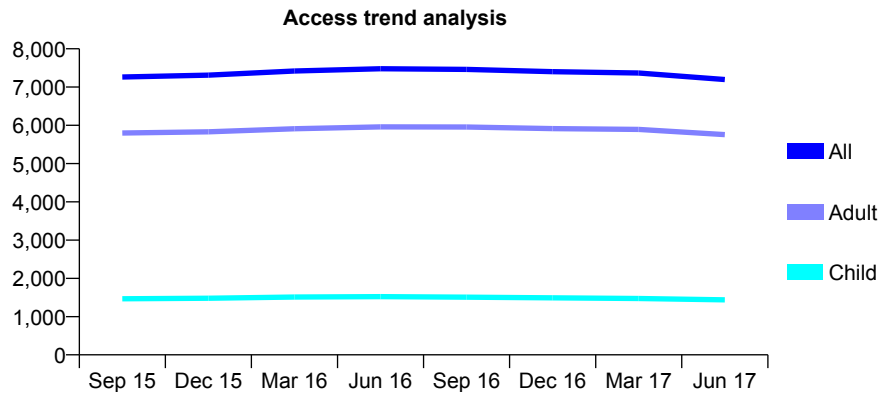
Q52 - Vital Signs At a Glance Contract Report for 154660/0001 - June 2017

Name or company name	Northgate Practice Limited
Contract type name	GDS Contract
Purpose of contract	General
Contract start date	01/06/2011
Contract end date	

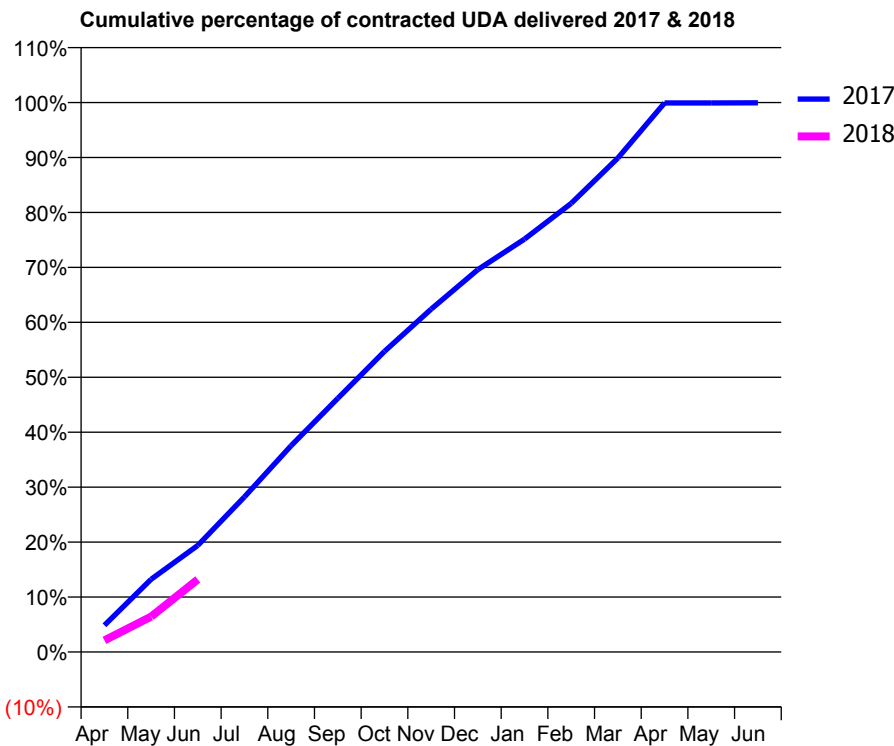
17/18 Contracted general activity (UDA)	20,000
Carry forward general activity (UDA)	0
17/18 Contracted orthodontic activity (UOA)	0
Carry forward orthodontic activity (UOA)	0
Baseline contract value	£763,395.78

ACCESS*

Patients seen in 24 months	Total	Change since previous quarter
Quarter ending June 2016	7,479	
Quarter ending September 2016	7,463	→
Quarter ending December 2016	7,402	→
Quarter ending March 2017	7,366	→
Quarter ending June 2017	7,197	↓
Variance since June 2016	(3.8%)	↓



ACTIVITY



Month	Adjusted Scheduled Activity (UDA)	
	2017	2018
April	975	426
May	2,647	1,289
June	3,881	2,643
July	5,648	
August	7,510	
September	9,232	
October	10,940	
November	12,480	
December	13,917	
January	15,028	
February	16,327	
March	17,980	
April	19,983	
May	19,986	
June	19,989	

QUALITY

	Quantity	Base Number	Contract	AT	Region	England
% of FP17s for the same patient ID Re-attending within 3 months - Children	42	554	7.6%	11.2%	13.0%	12.0%
% of FP17s for the same patient ID Re-attending within 3 months - Adults	279	2,311	12.1%	15.0%	16.6%	16.0%
% of FP17s for the same patient ID Re-attending between 3 & 9 months - Children	390	554	70.4%	60.3%	59.5%	58.0%
% of FP17s for the same patient ID Re-attending between 3 & 9 months - Adults	1,556	2,311	67.3%	54.9%	53.1%	50.9%
% of FP17s for Band 1 Urgent Courses	93	1,652	5.6%	9.0%	9.3%	9.1%
% of FP17s Relating to Free Repair or Replacements	13	1,652	0.8%	0.9%	1.0%	0.8%
% of FP17s Relating to Continuations	29	1,652	1.8%	1.2%	1.3%	1.1%
% of Patients satisfied with the dentistry they have received	12	13	92.3%	91.6%	91.9%	91.7%
% of Patients satisfied with the time they had to wait for an appointment	13	13	100.0%	87.6%	88.7%	88.0%

* This is based on patients treated on this contract for their most recent course of treatment. Figures in italics indicate the base number of FP17s or Patient Questionnaire responses are less than 100. N/A is shown where the base number of responses is less than 10 during the period. % is calculated as Quantity/Base number*100

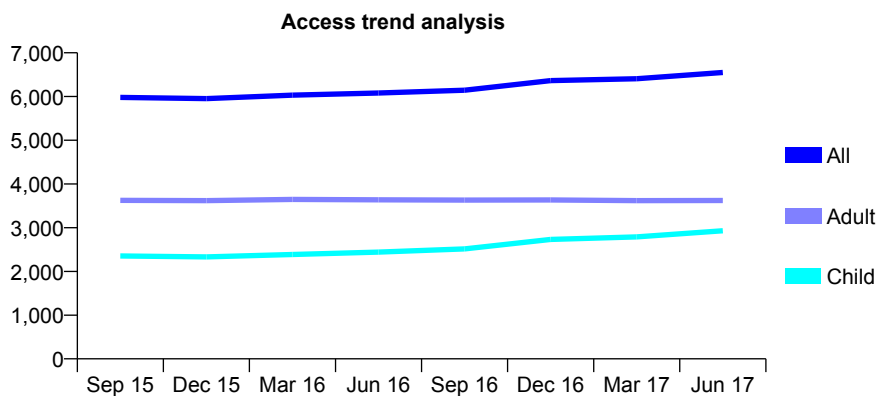
Q52 - Vital Signs At a Glance Contract Report for 156809/0001 - June 2017

Name or company name	Thornhill Dental Surgery Ltd
Contract type name	GDS Contract
Purpose of contract	General
Contract start date	01/10/2012
Contract end date	

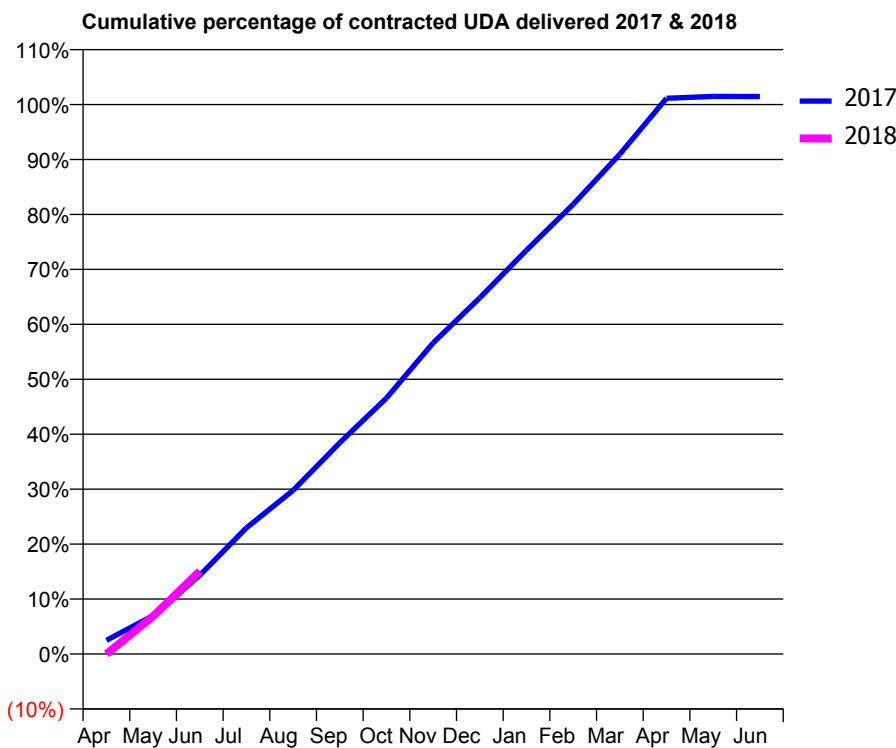
17/18 Contracted general activity (UDA)	20,625
Carry forward general activity (UDA)	0
17/18 Contracted orthodontic activity (UOA)	0
Carry forward orthodontic activity (UOA)	0
Baseline contract value	£726,975.69

ACCESS*

Patients seen in 24 months	Total	Change since previous quarter
Quarter ending June 2016	6,079	
Quarter ending September 2016	6,145	→
Quarter ending December 2016	6,365	↑
Quarter ending March 2017	6,406	→
Quarter ending June 2017	6,550	↑
Variance since June 2016	7.7%	↑



ACTIVITY



Month	Adjusted Scheduled Activity (UDA)	
	2017	2018
April	515	5
May	1,455	1,417
June	2,973	3,110
July	4,766	
August	6,184	
September	7,978	
October	9,665	
November	11,752	
December	13,455	
January	15,252	
February	16,985	
March	18,876	
April	20,989	
May	21,057	
June	21,056	

QUALITY

	Quantity	Base Number	Contract	AT	Region	England
% of FP17s for the same patient ID Re-attending within 3 months - Children	125	1,582	7.9%	11.2%	13.0%	12.0%
% of FP17s for the same patient ID Re-attending within 3 months - Adults	129	1,294	10.0%	15.0%	16.6%	16.0%
% of FP17s for the same patient ID Re-attending between 3 & 9 months - Children	1,134	1,582	71.7%	60.3%	59.5%	58.0%
% of FP17s for the same patient ID Re-attending between 3 & 9 months - Adults	867	1,294	67.0%	54.9%	53.1%	50.9%
% of FP17s for Band 1 Urgent Courses	82	1,789	4.6%	9.0%	9.3%	9.1%
% of FP17s Relating to Free Repair or Replacements	17	1,789	1.0%	0.9%	1.0%	0.8%
% of FP17s Relating to Continuations	5	1,789	0.3%	1.2%	1.3%	1.1%
% of Patients satisfied with the dentistry they have received	29	34	85.3%	91.6%	91.9%	91.7%
% of Patients satisfied with the time they had to wait for an appointment	29	34	85.3%	87.6%	88.7%	88.0%

* This is based on patients treated on this contract for their most recent course of treatment. Figures in italics indicate the base number of FP17s or Patient Questionnaire responses are less than 100. N/A is shown where the base number of responses is less than 10 during the period. % is calculated as Quantity/Base number*100

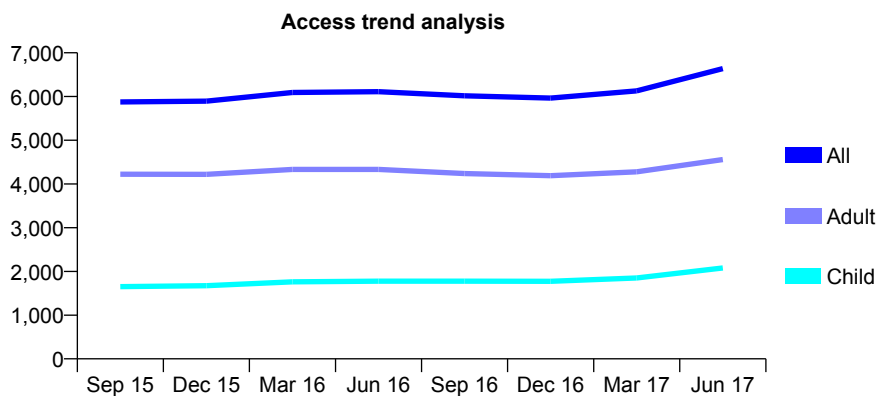
Q52 - Vital Signs At a Glance Contract Report for 158267/0001 - June 2017

Name or company name	WALRUS DENTAL CARE LTD
Contract type name	GDS Contract
Purpose of contract	General
Contract start date	01/10/2009
Contract end date	

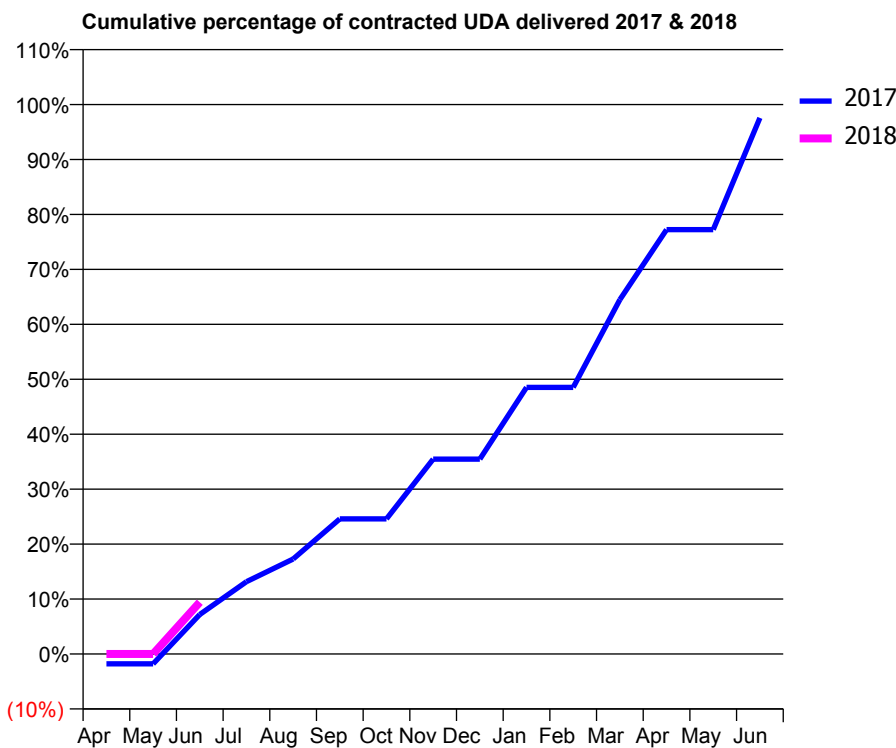
17/18 Contracted general activity (UDA)	21,877
Carry forward general activity (UDA)	0
17/18 Contracted orthodontic activity (UOA)	0
Carry forward orthodontic activity (UOA)	0
Baseline contract value	£615,682.36

ACCESS*

Patients seen in 24 months	Total	Change since previous quarter
Quarter ending June 2016	6,111	
Quarter ending September 2016	6,015	↓
Quarter ending December 2016	5,963	→
Quarter ending March 2017	6,129	↑
Quarter ending June 2017	6,638	↑
Variance since June 2016	8.6%	↑



ACTIVITY



Month	Adjusted Scheduled Activity (UDA)	
	2017	2018
April	-389	0
May	-389	0
June	1,550	2,062
July	2,833	
August	3,722	
September	5,296	
October	5,296	
November	7,640	
December	7,640	
January	10,451	
February	10,451	
March	13,894	
April	16,636	
May	16,636	
June	21,013	

QUALITY

	Quantity	Base Number	Contract	AT	Region	England
% of FP17s for the same patient ID Re-attending within 3 months - Children	132	1,388	9.5%	11.2%	13.0%	12.0%
% of FP17s for the same patient ID Re-attending within 3 months - Adults	242	2,375	10.2%	15.0%	16.6%	16.0%
% of FP17s for the same patient ID Re-attending between 3 & 9 months - Children	604	1,388	43.5%	60.3%	59.5%	58.0%
% of FP17s for the same patient ID Re-attending between 3 & 9 months - Adults	1,160	2,375	48.8%	54.9%	53.1%	50.9%
% of FP17s for Band 1 Urgent Courses	112	926	12.1%	9.0%	9.3%	9.1%
% of FP17s Relating to Free Repair or Replacements	5	926	0.5%	0.9%	1.0%	0.8%
% of FP17s Relating to Continuations	1	926	0.1%	1.2%	1.3%	1.1%
% of Patients satisfied with the dentistry they have received	3	4	N/A	91.6%	91.9%	91.7%
% of Patients satisfied with the time they had to wait for an appointment	4	4	N/A	87.6%	88.7%	88.0%

* This is based on patients treated on this contract for their most recent course of treatment. Figures in italics indicate the base number of FP17s or Patient Questionnaire responses are less than 100. N/A is shown where the base number of responses is less than 10 during the period. % is calculated as Quantity/Base number*100

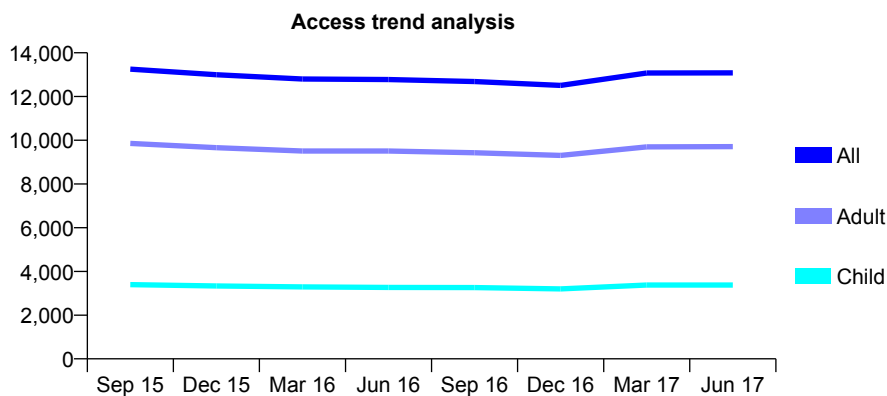
Q52 - Vital Signs At a Glance Contract Report for 159492/0001 - June 2017

Name or company name	James Taylor & Partners Ltd
Contract type name	GDS Contract
Purpose of contract	General
Contract start date	01/11/2010
Contract end date	

17/18 Contracted general activity (UDA)	42,343
Carry forward general activity (UDA)	0
17/18 Contracted orthodontic activity (UOA)	0
Carry forward orthodontic activity (UOA)	0
Baseline contract value	£1,135,084.06

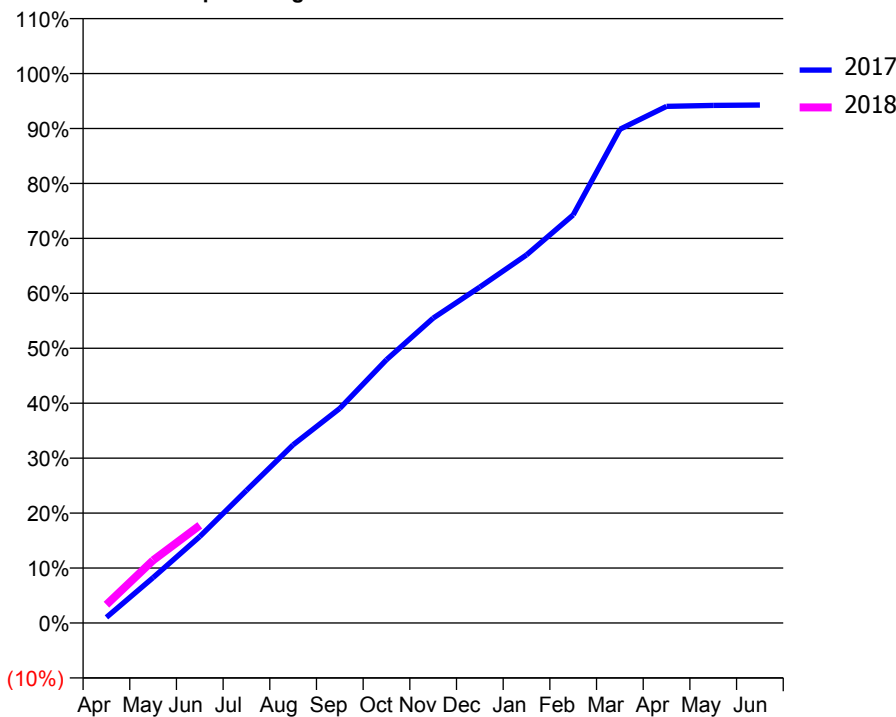
ACCESS*

Patients seen in 24 months	Total	Change since previous quarter
Quarter ending June 2016	12,778	
Quarter ending September 2016	12,685	→
Quarter ending December 2016	12,507	↓
Quarter ending March 2017	13,074	↑
Quarter ending June 2017	13,080	→
Variance since June 2016	2.4%	↑



ACTIVITY

Cumulative percentage of contracted UDA delivered 2017 & 2018



Month	Adjusted Scheduled Activity (UDA)	
	2017	2018
April	433	1,416
May	3,503	4,835
June	6,660	7,525
July	10,222	
August	13,734	
September	16,535	
October	20,284	
November	23,498	
December	25,886	
January	28,364	
February	31,447	
March	38,044	
April	39,808	
May	39,880	
June	39,915	

QUALITY

	Quantity	Base Number	Contract	AT	Region	England
% of FP17s for the same patient ID Re-attending within 3 months - Children	148	1,381	10.7%	11.2%	13.0%	12.0%
% of FP17s for the same patient ID Re-attending within 3 months - Adults	429	3,565	12.0%	15.0%	16.6%	16.0%
% of FP17s for the same patient ID Re-attending between 3 & 9 months - Children	875	1,381	63.4%	60.3%	59.5%	58.0%
% of FP17s for the same patient ID Re-attending between 3 & 9 months - Adults	2,144	3,565	60.1%	54.9%	53.1%	50.9%
% of FP17s for Band 1 Urgent Courses	220	3,613	6.1%	9.0%	9.3%	9.1%
% of FP17s Relating to Free Repair or Replacements	29	3,613	0.8%	0.9%	1.0%	0.8%
% of FP17s Relating to Continuations	23	3,613	0.6%	1.2%	1.3%	1.1%
% of Patients satisfied with the dentistry they have received	13	14	92.9%	91.6%	91.9%	91.7%
% of Patients satisfied with the time they had to wait for an appointment	10	14	71.4%	87.6%	88.7%	88.0%

* This is based on patients treated on this contract for their most recent course of treatment. Figures in italics indicate the base number of FP17s or Patient Questionnaire responses are less than 100. N/A is shown where the base number of responses is less than 10 during the period. % is calculated as Quantity/Base number*100

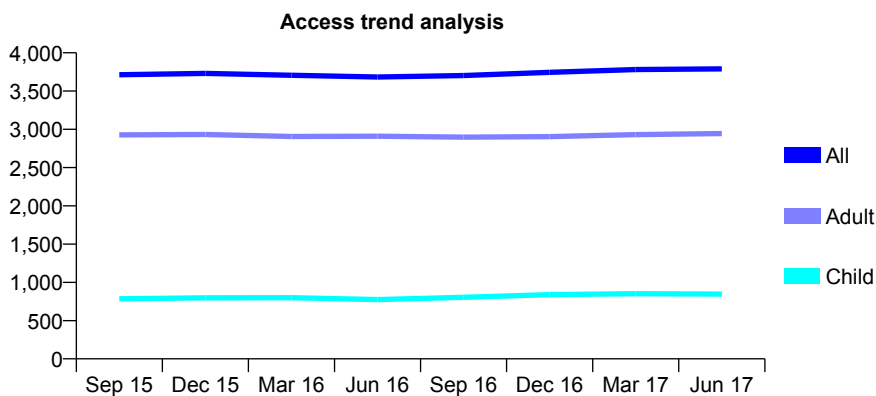
Q52 - Vital Signs At a Glance Contract Report for 159778/0001 - June 2017

Name or company name	Yorkshire Smiles Limited
Contract type name	GDS Contract
Purpose of contract	General
Contract start date	01/07/2012
Contract end date	

17/18 Contracted general activity (UDA)	16,750
Carry forward general activity (UDA)	0
17/18 Contracted orthodontic activity (UOA)	0
Carry forward orthodontic activity (UOA)	0
Baseline contract value	£474,872.89

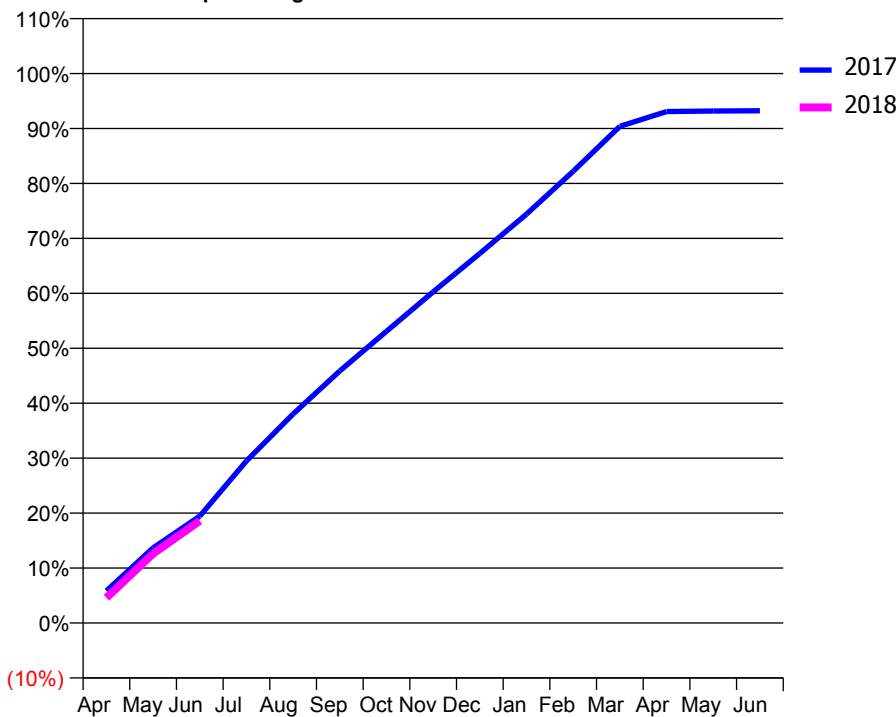
ACCESS*

Patients seen in 24 months	Total	Change since previous quarter
Quarter ending June 2016	3,683	
Quarter ending September 2016	3,702	→
Quarter ending December 2016	3,744	→
Quarter ending March 2017	3,782	→
Quarter ending June 2017	3,790	→
Variance since June 2016	2.9%	↑



ACTIVITY

Cumulative percentage of contracted UDA delivered 2017 & 2018



Month	Adjusted Scheduled Activity (UDA)	
	2017	2018
April	981	771
May	2,292	2,117
June	3,258	3,117
July	4,942	
August	6,371	
September	7,684	
October	8,890	
November	10,095	
December	11,264	
January	12,464	
February	13,769	
March	15,139	
April	15,590	
May	15,607	
June	15,614	

QUALITY

	Quantity	Base Number	Contract	AT	Region	England
% of FP17s for the same patient ID Re-attending within 3 months - Children	31	311	10.0%	11.2%	13.0%	12.0%
% of FP17s for the same patient ID Re-attending within 3 months - Adults	191	1,111	17.2%	15.0%	16.6%	16.0%
% of FP17s for the same patient ID Re-attending between 3 & 9 months - Children	181	311	58.2%	60.3%	59.5%	58.0%
% of FP17s for the same patient ID Re-attending between 3 & 9 months - Adults	679	1,111	61.1%	54.9%	53.1%	50.9%
% of FP17s for Band 1 Urgent Courses	76	1,230	6.2%	9.0%	9.3%	9.1%
% of FP17s Relating to Free Repair or Replacements	10	1,230	0.8%	0.9%	1.0%	0.8%
% of FP17s Relating to Continuations	51	1,230	4.1%	1.2%	1.3%	1.1%
% of Patients satisfied with the dentistry they have received	9	10	90.0%	91.6%	91.9%	91.7%
% of Patients satisfied with the time they had to wait for an appointment	10	10	100.0%	87.6%	88.7%	88.0%

* This is based on patients treated on this contract for their most recent course of treatment. Figures in italics indicate the base number of FP17s or Patient Questionnaire responses are less than 100. N/A is shown where the base number of responses is less than 10 during the period. % is calculated as Quantity/Base number*100

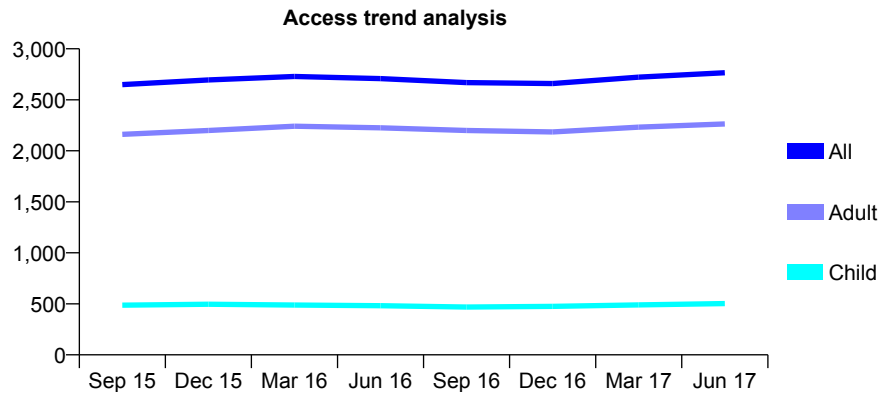
Q52 - Vital Signs At a Glance Contract Report for 160962/0001 - June 2017

Name or company name	Chris Anderson Dental Surgeon Limited
Contract type name	GDS Contract
Purpose of contract	General
Contract start date	01/05/2012
Contract end date	

17/18 Contracted general activity (UDA)	5,910
Carry forward general activity (UDA)	0
17/18 Contracted orthodontic activity (UOA)	0
Carry forward orthodontic activity (UOA)	0
Baseline contract value	£174,255.39

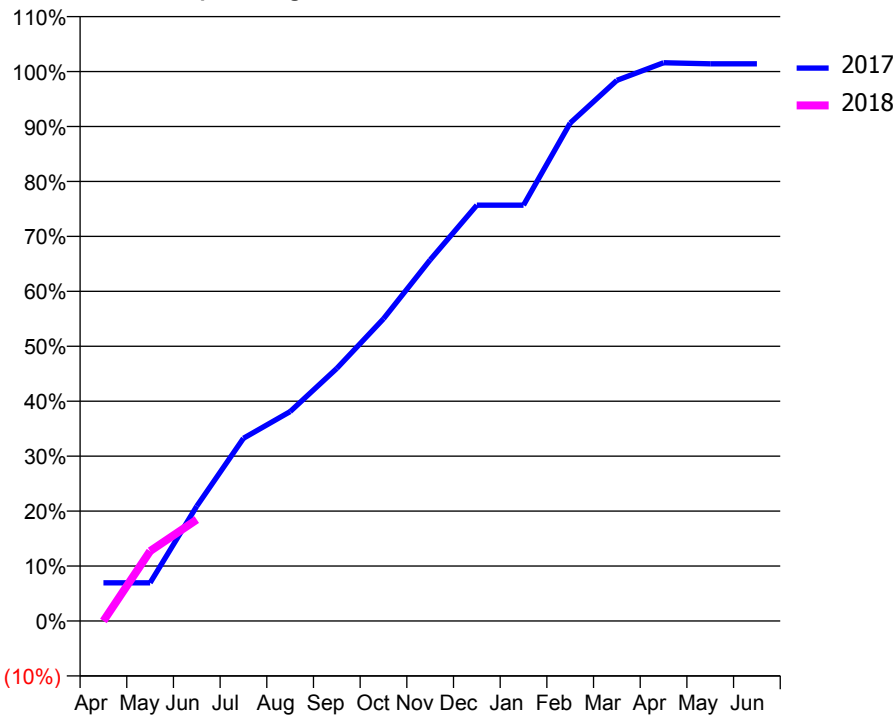
ACCESS*

Patients seen in 24 months	Total	Change since previous quarter
Quarter ending June 2016	2,708	
Quarter ending September 2016	2,668	↓
Quarter ending December 2016	2,660	→
Quarter ending March 2017	2,722	↑
Quarter ending June 2017	2,766	→
Variance since June 2016	2.1%	↑



ACTIVITY

Cumulative percentage of contracted UDA delivered 2017 & 2018



Month	Adjusted Scheduled Activity (UDA)	
	2017	2018
April	412	0
May	412	753
June	1,235	1,091
July	1,966	
August	2,253	
September	2,718	
October	3,250	
November	3,884	
December	4,472	
January	4,472	
February	5,355	
March	5,815	
April	6,005	
May	5,993	
June	5,993	

QUALITY

	Quantity	Base Number	Contract	AT	Region	England
% of FP17s for the same patient ID Re-attending within 3 months - Children	3	177	1.7%	11.2%	13.0%	12.0%
% of FP17s for the same patient ID Re-attending within 3 months - Adults	63	665	9.5%	15.0%	16.6%	16.0%
% of FP17s for the same patient ID Re-attending between 3 & 9 months - Children	77	177	43.5%	60.3%	59.5%	58.0%
% of FP17s for the same patient ID Re-attending between 3 & 9 months - Adults	350	665	52.6%	54.9%	53.1%	50.9%
% of FP17s for Band 1 Urgent Courses	21	457	4.6%	9.0%	9.3%	9.1%
% of FP17s Relating to Free Repair or Replacements	1	457	0.2%	0.9%	1.0%	0.8%
% of FP17s Relating to Continuations	7	457	1.5%	1.2%	1.3%	1.1%
% of Patients satisfied with the dentistry they have received	4	4	N/A	91.6%	91.9%	91.7%
% of Patients satisfied with the time they had to wait for an appointment	3	4	N/A	87.6%	88.7%	88.0%

* This is based on patients treated on this contract for their most recent course of treatment. Figures in italics indicate the base number of FP17s or Patient Questionnaire responses are less than 100. N/A is shown where the base number of responses is less than 10 during the period. % is calculated as Quantity/Base number*100

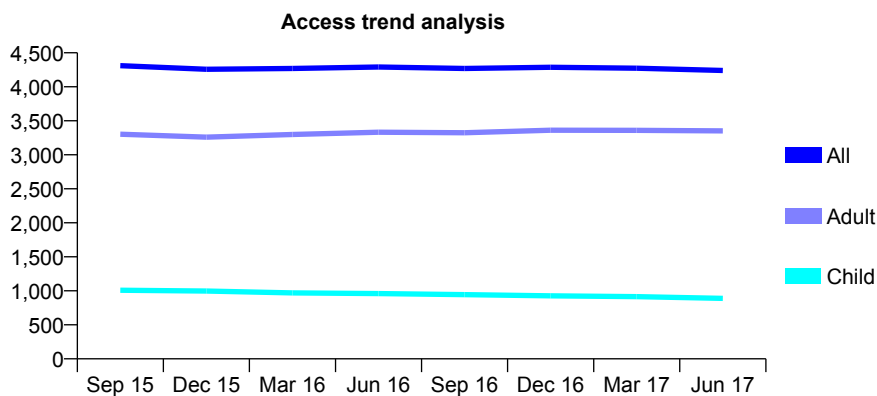
Q52 - Vital Signs At a Glance Contract Report for 161071/0001 - June 2017

Name or company name	Nichols and Fisher Dental Care
Contract type name	GDS Contract
Purpose of contract	General
Contract start date	01/08/2006
Contract end date	

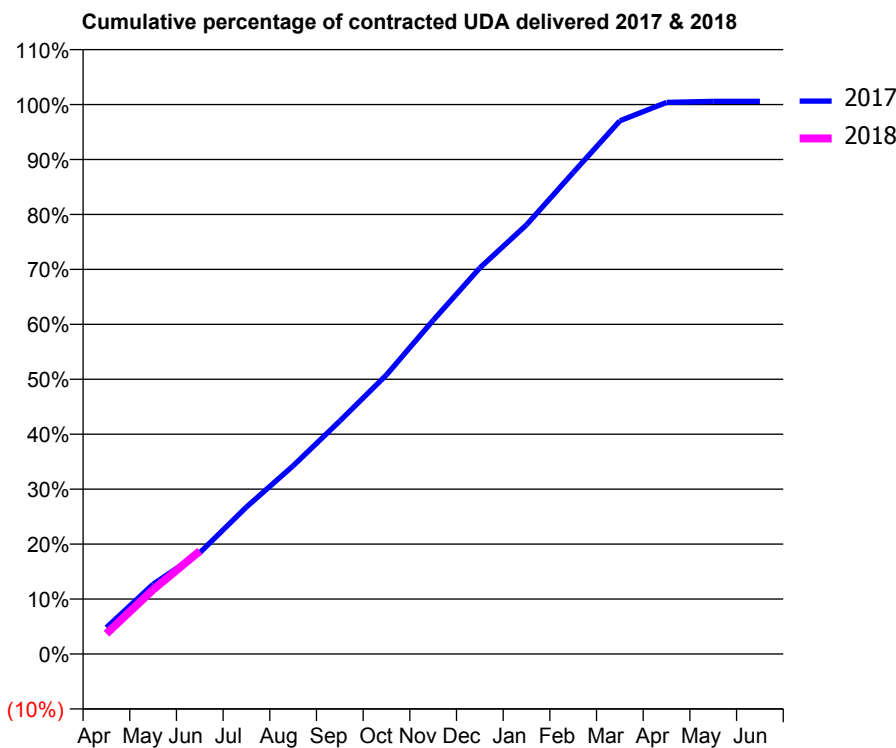
17/18 Contracted general activity (UDA)	11,228
Carry forward general activity (UDA)	0
17/18 Contracted orthodontic activity (UOA)	0
Carry forward orthodontic activity (UOA)	0
Baseline contract value	£384,290.69

ACCESS*

Patients seen in 24 months	Total	Change since previous quarter
Quarter ending June 2016	4,292	
Quarter ending September 2016	4,269	→
Quarter ending December 2016	4,287	→
Quarter ending March 2017	4,274	→
Quarter ending June 2017	4,241	→
Variance since June 2016	(1.2%)	↓



ACTIVITY



Month	Adjusted Scheduled Activity (UDA)	
	2017	2018
April	541	416
May	1,426	1,315
June	2,070	2,104
July	3,004	
August	3,847	
September	4,762	
October	5,705	
November	6,818	
December	7,889	
January	8,769	
February	9,836	
March	10,895	
April	11,271	
May	11,291	
June	11,291	

QUALITY

	Quantity	Base Number	Contract	AT	Region	England
% of FP17s for the same patient ID Re-attending within 3 months - Children	14	324	4.3%	11.2%	13.0%	12.0%
% of FP17s for the same patient ID Re-attending within 3 months - Adults	111	885	12.5%	15.0%	16.6%	16.0%
% of FP17s for the same patient ID Re-attending between 3 & 9 months - Children	224	324	69.1%	60.3%	59.5%	58.0%
% of FP17s for the same patient ID Re-attending between 3 & 9 months - Adults	375	885	42.4%	54.9%	53.1%	50.9%
% of FP17s for Band 1 Urgent Courses	62	1,051	5.9%	9.0%	9.3%	9.1%
% of FP17s Relating to Free Repair or Replacements	17	1,051	1.6%	0.9%	1.0%	0.8%
% of FP17s Relating to Continuations	12	1,051	1.1%	1.2%	1.3%	1.1%
% of Patients satisfied with the dentistry they have received	9	11	81.8%	91.6%	91.9%	91.7%
% of Patients satisfied with the time they had to wait for an appointment	11	11	100.0%	87.6%	88.7%	88.0%

* This is based on patients treated on this contract for their most recent course of treatment. Figures in italics indicate the base number of FP17s or Patient Questionnaire responses are less than 100. N/A is shown where the base number of responses is less than 10 during the period. % is calculated as Quantity/Base number*100

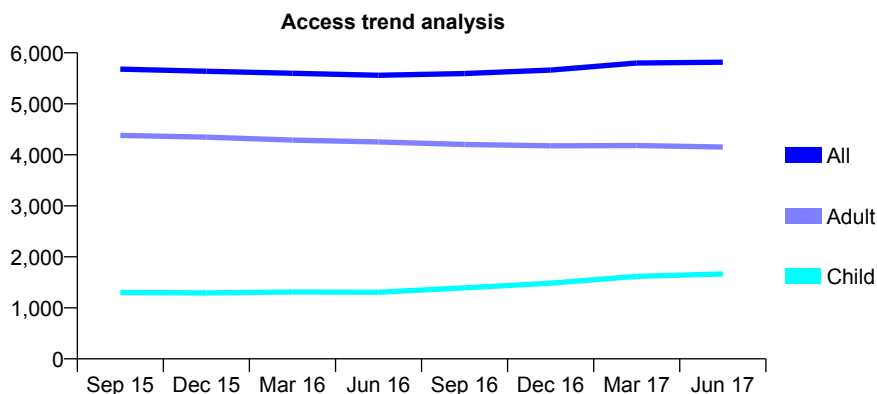
Q52 - Vital Signs At a Glance Contract Report for 161942/0001 - June 2017

Name or company name	Greenhead Dental Practice Limited
Contract type name	GDS Contract
Purpose of contract	General
Contract start date	01/11/2008
Contract end date	

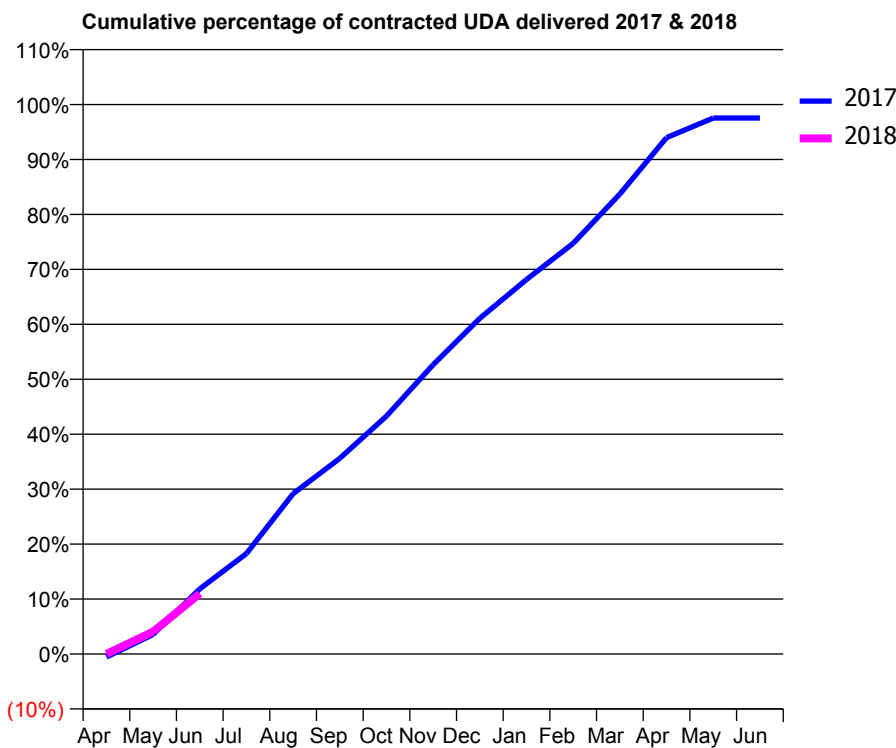
17/18 Contracted general activity (UDA)	18,600
Carry forward general activity (UDA)	0
17/18 Contracted orthodontic activity (UOA)	0
Carry forward orthodontic activity (UOA)	0
Baseline contract value	£473,169.64

ACCESS*

Patients seen in 24 months	Total	Change since previous quarter
Quarter ending June 2016	5,559	
Quarter ending September 2016	5,594	→
Quarter ending December 2016	5,661	→
Quarter ending March 2017	5,799	↑
Quarter ending June 2017	5,816	→
Variance since June 2016	4.6%	↑



ACTIVITY



Month	Adjusted Scheduled Activity (UDA)	
	2017	2018
April	-104	0
May	661	755
June	2,205	2,048
July	3,400	
August	5,429	
September	6,623	
October	8,054	
November	9,793	
December	11,364	
January	12,676	
February	13,900	
March	15,571	
April	17,480	
May	18,141	
June	18,141	

QUALITY

	Quantity	Base Number	Contract	AT	Region	England
% of FP17s for the same patient ID Re-attending within 3 months - Children	58	687	8.4%	11.2%	13.0%	12.0%
% of FP17s for the same patient ID Re-attending within 3 months - Adults	294	1,652	17.8%	15.0%	16.6%	16.0%
% of FP17s for the same patient ID Re-attending between 3 & 9 months - Children	420	687	61.1%	60.3%	59.5%	58.0%
% of FP17s for the same patient ID Re-attending between 3 & 9 months - Adults	1,044	1,652	63.2%	54.9%	53.1%	50.9%
% of FP17s for Band 1 Urgent Courses	38	1,026	3.7%	9.0%	9.3%	9.1%
% of FP17s Relating to Free Repair or Replacements	11	1,026	1.1%	0.9%	1.0%	0.8%
% of FP17s Relating to Continuations	12	1,026	1.2%	1.2%	1.3%	1.1%
% of Patients satisfied with the dentistry they have received	2	2	N/A	91.6%	91.9%	91.7%
% of Patients satisfied with the time they had to wait for an appointment	2	2	N/A	87.6%	88.7%	88.0%

* This is based on patients treated on this contract for their most recent course of treatment. Figures in italics indicate the base number of FP17s or Patient Questionnaire responses are less than 100. N/A is shown where the base number of responses is less than 10 during the period. % is calculated as Quantity/Base number*100

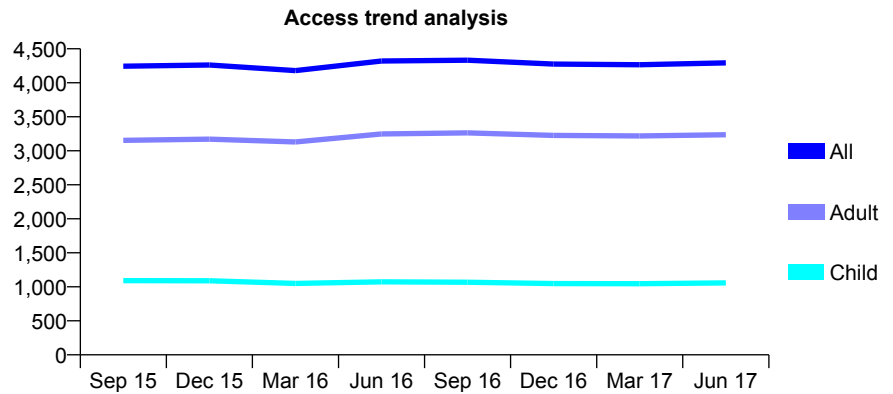
Q52 - Vital Signs At a Glance Contract Report for 162892/0001 - June 2017

Name or company name	Royd House Dental Practice Limited
Contract type name	GDS Contract
Purpose of contract	General
Contract start date	01/04/2007
Contract end date	

17/18 Contracted general activity (UDA)	12,786
Carry forward general activity (UDA)	0
17/18 Contracted orthodontic activity (UOA)	0
Carry forward orthodontic activity (UOA)	0
Baseline contract value	£295,085.19

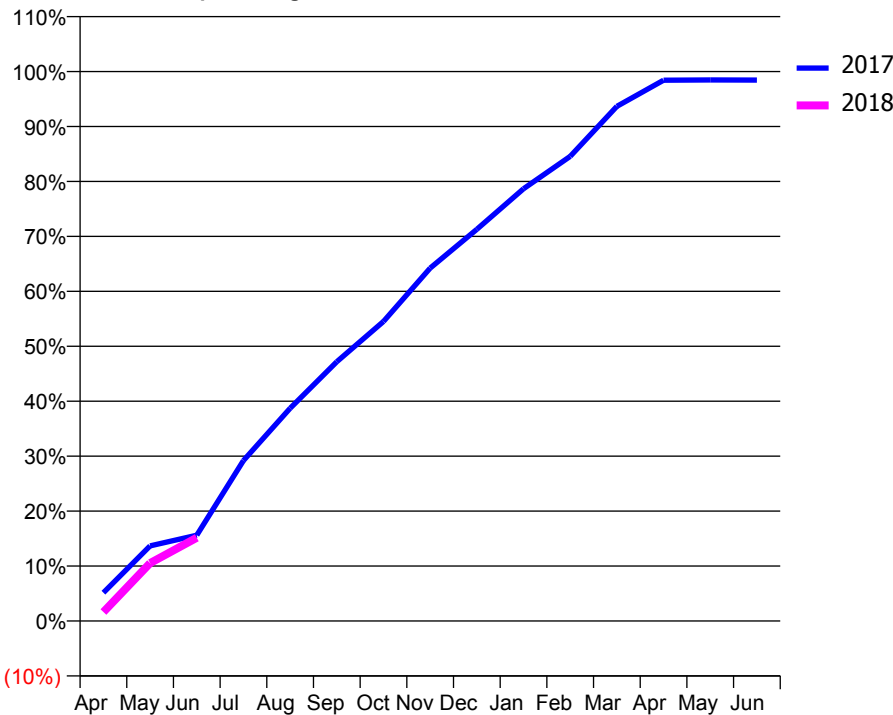
ACCESS*

Patients seen in 24 months	Total	Change since previous quarter
Quarter ending June 2016	4,321	
Quarter ending September 2016	4,332	→
Quarter ending December 2016	4,276	↓
Quarter ending March 2017	4,265	→
Quarter ending June 2017	4,294	→
Variance since June 2016	(0.6%)	→



ACTIVITY

Cumulative percentage of contracted UDA delivered 2017 & 2018



Month	Adjusted Scheduled Activity (UDA)	
	2017	2018
April	658	208
May	1,747	1,349
June	1,996	1,938
July	3,735	
August	4,951	
September	6,032	
October	6,971	
November	8,211	
December	9,115	
January	10,057	
February	10,810	
March	11,974	
April	12,584	
May	12,591	
June	12,587	

QUALITY

	Quantity	Base Number	Contract	AT	Region	England
% of FP17s for the same patient ID Re-attending within 3 months - Children	26	345	7.5%	11.2%	13.0%	12.0%
% of FP17s for the same patient ID Re-attending within 3 months - Adults	119	1,012	11.8%	15.0%	16.6%	16.0%
% of FP17s for the same patient ID Re-attending between 3 & 9 months - Children	257	345	74.5%	60.3%	59.5%	58.0%
% of FP17s for the same patient ID Re-attending between 3 & 9 months - Adults	770	1,012	76.1%	54.9%	53.1%	50.9%
% of FP17s for Band 1 Urgent Courses	27	1,056	2.6%	9.0%	9.3%	9.1%
% of FP17s Relating to Free Repair or Replacements	18	1,056	1.7%	0.9%	1.0%	0.8%
% of FP17s Relating to Continuations	10	1,056	0.9%	1.2%	1.3%	1.1%
% of Patients satisfied with the dentistry they have received	13	14	92.9%	91.6%	91.9%	91.7%
% of Patients satisfied with the time they had to wait for an appointment	13	14	92.9%	87.6%	88.7%	88.0%

* This is based on patients treated on this contract for their most recent course of treatment. Figures in italics indicate the base number of FP17s or Patient Questionnaire responses are less than 100. N/A is shown where the base number of responses is less than 10 during the period. % is calculated as Quantity/Base number*100

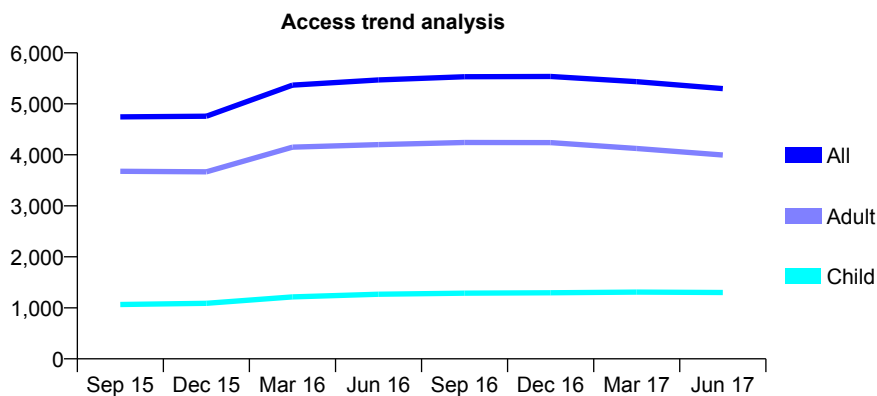
Q52 - Vital Signs At a Glance Contract Report for 162965/0001 - June 2017

Name or company name	Clarendon Dental Spa (Leeds) Ltd
Contract type name	GDS Contract
Purpose of contract	General
Contract start date	01/10/2008
Contract end date	

17/18 Contracted general activity (UDA)	13,200
Carry forward general activity (UDA)	0
17/18 Contracted orthodontic activity (UOA)	0
Carry forward orthodontic activity (UOA)	0
Baseline contract value	£343,749.65

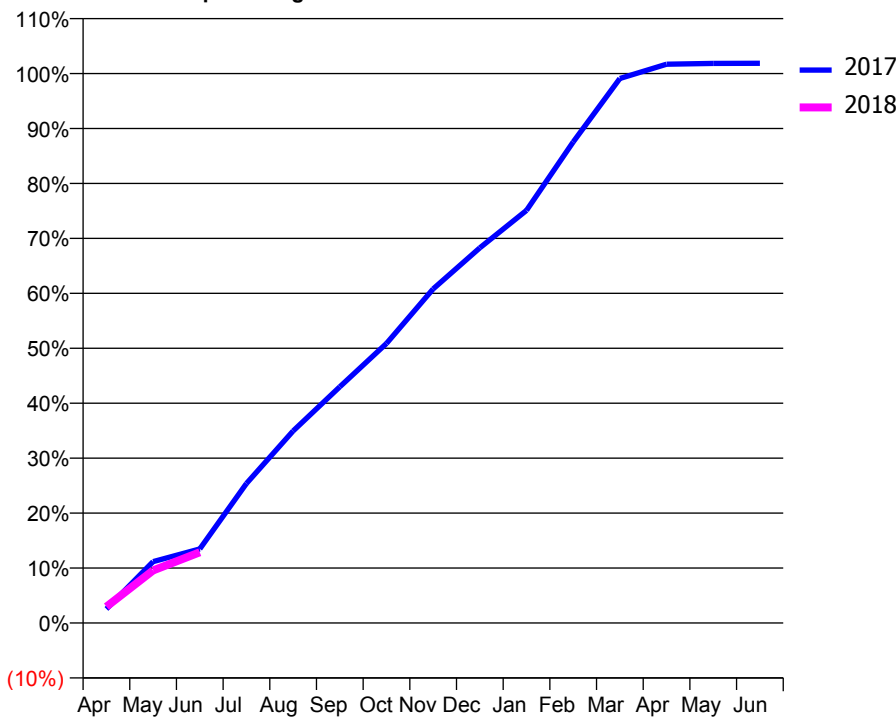
ACCESS*

Patients seen in 24 months	Total	Change since previous quarter
Quarter ending June 2016	5,468	
Quarter ending September 2016	5,530	→
Quarter ending December 2016	5,535	→
Quarter ending March 2017	5,434	↓
Quarter ending June 2017	5,297	↓
Variance since June 2016	(3.1%)	↓



ACTIVITY

Cumulative percentage of contracted UDA delivered 2017 & 2018



Month	Adjusted Scheduled Activity (UDA)	
	2017	2018
April	338	394
May	1,474	1,265
June	1,779	1,701
July	3,351	
August	4,615	
September	5,675	
October	6,716	
November	8,024	
December	9,011	
January	9,912	
February	11,556	
March	13,081	
April	13,423	
May	13,442	
June	13,444	

QUALITY

	Quantity	Base Number	Contract	AT	Region	England
% of FP17s for the same patient ID Re-attending within 3 months - Children	40	339	11.8%	11.2%	13.0%	12.0%
% of FP17s for the same patient ID Re-attending within 3 months - Adults	125	783	16.0%	15.0%	16.6%	16.0%
% of FP17s for the same patient ID Re-attending between 3 & 9 months - Children	193	339	56.9%	60.3%	59.5%	58.0%
% of FP17s for the same patient ID Re-attending between 3 & 9 months - Adults	421	783	53.8%	54.9%	53.1%	50.9%
% of FP17s for Band 1 Urgent Courses	113	974	11.6%	9.0%	9.3%	9.1%
% of FP17s Relating to Free Repair or Replacements	5	974	0.5%	0.9%	1.0%	0.8%
% of FP17s Relating to Continuations	1	974	0.1%	1.2%	1.3%	1.1%
% of Patients satisfied with the dentistry they have received	3	3	N/A	91.6%	91.9%	91.7%
% of Patients satisfied with the time they had to wait for an appointment	2	3	N/A	87.6%	88.7%	88.0%

* This is based on patients treated on this contract for their most recent course of treatment. Figures in italics indicate the base number of FP17s or Patient Questionnaire responses are less than 100. N/A is shown where the base number of responses is less than 10 during the period. % is calculated as Quantity/Base number*100

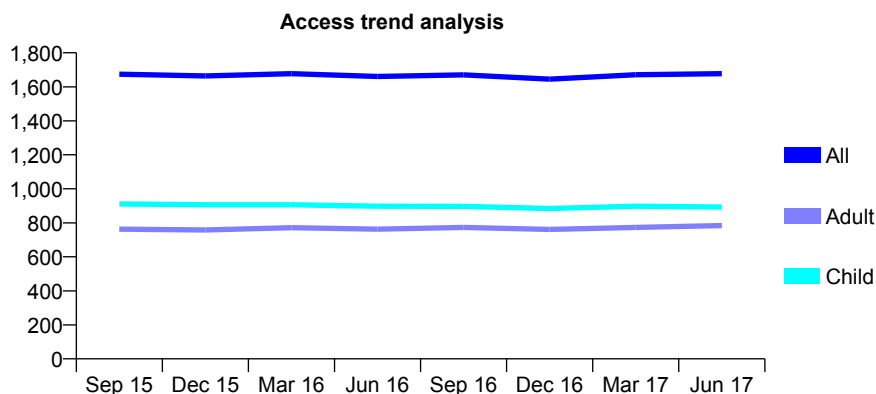
Q52 - Vital Signs At a Glance Contract Report for 164240/0001 - June 2017

Name or company name	Acorn Villas Dental Practice
Contract type name	GDS Contract
Purpose of contract	General
Contract start date	01/04/2013
Contract end date	

17/18 Contracted general activity (UDA)	5,926
Carry forward general activity (UDA)	0
17/18 Contracted orthodontic activity (UOA)	0
Carry forward orthodontic activity (UOA)	0
Baseline contract value	£163,279.01

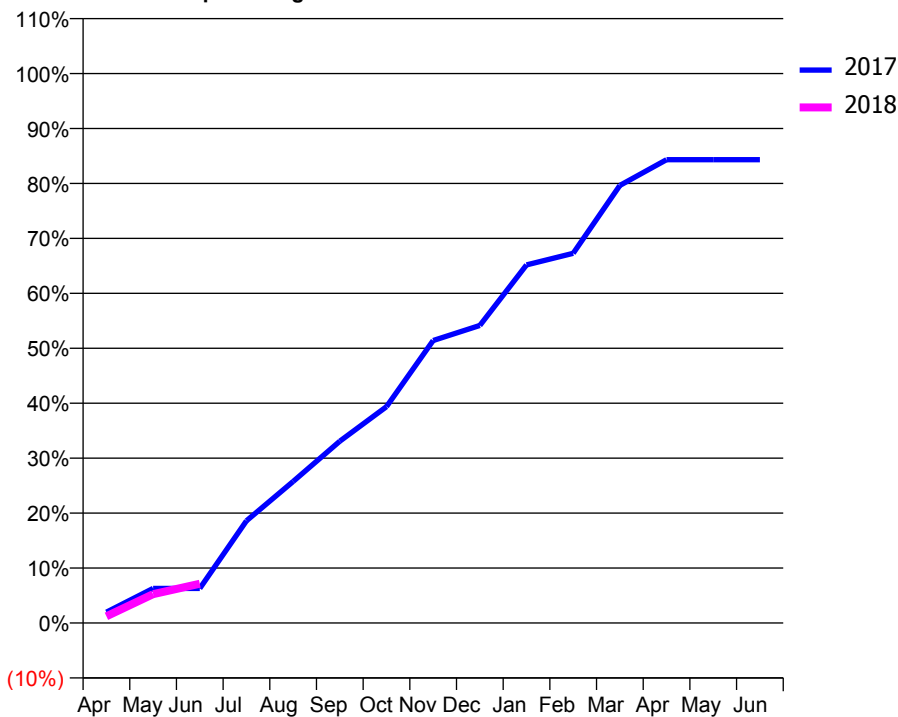
ACCESS*

Patients seen in 24 months	Total	Change since previous quarter
Quarter ending June 2016	1,661	
Quarter ending September 2016	1,670	→
Quarter ending December 2016	1,645	↓
Quarter ending March 2017	1,671	→
Quarter ending June 2017	1,677	→
Variance since June 2016	1.0%	→



ACTIVITY

Cumulative percentage of contracted UDA delivered 2017 & 2018



Month	Adjusted Scheduled Activity (UDA)	
	2017	2018
April	117	73
May	373	311
June	373	423
July	1,102	
August	1,526	
September	1,960	
October	2,334	
November	3,046	
December	3,208	
January	3,862	
February	3,988	
March	4,719	
April	4,996	
May	4,996	
June	4,996	

QUALITY

	Quantity	Base Number	Contract	AT	Region	England
% of FP17s for the same patient ID Re-attending within 3 months - Children	23	246	9.3%	11.2%	13.0%	12.0%
% of FP17s for the same patient ID Re-attending within 3 months - Adults	22	179	12.3%	15.0%	16.6%	16.0%
% of FP17s for the same patient ID Re-attending between 3 & 9 months - Children	177	246	72.0%	60.3%	59.5%	58.0%
% of FP17s for the same patient ID Re-attending between 3 & 9 months - Adults	110	179	61.5%	54.9%	53.1%	50.9%
% of FP17s for Band 1 Urgent Courses	5	269	1.9%	9.0%	9.3%	9.1%
% of FP17s Relating to Free Repair or Replacements	1	269	0.4%	0.9%	1.0%	0.8%
% of FP17s Relating to Continuations	0	269	0.0%	1.2%	1.3%	1.1%
% of Patients satisfied with the dentistry they have received	1	1	N/A	91.6%	91.9%	91.7%
% of Patients satisfied with the time they had to wait for an appointment	1	1	N/A	87.6%	88.7%	88.0%

* This is based on patients treated on this contract for their most recent course of treatment. Figures in italics indicate the base number of FP17s or Patient Questionnaire responses are less than 100. N/A is shown where the base number of responses is less than 10 during the period. % is calculated as Quantity/Base number*100

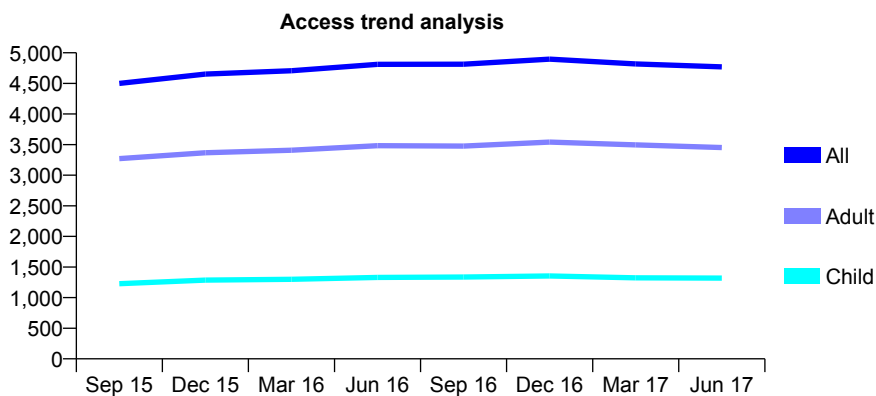
Q52 - Vital Signs At a Glance Contract Report for 164631/0001 - June 2017

Name or company name	Armley Dental Practice Partnership
Contract type name	GDS Contract
Purpose of contract	General
Contract start date	01/05/2013
Contract end date	

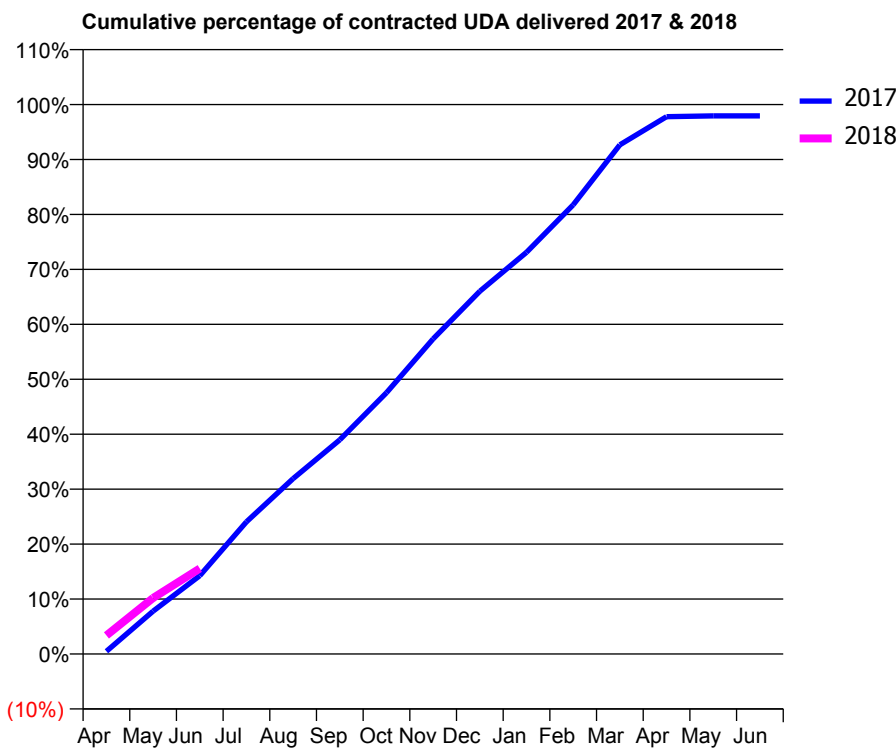
17/18 Contracted general activity (UDA)	15,981
Carry forward general activity (UDA)	0
17/18 Contracted orthodontic activity (UOA)	0
Carry forward orthodontic activity (UOA)	0
Baseline contract value	£577,281.12

ACCESS*

Patients seen in 24 months	Total	Change since previous quarter
Quarter ending June 2016	4,812	
Quarter ending September 2016	4,813	→
Quarter ending December 2016	4,896	→
Quarter ending March 2017	4,819	↓
Quarter ending June 2017	4,771	→
Variance since June 2016	(0.9%)	→



ACTIVITY



Month	Adjusted Scheduled Activity (UDA)	
	2017	2018
April	81	542
May	1,245	1,630
June	2,277	2,488
July	3,843	
August	5,103	
September	6,232	
October	7,600	
November	9,166	
December	10,549	
January	11,683	
February	13,065	
March	14,807	
April	15,625	
May	15,649	
June	15,652	

QUALITY

	Quantity	Base Number	Contract	AT	Region	England
% of FP17s for the same patient ID Re-attending within 3 months - Children	18	402	4.5%	11.2%	13.0%	12.0%
% of FP17s for the same patient ID Re-attending within 3 months - Adults	93	971	9.6%	15.0%	16.6%	16.0%
% of FP17s for the same patient ID Re-attending between 3 & 9 months - Children	248	402	61.7%	60.3%	59.5%	58.0%
% of FP17s for the same patient ID Re-attending between 3 & 9 months - Adults	466	971	48.0%	54.9%	53.1%	50.9%
% of FP17s for Band 1 Urgent Courses	60	1,121	5.4%	9.0%	9.3%	9.1%
% of FP17s Relating to Free Repair or Replacements	4	1,121	0.4%	0.9%	1.0%	0.8%
% of FP17s Relating to Continuations	13	1,121	1.2%	1.2%	1.3%	1.1%
% of Patients satisfied with the dentistry they have received	3	3	N/A	91.6%	91.9%	91.7%
% of Patients satisfied with the time they had to wait for an appointment	3	3	N/A	87.6%	88.7%	88.0%

* This is based on patients treated on this contract for their most recent course of treatment. Figures in italics indicate the base number of FP17s or Patient Questionnaire responses are less than 100. N/A is shown where the base number of responses is less than 10 during the period. % is calculated as Quantity/Base number*100

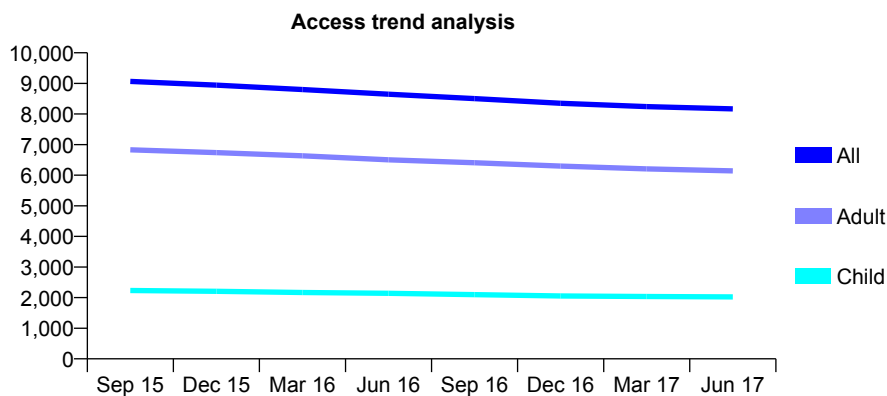
Q52 - Vital Signs At a Glance Contract Report for 165360/0001 - June 2017

Name or company name	Meltham Dental Care Ltd
Contract type name	GDS Contract
Purpose of contract	General
Contract start date	01/04/2010
Contract end date	

17/18 Contracted general activity (UDA)	28,778
Carry forward general activity (UDA)	0
17/18 Contracted orthodontic activity (UOA)	0
Carry forward orthodontic activity (UOA)	0
Baseline contract value	£828,525.01

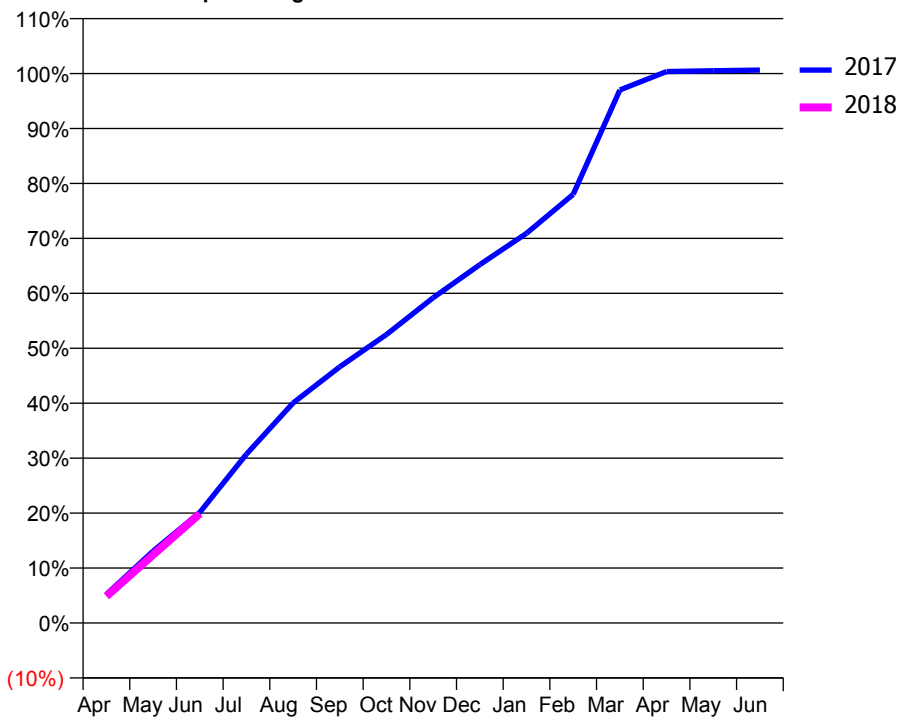
ACCESS*

Patients seen in 24 months	Total	Change since previous quarter
Quarter ending June 2016	8,645	
Quarter ending September 2016	8,504	↓
Quarter ending December 2016	8,352	↓
Quarter ending March 2017	8,244	↓
Quarter ending June 2017	8,167	→
Variance since June 2016	(5.5%)	↓



ACTIVITY

Cumulative percentage of contracted UDA delivered 2017 & 2018



Month	Adjusted Scheduled Activity (UDA)	
	2017	2018
April	1,508	1,403
May	3,769	3,573
June	5,790	5,724
July	8,844	
August	11,523	
September	13,416	
October	15,110	
November	17,036	
December	18,767	
January	20,413	
February	22,451	
March	27,917	
April	28,883	
May	28,919	
June	28,954	

QUALITY

	Quantity	Base Number	Contract	AT	Region	England
% of FP17s for the same patient ID Re-attending within 3 months - Children	69	872	7.9%	11.2%	13.0%	12.0%
% of FP17s for the same patient ID Re-attending within 3 months - Adults	431	2,538	17.0%	15.0%	16.6%	16.0%
% of FP17s for the same patient ID Re-attending between 3 & 9 months - Children	664	872	76.1%	60.3%	59.5%	58.0%
% of FP17s for the same patient ID Re-attending between 3 & 9 months - Adults	1,732	2,538	68.2%	54.9%	53.1%	50.9%
% of FP17s for Band 1 Urgent Courses	194	2,920	6.6%	9.0%	9.3%	9.1%
% of FP17s Relating to Free Repair or Replacements	12	2,920	0.4%	0.9%	1.0%	0.8%
% of FP17s Relating to Continuations	39	2,920	1.3%	1.2%	1.3%	1.1%
% of Patients satisfied with the dentistry they have received	8	9	N/A	91.6%	91.9%	91.7%
% of Patients satisfied with the time they had to wait for an appointment	5	9	N/A	87.6%	88.7%	88.0%

* This is based on patients treated on this contract for their most recent course of treatment. Figures in italics indicate the base number of FP17s or Patient Questionnaire responses are less than 100. N/A is shown where the base number of responses is less than 10 during the period. % is calculated as Quantity/Base number*100

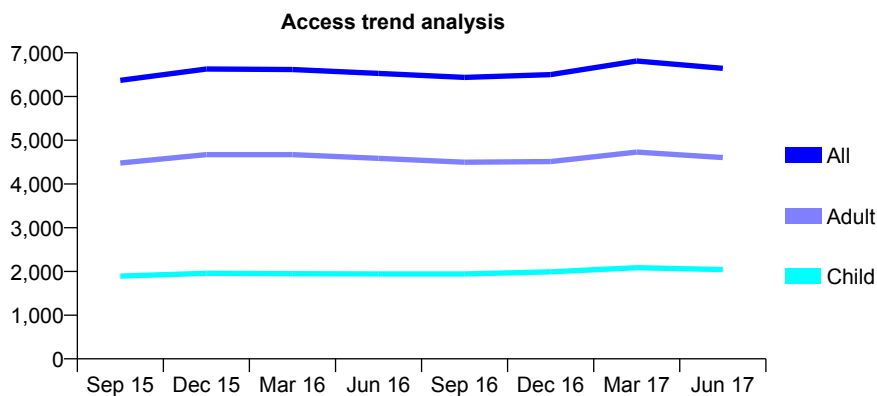
Q52 - Vital Signs At a Glance Contract Report for 166391/0001 - June 2017

Name or company name	Horsforth Smile Clinic Ltd
Contract type name	GDS Contract
Purpose of contract	General
Contract start date	01/01/2014
Contract end date	

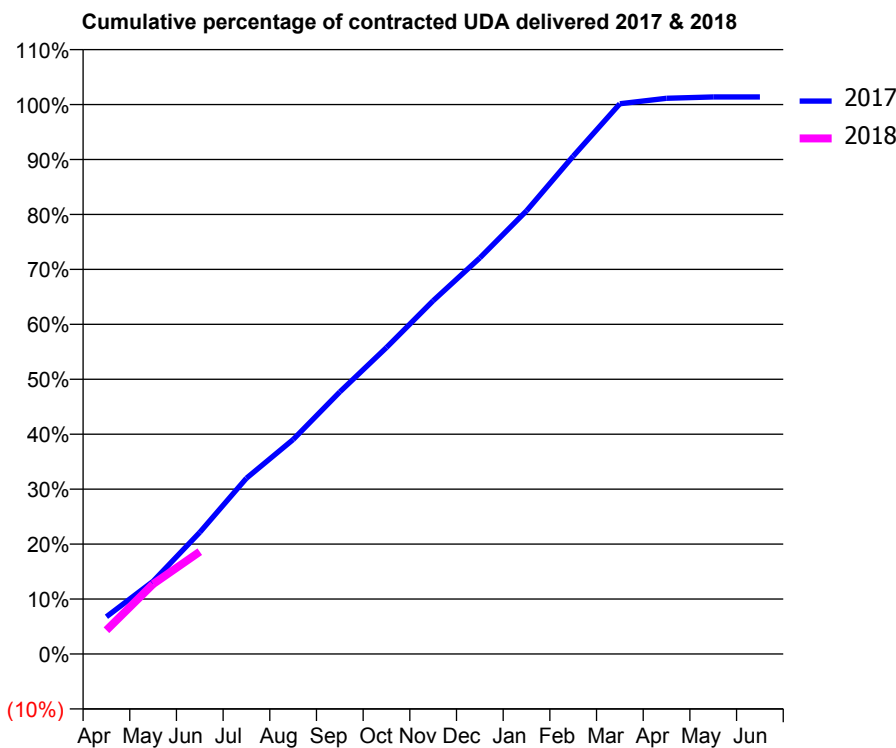
17/18 Contracted general activity (UDA)	15,597
Carry forward general activity (UDA)	0
17/18 Contracted orthodontic activity (UOA)	0
Carry forward orthodontic activity (UOA)	0
Baseline contract value	£377,810.21

ACCESS*

Patients seen in 24 months	Total	Change since previous quarter
Quarter ending June 2016	6,528	
Quarter ending September 2016	6,438	↓
Quarter ending December 2016	6,502	→
Quarter ending March 2017	6,813	↑
Quarter ending June 2017	6,646	↓
Variance since June 2016	1.8%	→



ACTIVITY



Adjusted Scheduled Activity (UDA)		
Month	2017	2018
April	1,059	677
May	2,064	1,986
June	3,452	2,904
July	4,992	
August	6,089	
September	7,440	
October	8,700	
November	10,029	
December	11,242	
January	12,581	
February	14,132	
March	15,620	
April	15,774	
May	15,811	
June	15,812	

QUALITY

	Quantity	Base Number	Contract	AT	Region	England
% of FP17s for the same patient ID Re-attending within 3 months - Children	52	559	9.3%	11.2%	13.0%	12.0%
% of FP17s for the same patient ID Re-attending within 3 months - Adults	260	1,293	20.1%	15.0%	16.6%	16.0%
% of FP17s for the same patient ID Re-attending between 3 & 9 months - Children	308	559	55.1%	60.3%	59.5%	58.0%
% of FP17s for the same patient ID Re-attending between 3 & 9 months - Adults	693	1,293	53.6%	54.9%	53.1%	50.9%
% of FP17s for Band 1 Urgent Courses	133	1,410	9.4%	9.0%	9.3%	9.1%
% of FP17s Relating to Free Repair or Replacements	11	1,410	0.8%	0.9%	1.0%	0.8%
% of FP17s Relating to Continuations	10	1,410	0.7%	1.2%	1.3%	1.1%
% of Patients satisfied with the dentistry they have received	12	12	100.0%	91.6%	91.9%	91.7%
% of Patients satisfied with the time they had to wait for an appointment	9	12	75.0%	87.6%	88.7%	88.0%

* This is based on patients treated on this contract for their most recent course of treatment. Figures in italics indicate the base number of FP17s or Patient Questionnaire responses are less than 100. N/A is shown where the base number of responses is less than 10 during the period. % is calculated as Quantity/Base number*100

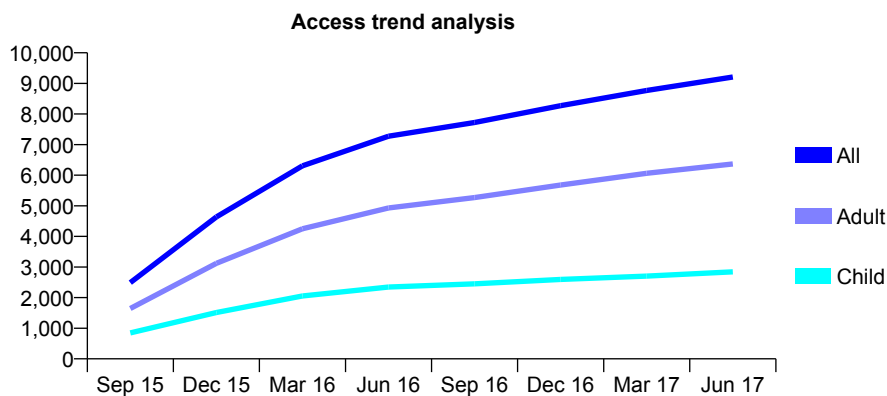
Q52 - Vital Signs At a Glance Contract Report for 166561/0001 - June 2017

Name or company name	Wakefield Road Surgery Partnership
Contract type name	GDS Contract
Purpose of contract	General
Contract start date	01/07/2015
Contract end date	

17/18 Contracted general activity (UDA)	32,543
Carry forward general activity (UDA)	0
17/18 Contracted orthodontic activity (UOA)	0
Carry forward orthodontic activity (UOA)	0
Baseline contract value	£1,073,309.43

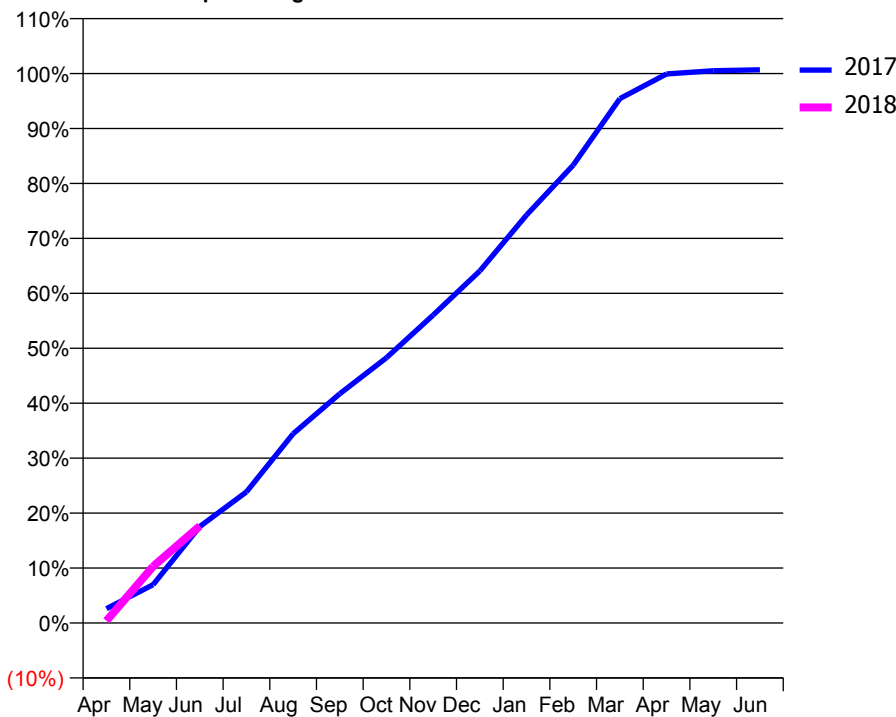
ACCESS*

Patients seen in 24 months	Total	Change since previous quarter
Quarter ending June 2016	7,276	
Quarter ending September 2016	7,722	↑
Quarter ending December 2016	8,274	↑
Quarter ending March 2017	8,767	↑
Quarter ending June 2017	9,211	↑
Variance since June 2016	26.6%	↑



ACTIVITY

Cumulative percentage of contracted UDA delivered 2017 & 2018



Month	Adjusted Scheduled Activity (UDA)	
	2017	2018
April	859	132
May	2,291	3,354
June	5,770	5,747
July	7,842	
August	11,317	
September	13,716	
October	15,867	
November	18,416	
December	21,054	
January	24,399	
February	27,378	
March	31,359	
April	32,833	
May	33,031	
June	33,083	

QUALITY

	Quantity	Base Number	Contract	AT	Region	England
% of FP17s for the same patient ID Re-attending within 3 months - Children	66	1,027	6.4%	11.2%	13.0%	12.0%
% of FP17s for the same patient ID Re-attending within 3 months - Adults	259	2,153	12.0%	15.0%	16.6%	16.0%
% of FP17s for the same patient ID Re-attending between 3 & 9 months - Children	584	1,027	56.9%	60.3%	59.5%	58.0%
% of FP17s for the same patient ID Re-attending between 3 & 9 months - Adults	1,236	2,153	57.4%	54.9%	53.1%	50.9%
% of FP17s for Band 1 Urgent Courses	129	2,584	5.0%	9.0%	9.3%	9.1%
% of FP17s Relating to Free Repair or Replacements	6	2,584	0.2%	0.9%	1.0%	0.8%
% of FP17s Relating to Continuations	20	2,584	0.8%	1.2%	1.3%	1.1%
% of Patients satisfied with the dentistry they have received	10	12	83.3%	91.6%	91.9%	91.7%
% of Patients satisfied with the time they had to wait for an appointment	9	12	75.0%	87.6%	88.7%	88.0%

* This is based on patients treated on this contract for their most recent course of treatment. Figures in italics indicate the base number of FP17s or Patient Questionnaire responses are less than 100. N/A is shown where the base number of responses is less than 10 during the period. % is calculated as Quantity/Base number*100

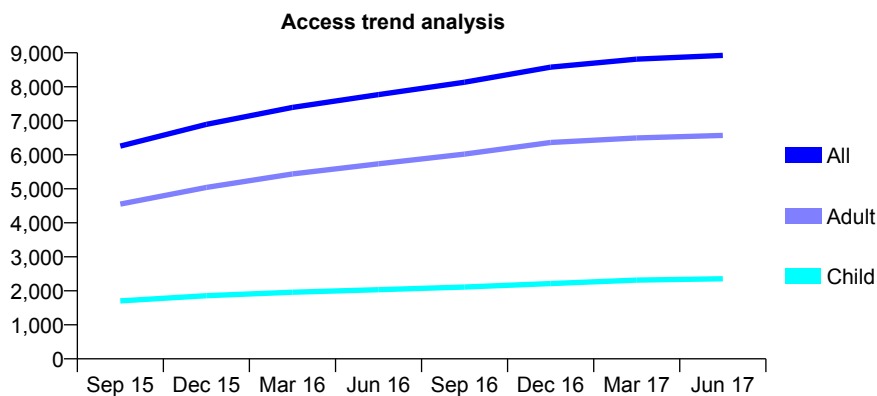
Q52 - Vital Signs At a Glance Contract Report for 167053/0001 - June 2017

Name or company name	Stainbeck Dental Surgery
Contract type name	GDS Contract
Purpose of contract	General
Contract start date	17/10/2014
Contract end date	

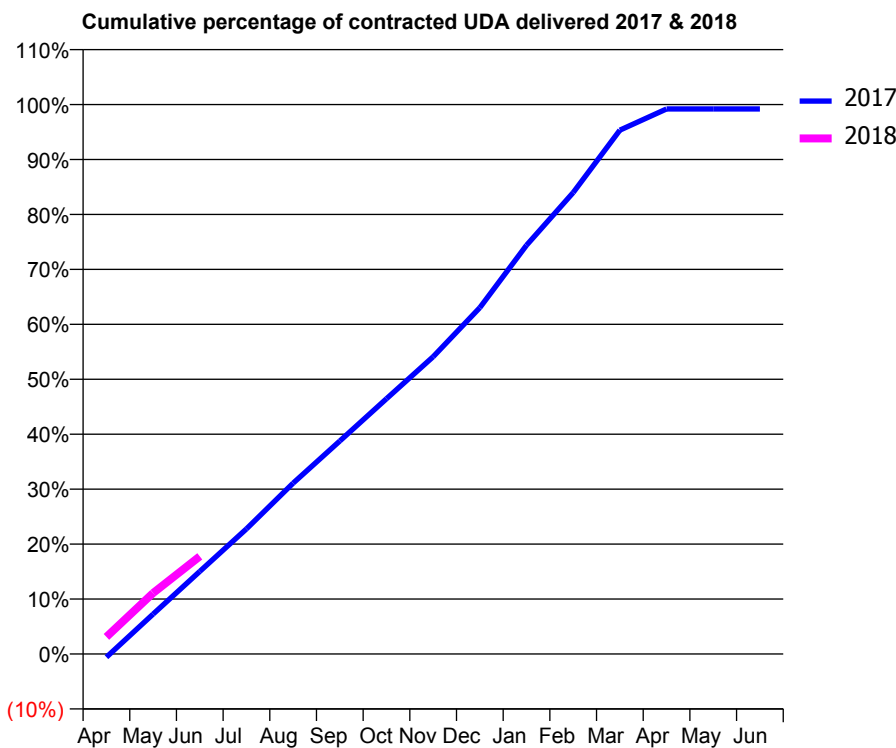
17/18 Contracted general activity (UDA)	23,990
Carry forward general activity (UDA)	0
17/18 Contracted orthodontic activity (UOA)	0
Carry forward orthodontic activity (UOA)	0
Baseline contract value	£737,772.17

ACCESS*

Patients seen in 24 months	Total	Change since previous quarter
Quarter ending June 2016	7,770	
Quarter ending September 2016	8,134	↑
Quarter ending December 2016	8,579	↑
Quarter ending March 2017	8,814	↑
Quarter ending June 2017	8,925	→
Variance since June 2016	14.9%	↑



ACTIVITY



Month	Adjusted Scheduled Activity (UDA)	
	2017	2018
April	-144	750
May	1,746	2,663
June	3,606	4,265
July	5,464	
August	7,459	
September	9,300	
October	11,145	
November	12,977	
December	15,122	
January	17,849	
February	20,147	
March	22,873	
April	23,798	
May	23,799	
June	23,799	

QUALITY

	Quantity	Base Number	Contract	AT	Region	England
% of FP17s for the same patient ID Re-attending within 3 months - Children	43	631	6.8%	11.2%	13.0%	12.0%
% of FP17s for the same patient ID Re-attending within 3 months - Adults	273	1,798	15.2%	15.0%	16.6%	16.0%
% of FP17s for the same patient ID Re-attending between 3 & 9 months - Children	336	631	53.2%	60.3%	59.5%	58.0%
% of FP17s for the same patient ID Re-attending between 3 & 9 months - Adults	905	1,798	50.3%	54.9%	53.1%	50.9%
% of FP17s for Band 1 Urgent Courses	161	2,054	7.8%	9.0%	9.3%	9.1%
% of FP17s Relating to Free Repair or Replacements	21	2,054	1.0%	0.9%	1.0%	0.8%
% of FP17s Relating to Continuations	37	2,054	1.8%	1.2%	1.3%	1.1%
% of Patients satisfied with the dentistry they have received	11	12	91.7%	91.6%	91.9%	91.7%
% of Patients satisfied with the time they had to wait for an appointment	12	12	100.0%	87.6%	88.7%	88.0%

* This is based on patients treated on this contract for their most recent course of treatment. Figures in italics indicate the base number of FP17s or Patient Questionnaire responses are less than 100. N/A is shown where the base number of responses is less than 10 during the period. % is calculated as Quantity/Base number*100

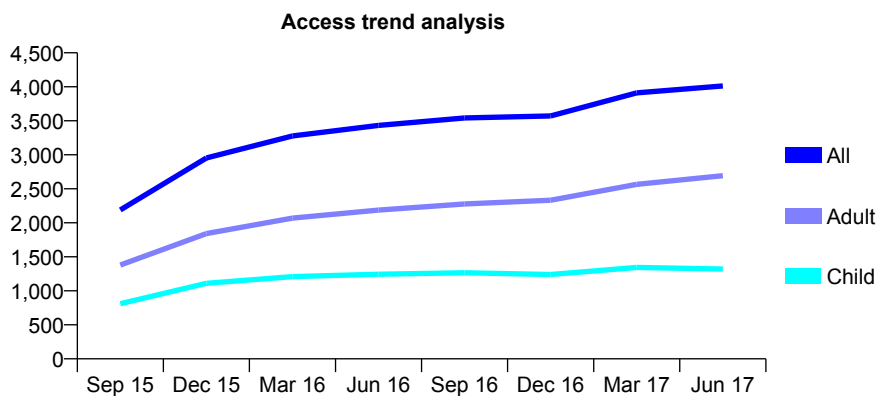
Q52 - Vital Signs At a Glance Contract Report for 167614/0001 - June 2017

Name or company name	Heaton Dental Care Limited
Contract type name	GDS Contract
Purpose of contract	General
Contract start date	06/04/2015
Contract end date	

17/18 Contracted general activity (UDA)	11,276
Carry forward general activity (UDA)	0
17/18 Contracted orthodontic activity (UOA)	0
Carry forward orthodontic activity (UOA)	0
Baseline contract value	£312,666.00

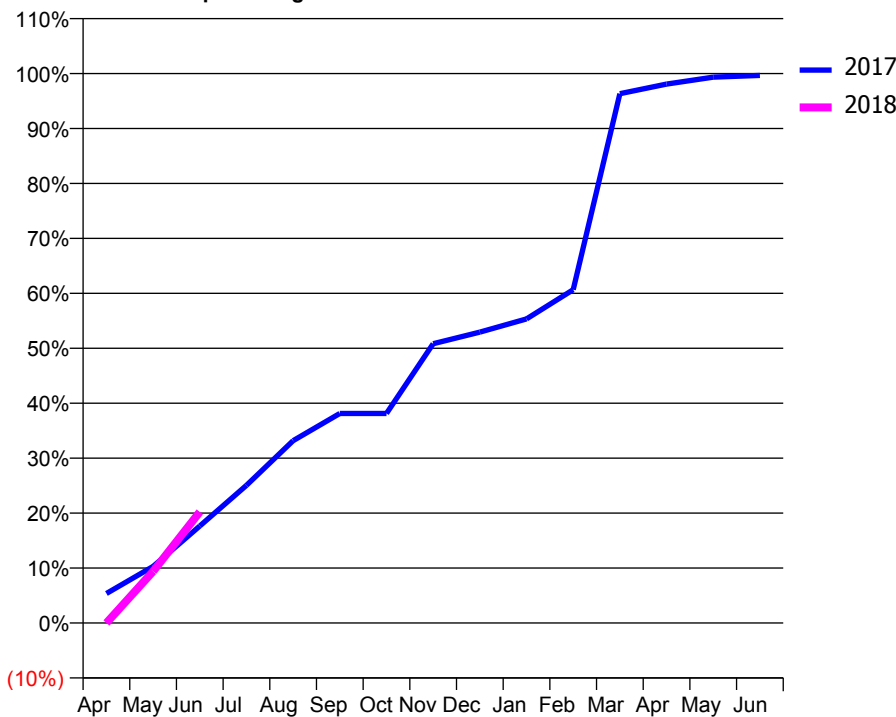
ACCESS*

Patients seen in 24 months	Total	Change since previous quarter
Quarter ending June 2016	3,432	
Quarter ending September 2016	3,543	↑
Quarter ending December 2016	3,572	→
Quarter ending March 2017	3,910	↑
Quarter ending June 2017	4,013	↑
Variance since June 2016	16.9%	↑



ACTIVITY

Cumulative percentage of contracted UDA delivered 2017 & 2018



Adjusted Scheduled Activity (UDA)

Month	2017	2018
April	607	0
May	1,166	1,059
June	1,997	2,282
July	2,835	
August	3,756	
September	4,314	
October	4,314	
November	5,750	
December	5,989	
January	6,262	
February	6,863	
March	10,901	
April	11,098	
May	11,241	
June	11,275	

QUALITY

	Quantity	Base Number	Contract	AT	Region	England
% of FP17s for the same patient ID Re-attending within 3 months - Children	20	393	5.1%	11.2%	13.0%	12.0%
% of FP17s for the same patient ID Re-attending within 3 months - Adults	92	939	9.8%	15.0%	16.6%	16.0%
% of FP17s for the same patient ID Re-attending between 3 & 9 months - Children	237	393	60.3%	60.3%	59.5%	58.0%
% of FP17s for the same patient ID Re-attending between 3 & 9 months - Adults	529	939	56.3%	54.9%	53.1%	50.9%
% of FP17s for Band 1 Urgent Courses	15	933	1.6%	9.0%	9.3%	9.1%
% of FP17s Relating to Free Repair or Replacements	1	933	0.1%	0.9%	1.0%	0.8%
% of FP17s Relating to Continuations	10	933	1.1%	1.2%	1.3%	1.1%
% of Patients satisfied with the dentistry they have received	9	10	90.0%	91.6%	91.9%	91.7%
% of Patients satisfied with the time they had to wait for an appointment	9	10	90.0%	87.6%	88.7%	88.0%

* This is based on patients treated on this contract for their most recent course of treatment. Figures in italics indicate the base number of FP17s or Patient Questionnaire responses are less than 100. N/A is shown where the base number of responses is less than 10 during the period. % is calculated as Quantity/Base number*100

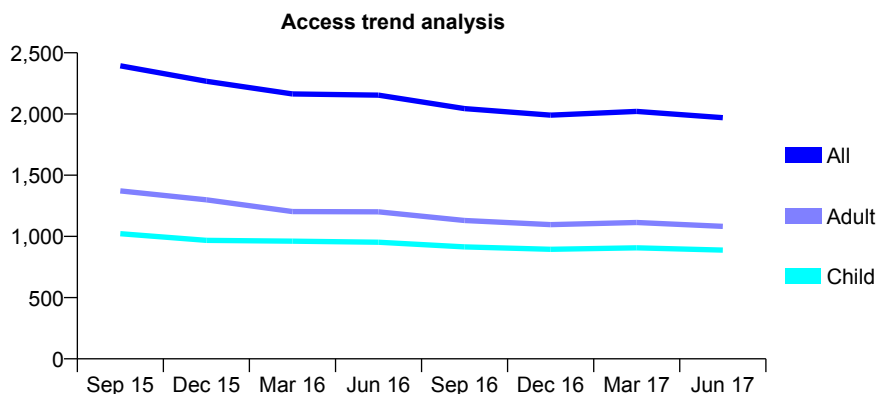
Q52 - Vital Signs At a Glance Contract Report for 168025/0001 - June 2017

Name or company name	Summerville Road Dental Practice
Contract type name	GDS Contract
Purpose of contract	General
Contract start date	01/10/2013
Contract end date	

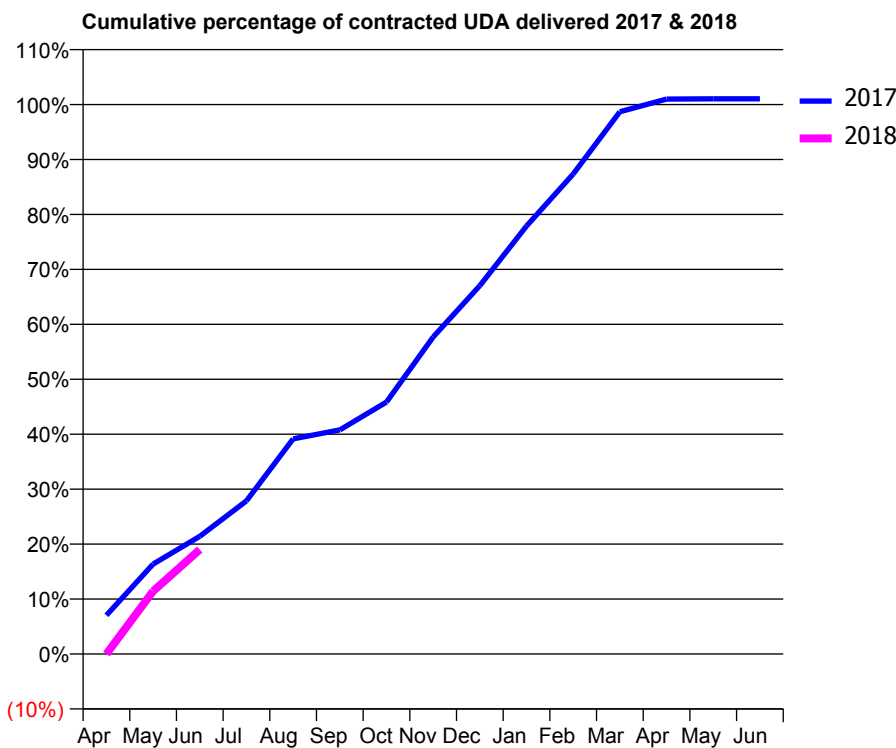
17/18 Contracted general activity (UDA)	6,736
Carry forward general activity (UDA)	0
17/18 Contracted orthodontic activity (UOA)	0
Carry forward orthodontic activity (UOA)	0
Baseline contract value	£181,790.21

ACCESS*

Patients seen in 24 months	Total	Change since previous quarter
Quarter ending June 2016	2,154	
Quarter ending September 2016	2,044	↓
Quarter ending December 2016	1,991	↓
Quarter ending March 2017	2,021	→
Quarter ending June 2017	1,970	↓
Variance since June 2016	(8.5%)	↓



ACTIVITY



Month	Adjusted Scheduled Activity (UDA)	
	2017	2018
April	474	0
May	1,103	771
June	1,442	1,281
July	1,878	
August	2,638	
September	2,746	
October	3,089	
November	3,886	
December	4,516	
January	5,247	
February	5,883	
March	6,647	
April	6,802	
May	6,805	
June	6,805	

QUALITY

	Quantity	Base Number	Contract	AT	Region	England
% of FP17s for the same patient ID Re-attending within 3 months - Children	29	298	9.7%	11.2%	13.0%	12.0%
% of FP17s for the same patient ID Re-attending within 3 months - Adults	58	268	21.6%	15.0%	16.6%	16.0%
% of FP17s for the same patient ID Re-attending between 3 & 9 months - Children	184	298	61.7%	60.3%	59.5%	58.0%
% of FP17s for the same patient ID Re-attending between 3 & 9 months - Adults	101	268	37.7%	54.9%	53.1%	50.9%
% of FP17s for Band 1 Urgent Courses	45	497	9.1%	9.0%	9.3%	9.1%
% of FP17s Relating to Free Repair or Replacements	2	497	0.4%	0.9%	1.0%	0.8%
% of FP17s Relating to Continuations	0	497	0.0%	1.2%	1.3%	1.1%
% of Patients satisfied with the dentistry they have received	1	3	N/A	91.6%	91.9%	91.7%
% of Patients satisfied with the time they had to wait for an appointment	2	3	N/A	87.6%	88.7%	88.0%

* This is based on patients treated on this contract for their most recent course of treatment. Figures in italics indicate the base number of FP17s or Patient Questionnaire responses are less than 100. N/A is shown where the base number of responses is less than 10 during the period. % is calculated as Quantity/Base number*100

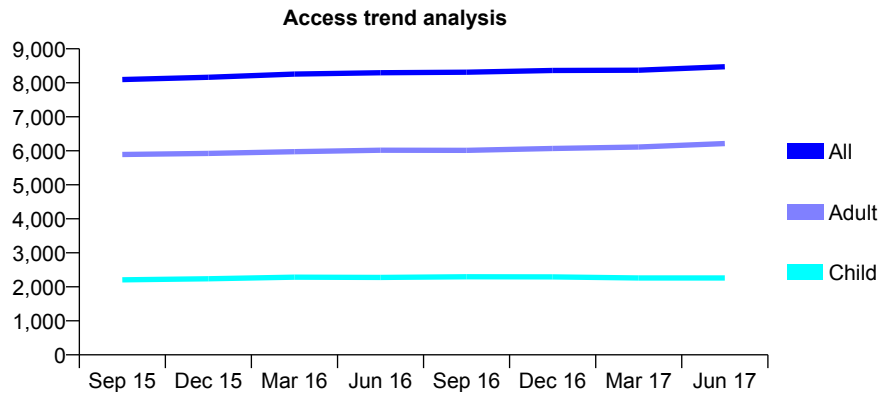
Q52 - Vital Signs At a Glance Contract Report for 168785/0001 - June 2017

Name or company name	Bedford & Associates Limited
Contract type name	GDS Contract
Purpose of contract	General
Contract start date	01/11/2013
Contract end date	

17/18 Contracted general activity (UDA)	24,115
Carry forward general activity (UDA)	0
17/18 Contracted orthodontic activity (UOA)	0
Carry forward orthodontic activity (UOA)	0
Baseline contract value	£643,044.40

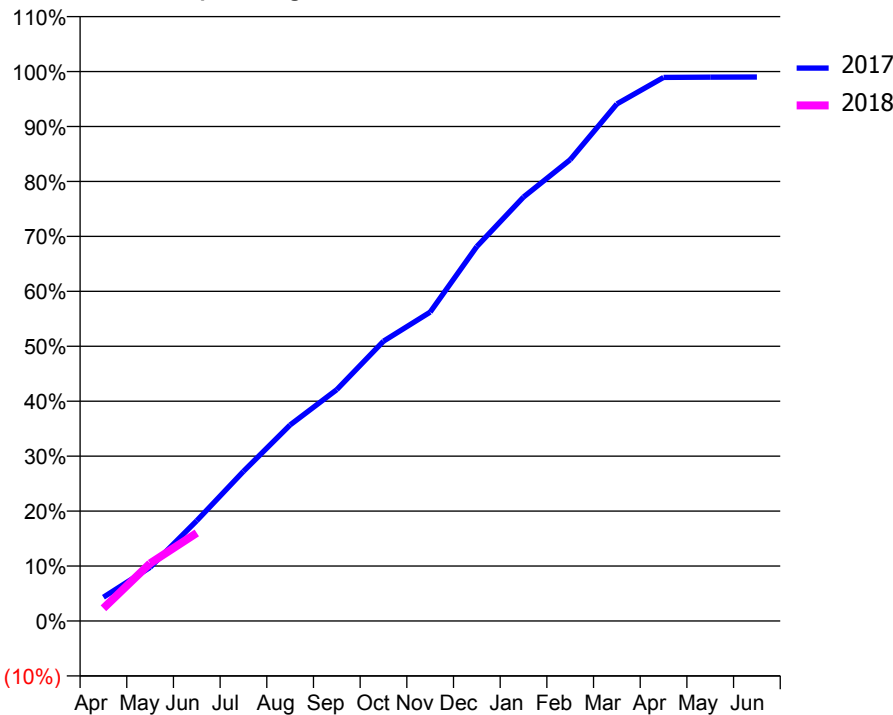
ACCESS*

Patients seen in 24 months	Total	Change since previous quarter
Quarter ending June 2016	8,296	
Quarter ending September 2016	8,311	→
Quarter ending December 2016	8,363	→
Quarter ending March 2017	8,370	→
Quarter ending June 2017	8,472	→
Variance since June 2016	2.1%	↑



ACTIVITY

Cumulative percentage of contracted UDA delivered 2017 & 2018



Month	Adjusted Scheduled Activity (UDA)	
	2017	2018
April	1,048	558
May	2,358	2,530
June	4,410	3,864
July	6,581	
August	8,621	
September	10,174	
October	12,301	
November	13,576	
December	16,459	
January	18,638	
February	20,280	
March	22,730	
April	23,892	
May	23,908	
June	23,910	

QUALITY

	Quantity	Base Number	Contract	AT	Region	England
% of FP17s for the same patient ID Re-attending within 3 months - Children	45	676	6.7%	11.2%	13.0%	12.0%
% of FP17s for the same patient ID Re-attending within 3 months - Adults	216	1,769	12.2%	15.0%	16.6%	16.0%
% of FP17s for the same patient ID Re-attending between 3 & 9 months - Children	415	676	61.4%	60.3%	59.5%	58.0%
% of FP17s for the same patient ID Re-attending between 3 & 9 months - Adults	930	1,769	52.6%	54.9%	53.1%	50.9%
% of FP17s for Band 1 Urgent Courses	127	1,924	6.6%	9.0%	9.3%	9.1%
% of FP17s Relating to Free Repair or Replacements	34	1,924	1.8%	0.9%	1.0%	0.8%
% of FP17s Relating to Continuations	14	1,924	0.7%	1.2%	1.3%	1.1%
% of Patients satisfied with the dentistry they have received	12	12	100.0%	91.6%	91.9%	91.7%
% of Patients satisfied with the time they had to wait for an appointment	11	12	91.7%	87.6%	88.7%	88.0%

* This is based on patients treated on this contract for their most recent course of treatment. Figures in italics indicate the base number of FP17s or Patient Questionnaire responses are less than 100. N/A is shown where the base number of responses is less than 10 during the period. % is calculated as Quantity/Base number*100

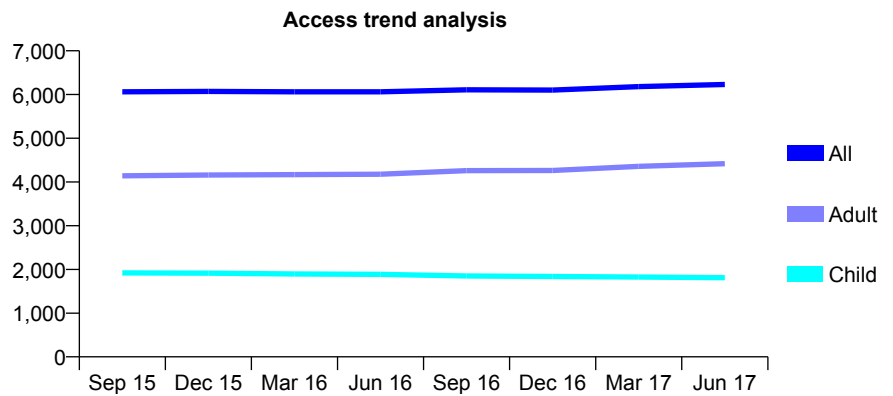
Q52 - Vital Signs At a Glance Contract Report for 168904/0001 - June 2017

Name or company name	Mount Dental Surgery Limited
Contract type name	GDS Contract
Purpose of contract	General
Contract start date	01/04/2010
Contract end date	

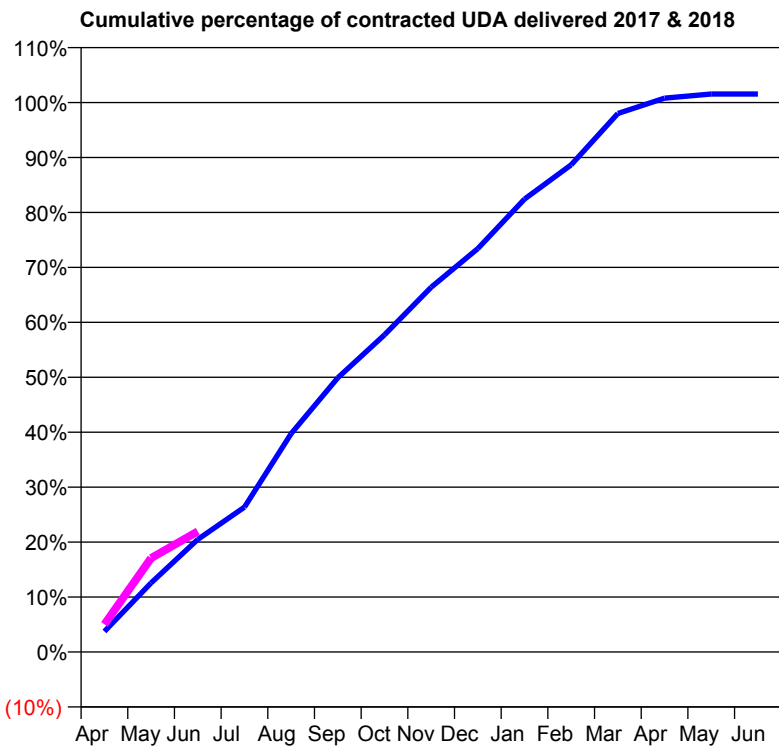
17/18 Contracted general activity (UDA)	18,091
Carry forward general activity (UDA)	0
17/18 Contracted orthodontic activity (UOA)	0
Carry forward orthodontic activity (UOA)	0
Baseline contract value	£556,753.27

ACCESS*

Patients seen in 24 months	Total	Change since previous quarter
Quarter ending June 2016	6,061	
Quarter ending September 2016	6,108	→
Quarter ending December 2016	6,101	→
Quarter ending March 2017	6,180	→
Quarter ending June 2017	6,229	→
Variance since June 2016	2.8%	↑



ACTIVITY



Adjusted Scheduled Activity (UDA)		
Month	2017	2018
April	680	912
May	2,285	3,091
June	3,722	3,970
July	4,792	
August	7,219	
September	9,068	
October	10,486	
November	12,060	
December	13,338	
January	14,976	
February	16,106	
March	17,804	
April	18,312	
May	18,447	
June	18,448	

QUALITY

	Quantity	Base Number	Contract	AT	Region	England
% of FP17s for the same patient ID Re-attending within 3 months - Children	55	634	8.7%	11.2%	13.0%	12.0%
% of FP17s for the same patient ID Re-attending within 3 months - Adults	166	1,259	13.2%	15.0%	16.6%	16.0%
% of FP17s for the same patient ID Re-attending between 3 & 9 months - Children	332	634	52.4%	60.3%	59.5%	58.0%
% of FP17s for the same patient ID Re-attending between 3 & 9 months - Adults	484	1,259	38.4%	54.9%	53.1%	50.9%
% of FP17s for Band 1 Urgent Courses	172	1,615	10.7%	9.0%	9.3%	9.1%
% of FP17s Relating to Free Repair or Replacements	1	1,615	0.1%	0.9%	1.0%	0.8%
% of FP17s Relating to Continuations	20	1,615	1.2%	1.2%	1.3%	1.1%
% of Patients satisfied with the dentistry they have received	5	5	N/A	91.6%	91.9%	91.7%
% of Patients satisfied with the time they had to wait for an appointment	4	5	N/A	87.6%	88.7%	88.0%

* This is based on patients treated on this contract for their most recent course of treatment. Figures in italics indicate the base number of FP17s or Patient Questionnaire responses are less than 100. N/A is shown where the base number of responses is less than 10 during the period. % is calculated as Quantity/Base number*100

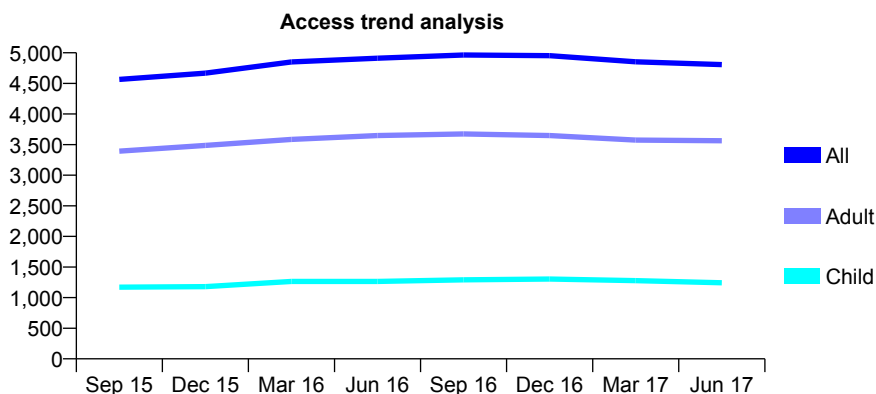
Q52 - Vital Signs At a Glance Contract Report for 169188/0001 - June 2017

Name or company name	Thornton Dental Limited
Contract type name	GDS Contract
Purpose of contract	General
Contract start date	01/08/2014
Contract end date	

17/18 Contracted general activity (UDA)	14,479
Carry forward general activity (UDA)	0
17/18 Contracted orthodontic activity (UOA)	0
Carry forward orthodontic activity (UOA)	0
Baseline contract value	£344,658.63

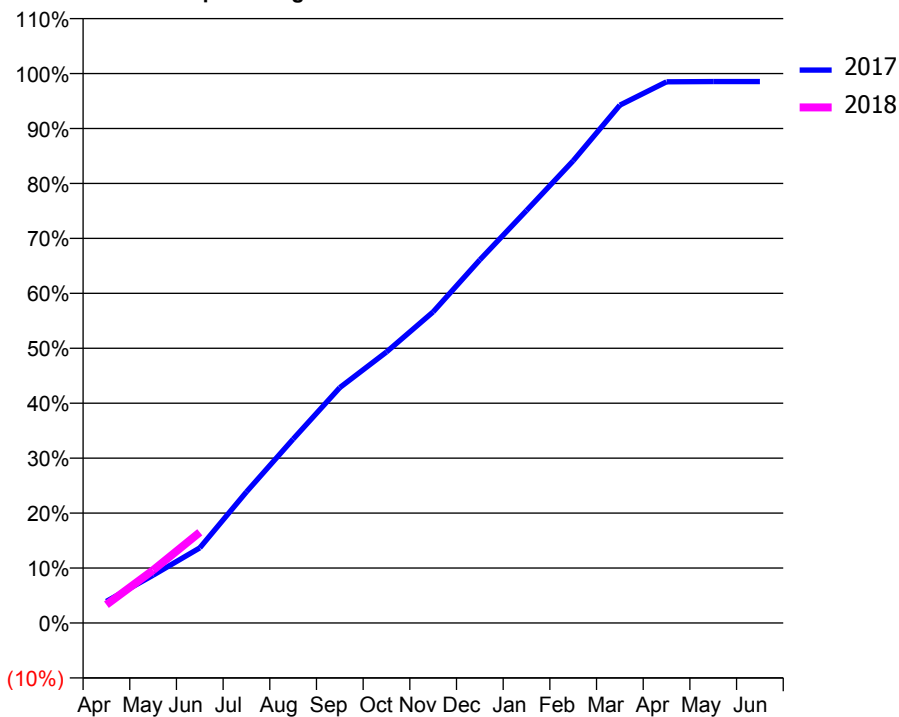
ACCESS*

Patients seen in 24 months	Total	Change since previous quarter
Quarter ending June 2016	4,912	
Quarter ending September 2016	4,965	→
Quarter ending December 2016	4,954	→
Quarter ending March 2017	4,852	↓
Quarter ending June 2017	4,808	→
Variance since June 2016	(2.1%)	↓



ACTIVITY

Cumulative percentage of contracted UDA delivered 2017 & 2018



Adjusted Scheduled Activity (UDA)

Month	2017	2018
April	570	481
May	1,261	1,394
June	1,980	2,392
July	3,457	
August	4,845	
September	6,202	
October	7,140	
November	8,201	
December	9,569	
January	10,871	
February	12,180	
March	13,647	
April	14,260	
May	14,267	
June	14,267	

QUALITY

	Quantity	Base Number	Contract	AT	Region	England
% of FP17s for the same patient ID Re-attending within 3 months - Children	70	444	15.8%	11.2%	13.0%	12.0%
% of FP17s for the same patient ID Re-attending within 3 months - Adults	163	1,145	14.2%	15.0%	16.6%	16.0%
% of FP17s for the same patient ID Re-attending between 3 & 9 months - Children	270	444	60.8%	60.3%	59.5%	58.0%
% of FP17s for the same patient ID Re-attending between 3 & 9 months - Adults	783	1,145	68.4%	54.9%	53.1%	50.9%
% of FP17s for Band 1 Urgent Courses	107	1,302	8.2%	9.0%	9.3%	9.1%
% of FP17s Relating to Free Repair or Replacements	8	1,302	0.6%	0.9%	1.0%	0.8%
% of FP17s Relating to Continuations	12	1,302	0.9%	1.2%	1.3%	1.1%
% of Patients satisfied with the dentistry they have received	7	7	N/A	91.6%	91.9%	91.7%
% of Patients satisfied with the time they had to wait for an appointment	7	7	N/A	87.6%	88.7%	88.0%

* This is based on patients treated on this contract for their most recent course of treatment. Figures in italics indicate the base number of FP17s or Patient Questionnaire responses are less than 100. N/A is shown where the base number of responses is less than 10 during the period. % is calculated as Quantity/Base number*100

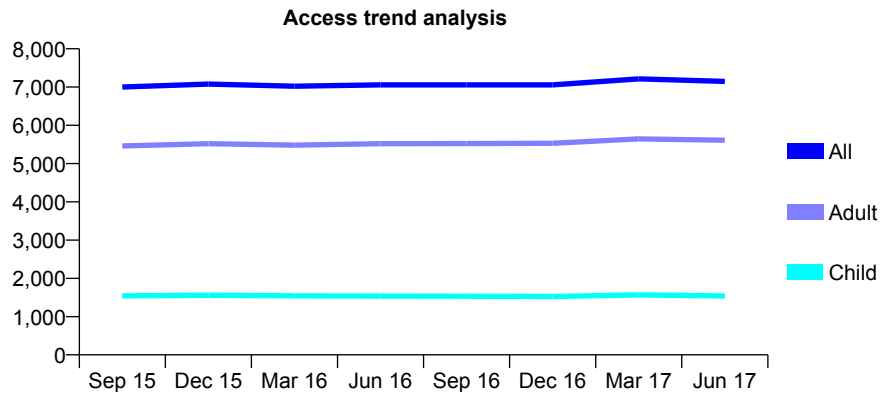
Q52 - Vital Signs At a Glance Contract Report for 172340/0001 - June 2017

Name or company name	S C Milnes Ltd
Contract type name	GDS Contract
Purpose of contract	General
Contract start date	01/06/2009
Contract end date	

17/18 Contracted general activity (UDA)	21,455
Carry forward general activity (UDA)	0
17/18 Contracted orthodontic activity (UOA)	0
Carry forward orthodontic activity (UOA)	0
Baseline contract value	£671,783.61

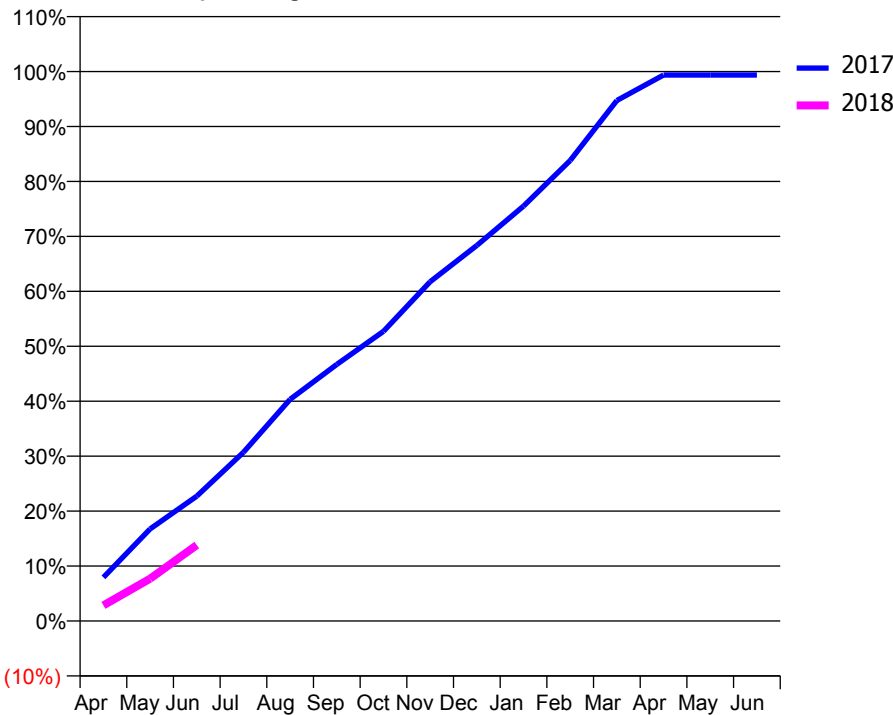
ACCESS*

Patients seen in 24 months	Total	Change since previous quarter
Quarter ending June 2016	7,056	
Quarter ending September 2016	7,056	→
Quarter ending December 2016	7,056	→
Quarter ending March 2017	7,214	↑
Quarter ending June 2017	7,148	→
Variance since June 2016	1.3%	→



ACTIVITY

Cumulative percentage of contracted UDA delivered 2017 & 2018



Month	Adjusted Scheduled Activity (UDA)	
	2017	2018
April	1,705	610
May	3,595	1,652
June	4,875	2,965
July	6,587	
August	8,655	
September	10,021	
October	11,309	
November	13,250	
December	14,662	
January	16,198	
February	17,983	
March	20,325	
April	21,320	
May	21,320	
June	21,320	

QUALITY

	Quantity	Base Number	Contract	AT	Region	England
% of FP17s for the same patient ID Re-attending within 3 months - Children	32	509	6.3%	11.2%	13.0%	12.0%
% of FP17s for the same patient ID Re-attending within 3 months - Adults	211	1,880	11.2%	15.0%	16.6%	16.0%
% of FP17s for the same patient ID Re-attending between 3 & 9 months - Children	282	509	55.4%	60.3%	59.5%	58.0%
% of FP17s for the same patient ID Re-attending between 3 & 9 months - Adults	1,194	1,880	63.5%	54.9%	53.1%	50.9%
% of FP17s for Band 1 Urgent Courses	50	1,855	2.7%	9.0%	9.3%	9.1%
% of FP17s Relating to Free Repair or Replacements	18	1,855	1.0%	0.9%	1.0%	0.8%
% of FP17s Relating to Continuations	36	1,855	1.9%	1.2%	1.3%	1.1%
% of Patients satisfied with the dentistry they have received	18	18	100.0%	91.6%	91.9%	91.7%
% of Patients satisfied with the time they had to wait for an appointment	17	18	94.4%	87.6%	88.7%	88.0%

* This is based on patients treated on this contract for their most recent course of treatment. Figures in italics indicate the base number of FP17s or Patient Questionnaire responses are less than 100. N/A is shown where the base number of responses is less than 10 during the period. % is calculated as Quantity/Base number*100

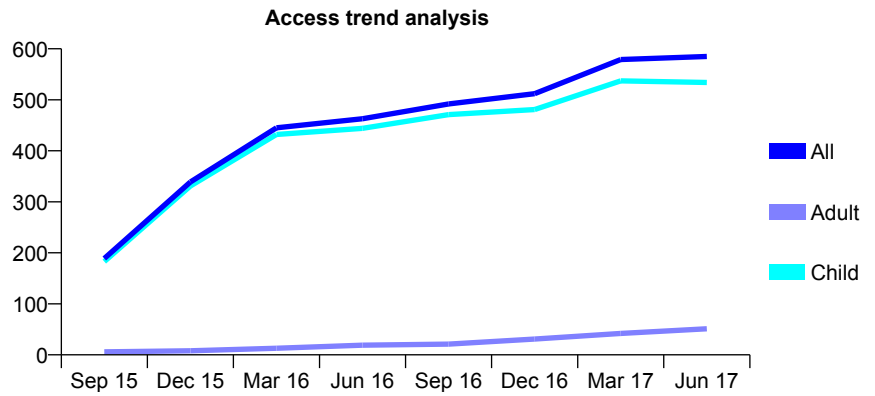
Q52 - Vital Signs At a Glance Contract Report for 173649/0001 - June 2017

Name or company name	The Dental Studio
Contract type name	GDS Contract
Purpose of contract	General
Contract start date	01/06/2015
Contract end date	

17/18 Contracted general activity (UDA)	1,030
Carry forward general activity (UDA)	0
17/18 Contracted orthodontic activity (UOA)	0
Carry forward orthodontic activity (UOA)	0
Baseline contract value	£22,596.92

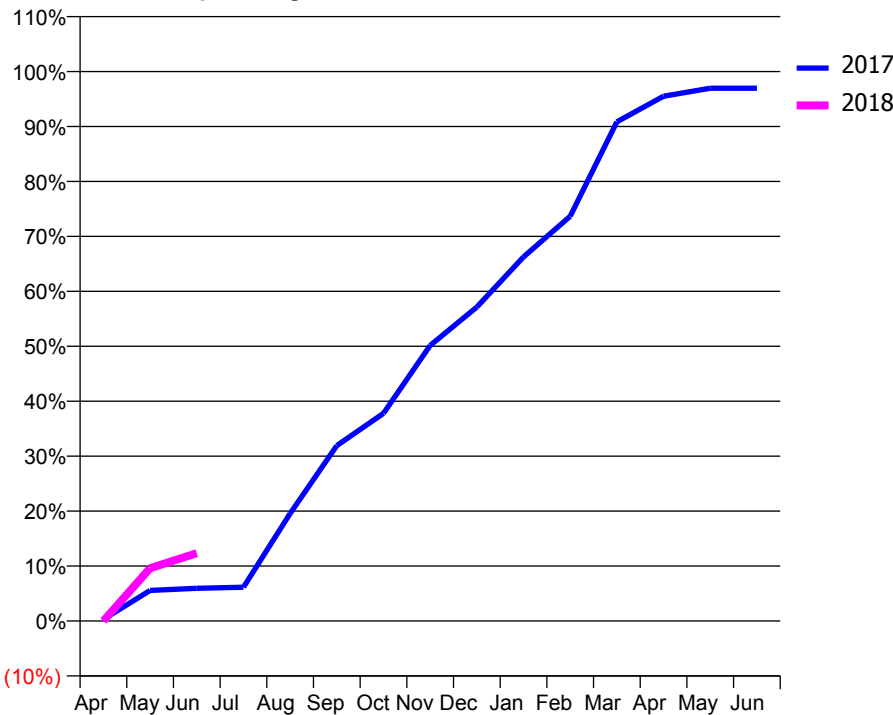
ACCESS*

Patients seen in 24 months	Total	Change since previous quarter
Quarter ending June 2016	463	
Quarter ending September 2016	492	↑
Quarter ending December 2016	512	↑
Quarter ending March 2017	579	↑
Quarter ending June 2017	585	→
Variance since June 2016	26.3%	↑



ACTIVITY

Cumulative percentage of contracted UDA delivered 2017 & 2018



Month	Adjusted Scheduled Activity (UDA)	
	2017	2018
April	3	0
May	57	99
June	61	127
July	63	
August	202	
September	329	
October	389	
November	516	
December	589	
January	683	
February	759	
March	936	
April	984	
May	999	
June	999	

QUALITY

	Quantity	Base Number	Contract	AT	Region	England
% of FP17s for the same patient ID Re-attending within 3 months - Children	12	121	9.9%	11.2%	13.0%	12.0%
% of FP17s for the same patient ID Re-attending within 3 months - Adults	0	0	N/A	15.0%	16.6%	16.0%
% of FP17s for the same patient ID Re-attending between 3 & 9 months - Children	79	121	65.3%	60.3%	59.5%	58.0%
% of FP17s for the same patient ID Re-attending between 3 & 9 months - Adults	0	0	N/A	54.9%	53.1%	50.9%
% of FP17s for Band 1 Urgent Courses	0	82	0.0%	9.0%	9.3%	9.1%
% of FP17s Relating to Free Repair or Replacements	0	82	0.0%	0.9%	1.0%	0.8%
% of FP17s Relating to Continuations	0	82	0.0%	1.2%	1.3%	1.1%
% of Patients satisfied with the dentistry they have received	0	0	N/A	91.6%	91.9%	91.7%
% of Patients satisfied with the time they had to wait for an appointment	0	0	N/A	87.6%	88.7%	88.0%

* This is based on patients treated on this contract for their most recent course of treatment. Figures in italics indicate the base number of FP17s or Patient Questionnaire responses are less than 100. N/A is shown where the base number of responses is less than 10 during the period. % is calculated as Quantity/Base number*100

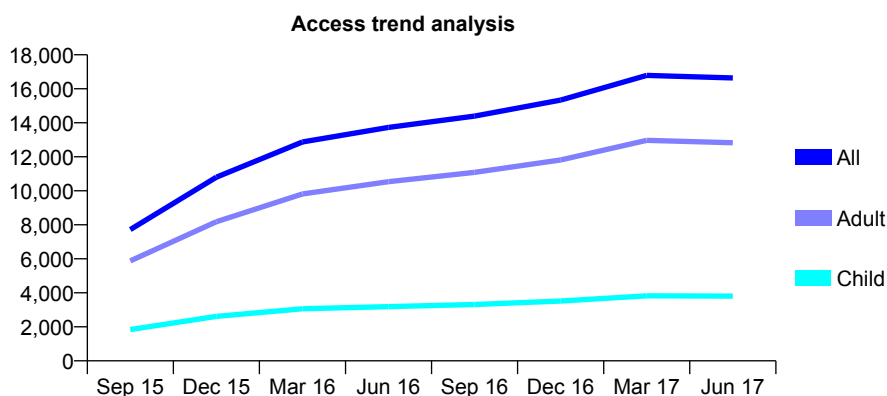
Q52 - Vital Signs At a Glance Contract Report for 173681/0001 - June 2017

Name or company name	Mulli Limited
Contract type name	GDS Contract
Purpose of contract	General
Contract start date	01/05/2015
Contract end date	

17/18 Contracted general activity (UDA)	55,056
Carry forward general activity (UDA)	0
17/18 Contracted orthodontic activity (UOA)	0
Carry forward orthodontic activity (UOA)	0
Baseline contract value	£1,566,799.85

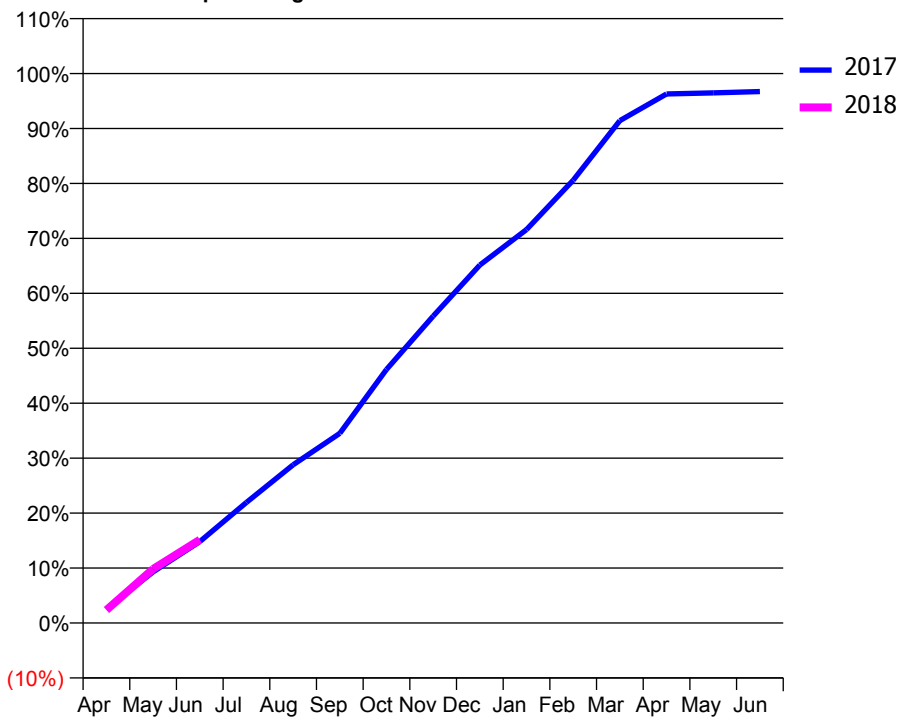
ACCESS*

Patients seen in 24 months	Total	Change since previous quarter
Quarter ending June 2016	13,726	
Quarter ending September 2016	14,395	↑
Quarter ending December 2016	15,334	↑
Quarter ending March 2017	16,791	↑
Quarter ending June 2017	16,638	→
Variance since June 2016	21.2%	↑



ACTIVITY

Cumulative percentage of contracted UDA delivered 2017 & 2018



Month	Adjusted Scheduled Activity (UDA)	
	2017	2018
April	1,404	1,305
May	5,118	5,421
June	8,158	8,348
July	12,091	
August	15,852	
September	18,999	
October	25,407	
November	30,754	
December	35,863	
January	39,425	
February	44,360	
March	50,332	
April	53,010	
May	53,109	
June	53,243	

QUALITY

	Quantity	Base Number	Contract	AT	Region	England
% of FP17s for the same patient ID Re-attending within 3 months - Children	110	1,316	8.4%	11.2%	13.0%	12.0%
% of FP17s for the same patient ID Re-attending within 3 months - Adults	614	4,330	14.2%	15.0%	16.6%	16.0%
% of FP17s for the same patient ID Re-attending between 3 & 9 months - Children	770	1,316	58.5%	60.3%	59.5%	58.0%
% of FP17s for the same patient ID Re-attending between 3 & 9 months - Adults	2,497	4,330	57.7%	54.9%	53.1%	50.9%
% of FP17s for Band 1 Urgent Courses	425	4,381	9.7%	9.0%	9.3%	9.1%
% of FP17s Relating to Free Repair or Replacements	100	4,381	2.3%	0.9%	1.0%	0.8%
% of FP17s Relating to Continuations	32	4,381	0.7%	1.2%	1.3%	1.1%
% of Patients satisfied with the dentistry they have received	23	24	95.8%	91.6%	91.9%	91.7%
% of Patients satisfied with the time they had to wait for an appointment	22	24	91.7%	87.6%	88.7%	88.0%

* This is based on patients treated on this contract for their most recent course of treatment. Figures in italics indicate the base number of FP17s or Patient Questionnaire responses are less than 100. N/A is shown where the base number of responses is less than 10 during the period. % is calculated as Quantity/Base number*100

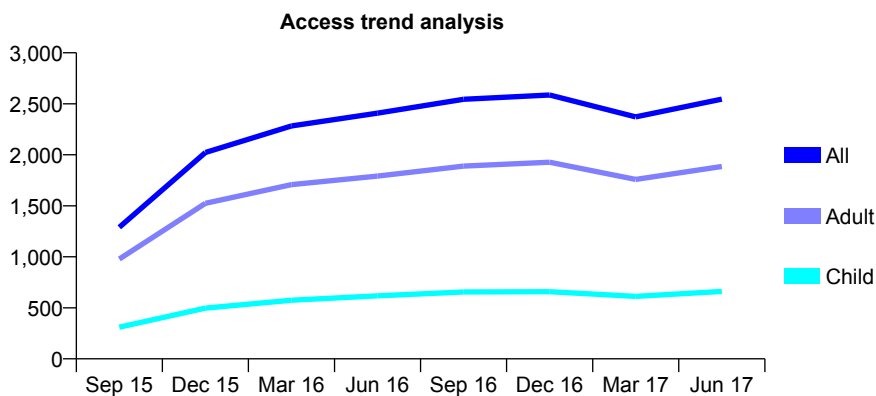
Q52 - Vital Signs At a Glance Contract Report for 173681/0002 - June 2017

Name or company name	Mulli Limited
Contract type name	GDS Contract
Purpose of contract	General
Contract start date	01/05/2015
Contract end date	

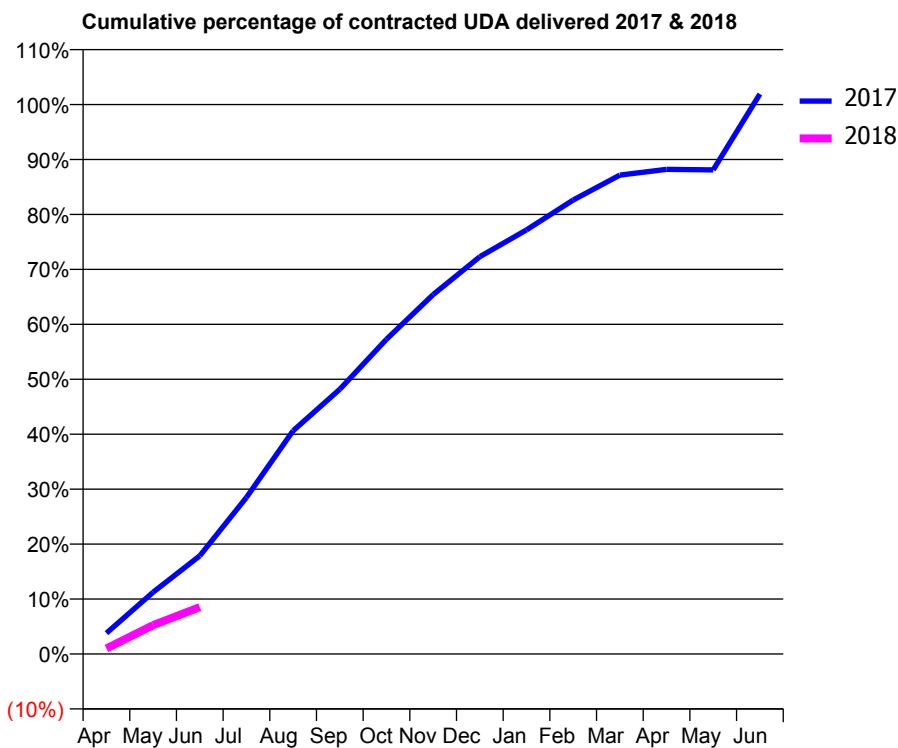
17/18 Contracted general activity (UDA)	8,500
Carry forward general activity (UDA)	0
17/18 Contracted orthodontic activity (UOA)	0
Carry forward orthodontic activity (UOA)	0
Baseline contract value	£255,102.02

ACCESS*

Patients seen in 24 months	Total	Change since previous quarter
Quarter ending June 2016	2,409	
Quarter ending September 2016	2,544	↑
Quarter ending December 2016	2,586	→
Quarter ending March 2017	2,372	↓
Quarter ending June 2017	2,546	↑
Variance since June 2016	5.7%	↑



ACTIVITY



Month	Adjusted Scheduled Activity (UDA)	
	2017	2018
April	322	86
May	957	448
June	1,519	725
July	2,422	
August	3,453	
September	4,096	
October	4,870	
November	5,560	
December	6,146	
January	6,560	
February	7,022	
March	7,408	
April	7,497	
May	7,488	
June	8,662	

QUALITY

	Quantity	Base Number	Contract	AT	Region	England
% of FP17s for the same patient ID Re-attending within 3 months - Children	14	270	5.2%	11.2%	13.0%	12.0%
% of FP17s for the same patient ID Re-attending within 3 months - Adults	74	807	9.2%	15.0%	16.6%	16.0%
% of FP17s for the same patient ID Re-attending between 3 & 9 months - Children	135	270	50.0%	60.3%	59.5%	58.0%
% of FP17s for the same patient ID Re-attending between 3 & 9 months - Adults	479	807	59.4%	54.9%	53.1%	50.9%
% of FP17s for Band 1 Urgent Courses	7	455	1.5%	9.0%	9.3%	9.1%
% of FP17s Relating to Free Repair or Replacements	12	455	2.6%	0.9%	1.0%	0.8%
% of FP17s Relating to Continuations	0	455	0.0%	1.2%	1.3%	1.1%
% of Patients satisfied with the dentistry they have received	5	6	N/A	91.6%	91.9%	91.7%
% of Patients satisfied with the time they had to wait for an appointment	6	6	N/A	87.6%	88.7%	88.0%

* This is based on patients treated on this contract for their most recent course of treatment. Figures in italics indicate the base number of FP17s or Patient Questionnaire responses are less than 100. N/A is shown where the base number of responses is less than 10 during the period. % is calculated as Quantity/Base number*100

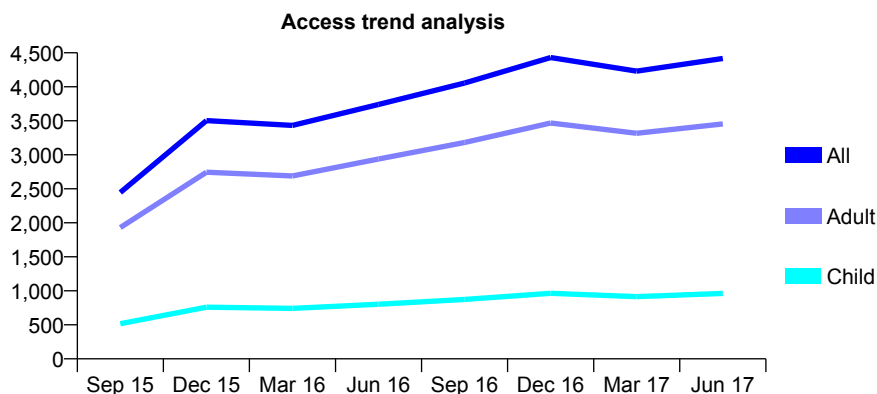
Q52 - Vital Signs At a Glance Contract Report for 173681/0003 - June 2017

Name or company name	Mulli Limited
Contract type name	GDS Contract
Purpose of contract	General
Contract start date	01/05/2015
Contract end date	

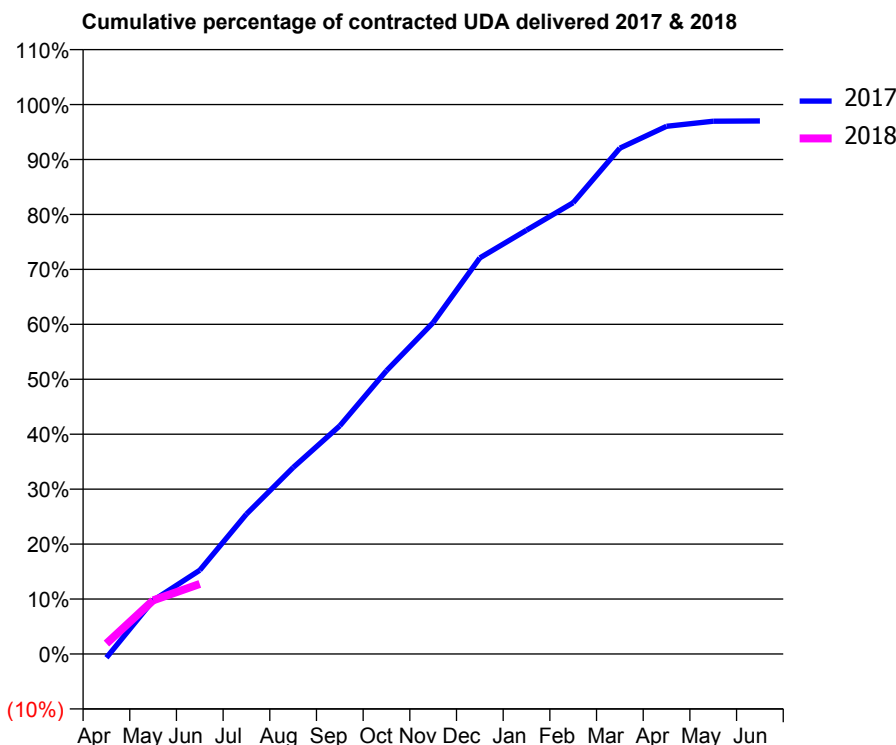
17/18 Contracted general activity (UDA)	15,309
Carry forward general activity (UDA)	0
17/18 Contracted orthodontic activity (UOA)	0
Carry forward orthodontic activity (UOA)	0
Baseline contract value	£400,002.96

ACCESS*

Patients seen in 24 months	Total	Change since previous quarter
Quarter ending June 2016	3,740	
Quarter ending September 2016	4,055	↑
Quarter ending December 2016	4,431	↑
Quarter ending March 2017	4,231	↓
Quarter ending June 2017	4,416	↑
Variance since June 2016	18.1%	↑



ACTIVITY



Month	Adjusted Scheduled Activity (UDA)	
	2017	2018
April	-107	291
May	1,491	1,496
June	2,336	1,952
July	3,899	
August	5,197	
September	6,359	
October	7,893	
November	9,234	
December	11,035	
January	11,807	
February	12,572	
March	14,092	
April	14,702	
May	14,842	
June	14,851	

QUALITY

	Quantity	Base Number	Contract	AT	Region	England
% of FP17s for the same patient ID Re-attending within 3 months - Children	18	310	5.8%	11.2%	13.0%	12.0%
% of FP17s for the same patient ID Re-attending within 3 months - Adults	170	1,223	13.9%	15.0%	16.6%	16.0%
% of FP17s for the same patient ID Re-attending between 3 & 9 months - Children	187	310	60.3%	60.3%	59.5%	58.0%
% of FP17s for the same patient ID Re-attending between 3 & 9 months - Adults	742	1,223	60.7%	54.9%	53.1%	50.9%
% of FP17s for Band 1 Urgent Courses	57	1,129	5.0%	9.0%	9.3%	9.1%
% of FP17s Relating to Free Repair or Replacements	21	1,129	1.9%	0.9%	1.0%	0.8%
% of FP17s Relating to Continuations	9	1,129	0.8%	1.2%	1.3%	1.1%
% of Patients satisfied with the dentistry they have received	9	10	90.0%	91.6%	91.9%	91.7%
% of Patients satisfied with the time they had to wait for an appointment	9	10	90.0%	87.6%	88.7%	88.0%

* This is based on patients treated on this contract for their most recent course of treatment. Figures in italics indicate the base number of FP17s or Patient Questionnaire responses are less than 100. N/A is shown where the base number of responses is less than 10 during the period. % is calculated as Quantity/Base number*100

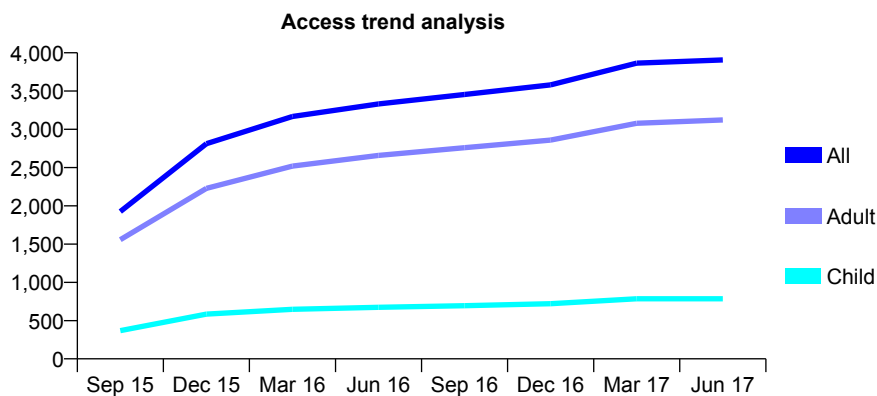
Q52 - Vital Signs At a Glance Contract Report for 173681/0004 - June 2017

Name or company name	Mulli Limited
Contract type name	GDS Contract
Purpose of contract	General
Contract start date	01/05/2015
Contract end date	

17/18 Contracted general activity (UDA)	13,781
Carry forward general activity (UDA)	0
17/18 Contracted orthodontic activity (UOA)	0
Carry forward orthodontic activity (UOA)	0
Baseline contract value	£311,958.83

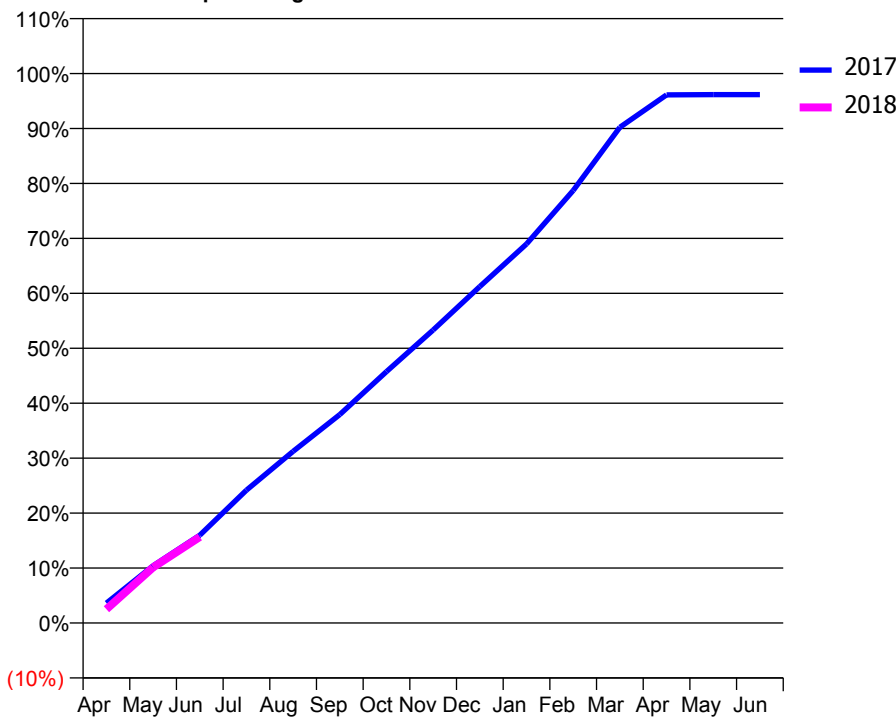
ACCESS*

Patients seen in 24 months	Total	Change since previous quarter
Quarter ending June 2016	3,331	
Quarter ending September 2016	3,455	↑
Quarter ending December 2016	3,581	↑
Quarter ending March 2017	3,865	↑
Quarter ending June 2017	3,907	→
Variance since June 2016	17.3%	↑



ACTIVITY

Cumulative percentage of contracted UDA delivered 2017 & 2018



Month	Adjusted Scheduled Activity (UDA)	
	2017	2018
April	500	346
May	1,435	1,398
June	2,201	2,159
July	3,332	
August	4,306	
September	5,228	
October	6,305	
November	7,349	
December	8,439	
January	9,506	
February	10,847	
March	12,434	
April	13,246	
May	13,250	
June	13,250	

QUALITY

	Quantity	Base Number	Contract	AT	Region	England
% of FP17s for the same patient ID Re-attending within 3 months - Children	20	280	7.1%	11.2%	13.0%	12.0%
% of FP17s for the same patient ID Re-attending within 3 months - Adults	215	1,296	16.6%	15.0%	16.6%	16.0%
% of FP17s for the same patient ID Re-attending between 3 & 9 months - Children	181	280	64.6%	60.3%	59.5%	58.0%
% of FP17s for the same patient ID Re-attending between 3 & 9 months - Adults	832	1,296	64.2%	54.9%	53.1%	50.9%
% of FP17s for Band 1 Urgent Courses	122	1,308	9.3%	9.0%	9.3%	9.1%
% of FP17s Relating to Free Repair or Replacements	22	1,308	1.7%	0.9%	1.0%	0.8%
% of FP17s Relating to Continuations	24	1,308	1.8%	1.2%	1.3%	1.1%
% of Patients satisfied with the dentistry they have received	7	7	N/A	91.6%	91.9%	91.7%
% of Patients satisfied with the time they had to wait for an appointment	7	7	N/A	87.6%	88.7%	88.0%

* This is based on patients treated on this contract for their most recent course of treatment. Figures in italics indicate the base number of FP17s or Patient Questionnaire responses are less than 100. N/A is shown where the base number of responses is less than 10 during the period. % is calculated as Quantity/Base number*100

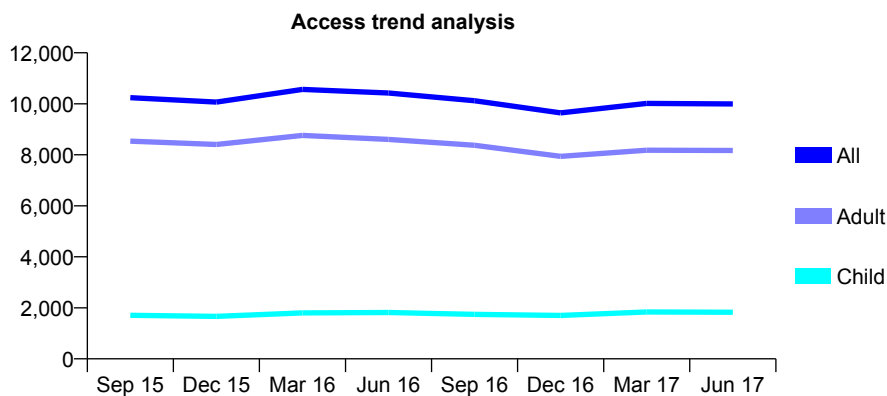
Q52 - Vital Signs At a Glance Contract Report for 174831/0001 - June 2017

Name or company name	TOVEY LITTLE DENTAL CENTRE LTD
Contract type name	GDS Contract
Purpose of contract	General
Contract start date	01/04/2011
Contract end date	

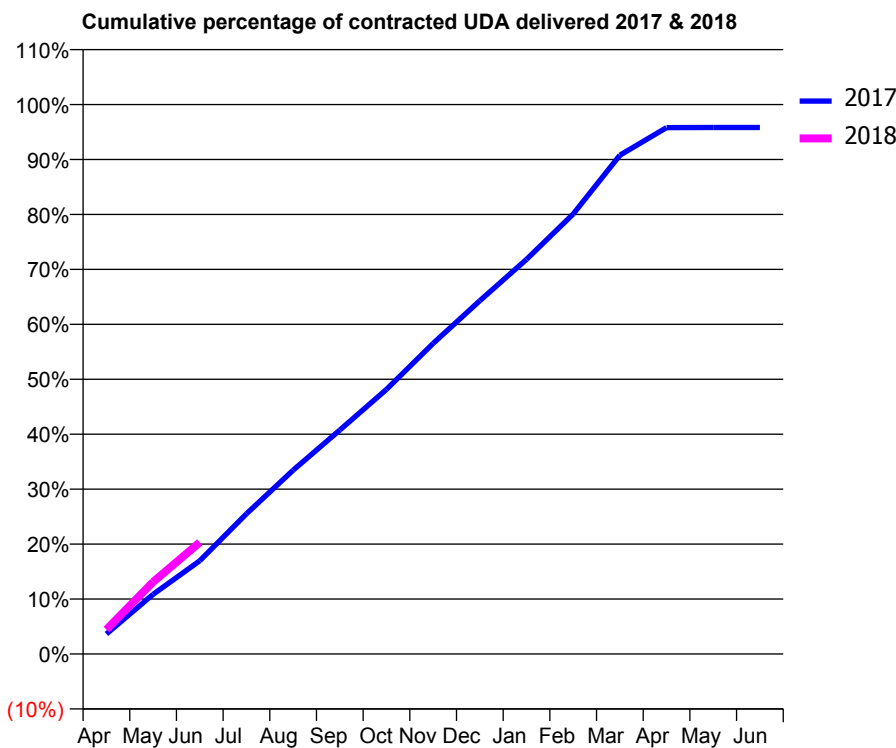
17/18 Contracted general activity (UDA)	30,005
Carry forward general activity (UDA)	0
17/18 Contracted orthodontic activity (UOA)	0
Carry forward orthodontic activity (UOA)	0
Baseline contract value	£967,104.69

ACCESS*

Patients seen in 24 months	Total	Change since previous quarter
Quarter ending June 2016	10,422	
Quarter ending September 2016	10,118	↓
Quarter ending December 2016	9,642	↓
Quarter ending March 2017	10,018	↑
Quarter ending June 2017	9,997	→
Variance since June 2016	(4.1%)	↓



ACTIVITY



Month	Adjusted Scheduled Activity (UDA)	
	2017	2018
April	1,097	1,339
May	3,258	3,938
June	5,095	6,101
July	7,657	
August	10,036	
September	12,227	
October	14,451	
November	16,959	
December	19,291	
January	21,552	
February	24,024	
March	27,238	
April	28,745	
May	28,747	
June	28,748	

QUALITY

	Quantity	Base Number	Contract	AT	Region	England
% of FP17s for the same patient ID Re-attending within 3 months - Children	83	761	10.9%	11.2%	13.0%	12.0%
% of FP17s for the same patient ID Re-attending within 3 months - Adults	457	2,949	15.5%	15.0%	16.6%	16.0%
% of FP17s for the same patient ID Re-attending between 3 & 9 months - Children	443	761	58.2%	60.3%	59.5%	58.0%
% of FP17s for the same patient ID Re-attending between 3 & 9 months - Adults	1,453	2,949	49.3%	54.9%	53.1%	50.9%
% of FP17s for Band 1 Urgent Courses	163	2,706	6.0%	9.0%	9.3%	9.1%
% of FP17s Relating to Free Repair or Replacements	53	2,706	2.0%	0.9%	1.0%	0.8%
% of FP17s Relating to Continuations	65	2,706	2.4%	1.2%	1.3%	1.1%
% of Patients satisfied with the dentistry they have received	21	21	100.0%	91.6%	91.9%	91.7%
% of Patients satisfied with the time they had to wait for an appointment	21	21	100.0%	87.6%	88.7%	88.0%

* This is based on patients treated on this contract for their most recent course of treatment. Figures in italics indicate the base number of FP17s or Patient Questionnaire responses are less than 100. N/A is shown where the base number of responses is less than 10 during the period. % is calculated as Quantity/Base number*100

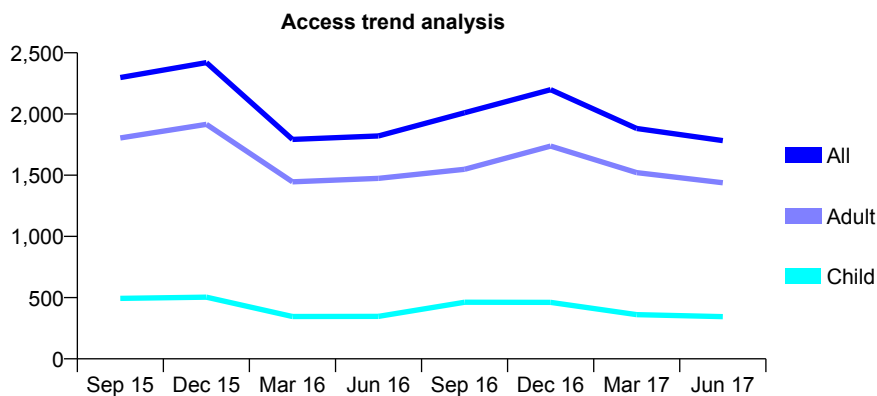
Q52 - Vital Signs At a Glance Contract Report for 174831/0002 - June 2017

Name or company name	TOVEY LITTLE DENTAL CENTRE LTD
Contract type name	GDS Contract
Purpose of contract	General
Contract start date	01/04/2011
Contract end date	

17/18 Contracted general activity (UDA)	6,000
Carry forward general activity (UDA)	0
17/18 Contracted orthodontic activity (UOA)	0
Carry forward orthodontic activity (UOA)	0
Baseline contract value	£171,958.81

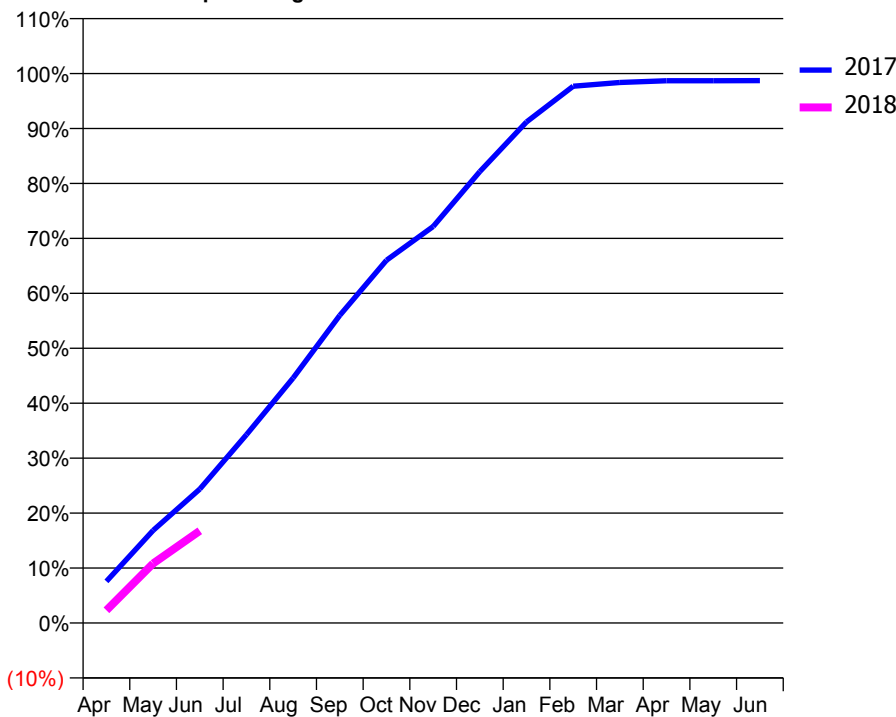
ACCESS*

Patients seen in 24 months	Total	Change since previous quarter
Quarter ending June 2016	1,821	
Quarter ending September 2016	2,010	↑
Quarter ending December 2016	2,199	↑
Quarter ending March 2017	1,882	↓
Quarter ending June 2017	1,783	↓
Variance since June 2016	(2.1%)	↓



ACTIVITY

Cumulative percentage of contracted UDA delivered 2017 & 2018



Adjusted Scheduled Activity (UDA)

Month	2017	2018
April	454	139
May	1,011	650
June	1,462	1,007
July	2,056	
August	2,675	
September	3,359	
October	3,961	
November	4,329	
December	4,930	
January	5,471	
February	5,861	
March	5,902	
April	5,921	
May	5,921	
June	5,922	

QUALITY

	Quantity	Base Number	Contract	AT	Region	England
% of FP17s for the same patient ID Re-attending within 3 months - Children	2	142	1.4%	11.2%	13.0%	12.0%
% of FP17s for the same patient ID Re-attending within 3 months - Adults	13	384	3.4%	15.0%	16.6%	16.0%
% of FP17s for the same patient ID Re-attending between 3 & 9 months - Children	83	142	58.5%	60.3%	59.5%	58.0%
% of FP17s for the same patient ID Re-attending between 3 & 9 months - Adults	116	384	30.2%	54.9%	53.1%	50.9%
% of FP17s for Band 1 Urgent Courses	26	521	5.0%	9.0%	9.3%	9.1%
% of FP17s Relating to Free Repair or Replacements	7	521	1.3%	0.9%	1.0%	0.8%
% of FP17s Relating to Continuations	6	521	1.2%	1.2%	1.3%	1.1%
% of Patients satisfied with the dentistry they have received	5	5	N/A	91.6%	91.9%	91.7%
% of Patients satisfied with the time they had to wait for an appointment	3	5	N/A	87.6%	88.7%	88.0%

* This is based on patients treated on this contract for their most recent course of treatment. Figures in italics indicate the base number of FP17s or Patient Questionnaire responses are less than 100. N/A is shown where the base number of responses is less than 10 during the period. % is calculated as Quantity/Base number*100

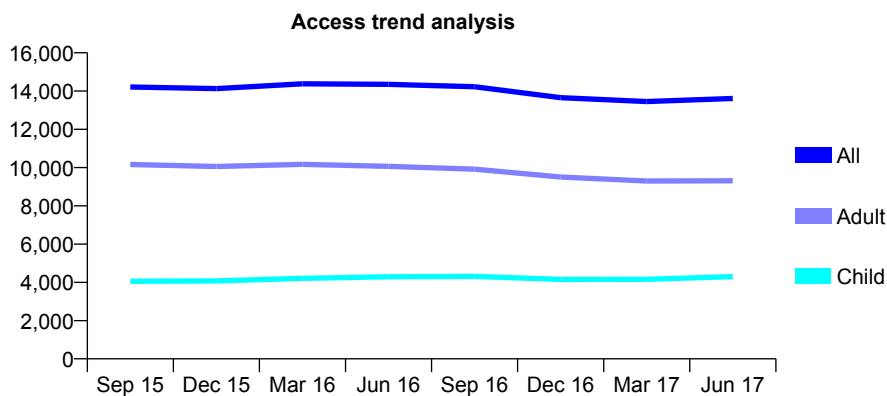
Q52 - Vital Signs At a Glance Contract Report for 177725/0001 - June 2017

Name or company name	MCM Dental Services Ltd
Contract type name	PDS Contract
Purpose of contract	General
Contract start date	03/10/2007
Contract end date	02/10/2017

17/18 Contracted general activity (UDA)	23,753
Carry forward general activity (UDA)	0
17/18 Contracted orthodontic activity (UOA)	0
Carry forward orthodontic activity (UOA)	0
Baseline contract value	£712,903.73

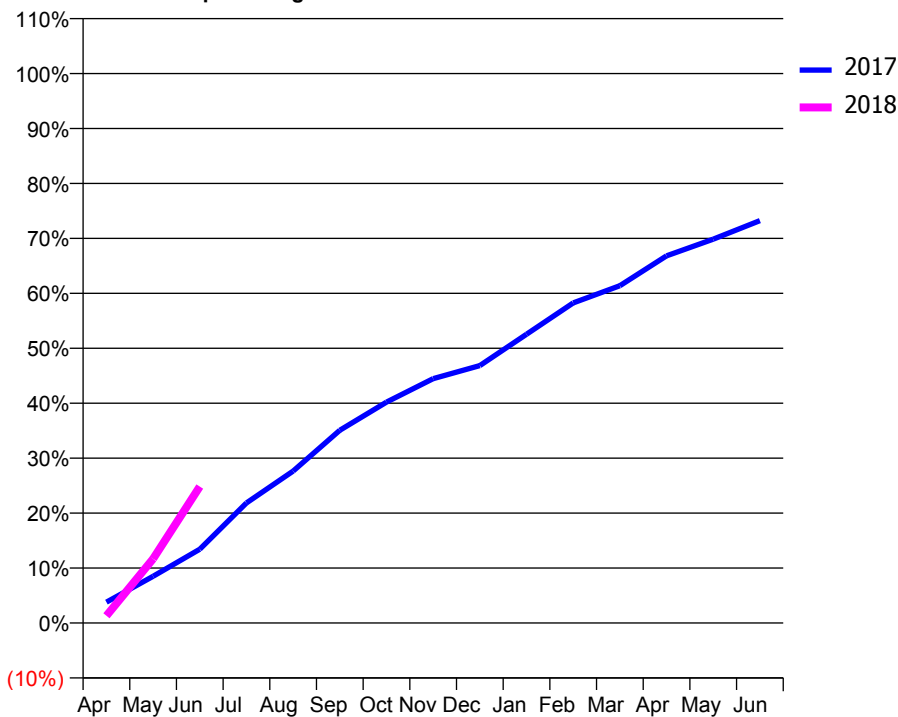
ACCESS*

Patients seen in 24 months	Total	Change since previous quarter
Quarter ending June 2016	14,354	
Quarter ending September 2016	14,228	→
Quarter ending December 2016	13,656	↓
Quarter ending March 2017	13,455	↓
Quarter ending June 2017	13,612	→
Variance since June 2016	(5.2%)	↓



ACTIVITY

Cumulative percentage of contracted UDA delivered 2017 & 2018



Adjusted Scheduled Activity (UDA)

Month	2017	2018
April	1,786	315
May	4,002	2,773
June	6,318	5,901
July	10,274	
August	12,995	
September	16,490	
October	18,893	
November	20,902	
December	22,014	
January	24,697	
February	27,381	
March	28,854	
April	31,405	
May	32,832	
June	34,411	

QUALITY

	Quantity	Base Number	Contract	AT	Region	England
% of FP17s for the same patient ID Re-attending within 3 months - Children	175	1,828	9.6%	11.2%	13.0%	12.0%
% of FP17s for the same patient ID Re-attending within 3 months - Adults	459	3,392	13.5%	15.0%	16.6%	16.0%
% of FP17s for the same patient ID Re-attending between 3 & 9 months - Children	892	1,828	48.8%	60.3%	59.5%	58.0%
% of FP17s for the same patient ID Re-attending between 3 & 9 months - Adults	1,661	3,392	49.0%	54.9%	53.1%	50.9%
% of FP17s for Band 1 Urgent Courses	292	2,555	11.4%	9.0%	9.3%	9.1%
% of FP17s Relating to Free Repair or Replacements	22	2,555	0.9%	0.9%	1.0%	0.8%
% of FP17s Relating to Continuations	13	2,555	0.5%	1.2%	1.3%	1.1%
% of Patients satisfied with the dentistry they have received	12	13	92.3%	91.6%	91.9%	91.7%
% of Patients satisfied with the time they had to wait for an appointment	11	13	84.6%	87.6%	88.7%	88.0%

* This is based on patients treated on this contract for their most recent course of treatment. Figures in italics indicate the base number of FP17s or Patient Questionnaire responses are less than 100. N/A is shown where the base number of responses is less than 10 during the period. % is calculated as Quantity/Base number*100

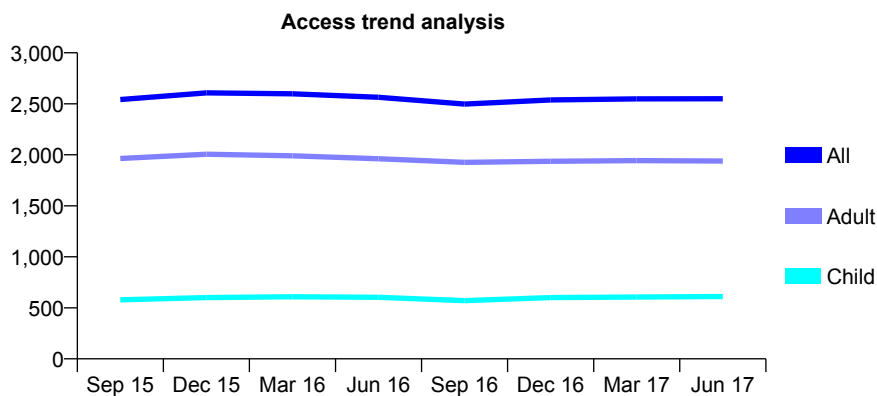
Q52 - Vital Signs At a Glance Contract Report for 180904/0002 - June 2017

Name or company name	Perfect Smile Clinic (UK) Ltd
Contract type name	PDS Contract
Purpose of contract	General
Contract start date	01/03/2011
Contract end date	31/03/2021

17/18 Contracted general activity (UDA)	8,080
Carry forward general activity (UDA)	0
17/18 Contracted orthodontic activity (UOA)	0
Carry forward orthodontic activity (UOA)	0
Baseline contract value	£223,213.00

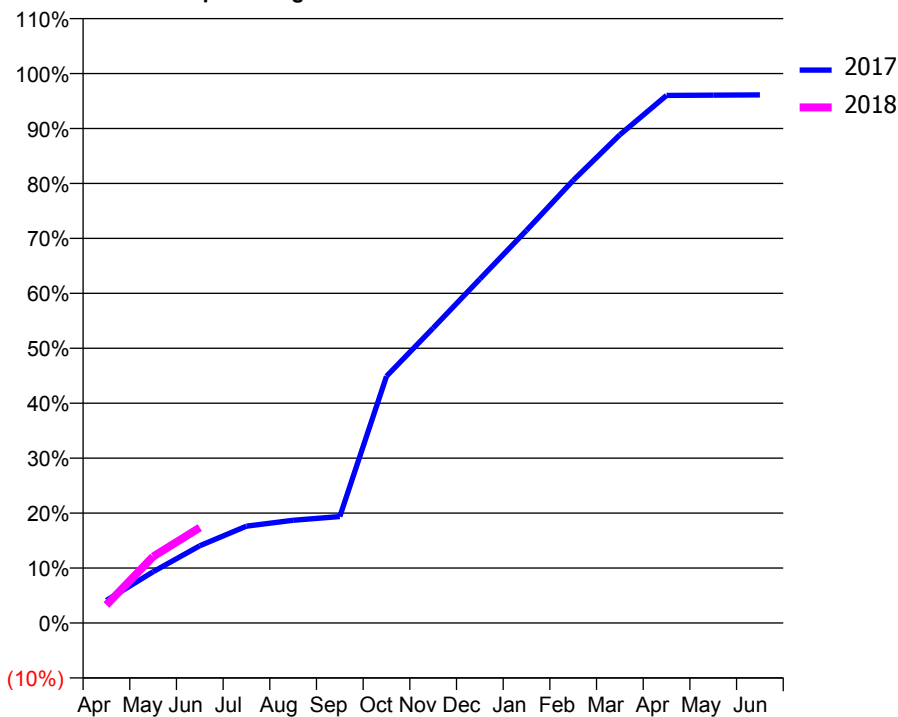
ACCESS*

Patients seen in 24 months	Total	Change since previous quarter
Quarter ending June 2016	2,564	
Quarter ending September 2016	2,497	↓
Quarter ending December 2016	2,538	→
Quarter ending March 2017	2,549	→
Quarter ending June 2017	2,550	→
Variance since June 2016	(0.5%)	→



ACTIVITY

Cumulative percentage of contracted UDA delivered 2017 & 2018



Adjusted Scheduled Activity (UDA)

Month	2017	2018
April	332	265
May	753	978
June	1,136	1,402
July	1,424	
August	1,512	
September	1,566	
October	3,628	
November	4,338	
December	5,058	
January	5,773	
February	6,509	
March	7,180	
April	7,758	
May	7,761	
June	7,766	

QUALITY

	Quantity	Base Number	Contract	AT	Region	England
% of FP17s for the same patient ID Re-attending within 3 months - Children	20	280	7.1%	11.2%	13.0%	12.0%
% of FP17s for the same patient ID Re-attending within 3 months - Adults	99	794	12.5%	15.0%	16.6%	16.0%
% of FP17s for the same patient ID Re-attending between 3 & 9 months - Children	203	280	72.5%	60.3%	59.5%	58.0%
% of FP17s for the same patient ID Re-attending between 3 & 9 months - Adults	545	794	68.6%	54.9%	53.1%	50.9%
% of FP17s for Band 1 Urgent Courses	76	760	10.0%	9.0%	9.3%	9.1%
% of FP17s Relating to Free Repair or Replacements	7	760	0.9%	0.9%	1.0%	0.8%
% of FP17s Relating to Continuations	2	760	0.3%	1.2%	1.3%	1.1%
% of Patients satisfied with the dentistry they have received	4	4	N/A	91.6%	91.9%	91.7%
% of Patients satisfied with the time they had to wait for an appointment	4	4	N/A	87.6%	88.7%	88.0%

* This is based on patients treated on this contract for their most recent course of treatment. Figures in italics indicate the base number of FP17s or Patient Questionnaire responses are less than 100. N/A is shown where the base number of responses is less than 10 during the period. % is calculated as Quantity/Base number*100

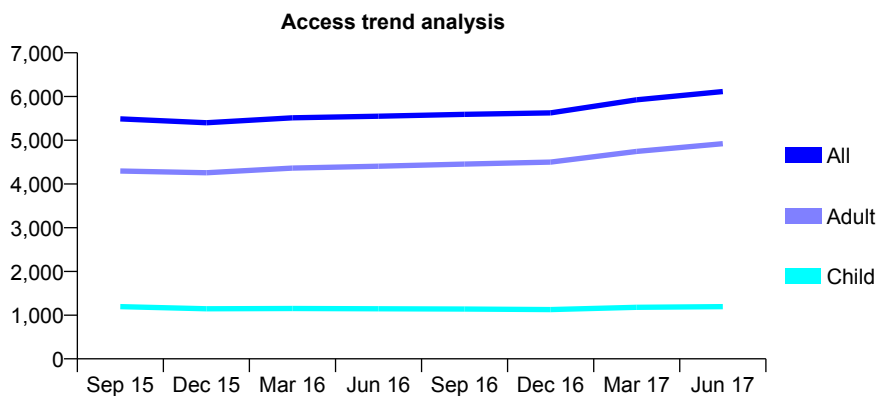
Q52 - Vital Signs At a Glance Contract Report for 181234/0001 - June 2017

Name or company name	Glen Lea Dental Suite
Contract type name	GDS Contract
Purpose of contract	General
Contract start date	01/06/2012
Contract end date	

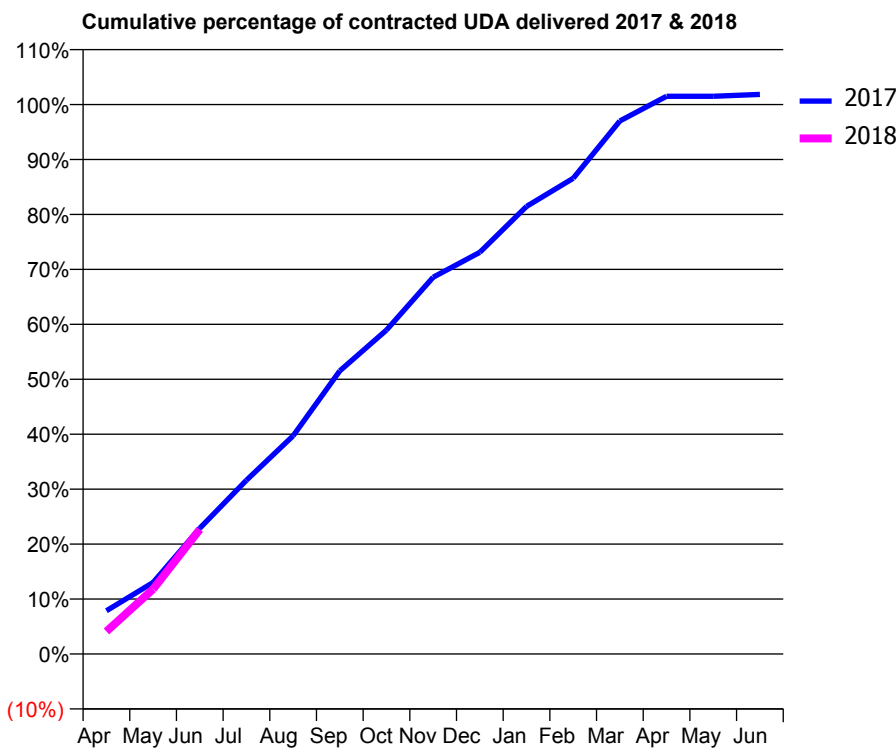
17/18 Contracted general activity (UDA)	14,835
Carry forward general activity (UDA)	0
17/18 Contracted orthodontic activity (UOA)	0
Carry forward orthodontic activity (UOA)	0
Baseline contract value	£424,959.04

ACCESS*

Patients seen in 24 months	Total	Change since previous quarter
Quarter ending June 2016	5,551	
Quarter ending September 2016	5,593	→
Quarter ending December 2016	5,627	→
Quarter ending March 2017	5,924	↑
Quarter ending June 2017	6,113	↑
Variance since June 2016	10.1%	↑



ACTIVITY



Month	Adjusted Scheduled Activity (UDA)	
	2017	2018
April	1,169	611
May	1,932	1,753
June	3,396	3,365
July	4,691	
August	5,892	
September	7,644	
October	8,748	
November	10,171	
December	10,844	
January	12,082	
February	12,843	
March	14,389	
April	15,057	
May	15,058	
June	15,109	

QUALITY

	Quantity	Base Number	Contract	AT	Region	England
% of FP17s for the same patient ID Re-attending within 3 months - Children	28	353	7.9%	11.2%	13.0%	12.0%
% of FP17s for the same patient ID Re-attending within 3 months - Adults	252	1,540	16.4%	15.0%	16.6%	16.0%
% of FP17s for the same patient ID Re-attending between 3 & 9 months - Children	108	353	30.6%	60.3%	59.5%	58.0%
% of FP17s for the same patient ID Re-attending between 3 & 9 months - Adults	440	1,540	28.6%	54.9%	53.1%	50.9%
% of FP17s for Band 1 Urgent Courses	124	1,322	9.4%	9.0%	9.3%	9.1%
% of FP17s Relating to Free Repair or Replacements	6	1,322	0.5%	0.9%	1.0%	0.8%
% of FP17s Relating to Continuations	37	1,322	2.8%	1.2%	1.3%	1.1%
% of Patients satisfied with the dentistry they have received	17	18	94.4%	91.6%	91.9%	91.7%
% of Patients satisfied with the time they had to wait for an appointment	18	18	100.0%	87.6%	88.7%	88.0%

* This is based on patients treated on this contract for their most recent course of treatment. Figures in italics indicate the base number of FP17s or Patient Questionnaire responses are less than 100. N/A is shown where the base number of responses is less than 10 during the period. % is calculated as Quantity/Base number*100

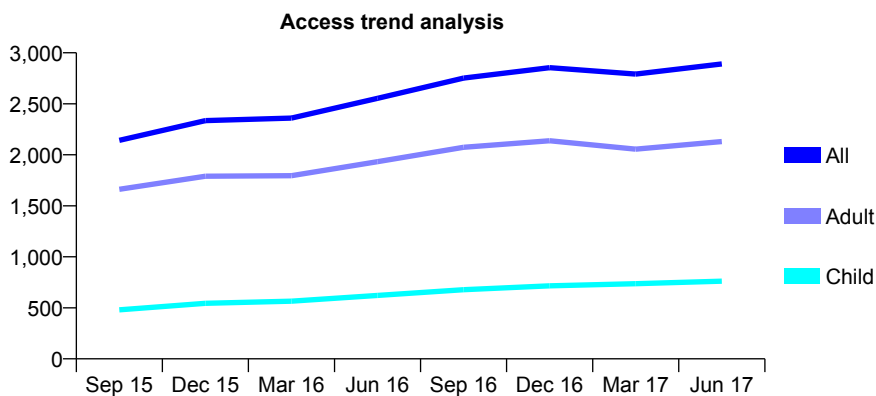
Q52 - Vital Signs At a Glance Contract Report for 181234/0002 - June 2017

Name or company name	Glen Lea Dental Suite
Contract type name	GDS Contract
Purpose of contract	General
Contract start date	01/06/2012
Contract end date	

17/18 Contracted general activity (UDA)	7,000
Carry forward general activity (UDA)	0
17/18 Contracted orthodontic activity (UOA)	0
Carry forward orthodontic activity (UOA)	0
Baseline contract value	£172,670.95

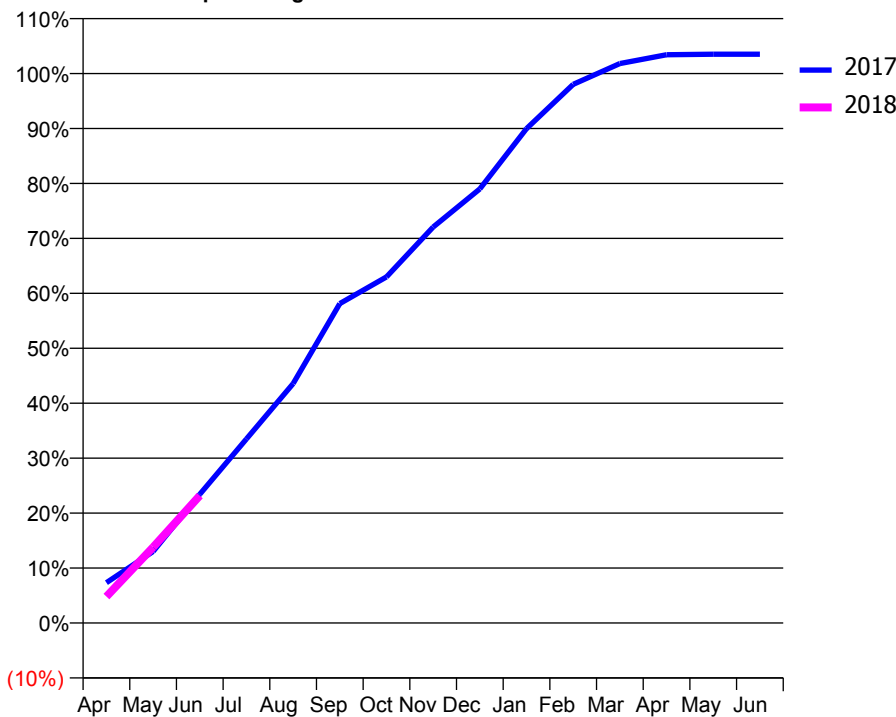
ACCESS*

Patients seen in 24 months	Total	Change since previous quarter
Quarter ending June 2016	2,554	
Quarter ending September 2016	2,752	↑
Quarter ending December 2016	2,854	↑
Quarter ending March 2017	2,791	↓
Quarter ending June 2017	2,891	↑
Variance since June 2016	13.2%	↑



ACTIVITY

Cumulative percentage of contracted UDA delivered 2017 & 2018



Month	Adjusted Scheduled Activity (UDA)	
	2017	2018
April	513	337
May	912	966
June	1,639	1,624
July	2,344	
August	3,051	
September	4,070	
October	4,409	
November	5,044	
December	5,530	
January	6,298	
February	6,862	
March	7,126	
April	7,239	
May	7,245	
June	7,245	

QUALITY

	Quantity	Base Number	Contract	AT	Region	England
% of FP17s for the same patient ID Re-attending within 3 months - Children	15	218	6.9%	11.2%	13.0%	12.0%
% of FP17s for the same patient ID Re-attending within 3 months - Adults	58	609	9.5%	15.0%	16.6%	16.0%
% of FP17s for the same patient ID Re-attending between 3 & 9 months - Children	63	218	28.9%	60.3%	59.5%	58.0%
% of FP17s for the same patient ID Re-attending between 3 & 9 months - Adults	136	609	22.3%	54.9%	53.1%	50.9%
% of FP17s for Band 1 Urgent Courses	93	762	12.2%	9.0%	9.3%	9.1%
% of FP17s Relating to Free Repair or Replacements	5	762	0.7%	0.9%	1.0%	0.8%
% of FP17s Relating to Continuations	13	762	1.7%	1.2%	1.3%	1.1%
% of Patients satisfied with the dentistry they have received	10	10	100.0%	91.6%	91.9%	91.7%
% of Patients satisfied with the time they had to wait for an appointment	9	10	90.0%	87.6%	88.7%	88.0%

* This is based on patients treated on this contract for their most recent course of treatment. Figures in italics indicate the base number of FP17s or Patient Questionnaire responses are less than 100. N/A is shown where the base number of responses is less than 10 during the period. % is calculated as Quantity/Base number*100

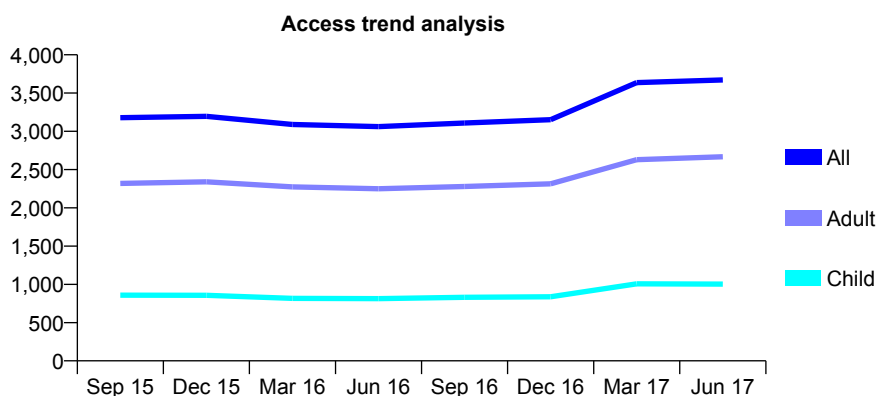
Q52 - Vital Signs At a Glance Contract Report for 181463/0001 - June 2017

Name or company name	Dhinsa Dental Limited
Contract type name	GDS Contract
Purpose of contract	General
Contract start date	01/04/2009
Contract end date	

17/18 Contracted general activity (UDA)	11,550
Carry forward general activity (UDA)	0
17/18 Contracted orthodontic activity (UOA)	0
Carry forward orthodontic activity (UOA)	0
Baseline contract value	£273,092.10

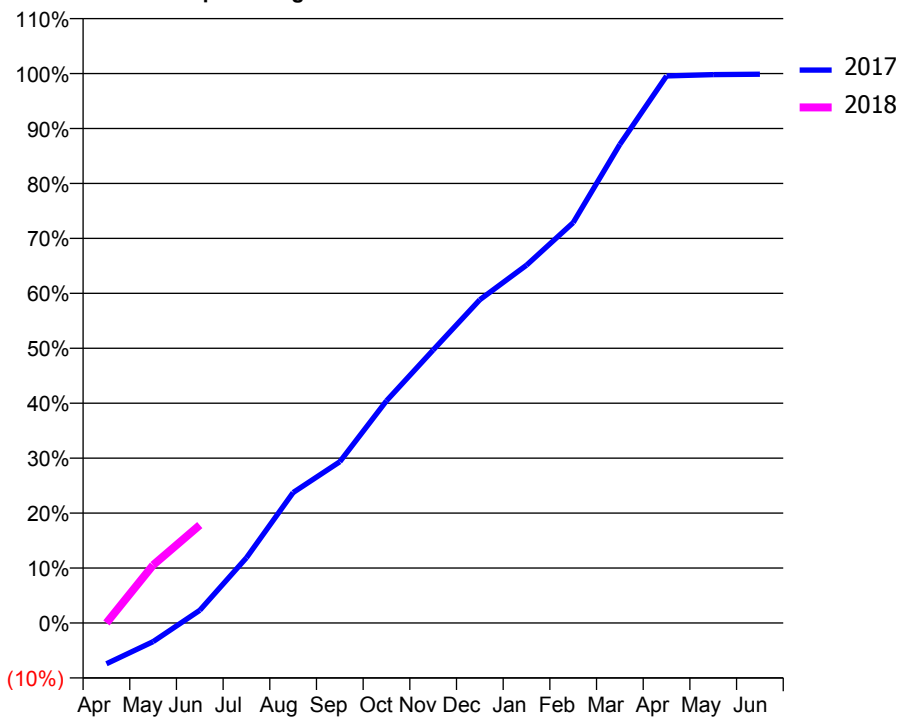
ACCESS*

Patients seen in 24 months	Total	Change since previous quarter
Quarter ending June 2016	3,062	
Quarter ending September 2016	3,109	→
Quarter ending December 2016	3,152	→
Quarter ending March 2017	3,636	↑
Quarter ending June 2017	3,671	→
Variance since June 2016	19.9%	↑



ACTIVITY

Cumulative percentage of contracted UDA delivered 2017 & 2018



Month	Adjusted Scheduled Activity (UDA)	
	2017	2018
April	-860	0
May	-394	1,218
June	267	2,058
July	1,372	
August	2,742	
September	3,390	
October	4,671	
November	5,738	
December	6,795	
January	7,521	
February	8,415	
March	10,060	
April	11,499	
May	11,527	
June	11,534	

QUALITY

	Quantity	Base Number	Contract	AT	Region	England
% of FP17s for the same patient ID Re-attending within 3 months - Children	16	342	4.7%	11.2%	13.0%	12.0%
% of FP17s for the same patient ID Re-attending within 3 months - Adults	167	874	19.1%	15.0%	16.6%	16.0%
% of FP17s for the same patient ID Re-attending between 3 & 9 months - Children	204	342	59.6%	60.3%	59.5%	58.0%
% of FP17s for the same patient ID Re-attending between 3 & 9 months - Adults	307	874	35.1%	54.9%	53.1%	50.9%
% of FP17s for Band 1 Urgent Courses	51	810	6.3%	9.0%	9.3%	9.1%
% of FP17s Relating to Free Repair or Replacements	9	810	1.1%	0.9%	1.0%	0.8%
% of FP17s Relating to Continuations	25	810	3.1%	1.2%	1.3%	1.1%
% of Patients satisfied with the dentistry they have received	7	7	N/A	91.6%	91.9%	91.7%
% of Patients satisfied with the time they had to wait for an appointment	7	7	N/A	87.6%	88.7%	88.0%

* This is based on patients treated on this contract for their most recent course of treatment. Figures in italics indicate the base number of FP17s or Patient Questionnaire responses are less than 100. N/A is shown where the base number of responses is less than 10 during the period. % is calculated as Quantity/Base number*100

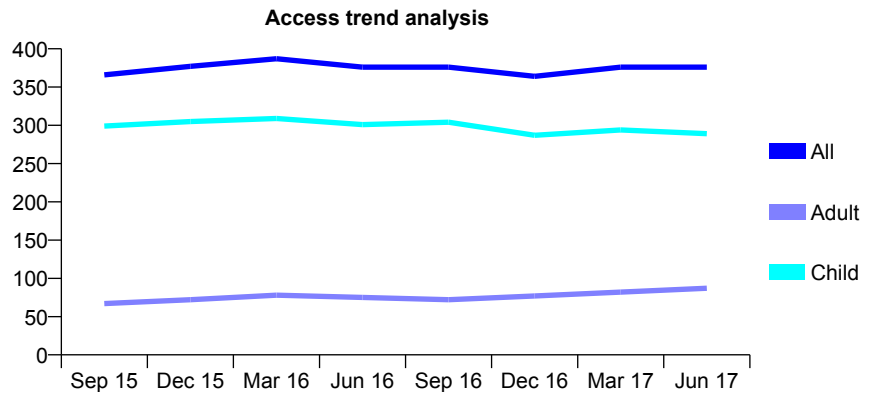
Q52 - Vital Signs At a Glance Contract Report for 182192/0001 - June 2017

Name or company name	Baldon Dental Centre Ltd
Contract type name	PDS Contract
Purpose of contract	General
Contract start date	01/11/2008
Contract end date	31/10/2018

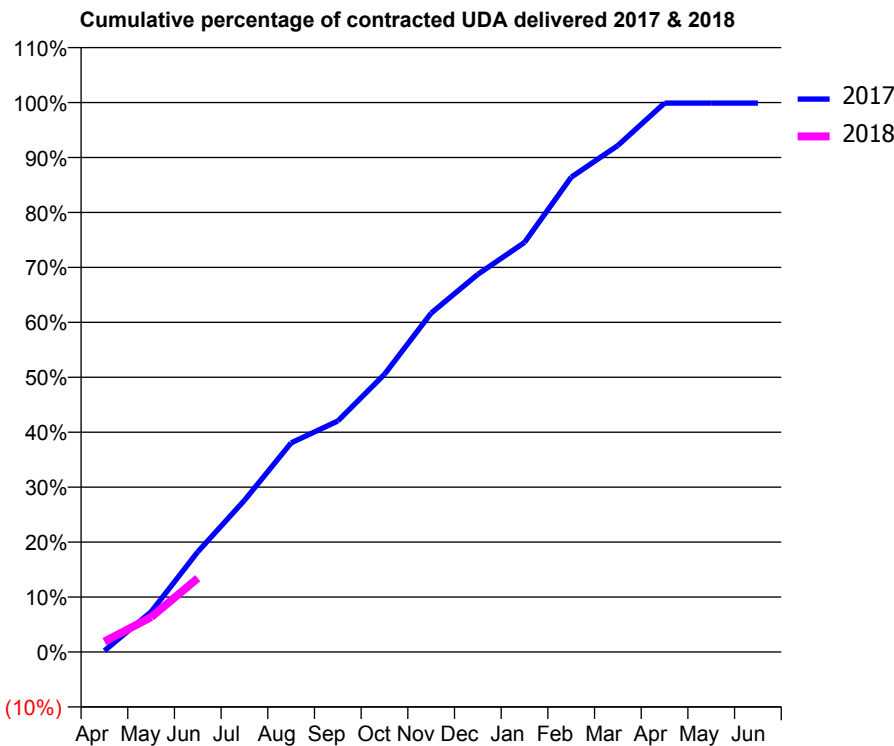
17/18 Contracted general activity (UDA)	835
Carry forward general activity (UDA)	0
17/18 Contracted orthodontic activity (UOA)	0
Carry forward orthodontic activity (UOA)	0
Baseline contract value	£23,955.39

ACCESS*

Patients seen in 24 months	Total	Change since previous quarter
Quarter ending June 2016	376	
Quarter ending September 2016	376	→
Quarter ending December 2016	364	↓
Quarter ending March 2017	376	↑
Quarter ending June 2017	376	→
Variance since June 2016	0.0%	→



ACTIVITY



Month	Adjusted Scheduled Activity (UDA)	
	2017	2018
April	2	16
May	61	53
June	152	112
July	230	
August	318	
September	351	
October	422	
November	515	
December	574	
January	622	
February	721	
March	770	
April	834	
May	834	
June	834	

QUALITY

	Quantity	Base Number	Contract	AT	Region	England
% of FP17s for the same patient ID Re-attending within 3 months - Children	3	114	2.6%	11.2%	13.0%	12.0%
% of FP17s for the same patient ID Re-attending within 3 months - Adults	3	14	21.4%	15.0%	16.6%	16.0%
% of FP17s for the same patient ID Re-attending between 3 & 9 months - Children	83	114	72.8%	60.3%	59.5%	58.0%
% of FP17s for the same patient ID Re-attending between 3 & 9 months - Adults	7	14	50.0%	54.9%	53.1%	50.9%
% of FP17s for Band 1 Urgent Courses	1	87	1.1%	9.0%	9.3%	9.1%
% of FP17s Relating to Free Repair or Replacements	0	87	0.0%	0.9%	1.0%	0.8%
% of FP17s Relating to Continuations	0	87	0.0%	1.2%	1.3%	1.1%
% of Patients satisfied with the dentistry they have received	1	1	N/A	91.6%	91.9%	91.7%
% of Patients satisfied with the time they had to wait for an appointment	1	1	N/A	87.6%	88.7%	88.0%

* This is based on patients treated on this contract for their most recent course of treatment. Figures in italics indicate the base number of FP17s or Patient Questionnaire responses are less than 100. N/A is shown where the base number of responses is less than 10 during the period. % is calculated as Quantity/Base number*100

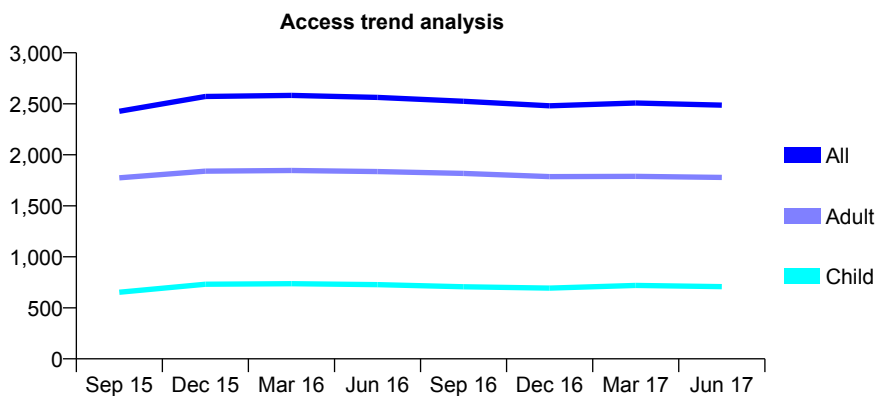
Q52 - Vital Signs At a Glance Contract Report for 183180/0001 - June 2017

Name or company name	Airedale Dental Practice
Contract type name	GDS Contract
Purpose of contract	General
Contract start date	01/03/2013
Contract end date	

17/18 Contracted general activity (UDA)	8,800
Carry forward general activity (UDA)	0
17/18 Contracted orthodontic activity (UOA)	0
Carry forward orthodontic activity (UOA)	0
Baseline contract value	£278,235.70

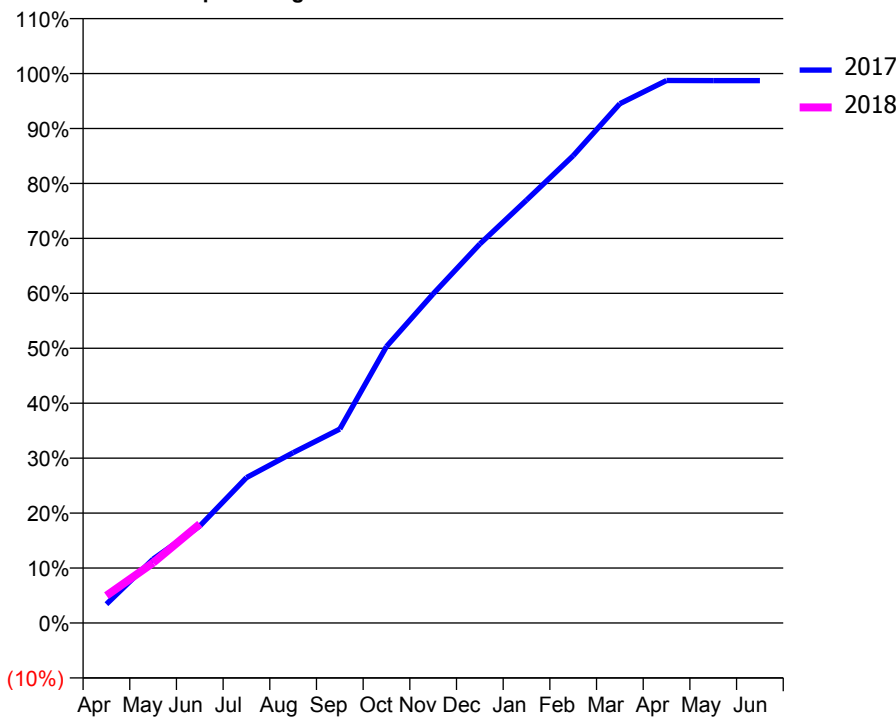
ACCESS*

Patients seen in 24 months	Total	Change since previous quarter
Quarter ending June 2016	2,563	
Quarter ending September 2016	2,525	↓
Quarter ending December 2016	2,480	↓
Quarter ending March 2017	2,508	→
Quarter ending June 2017	2,487	→
Variance since June 2016	(3.0%)	↓



ACTIVITY

Cumulative percentage of contracted UDA delivered 2017 & 2018



Month	Adjusted Scheduled Activity (UDA)	
	2017	2018
April	302	439
May	1,024	965
June	1,554	1,585
July	2,329	
August	2,727	
September	3,107	
October	4,427	
November	5,272	
December	6,069	
January	6,773	
February	7,485	
March	8,316	
April	8,689	
May	8,687	
June	8,685	

QUALITY

	Quantity	Base Number	Contract	AT	Region	England
% of FP17s for the same patient ID Re-attending within 3 months - Children	22	194	11.3%	11.2%	13.0%	12.0%
% of FP17s for the same patient ID Re-attending within 3 months - Adults	62	547	11.3%	15.0%	16.6%	16.0%
% of FP17s for the same patient ID Re-attending between 3 & 9 months - Children	100	194	51.5%	60.3%	59.5%	58.0%
% of FP17s for the same patient ID Re-attending between 3 & 9 months - Adults	278	547	50.8%	54.9%	53.1%	50.9%
% of FP17s for Band 1 Urgent Courses	67	614	10.9%	9.0%	9.3%	9.1%
% of FP17s Relating to Free Repair or Replacements	10	614	1.6%	0.9%	1.0%	0.8%
% of FP17s Relating to Continuations	1	614	0.2%	1.2%	1.3%	1.1%
% of Patients satisfied with the dentistry they have received	3	3	N/A	91.6%	91.9%	91.7%
% of Patients satisfied with the time they had to wait for an appointment	2	3	N/A	87.6%	88.7%	88.0%

* This is based on patients treated on this contract for their most recent course of treatment. Figures in italics indicate the base number of FP17s or Patient Questionnaire responses are less than 100. N/A is shown where the base number of responses is less than 10 during the period. % is calculated as Quantity/Base number*100

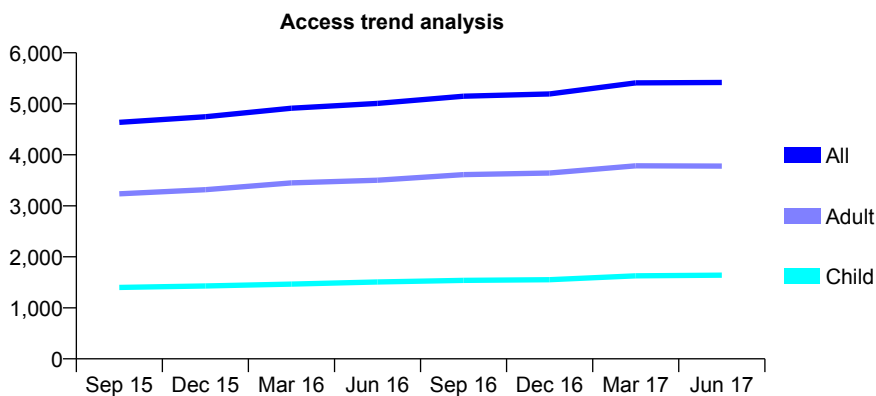
Q52 - Vital Signs At a Glance Contract Report for 183857/0001 - June 2017

Name or company name	Windmill Dental
Contract type name	GDS Contract
Purpose of contract	General
Contract start date	01/03/2010
Contract end date	

17/18 Contracted general activity (UDA)	14,000
Carry forward general activity (UDA)	0
17/18 Contracted orthodontic activity (UOA)	0
Carry forward orthodontic activity (UOA)	0
Baseline contract value	£375,371.64

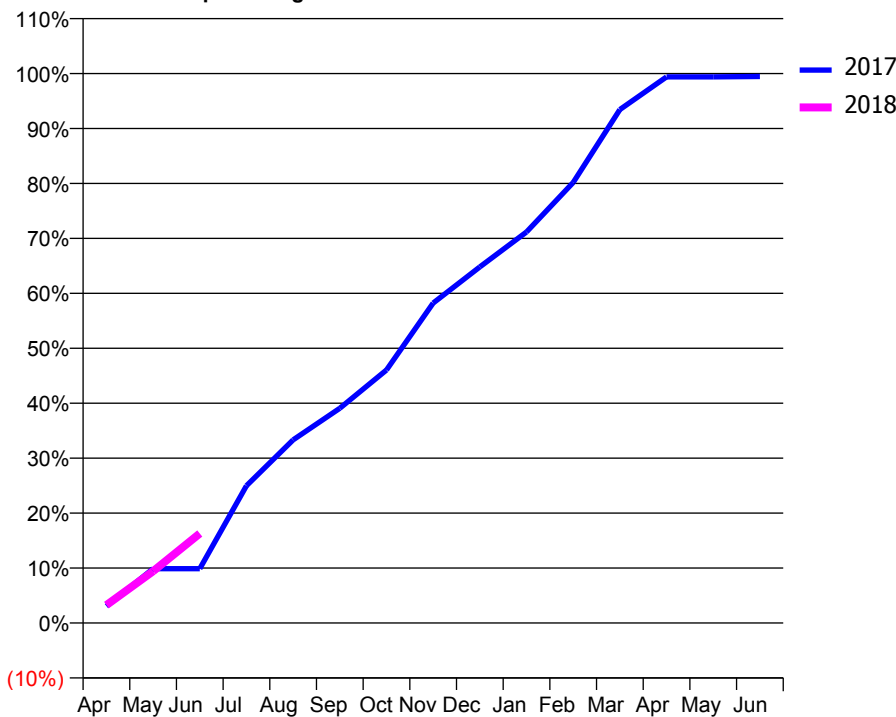
ACCESS*

Patients seen in 24 months	Total	Change since previous quarter
Quarter ending June 2016	5,009	
Quarter ending September 2016	5,150	↑
Quarter ending December 2016	5,193	→
Quarter ending March 2017	5,411	↑
Quarter ending June 2017	5,419	→
Variance since June 2016	8.2%	↑



ACTIVITY

Cumulative percentage of contracted UDA delivered 2017 & 2018



Adjusted Scheduled Activity (UDA)

Month	2017	2018
April	430	458
May	1,385	1,319
June	1,385	2,282
July	3,498	
August	4,665	
September	5,472	
October	6,446	
November	8,152	
December	9,074	
January	9,961	
February	11,223	
March	13,083	
April	13,914	
May	13,914	
June	13,923	

QUALITY

	Quantity	Base Number	Contract	AT	Region	England
% of FP17s for the same patient ID Re-attending within 3 months - Children	46	556	8.3%	11.2%	13.0%	12.0%
% of FP17s for the same patient ID Re-attending within 3 months - Adults	169	1,275	13.3%	15.0%	16.6%	16.0%
% of FP17s for the same patient ID Re-attending between 3 & 9 months - Children	359	556	64.6%	60.3%	59.5%	58.0%
% of FP17s for the same patient ID Re-attending between 3 & 9 months - Adults	780	1,275	61.2%	54.9%	53.1%	50.9%
% of FP17s for Band 1 Urgent Courses	70	1,275	5.5%	9.0%	9.3%	9.1%
% of FP17s Relating to Free Repair or Replacements	7	1,275	0.5%	0.9%	1.0%	0.8%
% of FP17s Relating to Continuations	9	1,275	0.7%	1.2%	1.3%	1.1%
% of Patients satisfied with the dentistry they have received	9	10	90.0%	91.6%	91.9%	91.7%
% of Patients satisfied with the time they had to wait for an appointment	9	10	90.0%	87.6%	88.7%	88.0%

* This is based on patients treated on this contract for their most recent course of treatment. Figures in italics indicate the base number of FP17s or Patient Questionnaire responses are less than 100. N/A is shown where the base number of responses is less than 10 during the period. % is calculated as Quantity/Base number*100

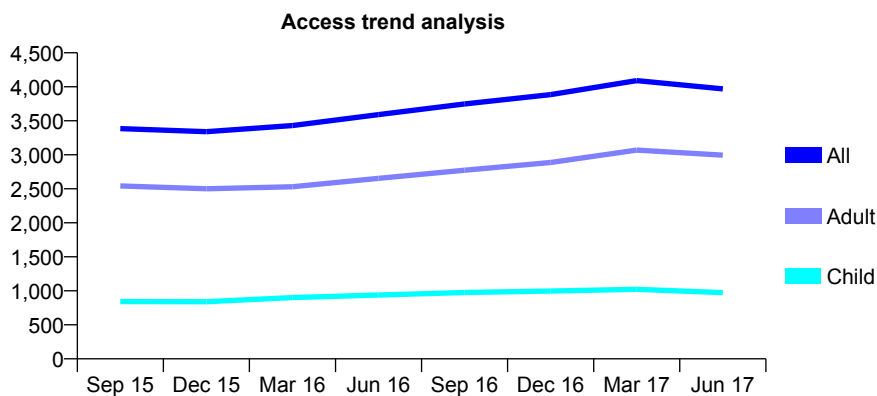
Q52 - Vital Signs At a Glance Contract Report for 184659/0001 - June 2017

Name or company name	Humber & Yorkshire CDA Limited
Contract type name	GDS Contract
Purpose of contract	General
Contract start date	12/11/2009
Contract end date	

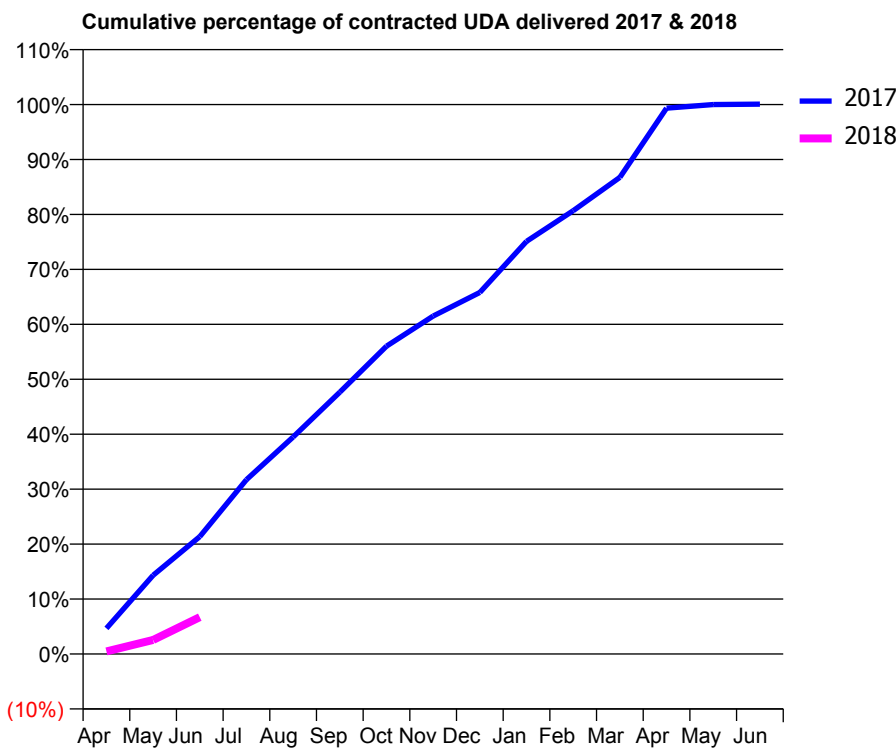
17/18 Contracted general activity (UDA)	9,485
Carry forward general activity (UDA)	0
17/18 Contracted orthodontic activity (UOA)	0
Carry forward orthodontic activity (UOA)	0
Baseline contract value	£268,122.60

ACCESS*

Patients seen in 24 months	Total	Change since previous quarter
Quarter ending June 2016	3,592	
Quarter ending September 2016	3,749	↑
Quarter ending December 2016	3,886	↑
Quarter ending March 2017	4,092	↑
Quarter ending June 2017	3,969	↓
Variance since June 2016	10.5%	↑



ACTIVITY



Month	Adjusted Scheduled Activity (UDA)	
	2017	2018
April	440	45
May	1,347	243
June	2,010	636
July	2,984	
August	3,714	
September	4,480	
October	5,268	
November	5,783	
December	6,188	
January	7,060	
February	7,587	
March	8,157	
April	9,342	
May	9,402	
June	9,410	

QUALITY

	Quantity	Base Number	Contract	AT	Region	England
% of FP17s for the same patient ID Re-attending within 3 months - Children	9	205	4.4%	11.2%	13.0%	12.0%
% of FP17s for the same patient ID Re-attending within 3 months - Adults	97	725	13.4%	15.0%	16.6%	16.0%
% of FP17s for the same patient ID Re-attending between 3 & 9 months - Children	142	205	69.3%	60.3%	59.5%	58.0%
% of FP17s for the same patient ID Re-attending between 3 & 9 months - Adults	334	725	46.1%	54.9%	53.1%	50.9%
% of FP17s for Band 1 Urgent Courses	90	303	29.7%	9.0%	9.3%	9.1%
% of FP17s Relating to Free Repair or Replacements	0	303	0.0%	0.9%	1.0%	0.8%
% of FP17s Relating to Continuations	7	303	2.3%	1.2%	1.3%	1.1%
% of Patients satisfied with the dentistry they have received	19	22	86.4%	91.6%	91.9%	91.7%
% of Patients satisfied with the time they had to wait for an appointment	20	22	90.9%	87.6%	88.7%	88.0%

* This is based on patients treated on this contract for their most recent course of treatment. Figures in italics indicate the base number of FP17s or Patient Questionnaire responses are less than 100. N/A is shown where the base number of responses is less than 10 during the period. % is calculated as Quantity/Base number*100

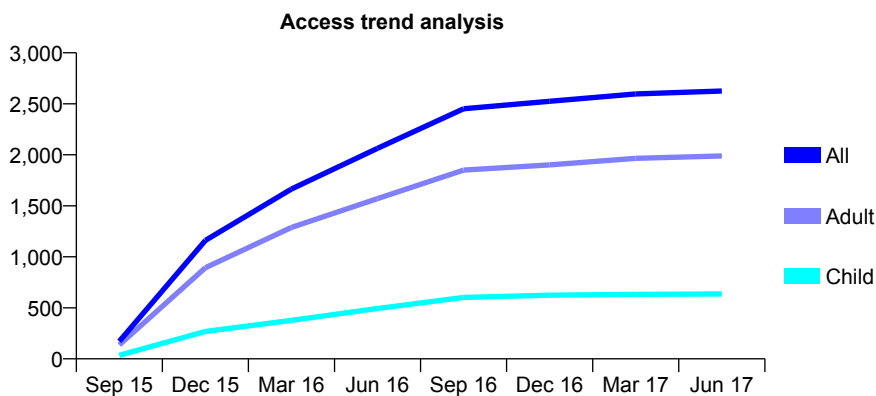
Q52 - Vital Signs At a Glance Contract Report for 184772/0001 - June 2017

Name or company name	Ripponden Dental Care Ltd
Contract type name	GDS Contract
Purpose of contract	General
Contract start date	09/09/2015
Contract end date	

17/18 Contracted general activity (UDA)	7,100
Carry forward general activity (UDA)	0
17/18 Contracted orthodontic activity (UOA)	0
Carry forward orthodontic activity (UOA)	0
Baseline contract value	£188,654.32

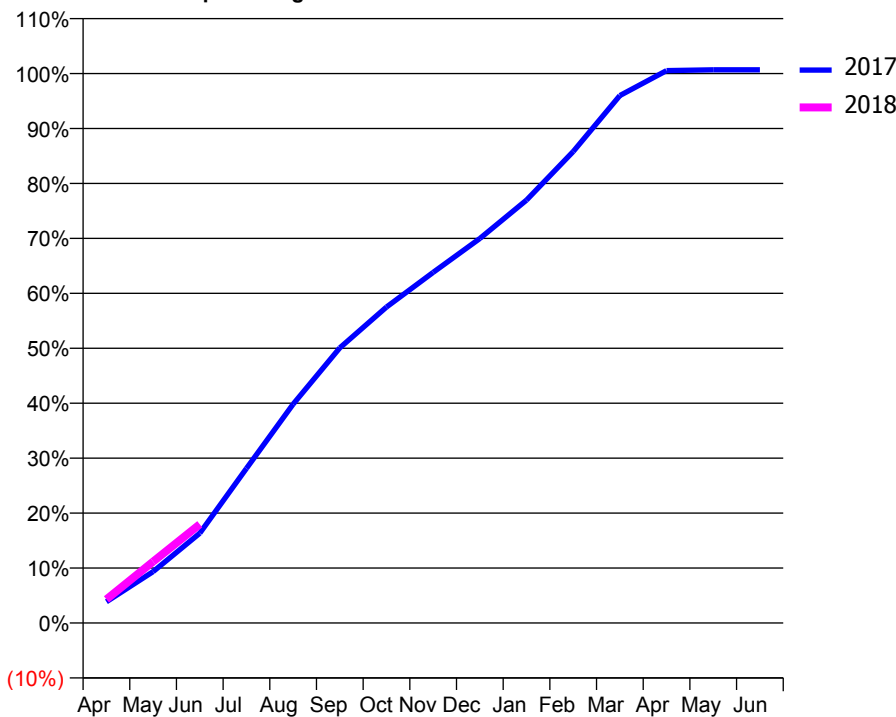
ACCESS*

Patients seen in 24 months	Total	Change since previous quarter
Quarter ending June 2016	2,064	
Quarter ending September 2016	2,452	↑
Quarter ending December 2016	2,525	↑
Quarter ending March 2017	2,597	↑
Quarter ending June 2017	2,625	→
Variance since June 2016	27.2%	↑



ACTIVITY

Cumulative percentage of contracted UDA delivered 2017 & 2018



Month	Adjusted Scheduled Activity (UDA)	
	2017	2018
April	274	306
May	664	794
June	1,161	1,276
July	1,998	
August	2,829	
September	3,555	
October	4,083	
November	4,531	
December	4,969	
January	5,465	
February	6,092	
March	6,815	
April	7,137	
May	7,147	
June	7,147	

QUALITY

	Quantity	Base Number	Contract	AT	Region	England
% of FP17s for the same patient ID Re-attending within 3 months - Children	11	167	6.6%	11.2%	13.0%	12.0%
% of FP17s for the same patient ID Re-attending within 3 months - Adults	79	577	13.7%	15.0%	16.6%	16.0%
% of FP17s for the same patient ID Re-attending between 3 & 9 months - Children	82	167	49.1%	60.3%	59.5%	58.0%
% of FP17s for the same patient ID Re-attending between 3 & 9 months - Adults	322	577	55.8%	54.9%	53.1%	50.9%
% of FP17s for Band 1 Urgent Courses	33	618	5.3%	9.0%	9.3%	9.1%
% of FP17s Relating to Free Repair or Replacements	2	618	0.3%	0.9%	1.0%	0.8%
% of FP17s Relating to Continuations	14	618	2.3%	1.2%	1.3%	1.1%
% of Patients satisfied with the dentistry they have received	2	2	N/A	91.6%	91.9%	91.7%
% of Patients satisfied with the time they had to wait for an appointment	2	2	N/A	87.6%	88.7%	88.0%

* This is based on patients treated on this contract for their most recent course of treatment. Figures in italics indicate the base number of FP17s or Patient Questionnaire responses are less than 100. N/A is shown where the base number of responses is less than 10 during the period. % is calculated as Quantity/Base number*100

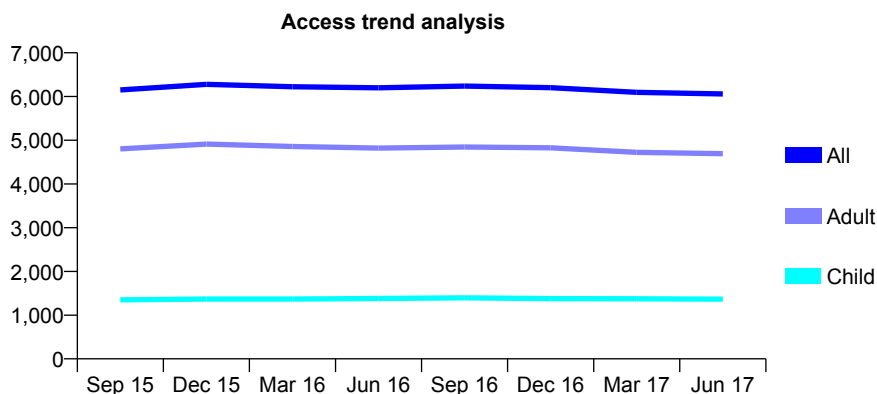
Q52 - Vital Signs At a Glance Contract Report for 184810/0001 - June 2017

Name or company name	S K Exel Dental Limited
Contract type name	GDS Contract
Purpose of contract	General
Contract start date	01/12/2009
Contract end date	

17/18 Contracted general activity (UDA)	19,460
Carry forward general activity (UDA)	0
17/18 Contracted orthodontic activity (UOA)	0
Carry forward orthodontic activity (UOA)	0
Baseline contract value	£617,760.68

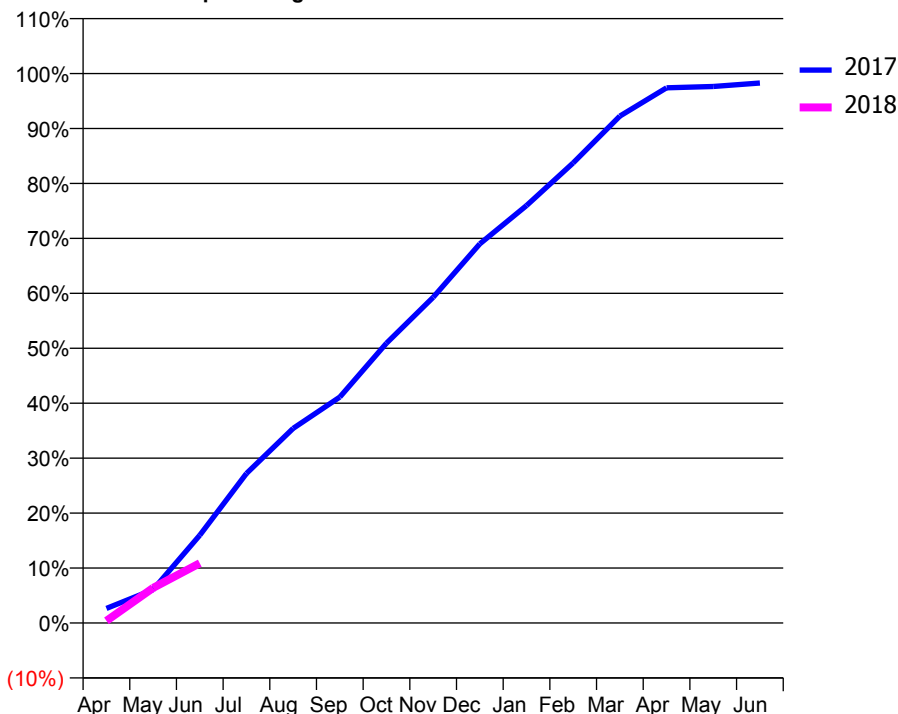
ACCESS*

Patients seen in 24 months	Total	Change since previous quarter
Quarter ending June 2016	6,200	
Quarter ending September 2016	6,240	→
Quarter ending December 2016	6,203	→
Quarter ending March 2017	6,097	↓
Quarter ending June 2017	6,058	→
Variance since June 2016	(2.3%)	↓



ACTIVITY

Cumulative percentage of contracted UDA delivered 2017 & 2018



Month	Adjusted Scheduled Activity (UDA)	
	2017	2018
April	518	76
May	1,182	1,246
June	3,112	2,119
July	5,294	
August	6,892	
September	8,000	
October	9,911	
November	11,532	
December	13,427	
January	14,781	
February	16,296	
March	17,950	
April	18,954	
May	19,002	
June	19,123	

QUALITY

	Quantity	Base Number	Contract	AT	Region	England
% of FP17s for the same patient ID Re-attending within 3 months - Children	36	432	8.3%	11.2%	13.0%	12.0%
% of FP17s for the same patient ID Re-attending within 3 months - Adults	168	1,223	13.7%	15.0%	16.6%	16.0%
% of FP17s for the same patient ID Re-attending between 3 & 9 months - Children	264	432	61.1%	60.3%	59.5%	58.0%
% of FP17s for the same patient ID Re-attending between 3 & 9 months - Adults	597	1,223	48.8%	54.9%	53.1%	50.9%
% of FP17s for Band 1 Urgent Courses	201	1,081	18.6%	9.0%	9.3%	9.1%
% of FP17s Relating to Free Repair or Replacements	8	1,081	0.7%	0.9%	1.0%	0.8%
% of FP17s Relating to Continuations	6	1,081	0.6%	1.2%	1.3%	1.1%
% of Patients satisfied with the dentistry they have received	8	8	N/A	91.6%	91.9%	91.7%
% of Patients satisfied with the time they had to wait for an appointment	8	8	N/A	87.6%	88.7%	88.0%

* This is based on patients treated on this contract for their most recent course of treatment. Figures in italics indicate the base number of FP17s or Patient Questionnaire responses are less than 100. N/A is shown where the base number of responses is less than 10 during the period. % is calculated as Quantity/Base number*100

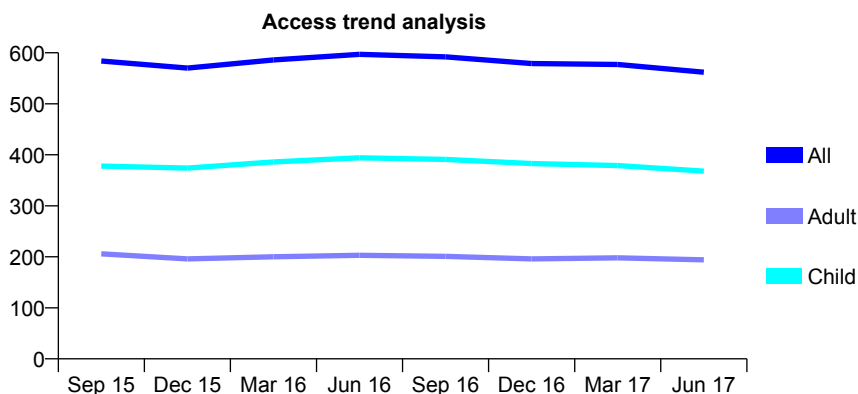
Q52 - Vital Signs At a Glance Contract Report for 185213/0001 - June 2017

Name or company name	Eastleigh Dental Health Practice
Contract type name	GDS Contract
Purpose of contract	General
Contract start date	01/08/2012
Contract end date	

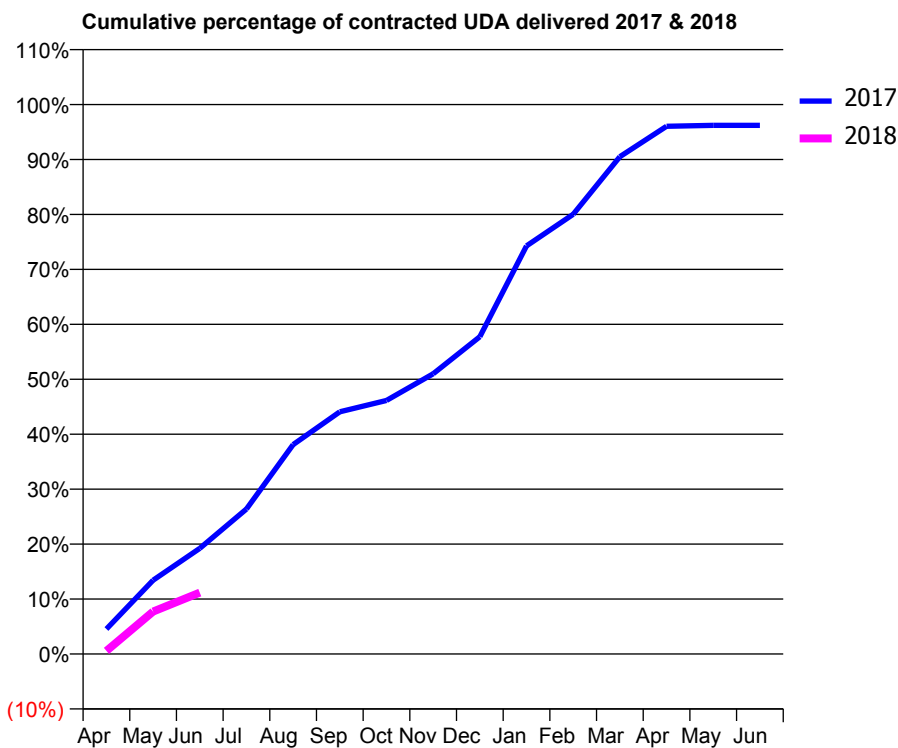
17/18 Contracted general activity (UDA)	1,773
Carry forward general activity (UDA)	0
17/18 Contracted orthodontic activity (UOA)	0
Carry forward orthodontic activity (UOA)	0
Baseline contract value	£52,196.29

ACCESS*

Patients seen in 24 months	Total	Change since previous quarter
Quarter ending June 2016	597	
Quarter ending September 2016	592	→
Quarter ending December 2016	579	↓
Quarter ending March 2017	577	→
Quarter ending June 2017	562	↓
Variance since June 2016	(5.9%)	↓



ACTIVITY



Month	Adjusted Scheduled Activity (UDA)	
	2017	2018
April	81	10
May	238	137
June	341	198
July	468	
August	676	
September	782	
October	818	
November	904	
December	1,024	
January	1,317	
February	1,419	
March	1,605	
April	1,703	
May	1,706	
June	1,706	

QUALITY

	Quantity	Base Number	Contract	AT	Region	England
% of FP17s for the same patient ID Re-attending within 3 months - Children	8	119	6.7%	11.2%	13.0%	12.0%
% of FP17s for the same patient ID Re-attending within 3 months - Adults	10	33	30.3%	15.0%	16.6%	16.0%
% of FP17s for the same patient ID Re-attending between 3 & 9 months - Children	82	119	68.9%	60.3%	59.5%	58.0%
% of FP17s for the same patient ID Re-attending between 3 & 9 months - Adults	16	33	48.5%	54.9%	53.1%	50.9%
% of FP17s for Band 1 Urgent Courses	6	105	5.7%	9.0%	9.3%	9.1%
% of FP17s Relating to Free Repair or Replacements	1	105	1.0%	0.9%	1.0%	0.8%
% of FP17s Relating to Continuations	0	105	0.0%	1.2%	1.3%	1.1%
% of Patients satisfied with the dentistry they have received	1	1	N/A	91.6%	91.9%	91.7%
% of Patients satisfied with the time they had to wait for an appointment	1	1	N/A	87.6%	88.7%	88.0%

* This is based on patients treated on this contract for their most recent course of treatment. Figures in italics indicate the base number of FP17s or Patient Questionnaire responses are less than 100. N/A is shown where the base number of responses is less than 10 during the period. % is calculated as Quantity/Base number*100

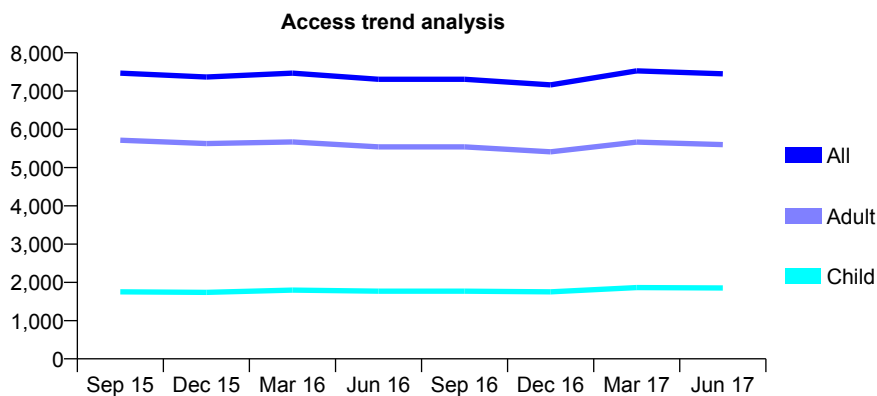
Q52 - Vital Signs At a Glance Contract Report for 187399/0001 - June 2017

Name or company name	M & B Practices Ltd
Contract type name	GDS Contract
Purpose of contract	General
Contract start date	01/11/2011
Contract end date	

17/18 Contracted general activity (UDA)	24,700
Carry forward general activity (UDA)	0
17/18 Contracted orthodontic activity (UOA)	0
Carry forward orthodontic activity (UOA)	0
Baseline contract value	£583,590.79

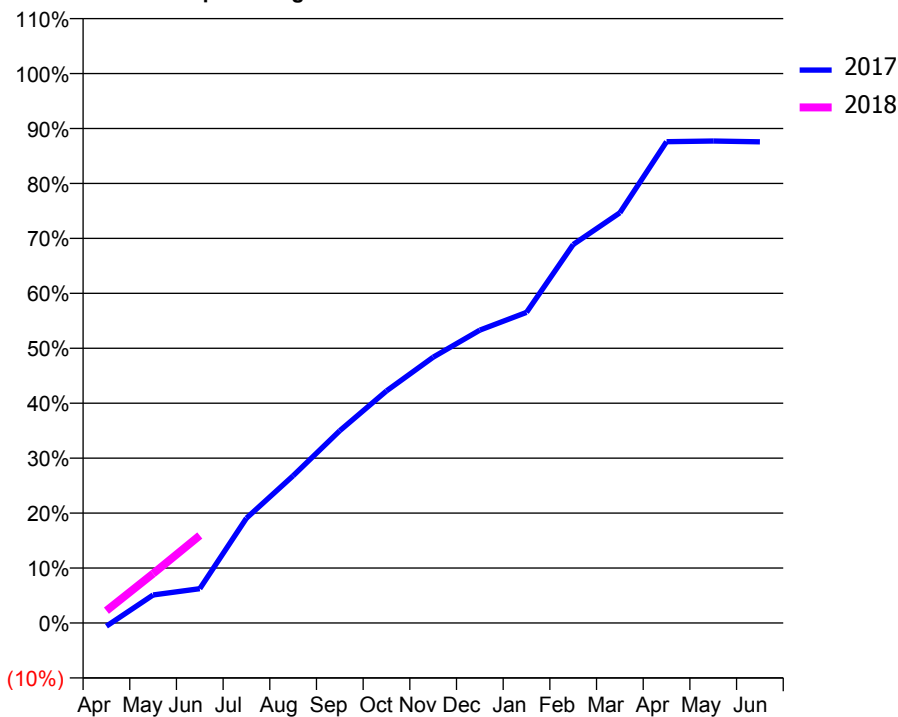
ACCESS*

Patients seen in 24 months	Total	Change since previous quarter
Quarter ending June 2016	7,309	
Quarter ending September 2016	7,309	→
Quarter ending December 2016	7,163	↓
Quarter ending March 2017	7,528	↑
Quarter ending June 2017	7,452	↓
Variance since June 2016	2.0%	→



ACTIVITY

Cumulative percentage of contracted UDA delivered 2017 & 2018



Month	Adjusted Scheduled Activity (UDA)	
	2017	2018
April	-145	554
May	1,261	2,219
June	1,541	3,936
July	4,717	
August	6,618	
September	8,649	
October	10,431	
November	11,952	
December	13,168	
January	13,963	
February	17,011	
March	18,442	
April	21,637	
May	21,668	
June	21,632	

QUALITY

	Quantity	Base Number	Contract	AT	Region	England
% of FP17s for the same patient ID Re-attending within 3 months - Children	53	737	7.2%	11.2%	13.0%	12.0%
% of FP17s for the same patient ID Re-attending within 3 months - Adults	356	2,307	15.4%	15.0%	16.6%	16.0%
% of FP17s for the same patient ID Re-attending between 3 & 9 months - Children	425	737	57.7%	60.3%	59.5%	58.0%
% of FP17s for the same patient ID Re-attending between 3 & 9 months - Adults	1,184	2,307	51.3%	54.9%	53.1%	50.9%
% of FP17s for Band 1 Urgent Courses	172	1,715	10.0%	9.0%	9.3%	9.1%
% of FP17s Relating to Free Repair or Replacements	24	1,715	1.4%	0.9%	1.0%	0.8%
% of FP17s Relating to Continuations	4	1,715	0.2%	1.2%	1.3%	1.1%
% of Patients satisfied with the dentistry they have received	10	10	100.0%	91.6%	91.9%	91.7%
% of Patients satisfied with the time they had to wait for an appointment	9	10	90.0%	87.6%	88.7%	88.0%

* This is based on patients treated on this contract for their most recent course of treatment. Figures in italics indicate the base number of FP17s or Patient Questionnaire responses are less than 100. N/A is shown where the base number of responses is less than 10 during the period. % is calculated as Quantity/Base number*100

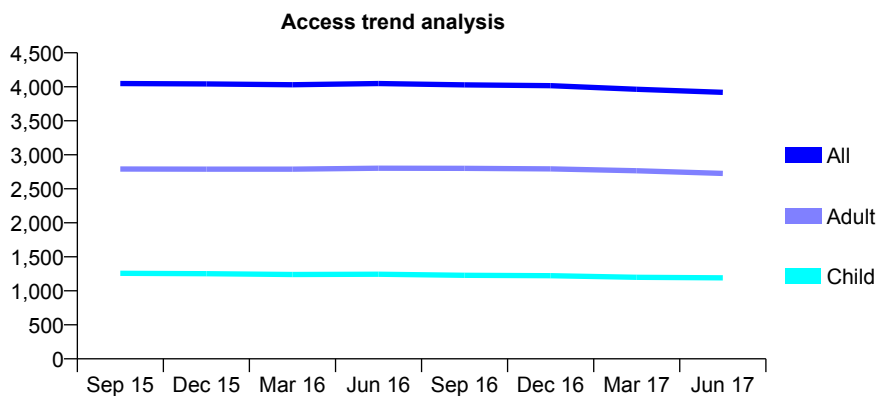
Q52 - Vital Signs At a Glance Contract Report for 188700/0001 - June 2017

Name or company name	Honden Limited
Contract type name	GDS Contract
Purpose of contract	General
Contract start date	01/09/2011
Contract end date	

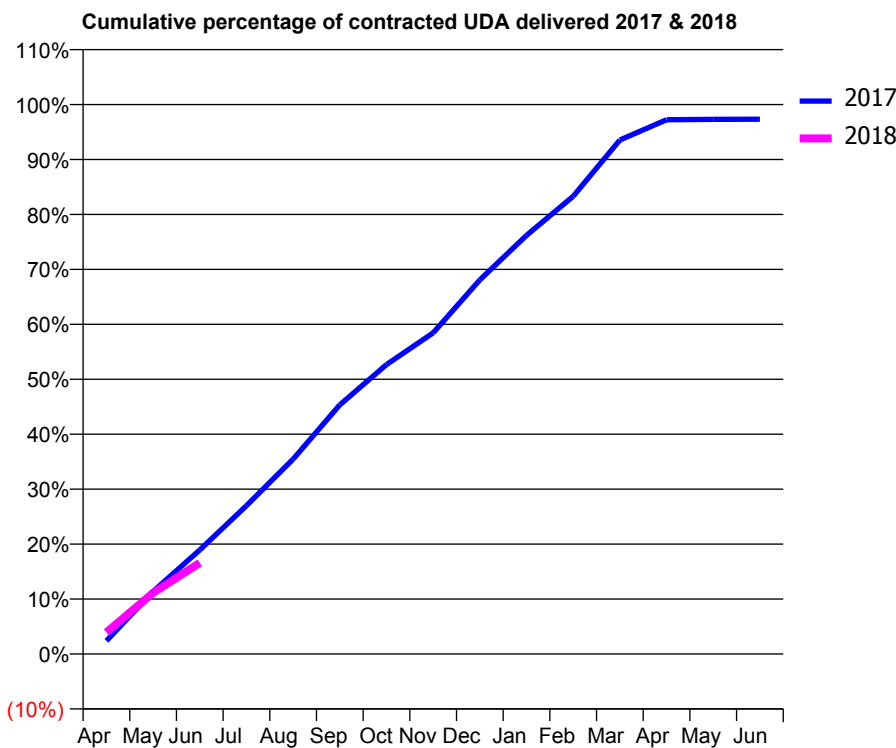
17/18 Contracted general activity (UDA)	10,800
Carry forward general activity (UDA)	0
17/18 Contracted orthodontic activity (UOA)	0
Carry forward orthodontic activity (UOA)	0
Baseline contract value	£318,057.60

ACCESS*

Patients seen in 24 months	Total	Change since previous quarter
Quarter ending June 2016	4,048	
Quarter ending September 2016	4,029	→
Quarter ending December 2016	4,016	→
Quarter ending March 2017	3,964	↓
Quarter ending June 2017	3,919	↓
Variance since June 2016	(3.2%)	↓



ACTIVITY



Month	Adjusted Scheduled Activity (UDA)	
	2017	2018
April	259	425
May	1,230	1,203
June	2,047	1,792
July	2,917	
August	3,830	
September	4,897	
October	5,689	
November	6,311	
December	7,352	
January	8,227	
February	8,997	
March	10,101	
April	10,500	
May	10,508	
June	10,510	

QUALITY

	Quantity	Base Number	Contract	AT	Region	England
% of FP17s for the same patient ID Re-attending within 3 months - Children	26	445	5.8%	11.2%	13.0%	12.0%
% of FP17s for the same patient ID Re-attending within 3 months - Adults	153	904	16.9%	15.0%	16.6%	16.0%
% of FP17s for the same patient ID Re-attending between 3 & 9 months - Children	309	445	69.4%	60.3%	59.5%	58.0%
% of FP17s for the same patient ID Re-attending between 3 & 9 months - Adults	577	904	63.8%	54.9%	53.1%	50.9%
% of FP17s for Band 1 Urgent Courses	103	1,135	9.1%	9.0%	9.3%	9.1%
% of FP17s Relating to Free Repair or Replacements	8	1,135	0.7%	0.9%	1.0%	0.8%
% of FP17s Relating to Continuations	16	1,135	1.4%	1.2%	1.3%	1.1%
% of Patients satisfied with the dentistry they have received	5	6	N/A	91.6%	91.9%	91.7%
% of Patients satisfied with the time they had to wait for an appointment	5	6	N/A	87.6%	88.7%	88.0%

* This is based on patients treated on this contract for their most recent course of treatment. Figures in italics indicate the base number of FP17s or Patient Questionnaire responses are less than 100. N/A is shown where the base number of responses is less than 10 during the period. % is calculated as Quantity/Base number*100

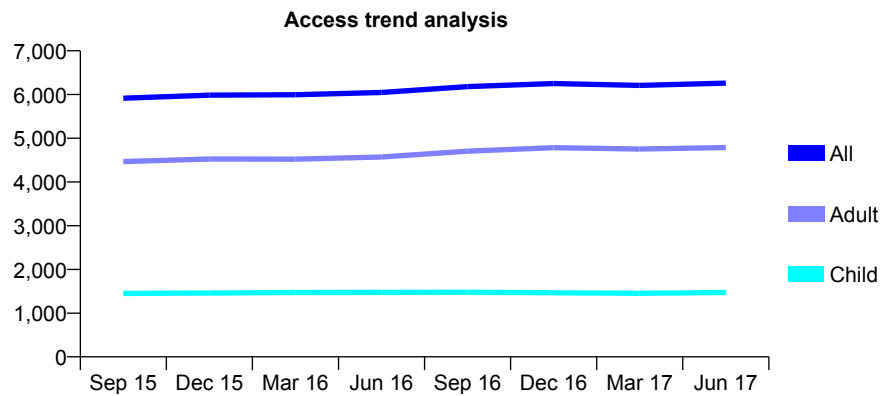
Q52 - Vital Signs At a Glance Contract Report for 190268/0001 - June 2017

Name or company name	Bailiff Bridge Dental Practice
Contract type name	GDS Contract
Purpose of contract	General
Contract start date	01/07/2007
Contract end date	

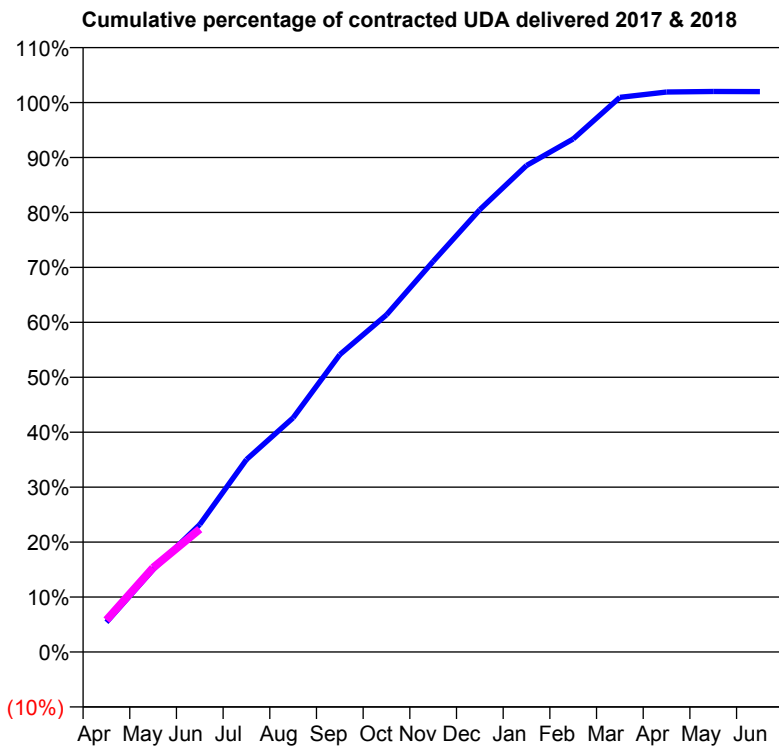
17/18 Contracted general activity (UDA)	20,000
Carry forward general activity (UDA)	0
17/18 Contracted orthodontic activity (UOA)	0
Carry forward orthodontic activity (UOA)	0
Baseline contract value	£507,653.77

ACCESS*

Patients seen in 24 months	Total	Change since previous quarter
Quarter ending June 2016	6,046	
Quarter ending September 2016	6,181	↑
Quarter ending December 2016	6,252	→
Quarter ending March 2017	6,208	→
Quarter ending June 2017	6,259	→
Variance since June 2016	3.5%	↑



ACTIVITY



Month	Adjusted Scheduled Activity (UDA)	
	2017	2018
April	1,083	1,164
May	3,000	3,069
June	4,643	4,471
July	7,007	
August	8,526	
September	10,824	
October	12,270	
November	14,217	
December	16,100	
January	17,706	
February	18,672	
March	20,187	
April	20,382	
May	20,400	
June	20,398	

QUALITY

	Quantity	Base Number	Contract	AT	Region	England
% of FP17s for the same patient ID Re-attending within 3 months - Children	53	608	8.7%	11.2%	13.0%	12.0%
% of FP17s for the same patient ID Re-attending within 3 months - Adults	231	1,750	13.2%	15.0%	16.6%	16.0%
% of FP17s for the same patient ID Re-attending between 3 & 9 months - Children	414	608	68.1%	60.3%	59.5%	58.0%
% of FP17s for the same patient ID Re-attending between 3 & 9 months - Adults	1,203	1,750	68.7%	54.9%	53.1%	50.9%
% of FP17s for Band 1 Urgent Courses	90	2,231	4.0%	9.0%	9.3%	9.1%
% of FP17s Relating to Free Repair or Replacements	27	2,231	1.2%	0.9%	1.0%	0.8%
% of FP17s Relating to Continuations	32	2,231	1.4%	1.2%	1.3%	1.1%
% of Patients satisfied with the dentistry they have received	22	22	100.0%	91.6%	91.9%	91.7%
% of Patients satisfied with the time they had to wait for an appointment	21	22	95.5%	87.6%	88.7%	88.0%

* This is based on patients treated on this contract for their most recent course of treatment. Figures in italics indicate the base number of FP17s or Patient Questionnaire responses are less than 100. N/A is shown where the base number of responses is less than 10 during the period. % is calculated as Quantity/Base number*100

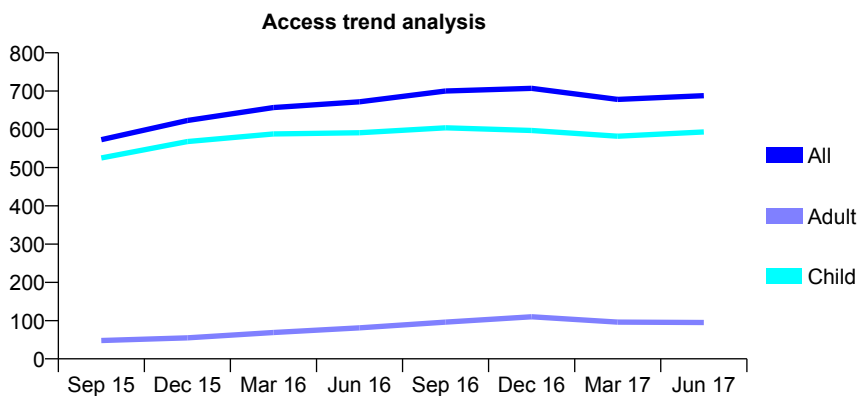
Q52 - Vital Signs At a Glance Contract Report for 190284/0001 - June 2017

Name or company name	Hebden Bridge Dental Care Ltd.
Contract type name	GDS Contract
Purpose of contract	General
Contract start date	01/11/2014
Contract end date	

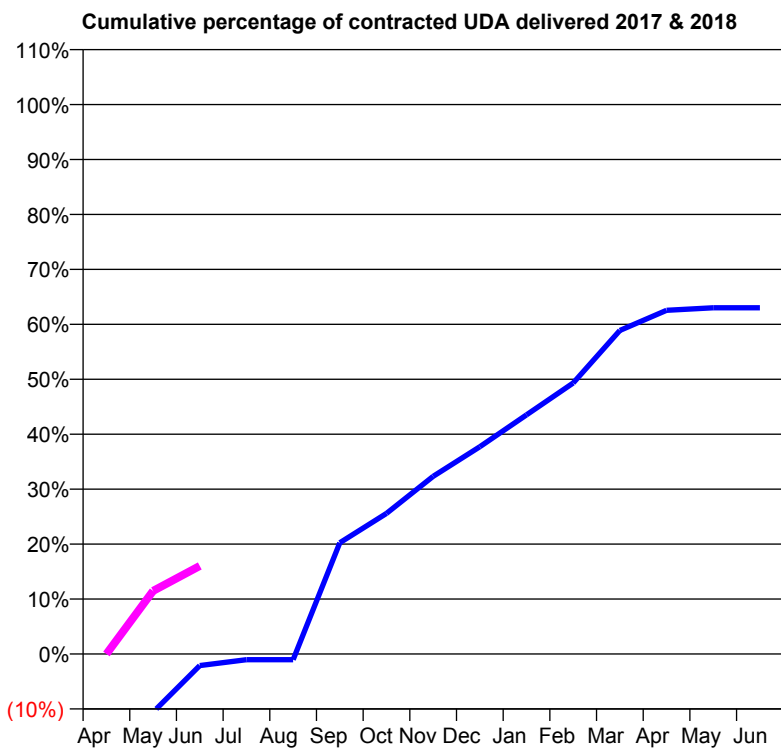
17/18 Contracted general activity (UDA)	1,500
Carry forward general activity (UDA)	0
17/18 Contracted orthodontic activity (UOA)	0
Carry forward orthodontic activity (UOA)	0
Baseline contract value	£37,981.40

ACCESS*

Patients seen in 24 months	Total	Change since previous quarter
Quarter ending June 2016	672	
Quarter ending September 2016	700	↑
Quarter ending December 2016	707	→
Quarter ending March 2017	678	↓
Quarter ending June 2017	688	→
Variance since June 2016	2.4%	↑



ACTIVITY



Month	Adjusted Scheduled Activity (UDA)	
	2017	2018
April	-227	0
May	-159	172
June	-32	240
July	-16	
August	-16	
September	304	
October	384	
November	485	
December	566	
January	653	
February	740	
March	883	
April	938	
May	945	
June	945	

QUALITY

	Quantity	Base Number	Contract	AT	Region	England
% of FP17s for the same patient ID Re-attending within 3 months - Children	9	183	4.9%	11.2%	13.0%	12.0%
% of FP17s for the same patient ID Re-attending within 3 months - Adults	0	12	0.0%	15.0%	16.6%	16.0%
% of FP17s for the same patient ID Re-attending between 3 & 9 months - Children	108	183	59.0%	60.3%	59.5%	58.0%
% of FP17s for the same patient ID Re-attending between 3 & 9 months - Adults	8	12	66.7%	54.9%	53.1%	50.9%
% of FP17s for Band 1 Urgent Courses	2	151	1.3%	9.0%	9.3%	9.1%
% of FP17s Relating to Free Repair or Replacements	0	151	0.0%	0.9%	1.0%	0.8%
% of FP17s Relating to Continuations	0	151	0.0%	1.2%	1.3%	1.1%
% of Patients satisfied with the dentistry they have received	1	1	N/A	91.6%	91.9%	91.7%
% of Patients satisfied with the time they had to wait for an appointment	1	1	N/A	87.6%	88.7%	88.0%

* This is based on patients treated on this contract for their most recent course of treatment. Figures in italics indicate the base number of FP17s or Patient Questionnaire responses are less than 100. N/A is shown where the base number of responses is less than 10 during the period. % is calculated as Quantity/Base number*100

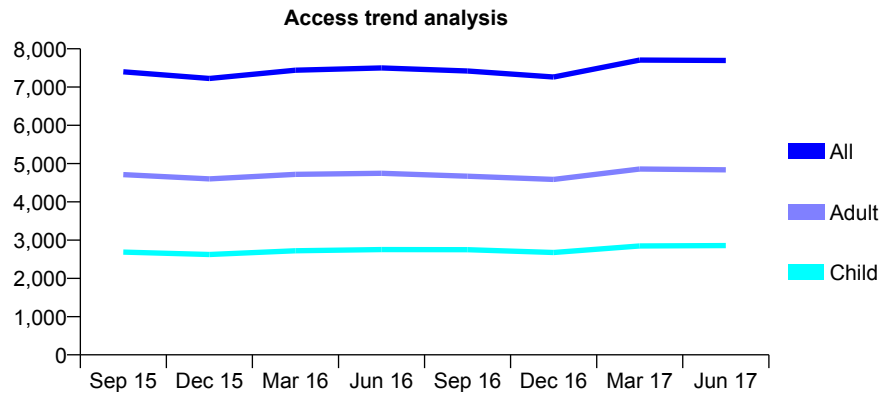
Q52 - Vital Signs At a Glance Contract Report for 190551/0001 - June 2017

Name or company name	Dentistry@ltd
Contract type name	GDS Contract
Purpose of contract	General
Contract start date	11/05/2009
Contract end date	

17/18 Contracted general activity (UDA)	24,801
Carry forward general activity (UDA)	0
17/18 Contracted orthodontic activity (UOA)	0
Carry forward orthodontic activity (UOA)	0
Baseline contract value	£830,900.64

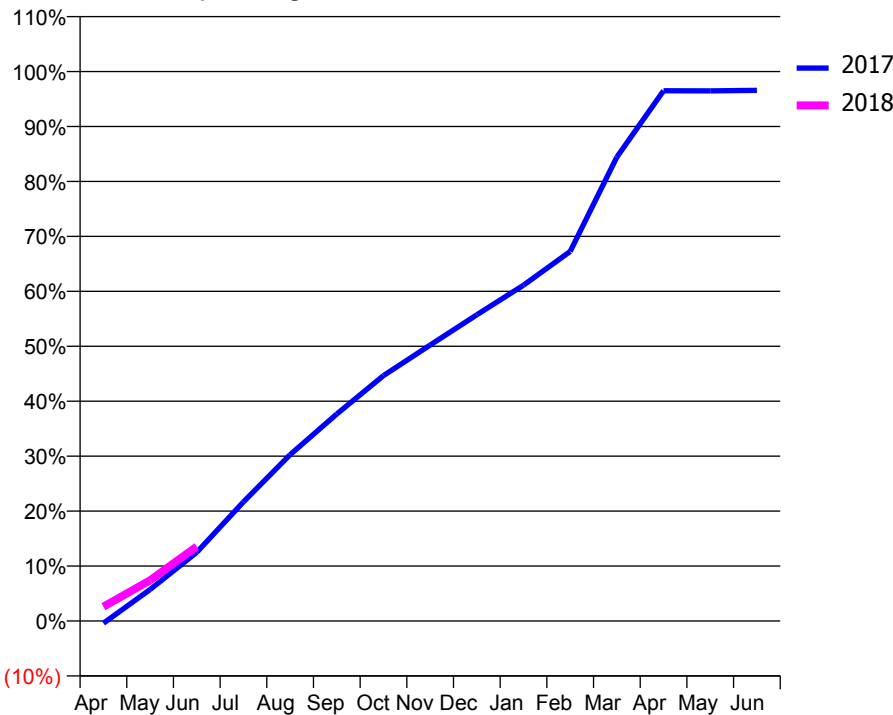
ACCESS*

Patients seen in 24 months	Total	Change since previous quarter
Quarter ending June 2016	7,499	
Quarter ending September 2016	7,419	↓
Quarter ending December 2016	7,263	↓
Quarter ending March 2017	7,705	↑
Quarter ending June 2017	7,694	→
Variance since June 2016	2.6%	↑



ACTIVITY

Cumulative percentage of contracted UDA delivered 2017 & 2018



Month	Adjusted Scheduled Activity (UDA)	
	2017	2018
April	-103	646
May	1,412	1,838
June	3,073	3,362
July	5,326	
August	7,434	
September	9,255	
October	10,968	
November	12,331	
December	13,685	
January	15,007	
February	16,515	
March	20,739	
April	23,696	
May	23,693	
June	23,715	

QUALITY

	Quantity	Base Number	Contract	AT	Region	England
% of FP17s for the same patient ID Re-attending within 3 months - Children	154	1,606	9.6%	11.2%	13.0%	12.0%
% of FP17s for the same patient ID Re-attending within 3 months - Adults	276	1,794	15.4%	15.0%	16.6%	16.0%
% of FP17s for the same patient ID Re-attending between 3 & 9 months - Children	1,019	1,606	63.4%	60.3%	59.5%	58.0%
% of FP17s for the same patient ID Re-attending between 3 & 9 months - Adults	900	1,794	50.2%	54.9%	53.1%	50.9%
% of FP17s for Band 1 Urgent Courses	116	1,785	6.5%	9.0%	9.3%	9.1%
% of FP17s Relating to Free Repair or Replacements	14	1,785	0.8%	0.9%	1.0%	0.8%
% of FP17s Relating to Continuations	5	1,785	0.3%	1.2%	1.3%	1.1%
% of Patients satisfied with the dentistry they have received	2	5	N/A	91.6%	91.9%	91.7%
% of Patients satisfied with the time they had to wait for an appointment	1	5	N/A	87.6%	88.7%	88.0%

* This is based on patients treated on this contract for their most recent course of treatment. Figures in italics indicate the base number of FP17s or Patient Questionnaire responses are less than 100. N/A is shown where the base number of responses is less than 10 during the period. % is calculated as Quantity/Base number*100

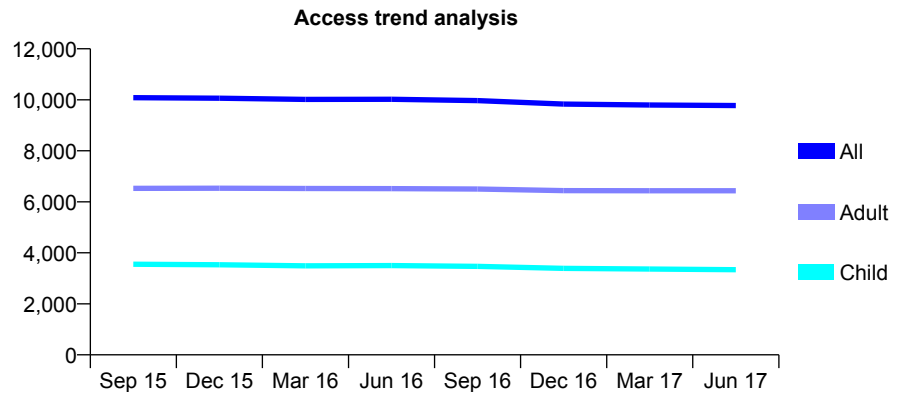
Q52 - Vital Signs At a Glance Contract Report for 190748/0001 - June 2017

Name or company name	A & S Dental Surgeons Ltd
Contract type name	GDS Contract
Purpose of contract	General
Contract start date	01/03/2011
Contract end date	

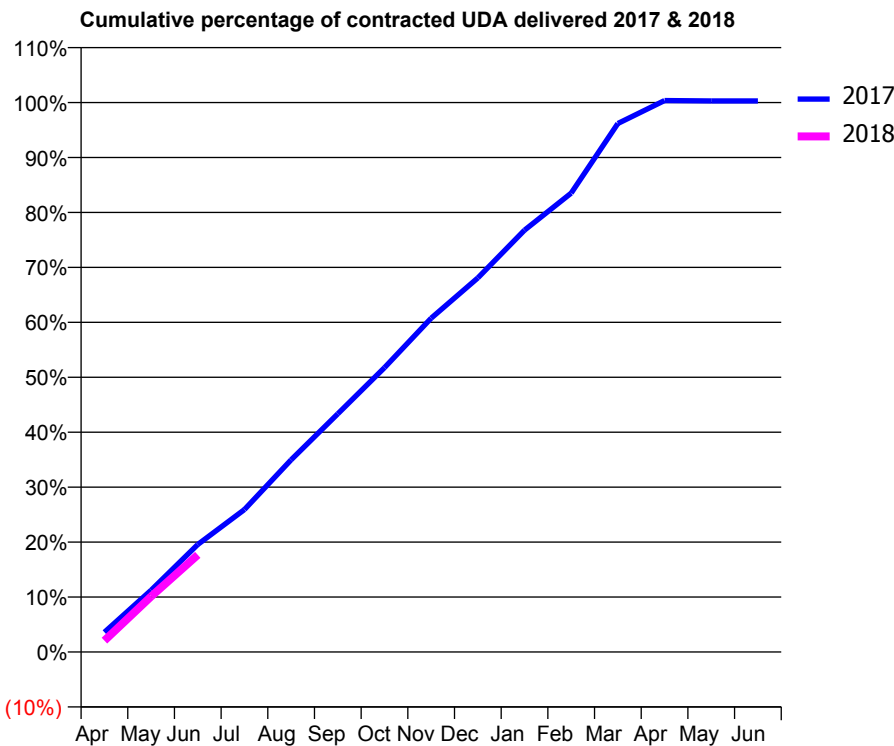
17/18 Contracted general activity (UDA)	29,000
Carry forward general activity (UDA)	0
17/18 Contracted orthodontic activity (UOA)	0
Carry forward orthodontic activity (UOA)	0
Baseline contract value	£1,115,820.32

ACCESS*

Patients seen in 24 months	Total	Change since previous quarter
Quarter ending June 2016	10,020	
Quarter ending September 2016	9,969	→
Quarter ending December 2016	9,834	↓
Quarter ending March 2017	9,798	→
Quarter ending June 2017	9,773	→
Variance since June 2016	(2.5%)	↓



ACTIVITY



Month	Adjusted Scheduled Activity (UDA)	
	2017	2018
April	1,045	603
May	3,260	2,935
June	5,673	5,125
July	7,522	
August	10,144	
September	12,574	
October	15,010	
November	17,620	
December	19,743	
January	22,264	
February	24,219	
March	27,894	
April	29,106	
May	29,082	
June	29,079	

QUALITY

	Quantity	Base Number	Contract	AT	Region	England
% of FP17s for the same patient ID Re-attending within 3 months - Children	83	1,327	6.3%	11.2%	13.0%	12.0%
% of FP17s for the same patient ID Re-attending within 3 months - Adults	230	2,207	10.4%	15.0%	16.6%	16.0%
% of FP17s for the same patient ID Re-attending between 3 & 9 months - Children	915	1,327	69.0%	60.3%	59.5%	58.0%
% of FP17s for the same patient ID Re-attending between 3 & 9 months - Adults	1,326	2,207	60.1%	54.9%	53.1%	50.9%
% of FP17s for Band 1 Urgent Courses	162	2,678	6.0%	9.0%	9.3%	9.1%
% of FP17s Relating to Free Repair or Replacements	17	2,678	0.6%	0.9%	1.0%	0.8%
% of FP17s Relating to Continuations	18	2,678	0.7%	1.2%	1.3%	1.1%
% of Patients satisfied with the dentistry they have received	19	20	95.0%	91.6%	91.9%	91.7%
% of Patients satisfied with the time they had to wait for an appointment	19	20	95.0%	87.6%	88.7%	88.0%

* This is based on patients treated on this contract for their most recent course of treatment. Figures in italics indicate the base number of FP17s or Patient Questionnaire responses are less than 100. N/A is shown where the base number of responses is less than 10 during the period. % is calculated as Quantity/Base number*100

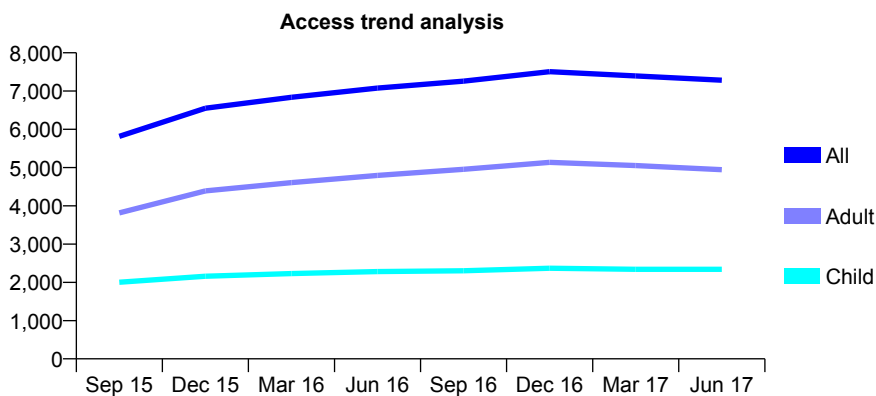
Q52 - Vital Signs At a Glance Contract Report for 190810/0001 - June 2017

Name or company name	Church Street Dental Partnership
Contract type name	GDS Contract
Purpose of contract	General
Contract start date	01/12/2014
Contract end date	

17/18 Contracted general activity (UDA)	20,511
Carry forward general activity (UDA)	0
17/18 Contracted orthodontic activity (UOA)	0
Carry forward orthodontic activity (UOA)	0
Baseline contract value	£615,508.97

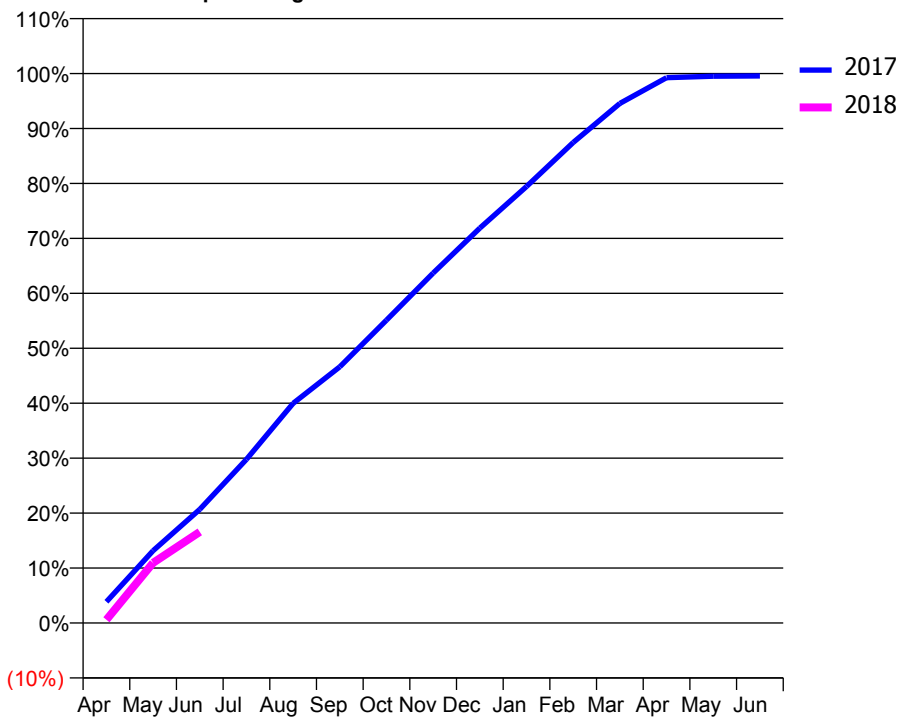
ACCESS*

Patients seen in 24 months	Total	Change since previous quarter
Quarter ending June 2016	7,077	
Quarter ending September 2016	7,259	↑
Quarter ending December 2016	7,506	↑
Quarter ending March 2017	7,394	↓
Quarter ending June 2017	7,284	↓
Variance since June 2016	2.9%	↑



ACTIVITY

Cumulative percentage of contracted UDA delivered 2017 & 2018



Month	Adjusted Scheduled Activity (UDA)	
	2017	2018
April	794	123
May	2,699	2,247
June	4,241	3,400
July	6,111	
August	8,201	
September	9,563	
October	11,305	
November	13,061	
December	14,741	
January	16,295	
February	17,937	
March	19,395	
April	20,357	
May	20,407	
June	20,419	

QUALITY

	Quantity	Base Number	Contract	AT	Region	England
% of FP17s for the same patient ID Re-attending within 3 months - Children	29	822	3.5%	11.2%	13.0%	12.0%
% of FP17s for the same patient ID Re-attending within 3 months - Adults	84	1,514	5.5%	15.0%	16.6%	16.0%
% of FP17s for the same patient ID Re-attending between 3 & 9 months - Children	590	822	71.8%	60.3%	59.5%	58.0%
% of FP17s for the same patient ID Re-attending between 3 & 9 months - Adults	998	1,514	65.9%	54.9%	53.1%	50.9%
% of FP17s for Band 1 Urgent Courses	14	1,865	0.8%	9.0%	9.3%	9.1%
% of FP17s Relating to Free Repair or Replacements	3	1,865	0.2%	0.9%	1.0%	0.8%
% of FP17s Relating to Continuations	2	1,865	0.1%	1.2%	1.3%	1.1%
% of Patients satisfied with the dentistry they have received	6	6	N/A	91.6%	91.9%	91.7%
% of Patients satisfied with the time they had to wait for an appointment	6	6	N/A	87.6%	88.7%	88.0%

* This is based on patients treated on this contract for their most recent course of treatment. Figures in italics indicate the base number of FP17s or Patient Questionnaire responses are less than 100. N/A is shown where the base number of responses is less than 10 during the period. % is calculated as Quantity/Base number*100

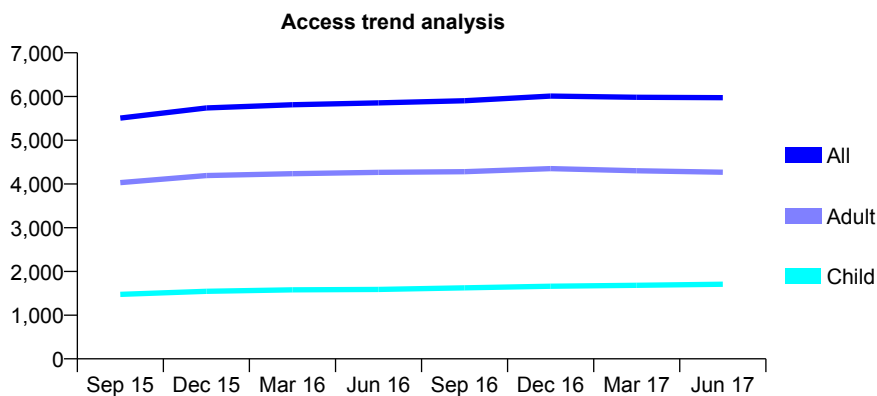
Q52 - Vital Signs At a Glance Contract Report for 192554/0001 - June 2017

Name or company name	The Crossgates Lane and Chapeltown Roa
Contract type name	GDS Contract
Purpose of contract	General
Contract start date	01/05/2013
Contract end date	

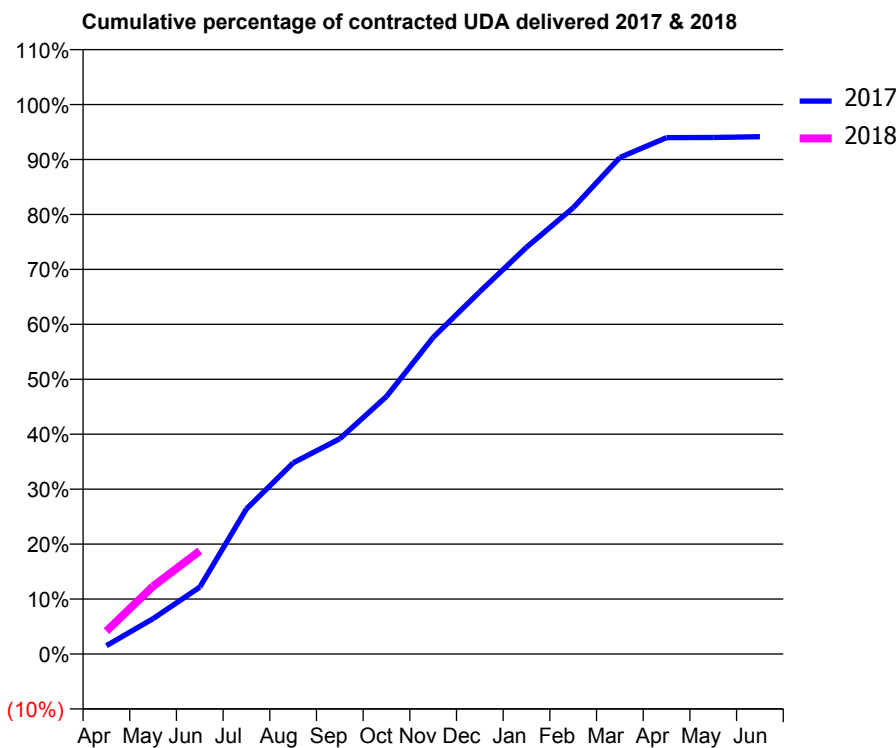
17/18 Contracted general activity (UDA)	17,895
Carry forward general activity (UDA)	0
17/18 Contracted orthodontic activity (UOA)	0
Carry forward orthodontic activity (UOA)	0
Baseline contract value	£572,034.99

ACCESS*

Patients seen in 24 months	Total	Change since previous quarter
Quarter ending June 2016	5,855	
Quarter ending September 2016	5,905	→
Quarter ending December 2016	6,011	→
Quarter ending March 2017	5,983	→
Quarter ending June 2017	5,975	→
Variance since June 2016	2.0%	↑



ACTIVITY



Month	Adjusted Scheduled Activity (UDA)	
	2017	2018
April	272	745
May	1,153	2,210
June	2,178	3,360
July	4,728	
August	6,224	
September	7,010	
October	8,389	
November	10,312	
December	11,802	
January	13,246	
February	14,534	
March	16,168	
April	16,818	
May	16,822	
June	16,846	

QUALITY

	Quantity	Base Number	Contract	AT	Region	England
% of FP17s for the same patient ID Re-attending within 3 months - Children	45	547	8.2%	11.2%	13.0%	12.0%
% of FP17s for the same patient ID Re-attending within 3 months - Adults	164	1,114	14.7%	15.0%	16.6%	16.0%
% of FP17s for the same patient ID Re-attending between 3 & 9 months - Children	266	547	48.6%	60.3%	59.5%	58.0%
% of FP17s for the same patient ID Re-attending between 3 & 9 months - Adults	505	1,114	45.3%	54.9%	53.1%	50.9%
% of FP17s for Band 1 Urgent Courses	94	1,407	6.7%	9.0%	9.3%	9.1%
% of FP17s Relating to Free Repair or Replacements	6	1,407	0.4%	0.9%	1.0%	0.8%
% of FP17s Relating to Continuations	27	1,407	1.9%	1.2%	1.3%	1.1%
% of Patients satisfied with the dentistry they have received	2	2	N/A	91.6%	91.9%	91.7%
% of Patients satisfied with the time they had to wait for an appointment	2	2	N/A	87.6%	88.7%	88.0%

* This is based on patients treated on this contract for their most recent course of treatment. Figures in italics indicate the base number of FP17s or Patient Questionnaire responses are less than 100. N/A is shown where the base number of responses is less than 10 during the period. % is calculated as Quantity/Base number*100

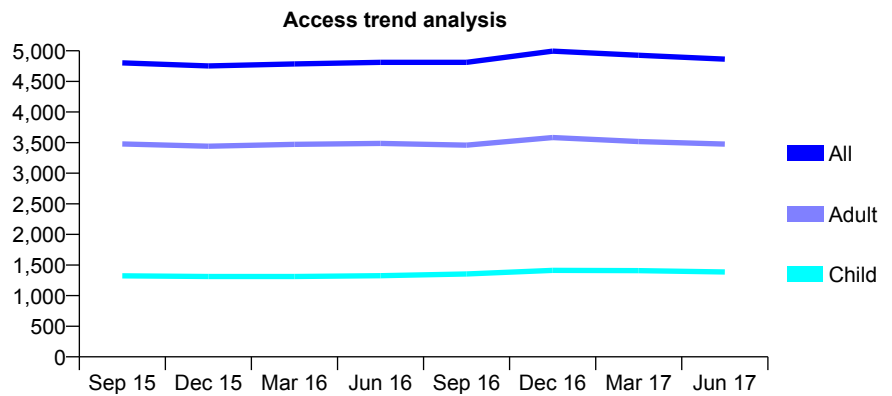
Q52 - Vital Signs At a Glance Contract Report for 192554/0002 - June 2017

Name or company name	The Crossgates Lane and Chapeltown Roa
Contract type name	GDS Contract
Purpose of contract	General
Contract start date	01/05/2013
Contract end date	

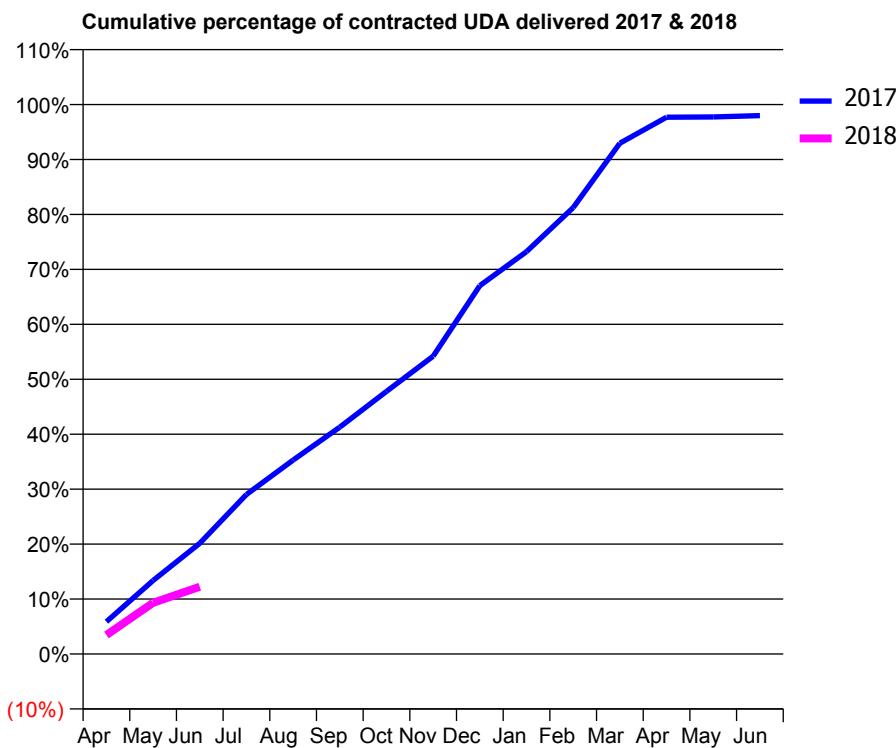
17/18 Contracted general activity (UDA)	17,479
Carry forward general activity (UDA)	0
17/18 Contracted orthodontic activity (UOA)	0
Carry forward orthodontic activity (UOA)	0
Baseline contract value	£531,085.14

ACCESS*

Patients seen in 24 months	Total	Change since previous quarter
Quarter ending June 2016	4,812	
Quarter ending September 2016	4,811	→
Quarter ending December 2016	4,995	↑
Quarter ending March 2017	4,927	↓
Quarter ending June 2017	4,863	↓
Variance since June 2016	1.1%	→



ACTIVITY



Adjusted Scheduled Activity (UDA)		
Month	2017	2018
April	1,029	605
May	2,340	1,633
June	3,521	2,139
July	5,076	
August	6,169	
September	7,218	
October	8,353	
November	9,474	
December	11,716	
January	12,798	
February	14,199	
March	16,249	
April	17,076	
May	17,084	
June	17,124	

QUALITY

	Quantity	Base Number	Contract	AT	Region	England
% of FP17s for the same patient ID Re-attending within 3 months - Children	23	358	6.4%	11.2%	13.0%	12.0%
% of FP17s for the same patient ID Re-attending within 3 months - Adults	160	944	16.9%	15.0%	16.6%	16.0%
% of FP17s for the same patient ID Re-attending between 3 & 9 months - Children	194	358	54.2%	60.3%	59.5%	58.0%
% of FP17s for the same patient ID Re-attending between 3 & 9 months - Adults	555	944	58.8%	54.9%	53.1%	50.9%
% of FP17s for Band 1 Urgent Courses	94	1,022	9.2%	9.0%	9.3%	9.1%
% of FP17s Relating to Free Repair or Replacements	5	1,022	0.5%	0.9%	1.0%	0.8%
% of FP17s Relating to Continuations	32	1,022	3.1%	1.2%	1.3%	1.1%
% of Patients satisfied with the dentistry they have received	8	9	N/A	91.6%	91.9%	91.7%
% of Patients satisfied with the time they had to wait for an appointment	7	9	N/A	87.6%	88.7%	88.0%

* This is based on patients treated on this contract for their most recent course of treatment. Figures in italics indicate the base number of FP17s or Patient Questionnaire responses are less than 100. N/A is shown where the base number of responses is less than 10 during the period. % is calculated as Quantity/Base number*100

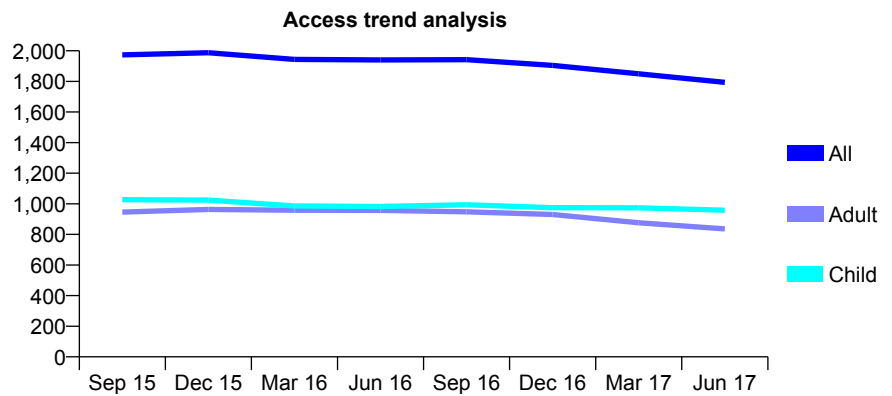
Q52 - Vital Signs At a Glance Contract Report for 193356/0001 - June 2017

Name or company name	Guiseley Dental care
Contract type name	GDS Contract
Purpose of contract	General
Contract start date	01/08/2012
Contract end date	

17/18 Contracted general activity (UDA)	4,400
Carry forward general activity (UDA)	0
17/18 Contracted orthodontic activity (UOA)	0
Carry forward orthodontic activity (UOA)	0
Baseline contract value	£110,942.70

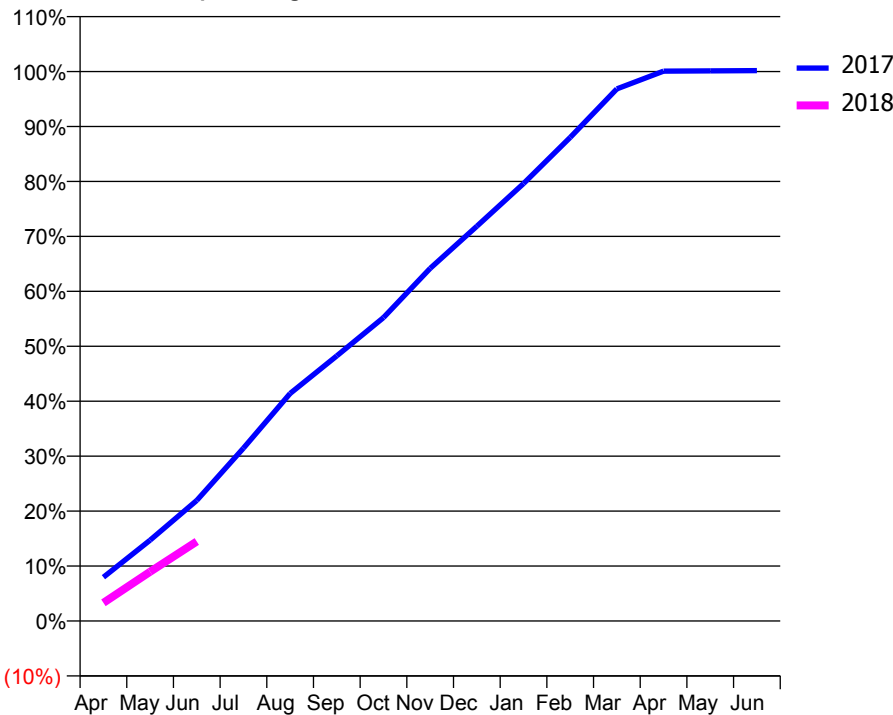
ACCESS*

Patients seen in 24 months	Total	Change since previous quarter
Quarter ending June 2016	1,940	
Quarter ending September 2016	1,942	→
Quarter ending December 2016	1,905	↓
Quarter ending March 2017	1,850	↓
Quarter ending June 2017	1,794	↓
Variance since June 2016	(7.5%)	↓



ACTIVITY

Cumulative percentage of contracted UDA delivered 2017 & 2018



Adjusted Scheduled Activity (UDA)		
Month	2017	2018
April	351	146
May	648	394
June	966	637
July	1,384	
August	1,822	
September	2,123	
October	2,429	
November	2,824	
December	3,161	
January	3,503	
February	3,872	
March	4,261	
April	4,403	
May	4,405	
June	4,408	

QUALITY

	Quantity	Base Number	Contract	AT	Region	England
% of FP17s for the same patient ID Re-attending within 3 months - Children	27	340	7.9%	11.2%	13.0%	12.0%
% of FP17s for the same patient ID Re-attending within 3 months - Adults	42	200	21.0%	15.0%	16.6%	16.0%
% of FP17s for the same patient ID Re-attending between 3 & 9 months - Children	232	340	68.2%	60.3%	59.5%	58.0%
% of FP17s for the same patient ID Re-attending between 3 & 9 months - Adults	118	200	59.0%	54.9%	53.1%	50.9%
% of FP17s for Band 1 Urgent Courses	26	452	5.8%	9.0%	9.3%	9.1%
% of FP17s Relating to Free Repair or Replacements	2	452	0.4%	0.9%	1.0%	0.8%
% of FP17s Relating to Continuations	3	452	0.7%	1.2%	1.3%	1.1%
% of Patients satisfied with the dentistry they have received	1	1	N/A	91.6%	91.9%	91.7%
% of Patients satisfied with the time they had to wait for an appointment	1	1	N/A	87.6%	88.7%	88.0%

* This is based on patients treated on this contract for their most recent course of treatment. Figures in italics indicate the base number of FP17s or Patient Questionnaire responses are less than 100. N/A is shown where the base number of responses is less than 10 during the period. % is calculated as Quantity/Base number*100

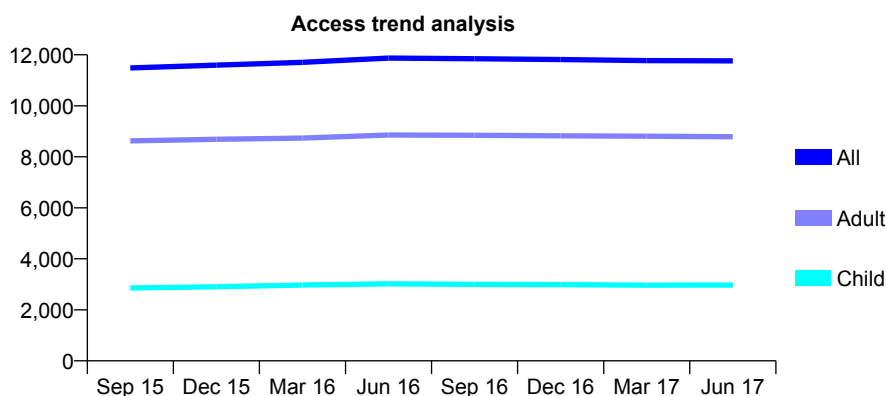
Q52 - Vital Signs At a Glance Contract Report for 193429/0002 - June 2017

Name or company name	Wood Dental Ltd
Contract type name	GDS Contract
Purpose of contract	General
Contract start date	01/10/2011
Contract end date	

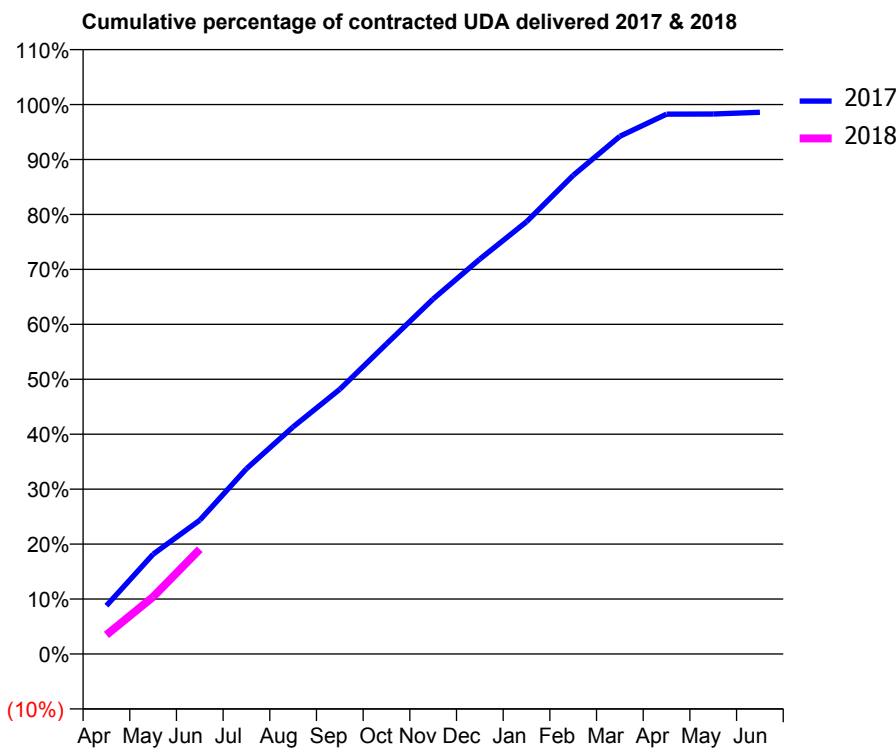
17/18 Contracted general activity (UDA)	26,945
Carry forward general activity (UDA)	0
17/18 Contracted orthodontic activity (UOA)	0
Carry forward orthodontic activity (UOA)	0
Baseline contract value	£902,570.85

ACCESS*

Patients seen in 24 months	Total	Change since previous quarter
Quarter ending June 2016	11,870	
Quarter ending September 2016	11,845	→
Quarter ending December 2016	11,813	→
Quarter ending March 2017	11,774	→
Quarter ending June 2017	11,762	→
Variance since June 2016	(0.9%)	→



ACTIVITY



Month	Adjusted Scheduled Activity (UDA)	
	2017	2018
April	2,435	940
May	5,026	2,802
June	6,738	5,134
July	9,334	
August	11,442	
September	13,333	
October	15,615	
November	17,878	
December	19,887	
January	21,770	
February	24,104	
March	26,075	
April	27,191	
May	27,196	
June	27,284	

QUALITY

	Quantity	Base Number	Contract	AT	Region	England
% of FP17s for the same patient ID Re-attending within 3 months - Children	48	1,009	4.8%	11.2%	13.0%	12.0%
% of FP17s for the same patient ID Re-attending within 3 months - Adults	270	2,523	10.7%	15.0%	16.6%	16.0%
% of FP17s for the same patient ID Re-attending between 3 & 9 months - Children	532	1,009	52.7%	60.3%	59.5%	58.0%
% of FP17s for the same patient ID Re-attending between 3 & 9 months - Adults	1,111	2,523	44.0%	54.9%	53.1%	50.9%
% of FP17s for Band 1 Urgent Courses	163	2,744	5.9%	9.0%	9.3%	9.1%
% of FP17s Relating to Free Repair or Replacements	26	2,744	0.9%	0.9%	1.0%	0.8%
% of FP17s Relating to Continuations	16	2,744	0.6%	1.2%	1.3%	1.1%
% of Patients satisfied with the dentistry they have received	16	17	94.1%	91.6%	91.9%	91.7%
% of Patients satisfied with the time they had to wait for an appointment	16	17	94.1%	87.6%	88.7%	88.0%

* This is based on patients treated on this contract for their most recent course of treatment. Figures in italics indicate the base number of FP17s or Patient Questionnaire responses are less than 100. N/A is shown where the base number of responses is less than 10 during the period. % is calculated as Quantity/Base number*100

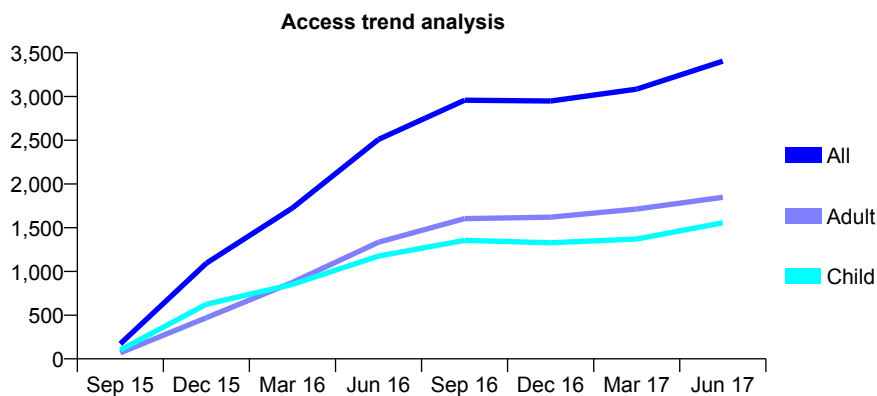
Q52 - Vital Signs At a Glance Contract Report for 194301/0002 - June 2017

Name or company name	Ravat & Ray Dental Care Bradford
Contract type name	GDS Contract
Purpose of contract	General
Contract start date	07/09/2015
Contract end date	

17/18 Contracted general activity (UDA)	19,528
Carry forward general activity (UDA)	0
17/18 Contracted orthodontic activity (UOA)	0
Carry forward orthodontic activity (UOA)	0
Baseline contract value	£549,970.66

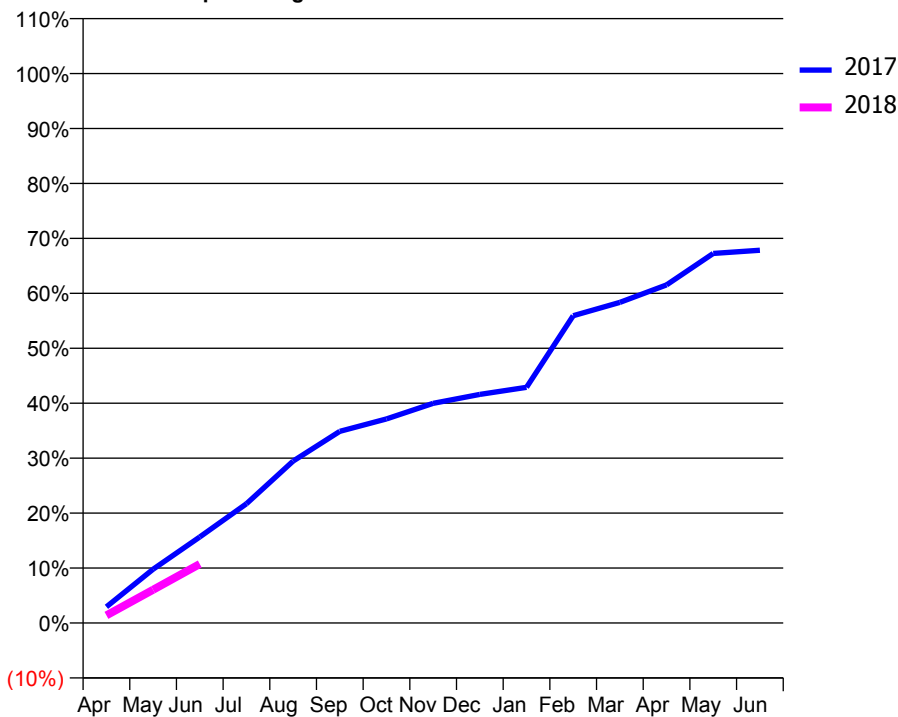
ACCESS*

Patients seen in 24 months	Total	Change since previous quarter
Quarter ending June 2016	2,509	
Quarter ending September 2016	2,958	↑
Quarter ending December 2016	2,949	→
Quarter ending March 2017	3,085	↑
Quarter ending June 2017	3,405	↑
Variance since June 2016	35.7%	↑



ACTIVITY

Cumulative percentage of contracted UDA delivered 2017 & 2018



Month	Adjusted Scheduled Activity (UDA)	
	2017	2018
April	574	271
May	1,912	1,181
June	3,061	2,096
July	4,237	
August	5,757	
September	6,811	
October	7,255	
November	7,807	
December	8,127	
January	8,377	
February	10,919	
March	11,397	
April	12,018	
May	13,132	
June	13,249	

QUALITY

	Quantity	Base Number	Contract	AT	Region	England
% of FP17s for the same patient ID Re-attending within 3 months - Children	103	1,014	10.2%	11.2%	13.0%	12.0%
% of FP17s for the same patient ID Re-attending within 3 months - Adults	156	975	16.0%	15.0%	16.6%	16.0%
% of FP17s for the same patient ID Re-attending between 3 & 9 months - Children	597	1,014	58.9%	60.3%	59.5%	58.0%
% of FP17s for the same patient ID Re-attending between 3 & 9 months - Adults	550	975	56.4%	54.9%	53.1%	50.9%
% of FP17s for Band 1 Urgent Courses	78	1,043	7.5%	9.0%	9.3%	9.1%
% of FP17s Relating to Free Repair or Replacements	0	1,043	0.0%	0.9%	1.0%	0.8%
% of FP17s Relating to Continuations	0	1,043	0.0%	1.2%	1.3%	1.1%
% of Patients satisfied with the dentistry they have received	3	3	N/A	91.6%	91.9%	91.7%
% of Patients satisfied with the time they had to wait for an appointment	3	3	N/A	87.6%	88.7%	88.0%

* This is based on patients treated on this contract for their most recent course of treatment. Figures in italics indicate the base number of FP17s or Patient Questionnaire responses are less than 100. N/A is shown where the base number of responses is less than 10 during the period. % is calculated as Quantity/Base number*100

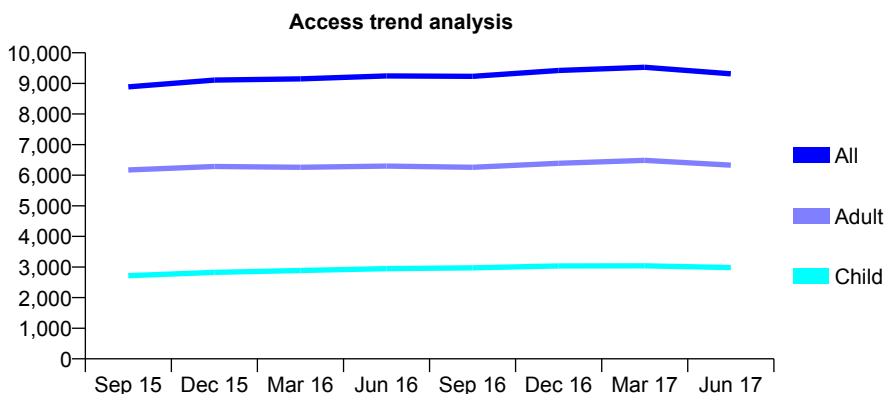
Q52 - Vital Signs At a Glance Contract Report for 195480/0001 - June 2017

Name or company name	Azam & Associates Healthcare Ltd
Contract type name	GDS Contract
Purpose of contract	General
Contract start date	01/05/2010
Contract end date	

17/18 Contracted general activity (UDA)	29,187
Carry forward general activity (UDA)	0
17/18 Contracted orthodontic activity (UOA)	0
Carry forward orthodontic activity (UOA)	0
Baseline contract value	£819,744.14

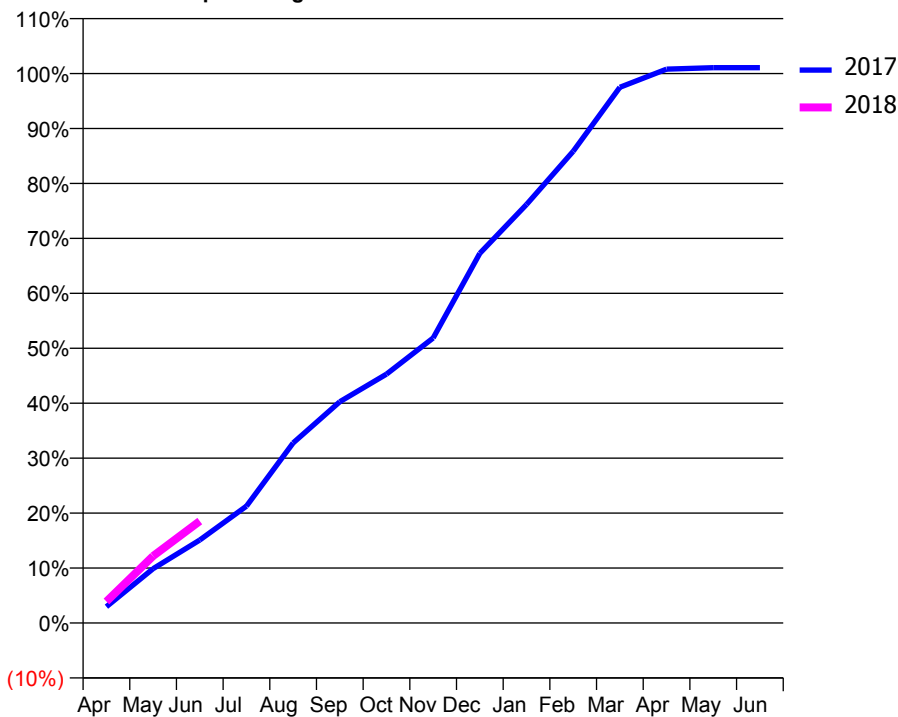
ACCESS*

Patients seen in 24 months	Total	Change since previous quarter
Quarter ending June 2016	9,244	
Quarter ending September 2016	9,233	→
Quarter ending December 2016	9,424	↑
Quarter ending March 2017	9,529	→
Quarter ending June 2017	9,313	↓
Variance since June 2016	0.7%	→



ACTIVITY

Cumulative percentage of contracted UDA delivered 2017 & 2018



Month	Adjusted Scheduled Activity (UDA)	
	2017	2018
April	866	1,144
May	2,885	3,558
June	4,411	5,416
July	6,210	
August	9,564	
September	11,751	
October	13,221	
November	15,139	
December	19,635	
January	22,230	
February	25,055	
March	28,458	
April	29,416	
May	29,494	
June	29,493	

QUALITY

	Quantity	Base Number	Contract	AT	Region	England
% of FP17s for the same patient ID Re-attending within 3 months - Children	102	933	10.9%	11.2%	13.0%	12.0%
% of FP17s for the same patient ID Re-attending within 3 months - Adults	342	1,724	19.8%	15.0%	16.6%	16.0%
% of FP17s for the same patient ID Re-attending between 3 & 9 months - Children	540	933	57.9%	60.3%	59.5%	58.0%
% of FP17s for the same patient ID Re-attending between 3 & 9 months - Adults	839	1,724	48.7%	54.9%	53.1%	50.9%
% of FP17s for Band 1 Urgent Courses	305	2,265	13.5%	9.0%	9.3%	9.1%
% of FP17s Relating to Free Repair or Replacements	14	2,265	0.6%	0.9%	1.0%	0.8%
% of FP17s Relating to Continuations	5	2,265	0.2%	1.2%	1.3%	1.1%
% of Patients satisfied with the dentistry they have received	12	13	92.3%	91.6%	91.9%	91.7%
% of Patients satisfied with the time they had to wait for an appointment	12	13	92.3%	87.6%	88.7%	88.0%

* This is based on patients treated on this contract for their most recent course of treatment. Figures in italics indicate the base number of FP17s or Patient Questionnaire responses are less than 100. N/A is shown where the base number of responses is less than 10 during the period. % is calculated as Quantity/Base number*100

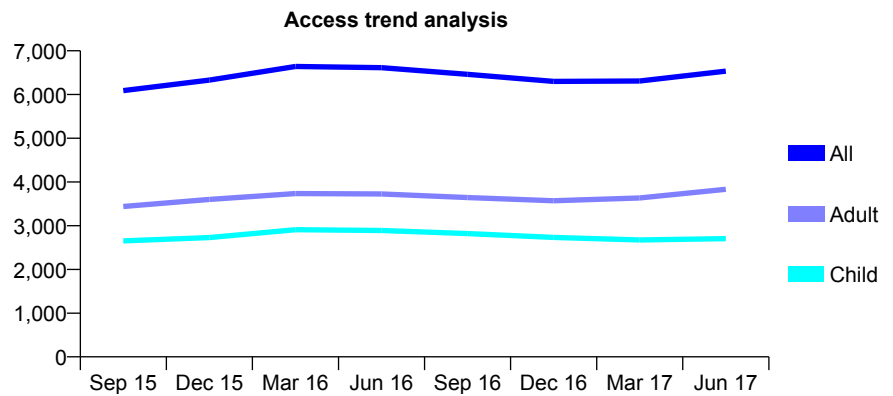
Q52 - Vital Signs At a Glance Contract Report for 195545/0001 - June 2017

Name or company name	Mistry & Power
Contract type name	GDS Contract
Purpose of contract	General
Contract start date	03/10/2011
Contract end date	

17/18 Contracted general activity (UDA)	17,268
Carry forward general activity (UDA)	0
17/18 Contracted orthodontic activity (UOA)	0
Carry forward orthodontic activity (UOA)	0
Baseline contract value	£571,828.50

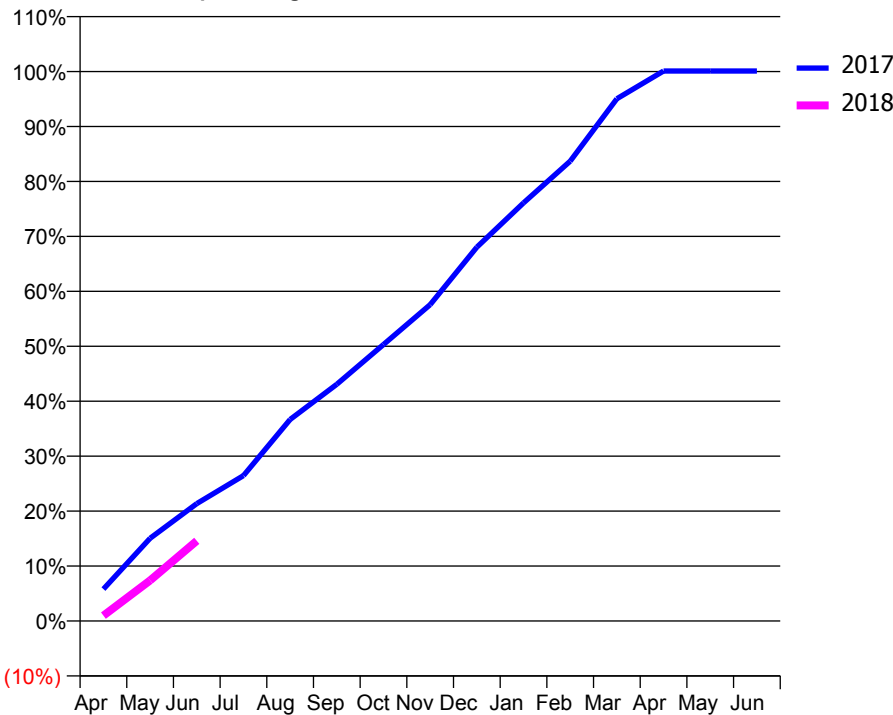
ACCESS*

Patients seen in 24 months	Total	Change since previous quarter
Quarter ending June 2016	6,615	
Quarter ending September 2016	6,462	↓
Quarter ending December 2016	6,301	↓
Quarter ending March 2017	6,309	→
Quarter ending June 2017	6,535	↑
Variance since June 2016	(1.2%)	↓



ACTIVITY

Cumulative percentage of contracted UDA delivered 2017 & 2018



Month	Adjusted Scheduled Activity (UDA)	
	2017	2018
April	1,001	169
May	2,600	1,277
June	3,687	2,521
July	4,565	
August	6,330	
September	7,433	
October	8,681	
November	9,936	
December	11,739	
January	13,131	
February	14,441	
March	16,401	
April	17,271	
May	17,271	
June	17,269	

QUALITY

	Quantity	Base Number	Contract	AT	Region	England
% of FP17s for the same patient ID Re-attending within 3 months - Children	27	801	3.4%	11.2%	13.0%	12.0%
% of FP17s for the same patient ID Re-attending within 3 months - Adults	105	1,183	8.9%	15.0%	16.6%	16.0%
% of FP17s for the same patient ID Re-attending between 3 & 9 months - Children	405	801	50.6%	60.3%	59.5%	58.0%
% of FP17s for the same patient ID Re-attending between 3 & 9 months - Adults	505	1,183	42.7%	54.9%	53.1%	50.9%
% of FP17s for Band 1 Urgent Courses	62	1,284	4.8%	9.0%	9.3%	9.1%
% of FP17s Relating to Free Repair or Replacements	5	1,284	0.4%	0.9%	1.0%	0.8%
% of FP17s Relating to Continuations	13	1,284	1.0%	1.2%	1.3%	1.1%
% of Patients satisfied with the dentistry they have received	0	0	N/A	91.6%	91.9%	91.7%
% of Patients satisfied with the time they had to wait for an appointment	0	0	N/A	87.6%	88.7%	88.0%

* This is based on patients treated on this contract for their most recent course of treatment. Figures in italics indicate the base number of FP17s or Patient Questionnaire responses are less than 100. N/A is shown where the base number of responses is less than 10 during the period. % is calculated as Quantity/Base number*100

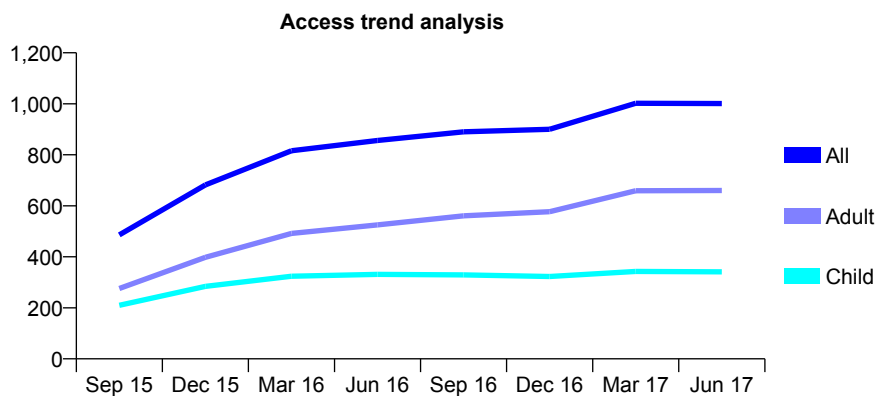
Q52 - Vital Signs At a Glance Contract Report for 195650/0001 - June 2017

Name or company name	MRS FY MARTIN
Contract type name	GDS Contract
Purpose of contract	General
Contract start date	01/04/2015
Contract end date	

17/18 Contracted general activity (UDA)	3,000
Carry forward general activity (UDA)	0
17/18 Contracted orthodontic activity (UOA)	0
Carry forward orthodontic activity (UOA)	0
Baseline contract value	£65,129.41

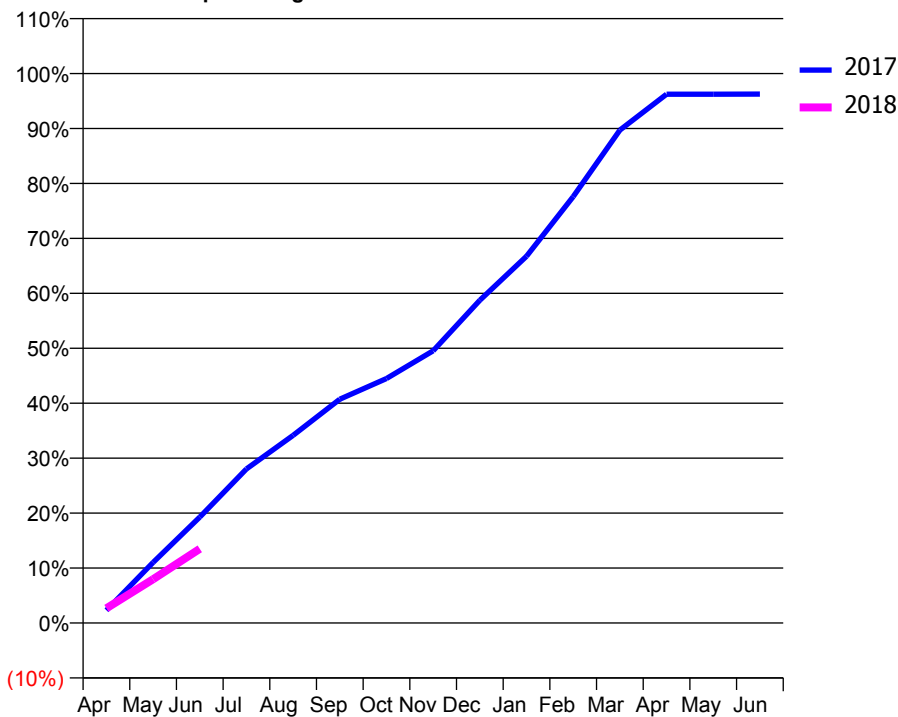
ACCESS*

Patients seen in 24 months	Total	Change since previous quarter
Quarter ending June 2016	856	
Quarter ending September 2016	890	↑
Quarter ending December 2016	900	→
Quarter ending March 2017	1,002	↑
Quarter ending June 2017	1,001	→
Variance since June 2016	16.9%	↑



ACTIVITY

Cumulative percentage of contracted UDA delivered 2017 & 2018



Month	Adjusted Scheduled Activity (UDA)	
	2017	2018
April	70	81
May	331	239
June	578	405
July	841	
August	1,025	
September	1,222	
October	1,335	
November	1,486	
December	1,762	
January	2,003	
February	2,328	
March	2,691	
April	2,887	
May	2,887	
June	2,888	

QUALITY

	Quantity	Base Number	Contract	AT	Region	England
% of FP17s for the same patient ID Re-attending within 3 months - Children	27	127	21.3%	11.2%	13.0%	12.0%
% of FP17s for the same patient ID Re-attending within 3 months - Adults	27	165	16.4%	15.0%	16.6%	16.0%
% of FP17s for the same patient ID Re-attending between 3 & 9 months - Children	63	127	49.6%	60.3%	59.5%	58.0%
% of FP17s for the same patient ID Re-attending between 3 & 9 months - Adults	67	165	40.6%	54.9%	53.1%	50.9%
% of FP17s for Band 1 Urgent Courses	14	219	6.4%	9.0%	9.3%	9.1%
% of FP17s Relating to Free Repair or Replacements	1	219	0.5%	0.9%	1.0%	0.8%
% of FP17s Relating to Continuations	4	219	1.8%	1.2%	1.3%	1.1%
% of Patients satisfied with the dentistry they have received	0	1	N/A	91.6%	91.9%	91.7%
% of Patients satisfied with the time they had to wait for an appointment	1	1	N/A	87.6%	88.7%	88.0%

* This is based on patients treated on this contract for their most recent course of treatment. Figures in italics indicate the base number of FP17s or Patient Questionnaire responses are less than 100. N/A is shown where the base number of responses is less than 10 during the period. % is calculated as Quantity/Base number*100

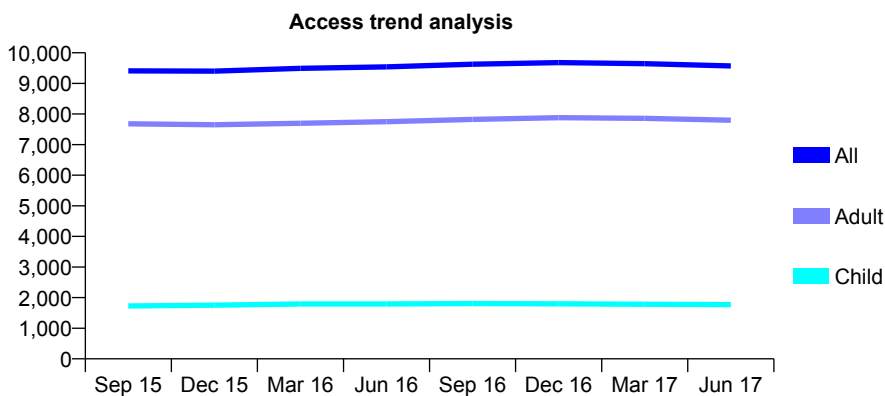
Q52 - Vital Signs At a Glance Contract Report for 197262/0001 - June 2017

Name or company name	Hirst & O'Donnell Limited
Contract type name	GDS Contract
Purpose of contract	General
Contract start date	01/05/2009
Contract end date	

17/18 Contracted general activity (UDA)	27,000
Carry forward general activity (UDA)	0
17/18 Contracted orthodontic activity (UOA)	0
Carry forward orthodontic activity (UOA)	0
Baseline contract value	£814,166.77

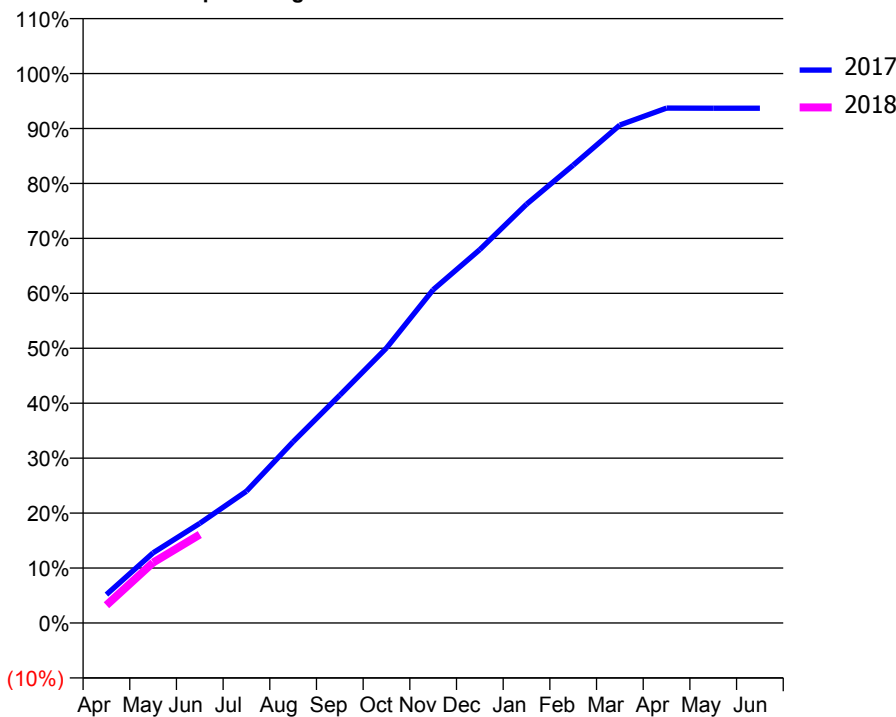
ACCESS*

Patients seen in 24 months	Total	Change since previous quarter
Quarter ending June 2016	9,542	
Quarter ending September 2016	9,628	→
Quarter ending December 2016	9,679	→
Quarter ending March 2017	9,643	→
Quarter ending June 2017	9,571	→
Variance since June 2016	0.3%	→



ACTIVITY

Cumulative percentage of contracted UDA delivered 2017 & 2018



Month	Adjusted Scheduled Activity (UDA)	
	2017	2018
April	1,396	877
May	3,450	2,969
June	4,898	4,350
July	6,479	
August	8,909	
September	11,193	
October	13,513	
November	16,380	
December	18,349	
January	20,577	
February	22,496	
March	24,469	
April	25,302	
May	25,292	
June	25,292	

QUALITY

	Quantity	Base Number	Contract	AT	Region	England
% of FP17s for the same patient ID Re-attending within 3 months - Children	29	576	5.0%	11.2%	13.0%	12.0%
% of FP17s for the same patient ID Re-attending within 3 months - Adults	268	2,166	12.4%	15.0%	16.6%	16.0%
% of FP17s for the same patient ID Re-attending between 3 & 9 months - Children	413	576	71.7%	60.3%	59.5%	58.0%
% of FP17s for the same patient ID Re-attending between 3 & 9 months - Adults	1,160	2,166	53.6%	54.9%	53.1%	50.9%
% of FP17s for Band 1 Urgent Courses	186	2,286	8.1%	9.0%	9.3%	9.1%
% of FP17s Relating to Free Repair or Replacements	9	2,286	0.4%	0.9%	1.0%	0.8%
% of FP17s Relating to Continuations	39	2,286	1.7%	1.2%	1.3%	1.1%
% of Patients satisfied with the dentistry they have received	10	11	90.9%	91.6%	91.9%	91.7%
% of Patients satisfied with the time they had to wait for an appointment	9	11	81.8%	87.6%	88.7%	88.0%

* This is based on patients treated on this contract for their most recent course of treatment. Figures in italics indicate the base number of FP17s or Patient Questionnaire responses are less than 100. N/A is shown where the base number of responses is less than 10 during the period. % is calculated as Quantity/Base number*100

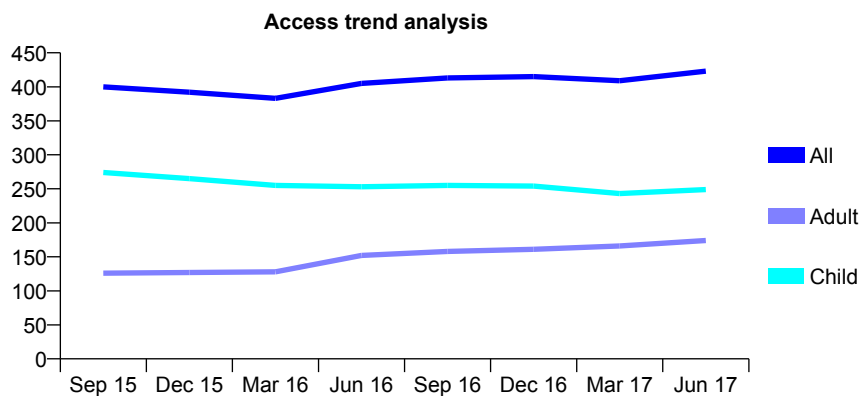
Q52 - Vital Signs At a Glance Contract Report for 197564/0001 - June 2017

Name or company name	Baldon Dental Service Limited
Contract type name	GDS Contract
Purpose of contract	General
Contract start date	02/07/2007
Contract end date	

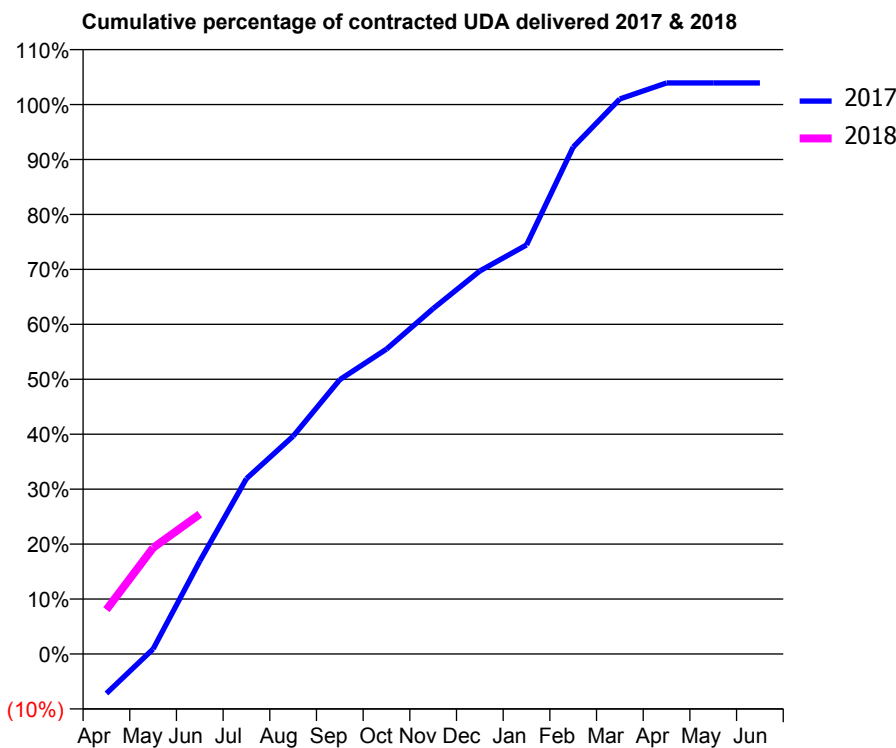
17/18 Contracted general activity (UDA)	719
Carry forward general activity (UDA)	0
17/18 Contracted orthodontic activity (UOA)	0
Carry forward orthodontic activity (UOA)	0
Baseline contract value	£20,657.47

ACCESS*

Patients seen in 24 months	Total	Change since previous quarter
Quarter ending June 2016	405	
Quarter ending September 2016	413	→
Quarter ending December 2016	415	→
Quarter ending March 2017	409	↓
Quarter ending June 2017	423	↑
Variance since June 2016	4.4%	↑



ACTIVITY



Month	Adjusted Scheduled Activity (UDA)	
	2017	2018
April	-52	58
May	7	139
June	122	183
July	230	
August	285	
September	359	
October	399	
November	452	
December	501	
January	535	
February	663	
March	726	
April	747	
May	747	
June	747	

QUALITY

	Quantity	Base Number	Contract	AT	Region	England
% of FP17s for the same patient ID Re-attending within 3 months - Children	5	99	5.1%	11.2%	13.0%	12.0%
% of FP17s for the same patient ID Re-attending within 3 months - Adults	1	29	3.4%	15.0%	16.6%	16.0%
% of FP17s for the same patient ID Re-attending between 3 & 9 months - Children	65	99	65.7%	60.3%	59.5%	58.0%
% of FP17s for the same patient ID Re-attending between 3 & 9 months - Adults	12	29	41.4%	54.9%	53.1%	50.9%
% of FP17s for Band 1 Urgent Courses	0	111	0.0%	9.0%	9.3%	9.1%
% of FP17s Relating to Free Repair or Replacements	0	111	0.0%	0.9%	1.0%	0.8%
% of FP17s Relating to Continuations	0	111	0.0%	1.2%	1.3%	1.1%
% of Patients satisfied with the dentistry they have received	0	0	N/A	91.6%	91.9%	91.7%
% of Patients satisfied with the time they had to wait for an appointment	0	0	N/A	87.6%	88.7%	88.0%

* This is based on patients treated on this contract for their most recent course of treatment. Figures in italics indicate the base number of FP17s or Patient Questionnaire responses are less than 100. N/A is shown where the base number of responses is less than 10 during the period. % is calculated as Quantity/Base number*100

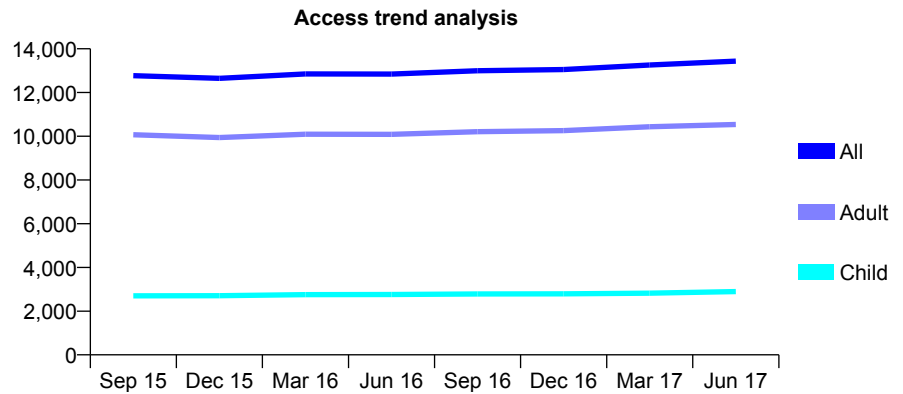
Q52 - Vital Signs At a Glance Contract Report for 197890/0001 - June 2017

Name or company name	Armstrong & Haire Ltd
Contract type name	GDS Contract
Purpose of contract	General
Contract start date	01/11/2010
Contract end date	

17/18 Contracted general activity (UDA)	37,582
Carry forward general activity (UDA)	0
17/18 Contracted orthodontic activity (UOA)	0
Carry forward orthodontic activity (UOA)	0
Baseline contract value	£1,108,889.81

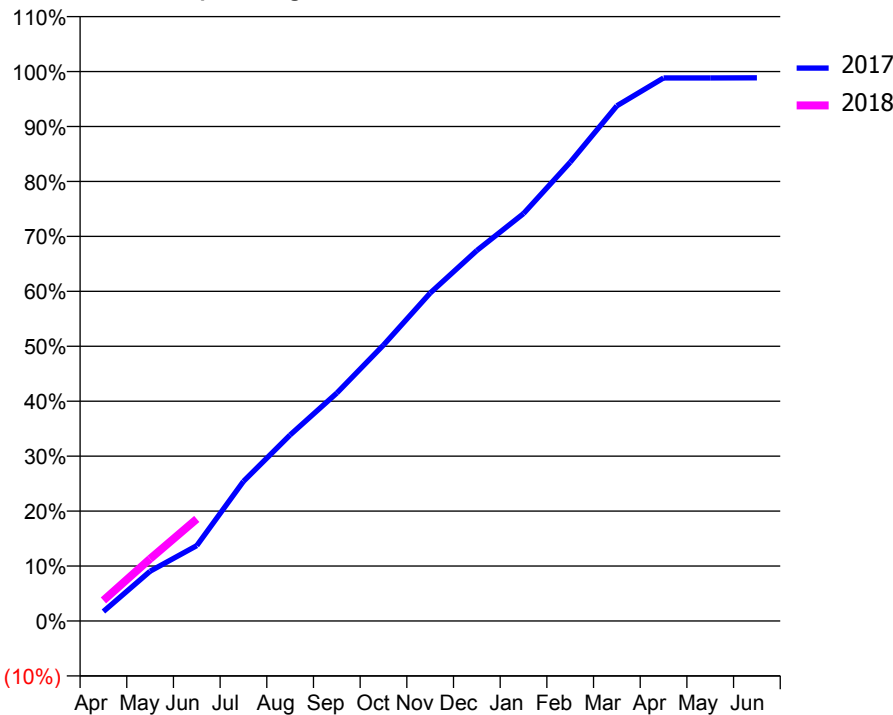
ACCESS*

Patients seen in 24 months	Total	Change since previous quarter
Quarter ending June 2016	12,844	
Quarter ending September 2016	12,997	→
Quarter ending December 2016	13,050	→
Quarter ending March 2017	13,256	→
Quarter ending June 2017	13,434	→
Variance since June 2016	4.6%	↑



ACTIVITY

Cumulative percentage of contracted UDA delivered 2017 & 2018



Month	Adjusted Scheduled Activity (UDA)	
	2017	2018
April	650	1,412
May	3,409	4,257
June	5,160	6,979
July	9,555	
August	12,723	
September	15,589	
October	18,875	
November	22,429	
December	25,340	
January	27,865	
February	31,376	
March	35,238	
April	37,142	
May	37,144	
June	37,148	

QUALITY

	Quantity	Base Number	Contract	AT	Region	England
% of FP17s for the same patient ID Re-attending within 3 months - Children	85	1,096	7.8%	11.2%	13.0%	12.0%
% of FP17s for the same patient ID Re-attending within 3 months - Adults	603	3,803	15.9%	15.0%	16.6%	16.0%
% of FP17s for the same patient ID Re-attending between 3 & 9 months - Children	693	1,096	63.2%	60.3%	59.5%	58.0%
% of FP17s for the same patient ID Re-attending between 3 & 9 months - Adults	2,319	3,803	61.0%	54.9%	53.1%	50.9%
% of FP17s for Band 1 Urgent Courses	261	4,009	6.5%	9.0%	9.3%	9.1%
% of FP17s Relating to Free Repair or Replacements	21	4,009	0.5%	0.9%	1.0%	0.8%
% of FP17s Relating to Continuations	75	4,009	1.9%	1.2%	1.3%	1.1%
% of Patients satisfied with the dentistry they have received	13	15	86.7%	91.6%	91.9%	91.7%
% of Patients satisfied with the time they had to wait for an appointment	12	15	80.0%	87.6%	88.7%	88.0%

* This is based on patients treated on this contract for their most recent course of treatment. Figures in italics indicate the base number of FP17s or Patient Questionnaire responses are less than 100. N/A is shown where the base number of responses is less than 10 during the period. % is calculated as Quantity/Base number*100

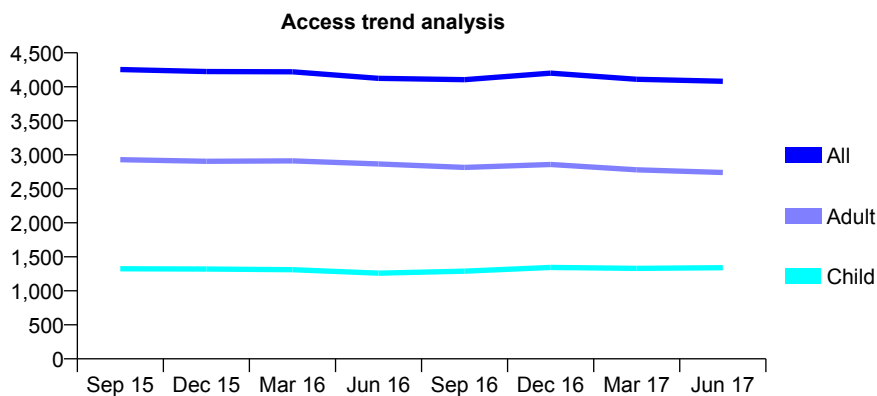
Q52 - Vital Signs At a Glance Contract Report for 198625/0001 - June 2017

Name or company name	J H Sager Ltd
Contract type name	GDS Contract
Purpose of contract	General
Contract start date	01/04/2009
Contract end date	

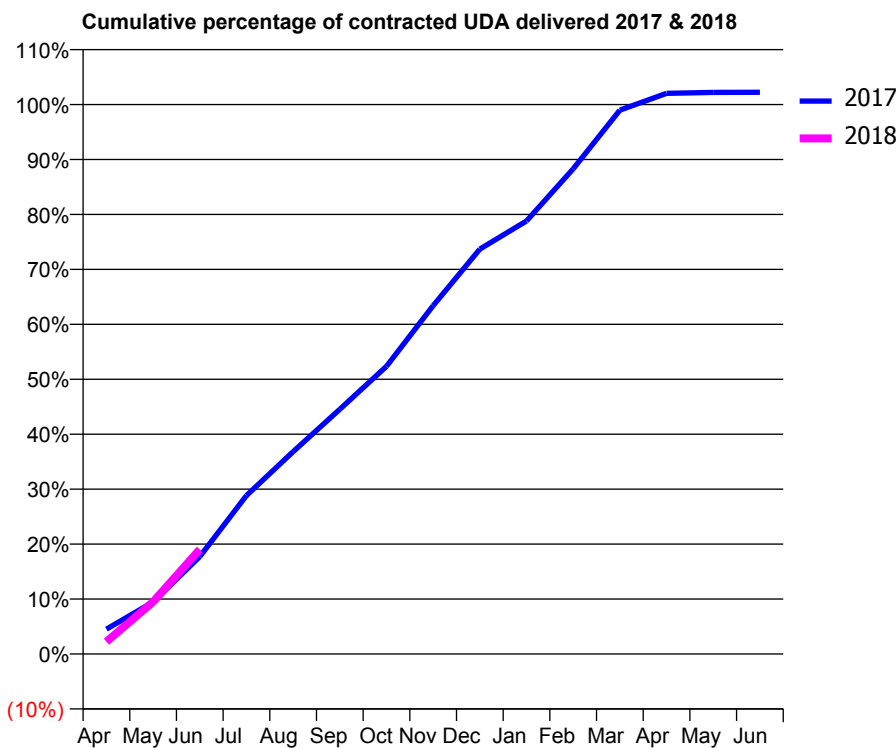
17/18 Contracted general activity (UDA)	14,400
Carry forward general activity (UDA)	0
17/18 Contracted orthodontic activity (UOA)	0
Carry forward orthodontic activity (UOA)	0
Baseline contract value	£389,398.91

ACCESS*

Patients seen in 24 months	Total	Change since previous quarter
Quarter ending June 2016	4,125	
Quarter ending September 2016	4,104	→
Quarter ending December 2016	4,201	↑
Quarter ending March 2017	4,110	↓
Quarter ending June 2017	4,082	→
Variance since June 2016	(1.0%)	↓



ACTIVITY



Month	Adjusted Scheduled Activity (UDA)	
	2017	2018
April	653	325
May	1,365	1,367
June	2,554	2,741
July	4,153	
August	5,303	
September	6,413	
October	7,539	
November	9,129	
December	10,610	
January	11,347	
February	12,716	
March	14,251	
April	14,691	
May	14,717	
June	14,720	

QUALITY

	Quantity	Base Number	Contract	AT	Region	England
% of FP17s for the same patient ID Re-attending within 3 months - Children	46	389	11.8%	11.2%	13.0%	12.0%
% of FP17s for the same patient ID Re-attending within 3 months - Adults	139	790	17.6%	15.0%	16.6%	16.0%
% of FP17s for the same patient ID Re-attending between 3 & 9 months - Children	205	389	52.7%	60.3%	59.5%	58.0%
% of FP17s for the same patient ID Re-attending between 3 & 9 months - Adults	439	790	55.6%	54.9%	53.1%	50.9%
% of FP17s for Band 1 Urgent Courses	101	1,015	10.0%	9.0%	9.3%	9.1%
% of FP17s Relating to Free Repair or Replacements	13	1,015	1.3%	0.9%	1.0%	0.8%
% of FP17s Relating to Continuations	7	1,015	0.7%	1.2%	1.3%	1.1%
% of Patients satisfied with the dentistry they have received	6	9	N/A	91.6%	91.9%	91.7%
% of Patients satisfied with the time they had to wait for an appointment	8	9	N/A	87.6%	88.7%	88.0%

* This is based on patients treated on this contract for their most recent course of treatment. Figures in italics indicate the base number of FP17s or Patient Questionnaire responses are less than 100. N/A is shown where the base number of responses is less than 10 during the period. % is calculated as Quantity/Base number*100

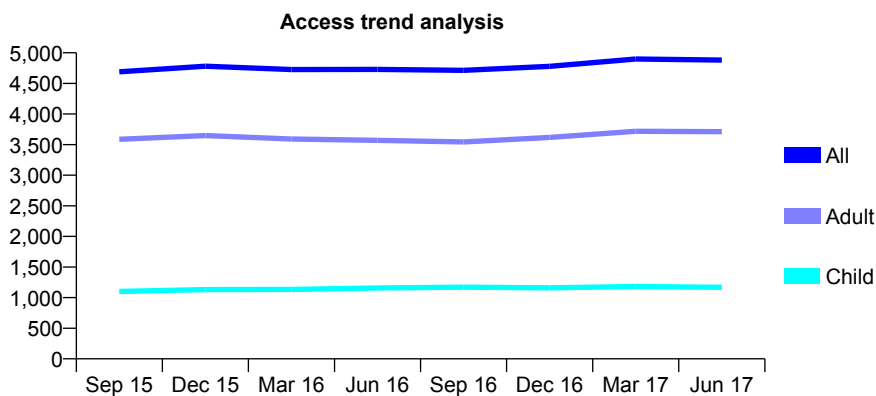
Q52 - Vital Signs At a Glance Contract Report for 202401/0004 - June 2017

Name or company name	MR RS NICHOLSON
Contract type name	GDS Contract
Purpose of contract	General
Contract start date	03/04/2007
Contract end date	

17/18 Contracted general activity (UDA)	12,193
Carry forward general activity (UDA)	0
17/18 Contracted orthodontic activity (UOA)	0
Carry forward orthodontic activity (UOA)	0
Baseline contract value	£324,994.79

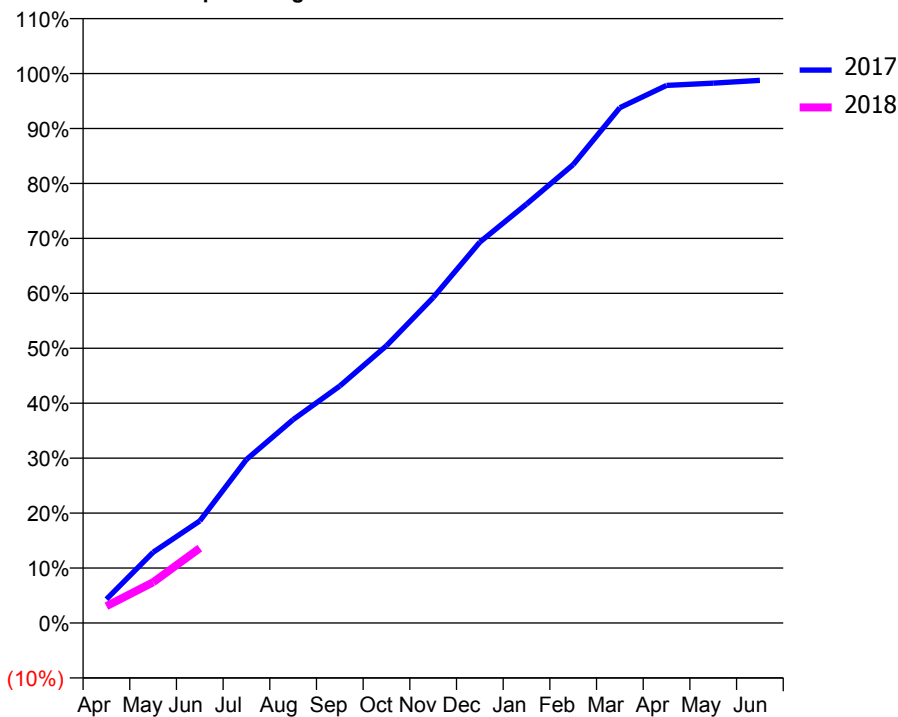
ACCESS*

Patients seen in 24 months	Total	Change since previous quarter
Quarter ending June 2016	4,728	
Quarter ending September 2016	4,714	→
Quarter ending December 2016	4,778	→
Quarter ending March 2017	4,898	↑
Quarter ending June 2017	4,881	→
Variance since June 2016	3.2%	↑



ACTIVITY

Cumulative percentage of contracted UDA delivered 2017 & 2018



Month	Adjusted Scheduled Activity (UDA)	
	2017	2018
April	527	375
May	1,568	904
June	2,266	1,663
July	3,629	
August	4,515	
September	5,260	
October	6,153	
November	7,222	
December	8,451	
January	9,295	
February	10,171	
March	11,433	
April	11,927	
May	11,978	
June	12,040	

QUALITY

	Quantity	Base Number	Contract	AT	Region	England
% of FP17s for the same patient ID Re-attending within 3 months - Children	16	252	6.3%	11.2%	13.0%	12.0%
% of FP17s for the same patient ID Re-attending within 3 months - Adults	81	901	9.0%	15.0%	16.6%	16.0%
% of FP17s for the same patient ID Re-attending between 3 & 9 months - Children	122	252	48.4%	60.3%	59.5%	58.0%
% of FP17s for the same patient ID Re-attending between 3 & 9 months - Adults	460	901	51.1%	54.9%	53.1%	50.9%
% of FP17s for Band 1 Urgent Courses	24	889	2.7%	9.0%	9.3%	9.1%
% of FP17s Relating to Free Repair or Replacements	9	889	1.0%	0.9%	1.0%	0.8%
% of FP17s Relating to Continuations	16	889	1.8%	1.2%	1.3%	1.1%
% of Patients satisfied with the dentistry they have received	1	1	N/A	91.6%	91.9%	91.7%
% of Patients satisfied with the time they had to wait for an appointment	1	1	N/A	87.6%	88.7%	88.0%

* This is based on patients treated on this contract for their most recent course of treatment. Figures in italics indicate the base number of FP17s or Patient Questionnaire responses are less than 100. N/A is shown where the base number of responses is less than 10 during the period. % is calculated as Quantity/Base number*100

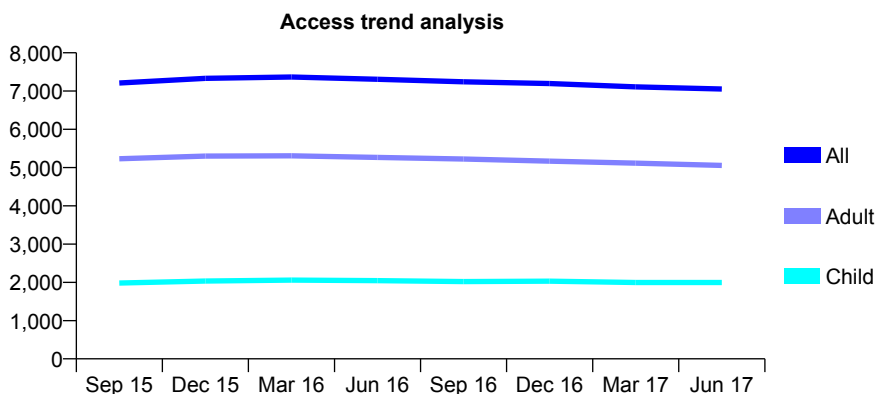
Q52 - Vital Signs At a Glance Contract Report for 204412/0002 - June 2017

Name or company name	MR CS DHALIWAL
Contract type name	GDS Contract
Purpose of contract	General
Contract start date	16/04/2006
Contract end date	

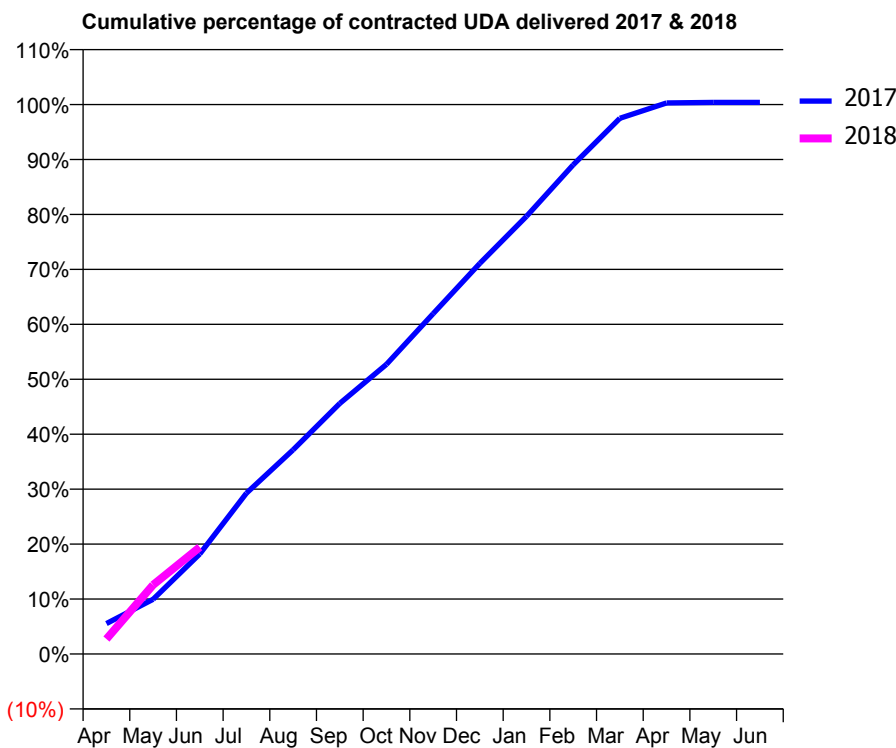
17/18 Contracted general activity (UDA)	24,569
Carry forward general activity (UDA)	0
17/18 Contracted orthodontic activity (UOA)	0
Carry forward orthodontic activity (UOA)	0
Baseline contract value	£660,131.04

ACCESS*

Patients seen in 24 months	Total	Change since previous quarter
Quarter ending June 2016	7,309	
Quarter ending September 2016	7,242	→
Quarter ending December 2016	7,197	→
Quarter ending March 2017	7,109	↓
Quarter ending June 2017	7,052	→
Variance since June 2016	(3.5%)	↓



ACTIVITY



Adjusted Scheduled Activity (UDA)		
Month	2017	2018
April	1,362	672
May	2,449	3,091
June	4,474	4,780
July	7,192	
August	9,133	
September	11,205	
October	12,952	
November	15,218	
December	17,468	
January	19,573	
February	21,872	
March	23,950	
April	24,638	
May	24,665	
June	24,665	

QUALITY

	Quantity	Base Number	Contract	AT	Region	England
% of FP17s for the same patient ID Re-attending within 3 months - Children	51	770	6.6%	11.2%	13.0%	12.0%
% of FP17s for the same patient ID Re-attending within 3 months - Adults	267	1,807	14.8%	15.0%	16.6%	16.0%
% of FP17s for the same patient ID Re-attending between 3 & 9 months - Children	524	770	68.1%	60.3%	59.5%	58.0%
% of FP17s for the same patient ID Re-attending between 3 & 9 months - Adults	1,175	1,807	65.0%	54.9%	53.1%	50.9%
% of FP17s for Band 1 Urgent Courses	129	2,193	5.9%	9.0%	9.3%	9.1%
% of FP17s Relating to Free Repair or Replacements	21	2,193	1.0%	0.9%	1.0%	0.8%
% of FP17s Relating to Continuations	51	2,193	2.3%	1.2%	1.3%	1.1%
% of Patients satisfied with the dentistry they have received	7	9	N/A	91.6%	91.9%	91.7%
% of Patients satisfied with the time they had to wait for an appointment	7	9	N/A	87.6%	88.7%	88.0%

* This is based on patients treated on this contract for their most recent course of treatment. Figures in italics indicate the base number of FP17s or Patient Questionnaire responses are less than 100. N/A is shown where the base number of responses is less than 10 during the period. % is calculated as Quantity/Base number*100

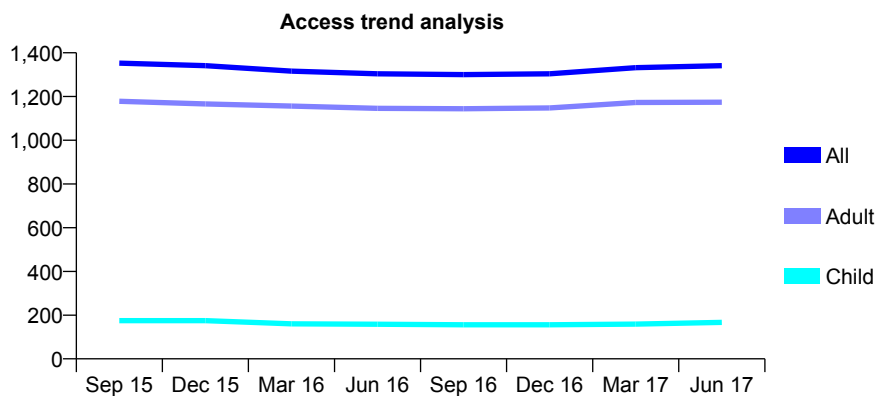
Q52 - Vital Signs At a Glance Contract Report for 208574/0001 - June 2017

Name or company name	MR AR DENBIGH-WHITE
Contract type name	GDS Contract
Purpose of contract	General
Contract start date	01/04/2006
Contract end date	

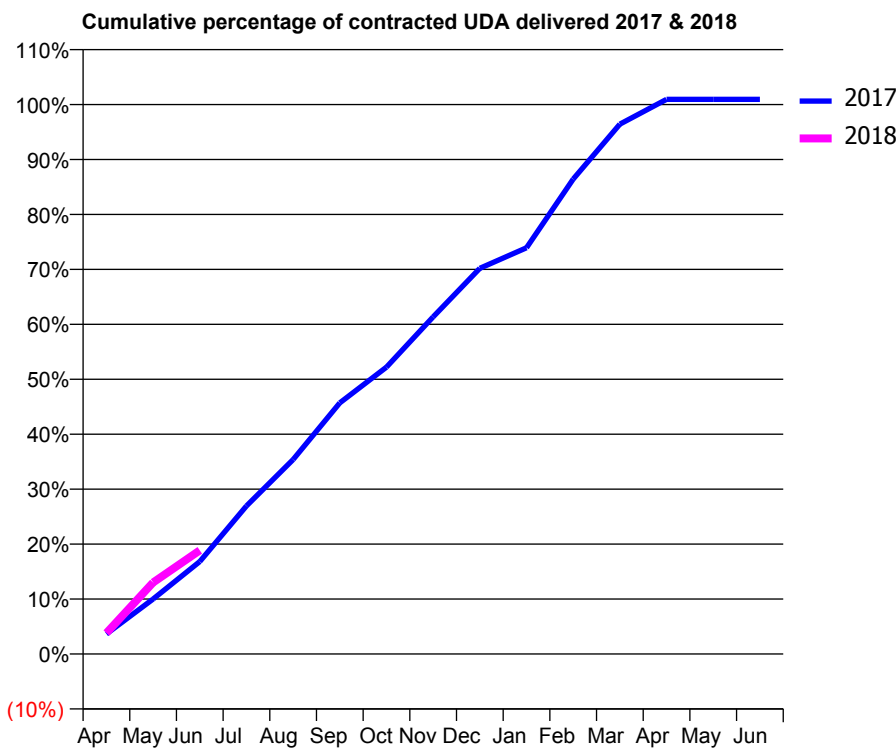
17/18 Contracted general activity (UDA)	4,698
Carry forward general activity (UDA)	0
17/18 Contracted orthodontic activity (UOA)	0
Carry forward orthodontic activity (UOA)	0
Baseline contract value	£123,504.81

ACCESS*

Patients seen in 24 months	Total	Change since previous quarter
Quarter ending June 2016	1,304	
Quarter ending September 2016	1,300	→
Quarter ending December 2016	1,304	→
Quarter ending March 2017	1,332	↑
Quarter ending June 2017	1,341	→
Variance since June 2016	2.8%	↑



ACTIVITY



Month	Adjusted Scheduled Activity (UDA)	
	2017	2018
April	172	180
May	470	612
June	791	886
July	1,266	
August	1,663	
September	2,147	
October	2,453	
November	2,883	
December	3,297	
January	3,473	
February	4,061	
March	4,530	
April	4,742	
May	4,742	
June	4,742	

QUALITY

	Quantity	Base Number	Contract	AT	Region	England
% of FP17s for the same patient ID Re-attending within 3 months - Children	5	56	8.9%	11.2%	13.0%	12.0%
% of FP17s for the same patient ID Re-attending within 3 months - Adults	66	320	20.6%	15.0%	16.6%	16.0%
% of FP17s for the same patient ID Re-attending between 3 & 9 months - Children	28	56	50.0%	60.3%	59.5%	58.0%
% of FP17s for the same patient ID Re-attending between 3 & 9 months - Adults	135	320	42.2%	54.9%	53.1%	50.9%
% of FP17s for Band 1 Urgent Courses	40	300	13.3%	9.0%	9.3%	9.1%
% of FP17s Relating to Free Repair or Replacements	11	300	3.7%	0.9%	1.0%	0.8%
% of FP17s Relating to Continuations	12	300	4.0%	1.2%	1.3%	1.1%
% of Patients satisfied with the dentistry they have received	6	6	N/A	91.6%	91.9%	91.7%
% of Patients satisfied with the time they had to wait for an appointment	6	6	N/A	87.6%	88.7%	88.0%

* This is based on patients treated on this contract for their most recent course of treatment. Figures in italics indicate the base number of FP17s or Patient Questionnaire responses are less than 100. N/A is shown where the base number of responses is less than 10 during the period. % is calculated as Quantity/Base number*100

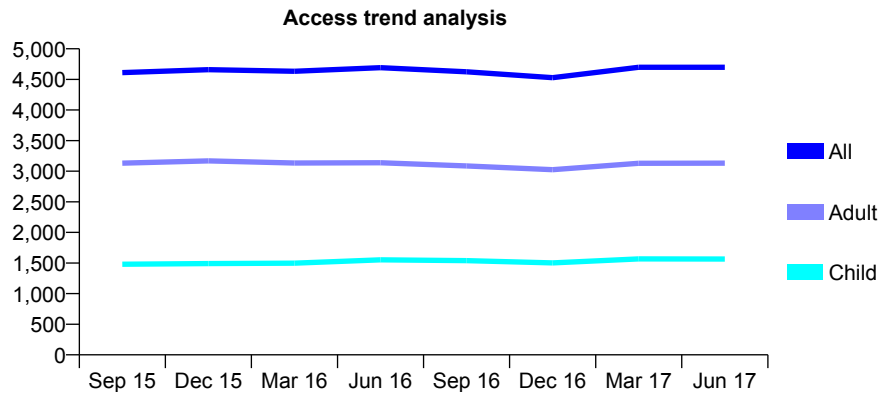
Q52 - Vital Signs At a Glance Contract Report for 215651/0001 - June 2017

Name or company name	MRS AA RAYNER
Contract type name	PDS Contract
Purpose of contract	General
Contract start date	01/04/2006
Contract end date	31/03/2021

17/18 Contracted general activity (UDA)	9,684
Carry forward general activity (UDA)	0
17/18 Contracted orthodontic activity (UOA)	0
Carry forward orthodontic activity (UOA)	0
Baseline contract value	£220,247.39

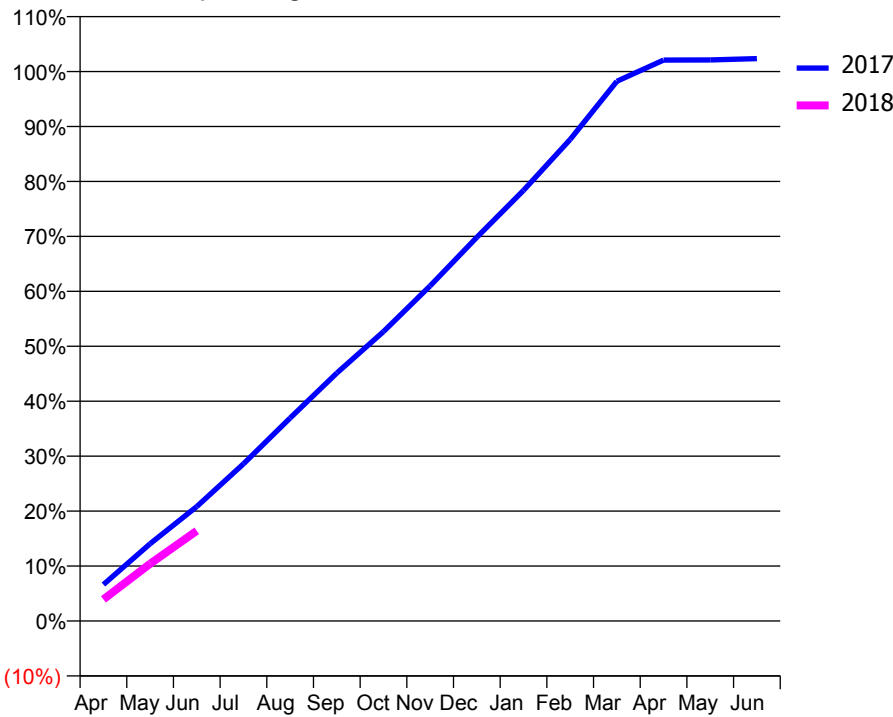
ACCESS*

Patients seen in 24 months	Total	Change since previous quarter
Quarter ending June 2016	4,691	
Quarter ending September 2016	4,624	↓
Quarter ending December 2016	4,528	↓
Quarter ending March 2017	4,698	↑
Quarter ending June 2017	4,698	→
Variance since June 2016	0.1%	→



ACTIVITY

Cumulative percentage of contracted UDA delivered 2017 & 2018



Month	Adjusted Scheduled Activity (UDA)	
	2017	2018
April	648	381
May	1,375	1,009
June	2,036	1,590
July	2,795	
August	3,611	
September	4,410	
October	5,148	
November	5,961	
December	6,824	
January	7,661	
February	8,566	
March	9,600	
April	9,977	
May	9,979	
June	10,002	

QUALITY

	Quantity	Base Number	Contract	AT	Region	England
% of FP17s for the same patient ID Re-attending within 3 months - Children	66	546	12.1%	11.2%	13.0%	12.0%
% of FP17s for the same patient ID Re-attending within 3 months - Adults	143	896	16.0%	15.0%	16.6%	16.0%
% of FP17s for the same patient ID Re-attending between 3 & 9 months - Children	317	546	58.1%	60.3%	59.5%	58.0%
% of FP17s for the same patient ID Re-attending between 3 & 9 months - Adults	385	896	43.0%	54.9%	53.1%	50.9%
% of FP17s for Band 1 Urgent Courses	92	901	10.2%	9.0%	9.3%	9.1%
% of FP17s Relating to Free Repair or Replacements	0	901	0.0%	0.9%	1.0%	0.8%
% of FP17s Relating to Continuations	16	901	1.8%	1.2%	1.3%	1.1%
% of Patients satisfied with the dentistry they have received	9	11	81.8%	91.6%	91.9%	91.7%
% of Patients satisfied with the time they had to wait for an appointment	9	11	81.8%	87.6%	88.7%	88.0%

* This is based on patients treated on this contract for their most recent course of treatment. Figures in italics indicate the base number of FP17s or Patient Questionnaire responses are less than 100. N/A is shown where the base number of responses is less than 10 during the period. % is calculated as Quantity/Base number*100

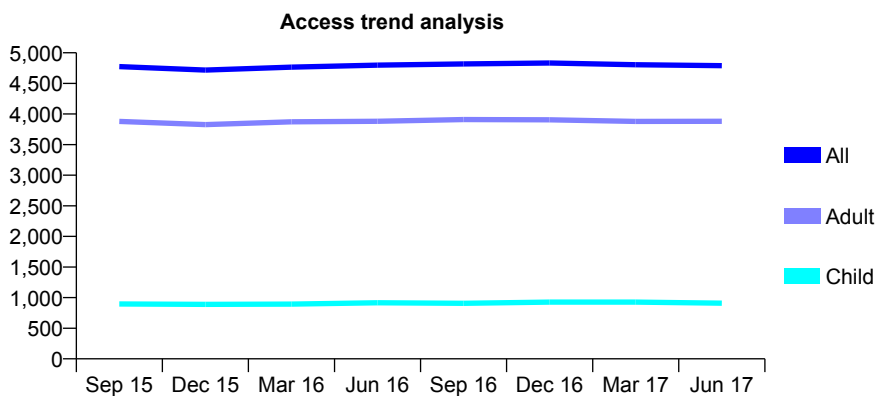
Q52 - Vital Signs At a Glance Contract Report for 215651/0002 - June 2017

Name or company name	MRS AA RAYNER
Contract type name	Pilot Contract
Purpose of contract	General
Contract start date	01/04/2006
Contract end date	31/03/2021

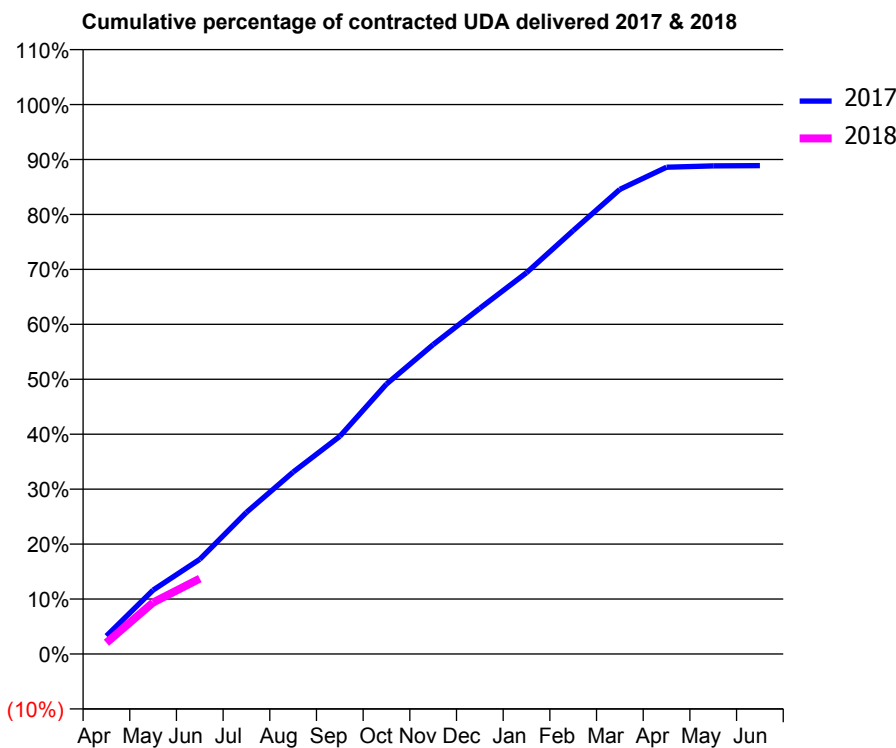
17/18 Contracted general activity (UDA)	11,957
Carry forward general activity (UDA)	0
17/18 Contracted orthodontic activity (UOA)	0
Carry forward orthodontic activity (UOA)	0
Baseline contract value	£324,224.76

ACCESS*

Patients seen in 24 months	Total	Change since previous quarter
Quarter ending June 2016	4,798	
Quarter ending September 2016	4,817	→
Quarter ending December 2016	4,834	→
Quarter ending March 2017	4,804	→
Quarter ending June 2017	4,790	→
Variance since June 2016	(0.2%)	→



ACTIVITY



Month	Adjusted Scheduled Activity (UDA)	
	2017	2018
April	394	245
May	1,391	1,122
June	2,062	1,640
July	3,083	
August	3,958	
September	4,737	
October	5,875	
November	6,734	
December	7,522	
January	8,298	
February	9,214	
March	10,110	
April	10,593	
May	10,622	
June	10,628	

QUALITY

	Quantity	Base Number	Contract	AT	Region	England
% of FP17s for the same patient ID Re-attending within 3 months - Children	24	266	9.0%	11.2%	13.0%	12.0%
% of FP17s for the same patient ID Re-attending within 3 months - Adults	109	930	11.7%	15.0%	16.6%	16.0%
% of FP17s for the same patient ID Re-attending between 3 & 9 months - Children	125	266	47.0%	60.3%	59.5%	58.0%
% of FP17s for the same patient ID Re-attending between 3 & 9 months - Adults	313	930	33.7%	54.9%	53.1%	50.9%
% of FP17s for Band 1 Urgent Courses	86	909	9.5%	9.0%	9.3%	9.1%
% of FP17s Relating to Free Repair or Replacements	9	909	1.0%	0.9%	1.0%	0.8%
% of FP17s Relating to Continuations	4	909	0.4%	1.2%	1.3%	1.1%
% of Patients satisfied with the dentistry they have received	5	5	N/A	91.6%	91.9%	91.7%
% of Patients satisfied with the time they had to wait for an appointment	5	5	N/A	87.6%	88.7%	88.0%

* This is based on patients treated on this contract for their most recent course of treatment. Figures in italics indicate the base number of FP17s or Patient Questionnaire responses are less than 100. N/A is shown where the base number of responses is less than 10 during the period. % is calculated as Quantity/Base number*100

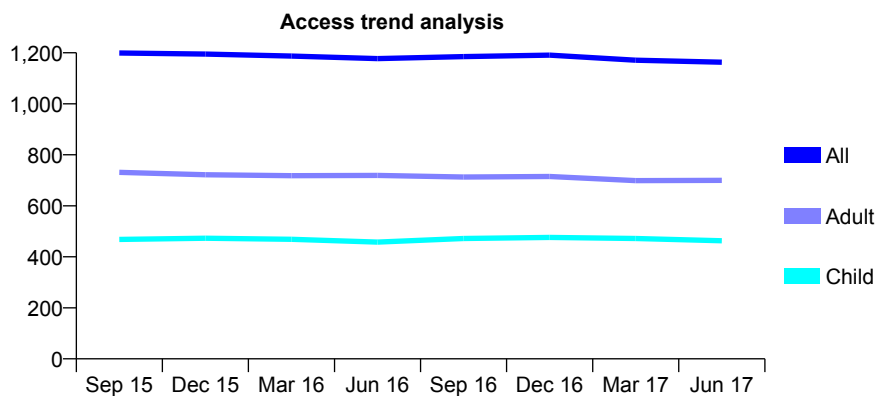
Q52 - Vital Signs At a Glance Contract Report for 222526/0001 - June 2017

Name or company name	MR MR HANSON
Contract type name	GDS Contract
Purpose of contract	General
Contract start date	01/04/2006
Contract end date	

17/18 Contracted general activity (UDA)	4,896
Carry forward general activity (UDA)	0
17/18 Contracted orthodontic activity (UOA)	0
Carry forward orthodontic activity (UOA)	0
Baseline contract value	£154,726.90

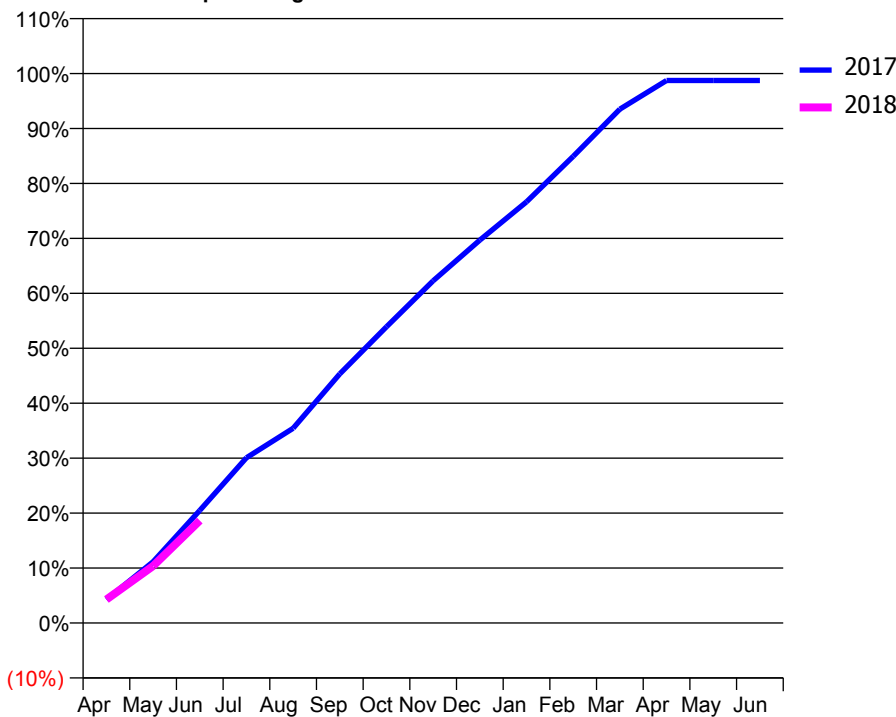
ACCESS*

Patients seen in 24 months	Total	Change since previous quarter
Quarter ending June 2016	1,177	
Quarter ending September 2016	1,185	→
Quarter ending December 2016	1,191	→
Quarter ending March 2017	1,171	↓
Quarter ending June 2017	1,163	→
Variance since June 2016	(1.2%)	↓



ACTIVITY

Cumulative percentage of contracted UDA delivered 2017 & 2018



Adjusted Scheduled Activity (UDA)

Month	2017	2018
April	210	210
May	546	508
June	1,003	913
July	1,473	
August	1,736	
September	2,220	
October	2,640	
November	3,049	
December	3,412	
January	3,753	
February	4,158	
March	4,578	
April	4,834	
May	4,834	
June	4,834	

QUALITY

	Quantity	Base Number	Contract	AT	Region	England
% of FP17s for the same patient ID Re-attending within 3 months - Children	30	221	13.6%	11.2%	13.0%	12.0%
% of FP17s for the same patient ID Re-attending within 3 months - Adults	76	314	24.2%	15.0%	16.6%	16.0%
% of FP17s for the same patient ID Re-attending between 3 & 9 months - Children	160	221	72.4%	60.3%	59.5%	58.0%
% of FP17s for the same patient ID Re-attending between 3 & 9 months - Adults	163	314	51.9%	54.9%	53.1%	50.9%
% of FP17s for Band 1 Urgent Courses	28	439	6.4%	9.0%	9.3%	9.1%
% of FP17s Relating to Free Repair or Replacements	0	439	0.0%	0.9%	1.0%	0.8%
% of FP17s Relating to Continuations	4	439	0.9%	1.2%	1.3%	1.1%
% of Patients satisfied with the dentistry they have received	1	2	N/A	91.6%	91.9%	91.7%
% of Patients satisfied with the time they had to wait for an appointment	1	2	N/A	87.6%	88.7%	88.0%

* This is based on patients treated on this contract for their most recent course of treatment. Figures in italics indicate the base number of FP17s or Patient Questionnaire responses are less than 100. N/A is shown where the base number of responses is less than 10 during the period. % is calculated as Quantity/Base number*100

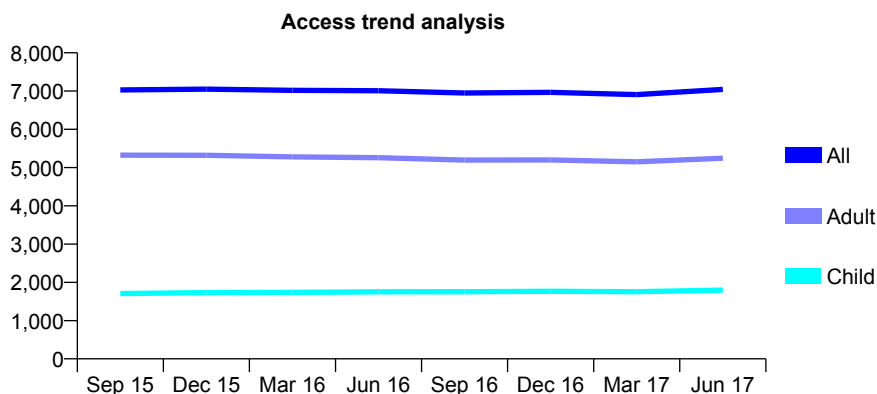
Q52 - Vital Signs At a Glance Contract Report for 224804/0001 - June 2017

Name or company name	MRS SJ WEBSTER
Contract type name	GDS Contract
Purpose of contract	General
Contract start date	01/04/2006
Contract end date	

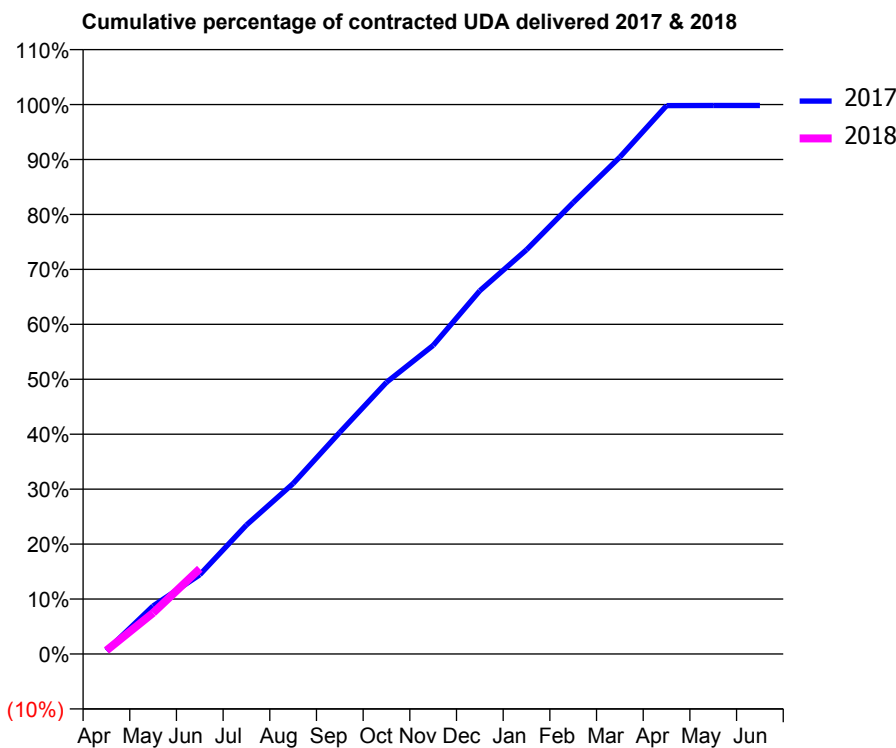
17/18 Contracted general activity (UDA)	19,900
Carry forward general activity (UDA)	0
17/18 Contracted orthodontic activity (UOA)	0
Carry forward orthodontic activity (UOA)	0
Baseline contract value	£587,728.16

ACCESS*

Patients seen in 24 months	Total	Change since previous quarter
Quarter ending June 2016	7,010	
Quarter ending September 2016	6,950	→
Quarter ending December 2016	6,967	→
Quarter ending March 2017	6,907	→
Quarter ending June 2017	7,043	→
Variance since June 2016	0.5%	→



ACTIVITY



Month	Adjusted Scheduled Activity (UDA)	
	2017	2018
April	121	129
May	1,740	1,488
June	2,872	3,089
July	4,674	
August	6,175	
September	8,031	
October	9,838	
November	11,179	
December	13,155	
January	14,637	
February	16,351	
March	17,998	
April	19,861	
May	19,863	
June	19,865	

QUALITY

	Quantity	Base Number	Contract	AT	Region	England
% of FP17s for the same patient ID Re-attending within 3 months - Children	61	794	7.7%	11.2%	13.0%	12.0%
% of FP17s for the same patient ID Re-attending within 3 months - Adults	305	2,149	14.2%	15.0%	16.6%	16.0%
% of FP17s for the same patient ID Re-attending between 3 & 9 months - Children	557	794	70.2%	60.3%	59.5%	58.0%
% of FP17s for the same patient ID Re-attending between 3 & 9 months - Adults	1,356	2,149	63.1%	54.9%	53.1%	50.9%
% of FP17s for Band 1 Urgent Courses	97	1,848	5.2%	9.0%	9.3%	9.1%
% of FP17s Relating to Free Repair or Replacements	8	1,848	0.4%	0.9%	1.0%	0.8%
% of FP17s Relating to Continuations	9	1,848	0.5%	1.2%	1.3%	1.1%
% of Patients satisfied with the dentistry they have received	10	10	100.0%	91.6%	91.9%	91.7%
% of Patients satisfied with the time they had to wait for an appointment	10	10	100.0%	87.6%	88.7%	88.0%

* This is based on patients treated on this contract for their most recent course of treatment. Figures in italics indicate the base number of FP17s or Patient Questionnaire responses are less than 100. N/A is shown where the base number of responses is less than 10 during the period. % is calculated as Quantity/Base number*100

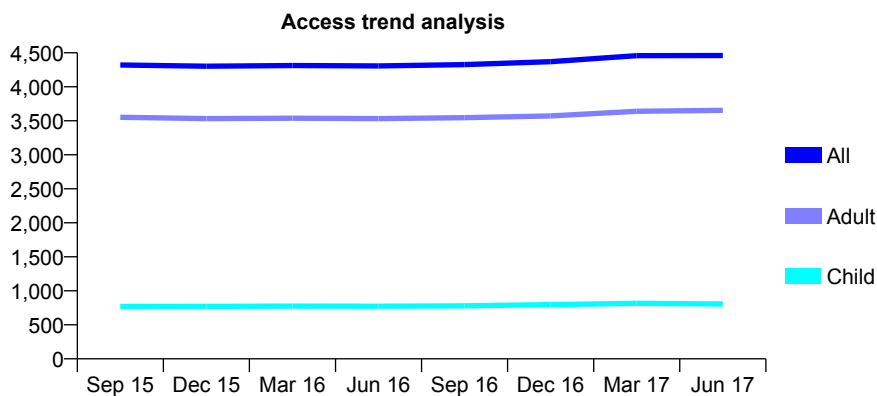
Q52 - Vital Signs At a Glance Contract Report for 224839/0001 - June 2017

Name or company name	Wostenholme, Alker & Slater
Contract type name	GDS Contract
Purpose of contract	General
Contract start date	01/04/2006
Contract end date	

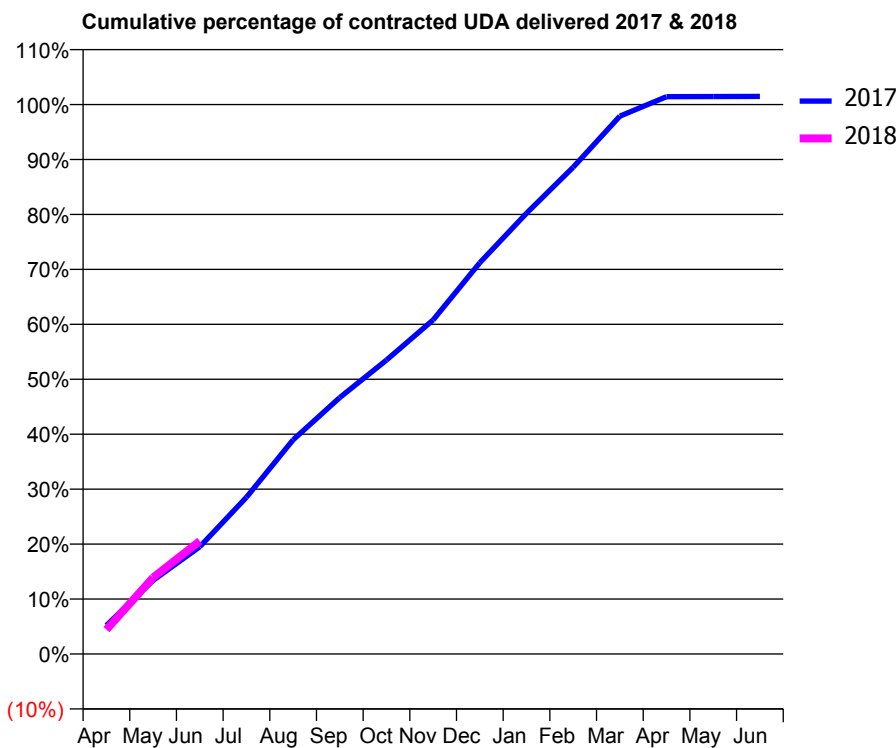
17/18 Contracted general activity (UDA)	14,253
Carry forward general activity (UDA)	0
17/18 Contracted orthodontic activity (UOA)	0
Carry forward orthodontic activity (UOA)	0
Baseline contract value	£418,407.54

ACCESS*

Patients seen in 24 months	Total	Change since previous quarter
Quarter ending June 2016	4,307	
Quarter ending September 2016	4,327	→
Quarter ending December 2016	4,369	→
Quarter ending March 2017	4,457	↑
Quarter ending June 2017	4,460	→
Variance since June 2016	3.6%	↑



ACTIVITY



Month	Adjusted Scheduled Activity (UDA)	
	2017	2018
April	743	634
May	1,912	1,984
June	2,781	2,932
July	4,067	
August	5,557	
September	6,653	
October	7,623	
November	8,666	
December	10,149	
January	11,432	
February	12,626	
March	13,950	
April	14,456	
May	14,461	
June	14,464	

QUALITY

	Quantity	Base Number	Contract	AT	Region	England
% of FP17s for the same patient ID Re-attending within 3 months - Children	14	275	5.1%	11.2%	13.0%	12.0%
% of FP17s for the same patient ID Re-attending within 3 months - Adults	214	1,430	15.0%	15.0%	16.6%	16.0%
% of FP17s for the same patient ID Re-attending between 3 & 9 months - Children	209	275	76.0%	60.3%	59.5%	58.0%
% of FP17s for the same patient ID Re-attending between 3 & 9 months - Adults	987	1,430	69.0%	54.9%	53.1%	50.9%
% of FP17s for Band 1 Urgent Courses	101	1,479	6.8%	9.0%	9.3%	9.1%
% of FP17s Relating to Free Repair or Replacements	3	1,479	0.2%	0.9%	1.0%	0.8%
% of FP17s Relating to Continuations	6	1,479	0.4%	1.2%	1.3%	1.1%
% of Patients satisfied with the dentistry they have received	15	15	100.0%	91.6%	91.9%	91.7%
% of Patients satisfied with the time they had to wait for an appointment	14	15	93.3%	87.6%	88.7%	88.0%

* This is based on patients treated on this contract for their most recent course of treatment. Figures in italics indicate the base number of FP17s or Patient Questionnaire responses are less than 100. N/A is shown where the base number of responses is less than 10 during the period. % is calculated as Quantity/Base number*100

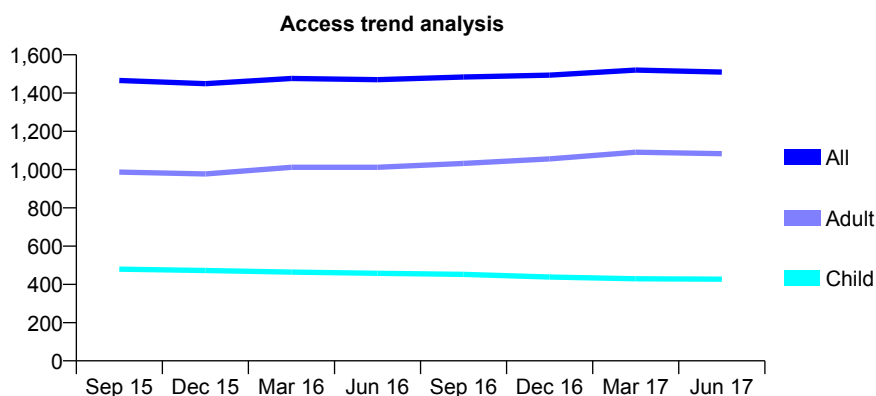
Q52 - Vital Signs At a Glance Contract Report for 228672/0001 - June 2017

Name or company name	MRS GI AUSTIN
Contract type name	GDS Contract
Purpose of contract	General
Contract start date	01/04/2006
Contract end date	

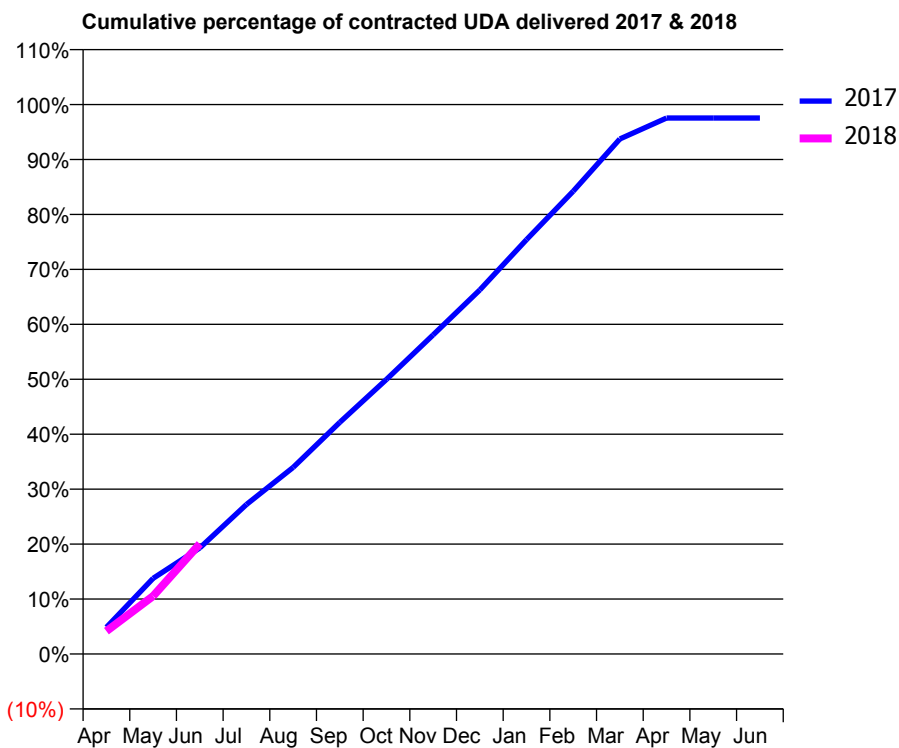
17/18 Contracted general activity (UDA)	5,297
Carry forward general activity (UDA)	0
17/18 Contracted orthodontic activity (UOA)	0
Carry forward orthodontic activity (UOA)	0
Baseline contract value	£147,758.29

ACCESS*

Patients seen in 24 months	Total	Change since previous quarter
Quarter ending June 2016	1,470	
Quarter ending September 2016	1,484	→
Quarter ending December 2016	1,494	→
Quarter ending March 2017	1,520	→
Quarter ending June 2017	1,510	→
Variance since June 2016	2.7%	↑



ACTIVITY



Month	Adjusted Scheduled Activity (UDA)	
	2017	2018
April	258	220
May	729	558
June	1,022	1,062
July	1,442	
August	1,799	
September	2,234	
October	2,647	
November	3,077	
December	3,510	
January	3,995	
February	4,461	
March	4,965	
April	5,167	
May	5,167	
June	5,167	

QUALITY

	Quantity	Base Number	Contract	AT	Region	England
% of FP17s for the same patient ID Re-attending within 3 months - Children	16	180	8.9%	11.2%	13.0%	12.0%
% of FP17s for the same patient ID Re-attending within 3 months - Adults	108	431	25.1%	15.0%	16.6%	16.0%
% of FP17s for the same patient ID Re-attending between 3 & 9 months - Children	146	180	81.1%	60.3%	59.5%	58.0%
% of FP17s for the same patient ID Re-attending between 3 & 9 months - Adults	216	431	50.1%	54.9%	53.1%	50.9%
% of FP17s for Band 1 Urgent Courses	7	511	1.4%	9.0%	9.3%	9.1%
% of FP17s Relating to Free Repair or Replacements	47	511	9.2%	0.9%	1.0%	0.8%
% of FP17s Relating to Continuations	29	511	5.7%	1.2%	1.3%	1.1%
% of Patients satisfied with the dentistry they have received	4	5	N/A	91.6%	91.9%	91.7%
% of Patients satisfied with the time they had to wait for an appointment	4	5	N/A	87.6%	88.7%	88.0%

* This is based on patients treated on this contract for their most recent course of treatment. Figures in italics indicate the base number of FP17s or Patient Questionnaire responses are less than 100. N/A is shown where the base number of responses is less than 10 during the period. % is calculated as Quantity/Base number*100

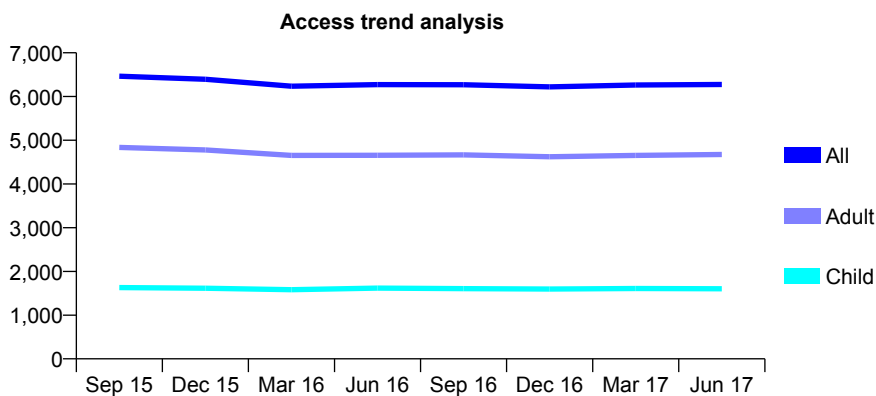
Q52 - Vital Signs At a Glance Contract Report for 230200/0001 - June 2017

Name or company name	MR SJ GARDNER
Contract type name	GDS Contract
Purpose of contract	General
Contract start date	01/04/2006
Contract end date	

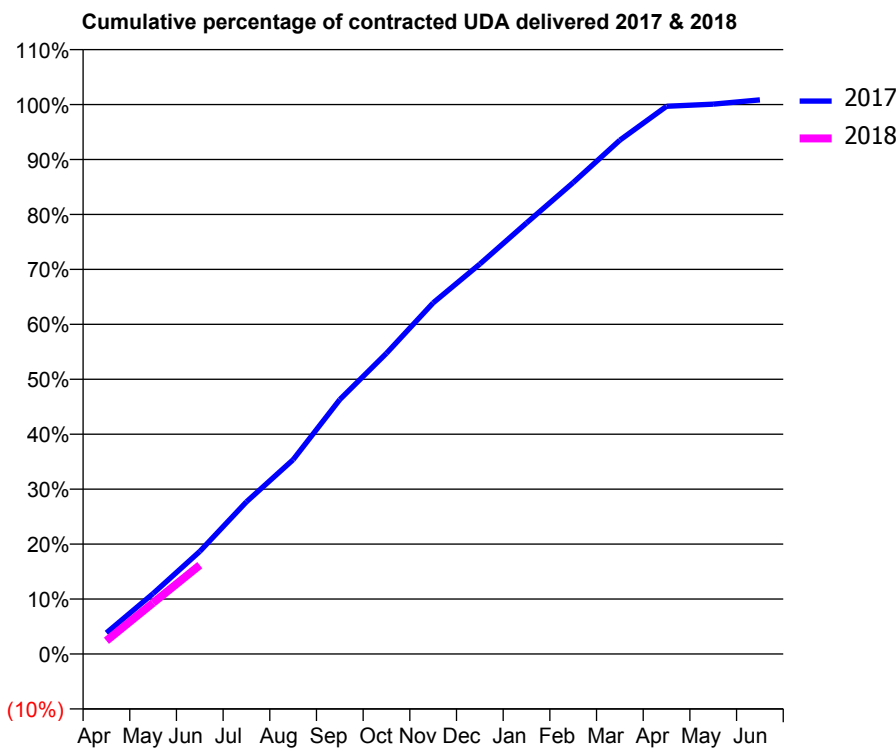
17/18 Contracted general activity (UDA)	17,700
Carry forward general activity (UDA)	0
17/18 Contracted orthodontic activity (UOA)	0
Carry forward orthodontic activity (UOA)	0
Baseline contract value	£532,185.94

ACCESS*

Patients seen in 24 months	Total	Change since previous quarter
Quarter ending June 2016	6,274	
Quarter ending September 2016	6,271	→
Quarter ending December 2016	6,220	→
Quarter ending March 2017	6,262	→
Quarter ending June 2017	6,277	→
Variance since June 2016	0.0%	→



ACTIVITY



Month	Adjusted Scheduled Activity (UDA)	
	2017	2018
April	679	426
May	1,948	1,647
June	3,306	2,865
July	4,904	
August	6,259	
September	8,197	
October	9,687	
November	11,311	
December	12,560	
January	13,885	
February	15,185	
March	16,550	
April	17,642	
May	17,711	
June	17,850	

QUALITY

	Quantity	Base Number	Contract	AT	Region	England
% of FP17s for the same patient ID Re-attending within 3 months - Children	50	495	10.1%	11.2%	13.0%	12.0%
% of FP17s for the same patient ID Re-attending within 3 months - Adults	354	1,705	20.8%	15.0%	16.6%	16.0%
% of FP17s for the same patient ID Re-attending between 3 & 9 months - Children	243	495	49.1%	60.3%	59.5%	58.0%
% of FP17s for the same patient ID Re-attending between 3 & 9 months - Adults	906	1,705	53.1%	54.9%	53.1%	50.9%
% of FP17s for Band 1 Urgent Courses	203	1,539	13.2%	9.0%	9.3%	9.1%
% of FP17s Relating to Free Repair or Replacements	14	1,539	0.9%	0.9%	1.0%	0.8%
% of FP17s Relating to Continuations	18	1,539	1.2%	1.2%	1.3%	1.1%
% of Patients satisfied with the dentistry they have received	71	71	100.0%	91.6%	91.9%	91.7%
% of Patients satisfied with the time they had to wait for an appointment	70	71	98.6%	87.6%	88.7%	88.0%

* This is based on patients treated on this contract for their most recent course of treatment. Figures in italics indicate the base number of FP17s or Patient Questionnaire responses are less than 100. N/A is shown where the base number of responses is less than 10 during the period. % is calculated as Quantity/Base number*100

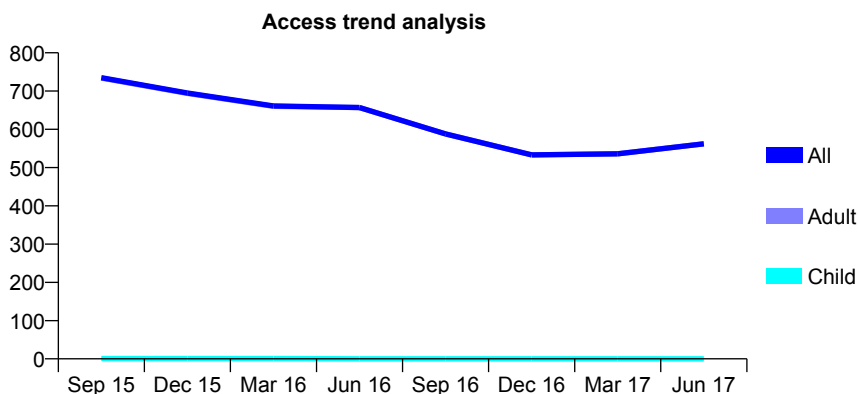
Q52 - Vital Signs At a Glance Contract Report for 230200/0002 - June 2017

Name or company name	MR SJ GARDNER
Contract type name	GDS Contract
Purpose of contract	General
Contract start date	01/04/2006
Contract end date	

17/18 Contracted general activity (UDA)	1,738
Carry forward general activity (UDA)	0
17/18 Contracted orthodontic activity (UOA)	0
Carry forward orthodontic activity (UOA)	0
Baseline contract value	£106,037.10

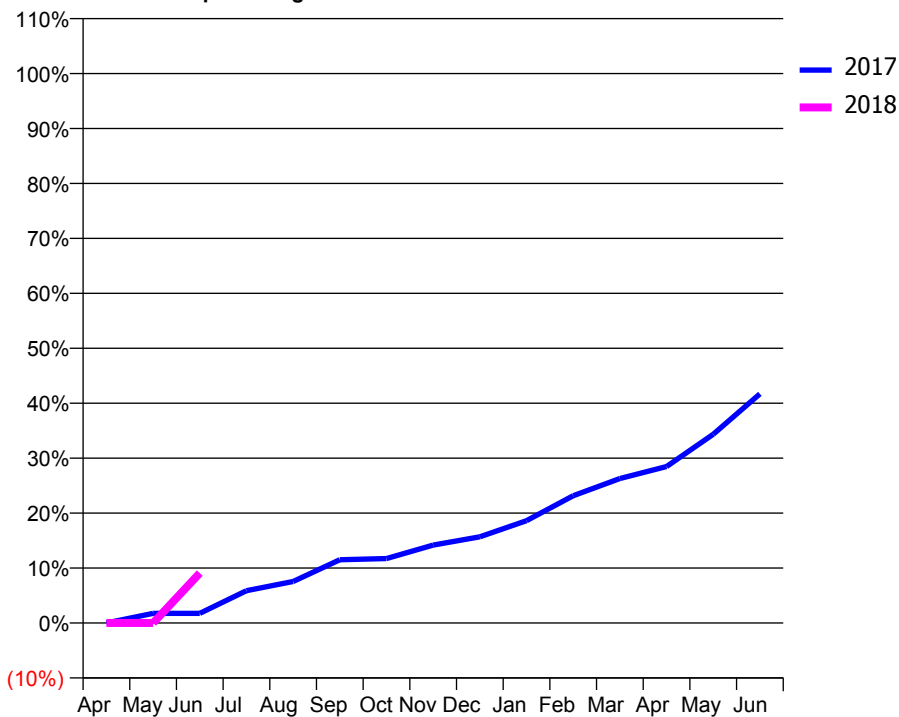
ACCESS*

Patients seen in 24 months	Total	Change since previous quarter
Quarter ending June 2016	657	
Quarter ending September 2016	588	↓
Quarter ending December 2016	533	↓
Quarter ending March 2017	536	→
Quarter ending June 2017	562	↑
Variance since June 2016	(14.5%)	↓



ACTIVITY

Cumulative percentage of contracted UDA delivered 2017 & 2018



QUALITY

	Quantity	Base Number	Contract	AT	Region	England
% of FP17s for the same patient ID Re-attending within 3 months - Children	0	0	N/A	11.2%	13.0%	12.0%
% of FP17s for the same patient ID Re-attending within 3 months - Adults	5	176	2.8%	15.0%	16.6%	16.0%
% of FP17s for the same patient ID Re-attending between 3 & 9 months - Children	0	0	N/A	60.3%	59.5%	58.0%
% of FP17s for the same patient ID Re-attending between 3 & 9 months - Adults	7	176	4.0%	54.9%	53.1%	50.9%
% of FP17s for Band 1 Urgent Courses	45	66	68.2%	9.0%	9.3%	9.1%
% of FP17s Relating to Free Repair or Replacements	0	66	0.0%	0.9%	1.0%	0.8%
% of FP17s Relating to Continuations	0	66	0.0%	1.2%	1.3%	1.1%
% of Patients satisfied with the dentistry they have received	0	0	N/A	91.6%	91.9%	91.7%
% of Patients satisfied with the time they had to wait for an appointment	0	0	N/A	87.6%	88.7%	88.0%

* This is based on patients treated on this contract for their most recent course of treatment. Figures in italics indicate the base number of FP17s or Patient Questionnaire responses are less than 100. N/A is shown where the base number of responses is less than 10 during the period. % is calculated as Quantity/Base number*100

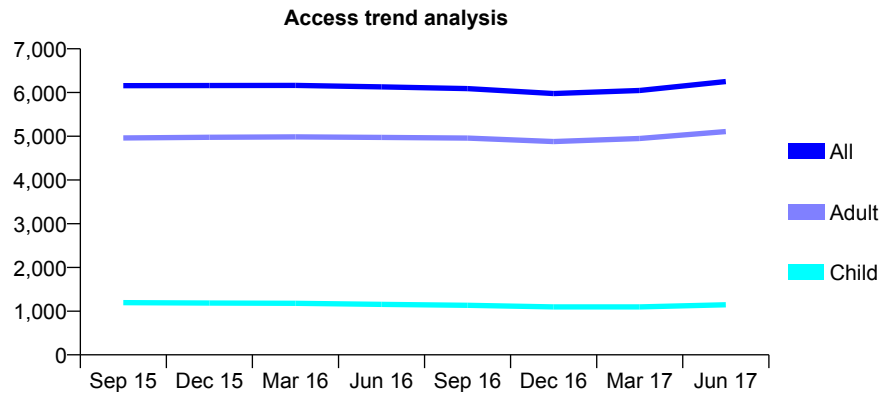
Q52 - Vital Signs At a Glance Contract Report for 231010/0001 - June 2017

Name or company name	MR WS MALACH
Contract type name	Pilot Contract
Purpose of contract	General
Contract start date	01/04/2006
Contract end date	31/03/2021

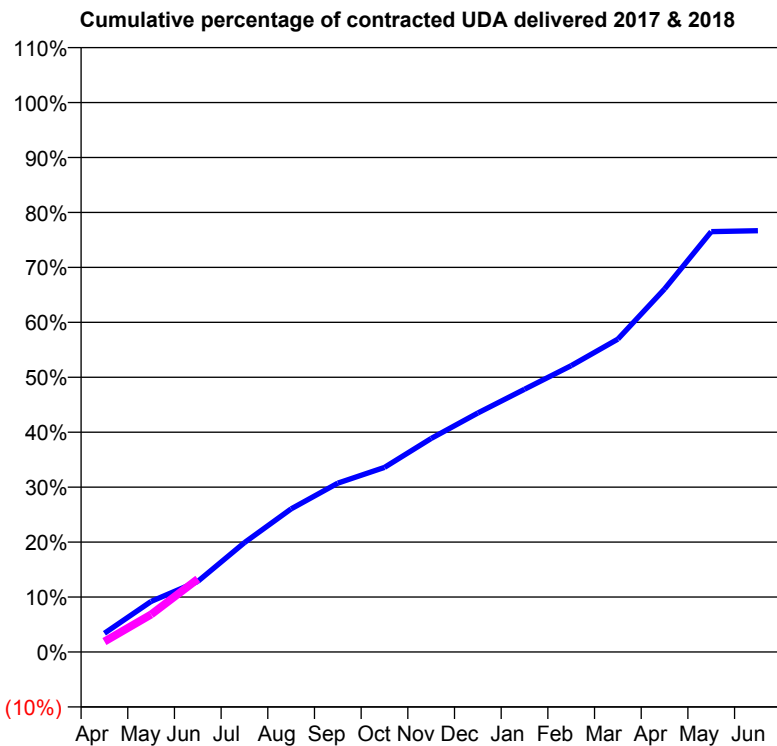
17/18 Contracted general activity (UDA)	21,490
Carry forward general activity (UDA)	0
17/18 Contracted orthodontic activity (UOA)	0
Carry forward orthodontic activity (UOA)	0
Baseline contract value	£624,375.08

ACCESS*

Patients seen in 24 months	Total	Change since previous quarter
Quarter ending June 2016	6,129	
Quarter ending September 2016	6,091	→
Quarter ending December 2016	5,977	↓
Quarter ending March 2017	6,046	→
Quarter ending June 2017	6,250	↑
Variance since June 2016	2.0%	→



ACTIVITY



Adjusted Scheduled Activity (UDA)		
Month	2017	2018
April	735	411
May	1,981	1,470
June	2,760	2,853
July	4,276	
August	5,599	
September	6,604	
October	7,222	
November	8,352	
December	9,349	
January	10,276	
February	11,199	
March	12,239	
April	14,195	
May	16,442	
June	16,475	

QUALITY

	Quantity	Base Number	Contract	AT	Region	England
% of FP17s for the same patient ID Re-attending within 3 months - Children	75	849	8.8%	11.2%	13.0%	12.0%
% of FP17s for the same patient ID Re-attending within 3 months - Adults	413	3,094	13.3%	15.0%	16.6%	16.0%
% of FP17s for the same patient ID Re-attending between 3 & 9 months - Children	487	849	57.4%	60.3%	59.5%	58.0%
% of FP17s for the same patient ID Re-attending between 3 & 9 months - Adults	1,531	3,094	49.5%	54.9%	53.1%	50.9%
% of FP17s for Band 1 Urgent Courses	22	1,564	1.4%	9.0%	9.3%	9.1%
% of FP17s Relating to Free Repair or Replacements	23	1,564	1.5%	0.9%	1.0%	0.8%
% of FP17s Relating to Continuations	6	1,564	0.4%	1.2%	1.3%	1.1%
% of Patients satisfied with the dentistry they have received	15	18	83.3%	91.6%	91.9%	91.7%
% of Patients satisfied with the time they had to wait for an appointment	16	18	88.9%	87.6%	88.7%	88.0%

* This is based on patients treated on this contract for their most recent course of treatment. Figures in italics indicate the base number of FP17s or Patient Questionnaire responses are less than 100. N/A is shown where the base number of responses is less than 10 during the period. % is calculated as Quantity/Base number*100

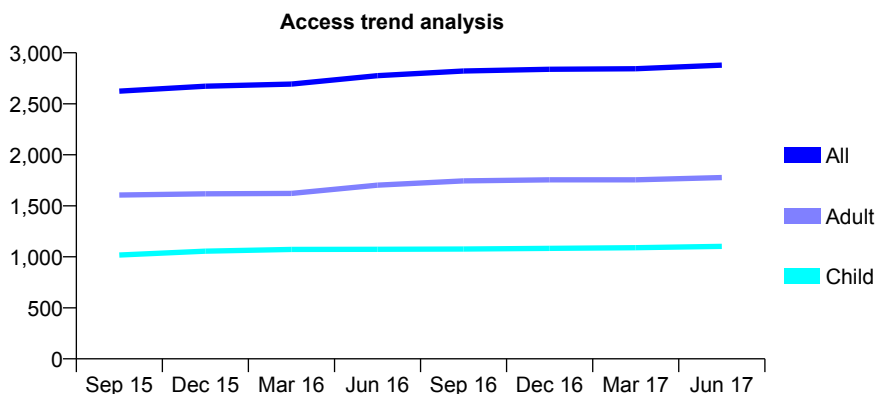
Q52 - Vital Signs At a Glance Contract Report for 233013/0003 - June 2017

Name or company name	MR IS BOYD
Contract type name	GDS Contract
Purpose of contract	General
Contract start date	01/07/2009
Contract end date	

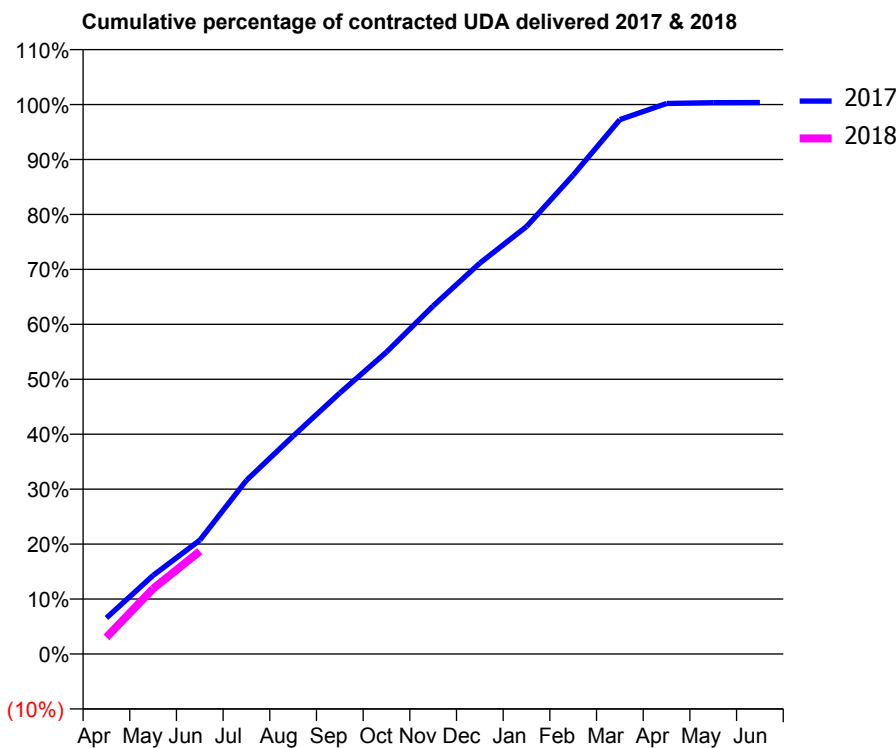
17/18 Contracted general activity (UDA)	9,000
Carry forward general activity (UDA)	0
17/18 Contracted orthodontic activity (UOA)	0
Carry forward orthodontic activity (UOA)	0
Baseline contract value	£277,356.21

ACCESS*

Patients seen in 24 months	Total	Change since previous quarter
Quarter ending June 2016	2,776	
Quarter ending September 2016	2,822	→
Quarter ending December 2016	2,838	→
Quarter ending March 2017	2,844	→
Quarter ending June 2017	2,879	→
Variance since June 2016	3.7%	↑



ACTIVITY



Month	Adjusted Scheduled Activity (UDA)	
	2017	2018
April	591	275
May	1,287	1,071
June	1,865	1,684
July	2,845	
August	3,569	
September	4,275	
October	4,945	
November	5,702	
December	6,402	
January	7,000	
February	7,843	
March	8,752	
April	9,017	
May	9,029	
June	9,031	

QUALITY

	Quantity	Base Number	Contract	AT	Region	England
% of FP17s for the same patient ID Re-attending within 3 months - Children	28	411	6.8%	11.2%	13.0%	12.0%
% of FP17s for the same patient ID Re-attending within 3 months - Adults	107	755	14.2%	15.0%	16.6%	16.0%
% of FP17s for the same patient ID Re-attending between 3 & 9 months - Children	296	411	72.0%	60.3%	59.5%	58.0%
% of FP17s for the same patient ID Re-attending between 3 & 9 months - Adults	567	755	75.1%	54.9%	53.1%	50.9%
% of FP17s for Band 1 Urgent Courses	48	1,041	4.6%	9.0%	9.3%	9.1%
% of FP17s Relating to Free Repair or Replacements	2	1,041	0.2%	0.9%	1.0%	0.8%
% of FP17s Relating to Continuations	3	1,041	0.3%	1.2%	1.3%	1.1%
% of Patients satisfied with the dentistry they have received	8	8	N/A	91.6%	91.9%	91.7%
% of Patients satisfied with the time they had to wait for an appointment	8	8	N/A	87.6%	88.7%	88.0%

* This is based on patients treated on this contract for their most recent course of treatment. Figures in italics indicate the base number of FP17s or Patient Questionnaire responses are less than 100. N/A is shown where the base number of responses is less than 10 during the period. % is calculated as Quantity/Base number*100

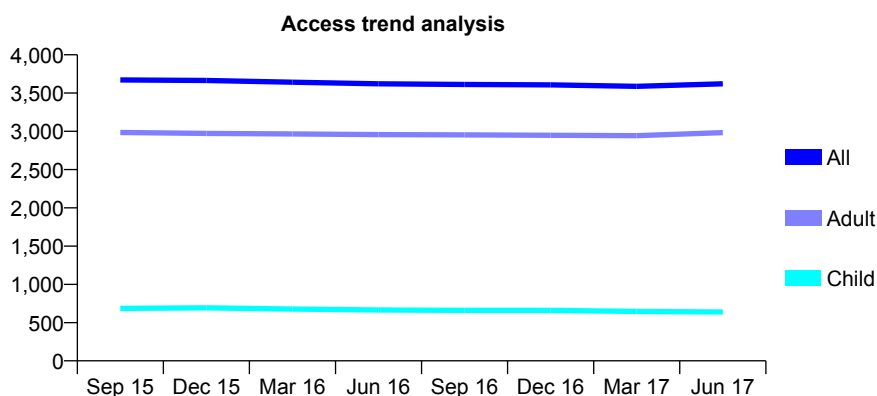
Q52 - Vital Signs At a Glance Contract Report for 235989/0001 - June 2017

Name or company name	MR MJ CLARKE
Contract type name	GDS Contract
Purpose of contract	General
Contract start date	01/04/2006
Contract end date	

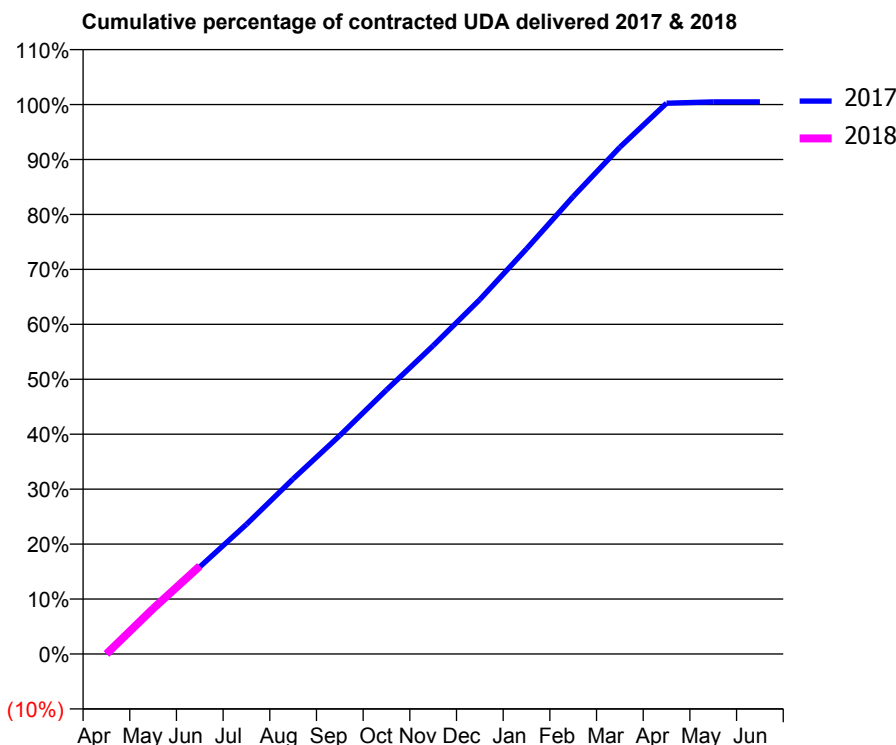
17/18 Contracted general activity (UDA)	10,826
Carry forward general activity (UDA)	0
17/18 Contracted orthodontic activity (UOA)	0
Carry forward orthodontic activity (UOA)	0
Baseline contract value	£288,703.43

ACCESS*

Patients seen in 24 months	Total	Change since previous quarter
Quarter ending June 2016	3,621	
Quarter ending September 2016	3,613	→
Quarter ending December 2016	3,607	→
Quarter ending March 2017	3,588	→
Quarter ending June 2017	3,621	→
Variance since June 2016	0.0%	→



ACTIVITY



Month	Adjusted Scheduled Activity (UDA)	
	2017	2018
April	12	0
May	884	894
June	1,717	1,732
July	2,556	
August	3,452	
September	4,306	
October	5,203	
November	6,075	
December	6,984	
January	7,983	
February	9,013	
March	9,984	
April	10,851	
May	10,876	
June	10,876	

QUALITY

	Quantity	Base Number	Contract	AT	Region	England
% of FP17s for the same patient ID Re-attending within 3 months - Children	11	242	4.5%	11.2%	13.0%	12.0%
% of FP17s for the same patient ID Re-attending within 3 months - Adults	223	1,172	19.0%	15.0%	16.6%	16.0%
% of FP17s for the same patient ID Re-attending between 3 & 9 months - Children	155	242	64.0%	60.3%	59.5%	58.0%
% of FP17s for the same patient ID Re-attending between 3 & 9 months - Adults	654	1,172	55.8%	54.9%	53.1%	50.9%
% of FP17s for Band 1 Urgent Courses	75	1,052	7.1%	9.0%	9.3%	9.1%
% of FP17s Relating to Free Repair or Replacements	12	1,052	1.1%	0.9%	1.0%	0.8%
% of FP17s Relating to Continuations	34	1,052	3.2%	1.2%	1.3%	1.1%
% of Patients satisfied with the dentistry they have received	5	5	N/A	91.6%	91.9%	91.7%
% of Patients satisfied with the time they had to wait for an appointment	5	5	N/A	87.6%	88.7%	88.0%

* This is based on patients treated on this contract for their most recent course of treatment. Figures in italics indicate the base number of FP17s or Patient Questionnaire responses are less than 100. N/A is shown where the base number of responses is less than 10 during the period. % is calculated as Quantity/Base number*100

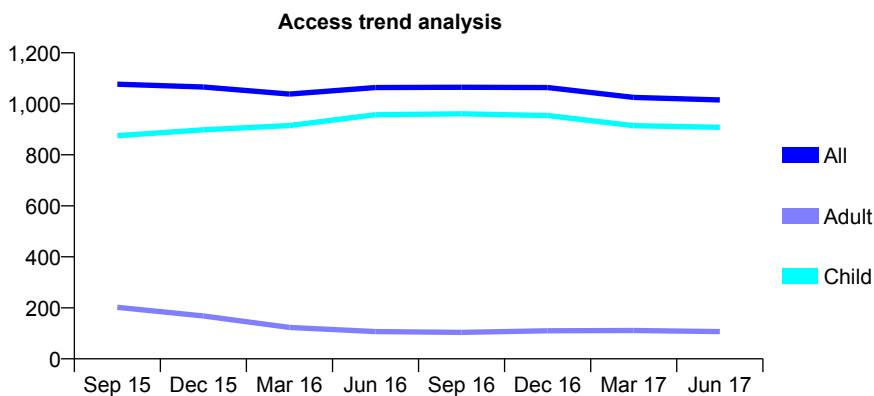
Q52 - Vital Signs At a Glance Contract Report for 237787/0001 - June 2017

Name or company name	MRS PK GREWAL
Contract type name	GDS Contract
Purpose of contract	General
Contract start date	01/04/2006
Contract end date	

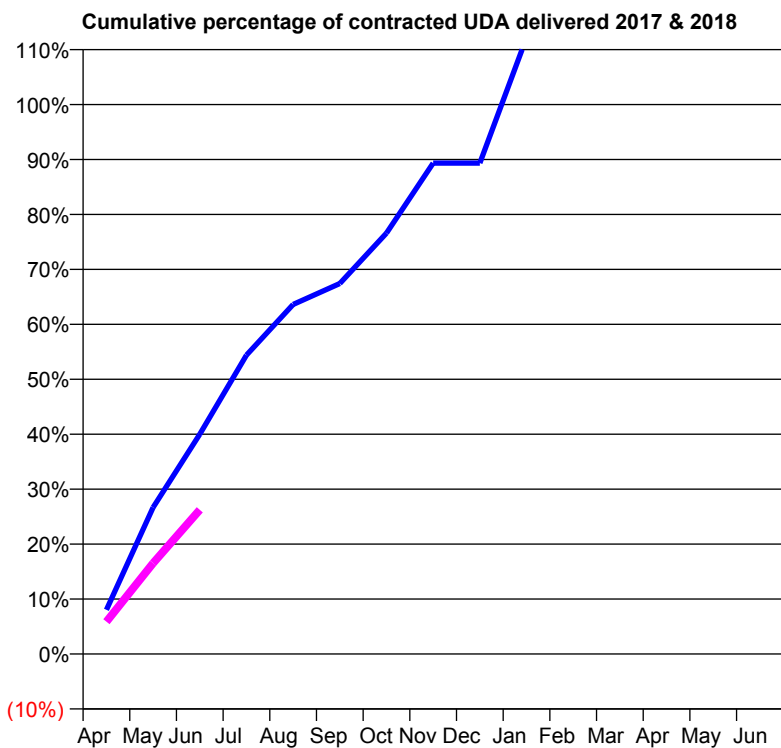
17/18 Contracted general activity (UDA)	1,790
Carry forward general activity (UDA)	0
17/18 Contracted orthodontic activity (UOA)	0
Carry forward orthodontic activity (UOA)	0
Baseline contract value	£39,314.95

ACCESS*

Patients seen in 24 months	Total	Change since previous quarter
Quarter ending June 2016	1,064	
Quarter ending September 2016	1,065	→
Quarter ending December 2016	1,064	→
Quarter ending March 2017	1,025	↓
Quarter ending June 2017	1,015	→
Variance since June 2016	(4.6%)	↓



ACTIVITY



Month	Adjusted Scheduled Activity (UDA)	
	2017	2018
April	144	105
May	477	296
June	716	470
July	974	
August	1,139	
September	1,207	
October	1,371	
November	1,599	
December	1,599	
January	2,007	
February	2,084	
March	2,144	
April	2,165	
May	2,165	
June	2,169	

QUALITY

	Quantity	Base Number	Contract	AT	Region	England
% of FP17s for the same patient ID Re-attending within 3 months - Children	27	393	6.9%	11.2%	13.0%	12.0%
% of FP17s for the same patient ID Re-attending within 3 months - Adults	0	17	0.0%	15.0%	16.6%	16.0%
% of FP17s for the same patient ID Re-attending between 3 & 9 months - Children	277	393	70.5%	60.3%	59.5%	58.0%
% of FP17s for the same patient ID Re-attending between 3 & 9 months - Adults	12	17	70.6%	54.9%	53.1%	50.9%
% of FP17s for Band 1 Urgent Courses	19	393	4.8%	9.0%	9.3%	9.1%
% of FP17s Relating to Free Repair or Replacements	0	393	0.0%	0.9%	1.0%	0.8%
% of FP17s Relating to Continuations	0	393	0.0%	1.2%	1.3%	1.1%
% of Patients satisfied with the dentistry they have received	1	1	N/A	91.6%	91.9%	91.7%
% of Patients satisfied with the time they had to wait for an appointment	1	1	N/A	87.6%	88.7%	88.0%

* This is based on patients treated on this contract for their most recent course of treatment. Figures in italics indicate the base number of FP17s or Patient Questionnaire responses are less than 100. N/A is shown where the base number of responses is less than 10 during the period. % is calculated as Quantity/Base number*100

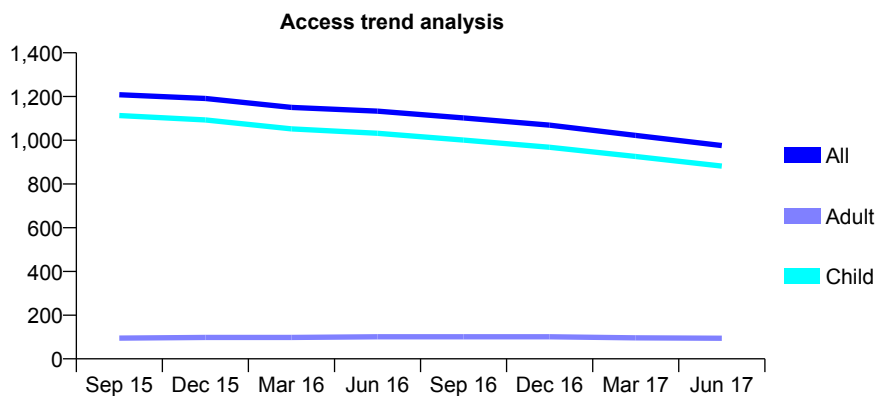
Q52 - Vital Signs At a Glance Contract Report for 239224/0001 - June 2017

Name or company name	MRS SJ JARDINE
Contract type name	GDS Contract
Purpose of contract	General
Contract start date	01/04/2006
Contract end date	

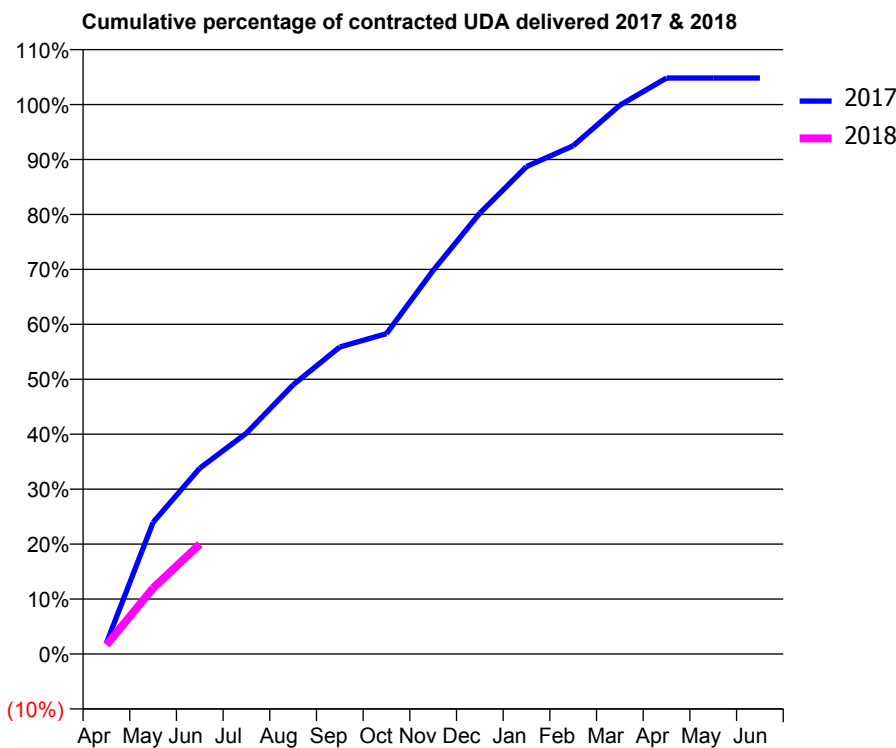
17/18 Contracted general activity (UDA)	2,200
Carry forward general activity (UDA)	0
17/18 Contracted orthodontic activity (UOA)	0
Carry forward orthodontic activity (UOA)	0
Baseline contract value	£46,934.26

ACCESS*

Patients seen in 24 months	Total	Change since previous quarter
Quarter ending June 2016	1,133	
Quarter ending September 2016	1,102	↓
Quarter ending December 2016	1,069	↓
Quarter ending March 2017	1,022	↓
Quarter ending June 2017	976	↓
Variance since June 2016	(13.9%)	↓



ACTIVITY



Month	Adjusted Scheduled Activity (UDA)	
	2017	2018
April	44	37
May	527	264
June	744	440
July	884	
August	1,077	
September	1,229	
October	1,283	
November	1,536	
December	1,765	
January	1,952	
February	2,035	
March	2,197	
April	2,306	
May	2,306	
June	2,306	

QUALITY

	Quantity	Base Number	Contract	AT	Region	England
% of FP17s for the same patient ID Re-attending within 3 months - Children	30	433	6.9%	11.2%	13.0%	12.0%
% of FP17s for the same patient ID Re-attending within 3 months - Adults	0	0	N/A	15.0%	16.6%	16.0%
% of FP17s for the same patient ID Re-attending between 3 & 9 months - Children	324	433	74.8%	60.3%	59.5%	58.0%
% of FP17s for the same patient ID Re-attending between 3 & 9 months - Adults	0	0	N/A	54.9%	53.1%	50.9%
% of FP17s for Band 1 Urgent Courses	14	354	4.0%	9.0%	9.3%	9.1%
% of FP17s Relating to Free Repair or Replacements	0	354	0.0%	0.9%	1.0%	0.8%
% of FP17s Relating to Continuations	0	354	0.0%	1.2%	1.3%	1.1%
% of Patients satisfied with the dentistry they have received	0	0	N/A	91.6%	91.9%	91.7%
% of Patients satisfied with the time they had to wait for an appointment	0	0	N/A	87.6%	88.7%	88.0%

* This is based on patients treated on this contract for their most recent course of treatment. Figures in italics indicate the base number of FP17s or Patient Questionnaire responses are less than 100. N/A is shown where the base number of responses is less than 10 during the period. % is calculated as Quantity/Base number*100

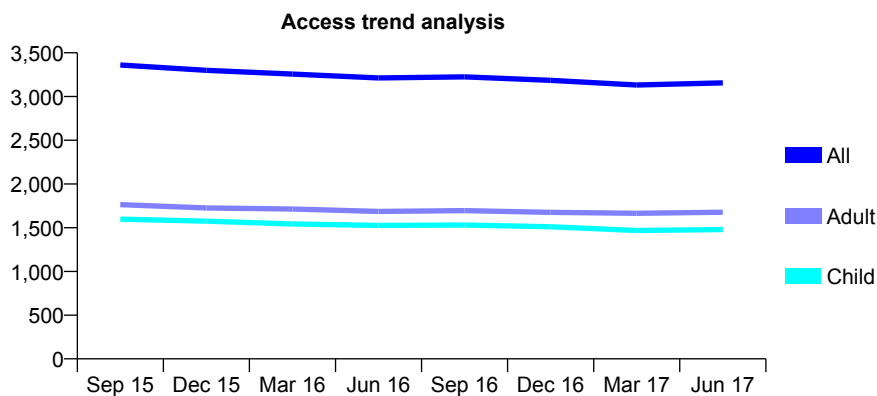
Q52 - Vital Signs At a Glance Contract Report for 250619/0001 - June 2017

Name or company name	MR SH BASHIR
Contract type name	PDS Contract
Purpose of contract	General
Contract start date	01/04/2006
Contract end date	31/03/2021

17/18 Contracted general activity (UDA)	8,413
Carry forward general activity (UDA)	0
17/18 Contracted orthodontic activity (UOA)	0
Carry forward orthodontic activity (UOA)	0
Baseline contract value	£223,176.91

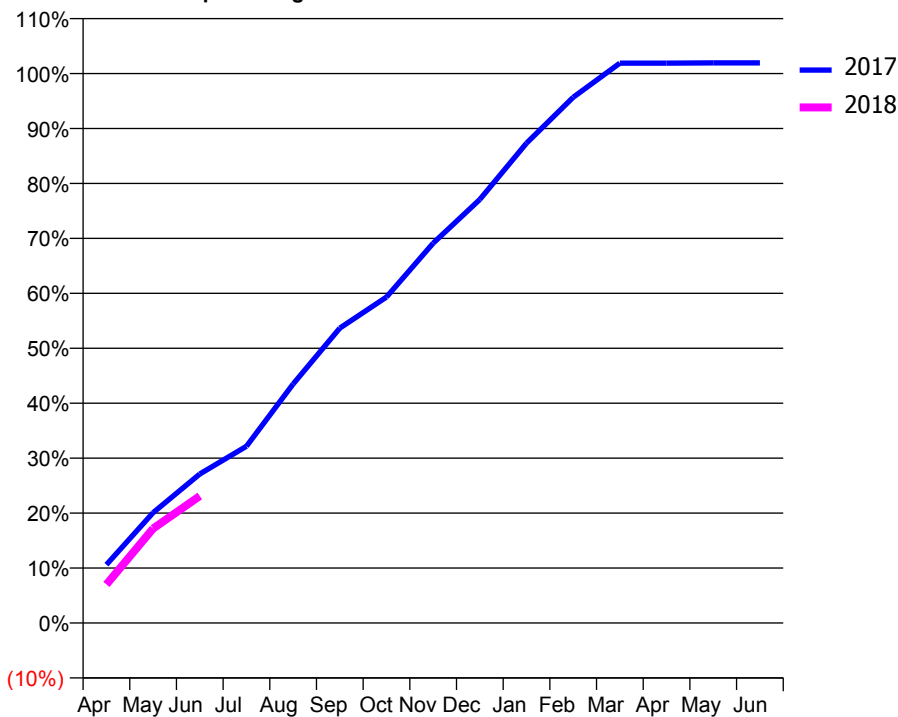
ACCESS*

Patients seen in 24 months	Total	Change since previous quarter
Quarter ending June 2016	3,212	
Quarter ending September 2016	3,225	→
Quarter ending December 2016	3,185	↓
Quarter ending March 2017	3,132	↓
Quarter ending June 2017	3,156	→
Variance since June 2016	(1.7%)	↓



ACTIVITY

Cumulative percentage of contracted UDA delivered 2017 & 2018



Month	Adjusted Scheduled Activity (UDA)	
	2017	2018
April	893	591
May	1,690	1,446
June	2,281	1,945
July	2,706	
August	3,659	
September	4,515	
October	4,991	
November	5,815	
December	6,486	
January	7,347	
February	8,049	
March	8,572	
April	8,572	
May	8,575	
June	8,575	

QUALITY

	Quantity	Base Number	Contract	AT	Region	England
% of FP17s for the same patient ID Re-attending within 3 months - Children	19	731	2.6%	11.2%	13.0%	12.0%
% of FP17s for the same patient ID Re-attending within 3 months - Adults	65	610	10.7%	15.0%	16.6%	16.0%
% of FP17s for the same patient ID Re-attending between 3 & 9 months - Children	593	731	81.1%	60.3%	59.5%	58.0%
% of FP17s for the same patient ID Re-attending between 3 & 9 months - Adults	428	610	70.2%	54.9%	53.1%	50.9%
% of FP17s for Band 1 Urgent Courses	35	1,338	2.6%	9.0%	9.3%	9.1%
% of FP17s Relating to Free Repair or Replacements	6	1,338	0.4%	0.9%	1.0%	0.8%
% of FP17s Relating to Continuations	4	1,338	0.3%	1.2%	1.3%	1.1%
% of Patients satisfied with the dentistry they have received	0	2	N/A	91.6%	91.9%	91.7%
% of Patients satisfied with the time they had to wait for an appointment	1	2	N/A	87.6%	88.7%	88.0%

* This is based on patients treated on this contract for their most recent course of treatment. Figures in italics indicate the base number of FP17s or Patient Questionnaire responses are less than 100. N/A is shown where the base number of responses is less than 10 during the period. % is calculated as Quantity/Base number*100

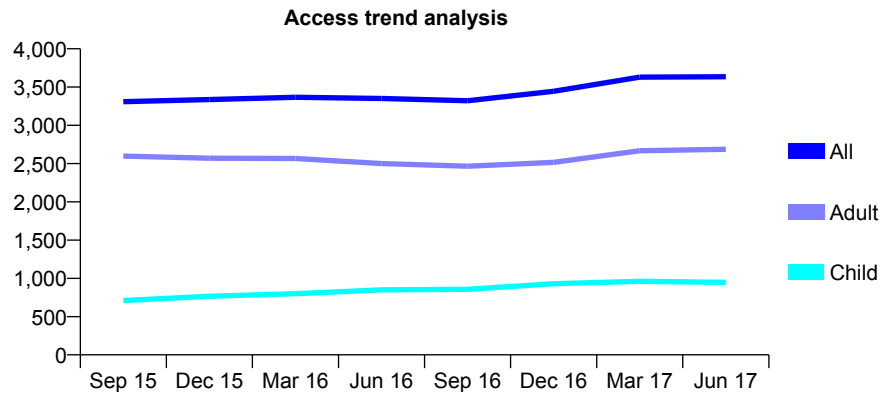
Q52 - Vital Signs At a Glance Contract Report for 263095/0001 - June 2017

Name or company name	MISS F SHAKOOR
Contract type name	GDS Contract
Purpose of contract	General
Contract start date	01/05/2012
Contract end date	

17/18 Contracted general activity (UDA)	11,600
Carry forward general activity (UDA)	0
17/18 Contracted orthodontic activity (UOA)	0
Carry forward orthodontic activity (UOA)	0
Baseline contract value	£364,763.32

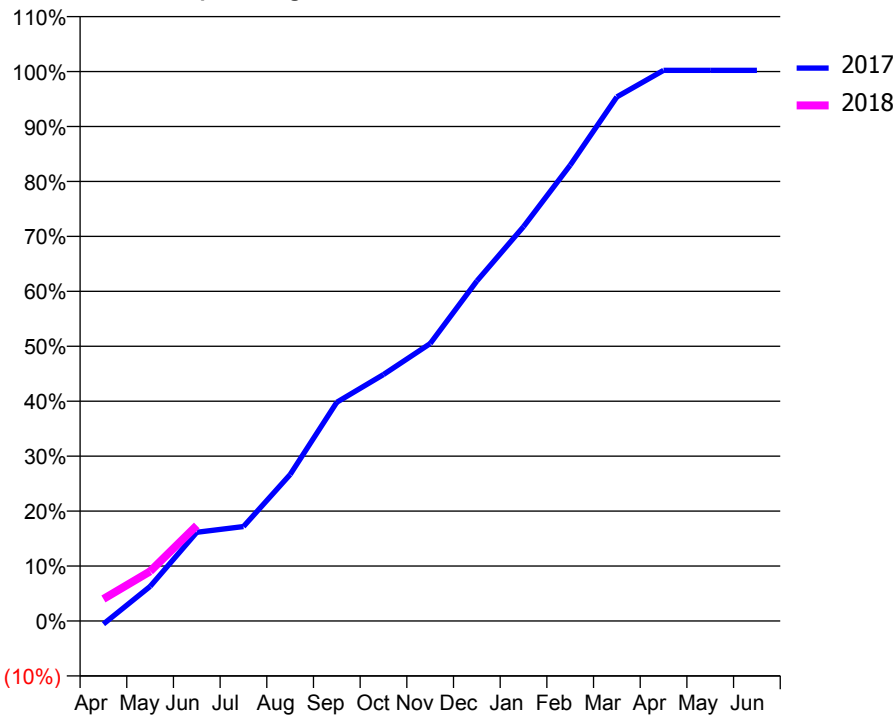
ACCESS*

Patients seen in 24 months	Total	Change since previous quarter
Quarter ending June 2016	3,350	
Quarter ending September 2016	3,322	→
Quarter ending December 2016	3,445	↑
Quarter ending March 2017	3,630	↑
Quarter ending June 2017	3,634	→
Variance since June 2016	8.5%	↑



ACTIVITY

Cumulative percentage of contracted UDA delivered 2017 & 2018



Month	Adjusted Scheduled Activity (UDA)	
	2017	2018
April	-65	465
May	730	1,048
June	1,875	2,017
July	1,995	
August	3,092	
September	4,617	
October	5,205	
November	5,857	
December	7,177	
January	8,326	
February	9,623	
March	11,063	
April	11,623	
May	11,623	
June	11,623	

QUALITY

	Quantity	Base Number	Contract	AT	Region	England
% of FP17s for the same patient ID Re-attending within 3 months - Children	17	318	5.3%	11.2%	13.0%	12.0%
% of FP17s for the same patient ID Re-attending within 3 months - Adults	122	988	12.3%	15.0%	16.6%	16.0%
% of FP17s for the same patient ID Re-attending between 3 & 9 months - Children	248	318	78.0%	60.3%	59.5%	58.0%
% of FP17s for the same patient ID Re-attending between 3 & 9 months - Adults	682	988	69.0%	54.9%	53.1%	50.9%
% of FP17s for Band 1 Urgent Courses	37	1,051	3.5%	9.0%	9.3%	9.1%
% of FP17s Relating to Free Repair or Replacements	9	1,051	0.9%	0.9%	1.0%	0.8%
% of FP17s Relating to Continuations	22	1,051	2.1%	1.2%	1.3%	1.1%
% of Patients satisfied with the dentistry they have received	4	4	N/A	91.6%	91.9%	91.7%
% of Patients satisfied with the time they had to wait for an appointment	4	4	N/A	87.6%	88.7%	88.0%

* This is based on patients treated on this contract for their most recent course of treatment. Figures in italics indicate the base number of FP17s or Patient Questionnaire responses are less than 100. N/A is shown where the base number of responses is less than 10 during the period. % is calculated as Quantity/Base number*100

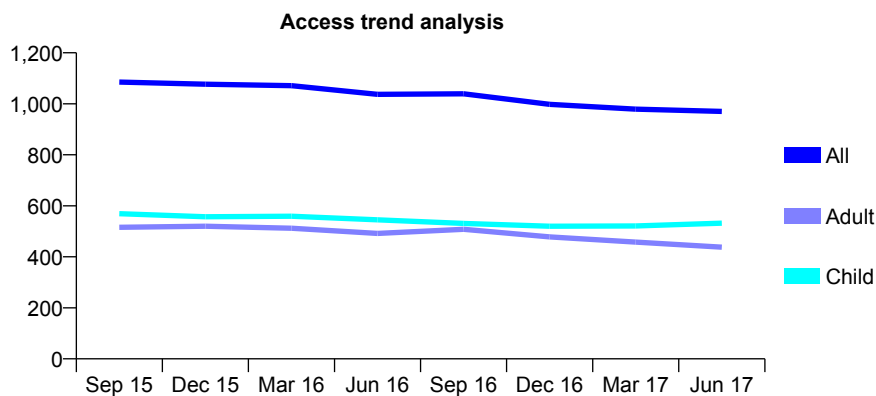
Q52 - Vital Signs At a Glance Contract Report for 269794/0001 - June 2017

Name or company name	MR MP BROWN
Contract type name	GDS Contract
Purpose of contract	General
Contract start date	02/02/2009
Contract end date	

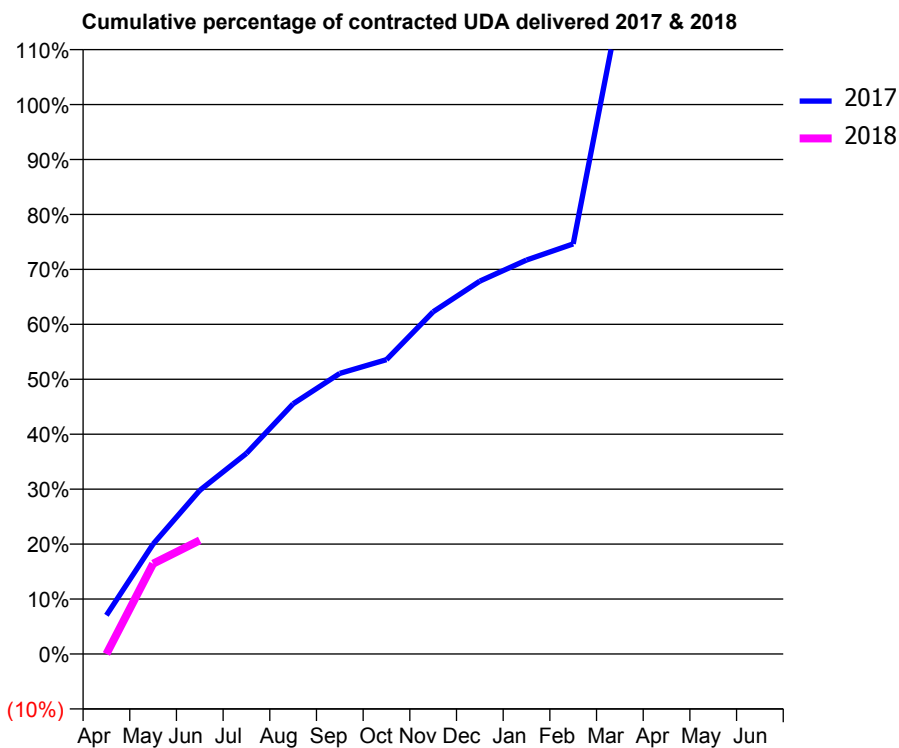
17/18 Contracted general activity (UDA)	1,436
Carry forward general activity (UDA)	0
17/18 Contracted orthodontic activity (UOA)	0
Carry forward orthodontic activity (UOA)	0
Baseline contract value	£48,431.58

ACCESS*

Patients seen in 24 months	Total	Change since previous quarter
Quarter ending June 2016	1,037	
Quarter ending September 2016	1,039	→
Quarter ending December 2016	998	↓
Quarter ending March 2017	979	↓
Quarter ending June 2017	970	→
Variance since June 2016	(6.5%)	↓



ACTIVITY



Adjusted Scheduled Activity (UDA)		
Month	2017	2018
April	101	0
May	287	236
June	428	297
July	524	
August	654	
September	733	
October	769	
November	894	
December	975	
January	1,030	
February	1,072	
March	1,697	
April	1,712	
May	1,737	
June	1,738	

QUALITY

	Quantity	Base Number	Contract	AT	Region	England
% of FP17s for the same patient ID Re-attending within 3 months - Children	16	213	7.5%	11.2%	13.0%	12.0%
% of FP17s for the same patient ID Re-attending within 3 months - Adults	1	42	2.4%	15.0%	16.6%	16.0%
% of FP17s for the same patient ID Re-attending between 3 & 9 months - Children	141	213	66.2%	60.3%	59.5%	58.0%
% of FP17s for the same patient ID Re-attending between 3 & 9 months - Adults	28	42	66.7%	54.9%	53.1%	50.9%
% of FP17s for Band 1 Urgent Courses	10	225	4.4%	9.0%	9.3%	9.1%
% of FP17s Relating to Free Repair or Replacements	0	225	0.0%	0.9%	1.0%	0.8%
% of FP17s Relating to Continuations	1	225	0.4%	1.2%	1.3%	1.1%
% of Patients satisfied with the dentistry they have received	3	3	N/A	91.6%	91.9%	91.7%
% of Patients satisfied with the time they had to wait for an appointment	1	3	N/A	87.6%	88.7%	88.0%

* This is based on patients treated on this contract for their most recent course of treatment. Figures in italics indicate the base number of FP17s or Patient Questionnaire responses are less than 100. N/A is shown where the base number of responses is less than 10 during the period. % is calculated as Quantity/Base number*100

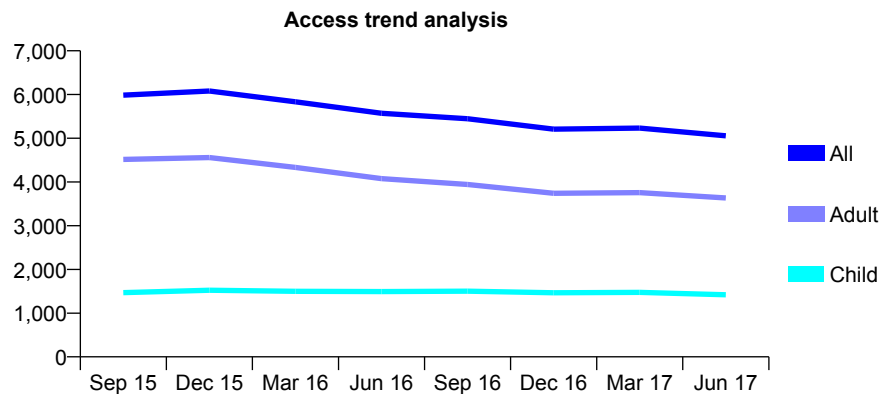
Q52 - Vital Signs At a Glance Contract Report for 269883/0002 - June 2017

Name or company name	MR MA MANZOOR
Contract type name	GDS Contract
Purpose of contract	General
Contract start date	01/12/2012
Contract end date	

17/18 Contracted general activity (UDA)	17,225
Carry forward general activity (UDA)	0
17/18 Contracted orthodontic activity (UOA)	0
Carry forward orthodontic activity (UOA)	0
Baseline contract value	£463,209.80

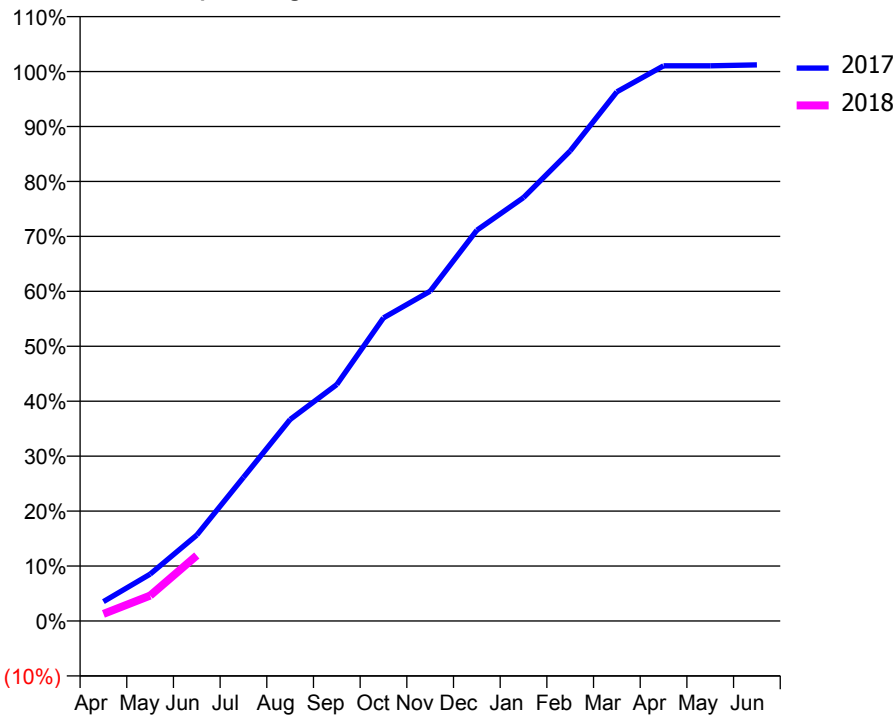
ACCESS*

Patients seen in 24 months	Total	Change since previous quarter
Quarter ending June 2016	5,570	
Quarter ending September 2016	5,445	↓
Quarter ending December 2016	5,207	↓
Quarter ending March 2017	5,231	→
Quarter ending June 2017	5,055	↓
Variance since June 2016	(9.2%)	↓



ACTIVITY

Cumulative percentage of contracted UDA delivered 2017 & 2018



Month	Adjusted Scheduled Activity (UDA)	
	2017	2018
April	607	225
May	1,469	795
June	2,696	2,055
July	4,503	
August	6,318	
September	7,413	
October	9,504	
November	10,340	
December	12,250	
January	13,272	
February	14,735	
March	16,588	
April	17,403	
May	17,403	
June	17,432	

QUALITY

	Quantity	Base Number	Contract	AT	Region	England
% of FP17s for the same patient ID Re-attending within 3 months - Children	25	374	6.7%	11.2%	13.0%	12.0%
% of FP17s for the same patient ID Re-attending within 3 months - Adults	115	974	11.8%	15.0%	16.6%	16.0%
% of FP17s for the same patient ID Re-attending between 3 & 9 months - Children	228	374	61.0%	60.3%	59.5%	58.0%
% of FP17s for the same patient ID Re-attending between 3 & 9 months - Adults	649	974	66.6%	54.9%	53.1%	50.9%
% of FP17s for Band 1 Urgent Courses	75	998	7.5%	9.0%	9.3%	9.1%
% of FP17s Relating to Free Repair or Replacements	9	998	0.9%	0.9%	1.0%	0.8%
% of FP17s Relating to Continuations	1	998	0.1%	1.2%	1.3%	1.1%
% of Patients satisfied with the dentistry they have received	6	6	N/A	91.6%	91.9%	91.7%
% of Patients satisfied with the time they had to wait for an appointment	5	6	N/A	87.6%	88.7%	88.0%

* This is based on patients treated on this contract for their most recent course of treatment. Figures in italics indicate the base number of FP17s or Patient Questionnaire responses are less than 100. N/A is shown where the base number of responses is less than 10 during the period. % is calculated as Quantity/Base number*100

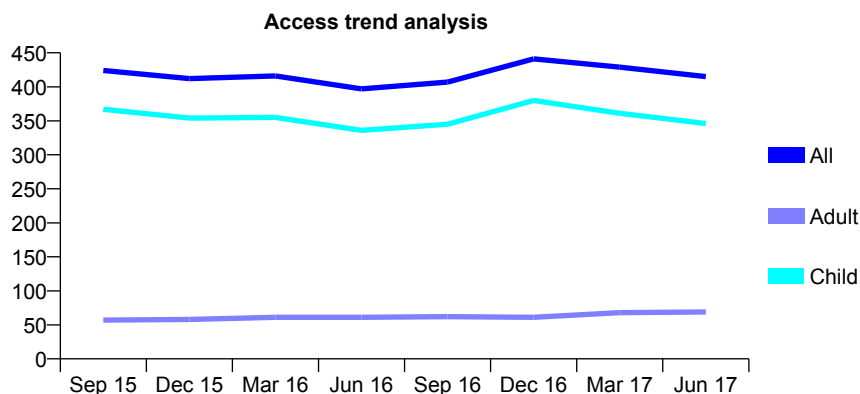
Q52 - Vital Signs At a Glance Contract Report for 271209/0001 - June 2017

Name or company name	MR PJ MOORE
Contract type name	GDS Contract
Purpose of contract	General
Contract start date	15/09/2006
Contract end date	

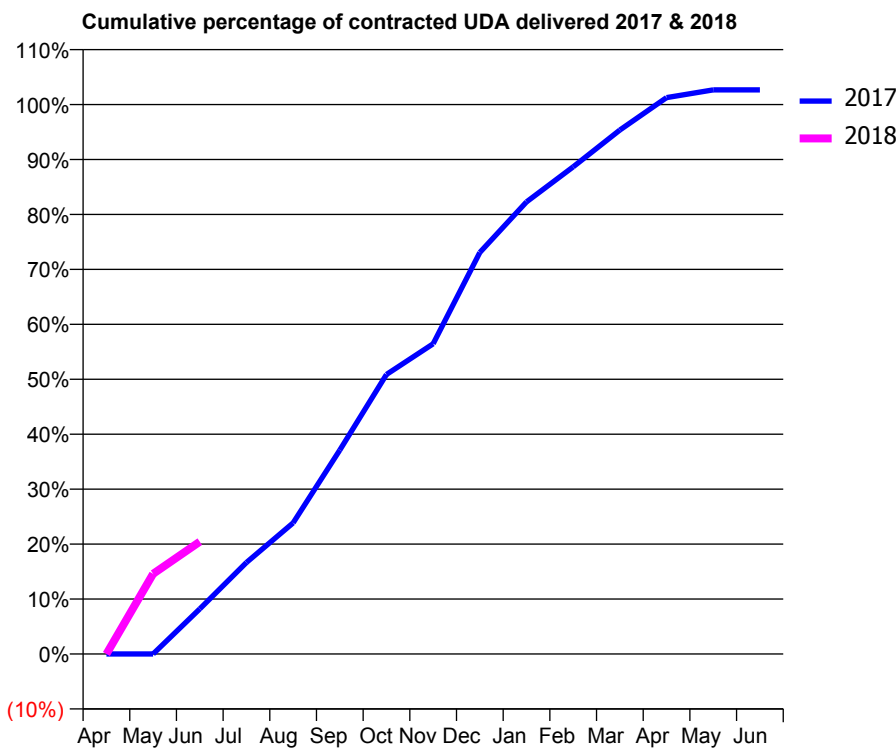
17/18 Contracted general activity (UDA)	806
Carry forward general activity (UDA)	0
17/18 Contracted orthodontic activity (UOA)	0
Carry forward orthodontic activity (UOA)	0
Baseline contract value	£23,984.48

ACCESS*

Patients seen in 24 months	Total	Change since previous quarter
Quarter ending June 2016	397	
Quarter ending September 2016	407	↑
Quarter ending December 2016	441	↑
Quarter ending March 2017	429	↓
Quarter ending June 2017	415	↓
Variance since June 2016	4.5%	↑



ACTIVITY



Month	Adjusted Scheduled Activity (UDA)	
	2017	2018
April	0	0
May	0	118
June	66	165
July	134	
August	192	
September	299	
October	410	
November	455	
December	589	
January	663	
February	715	
March	769	
April	816	
May	827	
June	827	

QUALITY

	Quantity	Base Number	Contract	AT	Region	England
% of FP17s for the same patient ID Re-attending within 3 months - Children	15	141	10.6%	11.2%	13.0%	12.0%
% of FP17s for the same patient ID Re-attending within 3 months - Adults	0	11	0.0%	15.0%	16.6%	16.0%
% of FP17s for the same patient ID Re-attending between 3 & 9 months - Children	59	141	41.8%	60.3%	59.5%	58.0%
% of FP17s for the same patient ID Re-attending between 3 & 9 months - Adults	1	11	9.1%	54.9%	53.1%	50.9%
% of FP17s for Band 1 Urgent Courses	4	121	3.3%	9.0%	9.3%	9.1%
% of FP17s Relating to Free Repair or Replacements	0	121	0.0%	0.9%	1.0%	0.8%
% of FP17s Relating to Continuations	0	121	0.0%	1.2%	1.3%	1.1%
% of Patients satisfied with the dentistry they have received	0	0	N/A	91.6%	91.9%	91.7%
% of Patients satisfied with the time they had to wait for an appointment	0	0	N/A	87.6%	88.7%	88.0%

* This is based on patients treated on this contract for their most recent course of treatment. Figures in italics indicate the base number of FP17s or Patient Questionnaire responses are less than 100. N/A is shown where the base number of responses is less than 10 during the period. % is calculated as Quantity/Base number*100

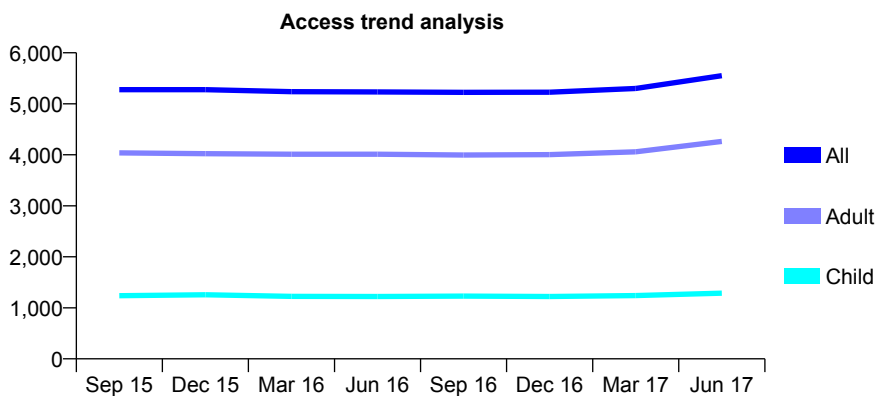
Q52 - Vital Signs At a Glance Contract Report for 305359/0001 - June 2017

Name or company name	MR NP VETTASSERI
Contract type name	GDS Contract
Purpose of contract	General
Contract start date	01/04/2006
Contract end date	

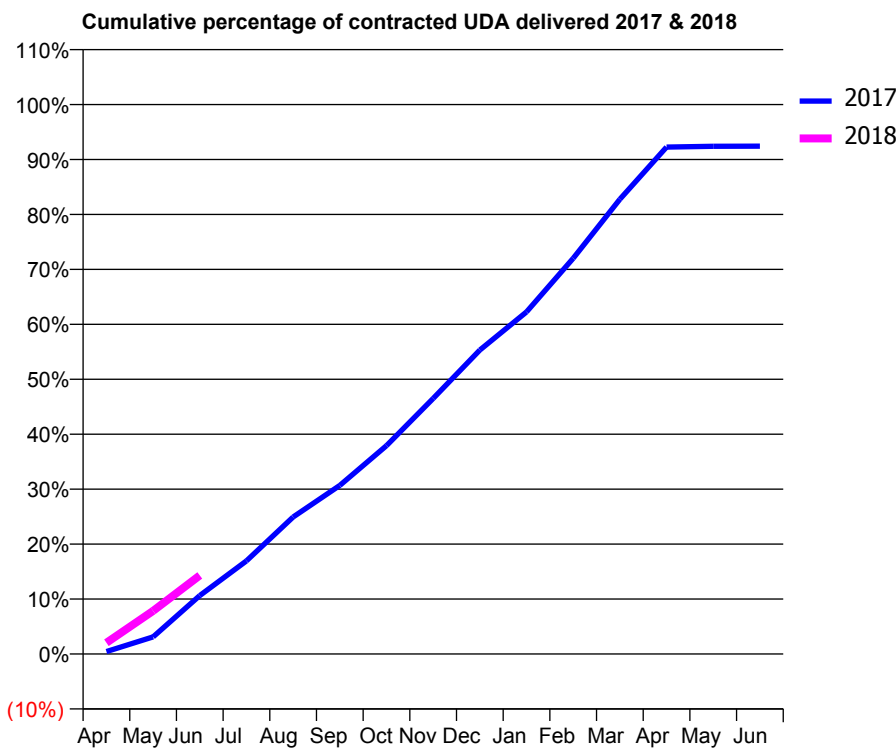
17/18 Contracted general activity (UDA)	19,060
Carry forward general activity (UDA)	0
17/18 Contracted orthodontic activity (UOA)	0
Carry forward orthodontic activity (UOA)	0
Baseline contract value	£542,263.34

ACCESS*

Patients seen in 24 months	Total	Change since previous quarter
Quarter ending June 2016	5,233	
Quarter ending September 2016	5,225	→
Quarter ending December 2016	5,228	→
Quarter ending March 2017	5,301	→
Quarter ending June 2017	5,551	↑
Variance since June 2016	6.1%	↑



ACTIVITY



Month	Adjusted Scheduled Activity (UDA)	
	2017	2018
April	87	393
May	594	1,494
June	2,028	2,728
July	3,233	
August	4,750	
September	5,849	
October	7,229	
November	8,862	
December	10,544	
January	11,866	
February	13,725	
March	15,775	
April	17,583	
May	17,612	
June	17,618	

QUALITY

	Quantity	Base Number	Contract	AT	Region	England
% of FP17s for the same patient ID Re-attending within 3 months - Children	14	330	4.2%	11.2%	13.0%	12.0%
% of FP17s for the same patient ID Re-attending within 3 months - Adults	118	1,138	10.4%	15.0%	16.6%	16.0%
% of FP17s for the same patient ID Re-attending between 3 & 9 months - Children	92	330	27.9%	60.3%	59.5%	58.0%
% of FP17s for the same patient ID Re-attending between 3 & 9 months - Adults	368	1,138	32.3%	54.9%	53.1%	50.9%
% of FP17s for Band 1 Urgent Courses	24	958	2.5%	9.0%	9.3%	9.1%
% of FP17s Relating to Free Repair or Replacements	31	958	3.2%	0.9%	1.0%	0.8%
% of FP17s Relating to Continuations	19	958	2.0%	1.2%	1.3%	1.1%
% of Patients satisfied with the dentistry they have received	6	6	N/A	91.6%	91.9%	91.7%
% of Patients satisfied with the time they had to wait for an appointment	6	6	N/A	87.6%	88.7%	88.0%

* This is based on patients treated on this contract for their most recent course of treatment. Figures in italics indicate the base number of FP17s or Patient Questionnaire responses are less than 100. N/A is shown where the base number of responses is less than 10 during the period. % is calculated as Quantity/Base number*100

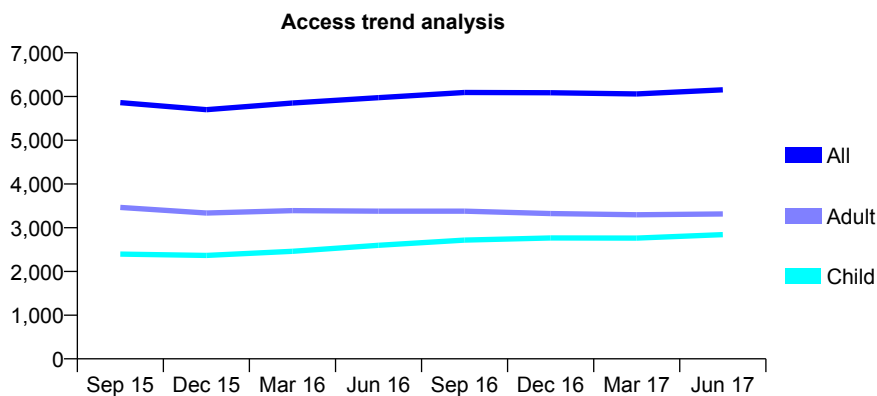
Q52 - Vital Signs At a Glance Contract Report for 306231/0003 - June 2017

Name or company name	MR KS HUNJAN
Contract type name	PDS Contract
Purpose of contract	General
Contract start date	01/04/2006
Contract end date	31/03/2021

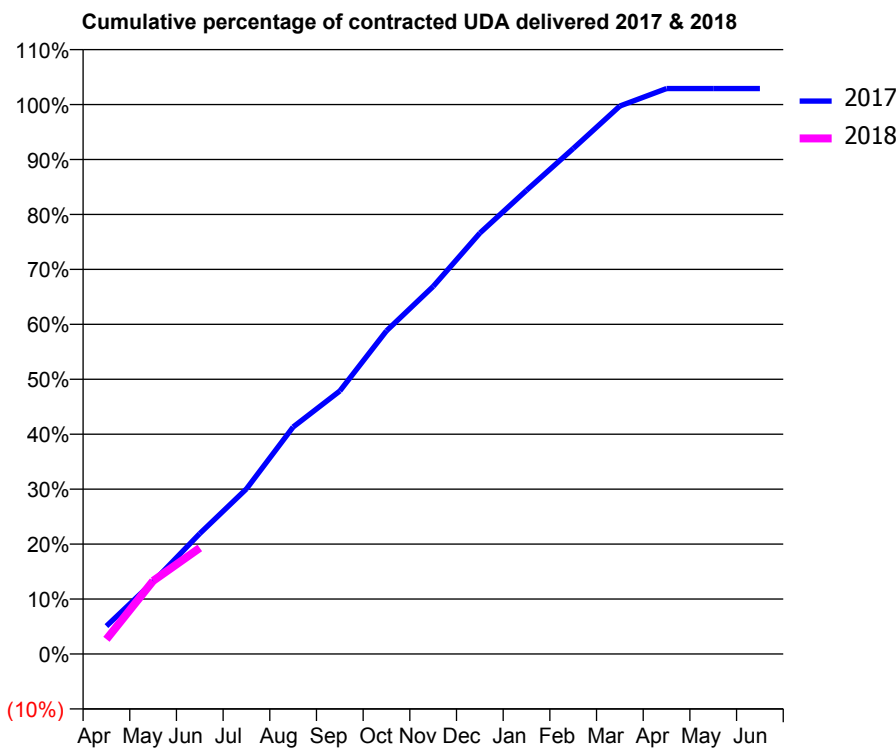
17/18 Contracted general activity (UDA)	15,382
Carry forward general activity (UDA)	0
17/18 Contracted orthodontic activity (UOA)	0
Carry forward orthodontic activity (UOA)	0
Baseline contract value	£535,921.35

ACCESS*

Patients seen in 24 months	Total	Change since previous quarter
Quarter ending June 2016	5,974	
Quarter ending September 2016	6,092	→
Quarter ending December 2016	6,087	→
Quarter ending March 2017	6,060	→
Quarter ending June 2017	6,153	→
Variance since June 2016	3.0%	↑



ACTIVITY



Adjusted Scheduled Activity (UDA)		
Month	2017	2018
April	781	412
May	2,022	2,046
June	3,374	2,971
July	4,622	
August	6,357	
September	7,361	
October	9,045	
November	10,290	
December	11,782	
January	12,979	
February	14,151	
March	15,341	
April	15,829	
May	15,830	
June	15,830	

QUALITY

	Quantity	Base Number	Contract	AT	Region	England
% of FP17s for the same patient ID Re-attending within 3 months - Children	33	1,044	3.2%	11.2%	13.0%	12.0%
% of FP17s for the same patient ID Re-attending within 3 months - Adults	71	999	7.1%	15.0%	16.6%	16.0%
% of FP17s for the same patient ID Re-attending between 3 & 9 months - Children	679	1,044	65.0%	60.3%	59.5%	58.0%
% of FP17s for the same patient ID Re-attending between 3 & 9 months - Adults	638	999	63.9%	54.9%	53.1%	50.9%
% of FP17s for Band 1 Urgent Courses	60	1,724	3.5%	9.0%	9.3%	9.1%
% of FP17s Relating to Free Repair or Replacements	0	1,724	0.0%	0.9%	1.0%	0.8%
% of FP17s Relating to Continuations	10	1,724	0.6%	1.2%	1.3%	1.1%
% of Patients satisfied with the dentistry they have received	2	2	N/A	91.6%	91.9%	91.7%
% of Patients satisfied with the time they had to wait for an appointment	2	2	N/A	87.6%	88.7%	88.0%

* This is based on patients treated on this contract for their most recent course of treatment. Figures in italics indicate the base number of FP17s or Patient Questionnaire responses are less than 100. N/A is shown where the base number of responses is less than 10 during the period. % is calculated as Quantity/Base number*100

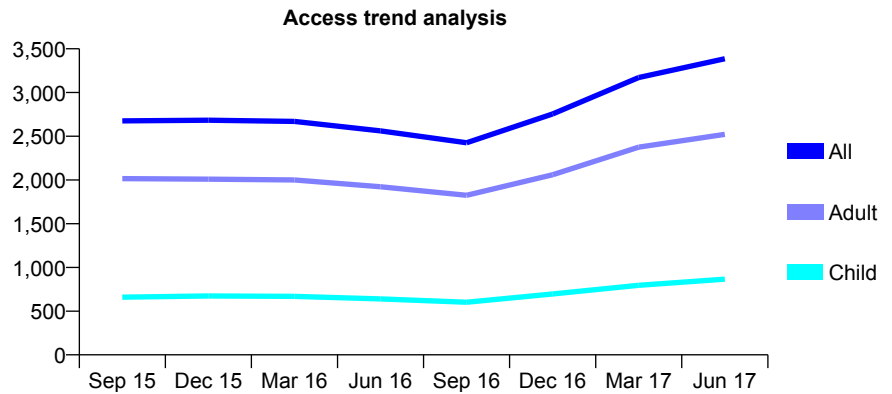
Q52 - Vital Signs At a Glance Contract Report for 318760/0001 - June 2017

Name or company name	MR A HUSSAIN
Contract type name	GDS Contract
Purpose of contract	General
Contract start date	01/04/2006
Contract end date	

17/18 Contracted general activity (UDA)	11,280
Carry forward general activity (UDA)	0
17/18 Contracted orthodontic activity (UOA)	0
Carry forward orthodontic activity (UOA)	0
Baseline contract value	£358,102.45

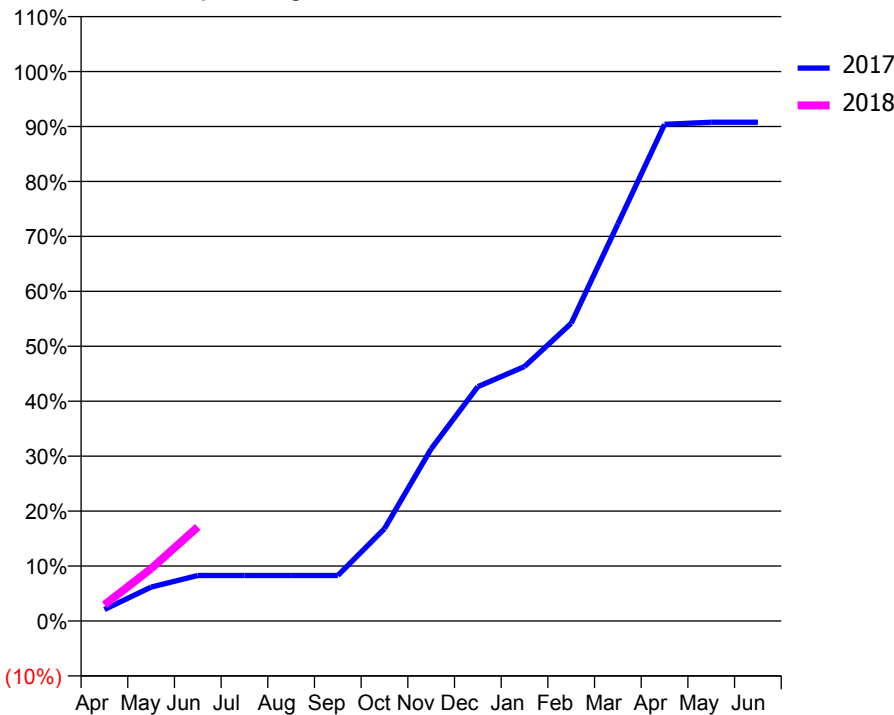
ACCESS*

Patients seen in 24 months	Total	Change since previous quarter
Quarter ending June 2016	2,561	
Quarter ending September 2016	2,426	↓
Quarter ending December 2016	2,755	↑
Quarter ending March 2017	3,171	↑
Quarter ending June 2017	3,387	↑
Variance since June 2016	32.3%	↑



ACTIVITY

Cumulative percentage of contracted UDA delivered 2017 & 2018



Adjusted Scheduled Activity (UDA)		
Month	2017	2018
April	236	331
May	697	1,074
June	935	1,932
July	935	
August	935	
September	935	
October	1,895	
November	3,536	
December	4,812	
January	5,224	
February	6,112	
March	8,150	
April	10,196	
May	10,238	
June	10,238	

QUALITY

	Quantity	Base Number	Contract	AT	Region	England
% of FP17s for the same patient ID Re-attending within 3 months - Children	30	382	7.9%	11.2%	13.0%	12.0%
% of FP17s for the same patient ID Re-attending within 3 months - Adults	276	1,212	22.8%	15.0%	16.6%	16.0%
% of FP17s for the same patient ID Re-attending between 3 & 9 months - Children	198	382	51.8%	60.3%	59.5%	58.0%
% of FP17s for the same patient ID Re-attending between 3 & 9 months - Adults	566	1,212	46.7%	54.9%	53.1%	50.9%
% of FP17s for Band 1 Urgent Courses	102	1,004	10.2%	9.0%	9.3%	9.1%
% of FP17s Relating to Free Repair or Replacements	3	1,004	0.3%	0.9%	1.0%	0.8%
% of FP17s Relating to Continuations	20	1,004	2.0%	1.2%	1.3%	1.1%
% of Patients satisfied with the dentistry they have received	5	6	N/A	91.6%	91.9%	91.7%
% of Patients satisfied with the time they had to wait for an appointment	4	6	N/A	87.6%	88.7%	88.0%

* This is based on patients treated on this contract for their most recent course of treatment. Figures in italics indicate the base number of FP17s or Patient Questionnaire responses are less than 100. N/A is shown where the base number of responses is less than 10 during the period. % is calculated as Quantity/Base number*100

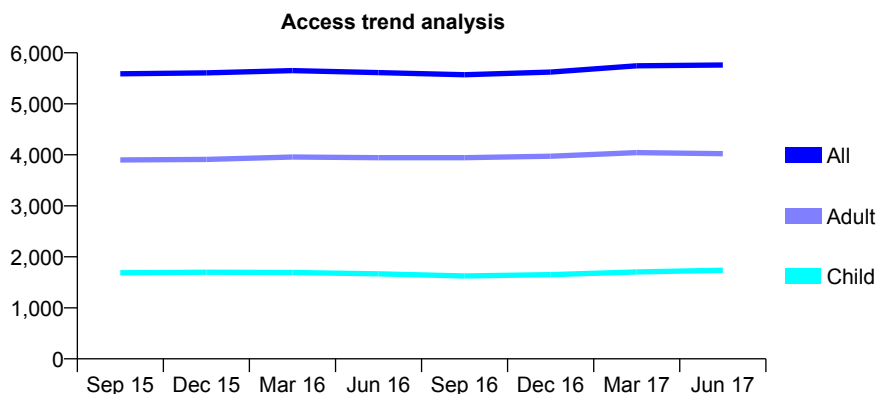
Q52 - Vital Signs At a Glance Contract Report for 318809/0001 - June 2017

Name or company name	Marker & Associates Dental Practice
Contract type name	GDS Contract
Purpose of contract	General
Contract start date	01/04/2006
Contract end date	

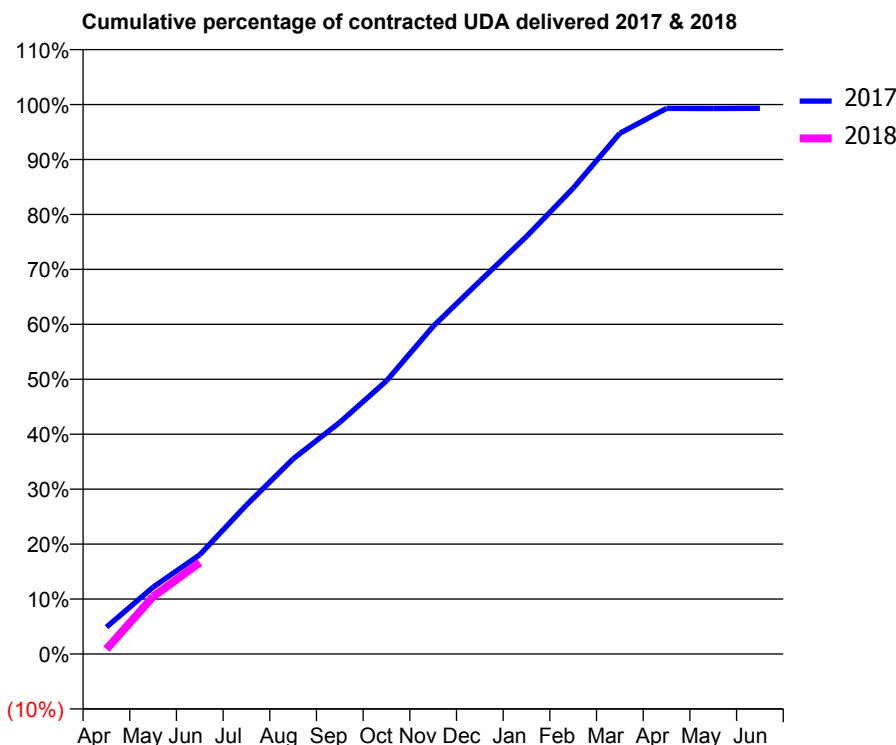
17/18 Contracted general activity (UDA)	19,000
Carry forward general activity (UDA)	0
17/18 Contracted orthodontic activity (UOA)	0
Carry forward orthodontic activity (UOA)	0
Baseline contract value	£596,409.83

ACCESS*

Patients seen in 24 months	Total	Change since previous quarter
Quarter ending June 2016	5,611	
Quarter ending September 2016	5,569	→
Quarter ending December 2016	5,622	→
Quarter ending March 2017	5,744	↑
Quarter ending June 2017	5,761	→
Variance since June 2016	2.7%	↑



ACTIVITY



Month	Adjusted Scheduled Activity (UDA)	
	2017	2018
April	931	167
May	2,313	1,984
June	3,432	3,159
July	5,150	
August	6,747	
September	8,010	
October	9,445	
November	11,331	
December	12,892	
January	14,440	
February	16,106	
March	18,006	
April	18,867	
May	18,859	
June	18,871	

QUALITY

	Quantity	Base Number	Contract	AT	Region	England
% of FP17s for the same patient ID Re-attending within 3 months - Children	55	691	8.0%	11.2%	13.0%	12.0%
% of FP17s for the same patient ID Re-attending within 3 months - Adults	165	1,353	12.2%	15.0%	16.6%	16.0%
% of FP17s for the same patient ID Re-attending between 3 & 9 months - Children	423	691	61.2%	60.3%	59.5%	58.0%
% of FP17s for the same patient ID Re-attending between 3 & 9 months - Adults	951	1,353	70.3%	54.9%	53.1%	50.9%
% of FP17s for Band 1 Urgent Courses	83	1,703	4.9%	9.0%	9.3%	9.1%
% of FP17s Relating to Free Repair or Replacements	6	1,703	0.4%	0.9%	1.0%	0.8%
% of FP17s Relating to Continuations	2	1,703	0.1%	1.2%	1.3%	1.1%
% of Patients satisfied with the dentistry they have received	10	11	90.9%	91.6%	91.9%	91.7%
% of Patients satisfied with the time they had to wait for an appointment	10	11	90.9%	87.6%	88.7%	88.0%

* This is based on patients treated on this contract for their most recent course of treatment. Figures in italics indicate the base number of FP17s or Patient Questionnaire responses are less than 100. N/A is shown where the base number of responses is less than 10 during the period. % is calculated as Quantity/Base number*100

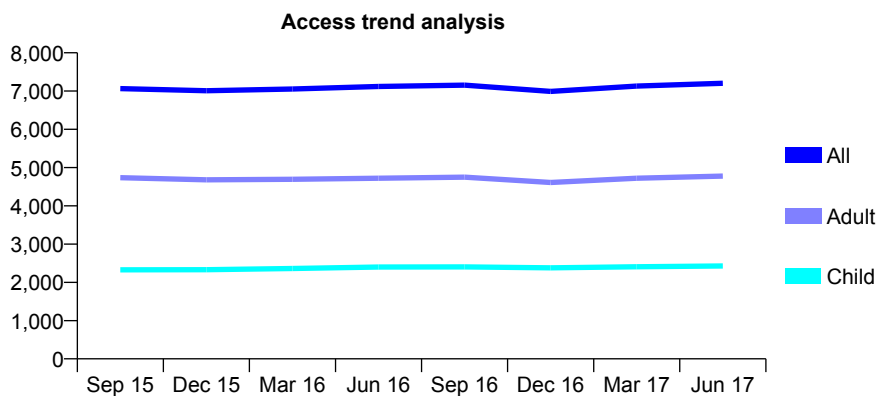
Q52 - Vital Signs At a Glance Contract Report for 320854/0001 - June 2017

Name or company name	MR PR JONES
Contract type name	GDS Contract
Purpose of contract	General
Contract start date	01/04/2006
Contract end date	

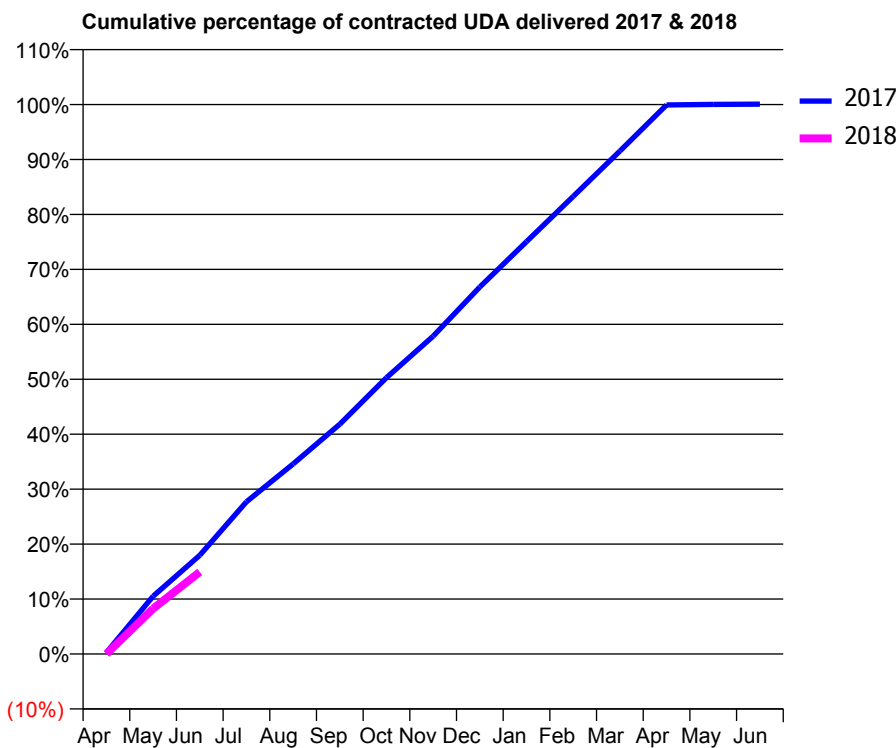
17/18 Contracted general activity (UDA)	17,816
Carry forward general activity (UDA)	0
17/18 Contracted orthodontic activity (UOA)	0
Carry forward orthodontic activity (UOA)	0
Baseline contract value	£452,064.94

ACCESS*

Patients seen in 24 months	Total	Change since previous quarter
Quarter ending June 2016	7,121	
Quarter ending September 2016	7,153	→
Quarter ending December 2016	6,990	↓
Quarter ending March 2017	7,129	→
Quarter ending June 2017	7,205	→
Variance since June 2016	1.2%	→



ACTIVITY



Month	Adjusted Scheduled Activity (UDA)	
	2017	2018
April	50	0
May	1,876	1,474
June	3,200	2,662
July	4,935	
August	6,163	
September	7,451	
October	8,962	
November	10,305	
December	11,901	
January	13,369	
February	14,838	
March	16,306	
April	17,804	
May	17,821	
June	17,830	

QUALITY

	Quantity	Base Number	Contract	AT	Region	England
% of FP17s for the same patient ID Re-attending within 3 months - Children	132	993	13.3%	11.2%	13.0%	12.0%
% of FP17s for the same patient ID Re-attending within 3 months - Adults	200	1,414	14.1%	15.0%	16.6%	16.0%
% of FP17s for the same patient ID Re-attending between 3 & 9 months - Children	580	993	58.4%	60.3%	59.5%	58.0%
% of FP17s for the same patient ID Re-attending between 3 & 9 months - Adults	710	1,414	50.2%	54.9%	53.1%	50.9%
% of FP17s for Band 1 Urgent Courses	32	1,480	2.2%	9.0%	9.3%	9.1%
% of FP17s Relating to Free Repair or Replacements	10	1,480	0.7%	0.9%	1.0%	0.8%
% of FP17s Relating to Continuations	13	1,480	0.9%	1.2%	1.3%	1.1%
% of Patients satisfied with the dentistry they have received	7	8	N/A	91.6%	91.9%	91.7%
% of Patients satisfied with the time they had to wait for an appointment	7	8	N/A	87.6%	88.7%	88.0%

* This is based on patients treated on this contract for their most recent course of treatment. Figures in italics indicate the base number of FP17s or Patient Questionnaire responses are less than 100. N/A is shown where the base number of responses is less than 10 during the period. % is calculated as Quantity/Base number*100

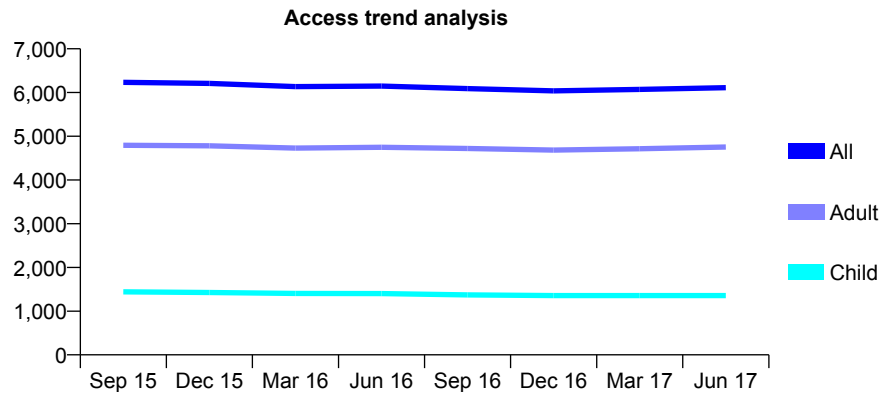
Q52 - Vital Signs At a Glance Contract Report for 322903/0001 - June 2017

Name or company name	MR MA SPEIGHT
Contract type name	GDS Contract
Purpose of contract	General
Contract start date	01/04/2006
Contract end date	

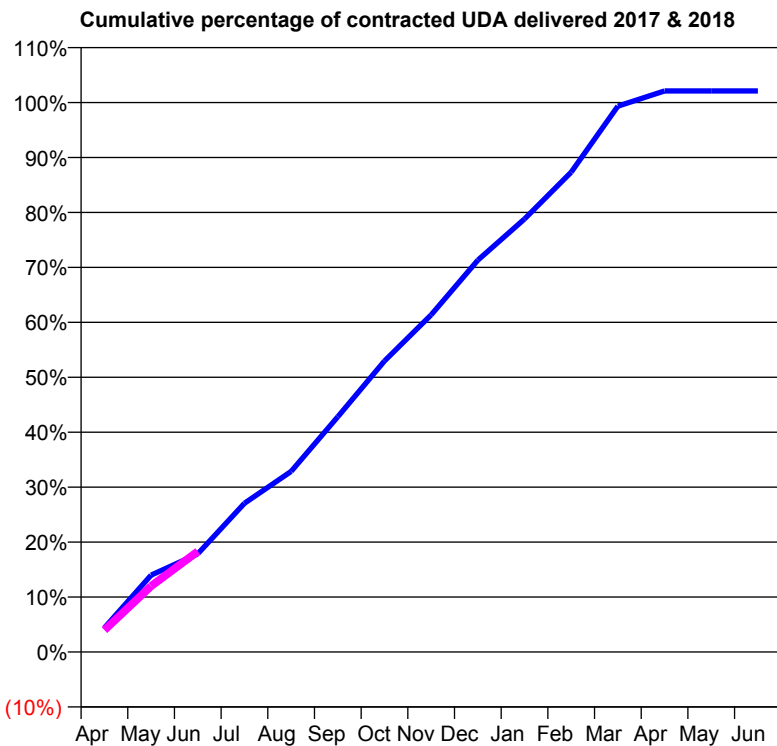
17/18 Contracted general activity (UDA)	15,171
Carry forward general activity (UDA)	0
17/18 Contracted orthodontic activity (UOA)	0
Carry forward orthodontic activity (UOA)	0
Baseline contract value	£453,022.08

ACCESS*

Patients seen in 24 months	Total	Change since previous quarter
Quarter ending June 2016	6,148	
Quarter ending September 2016	6,090	→
Quarter ending December 2016	6,038	→
Quarter ending March 2017	6,070	→
Quarter ending June 2017	6,110	→
Variance since June 2016	(0.6%)	→



ACTIVITY



Month	Adjusted Scheduled Activity (UDA)	
	2017	2018
April	668	604
May	2,124	1,820
June	2,710	2,776
July	4,106	
August	4,986	
September	6,496	
October	8,036	
November	9,310	
December	10,819	
January	11,956	
February	13,247	
March	15,072	
April	15,489	
May	15,489	
June	15,489	

QUALITY

	Quantity	Base Number	Contract	AT	Region	England
% of FP17s for the same patient ID Re-attending within 3 months - Children	24	452	5.3%	11.2%	13.0%	12.0%
% of FP17s for the same patient ID Re-attending within 3 months - Adults	165	1,301	12.7%	15.0%	16.6%	16.0%
% of FP17s for the same patient ID Re-attending between 3 & 9 months - Children	256	452	56.6%	60.3%	59.5%	58.0%
% of FP17s for the same patient ID Re-attending between 3 & 9 months - Adults	643	1,301	49.4%	54.9%	53.1%	50.9%
% of FP17s for Band 1 Urgent Courses	146	1,529	9.5%	9.0%	9.3%	9.1%
% of FP17s Relating to Free Repair or Replacements	8	1,529	0.5%	0.9%	1.0%	0.8%
% of FP17s Relating to Continuations	29	1,529	1.9%	1.2%	1.3%	1.1%
% of Patients satisfied with the dentistry they have received	7	7	N/A	91.6%	91.9%	91.7%
% of Patients satisfied with the time they had to wait for an appointment	7	7	N/A	87.6%	88.7%	88.0%

* This is based on patients treated on this contract for their most recent course of treatment. Figures in italics indicate the base number of FP17s or Patient Questionnaire responses are less than 100. N/A is shown where the base number of responses is less than 10 during the period. % is calculated as Quantity/Base number*100

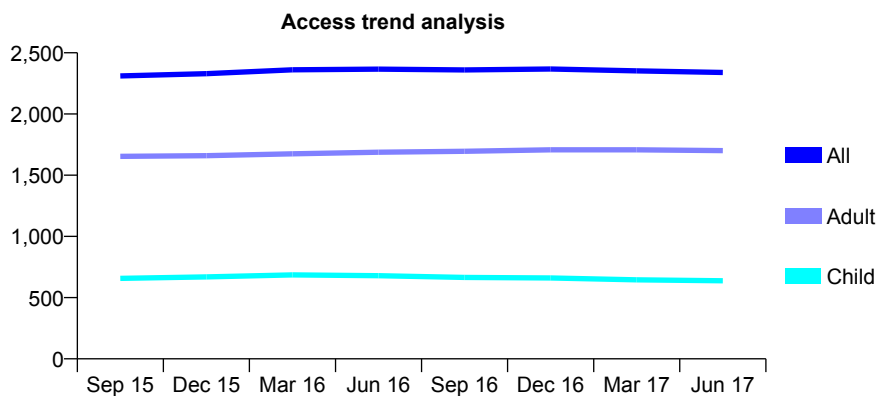
Q52 - Vital Signs At a Glance Contract Report for 324345/0001 - June 2017

Name or company name	MR SP AGABEG
Contract type name	GDS Contract
Purpose of contract	General
Contract start date	01/04/2006
Contract end date	

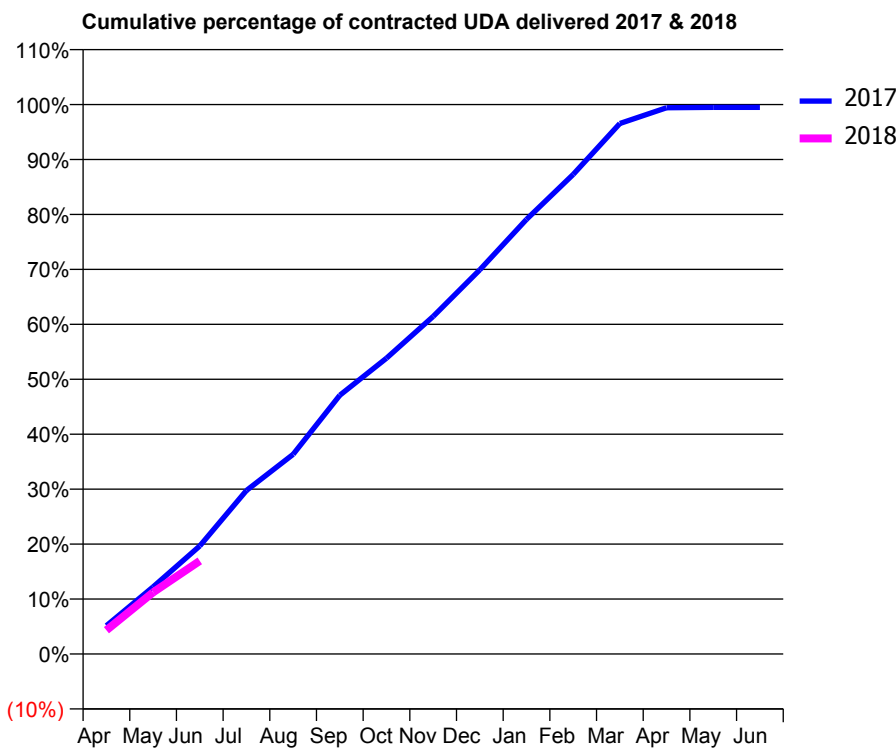
17/18 Contracted general activity (UDA)	6,799
Carry forward general activity (UDA)	0
17/18 Contracted orthodontic activity (UOA)	0
Carry forward orthodontic activity (UOA)	0
Baseline contract value	£184,358.14

ACCESS*

Patients seen in 24 months	Total	Change since previous quarter
Quarter ending June 2016	2,367	
Quarter ending September 2016	2,360	→
Quarter ending December 2016	2,368	→
Quarter ending March 2017	2,352	→
Quarter ending June 2017	2,339	→
Variance since June 2016	(1.2%)	↓



ACTIVITY



Month	Adjusted Scheduled Activity (UDA)	
	2017	2018
April	351	295
May	831	763
June	1,337	1,153
July	2,023	
August	2,470	
September	3,202	
October	3,660	
November	4,177	
December	4,754	
January	5,378	
February	5,935	
March	6,565	
April	6,760	
May	6,764	
June	6,764	

QUALITY

	Quantity	Base Number	Contract	AT	Region	England
% of FP17s for the same patient ID Re-attending within 3 months - Children	18	200	9.0%	11.2%	13.0%	12.0%
% of FP17s for the same patient ID Re-attending within 3 months - Adults	55	522	10.5%	15.0%	16.6%	16.0%
% of FP17s for the same patient ID Re-attending between 3 & 9 months - Children	101	200	50.5%	60.3%	59.5%	58.0%
% of FP17s for the same patient ID Re-attending between 3 & 9 months - Adults	324	522	62.1%	54.9%	53.1%	50.9%
% of FP17s for Band 1 Urgent Courses	38	622	6.1%	9.0%	9.3%	9.1%
% of FP17s Relating to Free Repair or Replacements	5	622	0.8%	0.9%	1.0%	0.8%
% of FP17s Relating to Continuations	8	622	1.3%	1.2%	1.3%	1.1%
% of Patients satisfied with the dentistry they have received	6	7	N/A	91.6%	91.9%	91.7%
% of Patients satisfied with the time they had to wait for an appointment	4	7	N/A	87.6%	88.7%	88.0%

* This is based on patients treated on this contract for their most recent course of treatment. Figures in italics indicate the base number of FP17s or Patient Questionnaire responses are less than 100. N/A is shown where the base number of responses is less than 10 during the period. % is calculated as Quantity/Base number*100

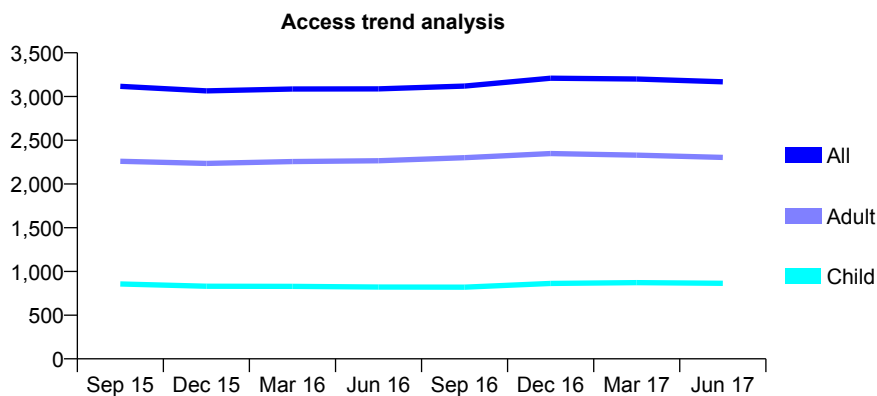
Q52 - Vital Signs At a Glance Contract Report for 324345/0003 - June 2017

Name or company name	MR SP AGABEG
Contract type name	GDS Contract
Purpose of contract	General
Contract start date	01/04/2006
Contract end date	

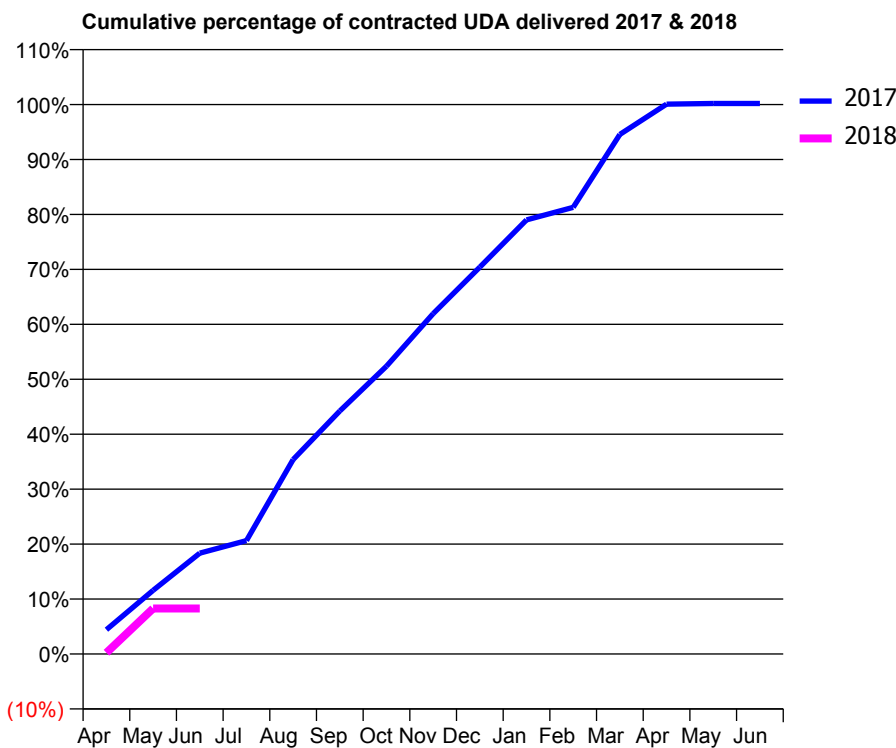
17/18 Contracted general activity (UDA)	10,289
Carry forward general activity (UDA)	0
17/18 Contracted orthodontic activity (UOA)	0
Carry forward orthodontic activity (UOA)	0
Baseline contract value	£305,017.08

ACCESS*

Patients seen in 24 months	Total	Change since previous quarter
Quarter ending June 2016	3,088	
Quarter ending September 2016	3,120	→
Quarter ending December 2016	3,210	↑
Quarter ending March 2017	3,201	→
Quarter ending June 2017	3,168	↓
Variance since June 2016	2.6%	↑



ACTIVITY



Month	Adjusted Scheduled Activity (UDA)	
	2017	2018
April	455	23
May	1,193	852
June	1,889	852
July	2,125	
August	3,643	
September	4,550	
October	5,389	
November	6,372	
December	7,245	
January	8,129	
February	8,364	
March	9,730	
April	10,296	
May	10,307	
June	10,307	

QUALITY

	Quantity	Base Number	Contract	AT	Region	England
% of FP17s for the same patient ID Re-attending within 3 months - Children	20	175	11.4%	11.2%	13.0%	12.0%
% of FP17s for the same patient ID Re-attending within 3 months - Adults	71	459	15.5%	15.0%	16.6%	16.0%
% of FP17s for the same patient ID Re-attending between 3 & 9 months - Children	98	175	56.0%	60.3%	59.5%	58.0%
% of FP17s for the same patient ID Re-attending between 3 & 9 months - Adults	251	459	54.7%	54.9%	53.1%	50.9%
% of FP17s for Band 1 Urgent Courses	27	439	6.2%	9.0%	9.3%	9.1%
% of FP17s Relating to Free Repair or Replacements	3	439	0.7%	0.9%	1.0%	0.8%
% of FP17s Relating to Continuations	9	439	2.1%	1.2%	1.3%	1.1%
% of Patients satisfied with the dentistry they have received	3	4	N/A	91.6%	91.9%	91.7%
% of Patients satisfied with the time they had to wait for an appointment	3	4	N/A	87.6%	88.7%	88.0%

* This is based on patients treated on this contract for their most recent course of treatment. Figures in italics indicate the base number of FP17s or Patient Questionnaire responses are less than 100. N/A is shown where the base number of responses is less than 10 during the period. % is calculated as Quantity/Base number*100

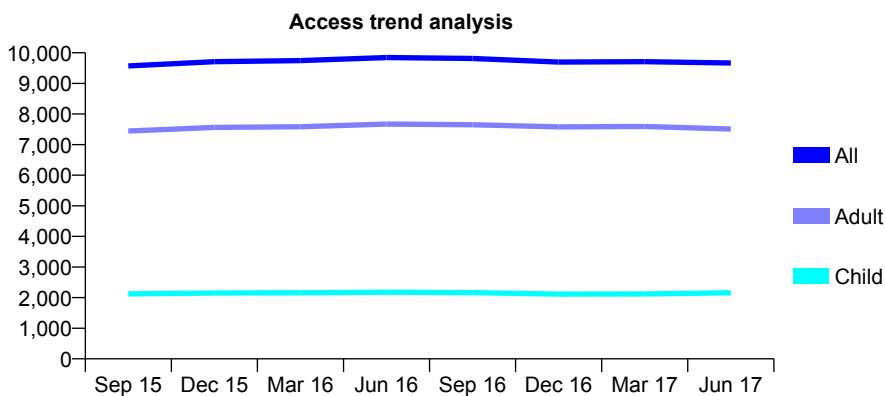
Q52 - Vital Signs At a Glance Contract Report for 325430/0001 - June 2017

Name or company name	MR P BANERJEE
Contract type name	GDS Contract
Purpose of contract	General
Contract start date	01/04/2006
Contract end date	

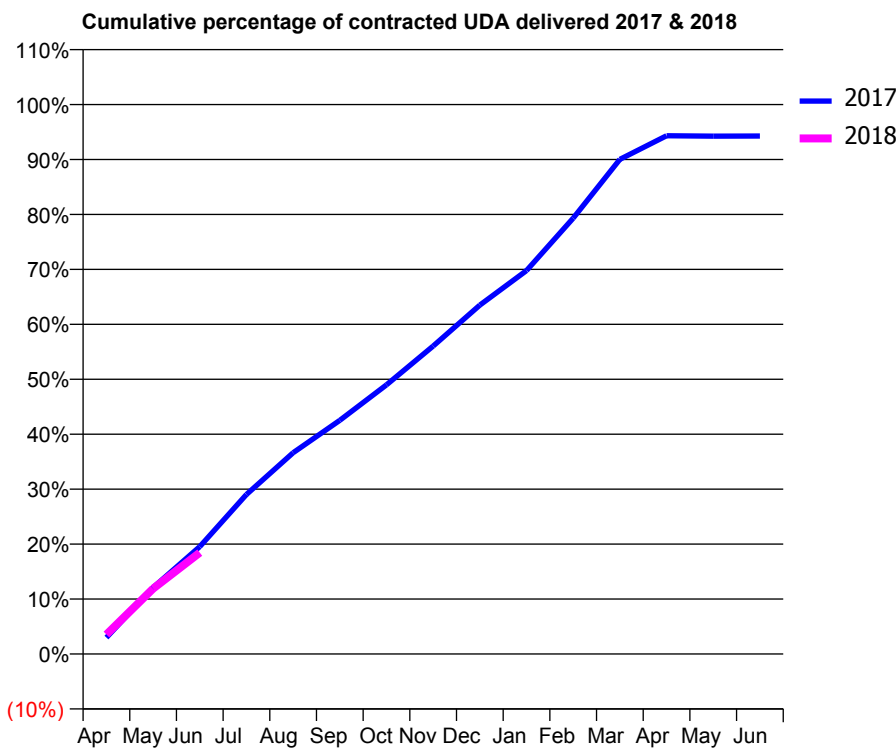
17/18 Contracted general activity (UDA)	24,893
Carry forward general activity (UDA)	0
17/18 Contracted orthodontic activity (UOA)	0
Carry forward orthodontic activity (UOA)	0
Baseline contract value	£789,785.03

ACCESS*

Patients seen in 24 months	Total	Change since previous quarter
Quarter ending June 2016	9,846	
Quarter ending September 2016	9,814	→
Quarter ending December 2016	9,695	↓
Quarter ending March 2017	9,711	→
Quarter ending June 2017	9,666	→
Variance since June 2016	(1.8%)	↓



ACTIVITY



Month	Adjusted Scheduled Activity (UDA)	
	2017	2018
April	754	887
May	3,041	2,966
June	4,913	4,594
July	7,299	
August	9,211	
September	10,697	
October	12,320	
November	14,098	
December	15,968	
January	17,547	
February	19,950	
March	22,641	
April	23,717	
May	23,702	
June	23,705	

QUALITY

	Quantity	Base Number	Contract	AT	Region	England
% of FP17s for the same patient ID Re-attending within 3 months - Children	39	817	4.8%	11.2%	13.0%	12.0%
% of FP17s for the same patient ID Re-attending within 3 months - Adults	222	2,731	8.1%	15.0%	16.6%	16.0%
% of FP17s for the same patient ID Re-attending between 3 & 9 months - Children	486	817	59.5%	60.3%	59.5%	58.0%
% of FP17s for the same patient ID Re-attending between 3 & 9 months - Adults	1,601	2,731	58.6%	54.9%	53.1%	50.9%
% of FP17s for Band 1 Urgent Courses	224	3,002	7.5%	9.0%	9.3%	9.1%
% of FP17s Relating to Free Repair or Replacements	11	3,002	0.4%	0.9%	1.0%	0.8%
% of FP17s Relating to Continuations	3	3,002	0.1%	1.2%	1.3%	1.1%
% of Patients satisfied with the dentistry they have received	9	10	90.0%	91.6%	91.9%	91.7%
% of Patients satisfied with the time they had to wait for an appointment	10	10	100.0%	87.6%	88.7%	88.0%

* This is based on patients treated on this contract for their most recent course of treatment. Figures in italics indicate the base number of FP17s or Patient Questionnaire responses are less than 100. N/A is shown where the base number of responses is less than 10 during the period. % is calculated as Quantity/Base number*100

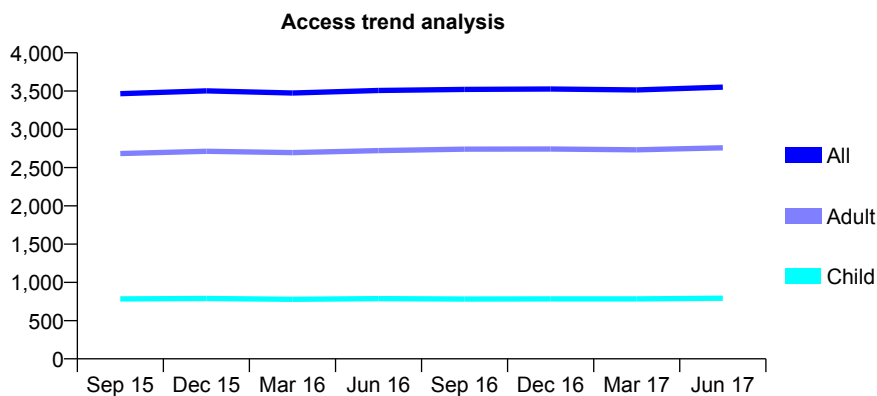
Q52 - Vital Signs At a Glance Contract Report for 328693/0001 - June 2017

Name or company name	MISS TM BLACK
Contract type name	GDS Contract
Purpose of contract	General
Contract start date	01/04/2006
Contract end date	

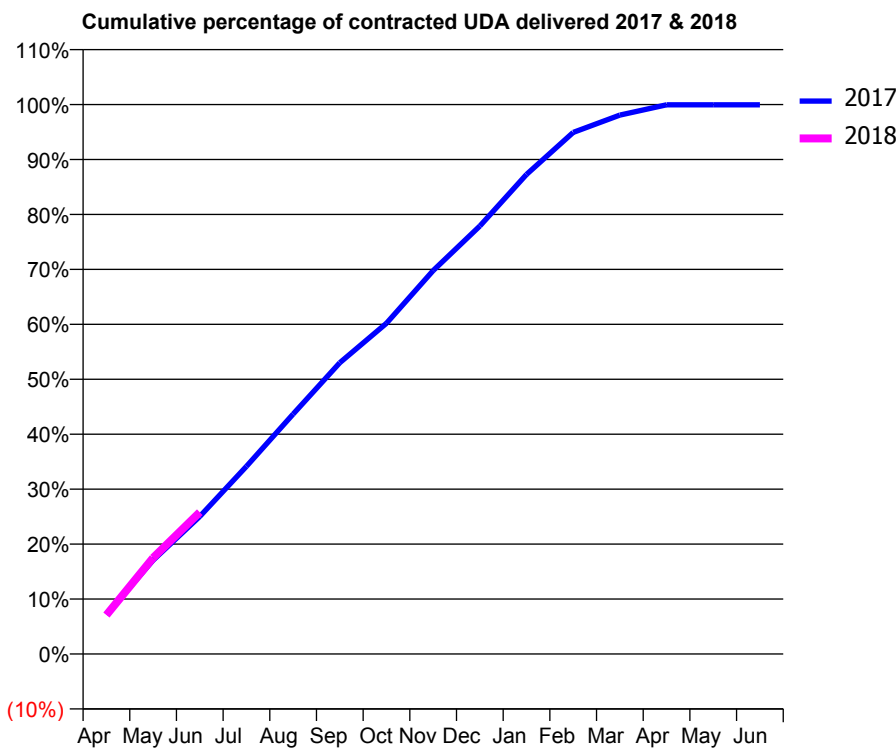
17/18 Contracted general activity (UDA)	11,650
Carry forward general activity (UDA)	0
17/18 Contracted orthodontic activity (UOA)	0
Carry forward orthodontic activity (UOA)	0
Baseline contract value	£376,538.12

ACCESS*

Patients seen in 24 months	Total	Change since previous quarter
Quarter ending June 2016	3,508	
Quarter ending September 2016	3,521	→
Quarter ending December 2016	3,527	→
Quarter ending March 2017	3,515	→
Quarter ending June 2017	3,551	→
Variance since June 2016	1.2%	→



ACTIVITY



Month	Adjusted Scheduled Activity (UDA)	
	2017	2018
April	838	826
May	1,989	2,040
June	2,917	3,008
July	3,980	
August	5,088	
September	6,176	
October	7,014	
November	8,130	
December	9,074	
January	10,167	
February	11,057	
March	11,424	
April	11,644	
May	11,644	
June	11,644	

QUALITY

	Quantity	Base Number	Contract	AT	Region	England
% of FP17s for the same patient ID Re-attending within 3 months - Children	14	432	3.2%	11.2%	13.0%	12.0%
% of FP17s for the same patient ID Re-attending within 3 months - Adults	200	1,332	15.0%	15.0%	16.6%	16.0%
% of FP17s for the same patient ID Re-attending between 3 & 9 months - Children	358	432	82.9%	60.3%	59.5%	58.0%
% of FP17s for the same patient ID Re-attending between 3 & 9 months - Adults	847	1,332	63.6%	54.9%	53.1%	50.9%
% of FP17s for Band 1 Urgent Courses	44	1,659	2.7%	9.0%	9.3%	9.1%
% of FP17s Relating to Free Repair or Replacements	38	1,659	2.3%	0.9%	1.0%	0.8%
% of FP17s Relating to Continuations	39	1,659	2.4%	1.2%	1.3%	1.1%
% of Patients satisfied with the dentistry they have received	7	7	N/A	91.6%	91.9%	91.7%
% of Patients satisfied with the time they had to wait for an appointment	6	7	N/A	87.6%	88.7%	88.0%

* This is based on patients treated on this contract for their most recent course of treatment. Figures in italics indicate the base number of FP17s or Patient Questionnaire responses are less than 100. N/A is shown where the base number of responses is less than 10 during the period. % is calculated as Quantity/Base number*100

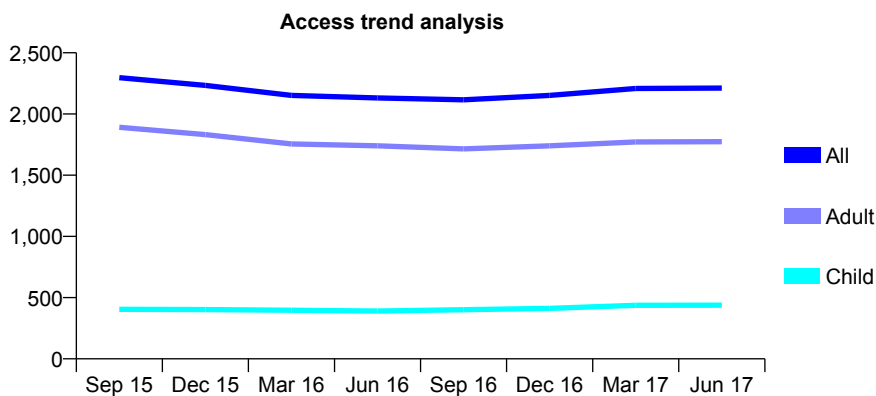
Q52 - Vital Signs At a Glance Contract Report for 356786/0001 - June 2017

Name or company name	MS V DHARMAR
Contract type name	GDS Contract
Purpose of contract	General
Contract start date	21/05/2012
Contract end date	

17/18 Contracted general activity (UDA)	8,240
Carry forward general activity (UDA)	0
17/18 Contracted orthodontic activity (UOA)	0
Carry forward orthodontic activity (UOA)	0
Baseline contract value	£162,279.79

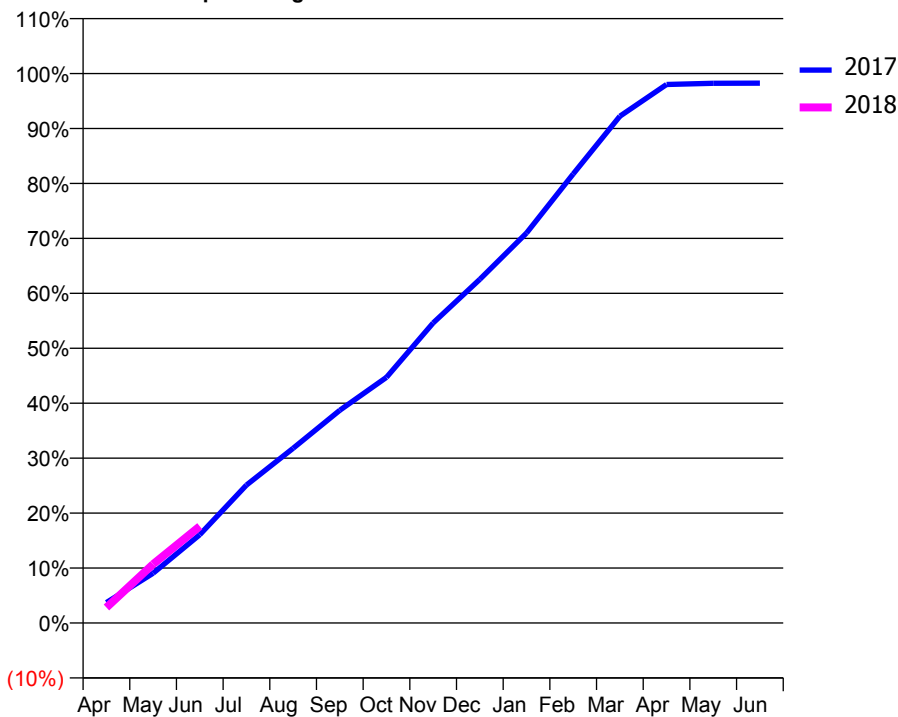
ACCESS*

Patients seen in 24 months	Total	Change since previous quarter
Quarter ending June 2016	2,131	
Quarter ending September 2016	2,116	→
Quarter ending December 2016	2,152	→
Quarter ending March 2017	2,209	↑
Quarter ending June 2017	2,212	→
Variance since June 2016	3.8%	↑



ACTIVITY

Cumulative percentage of contracted UDA delivered 2017 & 2018



Month	Adjusted Scheduled Activity (UDA)	
	2017	2018
April	306	234
May	747	882
June	1,325	1,452
July	2,068	
August	2,621	
September	3,190	
October	3,685	
November	4,499	
December	5,155	
January	5,849	
February	6,734	
March	7,600	
April	8,075	
May	8,093	
June	8,095	

QUALITY

	Quantity	Base Number	Contract	AT	Region	England
% of FP17s for the same patient ID Re-attending within 3 months - Children	11	201	5.5%	11.2%	13.0%	12.0%
% of FP17s for the same patient ID Re-attending within 3 months - Adults	98	855	11.5%	15.0%	16.6%	16.0%
% of FP17s for the same patient ID Re-attending between 3 & 9 months - Children	161	201	80.1%	60.3%	59.5%	58.0%
% of FP17s for the same patient ID Re-attending between 3 & 9 months - Adults	672	855	78.6%	54.9%	53.1%	50.9%
% of FP17s for Band 1 Urgent Courses	38	777	4.9%	9.0%	9.3%	9.1%
% of FP17s Relating to Free Repair or Replacements	8	777	1.0%	0.9%	1.0%	0.8%
% of FP17s Relating to Continuations	11	777	1.4%	1.2%	1.3%	1.1%
% of Patients satisfied with the dentistry they have received	3	3	N/A	91.6%	91.9%	91.7%
% of Patients satisfied with the time they had to wait for an appointment	3	3	N/A	87.6%	88.7%	88.0%

* This is based on patients treated on this contract for their most recent course of treatment. Figures in italics indicate the base number of FP17s or Patient Questionnaire responses are less than 100. N/A is shown where the base number of responses is less than 10 during the period. % is calculated as Quantity/Base number*100

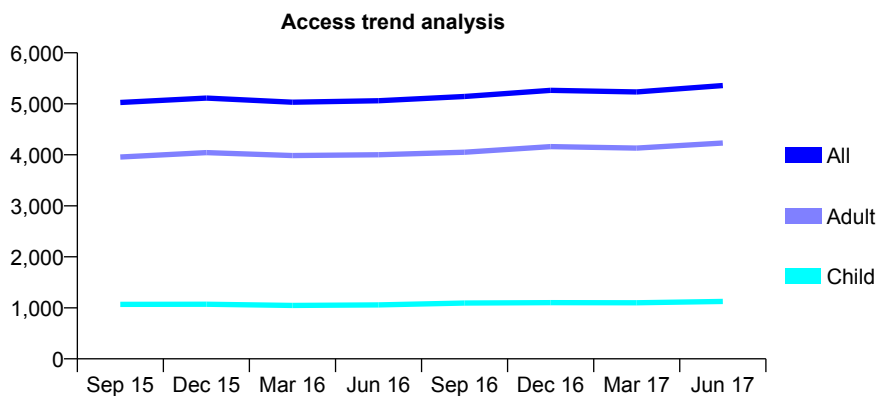
Q52 - Vital Signs At a Glance Contract Report for 358789/0001 - June 2017

Name or company name	MR BS PANESAR
Contract type name	GDS Contract
Purpose of contract	General
Contract start date	01/01/2014
Contract end date	

17/18 Contracted general activity (UDA)	17,078
Carry forward general activity (UDA)	0
17/18 Contracted orthodontic activity (UOA)	0
Carry forward orthodontic activity (UOA)	0
Baseline contract value	£461,807.61

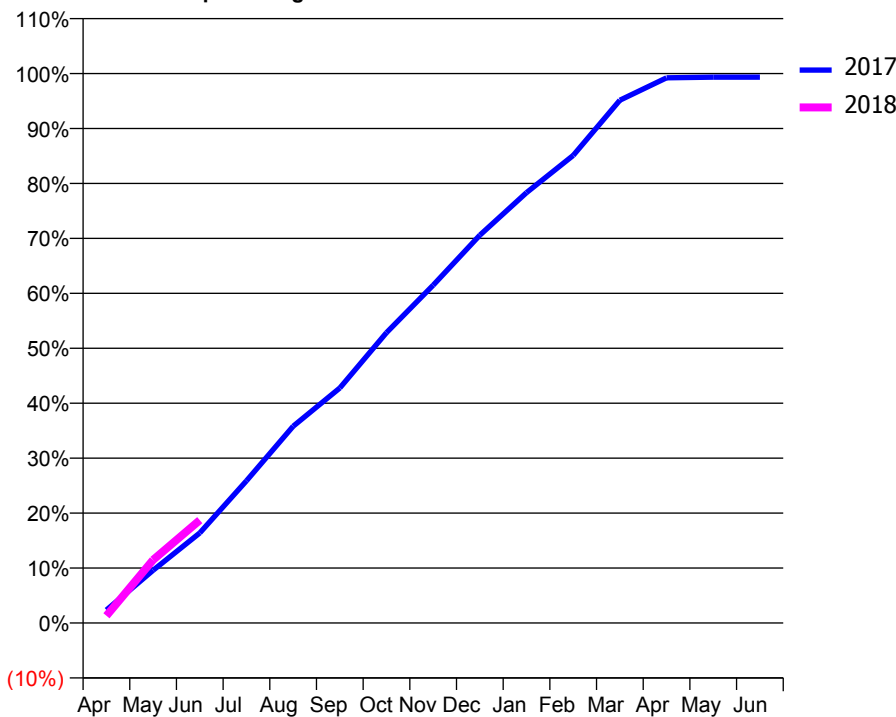
ACCESS*

Patients seen in 24 months	Total	Change since previous quarter
Quarter ending June 2016	5,059	
Quarter ending September 2016	5,145	→
Quarter ending December 2016	5,263	↑
Quarter ending March 2017	5,233	→
Quarter ending June 2017	5,358	↑
Variance since June 2016	5.9%	↑



ACTIVITY

Cumulative percentage of contracted UDA delivered 2017 & 2018



Month	Adjusted Scheduled Activity (UDA)	
	2017	2018
April	402	226
May	1,637	1,964
June	2,799	3,199
July	4,420	
August	6,114	
September	7,304	
October	9,023	
November	10,500	
December	12,053	
January	13,375	
February	14,532	
March	16,249	
April	16,943	
May	16,964	
June	16,964	

QUALITY

	Quantity	Base Number	Contract	AT	Region	England
% of FP17s for the same patient ID Re-attending within 3 months - Children	26	375	6.9%	11.2%	13.0%	12.0%
% of FP17s for the same patient ID Re-attending within 3 months - Adults	206	1,611	12.8%	15.0%	16.6%	16.0%
% of FP17s for the same patient ID Re-attending between 3 & 9 months - Children	218	375	58.1%	60.3%	59.5%	58.0%
% of FP17s for the same patient ID Re-attending between 3 & 9 months - Adults	951	1,611	59.0%	54.9%	53.1%	50.9%
% of FP17s for Band 1 Urgent Courses	104	1,711	6.1%	9.0%	9.3%	9.1%
% of FP17s Relating to Free Repair or Replacements	17	1,711	1.0%	0.9%	1.0%	0.8%
% of FP17s Relating to Continuations	36	1,711	2.1%	1.2%	1.3%	1.1%
% of Patients satisfied with the dentistry they have received	9	11	81.8%	91.6%	91.9%	91.7%
% of Patients satisfied with the time they had to wait for an appointment	9	11	81.8%	87.6%	88.7%	88.0%

* This is based on patients treated on this contract for their most recent course of treatment. Figures in italics indicate the base number of FP17s or Patient Questionnaire responses are less than 100. N/A is shown where the base number of responses is less than 10 during the period. % is calculated as Quantity/Base number*100

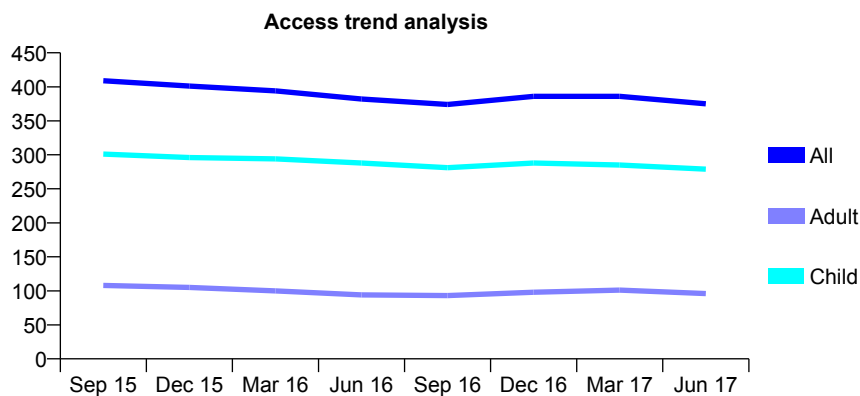
Q52 - Vital Signs At a Glance Contract Report for 359548/0002 - June 2017

Name or company name	MR CW TAYLOR
Contract type name	GDS Contract
Purpose of contract	General
Contract start date	01/12/2012
Contract end date	

17/18 Contracted general activity (UDA)	1,096
Carry forward general activity (UDA)	0
17/18 Contracted orthodontic activity (UOA)	0
Carry forward orthodontic activity (UOA)	0
Baseline contract value	£30,467.62

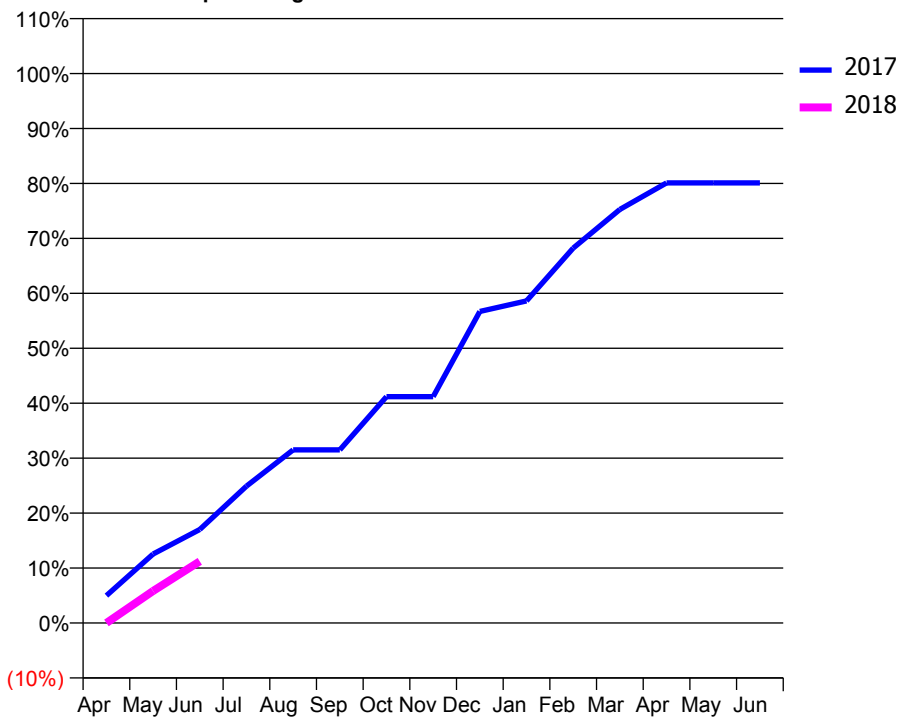
ACCESS*

Patients seen in 24 months	Total	Change since previous quarter
Quarter ending June 2016	382	
Quarter ending September 2016	374	↓
Quarter ending December 2016	386	↑
Quarter ending March 2017	386	→
Quarter ending June 2017	375	↓
Variance since June 2016	(1.8%)	↓



ACTIVITY

Cumulative percentage of contracted UDA delivered 2017 & 2018



Adjusted Scheduled Activity (UDA)

Month	2017	2018
April	55	0
May	138	64
June	187	123
July	273	
August	345	
September	345	
October	452	
November	452	
December	621	
January	642	
February	748	
March	825	
April	878	
May	878	
June	878	

QUALITY

	Quantity	Base Number	Contract	AT	Region	England
% of FP17s for the same patient ID Re-attending within 3 months - Children	4	109	3.7%	11.2%	13.0%	12.0%
% of FP17s for the same patient ID Re-attending within 3 months - Adults	5	24	20.8%	15.0%	16.6%	16.0%
% of FP17s for the same patient ID Re-attending between 3 & 9 months - Children	88	109	80.7%	60.3%	59.5%	58.0%
% of FP17s for the same patient ID Re-attending between 3 & 9 months - Adults	17	24	70.8%	54.9%	53.1%	50.9%
% of FP17s for Band 1 Urgent Courses	0	89	0.0%	9.0%	9.3%	9.1%
% of FP17s Relating to Free Repair or Replacements	0	89	0.0%	0.9%	1.0%	0.8%
% of FP17s Relating to Continuations	3	89	3.4%	1.2%	1.3%	1.1%
% of Patients satisfied with the dentistry they have received	0	0	N/A	91.6%	91.9%	91.7%
% of Patients satisfied with the time they had to wait for an appointment	0	0	N/A	87.6%	88.7%	88.0%

* This is based on patients treated on this contract for their most recent course of treatment. Figures in italics indicate the base number of FP17s or Patient Questionnaire responses are less than 100. N/A is shown where the base number of responses is less than 10 during the period. % is calculated as Quantity/Base number*100

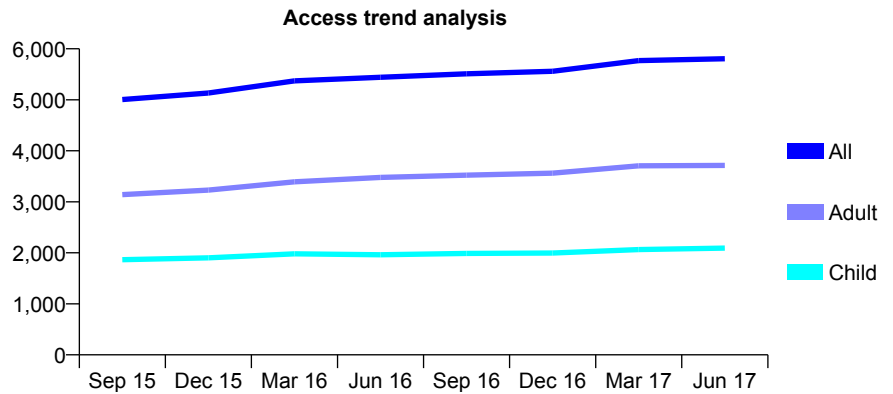
Q52 - Vital Signs At a Glance Contract Report for 366307/0001 - June 2017

Name or company name	MR GR JONES
Contract type name	GDS Contract
Purpose of contract	General
Contract start date	01/11/2007
Contract end date	

17/18 Contracted general activity (UDA)	14,014
Carry forward general activity (UDA)	0
17/18 Contracted orthodontic activity (UOA)	0
Carry forward orthodontic activity (UOA)	0
Baseline contract value	£426,498.65

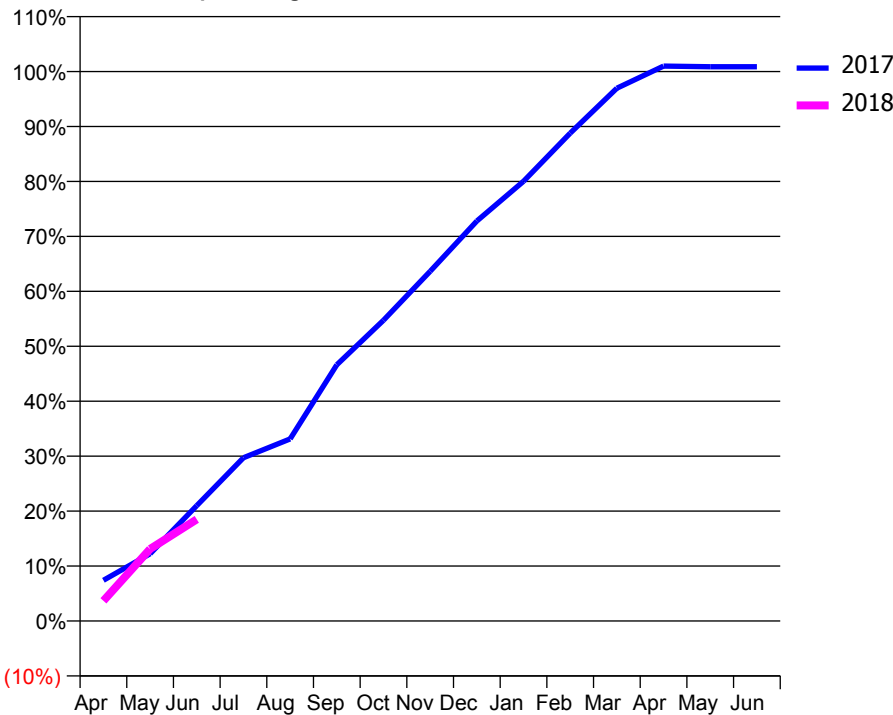
ACCESS*

Patients seen in 24 months	Total	Change since previous quarter
Quarter ending June 2016	5,442	
Quarter ending September 2016	5,509	→
Quarter ending December 2016	5,559	→
Quarter ending March 2017	5,769	↑
Quarter ending June 2017	5,806	→
Variance since June 2016	6.7%	↑



ACTIVITY

Cumulative percentage of contracted UDA delivered 2017 & 2018



Month	Adjusted Scheduled Activity (UDA)	
	2017	2018
April	1,039	517
May	1,716	1,838
June	2,945	2,592
July	4,166	
August	4,643	
September	6,534	
October	7,670	
November	8,918	
December	10,202	
January	11,214	
February	12,443	
March	13,586	
April	14,151	
May	14,135	
June	14,136	

QUALITY

	Quantity	Base Number	Contract	AT	Region	England
% of FP17s for the same patient ID Re-attending within 3 months - Children	66	816	8.1%	11.2%	13.0%	12.0%
% of FP17s for the same patient ID Re-attending within 3 months - Adults	195	1,281	15.2%	15.0%	16.6%	16.0%
% of FP17s for the same patient ID Re-attending between 3 & 9 months - Children	518	816	63.5%	60.3%	59.5%	58.0%
% of FP17s for the same patient ID Re-attending between 3 & 9 months - Adults	829	1,281	64.7%	54.9%	53.1%	50.9%
% of FP17s for Band 1 Urgent Courses	91	1,447	6.3%	9.0%	9.3%	9.1%
% of FP17s Relating to Free Repair or Replacements	11	1,447	0.8%	0.9%	1.0%	0.8%
% of FP17s Relating to Continuations	1	1,447	0.1%	1.2%	1.3%	1.1%
% of Patients satisfied with the dentistry they have received	4	4	N/A	91.6%	91.9%	91.7%
% of Patients satisfied with the time they had to wait for an appointment	4	4	N/A	87.6%	88.7%	88.0%

* This is based on patients treated on this contract for their most recent course of treatment. Figures in italics indicate the base number of FP17s or Patient Questionnaire responses are less than 100. N/A is shown where the base number of responses is less than 10 during the period. % is calculated as Quantity/Base number*100

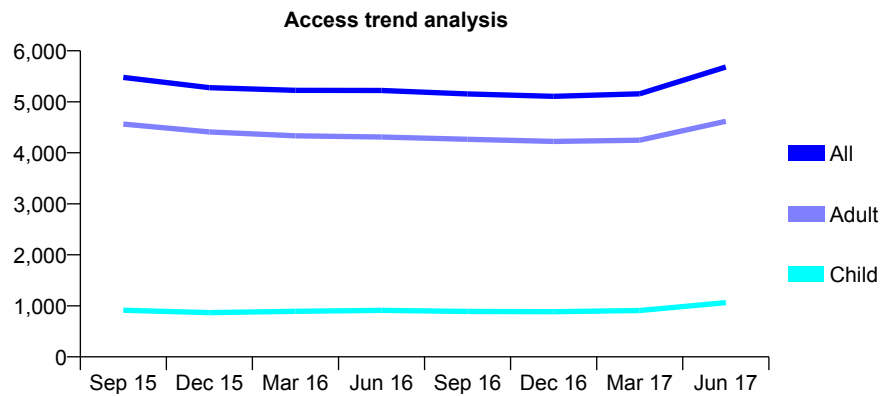
Q52 - Vital Signs At a Glance Contract Report for 367869/0001 - June 2017

Name or company name	MR T RAHMAN
Contract type name	GDS Contract
Purpose of contract	General
Contract start date	10/09/2013
Contract end date	

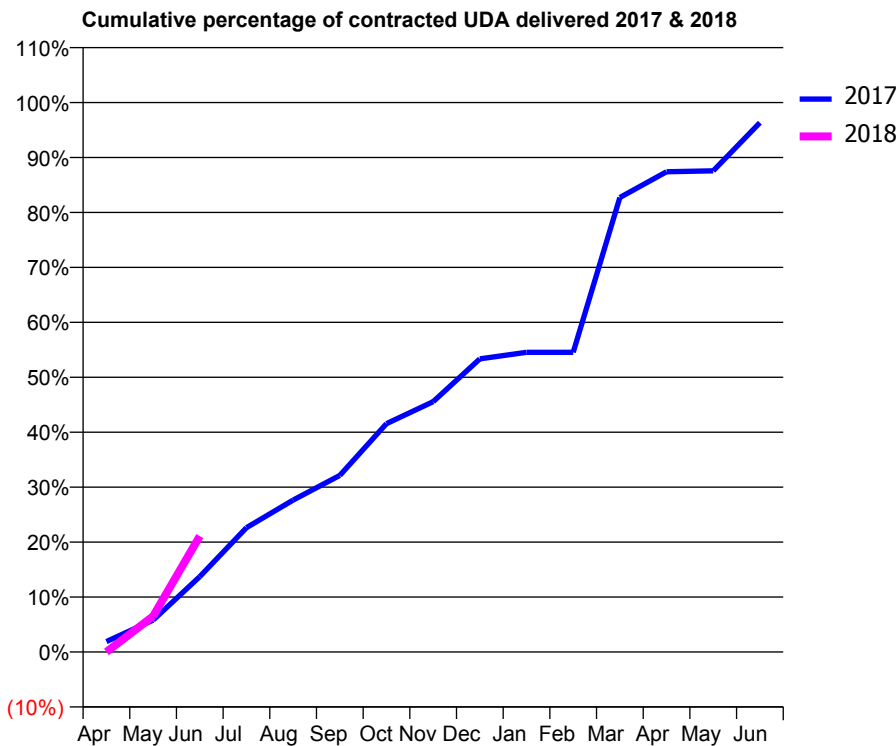
17/18 Contracted general activity (UDA)	20,660
Carry forward general activity (UDA)	0
17/18 Contracted orthodontic activity (UOA)	0
Carry forward orthodontic activity (UOA)	0
Baseline contract value	£465,296.18

ACCESS*

Patients seen in 24 months	Total	Change since previous quarter
Quarter ending June 2016	5,221	
Quarter ending September 2016	5,155	↓
Quarter ending December 2016	5,107	→
Quarter ending March 2017	5,157	→
Quarter ending June 2017	5,683	↑
Variance since June 2016	8.8%	↑



ACTIVITY



Month	Adjusted Scheduled Activity (UDA)	
	2017	2018
April	394	0
May	1,203	1,344
June	2,834	4,358
July	4,676	
August	5,712	
September	6,638	
October	8,584	
November	9,414	
December	11,023	
January	11,270	
February	11,270	
March	17,087	
April	18,055	
May	18,093	
June	19,900	

QUALITY

	Quantity	Base Number	Contract	AT	Region	England
% of FP17s for the same patient ID Re-attending within 3 months - Children	74	610	12.1%	11.2%	13.0%	12.0%
% of FP17s for the same patient ID Re-attending within 3 months - Adults	438	2,235	19.6%	15.0%	16.6%	16.0%
% of FP17s for the same patient ID Re-attending between 3 & 9 months - Children	243	610	39.8%	60.3%	59.5%	58.0%
% of FP17s for the same patient ID Re-attending between 3 & 9 months - Adults	928	2,235	41.5%	54.9%	53.1%	50.9%
% of FP17s for Band 1 Urgent Courses	103	1,746	5.9%	9.0%	9.3%	9.1%
% of FP17s Relating to Free Repair or Replacements	7	1,746	0.4%	0.9%	1.0%	0.8%
% of FP17s Relating to Continuations	4	1,746	0.2%	1.2%	1.3%	1.1%
% of Patients satisfied with the dentistry they have received	11	11	100.0%	91.6%	91.9%	91.7%
% of Patients satisfied with the time they had to wait for an appointment	11	11	100.0%	87.6%	88.7%	88.0%

* This is based on patients treated on this contract for their most recent course of treatment. Figures in italics indicate the base number of FP17s or Patient Questionnaire responses are less than 100. N/A is shown where the base number of responses is less than 10 during the period. % is calculated as Quantity/Base number*100

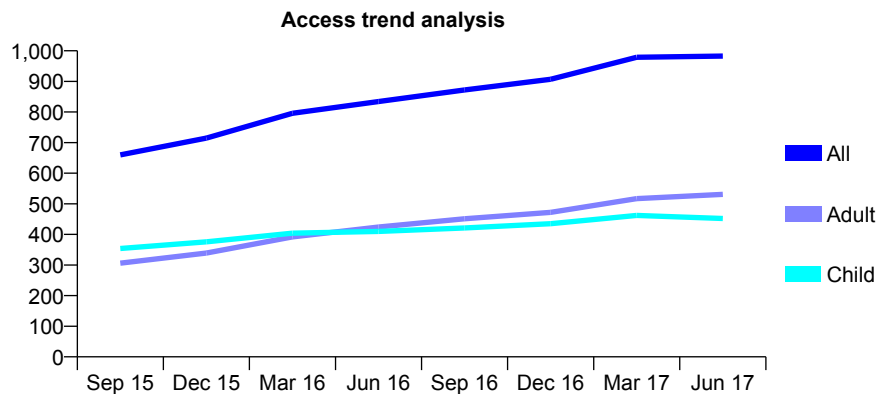
Q52 - Vital Signs At a Glance Contract Report for 367893/0001 - June 2017

Name or company name	MRS KM PUNIA
Contract type name	GDS Contract
Purpose of contract	General
Contract start date	01/12/2014
Contract end date	

17/18 Contracted general activity (UDA)	3,000
Carry forward general activity (UDA)	0
17/18 Contracted orthodontic activity (UOA)	0
Carry forward orthodontic activity (UOA)	0
Baseline contract value	£86,541.19

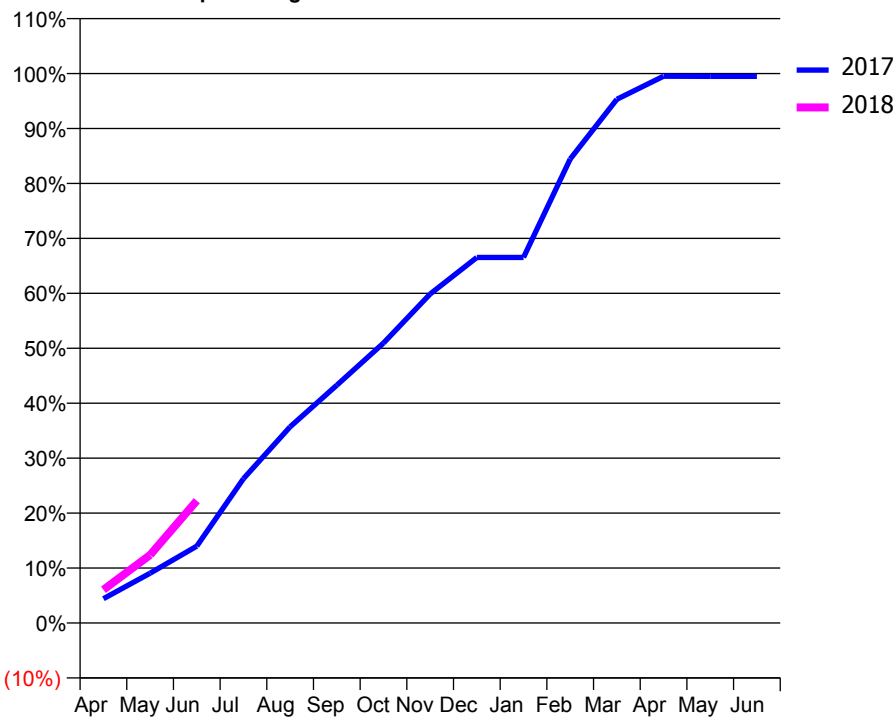
ACCESS*

Patients seen in 24 months	Total	Change since previous quarter
Quarter ending June 2016	834	
Quarter ending September 2016	872	↑
Quarter ending December 2016	907	↑
Quarter ending March 2017	979	↑
Quarter ending June 2017	983	→
Variance since June 2016	17.9%	↑



ACTIVITY

Cumulative percentage of contracted UDA delivered 2017 & 2018



Month	2017	2018
April	133	181
May	272	372
June	420	668
July	788	
August	1,071	
September	1,298	
October	1,529	
November	1,796	
December	1,996	
January	1,996	
February	2,533	
March	2,859	
April	2,985	
May	2,984	
June	2,984	

QUALITY

	Quantity	Base Number	Contract	AT	Region	England
% of FP17s for the same patient ID Re-attending within 3 months - Children	12	189	6.3%	11.2%	13.0%	12.0%
% of FP17s for the same patient ID Re-attending within 3 months - Adults	32	197	16.2%	15.0%	16.6%	16.0%
% of FP17s for the same patient ID Re-attending between 3 & 9 months - Children	132	189	69.8%	60.3%	59.5%	58.0%
% of FP17s for the same patient ID Re-attending between 3 & 9 months - Adults	112	197	56.9%	54.9%	53.1%	50.9%
% of FP17s for Band 1 Urgent Courses	11	324	3.4%	9.0%	9.3%	9.1%
% of FP17s Relating to Free Repair or Replacements	2	324	0.6%	0.9%	1.0%	0.8%
% of FP17s Relating to Continuations	1	324	0.3%	1.2%	1.3%	1.1%
% of Patients satisfied with the dentistry they have received	1	1	N/A	91.6%	91.9%	91.7%
% of Patients satisfied with the time they had to wait for an appointment	1	1	N/A	87.6%	88.7%	88.0%

* This is based on patients treated on this contract for their most recent course of treatment. Figures in italics indicate the base number of FP17s or Patient Questionnaire responses are less than 100. N/A is shown where the base number of responses is less than 10 during the period. % is calculated as Quantity/Base number*100

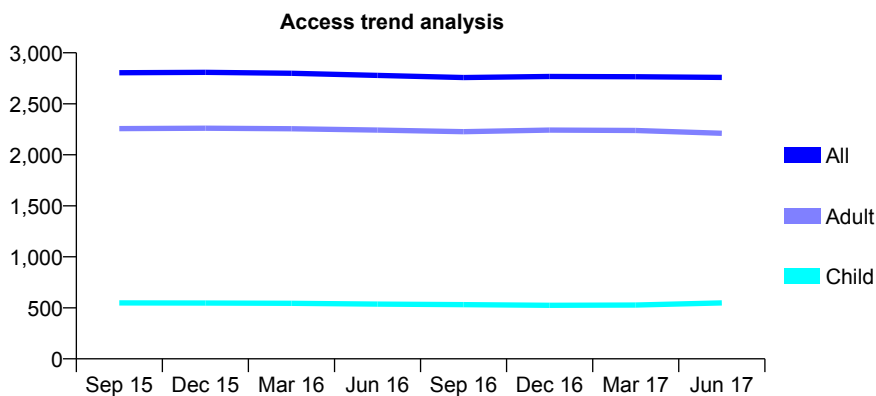
Q52 - Vital Signs At a Glance Contract Report for 560758/0001 - June 2017

Name or company name	MRS MA O'SULLIVAN
Contract type name	GDS Contract
Purpose of contract	General
Contract start date	01/04/2006
Contract end date	

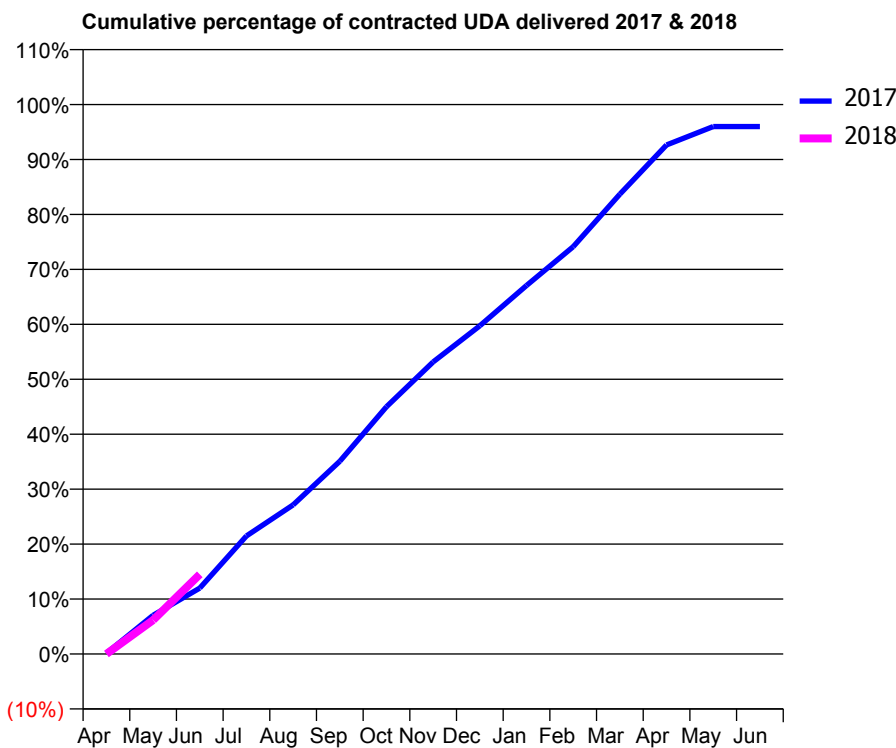
17/18 Contracted general activity (UDA)	6,350
Carry forward general activity (UDA)	0
17/18 Contracted orthodontic activity (UOA)	0
Carry forward orthodontic activity (UOA)	0
Baseline contract value	£170,200.08

ACCESS*

Patients seen in 24 months	Total	Change since previous quarter
Quarter ending June 2016	2,779	
Quarter ending September 2016	2,758	→
Quarter ending December 2016	2,768	→
Quarter ending March 2017	2,766	→
Quarter ending June 2017	2,759	→
Variance since June 2016	(0.7%)	→



ACTIVITY



Month	Adjusted Scheduled Activity (UDA)	
	2017	2018
April	10	0
May	447	392
June	762	920
July	1,364	
August	1,724	
September	2,227	
October	2,857	
November	3,375	
December	3,793	
January	4,259	
February	4,707	
March	5,314	
April	5,883	
May	6,096	
June	6,096	

QUALITY

	Quantity	Base Number	Contract	AT	Region	England
% of FP17s for the same patient ID Re-attending within 3 months - Children	22	219	10.0%	11.2%	13.0%	12.0%
% of FP17s for the same patient ID Re-attending within 3 months - Adults	152	767	19.8%	15.0%	16.6%	16.0%
% of FP17s for the same patient ID Re-attending between 3 & 9 months - Children	113	219	51.6%	60.3%	59.5%	58.0%
% of FP17s for the same patient ID Re-attending between 3 & 9 months - Adults	291	767	37.9%	54.9%	53.1%	50.9%
% of FP17s for Band 1 Urgent Courses	97	628	15.4%	9.0%	9.3%	9.1%
% of FP17s Relating to Free Repair or Replacements	6	628	1.0%	0.9%	1.0%	0.8%
% of FP17s Relating to Continuations	15	628	2.4%	1.2%	1.3%	1.1%
% of Patients satisfied with the dentistry they have received	4	4	N/A	91.6%	91.9%	91.7%
% of Patients satisfied with the time they had to wait for an appointment	4	4	N/A	87.6%	88.7%	88.0%

* This is based on patients treated on this contract for their most recent course of treatment. Figures in italics indicate the base number of FP17s or Patient Questionnaire responses are less than 100. N/A is shown where the base number of responses is less than 10 during the period. % is calculated as Quantity/Base number*100

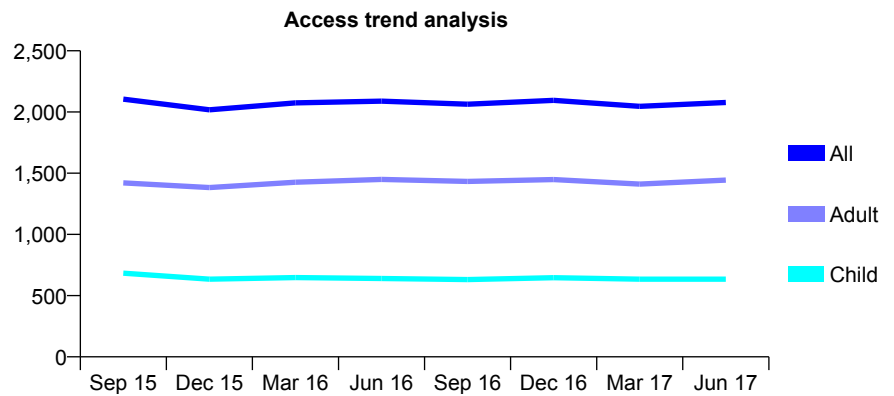
Q52 - Vital Signs At a Glance Contract Report for 569712/0001 - June 2017

Name or company name	MR NM SYKES
Contract type name	GDS Contract
Purpose of contract	General
Contract start date	01/04/2006
Contract end date	

17/18 Contracted general activity (UDA)	7,500
Carry forward general activity (UDA)	0
17/18 Contracted orthodontic activity (UOA)	0
Carry forward orthodontic activity (UOA)	0
Baseline contract value	£224,400.63

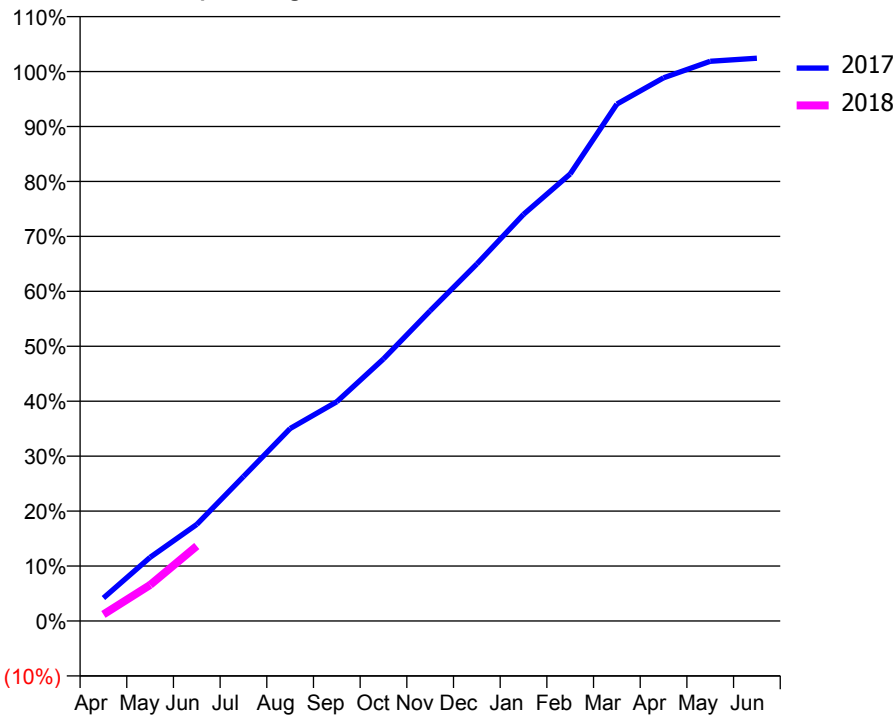
ACCESS*

Patients seen in 24 months	Total	Change since previous quarter
Quarter ending June 2016	2,089	
Quarter ending September 2016	2,064	↓
Quarter ending December 2016	2,095	→
Quarter ending March 2017	2,046	↓
Quarter ending June 2017	2,078	→
Variance since June 2016	(0.5%)	→



ACTIVITY

Cumulative percentage of contracted UDA delivered 2017 & 2018



Month	Adjusted Scheduled Activity (UDA)	
	2017	2018
April	314	90
May	869	493
June	1,319	1,023
July	1,971	
August	2,628	
September	2,994	
October	3,578	
November	4,234	
December	4,873	
January	5,551	
February	6,102	
March	7,056	
April	7,413	
May	7,640	
June	7,681	

QUALITY

	Quantity	Base Number	Contract	AT	Region	England
% of FP17s for the same patient ID Re-attending within 3 months - Children	23	224	10.3%	11.2%	13.0%	12.0%
% of FP17s for the same patient ID Re-attending within 3 months - Adults	104	502	20.7%	15.0%	16.6%	16.0%
% of FP17s for the same patient ID Re-attending between 3 & 9 months - Children	127	224	56.7%	60.3%	59.5%	58.0%
% of FP17s for the same patient ID Re-attending between 3 & 9 months - Adults	226	502	45.0%	54.9%	53.1%	50.9%
% of FP17s for Band 1 Urgent Courses	11	500	2.2%	9.0%	9.3%	9.1%
% of FP17s Relating to Free Repair or Replacements	10	500	2.0%	0.9%	1.0%	0.8%
% of FP17s Relating to Continuations	1	500	0.2%	1.2%	1.3%	1.1%
% of Patients satisfied with the dentistry they have received	9	9	N/A	91.6%	91.9%	91.7%
% of Patients satisfied with the time they had to wait for an appointment	8	9	N/A	87.6%	88.7%	88.0%

* This is based on patients treated on this contract for their most recent course of treatment. Figures in italics indicate the base number of FP17s or Patient Questionnaire responses are less than 100. N/A is shown where the base number of responses is less than 10 during the period. % is calculated as Quantity/Base number*100

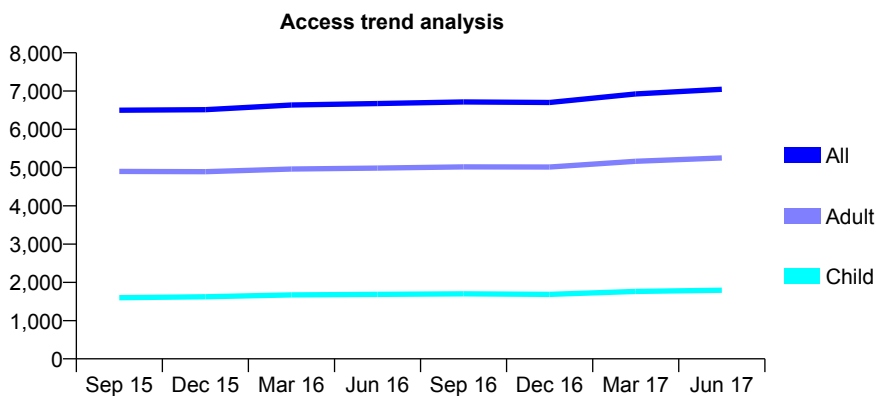
Q52 - Vital Signs At a Glance Contract Report for 575208/0002 - June 2017

Name or company name	MRS JC O'SULLIVAN
Contract type name	GDS Contract
Purpose of contract	General
Contract start date	01/04/2008
Contract end date	

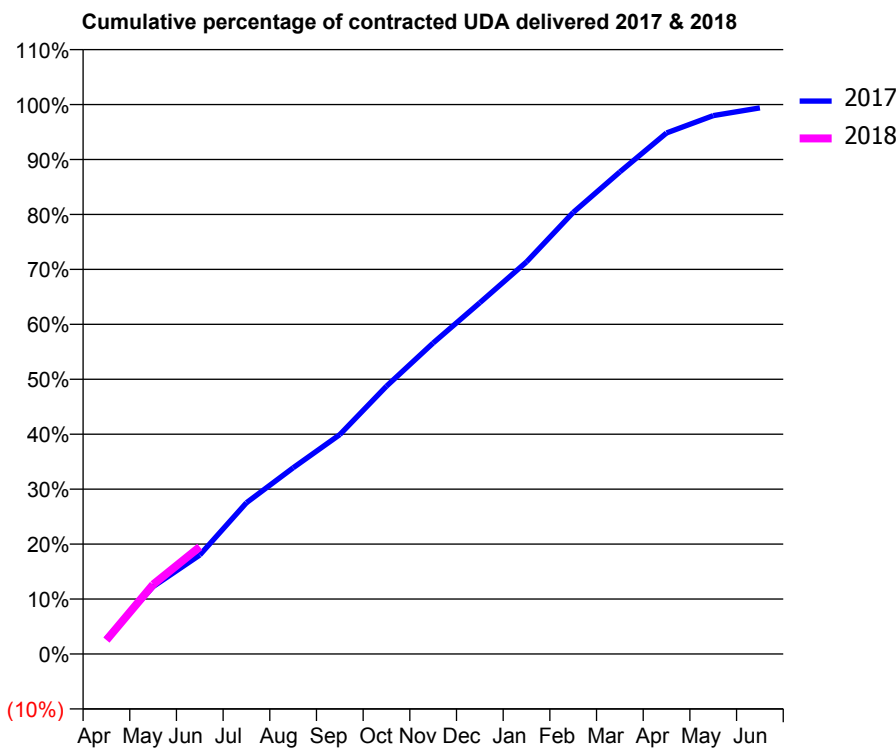
17/18 Contracted general activity (UDA)	18,414
Carry forward general activity (UDA)	0
17/18 Contracted orthodontic activity (UOA)	0
Carry forward orthodontic activity (UOA)	0
Baseline contract value	£651,700.63

ACCESS*

Patients seen in 24 months	Total	Change since previous quarter
Quarter ending June 2016	6,674	
Quarter ending September 2016	6,717	→
Quarter ending December 2016	6,700	→
Quarter ending March 2017	6,924	↑
Quarter ending June 2017	7,045	→
Variance since June 2016	5.6%	↑



ACTIVITY



Month	Adjusted Scheduled Activity (UDA)	
	2017	2018
April	521	468
May	2,260	2,328
June	3,317	3,589
July	5,072	
August	6,239	
September	7,355	
October	8,976	
November	10,424	
December	11,772	
January	13,142	
February	14,798	
March	16,155	
April	17,460	
May	18,043	
June	18,301	

QUALITY

	Quantity	Base Number	Contract	AT	Region	England
% of FP17s for the same patient ID Re-attending within 3 months - Children	76	919	8.3%	11.2%	13.0%	12.0%
% of FP17s for the same patient ID Re-attending within 3 months - Adults	436	2,640	16.5%	15.0%	16.6%	16.0%
% of FP17s for the same patient ID Re-attending between 3 & 9 months - Children	551	919	60.0%	60.3%	59.5%	58.0%
% of FP17s for the same patient ID Re-attending between 3 & 9 months - Adults	1,632	2,640	61.8%	54.9%	53.1%	50.9%
% of FP17s for Band 1 Urgent Courses	202	2,142	9.4%	9.0%	9.3%	9.1%
% of FP17s Relating to Free Repair or Replacements	17	2,142	0.8%	0.9%	1.0%	0.8%
% of FP17s Relating to Continuations	49	2,142	2.3%	1.2%	1.3%	1.1%
% of Patients satisfied with the dentistry they have received	7	7	N/A	91.6%	91.9%	91.7%
% of Patients satisfied with the time they had to wait for an appointment	7	7	N/A	87.6%	88.7%	88.0%

* This is based on patients treated on this contract for their most recent course of treatment. Figures in italics indicate the base number of FP17s or Patient Questionnaire responses are less than 100. N/A is shown where the base number of responses is less than 10 during the period. % is calculated as Quantity/Base number*100

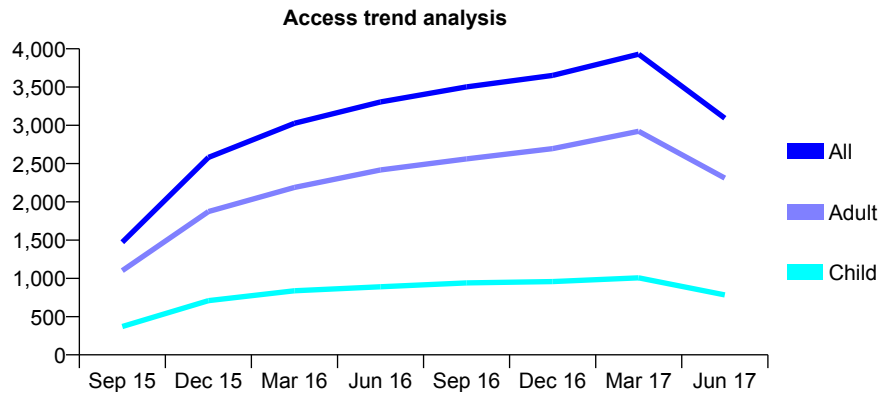
Q52 - Vital Signs At a Glance Contract Report for 606774/0001 - June 2017

Name or company name	MISS LA KIANI
Contract type name	PDS Contract
Purpose of contract	General
Contract start date	21/04/2015
Contract end date	30/04/2017

17/18 Contracted general activity (UDA)	1,441
Carry forward general activity (UDA)	0
17/18 Contracted orthodontic activity (UOA)	0
Carry forward orthodontic activity (UOA)	0
Baseline contract value	£41,186.56

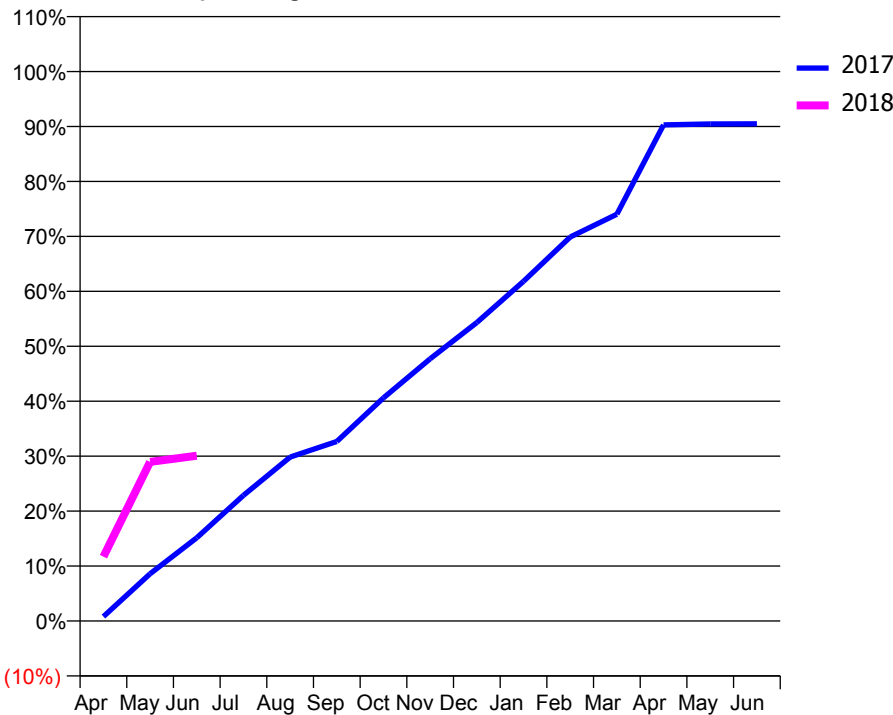
ACCESS*

Patients seen in 24 months	Total	Change since previous quarter
Quarter ending June 2016	3,305	
Quarter ending September 2016	3,502	↑
Quarter ending December 2016	3,653	↑
Quarter ending March 2017	3,929	↑
Quarter ending June 2017	3,093	↓
Variance since June 2016	(6.4%)	↓



ACTIVITY

Cumulative percentage of contracted UDA delivered 2017 & 2018



Month	Adjusted Scheduled Activity (UDA)	
	2017	2018
April	122	169
May	1,280	417
June	2,256	433
July	3,407	
August	4,445	
September	4,868	
October	6,051	
November	7,110	
December	8,090	
January	9,209	
February	10,410	
March	11,027	
April	13,448	
May	13,473	
June	13,476	

QUALITY

	Quantity	Base Number	Contract	AT	Region	England
% of FP17s for the same patient ID Re-attending within 3 months - Children	14	282	5.0%	11.2%	13.0%	12.0%
% of FP17s for the same patient ID Re-attending within 3 months - Adults	92	843	10.9%	15.0%	16.6%	16.0%
% of FP17s for the same patient ID Re-attending between 3 & 9 months - Children	141	282	50.0%	60.3%	59.5%	58.0%
% of FP17s for the same patient ID Re-attending between 3 & 9 months - Adults	402	843	47.7%	54.9%	53.1%	50.9%
% of FP17s for Band 1 Urgent Courses	22	164	13.4%	9.0%	9.3%	9.1%
% of FP17s Relating to Free Repair or Replacements	4	164	2.4%	0.9%	1.0%	0.8%
% of FP17s Relating to Continuations	8	164	4.9%	1.2%	1.3%	1.1%
% of Patients satisfied with the dentistry they have received	7	8	N/A	91.6%	91.9%	91.7%
% of Patients satisfied with the time they had to wait for an appointment	7	8	N/A	87.6%	88.7%	88.0%

* This is based on patients treated on this contract for their most recent course of treatment. Figures in italics indicate the base number of FP17s or Patient Questionnaire responses are less than 100. N/A is shown where the base number of responses is less than 10 during the period. % is calculated as Quantity/Base number*100

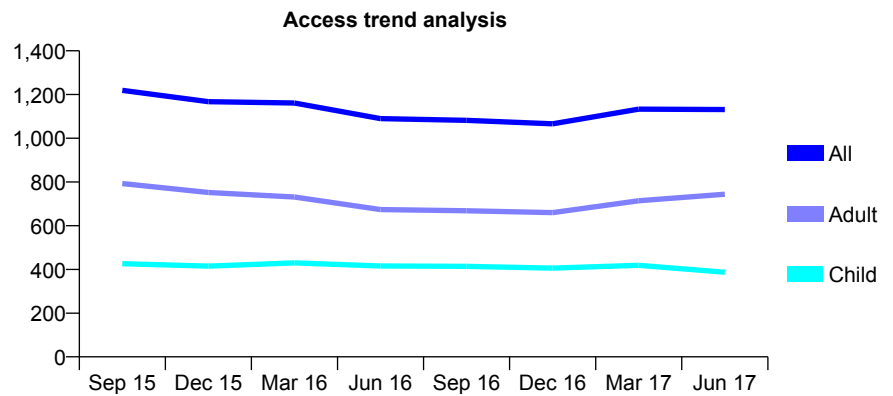
Q52 - Vital Signs At a Glance Contract Report for 623520/0001 - June 2017

Name or company name	MR GS CHANA
Contract type name	GDS Contract
Purpose of contract	General
Contract start date	01/04/2006
Contract end date	

17/18 Contracted general activity (UDA)	5,128
Carry forward general activity (UDA)	0
17/18 Contracted orthodontic activity (UOA)	0
Carry forward orthodontic activity (UOA)	0
Baseline contract value	£149,893.04

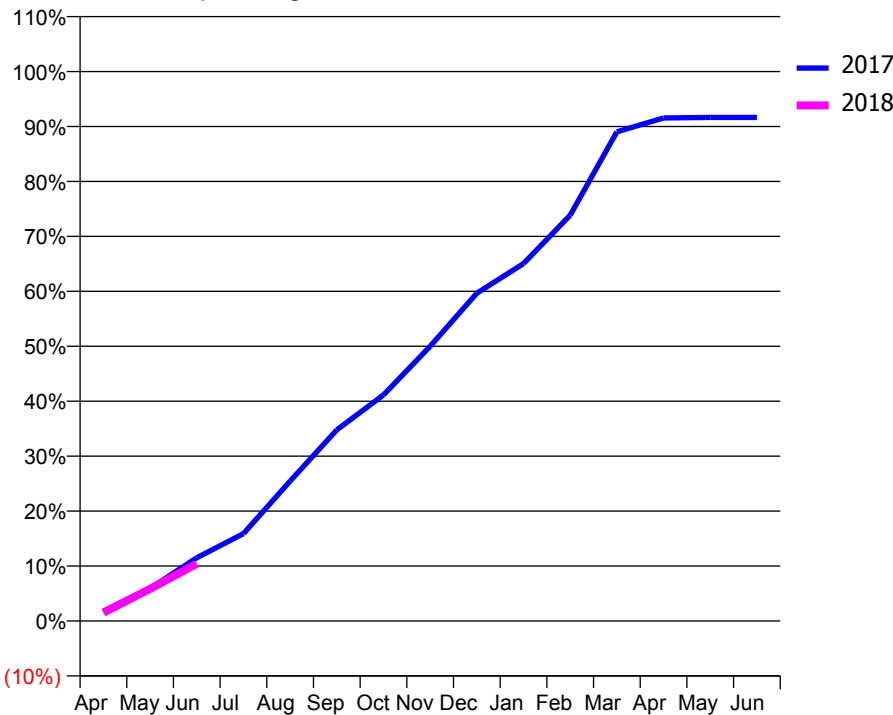
ACCESS*

Patients seen in 24 months	Total	Change since previous quarter
Quarter ending June 2016	1,090	
Quarter ending September 2016	1,082	→
Quarter ending December 2016	1,066	↓
Quarter ending March 2017	1,133	↑
Quarter ending June 2017	1,131	→
Variance since June 2016	3.8%	↑



ACTIVITY

Cumulative percentage of contracted UDA delivered 2017 & 2018



Month	Adjusted Scheduled Activity (UDA)	
	2017	2018
April	87	78
May	287	300
June	556	535
July	769	
August	1,230	
September	1,681	
October	1,989	
November	2,417	
December	2,884	
January	3,144	
February	3,570	
March	4,303	
April	4,425	
May	4,429	
June	4,429	

QUALITY

	Quantity	Base Number	Contract	AT	Region	England
% of FP17s for the same patient ID Re-attending within 3 months - Children	2	27	7.4%	11.2%	13.0%	12.0%
% of FP17s for the same patient ID Re-attending within 3 months - Adults	12	139	8.6%	15.0%	16.6%	16.0%
% of FP17s for the same patient ID Re-attending between 3 & 9 months - Children	7	27	25.9%	60.3%	59.5%	58.0%
% of FP17s for the same patient ID Re-attending between 3 & 9 months - Adults	24	139	17.3%	54.9%	53.1%	50.9%
% of FP17s for Band 1 Urgent Courses	0	137	0.0%	9.0%	9.3%	9.1%
% of FP17s Relating to Free Repair or Replacements	0	137	0.0%	0.9%	1.0%	0.8%
% of FP17s Relating to Continuations	0	137	0.0%	1.2%	1.3%	1.1%
% of Patients satisfied with the dentistry they have received	0	0	N/A	91.6%	91.9%	91.7%
% of Patients satisfied with the time they had to wait for an appointment	0	0	N/A	87.6%	88.7%	88.0%

* This is based on patients treated on this contract for their most recent course of treatment. Figures in italics indicate the base number of FP17s or Patient Questionnaire responses are less than 100. N/A is shown where the base number of responses is less than 10 during the period. % is calculated as Quantity/Base number*100

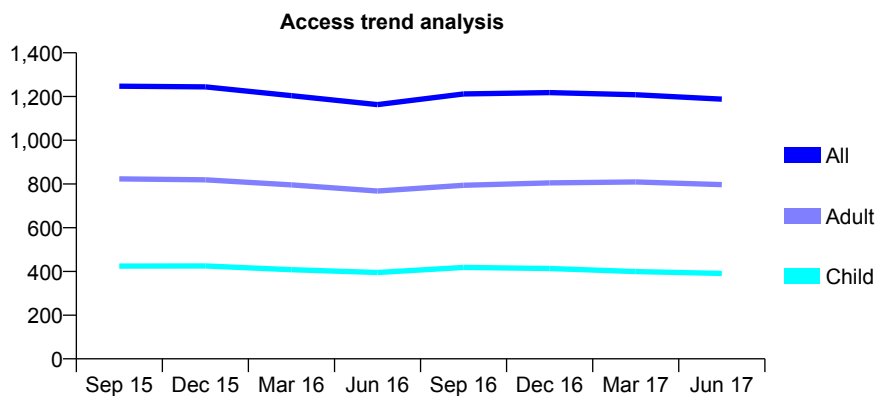
Q52 - Vital Signs At a Glance Contract Report for 623520/0002 - June 2017

Name or company name	MR GS CHANA
Contract type name	GDS Contract
Purpose of contract	General
Contract start date	01/04/2006
Contract end date	

17/18 Contracted general activity (UDA)	4,150
Carry forward general activity (UDA)	0
17/18 Contracted orthodontic activity (UOA)	0
Carry forward orthodontic activity (UOA)	0
Baseline contract value	£123,118.13

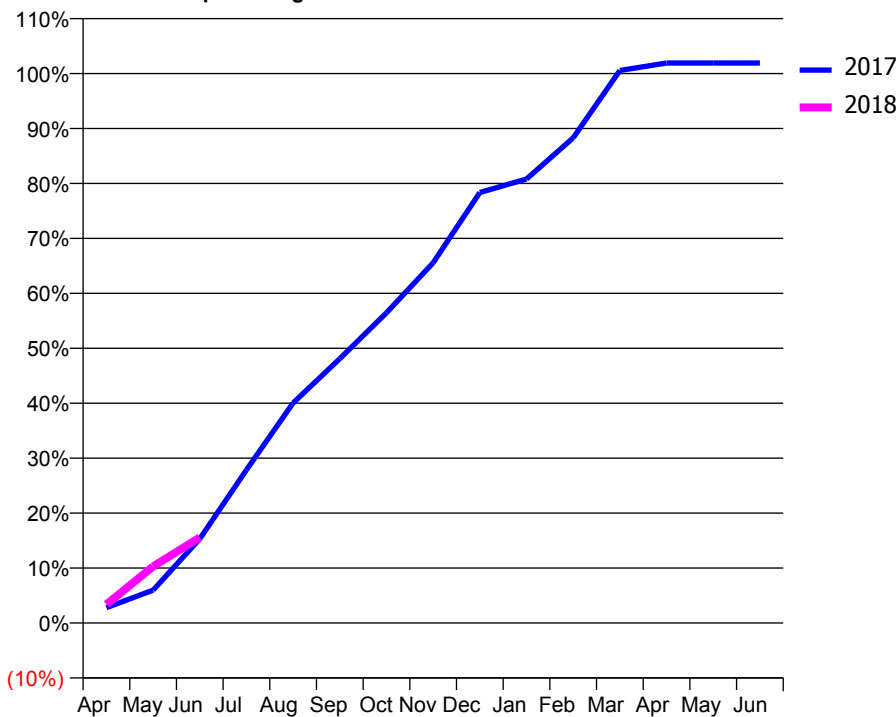
ACCESS*

Patients seen in 24 months	Total	Change since previous quarter
Quarter ending June 2016	1,163	
Quarter ending September 2016	1,212	↑
Quarter ending December 2016	1,218	→
Quarter ending March 2017	1,208	→
Quarter ending June 2017	1,188	↓
Variance since June 2016	2.1%	↑



ACTIVITY

Cumulative percentage of contracted UDA delivered 2017 & 2018



Month	Adjusted Scheduled Activity (UDA)	
	2017	2018
April	116	140
May	248	428
June	636	646
July	1,156	
August	1,662	
September	1,996	
October	2,343	
November	2,720	
December	3,251	
January	3,353	
February	3,664	
March	4,172	
April	4,229	
May	4,229	
June	4,229	

QUALITY

	Quantity	Base Number	Contract	AT	Region	England
% of FP17s for the same patient ID Re-attending within 3 months - Children	1	64	1.6%	11.2%	13.0%	12.0%
% of FP17s for the same patient ID Re-attending within 3 months - Adults	3	101	3.0%	15.0%	16.6%	16.0%
% of FP17s for the same patient ID Re-attending between 3 & 9 months - Children	22	64	34.4%	60.3%	59.5%	58.0%
% of FP17s for the same patient ID Re-attending between 3 & 9 months - Adults	28	101	27.7%	54.9%	53.1%	50.9%
% of FP17s for Band 1 Urgent Courses	0	152	0.0%	9.0%	9.3%	9.1%
% of FP17s Relating to Free Repair or Replacements	0	152	0.0%	0.9%	1.0%	0.8%
% of FP17s Relating to Continuations	0	152	0.0%	1.2%	1.3%	1.1%
% of Patients satisfied with the dentistry they have received	2	2	N/A	91.6%	91.9%	91.7%
% of Patients satisfied with the time they had to wait for an appointment	2	2	N/A	87.6%	88.7%	88.0%

* This is based on patients treated on this contract for their most recent course of treatment. Figures in italics indicate the base number of FP17s or Patient Questionnaire responses are less than 100. N/A is shown where the base number of responses is less than 10 during the period. % is calculated as Quantity/Base number*100

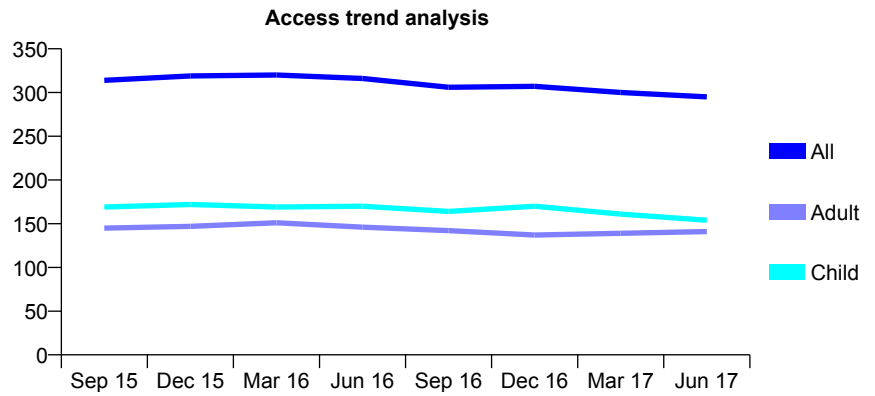
Q52 - Vital Signs At a Glance Contract Report for 631191/0001 - June 2017

Name or company name	MRS MJ MILLINGTON-SMITH
Contract type name	GDS Contract
Purpose of contract	General
Contract start date	01/04/2006
Contract end date	

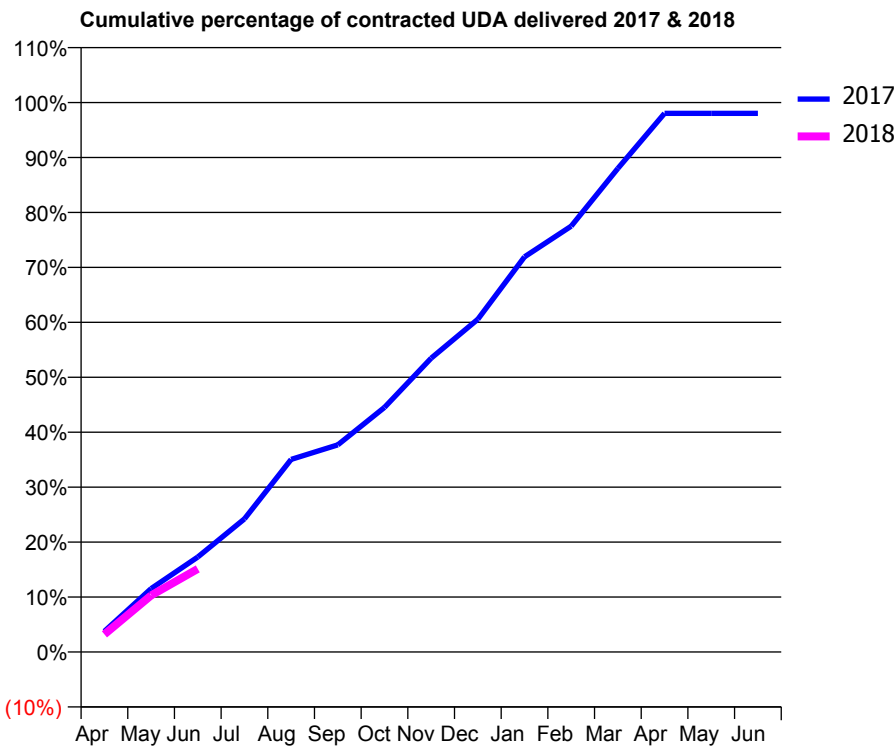
17/18 Contracted general activity (UDA)	850
Carry forward general activity (UDA)	0
17/18 Contracted orthodontic activity (UOA)	0
Carry forward orthodontic activity (UOA)	0
Baseline contract value	£26,214.70

ACCESS*

Patients seen in 24 months	Total	Change since previous quarter
Quarter ending June 2016	316	
Quarter ending September 2016	306	↓
Quarter ending December 2016	307	→
Quarter ending March 2017	300	↓
Quarter ending June 2017	295	↓
Variance since June 2016	(6.6%)	↓



ACTIVITY



Month	Adjusted Scheduled Activity (UDA)	
	2017	2018
April	32	27
May	98	88
June	147	129
July	206	
August	298	
September	320	
October	378	
November	455	
December	515	
January	611	
February	659	
March	748	
April	833	
May	833	
June	833	

QUALITY

	Quantity	Base Number	Contract	AT	Region	England
% of FP17s for the same patient ID Re-attending within 3 months - Children	5	64	7.8%	11.2%	13.0%	12.0%
% of FP17s for the same patient ID Re-attending within 3 months - Adults	9	47	19.1%	15.0%	16.6%	16.0%
% of FP17s for the same patient ID Re-attending between 3 & 9 months - Children	47	64	73.4%	60.3%	59.5%	58.0%
% of FP17s for the same patient ID Re-attending between 3 & 9 months - Adults	25	47	53.2%	54.9%	53.1%	50.9%
% of FP17s for Band 1 Urgent Courses	3	84	3.6%	9.0%	9.3%	9.1%
% of FP17s Relating to Free Repair or Replacements	0	84	0.0%	0.9%	1.0%	0.8%
% of FP17s Relating to Continuations	1	84	1.2%	1.2%	1.3%	1.1%
% of Patients satisfied with the dentistry they have received	0	0	N/A	91.6%	91.9%	91.7%
% of Patients satisfied with the time they had to wait for an appointment	0	0	N/A	87.6%	88.7%	88.0%

* This is based on patients treated on this contract for their most recent course of treatment. Figures in italics indicate the base number of FP17s or Patient Questionnaire responses are less than 100. N/A is shown where the base number of responses is less than 10 during the period. % is calculated as Quantity/Base number*100

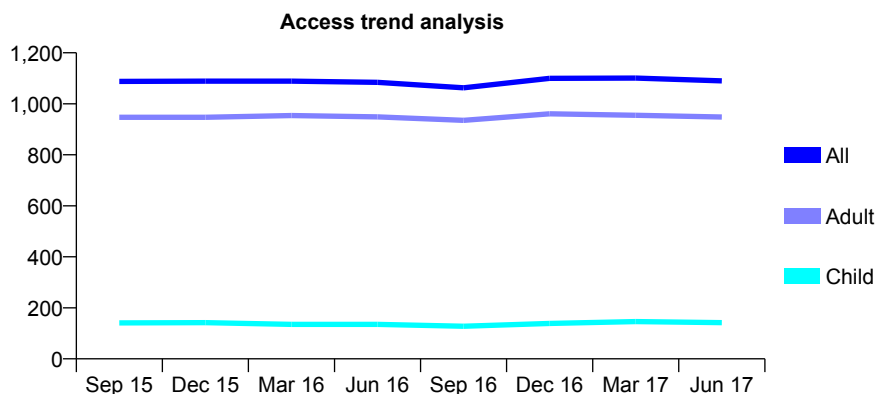
Q52 - Vital Signs At a Glance Contract Report for 631507/0001 - June 2017

Name or company name	MR JC RAYNER
Contract type name	GDS Contract
Purpose of contract	General
Contract start date	01/04/2006
Contract end date	

17/18 Contracted general activity (UDA)	2,718
Carry forward general activity (UDA)	0
17/18 Contracted orthodontic activity (UOA)	0
Carry forward orthodontic activity (UOA)	0
Baseline contract value	£53,636.99

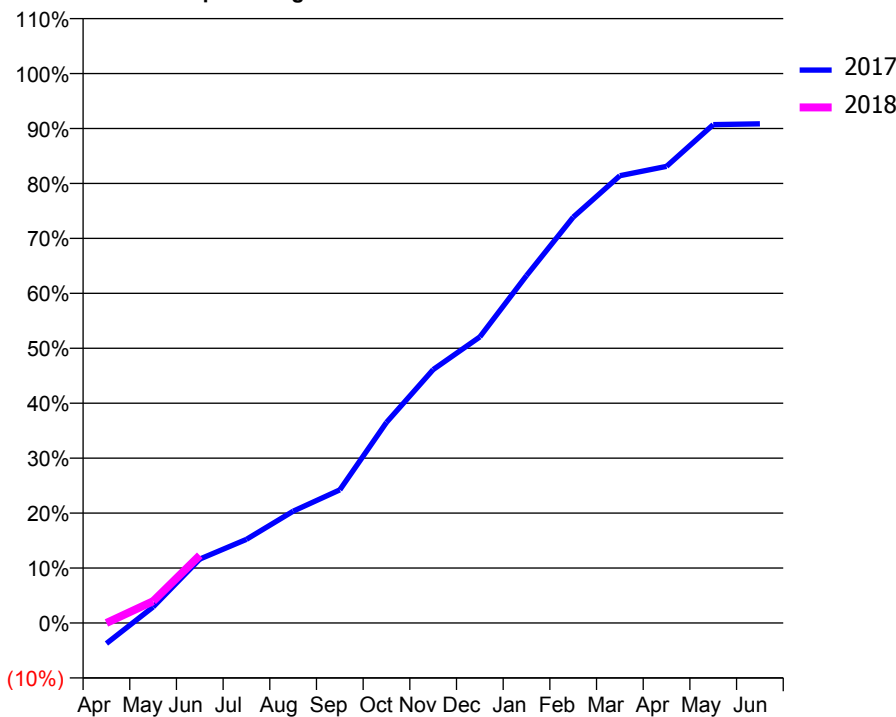
ACCESS*

Patients seen in 24 months	Total	Change since previous quarter
Quarter ending June 2016	1,084	
Quarter ending September 2016	1,063	↓
Quarter ending December 2016	1,100	↑
Quarter ending March 2017	1,101	→
Quarter ending June 2017	1,090	→
Variance since June 2016	0.6%	→



ACTIVITY

Cumulative percentage of contracted UDA delivered 2017 & 2018



Month	Adjusted Scheduled Activity (UDA)	
	2017	2018
April	-102	0
May	79	108
June	316	335
July	414	
August	553	
September	659	
October	992	
November	1,254	
December	1,415	
January	1,719	
February	2,007	
March	2,212	
April	2,259	
May	2,465	
June	2,469	

QUALITY

	Quantity	Base Number	Contract	AT	Region	England
% of FP17s for the same patient ID Re-attending within 3 months - Children	0	36	0.0%	11.2%	13.0%	12.0%
% of FP17s for the same patient ID Re-attending within 3 months - Adults	40	260	15.4%	15.0%	16.6%	16.0%
% of FP17s for the same patient ID Re-attending between 3 & 9 months - Children	28	36	77.8%	60.3%	59.5%	58.0%
% of FP17s for the same patient ID Re-attending between 3 & 9 months - Adults	108	260	41.5%	54.9%	53.1%	50.9%
% of FP17s for Band 1 Urgent Courses	18	184	9.8%	9.0%	9.3%	9.1%
% of FP17s Relating to Free Repair or Replacements	0	184	0.0%	0.9%	1.0%	0.8%
% of FP17s Relating to Continuations	3	184	1.6%	1.2%	1.3%	1.1%
% of Patients satisfied with the dentistry they have received	0	0	N/A	91.6%	91.9%	91.7%
% of Patients satisfied with the time they had to wait for an appointment	0	0	N/A	87.6%	88.7%	88.0%

* This is based on patients treated on this contract for their most recent course of treatment. Figures in italics indicate the base number of FP17s or Patient Questionnaire responses are less than 100. N/A is shown where the base number of responses is less than 10 during the period. % is calculated as Quantity/Base number*100

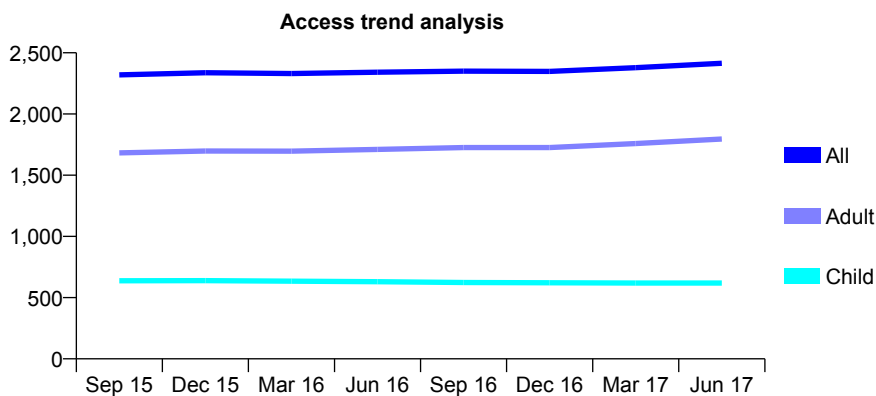
Q52 - Vital Signs At a Glance Contract Report for 632643/0001 - June 2017

Name or company name	MR PA BRIDGE
Contract type name	GDS Contract
Purpose of contract	General
Contract start date	01/04/2006
Contract end date	

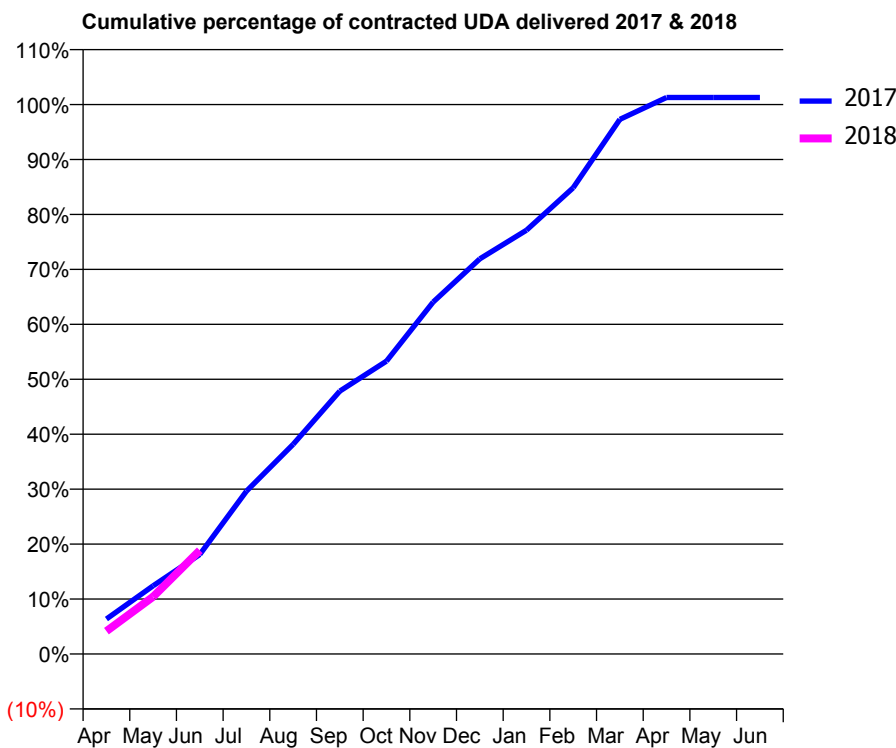
17/18 Contracted general activity (UDA)	9,046
Carry forward general activity (UDA)	0
17/18 Contracted orthodontic activity (UOA)	0
Carry forward orthodontic activity (UOA)	0
Baseline contract value	£232,685.23

ACCESS*

Patients seen in 24 months	Total	Change since previous quarter
Quarter ending June 2016	2,341	
Quarter ending September 2016	2,350	→
Quarter ending December 2016	2,348	→
Quarter ending March 2017	2,378	→
Quarter ending June 2017	2,415	→
Variance since June 2016	3.2%	↑



ACTIVITY



Month	Adjusted Scheduled Activity (UDA)	
	2017	2018
April	577	377
May	1,124	944
June	1,639	1,707
July	2,682	
August	3,453	
September	4,328	
October	4,823	
November	5,794	
December	6,505	
January	6,977	
February	7,676	
March	8,802	
April	9,162	
May	9,162	
June	9,162	

QUALITY

	Quantity	Base Number	Contract	AT	Region	England
% of FP17s for the same patient ID Re-attending within 3 months - Children	21	247	8.5%	11.2%	13.0%	12.0%
% of FP17s for the same patient ID Re-attending within 3 months - Adults	165	797	20.7%	15.0%	16.6%	16.0%
% of FP17s for the same patient ID Re-attending between 3 & 9 months - Children	182	247	73.7%	60.3%	59.5%	58.0%
% of FP17s for the same patient ID Re-attending between 3 & 9 months - Adults	504	797	63.2%	54.9%	53.1%	50.9%
% of FP17s for Band 1 Urgent Courses	53	879	6.0%	9.0%	9.3%	9.1%
% of FP17s Relating to Free Repair or Replacements	5	879	0.6%	0.9%	1.0%	0.8%
% of FP17s Relating to Continuations	25	879	2.8%	1.2%	1.3%	1.1%
% of Patients satisfied with the dentistry they have received	5	5	N/A	91.6%	91.9%	91.7%
% of Patients satisfied with the time they had to wait for an appointment	5	5	N/A	87.6%	88.7%	88.0%

* This is based on patients treated on this contract for their most recent course of treatment. Figures in italics indicate the base number of FP17s or Patient Questionnaire responses are less than 100. N/A is shown where the base number of responses is less than 10 during the period. % is calculated as Quantity/Base number*100

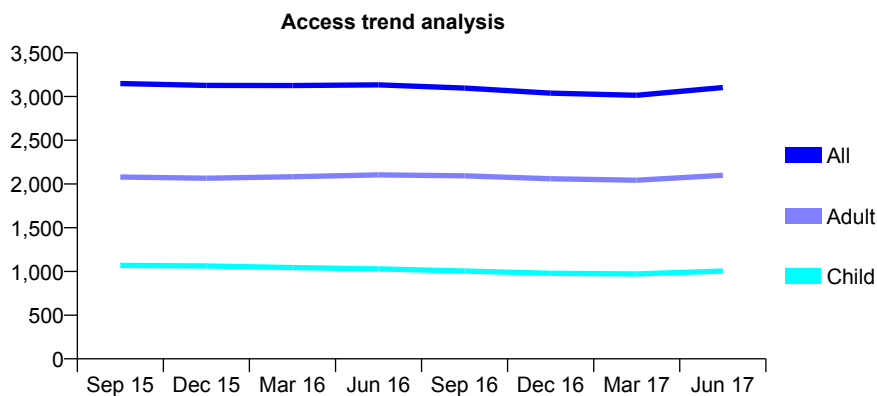
Q52 - Vital Signs At a Glance Contract Report for 643637/0001 - June 2017

Name or company name	MR A VANIA
Contract type name	GDS Contract
Purpose of contract	General
Contract start date	01/04/2006
Contract end date	

17/18 Contracted general activity (UDA)	11,017
Carry forward general activity (UDA)	0
17/18 Contracted orthodontic activity (UOA)	0
Carry forward orthodontic activity (UOA)	0
Baseline contract value	£337,928.81

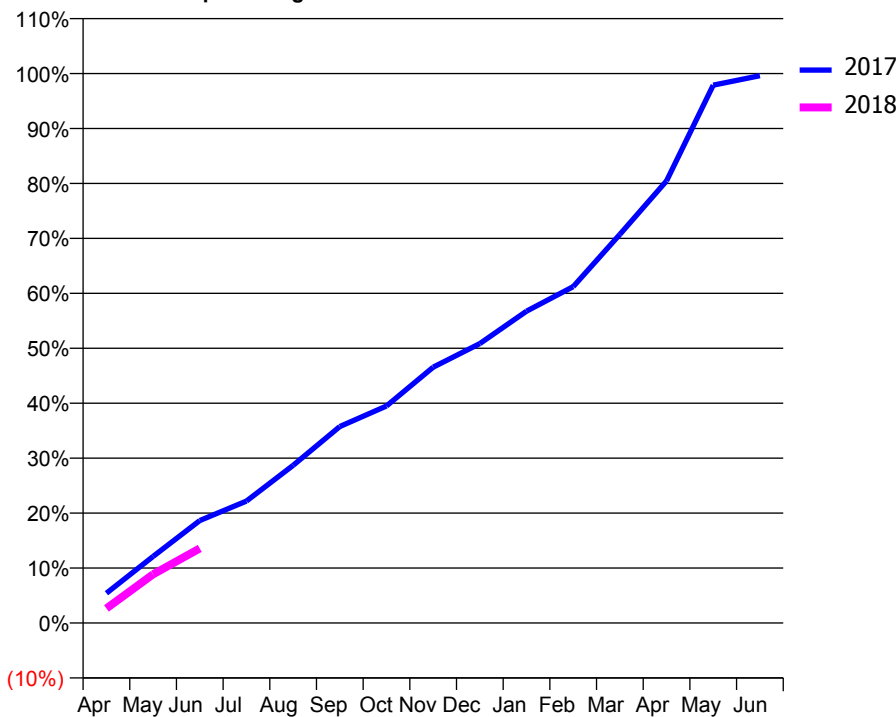
ACCESS*

Patients seen in 24 months	Total	Change since previous quarter
Quarter ending June 2016	3,133	
Quarter ending September 2016	3,097	↓
Quarter ending December 2016	3,038	↓
Quarter ending March 2017	3,014	→
Quarter ending June 2017	3,103	↑
Variance since June 2016	(1.0%)	→



ACTIVITY

Cumulative percentage of contracted UDA delivered 2017 & 2018



Month	Adjusted Scheduled Activity (UDA)	
	2017	2018
April	599	293
May	1,336	977
June	2,054	1,496
July	2,444	
August	3,161	
September	3,939	
October	4,351	
November	5,130	
December	5,602	
January	6,252	
February	6,744	
March	7,791	
April	8,864	
May	10,783	
June	10,974	

QUALITY

	Quantity	Base Number	Contract	AT	Region	England
% of FP17s for the same patient ID Re-attending within 3 months - Children	118	874	13.5%	11.2%	13.0%	12.0%
% of FP17s for the same patient ID Re-attending within 3 months - Adults	237	1,345	17.6%	15.0%	16.6%	16.0%
% of FP17s for the same patient ID Re-attending between 3 & 9 months - Children	520	874	59.5%	60.3%	59.5%	58.0%
% of FP17s for the same patient ID Re-attending between 3 & 9 months - Adults	701	1,345	52.1%	54.9%	53.1%	50.9%
% of FP17s for Band 1 Urgent Courses	114	843	13.5%	9.0%	9.3%	9.1%
% of FP17s Relating to Free Repair or Replacements	10	843	1.2%	0.9%	1.0%	0.8%
% of FP17s Relating to Continuations	13	843	1.5%	1.2%	1.3%	1.1%
% of Patients satisfied with the dentistry they have received	8	9	N/A	91.6%	91.9%	91.7%
% of Patients satisfied with the time they had to wait for an appointment	8	9	N/A	87.6%	88.7%	88.0%

* This is based on patients treated on this contract for their most recent course of treatment. Figures in italics indicate the base number of FP17s or Patient Questionnaire responses are less than 100. N/A is shown where the base number of responses is less than 10 during the period. % is calculated as Quantity/Base number*100

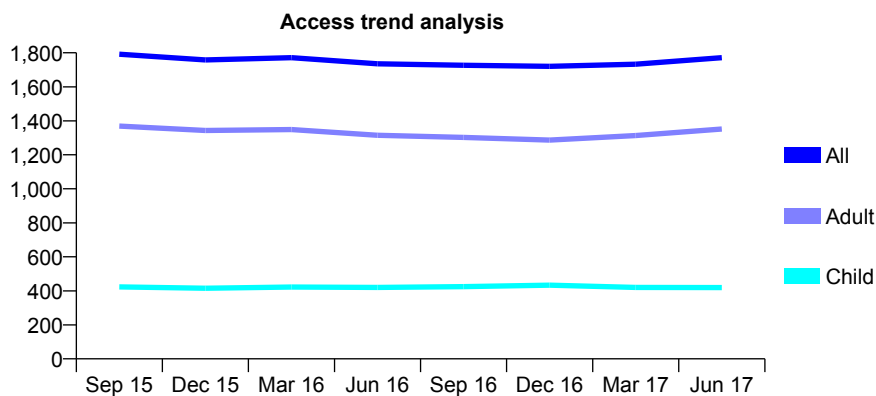
Q52 - Vital Signs At a Glance Contract Report for 650889/0001 - June 2017

Name or company name	MR SO ODAI
Contract type name	GDS Contract
Purpose of contract	General
Contract start date	01/04/2006
Contract end date	

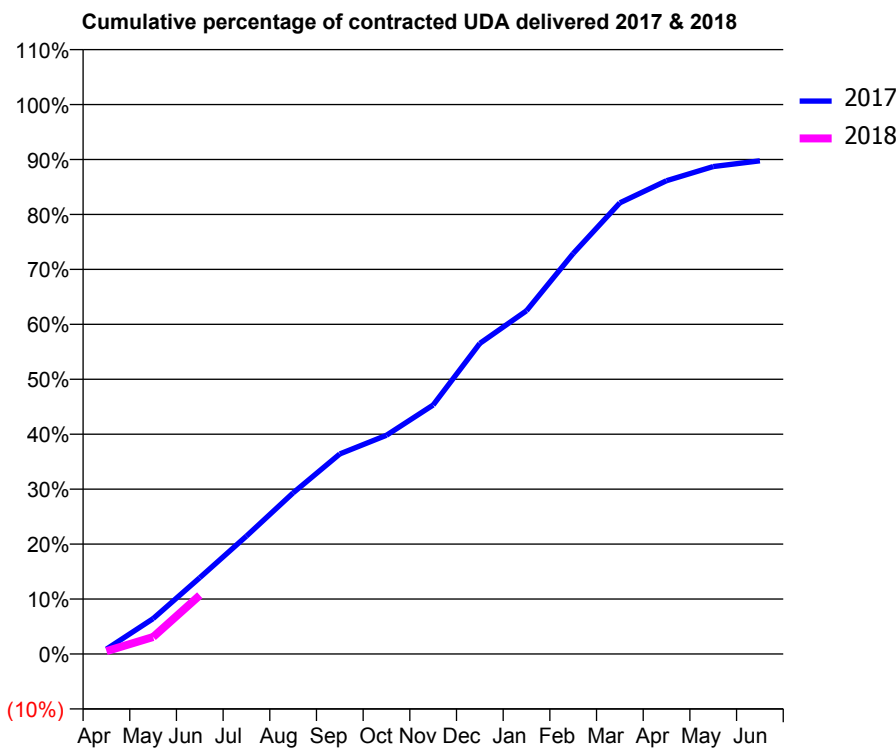
17/18 Contracted general activity (UDA)	4,672
Carry forward general activity (UDA)	0
17/18 Contracted orthodontic activity (UOA)	0
Carry forward orthodontic activity (UOA)	0
Baseline contract value	£127,527.97

ACCESS*

Patients seen in 24 months	Total	Change since previous quarter
Quarter ending June 2016	1,735	
Quarter ending September 2016	1,727	→
Quarter ending December 2016	1,720	→
Quarter ending March 2017	1,733	→
Quarter ending June 2017	1,771	↑
Variance since June 2016	2.1%	↑



ACTIVITY



Month	Adjusted Scheduled Activity (UDA)	
	2017	2018
April	44	24
May	318	144
June	685	499
July	1,057	
August	1,446	
September	1,795	
October	1,962	
November	2,233	
December	2,785	
January	3,079	
February	3,591	
March	4,046	
April	4,245	
May	4,372	
June	4,423	

QUALITY

	Quantity	Base Number	Contract	AT	Region	England
% of FP17s for the same patient ID Re-attending within 3 months - Children	6	91	6.6%	11.2%	13.0%	12.0%
% of FP17s for the same patient ID Re-attending within 3 months - Adults	51	380	13.4%	15.0%	16.6%	16.0%
% of FP17s for the same patient ID Re-attending between 3 & 9 months - Children	45	91	49.5%	60.3%	59.5%	58.0%
% of FP17s for the same patient ID Re-attending between 3 & 9 months - Adults	184	380	48.4%	54.9%	53.1%	50.9%
% of FP17s for Band 1 Urgent Courses	26	268	9.7%	9.0%	9.3%	9.1%
% of FP17s Relating to Free Repair or Replacements	1	268	0.4%	0.9%	1.0%	0.8%
% of FP17s Relating to Continuations	4	268	1.5%	1.2%	1.3%	1.1%
% of Patients satisfied with the dentistry they have received	2	2	N/A	91.6%	91.9%	91.7%
% of Patients satisfied with the time they had to wait for an appointment	2	2	N/A	87.6%	88.7%	88.0%

* This is based on patients treated on this contract for their most recent course of treatment. Figures in italics indicate the base number of FP17s or Patient Questionnaire responses are less than 100. N/A is shown where the base number of responses is less than 10 during the period. % is calculated as Quantity/Base number*100

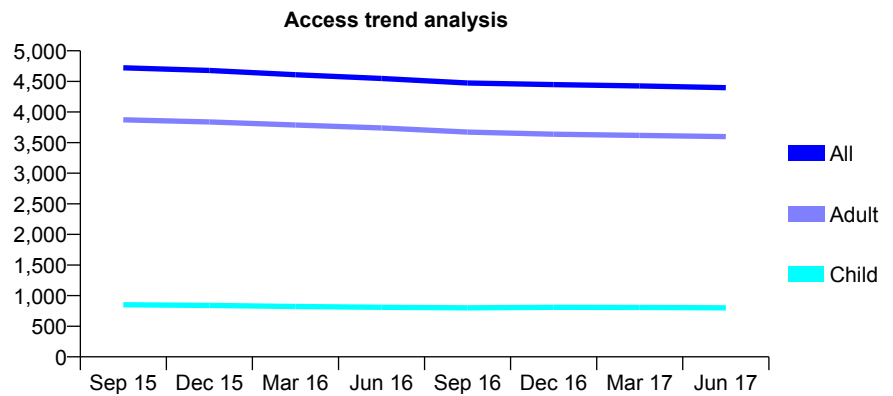
Q52 - Vital Signs At a Glance Contract Report for 650986/0001 - June 2017

Name or company name	MISS JE COTTERILL
Contract type name	GDS Contract
Purpose of contract	General
Contract start date	01/04/2006
Contract end date	

17/18 Contracted general activity (UDA)	12,927
Carry forward general activity (UDA)	0
17/18 Contracted orthodontic activity (UOA)	0
Carry forward orthodontic activity (UOA)	0
Baseline contract value	£314,518.20

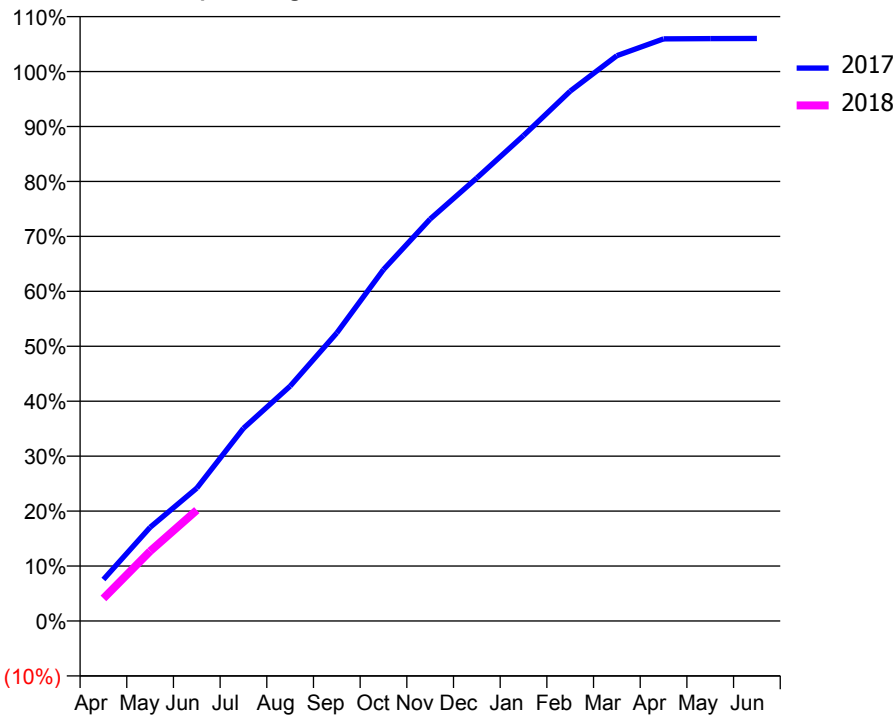
ACCESS*

Patients seen in 24 months	Total	Change since previous quarter
Quarter ending June 2016	4,548	
Quarter ending September 2016	4,474	↓
Quarter ending December 2016	4,448	→
Quarter ending March 2017	4,425	→
Quarter ending June 2017	4,397	→
Variance since June 2016	(3.3%)	↓



ACTIVITY

Cumulative percentage of contracted UDA delivered 2017 & 2018



Month	Adjusted Scheduled Activity (UDA)	
	2017	2018
April	977	532
May	2,205	1,642
June	3,126	2,607
July	4,536	
August	5,525	
September	6,777	
October	8,268	
November	9,457	
December	10,423	
January	11,420	
February	12,464	
March	13,298	
April	13,694	
May	13,700	
June	13,703	

QUALITY

	Quantity	Base Number	Contract	AT	Region	England
% of FP17s for the same patient ID Re-attending within 3 months - Children	24	373	6.4%	11.2%	13.0%	12.0%
% of FP17s for the same patient ID Re-attending within 3 months - Adults	172	1,359	12.7%	15.0%	16.6%	16.0%
% of FP17s for the same patient ID Re-attending between 3 & 9 months - Children	272	373	72.9%	60.3%	59.5%	58.0%
% of FP17s for the same patient ID Re-attending between 3 & 9 months - Adults	994	1,359	73.1%	54.9%	53.1%	50.9%
% of FP17s for Band 1 Urgent Courses	76	1,465	5.2%	9.0%	9.3%	9.1%
% of FP17s Relating to Free Repair or Replacements	22	1,465	1.5%	0.9%	1.0%	0.8%
% of FP17s Relating to Continuations	12	1,465	0.8%	1.2%	1.3%	1.1%
% of Patients satisfied with the dentistry they have received	11	12	91.7%	91.6%	91.9%	91.7%
% of Patients satisfied with the time they had to wait for an appointment	12	12	100.0%	87.6%	88.7%	88.0%

* This is based on patients treated on this contract for their most recent course of treatment. Figures in italics indicate the base number of FP17s or Patient Questionnaire responses are less than 100. N/A is shown where the base number of responses is less than 10 during the period. % is calculated as Quantity/Base number*100

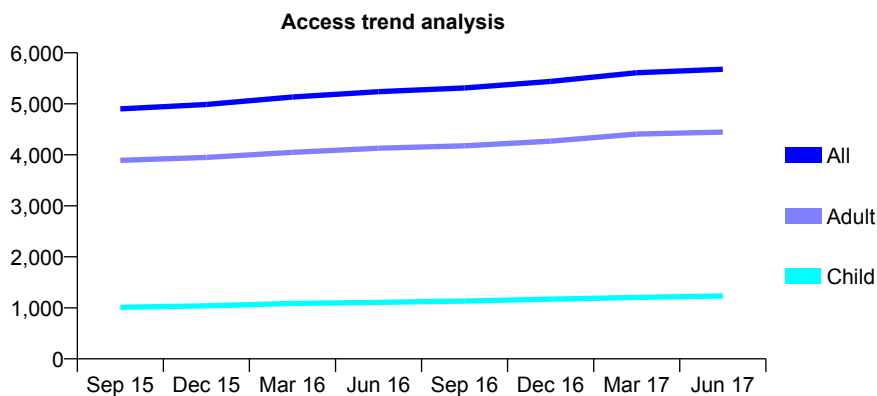
Q52 - Vital Signs At a Glance Contract Report for 658049/0001 - June 2017

Name or company name	MISS KM HAYES-SINCLAIR
Contract type name	GDS Contract
Purpose of contract	General
Contract start date	01/12/2010
Contract end date	

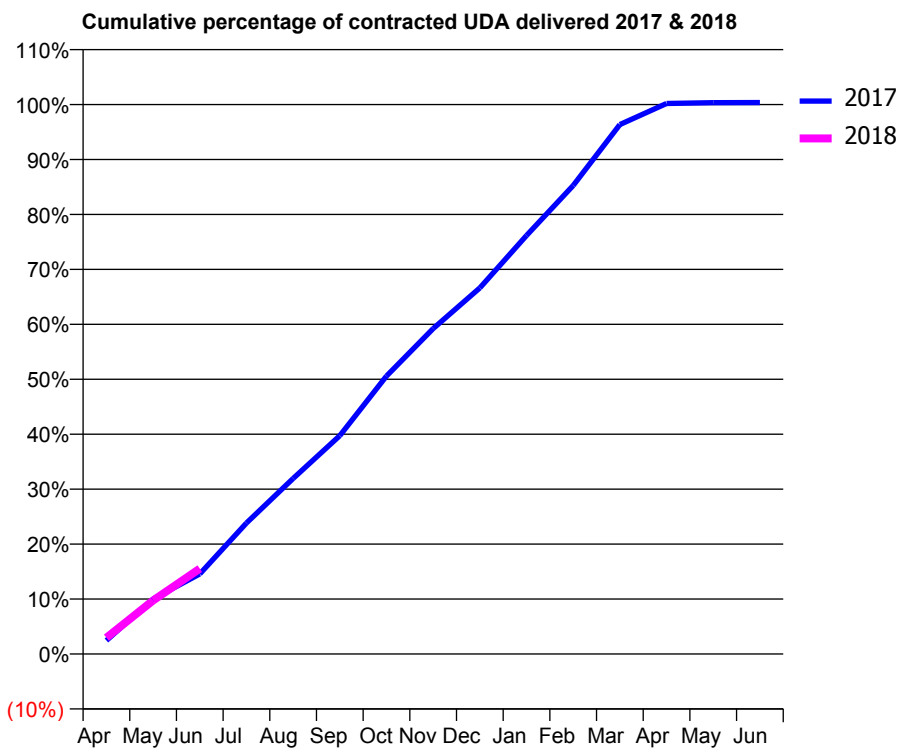
17/18 Contracted general activity (UDA)	16,775
Carry forward general activity (UDA)	0
17/18 Contracted orthodontic activity (UOA)	0
Carry forward orthodontic activity (UOA)	0
Baseline contract value	£520,120.56

ACCESS*

Patients seen in 24 months	Total	Change since previous quarter
Quarter ending June 2016	5,237	
Quarter ending September 2016	5,310	→
Quarter ending December 2016	5,439	↑
Quarter ending March 2017	5,609	↑
Quarter ending June 2017	5,678	→
Variance since June 2016	8.4%	↑



ACTIVITY



Month	Adjusted Scheduled Activity (UDA)	
	2017	2018
April	414	498
May	1,681	1,635
June	2,445	2,609
July	4,001	
August	5,358	
September	6,665	
October	8,484	
November	9,933	
December	11,175	
January	12,775	
February	14,302	
March	16,163	
April	16,808	
May	16,829	
June	16,835	

QUALITY

	Quantity	Base Number	Contract	AT	Region	England
% of FP17s for the same patient ID Re-attending within 3 months - Children	47	434	10.8%	11.2%	13.0%	12.0%
% of FP17s for the same patient ID Re-attending within 3 months - Adults	227	1,177	19.3%	15.0%	16.6%	16.0%
% of FP17s for the same patient ID Re-attending between 3 & 9 months - Children	265	434	61.1%	60.3%	59.5%	58.0%
% of FP17s for the same patient ID Re-attending between 3 & 9 months - Adults	325	1,177	27.6%	54.9%	53.1%	50.9%
% of FP17s for Band 1 Urgent Courses	105	1,339	7.8%	9.0%	9.3%	9.1%
% of FP17s Relating to Free Repair or Replacements	21	1,339	1.6%	0.9%	1.0%	0.8%
% of FP17s Relating to Continuations	67	1,339	5.0%	1.2%	1.3%	1.1%
% of Patients satisfied with the dentistry they have received	12	12	100.0%	91.6%	91.9%	91.7%
% of Patients satisfied with the time they had to wait for an appointment	11	12	91.7%	87.6%	88.7%	88.0%

* This is based on patients treated on this contract for their most recent course of treatment. Figures in italics indicate the base number of FP17s or Patient Questionnaire responses are less than 100. N/A is shown where the base number of responses is less than 10 during the period. % is calculated as Quantity/Base number*100

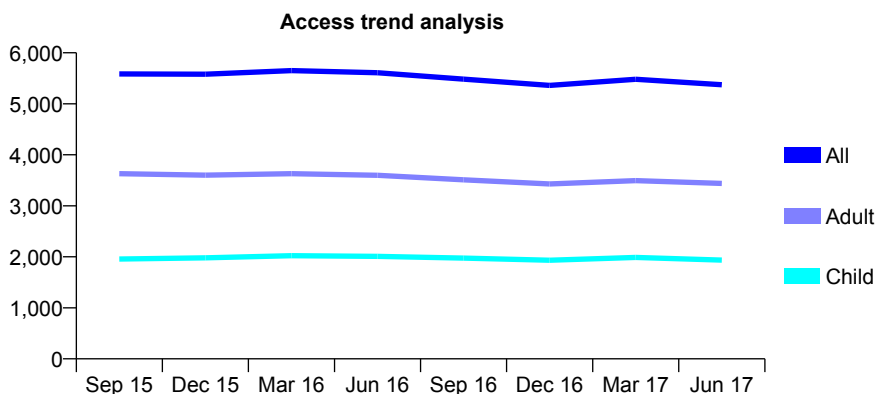
Q52 - Vital Signs At a Glance Contract Report for 658308/0002 - June 2017

Name or company name	Perfect Smile Clinic (UK) Ltd
Contract type name	GDS Contract
Purpose of contract	General
Contract start date	01/11/2009
Contract end date	

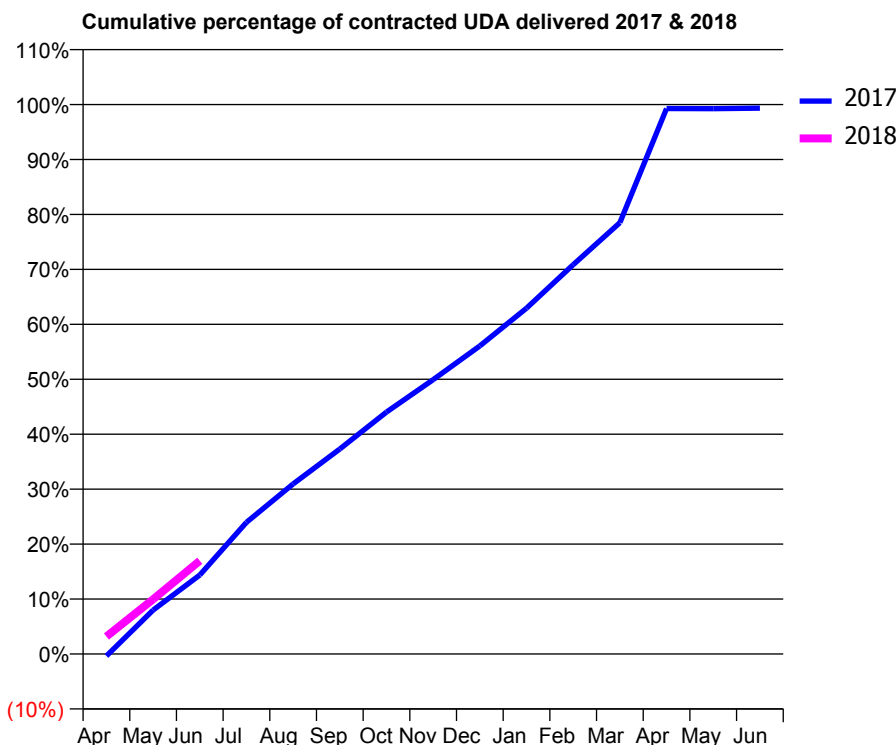
17/18 Contracted general activity (UDA)	15,500
Carry forward general activity (UDA)	0
17/18 Contracted orthodontic activity (UOA)	0
Carry forward orthodontic activity (UOA)	0
Baseline contract value	£383,501.76

ACCESS*

Patients seen in 24 months	Total	Change since previous quarter
Quarter ending June 2016	5,608	
Quarter ending September 2016	5,484	↓
Quarter ending December 2016	5,361	↓
Quarter ending March 2017	5,482	↑
Quarter ending June 2017	5,374	↓
Variance since June 2016	(4.2%)	↓



ACTIVITY



Month	Adjusted Scheduled Activity (UDA)	
	2017	2018
April	-57	494
May	1,239	1,545
June	2,229	2,633
July	3,713	
August	4,797	
September	5,782	
October	6,827	
November	7,738	
December	8,690	
January	9,756	
February	10,980	
March	12,164	
April	15,384	
May	15,383	
June	15,398	

QUALITY

	Quantity	Base Number	Contract	AT	Region	England
% of FP17s for the same patient ID Re-attending within 3 months - Children	154	1,273	12.1%	11.2%	13.0%	12.0%
% of FP17s for the same patient ID Re-attending within 3 months - Adults	348	2,070	16.8%	15.0%	16.6%	16.0%
% of FP17s for the same patient ID Re-attending between 3 & 9 months - Children	806	1,273	63.3%	60.3%	59.5%	58.0%
% of FP17s for the same patient ID Re-attending between 3 & 9 months - Adults	1,231	2,070	59.5%	54.9%	53.1%	50.9%
% of FP17s for Band 1 Urgent Courses	124	1,399	8.9%	9.0%	9.3%	9.1%
% of FP17s Relating to Free Repair or Replacements	17	1,399	1.2%	0.9%	1.0%	0.8%
% of FP17s Relating to Continuations	9	1,399	0.6%	1.2%	1.3%	1.1%
% of Patients satisfied with the dentistry they have received	4	4	N/A	91.6%	91.9%	91.7%
% of Patients satisfied with the time they had to wait for an appointment	3	4	N/A	87.6%	88.7%	88.0%

* This is based on patients treated on this contract for their most recent course of treatment. Figures in italics indicate the base number of FP17s or Patient Questionnaire responses are less than 100. N/A is shown where the base number of responses is less than 10 during the period. % is calculated as Quantity/Base number*100

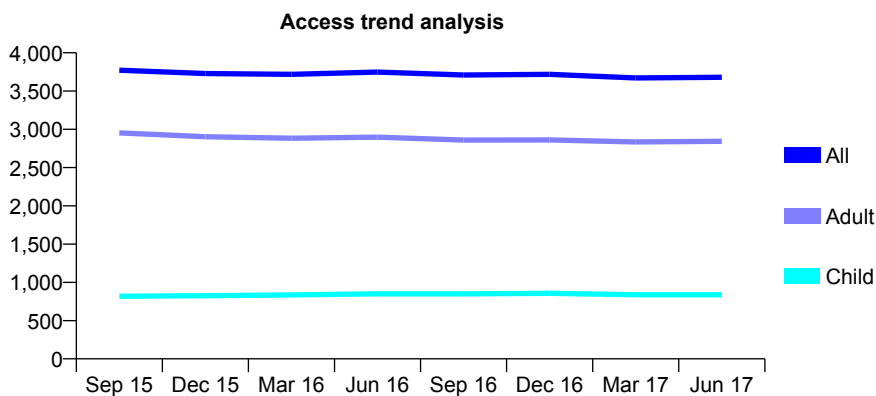
Q52 - Vital Signs At a Glance Contract Report for 659878/0001 - June 2017

Name or company name	MISS AW SHUM
Contract type name	GDS Contract
Purpose of contract	General
Contract start date	01/04/2006
Contract end date	

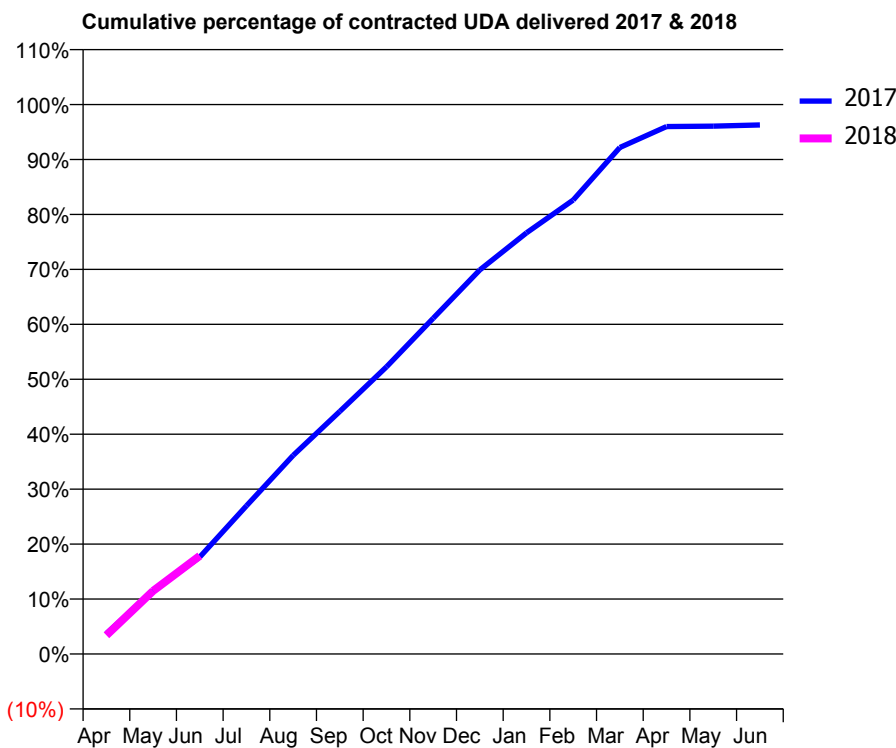
17/18 Contracted general activity (UDA)	15,984
Carry forward general activity (UDA)	0
17/18 Contracted orthodontic activity (UOA)	0
Carry forward orthodontic activity (UOA)	0
Baseline contract value	£393,579.68

ACCESS*

Patients seen in 24 months	Total	Change since previous quarter
Quarter ending June 2016	3,748	
Quarter ending September 2016	3,710	↓
Quarter ending December 2016	3,718	→
Quarter ending March 2017	3,672	↓
Quarter ending June 2017	3,681	→
Variance since June 2016	(1.8%)	↓



ACTIVITY



Month	Adjusted Scheduled Activity (UDA)	
	2017	2018
April	595	547
May	1,832	1,836
June	2,821	2,858
July	4,312	
August	5,777	
September	7,057	
October	8,354	
November	9,765	
December	11,172	
January	12,253	
February	13,204	
March	14,734	
April	15,343	
May	15,354	
June	15,390	

QUALITY

	Quantity	Base Number	Contract	AT	Region	England
% of FP17s for the same patient ID Re-attending within 3 months - Children	24	331	7.3%	11.2%	13.0%	12.0%
% of FP17s for the same patient ID Re-attending within 3 months - Adults	136	1,100	12.4%	15.0%	16.6%	16.0%
% of FP17s for the same patient ID Re-attending between 3 & 9 months - Children	208	331	62.8%	60.3%	59.5%	58.0%
% of FP17s for the same patient ID Re-attending between 3 & 9 months - Adults	693	1,100	63.0%	54.9%	53.1%	50.9%
% of FP17s for Band 1 Urgent Courses	21	1,227	1.7%	9.0%	9.3%	9.1%
% of FP17s Relating to Free Repair or Replacements	12	1,227	1.0%	0.9%	1.0%	0.8%
% of FP17s Relating to Continuations	40	1,227	3.3%	1.2%	1.3%	1.1%
% of Patients satisfied with the dentistry they have received	5	5	N/A	91.6%	91.9%	91.7%
% of Patients satisfied with the time they had to wait for an appointment	5	5	N/A	87.6%	88.7%	88.0%

* This is based on patients treated on this contract for their most recent course of treatment. Figures in italics indicate the base number of FP17s or Patient Questionnaire responses are less than 100. N/A is shown where the base number of responses is less than 10 during the period. % is calculated as Quantity/Base number*100

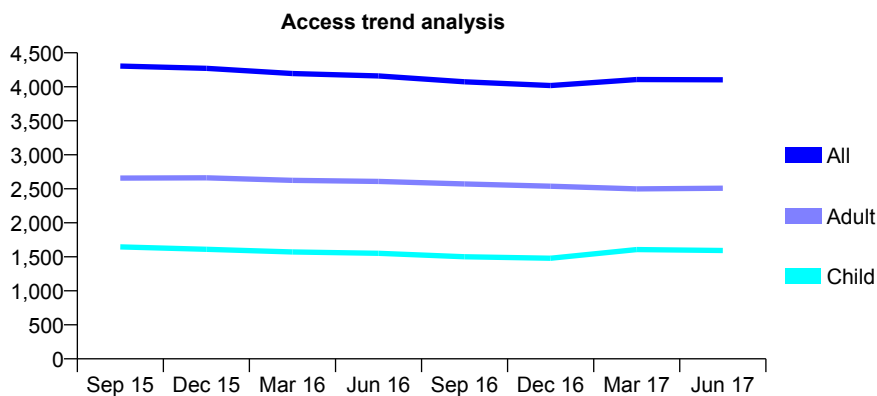
Q52 - Vital Signs At a Glance Contract Report for 673714/0001 - June 2017

Name or company name	MR NV O'DONOVAN
Contract type name	PDS Contract
Purpose of contract	General
Contract start date	01/11/2007
Contract end date	31/10/2017

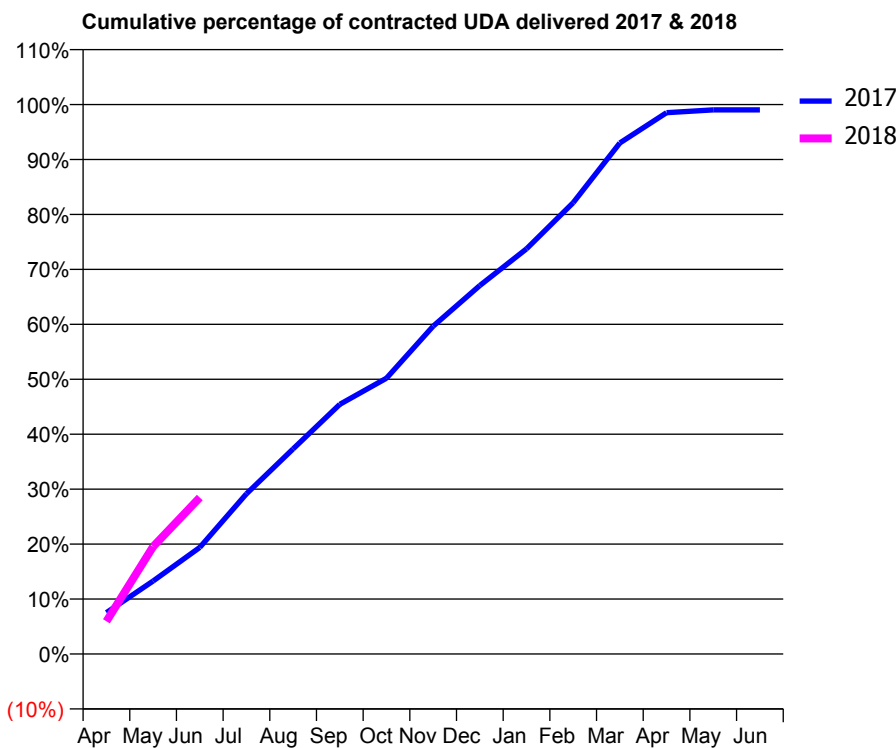
17/18 Contracted general activity (UDA)	6,876
Carry forward general activity (UDA)	0
17/18 Contracted orthodontic activity (UOA)	0
Carry forward orthodontic activity (UOA)	0
Baseline contract value	£222,096.05

ACCESS*

Patients seen in 24 months	Total	Change since previous quarter
Quarter ending June 2016	4,160	
Quarter ending September 2016	4,073	↓
Quarter ending December 2016	4,018	↓
Quarter ending March 2017	4,106	↑
Quarter ending June 2017	4,102	→
Variance since June 2016	(1.4%)	↓



ACTIVITY



Month	Adjusted Scheduled Activity (UDA)	
	2017	2018
April	888	410
May	1,566	1,344
June	2,286	1,958
July	3,436	
August	4,400	
September	5,357	
October	5,916	
November	7,034	
December	7,904	
January	8,692	
February	9,681	
March	10,964	
April	11,613	
May	11,672	
June	11,671	

QUALITY

	Quantity	Base Number	Contract	AT	Region	England
% of FP17s for the same patient ID Re-attending within 3 months - Children	35	521	6.7%	11.2%	13.0%	12.0%
% of FP17s for the same patient ID Re-attending within 3 months - Adults	104	786	13.2%	15.0%	16.6%	16.0%
% of FP17s for the same patient ID Re-attending between 3 & 9 months - Children	266	521	51.1%	60.3%	59.5%	58.0%
% of FP17s for the same patient ID Re-attending between 3 & 9 months - Adults	432	786	55.0%	54.9%	53.1%	50.9%
% of FP17s for Band 1 Urgent Courses	53	998	5.3%	9.0%	9.3%	9.1%
% of FP17s Relating to Free Repair or Replacements	3	998	0.3%	0.9%	1.0%	0.8%
% of FP17s Relating to Continuations	26	998	2.6%	1.2%	1.3%	1.1%
% of Patients satisfied with the dentistry they have received	6	6	N/A	91.6%	91.9%	91.7%
% of Patients satisfied with the time they had to wait for an appointment	3	6	N/A	87.6%	88.7%	88.0%

* This is based on patients treated on this contract for their most recent course of treatment. Figures in italics indicate the base number of FP17s or Patient Questionnaire responses are less than 100. N/A is shown where the base number of responses is less than 10 during the period. % is calculated as Quantity/Base number*100

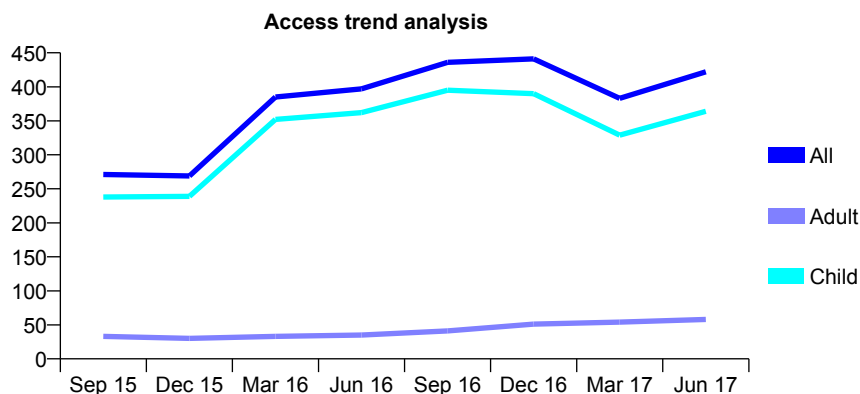
Q52 - Vital Signs At a Glance Contract Report for 673854/0001 - June 2017

Name or company name	MR MR PARROTT
Contract type name	GDS Contract
Purpose of contract	General
Contract start date	01/04/2006
Contract end date	

17/18 Contracted general activity (UDA)	734
Carry forward general activity (UDA)	0
17/18 Contracted orthodontic activity (UOA)	0
Carry forward orthodontic activity (UOA)	0
Baseline contract value	£17,630.16

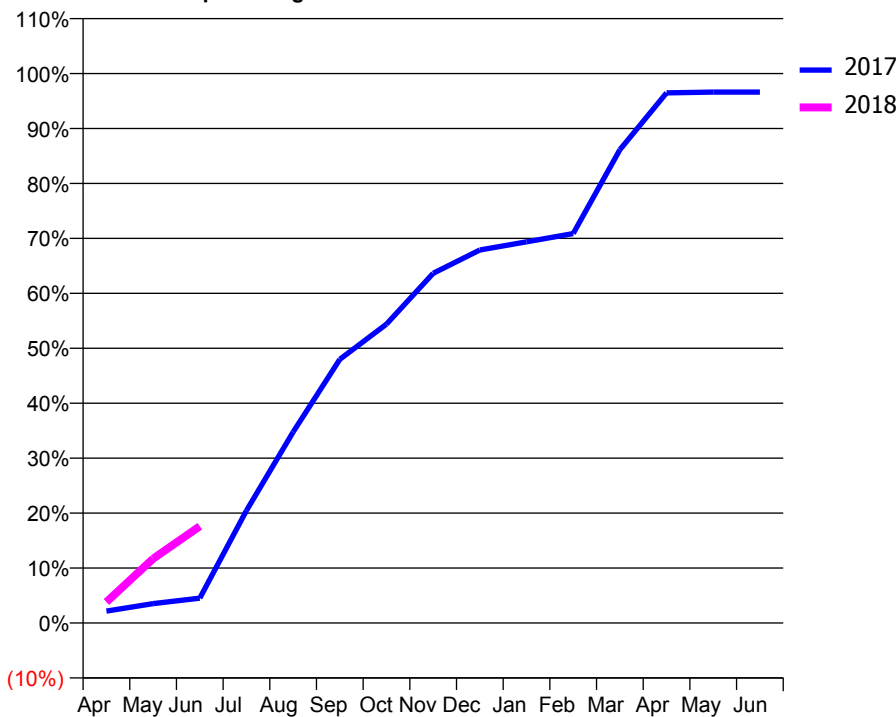
ACCESS*

Patients seen in 24 months	Total	Change since previous quarter
Quarter ending June 2016	397	
Quarter ending September 2016	436	↑
Quarter ending December 2016	441	→
Quarter ending March 2017	383	↓
Quarter ending June 2017	422	↑
Variance since June 2016	6.3%	↑



ACTIVITY

Cumulative percentage of contracted UDA delivered 2017 & 2018



Month	Adjusted Scheduled Activity (UDA)	
	2017	2018
April	16	28
May	26	86
June	33	129
July	150	
August	255	
September	352	
October	399	
November	467	
December	498	
January	509	
February	520	
March	632	
April	708	
May	709	
June	709	

QUALITY

	Quantity	Base Number	Contract	AT	Region	England
% of FP17s for the same patient ID Re-attending within 3 months - Children	9	156	5.8%	11.2%	13.0%	12.0%
% of FP17s for the same patient ID Re-attending within 3 months - Adults	0	4	0.0%	15.0%	16.6%	16.0%
% of FP17s for the same patient ID Re-attending between 3 & 9 months - Children	55	156	35.3%	60.3%	59.5%	58.0%
% of FP17s for the same patient ID Re-attending between 3 & 9 months - Adults	4	4	100.0%	54.9%	53.1%	50.9%
% of FP17s for Band 1 Urgent Courses	1	97	1.0%	9.0%	9.3%	9.1%
% of FP17s Relating to Free Repair or Replacements	0	97	0.0%	0.9%	1.0%	0.8%
% of FP17s Relating to Continuations	0	97	0.0%	1.2%	1.3%	1.1%
% of Patients satisfied with the dentistry they have received	0	0	N/A	91.6%	91.9%	91.7%
% of Patients satisfied with the time they had to wait for an appointment	0	0	N/A	87.6%	88.7%	88.0%

* This is based on patients treated on this contract for their most recent course of treatment. Figures in italics indicate the base number of FP17s or Patient Questionnaire responses are less than 100. N/A is shown where the base number of responses is less than 10 during the period. % is calculated as Quantity/Base number*100

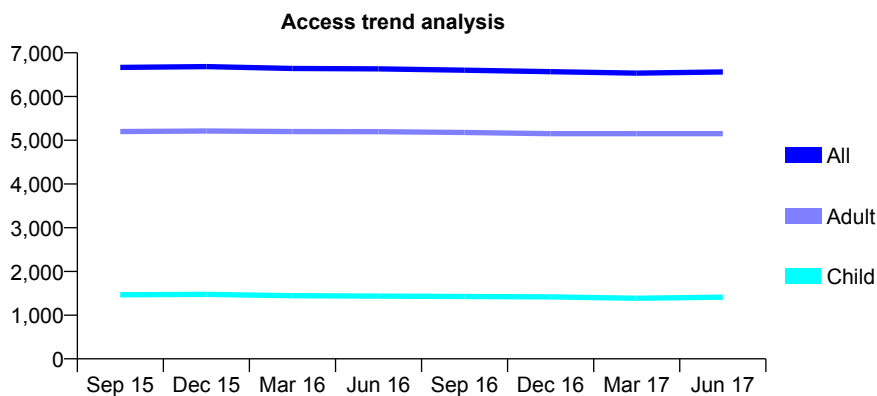
Q52 - Vital Signs At a Glance Contract Report for 674761/0001 - June 2017

Name or company name	MR M YOUNAS
Contract type name	GDS Contract
Purpose of contract	General
Contract start date	01/09/2011
Contract end date	

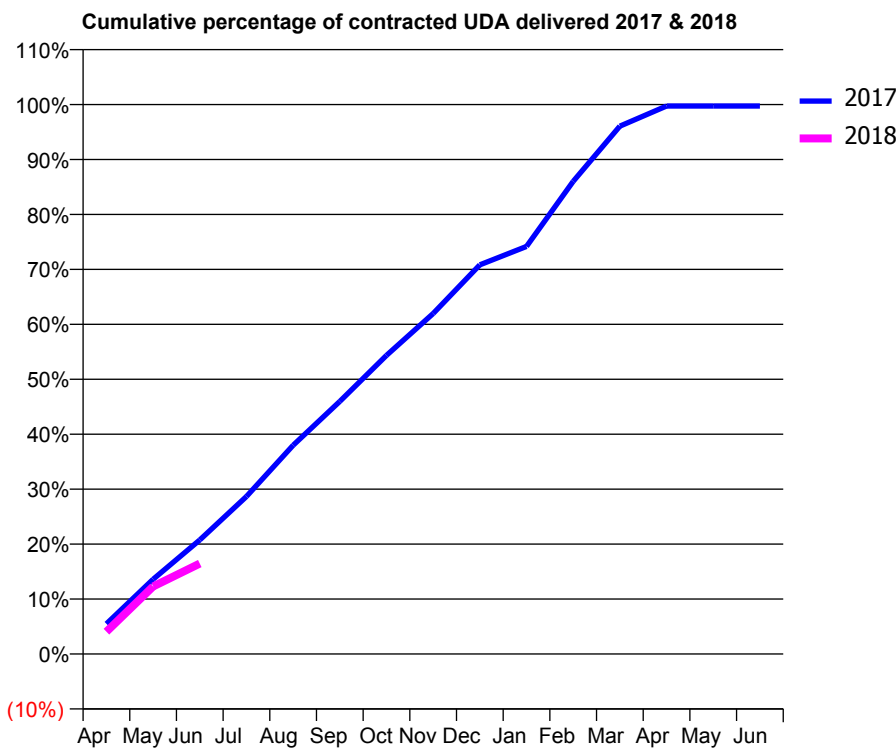
17/18 Contracted general activity (UDA)	20,390
Carry forward general activity (UDA)	0
17/18 Contracted orthodontic activity (UOA)	0
Carry forward orthodontic activity (UOA)	0
Baseline contract value	£582,872.34

ACCESS*

Patients seen in 24 months	Total	Change since previous quarter
Quarter ending June 2016	6,631	
Quarter ending September 2016	6,602	→
Quarter ending December 2016	6,567	→
Quarter ending March 2017	6,536	→
Quarter ending June 2017	6,563	→
Variance since June 2016	(1.0%)	↓



ACTIVITY



Month	Adjusted Scheduled Activity (UDA)	
	2017	2018
April	1,120	829
May	2,774	2,505
June	4,233	3,356
July	5,844	
August	7,744	
September	9,373	
October	11,080	
November	12,637	
December	14,439	
January	15,123	
February	17,540	
March	19,587	
April	20,333	
May	20,334	
June	20,334	

QUALITY

	Quantity	Base Number	Contract	AT	Region	England
% of FP17s for the same patient ID Re-attending within 3 months - Children	38	513	7.4%	11.2%	13.0%	12.0%
% of FP17s for the same patient ID Re-attending within 3 months - Adults	230	1,631	14.1%	15.0%	16.6%	16.0%
% of FP17s for the same patient ID Re-attending between 3 & 9 months - Children	338	513	65.9%	60.3%	59.5%	58.0%
% of FP17s for the same patient ID Re-attending between 3 & 9 months - Adults	900	1,631	55.2%	54.9%	53.1%	50.9%
% of FP17s for Band 1 Urgent Courses	102	1,856	5.5%	9.0%	9.3%	9.1%
% of FP17s Relating to Free Repair or Replacements	13	1,856	0.7%	0.9%	1.0%	0.8%
% of FP17s Relating to Continuations	27	1,856	1.5%	1.2%	1.3%	1.1%
% of Patients satisfied with the dentistry they have received	14	14	100.0%	91.6%	91.9%	91.7%
% of Patients satisfied with the time they had to wait for an appointment	14	14	100.0%	87.6%	88.7%	88.0%

* This is based on patients treated on this contract for their most recent course of treatment. Figures in italics indicate the base number of FP17s or Patient Questionnaire responses are less than 100. N/A is shown where the base number of responses is less than 10 during the period. % is calculated as Quantity/Base number*100

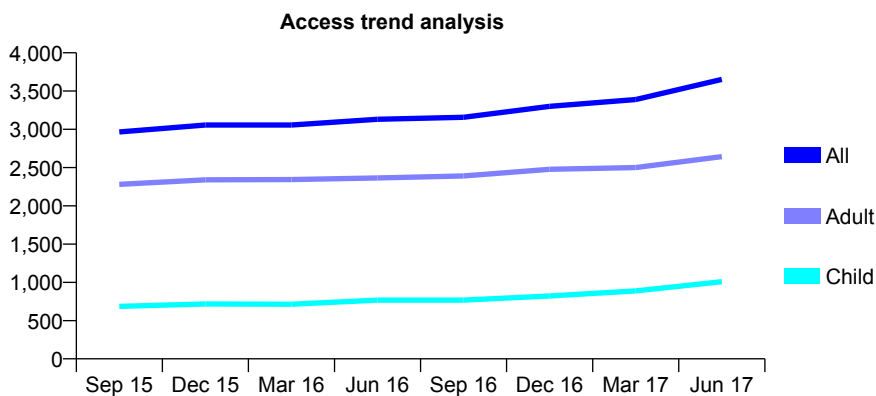
Q52 - Vital Signs At a Glance Contract Report for 676470/0002 - June 2017

Name or company name	MR EA SARKER
Contract type name	GDS Contract
Purpose of contract	General
Contract start date	01/04/2006
Contract end date	

17/18 Contracted general activity (UDA)	9,500
Carry forward general activity (UDA)	0
17/18 Contracted orthodontic activity (UOA)	0
Carry forward orthodontic activity (UOA)	0
Baseline contract value	£246,885.38

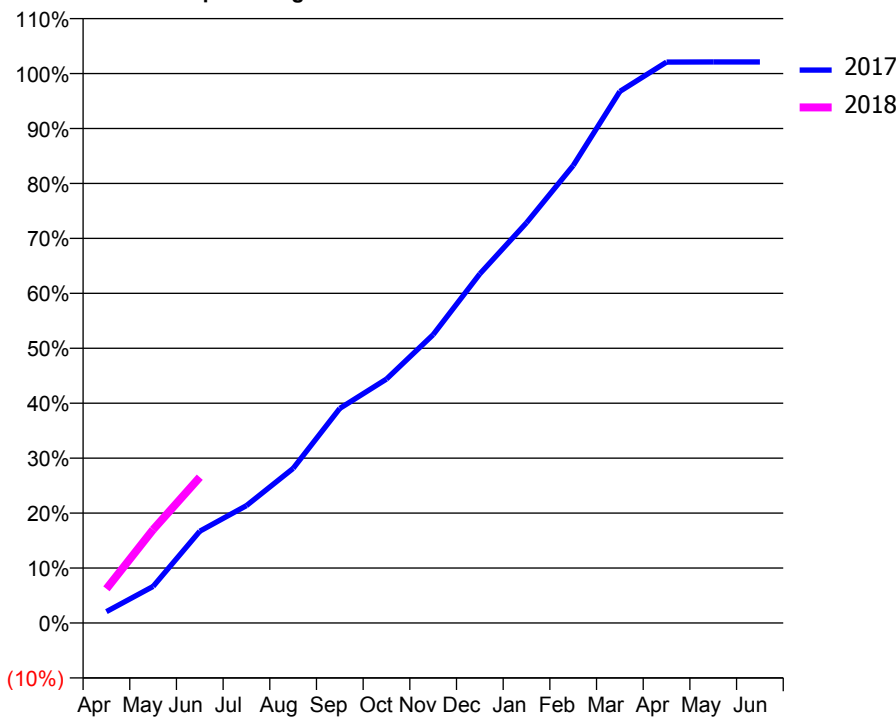
ACCESS*

Patients seen in 24 months	Total	Change since previous quarter
Quarter ending June 2016	3,132	
Quarter ending September 2016	3,157	→
Quarter ending December 2016	3,300	↑
Quarter ending March 2017	3,389	↑
Quarter ending June 2017	3,653	↑
Variance since June 2016	16.6%	↑



ACTIVITY

Cumulative percentage of contracted UDA delivered 2017 & 2018



Month	Adjusted Scheduled Activity (UDA)	
	2017	2018
April	197	591
May	633	1,615
June	1,587	2,521
July	2,030	
August	2,673	
September	3,711	
October	4,218	
November	4,985	
December	6,036	
January	6,919	
February	7,909	
March	9,189	
April	9,698	
May	9,699	
June	9,699	

QUALITY

	Quantity	Base Number	Contract	AT	Region	England
% of FP17s for the same patient ID Re-attending within 3 months - Children	26	318	8.2%	11.2%	13.0%	12.0%
% of FP17s for the same patient ID Re-attending within 3 months - Adults	76	596	12.8%	15.0%	16.6%	16.0%
% of FP17s for the same patient ID Re-attending between 3 & 9 months - Children	42	318	13.2%	60.3%	59.5%	58.0%
% of FP17s for the same patient ID Re-attending between 3 & 9 months - Adults	85	596	14.3%	54.9%	53.1%	50.9%
% of FP17s for Band 1 Urgent Courses	48	760	6.3%	9.0%	9.3%	9.1%
% of FP17s Relating to Free Repair or Replacements	6	760	0.8%	0.9%	1.0%	0.8%
% of FP17s Relating to Continuations	8	760	1.1%	1.2%	1.3%	1.1%
% of Patients satisfied with the dentistry they have received	5	6	N/A	91.6%	91.9%	91.7%
% of Patients satisfied with the time they had to wait for an appointment	5	6	N/A	87.6%	88.7%	88.0%

* This is based on patients treated on this contract for their most recent course of treatment. Figures in italics indicate the base number of FP17s or Patient Questionnaire responses are less than 100. N/A is shown where the base number of responses is less than 10 during the period. % is calculated as Quantity/Base number*100

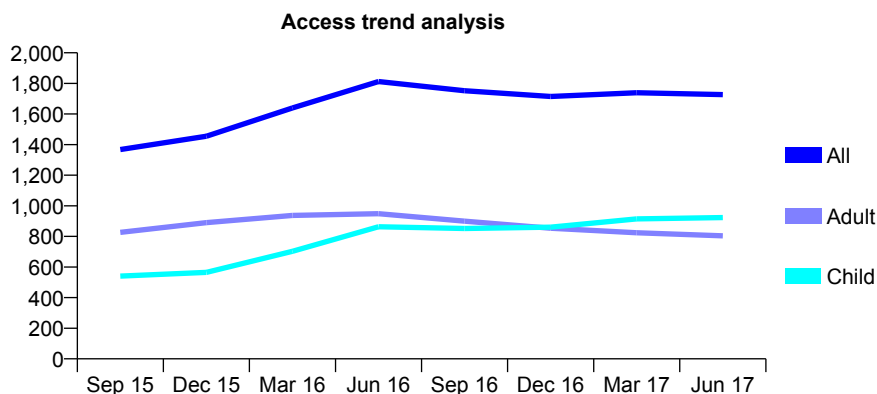
Q52 - Vital Signs At a Glance Contract Report for 676640/0002 - June 2017

Name or company name	MR KS HAMID
Contract type name	GDS Contract
Purpose of contract	General
Contract start date	16/07/2014
Contract end date	

17/18 Contracted general activity (UDA)	6,500
Carry forward general activity (UDA)	0
17/18 Contracted orthodontic activity (UOA)	0
Carry forward orthodontic activity (UOA)	0
Baseline contract value	£147,092.05

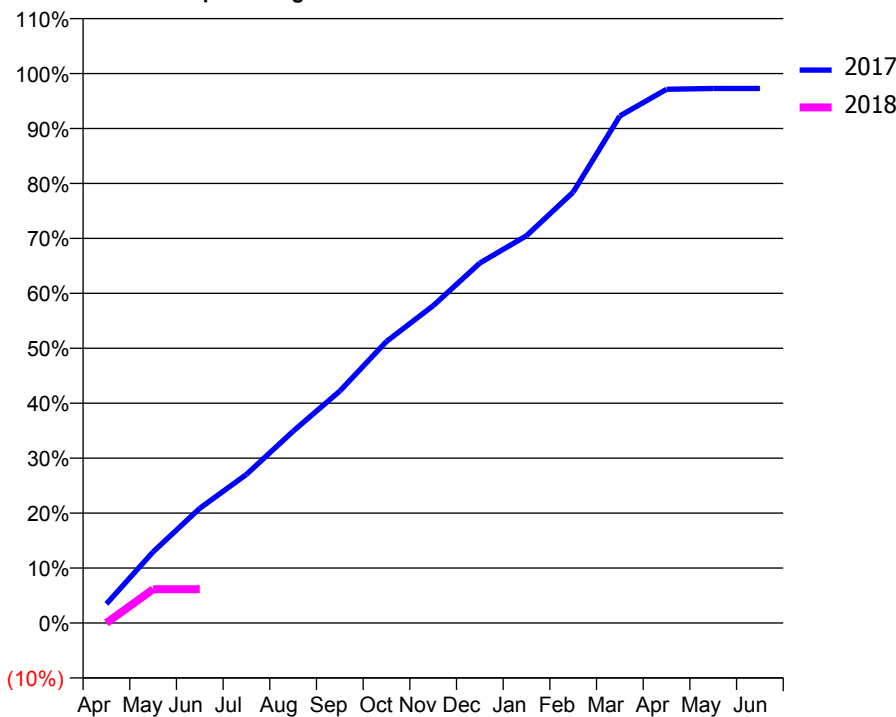
ACCESS*

Patients seen in 24 months	Total	Change since previous quarter
Quarter ending June 2016	1,812	
Quarter ending September 2016	1,752	↓
Quarter ending December 2016	1,715	↓
Quarter ending March 2017	1,739	→
Quarter ending June 2017	1,727	→
Variance since June 2016	(4.7%)	↓



ACTIVITY

Cumulative percentage of contracted UDA delivered 2017 & 2018



Adjusted Scheduled Activity (UDA)

Month	2017	2018
April	226	0
May	842	400
June	1,357	400
July	1,757	
August	2,270	
September	2,744	
October	3,330	
November	3,754	
December	4,259	
January	4,582	
February	5,098	
March	5,997	
April	6,313	
May	6,323	
June	6,323	

QUALITY

	Quantity	Base Number	Contract	AT	Region	England
% of FP17s for the same patient ID Re-attending within 3 months - Children	12	132	9.1%	11.2%	13.0%	12.0%
% of FP17s for the same patient ID Re-attending within 3 months - Adults	47	184	25.5%	15.0%	16.6%	16.0%
% of FP17s for the same patient ID Re-attending between 3 & 9 months - Children	82	132	62.1%	60.3%	59.5%	58.0%
% of FP17s for the same patient ID Re-attending between 3 & 9 months - Adults	95	184	51.6%	54.9%	53.1%	50.9%
% of FP17s for Band 1 Urgent Courses	24	197	12.2%	9.0%	9.3%	9.1%
% of FP17s Relating to Free Repair or Replacements	4	197	2.0%	0.9%	1.0%	0.8%
% of FP17s Relating to Continuations	5	197	2.5%	1.2%	1.3%	1.1%
% of Patients satisfied with the dentistry they have received	1	1	N/A	91.6%	91.9%	91.7%
% of Patients satisfied with the time they had to wait for an appointment	1	1	N/A	87.6%	88.7%	88.0%

* This is based on patients treated on this contract for their most recent course of treatment. Figures in italics indicate the base number of FP17s or Patient Questionnaire responses are less than 100. N/A is shown where the base number of responses is less than 10 during the period. % is calculated as Quantity/Base number*100

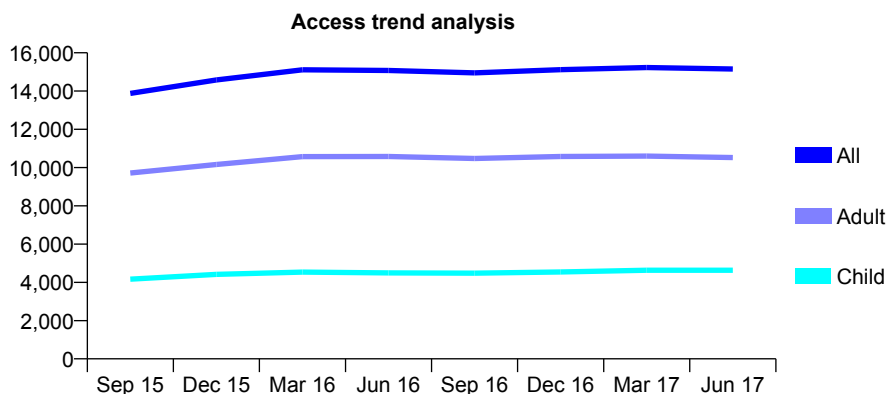
Q52 - Vital Signs At a Glance Contract Report for 680559/0001 - June 2017

Name or company name	MR SS KHAN
Contract type name	PDS Contract
Purpose of contract	General
Contract start date	01/04/2006
Contract end date	31/03/2021

17/18 Contracted general activity (UDA)	55,890
Carry forward general activity (UDA)	0
17/18 Contracted orthodontic activity (UOA)	0
Carry forward orthodontic activity (UOA)	0
Baseline contract value	£1,447,246.90

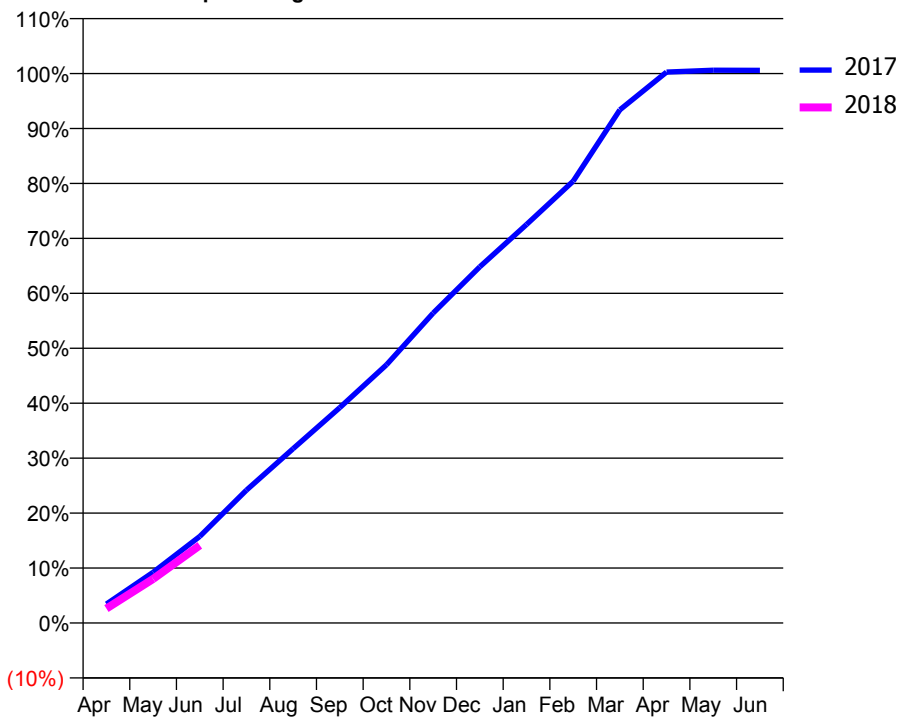
ACCESS*

Patients seen in 24 months	Total	Change since previous quarter
Quarter ending June 2016	15,073	
Quarter ending September 2016	14,948	→
Quarter ending December 2016	15,121	→
Quarter ending March 2017	15,233	→
Quarter ending June 2017	15,154	→
Variance since June 2016	0.5%	→



ACTIVITY

Cumulative percentage of contracted UDA delivered 2017 & 2018



Month	Adjusted Scheduled Activity (UDA)	
	2017	2018
April	1,934	1,475
May	5,164	4,486
June	8,811	7,904
July	13,517	
August	17,727	
September	21,915	
October	26,260	
November	31,527	
December	36,229	
January	40,538	
February	44,944	
March	52,201	
April	56,035	
May	56,222	
June	56,215	

QUALITY

	Quantity	Base Number	Contract	AT	Region	England
% of FP17s for the same patient ID Re-attending within 3 months - Children	133	1,581	8.4%	11.2%	13.0%	12.0%
% of FP17s for the same patient ID Re-attending within 3 months - Adults	605	3,213	18.8%	15.0%	16.6%	16.0%
% of FP17s for the same patient ID Re-attending between 3 & 9 months - Children	984	1,581	62.2%	60.3%	59.5%	58.0%
% of FP17s for the same patient ID Re-attending between 3 & 9 months - Adults	1,836	3,213	57.1%	54.9%	53.1%	50.9%
% of FP17s for Band 1 Urgent Courses	288	3,717	7.7%	9.0%	9.3%	9.1%
% of FP17s Relating to Free Repair or Replacements	47	3,717	1.3%	0.9%	1.0%	0.8%
% of FP17s Relating to Continuations	14	3,717	0.4%	1.2%	1.3%	1.1%
% of Patients satisfied with the dentistry they have received	9	14	64.3%	91.6%	91.9%	91.7%
% of Patients satisfied with the time they had to wait for an appointment	11	14	78.6%	87.6%	88.7%	88.0%

* This is based on patients treated on this contract for their most recent course of treatment. Figures in italics indicate the base number of FP17s or Patient Questionnaire responses are less than 100. N/A is shown where the base number of responses is less than 10 during the period. % is calculated as Quantity/Base number*100

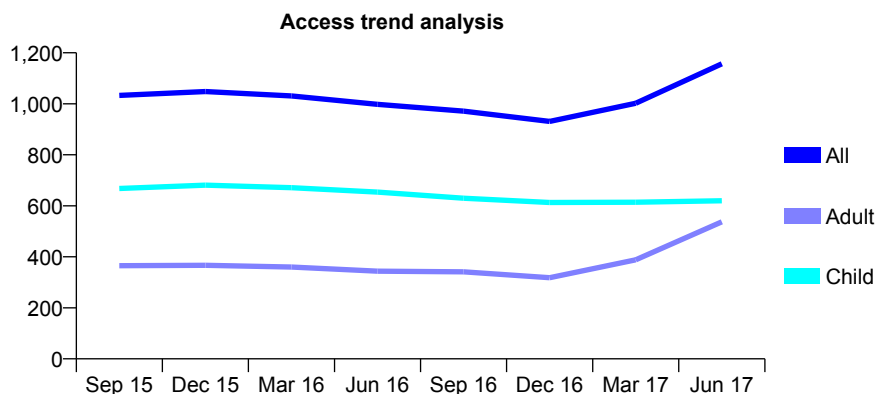
Q52 - Vital Signs At a Glance Contract Report for 693391/0001 - June 2017

Name or company name	MR O FAROOQ
Contract type name	GDS Contract
Purpose of contract	General
Contract start date	01/01/2014
Contract end date	

17/18 Contracted general activity (UDA)	4,141
Carry forward general activity (UDA)	0
17/18 Contracted orthodontic activity (UOA)	0
Carry forward orthodontic activity (UOA)	0
Baseline contract value	£122,653.07

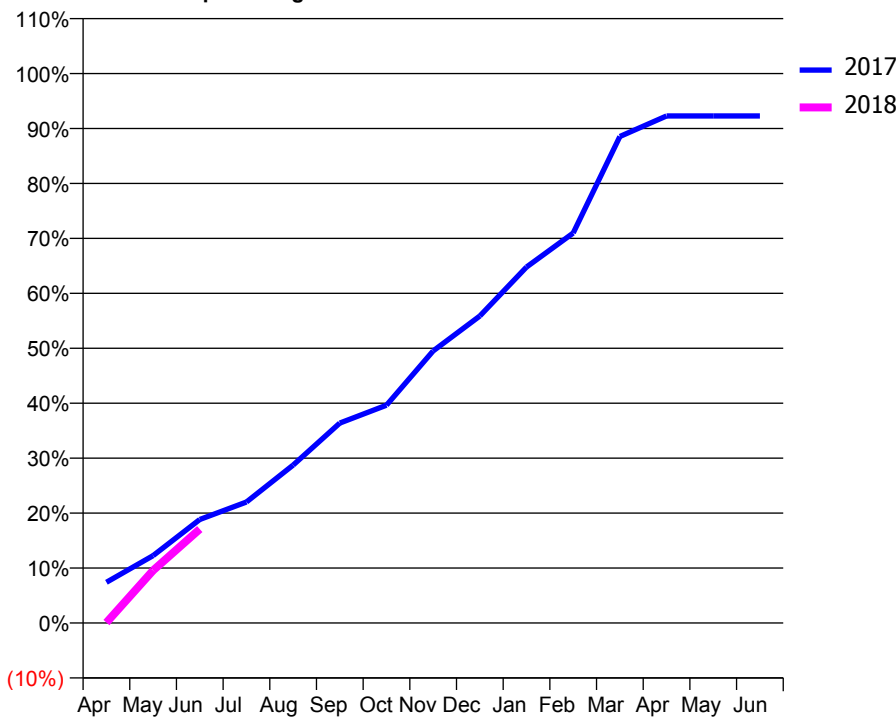
ACCESS*

Patients seen in 24 months	Total	Change since previous quarter
Quarter ending June 2016	998	
Quarter ending September 2016	971	↓
Quarter ending December 2016	931	↓
Quarter ending March 2017	1,002	↑
Quarter ending June 2017	1,157	↑
Variance since June 2016	15.9%	↑



ACTIVITY

Cumulative percentage of contracted UDA delivered 2017 & 2018



Adjusted Scheduled Activity (UDA)		
Month	2017	2018
April	304	4
May	503	396
June	773	708
July	903	
August	1,179	
September	1,493	
October	1,626	
November	2,031	
December	2,292	
January	2,657	
February	2,911	
March	3,631	
April	3,785	
May	3,785	
June	3,785	

QUALITY

	Quantity	Base Number	Contract	AT	Region	England
% of FP17s for the same patient ID Re-attending within 3 months - Children	3	199	1.5%	11.2%	13.0%	12.0%
% of FP17s for the same patient ID Re-attending within 3 months - Adults	3	257	1.2%	15.0%	16.6%	16.0%
% of FP17s for the same patient ID Re-attending between 3 & 9 months - Children	153	199	76.9%	60.3%	59.5%	58.0%
% of FP17s for the same patient ID Re-attending between 3 & 9 months - Adults	73	257	28.4%	54.9%	53.1%	50.9%
% of FP17s for Band 1 Urgent Courses	1	379	0.3%	9.0%	9.3%	9.1%
% of FP17s Relating to Free Repair or Replacements	0	379	0.0%	0.9%	1.0%	0.8%
% of FP17s Relating to Continuations	1	379	0.3%	1.2%	1.3%	1.1%
% of Patients satisfied with the dentistry they have received	0	0	N/A	91.6%	91.9%	91.7%
% of Patients satisfied with the time they had to wait for an appointment	0	0	N/A	87.6%	88.7%	88.0%

* This is based on patients treated on this contract for their most recent course of treatment. Figures in italics indicate the base number of FP17s or Patient Questionnaire responses are less than 100. N/A is shown where the base number of responses is less than 10 during the period. % is calculated as Quantity/Base number*100

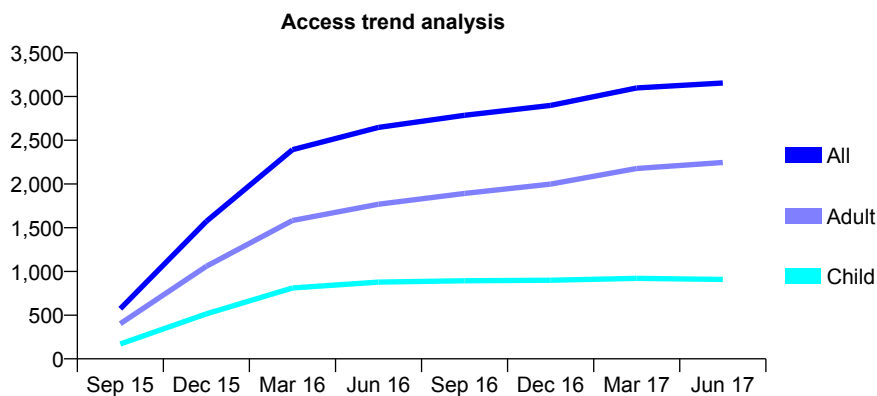
Q52 - Vital Signs At a Glance Contract Report for 693456/0001 - June 2017

Name or company name	MR OE MOHAMMED
Contract type name	GDS Contract
Purpose of contract	General
Contract start date	01/04/2015
Contract end date	

17/18 Contracted general activity (UDA)	9,131
Carry forward general activity (UDA)	0
17/18 Contracted orthodontic activity (UOA)	0
Carry forward orthodontic activity (UOA)	0
Baseline contract value	£264,813.83

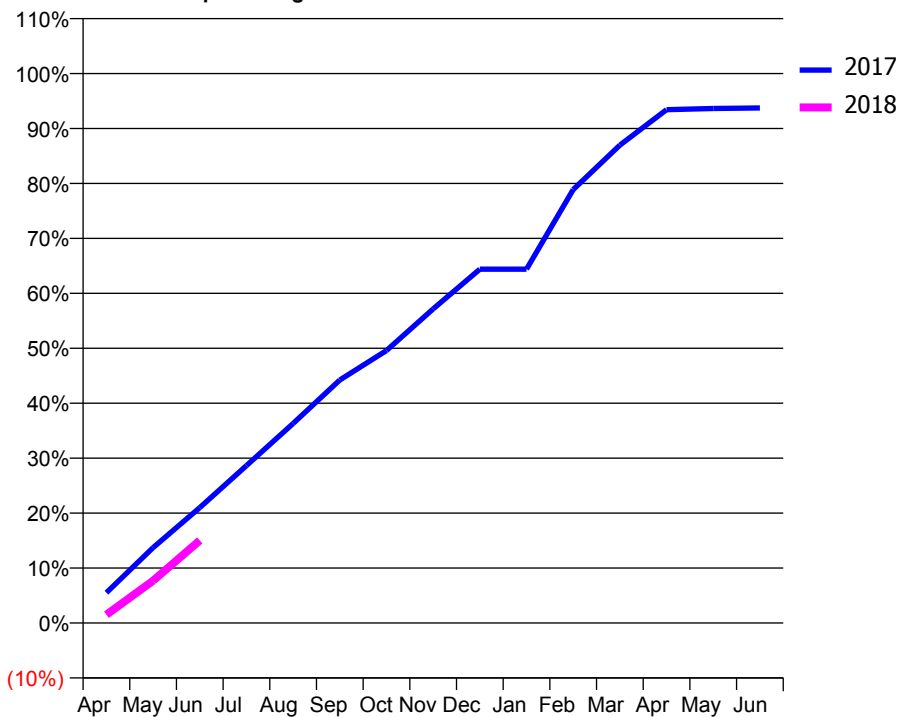
ACCESS*

Patients seen in 24 months	Total	Change since previous quarter
Quarter ending June 2016	2,646	
Quarter ending September 2016	2,785	↑
Quarter ending December 2016	2,898	↑
Quarter ending March 2017	3,098	↑
Quarter ending June 2017	3,154	→
Variance since June 2016	19.2%	↑



ACTIVITY

Cumulative percentage of contracted UDA delivered 2017 & 2018



Month	Adjusted Scheduled Activity (UDA)	
	2017	2018
April	500	138
May	1,240	704
June	1,899	1,372
July	2,589	
August	3,284	
September	3,998	
October	4,483	
November	5,167	
December	5,822	
January	5,822	
February	7,131	
March	7,863	
April	8,445	
May	8,466	
June	8,473	

QUALITY

	Quantity	Base Number	Contract	AT	Region	England
% of FP17s for the same patient ID Re-attending within 3 months - Children	7	225	3.1%	11.2%	13.0%	12.0%
% of FP17s for the same patient ID Re-attending within 3 months - Adults	60	522	11.5%	15.0%	16.6%	16.0%
% of FP17s for the same patient ID Re-attending between 3 & 9 months - Children	74	225	32.9%	60.3%	59.5%	58.0%
% of FP17s for the same patient ID Re-attending between 3 & 9 months - Adults	153	522	29.3%	54.9%	53.1%	50.9%
% of FP17s for Band 1 Urgent Courses	46	511	9.0%	9.0%	9.3%	9.1%
% of FP17s Relating to Free Repair or Replacements	1	511	0.2%	0.9%	1.0%	0.8%
% of FP17s Relating to Continuations	6	511	1.2%	1.2%	1.3%	1.1%
% of Patients satisfied with the dentistry they have received	0	0	N/A	91.6%	91.9%	91.7%
% of Patients satisfied with the time they had to wait for an appointment	0	0	N/A	87.6%	88.7%	88.0%

* This is based on patients treated on this contract for their most recent course of treatment. Figures in italics indicate the base number of FP17s or Patient Questionnaire responses are less than 100. N/A is shown where the base number of responses is less than 10 during the period. % is calculated as Quantity/Base number*100

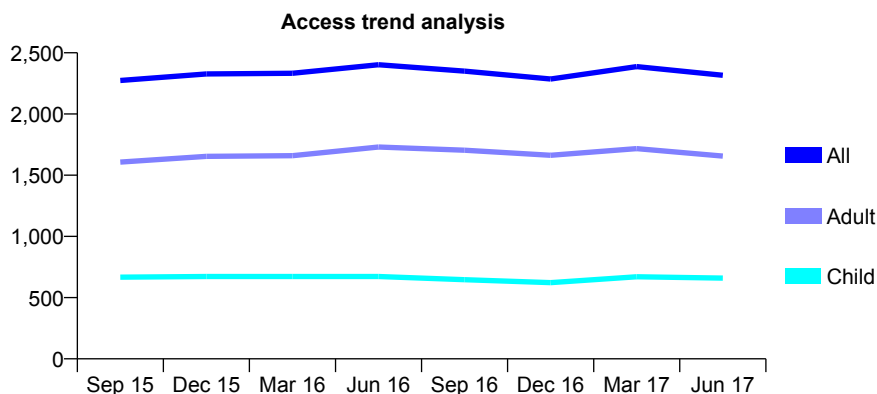
Q52 - Vital Signs At a Glance Contract Report for 712256/0001 - June 2017

Name or company name	MR NT SALEEM
Contract type name	PDS Contract
Purpose of contract	General
Contract start date	02/03/2011
Contract end date	01/03/2021

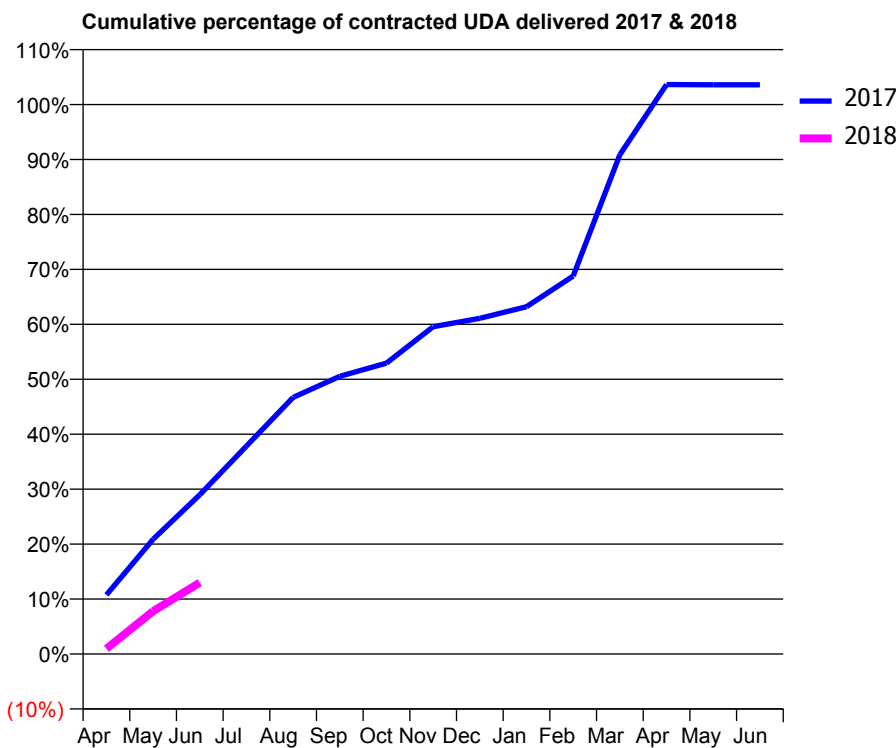
17/18 Contracted general activity (UDA)	6,000
Carry forward general activity (UDA)	0
17/18 Contracted orthodontic activity (UOA)	0
Carry forward orthodontic activity (UOA)	0
Baseline contract value	£193,641.45

ACCESS*

Patients seen in 24 months	Total	Change since previous quarter
Quarter ending June 2016	2,403	
Quarter ending September 2016	2,350	↓
Quarter ending December 2016	2,286	↓
Quarter ending March 2017	2,387	↑
Quarter ending June 2017	2,316	↓
Variance since June 2016	(3.6%)	↓



ACTIVITY



Month	Adjusted Scheduled Activity (UDA)	
	2017	2018
April	645	57
May	1,253	468
June	1,740	779
July	2,271	
August	2,802	
September	3,033	
October	3,176	
November	3,574	
December	3,666	
January	3,792	
February	4,127	
March	5,452	
April	6,218	
May	6,215	
June	6,215	

QUALITY

	Quantity	Base Number	Contract	AT	Region	England
% of FP17s for the same patient ID Re-attending within 3 months - Children	15	273	5.5%	11.2%	13.0%	12.0%
% of FP17s for the same patient ID Re-attending within 3 months - Adults	45	406	11.1%	15.0%	16.6%	16.0%
% of FP17s for the same patient ID Re-attending between 3 & 9 months - Children	165	273	60.4%	60.3%	59.5%	58.0%
% of FP17s for the same patient ID Re-attending between 3 & 9 months - Adults	195	406	48.0%	54.9%	53.1%	50.9%
% of FP17s for Band 1 Urgent Courses	45	299	15.1%	9.0%	9.3%	9.1%
% of FP17s Relating to Free Repair or Replacements	0	299	0.0%	0.9%	1.0%	0.8%
% of FP17s Relating to Continuations	0	299	0.0%	1.2%	1.3%	1.1%
% of Patients satisfied with the dentistry they have received	3	3	N/A	91.6%	91.9%	91.7%
% of Patients satisfied with the time they had to wait for an appointment	3	3	N/A	87.6%	88.7%	88.0%

* This is based on patients treated on this contract for their most recent course of treatment. Figures in italics indicate the base number of FP17s or Patient Questionnaire responses are less than 100. N/A is shown where the base number of responses is less than 10 during the period. % is calculated as Quantity/Base number*100

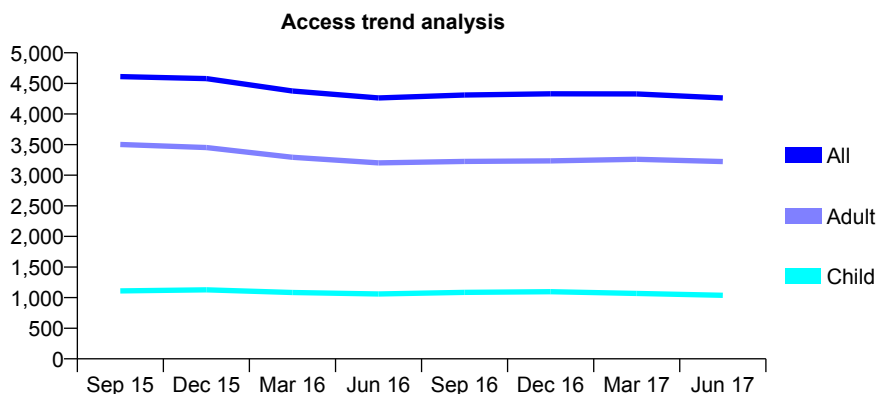
Q52 - Vital Signs At a Glance Contract Report for 712256/0002 - June 2017

Name or company name	MR NT SALEEM
Contract type name	PDS Contract
Purpose of contract	General
Contract start date	02/09/2013
Contract end date	01/09/2023

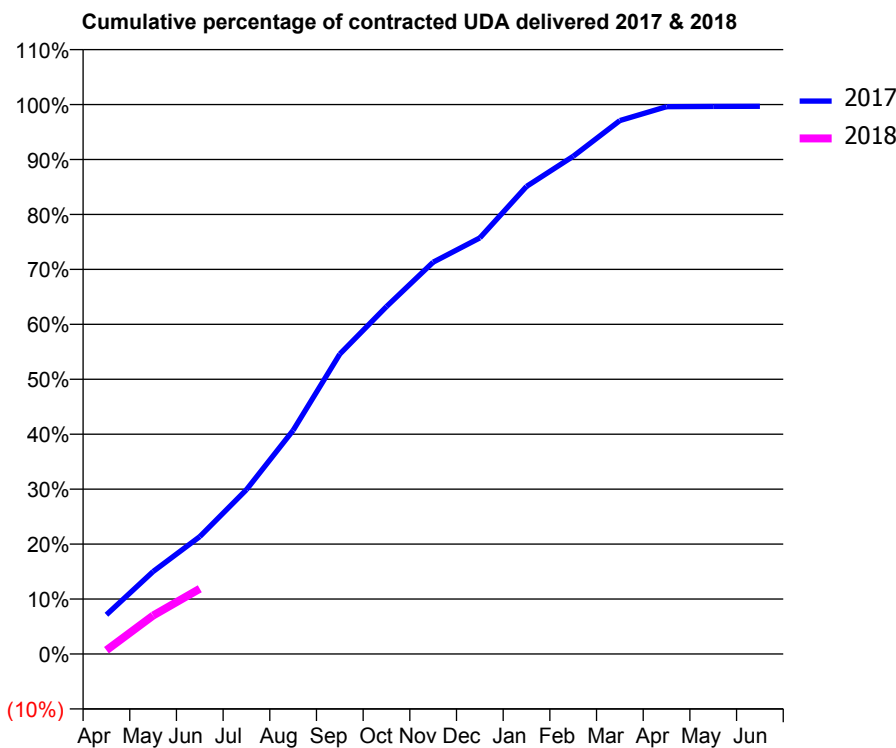
17/18 Contracted general activity (UDA)	11,668
Carry forward general activity (UDA)	0
17/18 Contracted orthodontic activity (UOA)	0
Carry forward orthodontic activity (UOA)	0
Baseline contract value	£296,394.59

ACCESS*

Patients seen in 24 months	Total	Change since previous quarter
Quarter ending June 2016	4,262	
Quarter ending September 2016	4,311	→
Quarter ending December 2016	4,331	→
Quarter ending March 2017	4,328	→
Quarter ending June 2017	4,262	↓
Variance since June 2016	0.0%	→



ACTIVITY



Month	Adjusted Scheduled Activity (UDA)	
	2017	2018
April	834	81
May	1,750	817
June	2,494	1,385
July	3,491	
August	4,750	
September	6,369	
October	7,378	
November	8,319	
December	8,836	
January	9,928	
February	10,569	
March	11,329	
April	11,623	
May	11,627	
June	11,630	

QUALITY

	Quantity	Base Number	Contract	AT	Region	England
% of FP17s for the same patient ID Re-attending within 3 months - Children	17	297	5.7%	11.2%	13.0%	12.0%
% of FP17s for the same patient ID Re-attending within 3 months - Adults	53	609	8.7%	15.0%	16.6%	16.0%
% of FP17s for the same patient ID Re-attending between 3 & 9 months - Children	196	297	66.0%	60.3%	59.5%	58.0%
% of FP17s for the same patient ID Re-attending between 3 & 9 months - Adults	346	609	56.8%	54.9%	53.1%	50.9%
% of FP17s for Band 1 Urgent Courses	30	727	4.1%	9.0%	9.3%	9.1%
% of FP17s Relating to Free Repair or Replacements	0	727	0.0%	0.9%	1.0%	0.8%
% of FP17s Relating to Continuations	7	727	1.0%	1.2%	1.3%	1.1%
% of Patients satisfied with the dentistry they have received	18	21	85.7%	91.6%	91.9%	91.7%
% of Patients satisfied with the time they had to wait for an appointment	19	21	90.5%	87.6%	88.7%	88.0%

* This is based on patients treated on this contract for their most recent course of treatment. Figures in italics indicate the base number of FP17s or Patient Questionnaire responses are less than 100. N/A is shown where the base number of responses is less than 10 during the period. % is calculated as Quantity/Base number*100

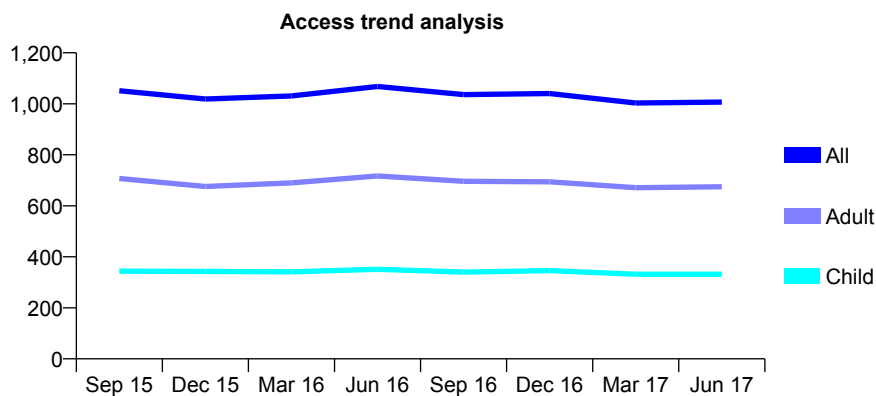
Q52 - Vital Signs At a Glance Contract Report for 715492/0001 - June 2017

Name or company name	MR N TIBREWAL
Contract type name	GDS Contract
Purpose of contract	General
Contract start date	03/12/2012
Contract end date	

17/18 Contracted general activity (UDA)	2,000
Carry forward general activity (UDA)	0
17/18 Contracted orthodontic activity (UOA)	0
Carry forward orthodontic activity (UOA)	0
Baseline contract value	£51,785.66

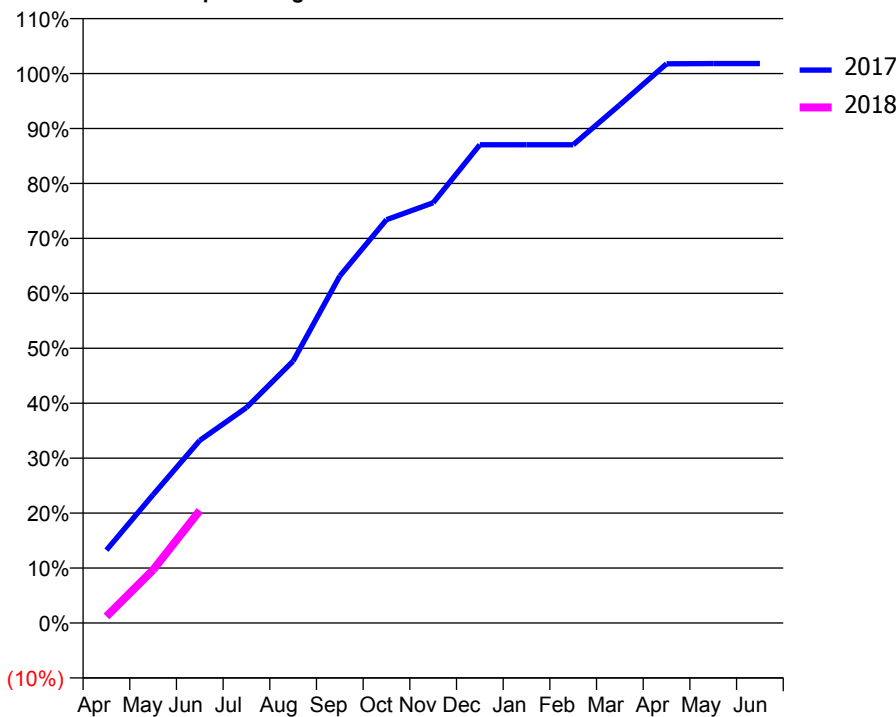
ACCESS*

Patients seen in 24 months	Total	Change since previous quarter
Quarter ending June 2016	1,068	
Quarter ending September 2016	1,036	↓
Quarter ending December 2016	1,040	→
Quarter ending March 2017	1,003	↓
Quarter ending June 2017	1,007	→
Variance since June 2016	(5.7%)	↓



ACTIVITY

Cumulative percentage of contracted UDA delivered 2017 & 2018



Adjusted Scheduled Activity (UDA)

Month	2017	2018
April	265	24
May	467	193
June	665	409
July	784	
August	953	
September	1,263	
October	1,468	
November	1,529	
December	1,741	
January	1,741	
February	1,741	
March	1,886	
April	2,035	
May	2,036	
June	2,036	

QUALITY

	Quantity	Base Number	Contract	AT	Region	England
% of FP17s for the same patient ID Re-attending within 3 months - Children	7	95	7.4%	11.2%	13.0%	12.0%
% of FP17s for the same patient ID Re-attending within 3 months - Adults	21	230	9.1%	15.0%	16.6%	16.0%
% of FP17s for the same patient ID Re-attending between 3 & 9 months - Children	31	95	32.6%	60.3%	59.5%	58.0%
% of FP17s for the same patient ID Re-attending between 3 & 9 months - Adults	108	230	47.0%	54.9%	53.1%	50.9%
% of FP17s for Band 1 Urgent Courses	21	226	9.3%	9.0%	9.3%	9.1%
% of FP17s Relating to Free Repair or Replacements	2	226	0.9%	0.9%	1.0%	0.8%
% of FP17s Relating to Continuations	5	226	2.2%	1.2%	1.3%	1.1%
% of Patients satisfied with the dentistry they have received	0	0	N/A	91.6%	91.9%	91.7%
% of Patients satisfied with the time they had to wait for an appointment	0	0	N/A	87.6%	88.7%	88.0%

* This is based on patients treated on this contract for their most recent course of treatment. Figures in italics indicate the base number of FP17s or Patient Questionnaire responses are less than 100. N/A is shown where the base number of responses is less than 10 during the period. % is calculated as Quantity/Base number*100

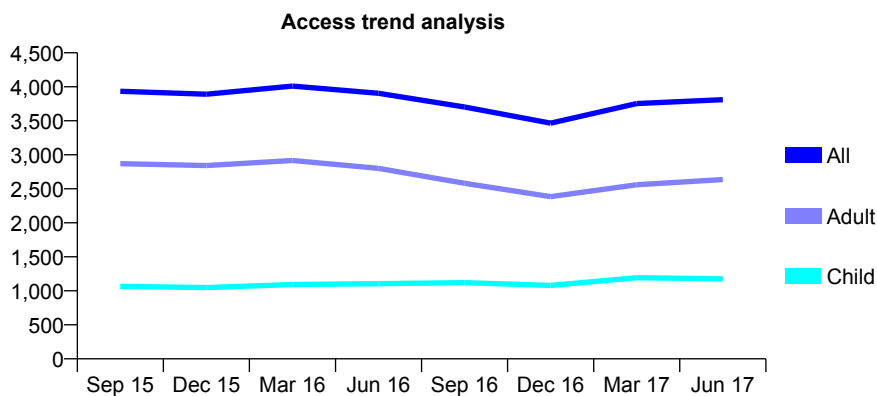
Q52 - Vital Signs At a Glance Contract Report for 719188/0001 - June 2017

Name or company name	MR K RISHI
Contract type name	GDS Contract
Purpose of contract	General
Contract start date	25/09/2012
Contract end date	

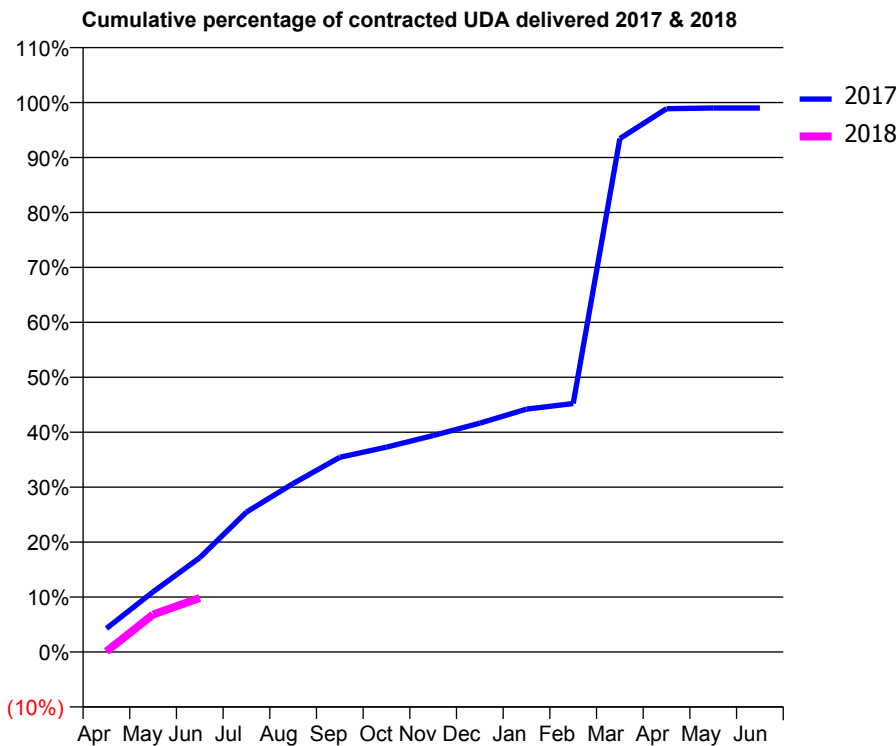
17/18 Contracted general activity (UDA)	10,866
Carry forward general activity (UDA)	0
17/18 Contracted orthodontic activity (UOA)	0
Carry forward orthodontic activity (UOA)	0
Baseline contract value	£333,618.39

ACCESS*

Patients seen in 24 months	Total	Change since previous quarter
Quarter ending June 2016	3,904	
Quarter ending September 2016	3,702	↓
Quarter ending December 2016	3,465	↓
Quarter ending March 2017	3,754	↑
Quarter ending June 2017	3,811	→
Variance since June 2016	(2.4%)	↓



ACTIVITY



Month	Adjusted Scheduled Activity (UDA)	
	2017	2018
April	462	11
May	1,186	742
June	1,857	1,069
July	2,753	
August	3,317	
September	3,833	
October	4,032	
November	4,261	
December	4,504	
January	4,781	
February	4,890	
March	10,106	
April	10,694	
May	10,706	
June	10,707	

QUALITY

	Quantity	Base Number	Contract	AT	Region	England
% of FP17s for the same patient ID Re-attending within 3 months - Children	24	328	7.3%	11.2%	13.0%	12.0%
% of FP17s for the same patient ID Re-attending within 3 months - Adults	82	658	12.5%	15.0%	16.6%	16.0%
% of FP17s for the same patient ID Re-attending between 3 & 9 months - Children	246	328	75.0%	60.3%	59.5%	58.0%
% of FP17s for the same patient ID Re-attending between 3 & 9 months - Adults	427	658	64.9%	54.9%	53.1%	50.9%
% of FP17s for Band 1 Urgent Courses	30	550	5.5%	9.0%	9.3%	9.1%
% of FP17s Relating to Free Repair or Replacements	0	550	0.0%	0.9%	1.0%	0.8%
% of FP17s Relating to Continuations	6	550	1.1%	1.2%	1.3%	1.1%
% of Patients satisfied with the dentistry they have received	2	2	N/A	91.6%	91.9%	91.7%
% of Patients satisfied with the time they had to wait for an appointment	2	2	N/A	87.6%	88.7%	88.0%

* This is based on patients treated on this contract for their most recent course of treatment. Figures in italics indicate the base number of FP17s or Patient Questionnaire responses are less than 100. N/A is shown where the base number of responses is less than 10 during the period. % is calculated as Quantity/Base number*100

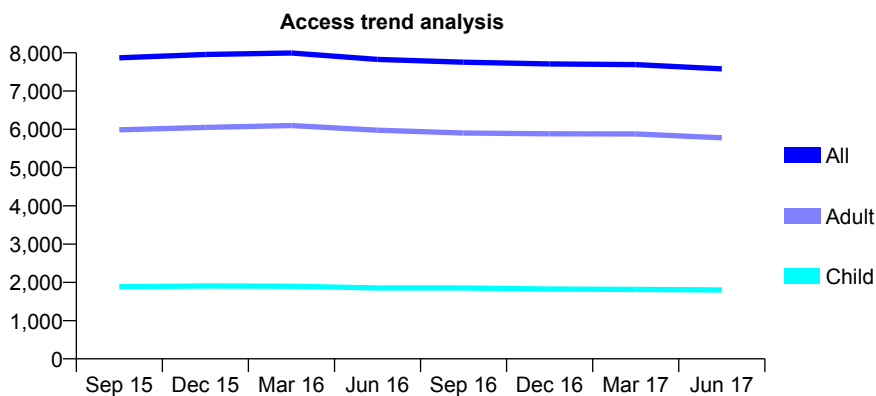
Q52 - Vital Signs At a Glance Contract Report for 721980/0004 - June 2017

Name or company name	MR A HUSSAIN
Contract type name	GDS Contract
Purpose of contract	General
Contract start date	02/07/2007
Contract end date	

17/18 Contracted general activity (UDA)	22,272
Carry forward general activity (UDA)	0
17/18 Contracted orthodontic activity (UOA)	0
Carry forward orthodontic activity (UOA)	0
Baseline contract value	£646,516.88

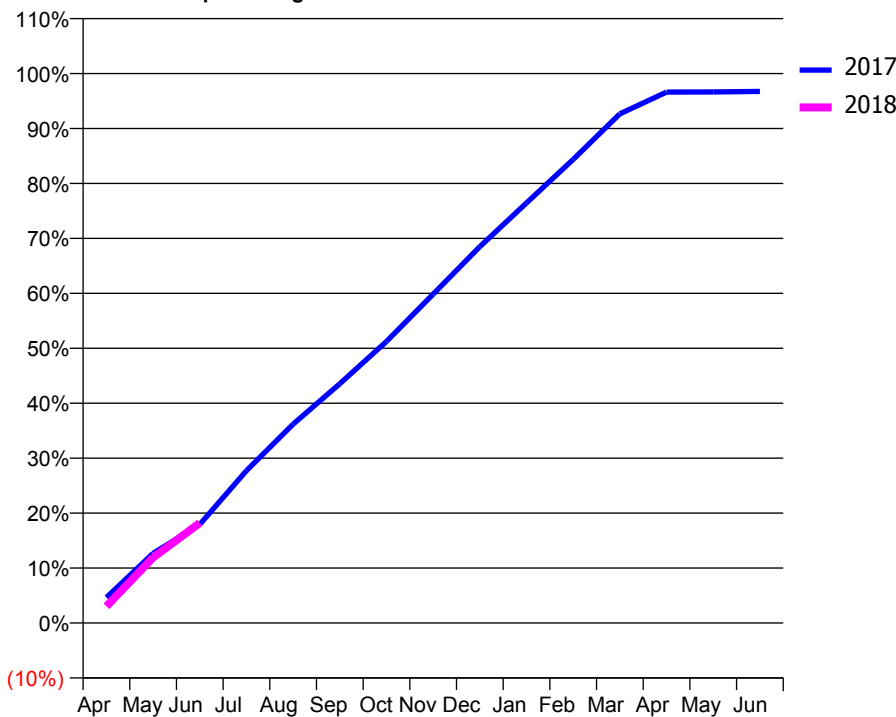
ACCESS*

Patients seen in 24 months	Total	Change since previous quarter
Quarter ending June 2016	7,828	
Quarter ending September 2016	7,754	→
Quarter ending December 2016	7,708	→
Quarter ending March 2017	7,692	→
Quarter ending June 2017	7,579	↓
Variance since June 2016	(3.2%)	↓



ACTIVITY

Cumulative percentage of contracted UDA delivered 2017 & 2018



Month	Adjusted Scheduled Activity (UDA)	
	2017	2018
April	1,035	679
May	2,822	2,655
June	3,994	4,057
July	6,175	
August	8,060	
September	9,697	
October	11,410	
November	13,332	
December	15,255	
January	17,029	
February	18,792	
March	20,637	
April	21,521	
May	21,526	
June	21,546	

QUALITY

	Quantity	Base Number	Contract	AT	Region	England
% of FP17s for the same patient ID Re-attending within 3 months - Children	39	587	6.6%	11.2%	13.0%	12.0%
% of FP17s for the same patient ID Re-attending within 3 months - Adults	323	1,934	16.7%	15.0%	16.6%	16.0%
% of FP17s for the same patient ID Re-attending between 3 & 9 months - Children	349	587	59.5%	60.3%	59.5%	58.0%
% of FP17s for the same patient ID Re-attending between 3 & 9 months - Adults	1,104	1,934	57.1%	54.9%	53.1%	50.9%
% of FP17s for Band 1 Urgent Courses	82	2,088	3.9%	9.0%	9.3%	9.1%
% of FP17s Relating to Free Repair or Replacements	23	2,088	1.1%	0.9%	1.0%	0.8%
% of FP17s Relating to Continuations	42	2,088	2.0%	1.2%	1.3%	1.1%
% of Patients satisfied with the dentistry they have received	4	5	N/A	91.6%	91.9%	91.7%
% of Patients satisfied with the time they had to wait for an appointment	4	5	N/A	87.6%	88.7%	88.0%

* This is based on patients treated on this contract for their most recent course of treatment. Figures in italics indicate the base number of FP17s or Patient Questionnaire responses are less than 100. N/A is shown where the base number of responses is less than 10 during the period. % is calculated as Quantity/Base number*100

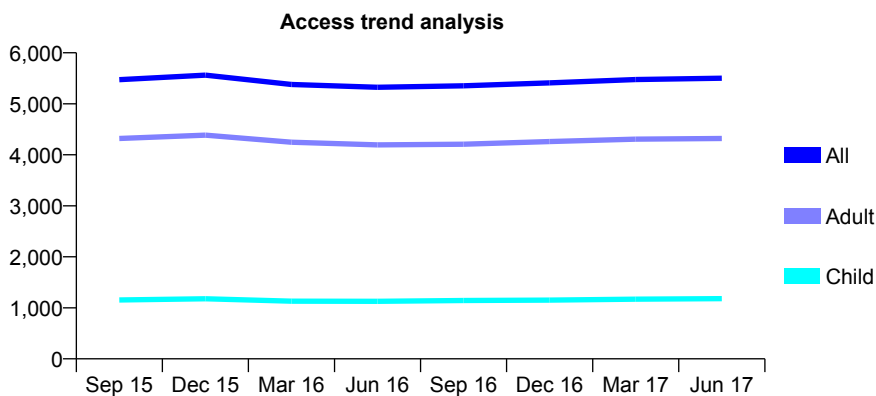
Q52 - Vital Signs At a Glance Contract Report for 721980/0006 - June 2017

Name or company name	MR A HUSSAIN
Contract type name	GDS Contract
Purpose of contract	General
Contract start date	02/07/2007
Contract end date	

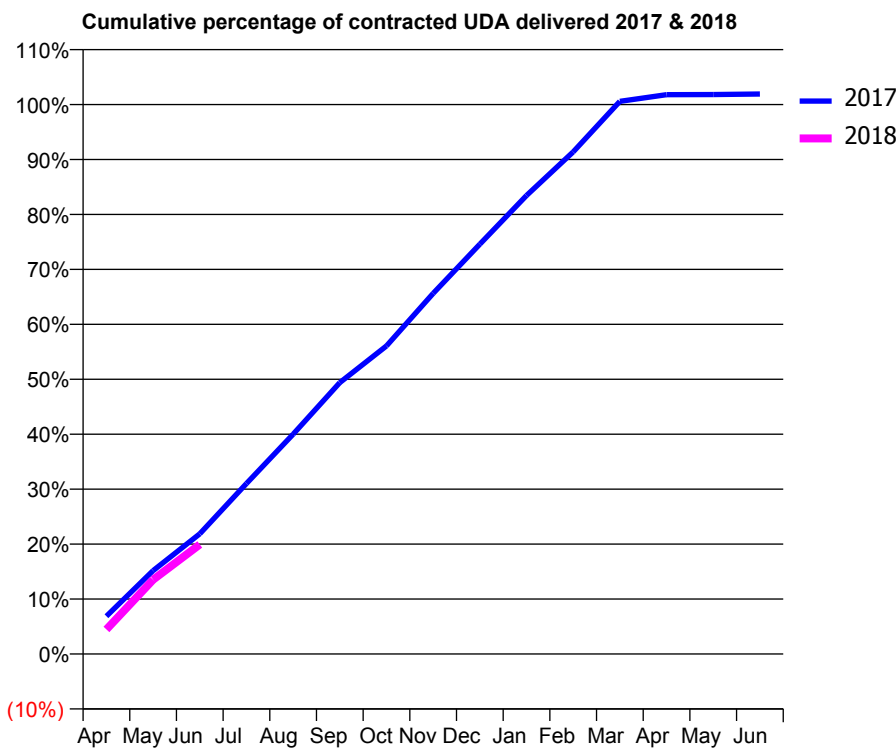
17/18 Contracted general activity (UDA)	15,185
Carry forward general activity (UDA)	0
17/18 Contracted orthodontic activity (UOA)	0
Carry forward orthodontic activity (UOA)	0
Baseline contract value	£451,069.94

ACCESS*

Patients seen in 24 months	Total	Change since previous quarter
Quarter ending June 2016	5,325	
Quarter ending September 2016	5,354	→
Quarter ending December 2016	5,411	→
Quarter ending March 2017	5,477	→
Quarter ending June 2017	5,501	→
Variance since June 2016	3.3%	↑



ACTIVITY



Month	Adjusted Scheduled Activity (UDA)	
	2017	2018
April	1,043	679
May	2,305	2,054
June	3,324	3,028
July	4,710	
August	6,073	
September	7,500	
October	8,513	
November	9,966	
December	11,325	
January	12,670	
February	13,875	
March	15,274	
April	15,457	
May	15,460	
June	15,473	

QUALITY

	Quantity	Base Number	Contract	AT	Region	England
% of FP17s for the same patient ID Re-attending within 3 months - Children	43	434	9.9%	11.2%	13.0%	12.0%
% of FP17s for the same patient ID Re-attending within 3 months - Adults	198	1,514	13.1%	15.0%	16.6%	16.0%
% of FP17s for the same patient ID Re-attending between 3 & 9 months - Children	296	434	68.2%	60.3%	59.5%	58.0%
% of FP17s for the same patient ID Re-attending between 3 & 9 months - Adults	1,005	1,514	66.4%	54.9%	53.1%	50.9%
% of FP17s for Band 1 Urgent Courses	87	1,830	4.8%	9.0%	9.3%	9.1%
% of FP17s Relating to Free Repair or Replacements	37	1,830	2.0%	0.9%	1.0%	0.8%
% of FP17s Relating to Continuations	17	1,830	0.9%	1.2%	1.3%	1.1%
% of Patients satisfied with the dentistry they have received	10	10	100.0%	91.6%	91.9%	91.7%
% of Patients satisfied with the time they had to wait for an appointment	7	10	70.0%	87.6%	88.7%	88.0%

* This is based on patients treated on this contract for their most recent course of treatment. Figures in italics indicate the base number of FP17s or Patient Questionnaire responses are less than 100. N/A is shown where the base number of responses is less than 10 during the period. % is calculated as Quantity/Base number*100

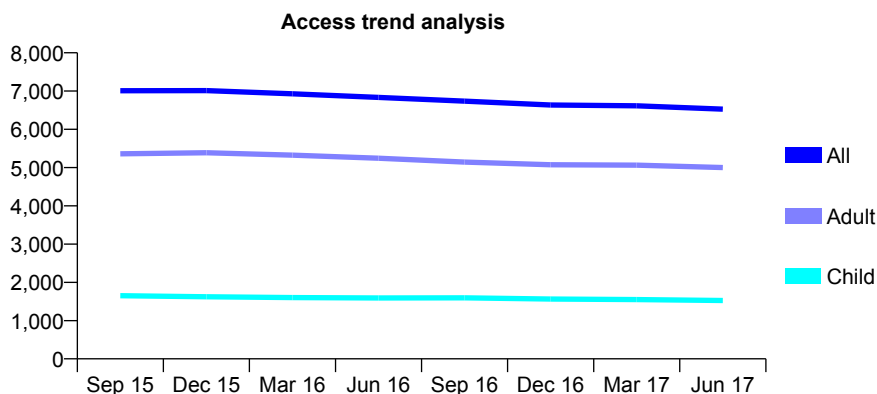
Q52 - Vital Signs At a Glance Contract Report for 721980/0007 - June 2017

Name or company name	MR A HUSSAIN
Contract type name	GDS Contract
Purpose of contract	General
Contract start date	02/07/2007
Contract end date	

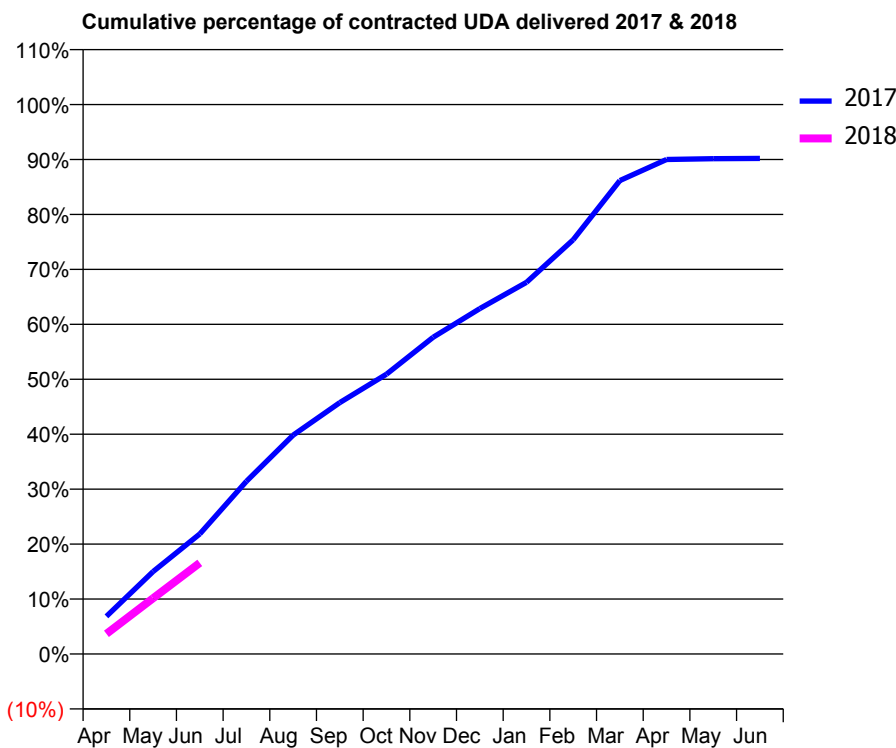
17/18 Contracted general activity (UDA)	19,645
Carry forward general activity (UDA)	0
17/18 Contracted orthodontic activity (UOA)	0
Carry forward orthodontic activity (UOA)	0
Baseline contract value	£597,986.04

ACCESS*

Patients seen in 24 months	Total	Change since previous quarter
Quarter ending June 2016	6,835	
Quarter ending September 2016	6,736	↓
Quarter ending December 2016	6,635	↓
Quarter ending March 2017	6,613	→
Quarter ending June 2017	6,528	↓
Variance since June 2016	(4.5%)	↓



ACTIVITY



Month	Adjusted Scheduled Activity (UDA)	
	2017	2018
April	1,346	722
May	2,949	1,996
June	4,291	3,259
July	6,175	
August	7,826	
September	8,991	
October	10,003	
November	11,326	
December	12,350	
January	13,286	
February	14,809	
March	16,927	
April	17,677	
May	17,709	
June	17,717	

QUALITY

	Quantity	Base Number	Contract	AT	Region	England
% of FP17s for the same patient ID Re-attending within 3 months - Children	46	558	8.2%	11.2%	13.0%	12.0%
% of FP17s for the same patient ID Re-attending within 3 months - Adults	207	1,614	12.8%	15.0%	16.6%	16.0%
% of FP17s for the same patient ID Re-attending between 3 & 9 months - Children	296	558	53.0%	60.3%	59.5%	58.0%
% of FP17s for the same patient ID Re-attending between 3 & 9 months - Adults	832	1,614	51.5%	54.9%	53.1%	50.9%
% of FP17s for Band 1 Urgent Courses	74	1,826	4.1%	9.0%	9.3%	9.1%
% of FP17s Relating to Free Repair or Replacements	19	1,826	1.0%	0.9%	1.0%	0.8%
% of FP17s Relating to Continuations	30	1,826	1.6%	1.2%	1.3%	1.1%
% of Patients satisfied with the dentistry they have received	9	10	90.0%	91.6%	91.9%	91.7%
% of Patients satisfied with the time they had to wait for an appointment	9	10	90.0%	87.6%	88.7%	88.0%

* This is based on patients treated on this contract for their most recent course of treatment. Figures in italics indicate the base number of FP17s or Patient Questionnaire responses are less than 100. N/A is shown where the base number of responses is less than 10 during the period. % is calculated as Quantity/Base number*100

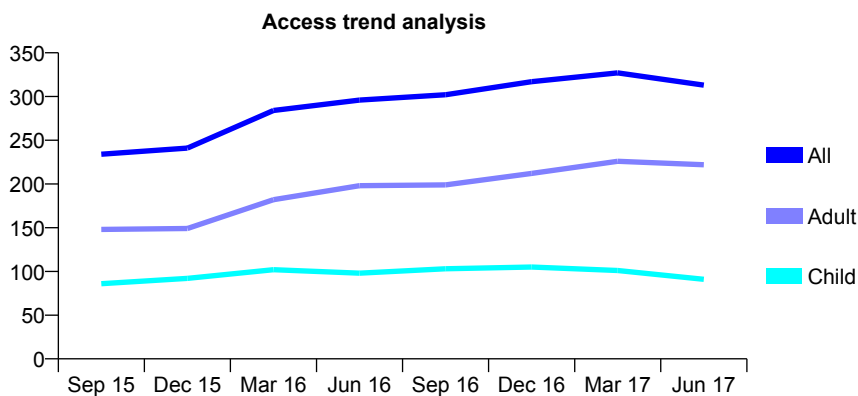
Q52 - Vital Signs At a Glance Contract Report for 729264/0001 - June 2017

Name or company name	MISS AM MILARVIE
Contract type name	GDS Contract
Purpose of contract	General
Contract start date	01/04/2006
Contract end date	

17/18 Contracted general activity (UDA)	1,042
Carry forward general activity (UDA)	0
17/18 Contracted orthodontic activity (UOA)	0
Carry forward orthodontic activity (UOA)	0
Baseline contract value	£25,841.95

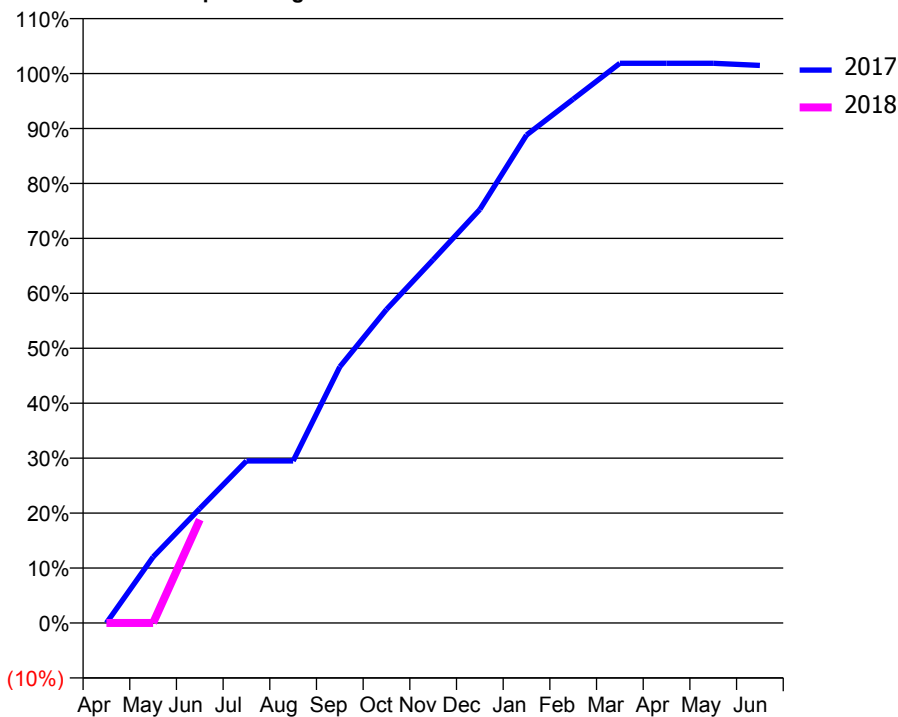
ACCESS*

Patients seen in 24 months	Total	Change since previous quarter
Quarter ending June 2016	296	
Quarter ending September 2016	302	↑
Quarter ending December 2016	317	↑
Quarter ending March 2017	327	↑
Quarter ending June 2017	313	↓
Variance since June 2016	5.7%	↑



ACTIVITY

Cumulative percentage of contracted UDA delivered 2017 & 2018



Adjusted Scheduled Activity (UDA)

Month	2017	2018
April	0	0
May	125	0
June	217	196
July	307	
August	307	
September	486	
October	595	
November	689	
December	784	
January	925	
February	993	
March	1,061	
April	1,061	
May	1,061	
June	1,057	

QUALITY

	Quantity	Base Number	Contract	AT	Region	England
% of FP17s for the same patient ID Re-attending within 3 months - Children	0	25	0.0%	11.2%	13.0%	12.0%
% of FP17s for the same patient ID Re-attending within 3 months - Adults	9	66	13.6%	15.0%	16.6%	16.0%
% of FP17s for the same patient ID Re-attending between 3 & 9 months - Children	18	25	72.0%	60.3%	59.5%	58.0%
% of FP17s for the same patient ID Re-attending between 3 & 9 months - Adults	46	66	69.7%	54.9%	53.1%	50.9%
% of FP17s for Band 1 Urgent Courses	1	93	1.1%	9.0%	9.3%	9.1%
% of FP17s Relating to Free Repair or Replacements	0	93	0.0%	0.9%	1.0%	0.8%
% of FP17s Relating to Continuations	0	93	0.0%	1.2%	1.3%	1.1%
% of Patients satisfied with the dentistry they have received	0	0	N/A	91.6%	91.9%	91.7%
% of Patients satisfied with the time they had to wait for an appointment	0	0	N/A	87.6%	88.7%	88.0%

* This is based on patients treated on this contract for their most recent course of treatment. Figures in italics indicate the base number of FP17s or Patient Questionnaire responses are less than 100. N/A is shown where the base number of responses is less than 10 during the period. % is calculated as Quantity/Base number*100

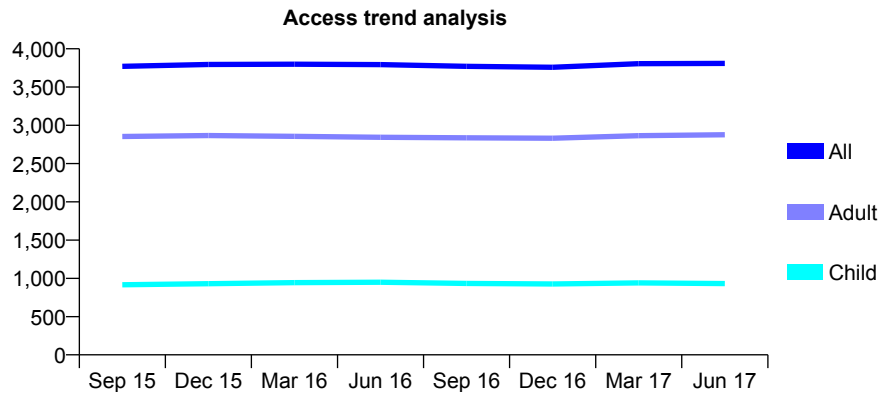
Q52 - Vital Signs At a Glance Contract Report for 731447/0001 - June 2017

Name or company name	MRS CI GRAVE
Contract type name	GDS Contract
Purpose of contract	General
Contract start date	01/04/2006
Contract end date	

17/18 Contracted general activity (UDA)	10,000
Carry forward general activity (UDA)	0
17/18 Contracted orthodontic activity (UOA)	0
Carry forward orthodontic activity (UOA)	0
Baseline contract value	£227,736.04

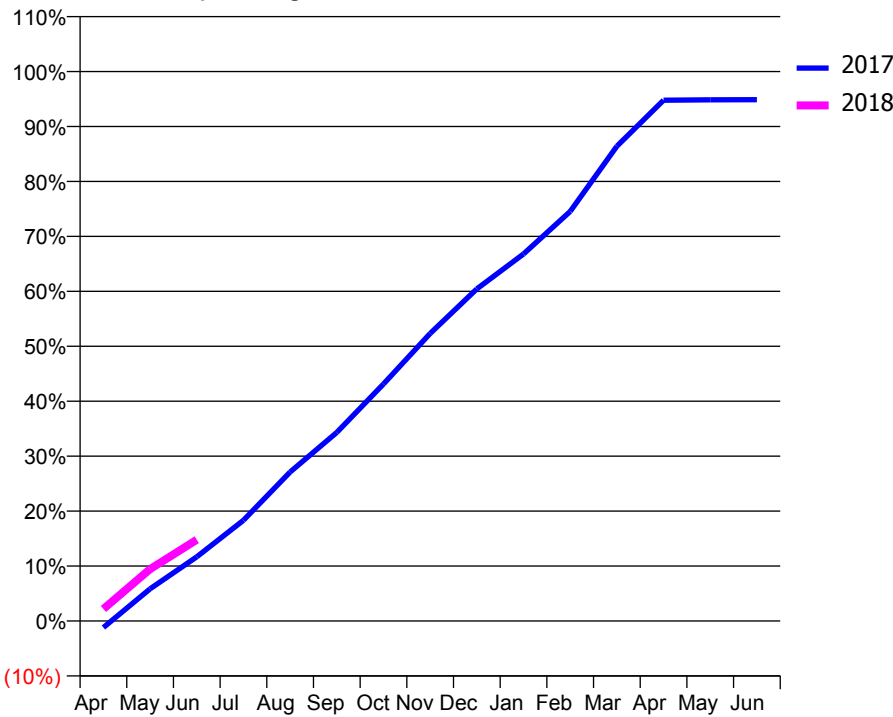
ACCESS*

Patients seen in 24 months	Total	Change since previous quarter
Quarter ending June 2016	3,793	
Quarter ending September 2016	3,770	→
Quarter ending December 2016	3,758	→
Quarter ending March 2017	3,806	→
Quarter ending June 2017	3,809	→
Variance since June 2016	0.4%	→



ACTIVITY

Cumulative percentage of contracted UDA delivered 2017 & 2018



Month	Adjusted Scheduled Activity (UDA)	
	2017	2018
April	-120	220
May	587	946
June	1,167	1,480
July	1,834	
August	2,712	
September	3,433	
October	4,314	
November	5,232	
December	6,043	
January	6,681	
February	7,454	
March	8,641	
April	9,476	
May	9,485	
June	9,488	

QUALITY

	Quantity	Base Number	Contract	AT	Region	England
% of FP17s for the same patient ID Re-attending within 3 months - Children	38	323	11.8%	11.2%	13.0%	12.0%
% of FP17s for the same patient ID Re-attending within 3 months - Adults	173	897	19.3%	15.0%	16.6%	16.0%
% of FP17s for the same patient ID Re-attending between 3 & 9 months - Children	179	323	55.4%	60.3%	59.5%	58.0%
% of FP17s for the same patient ID Re-attending between 3 & 9 months - Adults	333	897	37.1%	54.9%	53.1%	50.9%
% of FP17s for Band 1 Urgent Courses	152	819	18.6%	9.0%	9.3%	9.1%
% of FP17s Relating to Free Repair or Replacements	0	819	0.0%	0.9%	1.0%	0.8%
% of FP17s Relating to Continuations	6	819	0.7%	1.2%	1.3%	1.1%
% of Patients satisfied with the dentistry they have received	10	11	90.9%	91.6%	91.9%	91.7%
% of Patients satisfied with the time they had to wait for an appointment	10	11	90.9%	87.6%	88.7%	88.0%

* This is based on patients treated on this contract for their most recent course of treatment. Figures in italics indicate the base number of FP17s or Patient Questionnaire responses are less than 100. N/A is shown where the base number of responses is less than 10 during the period. % is calculated as Quantity/Base number*100

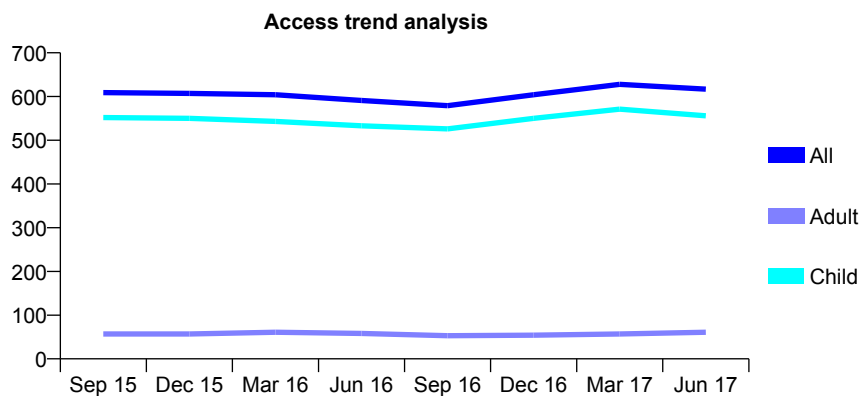
Q52 - Vital Signs At a Glance Contract Report for 738697/0001 - June 2017

Name or company name	Whitehall Dental Care
Contract type name	GDS Contract
Purpose of contract	General
Contract start date	01/04/2006
Contract end date	

17/18 Contracted general activity (UDA)	1,350
Carry forward general activity (UDA)	0
17/18 Contracted orthodontic activity (UOA)	0
Carry forward orthodontic activity (UOA)	0
Baseline contract value	£31,739.34

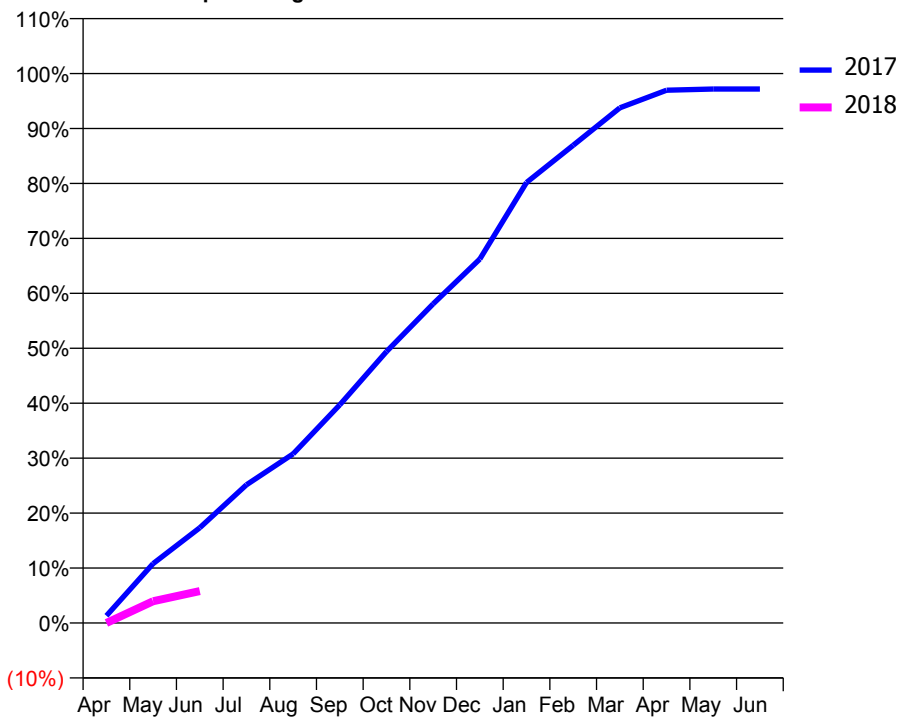
ACCESS*

Patients seen in 24 months	Total	Change since previous quarter
Quarter ending June 2016	591	
Quarter ending September 2016	579	↓
Quarter ending December 2016	604	↑
Quarter ending March 2017	628	↑
Quarter ending June 2017	617	↓
Variance since June 2016	4.4%	↑



ACTIVITY

Cumulative percentage of contracted UDA delivered 2017 & 2018



Adjusted Scheduled Activity (UDA)		
Month	2017	2018
April	18	0
May	146	53
June	234	78
July	339	
August	416	
September	536	
October	667	
November	784	
December	894	
January	1,082	
February	1,174	
March	1,266	
April	1,309	
May	1,312	
June	1,312	

QUALITY

	Quantity	Base Number	Contract	AT	Region	England
% of FP17s for the same patient ID Re-attending within 3 months - Children	12	95	12.6%	11.2%	13.0%	12.0%
% of FP17s for the same patient ID Re-attending within 3 months - Adults	0	2	0.0%	15.0%	16.6%	16.0%
% of FP17s for the same patient ID Re-attending between 3 & 9 months - Children	69	95	72.6%	60.3%	59.5%	58.0%
% of FP17s for the same patient ID Re-attending between 3 & 9 months - Adults	1	2	50.0%	54.9%	53.1%	50.9%
% of FP17s for Band 1 Urgent Courses	2	66	3.0%	9.0%	9.3%	9.1%
% of FP17s Relating to Free Repair or Replacements	0	66	0.0%	0.9%	1.0%	0.8%
% of FP17s Relating to Continuations	0	66	0.0%	1.2%	1.3%	1.1%
% of Patients satisfied with the dentistry they have received	0	0	N/A	91.6%	91.9%	91.7%
% of Patients satisfied with the time they had to wait for an appointment	0	0	N/A	87.6%	88.7%	88.0%

* This is based on patients treated on this contract for their most recent course of treatment. Figures in italics indicate the base number of FP17s or Patient Questionnaire responses are less than 100. N/A is shown where the base number of responses is less than 10 during the period. % is calculated as Quantity/Base number*100

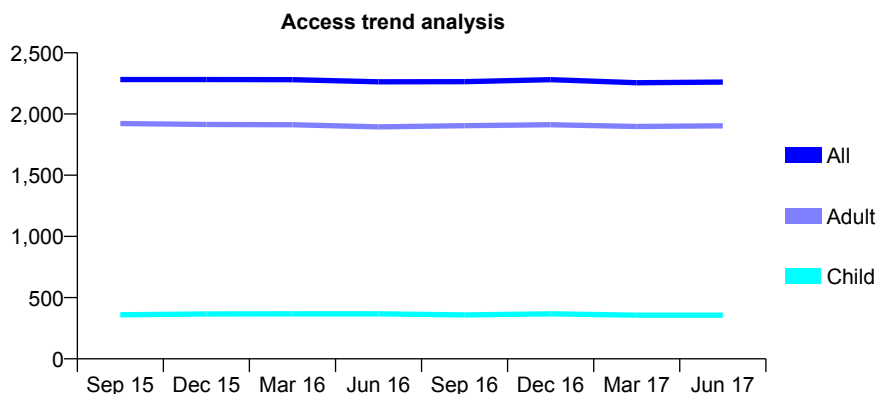
Q52 - Vital Signs At a Glance Contract Report for 739367/0001 - June 2017

Name or company name	MR MW SOUTH
Contract type name	GDS Contract
Purpose of contract	General
Contract start date	01/04/2006
Contract end date	

17/18 Contracted general activity (UDA)	8,098
Carry forward general activity (UDA)	0
17/18 Contracted orthodontic activity (UOA)	0
Carry forward orthodontic activity (UOA)	0
Baseline contract value	£217,752.50

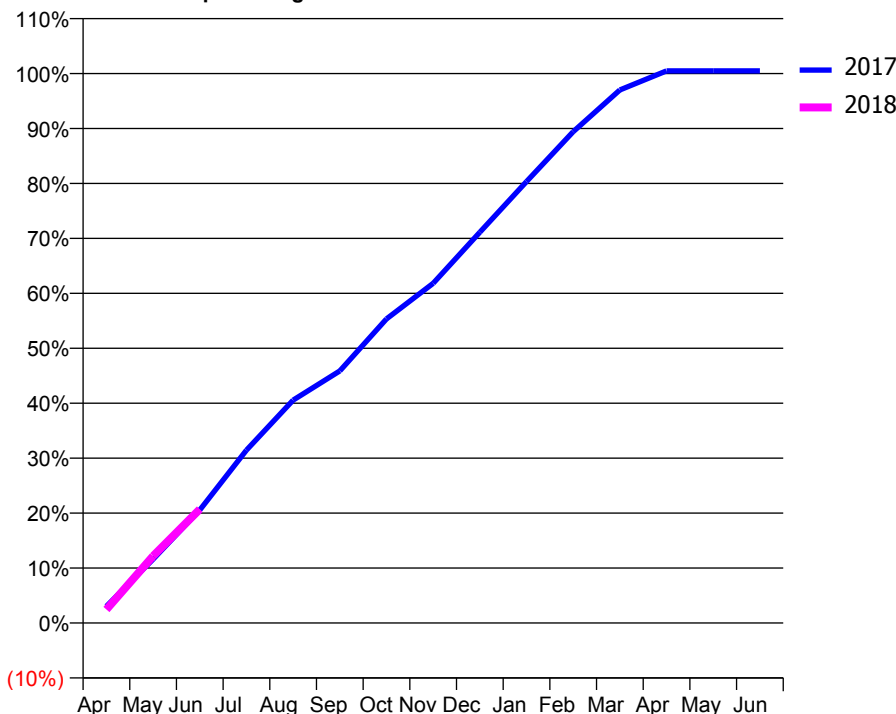
ACCESS*

Patients seen in 24 months	Total	Change since previous quarter
Quarter ending June 2016	2,263	
Quarter ending September 2016	2,264	→
Quarter ending December 2016	2,280	→
Quarter ending March 2017	2,255	↓
Quarter ending June 2017	2,261	→
Variance since June 2016	(0.1%)	→



ACTIVITY

Cumulative percentage of contracted UDA delivered 2017 & 2018



Month	Adjusted Scheduled Activity (UDA)	
	2017	2018
April	247	200
May	941	988
June	1,666	1,676
July	2,547	
August	3,285	
September	3,716	
October	4,482	
November	5,005	
December	5,759	
January	6,505	
February	7,241	
March	7,856	
April	8,136	
May	8,136	
June	8,136	

QUALITY

	Quantity	Base Number	Contract	AT	Region	England
% of FP17s for the same patient ID Re-attending within 3 months - Children	4	128	3.1%	11.2%	13.0%	12.0%
% of FP17s for the same patient ID Re-attending within 3 months - Adults	86	725	11.9%	15.0%	16.6%	16.0%
% of FP17s for the same patient ID Re-attending between 3 & 9 months - Children	104	128	81.3%	60.3%	59.5%	58.0%
% of FP17s for the same patient ID Re-attending between 3 & 9 months - Adults	474	725	65.4%	54.9%	53.1%	50.9%
% of FP17s for Band 1 Urgent Courses	51	729	7.0%	9.0%	9.3%	9.1%
% of FP17s Relating to Free Repair or Replacements	13	729	1.8%	0.9%	1.0%	0.8%
% of FP17s Relating to Continuations	26	729	3.6%	1.2%	1.3%	1.1%
% of Patients satisfied with the dentistry they have received	7	7	N/A	91.6%	91.9%	91.7%
% of Patients satisfied with the time they had to wait for an appointment	7	7	N/A	87.6%	88.7%	88.0%

* This is based on patients treated on this contract for their most recent course of treatment. Figures in italics indicate the base number of FP17s or Patient Questionnaire responses are less than 100. N/A is shown where the base number of responses is less than 10 during the period. % is calculated as Quantity/Base number*100

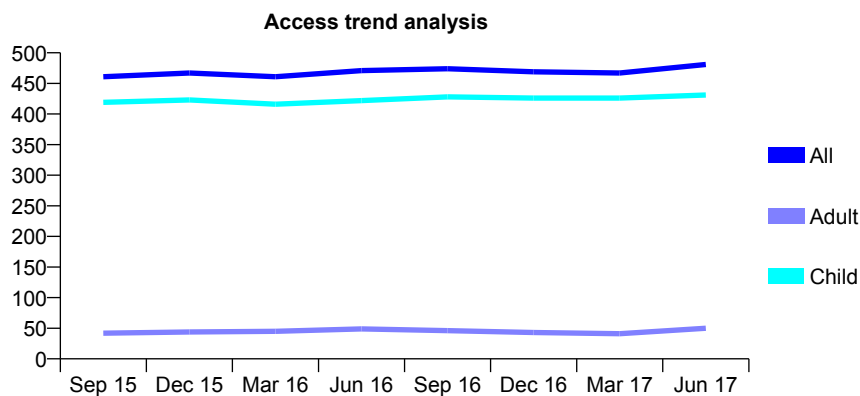
Q52 - Vital Signs At a Glance Contract Report for 745669/0001 - June 2017

Name or company name	MR RA MUIRHEAD
Contract type name	GDS Contract
Purpose of contract	General
Contract start date	01/04/2006
Contract end date	

17/18 Contracted general activity (UDA)	948
Carry forward general activity (UDA)	0
17/18 Contracted orthodontic activity (UOA)	0
Carry forward orthodontic activity (UOA)	0
Baseline contract value	£27,096.13

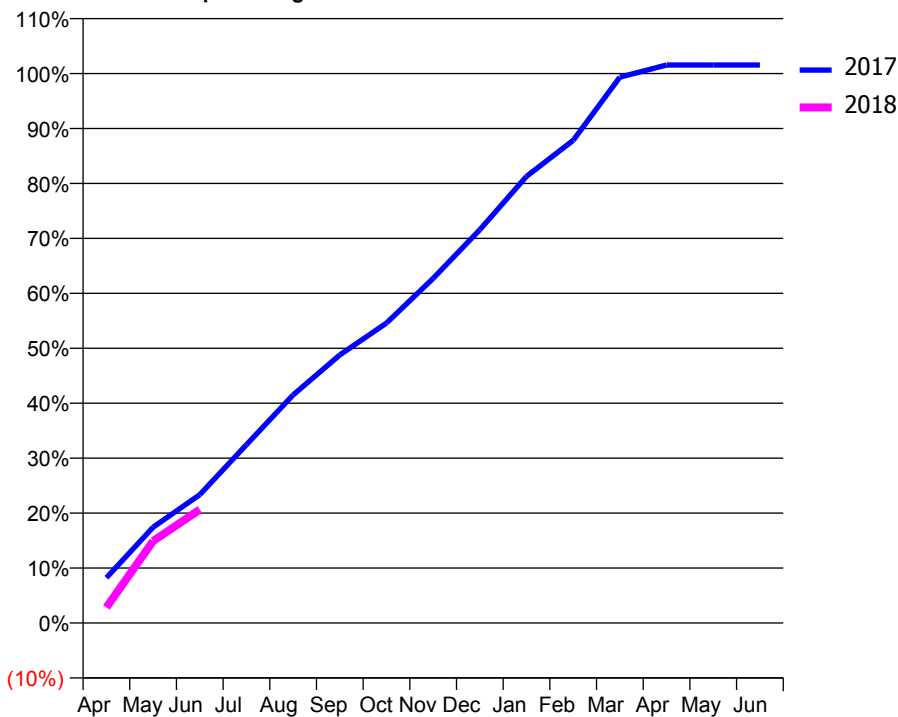
ACCESS*

Patients seen in 24 months	Total	Change since previous quarter
Quarter ending June 2016	471	
Quarter ending September 2016	474	→
Quarter ending December 2016	469	↓
Quarter ending March 2017	467	→
Quarter ending June 2017	481	↑
Variance since June 2016	2.1%	↑



ACTIVITY

Cumulative percentage of contracted UDA delivered 2017 & 2018



Month	Adjusted Scheduled Activity (UDA)	
	2017	2018
April	78	27
May	165	141
June	221	196
July	308	
August	394	
September	463	
October	518	
November	595	
December	679	
January	771	
February	833	
March	942	
April	963	
May	963	
June	963	

QUALITY

	Quantity	Base Number	Contract	AT	Region	England
% of FP17s for the same patient ID Re-attending within 3 months - Children	19	173	11.0%	11.2%	13.0%	12.0%
% of FP17s for the same patient ID Re-attending within 3 months - Adults	0	0	N/A	15.0%	16.6%	16.0%
% of FP17s for the same patient ID Re-attending between 3 & 9 months - Children	108	173	62.4%	60.3%	59.5%	58.0%
% of FP17s for the same patient ID Re-attending between 3 & 9 months - Adults	0	0	N/A	54.9%	53.1%	50.9%
% of FP17s for Band 1 Urgent Courses	3	156	1.9%	9.0%	9.3%	9.1%
% of FP17s Relating to Free Repair or Replacements	0	156	0.0%	0.9%	1.0%	0.8%
% of FP17s Relating to Continuations	8	156	5.1%	1.2%	1.3%	1.1%
% of Patients satisfied with the dentistry they have received	0	0	N/A	91.6%	91.9%	91.7%
% of Patients satisfied with the time they had to wait for an appointment	0	0	N/A	87.6%	88.7%	88.0%

* This is based on patients treated on this contract for their most recent course of treatment. Figures in italics indicate the base number of FP17s or Patient Questionnaire responses are less than 100. N/A is shown where the base number of responses is less than 10 during the period. % is calculated as Quantity/Base number*100

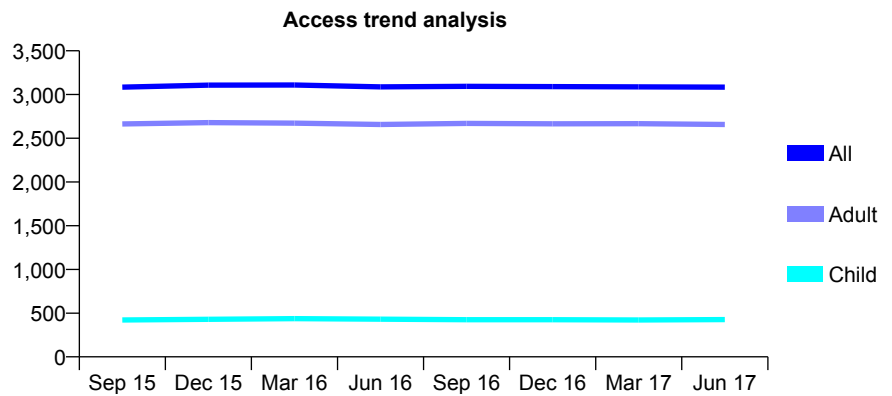
Q52 - Vital Signs At a Glance Contract Report for 751936/0001 - June 2017

Name or company name	MR P HARTLEY
Contract type name	GDS Contract
Purpose of contract	General
Contract start date	01/04/2006
Contract end date	

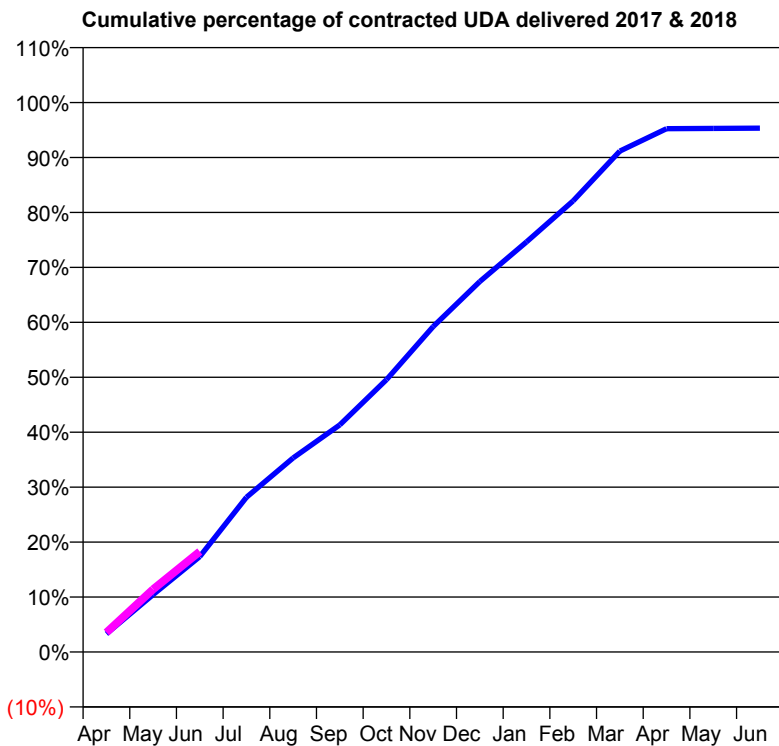
17/18 Contracted general activity (UDA)	8,300
Carry forward general activity (UDA)	0
17/18 Contracted orthodontic activity (UOA)	0
Carry forward orthodontic activity (UOA)	0
Baseline contract value	£189,306.38

ACCESS*

Patients seen in 24 months	Total	Change since previous quarter
Quarter ending June 2016	3,088	
Quarter ending September 2016	3,094	→
Quarter ending December 2016	3,090	→
Quarter ending March 2017	3,088	→
Quarter ending June 2017	3,084	→
Variance since June 2016	(0.1%)	→



ACTIVITY



Month	Adjusted Scheduled Activity (UDA)	
	2017	2018
April	275	295
May	867	948
June	1,441	1,518
July	2,337	
August	2,931	
September	3,431	
October	4,113	
November	4,916	
December	5,595	
January	6,194	
February	6,816	
March	7,566	
April	7,904	
May	7,909	
June	7,913	

QUALITY

	Quantity	Base Number	Contract	AT	Region	England
% of FP17s for the same patient ID Re-attending within 3 months - Children	7	177	4.0%	11.2%	13.0%	12.0%
% of FP17s for the same patient ID Re-attending within 3 months - Adults	115	959	12.0%	15.0%	16.6%	16.0%
% of FP17s for the same patient ID Re-attending between 3 & 9 months - Children	119	177	67.2%	60.3%	59.5%	58.0%
% of FP17s for the same patient ID Re-attending between 3 & 9 months - Adults	593	959	61.8%	54.9%	53.1%	50.9%
% of FP17s for Band 1 Urgent Courses	9	943	1.0%	9.0%	9.3%	9.1%
% of FP17s Relating to Free Repair or Replacements	8	943	0.8%	0.9%	1.0%	0.8%
% of FP17s Relating to Continuations	32	943	3.4%	1.2%	1.3%	1.1%
% of Patients satisfied with the dentistry they have received	8	8	N/A	91.6%	91.9%	91.7%
% of Patients satisfied with the time they had to wait for an appointment	8	8	N/A	87.6%	88.7%	88.0%

* This is based on patients treated on this contract for their most recent course of treatment. Figures in italics indicate the base number of FP17s or Patient Questionnaire responses are less than 100. N/A is shown where the base number of responses is less than 10 during the period. % is calculated as Quantity/Base number*100

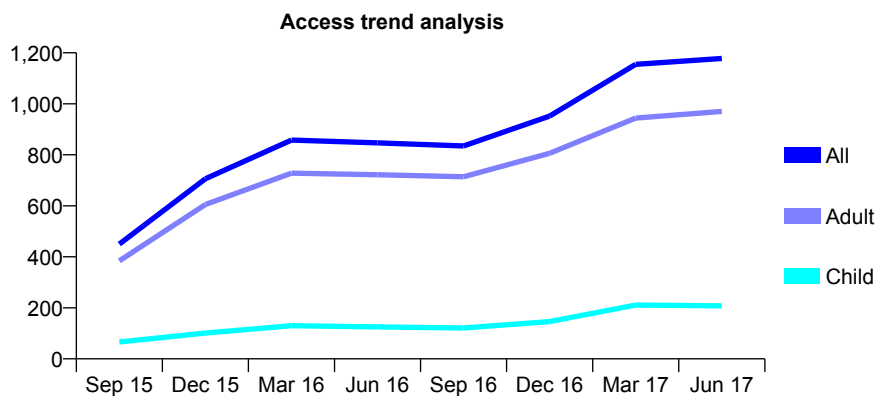
Q52 - Vital Signs At a Glance Contract Report for 759740/0005 - June 2017

Name or company name	N Kaushal
Contract type name	GDS Contract
Purpose of contract	General
Contract start date	08/05/2015
Contract end date	

17/18 Contracted general activity (UDA)	3,242
Carry forward general activity (UDA)	0
17/18 Contracted orthodontic activity (UOA)	0
Carry forward orthodontic activity (UOA)	0
Baseline contract value	£95,167.21

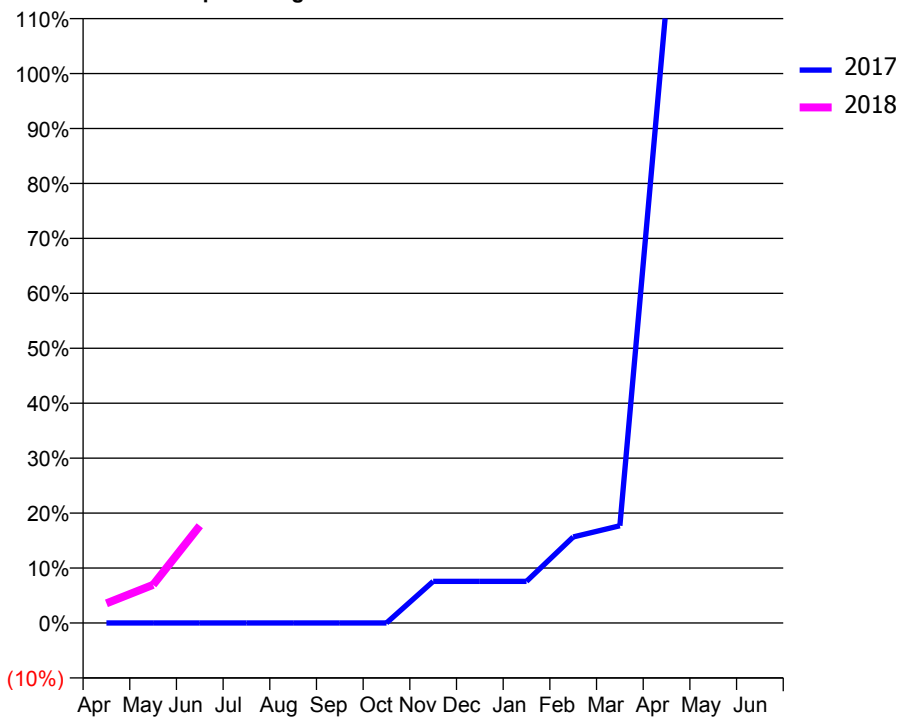
ACCESS*

Patients seen in 24 months	Total	Change since previous quarter
Quarter ending June 2016	847	
Quarter ending September 2016	835	↓
Quarter ending December 2016	952	↑
Quarter ending March 2017	1,155	↑
Quarter ending June 2017	1,178	→
Variance since June 2016	39.1%	↑



ACTIVITY

Cumulative percentage of contracted UDA delivered 2017 & 2018



Month	Adjusted Scheduled Activity (UDA)	
	2017	2018
April	0	116
May	0	225
June	0	574
July	0	
August	0	
September	0	
October	0	
November	246	
December	246	
January	246	
February	508	
March	574	
April	3,657	
May	3,662	
June	3,662	

QUALITY

	Quantity	Base Number	Contract	AT	Region	England
% of FP17s for the same patient ID Re-attending within 3 months - Children	24	322	7.5%	11.2%	13.0%	12.0%
% of FP17s for the same patient ID Re-attending within 3 months - Adults	179	1,589	11.3%	15.0%	16.6%	16.0%
% of FP17s for the same patient ID Re-attending between 3 & 9 months - Children	141	322	43.8%	60.3%	59.5%	58.0%
% of FP17s for the same patient ID Re-attending between 3 & 9 months - Adults	1,040	1,589	65.4%	54.9%	53.1%	50.9%
% of FP17s for Band 1 Urgent Courses	25	316	7.9%	9.0%	9.3%	9.1%
% of FP17s Relating to Free Repair or Replacements	17	316	5.4%	0.9%	1.0%	0.8%
% of FP17s Relating to Continuations	1	316	0.3%	1.2%	1.3%	1.1%
% of Patients satisfied with the dentistry they have received	0	1	N/A	91.6%	91.9%	91.7%
% of Patients satisfied with the time they had to wait for an appointment	0	1	N/A	87.6%	88.7%	88.0%

* This is based on patients treated on this contract for their most recent course of treatment. Figures in italics indicate the base number of FP17s or Patient Questionnaire responses are less than 100. N/A is shown where the base number of responses is less than 10 during the period. % is calculated as Quantity/Base number*100

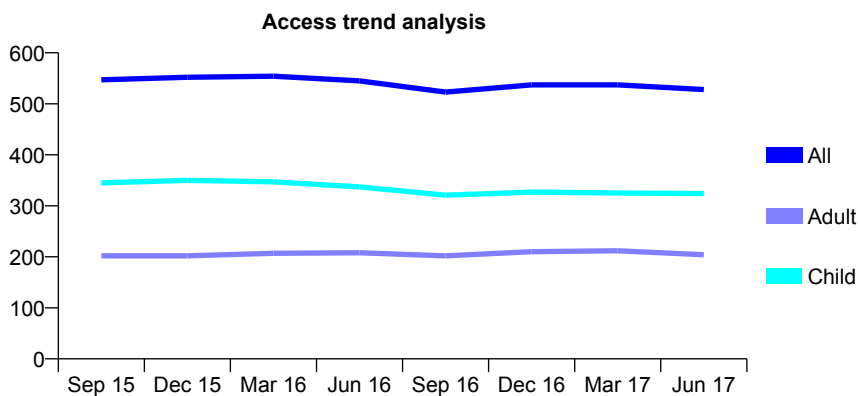
Q52 - Vital Signs At a Glance Contract Report for 764183/0001 - June 2017

Name or company name	MRS P DHILLON
Contract type name	GDS Contract
Purpose of contract	General
Contract start date	01/08/2006
Contract end date	

17/18 Contracted general activity (UDA)	1,550
Carry forward general activity (UDA)	0
17/18 Contracted orthodontic activity (UOA)	0
Carry forward orthodontic activity (UOA)	0
Baseline contract value	£49,129.29

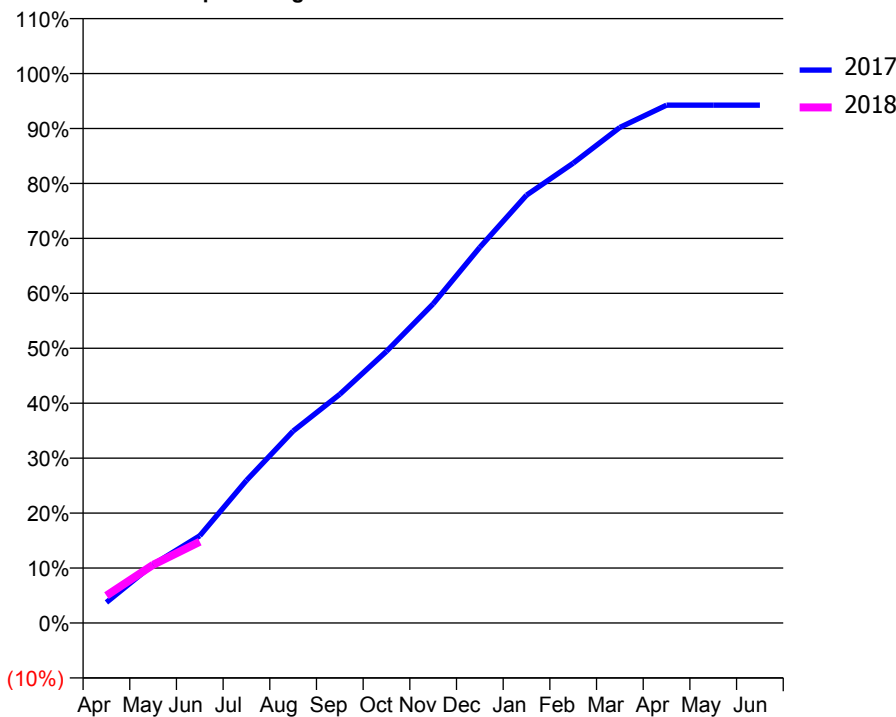
ACCESS*

Patients seen in 24 months	Total	Change since previous quarter
Quarter ending June 2016	545	
Quarter ending September 2016	523	↓
Quarter ending December 2016	537	↑
Quarter ending March 2017	537	→
Quarter ending June 2017	528	↓
Variance since June 2016	(3.1%)	↓



ACTIVITY

Cumulative percentage of contracted UDA delivered 2017 & 2018



Adjusted Scheduled Activity (UDA)

Month	2017	2018
April	58	77
May	165	164
June	246	229
July	402	
August	541	
September	645	
October	766	
November	900	
December	1,060	
January	1,207	
February	1,297	
March	1,398	
April	1,461	
May	1,461	
June	1,461	

QUALITY

	Quantity	Base Number	Contract	AT	Region	England
% of FP17s for the same patient ID Re-attending within 3 months - Children	9	116	7.8%	11.2%	13.0%	12.0%
% of FP17s for the same patient ID Re-attending within 3 months - Adults	7	52	13.5%	15.0%	16.6%	16.0%
% of FP17s for the same patient ID Re-attending between 3 & 9 months - Children	86	116	74.1%	60.3%	59.5%	58.0%
% of FP17s for the same patient ID Re-attending between 3 & 9 months - Adults	32	52	61.5%	54.9%	53.1%	50.9%
% of FP17s for Band 1 Urgent Courses	1	136	0.7%	9.0%	9.3%	9.1%
% of FP17s Relating to Free Repair or Replacements	0	136	0.0%	0.9%	1.0%	0.8%
% of FP17s Relating to Continuations	0	136	0.0%	1.2%	1.3%	1.1%
% of Patients satisfied with the dentistry they have received	0	0	N/A	91.6%	91.9%	91.7%
% of Patients satisfied with the time they had to wait for an appointment	0	0	N/A	87.6%	88.7%	88.0%

* This is based on patients treated on this contract for their most recent course of treatment. Figures in italics indicate the base number of FP17s or Patient Questionnaire responses are less than 100. N/A is shown where the base number of responses is less than 10 during the period. % is calculated as Quantity/Base number*100

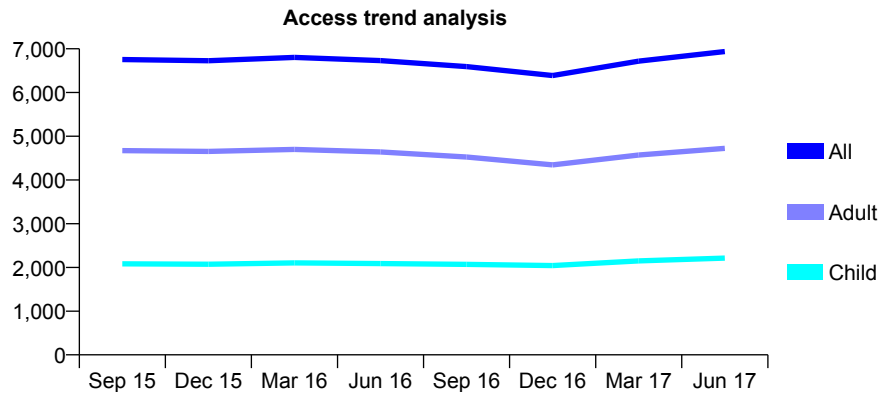
Q52 - Vital Signs At a Glance Contract Report for 764302/0001 - June 2017

Name or company name	MR IH AL-HUSSEIN
Contract type name	GDS Contract
Purpose of contract	General
Contract start date	01/04/2006
Contract end date	

17/18 Contracted general activity (UDA)	15,945
Carry forward general activity (UDA)	0
17/18 Contracted orthodontic activity (UOA)	0
Carry forward orthodontic activity (UOA)	0
Baseline contract value	£471,182.82

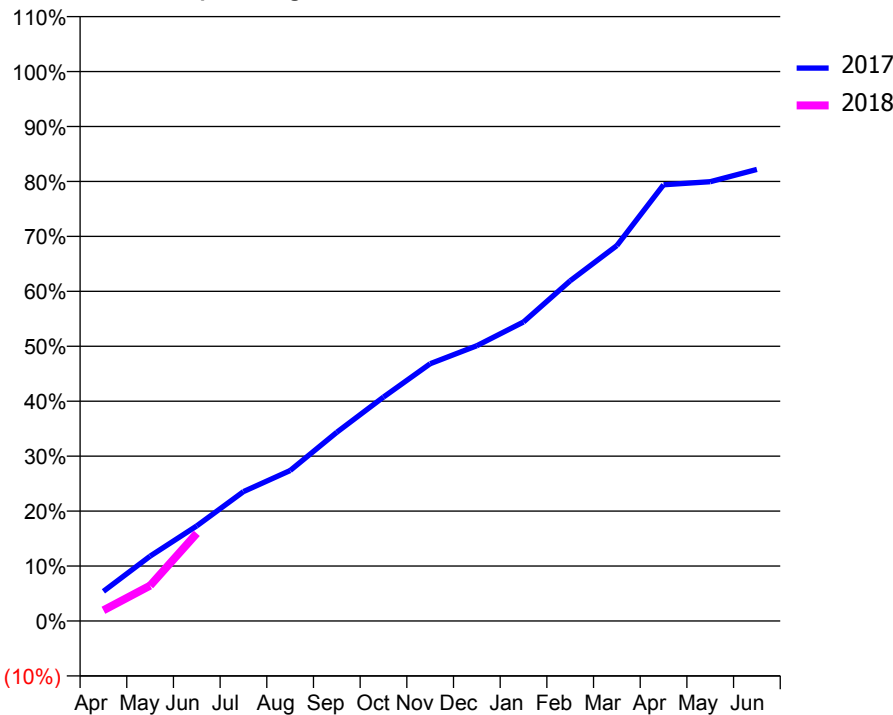
ACCESS*

Patients seen in 24 months	Total	Change since previous quarter
Quarter ending June 2016	6,730	
Quarter ending September 2016	6,592	↓
Quarter ending December 2016	6,387	↓
Quarter ending March 2017	6,718	↑
Quarter ending June 2017	6,937	↑
Variance since June 2016	3.1%	↑



ACTIVITY

Cumulative percentage of contracted UDA delivered 2017 & 2018



Month	Adjusted Scheduled Activity (UDA)	
	2017	2018
April	859	313
May	1,881	1,028
June	2,761	2,543
July	3,757	
August	4,365	
September	5,476	
October	6,500	
November	7,466	
December	7,988	
January	8,679	
February	9,871	
March	10,896	
April	12,660	
May	12,747	
June	13,104	

QUALITY

	Quantity	Base Number	Contract	AT	Region	England
% of FP17s for the same patient ID Re-attending within 3 months - Children	31	987	3.1%	11.2%	13.0%	12.0%
% of FP17s for the same patient ID Re-attending within 3 months - Adults	164	1,812	9.1%	15.0%	16.6%	16.0%
% of FP17s for the same patient ID Re-attending between 3 & 9 months - Children	480	987	48.6%	60.3%	59.5%	58.0%
% of FP17s for the same patient ID Re-attending between 3 & 9 months - Adults	746	1,812	41.2%	54.9%	53.1%	50.9%
% of FP17s for Band 1 Urgent Courses	106	1,338	7.9%	9.0%	9.3%	9.1%
% of FP17s Relating to Free Repair or Replacements	0	1,338	0.0%	0.9%	1.0%	0.8%
% of FP17s Relating to Continuations	12	1,338	0.9%	1.2%	1.3%	1.1%
% of Patients satisfied with the dentistry they have received	10	11	90.9%	91.6%	91.9%	91.7%
% of Patients satisfied with the time they had to wait for an appointment	11	11	100.0%	87.6%	88.7%	88.0%

* This is based on patients treated on this contract for their most recent course of treatment. Figures in italics indicate the base number of FP17s or Patient Questionnaire responses are less than 100. N/A is shown where the base number of responses is less than 10 during the period. % is calculated as Quantity/Base number*100

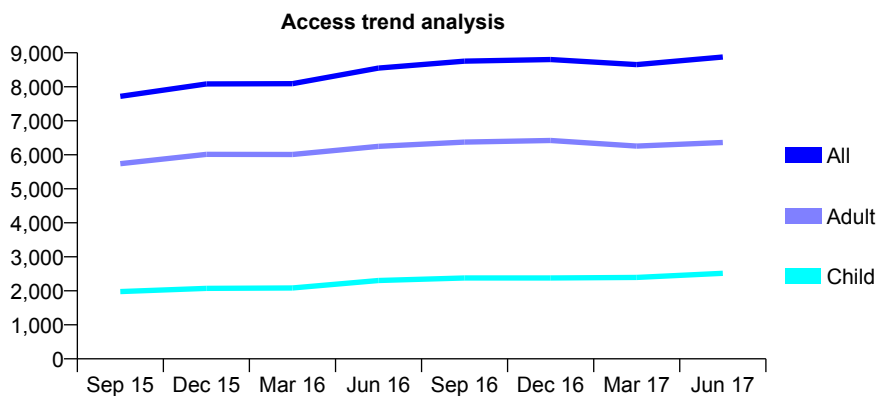
Q52 - Vital Signs At a Glance Contract Report for 765007/0002 - June 2017

Name or company name	Nationwide Healthcare Providers Ltd
Contract type name	GDS Contract
Purpose of contract	General
Contract start date	01/04/2008
Contract end date	

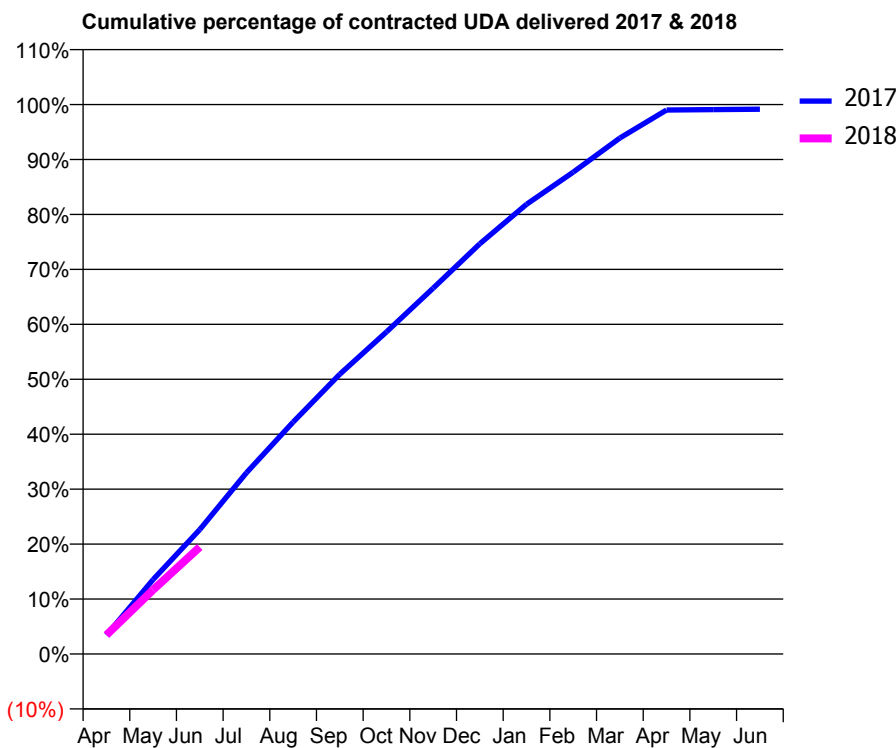
17/18 Contracted general activity (UDA)	26,101
Carry forward general activity (UDA)	0
17/18 Contracted orthodontic activity (UOA)	0
Carry forward orthodontic activity (UOA)	0
Baseline contract value	£620,010.45

ACCESS*

Patients seen in 24 months	Total	Change since previous quarter
Quarter ending June 2016	8,551	
Quarter ending September 2016	8,753	↑
Quarter ending December 2016	8,803	→
Quarter ending March 2017	8,651	↓
Quarter ending June 2017	8,876	↑
Variance since June 2016	3.8%	↑



ACTIVITY



Month	Adjusted Scheduled Activity (UDA)	
	2017	2018
April	895	900
May	3,538	3,050
June	5,914	5,083
July	8,608	
August	11,015	
September	13,291	
October	15,298	
November	17,374	
December	19,485	
January	21,360	
February	22,886	
March	24,512	
April	25,841	
May	25,861	
June	25,875	

QUALITY

	Quantity	Base Number	Contract	AT	Region	England
% of FP17s for the same patient ID Re-attending within 3 months - Children	55	833	6.6%	11.2%	13.0%	12.0%
% of FP17s for the same patient ID Re-attending within 3 months - Adults	164	1,735	9.5%	15.0%	16.6%	16.0%
% of FP17s for the same patient ID Re-attending between 3 & 9 months - Children	437	833	52.5%	60.3%	59.5%	58.0%
% of FP17s for the same patient ID Re-attending between 3 & 9 months - Adults	842	1,735	48.5%	54.9%	53.1%	50.9%
% of FP17s for Band 1 Urgent Courses	30	2,102	1.4%	9.0%	9.3%	9.1%
% of FP17s Relating to Free Repair or Replacements	3	2,102	0.1%	0.9%	1.0%	0.8%
% of FP17s Relating to Continuations	48	2,102	2.3%	1.2%	1.3%	1.1%
% of Patients satisfied with the dentistry they have received	5	5	N/A	91.6%	91.9%	91.7%
% of Patients satisfied with the time they had to wait for an appointment	5	5	N/A	87.6%	88.7%	88.0%

* This is based on patients treated on this contract for their most recent course of treatment. Figures in italics indicate the base number of FP17s or Patient Questionnaire responses are less than 100. N/A is shown where the base number of responses is less than 10 during the period. % is calculated as Quantity/Base number*100

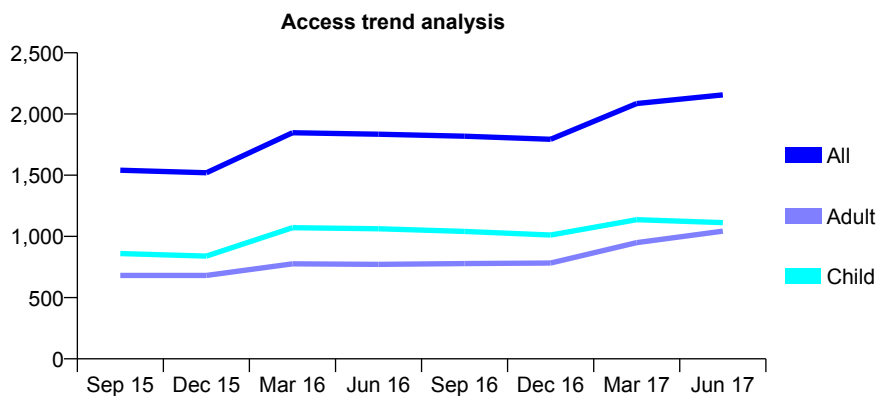
Q52 - Vital Signs At a Glance Contract Report for 772038/0001 - June 2017

Name or company name	MR Z HUSSAIN
Contract type name	GDS Contract
Purpose of contract	General
Contract start date	01/04/2006
Contract end date	

17/18 Contracted general activity (UDA)	6,112
Carry forward general activity (UDA)	0
17/18 Contracted orthodontic activity (UOA)	0
Carry forward orthodontic activity (UOA)	0
Baseline contract value	£151,128.97

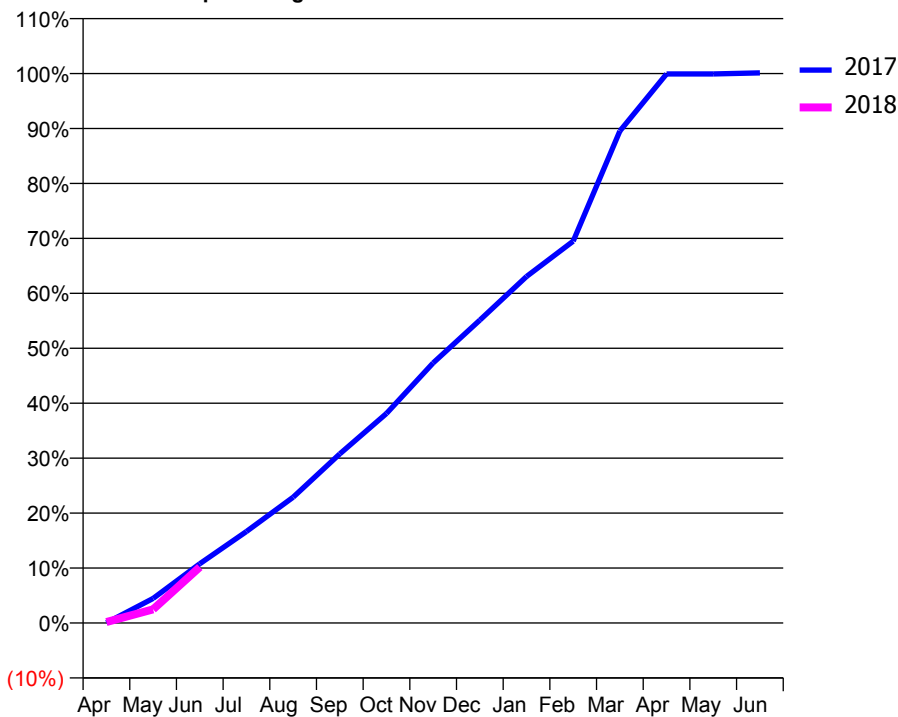
ACCESS*

Patients seen in 24 months	Total	Change since previous quarter
Quarter ending June 2016	1,835	
Quarter ending September 2016	1,819	→
Quarter ending December 2016	1,794	↓
Quarter ending March 2017	2,086	↑
Quarter ending June 2017	2,156	↑
Variance since June 2016	17.5%	↑



ACTIVITY

Cumulative percentage of contracted UDA delivered 2017 & 2018



Adjusted Scheduled Activity (UDA)		
Month	2017	2018
April	3	11
May	273	153
June	656	622
July	1,012	
August	1,390	
September	1,870	
October	2,316	
November	2,875	
December	3,347	
January	3,830	
February	4,221	
March	5,438	
April	6,068	
May	6,068	
June	6,080	

QUALITY

	Quantity	Base Number	Contract	AT	Region	England
% of FP17s for the same patient ID Re-attending within 3 months - Children	9	425	2.1%	11.2%	13.0%	12.0%
% of FP17s for the same patient ID Re-attending within 3 months - Adults	4	318	1.3%	15.0%	16.6%	16.0%
% of FP17s for the same patient ID Re-attending between 3 & 9 months - Children	333	425	78.4%	60.3%	59.5%	58.0%
% of FP17s for the same patient ID Re-attending between 3 & 9 months - Adults	163	318	51.3%	54.9%	53.1%	50.9%
% of FP17s for Band 1 Urgent Courses	8	455	1.8%	9.0%	9.3%	9.1%
% of FP17s Relating to Free Repair or Replacements	0	455	0.0%	0.9%	1.0%	0.8%
% of FP17s Relating to Continuations	0	455	0.0%	1.2%	1.3%	1.1%
% of Patients satisfied with the dentistry they have received	3	3	N/A	91.6%	91.9%	91.7%
% of Patients satisfied with the time they had to wait for an appointment	3	3	N/A	87.6%	88.7%	88.0%

* This is based on patients treated on this contract for their most recent course of treatment. Figures in italics indicate the base number of FP17s or Patient Questionnaire responses are less than 100. N/A is shown where the base number of responses is less than 10 during the period. % is calculated as Quantity/Base number*100

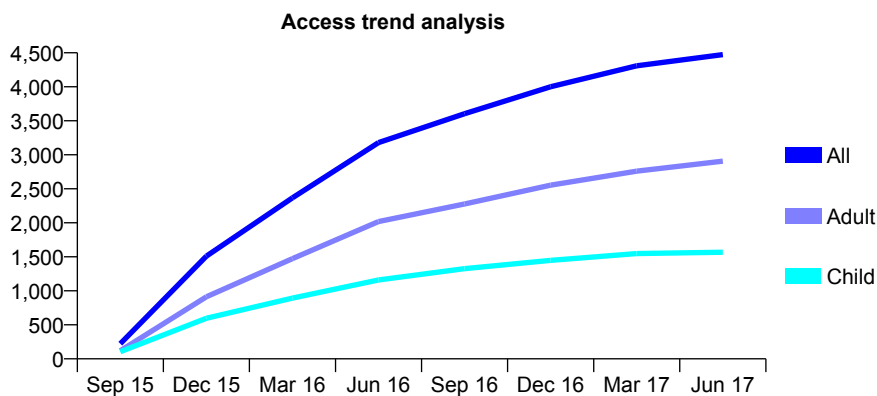
Q52 - Vital Signs At a Glance Contract Report for 773867/0002 - June 2017

Name or company name	MR PK TSAKPO
Contract type name	GDS Contract
Purpose of contract	General
Contract start date	19/08/2015
Contract end date	

17/18 Contracted general activity (UDA)	15,240
Carry forward general activity (UDA)	0
17/18 Contracted orthodontic activity (UOA)	0
Carry forward orthodontic activity (UOA)	0
Baseline contract value	£393,098.61

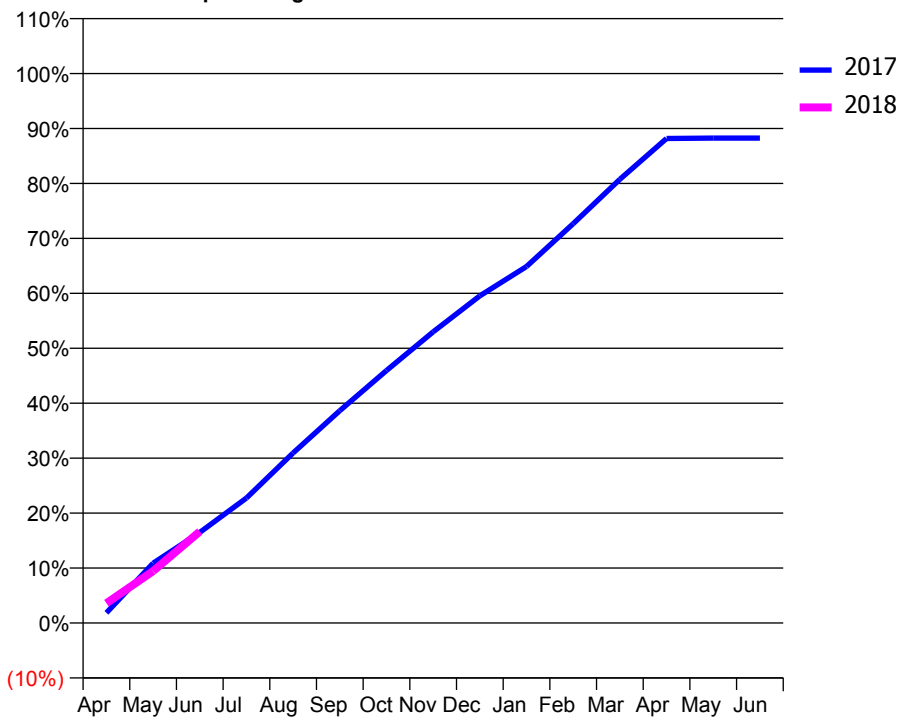
ACCESS*

Patients seen in 24 months	Total	Change since previous quarter
Quarter ending June 2016	3,179	
Quarter ending September 2016	3,605	↑
Quarter ending December 2016	4,001	↑
Quarter ending March 2017	4,308	↑
Quarter ending June 2017	4,474	↑
Variance since June 2016	40.7%	↑



ACTIVITY

Cumulative percentage of contracted UDA delivered 2017 & 2018



Adjusted Scheduled Activity (UDA)

Month	2017	2018
April	281	549
May	1,658	1,442
June	2,513	2,537
July	3,467	
August	4,716	
September	5,888	
October	7,002	
November	8,076	
December	9,072	
January	9,888	
February	11,074	
March	12,308	
April	13,438	
May	13,450	
June	13,447	

QUALITY

	Quantity	Base Number	Contract	AT	Region	England
% of FP17s for the same patient ID Re-attending within 3 months - Children	67	605	11.1%	11.2%	13.0%	12.0%
% of FP17s for the same patient ID Re-attending within 3 months - Adults	179	1,088	16.5%	15.0%	16.6%	16.0%
% of FP17s for the same patient ID Re-attending between 3 & 9 months - Children	283	605	46.8%	60.3%	59.5%	58.0%
% of FP17s for the same patient ID Re-attending between 3 & 9 months - Adults	431	1,088	39.6%	54.9%	53.1%	50.9%
% of FP17s for Band 1 Urgent Courses	72	1,190	6.1%	9.0%	9.3%	9.1%
% of FP17s Relating to Free Repair or Replacements	11	1,190	0.9%	0.9%	1.0%	0.8%
% of FP17s Relating to Continuations	14	1,190	1.2%	1.2%	1.3%	1.1%
% of Patients satisfied with the dentistry they have received	7	7	N/A	91.6%	91.9%	91.7%
% of Patients satisfied with the time they had to wait for an appointment	6	7	N/A	87.6%	88.7%	88.0%

* This is based on patients treated on this contract for their most recent course of treatment. Figures in italics indicate the base number of FP17s or Patient Questionnaire responses are less than 100. N/A is shown where the base number of responses is less than 10 during the period. % is calculated as Quantity/Base number*100

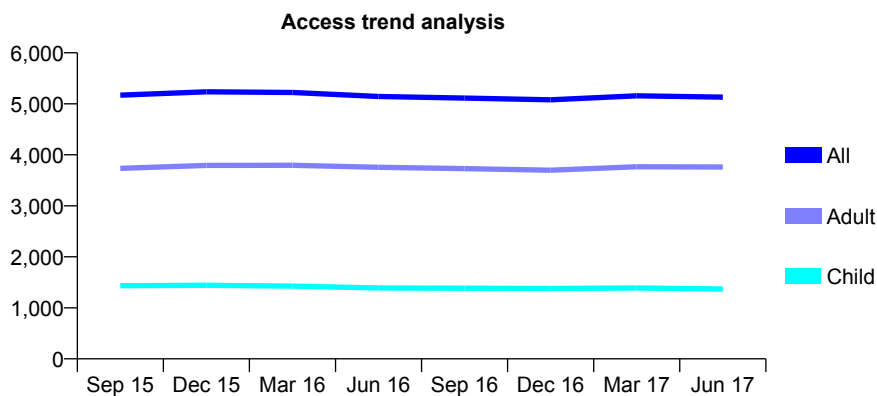
Q52 - Vital Signs At a Glance Contract Report for 776033/0001 - June 2017

Name or company name	MR ET MOREKO
Contract type name	GDS Contract
Purpose of contract	General
Contract start date	01/11/2006
Contract end date	

17/18 Contracted general activity (UDA)	18,800
Carry forward general activity (UDA)	0
17/18 Contracted orthodontic activity (UOA)	0
Carry forward orthodontic activity (UOA)	0
Baseline contract value	£440,025.05

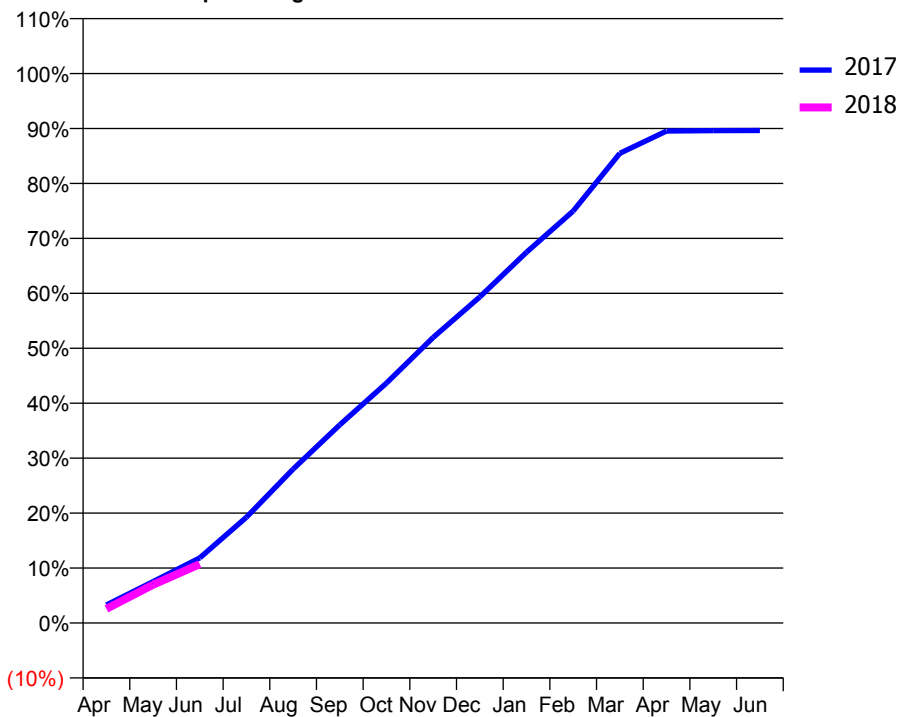
ACCESS*

Patients seen in 24 months	Total	Change since previous quarter
Quarter ending June 2016	5,145	
Quarter ending September 2016	5,113	→
Quarter ending December 2016	5,078	→
Quarter ending March 2017	5,156	→
Quarter ending June 2017	5,131	→
Variance since June 2016	(0.3%)	→



ACTIVITY

Cumulative percentage of contracted UDA delivered 2017 & 2018



Month	Adjusted Scheduled Activity (UDA)	
	2017	2018
April	616	485
May	1,416	1,311
June	2,228	2,015
July	3,620	
August	5,269	
September	6,780	
October	8,209	
November	9,769	
December	11,159	
January	12,687	
February	14,096	
March	16,069	
April	16,833	
May	16,848	
June	16,851	

QUALITY

	Quantity	Base Number	Contract	AT	Region	England
% of FP17s for the same patient ID Re-attending within 3 months - Children	67	454	14.8%	11.2%	13.0%	12.0%
% of FP17s for the same patient ID Re-attending within 3 months - Adults	210	1,181	17.8%	15.0%	16.6%	16.0%
% of FP17s for the same patient ID Re-attending between 3 & 9 months - Children	302	454	66.5%	60.3%	59.5%	58.0%
% of FP17s for the same patient ID Re-attending between 3 & 9 months - Adults	789	1,181	66.8%	54.9%	53.1%	50.9%
% of FP17s for Band 1 Urgent Courses	84	1,290	6.5%	9.0%	9.3%	9.1%
% of FP17s Relating to Free Repair or Replacements	19	1,290	1.5%	0.9%	1.0%	0.8%
% of FP17s Relating to Continuations	13	1,290	1.0%	1.2%	1.3%	1.1%
% of Patients satisfied with the dentistry they have received	5	6	N/A	91.6%	91.9%	91.7%
% of Patients satisfied with the time they had to wait for an appointment	5	6	N/A	87.6%	88.7%	88.0%

* This is based on patients treated on this contract for their most recent course of treatment. Figures in italics indicate the base number of FP17s or Patient Questionnaire responses are less than 100. N/A is shown where the base number of responses is less than 10 during the period. % is calculated as Quantity/Base number*100

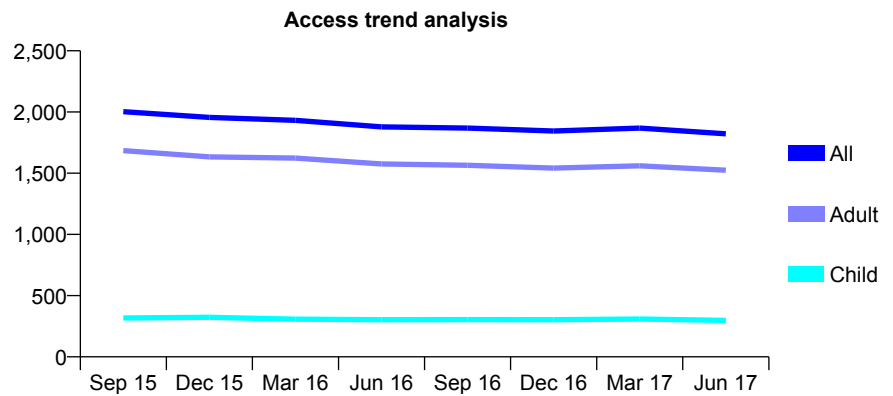
Q52 - Vital Signs At a Glance Contract Report for 776076/0001 - June 2017

Name or company name	MS AR MALLIKARACHCHI
Contract type name	GDS Contract
Purpose of contract	General
Contract start date	19/05/2011
Contract end date	

17/18 Contracted general activity (UDA)	5,981
Carry forward general activity (UDA)	0
17/18 Contracted orthodontic activity (UOA)	0
Carry forward orthodontic activity (UOA)	0
Baseline contract value	£163,629.73

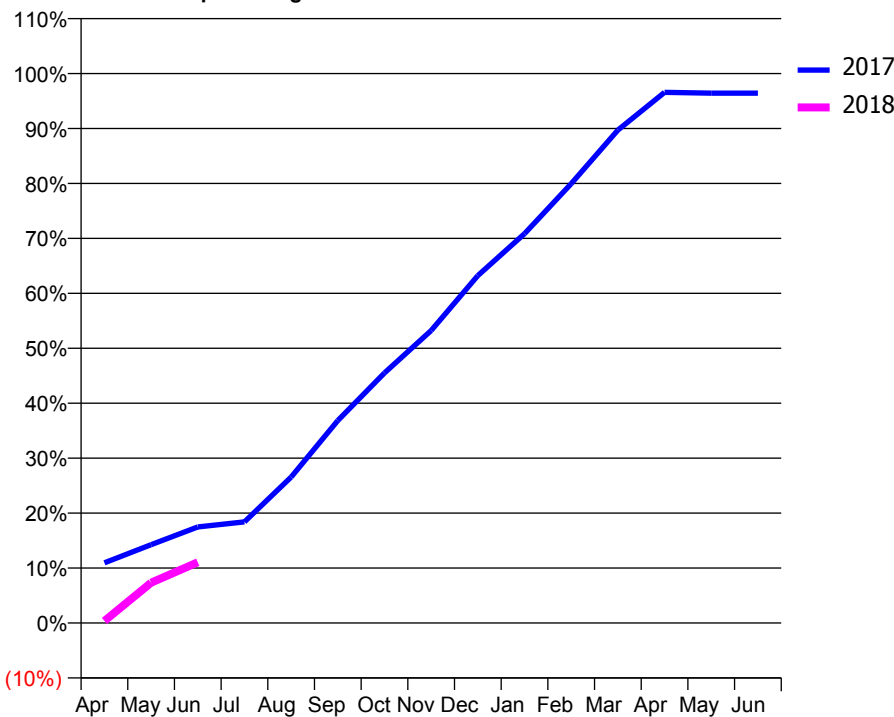
ACCESS*

Patients seen in 24 months	Total	Change since previous quarter
Quarter ending June 2016	1,879	
Quarter ending September 2016	1,869	→
Quarter ending December 2016	1,845	↓
Quarter ending March 2017	1,869	→
Quarter ending June 2017	1,822	↓
Variance since June 2016	(3.0%)	↓



ACTIVITY

Cumulative percentage of contracted UDA delivered 2017 & 2018



Month	Adjusted Scheduled Activity (UDA)	
	2017	2018
April	655	23
May	853	439
June	1,045	661
July	1,101	
August	1,589	
September	2,204	
October	2,723	
November	3,183	
December	3,781	
January	4,238	
February	4,782	
March	5,366	
April	5,776	
May	5,768	
June	5,768	

QUALITY

	Quantity	Base Number	Contract	AT	Region	England
% of FP17s for the same patient ID Re-attending within 3 months - Children	3	83	3.6%	11.2%	13.0%	12.0%
% of FP17s for the same patient ID Re-attending within 3 months - Adults	51	507	10.1%	15.0%	16.6%	16.0%
% of FP17s for the same patient ID Re-attending between 3 & 9 months - Children	62	83	74.7%	60.3%	59.5%	58.0%
% of FP17s for the same patient ID Re-attending between 3 & 9 months - Adults	384	507	75.7%	54.9%	53.1%	50.9%
% of FP17s for Band 1 Urgent Courses	18	382	4.7%	9.0%	9.3%	9.1%
% of FP17s Relating to Free Repair or Replacements	3	382	0.8%	0.9%	1.0%	0.8%
% of FP17s Relating to Continuations	3	382	0.8%	1.2%	1.3%	1.1%
% of Patients satisfied with the dentistry they have received	14	14	100.0%	91.6%	91.9%	91.7%
% of Patients satisfied with the time they had to wait for an appointment	13	14	92.9%	87.6%	88.7%	88.0%

* This is based on patients treated on this contract for their most recent course of treatment. Figures in italics indicate the base number of FP17s or Patient Questionnaire responses are less than 100. N/A is shown where the base number of responses is less than 10 during the period. % is calculated as Quantity/Base number*100

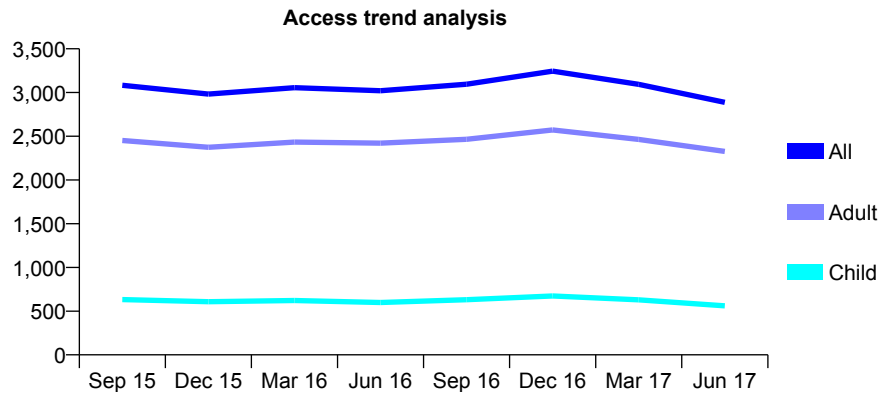
Q52 - Vital Signs At a Glance Contract Report for 776777/0001 - June 2017

Name or company name	MR HR LETUKA
Contract type name	PDS Contract
Purpose of contract	General
Contract start date	16/02/2008
Contract end date	15/02/2018

17/18 Contracted general activity (UDA)	8,516
Carry forward general activity (UDA)	0
17/18 Contracted orthodontic activity (UOA)	0
Carry forward orthodontic activity (UOA)	0
Baseline contract value	£263,830.99

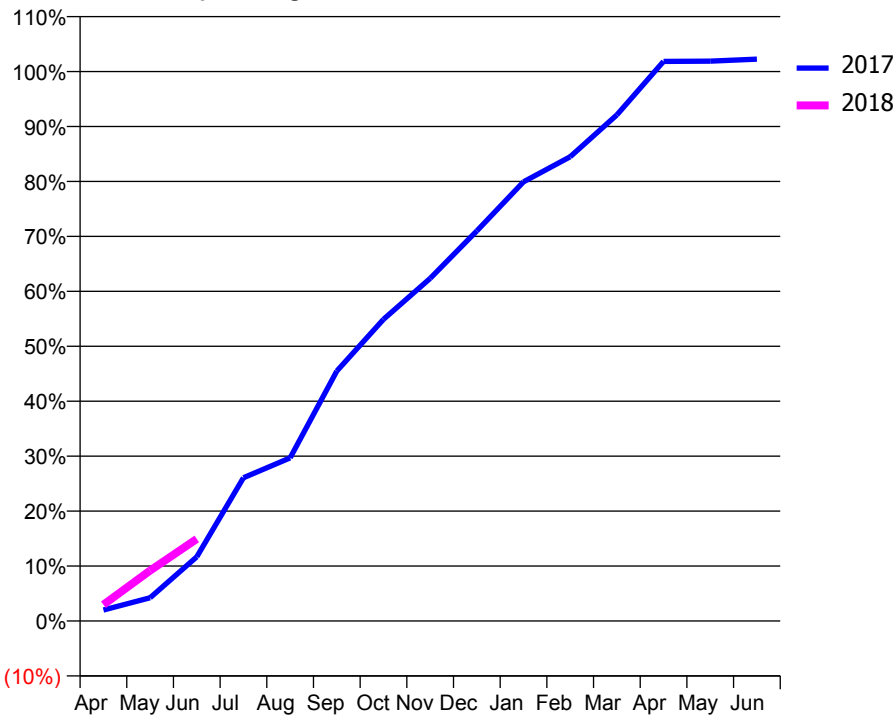
ACCESS*

Patients seen in 24 months	Total	Change since previous quarter
Quarter ending June 2016	3,020	
Quarter ending September 2016	3,095	↑
Quarter ending December 2016	3,245	↑
Quarter ending March 2017	3,093	↓
Quarter ending June 2017	2,887	↓
Variance since June 2016	(4.4%)	↓



ACTIVITY

Cumulative percentage of contracted UDA delivered 2017 & 2018



Month	Adjusted Scheduled Activity (UDA)	
	2017	2018
April	194	254
May	411	782
June	1,133	1,272
July	2,528	
August	2,880	
September	4,413	
October	5,326	
November	6,047	
December	6,885	
January	7,753	
February	8,196	
March	8,933	
April	9,877	
May	9,883	
June	9,917	

QUALITY

	Quantity	Base Number	Contract	AT	Region	England
% of FP17s for the same patient ID Re-attending within 3 months - Children	14	212	6.6%	11.2%	13.0%	12.0%
% of FP17s for the same patient ID Re-attending within 3 months - Adults	116	884	13.1%	15.0%	16.6%	16.0%
% of FP17s for the same patient ID Re-attending between 3 & 9 months - Children	134	212	63.2%	60.3%	59.5%	58.0%
% of FP17s for the same patient ID Re-attending between 3 & 9 months - Adults	444	884	50.2%	54.9%	53.1%	50.9%
% of FP17s for Band 1 Urgent Courses	55	660	8.3%	9.0%	9.3%	9.1%
% of FP17s Relating to Free Repair or Replacements	0	660	0.0%	0.9%	1.0%	0.8%
% of FP17s Relating to Continuations	8	660	1.2%	1.2%	1.3%	1.1%
% of Patients satisfied with the dentistry they have received	4	5	N/A	91.6%	91.9%	91.7%
% of Patients satisfied with the time they had to wait for an appointment	2	5	N/A	87.6%	88.7%	88.0%

* This is based on patients treated on this contract for their most recent course of treatment. Figures in italics indicate the base number of FP17s or Patient Questionnaire responses are less than 100. N/A is shown where the base number of responses is less than 10 during the period. % is calculated as Quantity/Base number*100

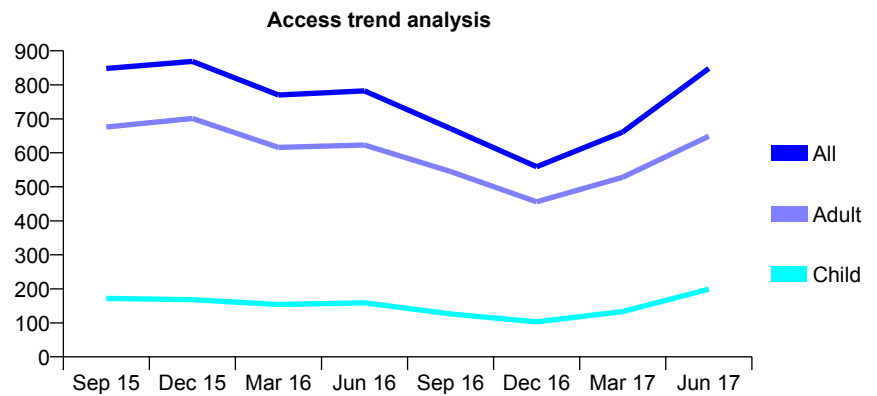
Q52 - Vital Signs At a Glance Contract Report for 776777/0002 - June 2017

Name or company name	MR HR LETUKA
Contract type name	PDS Contract
Purpose of contract	General
Contract start date	24/06/2008
Contract end date	23/06/2018

17/18 Contracted general activity (UDA)	2,300
Carry forward general activity (UDA)	0
17/18 Contracted orthodontic activity (UOA)	0
Carry forward orthodontic activity (UOA)	0
Baseline contract value	£66,096.67

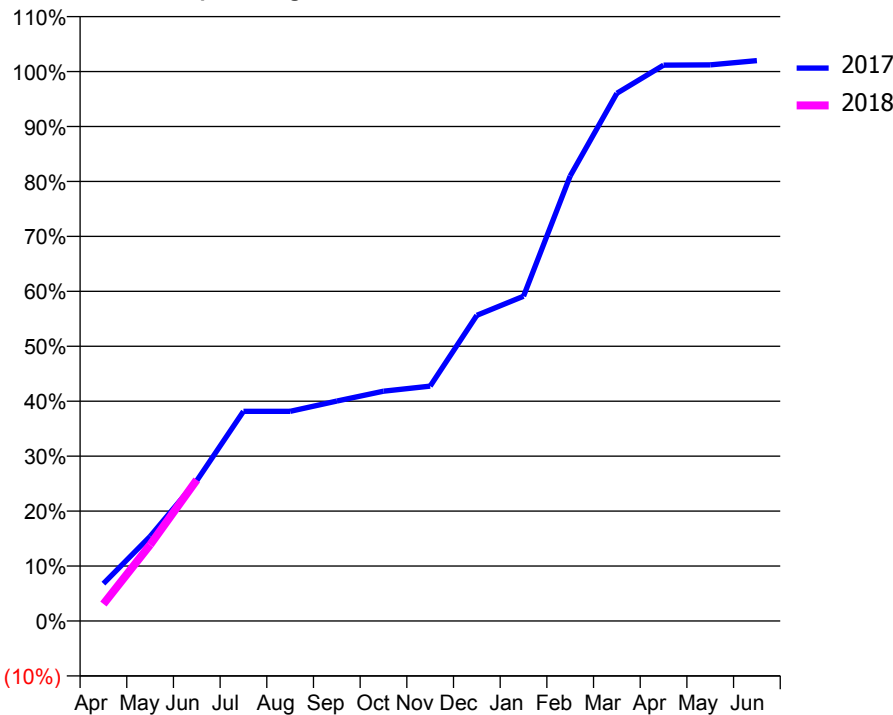
ACCESS*

Patients seen in 24 months	Total	Change since previous quarter
Quarter ending June 2016	782	
Quarter ending September 2016	671	↓
Quarter ending December 2016	559	↓
Quarter ending March 2017	661	↑
Quarter ending June 2017	848	↑
Variance since June 2016	8.4%	↑



ACTIVITY

Cumulative percentage of contracted UDA delivered 2017 & 2018



Month	Adjusted Scheduled Activity (UDA)	
	2017	2018
April	157	71
May	354	319
June	587	591
July	878	
August	878	
September	921	
October	962	
November	983	
December	1,279	
January	1,359	
February	1,863	
March	2,209	
April	2,327	
May	2,328	
June	2,346	

QUALITY

	Quantity	Base Number	Contract	AT	Region	England
% of FP17s for the same patient ID Re-attending within 3 months - Children	5	96	5.2%	11.2%	13.0%	12.0%
% of FP17s for the same patient ID Re-attending within 3 months - Adults	17	252	6.7%	15.0%	16.6%	16.0%
% of FP17s for the same patient ID Re-attending between 3 & 9 months - Children	13	96	13.5%	60.3%	59.5%	58.0%
% of FP17s for the same patient ID Re-attending between 3 & 9 months - Adults	24	252	9.5%	54.9%	53.1%	50.9%
% of FP17s for Band 1 Urgent Courses	23	289	8.0%	9.0%	9.3%	9.1%
% of FP17s Relating to Free Repair or Replacements	0	289	0.0%	0.9%	1.0%	0.8%
% of FP17s Relating to Continuations	2	289	0.7%	1.2%	1.3%	1.1%
% of Patients satisfied with the dentistry they have received	0	0	N/A	91.6%	91.9%	91.7%
% of Patients satisfied with the time they had to wait for an appointment	0	0	N/A	87.6%	88.7%	88.0%

* This is based on patients treated on this contract for their most recent course of treatment. Figures in italics indicate the base number of FP17s or Patient Questionnaire responses are less than 100. N/A is shown where the base number of responses is less than 10 during the period. % is calculated as Quantity/Base number*100

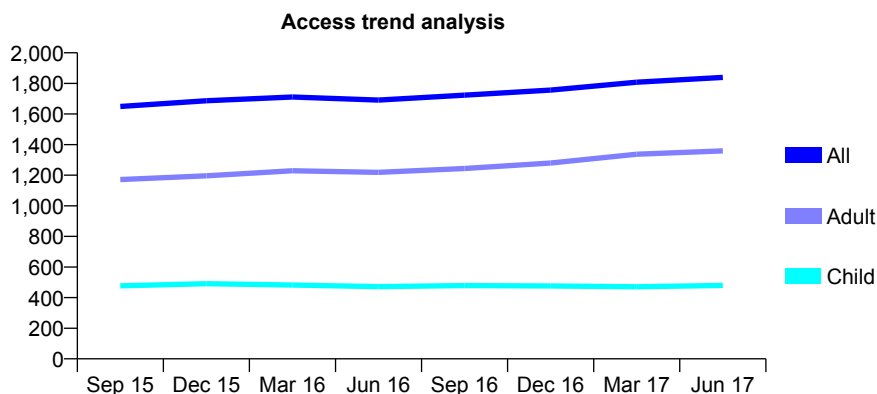
Q52 - Vital Signs At a Glance Contract Report for 782599/0001 - June 2017

Name or company name	MR M BALA
Contract type name	PDS Contract
Purpose of contract	General
Contract start date	01/04/2008
Contract end date	31/03/2018

17/18 Contracted general activity (UDA)	6,564
Carry forward general activity (UDA)	0
17/18 Contracted orthodontic activity (UOA)	0
Carry forward orthodontic activity (UOA)	0
Baseline contract value	£195,382.66

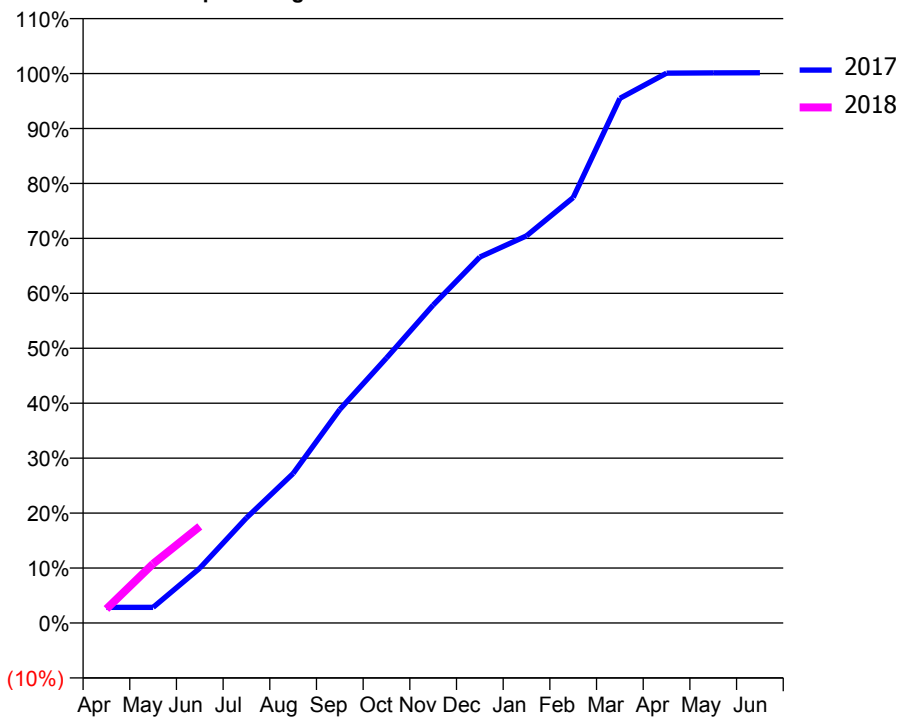
ACCESS*

Patients seen in 24 months	Total	Change since previous quarter
Quarter ending June 2016	1,691	
Quarter ending September 2016	1,723	→
Quarter ending December 2016	1,756	→
Quarter ending March 2017	1,808	↑
Quarter ending June 2017	1,839	→
Variance since June 2016	8.8%	↑



ACTIVITY

Cumulative percentage of contracted UDA delivered 2017 & 2018



Month	Adjusted Scheduled Activity (UDA)	
	2017	2018
April	187	168
May	187	708
June	656	1,153
July	1,256	
August	1,787	
September	2,551	
October	3,167	
November	3,798	
December	4,371	
January	4,625	
February	5,083	
March	6,267	
April	6,569	
May	6,572	
June	6,573	

QUALITY

	Quantity	Base Number	Contract	AT	Region	England
% of FP17s for the same patient ID Re-attending within 3 months - Children	9	175	5.1%	11.2%	13.0%	12.0%
% of FP17s for the same patient ID Re-attending within 3 months - Adults	65	468	13.9%	15.0%	16.6%	16.0%
% of FP17s for the same patient ID Re-attending between 3 & 9 months - Children	112	175	64.0%	60.3%	59.5%	58.0%
% of FP17s for the same patient ID Re-attending between 3 & 9 months - Adults	275	468	58.8%	54.9%	53.1%	50.9%
% of FP17s for Band 1 Urgent Courses	17	531	3.2%	9.0%	9.3%	9.1%
% of FP17s Relating to Free Repair or Replacements	2	531	0.4%	0.9%	1.0%	0.8%
% of FP17s Relating to Continuations	10	531	1.9%	1.2%	1.3%	1.1%
% of Patients satisfied with the dentistry they have received	11	11	100.0%	91.6%	91.9%	91.7%
% of Patients satisfied with the time they had to wait for an appointment	11	11	100.0%	87.6%	88.7%	88.0%

* This is based on patients treated on this contract for their most recent course of treatment. Figures in italics indicate the base number of FP17s or Patient Questionnaire responses are less than 100. N/A is shown where the base number of responses is less than 10 during the period. % is calculated as Quantity/Base number*100

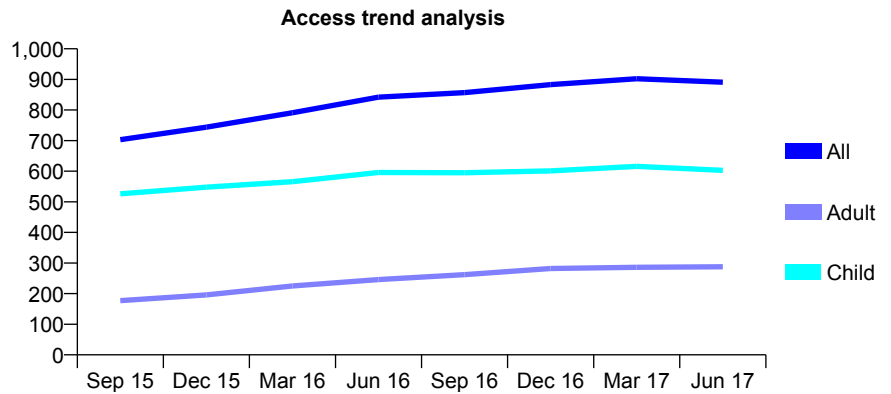
Q52 - Vital Signs At a Glance Contract Report for 782815/0001 - June 2017

Name or company name	MR OJ WAINWRIGHT
Contract type name	GDS Contract
Purpose of contract	General
Contract start date	01/02/2015
Contract end date	

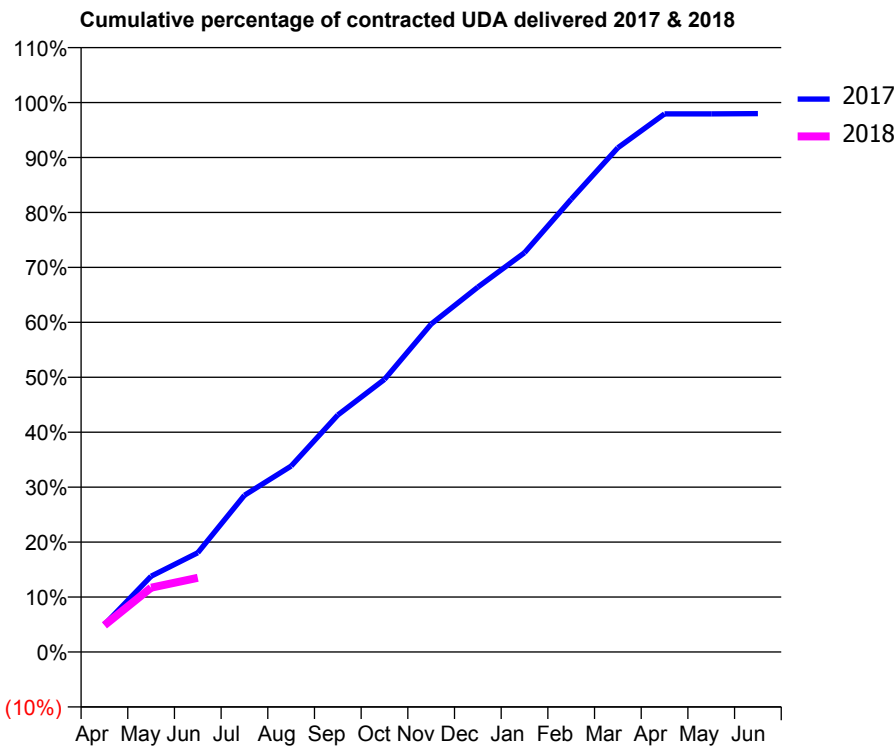
17/18 Contracted general activity (UDA)	2,182
Carry forward general activity (UDA)	0
17/18 Contracted orthodontic activity (UOA)	0
Carry forward orthodontic activity (UOA)	0
Baseline contract value	£46,792.70

ACCESS*

Patients seen in 24 months	Total	Change since previous quarter
Quarter ending June 2016	842	
Quarter ending September 2016	857	→
Quarter ending December 2016	883	↑
Quarter ending March 2017	902	↑
Quarter ending June 2017	891	↓
Variance since June 2016	5.8%	↑



ACTIVITY



Adjusted Scheduled Activity (UDA)		
Month	2017	2018
April	109	106
May	301	255
June	394	295
July	623	
August	739	
September	941	
October	1,083	
November	1,302	
December	1,449	
January	1,586	
February	1,798	
March	2,002	
April	2,137	
May	2,137	
June	2,138	

QUALITY

	Quantity	Base Number	Contract	AT	Region	England
% of FP17s for the same patient ID Re-attending within 3 months - Children	20	228	8.8%	11.2%	13.0%	12.0%
% of FP17s for the same patient ID Re-attending within 3 months - Adults	17	81	21.0%	15.0%	16.6%	16.0%
% of FP17s for the same patient ID Re-attending between 3 & 9 months - Children	161	228	70.6%	60.3%	59.5%	58.0%
% of FP17s for the same patient ID Re-attending between 3 & 9 months - Adults	50	81	61.7%	54.9%	53.1%	50.9%
% of FP17s for Band 1 Urgent Courses	9	212	4.2%	9.0%	9.3%	9.1%
% of FP17s Relating to Free Repair or Replacements	0	212	0.0%	0.9%	1.0%	0.8%
% of FP17s Relating to Continuations	0	212	0.0%	1.2%	1.3%	1.1%
% of Patients satisfied with the dentistry they have received	0	0	N/A	91.6%	91.9%	91.7%
% of Patients satisfied with the time they had to wait for an appointment	0	0	N/A	87.6%	88.7%	88.0%

* This is based on patients treated on this contract for their most recent course of treatment. Figures in italics indicate the base number of FP17s or Patient Questionnaire responses are less than 100. N/A is shown where the base number of responses is less than 10 during the period. % is calculated as Quantity/Base number*100

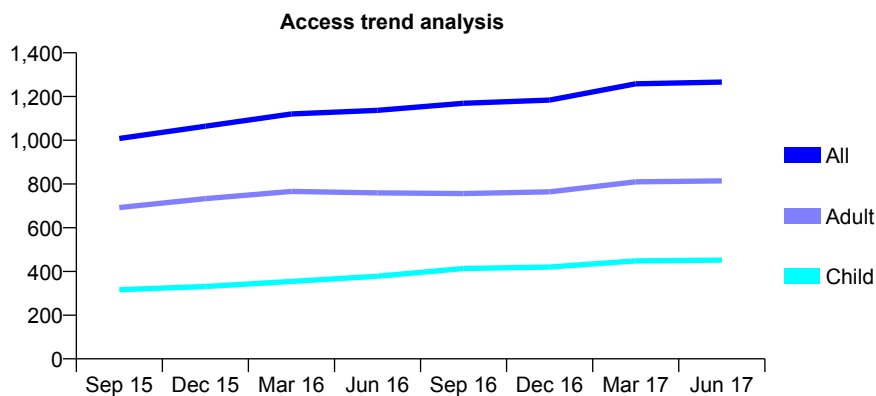
Q52 - Vital Signs At a Glance Contract Report for 793396/0001 - June 2017

Name or company name	MR JP SIWEK
Contract type name	GDS Contract
Purpose of contract	General
Contract start date	01/04/2006
Contract end date	

17/18 Contracted general activity (UDA)	3,533
Carry forward general activity (UDA)	0
17/18 Contracted orthodontic activity (UOA)	0
Carry forward orthodontic activity (UOA)	0
Baseline contract value	£93,777.23

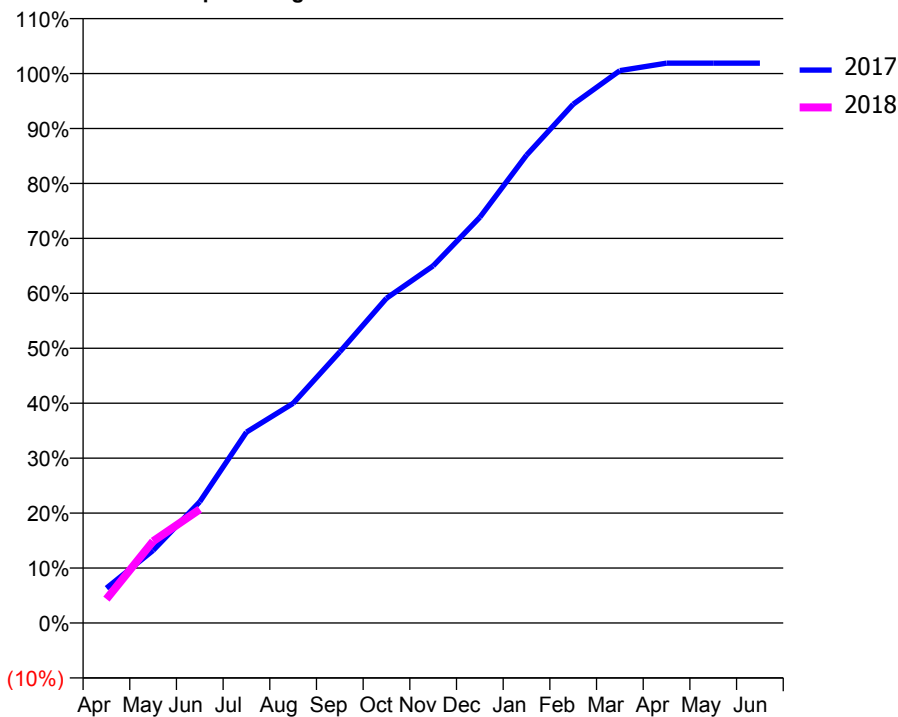
ACCESS*

Patients seen in 24 months	Total	Change since previous quarter
Quarter ending June 2016	1,137	
Quarter ending September 2016	1,169	↑
Quarter ending December 2016	1,184	→
Quarter ending March 2017	1,258	↑
Quarter ending June 2017	1,266	→
Variance since June 2016	11.3%	↑



ACTIVITY

Cumulative percentage of contracted UDA delivered 2017 & 2018



Month	Adjusted Scheduled Activity (UDA)	
	2017	2018
April	224	154
May	467	526
June	780	731
July	1,227	
August	1,412	
September	1,743	
October	2,088	
November	2,297	
December	2,608	
January	3,008	
February	3,335	
March	3,552	
April	3,600	
May	3,600	
June	3,600	

QUALITY

	Quantity	Base Number	Contract	AT	Region	England
% of FP17s for the same patient ID Re-attending within 3 months - Children	14	144	9.7%	11.2%	13.0%	12.0%
% of FP17s for the same patient ID Re-attending within 3 months - Adults	31	252	12.3%	15.0%	16.6%	16.0%
% of FP17s for the same patient ID Re-attending between 3 & 9 months - Children	88	144	61.1%	60.3%	59.5%	58.0%
% of FP17s for the same patient ID Re-attending between 3 & 9 months - Adults	158	252	62.7%	54.9%	53.1%	50.9%
% of FP17s for Band 1 Urgent Courses	5	392	1.3%	9.0%	9.3%	9.1%
% of FP17s Relating to Free Repair or Replacements	0	392	0.0%	0.9%	1.0%	0.8%
% of FP17s Relating to Continuations	2	392	0.5%	1.2%	1.3%	1.1%
% of Patients satisfied with the dentistry they have received	1	1	N/A	91.6%	91.9%	91.7%
% of Patients satisfied with the time they had to wait for an appointment	0	1	N/A	87.6%	88.7%	88.0%

* This is based on patients treated on this contract for their most recent course of treatment. Figures in italics indicate the base number of FP17s or Patient Questionnaire responses are less than 100. N/A is shown where the base number of responses is less than 10 during the period. % is calculated as Quantity/Base number*100

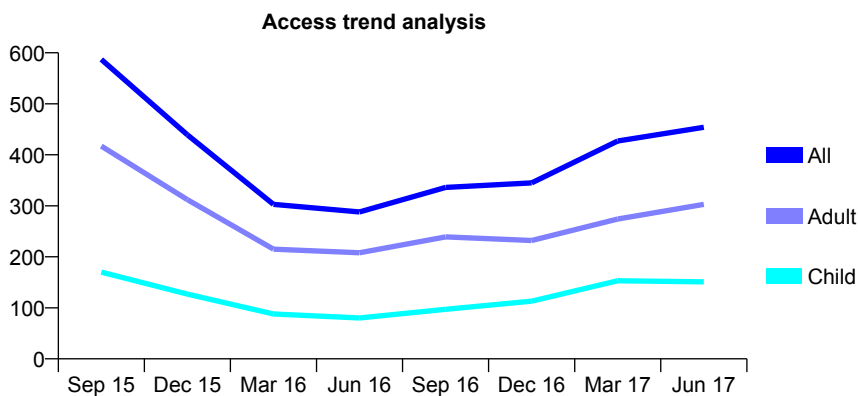
Q52 - Vital Signs At a Glance Contract Report for 800627/0002 - June 2017

Name or company name	MR AP HICKS
Contract type name	GDS Contract
Purpose of contract	General
Contract start date	01/04/2006
Contract end date	

17/18 Contracted general activity (UDA)	1,478
Carry forward general activity (UDA)	0
17/18 Contracted orthodontic activity (UOA)	0
Carry forward orthodontic activity (UOA)	0
Baseline contract value	£32,875.82

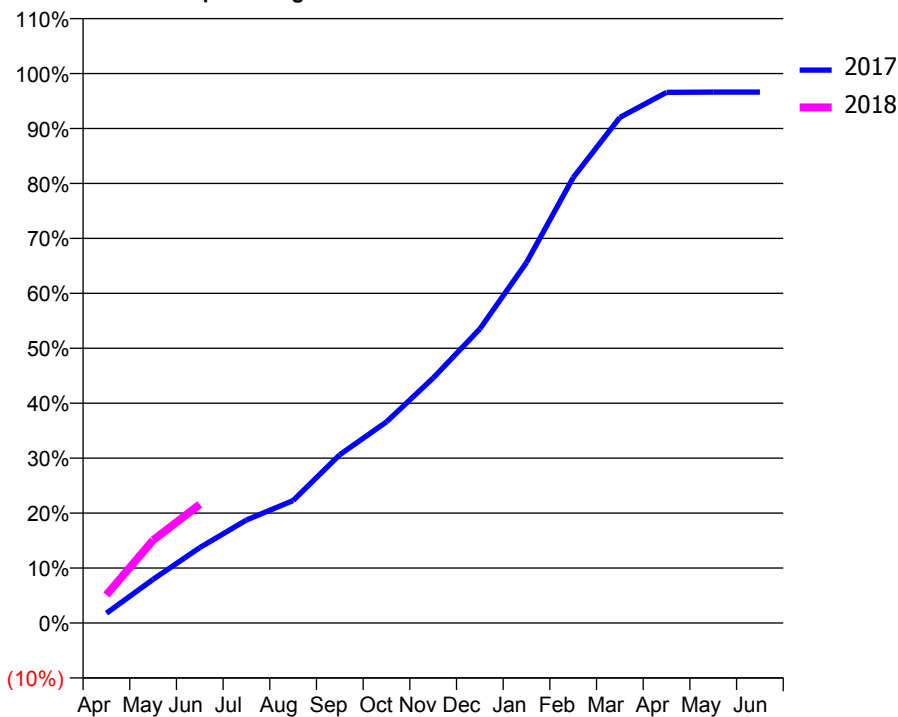
ACCESS*

Patients seen in 24 months	Total	Change since previous quarter
Quarter ending June 2016	288	
Quarter ending September 2016	336	↑
Quarter ending December 2016	345	↑
Quarter ending March 2017	427	↑
Quarter ending June 2017	454	↑
Variance since June 2016	57.6%	↑



ACTIVITY

Cumulative percentage of contracted UDA delivered 2017 & 2018



Month	Adjusted Scheduled Activity (UDA)	
	2017	2018
April	26	75
May	117	223
June	203	319
July	277	
August	330	
September	453	
October	541	
November	659	
December	791	
January	970	
February	1,198	
March	1,360	
April	1,427	
May	1,428	
June	1,428	

QUALITY

	Quantity	Base Number	Contract	AT	Region	England
% of FP17s for the same patient ID Re-attending within 3 months - Children	5	67	7.5%	11.2%	13.0%	12.0%
% of FP17s for the same patient ID Re-attending within 3 months - Adults	18	154	11.7%	15.0%	16.6%	16.0%
% of FP17s for the same patient ID Re-attending between 3 & 9 months - Children	35	67	52.2%	60.3%	59.5%	58.0%
% of FP17s for the same patient ID Re-attending between 3 & 9 months - Adults	44	154	28.6%	54.9%	53.1%	50.9%
% of FP17s for Band 1 Urgent Courses	10	190	5.3%	9.0%	9.3%	9.1%
% of FP17s Relating to Free Repair or Replacements	1	190	0.5%	0.9%	1.0%	0.8%
% of FP17s Relating to Continuations	1	190	0.5%	1.2%	1.3%	1.1%
% of Patients satisfied with the dentistry they have received	0	1	N/A	91.6%	91.9%	91.7%
% of Patients satisfied with the time they had to wait for an appointment	1	1	N/A	87.6%	88.7%	88.0%

* This is based on patients treated on this contract for their most recent course of treatment. Figures in italics indicate the base number of FP17s or Patient Questionnaire responses are less than 100. N/A is shown where the base number of responses is less than 10 during the period. % is calculated as Quantity/Base number*100

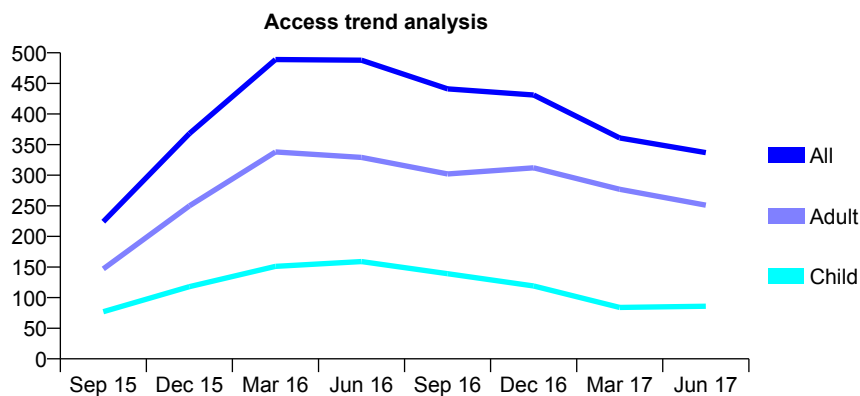
Q52 - Vital Signs At a Glance Contract Report for 800627/0003 - June 2017

Name or company name	MR AP HICKS
Contract type name	GDS Contract
Purpose of contract	General
Contract start date	15/06/2010
Contract end date	

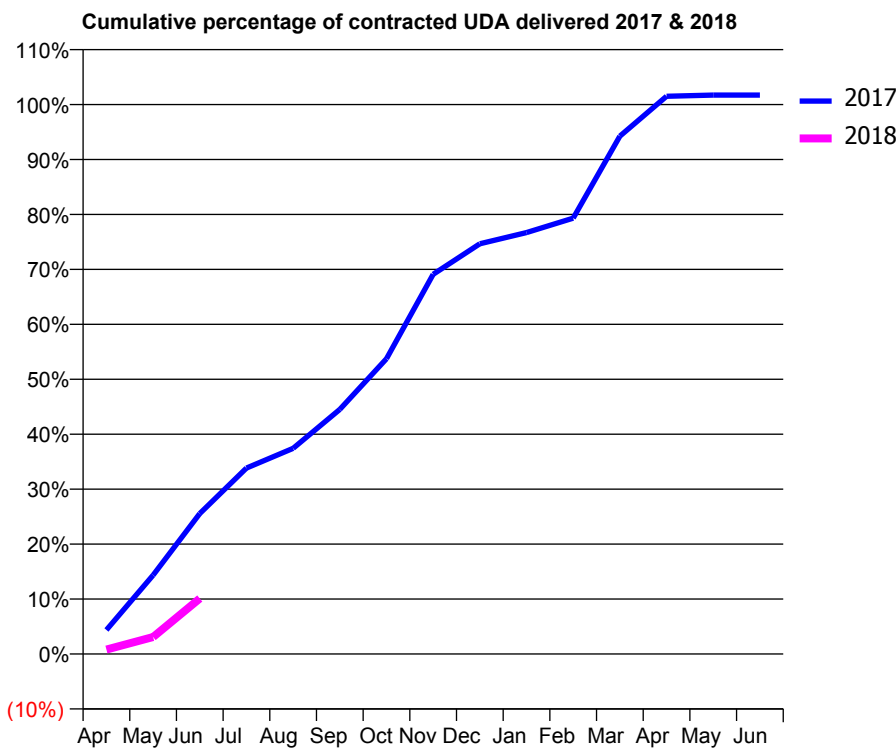
17/18 Contracted general activity (UDA)	1,369
Carry forward general activity (UDA)	0
17/18 Contracted orthodontic activity (UOA)	0
Carry forward orthodontic activity (UOA)	0
Baseline contract value	£31,005.50

ACCESS*

Patients seen in 24 months	Total	Change since previous quarter
Quarter ending June 2016	488	
Quarter ending September 2016	441	↓
Quarter ending December 2016	431	↓
Quarter ending March 2017	361	↓
Quarter ending June 2017	337	↓
Variance since June 2016	(30.9%)	↓



ACTIVITY



Month	Adjusted Scheduled Activity (UDA)	
	2017	2018
April	60	11
May	196	42
June	350	138
July	463	
August	512	
September	609	
October	736	
November	946	
December	1,022	
January	1,050	
February	1,086	
March	1,290	
April	1,389	
May	1,392	
June	1,392	

QUALITY

	Quantity	Base Number	Contract	AT	Region	England
% of FP17s for the same patient ID Re-attending within 3 months - Children	2	29	6.9%	11.2%	13.0%	12.0%
% of FP17s for the same patient ID Re-attending within 3 months - Adults	14	95	14.7%	15.0%	16.6%	16.0%
% of FP17s for the same patient ID Re-attending between 3 & 9 months - Children	4	29	13.8%	60.3%	59.5%	58.0%
% of FP17s for the same patient ID Re-attending between 3 & 9 months - Adults	30	95	31.6%	54.9%	53.1%	50.9%
% of FP17s for Band 1 Urgent Courses	7	85	8.2%	9.0%	9.3%	9.1%
% of FP17s Relating to Free Repair or Replacements	1	85	1.2%	0.9%	1.0%	0.8%
% of FP17s Relating to Continuations	0	85	0.0%	1.2%	1.3%	1.1%
% of Patients satisfied with the dentistry they have received	2	3	N/A	91.6%	91.9%	91.7%
% of Patients satisfied with the time they had to wait for an appointment	3	3	N/A	87.6%	88.7%	88.0%

* This is based on patients treated on this contract for their most recent course of treatment. Figures in italics indicate the base number of FP17s or Patient Questionnaire responses are less than 100. N/A is shown where the base number of responses is less than 10 during the period. % is calculated as Quantity/Base number*100

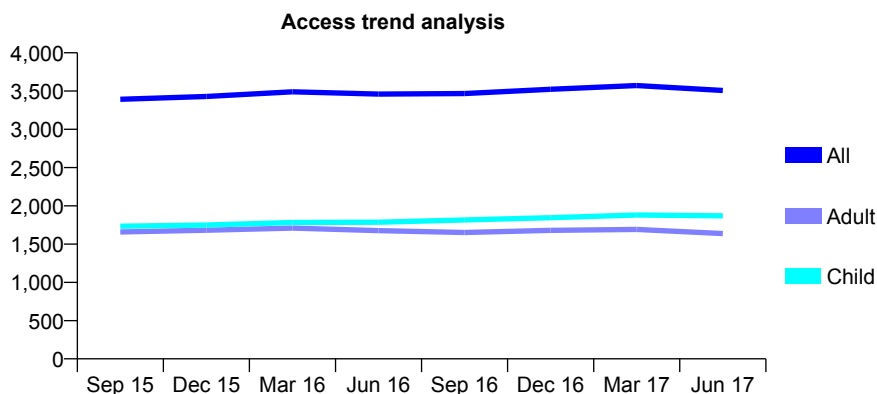
Q52 - Vital Signs At a Glance Contract Report for 811246/0001 - June 2017

Name or company name	MR CJ FINNERTY
Contract type name	PDS Contract
Purpose of contract	General
Contract start date	01/04/2006
Contract end date	31/03/2021

17/18 Contracted general activity (UDA)	11,197
Carry forward general activity (UDA)	0
17/18 Contracted orthodontic activity (UOA)	0
Carry forward orthodontic activity (UOA)	0
Baseline contract value	£327,671.95

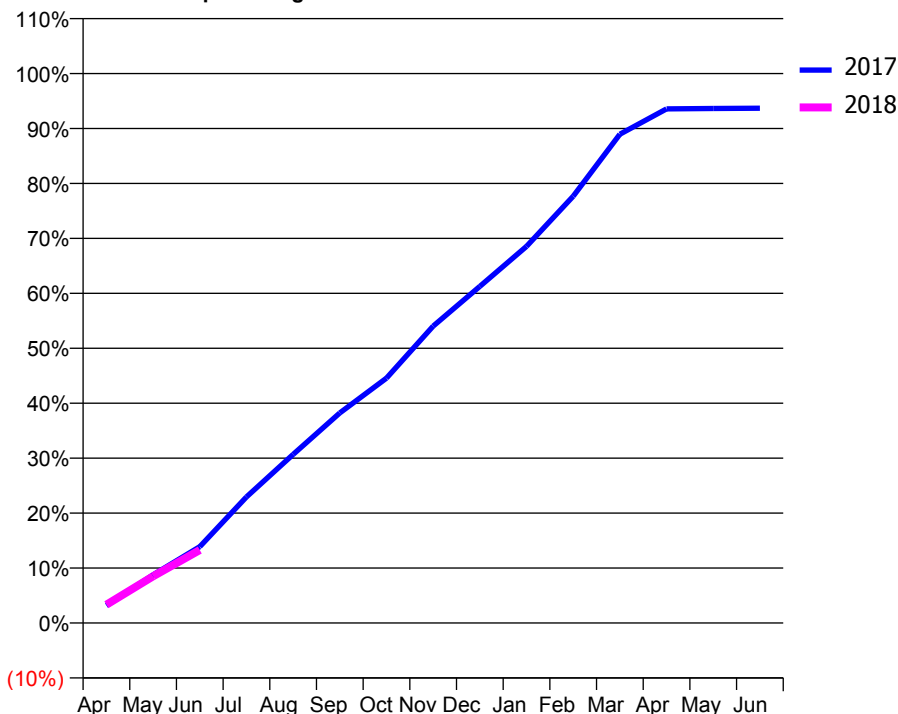
ACCESS*

Patients seen in 24 months	Total	Change since previous quarter
Quarter ending June 2016	3,461	
Quarter ending September 2016	3,467	→
Quarter ending December 2016	3,524	→
Quarter ending March 2017	3,572	→
Quarter ending June 2017	3,508	↓
Variance since June 2016	1.4%	→



ACTIVITY

Cumulative percentage of contracted UDA delivered 2017 & 2018



Month	Adjusted Scheduled Activity (UDA)	
	2017	2018
April	355	373
May	983	953
June	1,557	1,489
July	2,570	
August	3,436	
September	4,282	
October	4,990	
November	6,049	
December	6,861	
January	7,674	
February	8,695	
March	9,959	
April	10,475	
May	10,485	
June	10,490	

QUALITY

	Quantity	Base Number	Contract	AT	Region	England
% of FP17s for the same patient ID Re-attending within 3 months - Children	64	566	11.3%	11.2%	13.0%	12.0%
% of FP17s for the same patient ID Re-attending within 3 months - Adults	75	429	17.5%	15.0%	16.6%	16.0%
% of FP17s for the same patient ID Re-attending between 3 & 9 months - Children	357	566	63.1%	60.3%	59.5%	58.0%
% of FP17s for the same patient ID Re-attending between 3 & 9 months - Adults	234	429	54.5%	54.9%	53.1%	50.9%
% of FP17s for Band 1 Urgent Courses	70	785	8.9%	9.0%	9.3%	9.1%
% of FP17s Relating to Free Repair or Replacements	1	785	0.1%	0.9%	1.0%	0.8%
% of FP17s Relating to Continuations	1	785	0.1%	1.2%	1.3%	1.1%
% of Patients satisfied with the dentistry they have received	9	9	N/A	91.6%	91.9%	91.7%
% of Patients satisfied with the time they had to wait for an appointment	9	9	N/A	87.6%	88.7%	88.0%

* This is based on patients treated on this contract for their most recent course of treatment. Figures in italics indicate the base number of FP17s or Patient Questionnaire responses are less than 100. N/A is shown where the base number of responses is less than 10 during the period. % is calculated as Quantity/Base number*100

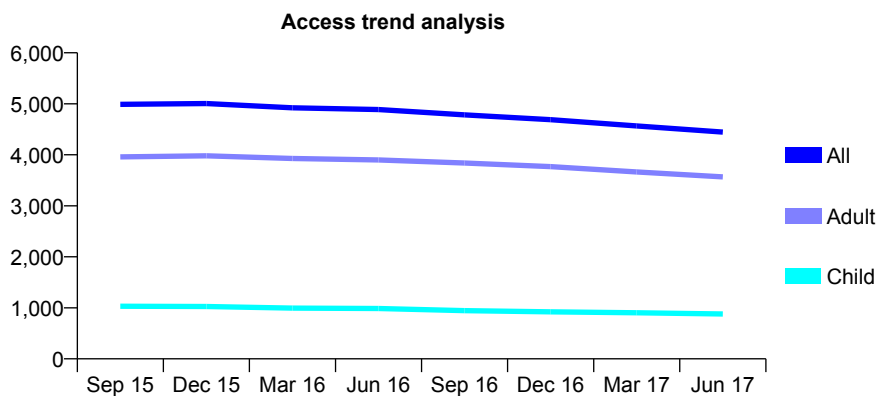
Q52 - Vital Signs At a Glance Contract Report for 812080/0001 - June 2017

Name or company name	MR PA BENNETT
Contract type name	GDS Contract
Purpose of contract	General
Contract start date	01/04/2006
Contract end date	

17/18 Contracted general activity (UDA)	17,017
Carry forward general activity (UDA)	0
17/18 Contracted orthodontic activity (UOA)	0
Carry forward orthodontic activity (UOA)	0
Baseline contract value	£343,558.13

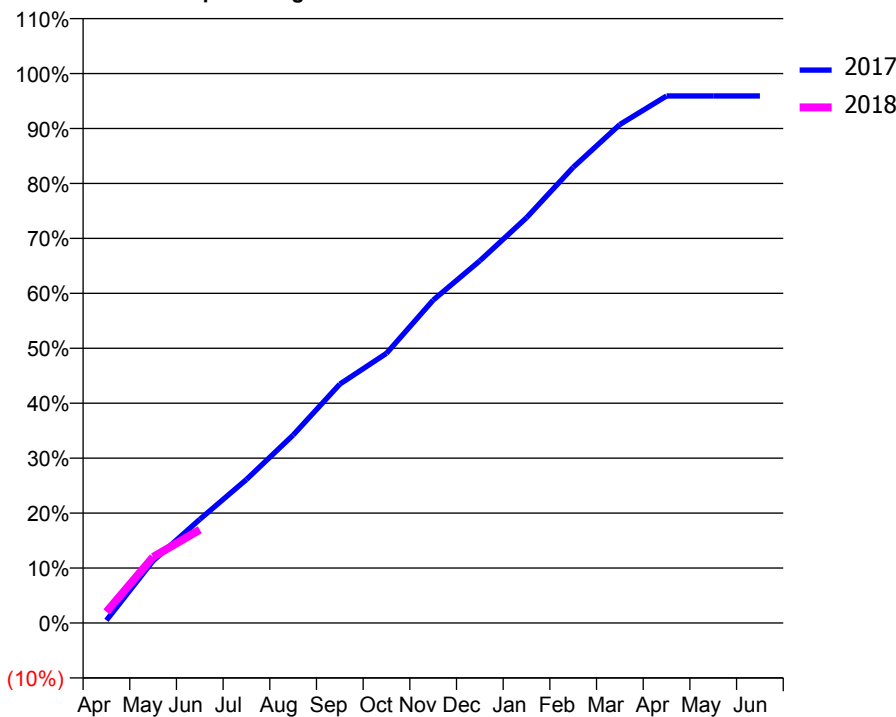
ACCESS*

Patients seen in 24 months	Total	Change since previous quarter
Quarter ending June 2016	4,888	
Quarter ending September 2016	4,783	↓
Quarter ending December 2016	4,689	↓
Quarter ending March 2017	4,567	↓
Quarter ending June 2017	4,447	↓
Variance since June 2016	(9.0%)	↓



ACTIVITY

Cumulative percentage of contracted UDA delivered 2017 & 2018



Adjusted Scheduled Activity (UDA)

Month	2017	2018
April	84	346
May	1,924	2,045
June	3,211	2,887
July	4,445	
August	5,819	
September	7,400	
October	8,353	
November	9,999	
December	11,219	
January	12,552	
February	14,112	
March	15,440	
April	16,321	
May	16,323	
June	16,323	

QUALITY

	Quantity	Base Number	Contract	AT	Region	England
% of FP17s for the same patient ID Re-attending within 3 months - Children	38	366	10.4%	11.2%	13.0%	12.0%
% of FP17s for the same patient ID Re-attending within 3 months - Adults	170	1,322	12.9%	15.0%	16.6%	16.0%
% of FP17s for the same patient ID Re-attending between 3 & 9 months - Children	232	366	63.4%	60.3%	59.5%	58.0%
% of FP17s for the same patient ID Re-attending between 3 & 9 months - Adults	946	1,322	71.6%	54.9%	53.1%	50.9%
% of FP17s for Band 1 Urgent Courses	2	1,383	0.1%	9.0%	9.3%	9.1%
% of FP17s Relating to Free Repair or Replacements	8	1,383	0.6%	0.9%	1.0%	0.8%
% of FP17s Relating to Continuations	23	1,383	1.7%	1.2%	1.3%	1.1%
% of Patients satisfied with the dentistry they have received	10	12	83.3%	91.6%	91.9%	91.7%
% of Patients satisfied with the time they had to wait for an appointment	11	12	91.7%	87.6%	88.7%	88.0%

* This is based on patients treated on this contract for their most recent course of treatment. Figures in italics indicate the base number of FP17s or Patient Questionnaire responses are less than 100. N/A is shown where the base number of responses is less than 10 during the period. % is calculated as Quantity/Base number*100

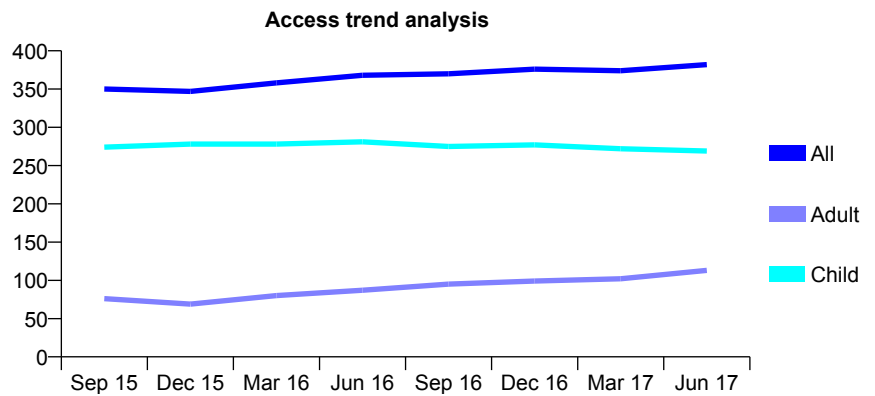
Q52 - Vital Signs At a Glance Contract Report for 812315/0001 - June 2017

Name or company name	MR PS JEAVONS
Contract type name	GDS Contract
Purpose of contract	General
Contract start date	01/04/2006
Contract end date	

17/18 Contracted general activity (UDA)	960
Carry forward general activity (UDA)	0
17/18 Contracted orthodontic activity (UOA)	0
Carry forward orthodontic activity (UOA)	0
Baseline contract value	£23,393.20

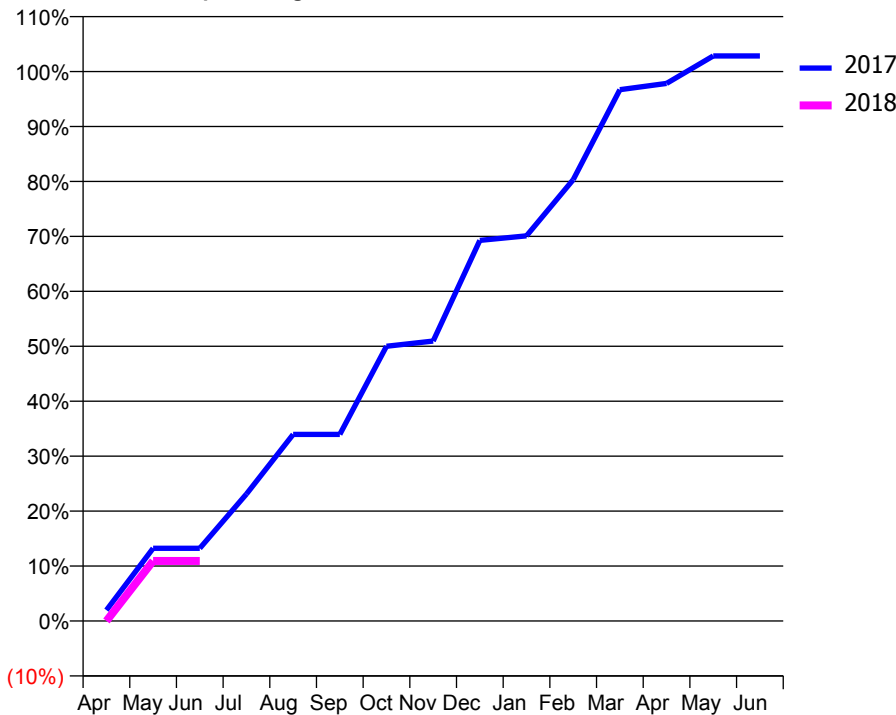
ACCESS*

Patients seen in 24 months	Total	Change since previous quarter
Quarter ending June 2016	368	
Quarter ending September 2016	370	→
Quarter ending December 2016	376	→
Quarter ending March 2017	374	→
Quarter ending June 2017	382	↑
Variance since June 2016	3.8%	↑



ACTIVITY

Cumulative percentage of contracted UDA delivered 2017 & 2018



Adjusted Scheduled Activity (UDA)		
Month	2017	2018
April	19	0
May	127	105
June	127	105
July	222	
August	326	
September	326	
October	480	
November	489	
December	665	
January	673	
February	771	
March	928	
April	939	
May	987	
June	987	

QUALITY

	Quantity	Base Number	Contract	AT	Region	England
% of FP17s for the same patient ID Re-attending within 3 months - Children	5	76	6.6%	11.2%	13.0%	12.0%
% of FP17s for the same patient ID Re-attending within 3 months - Adults	2	12	16.7%	15.0%	16.6%	16.0%
% of FP17s for the same patient ID Re-attending between 3 & 9 months - Children	46	76	60.5%	60.3%	59.5%	58.0%
% of FP17s for the same patient ID Re-attending between 3 & 9 months - Adults	2	12	16.7%	54.9%	53.1%	50.9%
% of FP17s for Band 1 Urgent Courses	0	52	0.0%	9.0%	9.3%	9.1%
% of FP17s Relating to Free Repair or Replacements	0	52	0.0%	0.9%	1.0%	0.8%
% of FP17s Relating to Continuations	0	52	0.0%	1.2%	1.3%	1.1%
% of Patients satisfied with the dentistry they have received	0	0	N/A	91.6%	91.9%	91.7%
% of Patients satisfied with the time they had to wait for an appointment	0	0	N/A	87.6%	88.7%	88.0%

* This is based on patients treated on this contract for their most recent course of treatment. Figures in italics indicate the base number of FP17s or Patient Questionnaire responses are less than 100. N/A is shown where the base number of responses is less than 10 during the period. % is calculated as Quantity/Base number*100

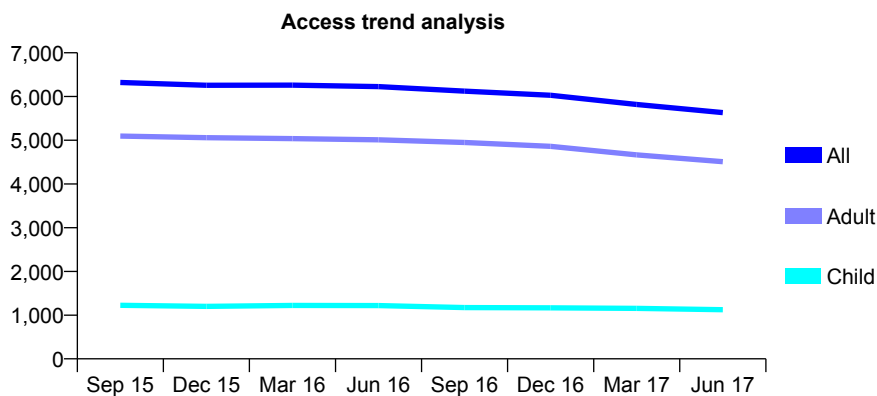
Q52 - Vital Signs At a Glance Contract Report for 815888/0001 - June 2017

Name or company name	Mr M Patel
Contract type name	GDS Contract
Purpose of contract	General
Contract start date	01/04/2006
Contract end date	

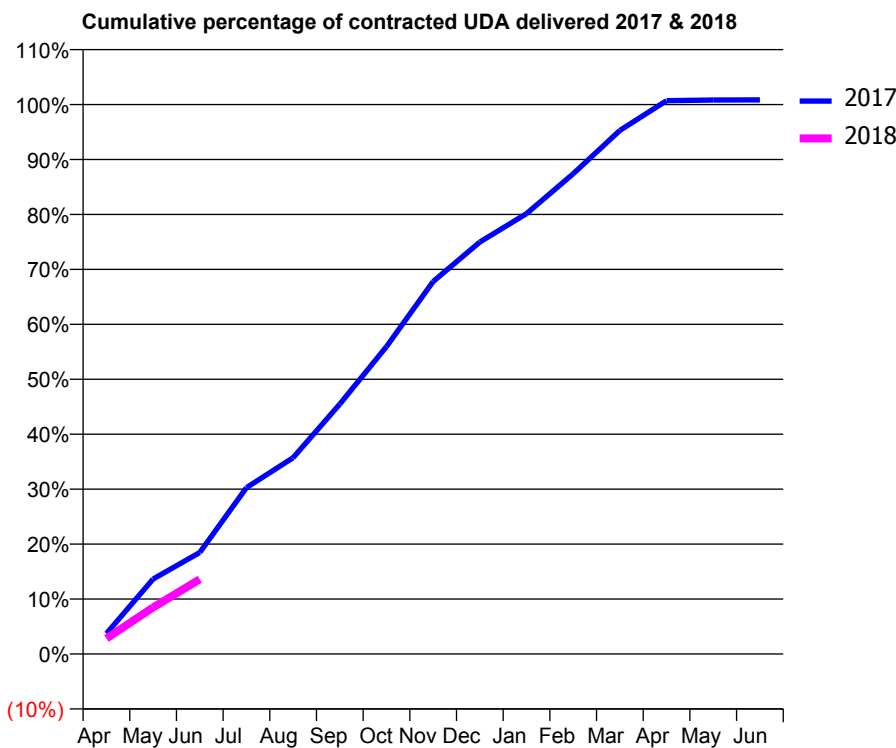
17/18 Contracted general activity (UDA)	18,561
Carry forward general activity (UDA)	0
17/18 Contracted orthodontic activity (UOA)	0
Carry forward orthodontic activity (UOA)	0
Baseline contract value	£437,513.53

ACCESS*

Patients seen in 24 months	Total	Change since previous quarter
Quarter ending June 2016	6,226	
Quarter ending September 2016	6,124	↓
Quarter ending December 2016	6,028	↓
Quarter ending March 2017	5,819	↓
Quarter ending June 2017	5,633	↓
Variance since June 2016	(9.5%)	↓



ACTIVITY



Month	Adjusted Scheduled Activity (UDA)	
	2017	2018
April	691	523
May	2,534	1,574
June	3,432	2,523
July	5,621	
August	6,634	
September	8,442	
October	10,386	
November	12,583	
December	13,915	
January	14,874	
February	16,223	
March	17,685	
April	18,689	
May	18,710	
June	18,718	

QUALITY

	Quantity	Base Number	Contract	AT	Region	England
% of FP17s for the same patient ID Re-attending within 3 months - Children	43	419	10.3%	11.2%	13.0%	12.0%
% of FP17s for the same patient ID Re-attending within 3 months - Adults	159	1,159	13.7%	15.0%	16.6%	16.0%
% of FP17s for the same patient ID Re-attending between 3 & 9 months - Children	287	419	68.5%	60.3%	59.5%	58.0%
% of FP17s for the same patient ID Re-attending between 3 & 9 months - Adults	713	1,159	61.5%	54.9%	53.1%	50.9%
% of FP17s for Band 1 Urgent Courses	70	1,256	5.6%	9.0%	9.3%	9.1%
% of FP17s Relating to Free Repair or Replacements	7	1,256	0.6%	0.9%	1.0%	0.8%
% of FP17s Relating to Continuations	8	1,256	0.6%	1.2%	1.3%	1.1%
% of Patients satisfied with the dentistry they have received	7	8	N/A	91.6%	91.9%	91.7%
% of Patients satisfied with the time they had to wait for an appointment	6	8	N/A	87.6%	88.7%	88.0%

* This is based on patients treated on this contract for their most recent course of treatment. Figures in italics indicate the base number of FP17s or Patient Questionnaire responses are less than 100. N/A is shown where the base number of responses is less than 10 during the period. % is calculated as Quantity/Base number*100

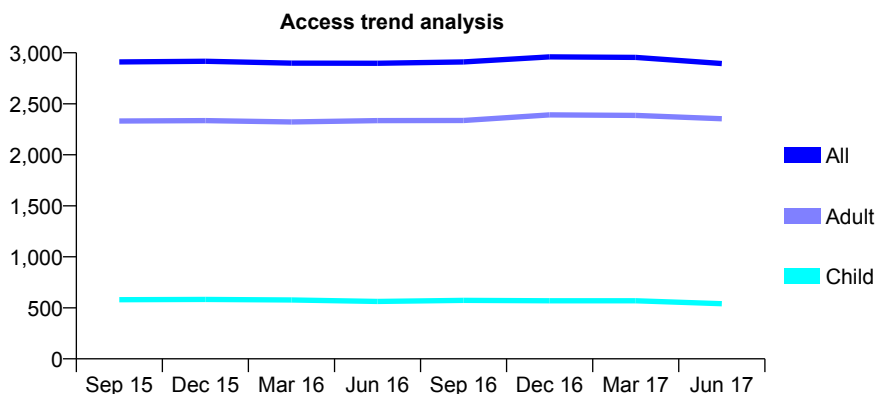
Q52 - Vital Signs At a Glance Contract Report for 822019/0001 - June 2017

Name or company name	Empire House Dental Surgery
Contract type name	GDS Contract
Purpose of contract	General
Contract start date	01/04/2006
Contract end date	

17/18 Contracted general activity (UDA)	8,918
Carry forward general activity (UDA)	0
17/18 Contracted orthodontic activity (UOA)	0
Carry forward orthodontic activity (UOA)	0
Baseline contract value	£240,019.57

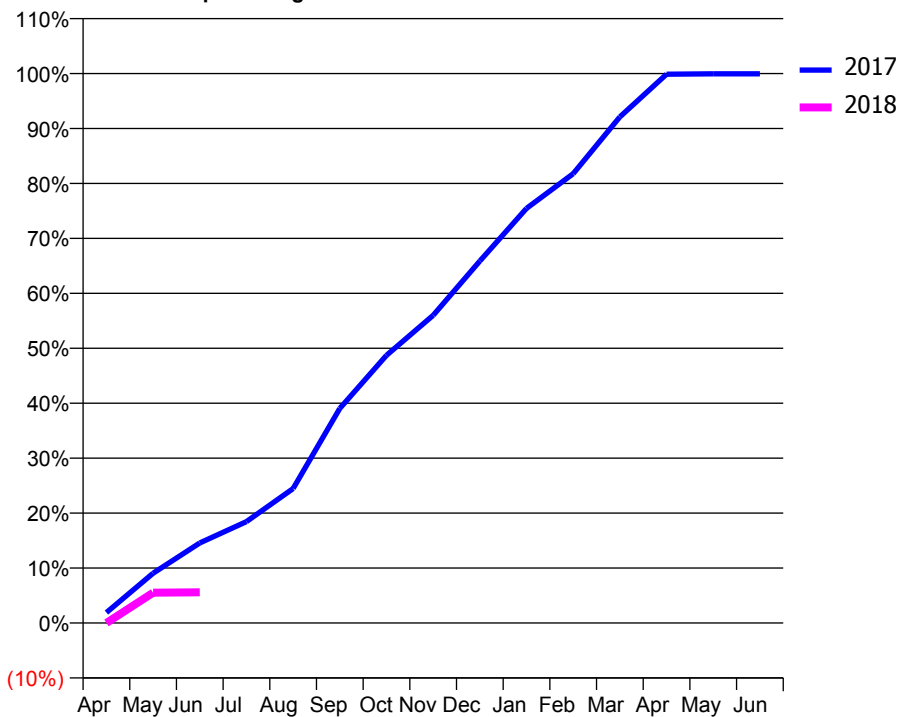
ACCESS*

Patients seen in 24 months	Total	Change since previous quarter
Quarter ending June 2016	2,898	
Quarter ending September 2016	2,910	→
Quarter ending December 2016	2,960	→
Quarter ending March 2017	2,955	→
Quarter ending June 2017	2,895	↓
Variance since June 2016	(0.1%)	→



ACTIVITY

Cumulative percentage of contracted UDA delivered 2017 & 2018



Month	Adjusted Scheduled Activity (UDA)	
	2017	2018
April	169	0
May	809	493
June	1,300	500
July	1,646	
August	2,183	
September	3,484	
October	4,345	
November	4,994	
December	5,875	
January	6,730	
February	7,293	
March	8,213	
April	8,906	
May	8,912	
June	8,912	

QUALITY

	Quantity	Base Number	Contract	AT	Region	England
% of FP17s for the same patient ID Re-attending within 3 months - Children	12	128	9.4%	11.2%	13.0%	12.0%
% of FP17s for the same patient ID Re-attending within 3 months - Adults	46	397	11.6%	15.0%	16.6%	16.0%
% of FP17s for the same patient ID Re-attending between 3 & 9 months - Children	89	128	69.5%	60.3%	59.5%	58.0%
% of FP17s for the same patient ID Re-attending between 3 & 9 months - Adults	126	397	31.7%	54.9%	53.1%	50.9%
% of FP17s for Band 1 Urgent Courses	14	233	6.0%	9.0%	9.3%	9.1%
% of FP17s Relating to Free Repair or Replacements	0	233	0.0%	0.9%	1.0%	0.8%
% of FP17s Relating to Continuations	4	233	1.7%	1.2%	1.3%	1.1%
% of Patients satisfied with the dentistry they have received	6	6	N/A	91.6%	91.9%	91.7%
% of Patients satisfied with the time they had to wait for an appointment	6	6	N/A	87.6%	88.7%	88.0%

* This is based on patients treated on this contract for their most recent course of treatment. Figures in italics indicate the base number of FP17s or Patient Questionnaire responses are less than 100. N/A is shown where the base number of responses is less than 10 during the period. % is calculated as Quantity/Base number*100

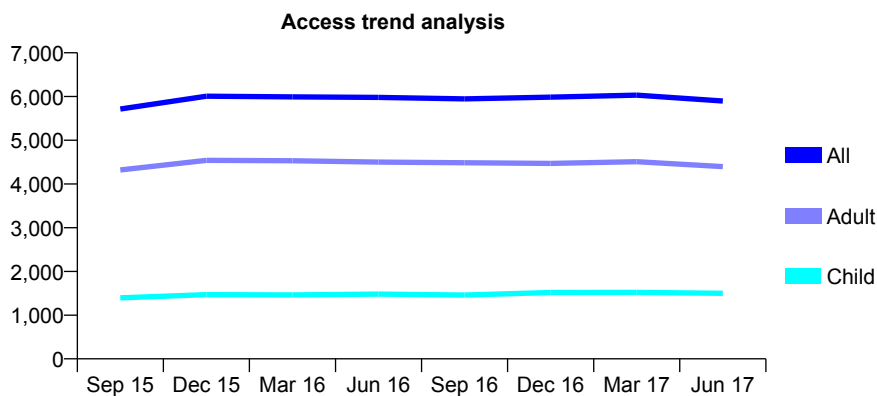
Q52 - Vital Signs At a Glance Contract Report for 827835/0001 - June 2017

Name or company name	MISS HA PATTINSON
Contract type name	GDS Contract
Purpose of contract	General
Contract start date	01/04/2006
Contract end date	

17/18 Contracted general activity (UDA)	17,107
Carry forward general activity (UDA)	0
17/18 Contracted orthodontic activity (UOA)	0
Carry forward orthodontic activity (UOA)	0
Baseline contract value	£443,430.27

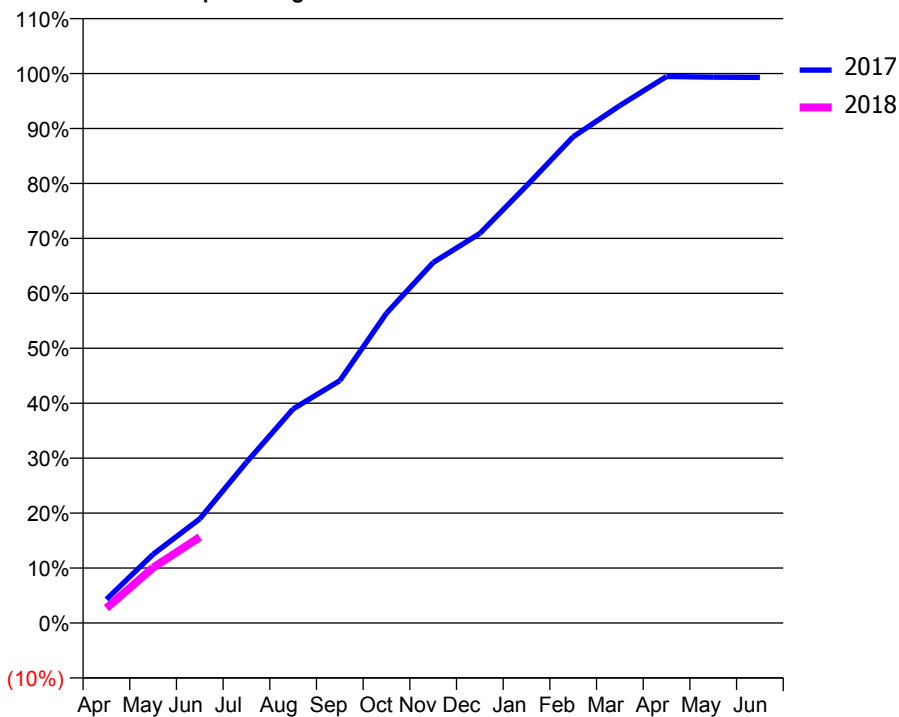
ACCESS*

Patients seen in 24 months	Total	Change since previous quarter
Quarter ending June 2016	5,981	
Quarter ending September 2016	5,945	→
Quarter ending December 2016	5,987	→
Quarter ending March 2017	6,032	→
Quarter ending June 2017	5,897	↓
Variance since June 2016	(1.4%)	↓



ACTIVITY

Cumulative percentage of contracted UDA delivered 2017 & 2018



Month	Adjusted Scheduled Activity (UDA)	
	2017	2018
April	739	463
May	2,139	1,723
June	3,245	2,674
July	5,005	
August	6,665	
September	7,546	
October	9,647	
November	11,222	
December	12,130	
January	13,612	
February	15,137	
March	16,111	
April	17,015	
May	16,994	
June	16,987	

QUALITY

	Quantity	Base Number	Contract	AT	Region	England
% of FP17s for the same patient ID Re-attending within 3 months - Children	34	434	7.8%	11.2%	13.0%	12.0%
% of FP17s for the same patient ID Re-attending within 3 months - Adults	247	1,367	18.1%	15.0%	16.6%	16.0%
% of FP17s for the same patient ID Re-attending between 3 & 9 months - Children	213	434	49.1%	60.3%	59.5%	58.0%
% of FP17s for the same patient ID Re-attending between 3 & 9 months - Adults	686	1,367	50.2%	54.9%	53.1%	50.9%
% of FP17s for Band 1 Urgent Courses	271	1,378	19.7%	9.0%	9.3%	9.1%
% of FP17s Relating to Free Repair or Replacements	10	1,378	0.7%	0.9%	1.0%	0.8%
% of FP17s Relating to Continuations	2	1,378	0.1%	1.2%	1.3%	1.1%
% of Patients satisfied with the dentistry they have received	4	5	N/A	91.6%	91.9%	91.7%
% of Patients satisfied with the time they had to wait for an appointment	3	5	N/A	87.6%	88.7%	88.0%

* This is based on patients treated on this contract for their most recent course of treatment. Figures in italics indicate the base number of FP17s or Patient Questionnaire responses are less than 100. N/A is shown where the base number of responses is less than 10 during the period. % is calculated as Quantity/Base number*100

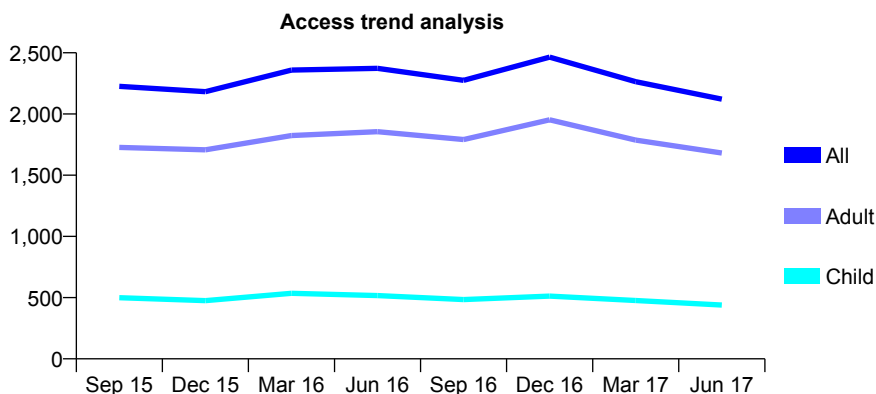
Q52 - Vital Signs At a Glance Contract Report for 827835/0002 - June 2017

Name or company name	MISS HA PATTINSON
Contract type name	GDS Contract
Purpose of contract	General
Contract start date	08/06/2010
Contract end date	

17/18 Contracted general activity (UDA)	6,600
Carry forward general activity (UDA)	0
17/18 Contracted orthodontic activity (UOA)	0
Carry forward orthodontic activity (UOA)	0
Baseline contract value	£170,822.54

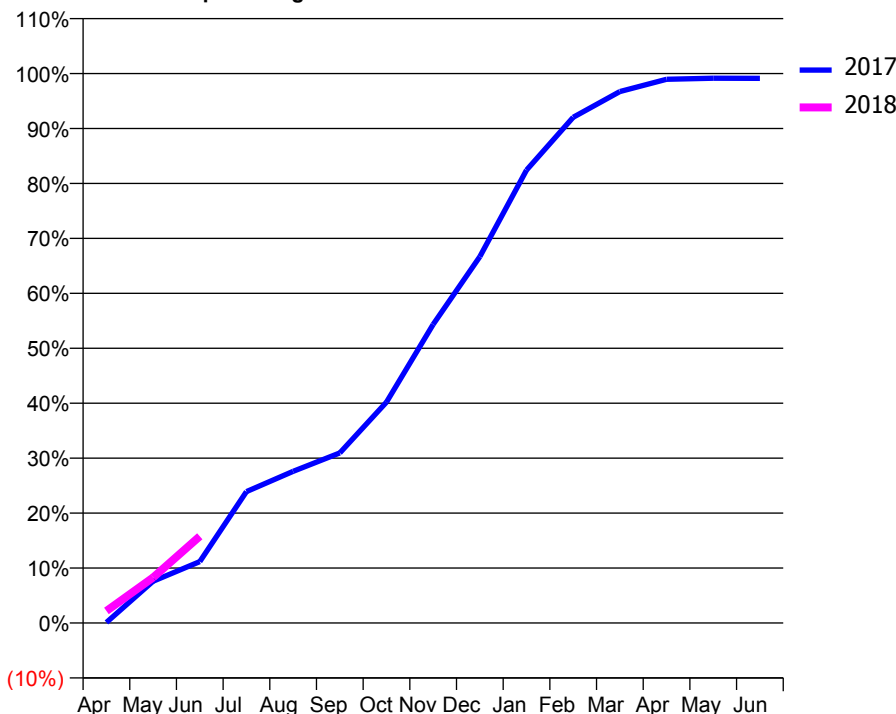
ACCESS*

Patients seen in 24 months	Total	Change since previous quarter
Quarter ending June 2016	2,373	
Quarter ending September 2016	2,275	↓
Quarter ending December 2016	2,465	↑
Quarter ending March 2017	2,264	↓
Quarter ending June 2017	2,121	↓
Variance since June 2016	(10.6%)	↓



ACTIVITY

Cumulative percentage of contracted UDA delivered 2017 & 2018



Month	Adjusted Scheduled Activity (UDA)	
	2017	2018
April	8	145
May	502	547
June	738	1,043
July	1,579	
August	1,821	
September	2,042	
October	2,654	
November	3,587	
December	4,401	
January	5,439	
February	6,075	
March	6,383	
April	6,531	
May	6,544	
June	6,542	

QUALITY

	Quantity	Base Number	Contract	AT	Region	England
% of FP17s for the same patient ID Re-attending within 3 months - Children	2	53	3.8%	11.2%	13.0%	12.0%
% of FP17s for the same patient ID Re-attending within 3 months - Adults	35	319	11.0%	15.0%	16.6%	16.0%
% of FP17s for the same patient ID Re-attending between 3 & 9 months - Children	26	53	49.1%	60.3%	59.5%	58.0%
% of FP17s for the same patient ID Re-attending between 3 & 9 months - Adults	139	319	43.6%	54.9%	53.1%	50.9%
% of FP17s for Band 1 Urgent Courses	8	307	2.6%	9.0%	9.3%	9.1%
% of FP17s Relating to Free Repair or Replacements	9	307	2.9%	0.9%	1.0%	0.8%
% of FP17s Relating to Continuations	1	307	0.3%	1.2%	1.3%	1.1%
% of Patients satisfied with the dentistry they have received	4	5	N/A	91.6%	91.9%	91.7%
% of Patients satisfied with the time they had to wait for an appointment	5	5	N/A	87.6%	88.7%	88.0%

* This is based on patients treated on this contract for their most recent course of treatment. Figures in italics indicate the base number of FP17s or Patient Questionnaire responses are less than 100. N/A is shown where the base number of responses is less than 10 during the period. % is calculated as Quantity/Base number*100

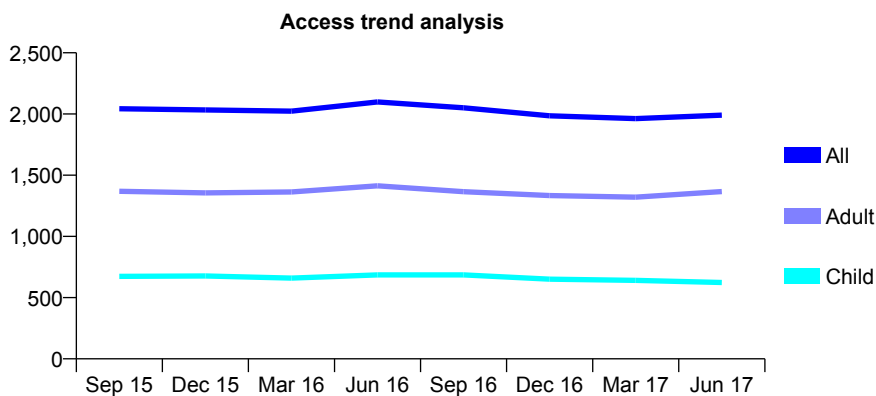
Q52 - Vital Signs At a Glance Contract Report for 829021/0001 - June 2017

Name or company name	MR Y LAHER
Contract type name	PDS Contract
Purpose of contract	General
Contract start date	01/04/2006
Contract end date	31/03/2021

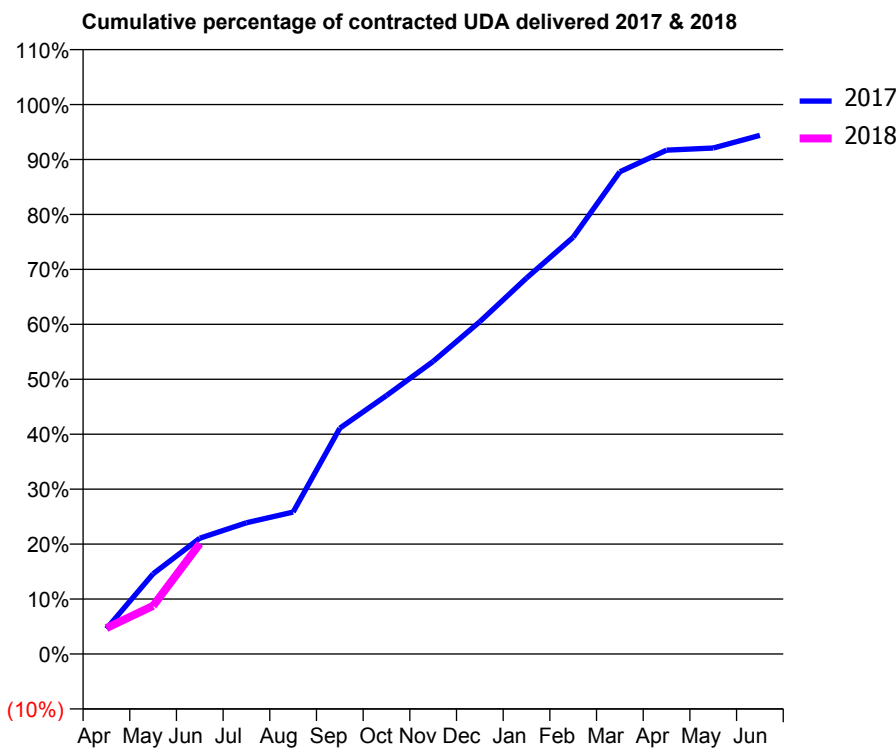
17/18 Contracted general activity (UDA)	5,500
Carry forward general activity (UDA)	0
17/18 Contracted orthodontic activity (UOA)	0
Carry forward orthodontic activity (UOA)	0
Baseline contract value	£132,389.48

ACCESS*

Patients seen in 24 months	Total	Change since previous quarter
Quarter ending June 2016	2,099	
Quarter ending September 2016	2,051	↓
Quarter ending December 2016	1,985	↓
Quarter ending March 2017	1,962	↓
Quarter ending June 2017	1,991	→
Variance since June 2016	(5.1%)	↓



ACTIVITY



Adjusted Scheduled Activity (UDA)		
Month	2017	2018
April	253	259
May	802	483
June	1,160	1,104
July	1,314	
August	1,420	
September	2,260	
October	2,587	
November	2,929	
December	3,326	
January	3,763	
February	4,171	
March	4,827	
April	5,043	
May	5,064	
June	5,192	

QUALITY

	Quantity	Base Number	Contract	AT	Region	England
% of FP17s for the same patient ID Re-attending within 3 months - Children	18	150	12.0%	11.2%	13.0%	12.0%
% of FP17s for the same patient ID Re-attending within 3 months - Adults	60	342	17.5%	15.0%	16.6%	16.0%
% of FP17s for the same patient ID Re-attending between 3 & 9 months - Children	40	150	26.7%	60.3%	59.5%	58.0%
% of FP17s for the same patient ID Re-attending between 3 & 9 months - Adults	83	342	24.3%	54.9%	53.1%	50.9%
% of FP17s for Band 1 Urgent Courses	41	343	12.0%	9.0%	9.3%	9.1%
% of FP17s Relating to Free Repair or Replacements	0	343	0.0%	0.9%	1.0%	0.8%
% of FP17s Relating to Continuations	0	343	0.0%	1.2%	1.3%	1.1%
% of Patients satisfied with the dentistry they have received	12	17	70.6%	91.6%	91.9%	91.7%
% of Patients satisfied with the time they had to wait for an appointment	9	17	52.9%	87.6%	88.7%	88.0%

* This is based on patients treated on this contract for their most recent course of treatment. Figures in italics indicate the base number of FP17s or Patient Questionnaire responses are less than 100. N/A is shown where the base number of responses is less than 10 during the period. % is calculated as Quantity/Base number*100

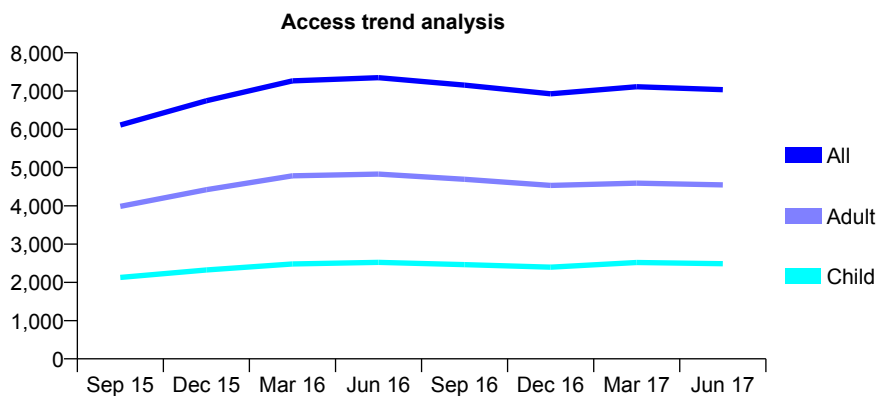
Q52 - Vital Signs At a Glance Contract Report for 834858/0003 - June 2017

Name or company name	MR LW APPLETON
Contract type name	GDS Contract
Purpose of contract	General
Contract start date	06/05/2014
Contract end date	

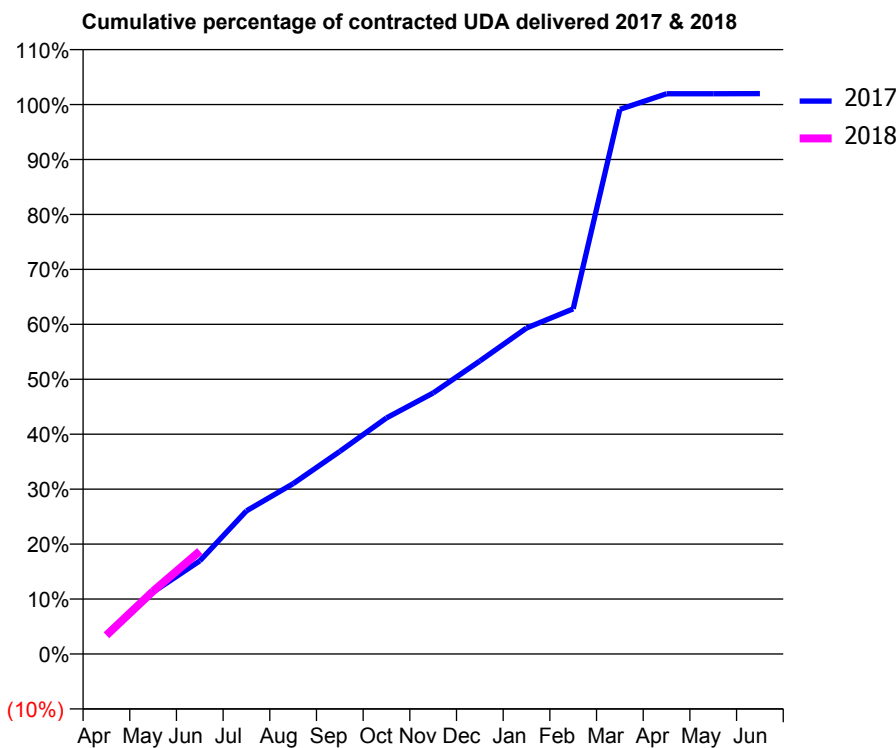
17/18 Contracted general activity (UDA)	19,607
Carry forward general activity (UDA)	0
17/18 Contracted orthodontic activity (UOA)	0
Carry forward orthodontic activity (UOA)	0
Baseline contract value	£588,450.39

ACCESS*

Patients seen in 24 months	Total	Change since previous quarter
Quarter ending June 2016	7,349	
Quarter ending September 2016	7,155	↓
Quarter ending December 2016	6,929	↓
Quarter ending March 2017	7,114	↑
Quarter ending June 2017	7,035	↓
Variance since June 2016	(4.3%)	↓



ACTIVITY



Month	Adjusted Scheduled Activity (UDA)	
	2017	2018
April	721	666
May	2,212	2,243
June	3,325	3,670
July	5,107	
August	6,080	
September	7,229	
October	8,425	
November	9,313	
December	10,454	
January	11,632	
February	12,315	
March	19,436	
April	19,992	
May	19,991	
June	19,996	

QUALITY

	Quantity	Base Number	Contract	AT	Region	England
% of FP17s for the same patient ID Re-attending within 3 months - Children	97	857	11.3%	11.2%	13.0%	12.0%
% of FP17s for the same patient ID Re-attending within 3 months - Adults	333	1,561	21.3%	15.0%	16.6%	16.0%
% of FP17s for the same patient ID Re-attending between 3 & 9 months - Children	528	857	61.6%	60.3%	59.5%	58.0%
% of FP17s for the same patient ID Re-attending between 3 & 9 months - Adults	848	1,561	54.3%	54.9%	53.1%	50.9%
% of FP17s for Band 1 Urgent Courses	317	2,176	14.6%	9.0%	9.3%	9.1%
% of FP17s Relating to Free Repair or Replacements	8	2,176	0.4%	0.9%	1.0%	0.8%
% of FP17s Relating to Continuations	15	2,176	0.7%	1.2%	1.3%	1.1%
% of Patients satisfied with the dentistry they have received	3	3	N/A	91.6%	91.9%	91.7%
% of Patients satisfied with the time they had to wait for an appointment	1	3	N/A	87.6%	88.7%	88.0%

* This is based on patients treated on this contract for their most recent course of treatment. Figures in italics indicate the base number of FP17s or Patient Questionnaire responses are less than 100. N/A is shown where the base number of responses is less than 10 during the period. % is calculated as Quantity/Base number*100

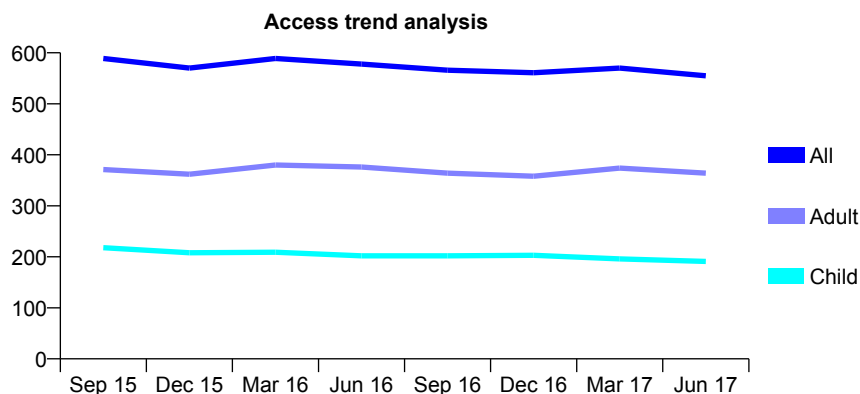
Q52 - Vital Signs At a Glance Contract Report for 838764/0002 - June 2017

Name or company name	MR HM BOTT
Contract type name	GDS Contract
Purpose of contract	General
Contract start date	02/01/2009
Contract end date	

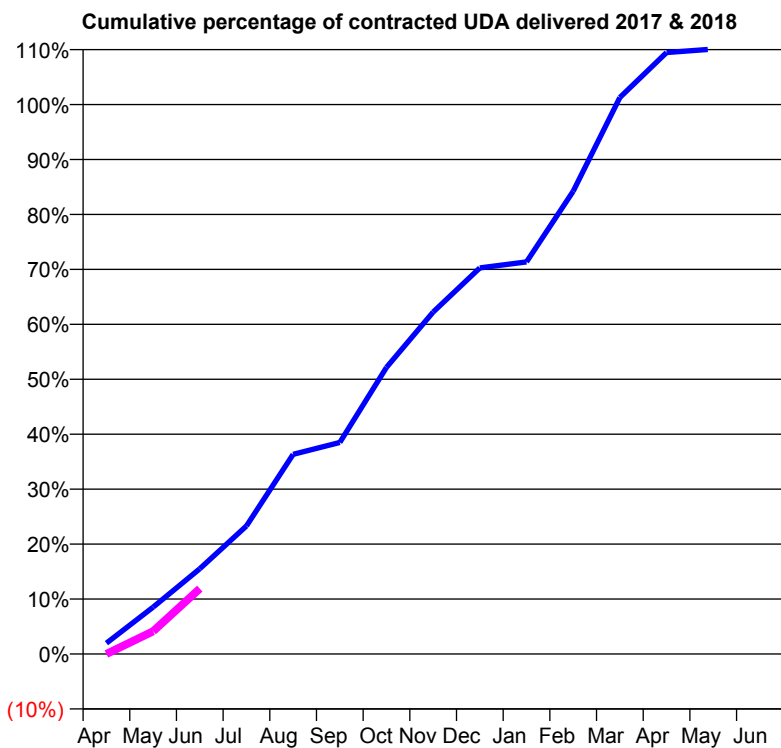
17/18 Contracted general activity (UDA)	1,260
Carry forward general activity (UDA)	0
17/18 Contracted orthodontic activity (UOA)	0
Carry forward orthodontic activity (UOA)	0
Baseline contract value	£45,194.51

ACCESS*

Patients seen in 24 months	Total	Change since previous quarter
Quarter ending June 2016	578	
Quarter ending September 2016	566	↓
Quarter ending December 2016	561	→
Quarter ending March 2017	570	→
Quarter ending June 2017	555	↓
Variance since June 2016	(4.0%)	↓



ACTIVITY



Month	Adjusted Scheduled Activity (UDA)	
	2017	2018
April	25	0
May	107	52
June	195	150
July	294	
August	458	
September	485	
October	657	
November	784	
December	885	
January	899	
February	1,061	
March	1,276	
April	1,379	
May	1,387	
June	1,390	

QUALITY

	Quantity	Base Number	Contract	AT	Region	England
% of FP17s for the same patient ID Re-attending within 3 months - Children	3	55	5.5%	11.2%	13.0%	12.0%
% of FP17s for the same patient ID Re-attending within 3 months - Adults	8	54	14.8%	15.0%	16.6%	16.0%
% of FP17s for the same patient ID Re-attending between 3 & 9 months - Children	41	55	74.5%	60.3%	59.5%	58.0%
% of FP17s for the same patient ID Re-attending between 3 & 9 months - Adults	33	54	61.1%	54.9%	53.1%	50.9%
% of FP17s for Band 1 Urgent Courses	0	62	0.0%	9.0%	9.3%	9.1%
% of FP17s Relating to Free Repair or Replacements	0	62	0.0%	0.9%	1.0%	0.8%
% of FP17s Relating to Continuations	1	62	1.6%	1.2%	1.3%	1.1%
% of Patients satisfied with the dentistry they have received	0	0	N/A	91.6%	91.9%	91.7%
% of Patients satisfied with the time they had to wait for an appointment	0	0	N/A	87.6%	88.7%	88.0%

* This is based on patients treated on this contract for their most recent course of treatment. Figures in italics indicate the base number of FP17s or Patient Questionnaire responses are less than 100. N/A is shown where the base number of responses is less than 10 during the period. % is calculated as Quantity/Base number*100

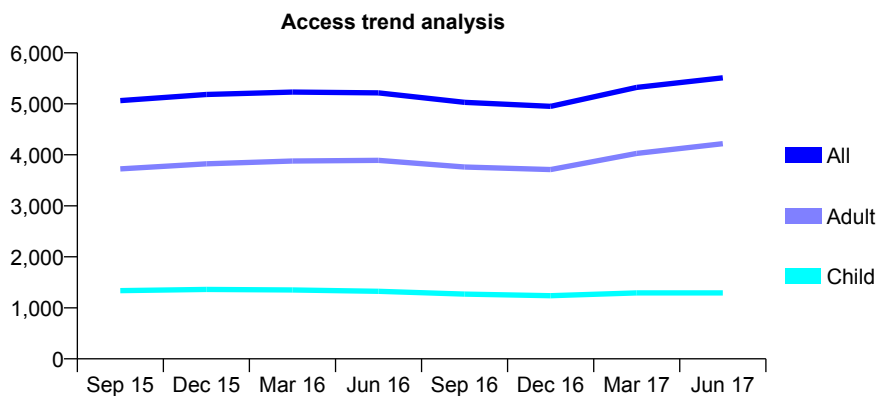
Q52 - Vital Signs At a Glance Contract Report for 841579/0001 - June 2017

Name or company name	MR JS DEU
Contract type name	GDS Contract
Purpose of contract	General
Contract start date	01/04/2006
Contract end date	

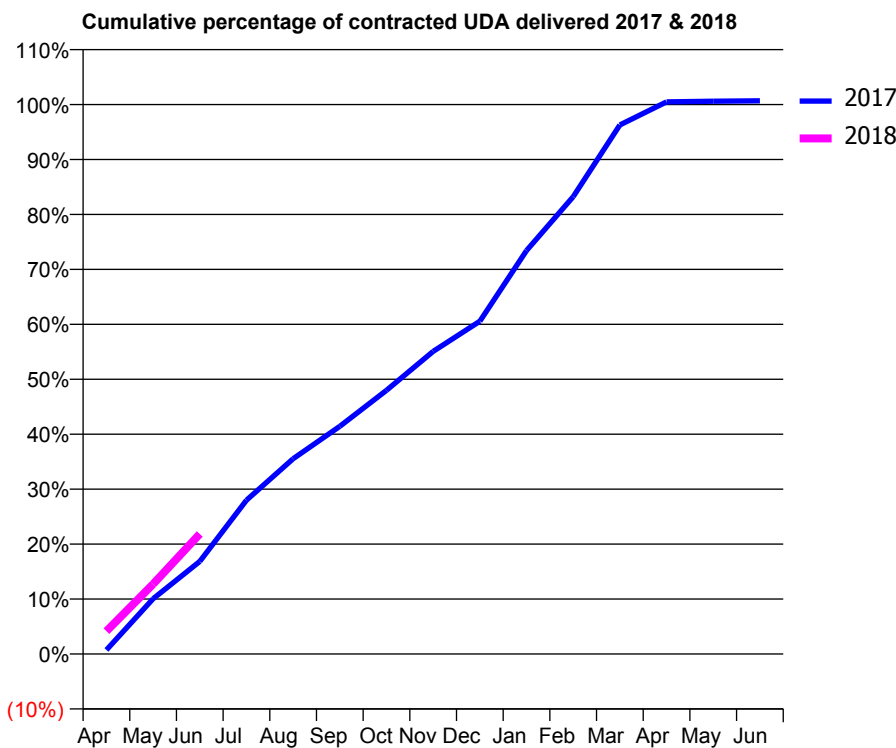
17/18 Contracted general activity (UDA)	12,135
Carry forward general activity (UDA)	0
17/18 Contracted orthodontic activity (UOA)	0
Carry forward orthodontic activity (UOA)	0
Baseline contract value	£361,440.37

ACCESS*

Patients seen in 24 months	Total	Change since previous quarter
Quarter ending June 2016	5,215	
Quarter ending September 2016	5,030	↓
Quarter ending December 2016	4,950	↓
Quarter ending March 2017	5,321	↑
Quarter ending June 2017	5,510	↑
Variance since June 2016	5.7%	↑



ACTIVITY



Month	Adjusted Scheduled Activity (UDA)	
	2017	2018
April	90	504
May	1,221	1,544
June	2,044	2,652
July	3,398	
August	4,311	
September	5,029	
October	5,822	
November	6,683	
December	7,350	
January	8,911	
February	10,101	
March	11,684	
April	12,194	
May	12,207	
June	12,216	

QUALITY

	Quantity	Base Number	Contract	AT	Region	England
% of FP17s for the same patient ID Re-attending within 3 months - Children	40	478	8.4%	11.2%	13.0%	12.0%
% of FP17s for the same patient ID Re-attending within 3 months - Adults	165	1,387	11.9%	15.0%	16.6%	16.0%
% of FP17s for the same patient ID Re-attending between 3 & 9 months - Children	283	478	59.2%	60.3%	59.5%	58.0%
% of FP17s for the same patient ID Re-attending between 3 & 9 months - Adults	638	1,387	46.0%	54.9%	53.1%	50.9%
% of FP17s for Band 1 Urgent Courses	56	1,317	4.3%	9.0%	9.3%	9.1%
% of FP17s Relating to Free Repair or Replacements	2	1,317	0.2%	0.9%	1.0%	0.8%
% of FP17s Relating to Continuations	4	1,317	0.3%	1.2%	1.3%	1.1%
% of Patients satisfied with the dentistry they have received	5	6	N/A	91.6%	91.9%	91.7%
% of Patients satisfied with the time they had to wait for an appointment	5	6	N/A	87.6%	88.7%	88.0%

* This is based on patients treated on this contract for their most recent course of treatment. Figures in italics indicate the base number of FP17s or Patient Questionnaire responses are less than 100. N/A is shown where the base number of responses is less than 10 during the period. % is calculated as Quantity/Base number*100

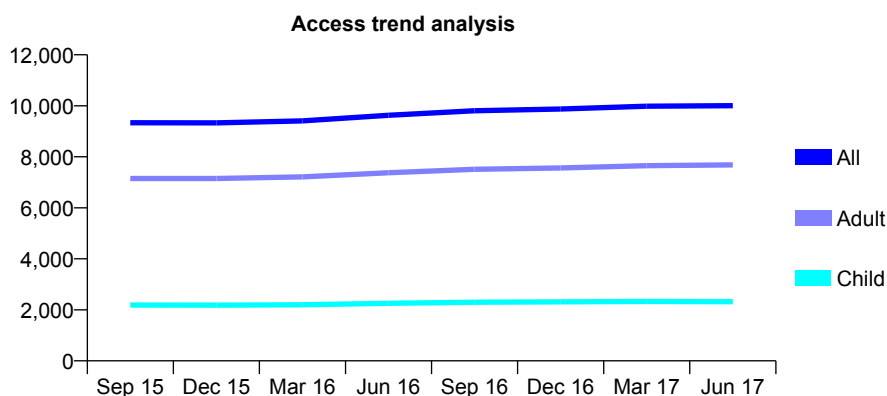
Q52 - Vital Signs At a Glance Contract Report for 842400/0001 - June 2017

Name or company name	MR PR ELLUL
Contract type name	GDS Contract
Purpose of contract	General
Contract start date	01/04/2006
Contract end date	

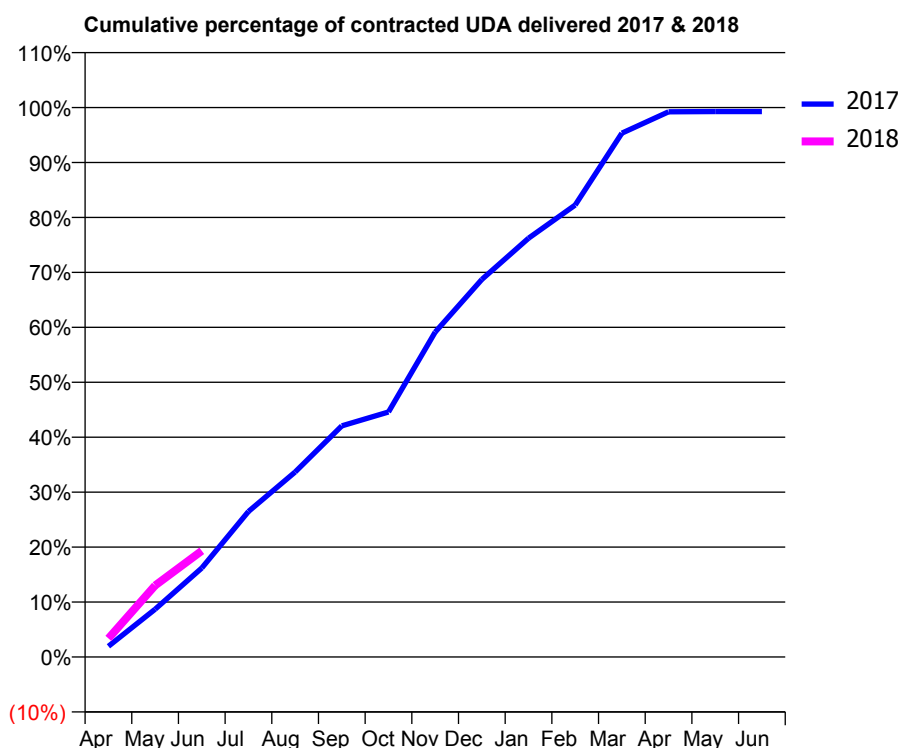
17/18 Contracted general activity (UDA)	24,500
Carry forward general activity (UDA)	0
17/18 Contracted orthodontic activity (UOA)	0
Carry forward orthodontic activity (UOA)	0
Baseline contract value	£714,884.39

ACCESS*

Patients seen in 24 months	Total	Change since previous quarter
Quarter ending June 2016	9,629	
Quarter ending September 2016	9,809	→
Quarter ending December 2016	9,876	→
Quarter ending March 2017	9,983	→
Quarter ending June 2017	10,003	→
Variance since June 2016	3.9%	↑



ACTIVITY



Month	Adjusted Scheduled Activity (UDA)	
	2017	2018
April	477	827
May	2,129	3,188
June	3,969	4,734
July	6,491	
August	8,247	
September	10,308	
October	10,927	
November	14,483	
December	16,837	
January	18,673	
February	20,153	
March	23,358	
April	24,310	
May	24,322	
June	24,322	

QUALITY

	Quantity	Base Number	Contract	AT	Region	England
% of FP17s for the same patient ID Re-attending within 3 months - Children	57	837	6.8%	11.2%	13.0%	12.0%
% of FP17s for the same patient ID Re-attending within 3 months - Adults	358	2,676	13.4%	15.0%	16.6%	16.0%
% of FP17s for the same patient ID Re-attending between 3 & 9 months - Children	596	837	71.2%	60.3%	59.5%	58.0%
% of FP17s for the same patient ID Re-attending between 3 & 9 months - Adults	1,661	2,676	62.1%	54.9%	53.1%	50.9%
% of FP17s for Band 1 Urgent Courses	249	2,710	9.2%	9.0%	9.3%	9.1%
% of FP17s Relating to Free Repair or Replacements	21	2,710	0.8%	0.9%	1.0%	0.8%
% of FP17s Relating to Continuations	12	2,710	0.4%	1.2%	1.3%	1.1%
% of Patients satisfied with the dentistry they have received	11	12	91.7%	91.6%	91.9%	91.7%
% of Patients satisfied with the time they had to wait for an appointment	11	12	91.7%	87.6%	88.7%	88.0%

* This is based on patients treated on this contract for their most recent course of treatment. Figures in italics indicate the base number of FP17s or Patient Questionnaire responses are less than 100. N/A is shown where the base number of responses is less than 10 during the period. % is calculated as Quantity/Base number*100

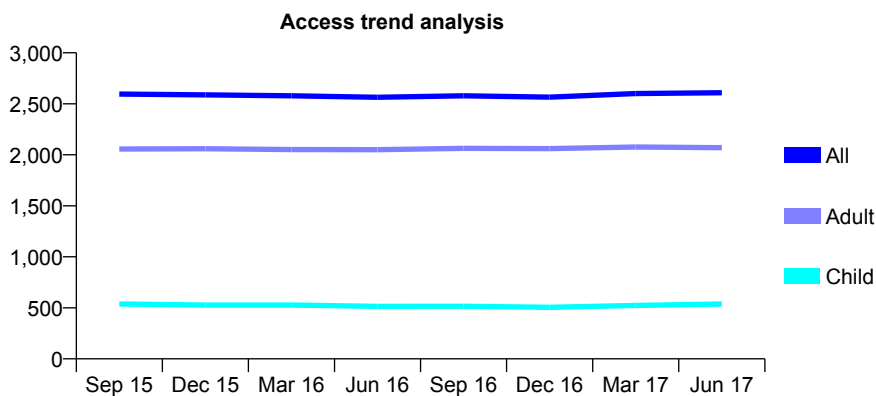
Q52 - Vital Signs At a Glance Contract Report for 842443/0001 - June 2017

Name or company name	MR GS GILLER
Contract type name	GDS Contract
Purpose of contract	General
Contract start date	01/04/2006
Contract end date	

17/18 Contracted general activity (UDA)	9,355
Carry forward general activity (UDA)	0
17/18 Contracted orthodontic activity (UOA)	0
Carry forward orthodontic activity (UOA)	0
Baseline contract value	£213,042.49

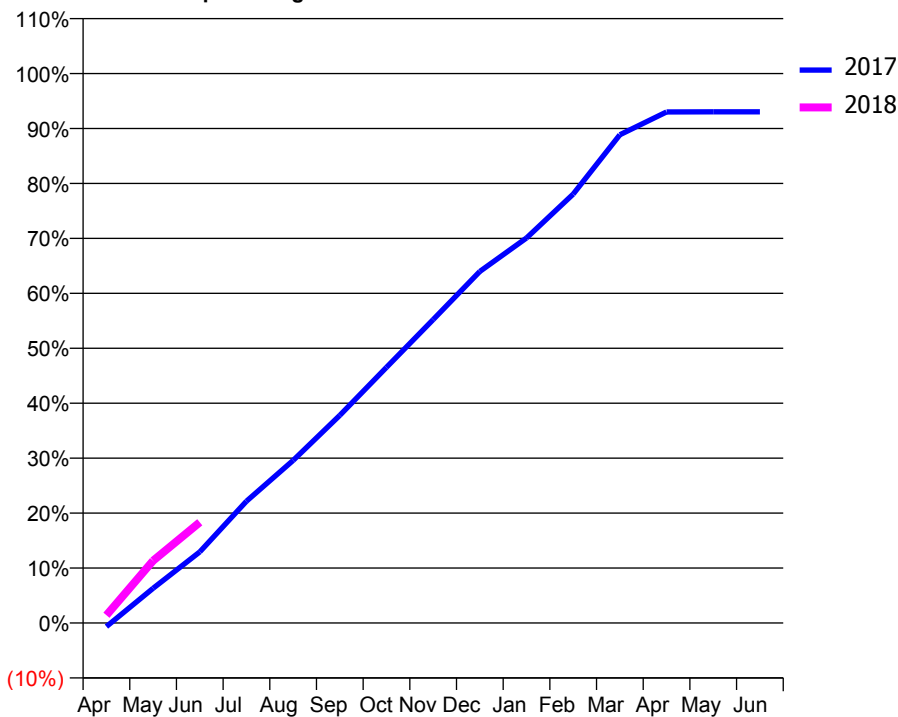
ACCESS*

Patients seen in 24 months	Total	Change since previous quarter
Quarter ending June 2016	2,564	
Quarter ending September 2016	2,579	→
Quarter ending December 2016	2,566	→
Quarter ending March 2017	2,600	→
Quarter ending June 2017	2,608	→
Variance since June 2016	1.7%	→



ACTIVITY

Cumulative percentage of contracted UDA delivered 2017 & 2018



Month	Adjusted Scheduled Activity (UDA)	
	2017	2018
April	-62	133
May	592	1,061
June	1,210	1,716
July	2,073	
August	2,768	
September	3,536	
October	4,353	
November	5,165	
December	5,984	
January	6,555	
February	7,301	
March	8,313	
April	8,699	
May	8,702	
June	8,702	

QUALITY

	Quantity	Base Number	Contract	AT	Region	England
% of FP17s for the same patient ID Re-attending within 3 months - Children	12	211	5.7%	11.2%	13.0%	12.0%
% of FP17s for the same patient ID Re-attending within 3 months - Adults	150	909	16.5%	15.0%	16.6%	16.0%
% of FP17s for the same patient ID Re-attending between 3 & 9 months - Children	140	211	66.4%	60.3%	59.5%	58.0%
% of FP17s for the same patient ID Re-attending between 3 & 9 months - Adults	611	909	67.2%	54.9%	53.1%	50.9%
% of FP17s for Band 1 Urgent Courses	55	900	6.1%	9.0%	9.3%	9.1%
% of FP17s Relating to Free Repair or Replacements	17	900	1.9%	0.9%	1.0%	0.8%
% of FP17s Relating to Continuations	23	900	2.6%	1.2%	1.3%	1.1%
% of Patients satisfied with the dentistry they have received	4	4	N/A	91.6%	91.9%	91.7%
% of Patients satisfied with the time they had to wait for an appointment	4	4	N/A	87.6%	88.7%	88.0%

* This is based on patients treated on this contract for their most recent course of treatment. Figures in italics indicate the base number of FP17s or Patient Questionnaire responses are less than 100. N/A is shown where the base number of responses is less than 10 during the period. % is calculated as Quantity/Base number*100

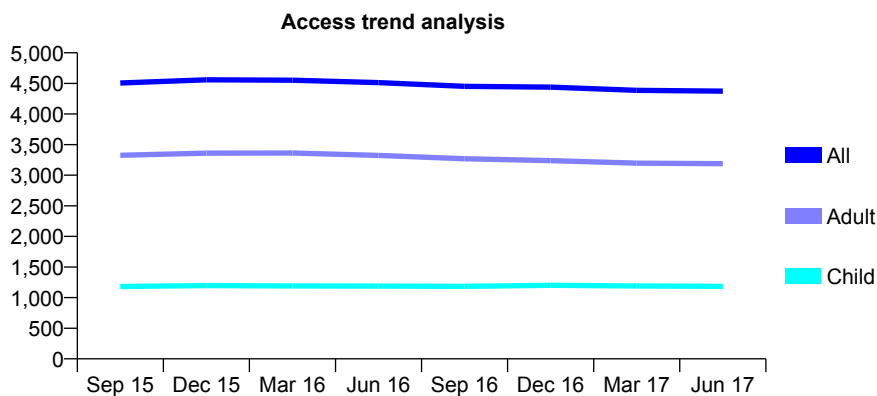
Q52 - Vital Signs At a Glance Contract Report for 844098/0001 - June 2017

Name or company name	MR AM QAYYUM
Contract type name	GDS Contract
Purpose of contract	General
Contract start date	01/04/2006
Contract end date	

17/18 Contracted general activity (UDA)	11,929
Carry forward general activity (UDA)	0
17/18 Contracted orthodontic activity (UOA)	0
Carry forward orthodontic activity (UOA)	0
Baseline contract value	£378,077.25

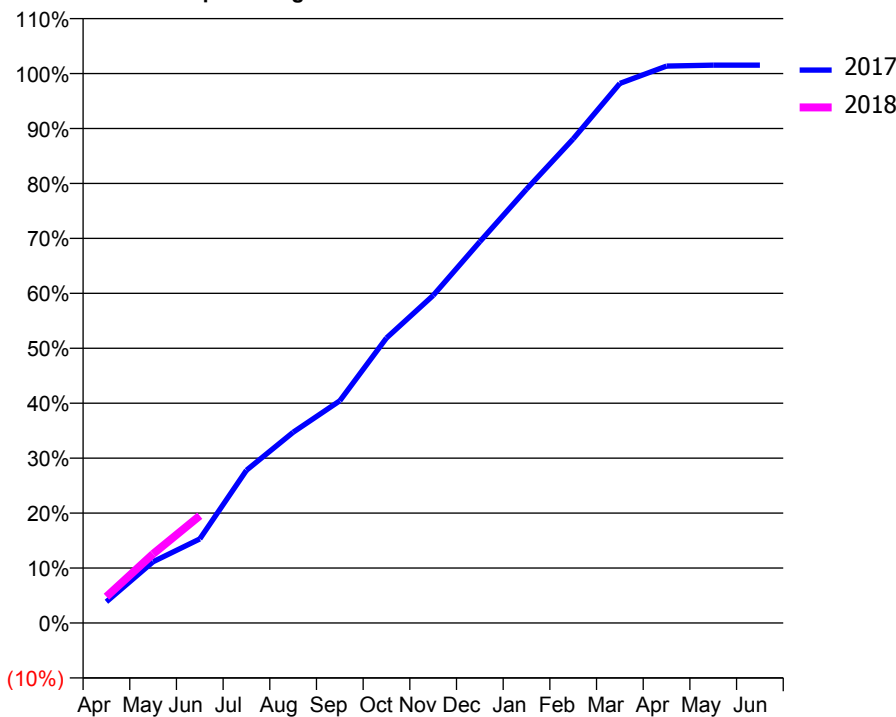
ACCESS*

Patients seen in 24 months	Total	Change since previous quarter
Quarter ending June 2016	4,512	
Quarter ending September 2016	4,452	↓
Quarter ending December 2016	4,439	→
Quarter ending March 2017	4,387	↓
Quarter ending June 2017	4,373	→
Variance since June 2016	(3.1%)	↓



ACTIVITY

Cumulative percentage of contracted UDA delivered 2017 & 2018



Month	Adjusted Scheduled Activity (UDA)	
	2017	2018
April	463	571
May	1,329	1,501
June	1,825	2,330
July	3,317	
August	4,142	
September	4,824	
October	6,187	
November	7,111	
December	8,278	
January	9,418	
February	10,511	
March	11,714	
April	12,090	
May	12,110	
June	12,109	

QUALITY

	Quantity	Base Number	Contract	AT	Region	England
% of FP17s for the same patient ID Re-attending within 3 months - Children	16	355	4.5%	11.2%	13.0%	12.0%
% of FP17s for the same patient ID Re-attending within 3 months - Adults	234	1,119	20.9%	15.0%	16.6%	16.0%
% of FP17s for the same patient ID Re-attending between 3 & 9 months - Children	193	355	54.4%	60.3%	59.5%	58.0%
% of FP17s for the same patient ID Re-attending between 3 & 9 months - Adults	656	1,119	58.6%	54.9%	53.1%	50.9%
% of FP17s for Band 1 Urgent Courses	125	1,291	9.7%	9.0%	9.3%	9.1%
% of FP17s Relating to Free Repair or Replacements	28	1,291	2.2%	0.9%	1.0%	0.8%
% of FP17s Relating to Continuations	16	1,291	1.2%	1.2%	1.3%	1.1%
% of Patients satisfied with the dentistry they have received	6	7	N/A	91.6%	91.9%	91.7%
% of Patients satisfied with the time they had to wait for an appointment	6	7	N/A	87.6%	88.7%	88.0%

* This is based on patients treated on this contract for their most recent course of treatment. Figures in italics indicate the base number of FP17s or Patient Questionnaire responses are less than 100. N/A is shown where the base number of responses is less than 10 during the period. % is calculated as Quantity/Base number*100

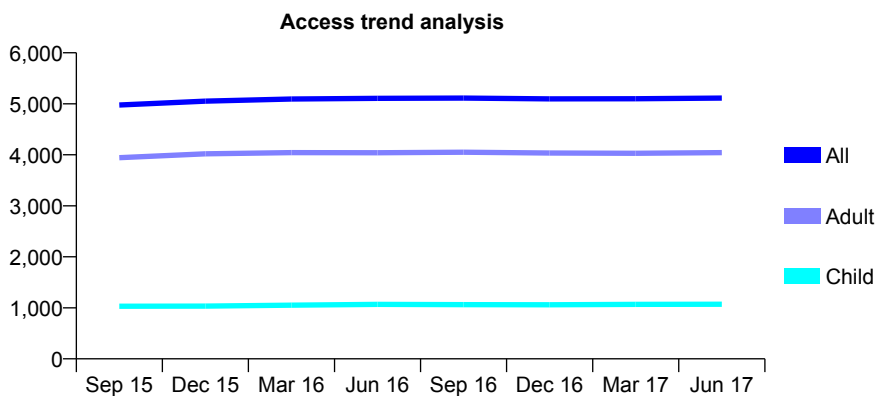
Q52 - Vital Signs At a Glance Contract Report for 847194/0001 - June 2017

Name or company name	MR MJ MILLICAN
Contract type name	GDS Contract
Purpose of contract	General
Contract start date	01/04/2006
Contract end date	

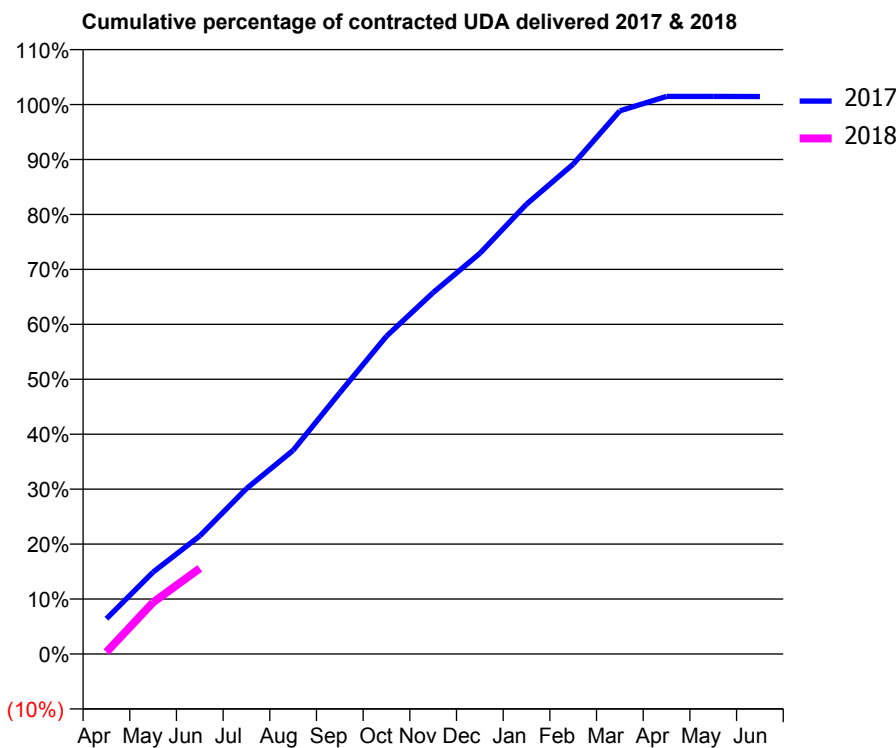
17/18 Contracted general activity (UDA)	14,000
Carry forward general activity (UDA)	0
17/18 Contracted orthodontic activity (UOA)	0
Carry forward orthodontic activity (UOA)	0
Baseline contract value	£431,022.21

ACCESS*

Patients seen in 24 months	Total	Change since previous quarter
Quarter ending June 2016	5,108	
Quarter ending September 2016	5,112	→
Quarter ending December 2016	5,096	→
Quarter ending March 2017	5,099	→
Quarter ending June 2017	5,113	→
Variance since June 2016	0.1%	→



ACTIVITY



Month	Adjusted Scheduled Activity (UDA)	
	2017	2018
April	899	51
May	2,086	1,316
June	3,010	2,182
July	4,215	
August	5,190	
September	6,656	
October	8,098	
November	9,210	
December	10,208	
January	11,461	
February	12,481	
March	13,840	
April	14,205	
May	14,205	
June	14,204	

QUALITY

	Quantity	Base Number	Contract	AT	Region	England
% of FP17s for the same patient ID Re-attending within 3 months - Children	11	307	3.6%	11.2%	13.0%	12.0%
% of FP17s for the same patient ID Re-attending within 3 months - Adults	131	1,303	10.1%	15.0%	16.6%	16.0%
% of FP17s for the same patient ID Re-attending between 3 & 9 months - Children	200	307	65.1%	60.3%	59.5%	58.0%
% of FP17s for the same patient ID Re-attending between 3 & 9 months - Adults	895	1,303	68.7%	54.9%	53.1%	50.9%
% of FP17s for Band 1 Urgent Courses	91	1,340	6.8%	9.0%	9.3%	9.1%
% of FP17s Relating to Free Repair or Replacements	1	1,340	0.1%	0.9%	1.0%	0.8%
% of FP17s Relating to Continuations	19	1,340	1.4%	1.2%	1.3%	1.1%
% of Patients satisfied with the dentistry they have received	8	8	N/A	91.6%	91.9%	91.7%
% of Patients satisfied with the time they had to wait for an appointment	6	8	N/A	87.6%	88.7%	88.0%

* This is based on patients treated on this contract for their most recent course of treatment. Figures in italics indicate the base number of FP17s or Patient Questionnaire responses are less than 100. N/A is shown where the base number of responses is less than 10 during the period. % is calculated as Quantity/Base number*100

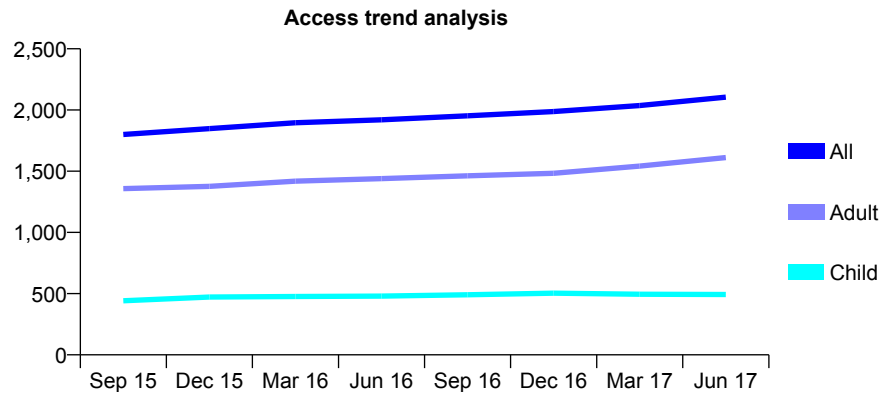
Q52 - Vital Signs At a Glance Contract Report for 852538/0001 - June 2017

Name or company name	MISS NK KHROUD
Contract type name	PDS Contract
Purpose of contract	General
Contract start date	23/05/2012
Contract end date	22/05/2022

17/18 Contracted general activity (UDA)	6,205
Carry forward general activity (UDA)	0
17/18 Contracted orthodontic activity (UOA)	0
Carry forward orthodontic activity (UOA)	0
Baseline contract value	£187,377.43

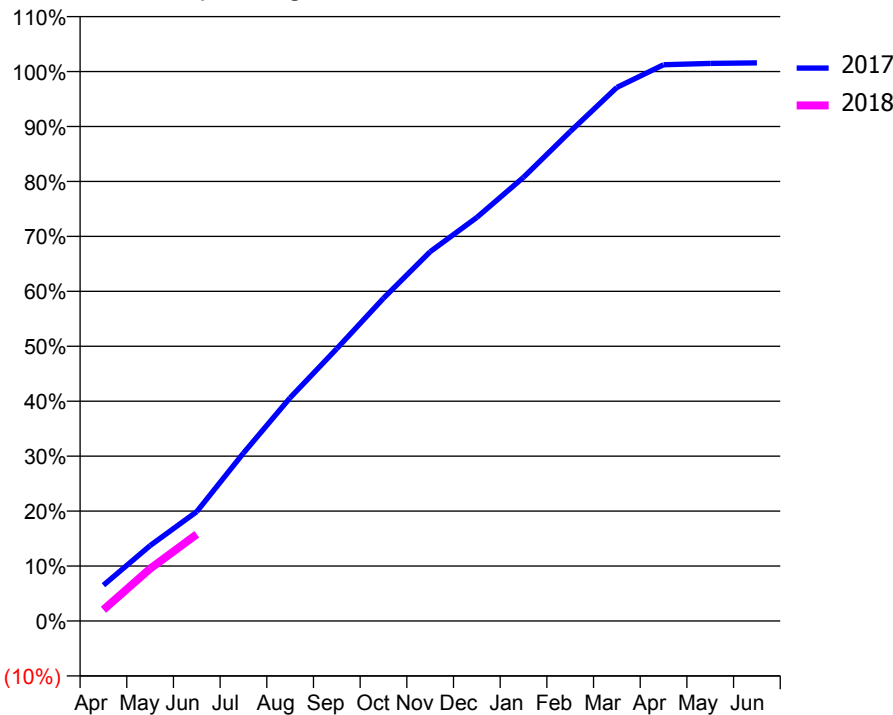
ACCESS*

Patients seen in 24 months	Total	Change since previous quarter
Quarter ending June 2016	1,920	
Quarter ending September 2016	1,953	→
Quarter ending December 2016	1,987	→
Quarter ending March 2017	2,037	↑
Quarter ending June 2017	2,105	↑
Variance since June 2016	9.6%	↑



ACTIVITY

Cumulative percentage of contracted UDA delivered 2017 & 2018



Month	Adjusted Scheduled Activity (UDA)	
	2017	2018
April	408	127
May	861	591
June	1,248	979
July	1,916	
August	2,547	
September	3,107	
October	3,682	
November	4,213	
December	4,605	
January	5,061	
February	5,583	
March	6,087	
April	6,346	
May	6,362	
June	6,367	

QUALITY

	Quantity	Base Number	Contract	AT	Region	England
% of FP17s for the same patient ID Re-attending within 3 months - Children	14	156	9.0%	11.2%	13.0%	12.0%
% of FP17s for the same patient ID Re-attending within 3 months - Adults	31	420	7.4%	15.0%	16.6%	16.0%
% of FP17s for the same patient ID Re-attending between 3 & 9 months - Children	93	156	59.6%	60.3%	59.5%	58.0%
% of FP17s for the same patient ID Re-attending between 3 & 9 months - Adults	199	420	47.4%	54.9%	53.1%	50.9%
% of FP17s for Band 1 Urgent Courses	11	445	2.5%	9.0%	9.3%	9.1%
% of FP17s Relating to Free Repair or Replacements	8	445	1.8%	0.9%	1.0%	0.8%
% of FP17s Relating to Continuations	4	445	0.9%	1.2%	1.3%	1.1%
% of Patients satisfied with the dentistry they have received	5	5	N/A	91.6%	91.9%	91.7%
% of Patients satisfied with the time they had to wait for an appointment	5	5	N/A	87.6%	88.7%	88.0%

* This is based on patients treated on this contract for their most recent course of treatment. Figures in italics indicate the base number of FP17s or Patient Questionnaire responses are less than 100. N/A is shown where the base number of responses is less than 10 during the period. % is calculated as Quantity/Base number*100

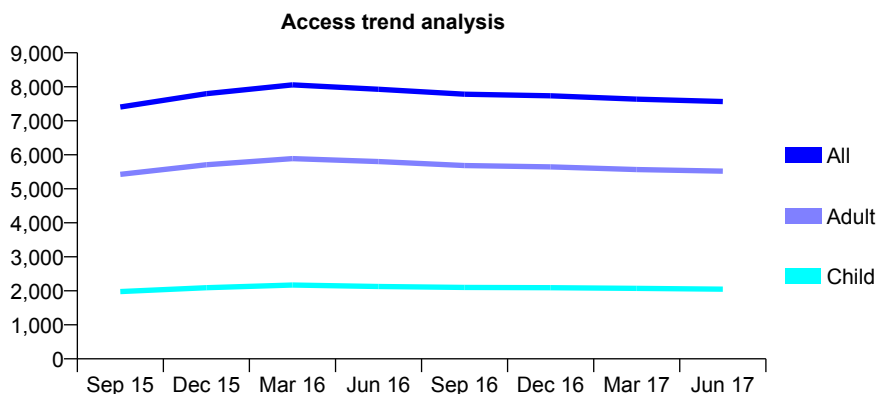
Q52 - Vital Signs At a Glance Contract Report for 854093/0001 - June 2017

Name or company name	MR A HUSSAIN
Contract type name	GDS Contract
Purpose of contract	General
Contract start date	01/04/2006
Contract end date	

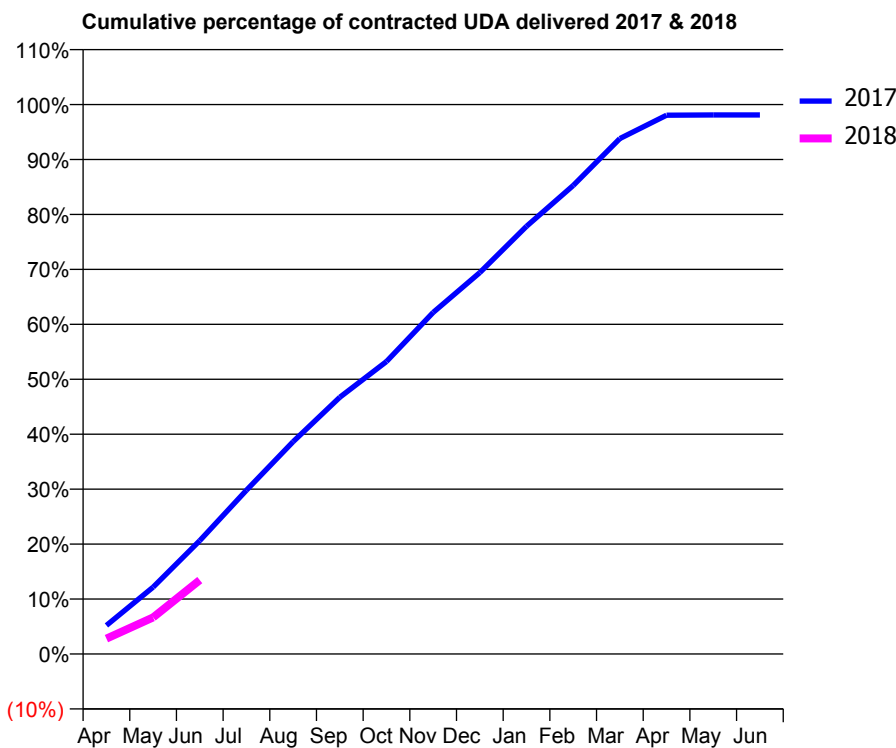
17/18 Contracted general activity (UDA)	21,783
Carry forward general activity (UDA)	0
17/18 Contracted orthodontic activity (UOA)	0
Carry forward orthodontic activity (UOA)	0
Baseline contract value	£810,497.86

ACCESS*

Patients seen in 24 months	Total	Change since previous quarter
Quarter ending June 2016	7,927	
Quarter ending September 2016	7,783	↓
Quarter ending December 2016	7,737	→
Quarter ending March 2017	7,638	↓
Quarter ending June 2017	7,568	→
Variance since June 2016	(4.5%)	↓



ACTIVITY



Month	Adjusted Scheduled Activity (UDA)	
	2017	2018
April	1,133	613
May	2,654	1,452
June	4,493	2,932
July	6,492	
August	8,416	
September	10,180	
October	11,594	
November	13,539	
December	15,120	
January	16,957	
February	18,573	
March	20,432	
April	21,356	
May	21,367	
June	21,367	

QUALITY

	Quantity	Base Number	Contract	AT	Region	England
% of FP17s for the same patient ID Re-attending within 3 months - Children	27	629	4.3%	11.2%	13.0%	12.0%
% of FP17s for the same patient ID Re-attending within 3 months - Adults	150	1,475	10.2%	15.0%	16.6%	16.0%
% of FP17s for the same patient ID Re-attending between 3 & 9 months - Children	411	629	65.3%	60.3%	59.5%	58.0%
% of FP17s for the same patient ID Re-attending between 3 & 9 months - Adults	904	1,475	61.3%	54.9%	53.1%	50.9%
% of FP17s for Band 1 Urgent Courses	163	1,676	9.7%	9.0%	9.3%	9.1%
% of FP17s Relating to Free Repair or Replacements	6	1,676	0.4%	0.9%	1.0%	0.8%
% of FP17s Relating to Continuations	9	1,676	0.5%	1.2%	1.3%	1.1%
% of Patients satisfied with the dentistry they have received	11	15	73.3%	91.6%	91.9%	91.7%
% of Patients satisfied with the time they had to wait for an appointment	9	15	60.0%	87.6%	88.7%	88.0%

* This is based on patients treated on this contract for their most recent course of treatment. Figures in italics indicate the base number of FP17s or Patient Questionnaire responses are less than 100. N/A is shown where the base number of responses is less than 10 during the period. % is calculated as Quantity/Base number*100

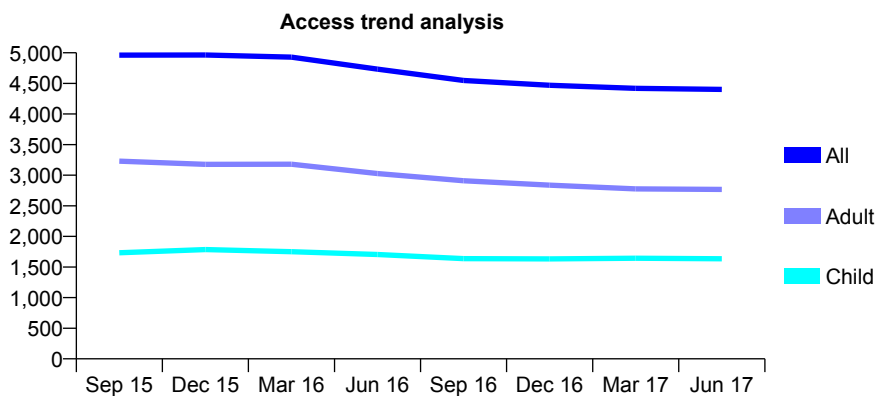
Q52 - Vital Signs At a Glance Contract Report for 854093/0005 - June 2017

Name or company name	MR A HUSSAIN
Contract type name	GDS Contract
Purpose of contract	General
Contract start date	06/10/2012
Contract end date	

17/18 Contracted general activity (UDA)	15,788
Carry forward general activity (UDA)	0
17/18 Contracted orthodontic activity (UOA)	0
Carry forward orthodontic activity (UOA)	0
Baseline contract value	£502,001.25

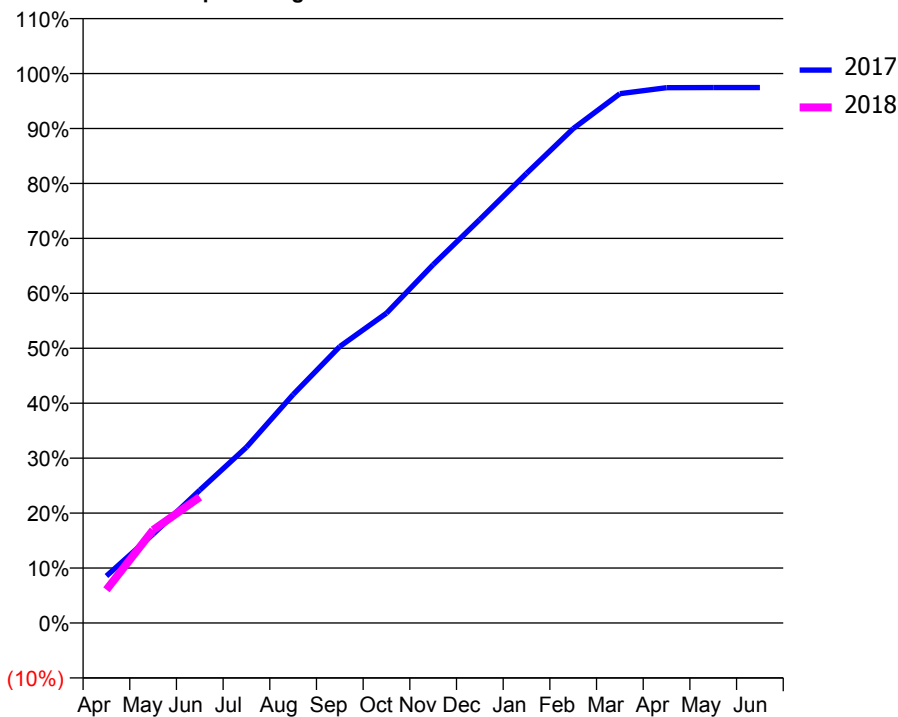
ACCESS*

Patients seen in 24 months	Total	Change since previous quarter
Quarter ending June 2016	4,733	
Quarter ending September 2016	4,547	↓
Quarter ending December 2016	4,470	↓
Quarter ending March 2017	4,419	↓
Quarter ending June 2017	4,403	→
Variance since June 2016	(7.0%)	↓



ACTIVITY

Cumulative percentage of contracted UDA delivered 2017 & 2018



Month	Adjusted Scheduled Activity (UDA)	
	2017	2018
April	1,350	954
May	2,556	2,672
June	3,821	3,620
July	5,056	
August	6,571	
September	7,951	
October	8,910	
November	10,306	
December	11,606	
January	12,927	
February	14,216	
March	15,219	
April	15,392	
May	15,397	
June	15,399	

QUALITY

	Quantity	Base Number	Contract	AT	Region	England
% of FP17s for the same patient ID Re-attending within 3 months - Children	74	658	11.2%	11.2%	13.0%	12.0%
% of FP17s for the same patient ID Re-attending within 3 months - Adults	206	1,037	19.9%	15.0%	16.6%	16.0%
% of FP17s for the same patient ID Re-attending between 3 & 9 months - Children	389	658	59.1%	60.3%	59.5%	58.0%
% of FP17s for the same patient ID Re-attending between 3 & 9 months - Adults	543	1,037	52.4%	54.9%	53.1%	50.9%
% of FP17s for Band 1 Urgent Courses	138	1,598	8.6%	9.0%	9.3%	9.1%
% of FP17s Relating to Free Repair or Replacements	10	1,598	0.6%	0.9%	1.0%	0.8%
% of FP17s Relating to Continuations	29	1,598	1.8%	1.2%	1.3%	1.1%
% of Patients satisfied with the dentistry they have received	2	2	N/A	91.6%	91.9%	91.7%
% of Patients satisfied with the time they had to wait for an appointment	1	2	N/A	87.6%	88.7%	88.0%

* This is based on patients treated on this contract for their most recent course of treatment. Figures in italics indicate the base number of FP17s or Patient Questionnaire responses are less than 100. N/A is shown where the base number of responses is less than 10 during the period. % is calculated as Quantity/Base number*100

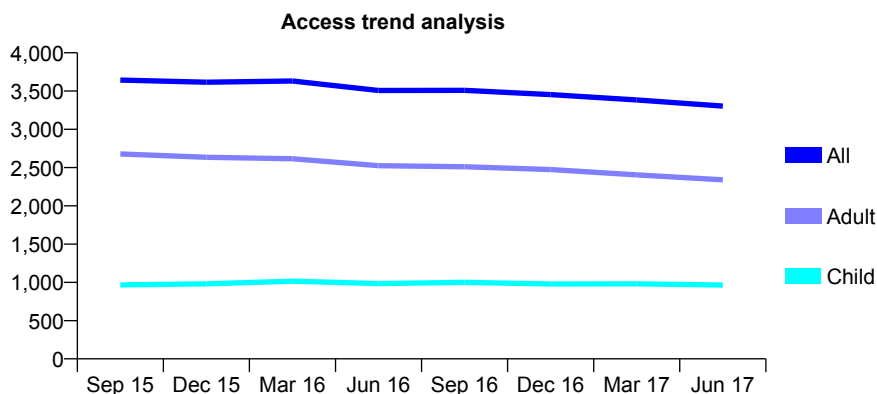
Q52 - Vital Signs At a Glance Contract Report for 854093/0006 - June 2017

Name or company name	MR A HUSSAIN
Contract type name	GDS Contract
Purpose of contract	General
Contract start date	01/02/2013
Contract end date	

17/18 Contracted general activity (UDA)	10,865
Carry forward general activity (UDA)	0
17/18 Contracted orthodontic activity (UOA)	0
Carry forward orthodontic activity (UOA)	0
Baseline contract value	£350,548.69

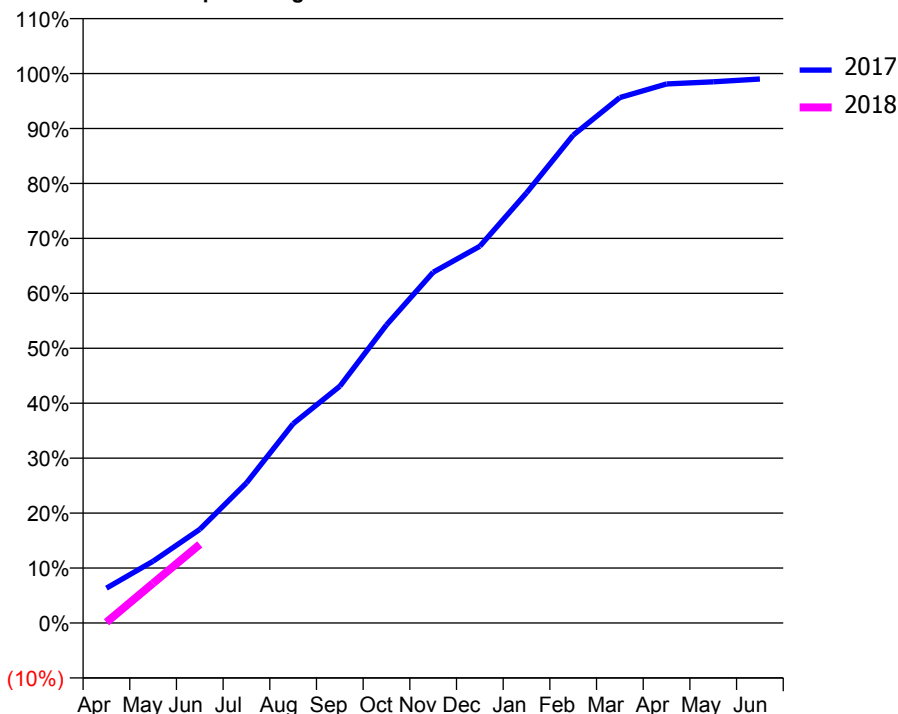
ACCESS*

Patients seen in 24 months	Total	Change since previous quarter
Quarter ending June 2016	3,508	
Quarter ending September 2016	3,509	→
Quarter ending December 2016	3,453	↓
Quarter ending March 2017	3,384	↓
Quarter ending June 2017	3,304	↓
Variance since June 2016	(5.8%)	↓



ACTIVITY

Cumulative percentage of contracted UDA delivered 2017 & 2018



Adjusted Scheduled Activity (UDA)

Month	2017	2018
April	690	15
May	1,223	787
June	1,852	1,555
July	2,770	
August	3,939	
September	4,683	
October	5,894	
November	6,935	
December	7,450	
January	8,504	
February	9,645	
March	10,390	
April	10,660	
May	10,702	
June	10,757	

QUALITY

	Quantity	Base Number	Contract	AT	Region	England
% of FP17s for the same patient ID Re-attending within 3 months - Children	15	246	6.1%	11.2%	13.0%	12.0%
% of FP17s for the same patient ID Re-attending within 3 months - Adults	100	646	15.5%	15.0%	16.6%	16.0%
% of FP17s for the same patient ID Re-attending between 3 & 9 months - Children	164	246	66.7%	60.3%	59.5%	58.0%
% of FP17s for the same patient ID Re-attending between 3 & 9 months - Adults	395	646	61.1%	54.9%	53.1%	50.9%
% of FP17s for Band 1 Urgent Courses	58	768	7.6%	9.0%	9.3%	9.1%
% of FP17s Relating to Free Repair or Replacements	10	768	1.3%	0.9%	1.0%	0.8%
% of FP17s Relating to Continuations	14	768	1.8%	1.2%	1.3%	1.1%
% of Patients satisfied with the dentistry they have received	6	6	N/A	91.6%	91.9%	91.7%
% of Patients satisfied with the time they had to wait for an appointment	3	6	N/A	87.6%	88.7%	88.0%

* This is based on patients treated on this contract for their most recent course of treatment. Figures in italics indicate the base number of FP17s or Patient Questionnaire responses are less than 100. N/A is shown where the base number of responses is less than 10 during the period. % is calculated as Quantity/Base number*100

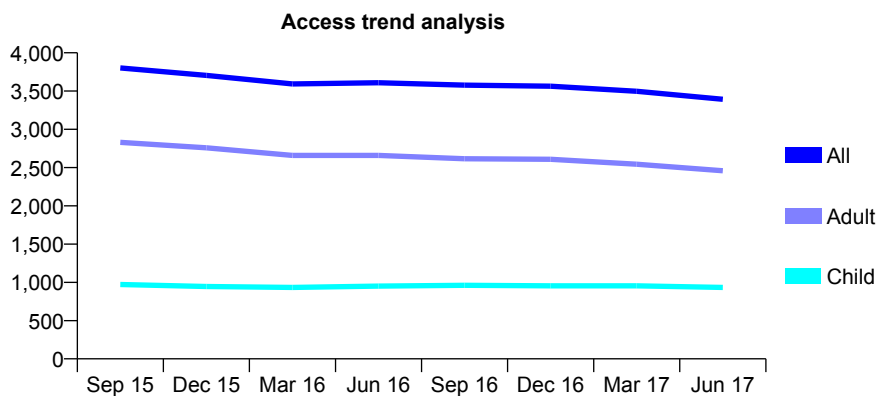
Q52 - Vital Signs At a Glance Contract Report for 854549/0002 - June 2017

Name or company name	MR N THAKKER
Contract type name	GDS Contract
Purpose of contract	General
Contract start date	02/11/2009
Contract end date	

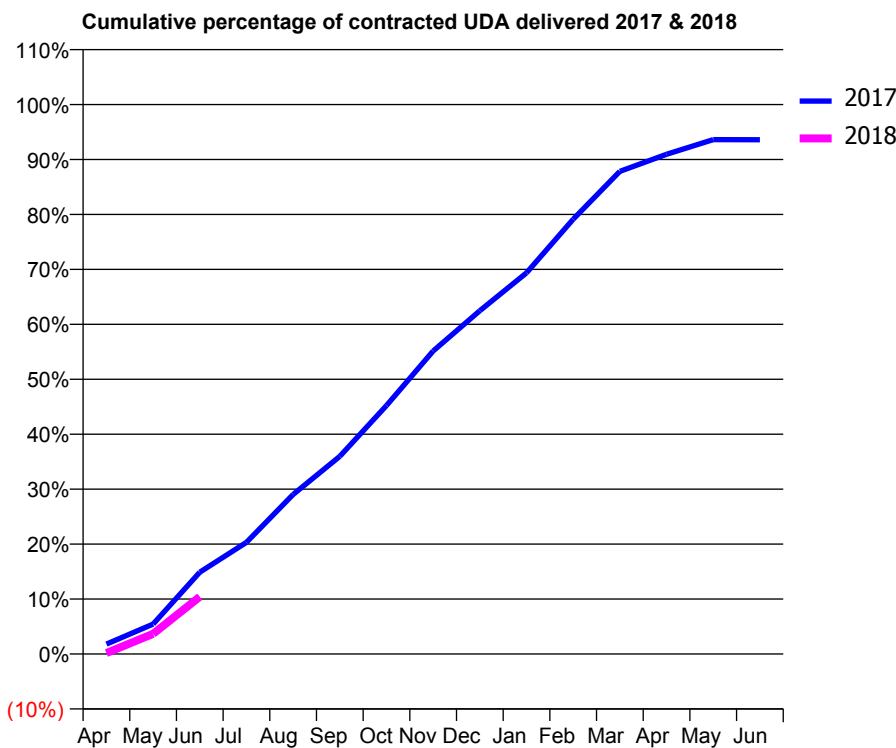
17/18 Contracted general activity (UDA)	14,000
Carry forward general activity (UDA)	0
17/18 Contracted orthodontic activity (UOA)	0
Carry forward orthodontic activity (UOA)	0
Baseline contract value	£330,356.80

ACCESS*

Patients seen in 24 months	Total	Change since previous quarter
Quarter ending June 2016	3,609	
Quarter ending September 2016	3,577	→
Quarter ending December 2016	3,563	→
Quarter ending March 2017	3,498	↓
Quarter ending June 2017	3,392	↓
Variance since June 2016	(6.0%)	↓



ACTIVITY



Month	Adjusted Scheduled Activity (UDA)	
	2017	2018
April	253	24
May	763	515
June	2,086	1,459
July	2,845	
August	4,064	
September	5,037	
October	6,330	
November	7,719	
December	8,748	
January	9,711	
February	11,077	
March	12,297	
April	12,733	
May	13,107	
June	13,101	

QUALITY

	Quantity	Base Number	Contract	AT	Region	England
% of FP17s for the same patient ID Re-attending within 3 months - Children	16	282	5.7%	11.2%	13.0%	12.0%
% of FP17s for the same patient ID Re-attending within 3 months - Adults	115	649	17.7%	15.0%	16.6%	16.0%
% of FP17s for the same patient ID Re-attending between 3 & 9 months - Children	166	282	58.9%	60.3%	59.5%	58.0%
% of FP17s for the same patient ID Re-attending between 3 & 9 months - Adults	368	649	56.7%	54.9%	53.1%	50.9%
% of FP17s for Band 1 Urgent Courses	30	659	4.6%	9.0%	9.3%	9.1%
% of FP17s Relating to Free Repair or Replacements	9	659	1.4%	0.9%	1.0%	0.8%
% of FP17s Relating to Continuations	14	659	2.1%	1.2%	1.3%	1.1%
% of Patients satisfied with the dentistry they have received	15	15	100.0%	91.6%	91.9%	91.7%
% of Patients satisfied with the time they had to wait for an appointment	14	15	93.3%	87.6%	88.7%	88.0%

* This is based on patients treated on this contract for their most recent course of treatment. Figures in italics indicate the base number of FP17s or Patient Questionnaire responses are less than 100. N/A is shown where the base number of responses is less than 10 during the period. % is calculated as Quantity/Base number*100

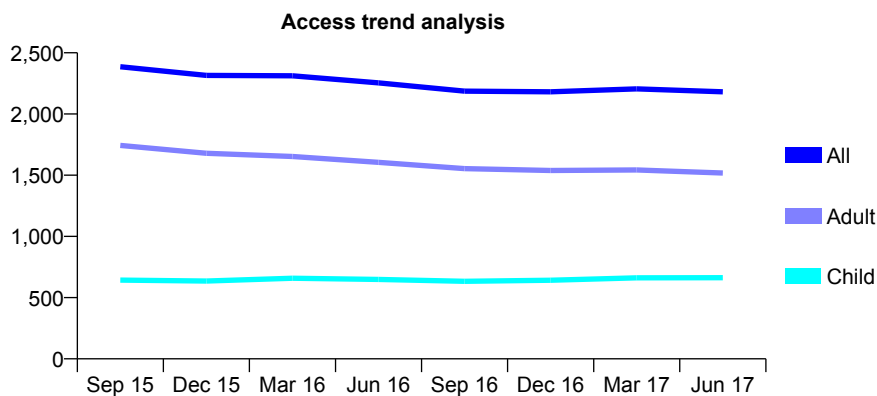
Q52 - Vital Signs At a Glance Contract Report for 854549/0003 - June 2017

Name or company name	MR N THAKKER
Contract type name	GDS Contract
Purpose of contract	General
Contract start date	01/03/2010
Contract end date	

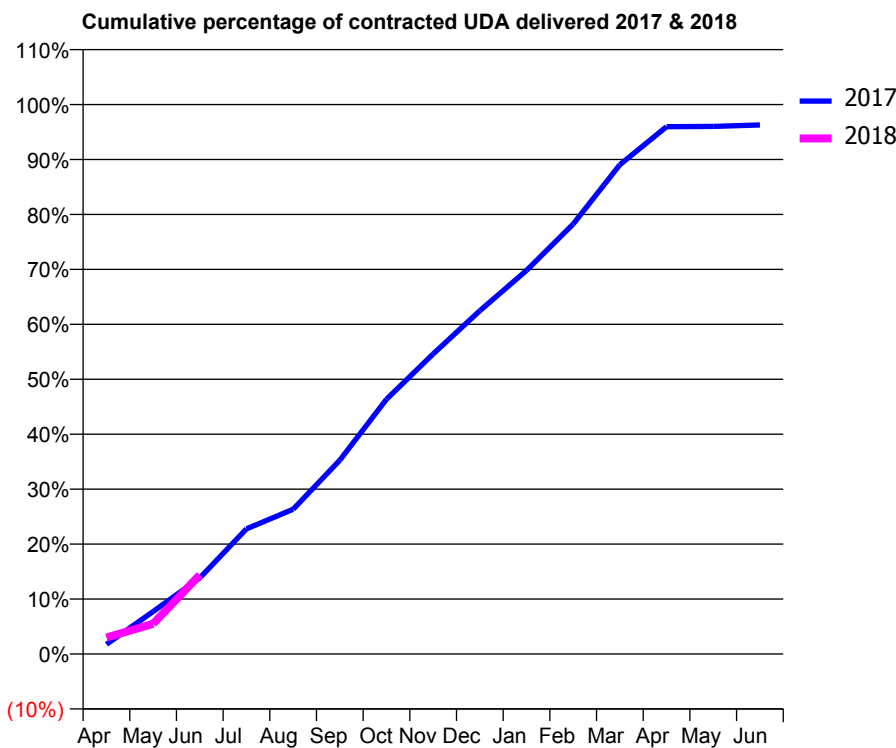
17/18 Contracted general activity (UDA)	7,000
Carry forward general activity (UDA)	0
17/18 Contracted orthodontic activity (UOA)	0
Carry forward orthodontic activity (UOA)	0
Baseline contract value	£168,917.24

ACCESS*

Patients seen in 24 months	Total	Change since previous quarter
Quarter ending June 2016	2,254	
Quarter ending September 2016	2,187	↓
Quarter ending December 2016	2,181	→
Quarter ending March 2017	2,205	→
Quarter ending June 2017	2,181	↓
Variance since June 2016	(3.2%)	↓



ACTIVITY



Month	Adjusted Scheduled Activity (UDA)	
	2017	2018
April	123	210
May	540	384
June	969	1,008
July	1,594	
August	1,843	
September	2,469	
October	3,245	
November	3,823	
December	4,373	
January	4,886	
February	5,478	
March	6,234	
April	6,718	
May	6,721	
June	6,739	

QUALITY

	Quantity	Base Number	Contract	AT	Region	England
% of FP17s for the same patient ID Re-attending within 3 months - Children	10	207	4.8%	11.2%	13.0%	12.0%
% of FP17s for the same patient ID Re-attending within 3 months - Adults	73	507	14.4%	15.0%	16.6%	16.0%
% of FP17s for the same patient ID Re-attending between 3 & 9 months - Children	147	207	71.0%	60.3%	59.5%	58.0%
% of FP17s for the same patient ID Re-attending between 3 & 9 months - Adults	335	507	66.1%	54.9%	53.1%	50.9%
% of FP17s for Band 1 Urgent Courses	35	514	6.8%	9.0%	9.3%	9.1%
% of FP17s Relating to Free Repair or Replacements	9	514	1.8%	0.9%	1.0%	0.8%
% of FP17s Relating to Continuations	5	514	1.0%	1.2%	1.3%	1.1%
% of Patients satisfied with the dentistry they have received	4	5	N/A	91.6%	91.9%	91.7%
% of Patients satisfied with the time they had to wait for an appointment	5	5	N/A	87.6%	88.7%	88.0%

* This is based on patients treated on this contract for their most recent course of treatment. Figures in italics indicate the base number of FP17s or Patient Questionnaire responses are less than 100. N/A is shown where the base number of responses is less than 10 during the period. % is calculated as Quantity/Base number*100

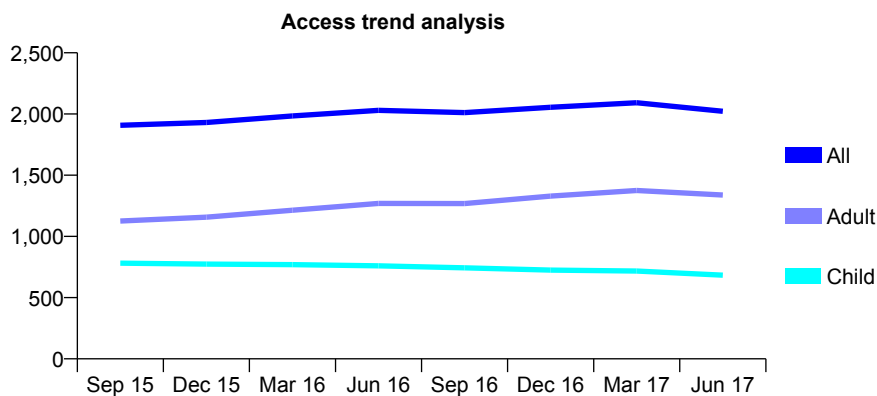
Q52 - Vital Signs At a Glance Contract Report for 855464/0004 - June 2017

Name or company name	MR JA KHAN
Contract type name	GDS Contract
Purpose of contract	General
Contract start date	29/08/2012
Contract end date	

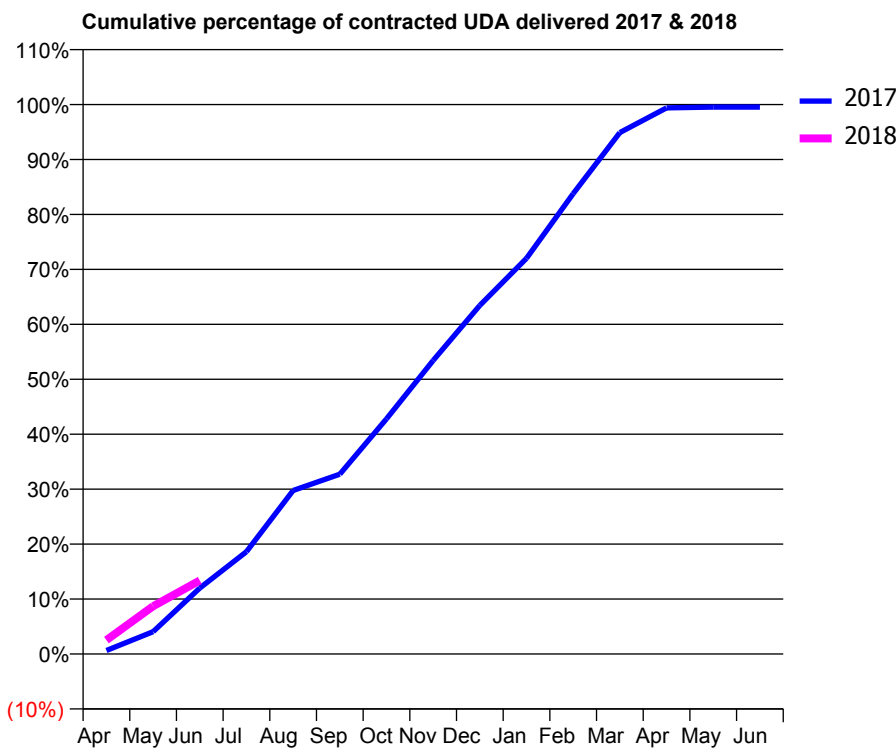
17/18 Contracted general activity (UDA)	5,250
Carry forward general activity (UDA)	0
17/18 Contracted orthodontic activity (UOA)	0
Carry forward orthodontic activity (UOA)	0
Baseline contract value	£141,029.98

ACCESS*

Patients seen in 24 months	Total	Change since previous quarter
Quarter ending June 2016	2,030	
Quarter ending September 2016	2,011	→
Quarter ending December 2016	2,055	↑
Quarter ending March 2017	2,092	→
Quarter ending June 2017	2,022	↓
Variance since June 2016	(0.4%)	→



ACTIVITY



Adjusted Scheduled Activity (UDA)		
Month	2017	2018
April	34	133
May	213	457
June	630	703
July	977	
August	1,563	
September	1,718	
October	2,246	
November	2,805	
December	3,331	
January	3,780	
February	4,399	
March	4,982	
April	5,218	
May	5,225	
June	5,226	

QUALITY

	Quantity	Base Number	Contract	AT	Region	England
% of FP17s for the same patient ID Re-attending within 3 months - Children	28	217	12.9%	11.2%	13.0%	12.0%
% of FP17s for the same patient ID Re-attending within 3 months - Adults	23	292	7.9%	15.0%	16.6%	16.0%
% of FP17s for the same patient ID Re-attending between 3 & 9 months - Children	142	217	65.4%	60.3%	59.5%	58.0%
% of FP17s for the same patient ID Re-attending between 3 & 9 months - Adults	90	292	30.8%	54.9%	53.1%	50.9%
% of FP17s for Band 1 Urgent Courses	86	394	21.8%	9.0%	9.3%	9.1%
% of FP17s Relating to Free Repair or Replacements	2	394	0.5%	0.9%	1.0%	0.8%
% of FP17s Relating to Continuations	0	394	0.0%	1.2%	1.3%	1.1%
% of Patients satisfied with the dentistry they have received	5	5	N/A	91.6%	91.9%	91.7%
% of Patients satisfied with the time they had to wait for an appointment	5	5	N/A	87.6%	88.7%	88.0%

* This is based on patients treated on this contract for their most recent course of treatment. Figures in italics indicate the base number of FP17s or Patient Questionnaire responses are less than 100. N/A is shown where the base number of responses is less than 10 during the period. % is calculated as Quantity/Base number*100

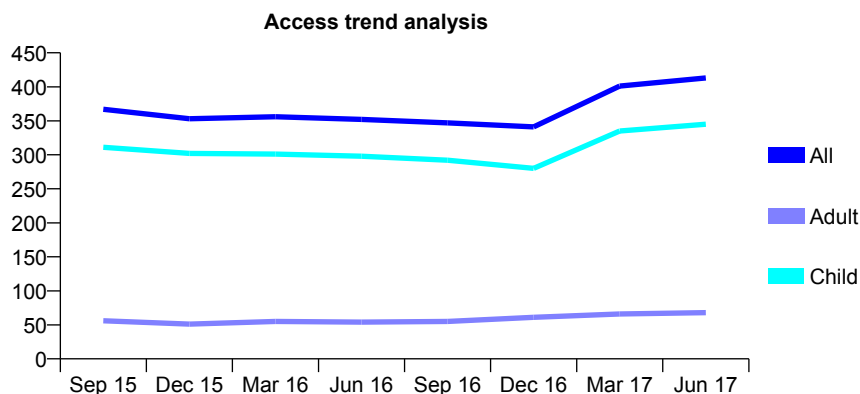
Q52 - Vital Signs At a Glance Contract Report for 857564/0001 - June 2017

Name or company name	MR OD HIGGS
Contract type name	GDS Contract
Purpose of contract	General
Contract start date	15/09/2006
Contract end date	

17/18 Contracted general activity (UDA)	806
Carry forward general activity (UDA)	0
17/18 Contracted orthodontic activity (UOA)	0
Carry forward orthodontic activity (UOA)	0
Baseline contract value	£23,984.48

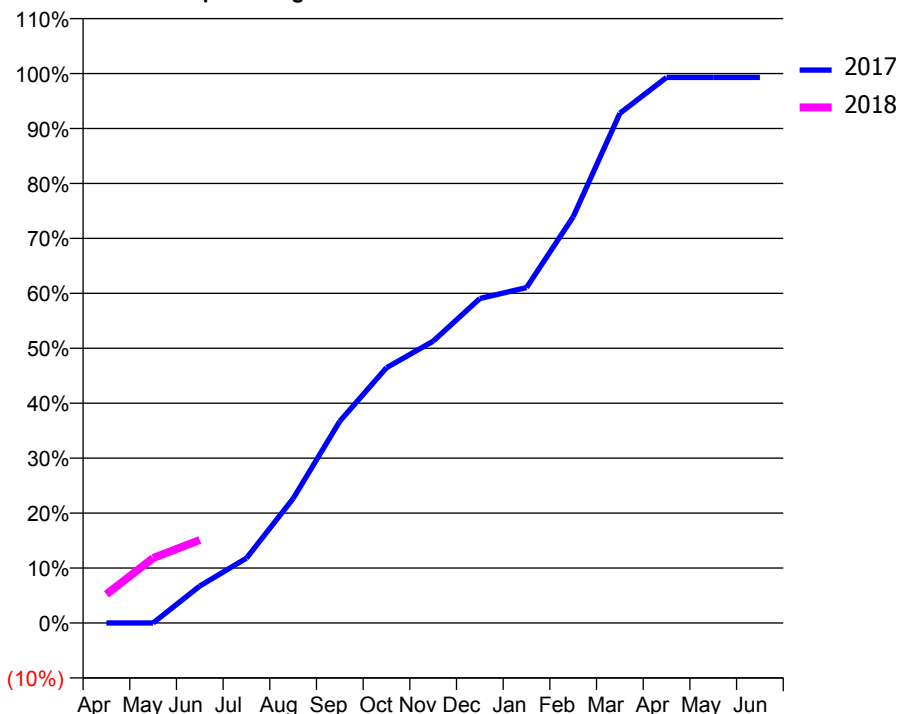
ACCESS*

Patients seen in 24 months	Total	Change since previous quarter
Quarter ending June 2016	352	
Quarter ending September 2016	347	↓
Quarter ending December 2016	341	↓
Quarter ending March 2017	401	↑
Quarter ending June 2017	413	↑
Variance since June 2016	17.3%	↑



ACTIVITY

Cumulative percentage of contracted UDA delivered 2017 & 2018



Month	Adjusted Scheduled Activity (UDA)	
	2017	2018
April	0	42
May	0	95
June	54	122
July	95	
August	183	
September	296	
October	374	
November	413	
December	476	
January	492	
February	596	
March	748	
April	800	
May	800	
June	800	

QUALITY

	Quantity	Base Number	Contract	AT	Region	England
% of FP17s for the same patient ID Re-attending within 3 months - Children	12	130	9.2%	11.2%	13.0%	12.0%
% of FP17s for the same patient ID Re-attending within 3 months - Adults	0	9	0.0%	15.0%	16.6%	16.0%
% of FP17s for the same patient ID Re-attending between 3 & 9 months - Children	61	130	46.9%	60.3%	59.5%	58.0%
% of FP17s for the same patient ID Re-attending between 3 & 9 months - Adults	4	9	44.4%	54.9%	53.1%	50.9%
% of FP17s for Band 1 Urgent Courses	4	91	4.4%	9.0%	9.3%	9.1%
% of FP17s Relating to Free Repair or Replacements	0	91	0.0%	0.9%	1.0%	0.8%
% of FP17s Relating to Continuations	0	91	0.0%	1.2%	1.3%	1.1%
% of Patients satisfied with the dentistry they have received	2	2	N/A	91.6%	91.9%	91.7%
% of Patients satisfied with the time they had to wait for an appointment	2	2	N/A	87.6%	88.7%	88.0%

* This is based on patients treated on this contract for their most recent course of treatment. Figures in italics indicate the base number of FP17s or Patient Questionnaire responses are less than 100. N/A is shown where the base number of responses is less than 10 during the period. % is calculated as Quantity/Base number*100

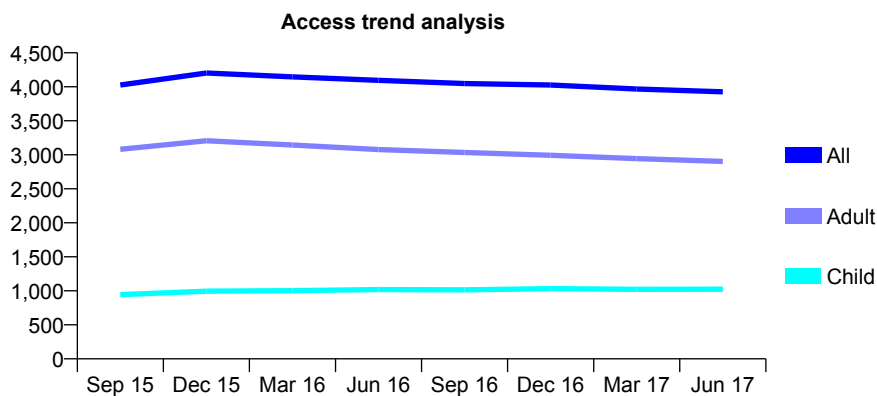
Q52 - Vital Signs At a Glance Contract Report for 905755/0001 - June 2017

Name or company name	MR FN MACPHERSON
Contract type name	GDS Contract
Purpose of contract	General
Contract start date	01/04/2006
Contract end date	

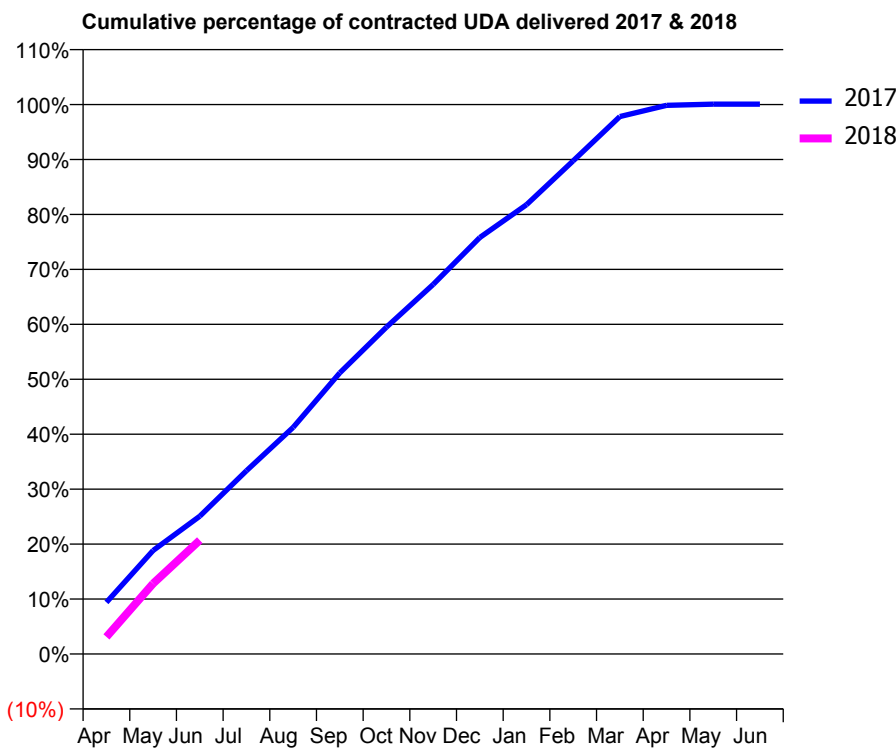
17/18 Contracted general activity (UDA)	10,626
Carry forward general activity (UDA)	0
17/18 Contracted orthodontic activity (UOA)	0
Carry forward orthodontic activity (UOA)	0
Baseline contract value	£264,432.67

ACCESS*

Patients seen in 24 months	Total	Change since previous quarter
Quarter ending June 2016	4,096	
Quarter ending September 2016	4,048	↓
Quarter ending December 2016	4,026	→
Quarter ending March 2017	3,967	↓
Quarter ending June 2017	3,927	↓
Variance since June 2016	(4.1%)	↓



ACTIVITY



Month	Adjusted Scheduled Activity (UDA)	
	2017	2018
April	999	332
May	2,002	1,362
June	2,665	2,200
July	3,543	
August	4,382	
September	5,437	
October	6,322	
November	7,148	
December	8,054	
January	8,689	
February	9,538	
March	10,393	
April	10,611	
May	10,634	
June	10,634	

QUALITY

	Quantity	Base Number	Contract	AT	Region	England
% of FP17s for the same patient ID Re-attending within 3 months - Children	45	426	10.6%	11.2%	13.0%	12.0%
% of FP17s for the same patient ID Re-attending within 3 months - Adults	209	1,148	18.2%	15.0%	16.6%	16.0%
% of FP17s for the same patient ID Re-attending between 3 & 9 months - Children	295	426	69.2%	60.3%	59.5%	58.0%
% of FP17s for the same patient ID Re-attending between 3 & 9 months - Adults	763	1,148	66.5%	54.9%	53.1%	50.9%
% of FP17s for Band 1 Urgent Courses	153	1,419	10.8%	9.0%	9.3%	9.1%
% of FP17s Relating to Free Repair or Replacements	21	1,419	1.5%	0.9%	1.0%	0.8%
% of FP17s Relating to Continuations	12	1,419	0.8%	1.2%	1.3%	1.1%
% of Patients satisfied with the dentistry they have received	4	4	N/A	91.6%	91.9%	91.7%
% of Patients satisfied with the time they had to wait for an appointment	4	4	N/A	87.6%	88.7%	88.0%

* This is based on patients treated on this contract for their most recent course of treatment. Figures in italics indicate the base number of FP17s or Patient Questionnaire responses are less than 100. N/A is shown where the base number of responses is less than 10 during the period. % is calculated as Quantity/Base number*100

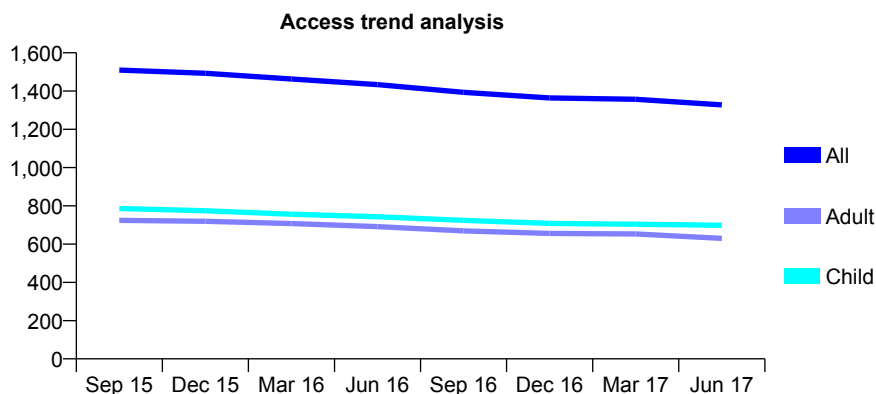
Q52 - Vital Signs At a Glance Contract Report for 911291/0001 - June 2017

Name or company name	MR JG PEARSON
Contract type name	GDS Contract
Purpose of contract	General
Contract start date	01/04/2006
Contract end date	

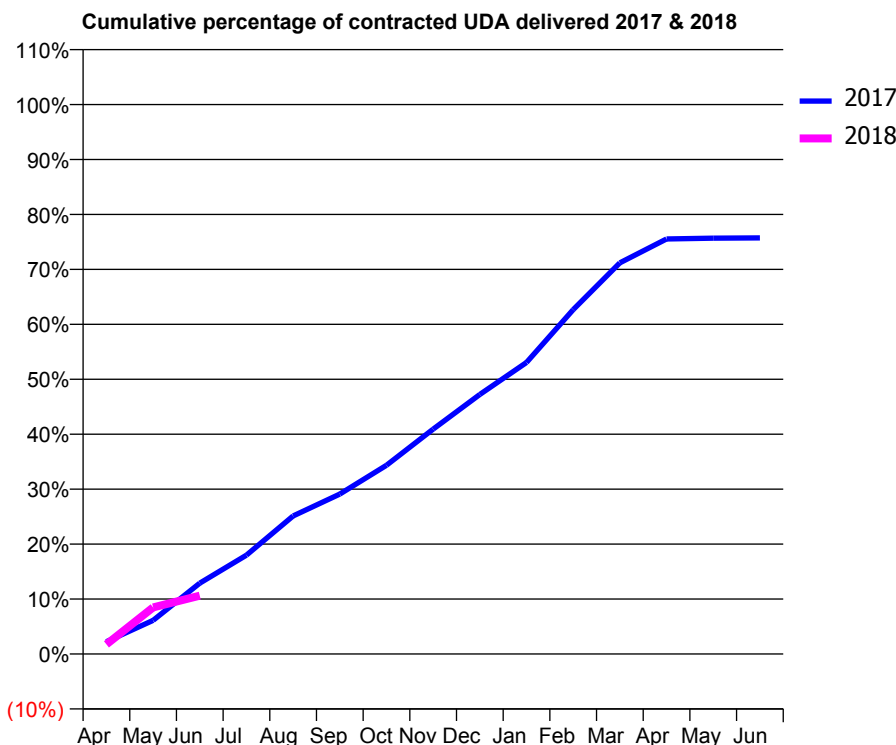
17/18 Contracted general activity (UDA)	5,000
Carry forward general activity (UDA)	0
17/18 Contracted orthodontic activity (UOA)	0
Carry forward orthodontic activity (UOA)	0
Baseline contract value	£116,336.29

ACCESS*

Patients seen in 24 months	Total	Change since previous quarter
Quarter ending June 2016	1,434	
Quarter ending September 2016	1,393	↓
Quarter ending December 2016	1,364	↓
Quarter ending March 2017	1,357	→
Quarter ending June 2017	1,328	↓
Variance since June 2016	(7.4%)	↓



ACTIVITY



Month	Adjusted Scheduled Activity (UDA)	
	2017	2018
April	112	88
May	306	424
June	645	531
July	899	
August	1,256	
September	1,456	
October	1,718	
November	2,047	
December	2,362	
January	2,653	
February	3,134	
March	3,560	
April	3,777	
May	3,784	
June	3,786	

QUALITY

	Quantity	Base Number	Contract	AT	Region	England
% of FP17s for the same patient ID Re-attending within 3 months - Children	14	229	6.1%	11.2%	13.0%	12.0%
% of FP17s for the same patient ID Re-attending within 3 months - Adults	45	177	25.4%	15.0%	16.6%	16.0%
% of FP17s for the same patient ID Re-attending between 3 & 9 months - Children	131	229	57.2%	60.3%	59.5%	58.0%
% of FP17s for the same patient ID Re-attending between 3 & 9 months - Adults	99	177	55.9%	54.9%	53.1%	50.9%
% of FP17s for Band 1 Urgent Courses	25	278	9.0%	9.0%	9.3%	9.1%
% of FP17s Relating to Free Repair or Replacements	1	278	0.4%	0.9%	1.0%	0.8%
% of FP17s Relating to Continuations	1	278	0.4%	1.2%	1.3%	1.1%
% of Patients satisfied with the dentistry they have received	3	3	N/A	91.6%	91.9%	91.7%
% of Patients satisfied with the time they had to wait for an appointment	3	3	N/A	87.6%	88.7%	88.0%

* This is based on patients treated on this contract for their most recent course of treatment. Figures in italics indicate the base number of FP17s or Patient Questionnaire responses are less than 100. N/A is shown where the base number of responses is less than 10 during the period. % is calculated as Quantity/Base number*100

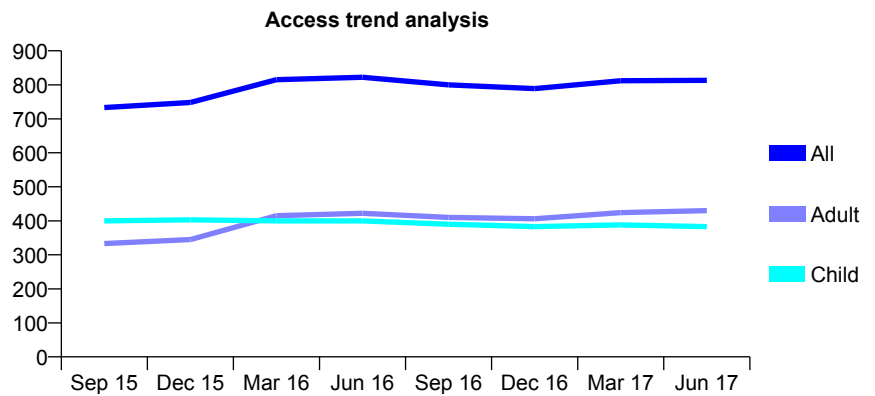
Q52 - Vital Signs At a Glance Contract Report for 913103/0001 - June 2017

Name or company name	MRS JM GRAYE
Contract type name	GDS Contract
Purpose of contract	General
Contract start date	01/04/2006
Contract end date	

17/18 Contracted general activity (UDA)	2,419
Carry forward general activity (UDA)	0
17/18 Contracted orthodontic activity (UOA)	0
Carry forward orthodontic activity (UOA)	0
Baseline contract value	£53,095.85

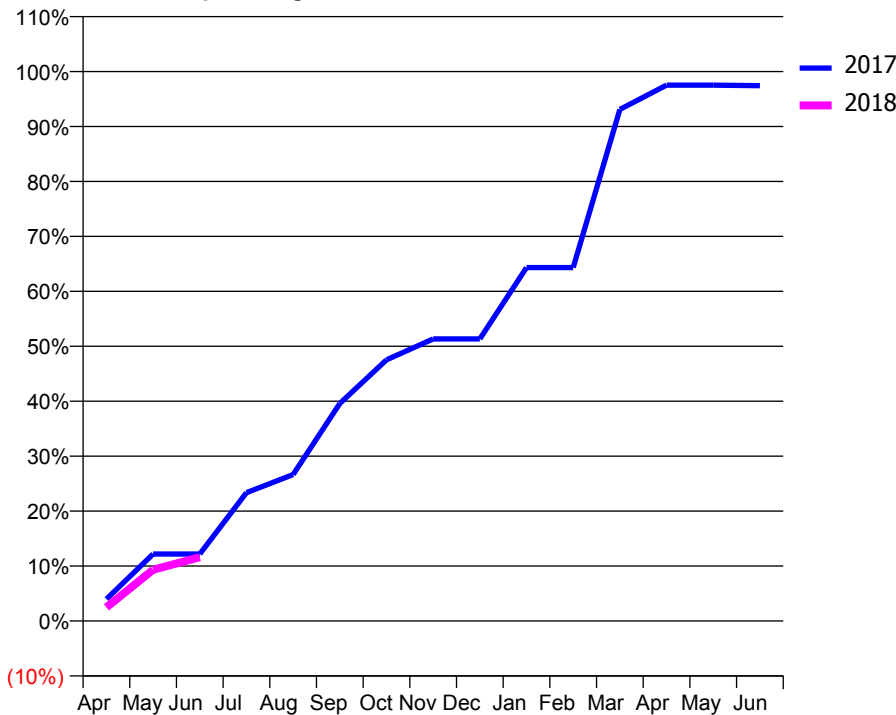
ACCESS*

Patients seen in 24 months	Total	Change since previous quarter
Quarter ending June 2016	822	
Quarter ending September 2016	800	↓
Quarter ending December 2016	789	↓
Quarter ending March 2017	812	↑
Quarter ending June 2017	813	→
Variance since June 2016	(1.1%)	↓



ACTIVITY

Cumulative percentage of contracted UDA delivered 2017 & 2018



Adjusted Scheduled Activity (UDA)		
Month	2017	2018
April	96	60
May	295	226
June	295	281
July	565	
August	645	
September	958	
October	1,150	
November	1,242	
December	1,242	
January	1,556	
February	1,556	
March	2,252	
April	2,359	
May	2,359	
June	2,357	

QUALITY

	Quantity	Base Number	Contract	AT	Region	England
% of FP17s for the same patient ID Re-attending within 3 months - Children	19	154	12.3%	11.2%	13.0%	12.0%
% of FP17s for the same patient ID Re-attending within 3 months - Adults	16	79	20.3%	15.0%	16.6%	16.0%
% of FP17s for the same patient ID Re-attending between 3 & 9 months - Children	114	154	74.0%	60.3%	59.5%	58.0%
% of FP17s for the same patient ID Re-attending between 3 & 9 months - Adults	50	79	63.3%	54.9%	53.1%	50.9%
% of FP17s for Band 1 Urgent Courses	5	177	2.8%	9.0%	9.3%	9.1%
% of FP17s Relating to Free Repair or Replacements	0	177	0.0%	0.9%	1.0%	0.8%
% of FP17s Relating to Continuations	1	177	0.6%	1.2%	1.3%	1.1%
% of Patients satisfied with the dentistry they have received	1	1	N/A	91.6%	91.9%	91.7%
% of Patients satisfied with the time they had to wait for an appointment	1	1	N/A	87.6%	88.7%	88.0%

* This is based on patients treated on this contract for their most recent course of treatment. Figures in italics indicate the base number of FP17s or Patient Questionnaire responses are less than 100. N/A is shown where the base number of responses is less than 10 during the period. % is calculated as Quantity/Base number*100

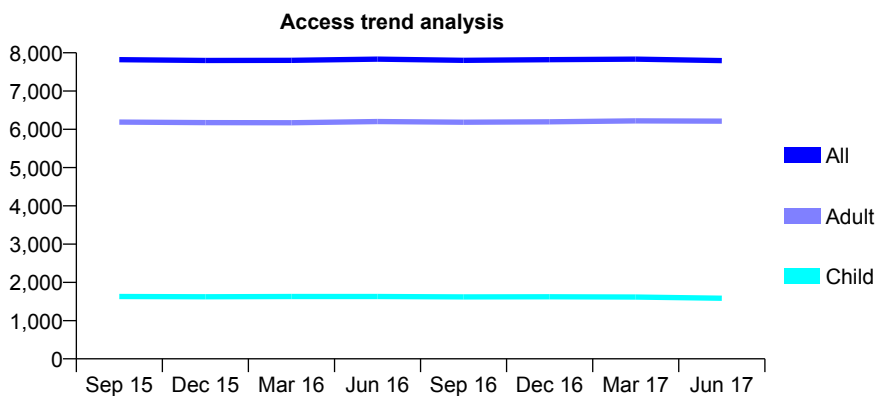
Q52 - Vital Signs At a Glance Contract Report for 914126/0001 - June 2017

Name or company name	MR RM WHITE
Contract type name	GDS Contract
Purpose of contract	General
Contract start date	01/04/2006
Contract end date	

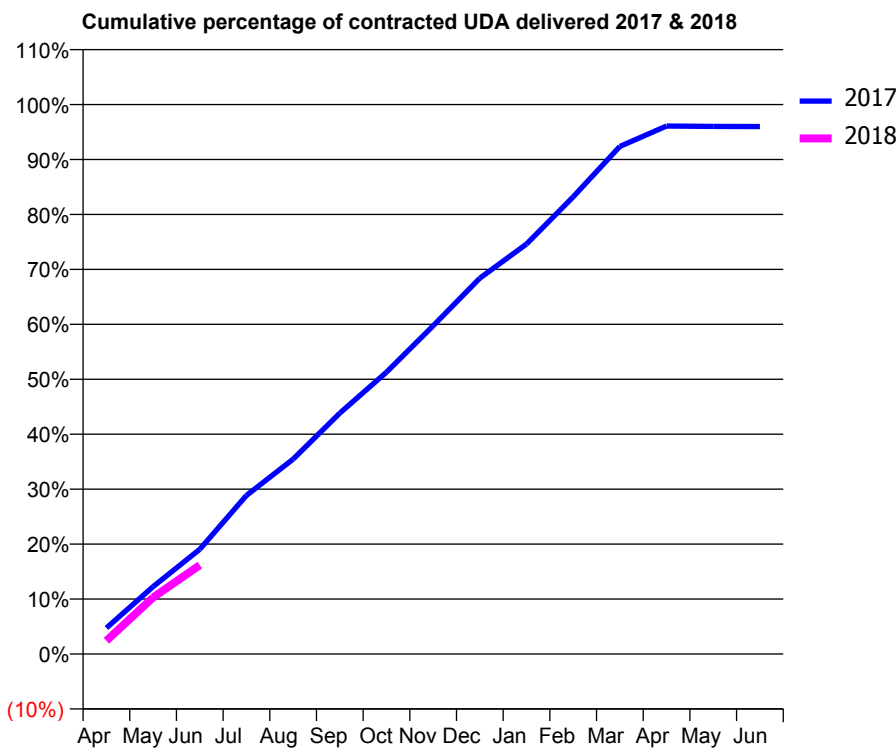
17/18 Contracted general activity (UDA)	22,295
Carry forward general activity (UDA)	0
17/18 Contracted orthodontic activity (UOA)	0
Carry forward orthodontic activity (UOA)	0
Baseline contract value	£584,395.42

ACCESS*

Patients seen in 24 months	Total	Change since previous quarter
Quarter ending June 2016	7,834	
Quarter ending September 2016	7,802	→
Quarter ending December 2016	7,819	→
Quarter ending March 2017	7,835	→
Quarter ending June 2017	7,797	→
Variance since June 2016	(0.5%)	→



ACTIVITY



Adjusted Scheduled Activity (UDA)		
Month	2017	2018
April	1,059	539
May	2,733	2,296
June	4,250	3,606
July	6,438	
August	7,906	
September	9,775	
October	11,434	
November	13,317	
December	15,250	
January	16,636	
February	18,550	
March	20,593	
April	21,424	
May	21,408	
June	21,400	

QUALITY

	Quantity	Base Number	Contract	AT	Region	England
% of FP17s for the same patient ID Re-attending within 3 months - Children	26	507	5.1%	11.2%	13.0%	12.0%
% of FP17s for the same patient ID Re-attending within 3 months - Adults	296	1,906	15.5%	15.0%	16.6%	16.0%
% of FP17s for the same patient ID Re-attending between 3 & 9 months - Children	326	507	64.3%	60.3%	59.5%	58.0%
% of FP17s for the same patient ID Re-attending between 3 & 9 months - Adults	890	1,906	46.7%	54.9%	53.1%	50.9%
% of FP17s for Band 1 Urgent Courses	199	2,008	9.9%	9.0%	9.3%	9.1%
% of FP17s Relating to Free Repair or Replacements	30	2,008	1.5%	0.9%	1.0%	0.8%
% of FP17s Relating to Continuations	30	2,008	1.5%	1.2%	1.3%	1.1%
% of Patients satisfied with the dentistry they have received	23	24	95.8%	91.6%	91.9%	91.7%
% of Patients satisfied with the time they had to wait for an appointment	24	24	100.0%	87.6%	88.7%	88.0%

* This is based on patients treated on this contract for their most recent course of treatment. Figures in italics indicate the base number of FP17s or Patient Questionnaire responses are less than 100. N/A is shown where the base number of responses is less than 10 during the period. % is calculated as Quantity/Base number*100

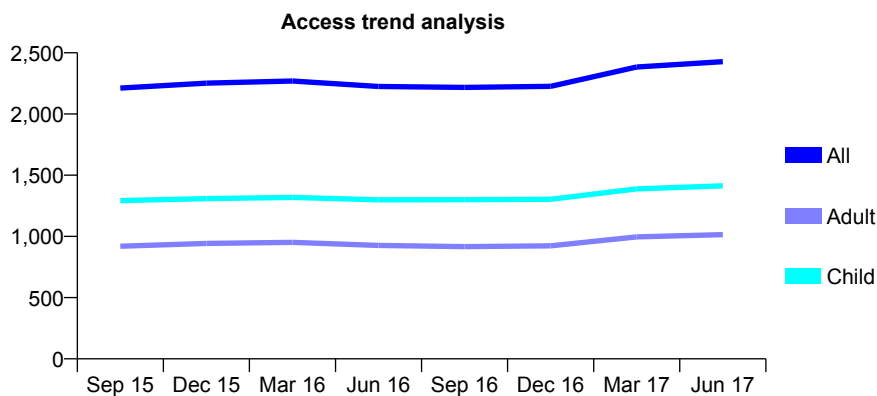
Q52 - Vital Signs At a Glance Contract Report for 914169/0001 - June 2017

Name or company name	MR DS BROWN
Contract type name	GDS Contract
Purpose of contract	General
Contract start date	01/04/2006
Contract end date	

17/18 Contracted general activity (UDA)	7,850
Carry forward general activity (UDA)	0
17/18 Contracted orthodontic activity (UOA)	0
Carry forward orthodontic activity (UOA)	0
Baseline contract value	£271,895.25

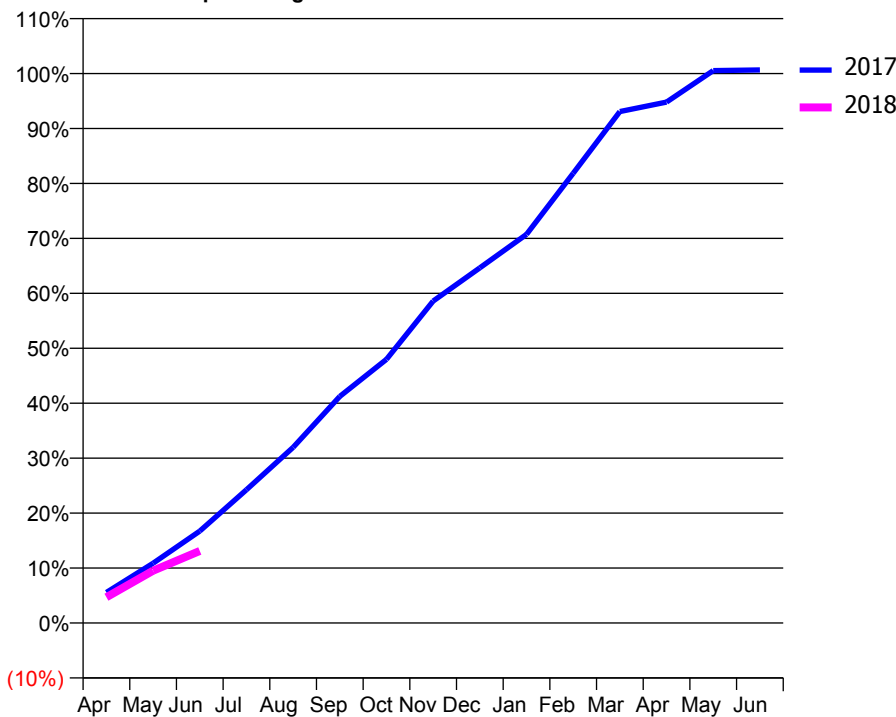
ACCESS*

Patients seen in 24 months	Total	Change since previous quarter
Quarter ending June 2016	2,225	
Quarter ending September 2016	2,217	→
Quarter ending December 2016	2,226	→
Quarter ending March 2017	2,384	↑
Quarter ending June 2017	2,428	→
Variance since June 2016	9.1%	↑



ACTIVITY

Cumulative percentage of contracted UDA delivered 2017 & 2018



Month	Adjusted Scheduled Activity (UDA)	
	2017	2018
April	437	368
May	855	748
June	1,313	1,030
July	1,903	
August	2,510	
September	3,237	
October	3,766	
November	4,600	
December	5,073	
January	5,553	
February	6,425	
March	7,306	
April	7,442	
May	7,891	
June	7,900	

QUALITY

	Quantity	Base Number	Contract	AT	Region	England
% of FP17s for the same patient ID Re-attending within 3 months - Children	50	491	10.2%	11.2%	13.0%	12.0%
% of FP17s for the same patient ID Re-attending within 3 months - Adults	84	328	25.6%	15.0%	16.6%	16.0%
% of FP17s for the same patient ID Re-attending between 3 & 9 months - Children	309	491	62.9%	60.3%	59.5%	58.0%
% of FP17s for the same patient ID Re-attending between 3 & 9 months - Adults	151	328	46.0%	54.9%	53.1%	50.9%
% of FP17s for Band 1 Urgent Courses	28	460	6.1%	9.0%	9.3%	9.1%
% of FP17s Relating to Free Repair or Replacements	0	460	0.0%	0.9%	1.0%	0.8%
% of FP17s Relating to Continuations	0	460	0.0%	1.2%	1.3%	1.1%
% of Patients satisfied with the dentistry they have received	1	1	N/A	91.6%	91.9%	91.7%
% of Patients satisfied with the time they had to wait for an appointment	1	1	N/A	87.6%	88.7%	88.0%

* This is based on patients treated on this contract for their most recent course of treatment. Figures in italics indicate the base number of FP17s or Patient Questionnaire responses are less than 100. N/A is shown where the base number of responses is less than 10 during the period. % is calculated as Quantity/Base number*100

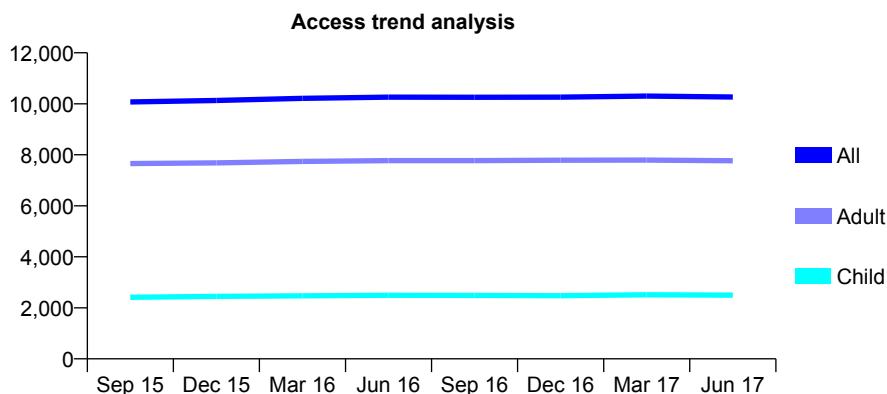
Q52 - Vital Signs At a Glance Contract Report for 915017/0001 - June 2017

Name or company name	MR JP HENDRON
Contract type name	Pilot Contract
Purpose of contract	General
Contract start date	01/04/2006
Contract end date	

17/18 Contracted general activity (UDA)	30,060
Carry forward general activity (UDA)	0
17/18 Contracted orthodontic activity (UOA)	0
Carry forward orthodontic activity (UOA)	0
Baseline contract value	£914,314.45

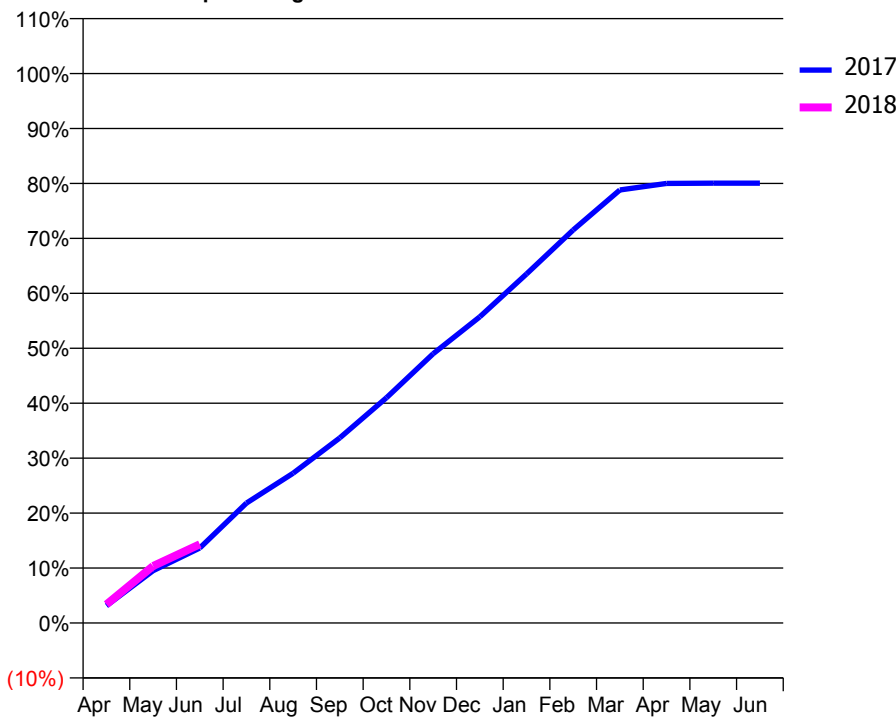
ACCESS*

Patients seen in 24 months	Total	Change since previous quarter
Quarter ending June 2016	10,263	
Quarter ending September 2016	10,258	→
Quarter ending December 2016	10,260	→
Quarter ending March 2017	10,305	→
Quarter ending June 2017	10,266	→
Variance since June 2016	0.0%	→



ACTIVITY

Cumulative percentage of contracted UDA delivered 2017 & 2018



Month	Adjusted Scheduled Activity (UDA)	
	2017	2018
April	947	1,021
May	2,860	3,118
June	4,105	4,309
July	6,563	
August	8,192	
September	10,130	
October	12,324	
November	14,732	
December	16,752	
January	19,094	
February	21,499	
March	23,691	
April	24,046	
May	24,062	
June	24,064	

QUALITY

	Quantity	Base Number	Contract	AT	Region	England
% of FP17s for the same patient ID Re-attending within 3 months - Children	57	790	7.2%	11.2%	13.0%	12.0%
% of FP17s for the same patient ID Re-attending within 3 months - Adults	163	1,908	8.5%	15.0%	16.6%	16.0%
% of FP17s for the same patient ID Re-attending between 3 & 9 months - Children	520	790	65.8%	60.3%	59.5%	58.0%
% of FP17s for the same patient ID Re-attending between 3 & 9 months - Adults	1,040	1,908	54.5%	54.9%	53.1%	50.9%
% of FP17s for Band 1 Urgent Courses	73	2,280	3.2%	9.0%	9.3%	9.1%
% of FP17s Relating to Free Repair or Replacements	19	2,280	0.8%	0.9%	1.0%	0.8%
% of FP17s Relating to Continuations	56	2,280	2.5%	1.2%	1.3%	1.1%
% of Patients satisfied with the dentistry they have received	16	16	100.0%	91.6%	91.9%	91.7%
% of Patients satisfied with the time they had to wait for an appointment	13	16	81.3%	87.6%	88.7%	88.0%

* This is based on patients treated on this contract for their most recent course of treatment. Figures in italics indicate the base number of FP17s or Patient Questionnaire responses are less than 100. N/A is shown where the base number of responses is less than 10 during the period. % is calculated as Quantity/Base number*100

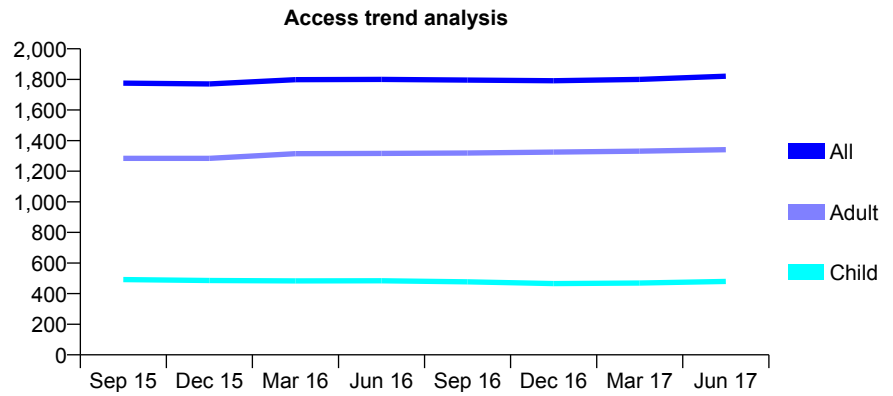
Q52 - Vital Signs At a Glance Contract Report for 915467/0001 - June 2017

Name or company name	MR A STEVENSON
Contract type name	PDS Contract
Purpose of contract	General
Contract start date	01/04/2006
Contract end date	31/03/2021

17/18 Contracted general activity (UDA)	5,620
Carry forward general activity (UDA)	0
17/18 Contracted orthodontic activity (UOA)	0
Carry forward orthodontic activity (UOA)	0
Baseline contract value	£153,859.64

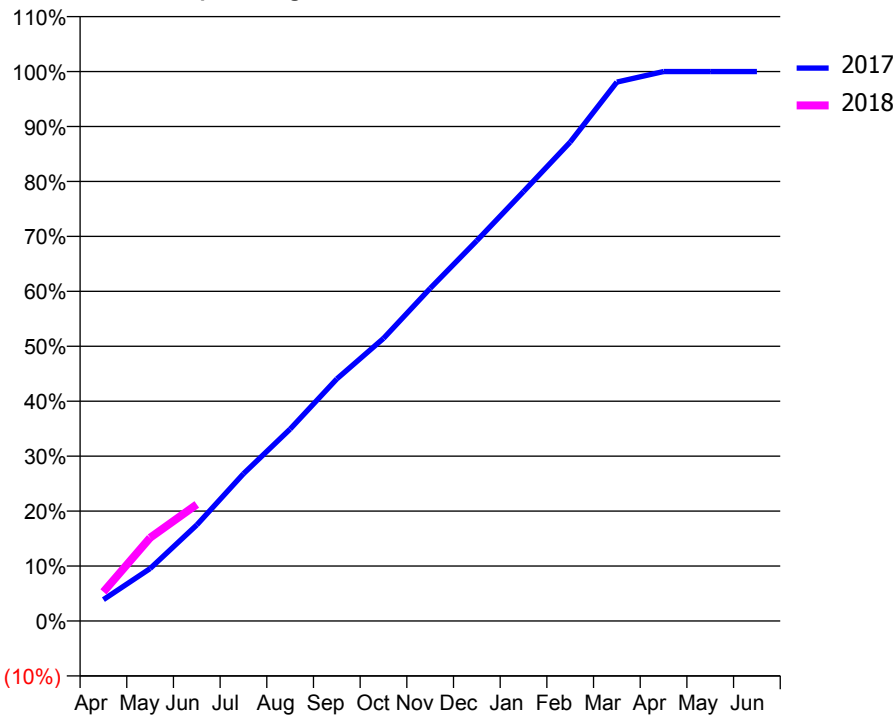
ACCESS*

Patients seen in 24 months	Total	Change since previous quarter
Quarter ending June 2016	1,800	
Quarter ending September 2016	1,796	→
Quarter ending December 2016	1,791	→
Quarter ending March 2017	1,800	→
Quarter ending June 2017	1,821	→
Variance since June 2016	1.2%	→



ACTIVITY

Cumulative percentage of contracted UDA delivered 2017 & 2018



Month	Adjusted Scheduled Activity (UDA)	
	2017	2018
April	218	298
May	537	852
June	982	1,193
July	1,506	
August	1,964	
September	2,475	
October	2,890	
November	3,401	
December	3,890	
January	4,393	
February	4,898	
March	5,512	
April	5,620	
May	5,620	
June	5,620	

QUALITY

	Quantity	Base Number	Contract	AT	Region	England
% of FP17s for the same patient ID Re-attending within 3 months - Children	4	160	2.5%	11.2%	13.0%	12.0%
% of FP17s for the same patient ID Re-attending within 3 months - Adults	89	483	18.4%	15.0%	16.6%	16.0%
% of FP17s for the same patient ID Re-attending between 3 & 9 months - Children	68	160	42.5%	60.3%	59.5%	58.0%
% of FP17s for the same patient ID Re-attending between 3 & 9 months - Adults	261	483	54.0%	54.9%	53.1%	50.9%
% of FP17s for Band 1 Urgent Courses	21	594	3.5%	9.0%	9.3%	9.1%
% of FP17s Relating to Free Repair or Replacements	5	594	0.8%	0.9%	1.0%	0.8%
% of FP17s Relating to Continuations	15	594	2.5%	1.2%	1.3%	1.1%
% of Patients satisfied with the dentistry they have received	2	2	N/A	91.6%	91.9%	91.7%
% of Patients satisfied with the time they had to wait for an appointment	1	2	N/A	87.6%	88.7%	88.0%

* This is based on patients treated on this contract for their most recent course of treatment. Figures in italics indicate the base number of FP17s or Patient Questionnaire responses are less than 100. N/A is shown where the base number of responses is less than 10 during the period. % is calculated as Quantity/Base number*100

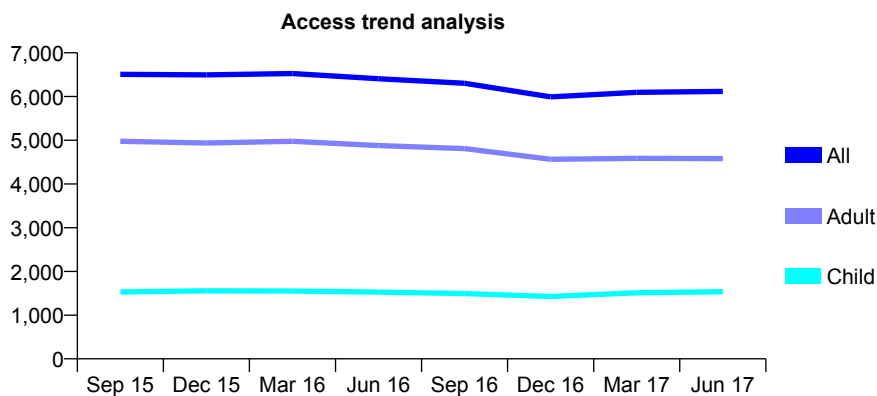
Q52 - Vital Signs At a Glance Contract Report for 917370/0011 - June 2017

Name or company name	MR JS MATHAROO
Contract type name	GDS Contract
Purpose of contract	General
Contract start date	14/04/2008
Contract end date	

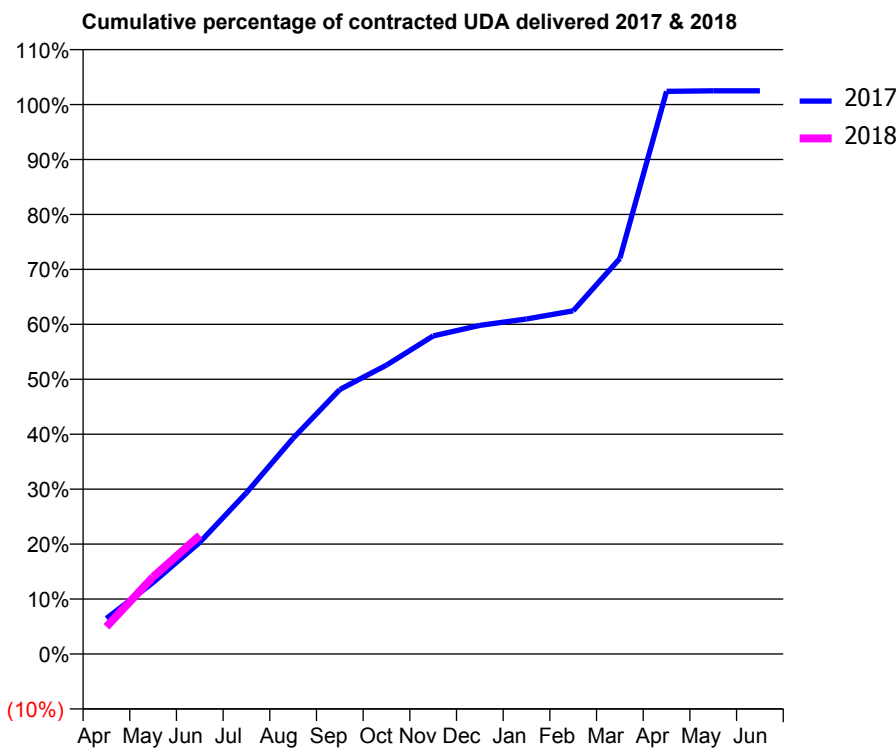
17/18 Contracted general activity (UDA)	15,000
Carry forward general activity (UDA)	0
17/18 Contracted orthodontic activity (UOA)	0
Carry forward orthodontic activity (UOA)	0
Baseline contract value	£429,897.04

ACCESS*

Patients seen in 24 months	Total	Change since previous quarter
Quarter ending June 2016	6,408	
Quarter ending September 2016	6,303	↓
Quarter ending December 2016	5,991	↓
Quarter ending March 2017	6,096	→
Quarter ending June 2017	6,116	→
Variance since June 2016	(4.6%)	↓



ACTIVITY



Month	Adjusted Scheduled Activity (UDA)	
	2017	2018
April	970	745
May	1,954	2,104
June	3,050	3,238
July	4,403	
August	5,892	
September	7,221	
October	7,888	
November	8,682	
December	8,970	
January	9,144	
February	9,368	
March	10,798	
April	15,360	
May	15,374	
June	15,374	

QUALITY

	Quantity	Base Number	Contract	AT	Region	England
% of FP17s for the same patient ID Re-attending within 3 months - Children	80	1,176	6.8%	11.2%	13.0%	12.0%
% of FP17s for the same patient ID Re-attending within 3 months - Adults	440	2,693	16.3%	15.0%	16.6%	16.0%
% of FP17s for the same patient ID Re-attending between 3 & 9 months - Children	630	1,176	53.6%	60.3%	59.5%	58.0%
% of FP17s for the same patient ID Re-attending between 3 & 9 months - Adults	1,249	2,693	46.4%	54.9%	53.1%	50.9%
% of FP17s for Band 1 Urgent Courses	84	1,498	5.6%	9.0%	9.3%	9.1%
% of FP17s Relating to Free Repair or Replacements	17	1,498	1.1%	0.9%	1.0%	0.8%
% of FP17s Relating to Continuations	21	1,498	1.4%	1.2%	1.3%	1.1%
% of Patients satisfied with the dentistry they have received	7	9	N/A	91.6%	91.9%	91.7%
% of Patients satisfied with the time they had to wait for an appointment	8	9	N/A	87.6%	88.7%	88.0%

* This is based on patients treated on this contract for their most recent course of treatment. Figures in italics indicate the base number of FP17s or Patient Questionnaire responses are less than 100. N/A is shown where the base number of responses is less than 10 during the period. % is calculated as Quantity/Base number*100

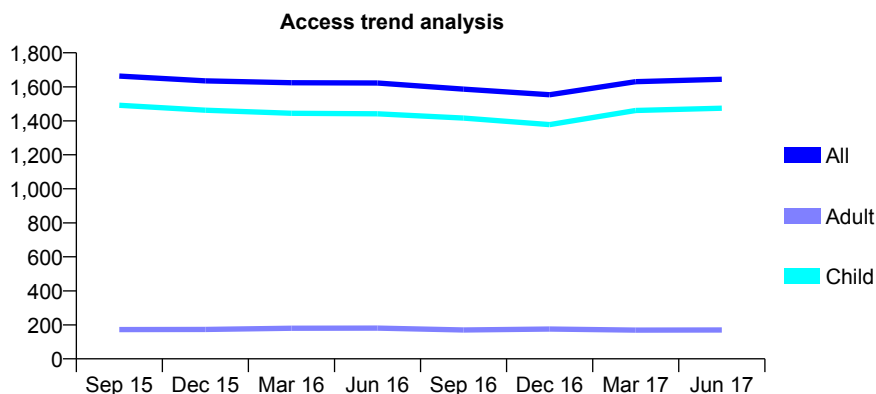
Q52 - Vital Signs At a Glance Contract Report for 917990/0001 - June 2017

Name or company name	MISS L TAYLOR
Contract type name	GDS Contract
Purpose of contract	General
Contract start date	01/04/2006
Contract end date	

17/18 Contracted general activity (UDA)	3,898
Carry forward general activity (UDA)	0
17/18 Contracted orthodontic activity (UOA)	0
Carry forward orthodontic activity (UOA)	0
Baseline contract value	£93,311.53

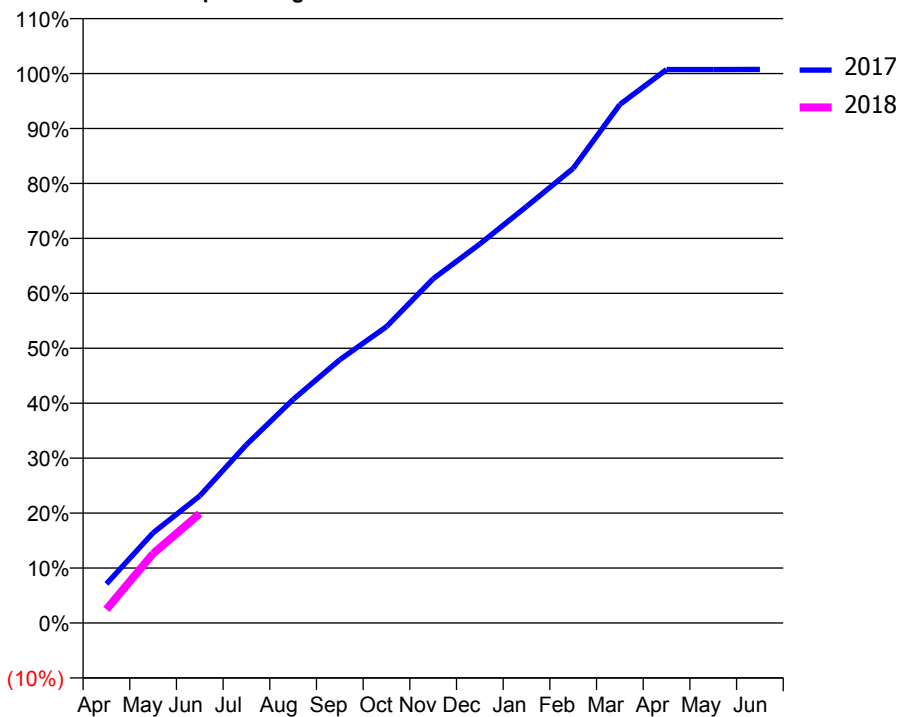
ACCESS*

Patients seen in 24 months	Total	Change since previous quarter
Quarter ending June 2016	1,622	
Quarter ending September 2016	1,586	↓
Quarter ending December 2016	1,553	↓
Quarter ending March 2017	1,630	↑
Quarter ending June 2017	1,644	→
Variance since June 2016	1.4%	→



ACTIVITY

Cumulative percentage of contracted UDA delivered 2017 & 2018



Adjusted Scheduled Activity (UDA)

Month	2017	2018
April	278	97
May	640	492
June	902	776
July	1,265	
August	1,586	
September	1,868	
October	2,102	
November	2,442	
December	2,689	
January	2,954	
February	3,226	
March	3,678	
April	3,926	
May	3,926	
June	3,927	

QUALITY

	Quantity	Base Number	Contract	AT	Region	England
% of FP17s for the same patient ID Re-attending within 3 months - Children	48	629	7.6%	11.2%	13.0%	12.0%
% of FP17s for the same patient ID Re-attending within 3 months - Adults	1	18	5.6%	15.0%	16.6%	16.0%
% of FP17s for the same patient ID Re-attending between 3 & 9 months - Children	398	629	63.3%	60.3%	59.5%	58.0%
% of FP17s for the same patient ID Re-attending between 3 & 9 months - Adults	12	18	66.7%	54.9%	53.1%	50.9%
% of FP17s for Band 1 Urgent Courses	6	512	1.2%	9.0%	9.3%	9.1%
% of FP17s Relating to Free Repair or Replacements	0	512	0.0%	0.9%	1.0%	0.8%
% of FP17s Relating to Continuations	0	512	0.0%	1.2%	1.3%	1.1%
% of Patients satisfied with the dentistry they have received	0	0	N/A	91.6%	91.9%	91.7%
% of Patients satisfied with the time they had to wait for an appointment	0	0	N/A	87.6%	88.7%	88.0%

* This is based on patients treated on this contract for their most recent course of treatment. Figures in italics indicate the base number of FP17s or Patient Questionnaire responses are less than 100. N/A is shown where the base number of responses is less than 10 during the period. % is calculated as Quantity/Base number*100

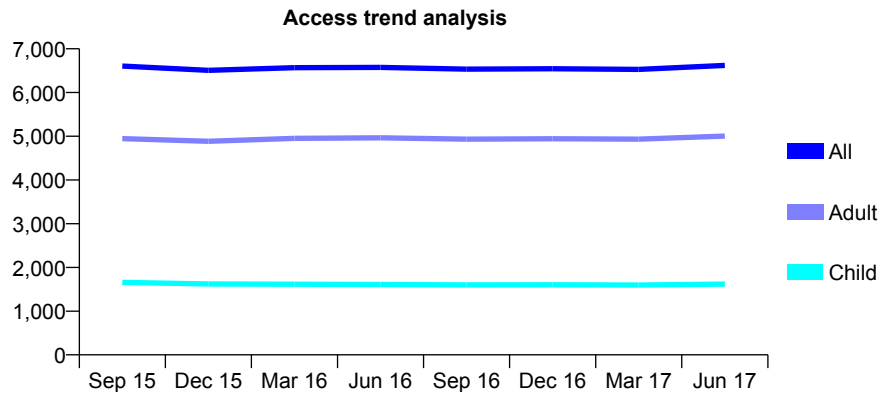
Q52 - Vital Signs At a Glance Contract Report for 919861/0001 - June 2017

Name or company name	MRS SJ BARRETT
Contract type name	Pilot Contract
Purpose of contract	General
Contract start date	01/04/2006
Contract end date	31/03/2021

17/18 Contracted general activity (UDA)	21,548
Carry forward general activity (UDA)	0
17/18 Contracted orthodontic activity (UOA)	0
Carry forward orthodontic activity (UOA)	0
Baseline contract value	£611,372.27

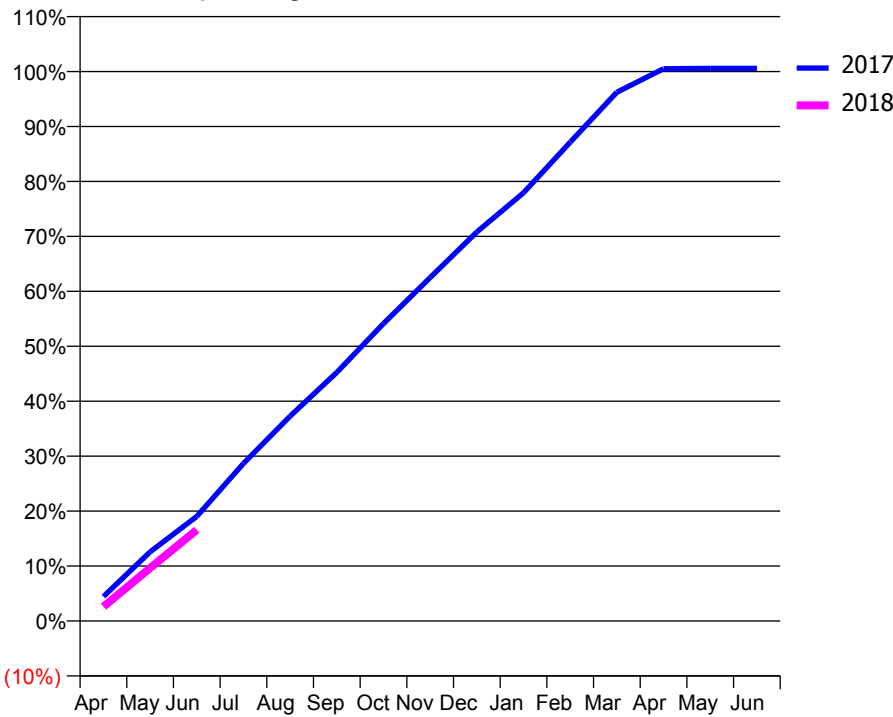
ACCESS*

Patients seen in 24 months	Total	Change since previous quarter
Quarter ending June 2016	6,574	
Quarter ending September 2016	6,535	→
Quarter ending December 2016	6,545	→
Quarter ending March 2017	6,530	→
Quarter ending June 2017	6,620	→
Variance since June 2016	0.7%	→



ACTIVITY

Cumulative percentage of contracted UDA delivered 2017 & 2018



Month	Adjusted Scheduled Activity (UDA)	
	2017	2018
April	961	562
May	2,712	2,078
June	4,104	3,576
July	6,178	
August	8,033	
September	9,752	
October	11,663	
November	13,466	
December	15,253	
January	16,792	
February	18,774	
March	20,734	
April	21,658	
May	21,674	
June	21,674	

QUALITY

	Quantity	Base Number	Contract	AT	Region	England
% of FP17s for the same patient ID Re-attending within 3 months - Children	37	515	7.2%	11.2%	13.0%	12.0%
% of FP17s for the same patient ID Re-attending within 3 months - Adults	266	1,681	15.8%	15.0%	16.6%	16.0%
% of FP17s for the same patient ID Re-attending between 3 & 9 months - Children	319	515	61.9%	60.3%	59.5%	58.0%
% of FP17s for the same patient ID Re-attending between 3 & 9 months - Adults	1,048	1,681	62.3%	54.9%	53.1%	50.9%
% of FP17s for Band 1 Urgent Courses	165	1,757	9.4%	9.0%	9.3%	9.1%
% of FP17s Relating to Free Repair or Replacements	29	1,757	1.7%	0.9%	1.0%	0.8%
% of FP17s Relating to Continuations	37	1,757	2.1%	1.2%	1.3%	1.1%
% of Patients satisfied with the dentistry they have received	6	6	N/A	91.6%	91.9%	91.7%
% of Patients satisfied with the time they had to wait for an appointment	6	6	N/A	87.6%	88.7%	88.0%

* This is based on patients treated on this contract for their most recent course of treatment. Figures in italics indicate the base number of FP17s or Patient Questionnaire responses are less than 100. N/A is shown where the base number of responses is less than 10 during the period. % is calculated as Quantity/Base number*100

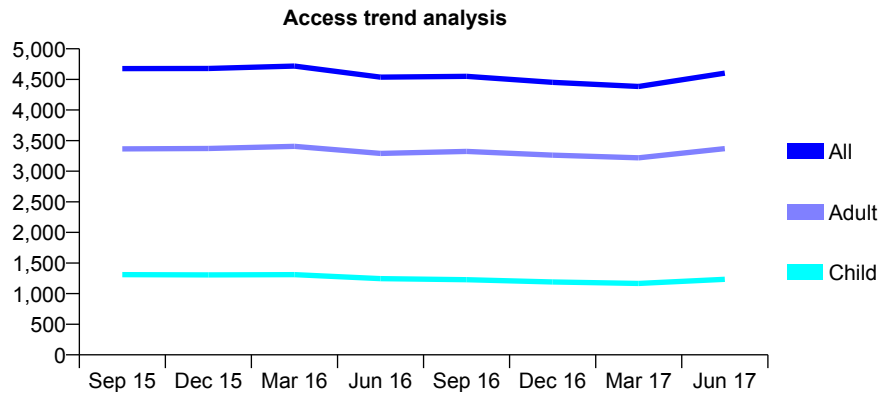
Q52 - Vital Signs At a Glance Contract Report for 929271/0001 - June 2017

Name or company name	MISS R PRASAD
Contract type name	GDS Contract
Purpose of contract	General
Contract start date	01/04/2006
Contract end date	

17/18 Contracted general activity (UDA)	14,610
Carry forward general activity (UDA)	0
17/18 Contracted orthodontic activity (UOA)	0
Carry forward orthodontic activity (UOA)	0
Baseline contract value	£323,801.38

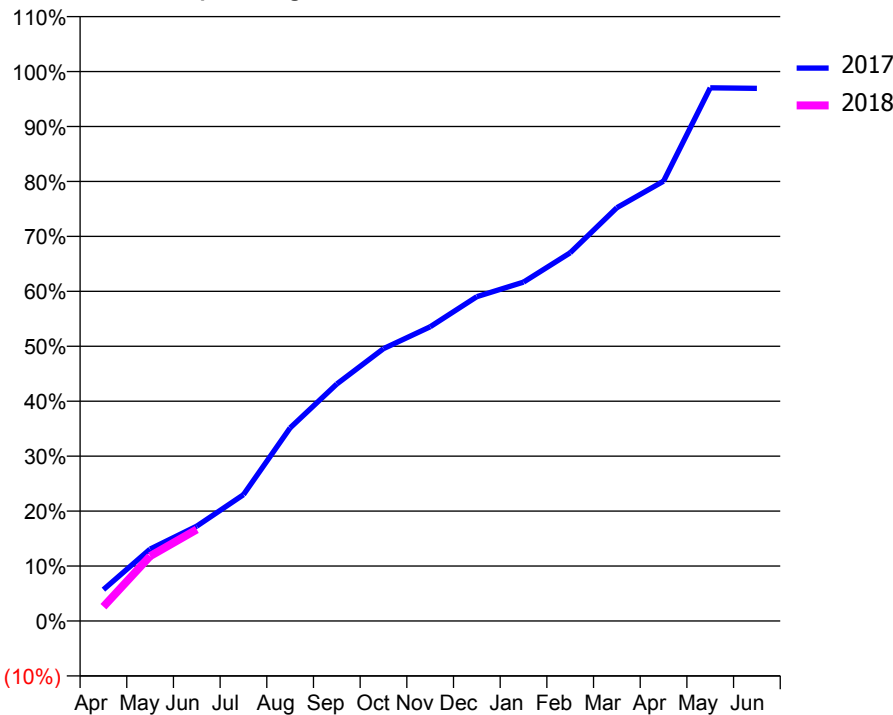
ACCESS*

Patients seen in 24 months	Total	Change since previous quarter
Quarter ending June 2016	4,536	
Quarter ending September 2016	4,551	→
Quarter ending December 2016	4,452	↓
Quarter ending March 2017	4,385	↓
Quarter ending June 2017	4,603	↑
Variance since June 2016	1.5%	→



ACTIVITY

Cumulative percentage of contracted UDA delivered 2017 & 2018



Month	Adjusted Scheduled Activity (UDA)	
	2017	2018
April	834	381
May	1,912	1,725
June	2,523	2,435
July	3,358	
August	5,134	
September	6,301	
October	7,240	
November	7,825	
December	8,624	
January	9,010	
February	9,792	
March	10,988	
April	11,693	
May	14,176	
June	14,164	

QUALITY

	Quantity	Base Number	Contract	AT	Region	England
% of FP17s for the same patient ID Re-attending within 3 months - Children	48	693	6.9%	11.2%	13.0%	12.0%
% of FP17s for the same patient ID Re-attending within 3 months - Adults	300	1,959	15.3%	15.0%	16.6%	16.0%
% of FP17s for the same patient ID Re-attending between 3 & 9 months - Children	366	693	52.8%	60.3%	59.5%	58.0%
% of FP17s for the same patient ID Re-attending between 3 & 9 months - Adults	1,074	1,959	54.8%	54.9%	53.1%	50.9%
% of FP17s for Band 1 Urgent Courses	47	1,083	4.3%	9.0%	9.3%	9.1%
% of FP17s Relating to Free Repair or Replacements	18	1,083	1.7%	0.9%	1.0%	0.8%
% of FP17s Relating to Continuations	7	1,083	0.6%	1.2%	1.3%	1.1%
% of Patients satisfied with the dentistry they have received	5	5	N/A	91.6%	91.9%	91.7%
% of Patients satisfied with the time they had to wait for an appointment	4	5	N/A	87.6%	88.7%	88.0%

* This is based on patients treated on this contract for their most recent course of treatment. Figures in italics indicate the base number of FP17s or Patient Questionnaire responses are less than 100. N/A is shown where the base number of responses is less than 10 during the period. % is calculated as Quantity/Base number*100

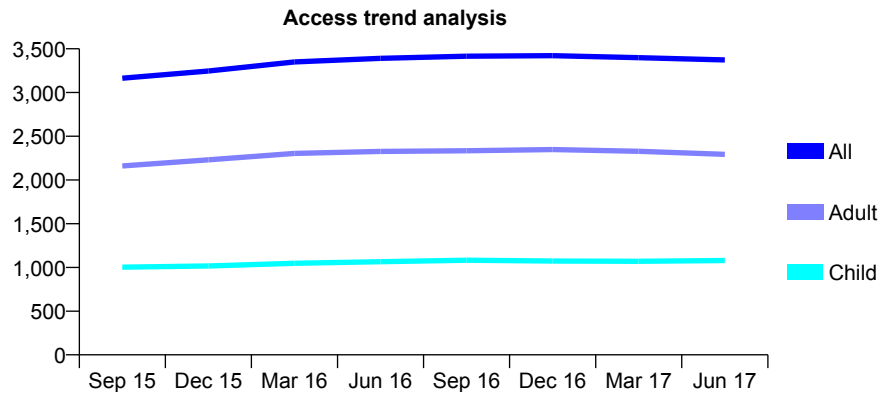
Q52 - Vital Signs At a Glance Contract Report for 932574/0001 - June 2017

Name or company name	MRS M HAMER
Contract type name	GDS Contract
Purpose of contract	General
Contract start date	01/11/2007
Contract end date	

17/18 Contracted general activity (UDA)	7,800
Carry forward general activity (UDA)	0
17/18 Contracted orthodontic activity (UOA)	0
Carry forward orthodontic activity (UOA)	0
Baseline contract value	£210,835.46

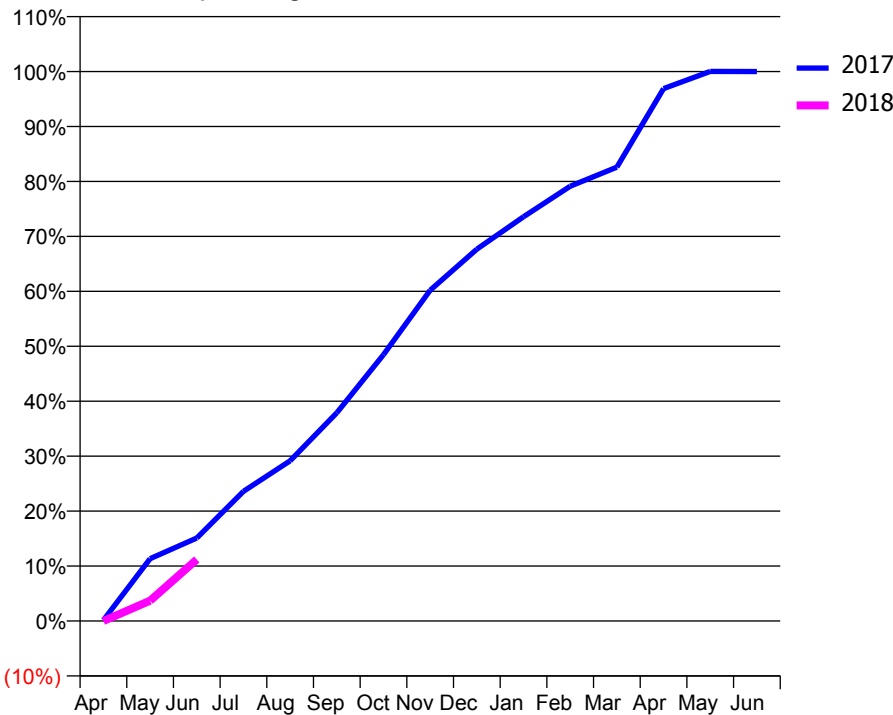
ACCESS*

Patients seen in 24 months	Total	Change since previous quarter
Quarter ending June 2016	3,391	
Quarter ending September 2016	3,416	→
Quarter ending December 2016	3,421	→
Quarter ending March 2017	3,398	→
Quarter ending June 2017	3,372	→
Variance since June 2016	(0.6%)	→



ACTIVITY

Cumulative percentage of contracted UDA delivered 2017 & 2018



Adjusted Scheduled Activity (UDA)		
Month	2017	2018
April	12	0
May	885	290
June	1,178	874
July	1,842	
August	2,274	
September	2,956	
October	3,781	
November	4,695	
December	5,279	
January	5,738	
February	6,172	
March	6,442	
April	7,557	
May	7,801	
June	7,799	

QUALITY

	Quantity	Base Number	Contract	AT	Region	England
% of FP17s for the same patient ID Re-attending within 3 months - Children	44	671	6.6%	11.2%	13.0%	12.0%
% of FP17s for the same patient ID Re-attending within 3 months - Adults	45	659	6.8%	15.0%	16.6%	16.0%
% of FP17s for the same patient ID Re-attending between 3 & 9 months - Children	534	671	79.6%	60.3%	59.5%	58.0%
% of FP17s for the same patient ID Re-attending between 3 & 9 months - Adults	351	659	53.3%	54.9%	53.1%	50.9%
% of FP17s for Band 1 Urgent Courses	20	496	4.0%	9.0%	9.3%	9.1%
% of FP17s Relating to Free Repair or Replacements	6	496	1.2%	0.9%	1.0%	0.8%
% of FP17s Relating to Continuations	0	496	0.0%	1.2%	1.3%	1.1%
% of Patients satisfied with the dentistry they have received	4	4	N/A	91.6%	91.9%	91.7%
% of Patients satisfied with the time they had to wait for an appointment	4	4	N/A	87.6%	88.7%	88.0%

* This is based on patients treated on this contract for their most recent course of treatment. Figures in italics indicate the base number of FP17s or Patient Questionnaire responses are less than 100. N/A is shown where the base number of responses is less than 10 during the period. % is calculated as Quantity/Base number*100

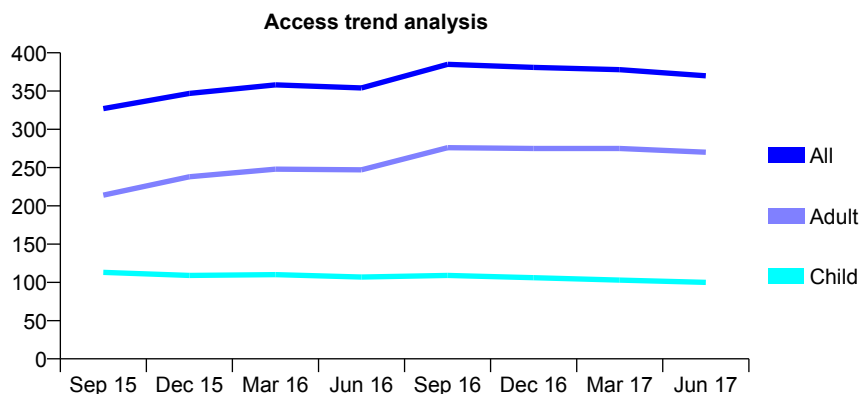
Q52 - Vital Signs At a Glance Contract Report for 934305/0002 - June 2017

Name or company name	MR M DENNETT
Contract type name	GDS Contract
Purpose of contract	General
Contract start date	09/01/2013
Contract end date	

17/18 Contracted general activity (UDA)	1,105
Carry forward general activity (UDA)	0
17/18 Contracted orthodontic activity (UOA)	0
Carry forward orthodontic activity (UOA)	0
Baseline contract value	£31,372.81

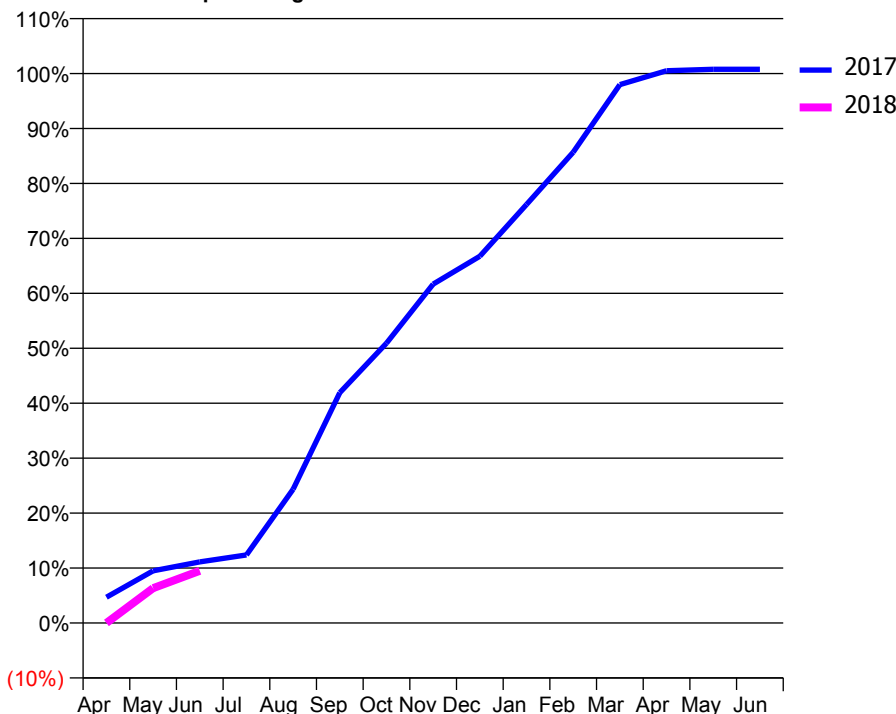
ACCESS*

Patients seen in 24 months	Total	Change since previous quarter
Quarter ending June 2016	354	
Quarter ending September 2016	385	↑
Quarter ending December 2016	381	↓
Quarter ending March 2017	378	→
Quarter ending June 2017	370	↓
Variance since June 2016	4.5%	↑



ACTIVITY

Cumulative percentage of contracted UDA delivered 2017 & 2018



Adjusted Scheduled Activity (UDA)

Month	2017	2018
April	52	0
May	105	70
June	123	105
July	137	
August	269	
September	463	
October	563	
November	682	
December	738	
January	842	
February	947	
March	1,083	
April	1,111	
May	1,114	
June	1,114	

QUALITY

	Quantity	Base Number	Contract	AT	Region	England
% of FP17s for the same patient ID Re-attending within 3 months - Children	1	24	4.2%	11.2%	13.0%	12.0%
% of FP17s for the same patient ID Re-attending within 3 months - Adults	8	58	13.8%	15.0%	16.6%	16.0%
% of FP17s for the same patient ID Re-attending between 3 & 9 months - Children	15	24	62.5%	60.3%	59.5%	58.0%
% of FP17s for the same patient ID Re-attending between 3 & 9 months - Adults	31	58	53.4%	54.9%	53.1%	50.9%
% of FP17s for Band 1 Urgent Courses	0	67	0.0%	9.0%	9.3%	9.1%
% of FP17s Relating to Free Repair or Replacements	0	67	0.0%	0.9%	1.0%	0.8%
% of FP17s Relating to Continuations	0	67	0.0%	1.2%	1.3%	1.1%
% of Patients satisfied with the dentistry they have received	0	0	N/A	91.6%	91.9%	91.7%
% of Patients satisfied with the time they had to wait for an appointment	0	0	N/A	87.6%	88.7%	88.0%

* This is based on patients treated on this contract for their most recent course of treatment. Figures in italics indicate the base number of FP17s or Patient Questionnaire responses are less than 100. N/A is shown where the base number of responses is less than 10 during the period. % is calculated as Quantity/Base number*100

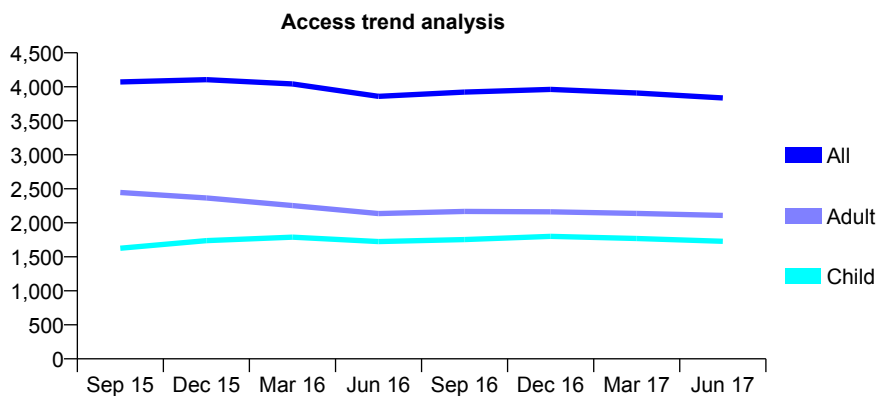
Q52 - Vital Signs At a Glance Contract Report for 934364/0002 - June 2017

Name or company name	MR J LJUSTINA
Contract type name	GDS Contract
Purpose of contract	General
Contract start date	26/07/2010
Contract end date	

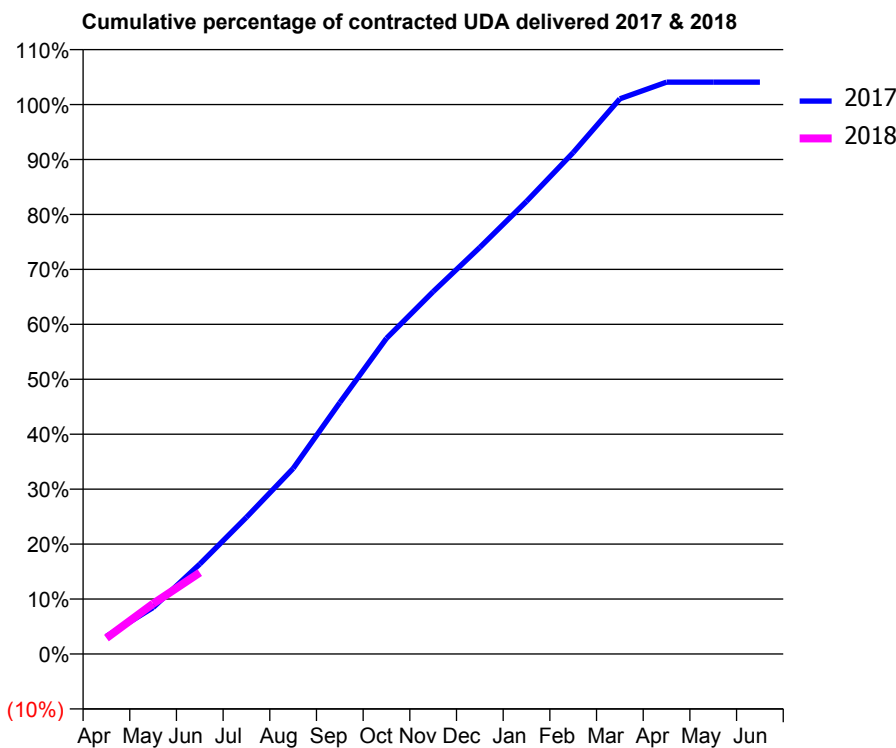
17/18 Contracted general activity (UDA)	12,699
Carry forward general activity (UDA)	0
17/18 Contracted orthodontic activity (UOA)	0
Carry forward orthodontic activity (UOA)	0
Baseline contract value	£463,004.26

ACCESS*

Patients seen in 24 months	Total	Change since previous quarter
Quarter ending June 2016	3,860	
Quarter ending September 2016	3,922	→
Quarter ending December 2016	3,962	→
Quarter ending March 2017	3,909	↓
Quarter ending June 2017	3,837	↓
Variance since June 2016	(0.6%)	→



ACTIVITY



Month	Adjusted Scheduled Activity (UDA)	
	2017	2018
April	409	370
May	1,074	1,164
June	2,079	1,882
July	3,161	
August	4,289	
September	5,809	
October	7,295	
November	8,374	
December	9,398	
January	10,462	
February	11,590	
March	12,831	
April	13,215	
May	13,215	
June	13,217	

QUALITY

	Quantity	Base Number	Contract	AT	Region	England
% of FP17s for the same patient ID Re-attending within 3 months - Children	24	487	4.9%	11.2%	13.0%	12.0%
% of FP17s for the same patient ID Re-attending within 3 months - Adults	40	482	8.3%	15.0%	16.6%	16.0%
% of FP17s for the same patient ID Re-attending between 3 & 9 months - Children	339	487	69.6%	60.3%	59.5%	58.0%
% of FP17s for the same patient ID Re-attending between 3 & 9 months - Adults	314	482	65.1%	54.9%	53.1%	50.9%
% of FP17s for Band 1 Urgent Courses	40	801	5.0%	9.0%	9.3%	9.1%
% of FP17s Relating to Free Repair or Replacements	1	801	0.1%	0.9%	1.0%	0.8%
% of FP17s Relating to Continuations	9	801	1.1%	1.2%	1.3%	1.1%
% of Patients satisfied with the dentistry they have received	0	0	N/A	91.6%	91.9%	91.7%
% of Patients satisfied with the time they had to wait for an appointment	0	0	N/A	87.6%	88.7%	88.0%

* This is based on patients treated on this contract for their most recent course of treatment. Figures in italics indicate the base number of FP17s or Patient Questionnaire responses are less than 100. N/A is shown where the base number of responses is less than 10 during the period. % is calculated as Quantity/Base number*100

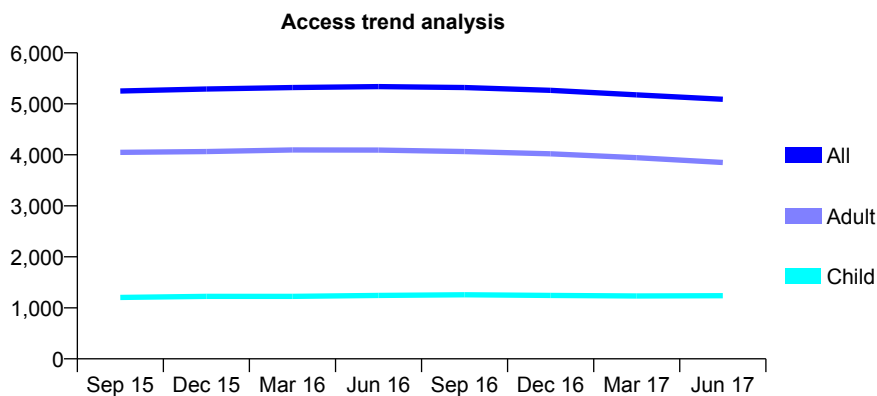
Q52 - Vital Signs At a Glance Contract Report for 941662/0001 - June 2017

Name or company name	Thota and Thota
Contract type name	GDS Contract
Purpose of contract	General
Contract start date	01/04/2006
Contract end date	

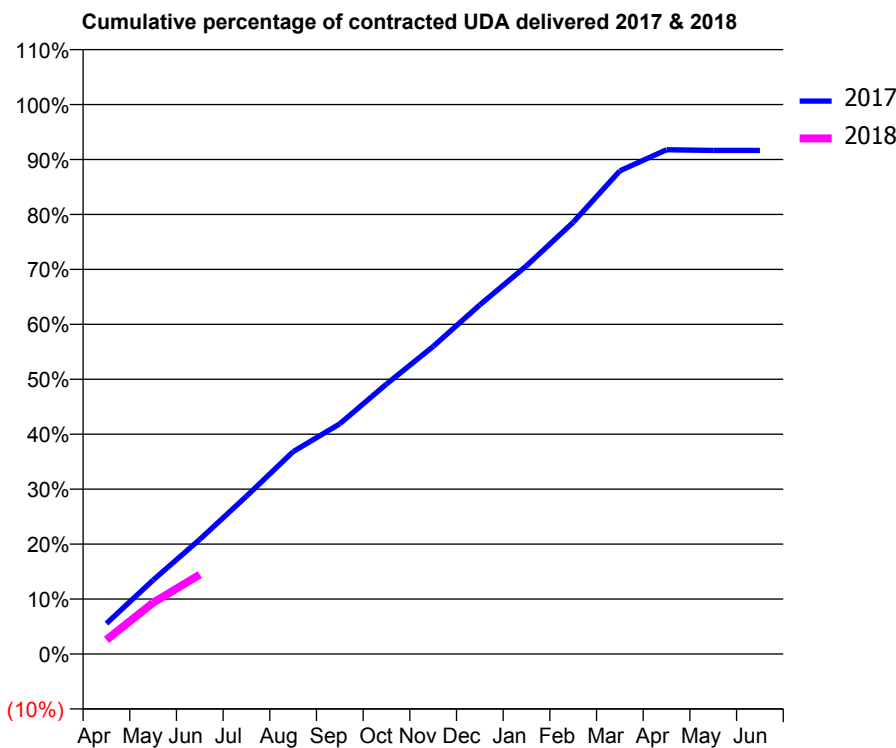
17/18 Contracted general activity (UDA)	15,400
Carry forward general activity (UDA)	0
17/18 Contracted orthodontic activity (UOA)	0
Carry forward orthodontic activity (UOA)	0
Baseline contract value	£572,962.79

ACCESS*

Patients seen in 24 months	Total	Change since previous quarter
Quarter ending June 2016	5,337	
Quarter ending September 2016	5,320	→
Quarter ending December 2016	5,263	↓
Quarter ending March 2017	5,176	↓
Quarter ending June 2017	5,088	↓
Variance since June 2016	(4.7%)	↓



ACTIVITY



Month	Adjusted Scheduled Activity (UDA)	
	2017	2018
April	854	397
May	2,074	1,437
June	3,213	2,224
July	4,422	
August	5,670	
September	6,453	
October	7,567	
November	8,620	
December	9,785	
January	10,881	
February	12,100	
March	13,541	
April	14,134	
May	14,115	
June	14,115	

QUALITY

	Quantity	Base Number	Contract	AT	Region	England
% of FP17s for the same patient ID Re-attending within 3 months - Children	39	471	8.3%	11.2%	13.0%	12.0%
% of FP17s for the same patient ID Re-attending within 3 months - Adults	136	1,124	12.1%	15.0%	16.6%	16.0%
% of FP17s for the same patient ID Re-attending between 3 & 9 months - Children	283	471	60.1%	60.3%	59.5%	58.0%
% of FP17s for the same patient ID Re-attending between 3 & 9 months - Adults	707	1,124	62.9%	54.9%	53.1%	50.9%
% of FP17s for Band 1 Urgent Courses	82	1,312	6.3%	9.0%	9.3%	9.1%
% of FP17s Relating to Free Repair or Replacements	27	1,312	2.1%	0.9%	1.0%	0.8%
% of FP17s Relating to Continuations	9	1,312	0.7%	1.2%	1.3%	1.1%
% of Patients satisfied with the dentistry they have received	13	14	92.9%	91.6%	91.9%	91.7%
% of Patients satisfied with the time they had to wait for an appointment	14	14	100.0%	87.6%	88.7%	88.0%

* This is based on patients treated on this contract for their most recent course of treatment. Figures in italics indicate the base number of FP17s or Patient Questionnaire responses are less than 100. N/A is shown where the base number of responses is less than 10 during the period. % is calculated as Quantity/Base number*100

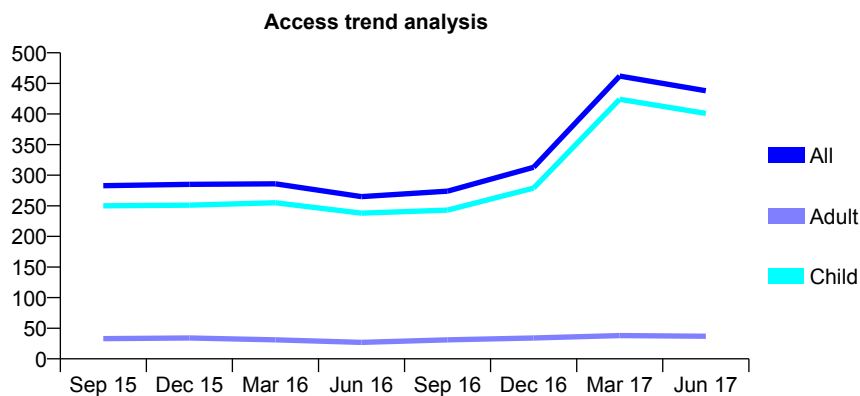
Q52 - Vital Signs At a Glance Contract Report for 941670/0001 - June 2017

Name or company name	MR JA SINCLAIR
Contract type name	GDS Contract
Purpose of contract	General
Contract start date	25/03/2011
Contract end date	

17/18 Contracted general activity (UDA)	886
Carry forward general activity (UDA)	0
17/18 Contracted orthodontic activity (UOA)	0
Carry forward orthodontic activity (UOA)	0
Baseline contract value	£18,456.41

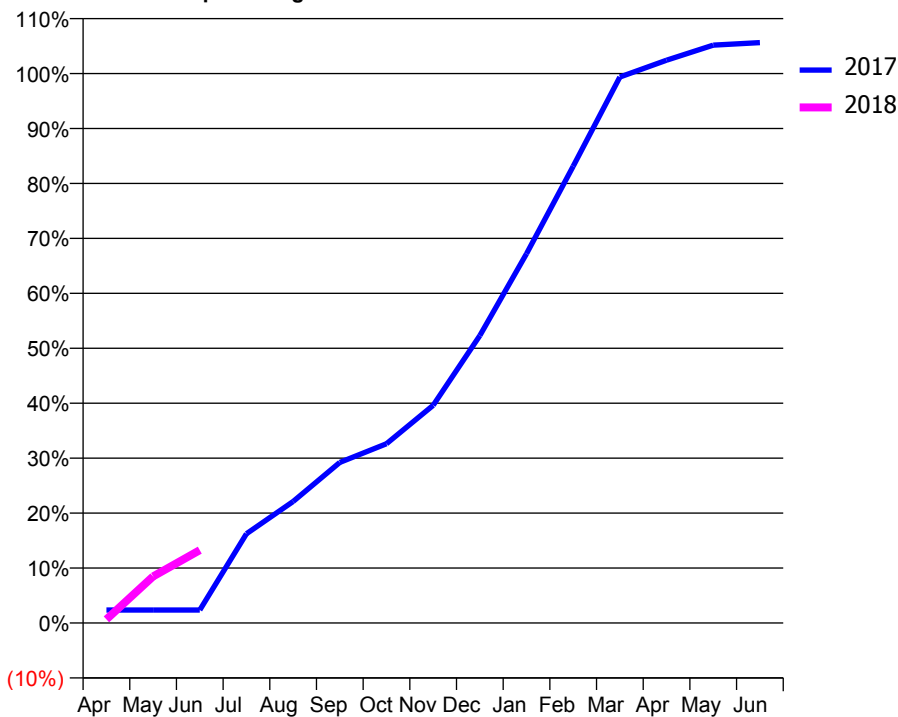
ACCESS*

Patients seen in 24 months	Total	Change since previous quarter
Quarter ending June 2016	265	
Quarter ending September 2016	274	↑
Quarter ending December 2016	313	↑
Quarter ending March 2017	462	↑
Quarter ending June 2017	438	↓
Variance since June 2016	65.3%	↑



ACTIVITY

Cumulative percentage of contracted UDA delivered 2017 & 2018



Month	Adjusted Scheduled Activity (UDA)	
	2017	2018
April	21	6
May	21	75
June	21	118
July	144	
August	196	
September	259	
October	289	
November	351	
December	463	
January	595	
February	736	
March	880	
April	907	
May	932	
June	936	

QUALITY

	Quantity	Base Number	Contract	AT	Region	England
% of FP17s for the same patient ID Re-attending within 3 months - Children	11	131	8.4%	11.2%	13.0%	12.0%
% of FP17s for the same patient ID Re-attending within 3 months - Adults	0	1	0.0%	15.0%	16.6%	16.0%
% of FP17s for the same patient ID Re-attending between 3 & 9 months - Children	64	131	48.9%	60.3%	59.5%	58.0%
% of FP17s for the same patient ID Re-attending between 3 & 9 months - Adults	0	1	0.0%	54.9%	53.1%	50.9%
% of FP17s for Band 1 Urgent Courses	3	95	3.2%	9.0%	9.3%	9.1%
% of FP17s Relating to Free Repair or Replacements	0	95	0.0%	0.9%	1.0%	0.8%
% of FP17s Relating to Continuations	0	95	0.0%	1.2%	1.3%	1.1%
% of Patients satisfied with the dentistry they have received	0	0	N/A	91.6%	91.9%	91.7%
% of Patients satisfied with the time they had to wait for an appointment	0	0	N/A	87.6%	88.7%	88.0%

* This is based on patients treated on this contract for their most recent course of treatment. Figures in italics indicate the base number of FP17s or Patient Questionnaire responses are less than 100. N/A is shown where the base number of responses is less than 10 during the period. % is calculated as Quantity/Base number*100

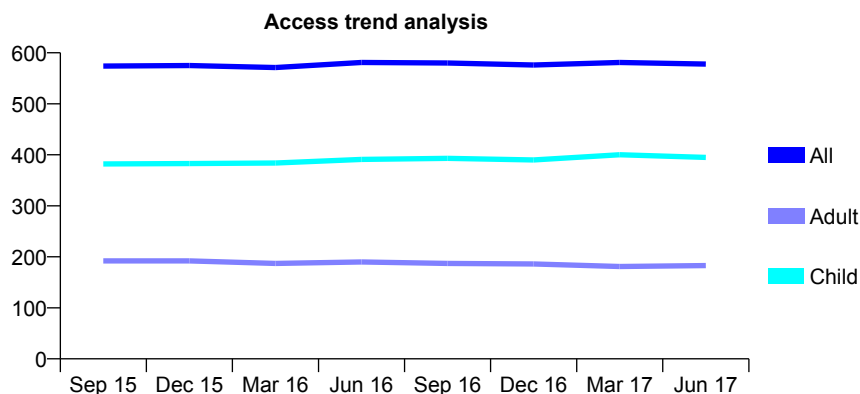
Q52 - Vital Signs At a Glance Contract Report for 964387/0001 - June 2017

Name or company name	MR NP COLE
Contract type name	GDS Contract
Purpose of contract	General
Contract start date	04/10/2010
Contract end date	

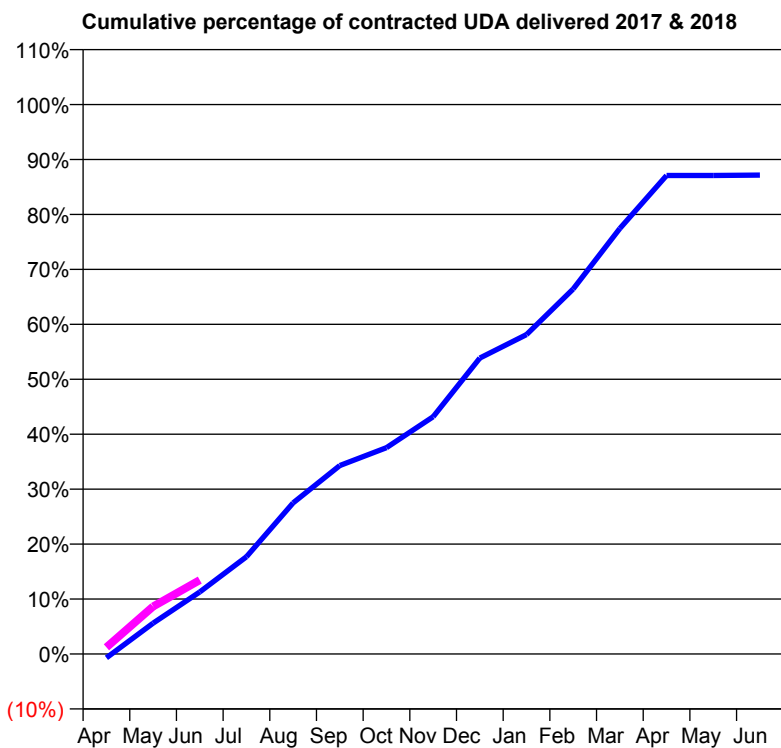
17/18 Contracted general activity (UDA)	1,550
Carry forward general activity (UDA)	0
17/18 Contracted orthodontic activity (UOA)	0
Carry forward orthodontic activity (UOA)	0
Baseline contract value	£45,958.47

ACCESS*

Patients seen in 24 months	Total	Change since previous quarter
Quarter ending June 2016	581	
Quarter ending September 2016	580	→
Quarter ending December 2016	576	→
Quarter ending March 2017	581	→
Quarter ending June 2017	578	→
Variance since June 2016	(0.5%)	→



ACTIVITY



Month	Adjusted Scheduled Activity (UDA)	
	2017	2018
April	-11	19
May	87	134
June	175	209
July	274	
August	426	
September	532	
October	582	
November	669	
December	835	
January	901	
February	1,030	
March	1,201	
April	1,350	
May	1,350	
June	1,351	

QUALITY

	Quantity	Base Number	Contract	AT	Region	England
% of FP17s for the same patient ID Re-attending within 3 months - Children	13	196	6.6%	11.2%	13.0%	12.0%
% of FP17s for the same patient ID Re-attending within 3 months - Adults	6	47	12.8%	15.0%	16.6%	16.0%
% of FP17s for the same patient ID Re-attending between 3 & 9 months - Children	124	196	63.3%	60.3%	59.5%	58.0%
% of FP17s for the same patient ID Re-attending between 3 & 9 months - Adults	26	47	55.3%	54.9%	53.1%	50.9%
% of FP17s for Band 1 Urgent Courses	8	146	5.5%	9.0%	9.3%	9.1%
% of FP17s Relating to Free Repair or Replacements	0	146	0.0%	0.9%	1.0%	0.8%
% of FP17s Relating to Continuations	0	146	0.0%	1.2%	1.3%	1.1%
% of Patients satisfied with the dentistry they have received	0	0	N/A	91.6%	91.9%	91.7%
% of Patients satisfied with the time they had to wait for an appointment	0	0	N/A	87.6%	88.7%	88.0%

* This is based on patients treated on this contract for their most recent course of treatment. Figures in italics indicate the base number of FP17s or Patient Questionnaire responses are less than 100. N/A is shown where the base number of responses is less than 10 during the period. % is calculated as Quantity/Base number*100

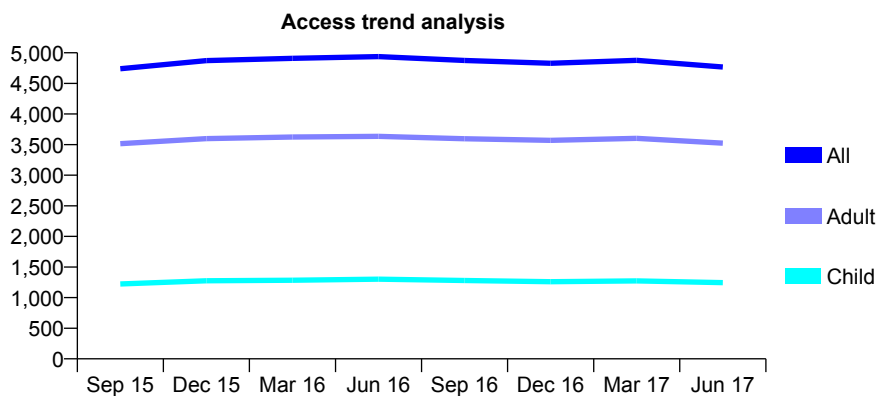
Q52 - Vital Signs At a Glance Contract Report for 973793/0001 - June 2017

Name or company name	MR RB LAD
Contract type name	GDS Contract
Purpose of contract	General
Contract start date	02/08/2010
Contract end date	

17/18 Contracted general activity (UDA)	13,862
Carry forward general activity (UDA)	0
17/18 Contracted orthodontic activity (UOA)	0
Carry forward orthodontic activity (UOA)	0
Baseline contract value	£430,128.04

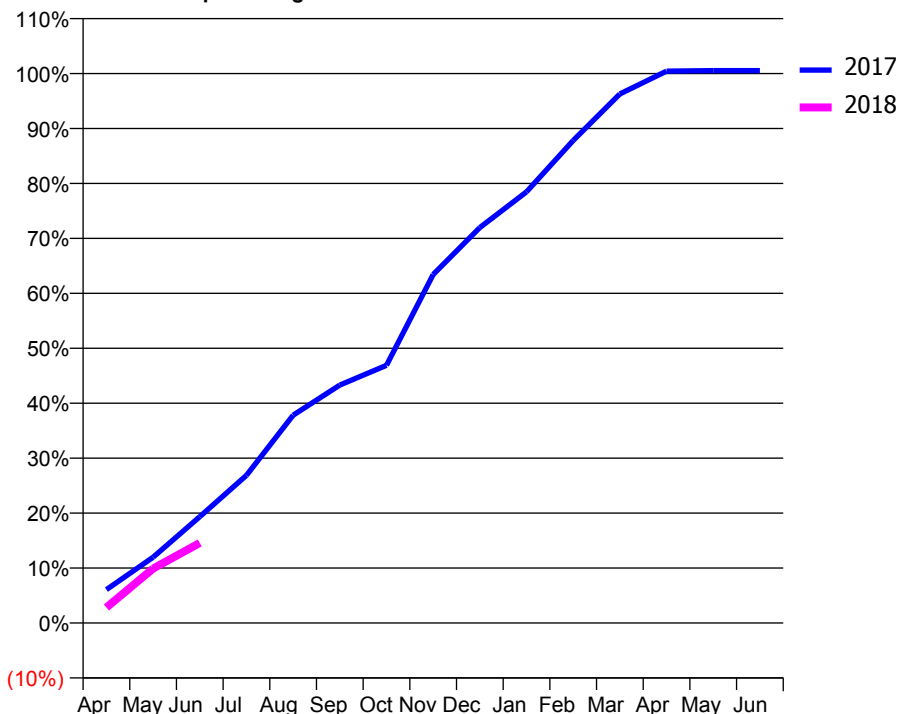
ACCESS*

Patients seen in 24 months	Total	Change since previous quarter
Quarter ending June 2016	4,937	
Quarter ending September 2016	4,874	↓
Quarter ending December 2016	4,830	→
Quarter ending March 2017	4,876	→
Quarter ending June 2017	4,769	↓
Variance since June 2016	(3.4%)	↓



ACTIVITY

Cumulative percentage of contracted UDA delivered 2017 & 2018



Month	Adjusted Scheduled Activity (UDA)	
	2017	2018
April	850	392
May	1,676	1,375
June	2,706	2,021
July	3,761	
August	5,290	
September	6,057	
October	6,561	
November	8,871	
December	10,069	
January	10,979	
February	12,285	
March	13,468	
April	14,049	
May	14,063	
June	14,065	

QUALITY

	Quantity	Base Number	Contract	AT	Region	England
% of FP17s for the same patient ID Re-attending within 3 months - Children	47	454	10.4%	11.2%	13.0%	12.0%
% of FP17s for the same patient ID Re-attending within 3 months - Adults	204	1,233	16.5%	15.0%	16.6%	16.0%
% of FP17s for the same patient ID Re-attending between 3 & 9 months - Children	301	454	66.3%	60.3%	59.5%	58.0%
% of FP17s for the same patient ID Re-attending between 3 & 9 months - Adults	784	1,233	63.6%	54.9%	53.1%	50.9%
% of FP17s for Band 1 Urgent Courses	58	1,024	5.7%	9.0%	9.3%	9.1%
% of FP17s Relating to Free Repair or Replacements	10	1,024	1.0%	0.9%	1.0%	0.8%
% of FP17s Relating to Continuations	8	1,024	0.8%	1.2%	1.3%	1.1%
% of Patients satisfied with the dentistry they have received	3	4	N/A	91.6%	91.9%	91.7%
% of Patients satisfied with the time they had to wait for an appointment	3	4	N/A	87.6%	88.7%	88.0%

* This is based on patients treated on this contract for their most recent course of treatment. Figures in italics indicate the base number of FP17s or Patient Questionnaire responses are less than 100. N/A is shown where the base number of responses is less than 10 during the period. % is calculated as Quantity/Base number*100

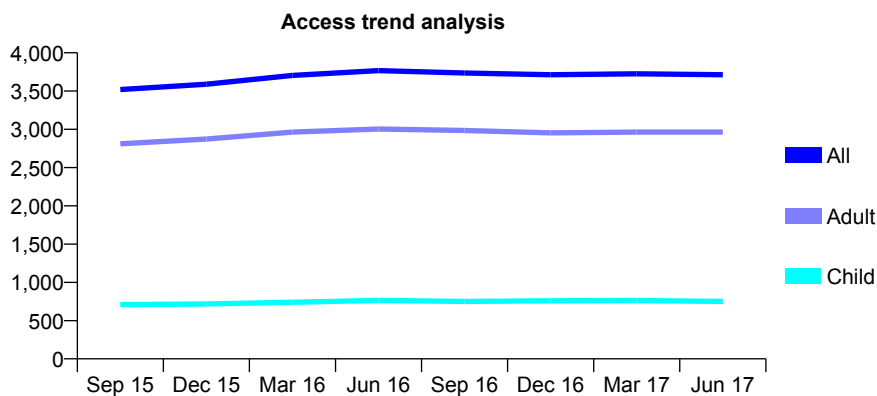
Q52 - Vital Signs At a Glance Contract Report for 999261/0001 - June 2017

Name or company name	MISS AJ EDEN
Contract type name	GDS Contract
Purpose of contract	General
Contract start date	01/04/2006
Contract end date	

17/18 Contracted general activity (UDA)	10,750
Carry forward general activity (UDA)	0
17/18 Contracted orthodontic activity (UOA)	0
Carry forward orthodontic activity (UOA)	0
Baseline contract value	£247,241.52

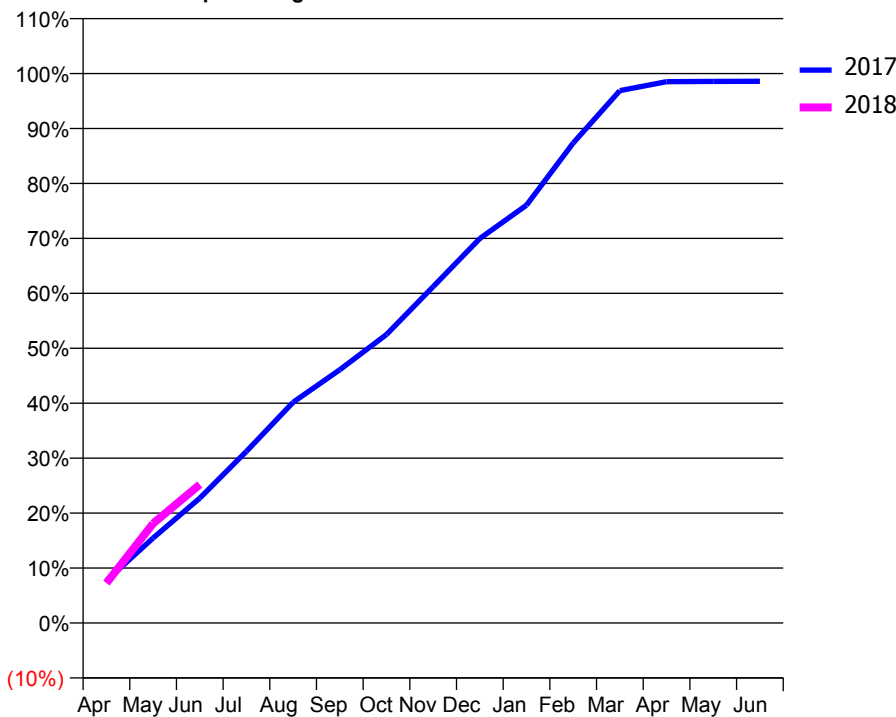
ACCESS*

Patients seen in 24 months	Total	Change since previous quarter
Quarter ending June 2016	3,768	
Quarter ending September 2016	3,736	→
Quarter ending December 2016	3,713	→
Quarter ending March 2017	3,726	→
Quarter ending June 2017	3,713	→
Variance since June 2016	(1.5%)	↓



ACTIVITY

Cumulative percentage of contracted UDA delivered 2017 & 2018



Month	Adjusted Scheduled Activity (UDA)	
	2017	2018
April	831	781
May	1,664	1,946
June	2,443	2,710
July	3,360	
August	4,318	
September	4,955	
October	5,645	
November	6,581	
December	7,522	
January	8,175	
February	9,390	
March	10,414	
April	10,591	
May	10,596	
June	10,597	

QUALITY

	Quantity	Base Number	Contract	AT	Region	England
% of FP17s for the same patient ID Re-attending within 3 months - Children	49	320	15.3%	11.2%	13.0%	12.0%
% of FP17s for the same patient ID Re-attending within 3 months - Adults	189	1,176	16.1%	15.0%	16.6%	16.0%
% of FP17s for the same patient ID Re-attending between 3 & 9 months - Children	203	320	63.4%	60.3%	59.5%	58.0%
% of FP17s for the same patient ID Re-attending between 3 & 9 months - Adults	752	1,176	63.9%	54.9%	53.1%	50.9%
% of FP17s for Band 1 Urgent Courses	117	1,375	8.5%	9.0%	9.3%	9.1%
% of FP17s Relating to Free Repair or Replacements	26	1,375	1.9%	0.9%	1.0%	0.8%
% of FP17s Relating to Continuations	5	1,375	0.4%	1.2%	1.3%	1.1%
% of Patients satisfied with the dentistry they have received	7	8	N/A	91.6%	91.9%	91.7%
% of Patients satisfied with the time they had to wait for an appointment	6	8	N/A	87.6%	88.7%	88.0%

* This is based on patients treated on this contract for their most recent course of treatment. Figures in italics indicate the base number of FP17s or Patient Questionnaire responses are less than 100. N/A is shown where the base number of responses is less than 10 during the period. % is calculated as Quantity/Base number*100

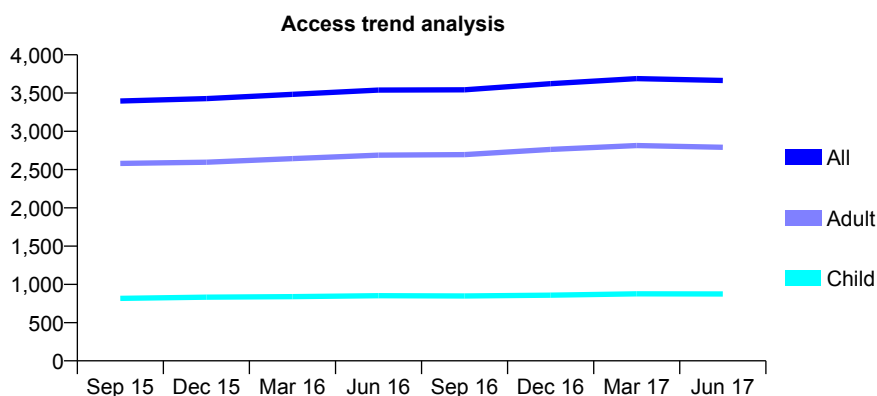
Q52 - Vital Signs At a Glance Contract Report for 999261/0002 - June 2017

Name or company name	MISS AJ EDEN
Contract type name	GDS Contract
Purpose of contract	General
Contract start date	01/04/2006
Contract end date	

17/18 Contracted general activity (UDA)	11,000
Carry forward general activity (UDA)	0
17/18 Contracted orthodontic activity (UOA)	0
Carry forward orthodontic activity (UOA)	0
Baseline contract value	£252,464.23

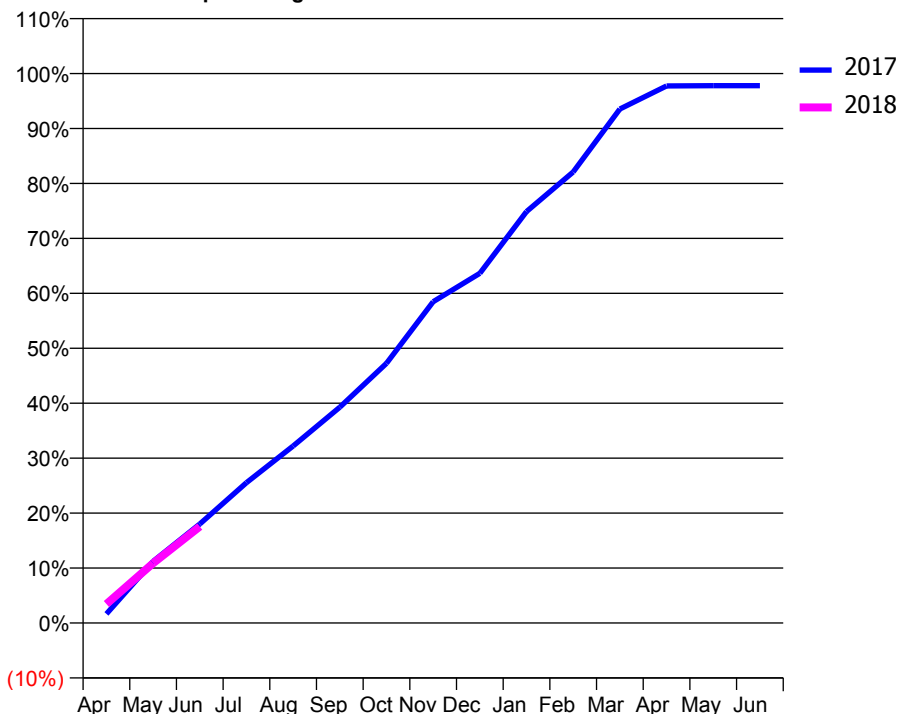
ACCESS*

Patients seen in 24 months	Total	Change since previous quarter
Quarter ending June 2016	3,539	
Quarter ending September 2016	3,543	→
Quarter ending December 2016	3,622	↑
Quarter ending March 2017	3,689	→
Quarter ending June 2017	3,665	→
Variance since June 2016	3.6%	↑



ACTIVITY

Cumulative percentage of contracted UDA delivered 2017 & 2018



Adjusted Scheduled Activity (UDA)

Month	2017	2018
April	182	381
May	1,236	1,197
June	1,982	1,931
July	2,809	
August	3,543	
September	4,322	
October	5,197	
November	6,432	
December	7,001	
January	8,237	
February	9,029	
March	10,289	
April	10,750	
May	10,757	
June	10,756	

QUALITY

	Quantity	Base Number	Contract	AT	Region	England
% of FP17s for the same patient ID Re-attending within 3 months - Children	17	347	4.9%	11.2%	13.0%	12.0%
% of FP17s for the same patient ID Re-attending within 3 months - Adults	114	1,012	11.3%	15.0%	16.6%	16.0%
% of FP17s for the same patient ID Re-attending between 3 & 9 months - Children	267	347	76.9%	60.3%	59.5%	58.0%
% of FP17s for the same patient ID Re-attending between 3 & 9 months - Adults	746	1,012	73.7%	54.9%	53.1%	50.9%
% of FP17s for Band 1 Urgent Courses	47	1,105	4.3%	9.0%	9.3%	9.1%
% of FP17s Relating to Free Repair or Replacements	12	1,105	1.1%	0.9%	1.0%	0.8%
% of FP17s Relating to Continuations	14	1,105	1.3%	1.2%	1.3%	1.1%
% of Patients satisfied with the dentistry they have received	6	7	N/A	91.6%	91.9%	91.7%
% of Patients satisfied with the time they had to wait for an appointment	7	7	N/A	87.6%	88.7%	88.0%

* This is based on patients treated on this contract for their most recent course of treatment. Figures in italics indicate the base number of FP17s or Patient Questionnaire responses are less than 100. N/A is shown where the base number of responses is less than 10 during the period. % is calculated as Quantity/Base number*100

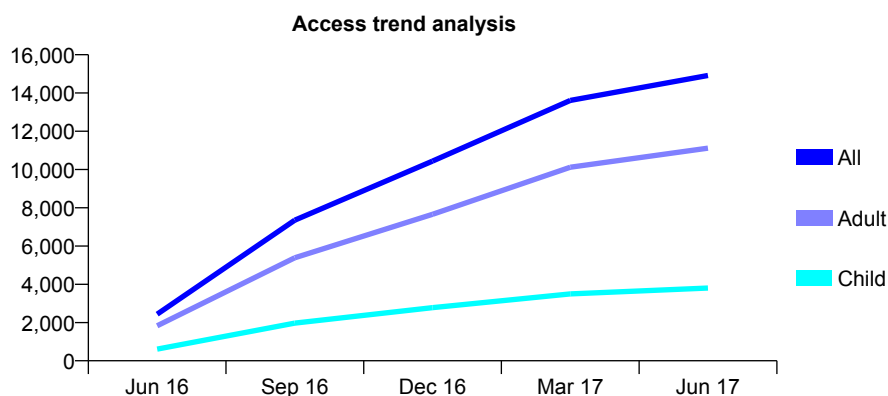
Q53 - Vital Signs At a Glance Contract Report for 100138/0000 - June 2017

Name or company name	Longfellow Road Partnership
Contract type name	GDS Contract
Purpose of contract	General
Contract start date	01/05/2016
Contract end date	

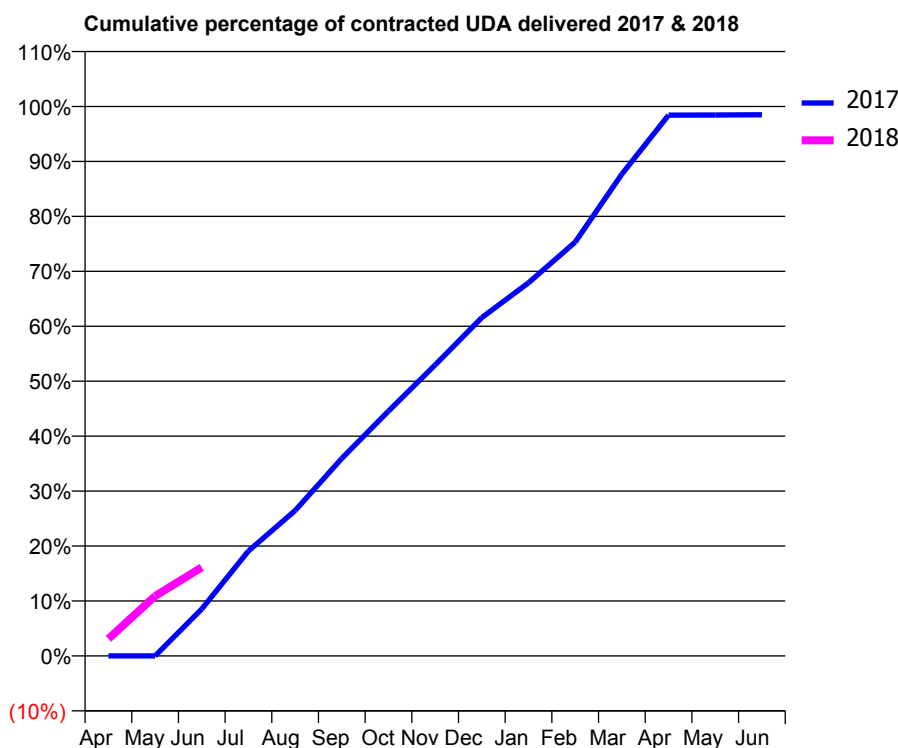
17/18 Contracted general activity (UDA)	49,397
Carry forward general activity (UDA)	0
17/18 Contracted orthodontic activity (UOA)	0
Carry forward orthodontic activity (UOA)	0
Baseline contract value	£1,174,141.40

ACCESS*

Patients seen in 24 months	Total	Change since previous quarter
Quarter ending June 2016	2,440	
Quarter ending September 2016	7,355	↑
Quarter ending December 2016	10,437	↑
Quarter ending March 2017	13,612	↑
Quarter ending June 2017	14,918	↑
Variance since June 2016	511.4%	↑



ACTIVITY



Month	Adjusted Scheduled Activity (UDA)	
	2017	2018
April	0	1,541
May	0	5,394
June	3,876	7,966
July	8,651	
August	11,979	
September	16,283	
October	20,185	
November	23,977	
December	27,887	
January	30,756	
February	34,101	
March	39,704	
April	44,561	
May	44,571	
June	44,596	

QUALITY

	Quantity	Base Number	Contract	AT	Region	England
% of FP17s for the same patient ID Re-attending within 3 months - Children	79	1,593	5.0%	9.3%	11.7%	12.0%
% of FP17s for the same patient ID Re-attending within 3 months - Adults	397	4,387	9.0%	12.6%	15.2%	16.0%
% of FP17s for the same patient ID Re-attending between 3 & 9 months - Children	814	1,593	51.1%	58.4%	59.1%	58.0%
% of FP17s for the same patient ID Re-attending between 3 & 9 months - Adults	1,852	4,387	42.2%	50.2%	52.2%	50.9%
% of FP17s for Band 1 Urgent Courses	196	4,080	4.8%	6.8%	7.9%	9.1%
% of FP17s Relating to Free Repair or Replacements	26	4,080	0.6%	0.8%	0.8%	0.8%
% of FP17s Relating to Continuations	8	4,080	0.2%	1.1%	1.1%	1.1%
% of Patients satisfied with the dentistry they have received	46	51	90.2%	92.1%	91.8%	91.7%
% of Patients satisfied with the time they had to wait for an appointment	46	51	90.2%	90.5%	88.4%	88.0%

* This is based on patients treated on this contract for their most recent course of treatment. Figures in italics indicate the base number of FP17s or Patient Questionnaire responses are less than 100. N/A is shown where the base number of responses is less than 10 during the period. % is calculated as Quantity/Base number*100

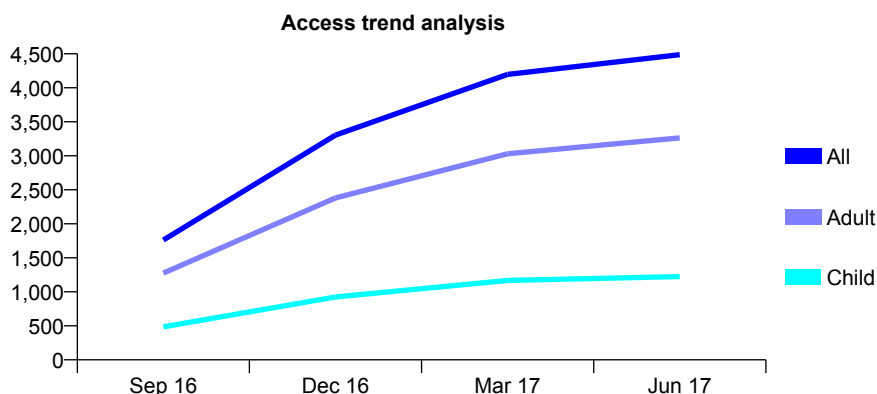
Q53 - Vital Signs At a Glance Contract Report for 100188/0000 - June 2017

Name or company name	High Street Dental Practice
Contract type name	GDS Contract
Purpose of contract	General
Contract start date	01/07/2016
Contract end date	

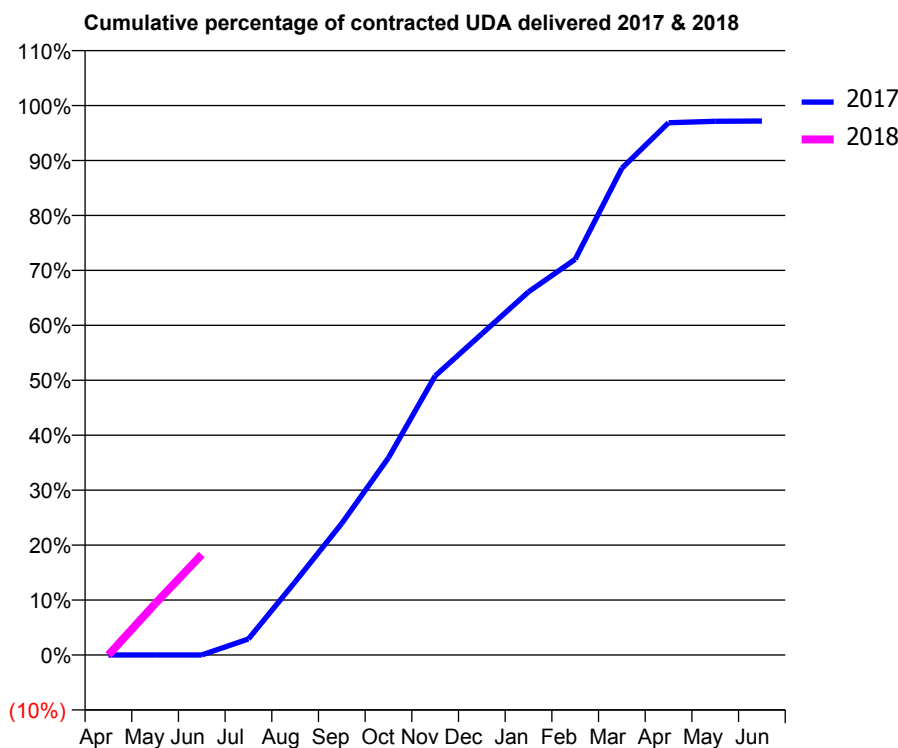
17/18 Contracted general activity (UDA)	14,203
Carry forward general activity (UDA)	0
17/18 Contracted orthodontic activity (UOA)	0
Carry forward orthodontic activity (UOA)	0
Baseline contract value	£303,798.01

ACCESS*

Patients seen in 24 months	Total	Change since previous quarter
Quarter ending June 2016	0	
Quarter ending September 2016	1,762	↑
Quarter ending December 2016	3,305	↑
Quarter ending March 2017	4,197	↑
Quarter ending June 2017	4,488	↑
Variance since June 2016	N/A	



ACTIVITY



Month	Adjusted Scheduled Activity (UDA)	
	2017	2018
April	0	0
May	0	1,324
June	0	2,598
July	311	
August	1,420	
September	2,557	
October	3,834	
November	5,424	
December	6,240	
January	7,057	
February	7,689	
March	9,459	
April	10,342	
May	10,372	
June	10,375	

QUALITY

	Quantity	Base Number	Contract	AT	Region	England
% of FP17s for the same patient ID Re-attending within 3 months - Children	23	512	4.5%	9.3%	11.7%	12.0%
% of FP17s for the same patient ID Re-attending within 3 months - Adults	210	1,452	14.5%	12.6%	15.2%	16.0%
% of FP17s for the same patient ID Re-attending between 3 & 9 months - Children	327	512	63.9%	58.4%	59.1%	58.0%
% of FP17s for the same patient ID Re-attending between 3 & 9 months - Adults	817	1,452	56.3%	50.2%	52.2%	50.9%
% of FP17s for Band 1 Urgent Courses	14	1,479	0.9%	6.8%	7.9%	9.1%
% of FP17s Relating to Free Repair or Replacements	1	1,479	0.1%	0.8%	0.8%	0.8%
% of FP17s Relating to Continuations	62	1,479	4.2%	1.1%	1.1%	1.1%
% of Patients satisfied with the dentistry they have received	22	24	91.7%	92.1%	91.8%	91.7%
% of Patients satisfied with the time they had to wait for an appointment	23	24	95.8%	90.5%	88.4%	88.0%

* This is based on patients treated on this contract for their most recent course of treatment. Figures in italics indicate the base number of FP17s or Patient Questionnaire responses are less than 100. N/A is shown where the base number of responses is less than 10 during the period. % is calculated as Quantity/Base number*100

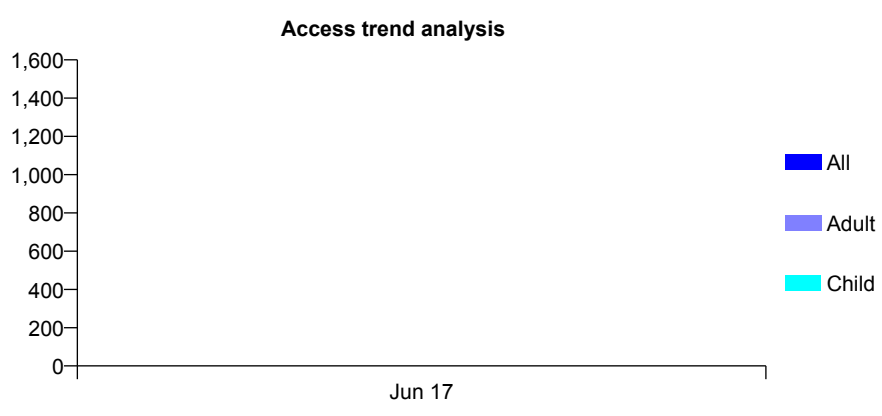
Q53 - Vital Signs At a Glance Contract Report for 100395/0000 - June 2017

Name or company name	MR NJ GIBB
Contract type name	GDS Contract
Purpose of contract	General
Contract start date	01/04/2017
Contract end date	

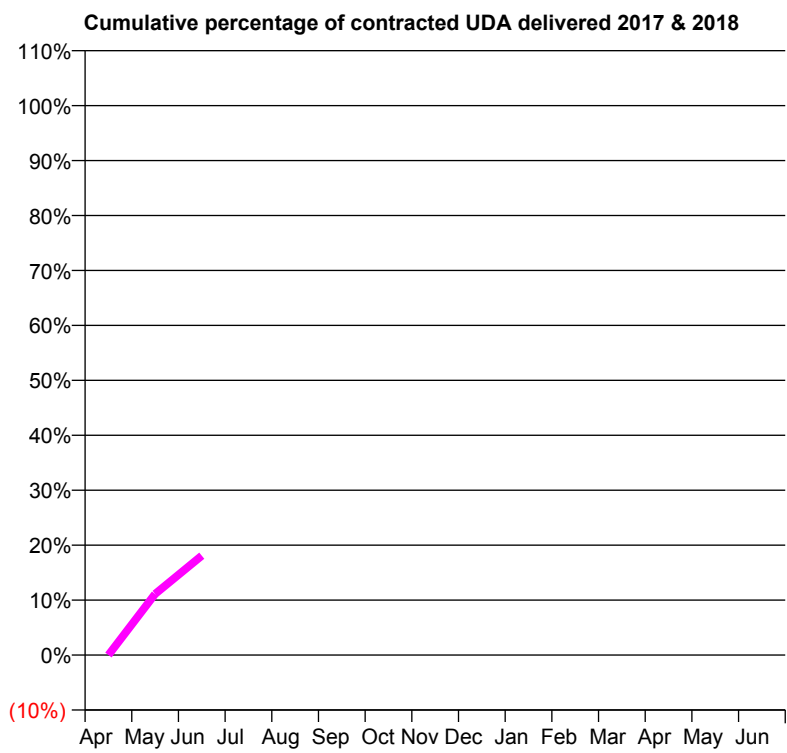
17/18 Contracted general activity (UDA)	15,000
Carry forward general activity (UDA)	0
17/18 Contracted orthodontic activity (UOA)	0
Carry forward orthodontic activity (UOA)	0
Baseline contract value	£356,250.00

ACCESS*

Patients seen in 24 months	Total	Change since previous quarter
Quarter ending June 2016	0	
Quarter ending September 2016	0	
Quarter ending December 2016	0	
Quarter ending March 2017	0	
Quarter ending June 2017	1,581	↑
Variance since June 2016	N/A	



ACTIVITY



Month	Adjusted Scheduled Activity (UDA)	
	2017	2018
April	0	0
May	0	1,668
June	0	2,714
July	0	
August	0	
September	0	
October	0	
November	0	
December	0	
January	0	
February	0	
March	0	
April	0	
May	0	
June	0	

QUALITY

	Quantity	Base Number	Contract	AT	Region	England
% of FP17s for the same patient ID Re-attending within 3 months - Children	6	473	1.3%	9.3%	11.7%	12.0%
% of FP17s for the same patient ID Re-attending within 3 months - Adults	42	1,033	4.1%	12.6%	15.2%	16.0%
% of FP17s for the same patient ID Re-attending between 3 & 9 months - Children	0	473	0.0%	58.4%	59.1%	58.0%
% of FP17s for the same patient ID Re-attending between 3 & 9 months - Adults	0	1,033	0.0%	50.2%	52.2%	50.9%
% of FP17s for Band 1 Urgent Courses	153	1,506	10.2%	6.8%	7.9%	9.1%
% of FP17s Relating to Free Repair or Replacements	11	1,506	0.7%	0.8%	0.8%	0.8%
% of FP17s Relating to Continuations	19	1,506	1.3%	1.1%	1.1%	1.1%
% of Patients satisfied with the dentistry they have received	1	2	N/A	92.1%	91.8%	91.7%
% of Patients satisfied with the time they had to wait for an appointment	1	2	N/A	90.5%	88.4%	88.0%

* This is based on patients treated on this contract for their most recent course of treatment. Figures in italics indicate the base number of FP17s or Patient Questionnaire responses are less than 100. N/A is shown where the base number of responses is less than 10 during the period. % is calculated as Quantity/Base number*100


Q53 - Vital Signs At a Glance Contract Report for 100397/0000 - June 2017

Name or company name	MR A PANDEY
Contract type name	GDS Contract
Purpose of contract	General
Contract start date	01/04/2017
Contract end date	

17/18 Contracted general activity (UDA)	26,200
Carry forward general activity (UDA)	0
17/18 Contracted orthodontic activity (UOA)	0
Carry forward orthodontic activity (UOA)	0
Baseline contract value	£551,510.00

ACCESS*

Patients seen in 24 months	Total	Change since previous quarter
Quarter ending June 2016	0	
Quarter ending September 2016	0	
Quarter ending December 2016	0	
Quarter ending March 2017	0	
Quarter ending June 2017	1,802	↑
Variance since June 2016	N/A	

Access trend analysis

ACTIVITY
Cumulative percentage of contracted UDA delivered 2017 & 2018

Adjusted Scheduled Activity (UDA)

Month	2017	2018
April	0	0
May	0	1,863
June	0	3,665
July	0	
August	0	
September	0	
October	0	
November	0	
December	0	
January	0	
February	0	
March	0	
April	0	
May	0	
June	0	

QUALITY

	Quantity	Base Number	Contract	AT	Region	England
% of FP17s for the same patient ID Re-attending within 3 months - Children	9	481	1.9%	9.3%	11.7%	12.0%
% of FP17s for the same patient ID Re-attending within 3 months - Adults	28	1,131	2.5%	12.6%	15.2%	16.0%
% of FP17s for the same patient ID Re-attending between 3 & 9 months - Children	0	481	0.0%	58.4%	59.1%	58.0%
% of FP17s for the same patient ID Re-attending between 3 & 9 months - Adults	0	1,131	0.0%	50.2%	52.2%	50.9%
% of FP17s for Band 1 Urgent Courses	100	1,612	6.2%	6.8%	7.9%	9.1%
% of FP17s Relating to Free Repair or Replacements	8	1,612	0.5%	0.8%	0.8%	0.8%
% of FP17s Relating to Continuations	16	1,612	1.0%	1.1%	1.1%	1.1%
% of Patients satisfied with the dentistry they have received	1	1	N/A	92.1%	91.8%	91.7%
% of Patients satisfied with the time they had to wait for an appointment	1	1	N/A	90.5%	88.4%	88.0%

* This is based on patients treated on this contract for their most recent course of treatment. Figures in italics indicate the base number of FP17s or Patient Questionnaire responses are less than 100. N/A is shown where the base number of responses is less than 10 during the period. % is calculated as Quantity/Base number*100

Q53 - Vital Signs At a Glance Contract Report for 100399/0000 - June 2017


Name or company name	MR T MIRZA
Contract type name	GDS Contract
Purpose of contract	General
Contract start date	01/04/2017
Contract end date	

17/18 Contracted general activity (UDA)	5,000
Carry forward general activity (UDA)	0
17/18 Contracted orthodontic activity (UOA)	0
Carry forward orthodontic activity (UOA)	0
Baseline contract value	£105,000.00

ACCESS*

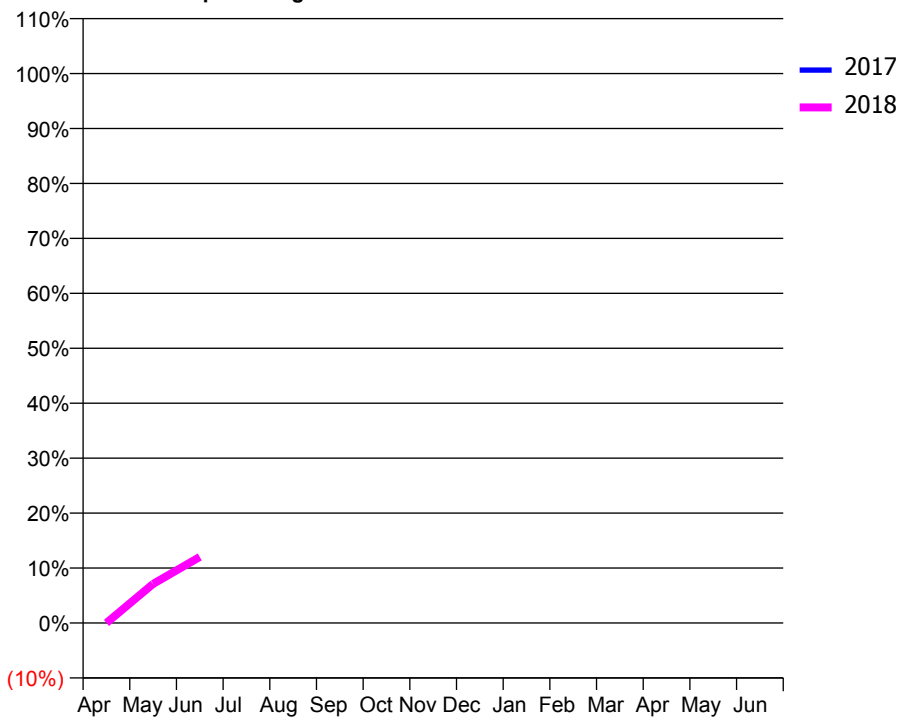
Patients seen in 24 months	Total	Change since previous quarter
Quarter ending June 2016	0	
Quarter ending September 2016	0	
Quarter ending December 2016	0	
Quarter ending March 2017	0	
Quarter ending June 2017	315	↑
Variance since June 2016	N/A	

Access trend analysis



ACTIVITY

Cumulative percentage of contracted UDA delivered 2017 & 2018



Adjusted Scheduled Activity (UDA)

Month	2017	2018
April	0	0
May	0	356
June	0	601
July	0	
August	0	
September	0	
October	0	
November	0	
December	0	
January	0	
February	0	
March	0	
April	0	
May	0	
June	0	

QUALITY

	Quantity	Base Number	Contract	AT	Region	England
% of FP17s for the same patient ID Re-attending within 3 months - Children	3	197	1.5%	9.3%	11.7%	12.0%
% of FP17s for the same patient ID Re-attending within 3 months - Adults	2	73	2.7%	12.6%	15.2%	16.0%
% of FP17s for the same patient ID Re-attending between 3 & 9 months - Children	0	197	0.0%	58.4%	59.1%	58.0%
% of FP17s for the same patient ID Re-attending between 3 & 9 months - Adults	0	73	0.0%	50.2%	52.2%	50.9%
% of FP17s for Band 1 Urgent Courses	6	270	2.2%	6.8%	7.9%	9.1%
% of FP17s Relating to Free Repair or Replacements	0	270	0.0%	0.8%	0.8%	0.8%
% of FP17s Relating to Continuations	0	270	0.0%	1.1%	1.1%	1.1%
% of Patients satisfied with the dentistry they have received	0	0	N/A	92.1%	91.8%	91.7%
% of Patients satisfied with the time they had to wait for an appointment	0	0	N/A	90.5%	88.4%	88.0%

* This is based on patients treated on this contract for their most recent course of treatment. Figures in italics indicate the base number of FP17s or Patient Questionnaire responses are less than 100. N/A is shown where the base number of responses is less than 10 during the period. % is calculated as Quantity/Base number*100

Q53 - Vital Signs At a Glance Contract Report for 100406/0000 - June 2017


Name or company name	Gentle Dental Care (DROITWICH)LTD
Contract type name	GDS Contract
Purpose of contract	General
Contract start date	01/04/2017
Contract end date	

17/18 Contracted general activity (UDA)	13,850
Carry forward general activity (UDA)	0
17/18 Contracted orthodontic activity (UOA)	0
Carry forward orthodontic activity (UOA)	0
Baseline contract value	£290,850.00

ACCESS*

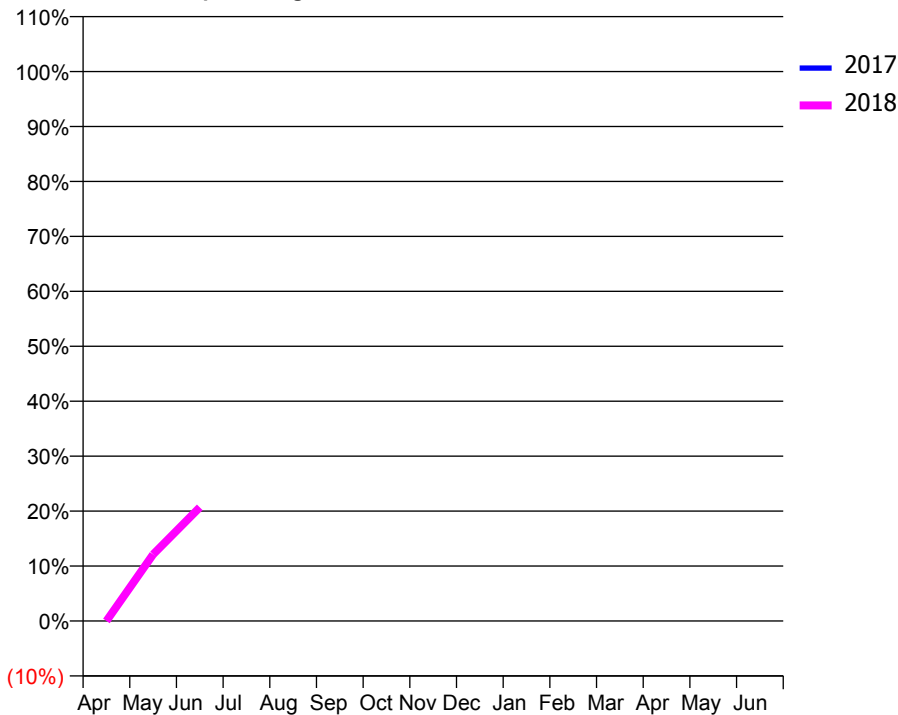
Patients seen in 24 months	Total	Change since previous quarter
Quarter ending June 2016	0	
Quarter ending September 2016	0	
Quarter ending December 2016	0	
Quarter ending March 2017	0	
Quarter ending June 2017	1,641	↑
Variance since June 2016	N/A	

Access trend analysis



ACTIVITY

Cumulative percentage of contracted UDA delivered 2017 & 2018



Month	Adjusted Scheduled Activity (UDA)	
	2017	2018
April	0	0
May	0	1,678
June	0	2,865
July	0	
August	0	
September	0	
October	0	
November	0	
December	0	
January	0	
February	0	
March	0	
April	0	
May	0	
June	0	

QUALITY

	Quantity	Base Number	Contract	AT	Region	England
% of FP17s for the same patient ID Re-attending within 3 months - Children	10	401	2.5%	9.3%	11.7%	12.0%
% of FP17s for the same patient ID Re-attending within 3 months - Adults	34	1,105	3.1%	12.6%	15.2%	16.0%
% of FP17s for the same patient ID Re-attending between 3 & 9 months - Children	0	401	0.0%	58.4%	59.1%	58.0%
% of FP17s for the same patient ID Re-attending between 3 & 9 months - Adults	0	1,105	0.0%	50.2%	52.2%	50.9%
% of FP17s for Band 1 Urgent Courses	143	1,506	9.5%	6.8%	7.9%	9.1%
% of FP17s Relating to Free Repair or Replacements	16	1,506	1.1%	0.8%	0.8%	0.8%
% of FP17s Relating to Continuations	10	1,506	0.7%	1.1%	1.1%	1.1%
% of Patients satisfied with the dentistry they have received	1	1	N/A	92.1%	91.8%	91.7%
% of Patients satisfied with the time they had to wait for an appointment	1	1	N/A	90.5%	88.4%	88.0%

* This is based on patients treated on this contract for their most recent course of treatment. Figures in italics indicate the base number of FP17s or Patient Questionnaire responses are less than 100. N/A is shown where the base number of responses is less than 10 during the period. % is calculated as Quantity/Base number*100

Q53 - Vital Signs At a Glance Contract Report for 100407/0000 - June 2017


Name or company name	Gentle Dental Care (EVESHAM)LTD
Contract type name	GDS Contract
Purpose of contract	General
Contract start date	01/04/2017
Contract end date	

17/18 Contracted general activity (UDA)	17,200
Carry forward general activity (UDA)	0
17/18 Contracted orthodontic activity (UOA)	0
Carry forward orthodontic activity (UOA)	0
Baseline contract value	£362,060.00

ACCESS*

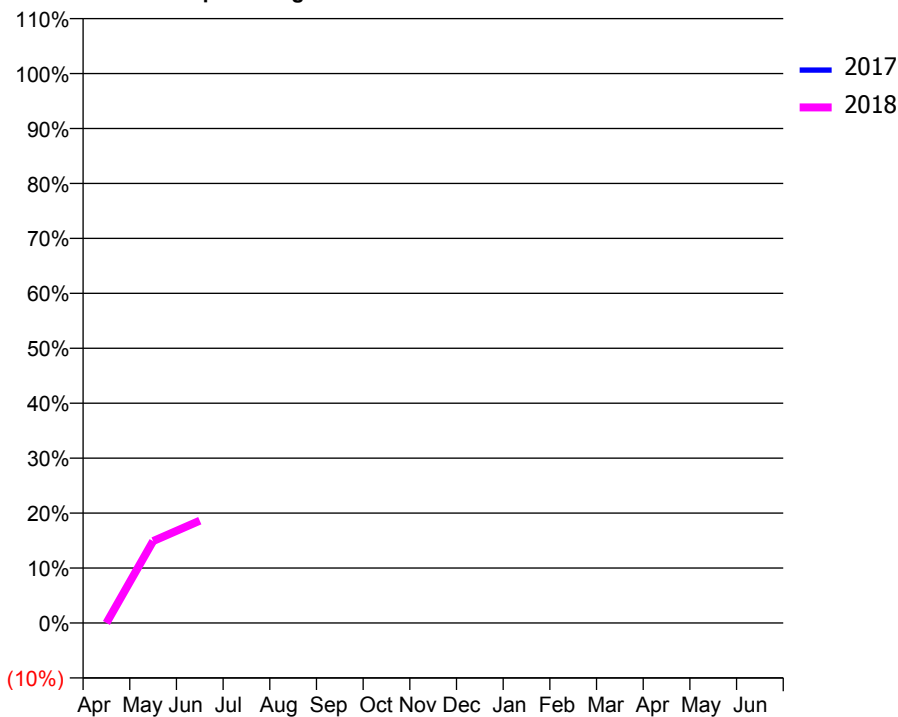
Patients seen in 24 months	Total	Change since previous quarter
Quarter ending June 2016	0	
Quarter ending September 2016	0	
Quarter ending December 2016	0	
Quarter ending March 2017	0	
Quarter ending June 2017	1,214	↑
Variance since June 2016	N/A	

Access trend analysis



ACTIVITY

Cumulative percentage of contracted UDA delivered 2017 & 2018



Month	Adjusted Scheduled Activity (UDA)	
	2017	2018
April	0	0
May	0	2,567
June	0	3,205
July	0	
August	0	
September	0	
October	0	
November	0	
December	0	
January	0	
February	0	
March	0	
April	0	
May	0	
June	0	

QUALITY

	Quantity	Base Number	Contract	AT	Region	England
% of FP17s for the same patient ID Re-attending within 3 months - Children	3	376	0.8%	9.3%	11.7%	12.0%
% of FP17s for the same patient ID Re-attending within 3 months - Adults	37	969	3.8%	12.6%	15.2%	16.0%
% of FP17s for the same patient ID Re-attending between 3 & 9 months - Children	0	376	0.0%	58.4%	59.1%	58.0%
% of FP17s for the same patient ID Re-attending between 3 & 9 months - Adults	0	969	0.0%	50.2%	52.2%	50.9%
% of FP17s for Band 1 Urgent Courses	106	1,345	7.9%	6.8%	7.9%	9.1%
% of FP17s Relating to Free Repair or Replacements	15	1,345	1.1%	0.8%	0.8%	0.8%
% of FP17s Relating to Continuations	8	1,345	0.6%	1.1%	1.1%	1.1%
% of Patients satisfied with the dentistry they have received	0	0	N/A	92.1%	91.8%	91.7%
% of Patients satisfied with the time they had to wait for an appointment	0	0	N/A	90.5%	88.4%	88.0%

* This is based on patients treated on this contract for their most recent course of treatment. Figures in italics indicate the base number of FP17s or Patient Questionnaire responses are less than 100. N/A is shown where the base number of responses is less than 10 during the period. % is calculated as Quantity/Base number*100

Q53 - Vital Signs At a Glance Contract Report for 100408/0000 - June 2017


Name or company name	Gentle Dental Care (WORCESTER)LTD
Contract type name	GDS Contract
Purpose of contract	General
Contract start date	01/04/2017
Contract end date	

17/18 Contracted general activity (UDA)	30,000
Carry forward general activity (UDA)	0
17/18 Contracted orthodontic activity (UOA)	0
Carry forward orthodontic activity (UOA)	0
Baseline contract value	£630,000.00

ACCESS*

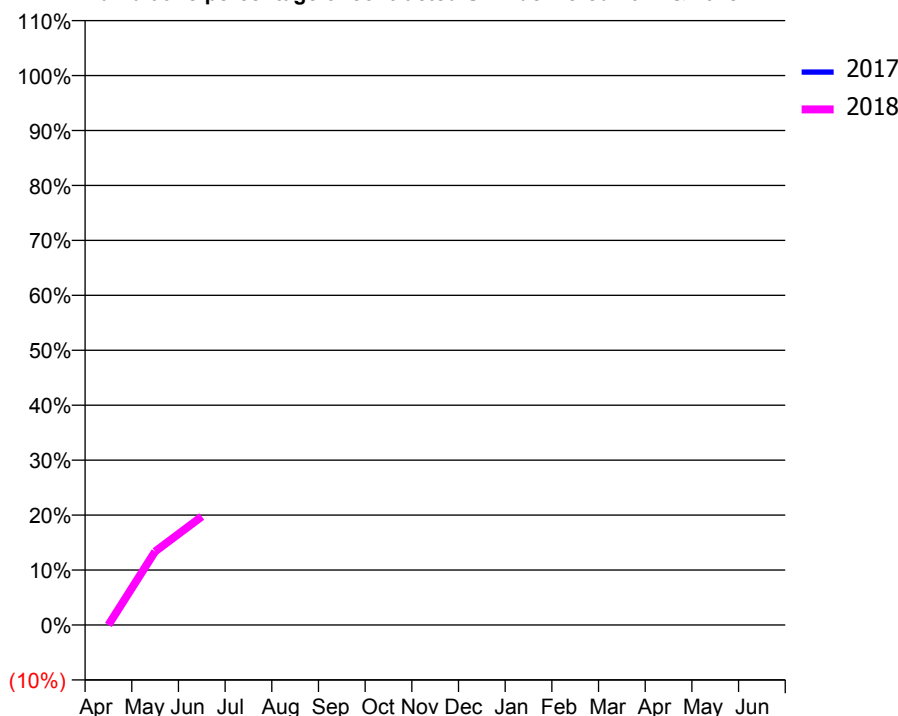
Patients seen in 24 months	Total	Change since previous quarter
Quarter ending June 2016	0	
Quarter ending September 2016	0	
Quarter ending December 2016	0	
Quarter ending March 2017	0	
Quarter ending June 2017	2,614	↑
Variance since June 2016	N/A	

Access trend analysis



ACTIVITY

Cumulative percentage of contracted UDA delivered 2017 & 2018



Adjusted Scheduled Activity (UDA)

Month	2017	2018
April	0	0
May	0	4,012
June	0	5,923
July	0	
August	0	
September	0	
October	0	
November	0	
December	0	
January	0	
February	0	
March	0	
April	0	
May	0	
June	0	

QUALITY

	Quantity	Base Number	Contract	AT	Region	England
% of FP17s for the same patient ID Re-attending within 3 months - Children	28	679	4.1%	9.3%	11.7%	12.0%
% of FP17s for the same patient ID Re-attending within 3 months - Adults	89	1,872	4.8%	12.6%	15.2%	16.0%
% of FP17s for the same patient ID Re-attending between 3 & 9 months - Children	0	679	0.0%	58.4%	59.1%	58.0%
% of FP17s for the same patient ID Re-attending between 3 & 9 months - Adults	0	1,872	0.0%	50.2%	52.2%	50.9%
% of FP17s for Band 1 Urgent Courses	266	2,551	10.4%	6.8%	7.9%	9.1%
% of FP17s Relating to Free Repair or Replacements	32	2,551	1.3%	0.8%	0.8%	0.8%
% of FP17s Relating to Continuations	23	2,551	0.9%	1.1%	1.1%	1.1%
% of Patients satisfied with the dentistry they have received	0	0	N/A	92.1%	91.8%	91.7%
% of Patients satisfied with the time they had to wait for an appointment	0	0	N/A	90.5%	88.4%	88.0%

* This is based on patients treated on this contract for their most recent course of treatment. Figures in italics indicate the base number of FP17s or Patient Questionnaire responses are less than 100. N/A is shown where the base number of responses is less than 10 during the period. % is calculated as Quantity/Base number*100


Q53 - Vital Signs At a Glance Contract Report for 100430/0000 - June 2017

Name or company name	MR T MOODLEY
Contract type name	GDS Contract
Purpose of contract	General
Contract start date	01/04/2017
Contract end date	

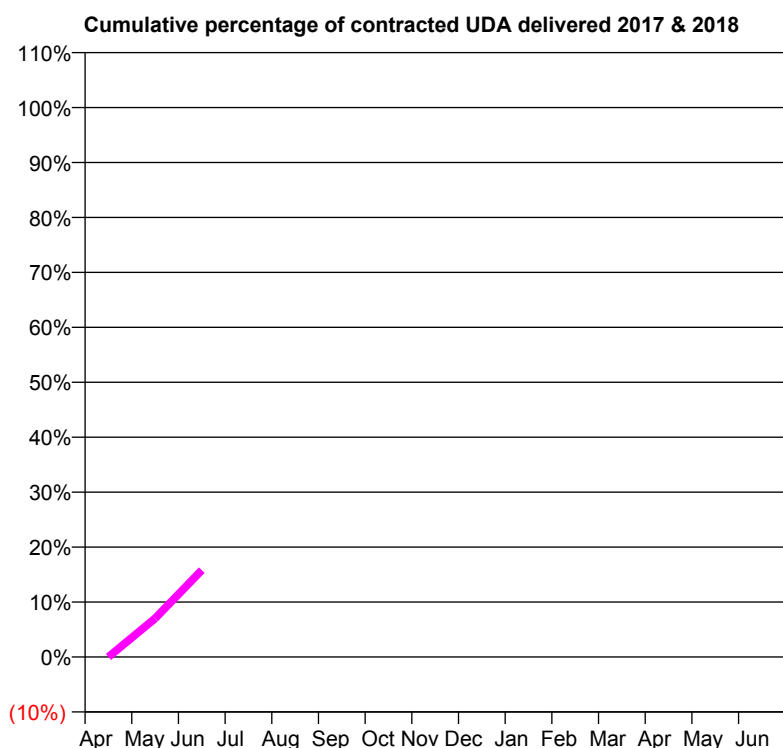
17/18 Contracted general activity (UDA)	10,000
Carry forward general activity (UDA)	0
17/18 Contracted orthodontic activity (UOA)	0
Carry forward orthodontic activity (UOA)	0
Baseline contract value	£217,500.00

ACCESS*

Patients seen in 24 months	Total	Change since previous quarter
Quarter ending June 2016	0	
Quarter ending September 2016	0	
Quarter ending December 2016	0	
Quarter ending March 2017	0	
Quarter ending June 2017	977	↑
Variance since June 2016	N/A	



ACTIVITY



Month	Adjusted Scheduled Activity (UDA)	
	2017	2018
April	0	0
May	0	703
June	0	1,581
July	0	
August	0	
September	0	
October	0	
November	0	
December	0	
January	0	
February	0	
March	0	
April	0	
May	0	
June	0	

QUALITY

	Quantity	Base Number	Contract	AT	Region	England
% of FP17s for the same patient ID Re-attending within 3 months - Children	0	212	0.0%	9.3%	11.7%	12.0%
% of FP17s for the same patient ID Re-attending within 3 months - Adults	5	562	0.9%	12.6%	15.2%	16.0%
% of FP17s for the same patient ID Re-attending between 3 & 9 months - Children	0	212	0.0%	58.4%	59.1%	58.0%
% of FP17s for the same patient ID Re-attending between 3 & 9 months - Adults	0	562	0.0%	50.2%	52.2%	50.9%
% of FP17s for Band 1 Urgent Courses	29	774	3.7%	6.8%	7.9%	9.1%
% of FP17s Relating to Free Repair or Replacements	8	774	1.0%	0.8%	0.8%	0.8%
% of FP17s Relating to Continuations	4	774	0.5%	1.1%	1.1%	1.1%
% of Patients satisfied with the dentistry they have received	1	1	N/A	92.1%	91.8%	91.7%
% of Patients satisfied with the time they had to wait for an appointment	1	1	N/A	90.5%	88.4%	88.0%

* This is based on patients treated on this contract for their most recent course of treatment. Figures in italics indicate the base number of FP17s or Patient Questionnaire responses are less than 100. N/A is shown where the base number of responses is less than 10 during the period. % is calculated as Quantity/Base number*100

Q53 - Vital Signs At a Glance Contract Report for 100431/0000 - June 2017


Name or company name	OASIS DENTAL CARE LTD
Contract type name	GDS Contract
Purpose of contract	General
Contract start date	01/04/2017
Contract end date	

17/18 Contracted general activity (UDA)	16,078
Carry forward general activity (UDA)	0
17/18 Contracted orthodontic activity (UOA)	0
Carry forward orthodontic activity (UOA)	0
Baseline contract value	£337,638.00

ACCESS*

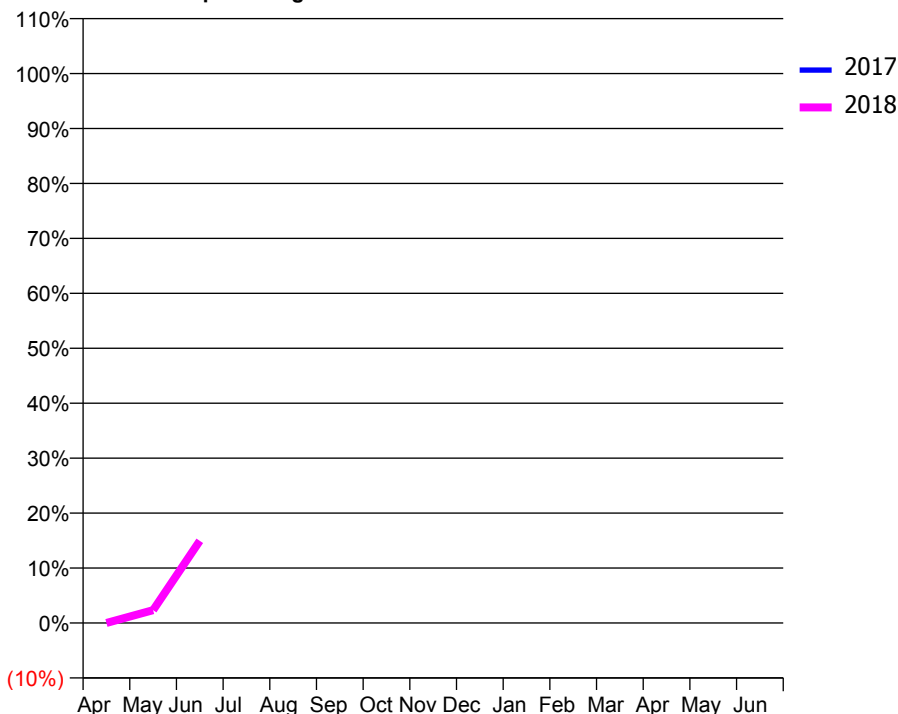
Patients seen in 24 months	Total	Change since previous quarter
Quarter ending June 2016	0	
Quarter ending September 2016	0	
Quarter ending December 2016	0	
Quarter ending March 2017	0	
Quarter ending June 2017	1,437	↑
Variance since June 2016	N/A	

Access trend analysis



ACTIVITY

Cumulative percentage of contracted UDA delivered 2017 & 2018



Adjusted Scheduled Activity (UDA)

Month	2017	2018
April	0	0
May	0	377
June	0	2,407
July	0	
August	0	
September	0	
October	0	
November	0	
December	0	
January	0	
February	0	
March	0	
April	0	
May	0	
June	0	

QUALITY

	Quantity	Base Number	Contract	AT	Region	England
% of FP17s for the same patient ID Re-attending within 3 months - Children	2	304	0.7%	9.3%	11.7%	12.0%
% of FP17s for the same patient ID Re-attending within 3 months - Adults	14	848	1.7%	12.6%	15.2%	16.0%
% of FP17s for the same patient ID Re-attending between 3 & 9 months - Children	0	304	0.0%	58.4%	59.1%	58.0%
% of FP17s for the same patient ID Re-attending between 3 & 9 months - Adults	0	848	0.0%	50.2%	52.2%	50.9%
% of FP17s for Band 1 Urgent Courses	80	1,152	6.9%	6.8%	7.9%	9.1%
% of FP17s Relating to Free Repair or Replacements	8	1,152	0.7%	0.8%	0.8%	0.8%
% of FP17s Relating to Continuations	0	1,152	0.0%	1.1%	1.1%	1.1%
% of Patients satisfied with the dentistry they have received	0	0	N/A	92.1%	91.8%	91.7%
% of Patients satisfied with the time they had to wait for an appointment	0	0	N/A	90.5%	88.4%	88.0%

* This is based on patients treated on this contract for their most recent course of treatment. Figures in italics indicate the base number of FP17s or Patient Questionnaire responses are less than 100. N/A is shown where the base number of responses is less than 10 during the period. % is calculated as Quantity/Base number*100


Q53 - Vital Signs At a Glance Contract Report for 100435/0000 - June 2017

Name or company name	MR DJ LANGMAN
Contract type name	GDS Contract
Purpose of contract	General
Contract start date	01/04/2017
Contract end date	

17/18 Contracted general activity (UDA)	5,000
Carry forward general activity (UDA)	0
17/18 Contracted orthodontic activity (UOA)	0
Carry forward orthodontic activity (UOA)	0
Baseline contract value	£122,500.00

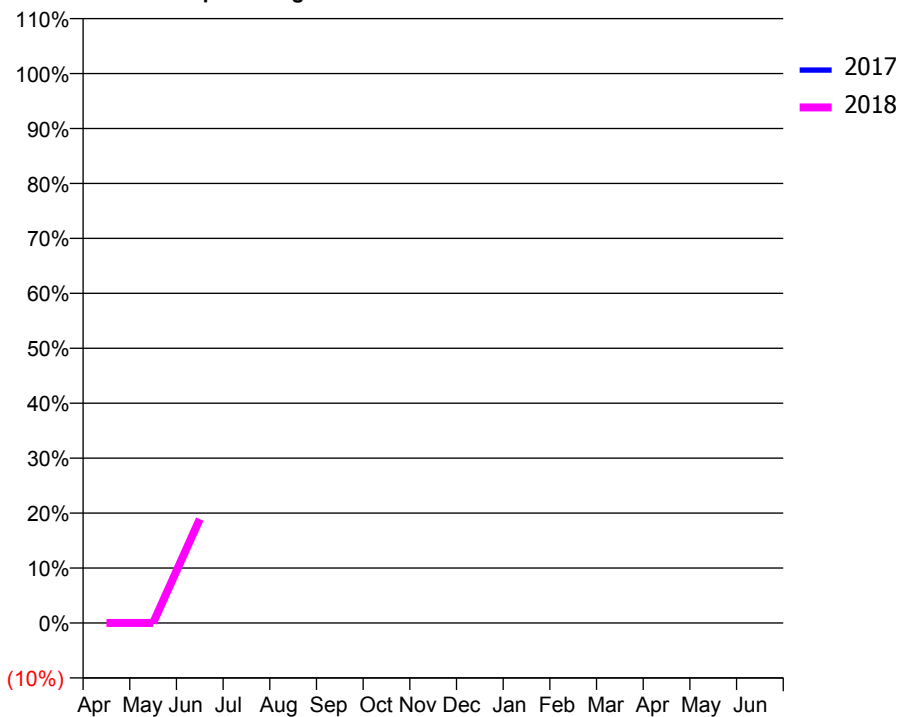
ACCESS*

Patients seen in 24 months	Total	Change since previous quarter
Quarter ending June 2016	0	
Quarter ending September 2016	0	
Quarter ending December 2016	0	
Quarter ending March 2017	0	
Quarter ending June 2017	689	↑
Variance since June 2016	N/A	



ACTIVITY

Cumulative percentage of contracted UDA delivered 2017 & 2018



Month	Adjusted Scheduled Activity (UDA)	
	2017	2018
April	0	0
May	0	0
June	0	945
July	0	
August	0	
September	0	
October	0	
November	0	
December	0	
January	0	
February	0	
March	0	
April	0	
May	0	
June	0	

QUALITY

	Quantity	Base Number	Contract	AT	Region	England
% of FP17s for the same patient ID Re-attending within 3 months - Children	0	95	0.0%	9.3%	11.7%	12.0%
% of FP17s for the same patient ID Re-attending within 3 months - Adults	6	419	1.4%	12.6%	15.2%	16.0%
% of FP17s for the same patient ID Re-attending between 3 & 9 months - Children	0	95	0.0%	58.4%	59.1%	58.0%
% of FP17s for the same patient ID Re-attending between 3 & 9 months - Adults	0	419	0.0%	50.2%	52.2%	50.9%
% of FP17s for Band 1 Urgent Courses	67	514	13.0%	6.8%	7.9%	9.1%
% of FP17s Relating to Free Repair or Replacements	0	514	0.0%	0.8%	0.8%	0.8%
% of FP17s Relating to Continuations	0	514	0.0%	1.1%	1.1%	1.1%
% of Patients satisfied with the dentistry they have received	0	0	N/A	92.1%	91.8%	91.7%
% of Patients satisfied with the time they had to wait for an appointment	0	0	N/A	90.5%	88.4%	88.0%

* This is based on patients treated on this contract for their most recent course of treatment. Figures in italics indicate the base number of FP17s or Patient Questionnaire responses are less than 100. N/A is shown where the base number of responses is less than 10 during the period. % is calculated as Quantity/Base number*100


Q53 - Vital Signs At a Glance Contract Report for 100450/0000 - June 2017

Name or company name	OASIS DENTAL CARE LTD
Contract type name	GDS Contract
Purpose of contract	General
Contract start date	01/04/2017
Contract end date	

17/18 Contracted general activity (UDA)	6,000
Carry forward general activity (UDA)	0
17/18 Contracted orthodontic activity (UOA)	0
Carry forward orthodontic activity (UOA)	0
Baseline contract value	£132,000.00

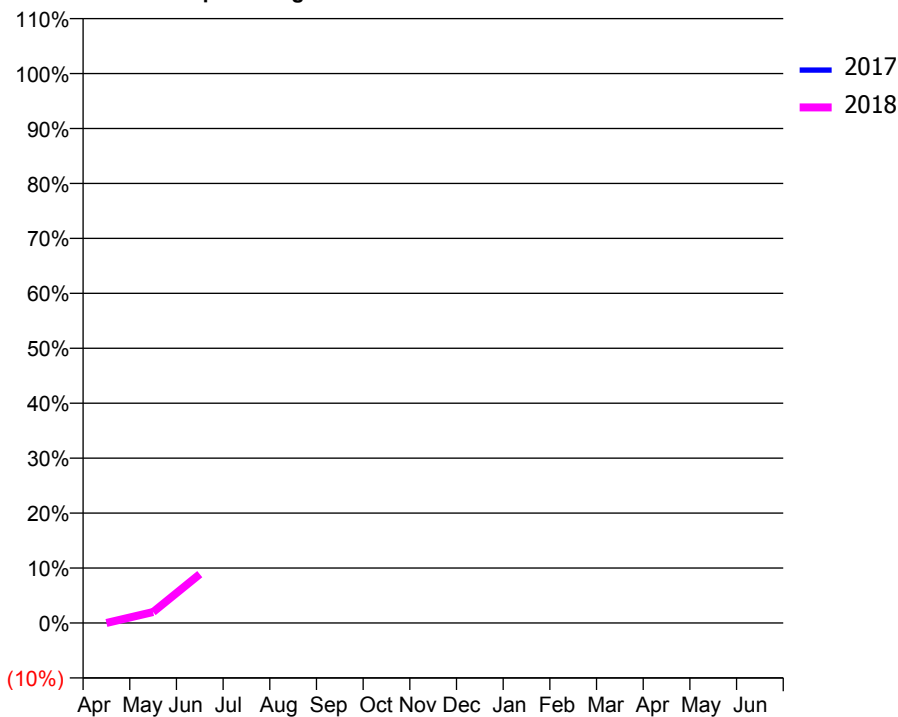
ACCESS*

Patients seen in 24 months	Total	Change since previous quarter
Quarter ending June 2016	0	
Quarter ending September 2016	0	
Quarter ending December 2016	0	
Quarter ending March 2017	0	
Quarter ending June 2017	630	↑
Variance since June 2016	N/A	



ACTIVITY

Cumulative percentage of contracted UDA delivered 2017 & 2018



Month	Adjusted Scheduled Activity (UDA)	
	2017	2018
April	0	0
May	0	121
June	0	533
July	0	
August	0	
September	0	
October	0	
November	0	
December	0	
January	0	
February	0	
March	0	
April	0	
May	0	
June	0	

QUALITY

	Quantity	Base Number	Contract	AT	Region	England
% of FP17s for the same patient ID Re-attending within 3 months - Children	2	122	1.6%	9.3%	11.7%	12.0%
% of FP17s for the same patient ID Re-attending within 3 months - Adults	3	282	1.1%	12.6%	15.2%	16.0%
% of FP17s for the same patient ID Re-attending between 3 & 9 months - Children	0	122	0.0%	58.4%	59.1%	58.0%
% of FP17s for the same patient ID Re-attending between 3 & 9 months - Adults	0	282	0.0%	50.2%	52.2%	50.9%
% of FP17s for Band 1 Urgent Courses	20	404	5.0%	6.8%	7.9%	9.1%
% of FP17s Relating to Free Repair or Replacements	2	404	0.5%	0.8%	0.8%	0.8%
% of FP17s Relating to Continuations	0	404	0.0%	1.1%	1.1%	1.1%
% of Patients satisfied with the dentistry they have received	0	0	N/A	92.1%	91.8%	91.7%
% of Patients satisfied with the time they had to wait for an appointment	0	0	N/A	90.5%	88.4%	88.0%

* This is based on patients treated on this contract for their most recent course of treatment. Figures in italics indicate the base number of FP17s or Patient Questionnaire responses are less than 100. N/A is shown where the base number of responses is less than 10 during the period. % is calculated as Quantity/Base number*100

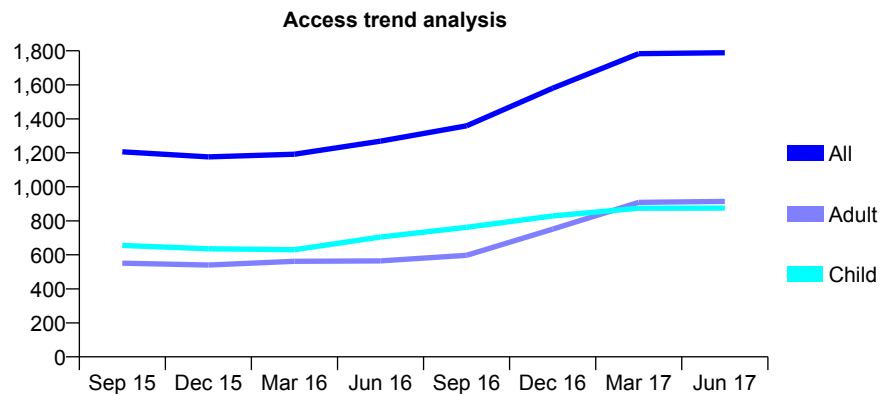
Q53 - Vital Signs At a Glance Contract Report for 101281/0108 - June 2017

Name or company name	OASIS DENTAL CARE LTD
Contract type name	GDS Contract
Purpose of contract	General
Contract start date	01/04/2006
Contract end date	

17/18 Contracted general activity (UDA)	2,500
Carry forward general activity (UDA)	0
17/18 Contracted orthodontic activity (UOA)	0
Carry forward orthodontic activity (UOA)	0
Baseline contract value	£60,064.26

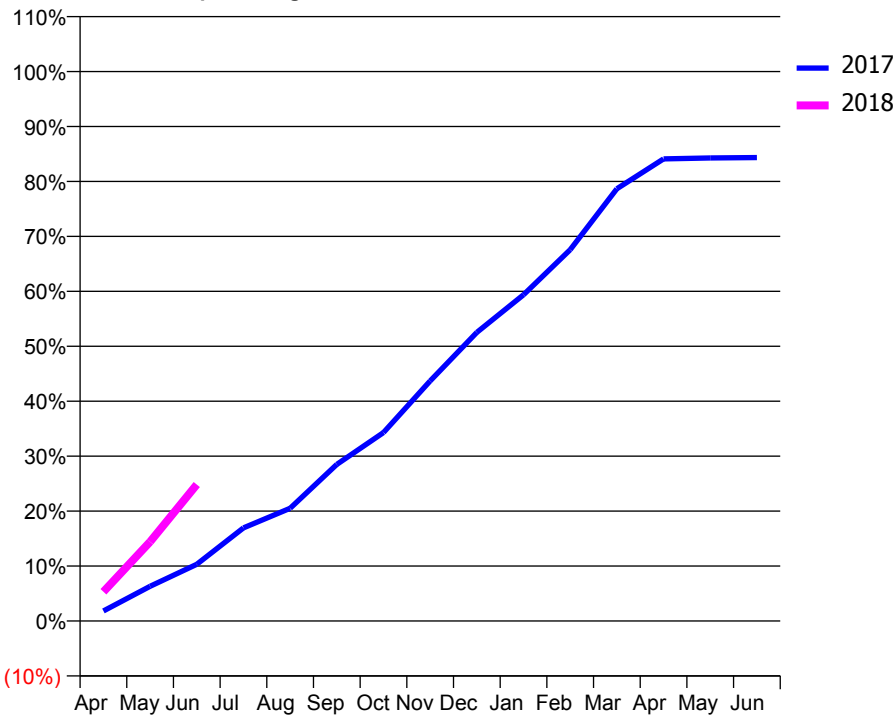
ACCESS*

Patients seen in 24 months	Total	Change since previous quarter
Quarter ending June 2016	1,269	
Quarter ending September 2016	1,359	↑
Quarter ending December 2016	1,580	↑
Quarter ending March 2017	1,783	↑
Quarter ending June 2017	1,789	→
Variance since June 2016	41.0%	↑



ACTIVITY

Cumulative percentage of contracted UDA delivered 2017 & 2018



Adjusted Scheduled Activity (UDA)		
Month	2017	2018
April	73	133
May	252	361
June	413	621
July	678	
August	821	
September	1,140	
October	1,372	
November	1,747	
December	2,101	
January	2,374	
February	2,703	
March	3,147	
April	3,364	
May	3,370	
June	3,373	

QUALITY

	Quantity	Base Number	Contract	AT	Region	England
% of FP17s for the same patient ID Re-attending within 3 months - Children	16	307	5.2%	9.3%	11.7%	12.0%
% of FP17s for the same patient ID Re-attending within 3 months - Adults	32	268	11.9%	12.6%	15.2%	16.0%
% of FP17s for the same patient ID Re-attending between 3 & 9 months - Children	203	307	66.1%	58.4%	59.1%	58.0%
% of FP17s for the same patient ID Re-attending between 3 & 9 months - Adults	145	268	54.1%	50.2%	52.2%	50.9%
% of FP17s for Band 1 Urgent Courses	21	431	4.9%	6.8%	7.9%	9.1%
% of FP17s Relating to Free Repair or Replacements	3	431	0.7%	0.8%	0.8%	0.8%
% of FP17s Relating to Continuations	11	431	2.6%	1.1%	1.1%	1.1%
% of Patients satisfied with the dentistry they have received	6	6	N/A	92.1%	91.8%	91.7%
% of Patients satisfied with the time they had to wait for an appointment	6	6	N/A	90.5%	88.4%	88.0%

* This is based on patients treated on this contract for their most recent course of treatment. Figures in italics indicate the base number of FP17s or Patient Questionnaire responses are less than 100. N/A is shown where the base number of responses is less than 10 during the period. % is calculated as Quantity/Base number*100

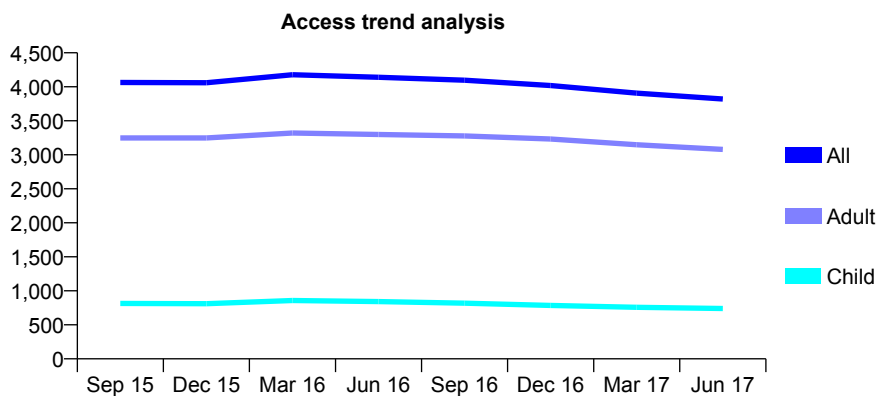
Q53 - Vital Signs At a Glance Contract Report for 101281/0134 - June 2017

Name or company name	OASIS DENTAL CARE LTD
Contract type name	GDS Contract
Purpose of contract	General
Contract start date	01/04/2006
Contract end date	

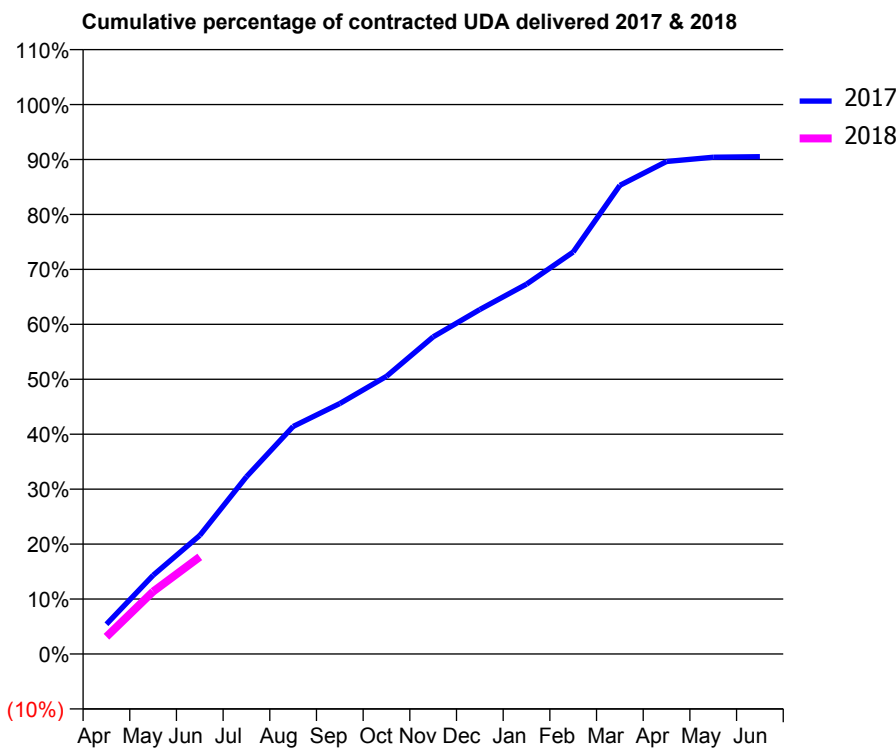
17/18 Contracted general activity (UDA)	12,151
Carry forward general activity (UDA)	0
17/18 Contracted orthodontic activity (UOA)	0
Carry forward orthodontic activity (UOA)	0
Baseline contract value	£264,285.01

ACCESS*

Patients seen in 24 months	Total	Change since previous quarter
Quarter ending June 2016	4,141	
Quarter ending September 2016	4,097	↓
Quarter ending December 2016	4,019	↓
Quarter ending March 2017	3,907	↓
Quarter ending June 2017	3,820	↓
Variance since June 2016	(7.8%)	↓



ACTIVITY



Month	Adjusted Scheduled Activity (UDA)	
	2017	2018
April	660	381
May	1,742	1,381
June	2,622	2,147
July	3,920	
August	5,033	
September	5,540	
October	6,141	
November	7,013	
December	7,618	
January	8,179	
February	8,890	
March	10,362	
April	10,892	
May	10,986	
June	10,996	

QUALITY

	Quantity	Base Number	Contract	AT	Region	England
% of FP17s for the same patient ID Re-attending within 3 months - Children	21	267	7.9%	9.3%	11.7%	12.0%
% of FP17s for the same patient ID Re-attending within 3 months - Adults	128	1,011	12.7%	12.6%	15.2%	16.0%
% of FP17s for the same patient ID Re-attending between 3 & 9 months - Children	186	267	69.7%	58.4%	59.1%	58.0%
% of FP17s for the same patient ID Re-attending between 3 & 9 months - Adults	642	1,011	63.5%	50.2%	52.2%	50.9%
% of FP17s for Band 1 Urgent Courses	44	959	4.6%	6.8%	7.9%	9.1%
% of FP17s Relating to Free Repair or Replacements	18	959	1.9%	0.8%	0.8%	0.8%
% of FP17s Relating to Continuations	5	959	0.5%	1.1%	1.1%	1.1%
% of Patients satisfied with the dentistry they have received	11	12	91.7%	92.1%	91.8%	91.7%
% of Patients satisfied with the time they had to wait for an appointment	11	12	91.7%	90.5%	88.4%	88.0%

* This is based on patients treated on this contract for their most recent course of treatment. Figures in italics indicate the base number of FP17s or Patient Questionnaire responses are less than 100. N/A is shown where the base number of responses is less than 10 during the period. % is calculated as Quantity/Base number*100

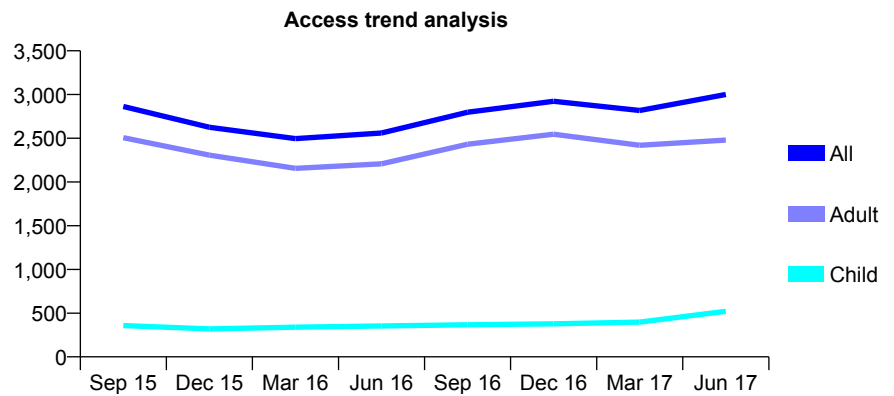
Q53 - Vital Signs At a Glance Contract Report for 101281/0149 - June 2017

Name or company name	OASIS DENTAL CARE LTD
Contract type name	GDS Contract
Purpose of contract	General
Contract start date	01/04/2006
Contract end date	

17/18 Contracted general activity (UDA)	7,534
Carry forward general activity (UDA)	0
17/18 Contracted orthodontic activity (UOA)	0
Carry forward orthodontic activity (UOA)	0
Baseline contract value	£183,269.27

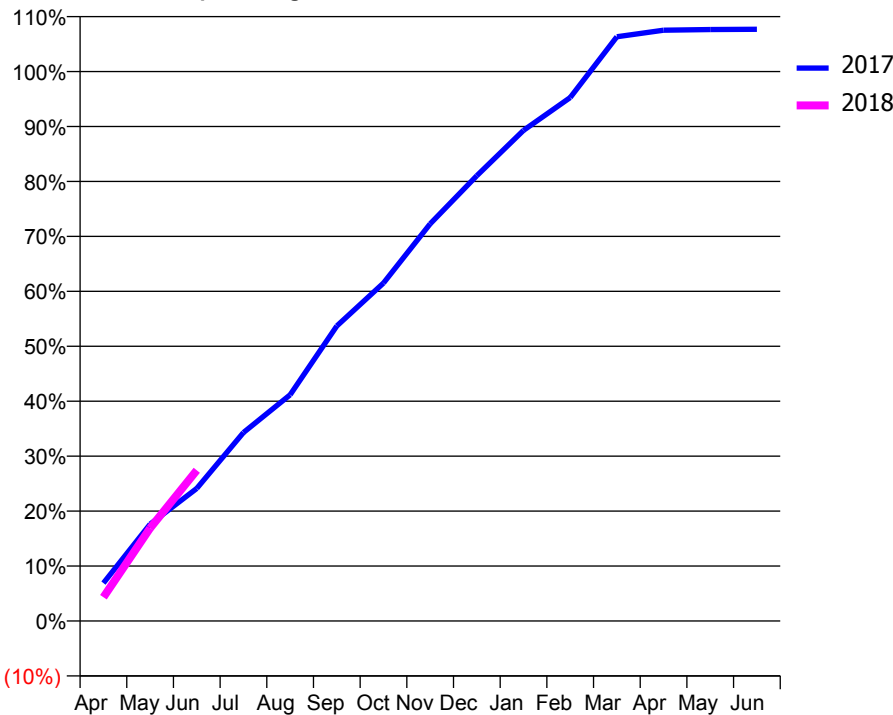
ACCESS*

Patients seen in 24 months	Total	Change since previous quarter
Quarter ending June 2016	2,560	
Quarter ending September 2016	2,798	↑
Quarter ending December 2016	2,923	↑
Quarter ending March 2017	2,817	↓
Quarter ending June 2017	3,000	↑
Variance since June 2016	17.2%	↑



ACTIVITY

Cumulative percentage of contracted UDA delivered 2017 & 2018



Month	Adjusted Scheduled Activity (UDA)	
	2017	2018
April	520	327
May	1,328	1,274
June	1,818	2,066
July	2,583	
August	3,101	
September	4,045	
October	4,634	
November	5,445	
December	6,105	
January	6,727	
February	7,177	
March	8,010	
April	8,101	
May	8,110	
June	8,113	

QUALITY

	Quantity	Base Number	Contract	AT	Region	England
% of FP17s for the same patient ID Re-attending within 3 months - Children	10	265	3.8%	9.3%	11.7%	12.0%
% of FP17s for the same patient ID Re-attending within 3 months - Adults	81	1,009	8.0%	12.6%	15.2%	16.0%
% of FP17s for the same patient ID Re-attending between 3 & 9 months - Children	79	265	29.8%	58.4%	59.1%	58.0%
% of FP17s for the same patient ID Re-attending between 3 & 9 months - Adults	454	1,009	45.0%	50.2%	52.2%	50.9%
% of FP17s for Band 1 Urgent Courses	80	1,208	6.6%	6.8%	7.9%	9.1%
% of FP17s Relating to Free Repair or Replacements	6	1,208	0.5%	0.8%	0.8%	0.8%
% of FP17s Relating to Continuations	11	1,208	0.9%	1.1%	1.1%	1.1%
% of Patients satisfied with the dentistry they have received	3	3	N/A	92.1%	91.8%	91.7%
% of Patients satisfied with the time they had to wait for an appointment	2	3	N/A	90.5%	88.4%	88.0%

* This is based on patients treated on this contract for their most recent course of treatment. Figures in italics indicate the base number of FP17s or Patient Questionnaire responses are less than 100. N/A is shown where the base number of responses is less than 10 during the period. % is calculated as Quantity/Base number*100

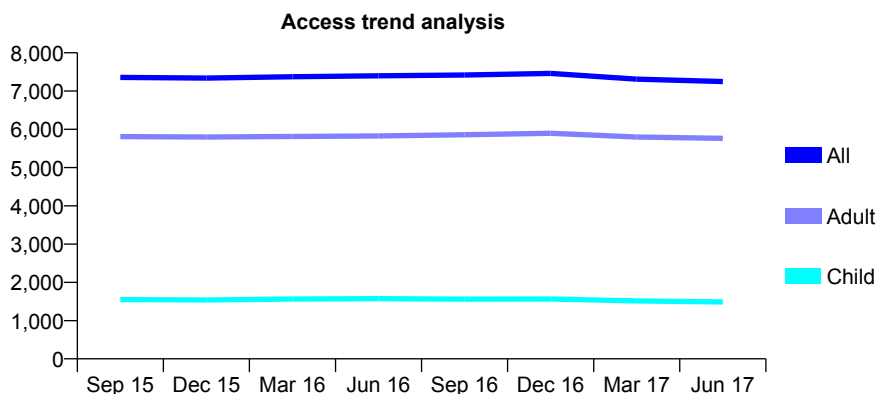
Q53 - Vital Signs At a Glance Contract Report for 101281/0164 - June 2017

Name or company name	OASIS DENTAL CARE LTD
Contract type name	GDS Contract
Purpose of contract	General
Contract start date	01/02/2007
Contract end date	

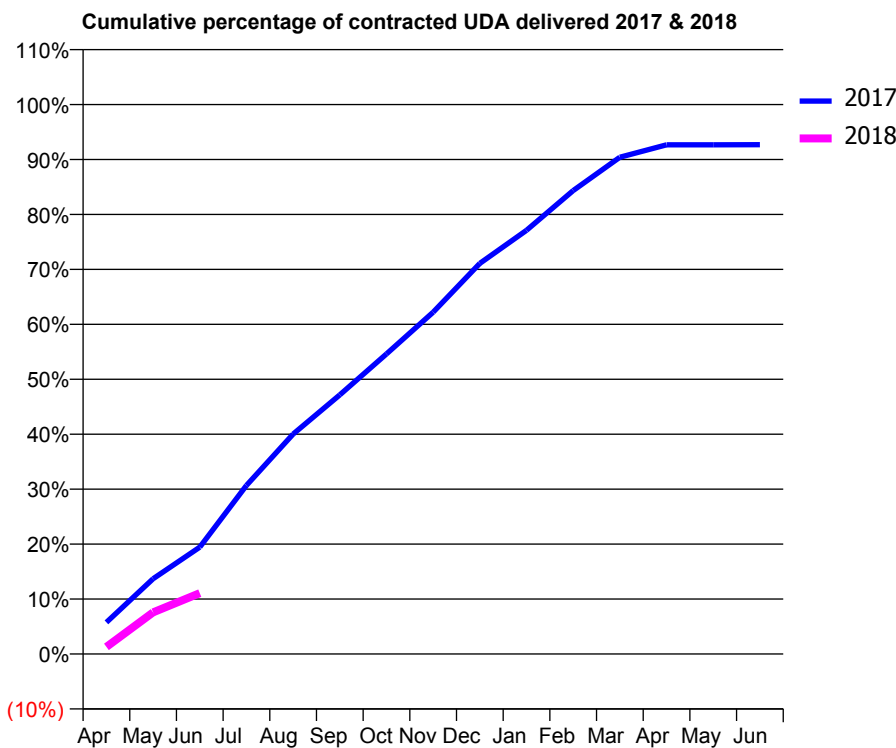
17/18 Contracted general activity (UDA)	21,454
Carry forward general activity (UDA)	0
17/18 Contracted orthodontic activity (UOA)	0
Carry forward orthodontic activity (UOA)	0
Baseline contract value	£437,873.48

ACCESS*

Patients seen in 24 months	Total	Change since previous quarter
Quarter ending June 2016	7,400	
Quarter ending September 2016	7,418	→
Quarter ending December 2016	7,460	→
Quarter ending March 2017	7,313	↓
Quarter ending June 2017	7,249	→
Variance since June 2016	(2.0%)	↓



ACTIVITY



Month	Adjusted Scheduled Activity (UDA)	
	2017	2018
April	1,238	276
May	2,939	1,627
June	4,172	2,376
July	6,583	
August	8,588	
September	10,116	
October	11,719	
November	13,347	
December	15,254	
January	16,541	
February	18,094	
March	19,397	
April	19,879	
May	19,882	
June	19,885	

QUALITY

	Quantity	Base Number	Contract	AT	Region	England
% of FP17s for the same patient ID Re-attending within 3 months - Children	35	341	10.3%	9.3%	11.7%	12.0%
% of FP17s for the same patient ID Re-attending within 3 months - Adults	181	1,091	16.6%	12.6%	15.2%	16.0%
% of FP17s for the same patient ID Re-attending between 3 & 9 months - Children	230	341	67.4%	58.4%	59.1%	58.0%
% of FP17s for the same patient ID Re-attending between 3 & 9 months - Adults	493	1,091	45.2%	50.2%	52.2%	50.9%
% of FP17s for Band 1 Urgent Courses	62	1,218	5.1%	6.8%	7.9%	9.1%
% of FP17s Relating to Free Repair or Replacements	29	1,218	2.4%	0.8%	0.8%	0.8%
% of FP17s Relating to Continuations	52	1,218	4.3%	1.1%	1.1%	1.1%
% of Patients satisfied with the dentistry they have received	8	9	N/A	92.1%	91.8%	91.7%
% of Patients satisfied with the time they had to wait for an appointment	9	9	N/A	90.5%	88.4%	88.0%

* This is based on patients treated on this contract for their most recent course of treatment. Figures in italics indicate the base number of FP17s or Patient Questionnaire responses are less than 100. N/A is shown where the base number of responses is less than 10 during the period. % is calculated as Quantity/Base number*100

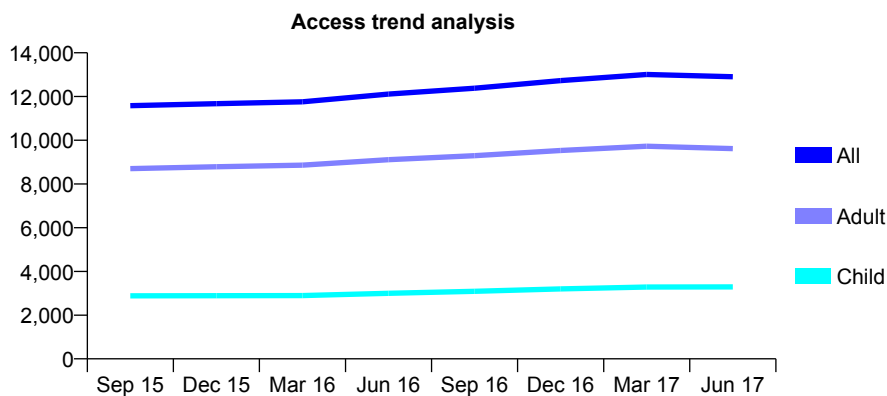
Q53 - Vital Signs At a Glance Contract Report for 101281/0166 - June 2017

Name or company name	OASIS DENTAL CARE LTD
Contract type name	GDS Contract
Purpose of contract	General
Contract start date	27/04/2007
Contract end date	

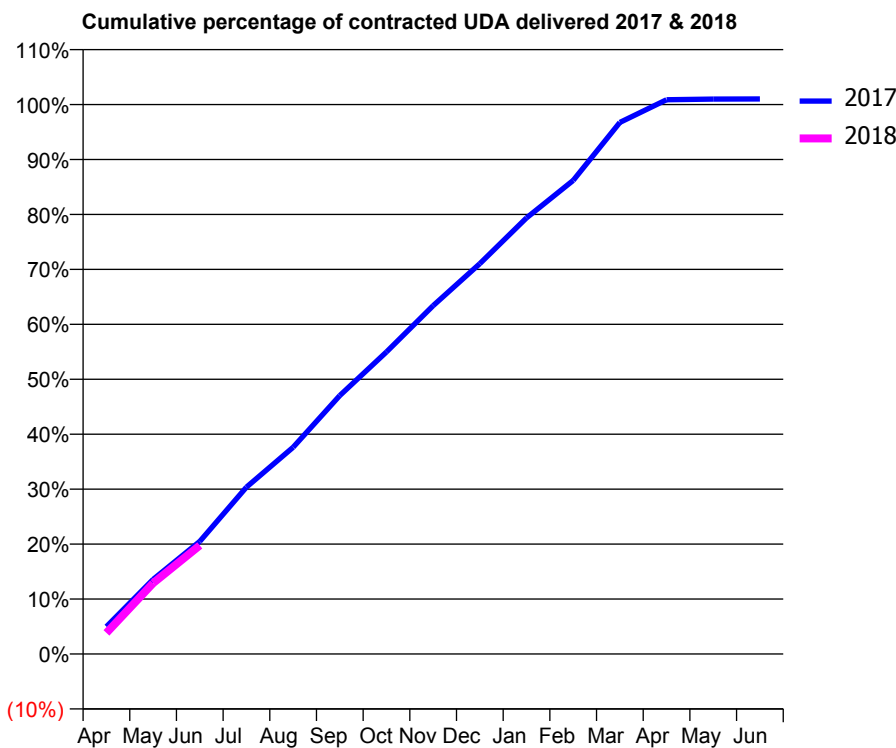
17/18 Contracted general activity (UDA)	34,800
Carry forward general activity (UDA)	0
17/18 Contracted orthodontic activity (UOA)	0
Carry forward orthodontic activity (UOA)	0
Baseline contract value	£710,263.68

ACCESS*

Patients seen in 24 months	Total	Change since previous quarter
Quarter ending June 2016	12,110	
Quarter ending September 2016	12,382	↑
Quarter ending December 2016	12,731	↑
Quarter ending March 2017	13,011	↑
Quarter ending June 2017	12,906	→
Variance since June 2016	6.6%	↑



ACTIVITY



Month	Adjusted Scheduled Activity (UDA)	
	2017	2018
April	1,809	1,338
May	4,931	4,486
June	7,435	6,882
July	11,027	
August	13,655	
September	17,073	
October	19,953	
November	23,014	
December	25,786	
January	28,813	
February	31,289	
March	35,116	
April	36,613	
May	36,657	
June	36,663	

QUALITY

	Quantity	Base Number	Contract	AT	Region	England
% of FP17s for the same patient ID Re-attending within 3 months - Children	111	1,237	9.0%	9.3%	11.7%	12.0%
% of FP17s for the same patient ID Re-attending within 3 months - Adults	542	3,396	16.0%	12.6%	15.2%	16.0%
% of FP17s for the same patient ID Re-attending between 3 & 9 months - Children	797	1,237	64.4%	58.4%	59.1%	58.0%
% of FP17s for the same patient ID Re-attending between 3 & 9 months - Adults	2,029	3,396	59.7%	50.2%	52.2%	50.9%
% of FP17s for Band 1 Urgent Courses	281	3,853	7.3%	6.8%	7.9%	9.1%
% of FP17s Relating to Free Repair or Replacements	79	3,853	2.1%	0.8%	0.8%	0.8%
% of FP17s Relating to Continuations	70	3,853	1.8%	1.1%	1.1%	1.1%
% of Patients satisfied with the dentistry they have received	22	25	88.0%	92.1%	91.8%	91.7%
% of Patients satisfied with the time they had to wait for an appointment	23	25	92.0%	90.5%	88.4%	88.0%

* This is based on patients treated on this contract for their most recent course of treatment. Figures in italics indicate the base number of FP17s or Patient Questionnaire responses are less than 100. N/A is shown where the base number of responses is less than 10 during the period. % is calculated as Quantity/Base number*100

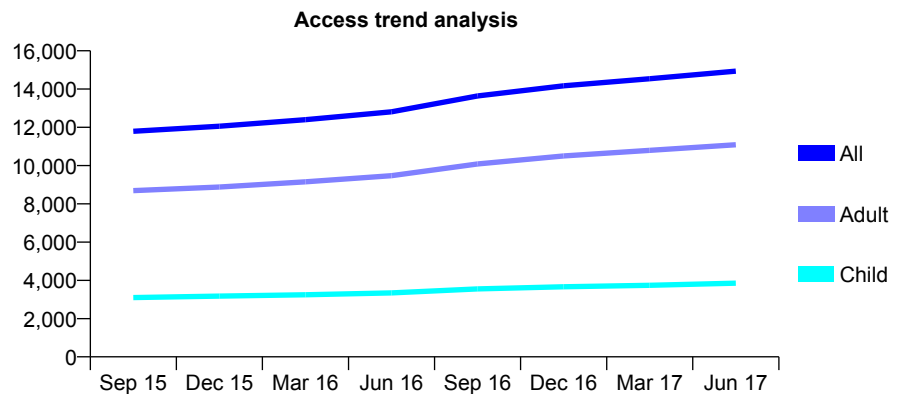
Q53 - Vital Signs At a Glance Contract Report for 101281/0172 - June 2017

Name or company name	OASIS DENTAL CARE LTD
Contract type name	GDS Contract
Purpose of contract	General
Contract start date	01/11/2007
Contract end date	

17/18 Contracted general activity (UDA)	40,086
Carry forward general activity (UDA)	0
17/18 Contracted orthodontic activity (UOA)	0
Carry forward orthodontic activity (UOA)	0
Baseline contract value	£1,061,381.55

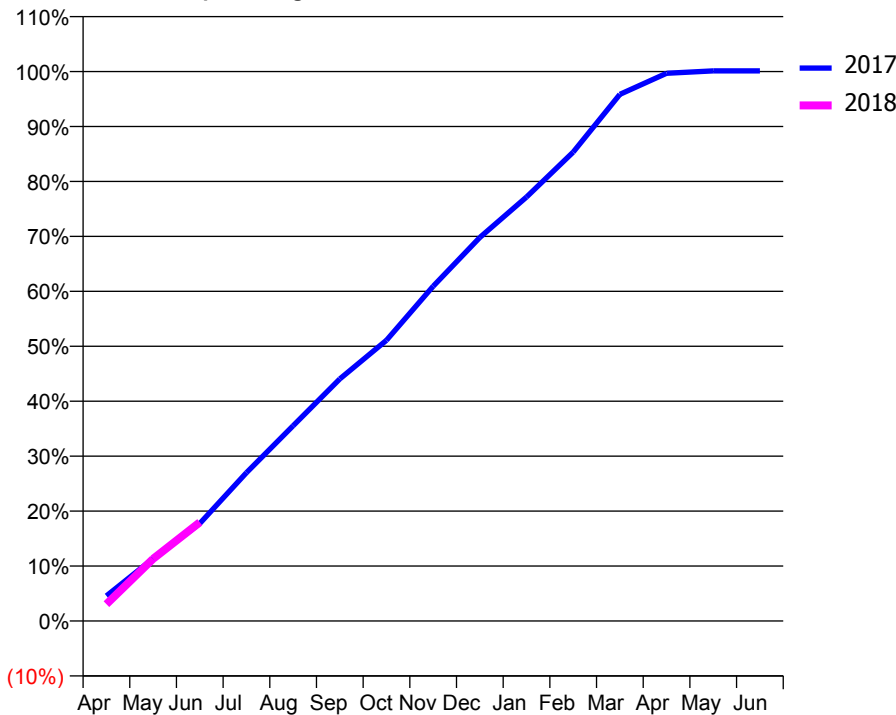
ACCESS*

Patients seen in 24 months	Total	Change since previous quarter
Quarter ending June 2016	12,812	
Quarter ending September 2016	13,640	↑
Quarter ending December 2016	14,172	↑
Quarter ending March 2017	14,539	↑
Quarter ending June 2017	14,940	↑
Variance since June 2016	16.6%	↑



ACTIVITY

Cumulative percentage of contracted UDA delivered 2017 & 2018



Month	Adjusted Scheduled Activity (UDA)	
	2017	2018
April	1,830	1,228
May	4,554	4,539
June	7,118	7,203
July	10,821	
August	14,247	
September	17,661	
October	20,480	
November	24,422	
December	27,980	
January	30,924	
February	34,202	
March	38,417	
April	39,953	
May	40,131	
June	40,130	

QUALITY

	Quantity	Base Number	Contract	AT	Region	England
% of FP17s for the same patient ID Re-attending within 3 months - Children	304	1,596	19.0%	9.3%	11.7%	12.0%
% of FP17s for the same patient ID Re-attending within 3 months - Adults	419	3,323	12.6%	12.6%	15.2%	16.0%
% of FP17s for the same patient ID Re-attending between 3 & 9 months - Children	818	1,596	51.3%	58.4%	59.1%	58.0%
% of FP17s for the same patient ID Re-attending between 3 & 9 months - Adults	1,722	3,323	51.8%	50.2%	52.2%	50.9%
% of FP17s for Band 1 Urgent Courses	334	4,091	8.2%	6.8%	7.9%	9.1%
% of FP17s Relating to Free Repair or Replacements	14	4,091	0.3%	0.8%	0.8%	0.8%
% of FP17s Relating to Continuations	60	4,091	1.5%	1.1%	1.1%	1.1%
% of Patients satisfied with the dentistry they have received	20	26	76.9%	92.1%	91.8%	91.7%
% of Patients satisfied with the time they had to wait for an appointment	22	26	84.6%	90.5%	88.4%	88.0%

* This is based on patients treated on this contract for their most recent course of treatment. Figures in italics indicate the base number of FP17s or Patient Questionnaire responses are less than 100. N/A is shown where the base number of responses is less than 10 during the period. % is calculated as Quantity/Base number*100

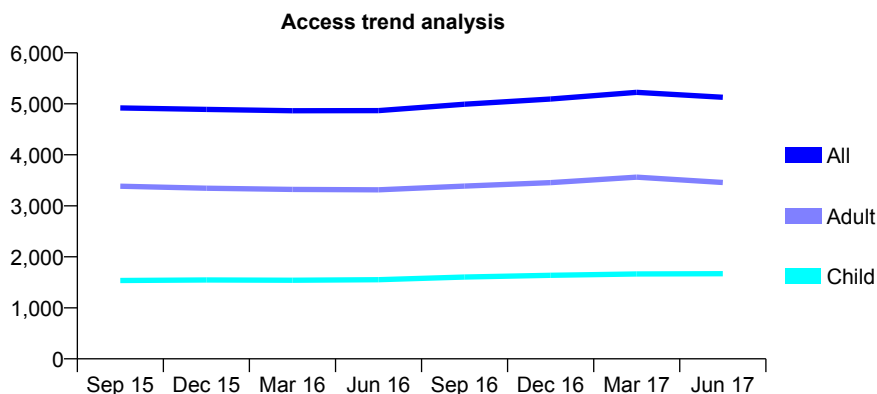
Q53 - Vital Signs At a Glance Contract Report for 101362/0005 - June 2017

Name or company name	Rodericks Dental Limited
Contract type name	GDS Contract
Purpose of contract	General
Contract start date	01/04/2008
Contract end date	

17/18 Contracted general activity (UDA)	14,000
Carry forward general activity (UDA)	0
17/18 Contracted orthodontic activity (UOA)	0
Carry forward orthodontic activity (UOA)	0
Baseline contract value	£326,717.79

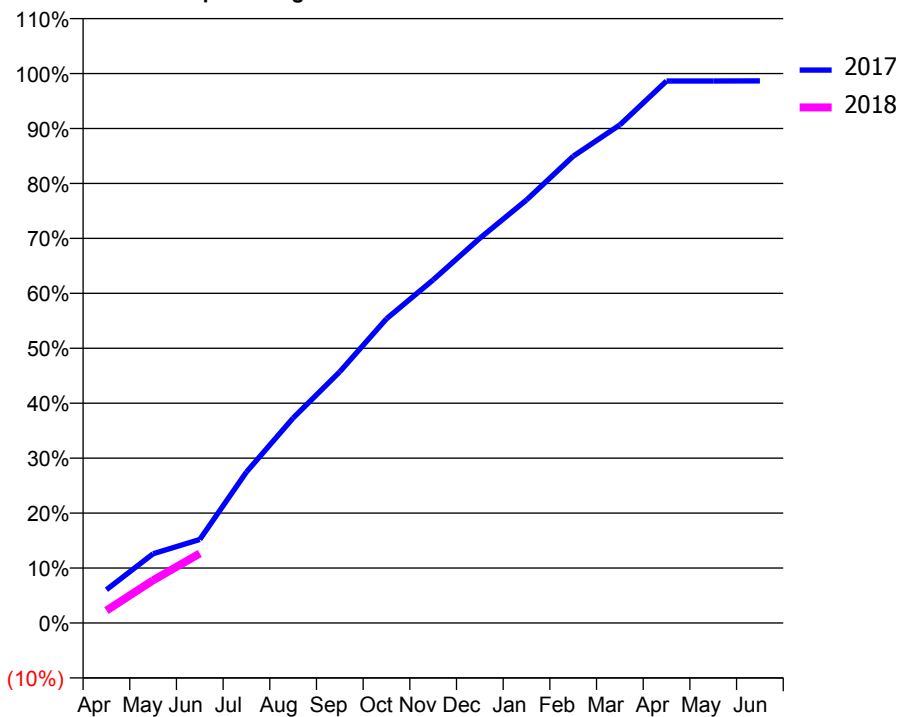
ACCESS*

Patients seen in 24 months	Total	Change since previous quarter
Quarter ending June 2016	4,867	
Quarter ending September 2016	4,991	↑
Quarter ending December 2016	5,093	↑
Quarter ending March 2017	5,224	↑
Quarter ending June 2017	5,127	↓
Variance since June 2016	5.3%	↑



ACTIVITY

Cumulative percentage of contracted UDA delivered 2017 & 2018



Adjusted Scheduled Activity (UDA)

Month	2017	2018
April	846	319
May	1,766	1,090
June	2,130	1,771
July	3,849	
August	5,222	
September	6,403	
October	7,752	
November	8,743	
December	9,802	
January	10,777	
February	11,892	
March	12,689	
April	13,810	
May	13,810	
June	13,811	

QUALITY

	Quantity	Base Number	Contract	AT	Region	England
% of FP17s for the same patient ID Re-attending within 3 months - Children	32	618	5.2%	9.3%	11.7%	12.0%
% of FP17s for the same patient ID Re-attending within 3 months - Adults	89	1,014	8.8%	12.6%	15.2%	16.0%
% of FP17s for the same patient ID Re-attending between 3 & 9 months - Children	313	618	50.6%	58.4%	59.1%	58.0%
% of FP17s for the same patient ID Re-attending between 3 & 9 months - Adults	529	1,014	52.2%	50.2%	52.2%	50.9%
% of FP17s for Band 1 Urgent Courses	38	960	4.0%	6.8%	7.9%	9.1%
% of FP17s Relating to Free Repair or Replacements	3	960	0.3%	0.8%	0.8%	0.8%
% of FP17s Relating to Continuations	4	960	0.4%	1.1%	1.1%	1.1%
% of Patients satisfied with the dentistry they have received	9	9	N/A	92.1%	91.8%	91.7%
% of Patients satisfied with the time they had to wait for an appointment	9	9	N/A	90.5%	88.4%	88.0%

* This is based on patients treated on this contract for their most recent course of treatment. Figures in italics indicate the base number of FP17s or Patient Questionnaire responses are less than 100. N/A is shown where the base number of responses is less than 10 during the period. % is calculated as Quantity/Base number*100

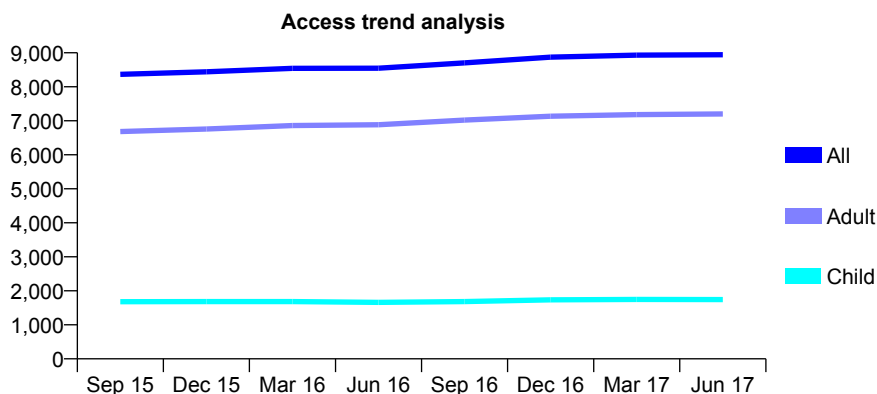
Q53 - Vital Signs At a Glance Contract Report for 101435/0091 - June 2017

Name or company name	IDH Limited
Contract type name	GDS Contract
Purpose of contract	General
Contract start date	01/03/2008
Contract end date	

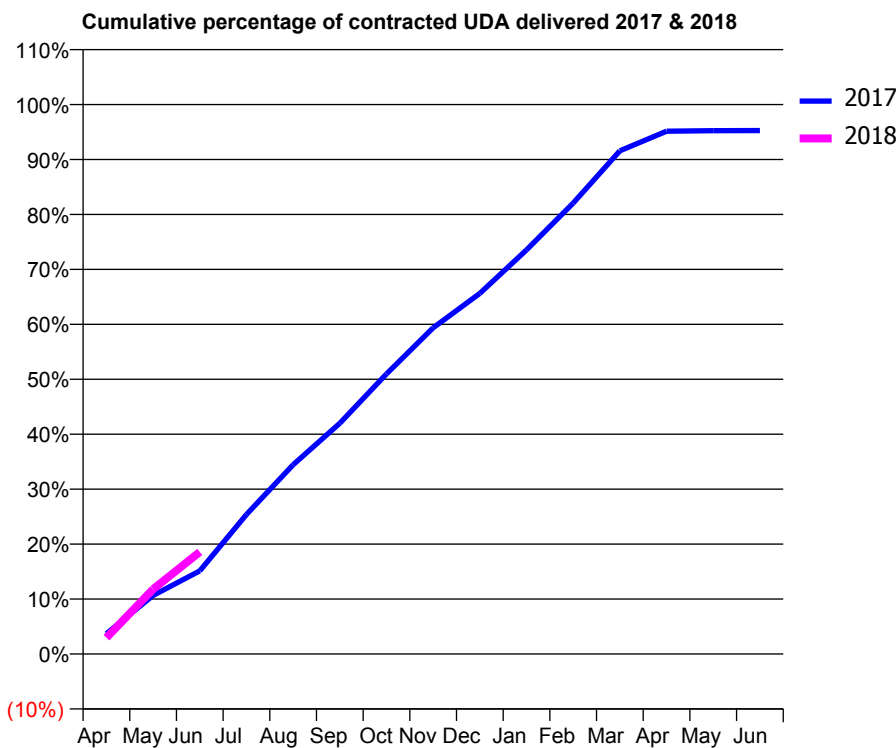
17/18 Contracted general activity (UDA)	23,435
Carry forward general activity (UDA)	0
17/18 Contracted orthodontic activity (UOA)	0
Carry forward orthodontic activity (UOA)	0
Baseline contract value	£573,409.14

ACCESS*

Patients seen in 24 months	Total	Change since previous quarter
Quarter ending June 2016	8,547	
Quarter ending September 2016	8,704	→
Quarter ending December 2016	8,872	→
Quarter ending March 2017	8,930	→
Quarter ending June 2017	8,945	→
Variance since June 2016	4.7%	↑



ACTIVITY



Month	Adjusted Scheduled Activity (UDA)	
	2017	2018
April	869	695
May	2,499	2,767
June	3,546	4,355
July	5,954	
August	8,072	
September	9,841	
October	11,947	
November	13,912	
December	15,381	
January	17,235	
February	19,228	
March	21,459	
April	22,295	
May	22,317	
June	22,326	

QUALITY

	Quantity	Base Number	Contract	AT	Region	England
% of FP17s for the same patient ID Re-attending within 3 months - Children	31	568	5.5%	9.3%	11.7%	12.0%
% of FP17s for the same patient ID Re-attending within 3 months - Adults	254	2,126	11.9%	12.6%	15.2%	16.0%
% of FP17s for the same patient ID Re-attending between 3 & 9 months - Children	316	568	55.6%	58.4%	59.1%	58.0%
% of FP17s for the same patient ID Re-attending between 3 & 9 months - Adults	1,100	2,126	51.7%	50.2%	52.2%	50.9%
% of FP17s for Band 1 Urgent Courses	177	2,316	7.6%	6.8%	7.9%	9.1%
% of FP17s Relating to Free Repair or Replacements	9	2,316	0.4%	0.8%	0.8%	0.8%
% of FP17s Relating to Continuations	32	2,316	1.4%	1.1%	1.1%	1.1%
% of Patients satisfied with the dentistry they have received	25	25	100.0%	92.1%	91.8%	91.7%
% of Patients satisfied with the time they had to wait for an appointment	21	25	84.0%	90.5%	88.4%	88.0%

* This is based on patients treated on this contract for their most recent course of treatment. Figures in italics indicate the base number of FP17s or Patient Questionnaire responses are less than 100. N/A is shown where the base number of responses is less than 10 during the period. % is calculated as Quantity/Base number*100

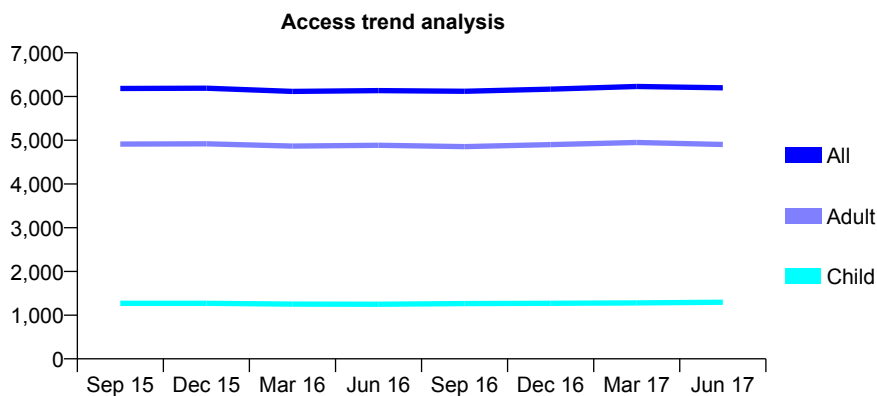
Q53 - Vital Signs At a Glance Contract Report for 101435/0098 - June 2017

Name or company name	IDH Limited
Contract type name	GDS Contract
Purpose of contract	General
Contract start date	01/05/2008
Contract end date	

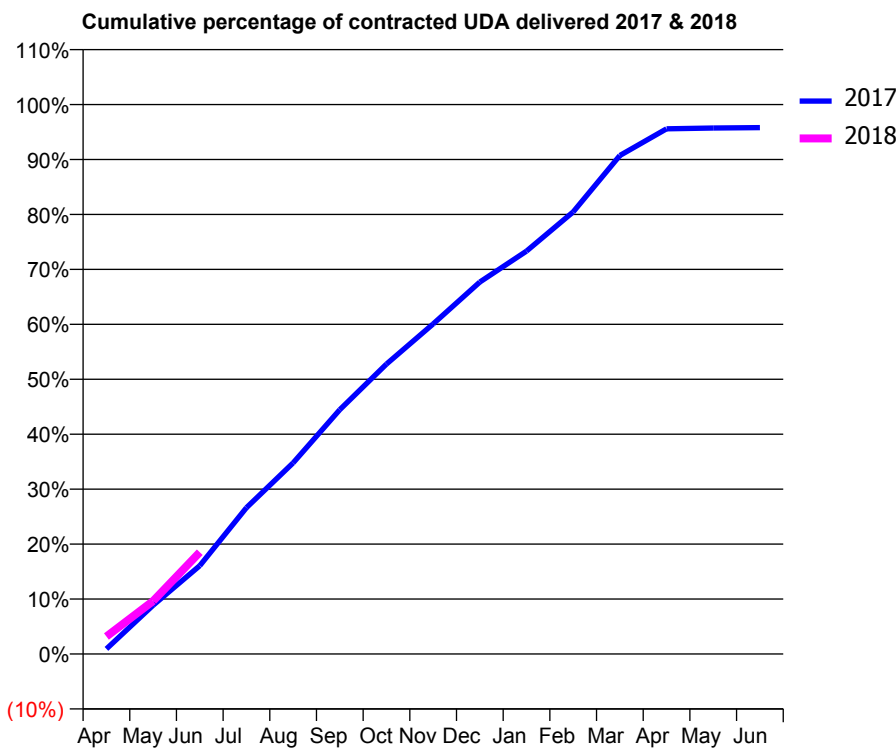
17/18 Contracted general activity (UDA)	17,250
Carry forward general activity (UDA)	0
17/18 Contracted orthodontic activity (UOA)	0
Carry forward orthodontic activity (UOA)	0
Baseline contract value	£403,149.33

ACCESS*

Patients seen in 24 months	Total	Change since previous quarter
Quarter ending June 2016	6,134	
Quarter ending September 2016	6,119	→
Quarter ending December 2016	6,168	→
Quarter ending March 2017	6,229	→
Quarter ending June 2017	6,198	→
Variance since June 2016	1.0%	→



ACTIVITY



Month	Adjusted Scheduled Activity (UDA)	
	2017	2018
April	162	552
May	1,529	1,664
June	2,773	3,194
July	4,595	
August	6,001	
September	7,672	
October	9,103	
November	10,364	
December	11,677	
January	12,648	
February	13,878	
March	15,648	
April	16,488	
May	16,512	
June	16,525	

QUALITY

	Quantity	Base Number	Contract	AT	Region	England
% of FP17s for the same patient ID Re-attending within 3 months - Children	22	351	6.3%	9.3%	11.7%	12.0%
% of FP17s for the same patient ID Re-attending within 3 months - Adults	89	1,175	7.6%	12.6%	15.2%	16.0%
% of FP17s for the same patient ID Re-attending between 3 & 9 months - Children	142	351	40.5%	58.4%	59.1%	58.0%
% of FP17s for the same patient ID Re-attending between 3 & 9 months - Adults	488	1,175	41.5%	50.2%	52.2%	50.9%
% of FP17s for Band 1 Urgent Courses	57	1,229	4.6%	6.8%	7.9%	9.1%
% of FP17s Relating to Free Repair or Replacements	9	1,229	0.7%	0.8%	0.8%	0.8%
% of FP17s Relating to Continuations	15	1,229	1.2%	1.1%	1.1%	1.1%
% of Patients satisfied with the dentistry they have received	24	26	92.3%	92.1%	91.8%	91.7%
% of Patients satisfied with the time they had to wait for an appointment	24	26	92.3%	90.5%	88.4%	88.0%

* This is based on patients treated on this contract for their most recent course of treatment. Figures in italics indicate the base number of FP17s or Patient Questionnaire responses are less than 100. N/A is shown where the base number of responses is less than 10 during the period. % is calculated as Quantity/Base number*100

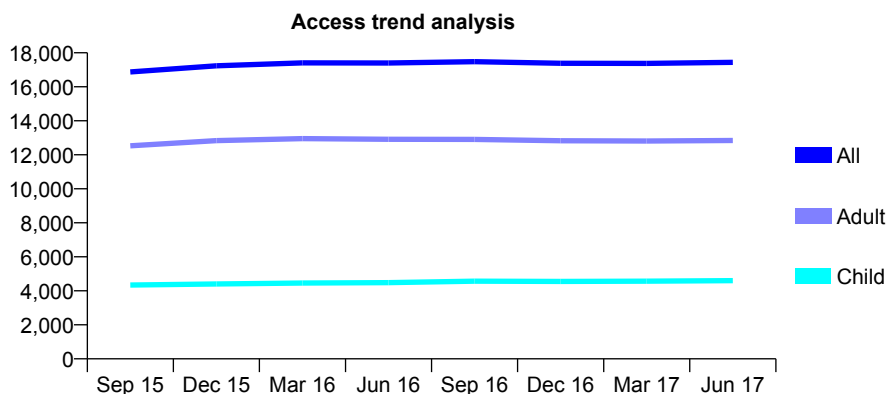
Q53 - Vital Signs At a Glance Contract Report for 101435/0102 - June 2017

Name or company name	IDH Limited
Contract type name	GDS Contract
Purpose of contract	General
Contract start date	01/06/2008
Contract end date	

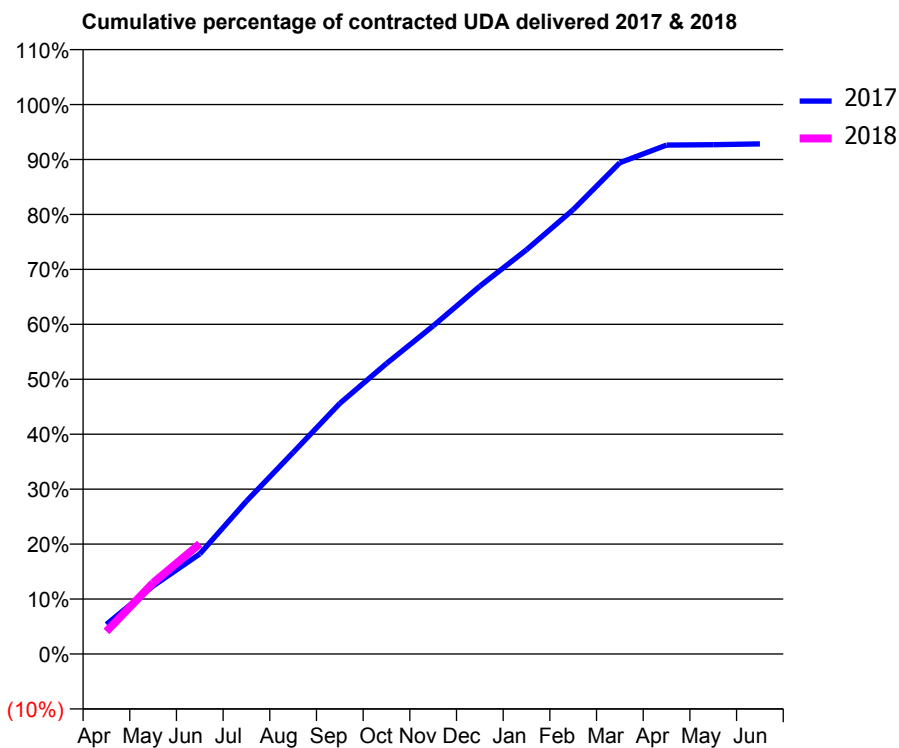
17/18 Contracted general activity (UDA)	54,777
Carry forward general activity (UDA)	0
17/18 Contracted orthodontic activity (UOA)	0
Carry forward orthodontic activity (UOA)	0
Baseline contract value	£1,434,679.70

ACCESS*

Patients seen in 24 months	Total	Change since previous quarter
Quarter ending June 2016	17,399	
Quarter ending September 2016	17,481	→
Quarter ending December 2016	17,383	→
Quarter ending March 2017	17,376	→
Quarter ending June 2017	17,443	→
Variance since June 2016	0.3%	→



ACTIVITY



Month	Adjusted Scheduled Activity (UDA)	
	2017	2018
April	2,952	2,254
May	6,785	7,097
June	9,972	10,989
July	15,238	
August	20,089	
September	24,978	
October	28,954	
November	32,713	
December	36,673	
January	40,295	
February	44,295	
March	48,975	
April	50,737	
May	50,768	
June	50,854	

QUALITY

	Quantity	Base Number	Contract	AT	Region	England
% of FP17s for the same patient ID Re-attending within 3 months - Children	98	1,672	5.9%	9.3%	11.7%	12.0%
% of FP17s for the same patient ID Re-attending within 3 months - Adults	568	4,225	13.4%	12.6%	15.2%	16.0%
% of FP17s for the same patient ID Re-attending between 3 & 9 months - Children	966	1,672	57.8%	58.4%	59.1%	58.0%
% of FP17s for the same patient ID Re-attending between 3 & 9 months - Adults	2,283	4,225	54.0%	50.2%	52.2%	50.9%
% of FP17s for Band 1 Urgent Courses	247	5,016	4.9%	6.8%	7.9%	9.1%
% of FP17s Relating to Free Repair or Replacements	52	5,016	1.0%	0.8%	0.8%	0.8%
% of FP17s Relating to Continuations	95	5,016	1.9%	1.1%	1.1%	1.1%
% of Patients satisfied with the dentistry they have received	34	34	100.0%	92.1%	91.8%	91.7%
% of Patients satisfied with the time they had to wait for an appointment	31	34	91.2%	90.5%	88.4%	88.0%

* This is based on patients treated on this contract for their most recent course of treatment. Figures in italics indicate the base number of FP17s or Patient Questionnaire responses are less than 100. N/A is shown where the base number of responses is less than 10 during the period. % is calculated as Quantity/Base number*100

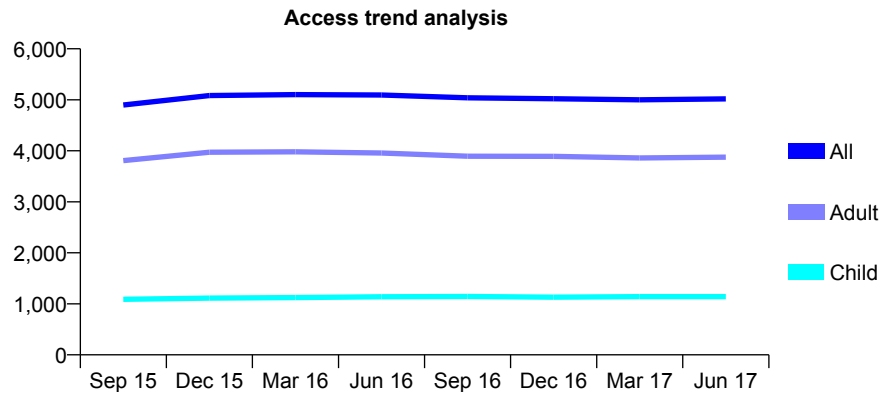
Q53 - Vital Signs At a Glance Contract Report for 101796/0001 - June 2017

Name or company name	Villimaitis/Vilimaitiene
Contract type name	GDS Contract
Purpose of contract	General
Contract start date	01/12/2013
Contract end date	

17/18 Contracted general activity (UDA)	11,200
Carry forward general activity (UDA)	0
17/18 Contracted orthodontic activity (UOA)	0
Carry forward orthodontic activity (UOA)	0
Baseline contract value	£320,495.30

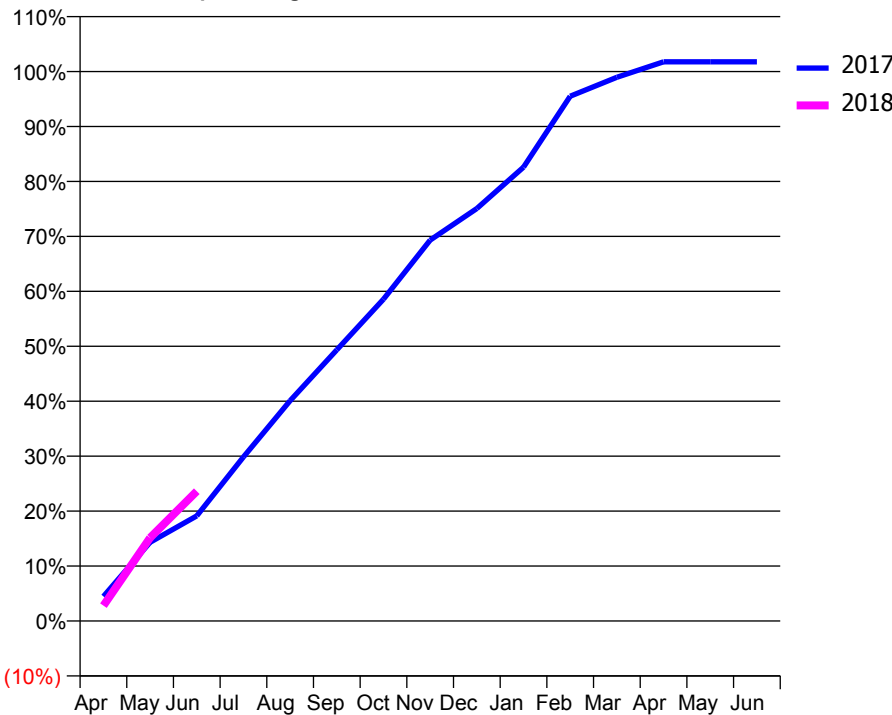
ACCESS*

Patients seen in 24 months	Total	Change since previous quarter
Quarter ending June 2016	5,095	
Quarter ending September 2016	5,040	↓
Quarter ending December 2016	5,021	→
Quarter ending March 2017	5,001	→
Quarter ending June 2017	5,017	→
Variance since June 2016	(1.5%)	↓



ACTIVITY

Cumulative percentage of contracted UDA delivered 2017 & 2018



QUALITY

	Quantity	Base Number	Contract	AT	Region	England
% of FP17s for the same patient ID Re-attending within 3 months - Children	26	549	4.7%	9.3%	11.7%	12.0%
% of FP17s for the same patient ID Re-attending within 3 months - Adults	69	1,076	6.4%	12.6%	15.2%	16.0%
% of FP17s for the same patient ID Re-attending between 3 & 9 months - Children	366	549	66.7%	58.4%	59.1%	58.0%
% of FP17s for the same patient ID Re-attending between 3 & 9 months - Adults	450	1,076	41.8%	50.2%	52.2%	50.9%
% of FP17s for Band 1 Urgent Courses	105	1,419	7.4%	6.8%	7.9%	9.1%
% of FP17s Relating to Free Repair or Replacements	12	1,419	0.8%	0.8%	0.8%	0.8%
% of FP17s Relating to Continuations	13	1,419	0.9%	1.1%	1.1%	1.1%
% of Patients satisfied with the dentistry they have received	19	19	100.0%	92.1%	91.8%	91.7%
% of Patients satisfied with the time they had to wait for an appointment	15	19	78.9%	90.5%	88.4%	88.0%

* This is based on patients treated on this contract for their most recent course of treatment. Figures in italics indicate the base number of FP17s or Patient Questionnaire responses are less than 100. N/A is shown where the base number of responses is less than 10 during the period. % is calculated as Quantity/Base number*100

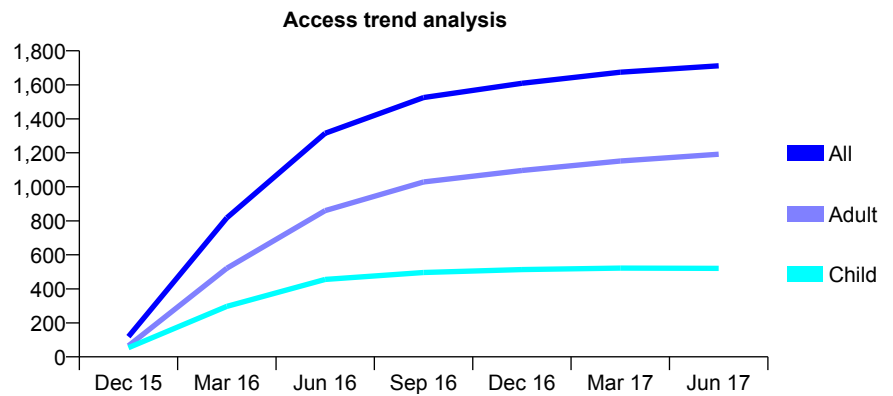
Q53 - Vital Signs At a Glance Contract Report for 103063/0001 - June 2017

Name or company name	MR KS RATRA
Contract type name	GDS Contract
Purpose of contract	General
Contract start date	01/12/2015
Contract end date	

17/18 Contracted general activity (UDA)	4,910
Carry forward general activity (UDA)	0
17/18 Contracted orthodontic activity (UOA)	0
Carry forward orthodontic activity (UOA)	0
Baseline contract value	£129,062.47

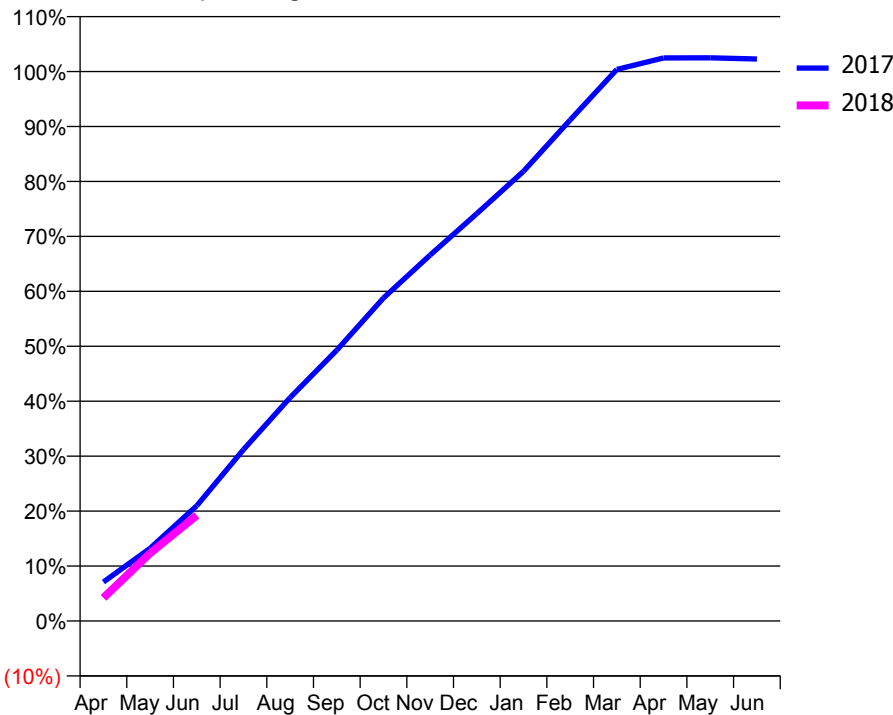
ACCESS*

Patients seen in 24 months	Total	Change since previous quarter
Quarter ending June 2016	1,315	
Quarter ending September 2016	1,525	↑
Quarter ending December 2016	1,609	↑
Quarter ending March 2017	1,674	↑
Quarter ending June 2017	1,712	↑
Variance since June 2016	30.2%	↑



ACTIVITY

Cumulative percentage of contracted UDA delivered 2017 & 2018



Month	Adjusted Scheduled Activity (UDA)	
	2017	2018
April	348	207
May	650	605
June	1,031	945
July	1,532	
August	1,996	
September	2,420	
October	2,887	
November	3,270	
December	3,640	
January	4,019	
February	4,477	
March	4,929	
April	5,032	
May	5,033	
June	5,022	

QUALITY

	Quantity	Base Number	Contract	AT	Region	England
% of FP17s for the same patient ID Re-attending within 3 months - Children	19	194	9.8%	9.3%	11.7%	12.0%
% of FP17s for the same patient ID Re-attending within 3 months - Adults	47	410	11.5%	12.6%	15.2%	16.0%
% of FP17s for the same patient ID Re-attending between 3 & 9 months - Children	137	194	70.6%	58.4%	59.1%	58.0%
% of FP17s for the same patient ID Re-attending between 3 & 9 months - Adults	276	410	67.3%	50.2%	52.2%	50.9%
% of FP17s for Band 1 Urgent Courses	13	543	2.4%	6.8%	7.9%	9.1%
% of FP17s Relating to Free Repair or Replacements	8	543	1.5%	0.8%	0.8%	0.8%
% of FP17s Relating to Continuations	6	543	1.1%	1.1%	1.1%	1.1%
% of Patients satisfied with the dentistry they have received	3	3	N/A	92.1%	91.8%	91.7%
% of Patients satisfied with the time they had to wait for an appointment	3	3	N/A	90.5%	88.4%	88.0%

* This is based on patients treated on this contract for their most recent course of treatment. Figures in italics indicate the base number of FP17s or Patient Questionnaire responses are less than 100. N/A is shown where the base number of responses is less than 10 during the period. % is calculated as Quantity/Base number*100

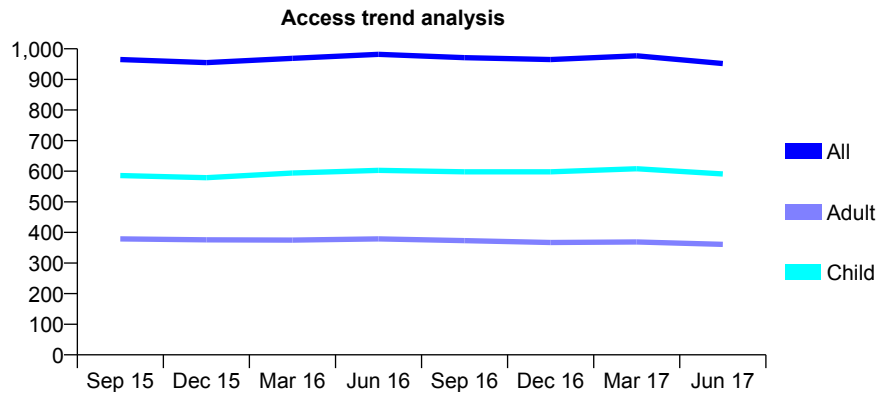
Q53 - Vital Signs At a Glance Contract Report for 105341/0001 - June 2017

Name or company name	Rossmamor Limited
Contract type name	GDS Contract
Purpose of contract	General
Contract start date	01/04/2010
Contract end date	

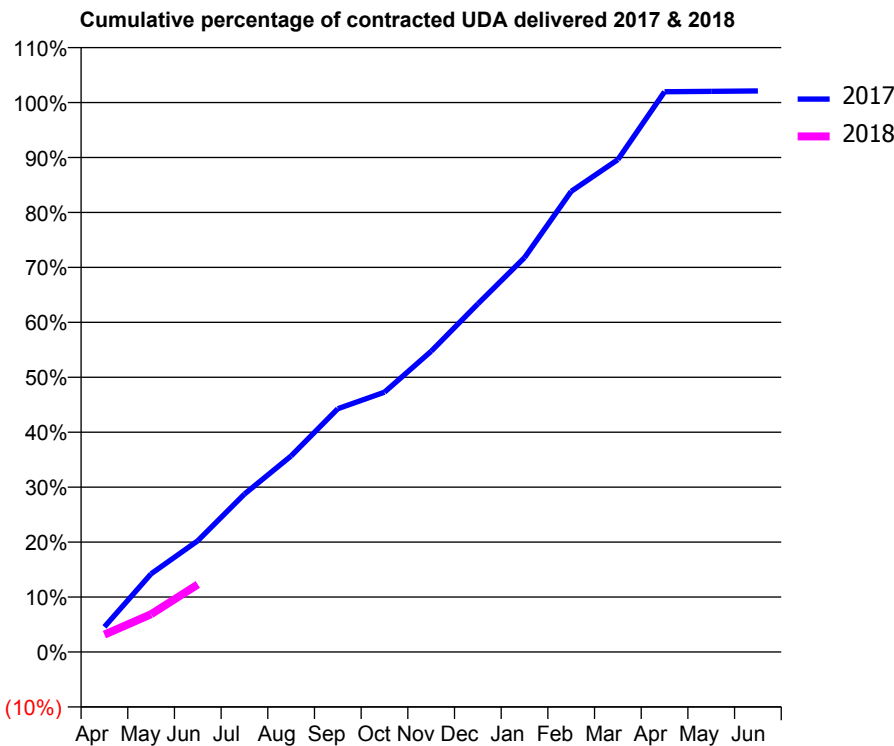
17/18 Contracted general activity (UDA)	2,800
Carry forward general activity (UDA)	0
17/18 Contracted orthodontic activity (UOA)	0
Carry forward orthodontic activity (UOA)	0
Baseline contract value	£81,937.23

ACCESS*

Patients seen in 24 months	Total	Change since previous quarter
Quarter ending June 2016	982	
Quarter ending September 2016	971	↓
Quarter ending December 2016	965	→
Quarter ending March 2017	977	→
Quarter ending June 2017	952	↓
Variance since June 2016	(3.1%)	↓



ACTIVITY



Month	Adjusted Scheduled Activity (UDA)	
	2017	2018
April	128	89
May	398	193
June	567	344
July	805	
August	999	
September	1,239	
October	1,324	
November	1,532	
December	1,774	
January	2,010	
February	2,347	
March	2,509	
April	2,855	
May	2,857	
June	2,859	

QUALITY

	Quantity	Base Number	Contract	AT	Region	England
% of FP17s for the same patient ID Re-attending within 3 months - Children	35	249	14.1%	9.3%	11.7%	12.0%
% of FP17s for the same patient ID Re-attending within 3 months - Adults	37	148	25.0%	12.6%	15.2%	16.0%
% of FP17s for the same patient ID Re-attending between 3 & 9 months - Children	151	249	60.6%	58.4%	59.1%	58.0%
% of FP17s for the same patient ID Re-attending between 3 & 9 months - Adults	82	148	55.4%	50.2%	52.2%	50.9%
% of FP17s for Band 1 Urgent Courses	15	211	7.1%	6.8%	7.9%	9.1%
% of FP17s Relating to Free Repair or Replacements	0	211	0.0%	0.8%	0.8%	0.8%
% of FP17s Relating to Continuations	0	211	0.0%	1.1%	1.1%	1.1%
% of Patients satisfied with the dentistry they have received	1	1	N/A	92.1%	91.8%	91.7%
% of Patients satisfied with the time they had to wait for an appointment	1	1	N/A	90.5%	88.4%	88.0%

* This is based on patients treated on this contract for their most recent course of treatment. Figures in italics indicate the base number of FP17s or Patient Questionnaire responses are less than 100. N/A is shown where the base number of responses is less than 10 during the period. % is calculated as Quantity/Base number*100

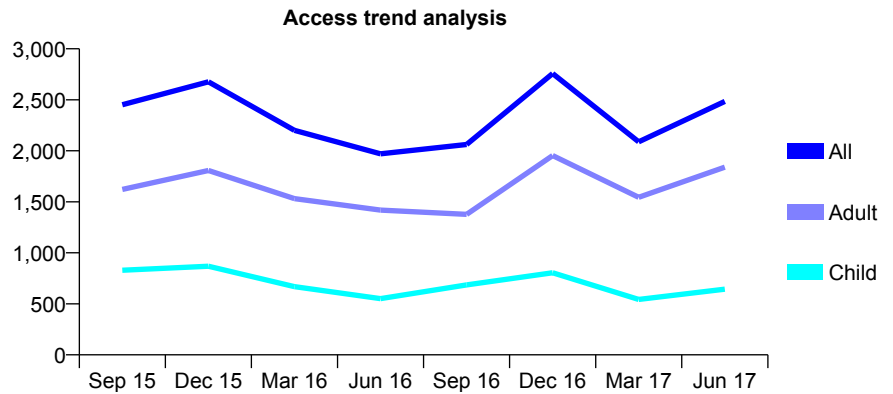
Q53 - Vital Signs At a Glance Contract Report for 109789/0001 - June 2017

Name or company name	Dental Surgery, 60 Long Street
Contract type name	GDS Contract
Purpose of contract	General
Contract start date	01/04/2014
Contract end date	

17/18 Contracted general activity (UDA)	6,414
Carry forward general activity (UDA)	0
17/18 Contracted orthodontic activity (UOA)	0
Carry forward orthodontic activity (UOA)	0
Baseline contract value	£146,712.77

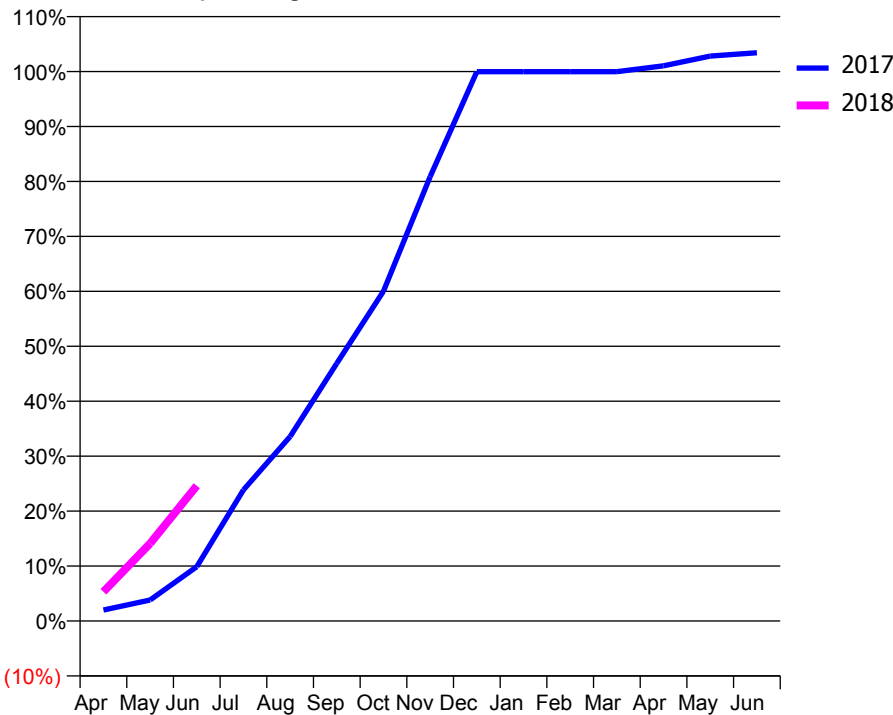
ACCESS*

Patients seen in 24 months	Total	Change since previous quarter
Quarter ending June 2016	1,970	
Quarter ending September 2016	2,062	↑
Quarter ending December 2016	2,758	↑
Quarter ending March 2017	2,088	↓
Quarter ending June 2017	2,484	↑
Variance since June 2016	26.1%	↑



ACTIVITY

Cumulative percentage of contracted UDA delivered 2017 & 2018



Month	Adjusted Scheduled Activity (UDA)	
	2017	2018
April	128	341
May	244	906
June	635	1,580
July	1,531	
August	2,154	
September	3,008	
October	3,851	
November	5,187	
December	6,411	
January	6,411	
February	6,411	
March	6,411	
April	6,480	
May	6,594	
June	6,633	

QUALITY

	Quantity	Base Number	Contract	AT	Region	England
% of FP17s for the same patient ID Re-attending within 3 months - Children	3	227	1.3%	9.3%	11.7%	12.0%
% of FP17s for the same patient ID Re-attending within 3 months - Adults	29	523	5.5%	12.6%	15.2%	16.0%
% of FP17s for the same patient ID Re-attending between 3 & 9 months - Children	105	227	46.3%	58.4%	59.1%	58.0%
% of FP17s for the same patient ID Re-attending between 3 & 9 months - Adults	226	523	43.2%	50.2%	52.2%	50.9%
% of FP17s for Band 1 Urgent Courses	48	668	7.2%	6.8%	7.9%	9.1%
% of FP17s Relating to Free Repair or Replacements	4	668	0.6%	0.8%	0.8%	0.8%
% of FP17s Relating to Continuations	2	668	0.3%	1.1%	1.1%	1.1%
% of Patients satisfied with the dentistry they have received	4	5	N/A	92.1%	91.8%	91.7%
% of Patients satisfied with the time they had to wait for an appointment	5	5	N/A	90.5%	88.4%	88.0%

* This is based on patients treated on this contract for their most recent course of treatment. Figures in italics indicate the base number of FP17s or Patient Questionnaire responses are less than 100. N/A is shown where the base number of responses is less than 10 during the period. % is calculated as Quantity/Base number*100

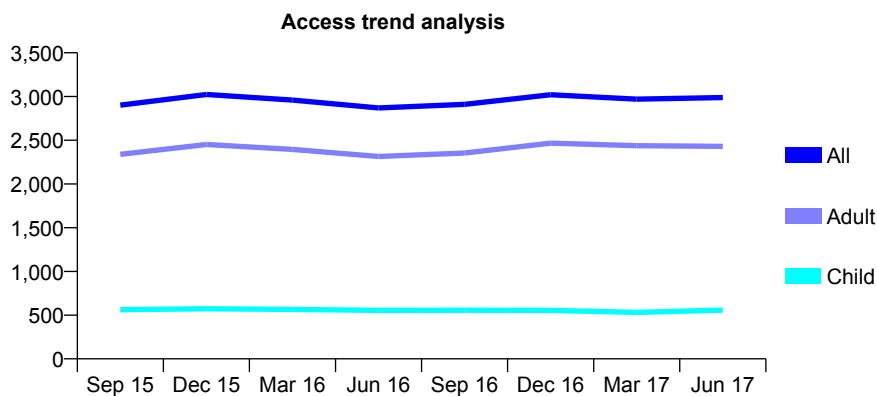
Q53 - Vital Signs At a Glance Contract Report for 109975/0001 - June 2017

Name or company name	165 Long Street, Atherstone
Contract type name	GDS Contract
Purpose of contract	General
Contract start date	01/03/2011
Contract end date	

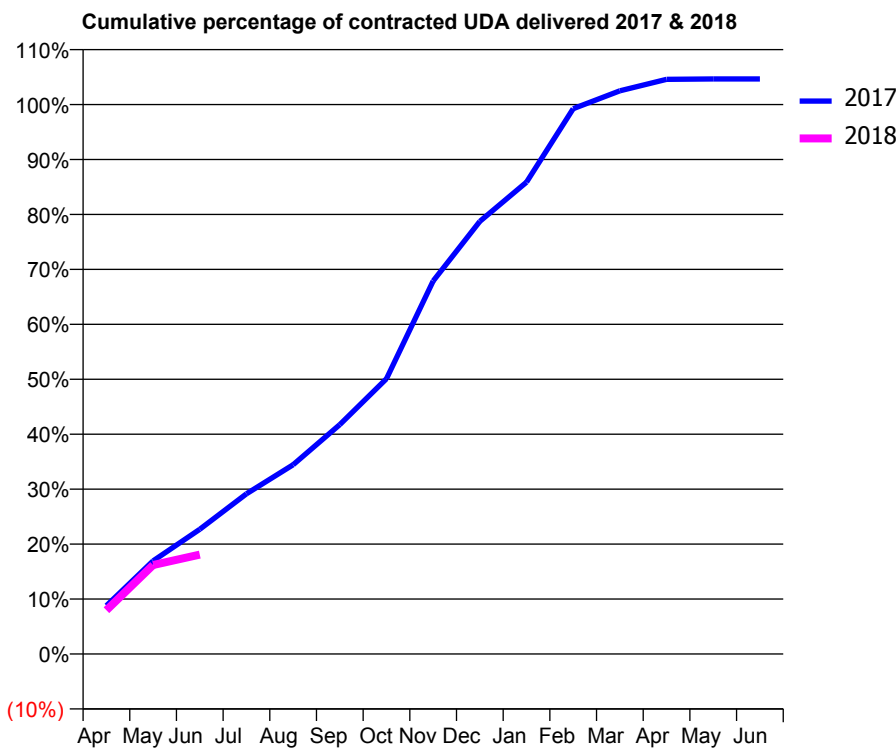
17/18 Contracted general activity (UDA)	7,887
Carry forward general activity (UDA)	0
17/18 Contracted orthodontic activity (UOA)	0
Carry forward orthodontic activity (UOA)	0
Baseline contract value	£169,174.65

ACCESS*

Patients seen in 24 months	Total	Change since previous quarter
Quarter ending June 2016	2,870	
Quarter ending September 2016	2,910	→
Quarter ending December 2016	3,021	↑
Quarter ending March 2017	2,970	↓
Quarter ending June 2017	2,988	→
Variance since June 2016	4.1%	↑



ACTIVITY



Month	Adjusted Scheduled Activity (UDA)	
	2017	2018
April	693	629
May	1,336	1,277
June	1,790	1,426
July	2,299	
August	2,717	
September	3,292	
October	3,950	
November	5,354	
December	6,210	
January	6,773	
February	7,826	
March	8,083	
April	8,247	
May	8,253	
June	8,253	

QUALITY

	Quantity	Base Number	Contract	AT	Region	England
% of FP17s for the same patient ID Re-attending within 3 months - Children	13	207	6.3%	9.3%	11.7%	12.0%
% of FP17s for the same patient ID Re-attending within 3 months - Adults	49	298	16.4%	12.6%	15.2%	16.0%
% of FP17s for the same patient ID Re-attending between 3 & 9 months - Children	124	207	59.9%	58.4%	59.1%	58.0%
% of FP17s for the same patient ID Re-attending between 3 & 9 months - Adults	147	298	49.3%	50.2%	52.2%	50.9%
% of FP17s for Band 1 Urgent Courses	25	438	5.7%	6.8%	7.9%	9.1%
% of FP17s Relating to Free Repair or Replacements	7	438	1.6%	0.8%	0.8%	0.8%
% of FP17s Relating to Continuations	4	438	0.9%	1.1%	1.1%	1.1%
% of Patients satisfied with the dentistry they have received	7	9	N/A	92.1%	91.8%	91.7%
% of Patients satisfied with the time they had to wait for an appointment	9	9	N/A	90.5%	88.4%	88.0%

* This is based on patients treated on this contract for their most recent course of treatment. Figures in italics indicate the base number of FP17s or Patient Questionnaire responses are less than 100. N/A is shown where the base number of responses is less than 10 during the period. % is calculated as Quantity/Base number*100

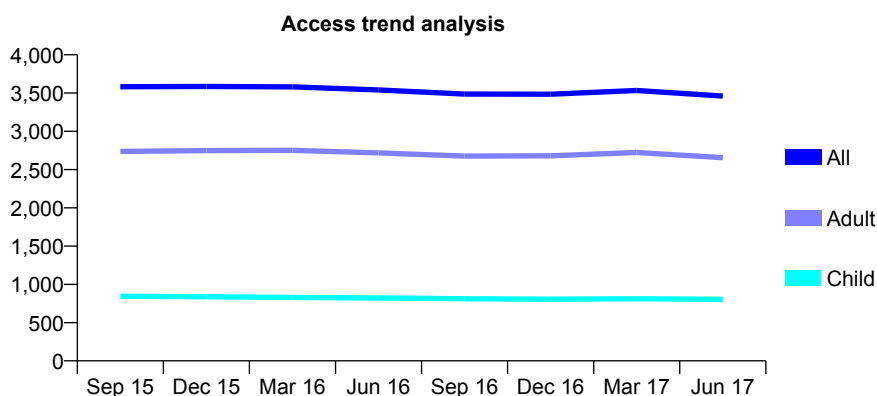
Q53 - Vital Signs At a Glance Contract Report for 113131/0001 - June 2017

Name or company name	76Dental
Contract type name	GDS Contract
Purpose of contract	General
Contract start date	01/04/2011
Contract end date	

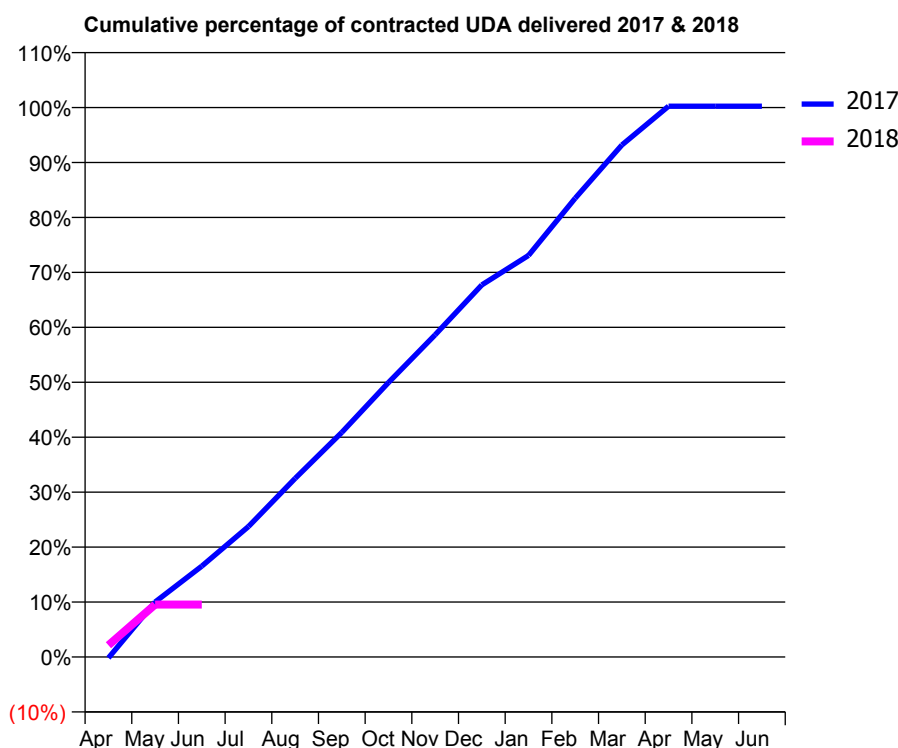
17/18 Contracted general activity (UDA)	11,219
Carry forward general activity (UDA)	0
17/18 Contracted orthodontic activity (UOA)	0
Carry forward orthodontic activity (UOA)	0
Baseline contract value	£317,505.86

ACCESS*

Patients seen in 24 months	Total	Change since previous quarter
Quarter ending June 2016	3,540	
Quarter ending September 2016	3,487	↓
Quarter ending December 2016	3,485	→
Quarter ending March 2017	3,534	→
Quarter ending June 2017	3,461	↓
Variance since June 2016	(2.2%)	↓



ACTIVITY



Month	Adjusted Scheduled Activity (UDA)	
	2017	2018
April	-21	241
May	1,123	1,073
June	1,854	1,073
July	2,664	
August	3,647	
September	4,587	
October	5,604	
November	6,578	
December	7,598	
January	8,199	
February	9,366	
March	10,454	
April	11,245	
May	11,245	
June	11,245	

QUALITY

	Quantity	Base Number	Contract	AT	Region	England
% of FP17s for the same patient ID Re-attending within 3 months - Children	7	216	3.2%	9.3%	11.7%	12.0%
% of FP17s for the same patient ID Re-attending within 3 months - Adults	71	707	10.0%	12.6%	15.2%	16.0%
% of FP17s for the same patient ID Re-attending between 3 & 9 months - Children	132	216	61.1%	58.4%	59.1%	58.0%
% of FP17s for the same patient ID Re-attending between 3 & 9 months - Adults	429	707	60.7%	50.2%	52.2%	50.9%
% of FP17s for Band 1 Urgent Courses	23	636	3.6%	6.8%	7.9%	9.1%
% of FP17s Relating to Free Repair or Replacements	6	636	0.9%	0.8%	0.8%	0.8%
% of FP17s Relating to Continuations	1	636	0.2%	1.1%	1.1%	1.1%
% of Patients satisfied with the dentistry they have received	4	4	N/A	92.1%	91.8%	91.7%
% of Patients satisfied with the time they had to wait for an appointment	3	4	N/A	90.5%	88.4%	88.0%

* This is based on patients treated on this contract for their most recent course of treatment. Figures in italics indicate the base number of FP17s or Patient Questionnaire responses are less than 100. N/A is shown where the base number of responses is less than 10 during the period. % is calculated as Quantity/Base number*100

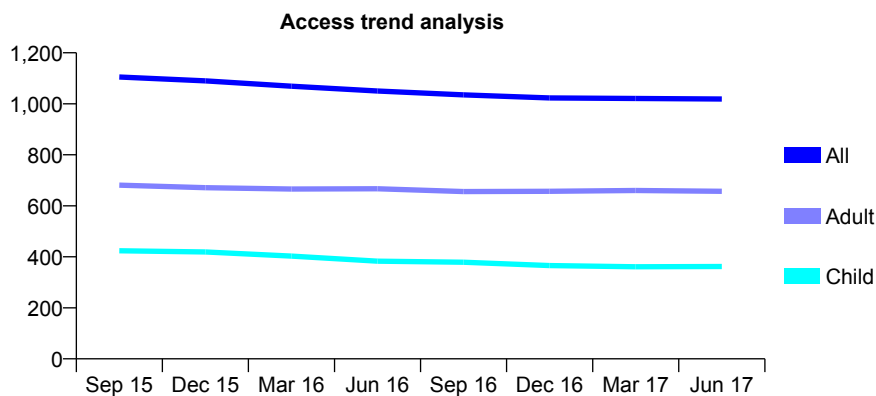
Q53 - Vital Signs At a Glance Contract Report for 115010/0001 - June 2017

Name or company name	Salmon And Light Dental Practice
Contract type name	GDS Contract
Purpose of contract	General
Contract start date	01/04/2012
Contract end date	

17/18 Contracted general activity (UDA)	3,171
Carry forward general activity (UDA)	0
17/18 Contracted orthodontic activity (UOA)	0
Carry forward orthodontic activity (UOA)	0
Baseline contract value	£74,167.51

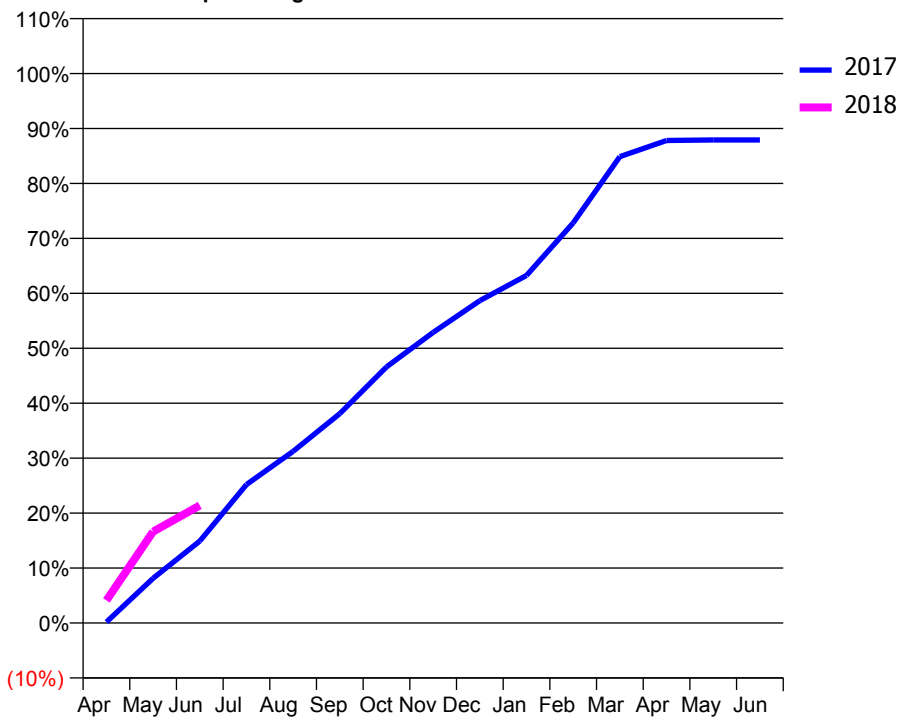
ACCESS*

Patients seen in 24 months	Total	Change since previous quarter
Quarter ending June 2016	1,050	
Quarter ending September 2016	1,035	↓
Quarter ending December 2016	1,023	↓
Quarter ending March 2017	1,021	→
Quarter ending June 2017	1,019	→
Variance since June 2016	(3.0%)	↓



ACTIVITY

Cumulative percentage of contracted UDA delivered 2017 & 2018



Adjusted Scheduled Activity (UDA)		
Month	2017	2018
April	6	131
May	258	528
June	473	678
July	799	
August	991	
September	1,208	
October	1,478	
November	1,677	
December	1,860	
January	2,006	
February	2,309	
March	2,691	
April	2,785	
May	2,788	
June	2,788	

QUALITY

	Quantity	Base Number	Contract	AT	Region	England
% of FP17s for the same patient ID Re-attending within 3 months - Children	24	174	13.8%	9.3%	11.7%	12.0%
% of FP17s for the same patient ID Re-attending within 3 months - Adults	49	247	19.8%	12.6%	15.2%	16.0%
% of FP17s for the same patient ID Re-attending between 3 & 9 months - Children	102	174	58.6%	58.4%	59.1%	58.0%
% of FP17s for the same patient ID Re-attending between 3 & 9 months - Adults	140	247	56.7%	50.2%	52.2%	50.9%
% of FP17s for Band 1 Urgent Courses	36	368	9.8%	6.8%	7.9%	9.1%
% of FP17s Relating to Free Repair or Replacements	0	368	0.0%	0.8%	0.8%	0.8%
% of FP17s Relating to Continuations	1	368	0.3%	1.1%	1.1%	1.1%
% of Patients satisfied with the dentistry they have received	3	4	N/A	92.1%	91.8%	91.7%
% of Patients satisfied with the time they had to wait for an appointment	4	4	N/A	90.5%	88.4%	88.0%

* This is based on patients treated on this contract for their most recent course of treatment. Figures in italics indicate the base number of FP17s or Patient Questionnaire responses are less than 100. N/A is shown where the base number of responses is less than 10 during the period. % is calculated as Quantity/Base number*100

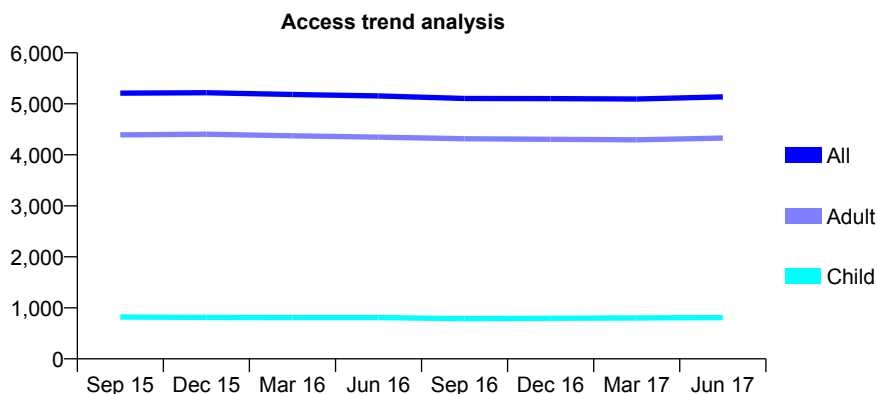
Q53 - Vital Signs At a Glance Contract Report for 116548/0001 - June 2017

Name or company name	Weobley Dental Surgery
Contract type name	GDS Contract
Purpose of contract	General
Contract start date	01/04/2006
Contract end date	

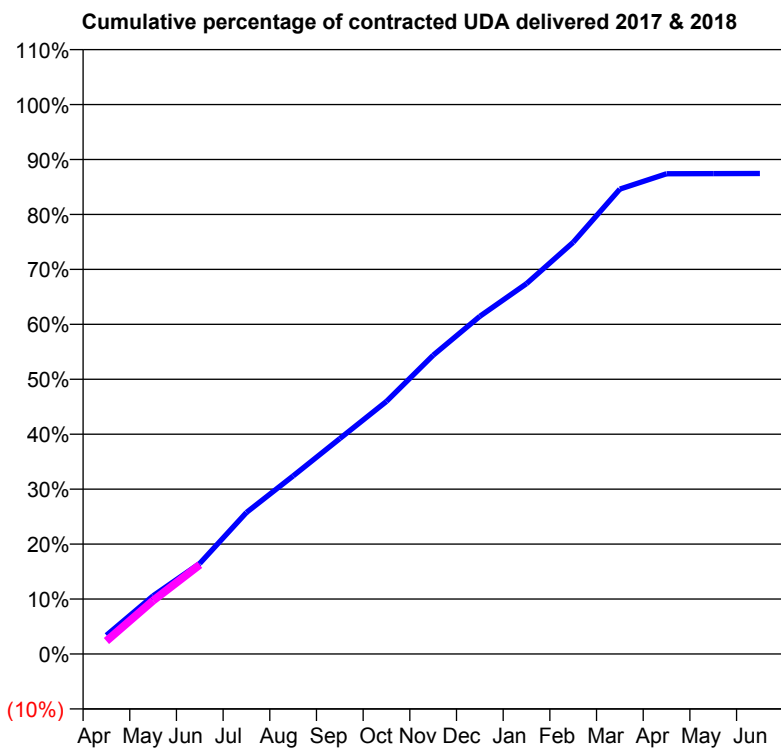
17/18 Contracted general activity (UDA)	17,977
Carry forward general activity (UDA)	0
17/18 Contracted orthodontic activity (UOA)	0
Carry forward orthodontic activity (UOA)	0
Baseline contract value	£499,071.06

ACCESS*

Patients seen in 24 months	Total	Change since previous quarter
Quarter ending June 2016	5,155	
Quarter ending September 2016	5,105	→
Quarter ending December 2016	5,101	→
Quarter ending March 2017	5,094	→
Quarter ending June 2017	5,137	→
Variance since June 2016	(0.3%)	→



ACTIVITY



Month	Adjusted Scheduled Activity (UDA)	
	2017	2018
April	611	424
May	1,904	1,746
June	2,965	2,920
July	4,631	
August	5,825	
September	7,046	
October	8,263	
November	9,776	
December	11,048	
January	12,117	
February	13,469	
March	15,209	
April	15,713	
May	15,717	
June	15,721	

QUALITY

	Quantity	Base Number	Contract	AT	Region	England
% of FP17s for the same patient ID Re-attending within 3 months - Children	23	330	7.0%	9.3%	11.7%	12.0%
% of FP17s for the same patient ID Re-attending within 3 months - Adults	319	1,738	18.4%	12.6%	15.2%	16.0%
% of FP17s for the same patient ID Re-attending between 3 & 9 months - Children	183	330	55.5%	58.4%	59.1%	58.0%
% of FP17s for the same patient ID Re-attending between 3 & 9 months - Adults	868	1,738	49.9%	50.2%	52.2%	50.9%
% of FP17s for Band 1 Urgent Courses	143	1,807	7.9%	6.8%	7.9%	9.1%
% of FP17s Relating to Free Repair or Replacements	36	1,807	2.0%	0.8%	0.8%	0.8%
% of FP17s Relating to Continuations	50	1,807	2.8%	1.1%	1.1%	1.1%
% of Patients satisfied with the dentistry they have received	46	49	93.9%	92.1%	91.8%	91.7%
% of Patients satisfied with the time they had to wait for an appointment	48	49	98.0%	90.5%	88.4%	88.0%

* This is based on patients treated on this contract for their most recent course of treatment. Figures in italics indicate the base number of FP17s or Patient Questionnaire responses are less than 100. N/A is shown where the base number of responses is less than 10 during the period. % is calculated as Quantity/Base number*100

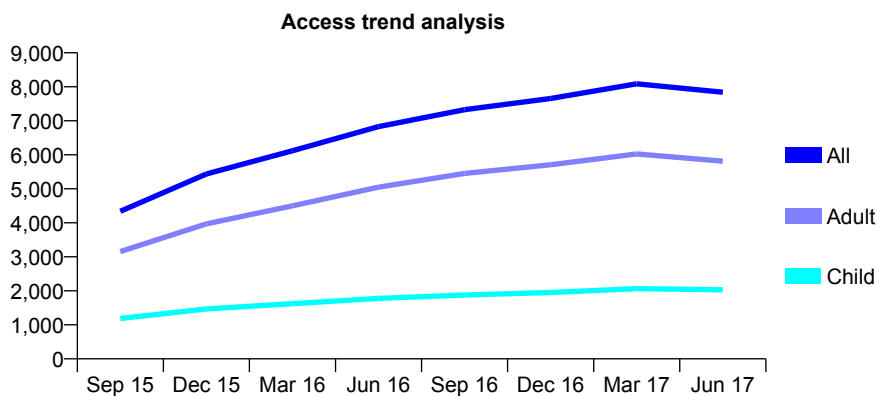
Q53 - Vital Signs At a Glance Contract Report for 124192/0001 - June 2017

Name or company name	Mr David R Pulsford & Ms Lucy Noon
Contract type name	GDS Contract
Purpose of contract	General
Contract start date	01/04/2015
Contract end date	

17/18 Contracted general activity (UDA)	22,537
Carry forward general activity (UDA)	0
17/18 Contracted orthodontic activity (UOA)	0
Carry forward orthodontic activity (UOA)	0
Baseline contract value	£667,745.74

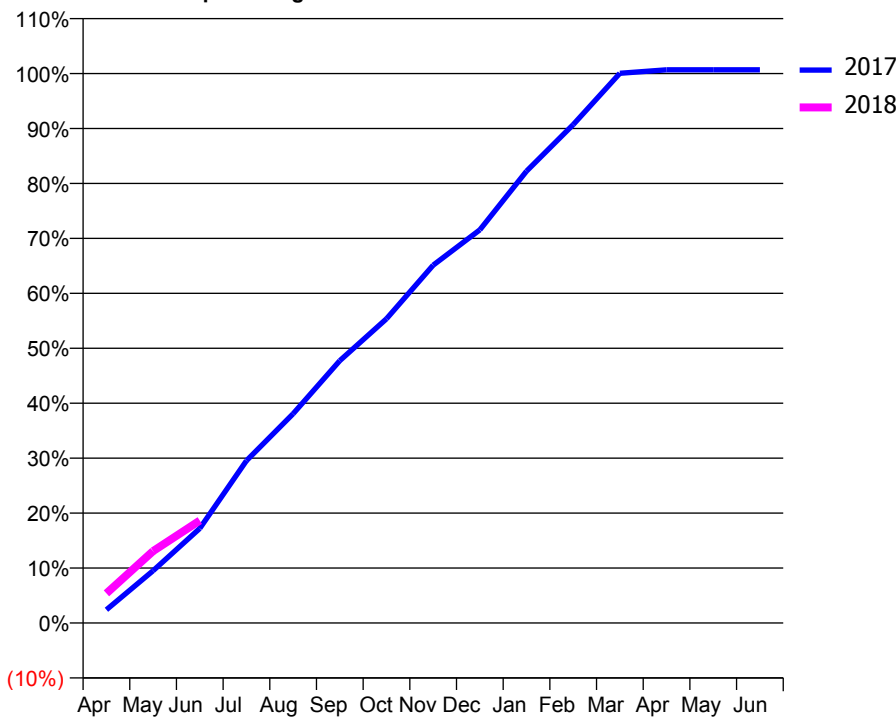
ACCESS*

Patients seen in 24 months	Total	Change since previous quarter
Quarter ending June 2016	6,829	
Quarter ending September 2016	7,329	↑
Quarter ending December 2016	7,658	↑
Quarter ending March 2017	8,090	↑
Quarter ending June 2017	7,842	↓
Variance since June 2016	14.8%	↑



ACTIVITY

Cumulative percentage of contracted UDA delivered 2017 & 2018



Month	Adjusted Scheduled Activity (UDA)	
	2017	2018
April	544	1,217
May	2,149	2,953
June	3,879	4,206
July	6,657	
August	8,581	
September	10,758	
October	12,478	
November	14,678	
December	16,126	
January	18,532	
February	20,442	
March	22,547	
April	22,688	
May	22,688	
June	22,688	

QUALITY

	Quantity	Base Number	Contract	AT	Region	England
% of FP17s for the same patient ID Re-attending within 3 months - Children	23	634	3.6%	9.3%	11.7%	12.0%
% of FP17s for the same patient ID Re-attending within 3 months - Adults	146	1,506	9.7%	12.6%	15.2%	16.0%
% of FP17s for the same patient ID Re-attending between 3 & 9 months - Children	432	634	68.1%	58.4%	59.1%	58.0%
% of FP17s for the same patient ID Re-attending between 3 & 9 months - Adults	1,037	1,506	68.9%	50.2%	52.2%	50.9%
% of FP17s for Band 1 Urgent Courses	108	2,070	5.2%	6.8%	7.9%	9.1%
% of FP17s Relating to Free Repair or Replacements	0	2,070	0.0%	0.8%	0.8%	0.8%
% of FP17s Relating to Continuations	16	2,070	0.8%	1.1%	1.1%	1.1%
% of Patients satisfied with the dentistry they have received	15	15	100.0%	92.1%	91.8%	91.7%
% of Patients satisfied with the time they had to wait for an appointment	13	15	86.7%	90.5%	88.4%	88.0%

* This is based on patients treated on this contract for their most recent course of treatment. Figures in italics indicate the base number of FP17s or Patient Questionnaire responses are less than 100. N/A is shown where the base number of responses is less than 10 during the period. % is calculated as Quantity/Base number*100

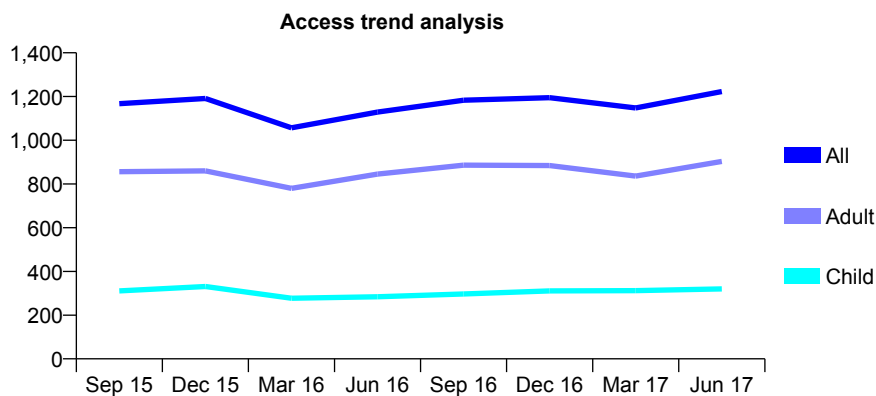
Q53 - Vital Signs At a Glance Contract Report for 129216/0001 - June 2017

Name or company name	Acacia Dental Practice Limited
Contract type name	GDS Contract
Purpose of contract	General
Contract start date	01/11/2012
Contract end date	

17/18 Contracted general activity (UDA)	3,760
Carry forward general activity (UDA)	0
17/18 Contracted orthodontic activity (UOA)	0
Carry forward orthodontic activity (UOA)	0
Baseline contract value	£95,140.59

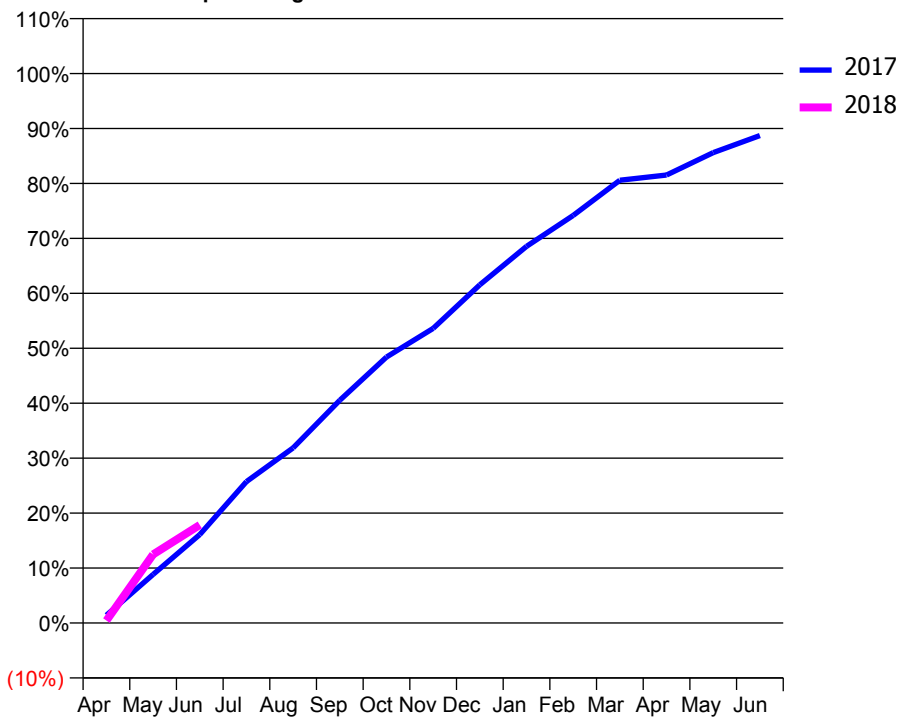
ACCESS*

Patients seen in 24 months	Total	Change since previous quarter
Quarter ending June 2016	1,129	
Quarter ending September 2016	1,183	↑
Quarter ending December 2016	1,195	→
Quarter ending March 2017	1,148	↓
Quarter ending June 2017	1,223	↑
Variance since June 2016	8.3%	↑



ACTIVITY

Cumulative percentage of contracted UDA delivered 2017 & 2018



Adjusted Scheduled Activity (UDA)

Month	2017	2018
April	53	17
May	333	470
June	606	671
July	967	
August	1,199	
September	1,524	
October	1,819	
November	2,016	
December	2,315	
January	2,577	
February	2,789	
March	3,030	
April	3,065	
May	3,219	
June	3,336	

QUALITY

	Quantity	Base Number	Contract	AT	Region	England
% of FP17s for the same patient ID Re-attending within 3 months - Children	9	143	6.3%	9.3%	11.7%	12.0%
% of FP17s for the same patient ID Re-attending within 3 months - Adults	52	372	14.0%	12.6%	15.2%	16.0%
% of FP17s for the same patient ID Re-attending between 3 & 9 months - Children	73	143	51.0%	58.4%	59.1%	58.0%
% of FP17s for the same patient ID Re-attending between 3 & 9 months - Adults	150	372	40.3%	50.2%	52.2%	50.9%
% of FP17s for Band 1 Urgent Courses	14	367	3.8%	6.8%	7.9%	9.1%
% of FP17s Relating to Free Repair or Replacements	3	367	0.8%	0.8%	0.8%	0.8%
% of FP17s Relating to Continuations	8	367	2.2%	1.1%	1.1%	1.1%
% of Patients satisfied with the dentistry they have received	0	0	N/A	92.1%	91.8%	91.7%
% of Patients satisfied with the time they had to wait for an appointment	0	0	N/A	90.5%	88.4%	88.0%

* This is based on patients treated on this contract for their most recent course of treatment. Figures in italics indicate the base number of FP17s or Patient Questionnaire responses are less than 100. N/A is shown where the base number of responses is less than 10 during the period. % is calculated as Quantity/Base number*100

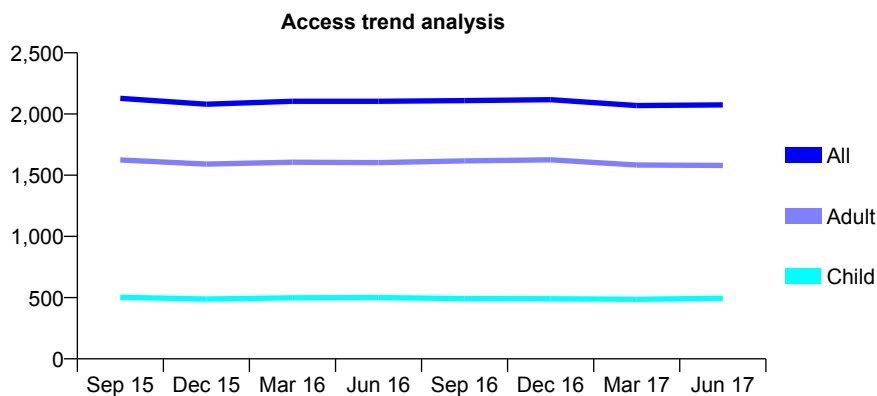
Q53 - Vital Signs At a Glance Contract Report for 130346/0001 - June 2017

Name or company name	Kingsbury Dental Practice
Contract type name	GDS Contract
Purpose of contract	General
Contract start date	01/04/2011
Contract end date	

17/18 Contracted general activity (UDA)	5,800
Carry forward general activity (UDA)	0
17/18 Contracted orthodontic activity (UOA)	0
Carry forward orthodontic activity (UOA)	0
Baseline contract value	£182,857.45

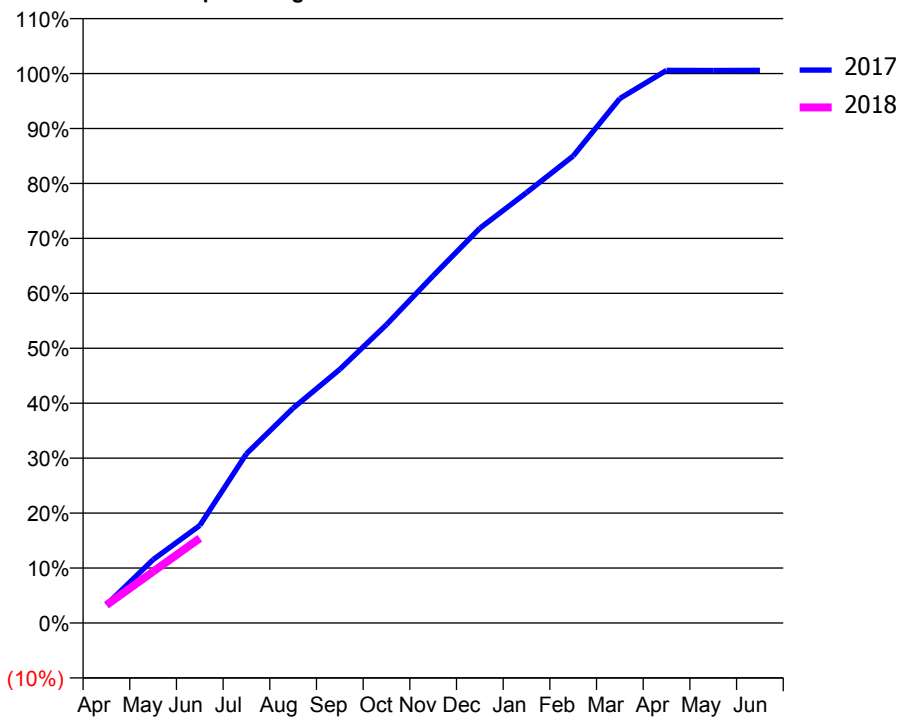
ACCESS*

Patients seen in 24 months	Total	Change since previous quarter
Quarter ending June 2016	2,104	
Quarter ending September 2016	2,109	→
Quarter ending December 2016	2,117	→
Quarter ending March 2017	2,069	↓
Quarter ending June 2017	2,075	→
Variance since June 2016	(1.4%)	↓



ACTIVITY

Cumulative percentage of contracted UDA delivered 2017 & 2018



Month	Adjusted Scheduled Activity (UDA)	
	2017	2018
April	192	189
May	670	542
June	1,030	894
July	1,786	
August	2,269	
September	2,677	
October	3,149	
November	3,666	
December	4,166	
January	4,542	
February	4,930	
March	5,537	
April	5,833	
May	5,832	
June	5,833	

QUALITY

	Quantity	Base Number	Contract	AT	Region	England
% of FP17s for the same patient ID Re-attending within 3 months - Children	2	102	2.0%	9.3%	11.7%	12.0%
% of FP17s for the same patient ID Re-attending within 3 months - Adults	43	355	12.1%	12.6%	15.2%	16.0%
% of FP17s for the same patient ID Re-attending between 3 & 9 months - Children	27	102	26.5%	58.4%	59.1%	58.0%
% of FP17s for the same patient ID Re-attending between 3 & 9 months - Adults	151	355	42.5%	50.2%	52.2%	50.9%
% of FP17s for Band 1 Urgent Courses	16	383	4.2%	6.8%	7.9%	9.1%
% of FP17s Relating to Free Repair or Replacements	3	383	0.8%	0.8%	0.8%	0.8%
% of FP17s Relating to Continuations	1	383	0.3%	1.1%	1.1%	1.1%
% of Patients satisfied with the dentistry they have received	2	2	N/A	92.1%	91.8%	91.7%
% of Patients satisfied with the time they had to wait for an appointment	2	2	N/A	90.5%	88.4%	88.0%

* This is based on patients treated on this contract for their most recent course of treatment. Figures in italics indicate the base number of FP17s or Patient Questionnaire responses are less than 100. N/A is shown where the base number of responses is less than 10 during the period. % is calculated as Quantity/Base number*100

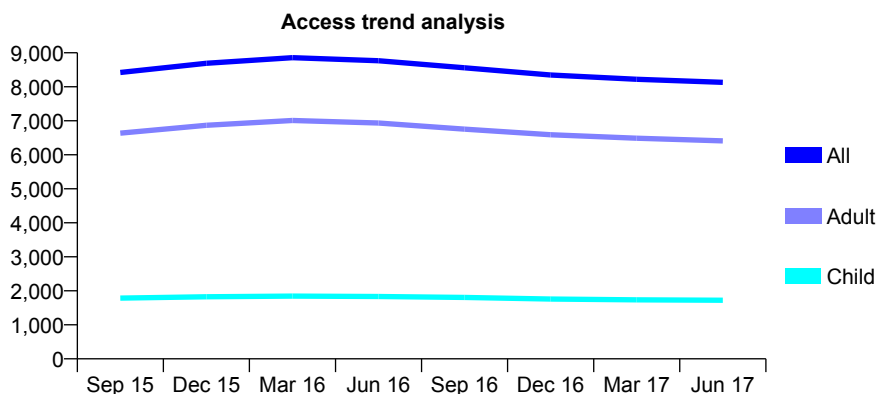
Q53 - Vital Signs At a Glance Contract Report for 134996/0001 - June 2017

Name or company name	Marden House Dental Practice Partnership
Contract type name	GDS Contract
Purpose of contract	General
Contract start date	17/01/2014
Contract end date	

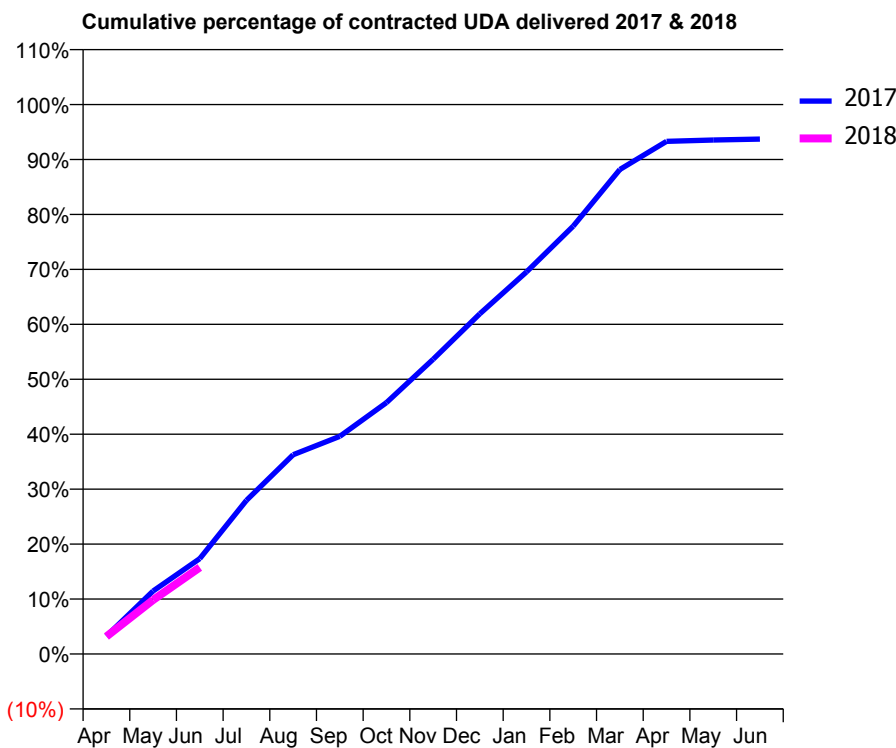
17/18 Contracted general activity (UDA)	18,625
Carry forward general activity (UDA)	0
17/18 Contracted orthodontic activity (UOA)	0
Carry forward orthodontic activity (UOA)	0
Baseline contract value	£570,143.84

ACCESS*

Patients seen in 24 months	Total	Change since previous quarter
Quarter ending June 2016	8,768	
Quarter ending September 2016	8,559	↓
Quarter ending December 2016	8,349	↓
Quarter ending March 2017	8,222	↓
Quarter ending June 2017	8,130	↓
Variance since June 2016	(7.3%)	↓



ACTIVITY



Month	Adjusted Scheduled Activity (UDA)	
	2017	2018
April	606	594
May	2,135	1,831
June	3,234	2,936
July	5,211	
August	6,753	
September	7,380	
October	8,521	
November	9,992	
December	11,531	
January	12,950	
February	14,503	
March	16,422	
April	17,374	
May	17,423	
June	17,453	

QUALITY

	Quantity	Base Number	Contract	AT	Region	England
% of FP17s for the same patient ID Re-attending within 3 months - Children	29	448	6.5%	9.3%	11.7%	12.0%
% of FP17s for the same patient ID Re-attending within 3 months - Adults	191	1,659	11.5%	12.6%	15.2%	16.0%
% of FP17s for the same patient ID Re-attending between 3 & 9 months - Children	147	448	32.8%	58.4%	59.1%	58.0%
% of FP17s for the same patient ID Re-attending between 3 & 9 months - Adults	521	1,659	31.4%	50.2%	52.2%	50.9%
% of FP17s for Band 1 Urgent Courses	199	1,660	12.0%	6.8%	7.9%	9.1%
% of FP17s Relating to Free Repair or Replacements	7	1,660	0.4%	0.8%	0.8%	0.8%
% of FP17s Relating to Continuations	15	1,660	0.9%	1.1%	1.1%	1.1%
% of Patients satisfied with the dentistry they have received	14	17	82.4%	92.1%	91.8%	91.7%
% of Patients satisfied with the time they had to wait for an appointment	11	17	64.7%	90.5%	88.4%	88.0%

* This is based on patients treated on this contract for their most recent course of treatment. Figures in italics indicate the base number of FP17s or Patient Questionnaire responses are less than 100. N/A is shown where the base number of responses is less than 10 during the period. % is calculated as Quantity/Base number*100

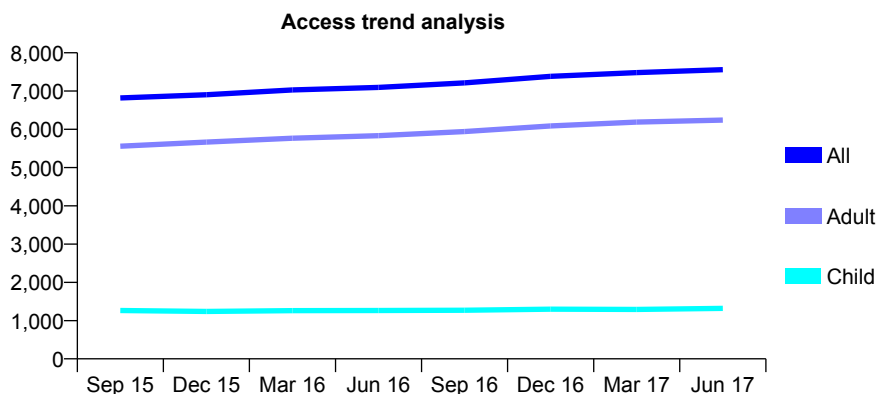
Q53 - Vital Signs At a Glance Contract Report for 135194/0001 - June 2017

Name or company name	S.R. Williams Ltd
Contract type name	GDS Contract
Purpose of contract	General
Contract start date	01/04/2009
Contract end date	

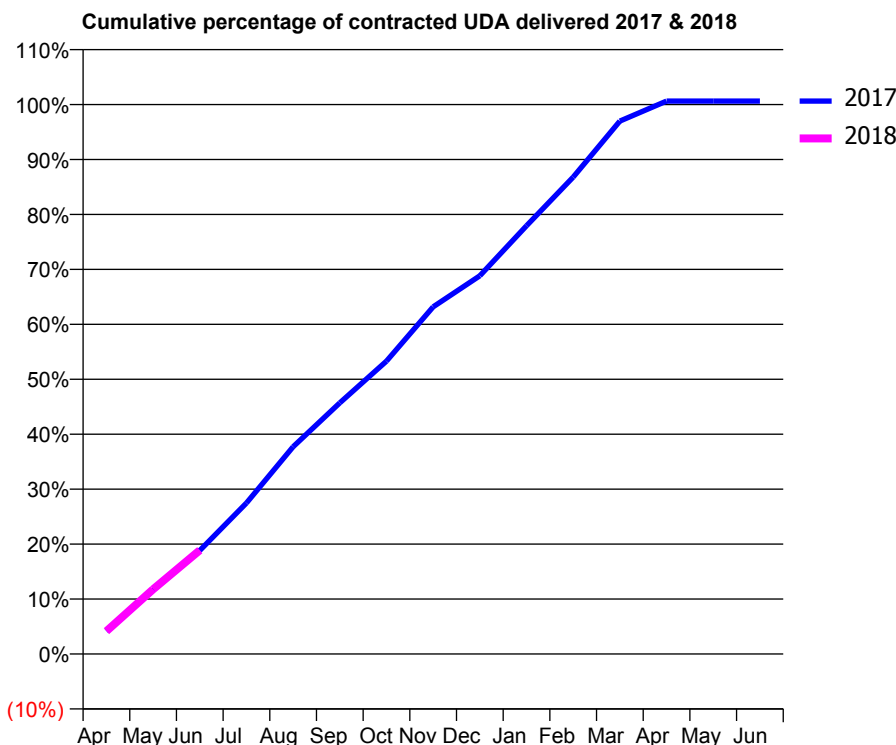
17/18 Contracted general activity (UDA)	18,067
Carry forward general activity (UDA)	0
17/18 Contracted orthodontic activity (UOA)	0
Carry forward orthodontic activity (UOA)	0
Baseline contract value	£526,754.63

ACCESS*

Patients seen in 24 months	Total	Change since previous quarter
Quarter ending June 2016	7,095	
Quarter ending September 2016	7,213	→
Quarter ending December 2016	7,385	↑
Quarter ending March 2017	7,483	→
Quarter ending June 2017	7,559	→
Variance since June 2016	6.5%	↑



ACTIVITY



Month	Adjusted Scheduled Activity (UDA)	
	2017	2018
April	753	753
May	2,101	2,128
June	3,405	3,415
July	4,963	
August	6,814	
September	8,257	
October	9,632	
November	11,415	
December	12,435	
January	14,080	
February	15,681	
March	17,524	
April	18,181	
May	18,182	
June	18,180	

QUALITY

	Quantity	Base Number	Contract	AT	Region	England
% of FP17s for the same patient ID Re-attending within 3 months - Children	39	479	8.1%	9.3%	11.7%	12.0%
% of FP17s for the same patient ID Re-attending within 3 months - Adults	228	1,672	13.6%	12.6%	15.2%	16.0%
% of FP17s for the same patient ID Re-attending between 3 & 9 months - Children	299	479	62.4%	58.4%	59.1%	58.0%
% of FP17s for the same patient ID Re-attending between 3 & 9 months - Adults	586	1,672	35.0%	50.2%	52.2%	50.9%
% of FP17s for Band 1 Urgent Courses	129	1,799	7.2%	6.8%	7.9%	9.1%
% of FP17s Relating to Free Repair or Replacements	10	1,799	0.6%	0.8%	0.8%	0.8%
% of FP17s Relating to Continuations	36	1,799	2.0%	1.1%	1.1%	1.1%
% of Patients satisfied with the dentistry they have received	43	45	95.6%	92.1%	91.8%	91.7%
% of Patients satisfied with the time they had to wait for an appointment	44	45	97.8%	90.5%	88.4%	88.0%

* This is based on patients treated on this contract for their most recent course of treatment. Figures in italics indicate the base number of FP17s or Patient Questionnaire responses are less than 100. N/A is shown where the base number of responses is less than 10 during the period. % is calculated as Quantity/Base number*100

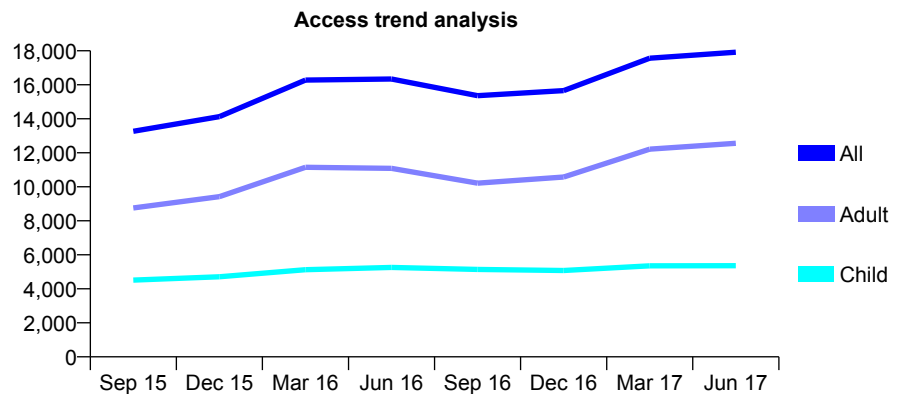
Q53 - Vital Signs At a Glance Contract Report for 137243/0001 - June 2017

Name or company name	Camphill Dental Practice
Contract type name	GDS Contract
Purpose of contract	General
Contract start date	01/04/2014
Contract end date	

17/18 Contracted general activity (UDA)	41,852
Carry forward general activity (UDA)	0
17/18 Contracted orthodontic activity (UOA)	0
Carry forward orthodontic activity (UOA)	0
Baseline contract value	£934,435.04

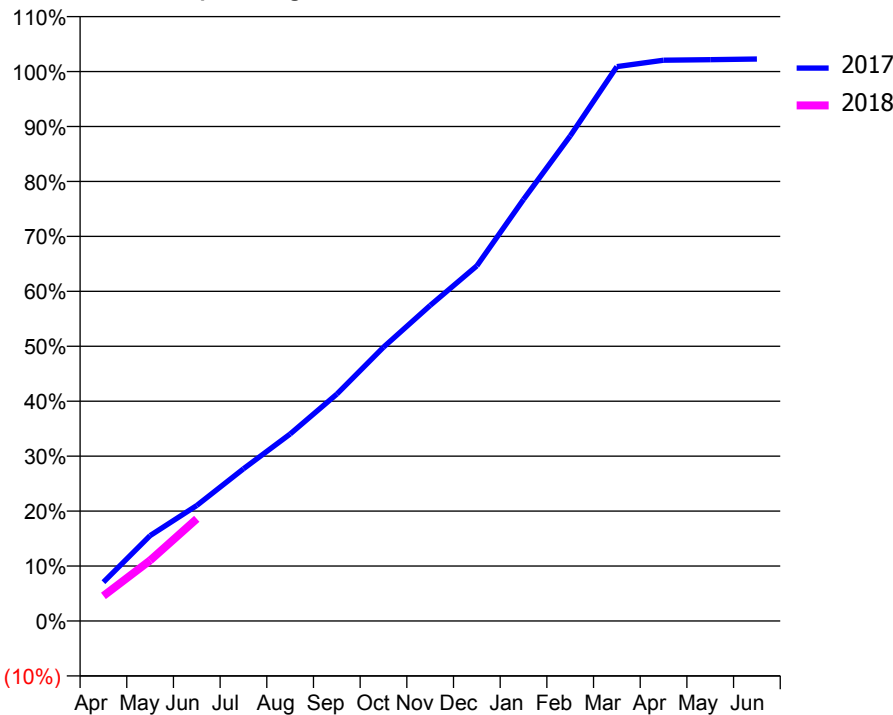
ACCESS*

Patients seen in 24 months	Total	Change since previous quarter
Quarter ending June 2016	16,345	
Quarter ending September 2016	15,358	↓
Quarter ending December 2016	15,657	→
Quarter ending March 2017	17,564	↑
Quarter ending June 2017	17,917	↑
Variance since June 2016	9.6%	↑



ACTIVITY

Cumulative percentage of contracted UDA delivered 2017 & 2018



Month	Adjusted Scheduled Activity (UDA)	
	2017	2018
April	2,960	1,918
May	6,504	4,612
June	8,801	7,782
July	11,596	
August	14,242	
September	17,281	
October	20,851	
November	24,037	
December	27,049	
January	32,107	
February	36,941	
March	42,224	
April	42,710	
May	42,756	
June	42,801	

QUALITY

	Quantity	Base Number	Contract	AT	Region	England
% of FP17s for the same patient ID Re-attending within 3 months - Children	72	1,546	4.7%	9.3%	11.7%	12.0%
% of FP17s for the same patient ID Re-attending within 3 months - Adults	205	2,545	8.1%	12.6%	15.2%	16.0%
% of FP17s for the same patient ID Re-attending between 3 & 9 months - Children	872	1,546	56.4%	58.4%	59.1%	58.0%
% of FP17s for the same patient ID Re-attending between 3 & 9 months - Adults	1,211	2,545	47.6%	50.2%	52.2%	50.9%
% of FP17s for Band 1 Urgent Courses	175	3,775	4.6%	6.8%	7.9%	9.1%
% of FP17s Relating to Free Repair or Replacements	7	3,775	0.2%	0.8%	0.8%	0.8%
% of FP17s Relating to Continuations	28	3,775	0.7%	1.1%	1.1%	1.1%
% of Patients satisfied with the dentistry they have received	16	21	76.2%	92.1%	91.8%	91.7%
% of Patients satisfied with the time they had to wait for an appointment	19	21	90.5%	90.5%	88.4%	88.0%

* This is based on patients treated on this contract for their most recent course of treatment. Figures in italics indicate the base number of FP17s or Patient Questionnaire responses are less than 100. N/A is shown where the base number of responses is less than 10 during the period. % is calculated as Quantity/Base number*100

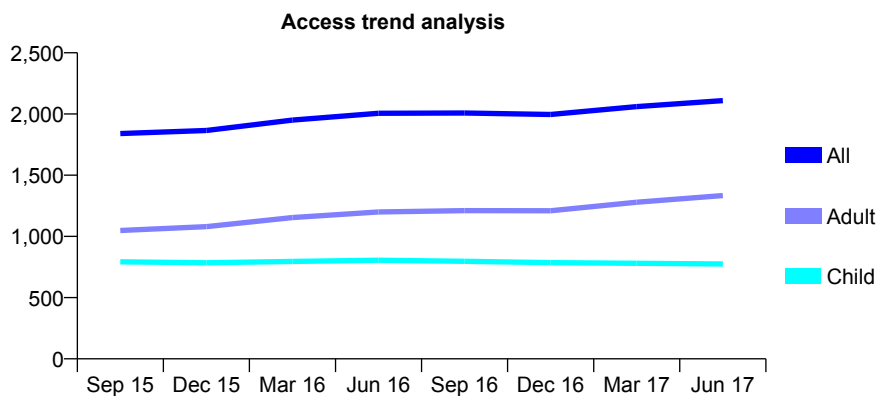
Q53 - Vital Signs At a Glance Contract Report for 141224/0001 - June 2017

Name or company name	Abbey Cottage Dental Practice Ltd
Contract type name	GDS Contract
Purpose of contract	General and Orthodontic
Contract start date	01/04/2009
Contract end date	

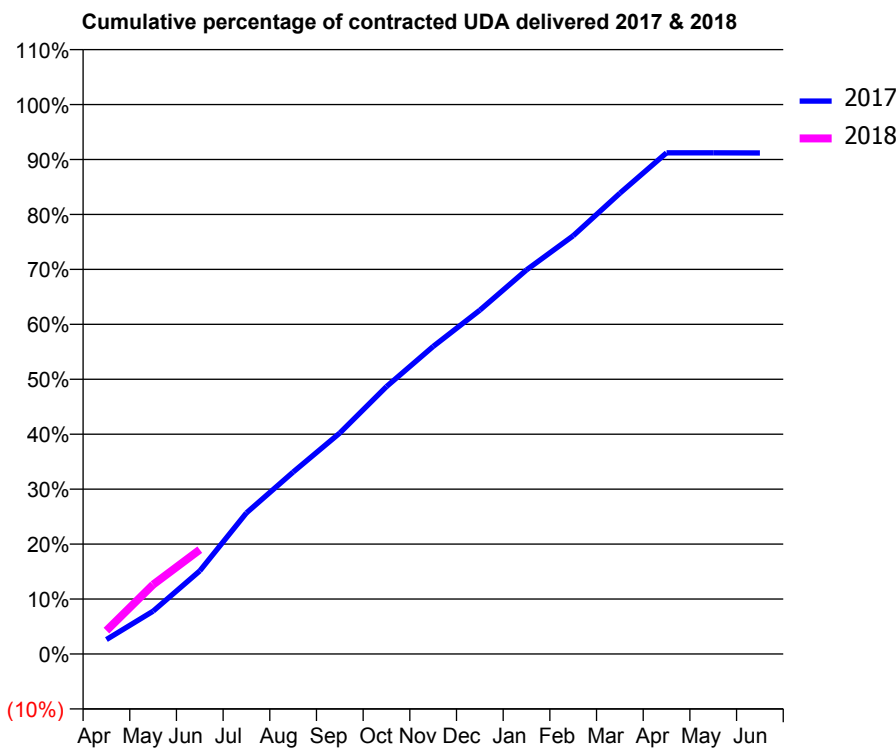
17/18 Contracted general activity (UDA)	5,534
Carry forward general activity (UDA)	0
17/18 Contracted orthodontic activity (UOA)	0
Carry forward orthodontic activity (UOA)	0
Baseline contract value	£134,599.50

ACCESS*

Patients seen in 24 months	Total	Change since previous quarter
Quarter ending June 2016	2,006	
Quarter ending September 2016	2,008	→
Quarter ending December 2016	1,996	→
Quarter ending March 2017	2,060	↑
Quarter ending June 2017	2,109	↑
Variance since June 2016	5.1%	↑



ACTIVITY



Month	Adjusted Scheduled Activity (UDA)	
	2017	2018
April	146	236
May	431	698
June	836	1,050
July	1,419	
August	1,829	
September	2,223	
October	2,690	
November	3,094	
December	3,458	
January	3,863	
February	4,206	
March	4,634	
April	5,040	
May	5,040	
June	5,039	

QUALITY

	Quantity	Base Number	Contract	AT	Region	England
% of FP17s for the same patient ID Re-attending within 3 months - Children	22	326	6.7%	9.3%	11.7%	12.0%
% of FP17s for the same patient ID Re-attending within 3 months - Adults	55	489	11.2%	12.6%	15.2%	16.0%
% of FP17s for the same patient ID Re-attending between 3 & 9 months - Children	209	326	64.1%	58.4%	59.1%	58.0%
% of FP17s for the same patient ID Re-attending between 3 & 9 months - Adults	228	489	46.6%	50.2%	52.2%	50.9%
% of FP17s for Band 1 Urgent Courses	47	642	7.3%	6.8%	7.9%	9.1%
% of FP17s Relating to Free Repair or Replacements	5	642	0.8%	0.8%	0.8%	0.8%
% of FP17s Relating to Continuations	2	642	0.3%	1.1%	1.1%	1.1%
% of Patients satisfied with the dentistry they have received	3	3	N/A	92.1%	91.8%	91.7%
% of Patients satisfied with the time they had to wait for an appointment	3	3	N/A	90.5%	88.4%	88.0%

* This is based on patients treated on this contract for their most recent course of treatment. Figures in italics indicate the base number of FP17s or Patient Questionnaire responses are less than 100. N/A is shown where the base number of responses is less than 10 during the period. % is calculated as Quantity/Base number*100

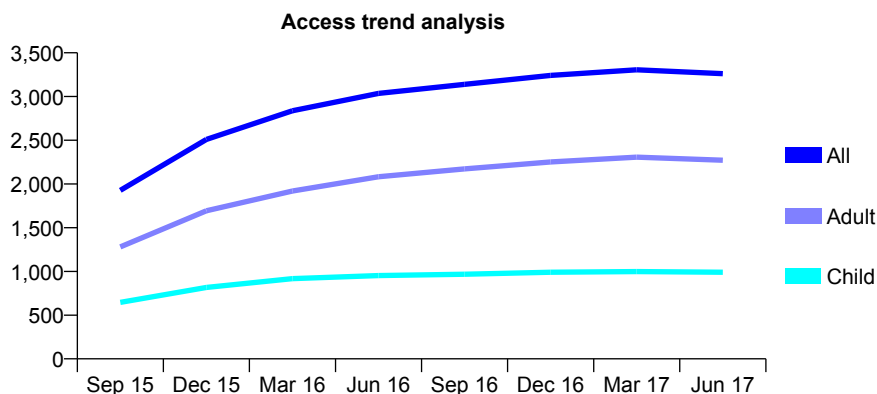
Q53 - Vital Signs At a Glance Contract Report for 142735/0001 - June 2017

Name or company name	Allesley Park Dental Practice
Contract type name	GDS Contract
Purpose of contract	General
Contract start date	01/04/2015
Contract end date	

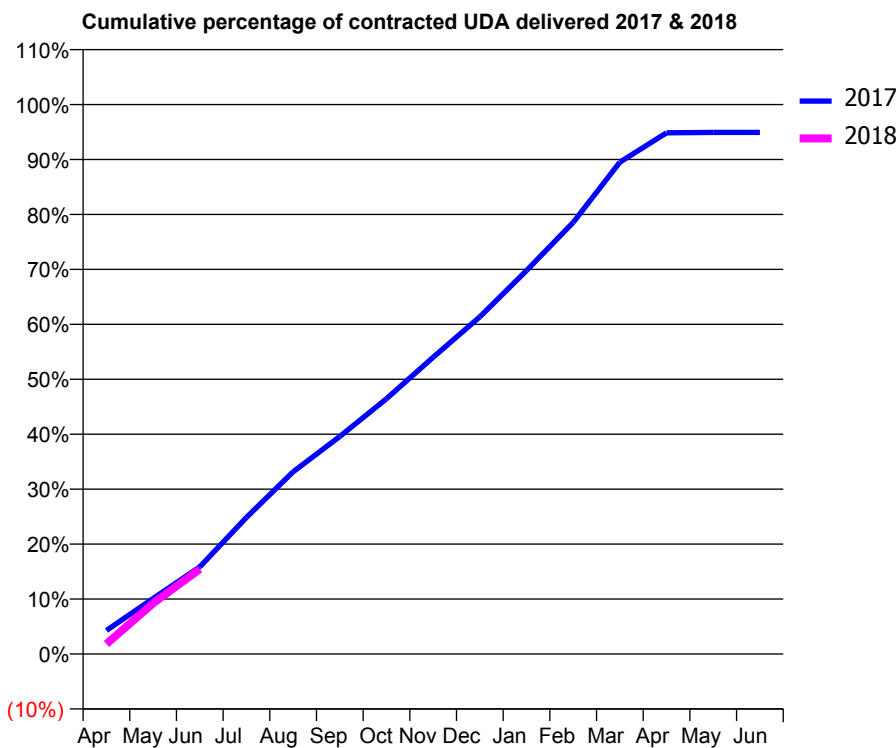
17/18 Contracted general activity (UDA)	7,784
Carry forward general activity (UDA)	0
17/18 Contracted orthodontic activity (UOA)	0
Carry forward orthodontic activity (UOA)	0
Baseline contract value	£172,426.82

ACCESS*

Patients seen in 24 months	Total	Change since previous quarter
Quarter ending June 2016	3,036	
Quarter ending September 2016	3,140	↑
Quarter ending December 2016	3,241	↑
Quarter ending March 2017	3,305	→
Quarter ending June 2017	3,261	↓
Variance since June 2016	7.4%	↑



ACTIVITY



Month	Adjusted Scheduled Activity (UDA)	
	2017	2018
April	334	142
May	787	719
June	1,235	1,202
July	1,935	
August	2,581	
September	3,082	
October	3,617	
November	4,204	
December	4,776	
January	5,431	
February	6,113	
March	6,968	
April	7,382	
May	7,389	
June	7,389	

QUALITY

	Quantity	Base Number	Contract	AT	Region	England
% of FP17s for the same patient ID Re-attending within 3 months - Children	14	307	4.6%	9.3%	11.7%	12.0%
% of FP17s for the same patient ID Re-attending within 3 months - Adults	105	703	14.9%	12.6%	15.2%	16.0%
% of FP17s for the same patient ID Re-attending between 3 & 9 months - Children	193	307	62.9%	58.4%	59.1%	58.0%
% of FP17s for the same patient ID Re-attending between 3 & 9 months - Adults	387	703	55.0%	50.2%	52.2%	50.9%
% of FP17s for Band 1 Urgent Courses	33	636	5.2%	6.8%	7.9%	9.1%
% of FP17s Relating to Free Repair or Replacements	2	636	0.3%	0.8%	0.8%	0.8%
% of FP17s Relating to Continuations	2	636	0.3%	1.1%	1.1%	1.1%
% of Patients satisfied with the dentistry they have received	11	12	91.7%	92.1%	91.8%	91.7%
% of Patients satisfied with the time they had to wait for an appointment	11	12	91.7%	90.5%	88.4%	88.0%

* This is based on patients treated on this contract for their most recent course of treatment. Figures in italics indicate the base number of FP17s or Patient Questionnaire responses are less than 100. N/A is shown where the base number of responses is less than 10 during the period. % is calculated as Quantity/Base number*100

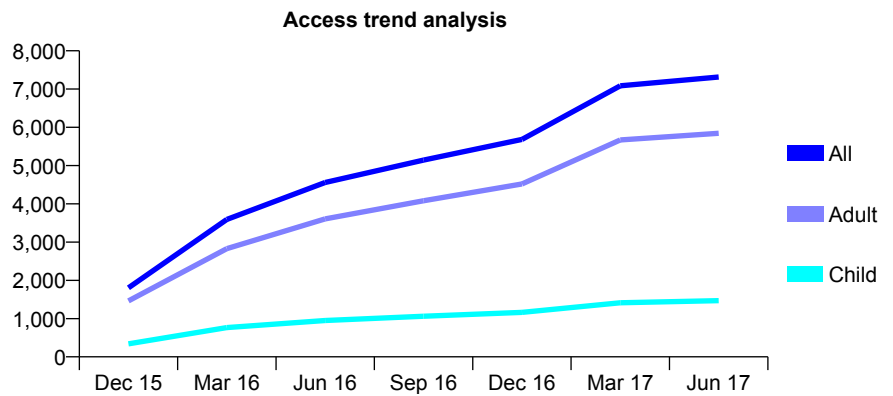
Q53 - Vital Signs At a Glance Contract Report for 143502/0001 - June 2017

Name or company name	Light Lane Dental Practice
Contract type name	GDS Contract
Purpose of contract	General and Orthodontic
Contract start date	01/10/2015
Contract end date	

17/18 Contracted general activity (UDA)	22,006
Carry forward general activity (UDA)	0
17/18 Contracted orthodontic activity (UOA)	290
Carry forward orthodontic activity (UOA)	0
Baseline contract value	£609,958.63

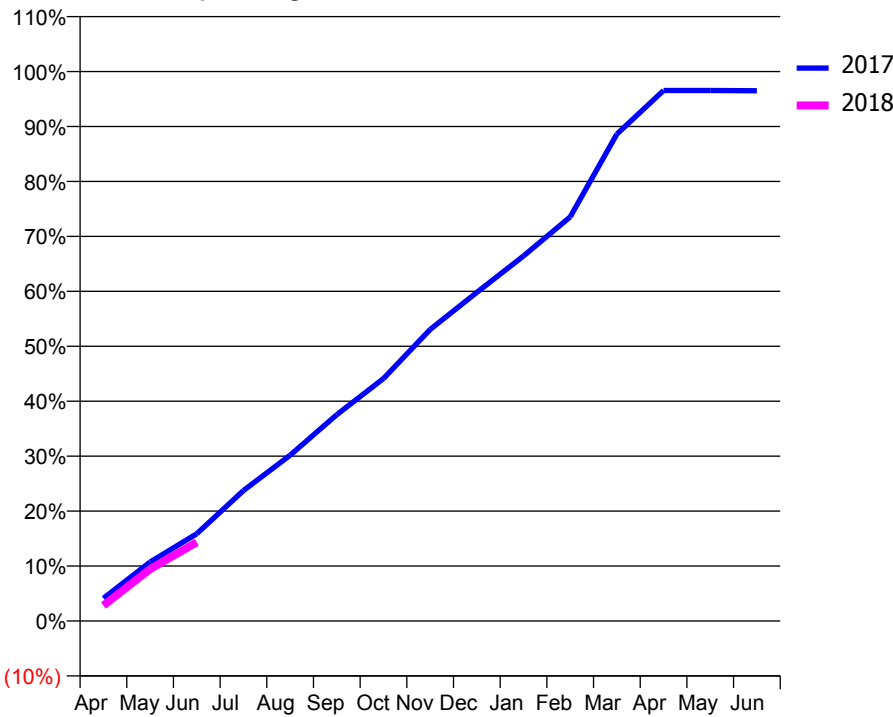
ACCESS*

Patients seen in 24 months	Total	Change since previous quarter
Quarter ending June 2016	4,558	
Quarter ending September 2016	5,142	↑
Quarter ending December 2016	5,684	↑
Quarter ending March 2017	7,085	↑
Quarter ending June 2017	7,316	↑
Variance since June 2016	60.5%	↑



ACTIVITY

Cumulative percentage of contracted UDA delivered 2017 & 2018



Month	Adjusted Scheduled Activity (UDA)	
	2017	2018
April	912	623
May	2,365	2,080
June	3,494	3,151
July	5,227	
August	6,638	
September	8,264	
October	9,711	
November	11,677	
December	13,160	
January	14,619	
February	16,184	
March	19,500	
April	21,245	
May	21,246	
June	21,237	

QUALITY

	Quantity	Base Number	Contract	AT	Region	England
% of FP17s for the same patient ID Re-attending within 3 months - Children	10	455	2.2%	9.3%	11.7%	12.0%
% of FP17s for the same patient ID Re-attending within 3 months - Adults	255	1,931	13.2%	12.6%	15.2%	16.0%
% of FP17s for the same patient ID Re-attending between 3 & 9 months - Children	200	455	44.0%	58.4%	59.1%	58.0%
% of FP17s for the same patient ID Re-attending between 3 & 9 months - Adults	813	1,931	42.1%	50.2%	52.2%	50.9%
% of FP17s for Band 1 Urgent Courses	94	1,670	5.6%	6.8%	7.9%	9.1%
% of FP17s Relating to Free Repair or Replacements	6	1,670	0.4%	0.8%	0.8%	0.8%
% of FP17s Relating to Continuations	8	1,670	0.5%	1.1%	1.1%	1.1%
% of Patients satisfied with the dentistry they have received	11	14	78.6%	92.1%	91.8%	91.7%
% of Patients satisfied with the time they had to wait for an appointment	14	14	100.0%	90.5%	88.4%	88.0%

* This is based on patients treated on this contract for their most recent course of treatment. Figures in italics indicate the base number of FP17s or Patient Questionnaire responses are less than 100. N/A is shown where the base number of responses is less than 10 during the period. % is calculated as Quantity/Base number*100

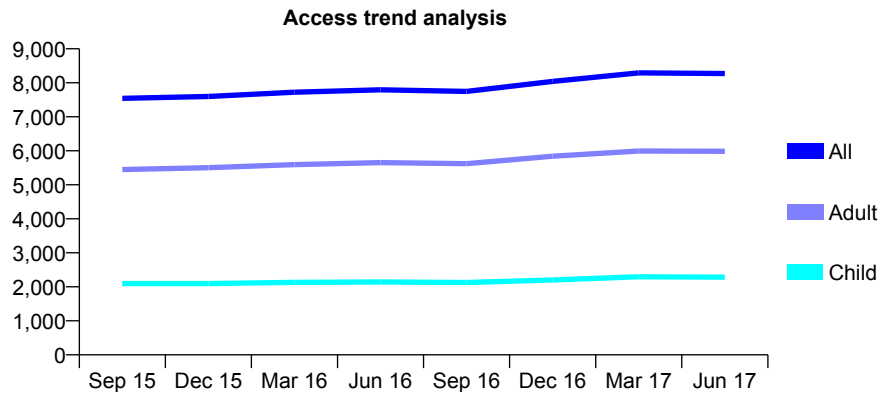
Q53 - Vital Signs At a Glance Contract Report for 143561/0001 - June 2017

Name or company name	New Road Dental Practice
Contract type name	GDS Contract
Purpose of contract	General
Contract start date	01/06/2008
Contract end date	

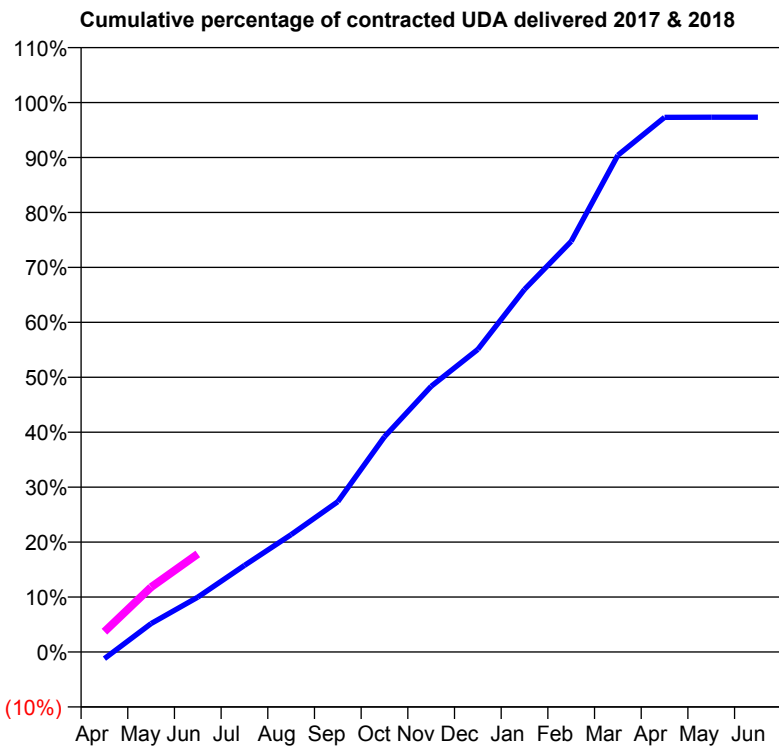
17/18 Contracted general activity (UDA)	21,350
Carry forward general activity (UDA)	0
17/18 Contracted orthodontic activity (UOA)	0
Carry forward orthodontic activity (UOA)	0
Baseline contract value	£474,121.71

ACCESS*

Patients seen in 24 months	Total	Change since previous quarter
Quarter ending June 2016	7,794	
Quarter ending September 2016	7,749	→
Quarter ending December 2016	8,041	↑
Quarter ending March 2017	8,294	↑
Quarter ending June 2017	8,271	→
Variance since June 2016	6.1%	↑



ACTIVITY



Month	Adjusted Scheduled Activity (UDA)	
	2017	2018
April	-261	789
May	1,107	2,521
June	2,131	3,809
July	3,367	
August	4,561	
September	5,839	
October	8,365	
November	10,324	
December	11,757	
January	14,090	
February	15,955	
March	19,304	
April	20,774	
May	20,777	
June	20,778	

QUALITY

	Quantity	Base Number	Contract	AT	Region	England
% of FP17s for the same patient ID Re-attending within 3 months - Children	57	932	6.1%	9.3%	11.7%	12.0%
% of FP17s for the same patient ID Re-attending within 3 months - Adults	271	1,938	14.0%	12.6%	15.2%	16.0%
% of FP17s for the same patient ID Re-attending between 3 & 9 months - Children	643	932	69.0%	58.4%	59.1%	58.0%
% of FP17s for the same patient ID Re-attending between 3 & 9 months - Adults	1,152	1,938	59.4%	50.2%	52.2%	50.9%
% of FP17s for Band 1 Urgent Courses	125	2,020	6.2%	6.8%	7.9%	9.1%
% of FP17s Relating to Free Repair or Replacements	19	2,020	0.9%	0.8%	0.8%	0.8%
% of FP17s Relating to Continuations	27	2,020	1.3%	1.1%	1.1%	1.1%
% of Patients satisfied with the dentistry they have received	40	43	93.0%	92.1%	91.8%	91.7%
% of Patients satisfied with the time they had to wait for an appointment	40	43	93.0%	90.5%	88.4%	88.0%

* This is based on patients treated on this contract for their most recent course of treatment. Figures in italics indicate the base number of FP17s or Patient Questionnaire responses are less than 100. N/A is shown where the base number of responses is less than 10 during the period. % is calculated as Quantity/Base number*100

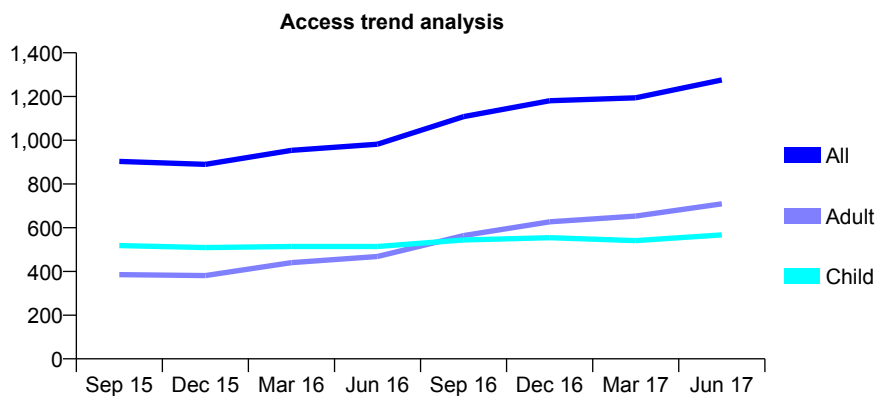
Q53 - Vital Signs At a Glance Contract Report for 147222/0001 - June 2017

Name or company name	Hudson & Mileson
Contract type name	GDS Contract
Purpose of contract	General
Contract start date	01/04/2006
Contract end date	

17/18 Contracted general activity (UDA)	2,600
Carry forward general activity (UDA)	0
17/18 Contracted orthodontic activity (UOA)	0
Carry forward orthodontic activity (UOA)	0
Baseline contract value	£77,523.93

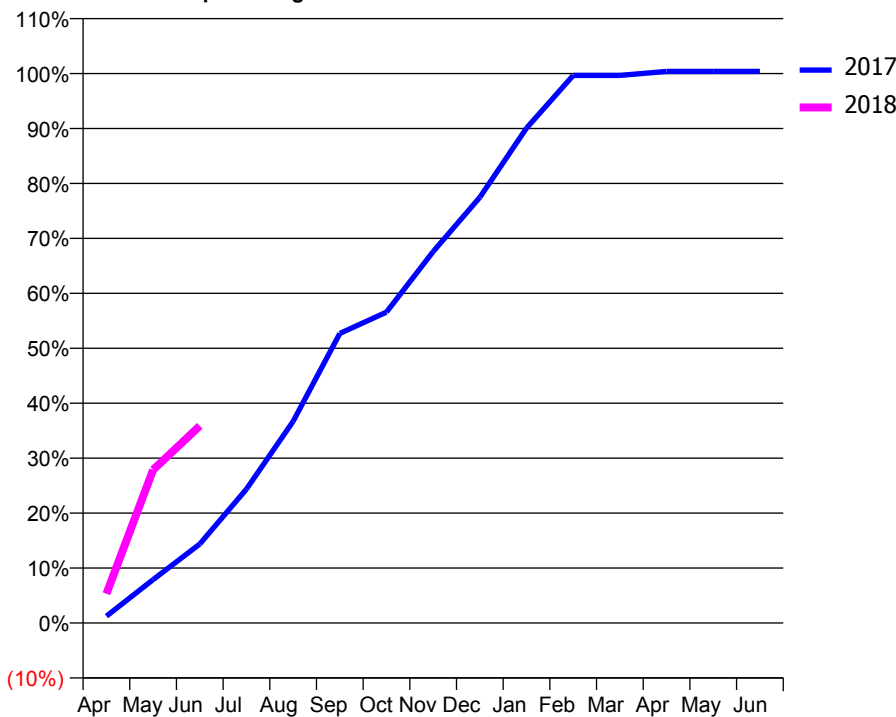
ACCESS*

Patients seen in 24 months	Total	Change since previous quarter
Quarter ending June 2016	982	
Quarter ending September 2016	1,108	↑
Quarter ending December 2016	1,181	↑
Quarter ending March 2017	1,194	→
Quarter ending June 2017	1,276	↑
Variance since June 2016	29.9%	↑



ACTIVITY

Cumulative percentage of contracted UDA delivered 2017 & 2018



Adjusted Scheduled Activity (UDA)		
Month	2017	2018
April	32	138
May	205	725
June	374	933
July	634	
August	954	
September	1,370	
October	1,471	
November	1,757	
December	2,014	
January	2,342	
February	2,591	
March	2,591	
April	2,610	
May	2,610	
June	2,610	

QUALITY

	Quantity	Base Number	Contract	AT	Region	England
% of FP17s for the same patient ID Re-attending within 3 months - Children	10	332	3.0%	9.3%	11.7%	12.0%
% of FP17s for the same patient ID Re-attending within 3 months - Adults	19	250	7.6%	12.6%	15.2%	16.0%
% of FP17s for the same patient ID Re-attending between 3 & 9 months - Children	233	332	70.2%	58.4%	59.1%	58.0%
% of FP17s for the same patient ID Re-attending between 3 & 9 months - Adults	141	250	56.4%	50.2%	52.2%	50.9%
% of FP17s for Band 1 Urgent Courses	8	567	1.4%	6.8%	7.9%	9.1%
% of FP17s Relating to Free Repair or Replacements	0	567	0.0%	0.8%	0.8%	0.8%
% of FP17s Relating to Continuations	8	567	1.4%	1.1%	1.1%	1.1%
% of Patients satisfied with the dentistry they have received	0	1	N/A	92.1%	91.8%	91.7%
% of Patients satisfied with the time they had to wait for an appointment	1	1	N/A	90.5%	88.4%	88.0%

* This is based on patients treated on this contract for their most recent course of treatment. Figures in italics indicate the base number of FP17s or Patient Questionnaire responses are less than 100. N/A is shown where the base number of responses is less than 10 during the period. % is calculated as Quantity/Base number*100

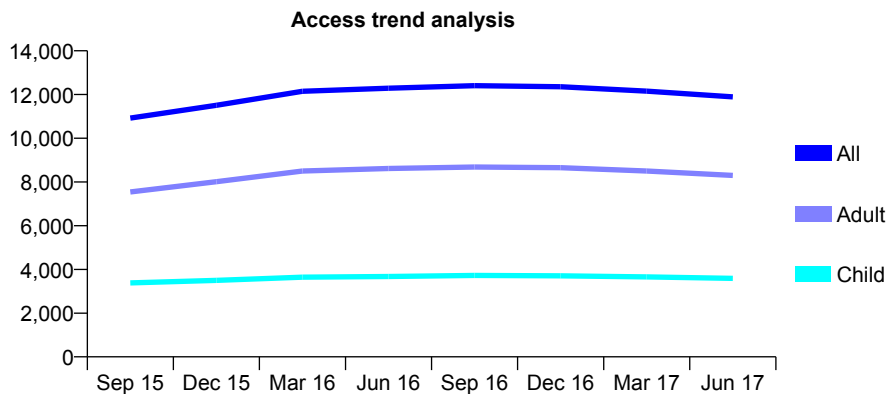
Q53 - Vital Signs At a Glance Contract Report for 148571/0001 - June 2017

Name or company name	Lyppard Dental Centre
Contract type name	GDS Contract
Purpose of contract	General
Contract start date	01/04/2014
Contract end date	

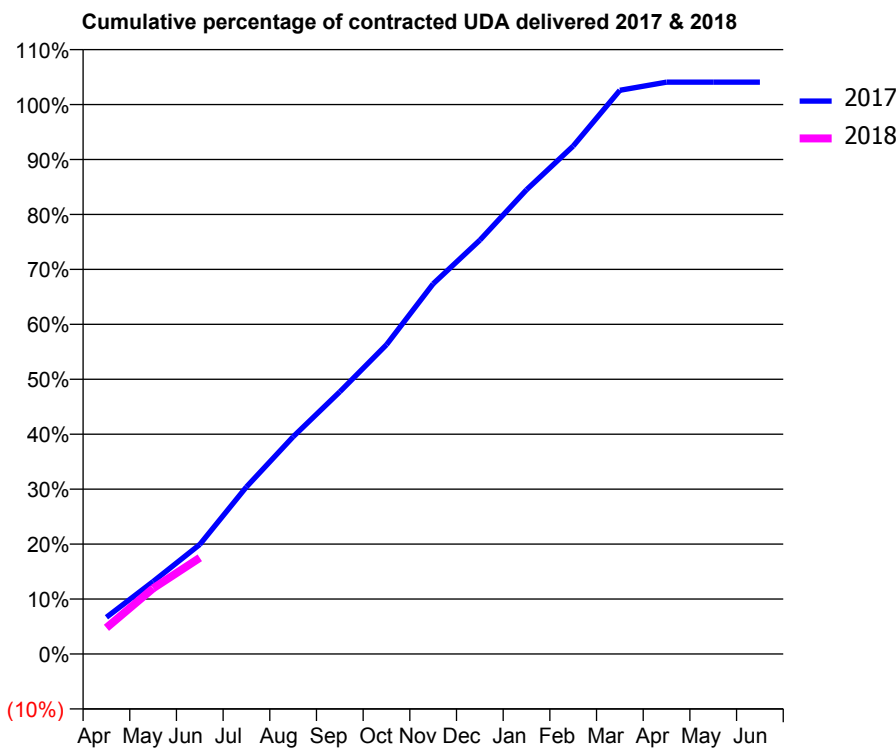
17/18 Contracted general activity (UDA)	26,414
Carry forward general activity (UDA)	0
17/18 Contracted orthodontic activity (UOA)	0
Carry forward orthodontic activity (UOA)	0
Baseline contract value	£826,667.75

ACCESS*

Patients seen in 24 months	Total	Change since previous quarter
Quarter ending June 2016	12,290	
Quarter ending September 2016	12,407	→
Quarter ending December 2016	12,359	→
Quarter ending March 2017	12,155	↓
Quarter ending June 2017	11,891	↓
Variance since June 2016	(3.2%)	↓



ACTIVITY



Month	Adjusted Scheduled Activity (UDA)	
	2017	2018
April	1,765	1,262
May	3,483	3,159
June	5,266	4,622
July	8,033	
August	10,443	
September	12,605	
October	14,866	
November	17,794	
December	19,895	
January	22,313	
February	24,415	
March	27,097	
April	27,487	
May	27,490	
June	27,490	

QUALITY

	Quantity	Base Number	Contract	AT	Region	England
% of FP17s for the same patient ID Re-attending within 3 months - Children	51	916	5.6%	9.3%	11.7%	12.0%
% of FP17s for the same patient ID Re-attending within 3 months - Adults	170	1,591	10.7%	12.6%	15.2%	16.0%
% of FP17s for the same patient ID Re-attending between 3 & 9 months - Children	496	916	54.1%	58.4%	59.1%	58.0%
% of FP17s for the same patient ID Re-attending between 3 & 9 months - Adults	602	1,591	37.8%	50.2%	52.2%	50.9%
% of FP17s for Band 1 Urgent Courses	158	2,291	6.9%	6.8%	7.9%	9.1%
% of FP17s Relating to Free Repair or Replacements	18	2,291	0.8%	0.8%	0.8%	0.8%
% of FP17s Relating to Continuations	30	2,291	1.3%	1.1%	1.1%	1.1%
% of Patients satisfied with the dentistry they have received	22	23	95.7%	92.1%	91.8%	91.7%
% of Patients satisfied with the time they had to wait for an appointment	21	23	91.3%	90.5%	88.4%	88.0%

* This is based on patients treated on this contract for their most recent course of treatment. Figures in italics indicate the base number of FP17s or Patient Questionnaire responses are less than 100. N/A is shown where the base number of responses is less than 10 during the period. % is calculated as Quantity/Base number*100

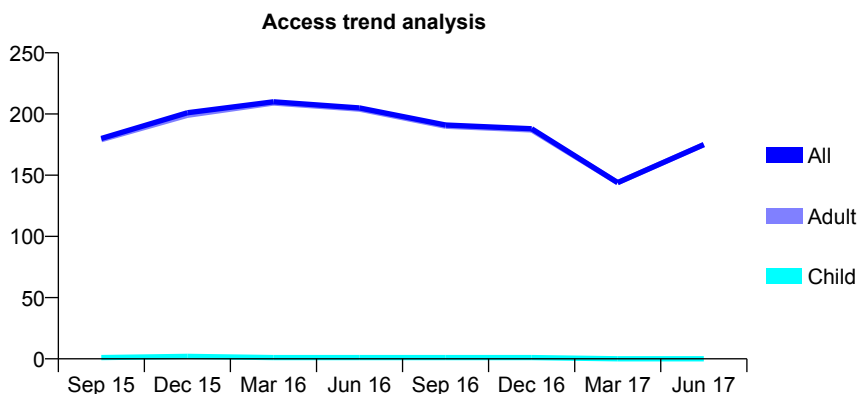
Q53 - Vital Signs At a Glance Contract Report for 148571/0002 - June 2017

Name or company name	Lyppard Dental Centre
Contract type name	GDS Contract
Purpose of contract	General
Contract start date	01/04/2014
Contract end date	

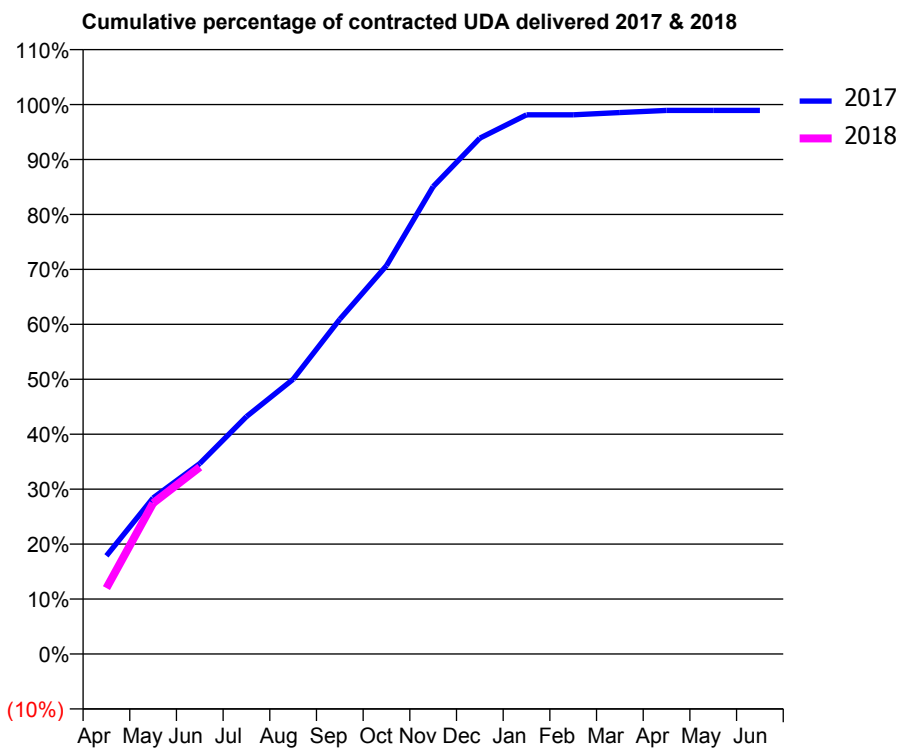
17/18 Contracted general activity (UDA)	750
Carry forward general activity (UDA)	0
17/18 Contracted orthodontic activity (UOA)	0
Carry forward orthodontic activity (UOA)	0
Baseline contract value	£275,353.14

ACCESS*

Patients seen in 24 months	Total	Change since previous quarter
Quarter ending June 2016	205	
Quarter ending September 2016	191	↓
Quarter ending December 2016	188	↓
Quarter ending March 2017	144	↓
Quarter ending June 2017	175	↑
Variance since June 2016	(14.6%)	↓



ACTIVITY



Month	Adjusted Scheduled Activity (UDA)	
	2017	2018
April	134	90
May	213	206
June	260	255
July	324	
August	375	
September	457	
October	530	
November	638	
December	704	
January	736	
February	736	
March	739	
April	742	
May	742	
June	742	

QUALITY

	Quantity	Base Number	Contract	AT	Region	England
% of FP17s for the same patient ID Re-attending within 3 months - Children	0	0	N/A	9.3%	11.7%	12.0%
% of FP17s for the same patient ID Re-attending within 3 months - Adults	1	88	1.1%	12.6%	15.2%	16.0%
% of FP17s for the same patient ID Re-attending between 3 & 9 months - Children	0	0	N/A	58.4%	59.1%	58.0%
% of FP17s for the same patient ID Re-attending between 3 & 9 months - Adults	2	88	2.3%	50.2%	52.2%	50.9%
% of FP17s for Band 1 Urgent Courses	0	87	0.0%	6.8%	7.9%	9.1%
% of FP17s Relating to Free Repair or Replacements	0	87	0.0%	0.8%	0.8%	0.8%
% of FP17s Relating to Continuations	1	87	1.1%	1.1%	1.1%	1.1%
% of Patients satisfied with the dentistry they have received	0	0	N/A	92.1%	91.8%	91.7%
% of Patients satisfied with the time they had to wait for an appointment	0	0	N/A	90.5%	88.4%	88.0%

* This is based on patients treated on this contract for their most recent course of treatment. Figures in italics indicate the base number of FP17s or Patient Questionnaire responses are less than 100. N/A is shown where the base number of responses is less than 10 during the period. % is calculated as Quantity/Base number*100

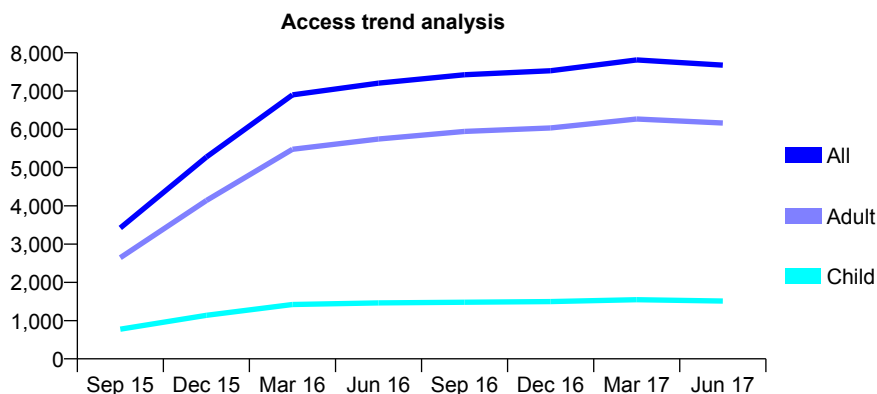
Q53 - Vital Signs At a Glance Contract Report for 150312/0001 - June 2017

Name or company name	Dorset House Dental
Contract type name	GDS Contract
Purpose of contract	General and Orthodontic
Contract start date	01/04/2015
Contract end date	

17/18 Contracted general activity (UDA)	21,588
Carry forward general activity (UDA)	0
17/18 Contracted orthodontic activity (UOA)	628
Carry forward orthodontic activity (UOA)	0
Baseline contract value	£689,694.44

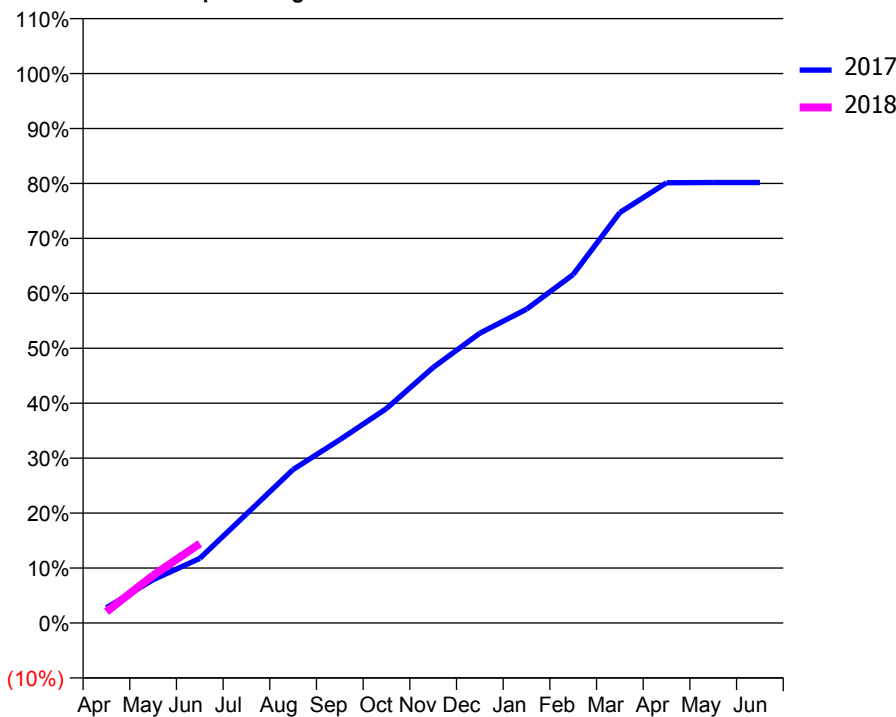
ACCESS*

Patients seen in 24 months	Total	Change since previous quarter
Quarter ending June 2016	7,208	
Quarter ending September 2016	7,425	↑
Quarter ending December 2016	7,531	→
Quarter ending March 2017	7,815	↑
Quarter ending June 2017	7,676	↓
Variance since June 2016	6.5%	↑



ACTIVITY

Cumulative percentage of contracted UDA delivered 2017 & 2018



Adjusted Scheduled Activity (UDA)

Month	2017	2018
April	601	445
May	1,699	1,871
June	2,540	3,119
July	4,282	
August	6,030	
September	7,203	
October	8,427	
November	10,042	
December	11,386	
January	12,327	
February	13,693	
March	16,130	
April	17,295	
May	17,307	
June	17,308	

QUALITY

	Quantity	Base Number	Contract	AT	Region	England
% of FP17s for the same patient ID Re-attending within 3 months - Children	20	435	4.6%	9.3%	11.7%	12.0%
% of FP17s for the same patient ID Re-attending within 3 months - Adults	171	1,399	12.2%	12.6%	15.2%	16.0%
% of FP17s for the same patient ID Re-attending between 3 & 9 months - Children	260	435	59.8%	58.4%	59.1%	58.0%
% of FP17s for the same patient ID Re-attending between 3 & 9 months - Adults	569	1,399	40.7%	50.2%	52.2%	50.9%
% of FP17s for Band 1 Urgent Courses	39	1,355	2.9%	6.8%	7.9%	9.1%
% of FP17s Relating to Free Repair or Replacements	9	1,355	0.7%	0.8%	0.8%	0.8%
% of FP17s Relating to Continuations	45	1,355	3.3%	1.1%	1.1%	1.1%
% of Patients satisfied with the dentistry they have received	20	25	80.0%	92.1%	91.8%	91.7%
% of Patients satisfied with the time they had to wait for an appointment	21	25	84.0%	90.5%	88.4%	88.0%

* This is based on patients treated on this contract for their most recent course of treatment. Figures in italics indicate the base number of FP17s or Patient Questionnaire responses are less than 100. N/A is shown where the base number of responses is less than 10 during the period. % is calculated as Quantity/Base number*100

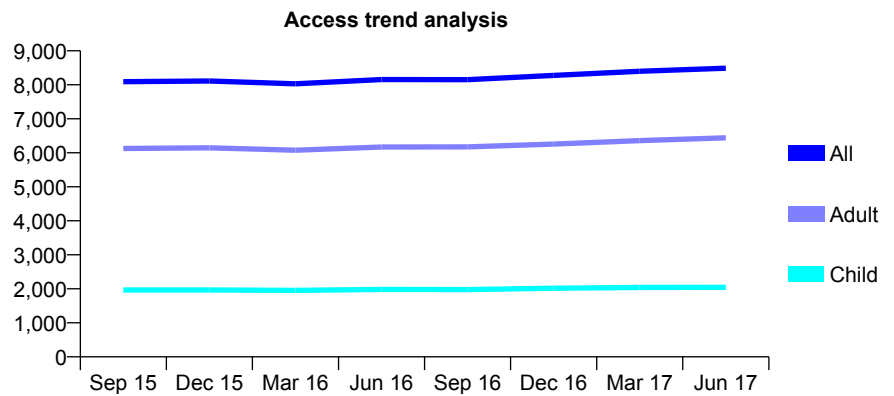
Q53 - Vital Signs At a Glance Contract Report for 152358/0001 - June 2017

Name or company name	Ombersley Road Dental Practice
Contract type name	GDS Contract
Purpose of contract	General
Contract start date	22/03/2011
Contract end date	

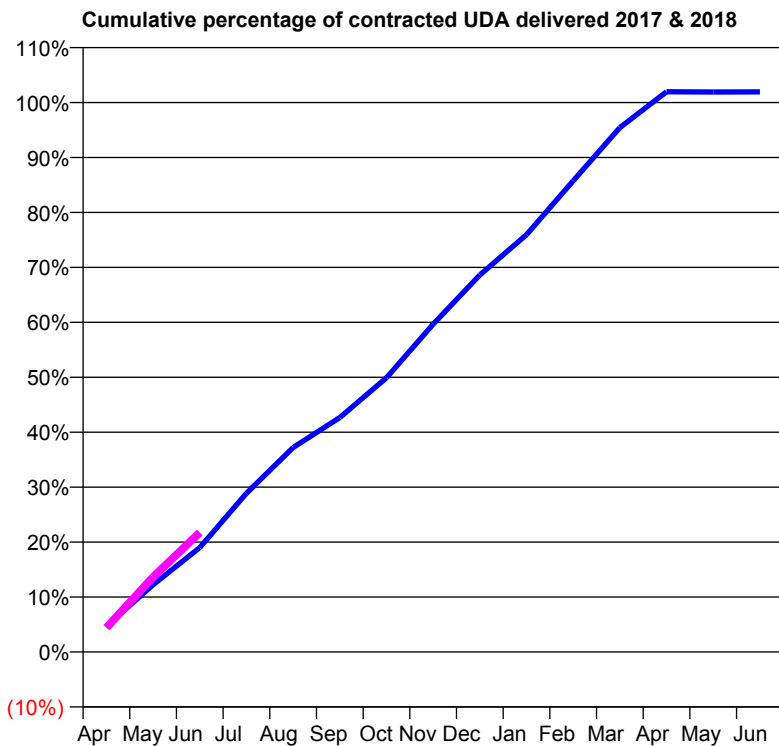
17/18 Contracted general activity (UDA)	25,610
Carry forward general activity (UDA)	0
17/18 Contracted orthodontic activity (UOA)	0
Carry forward orthodontic activity (UOA)	0
Baseline contract value	£635,226.26

ACCESS*

Patients seen in 24 months	Total	Change since previous quarter
Quarter ending June 2016	8,153	
Quarter ending September 2016	8,150	→
Quarter ending December 2016	8,275	→
Quarter ending March 2017	8,399	→
Quarter ending June 2017	8,489	→
Variance since June 2016	4.1%	↑



ACTIVITY



Month	Adjusted Scheduled Activity (UDA)	
	2017	2018
April	1,206	1,135
May	3,135	3,494
June	4,871	5,570
July	7,400	
August	9,533	
September	10,930	
October	12,779	
November	15,278	
December	17,574	
January	19,449	
February	21,961	
March	24,439	
April	26,113	
May	26,101	
June	26,104	

QUALITY

	Quantity	Base Number	Contract	AT	Region	England
% of FP17s for the same patient ID Re-attending within 3 months - Children	24	713	3.4%	9.3%	11.7%	12.0%
% of FP17s for the same patient ID Re-attending within 3 months - Adults	136	2,094	6.5%	12.6%	15.2%	16.0%
% of FP17s for the same patient ID Re-attending between 3 & 9 months - Children	445	713	62.4%	58.4%	59.1%	58.0%
% of FP17s for the same patient ID Re-attending between 3 & 9 months - Adults	1,327	2,094	63.4%	50.2%	52.2%	50.9%
% of FP17s for Band 1 Urgent Courses	57	2,184	2.6%	6.8%	7.9%	9.1%
% of FP17s Relating to Free Repair or Replacements	0	2,184	0.0%	0.8%	0.8%	0.8%
% of FP17s Relating to Continuations	1	2,184	0.0%	1.1%	1.1%	1.1%
% of Patients satisfied with the dentistry they have received	22	24	91.7%	92.1%	91.8%	91.7%
% of Patients satisfied with the time they had to wait for an appointment	22	24	91.7%	90.5%	88.4%	88.0%

* This is based on patients treated on this contract for their most recent course of treatment. Figures in italics indicate the base number of FP17s or Patient Questionnaire responses are less than 100. N/A is shown where the base number of responses is less than 10 during the period. % is calculated as Quantity/Base number*100

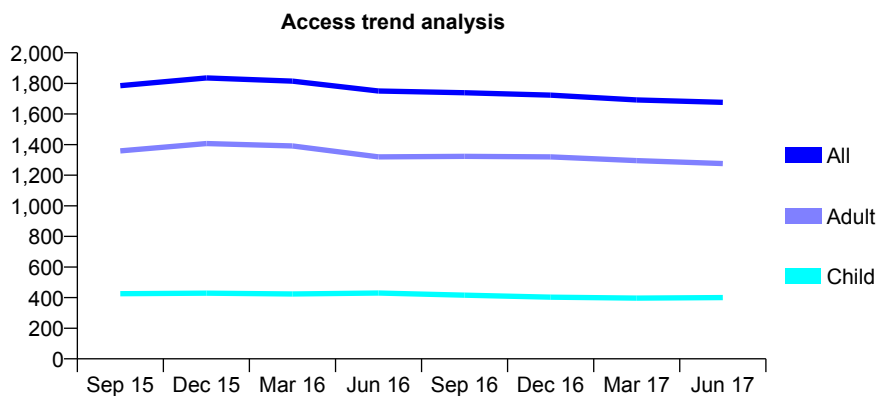
Q53 - Vital Signs At a Glance Contract Report for 152366/0001 - June 2017

Name or company name	Damani Dental Practice.
Contract type name	GDS Contract
Purpose of contract	General
Contract start date	08/12/2010
Contract end date	

17/18 Contracted general activity (UDA)	5,961
Carry forward general activity (UDA)	0
17/18 Contracted orthodontic activity (UOA)	0
Carry forward orthodontic activity (UOA)	0
Baseline contract value	£151,584.22

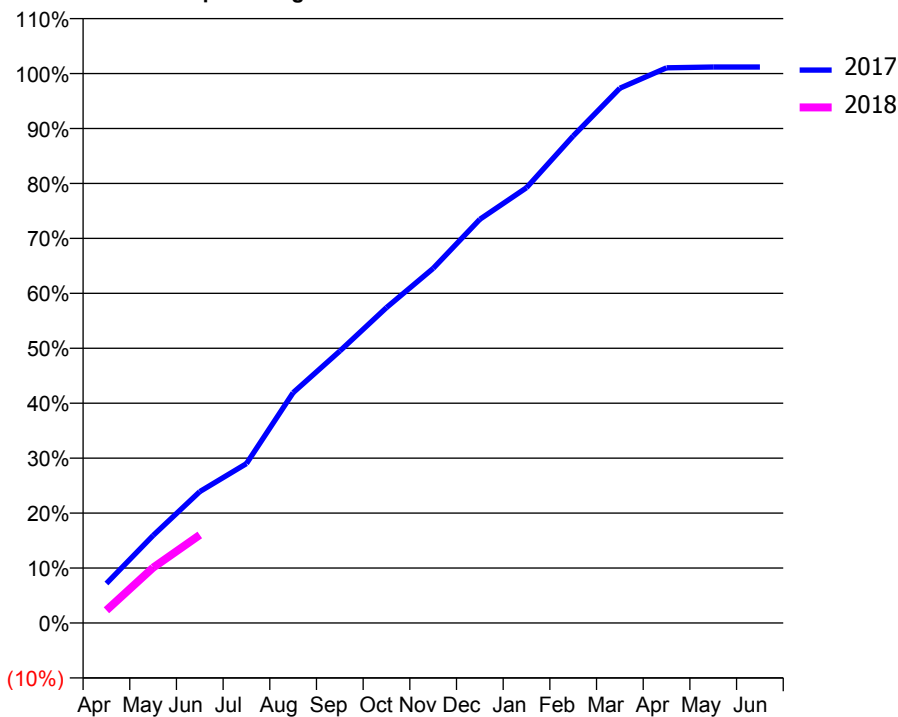
ACCESS*

Patients seen in 24 months	Total	Change since previous quarter
Quarter ending June 2016	1,750	
Quarter ending September 2016	1,739	→
Quarter ending December 2016	1,723	→
Quarter ending March 2017	1,692	↓
Quarter ending June 2017	1,676	→
Variance since June 2016	(4.2%)	↓



ACTIVITY

Cumulative percentage of contracted UDA delivered 2017 & 2018



Month	Adjusted Scheduled Activity (UDA)	
	2017	2018
April	429	138
May	949	601
June	1,426	955
July	1,730	
August	2,499	
September	2,951	
October	3,422	
November	3,847	
December	4,380	
January	4,722	
February	5,283	
March	5,801	
April	6,023	
May	6,031	
June	6,031	

QUALITY

	Quantity	Base Number	Contract	AT	Region	England
% of FP17s for the same patient ID Re-attending within 3 months - Children	6	170	3.5%	9.3%	11.7%	12.0%
% of FP17s for the same patient ID Re-attending within 3 months - Adults	43	462	9.3%	12.6%	15.2%	16.0%
% of FP17s for the same patient ID Re-attending between 3 & 9 months - Children	102	170	60.0%	58.4%	59.1%	58.0%
% of FP17s for the same patient ID Re-attending between 3 & 9 months - Adults	279	462	60.4%	50.2%	52.2%	50.9%
% of FP17s for Band 1 Urgent Courses	34	531	6.4%	6.8%	7.9%	9.1%
% of FP17s Relating to Free Repair or Replacements	7	531	1.3%	0.8%	0.8%	0.8%
% of FP17s Relating to Continuations	9	531	1.7%	1.1%	1.1%	1.1%
% of Patients satisfied with the dentistry they have received	6	6	N/A	92.1%	91.8%	91.7%
% of Patients satisfied with the time they had to wait for an appointment	6	6	N/A	90.5%	88.4%	88.0%

* This is based on patients treated on this contract for their most recent course of treatment. Figures in italics indicate the base number of FP17s or Patient Questionnaire responses are less than 100. N/A is shown where the base number of responses is less than 10 during the period. % is calculated as Quantity/Base number*100

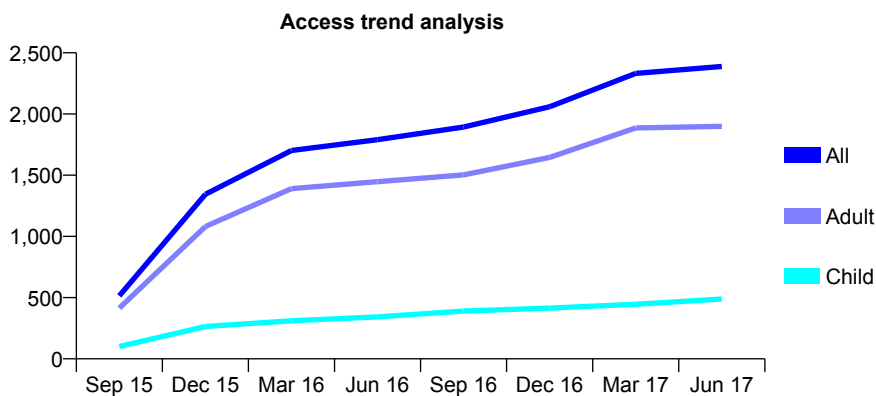
Q53 - Vital Signs At a Glance Contract Report for 152854/0001 - June 2017

Name or company name	Cottage Dental Practice
Contract type name	GDS Contract
Purpose of contract	General
Contract start date	01/07/2015
Contract end date	

17/18 Contracted general activity (UDA)	6,331
Carry forward general activity (UDA)	0
17/18 Contracted orthodontic activity (UOA)	0
Carry forward orthodontic activity (UOA)	0
Baseline contract value	£178,000.96

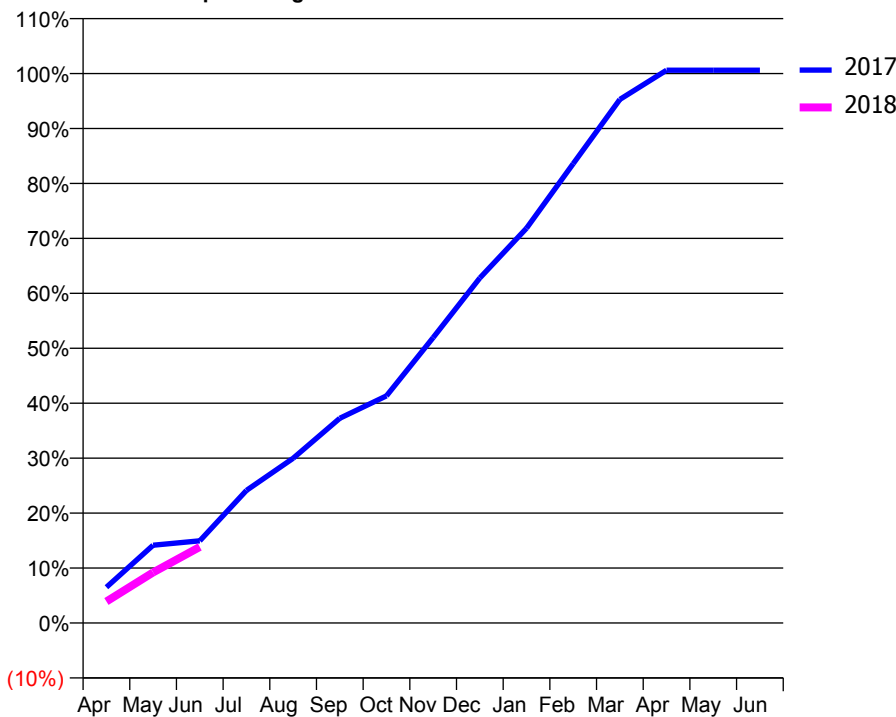
ACCESS*

Patients seen in 24 months	Total	Change since previous quarter
Quarter ending June 2016	1,790	
Quarter ending September 2016	1,894	↑
Quarter ending December 2016	2,059	↑
Quarter ending March 2017	2,332	↑
Quarter ending June 2017	2,388	↑
Variance since June 2016	33.4%	↑



ACTIVITY

Cumulative percentage of contracted UDA delivered 2017 & 2018



Adjusted Scheduled Activity (UDA)

Month	2017	2018
April	413	248
May	897	583
June	947	877
July	1,528	
August	1,897	
September	2,359	
October	2,618	
November	3,288	
December	3,975	
January	4,548	
February	5,292	
March	6,032	
April	6,369	
May	6,369	
June	6,369	

QUALITY

	Quantity	Base Number	Contract	AT	Region	England
% of FP17s for the same patient ID Re-attending within 3 months - Children	6	176	3.4%	9.3%	11.7%	12.0%
% of FP17s for the same patient ID Re-attending within 3 months - Adults	18	202	8.9%	12.6%	15.2%	16.0%
% of FP17s for the same patient ID Re-attending between 3 & 9 months - Children	92	176	52.3%	58.4%	59.1%	58.0%
% of FP17s for the same patient ID Re-attending between 3 & 9 months - Adults	90	202	44.6%	50.2%	52.2%	50.9%
% of FP17s for Band 1 Urgent Courses	3	270	1.1%	6.8%	7.9%	9.1%
% of FP17s Relating to Free Repair or Replacements	2	270	0.7%	0.8%	0.8%	0.8%
% of FP17s Relating to Continuations	1	270	0.4%	1.1%	1.1%	1.1%
% of Patients satisfied with the dentistry they have received	9	11	81.8%	92.1%	91.8%	91.7%
% of Patients satisfied with the time they had to wait for an appointment	8	11	72.7%	90.5%	88.4%	88.0%

* This is based on patients treated on this contract for their most recent course of treatment. Figures in italics indicate the base number of FP17s or Patient Questionnaire responses are less than 100. N/A is shown where the base number of responses is less than 10 during the period. % is calculated as Quantity/Base number*100

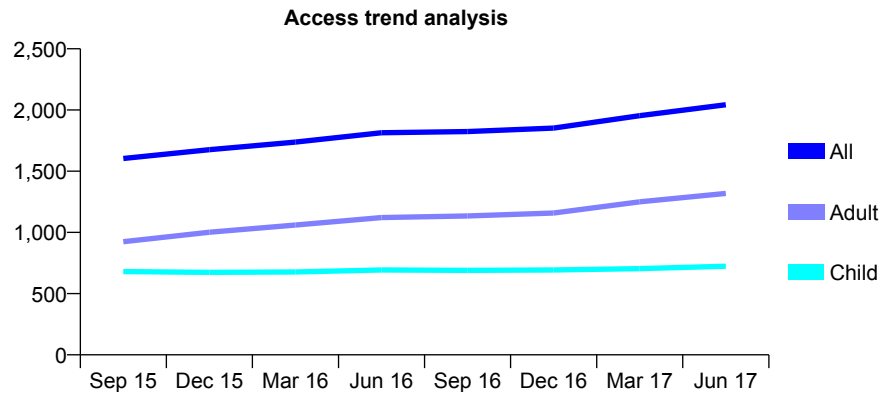
Q53 - Vital Signs At a Glance Contract Report for 153486/0001 - June 2017

Name or company name	Gosford Lodge Dental Surgery
Contract type name	GDS Contract
Purpose of contract	General
Contract start date	21/04/2012
Contract end date	

17/18 Contracted general activity (UDA)	5,515
Carry forward general activity (UDA)	0
17/18 Contracted orthodontic activity (UOA)	0
Carry forward orthodontic activity (UOA)	0
Baseline contract value	£149,167.34

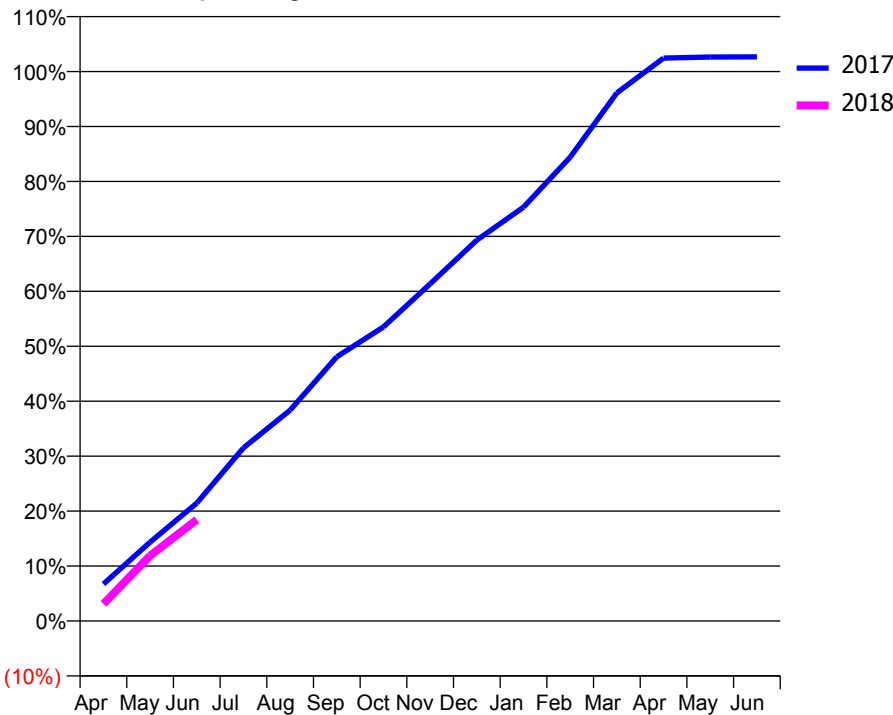
ACCESS*

Patients seen in 24 months	Total	Change since previous quarter
Quarter ending June 2016	1,814	
Quarter ending September 2016	1,824	→
Quarter ending December 2016	1,852	→
Quarter ending March 2017	1,954	↑
Quarter ending June 2017	2,043	↑
Variance since June 2016	12.6%	↑



ACTIVITY

Cumulative percentage of contracted UDA delivered 2017 & 2018



Month	Adjusted Scheduled Activity (UDA)	
	2017	2018
April	372	172
May	792	656
June	1,183	1,017
July	1,738	
August	2,116	
September	2,652	
October	2,951	
November	3,384	
December	3,822	
January	4,153	
February	4,655	
March	5,301	
April	5,650	
May	5,661	
June	5,662	

QUALITY

	Quantity	Base Number	Contract	AT	Region	England
% of FP17s for the same patient ID Re-attending within 3 months - Children	13	233	5.6%	9.3%	11.7%	12.0%
% of FP17s for the same patient ID Re-attending within 3 months - Adults	40	333	12.0%	12.6%	15.2%	16.0%
% of FP17s for the same patient ID Re-attending between 3 & 9 months - Children	111	233	47.6%	58.4%	59.1%	58.0%
% of FP17s for the same patient ID Re-attending between 3 & 9 months - Adults	99	333	29.7%	50.2%	52.2%	50.9%
% of FP17s for Band 1 Urgent Courses	58	448	12.9%	6.8%	7.9%	9.1%
% of FP17s Relating to Free Repair or Replacements	0	448	0.0%	0.8%	0.8%	0.8%
% of FP17s Relating to Continuations	0	448	0.0%	1.1%	1.1%	1.1%
% of Patients satisfied with the dentistry they have received	5	6	N/A	92.1%	91.8%	91.7%
% of Patients satisfied with the time they had to wait for an appointment	5	6	N/A	90.5%	88.4%	88.0%

* This is based on patients treated on this contract for their most recent course of treatment. Figures in italics indicate the base number of FP17s or Patient Questionnaire responses are less than 100. N/A is shown where the base number of responses is less than 10 during the period. % is calculated as Quantity/Base number*100

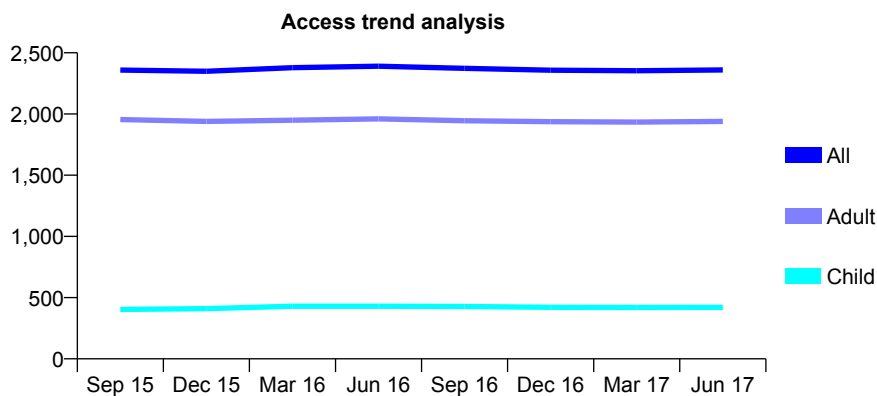
Q53 - Vital Signs At a Glance Contract Report for 158380/0001 - June 2017

Name or company name	Callowbrook Dental Surgery
Contract type name	GDS Contract
Purpose of contract	General
Contract start date	06/12/2010
Contract end date	

17/18 Contracted general activity (UDA)	7,424
Carry forward general activity (UDA)	0
17/18 Contracted orthodontic activity (UOA)	0
Carry forward orthodontic activity (UOA)	0
Baseline contract value	£171,040.69

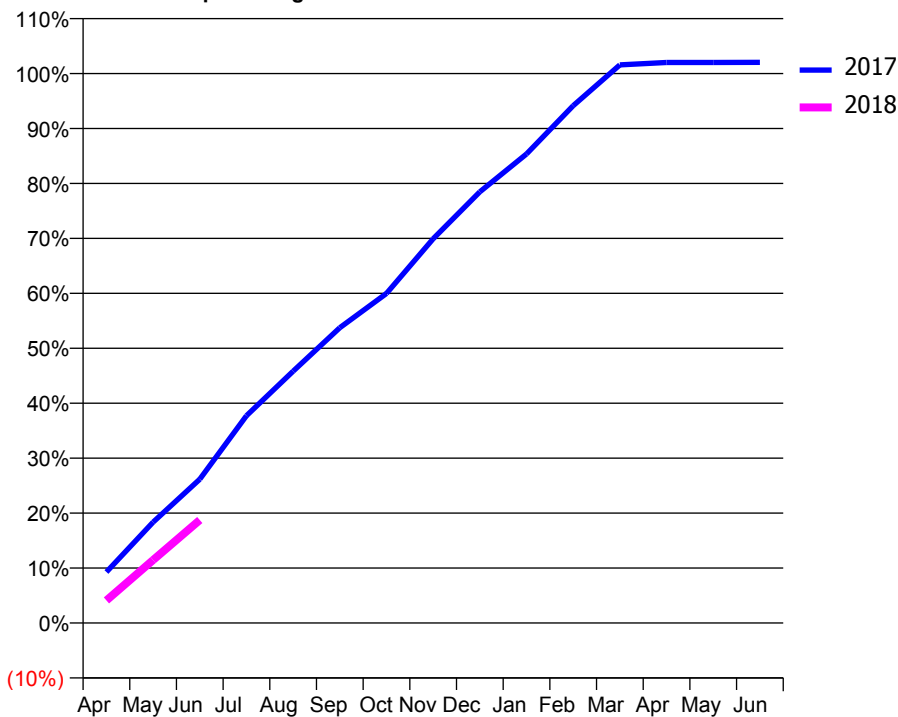
ACCESS*

Patients seen in 24 months	Total	Change since previous quarter
Quarter ending June 2016	2,390	
Quarter ending September 2016	2,373	→
Quarter ending December 2016	2,358	→
Quarter ending March 2017	2,354	→
Quarter ending June 2017	2,360	→
Variance since June 2016	(1.3%)	↓



ACTIVITY

Cumulative percentage of contracted UDA delivered 2017 & 2018



Adjusted Scheduled Activity (UDA)

Month	2017	2018
April	689	306
May	1,363	851
June	1,943	1,391
July	2,800	
August	3,403	
September	3,990	
October	4,452	
November	5,191	
December	5,825	
January	6,337	
February	6,989	
March	7,540	
April	7,573	
May	7,573	
June	7,574	

QUALITY

	Quantity	Base Number	Contract	AT	Region	England
% of FP17s for the same patient ID Re-attending within 3 months - Children	9	142	6.3%	9.3%	11.7%	12.0%
% of FP17s for the same patient ID Re-attending within 3 months - Adults	115	646	17.8%	12.6%	15.2%	16.0%
% of FP17s for the same patient ID Re-attending between 3 & 9 months - Children	82	142	57.7%	58.4%	59.1%	58.0%
% of FP17s for the same patient ID Re-attending between 3 & 9 months - Adults	379	646	58.7%	50.2%	52.2%	50.9%
% of FP17s for Band 1 Urgent Courses	41	766	5.4%	6.8%	7.9%	9.1%
% of FP17s Relating to Free Repair or Replacements	16	766	2.1%	0.8%	0.8%	0.8%
% of FP17s Relating to Continuations	29	766	3.8%	1.1%	1.1%	1.1%
% of Patients satisfied with the dentistry they have received	5	5	N/A	92.1%	91.8%	91.7%
% of Patients satisfied with the time they had to wait for an appointment	5	5	N/A	90.5%	88.4%	88.0%

* This is based on patients treated on this contract for their most recent course of treatment. Figures in italics indicate the base number of FP17s or Patient Questionnaire responses are less than 100. N/A is shown where the base number of responses is less than 10 during the period. % is calculated as Quantity/Base number*100

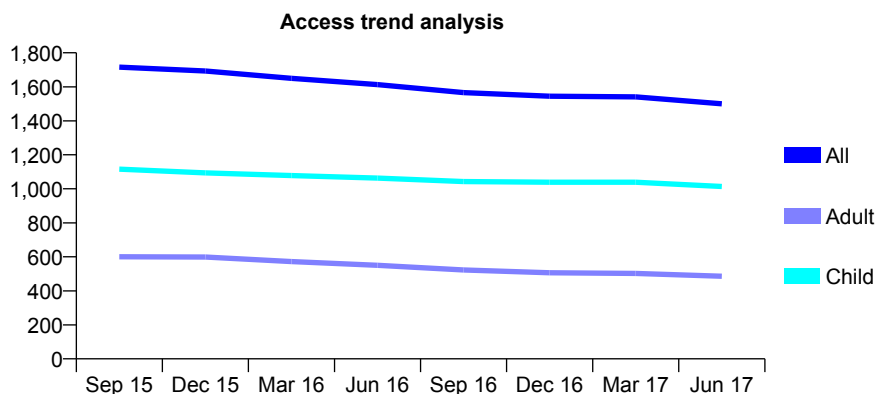
Q53 - Vital Signs At a Glance Contract Report for 159344/0001 - June 2017

Name or company name	Whitehouse Partners and Associates
Contract type name	GDS Contract
Purpose of contract	General
Contract start date	03/03/2011
Contract end date	

17/18 Contracted general activity (UDA)	3,200
Carry forward general activity (UDA)	0
17/18 Contracted orthodontic activity (UOA)	0
Carry forward orthodontic activity (UOA)	0
Baseline contract value	£80,668.27

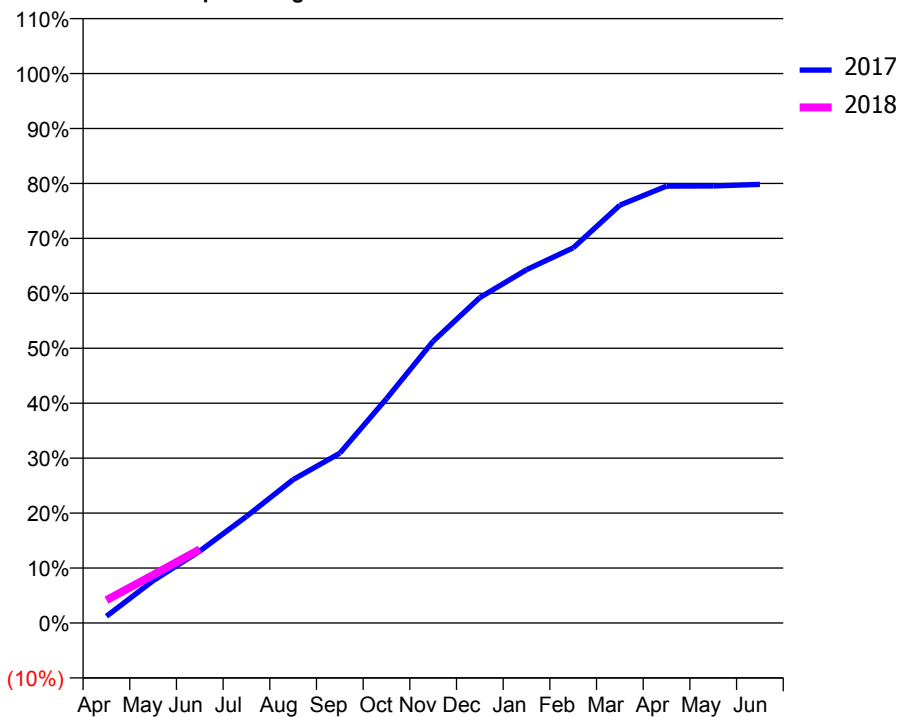
ACCESS*

Patients seen in 24 months	Total	Change since previous quarter
Quarter ending June 2016	1,613	
Quarter ending September 2016	1,566	↓
Quarter ending December 2016	1,545	↓
Quarter ending March 2017	1,541	→
Quarter ending June 2017	1,500	↓
Variance since June 2016	(7.0%)	↓



ACTIVITY

Cumulative percentage of contracted UDA delivered 2017 & 2018



Adjusted Scheduled Activity (UDA)		
Month	2017	2018
April	39	133
May	247	280
June	419	429
July	621	
August	835	
September	989	
October	1,306	
November	1,641	
December	1,895	
January	2,058	
February	2,185	
March	2,434	
April	2,544	
May	2,545	
June	2,554	

QUALITY

	Quantity	Base Number	Contract	AT	Region	England
% of FP17s for the same patient ID Re-attending within 3 months - Children	10	295	3.4%	9.3%	11.7%	12.0%
% of FP17s for the same patient ID Re-attending within 3 months - Adults	7	98	7.1%	12.6%	15.2%	16.0%
% of FP17s for the same patient ID Re-attending between 3 & 9 months - Children	176	295	59.7%	58.4%	59.1%	58.0%
% of FP17s for the same patient ID Re-attending between 3 & 9 months - Adults	56	98	57.1%	50.2%	52.2%	50.9%
% of FP17s for Band 1 Urgent Courses	6	315	1.9%	6.8%	7.9%	9.1%
% of FP17s Relating to Free Repair or Replacements	0	315	0.0%	0.8%	0.8%	0.8%
% of FP17s Relating to Continuations	1	315	0.3%	1.1%	1.1%	1.1%
% of Patients satisfied with the dentistry they have received	1	1	N/A	92.1%	91.8%	91.7%
% of Patients satisfied with the time they had to wait for an appointment	1	1	N/A	90.5%	88.4%	88.0%

* This is based on patients treated on this contract for their most recent course of treatment. Figures in italics indicate the base number of FP17s or Patient Questionnaire responses are less than 100. N/A is shown where the base number of responses is less than 10 during the period. % is calculated as Quantity/Base number*100

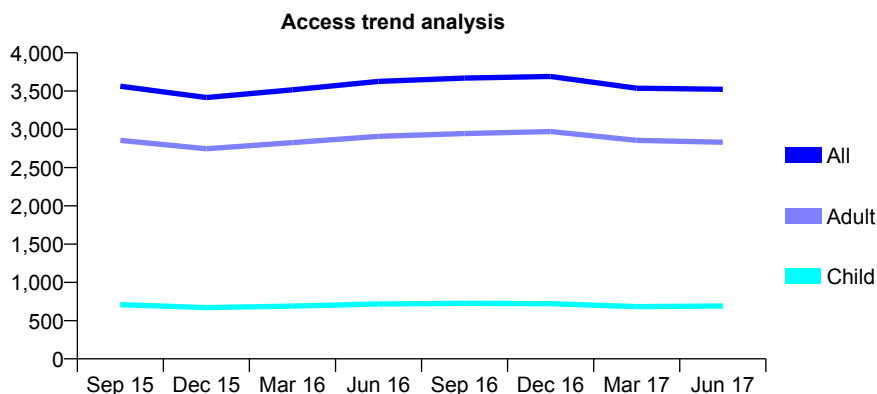
Q53 - Vital Signs At a Glance Contract Report for 161748/0001 - June 2017

Name or company name	The Cottage Dental Surgery
Contract type name	GDS Contract
Purpose of contract	General
Contract start date	04/01/2011
Contract end date	

17/18 Contracted general activity (UDA)	10,195
Carry forward general activity (UDA)	0
17/18 Contracted orthodontic activity (UOA)	0
Carry forward orthodontic activity (UOA)	0
Baseline contract value	£216,896.19

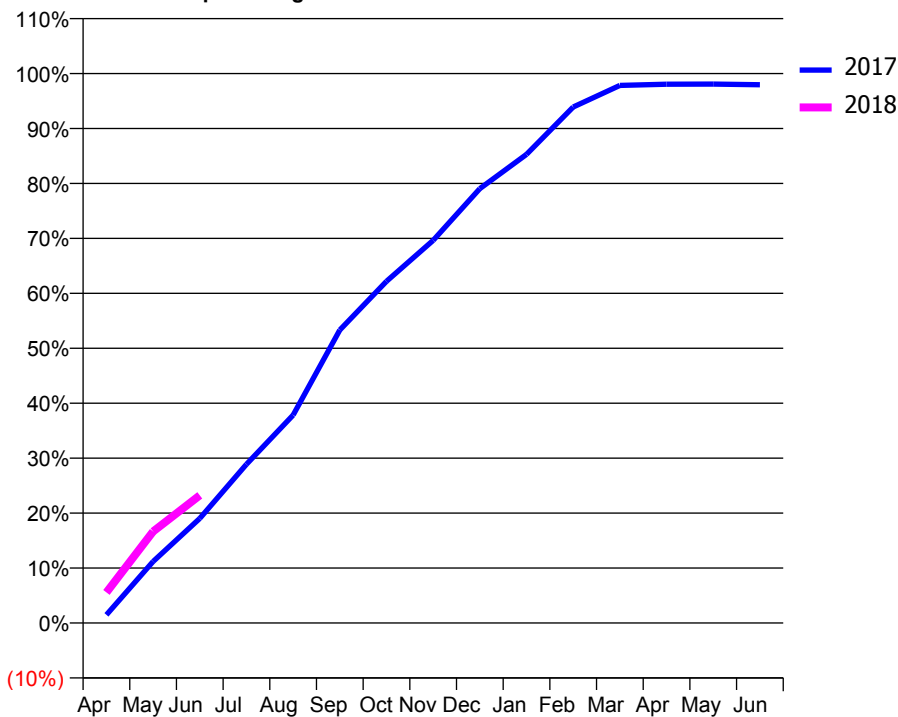
ACCESS*

Patients seen in 24 months	Total	Change since previous quarter
Quarter ending June 2016	3,626	
Quarter ending September 2016	3,670	→
Quarter ending December 2016	3,690	→
Quarter ending March 2017	3,538	↓
Quarter ending June 2017	3,523	→
Variance since June 2016	(2.8%)	↓



ACTIVITY

Cumulative percentage of contracted UDA delivered 2017 & 2018



Month	Adjusted Scheduled Activity (UDA)	
	2017	2018
April	152	568
May	1,141	1,699
June	1,940	2,369
July	2,945	
August	3,858	
September	5,437	
October	6,341	
November	7,100	
December	8,058	
January	8,696	
February	9,574	
March	9,973	
April	9,996	
May	9,999	
June	9,987	

QUALITY

	Quantity	Base Number	Contract	AT	Region	England
% of FP17s for the same patient ID Re-attending within 3 months - Children	15	246	6.1%	9.3%	11.7%	12.0%
% of FP17s for the same patient ID Re-attending within 3 months - Adults	125	918	13.6%	12.6%	15.2%	16.0%
% of FP17s for the same patient ID Re-attending between 3 & 9 months - Children	155	246	63.0%	58.4%	59.1%	58.0%
% of FP17s for the same patient ID Re-attending between 3 & 9 months - Adults	524	918	57.1%	50.2%	52.2%	50.9%
% of FP17s for Band 1 Urgent Courses	150	1,160	12.9%	6.8%	7.9%	9.1%
% of FP17s Relating to Free Repair or Replacements	23	1,160	2.0%	0.8%	0.8%	0.8%
% of FP17s Relating to Continuations	12	1,160	1.0%	1.1%	1.1%	1.1%
% of Patients satisfied with the dentistry they have received	15	17	88.2%	92.1%	91.8%	91.7%
% of Patients satisfied with the time they had to wait for an appointment	14	17	82.4%	90.5%	88.4%	88.0%

* This is based on patients treated on this contract for their most recent course of treatment. Figures in italics indicate the base number of FP17s or Patient Questionnaire responses are less than 100. N/A is shown where the base number of responses is less than 10 during the period. % is calculated as Quantity/Base number*100

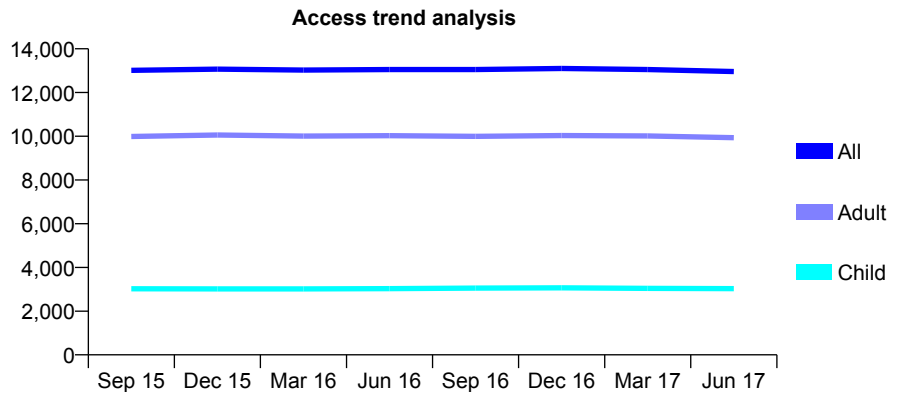
Q53 - Vital Signs At a Glance Contract Report for 164062/0001 - June 2017

Name or company name	Integrated Dental Holdings Limited (IDH 47)
Contract type name	GDS Contract
Purpose of contract	General
Contract start date	18/01/2011
Contract end date	

17/18 Contracted general activity (UDA)	42,352
Carry forward general activity (UDA)	0
17/18 Contracted orthodontic activity (UOA)	0
Carry forward orthodontic activity (UOA)	0
Baseline contract value	£911,383.54

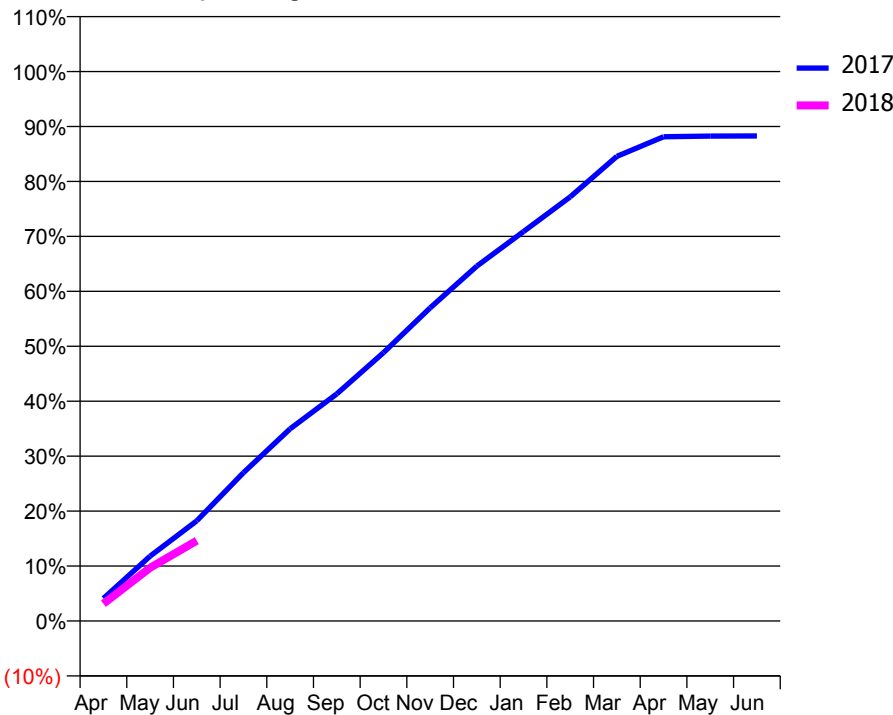
ACCESS*

Patients seen in 24 months	Total	Change since previous quarter
Quarter ending June 2016	13,049	
Quarter ending September 2016	13,049	→
Quarter ending December 2016	13,098	→
Quarter ending March 2017	13,049	→
Quarter ending June 2017	12,962	→
Variance since June 2016	(0.7%)	→



ACTIVITY

Cumulative percentage of contracted UDA delivered 2017 & 2018



Month	Adjusted Scheduled Activity (UDA)	
	2017	2018
April	1,743	1,331
May	5,000	4,106
June	7,724	6,196
July	11,439	
August	14,816	
September	17,510	
October	20,682	
November	24,139	
December	27,352	
January	30,018	
February	32,690	
March	35,817	
April	37,326	
May	37,378	
June	37,380	

QUALITY

	Quantity	Base Number	Contract	AT	Region	England
% of FP17s for the same patient ID Re-attending within 3 months - Children	46	1,067	4.3%	9.3%	11.7%	12.0%
% of FP17s for the same patient ID Re-attending within 3 months - Adults	301	2,888	10.4%	12.6%	15.2%	16.0%
% of FP17s for the same patient ID Re-attending between 3 & 9 months - Children	756	1,067	70.9%	58.4%	59.1%	58.0%
% of FP17s for the same patient ID Re-attending between 3 & 9 months - Adults	1,628	2,888	56.4%	50.2%	52.2%	50.9%
% of FP17s for Band 1 Urgent Courses	230	3,245	7.1%	6.8%	7.9%	9.1%
% of FP17s Relating to Free Repair or Replacements	16	3,245	0.5%	0.8%	0.8%	0.8%
% of FP17s Relating to Continuations	37	3,245	1.1%	1.1%	1.1%	1.1%
% of Patients satisfied with the dentistry they have received	27	28	96.4%	92.1%	91.8%	91.7%
% of Patients satisfied with the time they had to wait for an appointment	27	28	96.4%	90.5%	88.4%	88.0%

* This is based on patients treated on this contract for their most recent course of treatment. Figures in italics indicate the base number of FP17s or Patient Questionnaire responses are less than 100. N/A is shown where the base number of responses is less than 10 during the period. % is calculated as Quantity/Base number*100

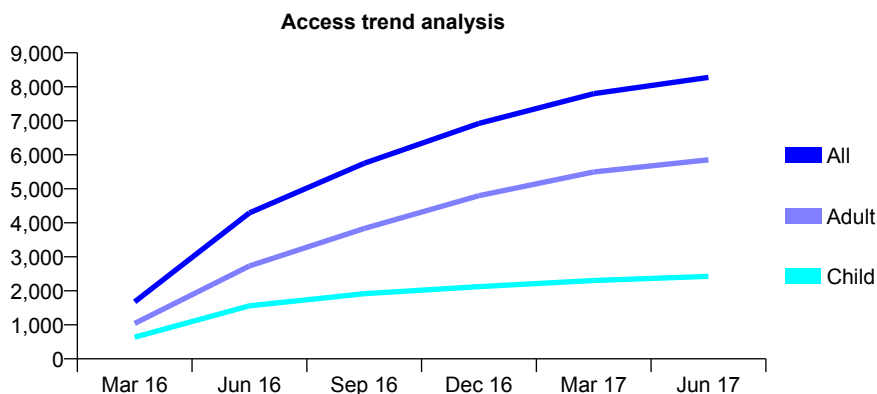
Q53 - Vital Signs At a Glance Contract Report for 165182/0001 - June 2017

Name or company name	Dentist at Redhouse Ltd
Contract type name	GDS Contract
Purpose of contract	General
Contract start date	01/02/2016
Contract end date	

17/18 Contracted general activity (UDA)	21,849
Carry forward general activity (UDA)	0
17/18 Contracted orthodontic activity (UOA)	0
Carry forward orthodontic activity (UOA)	0
Baseline contract value	£700,641.15

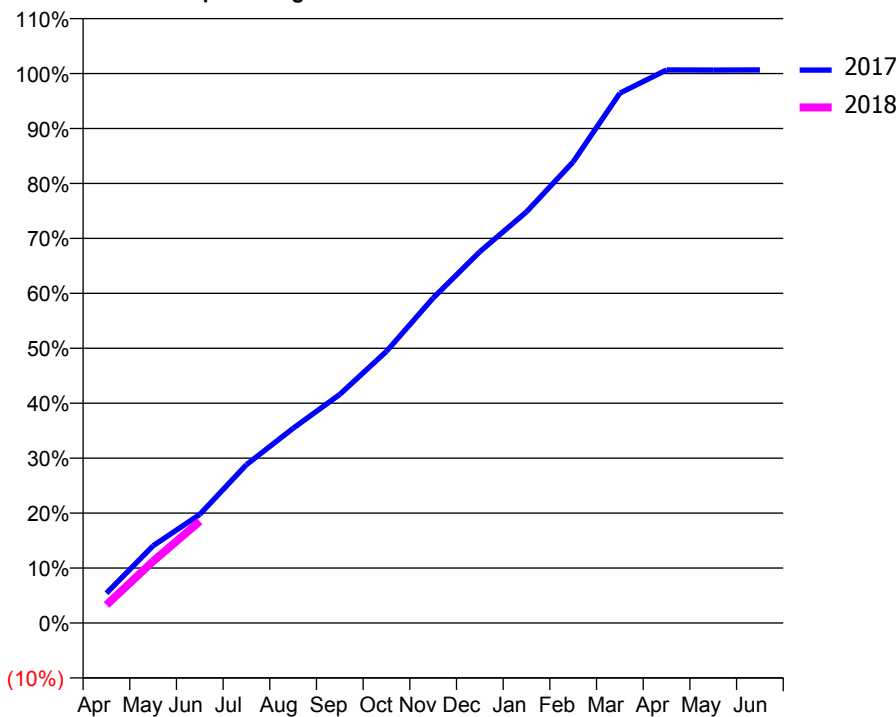
ACCESS*

Patients seen in 24 months	Total	Change since previous quarter
Quarter ending June 2016	4,291	
Quarter ending September 2016	5,751	↑
Quarter ending December 2016	6,922	↑
Quarter ending March 2017	7,798	↑
Quarter ending June 2017	8,278	↑
Variance since June 2016	92.9%	↑



ACTIVITY

Cumulative percentage of contracted UDA delivered 2017 & 2018



Month	Adjusted Scheduled Activity (UDA)	
	2017	2018
April	1,184	719
May	3,073	2,459
June	4,317	4,043
July	6,299	
August	7,744	
September	9,090	
October	10,801	
November	12,921	
December	14,765	
January	16,351	
February	18,337	
March	21,070	
April	21,990	
May	21,985	
June	21,989	

QUALITY

	Quantity	Base Number	Contract	AT	Region	England
% of FP17s for the same patient ID Re-attending within 3 months - Children	63	868	7.3%	9.3%	11.7%	12.0%
% of FP17s for the same patient ID Re-attending within 3 months - Adults	201	1,807	11.1%	12.6%	15.2%	16.0%
% of FP17s for the same patient ID Re-attending between 3 & 9 months - Children	552	868	63.6%	58.4%	59.1%	58.0%
% of FP17s for the same patient ID Re-attending between 3 & 9 months - Adults	787	1,807	43.6%	50.2%	52.2%	50.9%
% of FP17s for Band 1 Urgent Courses	82	1,841	4.5%	6.8%	7.9%	9.1%
% of FP17s Relating to Free Repair or Replacements	12	1,841	0.7%	0.8%	0.8%	0.8%
% of FP17s Relating to Continuations	13	1,841	0.7%	1.1%	1.1%	1.1%
% of Patients satisfied with the dentistry they have received	13	14	92.9%	92.1%	91.8%	91.7%
% of Patients satisfied with the time they had to wait for an appointment	13	14	92.9%	90.5%	88.4%	88.0%

* This is based on patients treated on this contract for their most recent course of treatment. Figures in italics indicate the base number of FP17s or Patient Questionnaire responses are less than 100. N/A is shown where the base number of responses is less than 10 during the period. % is calculated as Quantity/Base number*100

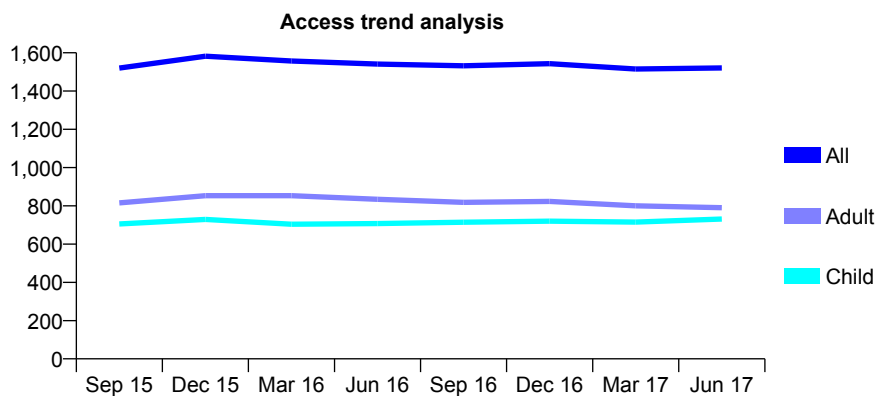
Q53 - Vital Signs At a Glance Contract Report for 166170/0001 - June 2017

Name or company name	Rubery Dental Surgery Limited
Contract type name	GDS Contract
Purpose of contract	General
Contract start date	01/11/2007
Contract end date	

17/18 Contracted general activity (UDA)	7,372
Carry forward general activity (UDA)	0
17/18 Contracted orthodontic activity (UOA)	0
Carry forward orthodontic activity (UOA)	0
Baseline contract value	£174,475.03

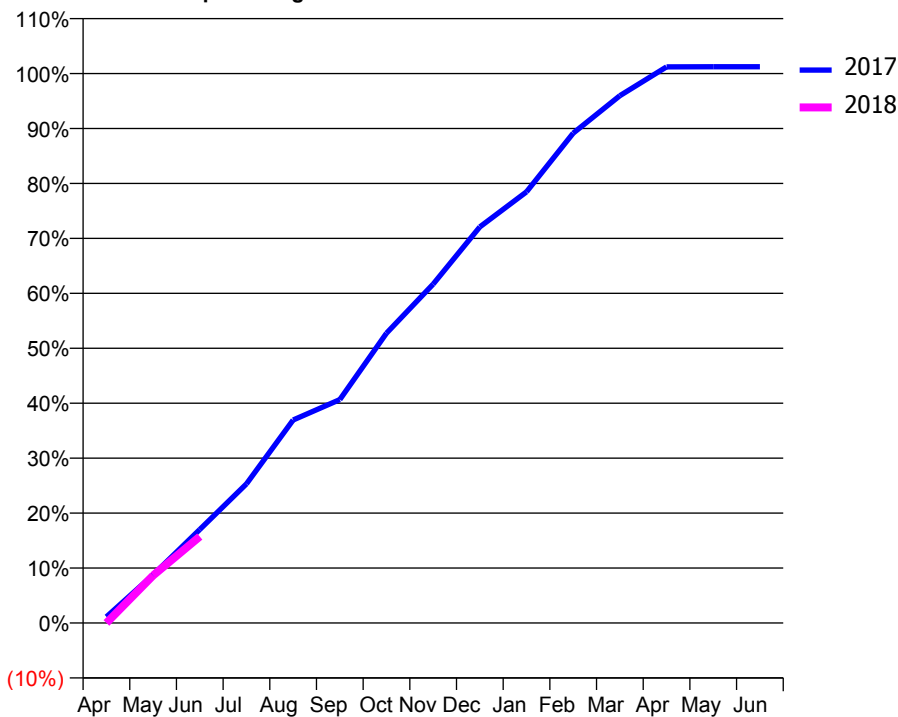
ACCESS*

Patients seen in 24 months	Total	Change since previous quarter
Quarter ending June 2016	1,541	
Quarter ending September 2016	1,532	→
Quarter ending December 2016	1,543	→
Quarter ending March 2017	1,515	↓
Quarter ending June 2017	1,521	→
Variance since June 2016	(1.3%)	↓



ACTIVITY

Cumulative percentage of contracted UDA delivered 2017 & 2018



Month	Adjusted Scheduled Activity (UDA)	
	2017	2018
April	84	0
May	647	637
June	1,256	1,161
July	1,867	
August	2,724	
September	2,998	
October	3,888	
November	4,547	
December	5,314	
January	5,784	
February	6,573	
March	7,074	
April	7,461	
May	7,463	
June	7,463	

QUALITY

	Quantity	Base Number	Contract	AT	Region	England
% of FP17s for the same patient ID Re-attending within 3 months - Children	4	249	1.6%	9.3%	11.7%	12.0%
% of FP17s for the same patient ID Re-attending within 3 months - Adults	13	291	4.5%	12.6%	15.2%	16.0%
% of FP17s for the same patient ID Re-attending between 3 & 9 months - Children	140	249	56.2%	58.4%	59.1%	58.0%
% of FP17s for the same patient ID Re-attending between 3 & 9 months - Adults	212	291	72.9%	50.2%	52.2%	50.9%
% of FP17s for Band 1 Urgent Courses	25	383	6.5%	6.8%	7.9%	9.1%
% of FP17s Relating to Free Repair or Replacements	0	383	0.0%	0.8%	0.8%	0.8%
% of FP17s Relating to Continuations	0	383	0.0%	1.1%	1.1%	1.1%
% of Patients satisfied with the dentistry they have received	4	4	N/A	92.1%	91.8%	91.7%
% of Patients satisfied with the time they had to wait for an appointment	4	4	N/A	90.5%	88.4%	88.0%

* This is based on patients treated on this contract for their most recent course of treatment. Figures in italics indicate the base number of FP17s or Patient Questionnaire responses are less than 100. N/A is shown where the base number of responses is less than 10 during the period. % is calculated as Quantity/Base number*100

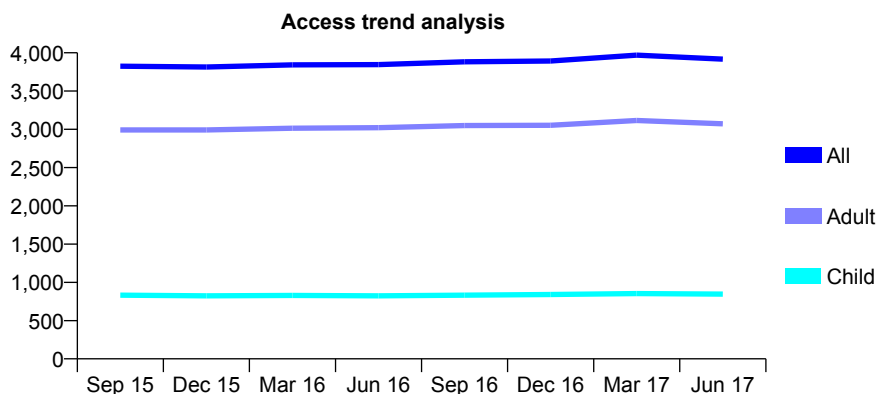
Q53 - Vital Signs At a Glance Contract Report for 167444/0001 - June 2017

Name or company name	Eachway Dental Practice
Contract type name	GDS Contract
Purpose of contract	General
Contract start date	01/04/2012
Contract end date	

17/18 Contracted general activity (UDA)	9,534
Carry forward general activity (UDA)	0
17/18 Contracted orthodontic activity (UOA)	0
Carry forward orthodontic activity (UOA)	0
Baseline contract value	£216,945.75

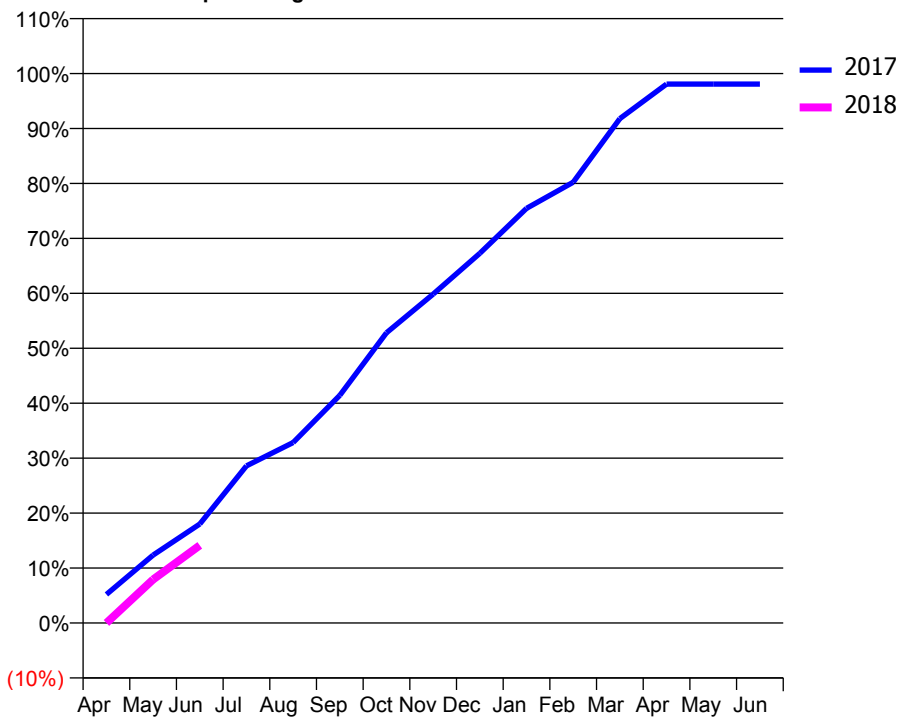
ACCESS*

Patients seen in 24 months	Total	Change since previous quarter
Quarter ending June 2016	3,845	
Quarter ending September 2016	3,883	→
Quarter ending December 2016	3,893	→
Quarter ending March 2017	3,969	→
Quarter ending June 2017	3,918	↓
Variance since June 2016	1.9%	→



ACTIVITY

Cumulative percentage of contracted UDA delivered 2017 & 2018



Adjusted Scheduled Activity (UDA)

Month	2017	2018
April	496	0
May	1,178	756
June	1,717	1,347
July	2,726	
August	3,133	
September	3,951	
October	5,035	
November	5,708	
December	6,415	
January	7,194	
February	7,647	
March	8,751	
April	9,350	
May	9,351	
June	9,350	

QUALITY

	Quantity	Base Number	Contract	AT	Region	England
% of FP17s for the same patient ID Re-attending within 3 months - Children	5	273	1.8%	9.3%	11.7%	12.0%
% of FP17s for the same patient ID Re-attending within 3 months - Adults	64	907	7.1%	12.6%	15.2%	16.0%
% of FP17s for the same patient ID Re-attending between 3 & 9 months - Children	173	273	63.4%	58.4%	59.1%	58.0%
% of FP17s for the same patient ID Re-attending between 3 & 9 months - Adults	541	907	59.6%	50.2%	52.2%	50.9%
% of FP17s for Band 1 Urgent Courses	36	845	4.3%	6.8%	7.9%	9.1%
% of FP17s Relating to Free Repair or Replacements	4	845	0.5%	0.8%	0.8%	0.8%
% of FP17s Relating to Continuations	1	845	0.1%	1.1%	1.1%	1.1%
% of Patients satisfied with the dentistry they have received	13	13	100.0%	92.1%	91.8%	91.7%
% of Patients satisfied with the time they had to wait for an appointment	13	13	100.0%	90.5%	88.4%	88.0%

* This is based on patients treated on this contract for their most recent course of treatment. Figures in italics indicate the base number of FP17s or Patient Questionnaire responses are less than 100. N/A is shown where the base number of responses is less than 10 during the period. % is calculated as Quantity/Base number*100

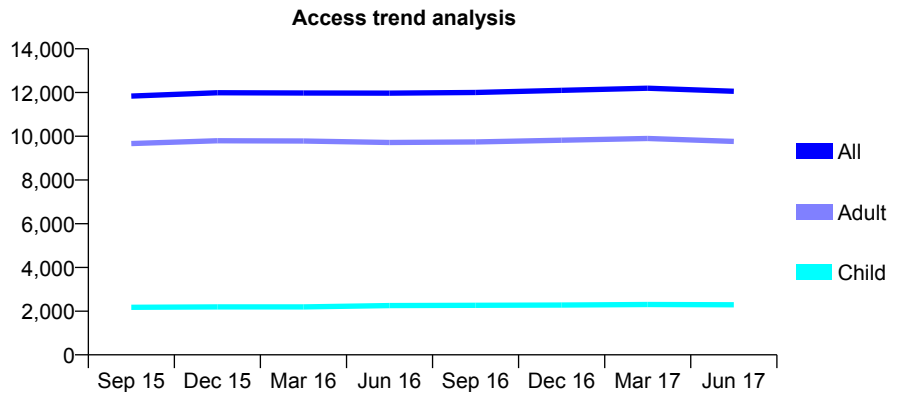
Q53 - Vital Signs At a Glance Contract Report for 167797/0002 - June 2017

Name or company name	Grafton House Dental Practice
Contract type name	PDS Plus Contract
Purpose of contract	General
Contract start date	01/04/2011
Contract end date	30/06/2017

17/18 Contracted general activity (UDA)	8,021
Carry forward general activity (UDA)	0
17/18 Contracted orthodontic activity (UOA)	0
Carry forward orthodontic activity (UOA)	0
Baseline contract value	£167,545.13

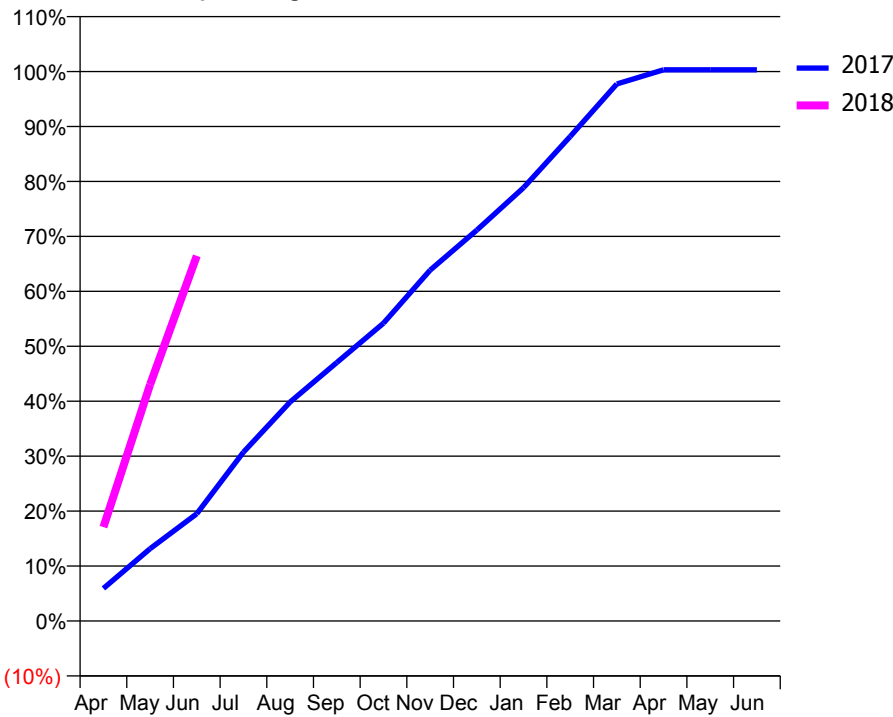
ACCESS*

Patients seen in 24 months	Total	Change since previous quarter
Quarter ending June 2016	11,969	
Quarter ending September 2016	12,002	→
Quarter ending December 2016	12,099	→
Quarter ending March 2017	12,196	→
Quarter ending June 2017	12,057	↓
Variance since June 2016	0.7%	→



ACTIVITY

Cumulative percentage of contracted UDA delivered 2017 & 2018



Month	Adjusted Scheduled Activity (UDA)	
	2017	2018
April	1,904	1,371
May	4,222	3,453
June	6,265	5,330
July	9,864	
August	12,788	
September	15,092	
October	17,393	
November	20,485	
December	22,826	
January	25,302	
February	28,289	
March	31,358	
April	32,182	
May	32,182	
June	32,182	

QUALITY

	Quantity	Base Number	Contract	AT	Region	England
% of FP17s for the same patient ID Re-attending within 3 months - Children	28	679	4.1%	9.3%	11.7%	12.0%
% of FP17s for the same patient ID Re-attending within 3 months - Adults	161	2,491	6.5%	12.6%	15.2%	16.0%
% of FP17s for the same patient ID Re-attending between 3 & 9 months - Children	428	679	63.0%	58.4%	59.1%	58.0%
% of FP17s for the same patient ID Re-attending between 3 & 9 months - Adults	1,696	2,491	68.1%	50.2%	52.2%	50.9%
% of FP17s for Band 1 Urgent Courses	67	2,820	2.4%	6.8%	7.9%	9.1%
% of FP17s Relating to Free Repair or Replacements	8	2,820	0.3%	0.8%	0.8%	0.8%
% of FP17s Relating to Continuations	18	2,820	0.6%	1.1%	1.1%	1.1%
% of Patients satisfied with the dentistry they have received	25	26	96.2%	92.1%	91.8%	91.7%
% of Patients satisfied with the time they had to wait for an appointment	25	26	96.2%	90.5%	88.4%	88.0%

* This is based on patients treated on this contract for their most recent course of treatment. Figures in italics indicate the base number of FP17s or Patient Questionnaire responses are less than 100. N/A is shown where the base number of responses is less than 10 during the period. % is calculated as Quantity/Base number*100

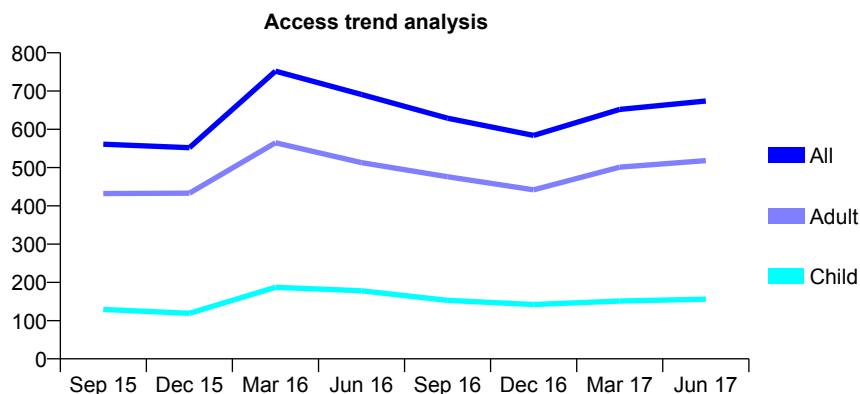
Q53 - Vital Signs At a Glance Contract Report for 169536/0001 - June 2017

Name or company name	Mrs Tait and Mr Parsons
Contract type name	GDS Contract
Purpose of contract	General
Contract start date	01/11/2012
Contract end date	

17/18 Contracted general activity (UDA)	1,878
Carry forward general activity (UDA)	0
17/18 Contracted orthodontic activity (UOA)	0
Carry forward orthodontic activity (UOA)	0
Baseline contract value	£46,418.77

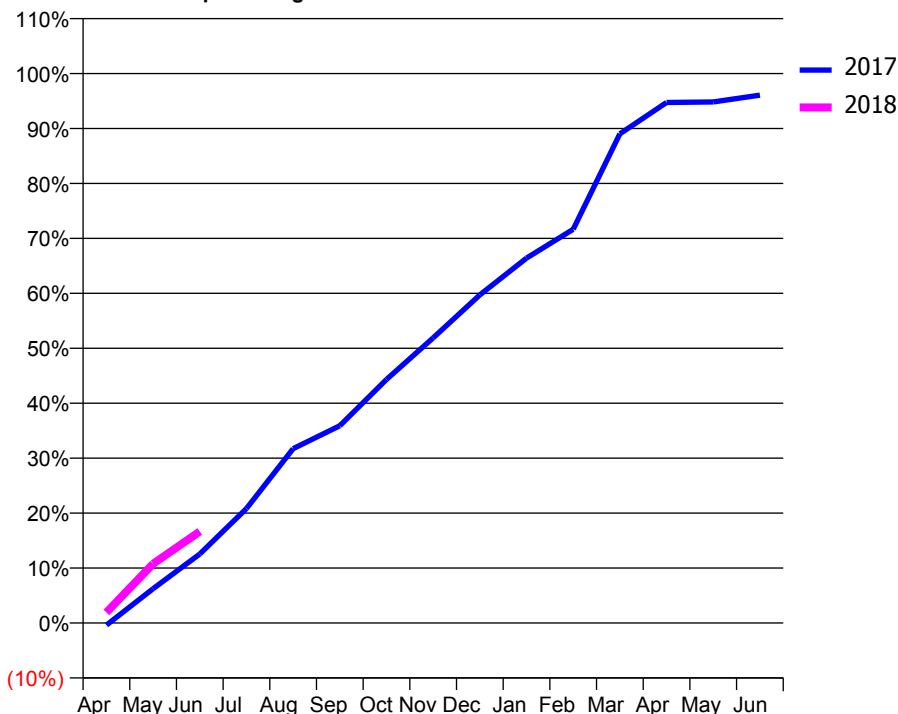
ACCESS*

Patients seen in 24 months	Total	Change since previous quarter
Quarter ending June 2016	691	
Quarter ending September 2016	629	↓
Quarter ending December 2016	584	↓
Quarter ending March 2017	652	↑
Quarter ending June 2017	674	↑
Variance since June 2016	(2.5%)	↓



ACTIVITY

Cumulative percentage of contracted UDA delivered 2017 & 2018



Month	Adjusted Scheduled Activity (UDA)	
	2017	2018
April	-7	36
May	117	203
June	236	313
July	391	
August	596	
September	674	
October	833	
November	975	
December	1,121	
January	1,247	
February	1,346	
March	1,672	
April	1,779	
May	1,781	
June	1,804	

QUALITY

	Quantity	Base Number	Contract	AT	Region	England
% of FP17s for the same patient ID Re-attending within 3 months - Children	6	68	8.8%	9.3%	11.7%	12.0%
% of FP17s for the same patient ID Re-attending within 3 months - Adults	27	190	14.2%	12.6%	15.2%	16.0%
% of FP17s for the same patient ID Re-attending between 3 & 9 months - Children	35	68	51.5%	58.4%	59.1%	58.0%
% of FP17s for the same patient ID Re-attending between 3 & 9 months - Adults	85	190	44.7%	50.2%	52.2%	50.9%
% of FP17s for Band 1 Urgent Courses	14	178	7.9%	6.8%	7.9%	9.1%
% of FP17s Relating to Free Repair or Replacements	2	178	1.1%	0.8%	0.8%	0.8%
% of FP17s Relating to Continuations	3	178	1.7%	1.1%	1.1%	1.1%
% of Patients satisfied with the dentistry they have received	1	1	N/A	92.1%	91.8%	91.7%
% of Patients satisfied with the time they had to wait for an appointment	1	1	N/A	90.5%	88.4%	88.0%

* This is based on patients treated on this contract for their most recent course of treatment. Figures in italics indicate the base number of FP17s or Patient Questionnaire responses are less than 100. N/A is shown where the base number of responses is less than 10 during the period. % is calculated as Quantity/Base number*100

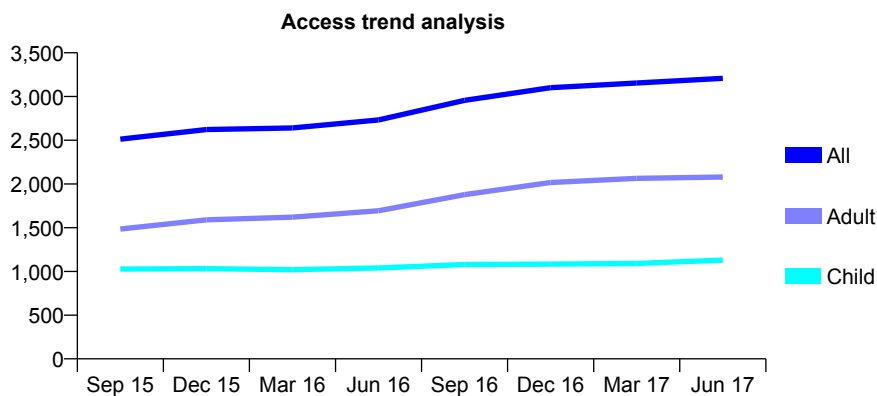
Q53 - Vital Signs At a Glance Contract Report for 169994/0002 - June 2017

Name or company name	Abbotsbury Court Dental Practice
Contract type name	GDS Contract
Purpose of contract	General
Contract start date	02/09/2012
Contract end date	

17/18 Contracted general activity (UDA)	6,527
Carry forward general activity (UDA)	0
17/18 Contracted orthodontic activity (UOA)	0
Carry forward orthodontic activity (UOA)	0
Baseline contract value	£167,750.20

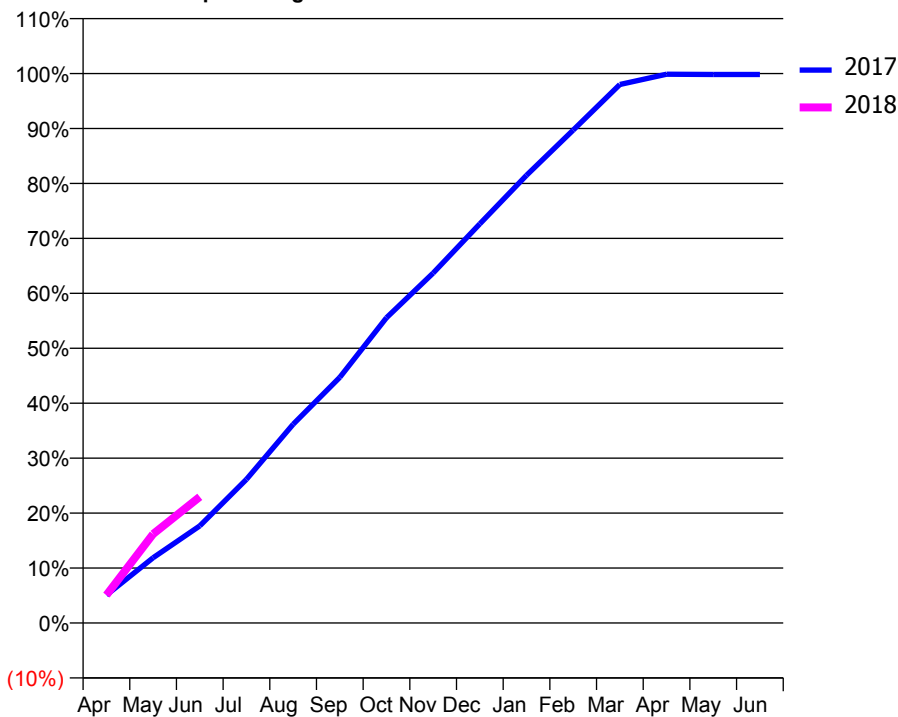
ACCESS*

Patients seen in 24 months	Total	Change since previous quarter
Quarter ending June 2016	2,732	
Quarter ending September 2016	2,957	↑
Quarter ending December 2016	3,101	↑
Quarter ending March 2017	3,155	→
Quarter ending June 2017	3,208	→
Variance since June 2016	17.4%	↑



ACTIVITY

Cumulative percentage of contracted UDA delivered 2017 & 2018



Month	Adjusted Scheduled Activity (UDA)	
	2017	2018
April	382	332
May	895	1,058
June	1,330	1,500
July	1,967	
August	2,722	
September	3,365	
October	4,182	
November	4,793	
December	5,468	
January	6,132	
February	6,752	
March	7,377	
April	7,518	
May	7,514	
June	7,514	

QUALITY

	Quantity	Base Number	Contract	AT	Region	England
% of FP17s for the same patient ID Re-attending within 3 months - Children	26	390	6.7%	9.3%	11.7%	12.0%
% of FP17s for the same patient ID Re-attending within 3 months - Adults	102	618	16.5%	12.6%	15.2%	16.0%
% of FP17s for the same patient ID Re-attending between 3 & 9 months - Children	245	390	62.8%	58.4%	59.1%	58.0%
% of FP17s for the same patient ID Re-attending between 3 & 9 months - Adults	314	618	50.8%	50.2%	52.2%	50.9%
% of FP17s for Band 1 Urgent Courses	78	929	8.4%	6.8%	7.9%	9.1%
% of FP17s Relating to Free Repair or Replacements	14	929	1.5%	0.8%	0.8%	0.8%
% of FP17s Relating to Continuations	6	929	0.6%	1.1%	1.1%	1.1%
% of Patients satisfied with the dentistry they have received	6	7	N/A	92.1%	91.8%	91.7%
% of Patients satisfied with the time they had to wait for an appointment	5	7	N/A	90.5%	88.4%	88.0%

* This is based on patients treated on this contract for their most recent course of treatment. Figures in italics indicate the base number of FP17s or Patient Questionnaire responses are less than 100. N/A is shown where the base number of responses is less than 10 during the period. % is calculated as Quantity/Base number*100

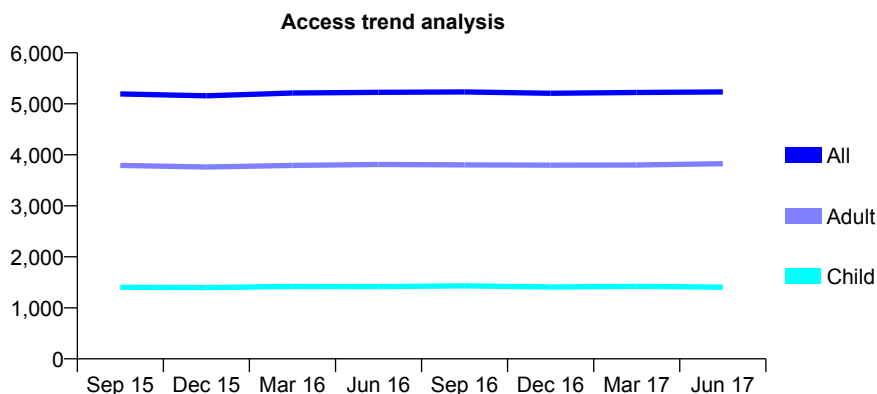
Q53 - Vital Signs At a Glance Contract Report for 174009/0001 - June 2017

Name or company name	Droitwich Spa Dental Practice
Contract type name	GDS Contract
Purpose of contract	General
Contract start date	01/03/2012
Contract end date	

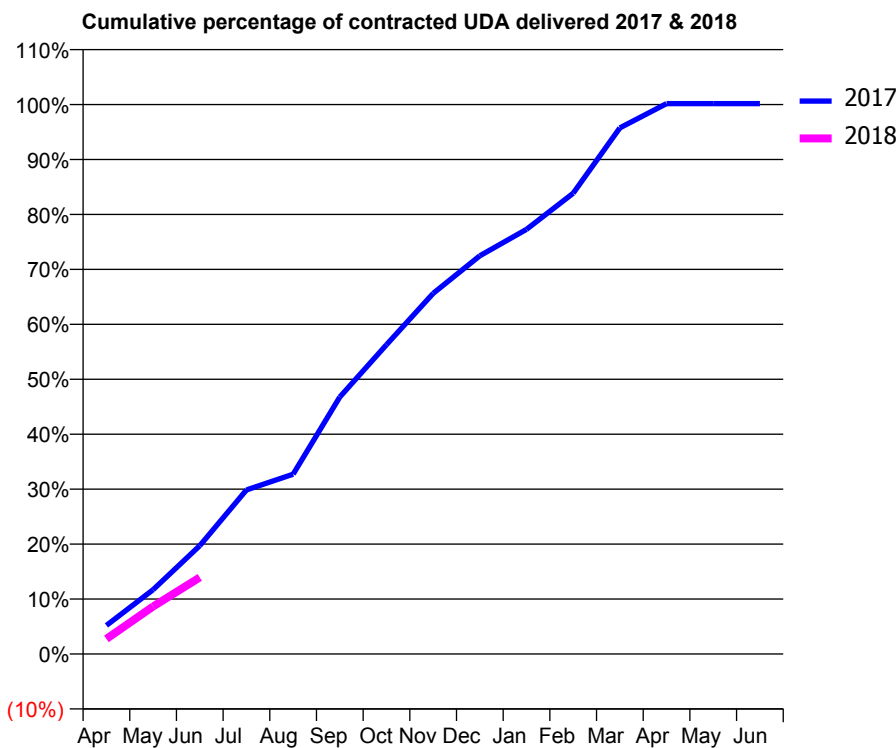
17/18 Contracted general activity (UDA)	17,772
Carry forward general activity (UDA)	0
17/18 Contracted orthodontic activity (UOA)	0
Carry forward orthodontic activity (UOA)	0
Baseline contract value	£495,829.33

ACCESS*

Patients seen in 24 months	Total	Change since previous quarter
Quarter ending June 2016	5,226	
Quarter ending September 2016	5,233	→
Quarter ending December 2016	5,206	→
Quarter ending March 2017	5,221	→
Quarter ending June 2017	5,232	→
Variance since June 2016	0.1%	→



ACTIVITY



Month	Adjusted Scheduled Activity (UDA)	
	2017	2018
April	927	488
May	2,080	1,539
June	3,505	2,477
July	5,306	
August	5,815	
September	8,314	
October	10,005	
November	11,664	
December	12,881	
January	13,736	
February	14,903	
March	17,015	
April	17,800	
May	17,800	
June	17,800	

QUALITY

	Quantity	Base Number	Contract	AT	Region	England
% of FP17s for the same patient ID Re-attending within 3 months - Children	26	453	5.7%	9.3%	11.7%	12.0%
% of FP17s for the same patient ID Re-attending within 3 months - Adults	153	1,115	13.7%	12.6%	15.2%	16.0%
% of FP17s for the same patient ID Re-attending between 3 & 9 months - Children	306	453	67.5%	58.4%	59.1%	58.0%
% of FP17s for the same patient ID Re-attending between 3 & 9 months - Adults	685	1,115	61.4%	50.2%	52.2%	50.9%
% of FP17s for Band 1 Urgent Courses	92	1,076	8.6%	6.8%	7.9%	9.1%
% of FP17s Relating to Free Repair or Replacements	11	1,076	1.0%	0.8%	0.8%	0.8%
% of FP17s Relating to Continuations	10	1,076	0.9%	1.1%	1.1%	1.1%
% of Patients satisfied with the dentistry they have received	15	16	93.8%	92.1%	91.8%	91.7%
% of Patients satisfied with the time they had to wait for an appointment	14	16	87.5%	90.5%	88.4%	88.0%

* This is based on patients treated on this contract for their most recent course of treatment. Figures in italics indicate the base number of FP17s or Patient Questionnaire responses are less than 100. N/A is shown where the base number of responses is less than 10 during the period. % is calculated as Quantity/Base number*100

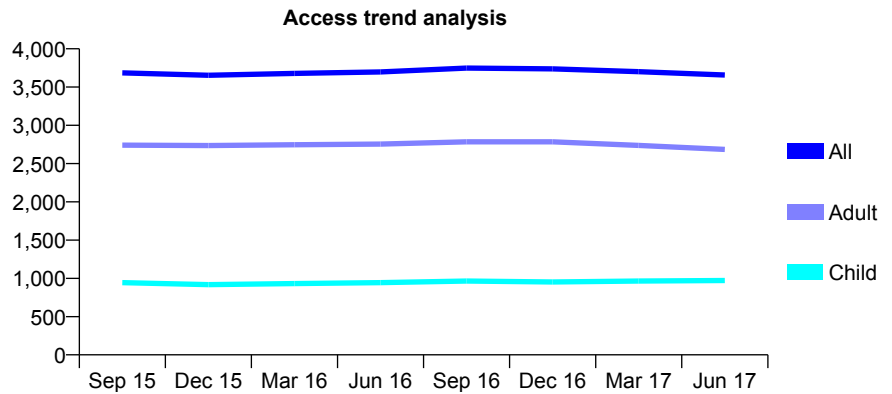
Q53 - Vital Signs At a Glance Contract Report for 174203/0001 - June 2017

Name or company name	Brighton Villa Dental Practice
Contract type name	GDS Contract
Purpose of contract	General
Contract start date	01/04/2006
Contract end date	

17/18 Contracted general activity (UDA)	11,754
Carry forward general activity (UDA)	0
17/18 Contracted orthodontic activity (UOA)	0
Carry forward orthodontic activity (UOA)	0
Baseline contract value	£285,839.00

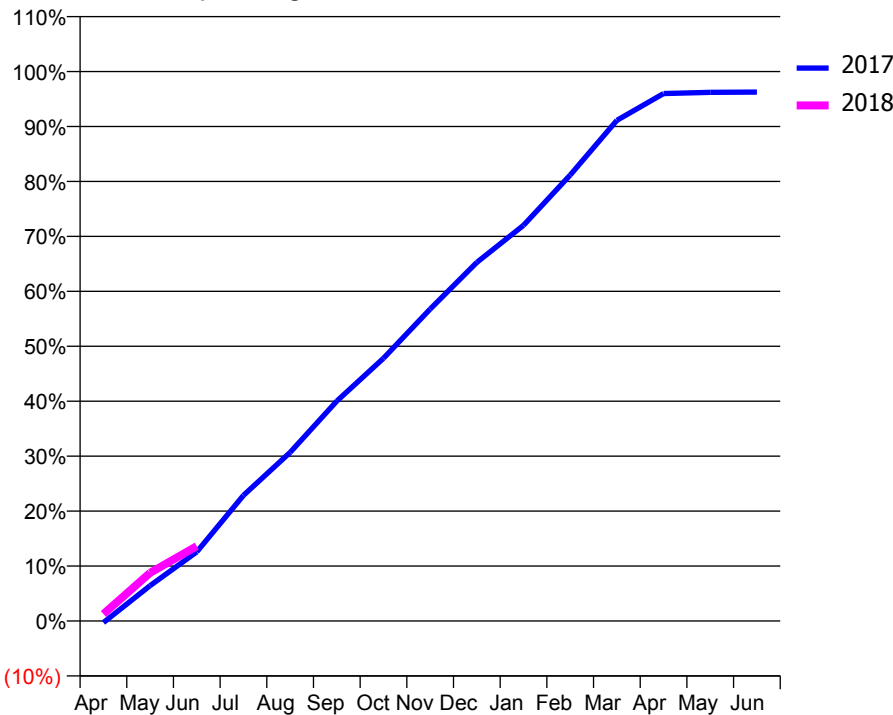
ACCESS*

Patients seen in 24 months	Total	Change since previous quarter
Quarter ending June 2016	3,698	
Quarter ending September 2016	3,749	→
Quarter ending December 2016	3,737	→
Quarter ending March 2017	3,701	→
Quarter ending June 2017	3,657	↓
Variance since June 2016	(1.1%)	↓



ACTIVITY

Cumulative percentage of contracted UDA delivered 2017 & 2018



Month	Adjusted Scheduled Activity (UDA)	
	2017	2018
April	-37	149
May	756	1,032
June	1,480	1,603
July	2,688	
August	3,608	
September	4,704	
October	5,620	
November	6,673	
December	7,671	
January	8,465	
February	9,539	
March	10,708	
April	11,283	
May	11,308	
June	11,315	

QUALITY

	Quantity	Base Number	Contract	AT	Region	England
% of FP17s for the same patient ID Re-attending within 3 months - Children	41	335	12.2%	9.3%	11.7%	12.0%
% of FP17s for the same patient ID Re-attending within 3 months - Adults	152	875	17.4%	12.6%	15.2%	16.0%
% of FP17s for the same patient ID Re-attending between 3 & 9 months - Children	224	335	66.9%	58.4%	59.1%	58.0%
% of FP17s for the same patient ID Re-attending between 3 & 9 months - Adults	583	875	66.6%	50.2%	52.2%	50.9%
% of FP17s for Band 1 Urgent Courses	89	967	9.2%	6.8%	7.9%	9.1%
% of FP17s Relating to Free Repair or Replacements	23	967	2.4%	0.8%	0.8%	0.8%
% of FP17s Relating to Continuations	24	967	2.5%	1.1%	1.1%	1.1%
% of Patients satisfied with the dentistry they have received	8	9	N/A	92.1%	91.8%	91.7%
% of Patients satisfied with the time they had to wait for an appointment	9	9	N/A	90.5%	88.4%	88.0%

* This is based on patients treated on this contract for their most recent course of treatment. Figures in italics indicate the base number of FP17s or Patient Questionnaire responses are less than 100. N/A is shown where the base number of responses is less than 10 during the period. % is calculated as Quantity/Base number*100

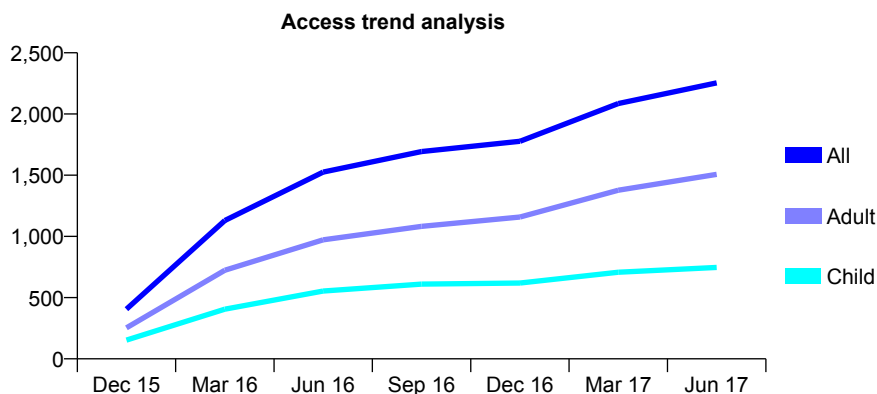
Q53 - Vital Signs At a Glance Contract Report for 175668/0001 - June 2017

Name or company name	Mr J Arhi
Contract type name	GDS Contract
Purpose of contract	General
Contract start date	01/11/2015
Contract end date	

17/18 Contracted general activity (UDA)	7,993
Carry forward general activity (UDA)	0
17/18 Contracted orthodontic activity (UOA)	0
Carry forward orthodontic activity (UOA)	0
Baseline contract value	£196,633.94

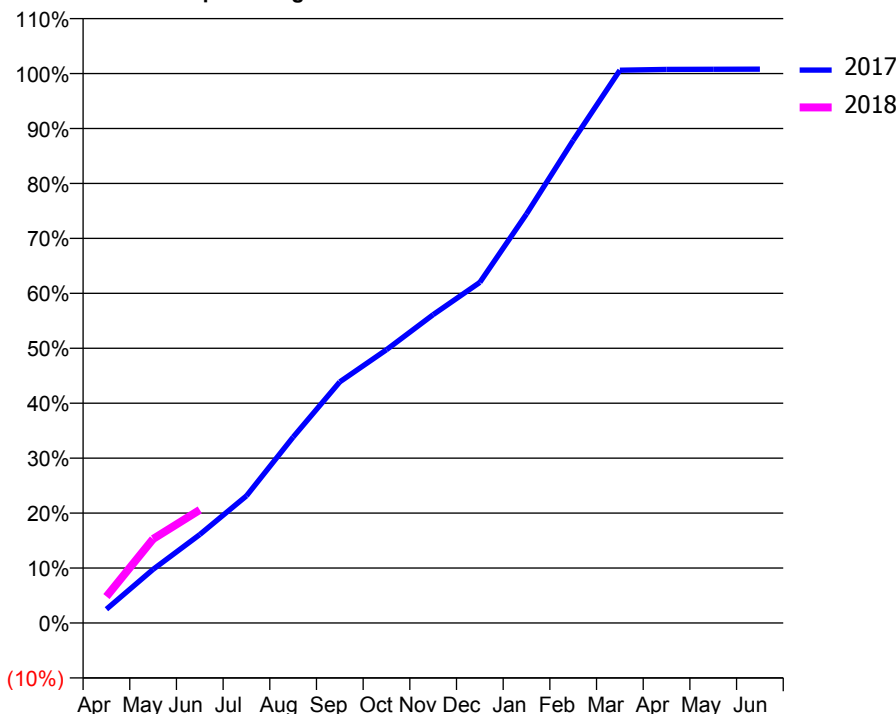
ACCESS*

Patients seen in 24 months	Total	Change since previous quarter
Quarter ending June 2016	1,526	
Quarter ending September 2016	1,693	↑
Quarter ending December 2016	1,777	↑
Quarter ending March 2017	2,085	↑
Quarter ending June 2017	2,254	↑
Variance since June 2016	47.7%	↑



ACTIVITY

Cumulative percentage of contracted UDA delivered 2017 & 2018



Month	Adjusted Scheduled Activity (UDA)	
	2017	2018
April	201	385
May	780	1,223
June	1,286	1,646
July	1,850	
August	2,705	
September	3,508	
October	3,975	
November	4,486	
December	4,955	
January	5,950	
February	7,021	
March	8,042	
April	8,053	
May	8,054	
June	8,057	

QUALITY

	Quantity	Base Number	Contract	AT	Region	England
% of FP17s for the same patient ID Re-attending within 3 months - Children	14	229	6.1%	9.3%	11.7%	12.0%
% of FP17s for the same patient ID Re-attending within 3 months - Adults	52	461	11.3%	12.6%	15.2%	16.0%
% of FP17s for the same patient ID Re-attending between 3 & 9 months - Children	145	229	63.3%	58.4%	59.1%	58.0%
% of FP17s for the same patient ID Re-attending between 3 & 9 months - Adults	258	461	56.0%	50.2%	52.2%	50.9%
% of FP17s for Band 1 Urgent Courses	43	679	6.3%	6.8%	7.9%	9.1%
% of FP17s Relating to Free Repair or Replacements	2	679	0.3%	0.8%	0.8%	0.8%
% of FP17s Relating to Continuations	1	679	0.1%	1.1%	1.1%	1.1%
% of Patients satisfied with the dentistry they have received	6	8	N/A	92.1%	91.8%	91.7%
% of Patients satisfied with the time they had to wait for an appointment	7	8	N/A	90.5%	88.4%	88.0%

* This is based on patients treated on this contract for their most recent course of treatment. Figures in italics indicate the base number of FP17s or Patient Questionnaire responses are less than 100. N/A is shown where the base number of responses is less than 10 during the period. % is calculated as Quantity/Base number*100

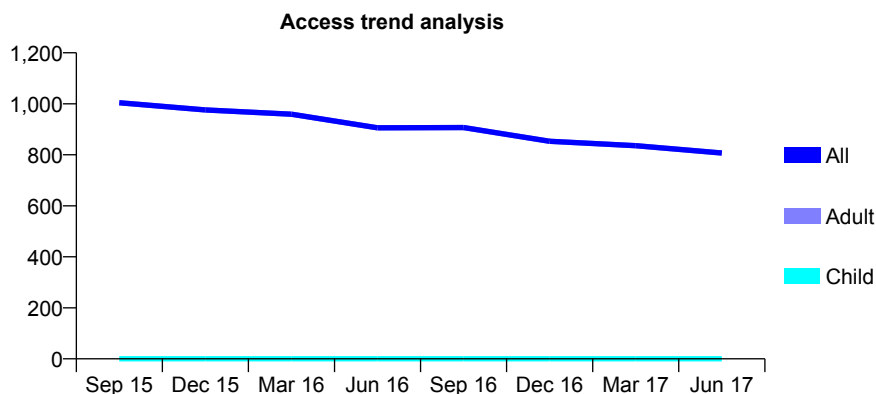
Q53 - Vital Signs At a Glance Contract Report for 175951/0001 - June 2017

Name or company name	Gentle Dental Care (WORCESTER)LTD. C
Contract type name	PDS Plus Contract
Purpose of contract	General
Contract start date	01/04/2012
Contract end date	30/09/2017

17/18 Contracted general activity (UDA)	3,000
Carry forward general activity (UDA)	0
17/18 Contracted orthodontic activity (UOA)	0
Carry forward orthodontic activity (UOA)	0
Baseline contract value	£47,161.94

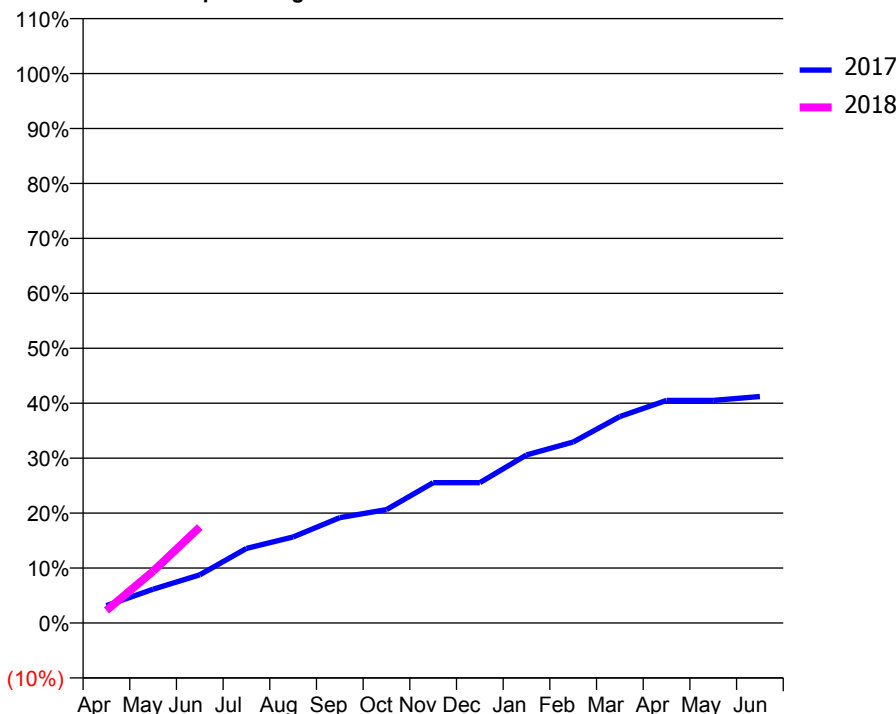
ACCESS*

Patients seen in 24 months	Total	Change since previous quarter
Quarter ending June 2016	906	
Quarter ending September 2016	907	→
Quarter ending December 2016	853	↓
Quarter ending March 2017	836	↓
Quarter ending June 2017	807	↓
Variance since June 2016	(10.9%)	↓



ACTIVITY

Cumulative percentage of contracted UDA delivered 2017 & 2018



Month	Adjusted Scheduled Activity (UDA)	
	2017	2018
April	190	69
May	369	283
June	526	524
July	814	
August	940	
September	1,151	
October	1,238	
November	1,533	
December	1,533	
January	1,835	
February	1,977	
March	2,255	
April	2,430	
May	2,430	
June	2,473	

QUALITY

	Quantity	Base Number	Contract	AT	Region	England
% of FP17s for the same patient ID Re-attending within 3 months - Children	0	0	N/A	9.3%	11.7%	12.0%
% of FP17s for the same patient ID Re-attending within 3 months - Adults	16	151	10.6%	12.6%	15.2%	16.0%
% of FP17s for the same patient ID Re-attending between 3 & 9 months - Children	0	0	N/A	58.4%	59.1%	58.0%
% of FP17s for the same patient ID Re-attending between 3 & 9 months - Adults	13	151	8.6%	50.2%	52.2%	50.9%
% of FP17s for Band 1 Urgent Courses	3	96	3.1%	6.8%	7.9%	9.1%
% of FP17s Relating to Free Repair or Replacements	0	96	0.0%	0.8%	0.8%	0.8%
% of FP17s Relating to Continuations	0	96	0.0%	1.1%	1.1%	1.1%
% of Patients satisfied with the dentistry they have received	0	0	N/A	92.1%	91.8%	91.7%
% of Patients satisfied with the time they had to wait for an appointment	0	0	N/A	90.5%	88.4%	88.0%

* This is based on patients treated on this contract for their most recent course of treatment. Figures in italics indicate the base number of FP17s or Patient Questionnaire responses are less than 100. N/A is shown where the base number of responses is less than 10 during the period. % is calculated as Quantity/Base number*100

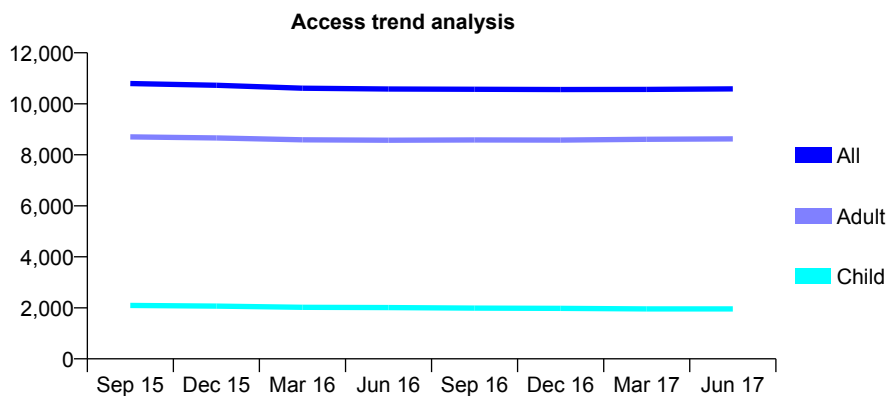
Q53 - Vital Signs At a Glance Contract Report for 176370/0001 - June 2017

Name or company name	Kyrle Street Dental Practice
Contract type name	GDS Contract
Purpose of contract	General
Contract start date	01/04/2006
Contract end date	

17/18 Contracted general activity (UDA)	29,000
Carry forward general activity (UDA)	0
17/18 Contracted orthodontic activity (UOA)	0
Carry forward orthodontic activity (UOA)	0
Baseline contract value	£750,609.69

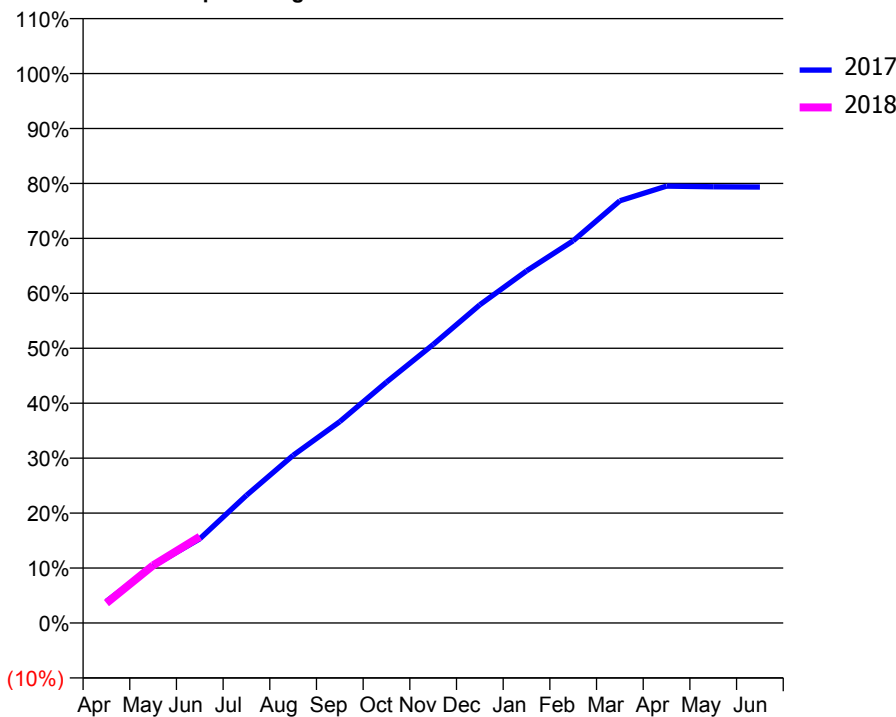
ACCESS*

Patients seen in 24 months	Total	Change since previous quarter
Quarter ending June 2016	10,583	
Quarter ending September 2016	10,571	→
Quarter ending December 2016	10,558	→
Quarter ending March 2017	10,566	→
Quarter ending June 2017	10,584	→
Variance since June 2016	0.0%	→



ACTIVITY

Cumulative percentage of contracted UDA delivered 2017 & 2018



Adjusted Scheduled Activity (UDA)		
Month	2017	2018
April	1,142	1,053
May	3,014	3,045
June	4,444	4,557
July	6,738	
August	8,849	
September	10,627	
October	12,714	
November	14,694	
December	16,793	
January	18,582	
February	20,172	
March	22,281	
April	23,055	
May	23,024	
June	23,011	

QUALITY

	Quantity	Base Number	Contract	AT	Region	England
% of FP17s for the same patient ID Re-attending within 3 months - Children	37	534	6.9%	9.3%	11.7%	12.0%
% of FP17s for the same patient ID Re-attending within 3 months - Adults	306	2,217	13.8%	12.6%	15.2%	16.0%
% of FP17s for the same patient ID Re-attending between 3 & 9 months - Children	182	534	34.1%	58.4%	59.1%	58.0%
% of FP17s for the same patient ID Re-attending between 3 & 9 months - Adults	667	2,217	30.1%	50.2%	52.2%	50.9%
% of FP17s for Band 1 Urgent Courses	291	2,324	12.5%	6.8%	7.9%	9.1%
% of FP17s Relating to Free Repair or Replacements	14	2,324	0.6%	0.8%	0.8%	0.8%
% of FP17s Relating to Continuations	4	2,324	0.2%	1.1%	1.1%	1.1%
% of Patients satisfied with the dentistry they have received	31	33	93.9%	92.1%	91.8%	91.7%
% of Patients satisfied with the time they had to wait for an appointment	29	33	87.9%	90.5%	88.4%	88.0%

* This is based on patients treated on this contract for their most recent course of treatment. Figures in italics indicate the base number of FP17s or Patient Questionnaire responses are less than 100. N/A is shown where the base number of responses is less than 10 during the period. % is calculated as Quantity/Base number*100

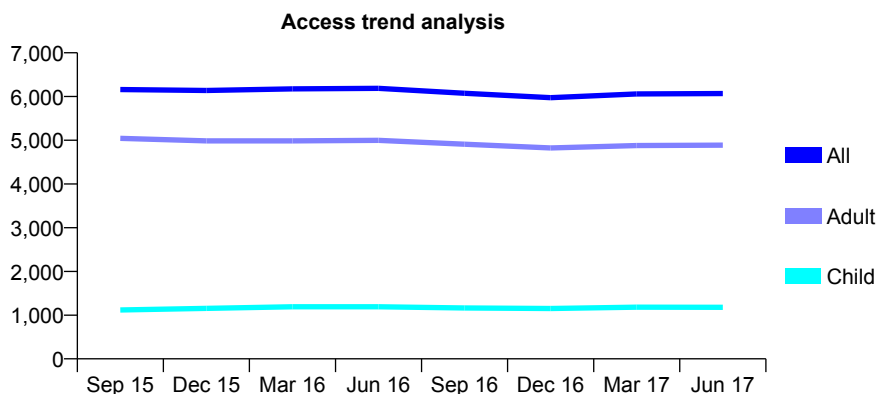
Q53 - Vital Signs At a Glance Contract Report for 176834/0001 - June 2017

Name or company name	Bewdley Dental Partnership
Contract type name	GDS Contract
Purpose of contract	General
Contract start date	01/02/2009
Contract end date	

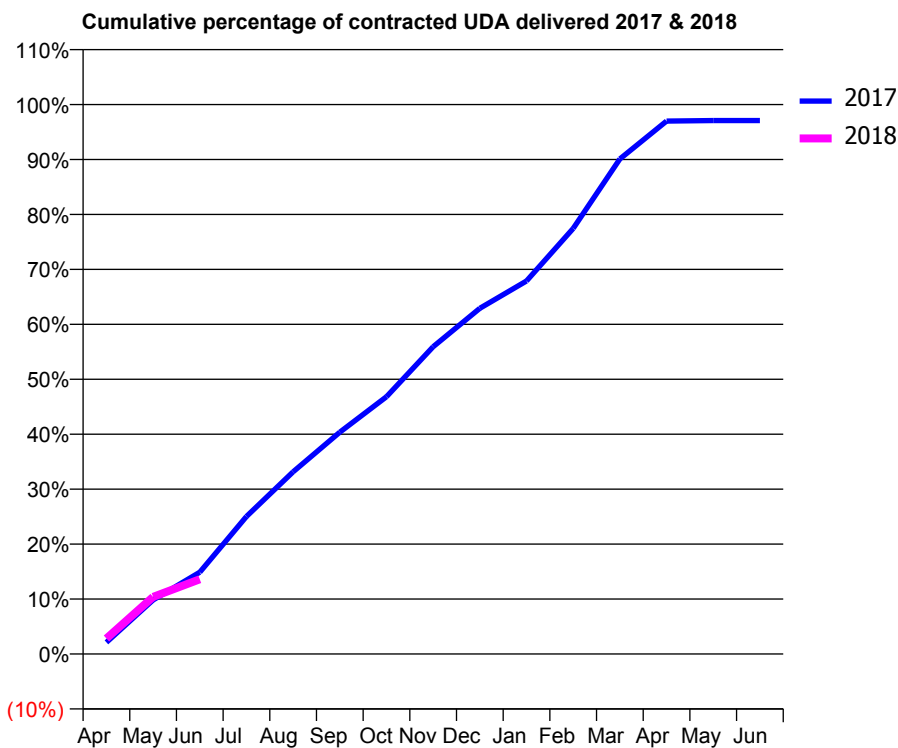
17/18 Contracted general activity (UDA)	20,370
Carry forward general activity (UDA)	0
17/18 Contracted orthodontic activity (UOA)	0
Carry forward orthodontic activity (UOA)	0
Baseline contract value	£661,943.98

ACCESS*

Patients seen in 24 months	Total	Change since previous quarter
Quarter ending June 2016	6,188	
Quarter ending September 2016	6,074	↓
Quarter ending December 2016	5,974	↓
Quarter ending March 2017	6,060	→
Quarter ending June 2017	6,068	→
Variance since June 2016	(1.9%)	↓



ACTIVITY



Month	Adjusted Scheduled Activity (UDA)	
	2017	2018
April	433	578
May	2,006	2,120
June	3,031	2,773
July	5,099	
August	6,755	
September	8,225	
October	9,537	
November	11,391	
December	12,813	
January	13,831	
February	15,777	
March	18,353	
April	19,754	
May	19,776	
June	19,776	

QUALITY

	Quantity	Base Number	Contract	AT	Region	England
% of FP17s for the same patient ID Re-attending within 3 months - Children	12	354	3.4%	9.3%	11.7%	12.0%
% of FP17s for the same patient ID Re-attending within 3 months - Adults	138	1,244	11.1%	12.6%	15.2%	16.0%
% of FP17s for the same patient ID Re-attending between 3 & 9 months - Children	208	354	58.8%	58.4%	59.1%	58.0%
% of FP17s for the same patient ID Re-attending between 3 & 9 months - Adults	540	1,244	43.4%	50.2%	52.2%	50.9%
% of FP17s for Band 1 Urgent Courses	29	1,102	2.6%	6.8%	7.9%	9.1%
% of FP17s Relating to Free Repair or Replacements	26	1,102	2.4%	0.8%	0.8%	0.8%
% of FP17s Relating to Continuations	15	1,102	1.4%	1.1%	1.1%	1.1%
% of Patients satisfied with the dentistry they have received	14	14	100.0%	92.1%	91.8%	91.7%
% of Patients satisfied with the time they had to wait for an appointment	14	14	100.0%	90.5%	88.4%	88.0%

* This is based on patients treated on this contract for their most recent course of treatment. Figures in italics indicate the base number of FP17s or Patient Questionnaire responses are less than 100. N/A is shown where the base number of responses is less than 10 during the period. % is calculated as Quantity/Base number*100

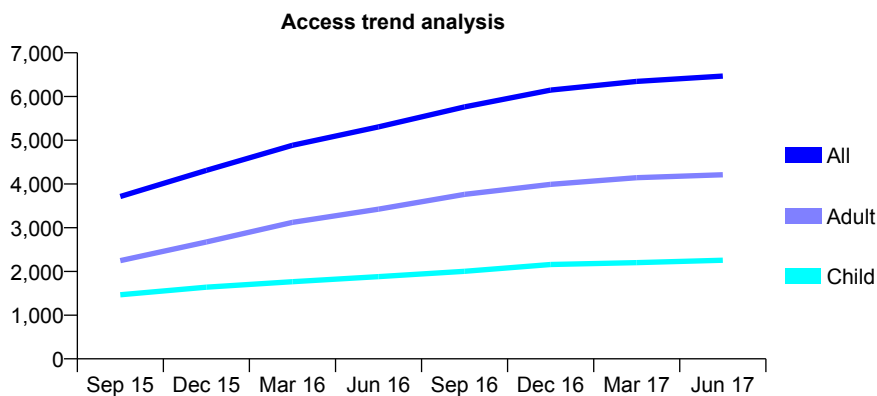
Q53 - Vital Signs At a Glance Contract Report for 177040/0001 - June 2017

Name or company name	Mr S B Ahmed Mulgund and Mrs S S Mulgund
Contract type name	GDS Contract
Purpose of contract	General
Contract start date	01/12/2014
Contract end date	

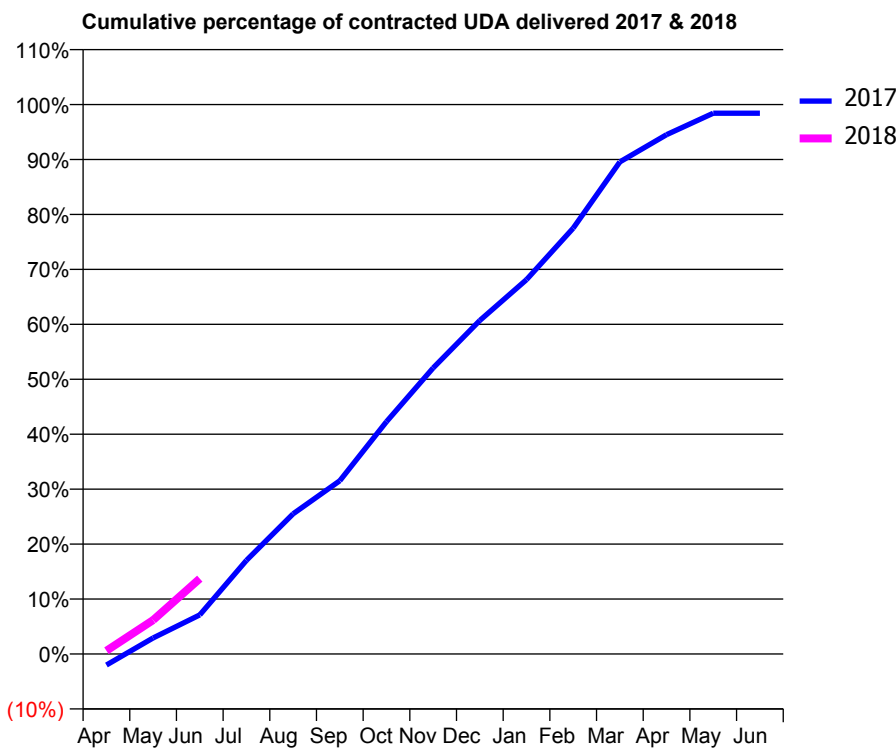
17/18 Contracted general activity (UDA)	14,774
Carry forward general activity (UDA)	0
17/18 Contracted orthodontic activity (UOA)	0
Carry forward orthodontic activity (UOA)	0
Baseline contract value	£383,711.86

ACCESS*

Patients seen in 24 months	Total	Change since previous quarter
Quarter ending June 2016	5,306	
Quarter ending September 2016	5,764	↑
Quarter ending December 2016	6,147	↑
Quarter ending March 2017	6,346	↑
Quarter ending June 2017	6,467	→
Variance since June 2016	21.9%	↑



ACTIVITY



Month	Adjusted Scheduled Activity (UDA)	
	2017	2018
April	-301	87
May	433	913
June	1,051	2,029
July	2,519	
August	3,770	
September	4,660	
October	6,246	
November	7,694	
December	8,970	
January	10,065	
February	11,450	
March	13,232	
April	13,962	
May	14,540	
June	14,540	

QUALITY

	Quantity	Base Number	Contract	AT	Region	England
% of FP17s for the same patient ID Re-attending within 3 months - Children	34	684	5.0%	9.3%	11.7%	12.0%
% of FP17s for the same patient ID Re-attending within 3 months - Adults	95	1,031	9.2%	12.6%	15.2%	16.0%
% of FP17s for the same patient ID Re-attending between 3 & 9 months - Children	374	684	54.7%	58.4%	59.1%	58.0%
% of FP17s for the same patient ID Re-attending between 3 & 9 months - Adults	461	1,031	44.7%	50.2%	52.2%	50.9%
% of FP17s for Band 1 Urgent Courses	5	880	0.6%	6.8%	7.9%	9.1%
% of FP17s Relating to Free Repair or Replacements	0	880	0.0%	0.8%	0.8%	0.8%
% of FP17s Relating to Continuations	1	880	0.1%	1.1%	1.1%	1.1%
% of Patients satisfied with the dentistry they have received	4	5	N/A	92.1%	91.8%	91.7%
% of Patients satisfied with the time they had to wait for an appointment	4	5	N/A	90.5%	88.4%	88.0%

* This is based on patients treated on this contract for their most recent course of treatment. Figures in italics indicate the base number of FP17s or Patient Questionnaire responses are less than 100. N/A is shown where the base number of responses is less than 10 during the period. % is calculated as Quantity/Base number*100

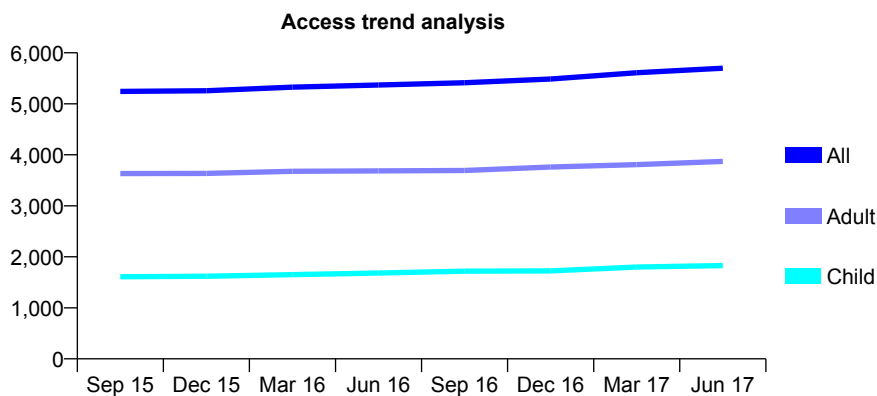
Q53 - Vital Signs At a Glance Contract Report for 179531/0001 - June 2017

Name or company name	Mr & Mrs Parvis
Contract type name	GDS Contract
Purpose of contract	General and Orthodontic
Contract start date	01/07/2013
Contract end date	

17/18 Contracted general activity (UDA)	14,510
Carry forward general activity (UDA)	0
17/18 Contracted orthodontic activity (UOA)	106
Carry forward orthodontic activity (UOA)	0
Baseline contract value	£361,644.60

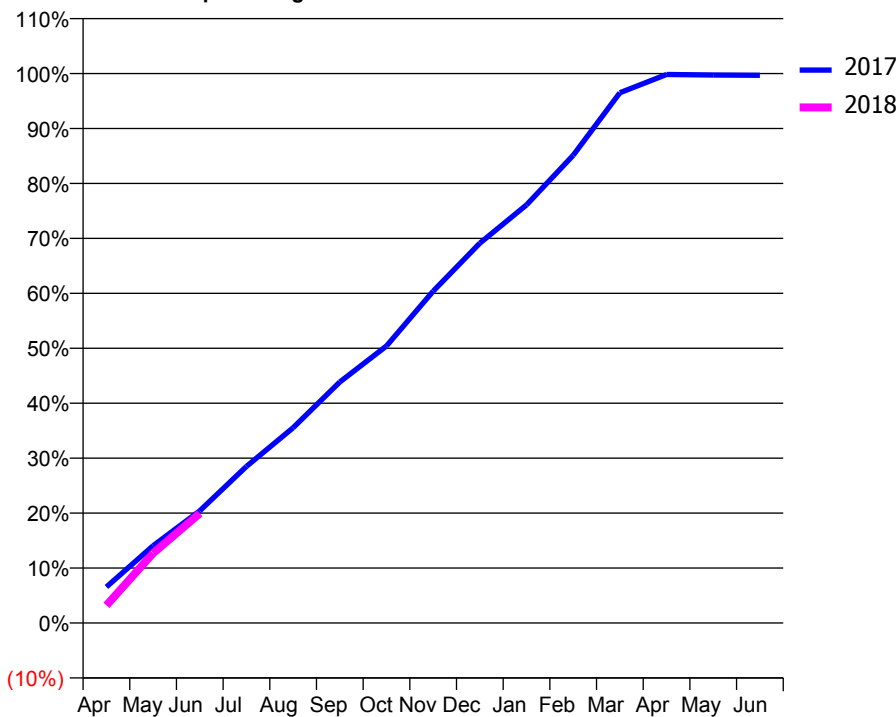
ACCESS*

Patients seen in 24 months	Total	Change since previous quarter
Quarter ending June 2016	5,368	
Quarter ending September 2016	5,413	→
Quarter ending December 2016	5,486	→
Quarter ending March 2017	5,608	↑
Quarter ending June 2017	5,699	→
Variance since June 2016	6.2%	↑



ACTIVITY

Cumulative percentage of contracted UDA delivered 2017 & 2018



Month	Adjusted Scheduled Activity (UDA)	
	2017	2018
April	952	468
May	2,042	1,842
June	2,964	2,895
July	4,136	
August	5,155	
September	6,365	
October	7,316	
November	8,762	
December	10,030	
January	11,041	
February	12,351	
March	14,002	
April	14,484	
May	14,471	
June	14,463	

QUALITY

	Quantity	Base Number	Contract	AT	Region	England
% of FP17s for the same patient ID Re-attending within 3 months - Children	45	659	6.8%	9.3%	11.7%	12.0%
% of FP17s for the same patient ID Re-attending within 3 months - Adults	130	1,185	11.0%	12.6%	15.2%	16.0%
% of FP17s for the same patient ID Re-attending between 3 & 9 months - Children	421	659	63.9%	58.4%	59.1%	58.0%
% of FP17s for the same patient ID Re-attending between 3 & 9 months - Adults	556	1,185	46.9%	50.2%	52.2%	50.9%
% of FP17s for Band 1 Urgent Courses	49	1,547	3.2%	6.8%	7.9%	9.1%
% of FP17s Relating to Free Repair or Replacements	3	1,547	0.2%	0.8%	0.8%	0.8%
% of FP17s Relating to Continuations	3	1,547	0.2%	1.1%	1.1%	1.1%
% of Patients satisfied with the dentistry they have received	20	25	80.0%	92.1%	91.8%	91.7%
% of Patients satisfied with the time they had to wait for an appointment	23	25	92.0%	90.5%	88.4%	88.0%

* This is based on patients treated on this contract for their most recent course of treatment. Figures in italics indicate the base number of FP17s or Patient Questionnaire responses are less than 100. N/A is shown where the base number of responses is less than 10 during the period. % is calculated as Quantity/Base number*100

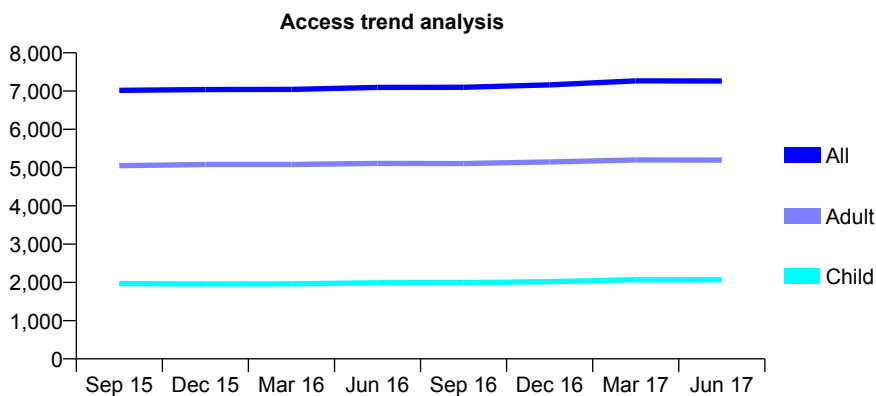
Q53 - Vital Signs At a Glance Contract Report for 179531/0002 - June 2017

Name or company name	Mr & Mrs Parvis
Contract type name	GDS Contract
Purpose of contract	General and Orthodontic
Contract start date	01/07/2013
Contract end date	

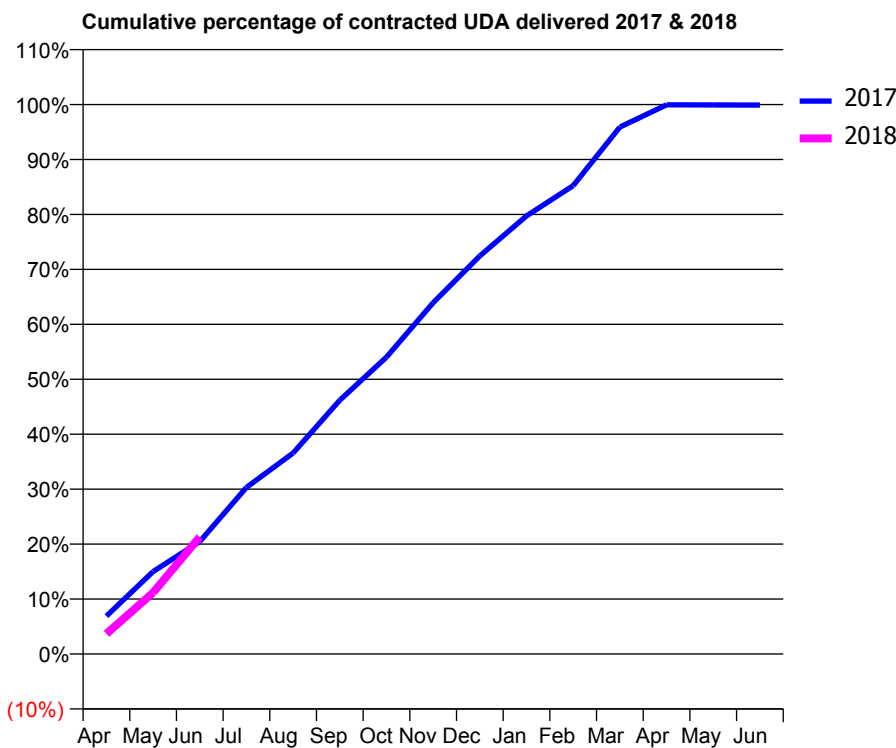
17/18 Contracted general activity (UDA)	16,334
Carry forward general activity (UDA)	0
17/18 Contracted orthodontic activity (UOA)	264
Carry forward orthodontic activity (UOA)	0
Baseline contract value	£428,316.79

ACCESS*

Patients seen in 24 months	Total	Change since previous quarter
Quarter ending June 2016	7,096	
Quarter ending September 2016	7,098	→
Quarter ending December 2016	7,162	→
Quarter ending March 2017	7,267	→
Quarter ending June 2017	7,262	→
Variance since June 2016	2.3%	↑



ACTIVITY



Adjusted Scheduled Activity (UDA)		
Month	2017	2018
April	1,127	599
May	2,450	1,824
June	3,342	3,481
July	4,951	
August	5,975	
September	7,547	
October	8,825	
November	10,443	
December	11,832	
January	13,024	
February	13,924	
March	15,662	
April	16,325	
May	16,321	
June	16,316	

QUALITY

	Quantity	Base Number	Contract	AT	Region	England
% of FP17s for the same patient ID Re-attending within 3 months - Children	46	809	5.7%	9.3%	11.7%	12.0%
% of FP17s for the same patient ID Re-attending within 3 months - Adults	183	1,875	9.8%	12.6%	15.2%	16.0%
% of FP17s for the same patient ID Re-attending between 3 & 9 months - Children	526	809	65.0%	58.4%	59.1%	58.0%
% of FP17s for the same patient ID Re-attending between 3 & 9 months - Adults	1,048	1,875	55.9%	50.2%	52.2%	50.9%
% of FP17s for Band 1 Urgent Courses	59	1,973	3.0%	6.8%	7.9%	9.1%
% of FP17s Relating to Free Repair or Replacements	10	1,973	0.5%	0.8%	0.8%	0.8%
% of FP17s Relating to Continuations	9	1,973	0.5%	1.1%	1.1%	1.1%
% of Patients satisfied with the dentistry they have received	19	20	95.0%	92.1%	91.8%	91.7%
% of Patients satisfied with the time they had to wait for an appointment	19	20	95.0%	90.5%	88.4%	88.0%

* This is based on patients treated on this contract for their most recent course of treatment. Figures in italics indicate the base number of FP17s or Patient Questionnaire responses are less than 100. N/A is shown where the base number of responses is less than 10 during the period. % is calculated as Quantity/Base number*100

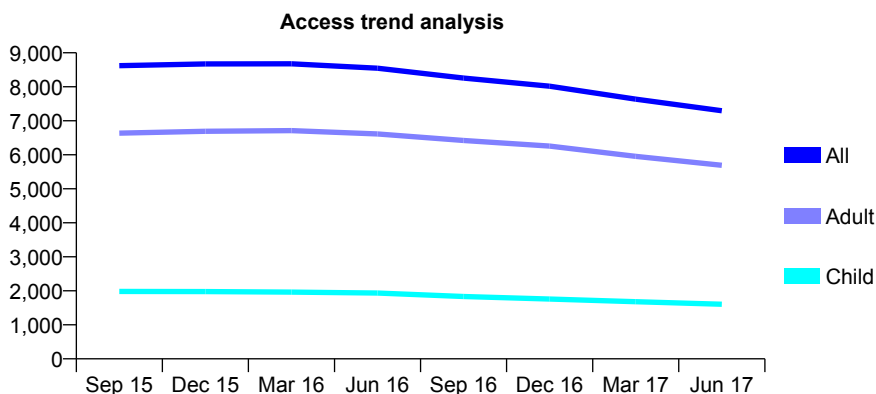
Q53 - Vital Signs At a Glance Contract Report for 180122/0002 - June 2017

Name or company name	IDH Limited
Contract type name	GDS Contract
Purpose of contract	General
Contract start date	01/09/2008
Contract end date	

17/18 Contracted general activity (UDA)	24,615
Carry forward general activity (UDA)	0
17/18 Contracted orthodontic activity (UOA)	0
Carry forward orthodontic activity (UOA)	0
Baseline contract value	£714,558.84

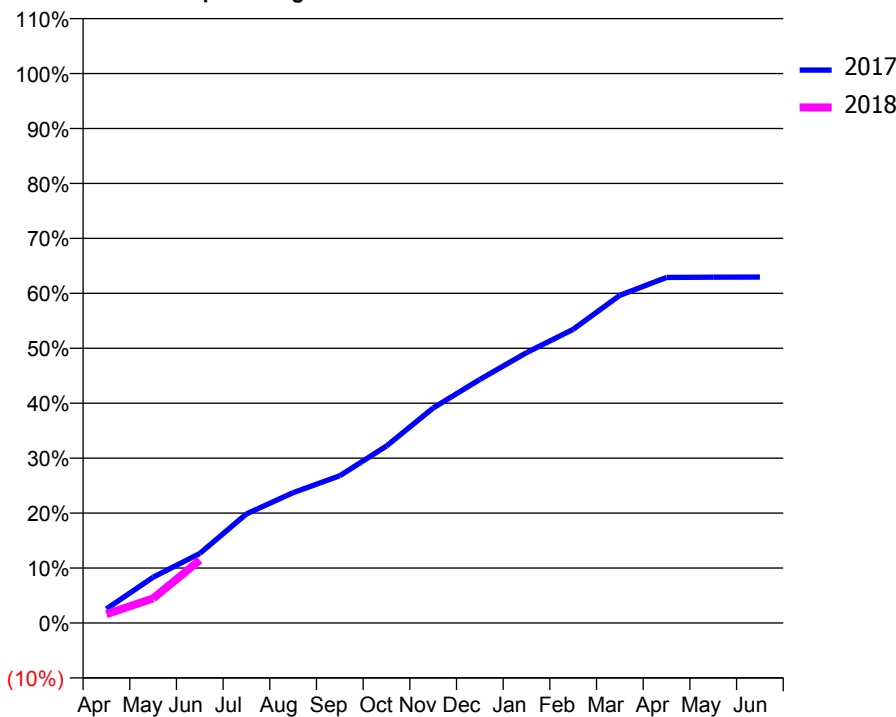
ACCESS*

Patients seen in 24 months	Total	Change since previous quarter
Quarter ending June 2016	8,549	
Quarter ending September 2016	8,256	↓
Quarter ending December 2016	8,016	↓
Quarter ending March 2017	7,637	↓
Quarter ending June 2017	7,298	↓
Variance since June 2016	(14.6%)	↓



ACTIVITY

Cumulative percentage of contracted UDA delivered 2017 & 2018



Month	Adjusted Scheduled Activity (UDA)	
	2017	2018
April	632	398
May	2,054	1,103
June	3,115	2,819
July	4,892	
August	5,841	
September	6,596	
October	7,928	
November	9,634	
December	10,909	
January	12,113	
February	13,156	
March	14,677	
April	15,478	
May	15,489	
June	15,498	

QUALITY

	Quantity	Base Number	Contract	AT	Region	England
% of FP17s for the same patient ID Re-attending within 3 months - Children	24	461	5.2%	9.3%	11.7%	12.0%
% of FP17s for the same patient ID Re-attending within 3 months - Adults	234	1,513	15.5%	12.6%	15.2%	16.0%
% of FP17s for the same patient ID Re-attending between 3 & 9 months - Children	190	461	41.2%	58.4%	59.1%	58.0%
% of FP17s for the same patient ID Re-attending between 3 & 9 months - Adults	531	1,513	35.1%	50.2%	52.2%	50.9%
% of FP17s for Band 1 Urgent Courses	151	1,596	9.5%	6.8%	7.9%	9.1%
% of FP17s Relating to Free Repair or Replacements	11	1,596	0.7%	0.8%	0.8%	0.8%
% of FP17s Relating to Continuations	42	1,596	2.6%	1.1%	1.1%	1.1%
% of Patients satisfied with the dentistry they have received	15	19	78.9%	92.1%	91.8%	91.7%
% of Patients satisfied with the time they had to wait for an appointment	11	19	57.9%	90.5%	88.4%	88.0%

* This is based on patients treated on this contract for their most recent course of treatment. Figures in italics indicate the base number of FP17s or Patient Questionnaire responses are less than 100. N/A is shown where the base number of responses is less than 10 during the period. % is calculated as Quantity/Base number*100

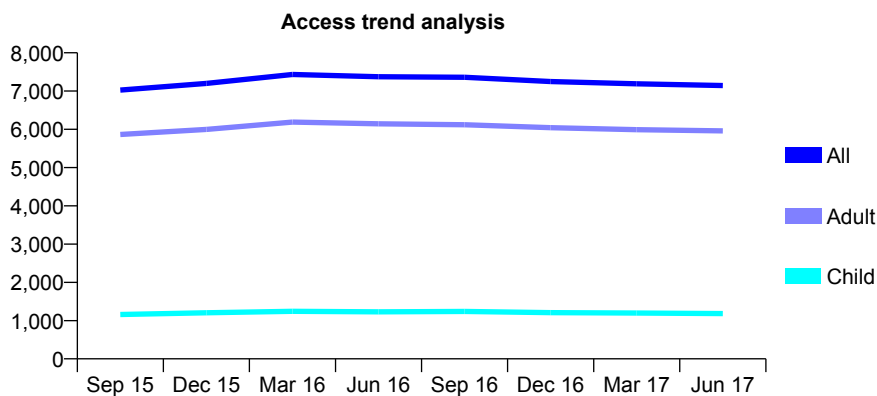
Q53 - Vital Signs At a Glance Contract Report for 180793/0001 - June 2017

Name or company name	Coleshill Smile Care Limited
Contract type name	GDS Contract
Purpose of contract	General
Contract start date	01/04/2014
Contract end date	

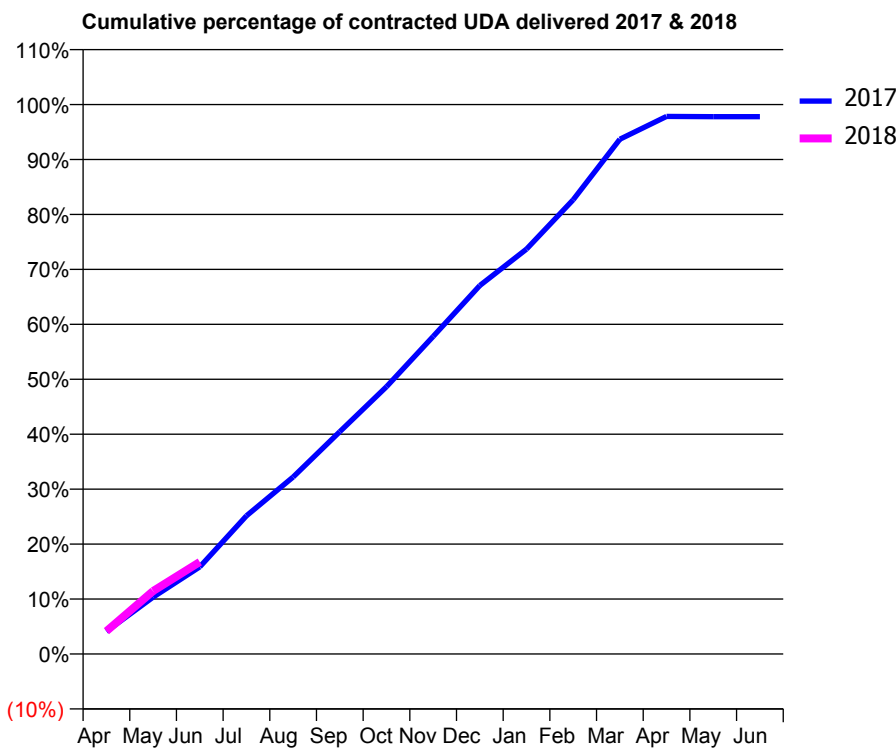
17/18 Contracted general activity (UDA)	20,993
Carry forward general activity (UDA)	0
17/18 Contracted orthodontic activity (UOA)	0
Carry forward orthodontic activity (UOA)	0
Baseline contract value	£600,786.21

ACCESS*

Patients seen in 24 months	Total	Change since previous quarter
Quarter ending June 2016	7,373	
Quarter ending September 2016	7,359	→
Quarter ending December 2016	7,248	↓
Quarter ending March 2017	7,189	→
Quarter ending June 2017	7,145	→
Variance since June 2016	(3.1%)	↓



ACTIVITY



Month	Adjusted Scheduled Activity (UDA)	
	2017	2018
April	865	874
May	2,175	2,406
June	3,329	3,515
July	5,278	
August	6,762	
September	8,493	
October	10,213	
November	12,135	
December	14,078	
January	15,469	
February	17,353	
March	19,669	
April	20,536	
May	20,529	
June	20,527	

QUALITY

	Quantity	Base Number	Contract	AT	Region	England
% of FP17s for the same patient ID Re-attending within 3 months - Children	30	389	7.7%	9.3%	11.7%	12.0%
% of FP17s for the same patient ID Re-attending within 3 months - Adults	265	1,980	13.4%	12.6%	15.2%	16.0%
% of FP17s for the same patient ID Re-attending between 3 & 9 months - Children	241	389	62.0%	58.4%	59.1%	58.0%
% of FP17s for the same patient ID Re-attending between 3 & 9 months - Adults	1,249	1,980	63.1%	50.2%	52.2%	50.9%
% of FP17s for Band 1 Urgent Courses	176	1,980	8.9%	6.8%	7.9%	9.1%
% of FP17s Relating to Free Repair or Replacements	37	1,980	1.9%	0.8%	0.8%	0.8%
% of FP17s Relating to Continuations	22	1,980	1.1%	1.1%	1.1%	1.1%
% of Patients satisfied with the dentistry they have received	14	15	93.3%	92.1%	91.8%	91.7%
% of Patients satisfied with the time they had to wait for an appointment	13	15	86.7%	90.5%	88.4%	88.0%

* This is based on patients treated on this contract for their most recent course of treatment. Figures in italics indicate the base number of FP17s or Patient Questionnaire responses are less than 100. N/A is shown where the base number of responses is less than 10 during the period. % is calculated as Quantity/Base number*100

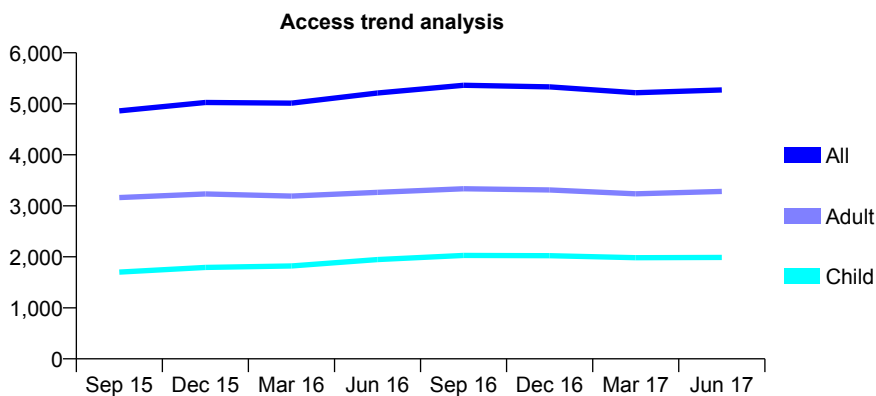
Q53 - Vital Signs At a Glance Contract Report for 181307/0001 - June 2017

Name or company name	Willenhall Dental Care
Contract type name	GDS Contract
Purpose of contract	General
Contract start date	01/09/2011
Contract end date	

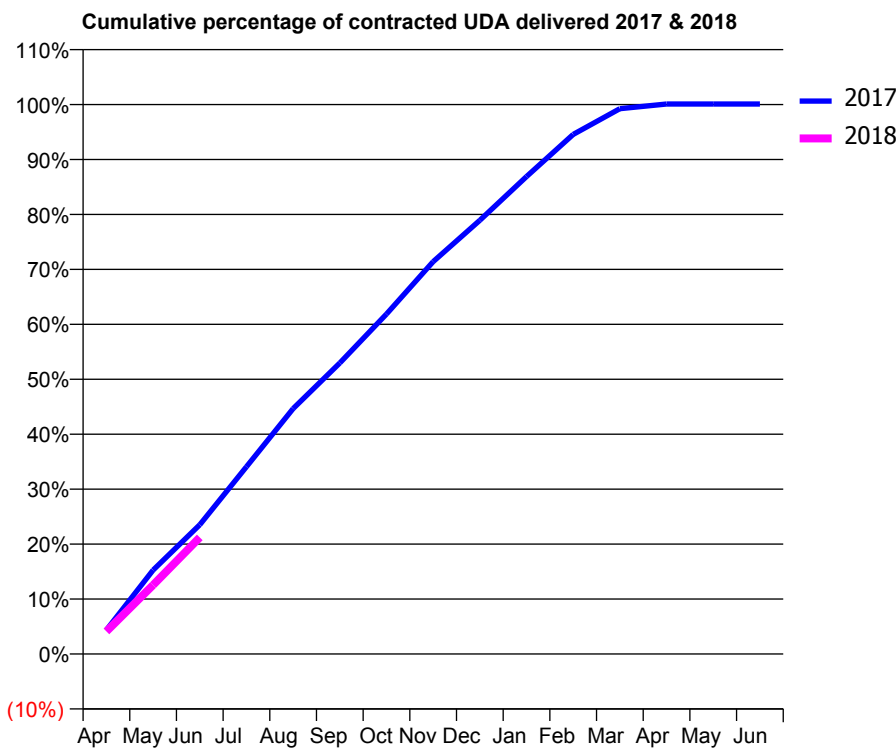
17/18 Contracted general activity (UDA)	12,679
Carry forward general activity (UDA)	0
17/18 Contracted orthodontic activity (UOA)	0
Carry forward orthodontic activity (UOA)	0
Baseline contract value	£316,952.92

ACCESS*

Patients seen in 24 months	Total	Change since previous quarter
Quarter ending June 2016	5,211	
Quarter ending September 2016	5,363	↑
Quarter ending December 2016	5,333	→
Quarter ending March 2017	5,217	↓
Quarter ending June 2017	5,271	→
Variance since June 2016	1.2%	→



ACTIVITY



Month	Adjusted Scheduled Activity (UDA)	
	2017	2018
April	555	521
May	1,936	1,593
June	2,982	2,690
July	4,322	
August	5,664	
September	6,714	
October	7,844	
November	9,054	
December	10,006	
January	11,016	
February	11,989	
March	12,582	
April	12,691	
May	12,691	
June	12,691	

QUALITY

	Quantity	Base Number	Contract	AT	Region	England
% of FP17s for the same patient ID Re-attending within 3 months - Children	3	497	0.6%	9.3%	11.7%	12.0%
% of FP17s for the same patient ID Re-attending within 3 months - Adults	7	736	1.0%	12.6%	15.2%	16.0%
% of FP17s for the same patient ID Re-attending between 3 & 9 months - Children	296	497	59.6%	58.4%	59.1%	58.0%
% of FP17s for the same patient ID Re-attending between 3 & 9 months - Adults	402	736	54.6%	50.2%	52.2%	50.9%
% of FP17s for Band 1 Urgent Courses	1	1,206	0.1%	6.8%	7.9%	9.1%
% of FP17s Relating to Free Repair or Replacements	0	1,206	0.0%	0.8%	0.8%	0.8%
% of FP17s Relating to Continuations	0	1,206	0.0%	1.1%	1.1%	1.1%
% of Patients satisfied with the dentistry they have received	4	4	N/A	92.1%	91.8%	91.7%
% of Patients satisfied with the time they had to wait for an appointment	4	4	N/A	90.5%	88.4%	88.0%

* This is based on patients treated on this contract for their most recent course of treatment. Figures in italics indicate the base number of FP17s or Patient Questionnaire responses are less than 100. N/A is shown where the base number of responses is less than 10 during the period. % is calculated as Quantity/Base number*100

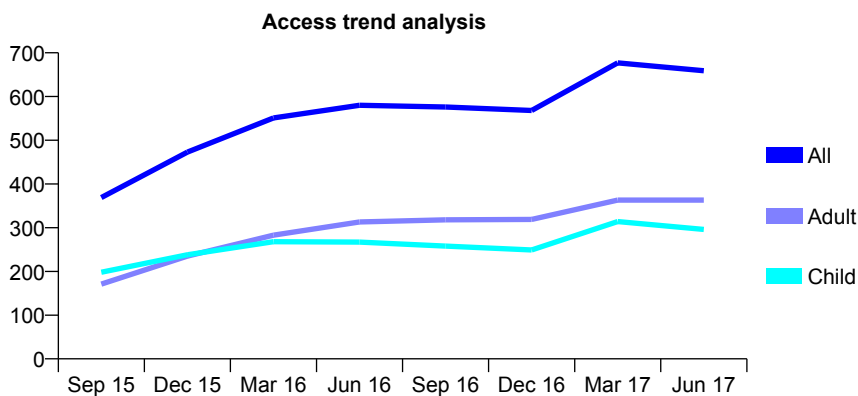
Q53 - Vital Signs At a Glance Contract Report for 182109/0001 - June 2017

Name or company name	Evesham Place Limited
Contract type name	GDS Contract
Purpose of contract	General
Contract start date	01/04/2015
Contract end date	

17/18 Contracted general activity (UDA)	1,452
Carry forward general activity (UDA)	0
17/18 Contracted orthodontic activity (UOA)	0
Carry forward orthodontic activity (UOA)	0
Baseline contract value	£35,418.91

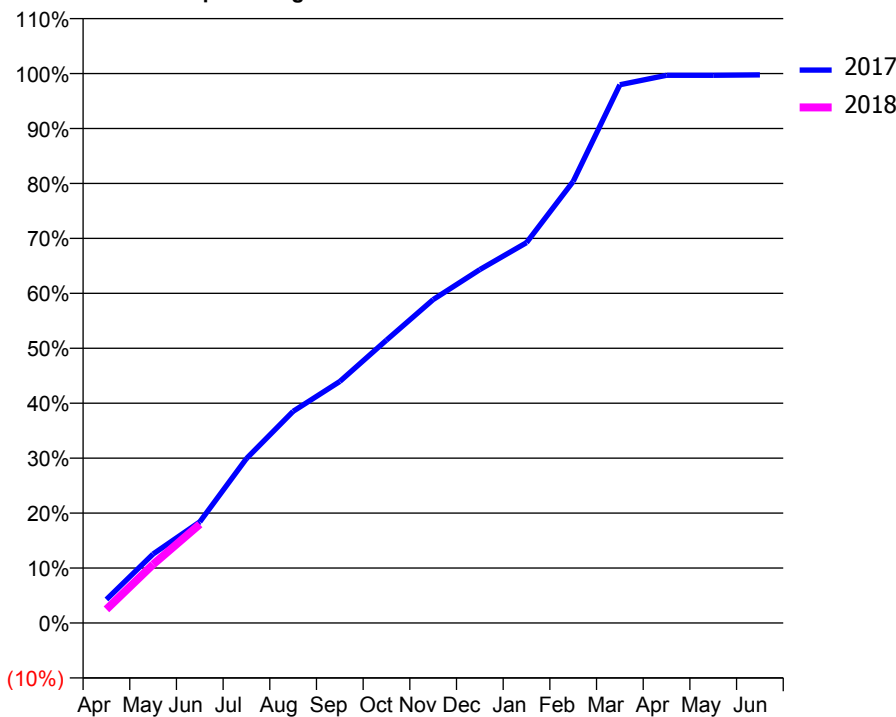
ACCESS*

Patients seen in 24 months	Total	Change since previous quarter
Quarter ending June 2016	580	
Quarter ending September 2016	576	→
Quarter ending December 2016	568	↓
Quarter ending March 2017	677	↑
Quarter ending June 2017	659	↓
Variance since June 2016	13.6%	↑



ACTIVITY

Cumulative percentage of contracted UDA delivered 2017 & 2018



Adjusted Scheduled Activity (UDA)

Month	2017	2018
April	62	36
May	182	155
June	267	261
July	435	
August	559	
September	638	
October	748	
November	855	
December	934	
January	1,005	
February	1,167	
March	1,422	
April	1,447	
May	1,447	
June	1,448	

QUALITY

	Quantity	Base Number	Contract	AT	Region	England
% of FP17s for the same patient ID Re-attending within 3 months - Children	5	81	6.2%	9.3%	11.7%	12.0%
% of FP17s for the same patient ID Re-attending within 3 months - Adults	8	83	9.6%	12.6%	15.2%	16.0%
% of FP17s for the same patient ID Re-attending between 3 & 9 months - Children	59	81	72.8%	58.4%	59.1%	58.0%
% of FP17s for the same patient ID Re-attending between 3 & 9 months - Adults	39	83	47.0%	50.2%	52.2%	50.9%
% of FP17s for Band 1 Urgent Courses	5	148	3.4%	6.8%	7.9%	9.1%
% of FP17s Relating to Free Repair or Replacements	1	148	0.7%	0.8%	0.8%	0.8%
% of FP17s Relating to Continuations	0	148	0.0%	1.1%	1.1%	1.1%
% of Patients satisfied with the dentistry they have received	0	0	N/A	92.1%	91.8%	91.7%
% of Patients satisfied with the time they had to wait for an appointment	0	0	N/A	90.5%	88.4%	88.0%

* This is based on patients treated on this contract for their most recent course of treatment. Figures in italics indicate the base number of FP17s or Patient Questionnaire responses are less than 100. N/A is shown where the base number of responses is less than 10 during the period. % is calculated as Quantity/Base number*100

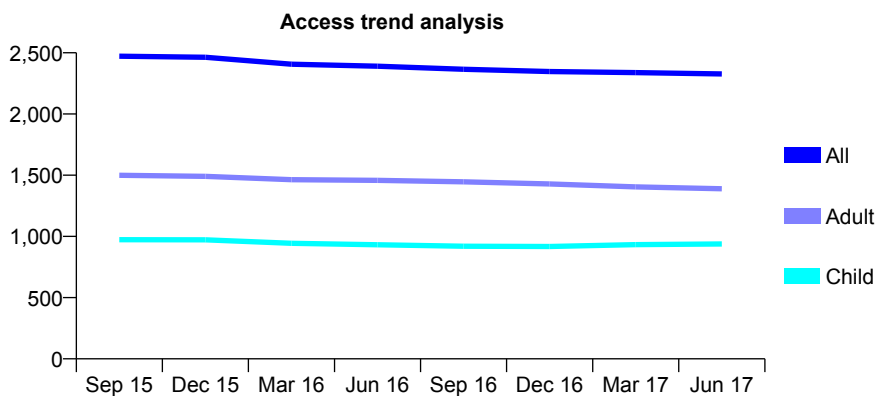
Q53 - Vital Signs At a Glance Contract Report for 187860/0001 - June 2017

Name or company name	Collins House Dental Surgery
Contract type name	GDS Contract
Purpose of contract	General
Contract start date	01/04/2006
Contract end date	

17/18 Contracted general activity (UDA)	7,900
Carry forward general activity (UDA)	0
17/18 Contracted orthodontic activity (UOA)	0
Carry forward orthodontic activity (UOA)	0
Baseline contract value	£233,428.49

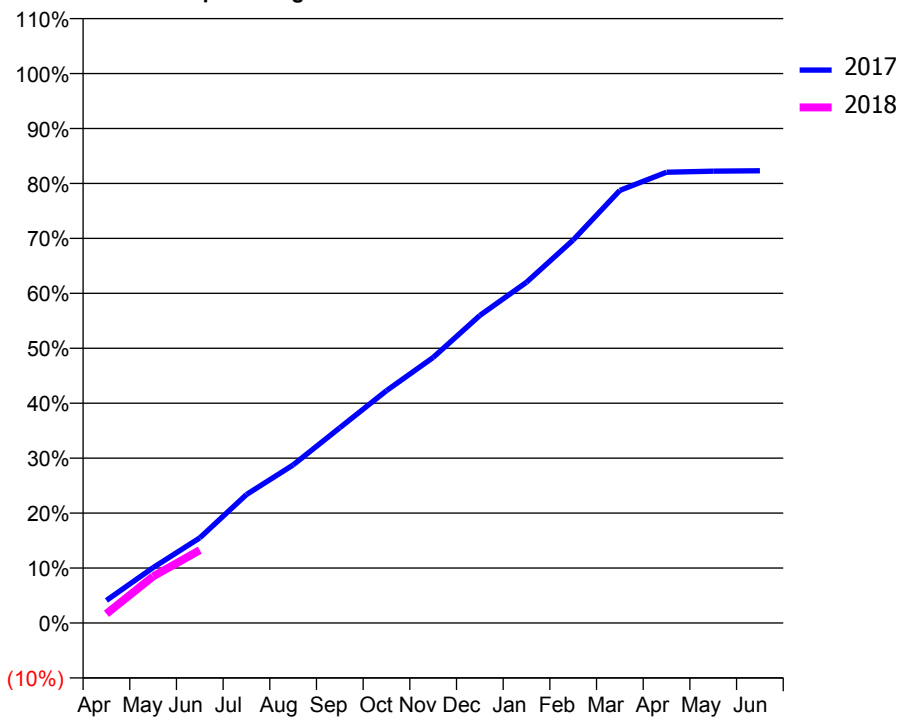
ACCESS*

Patients seen in 24 months	Total	Change since previous quarter
Quarter ending June 2016	2,390	
Quarter ending September 2016	2,366	↓
Quarter ending December 2016	2,347	→
Quarter ending March 2017	2,338	→
Quarter ending June 2017	2,327	→
Variance since June 2016	(2.6%)	↓



ACTIVITY

Cumulative percentage of contracted UDA delivered 2017 & 2018



Month	Adjusted Scheduled Activity (UDA)	
	2017	2018
April	324	133
May	796	670
June	1,225	1,048
July	1,847	
August	2,273	
September	2,808	
October	3,340	
November	3,817	
December	4,421	
January	4,900	
February	5,507	
March	6,219	
April	6,481	
May	6,496	
June	6,502	

QUALITY

	Quantity	Base Number	Contract	AT	Region	England
% of FP17s for the same patient ID Re-attending within 3 months - Children	25	357	7.0%	9.3%	11.7%	12.0%
% of FP17s for the same patient ID Re-attending within 3 months - Adults	52	523	9.9%	12.6%	15.2%	16.0%
% of FP17s for the same patient ID Re-attending between 3 & 9 months - Children	258	357	72.3%	58.4%	59.1%	58.0%
% of FP17s for the same patient ID Re-attending between 3 & 9 months - Adults	380	523	72.7%	50.2%	52.2%	50.9%
% of FP17s for Band 1 Urgent Courses	38	702	5.4%	6.8%	7.9%	9.1%
% of FP17s Relating to Free Repair or Replacements	0	702	0.0%	0.8%	0.8%	0.8%
% of FP17s Relating to Continuations	4	702	0.6%	1.1%	1.1%	1.1%
% of Patients satisfied with the dentistry they have received	3	3	N/A	92.1%	91.8%	91.7%
% of Patients satisfied with the time they had to wait for an appointment	3	3	N/A	90.5%	88.4%	88.0%

* This is based on patients treated on this contract for their most recent course of treatment. Figures in italics indicate the base number of FP17s or Patient Questionnaire responses are less than 100. N/A is shown where the base number of responses is less than 10 during the period. % is calculated as Quantity/Base number*100

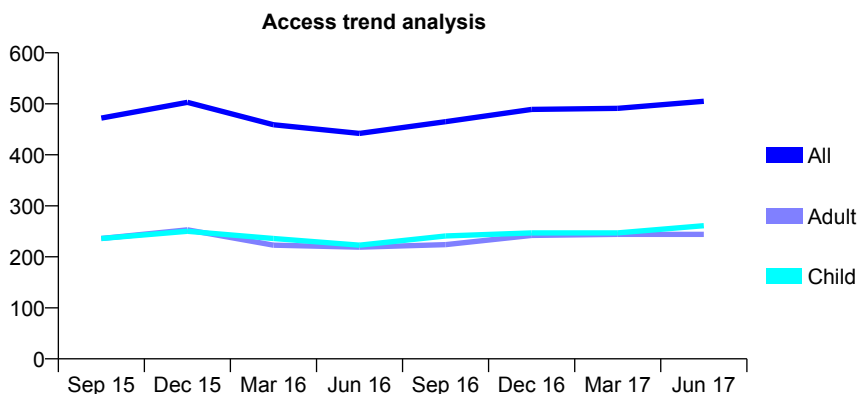
Q53 - Vital Signs At a Glance Contract Report for 189863/0001 - June 2017

Name or company name	David Holloman Dentistry Ltd
Contract type name	GDS Contract
Purpose of contract	General
Contract start date	01/04/2012
Contract end date	

17/18 Contracted general activity (UDA)	1,678
Carry forward general activity (UDA)	0
17/18 Contracted orthodontic activity (UOA)	0
Carry forward orthodontic activity (UOA)	0
Baseline contract value	£40,818.39

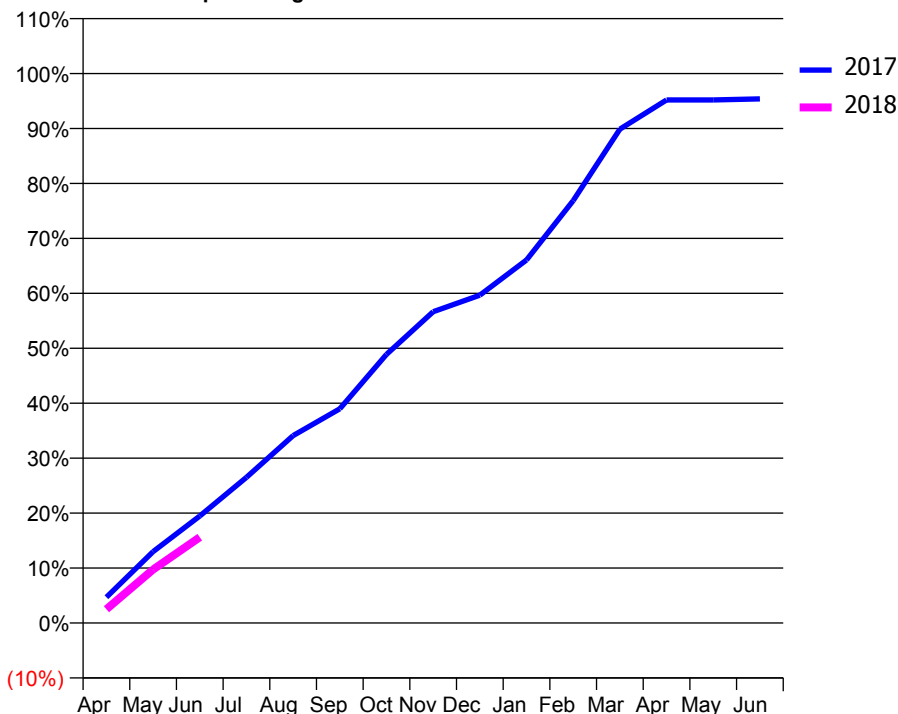
ACCESS*

Patients seen in 24 months	Total	Change since previous quarter
Quarter ending June 2016	442	
Quarter ending September 2016	465	↑
Quarter ending December 2016	489	↑
Quarter ending March 2017	491	→
Quarter ending June 2017	505	↑
Variance since June 2016	14.3%	↑



ACTIVITY

Cumulative percentage of contracted UDA delivered 2017 & 2018



Adjusted Scheduled Activity (UDA)

Month	2017	2018
April	79	42
May	218	164
June	327	262
July	445	
August	572	
September	654	
October	820	
November	951	
December	1,001	
January	1,109	
February	1,290	
March	1,508	
April	1,597	
May	1,597	
June	1,600	

QUALITY

	Quantity	Base Number	Contract	AT	Region	England
% of FP17s for the same patient ID Re-attending within 3 months - Children	17	131	13.0%	9.3%	11.7%	12.0%
% of FP17s for the same patient ID Re-attending within 3 months - Adults	16	77	20.8%	12.6%	15.2%	16.0%
% of FP17s for the same patient ID Re-attending between 3 & 9 months - Children	76	131	58.0%	58.4%	59.1%	58.0%
% of FP17s for the same patient ID Re-attending between 3 & 9 months - Adults	40	77	51.9%	50.2%	52.2%	50.9%
% of FP17s for Band 1 Urgent Courses	6	164	3.7%	6.8%	7.9%	9.1%
% of FP17s Relating to Free Repair or Replacements	0	164	0.0%	0.8%	0.8%	0.8%
% of FP17s Relating to Continuations	1	164	0.6%	1.1%	1.1%	1.1%
% of Patients satisfied with the dentistry they have received	0	0	N/A	92.1%	91.8%	91.7%
% of Patients satisfied with the time they had to wait for an appointment	0	0	N/A	90.5%	88.4%	88.0%

* This is based on patients treated on this contract for their most recent course of treatment. Figures in italics indicate the base number of FP17s or Patient Questionnaire responses are less than 100. N/A is shown where the base number of responses is less than 10 during the period. % is calculated as Quantity/Base number*100

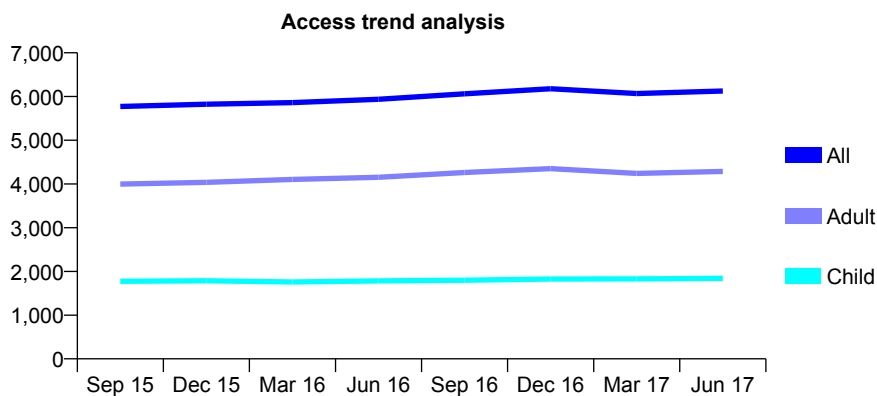
Q53 - Vital Signs At a Glance Contract Report for 190454/0001 - June 2017

Name or company name	Malvern Hills Dental Care
Contract type name	GDS Contract
Purpose of contract	General
Contract start date	01/11/2012
Contract end date	

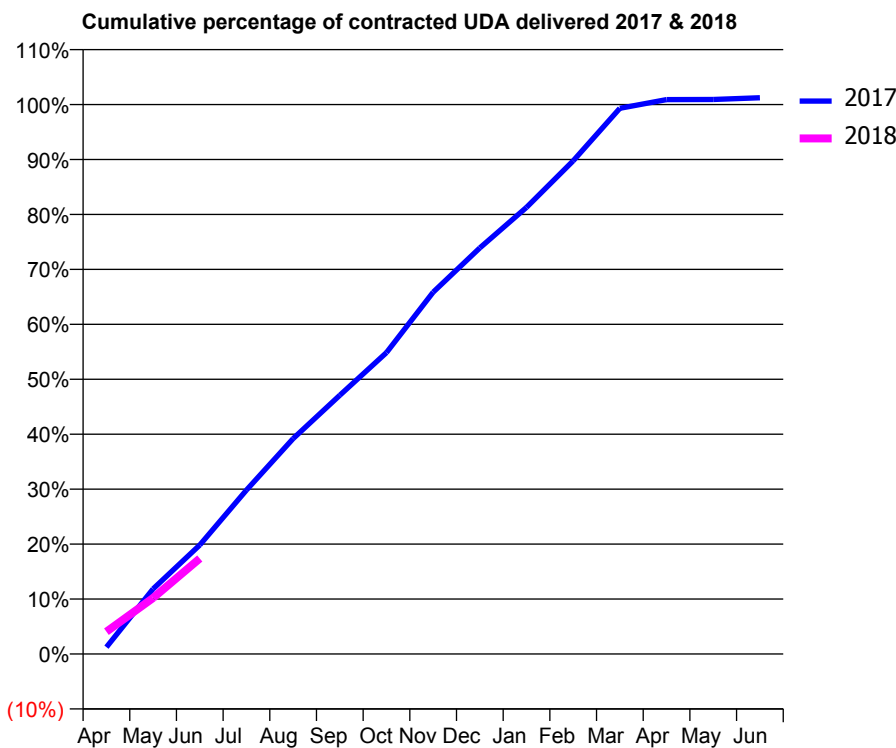
17/18 Contracted general activity (UDA)	18,773
Carry forward general activity (UDA)	0
17/18 Contracted orthodontic activity (UOA)	0
Carry forward orthodontic activity (UOA)	0
Baseline contract value	£418,012.11

ACCESS*

Patients seen in 24 months	Total	Change since previous quarter
Quarter ending June 2016	5,936	
Quarter ending September 2016	6,062	↑
Quarter ending December 2016	6,178	→
Quarter ending March 2017	6,068	↓
Quarter ending June 2017	6,127	→
Variance since June 2016	3.2%	↑



ACTIVITY



Month	Adjusted Scheduled Activity (UDA)	
	2017	2018
April	235	761
May	2,227	1,917
June	3,726	3,263
July	5,601	
August	7,360	
September	8,839	
October	10,296	
November	12,363	
December	13,875	
January	15,260	
February	16,851	
March	18,645	
April	18,942	
May	18,945	
June	19,004	

QUALITY

	Quantity	Base Number	Contract	AT	Region	England
% of FP17s for the same patient ID Re-attending within 3 months - Children	44	581	7.6%	9.3%	11.7%	12.0%
% of FP17s for the same patient ID Re-attending within 3 months - Adults	153	1,038	14.7%	12.6%	15.2%	16.0%
% of FP17s for the same patient ID Re-attending between 3 & 9 months - Children	367	581	63.2%	58.4%	59.1%	58.0%
% of FP17s for the same patient ID Re-attending between 3 & 9 months - Adults	435	1,038	41.9%	50.2%	52.2%	50.9%
% of FP17s for Band 1 Urgent Courses	105	1,440	7.3%	6.8%	7.9%	9.1%
% of FP17s Relating to Free Repair or Replacements	23	1,440	1.6%	0.8%	0.8%	0.8%
% of FP17s Relating to Continuations	16	1,440	1.1%	1.1%	1.1%	1.1%
% of Patients satisfied with the dentistry they have received	18	19	94.7%	92.1%	91.8%	91.7%
% of Patients satisfied with the time they had to wait for an appointment	18	19	94.7%	90.5%	88.4%	88.0%

* This is based on patients treated on this contract for their most recent course of treatment. Figures in italics indicate the base number of FP17s or Patient Questionnaire responses are less than 100. N/A is shown where the base number of responses is less than 10 during the period. % is calculated as Quantity/Base number*100

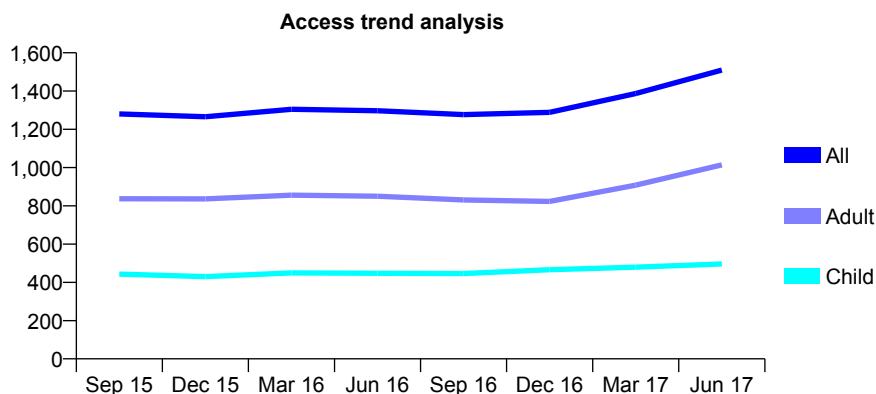
Q53 - Vital Signs At a Glance Contract Report for 190594/0002 - June 2017

Name or company name	Mercian House Dental Practice
Contract type name	GDS Contract
Purpose of contract	General
Contract start date	01/06/2012
Contract end date	

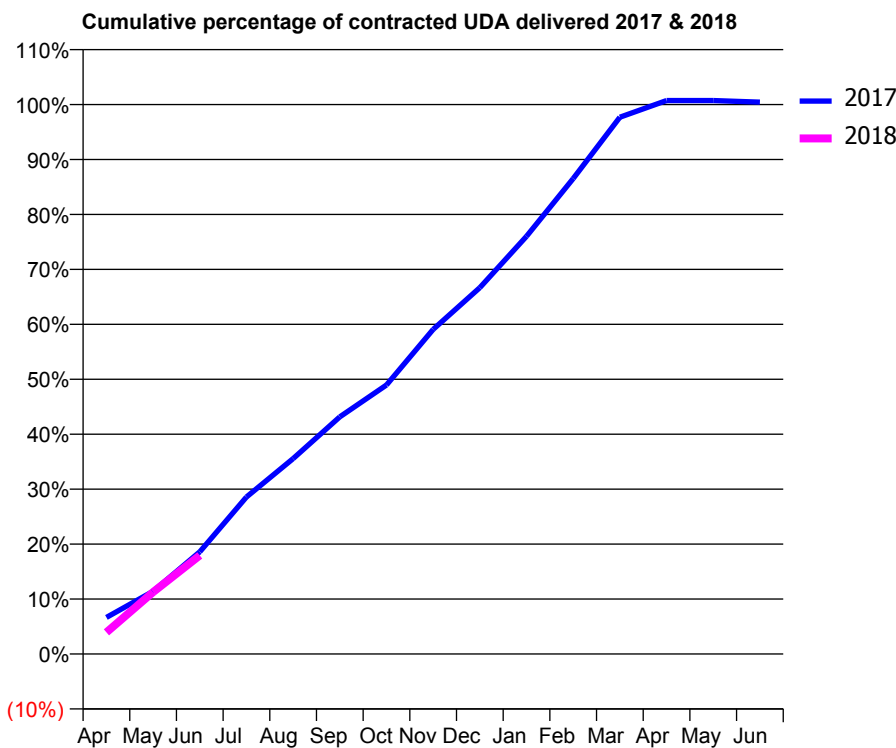
17/18 Contracted general activity (UDA)	3,374
Carry forward general activity (UDA)	0
17/18 Contracted orthodontic activity (UOA)	0
Carry forward orthodontic activity (UOA)	0
Baseline contract value	£133,155.82

ACCESS*

Patients seen in 24 months	Total	Change since previous quarter
Quarter ending June 2016	1,297	
Quarter ending September 2016	1,277	↓
Quarter ending December 2016	1,289	→
Quarter ending March 2017	1,387	↑
Quarter ending June 2017	1,510	↑
Variance since June 2016	16.4%	↑



ACTIVITY



Month	Adjusted Scheduled Activity (UDA)	
	2017	2018
April	225	133
May	386	380
June	627	605
July	964	
August	1,200	
September	1,456	
October	1,652	
November	1,993	
December	2,250	
January	2,564	
February	2,920	
March	3,296	
April	3,398	
May	3,398	
June	3,388	

QUALITY

	Quantity	Base Number	Contract	AT	Region	England
% of FP17s for the same patient ID Re-attending within 3 months - Children	7	210	3.3%	9.3%	11.7%	12.0%
% of FP17s for the same patient ID Re-attending within 3 months - Adults	33	360	9.2%	12.6%	15.2%	16.0%
% of FP17s for the same patient ID Re-attending between 3 & 9 months - Children	137	210	65.2%	58.4%	59.1%	58.0%
% of FP17s for the same patient ID Re-attending between 3 & 9 months - Adults	151	360	41.9%	50.2%	52.2%	50.9%
% of FP17s for Band 1 Urgent Courses	26	387	6.7%	6.8%	7.9%	9.1%
% of FP17s Relating to Free Repair or Replacements	0	387	0.0%	0.8%	0.8%	0.8%
% of FP17s Relating to Continuations	2	387	0.5%	1.1%	1.1%	1.1%
% of Patients satisfied with the dentistry they have received	1	2	N/A	92.1%	91.8%	91.7%
% of Patients satisfied with the time they had to wait for an appointment	1	2	N/A	90.5%	88.4%	88.0%

* This is based on patients treated on this contract for their most recent course of treatment. Figures in italics indicate the base number of FP17s or Patient Questionnaire responses are less than 100. N/A is shown where the base number of responses is less than 10 during the period. % is calculated as Quantity/Base number*100

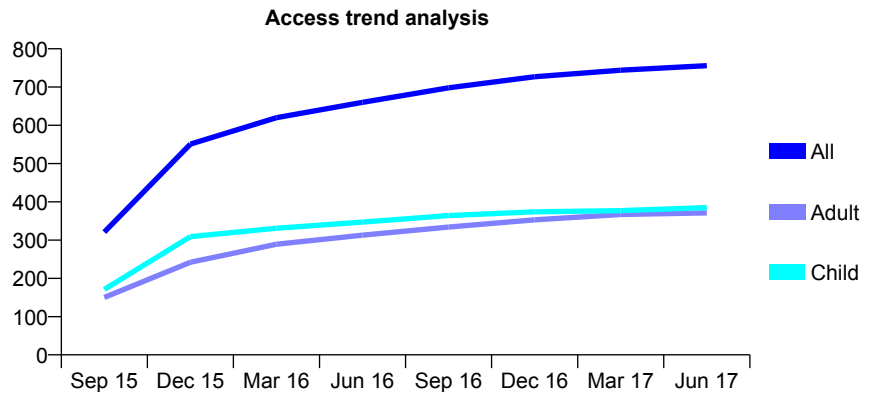
Q53 - Vital Signs At a Glance Contract Report for 192120/0001 - June 2017

Name or company name	Parkside Bromsgrove Ltd
Contract type name	GDS Contract
Purpose of contract	General
Contract start date	01/06/2015
Contract end date	

17/18 Contracted general activity (UDA)	1,866
Carry forward general activity (UDA)	0
17/18 Contracted orthodontic activity (UOA)	0
Carry forward orthodontic activity (UOA)	0
Baseline contract value	£41,069.25

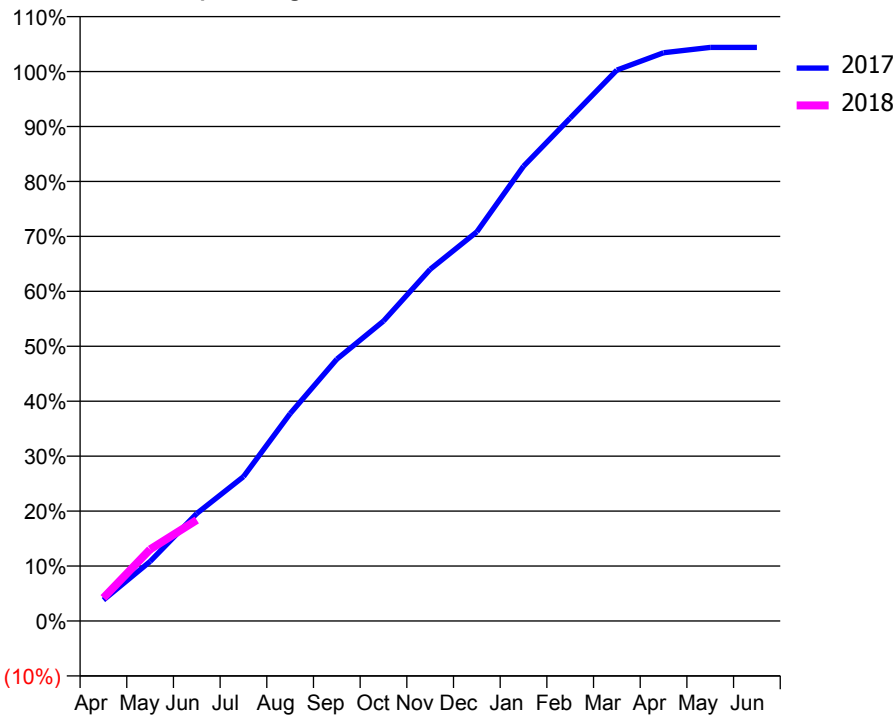
ACCESS*

Patients seen in 24 months	Total	Change since previous quarter
Quarter ending June 2016	660	
Quarter ending September 2016	698	↑
Quarter ending December 2016	727	↑
Quarter ending March 2017	744	↑
Quarter ending June 2017	756	→
Variance since June 2016	14.5%	↑



ACTIVITY

Cumulative percentage of contracted UDA delivered 2017 & 2018



Month	Adjusted Scheduled Activity (UDA)	
	2017	2018
April	71	78
May	202	243
June	365	343
July	490	
August	704	
September	889	
October	1,019	
November	1,194	
December	1,322	
January	1,544	
February	1,708	
March	1,871	
April	1,930	
May	1,948	
June	1,948	

QUALITY

	Quantity	Base Number	Contract	AT	Region	England
% of FP17s for the same patient ID Re-attending within 3 months - Children	9	139	6.5%	9.3%	11.7%	12.0%
% of FP17s for the same patient ID Re-attending within 3 months - Adults	12	121	9.9%	12.6%	15.2%	16.0%
% of FP17s for the same patient ID Re-attending between 3 & 9 months - Children	90	139	64.7%	58.4%	59.1%	58.0%
% of FP17s for the same patient ID Re-attending between 3 & 9 months - Adults	88	121	72.7%	50.2%	52.2%	50.9%
% of FP17s for Band 1 Urgent Courses	9	216	4.2%	6.8%	7.9%	9.1%
% of FP17s Relating to Free Repair or Replacements	0	216	0.0%	0.8%	0.8%	0.8%
% of FP17s Relating to Continuations	0	216	0.0%	1.1%	1.1%	1.1%
% of Patients satisfied with the dentistry they have received	1	1	N/A	92.1%	91.8%	91.7%
% of Patients satisfied with the time they had to wait for an appointment	1	1	N/A	90.5%	88.4%	88.0%

* This is based on patients treated on this contract for their most recent course of treatment. Figures in italics indicate the base number of FP17s or Patient Questionnaire responses are less than 100. N/A is shown where the base number of responses is less than 10 during the period. % is calculated as Quantity/Base number*100

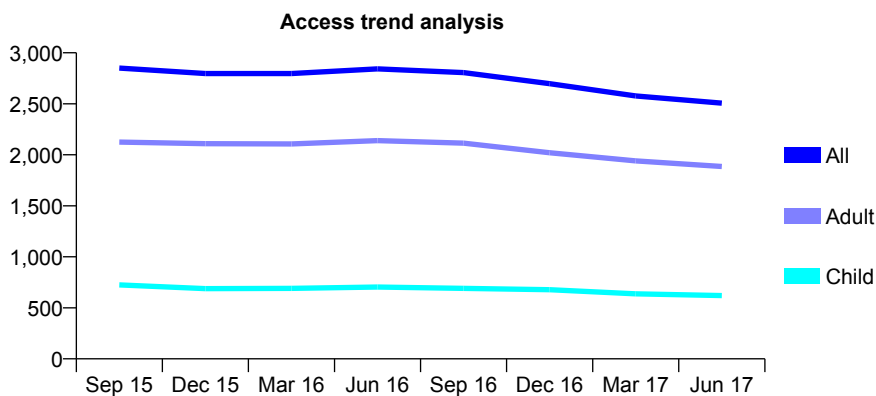
Q53 - Vital Signs At a Glance Contract Report for 198773/0001 - June 2017

Name or company name	Crabbs Cross Dental Surgery
Contract type name	GDS Contract
Purpose of contract	General
Contract start date	01/11/2012
Contract end date	

17/18 Contracted general activity (UDA)	9,300
Carry forward general activity (UDA)	0
17/18 Contracted orthodontic activity (UOA)	0
Carry forward orthodontic activity (UOA)	0
Baseline contract value	£203,284.71

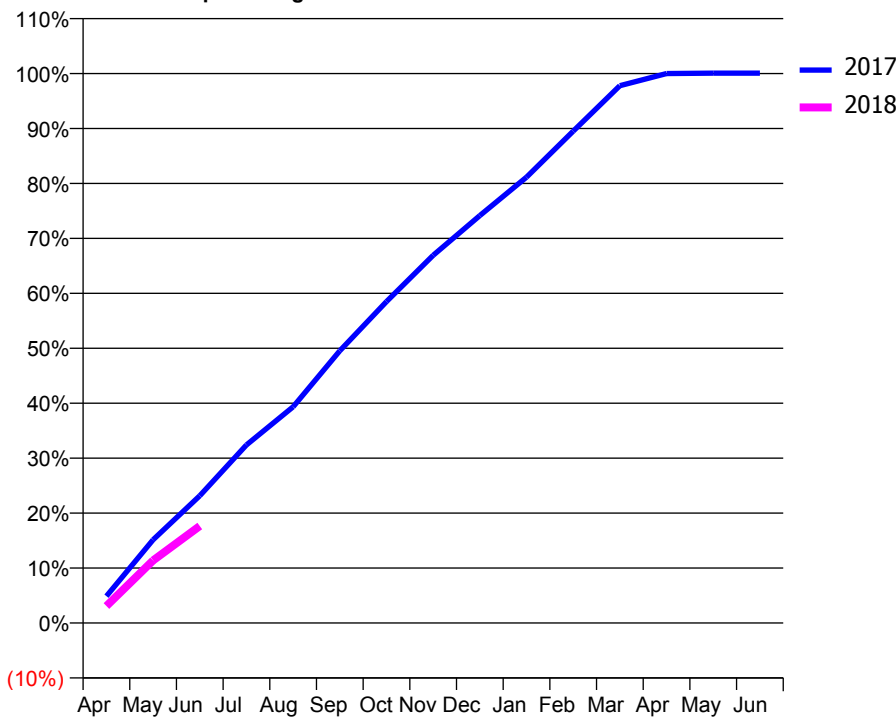
ACCESS*

Patients seen in 24 months	Total	Change since previous quarter
Quarter ending June 2016	2,843	
Quarter ending September 2016	2,806	↓
Quarter ending December 2016	2,698	↓
Quarter ending March 2017	2,577	↓
Quarter ending June 2017	2,506	↓
Variance since June 2016	(11.9%)	↓



ACTIVITY

Cumulative percentage of contracted UDA delivered 2017 & 2018



Adjusted Scheduled Activity (UDA)

Month	2017	2018
April	456	288
May	1,409	1,059
June	2,155	1,642
July	3,014	
August	3,658	
September	4,607	
October	5,441	
November	6,224	
December	6,897	
January	7,546	
February	8,325	
March	9,095	
April	9,300	
May	9,307	
June	9,307	

QUALITY

	Quantity	Base Number	Contract	AT	Region	England
% of FP17s for the same patient ID Re-attending within 3 months - Children	12	227	5.3%	9.3%	11.7%	12.0%
% of FP17s for the same patient ID Re-attending within 3 months - Adults	91	643	14.2%	12.6%	15.2%	16.0%
% of FP17s for the same patient ID Re-attending between 3 & 9 months - Children	166	227	73.1%	58.4%	59.1%	58.0%
% of FP17s for the same patient ID Re-attending between 3 & 9 months - Adults	412	643	64.1%	50.2%	52.2%	50.9%
% of FP17s for Band 1 Urgent Courses	40	763	5.2%	6.8%	7.9%	9.1%
% of FP17s Relating to Free Repair or Replacements	6	763	0.8%	0.8%	0.8%	0.8%
% of FP17s Relating to Continuations	9	763	1.2%	1.1%	1.1%	1.1%
% of Patients satisfied with the dentistry they have received	15	18	83.3%	92.1%	91.8%	91.7%
% of Patients satisfied with the time they had to wait for an appointment	17	18	94.4%	90.5%	88.4%	88.0%

* This is based on patients treated on this contract for their most recent course of treatment. Figures in italics indicate the base number of FP17s or Patient Questionnaire responses are less than 100. N/A is shown where the base number of responses is less than 10 during the period. % is calculated as Quantity/Base number*100

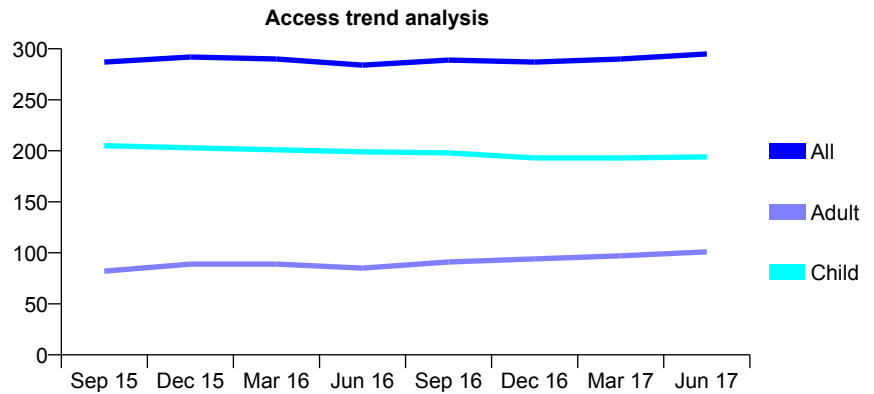
Q53 - Vital Signs At a Glance Contract Report for 205826/0002 - June 2017

Name or company name	MR RA NORMAN
Contract type name	GDS Contract
Purpose of contract	General
Contract start date	21/10/2010
Contract end date	

17/18 Contracted general activity (UDA)	500
Carry forward general activity (UDA)	0
17/18 Contracted orthodontic activity (UOA)	0
Carry forward orthodontic activity (UOA)	0
Baseline contract value	£12,001.88

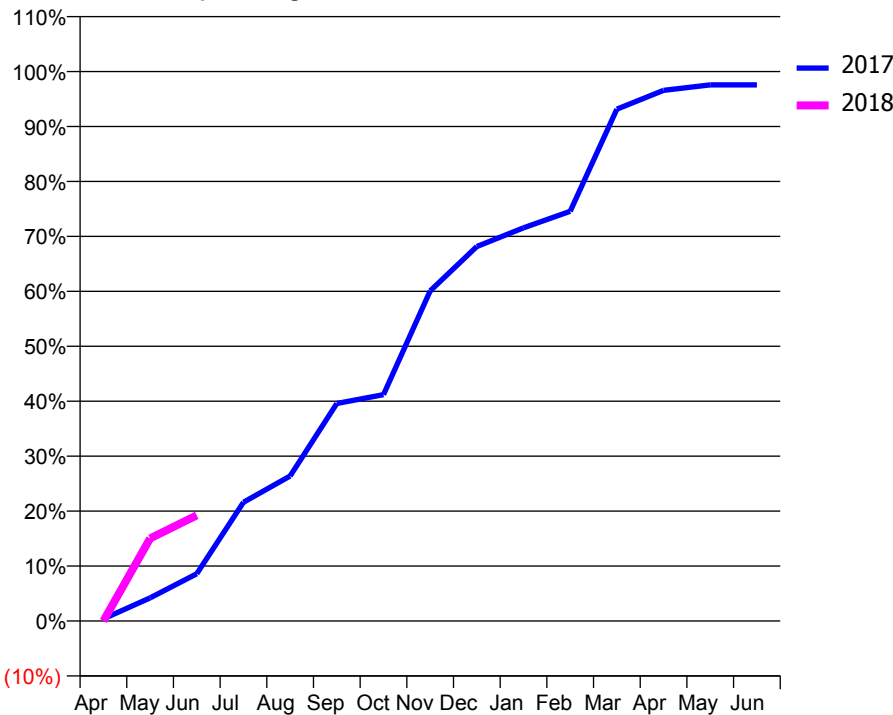
ACCESS*

Patients seen in 24 months	Total	Change since previous quarter
Quarter ending June 2016	284	
Quarter ending September 2016	289	→
Quarter ending December 2016	287	→
Quarter ending March 2017	290	→
Quarter ending June 2017	295	→
Variance since June 2016	3.9%	↑



ACTIVITY

Cumulative percentage of contracted UDA delivered 2017 & 2018



Month	Adjusted Scheduled Activity (UDA)	
	2017	2018
April	2	0
May	21	75
June	43	96
July	108	
August	132	
September	198	
October	206	
November	300	
December	341	
January	358	
February	373	
March	466	
April	483	
May	488	
June	488	

QUALITY

	Quantity	Base Number	Contract	AT	Region	England
% of FP17s for the same patient ID Re-attending within 3 months - Children	2	80	2.5%	9.3%	11.7%	12.0%
% of FP17s for the same patient ID Re-attending within 3 months - Adults	0	22	0.0%	12.6%	15.2%	16.0%
% of FP17s for the same patient ID Re-attending between 3 & 9 months - Children	58	80	72.5%	58.4%	59.1%	58.0%
% of FP17s for the same patient ID Re-attending between 3 & 9 months - Adults	15	22	68.2%	50.2%	52.2%	50.9%
% of FP17s for Band 1 Urgent Courses	1	82	1.2%	6.8%	7.9%	9.1%
% of FP17s Relating to Free Repair or Replacements	0	82	0.0%	0.8%	0.8%	0.8%
% of FP17s Relating to Continuations	0	82	0.0%	1.1%	1.1%	1.1%
% of Patients satisfied with the dentistry they have received	0	0	N/A	92.1%	91.8%	91.7%
% of Patients satisfied with the time they had to wait for an appointment	0	0	N/A	90.5%	88.4%	88.0%

* This is based on patients treated on this contract for their most recent course of treatment. Figures in italics indicate the base number of FP17s or Patient Questionnaire responses are less than 100. N/A is shown where the base number of responses is less than 10 during the period. % is calculated as Quantity/Base number*100

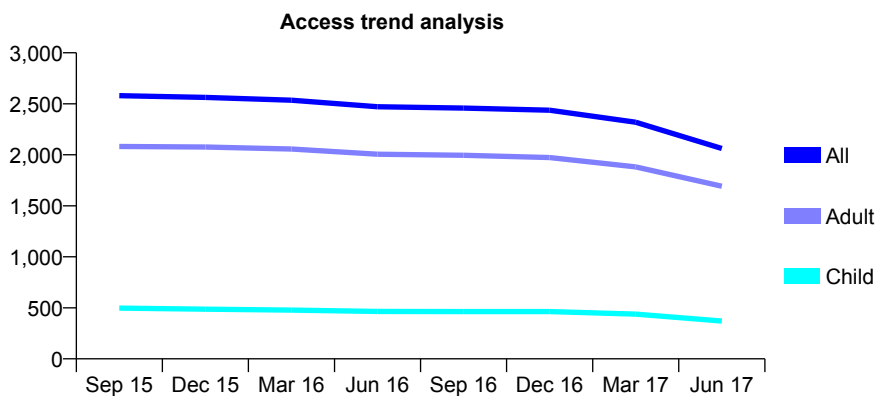
Q53 - Vital Signs At a Glance Contract Report for 208825/0001 - June 2017

Name or company name	Polesworth Dental Centre
Contract type name	GDS Contract
Purpose of contract	General
Contract start date	01/04/2006
Contract end date	

17/18 Contracted general activity (UDA)	6,782
Carry forward general activity (UDA)	0
17/18 Contracted orthodontic activity (UOA)	0
Carry forward orthodontic activity (UOA)	0
Baseline contract value	£151,002.28

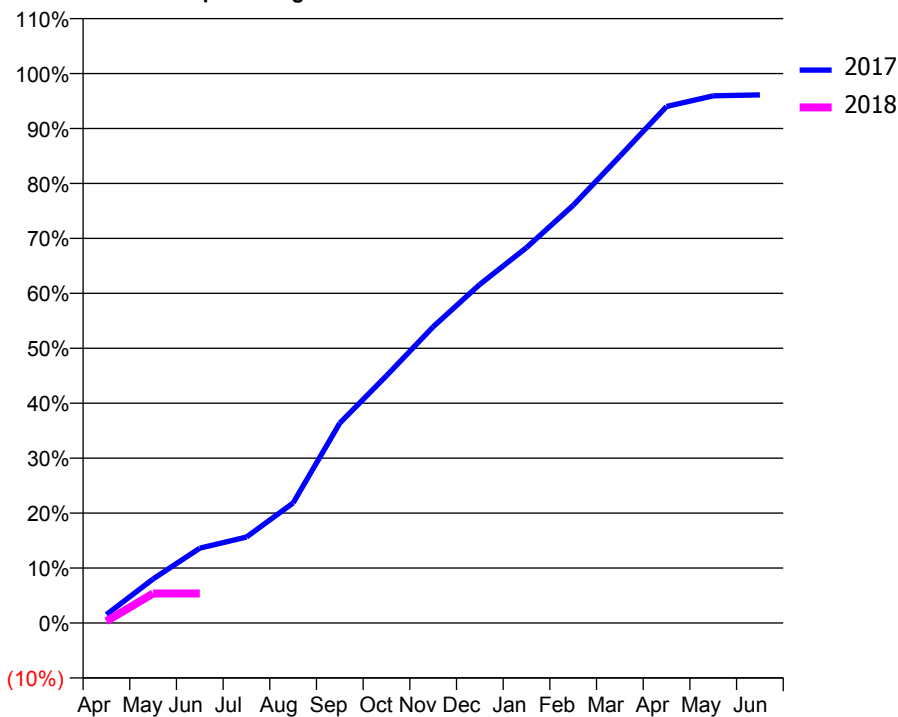
ACCESS*

Patients seen in 24 months	Total	Change since previous quarter
Quarter ending June 2016	2,471	
Quarter ending September 2016	2,458	→
Quarter ending December 2016	2,437	→
Quarter ending March 2017	2,320	↓
Quarter ending June 2017	2,062	↓
Variance since June 2016	(16.6%)	↓



ACTIVITY

Cumulative percentage of contracted UDA delivered 2017 & 2018



Adjusted Scheduled Activity (UDA)

Month	2017	2018
April	104	22
May	544	364
June	925	364
July	1,060	
August	1,482	
September	2,468	
October	3,052	
November	3,657	
December	4,179	
January	4,634	
February	5,155	
March	5,761	
April	6,376	
May	6,506	
June	6,518	

QUALITY

	Quantity	Base Number	Contract	AT	Region	England
% of FP17s for the same patient ID Re-attending within 3 months - Children	3	29	10.3%	9.3%	11.7%	12.0%
% of FP17s for the same patient ID Re-attending within 3 months - Adults	88	329	26.7%	12.6%	15.2%	16.0%
% of FP17s for the same patient ID Re-attending between 3 & 9 months - Children	11	29	37.9%	58.4%	59.1%	58.0%
% of FP17s for the same patient ID Re-attending between 3 & 9 months - Adults	107	329	32.5%	50.2%	52.2%	50.9%
% of FP17s for Band 1 Urgent Courses	54	138	39.1%	6.8%	7.9%	9.1%
% of FP17s Relating to Free Repair or Replacements	3	138	2.2%	0.8%	0.8%	0.8%
% of FP17s Relating to Continuations	5	138	3.6%	1.1%	1.1%	1.1%
% of Patients satisfied with the dentistry they have received	8	10	80.0%	92.1%	91.8%	91.7%
% of Patients satisfied with the time they had to wait for an appointment	10	10	100.0%	90.5%	88.4%	88.0%

* This is based on patients treated on this contract for their most recent course of treatment. Figures in italics indicate the base number of FP17s or Patient Questionnaire responses are less than 100. N/A is shown where the base number of responses is less than 10 during the period. % is calculated as Quantity/Base number*100

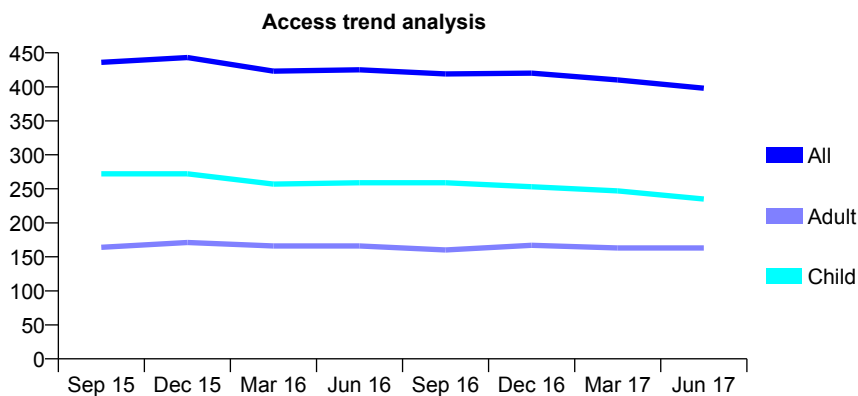
Q53 - Vital Signs At a Glance Contract Report for 224472/0001 - June 2017

Name or company name	MRS AC HADDON
Contract type name	GDS Contract
Purpose of contract	General
Contract start date	21/09/2011
Contract end date	

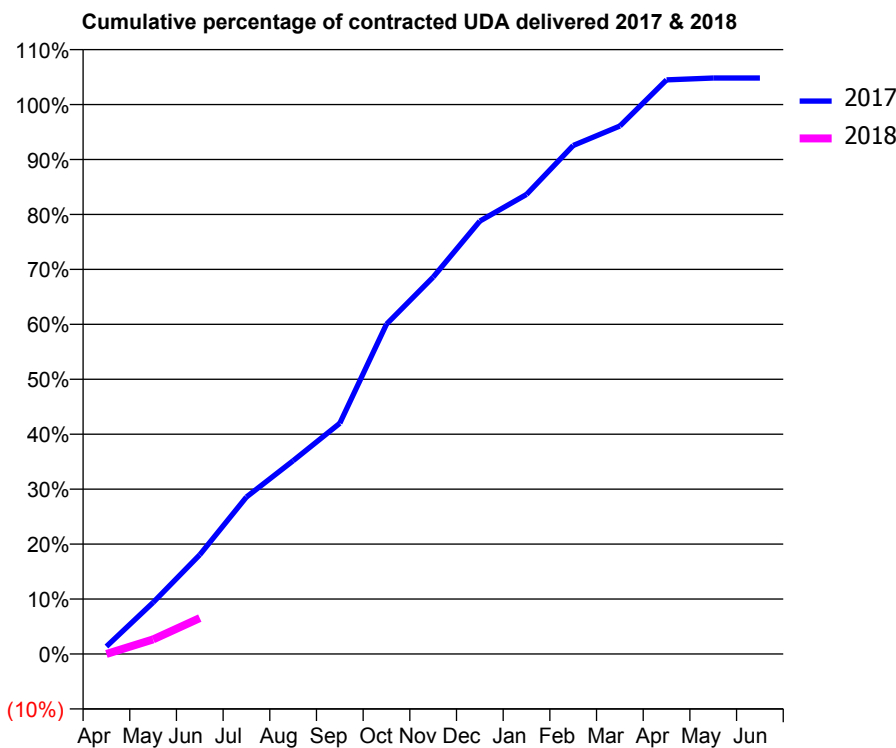
17/18 Contracted general activity (UDA)	1,240
Carry forward general activity (UDA)	0
17/18 Contracted orthodontic activity (UOA)	0
Carry forward orthodontic activity (UOA)	0
Baseline contract value	£28,746.17

ACCESS*

Patients seen in 24 months	Total	Change since previous quarter
Quarter ending June 2016	425	
Quarter ending September 2016	419	↓
Quarter ending December 2016	420	→
Quarter ending March 2017	410	↓
Quarter ending June 2017	398	↓
Variance since June 2016	(6.4%)	↓



ACTIVITY



Month	Adjusted Scheduled Activity (UDA)	
	2017	2018
April	17	0
May	116	33
June	224	81
July	354	
August	436	
September	521	
October	744	
November	850	
December	977	
January	1,037	
February	1,147	
March	1,191	
April	1,296	
May	1,300	
June	1,300	

QUALITY

	Quantity	Base Number	Contract	AT	Region	England
% of FP17s for the same patient ID Re-attending within 3 months - Children	8	86	9.3%	9.3%	11.7%	12.0%
% of FP17s for the same patient ID Re-attending within 3 months - Adults	7	37	18.9%	12.6%	15.2%	16.0%
% of FP17s for the same patient ID Re-attending between 3 & 9 months - Children	58	86	67.4%	58.4%	59.1%	58.0%
% of FP17s for the same patient ID Re-attending between 3 & 9 months - Adults	19	37	51.4%	50.2%	52.2%	50.9%
% of FP17s for Band 1 Urgent Courses	0	65	0.0%	6.8%	7.9%	9.1%
% of FP17s Relating to Free Repair or Replacements	1	65	1.5%	0.8%	0.8%	0.8%
% of FP17s Relating to Continuations	0	65	0.0%	1.1%	1.1%	1.1%
% of Patients satisfied with the dentistry they have received	1	1	N/A	92.1%	91.8%	91.7%
% of Patients satisfied with the time they had to wait for an appointment	1	1	N/A	90.5%	88.4%	88.0%

* This is based on patients treated on this contract for their most recent course of treatment. Figures in italics indicate the base number of FP17s or Patient Questionnaire responses are less than 100. N/A is shown where the base number of responses is less than 10 during the period. % is calculated as Quantity/Base number*100

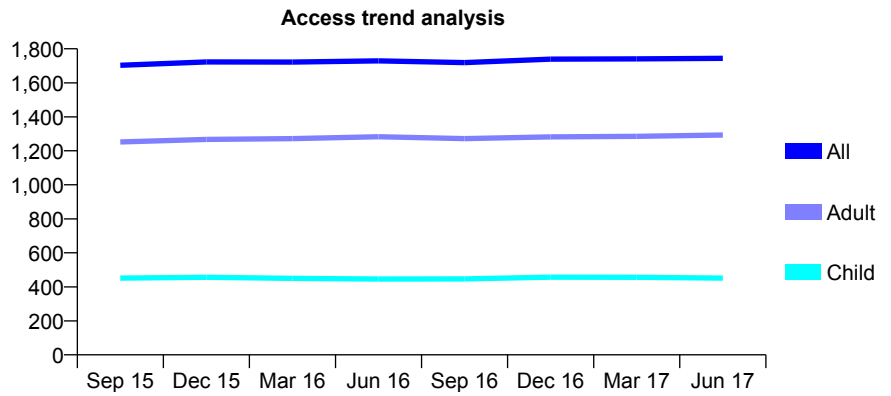
Q53 - Vital Signs At a Glance Contract Report for 232424/0001 - June 2017

Name or company name	MRS SL RAGSDALE
Contract type name	GDS Contract
Purpose of contract	General
Contract start date	01/04/2006
Contract end date	

17/18 Contracted general activity (UDA)	4,503
Carry forward general activity (UDA)	0
17/18 Contracted orthodontic activity (UOA)	0
Carry forward orthodontic activity (UOA)	0
Baseline contract value	£117,690.18

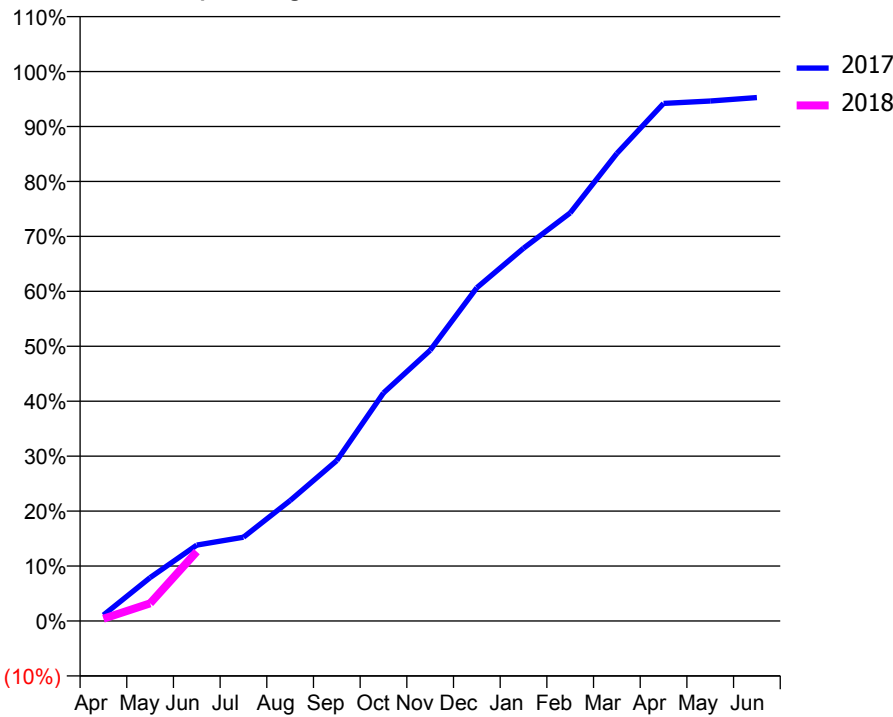
ACCESS*

Patients seen in 24 months	Total	Change since previous quarter
Quarter ending June 2016	1,729	
Quarter ending September 2016	1,719	→
Quarter ending December 2016	1,739	→
Quarter ending March 2017	1,741	→
Quarter ending June 2017	1,744	→
Variance since June 2016	0.9%	→



ACTIVITY

Cumulative percentage of contracted UDA delivered 2017 & 2018



Month	Adjusted Scheduled Activity (UDA)	
	2017	2018
April	48	19
May	355	145
June	623	568
July	687	
August	988	
September	1,315	
October	1,869	
November	2,219	
December	2,731	
January	3,055	
February	3,344	
March	3,832	
April	4,242	
May	4,262	
June	4,290	

QUALITY

	Quantity	Base Number	Contract	AT	Region	England
% of FP17s for the same patient ID Re-attending within 3 months - Children	17	144	11.8%	9.3%	11.7%	12.0%
% of FP17s for the same patient ID Re-attending within 3 months - Adults	79	404	19.6%	12.6%	15.2%	16.0%
% of FP17s for the same patient ID Re-attending between 3 & 9 months - Children	70	144	48.6%	58.4%	59.1%	58.0%
% of FP17s for the same patient ID Re-attending between 3 & 9 months - Adults	195	404	48.3%	50.2%	52.2%	50.9%
% of FP17s for Band 1 Urgent Courses	42	377	11.1%	6.8%	7.9%	9.1%
% of FP17s Relating to Free Repair or Replacements	6	377	1.6%	0.8%	0.8%	0.8%
% of FP17s Relating to Continuations	1	377	0.3%	1.1%	1.1%	1.1%
% of Patients satisfied with the dentistry they have received	1	1	N/A	92.1%	91.8%	91.7%
% of Patients satisfied with the time they had to wait for an appointment	1	1	N/A	90.5%	88.4%	88.0%

* This is based on patients treated on this contract for their most recent course of treatment. Figures in italics indicate the base number of FP17s or Patient Questionnaire responses are less than 100. N/A is shown where the base number of responses is less than 10 during the period. % is calculated as Quantity/Base number*100

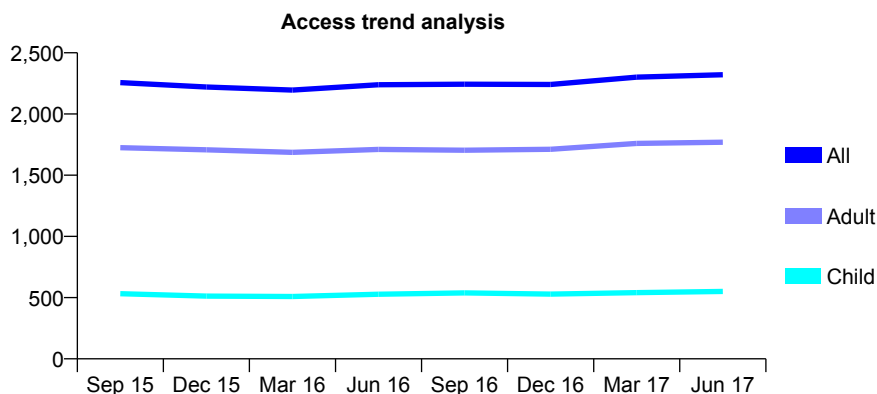
Q53 - Vital Signs At a Glance Contract Report for 234753/0001 - June 2017

Name or company name	MRS F SMART
Contract type name	GDS Contract
Purpose of contract	General
Contract start date	01/04/2006
Contract end date	

17/18 Contracted general activity (UDA)	6,000
Carry forward general activity (UDA)	0
17/18 Contracted orthodontic activity (UOA)	0
Carry forward orthodontic activity (UOA)	0
Baseline contract value	£176,844.75

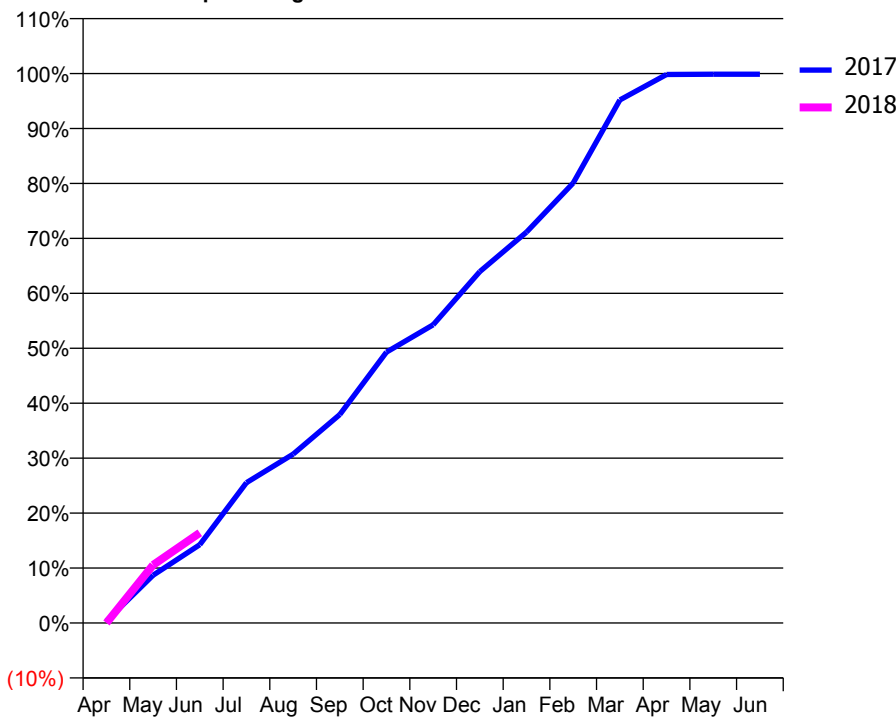
ACCESS*

Patients seen in 24 months	Total	Change since previous quarter
Quarter ending June 2016	2,239	
Quarter ending September 2016	2,243	→
Quarter ending December 2016	2,241	→
Quarter ending March 2017	2,301	↑
Quarter ending June 2017	2,321	→
Variance since June 2016	3.7%	↑



ACTIVITY

Cumulative percentage of contracted UDA delivered 2017 & 2018



Month	Adjusted Scheduled Activity (UDA)	
	2017	2018
April	22	0
May	522	634
June	856	986
July	1,532	
August	1,844	
September	2,277	
October	2,959	
November	3,256	
December	3,837	
January	4,268	
February	4,804	
March	5,712	
April	5,990	
May	5,993	
June	5,993	

QUALITY

	Quantity	Base Number	Contract	AT	Region	England
% of FP17s for the same patient ID Re-attending within 3 months - Children	18	190	9.5%	9.3%	11.7%	12.0%
% of FP17s for the same patient ID Re-attending within 3 months - Adults	96	551	17.4%	12.6%	15.2%	16.0%
% of FP17s for the same patient ID Re-attending between 3 & 9 months - Children	120	190	63.2%	58.4%	59.1%	58.0%
% of FP17s for the same patient ID Re-attending between 3 & 9 months - Adults	270	551	49.0%	50.2%	52.2%	50.9%
% of FP17s for Band 1 Urgent Courses	48	602	8.0%	6.8%	7.9%	9.1%
% of FP17s Relating to Free Repair or Replacements	4	602	0.7%	0.8%	0.8%	0.8%
% of FP17s Relating to Continuations	8	602	1.3%	1.1%	1.1%	1.1%
% of Patients satisfied with the dentistry they have received	20	21	95.2%	92.1%	91.8%	91.7%
% of Patients satisfied with the time they had to wait for an appointment	20	21	95.2%	90.5%	88.4%	88.0%

* This is based on patients treated on this contract for their most recent course of treatment. Figures in italics indicate the base number of FP17s or Patient Questionnaire responses are less than 100. N/A is shown where the base number of responses is less than 10 during the period. % is calculated as Quantity/Base number*100

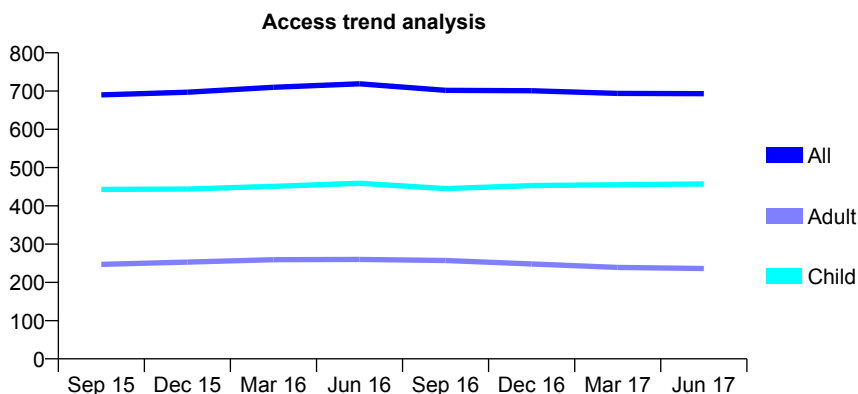
Q53 - Vital Signs At a Glance Contract Report for 250554/0001 - June 2017

Name or company name	MRS CJ PRINT
Contract type name	GDS Contract
Purpose of contract	General
Contract start date	01/04/2006
Contract end date	

17/18 Contracted general activity (UDA)	1,790
Carry forward general activity (UDA)	0
17/18 Contracted orthodontic activity (UOA)	0
Carry forward orthodontic activity (UOA)	0
Baseline contract value	£40,381.89

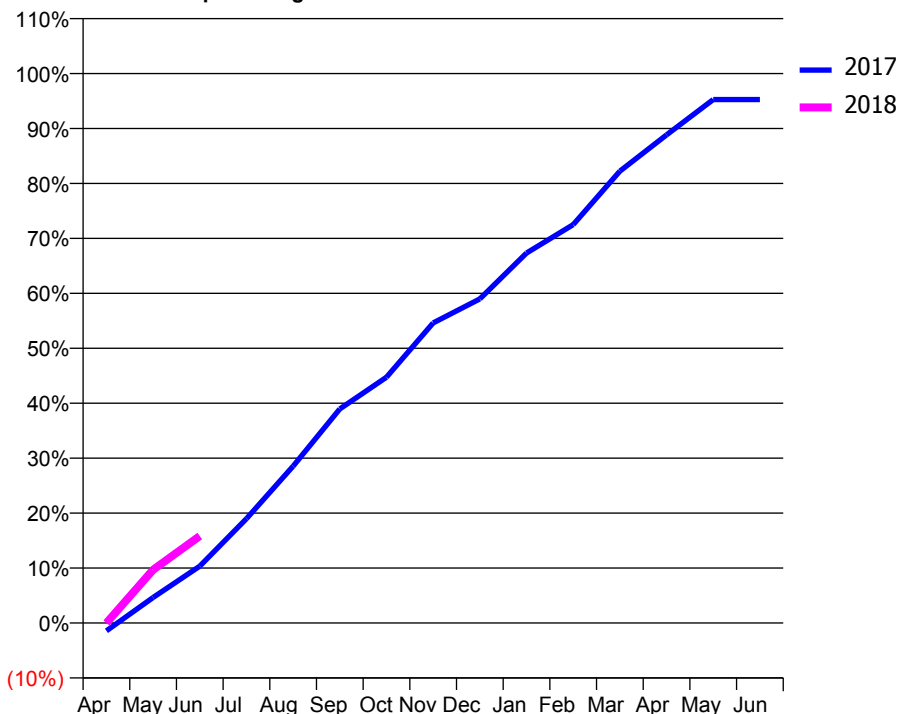
ACCESS*

Patients seen in 24 months	Total	Change since previous quarter
Quarter ending June 2016	719	
Quarter ending September 2016	702	↓
Quarter ending December 2016	701	→
Quarter ending March 2017	694	→
Quarter ending June 2017	693	→
Variance since June 2016	(3.6%)	↓



ACTIVITY

Cumulative percentage of contracted UDA delivered 2017 & 2018



Adjusted Scheduled Activity (UDA)

Month	2017	2018
April	-26	0
May	83	173
June	185	283
July	340	
August	511	
September	698	
October	801	
November	978	
December	1,056	
January	1,205	
February	1,298	
March	1,472	
April	1,590	
May	1,705	
June	1,705	

QUALITY

	Quantity	Base Number	Contract	AT	Region	England
% of FP17s for the same patient ID Re-attending within 3 months - Children	13	200	6.5%	9.3%	11.7%	12.0%
% of FP17s for the same patient ID Re-attending within 3 months - Adults	4	53	7.5%	12.6%	15.2%	16.0%
% of FP17s for the same patient ID Re-attending between 3 & 9 months - Children	148	200	74.0%	58.4%	59.1%	58.0%
% of FP17s for the same patient ID Re-attending between 3 & 9 months - Adults	20	53	37.7%	50.2%	52.2%	50.9%
% of FP17s for Band 1 Urgent Courses	2	199	1.0%	6.8%	7.9%	9.1%
% of FP17s Relating to Free Repair or Replacements	0	199	0.0%	0.8%	0.8%	0.8%
% of FP17s Relating to Continuations	0	199	0.0%	1.1%	1.1%	1.1%
% of Patients satisfied with the dentistry they have received	0	0	N/A	92.1%	91.8%	91.7%
% of Patients satisfied with the time they had to wait for an appointment	0	0	N/A	90.5%	88.4%	88.0%

* This is based on patients treated on this contract for their most recent course of treatment. Figures in italics indicate the base number of FP17s or Patient Questionnaire responses are less than 100. N/A is shown where the base number of responses is less than 10 during the period. % is calculated as Quantity/Base number*100

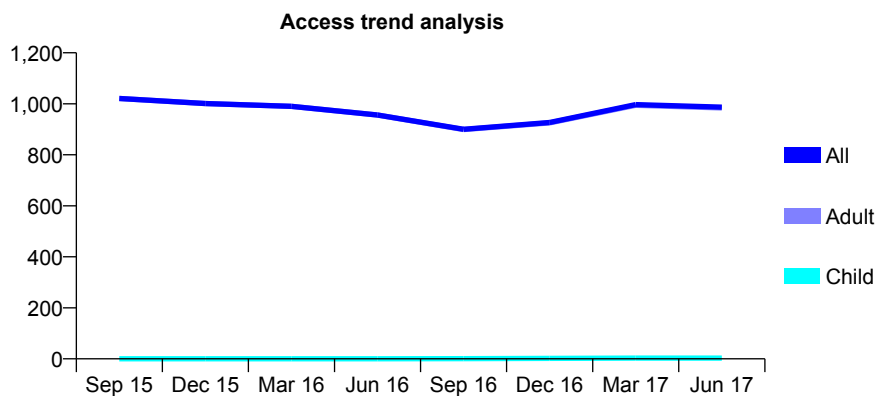
Q53 - Vital Signs At a Glance Contract Report for 250554/0002 - June 2017

Name or company name	MRS CJ PRINT
Contract type name	GDS Contract
Purpose of contract	General
Contract start date	01/06/2009
Contract end date	

17/18 Contracted general activity (UDA)	3,000
Carry forward general activity (UDA)	0
17/18 Contracted orthodontic activity (UOA)	0
Carry forward orthodontic activity (UOA)	0
Baseline contract value	£85,442.05

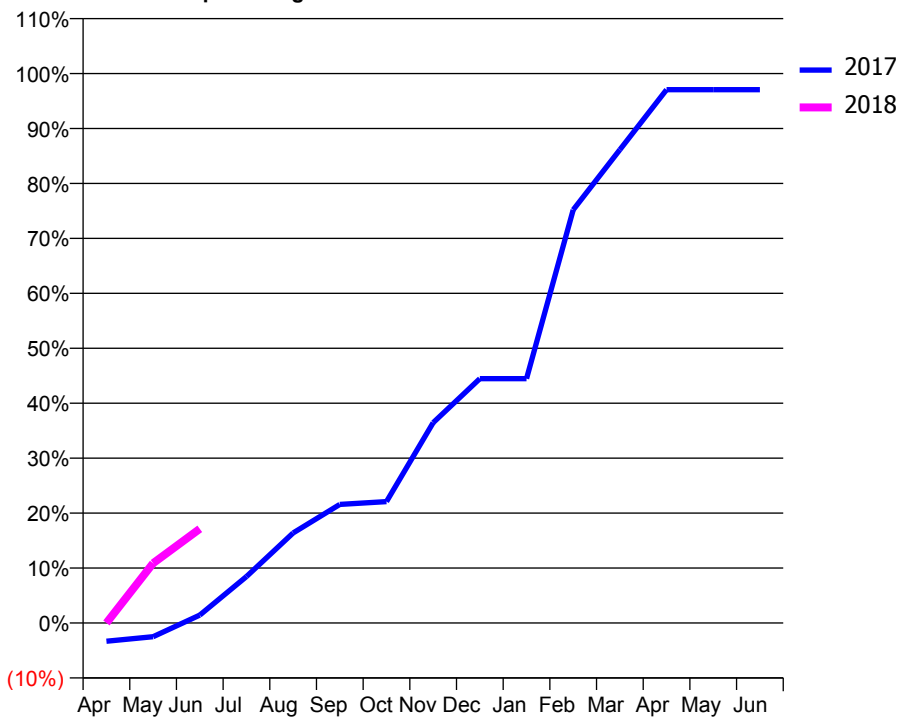
ACCESS*

Patients seen in 24 months	Total	Change since previous quarter
Quarter ending June 2016	956	
Quarter ending September 2016	900	↓
Quarter ending December 2016	927	↑
Quarter ending March 2017	997	↑
Quarter ending June 2017	987	↓
Variance since June 2016	3.2%	↑



ACTIVITY

Cumulative percentage of contracted UDA delivered 2017 & 2018



Month	Adjusted Scheduled Activity (UDA)	
	2017	2018
April	-100	0
May	-76	326
June	43	514
July	254	
August	492	
September	647	
October	663	
November	1,094	
December	1,334	
January	1,334	
February	2,255	
March	2,584	
April	2,911	
May	2,911	
June	2,911	

QUALITY

	Quantity	Base Number	Contract	AT	Region	England
% of FP17s for the same patient ID Re-attending within 3 months - Children	0	0	N/A	9.3%	11.7%	12.0%
% of FP17s for the same patient ID Re-attending within 3 months - Adults	21	206	10.2%	12.6%	15.2%	16.0%
% of FP17s for the same patient ID Re-attending between 3 & 9 months - Children	0	0	N/A	58.4%	59.1%	58.0%
% of FP17s for the same patient ID Re-attending between 3 & 9 months - Adults	82	206	39.8%	50.2%	52.2%	50.9%
% of FP17s for Band 1 Urgent Courses	11	139	7.9%	6.8%	7.9%	9.1%
% of FP17s Relating to Free Repair or Replacements	0	139	0.0%	0.8%	0.8%	0.8%
% of FP17s Relating to Continuations	0	139	0.0%	1.1%	1.1%	1.1%
% of Patients satisfied with the dentistry they have received	1	2	N/A	92.1%	91.8%	91.7%
% of Patients satisfied with the time they had to wait for an appointment	1	2	N/A	90.5%	88.4%	88.0%

* This is based on patients treated on this contract for their most recent course of treatment. Figures in italics indicate the base number of FP17s or Patient Questionnaire responses are less than 100. N/A is shown where the base number of responses is less than 10 during the period. % is calculated as Quantity/Base number*100

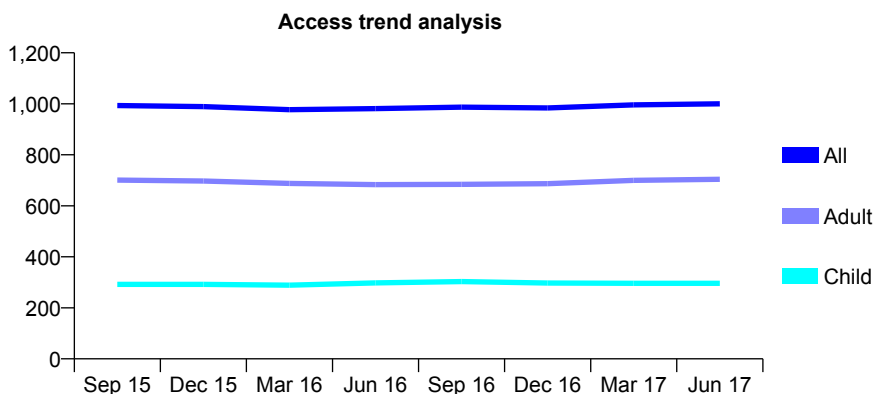
Q53 - Vital Signs At a Glance Contract Report for 254649/0001 - June 2017

Name or company name	MR MD JONES
Contract type name	GDS Contract
Purpose of contract	General
Contract start date	06/04/2009
Contract end date	

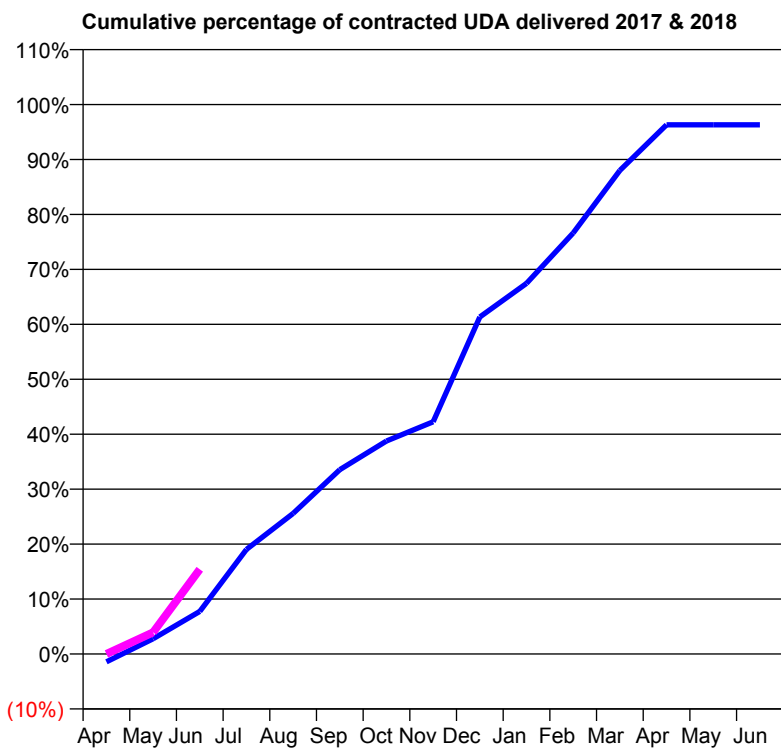
17/18 Contracted general activity (UDA)	3,000
Carry forward general activity (UDA)	0
17/18 Contracted orthodontic activity (UOA)	0
Carry forward orthodontic activity (UOA)	0
Baseline contract value	£80,605.71

ACCESS*

Patients seen in 24 months	Total	Change since previous quarter
Quarter ending June 2016	981	
Quarter ending September 2016	987	→
Quarter ending December 2016	984	→
Quarter ending March 2017	996	→
Quarter ending June 2017	1,000	→
Variance since June 2016	1.9%	→



ACTIVITY



Month	Adjusted Scheduled Activity (UDA)	
	2017	2018
April	-44	0
May	83	118
June	232	463
July	571	
August	768	
September	1,007	
October	1,163	
November	1,268	
December	1,840	
January	2,023	
February	2,298	
March	2,640	
April	2,889	
May	2,889	
June	2,889	

QUALITY

	Quantity	Base Number	Contract	AT	Region	England
% of FP17s for the same patient ID Re-attending within 3 months - Children	0	94	0.0%	9.3%	11.7%	12.0%
% of FP17s for the same patient ID Re-attending within 3 months - Adults	32	262	12.2%	12.6%	15.2%	16.0%
% of FP17s for the same patient ID Re-attending between 3 & 9 months - Children	66	94	70.2%	58.4%	59.1%	58.0%
% of FP17s for the same patient ID Re-attending between 3 & 9 months - Adults	177	262	67.6%	50.2%	52.2%	50.9%
% of FP17s for Band 1 Urgent Courses	4	246	1.6%	6.8%	7.9%	9.1%
% of FP17s Relating to Free Repair or Replacements	1	246	0.4%	0.8%	0.8%	0.8%
% of FP17s Relating to Continuations	5	246	2.0%	1.1%	1.1%	1.1%
% of Patients satisfied with the dentistry they have received	7	7	N/A	92.1%	91.8%	91.7%
% of Patients satisfied with the time they had to wait for an appointment	6	7	N/A	90.5%	88.4%	88.0%

* This is based on patients treated on this contract for their most recent course of treatment. Figures in italics indicate the base number of FP17s or Patient Questionnaire responses are less than 100. N/A is shown where the base number of responses is less than 10 during the period. % is calculated as Quantity/Base number*100

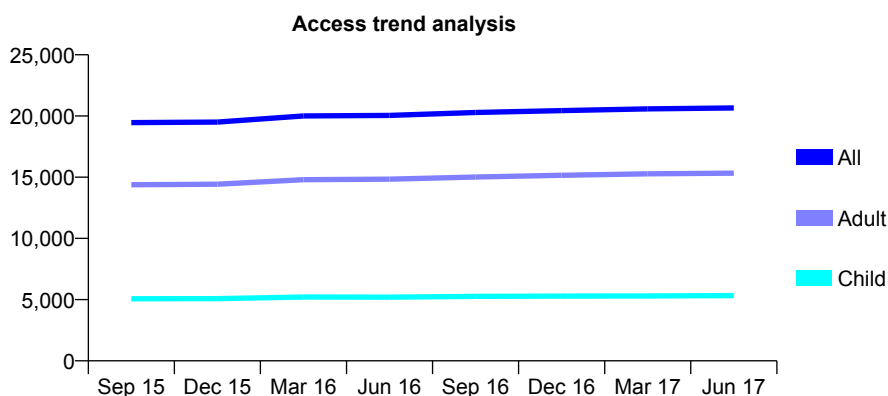
Q53 - Vital Signs At a Glance Contract Report for 256781/0001 - June 2017

Name or company name	MR AS DEOL
Contract type name	GDS Contract
Purpose of contract	General
Contract start date	01/04/2006
Contract end date	

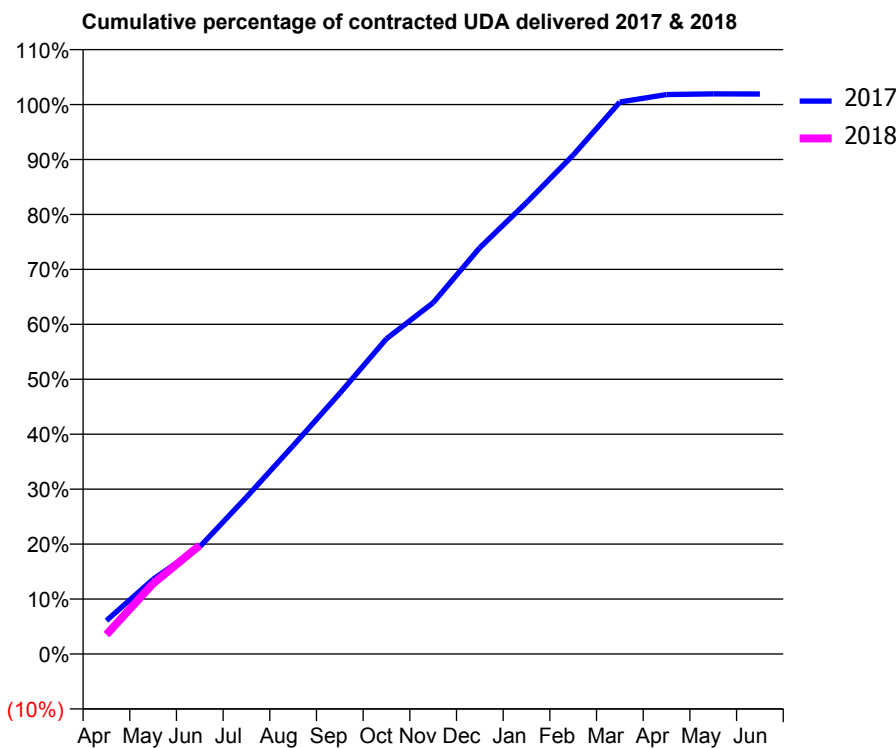
17/18 Contracted general activity (UDA)	51,974
Carry forward general activity (UDA)	0
17/18 Contracted orthodontic activity (UOA)	0
Carry forward orthodontic activity (UOA)	0
Baseline contract value	£1,432,638.77

ACCESS*

Patients seen in 24 months	Total	Change since previous quarter
Quarter ending June 2016	20,050	
Quarter ending September 2016	20,288	→
Quarter ending December 2016	20,438	→
Quarter ending March 2017	20,583	→
Quarter ending June 2017	20,663	→
Variance since June 2016	3.1%	↑



ACTIVITY



Month	Adjusted Scheduled Activity (UDA)	
	2017	2018
April	3,165	1,840
May	7,069	6,667
June	10,150	10,286
July	14,841	
August	19,702	
September	24,665	
October	29,817	
November	33,233	
December	38,433	
January	42,697	
February	47,190	
March	52,205	
April	52,921	
May	52,978	
June	52,963	

QUALITY

	Quantity	Base Number	Contract	AT	Region	England
% of FP17s for the same patient ID Re-attending within 3 months - Children	59	1,618	3.6%	9.3%	11.7%	12.0%
% of FP17s for the same patient ID Re-attending within 3 months - Adults	224	4,107	5.5%	12.6%	15.2%	16.0%
% of FP17s for the same patient ID Re-attending between 3 & 9 months - Children	985	1,618	60.9%	58.4%	59.1%	58.0%
% of FP17s for the same patient ID Re-attending between 3 & 9 months - Adults	2,590	4,107	63.1%	50.2%	52.2%	50.9%
% of FP17s for Band 1 Urgent Courses	185	5,286	3.5%	6.8%	7.9%	9.1%
% of FP17s Relating to Free Repair or Replacements	20	5,286	0.4%	0.8%	0.8%	0.8%
% of FP17s Relating to Continuations	19	5,286	0.4%	1.1%	1.1%	1.1%
% of Patients satisfied with the dentistry they have received	22	25	88.0%	92.1%	91.8%	91.7%
% of Patients satisfied with the time they had to wait for an appointment	21	25	84.0%	90.5%	88.4%	88.0%

* This is based on patients treated on this contract for their most recent course of treatment. Figures in italics indicate the base number of FP17s or Patient Questionnaire responses are less than 100. N/A is shown where the base number of responses is less than 10 during the period. % is calculated as Quantity/Base number*100

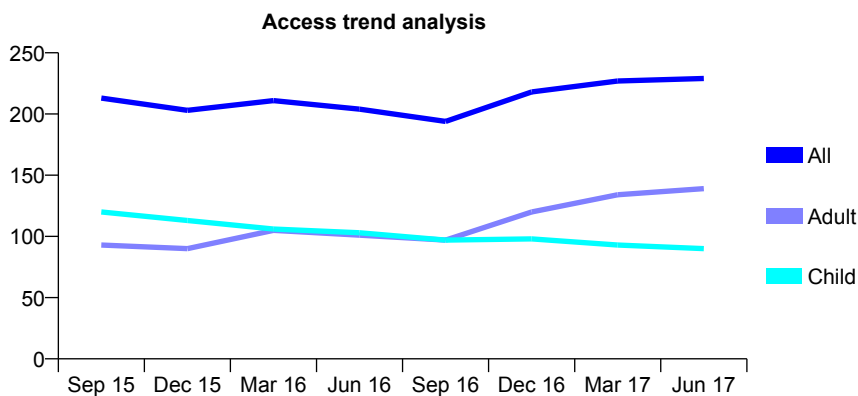
Q53 - Vital Signs At a Glance Contract Report for 261785/0002 - June 2017

Name or company name	MR P SABHARWAL
Contract type name	GDS Contract
Purpose of contract	General
Contract start date	01/05/2013
Contract end date	

17/18 Contracted general activity (UDA)	812
Carry forward general activity (UDA)	0
17/18 Contracted orthodontic activity (UOA)	0
Carry forward orthodontic activity (UOA)	0
Baseline contract value	£19,264.06

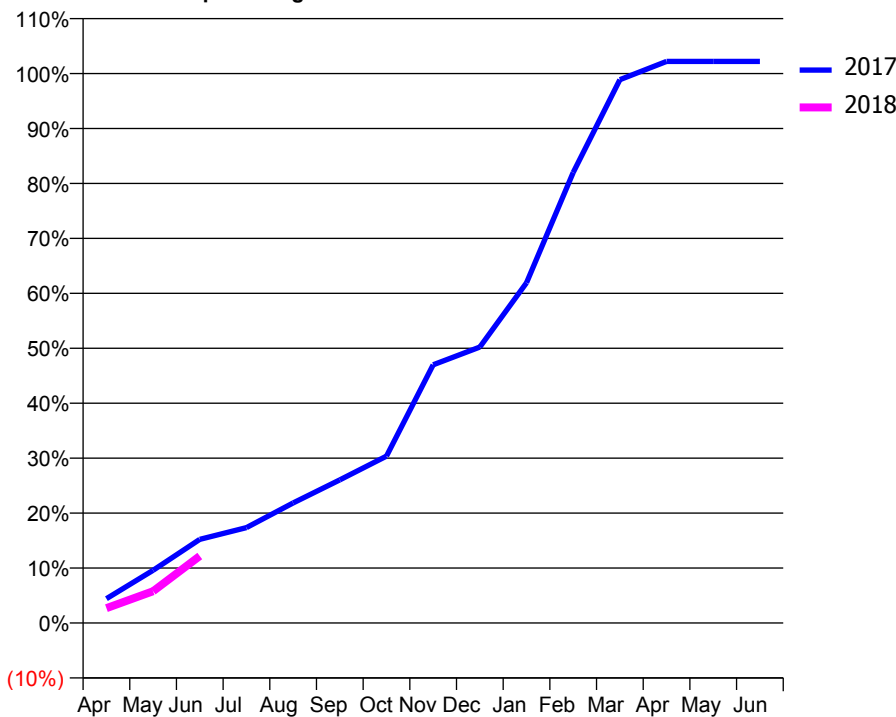
ACCESS*

Patients seen in 24 months	Total	Change since previous quarter
Quarter ending June 2016	204	
Quarter ending September 2016	194	↓
Quarter ending December 2016	218	↑
Quarter ending March 2017	227	↑
Quarter ending June 2017	229	→
Variance since June 2016	12.3%	↑



ACTIVITY

Cumulative percentage of contracted UDA delivered 2017 & 2018



Adjusted Scheduled Activity (UDA)

Month	2017	2018
April	36	22
May	78	47
June	124	99
July	141	
August	177	
September	212	
October	247	
November	382	
December	408	
January	503	
February	666	
March	803	
April	830	
May	830	
June	830	

QUALITY

	Quantity	Base Number	Contract	AT	Region	England
% of FP17s for the same patient ID Re-attending within 3 months - Children	0	39	0.0%	9.3%	11.7%	12.0%
% of FP17s for the same patient ID Re-attending within 3 months - Adults	1	24	4.2%	12.6%	15.2%	16.0%
% of FP17s for the same patient ID Re-attending between 3 & 9 months - Children	23	39	59.0%	58.4%	59.1%	58.0%
% of FP17s for the same patient ID Re-attending between 3 & 9 months - Adults	10	24	41.7%	50.2%	52.2%	50.9%
% of FP17s for Band 1 Urgent Courses	0	58	0.0%	6.8%	7.9%	9.1%
% of FP17s Relating to Free Repair or Replacements	0	58	0.0%	0.8%	0.8%	0.8%
% of FP17s Relating to Continuations	0	58	0.0%	1.1%	1.1%	1.1%
% of Patients satisfied with the dentistry they have received	1	1	N/A	92.1%	91.8%	91.7%
% of Patients satisfied with the time they had to wait for an appointment	1	1	N/A	90.5%	88.4%	88.0%

* This is based on patients treated on this contract for their most recent course of treatment. Figures in italics indicate the base number of FP17s or Patient Questionnaire responses are less than 100. N/A is shown where the base number of responses is less than 10 during the period. % is calculated as Quantity/Base number*100

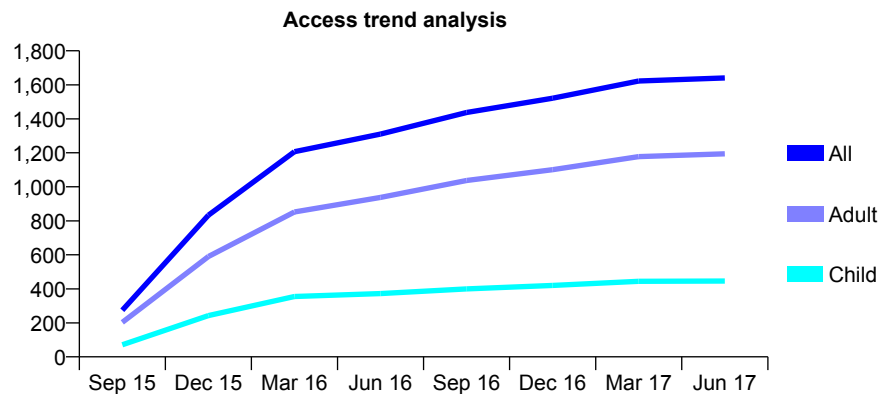
Q53 - Vital Signs At a Glance Contract Report for 262307/0001 - June 2017

Name or company name	MR PA MOYO
Contract type name	GDS Contract
Purpose of contract	General
Contract start date	01/08/2015
Contract end date	

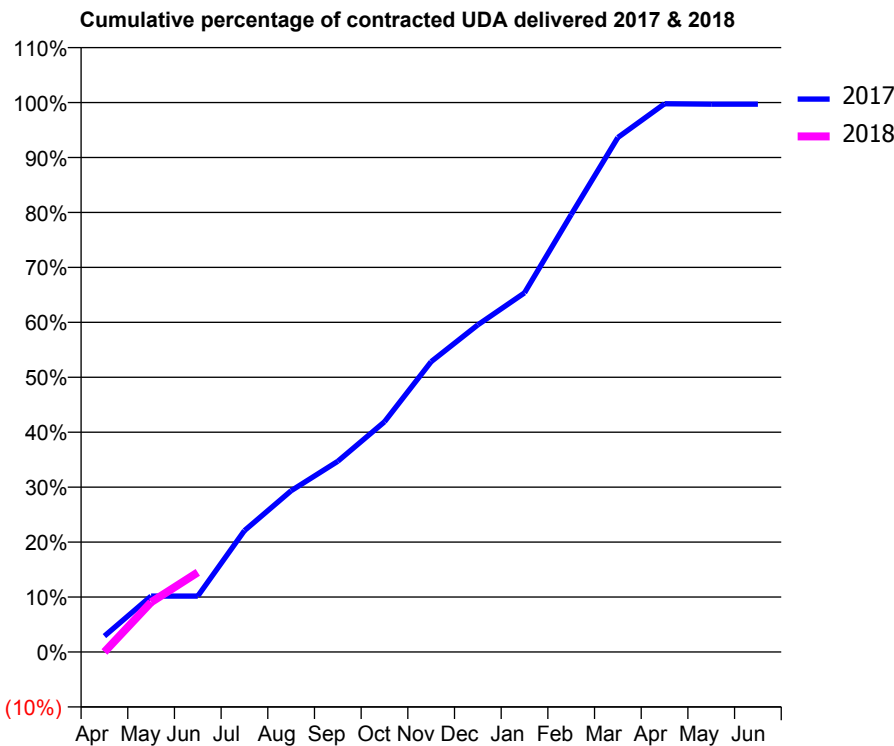
17/18 Contracted general activity (UDA)	4,577
Carry forward general activity (UDA)	0
17/18 Contracted orthodontic activity (UOA)	0
Carry forward orthodontic activity (UOA)	0
Baseline contract value	£135,473.67

ACCESS*

Patients seen in 24 months	Total	Change since previous quarter
Quarter ending June 2016	1,310	
Quarter ending September 2016	1,437	↑
Quarter ending December 2016	1,521	↑
Quarter ending March 2017	1,622	↑
Quarter ending June 2017	1,640	→
Variance since June 2016	25.2%	↑



ACTIVITY



Month	Adjusted Scheduled Activity (UDA)	
	2017	2018
April	133	0
May	466	415
June	466	664
July	1,012	
August	1,344	
September	1,588	
October	1,917	
November	2,419	
December	2,725	
January	2,991	
February	3,644	
March	4,286	
April	4,567	
May	4,564	
June	4,564	

QUALITY

	Quantity	Base Number	Contract	AT	Region	England
% of FP17s for the same patient ID Re-attending within 3 months - Children	6	128	4.7%	9.3%	11.7%	12.0%
% of FP17s for the same patient ID Re-attending within 3 months - Adults	37	304	12.2%	12.6%	15.2%	16.0%
% of FP17s for the same patient ID Re-attending between 3 & 9 months - Children	74	128	57.8%	58.4%	59.1%	58.0%
% of FP17s for the same patient ID Re-attending between 3 & 9 months - Adults	165	304	54.3%	50.2%	52.2%	50.9%
% of FP17s for Band 1 Urgent Courses	10	322	3.1%	6.8%	7.9%	9.1%
% of FP17s Relating to Free Repair or Replacements	3	322	0.9%	0.8%	0.8%	0.8%
% of FP17s Relating to Continuations	0	322	0.0%	1.1%	1.1%	1.1%
% of Patients satisfied with the dentistry they have received	6	6	N/A	92.1%	91.8%	91.7%
% of Patients satisfied with the time they had to wait for an appointment	6	6	N/A	90.5%	88.4%	88.0%

* This is based on patients treated on this contract for their most recent course of treatment. Figures in italics indicate the base number of FP17s or Patient Questionnaire responses are less than 100. N/A is shown where the base number of responses is less than 10 during the period. % is calculated as Quantity/Base number*100

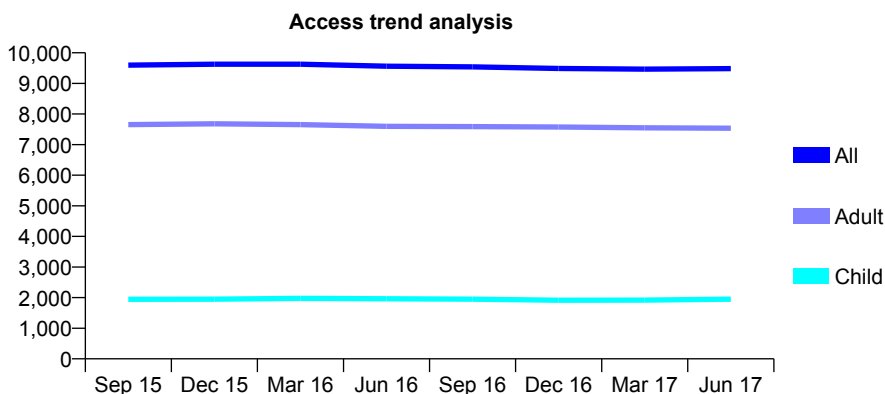
Q53 - Vital Signs At a Glance Contract Report for 262919/0001 - June 2017

Name or company name	Prestige Dental Care
Contract type name	GDS Contract
Purpose of contract	General
Contract start date	01/04/2006
Contract end date	

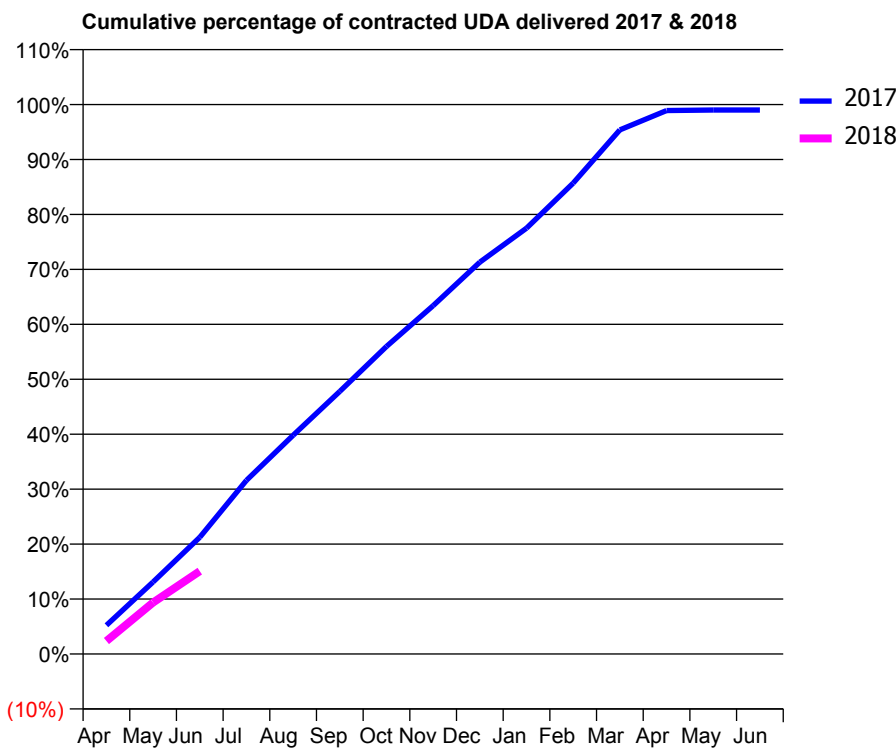
17/18 Contracted general activity (UDA)	37,353
Carry forward general activity (UDA)	0
17/18 Contracted orthodontic activity (UOA)	0
Carry forward orthodontic activity (UOA)	0
Baseline contract value	£932,700.33

ACCESS*

Patients seen in 24 months	Total	Change since previous quarter
Quarter ending June 2016	9,563	
Quarter ending September 2016	9,541	→
Quarter ending December 2016	9,489	→
Quarter ending March 2017	9,468	→
Quarter ending June 2017	9,485	→
Variance since June 2016	(0.8%)	→



ACTIVITY



Month	Adjusted Scheduled Activity (UDA)	
	2017	2018
April	1,950	882
May	4,898	3,500
June	7,939	5,630
July	11,802	
August	14,872	
September	17,851	
October	20,907	
November	23,684	
December	26,633	
January	28,950	
February	32,013	
March	35,624	
April	36,945	
May	36,978	
June	36,982	

QUALITY

	Quantity	Base Number	Contract	AT	Region	England
% of FP17s for the same patient ID Re-attending within 3 months - Children	41	672	6.1%	9.3%	11.7%	12.0%
% of FP17s for the same patient ID Re-attending within 3 months - Adults	355	2,745	12.9%	12.6%	15.2%	16.0%
% of FP17s for the same patient ID Re-attending between 3 & 9 months - Children	415	672	61.8%	58.4%	59.1%	58.0%
% of FP17s for the same patient ID Re-attending between 3 & 9 months - Adults	1,854	2,745	67.5%	50.2%	52.2%	50.9%
% of FP17s for Band 1 Urgent Courses	131	2,872	4.6%	6.8%	7.9%	9.1%
% of FP17s Relating to Free Repair or Replacements	44	2,872	1.5%	0.8%	0.8%	0.8%
% of FP17s Relating to Continuations	68	2,872	2.4%	1.1%	1.1%	1.1%
% of Patients satisfied with the dentistry they have received	32	36	88.9%	92.1%	91.8%	91.7%
% of Patients satisfied with the time they had to wait for an appointment	34	36	94.4%	90.5%	88.4%	88.0%

* This is based on patients treated on this contract for their most recent course of treatment. Figures in italics indicate the base number of FP17s or Patient Questionnaire responses are less than 100. N/A is shown where the base number of responses is less than 10 during the period. % is calculated as Quantity/Base number*100

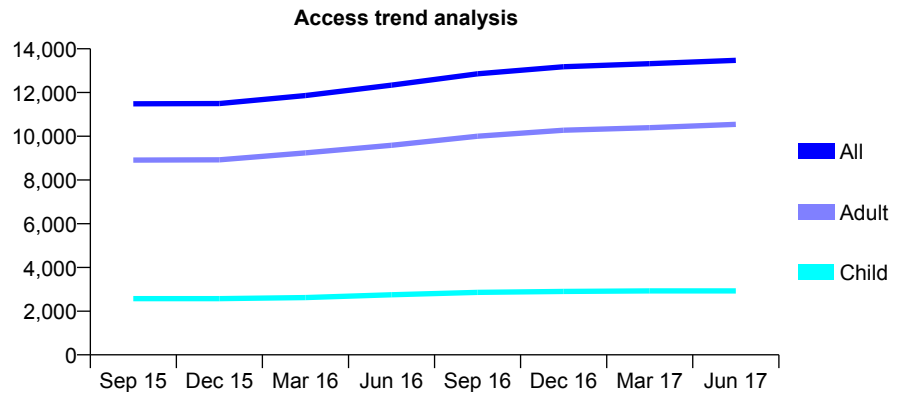
Q53 - Vital Signs At a Glance Contract Report for 269654/0001 - June 2017

Name or company name	MR H SANGHERA
Contract type name	GDS Contract
Purpose of contract	General
Contract start date	01/04/2006
Contract end date	

17/18 Contracted general activity (UDA)	36,773
Carry forward general activity (UDA)	0
17/18 Contracted orthodontic activity (UOA)	0
Carry forward orthodontic activity (UOA)	0
Baseline contract value	£1,020,278.39

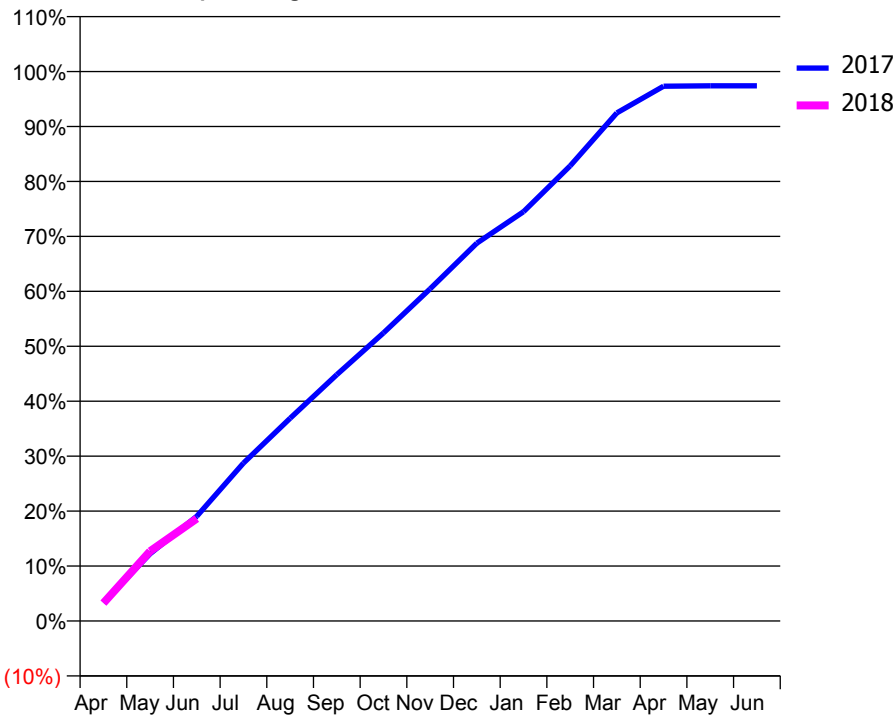
ACCESS*

Patients seen in 24 months	Total	Change since previous quarter
Quarter ending June 2016	12,335	
Quarter ending September 2016	12,859	↑
Quarter ending December 2016	13,179	↑
Quarter ending March 2017	13,317	→
Quarter ending June 2017	13,470	→
Variance since June 2016	9.2%	↑



ACTIVITY

Cumulative percentage of contracted UDA delivered 2017 & 2018



Month	Adjusted Scheduled Activity (UDA)	
	2017	2018
April	1,223	1,199
May	4,499	4,675
June	7,010	6,858
July	10,574	
August	13,572	
September	16,485	
October	19,278	
November	22,236	
December	25,289	
January	27,394	
February	30,457	
March	34,006	
April	35,788	
May	35,812	
June	35,812	

QUALITY

	Quantity	Base Number	Contract	AT	Region	England
% of FP17s for the same patient ID Re-attending within 3 months - Children	50	836	6.0%	9.3%	11.7%	12.0%
% of FP17s for the same patient ID Re-attending within 3 months - Adults	243	2,524	9.6%	12.6%	15.2%	16.0%
% of FP17s for the same patient ID Re-attending between 3 & 9 months - Children	259	836	31.0%	58.4%	59.1%	58.0%
% of FP17s for the same patient ID Re-attending between 3 & 9 months - Adults	583	2,524	23.1%	50.2%	52.2%	50.9%
% of FP17s for Band 1 Urgent Courses	43	2,758	1.6%	6.8%	7.9%	9.1%
% of FP17s Relating to Free Repair or Replacements	24	2,758	0.9%	0.8%	0.8%	0.8%
% of FP17s Relating to Continuations	83	2,758	3.0%	1.1%	1.1%	1.1%
% of Patients satisfied with the dentistry they have received	33	34	97.1%	92.1%	91.8%	91.7%
% of Patients satisfied with the time they had to wait for an appointment	31	34	91.2%	90.5%	88.4%	88.0%

* This is based on patients treated on this contract for their most recent course of treatment. Figures in italics indicate the base number of FP17s or Patient Questionnaire responses are less than 100. N/A is shown where the base number of responses is less than 10 during the period. % is calculated as Quantity/Base number*100

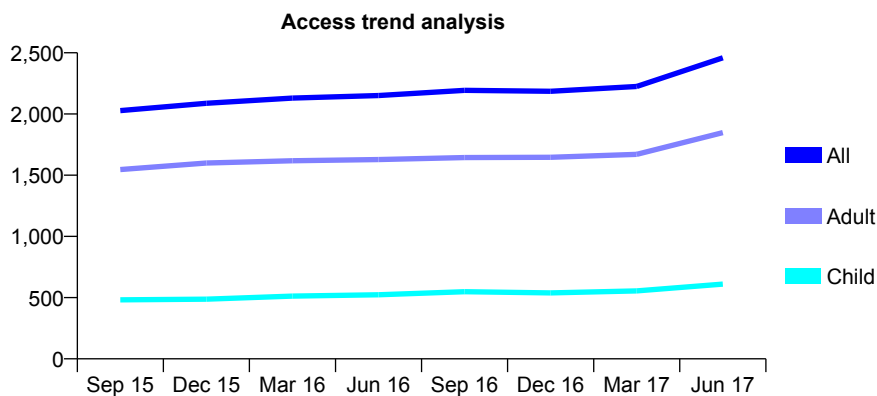
Q53 - Vital Signs At a Glance Contract Report for 273600/0003 - June 2017

Name or company name	MISS H ANJAM
Contract type name	GDS Contract
Purpose of contract	General
Contract start date	01/04/2007
Contract end date	

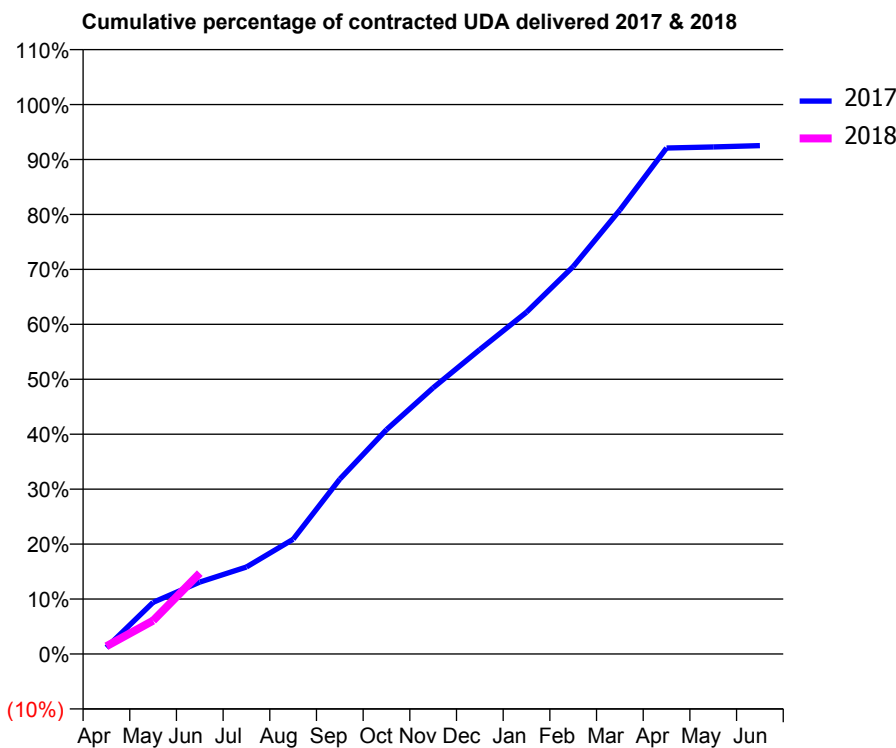
17/18 Contracted general activity (UDA)	6,434
Carry forward general activity (UDA)	0
17/18 Contracted orthodontic activity (UOA)	0
Carry forward orthodontic activity (UOA)	0
Baseline contract value	£143,911.54

ACCESS*

Patients seen in 24 months	Total	Change since previous quarter
Quarter ending June 2016	2,151	
Quarter ending September 2016	2,193	→
Quarter ending December 2016	2,186	→
Quarter ending March 2017	2,225	→
Quarter ending June 2017	2,459	↑
Variance since June 2016	14.3%	↑



ACTIVITY



Month	Adjusted Scheduled Activity (UDA)	
	2017	2018
April	76	91
May	606	391
June	843	946
July	1,019	
August	1,344	
September	2,048	
October	2,627	
November	3,117	
December	3,565	
January	4,003	
February	4,537	
March	5,198	
April	5,925	
May	5,936	
June	5,952	

QUALITY

	Quantity	Base Number	Contract	AT	Region	England
% of FP17s for the same patient ID Re-attending within 3 months - Children	5	194	2.6%	9.3%	11.7%	12.0%
% of FP17s for the same patient ID Re-attending within 3 months - Adults	52	590	8.8%	12.6%	15.2%	16.0%
% of FP17s for the same patient ID Re-attending between 3 & 9 months - Children	59	194	30.4%	58.4%	59.1%	58.0%
% of FP17s for the same patient ID Re-attending between 3 & 9 months - Adults	181	590	30.7%	50.2%	52.2%	50.9%
% of FP17s for Band 1 Urgent Courses	62	525	11.8%	6.8%	7.9%	9.1%
% of FP17s Relating to Free Repair or Replacements	2	525	0.4%	0.8%	0.8%	0.8%
% of FP17s Relating to Continuations	1	525	0.2%	1.1%	1.1%	1.1%
% of Patients satisfied with the dentistry they have received	8	9	N/A	92.1%	91.8%	91.7%
% of Patients satisfied with the time they had to wait for an appointment	6	9	N/A	90.5%	88.4%	88.0%

* This is based on patients treated on this contract for their most recent course of treatment. Figures in italics indicate the base number of FP17s or Patient Questionnaire responses are less than 100. N/A is shown where the base number of responses is less than 10 during the period. % is calculated as Quantity/Base number*100

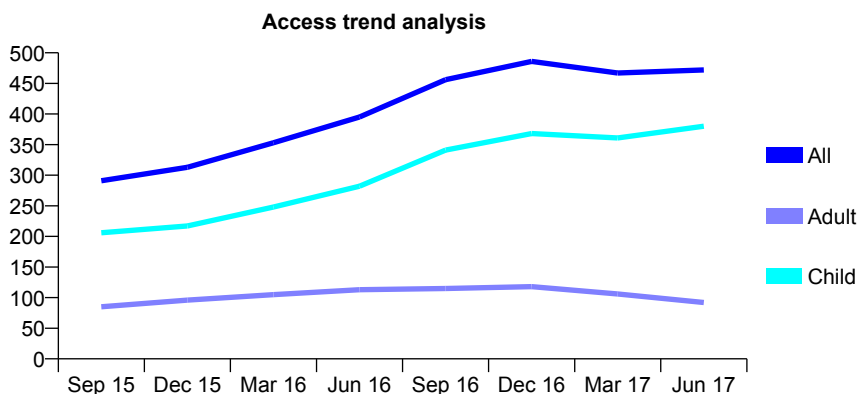
Q53 - Vital Signs At a Glance Contract Report for 296163/0001 - June 2017

Name or company name	MR S DHANDA
Contract type name	GDS Contract
Purpose of contract	General
Contract start date	01/01/2015
Contract end date	

17/18 Contracted general activity (UDA)	1,021
Carry forward general activity (UDA)	0
17/18 Contracted orthodontic activity (UOA)	0
Carry forward orthodontic activity (UOA)	0
Baseline contract value	£23,445.56

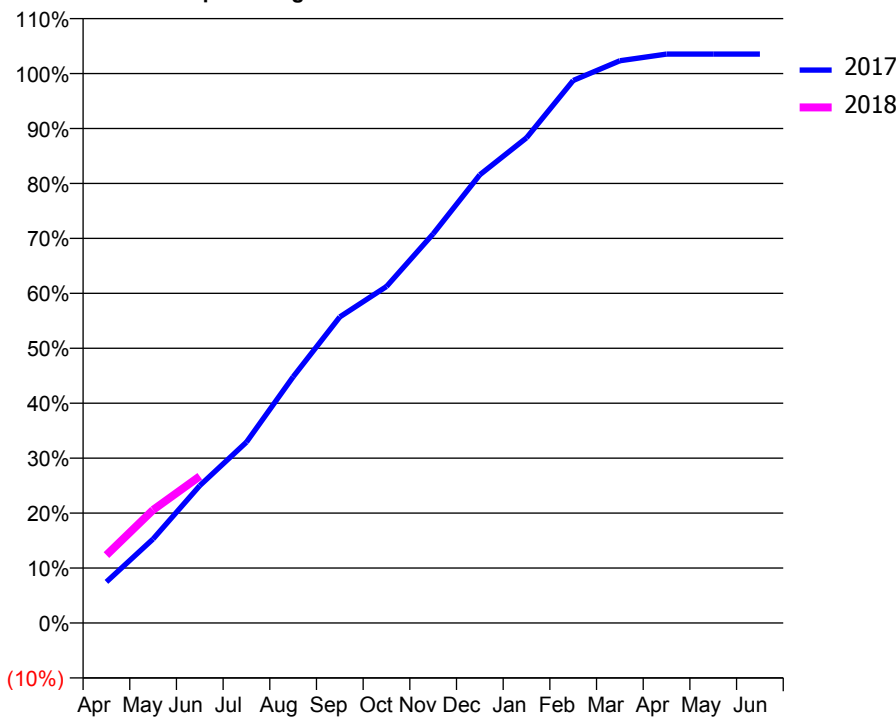
ACCESS*

Patients seen in 24 months	Total	Change since previous quarter
Quarter ending June 2016	395	
Quarter ending September 2016	456	↑
Quarter ending December 2016	486	↑
Quarter ending March 2017	467	↓
Quarter ending June 2017	472	→
Variance since June 2016	19.5%	↑



ACTIVITY

Cumulative percentage of contracted UDA delivered 2017 & 2018



Month	Adjusted Scheduled Activity (UDA)	
	2017	2018
April	76	126
May	156	210
June	255	273
July	336	
August	457	
September	569	
October	625	
November	723	
December	833	
January	901	
February	1,008	
March	1,045	
April	1,057	
May	1,057	
June	1,057	

QUALITY

	Quantity	Base Number	Contract	AT	Region	England
% of FP17s for the same patient ID Re-attending within 3 months - Children	11	148	7.4%	9.3%	11.7%	12.0%
% of FP17s for the same patient ID Re-attending within 3 months - Adults	2	21	9.5%	12.6%	15.2%	16.0%
% of FP17s for the same patient ID Re-attending between 3 & 9 months - Children	100	148	67.6%	58.4%	59.1%	58.0%
% of FP17s for the same patient ID Re-attending between 3 & 9 months - Adults	14	21	66.7%	50.2%	52.2%	50.9%
% of FP17s for Band 1 Urgent Courses	8	163	4.9%	6.8%	7.9%	9.1%
% of FP17s Relating to Free Repair or Replacements	0	163	0.0%	0.8%	0.8%	0.8%
% of FP17s Relating to Continuations	1	163	0.6%	1.1%	1.1%	1.1%
% of Patients satisfied with the dentistry they have received	0	0	N/A	92.1%	91.8%	91.7%
% of Patients satisfied with the time they had to wait for an appointment	0	0	N/A	90.5%	88.4%	88.0%

* This is based on patients treated on this contract for their most recent course of treatment. Figures in italics indicate the base number of FP17s or Patient Questionnaire responses are less than 100. N/A is shown where the base number of responses is less than 10 during the period. % is calculated as Quantity/Base number*100

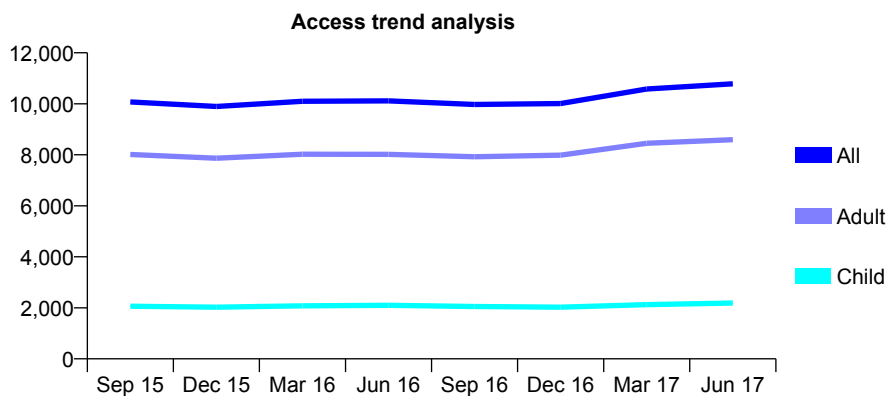
Q53 - Vital Signs At a Glance Contract Report for 309699/0001 - June 2017

Name or company name	MR DJ LANGMAN
Contract type name	GDS Contract
Purpose of contract	General
Contract start date	01/04/2006
Contract end date	

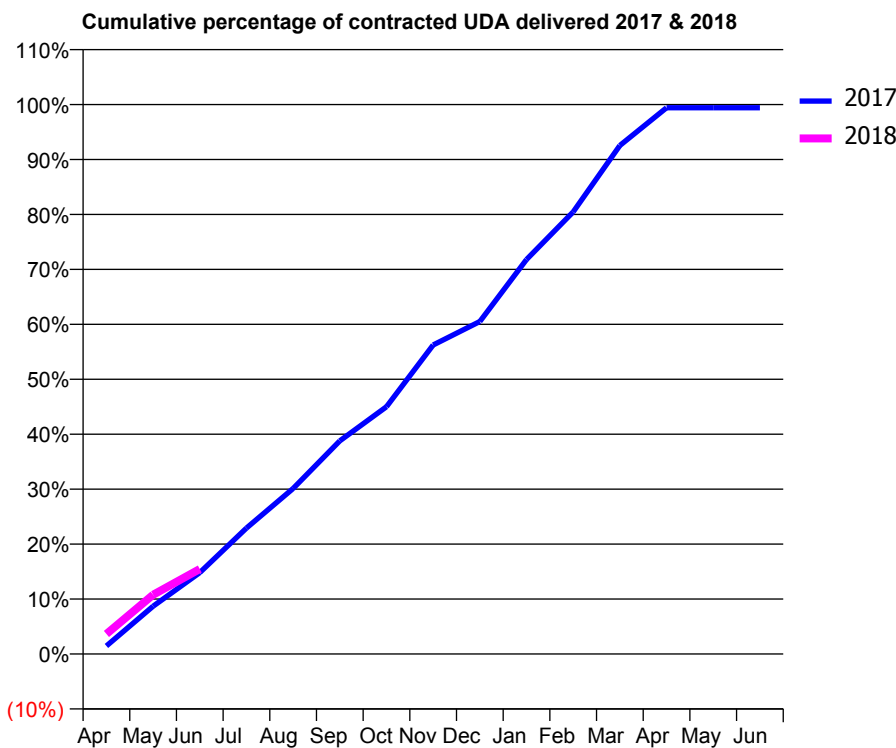
17/18 Contracted general activity (UDA)	29,745
Carry forward general activity (UDA)	0
17/18 Contracted orthodontic activity (UOA)	0
Carry forward orthodontic activity (UOA)	0
Baseline contract value	£946,847.04

ACCESS*

Patients seen in 24 months	Total	Change since previous quarter
Quarter ending June 2016	10,114	
Quarter ending September 2016	9,972	↓
Quarter ending December 2016	10,013	→
Quarter ending March 2017	10,581	↑
Quarter ending June 2017	10,784	→
Variance since June 2016	6.6%	↑



ACTIVITY



Month	Adjusted Scheduled Activity (UDA)	
	2017	2018
April	438	1,085
May	2,587	3,211
June	4,407	4,600
July	6,818	
August	8,958	
September	11,537	
October	13,389	
November	16,732	
December	17,998	
January	21,353	
February	23,934	
March	27,526	
April	29,567	
May	29,570	
June	29,572	

QUALITY

	Quantity	Base Number	Contract	AT	Region	England
% of FP17s for the same patient ID Re-attending within 3 months - Children	56	777	7.2%	9.3%	11.7%	12.0%
% of FP17s for the same patient ID Re-attending within 3 months - Adults	435	2,832	15.4%	12.6%	15.2%	16.0%
% of FP17s for the same patient ID Re-attending between 3 & 9 months - Children	457	777	58.8%	58.4%	59.1%	58.0%
% of FP17s for the same patient ID Re-attending between 3 & 9 months - Adults	1,043	2,832	36.8%	50.2%	52.2%	50.9%
% of FP17s for Band 1 Urgent Courses	189	2,647	7.1%	6.8%	7.9%	9.1%
% of FP17s Relating to Free Repair or Replacements	28	2,647	1.1%	0.8%	0.8%	0.8%
% of FP17s Relating to Continuations	50	2,647	1.9%	1.1%	1.1%	1.1%
% of Patients satisfied with the dentistry they have received	15	15	100.0%	92.1%	91.8%	91.7%
% of Patients satisfied with the time they had to wait for an appointment	14	15	93.3%	90.5%	88.4%	88.0%

* This is based on patients treated on this contract for their most recent course of treatment. Figures in italics indicate the base number of FP17s or Patient Questionnaire responses are less than 100. N/A is shown where the base number of responses is less than 10 during the period. % is calculated as Quantity/Base number*100

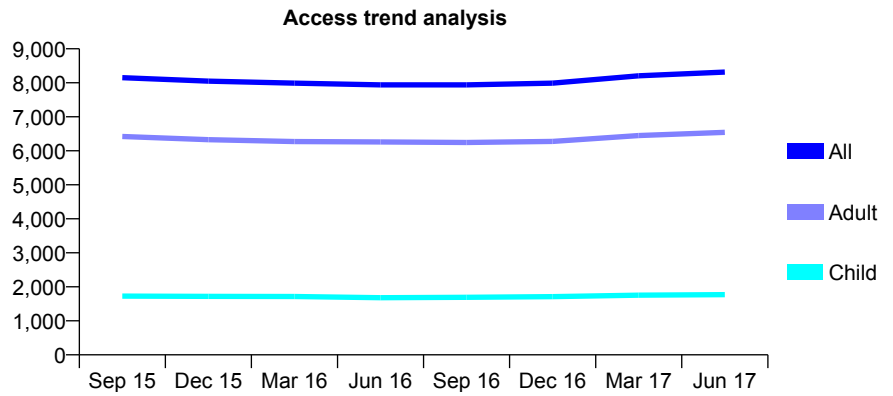
Q53 - Vital Signs At a Glance Contract Report for 309699/0002 - June 2017

Name or company name	MR DJ LANGMAN
Contract type name	GDS Contract
Purpose of contract	General
Contract start date	01/04/2006
Contract end date	

17/18 Contracted general activity (UDA)	22,500
Carry forward general activity (UDA)	0
17/18 Contracted orthodontic activity (UOA)	0
Carry forward orthodontic activity (UOA)	0
Baseline contract value	£716,223.18

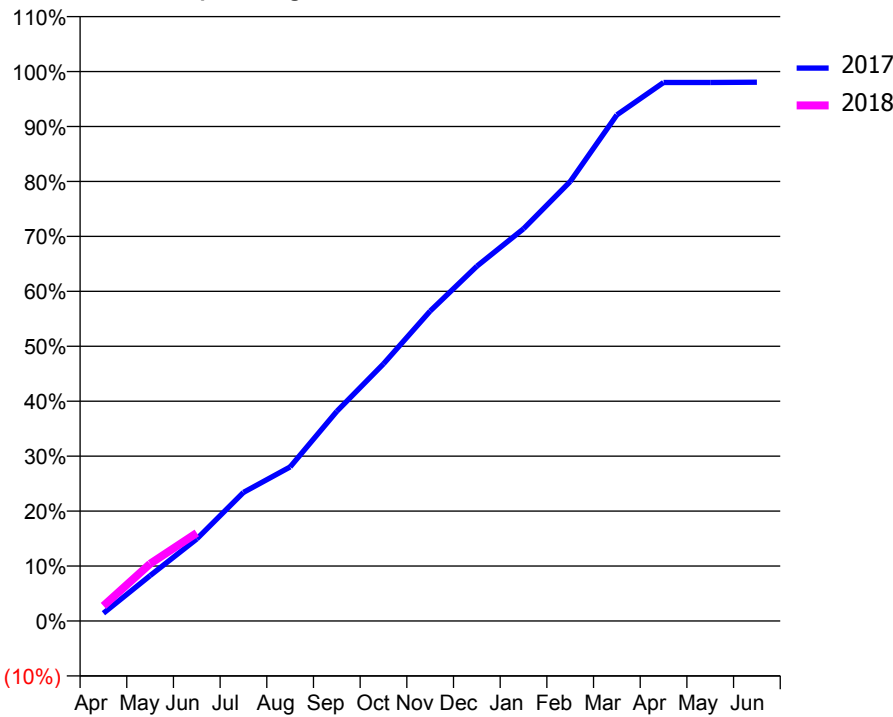
ACCESS*

Patients seen in 24 months	Total	Change since previous quarter
Quarter ending June 2016	7,941	
Quarter ending September 2016	7,939	→
Quarter ending December 2016	7,991	→
Quarter ending March 2017	8,204	↑
Quarter ending June 2017	8,317	→
Variance since June 2016	4.7%	↑



ACTIVITY

Cumulative percentage of contracted UDA delivered 2017 & 2018



Month	Adjusted Scheduled Activity (UDA)	
	2017	2018
April	319	621
May	1,860	2,345
June	3,363	3,607
July	5,264	
August	6,310	
September	8,588	
October	10,530	
November	12,693	
December	14,529	
January	16,061	
February	17,991	
March	20,726	
April	22,050	
May	22,050	
June	22,061	

QUALITY

	Quantity	Base Number	Contract	AT	Region	England
% of FP17s for the same patient ID Re-attending within 3 months - Children	56	639	8.8%	9.3%	11.7%	12.0%
% of FP17s for the same patient ID Re-attending within 3 months - Adults	336	2,257	14.9%	12.6%	15.2%	16.0%
% of FP17s for the same patient ID Re-attending between 3 & 9 months - Children	444	639	69.5%	58.4%	59.1%	58.0%
% of FP17s for the same patient ID Re-attending between 3 & 9 months - Adults	1,236	2,257	54.8%	50.2%	52.2%	50.9%
% of FP17s for Band 1 Urgent Courses	120	2,240	5.4%	6.8%	7.9%	9.1%
% of FP17s Relating to Free Repair or Replacements	24	2,240	1.1%	0.8%	0.8%	0.8%
% of FP17s Relating to Continuations	37	2,240	1.7%	1.1%	1.1%	1.1%
% of Patients satisfied with the dentistry they have received	28	28	100.0%	92.1%	91.8%	91.7%
% of Patients satisfied with the time they had to wait for an appointment	27	28	96.4%	90.5%	88.4%	88.0%

* This is based on patients treated on this contract for their most recent course of treatment. Figures in italics indicate the base number of FP17s or Patient Questionnaire responses are less than 100. N/A is shown where the base number of responses is less than 10 during the period. % is calculated as Quantity/Base number*100

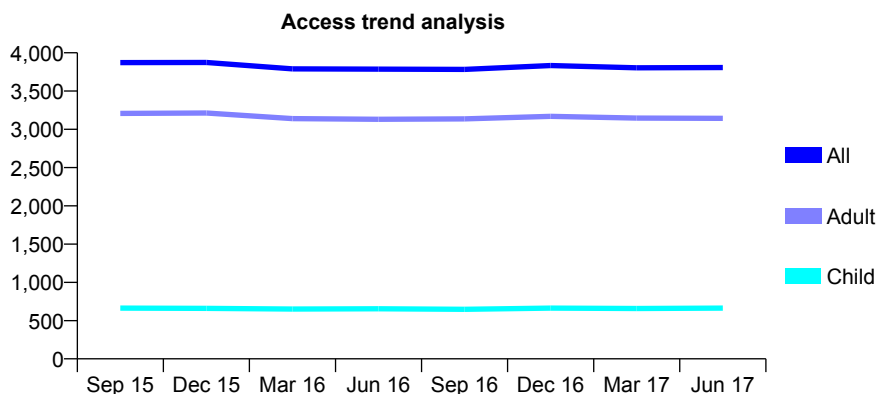
Q53 - Vital Signs At a Glance Contract Report for 324531/0001 - June 2017

Name or company name	MISS AH DAVEY
Contract type name	GDS Contract
Purpose of contract	General
Contract start date	01/04/2006
Contract end date	

17/18 Contracted general activity (UDA)	10,389
Carry forward general activity (UDA)	0
17/18 Contracted orthodontic activity (UOA)	0
Carry forward orthodontic activity (UOA)	0
Baseline contract value	£222,699.40

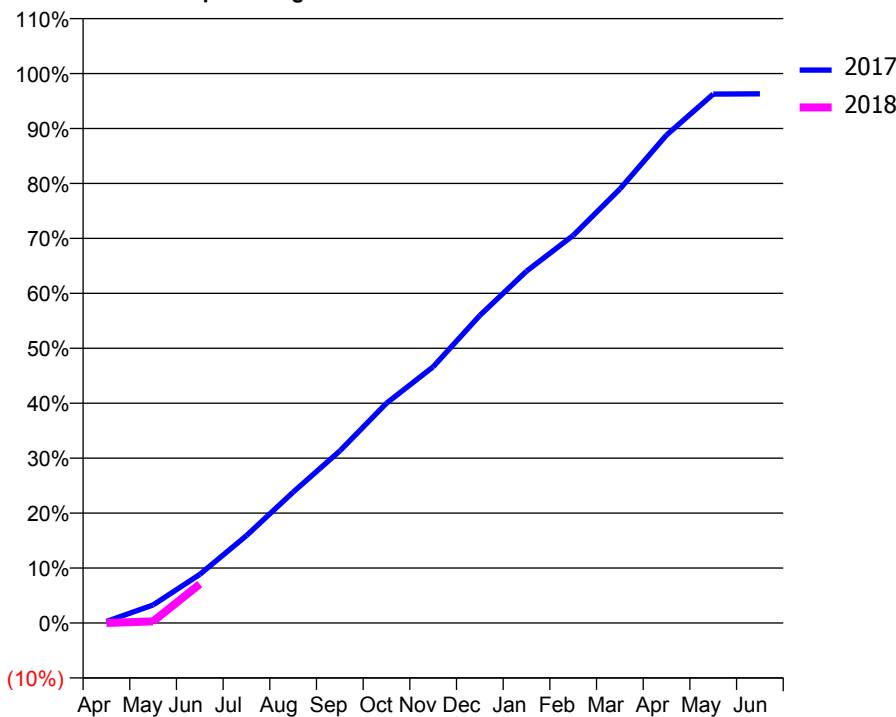
ACCESS*

Patients seen in 24 months	Total	Change since previous quarter
Quarter ending June 2016	3,787	
Quarter ending September 2016	3,783	→
Quarter ending December 2016	3,834	→
Quarter ending March 2017	3,804	→
Quarter ending June 2017	3,807	→
Variance since June 2016	0.5%	→



ACTIVITY

Cumulative percentage of contracted UDA delivered 2017 & 2018



Month	Adjusted Scheduled Activity (UDA)	
	2017	2018
April	30	0
May	341	31
June	918	735
July	1,652	
August	2,475	
September	3,253	
October	4,156	
November	4,845	
December	5,816	
January	6,653	
February	7,327	
March	8,206	
April	9,227	
May	10,001	
June	10,005	

QUALITY

	Quantity	Base Number	Contract	AT	Region	England
% of FP17s for the same patient ID Re-attending within 3 months - Children	26	333	7.8%	9.3%	11.7%	12.0%
% of FP17s for the same patient ID Re-attending within 3 months - Adults	187	1,098	17.0%	12.6%	15.2%	16.0%
% of FP17s for the same patient ID Re-attending between 3 & 9 months - Children	190	333	57.1%	58.4%	59.1%	58.0%
% of FP17s for the same patient ID Re-attending between 3 & 9 months - Adults	440	1,098	40.1%	50.2%	52.2%	50.9%
% of FP17s for Band 1 Urgent Courses	19	405	4.7%	6.8%	7.9%	9.1%
% of FP17s Relating to Free Repair or Replacements	4	405	1.0%	0.8%	0.8%	0.8%
% of FP17s Relating to Continuations	12	405	3.0%	1.1%	1.1%	1.1%
% of Patients satisfied with the dentistry they have received	24	25	96.0%	92.1%	91.8%	91.7%
% of Patients satisfied with the time they had to wait for an appointment	24	25	96.0%	90.5%	88.4%	88.0%

* This is based on patients treated on this contract for their most recent course of treatment. Figures in italics indicate the base number of FP17s or Patient Questionnaire responses are less than 100. N/A is shown where the base number of responses is less than 10 during the period. % is calculated as Quantity/Base number*100

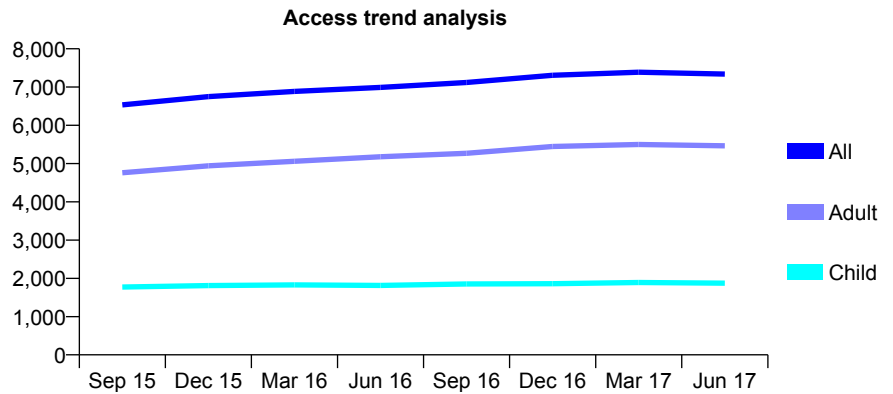
Q53 - Vital Signs At a Glance Contract Report for 325708/0006 - June 2017

Name or company name	Balbir S Bhandal, Amrik S Bhandal & Baljit
Contract type name	GDS Contract
Purpose of contract	General and Orthodontic
Contract start date	01/04/2006
Contract end date	

17/18 Contracted general activity (UDA)	23,158
Carry forward general activity (UDA)	0
17/18 Contracted orthodontic activity (UOA)	203
Carry forward orthodontic activity (UOA)	0
Baseline contract value	£549,156.26

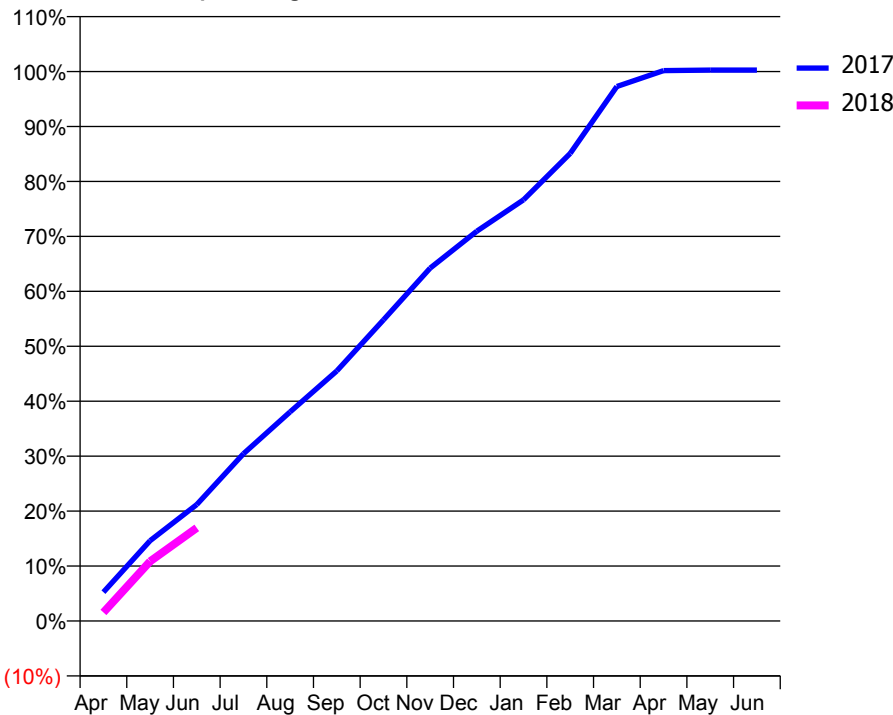
ACCESS*

Patients seen in 24 months	Total	Change since previous quarter
Quarter ending June 2016	6,992	
Quarter ending September 2016	7,120	→
Quarter ending December 2016	7,309	↑
Quarter ending March 2017	7,389	→
Quarter ending June 2017	7,338	→
Variance since June 2016	4.9%	↑



ACTIVITY

Cumulative percentage of contracted UDA delivered 2017 & 2018



Month	Adjusted Scheduled Activity (UDA)	
	2017	2018
April	1,218	363
May	3,388	2,512
June	4,910	3,925
July	7,052	
August	8,817	
September	10,540	
October	12,693	
November	14,875	
December	16,429	
January	17,747	
February	19,704	
March	22,526	
April	23,194	
May	23,216	
June	23,216	

QUALITY

	Quantity	Base Number	Contract	AT	Region	England
% of FP17s for the same patient ID Re-attending within 3 months - Children	27	522	5.2%	9.3%	11.7%	12.0%
% of FP17s for the same patient ID Re-attending within 3 months - Adults	173	1,642	10.5%	12.6%	15.2%	16.0%
% of FP17s for the same patient ID Re-attending between 3 & 9 months - Children	301	522	57.7%	58.4%	59.1%	58.0%
% of FP17s for the same patient ID Re-attending between 3 & 9 months - Adults	1,016	1,642	61.9%	50.2%	52.2%	50.9%
% of FP17s for Band 1 Urgent Courses	110	1,864	5.9%	6.8%	7.9%	9.1%
% of FP17s Relating to Free Repair or Replacements	19	1,864	1.0%	0.8%	0.8%	0.8%
% of FP17s Relating to Continuations	14	1,864	0.8%	1.1%	1.1%	1.1%
% of Patients satisfied with the dentistry they have received	15	17	88.2%	92.1%	91.8%	91.7%
% of Patients satisfied with the time they had to wait for an appointment	14	17	82.4%	90.5%	88.4%	88.0%

* This is based on patients treated on this contract for their most recent course of treatment. Figures in italics indicate the base number of FP17s or Patient Questionnaire responses are less than 100. N/A is shown where the base number of responses is less than 10 during the period. % is calculated as Quantity/Base number*100

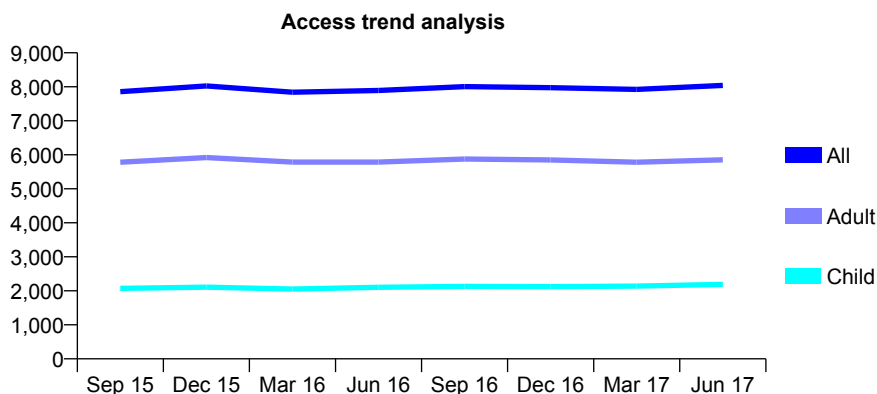
Q53 - Vital Signs At a Glance Contract Report for 331805/0002 - June 2017

Name or company name	MR JS SHERGILL
Contract type name	GDS Contract
Purpose of contract	General
Contract start date	01/04/2006
Contract end date	

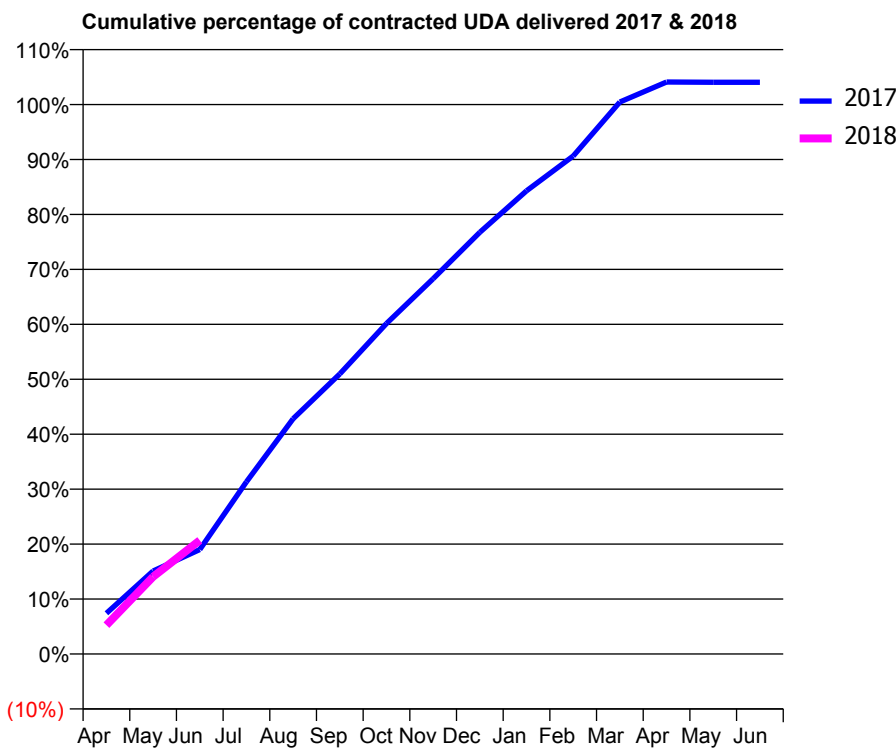
17/18 Contracted general activity (UDA)	19,165
Carry forward general activity (UDA)	0
17/18 Contracted orthodontic activity (UOA)	0
Carry forward orthodontic activity (UOA)	0
Baseline contract value	£475,532.62

ACCESS*

Patients seen in 24 months	Total	Change since previous quarter
Quarter ending June 2016	7,893	
Quarter ending September 2016	8,007	→
Quarter ending December 2016	7,973	→
Quarter ending March 2017	7,923	→
Quarter ending June 2017	8,042	→
Variance since June 2016	1.9%	→



ACTIVITY



Month	Adjusted Scheduled Activity (UDA)	
	2017	2018
April	1,420	1,005
May	2,896	2,693
June	3,642	3,963
July	6,005	
August	8,204	
September	9,769	
October	11,525	
November	13,092	
December	14,706	
January	16,156	
February	17,366	
March	19,250	
April	19,952	
May	19,940	
June	19,942	

QUALITY

	Quantity	Base Number	Contract	AT	Region	England
% of FP17s for the same patient ID Re-attending within 3 months - Children	34	740	4.6%	9.3%	11.7%	12.0%
% of FP17s for the same patient ID Re-attending within 3 months - Adults	173	1,725	10.0%	12.6%	15.2%	16.0%
% of FP17s for the same patient ID Re-attending between 3 & 9 months - Children	427	740	57.7%	58.4%	59.1%	58.0%
% of FP17s for the same patient ID Re-attending between 3 & 9 months - Adults	866	1,725	50.2%	50.2%	52.2%	50.9%
% of FP17s for Band 1 Urgent Courses	117	2,127	5.5%	6.8%	7.9%	9.1%
% of FP17s Relating to Free Repair or Replacements	17	2,127	0.8%	0.8%	0.8%	0.8%
% of FP17s Relating to Continuations	16	2,127	0.8%	1.1%	1.1%	1.1%
% of Patients satisfied with the dentistry they have received	15	16	93.8%	92.1%	91.8%	91.7%
% of Patients satisfied with the time they had to wait for an appointment	15	16	93.8%	90.5%	88.4%	88.0%

* This is based on patients treated on this contract for their most recent course of treatment. Figures in italics indicate the base number of FP17s or Patient Questionnaire responses are less than 100. N/A is shown where the base number of responses is less than 10 during the period. % is calculated as Quantity/Base number*100

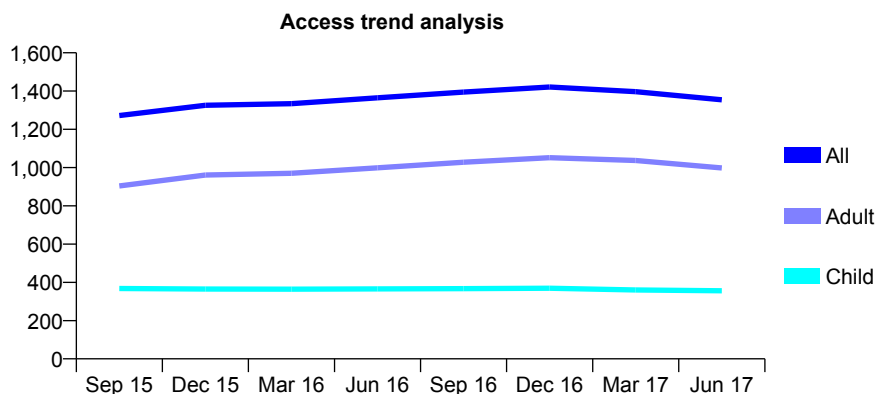
Q53 - Vital Signs At a Glance Contract Report for 331805/0003 - June 2017

Name or company name	MR JS SHERGILL
Contract type name	GDS Contract
Purpose of contract	General
Contract start date	01/04/2006
Contract end date	

17/18 Contracted general activity (UDA)	3,550
Carry forward general activity (UDA)	0
17/18 Contracted orthodontic activity (UOA)	0
Carry forward orthodontic activity (UOA)	0
Baseline contract value	£89,032.00

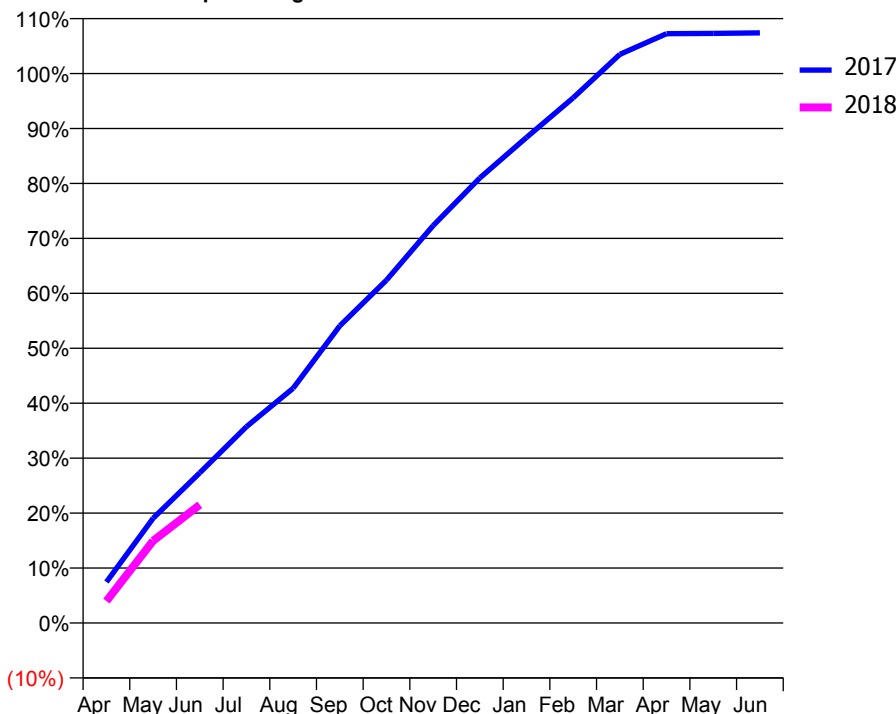
ACCESS*

Patients seen in 24 months	Total	Change since previous quarter
Quarter ending June 2016	1,365	
Quarter ending September 2016	1,395	↑
Quarter ending December 2016	1,421	→
Quarter ending March 2017	1,397	↓
Quarter ending June 2017	1,354	↓
Variance since June 2016	(0.8%)	→



ACTIVITY

Cumulative percentage of contracted UDA delivered 2017 & 2018



Adjusted Scheduled Activity (UDA)

Month	2017	2018
April	265	142
May	677	531
June	971	764
July	1,269	
August	1,517	
September	1,920	
October	2,215	
November	2,567	
December	2,875	
January	3,137	
February	3,393	
March	3,674	
April	3,807	
May	3,809	
June	3,812	

QUALITY

	Quantity	Base Number	Contract	AT	Region	England
% of FP17s for the same patient ID Re-attending within 3 months - Children	8	136	5.9%	9.3%	11.7%	12.0%
% of FP17s for the same patient ID Re-attending within 3 months - Adults	49	324	15.1%	12.6%	15.2%	16.0%
% of FP17s for the same patient ID Re-attending between 3 & 9 months - Children	75	136	55.1%	58.4%	59.1%	58.0%
% of FP17s for the same patient ID Re-attending between 3 & 9 months - Adults	186	324	57.4%	50.2%	52.2%	50.9%
% of FP17s for Band 1 Urgent Courses	25	381	6.6%	6.8%	7.9%	9.1%
% of FP17s Relating to Free Repair or Replacements	4	381	1.0%	0.8%	0.8%	0.8%
% of FP17s Relating to Continuations	4	381	1.0%	1.1%	1.1%	1.1%
% of Patients satisfied with the dentistry they have received	2	2	N/A	92.1%	91.8%	91.7%
% of Patients satisfied with the time they had to wait for an appointment	2	2	N/A	90.5%	88.4%	88.0%

* This is based on patients treated on this contract for their most recent course of treatment. Figures in italics indicate the base number of FP17s or Patient Questionnaire responses are less than 100. N/A is shown where the base number of responses is less than 10 during the period. % is calculated as Quantity/Base number*100

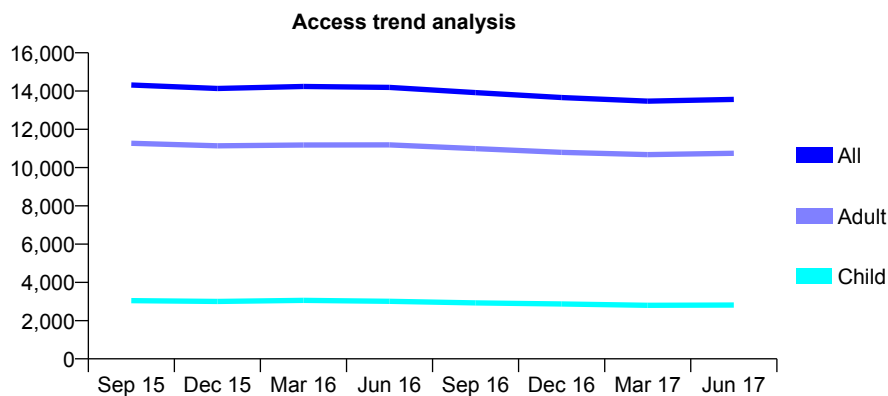
Q53 - Vital Signs At a Glance Contract Report for 334820/0001 - June 2017

Name or company name	MR AS DULKU
Contract type name	GDS Contract
Purpose of contract	General
Contract start date	01/04/2006
Contract end date	

17/18 Contracted general activity (UDA)	44,202
Carry forward general activity (UDA)	0
17/18 Contracted orthodontic activity (UOA)	0
Carry forward orthodontic activity (UOA)	0
Baseline contract value	£1,329,685.22

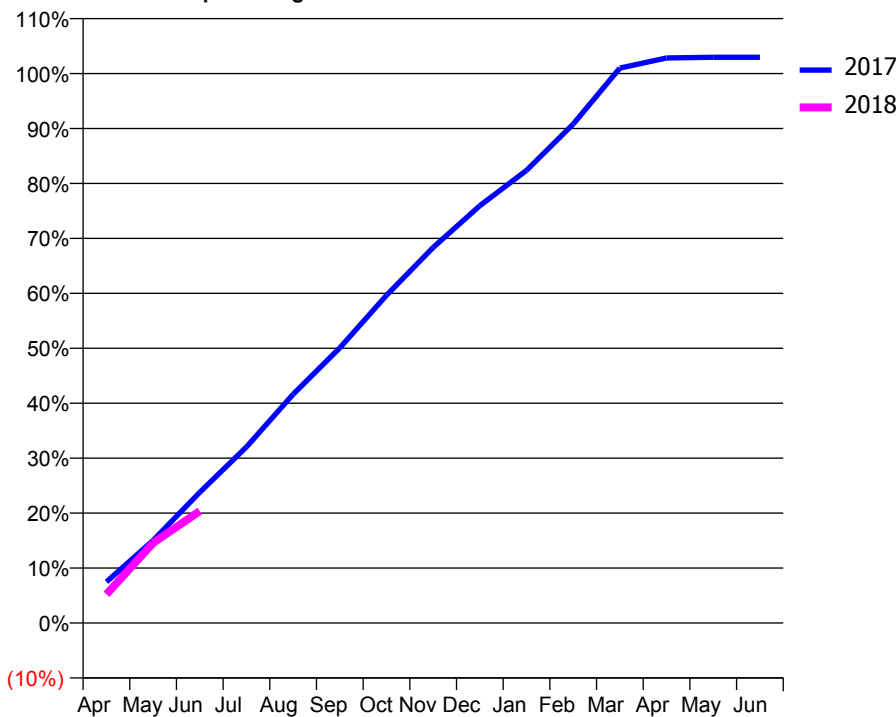
ACCESS*

Patients seen in 24 months	Total	Change since previous quarter
Quarter ending June 2016	14,189	
Quarter ending September 2016	13,918	↓
Quarter ending December 2016	13,664	↓
Quarter ending March 2017	13,472	↓
Quarter ending June 2017	13,560	→
Variance since June 2016	(4.4%)	↓



ACTIVITY

Cumulative percentage of contracted UDA delivered 2017 & 2018



Adjusted Scheduled Activity (UDA)

Month	2017	2018
April	3,309	2,311
May	6,649	6,445
June	10,515	9,002
July	14,159	
August	18,404	
September	22,131	
October	26,355	
November	30,207	
December	33,564	
January	36,412	
February	40,129	
March	44,639	
April	45,454	
May	45,504	
June	45,509	

QUALITY

	Quantity	Base Number	Contract	AT	Region	England
% of FP17s for the same patient ID Re-attending within 3 months - Children	52	1,081	4.8%	9.3%	11.7%	12.0%
% of FP17s for the same patient ID Re-attending within 3 months - Adults	438	4,336	10.1%	12.6%	15.2%	16.0%
% of FP17s for the same patient ID Re-attending between 3 & 9 months - Children	734	1,081	67.9%	58.4%	59.1%	58.0%
% of FP17s for the same patient ID Re-attending between 3 & 9 months - Adults	3,106	4,336	71.6%	50.2%	52.2%	50.9%
% of FP17s for Band 1 Urgent Courses	82	4,969	1.7%	6.8%	7.9%	9.1%
% of FP17s Relating to Free Repair or Replacements	36	4,969	0.7%	0.8%	0.8%	0.8%
% of FP17s Relating to Continuations	85	4,969	1.7%	1.1%	1.1%	1.1%
% of Patients satisfied with the dentistry they have received	58	59	98.3%	92.1%	91.8%	91.7%
% of Patients satisfied with the time they had to wait for an appointment	57	59	96.6%	90.5%	88.4%	88.0%

* This is based on patients treated on this contract for their most recent course of treatment. Figures in italics indicate the base number of FP17s or Patient Questionnaire responses are less than 100. N/A is shown where the base number of responses is less than 10 during the period. % is calculated as Quantity/Base number*100

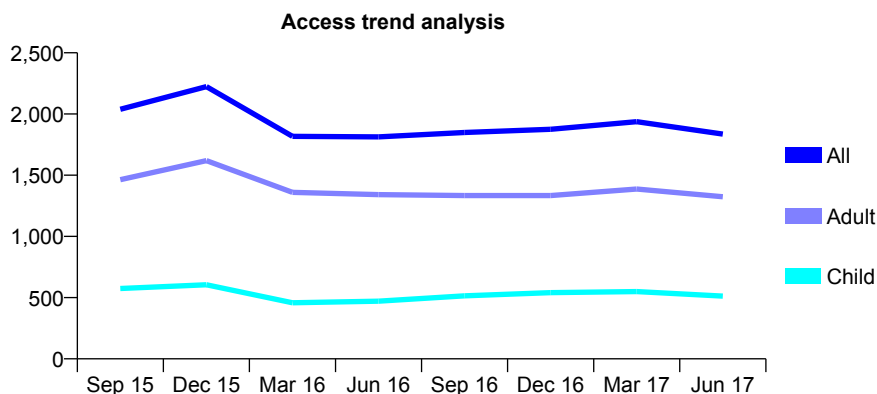
Q53 - Vital Signs At a Glance Contract Report for 334820/0002 - June 2017

Name or company name	MR AS DULKU
Contract type name	PDS Plus Contract
Purpose of contract	General
Contract start date	01/11/2010
Contract end date	30/06/2017

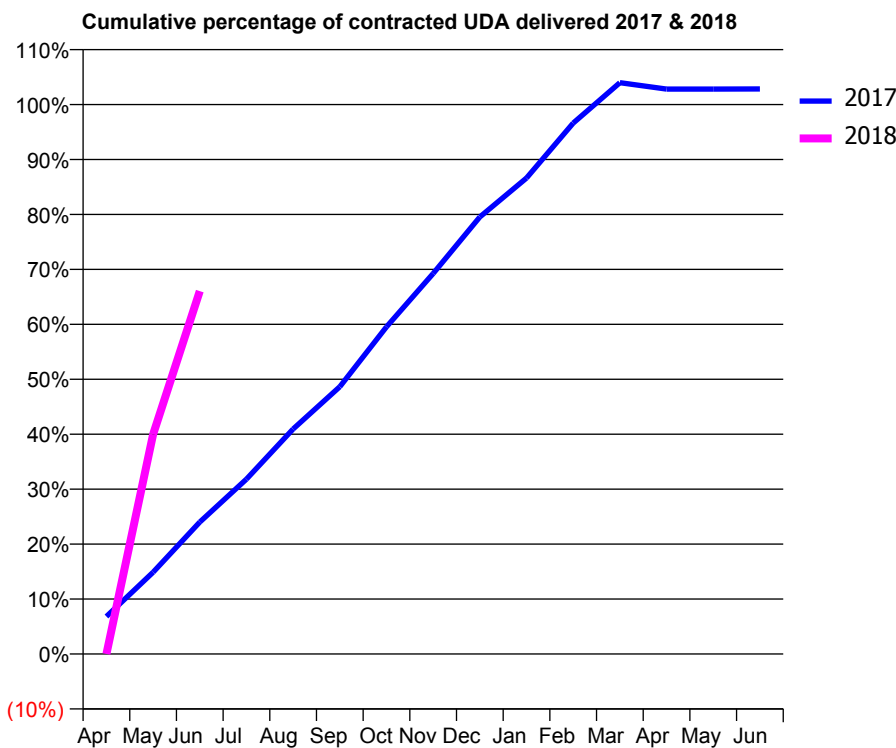
17/18 Contracted general activity (UDA)	1,250
Carry forward general activity (UDA)	0
17/18 Contracted orthodontic activity (UOA)	0
Carry forward orthodontic activity (UOA)	0
Baseline contract value	£16,940.35

ACCESS*

Patients seen in 24 months	Total	Change since previous quarter
Quarter ending June 2016	1,813	
Quarter ending September 2016	1,849	→
Quarter ending December 2016	1,875	→
Quarter ending March 2017	1,937	↑
Quarter ending June 2017	1,836	↓
Variance since June 2016	1.3%	→



ACTIVITY



Month	Adjusted Scheduled Activity (UDA)	
	2017	2018
April	341	0
May	744	500
June	1,201	825
July	1,591	
August	2,048	
September	2,433	
October	2,977	
November	3,463	
December	3,977	
January	4,331	
February	4,831	
March	5,198	
April	5,140	
May	5,140	
June	5,141	

QUALITY

	Quantity	Base Number	Contract	AT	Region	England
% of FP17s for the same patient ID Re-attending within 3 months - Children	0	108	0.0%	9.3%	11.7%	12.0%
% of FP17s for the same patient ID Re-attending within 3 months - Adults	4	287	1.4%	12.6%	15.2%	16.0%
% of FP17s for the same patient ID Re-attending between 3 & 9 months - Children	49	108	45.4%	58.4%	59.1%	58.0%
% of FP17s for the same patient ID Re-attending between 3 & 9 months - Adults	135	287	47.0%	50.2%	52.2%	50.9%
% of FP17s for Band 1 Urgent Courses	7	407	1.7%	6.8%	7.9%	9.1%
% of FP17s Relating to Free Repair or Replacements	5	407	1.2%	0.8%	0.8%	0.8%
% of FP17s Relating to Continuations	1	407	0.2%	1.1%	1.1%	1.1%
% of Patients satisfied with the dentistry they have received	0	0	N/A	92.1%	91.8%	91.7%
% of Patients satisfied with the time they had to wait for an appointment	0	0	N/A	90.5%	88.4%	88.0%

* This is based on patients treated on this contract for their most recent course of treatment. Figures in italics indicate the base number of FP17s or Patient Questionnaire responses are less than 100. N/A is shown where the base number of responses is less than 10 during the period. % is calculated as Quantity/Base number*100

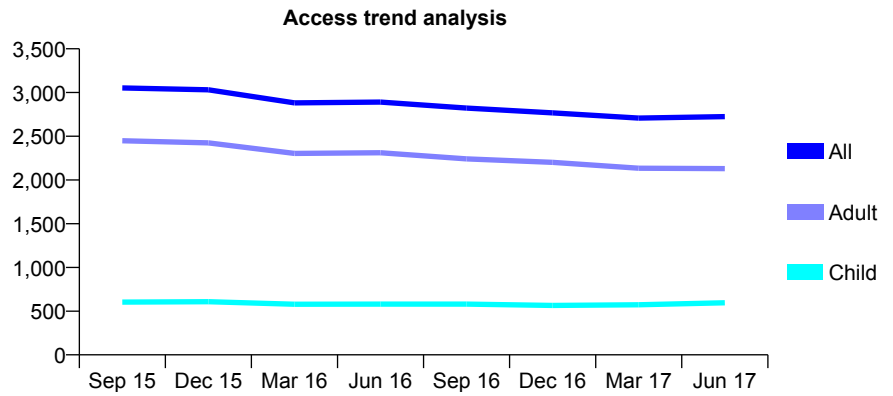
Q53 - Vital Signs At a Glance Contract Report for 339202/0001 - June 2017

Name or company name	MR M FIAZ
Contract type name	GDS Contract
Purpose of contract	General
Contract start date	01/04/2006
Contract end date	

17/18 Contracted general activity (UDA)	13,109
Carry forward general activity (UDA)	0
17/18 Contracted orthodontic activity (UOA)	0
Carry forward orthodontic activity (UOA)	0
Baseline contract value	£362,542.76

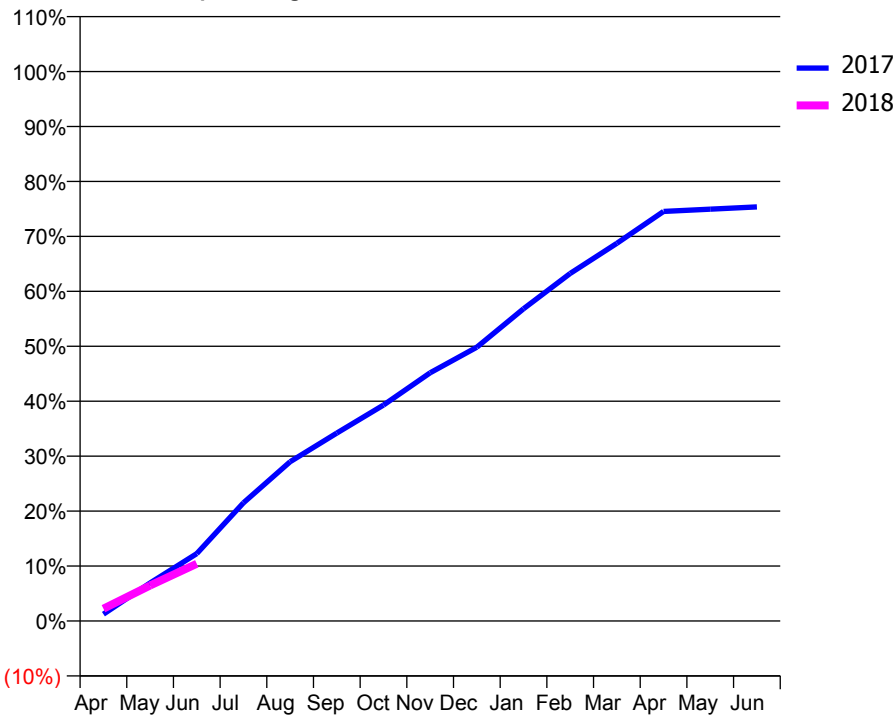
ACCESS*

Patients seen in 24 months	Total	Change since previous quarter
Quarter ending June 2016	2,891	
Quarter ending September 2016	2,822	↓
Quarter ending December 2016	2,767	↓
Quarter ending March 2017	2,708	↓
Quarter ending June 2017	2,724	→
Variance since June 2016	(5.8%)	↓



ACTIVITY

Cumulative percentage of contracted UDA delivered 2017 & 2018



Month	Adjusted Scheduled Activity (UDA)	
	2017	2018
April	163	294
May	908	847
June	1,609	1,365
July	2,820	
August	3,799	
September	4,483	
October	5,150	
November	5,922	
December	6,533	
January	7,447	
February	8,293	
March	9,012	
April	9,771	
May	9,826	
June	9,880	

QUALITY

	Quantity	Base Number	Contract	AT	Region	England
% of FP17s for the same patient ID Re-attending within 3 months - Children	5	121	4.1%	9.3%	11.7%	12.0%
% of FP17s for the same patient ID Re-attending within 3 months - Adults	51	417	12.2%	12.6%	15.2%	16.0%
% of FP17s for the same patient ID Re-attending between 3 & 9 months - Children	21	121	17.4%	58.4%	59.1%	58.0%
% of FP17s for the same patient ID Re-attending between 3 & 9 months - Adults	86	417	20.6%	50.2%	52.2%	50.9%
% of FP17s for Band 1 Urgent Courses	11	353	3.1%	6.8%	7.9%	9.1%
% of FP17s Relating to Free Repair or Replacements	4	353	1.1%	0.8%	0.8%	0.8%
% of FP17s Relating to Continuations	7	353	2.0%	1.1%	1.1%	1.1%
% of Patients satisfied with the dentistry they have received	1	1	N/A	92.1%	91.8%	91.7%
% of Patients satisfied with the time they had to wait for an appointment	1	1	N/A	90.5%	88.4%	88.0%

* This is based on patients treated on this contract for their most recent course of treatment. Figures in italics indicate the base number of FP17s or Patient Questionnaire responses are less than 100. N/A is shown where the base number of responses is less than 10 during the period. % is calculated as Quantity/Base number*100

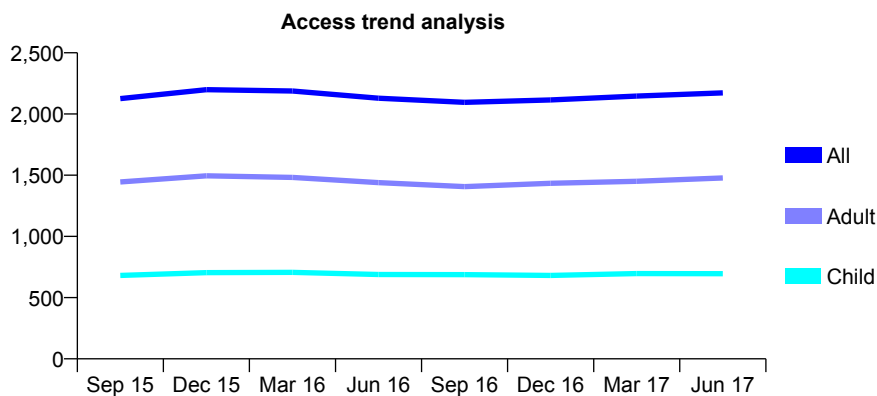
Q53 - Vital Signs At a Glance Contract Report for 339245/0001 - June 2017

Name or company name	MR SS TIWANA
Contract type name	GDS Contract
Purpose of contract	General
Contract start date	01/04/2006
Contract end date	

17/18 Contracted general activity (UDA)	6,915
Carry forward general activity (UDA)	0
17/18 Contracted orthodontic activity (UOA)	0
Carry forward orthodontic activity (UOA)	0
Baseline contract value	£198,752.00

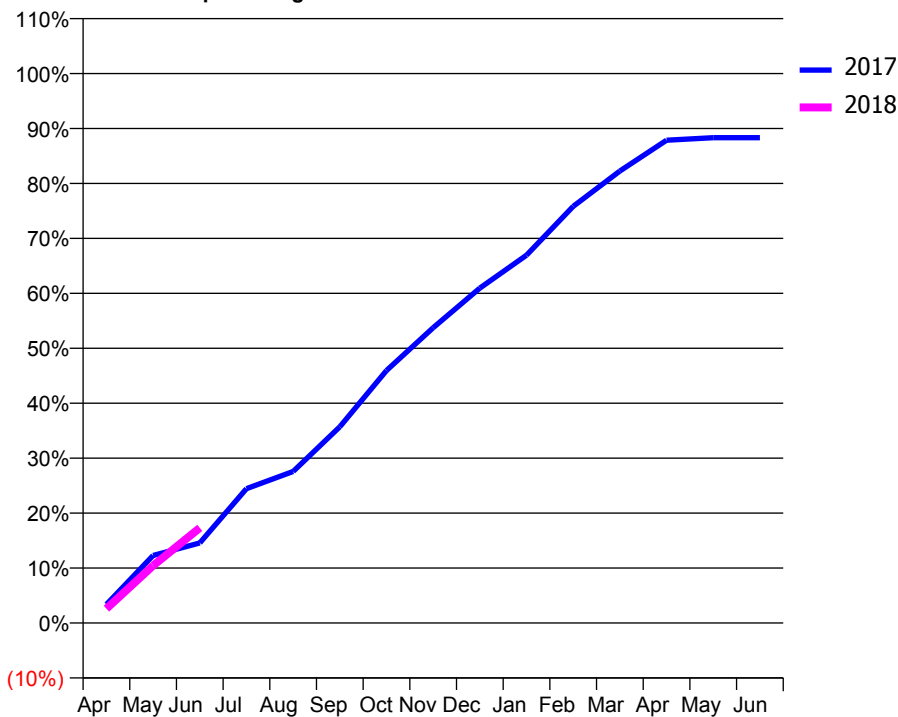
ACCESS*

Patients seen in 24 months	Total	Change since previous quarter
Quarter ending June 2016	2,129	
Quarter ending September 2016	2,095	↓
Quarter ending December 2016	2,115	→
Quarter ending March 2017	2,147	→
Quarter ending June 2017	2,173	→
Variance since June 2016	2.1%	↑



ACTIVITY

Cumulative percentage of contracted UDA delivered 2017 & 2018



Month	Adjusted Scheduled Activity (UDA)	
	2017	2018
April	234	181
May	850	722
June	1,007	1,198
July	1,691	
August	1,907	
September	2,469	
October	3,177	
November	3,716	
December	4,215	
January	4,628	
February	5,243	
March	5,688	
April	6,075	
May	6,108	
June	6,108	

QUALITY

	Quantity	Base Number	Contract	AT	Region	England
% of FP17s for the same patient ID Re-attending within 3 months - Children	26	251	10.4%	9.3%	11.7%	12.0%
% of FP17s for the same patient ID Re-attending within 3 months - Adults	45	439	10.3%	12.6%	15.2%	16.0%
% of FP17s for the same patient ID Re-attending between 3 & 9 months - Children	136	251	54.2%	58.4%	59.1%	58.0%
% of FP17s for the same patient ID Re-attending between 3 & 9 months - Adults	216	439	49.2%	50.2%	52.2%	50.9%
% of FP17s for Band 1 Urgent Courses	33	518	6.4%	6.8%	7.9%	9.1%
% of FP17s Relating to Free Repair or Replacements	6	518	1.2%	0.8%	0.8%	0.8%
% of FP17s Relating to Continuations	2	518	0.4%	1.1%	1.1%	1.1%
% of Patients satisfied with the dentistry they have received	3	4	N/A	92.1%	91.8%	91.7%
% of Patients satisfied with the time they had to wait for an appointment	4	4	N/A	90.5%	88.4%	88.0%

* This is based on patients treated on this contract for their most recent course of treatment. Figures in italics indicate the base number of FP17s or Patient Questionnaire responses are less than 100. N/A is shown where the base number of responses is less than 10 during the period. % is calculated as Quantity/Base number*100

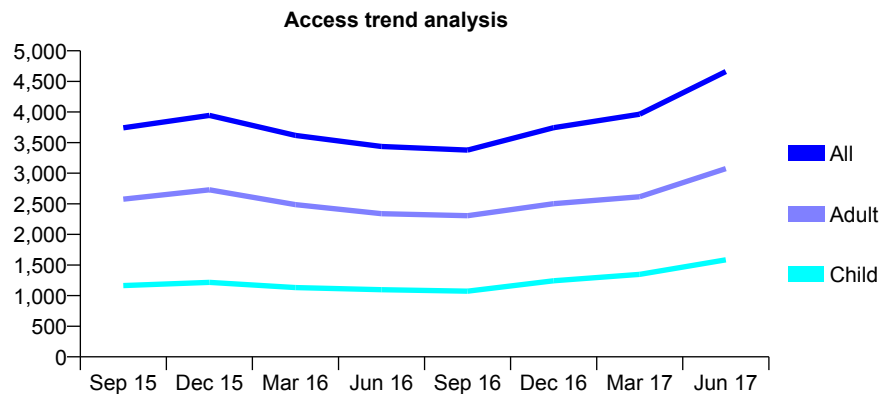
Q53 - Vital Signs At a Glance Contract Report for 339830/0001 - June 2017

Name or company name	MR D KAVANAGH
Contract type name	GDS Contract
Purpose of contract	General
Contract start date	01/04/2006
Contract end date	

17/18 Contracted general activity (UDA)	10,525
Carry forward general activity (UDA)	0
17/18 Contracted orthodontic activity (UOA)	0
Carry forward orthodontic activity (UOA)	0
Baseline contract value	£247,252.51

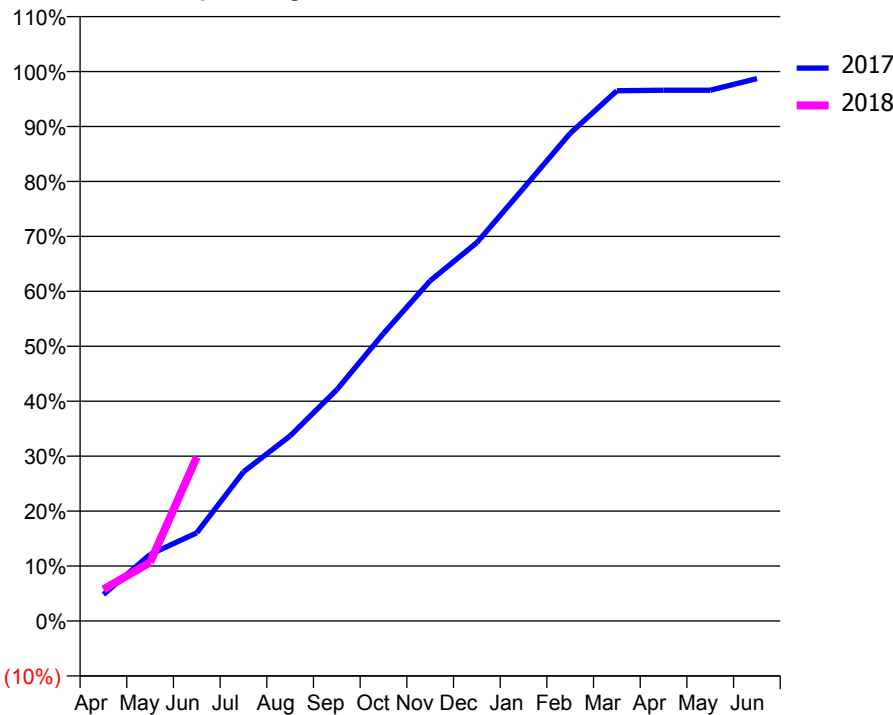
ACCESS*

Patients seen in 24 months	Total	Change since previous quarter
Quarter ending June 2016	3,437	
Quarter ending September 2016	3,378	↓
Quarter ending December 2016	3,744	↑
Quarter ending March 2017	3,963	↑
Quarter ending June 2017	4,662	↑
Variance since June 2016	35.6%	↑



ACTIVITY

Cumulative percentage of contracted UDA delivered 2017 & 2018



Month	Adjusted Scheduled Activity (UDA)	
	2017	2018
April	507	605
May	1,275	1,123
June	1,689	3,141
July	2,857	
August	3,546	
September	4,430	
October	5,507	
November	6,518	
December	7,246	
January	8,290	
February	9,340	
March	10,155	
April	10,166	
May	10,166	
June	10,389	

QUALITY

	Quantity	Base Number	Contract	AT	Region	England
% of FP17s for the same patient ID Re-attending within 3 months - Children	21	682	3.1%	9.3%	11.7%	12.0%
% of FP17s for the same patient ID Re-attending within 3 months - Adults	60	1,098	5.5%	12.6%	15.2%	16.0%
% of FP17s for the same patient ID Re-attending between 3 & 9 months - Children	256	682	37.5%	58.4%	59.1%	58.0%
% of FP17s for the same patient ID Re-attending between 3 & 9 months - Adults	364	1,098	33.2%	50.2%	52.2%	50.9%
% of FP17s for Band 1 Urgent Courses	20	1,602	1.2%	6.8%	7.9%	9.1%
% of FP17s Relating to Free Repair or Replacements	16	1,602	1.0%	0.8%	0.8%	0.8%
% of FP17s Relating to Continuations	15	1,602	0.9%	1.1%	1.1%	1.1%
% of Patients satisfied with the dentistry they have received	9	10	90.0%	92.1%	91.8%	91.7%
% of Patients satisfied with the time they had to wait for an appointment	10	10	100.0%	90.5%	88.4%	88.0%

* This is based on patients treated on this contract for their most recent course of treatment. Figures in italics indicate the base number of FP17s or Patient Questionnaire responses are less than 100. N/A is shown where the base number of responses is less than 10 during the period. % is calculated as Quantity/Base number*100

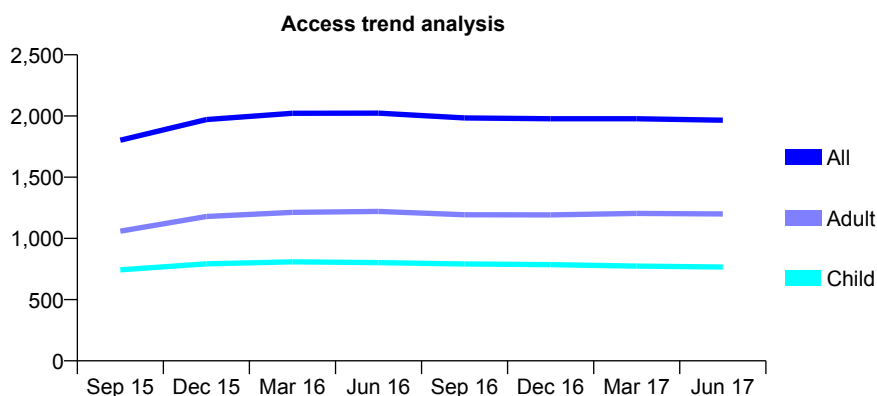
Q53 - Vital Signs At a Glance Contract Report for 340936/0001 - June 2017

Name or company name	MRS S RAHIMI
Contract type name	GDS Contract
Purpose of contract	General
Contract start date	01/04/2006
Contract end date	

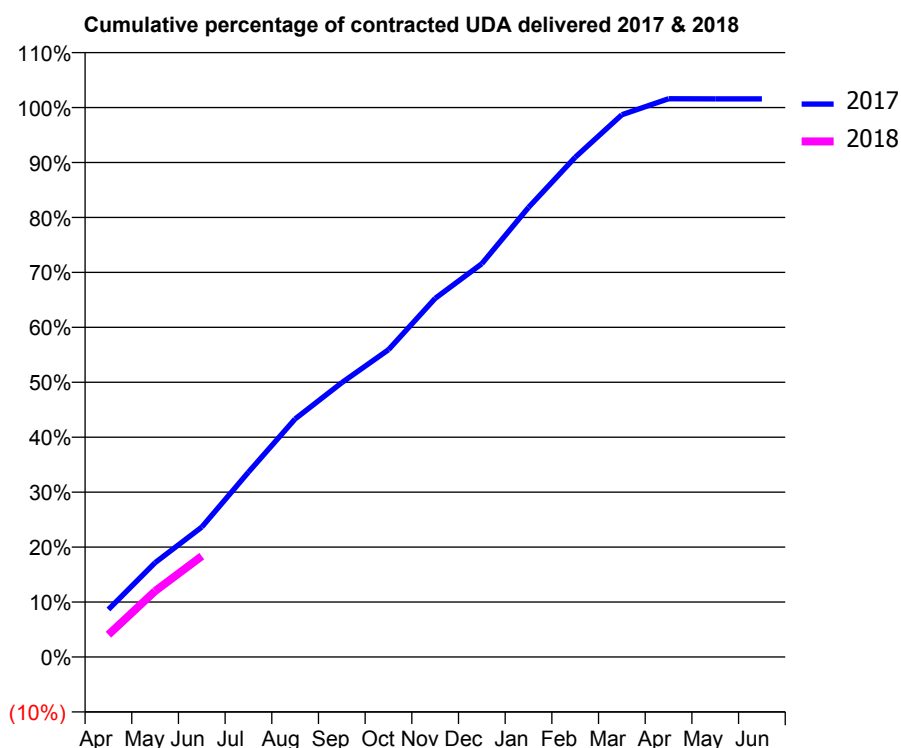
17/18 Contracted general activity (UDA)	5,948
Carry forward general activity (UDA)	0
17/18 Contracted orthodontic activity (UOA)	0
Carry forward orthodontic activity (UOA)	0
Baseline contract value	£174,229.79

ACCESS*

Patients seen in 24 months	Total	Change since previous quarter
Quarter ending June 2016	2,023	
Quarter ending September 2016	1,984	↓
Quarter ending December 2016	1,978	→
Quarter ending March 2017	1,978	→
Quarter ending June 2017	1,966	→
Variance since June 2016	(2.8%)	↓



ACTIVITY



Month	Adjusted Scheduled Activity (UDA)	
	2017	2018
April	514	242
May	1,021	714
June	1,407	1,092
July	2,002	
August	2,577	
September	2,970	
October	3,327	
November	3,882	
December	4,258	
January	4,867	
February	5,409	
March	5,870	
April	6,043	
May	6,041	
June	6,042	

QUALITY

	Quantity	Base Number	Contract	AT	Region	England
% of FP17s for the same patient ID Re-attending within 3 months - Children	21	262	8.0%	9.3%	11.7%	12.0%
% of FP17s for the same patient ID Re-attending within 3 months - Adults	68	369	18.4%	12.6%	15.2%	16.0%
% of FP17s for the same patient ID Re-attending between 3 & 9 months - Children	190	262	72.5%	58.4%	59.1%	58.0%
% of FP17s for the same patient ID Re-attending between 3 & 9 months - Adults	227	369	61.5%	50.2%	52.2%	50.9%
% of FP17s for Band 1 Urgent Courses	42	561	7.5%	6.8%	7.9%	9.1%
% of FP17s Relating to Free Repair or Replacements	13	561	2.3%	0.8%	0.8%	0.8%
% of FP17s Relating to Continuations	0	561	0.0%	1.1%	1.1%	1.1%
% of Patients satisfied with the dentistry they have received	3	3	N/A	92.1%	91.8%	91.7%
% of Patients satisfied with the time they had to wait for an appointment	3	3	N/A	90.5%	88.4%	88.0%

* This is based on patients treated on this contract for their most recent course of treatment. Figures in italics indicate the base number of FP17s or Patient Questionnaire responses are less than 100. N/A is shown where the base number of responses is less than 10 during the period. % is calculated as Quantity/Base number*100

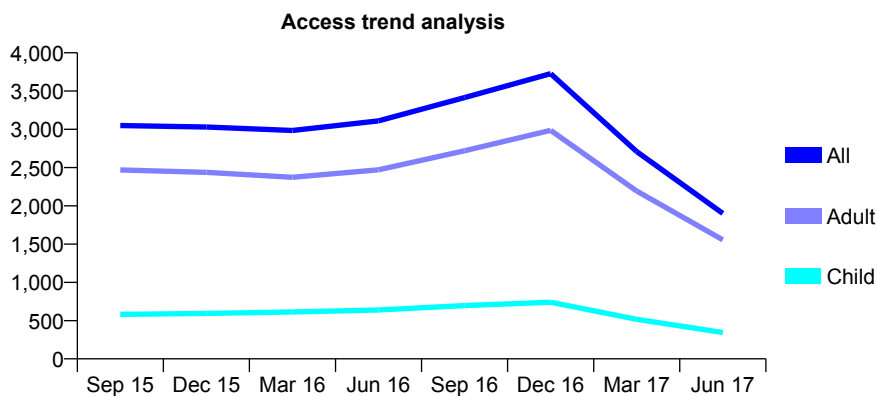
Q53 - Vital Signs At a Glance Contract Report for 342807/0001 - June 2017

Name or company name	MR HM MOSTAFA
Contract type name	GDS Contract
Purpose of contract	General
Contract start date	21/08/2006
Contract end date	

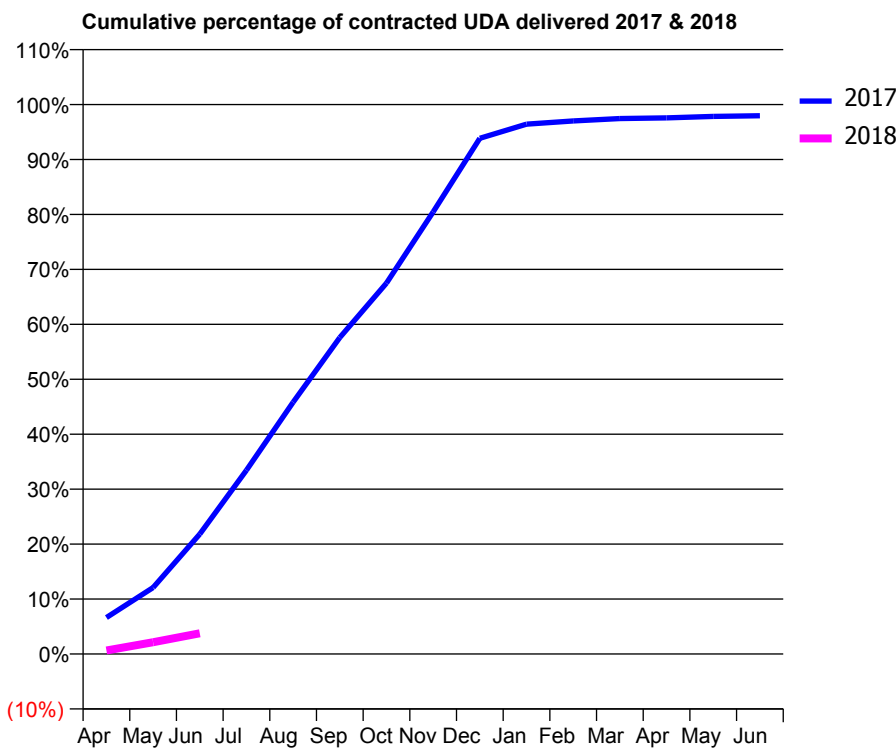
17/18 Contracted general activity (UDA)	8,075
Carry forward general activity (UDA)	0
17/18 Contracted orthodontic activity (UOA)	0
Carry forward orthodontic activity (UOA)	0
Baseline contract value	£200,763.65

ACCESS*

Patients seen in 24 months	Total	Change since previous quarter
Quarter ending June 2016	3,110	
Quarter ending September 2016	3,416	↑
Quarter ending December 2016	3,727	↑
Quarter ending March 2017	2,710	↓
Quarter ending June 2017	1,900	↓
Variance since June 2016	(38.9%)	↓



ACTIVITY



Adjusted Scheduled Activity (UDA)		
Month	2017	2018
April	536	51
May	977	173
June	1,762	305
July	2,702	
August	3,700	
September	4,650	
October	5,451	
November	6,498	
December	7,579	
January	7,786	
February	7,834	
March	7,868	
April	7,879	
May	7,899	
June	7,909	

QUALITY

	Quantity	Base Number	Contract	AT	Region	England
% of FP17s for the same patient ID Re-attending within 3 months - Children	0	32	0.0%	9.3%	11.7%	12.0%
% of FP17s for the same patient ID Re-attending within 3 months - Adults	2	137	1.5%	12.6%	15.2%	16.0%
% of FP17s for the same patient ID Re-attending between 3 & 9 months - Children	15	32	46.9%	58.4%	59.1%	58.0%
% of FP17s for the same patient ID Re-attending between 3 & 9 months - Adults	48	137	35.0%	50.2%	52.2%	50.9%
% of FP17s for Band 1 Urgent Courses	12	144	8.3%	6.8%	7.9%	9.1%
% of FP17s Relating to Free Repair or Replacements	5	144	3.5%	0.8%	0.8%	0.8%
% of FP17s Relating to Continuations	0	144	0.0%	1.1%	1.1%	1.1%
% of Patients satisfied with the dentistry they have received	8	8	N/A	92.1%	91.8%	91.7%
% of Patients satisfied with the time they had to wait for an appointment	6	8	N/A	90.5%	88.4%	88.0%

* This is based on patients treated on this contract for their most recent course of treatment. Figures in italics indicate the base number of FP17s or Patient Questionnaire responses are less than 100. N/A is shown where the base number of responses is less than 10 during the period. % is calculated as Quantity/Base number*100

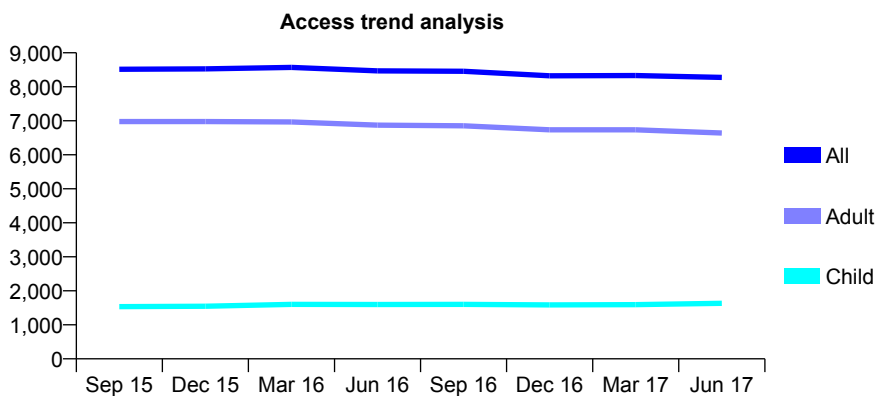
Q53 - Vital Signs At a Glance Contract Report for 343609/0001 - June 2017

Name or company name	MR A SAGHIR
Contract type name	GDS Contract
Purpose of contract	General
Contract start date	01/04/2006
Contract end date	

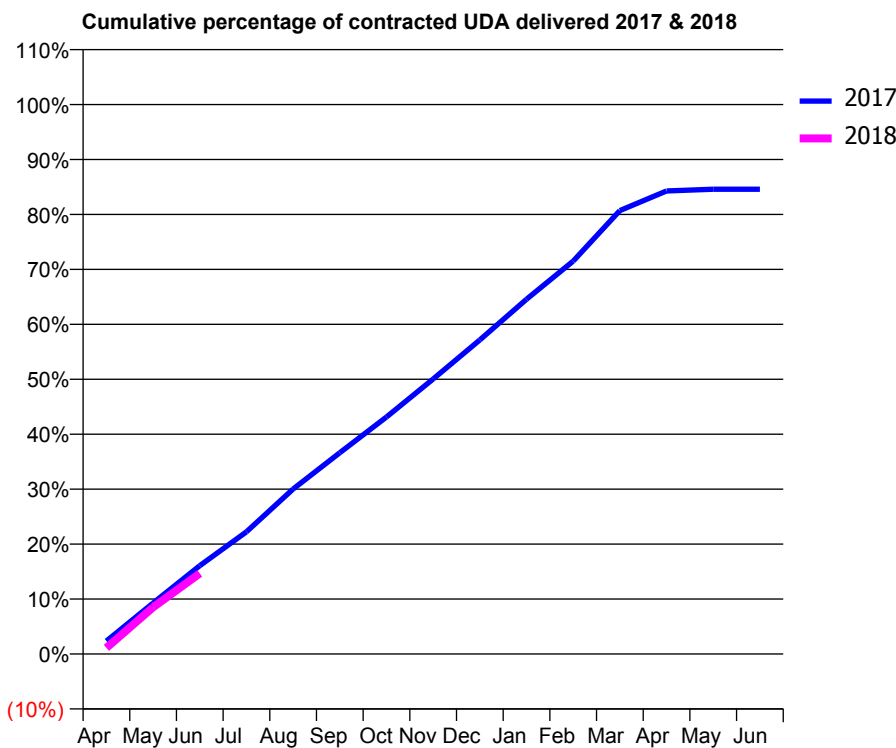
17/18 Contracted general activity (UDA)	22,885
Carry forward general activity (UDA)	0
17/18 Contracted orthodontic activity (UOA)	0
Carry forward orthodontic activity (UOA)	0
Baseline contract value	£635,793.30

ACCESS*

Patients seen in 24 months	Total	Change since previous quarter
Quarter ending June 2016	8,469	
Quarter ending September 2016	8,455	→
Quarter ending December 2016	8,325	↓
Quarter ending March 2017	8,330	→
Quarter ending June 2017	8,277	→
Variance since June 2016	(2.3%)	↓



ACTIVITY



Month	Adjusted Scheduled Activity (UDA)	
	2017	2018
April	540	257
May	2,126	1,945
June	3,679	3,355
July	5,091	
August	6,871	
September	8,384	
October	9,871	
November	11,456	
December	13,084	
January	14,775	
February	16,362	
March	18,470	
April	19,283	
May	19,355	
June	19,357	

QUALITY

	Quantity	Base Number	Contract	AT	Region	England
% of FP17s for the same patient ID Re-attending within 3 months - Children	28	518	5.4%	9.3%	11.7%	12.0%
% of FP17s for the same patient ID Re-attending within 3 months - Adults	263	1,864	14.1%	12.6%	15.2%	16.0%
% of FP17s for the same patient ID Re-attending between 3 & 9 months - Children	261	518	50.4%	58.4%	59.1%	58.0%
% of FP17s for the same patient ID Re-attending between 3 & 9 months - Adults	787	1,864	42.2%	50.2%	52.2%	50.9%
% of FP17s for Band 1 Urgent Courses	137	1,801	7.6%	6.8%	7.9%	9.1%
% of FP17s Relating to Free Repair or Replacements	29	1,801	1.6%	0.8%	0.8%	0.8%
% of FP17s Relating to Continuations	10	1,801	0.6%	1.1%	1.1%	1.1%
% of Patients satisfied with the dentistry they have received	13	15	86.7%	92.1%	91.8%	91.7%
% of Patients satisfied with the time they had to wait for an appointment	15	15	100.0%	90.5%	88.4%	88.0%

* This is based on patients treated on this contract for their most recent course of treatment. Figures in italics indicate the base number of FP17s or Patient Questionnaire responses are less than 100. N/A is shown where the base number of responses is less than 10 during the period. % is calculated as Quantity/Base number*100

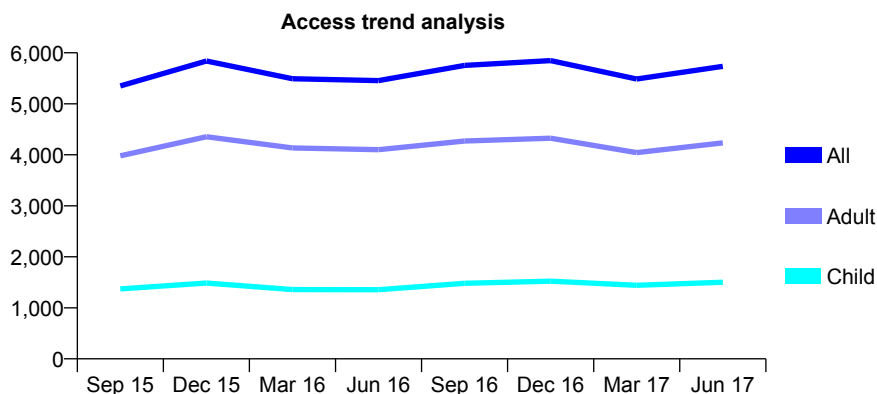
Q53 - Vital Signs At a Glance Contract Report for 345423/0001 - June 2017

Name or company name	MR T MOODLEY
Contract type name	GDS Contract
Purpose of contract	General
Contract start date	01/04/2006
Contract end date	

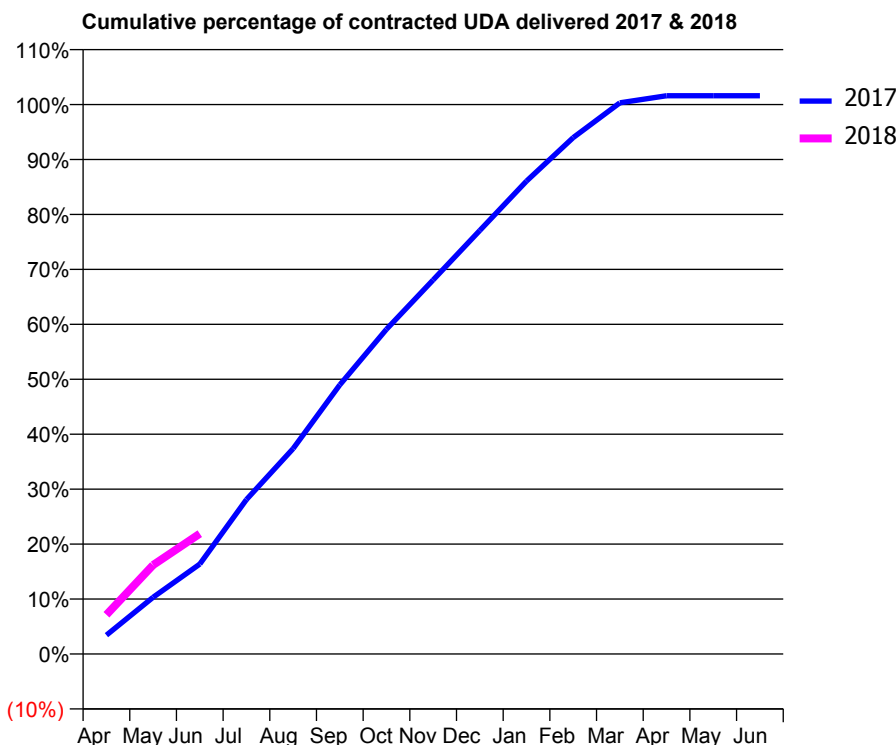
17/18 Contracted general activity (UDA)	14,129
Carry forward general activity (UDA)	0
17/18 Contracted orthodontic activity (UOA)	0
Carry forward orthodontic activity (UOA)	0
Baseline contract value	£367,563.41

ACCESS*

Patients seen in 24 months	Total	Change since previous quarter
Quarter ending June 2016	5,455	
Quarter ending September 2016	5,752	↑
Quarter ending December 2016	5,847	→
Quarter ending March 2017	5,485	↓
Quarter ending June 2017	5,735	↑
Variance since June 2016	5.1%	↑



ACTIVITY



Month	Adjusted Scheduled Activity (UDA)	
	2017	2018
April	486	1,008
May	1,458	2,288
June	2,311	3,094
July	3,972	
August	5,282	
September	6,919	
October	8,352	
November	9,621	
December	10,892	
January	12,160	
February	13,278	
March	14,173	
April	14,355	
May	14,355	
June	14,355	

QUALITY

	Quantity	Base Number	Contract	AT	Region	England
% of FP17s for the same patient ID Re-attending within 3 months - Children	15	582	2.6%	9.3%	11.7%	12.0%
% of FP17s for the same patient ID Re-attending within 3 months - Adults	109	1,335	8.2%	12.6%	15.2%	16.0%
% of FP17s for the same patient ID Re-attending between 3 & 9 months - Children	263	582	45.2%	58.4%	59.1%	58.0%
% of FP17s for the same patient ID Re-attending between 3 & 9 months - Adults	473	1,335	35.4%	50.2%	52.2%	50.9%
% of FP17s for Band 1 Urgent Courses	51	1,545	3.3%	6.8%	7.9%	9.1%
% of FP17s Relating to Free Repair or Replacements	11	1,545	0.7%	0.8%	0.8%	0.8%
% of FP17s Relating to Continuations	28	1,545	1.8%	1.1%	1.1%	1.1%
% of Patients satisfied with the dentistry they have received	7	8	N/A	92.1%	91.8%	91.7%
% of Patients satisfied with the time they had to wait for an appointment	8	8	N/A	90.5%	88.4%	88.0%

* This is based on patients treated on this contract for their most recent course of treatment. Figures in italics indicate the base number of FP17s or Patient Questionnaire responses are less than 100. N/A is shown where the base number of responses is less than 10 during the period. % is calculated as Quantity/Base number*100

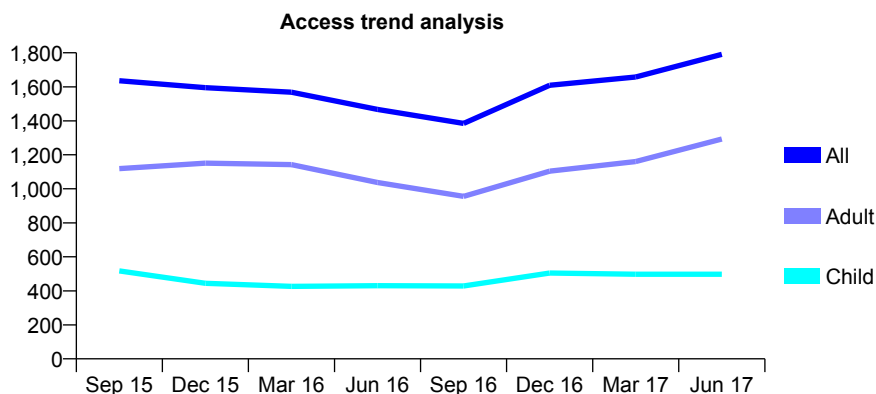
Q53 - Vital Signs At a Glance Contract Report for 358584/0001 - June 2017

Name or company name	MR A PANDEY
Contract type name	GDS Contract
Purpose of contract	General
Contract start date	01/04/2006
Contract end date	

17/18 Contracted general activity (UDA)	7,523
Carry forward general activity (UDA)	0
17/18 Contracted orthodontic activity (UOA)	0
Carry forward orthodontic activity (UOA)	0
Baseline contract value	£274,760.05

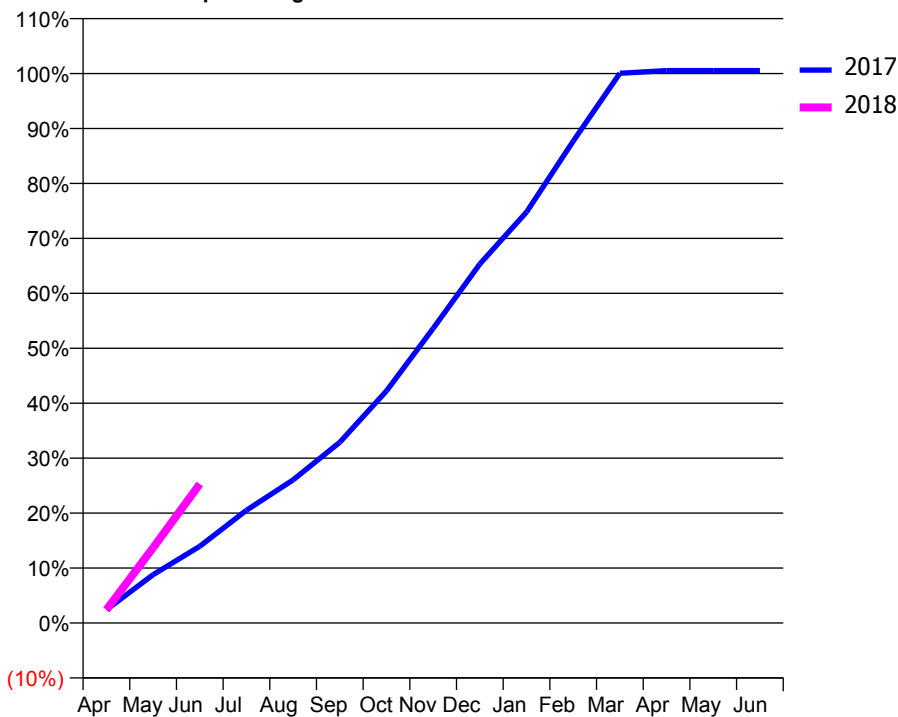
ACCESS*

Patients seen in 24 months	Total	Change since previous quarter
Quarter ending June 2016	1,467	
Quarter ending September 2016	1,385	↓
Quarter ending December 2016	1,609	↑
Quarter ending March 2017	1,658	↑
Quarter ending June 2017	1,791	↑
Variance since June 2016	22.1%	↑



ACTIVITY

Cumulative percentage of contracted UDA delivered 2017 & 2018



Month	Adjusted Scheduled Activity (UDA)	
	2017	2018
April	182	182
May	662	1,031
June	1,050	1,903
July	1,543	
August	1,960	
September	2,475	
October	3,177	
November	4,033	
December	4,915	
January	5,625	
February	6,598	
March	7,526	
April	7,562	
May	7,562	
June	7,562	

QUALITY

	Quantity	Base Number	Contract	AT	Region	England
% of FP17s for the same patient ID Re-attending within 3 months - Children	3	154	1.9%	9.3%	11.7%	12.0%
% of FP17s for the same patient ID Re-attending within 3 months - Adults	33	458	7.2%	12.6%	15.2%	16.0%
% of FP17s for the same patient ID Re-attending between 3 & 9 months - Children	69	154	44.8%	58.4%	59.1%	58.0%
% of FP17s for the same patient ID Re-attending between 3 & 9 months - Adults	168	458	36.7%	50.2%	52.2%	50.9%
% of FP17s for Band 1 Urgent Courses	25	604	4.1%	6.8%	7.9%	9.1%
% of FP17s Relating to Free Repair or Replacements	10	604	1.7%	0.8%	0.8%	0.8%
% of FP17s Relating to Continuations	7	604	1.2%	1.1%	1.1%	1.1%
% of Patients satisfied with the dentistry they have received	5	5	N/A	92.1%	91.8%	91.7%
% of Patients satisfied with the time they had to wait for an appointment	5	5	N/A	90.5%	88.4%	88.0%

* This is based on patients treated on this contract for their most recent course of treatment. Figures in italics indicate the base number of FP17s or Patient Questionnaire responses are less than 100. N/A is shown where the base number of responses is less than 10 during the period. % is calculated as Quantity/Base number*100

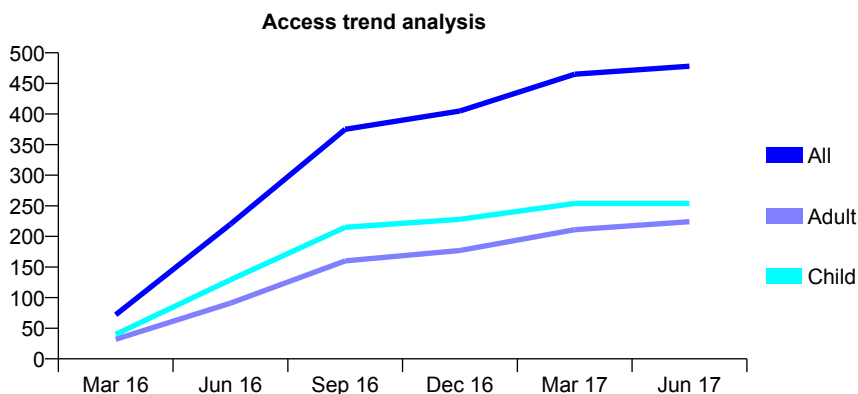
Q53 - Vital Signs At a Glance Contract Report for 499579/0001 - June 2017

Name or company name	MR SR GIBSON-SEXTON
Contract type name	GDS Contract
Purpose of contract	General
Contract start date	01/12/2015
Contract end date	

17/18 Contracted general activity (UDA)	1,192
Carry forward general activity (UDA)	0
17/18 Contracted orthodontic activity (UOA)	0
Carry forward orthodontic activity (UOA)	0
Baseline contract value	£25,568.16

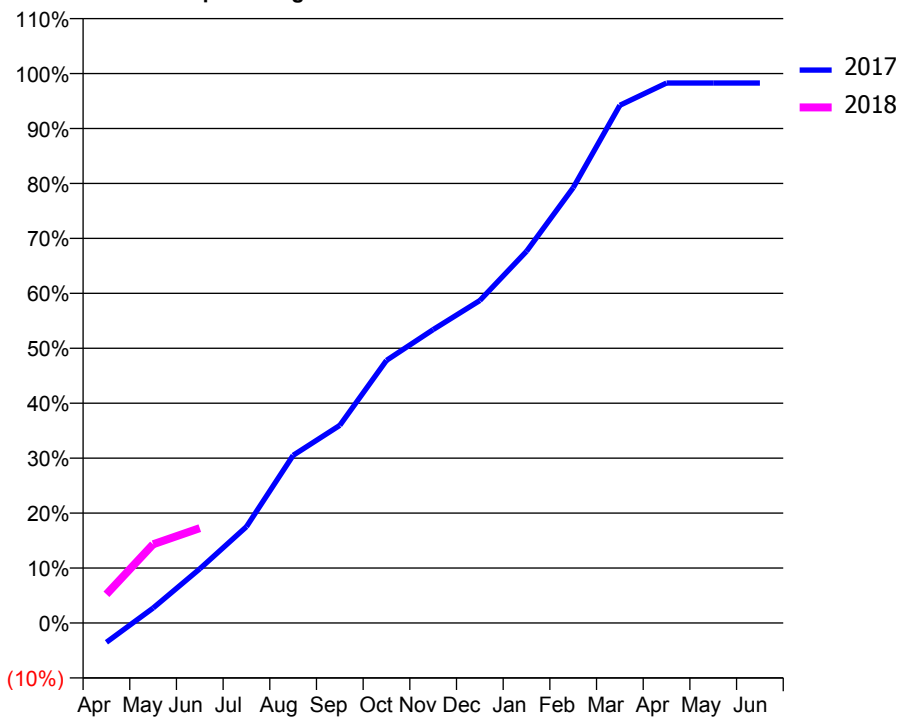
ACCESS*

Patients seen in 24 months	Total	Change since previous quarter
Quarter ending June 2016	220	
Quarter ending September 2016	375	↑
Quarter ending December 2016	405	↑
Quarter ending March 2017	465	↑
Quarter ending June 2017	478	↑
Variance since June 2016	117.3%	↑



ACTIVITY

Cumulative percentage of contracted UDA delivered 2017 & 2018



Month	Adjusted Scheduled Activity (UDA)	
	2017	2018
April	-42	62
May	33	171
June	118	206
July	209	
August	364	
September	429	
October	570	
November	636	
December	700	
January	806	
February	944	
March	1,123	
April	1,171	
May	1,171	
June	1,171	

QUALITY

	Quantity	Base Number	Contract	AT	Region	England
% of FP17s for the same patient ID Re-attending within 3 months - Children	9	83	10.8%	9.3%	11.7%	12.0%
% of FP17s for the same patient ID Re-attending within 3 months - Adults	8	75	10.7%	12.6%	15.2%	16.0%
% of FP17s for the same patient ID Re-attending between 3 & 9 months - Children	51	83	61.4%	58.4%	59.1%	58.0%
% of FP17s for the same patient ID Re-attending between 3 & 9 months - Adults	42	75	56.0%	50.2%	52.2%	50.9%
% of FP17s for Band 1 Urgent Courses	4	138	2.9%	6.8%	7.9%	9.1%
% of FP17s Relating to Free Repair or Replacements	0	138	0.0%	0.8%	0.8%	0.8%
% of FP17s Relating to Continuations	0	138	0.0%	1.1%	1.1%	1.1%
% of Patients satisfied with the dentistry they have received	4	4	N/A	92.1%	91.8%	91.7%
% of Patients satisfied with the time they had to wait for an appointment	4	4	N/A	90.5%	88.4%	88.0%

* This is based on patients treated on this contract for their most recent course of treatment. Figures in italics indicate the base number of FP17s or Patient Questionnaire responses are less than 100. N/A is shown where the base number of responses is less than 10 during the period. % is calculated as Quantity/Base number*100

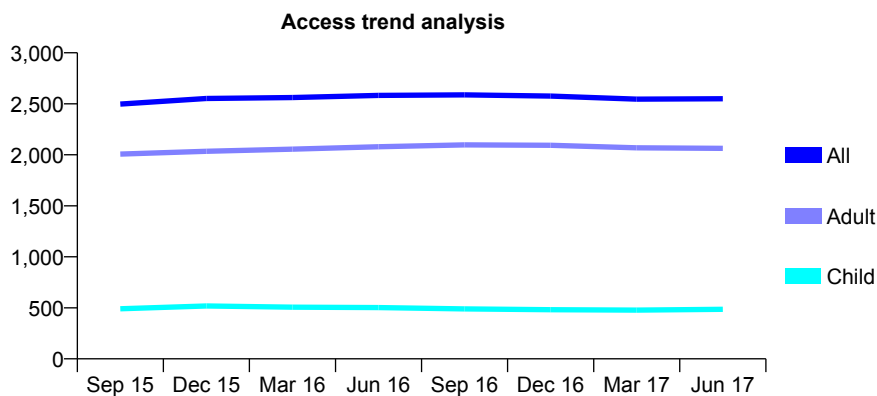
Q53 - Vital Signs At a Glance Contract Report for 564931/0001 - June 2017

Name or company name	MR PC SEE
Contract type name	GDS Contract
Purpose of contract	General
Contract start date	01/04/2006
Contract end date	

17/18 Contracted general activity (UDA)	7,635
Carry forward general activity (UDA)	0
17/18 Contracted orthodontic activity (UOA)	0
Carry forward orthodontic activity (UOA)	0
Baseline contract value	£186,825.83

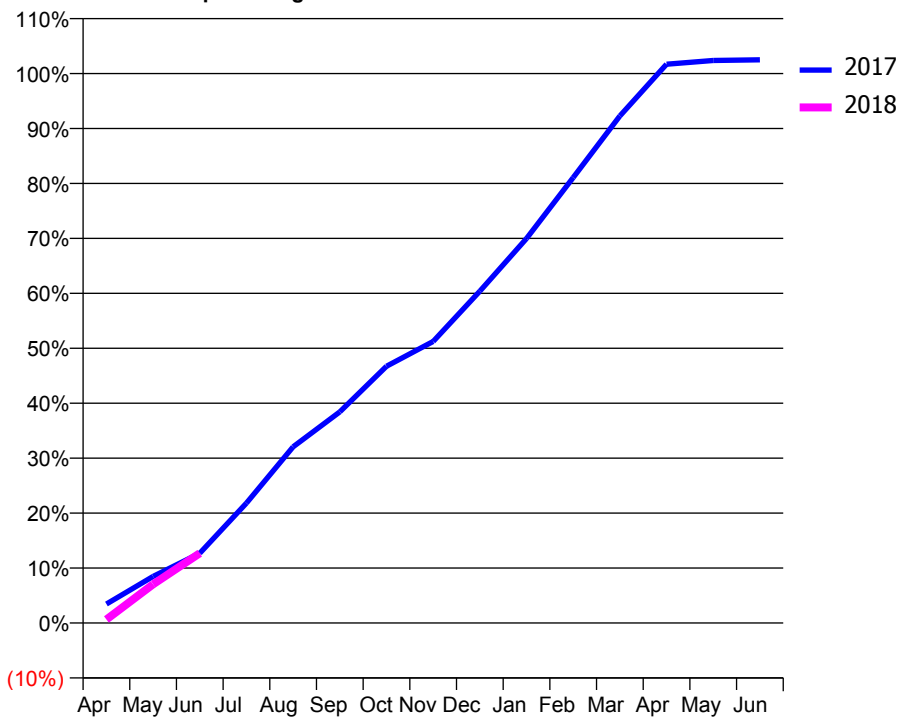
ACCESS*

Patients seen in 24 months	Total	Change since previous quarter
Quarter ending June 2016	2,582	
Quarter ending September 2016	2,588	→
Quarter ending December 2016	2,576	→
Quarter ending March 2017	2,546	↓
Quarter ending June 2017	2,550	→
Variance since June 2016	(1.2%)	↓



ACTIVITY

Cumulative percentage of contracted UDA delivered 2017 & 2018



Month	Adjusted Scheduled Activity (UDA)	
	2017	2018
April	264	50
May	648	539
June	970	970
July	1,667	
August	2,449	
September	2,935	
October	3,568	
November	3,912	
December	4,610	
January	5,343	
February	6,189	
March	7,046	
April	7,763	
May	7,816	
June	7,825	

QUALITY

	Quantity	Base Number	Contract	AT	Region	England
% of FP17s for the same patient ID Re-attending within 3 months - Children	13	169	7.7%	9.3%	11.7%	12.0%
% of FP17s for the same patient ID Re-attending within 3 months - Adults	154	743	20.7%	12.6%	15.2%	16.0%
% of FP17s for the same patient ID Re-attending between 3 & 9 months - Children	75	169	44.4%	58.4%	59.1%	58.0%
% of FP17s for the same patient ID Re-attending between 3 & 9 months - Adults	341	743	45.9%	50.2%	52.2%	50.9%
% of FP17s for Band 1 Urgent Courses	71	585	12.1%	6.8%	7.9%	9.1%
% of FP17s Relating to Free Repair or Replacements	21	585	3.6%	0.8%	0.8%	0.8%
% of FP17s Relating to Continuations	13	585	2.2%	1.1%	1.1%	1.1%
% of Patients satisfied with the dentistry they have received	7	7	N/A	92.1%	91.8%	91.7%
% of Patients satisfied with the time they had to wait for an appointment	7	7	N/A	90.5%	88.4%	88.0%

* This is based on patients treated on this contract for their most recent course of treatment. Figures in italics indicate the base number of FP17s or Patient Questionnaire responses are less than 100. N/A is shown where the base number of responses is less than 10 during the period. % is calculated as Quantity/Base number*100

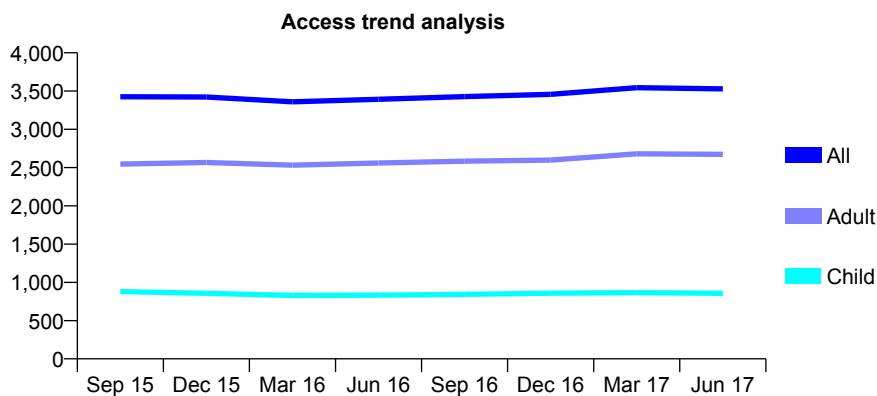
Q53 - Vital Signs At a Glance Contract Report for 569925/0001 - June 2017

Name or company name	MR AR ASHTON
Contract type name	GDS Contract
Purpose of contract	General
Contract start date	01/04/2006
Contract end date	

17/18 Contracted general activity (UDA)	9,986
Carry forward general activity (UDA)	0
17/18 Contracted orthodontic activity (UOA)	0
Carry forward orthodontic activity (UOA)	0
Baseline contract value	£241,476.79

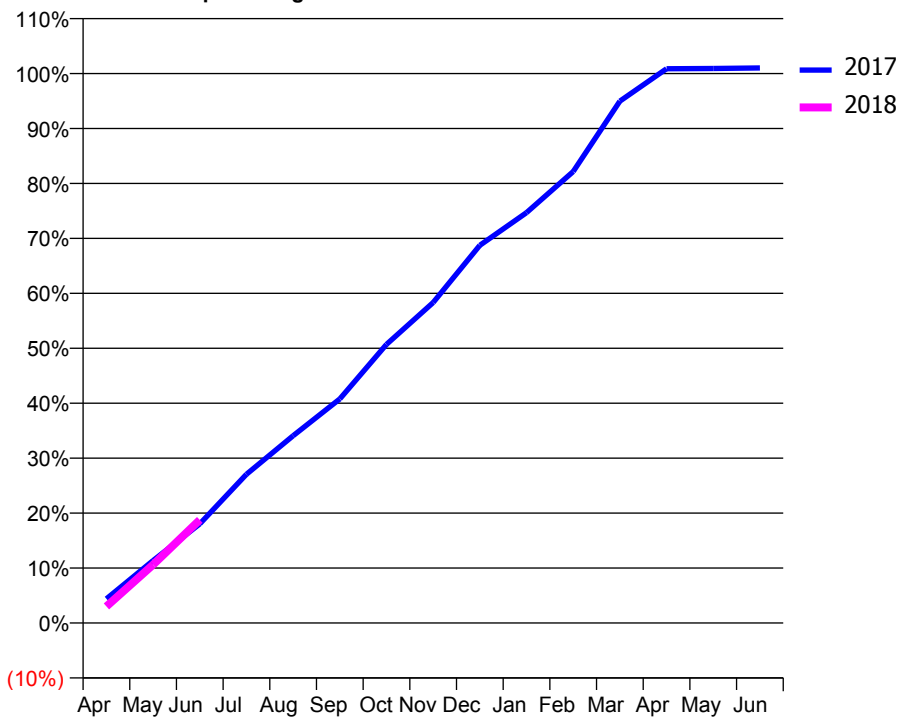
ACCESS*

Patients seen in 24 months	Total	Change since previous quarter
Quarter ending June 2016	3,392	
Quarter ending September 2016	3,427	→
Quarter ending December 2016	3,457	→
Quarter ending March 2017	3,544	↑
Quarter ending June 2017	3,529	→
Variance since June 2016	4.0%	↑



ACTIVITY

Cumulative percentage of contracted UDA delivered 2017 & 2018



Month	Adjusted Scheduled Activity (UDA)	
	2017	2018
April	440	301
May	1,135	1,061
June	1,802	1,874
July	2,704	
August	3,404	
September	4,072	
October	5,064	
November	5,825	
December	6,863	
January	7,458	
February	8,204	
March	9,485	
April	10,074	
May	10,078	
June	10,087	

QUALITY

	Quantity	Base Number	Contract	AT	Region	England
% of FP17s for the same patient ID Re-attending within 3 months - Children	15	291	5.2%	9.3%	11.7%	12.0%
% of FP17s for the same patient ID Re-attending within 3 months - Adults	60	778	7.7%	12.6%	15.2%	16.0%
% of FP17s for the same patient ID Re-attending between 3 & 9 months - Children	150	291	51.5%	58.4%	59.1%	58.0%
% of FP17s for the same patient ID Re-attending between 3 & 9 months - Adults	450	778	57.8%	50.2%	52.2%	50.9%
% of FP17s for Band 1 Urgent Courses	32	866	3.7%	6.8%	7.9%	9.1%
% of FP17s Relating to Free Repair or Replacements	6	866	0.7%	0.8%	0.8%	0.8%
% of FP17s Relating to Continuations	20	866	2.3%	1.1%	1.1%	1.1%
% of Patients satisfied with the dentistry they have received	5	5	N/A	92.1%	91.8%	91.7%
% of Patients satisfied with the time they had to wait for an appointment	5	5	N/A	90.5%	88.4%	88.0%

* This is based on patients treated on this contract for their most recent course of treatment. Figures in italics indicate the base number of FP17s or Patient Questionnaire responses are less than 100. N/A is shown where the base number of responses is less than 10 during the period. % is calculated as Quantity/Base number*100

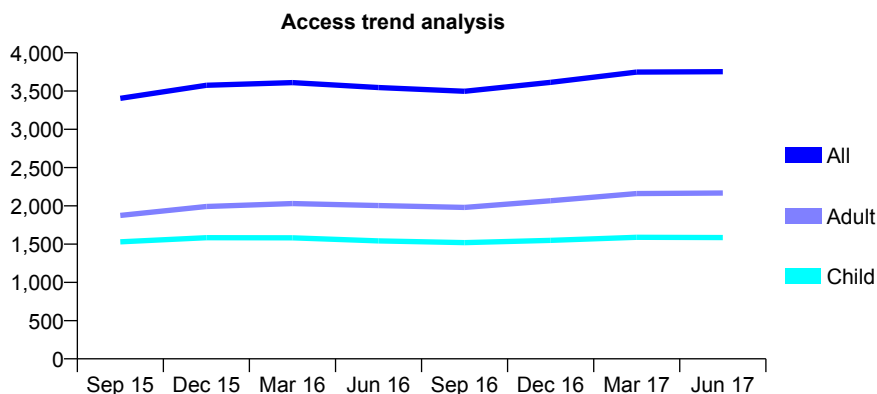
Q53 - Vital Signs At a Glance Contract Report for 574422/0001 - June 2017

Name or company name	MR R OSMAN
Contract type name	GDS Contract
Purpose of contract	General and Orthodontic
Contract start date	01/04/2006
Contract end date	

17/18 Contracted general activity (UDA)	5,528
Carry forward general activity (UDA)	0
17/18 Contracted orthodontic activity (UOA)	1,188
Carry forward orthodontic activity (UOA)	0
Baseline contract value	£205,878.73

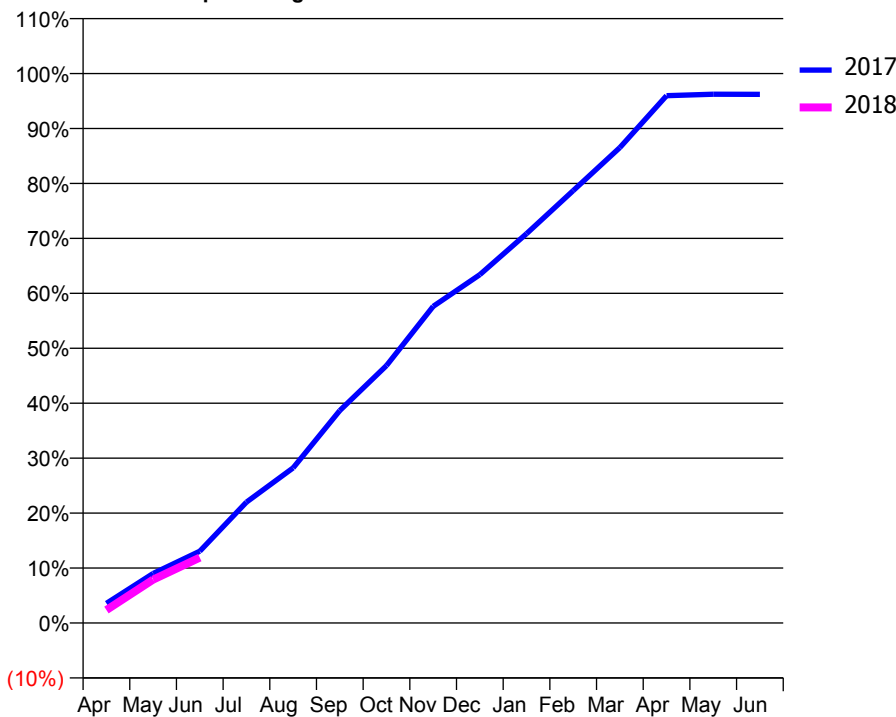
ACCESS*

Patients seen in 24 months	Total	Change since previous quarter
Quarter ending June 2016	3,546	
Quarter ending September 2016	3,498	↓
Quarter ending December 2016	3,614	↑
Quarter ending March 2017	3,749	↑
Quarter ending June 2017	3,754	→
Variance since June 2016	5.9%	↑



ACTIVITY

Cumulative percentage of contracted UDA delivered 2017 & 2018



Adjusted Scheduled Activity (UDA)

Month	2017	2018
April	198	131
May	499	437
June	722	658
July	1,215	
August	1,561	
September	2,138	
October	2,590	
November	3,185	
December	3,505	
January	3,917	
February	4,350	
March	4,783	
April	5,305	
May	5,319	
June	5,318	

QUALITY

	Quantity	Base Number	Contract	AT	Region	England
% of FP17s for the same patient ID Re-attending within 3 months - Children	82	604	13.6%	9.3%	11.7%	12.0%
% of FP17s for the same patient ID Re-attending within 3 months - Adults	78	688	11.3%	12.6%	15.2%	16.0%
% of FP17s for the same patient ID Re-attending between 3 & 9 months - Children	327	604	54.1%	58.4%	59.1%	58.0%
% of FP17s for the same patient ID Re-attending between 3 & 9 months - Adults	385	688	56.0%	50.2%	52.2%	50.9%
% of FP17s for Band 1 Urgent Courses	19	432	4.4%	6.8%	7.9%	9.1%
% of FP17s Relating to Free Repair or Replacements	2	432	0.5%	0.8%	0.8%	0.8%
% of FP17s Relating to Continuations	4	432	0.9%	1.1%	1.1%	1.1%
% of Patients satisfied with the dentistry they have received	15	15	100.0%	92.1%	91.8%	91.7%
% of Patients satisfied with the time they had to wait for an appointment	15	15	100.0%	90.5%	88.4%	88.0%

* This is based on patients treated on this contract for their most recent course of treatment. Figures in italics indicate the base number of FP17s or Patient Questionnaire responses are less than 100. N/A is shown where the base number of responses is less than 10 during the period. % is calculated as Quantity/Base number*100

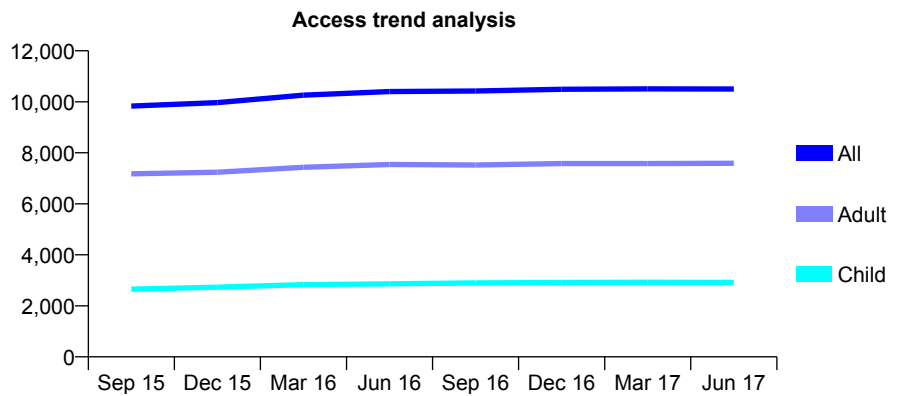
Q53 - Vital Signs At a Glance Contract Report for 574422/0002 - June 2017

Name or company name	MR R OSMAN
Contract type name	GDS Contract
Purpose of contract	General and Orthodontic
Contract start date	01/04/2006
Contract end date	

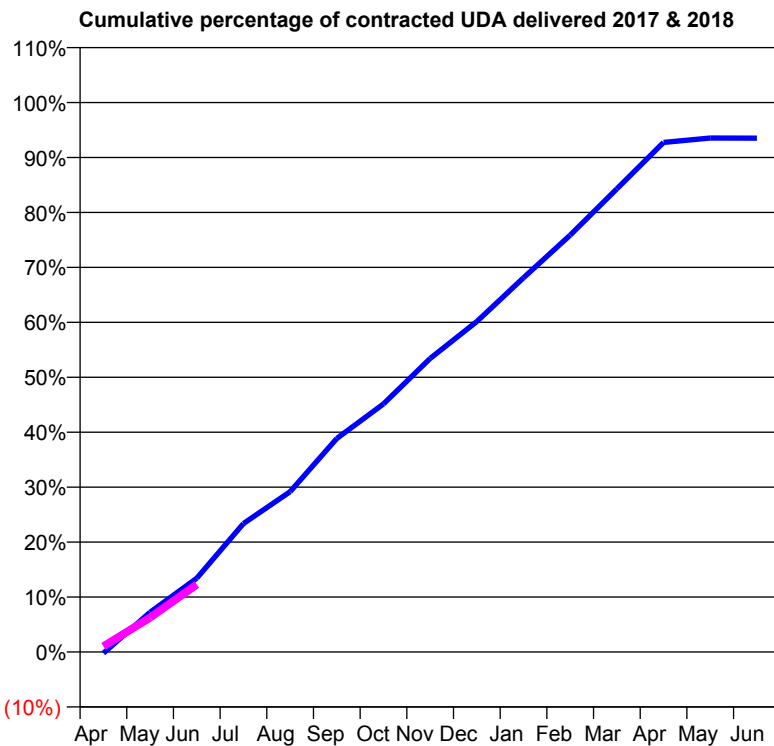
17/18 Contracted general activity (UDA)	30,693
Carry forward general activity (UDA)	0
17/18 Contracted orthodontic activity (UOA)	1,672
Carry forward orthodontic activity (UOA)	0
Baseline contract value	£888,054.25

ACCESS*

Patients seen in 24 months	Total	Change since previous quarter
Quarter ending June 2016	10,405	
Quarter ending September 2016	10,424	→
Quarter ending December 2016	10,494	→
Quarter ending March 2017	10,505	→
Quarter ending June 2017	10,504	→
Variance since June 2016	1.0%	→



ACTIVITY



Month	Adjusted Scheduled Activity (UDA)	
	2017	2018
April	-74	320
May	2,225	1,923
June	4,124	3,771
July	7,177	
August	8,953	
September	11,925	
October	13,858	
November	16,397	
December	18,464	
January	20,907	
February	23,285	
March	25,869	
April	28,462	
May	28,706	
June	28,705	

QUALITY

	Quantity	Base Number	Contract	AT	Region	England
% of FP17s for the same patient ID Re-attending within 3 months - Children	217	1,116	19.4%	9.3%	11.7%	12.0%
% of FP17s for the same patient ID Re-attending within 3 months - Adults	464	2,300	20.2%	12.6%	15.2%	16.0%
% of FP17s for the same patient ID Re-attending between 3 & 9 months - Children	476	1,116	42.7%	58.4%	59.1%	58.0%
% of FP17s for the same patient ID Re-attending between 3 & 9 months - Adults	925	2,300	40.2%	50.2%	52.2%	50.9%
% of FP17s for Band 1 Urgent Courses	213	1,860	11.5%	6.8%	7.9%	9.1%
% of FP17s Relating to Free Repair or Replacements	19	1,860	1.0%	0.8%	0.8%	0.8%
% of FP17s Relating to Continuations	33	1,860	1.8%	1.1%	1.1%	1.1%
% of Patients satisfied with the dentistry they have received	60	62	96.8%	92.1%	91.8%	91.7%
% of Patients satisfied with the time they had to wait for an appointment	55	62	88.7%	90.5%	88.4%	88.0%

* This is based on patients treated on this contract for their most recent course of treatment. Figures in italics indicate the base number of FP17s or Patient Questionnaire responses are less than 100. N/A is shown where the base number of responses is less than 10 during the period. % is calculated as Quantity/Base number*100

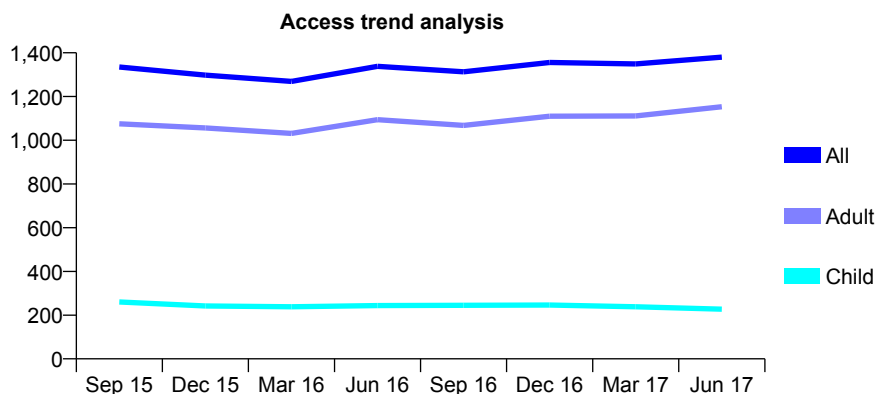
Q53 - Vital Signs At a Glance Contract Report for 574546/0001 - June 2017

Name or company name	MR PS THIARA
Contract type name	GDS Contract
Purpose of contract	General
Contract start date	01/04/2006
Contract end date	

17/18 Contracted general activity (UDA)	3,800
Carry forward general activity (UDA)	0
17/18 Contracted orthodontic activity (UOA)	0
Carry forward orthodontic activity (UOA)	0
Baseline contract value	£94,917.55

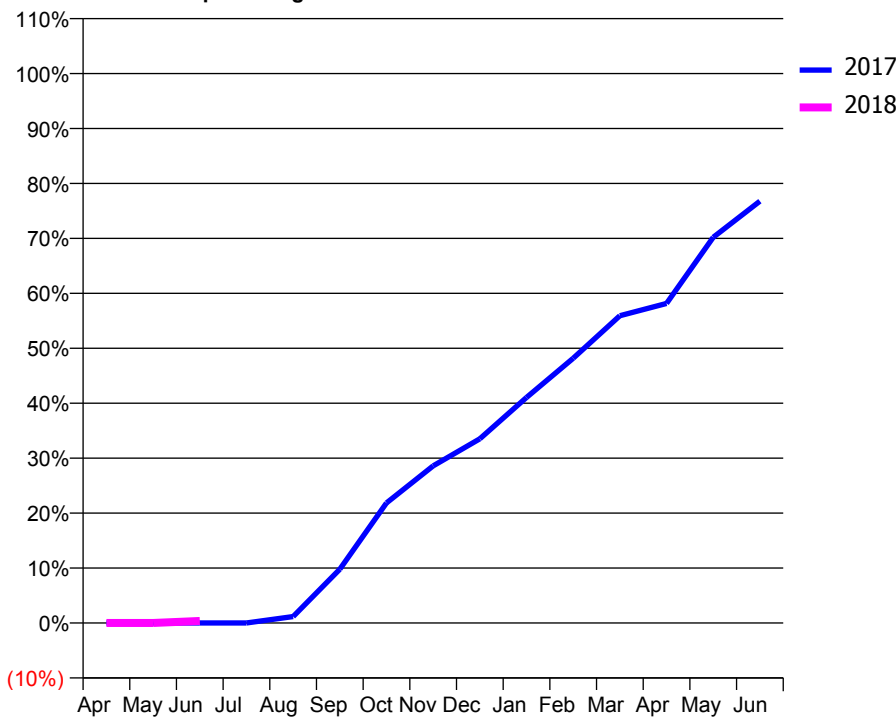
ACCESS*

Patients seen in 24 months	Total	Change since previous quarter
Quarter ending June 2016	1,338	
Quarter ending September 2016	1,313	↓
Quarter ending December 2016	1,356	↑
Quarter ending March 2017	1,349	→
Quarter ending June 2017	1,380	↑
Variance since June 2016	3.1%	↑



ACTIVITY

Cumulative percentage of contracted UDA delivered 2017 & 2018



Adjusted Scheduled Activity (UDA)

Month	2017	2018
April	0	0
May	0	0
June	0	14
July	0	
August	45	
September	372	
October	830	
November	1,087	
December	1,274	
January	1,560	
February	1,831	
March	2,125	
April	2,210	
May	2,667	
June	2,917	

QUALITY

	Quantity	Base Number	Contract	AT	Region	England
% of FP17s for the same patient ID Re-attending within 3 months - Children	2	69	2.9%	9.3%	11.7%	12.0%
% of FP17s for the same patient ID Re-attending within 3 months - Adults	4	246	1.6%	12.6%	15.2%	16.0%
% of FP17s for the same patient ID Re-attending between 3 & 9 months - Children	28	69	40.6%	58.4%	59.1%	58.0%
% of FP17s for the same patient ID Re-attending between 3 & 9 months - Adults	84	246	34.1%	50.2%	52.2%	50.9%
% of FP17s for Band 1 Urgent Courses	0	12	0.0%	6.8%	7.9%	9.1%
% of FP17s Relating to Free Repair or Replacements	0	12	0.0%	0.8%	0.8%	0.8%
% of FP17s Relating to Continuations	0	12	0.0%	1.1%	1.1%	1.1%
% of Patients satisfied with the dentistry they have received	4	5	N/A	92.1%	91.8%	91.7%
% of Patients satisfied with the time they had to wait for an appointment	4	5	N/A	90.5%	88.4%	88.0%

* This is based on patients treated on this contract for their most recent course of treatment. Figures in italics indicate the base number of FP17s or Patient Questionnaire responses are less than 100. N/A is shown where the base number of responses is less than 10 during the period. % is calculated as Quantity/Base number*100

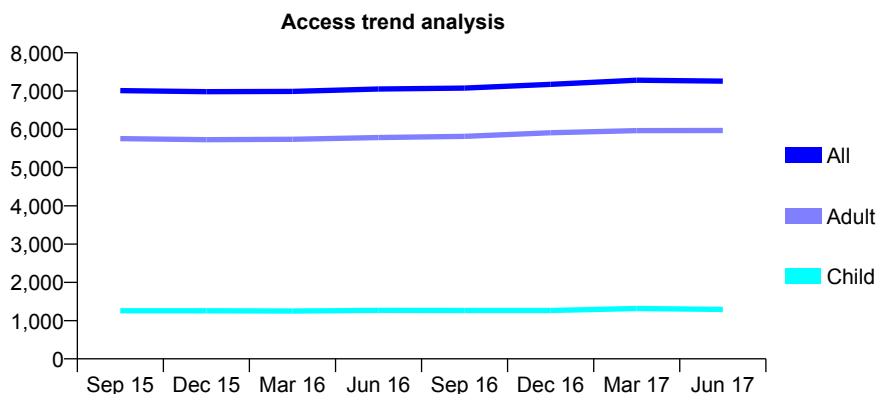
Q53 - Vital Signs At a Glance Contract Report for 575186/0002 - June 2017

Name or company name	MR S OWEN
Contract type name	Pilot Contract
Purpose of contract	General
Contract start date	01/04/2006
Contract end date	

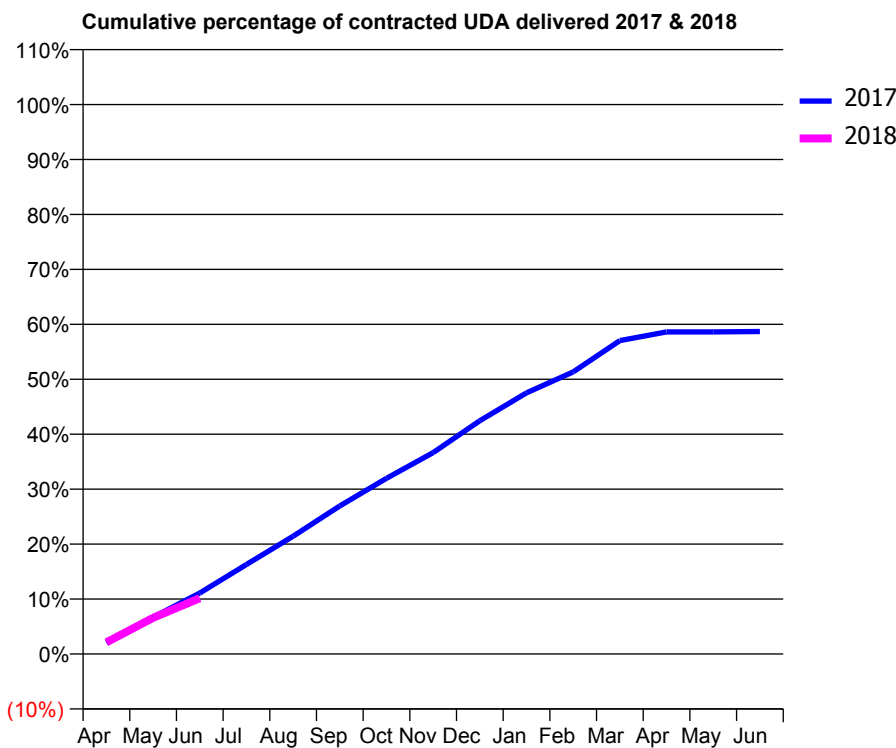
17/18 Contracted general activity (UDA)	23,300
Carry forward general activity (UDA)	0
17/18 Contracted orthodontic activity (UOA)	0
Carry forward orthodontic activity (UOA)	0
Baseline contract value	£682,869.71

ACCESS*

Patients seen in 24 months	Total	Change since previous quarter
Quarter ending June 2016	7,053	
Quarter ending September 2016	7,079	→
Quarter ending December 2016	7,174	→
Quarter ending March 2017	7,282	→
Quarter ending June 2017	7,260	→
Variance since June 2016	2.9%	↑



ACTIVITY



Month	Adjusted Scheduled Activity (UDA)	
	2017	2018
April	470	495
May	1,566	1,536
June	2,585	2,368
July	3,795	
August	4,993	
September	6,281	
October	7,449	
November	8,539	
December	9,893	
January	11,076	
February	11,960	
March	13,288	
April	13,657	
May	13,659	
June	13,673	

QUALITY

	Quantity	Base Number	Contract	AT	Region	England
% of FP17s for the same patient ID Re-attending within 3 months - Children	6	313	1.9%	9.3%	11.7%	12.0%
% of FP17s for the same patient ID Re-attending within 3 months - Adults	79	1,394	5.7%	12.6%	15.2%	16.0%
% of FP17s for the same patient ID Re-attending between 3 & 9 months - Children	157	313	50.2%	58.4%	59.1%	58.0%
% of FP17s for the same patient ID Re-attending between 3 & 9 months - Adults	468	1,394	33.6%	50.2%	52.2%	50.9%
% of FP17s for Band 1 Urgent Courses	107	1,438	7.4%	6.8%	7.9%	9.1%
% of FP17s Relating to Free Repair or Replacements	1	1,438	0.1%	0.8%	0.8%	0.8%
% of FP17s Relating to Continuations	4	1,438	0.3%	1.1%	1.1%	1.1%
% of Patients satisfied with the dentistry they have received	14	15	93.3%	92.1%	91.8%	91.7%
% of Patients satisfied with the time they had to wait for an appointment	13	15	86.7%	90.5%	88.4%	88.0%

* This is based on patients treated on this contract for their most recent course of treatment. Figures in italics indicate the base number of FP17s or Patient Questionnaire responses are less than 100. N/A is shown where the base number of responses is less than 10 during the period. % is calculated as Quantity/Base number*100

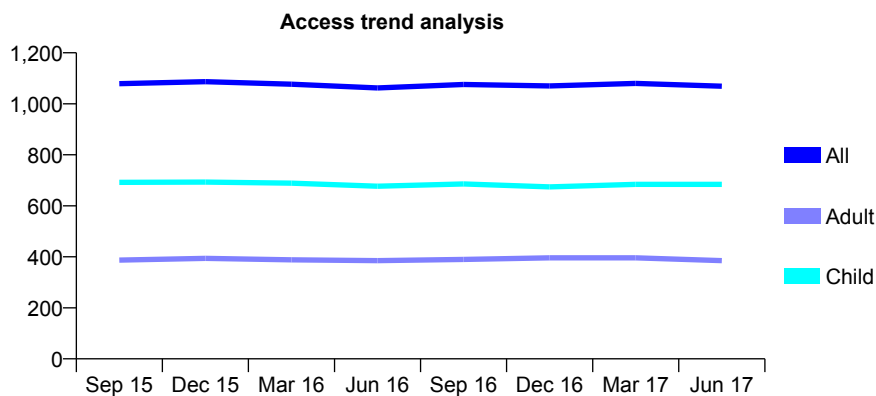
Q53 - Vital Signs At a Glance Contract Report for 575798/0001 - June 2017

Name or company name	MR CJ MEIXNER
Contract type name	GDS Contract
Purpose of contract	General
Contract start date	01/04/2006
Contract end date	

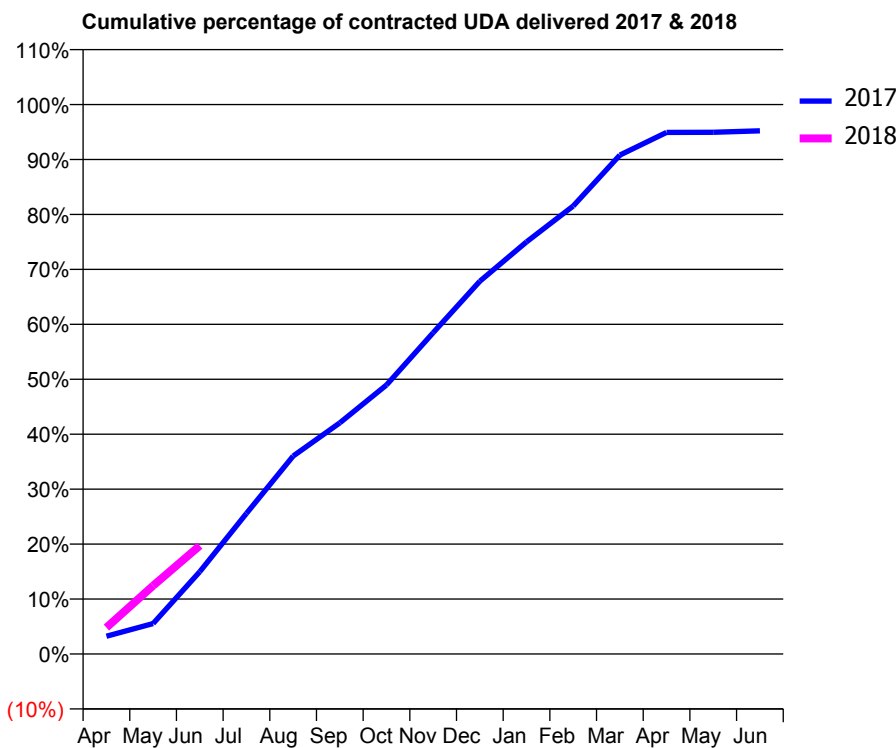
17/18 Contracted general activity (UDA)	2,750
Carry forward general activity (UDA)	0
17/18 Contracted orthodontic activity (UOA)	0
Carry forward orthodontic activity (UOA)	0
Baseline contract value	£70,725.39

ACCESS*

Patients seen in 24 months	Total	Change since previous quarter
Quarter ending June 2016	1,062	
Quarter ending September 2016	1,076	→
Quarter ending December 2016	1,070	→
Quarter ending March 2017	1,080	→
Quarter ending June 2017	1,069	↓
Variance since June 2016	0.7%	→



ACTIVITY



Adjusted Scheduled Activity (UDA)		
Month	2017	2018
April	89	132
May	153	342
June	412	542
July	704	
August	991	
September	1,157	
October	1,347	
November	1,608	
December	1,865	
January	2,062	
February	2,242	
March	2,497	
April	2,610	
May	2,611	
June	2,618	

QUALITY

	Quantity	Base Number	Contract	AT	Region	England
% of FP17s for the same patient ID Re-attending within 3 months - Children	13	277	4.7%	9.3%	11.7%	12.0%
% of FP17s for the same patient ID Re-attending within 3 months - Adults	30	115	26.1%	12.6%	15.2%	16.0%
% of FP17s for the same patient ID Re-attending between 3 & 9 months - Children	200	277	72.2%	58.4%	59.1%	58.0%
% of FP17s for the same patient ID Re-attending between 3 & 9 months - Adults	58	115	50.4%	50.2%	52.2%	50.9%
% of FP17s for Band 1 Urgent Courses	20	327	6.1%	6.8%	7.9%	9.1%
% of FP17s Relating to Free Repair or Replacements	3	327	0.9%	0.8%	0.8%	0.8%
% of FP17s Relating to Continuations	0	327	0.0%	1.1%	1.1%	1.1%
% of Patients satisfied with the dentistry they have received	2	2	N/A	92.1%	91.8%	91.7%
% of Patients satisfied with the time they had to wait for an appointment	2	2	N/A	90.5%	88.4%	88.0%

* This is based on patients treated on this contract for their most recent course of treatment. Figures in italics indicate the base number of FP17s or Patient Questionnaire responses are less than 100. N/A is shown where the base number of responses is less than 10 during the period. % is calculated as Quantity/Base number*100

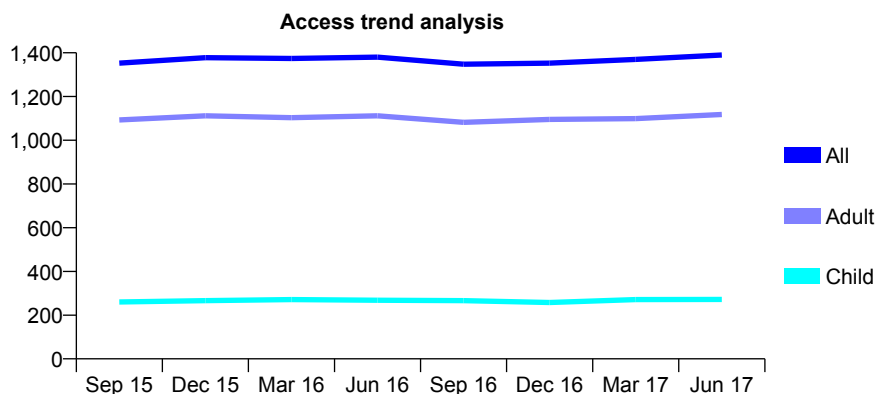
Q53 - Vital Signs At a Glance Contract Report for 619744/0005 - June 2017

Name or company name	MR AM WILLIAMS
Contract type name	GDS Contract
Purpose of contract	General
Contract start date	02/07/2012
Contract end date	

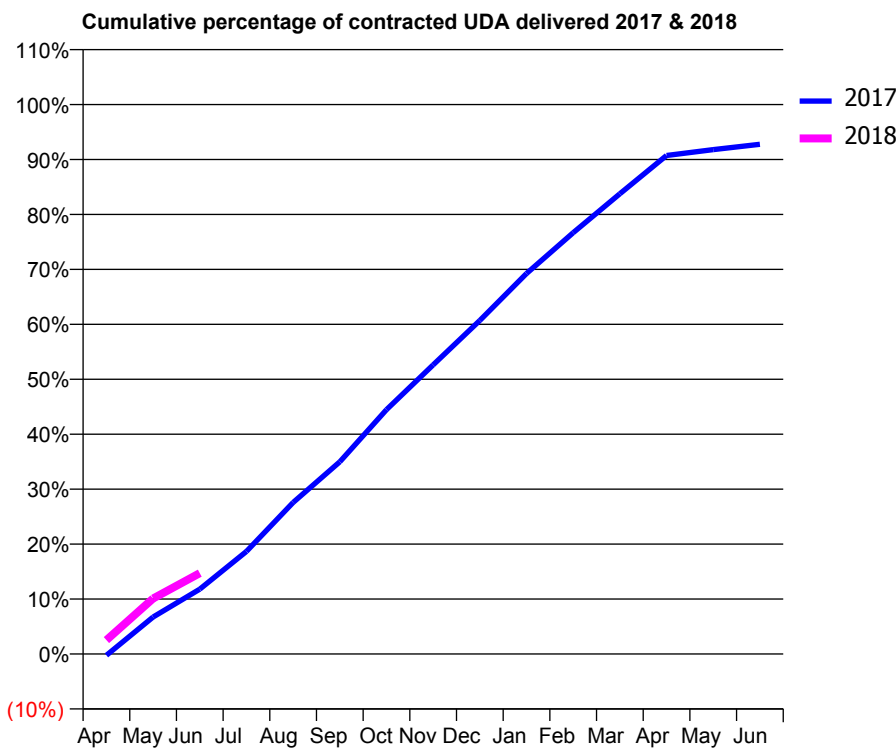
17/18 Contracted general activity (UDA)	3,761
Carry forward general activity (UDA)	0
17/18 Contracted orthodontic activity (UOA)	0
Carry forward orthodontic activity (UOA)	0
Baseline contract value	£76,761.55

ACCESS*

Patients seen in 24 months	Total	Change since previous quarter
Quarter ending June 2016	1,380	
Quarter ending September 2016	1,348	↓
Quarter ending December 2016	1,353	→
Quarter ending March 2017	1,370	→
Quarter ending June 2017	1,390	→
Variance since June 2016	0.7%	→



ACTIVITY



Month	Adjusted Scheduled Activity (UDA)	
	2017	2018
April	-10	96
May	253	380
June	444	554
July	702	
August	1,037	
September	1,315	
October	1,673	
November	1,979	
December	2,283	
January	2,604	
February	2,883	
March	3,150	
April	3,412	
May	3,452	
June	3,488	

QUALITY

	Quantity	Base Number	Contract	AT	Region	England
% of FP17s for the same patient ID Re-attending within 3 months - Children	3	93	3.2%	9.3%	11.7%	12.0%
% of FP17s for the same patient ID Re-attending within 3 months - Adults	46	419	11.0%	12.6%	15.2%	16.0%
% of FP17s for the same patient ID Re-attending between 3 & 9 months - Children	70	93	75.3%	58.4%	59.1%	58.0%
% of FP17s for the same patient ID Re-attending between 3 & 9 months - Adults	284	419	67.8%	50.2%	52.2%	50.9%
% of FP17s for Band 1 Urgent Courses	44	399	11.0%	6.8%	7.9%	9.1%
% of FP17s Relating to Free Repair or Replacements	6	399	1.5%	0.8%	0.8%	0.8%
% of FP17s Relating to Continuations	3	399	0.8%	1.1%	1.1%	1.1%
% of Patients satisfied with the dentistry they have received	17	17	100.0%	92.1%	91.8%	91.7%
% of Patients satisfied with the time they had to wait for an appointment	17	17	100.0%	90.5%	88.4%	88.0%

* This is based on patients treated on this contract for their most recent course of treatment. Figures in italics indicate the base number of FP17s or Patient Questionnaire responses are less than 100. N/A is shown where the base number of responses is less than 10 during the period. % is calculated as Quantity/Base number*100

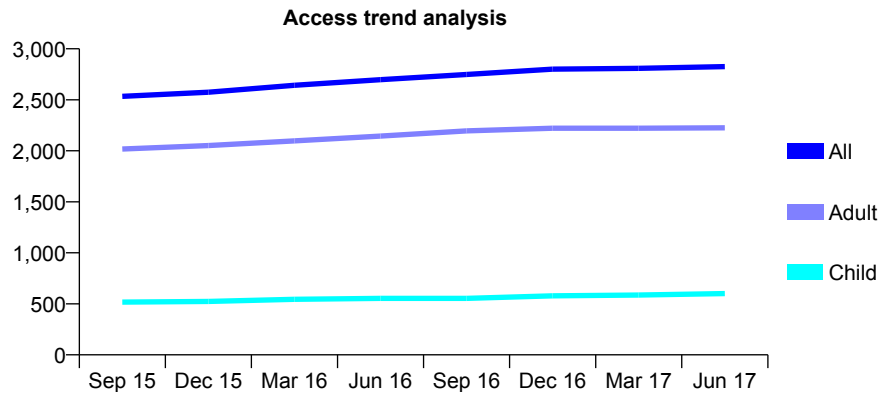
Q53 - Vital Signs At a Glance Contract Report for 619744/0006 - June 2017

Name or company name	MR AM WILLIAMS
Contract type name	GDS Contract
Purpose of contract	General and Orthodontic
Contract start date	02/07/2012
Contract end date	

17/18 Contracted general activity (UDA)	7,452
Carry forward general activity (UDA)	0
17/18 Contracted orthodontic activity (UOA)	409
Carry forward orthodontic activity (UOA)	0
Baseline contract value	£178,614.99

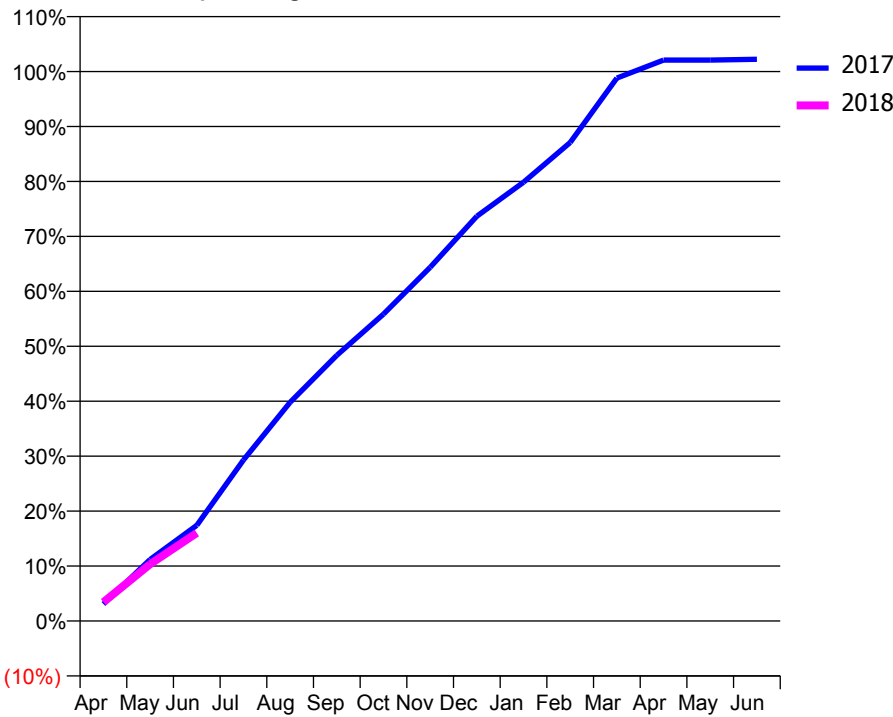
ACCESS*

Patients seen in 24 months	Total	Change since previous quarter
Quarter ending June 2016	2,698	
Quarter ending September 2016	2,748	→
Quarter ending December 2016	2,800	→
Quarter ending March 2017	2,808	→
Quarter ending June 2017	2,825	→
Variance since June 2016	4.7%	↑



ACTIVITY

Cumulative percentage of contracted UDA delivered 2017 & 2018



Month	Adjusted Scheduled Activity (UDA)	
	2017	2018
April	230	255
May	835	771
June	1,297	1,194
July	2,183	
August	2,967	
September	3,604	
October	4,161	
November	4,797	
December	5,490	
January	5,950	
February	6,489	
March	7,362	
April	7,608	
May	7,608	
June	7,618	

QUALITY

	Quantity	Base Number	Contract	AT	Region	England
% of FP17s for the same patient ID Re-attending within 3 months - Children	15	204	7.4%	9.3%	11.7%	12.0%
% of FP17s for the same patient ID Re-attending within 3 months - Adults	72	681	10.6%	12.6%	15.2%	16.0%
% of FP17s for the same patient ID Re-attending between 3 & 9 months - Children	126	204	61.8%	58.4%	59.1%	58.0%
% of FP17s for the same patient ID Re-attending between 3 & 9 months - Adults	451	681	66.2%	50.2%	52.2%	50.9%
% of FP17s for Band 1 Urgent Courses	61	747	8.2%	6.8%	7.9%	9.1%
% of FP17s Relating to Free Repair or Replacements	7	747	0.9%	0.8%	0.8%	0.8%
% of FP17s Relating to Continuations	14	747	1.9%	1.1%	1.1%	1.1%
% of Patients satisfied with the dentistry they have received	7	7	N/A	92.1%	91.8%	91.7%
% of Patients satisfied with the time they had to wait for an appointment	6	7	N/A	90.5%	88.4%	88.0%

* This is based on patients treated on this contract for their most recent course of treatment. Figures in italics indicate the base number of FP17s or Patient Questionnaire responses are less than 100. N/A is shown where the base number of responses is less than 10 during the period. % is calculated as Quantity/Base number*100

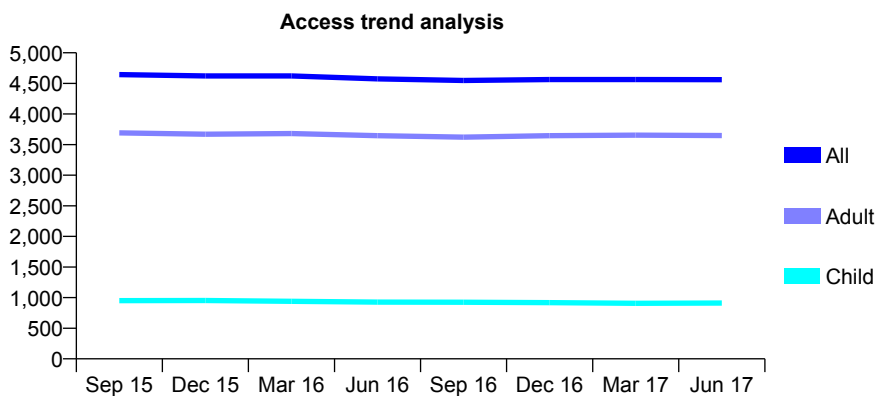
Q53 - Vital Signs At a Glance Contract Report for 626171/0001 - June 2017

Name or company name	MR MG HASSALL
Contract type name	GDS Contract
Purpose of contract	General
Contract start date	01/04/2006
Contract end date	

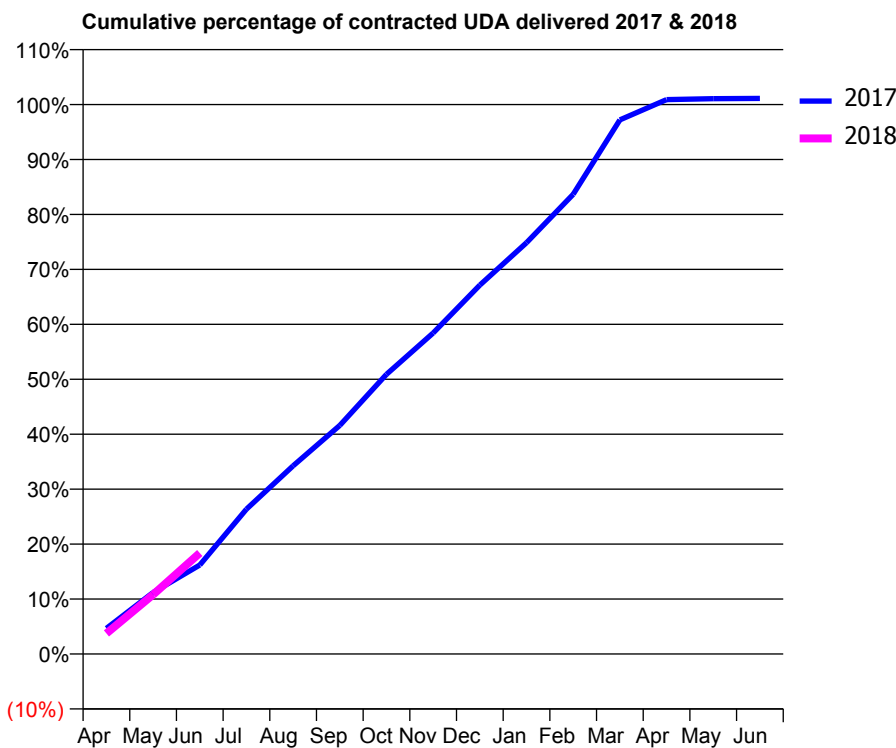
17/18 Contracted general activity (UDA)	12,950
Carry forward general activity (UDA)	0
17/18 Contracted orthodontic activity (UOA)	0
Carry forward orthodontic activity (UOA)	0
Baseline contract value	£264,307.89

ACCESS*

Patients seen in 24 months	Total	Change since previous quarter
Quarter ending June 2016	4,573	
Quarter ending September 2016	4,547	→
Quarter ending December 2016	4,564	→
Quarter ending March 2017	4,563	→
Quarter ending June 2017	4,560	→
Variance since June 2016	(0.3%)	→



ACTIVITY



Month	Adjusted Scheduled Activity (UDA)	
	2017	2018
April	605	486
May	1,452	1,399
June	2,096	2,380
July	3,414	
August	4,435	
September	5,387	
October	6,591	
November	7,565	
December	8,694	
January	9,694	
February	10,835	
March	12,586	
April	13,065	
May	13,086	
June	13,094	

QUALITY

	Quantity	Base Number	Contract	AT	Region	England
% of FP17s for the same patient ID Re-attending within 3 months - Children	17	278	6.1%	9.3%	11.7%	12.0%
% of FP17s for the same patient ID Re-attending within 3 months - Adults	160	1,208	13.2%	12.6%	15.2%	16.0%
% of FP17s for the same patient ID Re-attending between 3 & 9 months - Children	84	278	30.2%	58.4%	59.1%	58.0%
% of FP17s for the same patient ID Re-attending between 3 & 9 months - Adults	397	1,208	32.9%	50.2%	52.2%	50.9%
% of FP17s for Band 1 Urgent Courses	17	1,273	1.3%	6.8%	7.9%	9.1%
% of FP17s Relating to Free Repair or Replacements	22	1,273	1.7%	0.8%	0.8%	0.8%
% of FP17s Relating to Continuations	60	1,273	4.7%	1.1%	1.1%	1.1%
% of Patients satisfied with the dentistry they have received	6	7	N/A	92.1%	91.8%	91.7%
% of Patients satisfied with the time they had to wait for an appointment	7	7	N/A	90.5%	88.4%	88.0%

* This is based on patients treated on this contract for their most recent course of treatment. Figures in italics indicate the base number of FP17s or Patient Questionnaire responses are less than 100. N/A is shown where the base number of responses is less than 10 during the period. % is calculated as Quantity/Base number*100

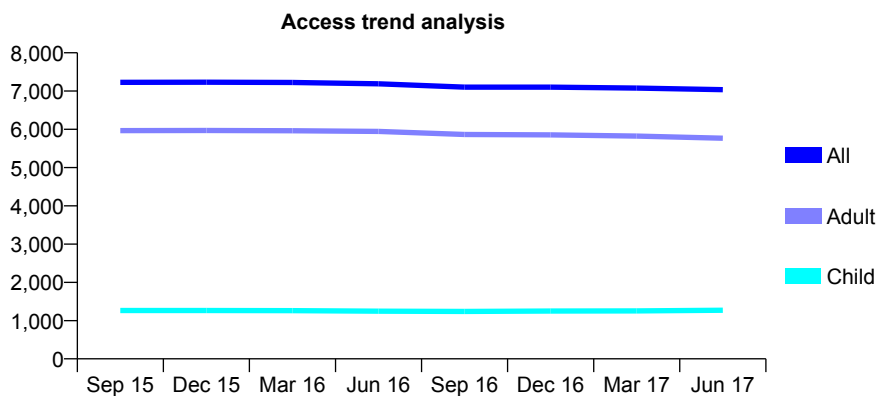
Q53 - Vital Signs At a Glance Contract Report for 630152/0001 - June 2017

Name or company name	MR TJ LEWIN
Contract type name	GDS Contract
Purpose of contract	General
Contract start date	01/04/2006
Contract end date	

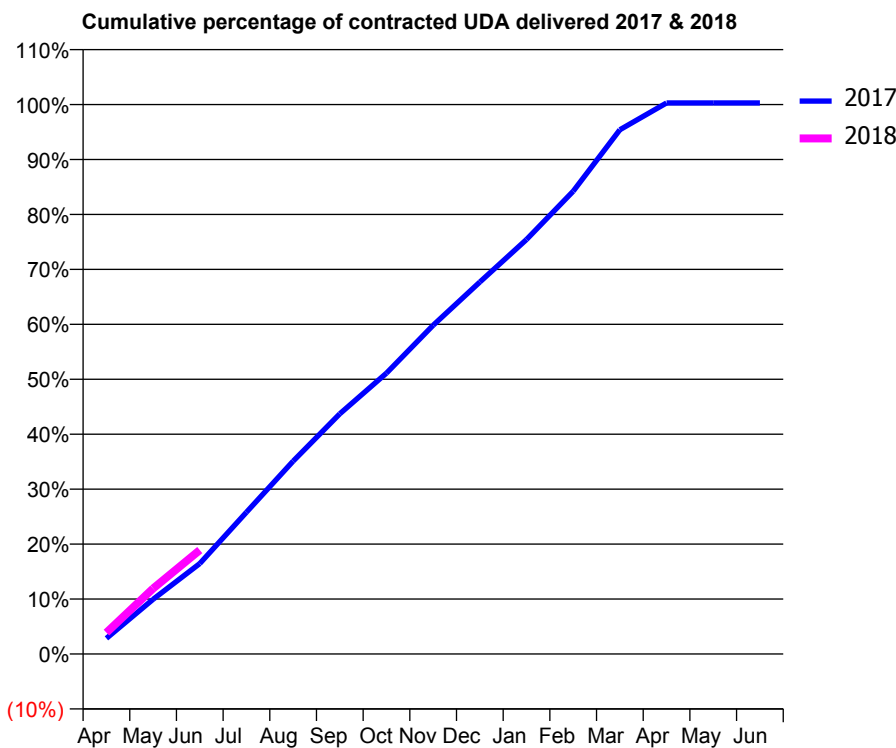
17/18 Contracted general activity (UDA)	18,059
Carry forward general activity (UDA)	0
17/18 Contracted orthodontic activity (UOA)	0
Carry forward orthodontic activity (UOA)	0
Baseline contract value	£449,594.71

ACCESS*

Patients seen in 24 months	Total	Change since previous quarter
Quarter ending June 2016	7,190	
Quarter ending September 2016	7,103	↓
Quarter ending December 2016	7,103	→
Quarter ending March 2017	7,077	→
Quarter ending June 2017	7,037	→
Variance since June 2016	(2.1%)	↓



ACTIVITY



Month	Adjusted Scheduled Activity (UDA)	
	2017	2018
April	515	704
May	1,798	2,156
June	2,973	3,417
July	4,659	
August	6,340	
September	7,895	
October	9,232	
November	10,804	
December	12,223	
January	13,624	
February	15,208	
March	17,227	
April	18,109	
May	18,110	
June	18,110	

QUALITY

	Quantity	Base Number	Contract	AT	Region	England
% of FP17s for the same patient ID Re-attending within 3 months - Children	27	450	6.0%	9.3%	11.7%	12.0%
% of FP17s for the same patient ID Re-attending within 3 months - Adults	258	1,769	14.6%	12.6%	15.2%	16.0%
% of FP17s for the same patient ID Re-attending between 3 & 9 months - Children	207	450	46.0%	58.4%	59.1%	58.0%
% of FP17s for the same patient ID Re-attending between 3 & 9 months - Adults	631	1,769	35.7%	50.2%	52.2%	50.9%
% of FP17s for Band 1 Urgent Courses	133	1,631	8.2%	6.8%	7.9%	9.1%
% of FP17s Relating to Free Repair or Replacements	17	1,631	1.0%	0.8%	0.8%	0.8%
% of FP17s Relating to Continuations	22	1,631	1.3%	1.1%	1.1%	1.1%
% of Patients satisfied with the dentistry they have received	18	18	100.0%	92.1%	91.8%	91.7%
% of Patients satisfied with the time they had to wait for an appointment	17	18	94.4%	90.5%	88.4%	88.0%

* This is based on patients treated on this contract for their most recent course of treatment. Figures in italics indicate the base number of FP17s or Patient Questionnaire responses are less than 100. N/A is shown where the base number of responses is less than 10 during the period. % is calculated as Quantity/Base number*100

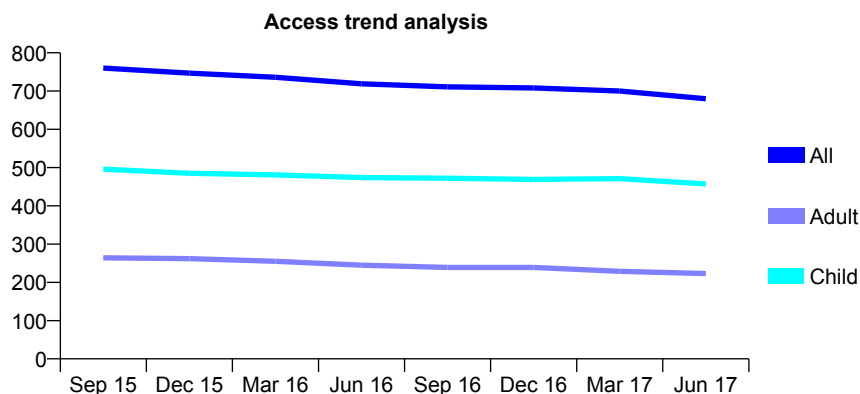
Q53 - Vital Signs At a Glance Contract Report for 630470/0001 - June 2017

Name or company name	MR PW AIRDRIE
Contract type name	GDS Contract
Purpose of contract	General
Contract start date	01/08/2012
Contract end date	

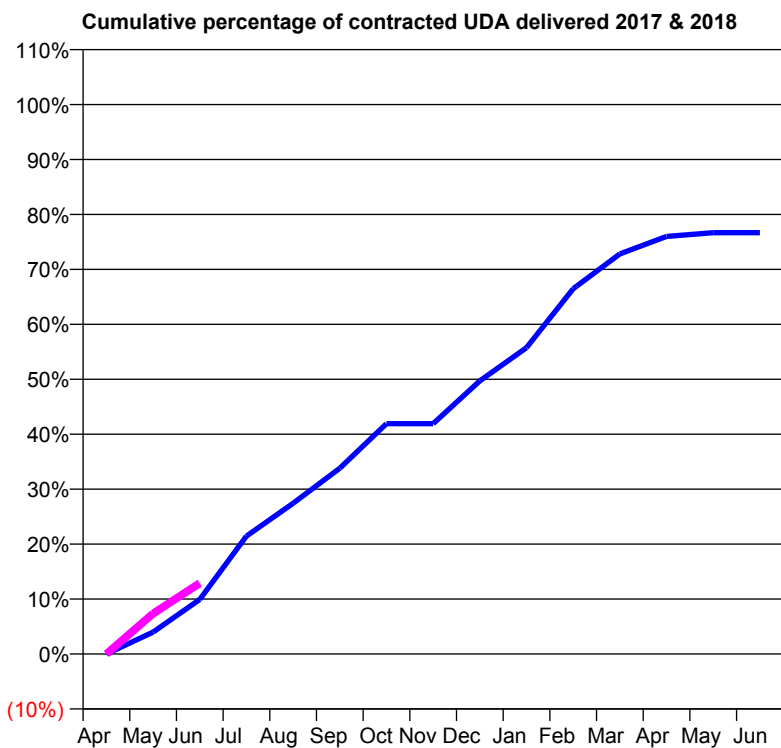
17/18 Contracted general activity (UDA)	1,630
Carry forward general activity (UDA)	0
17/18 Contracted orthodontic activity (UOA)	0
Carry forward orthodontic activity (UOA)	0
Baseline contract value	£36,251.99

ACCESS*

Patients seen in 24 months	Total	Change since previous quarter
Quarter ending June 2016	719	
Quarter ending September 2016	711	↓
Quarter ending December 2016	708	→
Quarter ending March 2017	700	↓
Quarter ending June 2017	680	↓
Variance since June 2016	(5.4%)	↓



ACTIVITY



Month	Adjusted Scheduled Activity (UDA)	
	2017	2018
April	0	0
May	65	120
June	162	210
July	350	
August	447	
September	551	
October	683	
November	683	
December	810	
January	909	
February	1,084	
March	1,187	
April	1,239	
May	1,250	
June	1,250	

QUALITY

	Quantity	Base Number	Contract	AT	Region	England
% of FP17s for the same patient ID Re-attending within 3 months - Children	9	168	5.4%	9.3%	11.7%	12.0%
% of FP17s for the same patient ID Re-attending within 3 months - Adults	1	53	1.9%	12.6%	15.2%	16.0%
% of FP17s for the same patient ID Re-attending between 3 & 9 months - Children	122	168	72.6%	58.4%	59.1%	58.0%
% of FP17s for the same patient ID Re-attending between 3 & 9 months - Adults	41	53	77.4%	50.2%	52.2%	50.9%
% of FP17s for Band 1 Urgent Courses	2	178	1.1%	6.8%	7.9%	9.1%
% of FP17s Relating to Free Repair or Replacements	0	178	0.0%	0.8%	0.8%	0.8%
% of FP17s Relating to Continuations	0	178	0.0%	1.1%	1.1%	1.1%
% of Patients satisfied with the dentistry they have received	1	1	N/A	92.1%	91.8%	91.7%
% of Patients satisfied with the time they had to wait for an appointment	1	1	N/A	90.5%	88.4%	88.0%

* This is based on patients treated on this contract for their most recent course of treatment. Figures in italics indicate the base number of FP17s or Patient Questionnaire responses are less than 100. N/A is shown where the base number of responses is less than 10 during the period. % is calculated as Quantity/Base number*100

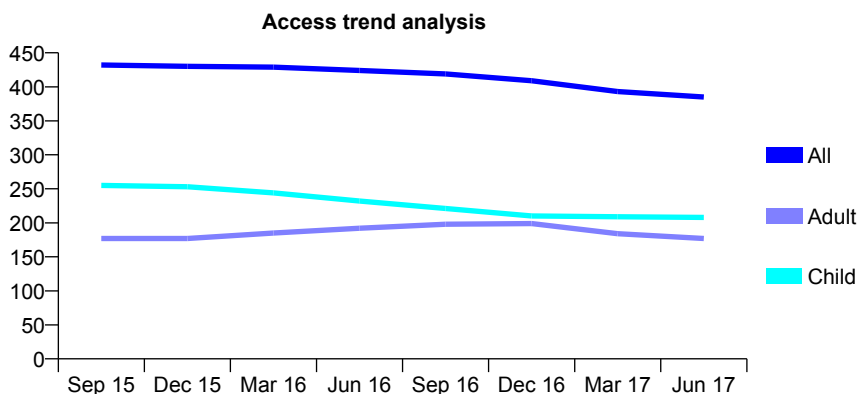
Q53 - Vital Signs At a Glance Contract Report for 634794/0001 - June 2017

Name or company name	MR MA FELLER
Contract type name	GDS Contract
Purpose of contract	General
Contract start date	01/04/2006
Contract end date	

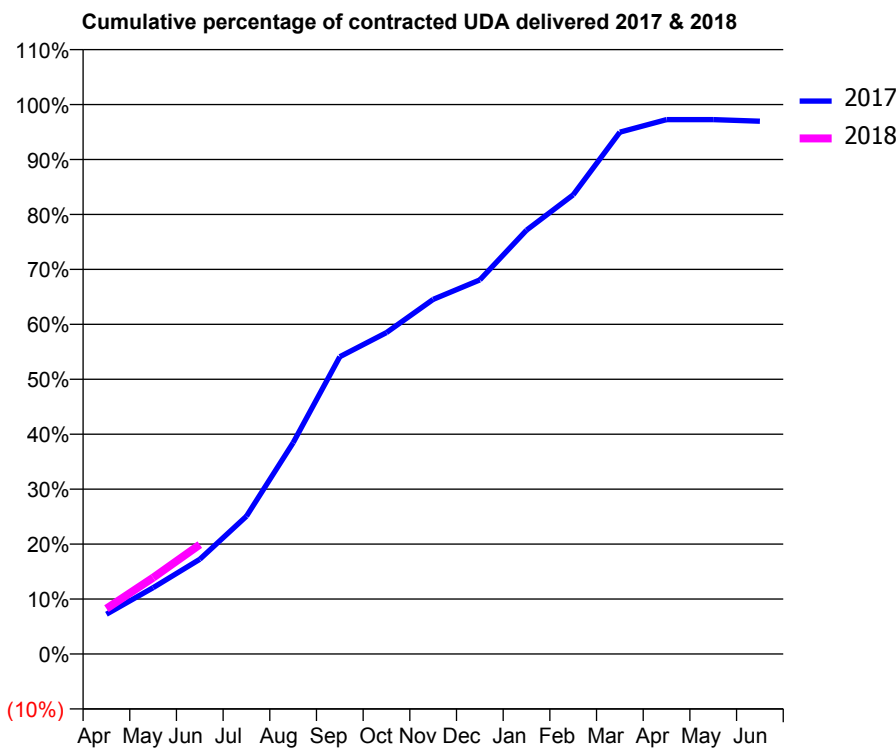
17/18 Contracted general activity (UDA)	1,049
Carry forward general activity (UDA)	0
17/18 Contracted orthodontic activity (UOA)	0
Carry forward orthodontic activity (UOA)	0
Baseline contract value	£26,105.81

ACCESS*

Patients seen in 24 months	Total	Change since previous quarter
Quarter ending June 2016	424	
Quarter ending September 2016	419	↓
Quarter ending December 2016	409	↓
Quarter ending March 2017	393	↓
Quarter ending June 2017	385	↓
Variance since June 2016	(9.2%)	↓



ACTIVITY



Adjusted Scheduled Activity (UDA)		
Month	2017	2018
April	76	87
May	127	146
June	181	209
July	263	
August	403	
September	568	
October	614	
November	677	
December	714	
January	809	
February	877	
March	996	
April	1,020	
May	1,020	
June	1,017	

QUALITY

	Quantity	Base Number	Contract	AT	Region	England
% of FP17s for the same patient ID Re-attending within 3 months - Children	3	76	3.9%	9.3%	11.7%	12.0%
% of FP17s for the same patient ID Re-attending within 3 months - Adults	0	28	0.0%	12.6%	15.2%	16.0%
% of FP17s for the same patient ID Re-attending between 3 & 9 months - Children	50	76	65.8%	58.4%	59.1%	58.0%
% of FP17s for the same patient ID Re-attending between 3 & 9 months - Adults	7	28	25.0%	50.2%	52.2%	50.9%
% of FP17s for Band 1 Urgent Courses	4	98	4.1%	6.8%	7.9%	9.1%
% of FP17s Relating to Free Repair or Replacements	0	98	0.0%	0.8%	0.8%	0.8%
% of FP17s Relating to Continuations	0	98	0.0%	1.1%	1.1%	1.1%
% of Patients satisfied with the dentistry they have received	0	0	N/A	92.1%	91.8%	91.7%
% of Patients satisfied with the time they had to wait for an appointment	0	0	N/A	90.5%	88.4%	88.0%

* This is based on patients treated on this contract for their most recent course of treatment. Figures in italics indicate the base number of FP17s or Patient Questionnaire responses are less than 100. N/A is shown where the base number of responses is less than 10 during the period. % is calculated as Quantity/Base number*100

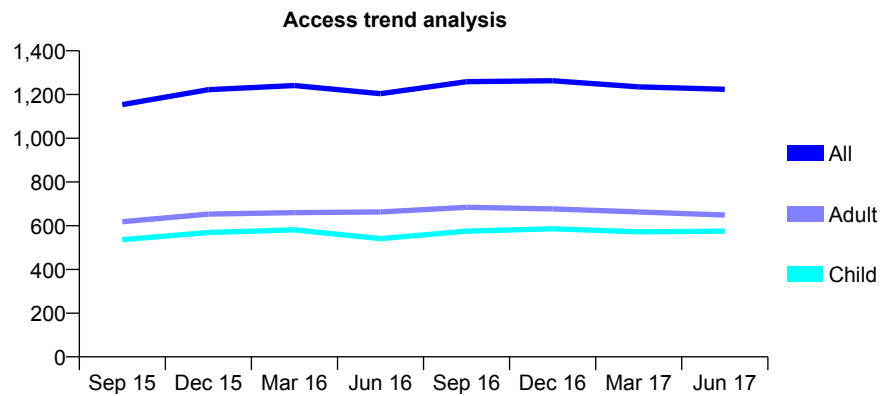
Q53 - Vital Signs At a Glance Contract Report for 635138/0001 - June 2017

Name or company name	MR FM RAHMAN
Contract type name	GDS Contract
Purpose of contract	General
Contract start date	01/04/2006
Contract end date	

17/18 Contracted general activity (UDA)	3,619
Carry forward general activity (UDA)	0
17/18 Contracted orthodontic activity (UOA)	0
Carry forward orthodontic activity (UOA)	0
Baseline contract value	£106,169.32

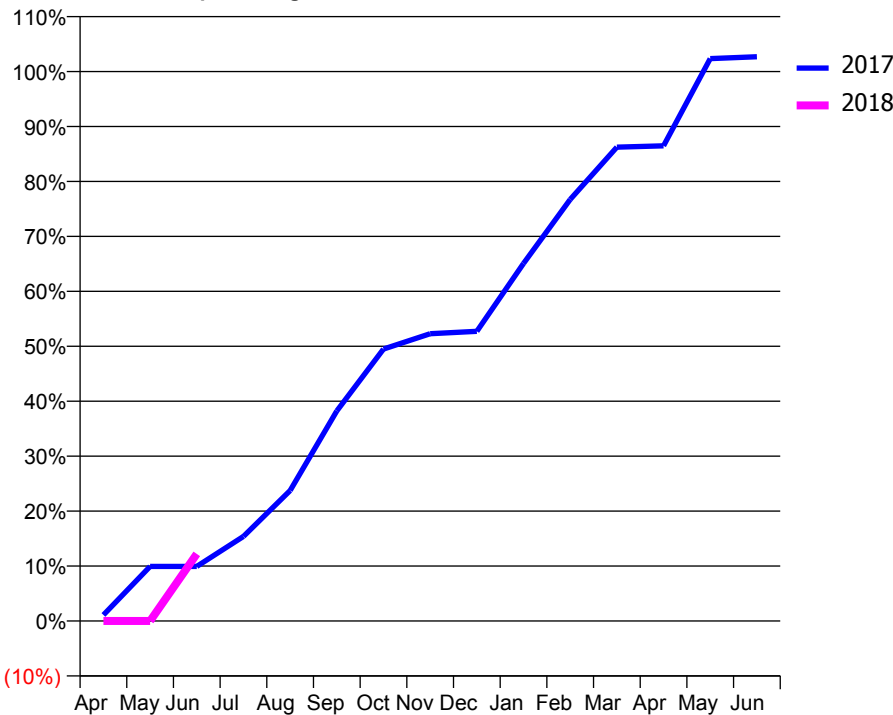
ACCESS*

Patients seen in 24 months	Total	Change since previous quarter
Quarter ending June 2016	1,204	
Quarter ending September 2016	1,259	↑
Quarter ending December 2016	1,263	→
Quarter ending March 2017	1,235	↓
Quarter ending June 2017	1,224	→
Variance since June 2016	1.7%	→



ACTIVITY

Cumulative percentage of contracted UDA delivered 2017 & 2018



Month	Adjusted Scheduled Activity (UDA)	
	2017	2018
April	40	0
May	360	0
June	360	442
July	557	
August	859	
September	1,384	
October	1,791	
November	1,892	
December	1,908	
January	2,355	
February	2,777	
March	3,121	
April	3,130	
May	3,704	
June	3,716	

QUALITY

	Quantity	Base Number	Contract	AT	Region	England
% of FP17s for the same patient ID Re-attending within 3 months - Children	8	133	6.0%	9.3%	11.7%	12.0%
% of FP17s for the same patient ID Re-attending within 3 months - Adults	17	142	12.0%	12.6%	15.2%	16.0%
% of FP17s for the same patient ID Re-attending between 3 & 9 months - Children	60	133	45.1%	58.4%	59.1%	58.0%
% of FP17s for the same patient ID Re-attending between 3 & 9 months - Adults	43	142	30.3%	50.2%	52.2%	50.9%
% of FP17s for Band 1 Urgent Courses	9	146	6.2%	6.8%	7.9%	9.1%
% of FP17s Relating to Free Repair or Replacements	0	146	0.0%	0.8%	0.8%	0.8%
% of FP17s Relating to Continuations	0	146	0.0%	1.1%	1.1%	1.1%
% of Patients satisfied with the dentistry they have received	0	0	N/A	92.1%	91.8%	91.7%
% of Patients satisfied with the time they had to wait for an appointment	0	0	N/A	90.5%	88.4%	88.0%

* This is based on patients treated on this contract for their most recent course of treatment. Figures in italics indicate the base number of FP17s or Patient Questionnaire responses are less than 100. N/A is shown where the base number of responses is less than 10 during the period. % is calculated as Quantity/Base number*100

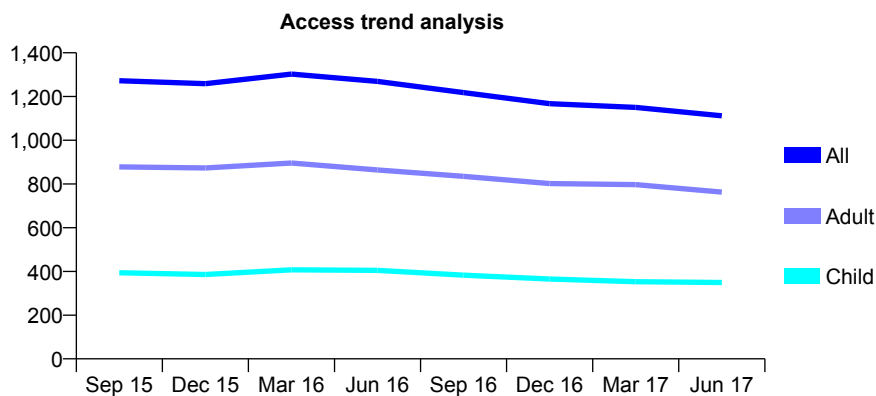
Q53 - Vital Signs At a Glance Contract Report for 641960/0002 - June 2017

Name or company name	MR AJ BROWNE
Contract type name	GDS Contract
Purpose of contract	General
Contract start date	01/01/2014
Contract end date	

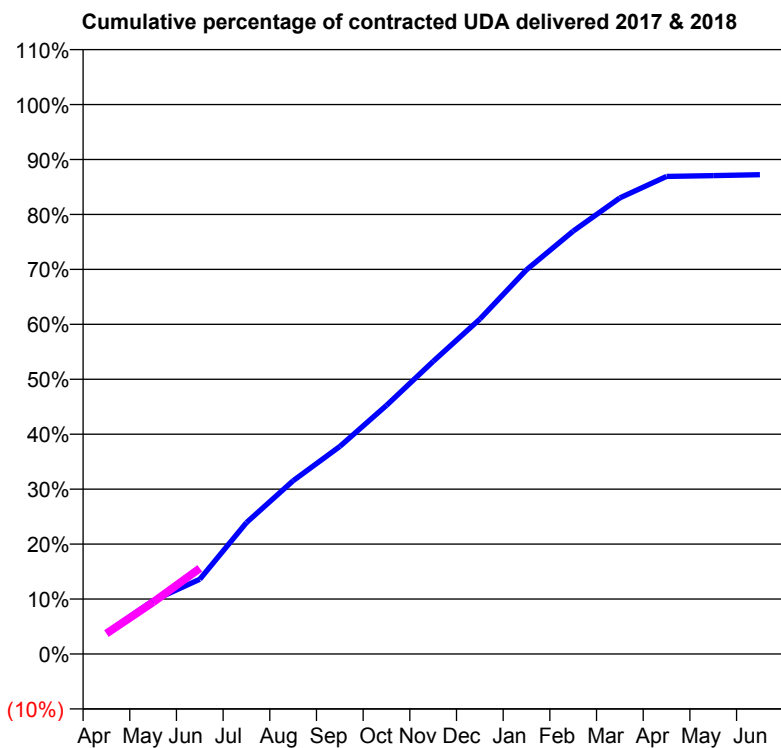
17/18 Contracted general activity (UDA)	2,750
Carry forward general activity (UDA)	0
17/18 Contracted orthodontic activity (UOA)	0
Carry forward orthodontic activity (UOA)	0
Baseline contract value	£60,776.65

ACCESS*

Patients seen in 24 months	Total	Change since previous quarter
Quarter ending June 2016	1,269	
Quarter ending September 2016	1,218	↓
Quarter ending December 2016	1,167	↓
Quarter ending March 2017	1,150	↓
Quarter ending June 2017	1,112	↓
Variance since June 2016	(12.4%)	↓



ACTIVITY



Month	Adjusted Scheduled Activity (UDA)	
	2017	2018
April	107	102
May	267	259
June	374	429
July	657	
August	867	
September	1,039	
October	1,244	
November	1,465	
December	1,676	
January	1,923	
February	2,117	
March	2,283	
April	2,390	
May	2,394	
June	2,399	

QUALITY

	Quantity	Base Number	Contract	AT	Region	England
% of FP17s for the same patient ID Re-attending within 3 months - Children	3	115	2.6%	9.3%	11.7%	12.0%
% of FP17s for the same patient ID Re-attending within 3 months - Adults	13	233	5.6%	12.6%	15.2%	16.0%
% of FP17s for the same patient ID Re-attending between 3 & 9 months - Children	83	115	72.2%	58.4%	59.1%	58.0%
% of FP17s for the same patient ID Re-attending between 3 & 9 months - Adults	132	233	56.7%	50.2%	52.2%	50.9%
% of FP17s for Band 1 Urgent Courses	9	272	3.3%	6.8%	7.9%	9.1%
% of FP17s Relating to Free Repair or Replacements	3	272	1.1%	0.8%	0.8%	0.8%
% of FP17s Relating to Continuations	1	272	0.4%	1.1%	1.1%	1.1%
% of Patients satisfied with the dentistry they have received	1	1	N/A	92.1%	91.8%	91.7%
% of Patients satisfied with the time they had to wait for an appointment	0	1	N/A	90.5%	88.4%	88.0%

* This is based on patients treated on this contract for their most recent course of treatment. Figures in italics indicate the base number of FP17s or Patient Questionnaire responses are less than 100. N/A is shown where the base number of responses is less than 10 during the period. % is calculated as Quantity/Base number*100

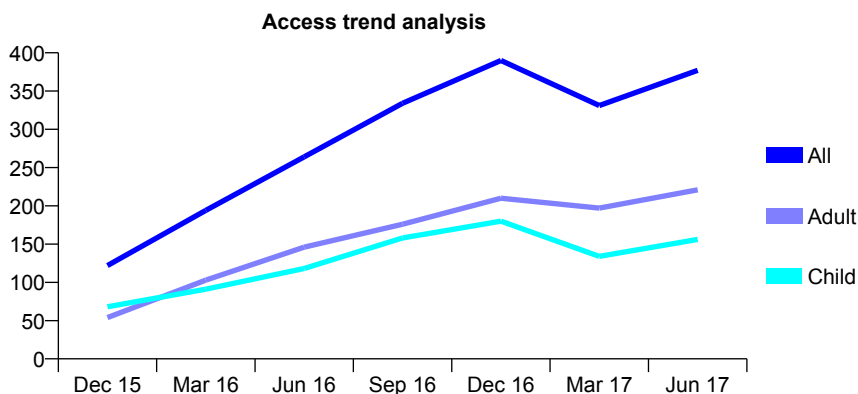
Q53 - Vital Signs At a Glance Contract Report for 641960/0003 - June 2017

Name or company name	MR AJ BROWNE
Contract type name	GDS Contract
Purpose of contract	General
Contract start date	01/09/2015
Contract end date	

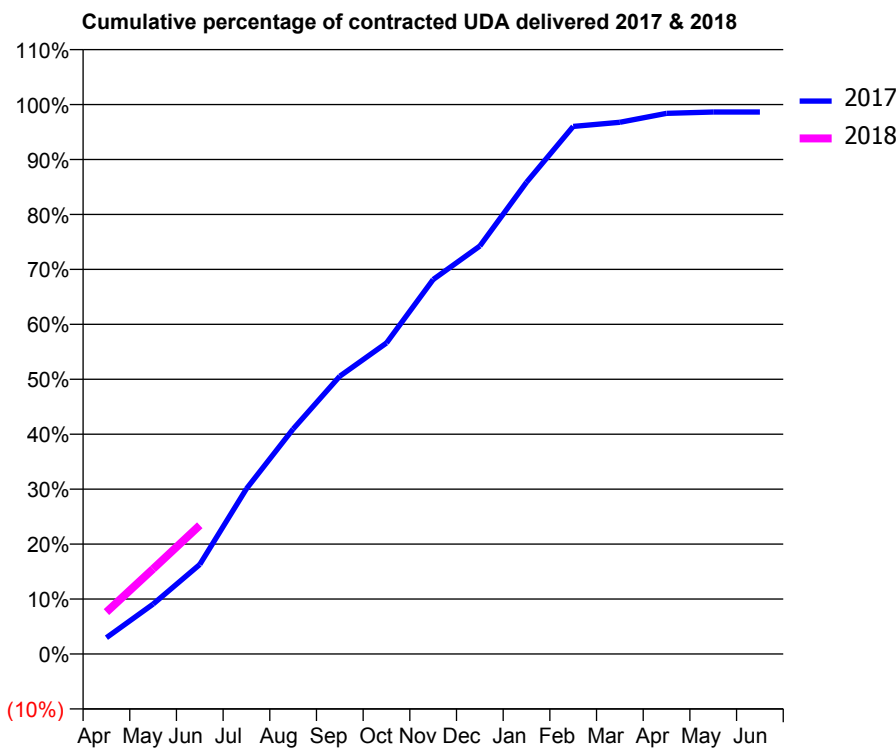
17/18 Contracted general activity (UDA)	807
Carry forward general activity (UDA)	0
17/18 Contracted orthodontic activity (UOA)	0
Carry forward orthodontic activity (UOA)	0
Baseline contract value	£19,884.19

ACCESS*

Patients seen in 24 months	Total	Change since previous quarter
Quarter ending June 2016	264	
Quarter ending September 2016	334	↑
Quarter ending December 2016	390	↑
Quarter ending March 2017	331	↓
Quarter ending June 2017	377	↑
Variance since June 2016	42.8%	↑



ACTIVITY



Adjusted Scheduled Activity (UDA)		
Month	2017	2018
April	24	62
May	73	125
June	132	189
July	243	
August	330	
September	408	
October	457	
November	550	
December	599	
January	693	
February	775	
March	781	
April	794	
May	796	
June	796	

QUALITY

	Quantity	Base Number	Contract	AT	Region	England
% of FP17s for the same patient ID Re-attending within 3 months - Children	1	73	1.4%	9.3%	11.7%	12.0%
% of FP17s for the same patient ID Re-attending within 3 months - Adults	4	81	4.9%	12.6%	15.2%	16.0%
% of FP17s for the same patient ID Re-attending between 3 & 9 months - Children	39	73	53.4%	58.4%	59.1%	58.0%
% of FP17s for the same patient ID Re-attending between 3 & 9 months - Adults	30	81	37.0%	50.2%	52.2%	50.9%
% of FP17s for Band 1 Urgent Courses	5	141	3.5%	6.8%	7.9%	9.1%
% of FP17s Relating to Free Repair or Replacements	0	141	0.0%	0.8%	0.8%	0.8%
% of FP17s Relating to Continuations	2	141	1.4%	1.1%	1.1%	1.1%
% of Patients satisfied with the dentistry they have received	0	0	N/A	92.1%	91.8%	91.7%
% of Patients satisfied with the time they had to wait for an appointment	0	0	N/A	90.5%	88.4%	88.0%

* This is based on patients treated on this contract for their most recent course of treatment. Figures in italics indicate the base number of FP17s or Patient Questionnaire responses are less than 100. N/A is shown where the base number of responses is less than 10 during the period. % is calculated as Quantity/Base number*100

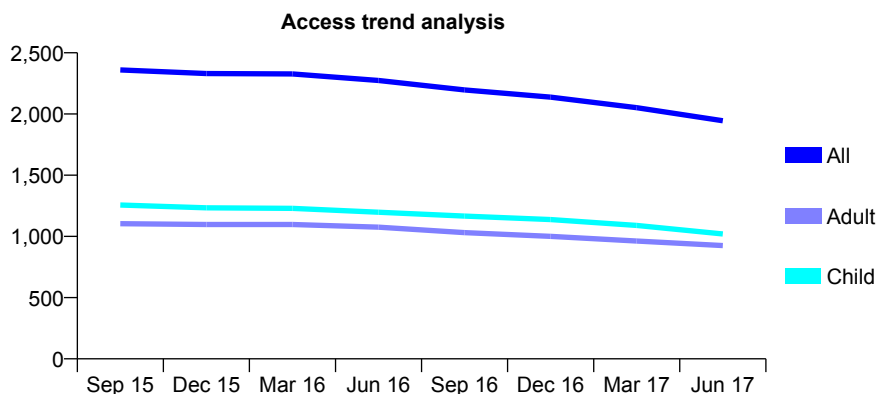
Q53 - Vital Signs At a Glance Contract Report for 650072/0001 - June 2017

Name or company name	MR PR BRADLEY
Contract type name	GDS Contract
Purpose of contract	General
Contract start date	01/04/2006
Contract end date	

17/18 Contracted general activity (UDA)	5,000
Carry forward general activity (UDA)	0
17/18 Contracted orthodontic activity (UOA)	0
Carry forward orthodontic activity (UOA)	0
Baseline contract value	£123,936.93

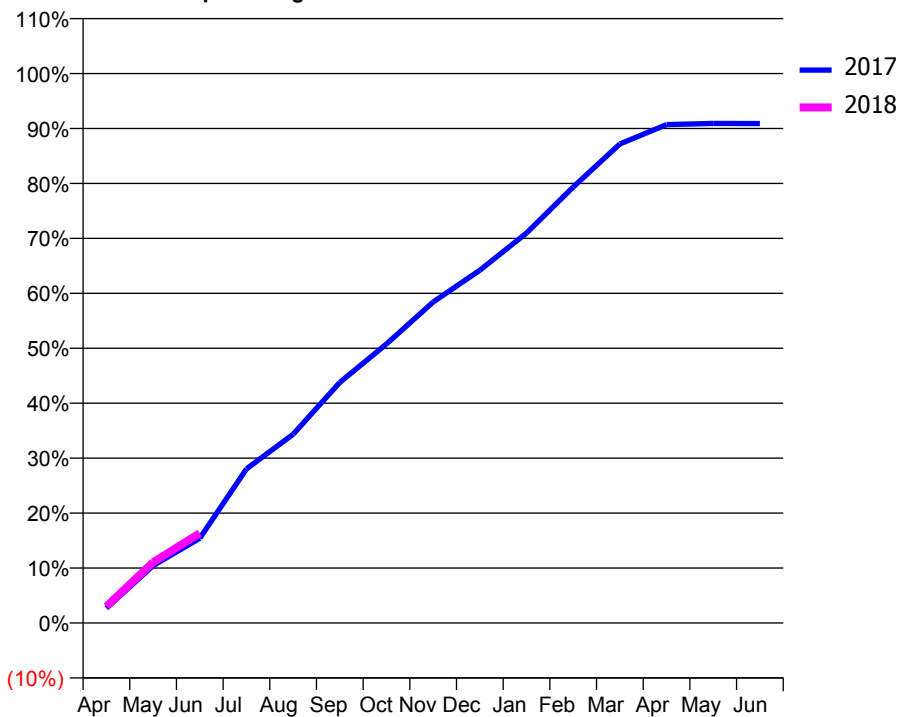
ACCESS*

Patients seen in 24 months	Total	Change since previous quarter
Quarter ending June 2016	2,274	
Quarter ending September 2016	2,197	↓
Quarter ending December 2016	2,138	↓
Quarter ending March 2017	2,052	↓
Quarter ending June 2017	1,945	↓
Variance since June 2016	(14.5%)	↓



ACTIVITY

Cumulative percentage of contracted UDA delivered 2017 & 2018



Adjusted Scheduled Activity (UDA)

Month	2017	2018
April	136	151
May	522	553
June	771	817
July	1,403	
August	1,717	
September	2,189	
October	2,538	
November	2,921	
December	3,210	
January	3,548	
February	3,967	
March	4,359	
April	4,534	
May	4,546	
June	4,545	

QUALITY

	Quantity	Base Number	Contract	AT	Region	England
% of FP17s for the same patient ID Re-attending within 3 months - Children	23	361	6.4%	9.3%	11.7%	12.0%
% of FP17s for the same patient ID Re-attending within 3 months - Adults	25	260	9.6%	12.6%	15.2%	16.0%
% of FP17s for the same patient ID Re-attending between 3 & 9 months - Children	258	361	71.5%	58.4%	59.1%	58.0%
% of FP17s for the same patient ID Re-attending between 3 & 9 months - Adults	178	260	68.5%	50.2%	52.2%	50.9%
% of FP17s for Band 1 Urgent Courses	24	507	4.7%	6.8%	7.9%	9.1%
% of FP17s Relating to Free Repair or Replacements	0	507	0.0%	0.8%	0.8%	0.8%
% of FP17s Relating to Continuations	1	507	0.2%	1.1%	1.1%	1.1%
% of Patients satisfied with the dentistry they have received	3	3	N/A	92.1%	91.8%	91.7%
% of Patients satisfied with the time they had to wait for an appointment	3	3	N/A	90.5%	88.4%	88.0%

* This is based on patients treated on this contract for their most recent course of treatment. Figures in italics indicate the base number of FP17s or Patient Questionnaire responses are less than 100. N/A is shown where the base number of responses is less than 10 during the period. % is calculated as Quantity/Base number*100

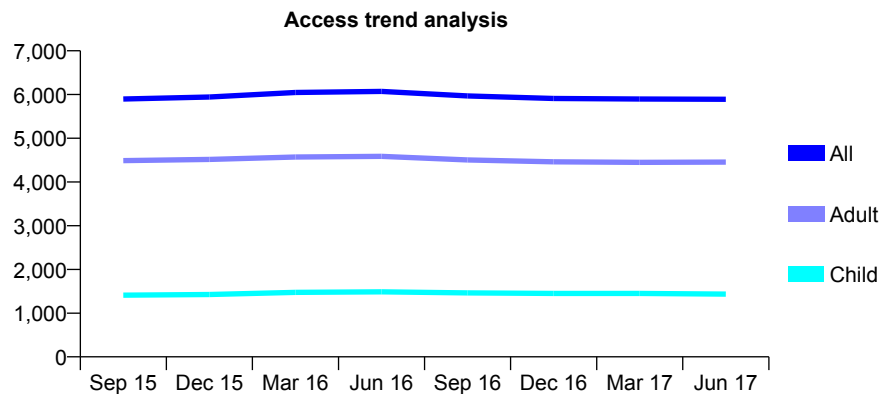
Q53 - Vital Signs At a Glance Contract Report for 650579/0001 - June 2017

Name or company name	MR AW STANLEY
Contract type name	GDS Contract
Purpose of contract	General
Contract start date	01/04/2006
Contract end date	

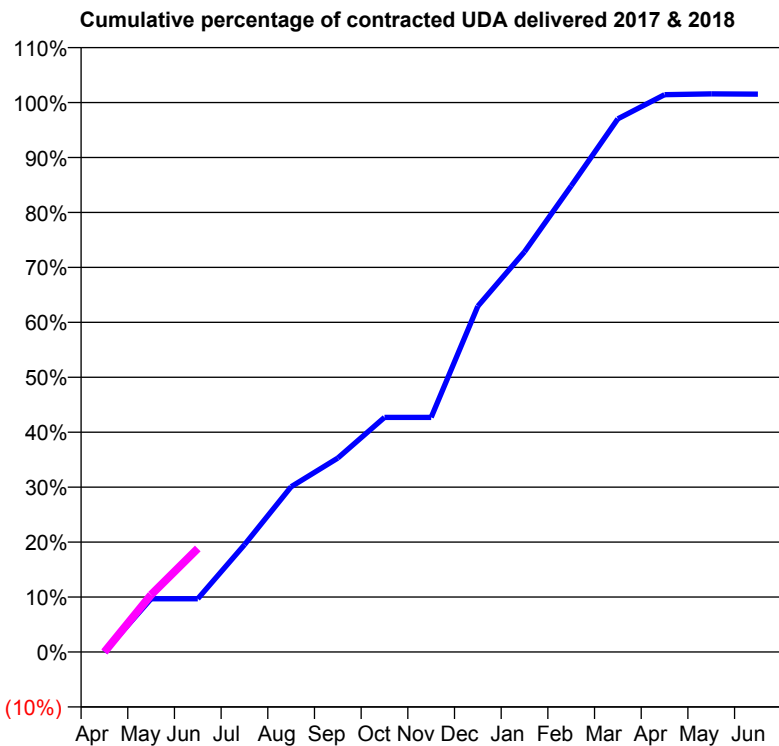
17/18 Contracted general activity (UDA)	17,035
Carry forward general activity (UDA)	0
17/18 Contracted orthodontic activity (UOA)	0
Carry forward orthodontic activity (UOA)	0
Baseline contract value	£576,226.14

ACCESS*

Patients seen in 24 months	Total	Change since previous quarter
Quarter ending June 2016	6,072	
Quarter ending September 2016	5,967	↓
Quarter ending December 2016	5,911	→
Quarter ending March 2017	5,898	→
Quarter ending June 2017	5,892	→
Variance since June 2016	(3.0%)	↓



ACTIVITY



Month	Adjusted Scheduled Activity (UDA)	
	2017	2018
April	1	0
May	1,651	1,775
June	1,651	3,209
July	3,327	
August	5,122	
September	6,011	
October	7,272	
November	7,272	
December	10,723	
January	12,410	
February	14,451	
March	16,530	
April	17,279	
May	17,301	
June	17,295	

QUALITY

	Quantity	Base Number	Contract	AT	Region	England
% of FP17s for the same patient ID Re-attending within 3 months - Children	49	435	11.3%	9.3%	11.7%	12.0%
% of FP17s for the same patient ID Re-attending within 3 months - Adults	167	1,328	12.6%	12.6%	15.2%	16.0%
% of FP17s for the same patient ID Re-attending between 3 & 9 months - Children	265	435	60.9%	58.4%	59.1%	58.0%
% of FP17s for the same patient ID Re-attending between 3 & 9 months - Adults	604	1,328	45.5%	50.2%	52.2%	50.9%
% of FP17s for Band 1 Urgent Courses	32	1,268	2.5%	6.8%	7.9%	9.1%
% of FP17s Relating to Free Repair or Replacements	0	1,268	0.0%	0.8%	0.8%	0.8%
% of FP17s Relating to Continuations	54	1,268	4.3%	1.1%	1.1%	1.1%
% of Patients satisfied with the dentistry they have received	12	14	85.7%	92.1%	91.8%	91.7%
% of Patients satisfied with the time they had to wait for an appointment	12	14	85.7%	90.5%	88.4%	88.0%

* This is based on patients treated on this contract for their most recent course of treatment. Figures in italics indicate the base number of FP17s or Patient Questionnaire responses are less than 100. N/A is shown where the base number of responses is less than 10 during the period. % is calculated as Quantity/Base number*100

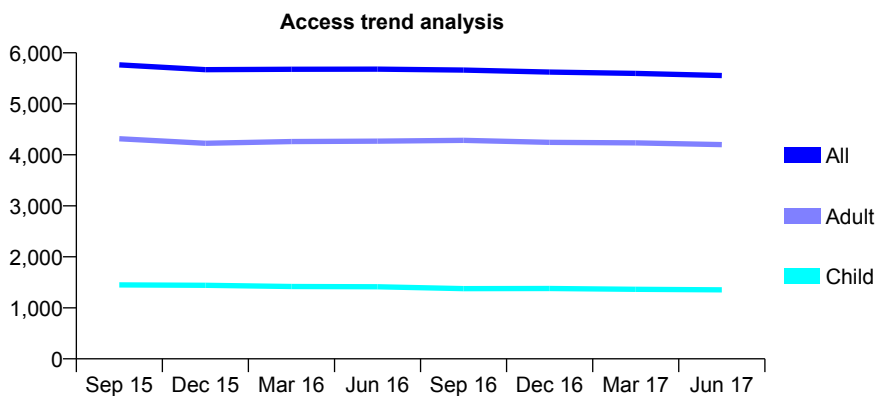
Q53 - Vital Signs At a Glance Contract Report for 653071/0002 - June 2017

Name or company name	MISS SS KHAIRA
Contract type name	GDS Contract
Purpose of contract	General
Contract start date	01/04/2013
Contract end date	

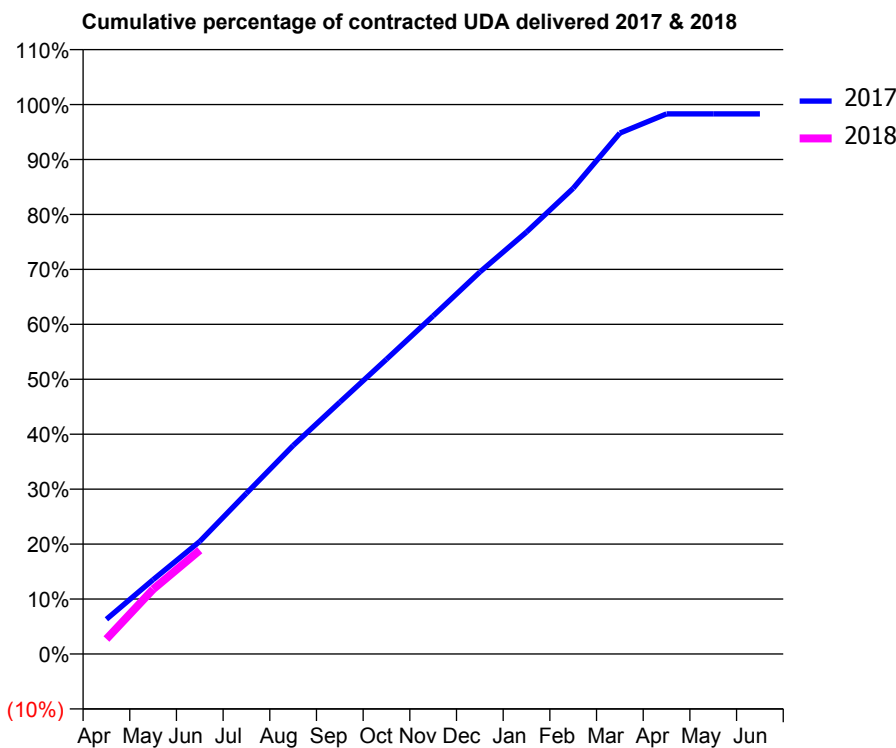
17/18 Contracted general activity (UDA)	16,115
Carry forward general activity (UDA)	0
17/18 Contracted orthodontic activity (UOA)	0
Carry forward orthodontic activity (UOA)	0
Baseline contract value	£368,903.83

ACCESS*

Patients seen in 24 months	Total	Change since previous quarter
Quarter ending June 2016	5,680	
Quarter ending September 2016	5,661	→
Quarter ending December 2016	5,623	→
Quarter ending March 2017	5,597	→
Quarter ending June 2017	5,553	→
Variance since June 2016	(2.2%)	↓



ACTIVITY



Month	Adjusted Scheduled Activity (UDA)	
	2017	2018
April	1,020	438
May	2,179	1,900
June	3,303	3,044
July	4,716	
August	6,113	
September	7,385	
October	8,643	
November	9,915	
December	11,201	
January	12,377	
February	13,659	
March	15,277	
April	15,840	
May	15,842	
June	15,842	

QUALITY

	Quantity	Base Number	Contract	AT	Region	England
% of FP17s for the same patient ID Re-attending within 3 months - Children	32	490	6.5%	9.3%	11.7%	12.0%
% of FP17s for the same patient ID Re-attending within 3 months - Adults	149	1,375	10.8%	12.6%	15.2%	16.0%
% of FP17s for the same patient ID Re-attending between 3 & 9 months - Children	281	490	57.3%	58.4%	59.1%	58.0%
% of FP17s for the same patient ID Re-attending between 3 & 9 months - Adults	833	1,375	60.6%	50.2%	52.2%	50.9%
% of FP17s for Band 1 Urgent Courses	97	1,572	6.2%	6.8%	7.9%	9.1%
% of FP17s Relating to Free Repair or Replacements	26	1,572	1.7%	0.8%	0.8%	0.8%
% of FP17s Relating to Continuations	6	1,572	0.4%	1.1%	1.1%	1.1%
% of Patients satisfied with the dentistry they have received	12	12	100.0%	92.1%	91.8%	91.7%
% of Patients satisfied with the time they had to wait for an appointment	10	12	83.3%	90.5%	88.4%	88.0%

* This is based on patients treated on this contract for their most recent course of treatment. Figures in italics indicate the base number of FP17s or Patient Questionnaire responses are less than 100. N/A is shown where the base number of responses is less than 10 during the period. % is calculated as Quantity/Base number*100

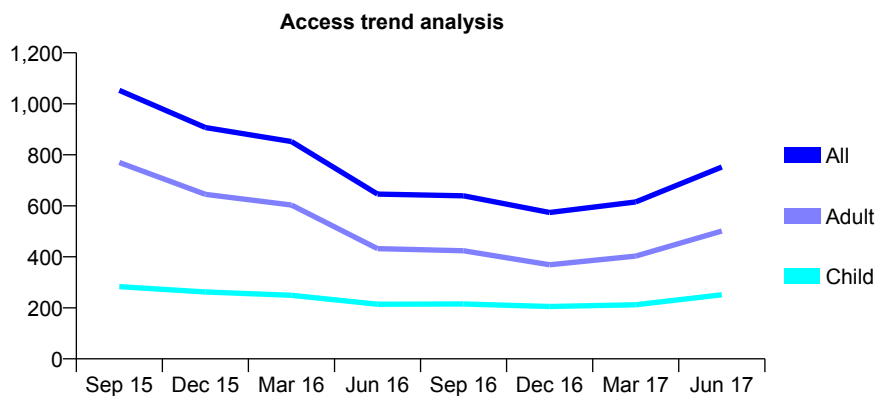
Q53 - Vital Signs At a Glance Contract Report for 654221/0001 - June 2017

Name or company name	MR SP HUNDAL
Contract type name	GDS Contract
Purpose of contract	General
Contract start date	01/04/2006
Contract end date	

17/18 Contracted general activity (UDA)	6,000
Carry forward general activity (UDA)	0
17/18 Contracted orthodontic activity (UOA)	0
Carry forward orthodontic activity (UOA)	0
Baseline contract value	£170,495.15

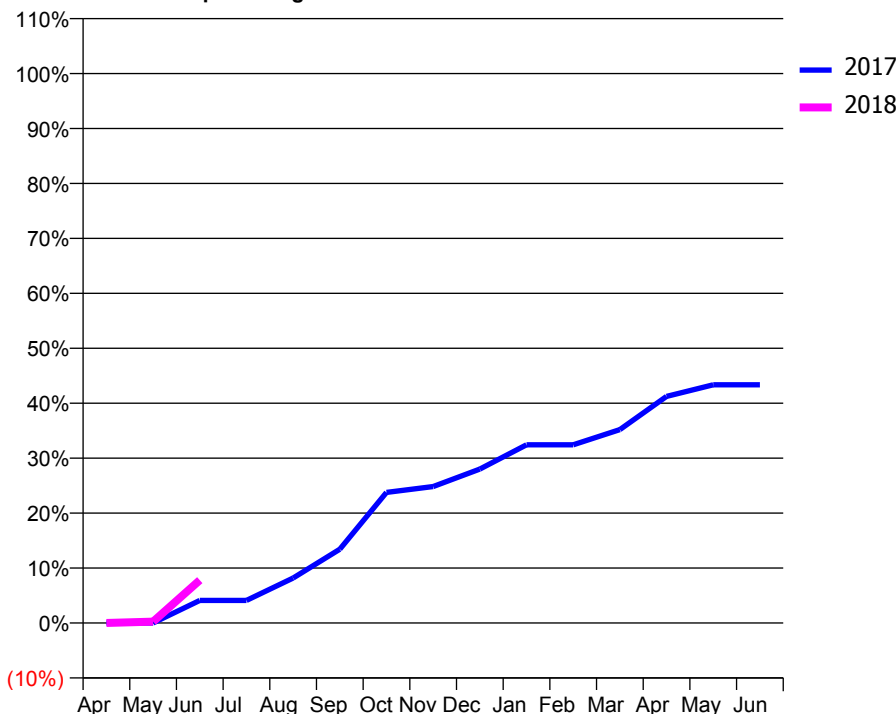
ACCESS*

Patients seen in 24 months	Total	Change since previous quarter
Quarter ending June 2016	646	
Quarter ending September 2016	639	↓
Quarter ending December 2016	574	↓
Quarter ending March 2017	615	↑
Quarter ending June 2017	752	↑
Variance since June 2016	16.4%	↑



ACTIVITY

Cumulative percentage of contracted UDA delivered 2017 & 2018



Month	Adjusted Scheduled Activity (UDA)	
	2017	2018
April	0	0
May	0	16
June	247	468
July	247	
August	491	
September	806	
October	1,426	
November	1,490	
December	1,681	
January	1,946	
February	1,946	
March	2,111	
April	2,475	
May	2,601	
June	2,601	

QUALITY

	Quantity	Base Number	Contract	AT	Region	England
% of FP17s for the same patient ID Re-attending within 3 months - Children	2	95	2.1%	9.3%	11.7%	12.0%
% of FP17s for the same patient ID Re-attending within 3 months - Adults	3	152	2.0%	12.6%	15.2%	16.0%
% of FP17s for the same patient ID Re-attending between 3 & 9 months - Children	15	95	15.8%	58.4%	59.1%	58.0%
% of FP17s for the same patient ID Re-attending between 3 & 9 months - Adults	25	152	16.4%	50.2%	52.2%	50.9%
% of FP17s for Band 1 Urgent Courses	1	137	0.7%	6.8%	7.9%	9.1%
% of FP17s Relating to Free Repair or Replacements	1	137	0.7%	0.8%	0.8%	0.8%
% of FP17s Relating to Continuations	0	137	0.0%	1.1%	1.1%	1.1%
% of Patients satisfied with the dentistry they have received	0	0	N/A	92.1%	91.8%	91.7%
% of Patients satisfied with the time they had to wait for an appointment	0	0	N/A	90.5%	88.4%	88.0%

* This is based on patients treated on this contract for their most recent course of treatment. Figures in italics indicate the base number of FP17s or Patient Questionnaire responses are less than 100. N/A is shown where the base number of responses is less than 10 during the period. % is calculated as Quantity/Base number*100

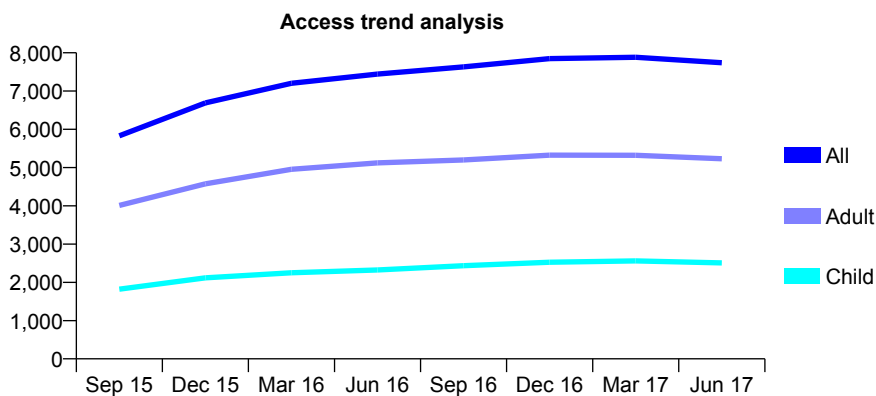
Q53 - Vital Signs At a Glance Contract Report for 658480/0001 - June 2017

Name or company name	MISS TJ WHITMORE
Contract type name	GDS Contract
Purpose of contract	General
Contract start date	01/09/2006
Contract end date	

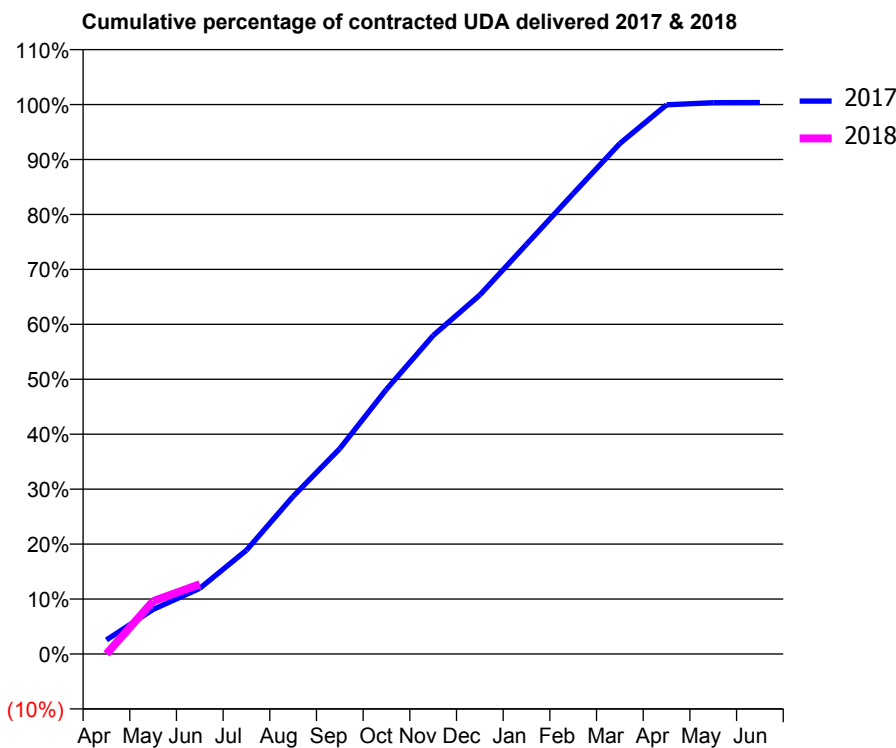
17/18 Contracted general activity (UDA)	15,317
Carry forward general activity (UDA)	0
17/18 Contracted orthodontic activity (UOA)	0
Carry forward orthodontic activity (UOA)	0
Baseline contract value	£430,212.63

ACCESS*

Patients seen in 24 months	Total	Change since previous quarter
Quarter ending June 2016	7,445	
Quarter ending September 2016	7,633	↑
Quarter ending December 2016	7,850	↑
Quarter ending March 2017	7,883	→
Quarter ending June 2017	7,739	↓
Variance since June 2016	3.9%	↑



ACTIVITY



Month	Adjusted Scheduled Activity (UDA)	
	2017	2018
April	394	0
May	1,245	1,475
June	1,830	1,944
July	2,894	
August	4,394	
September	5,726	
October	7,380	
November	8,879	
December	10,007	
January	11,419	
February	12,834	
March	14,231	
April	15,310	
May	15,369	
June	15,371	

QUALITY

	Quantity	Base Number	Contract	AT	Region	England
% of FP17s for the same patient ID Re-attending within 3 months - Children	29	731	4.0%	9.3%	11.7%	12.0%
% of FP17s for the same patient ID Re-attending within 3 months - Adults	44	1,090	4.0%	12.6%	15.2%	16.0%
% of FP17s for the same patient ID Re-attending between 3 & 9 months - Children	529	731	72.4%	58.4%	59.1%	58.0%
% of FP17s for the same patient ID Re-attending between 3 & 9 months - Adults	466	1,090	42.8%	50.2%	52.2%	50.9%
% of FP17s for Band 1 Urgent Courses	76	1,207	6.3%	6.8%	7.9%	9.1%
% of FP17s Relating to Free Repair or Replacements	11	1,207	0.9%	0.8%	0.8%	0.8%
% of FP17s Relating to Continuations	3	1,207	0.2%	1.1%	1.1%	1.1%
% of Patients satisfied with the dentistry they have received	9	9	N/A	92.1%	91.8%	91.7%
% of Patients satisfied with the time they had to wait for an appointment	7	9	N/A	90.5%	88.4%	88.0%

* This is based on patients treated on this contract for their most recent course of treatment. Figures in italics indicate the base number of FP17s or Patient Questionnaire responses are less than 100. N/A is shown where the base number of responses is less than 10 during the period. % is calculated as Quantity/Base number*100

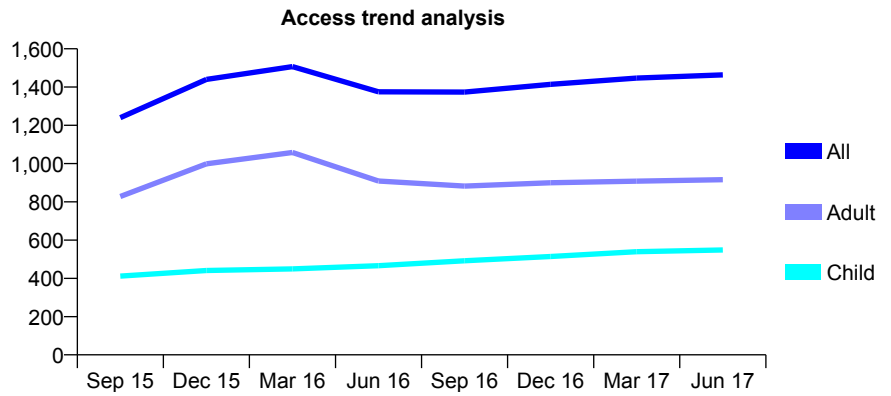
Q53 - Vital Signs At a Glance Contract Report for 658995/0002 - June 2017

Name or company name	MR SR MEHTA
Contract type name	GDS Contract
Purpose of contract	General
Contract start date	03/07/2013
Contract end date	

17/18 Contracted general activity (UDA)	4,000
Carry forward general activity (UDA)	0
17/18 Contracted orthodontic activity (UOA)	0
Carry forward orthodontic activity (UOA)	0
Baseline contract value	£115,227.74

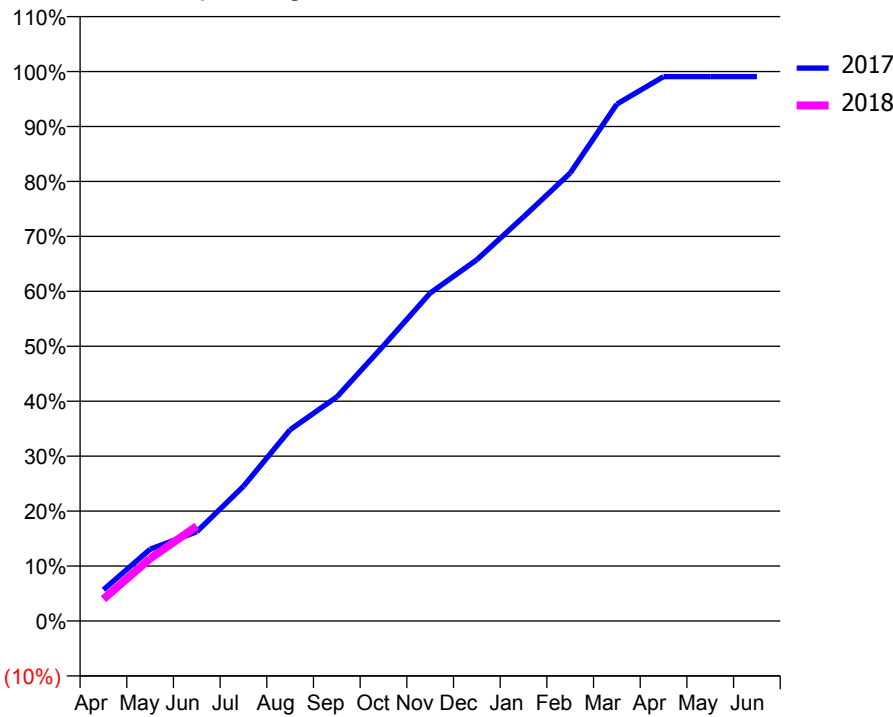
ACCESS*

Patients seen in 24 months	Total	Change since previous quarter
Quarter ending June 2016	1,375	
Quarter ending September 2016	1,374	→
Quarter ending December 2016	1,414	↑
Quarter ending March 2017	1,447	↑
Quarter ending June 2017	1,464	→
Variance since June 2016	6.5%	↑



ACTIVITY

Cumulative percentage of contracted UDA delivered 2017 & 2018



Month	2017	2018
April	227	159
May	523	455
June	650	690
July	981	
August	1,392	
September	1,631	
October	2,004	
November	2,387	
December	2,630	
January	2,941	
February	3,261	
March	3,763	
April	3,963	
May	3,963	
June	3,963	

QUALITY

	Quantity	Base Number	Contract	AT	Region	England
% of FP17s for the same patient ID Re-attending within 3 months - Children	7	196	3.6%	9.3%	11.7%	12.0%
% of FP17s for the same patient ID Re-attending within 3 months - Adults	14	139	10.1%	12.6%	15.2%	16.0%
% of FP17s for the same patient ID Re-attending between 3 & 9 months - Children	133	196	67.9%	58.4%	59.1%	58.0%
% of FP17s for the same patient ID Re-attending between 3 & 9 months - Adults	59	139	42.4%	50.2%	52.2%	50.9%
% of FP17s for Band 1 Urgent Courses	6	271	2.2%	6.8%	7.9%	9.1%
% of FP17s Relating to Free Repair or Replacements	0	271	0.0%	0.8%	0.8%	0.8%
% of FP17s Relating to Continuations	1	271	0.4%	1.1%	1.1%	1.1%
% of Patients satisfied with the dentistry they have received	3	4	N/A	92.1%	91.8%	91.7%
% of Patients satisfied with the time they had to wait for an appointment	3	4	N/A	90.5%	88.4%	88.0%

* This is based on patients treated on this contract for their most recent course of treatment. Figures in italics indicate the base number of FP17s or Patient Questionnaire responses are less than 100. N/A is shown where the base number of responses is less than 10 during the period. % is calculated as Quantity/Base number*100

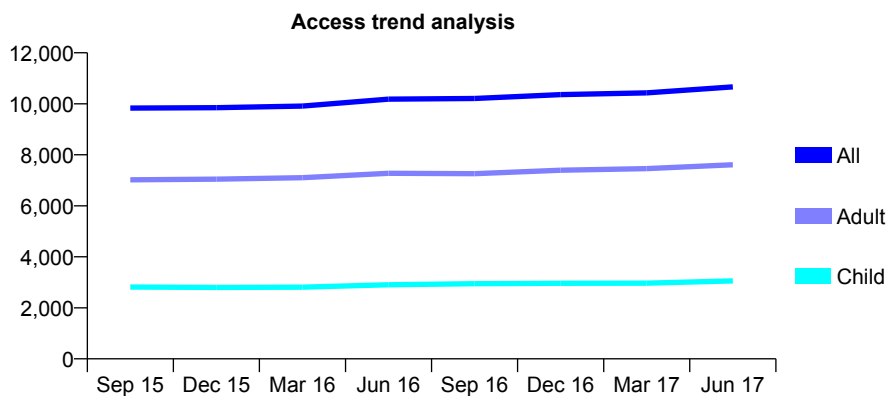
Q53 - Vital Signs At a Glance Contract Report for 676349/0001 - June 2017

Name or company name	MRS MK DEOL
Contract type name	GDS Contract
Purpose of contract	General
Contract start date	01/04/2006
Contract end date	

17/18 Contracted general activity (UDA)	22,272
Carry forward general activity (UDA)	0
17/18 Contracted orthodontic activity (UOA)	0
Carry forward orthodontic activity (UOA)	0
Baseline contract value	£656,758.99

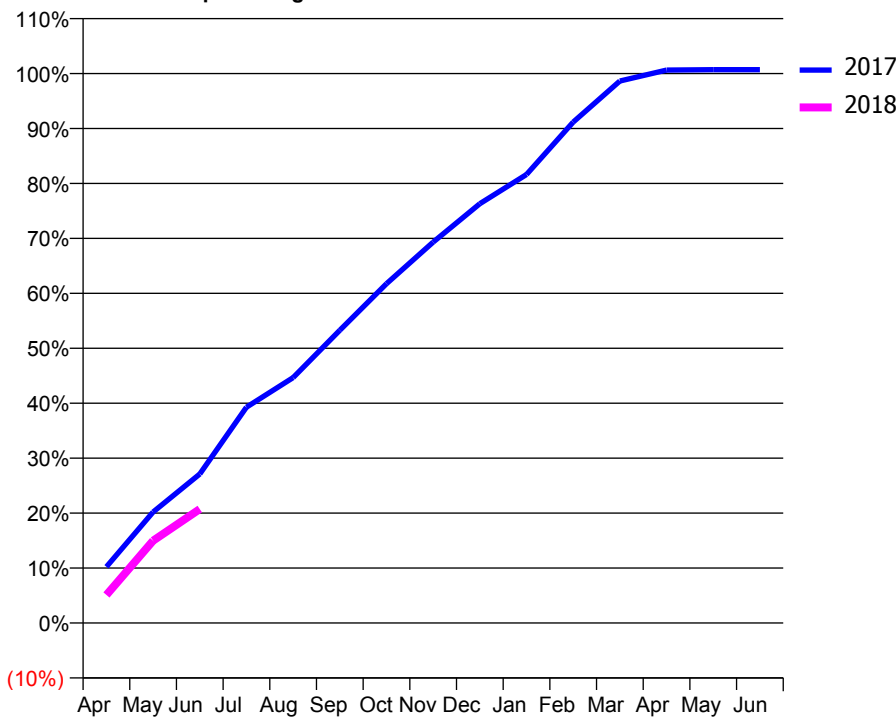
ACCESS*

Patients seen in 24 months	Total	Change since previous quarter
Quarter ending June 2016	10,184	
Quarter ending September 2016	10,207	→
Quarter ending December 2016	10,360	→
Quarter ending March 2017	10,429	→
Quarter ending June 2017	10,666	↑
Variance since June 2016	4.7%	↑



ACTIVITY

Cumulative percentage of contracted UDA delivered 2017 & 2018



Month	Adjusted Scheduled Activity (UDA)	
	2017	2018
April	2,281	1,137
May	4,500	3,335
June	6,041	4,621
July	8,748	
August	9,948	
September	11,868	
October	13,751	
November	15,438	
December	16,993	
January	18,179	
February	20,305	
March	21,966	
April	22,409	
May	22,427	
June	22,426	

QUALITY

	Quantity	Base Number	Contract	AT	Region	England
% of FP17s for the same patient ID Re-attending within 3 months - Children	36	929	3.9%	9.3%	11.7%	12.0%
% of FP17s for the same patient ID Re-attending within 3 months - Adults	97	2,166	4.5%	12.6%	15.2%	16.0%
% of FP17s for the same patient ID Re-attending between 3 & 9 months - Children	447	929	48.1%	58.4%	59.1%	58.0%
% of FP17s for the same patient ID Re-attending between 3 & 9 months - Adults	1,030	2,166	47.6%	50.2%	52.2%	50.9%
% of FP17s for Band 1 Urgent Courses	30	2,253	1.3%	6.8%	7.9%	9.1%
% of FP17s Relating to Free Repair or Replacements	8	2,253	0.4%	0.8%	0.8%	0.8%
% of FP17s Relating to Continuations	5	2,253	0.2%	1.1%	1.1%	1.1%
% of Patients satisfied with the dentistry they have received	13	13	100.0%	92.1%	91.8%	91.7%
% of Patients satisfied with the time they had to wait for an appointment	13	13	100.0%	90.5%	88.4%	88.0%

* This is based on patients treated on this contract for their most recent course of treatment. Figures in italics indicate the base number of FP17s or Patient Questionnaire responses are less than 100. N/A is shown where the base number of responses is less than 10 during the period. % is calculated as Quantity/Base number*100

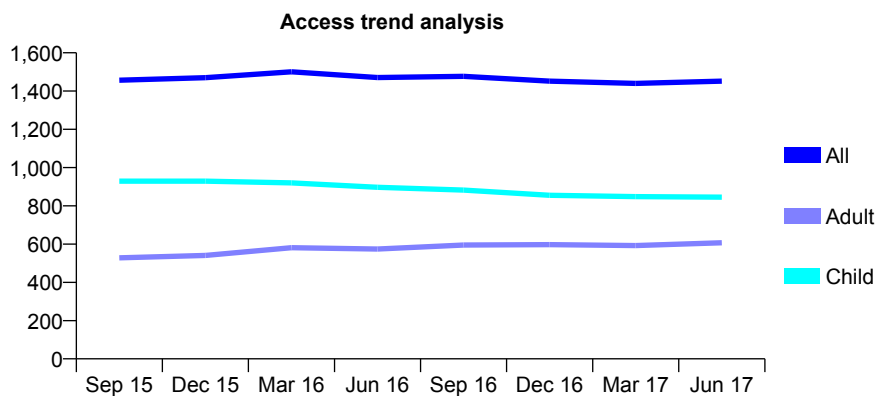
Q53 - Vital Signs At a Glance Contract Report for 679836/0001 - June 2017

Name or company name	MR P MULLIGAN
Contract type name	GDS Contract
Purpose of contract	General
Contract start date	01/04/2006
Contract end date	

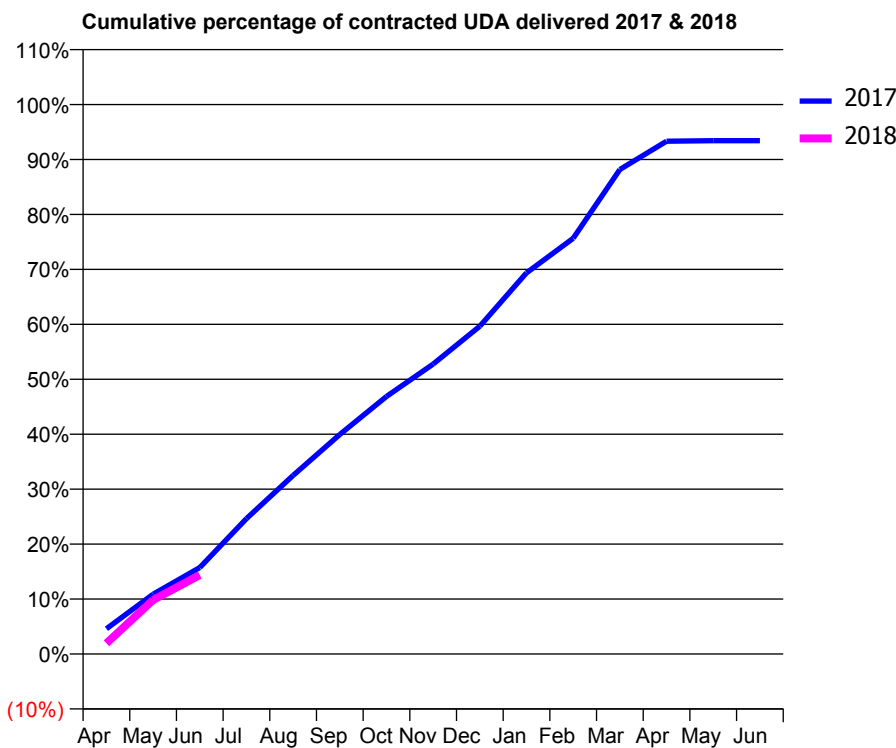
17/18 Contracted general activity (UDA)	3,700
Carry forward general activity (UDA)	0
17/18 Contracted orthodontic activity (UOA)	0
Carry forward orthodontic activity (UOA)	0
Baseline contract value	£112,377.24

ACCESS*

Patients seen in 24 months	Total	Change since previous quarter
Quarter ending June 2016	1,471	
Quarter ending September 2016	1,477	→
Quarter ending December 2016	1,452	↓
Quarter ending March 2017	1,440	→
Quarter ending June 2017	1,452	→
Variance since June 2016	(1.3%)	↓



ACTIVITY



Adjusted Scheduled Activity (UDA)		
Month	2017	2018
April	170	72
May	402	364
June	583	532
July	911	
August	1,203	
September	1,478	
October	1,735	
November	1,953	
December	2,208	
January	2,566	
February	2,799	
March	3,262	
April	3,452	
May	3,456	
June	3,456	

QUALITY

	Quantity	Base Number	Contract	AT	Region	England
% of FP17s for the same patient ID Re-attending within 3 months - Children	19	353	5.4%	9.3%	11.7%	12.0%
% of FP17s for the same patient ID Re-attending within 3 months - Adults	7	156	4.5%	12.6%	15.2%	16.0%
% of FP17s for the same patient ID Re-attending between 3 & 9 months - Children	274	353	77.6%	58.4%	59.1%	58.0%
% of FP17s for the same patient ID Re-attending between 3 & 9 months - Adults	109	156	69.9%	50.2%	52.2%	50.9%
% of FP17s for Band 1 Urgent Courses	10	413	2.4%	6.8%	7.9%	9.1%
% of FP17s Relating to Free Repair or Replacements	0	413	0.0%	0.8%	0.8%	0.8%
% of FP17s Relating to Continuations	0	413	0.0%	1.1%	1.1%	1.1%
% of Patients satisfied with the dentistry they have received	1	1	N/A	92.1%	91.8%	91.7%
% of Patients satisfied with the time they had to wait for an appointment	1	1	N/A	90.5%	88.4%	88.0%

* This is based on patients treated on this contract for their most recent course of treatment. Figures in italics indicate the base number of FP17s or Patient Questionnaire responses are less than 100. N/A is shown where the base number of responses is less than 10 during the period. % is calculated as Quantity/Base number*100

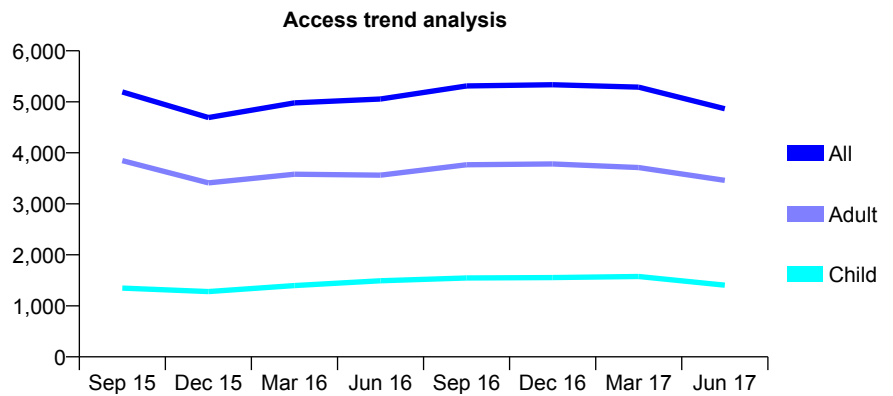
Q53 - Vital Signs At a Glance Contract Report for 681202/0003 - June 2017

Name or company name	MR M EBRAHIM
Contract type name	GDS Contract
Purpose of contract	General
Contract start date	17/01/2013
Contract end date	

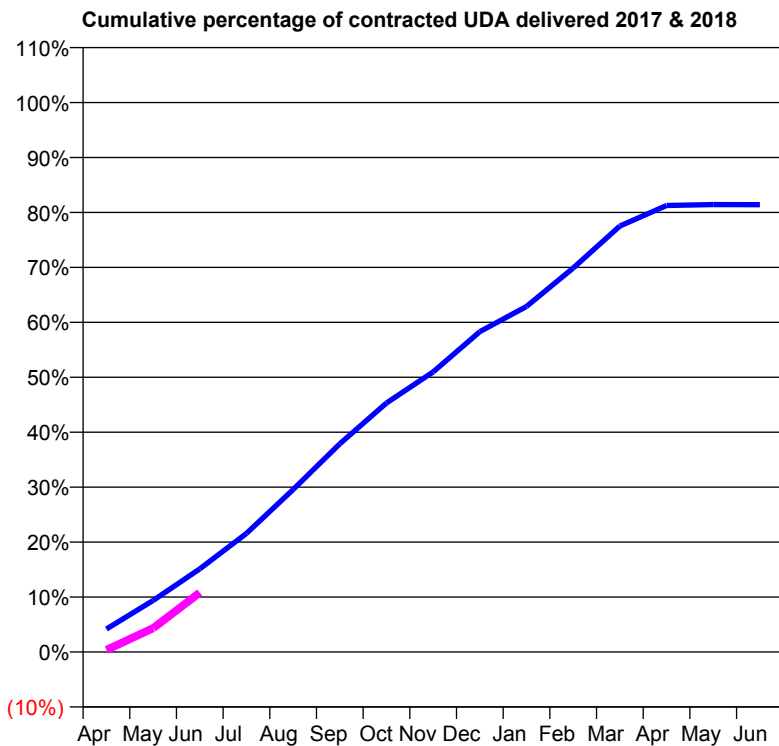
17/18 Contracted general activity (UDA)	17,400
Carry forward general activity (UDA)	0
17/18 Contracted orthodontic activity (UOA)	0
Carry forward orthodontic activity (UOA)	0
Baseline contract value	£459,834.44

ACCESS*

Patients seen in 24 months	Total	Change since previous quarter
Quarter ending June 2016	5,055	
Quarter ending September 2016	5,312	↑
Quarter ending December 2016	5,335	→
Quarter ending March 2017	5,288	→
Quarter ending June 2017	4,865	↓
Variance since June 2016	(3.8%)	↓



ACTIVITY



Month	Adjusted Scheduled Activity (UDA)	
	2017	2018
April	729	66
May	1,632	755
June	2,631	1,880
July	3,754	
August	5,147	
September	6,594	
October	7,885	
November	8,868	
December	10,146	
January	10,942	
February	12,160	
March	13,490	
April	14,139	
May	14,167	
June	14,164	

QUALITY

	Quantity	Base Number	Contract	AT	Region	England
% of FP17s for the same patient ID Re-attending within 3 months - Children	12	348	3.4%	9.3%	11.7%	12.0%
% of FP17s for the same patient ID Re-attending within 3 months - Adults	63	833	7.6%	12.6%	15.2%	16.0%
% of FP17s for the same patient ID Re-attending between 3 & 9 months - Children	154	348	44.3%	58.4%	59.1%	58.0%
% of FP17s for the same patient ID Re-attending between 3 & 9 months - Adults	236	833	28.3%	50.2%	52.2%	50.9%
% of FP17s for Band 1 Urgent Courses	76	861	8.8%	6.8%	7.9%	9.1%
% of FP17s Relating to Free Repair or Replacements	10	861	1.2%	0.8%	0.8%	0.8%
% of FP17s Relating to Continuations	5	861	0.6%	1.1%	1.1%	1.1%
% of Patients satisfied with the dentistry they have received	9	12	75.0%	92.1%	91.8%	91.7%
% of Patients satisfied with the time they had to wait for an appointment	11	12	91.7%	90.5%	88.4%	88.0%

* This is based on patients treated on this contract for their most recent course of treatment. Figures in italics indicate the base number of FP17s or Patient Questionnaire responses are less than 100. N/A is shown where the base number of responses is less than 10 during the period. % is calculated as Quantity/Base number*100

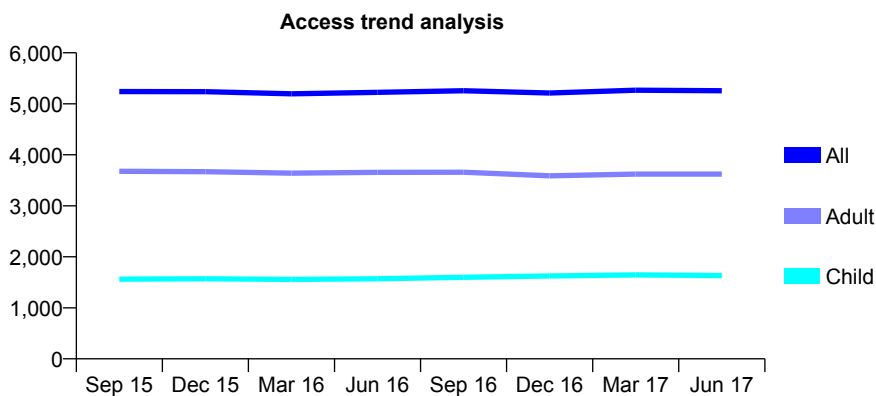
Q53 - Vital Signs At a Glance Contract Report for 682500/0001 - June 2017

Name or company name	MR MN GAMBROUDES
Contract type name	GDS Contract
Purpose of contract	General
Contract start date	01/04/2006
Contract end date	

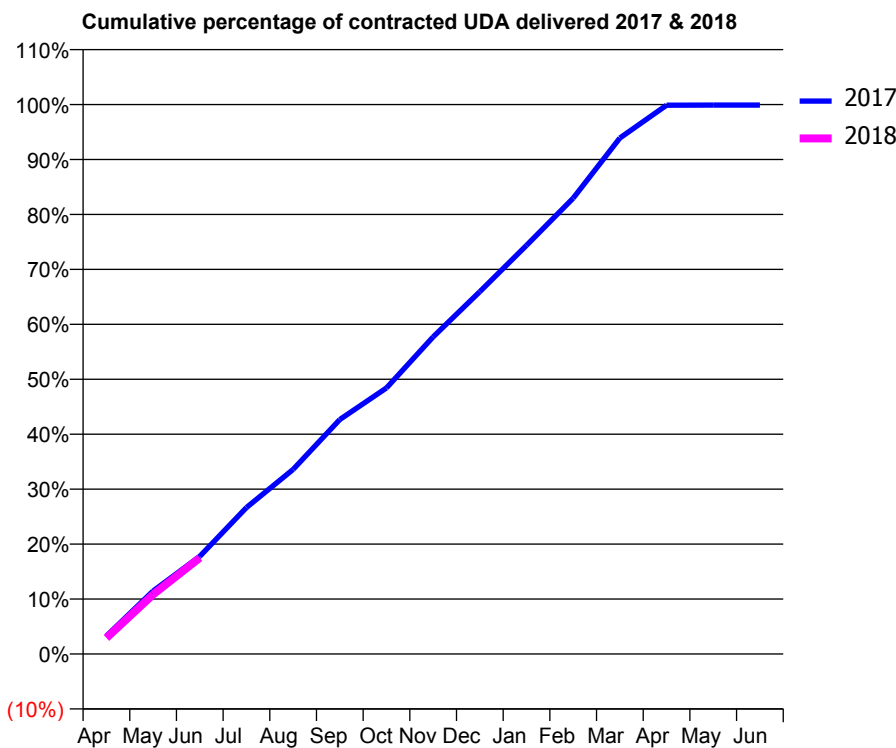
17/18 Contracted general activity (UDA)	14,071
Carry forward general activity (UDA)	0
17/18 Contracted orthodontic activity (UOA)	0
Carry forward orthodontic activity (UOA)	0
Baseline contract value	£414,736.25

ACCESS*

Patients seen in 24 months	Total	Change since previous quarter
Quarter ending June 2016	5,225	
Quarter ending September 2016	5,257	→
Quarter ending December 2016	5,213	→
Quarter ending March 2017	5,267	→
Quarter ending June 2017	5,255	→
Variance since June 2016	0.6%	→



ACTIVITY



Month	Adjusted Scheduled Activity (UDA)	
	2017	2018
April	462	411
May	1,615	1,524
June	2,502	2,463
July	3,751	
August	4,727	
September	6,004	
October	6,813	
November	8,123	
December	9,280	
January	10,464	
February	11,673	
March	13,214	
April	14,054	
May	14,056	
June	14,056	

QUALITY

	Quantity	Base Number	Contract	AT	Region	England
% of FP17s for the same patient ID Re-attending within 3 months - Children	43	585	7.4%	9.3%	11.7%	12.0%
% of FP17s for the same patient ID Re-attending within 3 months - Adults	152	1,260	12.1%	12.6%	15.2%	16.0%
% of FP17s for the same patient ID Re-attending between 3 & 9 months - Children	404	585	69.1%	58.4%	59.1%	58.0%
% of FP17s for the same patient ID Re-attending between 3 & 9 months - Adults	750	1,260	59.5%	50.2%	52.2%	50.9%
% of FP17s for Band 1 Urgent Courses	47	1,529	3.1%	6.8%	7.9%	9.1%
% of FP17s Relating to Free Repair or Replacements	9	1,529	0.6%	0.8%	0.8%	0.8%
% of FP17s Relating to Continuations	11	1,529	0.7%	1.1%	1.1%	1.1%
% of Patients satisfied with the dentistry they have received	11	12	91.7%	92.1%	91.8%	91.7%
% of Patients satisfied with the time they had to wait for an appointment	12	12	100.0%	90.5%	88.4%	88.0%

* This is based on patients treated on this contract for their most recent course of treatment. Figures in italics indicate the base number of FP17s or Patient Questionnaire responses are less than 100. N/A is shown where the base number of responses is less than 10 during the period. % is calculated as Quantity/Base number*100

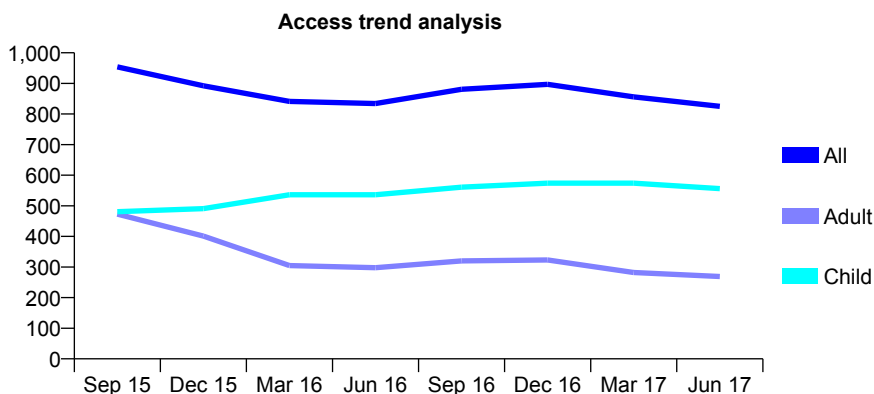
Q53 - Vital Signs At a Glance Contract Report for 688142/0001 - June 2017

Name or company name	MR P GOVENDER
Contract type name	GDS Contract
Purpose of contract	General
Contract start date	01/04/2010
Contract end date	

17/18 Contracted general activity (UDA)	1,400
Carry forward general activity (UDA)	0
17/18 Contracted orthodontic activity (UOA)	0
Carry forward orthodontic activity (UOA)	0
Baseline contract value	£33,677.22

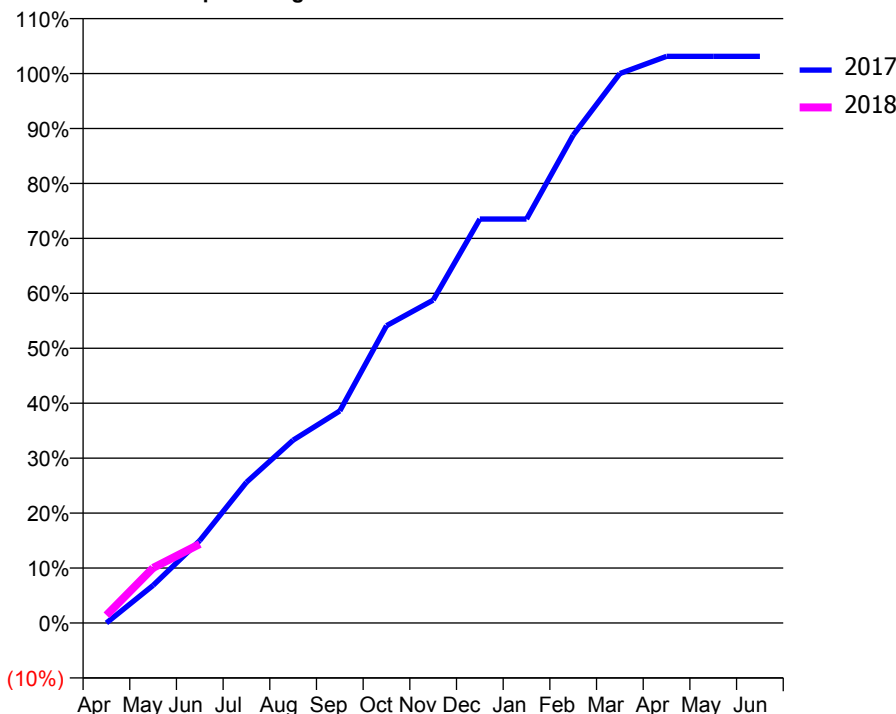
ACCESS*

Patients seen in 24 months	Total	Change since previous quarter
Quarter ending June 2016	834	
Quarter ending September 2016	881	↑
Quarter ending December 2016	897	→
Quarter ending March 2017	856	↓
Quarter ending June 2017	825	↓
Variance since June 2016	(1.1%)	↓



ACTIVITY

Cumulative percentage of contracted UDA delivered 2017 & 2018



Adjusted Scheduled Activity (UDA)

Month	2017	2018
April	0	20
May	96	140
June	210	201
July	359	
August	466	
September	540	
October	758	
November	823	
December	1,029	
January	1,029	
February	1,243	
March	1,400	
April	1,444	
May	1,444	
June	1,444	

QUALITY

	Quantity	Base Number	Contract	AT	Region	England
% of FP17s for the same patient ID Re-attending within 3 months - Children	3	132	2.3%	9.3%	11.7%	12.0%
% of FP17s for the same patient ID Re-attending within 3 months - Adults	9	46	19.6%	12.6%	15.2%	16.0%
% of FP17s for the same patient ID Re-attending between 3 & 9 months - Children	86	132	65.2%	58.4%	59.1%	58.0%
% of FP17s for the same patient ID Re-attending between 3 & 9 months - Adults	21	46	45.7%	50.2%	52.2%	50.9%
% of FP17s for Band 1 Urgent Courses	12	141	8.5%	6.8%	7.9%	9.1%
% of FP17s Relating to Free Repair or Replacements	0	141	0.0%	0.8%	0.8%	0.8%
% of FP17s Relating to Continuations	0	141	0.0%	1.1%	1.1%	1.1%
% of Patients satisfied with the dentistry they have received	1	1	N/A	92.1%	91.8%	91.7%
% of Patients satisfied with the time they had to wait for an appointment	1	1	N/A	90.5%	88.4%	88.0%

* This is based on patients treated on this contract for their most recent course of treatment. Figures in italics indicate the base number of FP17s or Patient Questionnaire responses are less than 100. N/A is shown where the base number of responses is less than 10 during the period. % is calculated as Quantity/Base number*100

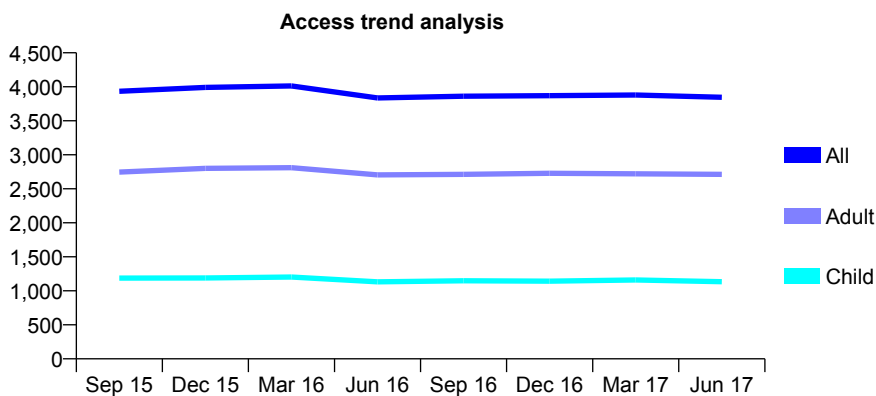
Q53 - Vital Signs At a Glance Contract Report for 693162/0002 - June 2017

Name or company name	MR RK BOJ
Contract type name	GDS Contract
Purpose of contract	General
Contract start date	16/06/2006
Contract end date	

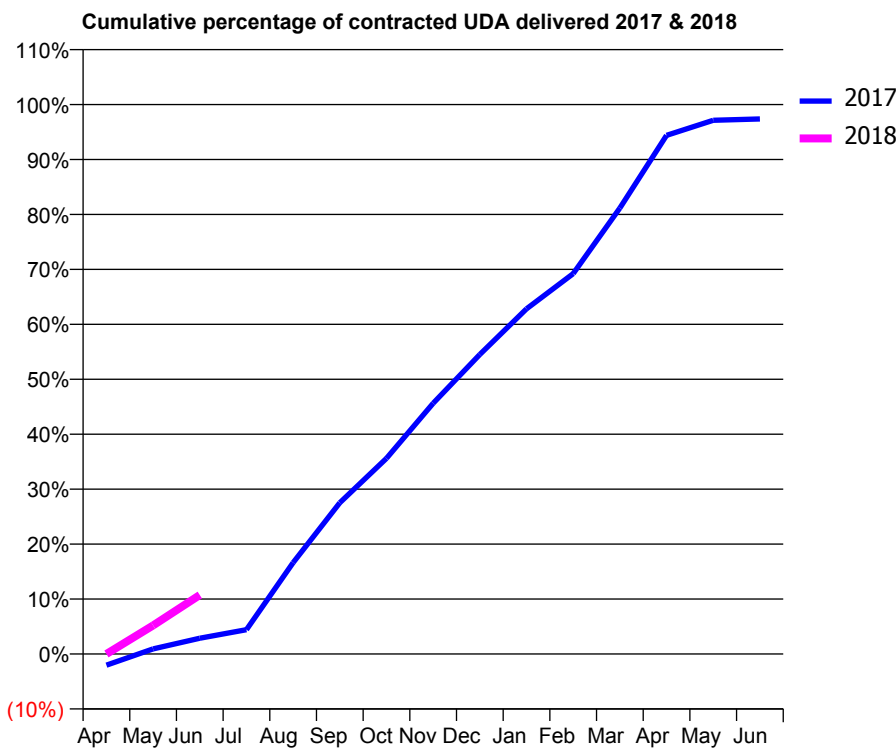
17/18 Contracted general activity (UDA)	10,400
Carry forward general activity (UDA)	0
17/18 Contracted orthodontic activity (UOA)	0
Carry forward orthodontic activity (UOA)	0
Baseline contract value	£293,951.66

ACCESS*

Patients seen in 24 months	Total	Change since previous quarter
Quarter ending June 2016	3,837	
Quarter ending September 2016	3,862	→
Quarter ending December 2016	3,870	→
Quarter ending March 2017	3,880	→
Quarter ending June 2017	3,847	→
Variance since June 2016	0.3%	→



ACTIVITY



Month	Adjusted Scheduled Activity (UDA)	
	2017	2018
April	-213	0
May	98	542
June	299	1,117
July	460	
August	1,731	
September	2,864	
October	3,705	
November	4,746	
December	5,668	
January	6,532	
February	7,200	
March	8,440	
April	9,816	
May	10,102	
June	10,127	

QUALITY

	Quantity	Base Number	Contract	AT	Region	England
% of FP17s for the same patient ID Re-attending within 3 months - Children	13	231	5.6%	9.3%	11.7%	12.0%
% of FP17s for the same patient ID Re-attending within 3 months - Adults	71	611	11.6%	12.6%	15.2%	16.0%
% of FP17s for the same patient ID Re-attending between 3 & 9 months - Children	68	231	29.4%	58.4%	59.1%	58.0%
% of FP17s for the same patient ID Re-attending between 3 & 9 months - Adults	147	611	24.1%	50.2%	52.2%	50.9%
% of FP17s for Band 1 Urgent Courses	23	383	6.0%	6.8%	7.9%	9.1%
% of FP17s Relating to Free Repair or Replacements	6	383	1.6%	0.8%	0.8%	0.8%
% of FP17s Relating to Continuations	8	383	2.1%	1.1%	1.1%	1.1%
% of Patients satisfied with the dentistry they have received	3	3	N/A	92.1%	91.8%	91.7%
% of Patients satisfied with the time they had to wait for an appointment	2	3	N/A	90.5%	88.4%	88.0%

* This is based on patients treated on this contract for their most recent course of treatment. Figures in italics indicate the base number of FP17s or Patient Questionnaire responses are less than 100. N/A is shown where the base number of responses is less than 10 during the period. % is calculated as Quantity/Base number*100

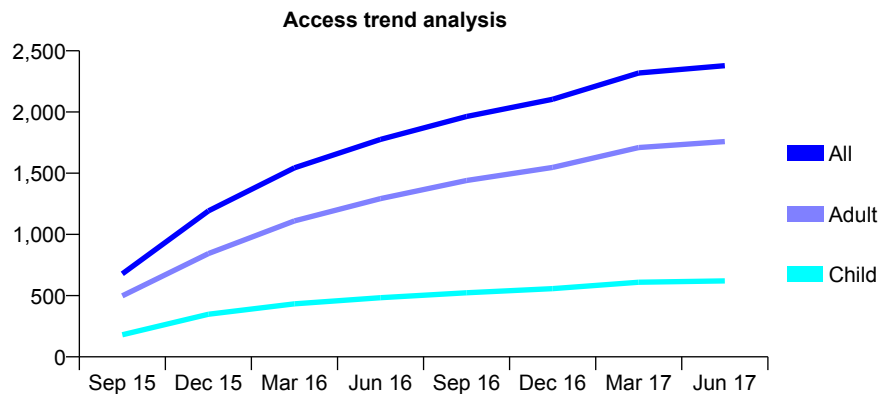
Q53 - Vital Signs At a Glance Contract Report for 698253/0001 - June 2017

Name or company name	MR NS MALHI
Contract type name	GDS Contract
Purpose of contract	General
Contract start date	01/06/2015
Contract end date	

17/18 Contracted general activity (UDA)	6,395
Carry forward general activity (UDA)	0
17/18 Contracted orthodontic activity (UOA)	0
Carry forward orthodontic activity (UOA)	0
Baseline contract value	£180,333.54

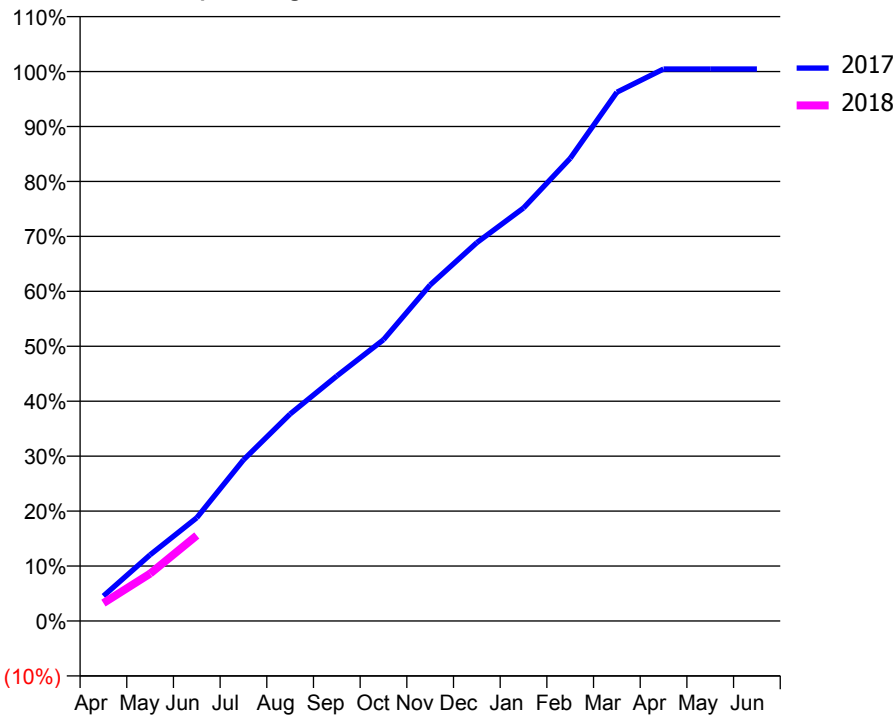
ACCESS*

Patients seen in 24 months	Total	Change since previous quarter
Quarter ending June 2016	1,776	
Quarter ending September 2016	1,964	↑
Quarter ending December 2016	2,104	↑
Quarter ending March 2017	2,319	↑
Quarter ending June 2017	2,379	↑
Variance since June 2016	34.0%	↑



ACTIVITY

Cumulative percentage of contracted UDA delivered 2017 & 2018



Month	Adjusted Scheduled Activity (UDA)	
	2017	2018
April	291	209
May	771	551
June	1,201	995
July	1,875	
August	2,409	
September	2,852	
October	3,274	
November	3,911	
December	4,404	
January	4,806	
February	5,384	
March	6,154	
April	6,423	
May	6,423	
June	6,423	

QUALITY

	Quantity	Base Number	Contract	AT	Region	England
% of FP17s for the same patient ID Re-attending within 3 months - Children	2	159	1.3%	9.3%	11.7%	12.0%
% of FP17s for the same patient ID Re-attending within 3 months - Adults	22	394	5.6%	12.6%	15.2%	16.0%
% of FP17s for the same patient ID Re-attending between 3 & 9 months - Children	83	159	52.2%	58.4%	59.1%	58.0%
% of FP17s for the same patient ID Re-attending between 3 & 9 months - Adults	171	394	43.4%	50.2%	52.2%	50.9%
% of FP17s for Band 1 Urgent Courses	25	472	5.3%	6.8%	7.9%	9.1%
% of FP17s Relating to Free Repair or Replacements	2	472	0.4%	0.8%	0.8%	0.8%
% of FP17s Relating to Continuations	0	472	0.0%	1.1%	1.1%	1.1%
% of Patients satisfied with the dentistry they have received	4	4	N/A	92.1%	91.8%	91.7%
% of Patients satisfied with the time they had to wait for an appointment	4	4	N/A	90.5%	88.4%	88.0%

* This is based on patients treated on this contract for their most recent course of treatment. Figures in italics indicate the base number of FP17s or Patient Questionnaire responses are less than 100. N/A is shown where the base number of responses is less than 10 during the period. % is calculated as Quantity/Base number*100

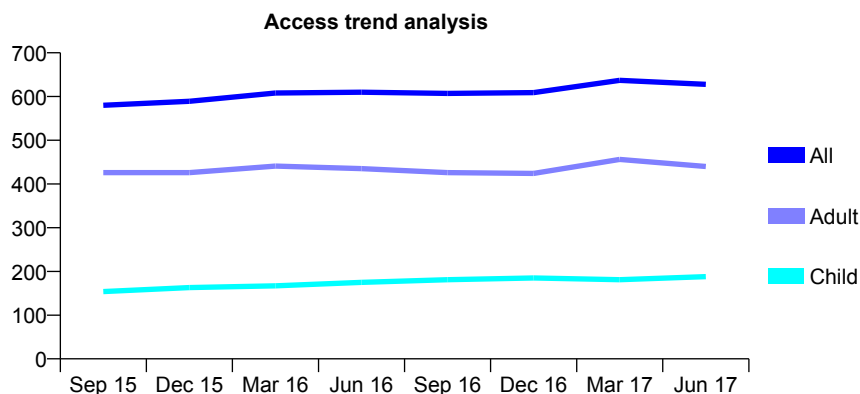
Q53 - Vital Signs At a Glance Contract Report for 716820/0001 - June 2017

Name or company name	MRS HM KOTLINSKA - STASZKOWS
Contract type name	GDS Contract
Purpose of contract	General
Contract start date	21/06/2010
Contract end date	

17/18 Contracted general activity (UDA)	1,813
Carry forward general activity (UDA)	0
17/18 Contracted orthodontic activity (UOA)	0
Carry forward orthodontic activity (UOA)	0
Baseline contract value	£45,377.94

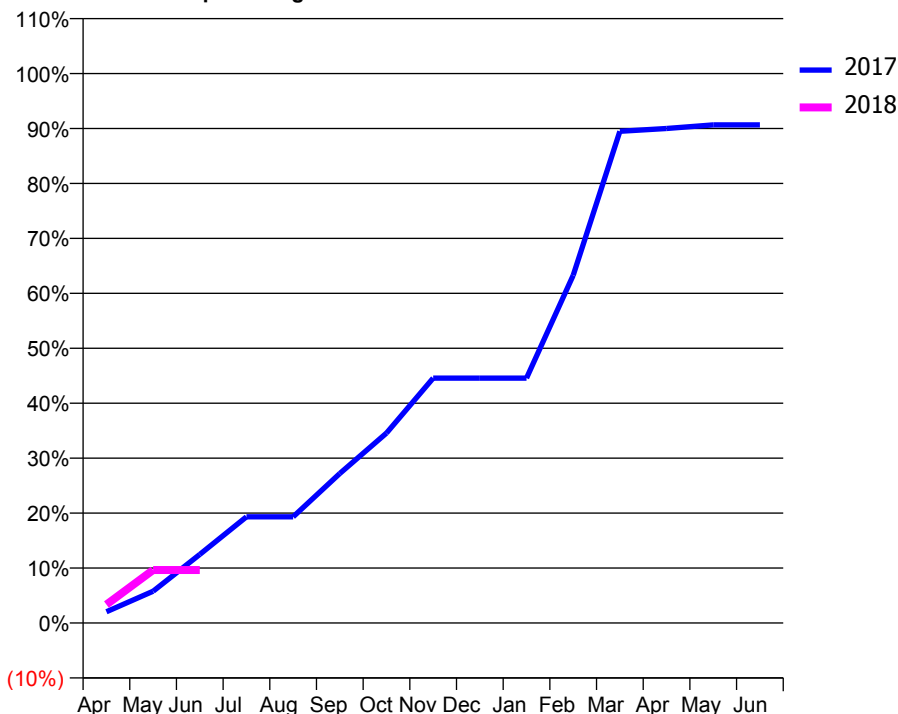
ACCESS*

Patients seen in 24 months	Total	Change since previous quarter
Quarter ending June 2016	610	
Quarter ending September 2016	607	→
Quarter ending December 2016	609	→
Quarter ending March 2017	637	↑
Quarter ending June 2017	628	↓
Variance since June 2016	3.0%	↑



ACTIVITY

Cumulative percentage of contracted UDA delivered 2017 & 2018



Adjusted Scheduled Activity (UDA)

Month	2017	2018
April	37	61
May	105	175
June	226	175
July	351	
August	351	
September	494	
October	627	
November	808	
December	808	
January	808	
February	1,147	
March	1,622	
April	1,631	
May	1,643	
June	1,643	

QUALITY

	Quantity	Base Number	Contract	AT	Region	England
% of FP17s for the same patient ID Re-attending within 3 months - Children	1	34	2.9%	9.3%	11.7%	12.0%
% of FP17s for the same patient ID Re-attending within 3 months - Adults	6	51	11.8%	12.6%	15.2%	16.0%
% of FP17s for the same patient ID Re-attending between 3 & 9 months - Children	19	34	55.9%	58.4%	59.1%	58.0%
% of FP17s for the same patient ID Re-attending between 3 & 9 months - Adults	24	51	47.1%	50.2%	52.2%	50.9%
% of FP17s for Band 1 Urgent Courses	0	74	0.0%	6.8%	7.9%	9.1%
% of FP17s Relating to Free Repair or Replacements	0	74	0.0%	0.8%	0.8%	0.8%
% of FP17s Relating to Continuations	1	74	1.4%	1.1%	1.1%	1.1%
% of Patients satisfied with the dentistry they have received	1	1	N/A	92.1%	91.8%	91.7%
% of Patients satisfied with the time they had to wait for an appointment	1	1	N/A	90.5%	88.4%	88.0%

* This is based on patients treated on this contract for their most recent course of treatment. Figures in italics indicate the base number of FP17s or Patient Questionnaire responses are less than 100. N/A is shown where the base number of responses is less than 10 during the period. % is calculated as Quantity/Base number*100

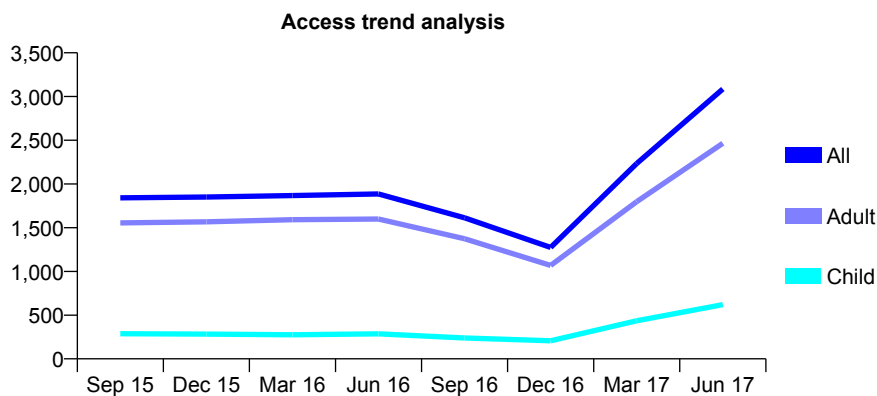
Q53 - Vital Signs At a Glance Contract Report for 731323/0001 - June 2017

Name or company name	Leicester Street Dental Surgery
Contract type name	GDS Contract
Purpose of contract	General
Contract start date	01/04/2006
Contract end date	

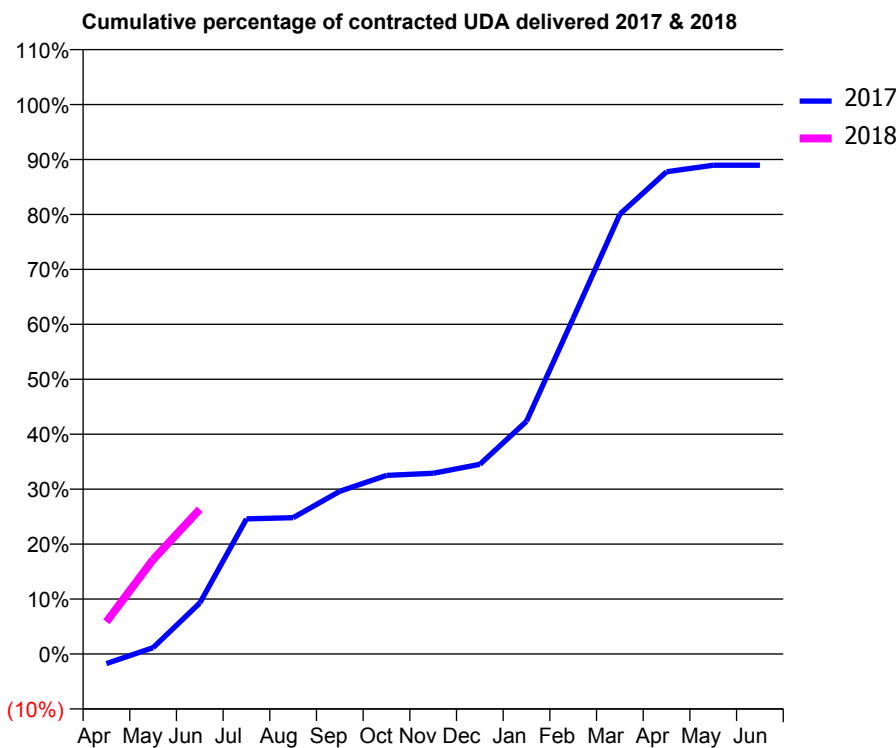
17/18 Contracted general activity (UDA)	6,641
Carry forward general activity (UDA)	0
17/18 Contracted orthodontic activity (UOA)	0
Carry forward orthodontic activity (UOA)	0
Baseline contract value	£152,266.05

ACCESS*

Patients seen in 24 months	Total	Change since previous quarter
Quarter ending June 2016	1,885	
Quarter ending September 2016	1,612	↓
Quarter ending December 2016	1,274	↓
Quarter ending March 2017	2,234	↑
Quarter ending June 2017	3,086	↑
Variance since June 2016	63.7%	↑



ACTIVITY



Month	Adjusted Scheduled Activity (UDA)	
	2017	2018
April	-117	389
May	77	1,141
June	617	1,749
July	1,634	
August	1,648	
September	1,967	
October	2,159	
November	2,185	
December	2,292	
January	2,814	
February	4,058	
March	5,316	
April	5,829	
May	5,908	
June	5,908	

QUALITY

	Quantity	Base Number	Contract	AT	Region	England
% of FP17s for the same patient ID Re-attending within 3 months - Children	15	276	5.4%	9.3%	11.7%	12.0%
% of FP17s for the same patient ID Re-attending within 3 months - Adults	120	956	12.6%	12.6%	15.2%	16.0%
% of FP17s for the same patient ID Re-attending between 3 & 9 months - Children	46	276	16.7%	58.4%	59.1%	58.0%
% of FP17s for the same patient ID Re-attending between 3 & 9 months - Adults	82	956	8.6%	50.2%	52.2%	50.9%
% of FP17s for Band 1 Urgent Courses	88	929	9.5%	6.8%	7.9%	9.1%
% of FP17s Relating to Free Repair or Replacements	3	929	0.3%	0.8%	0.8%	0.8%
% of FP17s Relating to Continuations	8	929	0.9%	1.1%	1.1%	1.1%
% of Patients satisfied with the dentistry they have received	10	11	90.9%	92.1%	91.8%	91.7%
% of Patients satisfied with the time they had to wait for an appointment	11	11	100.0%	90.5%	88.4%	88.0%

* This is based on patients treated on this contract for their most recent course of treatment. Figures in italics indicate the base number of FP17s or Patient Questionnaire responses are less than 100. N/A is shown where the base number of responses is less than 10 during the period. % is calculated as Quantity/Base number*100

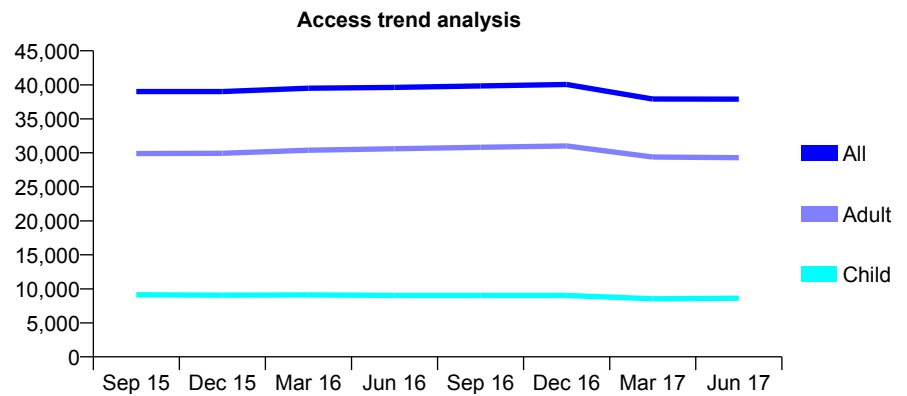
Q53 - Vital Signs At a Glance Contract Report for 732052/0003 - June 2017

Name or company name	Balbir S Bhandal, Amrik S Bhandal & Baljit
Contract type name	GDS Contract
Purpose of contract	General and Orthodontic
Contract start date	01/04/2006
Contract end date	

17/18 Contracted general activity (UDA)	100,734
Carry forward general activity (UDA)	0
17/18 Contracted orthodontic activity (UOA)	3,423
Carry forward orthodontic activity (UOA)	0
Baseline contract value	£2,916,290.56

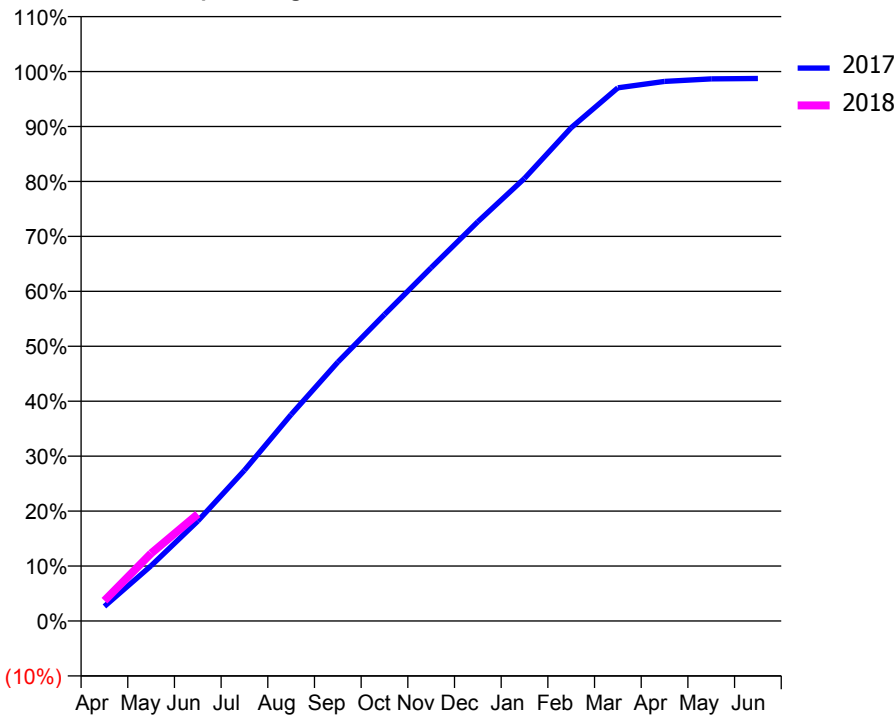
ACCESS*

Patients seen in 24 months	Total	Change since previous quarter
Quarter ending June 2016	39,625	
Quarter ending September 2016	39,832	→
Quarter ending December 2016	40,040	→
Quarter ending March 2017	37,916	↓
Quarter ending June 2017	37,901	→
Variance since June 2016	(4.4%)	↓



ACTIVITY

Cumulative percentage of contracted UDA delivered 2017 & 2018



Month	Adjusted Scheduled Activity (UDA)	
	2017	2018
April	2,667	3,726
May	10,127	12,409
June	18,328	19,601
July	27,636	
August	37,843	
September	47,464	
October	56,190	
November	64,759	
December	73,194	
January	81,156	
February	90,438	
March	97,750	
April	98,924	
May	99,381	
June	99,459	

QUALITY

	Quantity	Base Number	Contract	AT	Region	England
% of FP17s for the same patient ID Re-attending within 3 months - Children	164	2,478	6.6%	9.3%	11.7%	12.0%
% of FP17s for the same patient ID Re-attending within 3 months - Adults	266	6,038	4.4%	12.6%	15.2%	16.0%
% of FP17s for the same patient ID Re-attending between 3 & 9 months - Children	965	2,478	38.9%	58.4%	59.1%	58.0%
% of FP17s for the same patient ID Re-attending between 3 & 9 months - Adults	2,144	6,038	35.5%	50.2%	52.2%	50.9%
% of FP17s for Band 1 Urgent Courses	115	7,848	1.5%	6.8%	7.9%	9.1%
% of FP17s Relating to Free Repair or Replacements	18	7,848	0.2%	0.8%	0.8%	0.8%
% of FP17s Relating to Continuations	3	7,848	0.0%	1.1%	1.1%	1.1%
% of Patients satisfied with the dentistry they have received	54	58	93.1%	92.1%	91.8%	91.7%
% of Patients satisfied with the time they had to wait for an appointment	49	58	84.5%	90.5%	88.4%	88.0%

* This is based on patients treated on this contract for their most recent course of treatment. Figures in italics indicate the base number of FP17s or Patient Questionnaire responses are less than 100. N/A is shown where the base number of responses is less than 10 during the period. % is calculated as Quantity/Base number*100

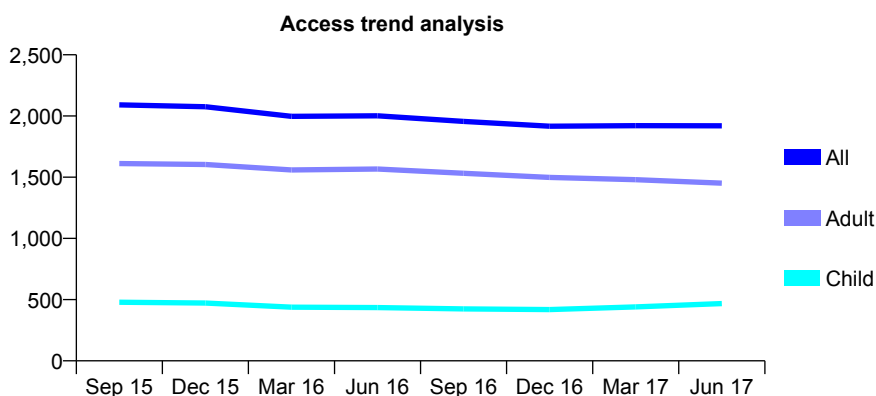
Q53 - Vital Signs At a Glance Contract Report for 732052/0004 - June 2017

Name or company name	Balbir S Bhandal, Amrik S Bhandal & Baljit
Contract type name	GDS Contract
Purpose of contract	General
Contract start date	01/04/2006
Contract end date	

17/18 Contracted general activity (UDA)	7,618
Carry forward general activity (UDA)	0
17/18 Contracted orthodontic activity (UOA)	0
Carry forward orthodontic activity (UOA)	0
Baseline contract value	£188,634.37

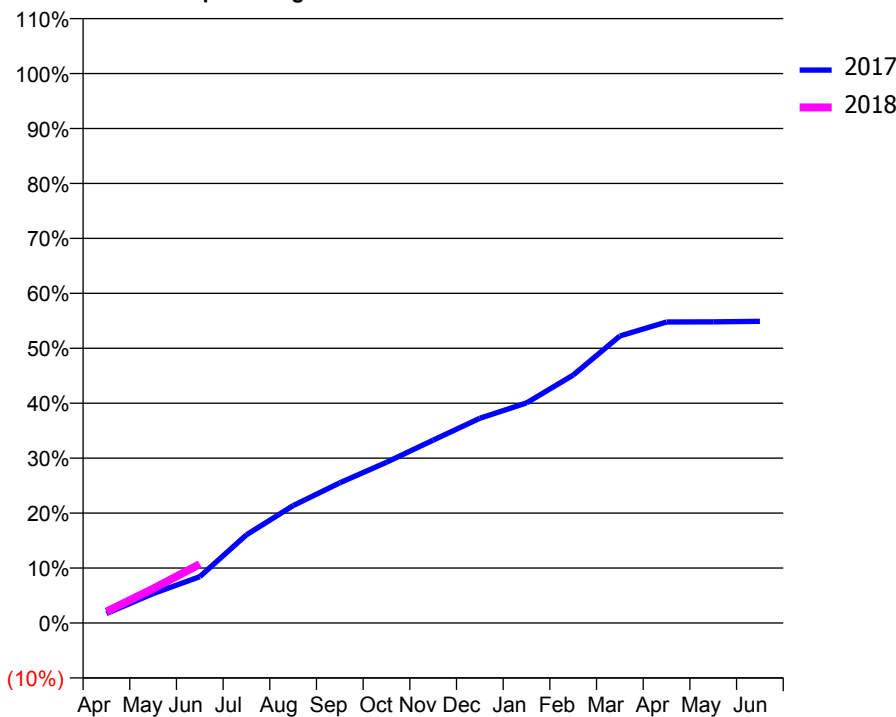
ACCESS*

Patients seen in 24 months	Total	Change since previous quarter
Quarter ending June 2016	2,002	
Quarter ending September 2016	1,956	↓
Quarter ending December 2016	1,917	↓
Quarter ending March 2017	1,921	→
Quarter ending June 2017	1,920	→
Variance since June 2016	(4.1%)	↓



ACTIVITY

Cumulative percentage of contracted UDA delivered 2017 & 2018



Month	Adjusted Scheduled Activity (UDA)	
	2017	2018
April	133	157
May	408	475
June	642	816
July	1,224	
August	1,628	
September	1,945	
October	2,229	
November	2,536	
December	2,838	
January	3,051	
February	3,438	
March	3,980	
April	4,174	
May	4,175	
June	4,182	

QUALITY

	Quantity	Base Number	Contract	AT	Region	England
% of FP17s for the same patient ID Re-attending within 3 months - Children	5	300	1.7%	9.3%	11.7%	12.0%
% of FP17s for the same patient ID Re-attending within 3 months - Adults	126	1,027	12.3%	12.6%	15.2%	16.0%
% of FP17s for the same patient ID Re-attending between 3 & 9 months - Children	121	300	40.3%	58.4%	59.1%	58.0%
% of FP17s for the same patient ID Re-attending between 3 & 9 months - Adults	441	1,027	42.9%	50.2%	52.2%	50.9%
% of FP17s for Band 1 Urgent Courses	4	470	0.9%	6.8%	7.9%	9.1%
% of FP17s Relating to Free Repair or Replacements	1	470	0.2%	0.8%	0.8%	0.8%
% of FP17s Relating to Continuations	0	470	0.0%	1.1%	1.1%	1.1%
% of Patients satisfied with the dentistry they have received	1	1	N/A	92.1%	91.8%	91.7%
% of Patients satisfied with the time they had to wait for an appointment	1	1	N/A	90.5%	88.4%	88.0%

* This is based on patients treated on this contract for their most recent course of treatment. Figures in italics indicate the base number of FP17s or Patient Questionnaire responses are less than 100. N/A is shown where the base number of responses is less than 10 during the period. % is calculated as Quantity/Base number*100

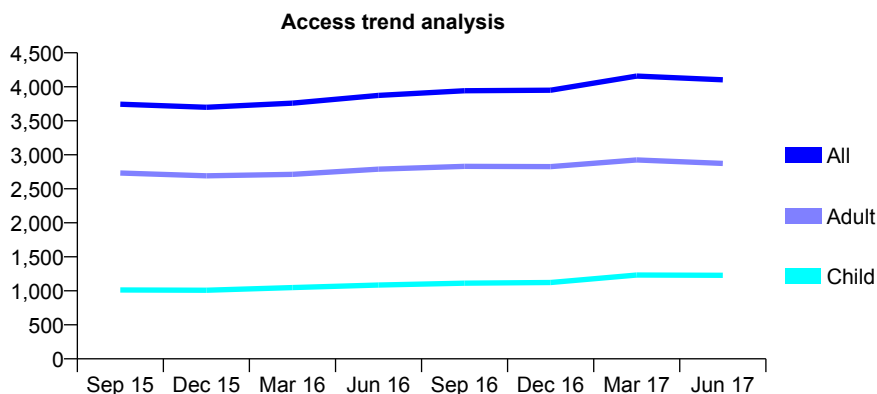
Q53 - Vital Signs At a Glance Contract Report for 732052/0005 - June 2017

Name or company name	Balbir S Bhandal, Amrik S Bhandal & Baljit
Contract type name	GDS Contract
Purpose of contract	General
Contract start date	18/05/2009
Contract end date	

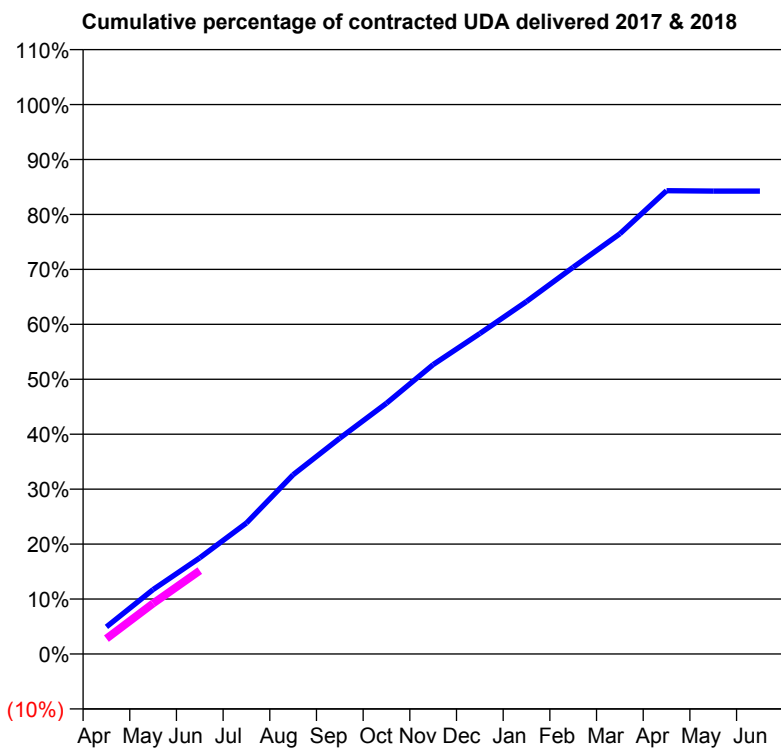
17/18 Contracted general activity (UDA)	11,000
Carry forward general activity (UDA)	0
17/18 Contracted orthodontic activity (UOA)	0
Carry forward orthodontic activity (UOA)	0
Baseline contract value	£265,441.37

ACCESS*

Patients seen in 24 months	Total	Change since previous quarter
Quarter ending June 2016	3,874	
Quarter ending September 2016	3,942	→
Quarter ending December 2016	3,950	→
Quarter ending March 2017	4,158	↑
Quarter ending June 2017	4,103	↓
Variance since June 2016	5.9%	↑



ACTIVITY



Month	Adjusted Scheduled Activity (UDA)	
	2017	2018
April	543	308
May	1,290	1,012
June	1,925	1,670
July	2,623	
August	3,589	
September	4,320	
October	5,020	
November	5,794	
December	6,415	
January	7,056	
February	7,742	
March	8,411	
April	9,275	
May	9,266	
June	9,266	

QUALITY

	Quantity	Base Number	Contract	AT	Region	England
% of FP17s for the same patient ID Re-attending within 3 months - Children	1	385	0.3%	9.3%	11.7%	12.0%
% of FP17s for the same patient ID Re-attending within 3 months - Adults	21	736	2.9%	12.6%	15.2%	16.0%
% of FP17s for the same patient ID Re-attending between 3 & 9 months - Children	99	385	25.7%	58.4%	59.1%	58.0%
% of FP17s for the same patient ID Re-attending between 3 & 9 months - Adults	237	736	32.2%	50.2%	52.2%	50.9%
% of FP17s for Band 1 Urgent Courses	2	718	0.3%	6.8%	7.9%	9.1%
% of FP17s Relating to Free Repair or Replacements	0	718	0.0%	0.8%	0.8%	0.8%
% of FP17s Relating to Continuations	0	718	0.0%	1.1%	1.1%	1.1%
% of Patients satisfied with the dentistry they have received	6	8	N/A	92.1%	91.8%	91.7%
% of Patients satisfied with the time they had to wait for an appointment	6	8	N/A	90.5%	88.4%	88.0%

* This is based on patients treated on this contract for their most recent course of treatment. Figures in italics indicate the base number of FP17s or Patient Questionnaire responses are less than 100. N/A is shown where the base number of responses is less than 10 during the period. % is calculated as Quantity/Base number*100

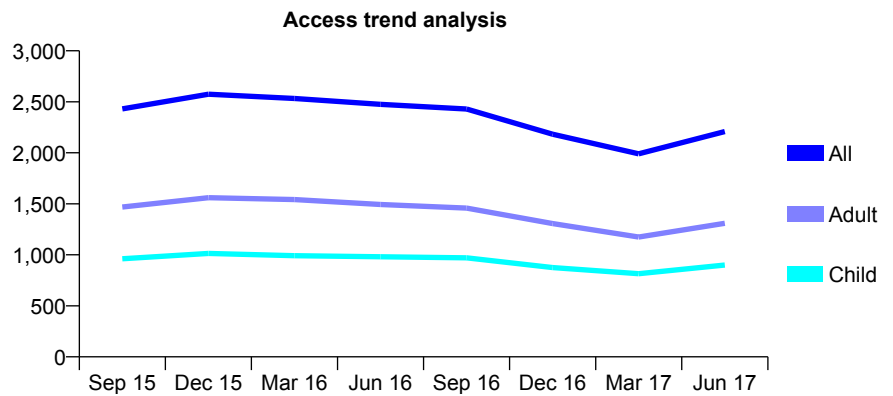
Q53 - Vital Signs At a Glance Contract Report for 732052/0006 - June 2017

Name or company name	Balbir S Bhandal, Amrik S Bhandal & Baljit
Contract type name	GDS Contract
Purpose of contract	General
Contract start date	18/05/2009
Contract end date	

17/18 Contracted general activity (UDA)	6,600
Carry forward general activity (UDA)	0
17/18 Contracted orthodontic activity (UOA)	0
Carry forward orthodontic activity (UOA)	0
Baseline contract value	£159,264.82

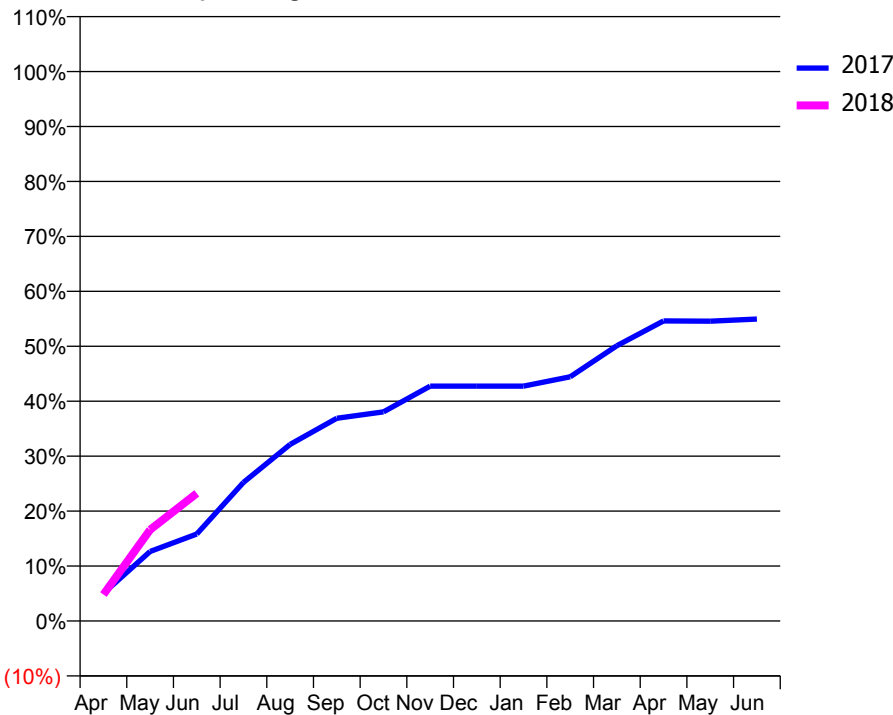
ACCESS*

Patients seen in 24 months	Total	Change since previous quarter
Quarter ending June 2016	2,475	
Quarter ending September 2016	2,429	↓
Quarter ending December 2016	2,182	↓
Quarter ending March 2017	1,990	↓
Quarter ending June 2017	2,209	↑
Variance since June 2016	(10.7%)	↓



ACTIVITY

Cumulative percentage of contracted UDA delivered 2017 & 2018



Month	Adjusted Scheduled Activity (UDA)	
	2017	2018
April	333	318
May	835	1,096
June	1,045	1,533
July	1,666	
August	2,121	
September	2,435	
October	2,512	
November	2,821	
December	2,821	
January	2,821	
February	2,934	
March	3,307	
April	3,604	
May	3,601	
June	3,627	

QUALITY

	Quantity	Base Number	Contract	AT	Region	England
% of FP17s for the same patient ID Re-attending within 3 months - Children	0	347	0.0%	9.3%	11.7%	12.0%
% of FP17s for the same patient ID Re-attending within 3 months - Adults	5	405	1.2%	12.6%	15.2%	16.0%
% of FP17s for the same patient ID Re-attending between 3 & 9 months - Children	49	347	14.1%	58.4%	59.1%	58.0%
% of FP17s for the same patient ID Re-attending between 3 & 9 months - Adults	59	405	14.6%	50.2%	52.2%	50.9%
% of FP17s for Band 1 Urgent Courses	2	624	0.3%	6.8%	7.9%	9.1%
% of FP17s Relating to Free Repair or Replacements	0	624	0.0%	0.8%	0.8%	0.8%
% of FP17s Relating to Continuations	0	624	0.0%	1.1%	1.1%	1.1%
% of Patients satisfied with the dentistry they have received	1	1	N/A	92.1%	91.8%	91.7%
% of Patients satisfied with the time they had to wait for an appointment	0	1	N/A	90.5%	88.4%	88.0%

* This is based on patients treated on this contract for their most recent course of treatment. Figures in italics indicate the base number of FP17s or Patient Questionnaire responses are less than 100. N/A is shown where the base number of responses is less than 10 during the period. % is calculated as Quantity/Base number*100

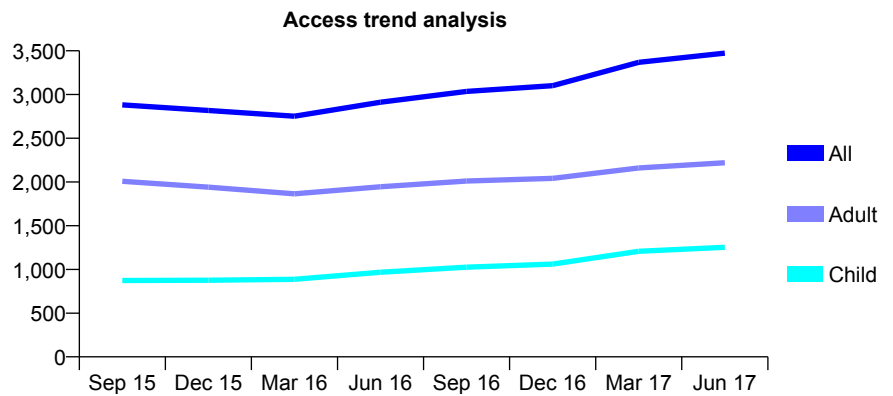
Q53 - Vital Signs At a Glance Contract Report for 732052/0007 - June 2017

Name or company name	Balbir S Bhandal, Amrik S Bhandal & Baljit
Contract type name	GDS Contract
Purpose of contract	General
Contract start date	18/05/2009
Contract end date	

17/18 Contracted general activity (UDA)	11,000
Carry forward general activity (UDA)	0
17/18 Contracted orthodontic activity (UOA)	0
Carry forward orthodontic activity (UOA)	0
Baseline contract value	£265,441.37

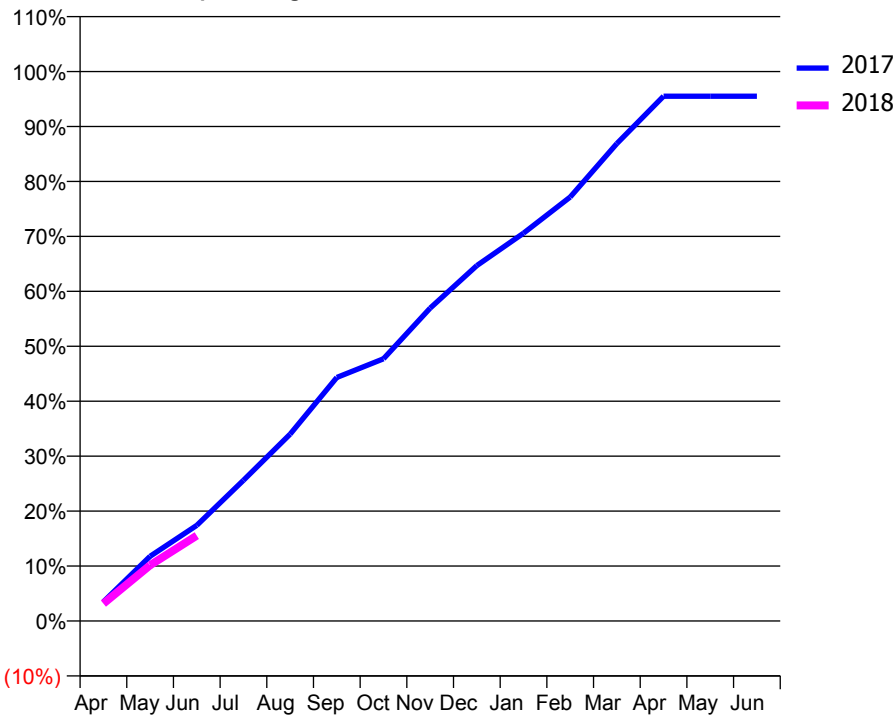
ACCESS*

Patients seen in 24 months	Total	Change since previous quarter
Quarter ending June 2016	2,912	
Quarter ending September 2016	3,036	↑
Quarter ending December 2016	3,101	↑
Quarter ending March 2017	3,368	↑
Quarter ending June 2017	3,473	↑
Variance since June 2016	19.3%	↑



ACTIVITY

Cumulative percentage of contracted UDA delivered 2017 & 2018



Adjusted Scheduled Activity (UDA)		
Month	2017	2018
April	386	349
May	1,295	1,117
June	1,914	1,709
July	2,818	
August	3,741	
September	4,875	
October	5,250	
November	6,264	
December	7,116	
January	7,763	
February	8,488	
March	9,559	
April	10,505	
May	10,504	
June	10,504	

QUALITY

	Quantity	Base Number	Contract	AT	Region	England
% of FP17s for the same patient ID Re-attending within 3 months - Children	8	474	1.7%	9.3%	11.7%	12.0%
% of FP17s for the same patient ID Re-attending within 3 months - Adults	24	642	3.7%	12.6%	15.2%	16.0%
% of FP17s for the same patient ID Re-attending between 3 & 9 months - Children	214	474	45.1%	58.4%	59.1%	58.0%
% of FP17s for the same patient ID Re-attending between 3 & 9 months - Adults	257	642	40.0%	50.2%	52.2%	50.9%
% of FP17s for Band 1 Urgent Courses	2	754	0.3%	6.8%	7.9%	9.1%
% of FP17s Relating to Free Repair or Replacements	3	754	0.4%	0.8%	0.8%	0.8%
% of FP17s Relating to Continuations	1	754	0.1%	1.1%	1.1%	1.1%
% of Patients satisfied with the dentistry they have received	5	5	N/A	92.1%	91.8%	91.7%
% of Patients satisfied with the time they had to wait for an appointment	4	5	N/A	90.5%	88.4%	88.0%

* This is based on patients treated on this contract for their most recent course of treatment. Figures in italics indicate the base number of FP17s or Patient Questionnaire responses are less than 100. N/A is shown where the base number of responses is less than 10 during the period. % is calculated as Quantity/Base number*100

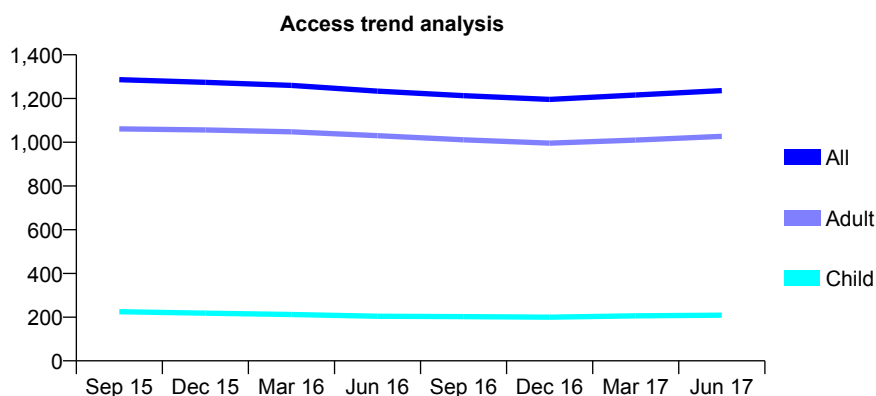
Q53 - Vital Signs At a Glance Contract Report for 735868/0001 - June 2017

Name or company name	MRS JA WARHAM
Contract type name	GDS Contract
Purpose of contract	General
Contract start date	01/04/2006
Contract end date	

17/18 Contracted general activity (UDA)	4,154
Carry forward general activity (UDA)	0
17/18 Contracted orthodontic activity (UOA)	0
Carry forward orthodontic activity (UOA)	0
Baseline contract value	£105,113.20

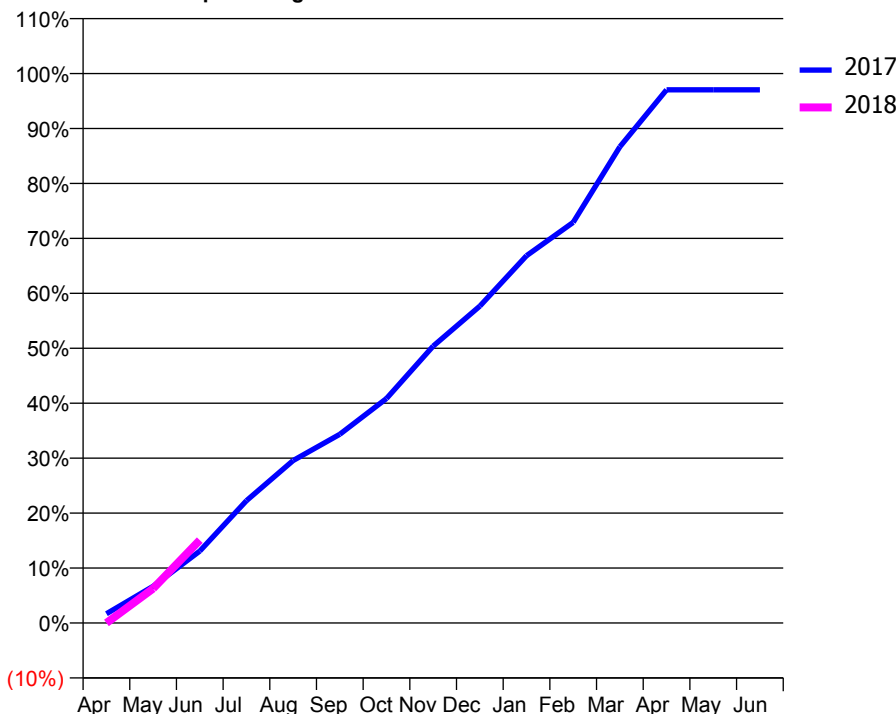
ACCESS*

Patients seen in 24 months	Total	Change since previous quarter
Quarter ending June 2016	1,234	
Quarter ending September 2016	1,213	↓
Quarter ending December 2016	1,196	↓
Quarter ending March 2017	1,216	→
Quarter ending June 2017	1,236	→
Variance since June 2016	0.2%	→



ACTIVITY

Cumulative percentage of contracted UDA delivered 2017 & 2018



Month	Adjusted Scheduled Activity (UDA)	
	2017	2018
April	70	0
May	277	261
June	544	626
July	925	
August	1,228	
September	1,427	
October	1,697	
November	2,093	
December	2,396	
January	2,777	
February	3,028	
March	3,600	
April	4,031	
May	4,031	
June	4,031	

QUALITY

	Quantity	Base Number	Contract	AT	Region	England
% of FP17s for the same patient ID Re-attending within 3 months - Children	5	81	6.2%	9.3%	11.7%	12.0%
% of FP17s for the same patient ID Re-attending within 3 months - Adults	58	368	15.8%	12.6%	15.2%	16.0%
% of FP17s for the same patient ID Re-attending between 3 & 9 months - Children	55	81	67.9%	58.4%	59.1%	58.0%
% of FP17s for the same patient ID Re-attending between 3 & 9 months - Adults	168	368	45.7%	50.2%	52.2%	50.9%
% of FP17s for Band 1 Urgent Courses	55	311	17.7%	6.8%	7.9%	9.1%
% of FP17s Relating to Free Repair or Replacements	7	311	2.3%	0.8%	0.8%	0.8%
% of FP17s Relating to Continuations	4	311	1.3%	1.1%	1.1%	1.1%
% of Patients satisfied with the dentistry they have received	4	7	N/A	92.1%	91.8%	91.7%
% of Patients satisfied with the time they had to wait for an appointment	5	7	N/A	90.5%	88.4%	88.0%

* This is based on patients treated on this contract for their most recent course of treatment. Figures in italics indicate the base number of FP17s or Patient Questionnaire responses are less than 100. N/A is shown where the base number of responses is less than 10 during the period. % is calculated as Quantity/Base number*100

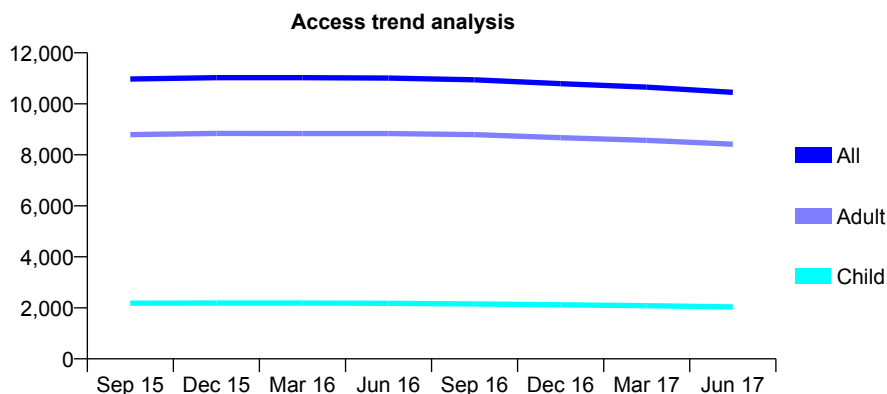
Q53 - Vital Signs At a Glance Contract Report for 740179/0001 - June 2017

Name or company name	MR JC ALLEN
Contract type name	GDS Contract
Purpose of contract	General and Orthodontic
Contract start date	01/04/2006
Contract end date	

17/18 Contracted general activity (UDA)	28,247
Carry forward general activity (UDA)	0
17/18 Contracted orthodontic activity (UOA)	645
Carry forward orthodontic activity (UOA)	0
Baseline contract value	£918,192.39

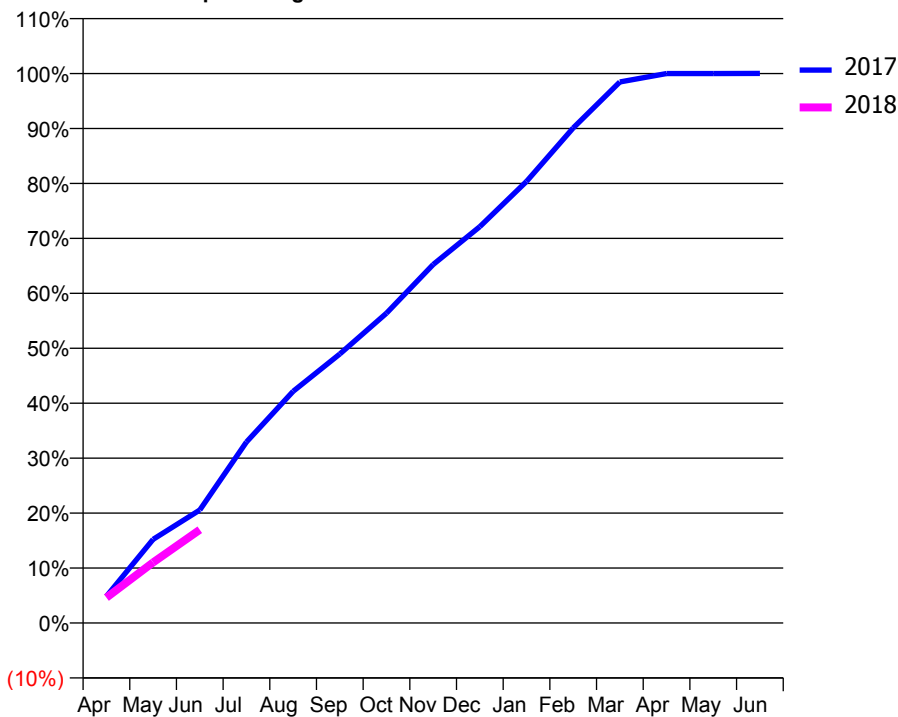
ACCESS*

Patients seen in 24 months	Total	Change since previous quarter
Quarter ending June 2016	11,010	
Quarter ending September 2016	10,942	→
Quarter ending December 2016	10,788	↓
Quarter ending March 2017	10,653	↓
Quarter ending June 2017	10,451	↓
Variance since June 2016	(5.1%)	↓



ACTIVITY

Cumulative percentage of contracted UDA delivered 2017 & 2018



Adjusted Scheduled Activity (UDA)

Month	2017	2018
April	1,377	1,303
May	4,304	3,113
June	5,808	4,794
July	9,306	
August	11,912	
September	13,826	
October	15,926	
November	18,431	
December	20,373	
January	22,697	
February	25,446	
March	27,813	
April	28,242	
May	28,242	
June	28,254	

QUALITY

	Quantity	Base Number	Contract	AT	Region	England
% of FP17s for the same patient ID Re-attending within 3 months - Children	55	695	7.9%	9.3%	11.7%	12.0%
% of FP17s for the same patient ID Re-attending within 3 months - Adults	340	2,497	13.6%	12.6%	15.2%	16.0%
% of FP17s for the same patient ID Re-attending between 3 & 9 months - Children	483	695	69.5%	58.4%	59.1%	58.0%
% of FP17s for the same patient ID Re-attending between 3 & 9 months - Adults	1,412	2,497	56.5%	50.2%	52.2%	50.9%
% of FP17s for Band 1 Urgent Courses	153	2,913	5.3%	6.8%	7.9%	9.1%
% of FP17s Relating to Free Repair or Replacements	32	2,913	1.1%	0.8%	0.8%	0.8%
% of FP17s Relating to Continuations	80	2,913	2.7%	1.1%	1.1%	1.1%
% of Patients satisfied with the dentistry they have received	30	32	93.8%	92.1%	91.8%	91.7%
% of Patients satisfied with the time they had to wait for an appointment	28	32	87.5%	90.5%	88.4%	88.0%

* This is based on patients treated on this contract for their most recent course of treatment. Figures in italics indicate the base number of FP17s or Patient Questionnaire responses are less than 100. N/A is shown where the base number of responses is less than 10 during the period. % is calculated as Quantity/Base number*100

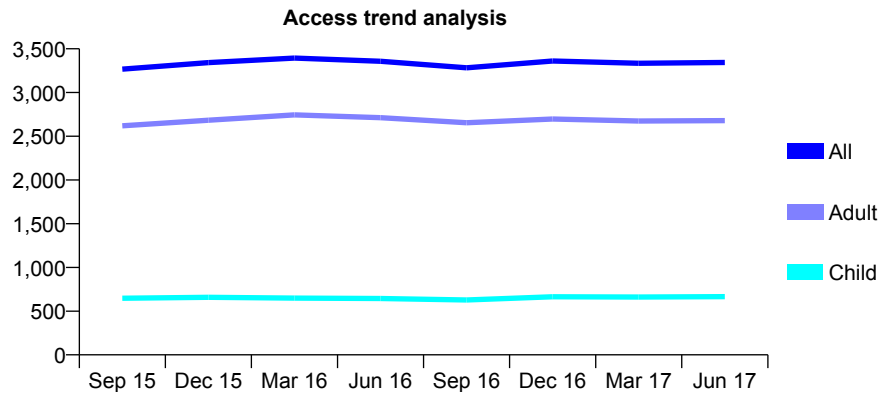
Q53 - Vital Signs At a Glance Contract Report for 742597/0001 - June 2017

Name or company name	MR SS UBHI
Contract type name	GDS Contract
Purpose of contract	General
Contract start date	01/04/2006
Contract end date	

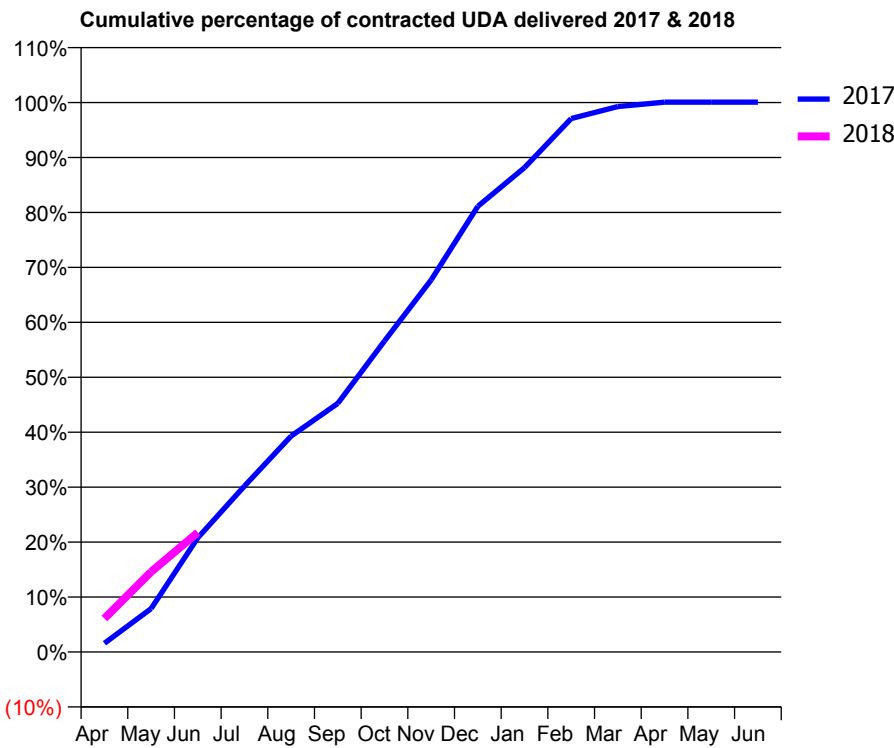
17/18 Contracted general activity (UDA)	7,983
Carry forward general activity (UDA)	0
17/18 Contracted orthodontic activity (UOA)	0
Carry forward orthodontic activity (UOA)	0
Baseline contract value	£235,277.76

ACCESS*

Patients seen in 24 months	Total	Change since previous quarter
Quarter ending June 2016	3,357	
Quarter ending September 2016	3,282	↓
Quarter ending December 2016	3,361	↑
Quarter ending March 2017	3,335	→
Quarter ending June 2017	3,343	→
Variance since June 2016	(0.4%)	→



ACTIVITY



Month	Adjusted Scheduled Activity (UDA)	
	2017	2018
April	127	487
May	631	1,164
June	1,659	1,737
July	2,410	
August	3,138	
September	3,611	
October	4,519	
November	5,406	
December	6,475	
January	7,037	
February	7,749	
March	7,925	
April	7,989	
May	7,989	
June	7,989	

QUALITY

	Quantity	Base Number	Contract	AT	Region	England
% of FP17s for the same patient ID Re-attending within 3 months - Children	8	234	3.4%	9.3%	11.7%	12.0%
% of FP17s for the same patient ID Re-attending within 3 months - Adults	63	559	11.3%	12.6%	15.2%	16.0%
% of FP17s for the same patient ID Re-attending between 3 & 9 months - Children	142	234	60.7%	58.4%	59.1%	58.0%
% of FP17s for the same patient ID Re-attending between 3 & 9 months - Adults	222	559	39.7%	50.2%	52.2%	50.9%
% of FP17s for Band 1 Urgent Courses	84	756	11.1%	6.8%	7.9%	9.1%
% of FP17s Relating to Free Repair or Replacements	1	756	0.1%	0.8%	0.8%	0.8%
% of FP17s Relating to Continuations	5	756	0.7%	1.1%	1.1%	1.1%
% of Patients satisfied with the dentistry they have received	41	42	97.6%	92.1%	91.8%	91.7%
% of Patients satisfied with the time they had to wait for an appointment	39	42	92.9%	90.5%	88.4%	88.0%

* This is based on patients treated on this contract for their most recent course of treatment. Figures in italics indicate the base number of FP17s or Patient Questionnaire responses are less than 100. N/A is shown where the base number of responses is less than 10 during the period. % is calculated as Quantity/Base number*100

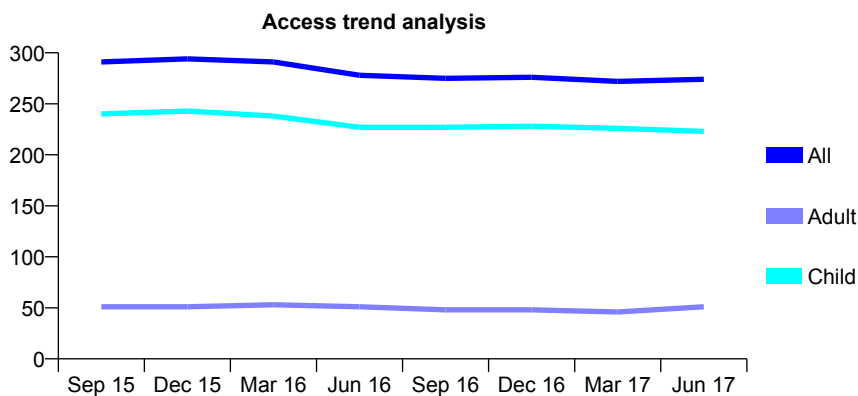
Q53 - Vital Signs At a Glance Contract Report for 746371/0001 - June 2017

Name or company name	MR SA WALKER
Contract type name	GDS Contract
Purpose of contract	General
Contract start date	01/04/2006
Contract end date	

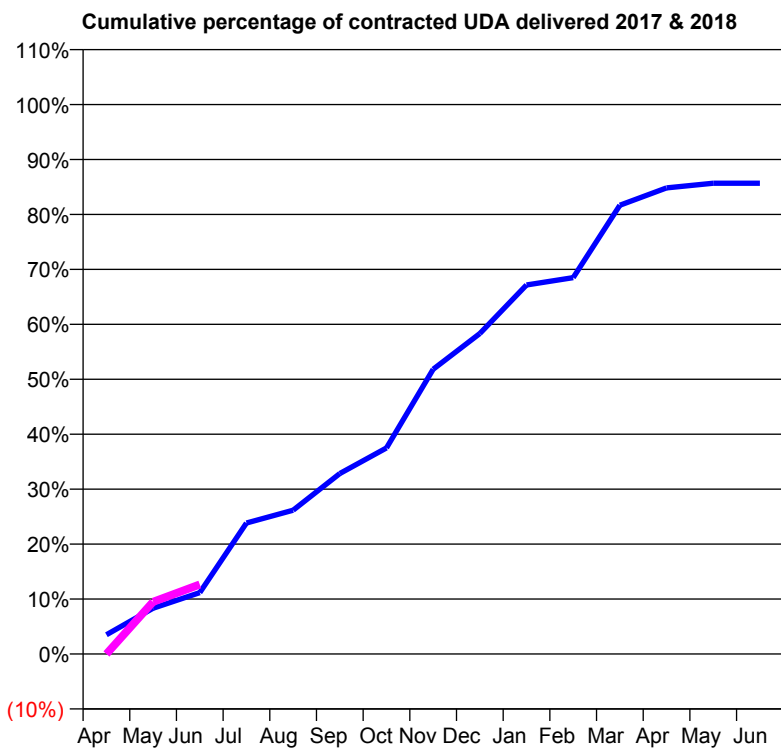
17/18 Contracted general activity (UDA)	600
Carry forward general activity (UDA)	0
17/18 Contracted orthodontic activity (UOA)	0
Carry forward orthodontic activity (UOA)	0
Baseline contract value	£14,409.32

ACCESS*

Patients seen in 24 months	Total	Change since previous quarter
Quarter ending June 2016	278	
Quarter ending September 2016	275	↓
Quarter ending December 2016	276	→
Quarter ending March 2017	272	↓
Quarter ending June 2017	274	→
Variance since June 2016	(1.4%)	↓



ACTIVITY



Adjusted Scheduled Activity (UDA)		
Month	2017	2018
April	21	0
May	50	57
June	67	76
July	143	
August	157	
September	197	
October	225	
November	311	
December	350	
January	403	
February	411	
March	490	
April	509	
May	514	
June	514	

QUALITY

	Quantity	Base Number	Contract	AT	Region	England
% of FP17s for the same patient ID Re-attending within 3 months - Children	7	79	8.9%	9.3%	11.7%	12.0%
% of FP17s for the same patient ID Re-attending within 3 months - Adults	0	5	0.0%	12.6%	15.2%	16.0%
% of FP17s for the same patient ID Re-attending between 3 & 9 months - Children	58	79	73.4%	58.4%	59.1%	58.0%
% of FP17s for the same patient ID Re-attending between 3 & 9 months - Adults	5	5	100.0%	50.2%	52.2%	50.9%
% of FP17s for Band 1 Urgent Courses	0	62	0.0%	6.8%	7.9%	9.1%
% of FP17s Relating to Free Repair or Replacements	0	62	0.0%	0.8%	0.8%	0.8%
% of FP17s Relating to Continuations	0	62	0.0%	1.1%	1.1%	1.1%
% of Patients satisfied with the dentistry they have received	1	1	N/A	92.1%	91.8%	91.7%
% of Patients satisfied with the time they had to wait for an appointment	1	1	N/A	90.5%	88.4%	88.0%

* This is based on patients treated on this contract for their most recent course of treatment. Figures in italics indicate the base number of FP17s or Patient Questionnaire responses are less than 100. N/A is shown where the base number of responses is less than 10 during the period. % is calculated as Quantity/Base number*100

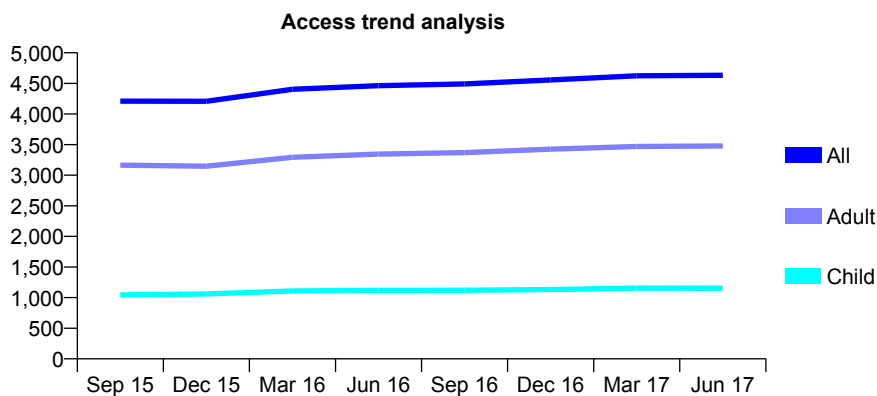
Q53 - Vital Signs At a Glance Contract Report for 749419/0001 - June 2017

Name or company name	MR SA CHALKER
Contract type name	GDS Contract
Purpose of contract	General
Contract start date	01/04/2006
Contract end date	

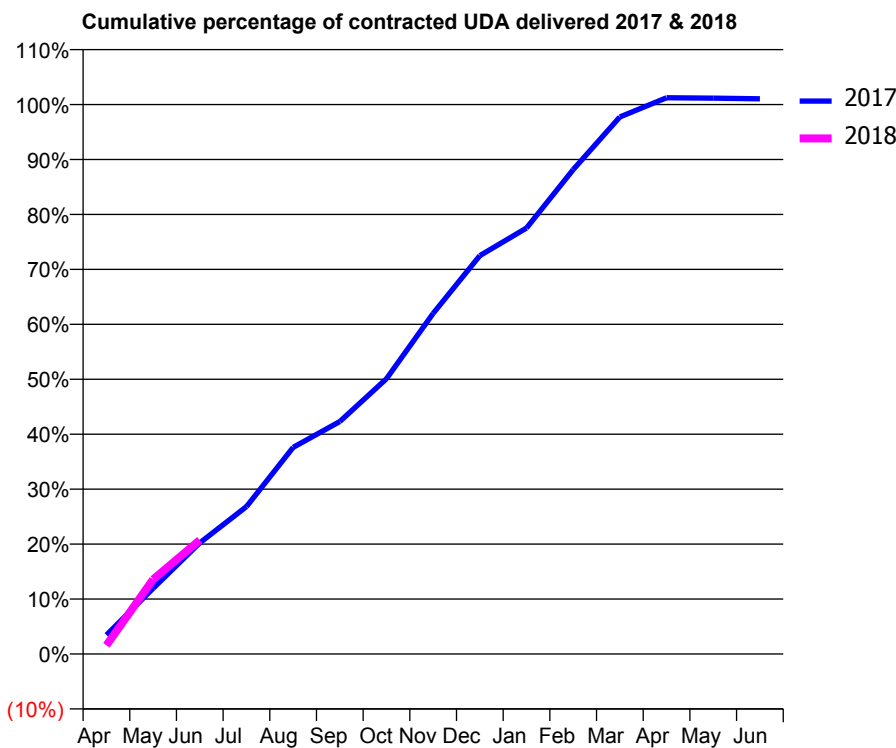
17/18 Contracted general activity (UDA)	10,827
Carry forward general activity (UDA)	0
17/18 Contracted orthodontic activity (UOA)	0
Carry forward orthodontic activity (UOA)	0
Baseline contract value	£250,344.58

ACCESS*

Patients seen in 24 months	Total	Change since previous quarter
Quarter ending June 2016	4,463	
Quarter ending September 2016	4,492	→
Quarter ending December 2016	4,557	→
Quarter ending March 2017	4,625	→
Quarter ending June 2017	4,632	→
Variance since June 2016	3.8%	↑



ACTIVITY



Month	Adjusted Scheduled Activity (UDA)	
	2017	2018
April	373	171
May	1,293	1,469
June	2,189	2,245
July	2,904	
August	4,072	
September	4,581	
October	5,423	
November	6,710	
December	7,851	
January	8,393	
February	9,544	
March	10,581	
April	10,960	
May	10,952	
June	10,940	

QUALITY

	Quantity	Base Number	Contract	AT	Region	England
% of FP17s for the same patient ID Re-attending within 3 months - Children	25	461	5.4%	9.3%	11.7%	12.0%
% of FP17s for the same patient ID Re-attending within 3 months - Adults	88	900	9.8%	12.6%	15.2%	16.0%
% of FP17s for the same patient ID Re-attending between 3 & 9 months - Children	344	461	74.6%	58.4%	59.1%	58.0%
% of FP17s for the same patient ID Re-attending between 3 & 9 months - Adults	353	900	39.2%	50.2%	52.2%	50.9%
% of FP17s for Band 1 Urgent Courses	101	1,176	8.6%	6.8%	7.9%	9.1%
% of FP17s Relating to Free Repair or Replacements	7	1,176	0.6%	0.8%	0.8%	0.8%
% of FP17s Relating to Continuations	5	1,176	0.4%	1.1%	1.1%	1.1%
% of Patients satisfied with the dentistry they have received	10	12	83.3%	92.1%	91.8%	91.7%
% of Patients satisfied with the time they had to wait for an appointment	12	12	100.0%	90.5%	88.4%	88.0%

* This is based on patients treated on this contract for their most recent course of treatment. Figures in italics indicate the base number of FP17s or Patient Questionnaire responses are less than 100. N/A is shown where the base number of responses is less than 10 during the period. % is calculated as Quantity/Base number*100

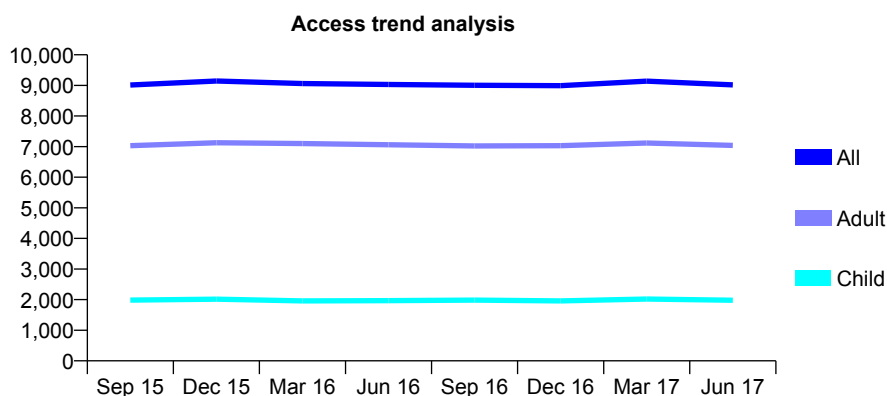
Q53 - Vital Signs At a Glance Contract Report for 753955/0001 - June 2017

Name or company name	MR AM RAJPUT
Contract type name	GDS Contract
Purpose of contract	General
Contract start date	01/04/2006
Contract end date	

17/18 Contracted general activity (UDA)	27,792
Carry forward general activity (UDA)	0
17/18 Contracted orthodontic activity (UOA)	0
Carry forward orthodontic activity (UOA)	0
Baseline contract value	£717,147.82

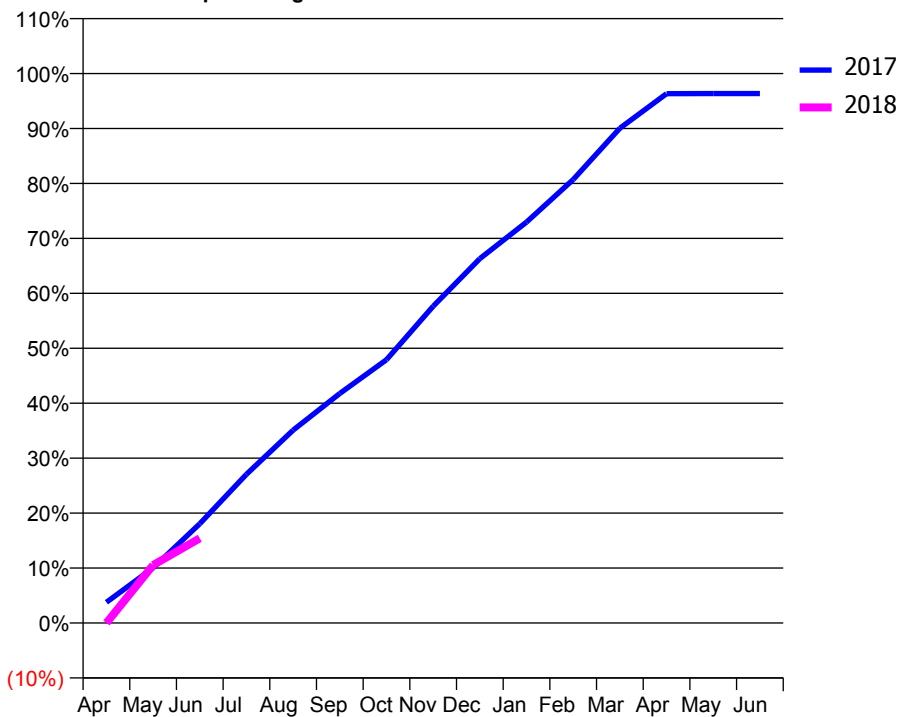
ACCESS*

Patients seen in 24 months	Total	Change since previous quarter
Quarter ending June 2016	9,031	
Quarter ending September 2016	9,004	→
Quarter ending December 2016	8,991	→
Quarter ending March 2017	9,138	→
Quarter ending June 2017	9,019	↓
Variance since June 2016	(0.1%)	→



ACTIVITY

Cumulative percentage of contracted UDA delivered 2017 & 2018



Month	Adjusted Scheduled Activity (UDA)	
	2017	2018
April	1,052	0
May	2,790	2,927
June	5,023	4,284
July	7,522	
August	9,755	
September	11,609	
October	13,319	
November	16,023	
December	18,430	
January	20,277	
February	22,425	
March	25,022	
April	26,775	
May	26,780	
June	26,780	

QUALITY

	Quantity	Base Number	Contract	AT	Region	England
% of FP17s for the same patient ID Re-attending within 3 months - Children	31	692	4.5%	9.3%	11.7%	12.0%
% of FP17s for the same patient ID Re-attending within 3 months - Adults	321	2,509	12.8%	12.6%	15.2%	16.0%
% of FP17s for the same patient ID Re-attending between 3 & 9 months - Children	474	692	68.5%	58.4%	59.1%	58.0%
% of FP17s for the same patient ID Re-attending between 3 & 9 months - Adults	1,680	2,509	67.0%	50.2%	52.2%	50.9%
% of FP17s for Band 1 Urgent Courses	76	2,346	3.2%	6.8%	7.9%	9.1%
% of FP17s Relating to Free Repair or Replacements	16	2,346	0.7%	0.8%	0.8%	0.8%
% of FP17s Relating to Continuations	74	2,346	3.2%	1.1%	1.1%	1.1%
% of Patients satisfied with the dentistry they have received	25	27	92.6%	92.1%	91.8%	91.7%
% of Patients satisfied with the time they had to wait for an appointment	25	27	92.6%	90.5%	88.4%	88.0%

* This is based on patients treated on this contract for their most recent course of treatment. Figures in italics indicate the base number of FP17s or Patient Questionnaire responses are less than 100. N/A is shown where the base number of responses is less than 10 during the period. % is calculated as Quantity/Base number*100

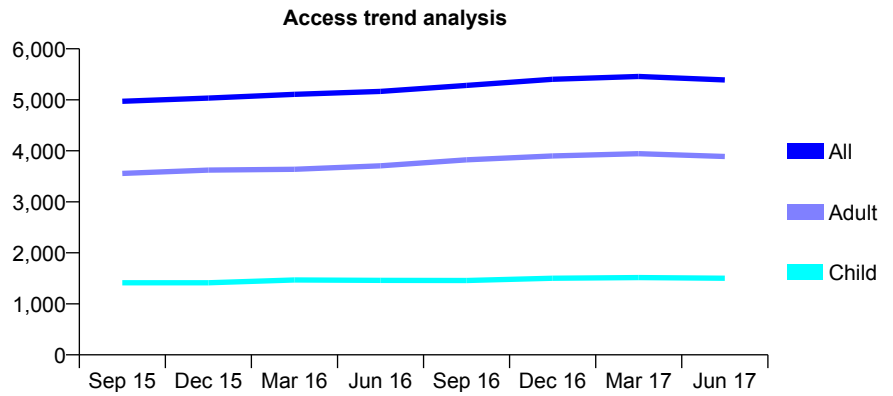
Q53 - Vital Signs At a Glance Contract Report for 763225/0001 - June 2017

Name or company name	MR SS MATHAROO
Contract type name	GDS Contract
Purpose of contract	General
Contract start date	01/04/2006
Contract end date	

17/18 Contracted general activity (UDA)	11,255
Carry forward general activity (UDA)	0
17/18 Contracted orthodontic activity (UOA)	0
Carry forward orthodontic activity (UOA)	0
Baseline contract value	£331,726.52

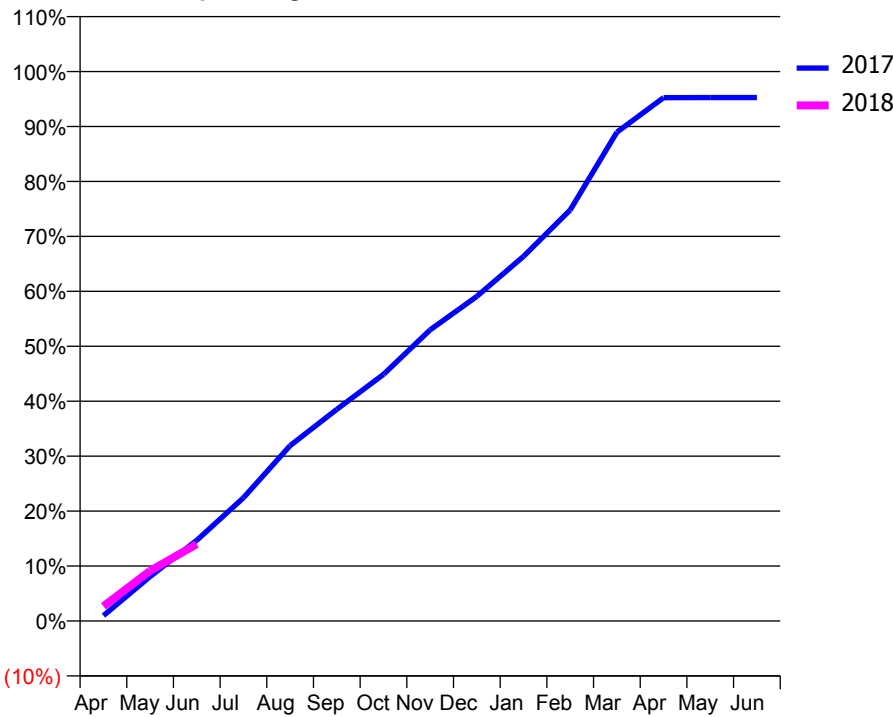
ACCESS*

Patients seen in 24 months	Total	Change since previous quarter
Quarter ending June 2016	5,165	
Quarter ending September 2016	5,282	↑
Quarter ending December 2016	5,403	↑
Quarter ending March 2017	5,458	→
Quarter ending June 2017	5,390	↓
Variance since June 2016	4.4%	↑



ACTIVITY

Cumulative percentage of contracted UDA delivered 2017 & 2018



Month	Adjusted Scheduled Activity (UDA)	
	2017	2018
April	112	302
May	910	1,029
June	1,655	1,575
July	2,525	
August	3,592	
September	4,336	
October	5,053	
November	5,963	
December	6,650	
January	7,468	
February	8,418	
March	10,012	
April	10,720	
May	10,721	
June	10,721	

QUALITY

	Quantity	Base Number	Contract	AT	Region	England
% of FP17s for the same patient ID Re-attending within 3 months - Children	16	459	3.5%	9.3%	11.7%	12.0%
% of FP17s for the same patient ID Re-attending within 3 months - Adults	104	977	10.6%	12.6%	15.2%	16.0%
% of FP17s for the same patient ID Re-attending between 3 & 9 months - Children	251	459	54.7%	58.4%	59.1%	58.0%
% of FP17s for the same patient ID Re-attending between 3 & 9 months - Adults	461	977	47.2%	50.2%	52.2%	50.9%
% of FP17s for Band 1 Urgent Courses	59	915	6.4%	6.8%	7.9%	9.1%
% of FP17s Relating to Free Repair or Replacements	7	915	0.8%	0.8%	0.8%	0.8%
% of FP17s Relating to Continuations	8	915	0.9%	1.1%	1.1%	1.1%
% of Patients satisfied with the dentistry they have received	9	10	90.0%	92.1%	91.8%	91.7%
% of Patients satisfied with the time they had to wait for an appointment	9	10	90.0%	90.5%	88.4%	88.0%

* This is based on patients treated on this contract for their most recent course of treatment. Figures in italics indicate the base number of FP17s or Patient Questionnaire responses are less than 100. N/A is shown where the base number of responses is less than 10 during the period. % is calculated as Quantity/Base number*100

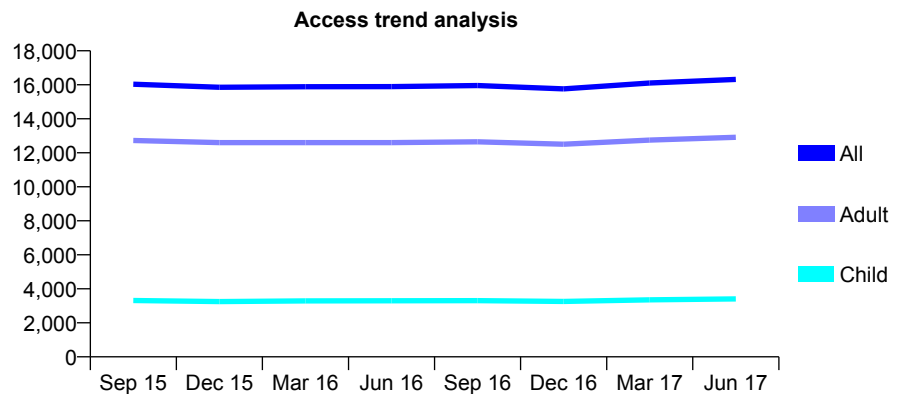
Q53 - Vital Signs At a Glance Contract Report for 764353/0001 - June 2017

Name or company name	MRS RP ATWAL
Contract type name	GDS Contract
Purpose of contract	General
Contract start date	01/04/2006
Contract end date	

17/18 Contracted general activity (UDA)	41,132
Carry forward general activity (UDA)	0
17/18 Contracted orthodontic activity (UOA)	0
Carry forward orthodontic activity (UOA)	0
Baseline contract value	£1,234,619.45

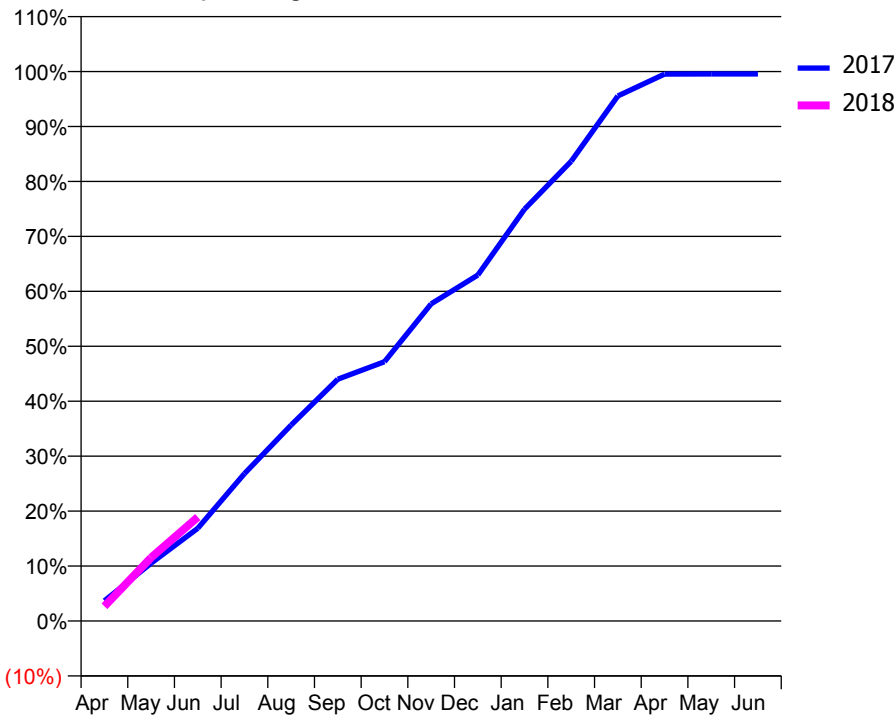
ACCESS*

Patients seen in 24 months	Total	Change since previous quarter
Quarter ending June 2016	15,898	
Quarter ending September 2016	15,955	→
Quarter ending December 2016	15,759	↓
Quarter ending March 2017	16,102	↑
Quarter ending June 2017	16,318	→
Variance since June 2016	2.6%	↑



ACTIVITY

Cumulative percentage of contracted UDA delivered 2017 & 2018



Month	Adjusted Scheduled Activity (UDA)	
	2017	2018
April	1,511	1,107
May	4,326	4,750
June	6,940	7,785
July	11,037	
August	14,668	
September	18,101	
October	19,405	
November	23,744	
December	25,895	
January	30,824	
February	34,409	
March	39,307	
April	40,935	
May	40,947	
June	40,949	

QUALITY

	Quantity	Base Number	Contract	AT	Region	England
% of FP17s for the same patient ID Re-attending within 3 months - Children	31	1,173	2.6%	9.3%	11.7%	12.0%
% of FP17s for the same patient ID Re-attending within 3 months - Adults	247	3,977	6.2%	12.6%	15.2%	16.0%
% of FP17s for the same patient ID Re-attending between 3 & 9 months - Children	846	1,173	72.1%	58.4%	59.1%	58.0%
% of FP17s for the same patient ID Re-attending between 3 & 9 months - Adults	2,199	3,977	55.3%	50.2%	52.2%	50.9%
% of FP17s for Band 1 Urgent Courses	49	4,370	1.1%	6.8%	7.9%	9.1%
% of FP17s Relating to Free Repair or Replacements	6	4,370	0.1%	0.8%	0.8%	0.8%
% of FP17s Relating to Continuations	46	4,370	1.1%	1.1%	1.1%	1.1%
% of Patients satisfied with the dentistry they have received	28	36	77.8%	92.1%	91.8%	91.7%
% of Patients satisfied with the time they had to wait for an appointment	33	36	91.7%	90.5%	88.4%	88.0%

* This is based on patients treated on this contract for their most recent course of treatment. Figures in italics indicate the base number of FP17s or Patient Questionnaire responses are less than 100. N/A is shown where the base number of responses is less than 10 during the period. % is calculated as Quantity/Base number*100

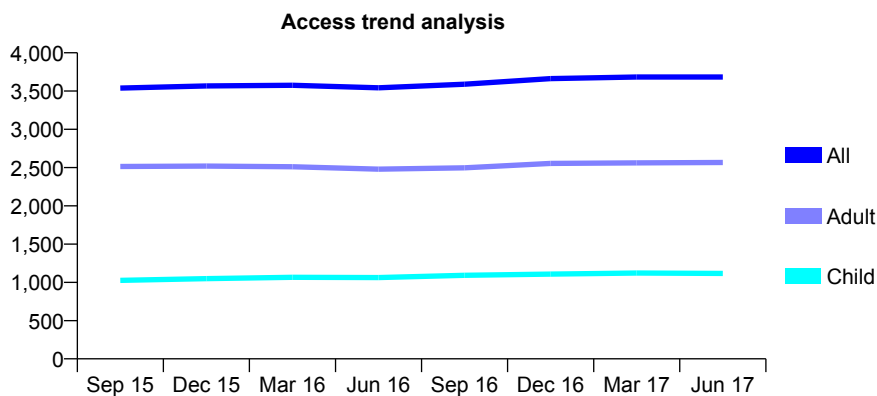
Q53 - Vital Signs At a Glance Contract Report for 765716/0001 - June 2017

Name or company name	MR TO YUNUS
Contract type name	GDS Contract
Purpose of contract	General
Contract start date	01/04/2006
Contract end date	

17/18 Contracted general activity (UDA)	8,281
Carry forward general activity (UDA)	0
17/18 Contracted orthodontic activity (UOA)	0
Carry forward orthodontic activity (UOA)	0
Baseline contract value	£248,580.01

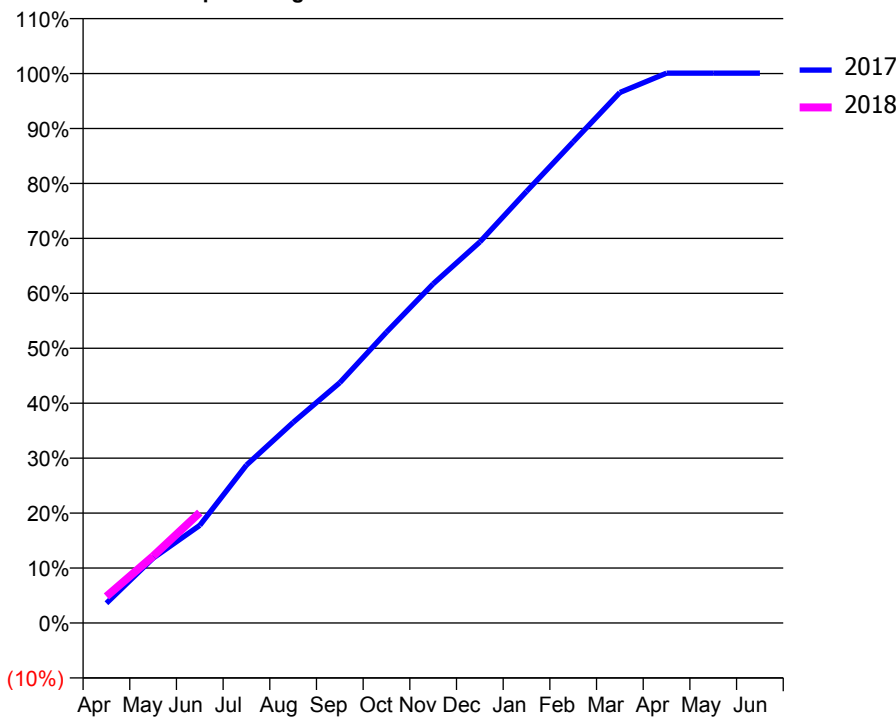
ACCESS*

Patients seen in 24 months	Total	Change since previous quarter
Quarter ending June 2016	3,542	
Quarter ending September 2016	3,589	→
Quarter ending December 2016	3,663	↑
Quarter ending March 2017	3,684	→
Quarter ending June 2017	3,683	→
Variance since June 2016	4.0%	↑



ACTIVITY

Cumulative percentage of contracted UDA delivered 2017 & 2018



Month	Adjusted Scheduled Activity (UDA)	
	2017	2018
April	299	401
May	978	1,008
June	1,473	1,665
July	2,380	
August	3,024	
September	3,622	
October	4,384	
November	5,111	
December	5,743	
January	6,503	
February	7,252	
March	7,995	
April	8,286	
May	8,286	
June	8,286	

QUALITY

	Quantity	Base Number	Contract	AT	Region	England
% of FP17s for the same patient ID Re-attending within 3 months - Children	3	313	1.0%	9.3%	11.7%	12.0%
% of FP17s for the same patient ID Re-attending within 3 months - Adults	36	665	5.4%	12.6%	15.2%	16.0%
% of FP17s for the same patient ID Re-attending between 3 & 9 months - Children	155	313	49.5%	58.4%	59.1%	58.0%
% of FP17s for the same patient ID Re-attending between 3 & 9 months - Adults	220	665	33.1%	50.2%	52.2%	50.9%
% of FP17s for Band 1 Urgent Courses	24	828	2.9%	6.8%	7.9%	9.1%
% of FP17s Relating to Free Repair or Replacements	0	828	0.0%	0.8%	0.8%	0.8%
% of FP17s Relating to Continuations	2	828	0.2%	1.1%	1.1%	1.1%
% of Patients satisfied with the dentistry they have received	3	3	N/A	92.1%	91.8%	91.7%
% of Patients satisfied with the time they had to wait for an appointment	3	3	N/A	90.5%	88.4%	88.0%

* This is based on patients treated on this contract for their most recent course of treatment. Figures in italics indicate the base number of FP17s or Patient Questionnaire responses are less than 100. N/A is shown where the base number of responses is less than 10 during the period. % is calculated as Quantity/Base number*100

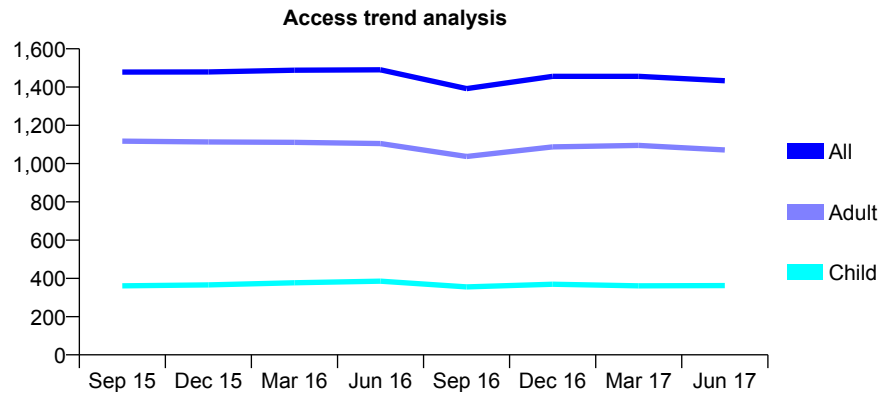
Q53 - Vital Signs At a Glance Contract Report for 768677/0002 - June 2017

Name or company name	MR S MIRFENDERESKI
Contract type name	GDS Contract
Purpose of contract	General
Contract start date	01/04/2006
Contract end date	

17/18 Contracted general activity (UDA)	7,259
Carry forward general activity (UDA)	0
17/18 Contracted orthodontic activity (UOA)	0
Carry forward orthodontic activity (UOA)	0
Baseline contract value	£190,141.86

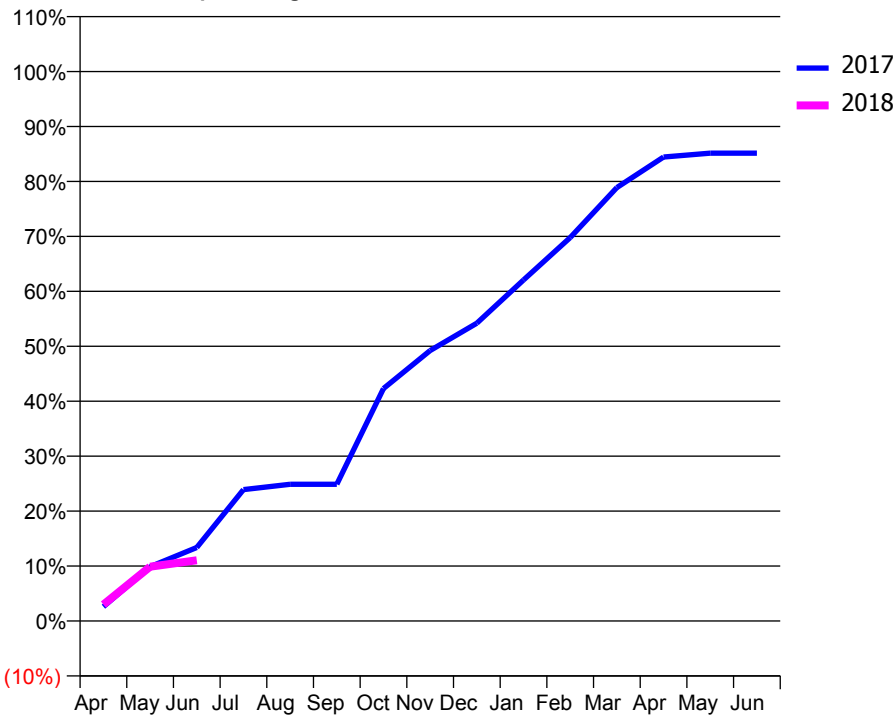
ACCESS*

Patients seen in 24 months	Total	Change since previous quarter
Quarter ending June 2016	1,490	
Quarter ending September 2016	1,392	↓
Quarter ending December 2016	1,456	↑
Quarter ending March 2017	1,456	→
Quarter ending June 2017	1,433	↓
Variance since June 2016	(3.8%)	↓



ACTIVITY

Cumulative percentage of contracted UDA delivered 2017 & 2018



Month	Adjusted Scheduled Activity (UDA)	
	2017	2018
April	190	217
May	719	718
June	972	803
July	1,736	
August	1,807	
September	1,807	
October	3,071	
November	3,573	
December	3,935	
January	4,506	
February	5,065	
March	5,725	
April	6,130	
May	6,180	
June	6,180	

QUALITY

	Quantity	Base Number	Contract	AT	Region	England
% of FP17s for the same patient ID Re-attending within 3 months - Children	4	116	3.4%	9.3%	11.7%	12.0%
% of FP17s for the same patient ID Re-attending within 3 months - Adults	71	291	24.4%	12.6%	15.2%	16.0%
% of FP17s for the same patient ID Re-attending between 3 & 9 months - Children	52	116	44.8%	58.4%	59.1%	58.0%
% of FP17s for the same patient ID Re-attending between 3 & 9 months - Adults	101	291	34.7%	50.2%	52.2%	50.9%
% of FP17s for Band 1 Urgent Courses	20	287	7.0%	6.8%	7.9%	9.1%
% of FP17s Relating to Free Repair or Replacements	2	287	0.7%	0.8%	0.8%	0.8%
% of FP17s Relating to Continuations	4	287	1.4%	1.1%	1.1%	1.1%
% of Patients satisfied with the dentistry they have received	4	4	N/A	92.1%	91.8%	91.7%
% of Patients satisfied with the time they had to wait for an appointment	4	4	N/A	90.5%	88.4%	88.0%

* This is based on patients treated on this contract for their most recent course of treatment. Figures in italics indicate the base number of FP17s or Patient Questionnaire responses are less than 100. N/A is shown where the base number of responses is less than 10 during the period. % is calculated as Quantity/Base number*100

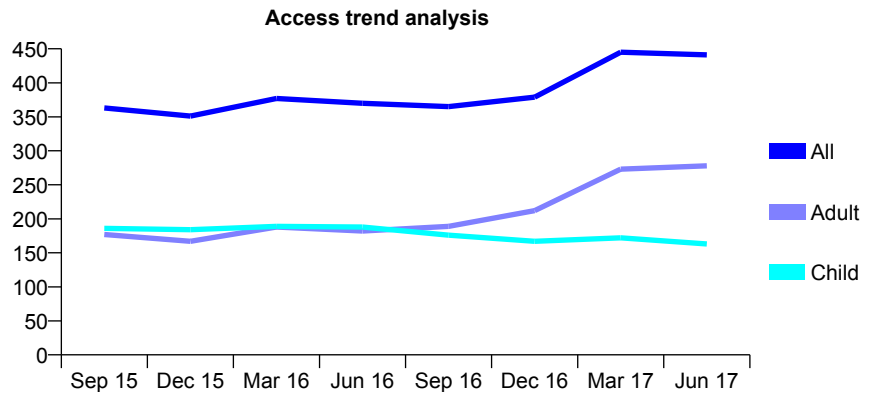
Q53 - Vital Signs At a Glance Contract Report for 770647/0002 - June 2017

Name or company name	MR AI PARUK
Contract type name	GDS Contract
Purpose of contract	General
Contract start date	18/08/2008
Contract end date	

17/18 Contracted general activity (UDA)	1,000
Carry forward general activity (UDA)	0
17/18 Contracted orthodontic activity (UOA)	0
Carry forward orthodontic activity (UOA)	0
Baseline contract value	£25,044.34

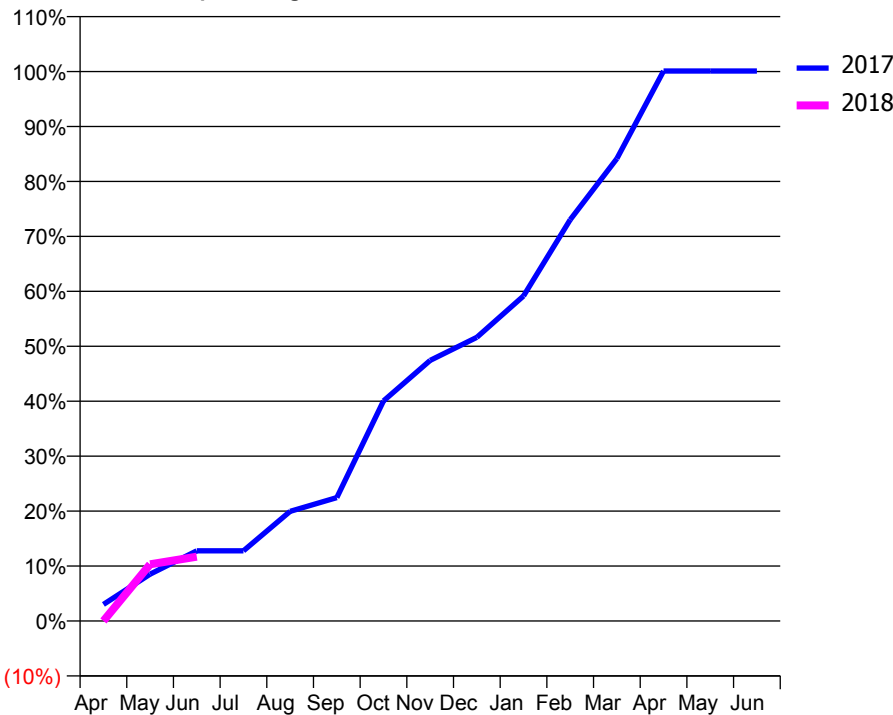
ACCESS*

Patients seen in 24 months	Total	Change since previous quarter
Quarter ending June 2016	370	
Quarter ending September 2016	365	↓
Quarter ending December 2016	379	↑
Quarter ending March 2017	445	↑
Quarter ending June 2017	441	→
Variance since June 2016	19.2%	↑



ACTIVITY

Cumulative percentage of contracted UDA delivered 2017 & 2018



Month	Adjusted Scheduled Activity (UDA)	
	2017	2018
April	30	0
May	85	103
June	128	117
July	128	
August	200	
September	225	
October	401	
November	474	
December	516	
January	592	
February	730	
March	841	
April	1,001	
May	1,001	
June	1,001	

QUALITY

	Quantity	Base Number	Contract	AT	Region	England
% of FP17s for the same patient ID Re-attending within 3 months - Children	6	78	7.7%	9.3%	11.7%	12.0%
% of FP17s for the same patient ID Re-attending within 3 months - Adults	4	70	5.7%	12.6%	15.2%	16.0%
% of FP17s for the same patient ID Re-attending between 3 & 9 months - Children	61	78	78.2%	58.4%	59.1%	58.0%
% of FP17s for the same patient ID Re-attending between 3 & 9 months - Adults	24	70	34.3%	50.2%	52.2%	50.9%
% of FP17s for Band 1 Urgent Courses	1	79	1.3%	6.8%	7.9%	9.1%
% of FP17s Relating to Free Repair or Replacements	0	79	0.0%	0.8%	0.8%	0.8%
% of FP17s Relating to Continuations	0	79	0.0%	1.1%	1.1%	1.1%
% of Patients satisfied with the dentistry they have received	2	2	N/A	92.1%	91.8%	91.7%
% of Patients satisfied with the time they had to wait for an appointment	2	2	N/A	90.5%	88.4%	88.0%

* This is based on patients treated on this contract for their most recent course of treatment. Figures in italics indicate the base number of FP17s or Patient Questionnaire responses are less than 100. N/A is shown where the base number of responses is less than 10 during the period. % is calculated as Quantity/Base number*100

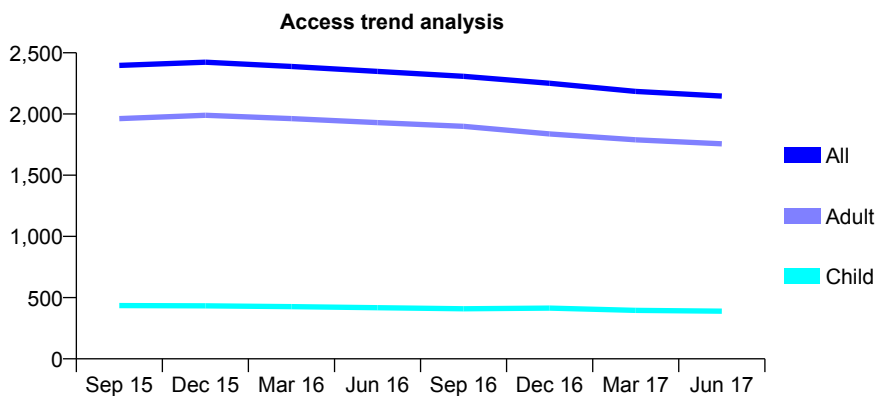
Q53 - Vital Signs At a Glance Contract Report for 773492/0001 - June 2017

Name or company name	MS S KUTTY
Contract type name	GDS Contract
Purpose of contract	General
Contract start date	01/07/2013
Contract end date	

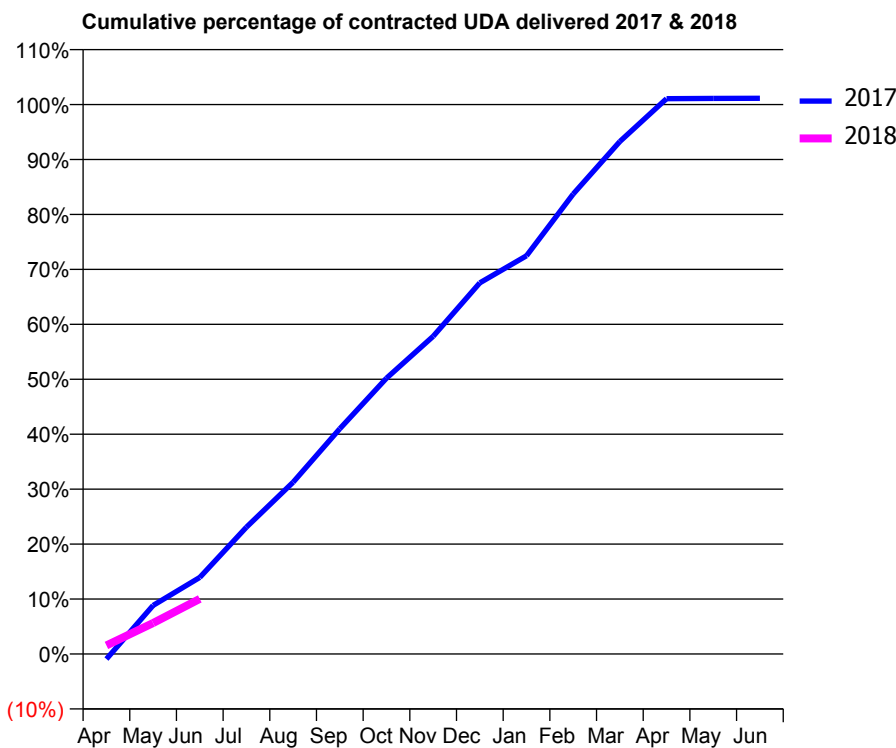
17/18 Contracted general activity (UDA)	7,615
Carry forward general activity (UDA)	0
17/18 Contracted orthodontic activity (UOA)	0
Carry forward orthodontic activity (UOA)	0
Baseline contract value	£224,439.54

ACCESS*

Patients seen in 24 months	Total	Change since previous quarter
Quarter ending June 2016	2,348	
Quarter ending September 2016	2,308	↓
Quarter ending December 2016	2,251	↓
Quarter ending March 2017	2,185	↓
Quarter ending June 2017	2,146	↓
Variance since June 2016	(8.6%)	↓



ACTIVITY



Month	Adjusted Scheduled Activity (UDA)	
	2017	2018
April	-72	119
May	674	429
June	1,061	764
July	1,759	
August	2,380	
September	3,122	
October	3,823	
November	4,402	
December	5,143	
January	5,519	
February	6,375	
March	7,103	
April	7,695	
May	7,700	
June	7,701	

QUALITY

	Quantity	Base Number	Contract	AT	Region	England
% of FP17s for the same patient ID Re-attending within 3 months - Children	15	120	12.5%	9.3%	11.7%	12.0%
% of FP17s for the same patient ID Re-attending within 3 months - Adults	89	561	15.9%	12.6%	15.2%	16.0%
% of FP17s for the same patient ID Re-attending between 3 & 9 months - Children	73	120	60.8%	58.4%	59.1%	58.0%
% of FP17s for the same patient ID Re-attending between 3 & 9 months - Adults	357	561	63.6%	50.2%	52.2%	50.9%
% of FP17s for Band 1 Urgent Courses	27	433	6.2%	6.8%	7.9%	9.1%
% of FP17s Relating to Free Repair or Replacements	3	433	0.7%	0.8%	0.8%	0.8%
% of FP17s Relating to Continuations	4	433	0.9%	1.1%	1.1%	1.1%
% of Patients satisfied with the dentistry they have received	7	8	N/A	92.1%	91.8%	91.7%
% of Patients satisfied with the time they had to wait for an appointment	8	8	N/A	90.5%	88.4%	88.0%

* This is based on patients treated on this contract for their most recent course of treatment. Figures in italics indicate the base number of FP17s or Patient Questionnaire responses are less than 100. N/A is shown where the base number of responses is less than 10 during the period. % is calculated as Quantity/Base number*100

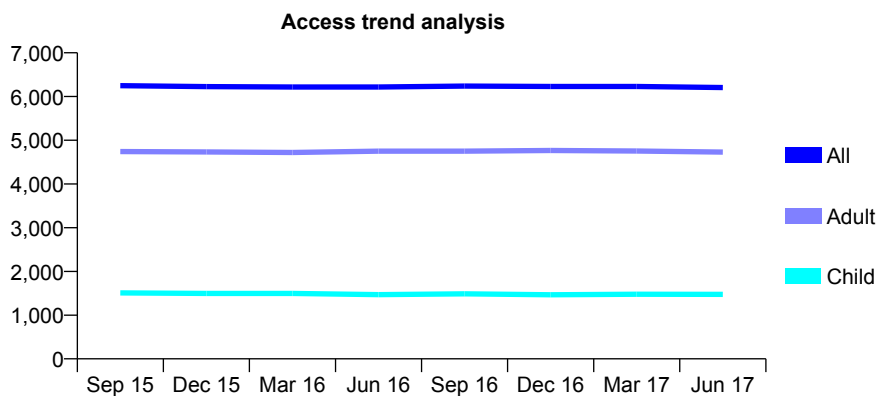
Q53 - Vital Signs At a Glance Contract Report for 781142/0001 - June 2017

Name or company name	MR A KACHHALA
Contract type name	GDS Contract
Purpose of contract	General
Contract start date	01/04/2009
Contract end date	

17/18 Contracted general activity (UDA)	18,442
Carry forward general activity (UDA)	0
17/18 Contracted orthodontic activity (UOA)	0
Carry forward orthodontic activity (UOA)	0
Baseline contract value	£435,038.03

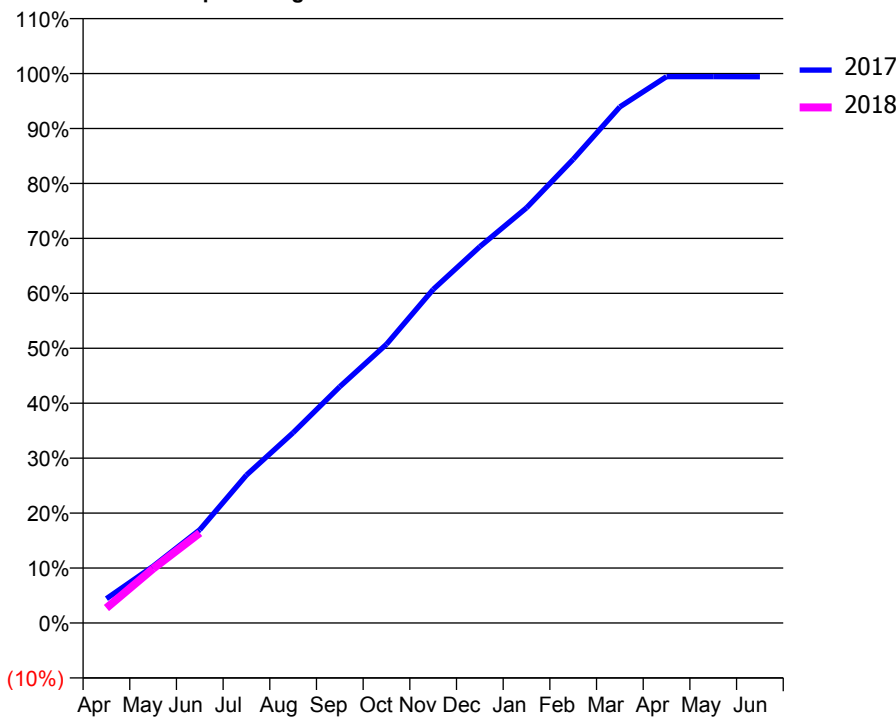
ACCESS*

Patients seen in 24 months	Total	Change since previous quarter
Quarter ending June 2016	6,219	
Quarter ending September 2016	6,238	→
Quarter ending December 2016	6,230	→
Quarter ending March 2017	6,230	→
Quarter ending June 2017	6,205	→
Variance since June 2016	(0.2%)	→



ACTIVITY

Cumulative percentage of contracted UDA delivered 2017 & 2018



Adjusted Scheduled Activity (UDA)

Month	2017	2018
April	818	502
May	1,906	1,823
June	3,129	3,025
July	4,965	
August	6,390	
September	7,931	
October	9,355	
November	11,193	
December	12,632	
January	13,932	
February	15,565	
March	17,320	
April	18,340	
May	18,338	
June	18,335	

QUALITY

	Quantity	Base Number	Contract	AT	Region	England
% of FP17s for the same patient ID Re-attending within 3 months - Children	33	545	6.1%	9.3%	11.7%	12.0%
% of FP17s for the same patient ID Re-attending within 3 months - Adults	148	1,309	11.3%	12.6%	15.2%	16.0%
% of FP17s for the same patient ID Re-attending between 3 & 9 months - Children	341	545	62.6%	58.4%	59.1%	58.0%
% of FP17s for the same patient ID Re-attending between 3 & 9 months - Adults	656	1,309	50.1%	50.2%	52.2%	50.9%
% of FP17s for Band 1 Urgent Courses	81	1,473	5.5%	6.8%	7.9%	9.1%
% of FP17s Relating to Free Repair or Replacements	7	1,473	0.5%	0.8%	0.8%	0.8%
% of FP17s Relating to Continuations	3	1,473	0.2%	1.1%	1.1%	1.1%
% of Patients satisfied with the dentistry they have received	14	14	100.0%	92.1%	91.8%	91.7%
% of Patients satisfied with the time they had to wait for an appointment	14	14	100.0%	90.5%	88.4%	88.0%

* This is based on patients treated on this contract for their most recent course of treatment. Figures in italics indicate the base number of FP17s or Patient Questionnaire responses are less than 100. N/A is shown where the base number of responses is less than 10 during the period. % is calculated as Quantity/Base number*100

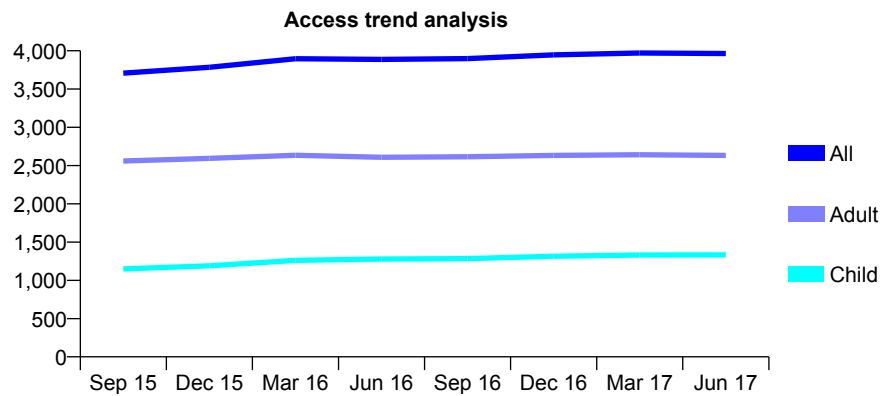
Q53 - Vital Signs At a Glance Contract Report for 782041/0001 - June 2017

Name or company name	MS S MESTRY
Contract type name	GDS Contract
Purpose of contract	General
Contract start date	31/07/2006
Contract end date	

17/18 Contracted general activity (UDA)	10,848
Carry forward general activity (UDA)	0
17/18 Contracted orthodontic activity (UOA)	0
Carry forward orthodontic activity (UOA)	0
Baseline contract value	£266,372.09

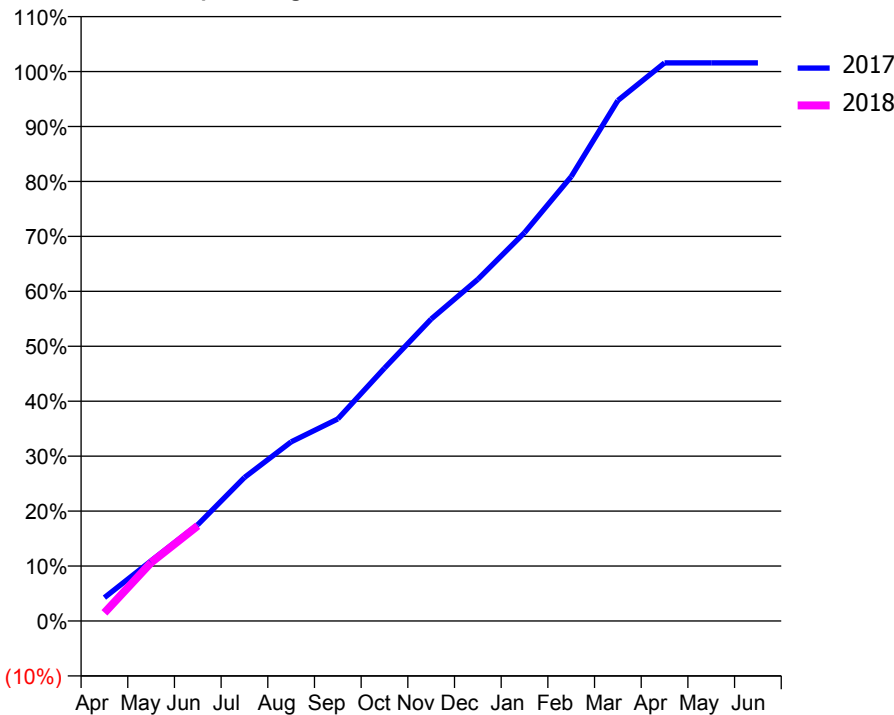
ACCESS*

Patients seen in 24 months	Total	Change since previous quarter
Quarter ending June 2016	3,888	
Quarter ending September 2016	3,898	→
Quarter ending December 2016	3,947	→
Quarter ending March 2017	3,971	→
Quarter ending June 2017	3,965	→
Variance since June 2016	2.0%	→



ACTIVITY

Cumulative percentage of contracted UDA delivered 2017 & 2018



Month	Adjusted Scheduled Activity (UDA)	
	2017	2018
April	462	163
May	1,187	1,154
June	1,901	1,881
July	2,834	
August	3,538	
September	3,991	
October	4,992	
November	5,960	
December	6,747	
January	7,666	
February	8,773	
March	10,275	
April	11,019	
May	11,017	
June	11,017	

QUALITY

	Quantity	Base Number	Contract	AT	Region	England
% of FP17s for the same patient ID Re-attending within 3 months - Children	32	422	7.6%	9.3%	11.7%	12.0%
% of FP17s for the same patient ID Re-attending within 3 months - Adults	108	774	14.0%	12.6%	15.2%	16.0%
% of FP17s for the same patient ID Re-attending between 3 & 9 months - Children	264	422	62.6%	58.4%	59.1%	58.0%
% of FP17s for the same patient ID Re-attending between 3 & 9 months - Adults	350	774	45.2%	50.2%	52.2%	50.9%
% of FP17s for Band 1 Urgent Courses	61	806	7.6%	6.8%	7.9%	9.1%
% of FP17s Relating to Free Repair or Replacements	10	806	1.2%	0.8%	0.8%	0.8%
% of FP17s Relating to Continuations	1	806	0.1%	1.1%	1.1%	1.1%
% of Patients satisfied with the dentistry they have received	5	5	N/A	92.1%	91.8%	91.7%
% of Patients satisfied with the time they had to wait for an appointment	4	5	N/A	90.5%	88.4%	88.0%

* This is based on patients treated on this contract for their most recent course of treatment. Figures in italics indicate the base number of FP17s or Patient Questionnaire responses are less than 100. N/A is shown where the base number of responses is less than 10 during the period. % is calculated as Quantity/Base number*100

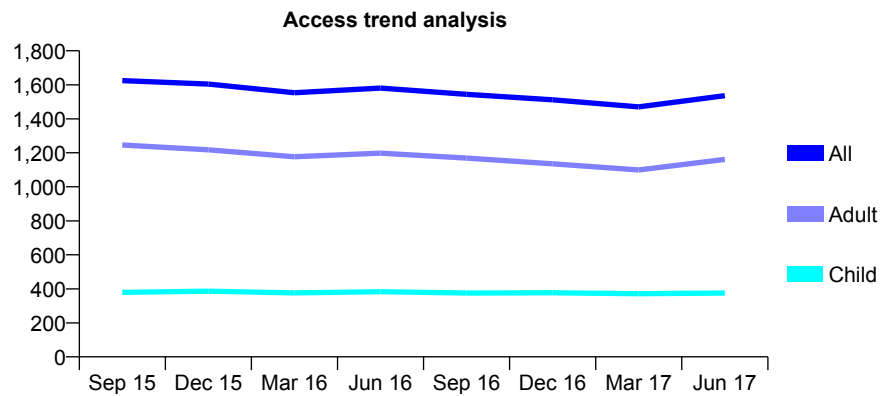
Q53 - Vital Signs At a Glance Contract Report for 794643/0002 - June 2017

Name or company name	MR W SIDHU
Contract type name	GDS Contract
Purpose of contract	General and Orthodontic
Contract start date	03/01/2012
Contract end date	

17/18 Contracted general activity (UDA)	6,301
Carry forward general activity (UDA)	0
17/18 Contracted orthodontic activity (UOA)	51
Carry forward orthodontic activity (UOA)	0
Baseline contract value	£158,790.55

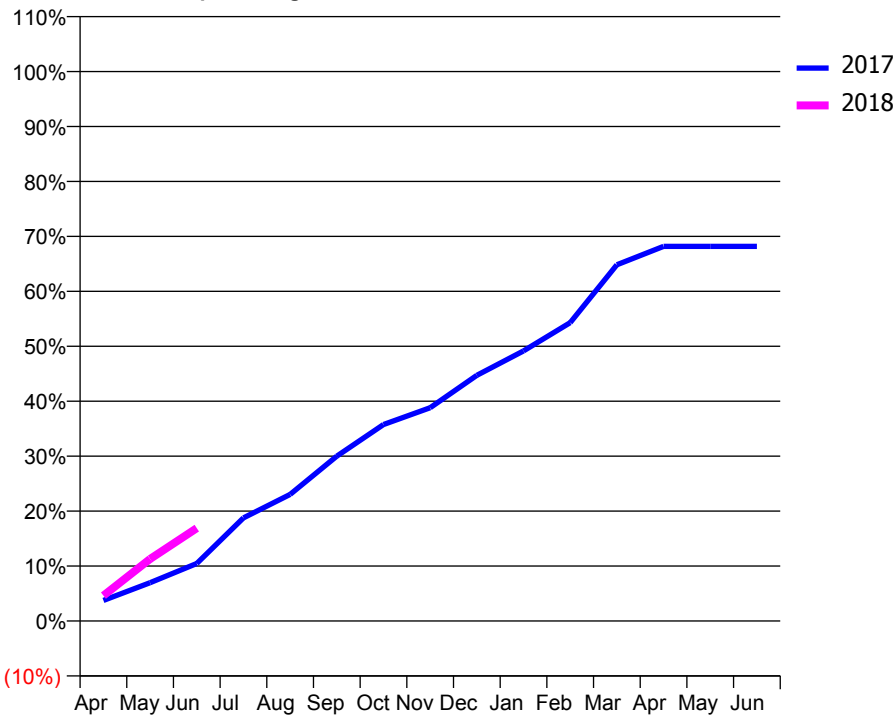
ACCESS*

Patients seen in 24 months	Total	Change since previous quarter
Quarter ending June 2016	1,581	
Quarter ending September 2016	1,544	↓
Quarter ending December 2016	1,512	↓
Quarter ending March 2017	1,470	↓
Quarter ending June 2017	1,536	↑
Variance since June 2016	(2.8%)	↓



ACTIVITY

Cumulative percentage of contracted UDA delivered 2017 & 2018



Month	Adjusted Scheduled Activity (UDA)	
	2017	2018
April	236	291
May	440	711
June	660	1,065
July	1,182	
August	1,452	
September	1,891	
October	2,253	
November	2,446	
December	2,817	
January	3,098	
February	3,421	
March	4,084	
April	4,297	
May	4,297	
June	4,297	

QUALITY

	Quantity	Base Number	Contract	AT	Region	England
% of FP17s for the same patient ID Re-attending within 3 months - Children	7	83	8.4%	9.3%	11.7%	12.0%
% of FP17s for the same patient ID Re-attending within 3 months - Adults	37	348	10.6%	12.6%	15.2%	16.0%
% of FP17s for the same patient ID Re-attending between 3 & 9 months - Children	34	83	41.0%	58.4%	59.1%	58.0%
% of FP17s for the same patient ID Re-attending between 3 & 9 months - Adults	95	348	27.3%	50.2%	52.2%	50.9%
% of FP17s for Band 1 Urgent Courses	10	348	2.9%	6.8%	7.9%	9.1%
% of FP17s Relating to Free Repair or Replacements	0	348	0.0%	0.8%	0.8%	0.8%
% of FP17s Relating to Continuations	1	348	0.3%	1.1%	1.1%	1.1%
% of Patients satisfied with the dentistry they have received	3	3	N/A	92.1%	91.8%	91.7%
% of Patients satisfied with the time they had to wait for an appointment	3	3	N/A	90.5%	88.4%	88.0%

* This is based on patients treated on this contract for their most recent course of treatment. Figures in italics indicate the base number of FP17s or Patient Questionnaire responses are less than 100. N/A is shown where the base number of responses is less than 10 during the period. % is calculated as Quantity/Base number*100

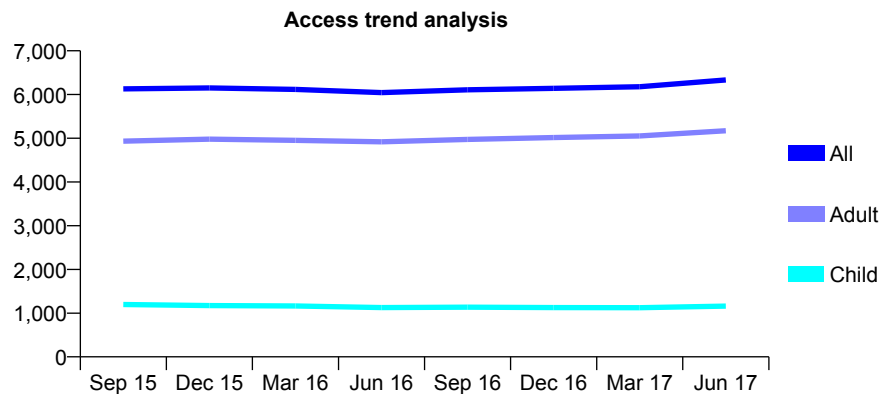
Q53 - Vital Signs At a Glance Contract Report for 814113/0001 - June 2017

Name or company name	MR RA ARROWSMITH
Contract type name	GDS Contract
Purpose of contract	General
Contract start date	01/04/2006
Contract end date	

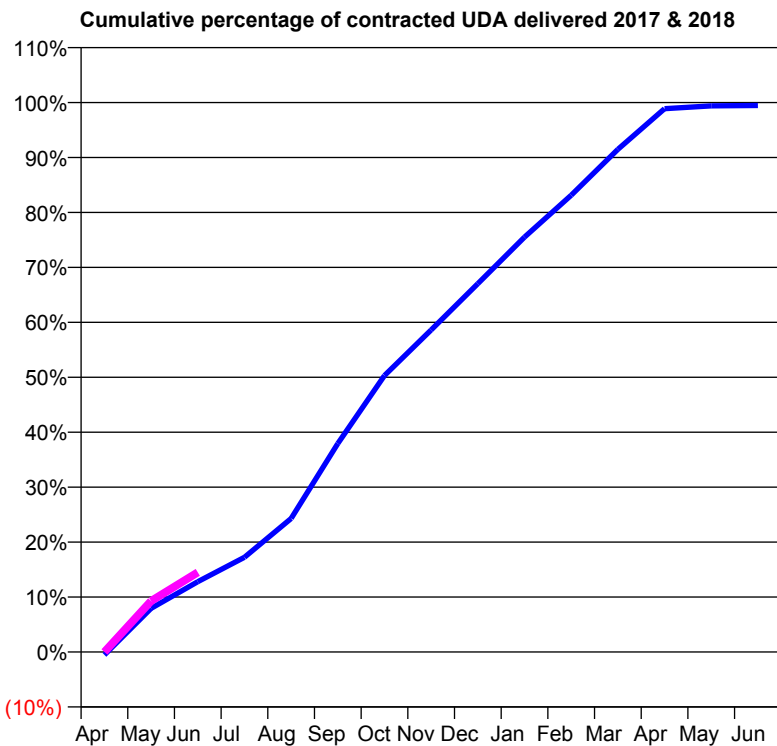
17/18 Contracted general activity (UDA)	12,778
Carry forward general activity (UDA)	0
17/18 Contracted orthodontic activity (UOA)	0
Carry forward orthodontic activity (UOA)	0
Baseline contract value	£365,714.89

ACCESS*

Patients seen in 24 months	Total	Change since previous quarter
Quarter ending June 2016	6,045	
Quarter ending September 2016	6,107	→
Quarter ending December 2016	6,142	→
Quarter ending March 2017	6,178	→
Quarter ending June 2017	6,334	↑
Variance since June 2016	4.8%	↑



ACTIVITY



Month	Adjusted Scheduled Activity (UDA)	
	2017	2018
April	-70	0
May	1,016	1,188
June	1,637	1,853
July	2,203	
August	3,104	
September	4,848	
October	6,429	
November	7,490	
December	8,565	
January	9,649	
February	10,621	
March	11,688	
April	12,633	
May	12,700	
June	12,708	

QUALITY

	Quantity	Base Number	Contract	AT	Region	England
% of FP17s for the same patient ID Re-attending within 3 months - Children	16	375	4.3%	9.3%	11.7%	12.0%
% of FP17s for the same patient ID Re-attending within 3 months - Adults	136	1,567	8.7%	12.6%	15.2%	16.0%
% of FP17s for the same patient ID Re-attending between 3 & 9 months - Children	165	375	44.0%	58.4%	59.1%	58.0%
% of FP17s for the same patient ID Re-attending between 3 & 9 months - Adults	627	1,567	40.0%	50.2%	52.2%	50.9%
% of FP17s for Band 1 Urgent Courses	70	1,141	6.1%	6.8%	7.9%	9.1%
% of FP17s Relating to Free Repair or Replacements	3	1,141	0.3%	0.8%	0.8%	0.8%
% of FP17s Relating to Continuations	5	1,141	0.4%	1.1%	1.1%	1.1%
% of Patients satisfied with the dentistry they have received	9	10	90.0%	92.1%	91.8%	91.7%
% of Patients satisfied with the time they had to wait for an appointment	8	10	80.0%	90.5%	88.4%	88.0%

* This is based on patients treated on this contract for their most recent course of treatment. Figures in italics indicate the base number of FP17s or Patient Questionnaire responses are less than 100. N/A is shown where the base number of responses is less than 10 during the period. % is calculated as Quantity/Base number*100

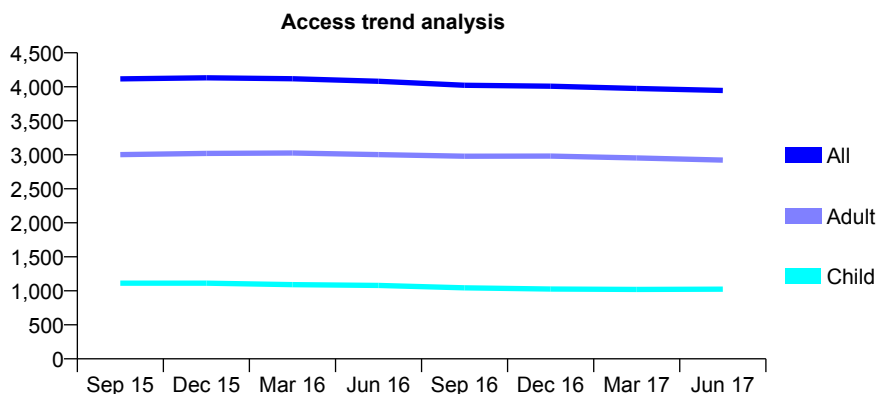
Q53 - Vital Signs At a Glance Contract Report for 817066/0001 - June 2017

Name or company name	MR PR VICKERY
Contract type name	GDS Contract
Purpose of contract	General
Contract start date	01/04/2006
Contract end date	

17/18 Contracted general activity (UDA)	16,087
Carry forward general activity (UDA)	0
17/18 Contracted orthodontic activity (UOA)	0
Carry forward orthodontic activity (UOA)	0
Baseline contract value	£398,524.31

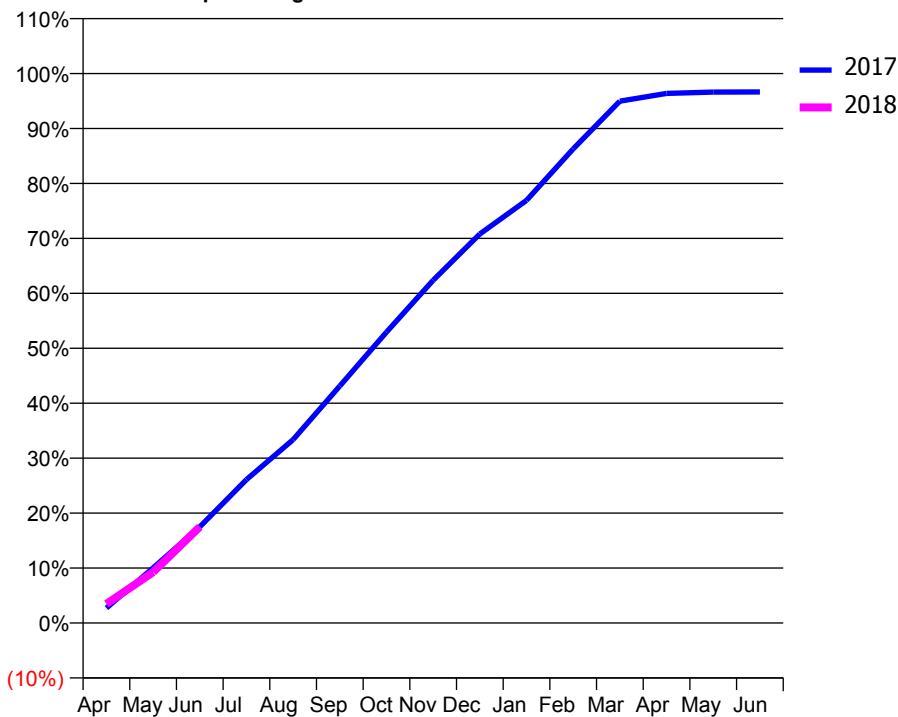
ACCESS*

Patients seen in 24 months	Total	Change since previous quarter
Quarter ending June 2016	4,081	
Quarter ending September 2016	4,023	↓
Quarter ending December 2016	4,008	→
Quarter ending March 2017	3,975	→
Quarter ending June 2017	3,947	→
Variance since June 2016	(3.3%)	↓



ACTIVITY

Cumulative percentage of contracted UDA delivered 2017 & 2018



Adjusted Scheduled Activity (UDA)

Month	2017	2018
April	440	561
May	1,615	1,490
June	2,815	2,817
July	4,200	
August	5,371	
September	6,940	
October	8,517	
November	10,036	
December	11,389	
January	12,372	
February	13,879	
March	15,278	
April	15,506	
May	15,542	
June	15,546	

QUALITY

	Quantity	Base Number	Contract	AT	Region	England
% of FP17s for the same patient ID Re-attending within 3 months - Children	29	410	7.1%	9.3%	11.7%	12.0%
% of FP17s for the same patient ID Re-attending within 3 months - Adults	135	1,077	12.5%	12.6%	15.2%	16.0%
% of FP17s for the same patient ID Re-attending between 3 & 9 months - Children	269	410	65.6%	58.4%	59.1%	58.0%
% of FP17s for the same patient ID Re-attending between 3 & 9 months - Adults	725	1,077	67.3%	50.2%	52.2%	50.9%
% of FP17s for Band 1 Urgent Courses	76	1,323	5.7%	6.8%	7.9%	9.1%
% of FP17s Relating to Free Repair or Replacements	9	1,323	0.7%	0.8%	0.8%	0.8%
% of FP17s Relating to Continuations	19	1,323	1.4%	1.1%	1.1%	1.1%
% of Patients satisfied with the dentistry they have received	13	13	100.0%	92.1%	91.8%	91.7%
% of Patients satisfied with the time they had to wait for an appointment	11	13	84.6%	90.5%	88.4%	88.0%

* This is based on patients treated on this contract for their most recent course of treatment. Figures in italics indicate the base number of FP17s or Patient Questionnaire responses are less than 100. N/A is shown where the base number of responses is less than 10 during the period. % is calculated as Quantity/Base number*100

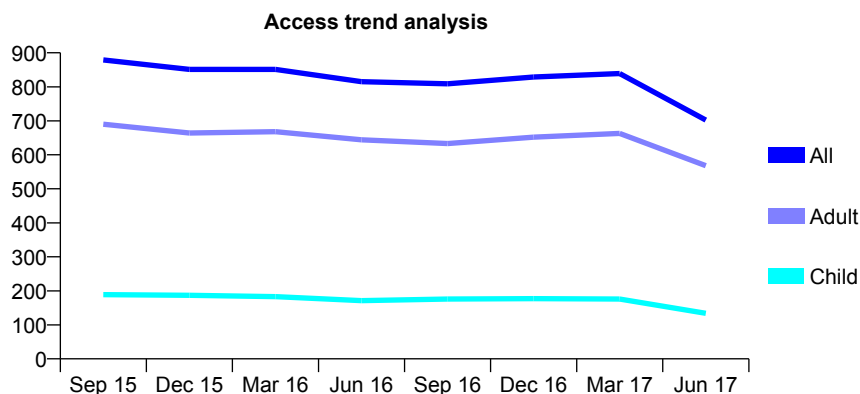
Q53 - Vital Signs At a Glance Contract Report for 818895/0003 - June 2017

Name or company name	MR BS MATHARU
Contract type name	GDS Contract
Purpose of contract	General
Contract start date	05/08/2006
Contract end date	30/04/2017

17/18 Contracted general activity (UDA)	217
Carry forward general activity (UDA)	0
17/18 Contracted orthodontic activity (UOA)	0
Carry forward orthodontic activity (UOA)	0
Baseline contract value	£5,163.50

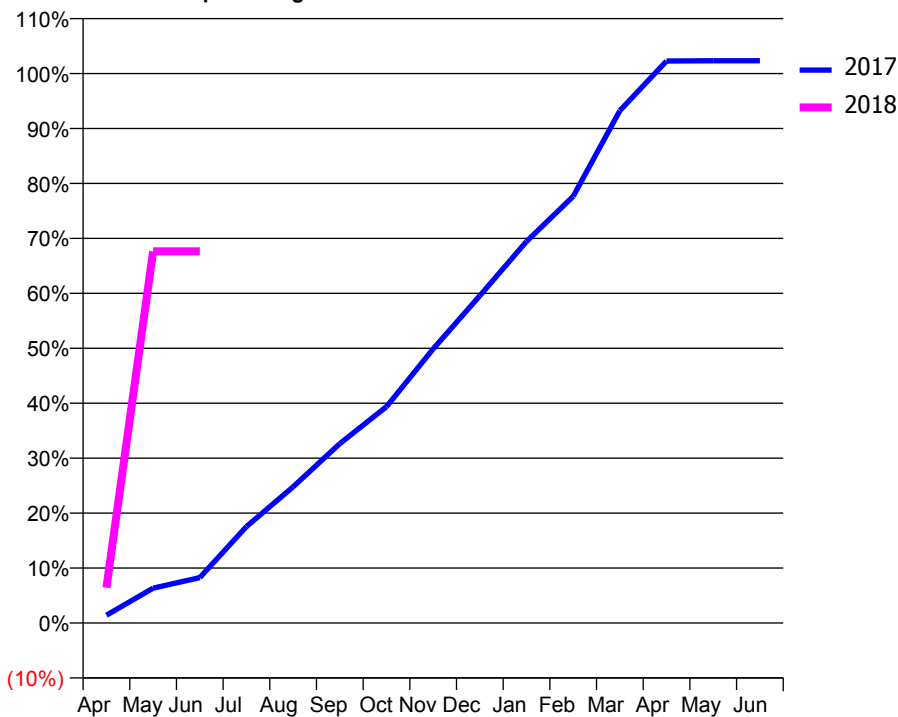
ACCESS*

Patients seen in 24 months	Total	Change since previous quarter
Quarter ending June 2016	815	
Quarter ending September 2016	809	→
Quarter ending December 2016	829	↑
Quarter ending March 2017	839	→
Quarter ending June 2017	702	↓
Variance since June 2016	(13.9%)	↓



ACTIVITY

Cumulative percentage of contracted UDA delivered 2017 & 2018



Adjusted Scheduled Activity (UDA)

Month	2017	2018
April	37	14
May	166	147
June	216	147
July	458	
August	647	
September	852	
October	1,027	
November	1,301	
December	1,553	
January	1,811	
February	2,025	
March	2,432	
April	2,667	
May	2,668	
June	2,668	

QUALITY

	Quantity	Base Number	Contract	AT	Region	England
% of FP17s for the same patient ID Re-attending within 3 months - Children	0	25	0.0%	9.3%	11.7%	12.0%
% of FP17s for the same patient ID Re-attending within 3 months - Adults	19	105	18.1%	12.6%	15.2%	16.0%
% of FP17s for the same patient ID Re-attending between 3 & 9 months - Children	15	25	60.0%	58.4%	59.1%	58.0%
% of FP17s for the same patient ID Re-attending between 3 & 9 months - Adults	26	105	24.8%	50.2%	52.2%	50.9%
% of FP17s for Band 1 Urgent Courses	4	78	5.1%	6.8%	7.9%	9.1%
% of FP17s Relating to Free Repair or Replacements	0	78	0.0%	0.8%	0.8%	0.8%
% of FP17s Relating to Continuations	5	78	6.4%	1.1%	1.1%	1.1%
% of Patients satisfied with the dentistry they have received	1	1	N/A	92.1%	91.8%	91.7%
% of Patients satisfied with the time they had to wait for an appointment	1	1	N/A	90.5%	88.4%	88.0%

* This is based on patients treated on this contract for their most recent course of treatment. Figures in italics indicate the base number of FP17s or Patient Questionnaire responses are less than 100. N/A is shown where the base number of responses is less than 10 during the period. % is calculated as Quantity/Base number*100

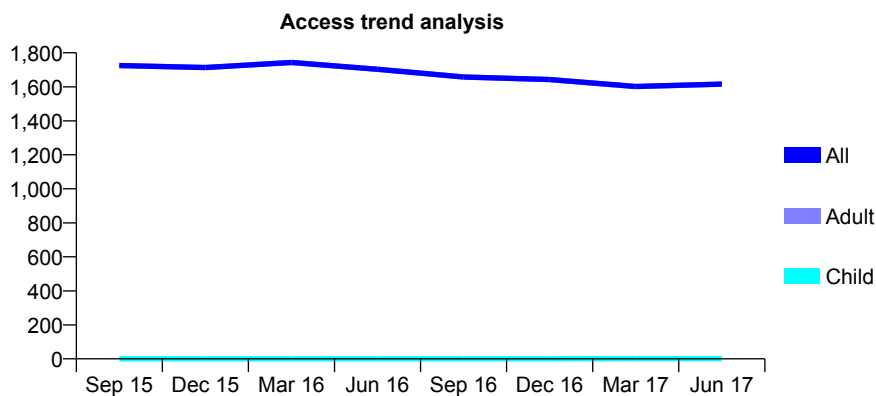
Q53 - Vital Signs At a Glance Contract Report for 819166/0001 - June 2017

Name or company name	MRS CA HARRINGTON
Contract type name	GDS Contract
Purpose of contract	General
Contract start date	18/09/2006
Contract end date	

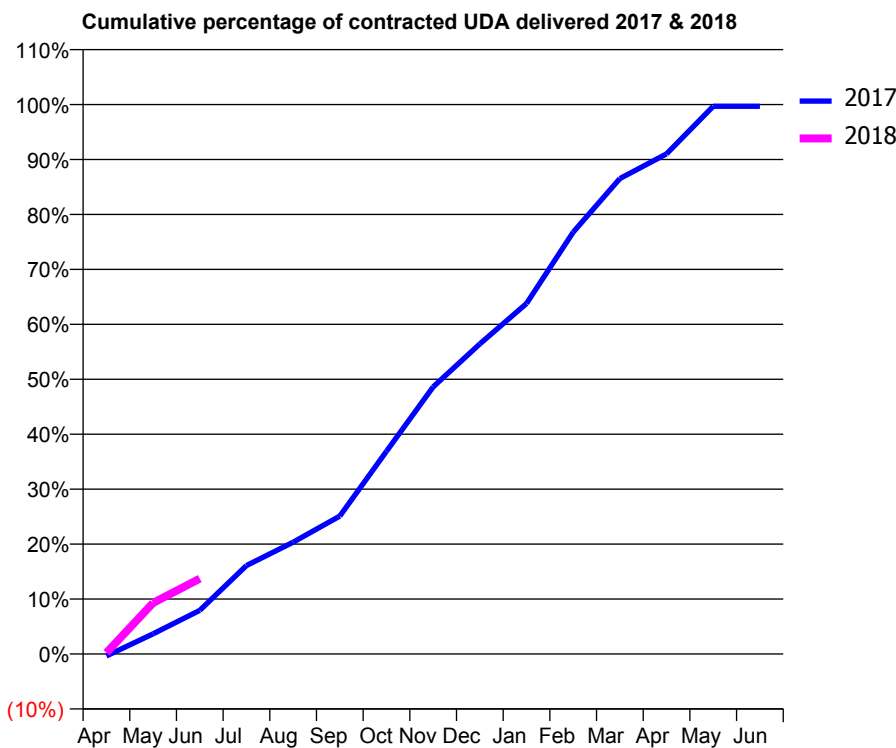
17/18 Contracted general activity (UDA)	4,264
Carry forward general activity (UDA)	0
17/18 Contracted orthodontic activity (UOA)	0
Carry forward orthodontic activity (UOA)	0
Baseline contract value	£116,398.18

ACCESS*

Patients seen in 24 months	Total	Change since previous quarter
Quarter ending June 2016	1,703	
Quarter ending September 2016	1,658	↓
Quarter ending December 2016	1,643	→
Quarter ending March 2017	1,602	↓
Quarter ending June 2017	1,616	→
Variance since June 2016	(5.1%)	↓



ACTIVITY



Month	Adjusted Scheduled Activity (UDA)	
	2017	2018
April	-16	10
May	157	397
June	339	585
July	686	
August	867	
September	1,070	
October	1,573	
November	2,073	
December	2,406	
January	2,719	
February	3,273	
March	3,690	
April	3,881	
May	4,250	
June	4,250	

QUALITY

	Quantity	Base Number	Contract	AT	Region	England
% of FP17s for the same patient ID Re-attending within 3 months - Children	0	0	N/A	9.3%	11.7%	12.0%
% of FP17s for the same patient ID Re-attending within 3 months - Adults	20	389	5.1%	12.6%	15.2%	16.0%
% of FP17s for the same patient ID Re-attending between 3 & 9 months - Children	0	0	N/A	58.4%	59.1%	58.0%
% of FP17s for the same patient ID Re-attending between 3 & 9 months - Adults	216	389	55.5%	50.2%	52.2%	50.9%
% of FP17s for Band 1 Urgent Courses	4	257	1.6%	6.8%	7.9%	9.1%
% of FP17s Relating to Free Repair or Replacements	0	257	0.0%	0.8%	0.8%	0.8%
% of FP17s Relating to Continuations	0	257	0.0%	1.1%	1.1%	1.1%
% of Patients satisfied with the dentistry they have received	1	1	N/A	92.1%	91.8%	91.7%
% of Patients satisfied with the time they had to wait for an appointment	1	1	N/A	90.5%	88.4%	88.0%

* This is based on patients treated on this contract for their most recent course of treatment. Figures in italics indicate the base number of FP17s or Patient Questionnaire responses are less than 100. N/A is shown where the base number of responses is less than 10 during the period. % is calculated as Quantity/Base number*100

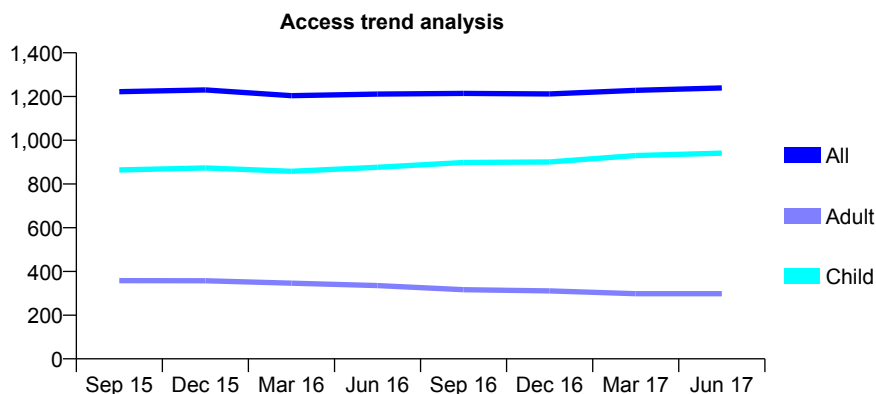
Q53 - Vital Signs At a Glance Contract Report for 825212/0004 - June 2017

Name or company name	MR D DALBY
Contract type name	GDS Contract
Purpose of contract	General
Contract start date	01/08/2012
Contract end date	

17/18 Contracted general activity (UDA)	2,200
Carry forward general activity (UDA)	0
17/18 Contracted orthodontic activity (UOA)	0
Carry forward orthodontic activity (UOA)	0
Baseline contract value	£63,907.54

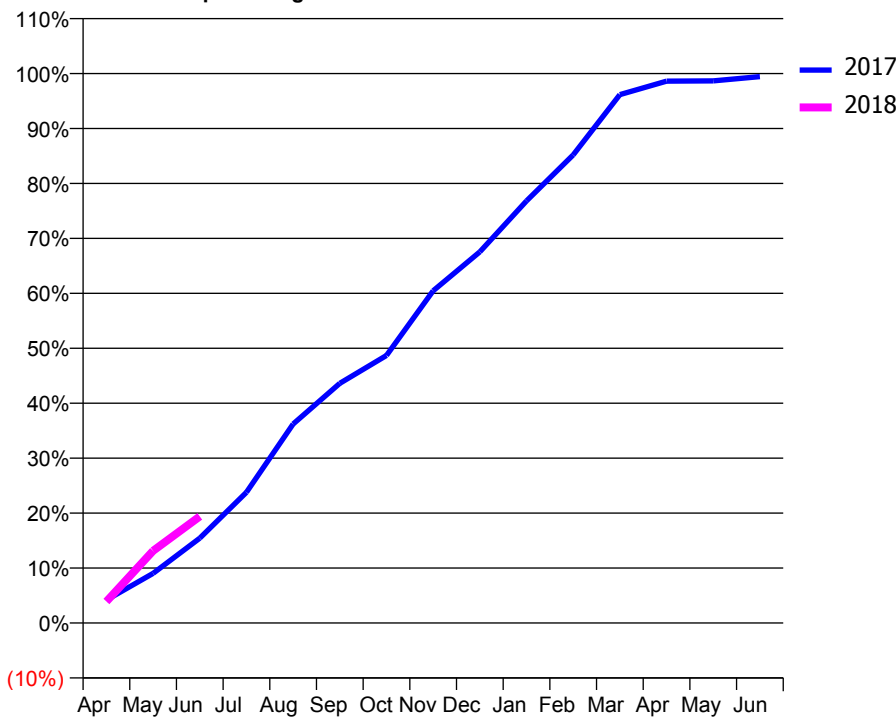
ACCESS*

Patients seen in 24 months	Total	Change since previous quarter
Quarter ending June 2016	1,211	
Quarter ending September 2016	1,214	→
Quarter ending December 2016	1,212	→
Quarter ending March 2017	1,228	→
Quarter ending June 2017	1,239	→
Variance since June 2016	2.3%	↑



ACTIVITY

Cumulative percentage of contracted UDA delivered 2017 & 2018



Adjusted Scheduled Activity (UDA)

Month	2017	2018
April	92	86
May	199	289
June	340	427
July	523	
August	797	
September	959	
October	1,071	
November	1,330	
December	1,486	
January	1,690	
February	1,874	
March	2,116	
April	2,169	
May	2,171	
June	2,188	

QUALITY

	Quantity	Base Number	Contract	AT	Region	England
% of FP17s for the same patient ID Re-attending within 3 months - Children	34	334	10.2%	9.3%	11.7%	12.0%
% of FP17s for the same patient ID Re-attending within 3 months - Adults	7	64	10.9%	12.6%	15.2%	16.0%
% of FP17s for the same patient ID Re-attending between 3 & 9 months - Children	180	334	53.9%	58.4%	59.1%	58.0%
% of FP17s for the same patient ID Re-attending between 3 & 9 months - Adults	18	64	28.1%	50.2%	52.2%	50.9%
% of FP17s for Band 1 Urgent Courses	15	342	4.4%	6.8%	7.9%	9.1%
% of FP17s Relating to Free Repair or Replacements	1	342	0.3%	0.8%	0.8%	0.8%
% of FP17s Relating to Continuations	3	342	0.9%	1.1%	1.1%	1.1%
% of Patients satisfied with the dentistry they have received	3	3	N/A	92.1%	91.8%	91.7%
% of Patients satisfied with the time they had to wait for an appointment	3	3	N/A	90.5%	88.4%	88.0%

* This is based on patients treated on this contract for their most recent course of treatment. Figures in italics indicate the base number of FP17s or Patient Questionnaire responses are less than 100. N/A is shown where the base number of responses is less than 10 during the period. % is calculated as Quantity/Base number*100

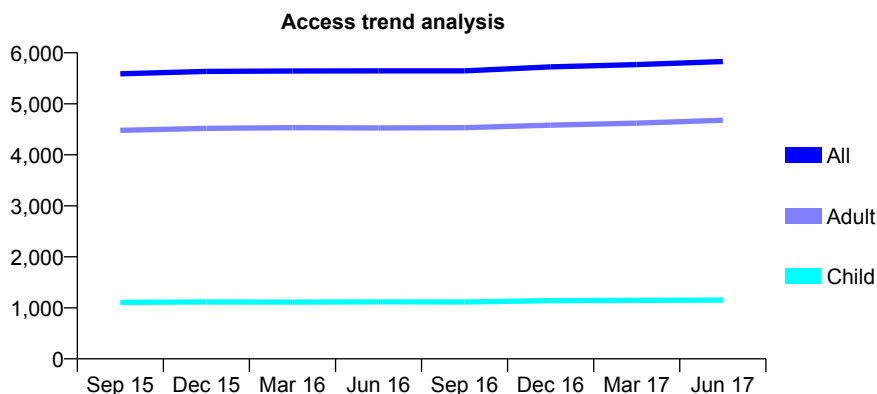
Q53 - Vital Signs At a Glance Contract Report for 831662/0001 - June 2017

Name or company name	MR SJ THOMAS
Contract type name	GDS Contract
Purpose of contract	General
Contract start date	01/04/2006
Contract end date	

17/18 Contracted general activity (UDA)	18,115
Carry forward general activity (UDA)	0
17/18 Contracted orthodontic activity (UOA)	0
Carry forward orthodontic activity (UOA)	0
Baseline contract value	£518,426.22

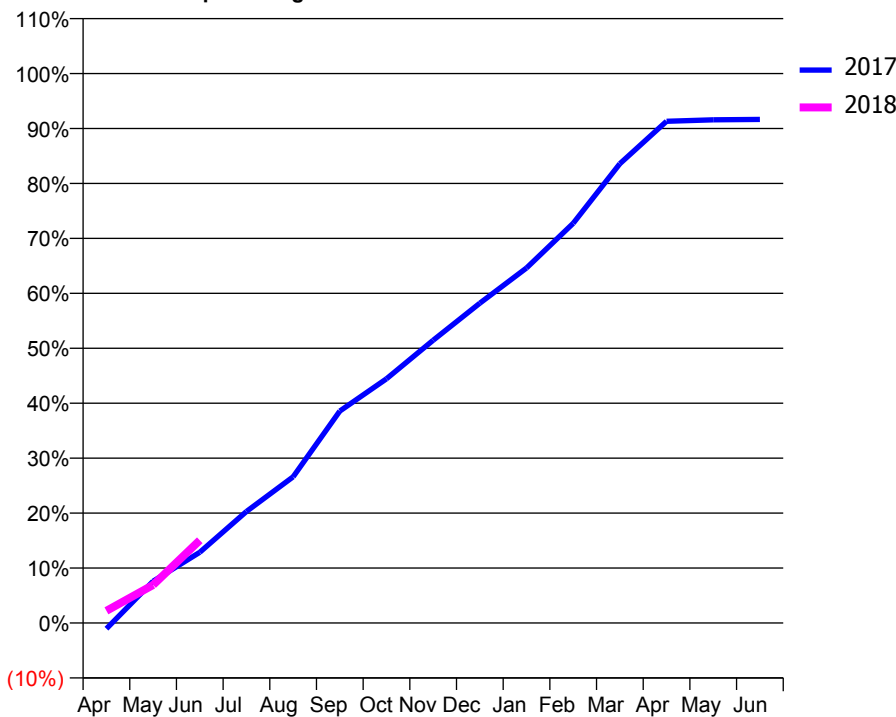
ACCESS*

Patients seen in 24 months	Total	Change since previous quarter
Quarter ending June 2016	5,645	
Quarter ending September 2016	5,646	→
Quarter ending December 2016	5,724	→
Quarter ending March 2017	5,769	→
Quarter ending June 2017	5,830	→
Variance since June 2016	3.3%	↑



ACTIVITY

Cumulative percentage of contracted UDA delivered 2017 & 2018



Month	Adjusted Scheduled Activity (UDA)	
	2017	2018
April	-189	401
May	1,378	1,256
June	2,330	2,726
July	3,676	
August	4,818	
September	6,989	
October	8,050	
November	9,324	
December	10,545	
January	11,703	
February	13,179	
March	15,143	
April	16,538	
May	16,588	
June	16,600	

QUALITY

	Quantity	Base Number	Contract	AT	Region	England
% of FP17s for the same patient ID Re-attending within 3 months - Children	38	414	9.2%	9.3%	11.7%	12.0%
% of FP17s for the same patient ID Re-attending within 3 months - Adults	211	1,418	14.9%	12.6%	15.2%	16.0%
% of FP17s for the same patient ID Re-attending between 3 & 9 months - Children	249	414	60.1%	58.4%	59.1%	58.0%
% of FP17s for the same patient ID Re-attending between 3 & 9 months - Adults	497	1,418	35.0%	50.2%	52.2%	50.9%
% of FP17s for Band 1 Urgent Courses	92	1,474	6.2%	6.8%	7.9%	9.1%
% of FP17s Relating to Free Repair or Replacements	13	1,474	0.9%	0.8%	0.8%	0.8%
% of FP17s Relating to Continuations	58	1,474	3.9%	1.1%	1.1%	1.1%
% of Patients satisfied with the dentistry they have received	23	25	92.0%	92.1%	91.8%	91.7%
% of Patients satisfied with the time they had to wait for an appointment	22	25	88.0%	90.5%	88.4%	88.0%

* This is based on patients treated on this contract for their most recent course of treatment. Figures in italics indicate the base number of FP17s or Patient Questionnaire responses are less than 100. N/A is shown where the base number of responses is less than 10 during the period. % is calculated as Quantity/Base number*100

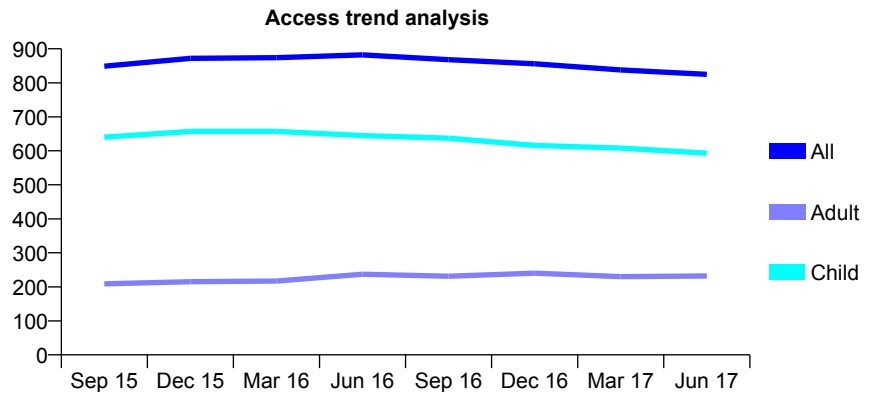
Q53 - Vital Signs At a Glance Contract Report for 835765/0001 - June 2017

Name or company name	MISS P WILKES
Contract type name	GDS Contract
Purpose of contract	General
Contract start date	01/08/2008
Contract end date	

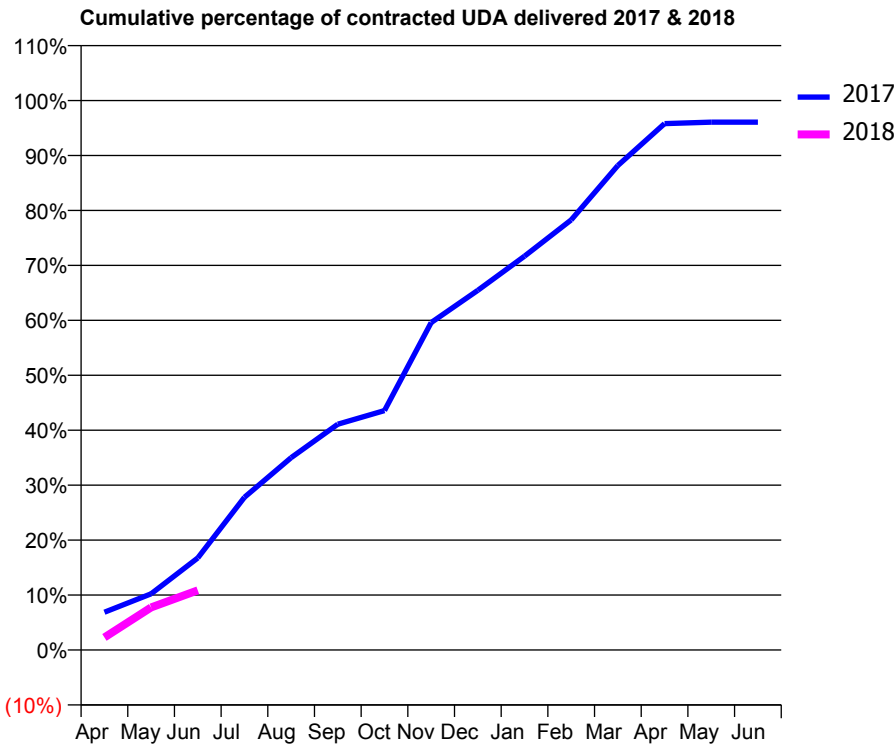
17/18 Contracted general activity (UDA)	1,750
Carry forward general activity (UDA)	0
17/18 Contracted orthodontic activity (UOA)	0
Carry forward orthodontic activity (UOA)	0
Baseline contract value	£40,232.50

ACCESS*

Patients seen in 24 months	Total	Change since previous quarter
Quarter ending June 2016	882	
Quarter ending September 2016	868	↓
Quarter ending December 2016	856	↓
Quarter ending March 2017	838	↓
Quarter ending June 2017	825	↓
Variance since June 2016	(6.5%)	↓



ACTIVITY



Month	Adjusted Scheduled Activity (UDA)	
	2017	2018
April	120	40
May	179	136
June	293	190
July	487	
August	613	
September	719	
October	762	
November	1,043	
December	1,146	
January	1,254	
February	1,370	
March	1,543	
April	1,676	
May	1,681	
June	1,681	

QUALITY

	Quantity	Base Number	Contract	AT	Region	England
% of FP17s for the same patient ID Re-attending within 3 months - Children	10	184	5.4%	9.3%	11.7%	12.0%
% of FP17s for the same patient ID Re-attending within 3 months - Adults	9	48	18.8%	12.6%	15.2%	16.0%
% of FP17s for the same patient ID Re-attending between 3 & 9 months - Children	119	184	64.7%	58.4%	59.1%	58.0%
% of FP17s for the same patient ID Re-attending between 3 & 9 months - Adults	21	48	43.8%	50.2%	52.2%	50.9%
% of FP17s for Band 1 Urgent Courses	10	156	6.4%	6.8%	7.9%	9.1%
% of FP17s Relating to Free Repair or Replacements	0	156	0.0%	0.8%	0.8%	0.8%
% of FP17s Relating to Continuations	4	156	2.6%	1.1%	1.1%	1.1%
% of Patients satisfied with the dentistry they have received	2	2	N/A	92.1%	91.8%	91.7%
% of Patients satisfied with the time they had to wait for an appointment	1	2	N/A	90.5%	88.4%	88.0%

* This is based on patients treated on this contract for their most recent course of treatment. Figures in italics indicate the base number of FP17s or Patient Questionnaire responses are less than 100. N/A is shown where the base number of responses is less than 10 during the period. % is calculated as Quantity/Base number*100

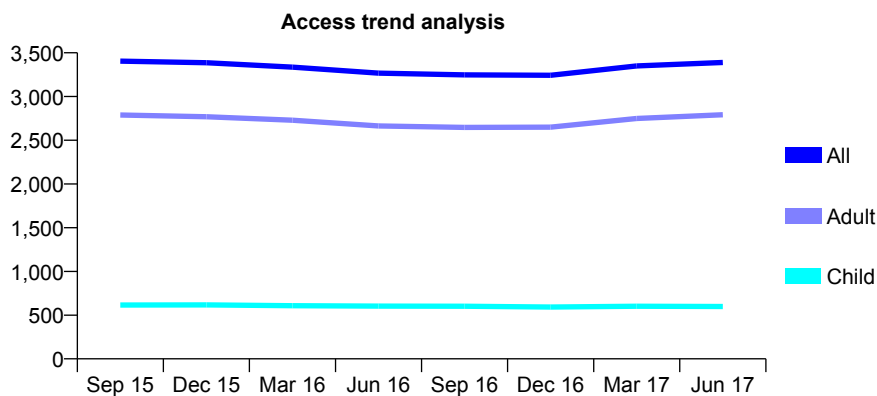
Q53 - Vital Signs At a Glance Contract Report for 836354/0001 - June 2017

Name or company name	MR SS HOTH
Contract type name	GDS Contract
Purpose of contract	General
Contract start date	01/04/2006
Contract end date	

17/18 Contracted general activity (UDA)	11,116
Carry forward general activity (UDA)	0
17/18 Contracted orthodontic activity (UOA)	0
Carry forward orthodontic activity (UOA)	0
Baseline contract value	£327,642.58

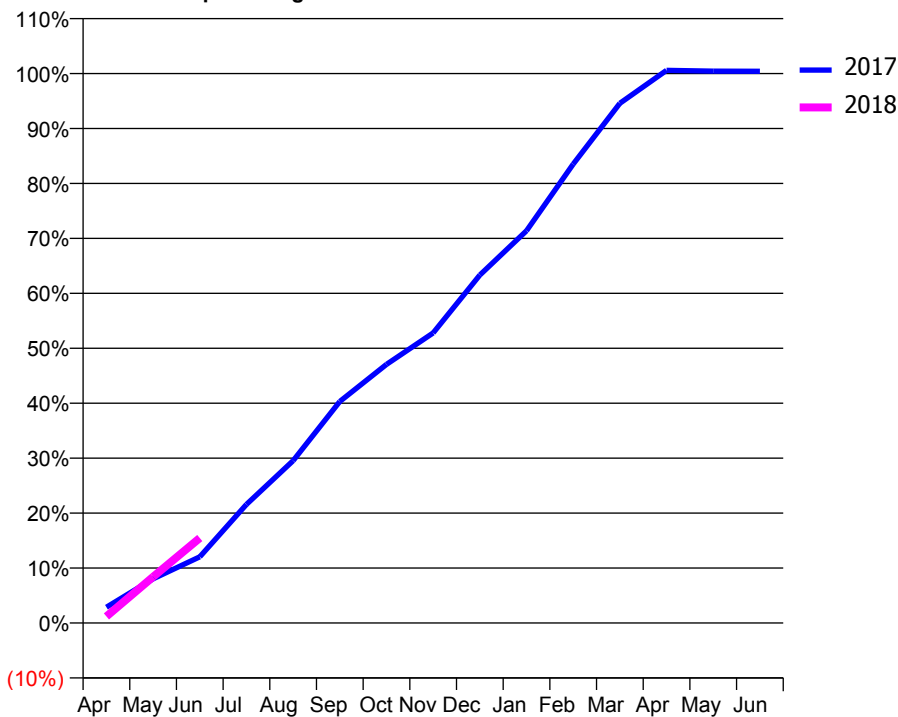
ACCESS*

Patients seen in 24 months	Total	Change since previous quarter
Quarter ending June 2016	3,267	
Quarter ending September 2016	3,248	→
Quarter ending December 2016	3,243	→
Quarter ending March 2017	3,350	↑
Quarter ending June 2017	3,390	→
Variance since June 2016	3.8%	↑



ACTIVITY

Cumulative percentage of contracted UDA delivered 2017 & 2018



Month	Adjusted Scheduled Activity (UDA)	
	2017	2018
April	320	135
May	893	934
June	1,338	1,720
July	2,400	
August	3,285	
September	4,483	
October	5,231	
November	5,869	
December	7,040	
January	7,935	
February	9,283	
March	10,513	
April	11,180	
May	11,163	
June	11,160	

QUALITY

	Quantity	Base Number	Contract	AT	Region	England
% of FP17s for the same patient ID Re-attending within 3 months - Children	9	183	4.9%	9.3%	11.7%	12.0%
% of FP17s for the same patient ID Re-attending within 3 months - Adults	87	810	10.7%	12.6%	15.2%	16.0%
% of FP17s for the same patient ID Re-attending between 3 & 9 months - Children	75	183	41.0%	58.4%	59.1%	58.0%
% of FP17s for the same patient ID Re-attending between 3 & 9 months - Adults	337	810	41.6%	50.2%	52.2%	50.9%
% of FP17s for Band 1 Urgent Courses	56	780	7.2%	6.8%	7.9%	9.1%
% of FP17s Relating to Free Repair or Replacements	7	780	0.9%	0.8%	0.8%	0.8%
% of FP17s Relating to Continuations	1	780	0.1%	1.1%	1.1%	1.1%
% of Patients satisfied with the dentistry they have received	5	5	N/A	92.1%	91.8%	91.7%
% of Patients satisfied with the time they had to wait for an appointment	5	5	N/A	90.5%	88.4%	88.0%

* This is based on patients treated on this contract for their most recent course of treatment. Figures in italics indicate the base number of FP17s or Patient Questionnaire responses are less than 100. N/A is shown where the base number of responses is less than 10 during the period. % is calculated as Quantity/Base number*100

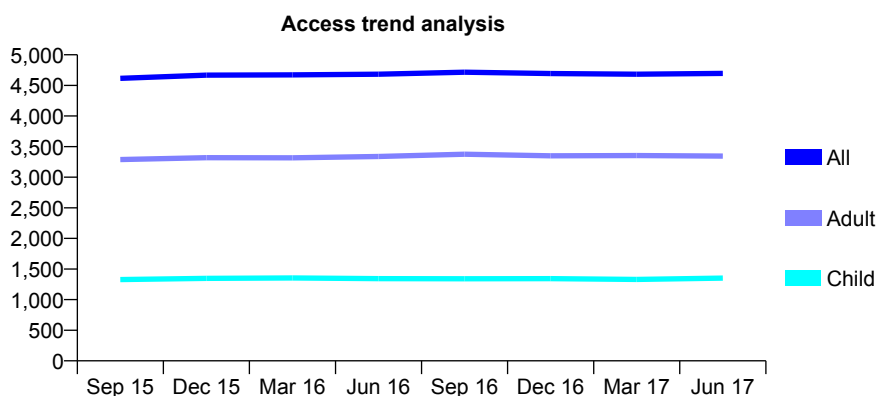
Q53 - Vital Signs At a Glance Contract Report for 841196/0001 - June 2017

Name or company name	MR A KAKAY AFSHARY
Contract type name	GDS Contract
Purpose of contract	General
Contract start date	01/04/2006
Contract end date	

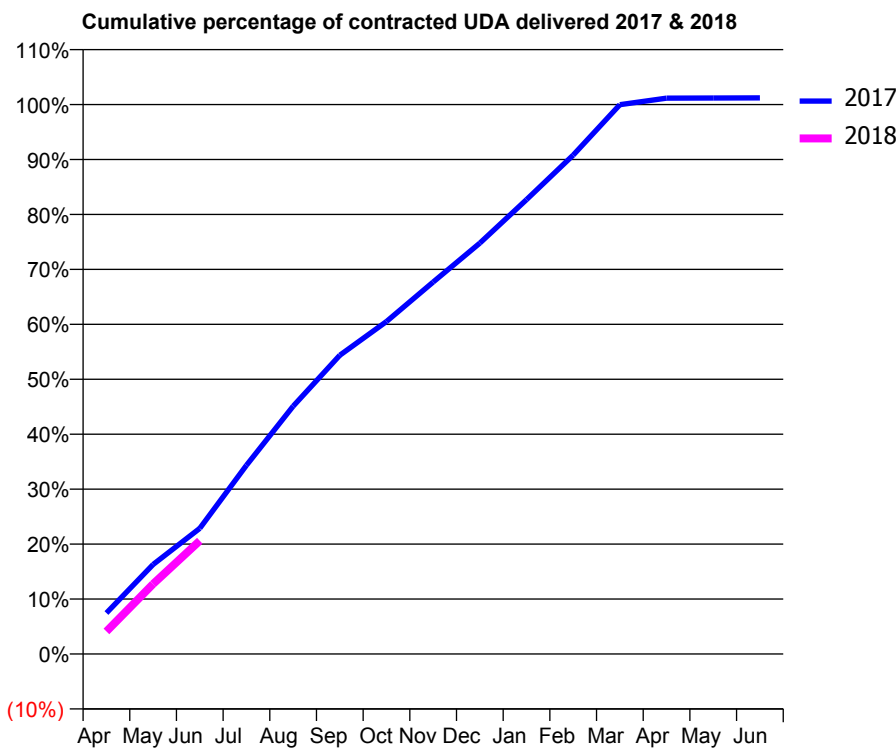
17/18 Contracted general activity (UDA)	11,465
Carry forward general activity (UDA)	0
17/18 Contracted orthodontic activity (UOA)	0
Carry forward orthodontic activity (UOA)	0
Baseline contract value	£344,152.24

ACCESS*

Patients seen in 24 months	Total	Change since previous quarter
Quarter ending June 2016	4,683	
Quarter ending September 2016	4,715	→
Quarter ending December 2016	4,693	→
Quarter ending March 2017	4,683	→
Quarter ending June 2017	4,696	→
Variance since June 2016	0.3%	→



ACTIVITY



Month	Adjusted Scheduled Activity (UDA)	
	2017	2018
April	856	471
May	1,870	1,461
June	2,623	2,362
July	3,940	
August	5,170	
September	6,234	
October	6,937	
November	7,761	
December	8,573	
January	9,479	
February	10,409	
March	11,462	
April	11,598	
May	11,601	
June	11,602	

QUALITY

	Quantity	Base Number	Contract	AT	Region	England
% of FP17s for the same patient ID Re-attending within 3 months - Children	23	330	7.0%	9.3%	11.7%	12.0%
% of FP17s for the same patient ID Re-attending within 3 months - Adults	57	811	7.0%	12.6%	15.2%	16.0%
% of FP17s for the same patient ID Re-attending between 3 & 9 months - Children	149	330	45.2%	58.4%	59.1%	58.0%
% of FP17s for the same patient ID Re-attending between 3 & 9 months - Adults	387	811	47.7%	50.2%	52.2%	50.9%
% of FP17s for Band 1 Urgent Courses	21	1,085	1.9%	6.8%	7.9%	9.1%
% of FP17s Relating to Free Repair or Replacements	3	1,085	0.3%	0.8%	0.8%	0.8%
% of FP17s Relating to Continuations	0	1,085	0.0%	1.1%	1.1%	1.1%
% of Patients satisfied with the dentistry they have received	15	19	78.9%	92.1%	91.8%	91.7%
% of Patients satisfied with the time they had to wait for an appointment	14	19	73.7%	90.5%	88.4%	88.0%

* This is based on patients treated on this contract for their most recent course of treatment. Figures in italics indicate the base number of FP17s or Patient Questionnaire responses are less than 100. N/A is shown where the base number of responses is less than 10 during the period. % is calculated as Quantity/Base number*100

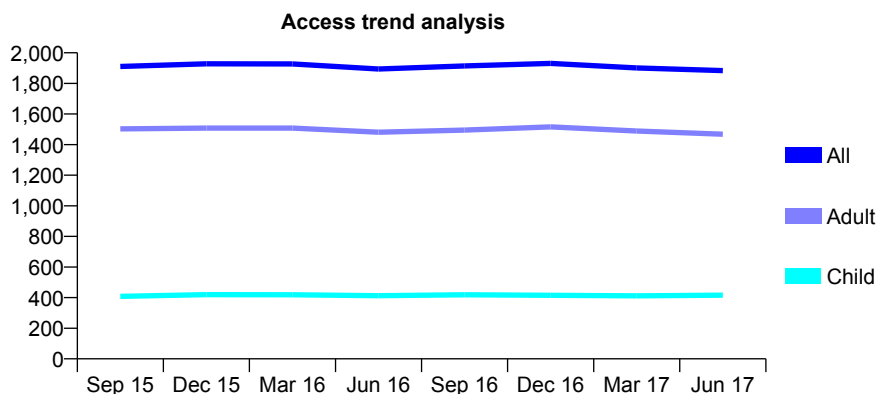
Q53 - Vital Signs At a Glance Contract Report for 841315/0003 - June 2017

Name or company name	MRS S BALKRISHNA
Contract type name	GDS Contract
Purpose of contract	General
Contract start date	01/04/2006
Contract end date	

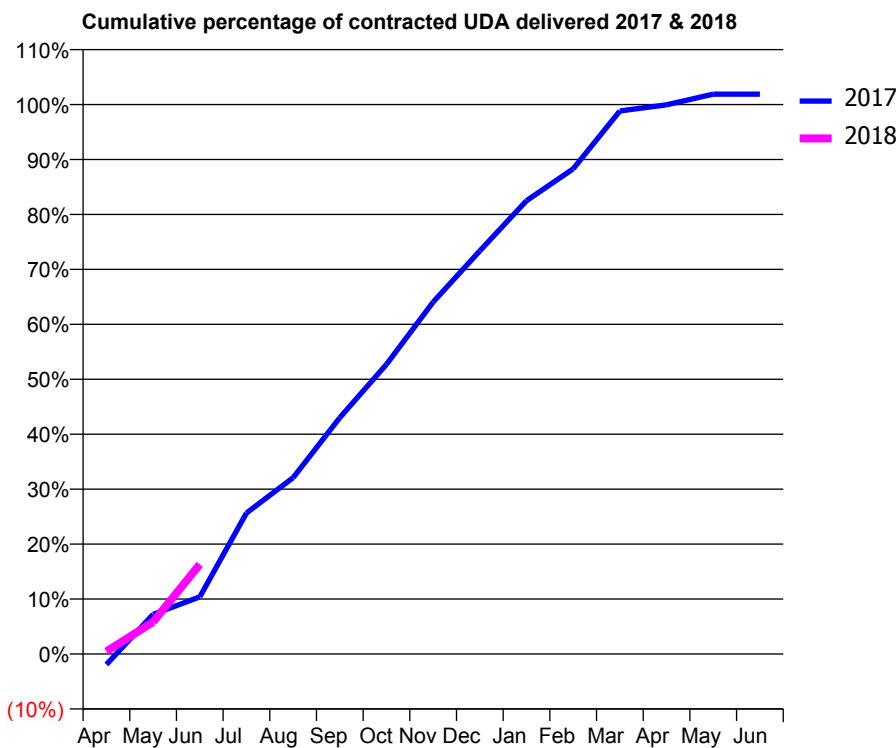
17/18 Contracted general activity (UDA)	5,472
Carry forward general activity (UDA)	0
17/18 Contracted orthodontic activity (UOA)	0
Carry forward orthodontic activity (UOA)	0
Baseline contract value	£128,366.88

ACCESS*

Patients seen in 24 months	Total	Change since previous quarter
Quarter ending June 2016	1,894	
Quarter ending September 2016	1,914	→
Quarter ending December 2016	1,931	→
Quarter ending March 2017	1,901	↓
Quarter ending June 2017	1,884	→
Variance since June 2016	(0.5%)	→



ACTIVITY



Month	Adjusted Scheduled Activity (UDA)	
	2017	2018
April	-105	26
May	395	319
June	568	894
July	1,404	
August	1,756	
September	2,354	
October	2,885	
November	3,506	
December	4,015	
January	4,515	
February	4,832	
March	5,408	
April	5,469	
May	5,576	
June	5,576	

QUALITY

	Quantity	Base Number	Contract	AT	Region	England
% of FP17s for the same patient ID Re-attending within 3 months - Children	7	130	5.4%	9.3%	11.7%	12.0%
% of FP17s for the same patient ID Re-attending within 3 months - Adults	29	373	7.8%	12.6%	15.2%	16.0%
% of FP17s for the same patient ID Re-attending between 3 & 9 months - Children	58	130	44.6%	58.4%	59.1%	58.0%
% of FP17s for the same patient ID Re-attending between 3 & 9 months - Adults	197	373	52.8%	50.2%	52.2%	50.9%
% of FP17s for Band 1 Urgent Courses	18	445	4.0%	6.8%	7.9%	9.1%
% of FP17s Relating to Free Repair or Replacements	3	445	0.7%	0.8%	0.8%	0.8%
% of FP17s Relating to Continuations	5	445	1.1%	1.1%	1.1%	1.1%
% of Patients satisfied with the dentistry they have received	4	4	N/A	92.1%	91.8%	91.7%
% of Patients satisfied with the time they had to wait for an appointment	2	4	N/A	90.5%	88.4%	88.0%

* This is based on patients treated on this contract for their most recent course of treatment. Figures in italics indicate the base number of FP17s or Patient Questionnaire responses are less than 100. N/A is shown where the base number of responses is less than 10 during the period. % is calculated as Quantity/Base number*100

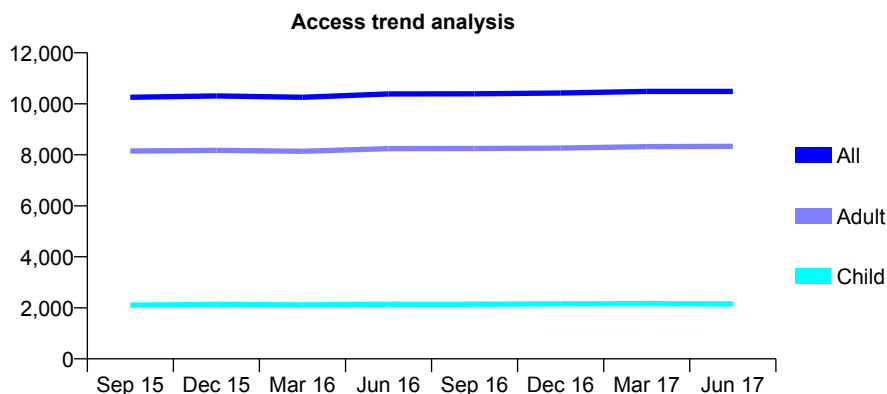
Q53 - Vital Signs At a Glance Contract Report for 847518/0001 - June 2017

Name or company name	MR KS SHOKER
Contract type name	GDS Contract
Purpose of contract	General
Contract start date	01/04/2006
Contract end date	

17/18 Contracted general activity (UDA)	25,422
Carry forward general activity (UDA)	0
17/18 Contracted orthodontic activity (UOA)	0
Carry forward orthodontic activity (UOA)	0
Baseline contract value	£666,840.86

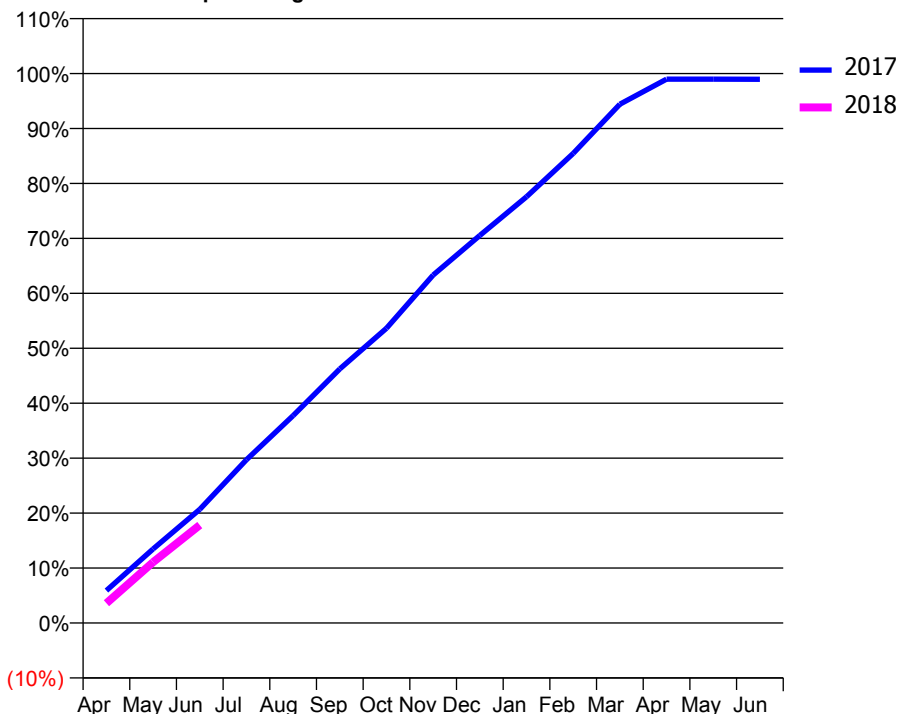
ACCESS*

Patients seen in 24 months	Total	Change since previous quarter
Quarter ending June 2016	10,387	
Quarter ending September 2016	10,391	→
Quarter ending December 2016	10,423	→
Quarter ending March 2017	10,485	→
Quarter ending June 2017	10,484	→
Variance since June 2016	0.9%	→



ACTIVITY

Cumulative percentage of contracted UDA delivered 2017 & 2018



Month	Adjusted Scheduled Activity (UDA)	
	2017	2018
April	1,500	919
May	3,425	2,814
June	5,261	4,533
July	7,552	
August	9,599	
September	11,755	
October	13,636	
November	16,096	
December	17,931	
January	19,720	
February	21,725	
March	24,003	
April	25,162	
May	25,158	
June	25,155	

QUALITY

	Quantity	Base Number	Contract	AT	Region	England
% of FP17s for the same patient ID Re-attending within 3 months - Children	55	733	7.5%	9.3%	11.7%	12.0%
% of FP17s for the same patient ID Re-attending within 3 months - Adults	242	2,227	10.9%	12.6%	15.2%	16.0%
% of FP17s for the same patient ID Re-attending between 3 & 9 months - Children	385	733	52.5%	58.4%	59.1%	58.0%
% of FP17s for the same patient ID Re-attending between 3 & 9 months - Adults	1,057	2,227	47.5%	50.2%	52.2%	50.9%
% of FP17s for Band 1 Urgent Courses	137	2,343	5.8%	6.8%	7.9%	9.1%
% of FP17s Relating to Free Repair or Replacements	14	2,343	0.6%	0.8%	0.8%	0.8%
% of FP17s Relating to Continuations	21	2,343	0.9%	1.1%	1.1%	1.1%
% of Patients satisfied with the dentistry they have received	26	26	100.0%	92.1%	91.8%	91.7%
% of Patients satisfied with the time they had to wait for an appointment	25	26	96.2%	90.5%	88.4%	88.0%

* This is based on patients treated on this contract for their most recent course of treatment. Figures in italics indicate the base number of FP17s or Patient Questionnaire responses are less than 100. N/A is shown where the base number of responses is less than 10 during the period. % is calculated as Quantity/Base number*100

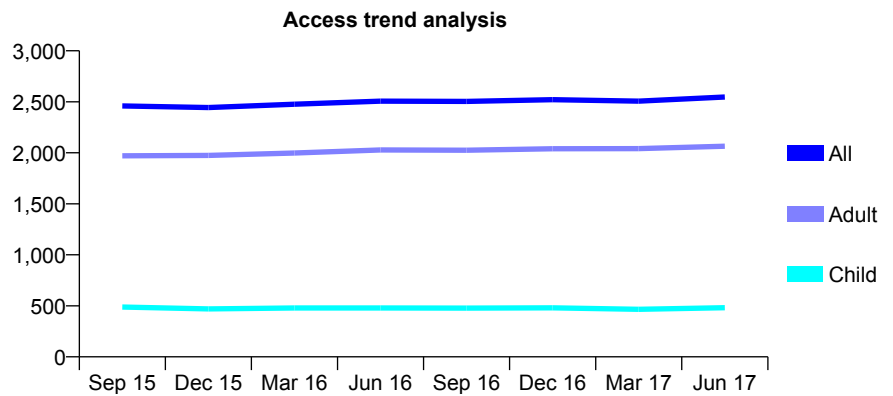
Q53 - Vital Signs At a Glance Contract Report for 848026/0001 - June 2017

Name or company name	MR GA MOEZZI
Contract type name	GDS Contract
Purpose of contract	General
Contract start date	01/04/2006
Contract end date	

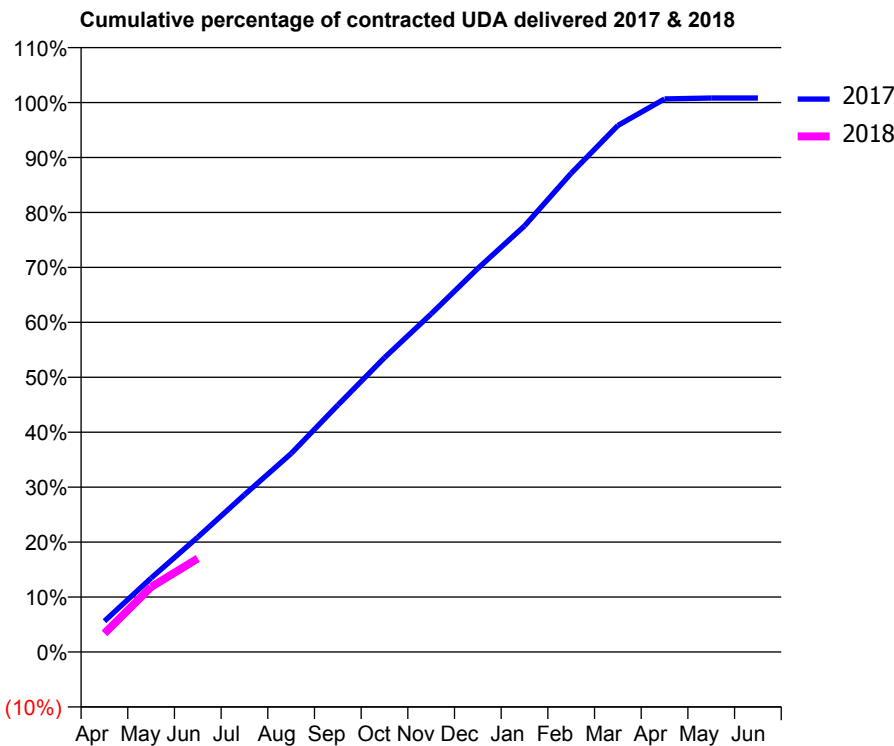
17/18 Contracted general activity (UDA)	7,468
Carry forward general activity (UDA)	0
17/18 Contracted orthodontic activity (UOA)	0
Carry forward orthodontic activity (UOA)	0
Baseline contract value	£224,158.47

ACCESS*

Patients seen in 24 months	Total	Change since previous quarter
Quarter ending June 2016	2,507	
Quarter ending September 2016	2,504	→
Quarter ending December 2016	2,521	→
Quarter ending March 2017	2,507	→
Quarter ending June 2017	2,547	→
Variance since June 2016	1.6%	→



ACTIVITY



Month	Adjusted Scheduled Activity (UDA)	
	2017	2018
April	420	253
May	1,004	883
June	1,560	1,271
July	2,138	
August	2,698	
September	3,356	
October	4,001	
November	4,595	
December	5,213	
January	5,792	
February	6,507	
March	7,155	
April	7,516	
May	7,529	
June	7,529	

QUALITY

	Quantity	Base Number	Contract	AT	Region	England
% of FP17s for the same patient ID Re-attending within 3 months - Children	8	163	4.9%	9.3%	11.7%	12.0%
% of FP17s for the same patient ID Re-attending within 3 months - Adults	61	537	11.4%	12.6%	15.2%	16.0%
% of FP17s for the same patient ID Re-attending between 3 & 9 months - Children	95	163	58.3%	58.4%	59.1%	58.0%
% of FP17s for the same patient ID Re-attending between 3 & 9 months - Adults	260	537	48.4%	50.2%	52.2%	50.9%
% of FP17s for Band 1 Urgent Courses	26	485	5.4%	6.8%	7.9%	9.1%
% of FP17s Relating to Free Repair or Replacements	2	485	0.4%	0.8%	0.8%	0.8%
% of FP17s Relating to Continuations	3	485	0.6%	1.1%	1.1%	1.1%
% of Patients satisfied with the dentistry they have received	1	1	N/A	92.1%	91.8%	91.7%
% of Patients satisfied with the time they had to wait for an appointment	1	1	N/A	90.5%	88.4%	88.0%

* This is based on patients treated on this contract for their most recent course of treatment. Figures in italics indicate the base number of FP17s or Patient Questionnaire responses are less than 100. N/A is shown where the base number of responses is less than 10 during the period. % is calculated as Quantity/Base number*100

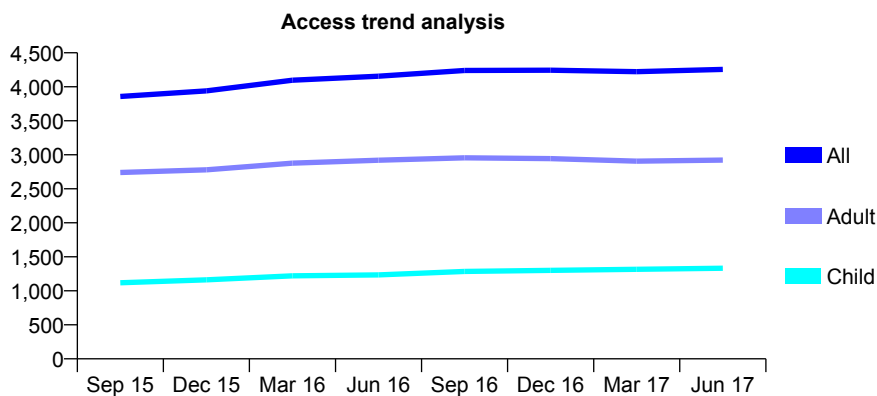
Q53 - Vital Signs At a Glance Contract Report for 852775/0001 - June 2017

Name or company name	MR F JAMALL
Contract type name	GDS Contract
Purpose of contract	General
Contract start date	01/04/2006
Contract end date	

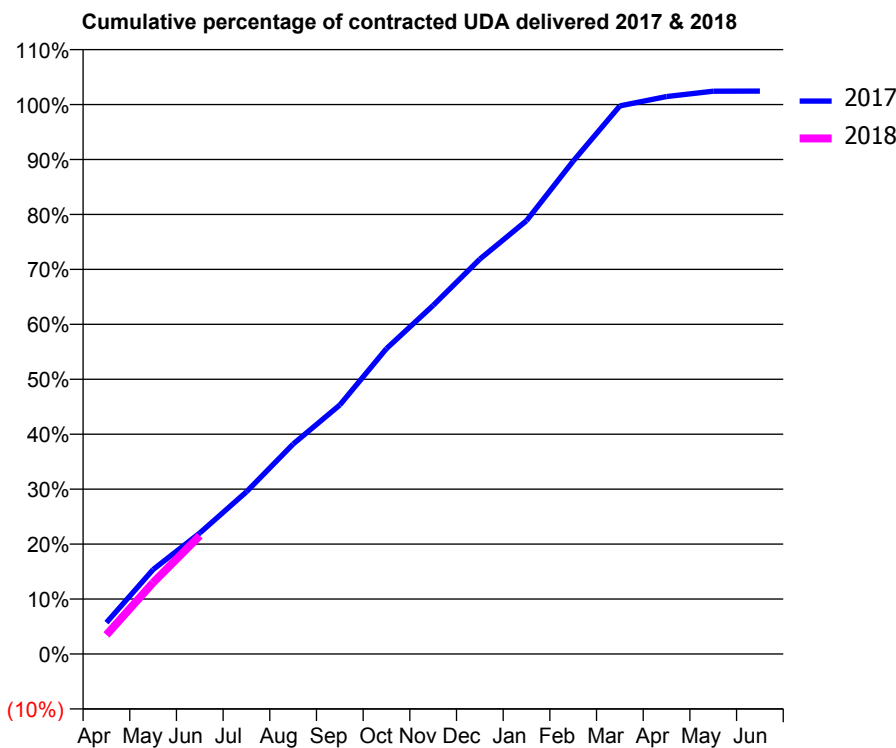
17/18 Contracted general activity (UDA)	10,157
Carry forward general activity (UDA)	0
17/18 Contracted orthodontic activity (UOA)	0
Carry forward orthodontic activity (UOA)	0
Baseline contract value	£298,548.08

ACCESS*

Patients seen in 24 months	Total	Change since previous quarter
Quarter ending June 2016	4,156	
Quarter ending September 2016	4,241	↑
Quarter ending December 2016	4,244	→
Quarter ending March 2017	4,223	→
Quarter ending June 2017	4,255	→
Variance since June 2016	2.4%	↑



ACTIVITY



Month	Adjusted Scheduled Activity (UDA)	
	2017	2018
April	580	354
May	1,560	1,319
June	2,237	2,187
July	2,998	
August	3,880	
September	4,603	
October	5,647	
November	6,444	
December	7,301	
January	8,010	
February	9,111	
March	10,132	
April	10,305	
May	10,403	
June	10,405	

QUALITY

	Quantity	Base Number	Contract	AT	Region	England
% of FP17s for the same patient ID Re-attending within 3 months - Children	25	463	5.4%	9.3%	11.7%	12.0%
% of FP17s for the same patient ID Re-attending within 3 months - Adults	92	812	11.3%	12.6%	15.2%	16.0%
% of FP17s for the same patient ID Re-attending between 3 & 9 months - Children	278	463	60.0%	58.4%	59.1%	58.0%
% of FP17s for the same patient ID Re-attending between 3 & 9 months - Adults	439	812	54.1%	50.2%	52.2%	50.9%
% of FP17s for Band 1 Urgent Courses	97	1,156	8.4%	6.8%	7.9%	9.1%
% of FP17s Relating to Free Repair or Replacements	1	1,156	0.1%	0.8%	0.8%	0.8%
% of FP17s Relating to Continuations	3	1,156	0.3%	1.1%	1.1%	1.1%
% of Patients satisfied with the dentistry they have received	23	25	92.0%	92.1%	91.8%	91.7%
% of Patients satisfied with the time they had to wait for an appointment	20	25	80.0%	90.5%	88.4%	88.0%

* This is based on patients treated on this contract for their most recent course of treatment. Figures in italics indicate the base number of FP17s or Patient Questionnaire responses are less than 100. N/A is shown where the base number of responses is less than 10 during the period. % is calculated as Quantity/Base number*100

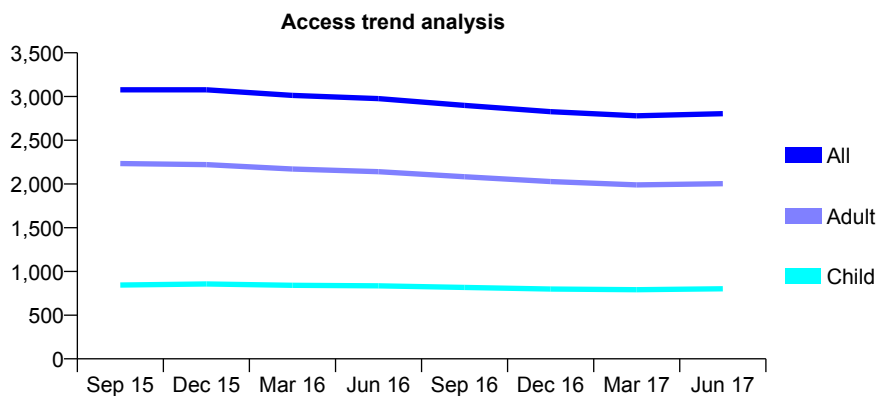
Q53 - Vital Signs At a Glance Contract Report for 852775/0003 - June 2017

Name or company name	MR F JAMALL
Contract type name	GDS Contract
Purpose of contract	General
Contract start date	01/04/2009
Contract end date	

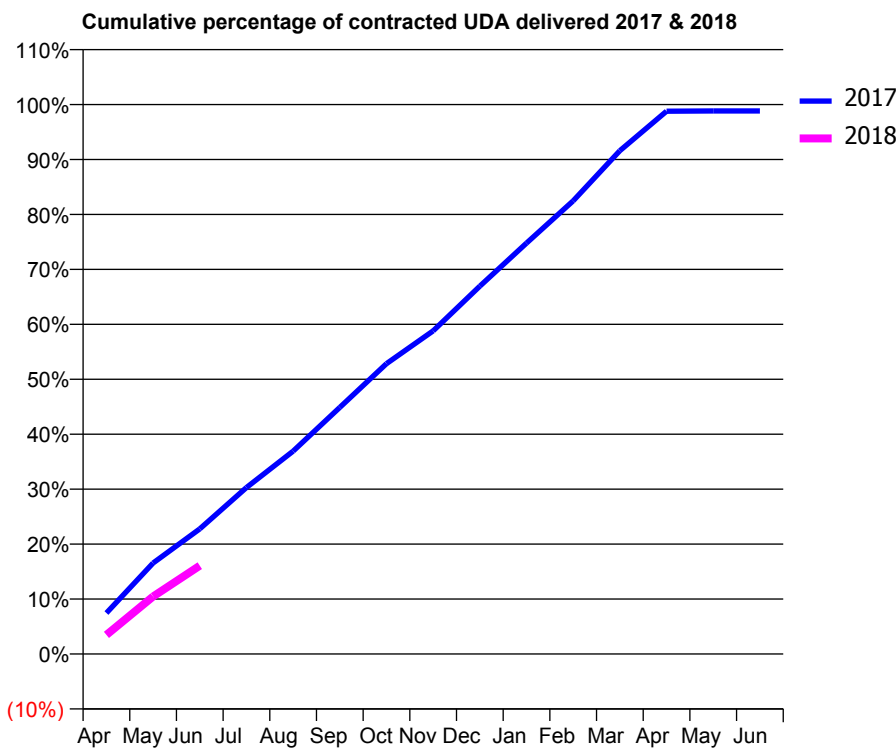
17/18 Contracted general activity (UDA)	8,000
Carry forward general activity (UDA)	0
17/18 Contracted orthodontic activity (UOA)	0
Carry forward orthodontic activity (UOA)	0
Baseline contract value	£214,948.53

ACCESS*

Patients seen in 24 months	Total	Change since previous quarter
Quarter ending June 2016	2,976	
Quarter ending September 2016	2,898	↓
Quarter ending December 2016	2,826	↓
Quarter ending March 2017	2,780	↓
Quarter ending June 2017	2,804	→
Variance since June 2016	(5.8%)	↓



ACTIVITY



Month	Adjusted Scheduled Activity (UDA)	
	2017	2018
April	597	278
May	1,326	837
June	1,822	1,287
July	2,424	
August	2,953	
September	3,590	
October	4,227	
November	4,704	
December	5,355	
January	5,983	
February	6,597	
March	7,328	
April	7,902	
May	7,906	
June	7,906	

QUALITY

	Quantity	Base Number	Contract	AT	Region	England
% of FP17s for the same patient ID Re-attending within 3 months - Children	17	295	5.8%	9.3%	11.7%	12.0%
% of FP17s for the same patient ID Re-attending within 3 months - Adults	77	649	11.9%	12.6%	15.2%	16.0%
% of FP17s for the same patient ID Re-attending between 3 & 9 months - Children	216	295	73.2%	58.4%	59.1%	58.0%
% of FP17s for the same patient ID Re-attending between 3 & 9 months - Adults	296	649	45.6%	50.2%	52.2%	50.9%
% of FP17s for Band 1 Urgent Courses	35	736	4.8%	6.8%	7.9%	9.1%
% of FP17s Relating to Free Repair or Replacements	2	736	0.3%	0.8%	0.8%	0.8%
% of FP17s Relating to Continuations	4	736	0.5%	1.1%	1.1%	1.1%
% of Patients satisfied with the dentistry they have received	11	11	100.0%	92.1%	91.8%	91.7%
% of Patients satisfied with the time they had to wait for an appointment	10	11	90.9%	90.5%	88.4%	88.0%

* This is based on patients treated on this contract for their most recent course of treatment. Figures in italics indicate the base number of FP17s or Patient Questionnaire responses are less than 100. N/A is shown where the base number of responses is less than 10 during the period. % is calculated as Quantity/Base number*100

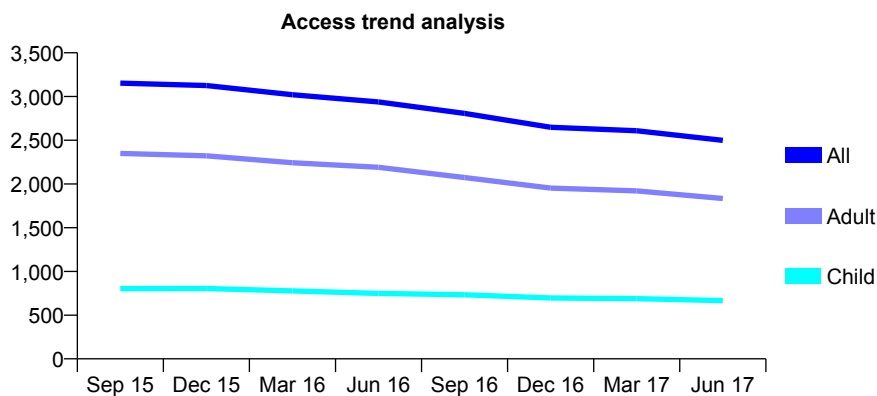
Q53 - Vital Signs At a Glance Contract Report for 852775/0004 - June 2017

Name or company name	MR F JAMALL
Contract type name	GDS Contract
Purpose of contract	General
Contract start date	26/04/2010
Contract end date	

17/18 Contracted general activity (UDA)	8,000
Carry forward general activity (UDA)	0
17/18 Contracted orthodontic activity (UOA)	0
Carry forward orthodontic activity (UOA)	0
Baseline contract value	£212,584.82

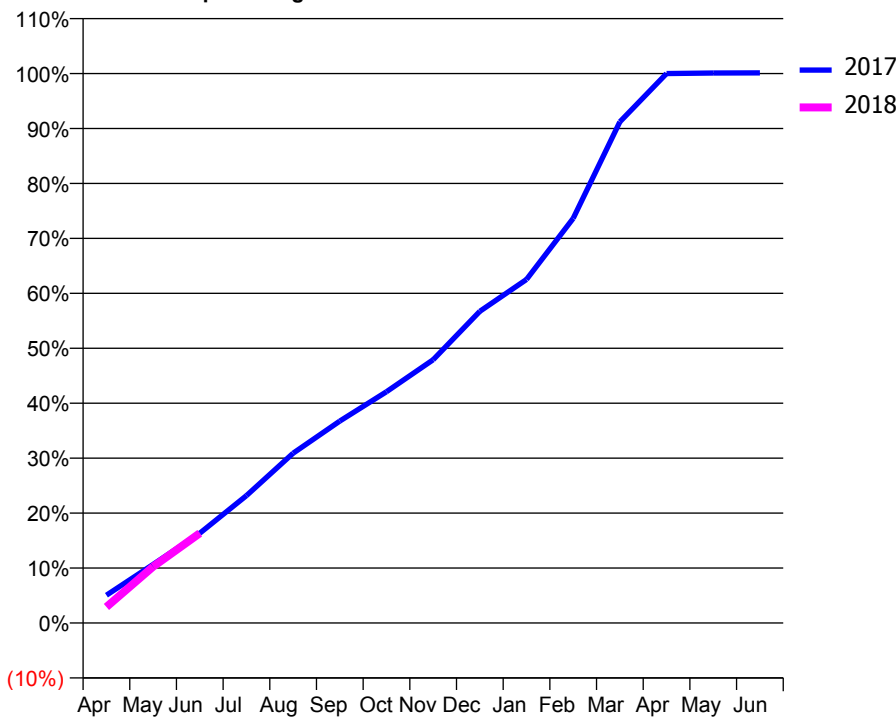
ACCESS*

Patients seen in 24 months	Total	Change since previous quarter
Quarter ending June 2016	2,938	
Quarter ending September 2016	2,807	↓
Quarter ending December 2016	2,649	↓
Quarter ending March 2017	2,609	↓
Quarter ending June 2017	2,499	↓
Variance since June 2016	(14.9%)	↓



ACTIVITY

Cumulative percentage of contracted UDA delivered 2017 & 2018



Adjusted Scheduled Activity (UDA)

Month	2017	2018
April	405	234
May	854	819
June	1,307	1,307
July	1,854	
August	2,472	
September	2,940	
October	3,367	
November	3,833	
December	4,539	
January	5,002	
February	5,891	
March	7,297	
April	7,999	
May	8,006	
June	8,009	

QUALITY

	Quantity	Base Number	Contract	AT	Region	England
% of FP17s for the same patient ID Re-attending within 3 months - Children	11	234	4.7%	9.3%	11.7%	12.0%
% of FP17s for the same patient ID Re-attending within 3 months - Adults	59	526	11.2%	12.6%	15.2%	16.0%
% of FP17s for the same patient ID Re-attending between 3 & 9 months - Children	139	234	59.4%	58.4%	59.1%	58.0%
% of FP17s for the same patient ID Re-attending between 3 & 9 months - Adults	262	526	49.8%	50.2%	52.2%	50.9%
% of FP17s for Band 1 Urgent Courses	53	617	8.6%	6.8%	7.9%	9.1%
% of FP17s Relating to Free Repair or Replacements	4	617	0.6%	0.8%	0.8%	0.8%
% of FP17s Relating to Continuations	4	617	0.6%	1.1%	1.1%	1.1%
% of Patients satisfied with the dentistry they have received	7	9	N/A	92.1%	91.8%	91.7%
% of Patients satisfied with the time they had to wait for an appointment	5	9	N/A	90.5%	88.4%	88.0%

* This is based on patients treated on this contract for their most recent course of treatment. Figures in italics indicate the base number of FP17s or Patient Questionnaire responses are less than 100. N/A is shown where the base number of responses is less than 10 during the period. % is calculated as Quantity/Base number*100

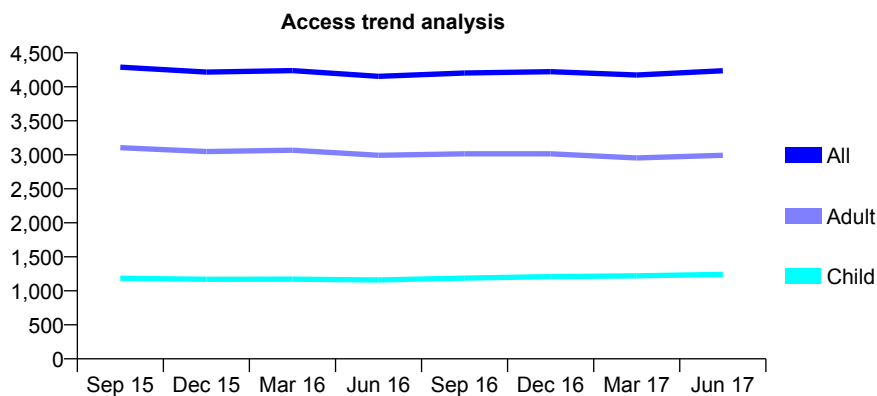
Q53 - Vital Signs At a Glance Contract Report for 857920/0001 - June 2017

Name or company name	MR B JAMAL
Contract type name	GDS Contract
Purpose of contract	General
Contract start date	01/04/2006
Contract end date	

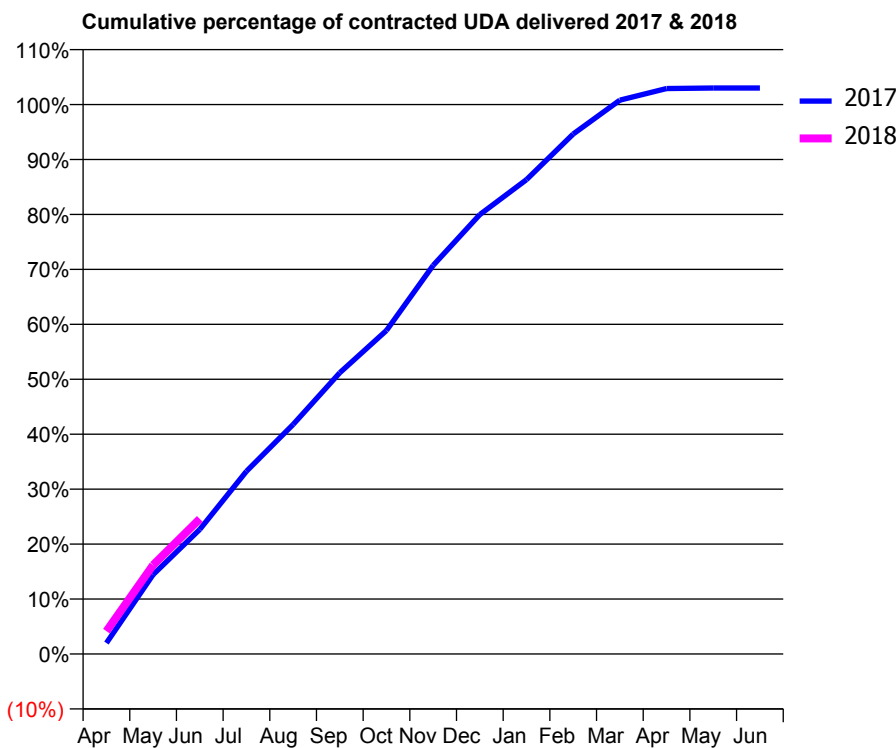
17/18 Contracted general activity (UDA)	11,646
Carry forward general activity (UDA)	0
17/18 Contracted orthodontic activity (UOA)	0
Carry forward orthodontic activity (UOA)	0
Baseline contract value	£309,573.28

ACCESS*

Patients seen in 24 months	Total	Change since previous quarter
Quarter ending June 2016	4,153	
Quarter ending September 2016	4,202	→
Quarter ending December 2016	4,222	→
Quarter ending March 2017	4,174	↓
Quarter ending June 2017	4,237	→
Variance since June 2016	2.0%	↑



ACTIVITY



Month	Adjusted Scheduled Activity (UDA)	
	2017	2018
April	233	486
May	1,683	1,887
June	2,640	2,863
July	3,874	
August	4,865	
September	5,961	
October	6,857	
November	8,238	
December	9,313	
January	10,053	
February	11,021	
March	11,738	
April	11,983	
May	11,997	
June	11,997	

QUALITY

	Quantity	Base Number	Contract	AT	Region	England
% of FP17s for the same patient ID Re-attending within 3 months - Children	27	369	7.3%	9.3%	11.7%	12.0%
% of FP17s for the same patient ID Re-attending within 3 months - Adults	82	783	10.5%	12.6%	15.2%	16.0%
% of FP17s for the same patient ID Re-attending between 3 & 9 months - Children	179	369	48.5%	58.4%	59.1%	58.0%
% of FP17s for the same patient ID Re-attending between 3 & 9 months - Adults	324	783	41.4%	50.2%	52.2%	50.9%
% of FP17s for Band 1 Urgent Courses	71	997	7.1%	6.8%	7.9%	9.1%
% of FP17s Relating to Free Repair or Replacements	7	997	0.7%	0.8%	0.8%	0.8%
% of FP17s Relating to Continuations	4	997	0.4%	1.1%	1.1%	1.1%
% of Patients satisfied with the dentistry they have received	54	54	100.0%	92.1%	91.8%	91.7%
% of Patients satisfied with the time they had to wait for an appointment	50	54	92.6%	90.5%	88.4%	88.0%

* This is based on patients treated on this contract for their most recent course of treatment. Figures in italics indicate the base number of FP17s or Patient Questionnaire responses are less than 100. N/A is shown where the base number of responses is less than 10 during the period. % is calculated as Quantity/Base number*100

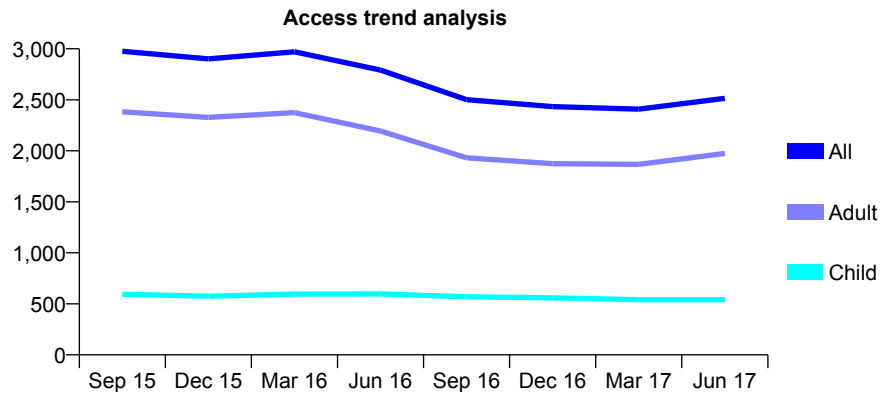
Q53 - Vital Signs At a Glance Contract Report for 898864/0001 - June 2017

Name or company name	MRS JA SMITH
Contract type name	GDS Contract
Purpose of contract	General
Contract start date	01/04/2006
Contract end date	

17/18 Contracted general activity (UDA)	9,472
Carry forward general activity (UDA)	0
17/18 Contracted orthodontic activity (UOA)	0
Carry forward orthodontic activity (UOA)	0
Baseline contract value	£234,823.82

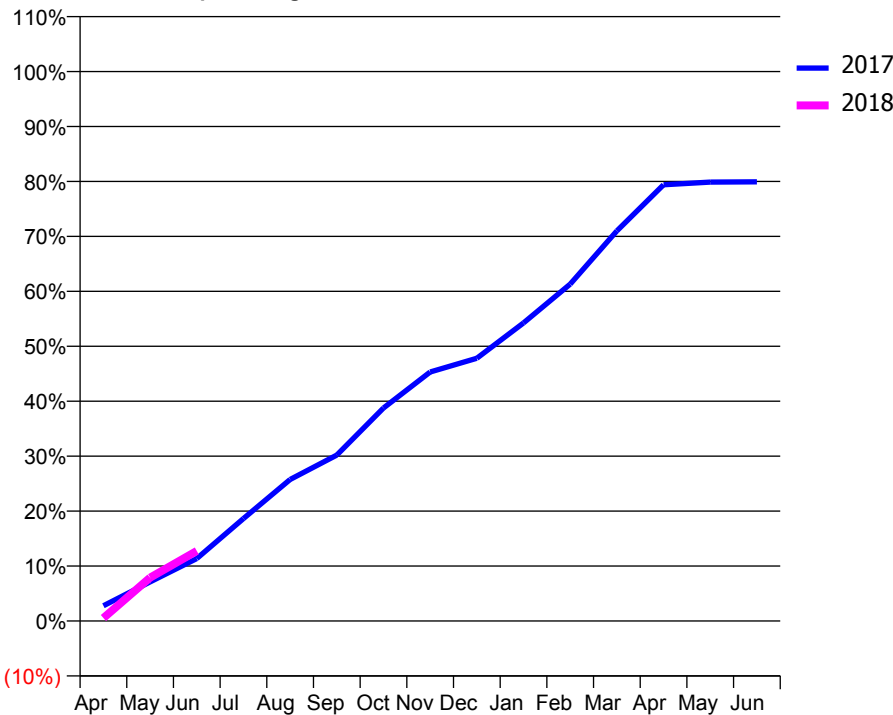
ACCESS*

Patients seen in 24 months	Total	Change since previous quarter
Quarter ending June 2016	2,791	
Quarter ending September 2016	2,501	↓
Quarter ending December 2016	2,433	↓
Quarter ending March 2017	2,408	↓
Quarter ending June 2017	2,514	↑
Variance since June 2016	(9.9%)	↓



ACTIVITY

Cumulative percentage of contracted UDA delivered 2017 & 2018



Adjusted Scheduled Activity (UDA)		
Month	2017	2018
April	263	51
May	675	747
June	1,077	1,207
July	1,766	
August	2,439	
September	2,860	
October	3,672	
November	4,292	
December	4,529	
January	5,138	
February	5,807	
March	6,724	
April	7,520	
May	7,565	
June	7,570	

QUALITY

	Quantity	Base Number	Contract	AT	Region	England
% of FP17s for the same patient ID Re-attending within 3 months - Children	23	223	10.3%	9.3%	11.7%	12.0%
% of FP17s for the same patient ID Re-attending within 3 months - Adults	163	752	21.7%	12.6%	15.2%	16.0%
% of FP17s for the same patient ID Re-attending between 3 & 9 months - Children	125	223	56.1%	58.4%	59.1%	58.0%
% of FP17s for the same patient ID Re-attending between 3 & 9 months - Adults	253	752	33.6%	50.2%	52.2%	50.9%
% of FP17s for Band 1 Urgent Courses	95	613	15.5%	6.8%	7.9%	9.1%
% of FP17s Relating to Free Repair or Replacements	6	613	1.0%	0.8%	0.8%	0.8%
% of FP17s Relating to Continuations	8	613	1.3%	1.1%	1.1%	1.1%
% of Patients satisfied with the dentistry they have received	8	8	N/A	92.1%	91.8%	91.7%
% of Patients satisfied with the time they had to wait for an appointment	8	8	N/A	90.5%	88.4%	88.0%

* This is based on patients treated on this contract for their most recent course of treatment. Figures in italics indicate the base number of FP17s or Patient Questionnaire responses are less than 100. N/A is shown where the base number of responses is less than 10 during the period. % is calculated as Quantity/Base number*100

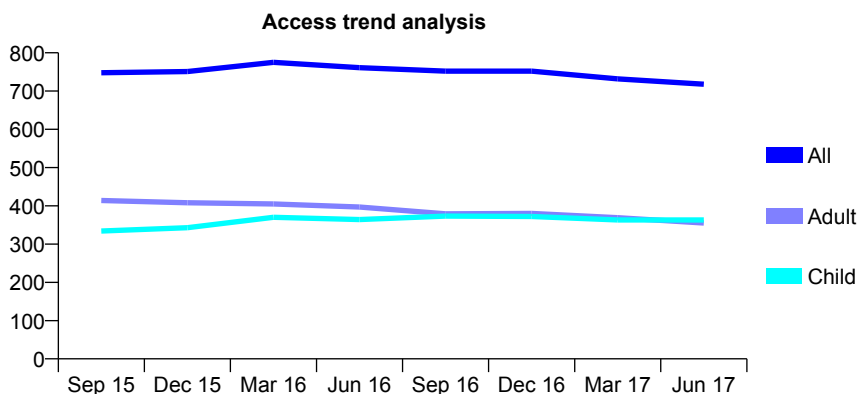
Q53 - Vital Signs At a Glance Contract Report for 905461/0001 - June 2017

Name or company name	MR RH JOSHI
Contract type name	GDS Contract
Purpose of contract	General
Contract start date	01/04/2006
Contract end date	

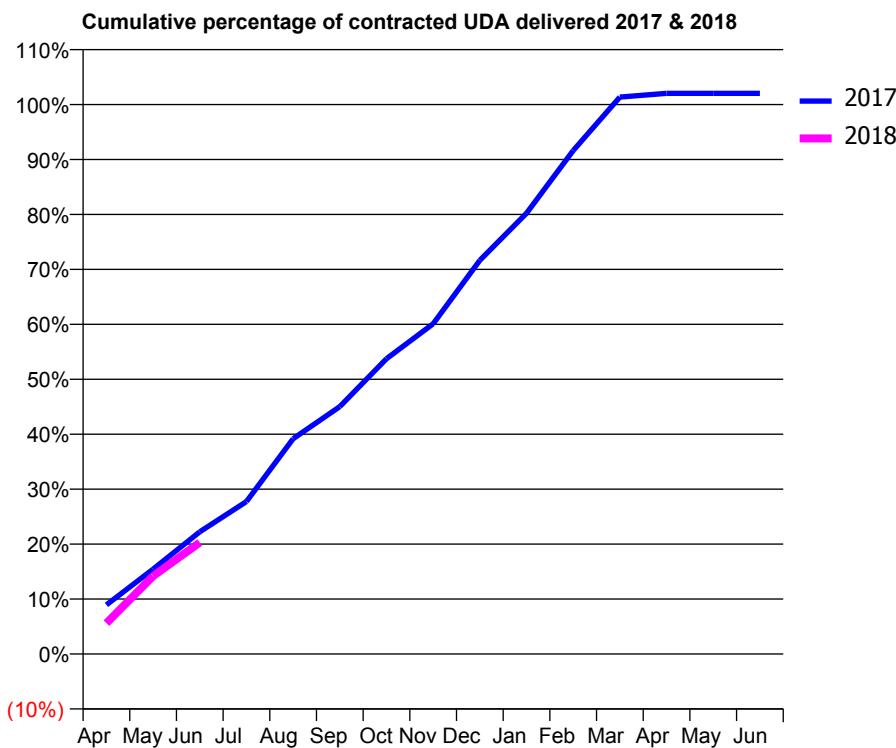
17/18 Contracted general activity (UDA)	3,245
Carry forward general activity (UDA)	0
17/18 Contracted orthodontic activity (UOA)	0
Carry forward orthodontic activity (UOA)	0
Baseline contract value	£91,364.06

ACCESS*

Patients seen in 24 months	Total	Change since previous quarter
Quarter ending June 2016	761	
Quarter ending September 2016	752	↓
Quarter ending December 2016	752	→
Quarter ending March 2017	732	↓
Quarter ending June 2017	718	↓
Variance since June 2016	(5.7%)	↓



ACTIVITY



Adjusted Scheduled Activity (UDA)		
Month	2017	2018
April	290	182
May	501	461
June	722	659
July	900	
August	1,271	
September	1,461	
October	1,744	
November	1,950	
December	2,325	
January	2,603	
February	2,973	
March	3,289	
April	3,311	
May	3,311	
June	3,311	

QUALITY

	Quantity	Base Number	Contract	AT	Region	England
% of FP17s for the same patient ID Re-attending within 3 months - Children	8	159	5.0%	9.3%	11.7%	12.0%
% of FP17s for the same patient ID Re-attending within 3 months - Adults	23	130	17.7%	12.6%	15.2%	16.0%
% of FP17s for the same patient ID Re-attending between 3 & 9 months - Children	112	159	70.4%	58.4%	59.1%	58.0%
% of FP17s for the same patient ID Re-attending between 3 & 9 months - Adults	68	130	52.3%	50.2%	52.2%	50.9%
% of FP17s for Band 1 Urgent Courses	29	284	10.2%	6.8%	7.9%	9.1%
% of FP17s Relating to Free Repair or Replacements	3	284	1.1%	0.8%	0.8%	0.8%
% of FP17s Relating to Continuations	0	284	0.0%	1.1%	1.1%	1.1%
% of Patients satisfied with the dentistry they have received	2	3	N/A	92.1%	91.8%	91.7%
% of Patients satisfied with the time they had to wait for an appointment	2	3	N/A	90.5%	88.4%	88.0%

* This is based on patients treated on this contract for their most recent course of treatment. Figures in italics indicate the base number of FP17s or Patient Questionnaire responses are less than 100. N/A is shown where the base number of responses is less than 10 during the period. % is calculated as Quantity/Base number*100

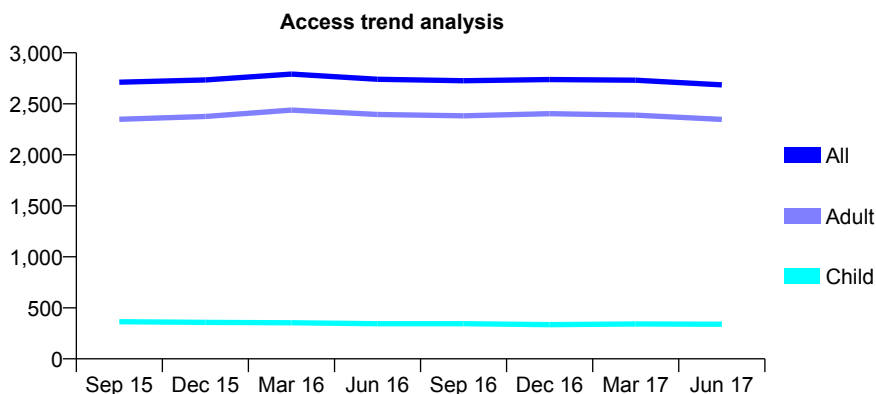
Q53 - Vital Signs At a Glance Contract Report for 906972/0001 - June 2017

Name or company name	MR RS BATE
Contract type name	GDS Contract
Purpose of contract	General
Contract start date	01/04/2006
Contract end date	

17/18 Contracted general activity (UDA)	7,216
Carry forward general activity (UDA)	0
17/18 Contracted orthodontic activity (UOA)	0
Carry forward orthodontic activity (UOA)	0
Baseline contract value	£212,688.81

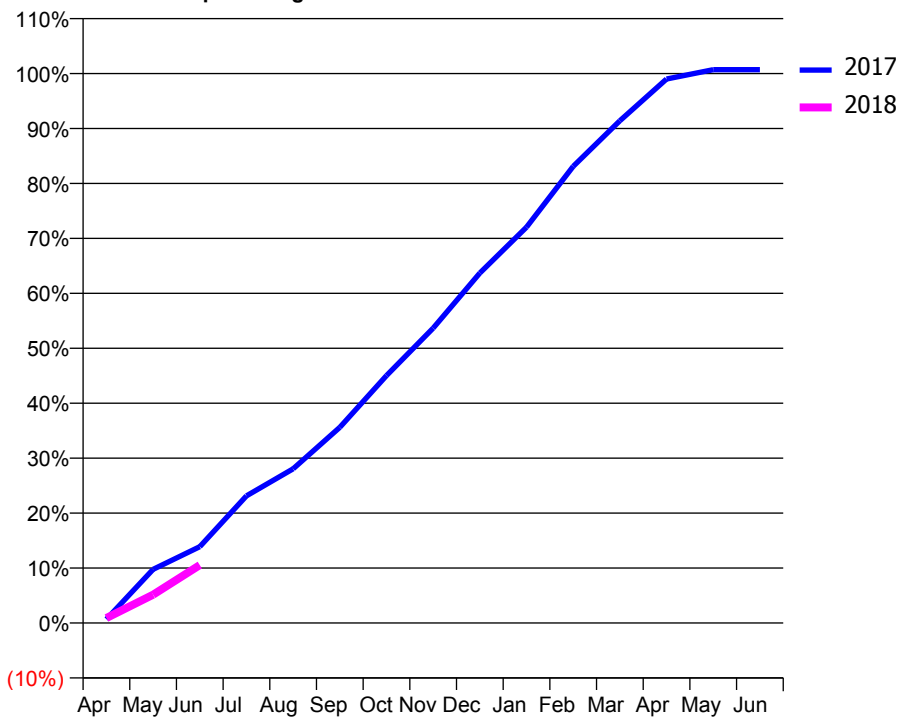
ACCESS*

Patients seen in 24 months	Total	Change since previous quarter
Quarter ending June 2016	2,740	
Quarter ending September 2016	2,726	→
Quarter ending December 2016	2,738	→
Quarter ending March 2017	2,731	→
Quarter ending June 2017	2,686	↓
Variance since June 2016	(2.0%)	↓



ACTIVITY

Cumulative percentage of contracted UDA delivered 2017 & 2018



Month	Adjusted Scheduled Activity (UDA)	
	2017	2018
April	50	66
May	705	373
June	1,003	760
July	1,670	
August	2,025	
September	2,570	
October	3,250	
November	3,873	
December	4,596	
January	5,198	
February	5,996	
March	6,595	
April	7,144	
May	7,267	
June	7,267	

QUALITY

	Quantity	Base Number	Contract	AT	Region	England
% of FP17s for the same patient ID Re-attending within 3 months - Children	6	91	6.6%	9.3%	11.7%	12.0%
% of FP17s for the same patient ID Re-attending within 3 months - Adults	95	608	15.6%	12.6%	15.2%	16.0%
% of FP17s for the same patient ID Re-attending between 3 & 9 months - Children	37	91	40.7%	58.4%	59.1%	58.0%
% of FP17s for the same patient ID Re-attending between 3 & 9 months - Adults	274	608	45.1%	50.2%	52.2%	50.9%
% of FP17s for Band 1 Urgent Courses	40	444	9.0%	6.8%	7.9%	9.1%
% of FP17s Relating to Free Repair or Replacements	7	444	1.6%	0.8%	0.8%	0.8%
% of FP17s Relating to Continuations	5	444	1.1%	1.1%	1.1%	1.1%
% of Patients satisfied with the dentistry they have received	11	13	84.6%	92.1%	91.8%	91.7%
% of Patients satisfied with the time they had to wait for an appointment	10	13	76.9%	90.5%	88.4%	88.0%

* This is based on patients treated on this contract for their most recent course of treatment. Figures in italics indicate the base number of FP17s or Patient Questionnaire responses are less than 100. N/A is shown where the base number of responses is less than 10 during the period. % is calculated as Quantity/Base number*100

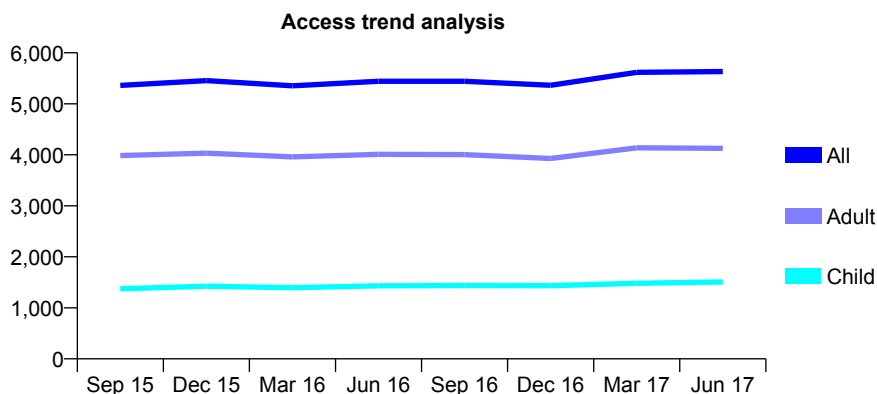
Q53 - Vital Signs At a Glance Contract Report for 910449/0001 - June 2017

Name or company name	MR JA CLARK
Contract type name	GDS Contract
Purpose of contract	General
Contract start date	01/04/2006
Contract end date	

17/18 Contracted general activity (UDA)	12,206
Carry forward general activity (UDA)	0
17/18 Contracted orthodontic activity (UOA)	0
Carry forward orthodontic activity (UOA)	0
Baseline contract value	£332,244.95

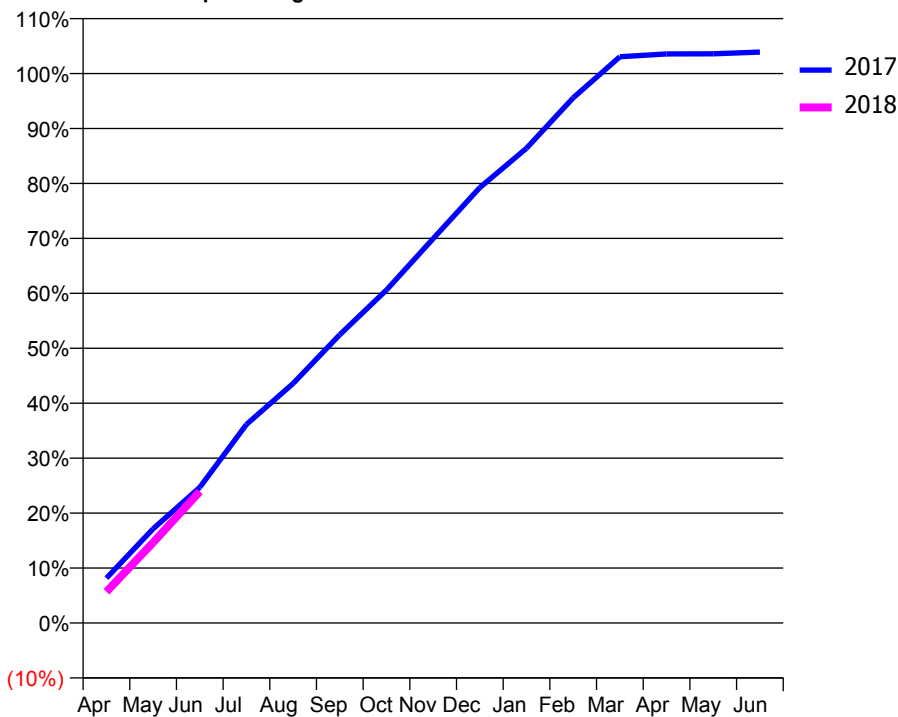
ACCESS*

Patients seen in 24 months	Total	Change since previous quarter
Quarter ending June 2016	5,442	
Quarter ending September 2016	5,441	→
Quarter ending December 2016	5,364	↓
Quarter ending March 2017	5,618	↑
Quarter ending June 2017	5,632	→
Variance since June 2016	3.5%	↑



ACTIVITY

Cumulative percentage of contracted UDA delivered 2017 & 2018



Month	Adjusted Scheduled Activity (UDA)	
	2017	2018
April	998	695
May	2,094	1,788
June	3,015	2,921
July	4,412	
August	5,320	
September	6,404	
October	7,398	
November	8,537	
December	9,674	
January	10,545	
February	11,667	
March	12,577	
April	12,641	
May	12,643	
June	12,683	

QUALITY

	Quantity	Base Number	Contract	AT	Region	England
% of FP17s for the same patient ID Re-attending within 3 months - Children	21	535	3.9%	9.3%	11.7%	12.0%
% of FP17s for the same patient ID Re-attending within 3 months - Adults	153	1,345	11.4%	12.6%	15.2%	16.0%
% of FP17s for the same patient ID Re-attending between 3 & 9 months - Children	321	535	60.0%	58.4%	59.1%	58.0%
% of FP17s for the same patient ID Re-attending between 3 & 9 months - Adults	840	1,345	62.5%	50.2%	52.2%	50.9%
% of FP17s for Band 1 Urgent Courses	118	1,811	6.5%	6.8%	7.9%	9.1%
% of FP17s Relating to Free Repair or Replacements	25	1,811	1.4%	0.8%	0.8%	0.8%
% of FP17s Relating to Continuations	12	1,811	0.7%	1.1%	1.1%	1.1%
% of Patients satisfied with the dentistry they have received	9	11	81.8%	92.1%	91.8%	91.7%
% of Patients satisfied with the time they had to wait for an appointment	11	11	100.0%	90.5%	88.4%	88.0%

* This is based on patients treated on this contract for their most recent course of treatment. Figures in italics indicate the base number of FP17s or Patient Questionnaire responses are less than 100. N/A is shown where the base number of responses is less than 10 during the period. % is calculated as Quantity/Base number*100

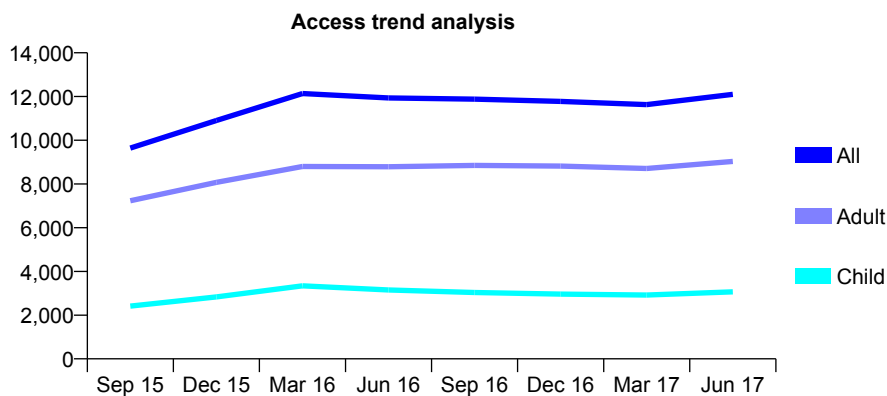
Q53 - Vital Signs At a Glance Contract Report for 910899/0001 - June 2017

Name or company name	MR NJ GIBB
Contract type name	GDS Contract
Purpose of contract	General
Contract start date	01/04/2006
Contract end date	

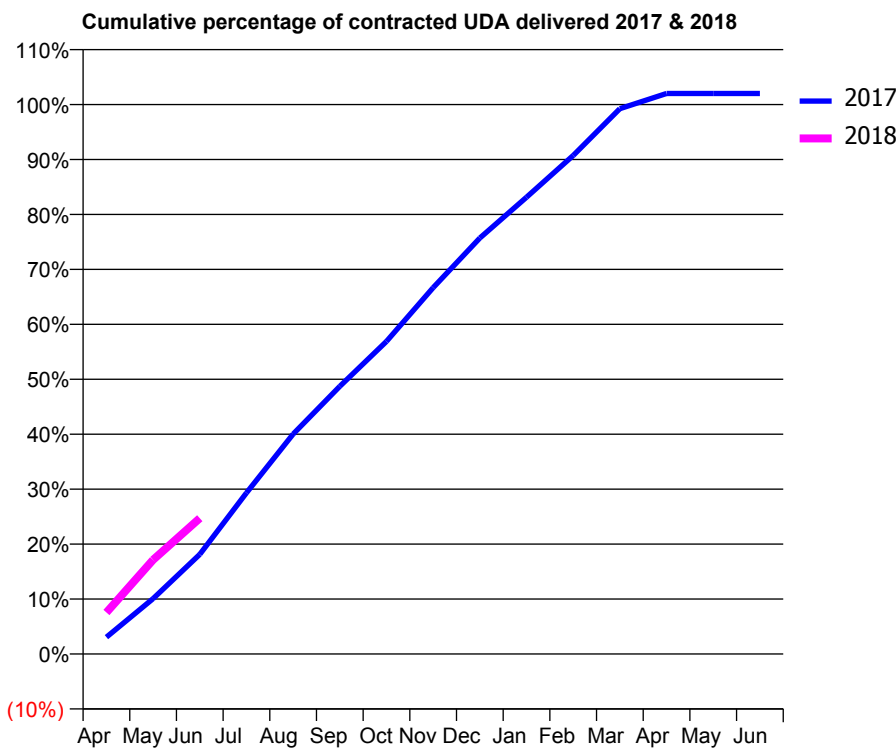
17/18 Contracted general activity (UDA)	30,266
Carry forward general activity (UDA)	0
17/18 Contracted orthodontic activity (UOA)	0
Carry forward orthodontic activity (UOA)	0
Baseline contract value	£892,068.64

ACCESS*

Patients seen in 24 months	Total	Change since previous quarter
Quarter ending June 2016	11,937	
Quarter ending September 2016	11,882	→
Quarter ending December 2016	11,778	→
Quarter ending March 2017	11,632	↓
Quarter ending June 2017	12,097	↑
Variance since June 2016	1.3%	→



ACTIVITY



Month	Adjusted Scheduled Activity (UDA)	
	2017	2018
April	926	2,291
May	3,048	5,192
June	5,488	7,477
July	8,877	
August	12,112	
September	14,741	
October	17,217	
November	20,182	
December	22,909	
January	25,156	
February	27,457	
March	30,035	
April	30,870	
May	30,870	
June	30,870	

QUALITY

	Quantity	Base Number	Contract	AT	Region	England
% of FP17s for the same patient ID Re-attending within 3 months - Children	64	1,246	5.1%	9.3%	11.7%	12.0%
% of FP17s for the same patient ID Re-attending within 3 months - Adults	338	3,150	10.7%	12.6%	15.2%	16.0%
% of FP17s for the same patient ID Re-attending between 3 & 9 months - Children	732	1,246	58.7%	58.4%	59.1%	58.0%
% of FP17s for the same patient ID Re-attending between 3 & 9 months - Adults	1,530	3,150	48.6%	50.2%	52.2%	50.9%
% of FP17s for Band 1 Urgent Courses	297	3,935	7.5%	6.8%	7.9%	9.1%
% of FP17s Relating to Free Repair or Replacements	50	3,935	1.3%	0.8%	0.8%	0.8%
% of FP17s Relating to Continuations	47	3,935	1.2%	1.1%	1.1%	1.1%
% of Patients satisfied with the dentistry they have received	21	23	91.3%	92.1%	91.8%	91.7%
% of Patients satisfied with the time they had to wait for an appointment	22	23	95.7%	90.5%	88.4%	88.0%

* This is based on patients treated on this contract for their most recent course of treatment. Figures in italics indicate the base number of FP17s or Patient Questionnaire responses are less than 100. N/A is shown where the base number of responses is less than 10 during the period. % is calculated as Quantity/Base number*100

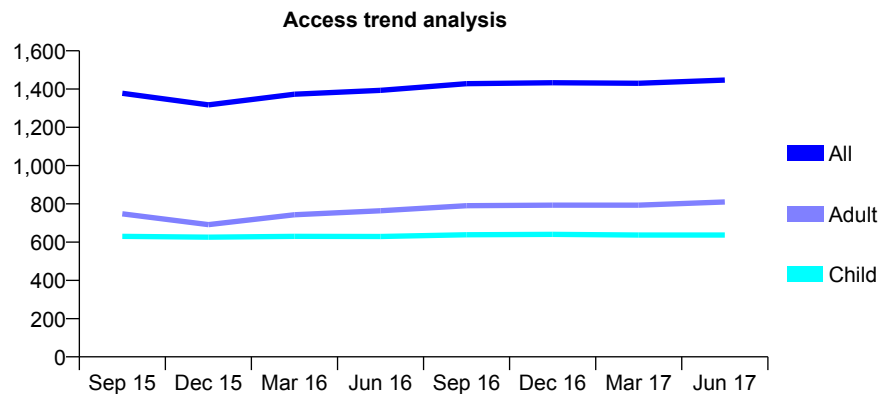
Q53 - Vital Signs At a Glance Contract Report for 911488/0001 - June 2017

Name or company name	MR AD LEE
Contract type name	GDS Contract
Purpose of contract	General
Contract start date	01/04/2006
Contract end date	

17/18 Contracted general activity (UDA)	6,333
Carry forward general activity (UDA)	0
17/18 Contracted orthodontic activity (UOA)	0
Carry forward orthodontic activity (UOA)	0
Baseline contract value	£189,196.50

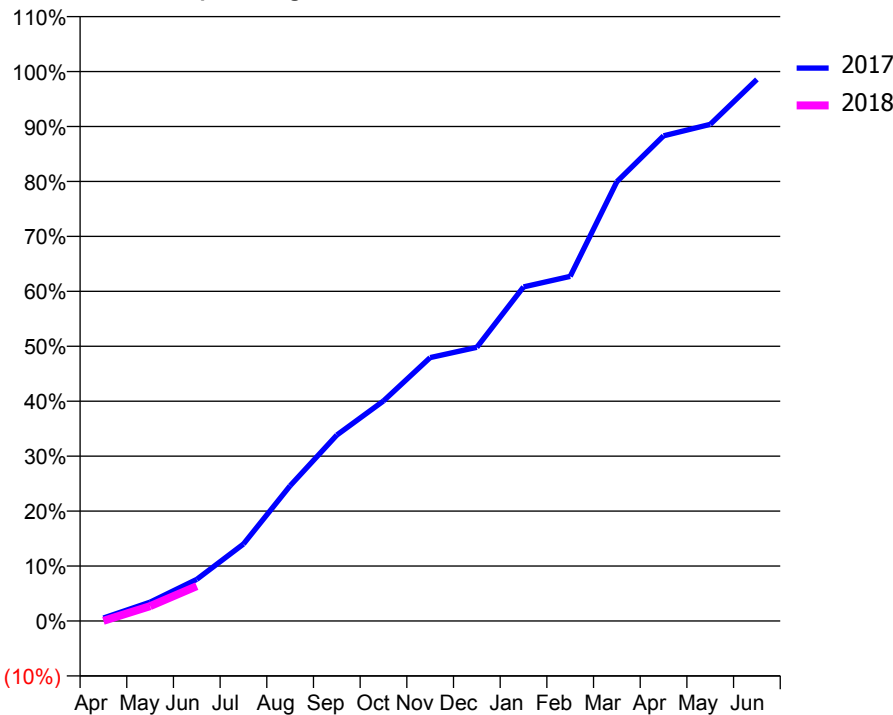
ACCESS*

Patients seen in 24 months	Total	Change since previous quarter
Quarter ending June 2016	1,393	
Quarter ending September 2016	1,428	↑
Quarter ending December 2016	1,433	→
Quarter ending March 2017	1,430	→
Quarter ending June 2017	1,447	→
Variance since June 2016	3.9%	↑



ACTIVITY

Cumulative percentage of contracted UDA delivered 2017 & 2018



Month	Adjusted Scheduled Activity (UDA)	
	2017	2018
April	35	3
May	218	171
June	481	403
July	887	
August	1,559	
September	2,143	
October	2,537	
November	3,036	
December	3,154	
January	3,850	
February	3,972	
March	5,063	
April	5,592	
May	5,723	
June	6,242	

QUALITY

	Quantity	Base Number	Contract	AT	Region	England
% of FP17s for the same patient ID Re-attending within 3 months - Children	51	241	21.2%	9.3%	11.7%	12.0%
% of FP17s for the same patient ID Re-attending within 3 months - Adults	67	243	27.6%	12.6%	15.2%	16.0%
% of FP17s for the same patient ID Re-attending between 3 & 9 months - Children	156	241	64.7%	58.4%	59.1%	58.0%
% of FP17s for the same patient ID Re-attending between 3 & 9 months - Adults	87	243	35.8%	50.2%	52.2%	50.9%
% of FP17s for Band 1 Urgent Courses	13	231	5.6%	6.8%	7.9%	9.1%
% of FP17s Relating to Free Repair or Replacements	1	231	0.4%	0.8%	0.8%	0.8%
% of FP17s Relating to Continuations	13	231	5.6%	1.1%	1.1%	1.1%
% of Patients satisfied with the dentistry they have received	6	7	N/A	92.1%	91.8%	91.7%
% of Patients satisfied with the time they had to wait for an appointment	7	7	N/A	90.5%	88.4%	88.0%

* This is based on patients treated on this contract for their most recent course of treatment. Figures in italics indicate the base number of FP17s or Patient Questionnaire responses are less than 100. N/A is shown where the base number of responses is less than 10 during the period. % is calculated as Quantity/Base number*100

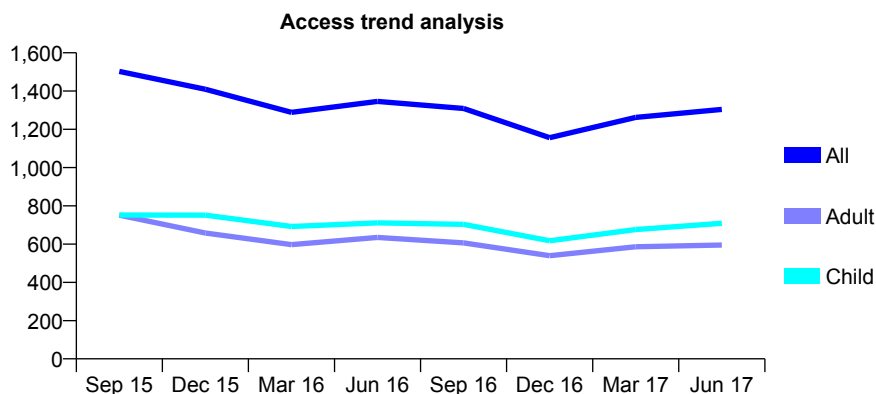
Q53 - Vital Signs At a Glance Contract Report for 913286/0001 - June 2017

Name or company name	Alcester Dental Practice
Contract type name	GDS Contract
Purpose of contract	General
Contract start date	01/04/2006
Contract end date	

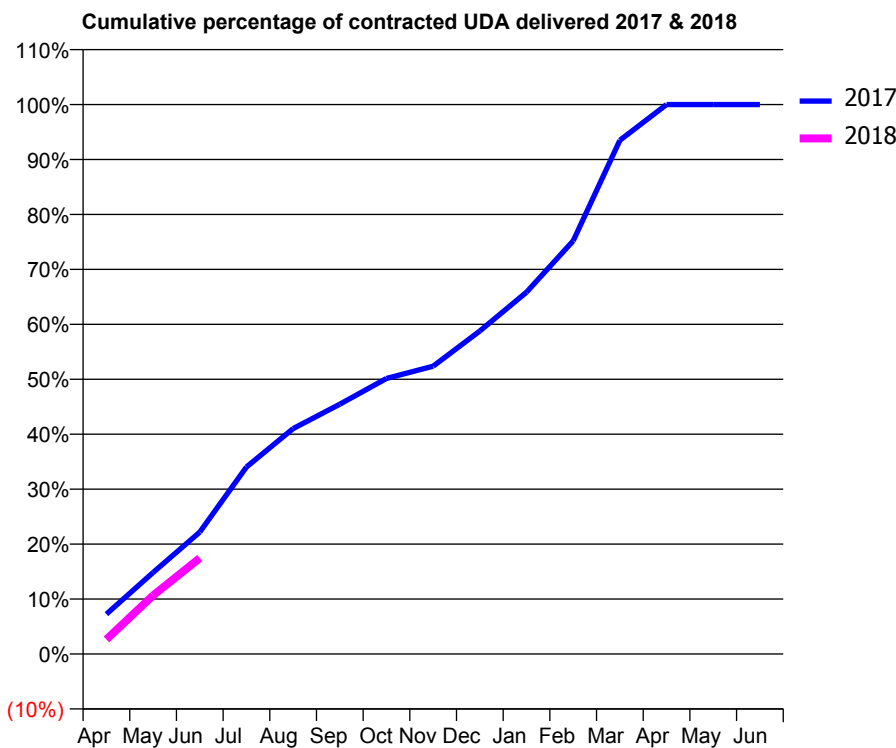
17/18 Contracted general activity (UDA)	3,036
Carry forward general activity (UDA)	0
17/18 Contracted orthodontic activity (UOA)	0
Carry forward orthodontic activity (UOA)	0
Baseline contract value	£75,113.03

ACCESS*

Patients seen in 24 months	Total	Change since previous quarter
Quarter ending June 2016	1,346	
Quarter ending September 2016	1,309	↓
Quarter ending December 2016	1,156	↓
Quarter ending March 2017	1,262	↑
Quarter ending June 2017	1,304	↑
Variance since June 2016	(3.1%)	↓



ACTIVITY



Adjusted Scheduled Activity (UDA)		
Month	2017	2018
April	221	80
May	450	324
June	674	530
July	1,033	
August	1,245	
September	1,381	
October	1,523	
November	1,591	
December	1,785	
January	1,999	
February	2,283	
March	2,838	
April	3,036	
May	3,036	
June	3,036	

QUALITY

	Quantity	Base Number	Contract	AT	Region	England
% of FP17s for the same patient ID Re-attending within 3 months - Children	14	162	8.6%	9.3%	11.7%	12.0%
% of FP17s for the same patient ID Re-attending within 3 months - Adults	19	154	12.3%	12.6%	15.2%	16.0%
% of FP17s for the same patient ID Re-attending between 3 & 9 months - Children	39	162	24.1%	58.4%	59.1%	58.0%
% of FP17s for the same patient ID Re-attending between 3 & 9 months - Adults	34	154	22.1%	50.2%	52.2%	50.9%
% of FP17s for Band 1 Urgent Courses	15	218	6.9%	6.8%	7.9%	9.1%
% of FP17s Relating to Free Repair or Replacements	0	218	0.0%	0.8%	0.8%	0.8%
% of FP17s Relating to Continuations	0	218	0.0%	1.1%	1.1%	1.1%
% of Patients satisfied with the dentistry they have received	3	4	N/A	92.1%	91.8%	91.7%
% of Patients satisfied with the time they had to wait for an appointment	2	4	N/A	90.5%	88.4%	88.0%

* This is based on patients treated on this contract for their most recent course of treatment. Figures in italics indicate the base number of FP17s or Patient Questionnaire responses are less than 100. N/A is shown where the base number of responses is less than 10 during the period. % is calculated as Quantity/Base number*100

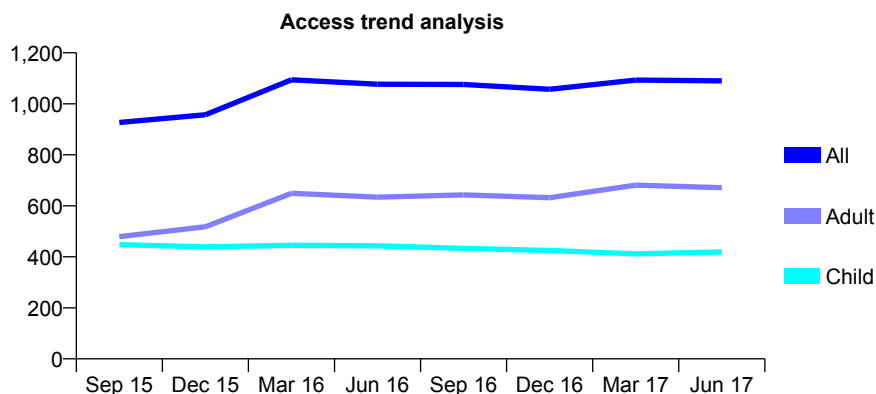
Q53 - Vital Signs At a Glance Contract Report for 917931/0001 - June 2017

Name or company name	MR M MEHRA
Contract type name	GDS Contract
Purpose of contract	General
Contract start date	01/04/2006
Contract end date	

17/18 Contracted general activity (UDA)	2,267
Carry forward general activity (UDA)	0
17/18 Contracted orthodontic activity (UOA)	0
Carry forward orthodontic activity (UOA)	0
Baseline contract value	£60,192.05

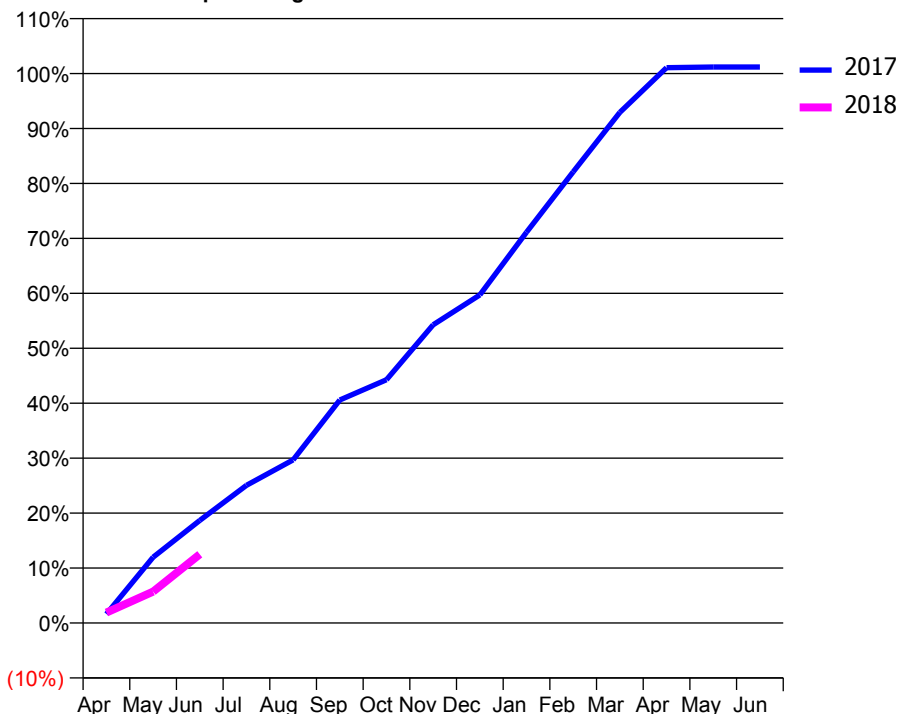
ACCESS*

Patients seen in 24 months	Total	Change since previous quarter
Quarter ending June 2016	1,077	
Quarter ending September 2016	1,076	→
Quarter ending December 2016	1,057	↓
Quarter ending March 2017	1,093	↑
Quarter ending June 2017	1,090	→
Variance since June 2016	1.2%	→



ACTIVITY

Cumulative percentage of contracted UDA delivered 2017 & 2018



Month	Adjusted Scheduled Activity (UDA)	
	2017	2018
April	37	43
May	271	129
June	423	284
July	568	
August	673	
September	920	
October	1,004	
November	1,230	
December	1,354	
January	1,612	
February	1,861	
March	2,107	
April	2,291	
May	2,294	
June	2,294	

QUALITY

	Quantity	Base Number	Contract	AT	Region	England
% of FP17s for the same patient ID Re-attending within 3 months - Children	1	163	0.6%	9.3%	11.7%	12.0%
% of FP17s for the same patient ID Re-attending within 3 months - Adults	9	120	7.5%	12.6%	15.2%	16.0%
% of FP17s for the same patient ID Re-attending between 3 & 9 months - Children	125	163	76.7%	58.4%	59.1%	58.0%
% of FP17s for the same patient ID Re-attending between 3 & 9 months - Adults	62	120	51.7%	50.2%	52.2%	50.9%
% of FP17s for Band 1 Urgent Courses	4	186	2.2%	6.8%	7.9%	9.1%
% of FP17s Relating to Free Repair or Replacements	0	186	0.0%	0.8%	0.8%	0.8%
% of FP17s Relating to Continuations	0	186	0.0%	1.1%	1.1%	1.1%
% of Patients satisfied with the dentistry they have received	1	2	N/A	92.1%	91.8%	91.7%
% of Patients satisfied with the time they had to wait for an appointment	1	2	N/A	90.5%	88.4%	88.0%

* This is based on patients treated on this contract for their most recent course of treatment. Figures in italics indicate the base number of FP17s or Patient Questionnaire responses are less than 100. N/A is shown where the base number of responses is less than 10 during the period. % is calculated as Quantity/Base number*100

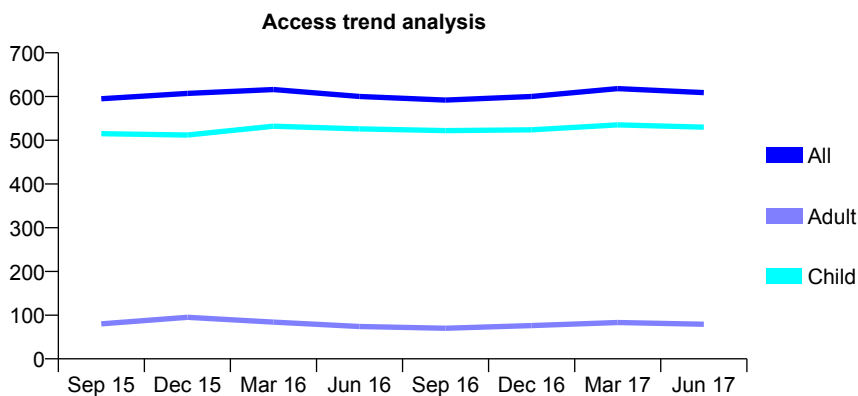
Q53 - Vital Signs At a Glance Contract Report for 920991/0001 - June 2017

Name or company name	MR RA COLEBOURNE
Contract type name	GDS Contract
Purpose of contract	General
Contract start date	01/04/2006
Contract end date	

17/18 Contracted general activity (UDA)	1,255
Carry forward general activity (UDA)	0
17/18 Contracted orthodontic activity (UOA)	0
Carry forward orthodontic activity (UOA)	0
Baseline contract value	£33,871.66

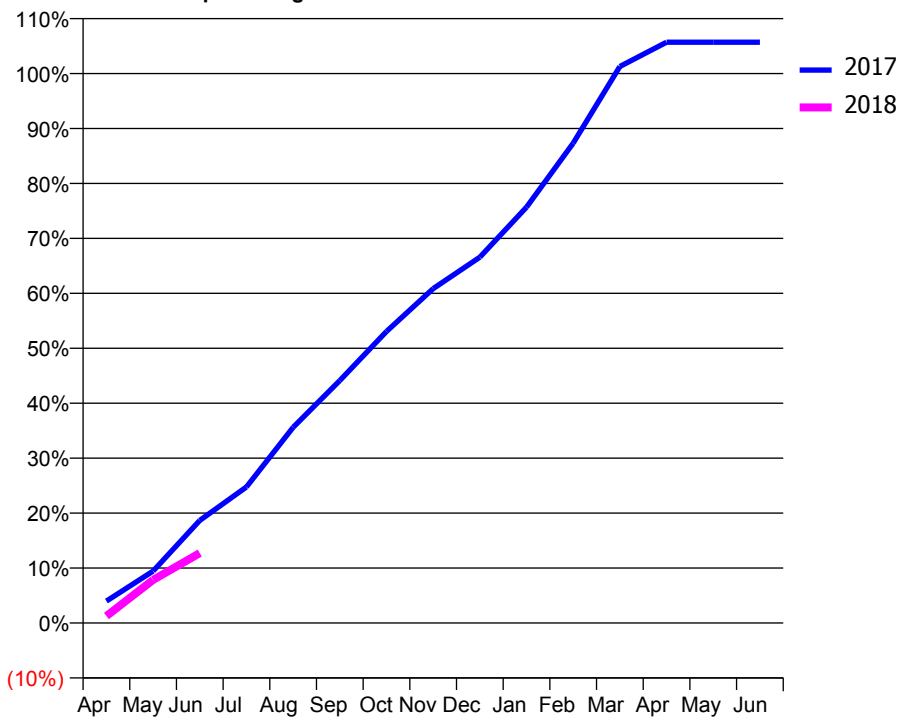
ACCESS*

Patients seen in 24 months	Total	Change since previous quarter
Quarter ending June 2016	600	
Quarter ending September 2016	592	↓
Quarter ending December 2016	600	→
Quarter ending March 2017	618	↑
Quarter ending June 2017	609	↓
Variance since June 2016	1.5%	→



ACTIVITY

Cumulative percentage of contracted UDA delivered 2017 & 2018



Month	Adjusted Scheduled Activity (UDA)	
	2017	2018
April	50	16
May	119	98
June	234	160
July	311	
August	447	
September	554	
October	666	
November	764	
December	836	
January	950	
February	1,096	
March	1,271	
April	1,326	
May	1,326	
June	1,326	

QUALITY

	Quantity	Base Number	Contract	AT	Region	England
% of FP17s for the same patient ID Re-attending within 3 months - Children	6	162	3.7%	9.3%	11.7%	12.0%
% of FP17s for the same patient ID Re-attending within 3 months - Adults	0	6	0.0%	12.6%	15.2%	16.0%
% of FP17s for the same patient ID Re-attending between 3 & 9 months - Children	128	162	79.0%	58.4%	59.1%	58.0%
% of FP17s for the same patient ID Re-attending between 3 & 9 months - Adults	6	6	100.0%	50.2%	52.2%	50.9%
% of FP17s for Band 1 Urgent Courses	3	123	2.4%	6.8%	7.9%	9.1%
% of FP17s Relating to Free Repair or Replacements	0	123	0.0%	0.8%	0.8%	0.8%
% of FP17s Relating to Continuations	0	123	0.0%	1.1%	1.1%	1.1%
% of Patients satisfied with the dentistry they have received	0	0	N/A	92.1%	91.8%	91.7%
% of Patients satisfied with the time they had to wait for an appointment	0	0	N/A	90.5%	88.4%	88.0%

* This is based on patients treated on this contract for their most recent course of treatment. Figures in italics indicate the base number of FP17s or Patient Questionnaire responses are less than 100. N/A is shown where the base number of responses is less than 10 during the period. % is calculated as Quantity/Base number*100

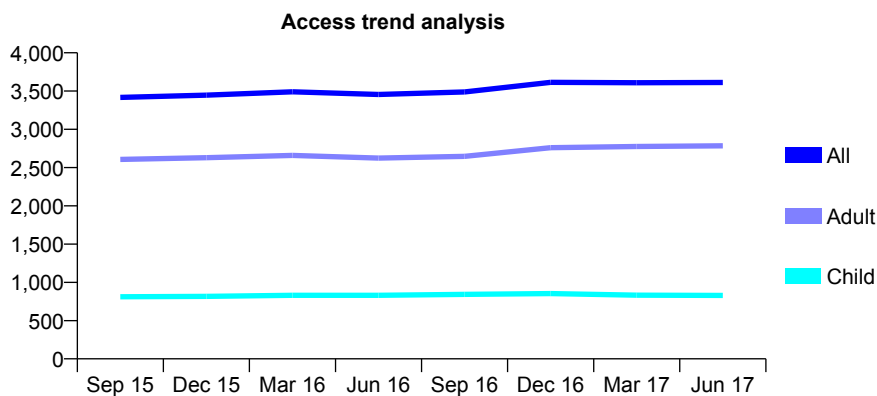
Q53 - Vital Signs At a Glance Contract Report for 923168/0001 - June 2017

Name or company name	MR ME WINT
Contract type name	GDS Contract
Purpose of contract	General
Contract start date	01/04/2006
Contract end date	

17/18 Contracted general activity (UDA)	7,833
Carry forward general activity (UDA)	0
17/18 Contracted orthodontic activity (UOA)	0
Carry forward orthodontic activity (UOA)	0
Baseline contract value	£232,333.87

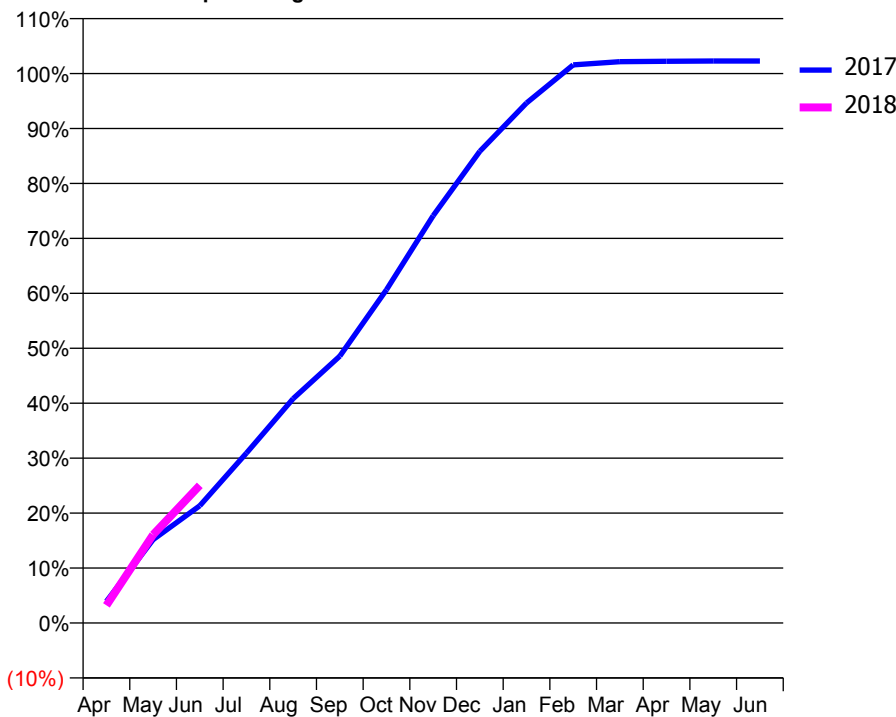
ACCESS*

Patients seen in 24 months	Total	Change since previous quarter
Quarter ending June 2016	3,455	
Quarter ending September 2016	3,489	→
Quarter ending December 2016	3,614	↑
Quarter ending March 2017	3,608	→
Quarter ending June 2017	3,612	→
Variance since June 2016	4.5%	↑



ACTIVITY

Cumulative percentage of contracted UDA delivered 2017 & 2018



Month	Adjusted Scheduled Activity (UDA)	
	2017	2018
April	309	253
May	1,189	1,259
June	1,671	1,962
July	2,422	
August	3,197	
September	3,804	
October	4,752	
November	5,806	
December	6,725	
January	7,412	
February	7,955	
March	8,001	
April	8,007	
May	8,011	
June	8,011	

QUALITY

	Quantity	Base Number	Contract	AT	Region	England
% of FP17s for the same patient ID Re-attending within 3 months - Children	15	419	3.6%	9.3%	11.7%	12.0%
% of FP17s for the same patient ID Re-attending within 3 months - Adults	58	805	7.2%	12.6%	15.2%	16.0%
% of FP17s for the same patient ID Re-attending between 3 & 9 months - Children	260	419	62.1%	58.4%	59.1%	58.0%
% of FP17s for the same patient ID Re-attending between 3 & 9 months - Adults	433	805	53.8%	50.2%	52.2%	50.9%
% of FP17s for Band 1 Urgent Courses	92	1,217	7.6%	6.8%	7.9%	9.1%
% of FP17s Relating to Free Repair or Replacements	11	1,217	0.9%	0.8%	0.8%	0.8%
% of FP17s Relating to Continuations	5	1,217	0.4%	1.1%	1.1%	1.1%
% of Patients satisfied with the dentistry they have received	9	9	N/A	92.1%	91.8%	91.7%
% of Patients satisfied with the time they had to wait for an appointment	9	9	N/A	90.5%	88.4%	88.0%

* This is based on patients treated on this contract for their most recent course of treatment. Figures in italics indicate the base number of FP17s or Patient Questionnaire responses are less than 100. N/A is shown where the base number of responses is less than 10 during the period. % is calculated as Quantity/Base number*100

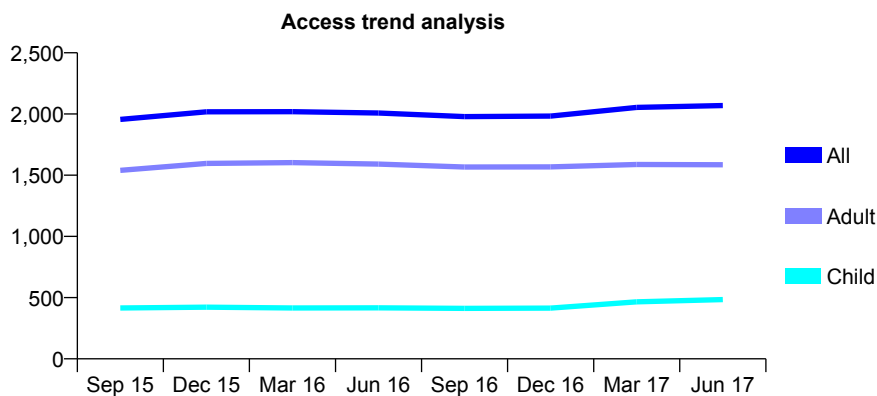
Q53 - Vital Signs At a Glance Contract Report for 925926/0001 - June 2017

Name or company name	MR PK MAHAPATRA
Contract type name	GDS Contract
Purpose of contract	General
Contract start date	01/04/2006
Contract end date	

17/18 Contracted general activity (UDA)	6,138
Carry forward general activity (UDA)	0
17/18 Contracted orthodontic activity (UOA)	0
Carry forward orthodontic activity (UOA)	0
Baseline contract value	£180,909.82

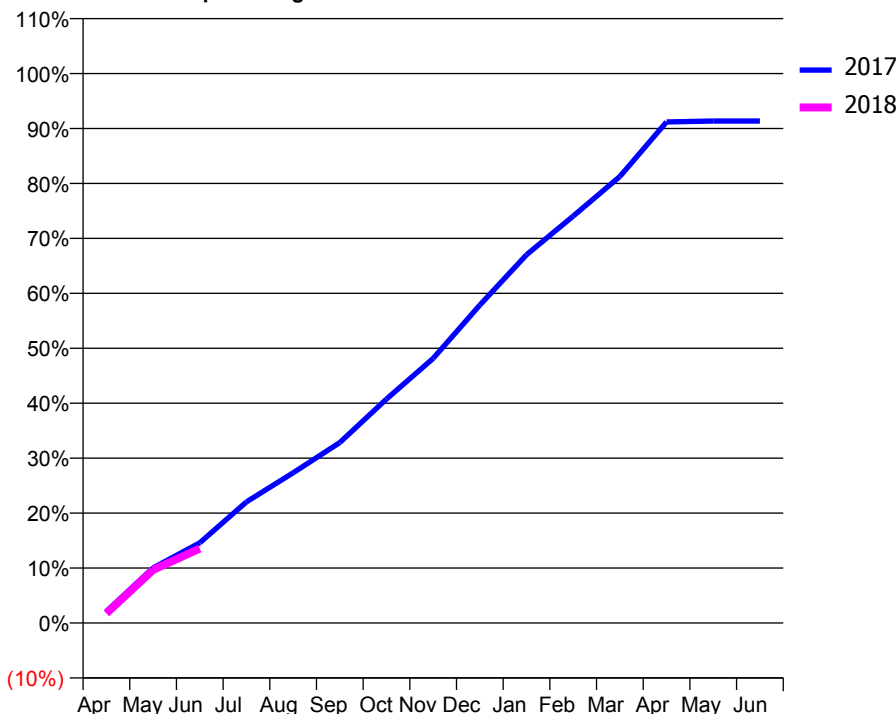
ACCESS*

Patients seen in 24 months	Total	Change since previous quarter
Quarter ending June 2016	2,008	
Quarter ending September 2016	1,979	↓
Quarter ending December 2016	1,983	→
Quarter ending March 2017	2,054	↑
Quarter ending June 2017	2,069	→
Variance since June 2016	3.0%	↑



ACTIVITY

Cumulative percentage of contracted UDA delivered 2017 & 2018



Adjusted Scheduled Activity (UDA)

Month	2017	2018
April	130	108
May	616	593
June	895	832
July	1,353	
August	1,678	
September	2,016	
October	2,501	
November	2,955	
December	3,552	
January	4,113	
February	4,545	
March	4,988	
April	5,597	
May	5,607	
June	5,608	

QUALITY

	Quantity	Base Number	Contract	AT	Region	England
% of FP17s for the same patient ID Re-attending within 3 months - Children	4	199	2.0%	9.3%	11.7%	12.0%
% of FP17s for the same patient ID Re-attending within 3 months - Adults	63	497	12.7%	12.6%	15.2%	16.0%
% of FP17s for the same patient ID Re-attending between 3 & 9 months - Children	78	199	39.2%	58.4%	59.1%	58.0%
% of FP17s for the same patient ID Re-attending between 3 & 9 months - Adults	233	497	46.9%	50.2%	52.2%	50.9%
% of FP17s for Band 1 Urgent Courses	15	380	3.9%	6.8%	7.9%	9.1%
% of FP17s Relating to Free Repair or Replacements	5	380	1.3%	0.8%	0.8%	0.8%
% of FP17s Relating to Continuations	6	380	1.6%	1.1%	1.1%	1.1%
% of Patients satisfied with the dentistry they have received	5	5	N/A	92.1%	91.8%	91.7%
% of Patients satisfied with the time they had to wait for an appointment	5	5	N/A	90.5%	88.4%	88.0%

* This is based on patients treated on this contract for their most recent course of treatment. Figures in italics indicate the base number of FP17s or Patient Questionnaire responses are less than 100. N/A is shown where the base number of responses is less than 10 during the period. % is calculated as Quantity/Base number*100

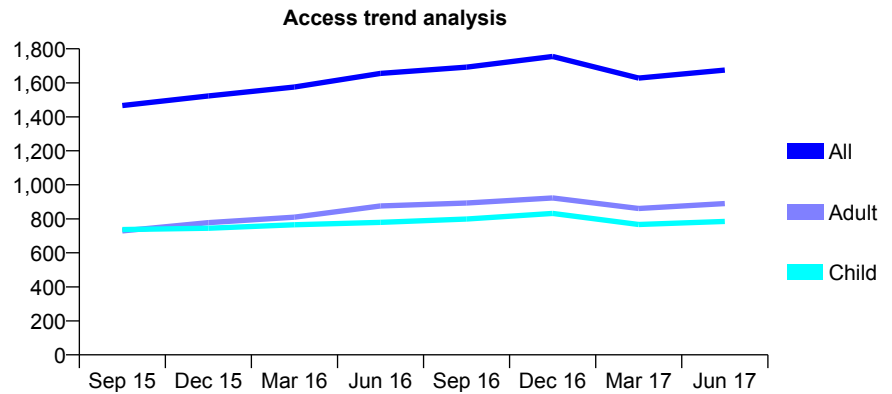
Q53 - Vital Signs At a Glance Contract Report for 925926/0002 - June 2017

Name or company name	MR PK MAHAPATRA
Contract type name	GDS Contract
Purpose of contract	General and Orthodontic
Contract start date	01/02/2013
Contract end date	

17/18 Contracted general activity (UDA)	3,595
Carry forward general activity (UDA)	0
17/18 Contracted orthodontic activity (UOA)	2,404
Carry forward orthodontic activity (UOA)	0
Baseline contract value	£272,929.17

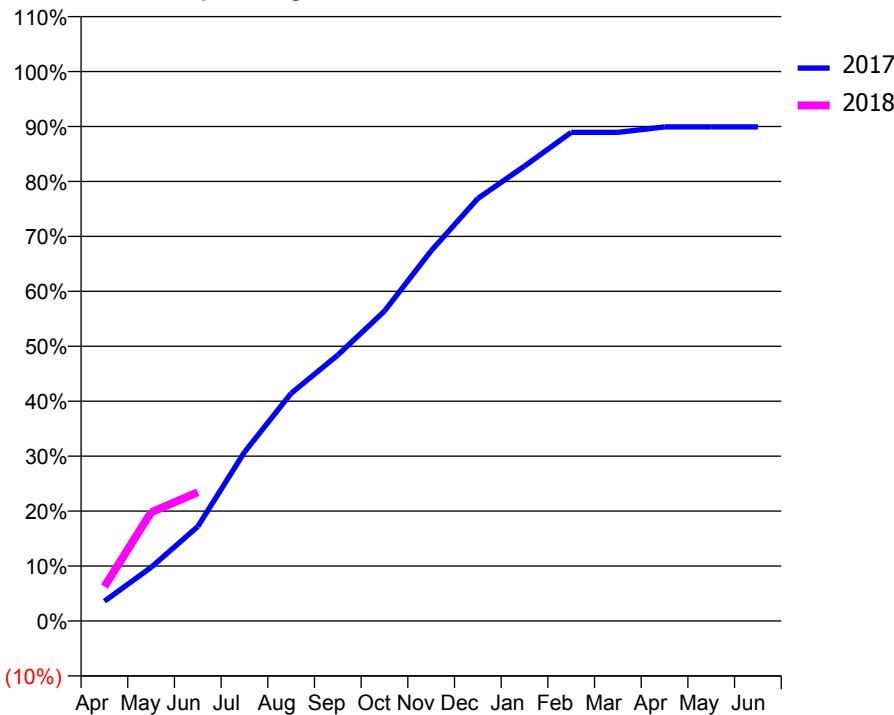
ACCESS*

Patients seen in 24 months	Total	Change since previous quarter
Quarter ending June 2016	1,655	
Quarter ending September 2016	1,692	↑
Quarter ending December 2016	1,755	↑
Quarter ending March 2017	1,628	↓
Quarter ending June 2017	1,675	↑
Variance since June 2016	1.2%	→



ACTIVITY

Cumulative percentage of contracted UDA delivered 2017 & 2018



Month	Adjusted Scheduled Activity (UDA)	
	2017	2018
April	129	225
May	351	711
June	618	842
July	1,105	
August	1,490	
September	1,740	
October	2,028	
November	2,422	
December	2,764	
January	2,977	
February	3,197	
March	3,197	
April	3,232	
May	3,232	
June	3,232	

QUALITY

	Quantity	Base Number	Contract	AT	Region	England
% of FP17s for the same patient ID Re-attending within 3 months - Children	33	348	9.5%	9.3%	11.7%	12.0%
% of FP17s for the same patient ID Re-attending within 3 months - Adults	20	230	8.7%	12.6%	15.2%	16.0%
% of FP17s for the same patient ID Re-attending between 3 & 9 months - Children	143	348	41.1%	58.4%	59.1%	58.0%
% of FP17s for the same patient ID Re-attending between 3 & 9 months - Adults	97	230	42.2%	50.2%	52.2%	50.9%
% of FP17s for Band 1 Urgent Courses	52	466	11.2%	6.8%	7.9%	9.1%
% of FP17s Relating to Free Repair or Replacements	0	466	0.0%	0.8%	0.8%	0.8%
% of FP17s Relating to Continuations	0	466	0.0%	1.1%	1.1%	1.1%
% of Patients satisfied with the dentistry they have received	2	2	N/A	92.1%	91.8%	91.7%
% of Patients satisfied with the time they had to wait for an appointment	2	2	N/A	90.5%	88.4%	88.0%

* This is based on patients treated on this contract for their most recent course of treatment. Figures in italics indicate the base number of FP17s or Patient Questionnaire responses are less than 100. N/A is shown where the base number of responses is less than 10 during the period. % is calculated as Quantity/Base number*100

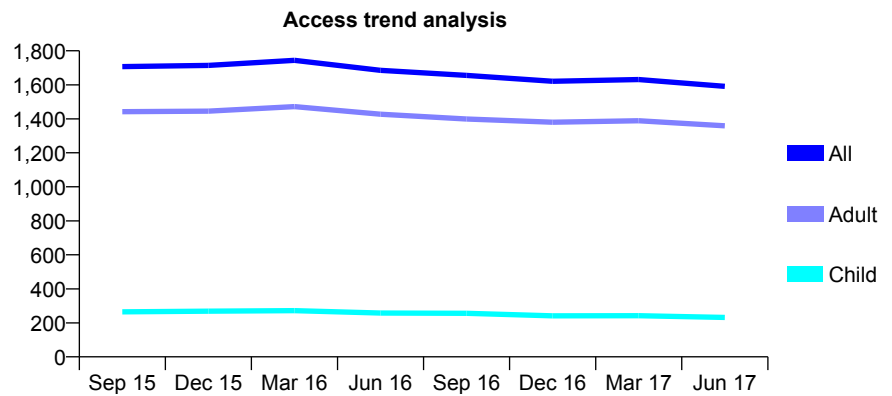
Q53 - Vital Signs At a Glance Contract Report for 926914/0001 - June 2017

Name or company name	MR LZ BRYNIARSKI
Contract type name	GDS Contract
Purpose of contract	General
Contract start date	01/02/2008
Contract end date	

17/18 Contracted general activity (UDA)	5,000
Carry forward general activity (UDA)	0
17/18 Contracted orthodontic activity (UOA)	0
Carry forward orthodontic activity (UOA)	0
Baseline contract value	£138,910.49

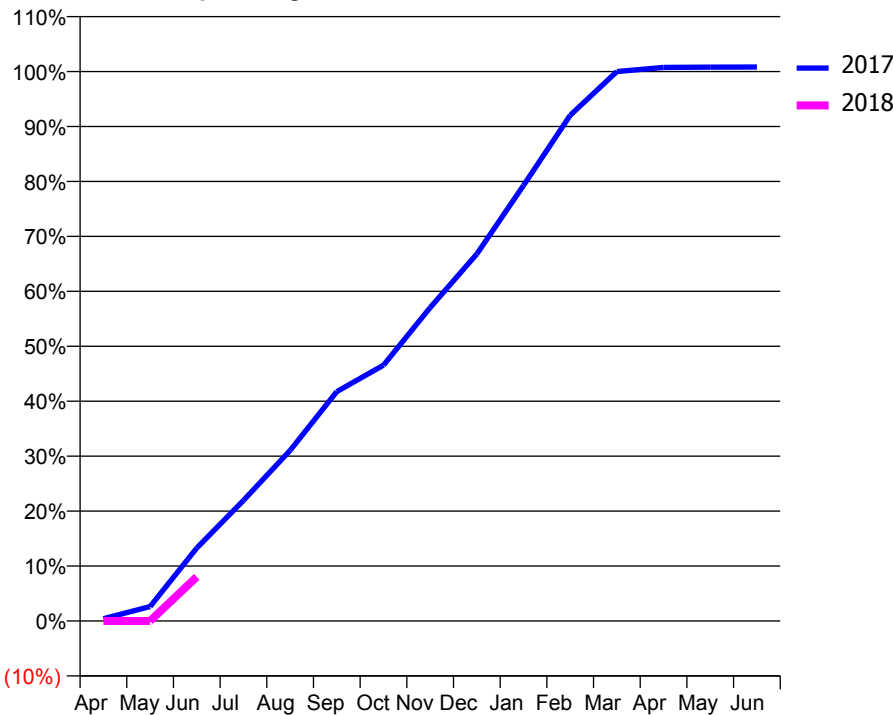
ACCESS*

Patients seen in 24 months	Total	Change since previous quarter
Quarter ending June 2016	1,685	
Quarter ending September 2016	1,655	↓
Quarter ending December 2016	1,621	↓
Quarter ending March 2017	1,631	→
Quarter ending June 2017	1,591	↓
Variance since June 2016	(5.6%)	↓



ACTIVITY

Cumulative percentage of contracted UDA delivered 2017 & 2018



Month	Adjusted Scheduled Activity (UDA)	
	2017	2018
April	21	0
May	132	1
June	664	403
July	1,097	
August	1,552	
September	2,088	
October	2,327	
November	2,852	
December	3,340	
January	3,963	
February	4,602	
March	4,999	
April	5,038	
May	5,040	
June	5,041	

QUALITY

	Quantity	Base Number	Contract	AT	Region	England
% of FP17s for the same patient ID Re-attending within 3 months - Children	1	56	1.8%	9.3%	11.7%	12.0%
% of FP17s for the same patient ID Re-attending within 3 months - Adults	10	164	6.1%	12.6%	15.2%	16.0%
% of FP17s for the same patient ID Re-attending between 3 & 9 months - Children	32	56	57.1%	58.4%	59.1%	58.0%
% of FP17s for the same patient ID Re-attending between 3 & 9 months - Adults	105	164	64.0%	50.2%	52.2%	50.9%
% of FP17s for Band 1 Urgent Courses	8	196	4.1%	6.8%	7.9%	9.1%
% of FP17s Relating to Free Repair or Replacements	2	196	1.0%	0.8%	0.8%	0.8%
% of FP17s Relating to Continuations	0	196	0.0%	1.1%	1.1%	1.1%
% of Patients satisfied with the dentistry they have received	11	11	100.0%	92.1%	91.8%	91.7%
% of Patients satisfied with the time they had to wait for an appointment	11	11	100.0%	90.5%	88.4%	88.0%

* This is based on patients treated on this contract for their most recent course of treatment. Figures in italics indicate the base number of FP17s or Patient Questionnaire responses are less than 100. N/A is shown where the base number of responses is less than 10 during the period. % is calculated as Quantity/Base number*100

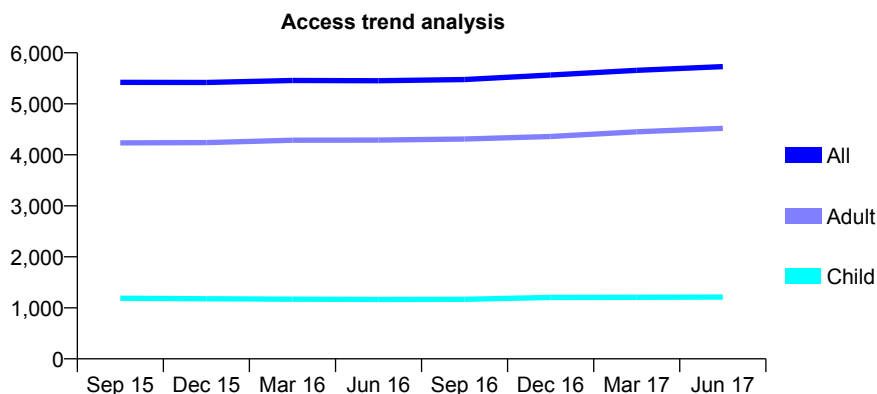
Q53 - Vital Signs At a Glance Contract Report for 927724/0001 - June 2017

Name or company name	MR SS DEHAL
Contract type name	GDS Contract
Purpose of contract	General
Contract start date	01/04/2006
Contract end date	

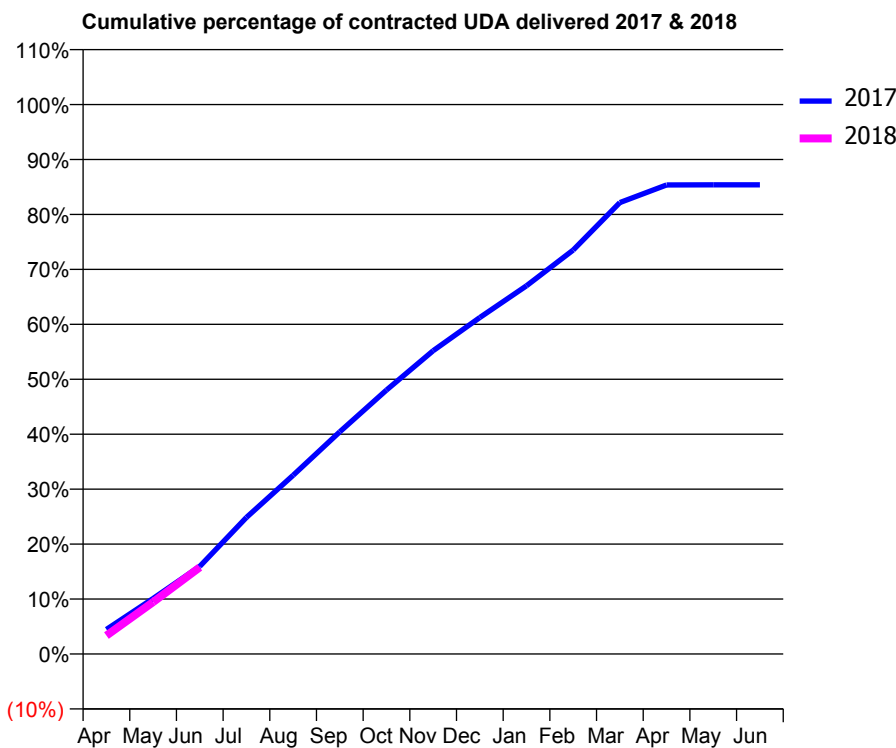
17/18 Contracted general activity (UDA)	18,430
Carry forward general activity (UDA)	0
17/18 Contracted orthodontic activity (UOA)	0
Carry forward orthodontic activity (UOA)	0
Baseline contract value	£542,883.96

ACCESS*

Patients seen in 24 months	Total	Change since previous quarter
Quarter ending June 2016	5,453	
Quarter ending September 2016	5,477	→
Quarter ending December 2016	5,564	→
Quarter ending March 2017	5,657	→
Quarter ending June 2017	5,730	→
Variance since June 2016	5.1%	↑



ACTIVITY



Month	Adjusted Scheduled Activity (UDA)	
	2017	2018
April	825	619
May	1,862	1,744
June	2,939	2,907
July	4,582	
August	5,995	
September	7,455	
October	8,855	
November	10,170	
December	11,287	
January	12,353	
February	13,547	
March	15,140	
April	15,732	
May	15,734	
June	15,736	

QUALITY

	Quantity	Base Number	Contract	AT	Region	England
% of FP17s for the same patient ID Re-attending within 3 months - Children	24	420	5.7%	9.3%	11.7%	12.0%
% of FP17s for the same patient ID Re-attending within 3 months - Adults	173	1,344	12.9%	12.6%	15.2%	16.0%
% of FP17s for the same patient ID Re-attending between 3 & 9 months - Children	264	420	62.9%	58.4%	59.1%	58.0%
% of FP17s for the same patient ID Re-attending between 3 & 9 months - Adults	737	1,344	54.8%	50.2%	52.2%	50.9%
% of FP17s for Band 1 Urgent Courses	101	1,469	6.9%	6.8%	7.9%	9.1%
% of FP17s Relating to Free Repair or Replacements	19	1,469	1.3%	0.8%	0.8%	0.8%
% of FP17s Relating to Continuations	12	1,469	0.8%	1.1%	1.1%	1.1%
% of Patients satisfied with the dentistry they have received	9	10	90.0%	92.1%	91.8%	91.7%
% of Patients satisfied with the time they had to wait for an appointment	9	10	90.0%	90.5%	88.4%	88.0%

* This is based on patients treated on this contract for their most recent course of treatment. Figures in italics indicate the base number of FP17s or Patient Questionnaire responses are less than 100. N/A is shown where the base number of responses is less than 10 during the period. % is calculated as Quantity/Base number*100

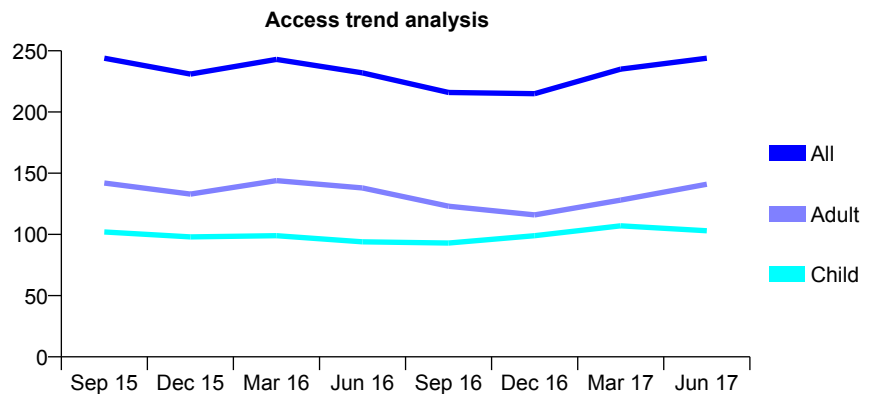
Q53 - Vital Signs At a Glance Contract Report for 931438/0001 - June 2017

Name or company name	MR JS HEER
Contract type name	GDS Contract
Purpose of contract	General
Contract start date	01/04/2006
Contract end date	

17/18 Contracted general activity (UDA)	447
Carry forward general activity (UDA)	0
17/18 Contracted orthodontic activity (UOA)	0
Carry forward orthodontic activity (UOA)	0
Baseline contract value	£11,402.76

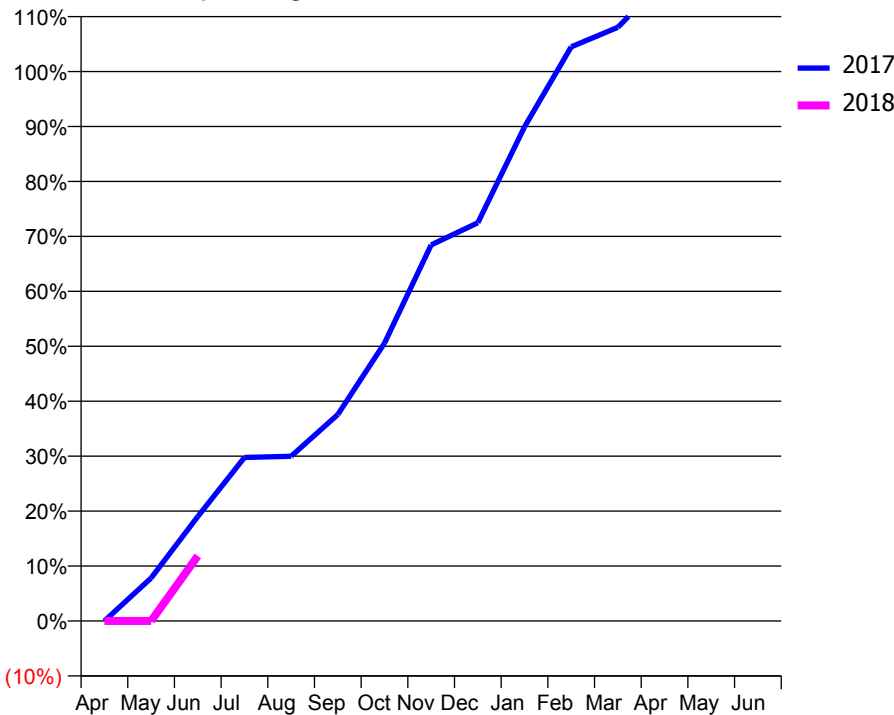
ACCESS*

Patients seen in 24 months	Total	Change since previous quarter
Quarter ending June 2016	232	
Quarter ending September 2016	216	↓
Quarter ending December 2016	215	→
Quarter ending March 2017	235	↑
Quarter ending June 2017	244	↑
Variance since June 2016	5.2%	↑



ACTIVITY

Cumulative percentage of contracted UDA delivered 2017 & 2018



Month	Adjusted Scheduled Activity (UDA)	
	2017	2018
April	0	0
May	35	0
June	85	53
July	133	
August	134	
September	168	
October	226	
November	306	
December	324	
January	402	
February	467	
March	483	
April	521	
May	522	
June	525	

QUALITY

	Quantity	Base Number	Contract	AT	Region	England
% of FP17s for the same patient ID Re-attending within 3 months - Children	1	31	3.2%	9.3%	11.7%	12.0%
% of FP17s for the same patient ID Re-attending within 3 months - Adults	1	23	4.3%	12.6%	15.2%	16.0%
% of FP17s for the same patient ID Re-attending between 3 & 9 months - Children	9	31	29.0%	58.4%	59.1%	58.0%
% of FP17s for the same patient ID Re-attending between 3 & 9 months - Adults	4	23	17.4%	50.2%	52.2%	50.9%
% of FP17s for Band 1 Urgent Courses	0	29	0.0%	6.8%	7.9%	9.1%
% of FP17s Relating to Free Repair or Replacements	0	29	0.0%	0.8%	0.8%	0.8%
% of FP17s Relating to Continuations	0	29	0.0%	1.1%	1.1%	1.1%
% of Patients satisfied with the dentistry they have received	0	0	N/A	92.1%	91.8%	91.7%
% of Patients satisfied with the time they had to wait for an appointment	0	0	N/A	90.5%	88.4%	88.0%

* This is based on patients treated on this contract for their most recent course of treatment. Figures in italics indicate the base number of FP17s or Patient Questionnaire responses are less than 100. N/A is shown where the base number of responses is less than 10 during the period. % is calculated as Quantity/Base number*100

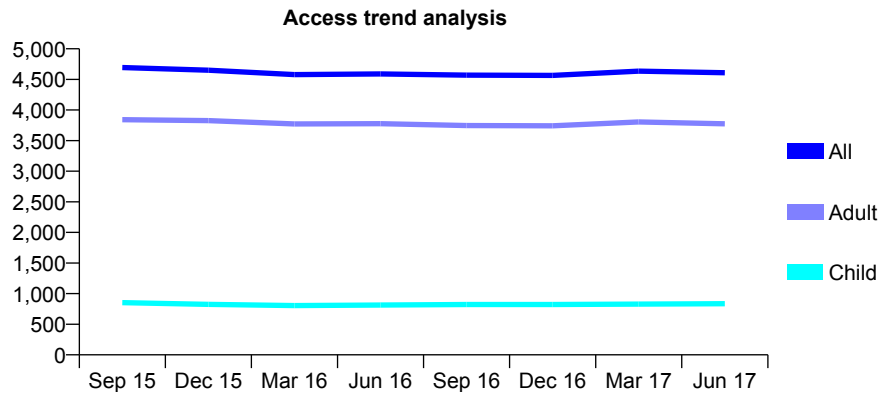
Q53 - Vital Signs At a Glance Contract Report for 931632/0001 - June 2017

Name or company name	MR T MIRZA
Contract type name	GDS Contract
Purpose of contract	General
Contract start date	10/07/2006
Contract end date	

17/18 Contracted general activity (UDA)	16,398
Carry forward general activity (UDA)	0
17/18 Contracted orthodontic activity (UOA)	0
Carry forward orthodontic activity (UOA)	0
Baseline contract value	£420,980.89

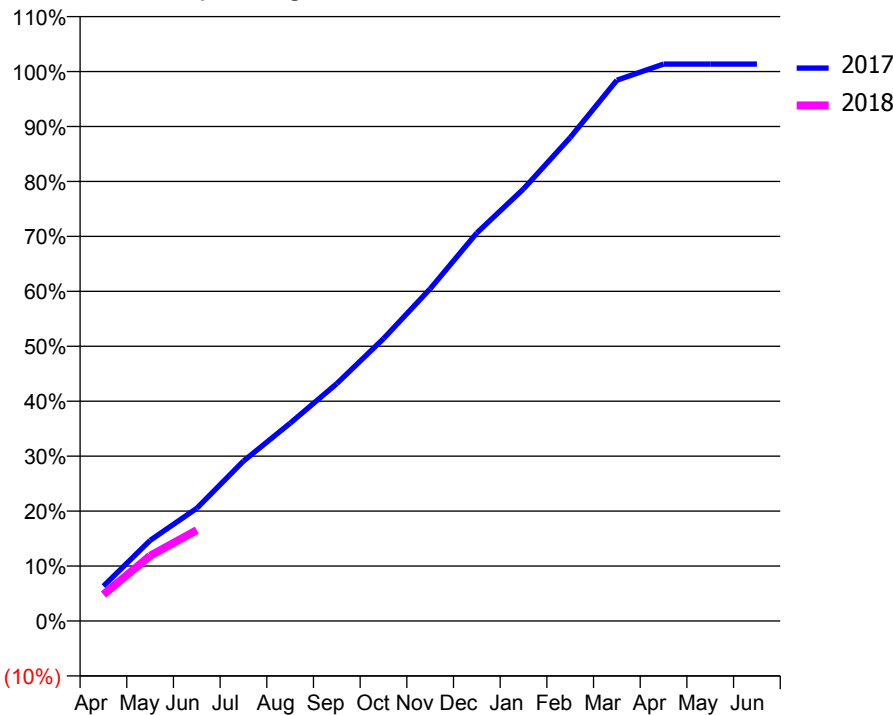
ACCESS*

Patients seen in 24 months	Total	Change since previous quarter
Quarter ending June 2016	4,590	
Quarter ending September 2016	4,569	→
Quarter ending December 2016	4,565	→
Quarter ending March 2017	4,635	→
Quarter ending June 2017	4,610	→
Variance since June 2016	0.4%	→



ACTIVITY

Cumulative percentage of contracted UDA delivered 2017 & 2018



Month	Adjusted Scheduled Activity (UDA)	
	2017	2018
April	1,040	789
May	2,406	1,948
June	3,363	2,710
July	4,775	
August	5,902	
September	7,086	
October	8,426	
November	9,914	
December	11,583	
January	12,895	
February	14,429	
March	16,140	
April	16,621	
May	16,618	
June	16,619	

QUALITY

	Quantity	Base Number	Contract	AT	Region	England
% of FP17s for the same patient ID Re-attending within 3 months - Children	18	307	5.9%	9.3%	11.7%	12.0%
% of FP17s for the same patient ID Re-attending within 3 months - Adults	114	1,141	10.0%	12.6%	15.2%	16.0%
% of FP17s for the same patient ID Re-attending between 3 & 9 months - Children	177	307	57.7%	58.4%	59.1%	58.0%
% of FP17s for the same patient ID Re-attending between 3 & 9 months - Adults	717	1,141	62.8%	50.2%	52.2%	50.9%
% of FP17s for Band 1 Urgent Courses	47	1,218	3.9%	6.8%	7.9%	9.1%
% of FP17s Relating to Free Repair or Replacements	13	1,218	1.1%	0.8%	0.8%	0.8%
% of FP17s Relating to Continuations	20	1,218	1.6%	1.1%	1.1%	1.1%
% of Patients satisfied with the dentistry they have received	18	18	100.0%	92.1%	91.8%	91.7%
% of Patients satisfied with the time they had to wait for an appointment	14	18	77.8%	90.5%	88.4%	88.0%

* This is based on patients treated on this contract for their most recent course of treatment. Figures in italics indicate the base number of FP17s or Patient Questionnaire responses are less than 100. N/A is shown where the base number of responses is less than 10 during the period. % is calculated as Quantity/Base number*100

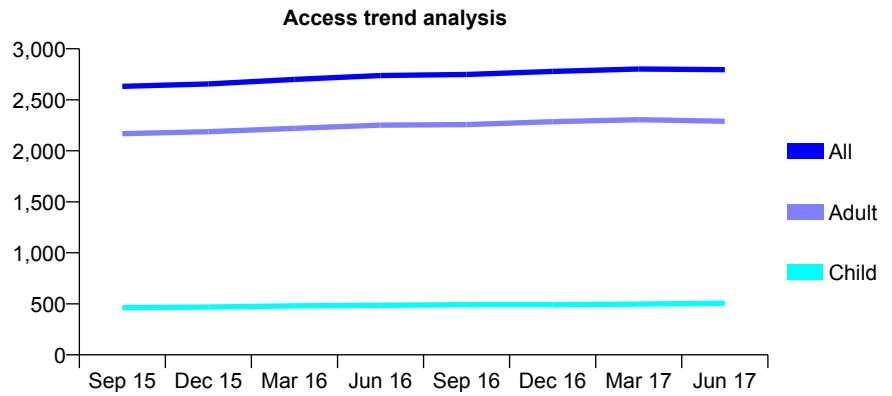
Q53 - Vital Signs At a Glance Contract Report for 932833/0001 - June 2017

Name or company name	MR B RAHNAMA
Contract type name	GDS Contract
Purpose of contract	General
Contract start date	01/04/2006
Contract end date	

17/18 Contracted general activity (UDA)	7,591
Carry forward general activity (UDA)	0
17/18 Contracted orthodontic activity (UOA)	0
Carry forward orthodontic activity (UOA)	0
Baseline contract value	£227,865.12

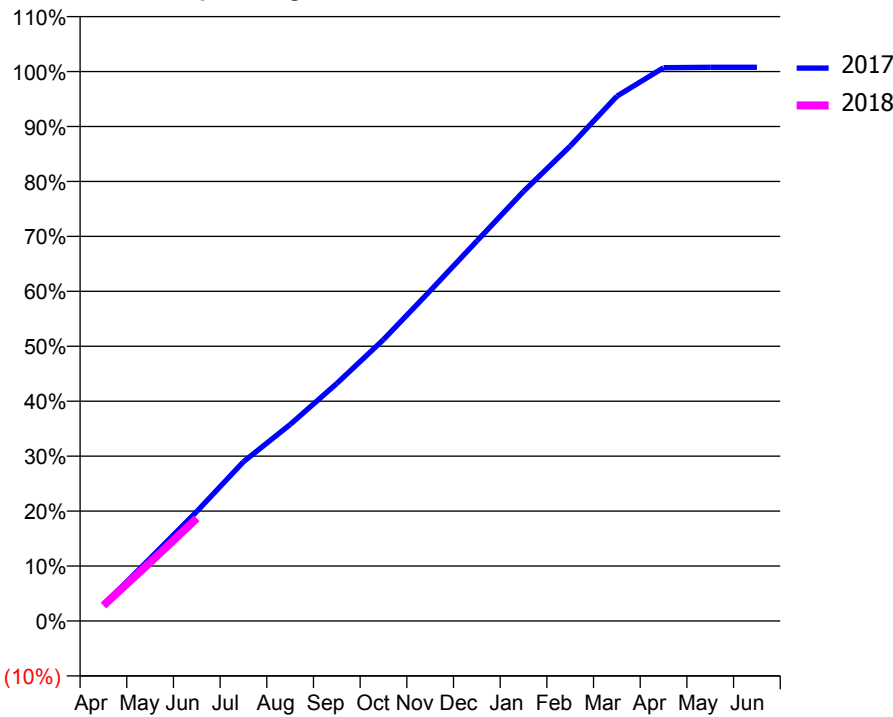
ACCESS*

Patients seen in 24 months	Total	Change since previous quarter
Quarter ending June 2016	2,738	
Quarter ending September 2016	2,749	→
Quarter ending December 2016	2,778	→
Quarter ending March 2017	2,802	→
Quarter ending June 2017	2,796	→
Variance since June 2016	2.1%	↑



ACTIVITY

Cumulative percentage of contracted UDA delivered 2017 & 2018



Month	Adjusted Scheduled Activity (UDA)	
	2017	2018
April	222	215
May	866	809
June	1,513	1,420
July	2,200	
August	2,714	
September	3,282	
October	3,888	
November	4,562	
December	5,248	
January	5,935	
February	6,560	
March	7,250	
April	7,645	
May	7,649	
June	7,649	

QUALITY

	Quantity	Base Number	Contract	AT	Region	England
% of FP17s for the same patient ID Re-attending within 3 months - Children	6	193	3.1%	9.3%	11.7%	12.0%
% of FP17s for the same patient ID Re-attending within 3 months - Adults	50	731	6.8%	12.6%	15.2%	16.0%
% of FP17s for the same patient ID Re-attending between 3 & 9 months - Children	109	193	56.5%	58.4%	59.1%	58.0%
% of FP17s for the same patient ID Re-attending between 3 & 9 months - Adults	400	731	54.7%	50.2%	52.2%	50.9%
% of FP17s for Band 1 Urgent Courses	45	678	6.6%	6.8%	7.9%	9.1%
% of FP17s Relating to Free Repair or Replacements	1	678	0.1%	0.8%	0.8%	0.8%
% of FP17s Relating to Continuations	1	678	0.1%	1.1%	1.1%	1.1%
% of Patients satisfied with the dentistry they have received	4	6	N/A	92.1%	91.8%	91.7%
% of Patients satisfied with the time they had to wait for an appointment	6	6	N/A	90.5%	88.4%	88.0%

* This is based on patients treated on this contract for their most recent course of treatment. Figures in italics indicate the base number of FP17s or Patient Questionnaire responses are less than 100. N/A is shown where the base number of responses is less than 10 during the period. % is calculated as Quantity/Base number*100

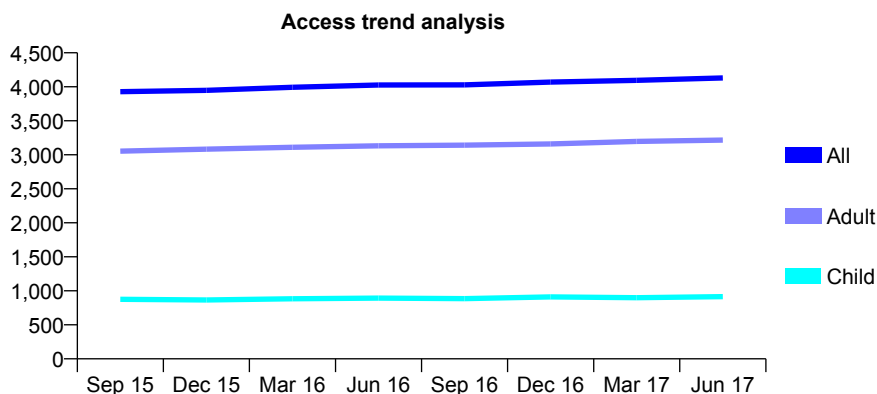
Q53 - Vital Signs At a Glance Contract Report for 960128/0001 - June 2017

Name or company name	MR Z SACRANIE
Contract type name	GDS Contract
Purpose of contract	General
Contract start date	01/04/2009
Contract end date	

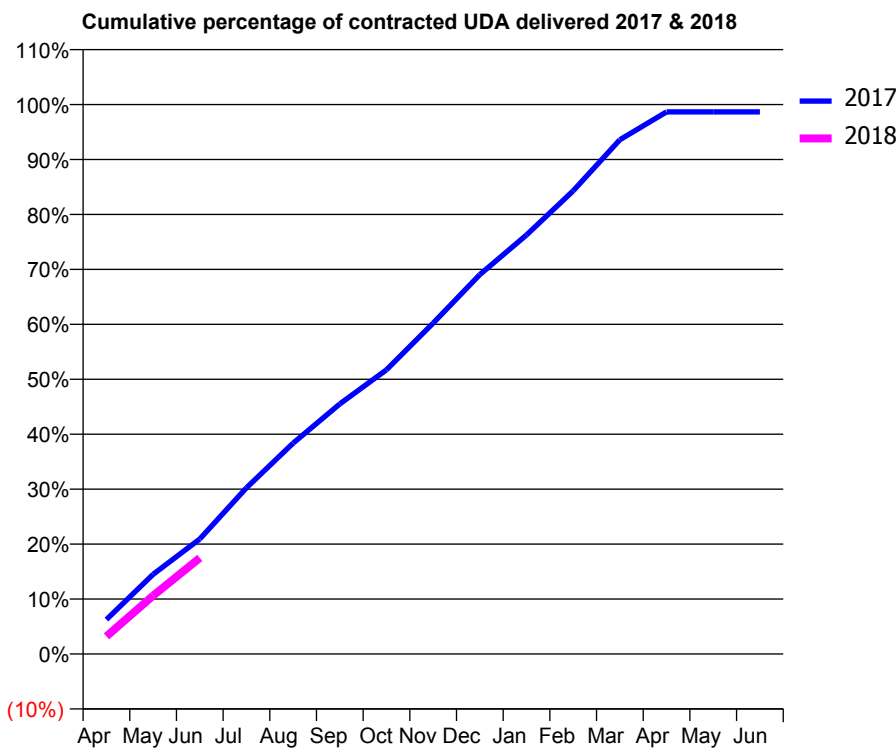
17/18 Contracted general activity (UDA)	12,000
Carry forward general activity (UDA)	0
17/18 Contracted orthodontic activity (UOA)	0
Carry forward orthodontic activity (UOA)	0
Baseline contract value	£357,244.45

ACCESS*

Patients seen in 24 months	Total	Change since previous quarter
Quarter ending June 2016	4,026	
Quarter ending September 2016	4,029	→
Quarter ending December 2016	4,069	→
Quarter ending March 2017	4,096	→
Quarter ending June 2017	4,131	→
Variance since June 2016	2.6%	↑



ACTIVITY



Month	Adjusted Scheduled Activity (UDA)	
	2017	2018
April	753	386
May	1,741	1,273
June	2,512	2,099
July	3,631	
August	4,607	
September	5,463	
October	6,207	
November	7,227	
December	8,286	
January	9,150	
February	10,116	
March	11,229	
April	11,838	
May	11,840	
June	11,838	

QUALITY

	Quantity	Base Number	Contract	AT	Region	England
% of FP17s for the same patient ID Re-attending within 3 months - Children	26	315	8.3%	9.3%	11.7%	12.0%
% of FP17s for the same patient ID Re-attending within 3 months - Adults	213	1,111	19.2%	12.6%	15.2%	16.0%
% of FP17s for the same patient ID Re-attending between 3 & 9 months - Children	183	315	58.1%	58.4%	59.1%	58.0%
% of FP17s for the same patient ID Re-attending between 3 & 9 months - Adults	625	1,111	56.3%	50.2%	52.2%	50.9%
% of FP17s for Band 1 Urgent Courses	105	996	10.5%	6.8%	7.9%	9.1%
% of FP17s Relating to Free Repair or Replacements	10	996	1.0%	0.8%	0.8%	0.8%
% of FP17s Relating to Continuations	6	996	0.6%	1.1%	1.1%	1.1%
% of Patients satisfied with the dentistry they have received	14	14	100.0%	92.1%	91.8%	91.7%
% of Patients satisfied with the time they had to wait for an appointment	14	14	100.0%	90.5%	88.4%	88.0%

* This is based on patients treated on this contract for their most recent course of treatment. Figures in italics indicate the base number of FP17s or Patient Questionnaire responses are less than 100. N/A is shown where the base number of responses is less than 10 during the period. % is calculated as Quantity/Base number*100

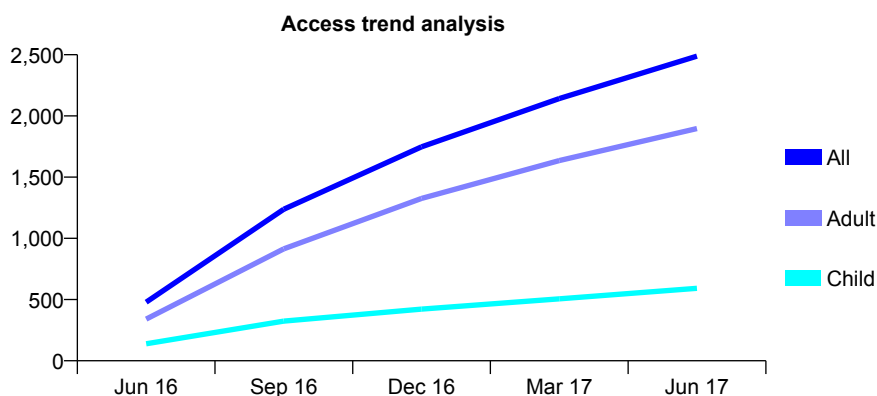
Q54 - Vital Signs At a Glance Contract Report for 100085/0000 - June 2017

Name or company name	Broadway Dental Suite
Contract type name	GDS Contract
Purpose of contract	General
Contract start date	01/04/2016
Contract end date	

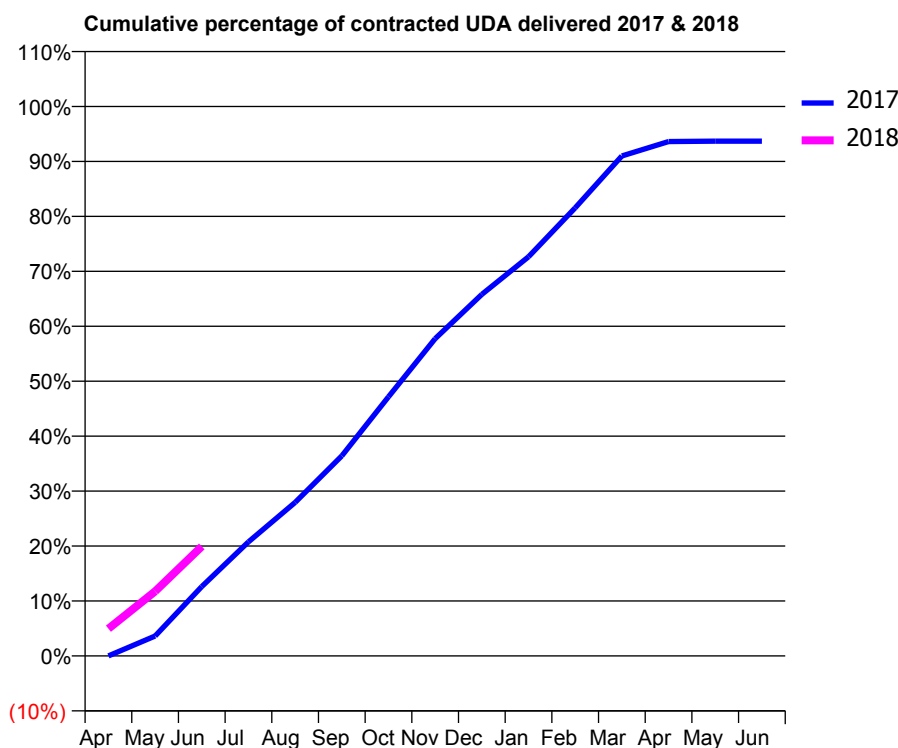
17/18 Contracted general activity (UDA)	11,239
Carry forward general activity (UDA)	0
17/18 Contracted orthodontic activity (UOA)	0
Carry forward orthodontic activity (UOA)	0
Baseline contract value	£368,786.10

ACCESS*

Patients seen in 24 months	Total	Change since previous quarter
Quarter ending June 2016	479	
Quarter ending September 2016	1,238	↑
Quarter ending December 2016	1,748	↑
Quarter ending March 2017	2,142	↑
Quarter ending June 2017	2,489	↑
Variance since June 2016	419.6%	↑



ACTIVITY



Month	Adjusted Scheduled Activity (UDA)	
	2017	2018
April	0	558
May	406	1,321
June	1,420	2,240
July	2,333	
August	3,140	
September	4,091	
October	5,300	
November	6,490	
December	7,394	
January	8,164	
February	9,167	
March	10,227	
April	10,521	
May	10,528	
June	10,529	

QUALITY

	Quantity	Base Number	Contract	AT	Region	England
% of FP17s for the same patient ID Re-attending within 3 months - Children	8	178	4.5%	10.1%	11.7%	12.0%
% of FP17s for the same patient ID Re-attending within 3 months - Adults	55	543	10.1%	14.8%	15.2%	16.0%
% of FP17s for the same patient ID Re-attending between 3 & 9 months - Children	52	178	29.2%	51.6%	59.1%	58.0%
% of FP17s for the same patient ID Re-attending between 3 & 9 months - Adults	177	543	32.6%	47.7%	52.2%	50.9%
% of FP17s for Band 1 Urgent Courses	45	614	7.3%	8.2%	7.9%	9.1%
% of FP17s Relating to Free Repair or Replacements	4	614	0.7%	0.7%	0.8%	0.8%
% of FP17s Relating to Continuations	1	614	0.2%	0.8%	1.1%	1.1%
% of Patients satisfied with the dentistry they have received	3	3	N/A	91.3%	91.8%	91.7%
% of Patients satisfied with the time they had to wait for an appointment	2	3	N/A	90.2%	88.4%	88.0%

* This is based on patients treated on this contract for their most recent course of treatment. Figures in italics indicate the base number of FP17s or Patient Questionnaire responses are less than 100. N/A is shown where the base number of responses is less than 10 during the period. % is calculated as Quantity/Base number*100

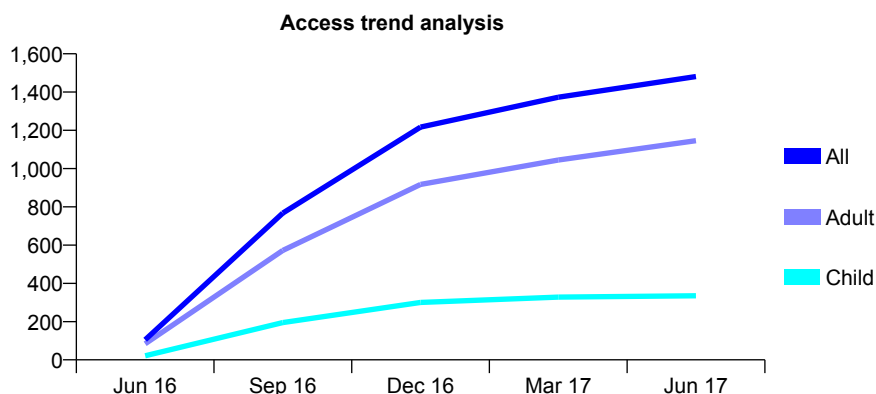
Q54 - Vital Signs At a Glance Contract Report for 100162/0000 - June 2017

Name or company name	MR MJ WARREN & MR JS JANDU
Contract type name	GDS Contract
Purpose of contract	General
Contract start date	01/06/2016
Contract end date	

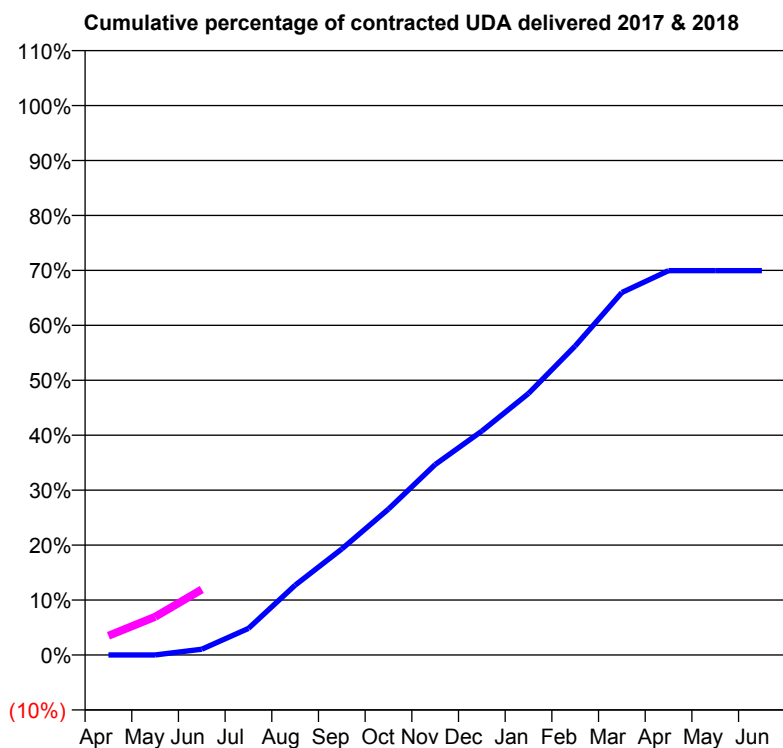
17/18 Contracted general activity (UDA)	7,200
Carry forward general activity (UDA)	0
17/18 Contracted orthodontic activity (UOA)	0
Carry forward orthodontic activity (UOA)	0
Baseline contract value	£153,191.37

ACCESS*

Patients seen in 24 months	Total	Change since previous quarter
Quarter ending June 2016	105	
Quarter ending September 2016	767	↑
Quarter ending December 2016	1,217	↑
Quarter ending March 2017	1,373	↑
Quarter ending June 2017	1,481	↑
Variance since June 2016	1310.5%	↑



ACTIVITY



Month	Adjusted Scheduled Activity (UDA)	
	2017	2018
April	0	252
May	0	500
June	64	859
July	291	
August	762	
September	1,158	
October	1,593	
November	2,081	
December	2,445	
January	2,856	
February	3,374	
March	3,958	
April	4,197	
May	4,197	
June	4,197	

QUALITY

	Quantity	Base Number	Contract	AT	Region	England
% of FP17s for the same patient ID Re-attending within 3 months - Children	10	150	6.7%	10.1%	11.7%	12.0%
% of FP17s for the same patient ID Re-attending within 3 months - Adults	70	475	14.7%	14.8%	15.2%	16.0%
% of FP17s for the same patient ID Re-attending between 3 & 9 months - Children	102	150	68.0%	51.6%	59.1%	58.0%
% of FP17s for the same patient ID Re-attending between 3 & 9 months - Adults	282	475	59.4%	47.7%	52.2%	50.9%
% of FP17s for Band 1 Urgent Courses	25	525	4.8%	8.2%	7.9%	9.1%
% of FP17s Relating to Free Repair or Replacements	0	525	0.0%	0.7%	0.8%	0.8%
% of FP17s Relating to Continuations	19	525	3.6%	0.8%	1.1%	1.1%
% of Patients satisfied with the dentistry they have received	1	1	N/A	91.3%	91.8%	91.7%
% of Patients satisfied with the time they had to wait for an appointment	1	1	N/A	90.2%	88.4%	88.0%

* This is based on patients treated on this contract for their most recent course of treatment. Figures in italics indicate the base number of FP17s or Patient Questionnaire responses are less than 100. N/A is shown where the base number of responses is less than 10 during the period. % is calculated as Quantity/Base number*100

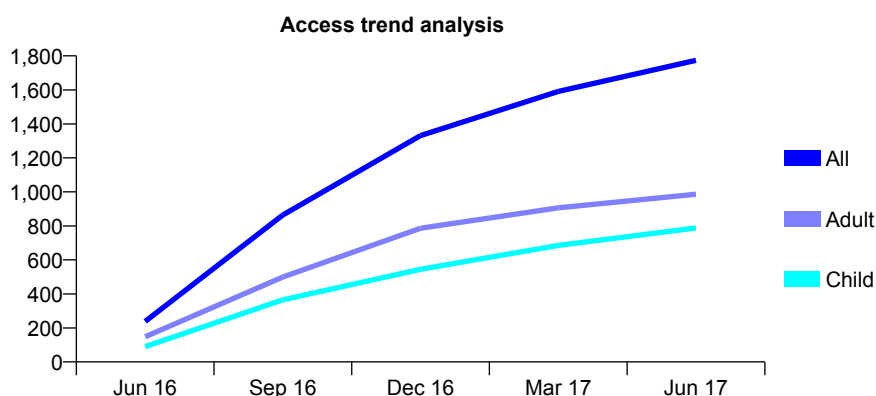
Q54 - Vital Signs At a Glance Contract Report for 100164/0000 - June 2017

Name or company name	Princes End Dental Practice
Contract type name	GDS Contract
Purpose of contract	General
Contract start date	01/06/2016
Contract end date	

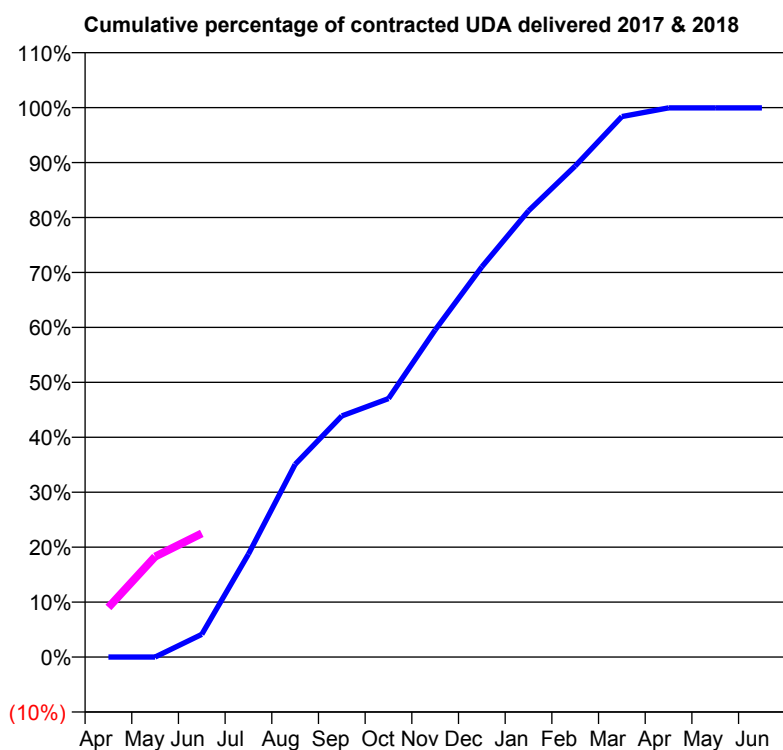
17/18 Contracted general activity (UDA)	4,890
Carry forward general activity (UDA)	0
17/18 Contracted orthodontic activity (UOA)	0
Carry forward orthodontic activity (UOA)	0
Baseline contract value	£118,127.97

ACCESS*

Patients seen in 24 months	Total	Change since previous quarter
Quarter ending June 2016	238	
Quarter ending September 2016	864	↑
Quarter ending December 2016	1,331	↑
Quarter ending March 2017	1,591	↑
Quarter ending June 2017	1,774	↑
Variance since June 2016	645.4%	↑



ACTIVITY



Month	Adjusted Scheduled Activity (UDA)	
	2017	2018
April	0	442
May	0	894
June	251	1,100
July	1,141	
August	2,135	
September	2,672	
October	2,863	
November	3,624	
December	4,323	
January	4,944	
February	5,440	
March	5,988	
April	6,084	
May	6,084	
June	6,084	

QUALITY

	Quantity	Base Number	Contract	AT	Region	England
% of FP17s for the same patient ID Re-attending within 3 months - Children	8	249	3.2%	10.1%	11.7%	12.0%
% of FP17s for the same patient ID Re-attending within 3 months - Adults	26	209	12.4%	14.8%	15.2%	16.0%
% of FP17s for the same patient ID Re-attending between 3 & 9 months - Children	98	249	39.4%	51.6%	59.1%	58.0%
% of FP17s for the same patient ID Re-attending between 3 & 9 months - Adults	82	209	39.2%	47.7%	52.2%	50.9%
% of FP17s for Band 1 Urgent Courses	21	408	5.1%	8.2%	7.9%	9.1%
% of FP17s Relating to Free Repair or Replacements	0	408	0.0%	0.7%	0.8%	0.8%
% of FP17s Relating to Continuations	0	408	0.0%	0.8%	1.1%	1.1%
% of Patients satisfied with the dentistry they have received	3	3	N/A	91.3%	91.8%	91.7%
% of Patients satisfied with the time they had to wait for an appointment	3	3	N/A	90.2%	88.4%	88.0%

* This is based on patients treated on this contract for their most recent course of treatment. Figures in italics indicate the base number of FP17s or Patient Questionnaire responses are less than 100. N/A is shown where the base number of responses is less than 10 during the period. % is calculated as Quantity/Base number*100

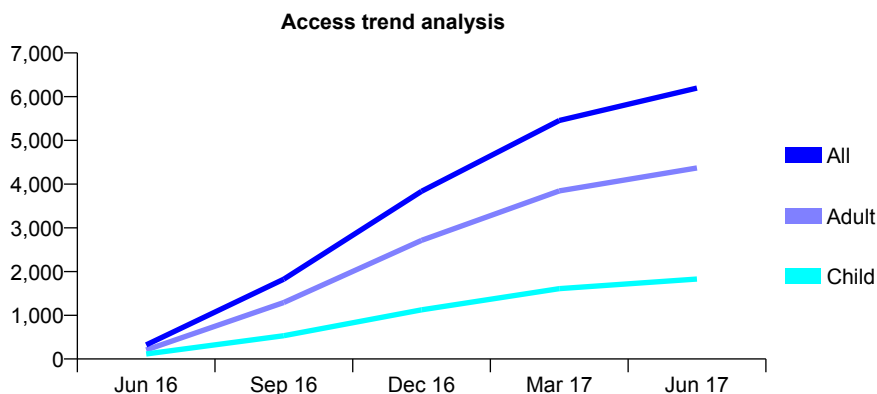
Q54 - Vital Signs At a Glance Contract Report for 100165/0000 - June 2017

Name or company name	Family Dental Centre Partnership
Contract type name	GDS Contract
Purpose of contract	General
Contract start date	01/06/2016
Contract end date	

17/18 Contracted general activity (UDA)	17,884
Carry forward general activity (UDA)	0
17/18 Contracted orthodontic activity (UOA)	0
Carry forward orthodontic activity (UOA)	0
Baseline contract value	£499,971.84

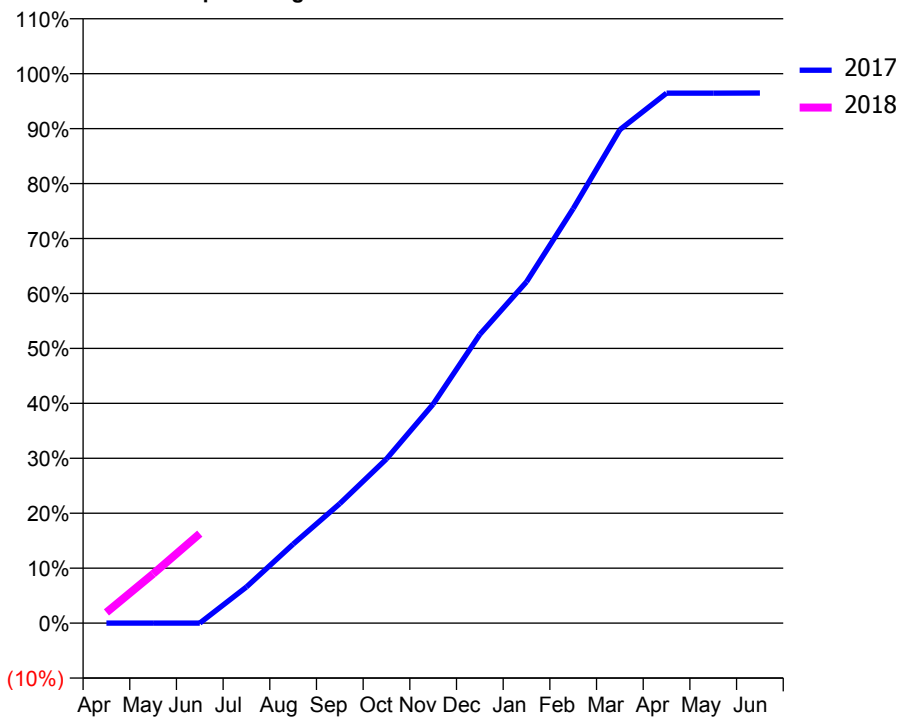
ACCESS*

Patients seen in 24 months	Total	Change since previous quarter
Quarter ending June 2016	322	
Quarter ending September 2016	1,825	↑
Quarter ending December 2016	3,837	↑
Quarter ending March 2017	5,456	↑
Quarter ending June 2017	6,196	↑
Variance since June 2016	1824.2%	↑



ACTIVITY

Cumulative percentage of contracted UDA delivered 2017 & 2018



Month	Adjusted Scheduled Activity (UDA)	
	2017	2018
April	0	350
May	0	1,602
June	0	2,914
July	1,025	
August	2,235	
September	3,385	
October	4,648	
November	6,199	
December	8,173	
January	9,659	
February	11,729	
March	13,966	
April	14,998	
May	14,998	
June	15,002	

QUALITY

	Quantity	Base Number	Contract	AT	Region	England
% of FP17s for the same patient ID Re-attending within 3 months - Children	50	588	8.5%	10.1%	11.7%	12.0%
% of FP17s for the same patient ID Re-attending within 3 months - Adults	183	1,336	13.7%	14.8%	15.2%	16.0%
% of FP17s for the same patient ID Re-attending between 3 & 9 months - Children	212	588	36.1%	51.6%	59.1%	58.0%
% of FP17s for the same patient ID Re-attending between 3 & 9 months - Adults	520	1,336	38.9%	47.7%	52.2%	50.9%
% of FP17s for Band 1 Urgent Courses	96	1,426	6.7%	8.2%	7.9%	9.1%
% of FP17s Relating to Free Repair or Replacements	17	1,426	1.2%	0.7%	0.8%	0.8%
% of FP17s Relating to Continuations	24	1,426	1.7%	0.8%	1.1%	1.1%
% of Patients satisfied with the dentistry they have received	6	6	N/A	91.3%	91.8%	91.7%
% of Patients satisfied with the time they had to wait for an appointment	6	6	N/A	90.2%	88.4%	88.0%

* This is based on patients treated on this contract for their most recent course of treatment. Figures in italics indicate the base number of FP17s or Patient Questionnaire responses are less than 100. N/A is shown where the base number of responses is less than 10 during the period. % is calculated as Quantity/Base number*100

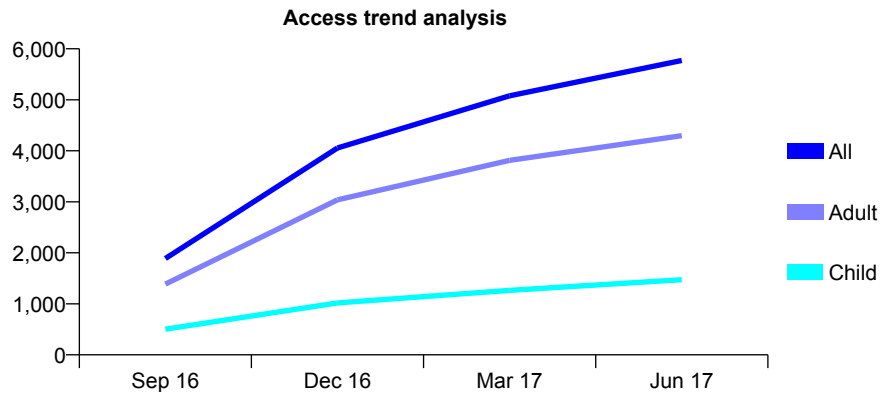
Q54 - Vital Signs At a Glance Contract Report for 100173/0000 - June 2017

Name or company name	Hilltop Dental Spa
Contract type name	GDS Contract
Purpose of contract	General
Contract start date	01/07/2016
Contract end date	

17/18 Contracted general activity (UDA)	23,164
Carry forward general activity (UDA)	0
17/18 Contracted orthodontic activity (UOA)	0
Carry forward orthodontic activity (UOA)	0
Baseline contract value	£627,537.68

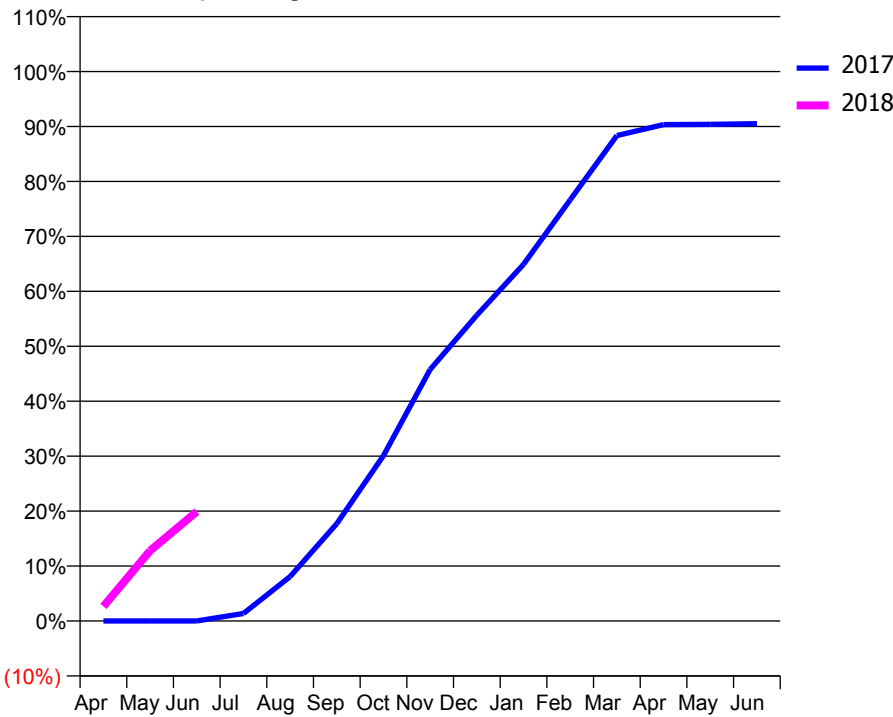
ACCESS*

Patients seen in 24 months	Total	Change since previous quarter
Quarter ending June 2016	0	
Quarter ending September 2016	1,890	↑
Quarter ending December 2016	4,057	↑
Quarter ending March 2017	5,079	↑
Quarter ending June 2017	5,771	↑
Variance since June 2016	N/A	



ACTIVITY

Cumulative percentage of contracted UDA delivered 2017 & 2018



Month	Adjusted Scheduled Activity (UDA)	
	2017	2018
April	0	616
May	0	2,967
June	0	4,614
July	232	
August	1,369	
September	3,003	
October	5,098	
November	7,749	
December	9,423	
January	10,987	
February	12,976	
March	14,956	
April	15,293	
May	15,301	
June	15,321	

QUALITY

	Quantity	Base Number	Contract	AT	Region	England
% of FP17s for the same patient ID Re-attending within 3 months - Children	41	602	6.8%	10.1%	11.7%	12.0%
% of FP17s for the same patient ID Re-attending within 3 months - Adults	198	1,683	11.8%	14.8%	15.2%	16.0%
% of FP17s for the same patient ID Re-attending between 3 & 9 months - Children	336	602	55.8%	51.6%	59.1%	58.0%
% of FP17s for the same patient ID Re-attending between 3 & 9 months - Adults	1,038	1,683	61.7%	47.7%	52.2%	50.9%
% of FP17s for Band 1 Urgent Courses	72	2,117	3.4%	8.2%	7.9%	9.1%
% of FP17s Relating to Free Repair or Replacements	20	2,117	0.9%	0.7%	0.8%	0.8%
% of FP17s Relating to Continuations	30	2,117	1.4%	0.8%	1.1%	1.1%
% of Patients satisfied with the dentistry they have received	10	11	90.9%	91.3%	91.8%	91.7%
% of Patients satisfied with the time they had to wait for an appointment	10	11	90.9%	90.2%	88.4%	88.0%

* This is based on patients treated on this contract for their most recent course of treatment. Figures in italics indicate the base number of FP17s or Patient Questionnaire responses are less than 100. N/A is shown where the base number of responses is less than 10 during the period. % is calculated as Quantity/Base number*100

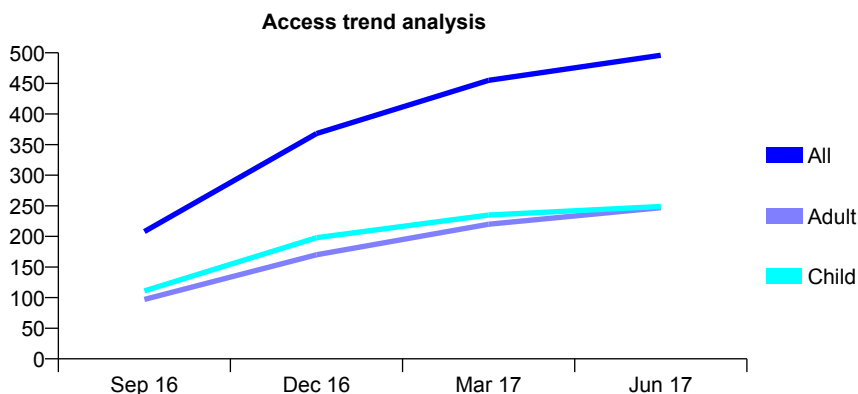
Q54 - Vital Signs At a Glance Contract Report for 100176/0000 - June 2017

Name or company name	Mr S Merali
Contract type name	GDS Contract
Purpose of contract	General
Contract start date	01/07/2016
Contract end date	

17/18 Contracted general activity (UDA)	2,323
Carry forward general activity (UDA)	0
17/18 Contracted orthodontic activity (UOA)	0
Carry forward orthodontic activity (UOA)	0
Baseline contract value	£53,437.91

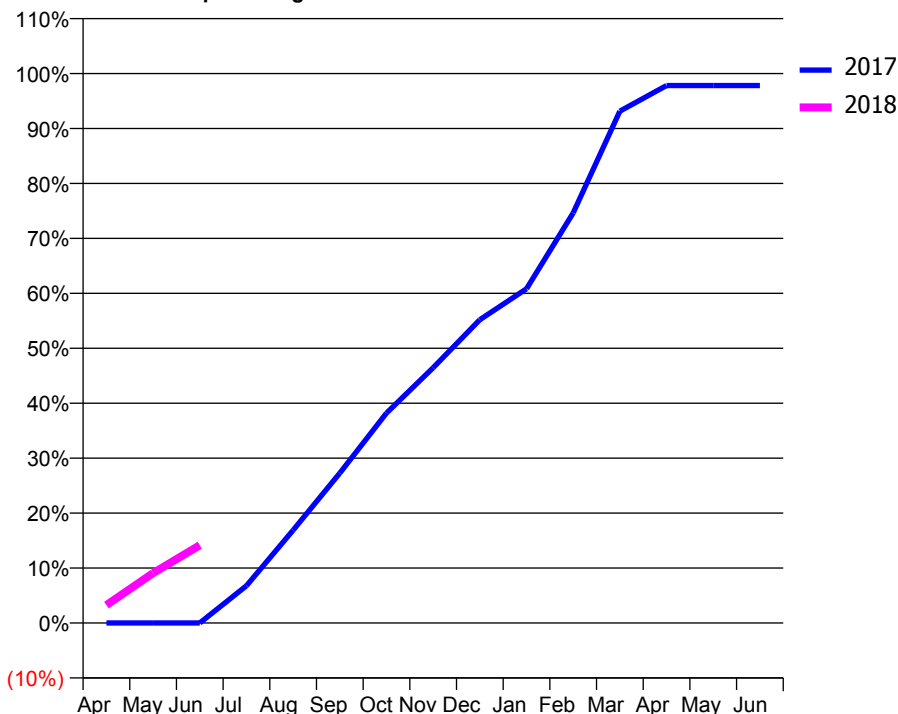
ACCESS*

Patients seen in 24 months	Total	Change since previous quarter
Quarter ending June 2016	0	
Quarter ending September 2016	208	↑
Quarter ending December 2016	368	↑
Quarter ending March 2017	455	↑
Quarter ending June 2017	496	↑
Variance since June 2016	N/A	



ACTIVITY

Cumulative percentage of contracted UDA delivered 2017 & 2018



Adjusted Scheduled Activity (UDA)

Month	2017	2018
April	0	76
May	0	211
June	0	329
July	119	
August	296	
September	478	
October	670	
November	814	
December	967	
January	1,066	
February	1,308	
March	1,633	
April	1,715	
May	1,715	
June	1,715	

QUALITY

	Quantity	Base Number	Contract	AT	Region	England
% of FP17s for the same patient ID Re-attending within 3 months - Children	4	85	4.7%	10.1%	11.7%	12.0%
% of FP17s for the same patient ID Re-attending within 3 months - Adults	20	95	21.1%	14.8%	15.2%	16.0%
% of FP17s for the same patient ID Re-attending between 3 & 9 months - Children	56	85	65.9%	51.6%	59.1%	58.0%
% of FP17s for the same patient ID Re-attending between 3 & 9 months - Adults	39	95	41.1%	47.7%	52.2%	50.9%
% of FP17s for Band 1 Urgent Courses	19	152	12.5%	8.2%	7.9%	9.1%
% of FP17s Relating to Free Repair or Replacements	0	152	0.0%	0.7%	0.8%	0.8%
% of FP17s Relating to Continuations	0	152	0.0%	0.8%	1.1%	1.1%
% of Patients satisfied with the dentistry they have received	6	7	N/A	91.3%	91.8%	91.7%
% of Patients satisfied with the time they had to wait for an appointment	7	7	N/A	90.2%	88.4%	88.0%

* This is based on patients treated on this contract for their most recent course of treatment. Figures in italics indicate the base number of FP17s or Patient Questionnaire responses are less than 100. N/A is shown where the base number of responses is less than 10 during the period. % is calculated as Quantity/Base number*100

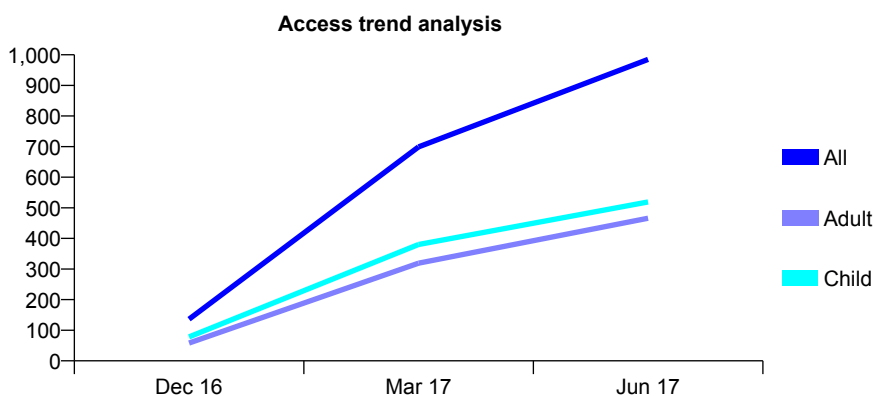
Q54 - Vital Signs At a Glance Contract Report for 100227/0000 - June 2017

Name or company name	Wolverhampton Community Dental Service
Contract type name	PDS Contract
Purpose of contract	General
Contract start date	01/11/2016
Contract end date	31/03/2018

17/18 Contracted general activity (UDA)	4,500
Carry forward general activity (UDA)	0
17/18 Contracted orthodontic activity (UOA)	0
Carry forward orthodontic activity (UOA)	0
Baseline contract value	£0.00

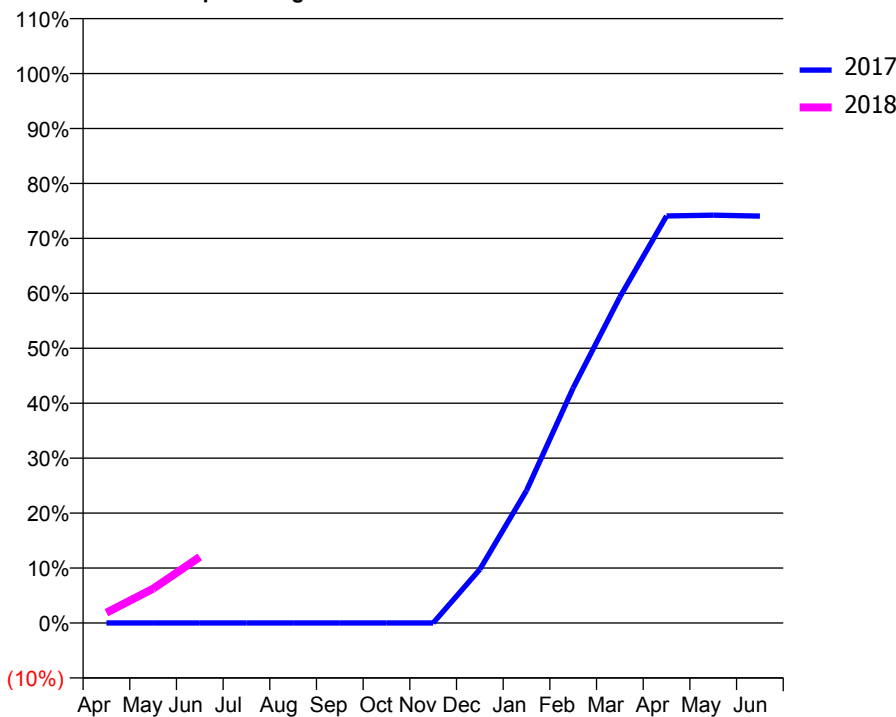
ACCESS*

Patients seen in 24 months	Total	Change since previous quarter
Quarter ending June 2016	0	
Quarter ending September 2016	0	
Quarter ending December 2016	136	↑
Quarter ending March 2017	699	↑
Quarter ending June 2017	985	↑
Variance since June 2016	N/A	



ACTIVITY

Cumulative percentage of contracted UDA delivered 2017 & 2018



Adjusted Scheduled Activity (UDA)

Month	2017	2018
April	0	85
May	0	281
June	0	541
July	0	
August	0	
September	0	
October	0	
November	0	
December	183	
January	452	
February	803	
March	1,112	
April	1,389	
May	1,392	
June	1,389	

QUALITY

	Quantity	Base Number	Contract	AT	Region	England
% of FP17s for the same patient ID Re-attending within 3 months - Children	9	277	3.2%	10.1%	11.7%	12.0%
% of FP17s for the same patient ID Re-attending within 3 months - Adults	26	232	11.2%	14.8%	15.2%	16.0%
% of FP17s for the same patient ID Re-attending between 3 & 9 months - Children	9	277	3.2%	51.6%	59.1%	58.0%
% of FP17s for the same patient ID Re-attending between 3 & 9 months - Adults	11	232	4.7%	47.7%	52.2%	50.9%
% of FP17s for Band 1 Urgent Courses	34	334	10.2%	8.2%	7.9%	9.1%
% of FP17s Relating to Free Repair or Replacements	0	334	0.0%	0.7%	0.8%	0.8%
% of FP17s Relating to Continuations	0	334	0.0%	0.8%	1.1%	1.1%
% of Patients satisfied with the dentistry they have received	0	0	N/A	91.3%	91.8%	91.7%
% of Patients satisfied with the time they had to wait for an appointment	0	0	N/A	90.2%	88.4%	88.0%

* This is based on patients treated on this contract for their most recent course of treatment. Figures in italics indicate the base number of FP17s or Patient Questionnaire responses are less than 100. N/A is shown where the base number of responses is less than 10 during the period. % is calculated as Quantity/Base number*100

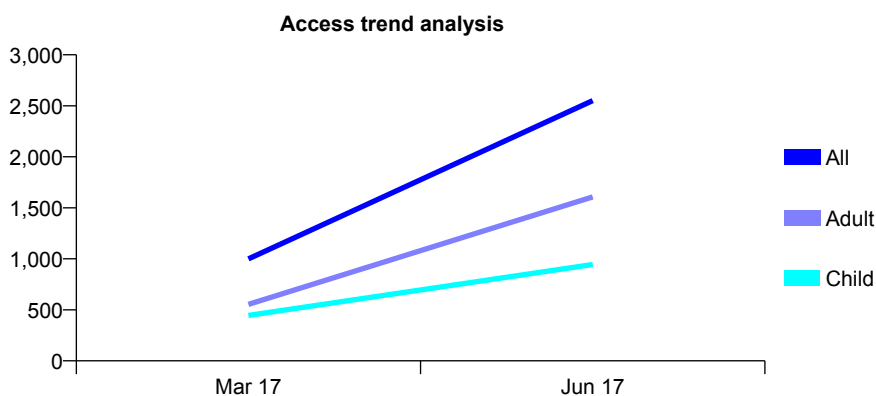
Q54 - Vital Signs At a Glance Contract Report for 100267/0000 - June 2017

Name or company name	Dudley Road Dental Practice
Contract type name	GDS Contract
Purpose of contract	General
Contract start date	01/02/2017
Contract end date	

17/18 Contracted general activity (UDA)	33,417
Carry forward general activity (UDA)	0
17/18 Contracted orthodontic activity (UOA)	0
Carry forward orthodontic activity (UOA)	0
Baseline contract value	£888,819.95

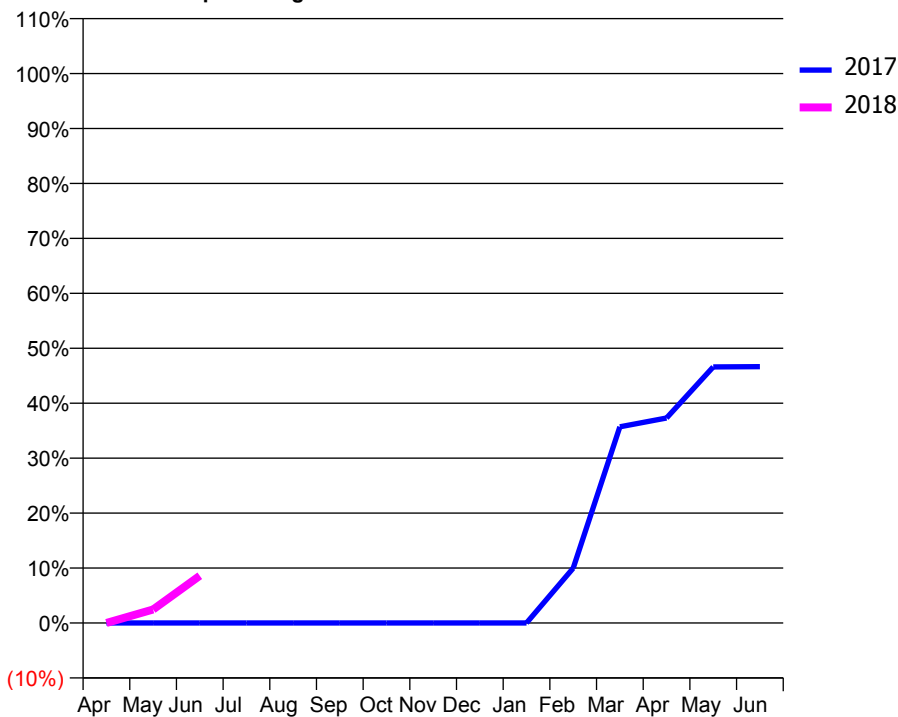
ACCESS*

Patients seen in 24 months	Total	Change since previous quarter
Quarter ending June 2016	0	
Quarter ending September 2016	0	
Quarter ending December 2016	0	
Quarter ending March 2017	999	
Quarter ending June 2017	2,551	↑
Variance since June 2016	N/A	



ACTIVITY

Cumulative percentage of contracted UDA delivered 2017 & 2018



Month	Adjusted Scheduled Activity (UDA)	
	2017	2018
April	0	0
May	0	826
June	0	2,876
July	0	
August	0	
September	0	
October	0	
November	0	
December	0	
January	0	
February	557	
March	1,989	
April	2,078	
May	2,596	
June	2,599	

QUALITY

	Quantity	Base Number	Contract	AT	Region	England
% of FP17s for the same patient ID Re-attending within 3 months - Children	15	427	3.5%	10.1%	11.7%	12.0%
% of FP17s for the same patient ID Re-attending within 3 months - Adults	36	904	4.0%	14.8%	15.2%	16.0%
% of FP17s for the same patient ID Re-attending between 3 & 9 months - Children	7	427	1.6%	51.6%	59.1%	58.0%
% of FP17s for the same patient ID Re-attending between 3 & 9 months - Adults	11	904	1.2%	47.7%	52.2%	50.9%
% of FP17s for Band 1 Urgent Courses	52	1,076	4.8%	8.2%	7.9%	9.1%
% of FP17s Relating to Free Repair or Replacements	2	1,076	0.2%	0.7%	0.8%	0.8%
% of FP17s Relating to Continuations	8	1,076	0.7%	0.8%	1.1%	1.1%
% of Patients satisfied with the dentistry they have received	0	0	N/A	91.3%	91.8%	91.7%
% of Patients satisfied with the time they had to wait for an appointment	0	0	N/A	90.2%	88.4%	88.0%

* This is based on patients treated on this contract for their most recent course of treatment. Figures in italics indicate the base number of FP17s or Patient Questionnaire responses are less than 100. N/A is shown where the base number of responses is less than 10 during the period. % is calculated as Quantity/Base number*100

Q54 - Vital Signs At a Glance Contract Report for 100400/0000 - June 2017


Name or company name	Priory Dental Practice
Contract type name	GDS Contract
Purpose of contract	General
Contract start date	01/05/2017
Contract end date	

17/18 Contracted general activity (UDA)	2,750
Carry forward general activity (UDA)	0
17/18 Contracted orthodontic activity (UOA)	0
Carry forward orthodontic activity (UOA)	0
Baseline contract value	£64,075.00

ACCESS*

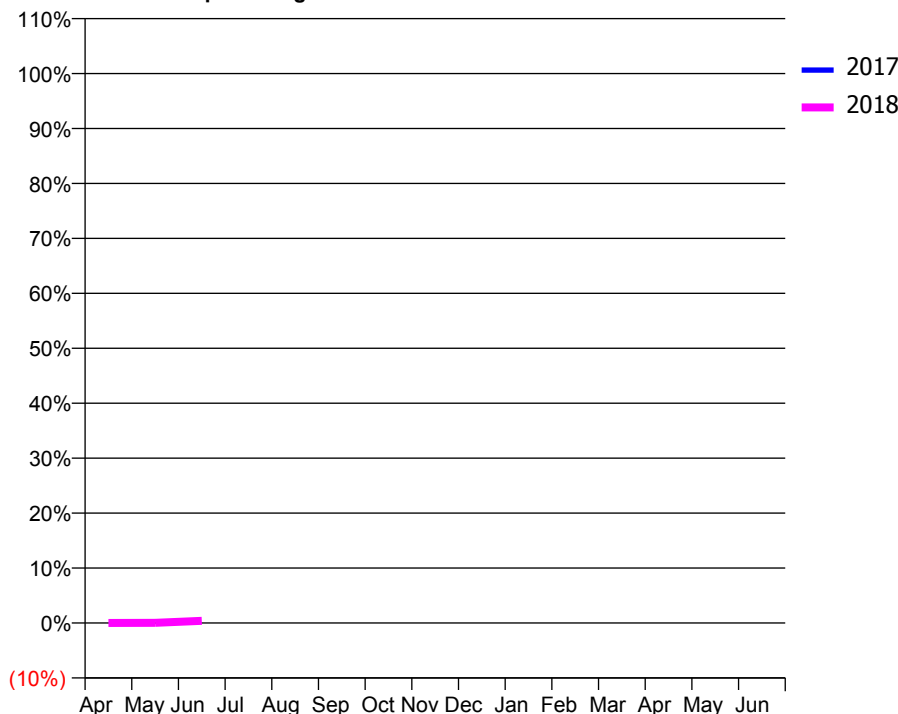
Patients seen in 24 months	Total	Change since previous quarter
Quarter ending June 2016	0	
Quarter ending September 2016	0	
Quarter ending December 2016	0	
Quarter ending March 2017	0	
Quarter ending June 2017	79	↑
Variance since June 2016	N/A	

Access trend analysis



ACTIVITY

Cumulative percentage of contracted UDA delivered 2017 & 2018



Adjusted Scheduled Activity (UDA)

Month	2017	2018
April	0	0
May	0	1
June	0	11
July	0	
August	0	
September	0	
October	0	
November	0	
December	0	
January	0	
February	0	
March	0	
April	0	
May	0	
June	0	

QUALITY

	Quantity	Base Number	Contract	AT	Region	England
% of FP17s for the same patient ID Re-attending within 3 months - Children	0	2	0.0%	10.1%	11.7%	12.0%
% of FP17s for the same patient ID Re-attending within 3 months - Adults	0	3	0.0%	14.8%	15.2%	16.0%
% of FP17s for the same patient ID Re-attending between 3 & 9 months - Children	0	2	0.0%	51.6%	59.1%	58.0%
% of FP17s for the same patient ID Re-attending between 3 & 9 months - Adults	0	3	0.0%	47.7%	52.2%	50.9%
% of FP17s for Band 1 Urgent Courses	0	5	0.0%	8.2%	7.9%	9.1%
% of FP17s Relating to Free Repair or Replacements	0	5	0.0%	0.7%	0.8%	0.8%
% of FP17s Relating to Continuations	0	5	0.0%	0.8%	1.1%	1.1%
% of Patients satisfied with the dentistry they have received	0	0	N/A	91.3%	91.8%	91.7%
% of Patients satisfied with the time they had to wait for an appointment	0	0	N/A	90.2%	88.4%	88.0%

* This is based on patients treated on this contract for their most recent course of treatment. Figures in italics indicate the base number of FP17s or Patient Questionnaire responses are less than 100. N/A is shown where the base number of responses is less than 10 during the period. % is calculated as Quantity/Base number*100

Q54 - Vital Signs At a Glance Contract Report for 100404/0000 - June 2017


Name or company name	New Road Dental Practice
Contract type name	GDS Contract
Purpose of contract	General
Contract start date	01/05/2017
Contract end date	

17/18 Contracted general activity (UDA)	1,833
Carry forward general activity (UDA)	0
17/18 Contracted orthodontic activity (UOA)	0
Carry forward orthodontic activity (UOA)	0
Baseline contract value	£25,080.00

ACCESS*

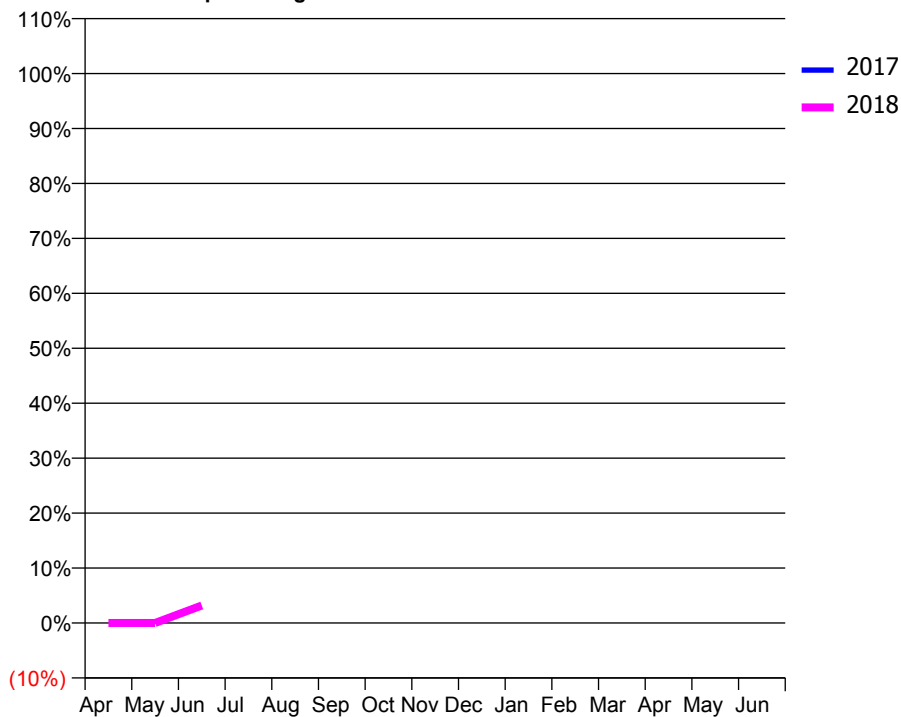
Patients seen in 24 months	Total	Change since previous quarter
Quarter ending June 2016	0	
Quarter ending September 2016	0	
Quarter ending December 2016	0	
Quarter ending March 2017	0	
Quarter ending June 2017	293	↑
Variance since June 2016	N/A	

Access trend analysis



ACTIVITY

Cumulative percentage of contracted UDA delivered 2017 & 2018



Adjusted Scheduled Activity (UDA)

Month	2017	2018
April	0	0
May	0	0
June	0	58
July	0	
August	0	
September	0	
October	0	
November	0	
December	0	
January	0	
February	0	
March	0	
April	0	
May	0	
June	0	

QUALITY

	Quantity	Base Number	Contract	AT	Region	England
% of FP17s for the same patient ID Re-attending within 3 months - Children	0	17	0.0%	10.1%	11.7%	12.0%
% of FP17s for the same patient ID Re-attending within 3 months - Adults	0	15	0.0%	14.8%	15.2%	16.0%
% of FP17s for the same patient ID Re-attending between 3 & 9 months - Children	0	17	0.0%	51.6%	59.1%	58.0%
% of FP17s for the same patient ID Re-attending between 3 & 9 months - Adults	0	15	0.0%	47.7%	52.2%	50.9%
% of FP17s for Band 1 Urgent Courses	2	32	6.3%	8.2%	7.9%	9.1%
% of FP17s Relating to Free Repair or Replacements	0	32	0.0%	0.7%	0.8%	0.8%
% of FP17s Relating to Continuations	0	32	0.0%	0.8%	1.1%	1.1%
% of Patients satisfied with the dentistry they have received	0	0	N/A	91.3%	91.8%	91.7%
% of Patients satisfied with the time they had to wait for an appointment	0	0	N/A	90.2%	88.4%	88.0%

* This is based on patients treated on this contract for their most recent course of treatment. Figures in italics indicate the base number of FP17s or Patient Questionnaire responses are less than 100. N/A is shown where the base number of responses is less than 10 during the period. % is calculated as Quantity/Base number*100


Q54 - Vital Signs At a Glance Contract Report for 100405/0000 - June 2017

Name or company name	MR S KUMAR
Contract type name	GDS Contract
Purpose of contract	General
Contract start date	01/04/2017
Contract end date	

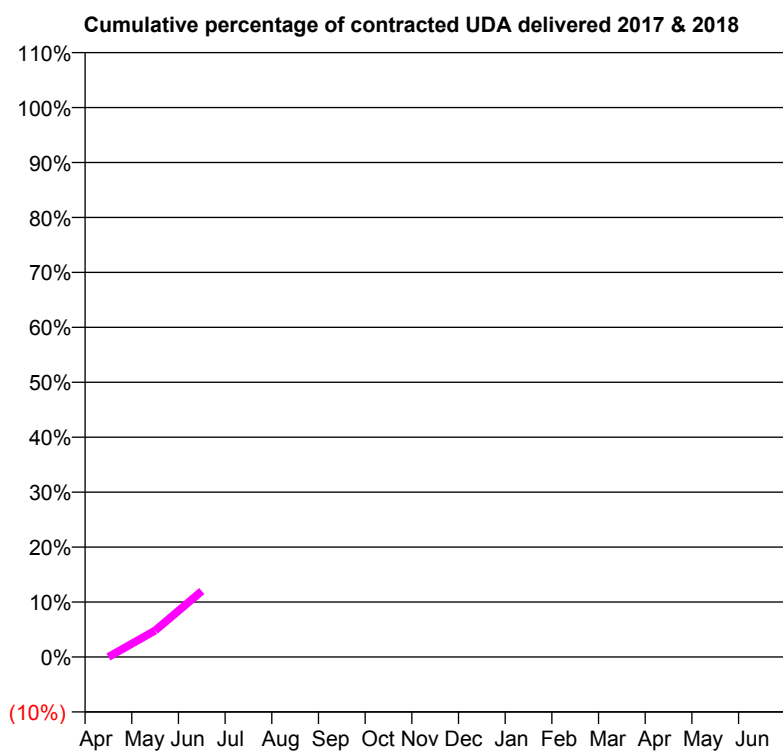
17/18 Contracted general activity (UDA)	6,000
Carry forward general activity (UDA)	0
17/18 Contracted orthodontic activity (UOA)	0
Carry forward orthodontic activity (UOA)	0
Baseline contract value	£129,000.00

ACCESS*

Patients seen in 24 months	Total	Change since previous quarter
Quarter ending June 2016	0	
Quarter ending September 2016	0	
Quarter ending December 2016	0	
Quarter ending March 2017	0	
Quarter ending June 2017	353	↑
Variance since June 2016	N/A	



ACTIVITY



Month	Adjusted Scheduled Activity (UDA)	
	2017	2018
April	0	0
May	0	288
June	0	720
July	0	
August	0	
September	0	
October	0	
November	0	
December	0	
January	0	
February	0	
March	0	
April	0	
May	0	
June	0	

QUALITY

	Quantity	Base Number	Contract	AT	Region	England
% of FP17s for the same patient ID Re-attending within 3 months - Children	0	77	0.0%	10.1%	11.7%	12.0%
% of FP17s for the same patient ID Re-attending within 3 months - Adults	3	170	1.8%	14.8%	15.2%	16.0%
% of FP17s for the same patient ID Re-attending between 3 & 9 months - Children	0	77	0.0%	51.6%	59.1%	58.0%
% of FP17s for the same patient ID Re-attending between 3 & 9 months - Adults	0	170	0.0%	47.7%	52.2%	50.9%
% of FP17s for Band 1 Urgent Courses	4	247	1.6%	8.2%	7.9%	9.1%
% of FP17s Relating to Free Repair or Replacements	6	247	2.4%	0.7%	0.8%	0.8%
% of FP17s Relating to Continuations	0	247	0.0%	0.8%	1.1%	1.1%
% of Patients satisfied with the dentistry they have received	0	0	N/A	91.3%	91.8%	91.7%
% of Patients satisfied with the time they had to wait for an appointment	0	0	N/A	90.2%	88.4%	88.0%

* This is based on patients treated on this contract for their most recent course of treatment. Figures in italics indicate the base number of FP17s or Patient Questionnaire responses are less than 100. N/A is shown where the base number of responses is less than 10 during the period. % is calculated as Quantity/Base number*100

Q54 - Vital Signs At a Glance Contract Report for 100419/0000 - June 2017


Name or company name	MR AA DUGGAL
Contract type name	GDS Contract
Purpose of contract	General
Contract start date	01/05/2017
Contract end date	

17/18 Contracted general activity (UDA)	1,833
Carry forward general activity (UDA)	0
17/18 Contracted orthodontic activity (UOA)	0
Carry forward orthodontic activity (UOA)	0
Baseline contract value	£41,671.67

ACCESS*

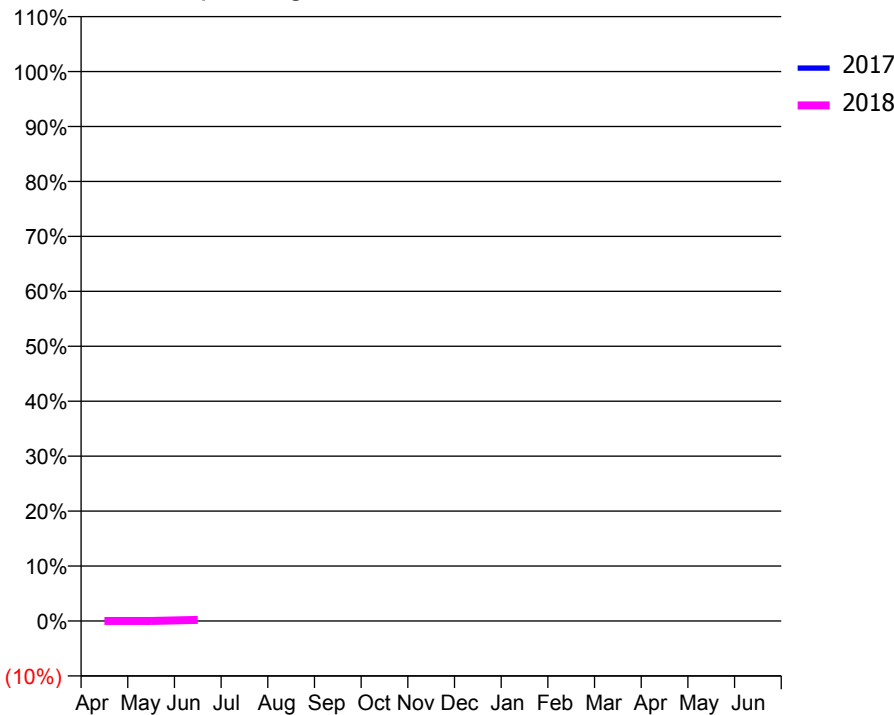
Patients seen in 24 months	Total	Change since previous quarter
Quarter ending June 2016	0	
Quarter ending September 2016	0	
Quarter ending December 2016	0	
Quarter ending March 2017	0	
Quarter ending June 2017	3	↑
Variance since June 2016	N/A	

Access trend analysis



ACTIVITY

Cumulative percentage of contracted UDA delivered 2017 & 2018



Month	Adjusted Scheduled Activity (UDA)	
	2017	2018
April	0	0
May	0	0
June	0	4
July	0	
August	0	
September	0	
October	0	
November	0	
December	0	
January	0	
February	0	
March	0	
April	0	
May	0	
June	0	

QUALITY

	Quantity	Base Number	Contract	AT	Region	England
% of FP17s for the same patient ID Re-attending within 3 months - Children	0	3	0.0%	10.1%	11.7%	12.0%
% of FP17s for the same patient ID Re-attending within 3 months - Adults	0	1	0.0%	14.8%	15.2%	16.0%
% of FP17s for the same patient ID Re-attending between 3 & 9 months - Children	0	3	0.0%	51.6%	59.1%	58.0%
% of FP17s for the same patient ID Re-attending between 3 & 9 months - Adults	0	1	0.0%	47.7%	52.2%	50.9%
% of FP17s for Band 1 Urgent Courses	0	4	0.0%	8.2%	7.9%	9.1%
% of FP17s Relating to Free Repair or Replacements	0	4	0.0%	0.7%	0.8%	0.8%
% of FP17s Relating to Continuations	0	4	0.0%	0.8%	1.1%	1.1%
% of Patients satisfied with the dentistry they have received	0	0	N/A	91.3%	91.8%	91.7%
% of Patients satisfied with the time they had to wait for an appointment	0	0	N/A	90.2%	88.4%	88.0%

* This is based on patients treated on this contract for their most recent course of treatment. Figures in italics indicate the base number of FP17s or Patient Questionnaire responses are less than 100. N/A is shown where the base number of responses is less than 10 during the period. % is calculated as Quantity/Base number*100


Q54 - Vital Signs At a Glance Contract Report for 100459/0000 - June 2017

Name or company name	Richmond House Dental Practice
Contract type name	GDS Contract
Purpose of contract	General and Orthodontic
Contract start date	01/06/2017
Contract end date	

17/18 Contracted general activity (UDA)	7,432
Carry forward general activity (UDA)	0
17/18 Contracted orthodontic activity (UOA)	75
Carry forward orthodontic activity (UOA)	0
Baseline contract value	£218,793.28

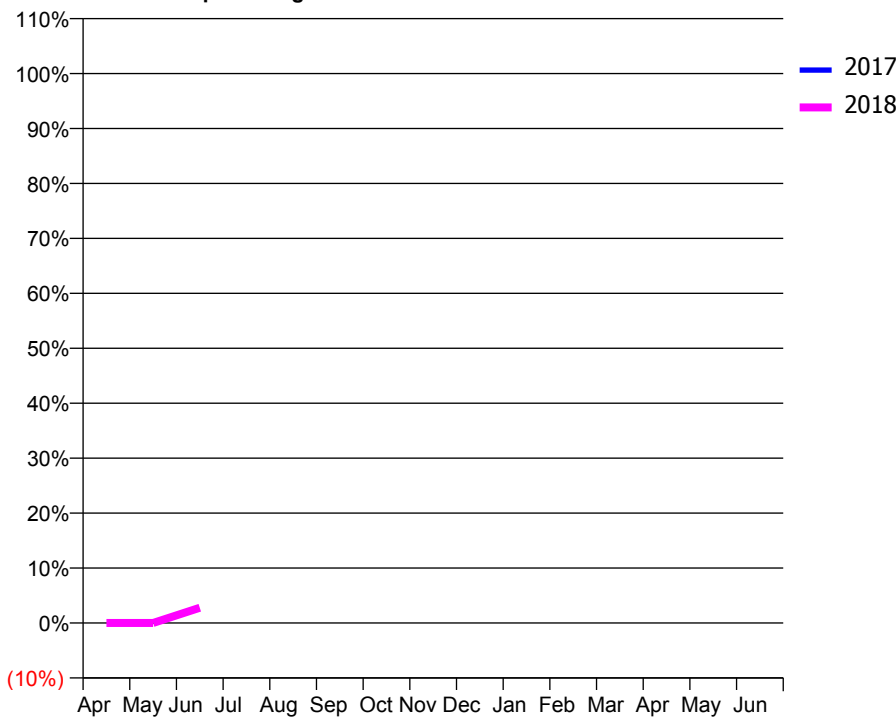
ACCESS*

Patients seen in 24 months	Total	Change since previous quarter
Quarter ending June 2016	0	
Quarter ending September 2016	0	
Quarter ending December 2016	0	
Quarter ending March 2017	0	
Quarter ending June 2017	120	↑
Variance since June 2016	N/A	



ACTIVITY

Cumulative percentage of contracted UDA delivered 2017 & 2018



Month	Adjusted Scheduled Activity (UDA)	
	2017	2018
April	0	0
May	0	0
June	0	206
July	0	
August	0	
September	0	
October	0	
November	0	
December	0	
January	0	
February	0	
March	0	
April	0	
May	0	
June	0	

QUALITY

	Quantity	Base Number	Contract	AT	Region	England
% of FP17s for the same patient ID Re-attending within 3 months - Children	0	22	0.0%	10.1%	11.7%	12.0%
% of FP17s for the same patient ID Re-attending within 3 months - Adults	0	54	0.0%	14.8%	15.2%	16.0%
% of FP17s for the same patient ID Re-attending between 3 & 9 months - Children	0	22	0.0%	51.6%	59.1%	58.0%
% of FP17s for the same patient ID Re-attending between 3 & 9 months - Adults	0	54	0.0%	47.7%	52.2%	50.9%
% of FP17s for Band 1 Urgent Courses	4	73	5.5%	8.2%	7.9%	9.1%
% of FP17s Relating to Free Repair or Replacements	0	73	0.0%	0.7%	0.8%	0.8%
% of FP17s Relating to Continuations	1	73	1.4%	0.8%	1.1%	1.1%
% of Patients satisfied with the dentistry they have received	0	0	N/A	91.3%	91.8%	91.7%
% of Patients satisfied with the time they had to wait for an appointment	0	0	N/A	90.2%	88.4%	88.0%

* This is based on patients treated on this contract for their most recent course of treatment. Figures in italics indicate the base number of FP17s or Patient Questionnaire responses are less than 100. N/A is shown where the base number of responses is less than 10 during the period. % is calculated as Quantity/Base number*100

Q54 - Vital Signs At a Glance Contract Report for 100465/0000 - June 2017


Name or company name	MR KS GILL
Contract type name	GDS Contract
Purpose of contract	General
Contract start date	01/05/2017
Contract end date	

17/18 Contracted general activity (UDA)	1,833
Carry forward general activity (UDA)	0
17/18 Contracted orthodontic activity (UOA)	0
Carry forward orthodontic activity (UOA)	0
Baseline contract value	£39,930.00

ACCESS*

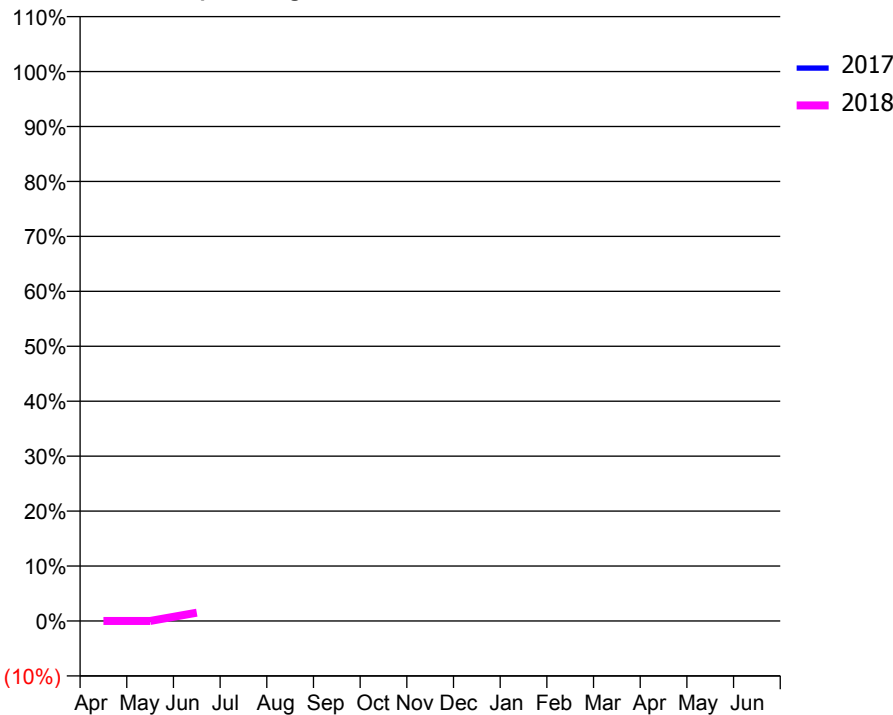
Patients seen in 24 months	Total	Change since previous quarter
Quarter ending June 2016	0	
Quarter ending September 2016	0	
Quarter ending December 2016	0	
Quarter ending March 2017	0	
Quarter ending June 2017	51	↑
Variance since June 2016	N/A	

Access trend analysis



ACTIVITY

Cumulative percentage of contracted UDA delivered 2017 & 2018



Month	Adjusted Scheduled Activity (UDA)	
	2017	2018
April	0	0
May	0	0
June	0	28
July	0	
August	0	
September	0	
October	0	
November	0	
December	0	
January	0	
February	0	
March	0	
April	0	
May	0	
June	0	

QUALITY

	Quantity	Base Number	Contract	AT	Region	England
% of FP17s for the same patient ID Re-attending within 3 months - Children	0	6	0.0%	10.1%	11.7%	12.0%
% of FP17s for the same patient ID Re-attending within 3 months - Adults	0	12	0.0%	14.8%	15.2%	16.0%
% of FP17s for the same patient ID Re-attending between 3 & 9 months - Children	0	6	0.0%	51.6%	59.1%	58.0%
% of FP17s for the same patient ID Re-attending between 3 & 9 months - Adults	0	12	0.0%	47.7%	52.2%	50.9%
% of FP17s for Band 1 Urgent Courses	0	18	0.0%	8.2%	7.9%	9.1%
% of FP17s Relating to Free Repair or Replacements	0	18	0.0%	0.7%	0.8%	0.8%
% of FP17s Relating to Continuations	0	18	0.0%	0.8%	1.1%	1.1%
% of Patients satisfied with the dentistry they have received	0	0	N/A	91.3%	91.8%	91.7%
% of Patients satisfied with the time they had to wait for an appointment	0	0	N/A	90.2%	88.4%	88.0%

* This is based on patients treated on this contract for their most recent course of treatment. Figures in italics indicate the base number of FP17s or Patient Questionnaire responses are less than 100. N/A is shown where the base number of responses is less than 10 during the period. % is calculated as Quantity/Base number*100

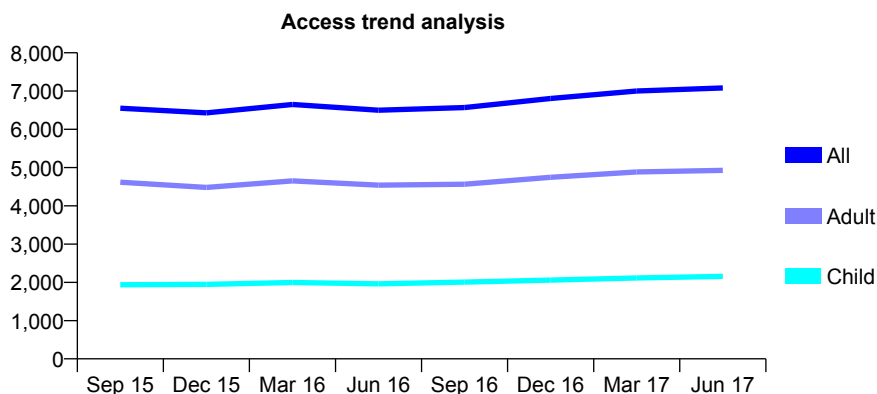
Q54 - Vital Signs At a Glance Contract Report for 101281/0126 - June 2017

Name or company name	OASIS DENTAL CARE LTD
Contract type name	GDS Contract
Purpose of contract	General
Contract start date	01/04/2006
Contract end date	

17/18 Contracted general activity (UDA)	21,700
Carry forward general activity (UDA)	0
17/18 Contracted orthodontic activity (UOA)	0
Carry forward orthodontic activity (UOA)	0
Baseline contract value	£469,390.47

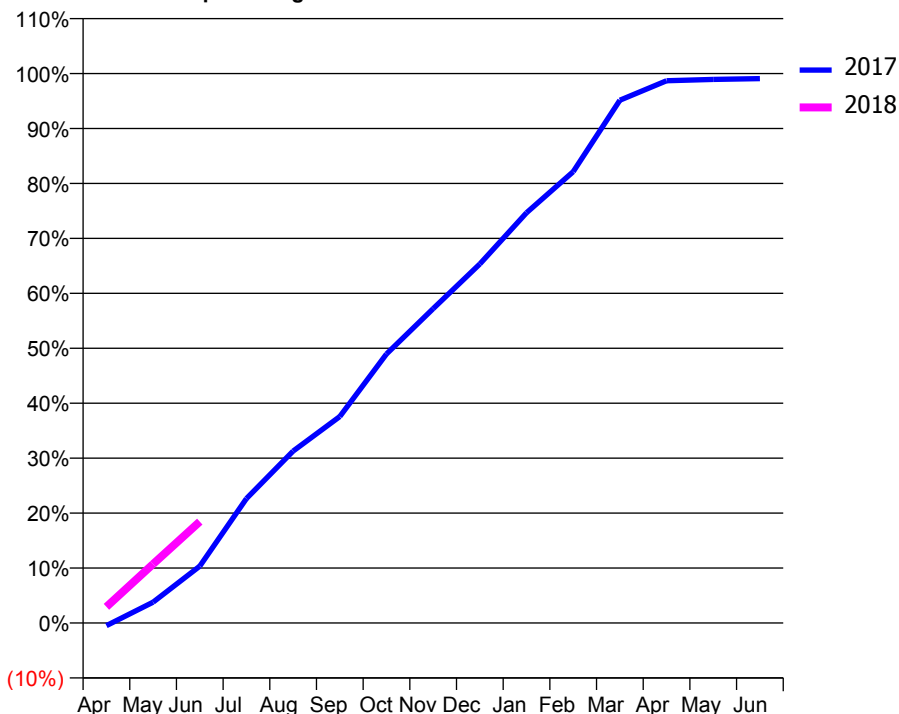
ACCESS*

Patients seen in 24 months	Total	Change since previous quarter
Quarter ending June 2016	6,501	
Quarter ending September 2016	6,570	→
Quarter ending December 2016	6,806	↑
Quarter ending March 2017	7,000	↑
Quarter ending June 2017	7,082	→
Variance since June 2016	8.9%	↑



ACTIVITY

Cumulative percentage of contracted UDA delivered 2017 & 2018



Month	Adjusted Scheduled Activity (UDA)	
	2017	2018
April	-110	638
May	826	2,331
June	2,244	4,004
July	4,916	
August	6,792	
September	8,153	
October	10,623	
November	12,414	
December	14,179	
January	16,202	
February	17,820	
March	20,645	
April	21,413	
May	21,467	
June	21,496	

QUALITY

	Quantity	Base Number	Contract	AT	Region	England
% of FP17s for the same patient ID Re-attending within 3 months - Children	47	603	7.8%	10.1%	11.7%	12.0%
% of FP17s for the same patient ID Re-attending within 3 months - Adults	228	1,257	18.1%	14.8%	15.2%	16.0%
% of FP17s for the same patient ID Re-attending between 3 & 9 months - Children	263	603	43.6%	51.6%	59.1%	58.0%
% of FP17s for the same patient ID Re-attending between 3 & 9 months - Adults	525	1,257	41.8%	47.7%	52.2%	50.9%
% of FP17s for Band 1 Urgent Courses	182	1,586	11.5%	8.2%	7.9%	9.1%
% of FP17s Relating to Free Repair or Replacements	11	1,586	0.7%	0.7%	0.8%	0.8%
% of FP17s Relating to Continuations	22	1,586	1.4%	0.8%	1.1%	1.1%
% of Patients satisfied with the dentistry they have received	4	4	N/A	91.3%	91.8%	91.7%
% of Patients satisfied with the time they had to wait for an appointment	4	4	N/A	90.2%	88.4%	88.0%

* This is based on patients treated on this contract for their most recent course of treatment. Figures in italics indicate the base number of FP17s or Patient Questionnaire responses are less than 100. N/A is shown where the base number of responses is less than 10 during the period. % is calculated as Quantity/Base number*100

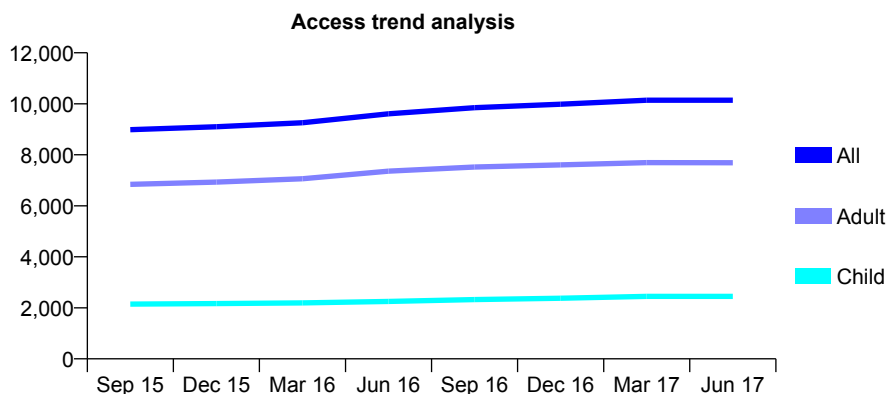
Q54 - Vital Signs At a Glance Contract Report for 101281/0176 - June 2017

Name or company name	OASIS DENTAL CARE LTD
Contract type name	GDS Contract
Purpose of contract	General
Contract start date	27/12/2007
Contract end date	

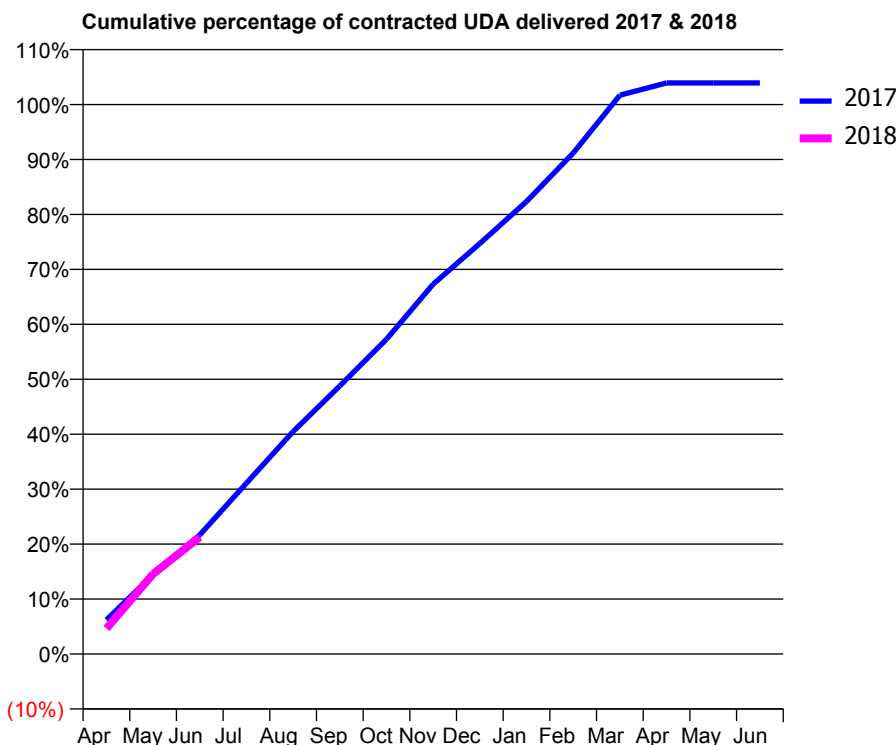
17/18 Contracted general activity (UDA)	29,000
Carry forward general activity (UDA)	0
17/18 Contracted orthodontic activity (UOA)	0
Carry forward orthodontic activity (UOA)	0
Baseline contract value	£572,032.79

ACCESS*

Patients seen in 24 months	Total	Change since previous quarter
Quarter ending June 2016	9,608	
Quarter ending September 2016	9,846	↑
Quarter ending December 2016	9,982	→
Quarter ending March 2017	10,143	→
Quarter ending June 2017	10,140	→
Variance since June 2016	5.5%	↑



ACTIVITY



Month	Adjusted Scheduled Activity (UDA)	
	2017	2018
April	1,801	1,344
May	4,198	4,227
June	6,286	6,175
July	9,016	
August	11,740	
September	14,147	
October	16,615	
November	19,515	
December	21,663	
January	23,879	
February	26,438	
March	29,490	
April	30,137	
May	30,138	
June	30,138	

QUALITY

	Quantity	Base Number	Contract	AT	Region	England
% of FP17s for the same patient ID Re-attending within 3 months - Children	50	762	6.6%	10.1%	11.7%	12.0%
% of FP17s for the same patient ID Re-attending within 3 months - Adults	313	2,248	13.9%	14.8%	15.2%	16.0%
% of FP17s for the same patient ID Re-attending between 3 & 9 months - Children	467	762	61.3%	51.6%	59.1%	58.0%
% of FP17s for the same patient ID Re-attending between 3 & 9 months - Adults	1,225	2,248	54.5%	47.7%	52.2%	50.9%
% of FP17s for Band 1 Urgent Courses	201	2,701	7.4%	8.2%	7.9%	9.1%
% of FP17s Relating to Free Repair or Replacements	34	2,701	1.3%	0.7%	0.8%	0.8%
% of FP17s Relating to Continuations	33	2,701	1.2%	0.8%	1.1%	1.1%
% of Patients satisfied with the dentistry they have received	18	23	78.3%	91.3%	91.8%	91.7%
% of Patients satisfied with the time they had to wait for an appointment	23	23	100.0%	90.2%	88.4%	88.0%

* This is based on patients treated on this contract for their most recent course of treatment. Figures in italics indicate the base number of FP17s or Patient Questionnaire responses are less than 100. N/A is shown where the base number of responses is less than 10 during the period. % is calculated as Quantity/Base number*100

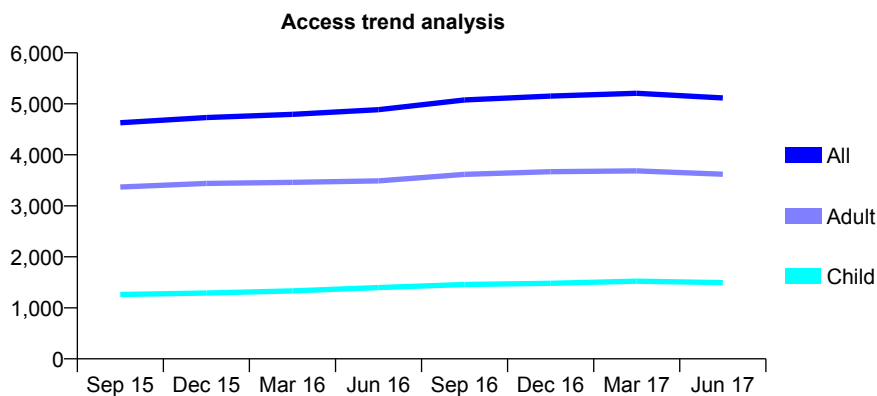
Q54 - Vital Signs At a Glance Contract Report for 101281/0228 - June 2017

Name or company name	OASIS DENTAL CARE LTD
Contract type name	PDS Plus Contract
Purpose of contract	General
Contract start date	24/10/2010
Contract end date	31/10/2020

17/18 Contracted general activity (UDA)	14,250
Carry forward general activity (UDA)	0
17/18 Contracted orthodontic activity (UOA)	0
Carry forward orthodontic activity (UOA)	0
Baseline contract value	£219,404.43

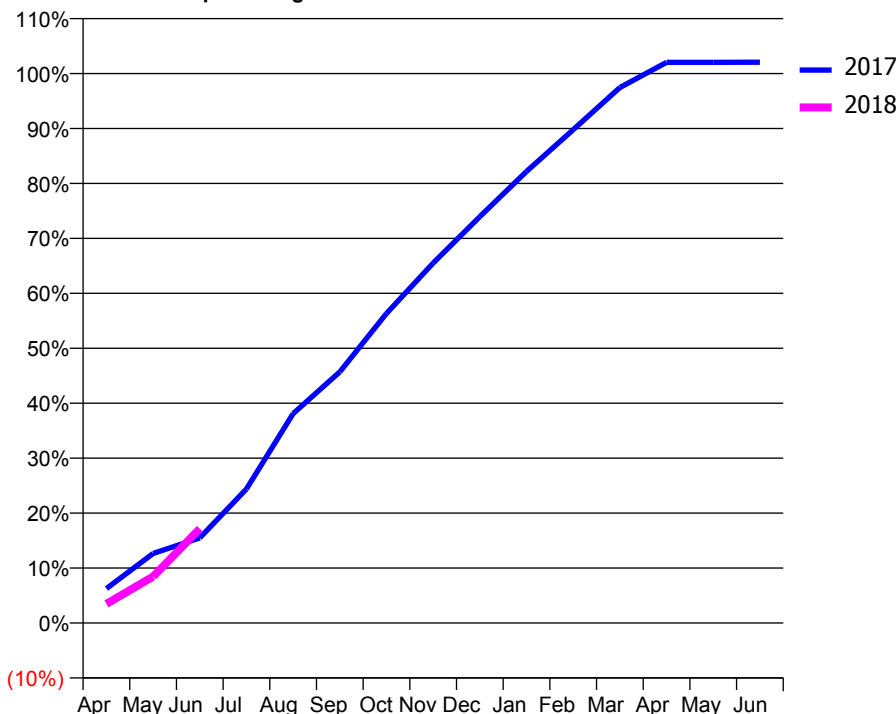
ACCESS*

Patients seen in 24 months	Total	Change since previous quarter
Quarter ending June 2016	4,885	
Quarter ending September 2016	5,076	↑
Quarter ending December 2016	5,152	→
Quarter ending March 2017	5,207	→
Quarter ending June 2017	5,114	↓
Variance since June 2016	4.7%	↑



ACTIVITY

Cumulative percentage of contracted UDA delivered 2017 & 2018



Month	Adjusted Scheduled Activity (UDA)	
	2017	2018
April	893	498
May	1,803	1,207
June	2,208	2,447
July	3,477	
August	5,430	
September	6,512	
October	8,029	
November	9,335	
December	10,539	
January	11,709	
February	12,793	
March	13,885	
April	14,540	
May	14,539	
June	14,544	

QUALITY

	Quantity	Base Number	Contract	AT	Region	England
% of FP17s for the same patient ID Re-attending within 3 months - Children	34	388	8.8%	10.1%	11.7%	12.0%
% of FP17s for the same patient ID Re-attending within 3 months - Adults	188	942	20.0%	14.8%	15.2%	16.0%
% of FP17s for the same patient ID Re-attending between 3 & 9 months - Children	166	388	42.8%	51.6%	59.1%	58.0%
% of FP17s for the same patient ID Re-attending between 3 & 9 months - Adults	335	942	35.6%	47.7%	52.2%	50.9%
% of FP17s for Band 1 Urgent Courses	233	1,060	22.0%	8.2%	7.9%	9.1%
% of FP17s Relating to Free Repair or Replacements	8	1,060	0.8%	0.7%	0.8%	0.8%
% of FP17s Relating to Continuations	19	1,060	1.8%	0.8%	1.1%	1.1%
% of Patients satisfied with the dentistry they have received	7	7	N/A	91.3%	91.8%	91.7%
% of Patients satisfied with the time they had to wait for an appointment	6	7	N/A	90.2%	88.4%	88.0%

* This is based on patients treated on this contract for their most recent course of treatment. Figures in italics indicate the base number of FP17s or Patient Questionnaire responses are less than 100. N/A is shown where the base number of responses is less than 10 during the period. % is calculated as Quantity/Base number*100

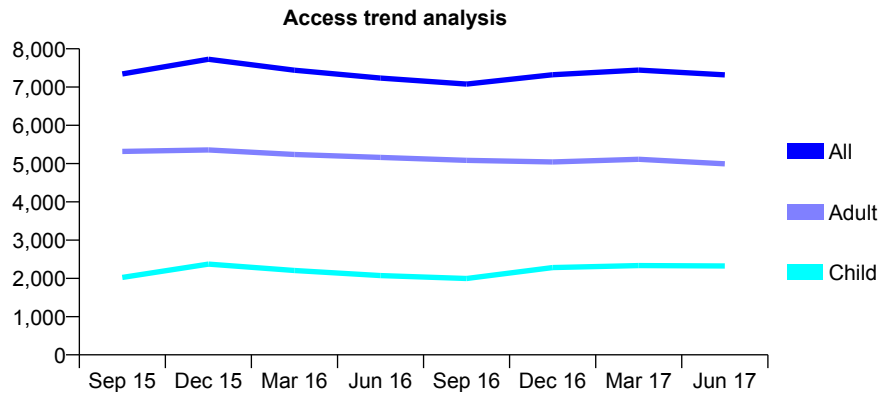
Q54 - Vital Signs At a Glance Contract Report for 101362/0025 - June 2017

Name or company name	Rodericks Dental Limited
Contract type name	GDS Contract
Purpose of contract	General
Contract start date	01/09/2009
Contract end date	

17/18 Contracted general activity (UDA)	20,000
Carry forward general activity (UDA)	0
17/18 Contracted orthodontic activity (UOA)	0
Carry forward orthodontic activity (UOA)	0
Baseline contract value	£493,345.58

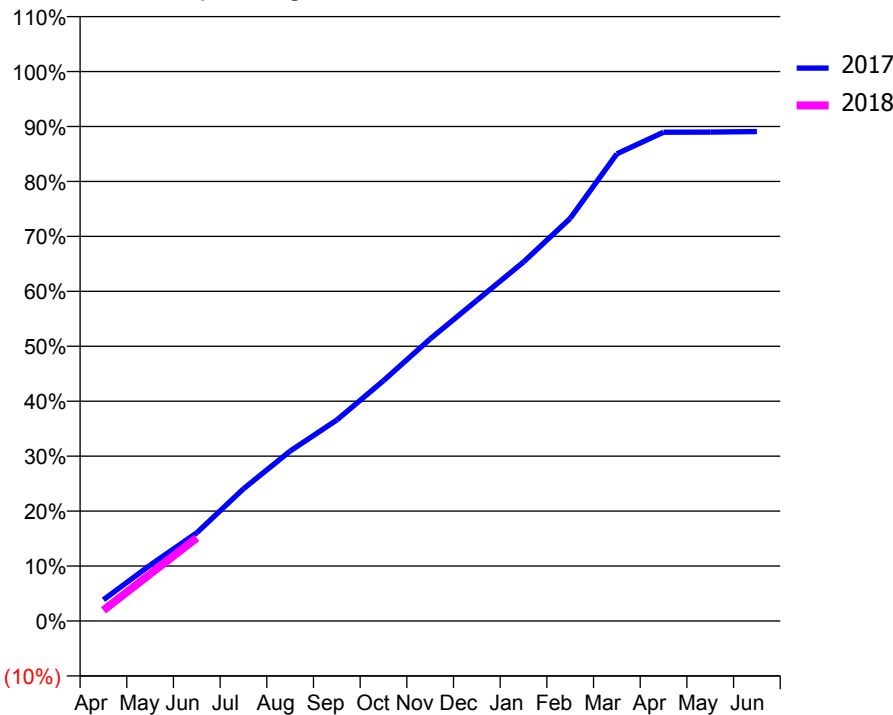
ACCESS*

Patients seen in 24 months	Total	Change since previous quarter
Quarter ending June 2016	7,235	
Quarter ending September 2016	7,079	↓
Quarter ending December 2016	7,323	↑
Quarter ending March 2017	7,445	→
Quarter ending June 2017	7,317	↓
Variance since June 2016	1.1%	→



ACTIVITY

Cumulative percentage of contracted UDA delivered 2017 & 2018



Month	Adjusted Scheduled Activity (UDA)	
	2017	2018
April	776	392
May	2,033	1,711
June	3,210	3,025
July	4,814	
August	6,186	
September	7,319	
October	8,746	
November	10,267	
December	11,669	
January	13,068	
February	14,656	
March	17,002	
April	17,788	
May	17,793	
June	17,813	

QUALITY

	Quantity	Base Number	Contract	AT	Region	England
% of FP17s for the same patient ID Re-attending within 3 months - Children	42	611	6.9%	10.1%	11.7%	12.0%
% of FP17s for the same patient ID Re-attending within 3 months - Adults	224	1,348	16.6%	14.8%	15.2%	16.0%
% of FP17s for the same patient ID Re-attending between 3 & 9 months - Children	316	611	51.7%	51.6%	59.1%	58.0%
% of FP17s for the same patient ID Re-attending between 3 & 9 months - Adults	684	1,348	50.7%	47.7%	52.2%	50.9%
% of FP17s for Band 1 Urgent Courses	145	1,605	9.0%	8.2%	7.9%	9.1%
% of FP17s Relating to Free Repair or Replacements	14	1,605	0.9%	0.7%	0.8%	0.8%
% of FP17s Relating to Continuations	8	1,605	0.5%	0.8%	1.1%	1.1%
% of Patients satisfied with the dentistry they have received	4	6	N/A	91.3%	91.8%	91.7%
% of Patients satisfied with the time they had to wait for an appointment	5	6	N/A	90.2%	88.4%	88.0%

* This is based on patients treated on this contract for their most recent course of treatment. Figures in italics indicate the base number of FP17s or Patient Questionnaire responses are less than 100. N/A is shown where the base number of responses is less than 10 during the period. % is calculated as Quantity/Base number*100

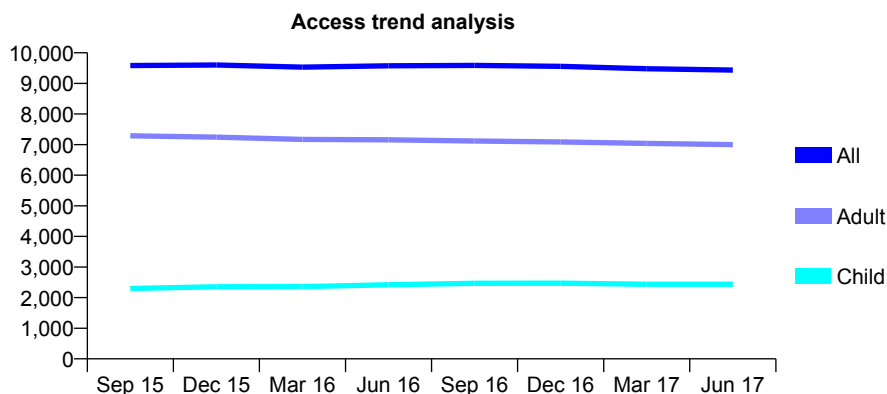
Q54 - Vital Signs At a Glance Contract Report for 101370/0096 - June 2017

Name or company name	Petrie Tucker and Partners Ltd
Contract type name	GDS Contract
Purpose of contract	General and Orthodontic
Contract start date	01/04/2007
Contract end date	

17/18 Contracted general activity (UDA)	27,162
Carry forward general activity (UDA)	0
17/18 Contracted orthodontic activity (UOA)	644
Carry forward orthodontic activity (UOA)	0
Baseline contract value	£701,178.72

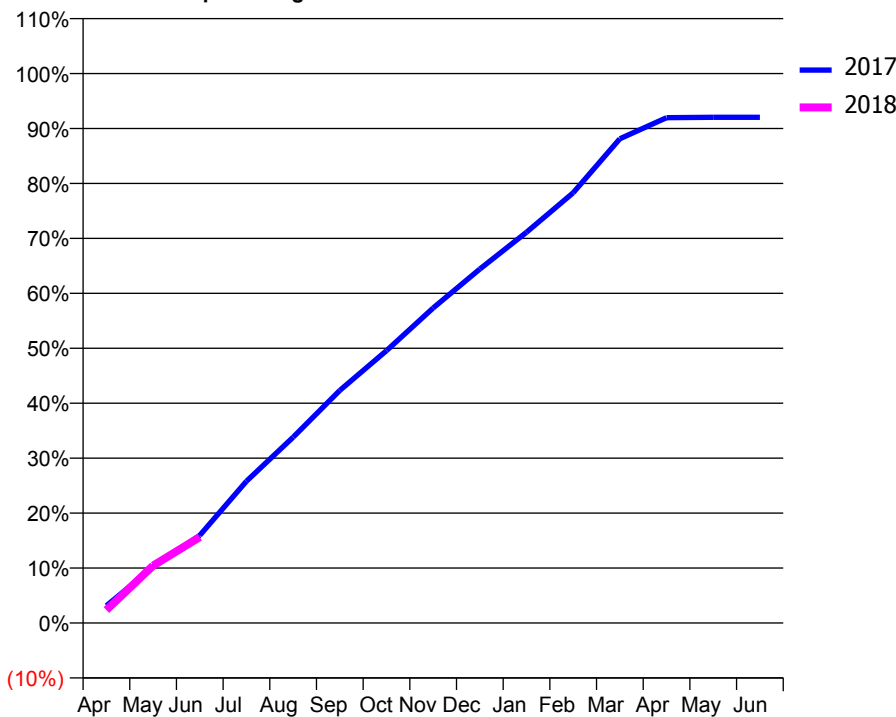
ACCESS*

Patients seen in 24 months	Total	Change since previous quarter
Quarter ending June 2016	9,577	
Quarter ending September 2016	9,587	→
Quarter ending December 2016	9,557	→
Quarter ending March 2017	9,479	→
Quarter ending June 2017	9,437	→
Variance since June 2016	(1.5%)	↓



ACTIVITY

Cumulative percentage of contracted UDA delivered 2017 & 2018



Month	Adjusted Scheduled Activity (UDA)	
	2017	2018
April	853	645
May	2,762	2,836
June	4,335	4,246
July	7,008	
August	9,183	
September	11,502	
October	13,462	
November	15,574	
December	17,494	
January	19,315	
February	21,266	
March	23,937	
April	24,978	
May	24,997	
June	25,000	

QUALITY

	Quantity	Base Number	Contract	AT	Region	England
% of FP17s for the same patient ID Re-attending within 3 months - Children	47	698	6.7%	10.1%	11.7%	12.0%
% of FP17s for the same patient ID Re-attending within 3 months - Adults	199	1,866	10.7%	14.8%	15.2%	16.0%
% of FP17s for the same patient ID Re-attending between 3 & 9 months - Children	345	698	49.4%	51.6%	59.1%	58.0%
% of FP17s for the same patient ID Re-attending between 3 & 9 months - Adults	832	1,866	44.6%	47.7%	52.2%	50.9%
% of FP17s for Band 1 Urgent Courses	72	2,129	3.4%	8.2%	7.9%	9.1%
% of FP17s Relating to Free Repair or Replacements	12	2,129	0.6%	0.7%	0.8%	0.8%
% of FP17s Relating to Continuations	36	2,129	1.7%	0.8%	1.1%	1.1%
% of Patients satisfied with the dentistry they have received	8	10	80.0%	91.3%	91.8%	91.7%
% of Patients satisfied with the time they had to wait for an appointment	8	10	80.0%	90.2%	88.4%	88.0%

* This is based on patients treated on this contract for their most recent course of treatment. Figures in italics indicate the base number of FP17s or Patient Questionnaire responses are less than 100. N/A is shown where the base number of responses is less than 10 during the period. % is calculated as Quantity/Base number*100

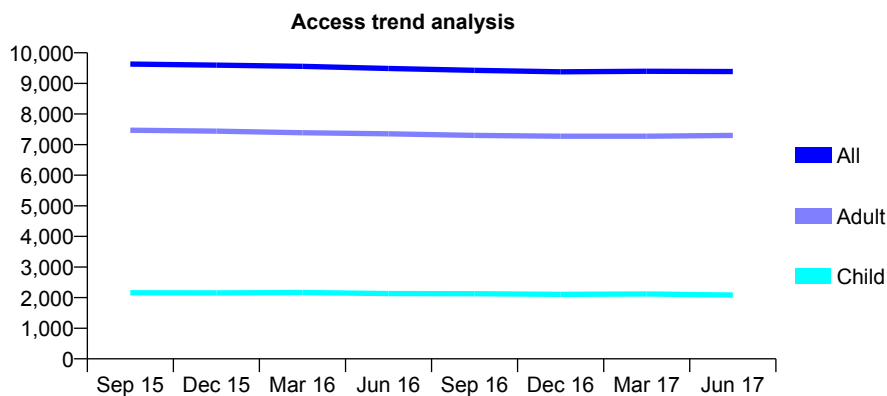
Q54 - Vital Signs At a Glance Contract Report for 101370/0111 - June 2017

Name or company name	Petrie Tucker and Partners Ltd
Contract type name	GDS Contract
Purpose of contract	General
Contract start date	01/01/2009
Contract end date	

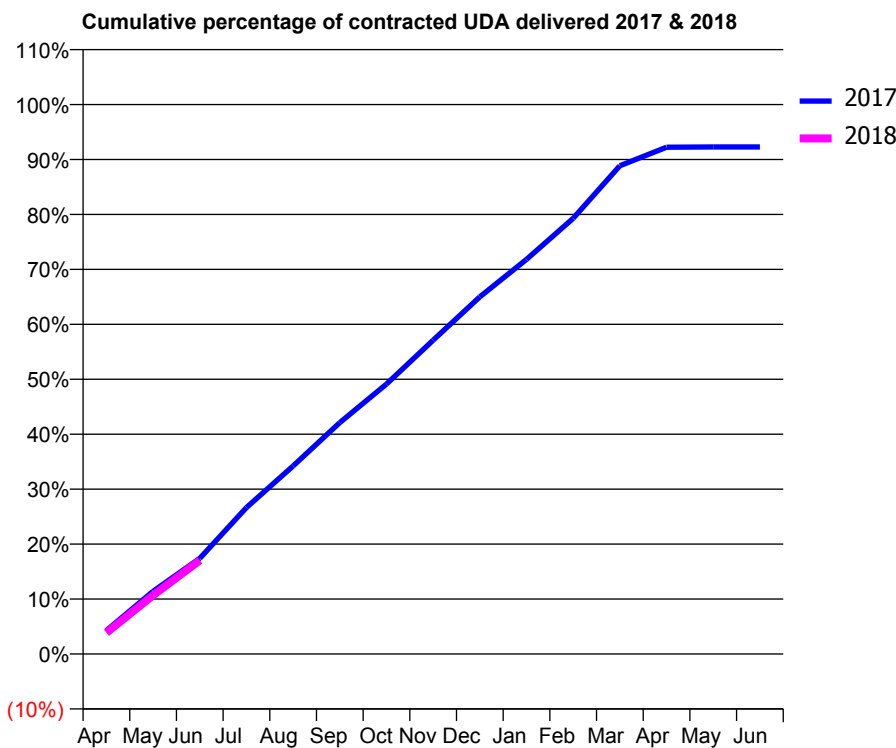
17/18 Contracted general activity (UDA)	29,024
Carry forward general activity (UDA)	0
17/18 Contracted orthodontic activity (UOA)	0
Carry forward orthodontic activity (UOA)	0
Baseline contract value	£688,007.66

ACCESS*

Patients seen in 24 months	Total	Change since previous quarter
Quarter ending June 2016	9,487	
Quarter ending September 2016	9,429	→
Quarter ending December 2016	9,381	→
Quarter ending March 2017	9,395	→
Quarter ending June 2017	9,388	→
Variance since June 2016	(1.0%)	↓



ACTIVITY



Month	Adjusted Scheduled Activity (UDA)	
	2017	2018
April	1,240	1,122
May	3,315	3,101
June	5,054	4,949
July	7,739	
August	9,931	
September	12,225	
October	14,257	
November	16,578	
December	18,865	
January	20,842	
February	23,016	
March	25,787	
April	26,769	
May	26,783	
June	26,783	

QUALITY

	Quantity	Base Number	Contract	AT	Region	England
% of FP17s for the same patient ID Re-attending within 3 months - Children	46	723	6.4%	10.1%	11.7%	12.0%
% of FP17s for the same patient ID Re-attending within 3 months - Adults	295	2,412	12.2%	14.8%	15.2%	16.0%
% of FP17s for the same patient ID Re-attending between 3 & 9 months - Children	458	723	63.3%	51.6%	59.1%	58.0%
% of FP17s for the same patient ID Re-attending between 3 & 9 months - Adults	1,419	2,412	58.8%	47.7%	52.2%	50.9%
% of FP17s for Band 1 Urgent Courses	116	2,652	4.4%	8.2%	7.9%	9.1%
% of FP17s Relating to Free Repair or Replacements	23	2,652	0.9%	0.7%	0.8%	0.8%
% of FP17s Relating to Continuations	84	2,652	3.2%	0.8%	1.1%	1.1%
% of Patients satisfied with the dentistry they have received	20	22	90.9%	91.3%	91.8%	91.7%
% of Patients satisfied with the time they had to wait for an appointment	21	22	95.5%	90.2%	88.4%	88.0%

* This is based on patients treated on this contract for their most recent course of treatment. Figures in italics indicate the base number of FP17s or Patient Questionnaire responses are less than 100. N/A is shown where the base number of responses is less than 10 during the period. % is calculated as Quantity/Base number*100

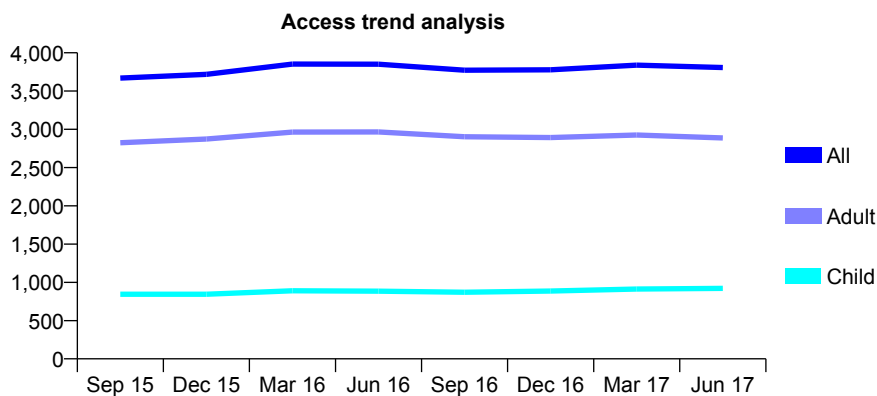
Q54 - Vital Signs At a Glance Contract Report for 102032/0001 - June 2017

Name or company name	Sutton Dental Care
Contract type name	GDS Contract
Purpose of contract	General
Contract start date	01/04/2006
Contract end date	

17/18 Contracted general activity (UDA)	7,800
Carry forward general activity (UDA)	0
17/18 Contracted orthodontic activity (UOA)	0
Carry forward orthodontic activity (UOA)	0
Baseline contract value	£260,383.55

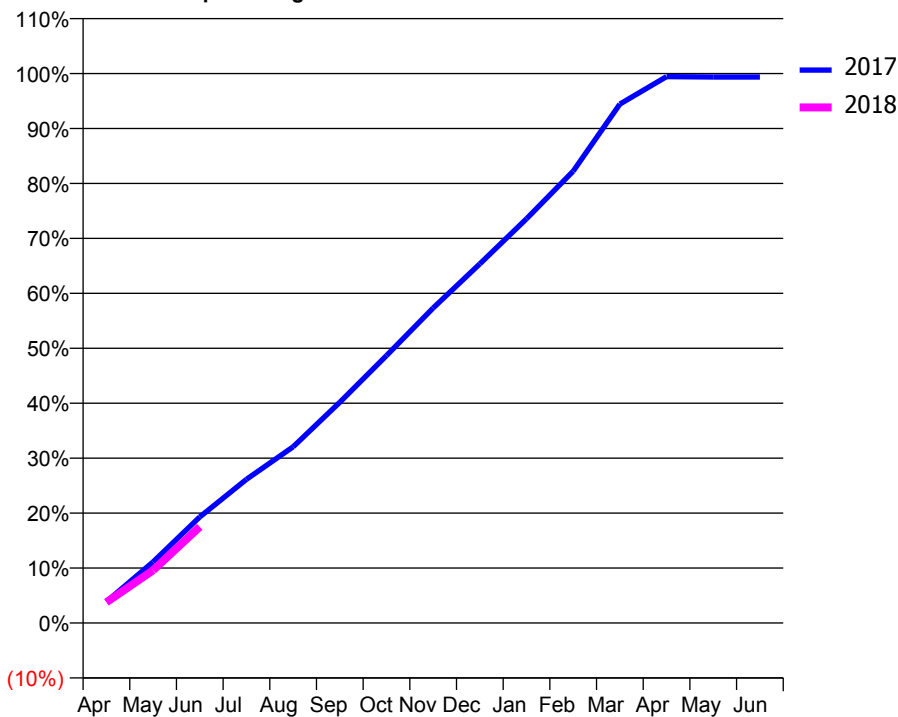
ACCESS*

Patients seen in 24 months	Total	Change since previous quarter
Quarter ending June 2016	3,851	
Quarter ending September 2016	3,773	↓
Quarter ending December 2016	3,778	→
Quarter ending March 2017	3,838	→
Quarter ending June 2017	3,808	→
Variance since June 2016	(1.1%)	↓



ACTIVITY

Cumulative percentage of contracted UDA delivered 2017 & 2018



Month	Adjusted Scheduled Activity (UDA)	
	2017	2018
April	304	294
May	868	749
June	1,505	1,367
July	2,040	
August	2,501	
September	3,134	
October	3,797	
November	4,472	
December	5,097	
January	5,738	
February	6,414	
March	7,365	
April	7,755	
May	7,751	
June	7,750	

QUALITY

	Quantity	Base Number	Contract	AT	Region	England
% of FP17s for the same patient ID Re-attending within 3 months - Children	21	299	7.0%	10.1%	11.7%	12.0%
% of FP17s for the same patient ID Re-attending within 3 months - Adults	143	947	15.1%	14.8%	15.2%	16.0%
% of FP17s for the same patient ID Re-attending between 3 & 9 months - Children	191	299	63.9%	51.6%	59.1%	58.0%
% of FP17s for the same patient ID Re-attending between 3 & 9 months - Adults	605	947	63.9%	47.7%	52.2%	50.9%
% of FP17s for Band 1 Urgent Courses	68	847	8.0%	8.2%	7.9%	9.1%
% of FP17s Relating to Free Repair or Replacements	3	847	0.4%	0.7%	0.8%	0.8%
% of FP17s Relating to Continuations	2	847	0.2%	0.8%	1.1%	1.1%
% of Patients satisfied with the dentistry they have received	5	5	N/A	91.3%	91.8%	91.7%
% of Patients satisfied with the time they had to wait for an appointment	5	5	N/A	90.2%	88.4%	88.0%

* This is based on patients treated on this contract for their most recent course of treatment. Figures in italics indicate the base number of FP17s or Patient Questionnaire responses are less than 100. N/A is shown where the base number of responses is less than 10 during the period. % is calculated as Quantity/Base number*100

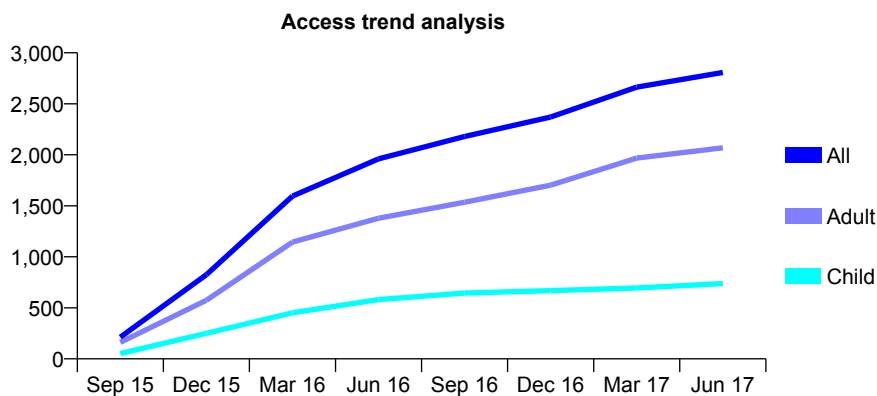
Q54 - Vital Signs At a Glance Contract Report for 104264/0001 - June 2017

Name or company name	High Street Dental Practice
Contract type name	GDS Contract
Purpose of contract	General
Contract start date	01/09/2015
Contract end date	

17/18 Contracted general activity (UDA)	8,128
Carry forward general activity (UDA)	0
17/18 Contracted orthodontic activity (UOA)	0
Carry forward orthodontic activity (UOA)	0
Baseline contract value	£192,181.17

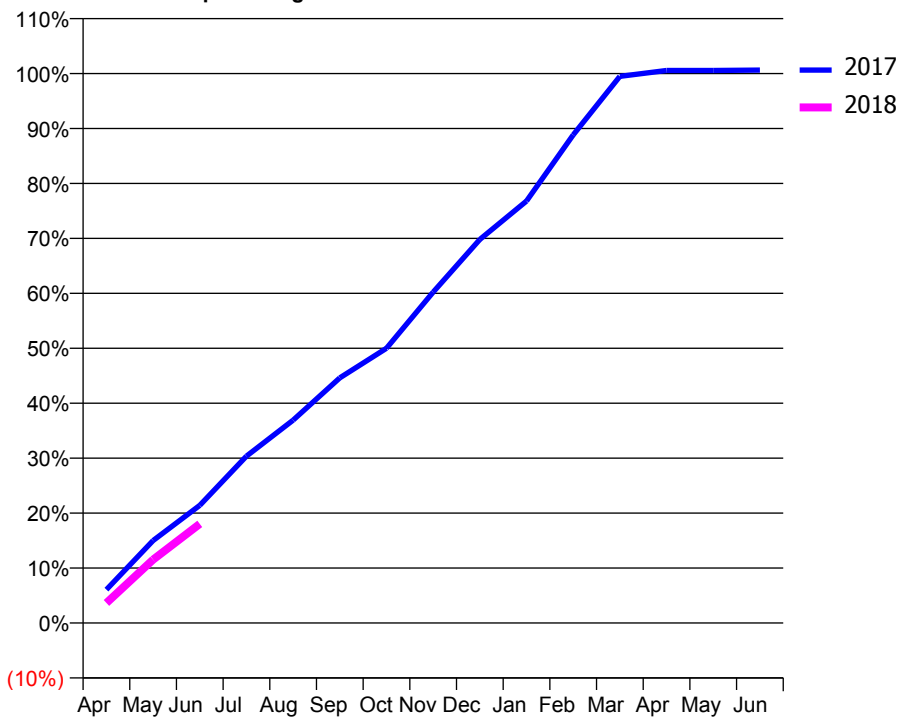
ACCESS*

Patients seen in 24 months	Total	Change since previous quarter
Quarter ending June 2016	1,960	
Quarter ending September 2016	2,180	↑
Quarter ending December 2016	2,371	↑
Quarter ending March 2017	2,663	↑
Quarter ending June 2017	2,807	↑
Variance since June 2016	43.2%	↑



ACTIVITY

Cumulative percentage of contracted UDA delivered 2017 & 2018



Month	Adjusted Scheduled Activity (UDA)	
	2017	2018
April	495	296
May	1,219	938
June	1,740	1,466
July	2,468	
August	3,001	
September	3,625	
October	4,064	
November	4,894	
December	5,674	
January	6,241	
February	7,221	
March	8,086	
April	8,173	
May	8,172	
June	8,178	

QUALITY

	Quantity	Base Number	Contract	AT	Region	England
% of FP17s for the same patient ID Re-attending within 3 months - Children	14	267	5.2%	10.1%	11.7%	12.0%
% of FP17s for the same patient ID Re-attending within 3 months - Adults	43	379	11.3%	14.8%	15.2%	16.0%
% of FP17s for the same patient ID Re-attending between 3 & 9 months - Children	147	267	55.1%	51.6%	59.1%	58.0%
% of FP17s for the same patient ID Re-attending between 3 & 9 months - Adults	179	379	47.2%	47.7%	52.2%	50.9%
% of FP17s for Band 1 Urgent Courses	54	600	9.0%	8.2%	7.9%	9.1%
% of FP17s Relating to Free Repair or Replacements	2	600	0.3%	0.7%	0.8%	0.8%
% of FP17s Relating to Continuations	9	600	1.5%	0.8%	1.1%	1.1%
% of Patients satisfied with the dentistry they have received	5	5	N/A	91.3%	91.8%	91.7%
% of Patients satisfied with the time they had to wait for an appointment	5	5	N/A	90.2%	88.4%	88.0%

* This is based on patients treated on this contract for their most recent course of treatment. Figures in italics indicate the base number of FP17s or Patient Questionnaire responses are less than 100. N/A is shown where the base number of responses is less than 10 during the period. % is calculated as Quantity/Base number*100

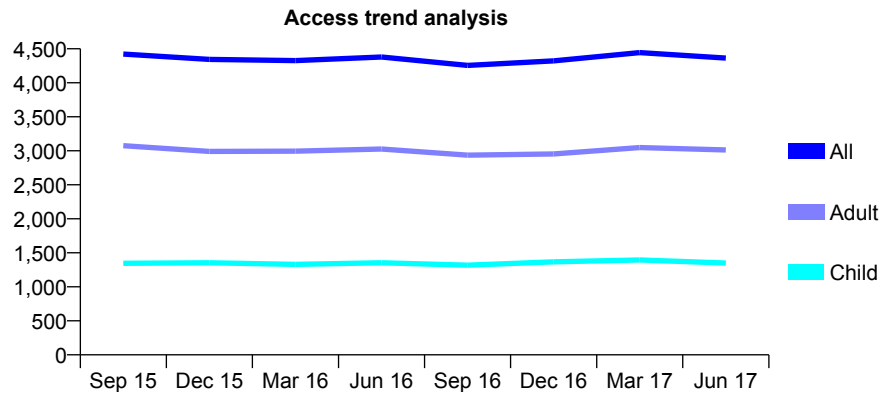
Q54 - Vital Signs At a Glance Contract Report for 106623/0001 - June 2017

Name or company name	Rookery Road Dental
Contract type name	GDS Contract
Purpose of contract	General
Contract start date	01/06/2011
Contract end date	

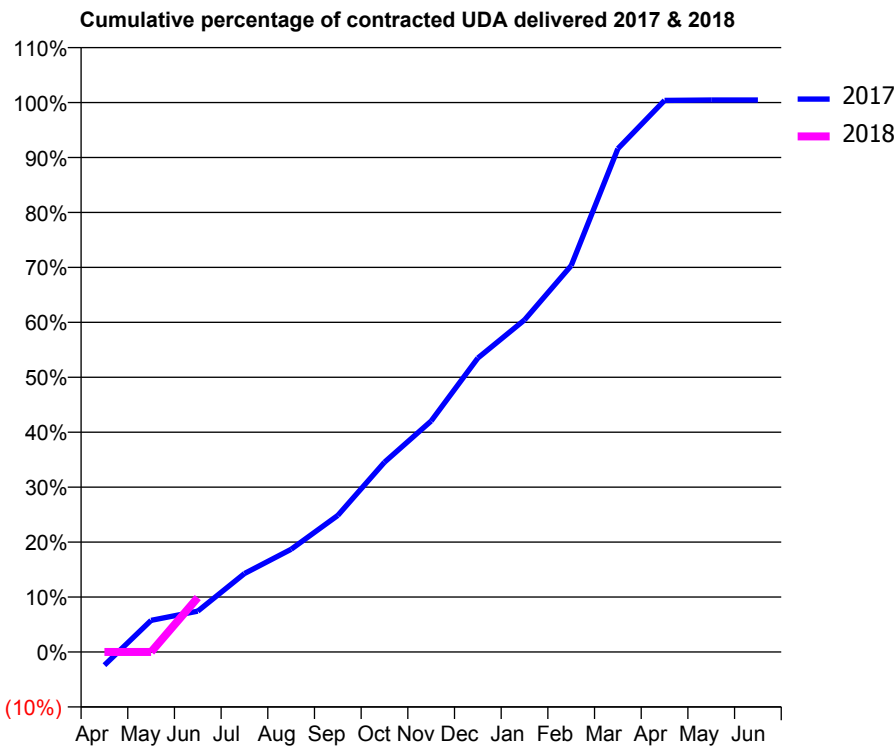
17/18 Contracted general activity (UDA)	16,436
Carry forward general activity (UDA)	0
17/18 Contracted orthodontic activity (UOA)	0
Carry forward orthodontic activity (UOA)	0
Baseline contract value	£408,060.91

ACCESS*

Patients seen in 24 months	Total	Change since previous quarter
Quarter ending June 2016	4,379	
Quarter ending September 2016	4,255	↓
Quarter ending December 2016	4,322	→
Quarter ending March 2017	4,445	↑
Quarter ending June 2017	4,363	↓
Variance since June 2016	(0.4%)	→



ACTIVITY



Month	Adjusted Scheduled Activity (UDA)	
	2017	2018
April	-399	0
May	948	0
June	1,224	1,631
July	2,348	
August	3,074	
September	4,084	
October	5,679	
November	6,910	
December	8,794	
January	9,935	
February	11,556	
March	15,055	
April	16,497	
May	16,510	
June	16,510	

QUALITY

	Quantity	Base Number	Contract	AT	Region	England
% of FP17s for the same patient ID Re-attending within 3 months - Children	11	173	6.4%	10.1%	11.7%	12.0%
% of FP17s for the same patient ID Re-attending within 3 months - Adults	54	498	10.8%	14.8%	15.2%	16.0%
% of FP17s for the same patient ID Re-attending between 3 & 9 months - Children	33	173	19.1%	51.6%	59.1%	58.0%
% of FP17s for the same patient ID Re-attending between 3 & 9 months - Adults	104	498	20.9%	47.7%	52.2%	50.9%
% of FP17s for Band 1 Urgent Courses	78	435	17.9%	8.2%	7.9%	9.1%
% of FP17s Relating to Free Repair or Replacements	4	435	0.9%	0.7%	0.8%	0.8%
% of FP17s Relating to Continuations	0	435	0.0%	0.8%	1.1%	1.1%
% of Patients satisfied with the dentistry they have received	1	2	N/A	91.3%	91.8%	91.7%
% of Patients satisfied with the time they had to wait for an appointment	2	2	N/A	90.2%	88.4%	88.0%

* This is based on patients treated on this contract for their most recent course of treatment. Figures in italics indicate the base number of FP17s or Patient Questionnaire responses are less than 100. N/A is shown where the base number of responses is less than 10 during the period. % is calculated as Quantity/Base number*100

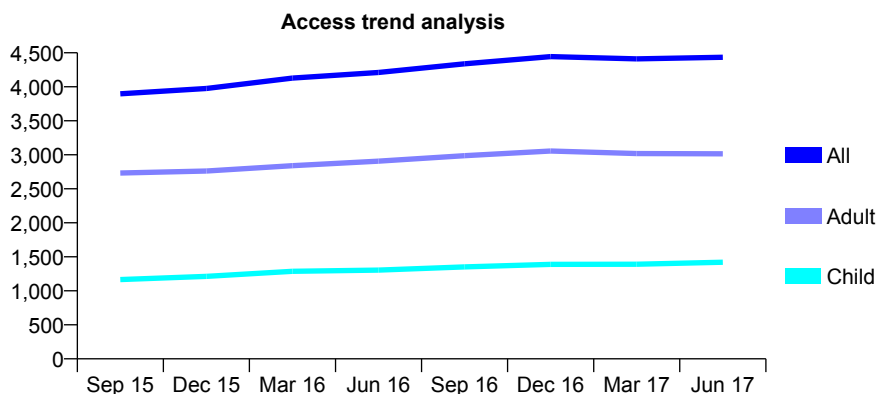
Q54 - Vital Signs At a Glance Contract Report for 106860/0001 - June 2017

Name or company name	Smile Stylist Ltd
Contract type name	PDS Plus Contract
Purpose of contract	General
Contract start date	01/09/2010
Contract end date	31/10/2020

17/18 Contracted general activity (UDA)	12,000
Carry forward general activity (UDA)	0
17/18 Contracted orthodontic activity (UOA)	0
Carry forward orthodontic activity (UOA)	0
Baseline contract value	£216,836.25

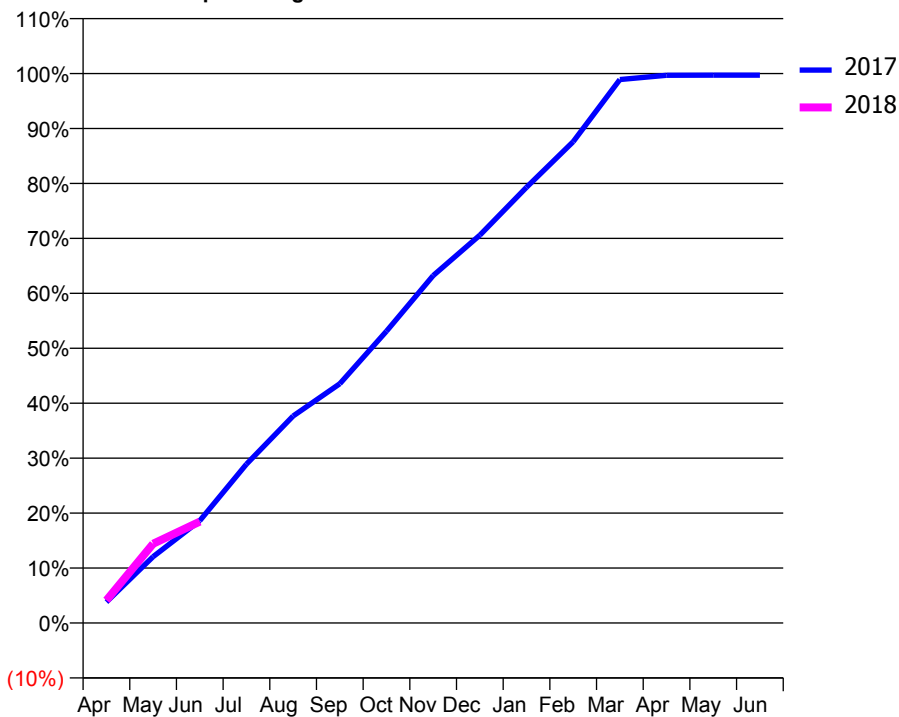
ACCESS*

Patients seen in 24 months	Total	Change since previous quarter
Quarter ending June 2016	4,210	
Quarter ending September 2016	4,339	↑
Quarter ending December 2016	4,445	↑
Quarter ending March 2017	4,410	→
Quarter ending June 2017	4,435	→
Variance since June 2016	5.3%	↑



ACTIVITY

Cumulative percentage of contracted UDA delivered 2017 & 2018



Month	Adjusted Scheduled Activity (UDA)	
	2017	2018
April	458	496
May	1,449	1,733
June	2,234	2,214
July	3,470	
August	4,521	
September	5,227	
October	6,374	
November	7,587	
December	8,471	
January	9,516	
February	10,511	
March	11,869	
April	11,960	
May	11,963	
June	11,964	

QUALITY

	Quantity	Base Number	Contract	AT	Region	England
% of FP17s for the same patient ID Re-attending within 3 months - Children	20	365	5.5%	10.1%	11.7%	12.0%
% of FP17s for the same patient ID Re-attending within 3 months - Adults	85	715	11.9%	14.8%	15.2%	16.0%
% of FP17s for the same patient ID Re-attending between 3 & 9 months - Children	166	365	45.5%	51.6%	59.1%	58.0%
% of FP17s for the same patient ID Re-attending between 3 & 9 months - Adults	280	715	39.2%	47.7%	52.2%	50.9%
% of FP17s for Band 1 Urgent Courses	183	1,039	17.6%	8.2%	7.9%	9.1%
% of FP17s Relating to Free Repair or Replacements	2	1,039	0.2%	0.7%	0.8%	0.8%
% of FP17s Relating to Continuations	0	1,039	0.0%	0.8%	1.1%	1.1%
% of Patients satisfied with the dentistry they have received	0	1	N/A	91.3%	91.8%	91.7%
% of Patients satisfied with the time they had to wait for an appointment	0	1	N/A	90.2%	88.4%	88.0%

* This is based on patients treated on this contract for their most recent course of treatment. Figures in italics indicate the base number of FP17s or Patient Questionnaire responses are less than 100. N/A is shown where the base number of responses is less than 10 during the period. % is calculated as Quantity/Base number*100

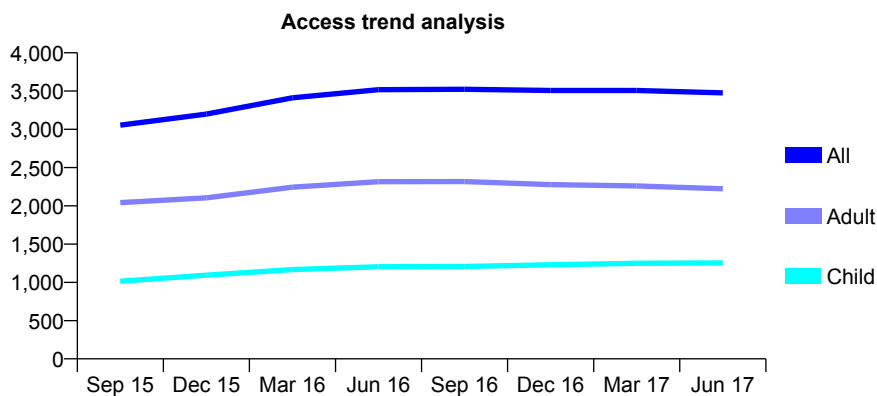
Q54 - Vital Signs At a Glance Contract Report for 106860/0002 - June 2017

Name or company name	Smile Stylist Ltd
Contract type name	PDS Plus Contract
Purpose of contract	General
Contract start date	30/09/2010
Contract end date	31/10/2020

17/18 Contracted general activity (UDA)	12,000
Carry forward general activity (UDA)	0
17/18 Contracted orthodontic activity (UOA)	0
Carry forward orthodontic activity (UOA)	0
Baseline contract value	£216,836.25

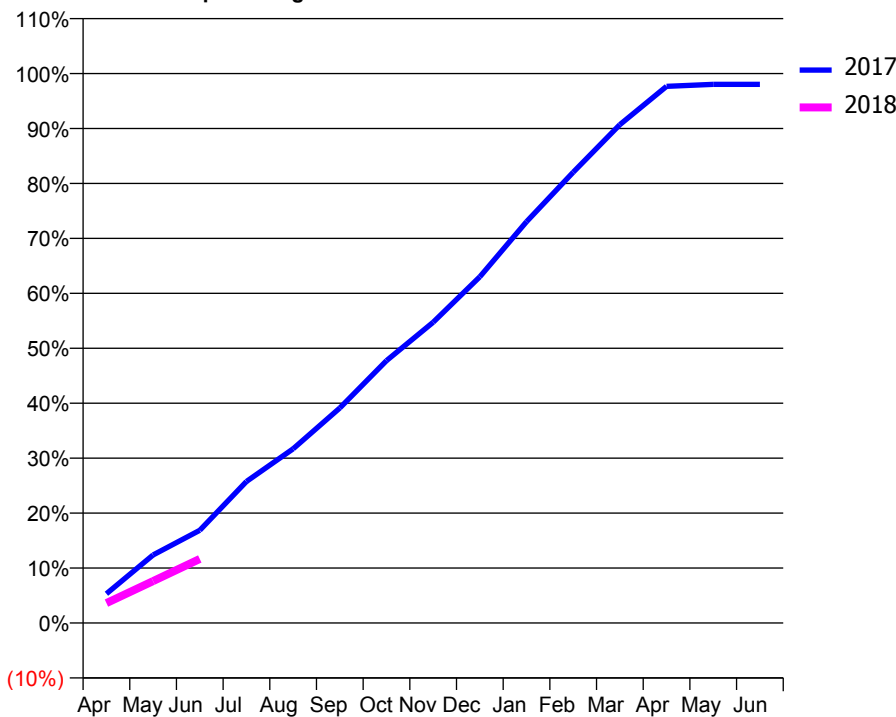
ACCESS*

Patients seen in 24 months	Total	Change since previous quarter
Quarter ending June 2016	3,518	
Quarter ending September 2016	3,524	→
Quarter ending December 2016	3,507	→
Quarter ending March 2017	3,508	→
Quarter ending June 2017	3,477	→
Variance since June 2016	(1.2%)	↓



ACTIVITY

Cumulative percentage of contracted UDA delivered 2017 & 2018



Month	Adjusted Scheduled Activity (UDA)	
	2017	2018
April	639	436
May	1,486	915
June	2,027	1,399
July	3,091	
August	3,804	
September	4,695	
October	5,729	
November	6,569	
December	7,560	
January	8,762	
February	9,845	
March	10,884	
April	11,720	
May	11,762	
June	11,762	

QUALITY

	Quantity	Base Number	Contract	AT	Region	England
% of FP17s for the same patient ID Re-attending within 3 months - Children	25	320	7.8%	10.1%	11.7%	12.0%
% of FP17s for the same patient ID Re-attending within 3 months - Adults	83	494	16.8%	14.8%	15.2%	16.0%
% of FP17s for the same patient ID Re-attending between 3 & 9 months - Children	124	320	38.8%	51.6%	59.1%	58.0%
% of FP17s for the same patient ID Re-attending between 3 & 9 months - Adults	148	494	30.0%	47.7%	52.2%	50.9%
% of FP17s for Band 1 Urgent Courses	111	580	19.1%	8.2%	7.9%	9.1%
% of FP17s Relating to Free Repair or Replacements	0	580	0.0%	0.7%	0.8%	0.8%
% of FP17s Relating to Continuations	5	580	0.9%	0.8%	1.1%	1.1%
% of Patients satisfied with the dentistry they have received	2	3	N/A	91.3%	91.8%	91.7%
% of Patients satisfied with the time they had to wait for an appointment	2	3	N/A	90.2%	88.4%	88.0%

* This is based on patients treated on this contract for their most recent course of treatment. Figures in italics indicate the base number of FP17s or Patient Questionnaire responses are less than 100. N/A is shown where the base number of responses is less than 10 during the period. % is calculated as Quantity/Base number*100

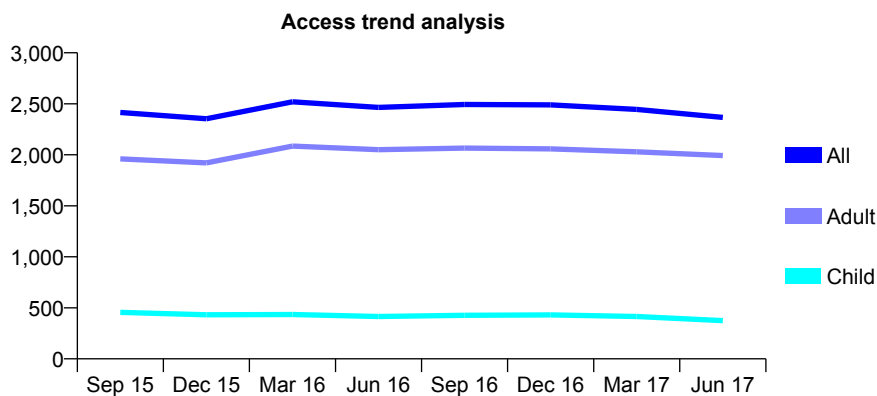
Q54 - Vital Signs At a Glance Contract Report for 107409/0001 - June 2017

Name or company name	Mr Sukhbir Singh & Mr David George Pearse
Contract type name	GDS Contract
Purpose of contract	General
Contract start date	01/12/2011
Contract end date	

17/18 Contracted general activity (UDA)	7,087
Carry forward general activity (UDA)	0
17/18 Contracted orthodontic activity (UOA)	0
Carry forward orthodontic activity (UOA)	0
Baseline contract value	£151,795.27

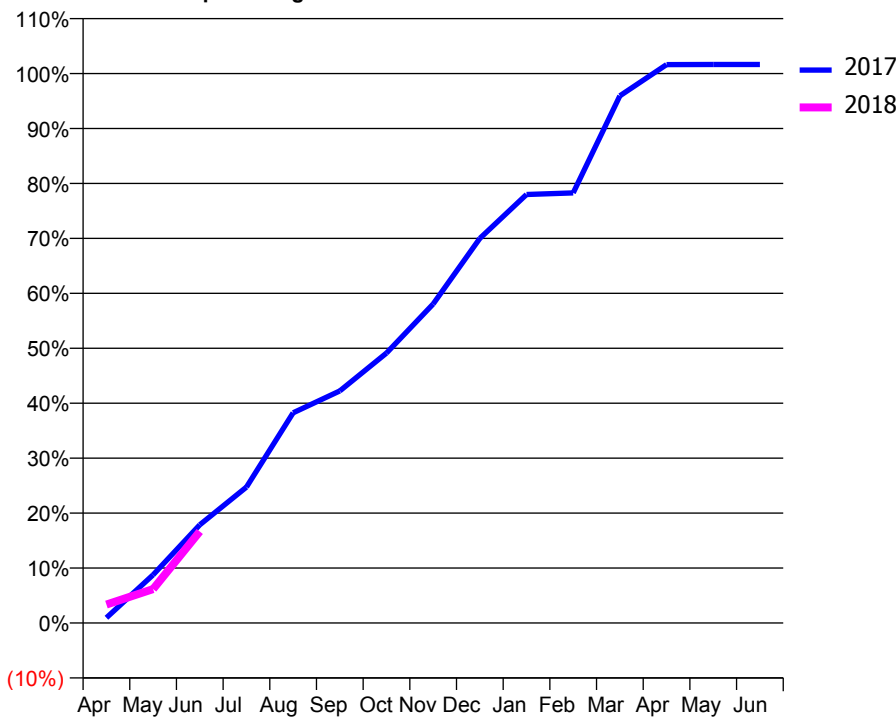
ACCESS*

Patients seen in 24 months	Total	Change since previous quarter
Quarter ending June 2016	2,465	
Quarter ending September 2016	2,493	→
Quarter ending December 2016	2,489	→
Quarter ending March 2017	2,445	↓
Quarter ending June 2017	2,367	↓
Variance since June 2016	(4.0%)	↓



ACTIVITY

Cumulative percentage of contracted UDA delivered 2017 & 2018



Adjusted Scheduled Activity (UDA)

Month	2017	2018
April	68	239
May	621	438
June	1,266	1,181
July	1,753	
August	2,711	
September	2,993	
October	3,482	
November	4,115	
December	4,961	
January	5,526	
February	5,547	
March	6,799	
April	7,202	
May	7,203	
June	7,203	

QUALITY

	Quantity	Base Number	Contract	AT	Region	England
% of FP17s for the same patient ID Re-attending within 3 months - Children	3	100	3.0%	10.1%	11.7%	12.0%
% of FP17s for the same patient ID Re-attending within 3 months - Adults	59	575	10.3%	14.8%	15.2%	16.0%
% of FP17s for the same patient ID Re-attending between 3 & 9 months - Children	40	100	40.0%	51.6%	59.1%	58.0%
% of FP17s for the same patient ID Re-attending between 3 & 9 months - Adults	263	575	45.7%	47.7%	52.2%	50.9%
% of FP17s for Band 1 Urgent Courses	12	526	2.3%	8.2%	7.9%	9.1%
% of FP17s Relating to Free Repair or Replacements	1	526	0.2%	0.7%	0.8%	0.8%
% of FP17s Relating to Continuations	22	526	4.2%	0.8%	1.1%	1.1%
% of Patients satisfied with the dentistry they have received	6	6	N/A	91.3%	91.8%	91.7%
% of Patients satisfied with the time they had to wait for an appointment	6	6	N/A	90.2%	88.4%	88.0%

* This is based on patients treated on this contract for their most recent course of treatment. Figures in italics indicate the base number of FP17s or Patient Questionnaire responses are less than 100. N/A is shown where the base number of responses is less than 10 during the period. % is calculated as Quantity/Base number*100

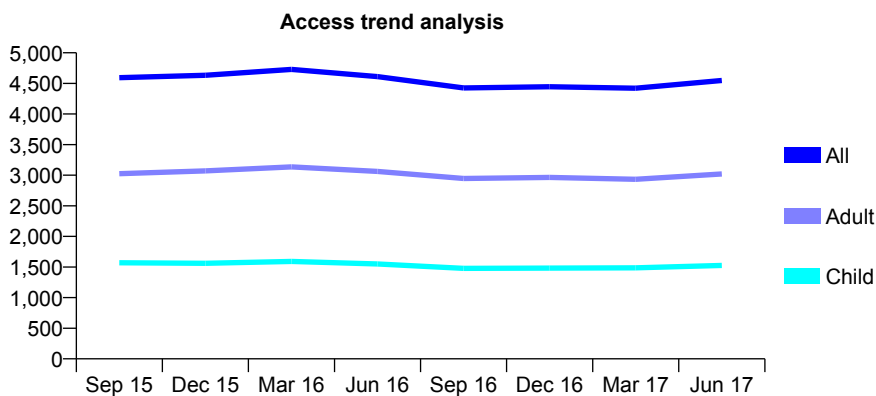
Q54 - Vital Signs At a Glance Contract Report for 108162/0001 - June 2017

Name or company name	Gupta & Gupta
Contract type name	GDS Contract
Purpose of contract	General and Orthodontic
Contract start date	01/04/2006
Contract end date	

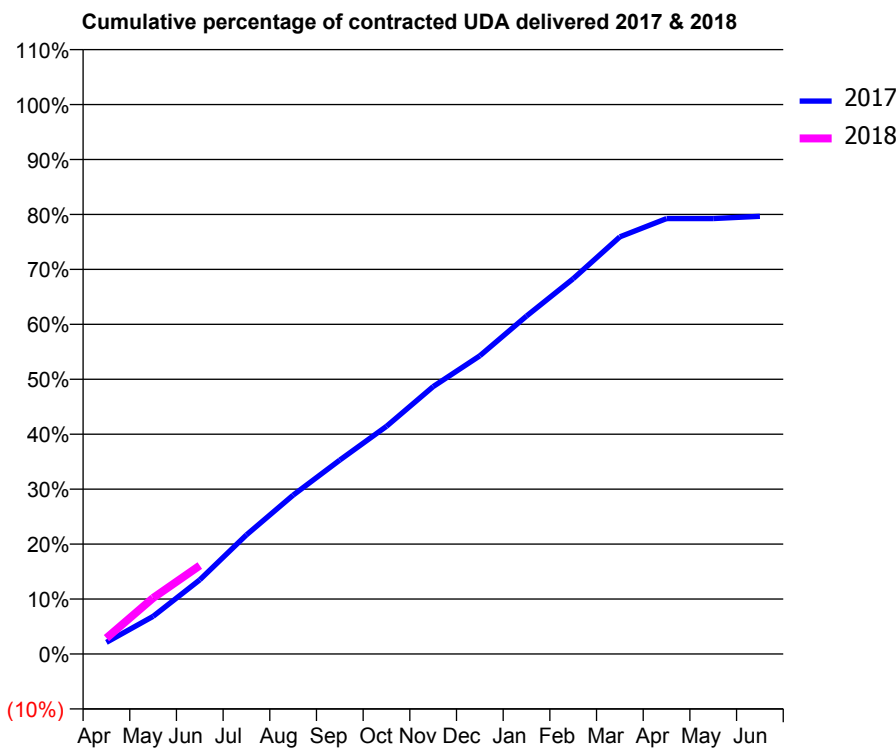
17/18 Contracted general activity (UDA)	16,327
Carry forward general activity (UDA)	0
17/18 Contracted orthodontic activity (UOA)	337
Carry forward orthodontic activity (UOA)	0
Baseline contract value	£386,413.02

ACCESS*

Patients seen in 24 months	Total	Change since previous quarter
Quarter ending June 2016	4,612	
Quarter ending September 2016	4,425	↓
Quarter ending December 2016	4,446	→
Quarter ending March 2017	4,421	→
Quarter ending June 2017	4,547	↑
Variance since June 2016	(1.4%)	↓



ACTIVITY



Month	Adjusted Scheduled Activity (UDA)	
	2017	2018
April	345	473
May	1,119	1,666
June	2,203	2,628
July	3,542	
August	4,721	
September	5,762	
October	6,764	
November	7,947	
December	8,861	
January	10,041	
February	11,152	
March	12,397	
April	12,936	
May	12,938	
June	13,006	

QUALITY

	Quantity	Base Number	Contract	AT	Region	England
% of FP17s for the same patient ID Re-attending within 3 months - Children	53	614	8.6%	10.1%	11.7%	12.0%
% of FP17s for the same patient ID Re-attending within 3 months - Adults	130	998	13.0%	14.8%	15.2%	16.0%
% of FP17s for the same patient ID Re-attending between 3 & 9 months - Children	321	614	52.3%	51.6%	59.1%	58.0%
% of FP17s for the same patient ID Re-attending between 3 & 9 months - Adults	533	998	53.4%	47.7%	52.2%	50.9%
% of FP17s for Band 1 Urgent Courses	70	1,308	5.4%	8.2%	7.9%	9.1%
% of FP17s Relating to Free Repair or Replacements	7	1,308	0.5%	0.7%	0.8%	0.8%
% of FP17s Relating to Continuations	4	1,308	0.3%	0.8%	1.1%	1.1%
% of Patients satisfied with the dentistry they have received	2	2	N/A	91.3%	91.8%	91.7%
% of Patients satisfied with the time they had to wait for an appointment	1	2	N/A	90.2%	88.4%	88.0%

* This is based on patients treated on this contract for their most recent course of treatment. Figures in italics indicate the base number of FP17s or Patient Questionnaire responses are less than 100. N/A is shown where the base number of responses is less than 10 during the period. % is calculated as Quantity/Base number*100

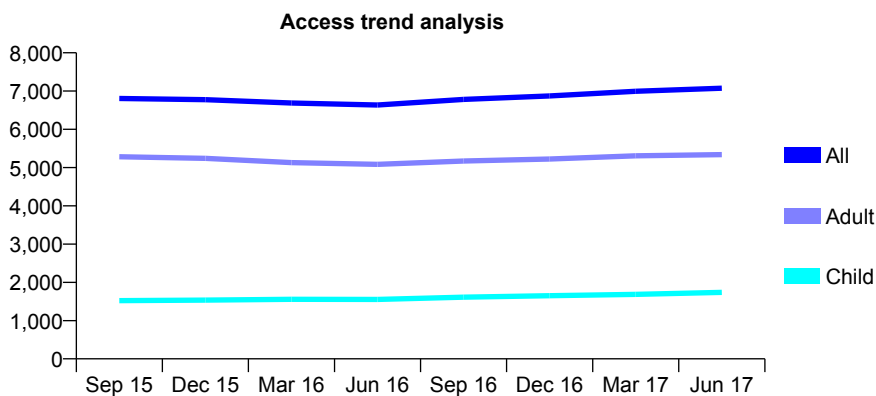
Q54 - Vital Signs At a Glance Contract Report for 109096/0001 - June 2017

Name or company name	Cottams Dental Practice
Contract type name	GDS Contract
Purpose of contract	General
Contract start date	01/04/2012
Contract end date	

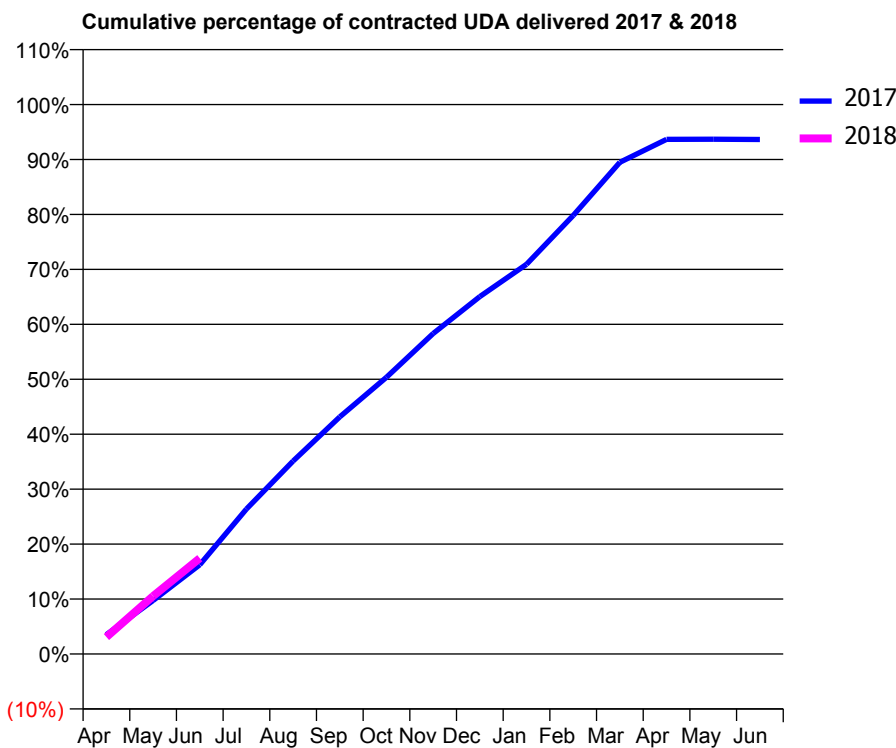
17/18 Contracted general activity (UDA)	19,422
Carry forward general activity (UDA)	0
17/18 Contracted orthodontic activity (UOA)	0
Carry forward orthodontic activity (UOA)	0
Baseline contract value	£409,511.56

ACCESS*

Patients seen in 24 months	Total	Change since previous quarter
Quarter ending June 2016	6,637	
Quarter ending September 2016	6,782	↑
Quarter ending December 2016	6,872	→
Quarter ending March 2017	6,994	→
Quarter ending June 2017	7,074	→
Variance since June 2016	6.6%	↑



ACTIVITY



Month	Adjusted Scheduled Activity (UDA)	
	2017	2018
April	686	602
May	1,891	2,048
June	3,154	3,389
July	5,125	
August	6,823	
September	8,382	
October	9,781	
November	11,326	
December	12,634	
January	13,775	
February	15,498	
March	17,381	
April	18,191	
May	18,196	
June	18,186	

QUALITY

	Quantity	Base Number	Contract	AT	Region	England
% of FP17s for the same patient ID Re-attending within 3 months - Children	43	602	7.1%	10.1%	11.7%	12.0%
% of FP17s for the same patient ID Re-attending within 3 months - Adults	197	1,657	11.9%	14.8%	15.2%	16.0%
% of FP17s for the same patient ID Re-attending between 3 & 9 months - Children	341	602	56.6%	51.6%	59.1%	58.0%
% of FP17s for the same patient ID Re-attending between 3 & 9 months - Adults	918	1,657	55.4%	47.7%	52.2%	50.9%
% of FP17s for Band 1 Urgent Courses	138	1,861	7.4%	8.2%	7.9%	9.1%
% of FP17s Relating to Free Repair or Replacements	22	1,861	1.2%	0.7%	0.8%	0.8%
% of FP17s Relating to Continuations	8	1,861	0.4%	0.8%	1.1%	1.1%
% of Patients satisfied with the dentistry they have received	10	10	100.0%	91.3%	91.8%	91.7%
% of Patients satisfied with the time they had to wait for an appointment	9	10	90.0%	90.2%	88.4%	88.0%

* This is based on patients treated on this contract for their most recent course of treatment. Figures in italics indicate the base number of FP17s or Patient Questionnaire responses are less than 100. N/A is shown where the base number of responses is less than 10 during the period. % is calculated as Quantity/Base number*100

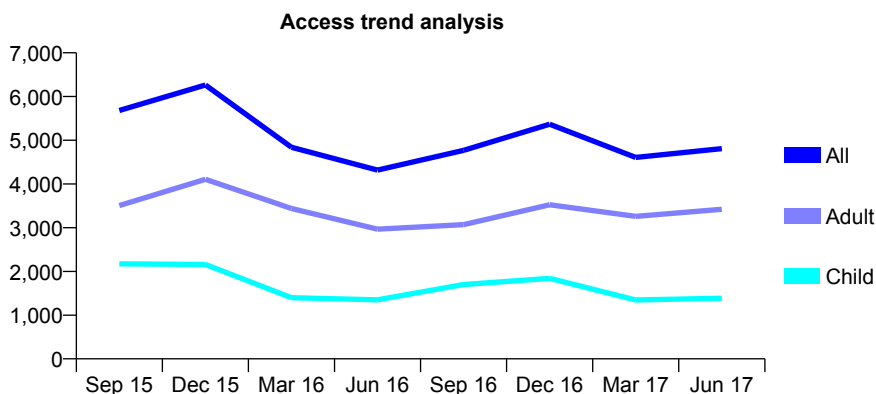
Q54 - Vital Signs At a Glance Contract Report for 109843/0001 - June 2017

Name or company name	Amit A Duggal & Gurpreet K Duggal
Contract type name	GDS Contract
Purpose of contract	General
Contract start date	01/04/2013
Contract end date	

17/18 Contracted general activity (UDA)	11,000
Carry forward general activity (UDA)	0
17/18 Contracted orthodontic activity (UOA)	0
Carry forward orthodontic activity (UOA)	0
Baseline contract value	£283,137.46

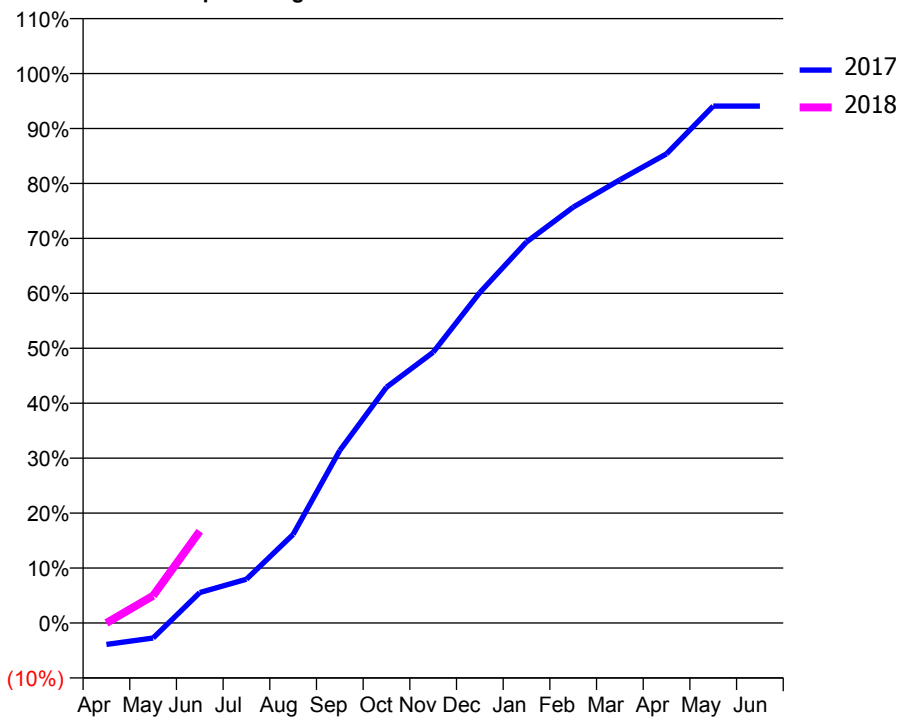
ACCESS*

Patients seen in 24 months	Total	Change since previous quarter
Quarter ending June 2016	4,317	
Quarter ending September 2016	4,769	↑
Quarter ending December 2016	5,366	↑
Quarter ending March 2017	4,606	↓
Quarter ending June 2017	4,808	↑
Variance since June 2016	11.4%	↑



ACTIVITY

Cumulative percentage of contracted UDA delivered 2017 & 2018



Month	Adjusted Scheduled Activity (UDA)	
	2017	2018
April	-430	2
May	-302	547
June	610	1,837
July	876	
August	1,773	
September	3,456	
October	4,721	
November	5,421	
December	6,615	
January	7,627	
February	8,325	
March	8,870	
April	9,393	
May	10,347	
June	10,347	

QUALITY

	Quantity	Base Number	Contract	AT	Region	England
% of FP17s for the same patient ID Re-attending within 3 months - Children	19	637	3.0%	10.1%	11.7%	12.0%
% of FP17s for the same patient ID Re-attending within 3 months - Adults	61	1,389	4.4%	14.8%	15.2%	16.0%
% of FP17s for the same patient ID Re-attending between 3 & 9 months - Children	229	637	35.9%	51.6%	59.1%	58.0%
% of FP17s for the same patient ID Re-attending between 3 & 9 months - Adults	529	1,389	38.1%	47.7%	52.2%	50.9%
% of FP17s for Band 1 Urgent Courses	36	1,205	3.0%	8.2%	7.9%	9.1%
% of FP17s Relating to Free Repair or Replacements	4	1,205	0.3%	0.7%	0.8%	0.8%
% of FP17s Relating to Continuations	1	1,205	0.1%	0.8%	1.1%	1.1%
% of Patients satisfied with the dentistry they have received	7	9	N/A	91.3%	91.8%	91.7%
% of Patients satisfied with the time they had to wait for an appointment	9	9	N/A	90.2%	88.4%	88.0%

* This is based on patients treated on this contract for their most recent course of treatment. Figures in italics indicate the base number of FP17s or Patient Questionnaire responses are less than 100. N/A is shown where the base number of responses is less than 10 during the period. % is calculated as Quantity/Base number*100

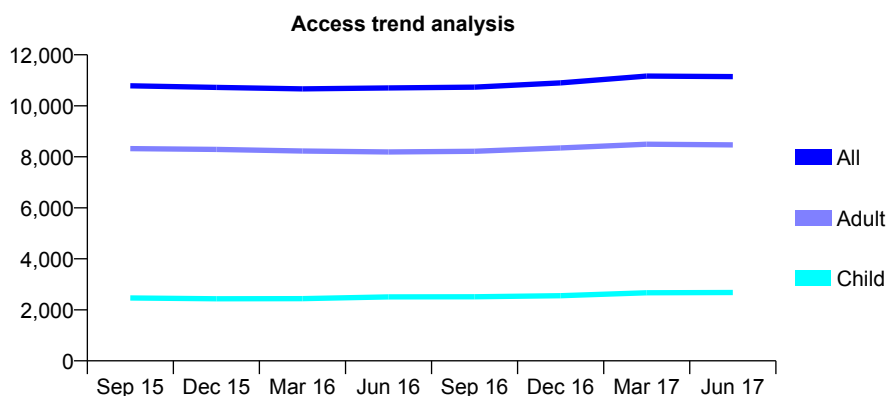
Q54 - Vital Signs At a Glance Contract Report for 110272/0001 - June 2017

Name or company name	Miss R. Sharma
Contract type name	Pilot Contract
Purpose of contract	General and Orthodontic
Contract start date	01/04/2010
Contract end date	

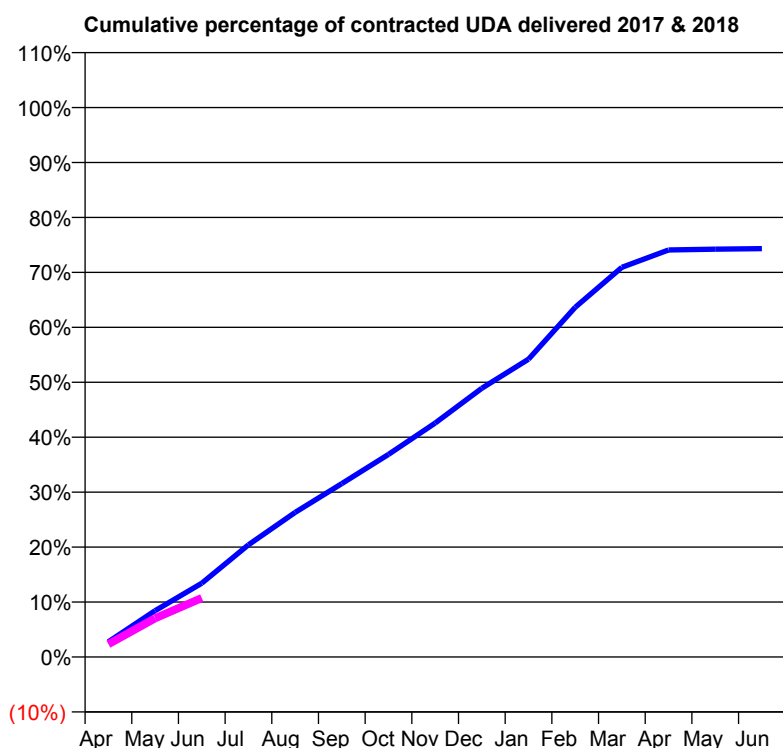
17/18 Contracted general activity (UDA)	33,454
Carry forward general activity (UDA)	0
17/18 Contracted orthodontic activity (UOA)	1,250
Carry forward orthodontic activity (UOA)	0
Baseline contract value	£862,899.43

ACCESS*

Patients seen in 24 months	Total	Change since previous quarter
Quarter ending June 2016	10,700	
Quarter ending September 2016	10,731	→
Quarter ending December 2016	10,901	→
Quarter ending March 2017	11,165	↑
Quarter ending June 2017	11,147	→
Variance since June 2016	4.2%	↑



ACTIVITY



Month	Adjusted Scheduled Activity (UDA)	
	2017	2018
April	931	783
May	2,823	2,354
June	4,492	3,590
July	6,828	
August	8,803	
September	10,559	
October	12,333	
November	14,241	
December	16,366	
January	18,134	
February	21,290	
March	23,727	
April	24,778	
May	24,826	
June	24,862	

QUALITY

	Quantity	Base Number	Contract	AT	Region	England
% of FP17s for the same patient ID Re-attending within 3 months - Children	53	716	7.4%	10.1%	11.7%	12.0%
% of FP17s for the same patient ID Re-attending within 3 months - Adults	404	2,078	19.4%	14.8%	15.2%	16.0%
% of FP17s for the same patient ID Re-attending between 3 & 9 months - Children	436	716	60.9%	51.6%	59.1%	58.0%
% of FP17s for the same patient ID Re-attending between 3 & 9 months - Adults	897	2,078	43.2%	47.7%	52.2%	50.9%
% of FP17s for Band 1 Urgent Courses	114	2,010	5.7%	8.2%	7.9%	9.1%
% of FP17s Relating to Free Repair or Replacements	26	2,010	1.3%	0.7%	0.8%	0.8%
% of FP17s Relating to Continuations	17	2,010	0.8%	0.8%	1.1%	1.1%
% of Patients satisfied with the dentistry they have received	13	14	92.9%	91.3%	91.8%	91.7%
% of Patients satisfied with the time they had to wait for an appointment	13	14	92.9%	90.2%	88.4%	88.0%

* This is based on patients treated on this contract for their most recent course of treatment. Figures in italics indicate the base number of FP17s or Patient Questionnaire responses are less than 100. N/A is shown where the base number of responses is less than 10 during the period. % is calculated as Quantity/Base number*100

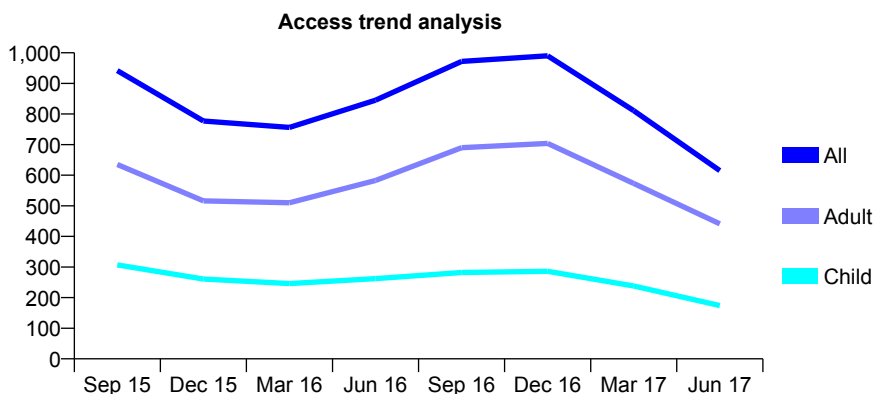
Q54 - Vital Signs At a Glance Contract Report for 114421/0001 - June 2017

Name or company name	Hanji and Goel Partnership t/a Waterloo De
Contract type name	GDS Contract
Purpose of contract	General
Contract start date	01/09/2014
Contract end date	

17/18 Contracted general activity (UDA)	3,078
Carry forward general activity (UDA)	0
17/18 Contracted orthodontic activity (UOA)	0
Carry forward orthodontic activity (UOA)	0
Baseline contract value	£86,913.28

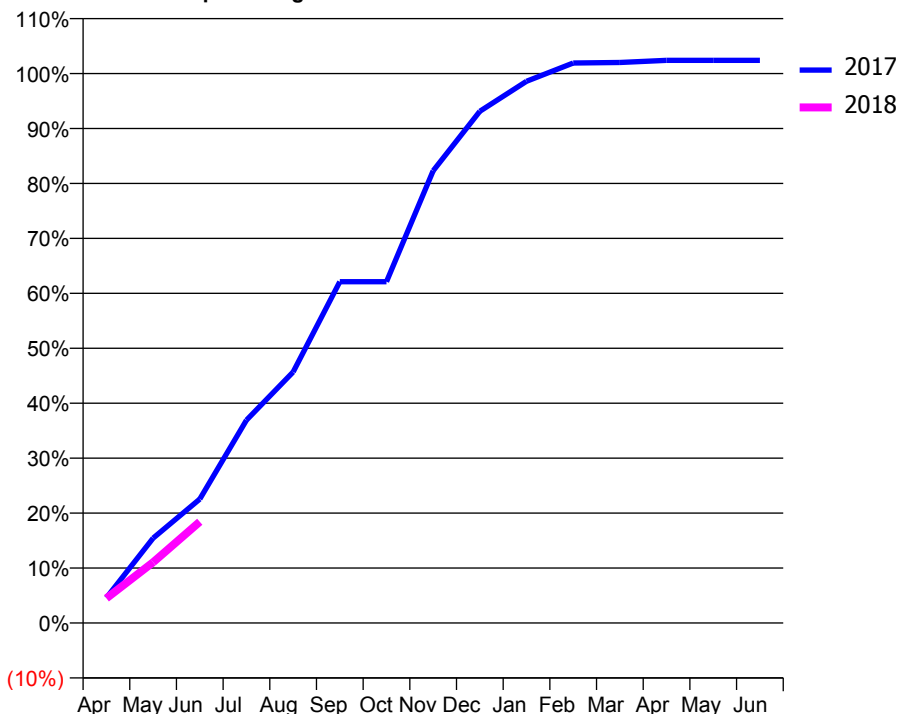
ACCESS*

Patients seen in 24 months	Total	Change since previous quarter
Quarter ending June 2016	845	
Quarter ending September 2016	972	↑
Quarter ending December 2016	990	→
Quarter ending March 2017	811	↓
Quarter ending June 2017	615	↓
Variance since June 2016	(27.2%)	↓



ACTIVITY

Cumulative percentage of contracted UDA delivered 2017 & 2018



Adjusted Scheduled Activity (UDA)

Month	2017	2018
April	141	138
May	475	340
June	695	567
July	1,136	
August	1,406	
September	1,912	
October	1,912	
November	2,533	
December	2,866	
January	3,034	
February	3,137	
March	3,140	
April	3,152	
May	3,152	
June	3,152	

QUALITY

	Quantity	Base Number	Contract	AT	Region	England
% of FP17s for the same patient ID Re-attending within 3 months - Children	2	39	5.1%	10.1%	11.7%	12.0%
% of FP17s for the same patient ID Re-attending within 3 months - Adults	9	117	7.7%	14.8%	15.2%	16.0%
% of FP17s for the same patient ID Re-attending between 3 & 9 months - Children	12	39	30.8%	51.6%	59.1%	58.0%
% of FP17s for the same patient ID Re-attending between 3 & 9 months - Adults	30	117	25.6%	47.7%	52.2%	50.9%
% of FP17s for Band 1 Urgent Courses	40	155	25.8%	8.2%	7.9%	9.1%
% of FP17s Relating to Free Repair or Replacements	2	155	1.3%	0.7%	0.8%	0.8%
% of FP17s Relating to Continuations	0	155	0.0%	0.8%	1.1%	1.1%
% of Patients satisfied with the dentistry they have received	1	1	N/A	91.3%	91.8%	91.7%
% of Patients satisfied with the time they had to wait for an appointment	0	1	N/A	90.2%	88.4%	88.0%

* This is based on patients treated on this contract for their most recent course of treatment. Figures in italics indicate the base number of FP17s or Patient Questionnaire responses are less than 100. N/A is shown where the base number of responses is less than 10 during the period. % is calculated as Quantity/Base number*100

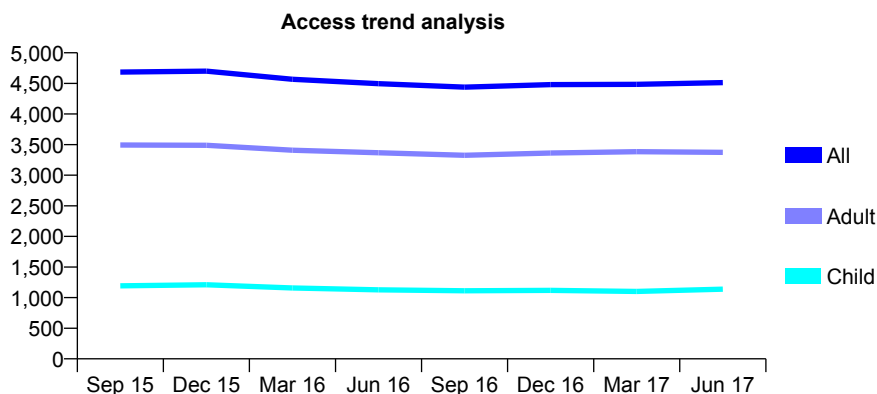
Q54 - Vital Signs At a Glance Contract Report for 114634/0001 - June 2017

Name or company name	Addison/Addison GDS contract partnership
Contract type name	GDS Contract
Purpose of contract	General
Contract start date	01/04/2012
Contract end date	

17/18 Contracted general activity (UDA)	11,547
Carry forward general activity (UDA)	0
17/18 Contracted orthodontic activity (UOA)	0
Carry forward orthodontic activity (UOA)	0
Baseline contract value	£288,001.09

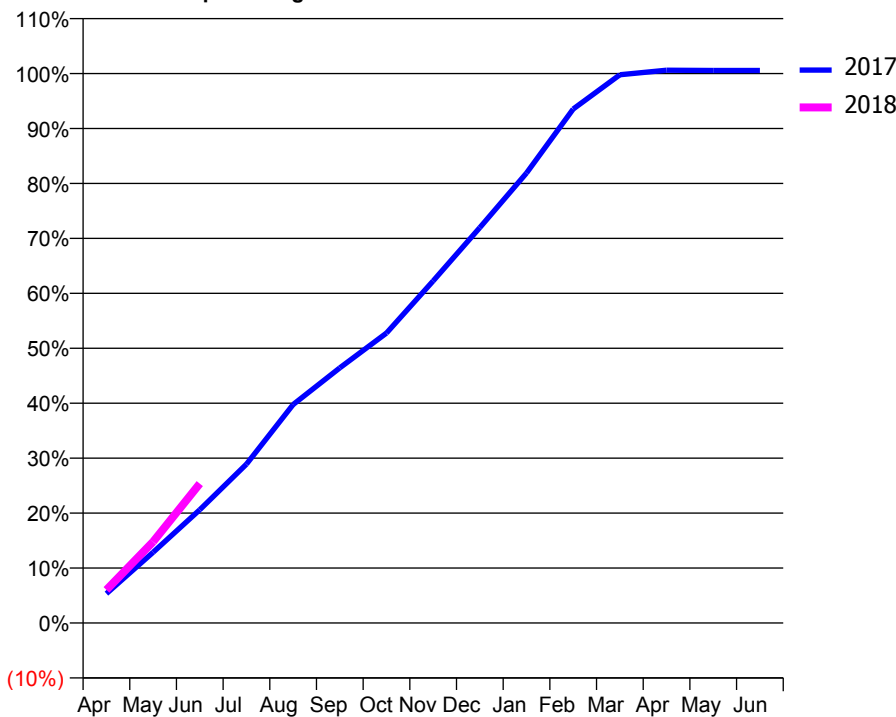
ACCESS*

Patients seen in 24 months	Total	Change since previous quarter
Quarter ending June 2016	4,496	
Quarter ending September 2016	4,439	↓
Quarter ending December 2016	4,480	→
Quarter ending March 2017	4,485	→
Quarter ending June 2017	4,512	→
Variance since June 2016	0.4%	→



ACTIVITY

Cumulative percentage of contracted UDA delivered 2017 & 2018



Month	Adjusted Scheduled Activity (UDA)	
	2017	2018
April	617	697
May	1,486	1,708
June	2,381	2,928
July	3,340	
August	4,591	
September	5,361	
October	6,093	
November	7,190	
December	8,308	
January	9,456	
February	10,801	
March	11,522	
April	11,615	
May	11,612	
June	11,612	

QUALITY

	Quantity	Base Number	Contract	AT	Region	England
% of FP17s for the same patient ID Re-attending within 3 months - Children	16	459	3.5%	10.1%	11.7%	12.0%
% of FP17s for the same patient ID Re-attending within 3 months - Adults	160	1,173	13.6%	14.8%	15.2%	16.0%
% of FP17s for the same patient ID Re-attending between 3 & 9 months - Children	307	459	66.9%	51.6%	59.1%	58.0%
% of FP17s for the same patient ID Re-attending between 3 & 9 months - Adults	732	1,173	62.4%	47.7%	52.2%	50.9%
% of FP17s for Band 1 Urgent Courses	82	1,604	5.1%	8.2%	7.9%	9.1%
% of FP17s Relating to Free Repair or Replacements	3	1,604	0.2%	0.7%	0.8%	0.8%
% of FP17s Relating to Continuations	30	1,604	1.9%	0.8%	1.1%	1.1%
% of Patients satisfied with the dentistry they have received	5	6	N/A	91.3%	91.8%	91.7%
% of Patients satisfied with the time they had to wait for an appointment	6	6	N/A	90.2%	88.4%	88.0%

* This is based on patients treated on this contract for their most recent course of treatment. Figures in italics indicate the base number of FP17s or Patient Questionnaire responses are less than 100. N/A is shown where the base number of responses is less than 10 during the period. % is calculated as Quantity/Base number*100

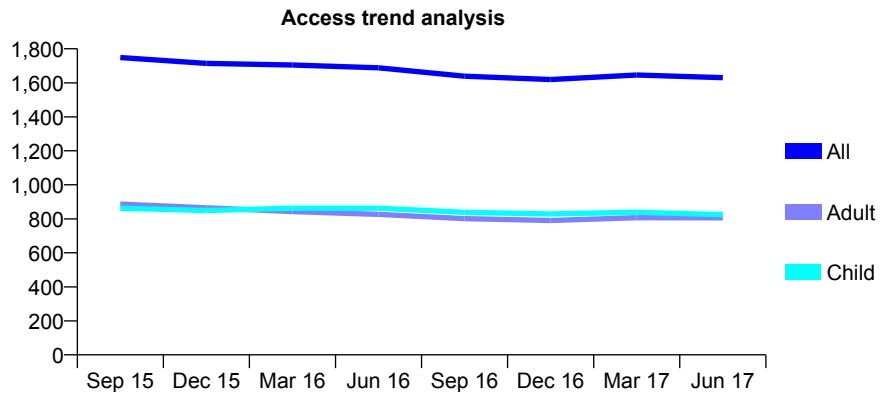
Q54 - Vital Signs At a Glance Contract Report for 116343/0001 - June 2017

Name or company name	The Dental Surgery
Contract type name	GDS Contract
Purpose of contract	General
Contract start date	22/12/2010
Contract end date	

17/18 Contracted general activity (UDA)	6,221
Carry forward general activity (UDA)	0
17/18 Contracted orthodontic activity (UOA)	0
Carry forward orthodontic activity (UOA)	0
Baseline contract value	£163,390.43

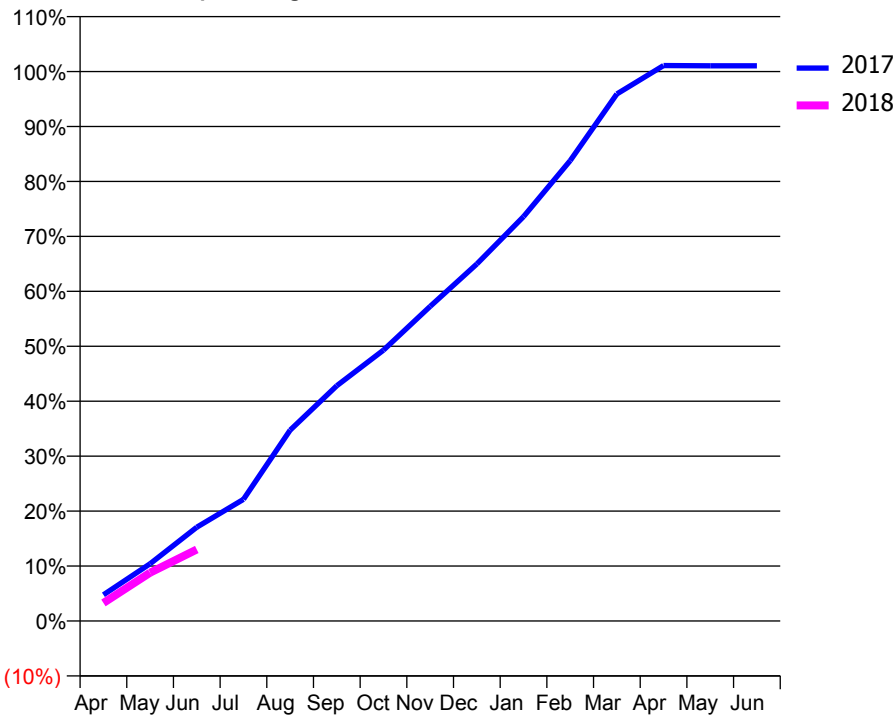
ACCESS*

Patients seen in 24 months	Total	Change since previous quarter
Quarter ending June 2016	1,688	
Quarter ending September 2016	1,639	↓
Quarter ending December 2016	1,619	↓
Quarter ending March 2017	1,646	→
Quarter ending June 2017	1,630	→
Variance since June 2016	(3.4%)	↓



ACTIVITY

Cumulative percentage of contracted UDA delivered 2017 & 2018



Month	Adjusted Scheduled Activity (UDA)	
	2017	2018
April	297	205
May	648	548
June	1,062	810
July	1,378	
August	2,162	
September	2,663	
October	3,067	
November	3,562	
December	4,041	
January	4,578	
February	5,212	
March	5,967	
April	6,289	
May	6,286	
June	6,286	

QUALITY

	Quantity	Base Number	Contract	AT	Region	England
% of FP17s for the same patient ID Re-attending within 3 months - Children	18	295	6.1%	10.1%	11.7%	12.0%
% of FP17s for the same patient ID Re-attending within 3 months - Adults	27	230	11.7%	14.8%	15.2%	16.0%
% of FP17s for the same patient ID Re-attending between 3 & 9 months - Children	233	295	79.0%	51.6%	59.1%	58.0%
% of FP17s for the same patient ID Re-attending between 3 & 9 months - Adults	137	230	59.6%	47.7%	52.2%	50.9%
% of FP17s for Band 1 Urgent Courses	27	419	6.4%	8.2%	7.9%	9.1%
% of FP17s Relating to Free Repair or Replacements	0	419	0.0%	0.7%	0.8%	0.8%
% of FP17s Relating to Continuations	1	419	0.2%	0.8%	1.1%	1.1%
% of Patients satisfied with the dentistry they have received	0	0	N/A	91.3%	91.8%	91.7%
% of Patients satisfied with the time they had to wait for an appointment	0	0	N/A	90.2%	88.4%	88.0%

* This is based on patients treated on this contract for their most recent course of treatment. Figures in italics indicate the base number of FP17s or Patient Questionnaire responses are less than 100. N/A is shown where the base number of responses is less than 10 during the period. % is calculated as Quantity/Base number*100

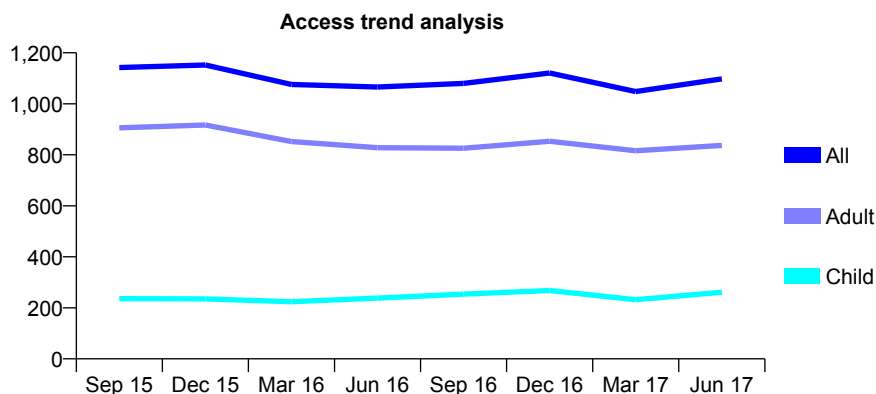
Q54 - Vital Signs At a Glance Contract Report for 116351/0001 - June 2017

Name or company name	Hillary Street Dental Practice
Contract type name	GDS Contract
Purpose of contract	General
Contract start date	01/04/2011
Contract end date	

17/18 Contracted general activity (UDA)	3,560
Carry forward general activity (UDA)	0
17/18 Contracted orthodontic activity (UOA)	0
Carry forward orthodontic activity (UOA)	0
Baseline contract value	£83,928.14

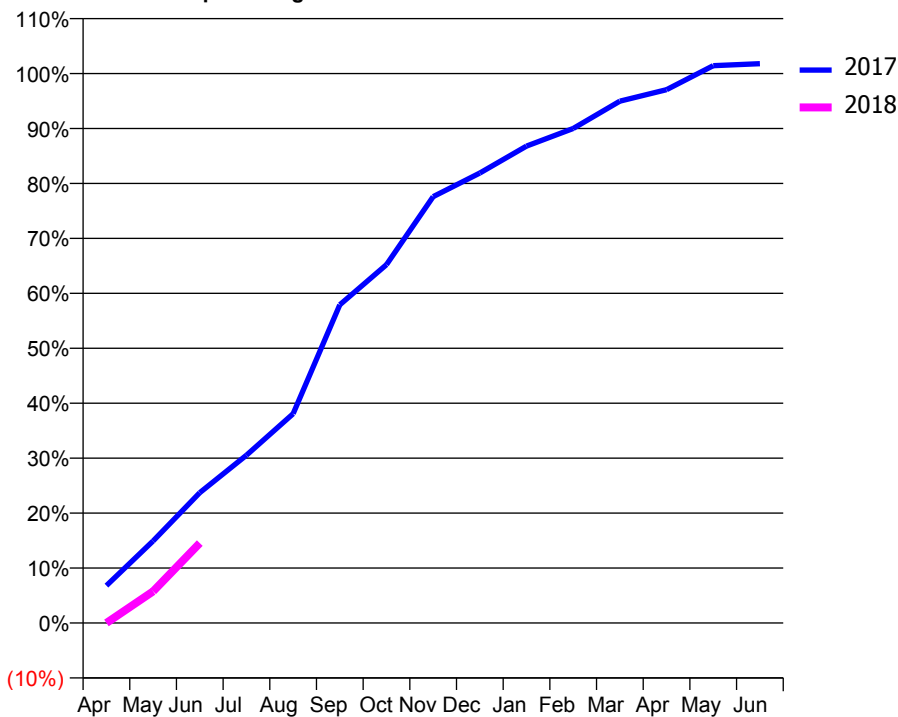
ACCESS*

Patients seen in 24 months	Total	Change since previous quarter
Quarter ending June 2016	1,066	
Quarter ending September 2016	1,080	→
Quarter ending December 2016	1,121	↑
Quarter ending March 2017	1,048	↓
Quarter ending June 2017	1,098	↑
Variance since June 2016	3.0%	↑



ACTIVITY

Cumulative percentage of contracted UDA delivered 2017 & 2018



Month	Adjusted Scheduled Activity (UDA)	
	2017	2018
April	242	0
May	532	205
June	844	518
July	1,087	
August	1,356	
September	2,061	
October	2,322	
November	2,762	
December	2,916	
January	3,090	
February	3,204	
March	3,381	
April	3,456	
May	3,611	
June	3,624	

QUALITY

	Quantity	Base Number	Contract	AT	Region	England
% of FP17s for the same patient ID Re-attending within 3 months - Children	3	63	4.8%	10.1%	11.7%	12.0%
% of FP17s for the same patient ID Re-attending within 3 months - Adults	19	189	10.1%	14.8%	15.2%	16.0%
% of FP17s for the same patient ID Re-attending between 3 & 9 months - Children	4	63	6.3%	51.6%	59.1%	58.0%
% of FP17s for the same patient ID Re-attending between 3 & 9 months - Adults	30	189	15.9%	47.7%	52.2%	50.9%
% of FP17s for Band 1 Urgent Courses	25	174	14.4%	8.2%	7.9%	9.1%
% of FP17s Relating to Free Repair or Replacements	1	174	0.6%	0.7%	0.8%	0.8%
% of FP17s Relating to Continuations	3	174	1.7%	0.8%	1.1%	1.1%
% of Patients satisfied with the dentistry they have received	0	1	N/A	91.3%	91.8%	91.7%
% of Patients satisfied with the time they had to wait for an appointment	1	1	N/A	90.2%	88.4%	88.0%

* This is based on patients treated on this contract for their most recent course of treatment. Figures in italics indicate the base number of FP17s or Patient Questionnaire responses are less than 100. N/A is shown where the base number of responses is less than 10 during the period. % is calculated as Quantity/Base number*100

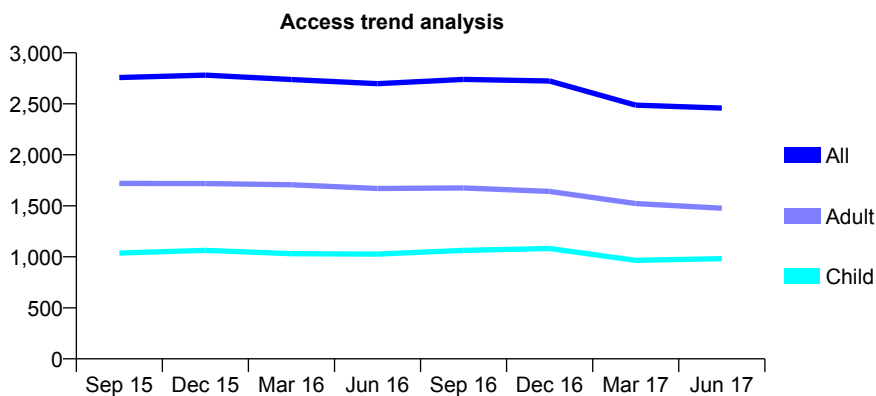
Q54 - Vital Signs At a Glance Contract Report for 116661/0001 - June 2017

Name or company name	Springfield Dental Practice
Contract type name	GDS Contract
Purpose of contract	General
Contract start date	01/01/2009
Contract end date	

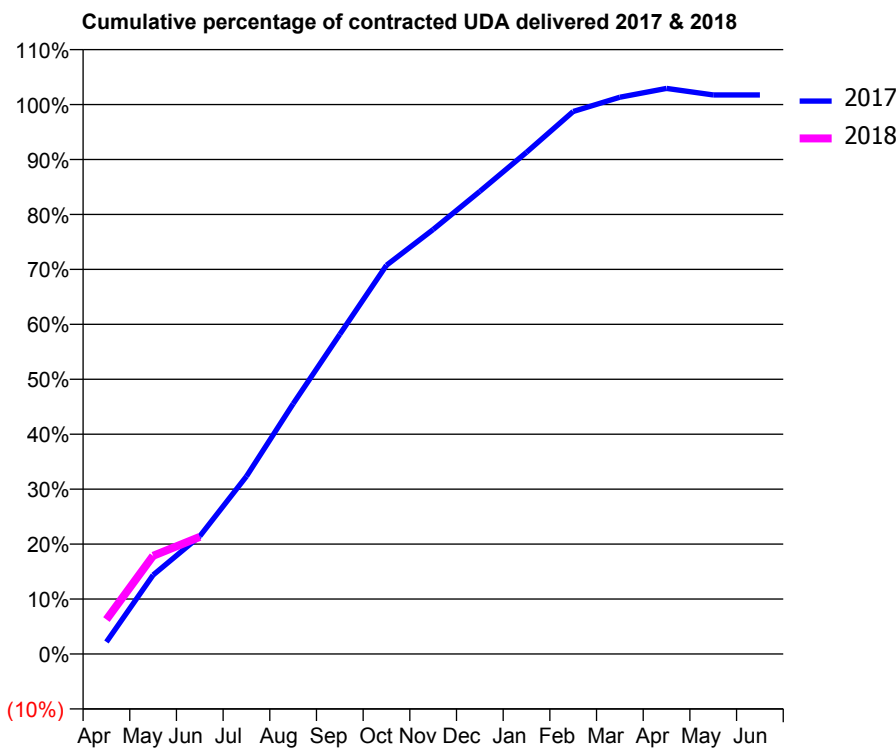
17/18 Contracted general activity (UDA)	8,176
Carry forward general activity (UDA)	0
17/18 Contracted orthodontic activity (UOA)	0
Carry forward orthodontic activity (UOA)	0
Baseline contract value	£166,152.70

ACCESS*

Patients seen in 24 months	Total	Change since previous quarter
Quarter ending June 2016	2,697	
Quarter ending September 2016	2,739	→
Quarter ending December 2016	2,723	→
Quarter ending March 2017	2,487	↓
Quarter ending June 2017	2,458	↓
Variance since June 2016	(8.9%)	↓



ACTIVITY



Month	Adjusted Scheduled Activity (UDA)	
	2017	2018
April	179	512
May	1,176	1,461
June	1,752	1,743
July	2,643	
August	3,722	
September	4,757	
October	5,785	
November	6,316	
December	6,884	
January	7,464	
February	8,072	
March	8,285	
April	8,416	
May	8,319	
June	8,319	

QUALITY

	Quantity	Base Number	Contract	AT	Region	England
% of FP17s for the same patient ID Re-attending within 3 months - Children	18	305	5.9%	10.1%	11.7%	12.0%
% of FP17s for the same patient ID Re-attending within 3 months - Adults	32	352	9.1%	14.8%	15.2%	16.0%
% of FP17s for the same patient ID Re-attending between 3 & 9 months - Children	107	305	35.1%	51.6%	59.1%	58.0%
% of FP17s for the same patient ID Re-attending between 3 & 9 months - Adults	139	352	39.5%	47.7%	52.2%	50.9%
% of FP17s for Band 1 Urgent Courses	12	657	1.8%	8.2%	7.9%	9.1%
% of FP17s Relating to Free Repair or Replacements	2	657	0.3%	0.7%	0.8%	0.8%
% of FP17s Relating to Continuations	1	657	0.2%	0.8%	1.1%	1.1%
% of Patients satisfied with the dentistry they have received	1	1	N/A	91.3%	91.8%	91.7%
% of Patients satisfied with the time they had to wait for an appointment	0	1	N/A	90.2%	88.4%	88.0%

* This is based on patients treated on this contract for their most recent course of treatment. Figures in italics indicate the base number of FP17s or Patient Questionnaire responses are less than 100. N/A is shown where the base number of responses is less than 10 during the period. % is calculated as Quantity/Base number*100

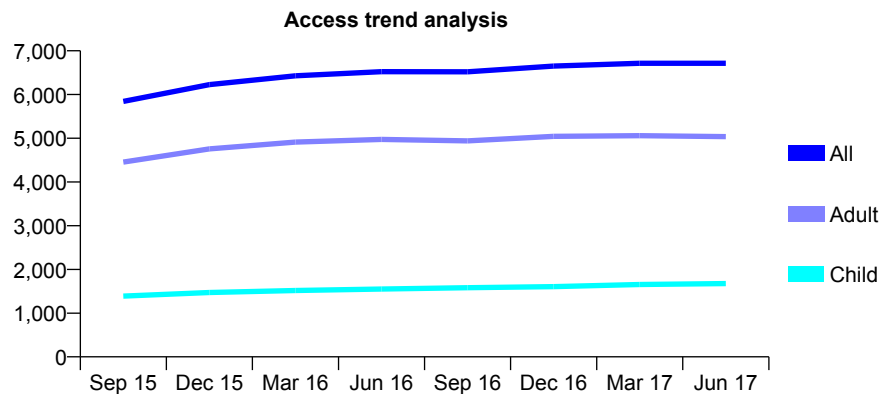
Q54 - Vital Signs At a Glance Contract Report for 120707/0001 - June 2017

Name or company name	Kings Norton Dental Practice
Contract type name	GDS Contract
Purpose of contract	General
Contract start date	28/06/2013
Contract end date	

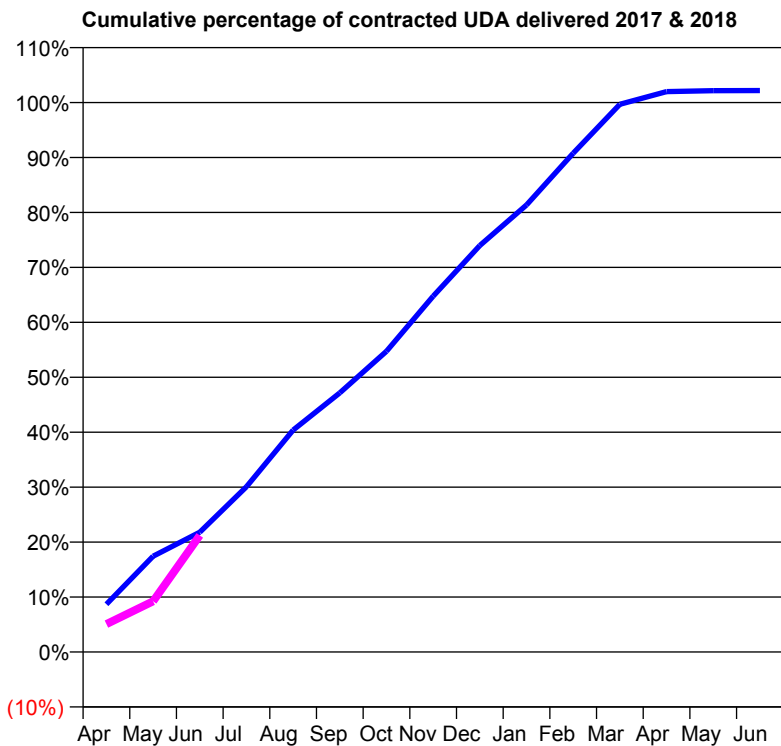
17/18 Contracted general activity (UDA)	18,339
Carry forward general activity (UDA)	0
17/18 Contracted orthodontic activity (UOA)	0
Carry forward orthodontic activity (UOA)	0
Baseline contract value	£455,686.64

ACCESS*

Patients seen in 24 months	Total	Change since previous quarter
Quarter ending June 2016	6,524	
Quarter ending September 2016	6,520	→
Quarter ending December 2016	6,650	→
Quarter ending March 2017	6,714	→
Quarter ending June 2017	6,714	→
Variance since June 2016	2.9%	↑



ACTIVITY



Month	Adjusted Scheduled Activity (UDA)	
	2017	2018
April	1,593	932
May	3,197	1,692
June	4,000	3,893
July	5,515	
August	7,406	
September	8,647	
October	10,038	
November	11,875	
December	13,565	
January	14,919	
February	16,644	
March	18,278	
April	18,705	
May	18,736	
June	18,738	

QUALITY

	Quantity	Base Number	Contract	AT	Region	England
% of FP17s for the same patient ID Re-attending within 3 months - Children	25	475	5.3%	10.1%	11.7%	12.0%
% of FP17s for the same patient ID Re-attending within 3 months - Adults	233	1,525	15.3%	14.8%	15.2%	16.0%
% of FP17s for the same patient ID Re-attending between 3 & 9 months - Children	267	475	56.2%	51.6%	59.1%	58.0%
% of FP17s for the same patient ID Re-attending between 3 & 9 months - Adults	761	1,525	49.9%	47.7%	52.2%	50.9%
% of FP17s for Band 1 Urgent Courses	122	1,779	6.9%	8.2%	7.9%	9.1%
% of FP17s Relating to Free Repair or Replacements	17	1,779	1.0%	0.7%	0.8%	0.8%
% of FP17s Relating to Continuations	28	1,779	1.6%	0.8%	1.1%	1.1%
% of Patients satisfied with the dentistry they have received	6	7	N/A	91.3%	91.8%	91.7%
% of Patients satisfied with the time they had to wait for an appointment	6	7	N/A	90.2%	88.4%	88.0%

* This is based on patients treated on this contract for their most recent course of treatment. Figures in italics indicate the base number of FP17s or Patient Questionnaire responses are less than 100. N/A is shown where the base number of responses is less than 10 during the period. % is calculated as Quantity/Base number*100

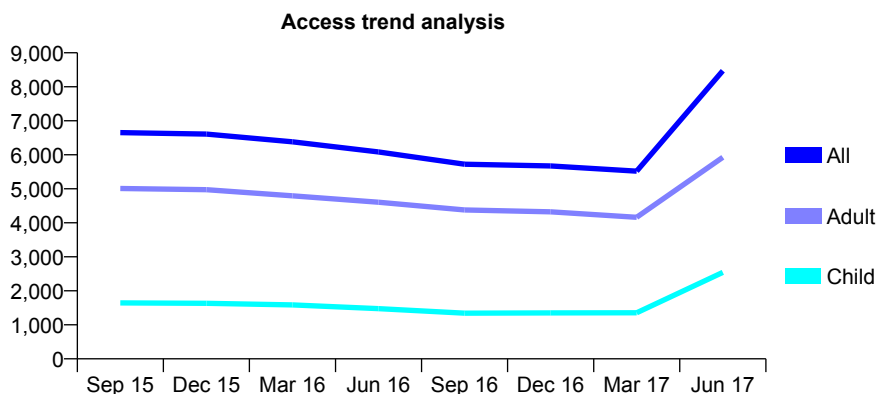
Q54 - Vital Signs At a Glance Contract Report for 121444/0001 - June 2017

Name or company name	South Road Dental Practice
Contract type name	Pilot Contract
Purpose of contract	General
Contract start date	01/04/2009
Contract end date	

17/18 Contracted general activity (UDA)	25,349
Carry forward general activity (UDA)	0
17/18 Contracted orthodontic activity (UOA)	0
Carry forward orthodontic activity (UOA)	0
Baseline contract value	£608,635.52

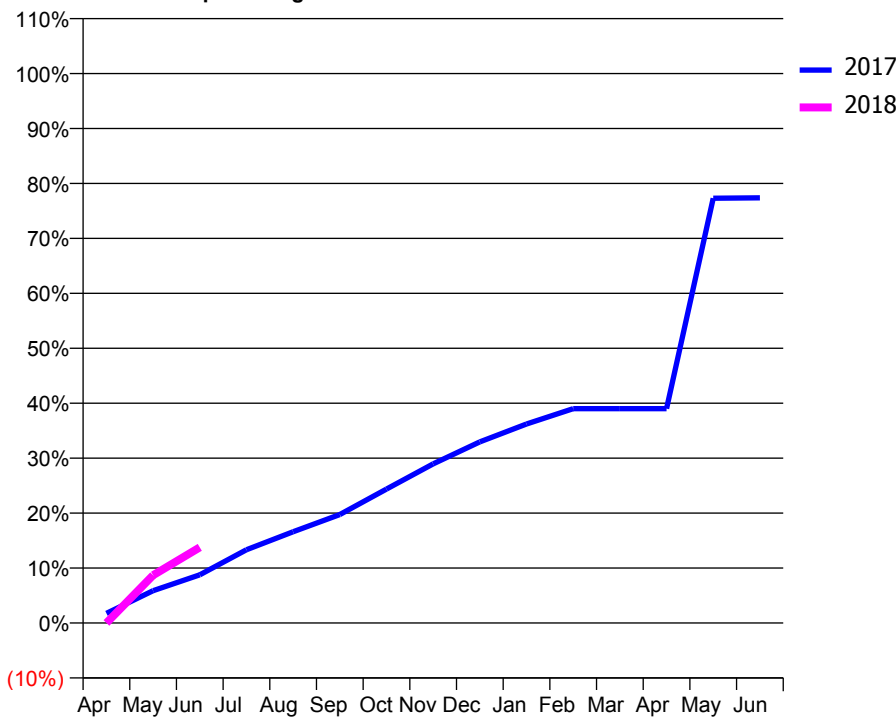
ACCESS*

Patients seen in 24 months	Total	Change since previous quarter
Quarter ending June 2016	6,085	
Quarter ending September 2016	5,722	↓
Quarter ending December 2016	5,674	→
Quarter ending March 2017	5,520	↓
Quarter ending June 2017	8,473	↑
Variance since June 2016	39.2%	↑



ACTIVITY

Cumulative percentage of contracted UDA delivered 2017 & 2018



Month	Adjusted Scheduled Activity (UDA)	
	2017	2018
April	444	0
May	1,494	2,203
June	2,226	3,488
July	3,379	
August	4,211	
September	5,003	
October	6,181	
November	7,340	
December	8,355	
January	9,181	
February	9,889	
March	9,889	
April	9,889	
May	19,593	
June	19,612	

QUALITY

	Quantity	Base Number	Contract	AT	Region	England
% of FP17s for the same patient ID Re-attending within 3 months - Children	180	3,644	4.9%	10.1%	11.7%	12.0%
% of FP17s for the same patient ID Re-attending within 3 months - Adults	1,024	7,721	13.3%	14.8%	15.2%	16.0%
% of FP17s for the same patient ID Re-attending between 3 & 9 months - Children	1,510	3,644	41.4%	51.6%	59.1%	58.0%
% of FP17s for the same patient ID Re-attending between 3 & 9 months - Adults	3,565	7,721	46.2%	47.7%	52.2%	50.9%
% of FP17s for Band 1 Urgent Courses	131	2,150	6.1%	8.2%	7.9%	9.1%
% of FP17s Relating to Free Repair or Replacements	27	2,150	1.3%	0.7%	0.8%	0.8%
% of FP17s Relating to Continuations	11	2,150	0.5%	0.8%	1.1%	1.1%
% of Patients satisfied with the dentistry they have received	3	3	N/A	91.3%	91.8%	91.7%
% of Patients satisfied with the time they had to wait for an appointment	3	3	N/A	90.2%	88.4%	88.0%

* This is based on patients treated on this contract for their most recent course of treatment. Figures in italics indicate the base number of FP17s or Patient Questionnaire responses are less than 100. N/A is shown where the base number of responses is less than 10 during the period. % is calculated as Quantity/Base number*100

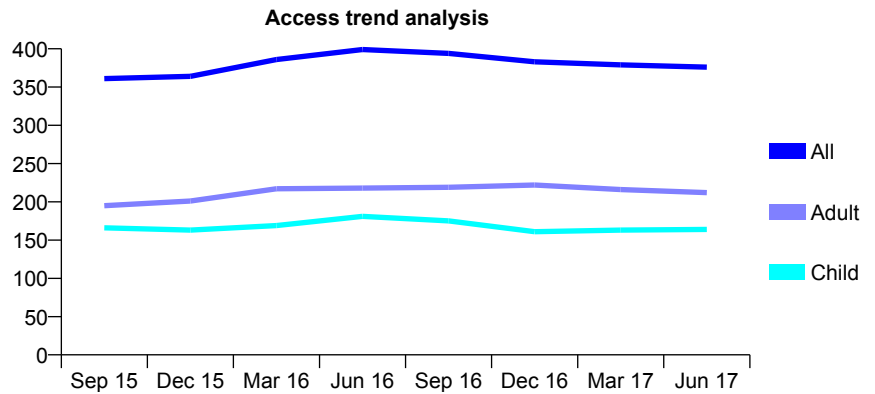
Q54 - Vital Signs At a Glance Contract Report for 121452/0001 - June 2017

Name or company name	Kassam GDS Contract Partnership
Contract type name	GDS Contract
Purpose of contract	General
Contract start date	01/02/2013
Contract end date	

17/18 Contracted general activity (UDA)	1,000
Carry forward general activity (UDA)	0
17/18 Contracted orthodontic activity (UOA)	0
Carry forward orthodontic activity (UOA)	0
Baseline contract value	£27,938.38

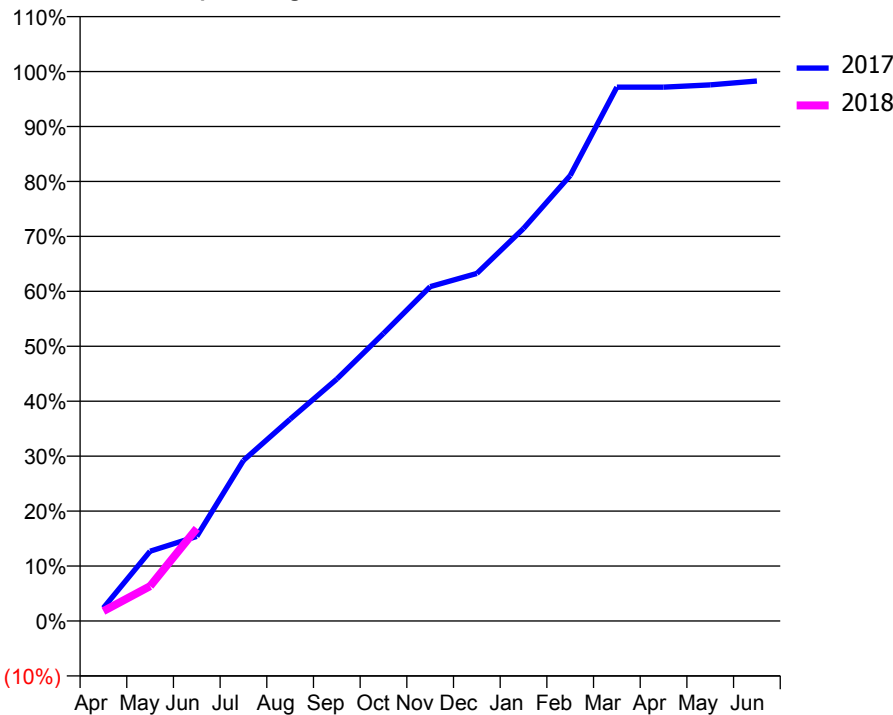
ACCESS*

Patients seen in 24 months	Total	Change since previous quarter
Quarter ending June 2016	399	
Quarter ending September 2016	394	↓
Quarter ending December 2016	383	↓
Quarter ending March 2017	379	↓
Quarter ending June 2017	376	→
Variance since June 2016	(5.8%)	↓



ACTIVITY

Cumulative percentage of contracted UDA delivered 2017 & 2018



Month	Adjusted Scheduled Activity (UDA)	
	2017	2018
April	24	18
May	127	63
June	154	169
July	292	
August	367	
September	440	
October	523	
November	608	
December	632	
January	714	
February	811	
March	972	
April	972	
May	976	
June	983	

QUALITY

	Quantity	Base Number	Contract	AT	Region	England
% of FP17s for the same patient ID Re-attending within 3 months - Children	1	43	2.3%	10.1%	11.7%	12.0%
% of FP17s for the same patient ID Re-attending within 3 months - Adults	1	41	2.4%	14.8%	15.2%	16.0%
% of FP17s for the same patient ID Re-attending between 3 & 9 months - Children	22	43	51.2%	51.6%	59.1%	58.0%
% of FP17s for the same patient ID Re-attending between 3 & 9 months - Adults	19	41	46.3%	47.7%	52.2%	50.9%
% of FP17s for Band 1 Urgent Courses	3	77	3.9%	8.2%	7.9%	9.1%
% of FP17s Relating to Free Repair or Replacements	0	77	0.0%	0.7%	0.8%	0.8%
% of FP17s Relating to Continuations	0	77	0.0%	0.8%	1.1%	1.1%
% of Patients satisfied with the dentistry they have received	0	0	N/A	91.3%	91.8%	91.7%
% of Patients satisfied with the time they had to wait for an appointment	0	0	N/A	90.2%	88.4%	88.0%

* This is based on patients treated on this contract for their most recent course of treatment. Figures in italics indicate the base number of FP17s or Patient Questionnaire responses are less than 100. N/A is shown where the base number of responses is less than 10 during the period. % is calculated as Quantity/Base number*100

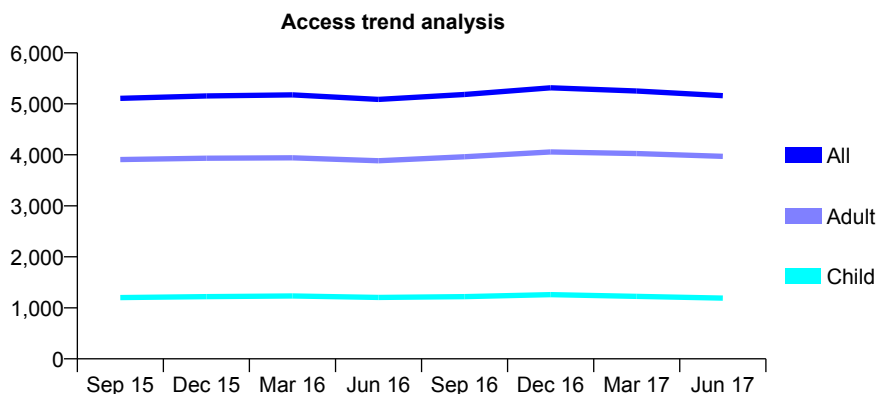
Q54 - Vital Signs At a Glance Contract Report for 121460/0001 - June 2017

Name or company name	Rooprai-Rooprai and Associates
Contract type name	GDS Contract
Purpose of contract	General
Contract start date	01/12/2011
Contract end date	

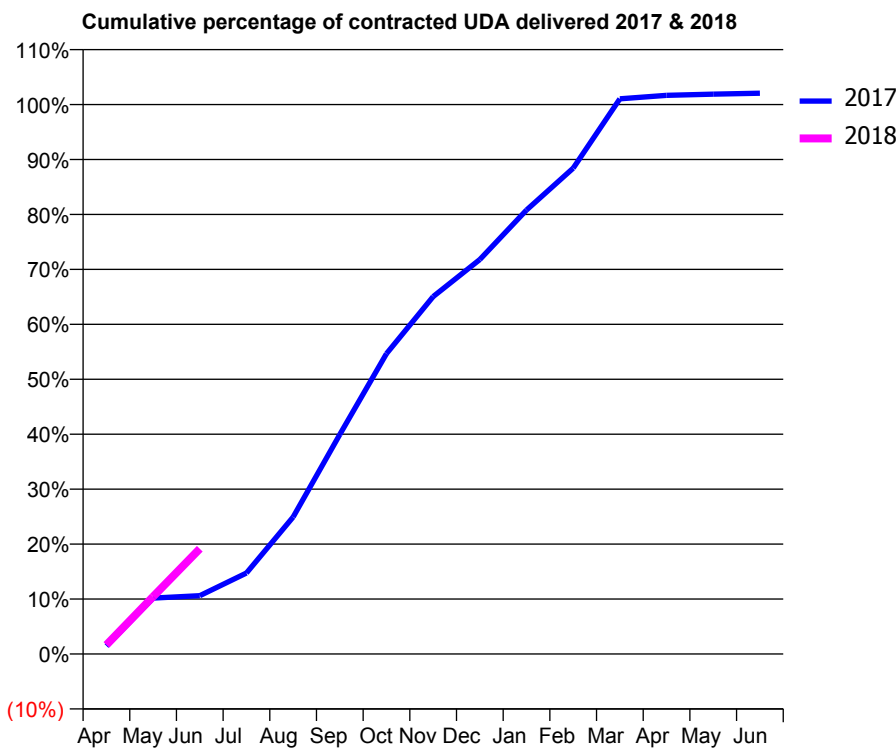
17/18 Contracted general activity (UDA)	14,616
Carry forward general activity (UDA)	0
17/18 Contracted orthodontic activity (UOA)	0
Carry forward orthodontic activity (UOA)	0
Baseline contract value	£397,719.75

ACCESS*

Patients seen in 24 months	Total	Change since previous quarter
Quarter ending June 2016	5,087	
Quarter ending September 2016	5,182	→
Quarter ending December 2016	5,313	↑
Quarter ending March 2017	5,251	↓
Quarter ending June 2017	5,160	↓
Variance since June 2016	1.4%	→



ACTIVITY



Month	Adjusted Scheduled Activity (UDA)	
	2017	2018
April	215	242
May	1,487	1,528
June	1,553	2,800
July	2,156	
August	3,643	
September	5,841	
October	7,991	
November	9,507	
December	10,492	
January	11,808	
February	12,922	
March	14,767	
April	14,860	
May	14,893	
June	14,916	

QUALITY

	Quantity	Base Number	Contract	AT	Region	England
% of FP17s for the same patient ID Re-attending within 3 months - Children	14	323	4.3%	10.1%	11.7%	12.0%
% of FP17s for the same patient ID Re-attending within 3 months - Adults	102	1,007	10.1%	14.8%	15.2%	16.0%
% of FP17s for the same patient ID Re-attending between 3 & 9 months - Children	169	323	52.3%	51.6%	59.1%	58.0%
% of FP17s for the same patient ID Re-attending between 3 & 9 months - Adults	547	1,007	54.3%	47.7%	52.2%	50.9%
% of FP17s for Band 1 Urgent Courses	35	1,265	2.8%	8.2%	7.9%	9.1%
% of FP17s Relating to Free Repair or Replacements	7	1,265	0.6%	0.7%	0.8%	0.8%
% of FP17s Relating to Continuations	3	1,265	0.2%	0.8%	1.1%	1.1%
% of Patients satisfied with the dentistry they have received	4	4	N/A	91.3%	91.8%	91.7%
% of Patients satisfied with the time they had to wait for an appointment	4	4	N/A	90.2%	88.4%	88.0%

* This is based on patients treated on this contract for their most recent course of treatment. Figures in italics indicate the base number of FP17s or Patient Questionnaire responses are less than 100. N/A is shown where the base number of responses is less than 10 during the period. % is calculated as Quantity/Base number*100

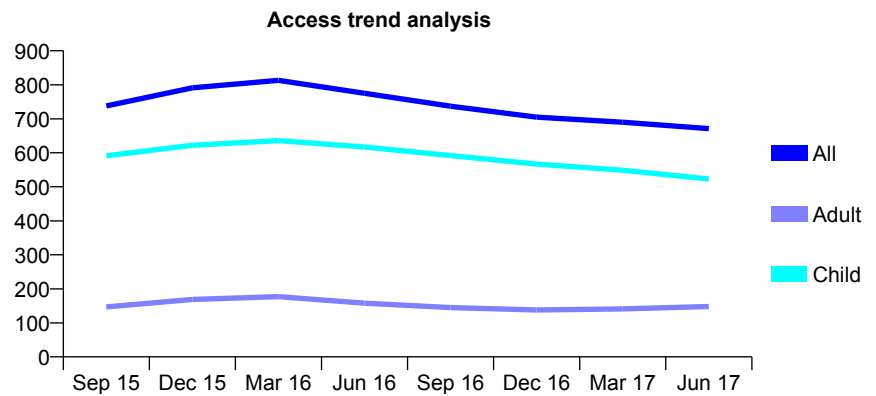
Q54 - Vital Signs At a Glance Contract Report for 122068/0001 - June 2017

Name or company name	Jandu, Bhambra and Payne
Contract type name	GDS Contract
Purpose of contract	General and Orthodontic
Contract start date	01/04/2014
Contract end date	

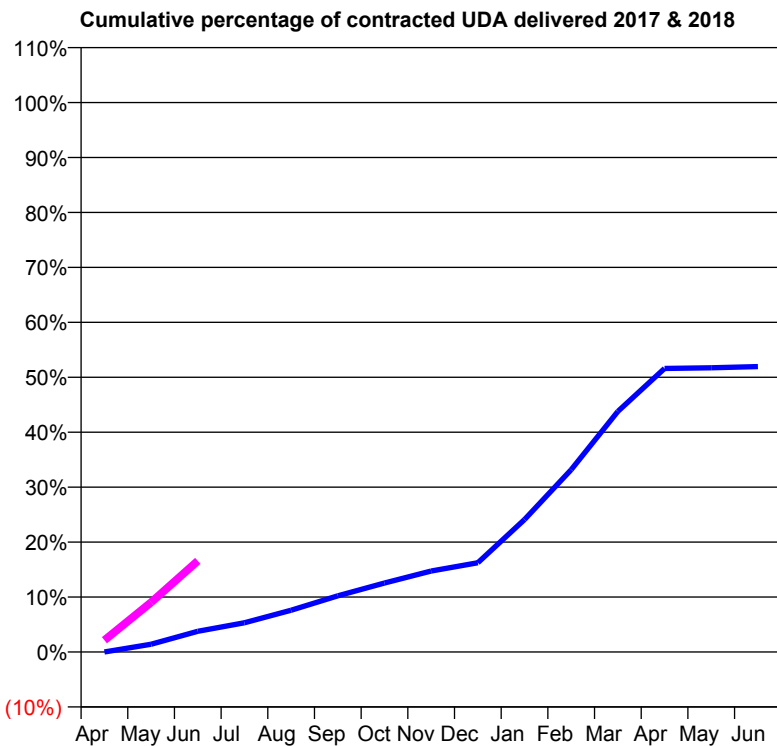
17/18 Contracted general activity (UDA)	1,413
Carry forward general activity (UDA)	0
17/18 Contracted orthodontic activity (UOA)	534
Carry forward orthodontic activity (UOA)	0
Baseline contract value	£70,446.89

ACCESS*

Patients seen in 24 months	Total	Change since previous quarter
Quarter ending June 2016	775	
Quarter ending September 2016	737	↓
Quarter ending December 2016	705	↓
Quarter ending March 2017	690	↓
Quarter ending June 2017	671	↓
Variance since June 2016	(13.4%)	↓



ACTIVITY



Month	Adjusted Scheduled Activity (UDA)	
	2017	2018
April	0	30
May	20	128
June	53	234
July	75	
August	107	
September	144	
October	177	
November	208	
December	229	
January	341	
February	469	
March	619	
April	729	
May	731	
June	734	

QUALITY

	Quantity	Base Number	Contract	AT	Region	England
% of FP17s for the same patient ID Re-attending within 3 months - Children	10	170	5.9%	10.1%	11.7%	12.0%
% of FP17s for the same patient ID Re-attending within 3 months - Adults	8	54	14.8%	14.8%	15.2%	16.0%
% of FP17s for the same patient ID Re-attending between 3 & 9 months - Children	66	170	38.8%	51.6%	59.1%	58.0%
% of FP17s for the same patient ID Re-attending between 3 & 9 months - Adults	7	54	13.0%	47.7%	52.2%	50.9%
% of FP17s for Band 1 Urgent Courses	6	139	4.3%	8.2%	7.9%	9.1%
% of FP17s Relating to Free Repair or Replacements	0	139	0.0%	0.7%	0.8%	0.8%
% of FP17s Relating to Continuations	4	139	2.9%	0.8%	1.1%	1.1%
% of Patients satisfied with the dentistry they have received	0	0	N/A	91.3%	91.8%	91.7%
% of Patients satisfied with the time they had to wait for an appointment	0	0	N/A	90.2%	88.4%	88.0%

* This is based on patients treated on this contract for their most recent course of treatment. Figures in italics indicate the base number of FP17s or Patient Questionnaire responses are less than 100. N/A is shown where the base number of responses is less than 10 during the period. % is calculated as Quantity/Base number*100

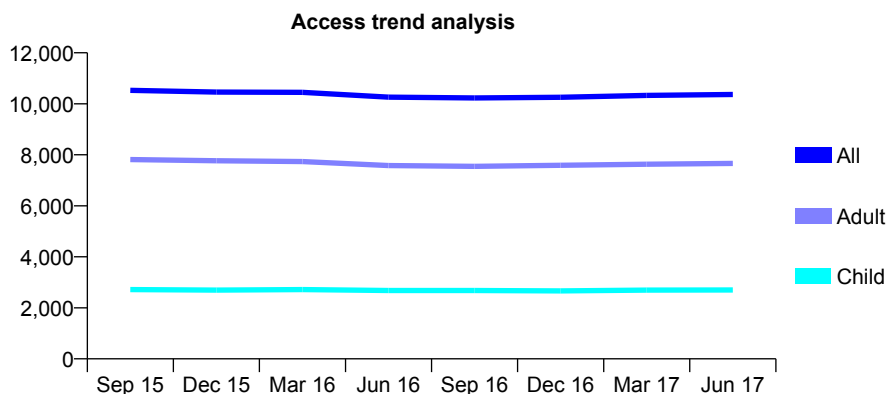
Q54 - Vital Signs At a Glance Contract Report for 122084/0001 - June 2017

Name or company name	Antrim House Dental Practice
Contract type name	GDS Contract
Purpose of contract	General
Contract start date	01/08/2012
Contract end date	

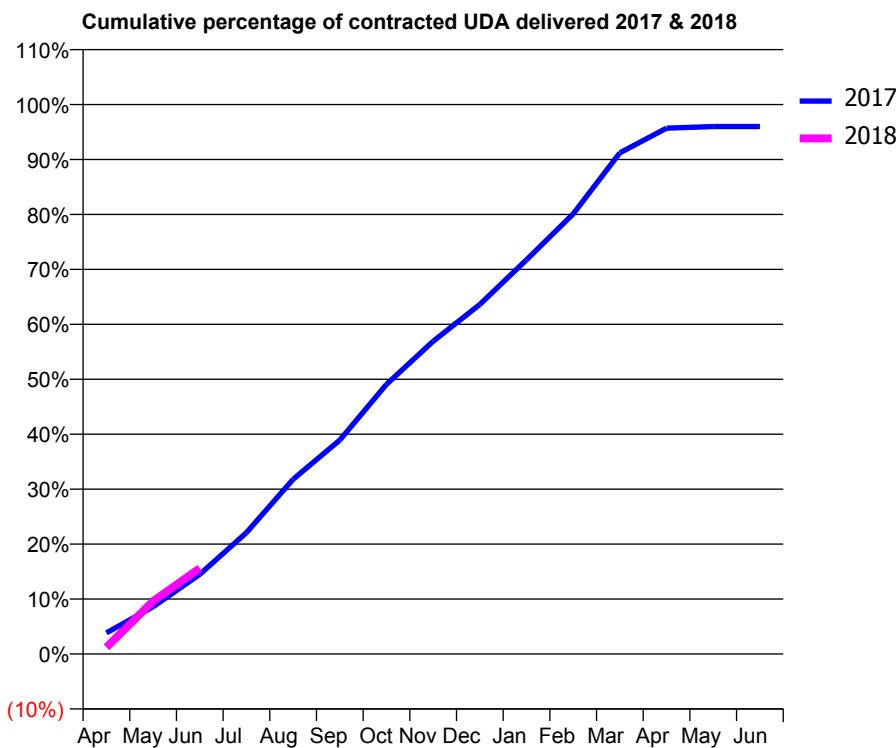
17/18 Contracted general activity (UDA)	36,131
Carry forward general activity (UDA)	0
17/18 Contracted orthodontic activity (UOA)	0
Carry forward orthodontic activity (UOA)	0
Baseline contract value	£933,430.69

ACCESS*

Patients seen in 24 months	Total	Change since previous quarter
Quarter ending June 2016	10,260	
Quarter ending September 2016	10,230	→
Quarter ending December 2016	10,256	→
Quarter ending March 2017	10,330	→
Quarter ending June 2017	10,365	→
Variance since June 2016	1.0%	→



ACTIVITY



Month	Adjusted Scheduled Activity (UDA)	
	2017	2018
April	1,389	445
May	3,112	3,477
June	5,236	5,646
July	7,980	
August	11,486	
September	14,068	
October	17,733	
November	20,567	
December	22,982	
January	25,920	
February	28,934	
March	32,954	
April	34,576	
May	34,679	
June	34,680	

QUALITY

	Quantity	Base Number	Contract	AT	Region	England
% of FP17s for the same patient ID Re-attending within 3 months - Children	59	819	7.2%	10.1%	11.7%	12.0%
% of FP17s for the same patient ID Re-attending within 3 months - Adults	376	2,295	16.4%	14.8%	15.2%	16.0%
% of FP17s for the same patient ID Re-attending between 3 & 9 months - Children	479	819	58.5%	51.6%	59.1%	58.0%
% of FP17s for the same patient ID Re-attending between 3 & 9 months - Adults	1,252	2,295	54.6%	47.7%	52.2%	50.9%
% of FP17s for Band 1 Urgent Courses	280	2,483	11.3%	8.2%	7.9%	9.1%
% of FP17s Relating to Free Repair or Replacements	11	2,483	0.4%	0.7%	0.8%	0.8%
% of FP17s Relating to Continuations	25	2,483	1.0%	0.8%	1.1%	1.1%
% of Patients satisfied with the dentistry they have received	13	14	92.9%	91.3%	91.8%	91.7%
% of Patients satisfied with the time they had to wait for an appointment	10	14	71.4%	90.2%	88.4%	88.0%

* This is based on patients treated on this contract for their most recent course of treatment. Figures in italics indicate the base number of FP17s or Patient Questionnaire responses are less than 100. N/A is shown where the base number of responses is less than 10 during the period. % is calculated as Quantity/Base number*100

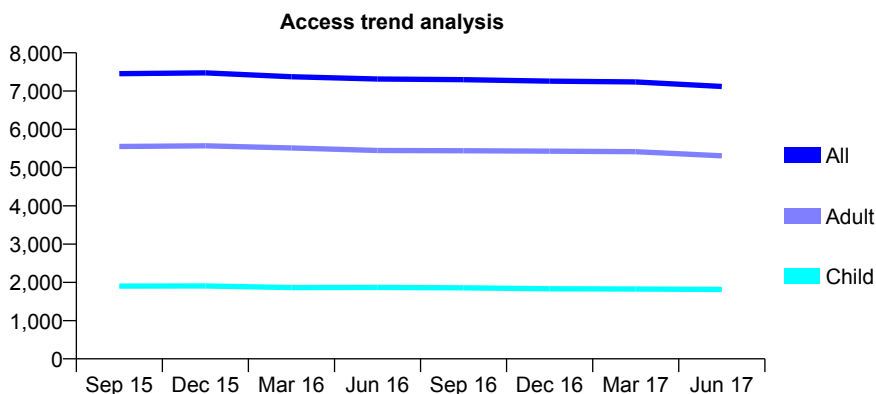
Q54 - Vital Signs At a Glance Contract Report for 122769/0001 - June 2017

Name or company name	Rees Dental Practice
Contract type name	GDS Contract
Purpose of contract	General
Contract start date	01/12/2010
Contract end date	

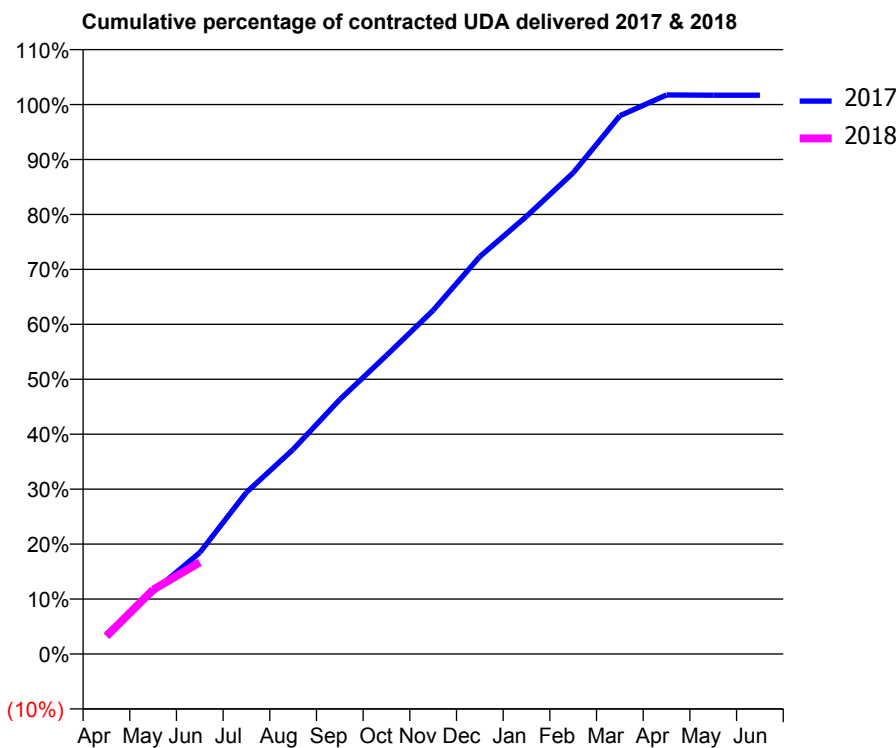
17/18 Contracted general activity (UDA)	22,098
Carry forward general activity (UDA)	0
17/18 Contracted orthodontic activity (UOA)	0
Carry forward orthodontic activity (UOA)	0
Baseline contract value	£560,034.65

ACCESS*

Patients seen in 24 months	Total	Change since previous quarter
Quarter ending June 2016	7,314	
Quarter ending September 2016	7,296	→
Quarter ending December 2016	7,260	→
Quarter ending March 2017	7,240	→
Quarter ending June 2017	7,119	↓
Variance since June 2016	(2.7%)	↓



ACTIVITY



Month	Adjusted Scheduled Activity (UDA)	
	2017	2018
April	798	717
May	2,508	2,590
June	4,079	3,686
July	6,500	
August	8,231	
September	10,232	
October	12,010	
November	13,822	
December	15,986	
January	17,603	
February	19,352	
March	21,645	
April	22,480	
May	22,473	
June	22,473	

QUALITY

	Quantity	Base Number	Contract	AT	Region	England
% of FP17s for the same patient ID Re-attending within 3 months - Children	36	603	6.0%	10.1%	11.7%	12.0%
% of FP17s for the same patient ID Re-attending within 3 months - Adults	154	1,435	10.7%	14.8%	15.2%	16.0%
% of FP17s for the same patient ID Re-attending between 3 & 9 months - Children	331	603	54.9%	51.6%	59.1%	58.0%
% of FP17s for the same patient ID Re-attending between 3 & 9 months - Adults	766	1,435	53.4%	47.7%	52.2%	50.9%
% of FP17s for Band 1 Urgent Courses	83	1,668	5.0%	8.2%	7.9%	9.1%
% of FP17s Relating to Free Repair or Replacements	14	1,668	0.8%	0.7%	0.8%	0.8%
% of FP17s Relating to Continuations	19	1,668	1.1%	0.8%	1.1%	1.1%
% of Patients satisfied with the dentistry they have received	10	11	90.9%	91.3%	91.8%	91.7%
% of Patients satisfied with the time they had to wait for an appointment	11	11	100.0%	90.2%	88.4%	88.0%

* This is based on patients treated on this contract for their most recent course of treatment. Figures in italics indicate the base number of FP17s or Patient Questionnaire responses are less than 100. N/A is shown where the base number of responses is less than 10 during the period. % is calculated as Quantity/Base number*100

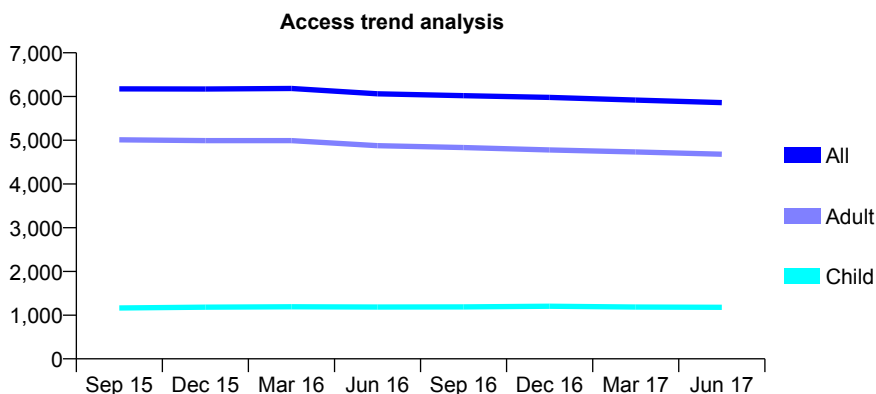
Q54 - Vital Signs At a Glance Contract Report for 125008/0001 - June 2017

Name or company name	Briars Dental Practice
Contract type name	GDS Contract
Purpose of contract	General and Orthodontic
Contract start date	01/04/2006
Contract end date	

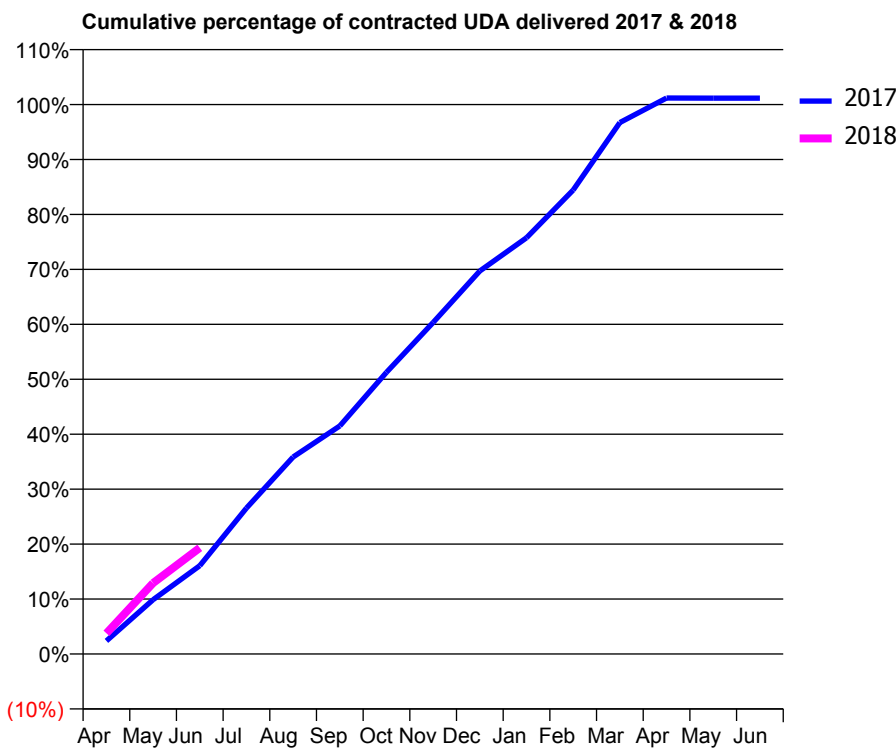
17/18 Contracted general activity (UDA)	18,492
Carry forward general activity (UDA)	0
17/18 Contracted orthodontic activity (UOA)	2,013
Carry forward orthodontic activity (UOA)	0
Baseline contract value	£554,697.63

ACCESS*

Patients seen in 24 months	Total	Change since previous quarter
Quarter ending June 2016	6,061	
Quarter ending September 2016	6,019	→
Quarter ending December 2016	5,979	→
Quarter ending March 2017	5,919	↓
Quarter ending June 2017	5,861	→
Variance since June 2016	(3.3%)	↓



ACTIVITY



Month	Adjusted Scheduled Activity (UDA)	
	2017	2018
April	444	699
May	1,829	2,388
June	2,972	3,573
July	4,910	
August	6,629	
September	7,677	
October	9,482	
November	11,156	
December	12,890	
January	14,007	
February	15,612	
March	17,883	
April	18,709	
May	18,708	
June	18,708	

QUALITY

	Quantity	Base Number	Contract	AT	Region	England
% of FP17s for the same patient ID Re-attending within 3 months - Children	22	432	5.1%	10.1%	11.7%	12.0%
% of FP17s for the same patient ID Re-attending within 3 months - Adults	171	1,550	11.0%	14.8%	15.2%	16.0%
% of FP17s for the same patient ID Re-attending between 3 & 9 months - Children	219	432	50.7%	51.6%	59.1%	58.0%
% of FP17s for the same patient ID Re-attending between 3 & 9 months - Adults	864	1,550	55.7%	47.7%	52.2%	50.9%
% of FP17s for Band 1 Urgent Courses	50	1,614	3.1%	8.2%	7.9%	9.1%
% of FP17s Relating to Free Repair or Replacements	17	1,614	1.1%	0.7%	0.8%	0.8%
% of FP17s Relating to Continuations	13	1,614	0.8%	0.8%	1.1%	1.1%
% of Patients satisfied with the dentistry they have received	12	14	85.7%	91.3%	91.8%	91.7%
% of Patients satisfied with the time they had to wait for an appointment	11	14	78.6%	90.2%	88.4%	88.0%

* This is based on patients treated on this contract for their most recent course of treatment. Figures in italics indicate the base number of FP17s or Patient Questionnaire responses are less than 100. N/A is shown where the base number of responses is less than 10 during the period. % is calculated as Quantity/Base number*100

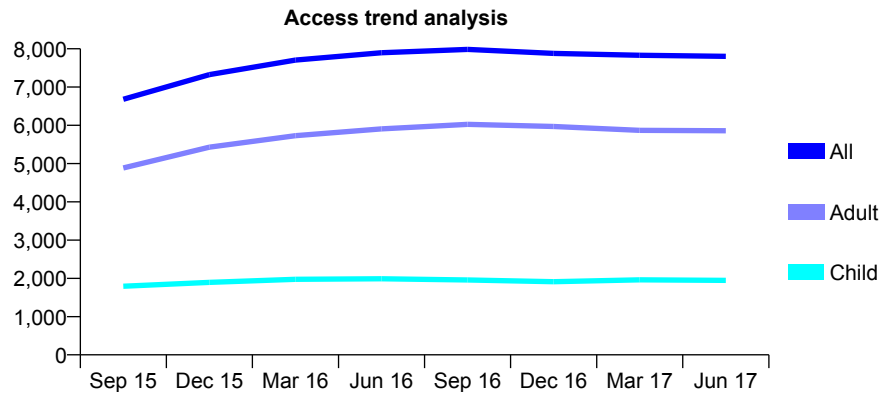
Q54 - Vital Signs At a Glance Contract Report for 126543/0001 - June 2017

Name or company name	Amblecote Dental Care
Contract type name	Pilot Contract
Purpose of contract	General and Orthodontic
Contract start date	01/10/2014
Contract end date	

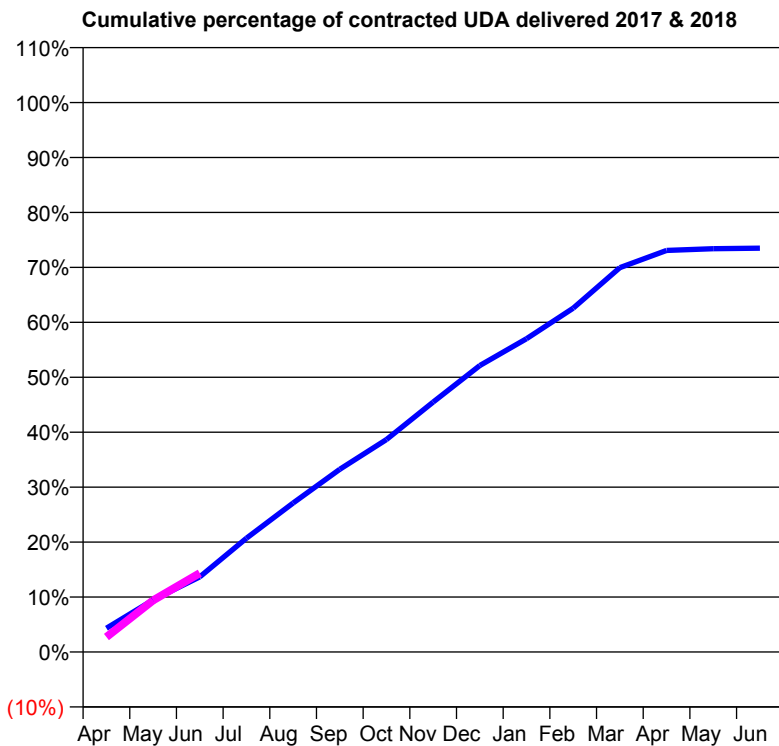
17/18 Contracted general activity (UDA)	21,139
Carry forward general activity (UDA)	0
17/18 Contracted orthodontic activity (UOA)	1,699
Carry forward orthodontic activity (UOA)	0
Baseline contract value	£776,327.83

ACCESS*

Patients seen in 24 months	Total	Change since previous quarter
Quarter ending June 2016	7,896	
Quarter ending September 2016	7,984	→
Quarter ending December 2016	7,880	↓
Quarter ending March 2017	7,830	→
Quarter ending June 2017	7,804	→
Variance since June 2016	(1.2%)	↓



ACTIVITY



Month	Adjusted Scheduled Activity (UDA)	
	2017	2018
April	915	577
May	2,002	1,989
June	2,891	3,033
July	4,378	
August	5,733	
September	7,031	
October	8,175	
November	9,618	
December	11,020	
January	12,052	
February	13,228	
March	14,789	
April	15,450	
May	15,516	
June	15,533	

QUALITY

	Quantity	Base Number	Contract	AT	Region	England
% of FP17s for the same patient ID Re-attending within 3 months - Children	49	730	6.7%	10.1%	11.7%	12.0%
% of FP17s for the same patient ID Re-attending within 3 months - Adults	161	1,577	10.2%	14.8%	15.2%	16.0%
% of FP17s for the same patient ID Re-attending between 3 & 9 months - Children	433	730	59.3%	51.6%	59.1%	58.0%
% of FP17s for the same patient ID Re-attending between 3 & 9 months - Adults	635	1,577	40.3%	47.7%	52.2%	50.9%
% of FP17s for Band 1 Urgent Courses	44	1,847	2.4%	8.2%	7.9%	9.1%
% of FP17s Relating to Free Repair or Replacements	5	1,847	0.3%	0.7%	0.8%	0.8%
% of FP17s Relating to Continuations	9	1,847	0.5%	0.8%	1.1%	1.1%
% of Patients satisfied with the dentistry they have received	4	5	N/A	91.3%	91.8%	91.7%
% of Patients satisfied with the time they had to wait for an appointment	4	5	N/A	90.2%	88.4%	88.0%

* This is based on patients treated on this contract for their most recent course of treatment. Figures in italics indicate the base number of FP17s or Patient Questionnaire responses are less than 100. N/A is shown where the base number of responses is less than 10 during the period. % is calculated as Quantity/Base number*100

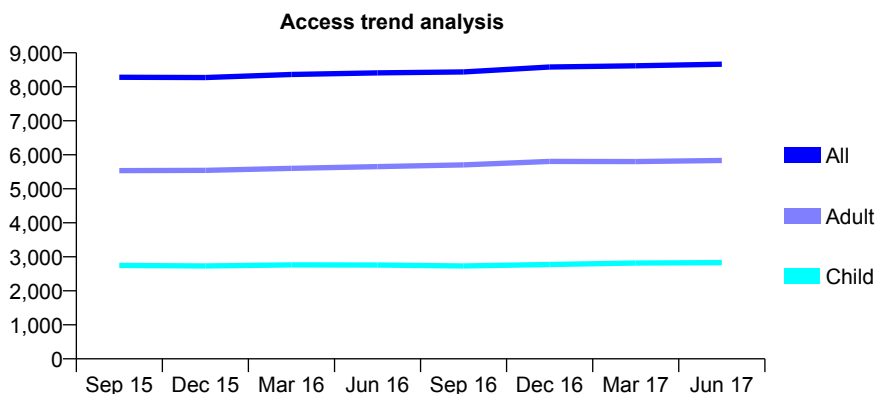
Q54 - Vital Signs At a Glance Contract Report for 127930/0001 - June 2017

Name or company name	Dr R Patel & Dr D Patel & Dr P S Dogra
Contract type name	GDS Contract
Purpose of contract	General
Contract start date	02/07/2010
Contract end date	

17/18 Contracted general activity (UDA)	23,248
Carry forward general activity (UDA)	0
17/18 Contracted orthodontic activity (UOA)	0
Carry forward orthodontic activity (UOA)	0
Baseline contract value	£624,966.92

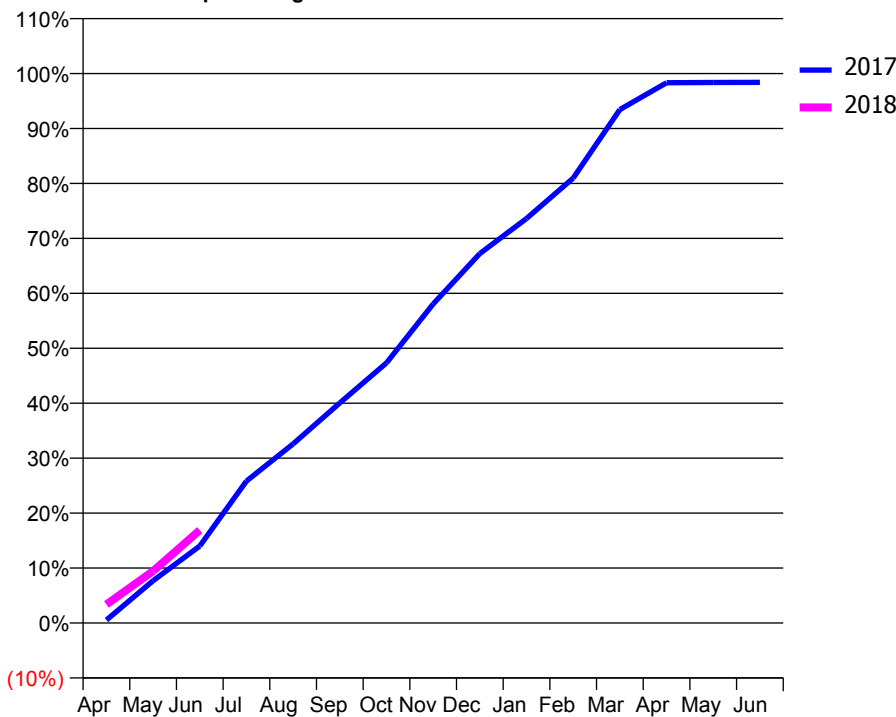
ACCESS*

Patients seen in 24 months	Total	Change since previous quarter
Quarter ending June 2016	8,409	
Quarter ending September 2016	8,438	→
Quarter ending December 2016	8,583	→
Quarter ending March 2017	8,619	→
Quarter ending June 2017	8,666	→
Variance since June 2016	3.1%	↑



ACTIVITY

Cumulative percentage of contracted UDA delivered 2017 & 2018



Month	Adjusted Scheduled Activity (UDA)	
	2017	2018
April	129	786
May	1,793	2,197
June	3,258	3,930
July	6,006	
August	7,578	
September	9,310	
October	11,003	
November	13,495	
December	15,633	
January	17,112	
February	18,821	
March	21,724	
April	22,856	
May	22,866	
June	22,875	

QUALITY

	Quantity	Base Number	Contract	AT	Region	England
% of FP17s for the same patient ID Re-attending within 3 months - Children	57	834	6.8%	10.1%	11.7%	12.0%
% of FP17s for the same patient ID Re-attending within 3 months - Adults	221	1,679	13.2%	14.8%	15.2%	16.0%
% of FP17s for the same patient ID Re-attending between 3 & 9 months - Children	410	834	49.2%	51.6%	59.1%	58.0%
% of FP17s for the same patient ID Re-attending between 3 & 9 months - Adults	793	1,679	47.2%	47.7%	52.2%	50.9%
% of FP17s for Band 1 Urgent Courses	244	2,072	11.8%	8.2%	7.9%	9.1%
% of FP17s Relating to Free Repair or Replacements	7	2,072	0.3%	0.7%	0.8%	0.8%
% of FP17s Relating to Continuations	3	2,072	0.1%	0.8%	1.1%	1.1%
% of Patients satisfied with the dentistry they have received	11	13	84.6%	91.3%	91.8%	91.7%
% of Patients satisfied with the time they had to wait for an appointment	11	13	84.6%	90.2%	88.4%	88.0%

* This is based on patients treated on this contract for their most recent course of treatment. Figures in italics indicate the base number of FP17s or Patient Questionnaire responses are less than 100. N/A is shown where the base number of responses is less than 10 during the period. % is calculated as Quantity/Base number*100

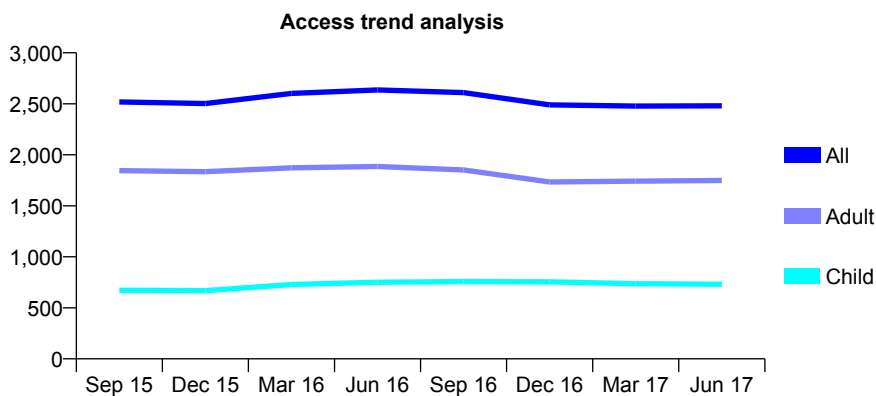
Q54 - Vital Signs At a Glance Contract Report for 129321/0001 - June 2017

Name or company name	Smile By Smile Dental
Contract type name	GDS Contract
Purpose of contract	General and Orthodontic
Contract start date	01/08/2011
Contract end date	

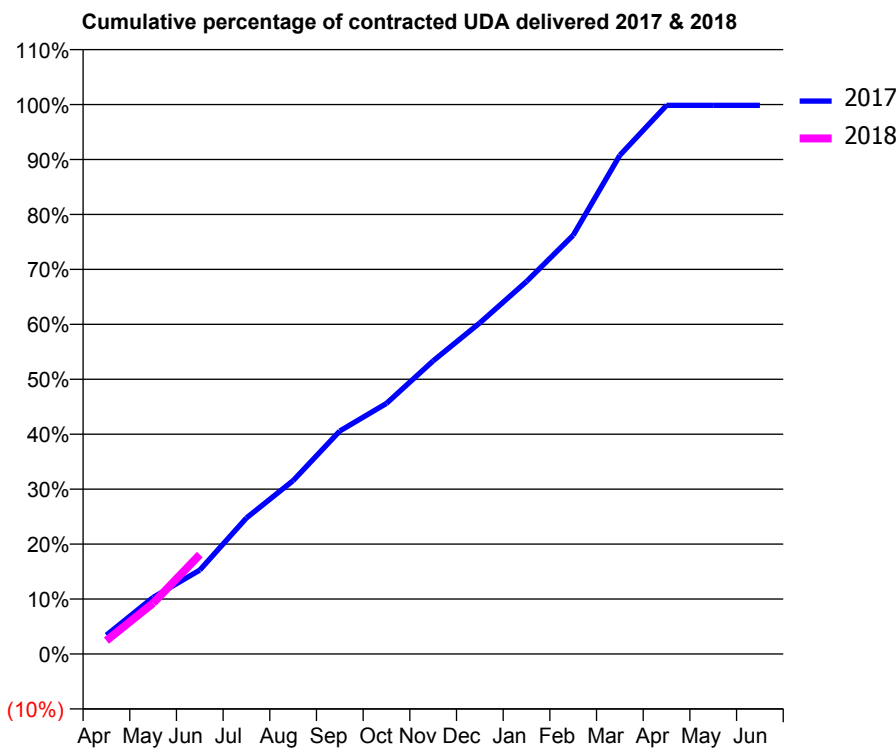
17/18 Contracted general activity (UDA)	8,806
Carry forward general activity (UDA)	0
17/18 Contracted orthodontic activity (UOA)	227
Carry forward orthodontic activity (UOA)	0
Baseline contract value	£214,484.33

ACCESS*

Patients seen in 24 months	Total	Change since previous quarter
Quarter ending June 2016	2,636	
Quarter ending September 2016	2,610	→
Quarter ending December 2016	2,489	↓
Quarter ending March 2017	2,478	→
Quarter ending June 2017	2,481	→
Variance since June 2016	(5.9%)	↓



ACTIVITY



Month	Adjusted Scheduled Activity (UDA)	
	2017	2018
April	302	215
May	908	816
June	1,346	1,594
July	2,180	
August	2,779	
September	3,575	
October	4,016	
November	4,698	
December	5,307	
January	5,969	
February	6,710	
March	7,994	
April	8,791	
May	8,791	
June	8,793	

QUALITY

	Quantity	Base Number	Contract	AT	Region	England
% of FP17s for the same patient ID Re-attending within 3 months - Children	30	297	10.1%	10.1%	11.7%	12.0%
% of FP17s for the same patient ID Re-attending within 3 months - Adults	84	676	12.4%	14.8%	15.2%	16.0%
% of FP17s for the same patient ID Re-attending between 3 & 9 months - Children	205	297	69.0%	51.6%	59.1%	58.0%
% of FP17s for the same patient ID Re-attending between 3 & 9 months - Adults	483	676	71.4%	47.7%	52.2%	50.9%
% of FP17s for Band 1 Urgent Courses	28	747	3.7%	8.2%	7.9%	9.1%
% of FP17s Relating to Free Repair or Replacements	0	747	0.0%	0.7%	0.8%	0.8%
% of FP17s Relating to Continuations	0	747	0.0%	0.8%	1.1%	1.1%
% of Patients satisfied with the dentistry they have received	4	4	N/A	91.3%	91.8%	91.7%
% of Patients satisfied with the time they had to wait for an appointment	4	4	N/A	90.2%	88.4%	88.0%

* This is based on patients treated on this contract for their most recent course of treatment. Figures in italics indicate the base number of FP17s or Patient Questionnaire responses are less than 100. N/A is shown where the base number of responses is less than 10 during the period. % is calculated as Quantity/Base number*100

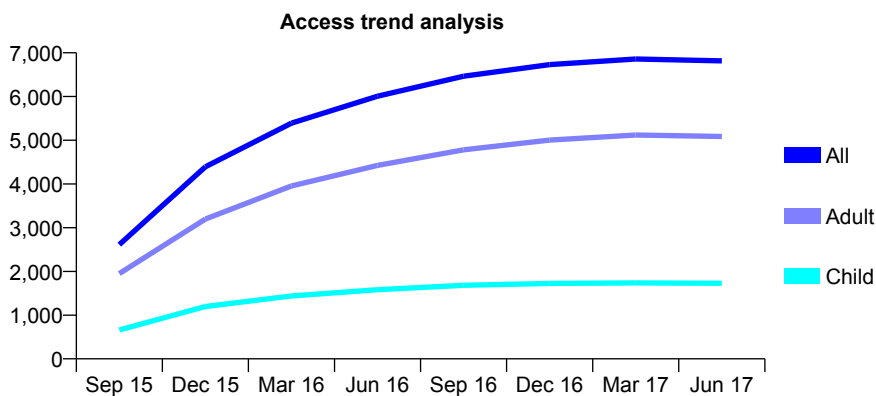
Q54 - Vital Signs At a Glance Contract Report for 130257/0001 - June 2017

Name or company name	Knowle & Dorridge Dental Practice
Contract type name	GDS Contract
Purpose of contract	General
Contract start date	01/04/2015
Contract end date	

17/18 Contracted general activity (UDA)	14,442
Carry forward general activity (UDA)	0
17/18 Contracted orthodontic activity (UOA)	0
Carry forward orthodontic activity (UOA)	0
Baseline contract value	£349,533.20

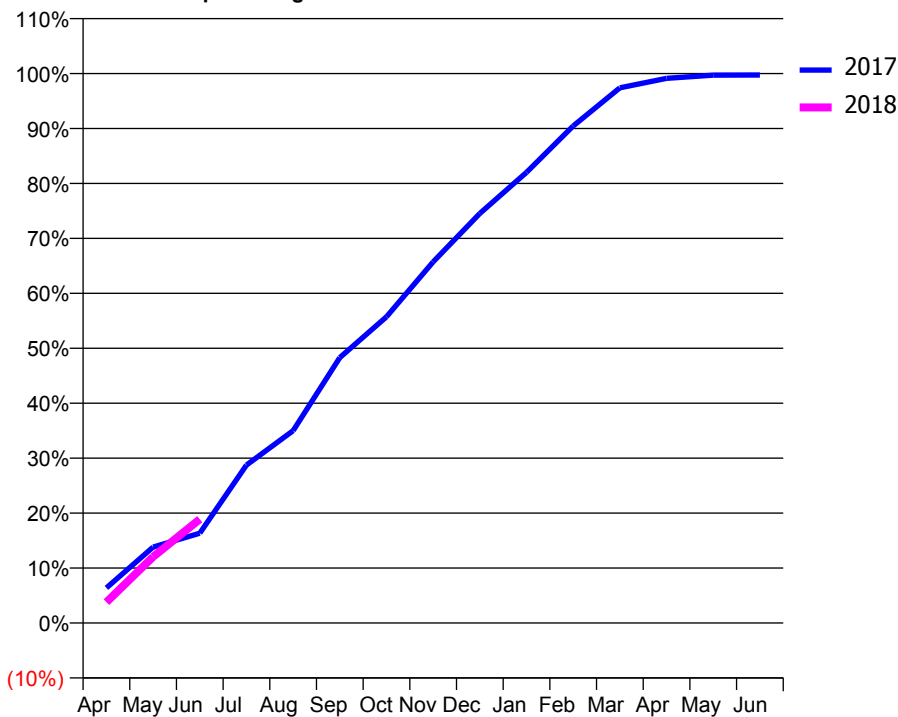
ACCESS*

Patients seen in 24 months	Total	Change since previous quarter
Quarter ending June 2016	6,007	
Quarter ending September 2016	6,464	↑
Quarter ending December 2016	6,730	↑
Quarter ending March 2017	6,859	→
Quarter ending June 2017	6,815	→
Variance since June 2016	13.5%	↑



ACTIVITY

Cumulative percentage of contracted UDA delivered 2017 & 2018



Month	Adjusted Scheduled Activity (UDA)	
	2017	2018
April	924	548
May	1,995	1,741
June	2,362	2,730
July	4,153	
August	5,057	
September	6,974	
October	8,048	
November	9,493	
December	10,765	
January	11,845	
February	13,065	
March	14,066	
April	14,314	
May	14,398	
June	14,402	

QUALITY

	Quantity	Base Number	Contract	AT	Region	England
% of FP17s for the same patient ID Re-attending within 3 months - Children	44	585	7.5%	10.1%	11.7%	12.0%
% of FP17s for the same patient ID Re-attending within 3 months - Adults	197	1,390	14.2%	14.8%	15.2%	16.0%
% of FP17s for the same patient ID Re-attending between 3 & 9 months - Children	331	585	56.6%	51.6%	59.1%	58.0%
% of FP17s for the same patient ID Re-attending between 3 & 9 months - Adults	702	1,390	50.5%	47.7%	52.2%	50.9%
% of FP17s for Band 1 Urgent Courses	138	1,617	8.5%	8.2%	7.9%	9.1%
% of FP17s Relating to Free Repair or Replacements	17	1,617	1.1%	0.7%	0.8%	0.8%
% of FP17s Relating to Continuations	7	1,617	0.4%	0.8%	1.1%	1.1%
% of Patients satisfied with the dentistry they have received	11	11	100.0%	91.3%	91.8%	91.7%
% of Patients satisfied with the time they had to wait for an appointment	7	11	63.6%	90.2%	88.4%	88.0%

* This is based on patients treated on this contract for their most recent course of treatment. Figures in italics indicate the base number of FP17s or Patient Questionnaire responses are less than 100. N/A is shown where the base number of responses is less than 10 during the period. % is calculated as Quantity/Base number*100

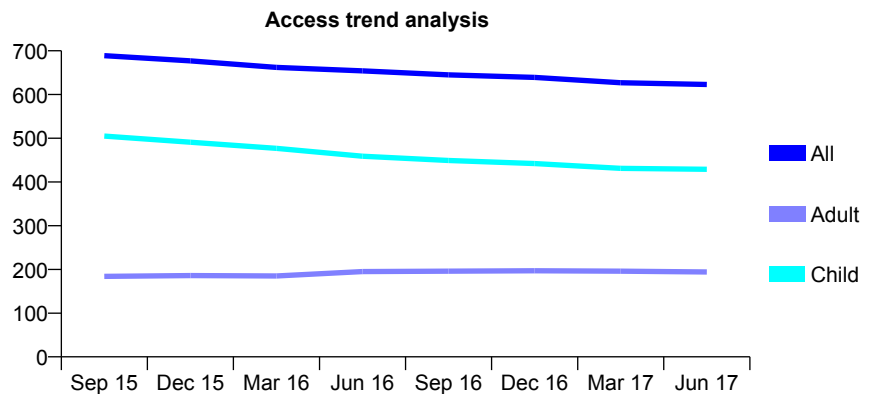
Q54 - Vital Signs At a Glance Contract Report for 130842/0001 - June 2017

Name or company name	Mr P H McCullough & Mrs S J McCullough
Contract type name	GDS Contract
Purpose of contract	General
Contract start date	01/04/2006
Contract end date	

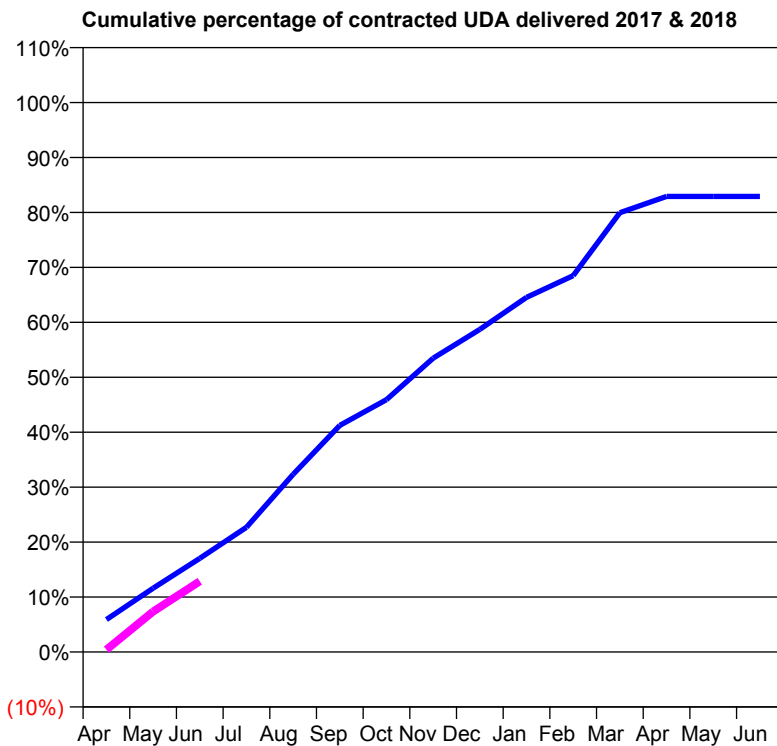
17/18 Contracted general activity (UDA)	1,440
Carry forward general activity (UDA)	0
17/18 Contracted orthodontic activity (UOA)	0
Carry forward orthodontic activity (UOA)	0
Baseline contract value	£40,235.15

ACCESS*

Patients seen in 24 months	Total	Change since previous quarter
Quarter ending June 2016	654	
Quarter ending September 2016	645	↓
Quarter ending December 2016	639	→
Quarter ending March 2017	627	↓
Quarter ending June 2017	623	→
Variance since June 2016	(4.7%)	↓



ACTIVITY



Month	Adjusted Scheduled Activity (UDA)	
	2017	2018
April	85	6
May	167	106
June	245	185
July	327	
August	466	
September	594	
October	661	
November	770	
December	845	
January	929	
February	986	
March	1,151	
April	1,194	
May	1,194	
June	1,194	

QUALITY

	Quantity	Base Number	Contract	AT	Region	England
% of FP17s for the same patient ID Re-attending within 3 months - Children	7	137	5.1%	10.1%	11.7%	12.0%
% of FP17s for the same patient ID Re-attending within 3 months - Adults	0	34	0.0%	14.8%	15.2%	16.0%
% of FP17s for the same patient ID Re-attending between 3 & 9 months - Children	98	137	71.5%	51.6%	59.1%	58.0%
% of FP17s for the same patient ID Re-attending between 3 & 9 months - Adults	21	34	61.8%	47.7%	52.2%	50.9%
% of FP17s for Band 1 Urgent Courses	2	139	1.4%	8.2%	7.9%	9.1%
% of FP17s Relating to Free Repair or Replacements	0	139	0.0%	0.7%	0.8%	0.8%
% of FP17s Relating to Continuations	0	139	0.0%	0.8%	1.1%	1.1%
% of Patients satisfied with the dentistry they have received	1	1	N/A	91.3%	91.8%	91.7%
% of Patients satisfied with the time they had to wait for an appointment	1	1	N/A	90.2%	88.4%	88.0%

* This is based on patients treated on this contract for their most recent course of treatment. Figures in italics indicate the base number of FP17s or Patient Questionnaire responses are less than 100. N/A is shown where the base number of responses is less than 10 during the period. % is calculated as Quantity/Base number*100

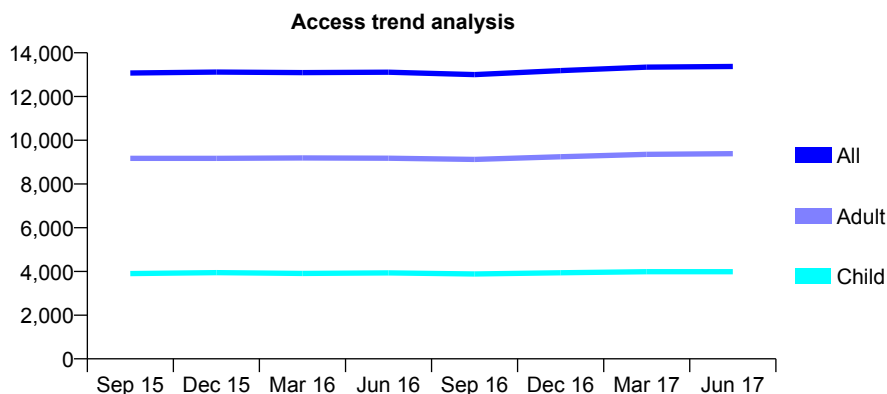
Q54 - Vital Signs At a Glance Contract Report for 131342/0001 - June 2017

Name or company name	Camila Pema Dhaya & Jatinder Kaur
Contract type name	GDS Contract
Purpose of contract	General and Orthodontic
Contract start date	01/04/2010
Contract end date	

17/18 Contracted general activity (UDA)	44,254
Carry forward general activity (UDA)	0
17/18 Contracted orthodontic activity (UOA)	1,091
Carry forward orthodontic activity (UOA)	0
Baseline contract value	£1,314,627.69

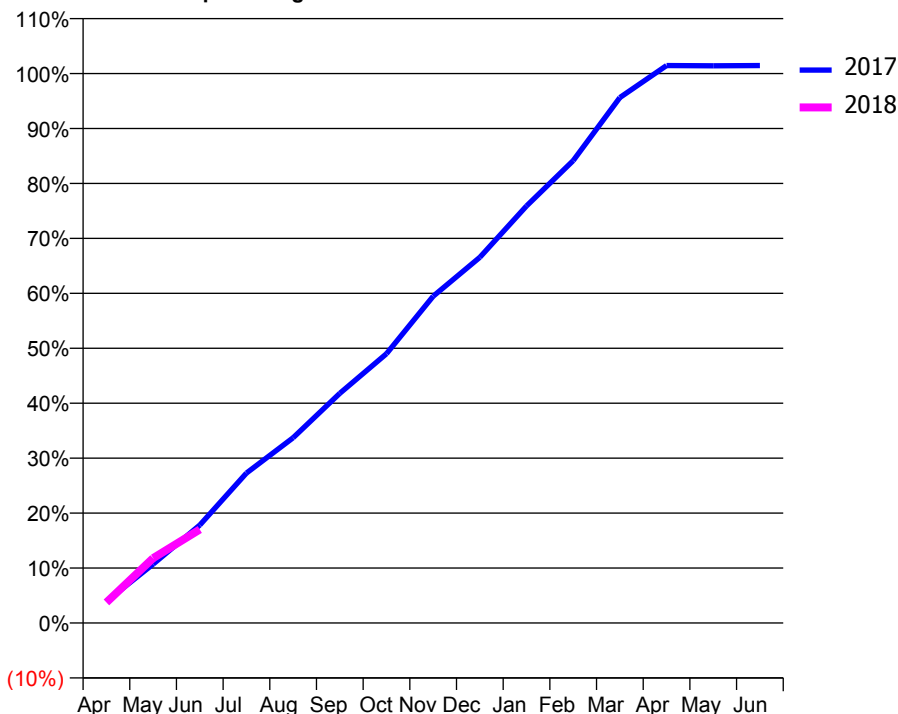
ACCESS*

Patients seen in 24 months	Total	Change since previous quarter
Quarter ending June 2016	13,112	
Quarter ending September 2016	13,004	→
Quarter ending December 2016	13,185	→
Quarter ending March 2017	13,342	→
Quarter ending June 2017	13,372	→
Variance since June 2016	2.0%	→



ACTIVITY

Cumulative percentage of contracted UDA delivered 2017 & 2018



Adjusted Scheduled Activity (UDA)

Month	2017	2018
April	1,742	1,664
May	4,742	5,219
June	7,883	7,530
July	12,076	
August	14,924	
September	18,496	
October	21,690	
November	26,315	
December	29,452	
January	33,582	
February	37,237	
March	42,320	
April	44,890	
May	44,876	
June	44,898	

QUALITY

	Quantity	Base Number	Contract	AT	Region	England
% of FP17s for the same patient ID Re-attending within 3 months - Children	176	1,375	12.8%	10.1%	11.7%	12.0%
% of FP17s for the same patient ID Re-attending within 3 months - Adults	526	2,914	18.1%	14.8%	15.2%	16.0%
% of FP17s for the same patient ID Re-attending between 3 & 9 months - Children	699	1,375	50.8%	51.6%	59.1%	58.0%
% of FP17s for the same patient ID Re-attending between 3 & 9 months - Adults	1,342	2,914	46.1%	47.7%	52.2%	50.9%
% of FP17s for Band 1 Urgent Courses	209	2,954	7.1%	8.2%	7.9%	9.1%
% of FP17s Relating to Free Repair or Replacements	41	2,954	1.4%	0.7%	0.8%	0.8%
% of FP17s Relating to Continuations	23	2,954	0.8%	0.8%	1.1%	1.1%
% of Patients satisfied with the dentistry they have received	9	9	N/A	91.3%	91.8%	91.7%
% of Patients satisfied with the time they had to wait for an appointment	7	9	N/A	90.2%	88.4%	88.0%

* This is based on patients treated on this contract for their most recent course of treatment. Figures in italics indicate the base number of FP17s or Patient Questionnaire responses are less than 100. N/A is shown where the base number of responses is less than 10 during the period. % is calculated as Quantity/Base number*100

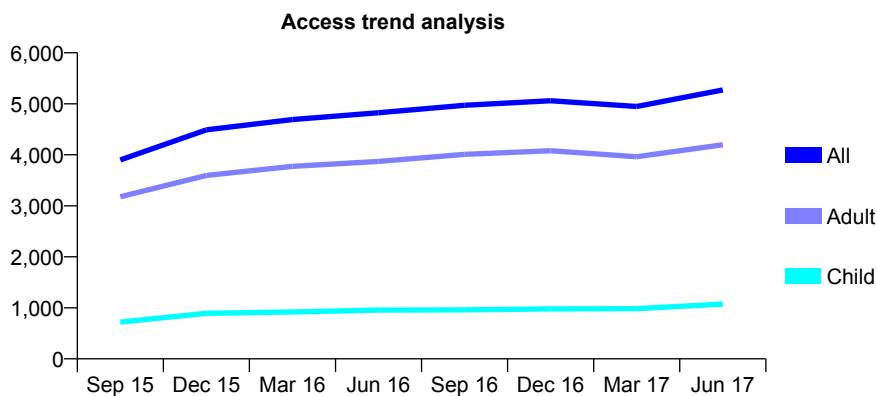
Q54 - Vital Signs At a Glance Contract Report for 132780/0001 - June 2017

Name or company name	Kingswinford Health Centre 1
Contract type name	GDS Contract
Purpose of contract	General
Contract start date	01/09/2014
Contract end date	

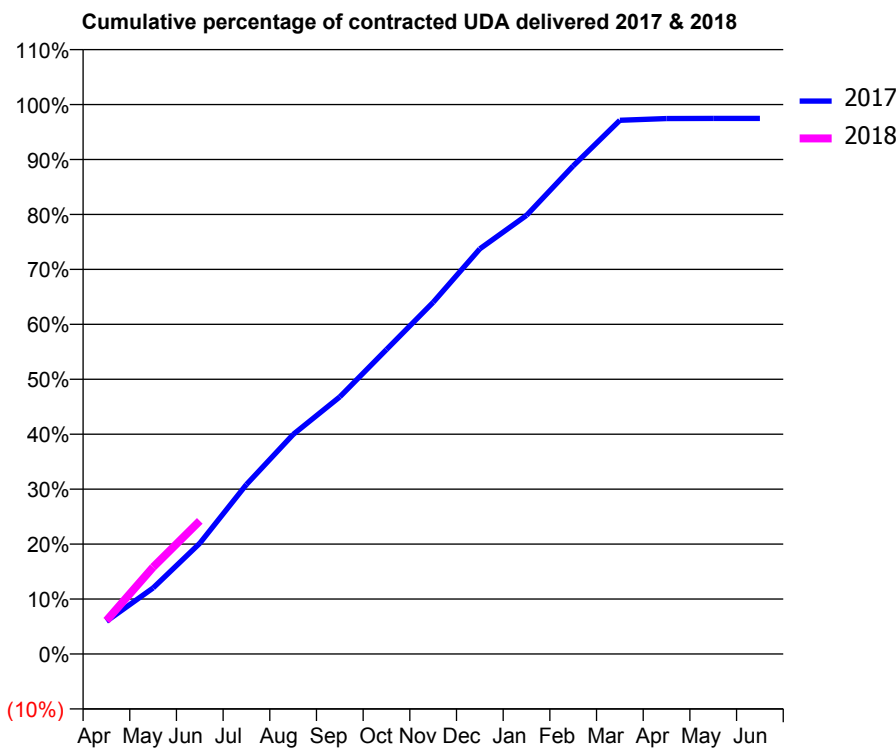
17/18 Contracted general activity (UDA)	14,554
Carry forward general activity (UDA)	0
17/18 Contracted orthodontic activity (UOA)	0
Carry forward orthodontic activity (UOA)	0
Baseline contract value	£347,628.14

ACCESS*

Patients seen in 24 months	Total	Change since previous quarter
Quarter ending June 2016	4,826	
Quarter ending September 2016	4,971	↑
Quarter ending December 2016	5,060	→
Quarter ending March 2017	4,947	↓
Quarter ending June 2017	5,271	↑
Variance since June 2016	9.2%	↑



ACTIVITY



Month	Adjusted Scheduled Activity (UDA)	
	2017	2018
April	867	885
May	1,750	2,302
June	2,934	3,526
July	4,491	
August	5,815	
September	6,811	
October	8,067	
November	9,317	
December	10,733	
January	11,619	
February	12,927	
March	14,138	
April	14,184	
May	14,186	
June	14,186	

QUALITY

	Quantity	Base Number	Contract	AT	Region	England
% of FP17s for the same patient ID Re-attending within 3 months - Children	15	419	3.6%	10.1%	11.7%	12.0%
% of FP17s for the same patient ID Re-attending within 3 months - Adults	186	1,496	12.4%	14.8%	15.2%	16.0%
% of FP17s for the same patient ID Re-attending between 3 & 9 months - Children	199	419	47.5%	51.6%	59.1%	58.0%
% of FP17s for the same patient ID Re-attending between 3 & 9 months - Adults	709	1,496	47.4%	47.7%	52.2%	50.9%
% of FP17s for Band 1 Urgent Courses	81	1,905	4.3%	8.2%	7.9%	9.1%
% of FP17s Relating to Free Repair or Replacements	17	1,905	0.9%	0.7%	0.8%	0.8%
% of FP17s Relating to Continuations	24	1,905	1.3%	0.8%	1.1%	1.1%
% of Patients satisfied with the dentistry they have received	12	12	100.0%	91.3%	91.8%	91.7%
% of Patients satisfied with the time they had to wait for an appointment	12	12	100.0%	90.2%	88.4%	88.0%

* This is based on patients treated on this contract for their most recent course of treatment. Figures in italics indicate the base number of FP17s or Patient Questionnaire responses are less than 100. N/A is shown where the base number of responses is less than 10 during the period. % is calculated as Quantity/Base number*100

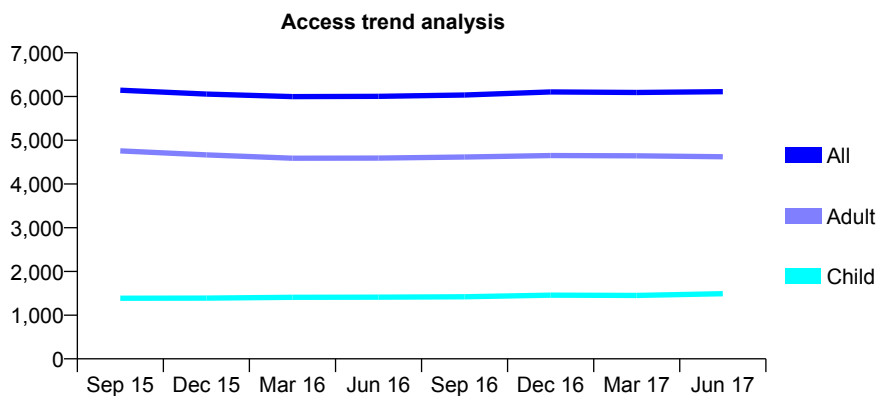
Q54 - Vital Signs At a Glance Contract Report for 133507/0001 - June 2017

Name or company name	Castle Bromwich Dental Care
Contract type name	GDS Contract
Purpose of contract	General
Contract start date	01/10/2012
Contract end date	

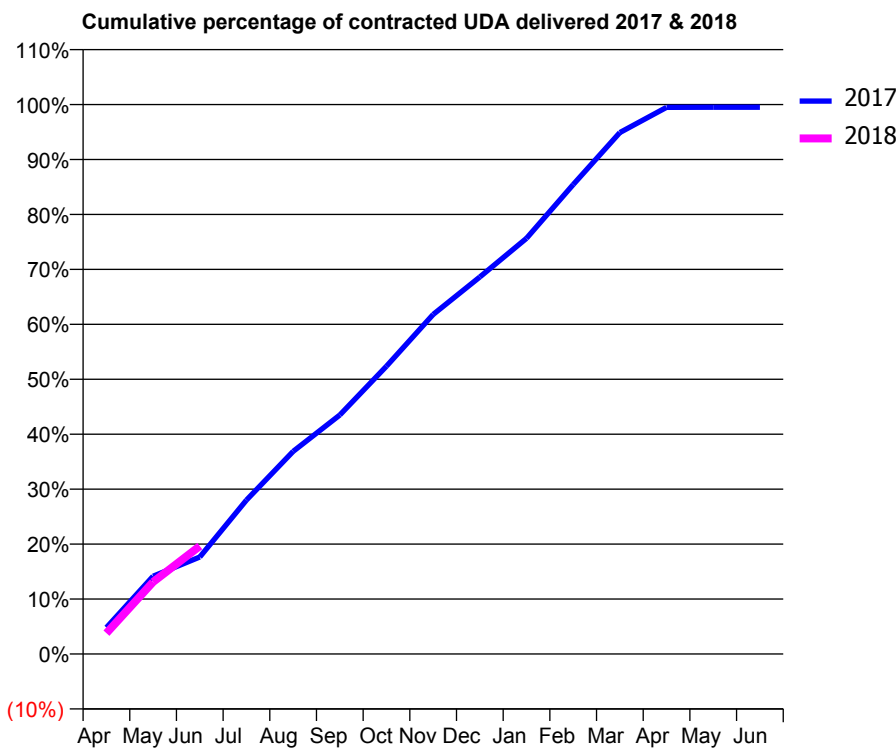
17/18 Contracted general activity (UDA)	17,362
Carry forward general activity (UDA)	0
17/18 Contracted orthodontic activity (UOA)	0
Carry forward orthodontic activity (UOA)	0
Baseline contract value	£416,061.37

ACCESS*

Patients seen in 24 months	Total	Change since previous quarter
Quarter ending June 2016	6,003	
Quarter ending September 2016	6,035	→
Quarter ending December 2016	6,106	→
Quarter ending March 2017	6,093	→
Quarter ending June 2017	6,112	→
Variance since June 2016	1.8%	→



ACTIVITY



Month	Adjusted Scheduled Activity (UDA)	
	2017	2018
April	835	661
May	2,457	2,279
June	3,064	3,411
July	4,866	
August	6,400	
September	7,552	
October	9,094	
November	10,728	
December	11,913	
January	13,135	
February	14,832	
March	16,476	
April	17,272	
May	17,277	
June	17,277	

QUALITY

	Quantity	Base Number	Contract	AT	Region	England
% of FP17s for the same patient ID Re-attending within 3 months - Children	25	479	5.2%	10.1%	11.7%	12.0%
% of FP17s for the same patient ID Re-attending within 3 months - Adults	224	1,391	16.1%	14.8%	15.2%	16.0%
% of FP17s for the same patient ID Re-attending between 3 & 9 months - Children	267	479	55.7%	51.6%	59.1%	58.0%
% of FP17s for the same patient ID Re-attending between 3 & 9 months - Adults	688	1,391	49.5%	47.7%	52.2%	50.9%
% of FP17s for Band 1 Urgent Courses	82	1,570	5.2%	8.2%	7.9%	9.1%
% of FP17s Relating to Free Repair or Replacements	22	1,570	1.4%	0.7%	0.8%	0.8%
% of FP17s Relating to Continuations	29	1,570	1.8%	0.8%	1.1%	1.1%
% of Patients satisfied with the dentistry they have received	5	7	N/A	91.3%	91.8%	91.7%
% of Patients satisfied with the time they had to wait for an appointment	6	7	N/A	90.2%	88.4%	88.0%

* This is based on patients treated on this contract for their most recent course of treatment. Figures in italics indicate the base number of FP17s or Patient Questionnaire responses are less than 100. N/A is shown where the base number of responses is less than 10 during the period. % is calculated as Quantity/Base number*100

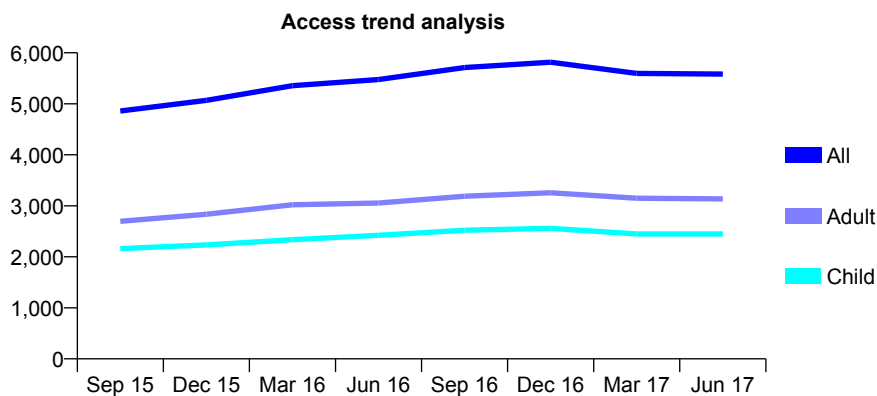
Q54 - Vital Signs At a Glance Contract Report for 133698/0001 - June 2017

Name or company name	Synergy Dental Practice Limited
Contract type name	PDS Plus Contract
Purpose of contract	General
Contract start date	01/10/2010
Contract end date	31/10/2020

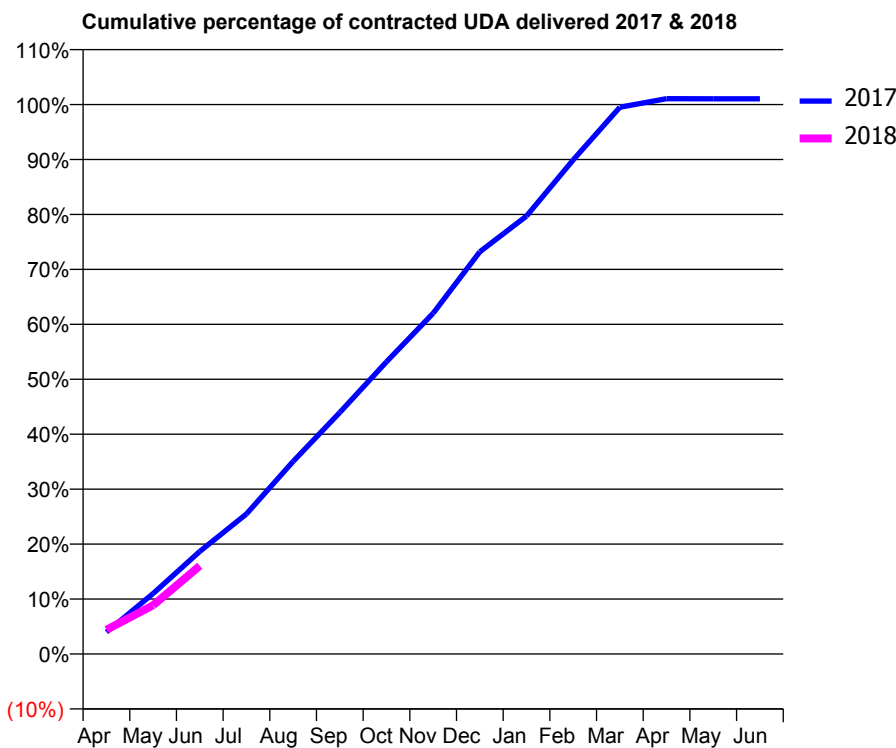
17/18 Contracted general activity (UDA)	12,000
Carry forward general activity (UDA)	0
17/18 Contracted orthodontic activity (UOA)	0
Carry forward orthodontic activity (UOA)	0
Baseline contract value	£229,591.57

ACCESS*

Patients seen in 24 months	Total	Change since previous quarter
Quarter ending June 2016	5,476	
Quarter ending September 2016	5,710	↑
Quarter ending December 2016	5,815	→
Quarter ending March 2017	5,597	↓
Quarter ending June 2017	5,584	→
Variance since June 2016	2.0%	→



ACTIVITY



Adjusted Scheduled Activity (UDA)		
Month	2017	2018
April	480	528
May	1,320	1,065
June	2,240	1,926
July	3,058	
August	4,207	
September	5,275	
October	6,381	
November	7,441	
December	8,784	
January	9,565	
February	10,791	
March	11,940	
April	12,126	
May	12,123	
June	12,123	

QUALITY

	Quantity	Base Number	Contract	AT	Region	England
% of FP17s for the same patient ID Re-attending within 3 months - Children	15	471	3.2%	10.1%	11.7%	12.0%
% of FP17s for the same patient ID Re-attending within 3 months - Adults	50	533	9.4%	14.8%	15.2%	16.0%
% of FP17s for the same patient ID Re-attending between 3 & 9 months - Children	207	471	43.9%	51.6%	59.1%	58.0%
% of FP17s for the same patient ID Re-attending between 3 & 9 months - Adults	236	533	44.3%	47.7%	52.2%	50.9%
% of FP17s for Band 1 Urgent Courses	92	906	10.2%	8.2%	7.9%	9.1%
% of FP17s Relating to Free Repair or Replacements	2	906	0.2%	0.7%	0.8%	0.8%
% of FP17s Relating to Continuations	0	906	0.0%	0.8%	1.1%	1.1%
% of Patients satisfied with the dentistry they have received	6	6	N/A	91.3%	91.8%	91.7%
% of Patients satisfied with the time they had to wait for an appointment	6	6	N/A	90.2%	88.4%	88.0%

* This is based on patients treated on this contract for their most recent course of treatment. Figures in italics indicate the base number of FP17s or Patient Questionnaire responses are less than 100. N/A is shown where the base number of responses is less than 10 during the period. % is calculated as Quantity/Base number*100

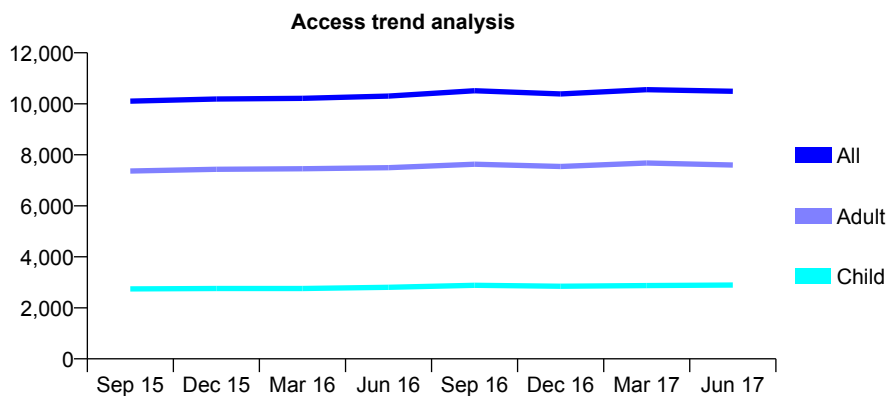
Q54 - Vital Signs At a Glance Contract Report for 135356/0001 - June 2017

Name or company name	Asden House Dental Clinic
Contract type name	GDS Contract
Purpose of contract	General
Contract start date	01/08/2012
Contract end date	

17/18 Contracted general activity (UDA)	29,744
Carry forward general activity (UDA)	0
17/18 Contracted orthodontic activity (UOA)	0
Carry forward orthodontic activity (UOA)	0
Baseline contract value	£845,436.88

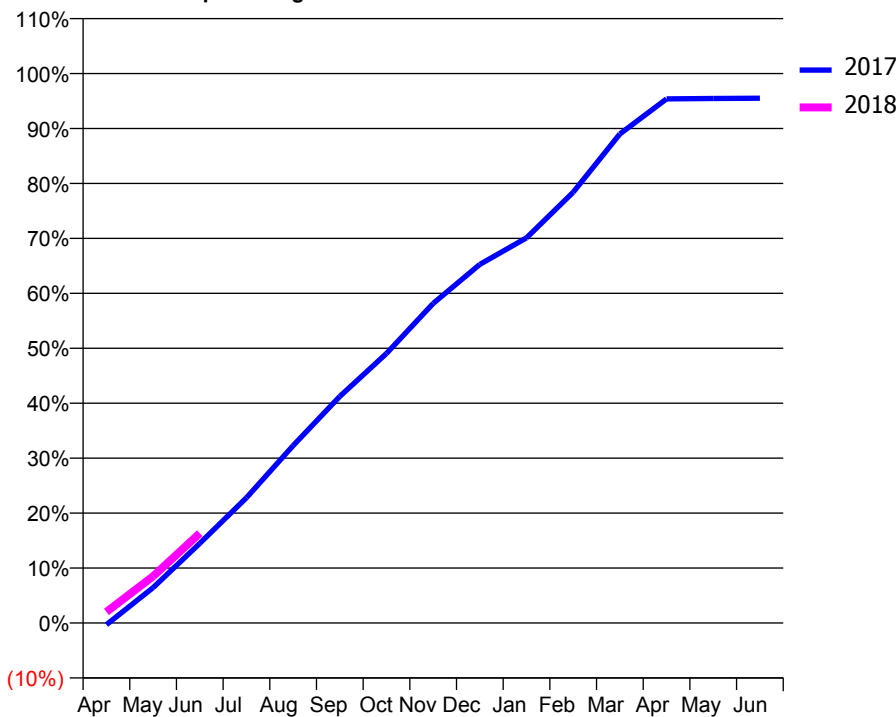
ACCESS*

Patients seen in 24 months	Total	Change since previous quarter
Quarter ending June 2016	10,302	
Quarter ending September 2016	10,512	↑
Quarter ending December 2016	10,389	↓
Quarter ending March 2017	10,552	→
Quarter ending June 2017	10,492	→
Variance since June 2016	1.8%	→



ACTIVITY

Cumulative percentage of contracted UDA delivered 2017 & 2018



Month	Adjusted Scheduled Activity (UDA)	
	2017	2018
April	-98	602
May	1,914	2,533
June	4,313	4,859
July	6,784	
August	9,601	
September	12,270	
October	14,591	
November	17,300	
December	19,415	
January	20,850	
February	23,315	
March	26,473	
April	28,367	
May	28,393	
June	28,406	

QUALITY

	Quantity	Base Number	Contract	AT	Region	England
% of FP17s for the same patient ID Re-attending within 3 months - Children	92	861	10.7%	10.1%	11.7%	12.0%
% of FP17s for the same patient ID Re-attending within 3 months - Adults	349	1,925	18.1%	14.8%	15.2%	16.0%
% of FP17s for the same patient ID Re-attending between 3 & 9 months - Children	368	861	42.7%	51.6%	59.1%	58.0%
% of FP17s for the same patient ID Re-attending between 3 & 9 months - Adults	671	1,925	34.9%	47.7%	52.2%	50.9%
% of FP17s for Band 1 Urgent Courses	270	1,855	14.6%	8.2%	7.9%	9.1%
% of FP17s Relating to Free Repair or Replacements	9	1,855	0.5%	0.7%	0.8%	0.8%
% of FP17s Relating to Continuations	7	1,855	0.4%	0.8%	1.1%	1.1%
% of Patients satisfied with the dentistry they have received	9	9	N/A	91.3%	91.8%	91.7%
% of Patients satisfied with the time they had to wait for an appointment	7	9	N/A	90.2%	88.4%	88.0%

* This is based on patients treated on this contract for their most recent course of treatment. Figures in italics indicate the base number of FP17s or Patient Questionnaire responses are less than 100. N/A is shown where the base number of responses is less than 10 during the period. % is calculated as Quantity/Base number*100

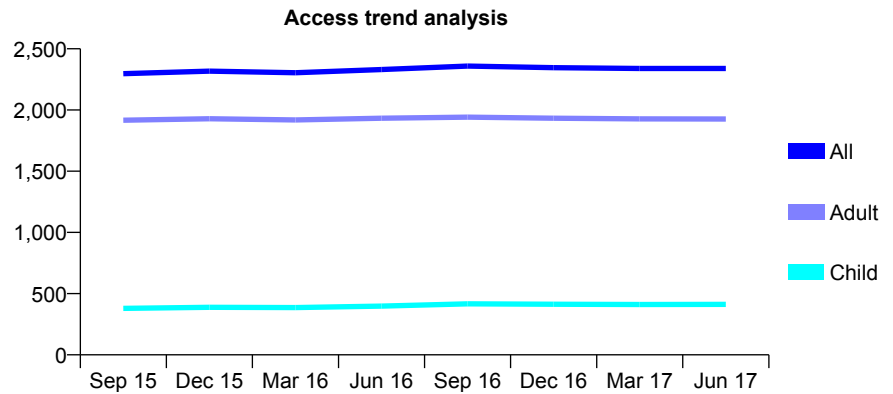
Q54 - Vital Signs At a Glance Contract Report for 135623/0001 - June 2017

Name or company name	New Coventry Road Dental Practice
Contract type name	GDS Contract
Purpose of contract	General
Contract start date	01/09/2011
Contract end date	

17/18 Contracted general activity (UDA)	7,068
Carry forward general activity (UDA)	0
17/18 Contracted orthodontic activity (UOA)	0
Carry forward orthodontic activity (UOA)	0
Baseline contract value	£172,517.94

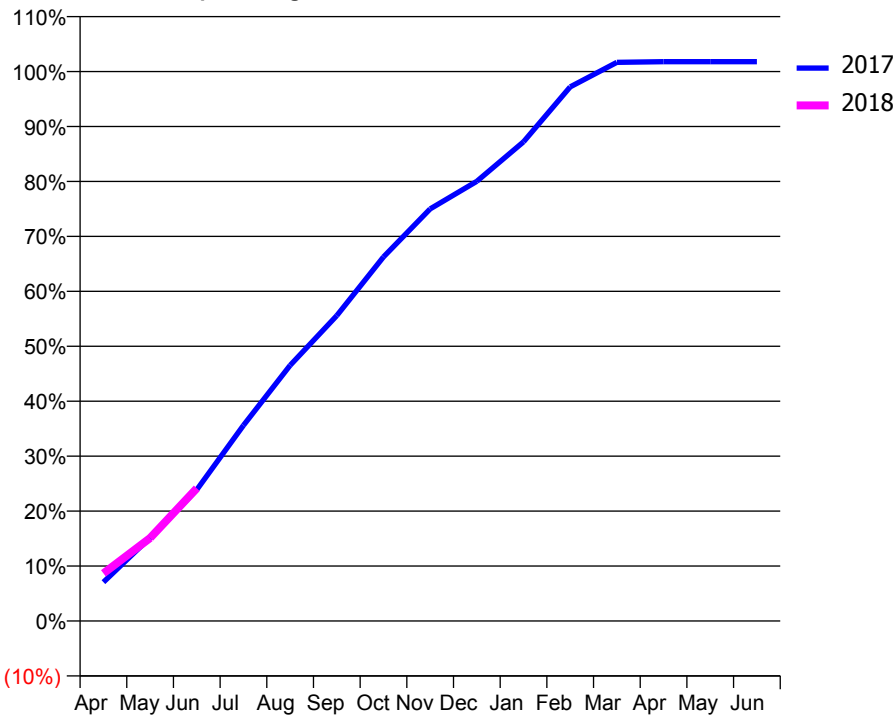
ACCESS*

Patients seen in 24 months	Total	Change since previous quarter
Quarter ending June 2016	2,331	
Quarter ending September 2016	2,359	→
Quarter ending December 2016	2,346	→
Quarter ending March 2017	2,339	→
Quarter ending June 2017	2,339	→
Variance since June 2016	0.3%	→



ACTIVITY

Cumulative percentage of contracted UDA delivered 2017 & 2018



Month	Adjusted Scheduled Activity (UDA)	
	2017	2018
April	501	614
May	1,072	1,067
June	1,688	1,707
July	2,517	
August	3,288	
September	3,929	
October	4,683	
November	5,300	
December	5,655	
January	6,163	
February	6,870	
March	7,185	
April	7,194	
May	7,194	
June	7,194	

QUALITY

	Quantity	Base Number	Contract	AT	Region	England
% of FP17s for the same patient ID Re-attending within 3 months - Children	3	141	2.1%	10.1%	11.7%	12.0%
% of FP17s for the same patient ID Re-attending within 3 months - Adults	86	664	13.0%	14.8%	15.2%	16.0%
% of FP17s for the same patient ID Re-attending between 3 & 9 months - Children	97	141	68.8%	51.6%	59.1%	58.0%
% of FP17s for the same patient ID Re-attending between 3 & 9 months - Adults	446	664	67.2%	47.7%	52.2%	50.9%
% of FP17s for Band 1 Urgent Courses	34	798	4.3%	8.2%	7.9%	9.1%
% of FP17s Relating to Free Repair or Replacements	4	798	0.5%	0.7%	0.8%	0.8%
% of FP17s Relating to Continuations	0	798	0.0%	0.8%	1.1%	1.1%
% of Patients satisfied with the dentistry they have received	8	8	N/A	91.3%	91.8%	91.7%
% of Patients satisfied with the time they had to wait for an appointment	8	8	N/A	90.2%	88.4%	88.0%

* This is based on patients treated on this contract for their most recent course of treatment. Figures in italics indicate the base number of FP17s or Patient Questionnaire responses are less than 100. N/A is shown where the base number of responses is less than 10 during the period. % is calculated as Quantity/Base number*100

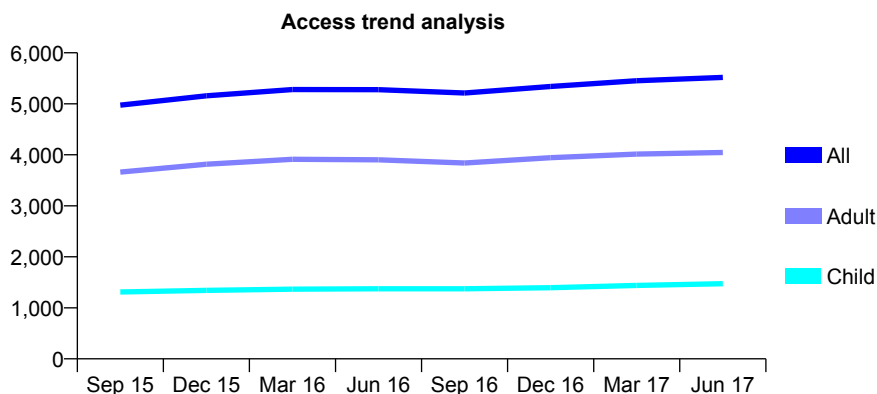
Q54 - Vital Signs At a Glance Contract Report for 136662/0001 - June 2017

Name or company name	Mr Hiren Yagnik Mr Prasad Vishnupurikar
Contract type name	GDS Contract
Purpose of contract	General
Contract start date	01/09/2008
Contract end date	

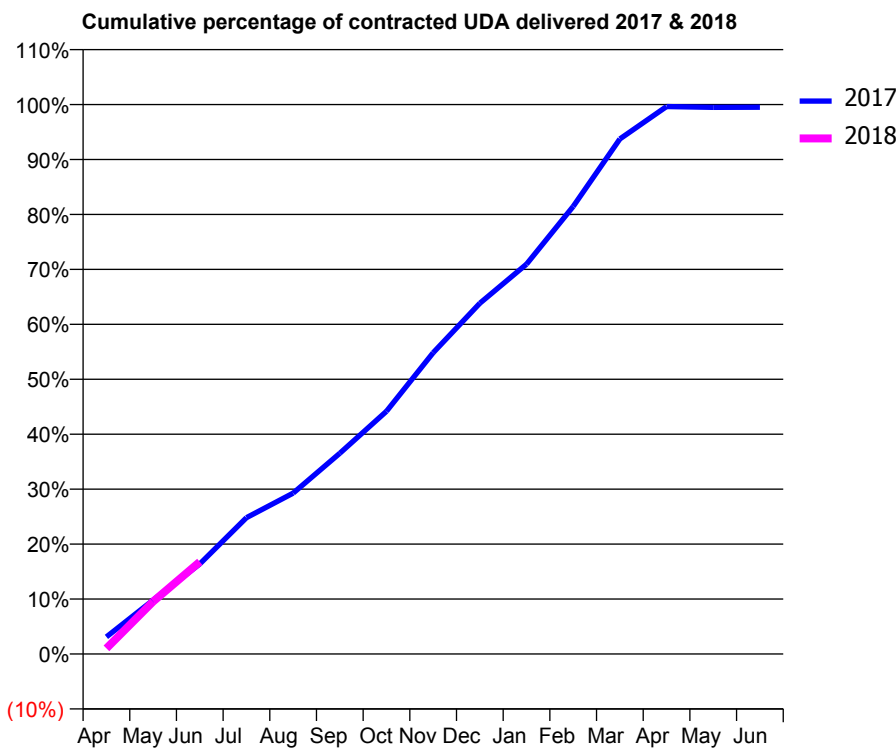
17/18 Contracted general activity (UDA)	13,545
Carry forward general activity (UDA)	0
17/18 Contracted orthodontic activity (UOA)	0
Carry forward orthodontic activity (UOA)	0
Baseline contract value	£310,412.92

ACCESS*

Patients seen in 24 months	Total	Change since previous quarter
Quarter ending June 2016	5,276	
Quarter ending September 2016	5,212	↓
Quarter ending December 2016	5,339	↑
Quarter ending March 2017	5,452	↑
Quarter ending June 2017	5,517	→
Variance since June 2016	4.6%	↑



ACTIVITY



Month	Adjusted Scheduled Activity (UDA)	
	2017	2018
April	422	141
May	1,329	1,294
June	2,222	2,273
July	3,361	
August	3,965	
September	4,949	
October	5,983	
November	7,426	
December	8,646	
January	9,610	
February	11,032	
March	12,697	
April	13,493	
May	13,474	
June	13,478	

QUALITY

	Quantity	Base Number	Contract	AT	Region	England
% of FP17s for the same patient ID Re-attending within 3 months - Children	23	416	5.5%	10.1%	11.7%	12.0%
% of FP17s for the same patient ID Re-attending within 3 months - Adults	143	1,082	13.2%	14.8%	15.2%	16.0%
% of FP17s for the same patient ID Re-attending between 3 & 9 months - Children	195	416	46.9%	51.6%	59.1%	58.0%
% of FP17s for the same patient ID Re-attending between 3 & 9 months - Adults	528	1,082	48.8%	47.7%	52.2%	50.9%
% of FP17s for Band 1 Urgent Courses	87	998	8.7%	8.2%	7.9%	9.1%
% of FP17s Relating to Free Repair or Replacements	6	998	0.6%	0.7%	0.8%	0.8%
% of FP17s Relating to Continuations	2	998	0.2%	0.8%	1.1%	1.1%
% of Patients satisfied with the dentistry they have received	6	6	N/A	91.3%	91.8%	91.7%
% of Patients satisfied with the time they had to wait for an appointment	6	6	N/A	90.2%	88.4%	88.0%

* This is based on patients treated on this contract for their most recent course of treatment. Figures in italics indicate the base number of FP17s or Patient Questionnaire responses are less than 100. N/A is shown where the base number of responses is less than 10 during the period. % is calculated as Quantity/Base number*100

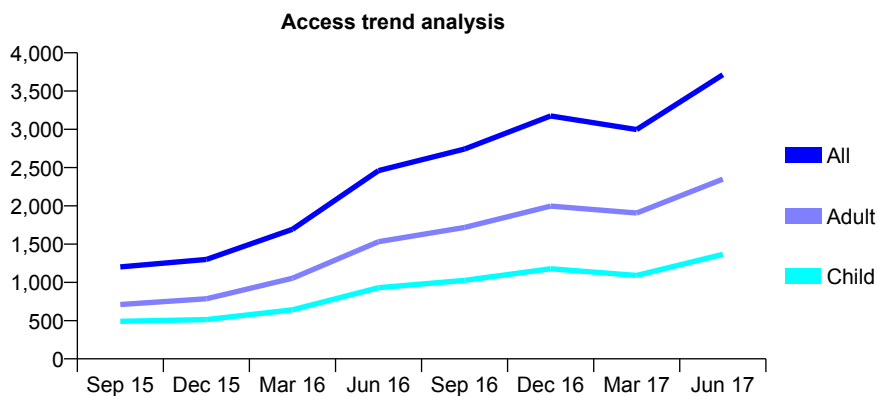
Q54 - Vital Signs At a Glance Contract Report for 137537/0001 - June 2017

Name or company name	Mr N.R.W Whitling & Mr Kiran Hanji
Contract type name	GDS Contract
Purpose of contract	General
Contract start date	01/05/2015
Contract end date	

17/18 Contracted general activity (UDA)	10,882
Carry forward general activity (UDA)	0
17/18 Contracted orthodontic activity (UOA)	0
Carry forward orthodontic activity (UOA)	0
Baseline contract value	£313,449.69

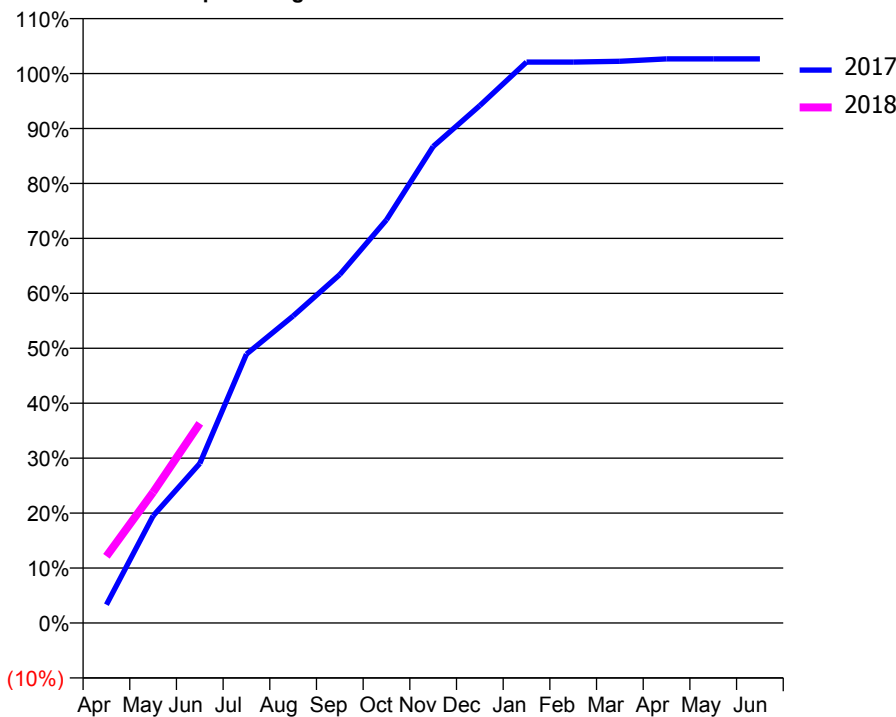
ACCESS*

Patients seen in 24 months	Total	Change since previous quarter
Quarter ending June 2016	2,461	
Quarter ending September 2016	2,743	↑
Quarter ending December 2016	3,174	↑
Quarter ending March 2017	2,997	↓
Quarter ending June 2017	3,713	↑
Variance since June 2016	50.9%	↑



ACTIVITY

Cumulative percentage of contracted UDA delivered 2017 & 2018



Month	Adjusted Scheduled Activity (UDA)	
	2017	2018
April	363	1,323
May	2,122	2,588
June	3,160	3,954
July	5,325	
August	6,081	
September	6,903	
October	7,983	
November	9,438	
December	10,247	
January	11,108	
February	11,108	
March	11,123	
April	11,173	
May	11,173	
June	11,173	

QUALITY

	Quantity	Base Number	Contract	AT	Region	England
% of FP17s for the same patient ID Re-attending within 3 months - Children	18	639	2.8%	10.1%	11.7%	12.0%
% of FP17s for the same patient ID Re-attending within 3 months - Adults	47	895	5.3%	14.8%	15.2%	16.0%
% of FP17s for the same patient ID Re-attending between 3 & 9 months - Children	187	639	29.3%	51.6%	59.1%	58.0%
% of FP17s for the same patient ID Re-attending between 3 & 9 months - Adults	188	895	21.0%	47.7%	52.2%	50.9%
% of FP17s for Band 1 Urgent Courses	77	1,524	5.1%	8.2%	7.9%	9.1%
% of FP17s Relating to Free Repair or Replacements	0	1,524	0.0%	0.7%	0.8%	0.8%
% of FP17s Relating to Continuations	4	1,524	0.3%	0.8%	1.1%	1.1%
% of Patients satisfied with the dentistry they have received	2	2	N/A	91.3%	91.8%	91.7%
% of Patients satisfied with the time they had to wait for an appointment	2	2	N/A	90.2%	88.4%	88.0%

* This is based on patients treated on this contract for their most recent course of treatment. Figures in italics indicate the base number of FP17s or Patient Questionnaire responses are less than 100. N/A is shown where the base number of responses is less than 10 during the period. % is calculated as Quantity/Base number*100

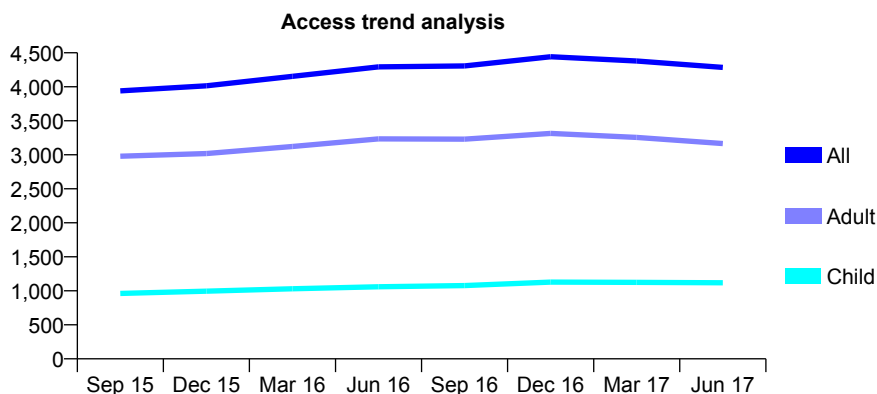
Q54 - Vital Signs At a Glance Contract Report for 138657/0001 - June 2017

Name or company name	Coalway Road Dental Practice
Contract type name	GDS Contract
Purpose of contract	General and Orthodontic
Contract start date	01/06/2011
Contract end date	

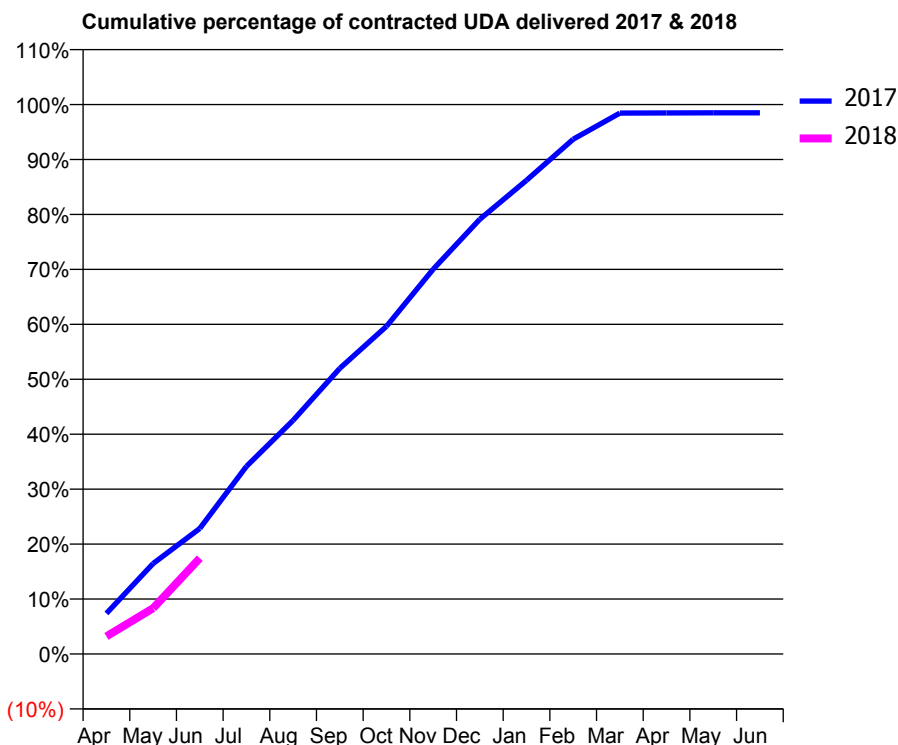
17/18 Contracted general activity (UDA)	15,000
Carry forward general activity (UDA)	0
17/18 Contracted orthodontic activity (UOA)	546
Carry forward orthodontic activity (UOA)	0
Baseline contract value	£317,492.57

ACCESS*

Patients seen in 24 months	Total	Change since previous quarter
Quarter ending June 2016	4,294	
Quarter ending September 2016	4,307	→
Quarter ending December 2016	4,443	↑
Quarter ending March 2017	4,379	↓
Quarter ending June 2017	4,285	↓
Variance since June 2016	(0.2%)	→



ACTIVITY



Month	Adjusted Scheduled Activity (UDA)	
	2017	2018
April	1,107	481
May	2,470	1,251
June	3,427	2,617
July	5,123	
August	6,380	
September	7,800	
October	8,946	
November	10,504	
December	11,869	
January	12,930	
February	14,053	
March	14,766	
April	14,768	
May	14,771	
June	14,771	

QUALITY

	Quantity	Base Number	Contract	AT	Region	England
% of FP17s for the same patient ID Re-attending within 3 months - Children	14	344	4.1%	10.1%	11.7%	12.0%
% of FP17s for the same patient ID Re-attending within 3 months - Adults	112	775	14.5%	14.8%	15.2%	16.0%
% of FP17s for the same patient ID Re-attending between 3 & 9 months - Children	169	344	49.1%	51.6%	59.1%	58.0%
% of FP17s for the same patient ID Re-attending between 3 & 9 months - Adults	381	775	49.2%	47.7%	52.2%	50.9%
% of FP17s for Band 1 Urgent Courses	93	1,108	8.4%	8.2%	7.9%	9.1%
% of FP17s Relating to Free Repair or Replacements	7	1,108	0.6%	0.7%	0.8%	0.8%
% of FP17s Relating to Continuations	8	1,108	0.7%	0.8%	1.1%	1.1%
% of Patients satisfied with the dentistry they have received	6	7	N/A	91.3%	91.8%	91.7%
% of Patients satisfied with the time they had to wait for an appointment	7	7	N/A	90.2%	88.4%	88.0%

* This is based on patients treated on this contract for their most recent course of treatment. Figures in italics indicate the base number of FP17s or Patient Questionnaire responses are less than 100. N/A is shown where the base number of responses is less than 10 during the period. % is calculated as Quantity/Base number*100

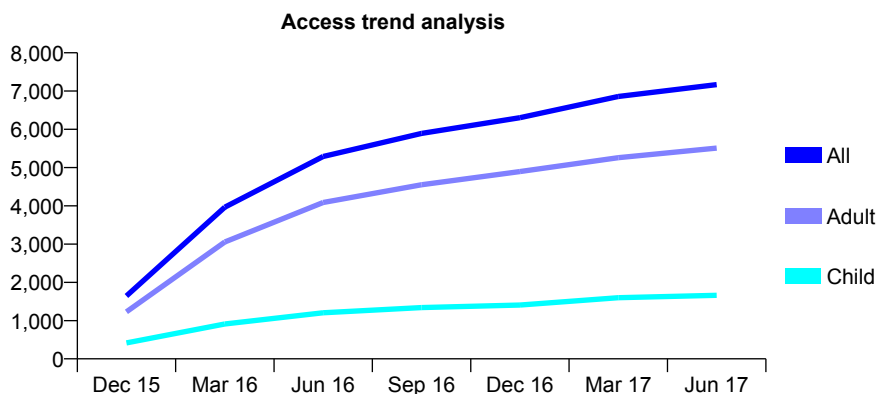
Q54 - Vital Signs At a Glance Contract Report for 139955/0001 - June 2017

Name or company name	Wilkinson Dental Care
Contract type name	GDS Contract
Purpose of contract	General
Contract start date	01/10/2015
Contract end date	

17/18 Contracted general activity (UDA)	23,902
Carry forward general activity (UDA)	0
17/18 Contracted orthodontic activity (UOA)	0
Carry forward orthodontic activity (UOA)	0
Baseline contract value	£522,277.08

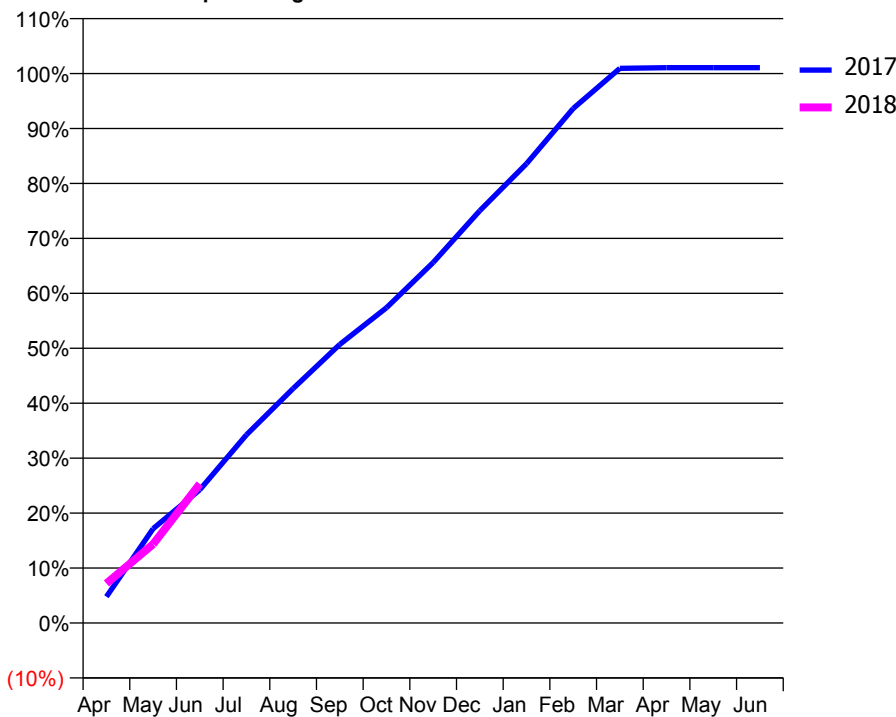
ACCESS*

Patients seen in 24 months	Total	Change since previous quarter
Quarter ending June 2016	5,290	
Quarter ending September 2016	5,893	↑
Quarter ending December 2016	6,304	↑
Quarter ending March 2017	6,857	↑
Quarter ending June 2017	7,169	↑
Variance since June 2016	35.5%	↑



ACTIVITY

Cumulative percentage of contracted UDA delivered 2017 & 2018



Month	Adjusted Scheduled Activity (UDA)	
	2017	2018
April	1,144	1,721
May	4,105	3,431
June	5,797	6,051
July	8,184	
August	10,199	
September	12,121	
October	13,715	
November	15,680	
December	17,936	
January	19,980	
February	22,380	
March	24,125	
April	24,157	
May	24,155	
June	24,156	

QUALITY

	Quantity	Base Number	Contract	AT	Region	England
% of FP17s for the same patient ID Re-attending within 3 months - Children	34	628	5.4%	10.1%	11.7%	12.0%
% of FP17s for the same patient ID Re-attending within 3 months - Adults	200	1,914	10.4%	14.8%	15.2%	16.0%
% of FP17s for the same patient ID Re-attending between 3 & 9 months - Children	317	628	50.5%	51.6%	59.1%	58.0%
% of FP17s for the same patient ID Re-attending between 3 & 9 months - Adults	958	1,914	50.1%	47.7%	52.2%	50.9%
% of FP17s for Band 1 Urgent Courses	115	2,533	4.5%	8.2%	7.9%	9.1%
% of FP17s Relating to Free Repair or Replacements	10	2,533	0.4%	0.7%	0.8%	0.8%
% of FP17s Relating to Continuations	8	2,533	0.3%	0.8%	1.1%	1.1%
% of Patients satisfied with the dentistry they have received	29	33	87.9%	91.3%	91.8%	91.7%
% of Patients satisfied with the time they had to wait for an appointment	30	33	90.9%	90.2%	88.4%	88.0%

* This is based on patients treated on this contract for their most recent course of treatment. Figures in italics indicate the base number of FP17s or Patient Questionnaire responses are less than 100. N/A is shown where the base number of responses is less than 10 during the period. % is calculated as Quantity/Base number*100

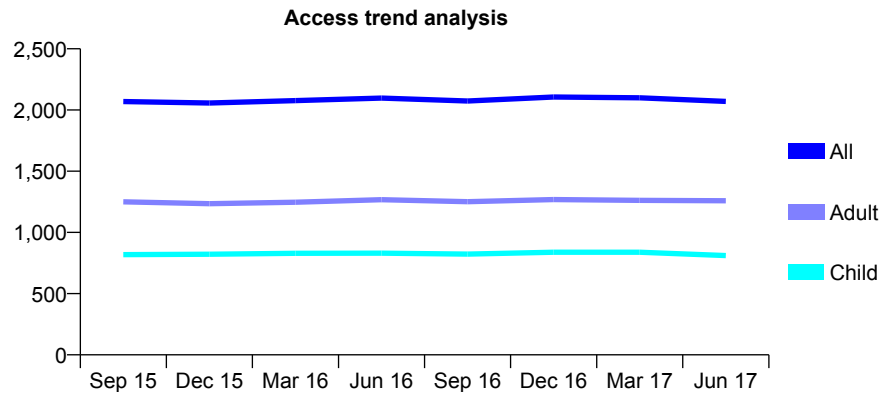
Q54 - Vital Signs At a Glance Contract Report for 140260/0001 - June 2017

Name or company name	Thornley & Thornley
Contract type name	GDS Contract
Purpose of contract	General and Orthodontic
Contract start date	01/04/2006
Contract end date	

17/18 Contracted general activity (UDA)	3,132
Carry forward general activity (UDA)	0
17/18 Contracted orthodontic activity (UOA)	791
Carry forward orthodontic activity (UOA)	0
Baseline contract value	£134,417.05

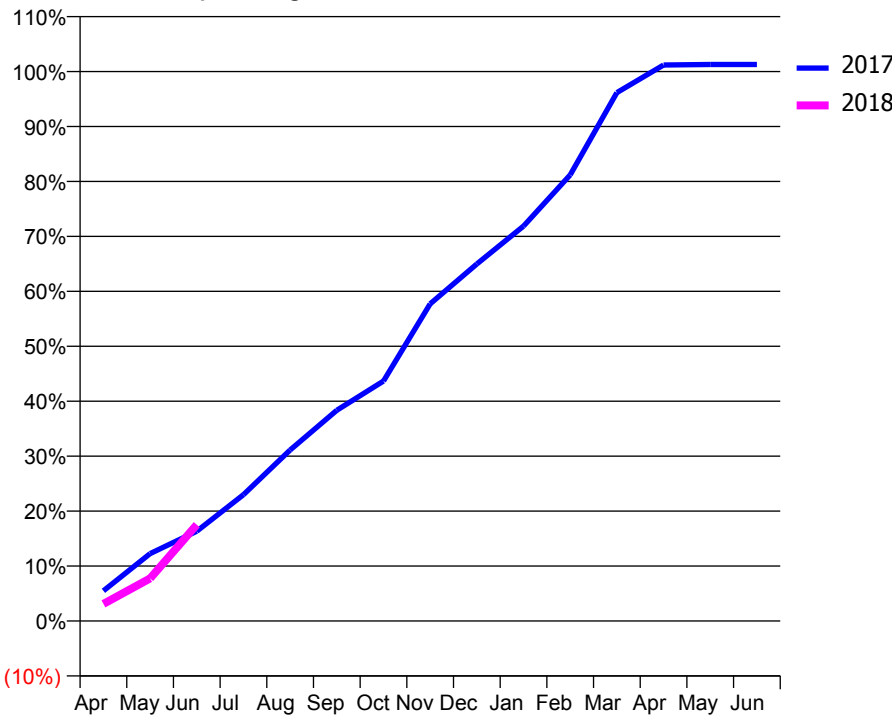
ACCESS*

Patients seen in 24 months	Total	Change since previous quarter
Quarter ending June 2016	2,098	
Quarter ending September 2016	2,074	↓
Quarter ending December 2016	2,106	→
Quarter ending March 2017	2,100	→
Quarter ending June 2017	2,070	↓
Variance since June 2016	(1.3%)	↓



ACTIVITY

Cumulative percentage of contracted UDA delivered 2017 & 2018



Adjusted Scheduled Activity (UDA)		
Month	2017	2018
April	172	97
May	384	243
June	512	549
July	720	
August	975	
September	1,201	
October	1,367	
November	1,808	
December	2,035	
January	2,251	
February	2,543	
March	3,011	
April	3,169	
May	3,172	
June	3,172	

QUALITY

	Quantity	Base Number	Contract	AT	Region	England
% of FP17s for the same patient ID Re-attending within 3 months - Children	17	225	7.6%	10.1%	11.7%	12.0%
% of FP17s for the same patient ID Re-attending within 3 months - Adults	48	303	15.8%	14.8%	15.2%	16.0%
% of FP17s for the same patient ID Re-attending between 3 & 9 months - Children	109	225	48.4%	51.6%	59.1%	58.0%
% of FP17s for the same patient ID Re-attending between 3 & 9 months - Adults	130	303	42.9%	47.7%	52.2%	50.9%
% of FP17s for Band 1 Urgent Courses	25	263	9.5%	8.2%	7.9%	9.1%
% of FP17s Relating to Free Repair or Replacements	0	263	0.0%	0.7%	0.8%	0.8%
% of FP17s Relating to Continuations	5	263	1.9%	0.8%	1.1%	1.1%
% of Patients satisfied with the dentistry they have received	2	2	N/A	91.3%	91.8%	91.7%
% of Patients satisfied with the time they had to wait for an appointment	2	2	N/A	90.2%	88.4%	88.0%

* This is based on patients treated on this contract for their most recent course of treatment. Figures in italics indicate the base number of FP17s or Patient Questionnaire responses are less than 100. N/A is shown where the base number of responses is less than 10 during the period. % is calculated as Quantity/Base number*100

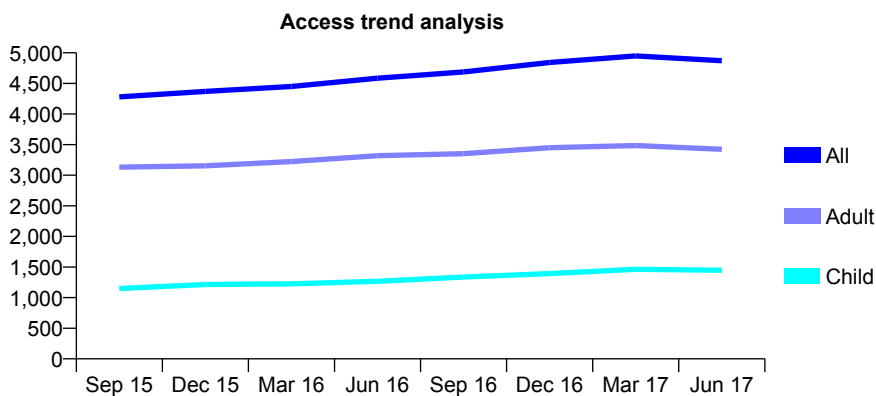
Q54 - Vital Signs At a Glance Contract Report for 140996/0001 - June 2017

Name or company name	Darlaston Dental Practice
Contract type name	GDS Contract
Purpose of contract	General
Contract start date	01/10/2008
Contract end date	

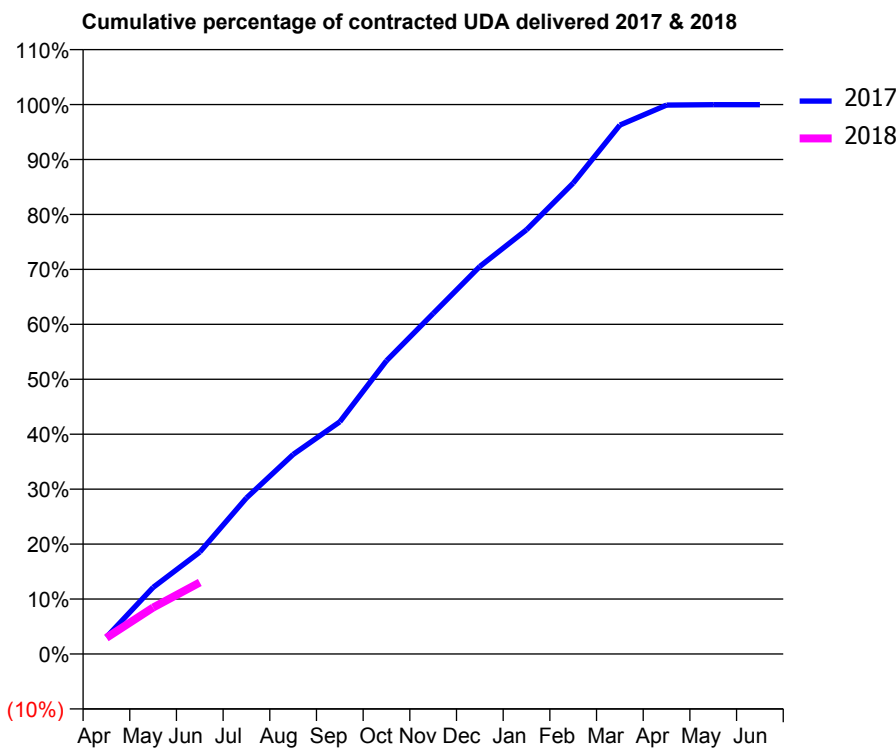
17/18 Contracted general activity (UDA)	15,411
Carry forward general activity (UDA)	0
17/18 Contracted orthodontic activity (UOA)	0
Carry forward orthodontic activity (UOA)	0
Baseline contract value	£371,420.47

ACCESS*

Patients seen in 24 months	Total	Change since previous quarter
Quarter ending June 2016	4,585	
Quarter ending September 2016	4,687	↑
Quarter ending December 2016	4,842	↑
Quarter ending March 2017	4,948	↑
Quarter ending June 2017	4,871	↓
Variance since June 2016	6.2%	↑



ACTIVITY



Month	Adjusted Scheduled Activity (UDA)	
	2017	2018
April	473	454
May	1,867	1,304
June	2,858	2,007
July	4,379	
August	5,598	
September	6,511	
October	8,227	
November	9,550	
December	10,869	
January	11,898	
February	13,207	
March	14,834	
April	15,393	
May	15,406	
June	15,406	

QUALITY

	Quantity	Base Number	Contract	AT	Region	England
% of FP17s for the same patient ID Re-attending within 3 months - Children	5	301	1.7%	10.1%	11.7%	12.0%
% of FP17s for the same patient ID Re-attending within 3 months - Adults	39	654	6.0%	14.8%	15.2%	16.0%
% of FP17s for the same patient ID Re-attending between 3 & 9 months - Children	138	301	45.8%	51.6%	59.1%	58.0%
% of FP17s for the same patient ID Re-attending between 3 & 9 months - Adults	301	654	46.0%	47.7%	52.2%	50.9%
% of FP17s for Band 1 Urgent Courses	46	766	6.0%	8.2%	7.9%	9.1%
% of FP17s Relating to Free Repair or Replacements	9	766	1.2%	0.7%	0.8%	0.8%
% of FP17s Relating to Continuations	1	766	0.1%	0.8%	1.1%	1.1%
% of Patients satisfied with the dentistry they have received	6	6	N/A	91.3%	91.8%	91.7%
% of Patients satisfied with the time they had to wait for an appointment	6	6	N/A	90.2%	88.4%	88.0%

* This is based on patients treated on this contract for their most recent course of treatment. Figures in italics indicate the base number of FP17s or Patient Questionnaire responses are less than 100. N/A is shown where the base number of responses is less than 10 during the period. % is calculated as Quantity/Base number*100

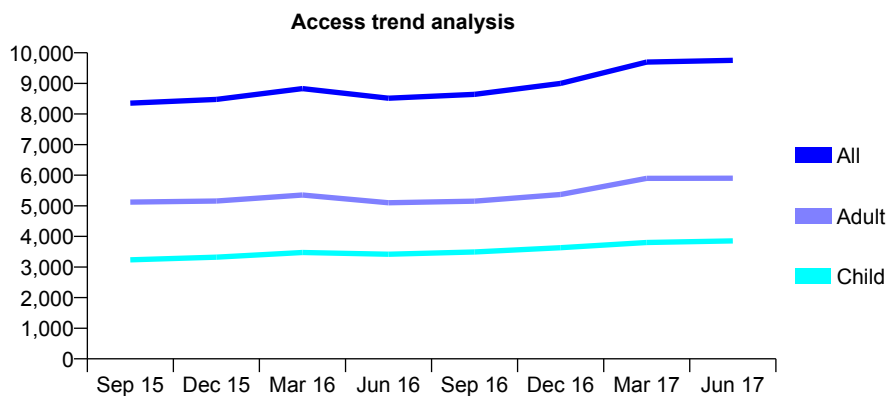
Q54 - Vital Signs At a Glance Contract Report for 141070/0001 - June 2017

Name or company name	Walsall Dental Practice
Contract type name	GDS Contract
Purpose of contract	General
Contract start date	09/09/2010
Contract end date	

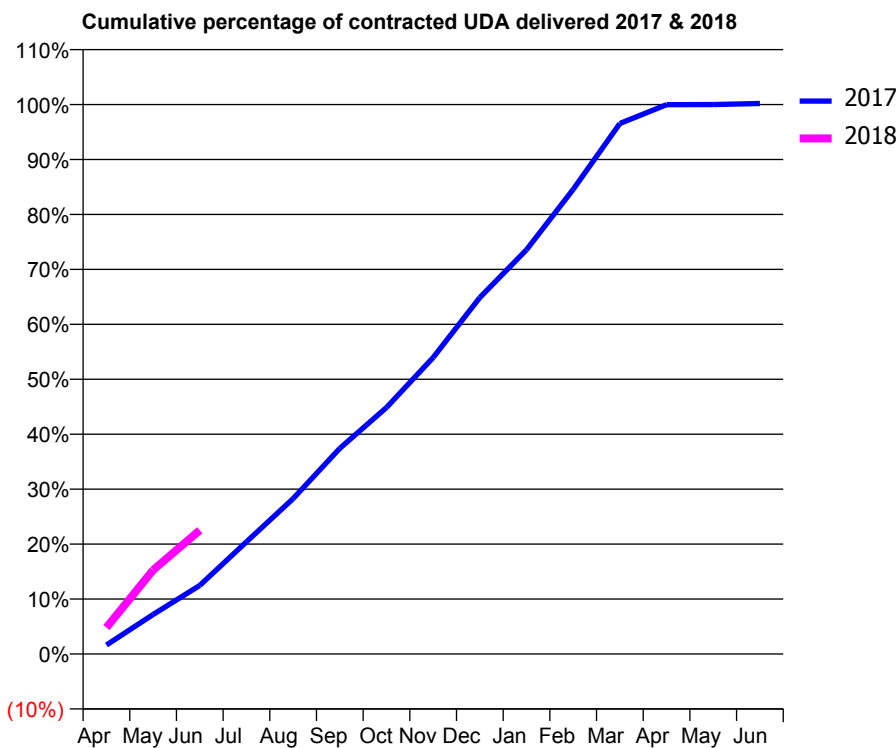
17/18 Contracted general activity (UDA)	29,761
Carry forward general activity (UDA)	0
17/18 Contracted orthodontic activity (UOA)	0
Carry forward orthodontic activity (UOA)	0
Baseline contract value	£719,053.96

ACCESS*

Patients seen in 24 months	Total	Change since previous quarter
Quarter ending June 2016	8,518	
Quarter ending September 2016	8,643	→
Quarter ending December 2016	9,001	↑
Quarter ending March 2017	9,699	↑
Quarter ending June 2017	9,755	→
Variance since June 2016	14.5%	↑



ACTIVITY



Month	Adjusted Scheduled Activity (UDA)	
	2017	2018
April	485	1,436
May	2,138	4,547
June	3,718	6,705
July	6,075	
August	8,415	
September	11,139	
October	13,352	
November	16,055	
December	19,307	
January	21,891	
February	25,166	
March	28,733	
April	29,752	
May	29,758	
June	29,815	

QUALITY

	Quantity	Base Number	Contract	AT	Region	England
% of FP17s for the same patient ID Re-attending within 3 months - Children	95	1,286	7.4%	10.1%	11.7%	12.0%
% of FP17s for the same patient ID Re-attending within 3 months - Adults	230	1,546	14.9%	14.8%	15.2%	16.0%
% of FP17s for the same patient ID Re-attending between 3 & 9 months - Children	727	1,286	56.5%	51.6%	59.1%	58.0%
% of FP17s for the same patient ID Re-attending between 3 & 9 months - Adults	579	1,546	37.5%	47.7%	52.2%	50.9%
% of FP17s for Band 1 Urgent Courses	332	2,446	13.6%	8.2%	7.9%	9.1%
% of FP17s Relating to Free Repair or Replacements	10	2,446	0.4%	0.7%	0.8%	0.8%
% of FP17s Relating to Continuations	26	2,446	1.1%	0.8%	1.1%	1.1%
% of Patients satisfied with the dentistry they have received	8	8	N/A	91.3%	91.8%	91.7%
% of Patients satisfied with the time they had to wait for an appointment	8	8	N/A	90.2%	88.4%	88.0%

* This is based on patients treated on this contract for their most recent course of treatment. Figures in italics indicate the base number of FP17s or Patient Questionnaire responses are less than 100. N/A is shown where the base number of responses is less than 10 during the period. % is calculated as Quantity/Base number*100

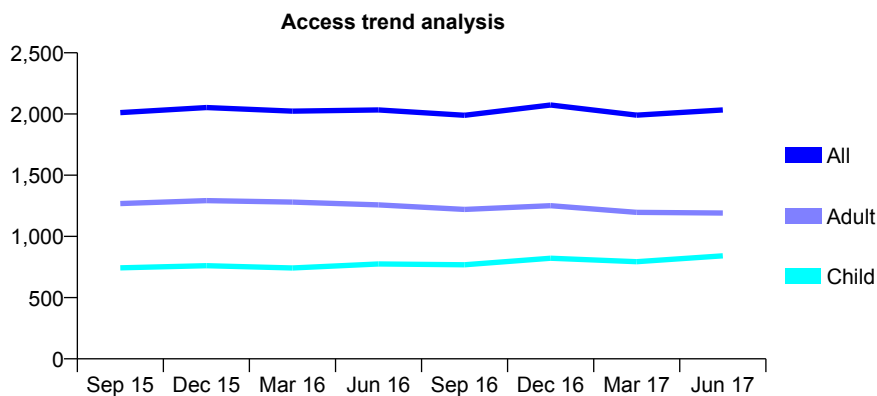
Q54 - Vital Signs At a Glance Contract Report for 141801/0001 - June 2017

Name or company name	AS, BS & BS Bhandal
Contract type name	GDS Contract
Purpose of contract	General
Contract start date	12/01/2009
Contract end date	

17/18 Contracted general activity (UDA)	5,368
Carry forward general activity (UDA)	0
17/18 Contracted orthodontic activity (UOA)	0
Carry forward orthodontic activity (UOA)	0
Baseline contract value	£130,204.88

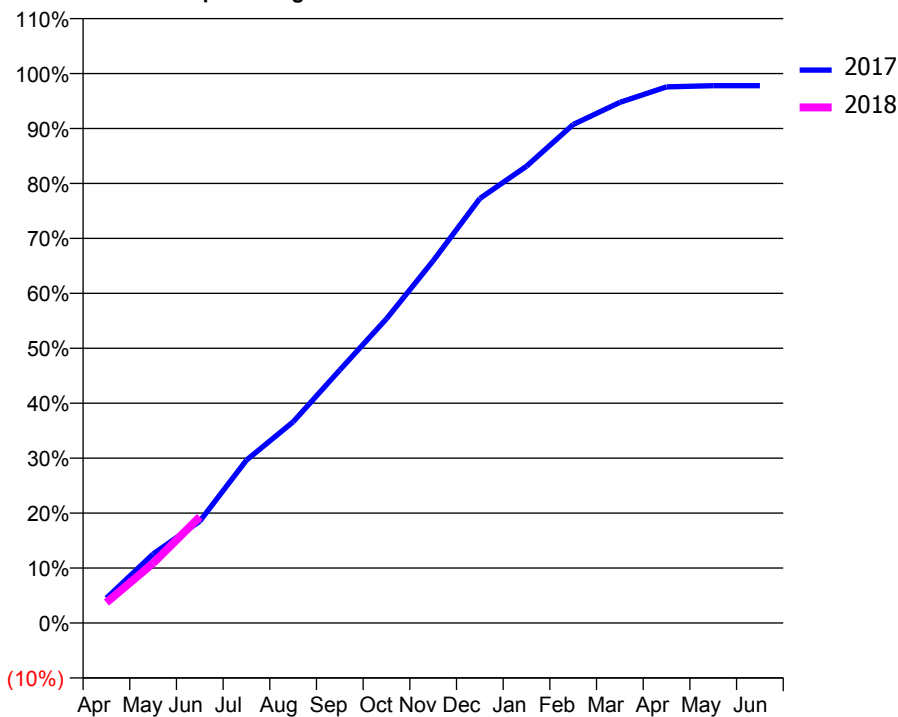
ACCESS*

Patients seen in 24 months	Total	Change since previous quarter
Quarter ending June 2016	2,033	
Quarter ending September 2016	1,990	↓
Quarter ending December 2016	2,073	↑
Quarter ending March 2017	1,991	↓
Quarter ending June 2017	2,033	↑
Variance since June 2016	0.0%	→



ACTIVITY

Cumulative percentage of contracted UDA delivered 2017 & 2018



Month	Adjusted Scheduled Activity (UDA)	
	2017	2018
April	242	200
May	674	584
June	995	1,038
July	1,591	
August	1,965	
September	2,472	
October	2,972	
November	3,538	
December	4,147	
January	4,463	
February	4,869	
March	5,086	
April	5,237	
May	5,249	
June	5,249	

QUALITY

	Quantity	Base Number	Contract	AT	Region	England
% of FP17s for the same patient ID Re-attending within 3 months - Children	13	249	5.2%	10.1%	11.7%	12.0%
% of FP17s for the same patient ID Re-attending within 3 months - Adults	32	269	11.9%	14.8%	15.2%	16.0%
% of FP17s for the same patient ID Re-attending between 3 & 9 months - Children	111	249	44.6%	51.6%	59.1%	58.0%
% of FP17s for the same patient ID Re-attending between 3 & 9 months - Adults	82	269	30.5%	47.7%	52.2%	50.9%
% of FP17s for Band 1 Urgent Courses	55	486	11.3%	8.2%	7.9%	9.1%
% of FP17s Relating to Free Repair or Replacements	0	486	0.0%	0.7%	0.8%	0.8%
% of FP17s Relating to Continuations	0	486	0.0%	0.8%	1.1%	1.1%
% of Patients satisfied with the dentistry they have received	0	0	N/A	91.3%	91.8%	91.7%
% of Patients satisfied with the time they had to wait for an appointment	0	0	N/A	90.2%	88.4%	88.0%

* This is based on patients treated on this contract for their most recent course of treatment. Figures in italics indicate the base number of FP17s or Patient Questionnaire responses are less than 100. N/A is shown where the base number of responses is less than 10 during the period. % is calculated as Quantity/Base number*100

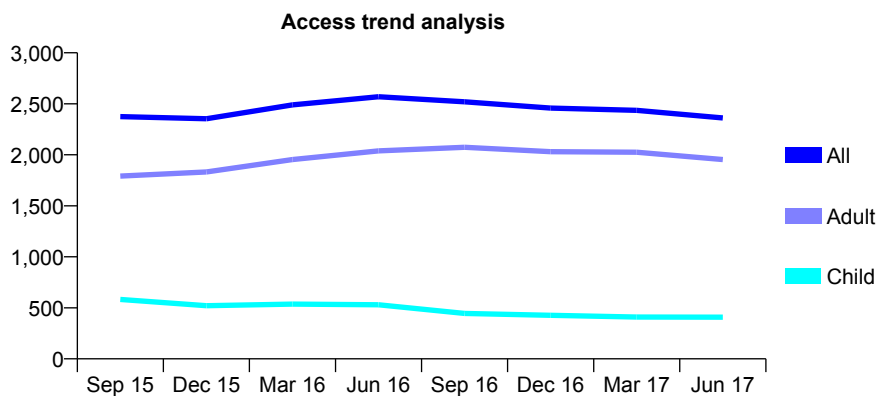
Q54 - Vital Signs At a Glance Contract Report for 142131/0001 - June 2017

Name or company name	New Road Dental Practice
Contract type name	GDS Contract
Purpose of contract	General
Contract start date	01/09/2010
Contract end date	

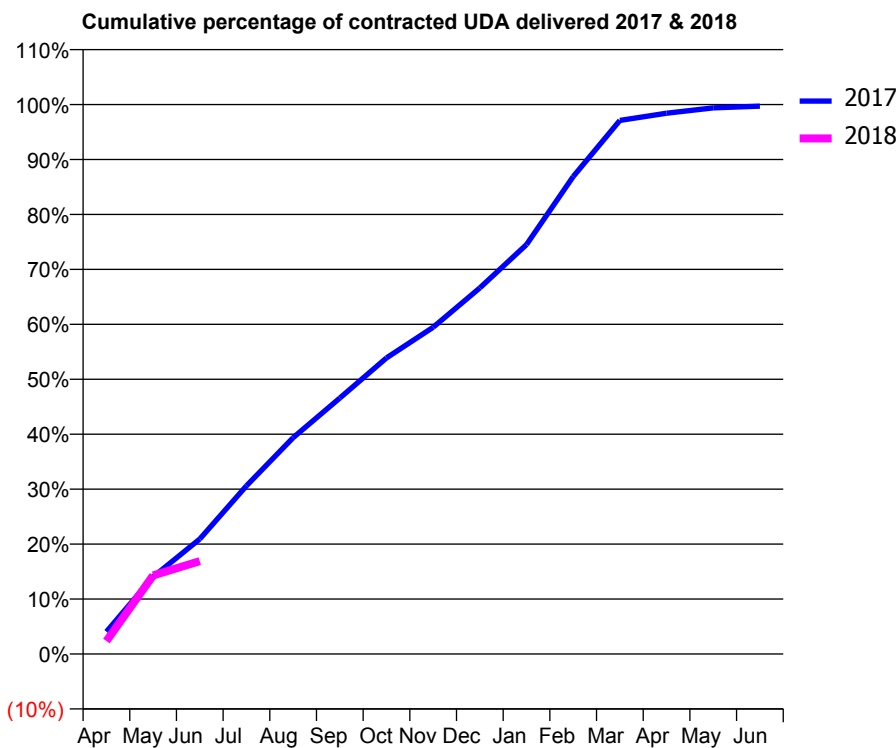
17/18 Contracted general activity (UDA)	9,064
Carry forward general activity (UDA)	0
17/18 Contracted orthodontic activity (UOA)	0
Carry forward orthodontic activity (UOA)	0
Baseline contract value	£230,642.71

ACCESS*

Patients seen in 24 months	Total	Change since previous quarter
Quarter ending June 2016	2,569	
Quarter ending September 2016	2,519	↓
Quarter ending December 2016	2,458	↓
Quarter ending March 2017	2,436	→
Quarter ending June 2017	2,362	↓
Variance since June 2016	(8.1%)	↓



ACTIVITY



Month	Adjusted Scheduled Activity (UDA)	
	2017	2018
April	369	215
May	1,271	1,296
June	1,897	1,533
July	2,776	
August	3,569	
September	4,223	
October	4,883	
November	5,391	
December	6,039	
January	6,754	
February	7,875	
March	8,801	
April	8,920	
May	9,009	
June	9,037	

QUALITY

	Quantity	Base Number	Contract	AT	Region	England
% of FP17s for the same patient ID Re-attending within 3 months - Children	8	131	6.1%	10.1%	11.7%	12.0%
% of FP17s for the same patient ID Re-attending within 3 months - Adults	60	478	12.6%	14.8%	15.2%	16.0%
% of FP17s for the same patient ID Re-attending between 3 & 9 months - Children	37	131	28.2%	51.6%	59.1%	58.0%
% of FP17s for the same patient ID Re-attending between 3 & 9 months - Adults	193	478	40.4%	47.7%	52.2%	50.9%
% of FP17s for Band 1 Urgent Courses	38	513	7.4%	8.2%	7.9%	9.1%
% of FP17s Relating to Free Repair or Replacements	5	513	1.0%	0.7%	0.8%	0.8%
% of FP17s Relating to Continuations	5	513	1.0%	0.8%	1.1%	1.1%
% of Patients satisfied with the dentistry they have received	6	6	N/A	91.3%	91.8%	91.7%
% of Patients satisfied with the time they had to wait for an appointment	6	6	N/A	90.2%	88.4%	88.0%

* This is based on patients treated on this contract for their most recent course of treatment. Figures in italics indicate the base number of FP17s or Patient Questionnaire responses are less than 100. N/A is shown where the base number of responses is less than 10 during the period. % is calculated as Quantity/Base number*100

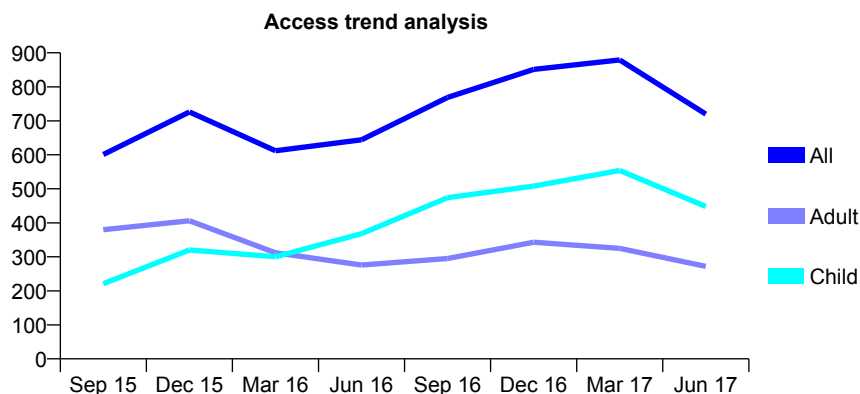
Q54 - Vital Signs At a Glance Contract Report for 142131/0006 - June 2017

Name or company name	New Road Dental Practice
Contract type name	PDS Plus Contract
Purpose of contract	General
Contract start date	01/05/2012
Contract end date	30/04/2017

17/18 Contracted general activity (UDA)	167
Carry forward general activity (UDA)	0
17/18 Contracted orthodontic activity (UOA)	0
Carry forward orthodontic activity (UOA)	0
Baseline contract value	£2,280.76

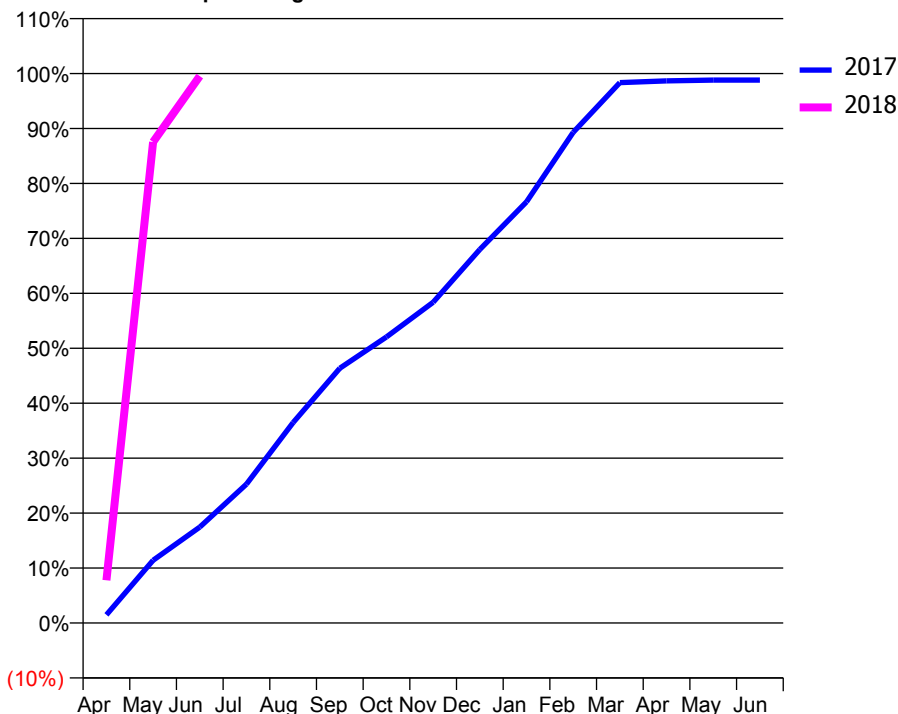
ACCESS*

Patients seen in 24 months	Total	Change since previous quarter
Quarter ending June 2016	644	
Quarter ending September 2016	769	↑
Quarter ending December 2016	851	↑
Quarter ending March 2017	879	↑
Quarter ending June 2017	720	↓
Variance since June 2016	11.8%	↑



ACTIVITY

Cumulative percentage of contracted UDA delivered 2017 & 2018



Month	Adjusted Scheduled Activity (UDA)	
	2017	2018
April	30	13
May	228	146
June	349	166
July	505	
August	730	
September	927	
October	1,041	
November	1,168	
December	1,360	
January	1,533	
February	1,786	
March	1,967	
April	1,973	
May	1,976	
June	1,976	

QUALITY

	Quantity	Base Number	Contract	AT	Region	England
% of FP17s for the same patient ID Re-attending within 3 months - Children	2	55	3.6%	10.1%	11.7%	12.0%
% of FP17s for the same patient ID Re-attending within 3 months - Adults	0	28	0.0%	14.8%	15.2%	16.0%
% of FP17s for the same patient ID Re-attending between 3 & 9 months - Children	19	55	34.5%	51.6%	59.1%	58.0%
% of FP17s for the same patient ID Re-attending between 3 & 9 months - Adults	13	28	46.4%	47.7%	52.2%	50.9%
% of FP17s for Band 1 Urgent Courses	1	76	1.3%	8.2%	7.9%	9.1%
% of FP17s Relating to Free Repair or Replacements	0	76	0.0%	0.7%	0.8%	0.8%
% of FP17s Relating to Continuations	0	76	0.0%	0.8%	1.1%	1.1%
% of Patients satisfied with the dentistry they have received	2	2	N/A	91.3%	91.8%	91.7%
% of Patients satisfied with the time they had to wait for an appointment	1	2	N/A	90.2%	88.4%	88.0%

* This is based on patients treated on this contract for their most recent course of treatment. Figures in italics indicate the base number of FP17s or Patient Questionnaire responses are less than 100. N/A is shown where the base number of responses is less than 10 during the period. % is calculated as Quantity/Base number*100

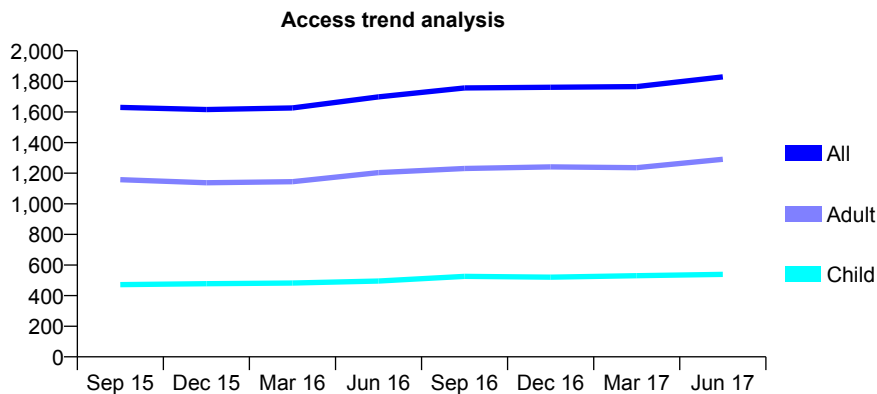
Q54 - Vital Signs At a Glance Contract Report for 142492/0001 - June 2017

Name or company name	Tipton Dental Practice
Contract type name	GDS Contract
Purpose of contract	General
Contract start date	01/04/2013
Contract end date	

17/18 Contracted general activity (UDA)	5,837
Carry forward general activity (UDA)	0
17/18 Contracted orthodontic activity (UOA)	0
Carry forward orthodontic activity (UOA)	0
Baseline contract value	£170,068.04

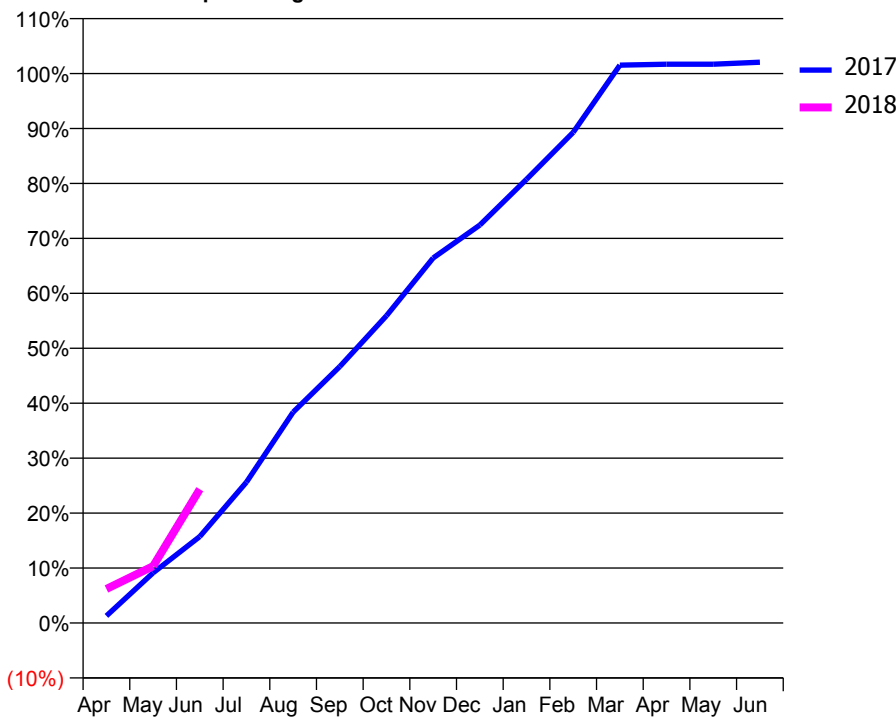
ACCESS*

Patients seen in 24 months	Total	Change since previous quarter
Quarter ending June 2016	1,699	
Quarter ending September 2016	1,757	↑
Quarter ending December 2016	1,762	→
Quarter ending March 2017	1,766	→
Quarter ending June 2017	1,830	↑
Variance since June 2016	7.7%	↑



ACTIVITY

Cumulative percentage of contracted UDA delivered 2017 & 2018



Adjusted Scheduled Activity (UDA)

Month	2017	2018
April	76	362
May	534	604
June	919	1,422
July	1,497	
August	2,240	
September	2,725	
October	3,264	
November	3,878	
December	4,227	
January	4,713	
February	5,212	
March	5,926	
April	5,936	
May	5,936	
June	5,957	

QUALITY

	Quantity	Base Number	Contract	AT	Region	England
% of FP17s for the same patient ID Re-attending within 3 months - Children	6	148	4.1%	10.1%	11.7%	12.0%
% of FP17s for the same patient ID Re-attending within 3 months - Adults	37	313	11.8%	14.8%	15.2%	16.0%
% of FP17s for the same patient ID Re-attending between 3 & 9 months - Children	66	148	44.6%	51.6%	59.1%	58.0%
% of FP17s for the same patient ID Re-attending between 3 & 9 months - Adults	97	313	31.0%	47.7%	52.2%	50.9%
% of FP17s for Band 1 Urgent Courses	49	451	10.9%	8.2%	7.9%	9.1%
% of FP17s Relating to Free Repair or Replacements	9	451	2.0%	0.7%	0.8%	0.8%
% of FP17s Relating to Continuations	0	451	0.0%	0.8%	1.1%	1.1%
% of Patients satisfied with the dentistry they have received	3	4	N/A	91.3%	91.8%	91.7%
% of Patients satisfied with the time they had to wait for an appointment	3	4	N/A	90.2%	88.4%	88.0%

* This is based on patients treated on this contract for their most recent course of treatment. Figures in italics indicate the base number of FP17s or Patient Questionnaire responses are less than 100. N/A is shown where the base number of responses is less than 10 during the period. % is calculated as Quantity/Base number*100

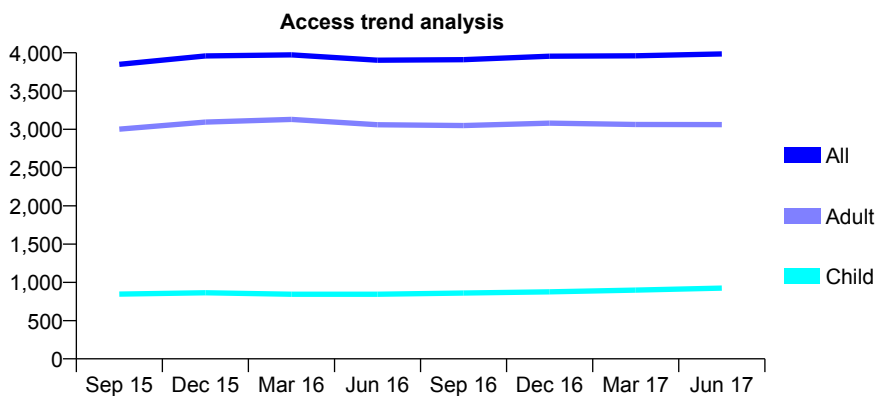
Q54 - Vital Signs At a Glance Contract Report for 142956/0001 - June 2017

Name or company name	Four Oaks Dental Surgery
Contract type name	GDS Contract
Purpose of contract	General
Contract start date	07/09/2012
Contract end date	

17/18 Contracted general activity (UDA)	8,970
Carry forward general activity (UDA)	0
17/18 Contracted orthodontic activity (UOA)	0
Carry forward orthodontic activity (UOA)	0
Baseline contract value	£178,310.04

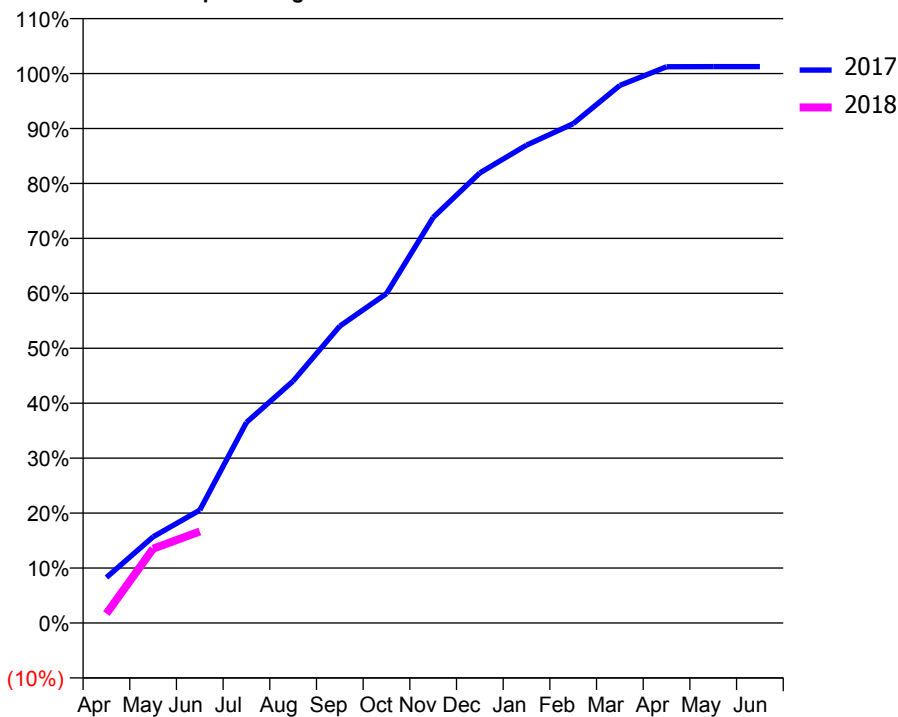
ACCESS*

Patients seen in 24 months	Total	Change since previous quarter
Quarter ending June 2016	3,904	
Quarter ending September 2016	3,911	→
Quarter ending December 2016	3,956	→
Quarter ending March 2017	3,961	→
Quarter ending June 2017	3,985	→
Variance since June 2016	2.1%	↑



ACTIVITY

Cumulative percentage of contracted UDA delivered 2017 & 2018



Month	Adjusted Scheduled Activity (UDA)	
	2017	2018
April	743	154
May	1,407	1,214
June	1,842	1,495
July	3,275	
August	3,950	
September	4,847	
October	5,377	
November	6,621	
December	7,348	
January	7,800	
February	8,151	
March	8,775	
April	9,081	
May	9,082	
June	9,082	

QUALITY

	Quantity	Base Number	Contract	AT	Region	England
% of FP17s for the same patient ID Re-attending within 3 months - Children	26	328	7.9%	10.1%	11.7%	12.0%
% of FP17s for the same patient ID Re-attending within 3 months - Adults	72	886	8.1%	14.8%	15.2%	16.0%
% of FP17s for the same patient ID Re-attending between 3 & 9 months - Children	206	328	62.8%	51.6%	59.1%	58.0%
% of FP17s for the same patient ID Re-attending between 3 & 9 months - Adults	557	886	62.9%	47.7%	52.2%	50.9%
% of FP17s for Band 1 Urgent Courses	88	1,020	8.6%	8.2%	7.9%	9.1%
% of FP17s Relating to Free Repair or Replacements	2	1,020	0.2%	0.7%	0.8%	0.8%
% of FP17s Relating to Continuations	0	1,020	0.0%	0.8%	1.1%	1.1%
% of Patients satisfied with the dentistry they have received	9	11	81.8%	91.3%	91.8%	91.7%
% of Patients satisfied with the time they had to wait for an appointment	11	11	100.0%	90.2%	88.4%	88.0%

* This is based on patients treated on this contract for their most recent course of treatment. Figures in italics indicate the base number of FP17s or Patient Questionnaire responses are less than 100. N/A is shown where the base number of responses is less than 10 during the period. % is calculated as Quantity/Base number*100

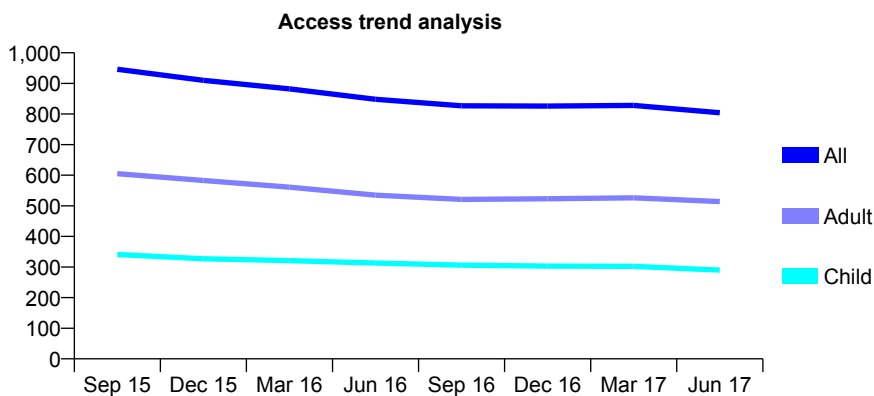
Q54 - Vital Signs At a Glance Contract Report for 145289/0001 - June 2017

Name or company name	Miss P Sanghera
Contract type name	GDS Contract
Purpose of contract	General
Contract start date	01/07/2010
Contract end date	

17/18 Contracted general activity (UDA)	3,640
Carry forward general activity (UDA)	0
17/18 Contracted orthodontic activity (UOA)	0
Carry forward orthodontic activity (UOA)	0
Baseline contract value	£83,848.32

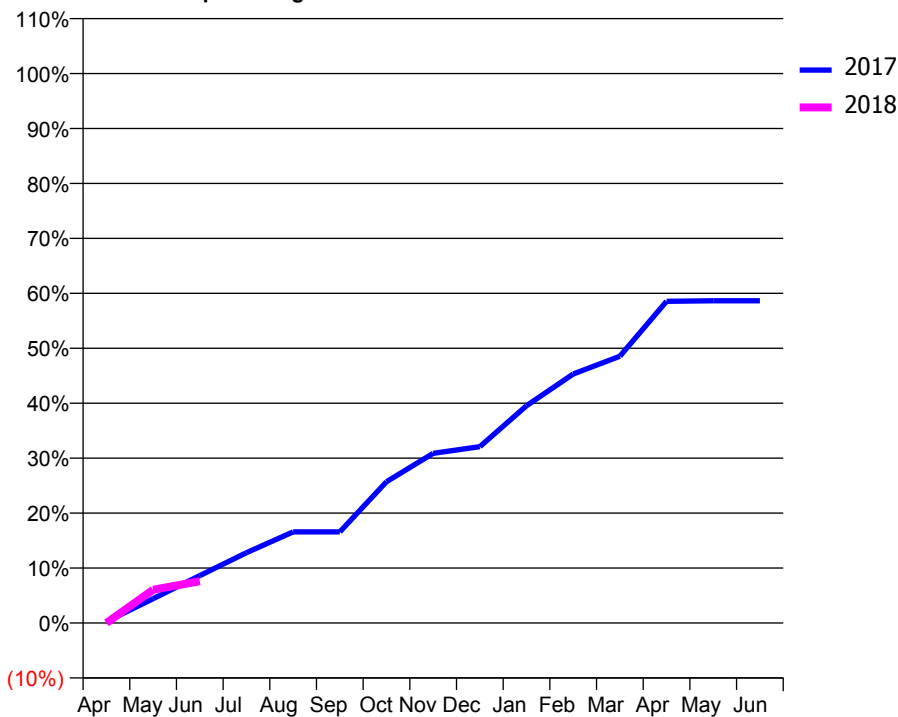
ACCESS*

Patients seen in 24 months	Total	Change since previous quarter
Quarter ending June 2016	848	
Quarter ending September 2016	827	↓
Quarter ending December 2016	826	→
Quarter ending March 2017	828	→
Quarter ending June 2017	804	↓
Variance since June 2016	(5.2%)	↓



ACTIVITY

Cumulative percentage of contracted UDA delivered 2017 & 2018



Adjusted Scheduled Activity (UDA)

Month	2017	2018
April	9	0
May	162	221
June	314	277
July	466	
August	604	
September	604	
October	936	
November	1,124	
December	1,168	
January	1,440	
February	1,650	
March	1,767	
April	2,131	
May	2,135	
June	2,135	

QUALITY

	Quantity	Base Number	Contract	AT	Region	England
% of FP17s for the same patient ID Re-attending within 3 months - Children	4	122	3.3%	10.1%	11.7%	12.0%
% of FP17s for the same patient ID Re-attending within 3 months - Adults	27	210	12.9%	14.8%	15.2%	16.0%
% of FP17s for the same patient ID Re-attending between 3 & 9 months - Children	72	122	59.0%	51.6%	59.1%	58.0%
% of FP17s for the same patient ID Re-attending between 3 & 9 months - Adults	113	210	53.8%	47.7%	52.2%	50.9%
% of FP17s for Band 1 Urgent Courses	5	173	2.9%	8.2%	7.9%	9.1%
% of FP17s Relating to Free Repair or Replacements	2	173	1.2%	0.7%	0.8%	0.8%
% of FP17s Relating to Continuations	0	173	0.0%	0.8%	1.1%	1.1%
% of Patients satisfied with the dentistry they have received	2	2	N/A	91.3%	91.8%	91.7%
% of Patients satisfied with the time they had to wait for an appointment	2	2	N/A	90.2%	88.4%	88.0%

* This is based on patients treated on this contract for their most recent course of treatment. Figures in italics indicate the base number of FP17s or Patient Questionnaire responses are less than 100. N/A is shown where the base number of responses is less than 10 during the period. % is calculated as Quantity/Base number*100

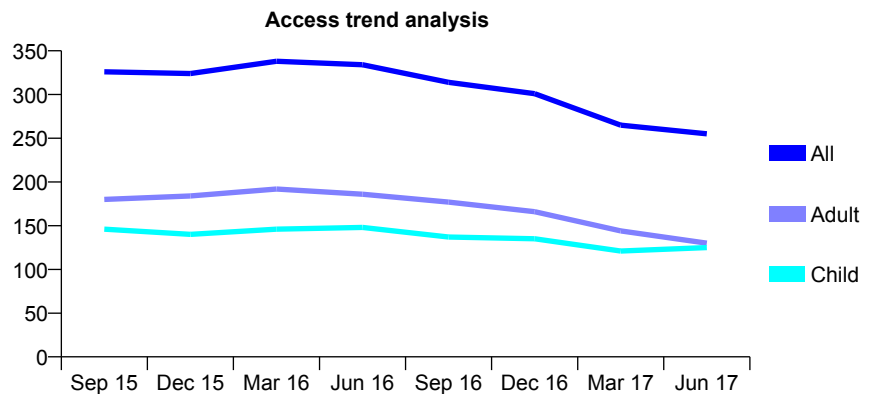
Q54 - Vital Signs At a Glance Contract Report for 148733/0001 - June 2017

Name or company name	Morgan Dental
Contract type name	GDS Contract
Purpose of contract	General and Orthodontic
Contract start date	01/10/2013
Contract end date	

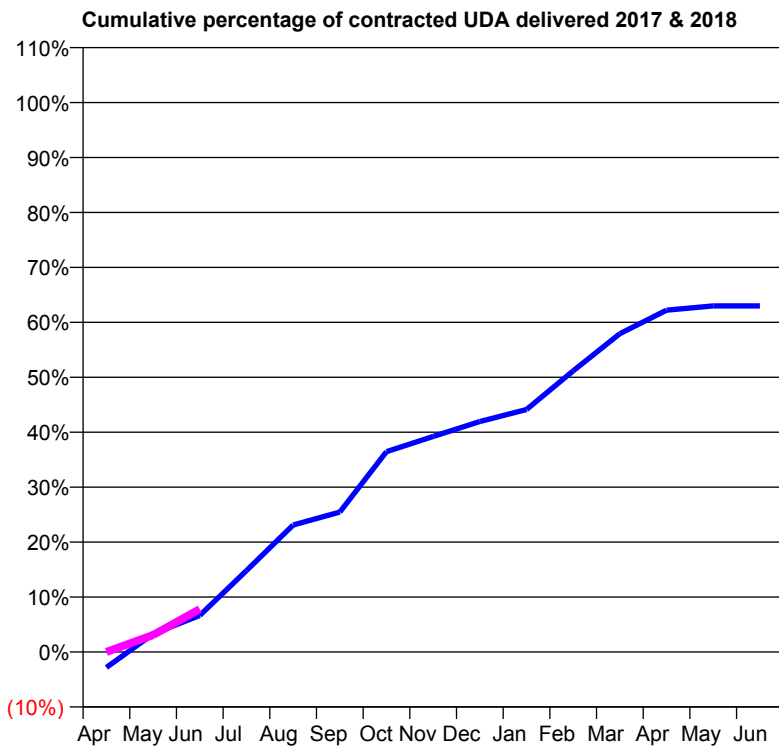
17/18 Contracted general activity (UDA)	773
Carry forward general activity (UDA)	0
17/18 Contracted orthodontic activity (UOA)	900
Carry forward orthodontic activity (UOA)	0
Baseline contract value	£78,410.32

ACCESS*

Patients seen in 24 months	Total	Change since previous quarter
Quarter ending June 2016	334	
Quarter ending September 2016	314	↓
Quarter ending December 2016	301	↓
Quarter ending March 2017	265	↓
Quarter ending June 2017	255	↓
Variance since June 2016	(23.7%)	↓



ACTIVITY



Month	Adjusted Scheduled Activity (UDA)	
	2017	2018
April	-22	0
May	25	24
June	51	60
July	115	
August	179	
September	197	
October	282	
November	303	
December	324	
January	341	
February	396	
March	448	
April	481	
May	487	
June	487	

QUALITY

	Quantity	Base Number	Contract	AT	Region	England
% of FP17s for the same patient ID Re-attending within 3 months - Children	3	56	5.4%	10.1%	11.7%	12.0%
% of FP17s for the same patient ID Re-attending within 3 months - Adults	7	24	29.2%	14.8%	15.2%	16.0%
% of FP17s for the same patient ID Re-attending between 3 & 9 months - Children	13	56	23.2%	51.6%	59.1%	58.0%
% of FP17s for the same patient ID Re-attending between 3 & 9 months - Adults	12	24	50.0%	47.7%	52.2%	50.9%
% of FP17s for Band 1 Urgent Courses	2	38	5.3%	8.2%	7.9%	9.1%
% of FP17s Relating to Free Repair or Replacements	0	38	0.0%	0.7%	0.8%	0.8%
% of FP17s Relating to Continuations	2	38	5.3%	0.8%	1.1%	1.1%
% of Patients satisfied with the dentistry they have received	0	0	N/A	91.3%	91.8%	91.7%
% of Patients satisfied with the time they had to wait for an appointment	0	0	N/A	90.2%	88.4%	88.0%

* This is based on patients treated on this contract for their most recent course of treatment. Figures in italics indicate the base number of FP17s or Patient Questionnaire responses are less than 100. N/A is shown where the base number of responses is less than 10 during the period. % is calculated as Quantity/Base number*100

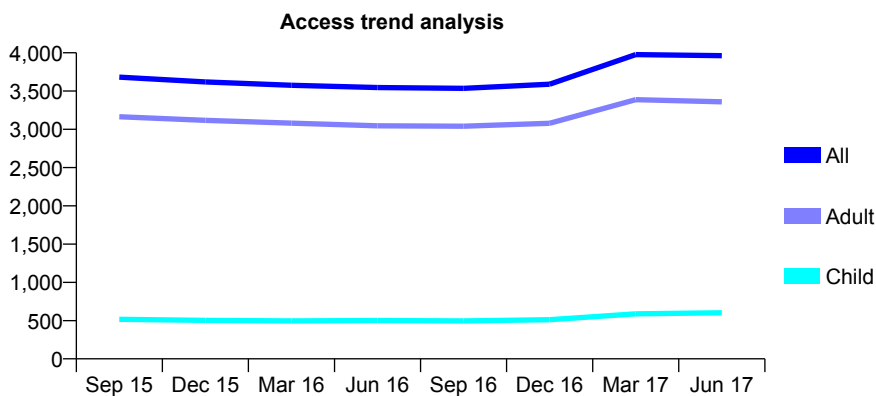
Q54 - Vital Signs At a Glance Contract Report for 149012/0001 - June 2017

Name or company name	Castle View Dental Practice Limited
Contract type name	GDS Contract
Purpose of contract	General
Contract start date	01/01/2007
Contract end date	

17/18 Contracted general activity (UDA)	12,928
Carry forward general activity (UDA)	0
17/18 Contracted orthodontic activity (UOA)	0
Carry forward orthodontic activity (UOA)	0
Baseline contract value	£367,439.67

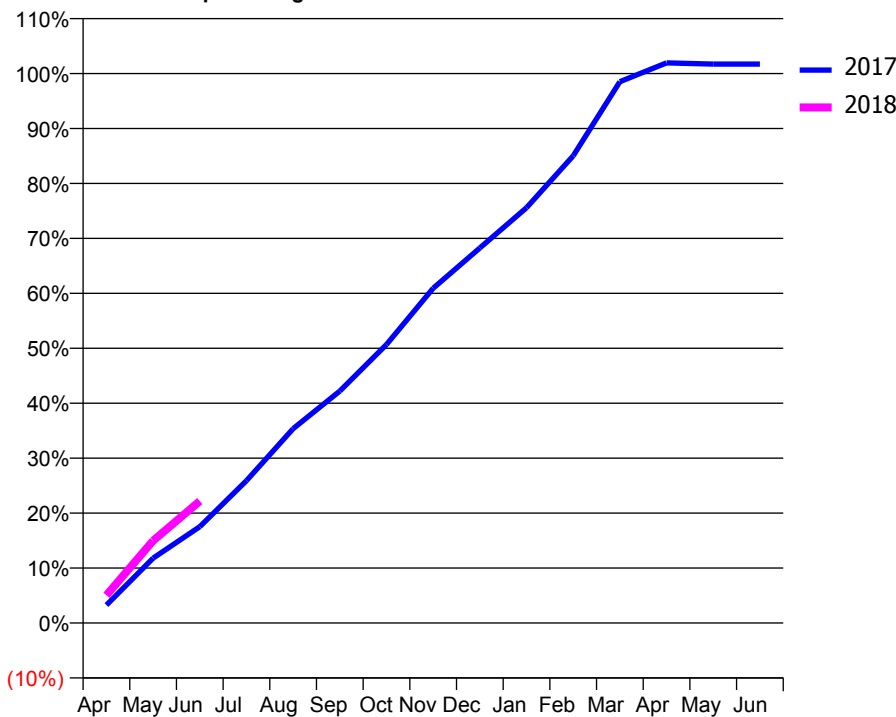
ACCESS*

Patients seen in 24 months	Total	Change since previous quarter
Quarter ending June 2016	3,546	
Quarter ending September 2016	3,535	→
Quarter ending December 2016	3,590	→
Quarter ending March 2017	3,976	↑
Quarter ending June 2017	3,962	→
Variance since June 2016	11.7%	↑



ACTIVITY

Cumulative percentage of contracted UDA delivered 2017 & 2018



Month	Adjusted Scheduled Activity (UDA)	
	2017	2018
April	422	655
May	1,528	1,939
June	2,266	2,868
July	3,348	
August	4,574	
September	5,457	
October	6,551	
November	7,875	
December	8,822	
January	9,770	
February	10,991	
March	12,736	
April	13,179	
May	13,150	
June	13,150	

QUALITY

	Quantity	Base Number	Contract	AT	Region	England
% of FP17s for the same patient ID Re-attending within 3 months - Children	15	226	6.6%	10.1%	11.7%	12.0%
% of FP17s for the same patient ID Re-attending within 3 months - Adults	119	1,239	9.6%	14.8%	15.2%	16.0%
% of FP17s for the same patient ID Re-attending between 3 & 9 months - Children	119	226	52.7%	51.6%	59.1%	58.0%
% of FP17s for the same patient ID Re-attending between 3 & 9 months - Adults	739	1,239	59.6%	47.7%	52.2%	50.9%
% of FP17s for Band 1 Urgent Courses	85	1,288	6.6%	8.2%	7.9%	9.1%
% of FP17s Relating to Free Repair or Replacements	15	1,288	1.2%	0.7%	0.8%	0.8%
% of FP17s Relating to Continuations	11	1,288	0.9%	0.8%	1.1%	1.1%
% of Patients satisfied with the dentistry they have received	7	7	N/A	91.3%	91.8%	91.7%
% of Patients satisfied with the time they had to wait for an appointment	7	7	N/A	90.2%	88.4%	88.0%

* This is based on patients treated on this contract for their most recent course of treatment. Figures in italics indicate the base number of FP17s or Patient Questionnaire responses are less than 100. N/A is shown where the base number of responses is less than 10 during the period. % is calculated as Quantity/Base number*100

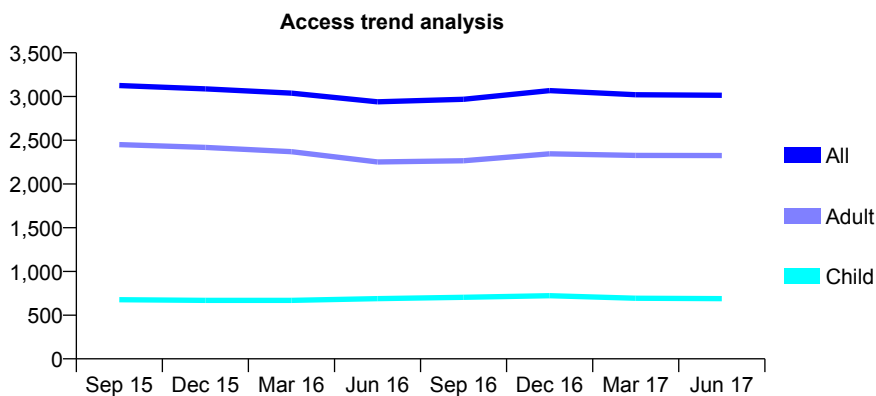
Q54 - Vital Signs At a Glance Contract Report for 150223/0001 - June 2017

Name or company name	Qamar Dental
Contract type name	GDS Contract
Purpose of contract	General
Contract start date	02/08/2013
Contract end date	

17/18 Contracted general activity (UDA)	8,026
Carry forward general activity (UDA)	0
17/18 Contracted orthodontic activity (UOA)	0
Carry forward orthodontic activity (UOA)	0
Baseline contract value	£237,344.49

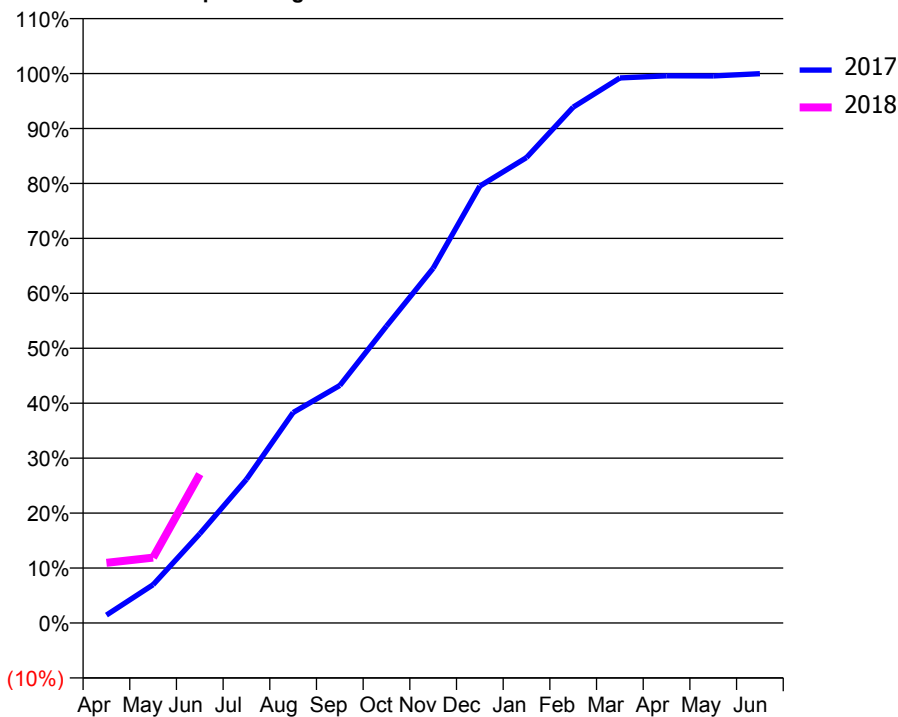
ACCESS*

Patients seen in 24 months	Total	Change since previous quarter
Quarter ending June 2016	2,940	
Quarter ending September 2016	2,969	→
Quarter ending December 2016	3,067	↑
Quarter ending March 2017	3,020	↓
Quarter ending June 2017	3,014	→
Variance since June 2016	2.5%	↑



ACTIVITY

Cumulative percentage of contracted UDA delivered 2017 & 2018



Month	Adjusted Scheduled Activity (UDA)	
	2017	2018
April	115	879
May	559	954
June	1,305	2,174
July	2,099	
August	3,074	
September	3,471	
October	4,337	
November	5,182	
December	6,381	
January	6,798	
February	7,535	
March	7,962	
April	7,992	
May	7,989	
June	8,024	

QUALITY

	Quantity	Base Number	Contract	AT	Region	England
% of FP17s for the same patient ID Re-attending within 3 months - Children	7	188	3.7%	10.1%	11.7%	12.0%
% of FP17s for the same patient ID Re-attending within 3 months - Adults	76	687	11.1%	14.8%	15.2%	16.0%
% of FP17s for the same patient ID Re-attending between 3 & 9 months - Children	80	188	42.6%	51.6%	59.1%	58.0%
% of FP17s for the same patient ID Re-attending between 3 & 9 months - Adults	368	687	53.6%	47.7%	52.2%	50.9%
% of FP17s for Band 1 Urgent Courses	64	848	7.5%	8.2%	7.9%	9.1%
% of FP17s Relating to Free Repair or Replacements	9	848	1.1%	0.7%	0.8%	0.8%
% of FP17s Relating to Continuations	2	848	0.2%	0.8%	1.1%	1.1%
% of Patients satisfied with the dentistry they have received	7	7	N/A	91.3%	91.8%	91.7%
% of Patients satisfied with the time they had to wait for an appointment	6	7	N/A	90.2%	88.4%	88.0%

* This is based on patients treated on this contract for their most recent course of treatment. Figures in italics indicate the base number of FP17s or Patient Questionnaire responses are less than 100. N/A is shown where the base number of responses is less than 10 during the period. % is calculated as Quantity/Base number*100

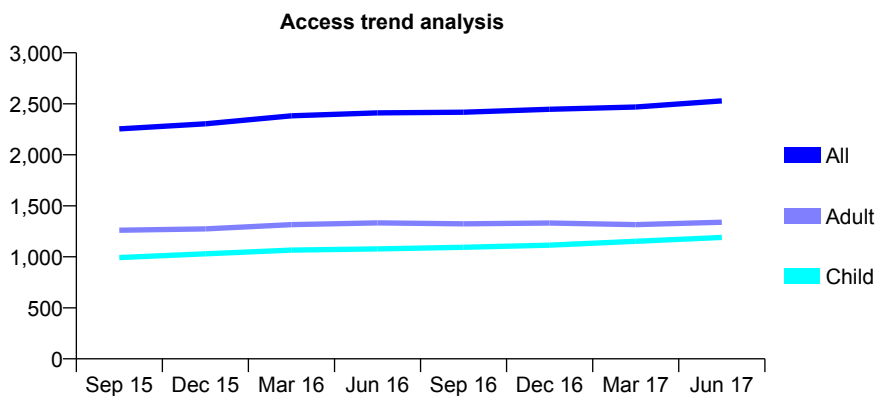
Q54 - Vital Signs At a Glance Contract Report for 150339/0001 - June 2017

Name or company name	Ali, Ahmed & Shabir
Contract type name	GDS Contract
Purpose of contract	General
Contract start date	01/04/2006
Contract end date	

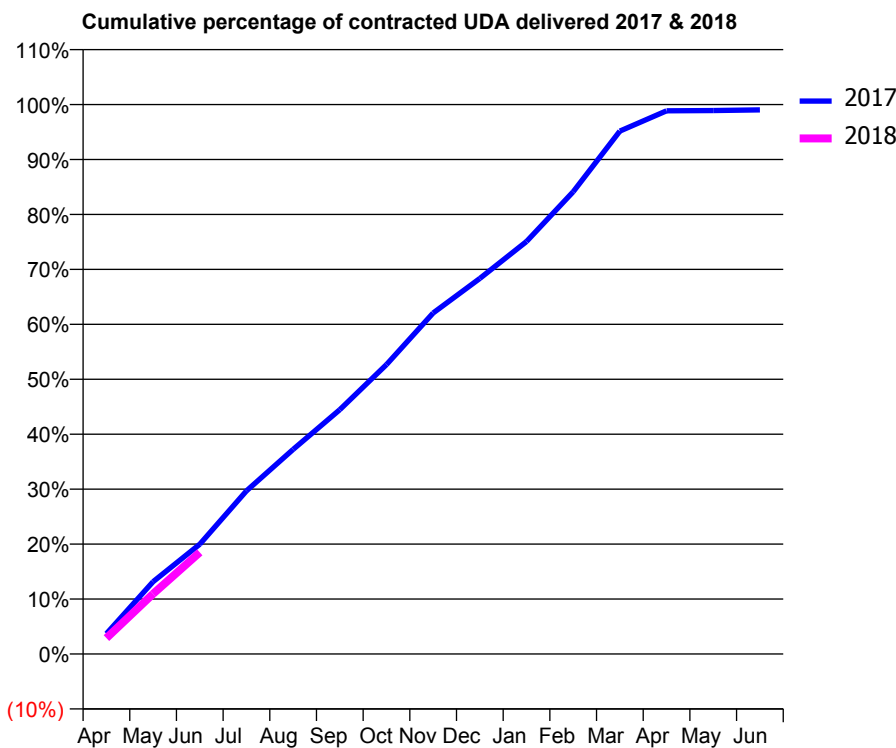
17/18 Contracted general activity (UDA)	10,078
Carry forward general activity (UDA)	0
17/18 Contracted orthodontic activity (UOA)	0
Carry forward orthodontic activity (UOA)	0
Baseline contract value	£248,914.85

ACCESS*

Patients seen in 24 months	Total	Change since previous quarter
Quarter ending June 2016	2,411	
Quarter ending September 2016	2,417	→
Quarter ending December 2016	2,447	→
Quarter ending March 2017	2,468	→
Quarter ending June 2017	2,529	↑
Variance since June 2016	4.9%	↑



ACTIVITY



Month	Adjusted Scheduled Activity (UDA)	
	2017	2018
April	373	292
May	1,326	1,105
June	2,013	1,864
July	2,991	
August	3,754	
September	4,482	
October	5,308	
November	6,254	
December	6,889	
January	7,567	
February	8,477	
March	9,591	
April	9,963	
May	9,967	
June	9,980	

QUALITY

	Quantity	Base Number	Contract	AT	Region	England
% of FP17s for the same patient ID Re-attending within 3 months - Children	19	282	6.7%	10.1%	11.7%	12.0%
% of FP17s for the same patient ID Re-attending within 3 months - Adults	37	284	13.0%	14.8%	15.2%	16.0%
% of FP17s for the same patient ID Re-attending between 3 & 9 months - Children	95	282	33.7%	51.6%	59.1%	58.0%
% of FP17s for the same patient ID Re-attending between 3 & 9 months - Adults	103	284	36.3%	47.7%	52.2%	50.9%
% of FP17s for Band 1 Urgent Courses	33	484	6.8%	8.2%	7.9%	9.1%
% of FP17s Relating to Free Repair or Replacements	0	484	0.0%	0.7%	0.8%	0.8%
% of FP17s Relating to Continuations	1	484	0.2%	0.8%	1.1%	1.1%
% of Patients satisfied with the dentistry they have received	0	0	N/A	91.3%	91.8%	91.7%
% of Patients satisfied with the time they had to wait for an appointment	0	0	N/A	90.2%	88.4%	88.0%

* This is based on patients treated on this contract for their most recent course of treatment. Figures in italics indicate the base number of FP17s or Patient Questionnaire responses are less than 100. N/A is shown where the base number of responses is less than 10 during the period. % is calculated as Quantity/Base number*100

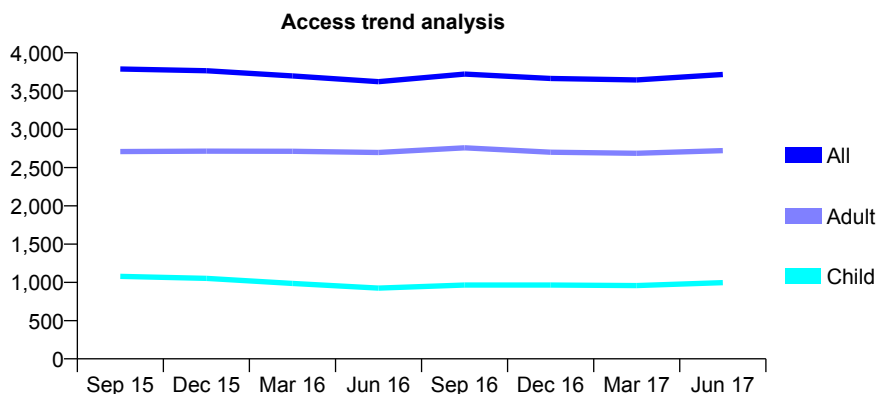
Q54 - Vital Signs At a Glance Contract Report for 150665/0001 - June 2017

Name or company name	Shaw & Jandu Dental Practice
Contract type name	GDS Contract
Purpose of contract	General and Orthodontic
Contract start date	01/04/2009
Contract end date	

17/18 Contracted general activity (UDA)	10,110
Carry forward general activity (UDA)	0
17/18 Contracted orthodontic activity (UOA)	1,857
Carry forward orthodontic activity (UOA)	0
Baseline contract value	£258,317.09

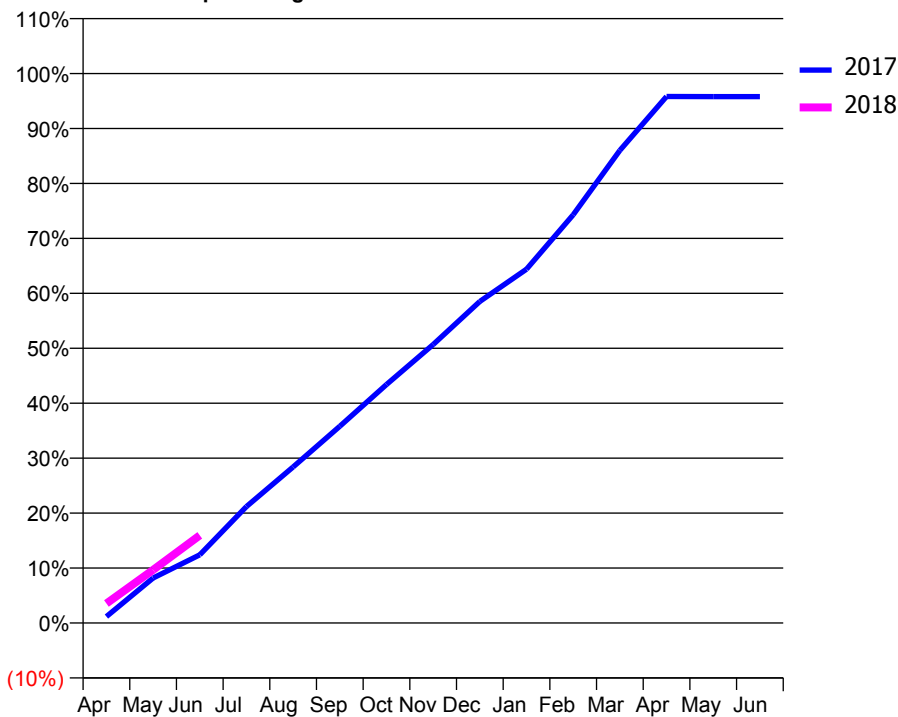
ACCESS*

Patients seen in 24 months	Total	Change since previous quarter
Quarter ending June 2016	3,622	
Quarter ending September 2016	3,722	↑
Quarter ending December 2016	3,665	↓
Quarter ending March 2017	3,645	→
Quarter ending June 2017	3,717	→
Variance since June 2016	2.6%	↑



ACTIVITY

Cumulative percentage of contracted UDA delivered 2017 & 2018



Month	Adjusted Scheduled Activity (UDA)	
	2017	2018
April	120	359
May	828	977
June	1,255	1,612
July	2,144	
August	2,872	
September	3,619	
October	4,388	
November	5,123	
December	5,917	
January	6,510	
February	7,510	
March	8,697	
April	9,686	
May	9,685	
June	9,685	

QUALITY

	Quantity	Base Number	Contract	AT	Region	England
% of FP17s for the same patient ID Re-attending within 3 months - Children	27	400	6.8%	10.1%	11.7%	12.0%
% of FP17s for the same patient ID Re-attending within 3 months - Adults	103	987	10.4%	14.8%	15.2%	16.0%
% of FP17s for the same patient ID Re-attending between 3 & 9 months - Children	177	400	44.3%	51.6%	59.1%	58.0%
% of FP17s for the same patient ID Re-attending between 3 & 9 months - Adults	456	987	46.2%	47.7%	52.2%	50.9%
% of FP17s for Band 1 Urgent Courses	80	935	8.6%	8.2%	7.9%	9.1%
% of FP17s Relating to Free Repair or Replacements	9	935	1.0%	0.7%	0.8%	0.8%
% of FP17s Relating to Continuations	2	935	0.2%	0.8%	1.1%	1.1%
% of Patients satisfied with the dentistry they have received	6	6	N/A	91.3%	91.8%	91.7%
% of Patients satisfied with the time they had to wait for an appointment	6	6	N/A	90.2%	88.4%	88.0%

* This is based on patients treated on this contract for their most recent course of treatment. Figures in italics indicate the base number of FP17s or Patient Questionnaire responses are less than 100. N/A is shown where the base number of responses is less than 10 during the period. % is calculated as Quantity/Base number*100

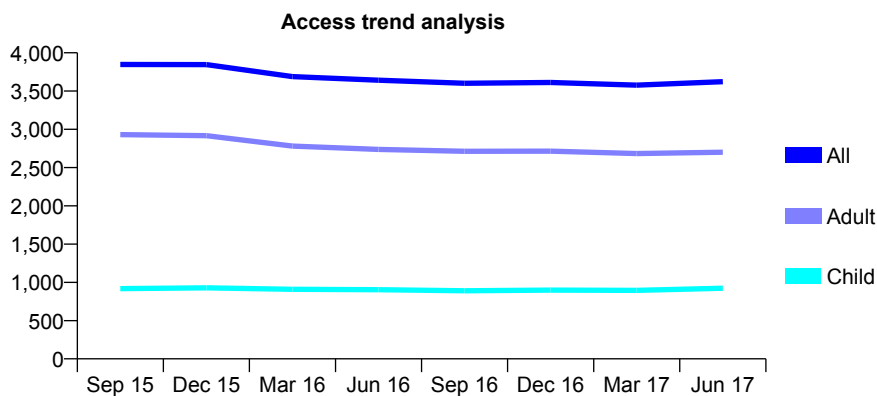
Q54 - Vital Signs At a Glance Contract Report for 151351/0001 - June 2017

Name or company name	Dr N Hayre and Dr AP Najran
Contract type name	GDS Contract
Purpose of contract	General
Contract start date	01/10/2011
Contract end date	

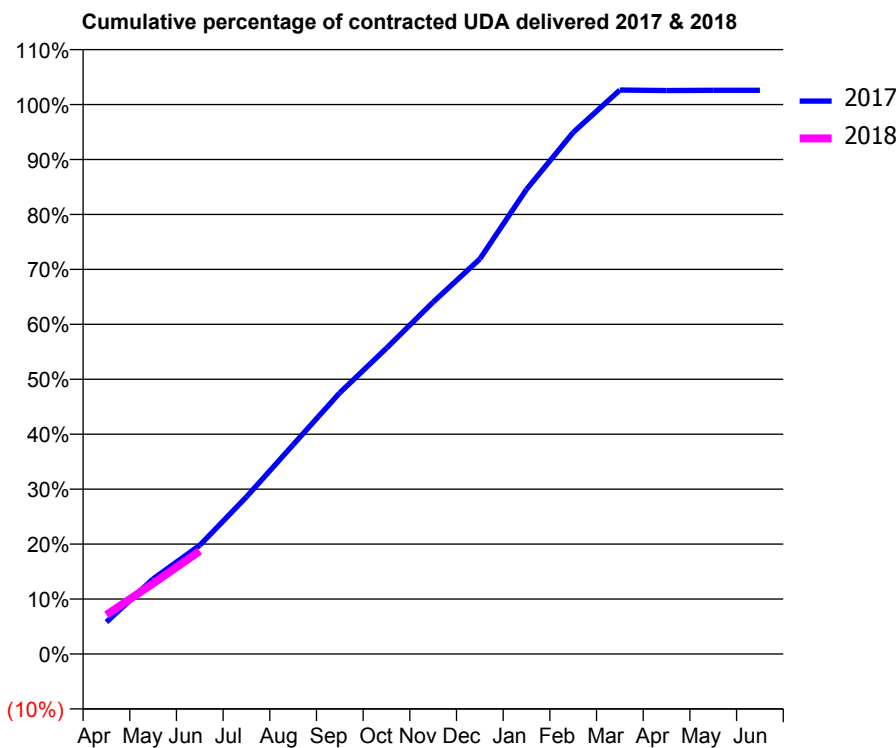
17/18 Contracted general activity (UDA)	11,705
Carry forward general activity (UDA)	0
17/18 Contracted orthodontic activity (UOA)	0
Carry forward orthodontic activity (UOA)	0
Baseline contract value	£253,042.39

ACCESS*

Patients seen in 24 months	Total	Change since previous quarter
Quarter ending June 2016	3,641	
Quarter ending September 2016	3,602	↓
Quarter ending December 2016	3,612	→
Quarter ending March 2017	3,578	→
Quarter ending June 2017	3,623	→
Variance since June 2016	(0.5%)	→



ACTIVITY



Month	Adjusted Scheduled Activity (UDA)	
	2017	2018
April	680	833
May	1,601	1,504
June	2,317	2,194
July	3,347	
August	4,457	
September	5,566	
October	6,514	
November	7,496	
December	8,416	
January	9,898	
February	11,109	
March	12,014	
April	12,004	
May	12,009	
June	12,009	

QUALITY

	Quantity	Base Number	Contract	AT	Region	England
% of FP17s for the same patient ID Re-attending within 3 months - Children	27	410	6.6%	10.1%	11.7%	12.0%
% of FP17s for the same patient ID Re-attending within 3 months - Adults	97	948	10.2%	14.8%	15.2%	16.0%
% of FP17s for the same patient ID Re-attending between 3 & 9 months - Children	282	410	68.8%	51.6%	59.1%	58.0%
% of FP17s for the same patient ID Re-attending between 3 & 9 months - Adults	617	948	65.1%	47.7%	52.2%	50.9%
% of FP17s for Band 1 Urgent Courses	83	1,359	6.1%	8.2%	7.9%	9.1%
% of FP17s Relating to Free Repair or Replacements	7	1,359	0.5%	0.7%	0.8%	0.8%
% of FP17s Relating to Continuations	1	1,359	0.1%	0.8%	1.1%	1.1%
% of Patients satisfied with the dentistry they have received	4	5	N/A	91.3%	91.8%	91.7%
% of Patients satisfied with the time they had to wait for an appointment	5	5	N/A	90.2%	88.4%	88.0%

* This is based on patients treated on this contract for their most recent course of treatment. Figures in italics indicate the base number of FP17s or Patient Questionnaire responses are less than 100. N/A is shown where the base number of responses is less than 10 during the period. % is calculated as Quantity/Base number*100

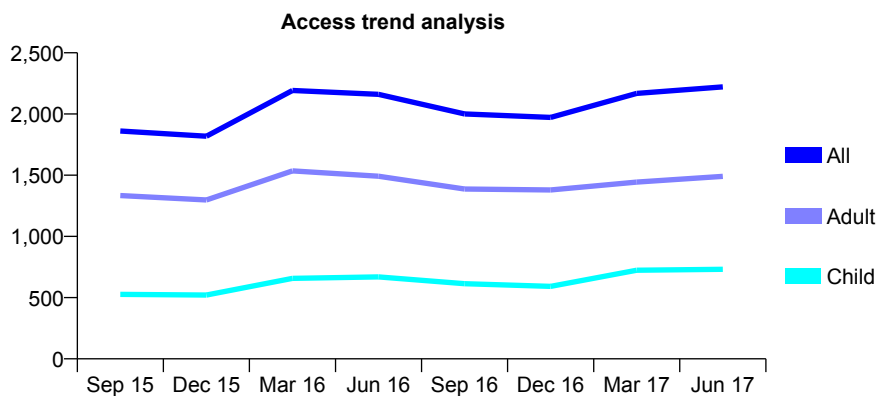
Q54 - Vital Signs At a Glance Contract Report for 154873/0001 - June 2017

Name or company name	Dental Clinique Ltd
Contract type name	GDS Contract
Purpose of contract	General
Contract start date	01/04/2011
Contract end date	

17/18 Contracted general activity (UDA)	6,928
Carry forward general activity (UDA)	0
17/18 Contracted orthodontic activity (UOA)	0
Carry forward orthodontic activity (UOA)	0
Baseline contract value	£193,582.49

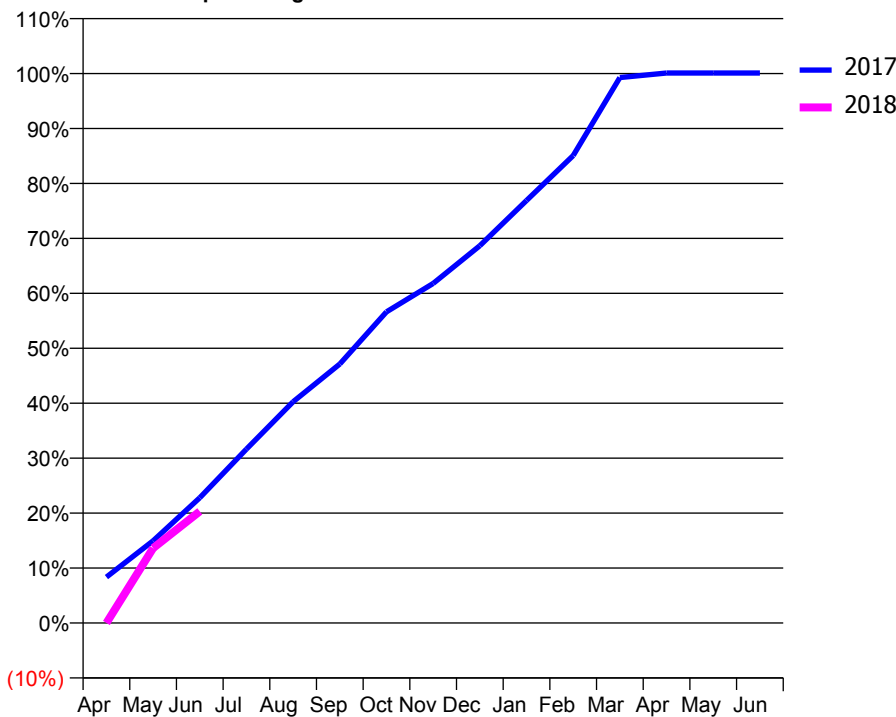
ACCESS*

Patients seen in 24 months	Total	Change since previous quarter
Quarter ending June 2016	2,161	
Quarter ending September 2016	2,001	↓
Quarter ending December 2016	1,972	↓
Quarter ending March 2017	2,168	↑
Quarter ending June 2017	2,222	↑
Variance since June 2016	2.8%	↑



ACTIVITY

Cumulative percentage of contracted UDA delivered 2017 & 2018



Adjusted Scheduled Activity (UDA)

Month	2017	2018
April	579	0
May	1,036	945
June	1,579	1,409
July	2,194	
August	2,790	
September	3,266	
October	3,923	
November	4,280	
December	4,758	
January	5,327	
February	5,893	
March	6,878	
April	6,934	
May	6,934	
June	6,935	

QUALITY

	Quantity	Base Number	Contract	AT	Region	England
% of FP17s for the same patient ID Re-attending within 3 months - Children	14	247	5.7%	10.1%	11.7%	12.0%
% of FP17s for the same patient ID Re-attending within 3 months - Adults	34	440	7.7%	14.8%	15.2%	16.0%
% of FP17s for the same patient ID Re-attending between 3 & 9 months - Children	111	247	44.9%	51.6%	59.1%	58.0%
% of FP17s for the same patient ID Re-attending between 3 & 9 months - Adults	187	440	42.5%	47.7%	52.2%	50.9%
% of FP17s for Band 1 Urgent Courses	18	660	2.7%	8.2%	7.9%	9.1%
% of FP17s Relating to Free Repair or Replacements	0	660	0.0%	0.7%	0.8%	0.8%
% of FP17s Relating to Continuations	3	660	0.5%	0.8%	1.1%	1.1%
% of Patients satisfied with the dentistry they have received	2	2	N/A	91.3%	91.8%	91.7%
% of Patients satisfied with the time they had to wait for an appointment	2	2	N/A	90.2%	88.4%	88.0%

* This is based on patients treated on this contract for their most recent course of treatment. Figures in italics indicate the base number of FP17s or Patient Questionnaire responses are less than 100. N/A is shown where the base number of responses is less than 10 during the period. % is calculated as Quantity/Base number*100

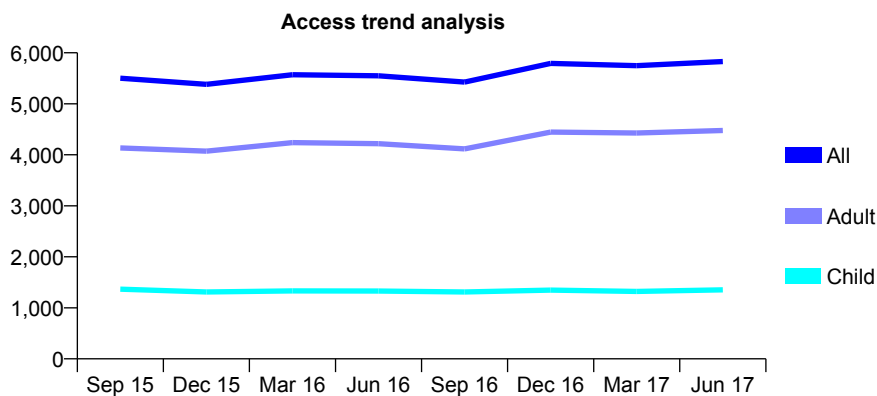
Q54 - Vital Signs At a Glance Contract Report for 155861/0001 - June 2017

Name or company name	Bilston Dental Surgery
Contract type name	GDS Contract
Purpose of contract	General and Orthodontic
Contract start date	25/02/2011
Contract end date	

17/18 Contracted general activity (UDA)	16,221
Carry forward general activity (UDA)	0
17/18 Contracted orthodontic activity (UOA)	554
Carry forward orthodontic activity (UOA)	0
Baseline contract value	£379,148.03

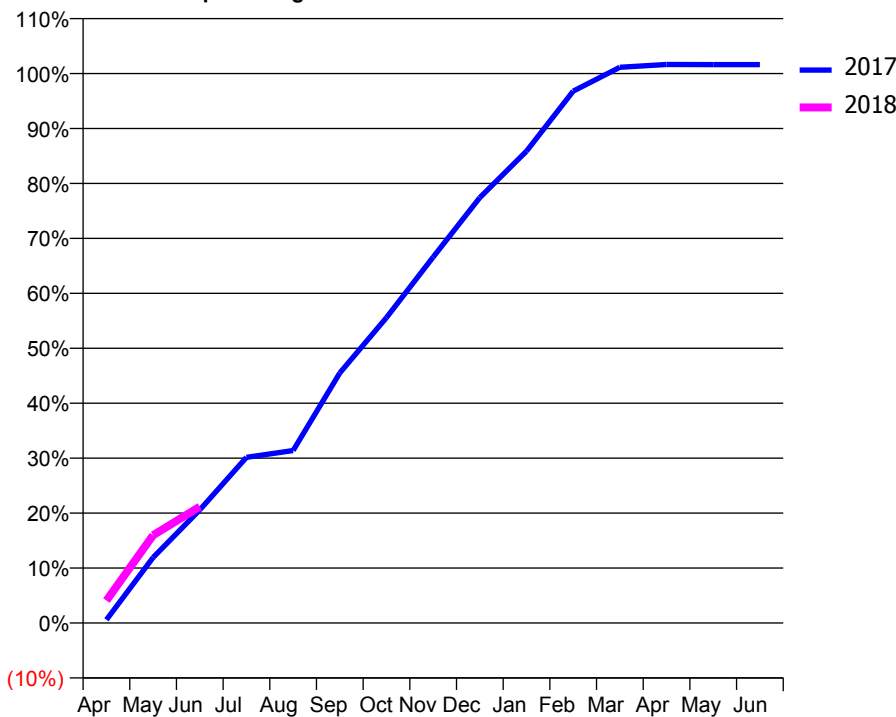
ACCESS*

Patients seen in 24 months	Total	Change since previous quarter
Quarter ending June 2016	5,548	
Quarter ending September 2016	5,427	↓
Quarter ending December 2016	5,793	↑
Quarter ending March 2017	5,749	→
Quarter ending June 2017	5,829	→
Variance since June 2016	5.1%	↑



ACTIVITY

Cumulative percentage of contracted UDA delivered 2017 & 2018



Month	Adjusted Scheduled Activity (UDA)	
	2017	2018
April	95	665
May	1,935	2,592
June	3,338	3,433
July	4,892	
August	5,092	
September	7,382	
October	9,015	
November	10,805	
December	12,560	
January	13,927	
February	15,699	
March	16,407	
April	16,488	
May	16,484	
June	16,484	

QUALITY

	Quantity	Base Number	Contract	AT	Region	England
% of FP17s for the same patient ID Re-attending within 3 months - Children	38	486	7.8%	10.1%	11.7%	12.0%
% of FP17s for the same patient ID Re-attending within 3 months - Adults	65	655	9.9%	14.8%	15.2%	16.0%
% of FP17s for the same patient ID Re-attending between 3 & 9 months - Children	262	486	53.9%	51.6%	59.1%	58.0%
% of FP17s for the same patient ID Re-attending between 3 & 9 months - Adults	306	655	46.7%	47.7%	52.2%	50.9%
% of FP17s for Band 1 Urgent Courses	19	1,092	1.7%	8.2%	7.9%	9.1%
% of FP17s Relating to Free Repair or Replacements	2	1,092	0.2%	0.7%	0.8%	0.8%
% of FP17s Relating to Continuations	5	1,092	0.5%	0.8%	1.1%	1.1%
% of Patients satisfied with the dentistry they have received	2	3	N/A	91.3%	91.8%	91.7%
% of Patients satisfied with the time they had to wait for an appointment	1	3	N/A	90.2%	88.4%	88.0%

* This is based on patients treated on this contract for their most recent course of treatment. Figures in italics indicate the base number of FP17s or Patient Questionnaire responses are less than 100. N/A is shown where the base number of responses is less than 10 during the period. % is calculated as Quantity/Base number*100

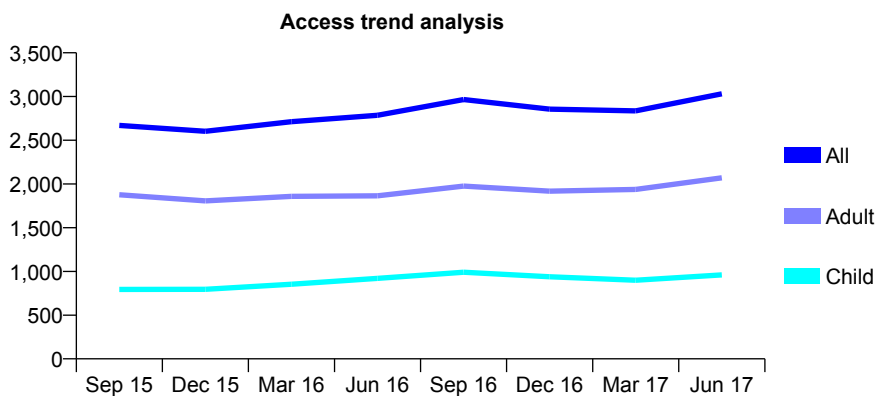
Q54 - Vital Signs At a Glance Contract Report for 157422/0001 - June 2017

Name or company name	Priority Dental Practice
Contract type name	GDS Contract
Purpose of contract	General
Contract start date	01/03/2009
Contract end date	

17/18 Contracted general activity (UDA)	5,749
Carry forward general activity (UDA)	0
17/18 Contracted orthodontic activity (UOA)	0
Carry forward orthodontic activity (UOA)	0
Baseline contract value	£152,280.50

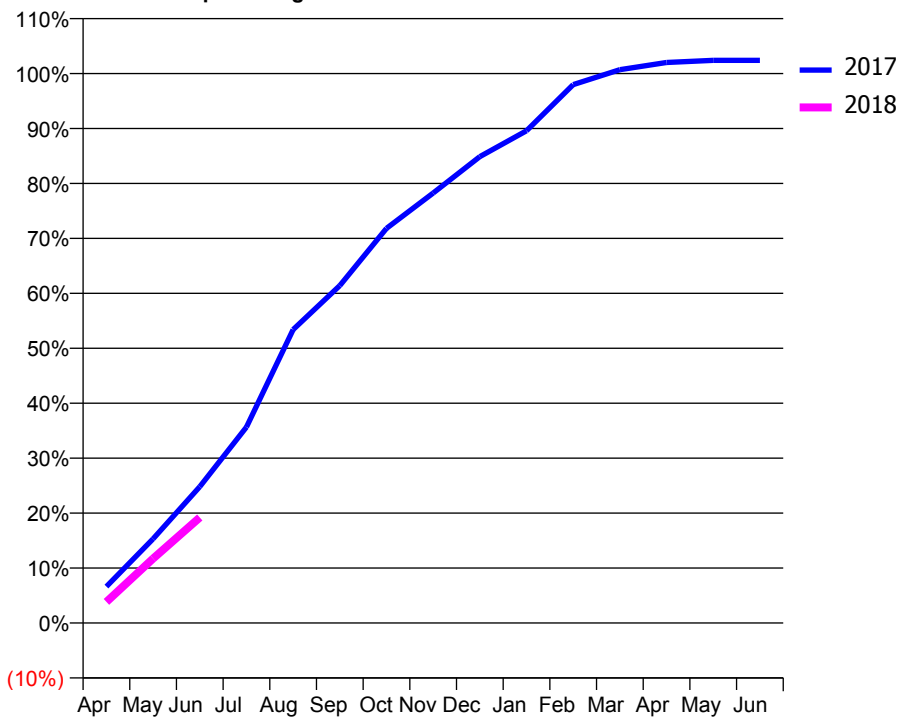
ACCESS*

Patients seen in 24 months	Total	Change since previous quarter
Quarter ending June 2016	2,785	
Quarter ending September 2016	2,966	↑
Quarter ending December 2016	2,855	↓
Quarter ending March 2017	2,836	→
Quarter ending June 2017	3,031	↑
Variance since June 2016	8.8%	↑



ACTIVITY

Cumulative percentage of contracted UDA delivered 2017 & 2018



Month	Adjusted Scheduled Activity (UDA)	
	2017	2018
April	382	222
May	881	674
June	1,427	1,104
July	2,050	
August	3,070	
September	3,530	
October	4,128	
November	4,498	
December	4,880	
January	5,150	
February	5,632	
March	5,789	
April	5,864	
May	5,887	
June	5,887	

QUALITY

	Quantity	Base Number	Contract	AT	Region	England
% of FP17s for the same patient ID Re-attending within 3 months - Children	18	374	4.8%	10.1%	11.7%	12.0%
% of FP17s for the same patient ID Re-attending within 3 months - Adults	73	550	13.3%	14.8%	15.2%	16.0%
% of FP17s for the same patient ID Re-attending between 3 & 9 months - Children	157	374	42.0%	51.6%	59.1%	58.0%
% of FP17s for the same patient ID Re-attending between 3 & 9 months - Adults	132	550	24.0%	47.7%	52.2%	50.9%
% of FP17s for Band 1 Urgent Courses	64	541	11.8%	8.2%	7.9%	9.1%
% of FP17s Relating to Free Repair or Replacements	7	541	1.3%	0.7%	0.8%	0.8%
% of FP17s Relating to Continuations	0	541	0.0%	0.8%	1.1%	1.1%
% of Patients satisfied with the dentistry they have received	10	10	100.0%	91.3%	91.8%	91.7%
% of Patients satisfied with the time they had to wait for an appointment	9	10	90.0%	90.2%	88.4%	88.0%

* This is based on patients treated on this contract for their most recent course of treatment. Figures in italics indicate the base number of FP17s or Patient Questionnaire responses are less than 100. N/A is shown where the base number of responses is less than 10 during the period. % is calculated as Quantity/Base number*100

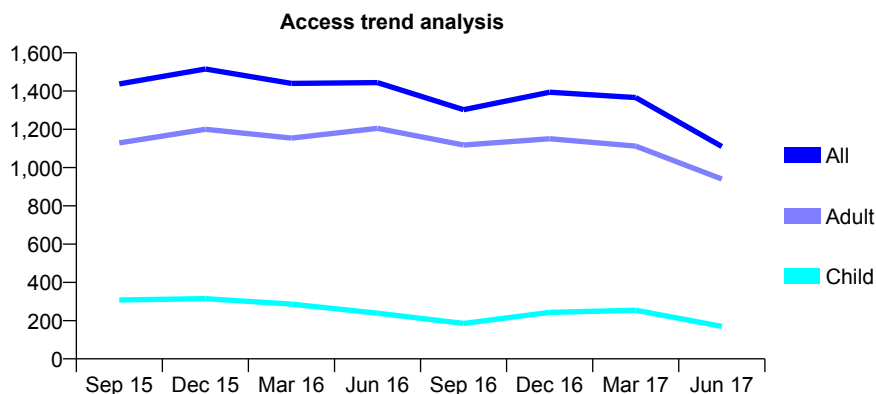
Q54 - Vital Signs At a Glance Contract Report for 157422/0008 - June 2017

Name or company name	Priory Dental Practice
Contract type name	PDS Plus Contract
Purpose of contract	General
Contract start date	01/05/2012
Contract end date	30/04/2017

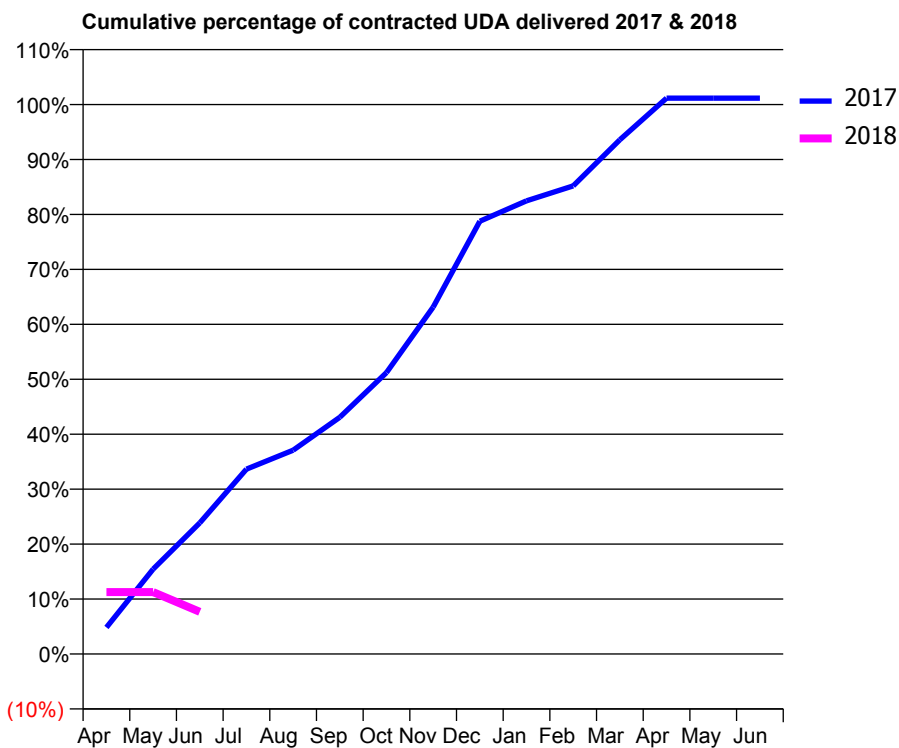
17/18 Contracted general activity (UDA)	250
Carry forward general activity (UDA)	0
17/18 Contracted orthodontic activity (UOA)	0
Carry forward orthodontic activity (UOA)	0
Baseline contract value	£3,220.26

ACCESS*

Patients seen in 24 months	Total	Change since previous quarter
Quarter ending June 2016	1,444	
Quarter ending September 2016	1,303	↓
Quarter ending December 2016	1,394	↑
Quarter ending March 2017	1,366	↓
Quarter ending June 2017	1,110	↓
Variance since June 2016	(23.1%)	↓



ACTIVITY



Month	Adjusted Scheduled Activity (UDA)	
	2017	2018
April	145	28
May	463	28
June	716	19
July	1,009	
August	1,112	
September	1,292	
October	1,537	
November	1,894	
December	2,363	
January	2,474	
February	2,556	
March	2,807	
April	3,035	
May	3,035	
June	3,035	

QUALITY

	Quantity	Base Number	Contract	AT	Region	England
% of FP17s for the same patient ID Re-attending within 3 months - Children	0	31	0.0%	10.1%	11.7%	12.0%
% of FP17s for the same patient ID Re-attending within 3 months - Adults	0	74	0.0%	14.8%	15.2%	16.0%
% of FP17s for the same patient ID Re-attending between 3 & 9 months - Children	0	31	0.0%	51.6%	59.1%	58.0%
% of FP17s for the same patient ID Re-attending between 3 & 9 months - Adults	4	74	5.4%	47.7%	52.2%	50.9%
% of FP17s for Band 1 Urgent Courses	1	7	14.3%	8.2%	7.9%	9.1%
% of FP17s Relating to Free Repair or Replacements	0	7	0.0%	0.7%	0.8%	0.8%
% of FP17s Relating to Continuations	0	7	0.0%	0.8%	1.1%	1.1%
% of Patients satisfied with the dentistry they have received	1	1	N/A	91.3%	91.8%	91.7%
% of Patients satisfied with the time they had to wait for an appointment	1	1	N/A	90.2%	88.4%	88.0%

* This is based on patients treated on this contract for their most recent course of treatment. Figures in italics indicate the base number of FP17s or Patient Questionnaire responses are less than 100. N/A is shown where the base number of responses is less than 10 during the period. % is calculated as Quantity/Base number*100

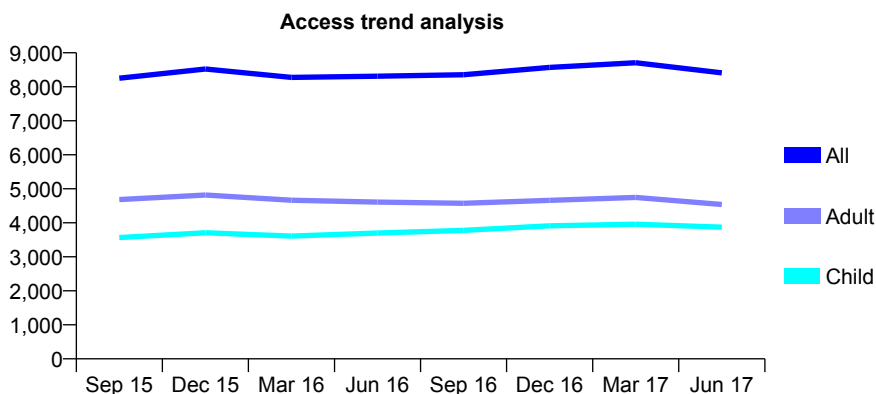
Q54 - Vital Signs At a Glance Contract Report for 158054/0001 - June 2017

Name or company name	Ward End Dental Practice Partnership
Contract type name	GDS Contract
Purpose of contract	General
Contract start date	01/04/2007
Contract end date	

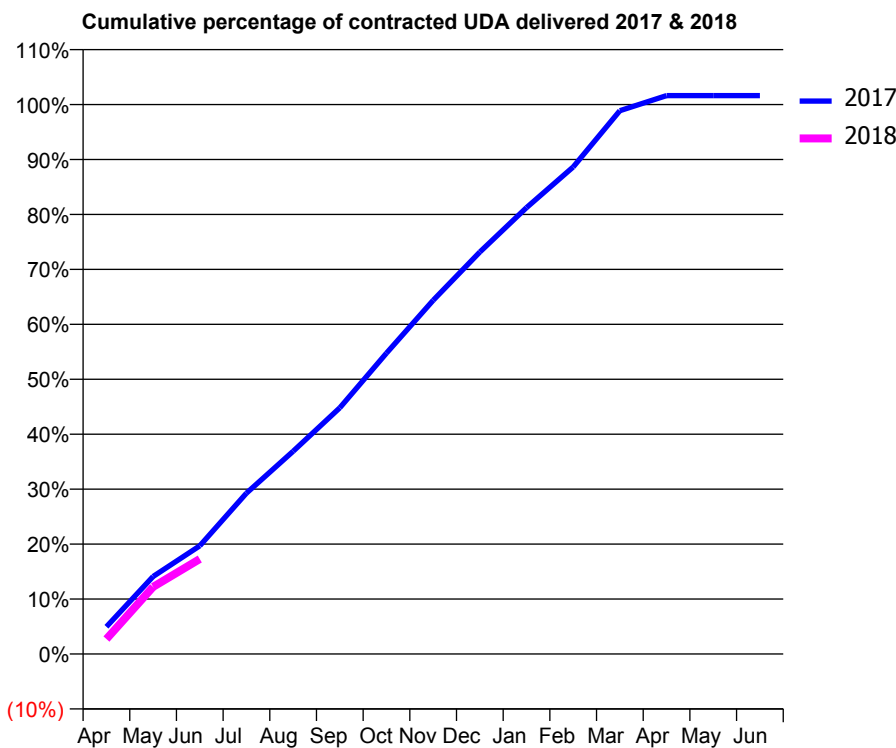
17/18 Contracted general activity (UDA)	23,513
Carry forward general activity (UDA)	0
17/18 Contracted orthodontic activity (UOA)	0
Carry forward orthodontic activity (UOA)	0
Baseline contract value	£496,465.05

ACCESS*

Patients seen in 24 months	Total	Change since previous quarter
Quarter ending June 2016	8,310	
Quarter ending September 2016	8,356	→
Quarter ending December 2016	8,572	↑
Quarter ending March 2017	8,707	→
Quarter ending June 2017	8,411	↓
Variance since June 2016	1.2%	→



ACTIVITY



Month	Adjusted Scheduled Activity (UDA)	
	2017	2018
April	1,169	643
May	3,315	2,874
June	4,631	4,066
July	6,885	
August	8,674	
September	10,536	
October	12,876	
November	15,137	
December	17,199	
January	19,098	
February	20,838	
March	23,247	
April	23,896	
May	23,896	
June	23,896	

QUALITY

	Quantity	Base Number	Contract	AT	Region	England
% of FP17s for the same patient ID Re-attending within 3 months - Children	53	1,052	5.0%	10.1%	11.7%	12.0%
% of FP17s for the same patient ID Re-attending within 3 months - Adults	130	1,029	12.6%	14.8%	15.2%	16.0%
% of FP17s for the same patient ID Re-attending between 3 & 9 months - Children	525	1,052	49.9%	51.6%	59.1%	58.0%
% of FP17s for the same patient ID Re-attending between 3 & 9 months - Adults	433	1,029	42.1%	47.7%	52.2%	50.9%
% of FP17s for Band 1 Urgent Courses	324	1,803	18.0%	8.2%	7.9%	9.1%
% of FP17s Relating to Free Repair or Replacements	2	1,803	0.1%	0.7%	0.8%	0.8%
% of FP17s Relating to Continuations	6	1,803	0.3%	0.8%	1.1%	1.1%
% of Patients satisfied with the dentistry they have received	3	3	N/A	91.3%	91.8%	91.7%
% of Patients satisfied with the time they had to wait for an appointment	3	3	N/A	90.2%	88.4%	88.0%

* This is based on patients treated on this contract for their most recent course of treatment. Figures in italics indicate the base number of FP17s or Patient Questionnaire responses are less than 100. N/A is shown where the base number of responses is less than 10 during the period. % is calculated as Quantity/Base number*100

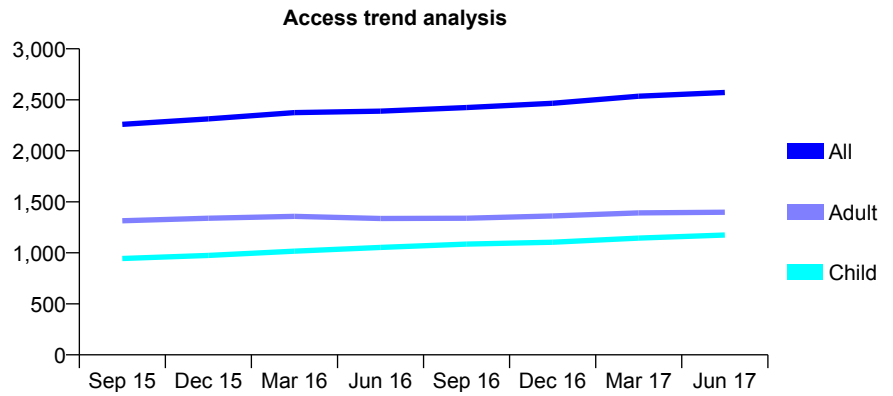
Q54 - Vital Signs At a Glance Contract Report for 158119/0001 - June 2017

Name or company name	Ali, Ahmed & Shabir
Contract type name	GDS Contract
Purpose of contract	General
Contract start date	01/04/2006
Contract end date	

17/18 Contracted general activity (UDA)	11,721
Carry forward general activity (UDA)	0
17/18 Contracted orthodontic activity (UOA)	0
Carry forward orthodontic activity (UOA)	0
Baseline contract value	£284,177.70

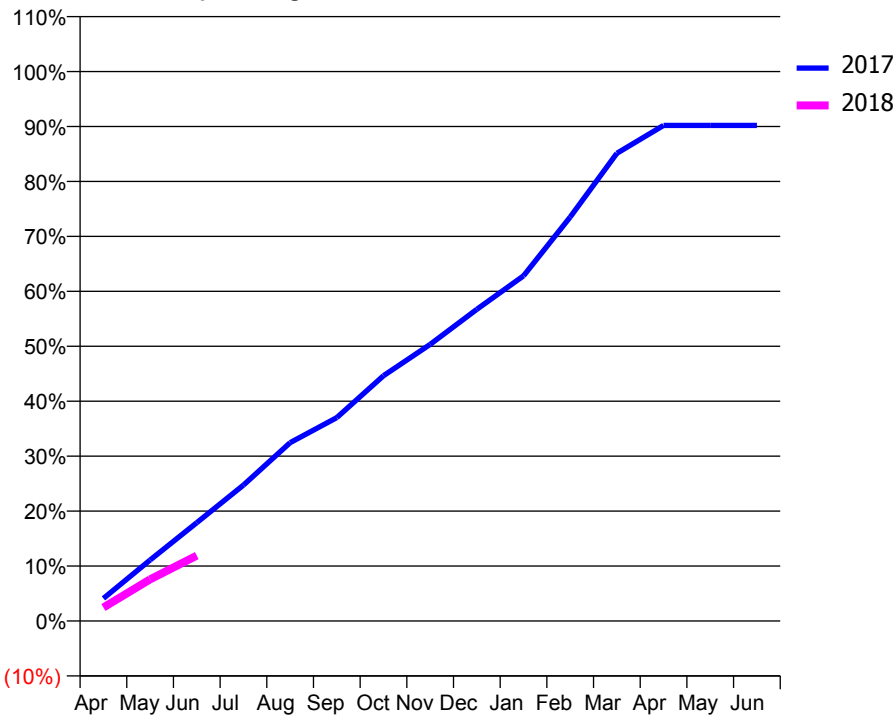
ACCESS*

Patients seen in 24 months	Total	Change since previous quarter
Quarter ending June 2016	2,389	
Quarter ending September 2016	2,424	→
Quarter ending December 2016	2,466	→
Quarter ending March 2017	2,535	↑
Quarter ending June 2017	2,572	→
Variance since June 2016	7.7%	↑



ACTIVITY

Cumulative percentage of contracted UDA delivered 2017 & 2018



Adjusted Scheduled Activity (UDA)		
Month	2017	2018
April	483	288
May	1,302	888
June	2,097	1,396
July	2,900	
August	3,804	
September	4,339	
October	5,232	
November	5,901	
December	6,650	
January	7,361	
February	8,618	
March	9,977	
April	10,571	
May	10,572	
June	10,572	

QUALITY

	Quantity	Base Number	Contract	AT	Region	England
% of FP17s for the same patient ID Re-attending within 3 months - Children	16	267	6.0%	10.1%	11.7%	12.0%
% of FP17s for the same patient ID Re-attending within 3 months - Adults	36	277	13.0%	14.8%	15.2%	16.0%
% of FP17s for the same patient ID Re-attending between 3 & 9 months - Children	106	267	39.7%	51.6%	59.1%	58.0%
% of FP17s for the same patient ID Re-attending between 3 & 9 months - Adults	102	277	36.8%	47.7%	52.2%	50.9%
% of FP17s for Band 1 Urgent Courses	48	426	11.3%	8.2%	7.9%	9.1%
% of FP17s Relating to Free Repair or Replacements	0	426	0.0%	0.7%	0.8%	0.8%
% of FP17s Relating to Continuations	4	426	0.9%	0.8%	1.1%	1.1%
% of Patients satisfied with the dentistry they have received	3	3	N/A	91.3%	91.8%	91.7%
% of Patients satisfied with the time they had to wait for an appointment	3	3	N/A	90.2%	88.4%	88.0%

* This is based on patients treated on this contract for their most recent course of treatment. Figures in italics indicate the base number of FP17s or Patient Questionnaire responses are less than 100. N/A is shown where the base number of responses is less than 10 during the period. % is calculated as Quantity/Base number*100

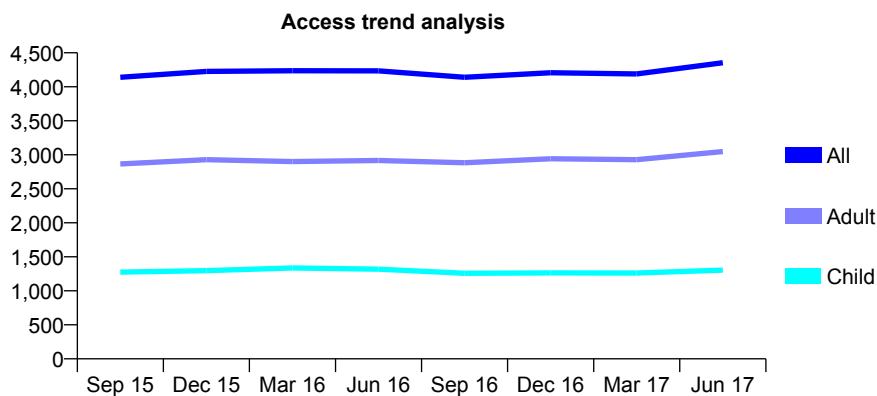
Q54 - Vital Signs At a Glance Contract Report for 159948/0001 - June 2017

Name or company name	Grove Lane Dental Surgery
Contract type name	GDS Contract
Purpose of contract	General
Contract start date	21/02/2011
Contract end date	

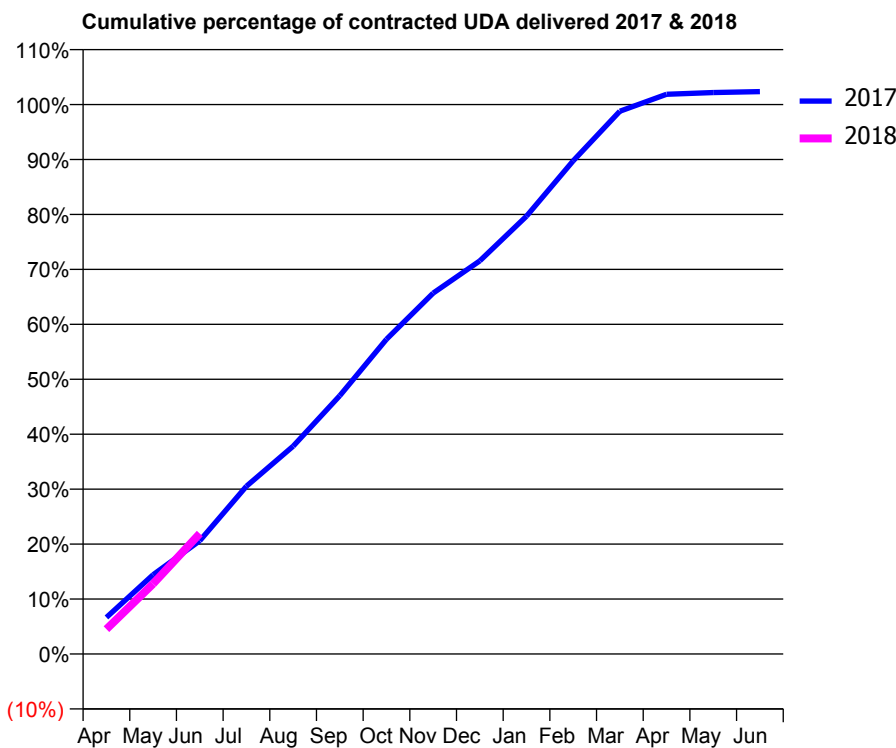
17/18 Contracted general activity (UDA)	13,862
Carry forward general activity (UDA)	0
17/18 Contracted orthodontic activity (UOA)	0
Carry forward orthodontic activity (UOA)	0
Baseline contract value	£335,295.76

ACCESS*

Patients seen in 24 months	Total	Change since previous quarter
Quarter ending June 2016	4,235	
Quarter ending September 2016	4,140	↓
Quarter ending December 2016	4,206	→
Quarter ending March 2017	4,189	→
Quarter ending June 2017	4,353	↑
Variance since June 2016	2.8%	↑



ACTIVITY



Month	Adjusted Scheduled Activity (UDA)	
	2017	2018
April	925	627
May	1,999	1,773
June	2,859	3,041
July	4,234	
August	5,242	
September	6,519	
October	7,939	
November	9,105	
December	9,919	
January	11,044	
February	12,441	
March	13,692	
April	14,120	
May	14,162	
June	14,187	

QUALITY

	Quantity	Base Number	Contract	AT	Region	England
% of FP17s for the same patient ID Re-attending within 3 months - Children	37	363	10.2%	10.1%	11.7%	12.0%
% of FP17s for the same patient ID Re-attending within 3 months - Adults	121	780	15.5%	14.8%	15.2%	16.0%
% of FP17s for the same patient ID Re-attending between 3 & 9 months - Children	78	363	21.5%	51.6%	59.1%	58.0%
% of FP17s for the same patient ID Re-attending between 3 & 9 months - Adults	196	780	25.1%	47.7%	52.2%	50.9%
% of FP17s for Band 1 Urgent Courses	129	982	13.1%	8.2%	7.9%	9.1%
% of FP17s Relating to Free Repair or Replacements	1	982	0.1%	0.7%	0.8%	0.8%
% of FP17s Relating to Continuations	1	982	0.1%	0.8%	1.1%	1.1%
% of Patients satisfied with the dentistry they have received	2	2	N/A	91.3%	91.8%	91.7%
% of Patients satisfied with the time they had to wait for an appointment	2	2	N/A	90.2%	88.4%	88.0%

* This is based on patients treated on this contract for their most recent course of treatment. Figures in italics indicate the base number of FP17s or Patient Questionnaire responses are less than 100. N/A is shown where the base number of responses is less than 10 during the period. % is calculated as Quantity/Base number*100

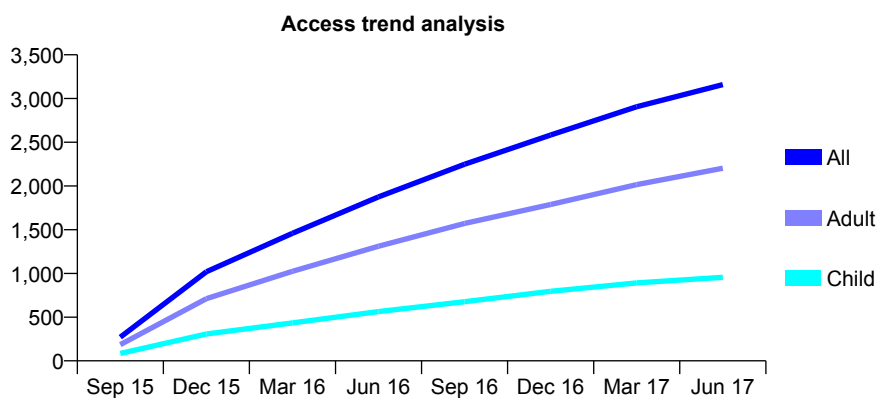
Q54 - Vital Signs At a Glance Contract Report for 160857/0001 - June 2017

Name or company name	Handsworth Dental Practice
Contract type name	GDS Contract
Purpose of contract	General
Contract start date	01/09/2015
Contract end date	

17/18 Contracted general activity (UDA)	9,200
Carry forward general activity (UDA)	0
17/18 Contracted orthodontic activity (UOA)	0
Carry forward orthodontic activity (UOA)	0
Baseline contract value	£222,757.47

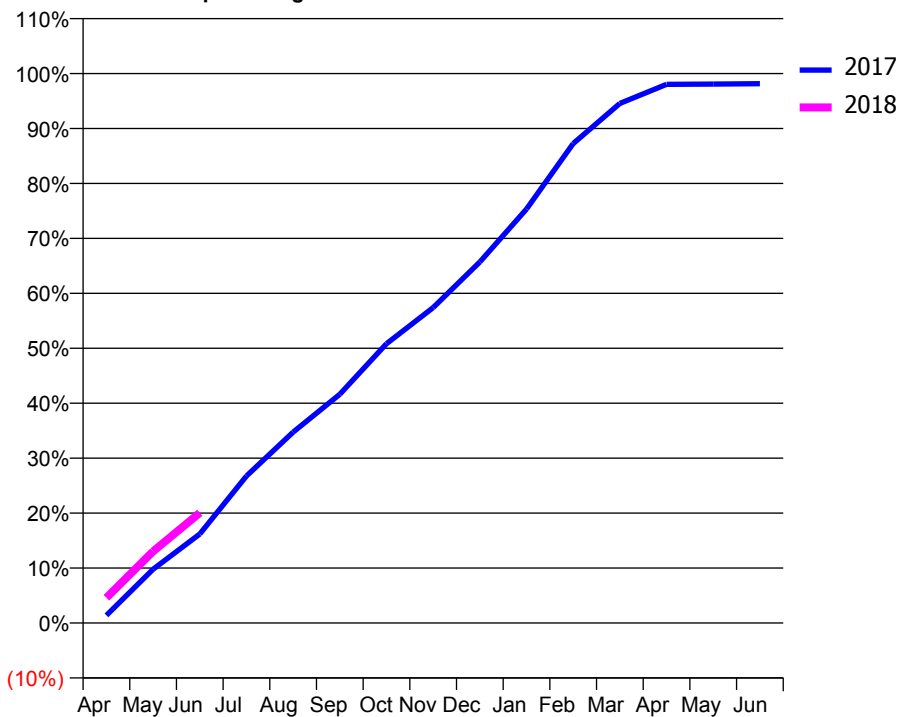
ACCESS*

Patients seen in 24 months	Total	Change since previous quarter
Quarter ending June 2016	1,875	
Quarter ending September 2016	2,248	↑
Quarter ending December 2016	2,583	↑
Quarter ending March 2017	2,906	↑
Quarter ending June 2017	3,159	↑
Variance since June 2016	68.5%	↑



ACTIVITY

Cumulative percentage of contracted UDA delivered 2017 & 2018



Adjusted Scheduled Activity (UDA)

Month	2017	2018
April	128	423
May	901	1,199
June	1,490	1,844
July	2,461	
August	3,195	
September	3,829	
October	4,675	
November	5,282	
December	6,044	
January	6,932	
February	8,027	
March	8,699	
April	9,018	
May	9,024	
June	9,029	

QUALITY

	Quantity	Base Number	Contract	AT	Region	England
% of FP17s for the same patient ID Re-attending within 3 months - Children	16	220	7.3%	10.1%	11.7%	12.0%
% of FP17s for the same patient ID Re-attending within 3 months - Adults	63	517	12.2%	14.8%	15.2%	16.0%
% of FP17s for the same patient ID Re-attending between 3 & 9 months - Children	58	220	26.4%	51.6%	59.1%	58.0%
% of FP17s for the same patient ID Re-attending between 3 & 9 months - Adults	161	517	31.1%	47.7%	52.2%	50.9%
% of FP17s for Band 1 Urgent Courses	71	601	11.8%	8.2%	7.9%	9.1%
% of FP17s Relating to Free Repair or Replacements	2	601	0.3%	0.7%	0.8%	0.8%
% of FP17s Relating to Continuations	1	601	0.2%	0.8%	1.1%	1.1%
% of Patients satisfied with the dentistry they have received	1	1	N/A	91.3%	91.8%	91.7%
% of Patients satisfied with the time they had to wait for an appointment	1	1	N/A	90.2%	88.4%	88.0%

* This is based on patients treated on this contract for their most recent course of treatment. Figures in italics indicate the base number of FP17s or Patient Questionnaire responses are less than 100. N/A is shown where the base number of responses is less than 10 during the period. % is calculated as Quantity/Base number*100

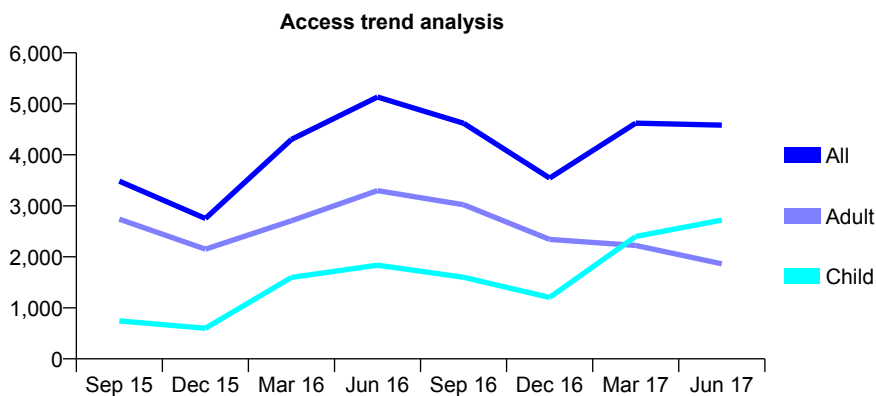
Q54 - Vital Signs At a Glance Contract Report for 161446/0001 - June 2017

Name or company name	Amit A Duggal & Gurpreet K Duggal
Contract type name	GDS Contract
Purpose of contract	General
Contract start date	01/01/2013
Contract end date	

17/18 Contracted general activity (UDA)	9,647
Carry forward general activity (UDA)	0
17/18 Contracted orthodontic activity (UOA)	0
Carry forward orthodontic activity (UOA)	0
Baseline contract value	£228,138.61

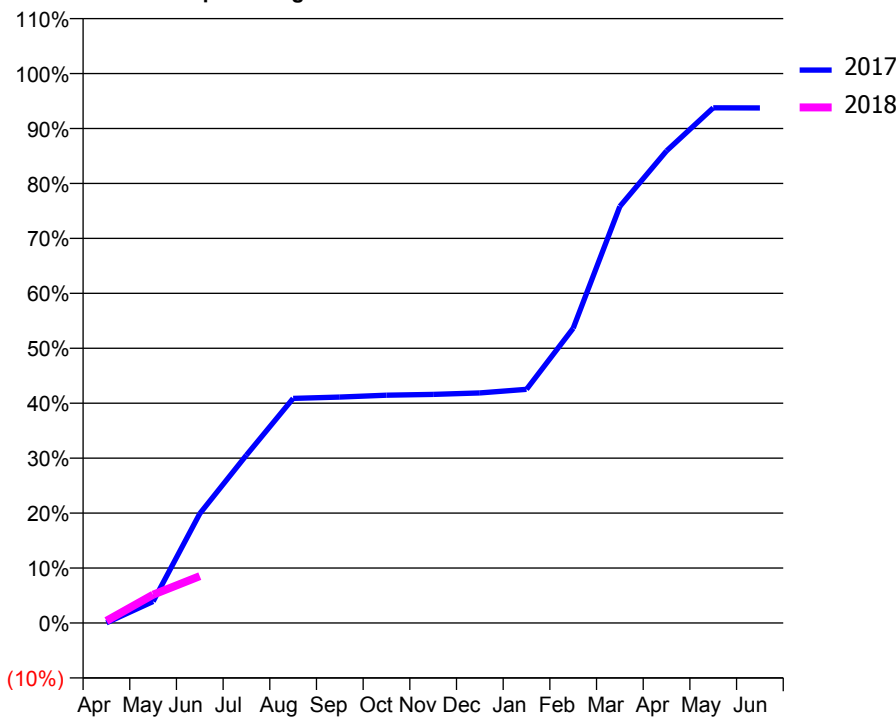
ACCESS*

Patients seen in 24 months	Total	Change since previous quarter
Quarter ending June 2016	5,134	
Quarter ending September 2016	4,619	↓
Quarter ending December 2016	3,544	↓
Quarter ending March 2017	4,622	↑
Quarter ending June 2017	4,583	→
Variance since June 2016	(10.7%)	↓



ACTIVITY

Cumulative percentage of contracted UDA delivered 2017 & 2018



Adjusted Scheduled Activity (UDA)

Month	2017	2018
April	3	39
May	377	497
June	1,922	824
July	2,949	
August	3,944	
September	3,968	
October	4,000	
November	4,014	
December	4,040	
January	4,104	
February	5,176	
March	7,314	
April	8,289	
May	9,044	
June	9,043	

QUALITY

	Quantity	Base Number	Contract	AT	Region	England
% of FP17s for the same patient ID Re-attending within 3 months - Children	27	587	4.6%	10.1%	11.7%	12.0%
% of FP17s for the same patient ID Re-attending within 3 months - Adults	119	841	14.1%	14.8%	15.2%	16.0%
% of FP17s for the same patient ID Re-attending between 3 & 9 months - Children	27	587	4.6%	51.6%	59.1%	58.0%
% of FP17s for the same patient ID Re-attending between 3 & 9 months - Adults	126	841	15.0%	47.7%	52.2%	50.9%
% of FP17s for Band 1 Urgent Courses	28	458	6.1%	8.2%	7.9%	9.1%
% of FP17s Relating to Free Repair or Replacements	4	458	0.9%	0.7%	0.8%	0.8%
% of FP17s Relating to Continuations	6	458	1.3%	0.8%	1.1%	1.1%
% of Patients satisfied with the dentistry they have received	9	11	81.8%	91.3%	91.8%	91.7%
% of Patients satisfied with the time they had to wait for an appointment	10	11	90.9%	90.2%	88.4%	88.0%

* This is based on patients treated on this contract for their most recent course of treatment. Figures in italics indicate the base number of FP17s or Patient Questionnaire responses are less than 100. N/A is shown where the base number of responses is less than 10 during the period. % is calculated as Quantity/Base number*100

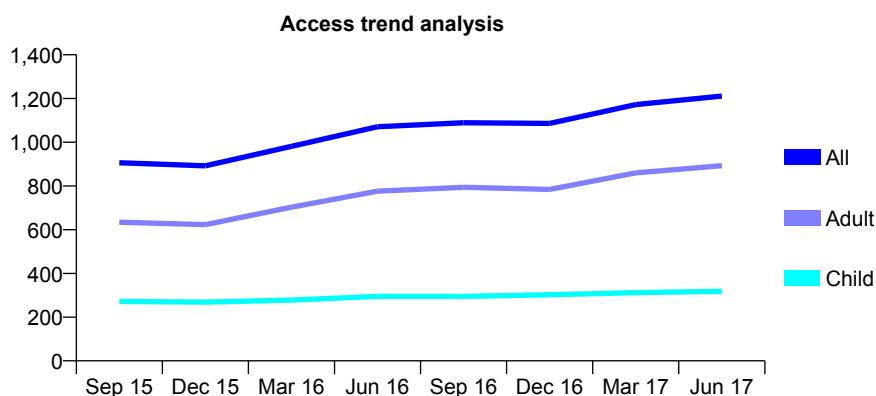
Q54 - Vital Signs At a Glance Contract Report for 162884/0001 - June 2017

Name or company name	Redhill Dental Practice
Contract type name	GDS Contract
Purpose of contract	General
Contract start date	01/02/2010
Contract end date	

17/18 Contracted general activity (UDA)	4,286
Carry forward general activity (UDA)	0
17/18 Contracted orthodontic activity (UOA)	0
Carry forward orthodontic activity (UOA)	0
Baseline contract value	£105,130.76

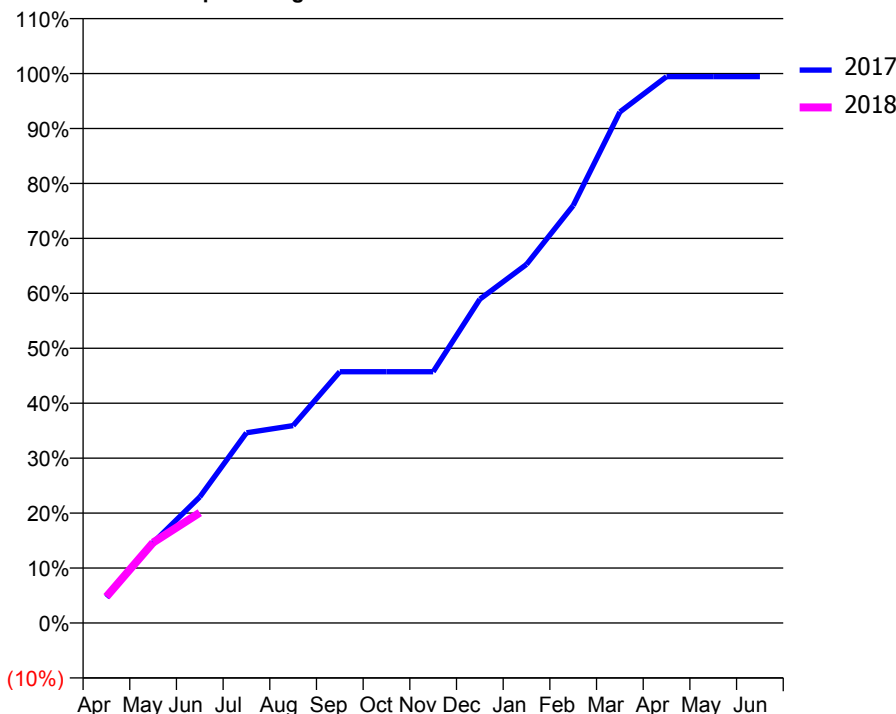
ACCESS*

Patients seen in 24 months	Total	Change since previous quarter
Quarter ending June 2016	1,071	
Quarter ending September 2016	1,089	→
Quarter ending December 2016	1,086	→
Quarter ending March 2017	1,172	↑
Quarter ending June 2017	1,211	↑
Variance since June 2016	13.1%	↑



ACTIVITY

Cumulative percentage of contracted UDA delivered 2017 & 2018



Adjusted Scheduled Activity (UDA)

Month	2017	2018
April	200	206
May	627	628
June	983	861
July	1,483	
August	1,539	
September	1,960	
October	1,960	
November	1,960	
December	2,526	
January	2,797	
February	3,256	
March	3,986	
April	4,262	
May	4,262	
June	4,262	

QUALITY

	Quantity	Base Number	Contract	AT	Region	England
% of FP17s for the same patient ID Re-attending within 3 months - Children	6	123	4.9%	10.1%	11.7%	12.0%
% of FP17s for the same patient ID Re-attending within 3 months - Adults	31	272	11.4%	14.8%	15.2%	16.0%
% of FP17s for the same patient ID Re-attending between 3 & 9 months - Children	61	123	49.6%	51.6%	59.1%	58.0%
% of FP17s for the same patient ID Re-attending between 3 & 9 months - Adults	103	272	37.9%	47.7%	52.2%	50.9%
% of FP17s for Band 1 Urgent Courses	24	314	7.6%	8.2%	7.9%	9.1%
% of FP17s Relating to Free Repair or Replacements	1	314	0.3%	0.7%	0.8%	0.8%
% of FP17s Relating to Continuations	3	314	1.0%	0.8%	1.1%	1.1%
% of Patients satisfied with the dentistry they have received	3	3	N/A	91.3%	91.8%	91.7%
% of Patients satisfied with the time they had to wait for an appointment	3	3	N/A	90.2%	88.4%	88.0%

* This is based on patients treated on this contract for their most recent course of treatment. Figures in italics indicate the base number of FP17s or Patient Questionnaire responses are less than 100. N/A is shown where the base number of responses is less than 10 during the period. % is calculated as Quantity/Base number*100

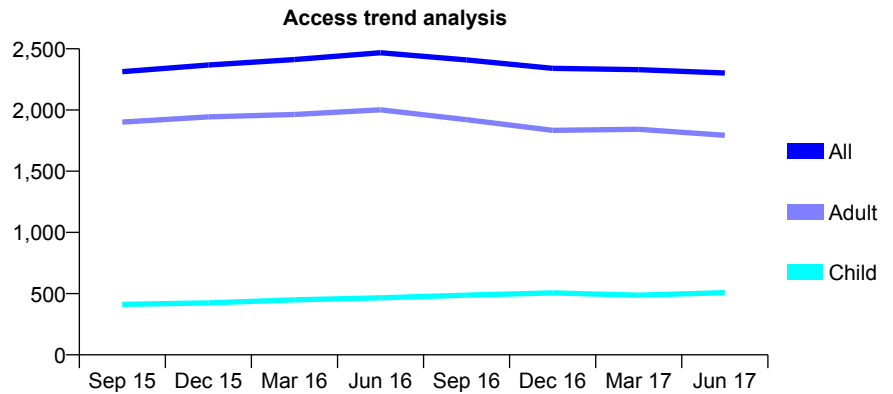
Q54 - Vital Signs At a Glance Contract Report for 163287/0001 - June 2017

Name or company name	Aesthetics Dental and Implant Surgery
Contract type name	GDS Contract
Purpose of contract	General
Contract start date	01/04/2014
Contract end date	

17/18 Contracted general activity (UDA)	5,794
Carry forward general activity (UDA)	0
17/18 Contracted orthodontic activity (UOA)	0
Carry forward orthodontic activity (UOA)	0
Baseline contract value	£107,182.78

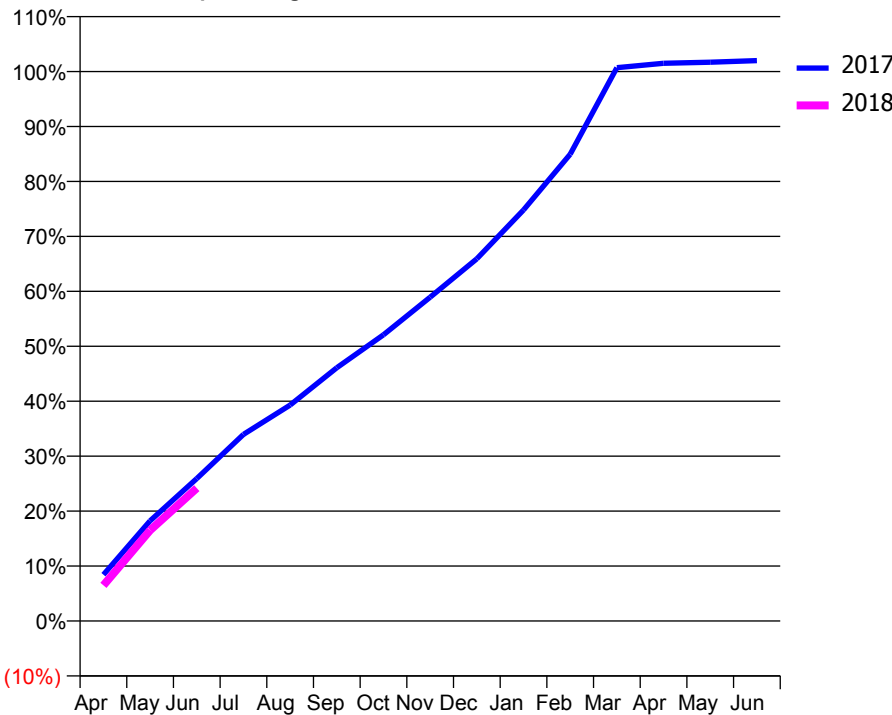
ACCESS*

Patients seen in 24 months	Total	Change since previous quarter
Quarter ending June 2016	2,468	
Quarter ending September 2016	2,409	↓
Quarter ending December 2016	2,340	↓
Quarter ending March 2017	2,330	→
Quarter ending June 2017	2,302	↓
Variance since June 2016	(6.7%)	↓



ACTIVITY

Cumulative percentage of contracted UDA delivered 2017 & 2018



Month	Adjusted Scheduled Activity (UDA)	
	2017	2018
April	489	376
May	1,057	957
June	1,503	1,402
July	1,968	
August	2,277	
September	2,670	
October	3,017	
November	3,415	
December	3,820	
January	4,334	
February	4,922	
March	5,835	
April	5,881	
May	5,892	
June	5,909	

QUALITY

	Quantity	Base Number	Contract	AT	Region	England
% of FP17s for the same patient ID Re-attending within 3 months - Children	6	141	4.3%	10.1%	11.7%	12.0%
% of FP17s for the same patient ID Re-attending within 3 months - Adults	74	405	18.3%	14.8%	15.2%	16.0%
% of FP17s for the same patient ID Re-attending between 3 & 9 months - Children	77	141	54.6%	51.6%	59.1%	58.0%
% of FP17s for the same patient ID Re-attending between 3 & 9 months - Adults	112	405	27.7%	47.7%	52.2%	50.9%
% of FP17s for Band 1 Urgent Courses	49	508	9.6%	8.2%	7.9%	9.1%
% of FP17s Relating to Free Repair or Replacements	4	508	0.8%	0.7%	0.8%	0.8%
% of FP17s Relating to Continuations	9	508	1.8%	0.8%	1.1%	1.1%
% of Patients satisfied with the dentistry they have received	2	3	N/A	91.3%	91.8%	91.7%
% of Patients satisfied with the time they had to wait for an appointment	2	3	N/A	90.2%	88.4%	88.0%

* This is based on patients treated on this contract for their most recent course of treatment. Figures in italics indicate the base number of FP17s or Patient Questionnaire responses are less than 100. N/A is shown where the base number of responses is less than 10 during the period. % is calculated as Quantity/Base number*100

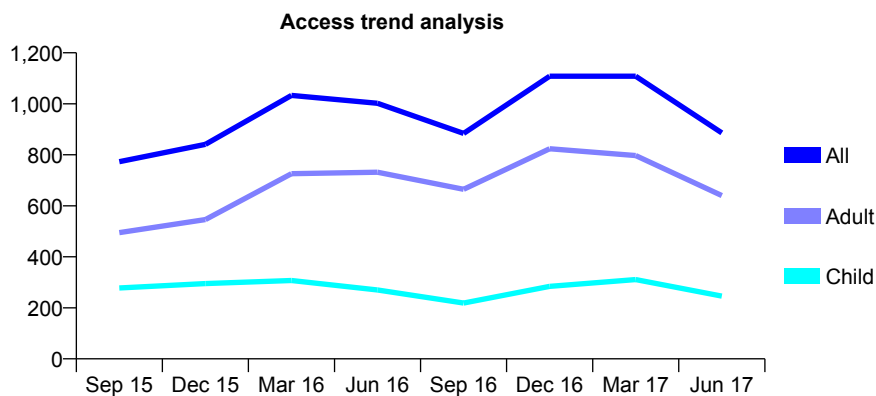
Q54 - Vital Signs At a Glance Contract Report for 163813/0001 - June 2017

Name or company name	Dr M Gibbons & Associates
Contract type name	GDS Contract
Purpose of contract	General
Contract start date	01/10/2014
Contract end date	

17/18 Contracted general activity (UDA)	2,925
Carry forward general activity (UDA)	0
17/18 Contracted orthodontic activity (UOA)	0
Carry forward orthodontic activity (UOA)	0
Baseline contract value	£75,448.37

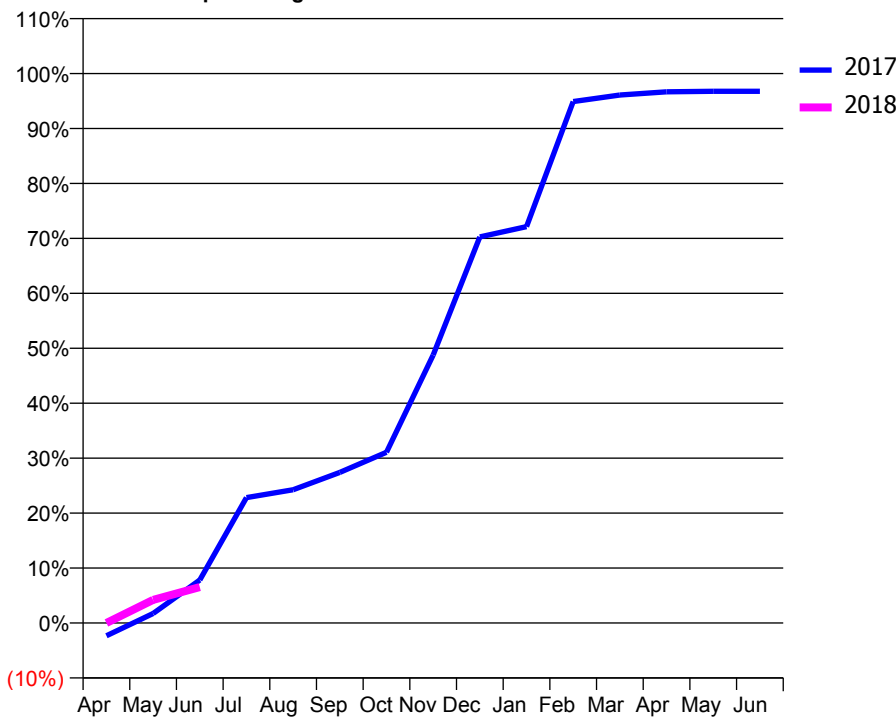
ACCESS*

Patients seen in 24 months	Total	Change since previous quarter
Quarter ending June 2016	1,002	
Quarter ending September 2016	884	↓
Quarter ending December 2016	1,108	↑
Quarter ending March 2017	1,108	→
Quarter ending June 2017	886	↓
Variance since June 2016	(11.6%)	↓



ACTIVITY

Cumulative percentage of contracted UDA delivered 2017 & 2018



Month	Adjusted Scheduled Activity (UDA)	
	2017	2018
April	-69	0
May	50	123
June	229	191
July	668	
August	710	
September	802	
October	909	
November	1,426	
December	2,055	
January	2,110	
February	2,776	
March	2,811	
April	2,828	
May	2,831	
June	2,831	

QUALITY

	Quantity	Base Number	Contract	AT	Region	England
% of FP17s for the same patient ID Re-attending within 3 months - Children	0	15	0.0%	10.1%	11.7%	12.0%
% of FP17s for the same patient ID Re-attending within 3 months - Adults	5	78	6.4%	14.8%	15.2%	16.0%
% of FP17s for the same patient ID Re-attending between 3 & 9 months - Children	2	15	13.3%	51.6%	59.1%	58.0%
% of FP17s for the same patient ID Re-attending between 3 & 9 months - Adults	10	78	12.8%	47.7%	52.2%	50.9%
% of FP17s for Band 1 Urgent Courses	22	88	25.0%	8.2%	7.9%	9.1%
% of FP17s Relating to Free Repair or Replacements	2	88	2.3%	0.7%	0.8%	0.8%
% of FP17s Relating to Continuations	1	88	1.1%	0.8%	1.1%	1.1%
% of Patients satisfied with the dentistry they have received	4	4	N/A	91.3%	91.8%	91.7%
% of Patients satisfied with the time they had to wait for an appointment	4	4	N/A	90.2%	88.4%	88.0%

* This is based on patients treated on this contract for their most recent course of treatment. Figures in italics indicate the base number of FP17s or Patient Questionnaire responses are less than 100. N/A is shown where the base number of responses is less than 10 during the period. % is calculated as Quantity/Base number*100

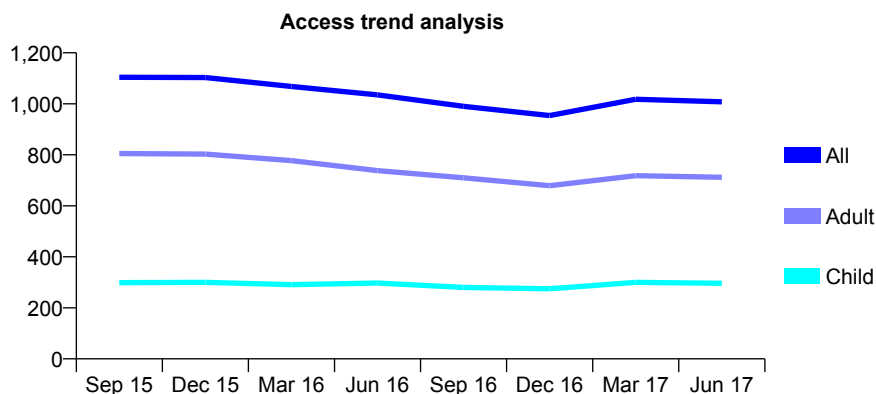
Q54 - Vital Signs At a Glance Contract Report for 171360/0001 - June 2017

Name or company name	Dr AS Bhandal, Dr Balbir Bhandal & Dr Balj
Contract type name	GDS Contract
Purpose of contract	General
Contract start date	09/04/2010
Contract end date	

17/18 Contracted general activity (UDA)	4,033
Carry forward general activity (UDA)	0
17/18 Contracted orthodontic activity (UOA)	0
Carry forward orthodontic activity (UOA)	0
Baseline contract value	£86,808.36

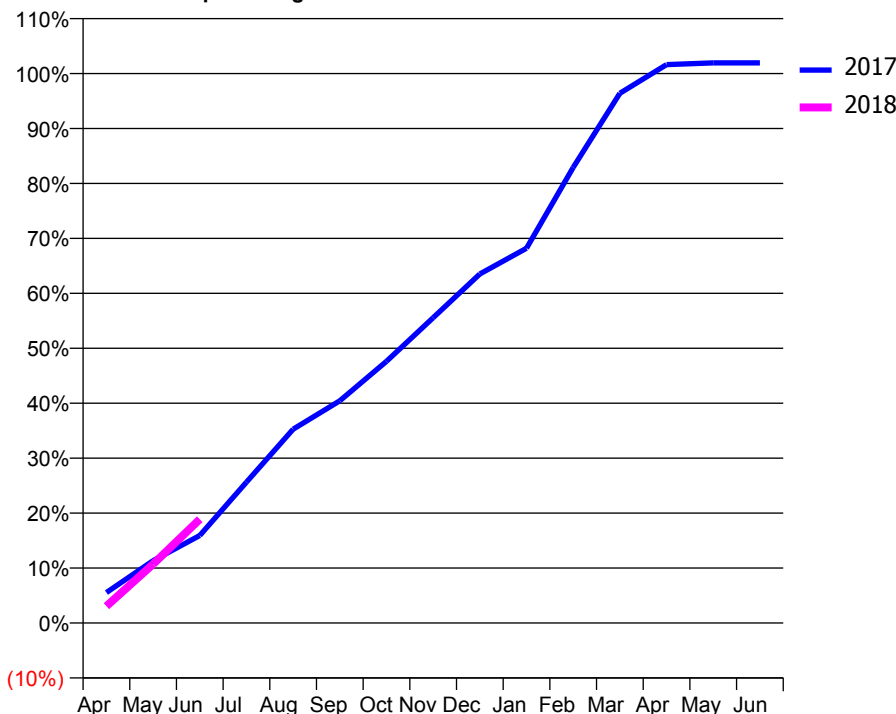
ACCESS*

Patients seen in 24 months	Total	Change since previous quarter
Quarter ending June 2016	1,035	
Quarter ending September 2016	990	↓
Quarter ending December 2016	954	↓
Quarter ending March 2017	1,018	↑
Quarter ending June 2017	1,008	→
Variance since June 2016	(2.6%)	↓



ACTIVITY

Cumulative percentage of contracted UDA delivered 2017 & 2018



Adjusted Scheduled Activity (UDA)

Month	2017	2018
April	224	124
May	458	432
June	642	762
July	1,034	
August	1,423	
September	1,631	
October	1,921	
November	2,241	
December	2,561	
January	2,751	
February	3,344	
March	3,888	
April	4,098	
May	4,111	
June	4,111	

QUALITY

	Quantity	Base Number	Contract	AT	Region	England
% of FP17s for the same patient ID Re-attending within 3 months - Children	7	83	8.4%	10.1%	11.7%	12.0%
% of FP17s for the same patient ID Re-attending within 3 months - Adults	28	200	14.0%	14.8%	15.2%	16.0%
% of FP17s for the same patient ID Re-attending between 3 & 9 months - Children	23	83	27.7%	51.6%	59.1%	58.0%
% of FP17s for the same patient ID Re-attending between 3 & 9 months - Adults	69	200	34.5%	47.7%	52.2%	50.9%
% of FP17s for Band 1 Urgent Courses	8	219	3.7%	8.2%	7.9%	9.1%
% of FP17s Relating to Free Repair or Replacements	5	219	2.3%	0.7%	0.8%	0.8%
% of FP17s Relating to Continuations	2	219	0.9%	0.8%	1.1%	1.1%
% of Patients satisfied with the dentistry they have received	1	1	N/A	91.3%	91.8%	91.7%
% of Patients satisfied with the time they had to wait for an appointment	1	1	N/A	90.2%	88.4%	88.0%

* This is based on patients treated on this contract for their most recent course of treatment. Figures in italics indicate the base number of FP17s or Patient Questionnaire responses are less than 100. N/A is shown where the base number of responses is less than 10 during the period. % is calculated as Quantity/Base number*100

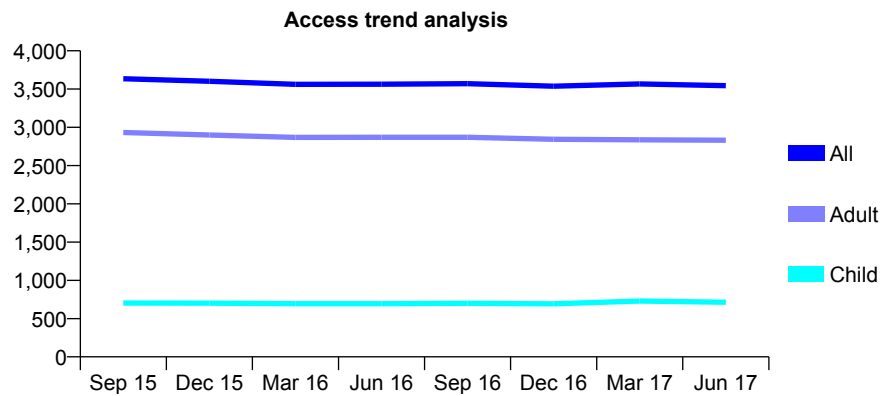
Q54 - Vital Signs At a Glance Contract Report for 171530/0001 - June 2017

Name or company name	Mr T Sunnar & Mr P Sunnar
Contract type name	GDS Contract
Purpose of contract	General
Contract start date	01/04/2012
Contract end date	

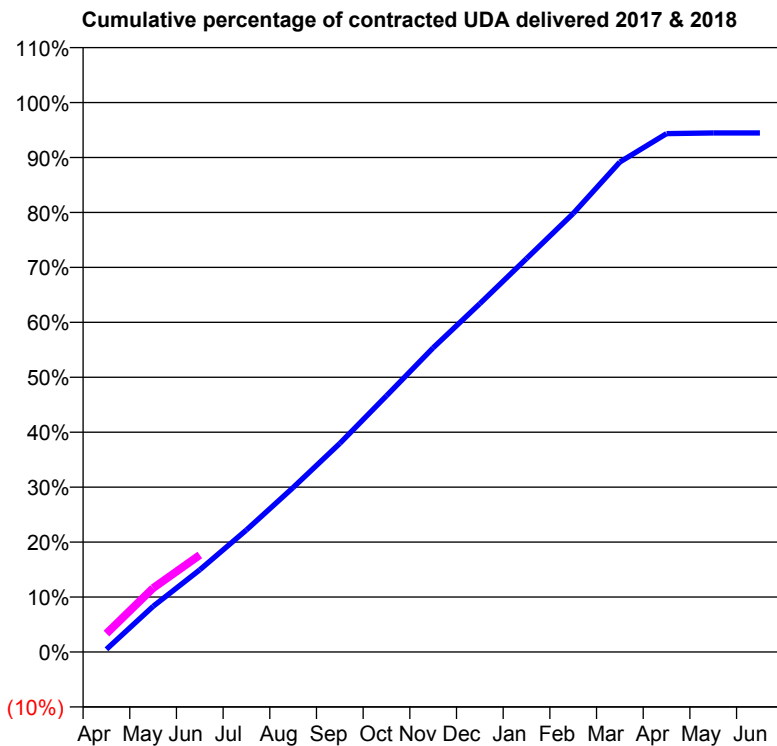
17/18 Contracted general activity (UDA)	12,831
Carry forward general activity (UDA)	0
17/18 Contracted orthodontic activity (UOA)	0
Carry forward orthodontic activity (UOA)	0
Baseline contract value	£274,914.80

ACCESS*

Patients seen in 24 months	Total	Change since previous quarter
Quarter ending June 2016	3,564	
Quarter ending September 2016	3,570	→
Quarter ending December 2016	3,537	→
Quarter ending March 2017	3,567	→
Quarter ending June 2017	3,544	→
Variance since June 2016	(0.6%)	→



ACTIVITY



Month	Adjusted Scheduled Activity (UDA)	
	2017	2018
April	63	431
May	1,066	1,492
June	1,918	2,264
July	2,850	
August	3,841	
September	4,872	
October	5,981	
November	7,105	
December	8,134	
January	9,188	
February	10,239	
March	11,440	
April	12,103	
May	12,121	
June	12,121	

QUALITY

	Quantity	Base Number	Contract	AT	Region	England
% of FP17s for the same patient ID Re-attending within 3 months - Children	28	274	10.2%	10.1%	11.7%	12.0%
% of FP17s for the same patient ID Re-attending within 3 months - Adults	143	1,058	13.5%	14.8%	15.2%	16.0%
% of FP17s for the same patient ID Re-attending between 3 & 9 months - Children	179	274	65.3%	51.6%	59.1%	58.0%
% of FP17s for the same patient ID Re-attending between 3 & 9 months - Adults	699	1,058	66.1%	47.7%	52.2%	50.9%
% of FP17s for Band 1 Urgent Courses	59	1,108	5.3%	8.2%	7.9%	9.1%
% of FP17s Relating to Free Repair or Replacements	5	1,108	0.5%	0.7%	0.8%	0.8%
% of FP17s Relating to Continuations	2	1,108	0.2%	0.8%	1.1%	1.1%
% of Patients satisfied with the dentistry they have received	8	9	N/A	91.3%	91.8%	91.7%
% of Patients satisfied with the time they had to wait for an appointment	9	9	N/A	90.2%	88.4%	88.0%

* This is based on patients treated on this contract for their most recent course of treatment. Figures in italics indicate the base number of FP17s or Patient Questionnaire responses are less than 100. N/A is shown where the base number of responses is less than 10 during the period. % is calculated as Quantity/Base number*100

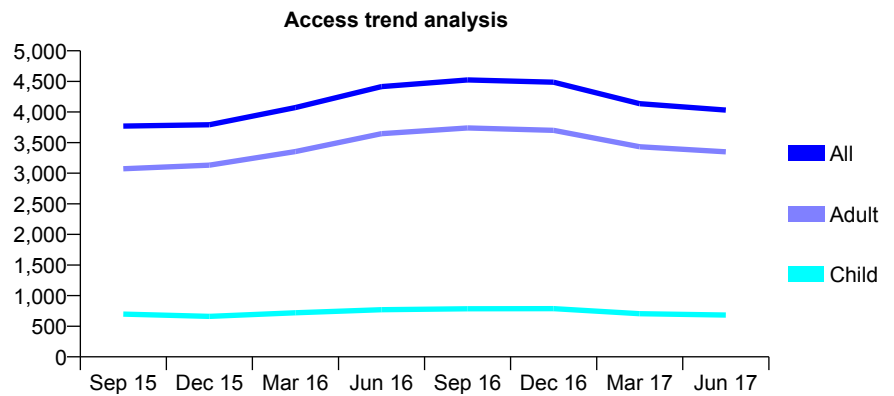
Q54 - Vital Signs At a Glance Contract Report for 171654/0001 - June 2017

Name or company name	Kingswinford Health Centre 2
Contract type name	GDS Contract
Purpose of contract	General and Orthodontic
Contract start date	01/09/2014
Contract end date	

17/18 Contracted general activity (UDA)	11,155
Carry forward general activity (UDA)	0
17/18 Contracted orthodontic activity (UOA)	820
Carry forward orthodontic activity (UOA)	0
Baseline contract value	£319,934.65

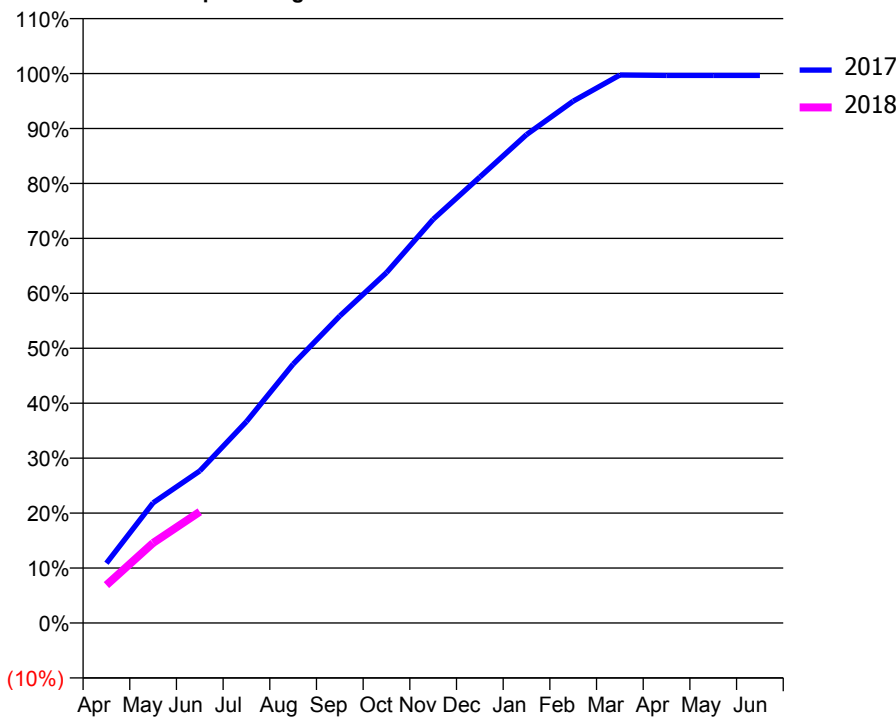
ACCESS*

Patients seen in 24 months	Total	Change since previous quarter
Quarter ending June 2016	4,415	
Quarter ending September 2016	4,525	↑
Quarter ending December 2016	4,488	→
Quarter ending March 2017	4,137	↓
Quarter ending June 2017	4,031	↓
Variance since June 2016	(8.7%)	↓



ACTIVITY

Cumulative percentage of contracted UDA delivered 2017 & 2018



Month	Adjusted Scheduled Activity (UDA)	
	2017	2018
April	1,215	771
May	2,441	1,624
June	3,088	2,259
July	4,090	
August	5,256	
September	6,233	
October	7,112	
November	8,196	
December	9,054	
January	9,915	
February	10,595	
March	11,124	
April	11,117	
May	11,117	
June	11,117	

QUALITY

	Quantity	Base Number	Contract	AT	Region	England
% of FP17s for the same patient ID Re-attending within 3 months - Children	25	287	8.7%	10.1%	11.7%	12.0%
% of FP17s for the same patient ID Re-attending within 3 months - Adults	112	1,062	10.5%	14.8%	15.2%	16.0%
% of FP17s for the same patient ID Re-attending between 3 & 9 months - Children	137	287	47.7%	51.6%	59.1%	58.0%
% of FP17s for the same patient ID Re-attending between 3 & 9 months - Adults	515	1,062	48.5%	47.7%	52.2%	50.9%
% of FP17s for Band 1 Urgent Courses	90	1,306	6.9%	8.2%	7.9%	9.1%
% of FP17s Relating to Free Repair or Replacements	18	1,306	1.4%	0.7%	0.8%	0.8%
% of FP17s Relating to Continuations	11	1,306	0.8%	0.8%	1.1%	1.1%
% of Patients satisfied with the dentistry they have received	10	10	100.0%	91.3%	91.8%	91.7%
% of Patients satisfied with the time they had to wait for an appointment	10	10	100.0%	90.2%	88.4%	88.0%

* This is based on patients treated on this contract for their most recent course of treatment. Figures in italics indicate the base number of FP17s or Patient Questionnaire responses are less than 100. N/A is shown where the base number of responses is less than 10 during the period. % is calculated as Quantity/Base number*100

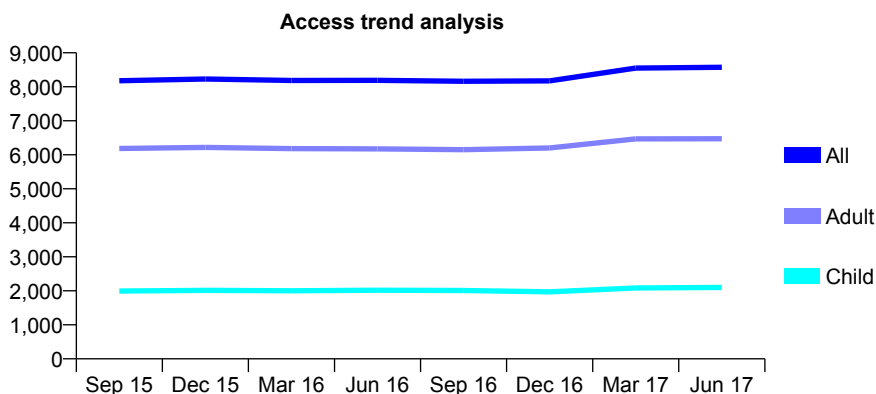
Q54 - Vital Signs At a Glance Contract Report for 172170/0001 - June 2017

Name or company name	Tile Cross Dental practice
Contract type name	GDS Contract
Purpose of contract	General
Contract start date	03/07/2012
Contract end date	

17/18 Contracted general activity (UDA)	28,686
Carry forward general activity (UDA)	0
17/18 Contracted orthodontic activity (UOA)	0
Carry forward orthodontic activity (UOA)	0
Baseline contract value	£650,039.40

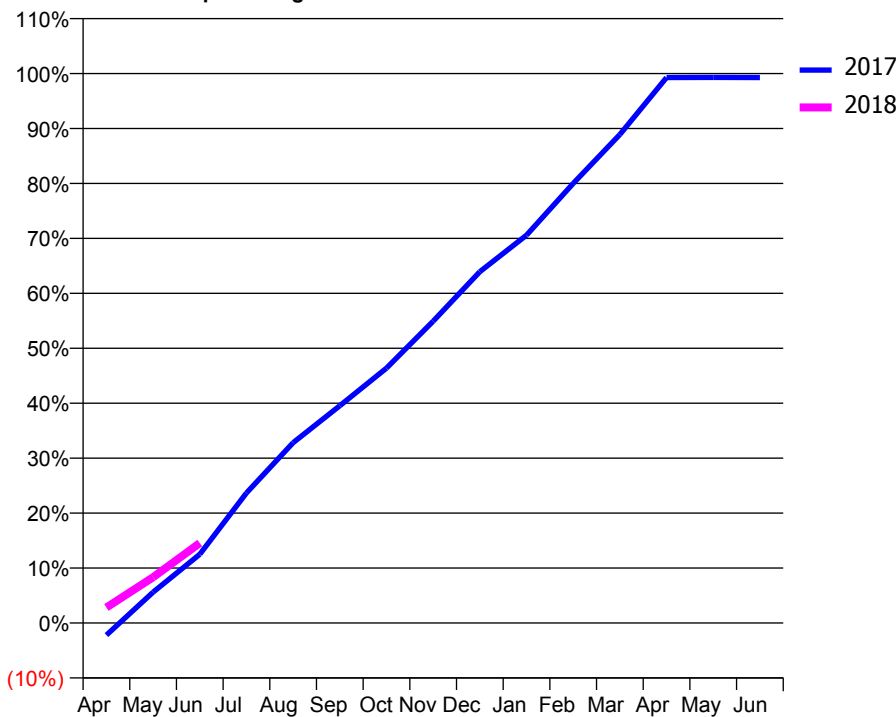
ACCESS*

Patients seen in 24 months	Total	Change since previous quarter
Quarter ending June 2016	8,192	
Quarter ending September 2016	8,161	→
Quarter ending December 2016	8,173	→
Quarter ending March 2017	8,552	↑
Quarter ending June 2017	8,575	→
Variance since June 2016	4.7%	↑



ACTIVITY

Cumulative percentage of contracted UDA delivered 2017 & 2018



Month	Adjusted Scheduled Activity (UDA)	
	2017	2018
April	-640	809
May	1,611	2,392
June	3,592	4,174
July	6,790	
August	9,416	
September	11,341	
October	13,307	
November	15,754	
December	18,336	
January	20,248	
February	22,945	
March	25,500	
April	28,472	
May	28,479	
June	28,478	

QUALITY

	Quantity	Base Number	Contract	AT	Region	England
% of FP17s for the same patient ID Re-attending within 3 months - Children	39	633	6.2%	10.1%	11.7%	12.0%
% of FP17s for the same patient ID Re-attending within 3 months - Adults	263	1,779	14.8%	14.8%	15.2%	16.0%
% of FP17s for the same patient ID Re-attending between 3 & 9 months - Children	178	633	28.1%	51.6%	59.1%	58.0%
% of FP17s for the same patient ID Re-attending between 3 & 9 months - Adults	498	1,779	28.0%	47.7%	52.2%	50.9%
% of FP17s for Band 1 Urgent Courses	170	1,497	11.4%	8.2%	7.9%	9.1%
% of FP17s Relating to Free Repair or Replacements	15	1,497	1.0%	0.7%	0.8%	0.8%
% of FP17s Relating to Continuations	14	1,497	0.9%	0.8%	1.1%	1.1%
% of Patients satisfied with the dentistry they have received	15	16	93.8%	91.3%	91.8%	91.7%
% of Patients satisfied with the time they had to wait for an appointment	14	16	87.5%	90.2%	88.4%	88.0%

* This is based on patients treated on this contract for their most recent course of treatment. Figures in italics indicate the base number of FP17s or Patient Questionnaire responses are less than 100. N/A is shown where the base number of responses is less than 10 during the period. % is calculated as Quantity/Base number*100

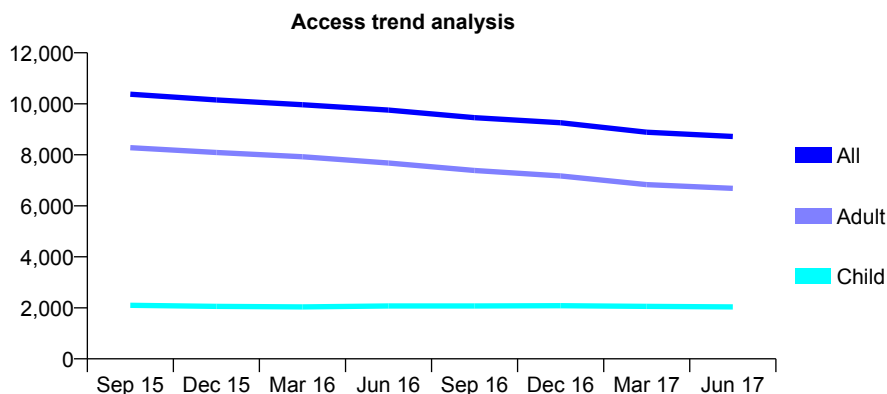
Q54 - Vital Signs At a Glance Contract Report for 172693/0001 - June 2017

Name or company name	The Gables Dental Practice
Contract type name	GDS Contract
Purpose of contract	General
Contract start date	01/02/2009
Contract end date	

17/18 Contracted general activity (UDA)	34,168
Carry forward general activity (UDA)	0
17/18 Contracted orthodontic activity (UOA)	0
Carry forward orthodontic activity (UOA)	0
Baseline contract value	£766,743.32

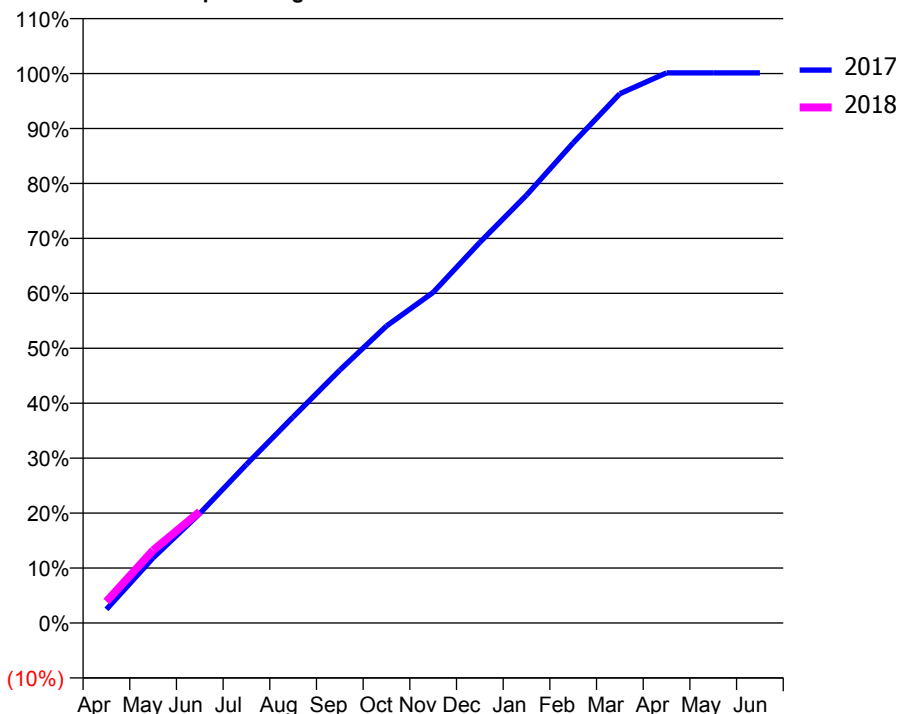
ACCESS*

Patients seen in 24 months	Total	Change since previous quarter
Quarter ending June 2016	9,753	
Quarter ending September 2016	9,458	↓
Quarter ending December 2016	9,255	↓
Quarter ending March 2017	8,888	↓
Quarter ending June 2017	8,721	↓
Variance since June 2016	(10.6%)	↓



ACTIVITY

Cumulative percentage of contracted UDA delivered 2017 & 2018



Adjusted Scheduled Activity (UDA)

Month	2017	2018
April	846	1,340
May	4,048	4,527
June	6,810	6,928
July	9,862	
August	12,815	
September	15,728	
October	18,466	
November	20,559	
December	23,666	
January	26,601	
February	29,855	
March	32,912	
April	34,203	
May	34,205	
June	34,209	

QUALITY

	Quantity	Base Number	Contract	AT	Region	England
% of FP17s for the same patient ID Re-attending within 3 months - Children	30	610	4.9%	10.1%	11.7%	12.0%
% of FP17s for the same patient ID Re-attending within 3 months - Adults	233	1,804	12.9%	14.8%	15.2%	16.0%
% of FP17s for the same patient ID Re-attending between 3 & 9 months - Children	259	610	42.5%	51.6%	59.1%	58.0%
% of FP17s for the same patient ID Re-attending between 3 & 9 months - Adults	677	1,804	37.5%	47.7%	52.2%	50.9%
% of FP17s for Band 1 Urgent Courses	307	1,996	15.4%	8.2%	7.9%	9.1%
% of FP17s Relating to Free Repair or Replacements	28	1,996	1.4%	0.7%	0.8%	0.8%
% of FP17s Relating to Continuations	16	1,996	0.8%	0.8%	1.1%	1.1%
% of Patients satisfied with the dentistry they have received	6	7	N/A	91.3%	91.8%	91.7%
% of Patients satisfied with the time they had to wait for an appointment	6	7	N/A	90.2%	88.4%	88.0%

* This is based on patients treated on this contract for their most recent course of treatment. Figures in italics indicate the base number of FP17s or Patient Questionnaire responses are less than 100. N/A is shown where the base number of responses is less than 10 during the period. % is calculated as Quantity/Base number*100

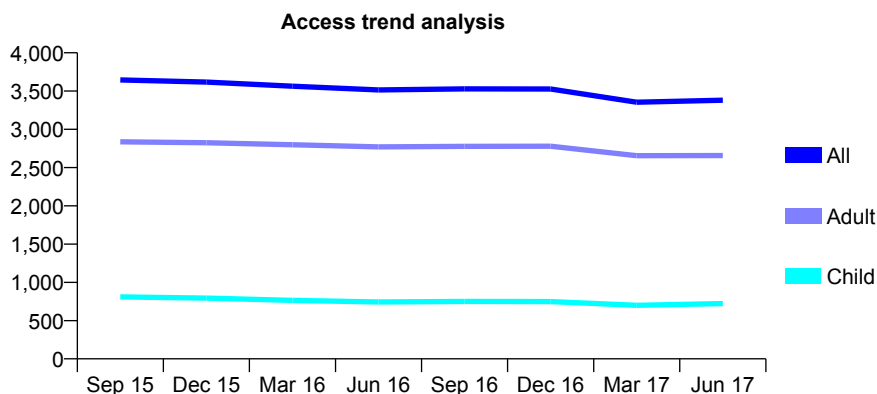
Q54 - Vital Signs At a Glance Contract Report for 173355/0001 - June 2017

Name or company name	Kemberton Dental Practice
Contract type name	GDS Contract
Purpose of contract	General
Contract start date	01/05/2012
Contract end date	

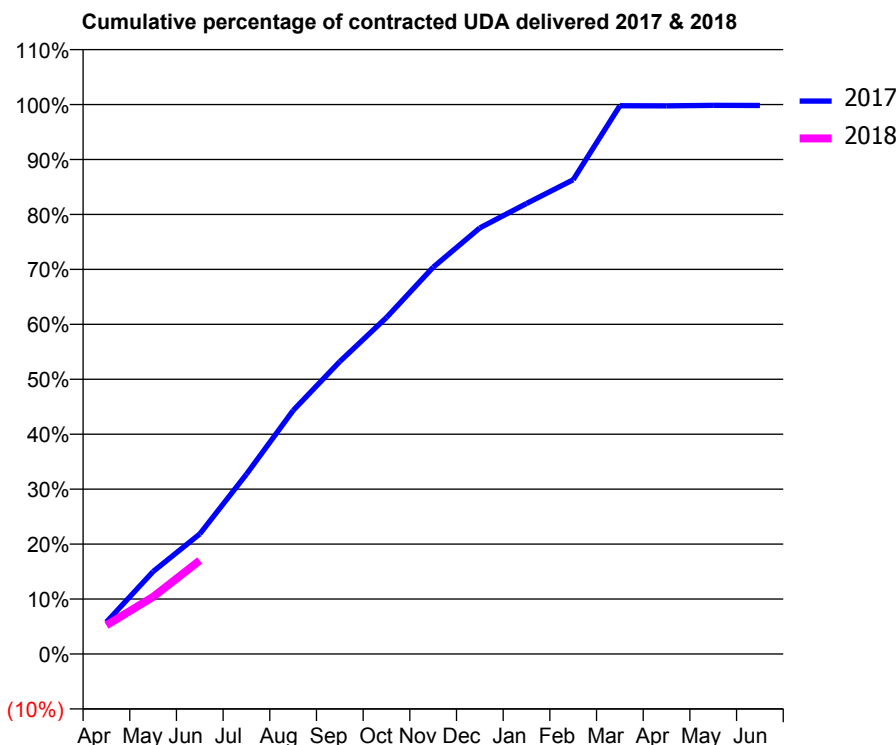
17/18 Contracted general activity (UDA)	11,770
Carry forward general activity (UDA)	0
17/18 Contracted orthodontic activity (UOA)	0
Carry forward orthodontic activity (UOA)	0
Baseline contract value	£309,580.17

ACCESS*

Patients seen in 24 months	Total	Change since previous quarter
Quarter ending June 2016	3,514	
Quarter ending September 2016	3,529	→
Quarter ending December 2016	3,527	→
Quarter ending March 2017	3,355	↓
Quarter ending June 2017	3,380	→
Variance since June 2016	(3.8%)	↓



ACTIVITY



Month	Adjusted Scheduled Activity (UDA)	
	2017	2018
April	684	616
May	1,765	1,223
June	2,572	2,004
July	3,853	
August	5,216	
September	6,264	
October	7,208	
November	8,286	
December	9,128	
January	9,649	
February	10,157	
March	11,742	
April	11,739	
May	11,751	
June	11,750	

QUALITY

	Quantity	Base Number	Contract	AT	Region	England
% of FP17s for the same patient ID Re-attending within 3 months - Children	13	220	5.9%	10.1%	11.7%	12.0%
% of FP17s for the same patient ID Re-attending within 3 months - Adults	69	725	9.5%	14.8%	15.2%	16.0%
% of FP17s for the same patient ID Re-attending between 3 & 9 months - Children	123	220	55.9%	51.6%	59.1%	58.0%
% of FP17s for the same patient ID Re-attending between 3 & 9 months - Adults	455	725	62.8%	47.7%	52.2%	50.9%
% of FP17s for Band 1 Urgent Courses	40	933	4.3%	8.2%	7.9%	9.1%
% of FP17s Relating to Free Repair or Replacements	5	933	0.5%	0.7%	0.8%	0.8%
% of FP17s Relating to Continuations	3	933	0.3%	0.8%	1.1%	1.1%
% of Patients satisfied with the dentistry they have received	7	7	N/A	91.3%	91.8%	91.7%
% of Patients satisfied with the time they had to wait for an appointment	7	7	N/A	90.2%	88.4%	88.0%

* This is based on patients treated on this contract for their most recent course of treatment. Figures in italics indicate the base number of FP17s or Patient Questionnaire responses are less than 100. N/A is shown where the base number of responses is less than 10 during the period. % is calculated as Quantity/Base number*100

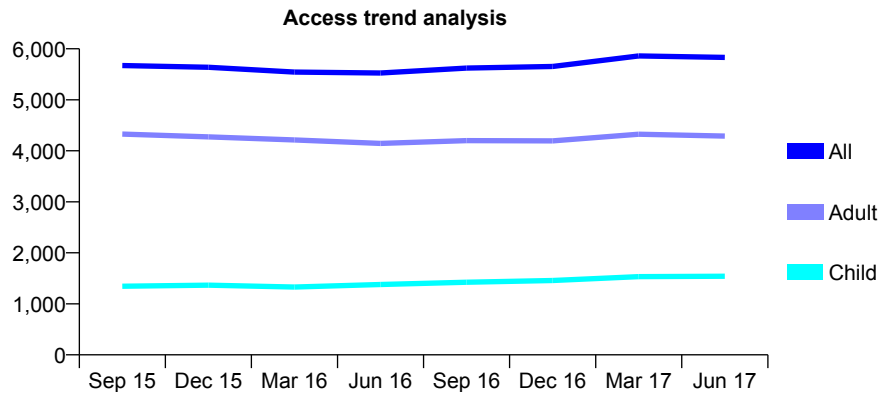
Q54 - Vital Signs At a Glance Contract Report for 173770/0001 - June 2017

Name or company name	Pentwyn Dental Surgery
Contract type name	GDS Contract
Purpose of contract	General
Contract start date	01/10/2012
Contract end date	

17/18 Contracted general activity (UDA)	17,530
Carry forward general activity (UDA)	0
17/18 Contracted orthodontic activity (UOA)	0
Carry forward orthodontic activity (UOA)	0
Baseline contract value	£393,199.96

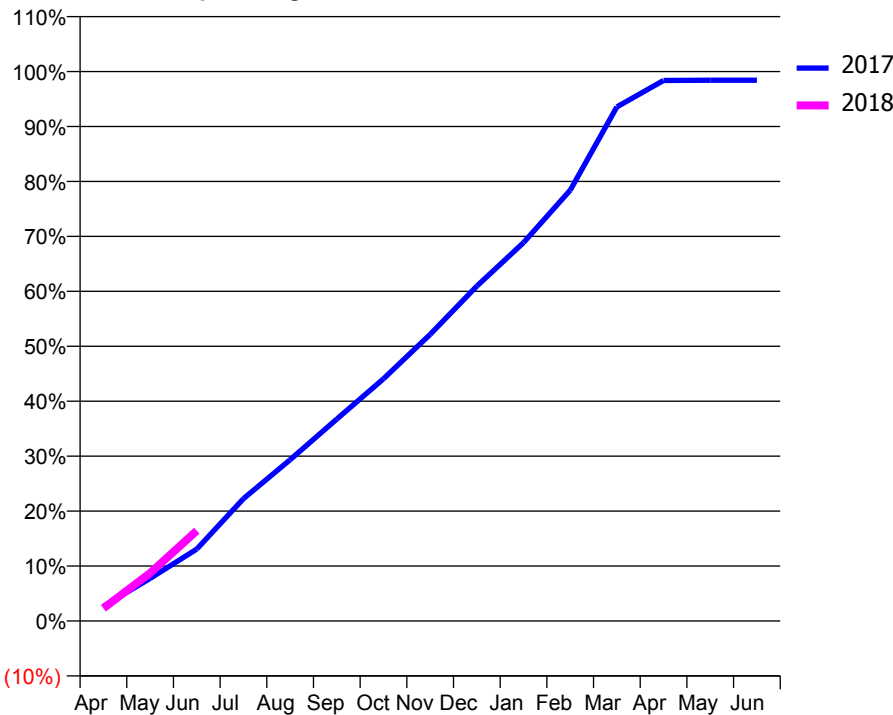
ACCESS*

Patients seen in 24 months	Total	Change since previous quarter
Quarter ending June 2016	5,525	
Quarter ending September 2016	5,622	→
Quarter ending December 2016	5,653	→
Quarter ending March 2017	5,859	↑
Quarter ending June 2017	5,831	→
Variance since June 2016	5.5%	↑



ACTIVITY

Cumulative percentage of contracted UDA delivered 2017 & 2018



Month	Adjusted Scheduled Activity (UDA)	
	2017	2018
April	522	405
May	1,504	1,531
June	2,544	2,883
July	4,321	
August	5,700	
September	7,137	
October	8,558	
November	10,127	
December	11,834	
January	13,369	
February	15,221	
March	18,163	
April	19,096	
May	19,107	
June	19,107	

QUALITY

	Quantity	Base Number	Contract	AT	Region	England
% of FP17s for the same patient ID Re-attending within 3 months - Children	52	447	11.6%	10.1%	11.7%	12.0%
% of FP17s for the same patient ID Re-attending within 3 months - Adults	218	1,256	17.4%	14.8%	15.2%	16.0%
% of FP17s for the same patient ID Re-attending between 3 & 9 months - Children	280	447	62.6%	51.6%	59.1%	58.0%
% of FP17s for the same patient ID Re-attending between 3 & 9 months - Adults	689	1,256	54.9%	47.7%	52.2%	50.9%
% of FP17s for Band 1 Urgent Courses	113	1,367	8.3%	8.2%	7.9%	9.1%
% of FP17s Relating to Free Repair or Replacements	16	1,367	1.2%	0.7%	0.8%	0.8%
% of FP17s Relating to Continuations	21	1,367	1.5%	0.8%	1.1%	1.1%
% of Patients satisfied with the dentistry they have received	17	17	100.0%	91.3%	91.8%	91.7%
% of Patients satisfied with the time they had to wait for an appointment	17	17	100.0%	90.2%	88.4%	88.0%

* This is based on patients treated on this contract for their most recent course of treatment. Figures in italics indicate the base number of FP17s or Patient Questionnaire responses are less than 100. N/A is shown where the base number of responses is less than 10 during the period. % is calculated as Quantity/Base number*100

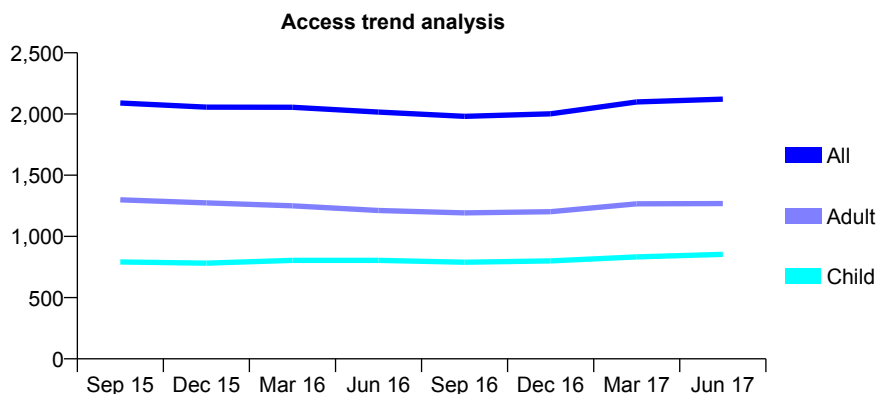
Q54 - Vital Signs At a Glance Contract Report for 175234/0001 - June 2017

Name or company name	Oakville Dental Partnership
Contract type name	GDS Contract
Purpose of contract	General
Contract start date	01/09/2010
Contract end date	

17/18 Contracted general activity (UDA)	5,768
Carry forward general activity (UDA)	0
17/18 Contracted orthodontic activity (UOA)	0
Carry forward orthodontic activity (UOA)	0
Baseline contract value	£147,565.24

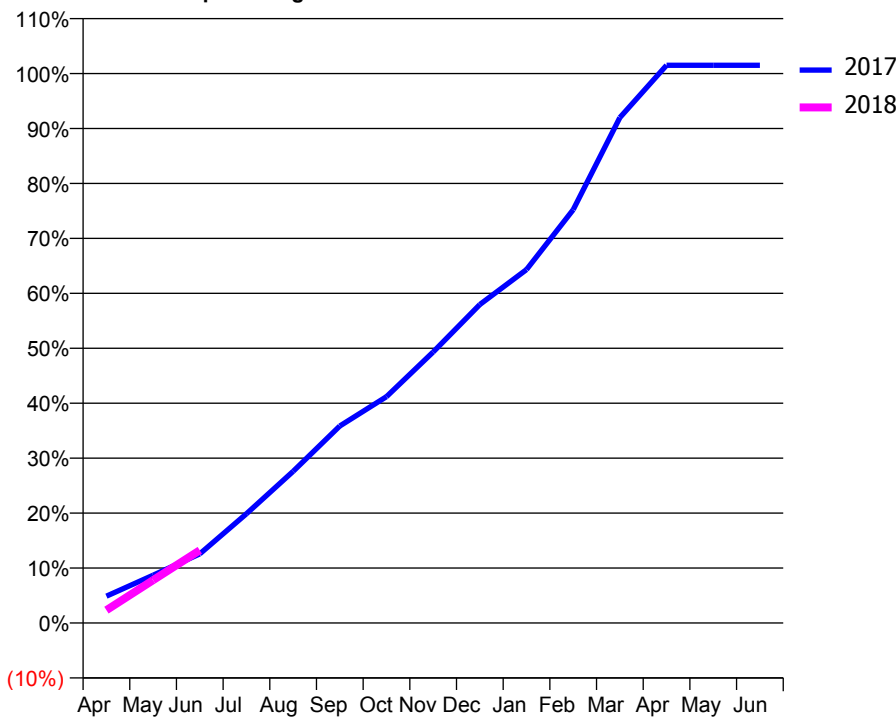
ACCESS*

Patients seen in 24 months	Total	Change since previous quarter
Quarter ending June 2016	2,016	
Quarter ending September 2016	1,981	↓
Quarter ending December 2016	2,002	→
Quarter ending March 2017	2,099	↑
Quarter ending June 2017	2,121	→
Variance since June 2016	5.2%	↑



ACTIVITY

Cumulative percentage of contracted UDA delivered 2017 & 2018



Adjusted Scheduled Activity (UDA)		
Month	2017	2018
April	282	136
May	502	450
June	726	764
July	1,146	
August	1,592	
September	2,068	
October	2,376	
November	2,845	
December	3,343	
January	3,711	
February	4,338	
March	5,306	
April	5,854	
May	5,854	
June	5,854	

QUALITY

	Quantity	Base Number	Contract	AT	Region	England
% of FP17s for the same patient ID Re-attending within 3 months - Children	36	338	10.7%	10.1%	11.7%	12.0%
% of FP17s for the same patient ID Re-attending within 3 months - Adults	69	439	15.7%	14.8%	15.2%	16.0%
% of FP17s for the same patient ID Re-attending between 3 & 9 months - Children	230	338	68.0%	51.6%	59.1%	58.0%
% of FP17s for the same patient ID Re-attending between 3 & 9 months - Adults	255	439	58.1%	47.7%	52.2%	50.9%
% of FP17s for Band 1 Urgent Courses	31	413	7.5%	8.2%	7.9%	9.1%
% of FP17s Relating to Free Repair or Replacements	2	413	0.5%	0.7%	0.8%	0.8%
% of FP17s Relating to Continuations	10	413	2.4%	0.8%	1.1%	1.1%
% of Patients satisfied with the dentistry they have received	5	6	N/A	91.3%	91.8%	91.7%
% of Patients satisfied with the time they had to wait for an appointment	5	6	N/A	90.2%	88.4%	88.0%

* This is based on patients treated on this contract for their most recent course of treatment. Figures in italics indicate the base number of FP17s or Patient Questionnaire responses are less than 100. N/A is shown where the base number of responses is less than 10 during the period. % is calculated as Quantity/Base number*100

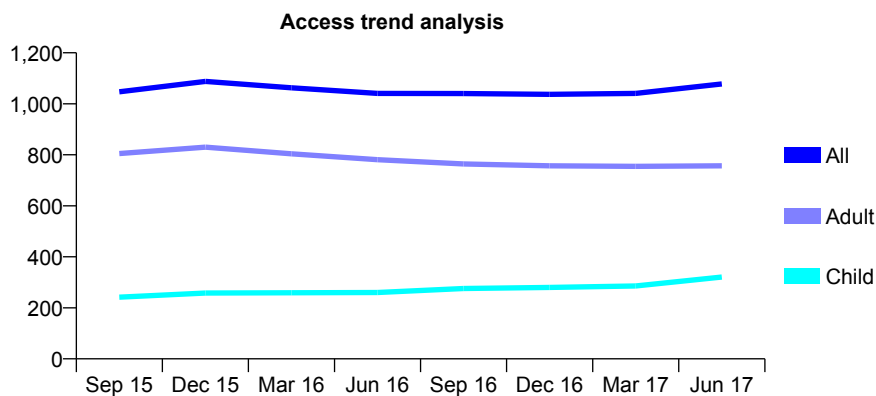
Q54 - Vital Signs At a Glance Contract Report for 176745/0001 - June 2017

Name or company name	Dr V Ansari & Dr N kimberlin
Contract type name	GDS Contract
Purpose of contract	General and Orthodontic
Contract start date	01/04/2012
Contract end date	

17/18 Contracted general activity (UDA)	3,216
Carry forward general activity (UDA)	0
17/18 Contracted orthodontic activity (UOA)	2,050
Carry forward orthodontic activity (UOA)	0
Baseline contract value	£215,264.83

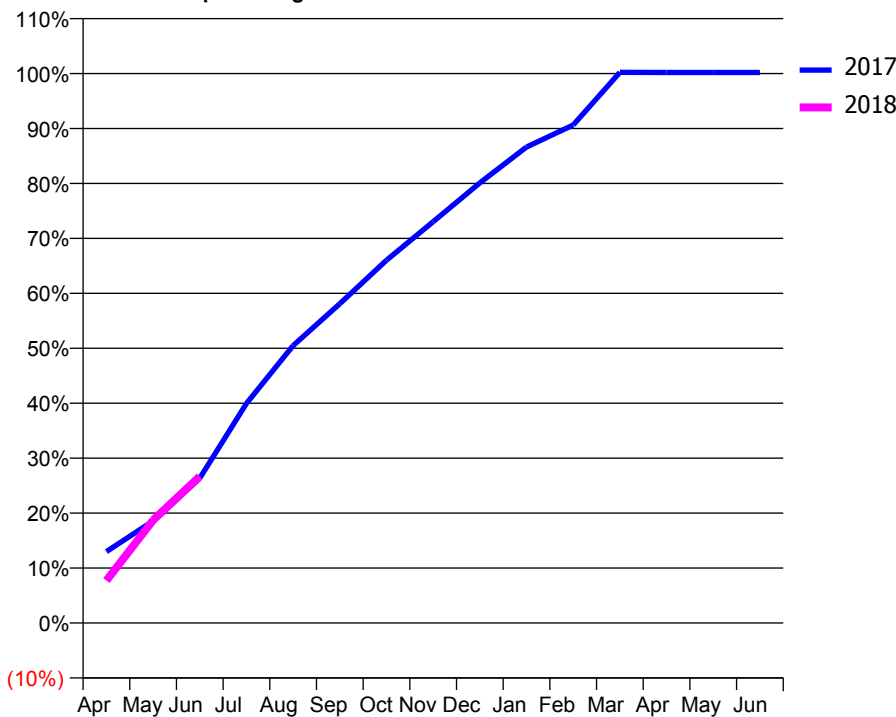
ACCESS*

Patients seen in 24 months	Total	Change since previous quarter
Quarter ending June 2016	1,041	
Quarter ending September 2016	1,040	→
Quarter ending December 2016	1,037	→
Quarter ending March 2017	1,041	→
Quarter ending June 2017	1,078	↑
Variance since June 2016	3.6%	↑



ACTIVITY

Cumulative percentage of contracted UDA delivered 2017 & 2018



Month	Adjusted Scheduled Activity (UDA)	
	2017	2018
April	418	248
May	598	602
June	848	858
July	1,285	
August	1,624	
September	1,869	
October	2,123	
November	2,349	
December	2,576	
January	2,786	
February	2,914	
March	3,223	
April	3,222	
May	3,222	
June	3,222	

QUALITY

	Quantity	Base Number	Contract	AT	Region	England
% of FP17s for the same patient ID Re-attending within 3 months - Children	12	297	4.0%	10.1%	11.7%	12.0%
% of FP17s for the same patient ID Re-attending within 3 months - Adults	16	227	7.0%	14.8%	15.2%	16.0%
% of FP17s for the same patient ID Re-attending between 3 & 9 months - Children	35	297	11.8%	51.6%	59.1%	58.0%
% of FP17s for the same patient ID Re-attending between 3 & 9 months - Adults	100	227	44.1%	47.7%	52.2%	50.9%
% of FP17s for Band 1 Urgent Courses	5	338	1.5%	8.2%	7.9%	9.1%
% of FP17s Relating to Free Repair or Replacements	0	338	0.0%	0.7%	0.8%	0.8%
% of FP17s Relating to Continuations	2	338	0.6%	0.8%	1.1%	1.1%
% of Patients satisfied with the dentistry they have received	2	2	N/A	91.3%	91.8%	91.7%
% of Patients satisfied with the time they had to wait for an appointment	2	2	N/A	90.2%	88.4%	88.0%

* This is based on patients treated on this contract for their most recent course of treatment. Figures in italics indicate the base number of FP17s or Patient Questionnaire responses are less than 100. N/A is shown where the base number of responses is less than 10 during the period. % is calculated as Quantity/Base number*100

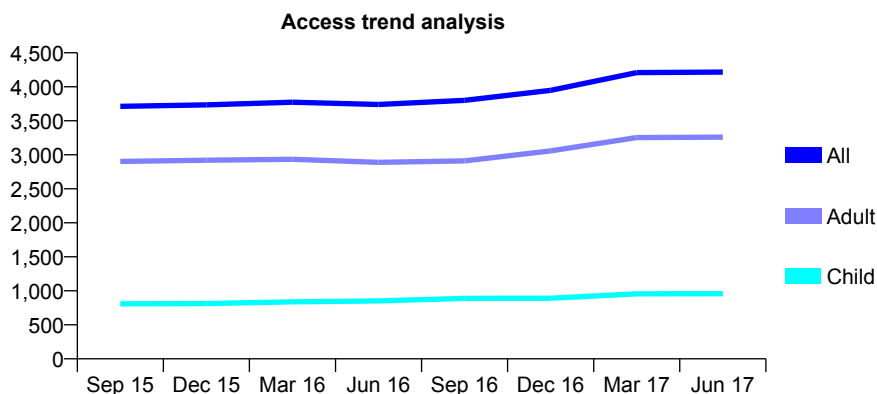
Q54 - Vital Signs At a Glance Contract Report for 176753/0001 - June 2017

Name or company name	Roseville Dental Practice
Contract type name	GDS Contract
Purpose of contract	General
Contract start date	01/06/2010
Contract end date	

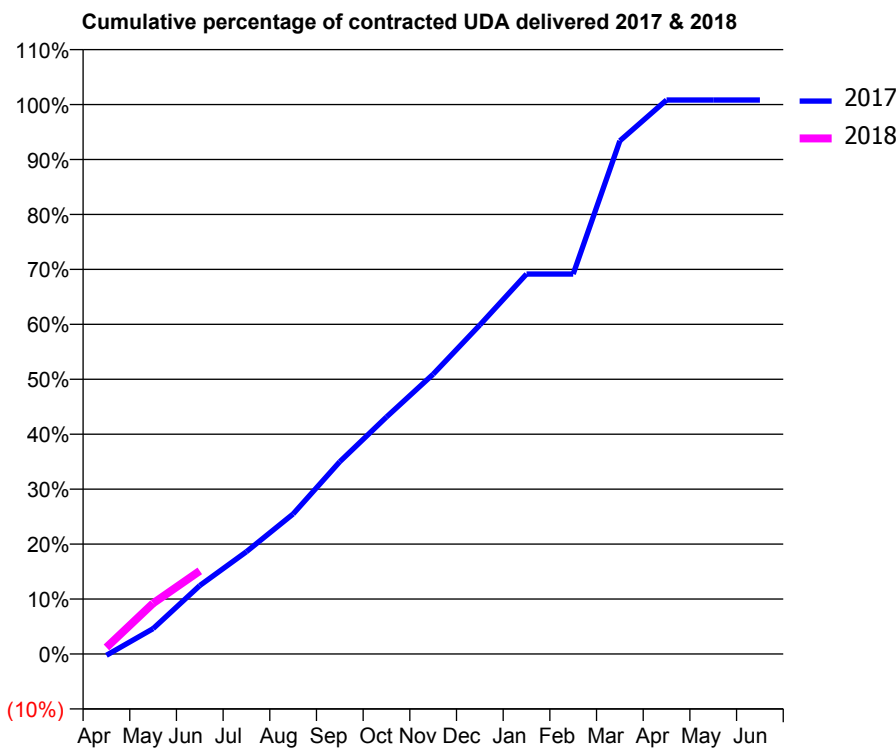
17/18 Contracted general activity (UDA)	10,949
Carry forward general activity (UDA)	0
17/18 Contracted orthodontic activity (UOA)	0
Carry forward orthodontic activity (UOA)	0
Baseline contract value	£247,932.45

ACCESS*

Patients seen in 24 months	Total	Change since previous quarter
Quarter ending June 2016	3,741	
Quarter ending September 2016	3,801	→
Quarter ending December 2016	3,949	↑
Quarter ending March 2017	4,208	↑
Quarter ending June 2017	4,217	→
Variance since June 2016	12.7%	↑



ACTIVITY



Month	Adjusted Scheduled Activity (UDA)	
	2017	2018
April	-28	132
May	506	1,010
June	1,364	1,656
July	2,039	
August	2,792	
September	3,834	
October	4,724	
November	5,575	
December	6,555	
January	7,572	
February	7,572	
March	10,226	
April	11,037	
May	11,037	
June	11,038	

QUALITY

	Quantity	Base Number	Contract	AT	Region	England
% of FP17s for the same patient ID Re-attending within 3 months - Children	18	271	6.6%	10.1%	11.7%	12.0%
% of FP17s for the same patient ID Re-attending within 3 months - Adults	139	830	16.7%	14.8%	15.2%	16.0%
% of FP17s for the same patient ID Re-attending between 3 & 9 months - Children	106	271	39.1%	51.6%	59.1%	58.0%
% of FP17s for the same patient ID Re-attending between 3 & 9 months - Adults	369	830	44.5%	47.7%	52.2%	50.9%
% of FP17s for Band 1 Urgent Courses	112	756	14.8%	8.2%	7.9%	9.1%
% of FP17s Relating to Free Repair or Replacements	3	756	0.4%	0.7%	0.8%	0.8%
% of FP17s Relating to Continuations	7	756	0.9%	0.8%	1.1%	1.1%
% of Patients satisfied with the dentistry they have received	4	5	N/A	91.3%	91.8%	91.7%
% of Patients satisfied with the time they had to wait for an appointment	4	5	N/A	90.2%	88.4%	88.0%

* This is based on patients treated on this contract for their most recent course of treatment. Figures in italics indicate the base number of FP17s or Patient Questionnaire responses are less than 100. N/A is shown where the base number of responses is less than 10 during the period. % is calculated as Quantity/Base number*100

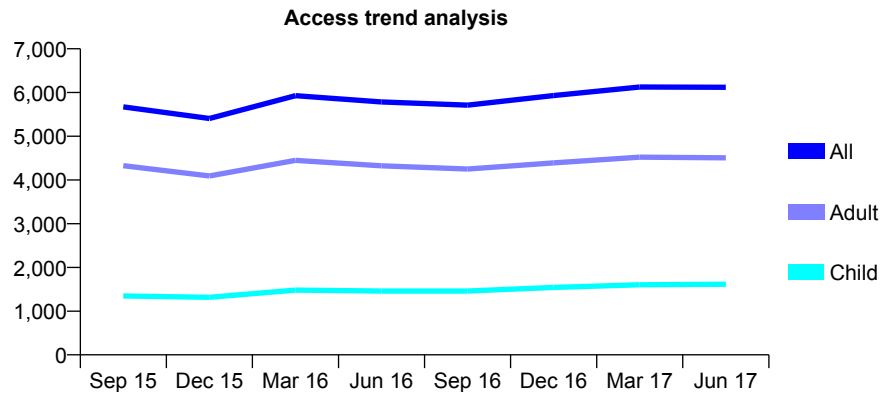
Q54 - Vital Signs At a Glance Contract Report for 177407/0001 - June 2017

Name or company name	BST Partnership
Contract type name	PDS Plus Contract
Purpose of contract	General
Contract start date	01/01/2011
Contract end date	31/12/2020

17/18 Contracted general activity (UDA)	14,000
Carry forward general activity (UDA)	0
17/18 Contracted orthodontic activity (UOA)	0
Carry forward orthodontic activity (UOA)	0
Baseline contract value	£176,154.51

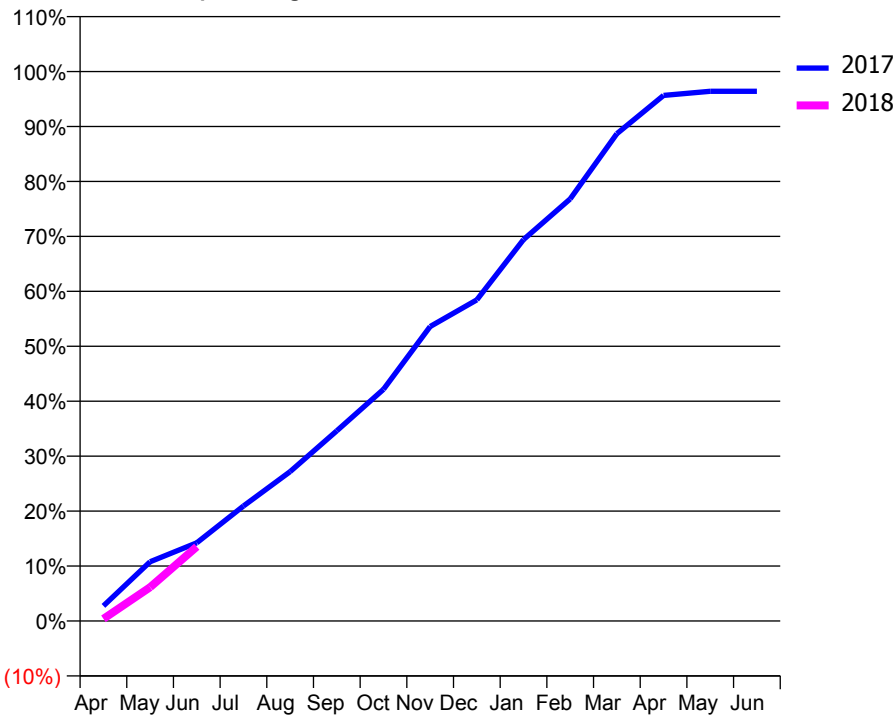
ACCESS*

Patients seen in 24 months	Total	Change since previous quarter
Quarter ending June 2016	5,785	
Quarter ending September 2016	5,711	↓
Quarter ending December 2016	5,932	↑
Quarter ending March 2017	6,126	↑
Quarter ending June 2017	6,121	→
Variance since June 2016	5.8%	↑



ACTIVITY

Cumulative percentage of contracted UDA delivered 2017 & 2018



Month	Adjusted Scheduled Activity (UDA)	
	2017	2018
April	385	57
May	1,511	860
June	1,992	1,895
July	2,931	
August	3,808	
September	4,845	
October	5,902	
November	7,504	
December	8,182	
January	9,717	
February	10,754	
March	12,414	
April	13,390	
May	13,495	
June	13,495	

QUALITY

	Quantity	Base Number	Contract	AT	Region	England
% of FP17s for the same patient ID Re-attending within 3 months - Children	31	476	6.5%	10.1%	11.7%	12.0%
% of FP17s for the same patient ID Re-attending within 3 months - Adults	198	1,204	16.4%	14.8%	15.2%	16.0%
% of FP17s for the same patient ID Re-attending between 3 & 9 months - Children	239	476	50.2%	51.6%	59.1%	58.0%
% of FP17s for the same patient ID Re-attending between 3 & 9 months - Adults	472	1,204	39.2%	47.7%	52.2%	50.9%
% of FP17s for Band 1 Urgent Courses	97	996	9.7%	8.2%	7.9%	9.1%
% of FP17s Relating to Free Repair or Replacements	10	996	1.0%	0.7%	0.8%	0.8%
% of FP17s Relating to Continuations	23	996	2.3%	0.8%	1.1%	1.1%
% of Patients satisfied with the dentistry they have received	2	3	N/A	91.3%	91.8%	91.7%
% of Patients satisfied with the time they had to wait for an appointment	2	3	N/A	90.2%	88.4%	88.0%

* This is based on patients treated on this contract for their most recent course of treatment. Figures in italics indicate the base number of FP17s or Patient Questionnaire responses are less than 100. N/A is shown where the base number of responses is less than 10 during the period. % is calculated as Quantity/Base number*100

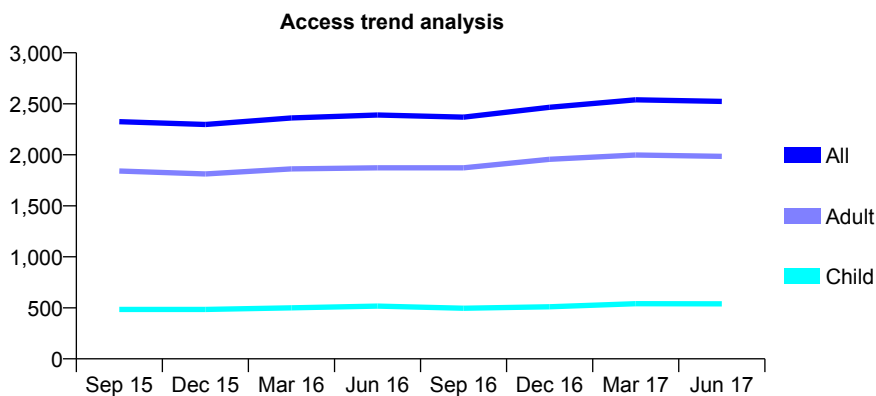
Q54 - Vital Signs At a Glance Contract Report for 177407/0003 - June 2017

Name or company name	BST Partnership
Contract type name	GDS Contract
Purpose of contract	General
Contract start date	01/04/2012
Contract end date	

17/18 Contracted general activity (UDA)	7,350
Carry forward general activity (UDA)	0
17/18 Contracted orthodontic activity (UOA)	0
Carry forward orthodontic activity (UOA)	0
Baseline contract value	£159,336.61

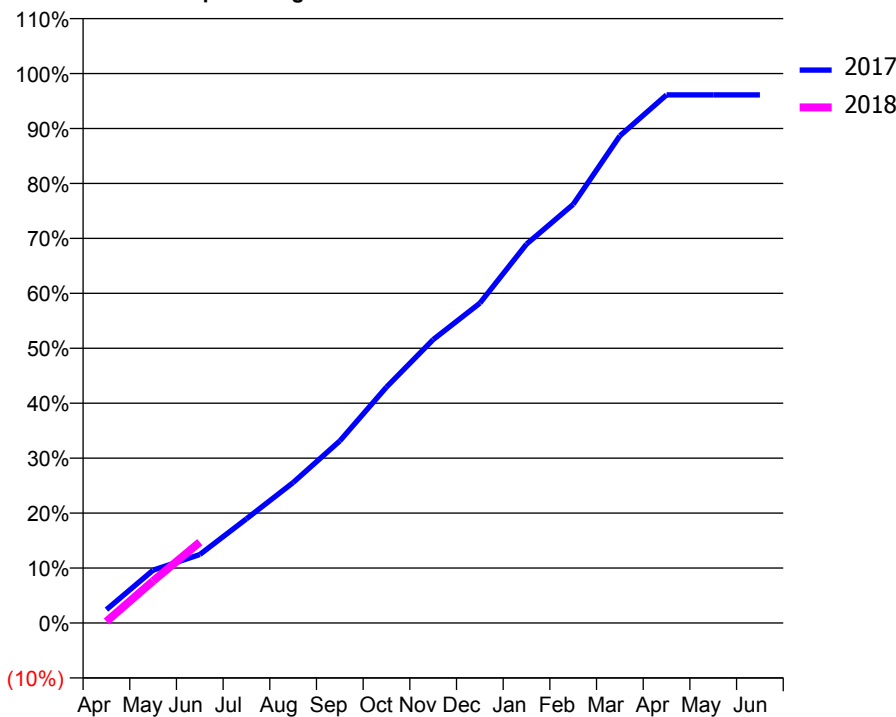
ACCESS*

Patients seen in 24 months	Total	Change since previous quarter
Quarter ending June 2016	2,390	
Quarter ending September 2016	2,369	→
Quarter ending December 2016	2,466	↑
Quarter ending March 2017	2,539	↑
Quarter ending June 2017	2,524	→
Variance since June 2016	5.6%	↑



ACTIVITY

Cumulative percentage of contracted UDA delivered 2017 & 2018



Adjusted Scheduled Activity (UDA)

Month	2017	2018
April	179	21
May	708	563
June	916	1,082
July	1,394	
August	1,880	
September	2,435	
October	3,156	
November	3,792	
December	4,279	
January	5,068	
February	5,600	
March	6,516	
April	7,063	
May	7,063	
June	7,063	

QUALITY

	Quantity	Base Number	Contract	AT	Region	England
% of FP17s for the same patient ID Re-attending within 3 months - Children	6	152	3.9%	10.1%	11.7%	12.0%
% of FP17s for the same patient ID Re-attending within 3 months - Adults	83	657	12.6%	14.8%	15.2%	16.0%
% of FP17s for the same patient ID Re-attending between 3 & 9 months - Children	86	152	56.6%	51.6%	59.1%	58.0%
% of FP17s for the same patient ID Re-attending between 3 & 9 months - Adults	363	657	55.3%	47.7%	52.2%	50.9%
% of FP17s for Band 1 Urgent Courses	62	561	11.1%	8.2%	7.9%	9.1%
% of FP17s Relating to Free Repair or Replacements	8	561	1.4%	0.7%	0.8%	0.8%
% of FP17s Relating to Continuations	15	561	2.7%	0.8%	1.1%	1.1%
% of Patients satisfied with the dentistry they have received	5	5	N/A	91.3%	91.8%	91.7%
% of Patients satisfied with the time they had to wait for an appointment	5	5	N/A	90.2%	88.4%	88.0%

* This is based on patients treated on this contract for their most recent course of treatment. Figures in italics indicate the base number of FP17s or Patient Questionnaire responses are less than 100. N/A is shown where the base number of responses is less than 10 during the period. % is calculated as Quantity/Base number*100

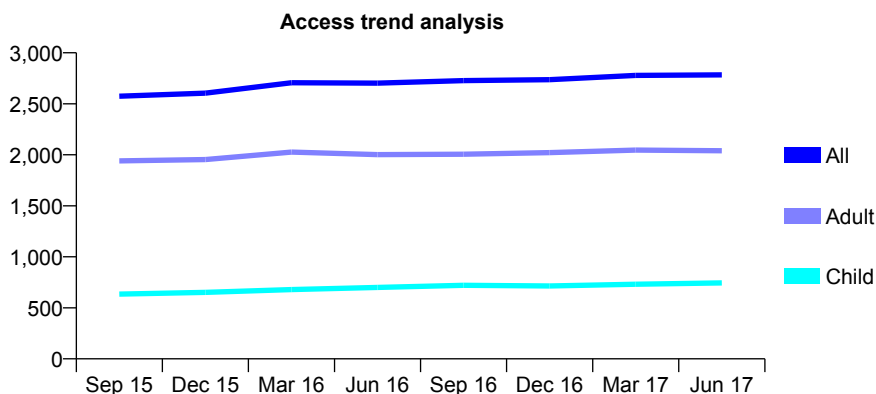
Q54 - Vital Signs At a Glance Contract Report for 177407/0004 - June 2017

Name or company name	BST Partnership
Contract type name	PDS Plus Contract
Purpose of contract	General
Contract start date	01/04/2012
Contract end date	30/06/2017

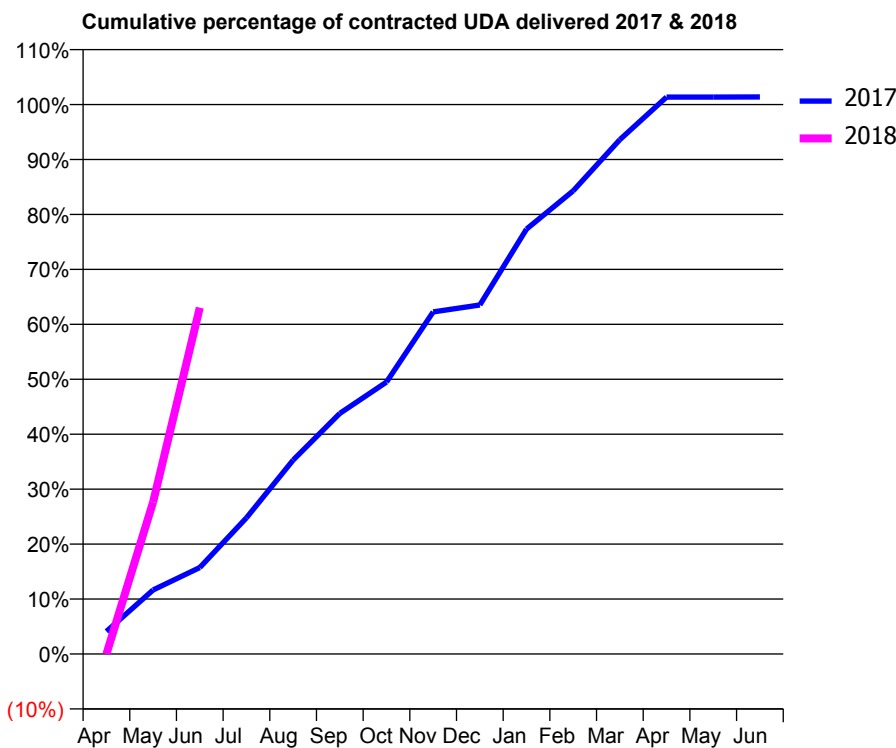
17/18 Contracted general activity (UDA)	1,750
Carry forward general activity (UDA)	0
17/18 Contracted orthodontic activity (UOA)	0
Carry forward orthodontic activity (UOA)	0
Baseline contract value	£23,551.41

ACCESS*

Patients seen in 24 months	Total	Change since previous quarter
Quarter ending June 2016	2,702	
Quarter ending September 2016	2,727	→
Quarter ending December 2016	2,737	→
Quarter ending March 2017	2,778	→
Quarter ending June 2017	2,784	→
Variance since June 2016	3.0%	↑



ACTIVITY



Month	Adjusted Scheduled Activity (UDA)	
	2017	2018
April	287	0
May	816	484
June	1,101	1,103
July	1,736	
August	2,471	
September	3,066	
October	3,465	
November	4,358	
December	4,447	
January	5,414	
February	5,900	
March	6,553	
April	7,094	
May	7,094	
June	7,097	

QUALITY

	Quantity	Base Number	Contract	AT	Region	England
% of FP17s for the same patient ID Re-attending within 3 months - Children	6	189	3.2%	10.1%	11.7%	12.0%
% of FP17s for the same patient ID Re-attending within 3 months - Adults	70	572	12.2%	14.8%	15.2%	16.0%
% of FP17s for the same patient ID Re-attending between 3 & 9 months - Children	87	189	46.0%	51.6%	59.1%	58.0%
% of FP17s for the same patient ID Re-attending between 3 & 9 months - Adults	266	572	46.5%	47.7%	52.2%	50.9%
% of FP17s for Band 1 Urgent Courses	50	536	9.3%	8.2%	7.9%	9.1%
% of FP17s Relating to Free Repair or Replacements	5	536	0.9%	0.7%	0.8%	0.8%
% of FP17s Relating to Continuations	4	536	0.7%	0.8%	1.1%	1.1%
% of Patients satisfied with the dentistry they have received	5	7	N/A	91.3%	91.8%	91.7%
% of Patients satisfied with the time they had to wait for an appointment	7	7	N/A	90.2%	88.4%	88.0%

* This is based on patients treated on this contract for their most recent course of treatment. Figures in italics indicate the base number of FP17s or Patient Questionnaire responses are less than 100. N/A is shown where the base number of responses is less than 10 during the period. % is calculated as Quantity/Base number*100

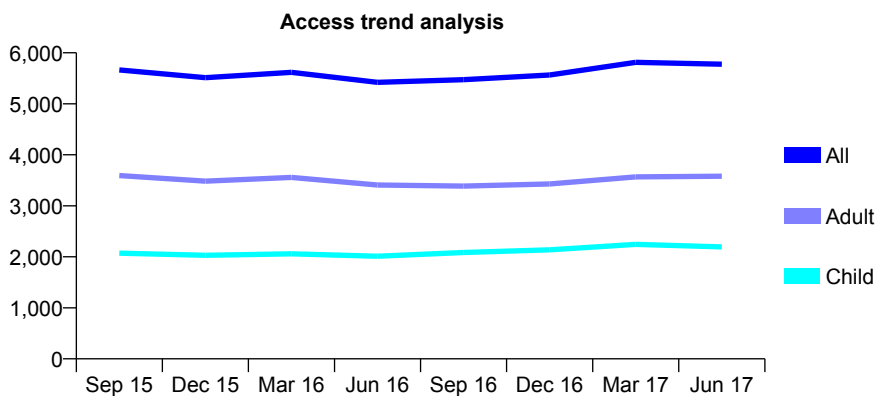
Q54 - Vital Signs At a Glance Contract Report for 177407/0005 - June 2017

Name or company name	BST Partnership
Contract type name	GDS Contract
Purpose of contract	General
Contract start date	01/04/2013
Contract end date	

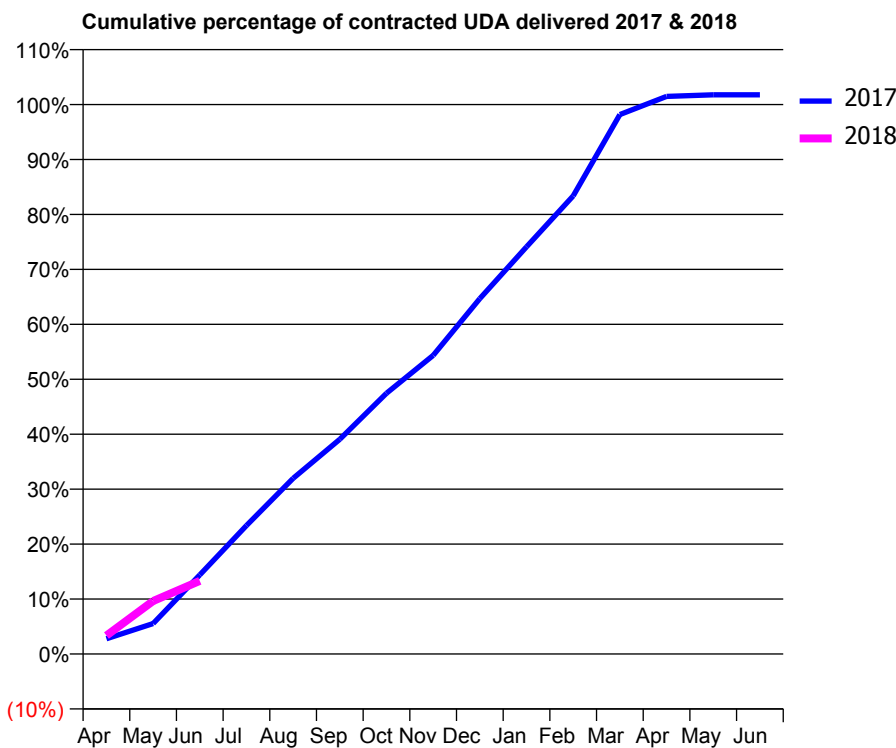
17/18 Contracted general activity (UDA)	15,774
Carry forward general activity (UDA)	0
17/18 Contracted orthodontic activity (UOA)	0
Carry forward orthodontic activity (UOA)	0
Baseline contract value	£374,493.13

ACCESS*

Patients seen in 24 months	Total	Change since previous quarter
Quarter ending June 2016	5,420	
Quarter ending September 2016	5,472	→
Quarter ending December 2016	5,565	→
Quarter ending March 2017	5,812	↑
Quarter ending June 2017	5,776	→
Variance since June 2016	6.6%	↑



ACTIVITY



Month	Adjusted Scheduled Activity (UDA)	
	2017	2018
April	439	530
May	875	1,523
June	2,271	2,099
July	3,687	
August	5,044	
September	6,165	
October	7,485	
November	8,574	
December	10,205	
January	11,689	
February	13,151	
March	15,485	
April	16,006	
May	16,052	
June	16,052	

QUALITY

	Quantity	Base Number	Contract	AT	Region	England
% of FP17s for the same patient ID Re-attending within 3 months - Children	38	420	9.0%	10.1%	11.7%	12.0%
% of FP17s for the same patient ID Re-attending within 3 months - Adults	114	711	16.0%	14.8%	15.2%	16.0%
% of FP17s for the same patient ID Re-attending between 3 & 9 months - Children	121	420	28.8%	51.6%	59.1%	58.0%
% of FP17s for the same patient ID Re-attending between 3 & 9 months - Adults	208	711	29.3%	47.7%	52.2%	50.9%
% of FP17s for Band 1 Urgent Courses	75	929	8.1%	8.2%	7.9%	9.1%
% of FP17s Relating to Free Repair or Replacements	0	929	0.0%	0.7%	0.8%	0.8%
% of FP17s Relating to Continuations	0	929	0.0%	0.8%	1.1%	1.1%
% of Patients satisfied with the dentistry they have received	7	7	N/A	91.3%	91.8%	91.7%
% of Patients satisfied with the time they had to wait for an appointment	4	7	N/A	90.2%	88.4%	88.0%

* This is based on patients treated on this contract for their most recent course of treatment. Figures in italics indicate the base number of FP17s or Patient Questionnaire responses are less than 100. N/A is shown where the base number of responses is less than 10 during the period. % is calculated as Quantity/Base number*100

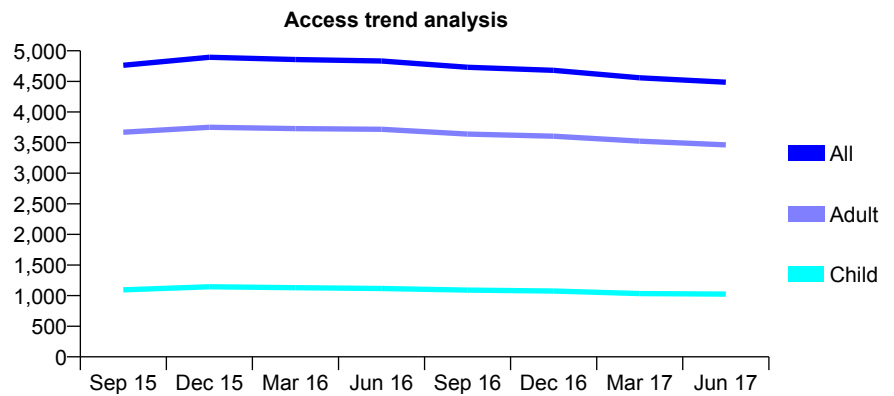
Q54 - Vital Signs At a Glance Contract Report for 178853/0001 - June 2017

Name or company name	OraCo Ltd
Contract type name	GDS Contract
Purpose of contract	General
Contract start date	01/04/2011
Contract end date	

17/18 Contracted general activity (UDA)	14,447
Carry forward general activity (UDA)	0
17/18 Contracted orthodontic activity (UOA)	0
Carry forward orthodontic activity (UOA)	0
Baseline contract value	£400,184.51

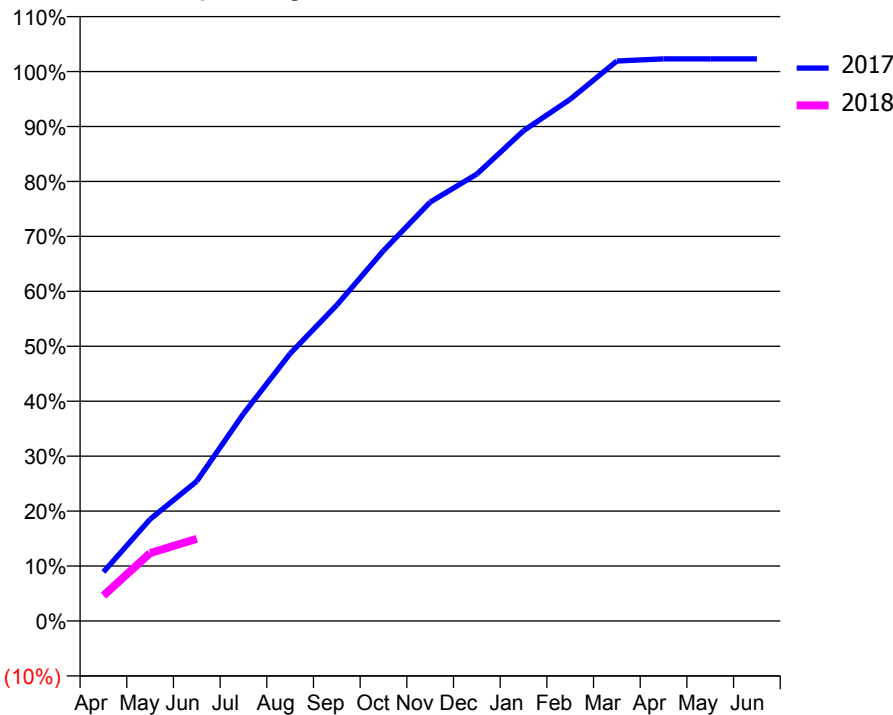
ACCESS*

Patients seen in 24 months	Total	Change since previous quarter
Quarter ending June 2016	4,833	
Quarter ending September 2016	4,730	↓
Quarter ending December 2016	4,680	↓
Quarter ending March 2017	4,558	↓
Quarter ending June 2017	4,487	↓
Variance since June 2016	(7.2%)	↓



ACTIVITY

Cumulative percentage of contracted UDA delivered 2017 & 2018



Month	Adjusted Scheduled Activity (UDA)	
	2017	2018
April	1,288	667
May	2,677	1,788
June	3,677	2,160
July	5,449	
August	7,030	
September	8,308	
October	9,737	
November	11,014	
December	11,750	
January	12,888	
February	13,717	
March	14,724	
April	14,779	
May	14,778	
June	14,778	

QUALITY

	Quantity	Base Number	Contract	AT	Region	England
% of FP17s for the same patient ID Re-attending within 3 months - Children	11	316	3.5%	10.1%	11.7%	12.0%
% of FP17s for the same patient ID Re-attending within 3 months - Adults	82	729	11.2%	14.8%	15.2%	16.0%
% of FP17s for the same patient ID Re-attending between 3 & 9 months - Children	188	316	59.5%	51.6%	59.1%	58.0%
% of FP17s for the same patient ID Re-attending between 3 & 9 months - Adults	382	729	52.4%	47.7%	52.2%	50.9%
% of FP17s for Band 1 Urgent Courses	64	1,030	6.2%	8.2%	7.9%	9.1%
% of FP17s Relating to Free Repair or Replacements	19	1,030	1.8%	0.7%	0.8%	0.8%
% of FP17s Relating to Continuations	6	1,030	0.6%	0.8%	1.1%	1.1%
% of Patients satisfied with the dentistry they have received	12	13	92.3%	91.3%	91.8%	91.7%
% of Patients satisfied with the time they had to wait for an appointment	10	13	76.9%	90.2%	88.4%	88.0%

* This is based on patients treated on this contract for their most recent course of treatment. Figures in italics indicate the base number of FP17s or Patient Questionnaire responses are less than 100. N/A is shown where the base number of responses is less than 10 during the period. % is calculated as Quantity/Base number*100

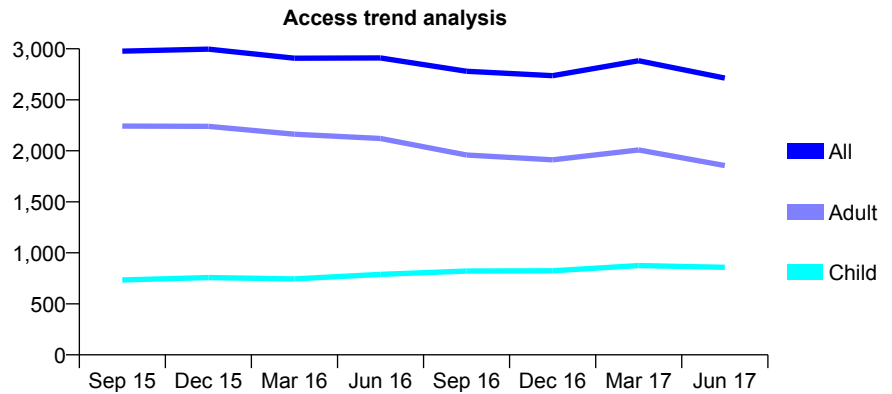
Q54 - Vital Signs At a Glance Contract Report for 180009/0001 - June 2017

Name or company name	Aesthetic Dental Implant Surgery
Contract type name	GDS Contract
Purpose of contract	General
Contract start date	01/11/2011
Contract end date	

17/18 Contracted general activity (UDA)	4,305
Carry forward general activity (UDA)	0
17/18 Contracted orthodontic activity (UOA)	0
Carry forward orthodontic activity (UOA)	0
Baseline contract value	£97,038.09

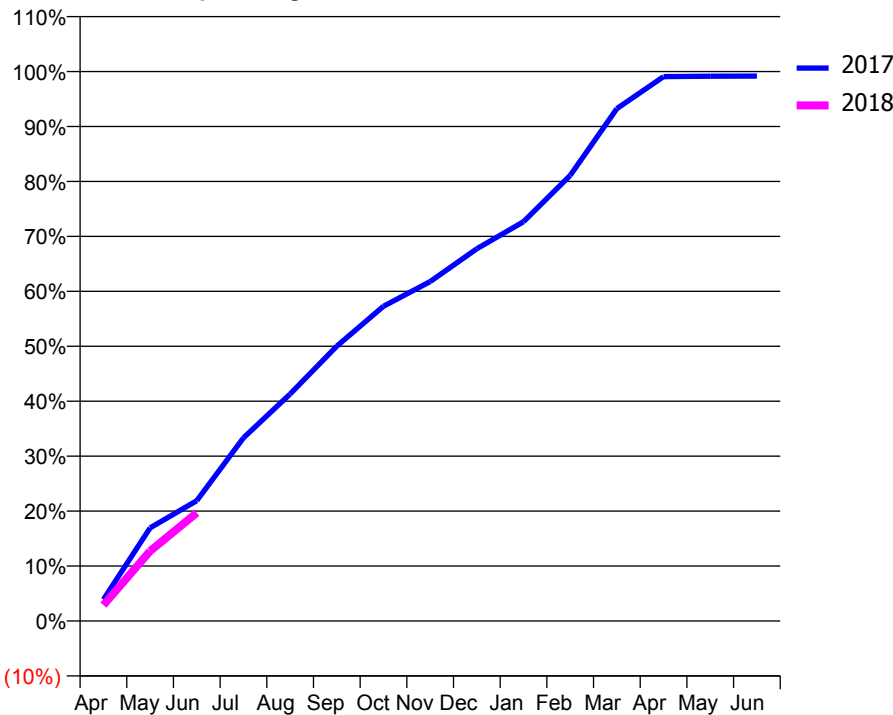
ACCESS*

Patients seen in 24 months	Total	Change since previous quarter
Quarter ending June 2016	2,910	
Quarter ending September 2016	2,780	↓
Quarter ending December 2016	2,736	↓
Quarter ending March 2017	2,883	↑
Quarter ending June 2017	2,713	↓
Variance since June 2016	(6.8%)	↓



ACTIVITY

Cumulative percentage of contracted UDA delivered 2017 & 2018



Month	2017	2018
April	169	124
May	730	548
June	943	848
July	1,435	
August	1,779	
September	2,154	
October	2,466	
November	2,660	
December	2,917	
January	3,128	
February	3,491	
March	4,014	
April	4,265	
May	4,268	
June	4,269	

QUALITY

	Quantity	Base Number	Contract	AT	Region	England
% of FP17s for the same patient ID Re-attending within 3 months - Children	20	207	9.7%	10.1%	11.7%	12.0%
% of FP17s for the same patient ID Re-attending within 3 months - Adults	65	375	17.3%	14.8%	15.2%	16.0%
% of FP17s for the same patient ID Re-attending between 3 & 9 months - Children	87	207	42.0%	51.6%	59.1%	58.0%
% of FP17s for the same patient ID Re-attending between 3 & 9 months - Adults	82	375	21.9%	47.7%	52.2%	50.9%
% of FP17s for Band 1 Urgent Courses	33	343	9.6%	8.2%	7.9%	9.1%
% of FP17s Relating to Free Repair or Replacements	4	343	1.2%	0.7%	0.8%	0.8%
% of FP17s Relating to Continuations	1	343	0.3%	0.8%	1.1%	1.1%
% of Patients satisfied with the dentistry they have received	0	0	N/A	91.3%	91.8%	91.7%
% of Patients satisfied with the time they had to wait for an appointment	0	0	N/A	90.2%	88.4%	88.0%

* This is based on patients treated on this contract for their most recent course of treatment. Figures in italics indicate the base number of FP17s or Patient Questionnaire responses are less than 100. N/A is shown where the base number of responses is less than 10 during the period. % is calculated as Quantity/Base number*100

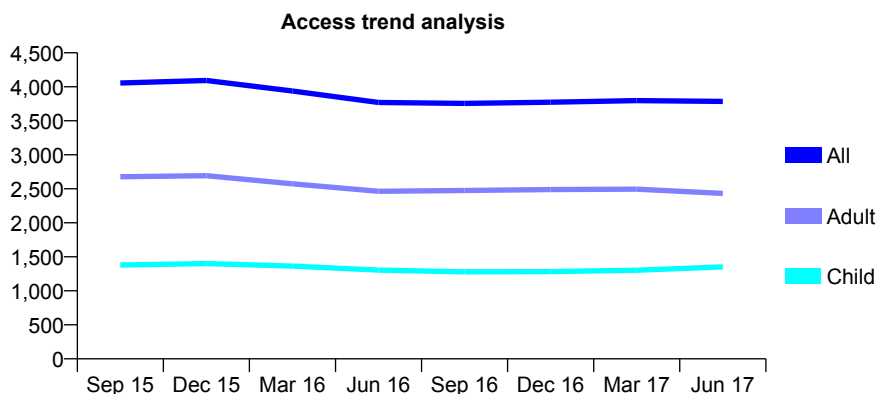
Q54 - Vital Signs At a Glance Contract Report for 180017/0001 - June 2017

Name or company name	Dr AS Bhandal, Dr Balbir Bhandal & Dr Balj
Contract type name	GDS Contract
Purpose of contract	General
Contract start date	28/05/2010
Contract end date	

17/18 Contracted general activity (UDA)	10,544
Carry forward general activity (UDA)	0
17/18 Contracted orthodontic activity (UOA)	0
Carry forward orthodontic activity (UOA)	0
Baseline contract value	£242,126.35

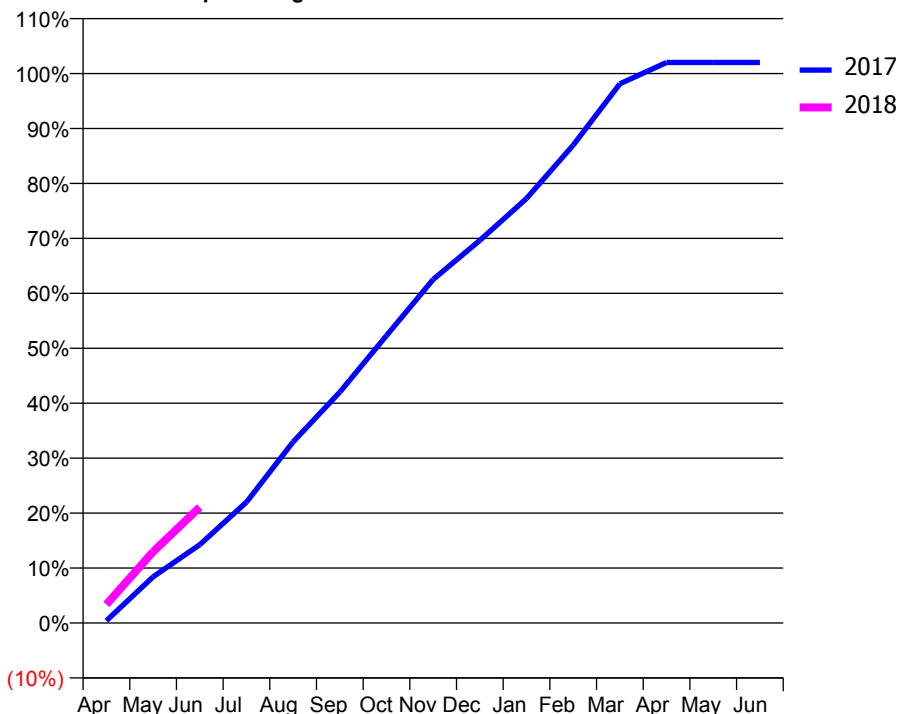
ACCESS*

Patients seen in 24 months	Total	Change since previous quarter
Quarter ending June 2016	3,769	
Quarter ending September 2016	3,756	→
Quarter ending December 2016	3,773	→
Quarter ending March 2017	3,797	→
Quarter ending June 2017	3,785	→
Variance since June 2016	0.4%	→



ACTIVITY

Cumulative percentage of contracted UDA delivered 2017 & 2018



Adjusted Scheduled Activity (UDA)

Month	2017	2018
April	45	357
May	887	1,367
June	1,504	2,223
July	2,319	
August	3,477	
September	4,430	
October	5,516	
November	6,593	
December	7,343	
January	8,145	
February	9,170	
March	10,347	
April	10,755	
May	10,755	
June	10,755	

QUALITY

	Quantity	Base Number	Contract	AT	Region	England
% of FP17s for the same patient ID Re-attending within 3 months - Children	28	451	6.2%	10.1%	11.7%	12.0%
% of FP17s for the same patient ID Re-attending within 3 months - Adults	74	611	12.1%	14.8%	15.2%	16.0%
% of FP17s for the same patient ID Re-attending between 3 & 9 months - Children	166	451	36.8%	51.6%	59.1%	58.0%
% of FP17s for the same patient ID Re-attending between 3 & 9 months - Adults	234	611	38.3%	47.7%	52.2%	50.9%
% of FP17s for Band 1 Urgent Courses	40	935	4.3%	8.2%	7.9%	9.1%
% of FP17s Relating to Free Repair or Replacements	2	935	0.2%	0.7%	0.8%	0.8%
% of FP17s Relating to Continuations	8	935	0.9%	0.8%	1.1%	1.1%
% of Patients satisfied with the dentistry they have received	3	3	N/A	91.3%	91.8%	91.7%
% of Patients satisfied with the time they had to wait for an appointment	3	3	N/A	90.2%	88.4%	88.0%

* This is based on patients treated on this contract for their most recent course of treatment. Figures in italics indicate the base number of FP17s or Patient Questionnaire responses are less than 100. N/A is shown where the base number of responses is less than 10 during the period. % is calculated as Quantity/Base number*100

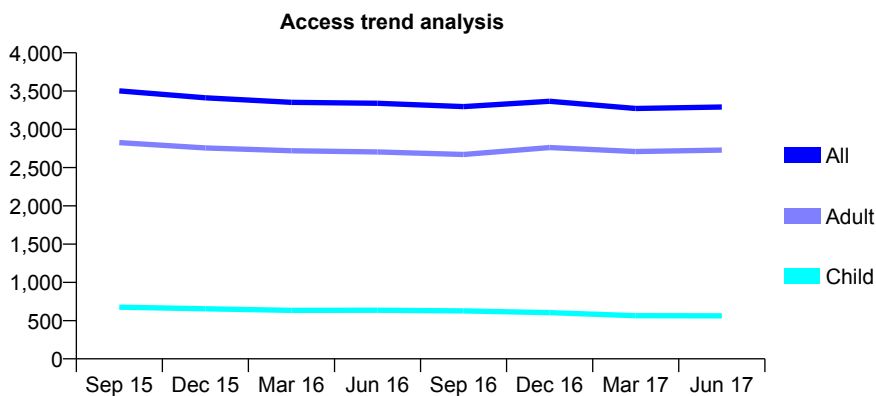
Q54 - Vital Signs At a Glance Contract Report for 181544/0001 - June 2017

Name or company name	Pelsall Road Dental Partnership
Contract type name	GDS Contract
Purpose of contract	General
Contract start date	30/07/2012
Contract end date	

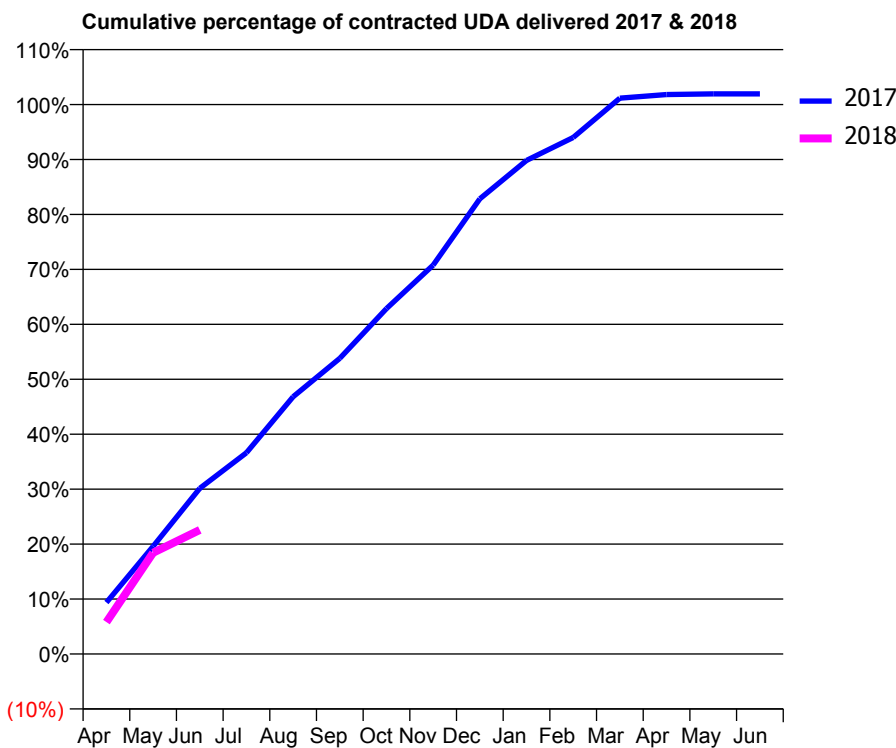
17/18 Contracted general activity (UDA)	8,071
Carry forward general activity (UDA)	0
17/18 Contracted orthodontic activity (UOA)	0
Carry forward orthodontic activity (UOA)	0
Baseline contract value	£289,576.50

ACCESS*

Patients seen in 24 months	Total	Change since previous quarter
Quarter ending June 2016	3,341	
Quarter ending September 2016	3,297	↓
Quarter ending December 2016	3,366	↑
Quarter ending March 2017	3,273	↓
Quarter ending June 2017	3,291	→
Variance since June 2016	(1.5%)	↓



ACTIVITY



Month	Adjusted Scheduled Activity (UDA)	
	2017	2018
April	757	468
May	1,582	1,487
June	2,434	1,822
July	2,957	
August	3,780	
September	4,343	
October	5,074	
November	5,713	
December	6,685	
January	7,249	
February	7,586	
March	8,164	
April	8,217	
May	8,227	
June	8,227	

QUALITY

	Quantity	Base Number	Contract	AT	Region	England
% of FP17s for the same patient ID Re-attending within 3 months - Children	7	190	3.7%	10.1%	11.7%	12.0%
% of FP17s for the same patient ID Re-attending within 3 months - Adults	69	892	7.7%	14.8%	15.2%	16.0%
% of FP17s for the same patient ID Re-attending between 3 & 9 months - Children	122	190	64.2%	51.6%	59.1%	58.0%
% of FP17s for the same patient ID Re-attending between 3 & 9 months - Adults	455	892	51.0%	47.7%	52.2%	50.9%
% of FP17s for Band 1 Urgent Courses	33	1,045	3.2%	8.2%	7.9%	9.1%
% of FP17s Relating to Free Repair or Replacements	6	1,045	0.6%	0.7%	0.8%	0.8%
% of FP17s Relating to Continuations	9	1,045	0.9%	0.8%	1.1%	1.1%
% of Patients satisfied with the dentistry they have received	4	4	N/A	91.3%	91.8%	91.7%
% of Patients satisfied with the time they had to wait for an appointment	3	4	N/A	90.2%	88.4%	88.0%

* This is based on patients treated on this contract for their most recent course of treatment. Figures in italics indicate the base number of FP17s or Patient Questionnaire responses are less than 100. N/A is shown where the base number of responses is less than 10 during the period. % is calculated as Quantity/Base number*100

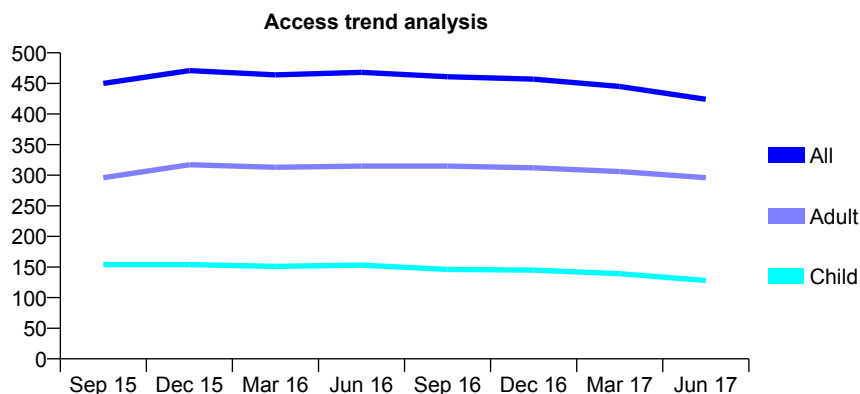
Q54 - Vital Signs At a Glance Contract Report for 183628/0001 - June 2017

Name or company name	Greenwood Dental Clinic
Contract type name	GDS Contract
Purpose of contract	General
Contract start date	09/11/2013
Contract end date	

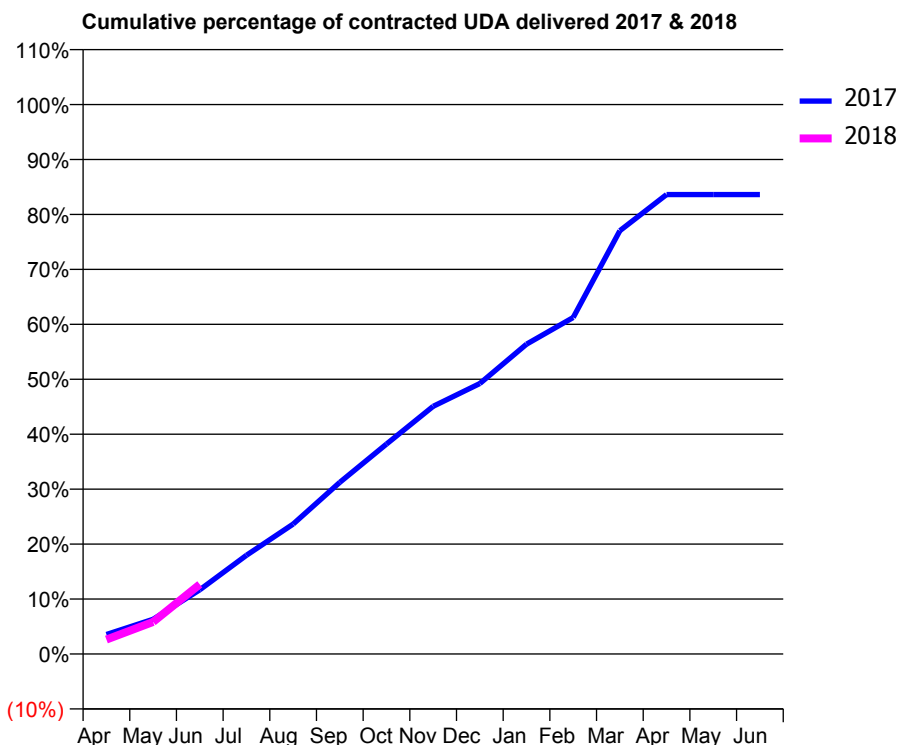
17/18 Contracted general activity (UDA)	1,346
Carry forward general activity (UDA)	0
17/18 Contracted orthodontic activity (UOA)	0
Carry forward orthodontic activity (UOA)	0
Baseline contract value	£29,913.32

ACCESS*

Patients seen in 24 months	Total	Change since previous quarter
Quarter ending June 2016	468	
Quarter ending September 2016	461	↓
Quarter ending December 2016	457	→
Quarter ending March 2017	445	↓
Quarter ending June 2017	424	↓
Variance since June 2016	(9.4%)	↓



ACTIVITY



Month	Adjusted Scheduled Activity (UDA)	
	2017	2018
April	48	36
May	85	79
June	157	171
July	242	
August	318	
September	421	
October	514	
November	607	
December	663	
January	759	
February	824	
March	1,037	
April	1,125	
May	1,125	
June	1,125	

QUALITY

	Quantity	Base Number	Contract	AT	Region	England
% of FP17s for the same patient ID Re-attending within 3 months - Children	0	31	0.0%	10.1%	11.7%	12.0%
% of FP17s for the same patient ID Re-attending within 3 months - Adults	18	95	18.9%	14.8%	15.2%	16.0%
% of FP17s for the same patient ID Re-attending between 3 & 9 months - Children	20	31	64.5%	51.6%	59.1%	58.0%
% of FP17s for the same patient ID Re-attending between 3 & 9 months - Adults	40	95	42.1%	47.7%	52.2%	50.9%
% of FP17s for Band 1 Urgent Courses	19	98	19.4%	8.2%	7.9%	9.1%
% of FP17s Relating to Free Repair or Replacements	0	98	0.0%	0.7%	0.8%	0.8%
% of FP17s Relating to Continuations	1	98	1.0%	0.8%	1.1%	1.1%
% of Patients satisfied with the dentistry they have received	0	0	N/A	91.3%	91.8%	91.7%
% of Patients satisfied with the time they had to wait for an appointment	0	0	N/A	90.2%	88.4%	88.0%

* This is based on patients treated on this contract for their most recent course of treatment. Figures in italics indicate the base number of FP17s or Patient Questionnaire responses are less than 100. N/A is shown where the base number of responses is less than 10 during the period. % is calculated as Quantity/Base number*100

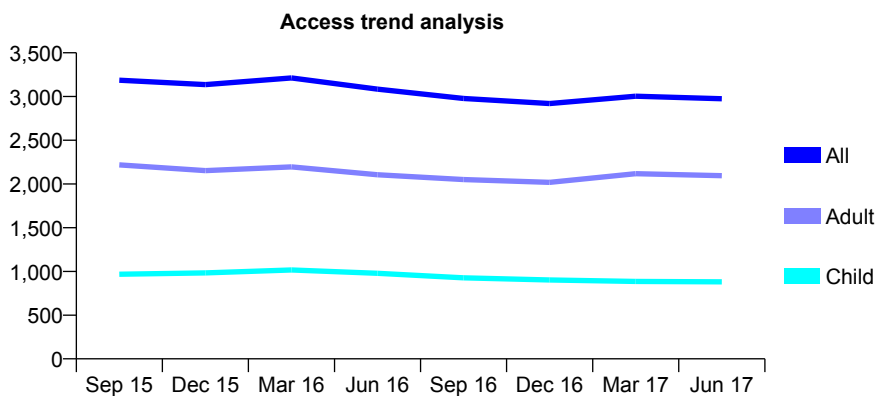
Q54 - Vital Signs At a Glance Contract Report for 184152/0001 - June 2017

Name or company name	Cromer Road Dental Care
Contract type name	GDS Contract
Purpose of contract	General
Contract start date	01/02/2009
Contract end date	

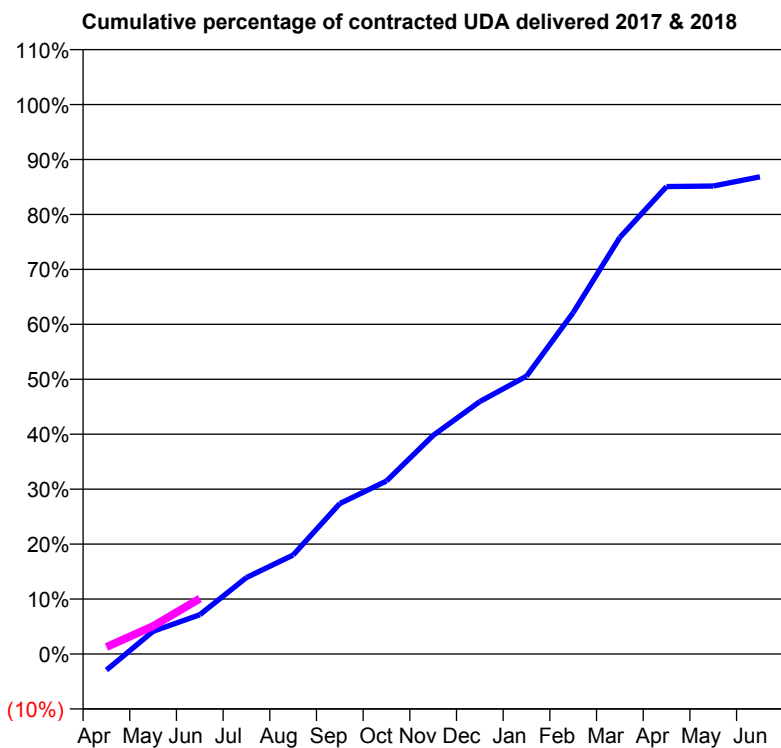
17/18 Contracted general activity (UDA)	13,947
Carry forward general activity (UDA)	0
17/18 Contracted orthodontic activity (UOA)	0
Carry forward orthodontic activity (UOA)	0
Baseline contract value	£411,571.57

ACCESS*

Patients seen in 24 months	Total	Change since previous quarter
Quarter ending June 2016	3,084	
Quarter ending September 2016	2,977	↓
Quarter ending December 2016	2,920	↓
Quarter ending March 2017	3,003	↑
Quarter ending June 2017	2,975	→
Variance since June 2016	(3.5%)	↓



ACTIVITY



Month	Adjusted Scheduled Activity (UDA)	
	2017	2018
April	-410	178
May	579	709
June	995	1,406
July	1,940	
August	2,513	
September	3,820	
October	4,391	
November	5,550	
December	6,410	
January	7,053	
February	8,665	
March	10,575	
April	11,865	
May	11,878	
June	12,112	

QUALITY

	Quantity	Base Number	Contract	AT	Region	England
% of FP17s for the same patient ID Re-attending within 3 months - Children	22	197	11.2%	10.1%	11.7%	12.0%
% of FP17s for the same patient ID Re-attending within 3 months - Adults	85	509	16.7%	14.8%	15.2%	16.0%
% of FP17s for the same patient ID Re-attending between 3 & 9 months - Children	56	197	28.4%	51.6%	59.1%	58.0%
% of FP17s for the same patient ID Re-attending between 3 & 9 months - Adults	137	509	26.9%	47.7%	52.2%	50.9%
% of FP17s for Band 1 Urgent Courses	63	432	14.6%	8.2%	7.9%	9.1%
% of FP17s Relating to Free Repair or Replacements	14	432	3.2%	0.7%	0.8%	0.8%
% of FP17s Relating to Continuations	1	432	0.2%	0.8%	1.1%	1.1%
% of Patients satisfied with the dentistry they have received	2	2	N/A	91.3%	91.8%	91.7%
% of Patients satisfied with the time they had to wait for an appointment	2	2	N/A	90.2%	88.4%	88.0%

* This is based on patients treated on this contract for their most recent course of treatment. Figures in italics indicate the base number of FP17s or Patient Questionnaire responses are less than 100. N/A is shown where the base number of responses is less than 10 during the period. % is calculated as Quantity/Base number*100

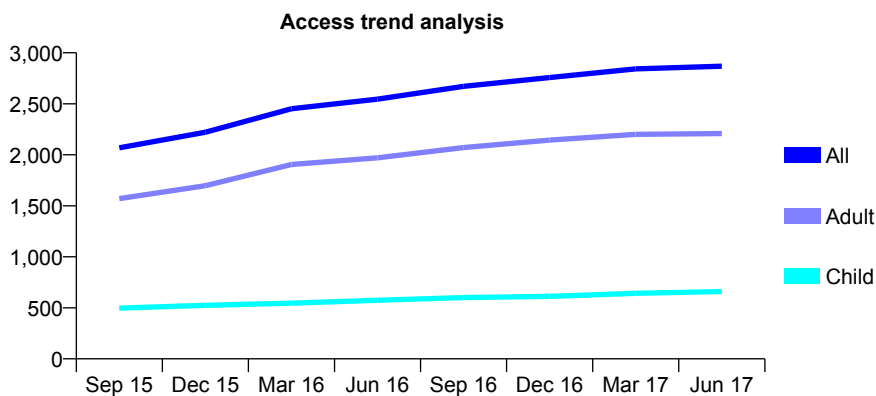
Q54 - Vital Signs At a Glance Contract Report for 184780/0001 - June 2017

Name or company name	Short Heath Dental Practice
Contract type name	GDS Contract
Purpose of contract	General
Contract start date	15/10/2014
Contract end date	

17/18 Contracted general activity (UDA)	7,926
Carry forward general activity (UDA)	0
17/18 Contracted orthodontic activity (UOA)	0
Carry forward orthodontic activity (UOA)	0
Baseline contract value	£187,405.01

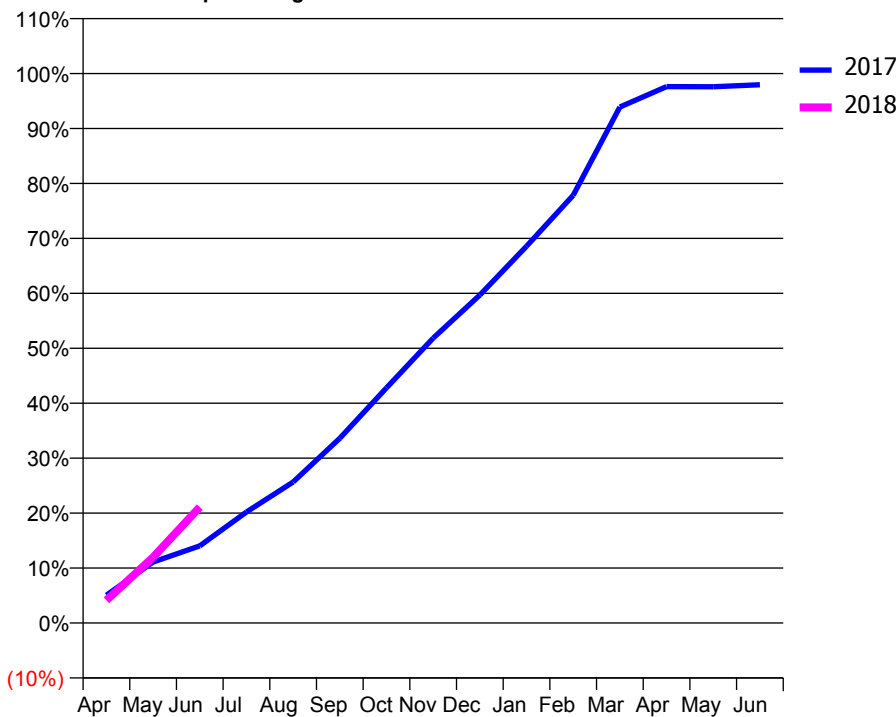
ACCESS*

Patients seen in 24 months	Total	Change since previous quarter
Quarter ending June 2016	2,546	
Quarter ending September 2016	2,671	↑
Quarter ending December 2016	2,757	↑
Quarter ending March 2017	2,842	↑
Quarter ending June 2017	2,868	→
Variance since June 2016	12.6%	↑



ACTIVITY

Cumulative percentage of contracted UDA delivered 2017 & 2018



Month	Adjusted Scheduled Activity (UDA)	
	2017	2018
April	401	329
May	879	949
June	1,113	1,672
July	1,601	
August	2,034	
September	2,665	
October	3,393	
November	4,109	
December	4,731	
January	5,435	
February	6,169	
March	7,443	
April	7,737	
May	7,735	
June	7,763	

QUALITY

	Quantity	Base Number	Contract	AT	Region	England
% of FP17s for the same patient ID Re-attending within 3 months - Children	14	202	6.9%	10.1%	11.7%	12.0%
% of FP17s for the same patient ID Re-attending within 3 months - Adults	79	562	14.1%	14.8%	15.2%	16.0%
% of FP17s for the same patient ID Re-attending between 3 & 9 months - Children	106	202	52.5%	51.6%	59.1%	58.0%
% of FP17s for the same patient ID Re-attending between 3 & 9 months - Adults	285	562	50.7%	47.7%	52.2%	50.9%
% of FP17s for Band 1 Urgent Courses	59	641	9.2%	8.2%	7.9%	9.1%
% of FP17s Relating to Free Repair or Replacements	6	641	0.9%	0.7%	0.8%	0.8%
% of FP17s Relating to Continuations	16	641	2.5%	0.8%	1.1%	1.1%
% of Patients satisfied with the dentistry they have received	9	9	N/A	91.3%	91.8%	91.7%
% of Patients satisfied with the time they had to wait for an appointment	9	9	N/A	90.2%	88.4%	88.0%

* This is based on patients treated on this contract for their most recent course of treatment. Figures in italics indicate the base number of FP17s or Patient Questionnaire responses are less than 100. N/A is shown where the base number of responses is less than 10 during the period. % is calculated as Quantity/Base number*100

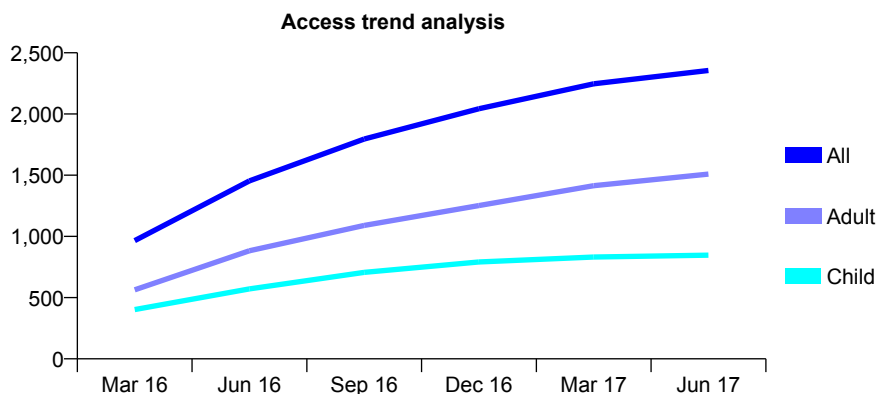
Q54 - Vital Signs At a Glance Contract Report for 184926/0001 - June 2017

Name or company name	Mrs Jaspreet Kiran Kaur Pahal
Contract type name	GDS Contract
Purpose of contract	General and Orthodontic
Contract start date	01/01/2016
Contract end date	

17/18 Contracted general activity (UDA)	7,545
Carry forward general activity (UDA)	0
17/18 Contracted orthodontic activity (UOA)	451
Carry forward orthodontic activity (UOA)	0
Baseline contract value	£204,900.35

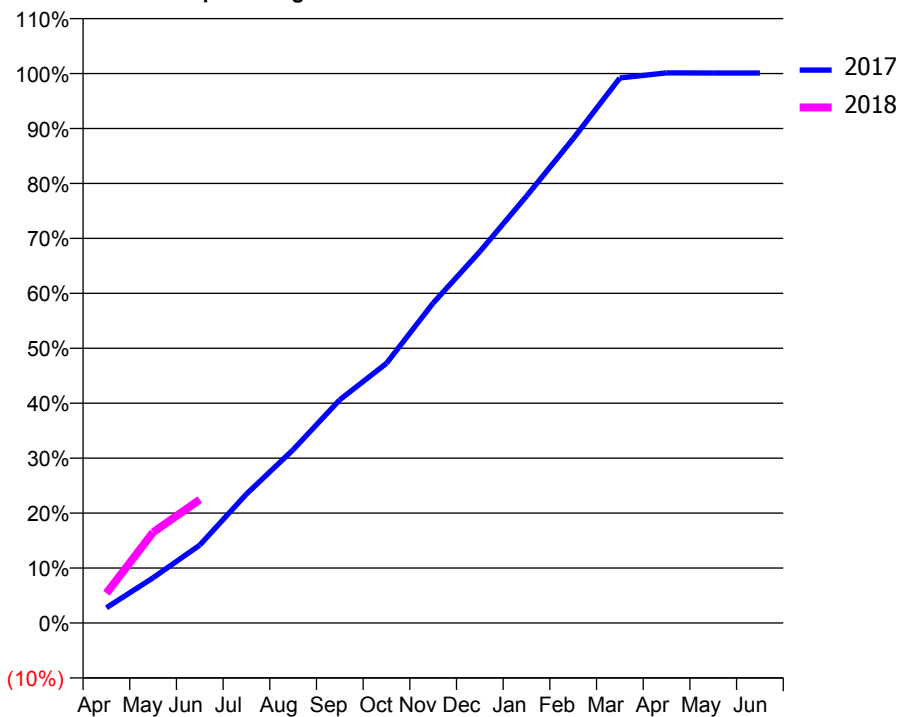
ACCESS*

Patients seen in 24 months	Total	Change since previous quarter
Quarter ending June 2016	1,454	
Quarter ending September 2016	1,796	↑
Quarter ending December 2016	2,043	↑
Quarter ending March 2017	2,247	↑
Quarter ending June 2017	2,356	↑
Variance since June 2016	62.0%	↑



ACTIVITY

Cumulative percentage of contracted UDA delivered 2017 & 2018



Month	Adjusted Scheduled Activity (UDA)	
	2017	2018
April	210	410
May	621	1,246
June	1,070	1,694
July	1,772	
August	2,380	
September	3,065	
October	3,565	
November	4,393	
December	5,100	
January	5,861	
February	6,650	
March	7,484	
April	7,553	
May	7,551	
June	7,552	

QUALITY

	Quantity	Base Number	Contract	AT	Region	England
% of FP17s for the same patient ID Re-attending within 3 months - Children	26	302	8.6%	10.1%	11.7%	12.0%
% of FP17s for the same patient ID Re-attending within 3 months - Adults	68	547	12.4%	14.8%	15.2%	16.0%
% of FP17s for the same patient ID Re-attending between 3 & 9 months - Children	206	302	68.2%	51.6%	59.1%	58.0%
% of FP17s for the same patient ID Re-attending between 3 & 9 months - Adults	370	547	67.6%	47.7%	52.2%	50.9%
% of FP17s for Band 1 Urgent Courses	37	797	4.6%	8.2%	7.9%	9.1%
% of FP17s Relating to Free Repair or Replacements	2	797	0.3%	0.7%	0.8%	0.8%
% of FP17s Relating to Continuations	0	797	0.0%	0.8%	1.1%	1.1%
% of Patients satisfied with the dentistry they have received	1	1	N/A	91.3%	91.8%	91.7%
% of Patients satisfied with the time they had to wait for an appointment	1	1	N/A	90.2%	88.4%	88.0%

* This is based on patients treated on this contract for their most recent course of treatment. Figures in italics indicate the base number of FP17s or Patient Questionnaire responses are less than 100. N/A is shown where the base number of responses is less than 10 during the period. % is calculated as Quantity/Base number*100

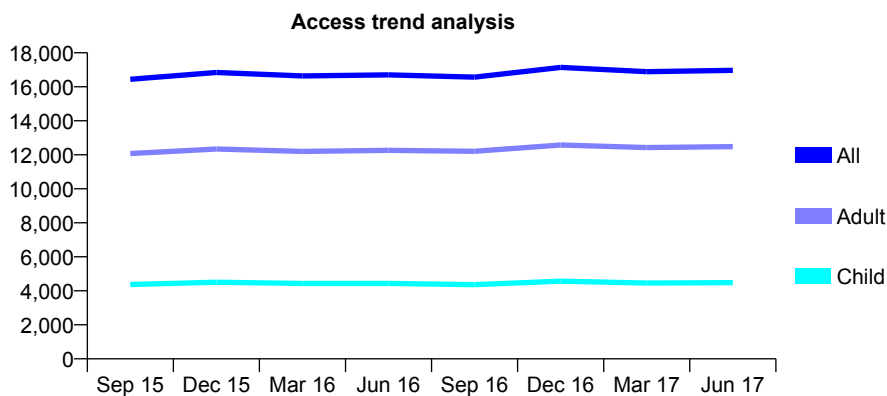
Q54 - Vital Signs At a Glance Contract Report for 186813/0001 - June 2017

Name or company name	The Smile Centre(Birmingham) Ltd
Contract type name	GDS Contract
Purpose of contract	General
Contract start date	28/06/2012
Contract end date	

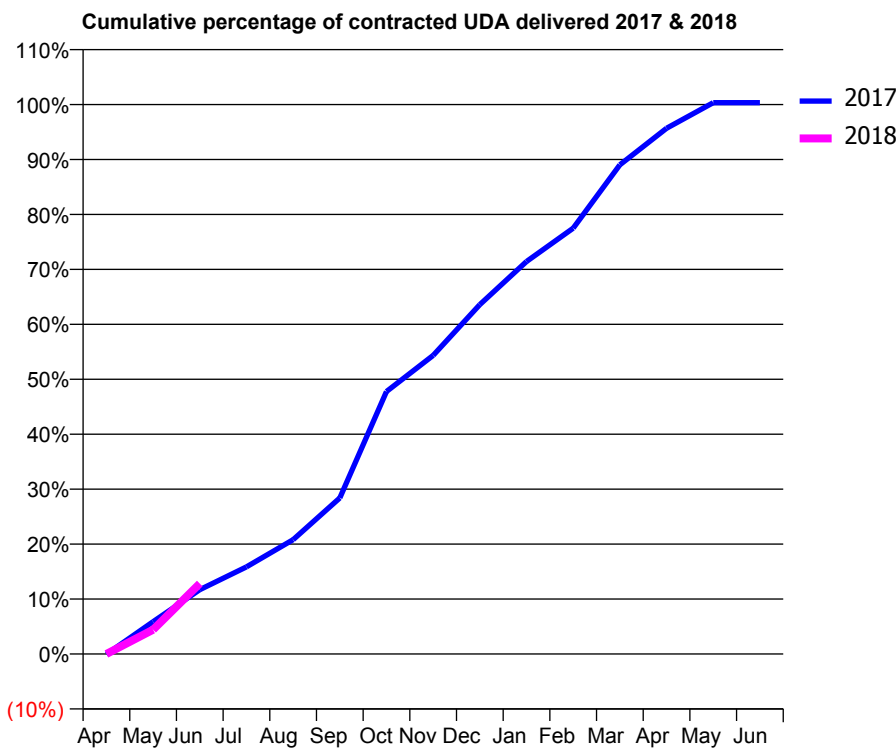
17/18 Contracted general activity (UDA)	45,908
Carry forward general activity (UDA)	0
17/18 Contracted orthodontic activity (UOA)	0
Carry forward orthodontic activity (UOA)	0
Baseline contract value	£1,140,025.15

ACCESS*

Patients seen in 24 months	Total	Change since previous quarter
Quarter ending June 2016	16,700	
Quarter ending September 2016	16,572	→
Quarter ending December 2016	17,143	↑
Quarter ending March 2017	16,888	↓
Quarter ending June 2017	16,969	→
Variance since June 2016	1.6%	→



ACTIVITY



Month	Adjusted Scheduled Activity (UDA)	
	2017	2018
April	-28	0
May	2,706	2,036
June	5,378	5,885
July	7,282	
August	9,549	
September	13,040	
October	21,933	
November	24,946	
December	29,190	
January	32,790	
February	35,583	
March	40,865	
April	43,916	
May	46,056	
June	46,061	

QUALITY

	Quantity	Base Number	Contract	AT	Region	England
% of FP17s for the same patient ID Re-attending within 3 months - Children	48	1,248	3.8%	10.1%	11.7%	12.0%
% of FP17s for the same patient ID Re-attending within 3 months - Adults	451	3,153	14.3%	14.8%	15.2%	16.0%
% of FP17s for the same patient ID Re-attending between 3 & 9 months - Children	538	1,248	43.1%	51.6%	59.1%	58.0%
% of FP17s for the same patient ID Re-attending between 3 & 9 months - Adults	1,301	3,153	41.3%	47.7%	52.2%	50.9%
% of FP17s for Band 1 Urgent Courses	46	2,135	2.2%	8.2%	7.9%	9.1%
% of FP17s Relating to Free Repair or Replacements	16	2,135	0.7%	0.7%	0.8%	0.8%
% of FP17s Relating to Continuations	31	2,135	1.5%	0.8%	1.1%	1.1%
% of Patients satisfied with the dentistry they have received	8	8	N/A	91.3%	91.8%	91.7%
% of Patients satisfied with the time they had to wait for an appointment	8	8	N/A	90.2%	88.4%	88.0%

* This is based on patients treated on this contract for their most recent course of treatment. Figures in italics indicate the base number of FP17s or Patient Questionnaire responses are less than 100. N/A is shown where the base number of responses is less than 10 during the period. % is calculated as Quantity/Base number*100

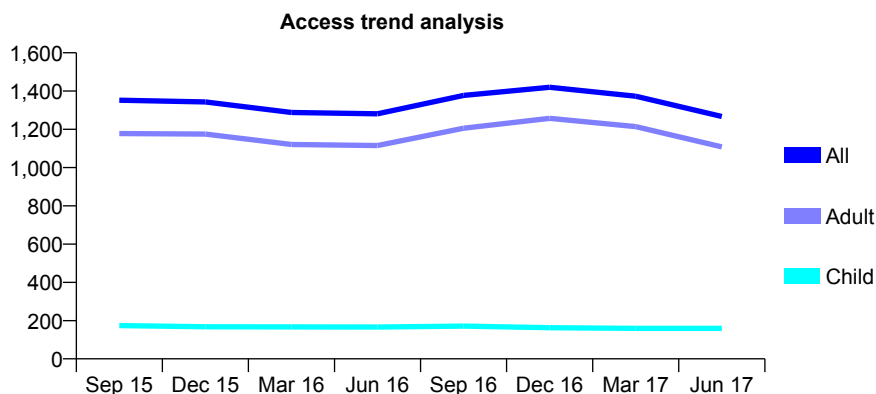
Q54 - Vital Signs At a Glance Contract Report for 188441/0001 - June 2017

Name or company name	Mr Sukhbir Singh & Mr L A Shiels
Contract type name	GDS Contract
Purpose of contract	General
Contract start date	01/12/2011
Contract end date	

17/18 Contracted general activity (UDA)	4,374
Carry forward general activity (UDA)	0
17/18 Contracted orthodontic activity (UOA)	0
Carry forward orthodontic activity (UOA)	0
Baseline contract value	£95,928.83

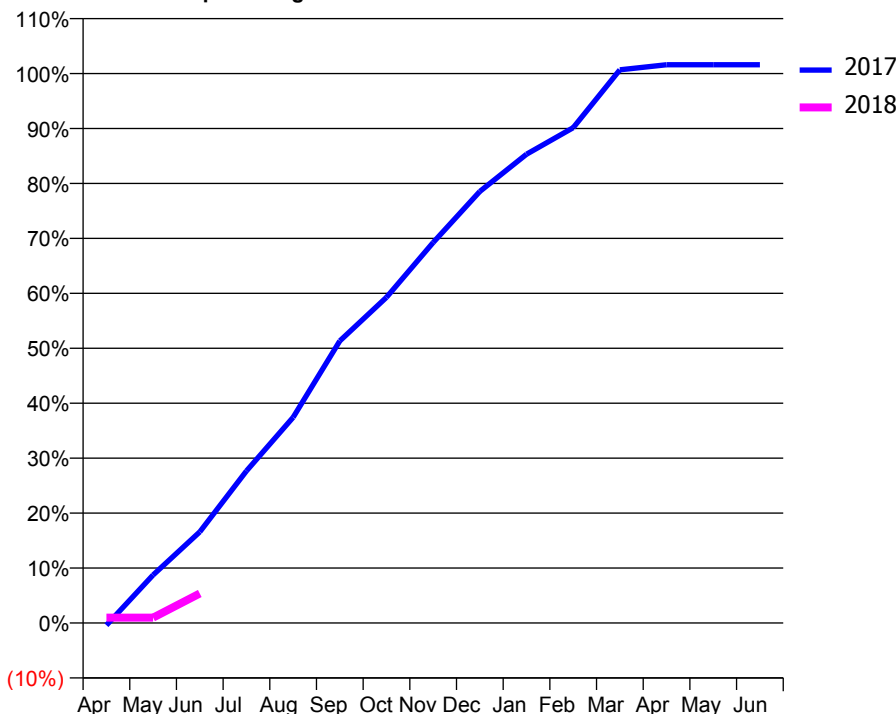
ACCESS*

Patients seen in 24 months	Total	Change since previous quarter
Quarter ending June 2016	1,281	
Quarter ending September 2016	1,377	↑
Quarter ending December 2016	1,420	↑
Quarter ending March 2017	1,373	↓
Quarter ending June 2017	1,267	↓
Variance since June 2016	(1.1%)	↓



ACTIVITY

Cumulative percentage of contracted UDA delivered 2017 & 2018



Month	Adjusted Scheduled Activity (UDA)	
	2017	2018
April	-18	43
May	383	43
June	725	235
July	1,211	
August	1,637	
September	2,245	
October	2,592	
November	3,029	
December	3,435	
January	3,731	
February	3,943	
March	4,403	
April	4,444	
May	4,444	
June	4,444	

QUALITY

	Quantity	Base Number	Contract	AT	Region	England
% of FP17s for the same patient ID Re-attending within 3 months - Children	1	40	2.5%	10.1%	11.7%	12.0%
% of FP17s for the same patient ID Re-attending within 3 months - Adults	9	54	16.7%	14.8%	15.2%	16.0%
% of FP17s for the same patient ID Re-attending between 3 & 9 months - Children	17	40	42.5%	51.6%	59.1%	58.0%
% of FP17s for the same patient ID Re-attending between 3 & 9 months - Adults	20	54	37.0%	47.7%	52.2%	50.9%
% of FP17s for Band 1 Urgent Courses	3	88	3.4%	8.2%	7.9%	9.1%
% of FP17s Relating to Free Repair or Replacements	3	88	3.4%	0.7%	0.8%	0.8%
% of FP17s Relating to Continuations	2	88	2.3%	0.8%	1.1%	1.1%
% of Patients satisfied with the dentistry they have received	8	8	N/A	91.3%	91.8%	91.7%
% of Patients satisfied with the time they had to wait for an appointment	8	8	N/A	90.2%	88.4%	88.0%

* This is based on patients treated on this contract for their most recent course of treatment. Figures in italics indicate the base number of FP17s or Patient Questionnaire responses are less than 100. N/A is shown where the base number of responses is less than 10 during the period. % is calculated as Quantity/Base number*100

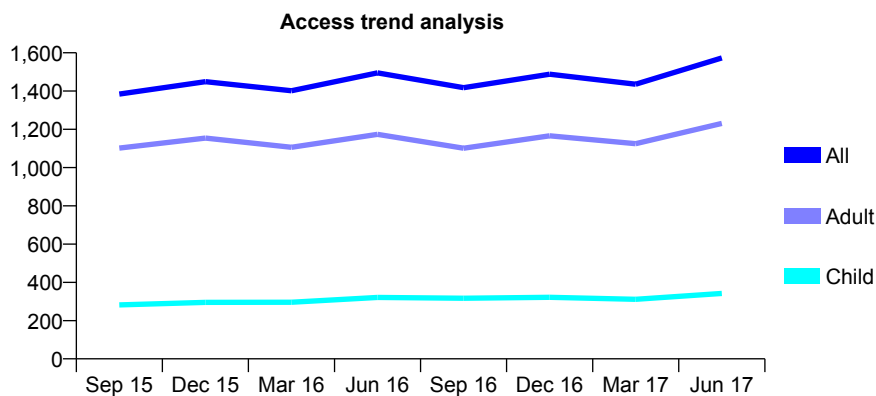
Q54 - Vital Signs At a Glance Contract Report for 188441/0002 - June 2017

Name or company name	Mr Sukhbir Singh & Mr L A Shiels
Contract type name	GDS Contract
Purpose of contract	General
Contract start date	01/12/2011
Contract end date	

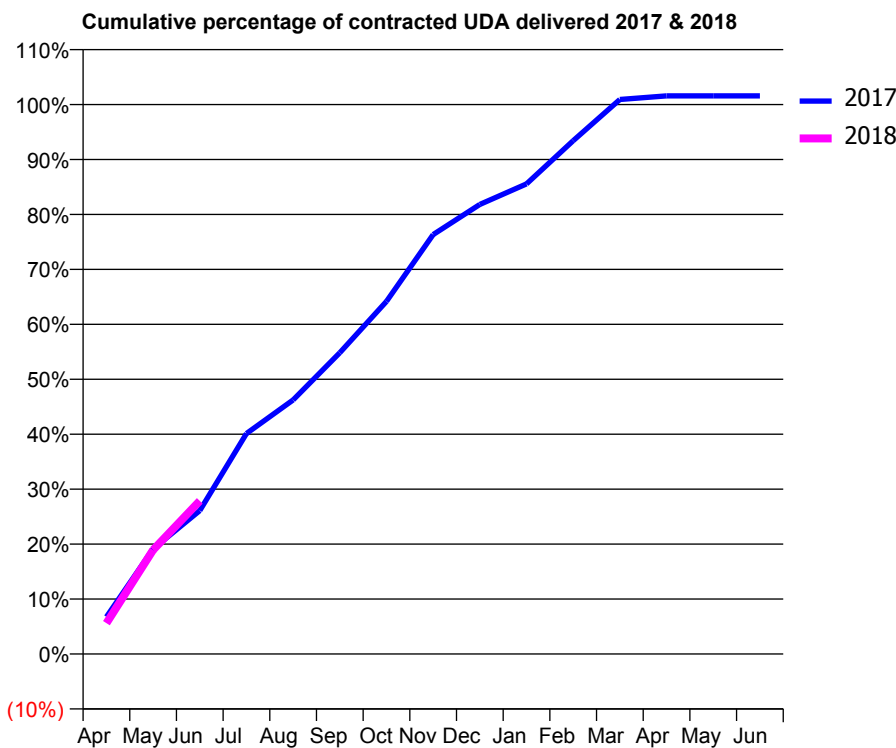
17/18 Contracted general activity (UDA)	3,685
Carry forward general activity (UDA)	0
17/18 Contracted orthodontic activity (UOA)	0
Carry forward orthodontic activity (UOA)	0
Baseline contract value	£73,157.73

ACCESS*

Patients seen in 24 months	Total	Change since previous quarter
Quarter ending June 2016	1,495	
Quarter ending September 2016	1,418	↓
Quarter ending December 2016	1,488	↑
Quarter ending March 2017	1,436	↓
Quarter ending June 2017	1,573	↑
Variance since June 2016	5.2%	↑



ACTIVITY



Month	Adjusted Scheduled Activity (UDA)	
	2017	2018
April	249	207
May	705	698
June	962	1,027
July	1,479	
August	1,704	
September	2,021	
October	2,365	
November	2,813	
December	3,015	
January	3,153	
February	3,442	
March	3,719	
April	3,743	
May	3,743	
June	3,743	

QUALITY

	Quantity	Base Number	Contract	AT	Region	England
% of FP17s for the same patient ID Re-attending within 3 months - Children	7	115	6.1%	10.1%	11.7%	12.0%
% of FP17s for the same patient ID Re-attending within 3 months - Adults	16	283	5.7%	14.8%	15.2%	16.0%
% of FP17s for the same patient ID Re-attending between 3 & 9 months - Children	30	115	26.1%	51.6%	59.1%	58.0%
% of FP17s for the same patient ID Re-attending between 3 & 9 months - Adults	68	283	24.0%	47.7%	52.2%	50.9%
% of FP17s for Band 1 Urgent Courses	17	396	4.3%	8.2%	7.9%	9.1%
% of FP17s Relating to Free Repair or Replacements	1	396	0.3%	0.7%	0.8%	0.8%
% of FP17s Relating to Continuations	5	396	1.3%	0.8%	1.1%	1.1%
% of Patients satisfied with the dentistry they have received	7	7	N/A	91.3%	91.8%	91.7%
% of Patients satisfied with the time they had to wait for an appointment	7	7	N/A	90.2%	88.4%	88.0%

* This is based on patients treated on this contract for their most recent course of treatment. Figures in italics indicate the base number of FP17s or Patient Questionnaire responses are less than 100. N/A is shown where the base number of responses is less than 10 during the period. % is calculated as Quantity/Base number*100

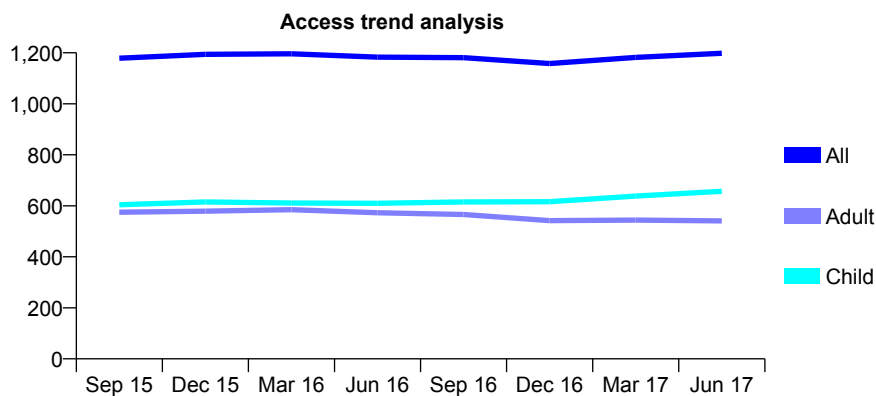
Q54 - Vital Signs At a Glance Contract Report for 188514/0001 - June 2017

Name or company name	The Wall Heath Dental Practice
Contract type name	GDS Contract
Purpose of contract	General
Contract start date	01/09/2008
Contract end date	

17/18 Contracted general activity (UDA)	3,710
Carry forward general activity (UDA)	0
17/18 Contracted orthodontic activity (UOA)	0
Carry forward orthodontic activity (UOA)	0
Baseline contract value	£97,585.38

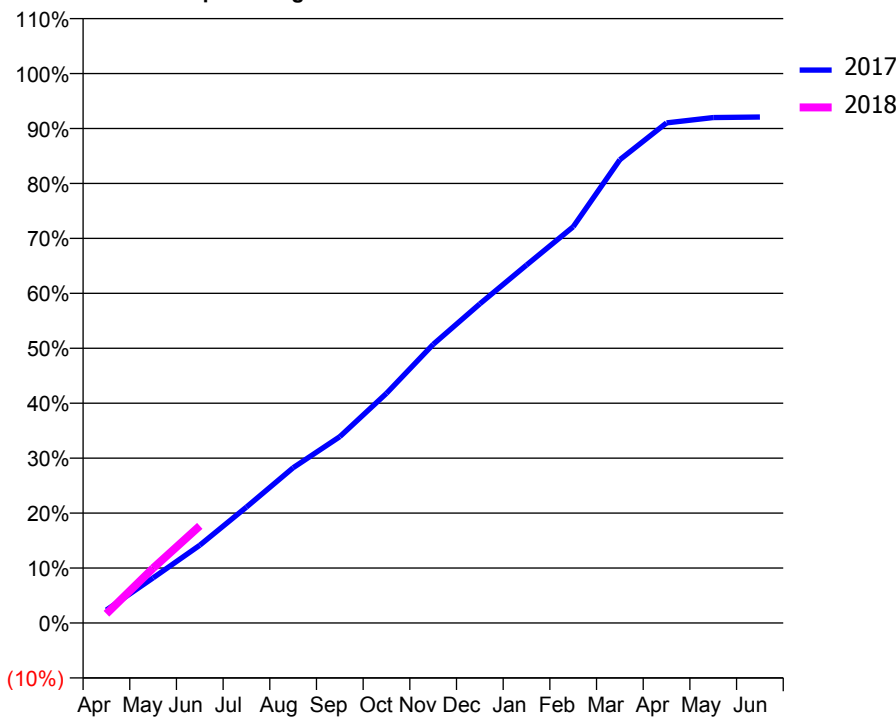
ACCESS*

Patients seen in 24 months	Total	Change since previous quarter
Quarter ending June 2016	1,183	
Quarter ending September 2016	1,181	→
Quarter ending December 2016	1,158	↓
Quarter ending March 2017	1,182	↑
Quarter ending June 2017	1,198	→
Variance since June 2016	1.3%	→



ACTIVITY

Cumulative percentage of contracted UDA delivered 2017 & 2018



Adjusted Scheduled Activity (UDA)		
Month	2017	2018
April	88	63
May	305	371
June	525	656
July	783	
August	1,048	
September	1,258	
October	1,551	
November	1,881	
December	2,155	
January	2,417	
February	2,676	
March	3,128	
April	3,377	
May	3,413	
June	3,416	

QUALITY

	Quantity	Base Number	Contract	AT	Region	England
% of FP17s for the same patient ID Re-attending within 3 months - Children	18	300	6.0%	10.1%	11.7%	12.0%
% of FP17s for the same patient ID Re-attending within 3 months - Adults	24	201	11.9%	14.8%	15.2%	16.0%
% of FP17s for the same patient ID Re-attending between 3 & 9 months - Children	201	300	67.0%	51.6%	59.1%	58.0%
% of FP17s for the same patient ID Re-attending between 3 & 9 months - Adults	129	201	64.2%	47.7%	52.2%	50.9%
% of FP17s for Band 1 Urgent Courses	25	383	6.5%	8.2%	7.9%	9.1%
% of FP17s Relating to Free Repair or Replacements	0	383	0.0%	0.7%	0.8%	0.8%
% of FP17s Relating to Continuations	3	383	0.8%	0.8%	1.1%	1.1%
% of Patients satisfied with the dentistry they have received	4	4	N/A	91.3%	91.8%	91.7%
% of Patients satisfied with the time they had to wait for an appointment	4	4	N/A	90.2%	88.4%	88.0%

* This is based on patients treated on this contract for their most recent course of treatment. Figures in italics indicate the base number of FP17s or Patient Questionnaire responses are less than 100. N/A is shown where the base number of responses is less than 10 during the period. % is calculated as Quantity/Base number*100

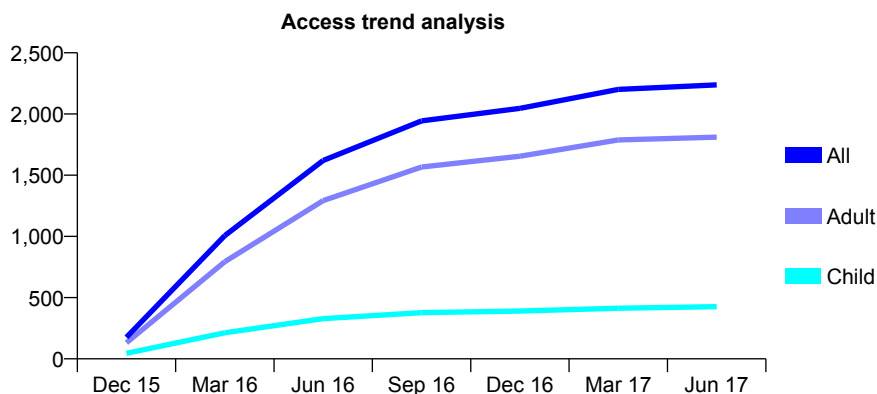
Q54 - Vital Signs At a Glance Contract Report for 189030/0001 - June 2017

Name or company name	Wordsley Dental Practice
Contract type name	GDS Contract
Purpose of contract	General
Contract start date	01/12/2015
Contract end date	

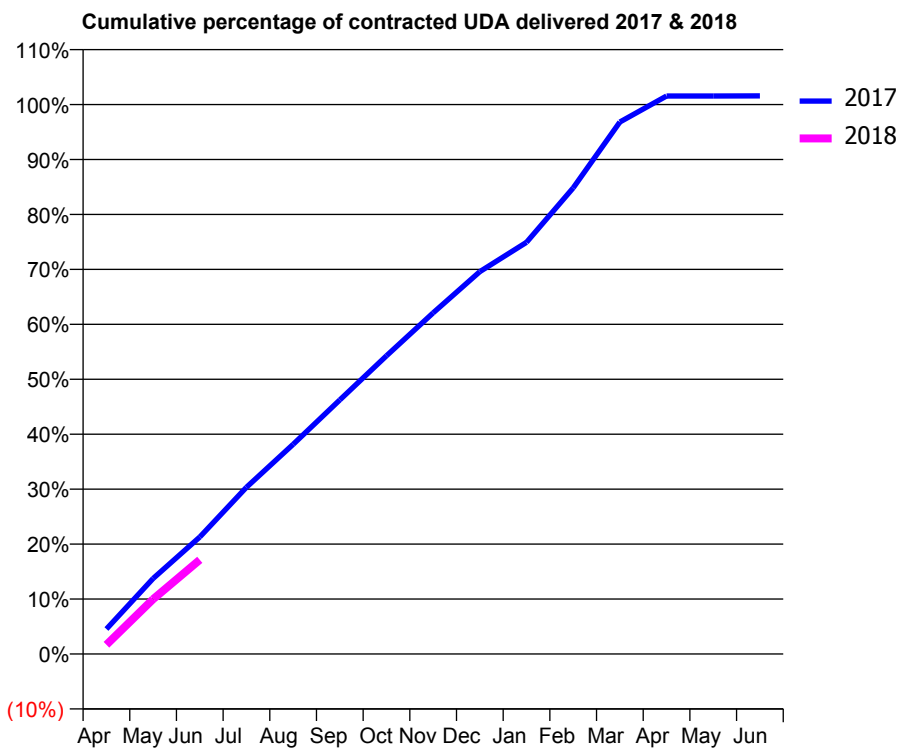
17/18 Contracted general activity (UDA)	6,934
Carry forward general activity (UDA)	0
17/18 Contracted orthodontic activity (UOA)	0
Carry forward orthodontic activity (UOA)	0
Baseline contract value	£151,273.10

ACCESS*

Patients seen in 24 months	Total	Change since previous quarter
Quarter ending June 2016	1,620	
Quarter ending September 2016	1,944	↑
Quarter ending December 2016	2,046	↑
Quarter ending March 2017	2,201	↑
Quarter ending June 2017	2,238	→
Variance since June 2016	38.1%	↑



ACTIVITY



Month	Adjusted Scheduled Activity (UDA)	
	2017	2018
April	316	117
May	953	693
June	1,476	1,190
July	2,104	
August	2,647	
September	3,207	
October	3,763	
November	4,306	
December	4,825	
January	5,196	
February	5,882	
March	6,713	
April	7,042	
May	7,042	
June	7,043	

QUALITY

	Quantity	Base Number	Contract	AT	Region	England
% of FP17s for the same patient ID Re-attending within 3 months - Children	2	132	1.5%	10.1%	11.7%	12.0%
% of FP17s for the same patient ID Re-attending within 3 months - Adults	62	650	9.5%	14.8%	15.2%	16.0%
% of FP17s for the same patient ID Re-attending between 3 & 9 months - Children	47	132	35.6%	51.6%	59.1%	58.0%
% of FP17s for the same patient ID Re-attending between 3 & 9 months - Adults	324	650	49.8%	47.7%	52.2%	50.9%
% of FP17s for Band 1 Urgent Courses	18	644	2.8%	8.2%	7.9%	9.1%
% of FP17s Relating to Free Repair or Replacements	13	644	2.0%	0.7%	0.8%	0.8%
% of FP17s Relating to Continuations	8	644	1.2%	0.8%	1.1%	1.1%
% of Patients satisfied with the dentistry they have received	5	5	N/A	91.3%	91.8%	91.7%
% of Patients satisfied with the time they had to wait for an appointment	5	5	N/A	90.2%	88.4%	88.0%

* This is based on patients treated on this contract for their most recent course of treatment. Figures in italics indicate the base number of FP17s or Patient Questionnaire responses are less than 100. N/A is shown where the base number of responses is less than 10 during the period. % is calculated as Quantity/Base number*100

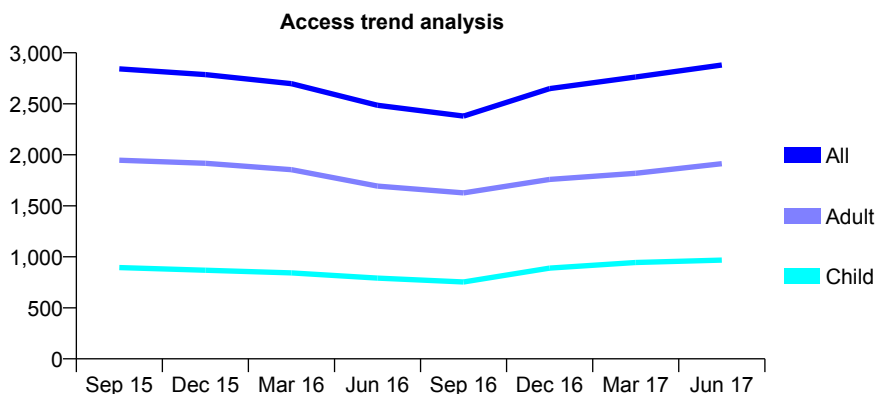
Q54 - Vital Signs At a Glance Contract Report for 189758/0001 - June 2017

Name or company name	Stratford Road Dental Surgery
Contract type name	GDS Contract
Purpose of contract	General
Contract start date	01/06/2011
Contract end date	

17/18 Contracted general activity (UDA)	14,796
Carry forward general activity (UDA)	0
17/18 Contracted orthodontic activity (UOA)	0
Carry forward orthodontic activity (UOA)	0
Baseline contract value	£398,946.67

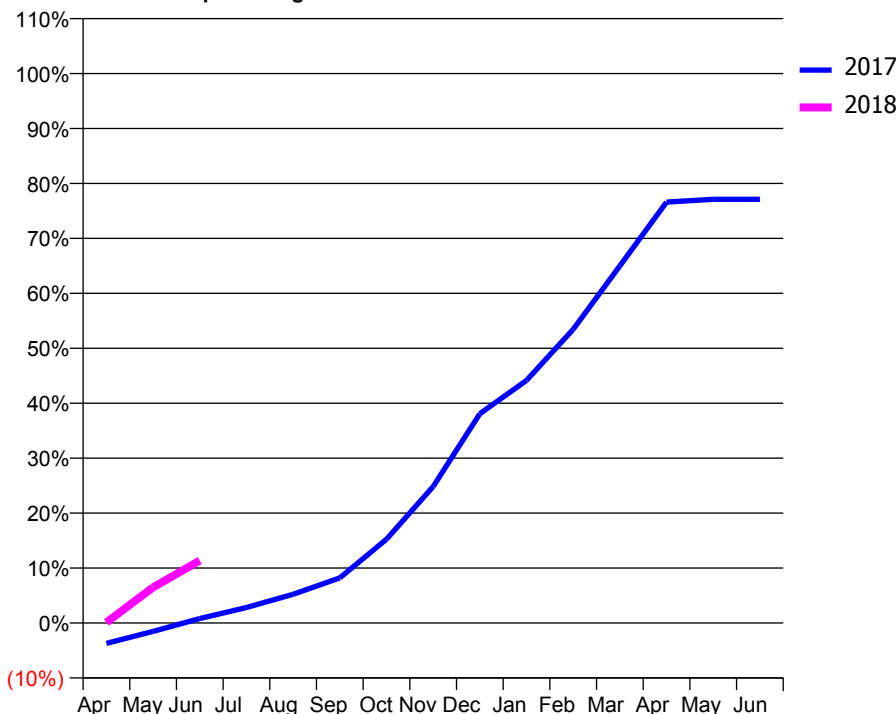
ACCESS*

Patients seen in 24 months	Total	Change since previous quarter
Quarter ending June 2016	2,485	
Quarter ending September 2016	2,380	↓
Quarter ending December 2016	2,649	↑
Quarter ending March 2017	2,763	↑
Quarter ending June 2017	2,881	↑
Variance since June 2016	15.9%	↑



ACTIVITY

Cumulative percentage of contracted UDA delivered 2017 & 2018



Adjusted Scheduled Activity (UDA)

Month	2017	2018
April	-551	16
May	-229	962
June	120	1,683
July	419	
August	772	
September	1,217	
October	2,257	
November	3,674	
December	5,636	
January	6,531	
February	7,910	
March	9,616	
April	11,334	
May	11,408	
June	11,408	

QUALITY

	Quantity	Base Number	Contract	AT	Region	England
% of FP17s for the same patient ID Re-attending within 3 months - Children	19	254	7.5%	10.1%	11.7%	12.0%
% of FP17s for the same patient ID Re-attending within 3 months - Adults	84	536	15.7%	14.8%	15.2%	16.0%
% of FP17s for the same patient ID Re-attending between 3 & 9 months - Children	89	254	35.0%	51.6%	59.1%	58.0%
% of FP17s for the same patient ID Re-attending between 3 & 9 months - Adults	160	536	29.9%	47.7%	52.2%	50.9%
% of FP17s for Band 1 Urgent Courses	56	451	12.4%	8.2%	7.9%	9.1%
% of FP17s Relating to Free Repair or Replacements	0	451	0.0%	0.7%	0.8%	0.8%
% of FP17s Relating to Continuations	0	451	0.0%	0.8%	1.1%	1.1%
% of Patients satisfied with the dentistry they have received	2	2	N/A	91.3%	91.8%	91.7%
% of Patients satisfied with the time they had to wait for an appointment	2	2	N/A	90.2%	88.4%	88.0%

* This is based on patients treated on this contract for their most recent course of treatment. Figures in italics indicate the base number of FP17s or Patient Questionnaire responses are less than 100. N/A is shown where the base number of responses is less than 10 during the period. % is calculated as Quantity/Base number*100

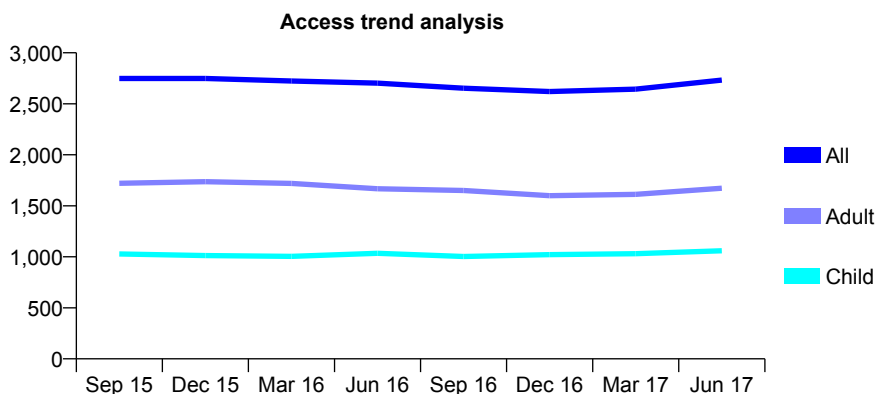
Q54 - Vital Signs At a Glance Contract Report for 190012/0001 - June 2017

Name or company name	Smile by Smile Wolverhampton
Contract type name	GDS Contract
Purpose of contract	General
Contract start date	01/10/2012
Contract end date	

17/18 Contracted general activity (UDA)	6,174
Carry forward general activity (UDA)	0
17/18 Contracted orthodontic activity (UOA)	0
Carry forward orthodontic activity (UOA)	0
Baseline contract value	£135,117.67

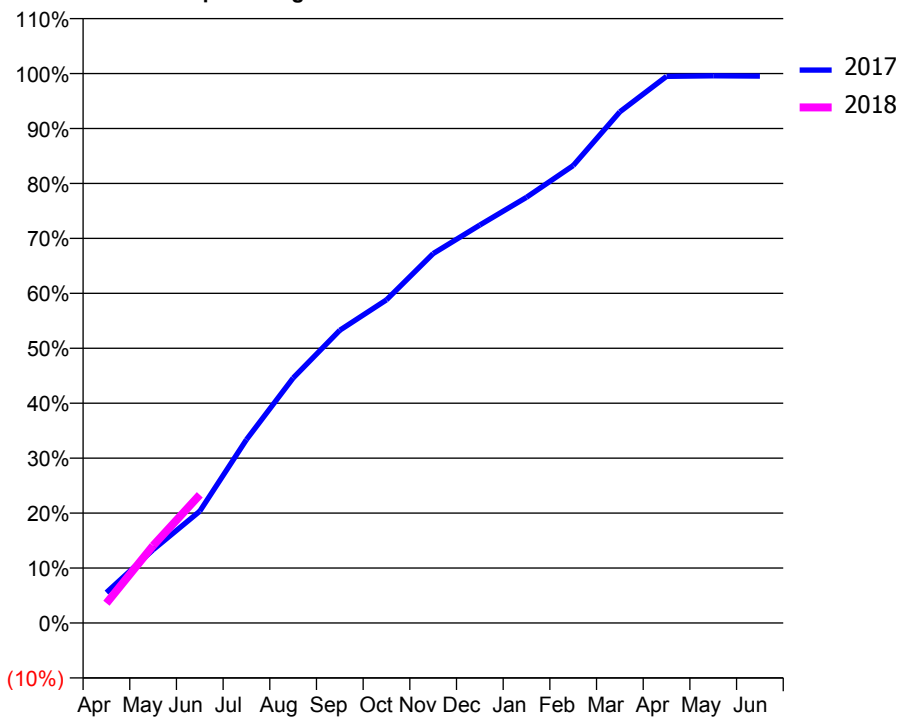
ACCESS*

Patients seen in 24 months	Total	Change since previous quarter
Quarter ending June 2016	2,702	
Quarter ending September 2016	2,653	↓
Quarter ending December 2016	2,620	↓
Quarter ending March 2017	2,644	→
Quarter ending June 2017	2,733	↑
Variance since June 2016	1.1%	→



ACTIVITY

Cumulative percentage of contracted UDA delivered 2017 & 2018



Month	Adjusted Scheduled Activity (UDA)	
	2017	2018
April	342	222
May	824	869
June	1,257	1,441
July	2,061	
August	2,753	
September	3,290	
October	3,631	
November	4,151	
December	4,472	
January	4,783	
February	5,139	
March	5,743	
April	6,142	
May	6,148	
June	6,145	

QUALITY

	Quantity	Base Number	Contract	AT	Region	England
% of FP17s for the same patient ID Re-attending within 3 months - Children	21	335	6.3%	10.1%	11.7%	12.0%
% of FP17s for the same patient ID Re-attending within 3 months - Adults	47	543	8.7%	14.8%	15.2%	16.0%
% of FP17s for the same patient ID Re-attending between 3 & 9 months - Children	207	335	61.8%	51.6%	59.1%	58.0%
% of FP17s for the same patient ID Re-attending between 3 & 9 months - Adults	166	543	30.6%	47.7%	52.2%	50.9%
% of FP17s for Band 1 Urgent Courses	44	740	5.9%	8.2%	7.9%	9.1%
% of FP17s Relating to Free Repair or Replacements	0	740	0.0%	0.7%	0.8%	0.8%
% of FP17s Relating to Continuations	0	740	0.0%	0.8%	1.1%	1.1%
% of Patients satisfied with the dentistry they have received	4	5	N/A	91.3%	91.8%	91.7%
% of Patients satisfied with the time they had to wait for an appointment	4	5	N/A	90.2%	88.4%	88.0%

* This is based on patients treated on this contract for their most recent course of treatment. Figures in italics indicate the base number of FP17s or Patient Questionnaire responses are less than 100. N/A is shown where the base number of responses is less than 10 during the period. % is calculated as Quantity/Base number*100

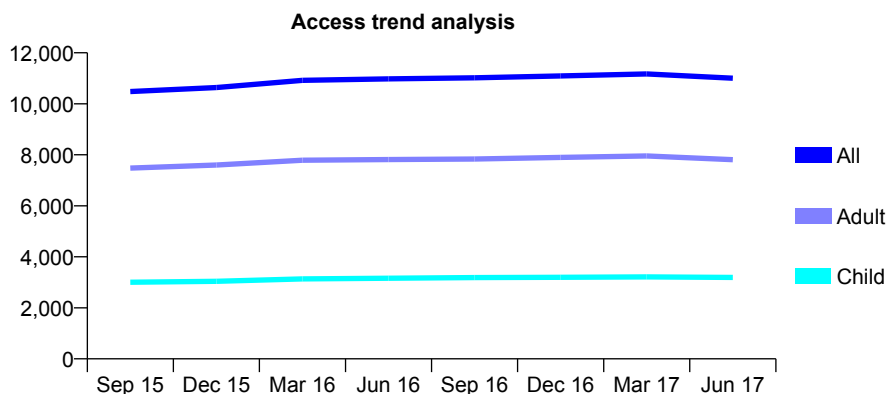
Q54 - Vital Signs At a Glance Contract Report for 190195/0008 - June 2017

Name or company name	Xeon Smiles UK Ltd
Contract type name	GDS Contract
Purpose of contract	General
Contract start date	01/04/2010
Contract end date	

17/18 Contracted general activity (UDA)	29,744
Carry forward general activity (UDA)	0
17/18 Contracted orthodontic activity (UOA)	0
Carry forward orthodontic activity (UOA)	0
Baseline contract value	£719,601.00

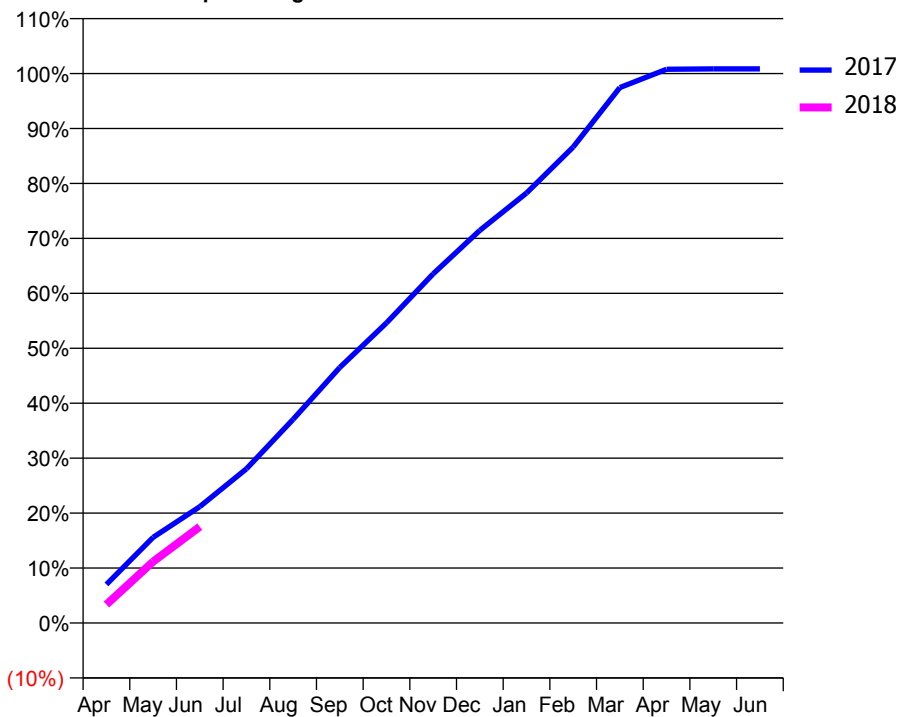
ACCESS*

Patients seen in 24 months	Total	Change since previous quarter
Quarter ending June 2016	10,976	
Quarter ending September 2016	11,020	→
Quarter ending December 2016	11,095	→
Quarter ending March 2017	11,171	→
Quarter ending June 2017	11,002	↓
Variance since June 2016	0.2%	→



ACTIVITY

Cumulative percentage of contracted UDA delivered 2017 & 2018



Month	Adjusted Scheduled Activity (UDA)	
	2017	2018
April	2,091	1,001
May	4,635	3,321
June	6,300	5,214
July	8,348	
August	11,023	
September	13,837	
October	16,243	
November	18,898	
December	21,256	
January	23,272	
February	25,763	
March	28,986	
April	29,974	
May	29,995	
June	29,993	

QUALITY

	Quantity	Base Number	Contract	AT	Region	England
% of FP17s for the same patient ID Re-attending within 3 months - Children	45	895	5.0%	10.1%	11.7%	12.0%
% of FP17s for the same patient ID Re-attending within 3 months - Adults	243	1,805	13.5%	14.8%	15.2%	16.0%
% of FP17s for the same patient ID Re-attending between 3 & 9 months - Children	531	895	59.3%	51.6%	59.1%	58.0%
% of FP17s for the same patient ID Re-attending between 3 & 9 months - Adults	826	1,805	45.8%	47.7%	52.2%	50.9%
% of FP17s for Band 1 Urgent Courses	186	2,281	8.2%	8.2%	7.9%	9.1%
% of FP17s Relating to Free Repair or Replacements	16	2,281	0.7%	0.7%	0.8%	0.8%
% of FP17s Relating to Continuations	5	2,281	0.2%	0.8%	1.1%	1.1%
% of Patients satisfied with the dentistry they have received	6	7	N/A	91.3%	91.8%	91.7%
% of Patients satisfied with the time they had to wait for an appointment	4	7	N/A	90.2%	88.4%	88.0%

* This is based on patients treated on this contract for their most recent course of treatment. Figures in italics indicate the base number of FP17s or Patient Questionnaire responses are less than 100. N/A is shown where the base number of responses is less than 10 during the period. % is calculated as Quantity/Base number*100

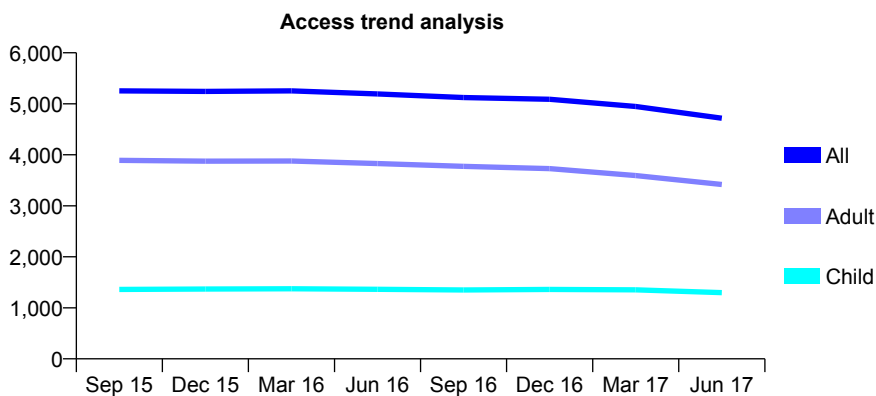
Q54 - Vital Signs At a Glance Contract Report for 190195/0019 - June 2017

Name or company name	Xeon Smiles UK Ltd
Contract type name	GDS Contract
Purpose of contract	General
Contract start date	18/07/2012
Contract end date	

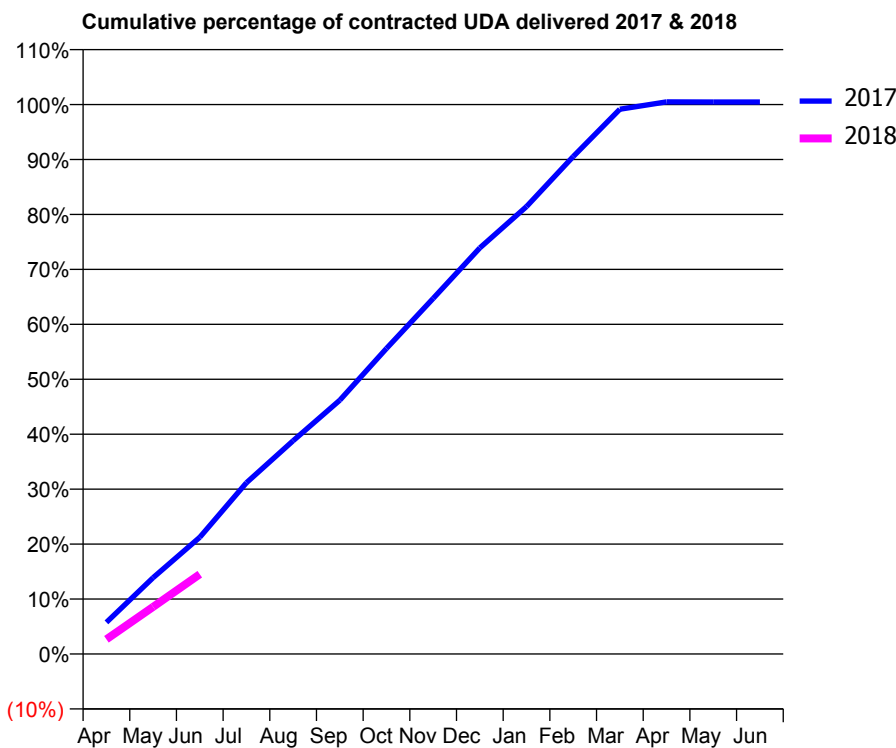
17/18 Contracted general activity (UDA)	16,944
Carry forward general activity (UDA)	0
17/18 Contracted orthodontic activity (UOA)	0
Carry forward orthodontic activity (UOA)	0
Baseline contract value	£400,504.98

ACCESS*

Patients seen in 24 months	Total	Change since previous quarter
Quarter ending June 2016	5,193	
Quarter ending September 2016	5,124	↓
Quarter ending December 2016	5,090	→
Quarter ending March 2017	4,948	↓
Quarter ending June 2017	4,718	↓
Variance since June 2016	(9.1%)	↓



ACTIVITY



Adjusted Scheduled Activity (UDA)		
Month	2017	2018
April	978	454
May	2,353	1,454
June	3,598	2,463
July	5,282	
August	6,577	
September	7,828	
October	9,421	
November	10,966	
December	12,524	
January	13,796	
February	15,340	
March	16,800	
April	17,026	
May	17,023	
June	17,023	

QUALITY

	Quantity	Base Number	Contract	AT	Region	England
% of FP17s for the same patient ID Re-attending within 3 months - Children	25	342	7.3%	10.1%	11.7%	12.0%
% of FP17s for the same patient ID Re-attending within 3 months - Adults	189	879	21.5%	14.8%	15.2%	16.0%
% of FP17s for the same patient ID Re-attending between 3 & 9 months - Children	213	342	62.3%	51.6%	59.1%	58.0%
% of FP17s for the same patient ID Re-attending between 3 & 9 months - Adults	429	879	48.8%	47.7%	52.2%	50.9%
% of FP17s for Band 1 Urgent Courses	144	1,095	13.2%	8.2%	7.9%	9.1%
% of FP17s Relating to Free Repair or Replacements	5	1,095	0.5%	0.7%	0.8%	0.8%
% of FP17s Relating to Continuations	0	1,095	0.0%	0.8%	1.1%	1.1%
% of Patients satisfied with the dentistry they have received	5	6	N/A	91.3%	91.8%	91.7%
% of Patients satisfied with the time they had to wait for an appointment	5	6	N/A	90.2%	88.4%	88.0%

* This is based on patients treated on this contract for their most recent course of treatment. Figures in italics indicate the base number of FP17s or Patient Questionnaire responses are less than 100. N/A is shown where the base number of responses is less than 10 during the period. % is calculated as Quantity/Base number*100

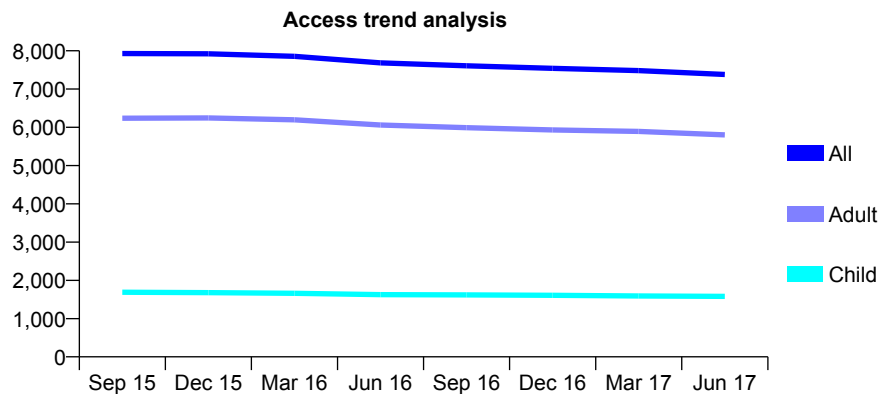
Q54 - Vital Signs At a Glance Contract Report for 190489/0001 - June 2017

Name or company name	Titley, Darby, Dehal and Associates
Contract type name	GDS Contract
Purpose of contract	General and Orthodontic
Contract start date	01/11/2011
Contract end date	

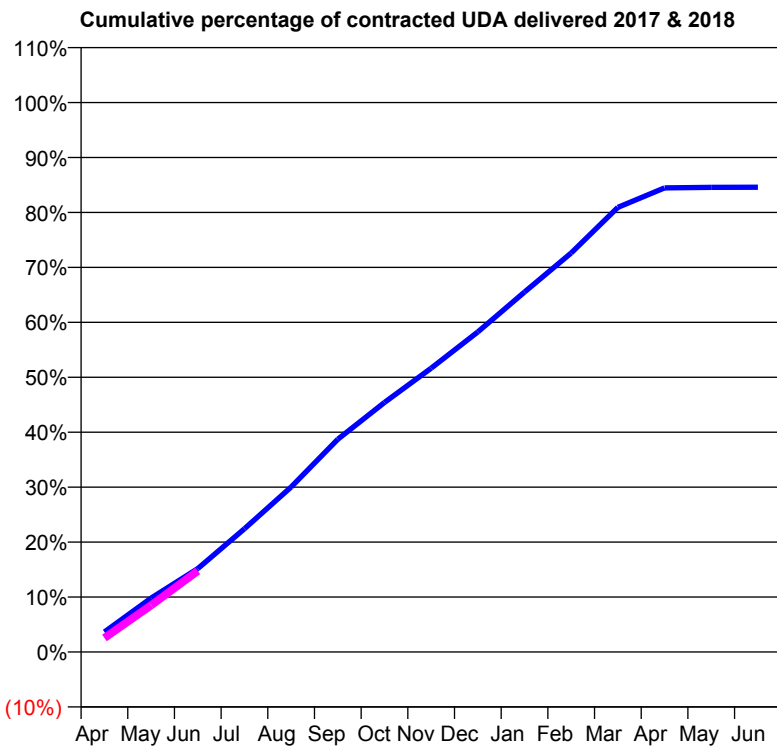
17/18 Contracted general activity (UDA)	27,023
Carry forward general activity (UDA)	0
17/18 Contracted orthodontic activity (UOA)	205
Carry forward orthodontic activity (UOA)	0
Baseline contract value	£649,204.09

ACCESS*

Patients seen in 24 months	Total	Change since previous quarter
Quarter ending June 2016	7,685	
Quarter ending September 2016	7,608	↓
Quarter ending December 2016	7,541	→
Quarter ending March 2017	7,484	→
Quarter ending June 2017	7,383	↓
Variance since June 2016	(3.9%)	↓



ACTIVITY



Month	Adjusted Scheduled Activity (UDA)	
	2017	2018
April	985	690
May	2,654	2,301
June	4,105	3,991
July	6,062	
August	8,117	
September	10,464	
October	12,273	
November	13,960	
December	15,741	
January	17,703	
February	19,623	
March	21,867	
April	22,825	
May	22,853	
June	22,854	

QUALITY

	Quantity	Base Number	Contract	AT	Region	England
% of FP17s for the same patient ID Re-attending within 3 months - Children	43	572	7.5%	10.1%	11.7%	12.0%
% of FP17s for the same patient ID Re-attending within 3 months - Adults	304	2,105	14.4%	14.8%	15.2%	16.0%
% of FP17s for the same patient ID Re-attending between 3 & 9 months - Children	395	572	69.1%	51.6%	59.1%	58.0%
% of FP17s for the same patient ID Re-attending between 3 & 9 months - Adults	1,363	2,105	64.8%	47.7%	52.2%	50.9%
% of FP17s for Band 1 Urgent Courses	181	2,163	8.4%	8.2%	7.9%	9.1%
% of FP17s Relating to Free Repair or Replacements	17	2,163	0.8%	0.7%	0.8%	0.8%
% of FP17s Relating to Continuations	21	2,163	1.0%	0.8%	1.1%	1.1%
% of Patients satisfied with the dentistry they have received	19	19	100.0%	91.3%	91.8%	91.7%
% of Patients satisfied with the time they had to wait for an appointment	16	19	84.2%	90.2%	88.4%	88.0%

* This is based on patients treated on this contract for their most recent course of treatment. Figures in italics indicate the base number of FP17s or Patient Questionnaire responses are less than 100. N/A is shown where the base number of responses is less than 10 during the period. % is calculated as Quantity/Base number*100

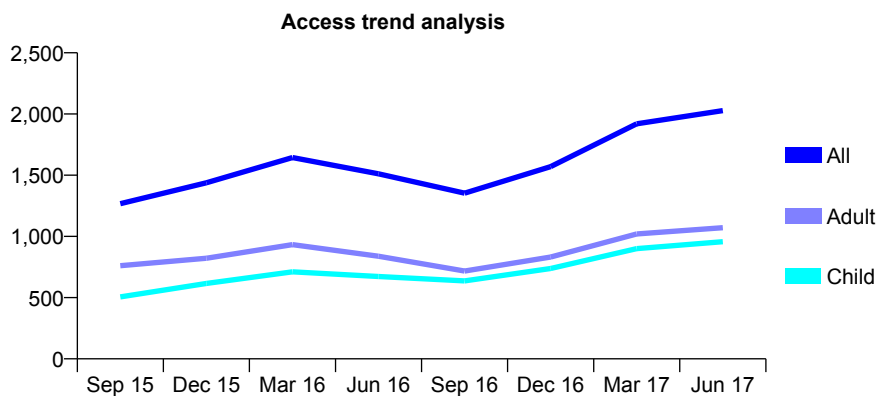
Q54 - Vital Signs At a Glance Contract Report for 193542/0001 - June 2017

Name or company name	Newtown Dental Practice
Contract type name	GDS Contract
Purpose of contract	General
Contract start date	01/07/2011
Contract end date	

17/18 Contracted general activity (UDA)	3,875
Carry forward general activity (UDA)	0
17/18 Contracted orthodontic activity (UOA)	0
Carry forward orthodontic activity (UOA)	0
Baseline contract value	£96,505.42

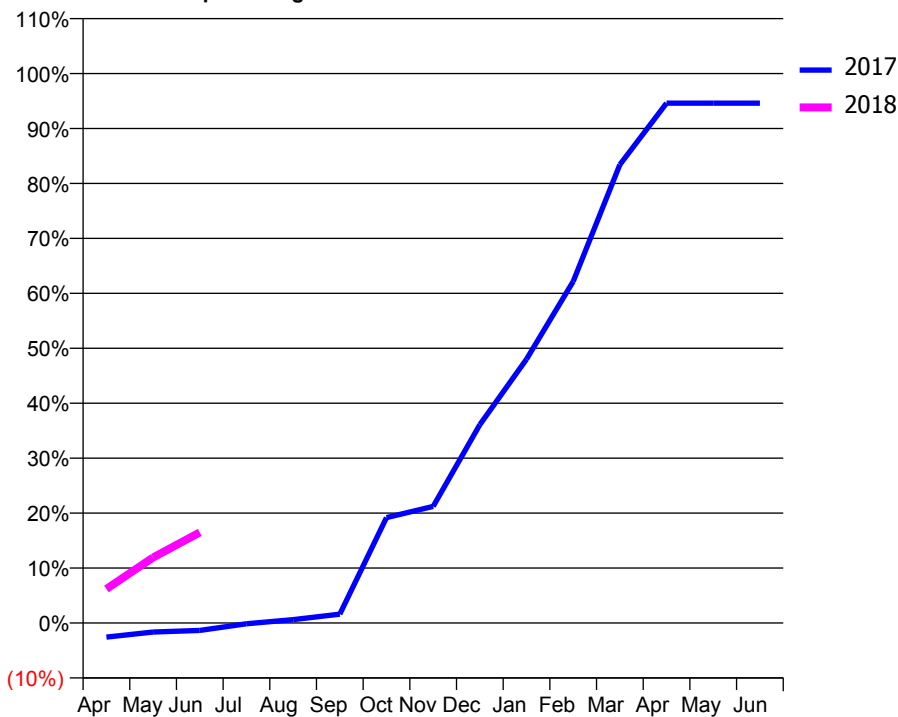
ACCESS*

Patients seen in 24 months	Total	Change since previous quarter
Quarter ending June 2016	1,511	
Quarter ending September 2016	1,354	↓
Quarter ending December 2016	1,570	↑
Quarter ending March 2017	1,920	↑
Quarter ending June 2017	2,028	↑
Variance since June 2016	34.2%	↑



ACTIVITY

Cumulative percentage of contracted UDA delivered 2017 & 2018



Month	Adjusted Scheduled Activity (UDA)	
	2017	2018
April	-100	240
May	-64	462
June	-53	639
July	-6	
August	24	
September	62	
October	744	
November	823	
December	1,399	
January	1,860	
February	2,409	
March	3,233	
April	3,666	
May	3,666	
June	3,666	

QUALITY

	Quantity	Base Number	Contract	AT	Region	England
% of FP17s for the same patient ID Re-attending within 3 months - Children	13	270	4.8%	10.1%	11.7%	12.0%
% of FP17s for the same patient ID Re-attending within 3 months - Adults	4	241	1.7%	14.8%	15.2%	16.0%
% of FP17s for the same patient ID Re-attending between 3 & 9 months - Children	77	270	28.5%	51.6%	59.1%	58.0%
% of FP17s for the same patient ID Re-attending between 3 & 9 months - Adults	35	241	14.5%	47.7%	52.2%	50.9%
% of FP17s for Band 1 Urgent Courses	3	340	0.9%	8.2%	7.9%	9.1%
% of FP17s Relating to Free Repair or Replacements	0	340	0.0%	0.7%	0.8%	0.8%
% of FP17s Relating to Continuations	0	340	0.0%	0.8%	1.1%	1.1%
% of Patients satisfied with the dentistry they have received	3	3	N/A	91.3%	91.8%	91.7%
% of Patients satisfied with the time they had to wait for an appointment	3	3	N/A	90.2%	88.4%	88.0%

* This is based on patients treated on this contract for their most recent course of treatment. Figures in italics indicate the base number of FP17s or Patient Questionnaire responses are less than 100. N/A is shown where the base number of responses is less than 10 during the period. % is calculated as Quantity/Base number*100

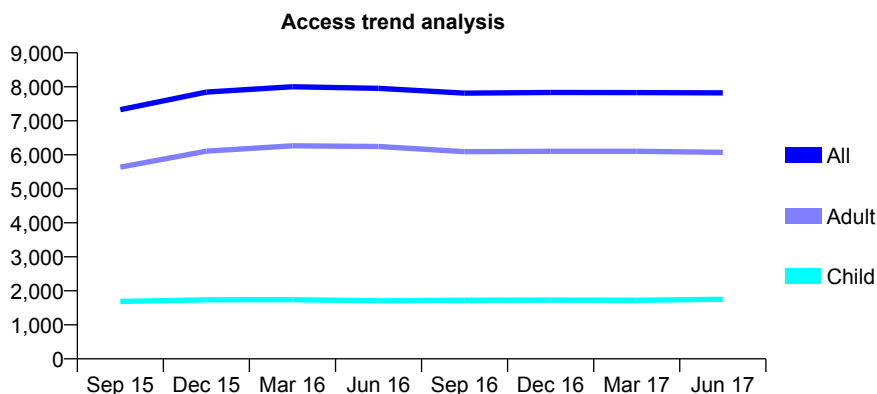
Q54 - Vital Signs At a Glance Contract Report for 195685/0001 - June 2017

Name or company name	Wolverhampton dental care
Contract type name	GDS Contract
Purpose of contract	General
Contract start date	01/04/2014
Contract end date	

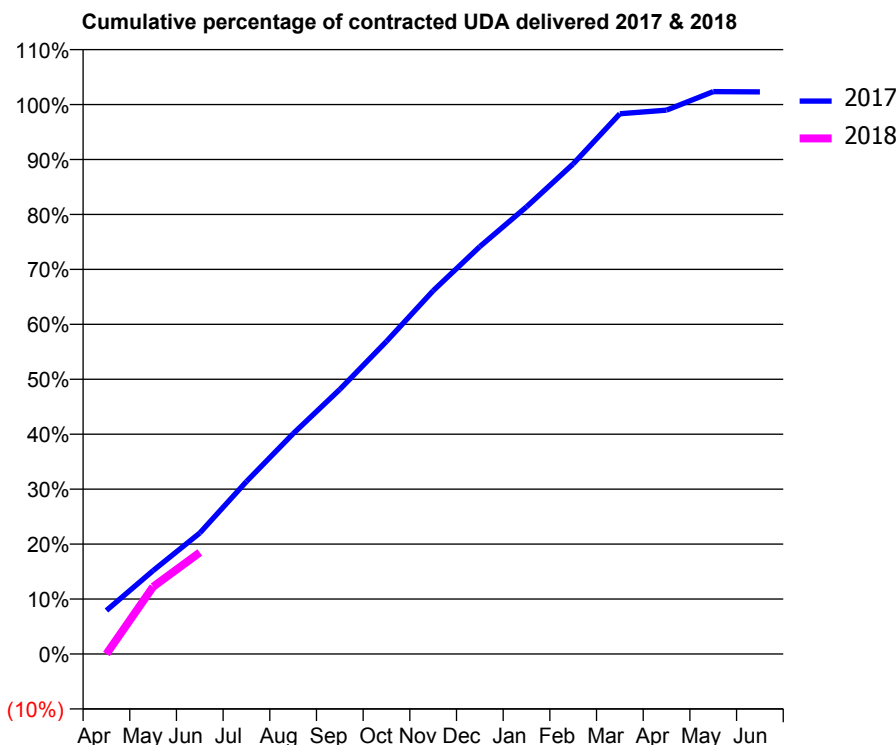
17/18 Contracted general activity (UDA)	22,943
Carry forward general activity (UDA)	0
17/18 Contracted orthodontic activity (UOA)	0
Carry forward orthodontic activity (UOA)	0
Baseline contract value	£483,296.60

ACCESS*

Patients seen in 24 months	Total	Change since previous quarter
Quarter ending June 2016	7,955	
Quarter ending September 2016	7,814	↓
Quarter ending December 2016	7,832	→
Quarter ending March 2017	7,830	→
Quarter ending June 2017	7,821	→
Variance since June 2016	(1.7%)	↓



ACTIVITY



Month	Adjusted Scheduled Activity (UDA)	
	2017	2018
April	1,819	0
May	3,480	2,809
June	5,053	4,239
July	7,200	
August	9,202	
September	11,046	
October	13,053	
November	15,168	
December	17,011	
January	18,670	
February	20,464	
March	22,557	
April	22,707	
May	23,480	
June	23,468	

QUALITY

	Quantity	Base Number	Contract	AT	Region	England
% of FP17s for the same patient ID Re-attending within 3 months - Children	38	645	5.9%	10.1%	11.7%	12.0%
% of FP17s for the same patient ID Re-attending within 3 months - Adults	251	1,529	16.4%	14.8%	15.2%	16.0%
% of FP17s for the same patient ID Re-attending between 3 & 9 months - Children	344	645	53.3%	51.6%	59.1%	58.0%
% of FP17s for the same patient ID Re-attending between 3 & 9 months - Adults	536	1,529	35.1%	47.7%	52.2%	50.9%
% of FP17s for Band 1 Urgent Courses	147	1,817	8.1%	8.2%	7.9%	9.1%
% of FP17s Relating to Free Repair or Replacements	20	1,817	1.1%	0.7%	0.8%	0.8%
% of FP17s Relating to Continuations	24	1,817	1.3%	0.8%	1.1%	1.1%
% of Patients satisfied with the dentistry they have received	8	8	N/A	91.3%	91.8%	91.7%
% of Patients satisfied with the time they had to wait for an appointment	8	8	N/A	90.2%	88.4%	88.0%

* This is based on patients treated on this contract for their most recent course of treatment. Figures in italics indicate the base number of FP17s or Patient Questionnaire responses are less than 100. N/A is shown where the base number of responses is less than 10 during the period. % is calculated as Quantity/Base number*100

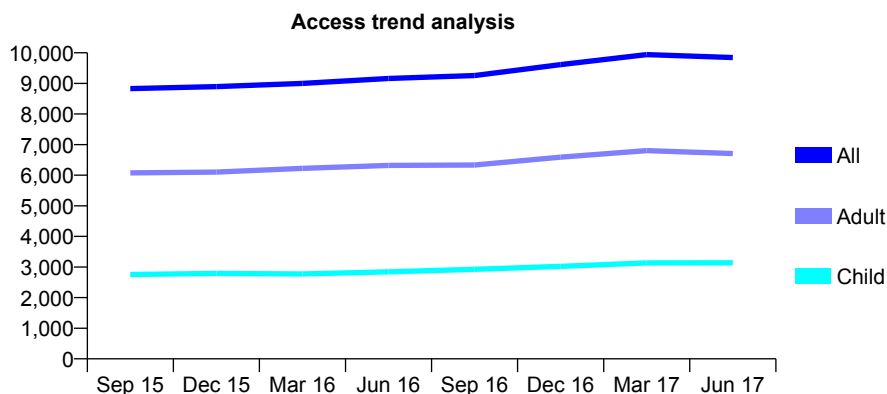
Q54 - Vital Signs At a Glance Contract Report for 196606/0001 - June 2017

Name or company name	Mr Anil Tandon and Mr Anoup Nandra
Contract type name	GDS Contract
Purpose of contract	General
Contract start date	01/04/2012
Contract end date	

17/18 Contracted general activity (UDA)	29,289
Carry forward general activity (UDA)	0
17/18 Contracted orthodontic activity (UOA)	0
Carry forward orthodontic activity (UOA)	0
Baseline contract value	£921,061.95

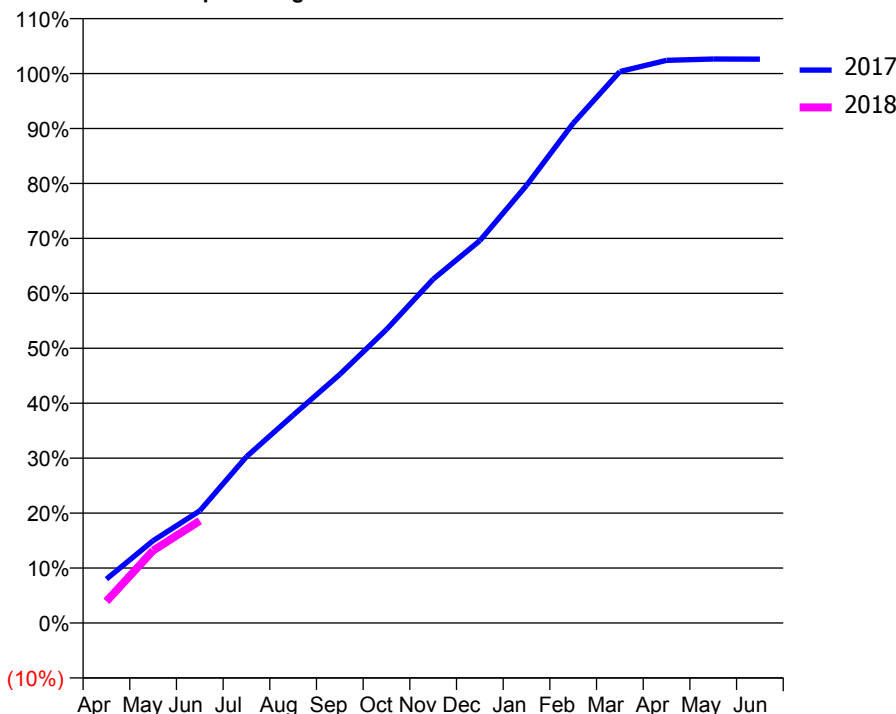
ACCESS*

Patients seen in 24 months	Total	Change since previous quarter
Quarter ending June 2016	9,162	
Quarter ending September 2016	9,259	→
Quarter ending December 2016	9,613	↑
Quarter ending March 2017	9,939	↑
Quarter ending June 2017	9,846	→
Variance since June 2016	7.5%	↑



ACTIVITY

Cumulative percentage of contracted UDA delivered 2017 & 2018



Month	Adjusted Scheduled Activity (UDA)	
	2017	2018
April	2,340	1,153
May	4,387	3,864
June	5,983	5,446
July	8,864	
August	11,080	
September	13,250	
October	15,644	
November	18,325	
December	20,384	
January	23,325	
February	26,634	
March	29,392	
April	29,987	
May	30,062	
June	30,053	

QUALITY

	Quantity	Base Number	Contract	AT	Region	England
% of FP17s for the same patient ID Re-attending within 3 months - Children	62	943	6.6%	10.1%	11.7%	12.0%
% of FP17s for the same patient ID Re-attending within 3 months - Adults	241	1,721	14.0%	14.8%	15.2%	16.0%
% of FP17s for the same patient ID Re-attending between 3 & 9 months - Children	523	943	55.5%	51.6%	59.1%	58.0%
% of FP17s for the same patient ID Re-attending between 3 & 9 months - Adults	786	1,721	45.7%	47.7%	52.2%	50.9%
% of FP17s for Band 1 Urgent Courses	227	2,159	10.5%	8.2%	7.9%	9.1%
% of FP17s Relating to Free Repair or Replacements	2	2,159	0.1%	0.7%	0.8%	0.8%
% of FP17s Relating to Continuations	0	2,159	0.0%	0.8%	1.1%	1.1%
% of Patients satisfied with the dentistry they have received	9	11	81.8%	91.3%	91.8%	91.7%
% of Patients satisfied with the time they had to wait for an appointment	9	11	81.8%	90.2%	88.4%	88.0%

* This is based on patients treated on this contract for their most recent course of treatment. Figures in italics indicate the base number of FP17s or Patient Questionnaire responses are less than 100. N/A is shown where the base number of responses is less than 10 during the period. % is calculated as Quantity/Base number*100

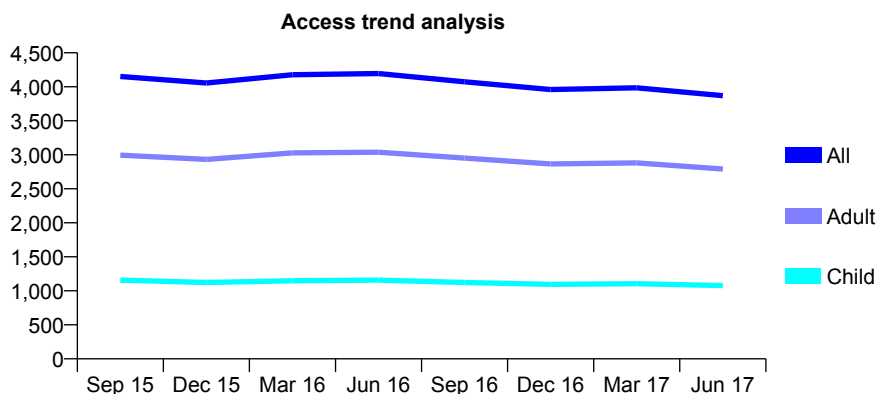
Q54 - Vital Signs At a Glance Contract Report for 197734/0001 - June 2017

Name or company name	Robinson & Dicker Dental Practice
Contract type name	GDS Contract
Purpose of contract	General
Contract start date	01/04/2006
Contract end date	

17/18 Contracted general activity (UDA)	10,906
Carry forward general activity (UDA)	0
17/18 Contracted orthodontic activity (UOA)	0
Carry forward orthodontic activity (UOA)	0
Baseline contract value	£256,134.34

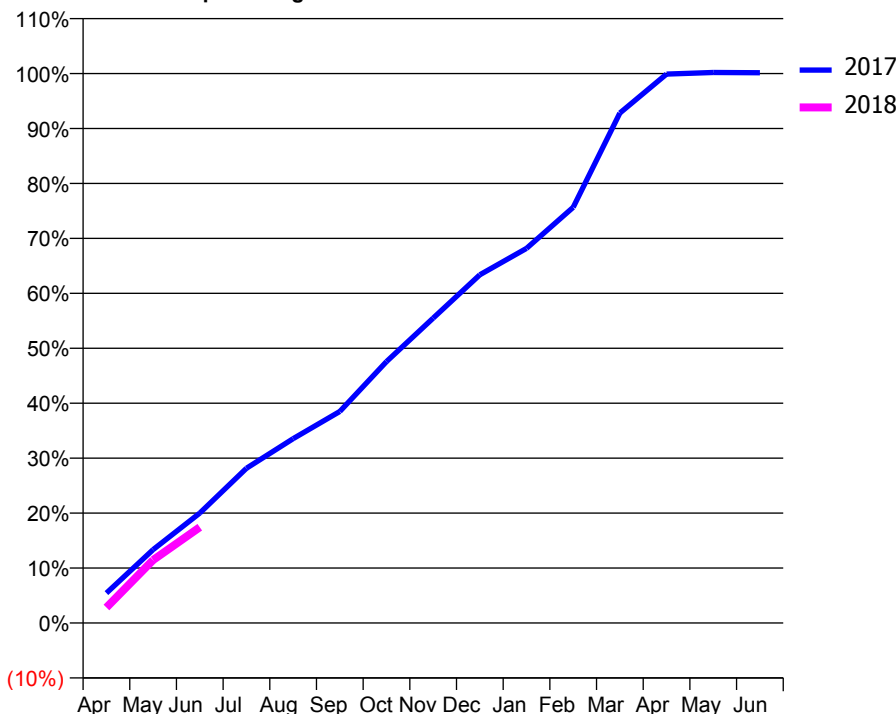
ACCESS*

Patients seen in 24 months	Total	Change since previous quarter
Quarter ending June 2016	4,195	
Quarter ending September 2016	4,074	↓
Quarter ending December 2016	3,960	↓
Quarter ending March 2017	3,985	→
Quarter ending June 2017	3,869	↓
Variance since June 2016	(7.8%)	↓



ACTIVITY

Cumulative percentage of contracted UDA delivered 2017 & 2018



Month	Adjusted Scheduled Activity (UDA)	
	2017	2018
April	594	309
May	1,458	1,251
June	2,183	1,903
July	3,071	
August	3,658	
September	4,199	
October	5,187	
November	6,050	
December	6,912	
January	7,435	
February	8,250	
March	10,122	
April	10,893	
May	10,925	
June	10,921	

QUALITY

	Quantity	Base Number	Contract	AT	Region	England
% of FP17s for the same patient ID Re-attending within 3 months - Children	16	352	4.5%	10.1%	11.7%	12.0%
% of FP17s for the same patient ID Re-attending within 3 months - Adults	140	828	16.9%	14.8%	15.2%	16.0%
% of FP17s for the same patient ID Re-attending between 3 & 9 months - Children	230	352	65.3%	51.6%	59.1%	58.0%
% of FP17s for the same patient ID Re-attending between 3 & 9 months - Adults	448	828	54.1%	47.7%	52.2%	50.9%
% of FP17s for Band 1 Urgent Courses	64	939	6.8%	8.2%	7.9%	9.1%
% of FP17s Relating to Free Repair or Replacements	10	939	1.1%	0.7%	0.8%	0.8%
% of FP17s Relating to Continuations	0	939	0.0%	0.8%	1.1%	1.1%
% of Patients satisfied with the dentistry they have received	6	7	N/A	91.3%	91.8%	91.7%
% of Patients satisfied with the time they had to wait for an appointment	7	7	N/A	90.2%	88.4%	88.0%

* This is based on patients treated on this contract for their most recent course of treatment. Figures in italics indicate the base number of FP17s or Patient Questionnaire responses are less than 100. N/A is shown where the base number of responses is less than 10 during the period. % is calculated as Quantity/Base number*100

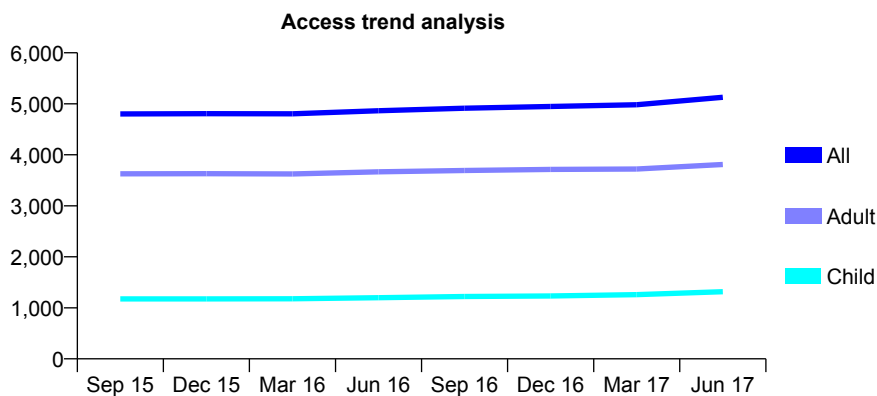
Q54 - Vital Signs At a Glance Contract Report for 198412/0001 - June 2017

Name or company name	Castle Care Dental Practice
Contract type name	GDS Contract
Purpose of contract	General
Contract start date	01/07/2010
Contract end date	

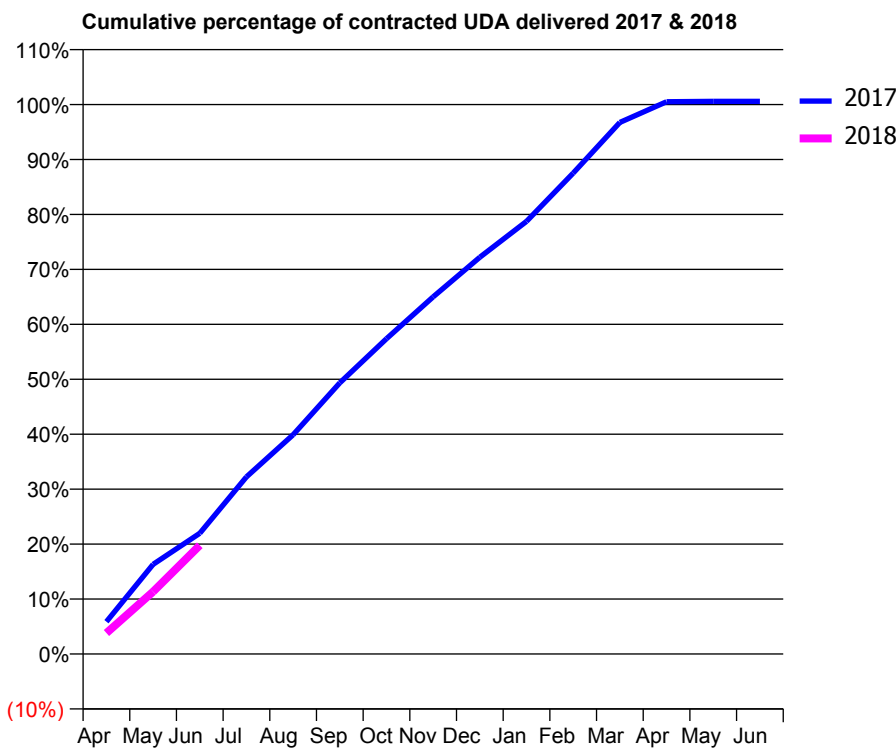
17/18 Contracted general activity (UDA)	13,080
Carry forward general activity (UDA)	0
17/18 Contracted orthodontic activity (UOA)	0
Carry forward orthodontic activity (UOA)	0
Baseline contract value	£319,327.53

ACCESS*

Patients seen in 24 months	Total	Change since previous quarter
Quarter ending June 2016	4,865	
Quarter ending September 2016	4,914	→
Quarter ending December 2016	4,948	→
Quarter ending March 2017	4,982	→
Quarter ending June 2017	5,127	↑
Variance since June 2016	5.4%	↑



ACTIVITY



Month	Adjusted Scheduled Activity (UDA)	
	2017	2018
April	770	501
May	2,133	1,483
June	2,875	2,588
July	4,217	
August	5,219	
September	6,455	
October	7,506	
November	8,501	
December	9,445	
January	10,298	
February	11,448	
March	12,654	
April	13,144	
May	13,155	
June	13,156	

QUALITY

	Quantity	Base Number	Contract	AT	Region	England
% of FP17s for the same patient ID Re-attending within 3 months - Children	22	406	5.4%	10.1%	11.7%	12.0%
% of FP17s for the same patient ID Re-attending within 3 months - Adults	143	1,082	13.2%	14.8%	15.2%	16.0%
% of FP17s for the same patient ID Re-attending between 3 & 9 months - Children	163	406	40.1%	51.6%	59.1%	58.0%
% of FP17s for the same patient ID Re-attending between 3 & 9 months - Adults	486	1,082	44.9%	47.7%	52.2%	50.9%
% of FP17s for Band 1 Urgent Courses	99	1,236	8.0%	8.2%	7.9%	9.1%
% of FP17s Relating to Free Repair or Replacements	13	1,236	1.1%	0.7%	0.8%	0.8%
% of FP17s Relating to Continuations	14	1,236	1.1%	0.8%	1.1%	1.1%
% of Patients satisfied with the dentistry they have received	5	5	N/A	91.3%	91.8%	91.7%
% of Patients satisfied with the time they had to wait for an appointment	4	5	N/A	90.2%	88.4%	88.0%

* This is based on patients treated on this contract for their most recent course of treatment. Figures in italics indicate the base number of FP17s or Patient Questionnaire responses are less than 100. N/A is shown where the base number of responses is less than 10 during the period. % is calculated as Quantity/Base number*100

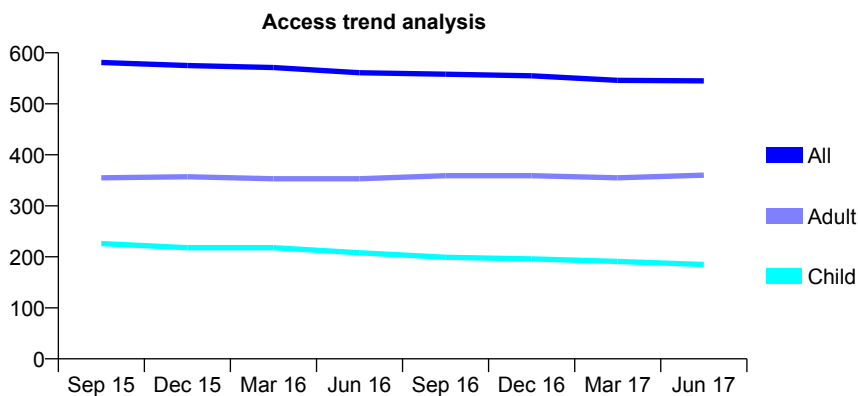
Q54 - Vital Signs At a Glance Contract Report for 210285/0001 - June 2017

Name or company name	MR MI WEBB
Contract type name	GDS Contract
Purpose of contract	General
Contract start date	01/04/2006
Contract end date	

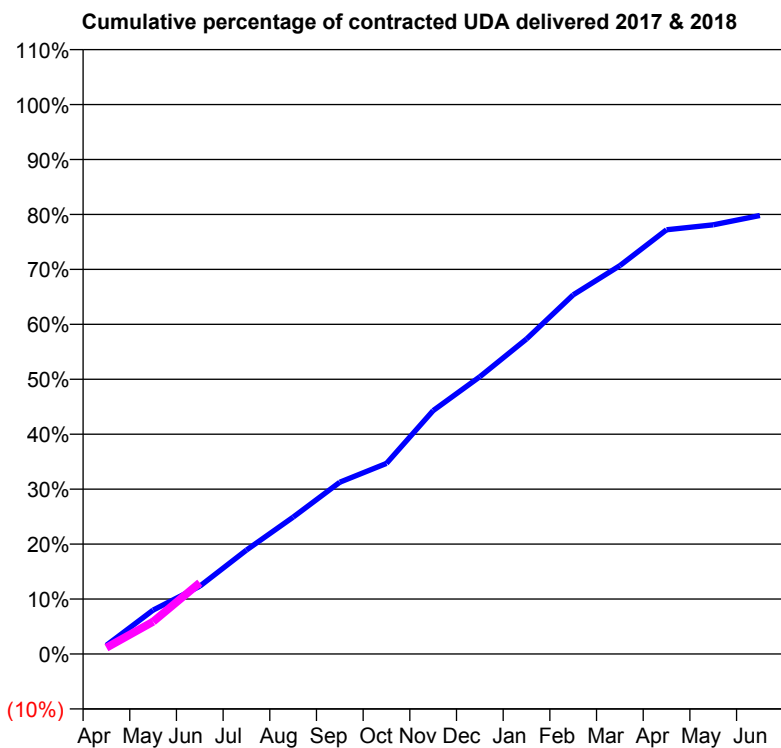
17/18 Contracted general activity (UDA)	2,000
Carry forward general activity (UDA)	0
17/18 Contracted orthodontic activity (UOA)	0
Carry forward orthodontic activity (UOA)	0
Baseline contract value	£45,282.46

ACCESS*

Patients seen in 24 months	Total	Change since previous quarter
Quarter ending June 2016	561	
Quarter ending September 2016	558	→
Quarter ending December 2016	555	→
Quarter ending March 2017	546	↓
Quarter ending June 2017	545	→
Variance since June 2016	(2.9%)	↓



ACTIVITY



Month	Adjusted Scheduled Activity (UDA)	
	2017	2018
April	32	23
May	160	118
June	247	259
July	378	
August	498	
September	625	
October	694	
November	886	
December	1,009	
January	1,147	
February	1,307	
March	1,414	
April	1,544	
May	1,562	
June	1,596	

QUALITY

	Quantity	Base Number	Contract	AT	Region	England
% of FP17s for the same patient ID Re-attending within 3 months - Children	7	78	9.0%	10.1%	11.7%	12.0%
% of FP17s for the same patient ID Re-attending within 3 months - Adults	18	132	13.6%	14.8%	15.2%	16.0%
% of FP17s for the same patient ID Re-attending between 3 & 9 months - Children	52	78	66.7%	51.6%	59.1%	58.0%
% of FP17s for the same patient ID Re-attending between 3 & 9 months - Adults	79	132	59.8%	47.7%	52.2%	50.9%
% of FP17s for Band 1 Urgent Courses	21	154	13.6%	8.2%	7.9%	9.1%
% of FP17s Relating to Free Repair or Replacements	0	154	0.0%	0.7%	0.8%	0.8%
% of FP17s Relating to Continuations	3	154	1.9%	0.8%	1.1%	1.1%
% of Patients satisfied with the dentistry they have received	1	1	N/A	91.3%	91.8%	91.7%
% of Patients satisfied with the time they had to wait for an appointment	1	1	N/A	90.2%	88.4%	88.0%

* This is based on patients treated on this contract for their most recent course of treatment. Figures in italics indicate the base number of FP17s or Patient Questionnaire responses are less than 100. N/A is shown where the base number of responses is less than 10 during the period. % is calculated as Quantity/Base number*100

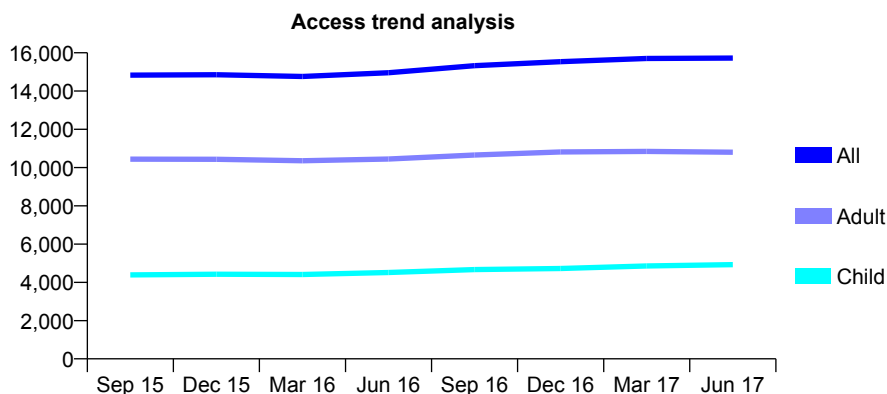
Q54 - Vital Signs At a Glance Contract Report for 214299/0002 - June 2017

Name or company name	MR JS KAINTH
Contract type name	GDS Contract
Purpose of contract	General
Contract start date	28/01/2013
Contract end date	

17/18 Contracted general activity (UDA)	37,779
Carry forward general activity (UDA)	0
17/18 Contracted orthodontic activity (UOA)	0
Carry forward orthodontic activity (UOA)	0
Baseline contract value	£923,319.45

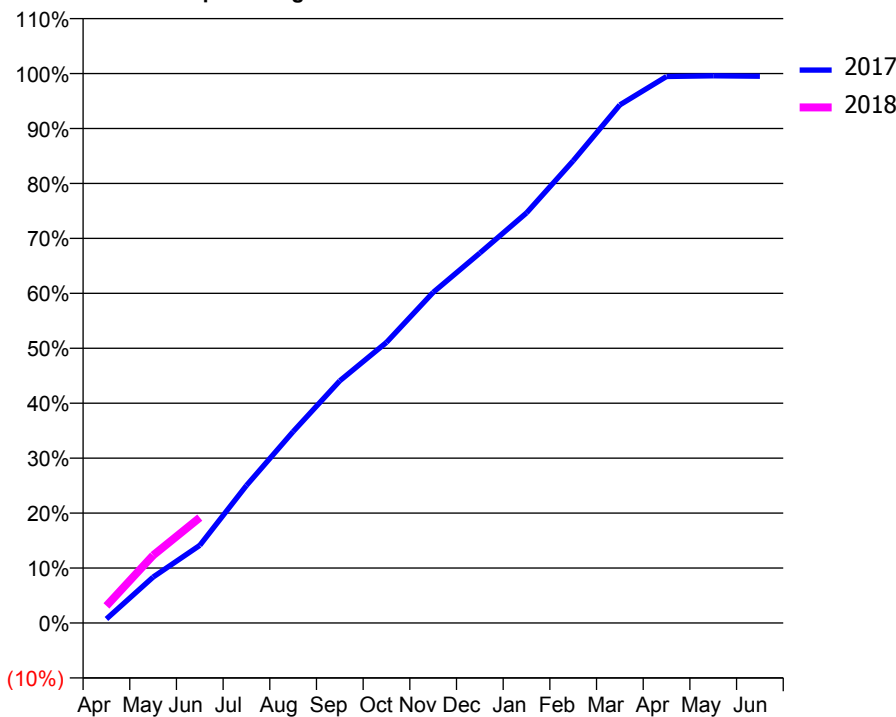
ACCESS*

Patients seen in 24 months	Total	Change since previous quarter
Quarter ending June 2016	14,958	
Quarter ending September 2016	15,330	↑
Quarter ending December 2016	15,538	→
Quarter ending March 2017	15,701	→
Quarter ending June 2017	15,727	→
Variance since June 2016	5.1%	↑



ACTIVITY

Cumulative percentage of contracted UDA delivered 2017 & 2018



Adjusted Scheduled Activity (UDA)

Month	2017	2018
April	291	1,181
May	3,269	4,650
June	5,519	7,250
July	9,786	
August	13,614	
September	17,231	
October	19,956	
November	23,514	
December	26,315	
January	29,170	
February	32,876	
March	36,852	
April	38,866	
May	38,912	
June	38,891	

QUALITY

	Quantity	Base Number	Contract	AT	Region	England
% of FP17s for the same patient ID Re-attending within 3 months - Children	65	1,307	5.0%	10.1%	11.7%	12.0%
% of FP17s for the same patient ID Re-attending within 3 months - Adults	313	2,709	11.6%	14.8%	15.2%	16.0%
% of FP17s for the same patient ID Re-attending between 3 & 9 months - Children	541	1,307	41.4%	51.6%	59.1%	58.0%
% of FP17s for the same patient ID Re-attending between 3 & 9 months - Adults	1,027	2,709	37.9%	47.7%	52.2%	50.9%
% of FP17s for Band 1 Urgent Courses	345	3,283	10.5%	8.2%	7.9%	9.1%
% of FP17s Relating to Free Repair or Replacements	48	3,283	1.5%	0.7%	0.8%	0.8%
% of FP17s Relating to Continuations	41	3,283	1.2%	0.8%	1.1%	1.1%
% of Patients satisfied with the dentistry they have received	18	18	100.0%	91.3%	91.8%	91.7%
% of Patients satisfied with the time they had to wait for an appointment	16	18	88.9%	90.2%	88.4%	88.0%

* This is based on patients treated on this contract for their most recent course of treatment. Figures in italics indicate the base number of FP17s or Patient Questionnaire responses are less than 100. N/A is shown where the base number of responses is less than 10 during the period. % is calculated as Quantity/Base number*100

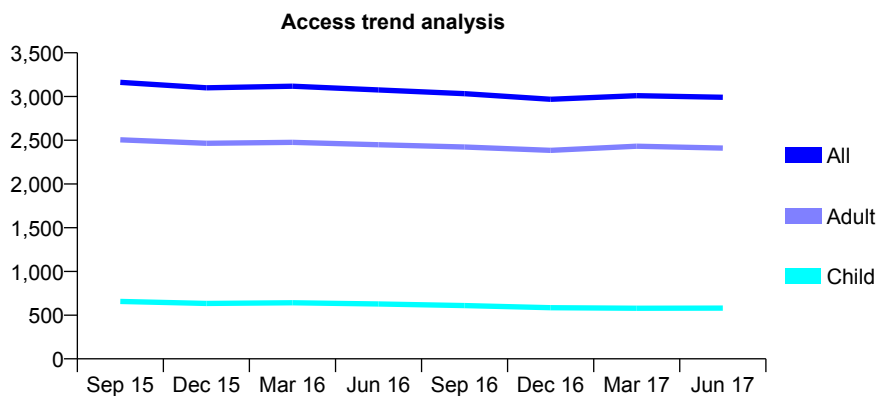
Q54 - Vital Signs At a Glance Contract Report for 215465/0001 - June 2017

Name or company name	MR GM SMITH
Contract type name	GDS Contract
Purpose of contract	General
Contract start date	01/04/2006
Contract end date	

17/18 Contracted general activity (UDA)	9,458
Carry forward general activity (UDA)	0
17/18 Contracted orthodontic activity (UOA)	0
Carry forward orthodontic activity (UOA)	0
Baseline contract value	£219,495.73

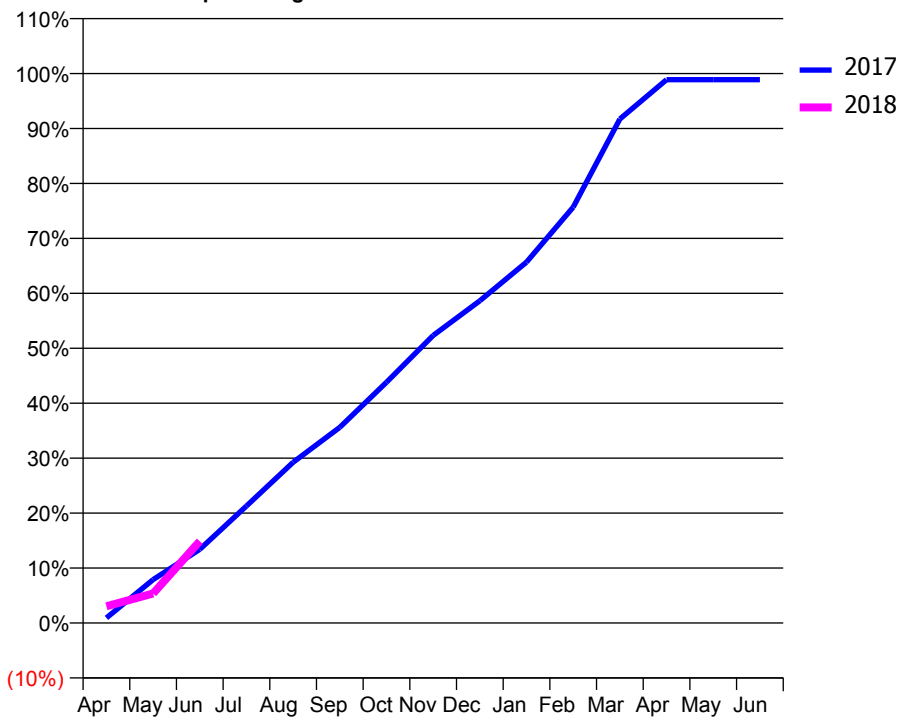
ACCESS*

Patients seen in 24 months	Total	Change since previous quarter
Quarter ending June 2016	3,076	
Quarter ending September 2016	3,032	↓
Quarter ending December 2016	2,969	↓
Quarter ending March 2017	3,010	→
Quarter ending June 2017	2,991	→
Variance since June 2016	(2.8%)	↓



ACTIVITY

Cumulative percentage of contracted UDA delivered 2017 & 2018



Adjusted Scheduled Activity (UDA)

Month	2017	2018
April	88	289
May	748	507
June	1,267	1,407
July	2,014	
August	2,767	
September	3,368	
October	4,143	
November	4,950	
December	5,546	
January	6,211	
February	7,158	
March	8,675	
April	9,353	
May	9,353	
June	9,353	

QUALITY

	Quantity	Base Number	Contract	AT	Region	England
% of FP17s for the same patient ID Re-attending within 3 months - Children	9	194	4.6%	10.1%	11.7%	12.0%
% of FP17s for the same patient ID Re-attending within 3 months - Adults	151	755	20.0%	14.8%	15.2%	16.0%
% of FP17s for the same patient ID Re-attending between 3 & 9 months - Children	91	194	46.9%	51.6%	59.1%	58.0%
% of FP17s for the same patient ID Re-attending between 3 & 9 months - Adults	287	755	38.0%	47.7%	52.2%	50.9%
% of FP17s for Band 1 Urgent Courses	100	740	13.5%	8.2%	7.9%	9.1%
% of FP17s Relating to Free Repair or Replacements	5	740	0.7%	0.7%	0.8%	0.8%
% of FP17s Relating to Continuations	9	740	1.2%	0.8%	1.1%	1.1%
% of Patients satisfied with the dentistry they have received	6	6	N/A	91.3%	91.8%	91.7%
% of Patients satisfied with the time they had to wait for an appointment	6	6	N/A	90.2%	88.4%	88.0%

* This is based on patients treated on this contract for their most recent course of treatment. Figures in italics indicate the base number of FP17s or Patient Questionnaire responses are less than 100. N/A is shown where the base number of responses is less than 10 during the period. % is calculated as Quantity/Base number*100

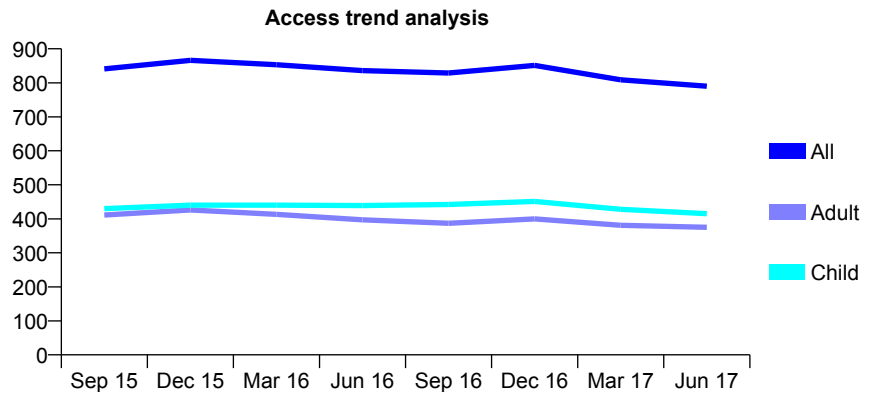
Q54 - Vital Signs At a Glance Contract Report for 215732/0001 - June 2017

Name or company name	Hall Green Dental Practice
Contract type name	GDS Contract
Purpose of contract	General
Contract start date	01/04/2006
Contract end date	

17/18 Contracted general activity (UDA)	2,225
Carry forward general activity (UDA)	0
17/18 Contracted orthodontic activity (UOA)	0
Carry forward orthodontic activity (UOA)	0
Baseline contract value	£54,680.84

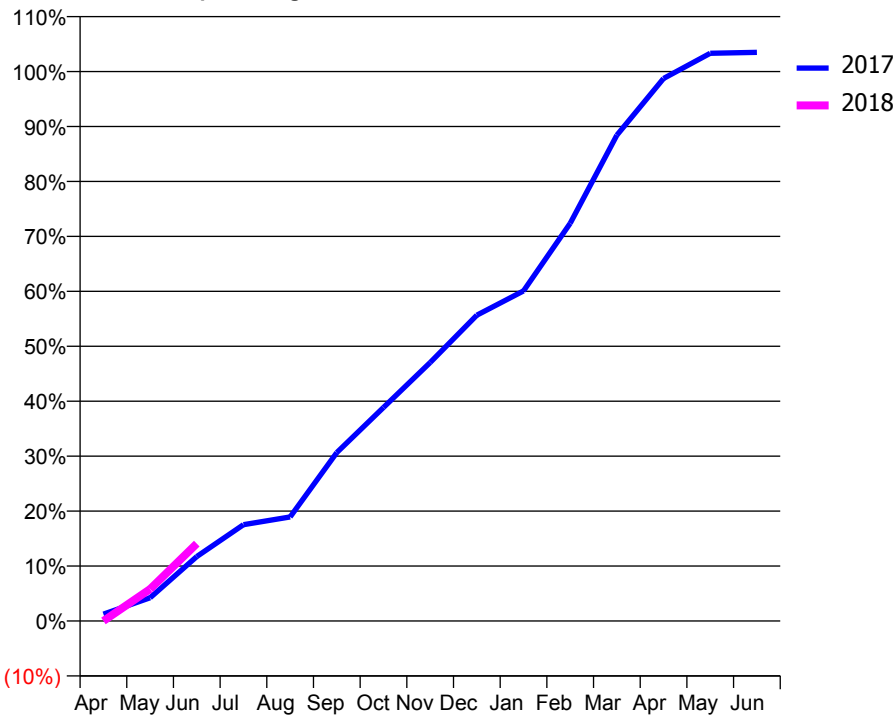
ACCESS*

Patients seen in 24 months	Total	Change since previous quarter
Quarter ending June 2016	836	
Quarter ending September 2016	829	→
Quarter ending December 2016	851	↑
Quarter ending March 2017	809	↓
Quarter ending June 2017	790	↓
Variance since June 2016	(5.5%)	↓



ACTIVITY

Cumulative percentage of contracted UDA delivered 2017 & 2018



Month	Adjusted Scheduled Activity (UDA)	
	2017	2018
April	28	0
May	94	129
June	261	313
July	390	
August	421	
September	682	
October	865	
November	1,047	
December	1,238	
January	1,337	
February	1,610	
March	1,967	
April	2,197	
May	2,299	
June	2,303	

QUALITY

	Quantity	Base Number	Contract	AT	Region	England
% of FP17s for the same patient ID Re-attending within 3 months - Children	3	142	2.1%	10.1%	11.7%	12.0%
% of FP17s for the same patient ID Re-attending within 3 months - Adults	3	89	3.4%	14.8%	15.2%	16.0%
% of FP17s for the same patient ID Re-attending between 3 & 9 months - Children	99	142	69.7%	51.6%	59.1%	58.0%
% of FP17s for the same patient ID Re-attending between 3 & 9 months - Adults	37	89	41.6%	47.7%	52.2%	50.9%
% of FP17s for Band 1 Urgent Courses	6	138	4.3%	8.2%	7.9%	9.1%
% of FP17s Relating to Free Repair or Replacements	0	138	0.0%	0.7%	0.8%	0.8%
% of FP17s Relating to Continuations	0	138	0.0%	0.8%	1.1%	1.1%
% of Patients satisfied with the dentistry they have received	0	0	N/A	91.3%	91.8%	91.7%
% of Patients satisfied with the time they had to wait for an appointment	0	0	N/A	90.2%	88.4%	88.0%

* This is based on patients treated on this contract for their most recent course of treatment. Figures in italics indicate the base number of FP17s or Patient Questionnaire responses are less than 100. N/A is shown where the base number of responses is less than 10 during the period. % is calculated as Quantity/Base number*100

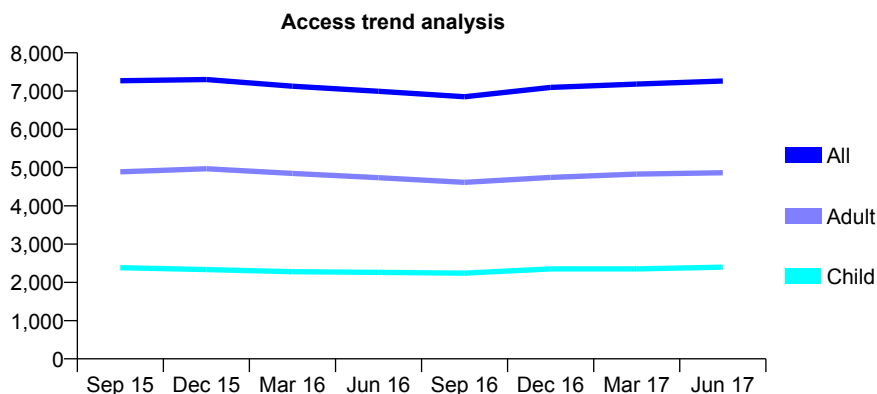
Q54 - Vital Signs At a Glance Contract Report for 219916/0001 - June 2017

Name or company name	MR M KHOJA
Contract type name	GDS Contract
Purpose of contract	General
Contract start date	01/04/2006
Contract end date	

17/18 Contracted general activity (UDA)	22,689
Carry forward general activity (UDA)	0
17/18 Contracted orthodontic activity (UOA)	0
Carry forward orthodontic activity (UOA)	0
Baseline contract value	£594,097.84

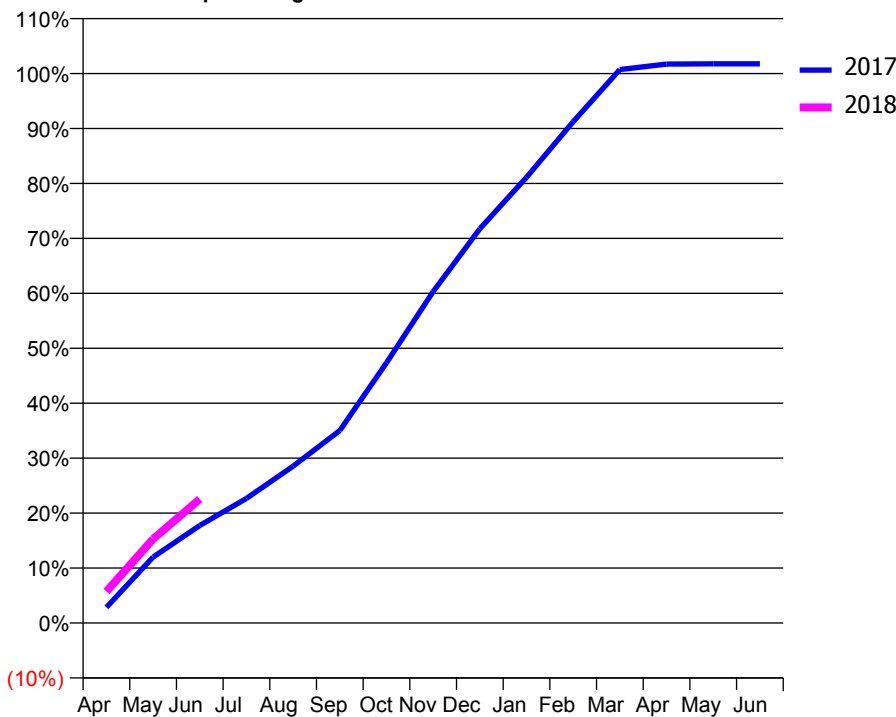
ACCESS*

Patients seen in 24 months	Total	Change since previous quarter
Quarter ending June 2016	6,996	
Quarter ending September 2016	6,851	↓
Quarter ending December 2016	7,095	↑
Quarter ending March 2017	7,181	→
Quarter ending June 2017	7,263	→
Variance since June 2016	3.8%	↑



ACTIVITY

Cumulative percentage of contracted UDA delivered 2017 & 2018



Month	Adjusted Scheduled Activity (UDA)	
	2017	2018
April	648	1,305
May	2,725	3,472
June	4,027	5,118
July	5,145	
August	6,476	
September	7,949	
October	10,745	
November	13,683	
December	16,278	
January	18,405	
February	20,697	
March	22,855	
April	23,080	
May	23,090	
June	23,090	

QUALITY

	Quantity	Base Number	Contract	AT	Region	England
% of FP17s for the same patient ID Re-attending within 3 months - Children	61	635	9.6%	10.1%	11.7%	12.0%
% of FP17s for the same patient ID Re-attending within 3 months - Adults	196	1,260	15.6%	14.8%	15.2%	16.0%
% of FP17s for the same patient ID Re-attending between 3 & 9 months - Children	256	635	40.3%	51.6%	59.1%	58.0%
% of FP17s for the same patient ID Re-attending between 3 & 9 months - Adults	470	1,260	37.3%	47.7%	52.2%	50.9%
% of FP17s for Band 1 Urgent Courses	246	1,811	13.6%	8.2%	7.9%	9.1%
% of FP17s Relating to Free Repair or Replacements	7	1,811	0.4%	0.7%	0.8%	0.8%
% of FP17s Relating to Continuations	1	1,811	0.1%	0.8%	1.1%	1.1%
% of Patients satisfied with the dentistry they have received	4	4	N/A	91.3%	91.8%	91.7%
% of Patients satisfied with the time they had to wait for an appointment	3	4	N/A	90.2%	88.4%	88.0%

* This is based on patients treated on this contract for their most recent course of treatment. Figures in italics indicate the base number of FP17s or Patient Questionnaire responses are less than 100. N/A is shown where the base number of responses is less than 10 during the period. % is calculated as Quantity/Base number*100

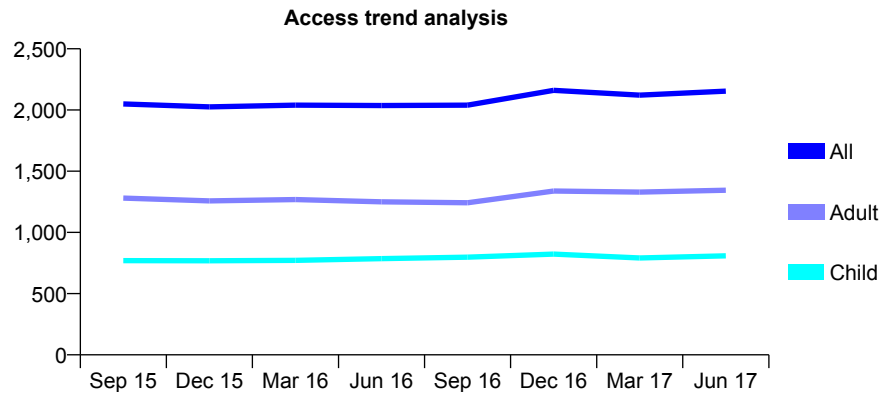
Q54 - Vital Signs At a Glance Contract Report for 219916/0002 - June 2017

Name or company name	MR M KHOJA
Contract type name	GDS Contract
Purpose of contract	General
Contract start date	01/04/2006
Contract end date	

17/18 Contracted general activity (UDA)	5,632
Carry forward general activity (UDA)	0
17/18 Contracted orthodontic activity (UOA)	0
Carry forward orthodontic activity (UOA)	0
Baseline contract value	£151,704.50

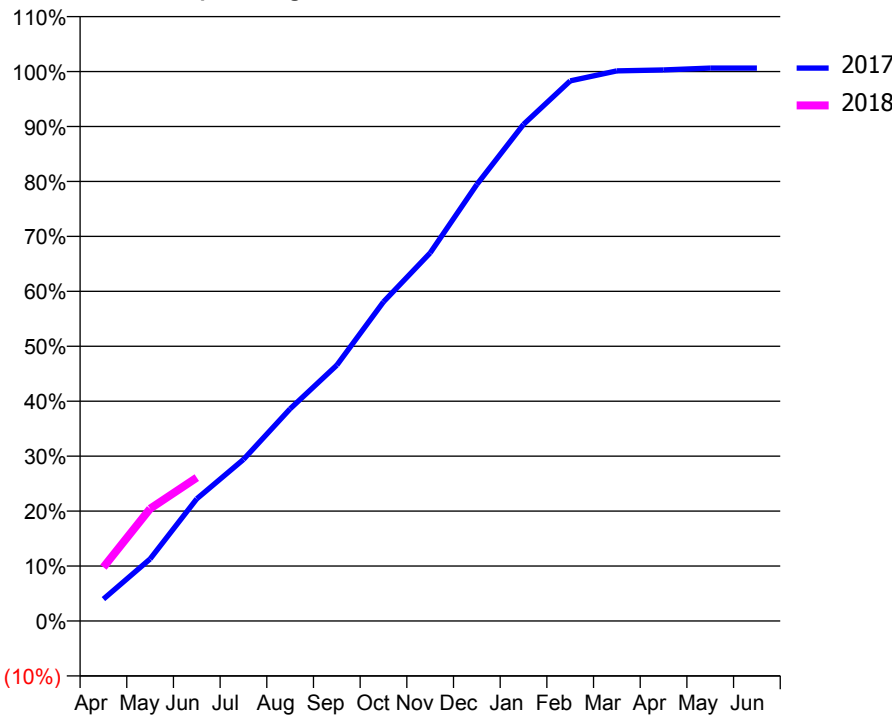
ACCESS*

Patients seen in 24 months	Total	Change since previous quarter
Quarter ending June 2016	2,036	
Quarter ending September 2016	2,040	→
Quarter ending December 2016	2,161	↑
Quarter ending March 2017	2,121	↓
Quarter ending June 2017	2,154	→
Variance since June 2016	5.8%	↑



ACTIVITY

Cumulative percentage of contracted UDA delivered 2017 & 2018



Month	Adjusted Scheduled Activity (UDA)	
	2017	2018
April	225	552
May	636	1,152
June	1,252	1,469
July	1,655	
August	2,175	
September	2,621	
October	3,272	
November	3,773	
December	4,474	
January	5,091	
February	5,536	
March	5,638	
April	5,648	
May	5,667	
June	5,667	

QUALITY

	Quantity	Base Number	Contract	AT	Region	England
% of FP17s for the same patient ID Re-attending within 3 months - Children	21	254	8.3%	10.1%	11.7%	12.0%
% of FP17s for the same patient ID Re-attending within 3 months - Adults	57	372	15.3%	14.8%	15.2%	16.0%
% of FP17s for the same patient ID Re-attending between 3 & 9 months - Children	97	254	38.2%	51.6%	59.1%	58.0%
% of FP17s for the same patient ID Re-attending between 3 & 9 months - Adults	134	372	36.0%	47.7%	52.2%	50.9%
% of FP17s for Band 1 Urgent Courses	62	602	10.3%	8.2%	7.9%	9.1%
% of FP17s Relating to Free Repair or Replacements	4	602	0.7%	0.7%	0.8%	0.8%
% of FP17s Relating to Continuations	0	602	0.0%	0.8%	1.1%	1.1%
% of Patients satisfied with the dentistry they have received	0	0	N/A	91.3%	91.8%	91.7%
% of Patients satisfied with the time they had to wait for an appointment	0	0	N/A	90.2%	88.4%	88.0%

* This is based on patients treated on this contract for their most recent course of treatment. Figures in italics indicate the base number of FP17s or Patient Questionnaire responses are less than 100. N/A is shown where the base number of responses is less than 10 during the period. % is calculated as Quantity/Base number*100

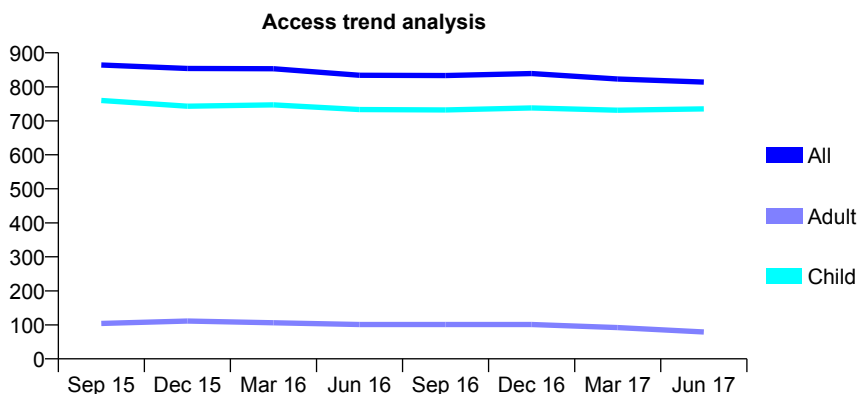
Q54 - Vital Signs At a Glance Contract Report for 220108/0001 - June 2017

Name or company name	MR TR JONES
Contract type name	GDS Contract
Purpose of contract	General
Contract start date	01/04/2006
Contract end date	

17/18 Contracted general activity (UDA)	2,598
Carry forward general activity (UDA)	0
17/18 Contracted orthodontic activity (UOA)	0
Carry forward orthodontic activity (UOA)	0
Baseline contract value	£56,907.45

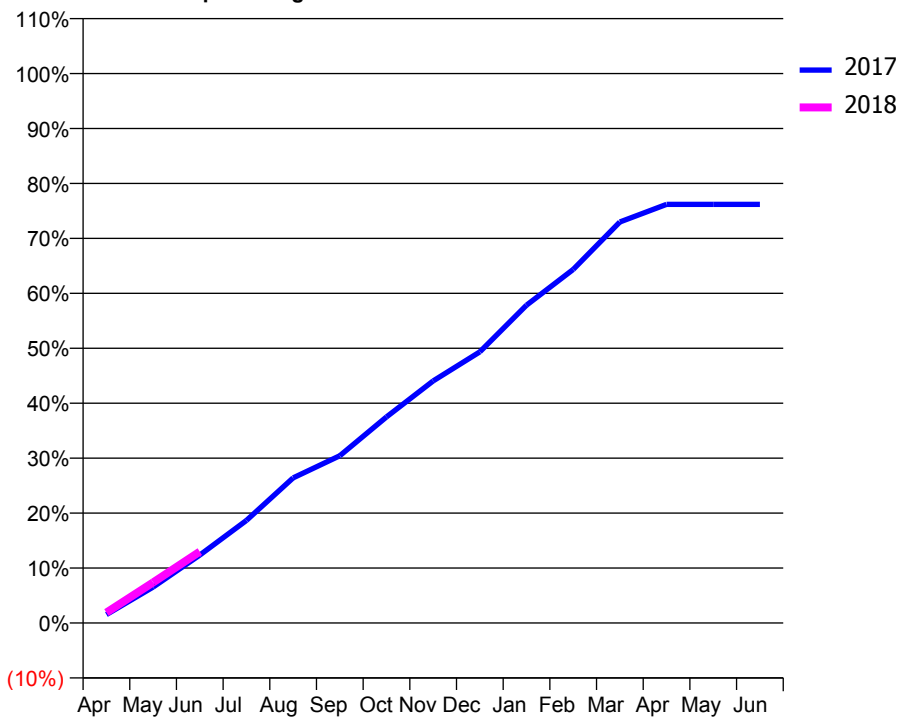
ACCESS*

Patients seen in 24 months	Total	Change since previous quarter
Quarter ending June 2016	834	
Quarter ending September 2016	833	→
Quarter ending December 2016	839	→
Quarter ending March 2017	823	↓
Quarter ending June 2017	814	↓
Variance since June 2016	(2.4%)	↓



ACTIVITY

Cumulative percentage of contracted UDA delivered 2017 & 2018



Month	Adjusted Scheduled Activity (UDA)	
	2017	2018
April	40	49
May	170	192
June	321	338
July	485	
August	686	
September	791	
October	975	
November	1,145	
December	1,282	
January	1,502	
February	1,672	
March	1,896	
April	1,979	
May	1,979	
June	1,979	

QUALITY

	Quantity	Base Number	Contract	AT	Region	England
% of FP17s for the same patient ID Re-attending within 3 months - Children	32	320	10.0%	10.1%	11.7%	12.0%
% of FP17s for the same patient ID Re-attending within 3 months - Adults	0	0	N/A	14.8%	15.2%	16.0%
% of FP17s for the same patient ID Re-attending between 3 & 9 months - Children	228	320	71.3%	51.6%	59.1%	58.0%
% of FP17s for the same patient ID Re-attending between 3 & 9 months - Adults	0	0	N/A	47.7%	52.2%	50.9%
% of FP17s for Band 1 Urgent Courses	9	261	3.4%	8.2%	7.9%	9.1%
% of FP17s Relating to Free Repair or Replacements	0	261	0.0%	0.7%	0.8%	0.8%
% of FP17s Relating to Continuations	3	261	1.1%	0.8%	1.1%	1.1%
% of Patients satisfied with the dentistry they have received	1	1	N/A	91.3%	91.8%	91.7%
% of Patients satisfied with the time they had to wait for an appointment	1	1	N/A	90.2%	88.4%	88.0%

* This is based on patients treated on this contract for their most recent course of treatment. Figures in italics indicate the base number of FP17s or Patient Questionnaire responses are less than 100. N/A is shown where the base number of responses is less than 10 during the period. % is calculated as Quantity/Base number*100

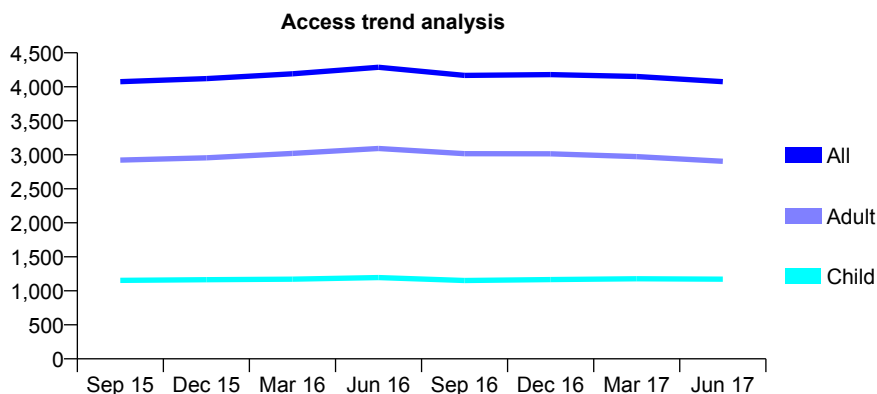
Q54 - Vital Signs At a Glance Contract Report for 220124/0001 - June 2017

Name or company name	MR PK PATEL
Contract type name	GDS Contract
Purpose of contract	General and Orthodontic
Contract start date	01/04/2006
Contract end date	

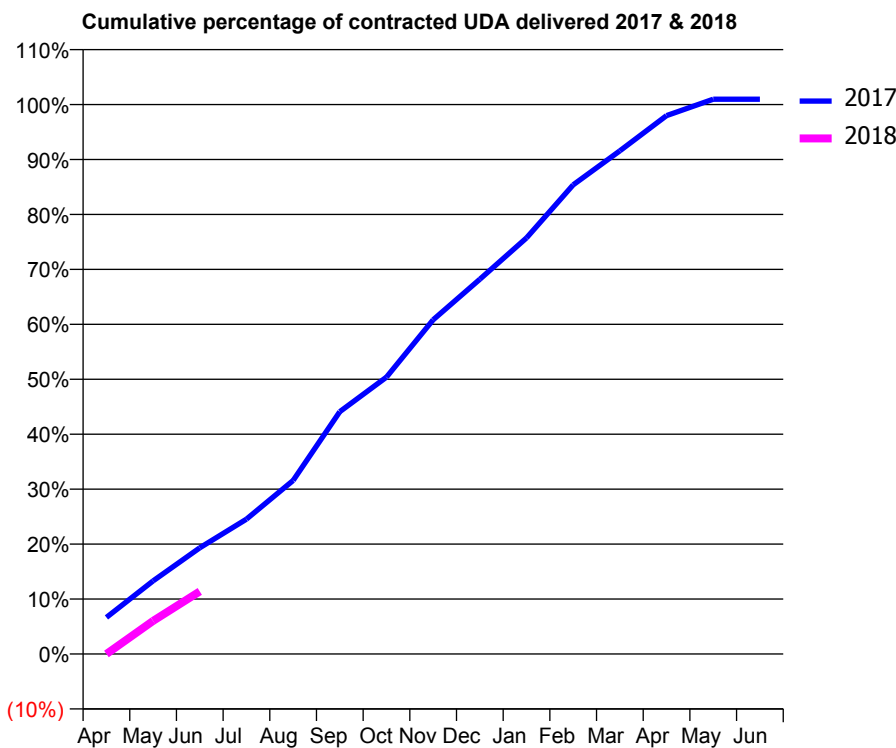
17/18 Contracted general activity (UDA)	11,324
Carry forward general activity (UDA)	0
17/18 Contracted orthodontic activity (UOA)	234
Carry forward orthodontic activity (UOA)	0
Baseline contract value	£347,281.60

ACCESS*

Patients seen in 24 months	Total	Change since previous quarter
Quarter ending June 2016	4,288	
Quarter ending September 2016	4,168	↓
Quarter ending December 2016	4,180	→
Quarter ending March 2017	4,152	→
Quarter ending June 2017	4,076	↓
Variance since June 2016	(4.9%)	↓



ACTIVITY



Month	Adjusted Scheduled Activity (UDA)	
	2017	2018
April	753	0
May	1,507	682
June	2,188	1,290
July	2,779	
August	3,577	
September	4,994	
October	5,707	
November	6,887	
December	7,723	
January	8,576	
February	9,668	
March	10,369	
April	11,094	
May	11,433	
June	11,433	

QUALITY

	Quantity	Base Number	Contract	AT	Region	England
% of FP17s for the same patient ID Re-attending within 3 months - Children	9	366	2.5%	10.1%	11.7%	12.0%
% of FP17s for the same patient ID Re-attending within 3 months - Adults	74	658	11.2%	14.8%	15.2%	16.0%
% of FP17s for the same patient ID Re-attending between 3 & 9 months - Children	141	366	38.5%	51.6%	59.1%	58.0%
% of FP17s for the same patient ID Re-attending between 3 & 9 months - Adults	203	658	30.9%	47.7%	52.2%	50.9%
% of FP17s for Band 1 Urgent Courses	50	548	9.1%	8.2%	7.9%	9.1%
% of FP17s Relating to Free Repair or Replacements	2	548	0.4%	0.7%	0.8%	0.8%
% of FP17s Relating to Continuations	5	548	0.9%	0.8%	1.1%	1.1%
% of Patients satisfied with the dentistry they have received	8	8	N/A	91.3%	91.8%	91.7%
% of Patients satisfied with the time they had to wait for an appointment	8	8	N/A	90.2%	88.4%	88.0%

* This is based on patients treated on this contract for their most recent course of treatment. Figures in italics indicate the base number of FP17s or Patient Questionnaire responses are less than 100. N/A is shown where the base number of responses is less than 10 during the period. % is calculated as Quantity/Base number*100

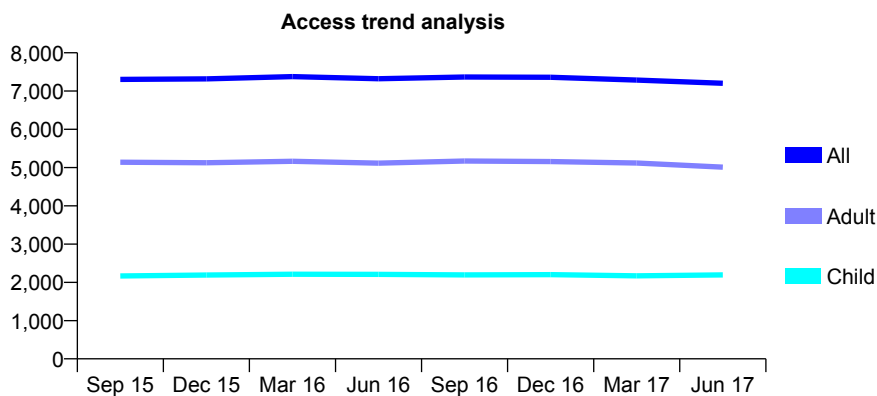
Q54 - Vital Signs At a Glance Contract Report for 220922/0001 - June 2017

Name or company name	MR JS SIDHU
Contract type name	GDS Contract
Purpose of contract	General and Orthodontic
Contract start date	01/04/2006
Contract end date	

17/18 Contracted general activity (UDA)	19,884
Carry forward general activity (UDA)	0
17/18 Contracted orthodontic activity (UOA)	22
Carry forward orthodontic activity (UOA)	0
Baseline contract value	£503,271.80

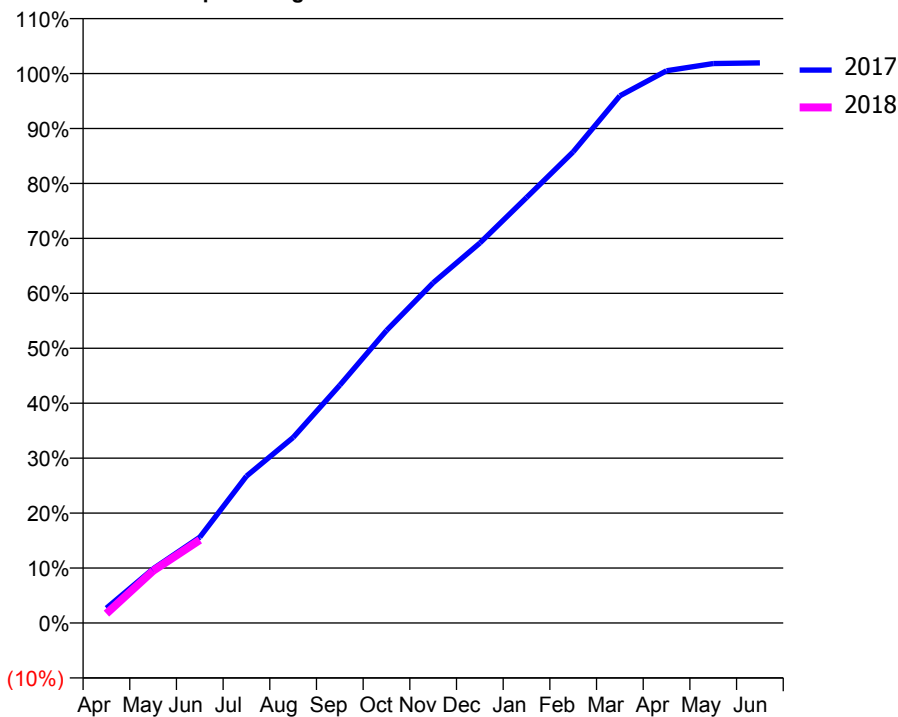
ACCESS*

Patients seen in 24 months	Total	Change since previous quarter
Quarter ending June 2016	7,323	
Quarter ending September 2016	7,366	→
Quarter ending December 2016	7,362	→
Quarter ending March 2017	7,287	↓
Quarter ending June 2017	7,205	↓
Variance since June 2016	(1.6%)	↓



ACTIVITY

Cumulative percentage of contracted UDA delivered 2017 & 2018



Month	Adjusted Scheduled Activity (UDA)	
	2017	2018
April	538	340
May	1,960	1,889
June	3,103	3,003
July	5,316	
August	6,714	
September	8,607	
October	10,584	
November	12,310	
December	13,748	
January	15,394	
February	17,048	
March	19,078	
April	19,986	
May	20,243	
June	20,268	

QUALITY

	Quantity	Base Number	Contract	AT	Region	England
% of FP17s for the same patient ID Re-attending within 3 months - Children	25	514	4.9%	10.1%	11.7%	12.0%
% of FP17s for the same patient ID Re-attending within 3 months - Adults	149	1,115	13.4%	14.8%	15.2%	16.0%
% of FP17s for the same patient ID Re-attending between 3 & 9 months - Children	152	514	29.6%	51.6%	59.1%	58.0%
% of FP17s for the same patient ID Re-attending between 3 & 9 months - Adults	367	1,115	32.9%	47.7%	52.2%	50.9%
% of FP17s for Band 1 Urgent Courses	70	1,188	5.9%	8.2%	7.9%	9.1%
% of FP17s Relating to Free Repair or Replacements	18	1,188	1.5%	0.7%	0.8%	0.8%
% of FP17s Relating to Continuations	5	1,188	0.4%	0.8%	1.1%	1.1%
% of Patients satisfied with the dentistry they have received	7	7	N/A	91.3%	91.8%	91.7%
% of Patients satisfied with the time they had to wait for an appointment	7	7	N/A	90.2%	88.4%	88.0%

* This is based on patients treated on this contract for their most recent course of treatment. Figures in italics indicate the base number of FP17s or Patient Questionnaire responses are less than 100. N/A is shown where the base number of responses is less than 10 during the period. % is calculated as Quantity/Base number*100

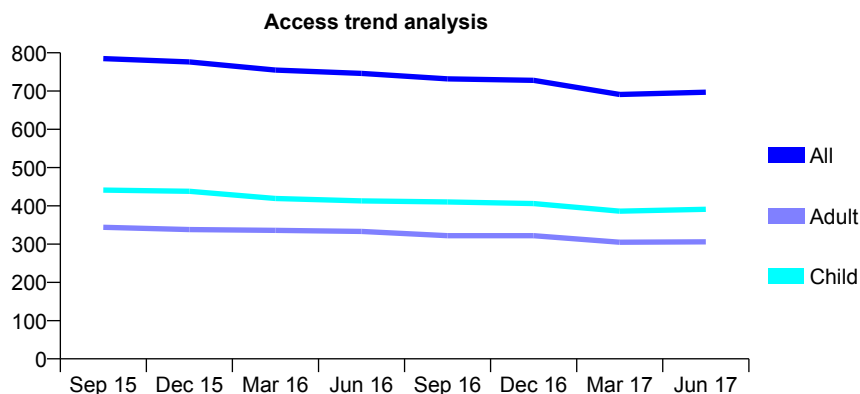
Q54 - Vital Signs At a Glance Contract Report for 221309/0001 - June 2017

Name or company name	MR IC WILSON
Contract type name	GDS Contract
Purpose of contract	General
Contract start date	01/04/2006
Contract end date	

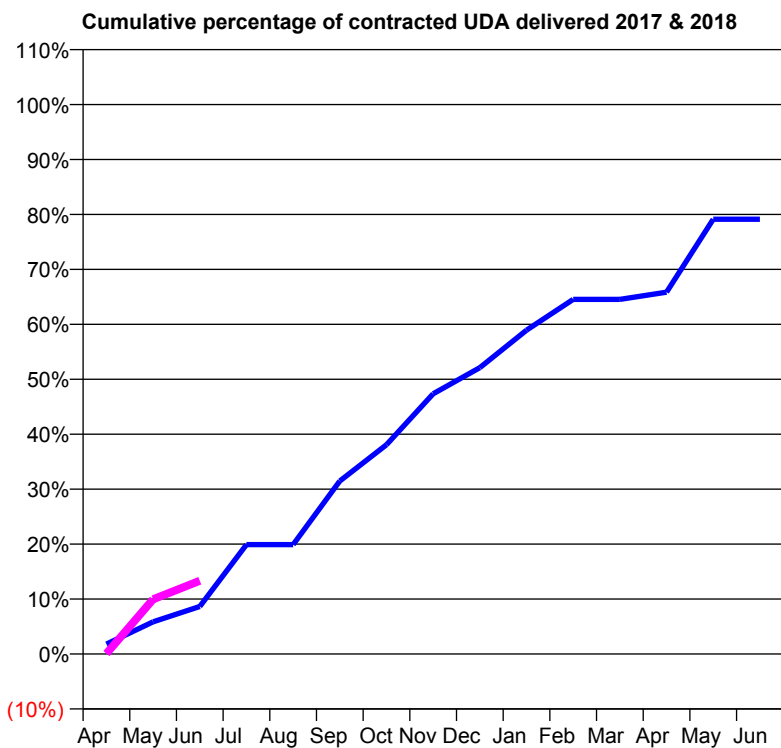
17/18 Contracted general activity (UDA)	2,225
Carry forward general activity (UDA)	0
17/18 Contracted orthodontic activity (UOA)	0
Carry forward orthodontic activity (UOA)	0
Baseline contract value	£53,281.02

ACCESS*

Patients seen in 24 months	Total	Change since previous quarter
Quarter ending June 2016	746	
Quarter ending September 2016	732	↓
Quarter ending December 2016	728	→
Quarter ending March 2017	691	↓
Quarter ending June 2017	697	→
Variance since June 2016	(6.6%)	↓



ACTIVITY



Adjusted Scheduled Activity (UDA)		
Month	2017	2018
April	40	2
May	130	222
June	193	297
July	443	
August	443	
September	701	
October	848	
November	1,054	
December	1,160	
January	1,311	
February	1,436	
March	1,436	
April	1,465	
May	1,761	
June	1,761	

QUALITY

	Quantity	Base Number	Contract	AT	Region	England
% of FP17s for the same patient ID Re-attending within 3 months - Children	14	213	6.6%	10.1%	11.7%	12.0%
% of FP17s for the same patient ID Re-attending within 3 months - Adults	22	121	18.2%	14.8%	15.2%	16.0%
% of FP17s for the same patient ID Re-attending between 3 & 9 months - Children	128	213	60.1%	51.6%	59.1%	58.0%
% of FP17s for the same patient ID Re-attending between 3 & 9 months - Adults	50	121	41.3%	47.7%	52.2%	50.9%
% of FP17s for Band 1 Urgent Courses	13	174	7.5%	8.2%	7.9%	9.1%
% of FP17s Relating to Free Repair or Replacements	0	174	0.0%	0.7%	0.8%	0.8%
% of FP17s Relating to Continuations	3	174	1.7%	0.8%	1.1%	1.1%
% of Patients satisfied with the dentistry they have received	0	0	N/A	91.3%	91.8%	91.7%
% of Patients satisfied with the time they had to wait for an appointment	0	0	N/A	90.2%	88.4%	88.0%

* This is based on patients treated on this contract for their most recent course of treatment. Figures in italics indicate the base number of FP17s or Patient Questionnaire responses are less than 100. N/A is shown where the base number of responses is less than 10 during the period. % is calculated as Quantity/Base number*100

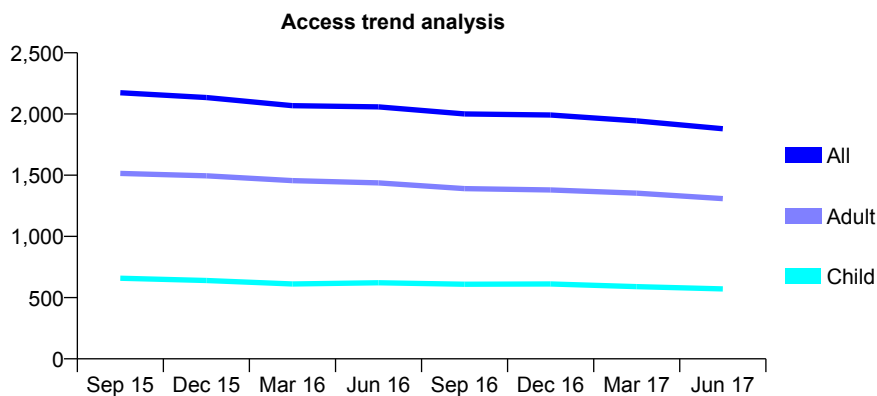
Q54 - Vital Signs At a Glance Contract Report for 224472/0002 - June 2017

Name or company name	MRS AC HADDON
Contract type name	GDS Contract
Purpose of contract	General
Contract start date	28/09/2011
Contract end date	

17/18 Contracted general activity (UDA)	8,384
Carry forward general activity (UDA)	0
17/18 Contracted orthodontic activity (UOA)	0
Carry forward orthodontic activity (UOA)	0
Baseline contract value	£247,465.92

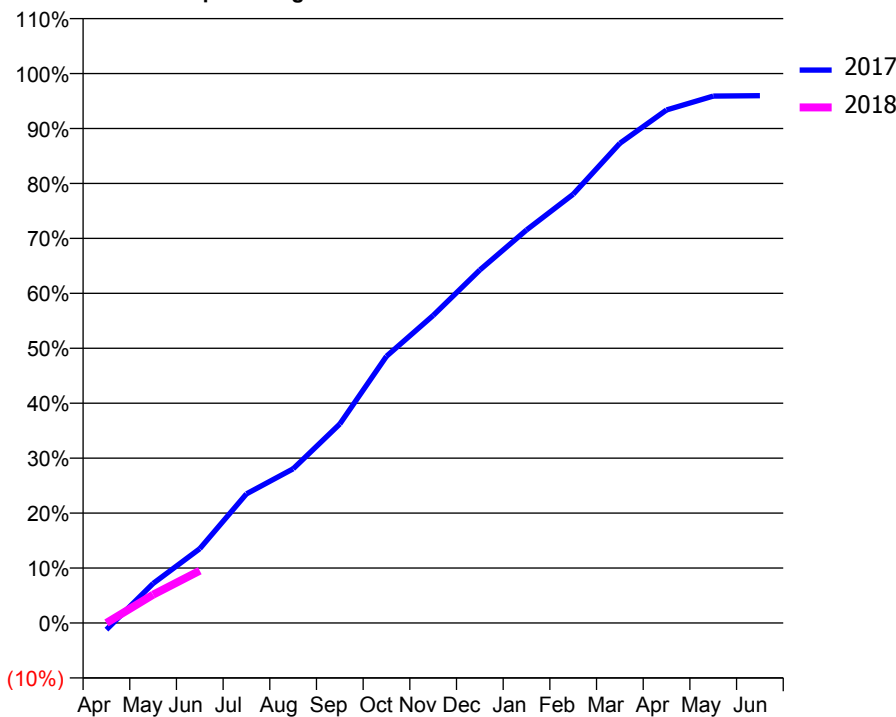
ACCESS*

Patients seen in 24 months	Total	Change since previous quarter
Quarter ending June 2016	2,058	
Quarter ending September 2016	2,001	↓
Quarter ending December 2016	1,992	→
Quarter ending March 2017	1,944	↓
Quarter ending June 2017	1,880	↓
Variance since June 2016	(8.6%)	↓



ACTIVITY

Cumulative percentage of contracted UDA delivered 2017 & 2018



Month	Adjusted Scheduled Activity (UDA)	
	2017	2018
April	-103	0
May	603	432
June	1,134	798
July	1,970	
August	2,352	
September	3,036	
October	4,070	
November	4,692	
December	5,386	
January	5,997	
February	6,542	
March	7,319	
April	7,827	
May	8,039	
June	8,046	

QUALITY

	Quantity	Base Number	Contract	AT	Region	England
% of FP17s for the same patient ID Re-attending within 3 months - Children	26	158	16.5%	10.1%	11.7%	12.0%
% of FP17s for the same patient ID Re-attending within 3 months - Adults	254	569	44.6%	14.8%	15.2%	16.0%
% of FP17s for the same patient ID Re-attending between 3 & 9 months - Children	85	158	53.8%	51.6%	59.1%	58.0%
% of FP17s for the same patient ID Re-attending between 3 & 9 months - Adults	196	569	34.4%	47.7%	52.2%	50.9%
% of FP17s for Band 1 Urgent Courses	60	427	14.1%	8.2%	7.9%	9.1%
% of FP17s Relating to Free Repair or Replacements	5	427	1.2%	0.7%	0.8%	0.8%
% of FP17s Relating to Continuations	33	427	7.7%	0.8%	1.1%	1.1%
% of Patients satisfied with the dentistry they have received	5	5	N/A	91.3%	91.8%	91.7%
% of Patients satisfied with the time they had to wait for an appointment	5	5	N/A	90.2%	88.4%	88.0%

* This is based on patients treated on this contract for their most recent course of treatment. Figures in italics indicate the base number of FP17s or Patient Questionnaire responses are less than 100. N/A is shown where the base number of responses is less than 10 during the period. % is calculated as Quantity/Base number*100

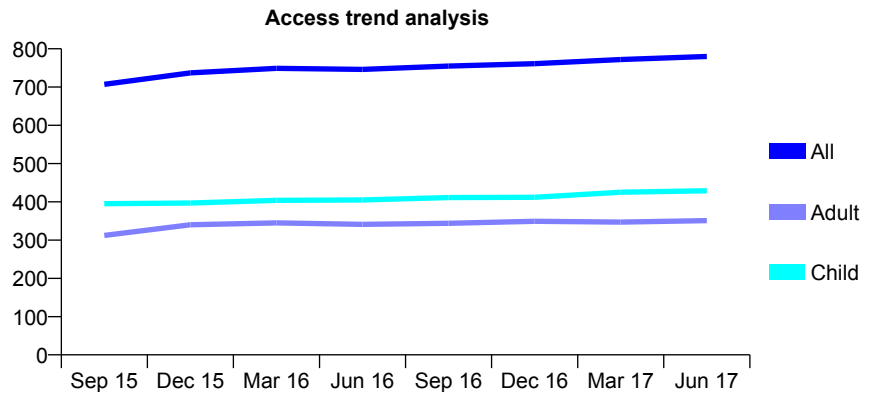
Q54 - Vital Signs At a Glance Contract Report for 231282/0001 - June 2017

Name or company name	MR SD LOESCHER
Contract type name	GDS Contract
Purpose of contract	General
Contract start date	01/04/2006
Contract end date	

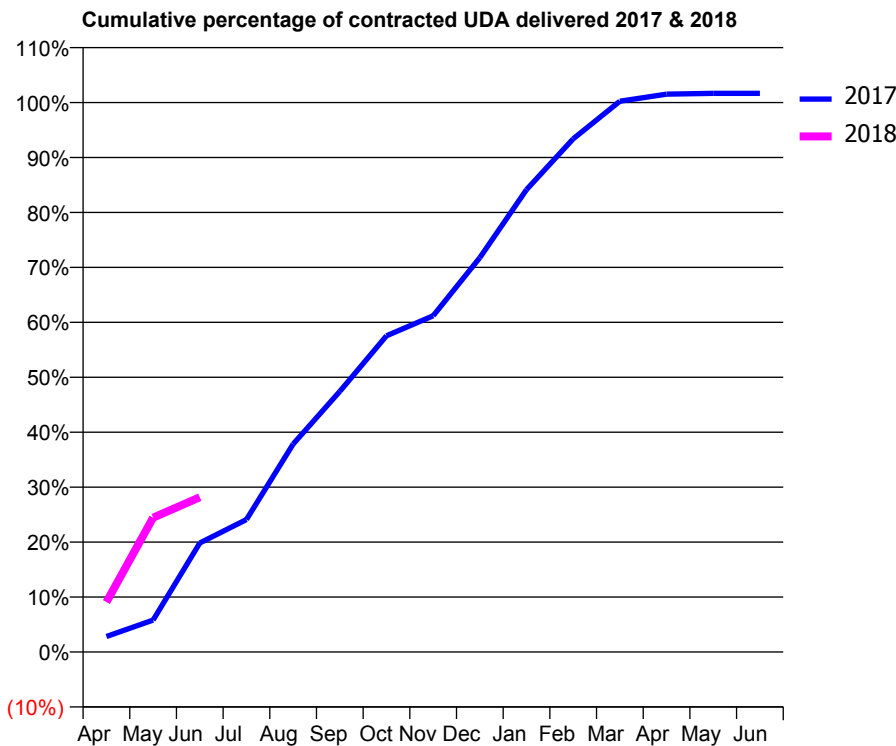
17/18 Contracted general activity (UDA)	1,566
Carry forward general activity (UDA)	0
17/18 Contracted orthodontic activity (UOA)	0
Carry forward orthodontic activity (UOA)	0
Baseline contract value	£37,302.44

ACCESS*

Patients seen in 24 months	Total	Change since previous quarter
Quarter ending June 2016	746	
Quarter ending September 2016	755	→
Quarter ending December 2016	761	→
Quarter ending March 2017	772	→
Quarter ending June 2017	780	→
Variance since June 2016	4.6%	↑



ACTIVITY



Month	Adjusted Scheduled Activity (UDA)	
	2017	2018
April	44	142
May	91	383
June	311	441
July	378	
August	593	
September	743	
October	901	
November	958	
December	1,124	
January	1,318	
February	1,462	
March	1,570	
April	1,590	
May	1,592	
June	1,592	

QUALITY

	Quantity	Base Number	Contract	AT	Region	England
% of FP17s for the same patient ID Re-attending within 3 months - Children	5	187	2.7%	10.1%	11.7%	12.0%
% of FP17s for the same patient ID Re-attending within 3 months - Adults	8	107	7.5%	14.8%	15.2%	16.0%
% of FP17s for the same patient ID Re-attending between 3 & 9 months - Children	134	187	71.7%	51.6%	59.1%	58.0%
% of FP17s for the same patient ID Re-attending between 3 & 9 months - Adults	60	107	56.1%	47.7%	52.2%	50.9%
% of FP17s for Band 1 Urgent Courses	5	276	1.8%	8.2%	7.9%	9.1%
% of FP17s Relating to Free Repair or Replacements	2	276	0.7%	0.7%	0.8%	0.8%
% of FP17s Relating to Continuations	0	276	0.0%	0.8%	1.1%	1.1%
% of Patients satisfied with the dentistry they have received	0	0	N/A	91.3%	91.8%	91.7%
% of Patients satisfied with the time they had to wait for an appointment	0	0	N/A	90.2%	88.4%	88.0%

* This is based on patients treated on this contract for their most recent course of treatment. Figures in italics indicate the base number of FP17s or Patient Questionnaire responses are less than 100. N/A is shown where the base number of responses is less than 10 during the period. % is calculated as Quantity/Base number*100

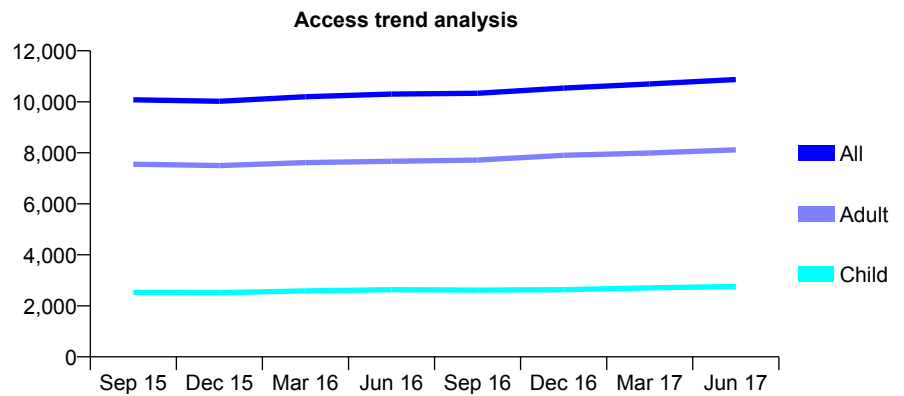
Q54 - Vital Signs At a Glance Contract Report for 234761/0001 - June 2017

Name or company name	MR RS TOBIN
Contract type name	GDS Contract
Purpose of contract	General
Contract start date	01/04/2009
Contract end date	

17/18 Contracted general activity (UDA)	37,040
Carry forward general activity (UDA)	0
17/18 Contracted orthodontic activity (UOA)	0
Carry forward orthodontic activity (UOA)	0
Baseline contract value	£974,720.63

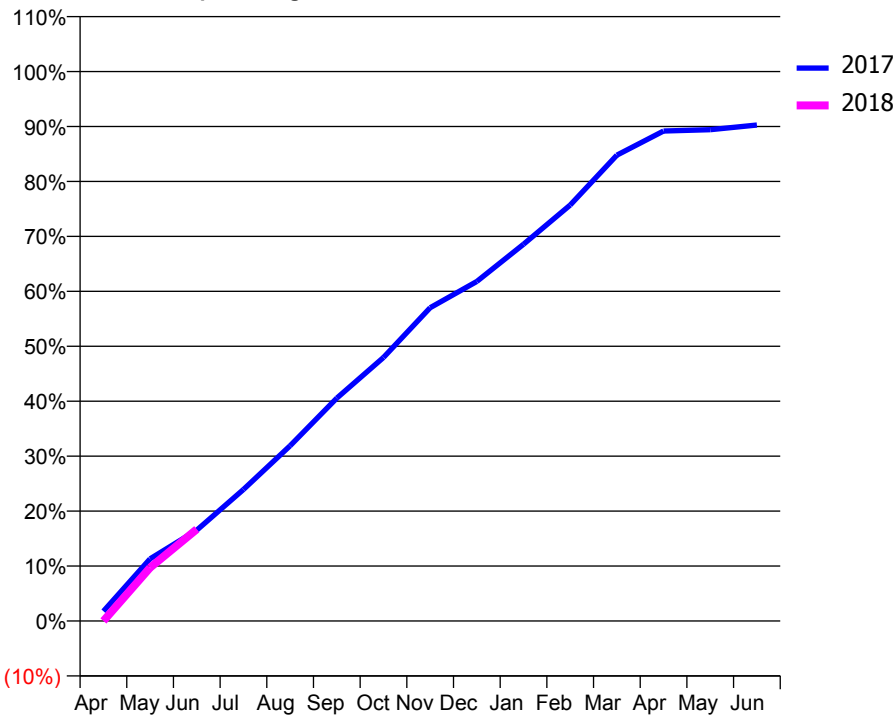
ACCESS*

Patients seen in 24 months	Total	Change since previous quarter
Quarter ending June 2016	10,303	
Quarter ending September 2016	10,336	→
Quarter ending December 2016	10,537	→
Quarter ending March 2017	10,699	→
Quarter ending June 2017	10,874	→
Variance since June 2016	5.5%	↑



ACTIVITY

Cumulative percentage of contracted UDA delivered 2017 & 2018



Month	Adjusted Scheduled Activity (UDA)	
	2017	2018
April	659	0
May	4,191	3,600
June	6,127	6,190
July	8,864	
August	11,818	
September	15,023	
October	17,770	
November	21,120	
December	22,892	
January	25,396	
February	28,041	
March	31,402	
April	33,027	
May	33,121	
June	33,428	

QUALITY

	Quantity	Base Number	Contract	AT	Region	England
% of FP17s for the same patient ID Re-attending within 3 months - Children	110	970	11.3%	10.1%	11.7%	12.0%
% of FP17s for the same patient ID Re-attending within 3 months - Adults	637	2,858	22.3%	14.8%	15.2%	16.0%
% of FP17s for the same patient ID Re-attending between 3 & 9 months - Children	488	970	50.3%	51.6%	59.1%	58.0%
% of FP17s for the same patient ID Re-attending between 3 & 9 months - Adults	1,310	2,858	45.8%	47.7%	52.2%	50.9%
% of FP17s for Band 1 Urgent Courses	413	2,725	15.2%	8.2%	7.9%	9.1%
% of FP17s Relating to Free Repair or Replacements	28	2,725	1.0%	0.7%	0.8%	0.8%
% of FP17s Relating to Continuations	64	2,725	2.3%	0.8%	1.1%	1.1%
% of Patients satisfied with the dentistry they have received	9	9	N/A	91.3%	91.8%	91.7%
% of Patients satisfied with the time they had to wait for an appointment	9	9	N/A	90.2%	88.4%	88.0%

* This is based on patients treated on this contract for their most recent course of treatment. Figures in italics indicate the base number of FP17s or Patient Questionnaire responses are less than 100. N/A is shown where the base number of responses is less than 10 during the period. % is calculated as Quantity/Base number*100

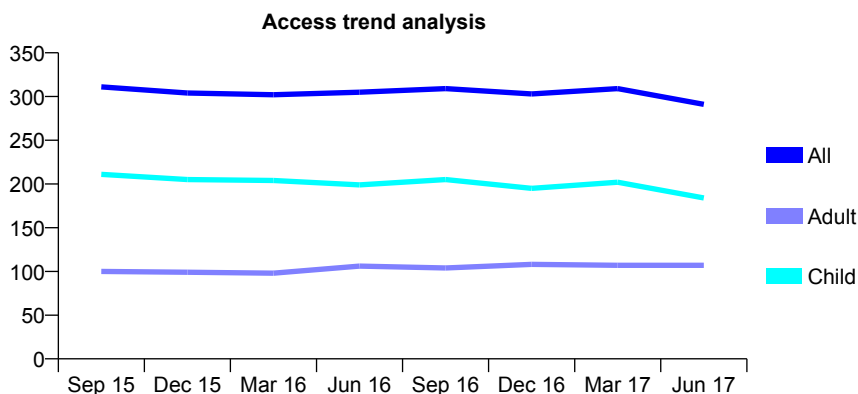
Q54 - Vital Signs At a Glance Contract Report for 234982/0001 - June 2017

Name or company name	MR CJ HIRST
Contract type name	GDS Contract
Purpose of contract	General
Contract start date	01/04/2006
Contract end date	

17/18 Contracted general activity (UDA)	600
Carry forward general activity (UDA)	0
17/18 Contracted orthodontic activity (UOA)	0
Carry forward orthodontic activity (UOA)	0
Baseline contract value	£14,730.69

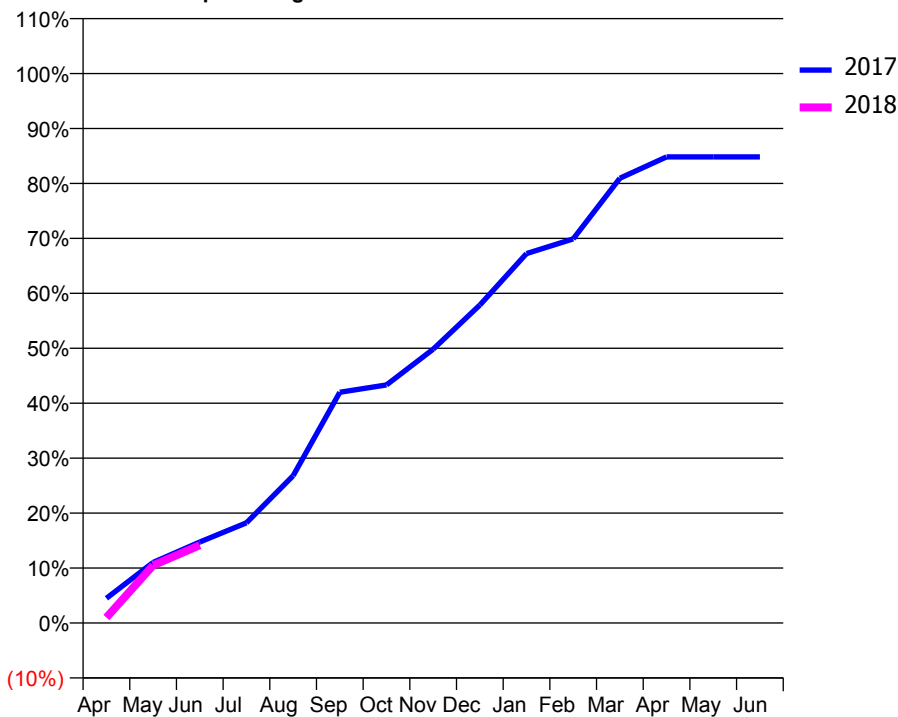
ACCESS*

Patients seen in 24 months	Total	Change since previous quarter
Quarter ending June 2016	305	
Quarter ending September 2016	309	→
Quarter ending December 2016	303	↓
Quarter ending March 2017	309	→
Quarter ending June 2017	291	↓
Variance since June 2016	(4.6%)	↓



ACTIVITY

Cumulative percentage of contracted UDA delivered 2017 & 2018



Month	Adjusted Scheduled Activity (UDA)	
	2017	2018
April	27	6
May	66	63
June	88	85
July	109	
August	161	
September	252	
October	260	
November	299	
December	347	
January	403	
February	419	
March	486	
April	509	
May	509	
June	509	

QUALITY

	Quantity	Base Number	Contract	AT	Region	England
% of FP17s for the same patient ID Re-attending within 3 months - Children	2	58	3.4%	10.1%	11.7%	12.0%
% of FP17s for the same patient ID Re-attending within 3 months - Adults	0	16	0.0%	14.8%	15.2%	16.0%
% of FP17s for the same patient ID Re-attending between 3 & 9 months - Children	42	58	72.4%	51.6%	59.1%	58.0%
% of FP17s for the same patient ID Re-attending between 3 & 9 months - Adults	8	16	50.0%	47.7%	52.2%	50.9%
% of FP17s for Band 1 Urgent Courses	0	53	0.0%	8.2%	7.9%	9.1%
% of FP17s Relating to Free Repair or Replacements	0	53	0.0%	0.7%	0.8%	0.8%
% of FP17s Relating to Continuations	0	53	0.0%	0.8%	1.1%	1.1%
% of Patients satisfied with the dentistry they have received	0	0	N/A	91.3%	91.8%	91.7%
% of Patients satisfied with the time they had to wait for an appointment	0	0	N/A	90.2%	88.4%	88.0%

* This is based on patients treated on this contract for their most recent course of treatment. Figures in italics indicate the base number of FP17s or Patient Questionnaire responses are less than 100. N/A is shown where the base number of responses is less than 10 during the period. % is calculated as Quantity/Base number*100

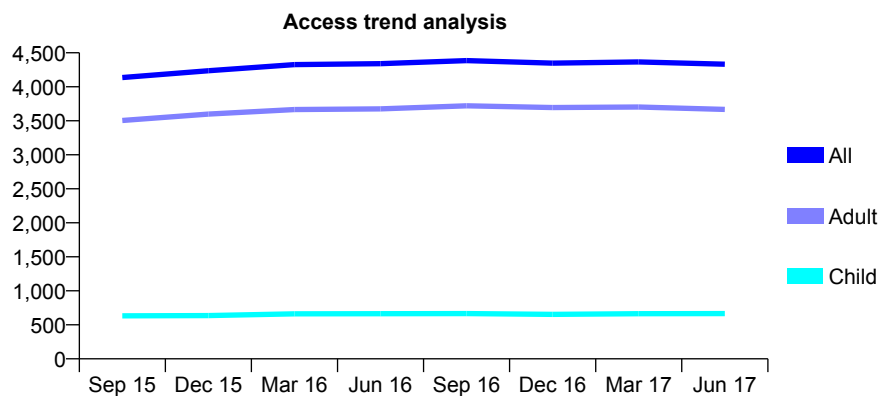
Q54 - Vital Signs At a Glance Contract Report for 239046/0001 - June 2017

Name or company name	MR DW PANNELL
Contract type name	GDS Contract
Purpose of contract	General
Contract start date	01/04/2006
Contract end date	

17/18 Contracted general activity (UDA)	13,464
Carry forward general activity (UDA)	0
17/18 Contracted orthodontic activity (UOA)	0
Carry forward orthodontic activity (UOA)	0
Baseline contract value	£274,129.76

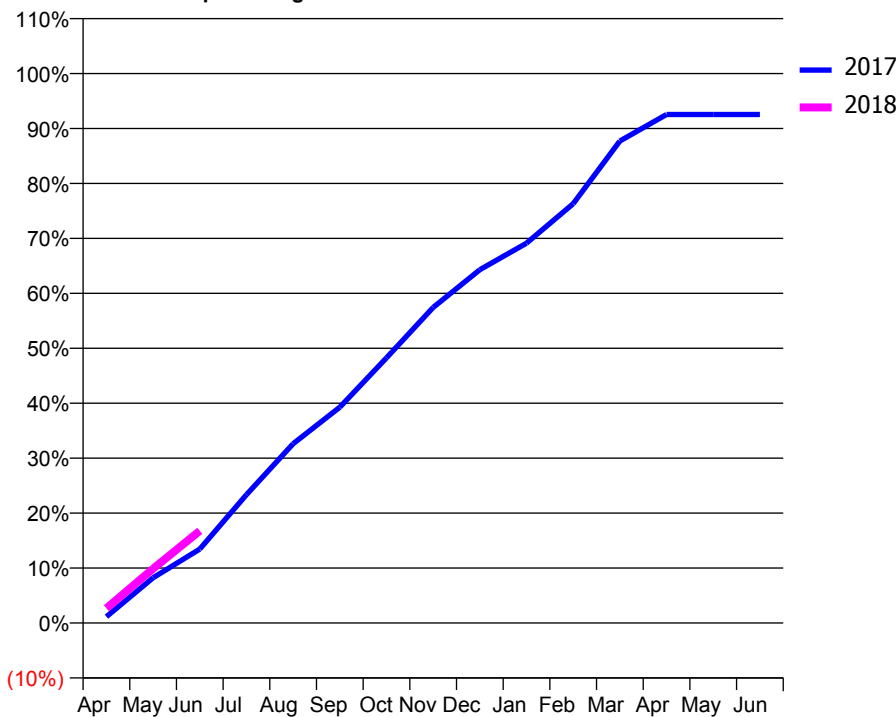
ACCESS*

Patients seen in 24 months	Total	Change since previous quarter
Quarter ending June 2016	4,340	
Quarter ending September 2016	4,386	→
Quarter ending December 2016	4,349	→
Quarter ending March 2017	4,366	→
Quarter ending June 2017	4,333	→
Variance since June 2016	(0.2%)	→



ACTIVITY

Cumulative percentage of contracted UDA delivered 2017 & 2018



Month	Adjusted Scheduled Activity (UDA)	
	2017	2018
April	155	360
May	1,108	1,331
June	1,810	2,261
July	3,144	
August	4,392	
September	5,288	
October	6,497	
November	7,733	
December	8,656	
January	9,306	
February	10,275	
March	11,811	
April	12,461	
May	12,461	
June	12,461	

QUALITY

	Quantity	Base Number	Contract	AT	Region	England
% of FP17s for the same patient ID Re-attending within 3 months - Children	15	235	6.4%	10.1%	11.7%	12.0%
% of FP17s for the same patient ID Re-attending within 3 months - Adults	179	1,303	13.7%	14.8%	15.2%	16.0%
% of FP17s for the same patient ID Re-attending between 3 & 9 months - Children	148	235	63.0%	51.6%	59.1%	58.0%
% of FP17s for the same patient ID Re-attending between 3 & 9 months - Adults	821	1,303	63.0%	47.7%	52.2%	50.9%
% of FP17s for Band 1 Urgent Courses	38	1,219	3.1%	8.2%	7.9%	9.1%
% of FP17s Relating to Free Repair or Replacements	16	1,219	1.3%	0.7%	0.8%	0.8%
% of FP17s Relating to Continuations	29	1,219	2.4%	0.8%	1.1%	1.1%
% of Patients satisfied with the dentistry they have received	13	13	100.0%	91.3%	91.8%	91.7%
% of Patients satisfied with the time they had to wait for an appointment	13	13	100.0%	90.2%	88.4%	88.0%

* This is based on patients treated on this contract for their most recent course of treatment. Figures in italics indicate the base number of FP17s or Patient Questionnaire responses are less than 100. N/A is shown where the base number of responses is less than 10 during the period. % is calculated as Quantity/Base number*100

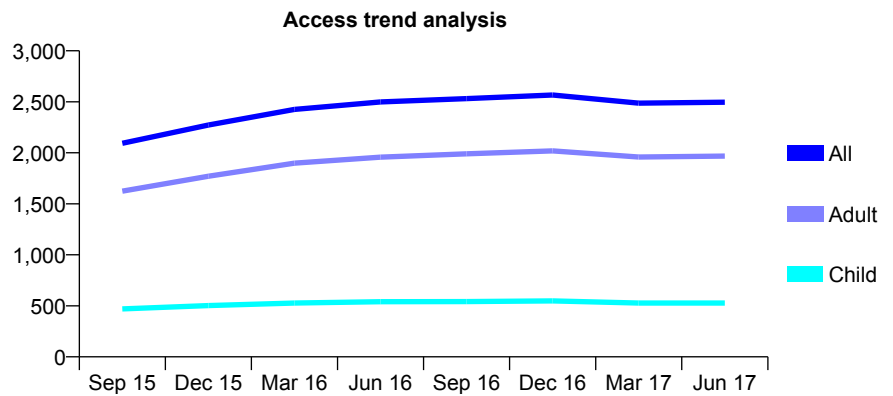
Q54 - Vital Signs At a Glance Contract Report for 240672/0002 - June 2017

Name or company name	MISS CR RUMLEY
Contract type name	GDS Contract
Purpose of contract	General
Contract start date	01/08/2014
Contract end date	

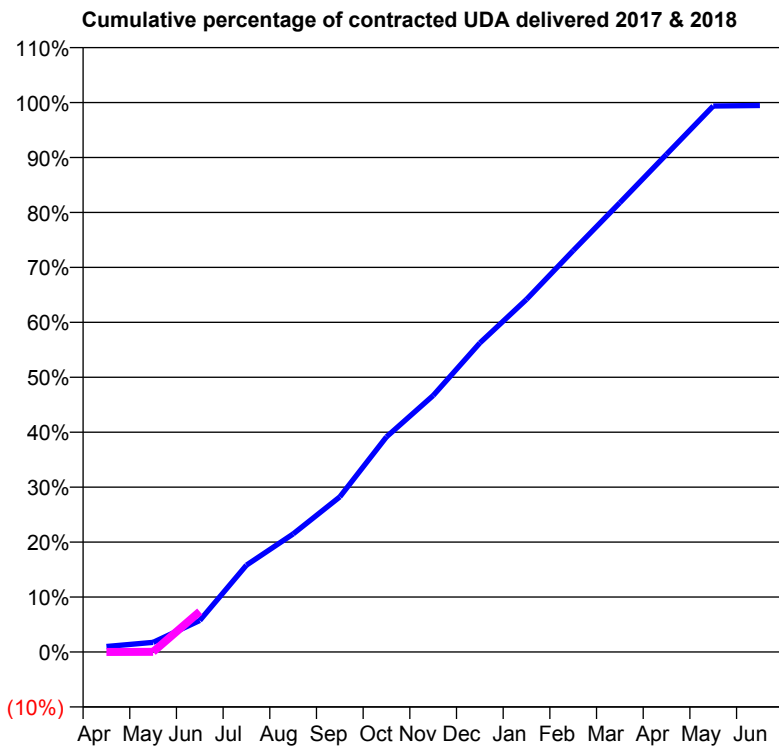
17/18 Contracted general activity (UDA)	7,324
Carry forward general activity (UDA)	0
17/18 Contracted orthodontic activity (UOA)	0
Carry forward orthodontic activity (UOA)	0
Baseline contract value	£193,083.81

ACCESS*

Patients seen in 24 months	Total	Change since previous quarter
Quarter ending June 2016	2,499	
Quarter ending September 2016	2,532	→
Quarter ending December 2016	2,567	→
Quarter ending March 2017	2,487	↓
Quarter ending June 2017	2,496	→
Variance since June 2016	(0.1%)	→



ACTIVITY



Month	Adjusted Scheduled Activity (UDA)	
	2017	2018
April	73	0
May	129	3
June	421	540
July	1,158	
August	1,573	
September	2,068	
October	2,868	
November	3,418	
December	4,120	
January	4,701	
February	5,351	
March	5,989	
April	6,633	
May	7,277	
June	7,284	

QUALITY

	Quantity	Base Number	Contract	AT	Region	England
% of FP17s for the same patient ID Re-attending within 3 months - Children	10	163	6.1%	10.1%	11.7%	12.0%
% of FP17s for the same patient ID Re-attending within 3 months - Adults	50	567	8.8%	14.8%	15.2%	16.0%
% of FP17s for the same patient ID Re-attending between 3 & 9 months - Children	76	163	46.6%	51.6%	59.1%	58.0%
% of FP17s for the same patient ID Re-attending between 3 & 9 months - Adults	299	567	52.7%	47.7%	52.2%	50.9%
% of FP17s for Band 1 Urgent Courses	11	225	4.9%	8.2%	7.9%	9.1%
% of FP17s Relating to Free Repair or Replacements	6	225	2.7%	0.7%	0.8%	0.8%
% of FP17s Relating to Continuations	1	225	0.4%	0.8%	1.1%	1.1%
% of Patients satisfied with the dentistry they have received	8	8	N/A	91.3%	91.8%	91.7%
% of Patients satisfied with the time they had to wait for an appointment	8	8	N/A	90.2%	88.4%	88.0%

* This is based on patients treated on this contract for their most recent course of treatment. Figures in italics indicate the base number of FP17s or Patient Questionnaire responses are less than 100. N/A is shown where the base number of responses is less than 10 during the period. % is calculated as Quantity/Base number*100

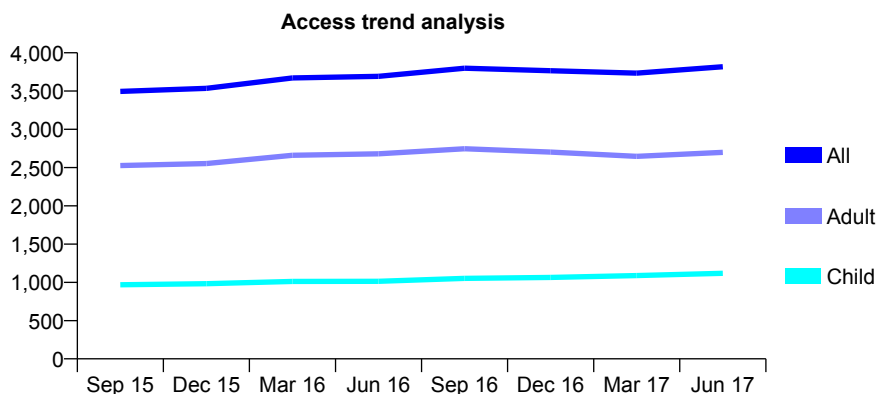
Q54 - Vital Signs At a Glance Contract Report for 241083/0001 - June 2017

Name or company name	MR V SUDRA
Contract type name	GDS Contract
Purpose of contract	General and Orthodontic
Contract start date	01/04/2006
Contract end date	

17/18 Contracted general activity (UDA)	11,592
Carry forward general activity (UDA)	0
17/18 Contracted orthodontic activity (UOA)	190
Carry forward orthodontic activity (UOA)	0
Baseline contract value	£374,196.10

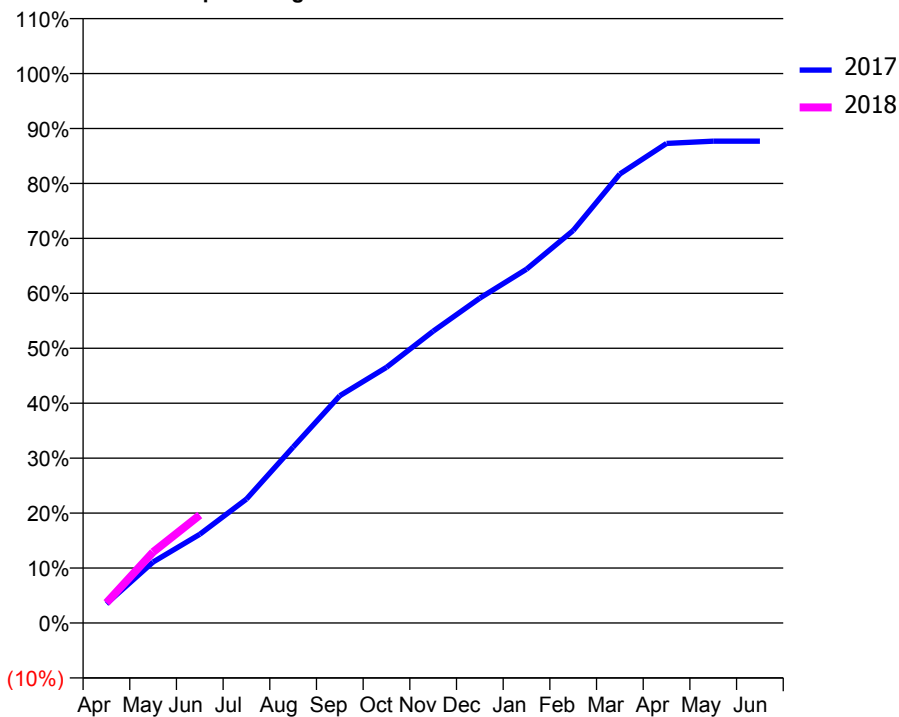
ACCESS*

Patients seen in 24 months	Total	Change since previous quarter
Quarter ending June 2016	3,693	
Quarter ending September 2016	3,798	↑
Quarter ending December 2016	3,766	→
Quarter ending March 2017	3,734	→
Quarter ending June 2017	3,817	↑
Variance since June 2016	3.4%	↑



ACTIVITY

Cumulative percentage of contracted UDA delivered 2017 & 2018



Month	Adjusted Scheduled Activity (UDA)	
	2017	2018
April	405	425
May	1,286	1,498
June	1,872	2,276
July	2,614	
August	3,711	
September	4,796	
October	5,393	
November	6,157	
December	6,854	
January	7,465	
February	8,279	
March	9,473	
April	10,117	
May	10,165	
June	10,165	

QUALITY

	Quantity	Base Number	Contract	AT	Region	England
% of FP17s for the same patient ID Re-attending within 3 months - Children	20	279	7.2%	10.1%	11.7%	12.0%
% of FP17s for the same patient ID Re-attending within 3 months - Adults	86	657	13.1%	14.8%	15.2%	16.0%
% of FP17s for the same patient ID Re-attending between 3 & 9 months - Children	83	279	29.7%	51.6%	59.1%	58.0%
% of FP17s for the same patient ID Re-attending between 3 & 9 months - Adults	182	657	27.7%	47.7%	52.2%	50.9%
% of FP17s for Band 1 Urgent Courses	35	595	5.9%	8.2%	7.9%	9.1%
% of FP17s Relating to Free Repair or Replacements	4	595	0.7%	0.7%	0.8%	0.8%
% of FP17s Relating to Continuations	0	595	0.0%	0.8%	1.1%	1.1%
% of Patients satisfied with the dentistry they have received	1	1	N/A	91.3%	91.8%	91.7%
% of Patients satisfied with the time they had to wait for an appointment	1	1	N/A	90.2%	88.4%	88.0%

* This is based on patients treated on this contract for their most recent course of treatment. Figures in italics indicate the base number of FP17s or Patient Questionnaire responses are less than 100. N/A is shown where the base number of responses is less than 10 during the period. % is calculated as Quantity/Base number*100

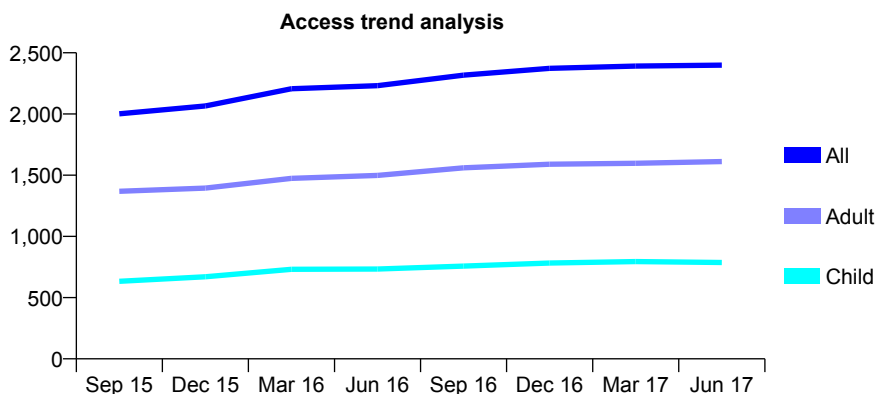
Q54 - Vital Signs At a Glance Contract Report for 244228/0001 - June 2017

Name or company name	MR JS BARDHA
Contract type name	GDS Contract
Purpose of contract	General and Orthodontic
Contract start date	01/04/2006
Contract end date	

17/18 Contracted general activity (UDA)	9,698
Carry forward general activity (UDA)	0
17/18 Contracted orthodontic activity (UOA)	204
Carry forward orthodontic activity (UOA)	0
Baseline contract value	£275,036.00

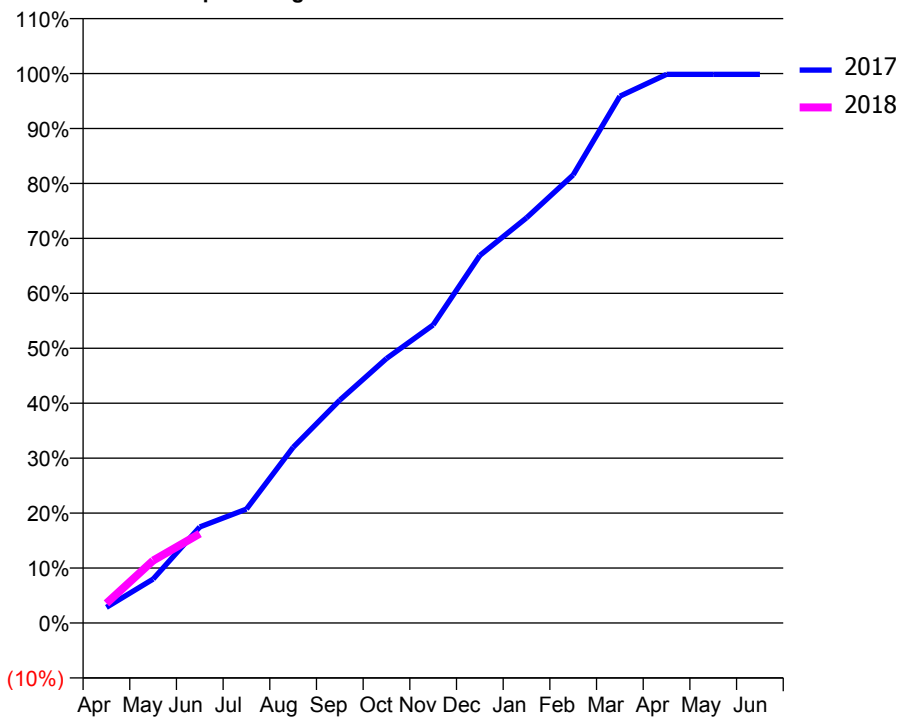
ACCESS*

Patients seen in 24 months	Total	Change since previous quarter
Quarter ending June 2016	2,232	
Quarter ending September 2016	2,318	↑
Quarter ending December 2016	2,373	↑
Quarter ending March 2017	2,392	→
Quarter ending June 2017	2,399	→
Variance since June 2016	7.5%	↑



ACTIVITY

Cumulative percentage of contracted UDA delivered 2017 & 2018



Month	Adjusted Scheduled Activity (UDA)	
	2017	2018
April	276	348
May	776	1,103
June	1,695	1,579
July	2,011	
August	3,101	
September	3,933	
October	4,668	
November	5,261	
December	6,486	
January	7,152	
February	7,908	
March	9,297	
April	9,682	
May	9,682	
June	9,682	

QUALITY

	Quantity	Base Number	Contract	AT	Region	England
% of FP17s for the same patient ID Re-attending within 3 months - Children	12	214	5.6%	10.1%	11.7%	12.0%
% of FP17s for the same patient ID Re-attending within 3 months - Adults	37	341	10.9%	14.8%	15.2%	16.0%
% of FP17s for the same patient ID Re-attending between 3 & 9 months - Children	110	214	51.4%	51.6%	59.1%	58.0%
% of FP17s for the same patient ID Re-attending between 3 & 9 months - Adults	146	341	42.8%	47.7%	52.2%	50.9%
% of FP17s for Band 1 Urgent Courses	8	425	1.9%	8.2%	7.9%	9.1%
% of FP17s Relating to Free Repair or Replacements	0	425	0.0%	0.7%	0.8%	0.8%
% of FP17s Relating to Continuations	16	425	3.8%	0.8%	1.1%	1.1%
% of Patients satisfied with the dentistry they have received	1	1	N/A	91.3%	91.8%	91.7%
% of Patients satisfied with the time they had to wait for an appointment	0	1	N/A	90.2%	88.4%	88.0%

* This is based on patients treated on this contract for their most recent course of treatment. Figures in italics indicate the base number of FP17s or Patient Questionnaire responses are less than 100. N/A is shown where the base number of responses is less than 10 during the period. % is calculated as Quantity/Base number*100

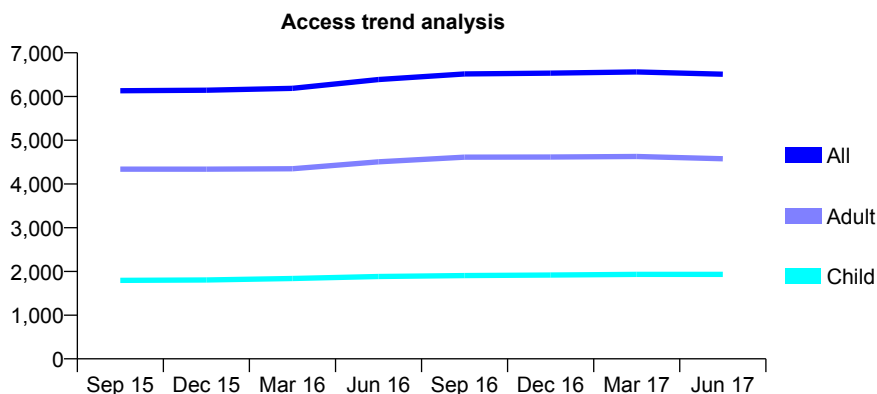
Q54 - Vital Signs At a Glance Contract Report for 245860/0001 - June 2017

Name or company name	MR M BINAMIN
Contract type name	GDS Contract
Purpose of contract	General
Contract start date	01/04/2006
Contract end date	

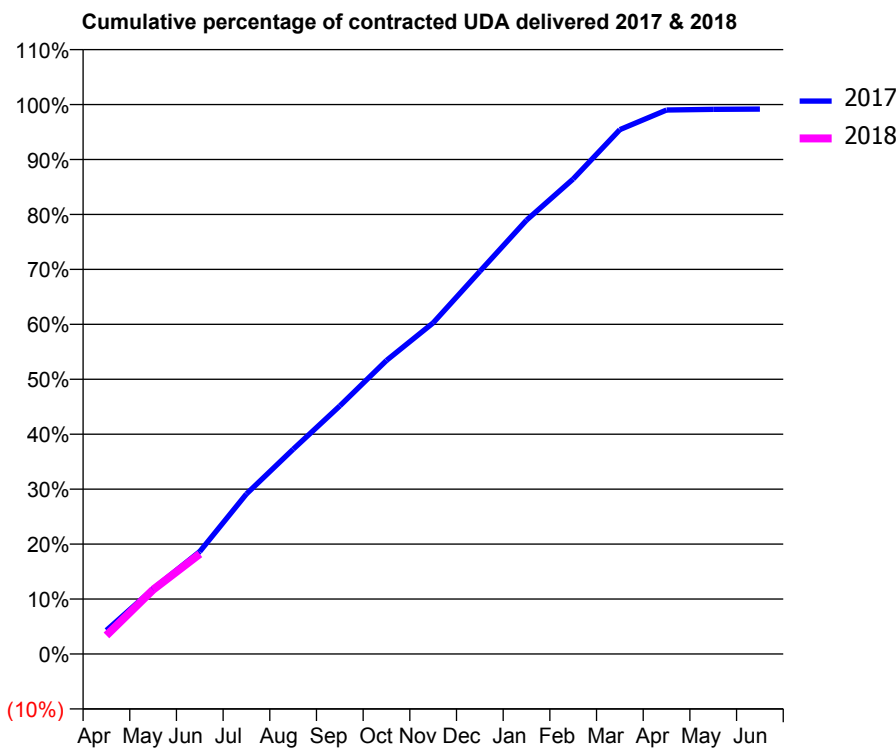
17/18 Contracted general activity (UDA)	12,244
Carry forward general activity (UDA)	0
17/18 Contracted orthodontic activity (UOA)	0
Carry forward orthodontic activity (UOA)	0
Baseline contract value	£289,811.87

ACCESS*

Patients seen in 24 months	Total	Change since previous quarter
Quarter ending June 2016	6,389	
Quarter ending September 2016	6,516	→
Quarter ending December 2016	6,535	→
Quarter ending March 2017	6,561	→
Quarter ending June 2017	6,509	→
Variance since June 2016	1.9%	→



ACTIVITY



Month	Adjusted Scheduled Activity (UDA)	
	2017	2018
April	527	414
May	1,453	1,435
June	2,283	2,229
July	3,566	
August	4,563	
September	5,528	
October	6,543	
November	7,378	
December	8,527	
January	9,668	
February	10,585	
March	11,684	
April	12,121	
May	12,136	
June	12,141	

QUALITY

	Quantity	Base Number	Contract	AT	Region	England
% of FP17s for the same patient ID Re-attending within 3 months - Children	29	571	5.1%	10.1%	11.7%	12.0%
% of FP17s for the same patient ID Re-attending within 3 months - Adults	164	1,247	13.2%	14.8%	15.2%	16.0%
% of FP17s for the same patient ID Re-attending between 3 & 9 months - Children	313	571	54.8%	51.6%	59.1%	58.0%
% of FP17s for the same patient ID Re-attending between 3 & 9 months - Adults	672	1,247	53.9%	47.7%	52.2%	50.9%
% of FP17s for Band 1 Urgent Courses	158	1,533	10.3%	8.2%	7.9%	9.1%
% of FP17s Relating to Free Repair or Replacements	11	1,533	0.7%	0.7%	0.8%	0.8%
% of FP17s Relating to Continuations	1	1,533	0.1%	0.8%	1.1%	1.1%
% of Patients satisfied with the dentistry they have received	7	8	N/A	91.3%	91.8%	91.7%
% of Patients satisfied with the time they had to wait for an appointment	6	8	N/A	90.2%	88.4%	88.0%

* This is based on patients treated on this contract for their most recent course of treatment. Figures in italics indicate the base number of FP17s or Patient Questionnaire responses are less than 100. N/A is shown where the base number of responses is less than 10 during the period. % is calculated as Quantity/Base number*100

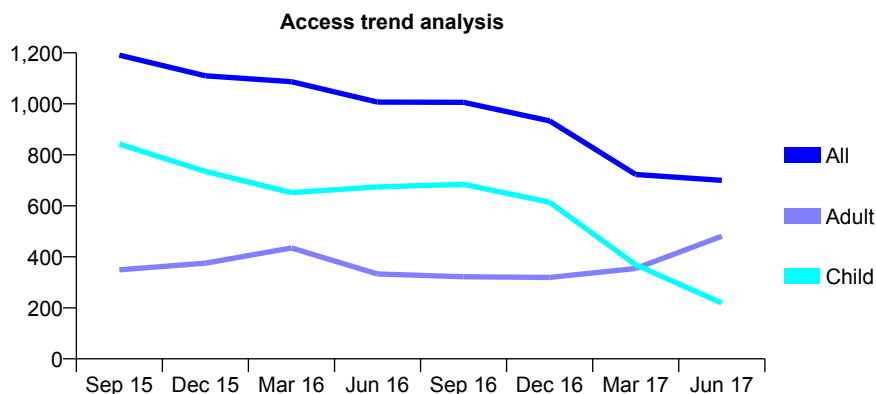
Q54 - Vital Signs At a Glance Contract Report for 249726/0004 - June 2017

Name or company name	MR AA DUGGAL
Contract type name	PDS Plus Contract
Purpose of contract	General
Contract start date	01/05/2012
Contract end date	30/04/2017

17/18 Contracted general activity (UDA)	167
Carry forward general activity (UDA)	0
17/18 Contracted orthodontic activity (UOA)	0
Carry forward orthodontic activity (UOA)	0
Baseline contract value	£2,146.84

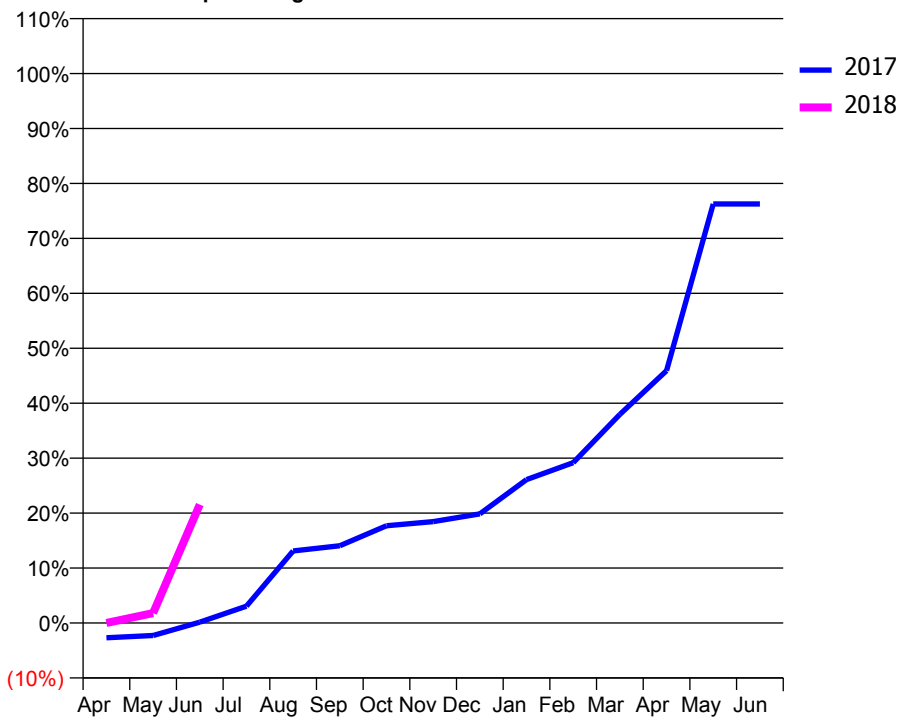
ACCESS*

Patients seen in 24 months	Total	Change since previous quarter
Quarter ending June 2016	1,007	
Quarter ending September 2016	1,006	→
Quarter ending December 2016	933	↓
Quarter ending March 2017	723	↓
Quarter ending June 2017	700	↓
Variance since June 2016	(30.5%)	↓



ACTIVITY

Cumulative percentage of contracted UDA delivered 2017 & 2018



Month	Adjusted Scheduled Activity (UDA)	
	2017	2018
April	-54	0
May	-46	3
June	3	36
July	61	
August	262	
September	281	
October	354	
November	369	
December	397	
January	522	
February	583	
March	759	
April	918	
May	1,525	
June	1,525	

QUALITY

	Quantity	Base Number	Contract	AT	Region	England
% of FP17s for the same patient ID Re-attending within 3 months - Children	0	70	0.0%	10.1%	11.7%	12.0%
% of FP17s for the same patient ID Re-attending within 3 months - Adults	7	352	2.0%	14.8%	15.2%	16.0%
% of FP17s for the same patient ID Re-attending between 3 & 9 months - Children	2	70	2.9%	51.6%	59.1%	58.0%
% of FP17s for the same patient ID Re-attending between 3 & 9 months - Adults	21	352	6.0%	47.7%	52.2%	50.9%
% of FP17s for Band 1 Urgent Courses	0	15	0.0%	8.2%	7.9%	9.1%
% of FP17s Relating to Free Repair or Replacements	0	15	0.0%	0.7%	0.8%	0.8%
% of FP17s Relating to Continuations	0	15	0.0%	0.8%	1.1%	1.1%
% of Patients satisfied with the dentistry they have received	6	7	N/A	91.3%	91.8%	91.7%
% of Patients satisfied with the time they had to wait for an appointment	7	7	N/A	90.2%	88.4%	88.0%

* This is based on patients treated on this contract for their most recent course of treatment. Figures in italics indicate the base number of FP17s or Patient Questionnaire responses are less than 100. N/A is shown where the base number of responses is less than 10 during the period. % is calculated as Quantity/Base number*100

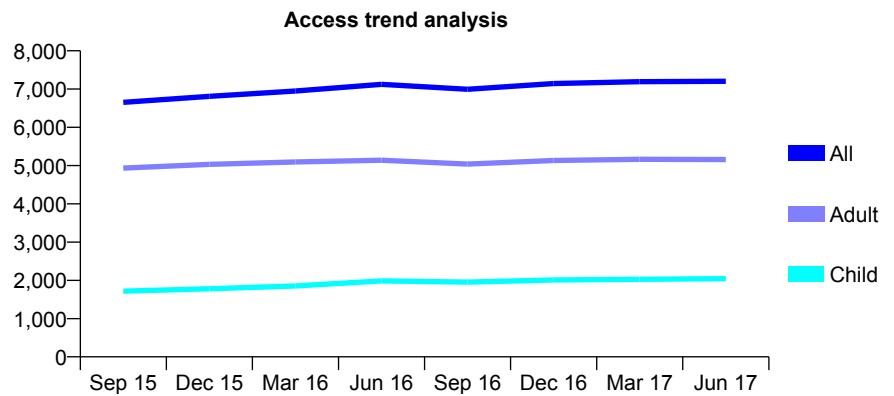
Q54 - Vital Signs At a Glance Contract Report for 250333/0001 - June 2017

Name or company name	MR JS JANDU
Contract type name	GDS Contract
Purpose of contract	General and Orthodontic
Contract start date	01/04/2008
Contract end date	

17/18 Contracted general activity (UDA)	22,064
Carry forward general activity (UDA)	0
17/18 Contracted orthodontic activity (UOA)	1,209
Carry forward orthodontic activity (UOA)	0
Baseline contract value	£636,901.58

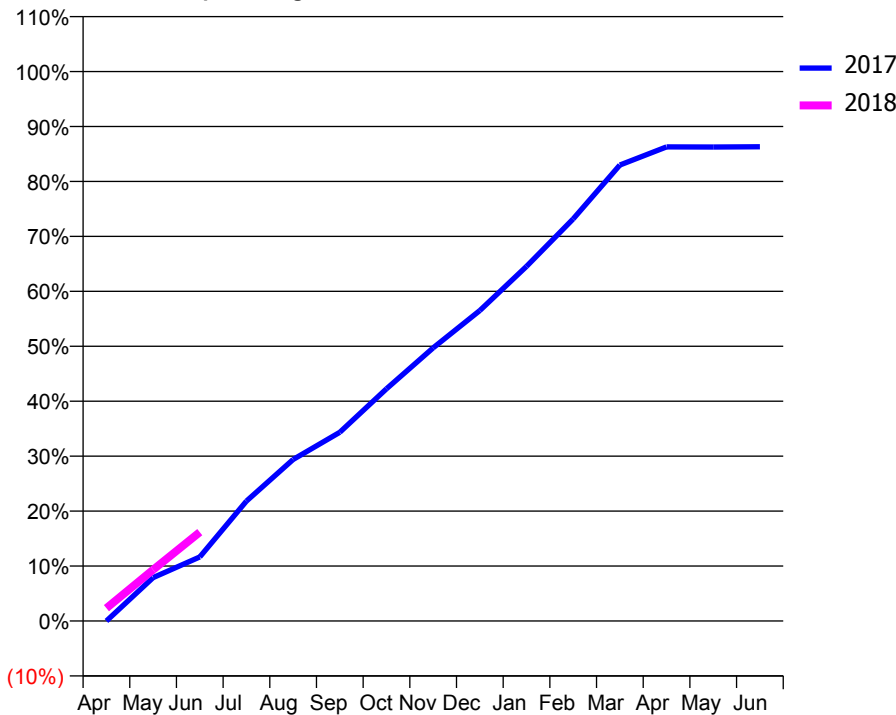
ACCESS*

Patients seen in 24 months	Total	Change since previous quarter
Quarter ending June 2016	7,125	
Quarter ending September 2016	6,994	↓
Quarter ending December 2016	7,143	↑
Quarter ending March 2017	7,192	→
Quarter ending June 2017	7,202	→
Variance since June 2016	1.1%	→



ACTIVITY

Cumulative percentage of contracted UDA delivered 2017 & 2018



Month	Adjusted Scheduled Activity (UDA)	
	2017	2018
April	3	519
May	1,742	2,061
June	2,574	3,566
July	4,816	
August	6,485	
September	7,577	
October	9,325	
November	10,966	
December	12,469	
January	14,239	
February	16,145	
March	18,307	
April	19,034	
May	19,032	
June	19,044	

QUALITY

	Quantity	Base Number	Contract	AT	Region	England
% of FP17s for the same patient ID Re-attending within 3 months - Children	50	682	7.3%	10.1%	11.7%	12.0%
% of FP17s for the same patient ID Re-attending within 3 months - Adults	173	1,427	12.1%	14.8%	15.2%	16.0%
% of FP17s for the same patient ID Re-attending between 3 & 9 months - Children	298	682	43.7%	51.6%	59.1%	58.0%
% of FP17s for the same patient ID Re-attending between 3 & 9 months - Adults	618	1,427	43.3%	47.7%	52.2%	50.9%
% of FP17s for Band 1 Urgent Courses	162	1,787	9.1%	8.2%	7.9%	9.1%
% of FP17s Relating to Free Repair or Replacements	11	1,787	0.6%	0.7%	0.8%	0.8%
% of FP17s Relating to Continuations	5	1,787	0.3%	0.8%	1.1%	1.1%
% of Patients satisfied with the dentistry they have received	5	5	N/A	91.3%	91.8%	91.7%
% of Patients satisfied with the time they had to wait for an appointment	4	5	N/A	90.2%	88.4%	88.0%

* This is based on patients treated on this contract for their most recent course of treatment. Figures in italics indicate the base number of FP17s or Patient Questionnaire responses are less than 100. N/A is shown where the base number of responses is less than 10 during the period. % is calculated as Quantity/Base number*100

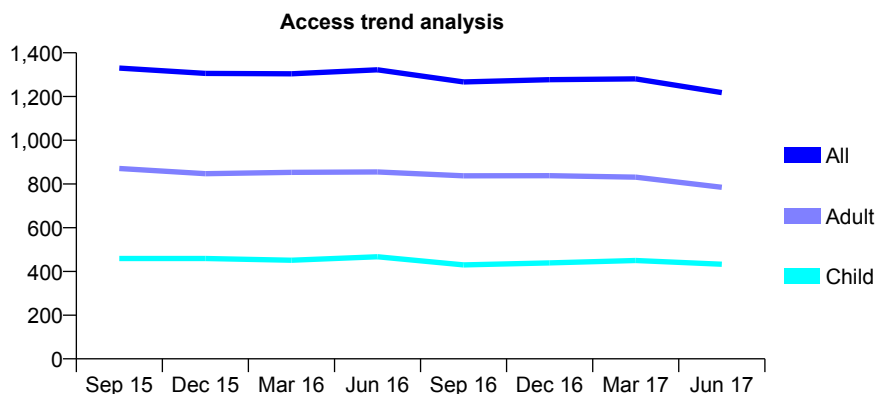
Q54 - Vital Signs At a Glance Contract Report for 250333/0002 - June 2017

Name or company name	MR JS JANDU
Contract type name	GDS Contract
Purpose of contract	General
Contract start date	01/10/2012
Contract end date	

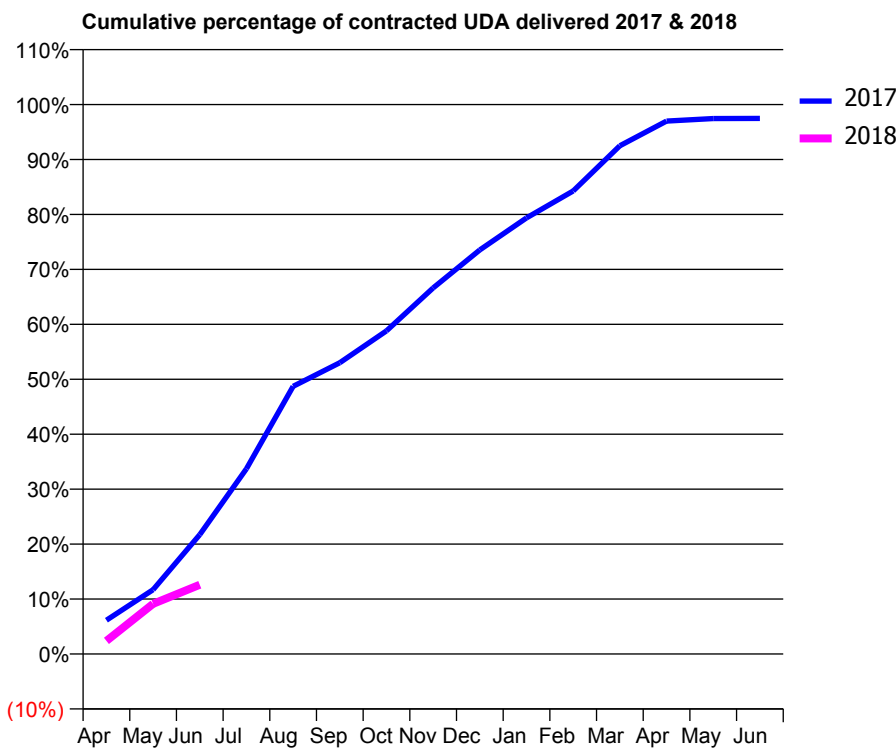
17/18 Contracted general activity (UDA)	4,213
Carry forward general activity (UDA)	0
17/18 Contracted orthodontic activity (UOA)	0
Carry forward orthodontic activity (UOA)	0
Baseline contract value	£112,408.40

ACCESS*

Patients seen in 24 months	Total	Change since previous quarter
Quarter ending June 2016	1,322	
Quarter ending September 2016	1,267	↓
Quarter ending December 2016	1,277	→
Quarter ending March 2017	1,281	→
Quarter ending June 2017	1,218	↓
Variance since June 2016	(7.9%)	↓



ACTIVITY



Adjusted Scheduled Activity (UDA)		
Month	2017	2018
April	259	101
May	494	385
June	916	531
July	1,421	
August	2,052	
September	2,234	
October	2,478	
November	2,807	
December	3,098	
January	3,343	
February	3,551	
March	3,897	
April	4,086	
May	4,105	
June	4,106	

QUALITY

	Quantity	Base Number	Contract	AT	Region	England
% of FP17s for the same patient ID Re-attending within 3 months - Children	5	76	6.6%	10.1%	11.7%	12.0%
% of FP17s for the same patient ID Re-attending within 3 months - Adults	35	192	18.2%	14.8%	15.2%	16.0%
% of FP17s for the same patient ID Re-attending between 3 & 9 months - Children	35	76	46.1%	51.6%	59.1%	58.0%
% of FP17s for the same patient ID Re-attending between 3 & 9 months - Adults	91	192	47.4%	47.7%	52.2%	50.9%
% of FP17s for Band 1 Urgent Courses	16	189	8.5%	8.2%	7.9%	9.1%
% of FP17s Relating to Free Repair or Replacements	3	189	1.6%	0.7%	0.8%	0.8%
% of FP17s Relating to Continuations	6	189	3.2%	0.8%	1.1%	1.1%
% of Patients satisfied with the dentistry they have received	1	2	N/A	91.3%	91.8%	91.7%
% of Patients satisfied with the time they had to wait for an appointment	1	2	N/A	90.2%	88.4%	88.0%

* This is based on patients treated on this contract for their most recent course of treatment. Figures in italics indicate the base number of FP17s or Patient Questionnaire responses are less than 100. N/A is shown where the base number of responses is less than 10 during the period. % is calculated as Quantity/Base number*100

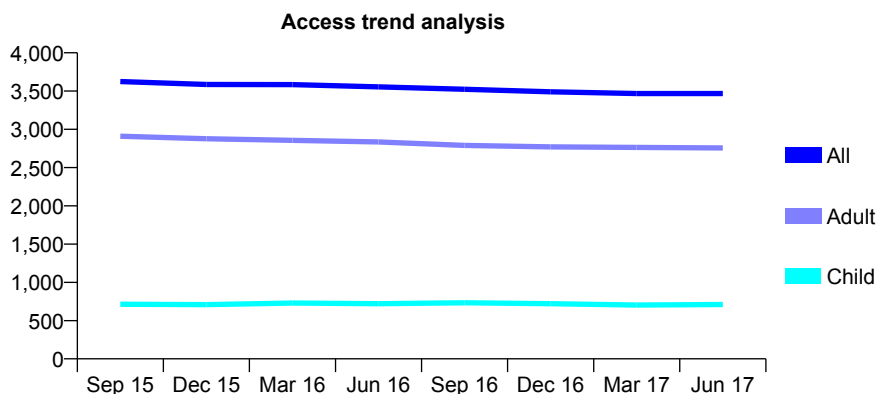
Q54 - Vital Signs At a Glance Contract Report for 251623/0001 - June 2017

Name or company name	MR F HEYDARI-BATANI
Contract type name	GDS Contract
Purpose of contract	General
Contract start date	01/04/2006
Contract end date	

17/18 Contracted general activity (UDA)	11,261
Carry forward general activity (UDA)	0
17/18 Contracted orthodontic activity (UOA)	0
Carry forward orthodontic activity (UOA)	0
Baseline contract value	£237,160.58

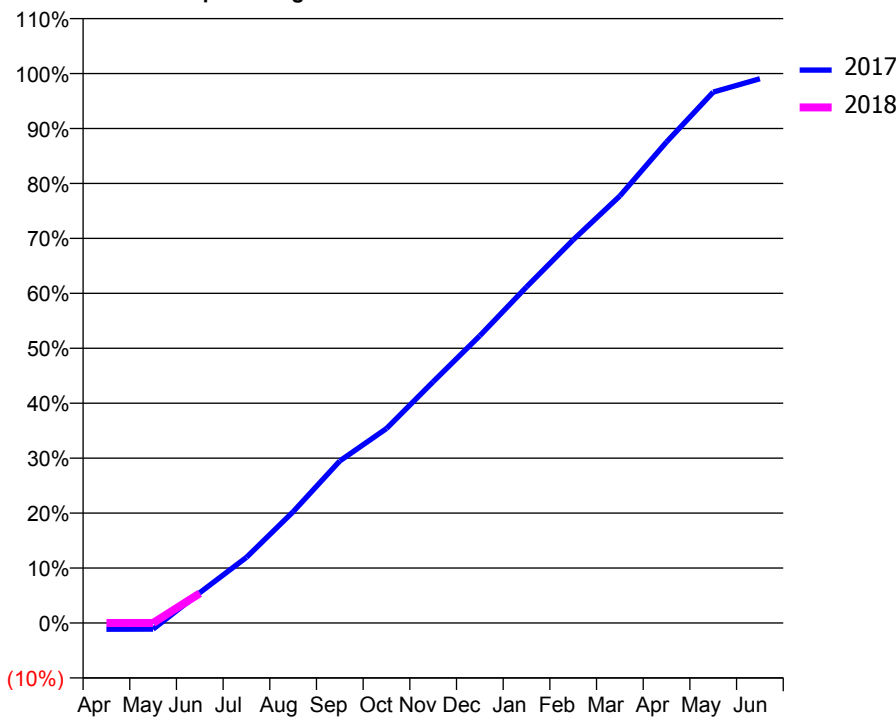
ACCESS*

Patients seen in 24 months	Total	Change since previous quarter
Quarter ending June 2016	3,554	
Quarter ending September 2016	3,523	→
Quarter ending December 2016	3,491	→
Quarter ending March 2017	3,467	→
Quarter ending June 2017	3,468	→
Variance since June 2016	(2.4%)	↓



ACTIVITY

Cumulative percentage of contracted UDA delivered 2017 & 2018



Month	Adjusted Scheduled Activity (UDA)	
	2017	2018
April	-129	0
May	-126	0
June	621	609
July	1,345	
August	2,280	
September	3,322	
October	3,986	
November	4,945	
December	5,888	
January	6,888	
February	7,853	
March	8,752	
April	9,857	
May	10,880	
June	11,154	

QUALITY

	Quantity	Base Number	Contract	AT	Region	England
% of FP17s for the same patient ID Re-attending within 3 months - Children	10	321	3.1%	10.1%	11.7%	12.0%
% of FP17s for the same patient ID Re-attending within 3 months - Adults	109	1,123	9.7%	14.8%	15.2%	16.0%
% of FP17s for the same patient ID Re-attending between 3 & 9 months - Children	200	321	62.3%	51.6%	59.1%	58.0%
% of FP17s for the same patient ID Re-attending between 3 & 9 months - Adults	666	1,123	59.3%	47.7%	52.2%	50.9%
% of FP17s for Band 1 Urgent Courses	14	308	4.5%	8.2%	7.9%	9.1%
% of FP17s Relating to Free Repair or Replacements	4	308	1.3%	0.7%	0.8%	0.8%
% of FP17s Relating to Continuations	1	308	0.3%	0.8%	1.1%	1.1%
% of Patients satisfied with the dentistry they have received	6	6	N/A	91.3%	91.8%	91.7%
% of Patients satisfied with the time they had to wait for an appointment	6	6	N/A	90.2%	88.4%	88.0%

* This is based on patients treated on this contract for their most recent course of treatment. Figures in italics indicate the base number of FP17s or Patient Questionnaire responses are less than 100. N/A is shown where the base number of responses is less than 10 during the period. % is calculated as Quantity/Base number*100

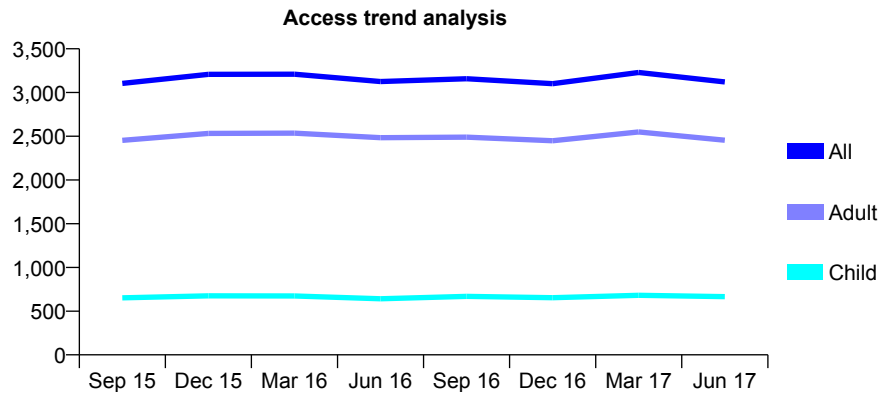
Q54 - Vital Signs At a Glance Contract Report for 251941/0001 - June 2017

Name or company name	MR JS CHUHAN
Contract type name	GDS Contract
Purpose of contract	General
Contract start date	01/04/2006
Contract end date	

17/18 Contracted general activity (UDA)	12,721
Carry forward general activity (UDA)	0
17/18 Contracted orthodontic activity (UOA)	0
Carry forward orthodontic activity (UOA)	0
Baseline contract value	£341,717.12

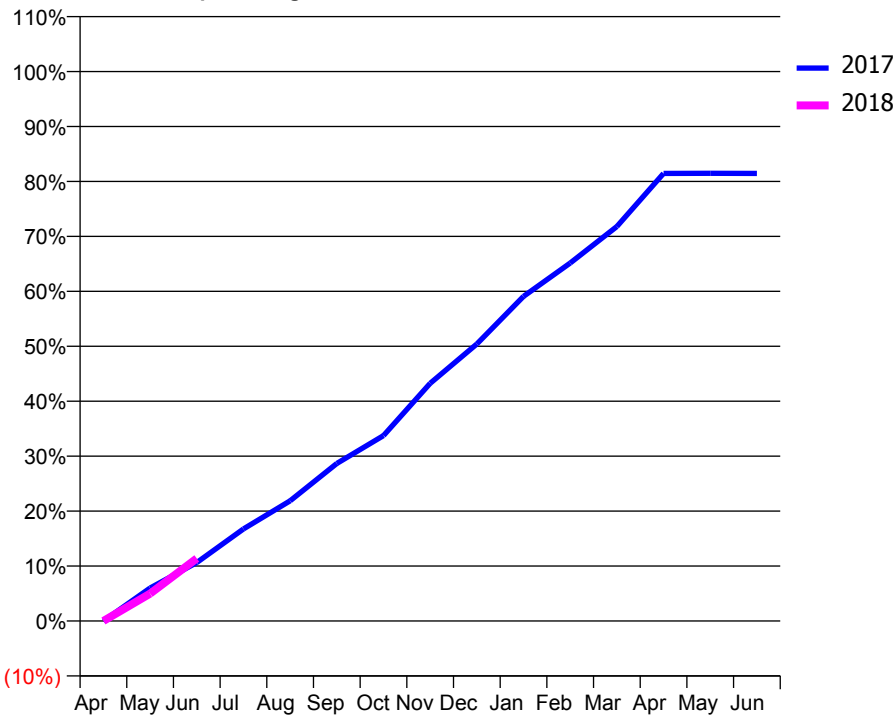
ACCESS*

Patients seen in 24 months	Total	Change since previous quarter
Quarter ending June 2016	3,126	
Quarter ending September 2016	3,158	→
Quarter ending December 2016	3,101	↓
Quarter ending March 2017	3,230	↑
Quarter ending June 2017	3,121	↓
Variance since June 2016	(0.2%)	→



ACTIVITY

Cumulative percentage of contracted UDA delivered 2017 & 2018



Month	Adjusted Scheduled Activity (UDA)	
	2017	2018
April	0	0
May	765	635
June	1,354	1,450
July	2,130	
August	2,784	
September	3,648	
October	4,294	
November	5,502	
December	6,413	
January	7,517	
February	8,288	
March	9,134	
April	10,363	
May	10,366	
June	10,363	

QUALITY

	Quantity	Base Number	Contract	AT	Region	England
% of FP17s for the same patient ID Re-attending within 3 months - Children	28	184	15.2%	10.1%	11.7%	12.0%
% of FP17s for the same patient ID Re-attending within 3 months - Adults	246	870	28.3%	14.8%	15.2%	16.0%
% of FP17s for the same patient ID Re-attending between 3 & 9 months - Children	40	184	21.7%	51.6%	59.1%	58.0%
% of FP17s for the same patient ID Re-attending between 3 & 9 months - Adults	258	870	29.7%	47.7%	52.2%	50.9%
% of FP17s for Band 1 Urgent Courses	179	660	27.1%	8.2%	7.9%	9.1%
% of FP17s Relating to Free Repair or Replacements	8	660	1.2%	0.7%	0.8%	0.8%
% of FP17s Relating to Continuations	1	660	0.2%	0.8%	1.1%	1.1%
% of Patients satisfied with the dentistry they have received	2	3	N/A	91.3%	91.8%	91.7%
% of Patients satisfied with the time they had to wait for an appointment	3	3	N/A	90.2%	88.4%	88.0%

* This is based on patients treated on this contract for their most recent course of treatment. Figures in italics indicate the base number of FP17s or Patient Questionnaire responses are less than 100. N/A is shown where the base number of responses is less than 10 during the period. % is calculated as Quantity/Base number*100

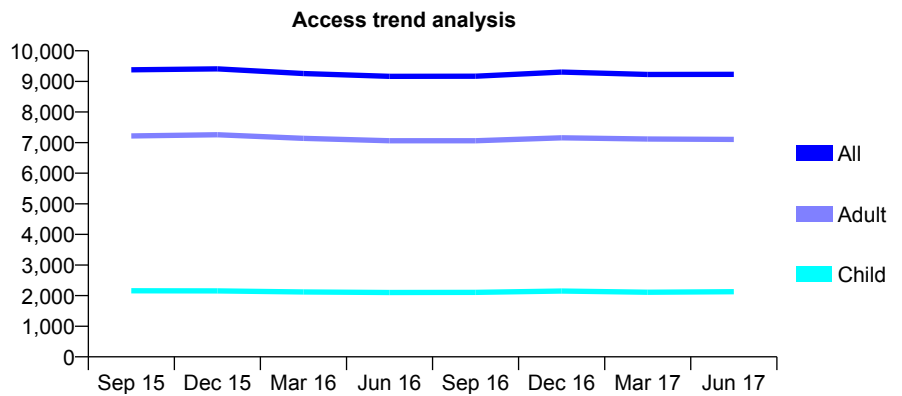
Q54 - Vital Signs At a Glance Contract Report for 253693/0001 - June 2017

Name or company name	MR OS DHILLON
Contract type name	GDS Contract
Purpose of contract	General
Contract start date	01/04/2006
Contract end date	

17/18 Contracted general activity (UDA)	32,861
Carry forward general activity (UDA)	0
17/18 Contracted orthodontic activity (UOA)	0
Carry forward orthodontic activity (UOA)	0
Baseline contract value	£838,736.83

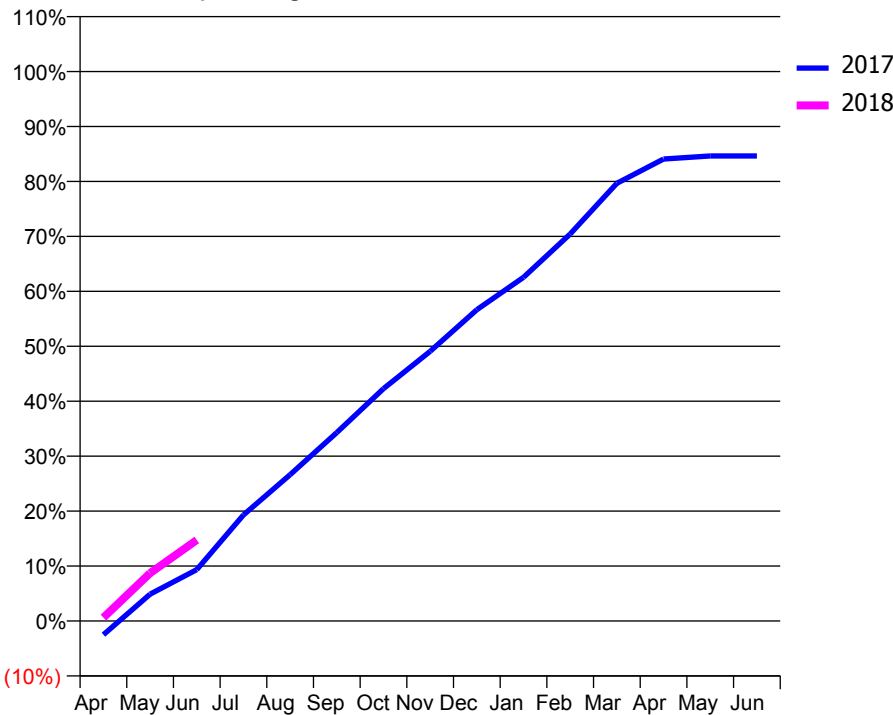
ACCESS*

Patients seen in 24 months	Total	Change since previous quarter
Quarter ending June 2016	9,164	
Quarter ending September 2016	9,169	→
Quarter ending December 2016	9,306	→
Quarter ending March 2017	9,226	→
Quarter ending June 2017	9,233	→
Variance since June 2016	0.8%	→



ACTIVITY

Cumulative percentage of contracted UDA delivered 2017 & 2018



Month	Adjusted Scheduled Activity (UDA)	
	2017	2018
April	-826	204
May	1,610	2,867
June	3,078	4,841
July	6,347	
August	8,750	
September	11,270	
October	13,896	
November	16,131	
December	18,618	
January	20,558	
February	23,147	
March	26,174	
April	27,624	
May	27,810	
June	27,812	

QUALITY

	Quantity	Base Number	Contract	AT	Region	England
% of FP17s for the same patient ID Re-attending within 3 months - Children	31	620	5.0%	10.1%	11.7%	12.0%
% of FP17s for the same patient ID Re-attending within 3 months - Adults	325	2,328	14.0%	14.8%	15.2%	16.0%
% of FP17s for the same patient ID Re-attending between 3 & 9 months - Children	337	620	54.4%	51.6%	59.1%	58.0%
% of FP17s for the same patient ID Re-attending between 3 & 9 months - Adults	1,408	2,328	60.5%	47.7%	52.2%	50.9%
% of FP17s for Band 1 Urgent Courses	134	2,357	5.7%	8.2%	7.9%	9.1%
% of FP17s Relating to Free Repair or Replacements	28	2,357	1.2%	0.7%	0.8%	0.8%
% of FP17s Relating to Continuations	27	2,357	1.1%	0.8%	1.1%	1.1%
% of Patients satisfied with the dentistry they have received	11	11	100.0%	91.3%	91.8%	91.7%
% of Patients satisfied with the time they had to wait for an appointment	10	11	90.9%	90.2%	88.4%	88.0%

* This is based on patients treated on this contract for their most recent course of treatment. Figures in italics indicate the base number of FP17s or Patient Questionnaire responses are less than 100. N/A is shown where the base number of responses is less than 10 during the period. % is calculated as Quantity/Base number*100

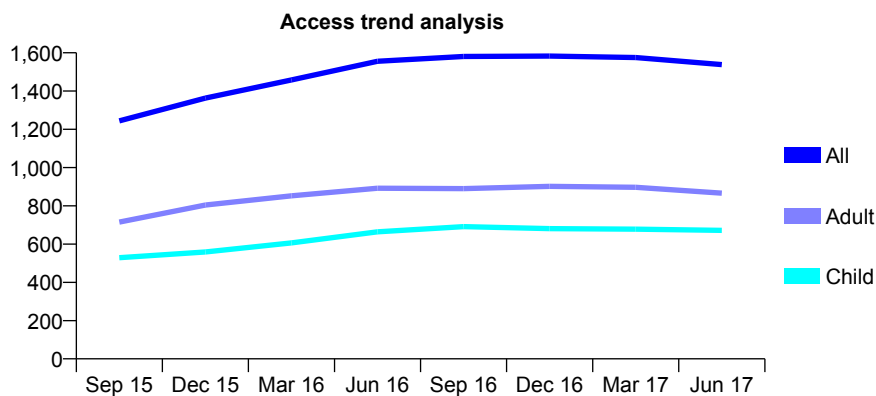
Q54 - Vital Signs At a Glance Contract Report for 257842/0001 - June 2017

Name or company name	MR N JAIN
Contract type name	GDS Contract
Purpose of contract	General
Contract start date	01/08/2014
Contract end date	

17/18 Contracted general activity (UDA)	4,806
Carry forward general activity (UDA)	0
17/18 Contracted orthodontic activity (UOA)	0
Carry forward orthodontic activity (UOA)	0
Baseline contract value	£114,613.06

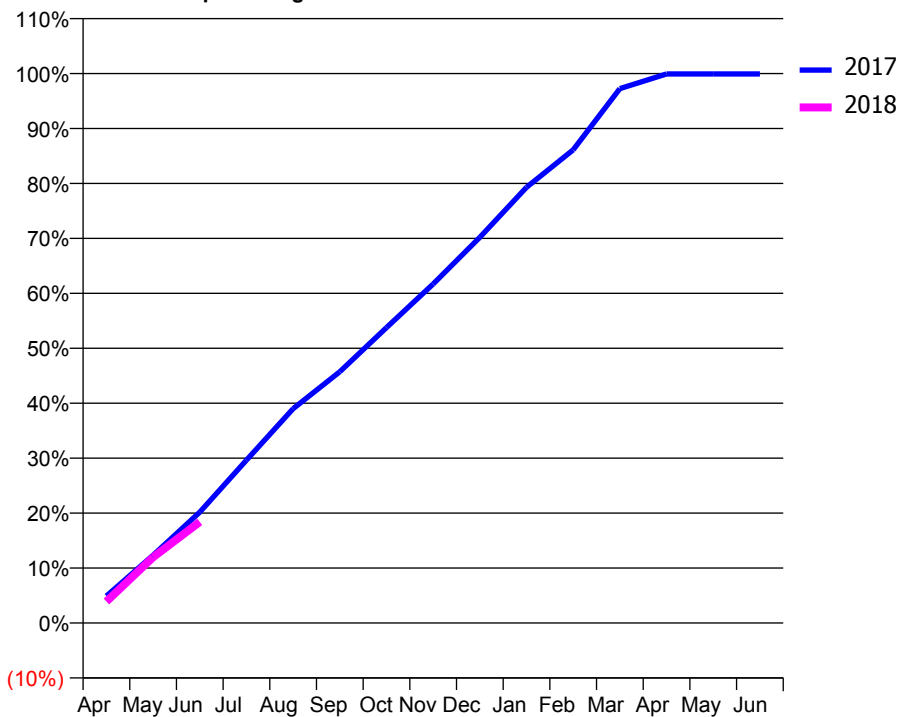
ACCESS*

Patients seen in 24 months	Total	Change since previous quarter
Quarter ending June 2016	1,556	
Quarter ending September 2016	1,581	→
Quarter ending December 2016	1,583	→
Quarter ending March 2017	1,575	→
Quarter ending June 2017	1,538	↓
Variance since June 2016	(1.2%)	↓



ACTIVITY

Cumulative percentage of contracted UDA delivered 2017 & 2018



Month	2017	2018
April	236	188
May	594	576
June	970	884
July	1,424	
August	1,875	
September	2,198	
October	2,584	
November	2,965	
December	3,374	
January	3,811	
February	4,139	
March	4,674	
April	4,802	
May	4,802	
June	4,802	

QUALITY

	Quantity	Base Number	Contract	AT	Region	England
% of FP17s for the same patient ID Re-attending within 3 months - Children	9	225	4.0%	10.1%	11.7%	12.0%
% of FP17s for the same patient ID Re-attending within 3 months - Adults	19	223	8.5%	14.8%	15.2%	16.0%
% of FP17s for the same patient ID Re-attending between 3 & 9 months - Children	133	225	59.1%	51.6%	59.1%	58.0%
% of FP17s for the same patient ID Re-attending between 3 & 9 months - Adults	130	223	58.3%	47.7%	52.2%	50.9%
% of FP17s for Band 1 Urgent Courses	7	387	1.8%	8.2%	7.9%	9.1%
% of FP17s Relating to Free Repair or Replacements	2	387	0.5%	0.7%	0.8%	0.8%
% of FP17s Relating to Continuations	1	387	0.3%	0.8%	1.1%	1.1%
% of Patients satisfied with the dentistry they have received	1	1	N/A	91.3%	91.8%	91.7%
% of Patients satisfied with the time they had to wait for an appointment	0	1	N/A	90.2%	88.4%	88.0%

* This is based on patients treated on this contract for their most recent course of treatment. Figures in italics indicate the base number of FP17s or Patient Questionnaire responses are less than 100. N/A is shown where the base number of responses is less than 10 during the period. % is calculated as Quantity/Base number*100

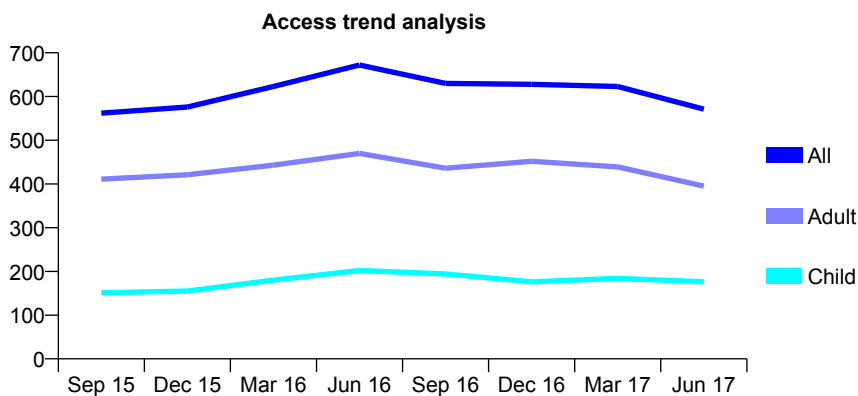
Q54 - Vital Signs At a Glance Contract Report for 258202/0001 - June 2017

Name or company name	MR H SINGH
Contract type name	GDS Contract
Purpose of contract	General
Contract start date	01/08/2009
Contract end date	

17/18 Contracted general activity (UDA)	2,609
Carry forward general activity (UDA)	0
17/18 Contracted orthodontic activity (UOA)	0
Carry forward orthodontic activity (UOA)	0
Baseline contract value	£59,753.35

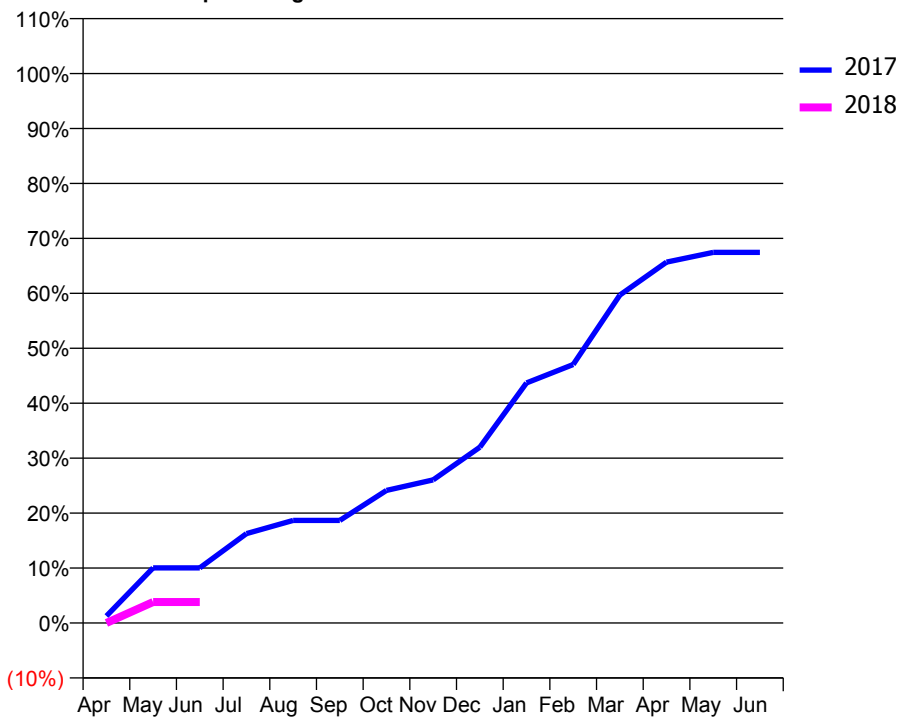
ACCESS*

Patients seen in 24 months	Total	Change since previous quarter
Quarter ending June 2016	672	
Quarter ending September 2016	630	↓
Quarter ending December 2016	628	→
Quarter ending March 2017	623	→
Quarter ending June 2017	571	↓
Variance since June 2016	(15.0%)	↓



ACTIVITY

Cumulative percentage of contracted UDA delivered 2017 & 2018



Month	Adjusted Scheduled Activity (UDA)	
	2017	2018
April	33	0
May	262	100
June	262	100
July	425	
August	487	
September	487	
October	630	
November	679	
December	835	
January	1,140	
February	1,227	
March	1,557	
April	1,713	
May	1,760	
June	1,760	

QUALITY

	Quantity	Base Number	Contract	AT	Region	England
% of FP17s for the same patient ID Re-attending within 3 months - Children	2	35	5.7%	10.1%	11.7%	12.0%
% of FP17s for the same patient ID Re-attending within 3 months - Adults	7	51	13.7%	14.8%	15.2%	16.0%
% of FP17s for the same patient ID Re-attending between 3 & 9 months - Children	20	35	57.1%	51.6%	59.1%	58.0%
% of FP17s for the same patient ID Re-attending between 3 & 9 months - Adults	27	51	52.9%	47.7%	52.2%	50.9%
% of FP17s for Band 1 Urgent Courses	5	41	12.2%	8.2%	7.9%	9.1%
% of FP17s Relating to Free Repair or Replacements	0	41	0.0%	0.7%	0.8%	0.8%
% of FP17s Relating to Continuations	0	41	0.0%	0.8%	1.1%	1.1%
% of Patients satisfied with the dentistry they have received	0	0	N/A	91.3%	91.8%	91.7%
% of Patients satisfied with the time they had to wait for an appointment	0	0	N/A	90.2%	88.4%	88.0%

* This is based on patients treated on this contract for their most recent course of treatment. Figures in italics indicate the base number of FP17s or Patient Questionnaire responses are less than 100. N/A is shown where the base number of responses is less than 10 during the period. % is calculated as Quantity/Base number*100

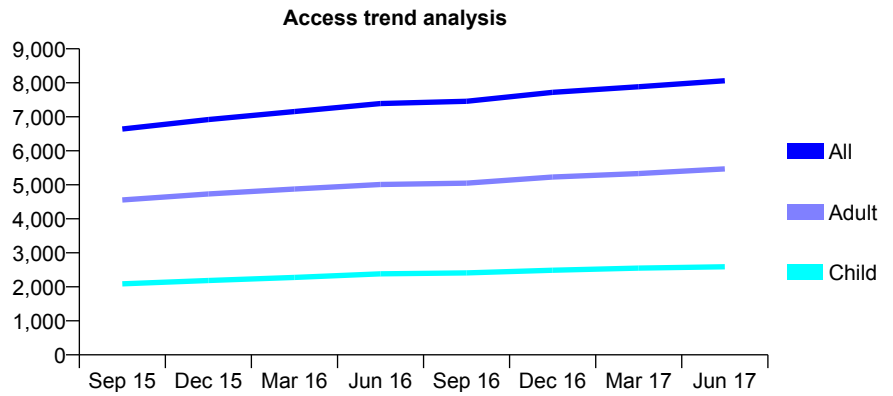
Q54 - Vital Signs At a Glance Contract Report for 258237/0001 - June 2017

Name or company name	MR SH KHAN
Contract type name	GDS Contract
Purpose of contract	General
Contract start date	01/04/2006
Contract end date	

17/18 Contracted general activity (UDA)	21,314
Carry forward general activity (UDA)	0
17/18 Contracted orthodontic activity (UOA)	0
Carry forward orthodontic activity (UOA)	0
Baseline contract value	£529,128.27

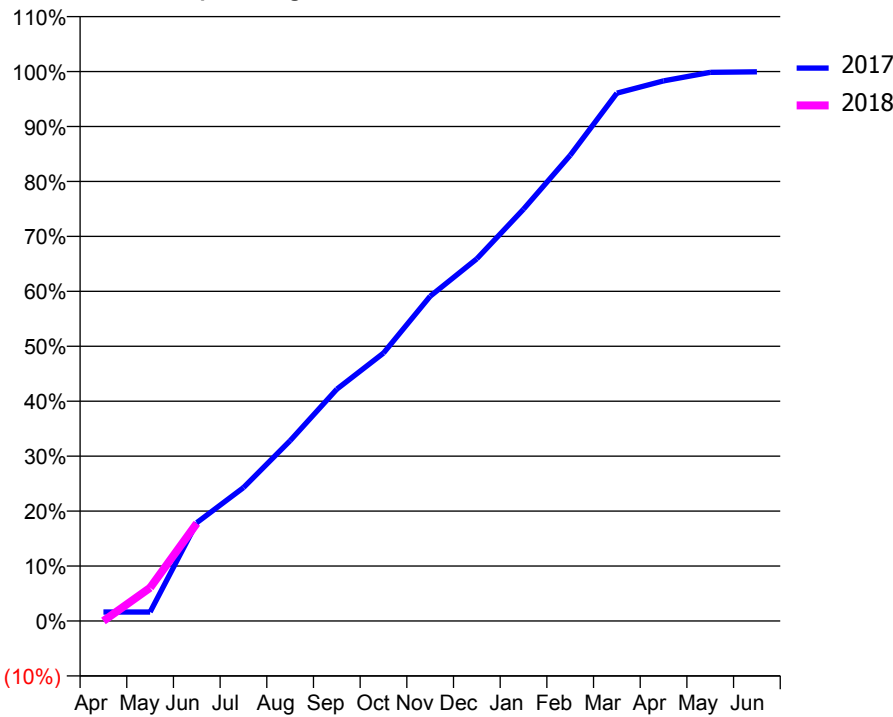
ACCESS*

Patients seen in 24 months	Total	Change since previous quarter
Quarter ending June 2016	7,392	
Quarter ending September 2016	7,458	→
Quarter ending December 2016	7,721	↑
Quarter ending March 2017	7,884	↑
Quarter ending June 2017	8,059	↑
Variance since June 2016	9.0%	↑



ACTIVITY

Cumulative percentage of contracted UDA delivered 2017 & 2018



Month	Adjusted Scheduled Activity (UDA)	
	2017	2018
April	348	0
May	348	1,289
June	3,816	3,789
July	5,176	
August	6,993	
September	8,991	
October	10,392	
November	12,596	
December	14,051	
January	15,973	
February	18,065	
March	20,474	
April	20,952	
May	21,280	
June	21,300	

QUALITY

	Quantity	Base Number	Contract	AT	Region	England
% of FP17s for the same patient ID Re-attending within 3 months - Children	45	598	7.5%	10.1%	11.7%	12.0%
% of FP17s for the same patient ID Re-attending within 3 months - Adults	170	1,224	13.9%	14.8%	15.2%	16.0%
% of FP17s for the same patient ID Re-attending between 3 & 9 months - Children	242	598	40.5%	51.6%	59.1%	58.0%
% of FP17s for the same patient ID Re-attending between 3 & 9 months - Adults	440	1,224	35.9%	47.7%	52.2%	50.9%
% of FP17s for Band 1 Urgent Courses	200	1,517	13.2%	8.2%	7.9%	9.1%
% of FP17s Relating to Free Repair or Replacements	4	1,517	0.3%	0.7%	0.8%	0.8%
% of FP17s Relating to Continuations	12	1,517	0.8%	0.8%	1.1%	1.1%
% of Patients satisfied with the dentistry they have received	5	6	N/A	91.3%	91.8%	91.7%
% of Patients satisfied with the time they had to wait for an appointment	4	6	N/A	90.2%	88.4%	88.0%

* This is based on patients treated on this contract for their most recent course of treatment. Figures in italics indicate the base number of FP17s or Patient Questionnaire responses are less than 100. N/A is shown where the base number of responses is less than 10 during the period. % is calculated as Quantity/Base number*100

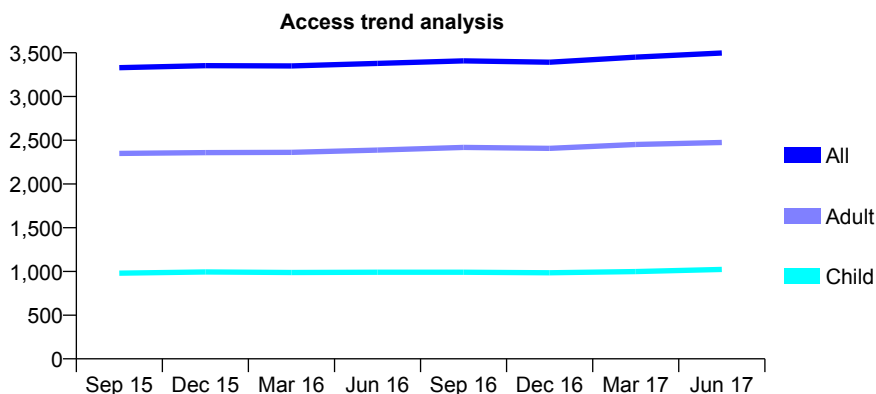
Q54 - Vital Signs At a Glance Contract Report for 258709/0001 - June 2017

Name or company name	MR G DHERI
Contract type name	GDS Contract
Purpose of contract	General
Contract start date	01/04/2006
Contract end date	

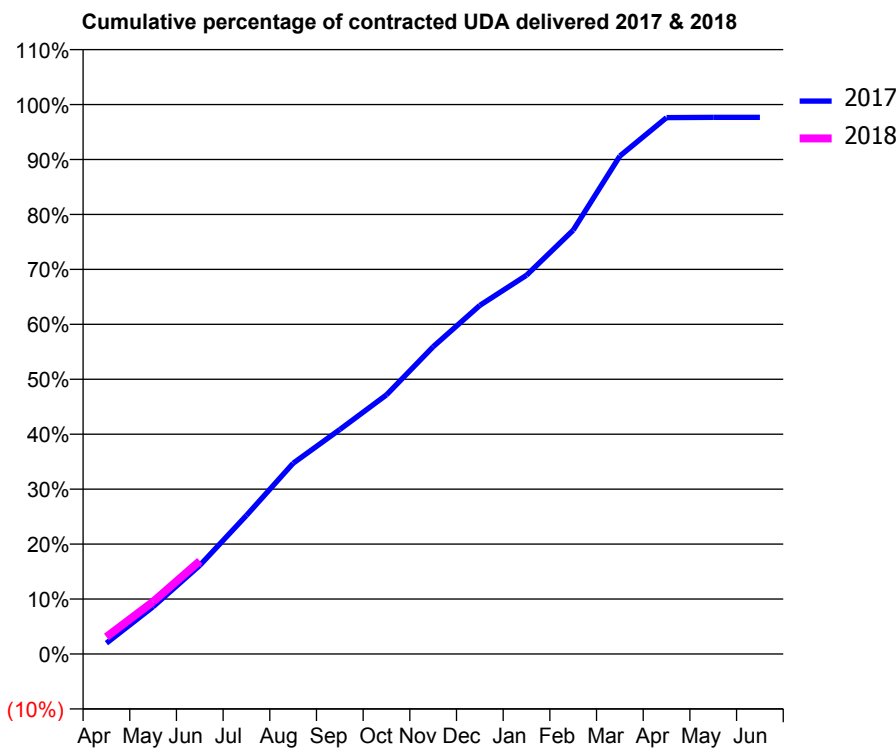
17/18 Contracted general activity (UDA)	8,839
Carry forward general activity (UDA)	0
17/18 Contracted orthodontic activity (UOA)	0
Carry forward orthodontic activity (UOA)	0
Baseline contract value	£237,491.20

ACCESS*

Patients seen in 24 months	Total	Change since previous quarter
Quarter ending June 2016	3,378	
Quarter ending September 2016	3,408	→
Quarter ending December 2016	3,392	→
Quarter ending March 2017	3,450	→
Quarter ending June 2017	3,497	→
Variance since June 2016	3.5%	↑



ACTIVITY



Month	Adjusted Scheduled Activity (UDA)	
	2017	2018
April	175	276
May	760	841
June	1,426	1,495
July	2,229	
August	3,069	
September	3,610	
October	4,169	
November	4,943	
December	5,609	
January	6,093	
February	6,818	
March	8,010	
April	8,627	
May	8,633	
June	8,633	

QUALITY

	Quantity	Base Number	Contract	AT	Region	England
% of FP17s for the same patient ID Re-attending within 3 months - Children	20	378	5.3%	10.1%	11.7%	12.0%
% of FP17s for the same patient ID Re-attending within 3 months - Adults	113	841	13.4%	14.8%	15.2%	16.0%
% of FP17s for the same patient ID Re-attending between 3 & 9 months - Children	252	378	66.7%	51.6%	59.1%	58.0%
% of FP17s for the same patient ID Re-attending between 3 & 9 months - Adults	489	841	58.1%	47.7%	52.2%	50.9%
% of FP17s for Band 1 Urgent Courses	81	976	8.3%	8.2%	7.9%	9.1%
% of FP17s Relating to Free Repair or Replacements	3	976	0.3%	0.7%	0.8%	0.8%
% of FP17s Relating to Continuations	8	976	0.8%	0.8%	1.1%	1.1%
% of Patients satisfied with the dentistry they have received	4	5	N/A	91.3%	91.8%	91.7%
% of Patients satisfied with the time they had to wait for an appointment	5	5	N/A	90.2%	88.4%	88.0%

* This is based on patients treated on this contract for their most recent course of treatment. Figures in italics indicate the base number of FP17s or Patient Questionnaire responses are less than 100. N/A is shown where the base number of responses is less than 10 during the period. % is calculated as Quantity/Base number*100

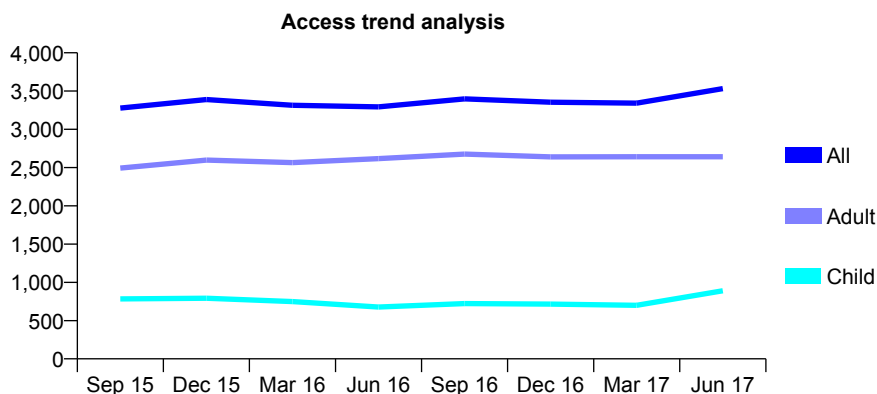
Q54 - Vital Signs At a Glance Contract Report for 264776/0001 - June 2017

Name or company name	MR SB MAHALEKAM
Contract type name	GDS Contract
Purpose of contract	General
Contract start date	01/04/2006
Contract end date	

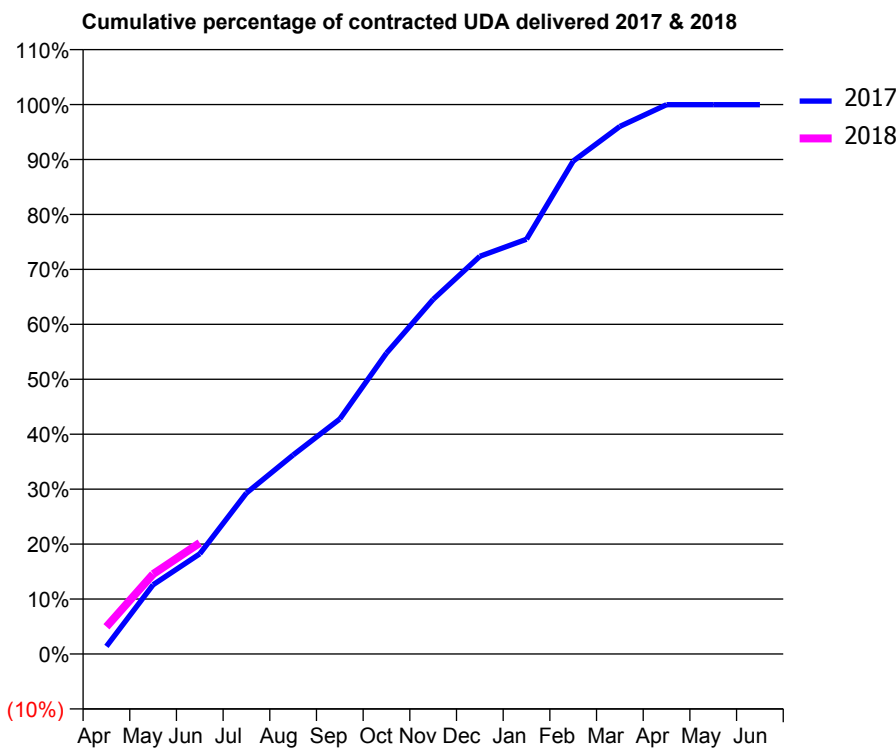
17/18 Contracted general activity (UDA)	10,247
Carry forward general activity (UDA)	0
17/18 Contracted orthodontic activity (UOA)	0
Carry forward orthodontic activity (UOA)	0
Baseline contract value	£364,645.79

ACCESS*

Patients seen in 24 months	Total	Change since previous quarter
Quarter ending June 2016	3,294	
Quarter ending September 2016	3,398	↑
Quarter ending December 2016	3,354	↓
Quarter ending March 2017	3,342	→
Quarter ending June 2017	3,532	↑
Variance since June 2016	7.2%	↑



ACTIVITY



Month	Adjusted Scheduled Activity (UDA)	
	2017	2018
April	144	510
May	1,292	1,490
June	1,868	2,072
July	3,002	
August	3,712	
September	4,383	
October	5,612	
November	6,614	
December	7,418	
January	7,736	
February	9,191	
March	9,838	
April	10,244	
May	10,245	
June	10,245	

QUALITY

	Quantity	Base Number	Contract	AT	Region	England
% of FP17s for the same patient ID Re-attending within 3 months - Children	15	301	5.0%	10.1%	11.7%	12.0%
% of FP17s for the same patient ID Re-attending within 3 months - Adults	126	624	20.2%	14.8%	15.2%	16.0%
% of FP17s for the same patient ID Re-attending between 3 & 9 months - Children	37	301	12.3%	51.6%	59.1%	58.0%
% of FP17s for the same patient ID Re-attending between 3 & 9 months - Adults	169	624	27.1%	47.7%	52.2%	50.9%
% of FP17s for Band 1 Urgent Courses	150	790	19.0%	8.2%	7.9%	9.1%
% of FP17s Relating to Free Repair or Replacements	0	790	0.0%	0.7%	0.8%	0.8%
% of FP17s Relating to Continuations	2	790	0.3%	0.8%	1.1%	1.1%
% of Patients satisfied with the dentistry they have received	4	4	N/A	91.3%	91.8%	91.7%
% of Patients satisfied with the time they had to wait for an appointment	4	4	N/A	90.2%	88.4%	88.0%

* This is based on patients treated on this contract for their most recent course of treatment. Figures in italics indicate the base number of FP17s or Patient Questionnaire responses are less than 100. N/A is shown where the base number of responses is less than 10 during the period. % is calculated as Quantity/Base number*100

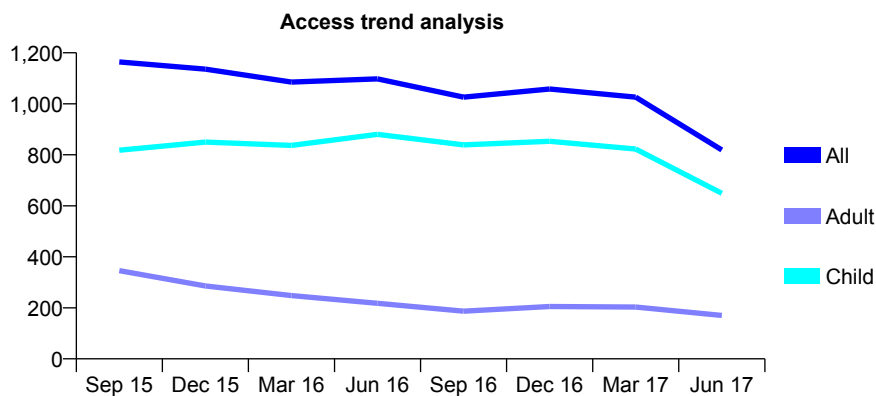
Q54 - Vital Signs At a Glance Contract Report for 264776/0008 - June 2017

Name or company name	MR SB MAHALEKAM
Contract type name	PDS Plus Contract
Purpose of contract	General
Contract start date	01/05/2012
Contract end date	30/04/2017

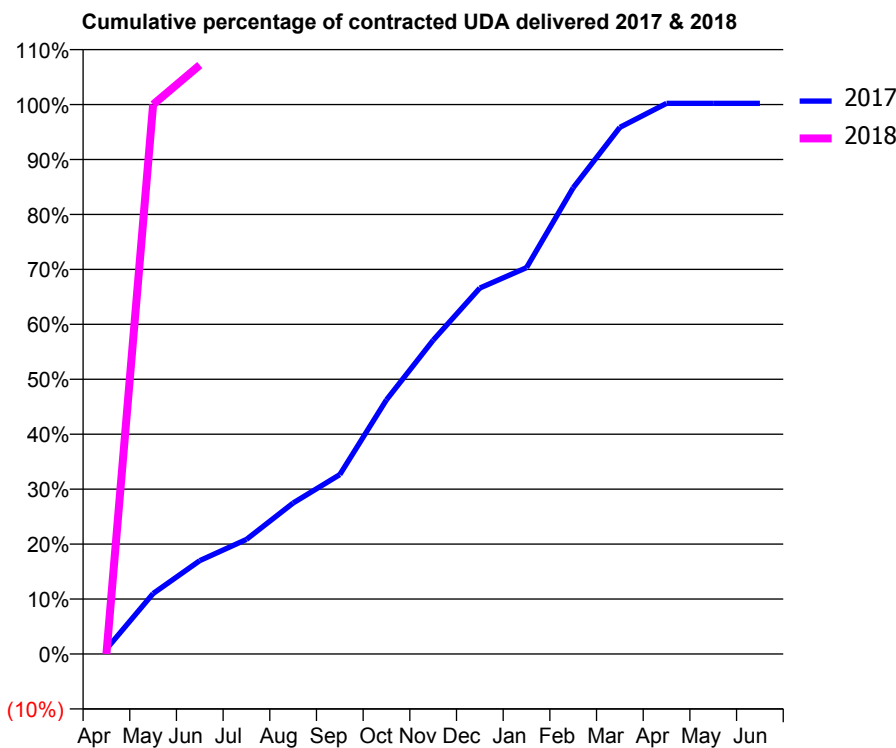
17/18 Contracted general activity (UDA)	167
Carry forward general activity (UDA)	0
17/18 Contracted orthodontic activity (UOA)	0
Carry forward orthodontic activity (UOA)	0
Baseline contract value	£2,146.84

ACCESS*

Patients seen in 24 months	Total	Change since previous quarter
Quarter ending June 2016	1,098	
Quarter ending September 2016	1,026	↓
Quarter ending December 2016	1,058	↑
Quarter ending March 2017	1,026	↓
Quarter ending June 2017	819	↓
Variance since June 2016	(25.4%)	↓



ACTIVITY



Month	Adjusted Scheduled Activity (UDA)	
	2017	2018
April	18	0
May	220	167
June	340	179
July	417	
August	550	
September	653	
October	925	
November	1,142	
December	1,332	
January	1,406	
February	1,697	
March	1,917	
April	2,004	
May	2,004	
June	2,004	

QUALITY

	Quantity	Base Number	Contract	AT	Region	England
% of FP17s for the same patient ID Re-attending within 3 months - Children	0	33	0.0%	10.1%	11.7%	12.0%
% of FP17s for the same patient ID Re-attending within 3 months - Adults	1	48	2.1%	14.8%	15.2%	16.0%
% of FP17s for the same patient ID Re-attending between 3 & 9 months - Children	5	33	15.2%	51.6%	59.1%	58.0%
% of FP17s for the same patient ID Re-attending between 3 & 9 months - Adults	1	48	2.1%	47.7%	52.2%	50.9%
% of FP17s for Band 1 Urgent Courses	10	66	15.2%	8.2%	7.9%	9.1%
% of FP17s Relating to Free Repair or Replacements	0	66	0.0%	0.7%	0.8%	0.8%
% of FP17s Relating to Continuations	0	66	0.0%	0.8%	1.1%	1.1%
% of Patients satisfied with the dentistry they have received	1	1	N/A	91.3%	91.8%	91.7%
% of Patients satisfied with the time they had to wait for an appointment	1	1	N/A	90.2%	88.4%	88.0%

* This is based on patients treated on this contract for their most recent course of treatment. Figures in italics indicate the base number of FP17s or Patient Questionnaire responses are less than 100. N/A is shown where the base number of responses is less than 10 during the period. % is calculated as Quantity/Base number*100

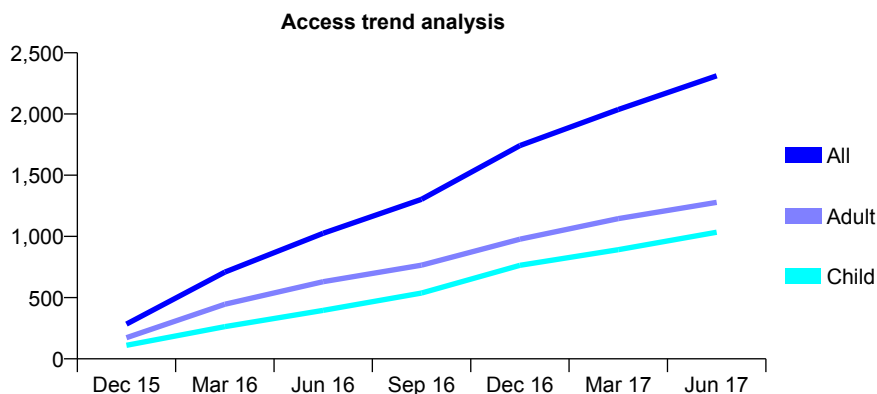
Q54 - Vital Signs At a Glance Contract Report for 266574/0001 - June 2017

Name or company name	MS N KAUR
Contract type name	GDS Contract
Purpose of contract	General
Contract start date	01/10/2015
Contract end date	

17/18 Contracted general activity (UDA)	5,792
Carry forward general activity (UDA)	0
17/18 Contracted orthodontic activity (UOA)	0
Carry forward orthodontic activity (UOA)	0
Baseline contract value	£145,626.91

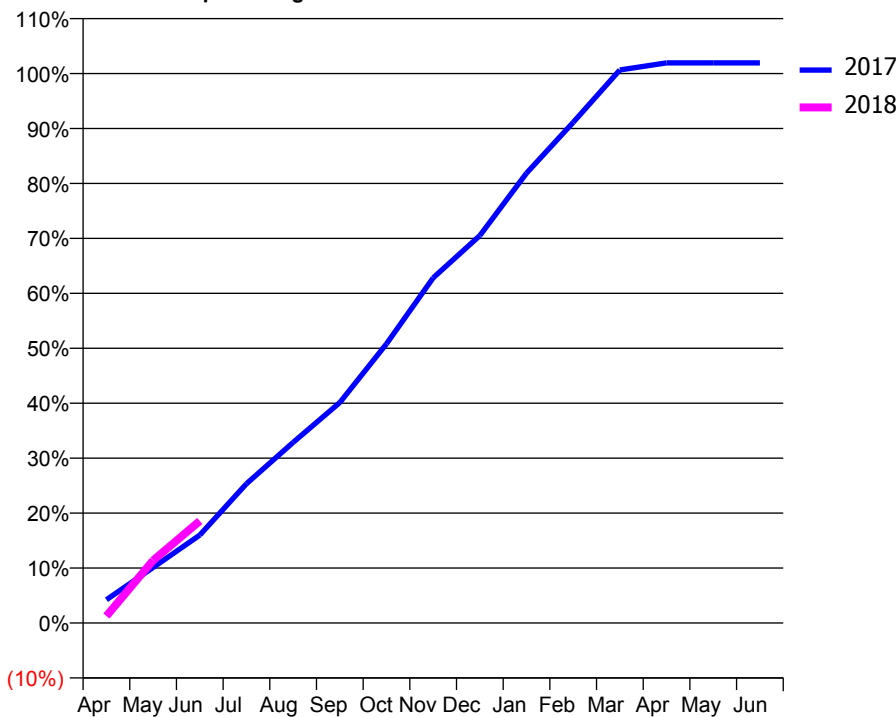
ACCESS*

Patients seen in 24 months	Total	Change since previous quarter
Quarter ending June 2016	1,026	
Quarter ending September 2016	1,303	↑
Quarter ending December 2016	1,742	↑
Quarter ending March 2017	2,037	↑
Quarter ending June 2017	2,312	↑
Variance since June 2016	125.3%	↑



ACTIVITY

Cumulative percentage of contracted UDA delivered 2017 & 2018



Month	Adjusted Scheduled Activity (UDA)	
	2017	2018
April	245	74
May	585	660
June	927	1,076
July	1,469	
August	1,903	
September	2,324	
October	2,943	
November	3,638	
December	4,084	
January	4,741	
February	5,278	
March	5,830	
April	5,904	
May	5,904	
June	5,904	

QUALITY

	Quantity	Base Number	Contract	AT	Region	England
% of FP17s for the same patient ID Re-attending within 3 months - Children	8	255	3.1%	10.1%	11.7%	12.0%
% of FP17s for the same patient ID Re-attending within 3 months - Adults	27	242	11.2%	14.8%	15.2%	16.0%
% of FP17s for the same patient ID Re-attending between 3 & 9 months - Children	66	255	25.9%	51.6%	59.1%	58.0%
% of FP17s for the same patient ID Re-attending between 3 & 9 months - Adults	65	242	26.9%	47.7%	52.2%	50.9%
% of FP17s for Band 1 Urgent Courses	57	464	12.3%	8.2%	7.9%	9.1%
% of FP17s Relating to Free Repair or Replacements	0	464	0.0%	0.7%	0.8%	0.8%
% of FP17s Relating to Continuations	0	464	0.0%	0.8%	1.1%	1.1%
% of Patients satisfied with the dentistry they have received	0	0	N/A	91.3%	91.8%	91.7%
% of Patients satisfied with the time they had to wait for an appointment	0	0	N/A	90.2%	88.4%	88.0%

* This is based on patients treated on this contract for their most recent course of treatment. Figures in italics indicate the base number of FP17s or Patient Questionnaire responses are less than 100. N/A is shown where the base number of responses is less than 10 during the period. % is calculated as Quantity/Base number*100

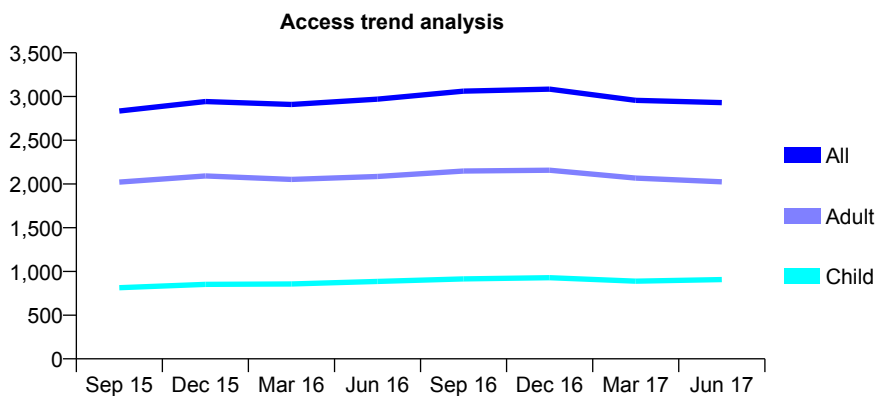
Q54 - Vital Signs At a Glance Contract Report for 273708/0006 - June 2017

Name or company name	MR G MOORE
Contract type name	GDS Contract
Purpose of contract	General
Contract start date	01/04/2010
Contract end date	

17/18 Contracted general activity (UDA)	7,809
Carry forward general activity (UDA)	0
17/18 Contracted orthodontic activity (UOA)	0
Carry forward orthodontic activity (UOA)	0
Baseline contract value	£182,434.19

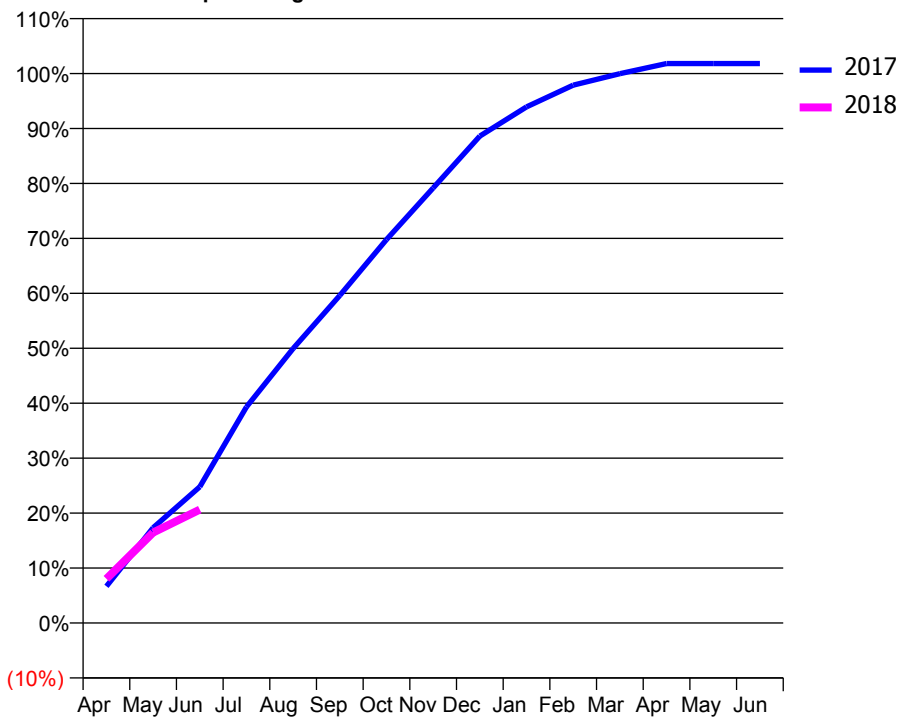
ACCESS*

Patients seen in 24 months	Total	Change since previous quarter
Quarter ending June 2016	2,970	
Quarter ending September 2016	3,062	↑
Quarter ending December 2016	3,085	→
Quarter ending March 2017	2,956	↓
Quarter ending June 2017	2,931	→
Variance since June 2016	(1.3%)	↓



ACTIVITY

Cumulative percentage of contracted UDA delivered 2017 & 2018



Month	Adjusted Scheduled Activity (UDA)	
	2017	2018
April	522	628
May	1,353	1,286
June	1,936	1,613
July	3,071	
August	3,900	
September	4,655	
October	5,450	
November	6,183	
December	6,920	
January	7,334	
February	7,643	
March	7,807	
April	7,951	
May	7,951	
June	7,951	

QUALITY

	Quantity	Base Number	Contract	AT	Region	England
% of FP17s for the same patient ID Re-attending within 3 months - Children	4	258	1.6%	10.1%	11.7%	12.0%
% of FP17s for the same patient ID Re-attending within 3 months - Adults	40	488	8.2%	14.8%	15.2%	16.0%
% of FP17s for the same patient ID Re-attending between 3 & 9 months - Children	144	258	55.8%	51.6%	59.1%	58.0%
% of FP17s for the same patient ID Re-attending between 3 & 9 months - Adults	294	488	60.2%	47.7%	52.2%	50.9%
% of FP17s for Band 1 Urgent Courses	38	677	5.6%	8.2%	7.9%	9.1%
% of FP17s Relating to Free Repair or Replacements	0	677	0.0%	0.7%	0.8%	0.8%
% of FP17s Relating to Continuations	0	677	0.0%	0.8%	1.1%	1.1%
% of Patients satisfied with the dentistry they have received	4	4	N/A	91.3%	91.8%	91.7%
% of Patients satisfied with the time they had to wait for an appointment	4	4	N/A	90.2%	88.4%	88.0%

* This is based on patients treated on this contract for their most recent course of treatment. Figures in italics indicate the base number of FP17s or Patient Questionnaire responses are less than 100. N/A is shown where the base number of responses is less than 10 during the period. % is calculated as Quantity/Base number*100

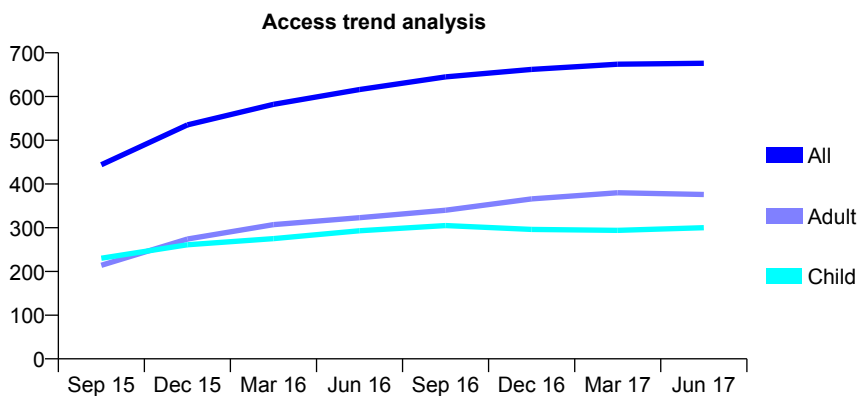
Q54 - Vital Signs At a Glance Contract Report for 273937/0001 - June 2017

Name or company name	MR B GUPTA
Contract type name	GDS Contract
Purpose of contract	General
Contract start date	01/04/2015
Contract end date	

17/18 Contracted general activity (UDA)	2,400
Carry forward general activity (UDA)	0
17/18 Contracted orthodontic activity (UOA)	0
Carry forward orthodontic activity (UOA)	0
Baseline contract value	£59,913.04

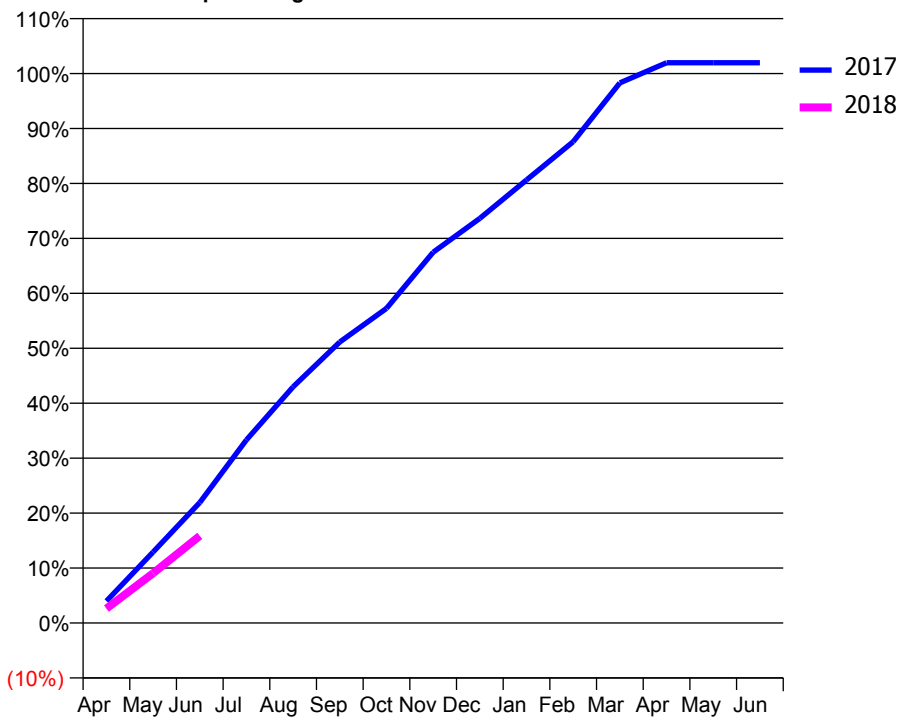
ACCESS*

Patients seen in 24 months	Total	Change since previous quarter
Quarter ending June 2016	616	
Quarter ending September 2016	645	↑
Quarter ending December 2016	662	↑
Quarter ending March 2017	674	→
Quarter ending June 2017	676	→
Variance since June 2016	9.7%	↑



ACTIVITY

Cumulative percentage of contracted UDA delivered 2017 & 2018



Month	Adjusted Scheduled Activity (UDA)	
	2017	2018
April	96	63
May	310	218
June	526	380
July	800	
August	1,032	
September	1,227	
October	1,374	
November	1,620	
December	1,767	
January	1,935	
February	2,102	
March	2,359	
April	2,447	
May	2,447	
June	2,447	

QUALITY

	Quantity	Base Number	Contract	AT	Region	England
% of FP17s for the same patient ID Re-attending within 3 months - Children	9	122	7.4%	10.1%	11.7%	12.0%
% of FP17s for the same patient ID Re-attending within 3 months - Adults	16	118	13.6%	14.8%	15.2%	16.0%
% of FP17s for the same patient ID Re-attending between 3 & 9 months - Children	79	122	64.8%	51.6%	59.1%	58.0%
% of FP17s for the same patient ID Re-attending between 3 & 9 months - Adults	72	118	61.0%	47.7%	52.2%	50.9%
% of FP17s for Band 1 Urgent Courses	12	211	5.7%	8.2%	7.9%	9.1%
% of FP17s Relating to Free Repair or Replacements	2	211	0.9%	0.7%	0.8%	0.8%
% of FP17s Relating to Continuations	1	211	0.5%	0.8%	1.1%	1.1%
% of Patients satisfied with the dentistry they have received	1	1	N/A	91.3%	91.8%	91.7%
% of Patients satisfied with the time they had to wait for an appointment	1	1	N/A	90.2%	88.4%	88.0%

* This is based on patients treated on this contract for their most recent course of treatment. Figures in italics indicate the base number of FP17s or Patient Questionnaire responses are less than 100. N/A is shown where the base number of responses is less than 10 during the period. % is calculated as Quantity/Base number*100

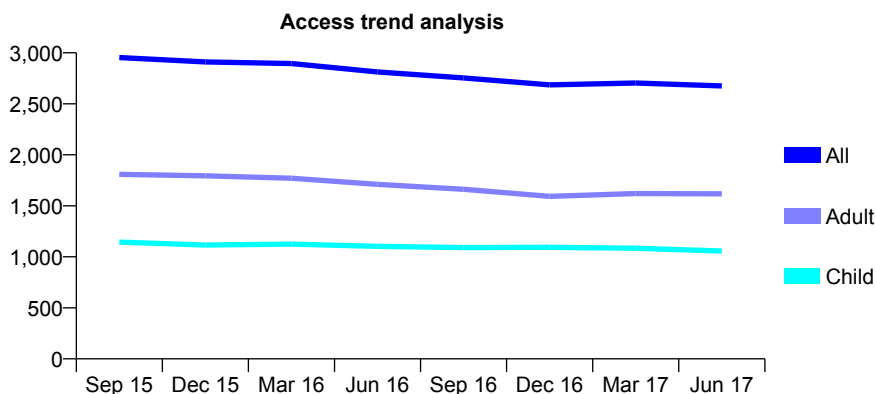
Q54 - Vital Signs At a Glance Contract Report for 274038/0002 - June 2017

Name or company name	MR O PATEL
Contract type name	GDS Contract
Purpose of contract	General
Contract start date	01/04/2009
Contract end date	

17/18 Contracted general activity (UDA)	9,739
Carry forward general activity (UDA)	0
17/18 Contracted orthodontic activity (UOA)	0
Carry forward orthodontic activity (UOA)	0
Baseline contract value	£233,623.33

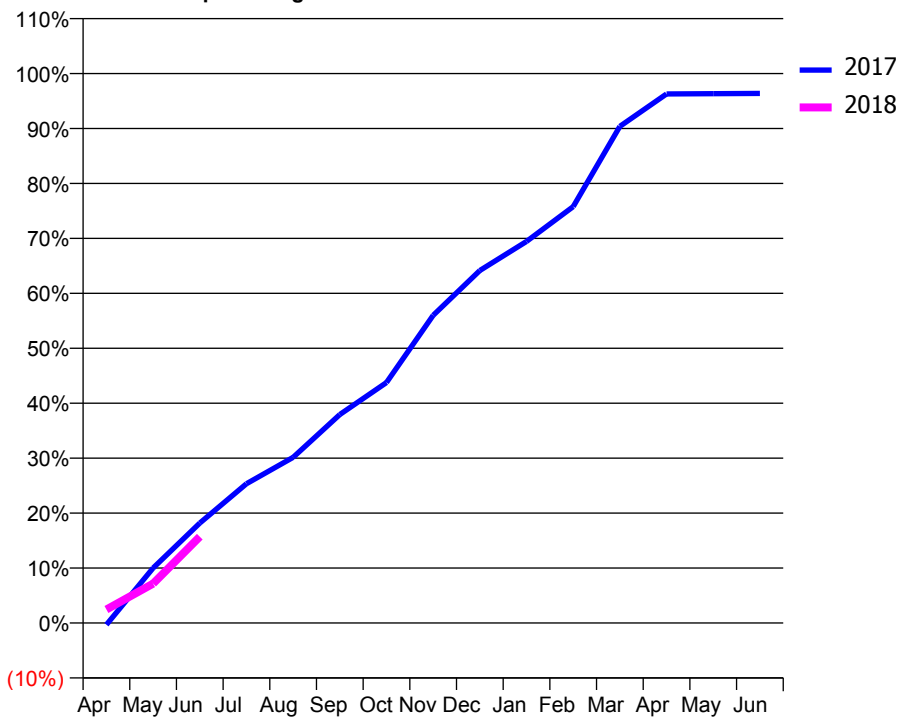
ACCESS*

Patients seen in 24 months	Total	Change since previous quarter
Quarter ending June 2016	2,813	
Quarter ending September 2016	2,753	↓
Quarter ending December 2016	2,686	↓
Quarter ending March 2017	2,704	→
Quarter ending June 2017	2,675	↓
Variance since June 2016	(4.9%)	↓



ACTIVITY

Cumulative percentage of contracted UDA delivered 2017 & 2018



Month	Adjusted Scheduled Activity (UDA)	
	2017	2018
April	-32	240
May	974	698
June	1,771	1,530
July	2,469	
August	2,937	
September	3,694	
October	4,262	
November	5,452	
December	6,248	
January	6,763	
February	7,380	
March	8,802	
April	9,377	
May	9,381	
June	9,387	

QUALITY

	Quantity	Base Number	Contract	AT	Region	England
% of FP17s for the same patient ID Re-attending within 3 months - Children	53	318	16.7%	10.1%	11.7%	12.0%
% of FP17s for the same patient ID Re-attending within 3 months - Adults	74	403	18.4%	14.8%	15.2%	16.0%
% of FP17s for the same patient ID Re-attending between 3 & 9 months - Children	113	318	35.5%	51.6%	59.1%	58.0%
% of FP17s for the same patient ID Re-attending between 3 & 9 months - Adults	122	403	30.3%	47.7%	52.2%	50.9%
% of FP17s for Band 1 Urgent Courses	83	534	15.5%	8.2%	7.9%	9.1%
% of FP17s Relating to Free Repair or Replacements	0	534	0.0%	0.7%	0.8%	0.8%
% of FP17s Relating to Continuations	0	534	0.0%	0.8%	1.1%	1.1%
% of Patients satisfied with the dentistry they have received	9	9	N/A	91.3%	91.8%	91.7%
% of Patients satisfied with the time they had to wait for an appointment	5	9	N/A	90.2%	88.4%	88.0%

* This is based on patients treated on this contract for their most recent course of treatment. Figures in italics indicate the base number of FP17s or Patient Questionnaire responses are less than 100. N/A is shown where the base number of responses is less than 10 during the period. % is calculated as Quantity/Base number*100

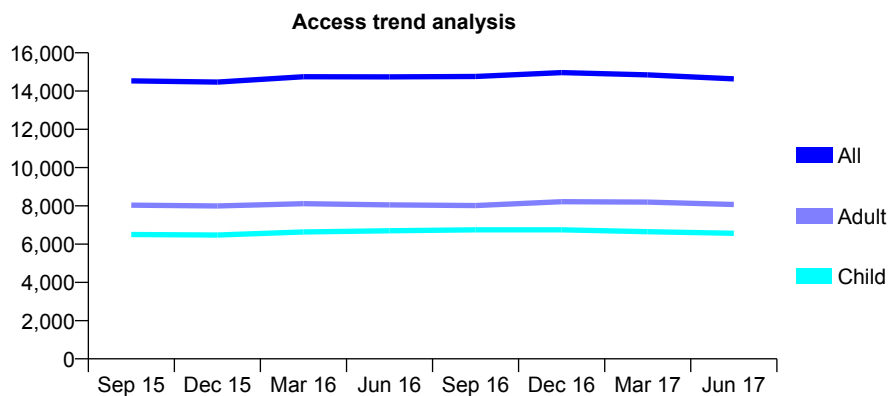
Q54 - Vital Signs At a Glance Contract Report for 275441/0001 - June 2017

Name or company name	MS P ALIPOUR
Contract type name	GDS Contract
Purpose of contract	General
Contract start date	01/04/2009
Contract end date	

17/18 Contracted general activity (UDA)	44,400
Carry forward general activity (UDA)	0
17/18 Contracted orthodontic activity (UOA)	0
Carry forward orthodontic activity (UOA)	0
Baseline contract value	£1,090,220.13

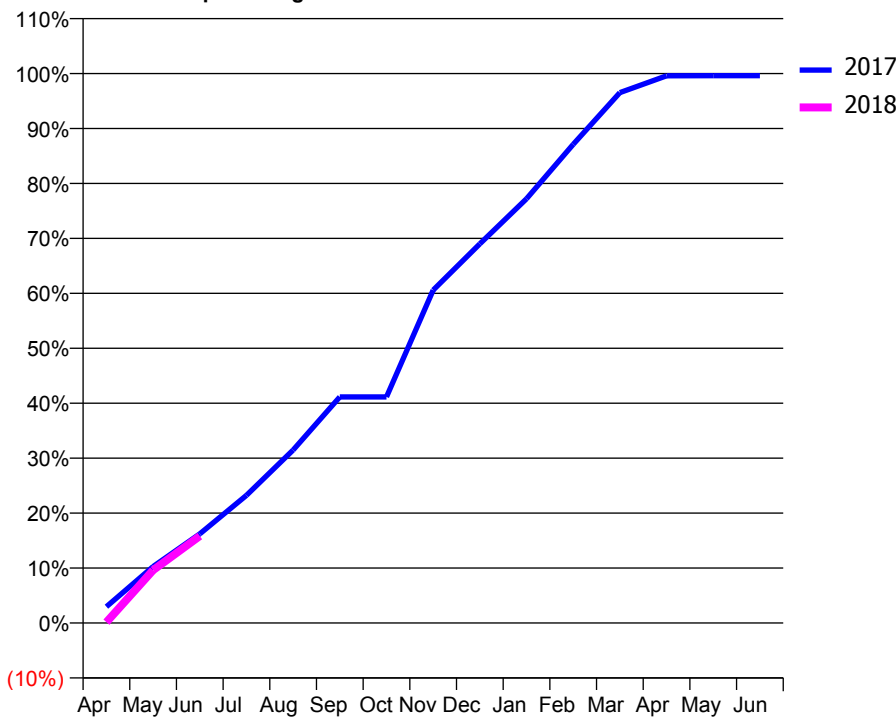
ACCESS*

Patients seen in 24 months	Total	Change since previous quarter
Quarter ending June 2016	14,744	
Quarter ending September 2016	14,761	→
Quarter ending December 2016	14,965	→
Quarter ending March 2017	14,845	→
Quarter ending June 2017	14,634	↓
Variance since June 2016	(0.7%)	→



ACTIVITY

Cumulative percentage of contracted UDA delivered 2017 & 2018



Month	Adjusted Scheduled Activity (UDA)	
	2017	2018
April	1,321	74
May	4,562	4,276
June	7,197	7,028
July	10,316	
August	13,984	
September	18,265	
October	18,265	
November	26,904	
December	30,641	
January	34,278	
February	38,673	
March	42,855	
April	44,217	
May	44,223	
June	44,224	

QUALITY

	Quantity	Base Number	Contract	AT	Region	England
% of FP17s for the same patient ID Re-attending within 3 months - Children	75	1,756	4.3%	10.1%	11.7%	12.0%
% of FP17s for the same patient ID Re-attending within 3 months - Adults	163	1,639	9.9%	14.8%	15.2%	16.0%
% of FP17s for the same patient ID Re-attending between 3 & 9 months - Children	1,098	1,756	62.5%	51.6%	59.1%	58.0%
% of FP17s for the same patient ID Re-attending between 3 & 9 months - Adults	732	1,639	44.7%	47.7%	52.2%	50.9%
% of FP17s for Band 1 Urgent Courses	325	2,876	11.3%	8.2%	7.9%	9.1%
% of FP17s Relating to Free Repair or Replacements	6	2,876	0.2%	0.7%	0.8%	0.8%
% of FP17s Relating to Continuations	9	2,876	0.3%	0.8%	1.1%	1.1%
% of Patients satisfied with the dentistry they have received	5	6	N/A	91.3%	91.8%	91.7%
% of Patients satisfied with the time they had to wait for an appointment	5	6	N/A	90.2%	88.4%	88.0%

* This is based on patients treated on this contract for their most recent course of treatment. Figures in italics indicate the base number of FP17s or Patient Questionnaire responses are less than 100. N/A is shown where the base number of responses is less than 10 during the period. % is calculated as Quantity/Base number*100

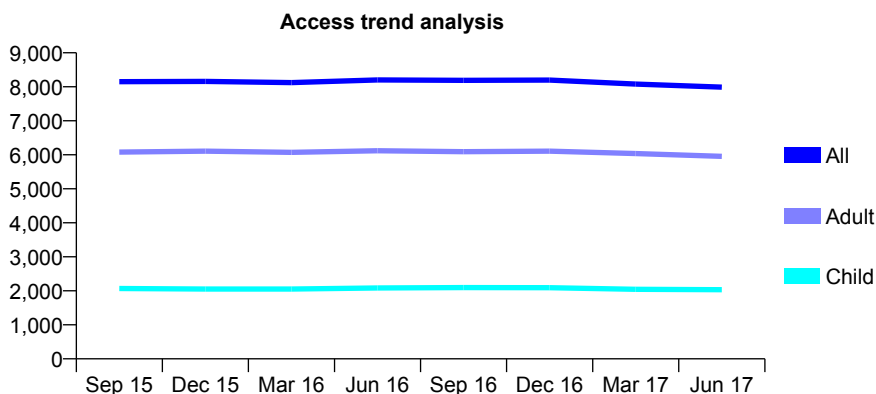
Q54 - Vital Signs At a Glance Contract Report for 300012/0003 - June 2017

Name or company name	MR EE THOMPSON
Contract type name	GDS Contract
Purpose of contract	General and Orthodontic
Contract start date	20/09/2010
Contract end date	

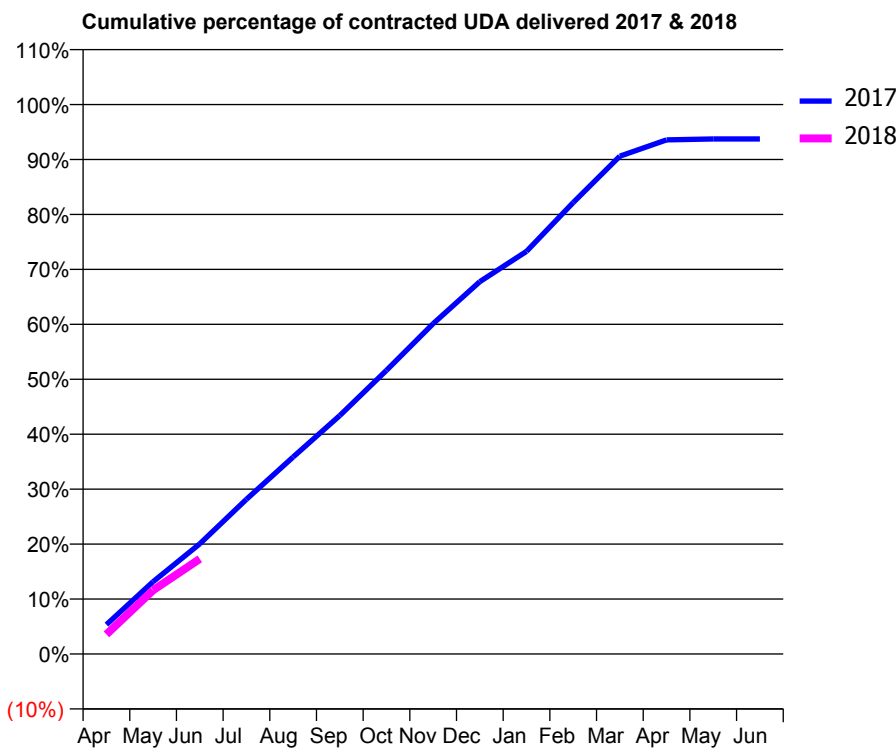
17/18 Contracted general activity (UDA)	24,718
Carry forward general activity (UDA)	0
17/18 Contracted orthodontic activity (UOA)	2,142
Carry forward orthodontic activity (UOA)	0
Baseline contract value	£782,220.78

ACCESS*

Patients seen in 24 months	Total	Change since previous quarter
Quarter ending June 2016	8,203	
Quarter ending September 2016	8,189	→
Quarter ending December 2016	8,198	→
Quarter ending March 2017	8,082	↓
Quarter ending June 2017	7,989	↓
Variance since June 2016	(2.6%)	↓



ACTIVITY



Month	Adjusted Scheduled Activity (UDA)	
	2017	2018
April	1,321	884
May	3,257	2,869
June	4,957	4,279
July	6,959	
August	8,861	
September	10,730	
October	12,761	
November	14,863	
December	16,747	
January	18,111	
February	20,309	
March	22,396	
April	23,127	
May	23,168	
June	23,168	

QUALITY

	Quantity	Base Number	Contract	AT	Region	England
% of FP17s for the same patient ID Re-attending within 3 months - Children	43	627	6.9%	10.1%	11.7%	12.0%
% of FP17s for the same patient ID Re-attending within 3 months - Adults	212	1,543	13.7%	14.8%	15.2%	16.0%
% of FP17s for the same patient ID Re-attending between 3 & 9 months - Children	294	627	46.9%	51.6%	59.1%	58.0%
% of FP17s for the same patient ID Re-attending between 3 & 9 months - Adults	590	1,543	38.2%	47.7%	52.2%	50.9%
% of FP17s for Band 1 Urgent Courses	166	1,755	9.5%	8.2%	7.9%	9.1%
% of FP17s Relating to Free Repair or Replacements	16	1,755	0.9%	0.7%	0.8%	0.8%
% of FP17s Relating to Continuations	7	1,755	0.4%	0.8%	1.1%	1.1%
% of Patients satisfied with the dentistry they have received	14	14	100.0%	91.3%	91.8%	91.7%
% of Patients satisfied with the time they had to wait for an appointment	14	14	100.0%	90.2%	88.4%	88.0%

* This is based on patients treated on this contract for their most recent course of treatment. Figures in italics indicate the base number of FP17s or Patient Questionnaire responses are less than 100. N/A is shown where the base number of responses is less than 10 during the period. % is calculated as Quantity/Base number*100

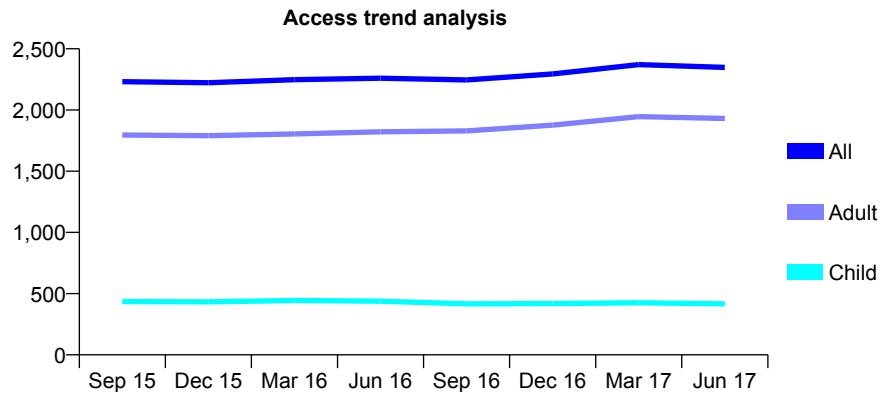
Q54 - Vital Signs At a Glance Contract Report for 301574/0003 - June 2017

Name or company name	The Greens Dental Practice
Contract type name	GDS Contract
Purpose of contract	General
Contract start date	01/04/2013
Contract end date	

17/18 Contracted general activity (UDA)	7,304
Carry forward general activity (UDA)	0
17/18 Contracted orthodontic activity (UOA)	0
Carry forward orthodontic activity (UOA)	0
Baseline contract value	£177,474.27

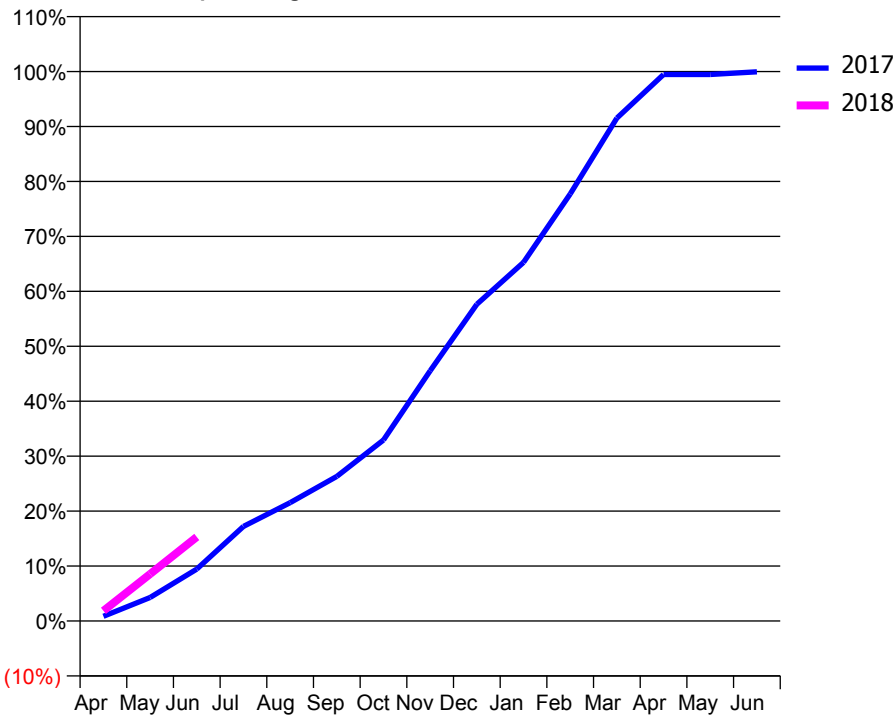
ACCESS*

Patients seen in 24 months	Total	Change since previous quarter
Quarter ending June 2016	2,260	
Quarter ending September 2016	2,246	→
Quarter ending December 2016	2,295	↑
Quarter ending March 2017	2,371	↑
Quarter ending June 2017	2,348	→
Variance since June 2016	3.9%	↑



ACTIVITY

Cumulative percentage of contracted UDA delivered 2017 & 2018



Month	Adjusted Scheduled Activity (UDA)	
	2017	2018
April	63	136
May	313	625
June	690	1,117
July	1,257	
August	1,574	
September	1,923	
October	2,406	
November	3,326	
December	4,210	
January	4,768	
February	5,677	
March	6,686	
April	7,265	
May	7,265	
June	7,300	

QUALITY

	Quantity	Base Number	Contract	AT	Region	England
% of FP17s for the same patient ID Re-attending within 3 months - Children	9	126	7.1%	10.1%	11.7%	12.0%
% of FP17s for the same patient ID Re-attending within 3 months - Adults	102	625	16.3%	14.8%	15.2%	16.0%
% of FP17s for the same patient ID Re-attending between 3 & 9 months - Children	89	126	70.6%	51.6%	59.1%	58.0%
% of FP17s for the same patient ID Re-attending between 3 & 9 months - Adults	362	625	57.9%	47.7%	52.2%	50.9%
% of FP17s for Band 1 Urgent Courses	39	592	6.6%	8.2%	7.9%	9.1%
% of FP17s Relating to Free Repair or Replacements	5	592	0.8%	0.7%	0.8%	0.8%
% of FP17s Relating to Continuations	11	592	1.9%	0.8%	1.1%	1.1%
% of Patients satisfied with the dentistry they have received	11	11	100.0%	91.3%	91.8%	91.7%
% of Patients satisfied with the time they had to wait for an appointment	11	11	100.0%	90.2%	88.4%	88.0%

* This is based on patients treated on this contract for their most recent course of treatment. Figures in italics indicate the base number of FP17s or Patient Questionnaire responses are less than 100. N/A is shown where the base number of responses is less than 10 during the period. % is calculated as Quantity/Base number*100

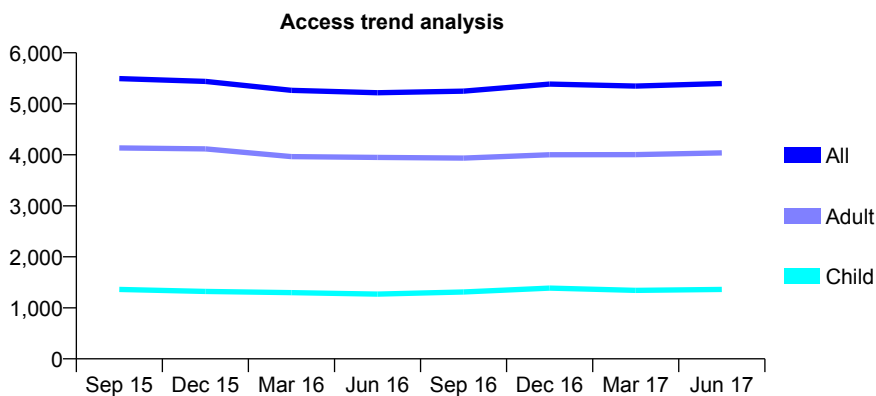
Q54 - Vital Signs At a Glance Contract Report for 303089/0001 - June 2017

Name or company name	Ashleigh Dental Practice
Contract type name	GDS Contract
Purpose of contract	General and Orthodontic
Contract start date	01/04/2006
Contract end date	

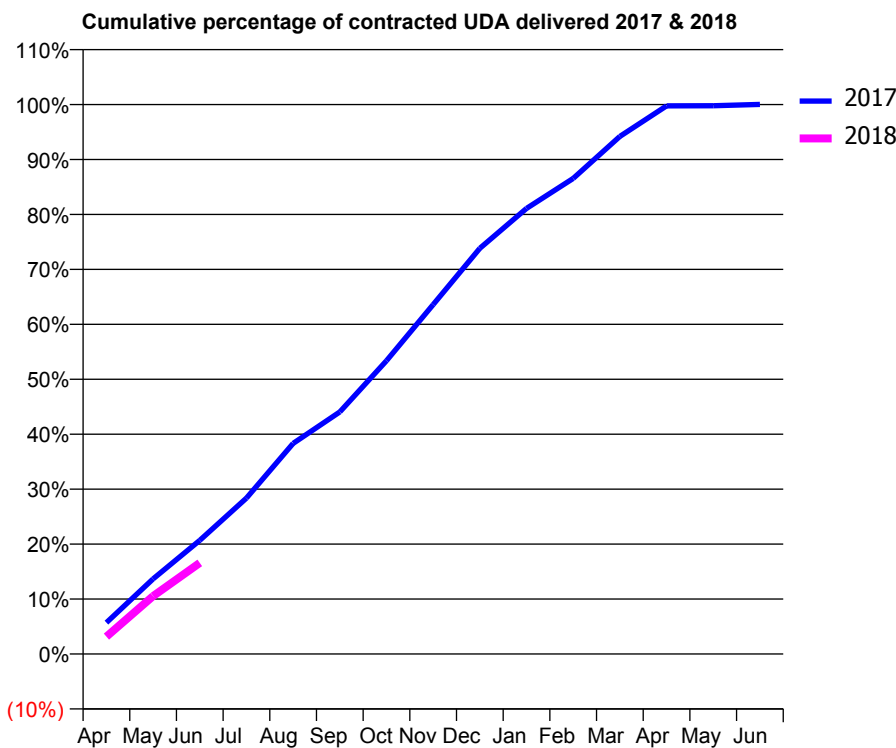
17/18 Contracted general activity (UDA)	14,412
Carry forward general activity (UDA)	0
17/18 Contracted orthodontic activity (UOA)	273
Carry forward orthodontic activity (UOA)	0
Baseline contract value	£357,520.98

ACCESS*

Patients seen in 24 months	Total	Change since previous quarter
Quarter ending June 2016	5,218	
Quarter ending September 2016	5,248	→
Quarter ending December 2016	5,386	↑
Quarter ending March 2017	5,347	→
Quarter ending June 2017	5,398	→
Variance since June 2016	3.4%	↑



ACTIVITY



Month	Adjusted Scheduled Activity (UDA)	
	2017	2018
April	824	455
May	1,972	1,518
June	2,981	2,389
July	4,091	
August	5,522	
September	6,348	
October	7,692	
November	9,165	
December	10,642	
January	11,686	
February	12,475	
March	13,574	
April	14,378	
May	14,379	
June	14,414	

QUALITY

	Quantity	Base Number	Contract	AT	Region	England
% of FP17s for the same patient ID Re-attending within 3 months - Children	16	415	3.9%	10.1%	11.7%	12.0%
% of FP17s for the same patient ID Re-attending within 3 months - Adults	96	1,191	8.1%	14.8%	15.2%	16.0%
% of FP17s for the same patient ID Re-attending between 3 & 9 months - Children	179	415	43.1%	51.6%	59.1%	58.0%
% of FP17s for the same patient ID Re-attending between 3 & 9 months - Adults	457	1,191	38.4%	47.7%	52.2%	50.9%
% of FP17s for Band 1 Urgent Courses	40	1,210	3.3%	8.2%	7.9%	9.1%
% of FP17s Relating to Free Repair or Replacements	2	1,210	0.2%	0.7%	0.8%	0.8%
% of FP17s Relating to Continuations	15	1,210	1.2%	0.8%	1.1%	1.1%
% of Patients satisfied with the dentistry they have received	13	14	92.9%	91.3%	91.8%	91.7%
% of Patients satisfied with the time they had to wait for an appointment	14	14	100.0%	90.2%	88.4%	88.0%

* This is based on patients treated on this contract for their most recent course of treatment. Figures in italics indicate the base number of FP17s or Patient Questionnaire responses are less than 100. N/A is shown where the base number of responses is less than 10 during the period. % is calculated as Quantity/Base number*100

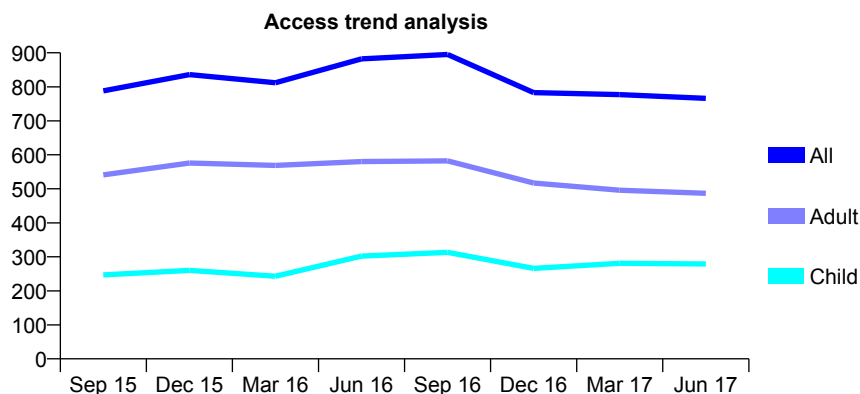
Q54 - Vital Signs At a Glance Contract Report for 303089/0005 - June 2017

Name or company name	MR RJ STATHAM
Contract type name	PDS Plus Contract
Purpose of contract	General
Contract start date	01/06/2012
Contract end date	31/05/2017

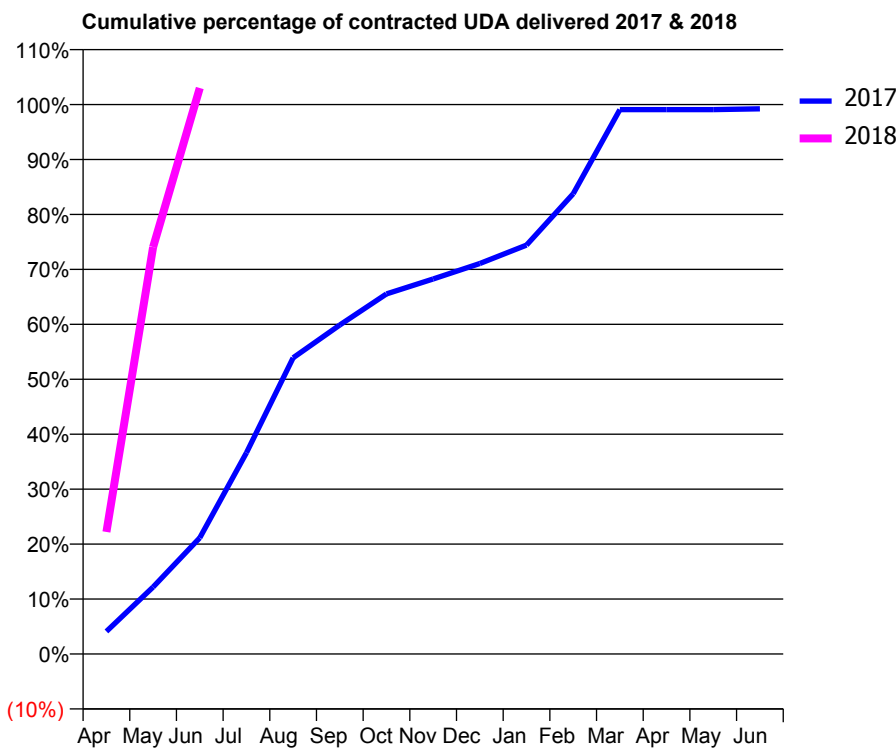
17/18 Contracted general activity (UDA)	333
Carry forward general activity (UDA)	0
17/18 Contracted orthodontic activity (UOA)	0
Carry forward orthodontic activity (UOA)	0
Baseline contract value	£4,069.08

ACCESS*

Patients seen in 24 months	Total	Change since previous quarter
Quarter ending June 2016	882	
Quarter ending September 2016	895	→
Quarter ending December 2016	783	↓
Quarter ending March 2017	777	→
Quarter ending June 2017	766	↓
Variance since June 2016	(13.2%)	↓



ACTIVITY



Month	Adjusted Scheduled Activity (UDA)	
	2017	2018
April	82	74
May	244	247
June	423	343
July	732	
August	1,078	
September	1,197	
October	1,311	
November	1,365	
December	1,421	
January	1,488	
February	1,675	
March	1,981	
April	1,981	
May	1,981	
June	1,984	

QUALITY

	Quantity	Base Number	Contract	AT	Region	England
% of FP17s for the same patient ID Re-attending within 3 months - Children	3	58	5.2%	10.1%	11.7%	12.0%
% of FP17s for the same patient ID Re-attending within 3 months - Adults	13	112	11.6%	14.8%	15.2%	16.0%
% of FP17s for the same patient ID Re-attending between 3 & 9 months - Children	1	58	1.7%	51.6%	59.1%	58.0%
% of FP17s for the same patient ID Re-attending between 3 & 9 months - Adults	8	112	7.1%	47.7%	52.2%	50.9%
% of FP17s for Band 1 Urgent Courses	15	169	8.9%	8.2%	7.9%	9.1%
% of FP17s Relating to Free Repair or Replacements	0	169	0.0%	0.7%	0.8%	0.8%
% of FP17s Relating to Continuations	1	169	0.6%	0.8%	1.1%	1.1%
% of Patients satisfied with the dentistry they have received	0	0	N/A	91.3%	91.8%	91.7%
% of Patients satisfied with the time they had to wait for an appointment	0	0	N/A	90.2%	88.4%	88.0%

* This is based on patients treated on this contract for their most recent course of treatment. Figures in italics indicate the base number of FP17s or Patient Questionnaire responses are less than 100. N/A is shown where the base number of responses is less than 10 during the period. % is calculated as Quantity/Base number*100

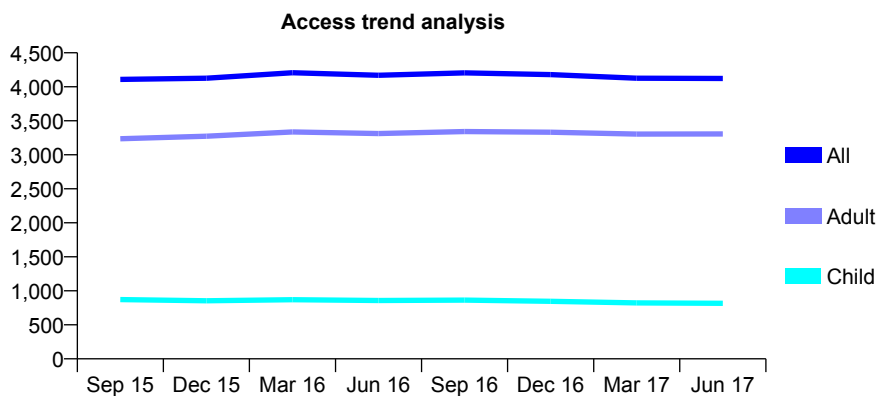
Q54 - Vital Signs At a Glance Contract Report for 324329/0001 - June 2017

Name or company name	MR SR LOWE
Contract type name	GDS Contract
Purpose of contract	General
Contract start date	01/04/2006
Contract end date	

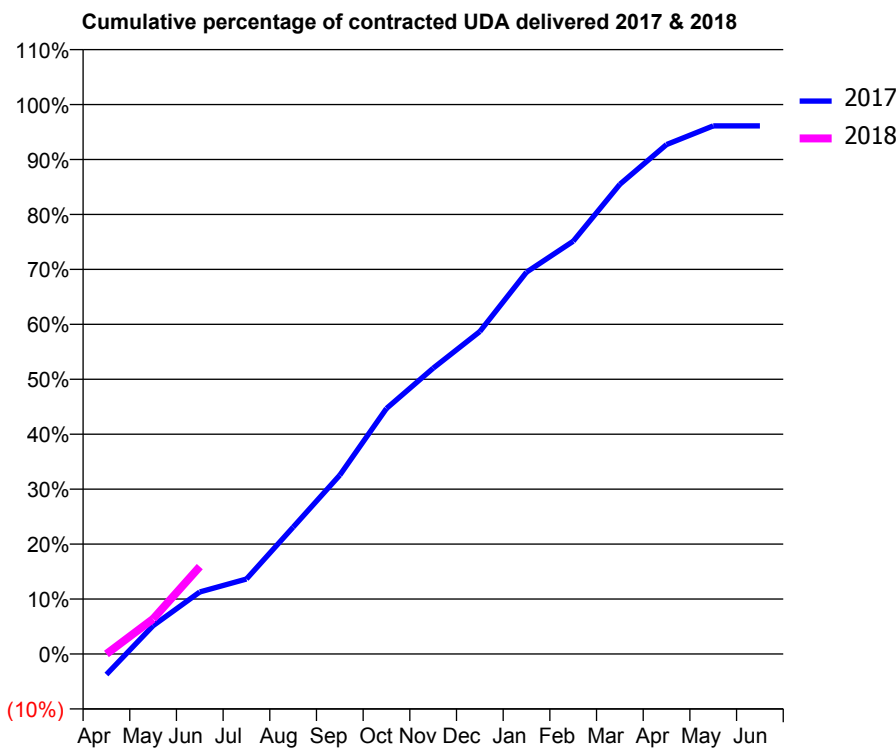
17/18 Contracted general activity (UDA)	14,603
Carry forward general activity (UDA)	0
17/18 Contracted orthodontic activity (UOA)	0
Carry forward orthodontic activity (UOA)	0
Baseline contract value	£304,470.19

ACCESS*

Patients seen in 24 months	Total	Change since previous quarter
Quarter ending June 2016	4,169	
Quarter ending September 2016	4,205	→
Quarter ending December 2016	4,179	→
Quarter ending March 2017	4,126	↓
Quarter ending June 2017	4,123	→
Variance since June 2016	(1.1%)	↓



ACTIVITY



Month	Adjusted Scheduled Activity (UDA)	
	2017	2018
April	-546	0
May	752	935
June	1,650	2,324
July	1,993	
August	3,372	
September	4,755	
October	6,527	
November	7,594	
December	8,569	
January	10,148	
February	10,969	
March	12,482	
April	13,538	
May	14,033	
June	14,033	

QUALITY

	Quantity	Base Number	Contract	AT	Region	England
% of FP17s for the same patient ID Re-attending within 3 months - Children	13	313	4.2%	10.1%	11.7%	12.0%
% of FP17s for the same patient ID Re-attending within 3 months - Adults	136	1,335	10.2%	14.8%	15.2%	16.0%
% of FP17s for the same patient ID Re-attending between 3 & 9 months - Children	208	313	66.5%	51.6%	59.1%	58.0%
% of FP17s for the same patient ID Re-attending between 3 & 9 months - Adults	925	1,335	69.3%	47.7%	52.2%	50.9%
% of FP17s for Band 1 Urgent Courses	15	998	1.5%	8.2%	7.9%	9.1%
% of FP17s Relating to Free Repair or Replacements	4	998	0.4%	0.7%	0.8%	0.8%
% of FP17s Relating to Continuations	0	998	0.0%	0.8%	1.1%	1.1%
% of Patients satisfied with the dentistry they have received	7	7	N/A	91.3%	91.8%	91.7%
% of Patients satisfied with the time they had to wait for an appointment	7	7	N/A	90.2%	88.4%	88.0%

* This is based on patients treated on this contract for their most recent course of treatment. Figures in italics indicate the base number of FP17s or Patient Questionnaire responses are less than 100. N/A is shown where the base number of responses is less than 10 during the period. % is calculated as Quantity/Base number*100

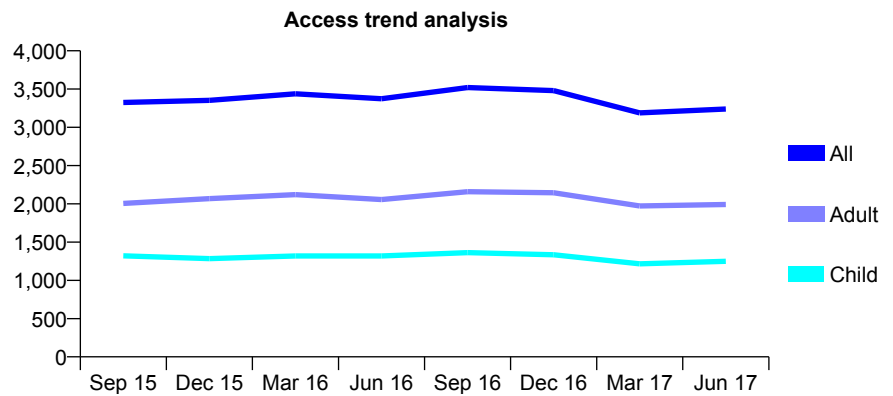
Q54 - Vital Signs At a Glance Contract Report for 325708/0002 - June 2017

Name or company name	Balbir S Bhandal, Amrik S Bhandal & Baljit
Contract type name	GDS Contract
Purpose of contract	General and Orthodontic
Contract start date	01/04/2006
Contract end date	

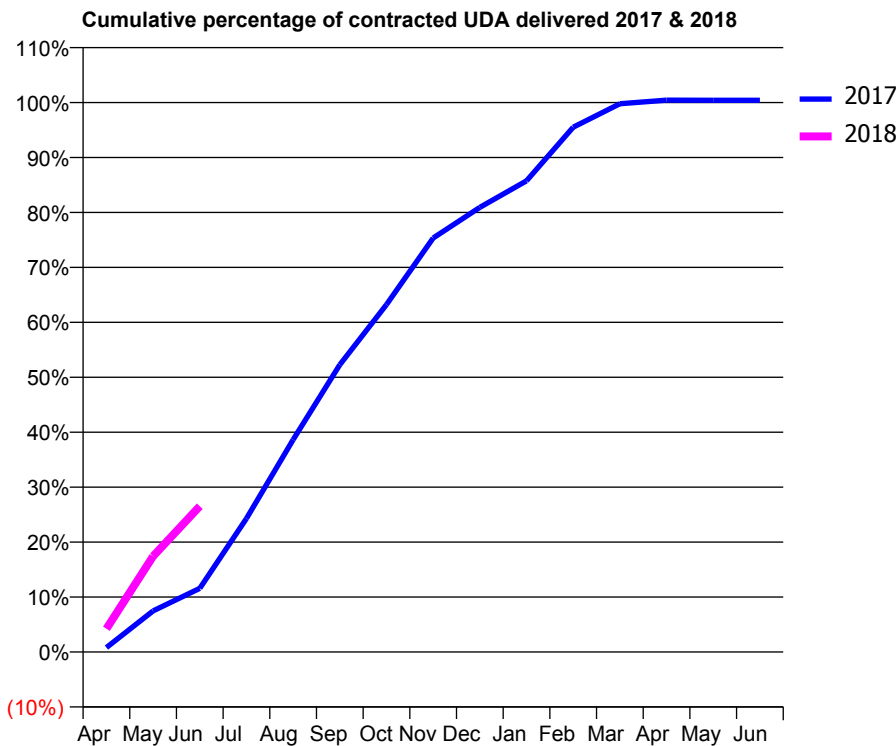
17/18 Contracted general activity (UDA)	8,791
Carry forward general activity (UDA)	0
17/18 Contracted orthodontic activity (UOA)	2,964
Carry forward orthodontic activity (UOA)	0
Baseline contract value	£412,820.64

ACCESS*

Patients seen in 24 months	Total	Change since previous quarter
Quarter ending June 2016	3,374	
Quarter ending September 2016	3,520	↑
Quarter ending December 2016	3,479	↓
Quarter ending March 2017	3,188	↓
Quarter ending June 2017	3,240	→
Variance since June 2016	(4.0%)	↓



ACTIVITY



Month	Adjusted Scheduled Activity (UDA)	
	2017	2018
April	72	372
May	658	1,532
June	1,018	2,333
July	2,136	
August	3,397	
September	4,595	
October	5,557	
November	6,624	
December	7,114	
January	7,538	
February	8,396	
March	8,771	
April	8,829	
May	8,826	
June	8,826	

QUALITY

	Quantity	Base Number	Contract	AT	Region	England
% of FP17s for the same patient ID Re-attending within 3 months - Children	24	402	6.0%	10.1%	11.7%	12.0%
% of FP17s for the same patient ID Re-attending within 3 months - Adults	52	487	10.7%	14.8%	15.2%	16.0%
% of FP17s for the same patient ID Re-attending between 3 & 9 months - Children	89	402	22.1%	51.6%	59.1%	58.0%
% of FP17s for the same patient ID Re-attending between 3 & 9 months - Adults	115	487	23.6%	47.7%	52.2%	50.9%
% of FP17s for Band 1 Urgent Courses	52	744	7.0%	8.2%	7.9%	9.1%
% of FP17s Relating to Free Repair or Replacements	0	744	0.0%	0.7%	0.8%	0.8%
% of FP17s Relating to Continuations	0	744	0.0%	0.8%	1.1%	1.1%
% of Patients satisfied with the dentistry they have received	1	1	N/A	91.3%	91.8%	91.7%
% of Patients satisfied with the time they had to wait for an appointment	0	1	N/A	90.2%	88.4%	88.0%

* This is based on patients treated on this contract for their most recent course of treatment. Figures in italics indicate the base number of FP17s or Patient Questionnaire responses are less than 100. N/A is shown where the base number of responses is less than 10 during the period. % is calculated as Quantity/Base number*100

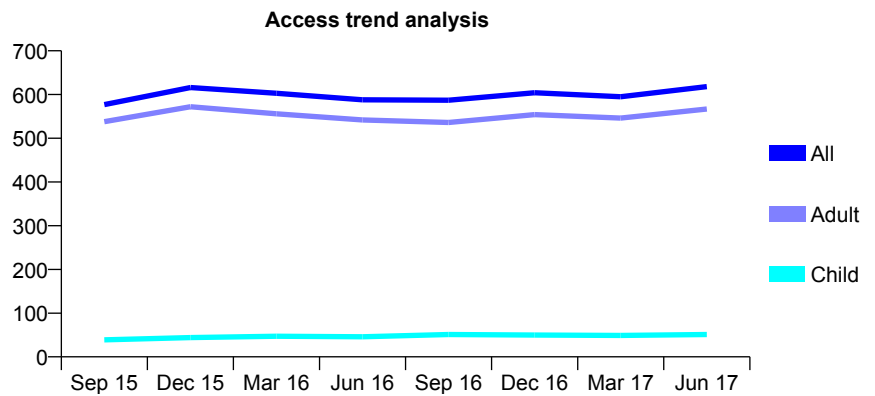
Q54 - Vital Signs At a Glance Contract Report for 325708/0003 - June 2017

Name or company name	Balbir S Bhandal, Amrik S Bhandal & Baljit
Contract type name	GDS Contract
Purpose of contract	General
Contract start date	01/04/2006
Contract end date	

17/18 Contracted general activity (UDA)	1,823
Carry forward general activity (UDA)	0
17/18 Contracted orthodontic activity (UOA)	0
Carry forward orthodontic activity (UOA)	0
Baseline contract value	£41,467.98

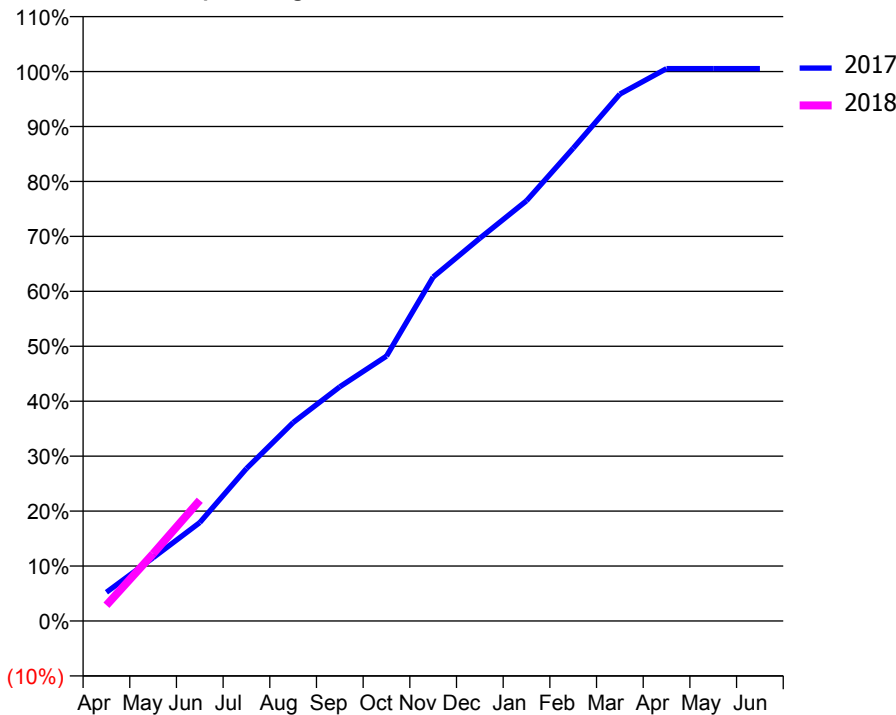
ACCESS*

Patients seen in 24 months	Total	Change since previous quarter
Quarter ending June 2016	588	
Quarter ending September 2016	587	→
Quarter ending December 2016	604	↑
Quarter ending March 2017	595	↓
Quarter ending June 2017	618	↑
Variance since June 2016	5.1%	↑



ACTIVITY

Cumulative percentage of contracted UDA delivered 2017 & 2018



Month	Adjusted Scheduled Activity (UDA)	
	2017	2018
April	95	53
May	210	223
June	327	401
July	506	
August	659	
September	777	
October	879	
November	1,141	
December	1,270	
January	1,394	
February	1,569	
March	1,748	
April	1,832	
May	1,832	
June	1,832	

QUALITY

	Quantity	Base Number	Contract	AT	Region	England
% of FP17s for the same patient ID Re-attending within 3 months - Children	0	12	0.0%	10.1%	11.7%	12.0%
% of FP17s for the same patient ID Re-attending within 3 months - Adults	10	172	5.8%	14.8%	15.2%	16.0%
% of FP17s for the same patient ID Re-attending between 3 & 9 months - Children	4	12	33.3%	51.6%	59.1%	58.0%
% of FP17s for the same patient ID Re-attending between 3 & 9 months - Adults	89	172	51.7%	47.7%	52.2%	50.9%
% of FP17s for Band 1 Urgent Courses	18	157	11.5%	8.2%	7.9%	9.1%
% of FP17s Relating to Free Repair or Replacements	1	157	0.6%	0.7%	0.8%	0.8%
% of FP17s Relating to Continuations	1	157	0.6%	0.8%	1.1%	1.1%
% of Patients satisfied with the dentistry they have received	1	1	N/A	91.3%	91.8%	91.7%
% of Patients satisfied with the time they had to wait for an appointment	1	1	N/A	90.2%	88.4%	88.0%

* This is based on patients treated on this contract for their most recent course of treatment. Figures in italics indicate the base number of FP17s or Patient Questionnaire responses are less than 100. N/A is shown where the base number of responses is less than 10 during the period. % is calculated as Quantity/Base number*100

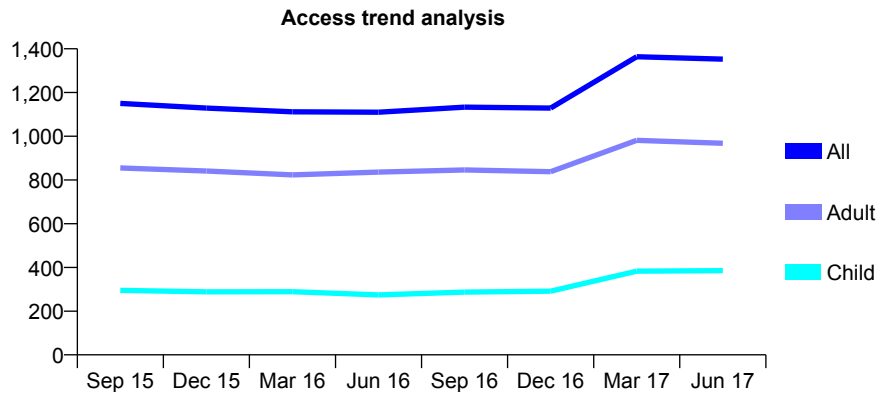
Q54 - Vital Signs At a Glance Contract Report for 325708/0004 - June 2017

Name or company name	Balbir S Bhandal, Amrik S Bhandal & Baljit
Contract type name	GDS Contract
Purpose of contract	General
Contract start date	01/04/2006
Contract end date	

17/18 Contracted general activity (UDA)	4,086
Carry forward general activity (UDA)	0
17/18 Contracted orthodontic activity (UOA)	0
Carry forward orthodontic activity (UOA)	0
Baseline contract value	£99,107.31

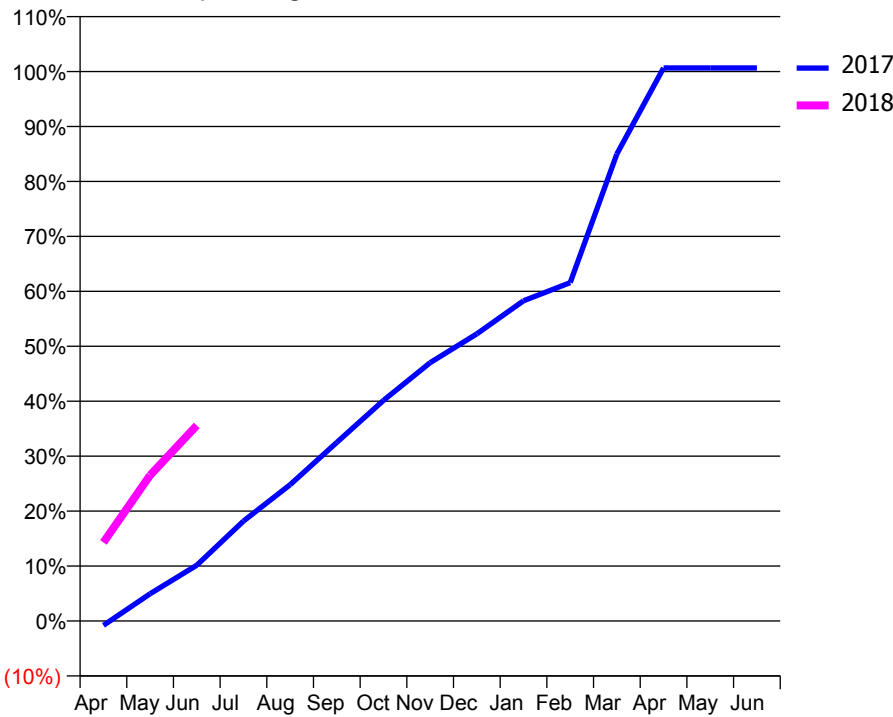
ACCESS*

Patients seen in 24 months	Total	Change since previous quarter
Quarter ending June 2016	1,110	
Quarter ending September 2016	1,133	↑
Quarter ending December 2016	1,129	→
Quarter ending March 2017	1,364	↑
Quarter ending June 2017	1,353	→
Variance since June 2016	21.9%	↑



ACTIVITY

Cumulative percentage of contracted UDA delivered 2017 & 2018



Adjusted Scheduled Activity (UDA)		
Month	2017	2018
April	-33	584
May	203	1,084
June	415	1,454
July	743	
August	1,014	
September	1,329	
October	1,641	
November	1,921	
December	2,136	
January	2,381	
February	2,516	
March	3,472	
April	4,112	
May	4,112	
June	4,112	

QUALITY

	Quantity	Base Number	Contract	AT	Region	England
% of FP17s for the same patient ID Re-attending within 3 months - Children	17	199	8.5%	10.1%	11.7%	12.0%
% of FP17s for the same patient ID Re-attending within 3 months - Adults	28	414	6.8%	14.8%	15.2%	16.0%
% of FP17s for the same patient ID Re-attending between 3 & 9 months - Children	51	199	25.6%	51.6%	59.1%	58.0%
% of FP17s for the same patient ID Re-attending between 3 & 9 months - Adults	115	414	27.8%	47.7%	52.2%	50.9%
% of FP17s for Band 1 Urgent Courses	11	330	3.3%	8.2%	7.9%	9.1%
% of FP17s Relating to Free Repair or Replacements	2	330	0.6%	0.7%	0.8%	0.8%
% of FP17s Relating to Continuations	0	330	0.0%	0.8%	1.1%	1.1%
% of Patients satisfied with the dentistry they have received	1	1	N/A	91.3%	91.8%	91.7%
% of Patients satisfied with the time they had to wait for an appointment	1	1	N/A	90.2%	88.4%	88.0%

* This is based on patients treated on this contract for their most recent course of treatment. Figures in italics indicate the base number of FP17s or Patient Questionnaire responses are less than 100. N/A is shown where the base number of responses is less than 10 during the period. % is calculated as Quantity/Base number*100

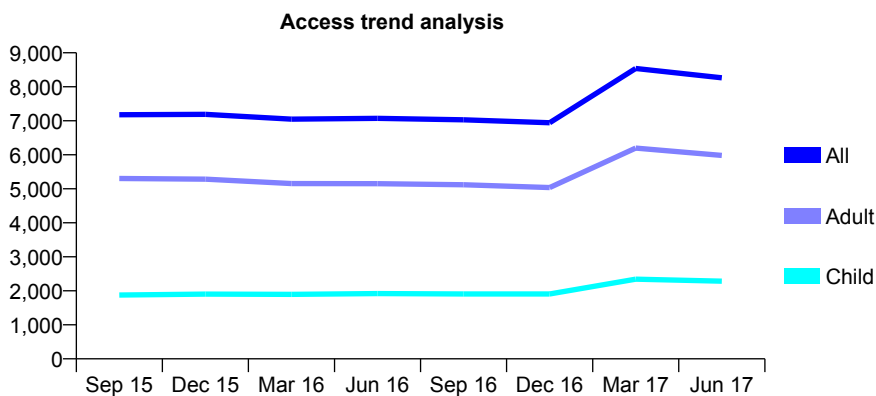
Q54 - Vital Signs At a Glance Contract Report for 325708/0005 - June 2017

Name or company name	Balbir S Bhandal, Amrik S Bhandal & Baljit
Contract type name	GDS Contract
Purpose of contract	General
Contract start date	01/04/2006
Contract end date	

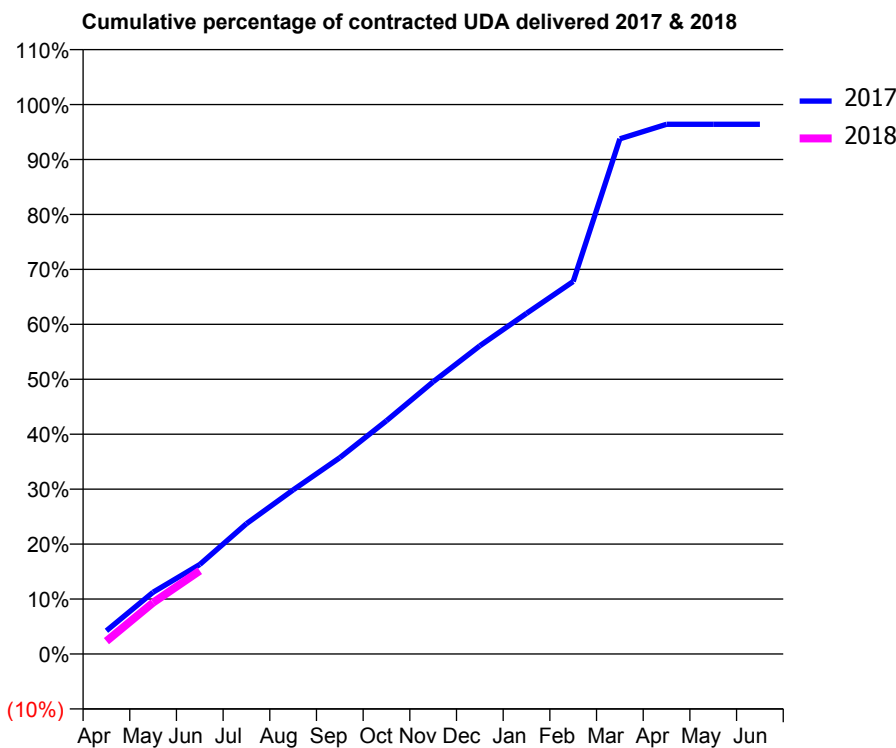
17/18 Contracted general activity (UDA)	25,351
Carry forward general activity (UDA)	0
17/18 Contracted orthodontic activity (UOA)	0
Carry forward orthodontic activity (UOA)	0
Baseline contract value	£616,877.94

ACCESS*

Patients seen in 24 months	Total	Change since previous quarter
Quarter ending June 2016	7,071	
Quarter ending September 2016	7,028	→
Quarter ending December 2016	6,945	↓
Quarter ending March 2017	8,540	↑
Quarter ending June 2017	8,266	↓
Variance since June 2016	16.9%	↑



ACTIVITY



Month	Adjusted Scheduled Activity (UDA)	
	2017	2018
April	1,075	596
May	2,849	2,371
June	4,129	3,841
July	6,011	
August	7,572	
September	9,061	
October	10,763	
November	12,561	
December	14,219	
January	15,714	
February	17,185	
March	23,766	
April	24,436	
May	24,439	
June	24,439	

QUALITY

	Quantity	Base Number	Contract	AT	Region	England
% of FP17s for the same patient ID Re-attending within 3 months - Children	10	507	2.0%	10.1%	11.7%	12.0%
% of FP17s for the same patient ID Re-attending within 3 months - Adults	73	1,194	6.1%	14.8%	15.2%	16.0%
% of FP17s for the same patient ID Re-attending between 3 & 9 months - Children	221	507	43.6%	51.6%	59.1%	58.0%
% of FP17s for the same patient ID Re-attending between 3 & 9 months - Adults	490	1,194	41.0%	47.7%	52.2%	50.9%
% of FP17s for Band 1 Urgent Courses	120	1,484	8.1%	8.2%	7.9%	9.1%
% of FP17s Relating to Free Repair or Replacements	15	1,484	1.0%	0.7%	0.8%	0.8%
% of FP17s Relating to Continuations	8	1,484	0.5%	0.8%	1.1%	1.1%
% of Patients satisfied with the dentistry they have received	2	2	N/A	91.3%	91.8%	91.7%
% of Patients satisfied with the time they had to wait for an appointment	2	2	N/A	90.2%	88.4%	88.0%

* This is based on patients treated on this contract for their most recent course of treatment. Figures in italics indicate the base number of FP17s or Patient Questionnaire responses are less than 100. N/A is shown where the base number of responses is less than 10 during the period. % is calculated as Quantity/Base number*100

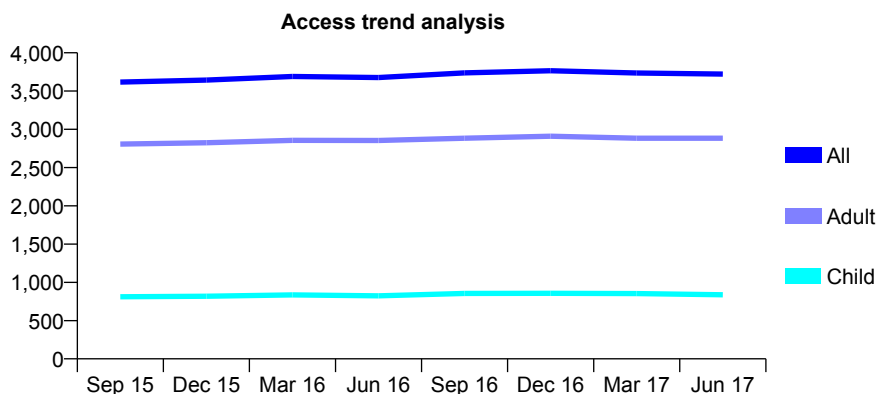
Q54 - Vital Signs At a Glance Contract Report for 325708/0007 - June 2017

Name or company name	Balbir S Bhandal, Amrik S Bhandal & Baljit
Contract type name	GDS Contract
Purpose of contract	General
Contract start date	01/04/2006
Contract end date	

17/18 Contracted general activity (UDA)	14,484
Carry forward general activity (UDA)	0
17/18 Contracted orthodontic activity (UOA)	0
Carry forward orthodontic activity (UOA)	0
Baseline contract value	£415,980.63

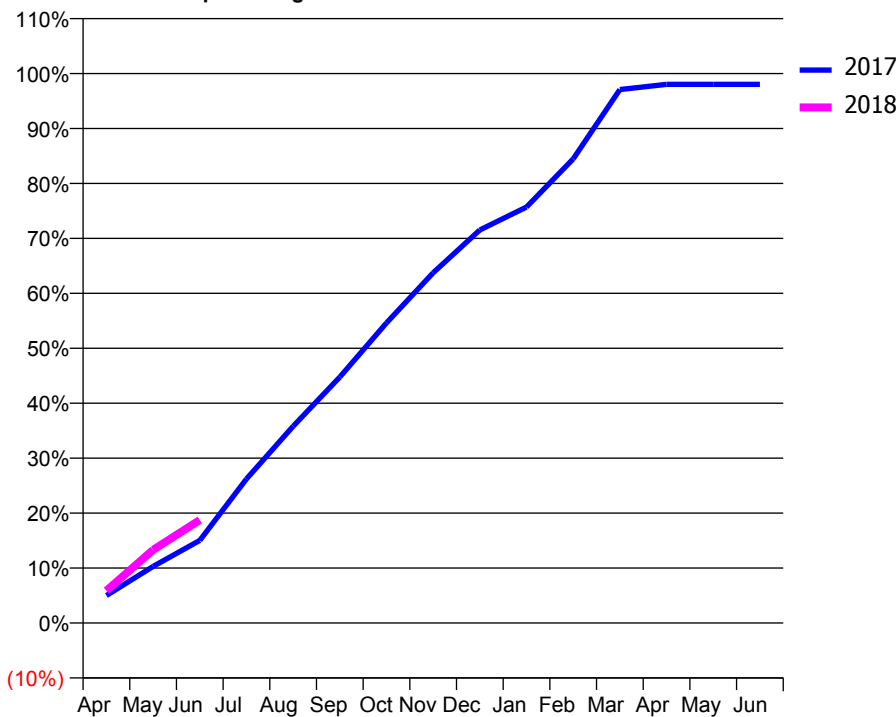
ACCESS*

Patients seen in 24 months	Total	Change since previous quarter
Quarter ending June 2016	3,677	
Quarter ending September 2016	3,738	→
Quarter ending December 2016	3,765	→
Quarter ending March 2017	3,736	→
Quarter ending June 2017	3,722	→
Variance since June 2016	1.2%	→



ACTIVITY

Cumulative percentage of contracted UDA delivered 2017 & 2018



Month	Adjusted Scheduled Activity (UDA)	
	2017	2018
April	726	853
May	1,491	1,926
June	2,176	2,716
July	3,797	
August	5,187	
September	6,483	
October	7,910	
November	9,231	
December	10,359	
January	10,964	
February	12,232	
March	14,062	
April	14,199	
May	14,199	
June	14,199	

QUALITY

	Quantity	Base Number	Contract	AT	Region	England
% of FP17s for the same patient ID Re-attending within 3 months - Children	12	201	6.0%	10.1%	11.7%	12.0%
% of FP17s for the same patient ID Re-attending within 3 months - Adults	125	799	15.6%	14.8%	15.2%	16.0%
% of FP17s for the same patient ID Re-attending between 3 & 9 months - Children	99	201	49.3%	51.6%	59.1%	58.0%
% of FP17s for the same patient ID Re-attending between 3 & 9 months - Adults	411	799	51.4%	47.7%	52.2%	50.9%
% of FP17s for Band 1 Urgent Courses	37	908	4.1%	8.2%	7.9%	9.1%
% of FP17s Relating to Free Repair or Replacements	5	908	0.6%	0.7%	0.8%	0.8%
% of FP17s Relating to Continuations	6	908	0.7%	0.8%	1.1%	1.1%
% of Patients satisfied with the dentistry they have received	5	5	N/A	91.3%	91.8%	91.7%
% of Patients satisfied with the time they had to wait for an appointment	5	5	N/A	90.2%	88.4%	88.0%

* This is based on patients treated on this contract for their most recent course of treatment. Figures in italics indicate the base number of FP17s or Patient Questionnaire responses are less than 100. N/A is shown where the base number of responses is less than 10 during the period. % is calculated as Quantity/Base number*100

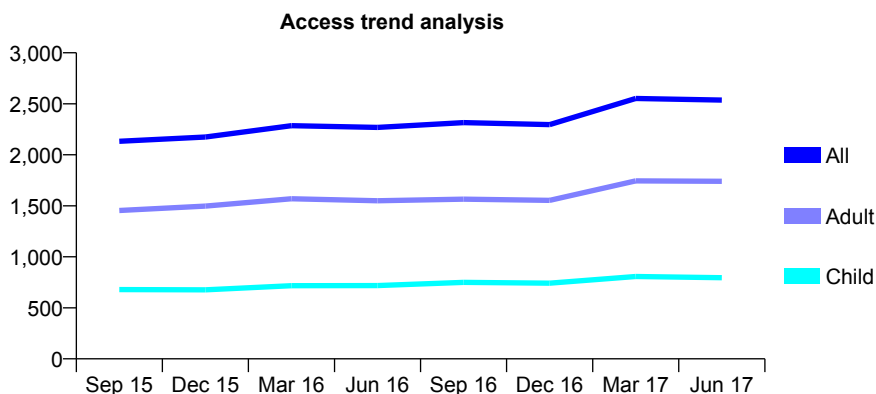
Q54 - Vital Signs At a Glance Contract Report for 325708/0008 - June 2017

Name or company name	Balbir S Bhandal, Amrik S Bhandal & Baljit
Contract type name	GDS Contract
Purpose of contract	General
Contract start date	01/04/2006
Contract end date	

17/18 Contracted general activity (UDA)	7,249
Carry forward general activity (UDA)	0
17/18 Contracted orthodontic activity (UOA)	0
Carry forward orthodontic activity (UOA)	0
Baseline contract value	£180,873.71

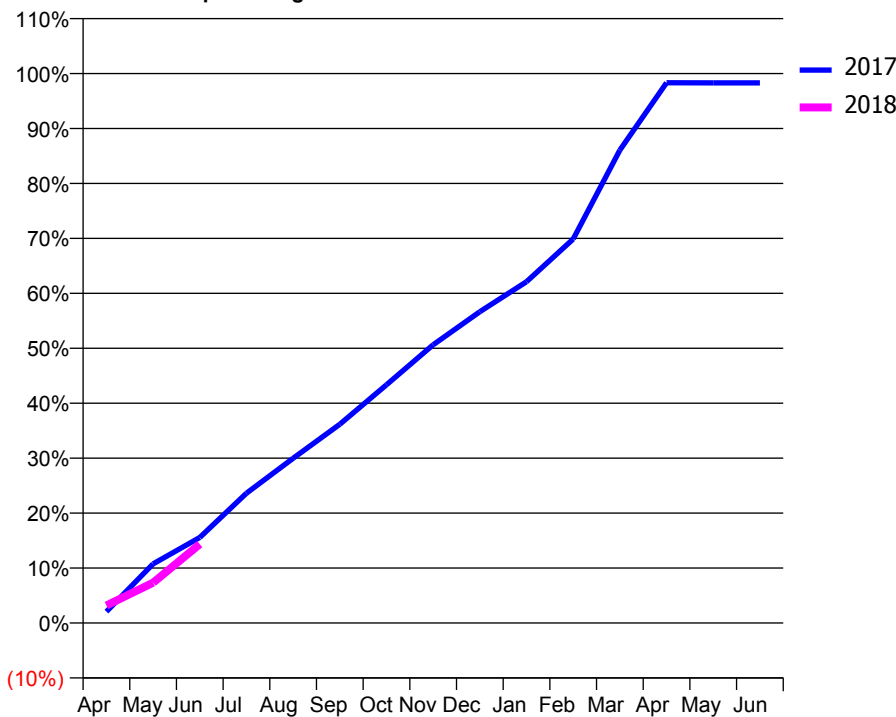
ACCESS*

Patients seen in 24 months	Total	Change since previous quarter
Quarter ending June 2016	2,268	
Quarter ending September 2016	2,316	↑
Quarter ending December 2016	2,296	→
Quarter ending March 2017	2,552	↑
Quarter ending June 2017	2,537	→
Variance since June 2016	11.9%	↑



ACTIVITY

Cumulative percentage of contracted UDA delivered 2017 & 2018



Adjusted Scheduled Activity (UDA)

Month	2017	2018
April	151	232
May	779	533
June	1,129	1,041
July	1,713	
August	2,173	
September	2,622	
October	3,142	
November	3,670	
December	4,106	
January	4,503	
February	5,065	
March	6,239	
April	7,127	
May	7,125	
June	7,125	

QUALITY

	Quantity	Base Number	Contract	AT	Region	England
% of FP17s for the same patient ID Re-attending within 3 months - Children	5	214	2.3%	10.1%	11.7%	12.0%
% of FP17s for the same patient ID Re-attending within 3 months - Adults	13	422	3.1%	14.8%	15.2%	16.0%
% of FP17s for the same patient ID Re-attending between 3 & 9 months - Children	71	214	33.2%	51.6%	59.1%	58.0%
% of FP17s for the same patient ID Re-attending between 3 & 9 months - Adults	108	422	25.6%	47.7%	52.2%	50.9%
% of FP17s for Band 1 Urgent Courses	11	424	2.6%	8.2%	7.9%	9.1%
% of FP17s Relating to Free Repair or Replacements	3	424	0.7%	0.7%	0.8%	0.8%
% of FP17s Relating to Continuations	4	424	0.9%	0.8%	1.1%	1.1%
% of Patients satisfied with the dentistry they have received	0	0	N/A	91.3%	91.8%	91.7%
% of Patients satisfied with the time they had to wait for an appointment	0	0	N/A	90.2%	88.4%	88.0%

* This is based on patients treated on this contract for their most recent course of treatment. Figures in italics indicate the base number of FP17s or Patient Questionnaire responses are less than 100. N/A is shown where the base number of responses is less than 10 during the period. % is calculated as Quantity/Base number*100

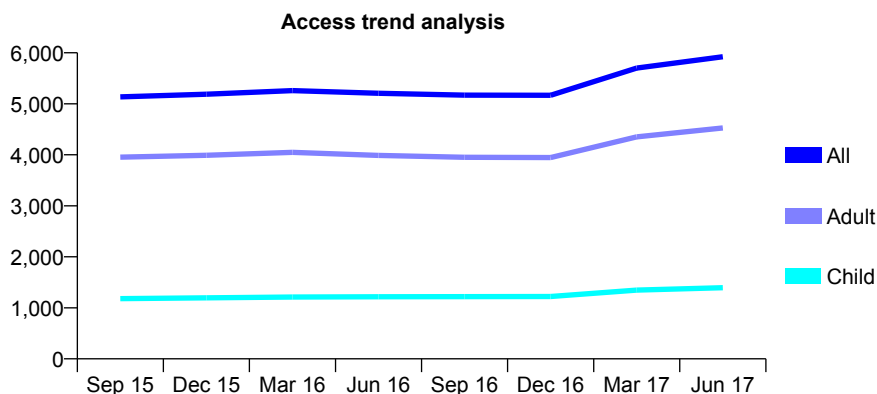
Q54 - Vital Signs At a Glance Contract Report for 325708/0009 - June 2017

Name or company name	Balbir S Bhandal, Amrik S Bhandal & Baljit
Contract type name	GDS Contract
Purpose of contract	General
Contract start date	01/04/2006
Contract end date	

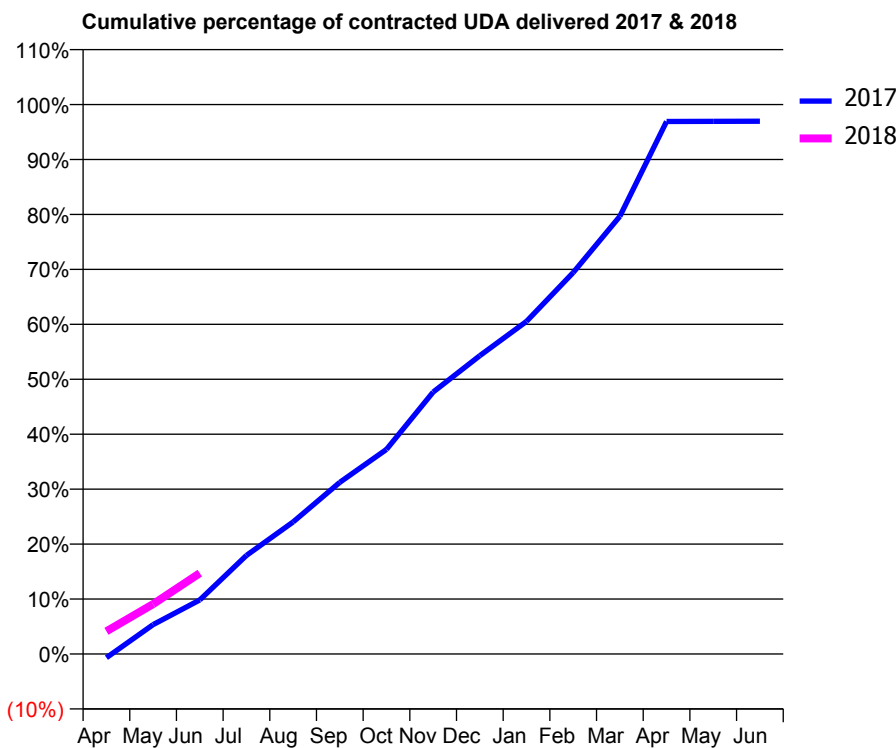
17/18 Contracted general activity (UDA)	19,521
Carry forward general activity (UDA)	0
17/18 Contracted orthodontic activity (UOA)	0
Carry forward orthodontic activity (UOA)	0
Baseline contract value	£479,292.62

ACCESS*

Patients seen in 24 months	Total	Change since previous quarter
Quarter ending June 2016	5,206	
Quarter ending September 2016	5,170	→
Quarter ending December 2016	5,167	→
Quarter ending March 2017	5,700	↑
Quarter ending June 2017	5,923	↑
Variance since June 2016	13.8%	↑



ACTIVITY



Month	2017	2018
April	-134	808
May	1,044	1,774
June	1,919	2,874
July	3,502	
August	4,691	
September	6,100	
October	7,269	
November	9,304	
December	10,600	
January	11,815	
February	13,551	
March	15,549	
April	18,919	
May	18,922	
June	18,925	

QUALITY

	Quantity	Base Number	Contract	AT	Region	England
% of FP17s for the same patient ID Re-attending within 3 months - Children	25	531	4.7%	10.1%	11.7%	12.0%
% of FP17s for the same patient ID Re-attending within 3 months - Adults	144	1,783	8.1%	14.8%	15.2%	16.0%
% of FP17s for the same patient ID Re-attending between 3 & 9 months - Children	165	531	31.1%	51.6%	59.1%	58.0%
% of FP17s for the same patient ID Re-attending between 3 & 9 months - Adults	500	1,783	28.0%	47.7%	52.2%	50.9%
% of FP17s for Band 1 Urgent Courses	98	1,043	9.4%	8.2%	7.9%	9.1%
% of FP17s Relating to Free Repair or Replacements	15	1,043	1.4%	0.7%	0.8%	0.8%
% of FP17s Relating to Continuations	8	1,043	0.8%	0.8%	1.1%	1.1%
% of Patients satisfied with the dentistry they have received	6	7	N/A	91.3%	91.8%	91.7%
% of Patients satisfied with the time they had to wait for an appointment	6	7	N/A	90.2%	88.4%	88.0%

* This is based on patients treated on this contract for their most recent course of treatment. Figures in italics indicate the base number of FP17s or Patient Questionnaire responses are less than 100. N/A is shown where the base number of responses is less than 10 during the period. % is calculated as Quantity/Base number*100

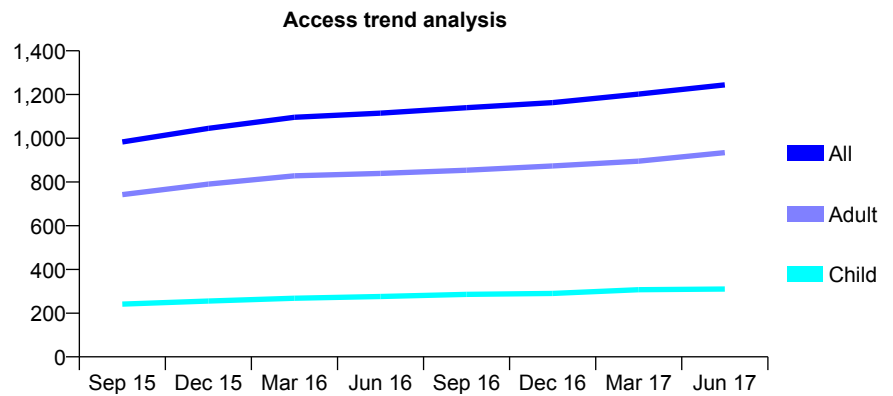
Q54 - Vital Signs At a Glance Contract Report for 325708/0012 - June 2017

Name or company name	Balbir S Bhandal, Amrik S Bhandal & Baljit
Contract type name	GDS Contract
Purpose of contract	General
Contract start date	01/04/2006
Contract end date	

17/18 Contracted general activity (UDA)	3,593
Carry forward general activity (UDA)	0
17/18 Contracted orthodontic activity (UOA)	0
Carry forward orthodontic activity (UOA)	0
Baseline contract value	£100,665.97

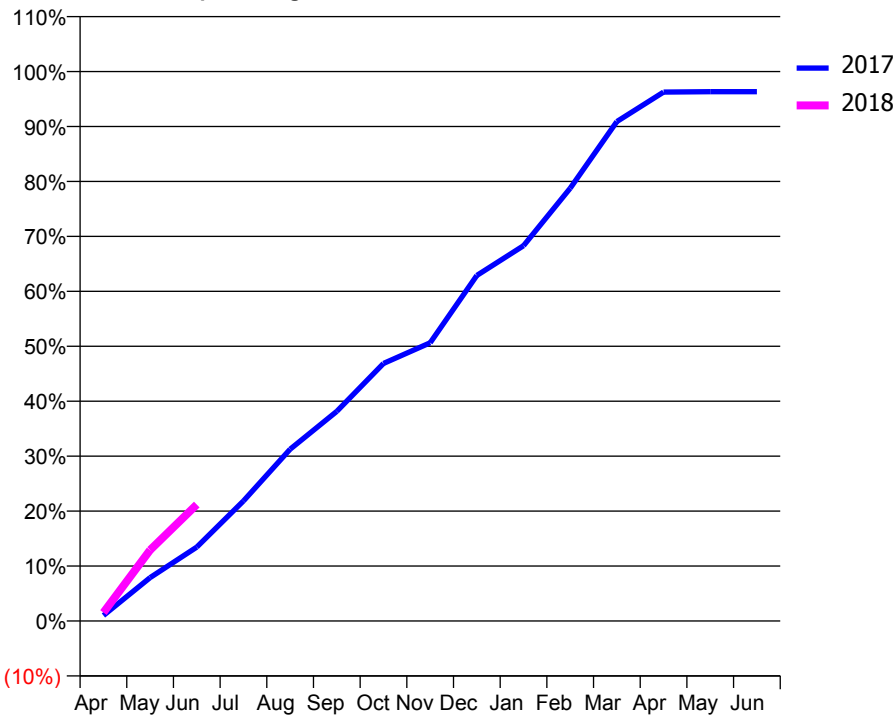
ACCESS*

Patients seen in 24 months	Total	Change since previous quarter
Quarter ending June 2016	1,115	
Quarter ending September 2016	1,140	↑
Quarter ending December 2016	1,163	↑
Quarter ending March 2017	1,202	↑
Quarter ending June 2017	1,244	↑
Variance since June 2016	11.6%	↑



ACTIVITY

Cumulative percentage of contracted UDA delivered 2017 & 2018



Month	Adjusted Scheduled Activity (UDA)	
	2017	2018
April	36	56
May	284	464
June	483	762
July	785	
August	1,123	
September	1,371	
October	1,684	
November	1,819	
December	2,260	
January	2,454	
February	2,830	
March	3,266	
April	3,458	
May	3,461	
June	3,461	

QUALITY

	Quantity	Base Number	Contract	AT	Region	England
% of FP17s for the same patient ID Re-attending within 3 months - Children	2	87	2.3%	10.1%	11.7%	12.0%
% of FP17s for the same patient ID Re-attending within 3 months - Adults	8	237	3.4%	14.8%	15.2%	16.0%
% of FP17s for the same patient ID Re-attending between 3 & 9 months - Children	54	87	62.1%	51.6%	59.1%	58.0%
% of FP17s for the same patient ID Re-attending between 3 & 9 months - Adults	103	237	43.5%	47.7%	52.2%	50.9%
% of FP17s for Band 1 Urgent Courses	18	265	6.8%	8.2%	7.9%	9.1%
% of FP17s Relating to Free Repair or Replacements	1	265	0.4%	0.7%	0.8%	0.8%
% of FP17s Relating to Continuations	0	265	0.0%	0.8%	1.1%	1.1%
% of Patients satisfied with the dentistry they have received	0	0	N/A	91.3%	91.8%	91.7%
% of Patients satisfied with the time they had to wait for an appointment	0	0	N/A	90.2%	88.4%	88.0%

* This is based on patients treated on this contract for their most recent course of treatment. Figures in italics indicate the base number of FP17s or Patient Questionnaire responses are less than 100. N/A is shown where the base number of responses is less than 10 during the period. % is calculated as Quantity/Base number*100

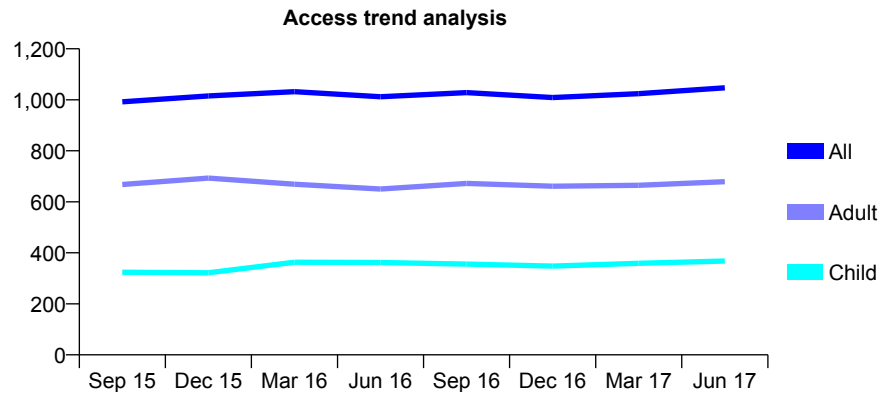
Q54 - Vital Signs At a Glance Contract Report for 325708/0013 - June 2017

Name or company name	Balbir S Bhandal, Amrik S Bhandal & Baljit
Contract type name	GDS Contract
Purpose of contract	General
Contract start date	01/04/2006
Contract end date	

17/18 Contracted general activity (UDA)	3,124
Carry forward general activity (UDA)	0
17/18 Contracted orthodontic activity (UOA)	0
Carry forward orthodontic activity (UOA)	0
Baseline contract value	£72,705.58

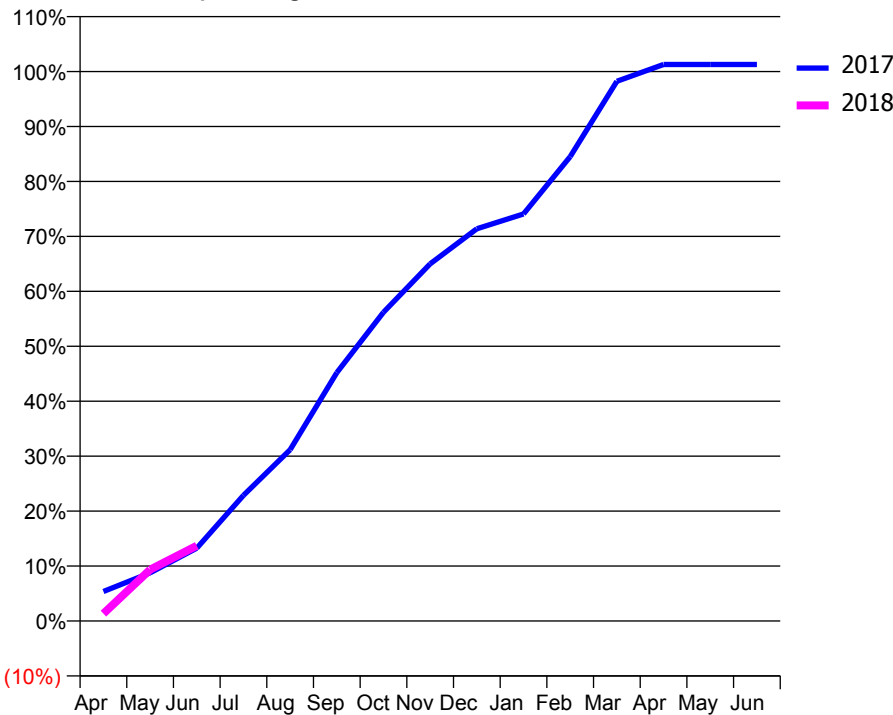
ACCESS*

Patients seen in 24 months	Total	Change since previous quarter
Quarter ending June 2016	1,012	
Quarter ending September 2016	1,028	→
Quarter ending December 2016	1,009	↓
Quarter ending March 2017	1,024	→
Quarter ending June 2017	1,047	↑
Variance since June 2016	3.5%	↑



ACTIVITY

Cumulative percentage of contracted UDA delivered 2017 & 2018



Month	Adjusted Scheduled Activity (UDA)	
	2017	2018
April	168	42
May	274	293
June	414	428
July	714	
August	974	
September	1,412	
October	1,756	
November	2,030	
December	2,230	
January	2,314	
February	2,640	
March	3,069	
April	3,164	
May	3,164	
June	3,164	

QUALITY

	Quantity	Base Number	Contract	AT	Region	England
% of FP17s for the same patient ID Re-attending within 3 months - Children	0	69	0.0%	10.1%	11.7%	12.0%
% of FP17s for the same patient ID Re-attending within 3 months - Adults	11	122	9.0%	14.8%	15.2%	16.0%
% of FP17s for the same patient ID Re-attending between 3 & 9 months - Children	24	69	34.8%	51.6%	59.1%	58.0%
% of FP17s for the same patient ID Re-attending between 3 & 9 months - Adults	37	122	30.3%	47.7%	52.2%	50.9%
% of FP17s for Band 1 Urgent Courses	4	159	2.5%	8.2%	7.9%	9.1%
% of FP17s Relating to Free Repair or Replacements	0	159	0.0%	0.7%	0.8%	0.8%
% of FP17s Relating to Continuations	2	159	1.3%	0.8%	1.1%	1.1%
% of Patients satisfied with the dentistry they have received	3	5	N/A	91.3%	91.8%	91.7%
% of Patients satisfied with the time they had to wait for an appointment	5	5	N/A	90.2%	88.4%	88.0%

* This is based on patients treated on this contract for their most recent course of treatment. Figures in italics indicate the base number of FP17s or Patient Questionnaire responses are less than 100. N/A is shown where the base number of responses is less than 10 during the period. % is calculated as Quantity/Base number*100

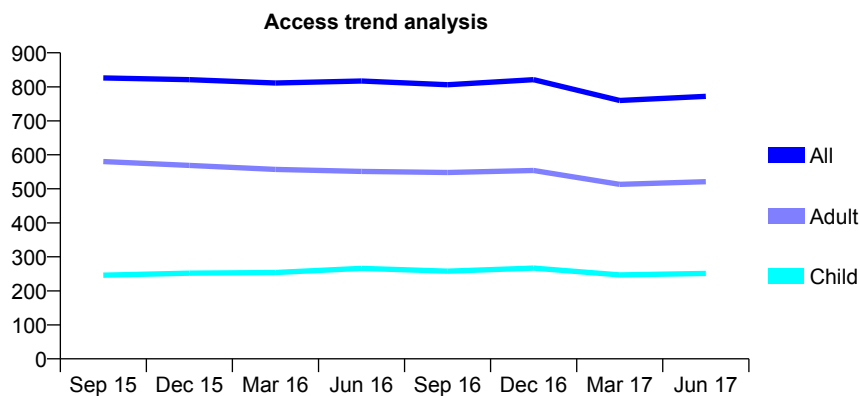
Q54 - Vital Signs At a Glance Contract Report for 325708/0015 - June 2017

Name or company name	Balbir S Bhandal, Amrik S Bhandal & Baljit
Contract type name	GDS Contract
Purpose of contract	General
Contract start date	01/04/2006
Contract end date	

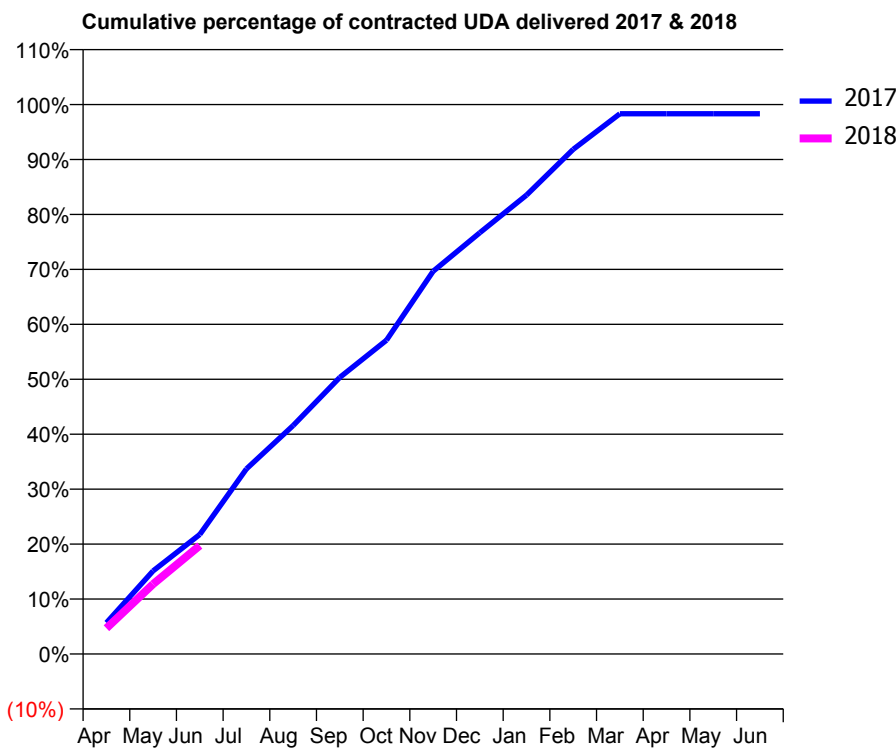
17/18 Contracted general activity (UDA)	1,930
Carry forward general activity (UDA)	0
17/18 Contracted orthodontic activity (UOA)	0
Carry forward orthodontic activity (UOA)	0
Baseline contract value	£50,728.58

ACCESS*

Patients seen in 24 months	Total	Change since previous quarter
Quarter ending June 2016	817	
Quarter ending September 2016	806	↓
Quarter ending December 2016	821	→
Quarter ending March 2017	760	↓
Quarter ending June 2017	772	→
Variance since June 2016	(5.5%)	↓



ACTIVITY



Month	Adjusted Scheduled Activity (UDA)	
	2017	2018
April	110	90
May	292	246
June	420	381
July	650	
August	802	
September	971	
October	1,102	
November	1,345	
December	1,480	
January	1,612	
February	1,773	
March	1,898	
April	1,898	
May	1,898	
June	1,898	

QUALITY

	Quantity	Base Number	Contract	AT	Region	England
% of FP17s for the same patient ID Re-attending within 3 months - Children	0	57	0.0%	10.1%	11.7%	12.0%
% of FP17s for the same patient ID Re-attending within 3 months - Adults	0	88	0.0%	14.8%	15.2%	16.0%
% of FP17s for the same patient ID Re-attending between 3 & 9 months - Children	19	57	33.3%	51.6%	59.1%	58.0%
% of FP17s for the same patient ID Re-attending between 3 & 9 months - Adults	29	88	33.0%	47.7%	52.2%	50.9%
% of FP17s for Band 1 Urgent Courses	4	145	2.8%	8.2%	7.9%	9.1%
% of FP17s Relating to Free Repair or Replacements	0	145	0.0%	0.7%	0.8%	0.8%
% of FP17s Relating to Continuations	0	145	0.0%	0.8%	1.1%	1.1%
% of Patients satisfied with the dentistry they have received	4	4	N/A	91.3%	91.8%	91.7%
% of Patients satisfied with the time they had to wait for an appointment	4	4	N/A	90.2%	88.4%	88.0%

* This is based on patients treated on this contract for their most recent course of treatment. Figures in italics indicate the base number of FP17s or Patient Questionnaire responses are less than 100. N/A is shown where the base number of responses is less than 10 during the period. % is calculated as Quantity/Base number*100

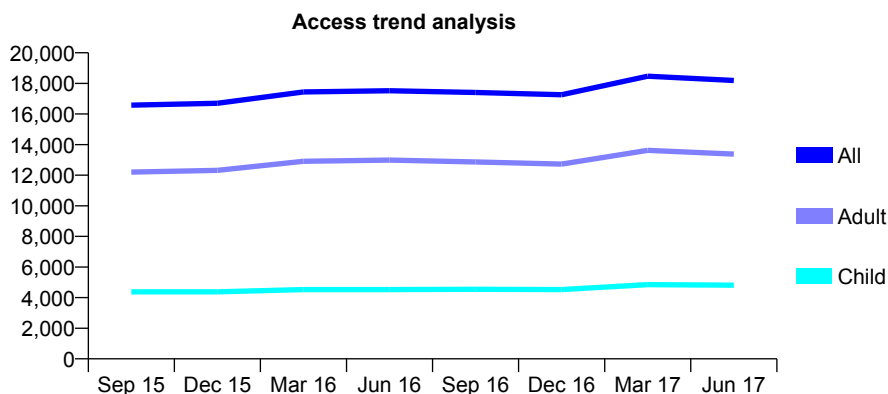
Q54 - Vital Signs At a Glance Contract Report for 325708/0016 - June 2017

Name or company name	Balbir S Bhandal, Amrik S Bhandal & Baljit
Contract type name	GDS Contract
Purpose of contract	General and Orthodontic
Contract start date	01/04/2006
Contract end date	

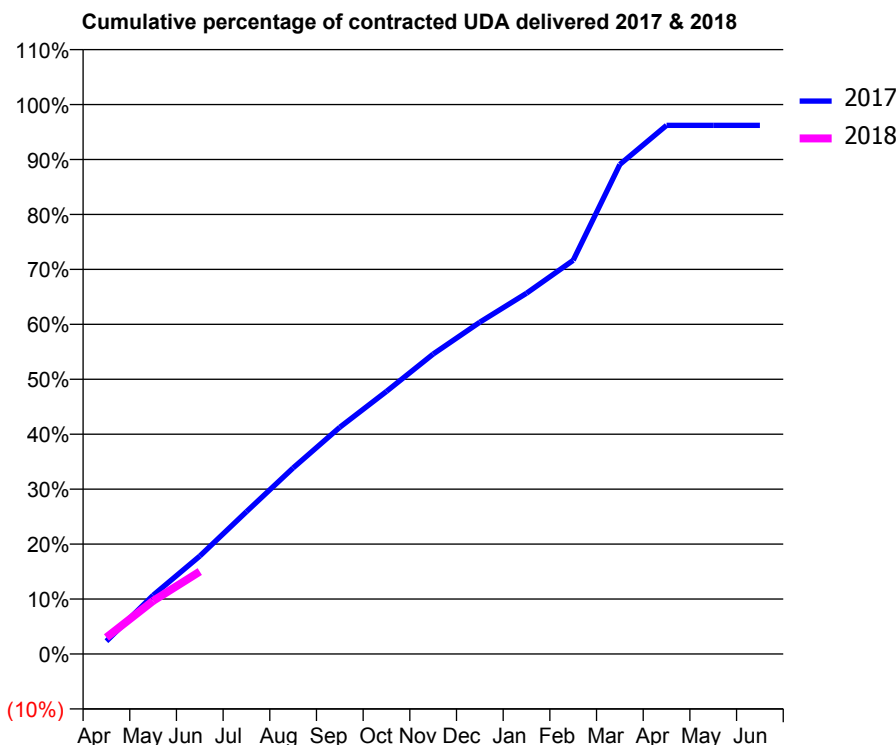
17/18 Contracted general activity (UDA)	57,385
Carry forward general activity (UDA)	0
17/18 Contracted orthodontic activity (UOA)	5,152
Carry forward orthodontic activity (UOA)	0
Baseline contract value	£1,848,170.06

ACCESS*

Patients seen in 24 months	Total	Change since previous quarter
Quarter ending June 2016	17,524	
Quarter ending September 2016	17,409	→
Quarter ending December 2016	17,260	→
Quarter ending March 2017	18,472	↑
Quarter ending June 2017	18,195	↓
Variance since June 2016	3.8%	↑



ACTIVITY



Adjusted Scheduled Activity (UDA)		
Month	2017	2018
April	1,345	1,728
May	6,141	5,550
June	10,227	8,609
July	14,867	
August	19,432	
September	23,674	
October	27,426	
November	31,321	
December	34,660	
January	37,682	
February	41,120	
March	51,121	
April	55,205	
May	55,210	
June	55,209	

QUALITY

	Quantity	Base Number	Contract	AT	Region	England
% of FP17s for the same patient ID Re-attending within 3 months - Children	162	1,550	10.5%	10.1%	11.7%	12.0%
% of FP17s for the same patient ID Re-attending within 3 months - Adults	332	3,195	10.4%	14.8%	15.2%	16.0%
% of FP17s for the same patient ID Re-attending between 3 & 9 months - Children	573	1,550	37.0%	51.6%	59.1%	58.0%
% of FP17s for the same patient ID Re-attending between 3 & 9 months - Adults	1,071	3,195	33.5%	47.7%	52.2%	50.9%
% of FP17s for Band 1 Urgent Courses	383	3,291	11.6%	8.2%	7.9%	9.1%
% of FP17s Relating to Free Repair or Replacements	32	3,291	1.0%	0.7%	0.8%	0.8%
% of FP17s Relating to Continuations	23	3,291	0.7%	0.8%	1.1%	1.1%
% of Patients satisfied with the dentistry they have received	22	25	88.0%	91.3%	91.8%	91.7%
% of Patients satisfied with the time they had to wait for an appointment	24	25	96.0%	90.2%	88.4%	88.0%

* This is based on patients treated on this contract for their most recent course of treatment. Figures in italics indicate the base number of FP17s or Patient Questionnaire responses are less than 100. N/A is shown where the base number of responses is less than 10 during the period. % is calculated as Quantity/Base number*100

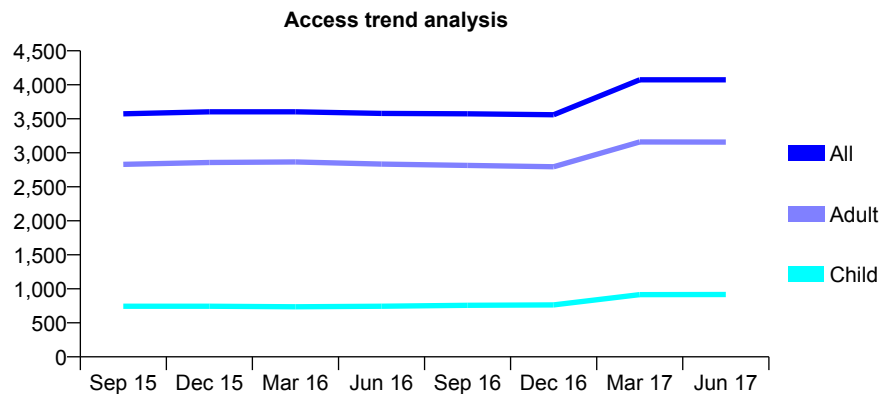
Q54 - Vital Signs At a Glance Contract Report for 325708/0017 - June 2017

Name or company name	Balbir S Bhandal, Amrik S Bhandal & Baljit
Contract type name	GDS Contract
Purpose of contract	General
Contract start date	01/04/2006
Contract end date	

17/18 Contracted general activity (UDA)	11,857
Carry forward general activity (UDA)	0
17/18 Contracted orthodontic activity (UOA)	0
Carry forward orthodontic activity (UOA)	0
Baseline contract value	£265,910.84

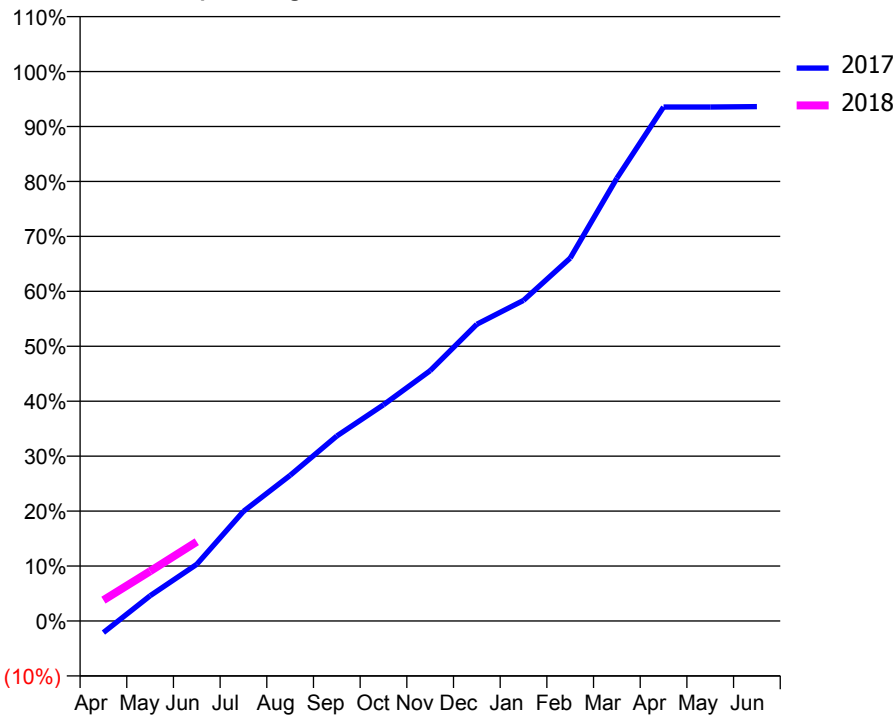
ACCESS*

Patients seen in 24 months	Total	Change since previous quarter
Quarter ending June 2016	3,580	
Quarter ending September 2016	3,573	→
Quarter ending December 2016	3,560	→
Quarter ending March 2017	4,074	↑
Quarter ending June 2017	4,073	→
Variance since June 2016	13.8%	↑



ACTIVITY

Cumulative percentage of contracted UDA delivered 2017 & 2018



Month	Adjusted Scheduled Activity (UDA)	
	2017	2018
April	-252	450
May	546	1,076
June	1,224	1,710
July	2,366	
August	3,144	
September	3,993	
October	4,665	
November	5,401	
December	6,403	
January	6,917	
February	7,831	
March	9,554	
April	11,089	
May	11,090	
June	11,100	

QUALITY

	Quantity	Base Number	Contract	AT	Region	England
% of FP17s for the same patient ID Re-attending within 3 months - Children	16	330	4.8%	10.1%	11.7%	12.0%
% of FP17s for the same patient ID Re-attending within 3 months - Adults	69	1,051	6.6%	14.8%	15.2%	16.0%
% of FP17s for the same patient ID Re-attending between 3 & 9 months - Children	108	330	32.7%	51.6%	59.1%	58.0%
% of FP17s for the same patient ID Re-attending between 3 & 9 months - Adults	349	1,051	33.2%	47.7%	52.2%	50.9%
% of FP17s for Band 1 Urgent Courses	39	742	5.3%	8.2%	7.9%	9.1%
% of FP17s Relating to Free Repair or Replacements	5	742	0.7%	0.7%	0.8%	0.8%
% of FP17s Relating to Continuations	6	742	0.8%	0.8%	1.1%	1.1%
% of Patients satisfied with the dentistry they have received	3	4	N/A	91.3%	91.8%	91.7%
% of Patients satisfied with the time they had to wait for an appointment	3	4	N/A	90.2%	88.4%	88.0%

* This is based on patients treated on this contract for their most recent course of treatment. Figures in italics indicate the base number of FP17s or Patient Questionnaire responses are less than 100. N/A is shown where the base number of responses is less than 10 during the period. % is calculated as Quantity/Base number*100

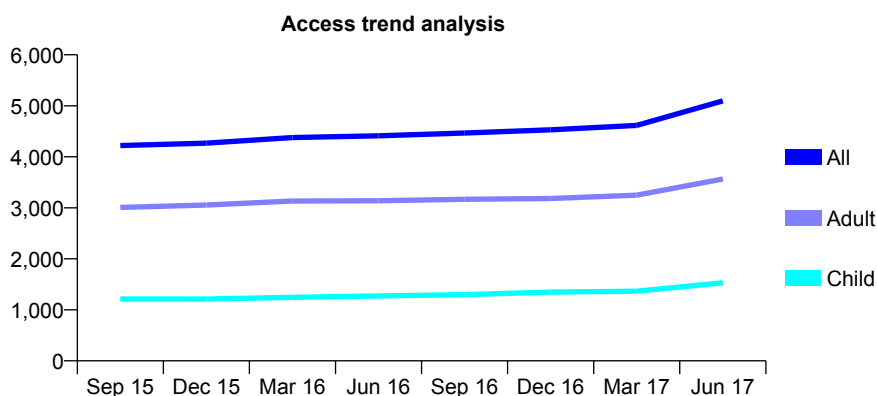
Q54 - Vital Signs At a Glance Contract Report for 325708/0018 - June 2017

Name or company name	Balbir S Bhandal, Amrik S Bhandal & Baljit
Contract type name	GDS Contract
Purpose of contract	General and Orthodontic
Contract start date	01/04/2006
Contract end date	

17/18 Contracted general activity (UDA)	13,769
Carry forward general activity (UDA)	0
17/18 Contracted orthodontic activity (UOA)	172
Carry forward orthodontic activity (UOA)	0
Baseline contract value	£317,754.89

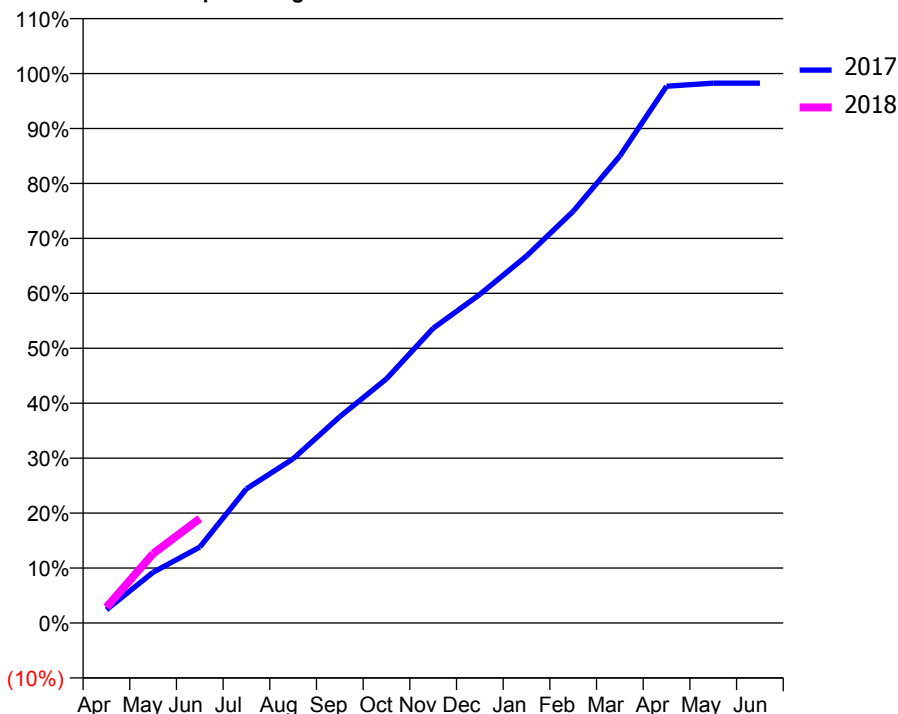
ACCESS*

Patients seen in 24 months	Total	Change since previous quarter
Quarter ending June 2016	4,411	
Quarter ending September 2016	4,466	→
Quarter ending December 2016	4,529	→
Quarter ending March 2017	4,616	→
Quarter ending June 2017	5,096	↑
Variance since June 2016	15.5%	↑



ACTIVITY

Cumulative percentage of contracted UDA delivered 2017 & 2018



Month	Adjusted Scheduled Activity (UDA)	
	2017	2018
April	379	396
May	1,456	1,738
June	2,179	2,619
July	3,853	
August	4,713	
September	5,922	
October	7,008	
November	8,458	
December	9,433	
January	10,531	
February	11,814	
March	13,404	
April	15,404	
May	15,490	
June	15,491	

QUALITY

	Quantity	Base Number	Contract	AT	Region	England
% of FP17s for the same patient ID Re-attending within 3 months - Children	19	564	3.4%	10.1%	11.7%	12.0%
% of FP17s for the same patient ID Re-attending within 3 months - Adults	73	1,230	5.9%	14.8%	15.2%	16.0%
% of FP17s for the same patient ID Re-attending between 3 & 9 months - Children	163	564	28.9%	51.6%	59.1%	58.0%
% of FP17s for the same patient ID Re-attending between 3 & 9 months - Adults	340	1,230	27.6%	47.7%	52.2%	50.9%
% of FP17s for Band 1 Urgent Courses	61	958	6.4%	8.2%	7.9%	9.1%
% of FP17s Relating to Free Repair or Replacements	6	958	0.6%	0.7%	0.8%	0.8%
% of FP17s Relating to Continuations	5	958	0.5%	0.8%	1.1%	1.1%
% of Patients satisfied with the dentistry they have received	8	8	N/A	91.3%	91.8%	91.7%
% of Patients satisfied with the time they had to wait for an appointment	8	8	N/A	90.2%	88.4%	88.0%

* This is based on patients treated on this contract for their most recent course of treatment. Figures in italics indicate the base number of FP17s or Patient Questionnaire responses are less than 100. N/A is shown where the base number of responses is less than 10 during the period. % is calculated as Quantity/Base number*100

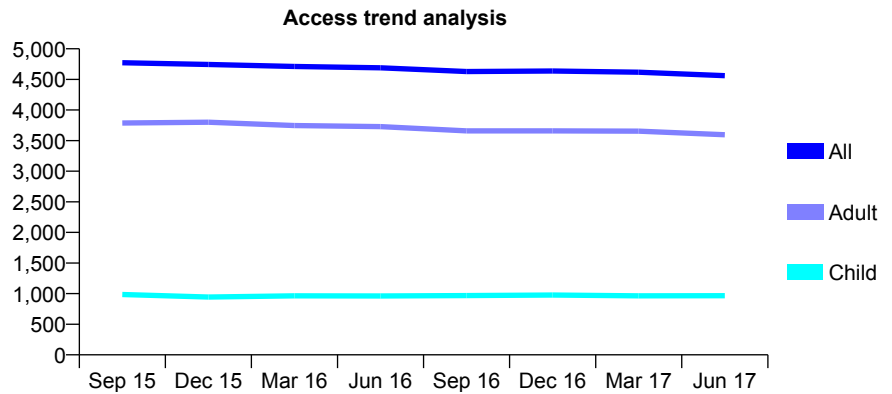
Q54 - Vital Signs At a Glance Contract Report for 325708/0023 - June 2017

Name or company name	Balbir S Bhandal, Amrik S Bhandal & Baljit
Contract type name	GDS Contract
Purpose of contract	General
Contract start date	02/01/2008
Contract end date	

17/18 Contracted general activity (UDA)	13,357
Carry forward general activity (UDA)	0
17/18 Contracted orthodontic activity (UOA)	0
Carry forward orthodontic activity (UOA)	0
Baseline contract value	£317,495.35

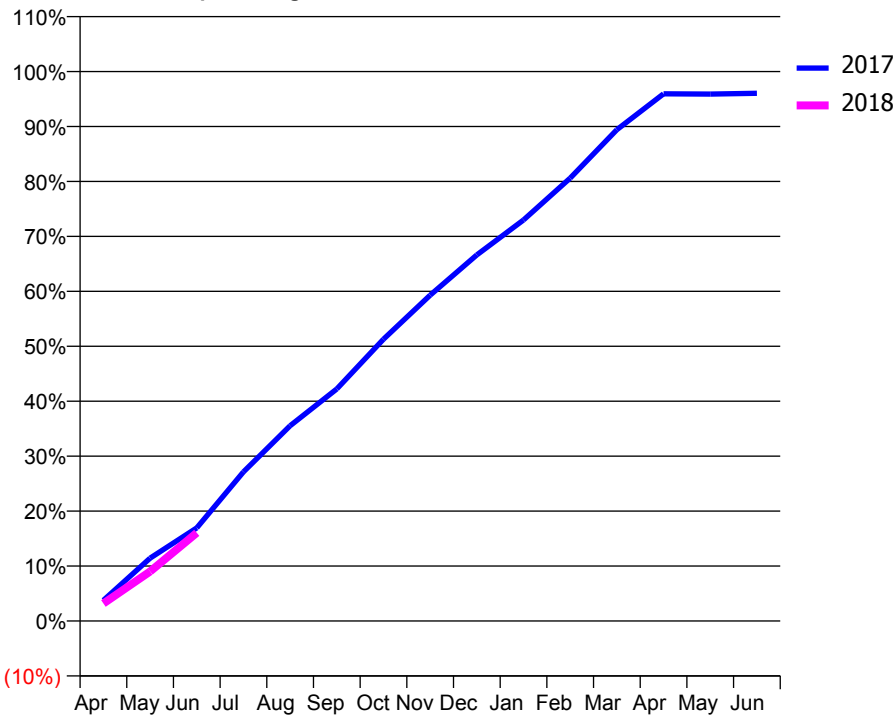
ACCESS*

Patients seen in 24 months	Total	Change since previous quarter
Quarter ending June 2016	4,690	
Quarter ending September 2016	4,628	↓
Quarter ending December 2016	4,637	→
Quarter ending March 2017	4,617	→
Quarter ending June 2017	4,562	↓
Variance since June 2016	(2.7%)	↓



ACTIVITY

Cumulative percentage of contracted UDA delivered 2017 & 2018



Month	Adjusted Scheduled Activity (UDA)	
	2017	2018
April	503	425
May	1,529	1,203
June	2,263	2,145
July	3,624	
August	4,746	
September	5,642	
October	6,850	
November	7,922	
December	8,899	
January	9,747	
February	10,765	
March	11,941	
April	12,813	
May	12,809	
June	12,827	

QUALITY

	Quantity	Base Number	Contract	AT	Region	England
% of FP17s for the same patient ID Re-attending within 3 months - Children	17	265	6.4%	10.1%	11.7%	12.0%
% of FP17s for the same patient ID Re-attending within 3 months - Adults	133	1,175	11.3%	14.8%	15.2%	16.0%
% of FP17s for the same patient ID Re-attending between 3 & 9 months - Children	125	265	47.2%	51.6%	59.1%	58.0%
% of FP17s for the same patient ID Re-attending between 3 & 9 months - Adults	627	1,175	53.4%	47.7%	52.2%	50.9%
% of FP17s for Band 1 Urgent Courses	56	1,114	5.0%	8.2%	7.9%	9.1%
% of FP17s Relating to Free Repair or Replacements	11	1,114	1.0%	0.7%	0.8%	0.8%
% of FP17s Relating to Continuations	11	1,114	1.0%	0.8%	1.1%	1.1%
% of Patients satisfied with the dentistry they have received	4	6	N/A	91.3%	91.8%	91.7%
% of Patients satisfied with the time they had to wait for an appointment	5	6	N/A	90.2%	88.4%	88.0%

* This is based on patients treated on this contract for their most recent course of treatment. Figures in italics indicate the base number of FP17s or Patient Questionnaire responses are less than 100. N/A is shown where the base number of responses is less than 10 during the period. % is calculated as Quantity/Base number*100

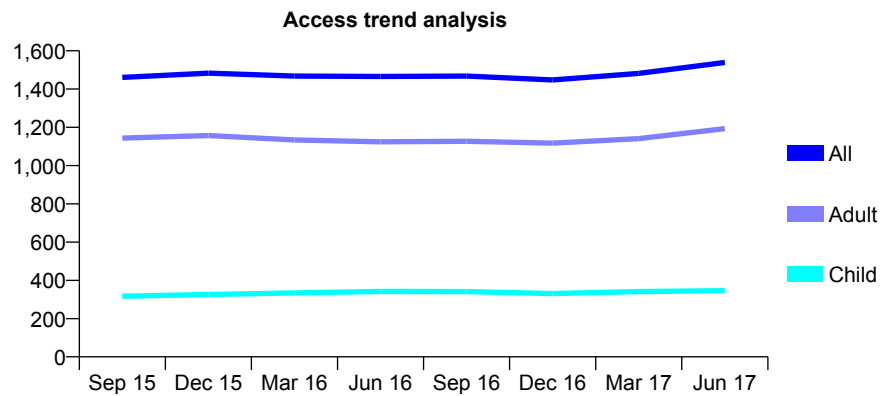
Q54 - Vital Signs At a Glance Contract Report for 326496/0001 - June 2017

Name or company name	MR D MAHGEREFTEH
Contract type name	GDS Contract
Purpose of contract	General
Contract start date	01/04/2006
Contract end date	

17/18 Contracted general activity (UDA)	7,433
Carry forward general activity (UDA)	0
17/18 Contracted orthodontic activity (UOA)	0
Carry forward orthodontic activity (UOA)	0
Baseline contract value	£230,475.78

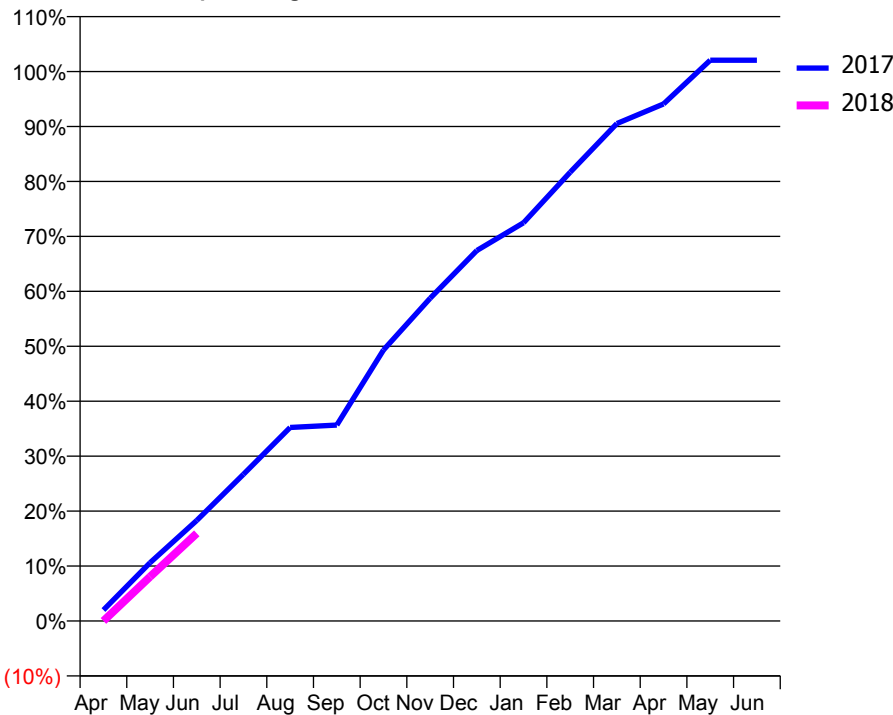
ACCESS*

Patients seen in 24 months	Total	Change since previous quarter
Quarter ending June 2016	1,466	
Quarter ending September 2016	1,468	→
Quarter ending December 2016	1,448	↓
Quarter ending March 2017	1,482	↑
Quarter ending June 2017	1,539	↑
Variance since June 2016	5.0%	↑



ACTIVITY

Cumulative percentage of contracted UDA delivered 2017 & 2018



Month	Adjusted Scheduled Activity (UDA)	
	2017	2018
April	149	0
May	788	601
June	1,362	1,187
July	1,984	
August	2,618	
September	2,650	
October	3,667	
November	4,366	
December	5,012	
January	5,388	
February	6,070	
March	6,729	
April	6,994	
May	7,585	
June	7,585	

QUALITY

	Quantity	Base Number	Contract	AT	Region	England
% of FP17s for the same patient ID Re-attending within 3 months - Children	7	122	5.7%	10.1%	11.7%	12.0%
% of FP17s for the same patient ID Re-attending within 3 months - Adults	65	504	12.9%	14.8%	15.2%	16.0%
% of FP17s for the same patient ID Re-attending between 3 & 9 months - Children	73	122	59.8%	51.6%	59.1%	58.0%
% of FP17s for the same patient ID Re-attending between 3 & 9 months - Adults	276	504	54.8%	47.7%	52.2%	50.9%
% of FP17s for Band 1 Urgent Courses	19	349	5.4%	8.2%	7.9%	9.1%
% of FP17s Relating to Free Repair or Replacements	17	349	4.9%	0.7%	0.8%	0.8%
% of FP17s Relating to Continuations	10	349	2.9%	0.8%	1.1%	1.1%
% of Patients satisfied with the dentistry they have received	9	9	N/A	91.3%	91.8%	91.7%
% of Patients satisfied with the time they had to wait for an appointment	9	9	N/A	90.2%	88.4%	88.0%

* This is based on patients treated on this contract for their most recent course of treatment. Figures in italics indicate the base number of FP17s or Patient Questionnaire responses are less than 100. N/A is shown where the base number of responses is less than 10 during the period. % is calculated as Quantity/Base number*100

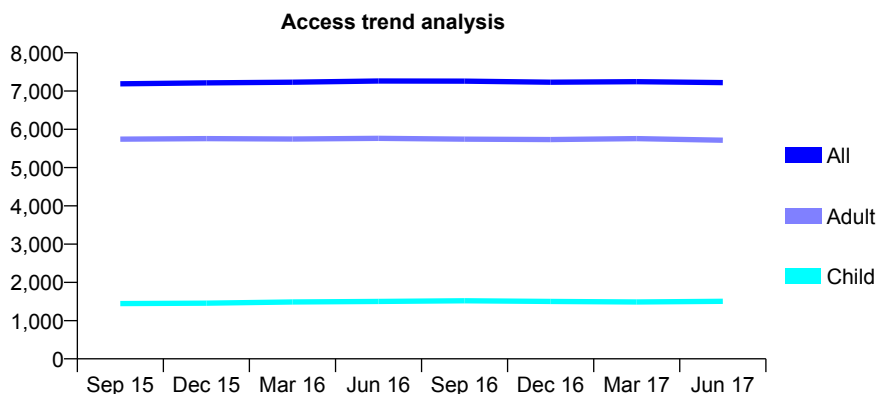
Q54 - Vital Signs At a Glance Contract Report for 326666/0002 - June 2017

Name or company name	MR RS TENNET
Contract type name	GDS Contract
Purpose of contract	General
Contract start date	01/04/2006
Contract end date	

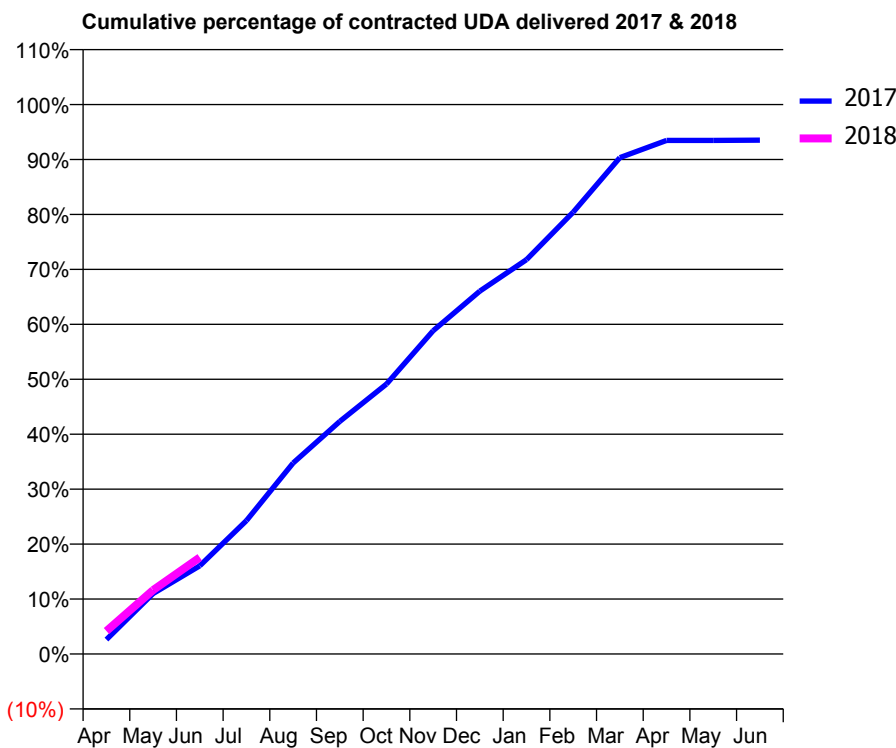
17/18 Contracted general activity (UDA)	16,970
Carry forward general activity (UDA)	0
17/18 Contracted orthodontic activity (UOA)	0
Carry forward orthodontic activity (UOA)	0
Baseline contract value	£437,342.86

ACCESS*

Patients seen in 24 months	Total	Change since previous quarter
Quarter ending June 2016	7,264	
Quarter ending September 2016	7,261	→
Quarter ending December 2016	7,233	→
Quarter ending March 2017	7,245	→
Quarter ending June 2017	7,220	→
Variance since June 2016	(0.6%)	→



ACTIVITY



Month	Adjusted Scheduled Activity (UDA)	
	2017	2018
April	445	709
May	1,867	1,974
June	2,723	2,986
July	4,122	
August	5,897	
September	7,184	
October	8,336	
November	9,983	
December	11,208	
January	12,181	
February	13,646	
March	15,330	
April	15,860	
May	15,860	
June	15,868	

QUALITY

	Quantity	Base Number	Contract	AT	Region	England
% of FP17s for the same patient ID Re-attending within 3 months - Children	18	427	4.2%	10.1%	11.7%	12.0%
% of FP17s for the same patient ID Re-attending within 3 months - Adults	148	1,444	10.2%	14.8%	15.2%	16.0%
% of FP17s for the same patient ID Re-attending between 3 & 9 months - Children	222	427	52.0%	51.6%	59.1%	58.0%
% of FP17s for the same patient ID Re-attending between 3 & 9 months - Adults	535	1,444	37.0%	47.7%	52.2%	50.9%
% of FP17s for Band 1 Urgent Courses	88	1,610	5.5%	8.2%	7.9%	9.1%
% of FP17s Relating to Free Repair or Replacements	9	1,610	0.6%	0.7%	0.8%	0.8%
% of FP17s Relating to Continuations	17	1,610	1.1%	0.8%	1.1%	1.1%
% of Patients satisfied with the dentistry they have received	7	7	N/A	91.3%	91.8%	91.7%
% of Patients satisfied with the time they had to wait for an appointment	7	7	N/A	90.2%	88.4%	88.0%

* This is based on patients treated on this contract for their most recent course of treatment. Figures in italics indicate the base number of FP17s or Patient Questionnaire responses are less than 100. N/A is shown where the base number of responses is less than 10 during the period. % is calculated as Quantity/Base number*100

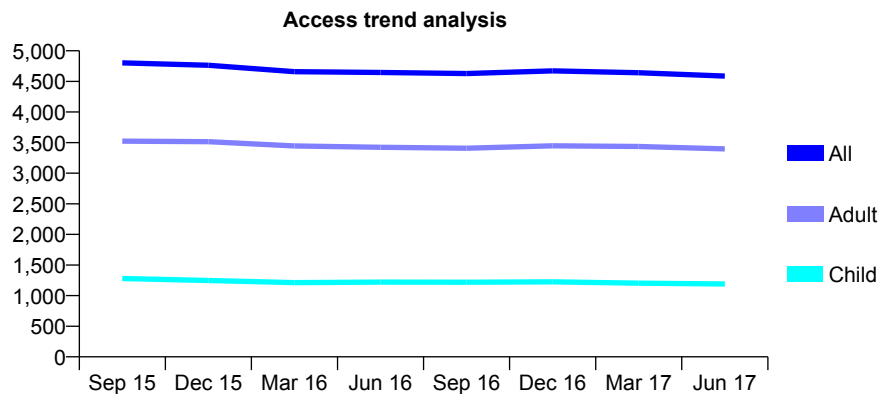
Q54 - Vital Signs At a Glance Contract Report for 327875/0001 - June 2017

Name or company name	MISS S MOSEDALE
Contract type name	GDS Contract
Purpose of contract	General
Contract start date	01/04/2006
Contract end date	

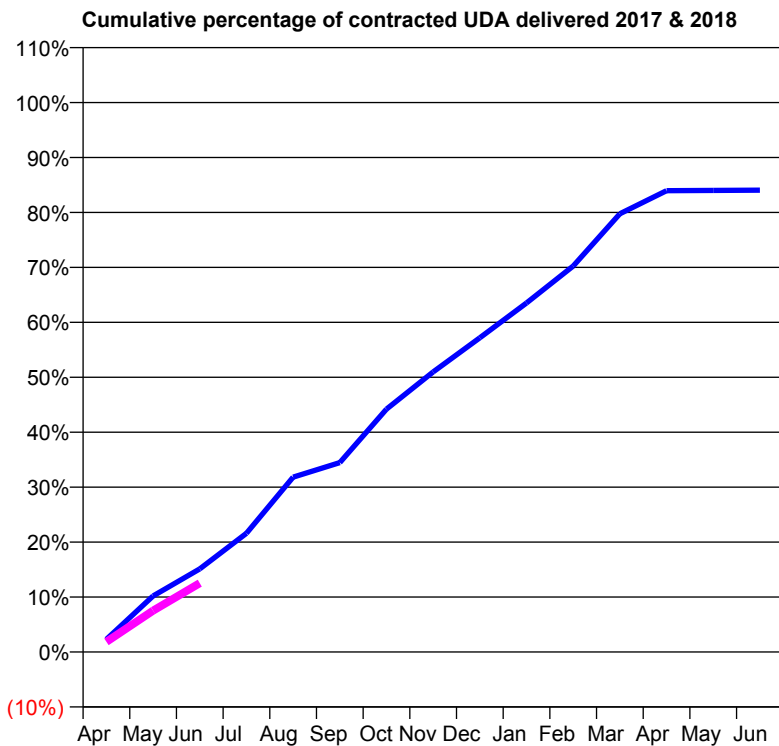
17/18 Contracted general activity (UDA)	16,997
Carry forward general activity (UDA)	0
17/18 Contracted orthodontic activity (UOA)	0
Carry forward orthodontic activity (UOA)	0
Baseline contract value	£373,952.33

ACCESS*

Patients seen in 24 months	Total	Change since previous quarter
Quarter ending June 2016	4,646	
Quarter ending September 2016	4,628	→
Quarter ending December 2016	4,673	→
Quarter ending March 2017	4,641	→
Quarter ending June 2017	4,588	↓
Variance since June 2016	(1.2%)	↓



ACTIVITY



Month	Adjusted Scheduled Activity (UDA)	
	2017	2018
April	393	315
May	1,733	1,281
June	2,572	2,131
July	3,672	
August	5,408	
September	5,859	
October	7,514	
November	8,665	
December	9,722	
January	10,796	
February	11,941	
March	13,556	
April	14,270	
May	14,277	
June	14,284	

QUALITY

	Quantity	Base Number	Contract	AT	Region	England
% of FP17s for the same patient ID Re-attending within 3 months - Children	37	381	9.7%	10.1%	11.7%	12.0%
% of FP17s for the same patient ID Re-attending within 3 months - Adults	149	1,085	13.7%	14.8%	15.2%	16.0%
% of FP17s for the same patient ID Re-attending between 3 & 9 months - Children	225	381	59.1%	51.6%	59.1%	58.0%
% of FP17s for the same patient ID Re-attending between 3 & 9 months - Adults	673	1,085	62.0%	47.7%	52.2%	50.9%
% of FP17s for Band 1 Urgent Courses	84	1,170	7.2%	8.2%	7.9%	9.1%
% of FP17s Relating to Free Repair or Replacements	9	1,170	0.8%	0.7%	0.8%	0.8%
% of FP17s Relating to Continuations	14	1,170	1.2%	0.8%	1.1%	1.1%
% of Patients satisfied with the dentistry they have received	12	12	100.0%	91.3%	91.8%	91.7%
% of Patients satisfied with the time they had to wait for an appointment	11	12	91.7%	90.2%	88.4%	88.0%

* This is based on patients treated on this contract for their most recent course of treatment. Figures in italics indicate the base number of FP17s or Patient Questionnaire responses are less than 100. N/A is shown where the base number of responses is less than 10 during the period. % is calculated as Quantity/Base number*100

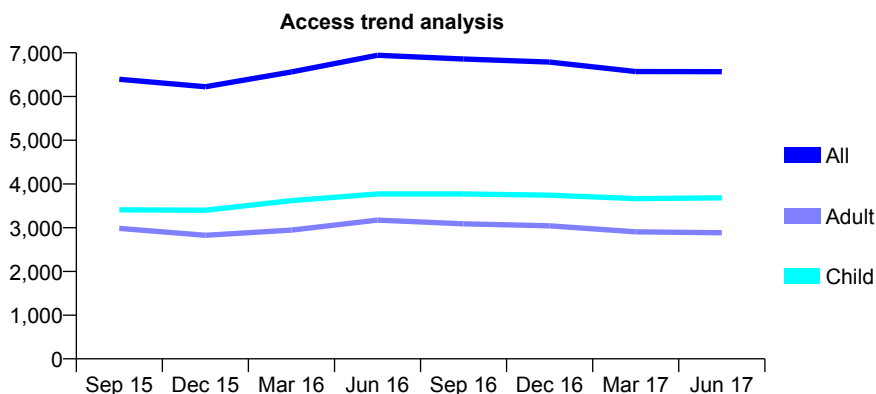
Q54 - Vital Signs At a Glance Contract Report for 328944/0002 - June 2017

Name or company name	MR P TANGRI
Contract type name	GDS Contract
Purpose of contract	General and Orthodontic
Contract start date	01/04/2006
Contract end date	

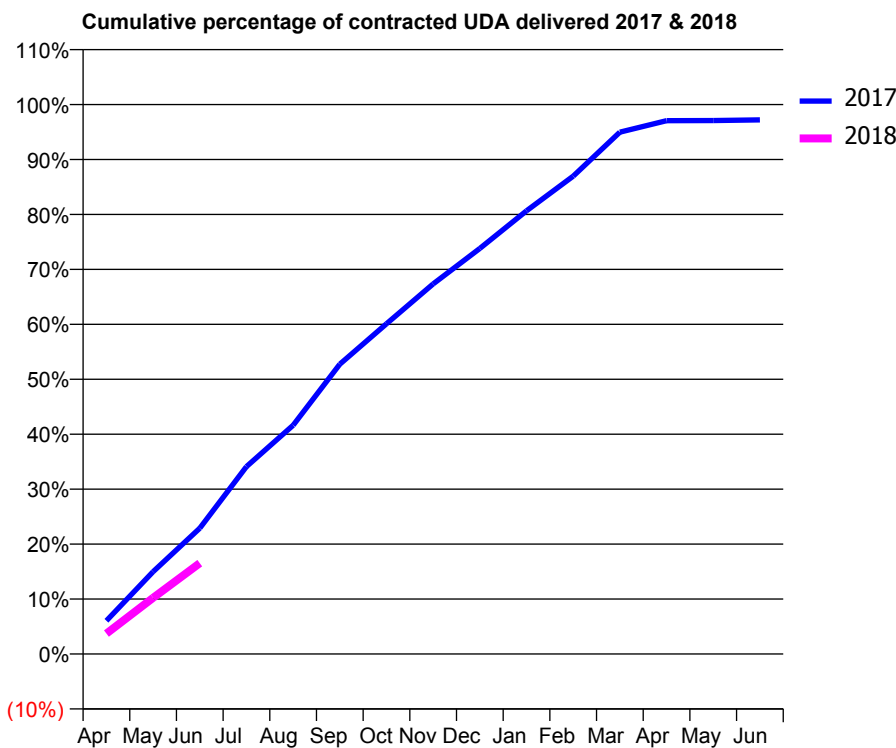
17/18 Contracted general activity (UDA)	14,197
Carry forward general activity (UDA)	0
17/18 Contracted orthodontic activity (UOA)	22
Carry forward orthodontic activity (UOA)	0
Baseline contract value	£324,912.34

ACCESS*

Patients seen in 24 months	Total	Change since previous quarter
Quarter ending June 2016	6,944	
Quarter ending September 2016	6,859	↓
Quarter ending December 2016	6,787	↓
Quarter ending March 2017	6,570	↓
Quarter ending June 2017	6,567	→
Variance since June 2016	(5.4%)	↓



ACTIVITY



Month	Adjusted Scheduled Activity (UDA)	
	2017	2018
April	859	528
May	2,128	1,454
June	3,252	2,346
July	4,841	
August	5,910	
September	7,487	
October	8,532	
November	9,563	
December	10,478	
January	11,449	
February	12,345	
March	13,483	
April	13,778	
May	13,782	
June	13,799	

QUALITY

	Quantity	Base Number	Contract	AT	Region	England
% of FP17s for the same patient ID Re-attending within 3 months - Children	110	1,112	9.9%	10.1%	11.7%	12.0%
% of FP17s for the same patient ID Re-attending within 3 months - Adults	69	672	10.3%	14.8%	15.2%	16.0%
% of FP17s for the same patient ID Re-attending between 3 & 9 months - Children	363	1,112	32.6%	51.6%	59.1%	58.0%
% of FP17s for the same patient ID Re-attending between 3 & 9 months - Adults	59	672	8.8%	47.7%	52.2%	50.9%
% of FP17s for Band 1 Urgent Courses	917	1,611	56.9%	8.2%	7.9%	9.1%
% of FP17s Relating to Free Repair or Replacements	3	1,611	0.2%	0.7%	0.8%	0.8%
% of FP17s Relating to Continuations	0	1,611	0.0%	0.8%	1.1%	1.1%
% of Patients satisfied with the dentistry they have received	2	3	N/A	91.3%	91.8%	91.7%
% of Patients satisfied with the time they had to wait for an appointment	2	3	N/A	90.2%	88.4%	88.0%

* This is based on patients treated on this contract for their most recent course of treatment. Figures in italics indicate the base number of FP17s or Patient Questionnaire responses are less than 100. N/A is shown where the base number of responses is less than 10 during the period. % is calculated as Quantity/Base number*100

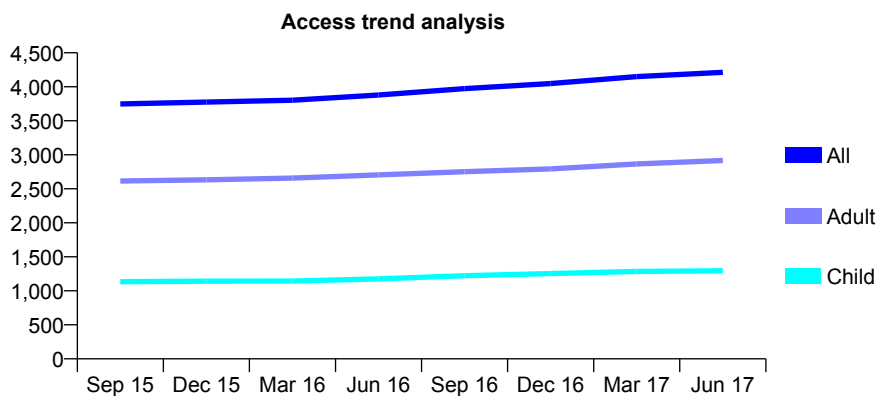
Q54 - Vital Signs At a Glance Contract Report for 330485/0002 - June 2017

Name or company name	MR I AZMAT
Contract type name	GDS Contract
Purpose of contract	General
Contract start date	01/04/2006
Contract end date	

17/18 Contracted general activity (UDA)	10,775
Carry forward general activity (UDA)	0
17/18 Contracted orthodontic activity (UOA)	0
Carry forward orthodontic activity (UOA)	0
Baseline contract value	£223,971.29

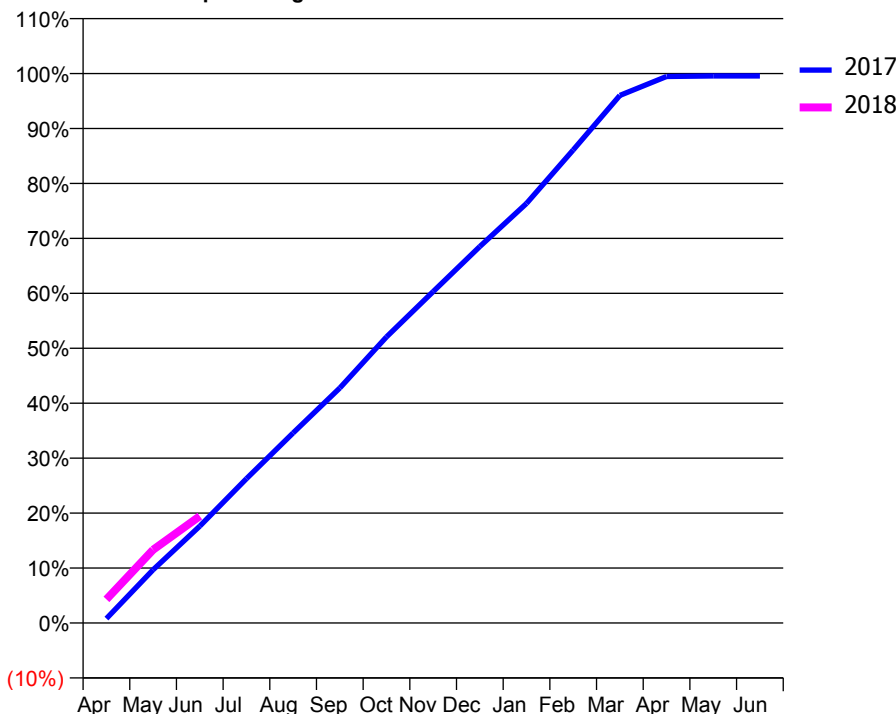
ACCESS*

Patients seen in 24 months	Total	Change since previous quarter
Quarter ending June 2016	3,880	
Quarter ending September 2016	3,973	↑
Quarter ending December 2016	4,048	→
Quarter ending March 2017	4,150	↑
Quarter ending June 2017	4,213	→
Variance since June 2016	8.6%	↑



ACTIVITY

Cumulative percentage of contracted UDA delivered 2017 & 2018



Month	Adjusted Scheduled Activity (UDA)	
	2017	2018
April	86	463
May	1,045	1,436
June	1,900	2,096
July	2,830	
August	3,728	
September	4,609	
October	5,610	
November	6,498	
December	7,383	
January	8,228	
February	9,275	
March	10,347	
April	10,715	
May	10,727	
June	10,727	

QUALITY

	Quantity	Base Number	Contract	AT	Region	England
% of FP17s for the same patient ID Re-attending within 3 months - Children	14	371	3.8%	10.1%	11.7%	12.0%
% of FP17s for the same patient ID Re-attending within 3 months - Adults	123	735	16.7%	14.8%	15.2%	16.0%
% of FP17s for the same patient ID Re-attending between 3 & 9 months - Children	137	371	36.9%	51.6%	59.1%	58.0%
% of FP17s for the same patient ID Re-attending between 3 & 9 months - Adults	230	735	31.3%	47.7%	52.2%	50.9%
% of FP17s for Band 1 Urgent Courses	150	960	15.6%	8.2%	7.9%	9.1%
% of FP17s Relating to Free Repair or Replacements	0	960	0.0%	0.7%	0.8%	0.8%
% of FP17s Relating to Continuations	2	960	0.2%	0.8%	1.1%	1.1%
% of Patients satisfied with the dentistry they have received	2	2	N/A	91.3%	91.8%	91.7%
% of Patients satisfied with the time they had to wait for an appointment	1	2	N/A	90.2%	88.4%	88.0%

* This is based on patients treated on this contract for their most recent course of treatment. Figures in italics indicate the base number of FP17s or Patient Questionnaire responses are less than 100. N/A is shown where the base number of responses is less than 10 during the period. % is calculated as Quantity/Base number*100

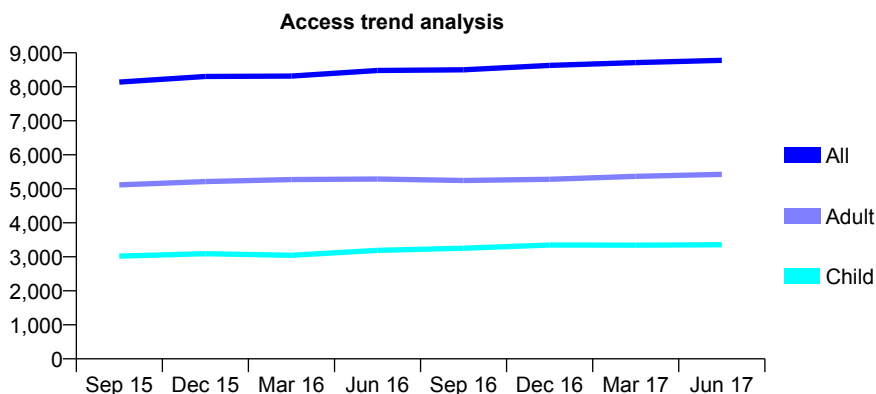
Q54 - Vital Signs At a Glance Contract Report for 330485/0003 - June 2017

Name or company name	MR I AZMAT
Contract type name	GDS Contract
Purpose of contract	General
Contract start date	01/04/2006
Contract end date	

17/18 Contracted general activity (UDA)	24,125
Carry forward general activity (UDA)	0
17/18 Contracted orthodontic activity (UOA)	0
Carry forward orthodontic activity (UOA)	0
Baseline contract value	£493,925.13

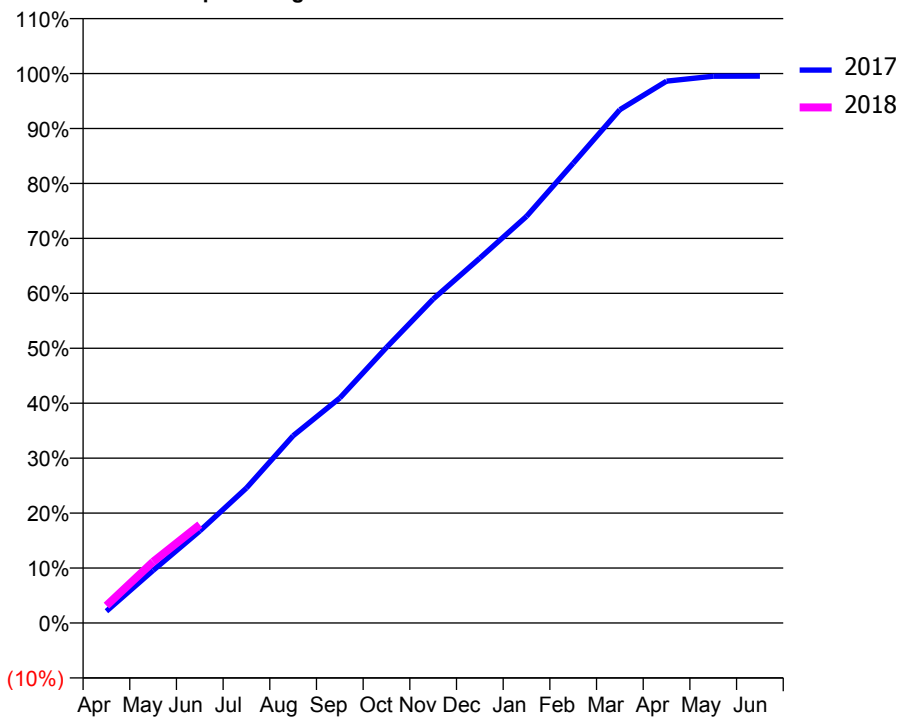
ACCESS*

Patients seen in 24 months	Total	Change since previous quarter
Quarter ending June 2016	8,479	
Quarter ending September 2016	8,501	→
Quarter ending December 2016	8,628	→
Quarter ending March 2017	8,711	→
Quarter ending June 2017	8,780	→
Variance since June 2016	3.5%	↑



ACTIVITY

Cumulative percentage of contracted UDA delivered 2017 & 2018



Month	Adjusted Scheduled Activity (UDA)	
	2017	2018
April	517	763
May	2,309	2,689
June	4,045	4,319
July	5,925	
August	8,220	
September	9,880	
October	12,097	
November	14,222	
December	16,018	
January	17,853	
February	20,182	
March	22,536	
April	23,791	
May	24,004	
June	24,011	

QUALITY

	Quantity	Base Number	Contract	AT	Region	England
% of FP17s for the same patient ID Re-attending within 3 months - Children	79	862	9.2%	10.1%	11.7%	12.0%
% of FP17s for the same patient ID Re-attending within 3 months - Adults	159	1,295	12.3%	14.8%	15.2%	16.0%
% of FP17s for the same patient ID Re-attending between 3 & 9 months - Children	253	862	29.4%	51.6%	59.1%	58.0%
% of FP17s for the same patient ID Re-attending between 3 & 9 months - Adults	378	1,295	29.2%	47.7%	52.2%	50.9%
% of FP17s for Band 1 Urgent Courses	151	1,662	9.1%	8.2%	7.9%	9.1%
% of FP17s Relating to Free Repair or Replacements	1	1,662	0.1%	0.7%	0.8%	0.8%
% of FP17s Relating to Continuations	3	1,662	0.2%	0.8%	1.1%	1.1%
% of Patients satisfied with the dentistry they have received	4	5	N/A	91.3%	91.8%	91.7%
% of Patients satisfied with the time they had to wait for an appointment	5	5	N/A	90.2%	88.4%	88.0%

* This is based on patients treated on this contract for their most recent course of treatment. Figures in italics indicate the base number of FP17s or Patient Questionnaire responses are less than 100. N/A is shown where the base number of responses is less than 10 during the period. % is calculated as Quantity/Base number*100

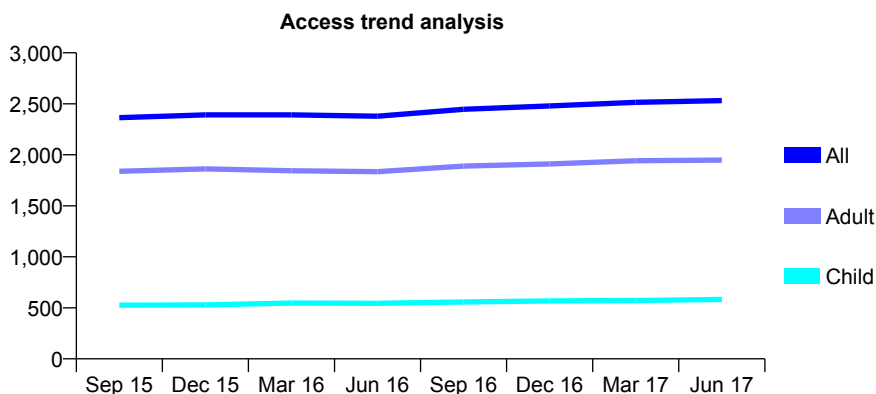
Q54 - Vital Signs At a Glance Contract Report for 330485/0004 - June 2017

Name or company name	MR I AZMAT
Contract type name	GDS Contract
Purpose of contract	General
Contract start date	01/04/2006
Contract end date	

17/18 Contracted general activity (UDA)	7,740
Carry forward general activity (UDA)	0
17/18 Contracted orthodontic activity (UOA)	0
Carry forward orthodontic activity (UOA)	0
Baseline contract value	£149,532.82

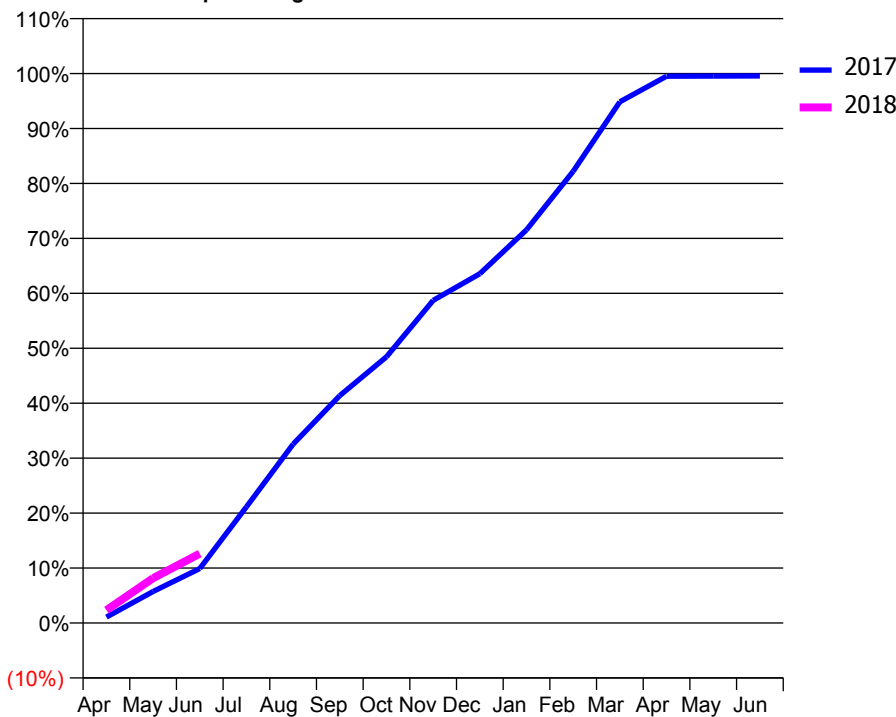
ACCESS*

Patients seen in 24 months	Total	Change since previous quarter
Quarter ending June 2016	2,379	
Quarter ending September 2016	2,446	↑
Quarter ending December 2016	2,479	→
Quarter ending March 2017	2,514	→
Quarter ending June 2017	2,531	→
Variance since June 2016	6.4%	↑



ACTIVITY

Cumulative percentage of contracted UDA delivered 2017 & 2018



Adjusted Scheduled Activity (UDA)

Month	2017	2018
April	84	180
May	444	632
June	767	978
July	1,637	
August	2,519	
September	3,203	
October	3,750	
November	4,544	
December	4,920	
January	5,538	
February	6,362	
March	7,340	
April	7,701	
May	7,704	
June	7,705	

QUALITY

	Quantity	Base Number	Contract	AT	Region	England
% of FP17s for the same patient ID Re-attending within 3 months - Children	8	132	6.1%	10.1%	11.7%	12.0%
% of FP17s for the same patient ID Re-attending within 3 months - Adults	43	413	10.4%	14.8%	15.2%	16.0%
% of FP17s for the same patient ID Re-attending between 3 & 9 months - Children	52	132	39.4%	51.6%	59.1%	58.0%
% of FP17s for the same patient ID Re-attending between 3 & 9 months - Adults	180	413	43.6%	47.7%	52.2%	50.9%
% of FP17s for Band 1 Urgent Courses	20	443	4.5%	8.2%	7.9%	9.1%
% of FP17s Relating to Free Repair or Replacements	0	443	0.0%	0.7%	0.8%	0.8%
% of FP17s Relating to Continuations	14	443	3.2%	0.8%	1.1%	1.1%
% of Patients satisfied with the dentistry they have received	0	0	N/A	91.3%	91.8%	91.7%
% of Patients satisfied with the time they had to wait for an appointment	0	0	N/A	90.2%	88.4%	88.0%

* This is based on patients treated on this contract for their most recent course of treatment. Figures in italics indicate the base number of FP17s or Patient Questionnaire responses are less than 100. N/A is shown where the base number of responses is less than 10 during the period. % is calculated as Quantity/Base number*100

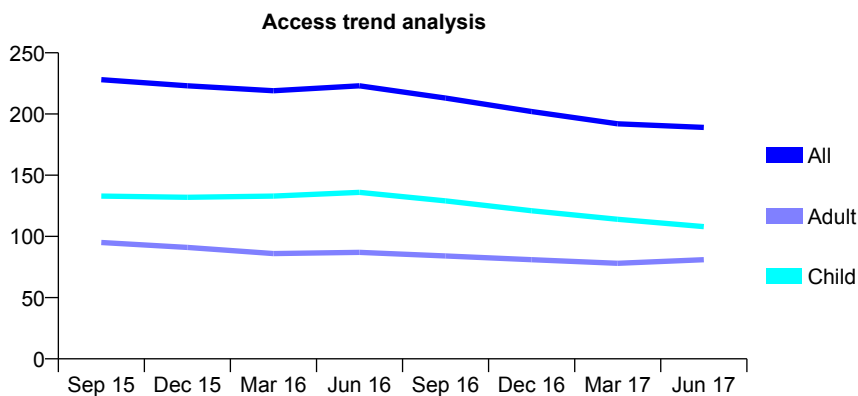
Q54 - Vital Signs At a Glance Contract Report for 331902/0001 - June 2017

Name or company name	MR MA PLUMB
Contract type name	GDS Contract
Purpose of contract	General and Orthodontic
Contract start date	01/04/2006
Contract end date	

17/18 Contracted general activity (UDA)	500
Carry forward general activity (UDA)	0
17/18 Contracted orthodontic activity (UOA)	897
Carry forward orthodontic activity (UOA)	0
Baseline contract value	£72,159.25

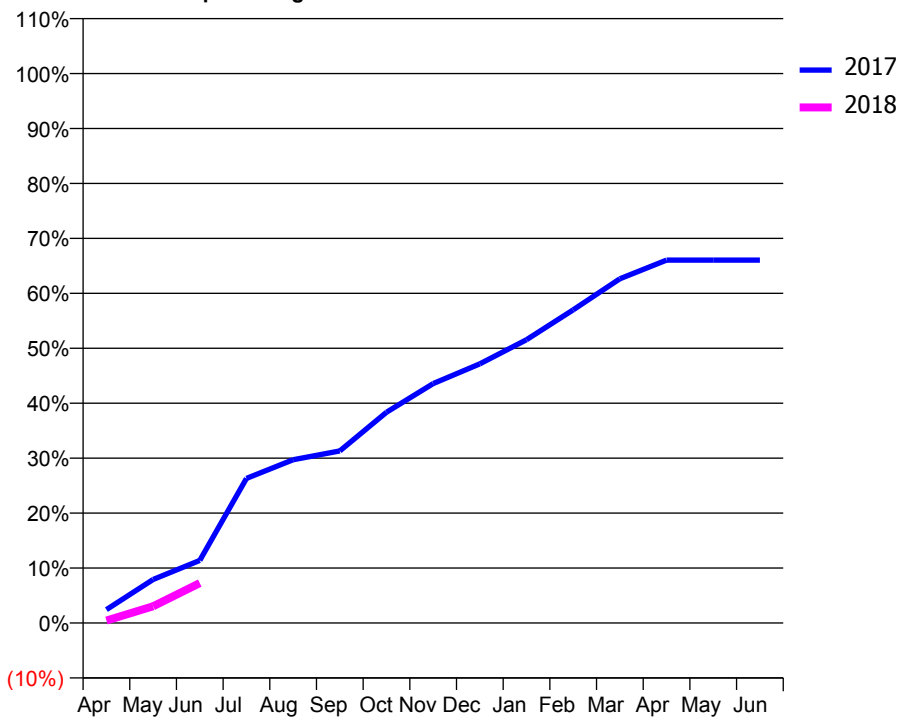
ACCESS*

Patients seen in 24 months	Total	Change since previous quarter
Quarter ending June 2016	223	
Quarter ending September 2016	213	↓
Quarter ending December 2016	202	↓
Quarter ending March 2017	192	↓
Quarter ending June 2017	189	↓
Variance since June 2016	(15.2%)	↓



ACTIVITY

Cumulative percentage of contracted UDA delivered 2017 & 2018



Month	Adjusted Scheduled Activity (UDA)	
	2017	2018
April	12	2
May	40	15
June	57	36
July	132	
August	149	
September	157	
October	192	
November	218	
December	236	
January	258	
February	285	
March	313	
April	330	
May	330	
June	330	

QUALITY

	Quantity	Base Number	Contract	AT	Region	England
% of FP17s for the same patient ID Re-attending within 3 months - Children	3	58	5.2%	10.1%	11.7%	12.0%
% of FP17s for the same patient ID Re-attending within 3 months - Adults	1	17	5.9%	14.8%	15.2%	16.0%
% of FP17s for the same patient ID Re-attending between 3 & 9 months - Children	20	58	34.5%	51.6%	59.1%	58.0%
% of FP17s for the same patient ID Re-attending between 3 & 9 months - Adults	10	17	58.8%	47.7%	52.2%	50.9%
% of FP17s for Band 1 Urgent Courses	2	32	6.3%	8.2%	7.9%	9.1%
% of FP17s Relating to Free Repair or Replacements	0	32	0.0%	0.7%	0.8%	0.8%
% of FP17s Relating to Continuations	0	32	0.0%	0.8%	1.1%	1.1%
% of Patients satisfied with the dentistry they have received	1	1	N/A	91.3%	91.8%	91.7%
% of Patients satisfied with the time they had to wait for an appointment	1	1	N/A	90.2%	88.4%	88.0%

* This is based on patients treated on this contract for their most recent course of treatment. Figures in italics indicate the base number of FP17s or Patient Questionnaire responses are less than 100. N/A is shown where the base number of responses is less than 10 during the period. % is calculated as Quantity/Base number*100

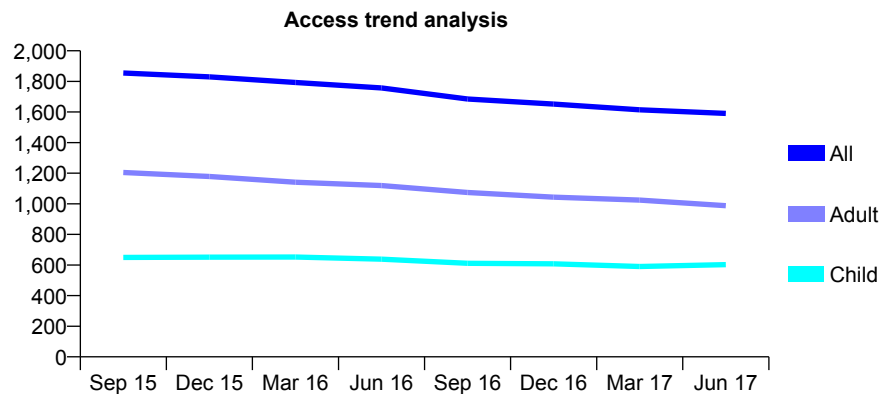
Q54 - Vital Signs At a Glance Contract Report for 332089/0001 - June 2017

Name or company name	MR C BULLARD
Contract type name	GDS Contract
Purpose of contract	General
Contract start date	01/04/2006
Contract end date	

17/18 Contracted general activity (UDA)	6,250
Carry forward general activity (UDA)	0
17/18 Contracted orthodontic activity (UOA)	0
Carry forward orthodontic activity (UOA)	0
Baseline contract value	£153,741.02

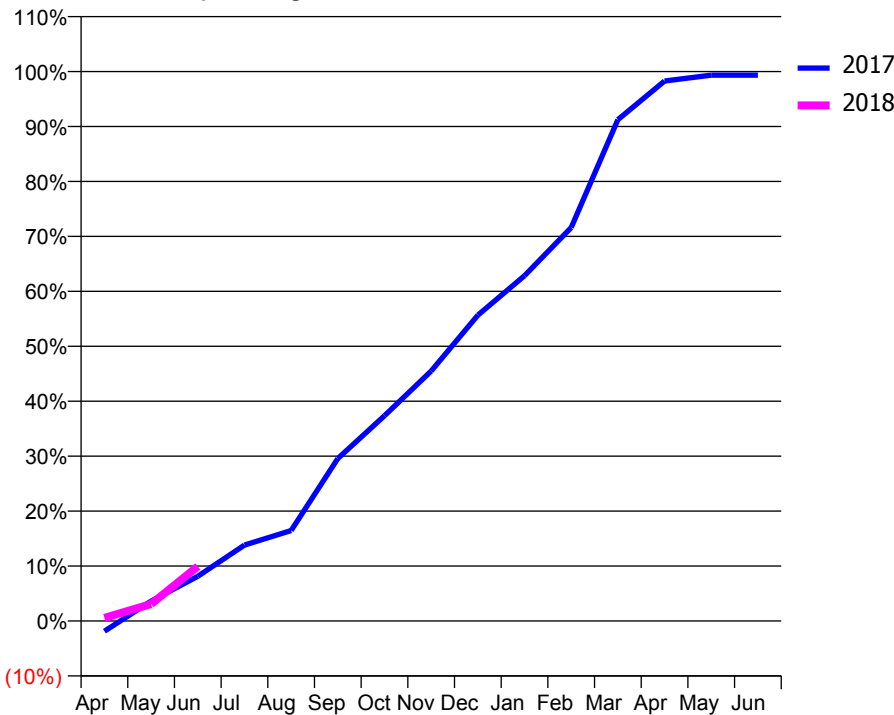
ACCESS*

Patients seen in 24 months	Total	Change since previous quarter
Quarter ending June 2016	1,757	
Quarter ending September 2016	1,685	↓
Quarter ending December 2016	1,652	↓
Quarter ending March 2017	1,614	↓
Quarter ending June 2017	1,591	↓
Variance since June 2016	(9.4%)	↓



ACTIVITY

Cumulative percentage of contracted UDA delivered 2017 & 2018



Adjusted Scheduled Activity (UDA)		
Month	2017	2018
April	-117	36
May	227	194
June	509	621
July	864	
August	1,028	
September	1,849	
October	2,336	
November	2,843	
December	3,478	
January	3,928	
February	4,475	
March	5,702	
April	6,142	
May	6,209	
June	6,209	

QUALITY

	Quantity	Base Number	Contract	AT	Region	England
% of FP17s for the same patient ID Re-attending within 3 months - Children	24	238	10.1%	10.1%	11.7%	12.0%
% of FP17s for the same patient ID Re-attending within 3 months - Adults	57	264	21.6%	14.8%	15.2%	16.0%
% of FP17s for the same patient ID Re-attending between 3 & 9 months - Children	150	238	63.0%	51.6%	59.1%	58.0%
% of FP17s for the same patient ID Re-attending between 3 & 9 months - Adults	134	264	50.8%	47.7%	52.2%	50.9%
% of FP17s for Band 1 Urgent Courses	28	363	7.7%	8.2%	7.9%	9.1%
% of FP17s Relating to Free Repair or Replacements	1	363	0.3%	0.7%	0.8%	0.8%
% of FP17s Relating to Continuations	1	363	0.3%	0.8%	1.1%	1.1%
% of Patients satisfied with the dentistry they have received	1	1	N/A	91.3%	91.8%	91.7%
% of Patients satisfied with the time they had to wait for an appointment	1	1	N/A	90.2%	88.4%	88.0%

* This is based on patients treated on this contract for their most recent course of treatment. Figures in italics indicate the base number of FP17s or Patient Questionnaire responses are less than 100. N/A is shown where the base number of responses is less than 10 during the period. % is calculated as Quantity/Base number*100

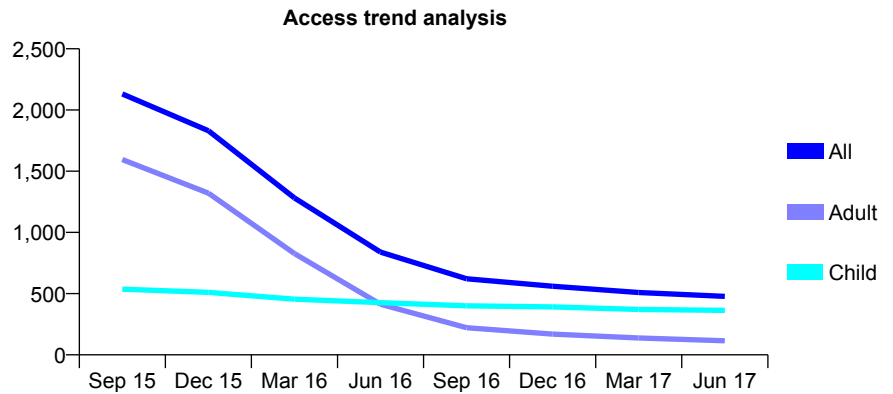
Q54 - Vital Signs At a Glance Contract Report for 334553/0001 - June 2017

Name or company name	MR AF MURPHY
Contract type name	GDS Contract
Purpose of contract	General
Contract start date	01/04/2008
Contract end date	

17/18 Contracted general activity (UDA)	2,000
Carry forward general activity (UDA)	0
17/18 Contracted orthodontic activity (UOA)	0
Carry forward orthodontic activity (UOA)	0
Baseline contract value	£49,351.08

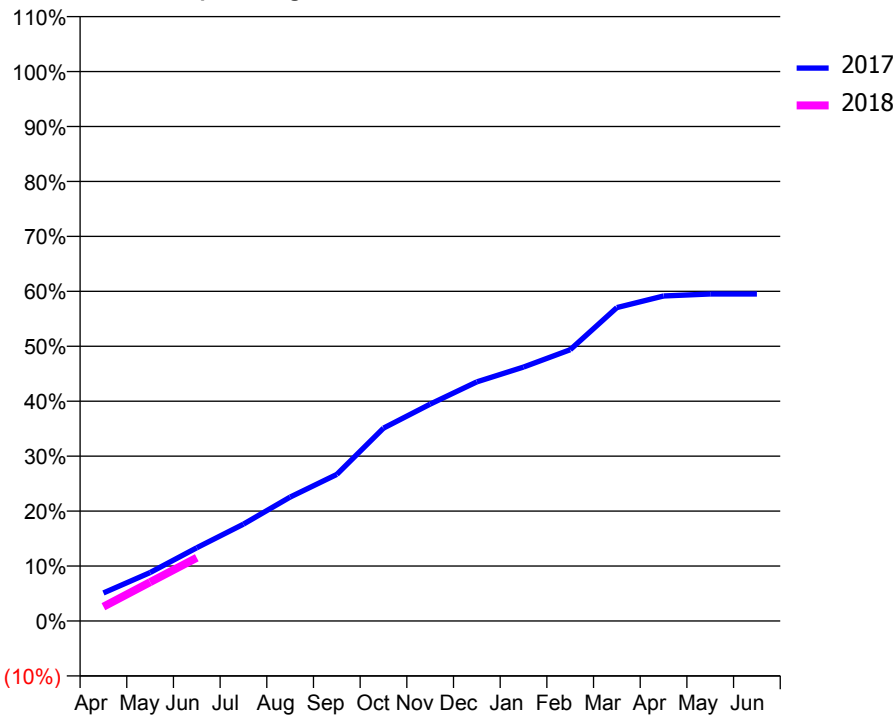
ACCESS*

Patients seen in 24 months	Total	Change since previous quarter
Quarter ending June 2016	839	
Quarter ending September 2016	622	↓
Quarter ending December 2016	561	↓
Quarter ending March 2017	509	↓
Quarter ending June 2017	478	↓
Variance since June 2016	(43.0%)	↓



ACTIVITY

Cumulative percentage of contracted UDA delivered 2017 & 2018



Month	Adjusted Scheduled Activity (UDA)	
	2017	2018
April	102	52
May	176	142
June	267	230
July	352	
August	451	
September	534	
October	702	
November	789	
December	870	
January	924	
February	988	
March	1,141	
April	1,183	
May	1,190	
June	1,190	

QUALITY

	Quantity	Base Number	Contract	AT	Region	England
% of FP17s for the same patient ID Re-attending within 3 months - Children	17	167	10.2%	10.1%	11.7%	12.0%
% of FP17s for the same patient ID Re-attending within 3 months - Adults	5	27	18.5%	14.8%	15.2%	16.0%
% of FP17s for the same patient ID Re-attending between 3 & 9 months - Children	121	167	72.5%	51.6%	59.1%	58.0%
% of FP17s for the same patient ID Re-attending between 3 & 9 months - Adults	15	27	55.6%	47.7%	52.2%	50.9%
% of FP17s for Band 1 Urgent Courses	6	151	4.0%	8.2%	7.9%	9.1%
% of FP17s Relating to Free Repair or Replacements	0	151	0.0%	0.7%	0.8%	0.8%
% of FP17s Relating to Continuations	0	151	0.0%	0.8%	1.1%	1.1%
% of Patients satisfied with the dentistry they have received	0	0	N/A	91.3%	91.8%	91.7%
% of Patients satisfied with the time they had to wait for an appointment	0	0	N/A	90.2%	88.4%	88.0%

* This is based on patients treated on this contract for their most recent course of treatment. Figures in italics indicate the base number of FP17s or Patient Questionnaire responses are less than 100. N/A is shown where the base number of responses is less than 10 during the period. % is calculated as Quantity/Base number*100

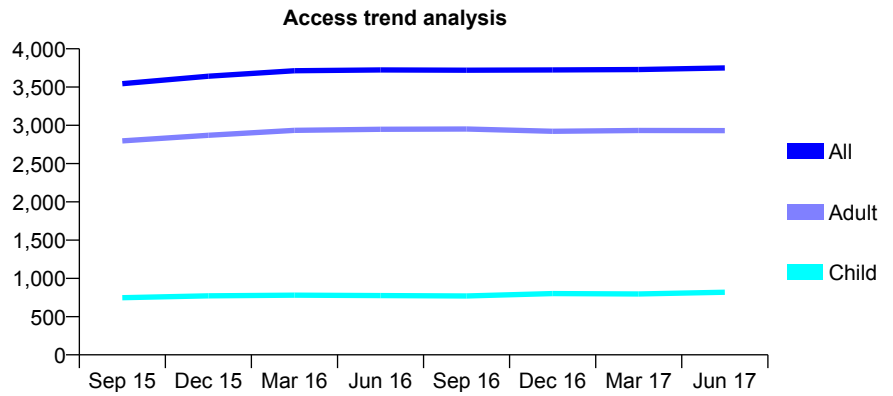
Q54 - Vital Signs At a Glance Contract Report for 335673/0001 - June 2017

Name or company name	MR RS KUDHAIL
Contract type name	PDS Contract
Purpose of contract	General
Contract start date	01/04/2006
Contract end date	31/03/2021

17/18 Contracted general activity (UDA)	12,902
Carry forward general activity (UDA)	0
17/18 Contracted orthodontic activity (UOA)	0
Carry forward orthodontic activity (UOA)	0
Baseline contract value	£375,136.66

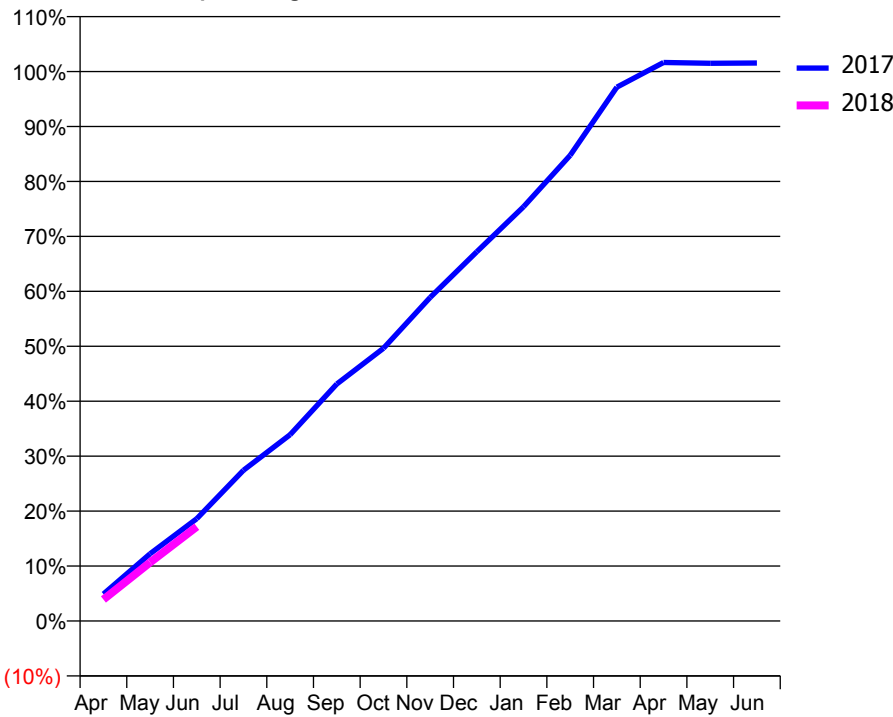
ACCESS*

Patients seen in 24 months	Total	Change since previous quarter
Quarter ending June 2016	3,724	
Quarter ending September 2016	3,721	→
Quarter ending December 2016	3,723	→
Quarter ending March 2017	3,729	→
Quarter ending June 2017	3,750	→
Variance since June 2016	0.7%	→



ACTIVITY

Cumulative percentage of contracted UDA delivered 2017 & 2018



Month	Adjusted Scheduled Activity (UDA)	
	2017	2018
April	634	506
May	1,579	1,376
June	2,404	2,216
July	3,541	
August	4,375	
September	5,566	
October	6,405	
November	7,597	
December	8,673	
January	9,726	
February	10,935	
March	12,536	
April	13,113	
May	13,095	
June	13,100	

QUALITY

	Quantity	Base Number	Contract	AT	Region	England
% of FP17s for the same patient ID Re-attending within 3 months - Children	20	282	7.1%	10.1%	11.7%	12.0%
% of FP17s for the same patient ID Re-attending within 3 months - Adults	106	946	11.2%	14.8%	15.2%	16.0%
% of FP17s for the same patient ID Re-attending between 3 & 9 months - Children	163	282	57.8%	51.6%	59.1%	58.0%
% of FP17s for the same patient ID Re-attending between 3 & 9 months - Adults	584	946	61.7%	47.7%	52.2%	50.9%
% of FP17s for Band 1 Urgent Courses	48	888	5.4%	8.2%	7.9%	9.1%
% of FP17s Relating to Free Repair or Replacements	6	888	0.7%	0.7%	0.8%	0.8%
% of FP17s Relating to Continuations	8	888	0.9%	0.8%	1.1%	1.1%
% of Patients satisfied with the dentistry they have received	3	3	N/A	91.3%	91.8%	91.7%
% of Patients satisfied with the time they had to wait for an appointment	3	3	N/A	90.2%	88.4%	88.0%

* This is based on patients treated on this contract for their most recent course of treatment. Figures in italics indicate the base number of FP17s or Patient Questionnaire responses are less than 100. N/A is shown where the base number of responses is less than 10 during the period. % is calculated as Quantity/Base number*100

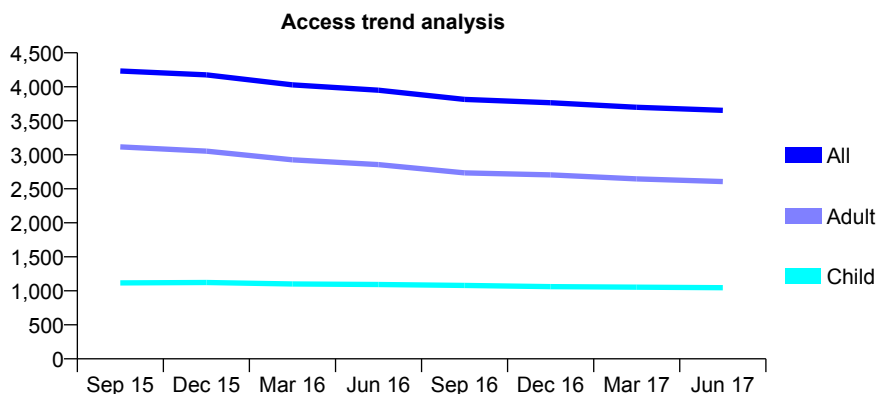
Q54 - Vital Signs At a Glance Contract Report for 336823/0002 - June 2017

Name or company name	MR F SHOJA-ASSADI
Contract type name	GDS Contract
Purpose of contract	General
Contract start date	01/04/2006
Contract end date	

17/18 Contracted general activity (UDA)	14,575
Carry forward general activity (UDA)	0
17/18 Contracted orthodontic activity (UOA)	0
Carry forward orthodontic activity (UOA)	0
Baseline contract value	£375,156.05

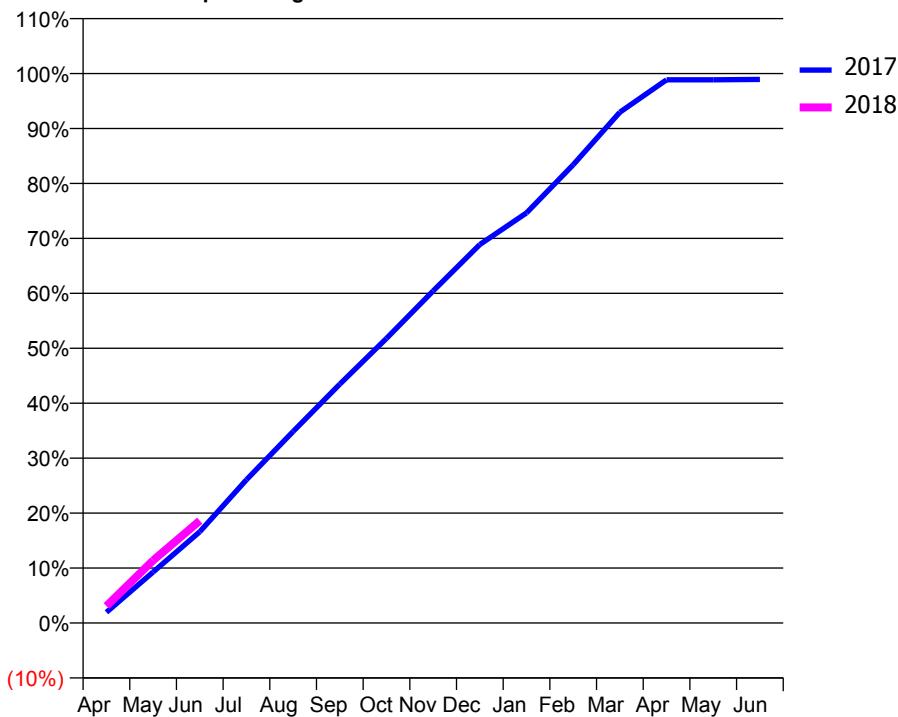
ACCESS*

Patients seen in 24 months	Total	Change since previous quarter
Quarter ending June 2016	3,950	
Quarter ending September 2016	3,814	↓
Quarter ending December 2016	3,766	↓
Quarter ending March 2017	3,699	↓
Quarter ending June 2017	3,654	↓
Variance since June 2016	(7.5%)	↓



ACTIVITY

Cumulative percentage of contracted UDA delivered 2017 & 2018



Month	Adjusted Scheduled Activity (UDA)	
	2017	2018
April	283	450
May	1,352	1,659
June	2,419	2,713
July	3,801	
August	5,080	
September	6,335	
October	7,549	
November	8,808	
December	10,040	
January	10,877	
February	12,153	
March	13,546	
April	14,406	
May	14,406	
June	14,417	

QUALITY

	Quantity	Base Number	Contract	AT	Region	England
% of FP17s for the same patient ID Re-attending within 3 months - Children	18	353	5.1%	10.1%	11.7%	12.0%
% of FP17s for the same patient ID Re-attending within 3 months - Adults	123	749	16.4%	14.8%	15.2%	16.0%
% of FP17s for the same patient ID Re-attending between 3 & 9 months - Children	185	353	52.4%	51.6%	59.1%	58.0%
% of FP17s for the same patient ID Re-attending between 3 & 9 months - Adults	330	749	44.1%	47.7%	52.2%	50.9%
% of FP17s for Band 1 Urgent Courses	75	892	8.4%	8.2%	7.9%	9.1%
% of FP17s Relating to Free Repair or Replacements	11	892	1.2%	0.7%	0.8%	0.8%
% of FP17s Relating to Continuations	1	892	0.1%	0.8%	1.1%	1.1%
% of Patients satisfied with the dentistry they have received	4	6	N/A	91.3%	91.8%	91.7%
% of Patients satisfied with the time they had to wait for an appointment	4	6	N/A	90.2%	88.4%	88.0%

* This is based on patients treated on this contract for their most recent course of treatment. Figures in italics indicate the base number of FP17s or Patient Questionnaire responses are less than 100. N/A is shown where the base number of responses is less than 10 during the period. % is calculated as Quantity/Base number*100

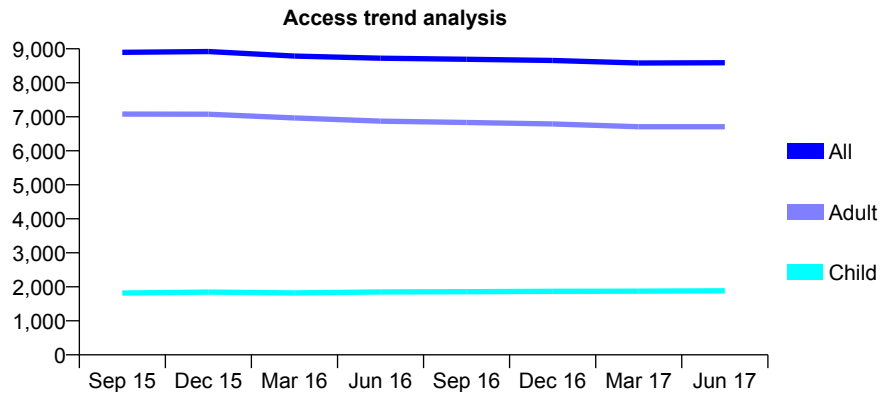
Q54 - Vital Signs At a Glance Contract Report for 339539/0001 - June 2017

Name or company name	MR D BALKRISHNA
Contract type name	GDS Contract
Purpose of contract	General
Contract start date	01/04/2006
Contract end date	

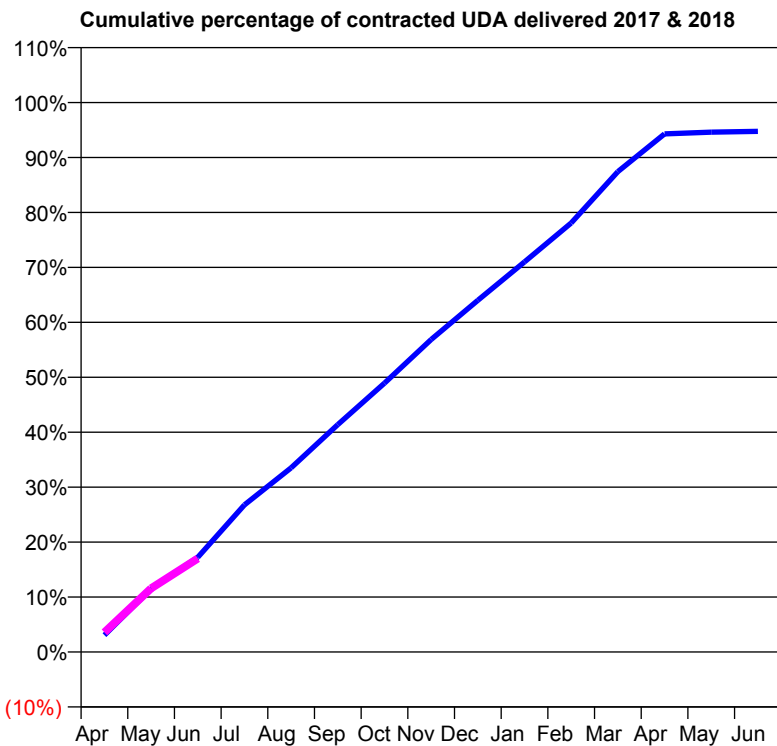
17/18 Contracted general activity (UDA)	26,139
Carry forward general activity (UDA)	0
17/18 Contracted orthodontic activity (UOA)	0
Carry forward orthodontic activity (UOA)	0
Baseline contract value	£644,337.78

ACCESS*

Patients seen in 24 months	Total	Change since previous quarter
Quarter ending June 2016	8,722	
Quarter ending September 2016	8,691	→
Quarter ending December 2016	8,658	→
Quarter ending March 2017	8,581	→
Quarter ending June 2017	8,591	→
Variance since June 2016	(1.5%)	↓



ACTIVITY



Month	Adjusted Scheduled Activity (UDA)	
	2017	2018
April	805	937
May	3,004	3,028
June	4,505	4,451
July	6,997	
August	8,764	
September	10,816	
October	12,793	
November	14,863	
December	16,728	
January	18,559	
February	20,411	
March	22,849	
April	24,646	
May	24,728	
June	24,769	

QUALITY

	Quantity	Base Number	Contract	AT	Region	England
% of FP17s for the same patient ID Re-attending within 3 months - Children	41	610	6.7%	10.1%	11.7%	12.0%
% of FP17s for the same patient ID Re-attending within 3 months - Adults	285	2,202	12.9%	14.8%	15.2%	16.0%
% of FP17s for the same patient ID Re-attending between 3 & 9 months - Children	342	610	56.1%	51.6%	59.1%	58.0%
% of FP17s for the same patient ID Re-attending between 3 & 9 months - Adults	1,166	2,202	53.0%	47.7%	52.2%	50.9%
% of FP17s for Band 1 Urgent Courses	138	2,109	6.5%	8.2%	7.9%	9.1%
% of FP17s Relating to Free Repair or Replacements	31	2,109	1.5%	0.7%	0.8%	0.8%
% of FP17s Relating to Continuations	21	2,109	1.0%	0.8%	1.1%	1.1%
% of Patients satisfied with the dentistry they have received	12	16	75.0%	91.3%	91.8%	91.7%
% of Patients satisfied with the time they had to wait for an appointment	14	16	87.5%	90.2%	88.4%	88.0%

* This is based on patients treated on this contract for their most recent course of treatment. Figures in italics indicate the base number of FP17s or Patient Questionnaire responses are less than 100. N/A is shown where the base number of responses is less than 10 during the period. % is calculated as Quantity/Base number*100

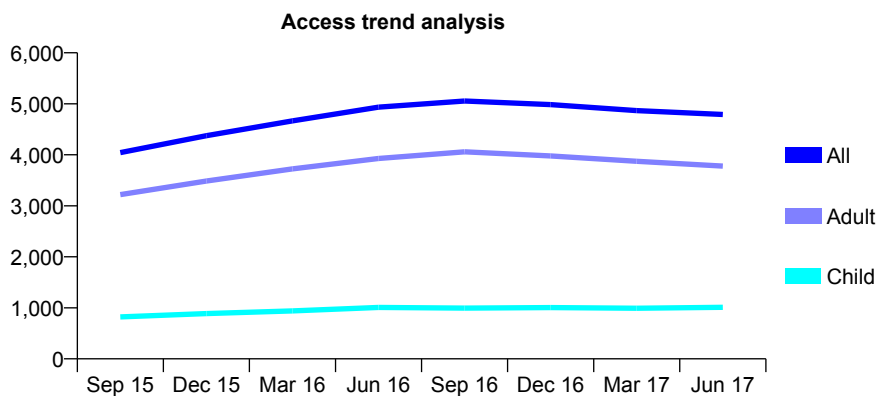
Q54 - Vital Signs At a Glance Contract Report for 345423/0003 - June 2017

Name or company name	MR T MOODLEY
Contract type name	GDS Contract
Purpose of contract	General
Contract start date	01/10/2014
Contract end date	

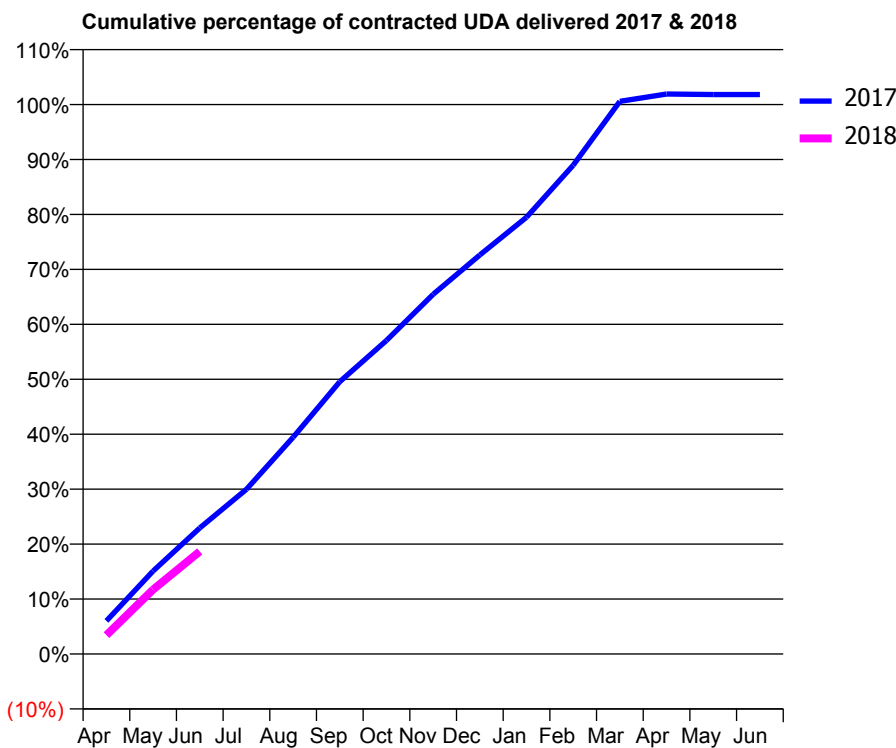
17/18 Contracted general activity (UDA)	14,085
Carry forward general activity (UDA)	0
17/18 Contracted orthodontic activity (UOA)	0
Carry forward orthodontic activity (UOA)	0
Baseline contract value	£281,375.36

ACCESS*

Patients seen in 24 months	Total	Change since previous quarter
Quarter ending June 2016	4,935	
Quarter ending September 2016	5,055	↑
Quarter ending December 2016	4,985	↓
Quarter ending March 2017	4,866	↓
Quarter ending June 2017	4,790	↓
Variance since June 2016	(2.9%)	↓



ACTIVITY



Month	Adjusted Scheduled Activity (UDA)	
	2017	2018
April	850	482
May	2,128	1,653
June	3,231	2,631
July	4,225	
August	5,557	
September	6,981	
October	8,039	
November	9,221	
December	10,229	
January	11,195	
February	12,530	
March	14,165	
April	14,353	
May	14,341	
June	14,341	

QUALITY

	Quantity	Base Number	Contract	AT	Region	England
% of FP17s for the same patient ID Re-attending within 3 months - Children	22	315	7.0%	10.1%	11.7%	12.0%
% of FP17s for the same patient ID Re-attending within 3 months - Adults	157	910	17.3%	14.8%	15.2%	16.0%
% of FP17s for the same patient ID Re-attending between 3 & 9 months - Children	182	315	57.8%	51.6%	59.1%	58.0%
% of FP17s for the same patient ID Re-attending between 3 & 9 months - Adults	469	910	51.5%	47.7%	52.2%	50.9%
% of FP17s for Band 1 Urgent Courses	27	1,126	2.4%	8.2%	7.9%	9.1%
% of FP17s Relating to Free Repair or Replacements	16	1,126	1.4%	0.7%	0.8%	0.8%
% of FP17s Relating to Continuations	33	1,126	2.9%	0.8%	1.1%	1.1%
% of Patients satisfied with the dentistry they have received	3	4	N/A	91.3%	91.8%	91.7%
% of Patients satisfied with the time they had to wait for an appointment	4	4	N/A	90.2%	88.4%	88.0%

* This is based on patients treated on this contract for their most recent course of treatment. Figures in italics indicate the base number of FP17s or Patient Questionnaire responses are less than 100. N/A is shown where the base number of responses is less than 10 during the period. % is calculated as Quantity/Base number*100

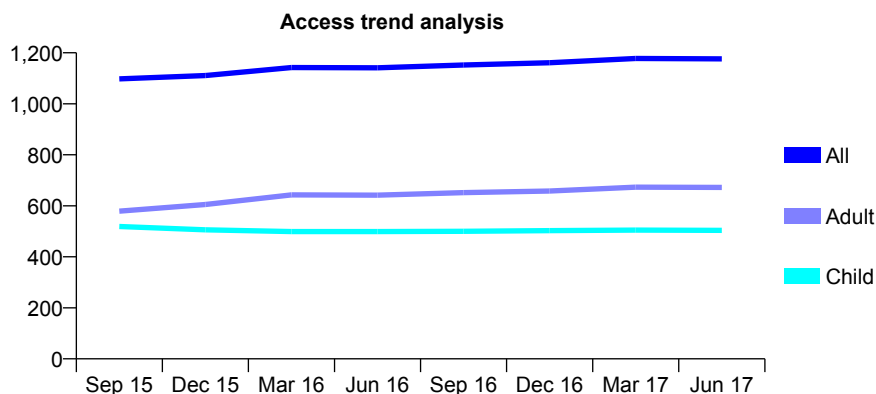
Q54 - Vital Signs At a Glance Contract Report for 345636/0001 - June 2017

Name or company name	MS F FARSHAD
Contract type name	GDS Contract
Purpose of contract	General
Contract start date	01/04/2006
Contract end date	

17/18 Contracted general activity (UDA)	3,655
Carry forward general activity (UDA)	0
17/18 Contracted orthodontic activity (UOA)	0
Carry forward orthodontic activity (UOA)	0
Baseline contract value	£90,722.25

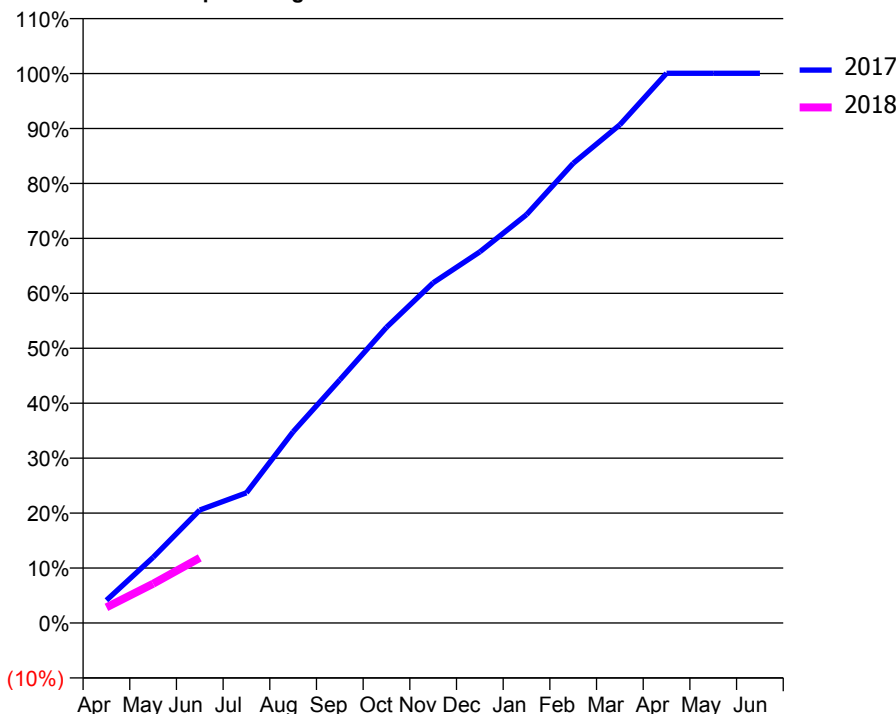
ACCESS*

Patients seen in 24 months	Total	Change since previous quarter
Quarter ending June 2016	1,141	
Quarter ending September 2016	1,152	→
Quarter ending December 2016	1,161	→
Quarter ending March 2017	1,178	→
Quarter ending June 2017	1,176	→
Variance since June 2016	3.1%	↑



ACTIVITY

Cumulative percentage of contracted UDA delivered 2017 & 2018



Adjusted Scheduled Activity (UDA)

Month	2017	2018
April	151	104
May	437	261
June	751	434
July	866	
August	1,272	
September	1,618	
October	1,967	
November	2,263	
December	2,469	
January	2,716	
February	3,057	
March	3,314	
April	3,657	
May	3,657	
June	3,657	

QUALITY

	Quantity	Base Number	Contract	AT	Region	England
% of FP17s for the same patient ID Re-attending within 3 months - Children	18	191	9.4%	10.1%	11.7%	12.0%
% of FP17s for the same patient ID Re-attending within 3 months - Adults	13	176	7.4%	14.8%	15.2%	16.0%
% of FP17s for the same patient ID Re-attending between 3 & 9 months - Children	121	191	63.4%	51.6%	59.1%	58.0%
% of FP17s for the same patient ID Re-attending between 3 & 9 months - Adults	99	176	56.3%	47.7%	52.2%	50.9%
% of FP17s for Band 1 Urgent Courses	23	235	9.8%	8.2%	7.9%	9.1%
% of FP17s Relating to Free Repair or Replacements	0	235	0.0%	0.7%	0.8%	0.8%
% of FP17s Relating to Continuations	1	235	0.4%	0.8%	1.1%	1.1%
% of Patients satisfied with the dentistry they have received	0	0	N/A	91.3%	91.8%	91.7%
% of Patients satisfied with the time they had to wait for an appointment	0	0	N/A	90.2%	88.4%	88.0%

* This is based on patients treated on this contract for their most recent course of treatment. Figures in italics indicate the base number of FP17s or Patient Questionnaire responses are less than 100. N/A is shown where the base number of responses is less than 10 during the period. % is calculated as Quantity/Base number*100

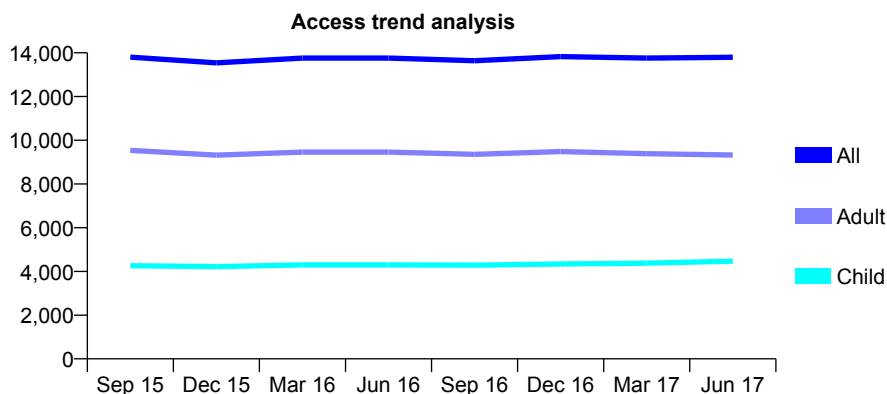
Q54 - Vital Signs At a Glance Contract Report for 345865/0001 - June 2017

Name or company name	Sherwood Dental Practice
Contract type name	GDS Contract
Purpose of contract	General
Contract start date	01/04/2006
Contract end date	

17/18 Contracted general activity (UDA)	31,270
Carry forward general activity (UDA)	0
17/18 Contracted orthodontic activity (UOA)	0
Carry forward orthodontic activity (UOA)	0
Baseline contract value	£749,904.04

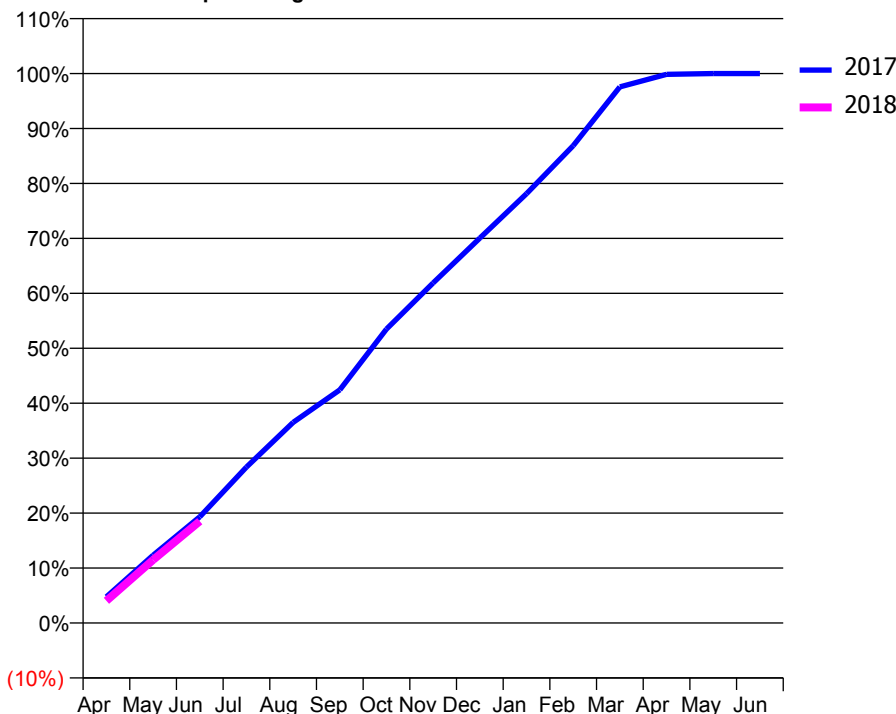
ACCESS*

Patients seen in 24 months	Total	Change since previous quarter
Quarter ending June 2016	13,758	
Quarter ending September 2016	13,637	→
Quarter ending December 2016	13,826	→
Quarter ending March 2017	13,759	→
Quarter ending June 2017	13,793	→
Variance since June 2016	0.3%	→



ACTIVITY

Cumulative percentage of contracted UDA delivered 2017 & 2018



Month	Adjusted Scheduled Activity (UDA)	
	2017	2018
April	1,492	1,262
May	3,855	3,597
June	6,046	5,795
July	8,877	
August	11,419	
September	13,267	
October	16,731	
November	19,357	
December	21,902	
January	24,434	
February	27,165	
March	30,510	
April	31,221	
May	31,271	
June	31,268	

QUALITY

	Quantity	Base Number	Contract	AT	Region	England
% of FP17s for the same patient ID Re-attending within 3 months - Children	56	1,387	4.0%	10.1%	11.7%	12.0%
% of FP17s for the same patient ID Re-attending within 3 months - Adults	184	2,075	8.9%	14.8%	15.2%	16.0%
% of FP17s for the same patient ID Re-attending between 3 & 9 months - Children	761	1,387	54.9%	51.6%	59.1%	58.0%
% of FP17s for the same patient ID Re-attending between 3 & 9 months - Adults	1,004	2,075	48.4%	47.7%	52.2%	50.9%
% of FP17s for Band 1 Urgent Courses	96	2,913	3.3%	8.2%	7.9%	9.1%
% of FP17s Relating to Free Repair or Replacements	28	2,913	1.0%	0.7%	0.8%	0.8%
% of FP17s Relating to Continuations	12	2,913	0.4%	0.8%	1.1%	1.1%
% of Patients satisfied with the dentistry they have received	10	12	83.3%	91.3%	91.8%	91.7%
% of Patients satisfied with the time they had to wait for an appointment	12	12	100.0%	90.2%	88.4%	88.0%

* This is based on patients treated on this contract for their most recent course of treatment. Figures in italics indicate the base number of FP17s or Patient Questionnaire responses are less than 100. N/A is shown where the base number of responses is less than 10 during the period. % is calculated as Quantity/Base number*100

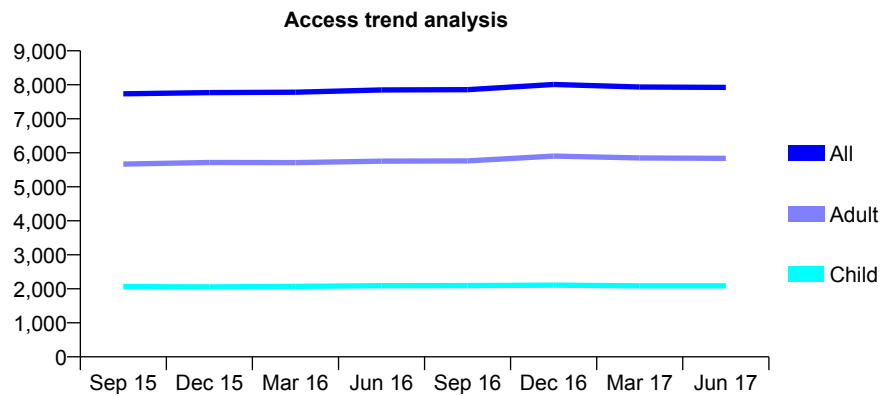
Q54 - Vital Signs At a Glance Contract Report for 345962/0001 - June 2017

Name or company name	MR JS DOSANJH
Contract type name	GDS Contract
Purpose of contract	General
Contract start date	01/04/2006
Contract end date	

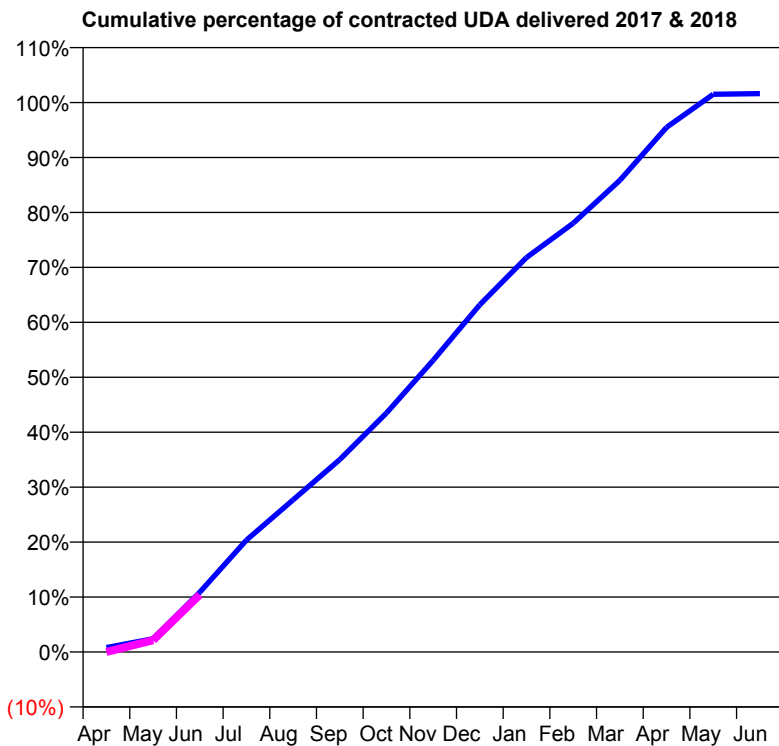
17/18 Contracted general activity (UDA)	20,414
Carry forward general activity (UDA)	0
17/18 Contracted orthodontic activity (UOA)	0
Carry forward orthodontic activity (UOA)	0
Baseline contract value	£492,470.32

ACCESS*

Patients seen in 24 months	Total	Change since previous quarter
Quarter ending June 2016	7,850	
Quarter ending September 2016	7,858	→
Quarter ending December 2016	8,010	→
Quarter ending March 2017	7,935	→
Quarter ending June 2017	7,923	→
Variance since June 2016	0.9%	→



ACTIVITY



Month	Adjusted Scheduled Activity (UDA)	
	2017	2018
April	165	0
May	493	440
June	2,221	2,126
July	4,158	
August	5,652	
September	7,151	
October	8,880	
November	10,839	
December	12,902	
January	14,656	
February	15,929	
March	17,523	
April	19,489	
May	20,721	
June	20,743	

QUALITY

	Quantity	Base Number	Contract	AT	Region	England
% of FP17s for the same patient ID Re-attending within 3 months - Children	36	768	4.7%	10.1%	11.7%	12.0%
% of FP17s for the same patient ID Re-attending within 3 months - Adults	253	2,046	12.4%	14.8%	15.2%	16.0%
% of FP17s for the same patient ID Re-attending between 3 & 9 months - Children	446	768	58.1%	51.6%	59.1%	58.0%
% of FP17s for the same patient ID Re-attending between 3 & 9 months - Adults	1,213	2,046	59.3%	47.7%	52.2%	50.9%
% of FP17s for Band 1 Urgent Courses	86	1,235	7.0%	8.2%	7.9%	9.1%
% of FP17s Relating to Free Repair or Replacements	10	1,235	0.8%	0.7%	0.8%	0.8%
% of FP17s Relating to Continuations	3	1,235	0.2%	0.8%	1.1%	1.1%
% of Patients satisfied with the dentistry they have received	6	6	N/A	91.3%	91.8%	91.7%
% of Patients satisfied with the time they had to wait for an appointment	6	6	N/A	90.2%	88.4%	88.0%

* This is based on patients treated on this contract for their most recent course of treatment. Figures in italics indicate the base number of FP17s or Patient Questionnaire responses are less than 100. N/A is shown where the base number of responses is less than 10 during the period. % is calculated as Quantity/Base number*100

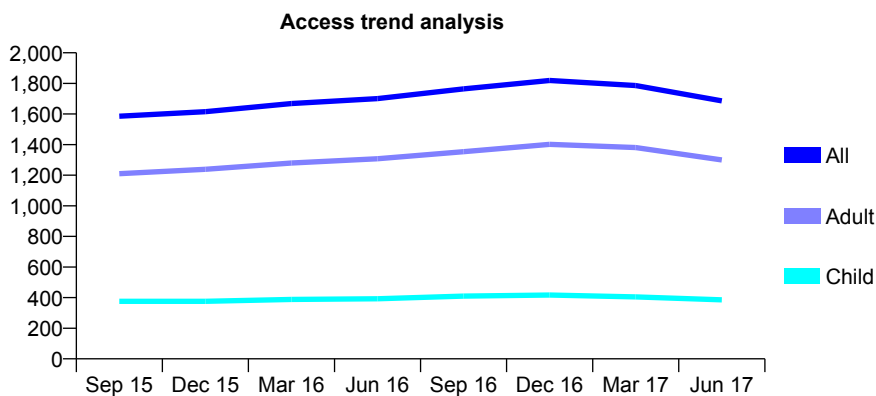
Q54 - Vital Signs At a Glance Contract Report for 357022/0002 - June 2017

Name or company name	MR FV ELIA
Contract type name	GDS Contract
Purpose of contract	General and Orthodontic
Contract start date	01/04/2012
Contract end date	

17/18 Contracted general activity (UDA)	8,918
Carry forward general activity (UDA)	0
17/18 Contracted orthodontic activity (UOA)	90
Carry forward orthodontic activity (UOA)	0
Baseline contract value	£262,551.94

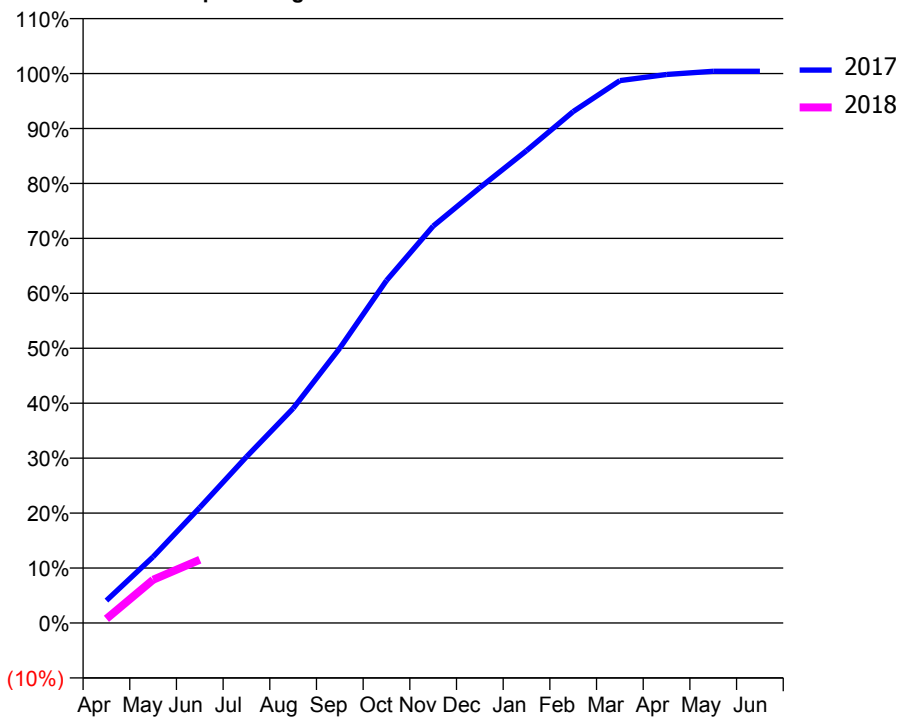
ACCESS*

Patients seen in 24 months	Total	Change since previous quarter
Quarter ending June 2016	1,701	
Quarter ending September 2016	1,764	↑
Quarter ending December 2016	1,819	↑
Quarter ending March 2017	1,786	↓
Quarter ending June 2017	1,686	↓
Variance since June 2016	(0.9%)	→



ACTIVITY

Cumulative percentage of contracted UDA delivered 2017 & 2018



Month	Adjusted Scheduled Activity (UDA)	
	2017	2018
April	364	67
May	1,075	702
June	1,875	1,028
July	2,697	
August	3,484	
September	4,462	
October	5,558	
November	6,442	
December	7,065	
January	7,666	
February	8,301	
March	8,802	
April	8,901	
May	8,954	
June	8,954	

QUALITY

	Quantity	Base Number	Contract	AT	Region	England
% of FP17s for the same patient ID Re-attending within 3 months - Children	10	137	7.3%	10.1%	11.7%	12.0%
% of FP17s for the same patient ID Re-attending within 3 months - Adults	41	343	12.0%	14.8%	15.2%	16.0%
% of FP17s for the same patient ID Re-attending between 3 & 9 months - Children	78	137	56.9%	51.6%	59.1%	58.0%
% of FP17s for the same patient ID Re-attending between 3 & 9 months - Adults	181	343	52.8%	47.7%	52.2%	50.9%
% of FP17s for Band 1 Urgent Courses	44	382	11.5%	8.2%	7.9%	9.1%
% of FP17s Relating to Free Repair or Replacements	1	382	0.3%	0.7%	0.8%	0.8%
% of FP17s Relating to Continuations	1	382	0.3%	0.8%	1.1%	1.1%
% of Patients satisfied with the dentistry they have received	2	3	N/A	91.3%	91.8%	91.7%
% of Patients satisfied with the time they had to wait for an appointment	2	3	N/A	90.2%	88.4%	88.0%

* This is based on patients treated on this contract for their most recent course of treatment. Figures in italics indicate the base number of FP17s or Patient Questionnaire responses are less than 100. N/A is shown where the base number of responses is less than 10 during the period. % is calculated as Quantity/Base number*100

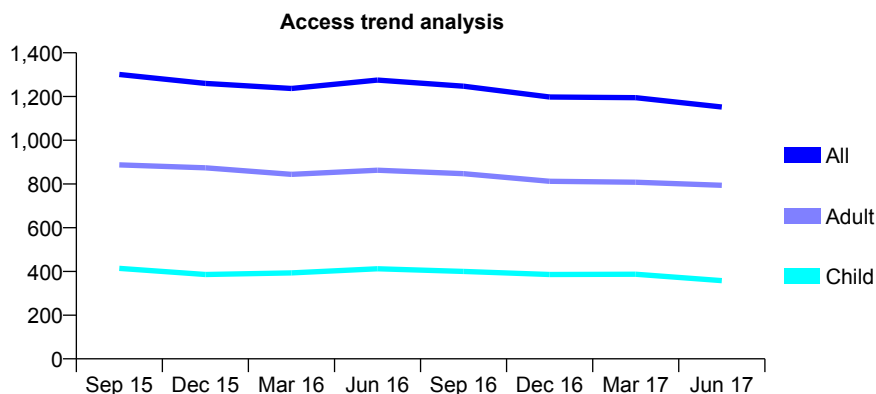
Q54 - Vital Signs At a Glance Contract Report for 358223/0001 - June 2017

Name or company name	MR F YASSIN
Contract type name	GDS Contract
Purpose of contract	General
Contract start date	01/04/2006
Contract end date	

17/18 Contracted general activity (UDA)	2,761
Carry forward general activity (UDA)	0
17/18 Contracted orthodontic activity (UOA)	0
Carry forward orthodontic activity (UOA)	0
Baseline contract value	£72,353.28

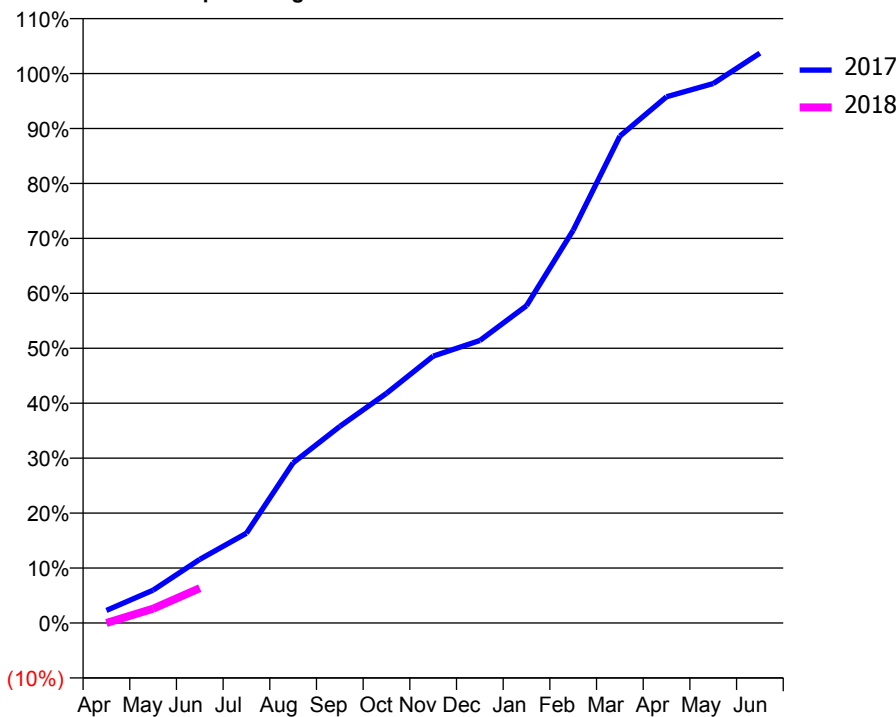
ACCESS*

Patients seen in 24 months	Total	Change since previous quarter
Quarter ending June 2016	1,275	
Quarter ending September 2016	1,247	↓
Quarter ending December 2016	1,198	↓
Quarter ending March 2017	1,195	→
Quarter ending June 2017	1,152	↓
Variance since June 2016	(9.6%)	↓



ACTIVITY

Cumulative percentage of contracted UDA delivered 2017 & 2018



Adjusted Scheduled Activity (UDA)

Month	2017	2018
April	63	0
May	165	72
June	320	175
July	451	
August	805	
September	988	
October	1,154	
November	1,341	
December	1,419	
January	1,594	
February	1,974	
March	2,447	
April	2,644	
May	2,710	
June	2,863	

QUALITY

	Quantity	Base Number	Contract	AT	Region	England
% of FP17s for the same patient ID Re-attending within 3 months - Children	1	48	2.1%	10.1%	11.7%	12.0%
% of FP17s for the same patient ID Re-attending within 3 months - Adults	21	120	17.5%	14.8%	15.2%	16.0%
% of FP17s for the same patient ID Re-attending between 3 & 9 months - Children	14	48	29.2%	51.6%	59.1%	58.0%
% of FP17s for the same patient ID Re-attending between 3 & 9 months - Adults	22	120	18.3%	47.7%	52.2%	50.9%
% of FP17s for Band 1 Urgent Courses	5	78	6.4%	8.2%	7.9%	9.1%
% of FP17s Relating to Free Repair or Replacements	0	78	0.0%	0.7%	0.8%	0.8%
% of FP17s Relating to Continuations	0	78	0.0%	0.8%	1.1%	1.1%
% of Patients satisfied with the dentistry they have received	0	0	N/A	91.3%	91.8%	91.7%
% of Patients satisfied with the time they had to wait for an appointment	0	0	N/A	90.2%	88.4%	88.0%

* This is based on patients treated on this contract for their most recent course of treatment. Figures in italics indicate the base number of FP17s or Patient Questionnaire responses are less than 100. N/A is shown where the base number of responses is less than 10 during the period. % is calculated as Quantity/Base number*100

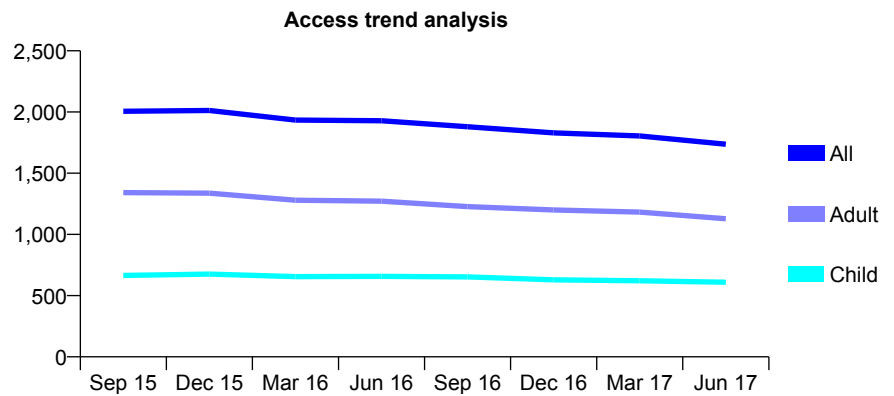
Q54 - Vital Signs At a Glance Contract Report for 361690/0001 - June 2017

Name or company name	MR M AGGARWAL
Contract type name	GDS Contract
Purpose of contract	General
Contract start date	01/04/2006
Contract end date	

17/18 Contracted general activity (UDA)	3,955
Carry forward general activity (UDA)	0
17/18 Contracted orthodontic activity (UOA)	0
Carry forward orthodontic activity (UOA)	0
Baseline contract value	£98,237.46

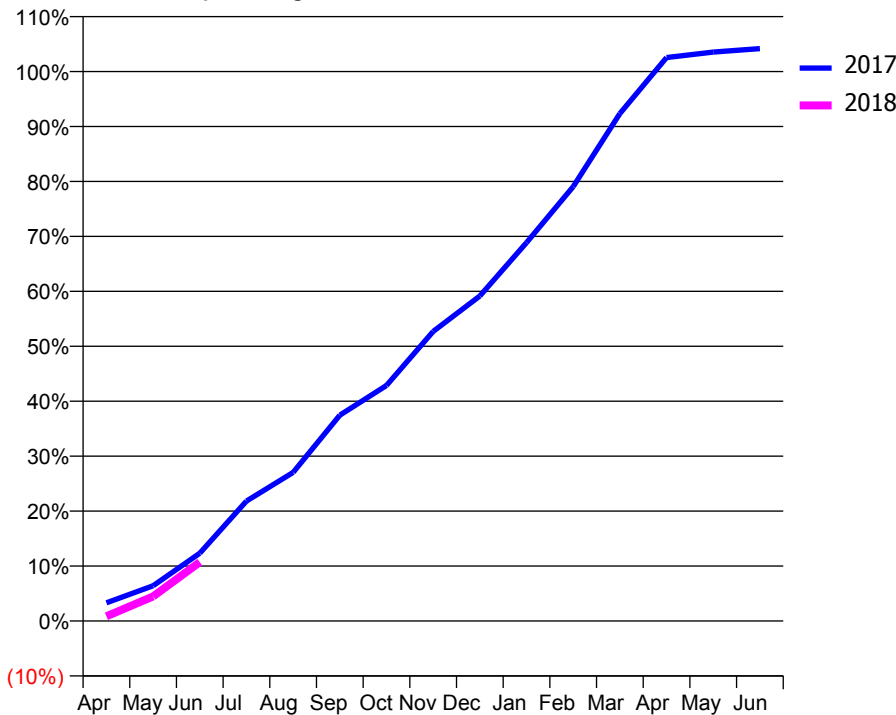
ACCESS*

Patients seen in 24 months	Total	Change since previous quarter
Quarter ending June 2016	1,929	
Quarter ending September 2016	1,880	↓
Quarter ending December 2016	1,829	↓
Quarter ending March 2017	1,804	↓
Quarter ending June 2017	1,737	↓
Variance since June 2016	(10.0%)	↓



ACTIVITY

Cumulative percentage of contracted UDA delivered 2017 & 2018



Month	Adjusted Scheduled Activity (UDA)	
	2017	2018
April	131	34
May	254	177
June	488	424
July	863	
August	1,070	
September	1,481	
October	1,695	
November	2,084	
December	2,340	
January	2,723	
February	3,126	
March	3,653	
April	4,055	
May	4,094	
June	4,119	

QUALITY

	Quantity	Base Number	Contract	AT	Region	England
% of FP17s for the same patient ID Re-attending within 3 months - Children	11	149	7.4%	10.1%	11.7%	12.0%
% of FP17s for the same patient ID Re-attending within 3 months - Adults	25	271	9.2%	14.8%	15.2%	16.0%
% of FP17s for the same patient ID Re-attending between 3 & 9 months - Children	62	149	41.6%	51.6%	59.1%	58.0%
% of FP17s for the same patient ID Re-attending between 3 & 9 months - Adults	99	271	36.5%	47.7%	52.2%	50.9%
% of FP17s for Band 1 Urgent Courses	11	197	5.6%	8.2%	7.9%	9.1%
% of FP17s Relating to Free Repair or Replacements	0	197	0.0%	0.7%	0.8%	0.8%
% of FP17s Relating to Continuations	0	197	0.0%	0.8%	1.1%	1.1%
% of Patients satisfied with the dentistry they have received	18	21	85.7%	91.3%	91.8%	91.7%
% of Patients satisfied with the time they had to wait for an appointment	17	21	81.0%	90.2%	88.4%	88.0%

* This is based on patients treated on this contract for their most recent course of treatment. Figures in italics indicate the base number of FP17s or Patient Questionnaire responses are less than 100. N/A is shown where the base number of responses is less than 10 during the period. % is calculated as Quantity/Base number*100

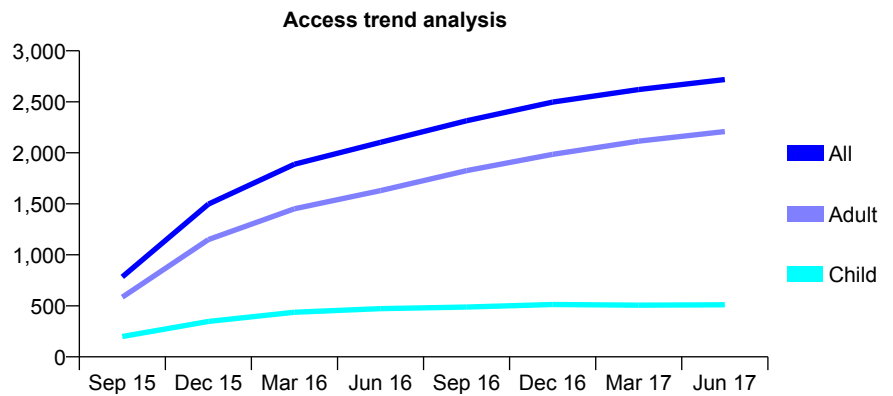
Q54 - Vital Signs At a Glance Contract Report for 372471/0001 - June 2017

Name or company name	MR E KARA
Contract type name	GDS Contract
Purpose of contract	General
Contract start date	01/07/2015
Contract end date	

17/18 Contracted general activity (UDA)	8,492
Carry forward general activity (UDA)	0
17/18 Contracted orthodontic activity (UOA)	0
Carry forward orthodontic activity (UOA)	0
Baseline contract value	£276,352.58

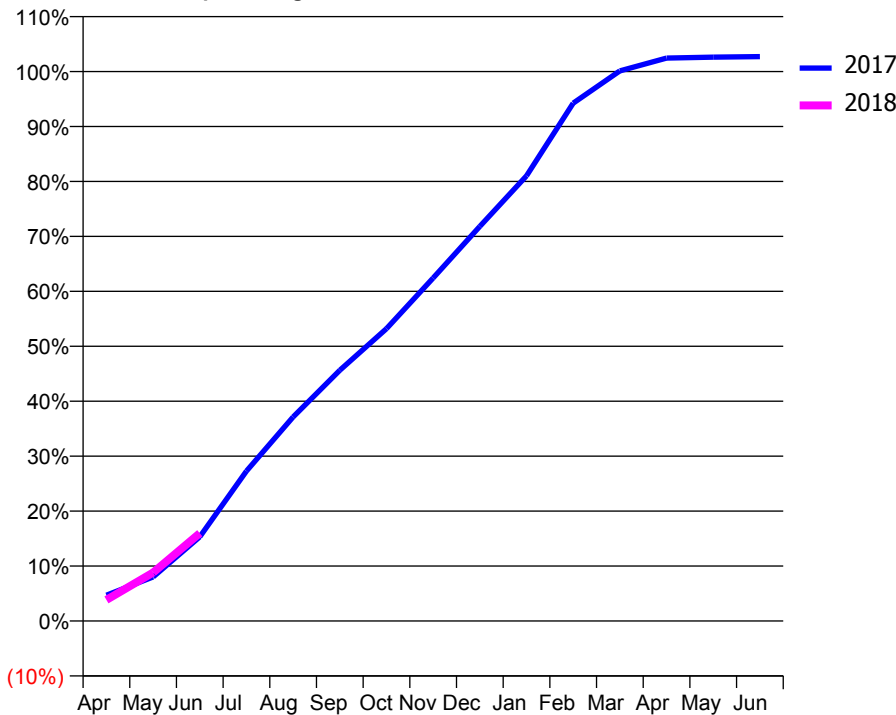
ACCESS*

Patients seen in 24 months	Total	Change since previous quarter
Quarter ending June 2016	2,102	
Quarter ending September 2016	2,314	↑
Quarter ending December 2016	2,498	↑
Quarter ending March 2017	2,620	↑
Quarter ending June 2017	2,718	↑
Variance since June 2016	29.3%	↑



ACTIVITY

Cumulative percentage of contracted UDA delivered 2017 & 2018



Month	Adjusted Scheduled Activity (UDA)	
	2017	2018
April	398	326
May	681	749
June	1,301	1,356
July	2,317	
August	3,154	
September	3,876	
October	4,519	
November	5,302	
December	6,100	
January	6,881	
February	8,003	
March	8,502	
April	8,699	
May	8,713	
June	8,722	

QUALITY

	Quantity	Base Number	Contract	AT	Region	England
% of FP17s for the same patient ID Re-attending within 3 months - Children	18	161	11.2%	10.1%	11.7%	12.0%
% of FP17s for the same patient ID Re-attending within 3 months - Adults	102	637	16.0%	14.8%	15.2%	16.0%
% of FP17s for the same patient ID Re-attending between 3 & 9 months - Children	87	161	54.0%	51.6%	59.1%	58.0%
% of FP17s for the same patient ID Re-attending between 3 & 9 months - Adults	237	637	37.2%	47.7%	52.2%	50.9%
% of FP17s for Band 1 Urgent Courses	76	664	11.4%	8.2%	7.9%	9.1%
% of FP17s Relating to Free Repair or Replacements	5	664	0.8%	0.7%	0.8%	0.8%
% of FP17s Relating to Continuations	5	664	0.8%	0.8%	1.1%	1.1%
% of Patients satisfied with the dentistry they have received	3	5	N/A	91.3%	91.8%	91.7%
% of Patients satisfied with the time they had to wait for an appointment	4	5	N/A	90.2%	88.4%	88.0%

* This is based on patients treated on this contract for their most recent course of treatment. Figures in italics indicate the base number of FP17s or Patient Questionnaire responses are less than 100. N/A is shown where the base number of responses is less than 10 during the period. % is calculated as Quantity/Base number*100

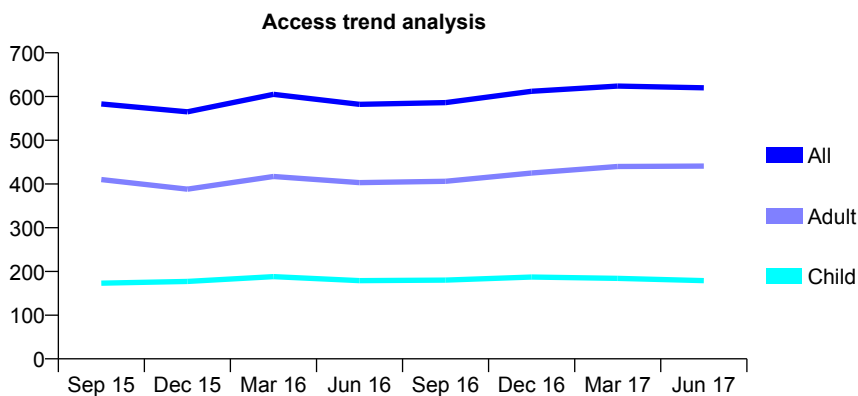
Q54 - Vital Signs At a Glance Contract Report for 564192/0001 - June 2017

Name or company name	MR PJ ROBERTS
Contract type name	GDS Contract
Purpose of contract	General
Contract start date	01/04/2006
Contract end date	

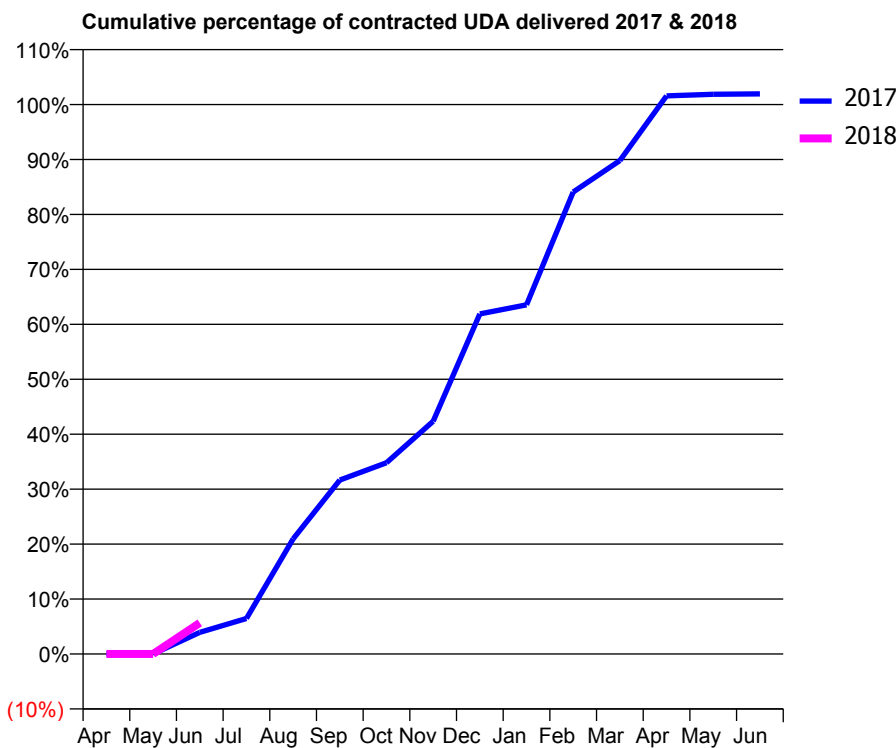
17/18 Contracted general activity (UDA)	1,393
Carry forward general activity (UDA)	0
17/18 Contracted orthodontic activity (UOA)	0
Carry forward orthodontic activity (UOA)	0
Baseline contract value	£30,821.69

ACCESS*

Patients seen in 24 months	Total	Change since previous quarter
Quarter ending June 2016	582	
Quarter ending September 2016	586	→
Quarter ending December 2016	612	↑
Quarter ending March 2017	624	→
Quarter ending June 2017	620	→
Variance since June 2016	6.5%	↑



ACTIVITY



Month	Adjusted Scheduled Activity (UDA)	
	2017	2018
April	0	0
May	0	0
June	55	79
July	90	
August	292	
September	441	
October	485	
November	590	
December	862	
January	885	
February	1,171	
March	1,251	
April	1,415	
May	1,419	
June	1,420	

QUALITY

	Quantity	Base Number	Contract	AT	Region	England
% of FP17s for the same patient ID Re-attending within 3 months - Children	2	54	3.7%	10.1%	11.7%	12.0%
% of FP17s for the same patient ID Re-attending within 3 months - Adults	3	68	4.4%	14.8%	15.2%	16.0%
% of FP17s for the same patient ID Re-attending between 3 & 9 months - Children	37	54	68.5%	51.6%	59.1%	58.0%
% of FP17s for the same patient ID Re-attending between 3 & 9 months - Adults	29	68	42.6%	47.7%	52.2%	50.9%
% of FP17s for Band 1 Urgent Courses	0	49	0.0%	8.2%	7.9%	9.1%
% of FP17s Relating to Free Repair or Replacements	0	49	0.0%	0.7%	0.8%	0.8%
% of FP17s Relating to Continuations	0	49	0.0%	0.8%	1.1%	1.1%
% of Patients satisfied with the dentistry they have received	2	2	N/A	91.3%	91.8%	91.7%
% of Patients satisfied with the time they had to wait for an appointment	2	2	N/A	90.2%	88.4%	88.0%

* This is based on patients treated on this contract for their most recent course of treatment. Figures in italics indicate the base number of FP17s or Patient Questionnaire responses are less than 100. N/A is shown where the base number of responses is less than 10 during the period. % is calculated as Quantity/Base number*100

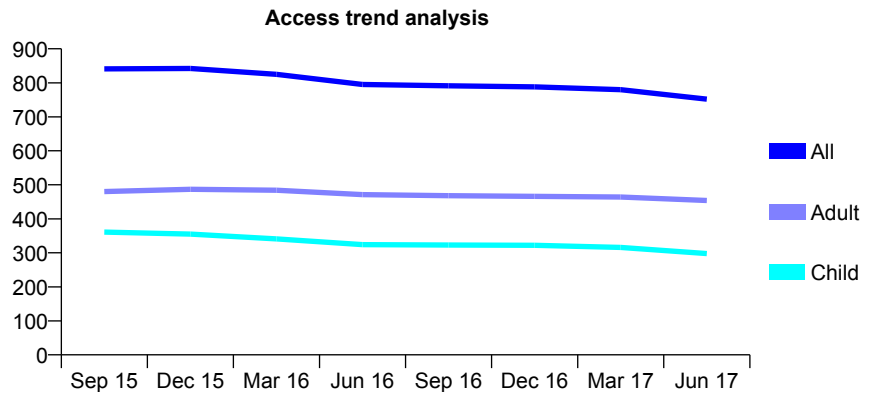
Q54 - Vital Signs At a Glance Contract Report for 565032/0001 - June 2017

Name or company name	MR P CASASOLA
Contract type name	GDS Contract
Purpose of contract	General
Contract start date	01/04/2006
Contract end date	

17/18 Contracted general activity (UDA)	1,618
Carry forward general activity (UDA)	0
17/18 Contracted orthodontic activity (UOA)	0
Carry forward orthodontic activity (UOA)	0
Baseline contract value	£39,749.80

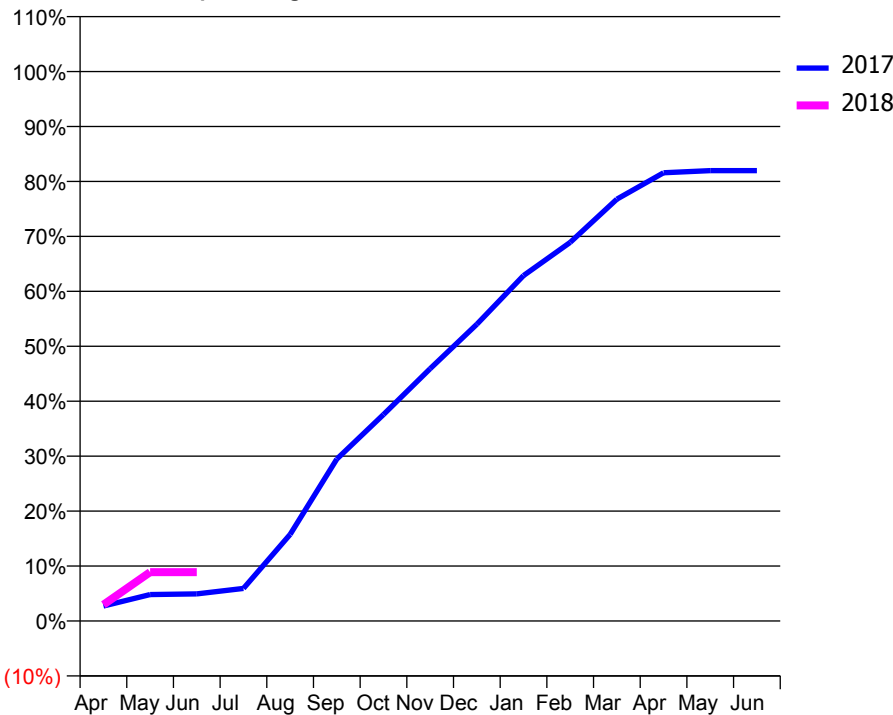
ACCESS*

Patients seen in 24 months	Total	Change since previous quarter
Quarter ending June 2016	795	
Quarter ending September 2016	791	→
Quarter ending December 2016	788	→
Quarter ending March 2017	780	↓
Quarter ending June 2017	752	↓
Variance since June 2016	(5.4%)	↓



ACTIVITY

Cumulative percentage of contracted UDA delivered 2017 & 2018



Month	Adjusted Scheduled Activity (UDA)	
	2017	2018
April	44	48
May	78	144
June	80	144
July	96	
August	255	
September	477	
October	608	
November	743	
December	874	
January	1,017	
February	1,115	
March	1,242	
April	1,320	
May	1,326	
June	1,326	

QUALITY

	Quantity	Base Number	Contract	AT	Region	England
% of FP17s for the same patient ID Re-attending within 3 months - Children	5	66	7.6%	10.1%	11.7%	12.0%
% of FP17s for the same patient ID Re-attending within 3 months - Adults	10	82	12.2%	14.8%	15.2%	16.0%
% of FP17s for the same patient ID Re-attending between 3 & 9 months - Children	32	66	48.5%	51.6%	59.1%	58.0%
% of FP17s for the same patient ID Re-attending between 3 & 9 months - Adults	40	82	48.8%	47.7%	52.2%	50.9%
% of FP17s for Band 1 Urgent Courses	0	92	0.0%	8.2%	7.9%	9.1%
% of FP17s Relating to Free Repair or Replacements	0	92	0.0%	0.7%	0.8%	0.8%
% of FP17s Relating to Continuations	0	92	0.0%	0.8%	1.1%	1.1%
% of Patients satisfied with the dentistry they have received	0	0	N/A	91.3%	91.8%	91.7%
% of Patients satisfied with the time they had to wait for an appointment	0	0	N/A	90.2%	88.4%	88.0%

* This is based on patients treated on this contract for their most recent course of treatment. Figures in italics indicate the base number of FP17s or Patient Questionnaire responses are less than 100. N/A is shown where the base number of responses is less than 10 during the period. % is calculated as Quantity/Base number*100

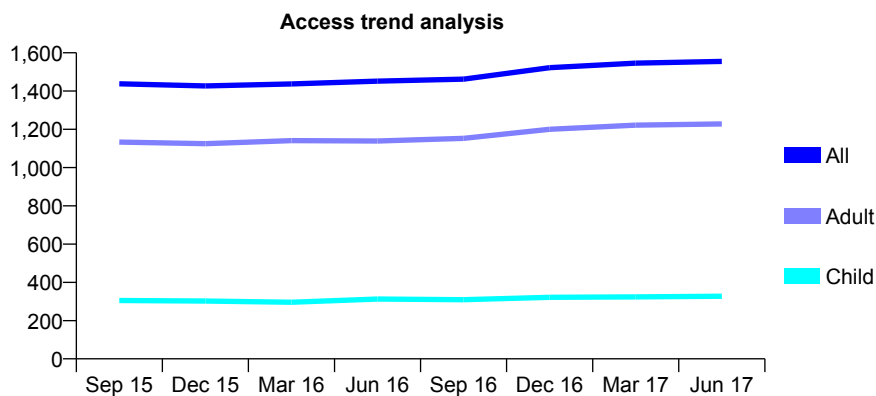
Q54 - Vital Signs At a Glance Contract Report for 568724/0001 - June 2017

Name or company name	MR MD SEGELOV
Contract type name	GDS Contract
Purpose of contract	General
Contract start date	01/04/2006
Contract end date	

17/18 Contracted general activity (UDA)	3,197
Carry forward general activity (UDA)	0
17/18 Contracted orthodontic activity (UOA)	0
Carry forward orthodontic activity (UOA)	0
Baseline contract value	£84,616.68

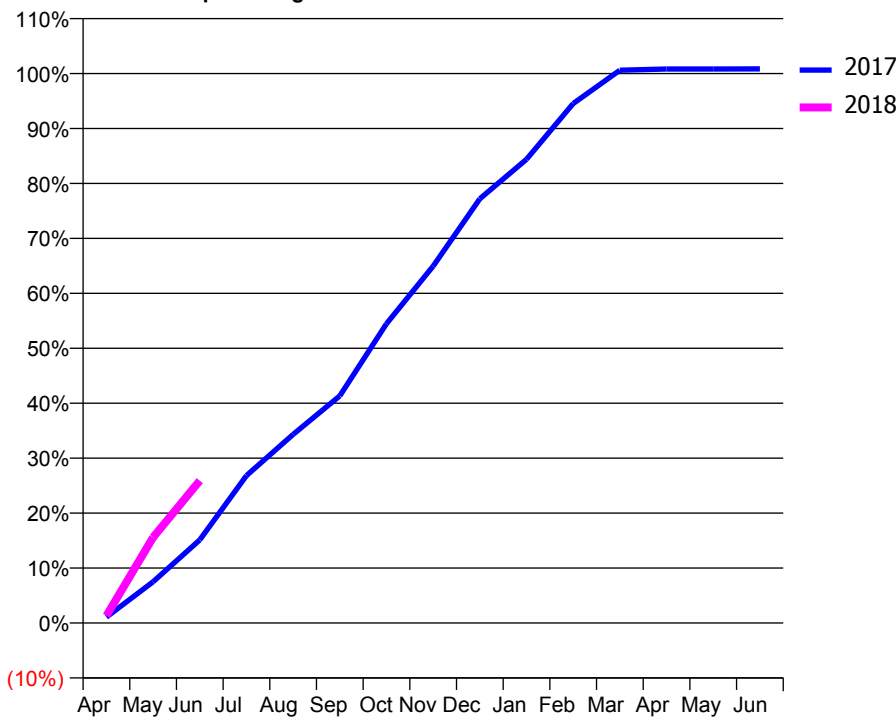
ACCESS*

Patients seen in 24 months	Total	Change since previous quarter
Quarter ending June 2016	1,452	
Quarter ending September 2016	1,462	→
Quarter ending December 2016	1,522	↑
Quarter ending March 2017	1,546	→
Quarter ending June 2017	1,555	→
Variance since June 2016	7.1%	↑



ACTIVITY

Cumulative percentage of contracted UDA delivered 2017 & 2018



Month	Adjusted Scheduled Activity (UDA)	
	2017	2018
April	34	42
May	240	498
June	484	828
July	858	
August	1,097	
September	1,322	
October	1,741	
November	2,076	
December	2,468	
January	2,698	
February	3,022	
March	3,216	
April	3,223	
May	3,223	
June	3,224	

QUALITY

	Quantity	Base Number	Contract	AT	Region	England
% of FP17s for the same patient ID Re-attending within 3 months - Children	8	116	6.9%	10.1%	11.7%	12.0%
% of FP17s for the same patient ID Re-attending within 3 months - Adults	32	370	8.6%	14.8%	15.2%	16.0%
% of FP17s for the same patient ID Re-attending between 3 & 9 months - Children	63	116	54.3%	51.6%	59.1%	58.0%
% of FP17s for the same patient ID Re-attending between 3 & 9 months - Adults	213	370	57.6%	47.7%	52.2%	50.9%
% of FP17s for Band 1 Urgent Courses	36	480	7.5%	8.2%	7.9%	9.1%
% of FP17s Relating to Free Repair or Replacements	1	480	0.2%	0.7%	0.8%	0.8%
% of FP17s Relating to Continuations	0	480	0.0%	0.8%	1.1%	1.1%
% of Patients satisfied with the dentistry they have received	5	5	N/A	91.3%	91.8%	91.7%
% of Patients satisfied with the time they had to wait for an appointment	5	5	N/A	90.2%	88.4%	88.0%

* This is based on patients treated on this contract for their most recent course of treatment. Figures in italics indicate the base number of FP17s or Patient Questionnaire responses are less than 100. N/A is shown where the base number of responses is less than 10 during the period. % is calculated as Quantity/Base number*100

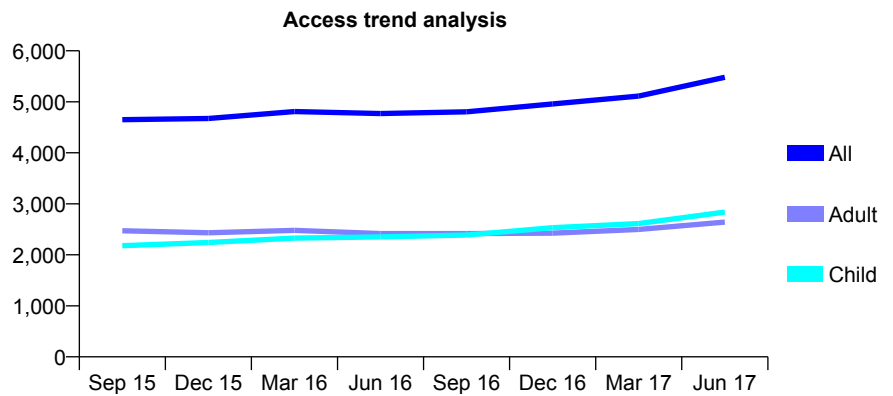
Q54 - Vital Signs At a Glance Contract Report for 570192/0002 - June 2017

Name or company name	Mr A Solanki & Miss K Solanki
Contract type name	GDS Contract
Purpose of contract	General
Contract start date	01/04/2006
Contract end date	

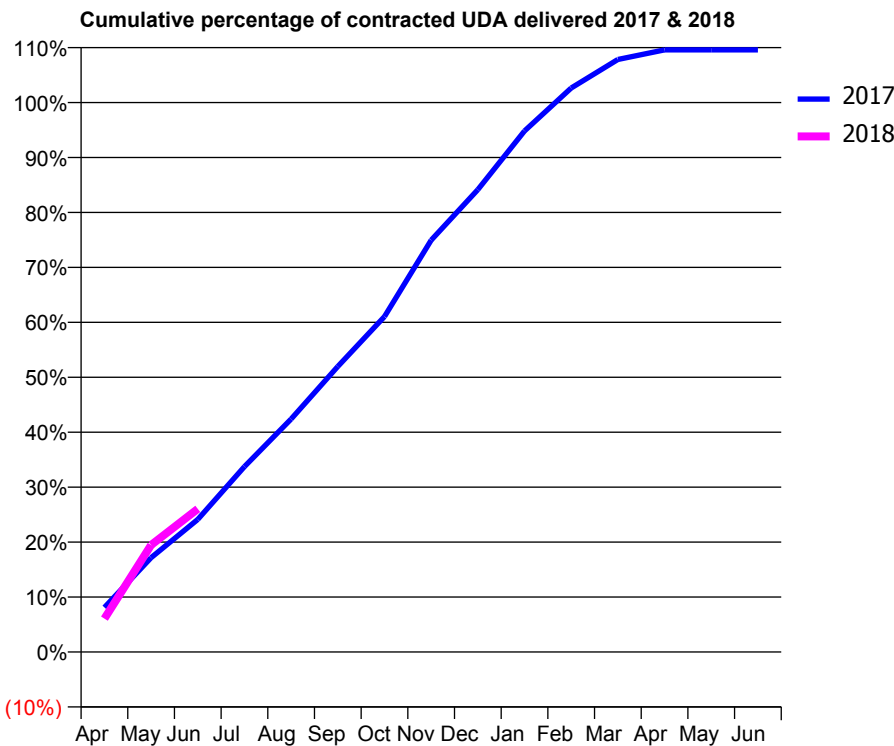
17/18 Contracted general activity (UDA)	15,613
Carry forward general activity (UDA)	0
17/18 Contracted orthodontic activity (UOA)	0
Carry forward orthodontic activity (UOA)	0
Baseline contract value	£447,525.79

ACCESS*

Patients seen in 24 months	Total	Change since previous quarter
Quarter ending June 2016	4,769	
Quarter ending September 2016	4,804	→
Quarter ending December 2016	4,958	↑
Quarter ending March 2017	5,112	↑
Quarter ending June 2017	5,482	↑
Variance since June 2016	15.0%	↑



ACTIVITY



Month	Adjusted Scheduled Activity (UDA)	
	2017	2018
April	937	951
May	1,985	3,041
June	2,787	4,065
July	3,899	
August	4,898	
September	6,004	
October	7,051	
November	8,658	
December	9,720	
January	10,953	
February	11,857	
March	12,458	
April	12,658	
May	12,658	
June	12,658	

QUALITY

	Quantity	Base Number	Contract	AT	Region	England
% of FP17s for the same patient ID Re-attending within 3 months - Children	72	1,250	5.8%	10.1%	11.7%	12.0%
% of FP17s for the same patient ID Re-attending within 3 months - Adults	89	884	10.1%	14.8%	15.2%	16.0%
% of FP17s for the same patient ID Re-attending between 3 & 9 months - Children	591	1,250	47.3%	51.6%	59.1%	58.0%
% of FP17s for the same patient ID Re-attending between 3 & 9 months - Adults	329	884	37.2%	47.7%	52.2%	50.9%
% of FP17s for Band 1 Urgent Courses	117	1,898	6.2%	8.2%	7.9%	9.1%
% of FP17s Relating to Free Repair or Replacements	0	1,898	0.0%	0.7%	0.8%	0.8%
% of FP17s Relating to Continuations	3	1,898	0.2%	0.8%	1.1%	1.1%
% of Patients satisfied with the dentistry they have received	5	5	N/A	91.3%	91.8%	91.7%
% of Patients satisfied with the time they had to wait for an appointment	2	5	N/A	90.2%	88.4%	88.0%

* This is based on patients treated on this contract for their most recent course of treatment. Figures in italics indicate the base number of FP17s or Patient Questionnaire responses are less than 100. N/A is shown where the base number of responses is less than 10 during the period. % is calculated as Quantity/Base number*100

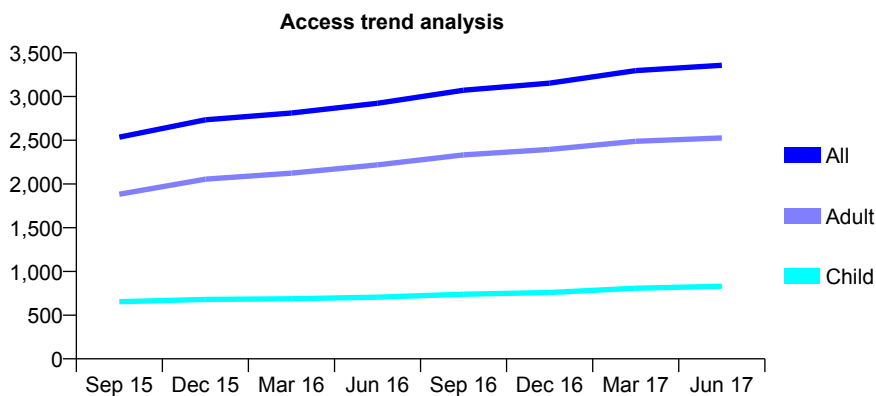
Q54 - Vital Signs At a Glance Contract Report for 576530/0001 - June 2017

Name or company name	MR AK PAL
Contract type name	GDS Contract
Purpose of contract	General
Contract start date	01/04/2006
Contract end date	

17/18 Contracted general activity (UDA)	6,708
Carry forward general activity (UDA)	0
17/18 Contracted orthodontic activity (UOA)	0
Carry forward orthodontic activity (UOA)	0
Baseline contract value	£219,430.90

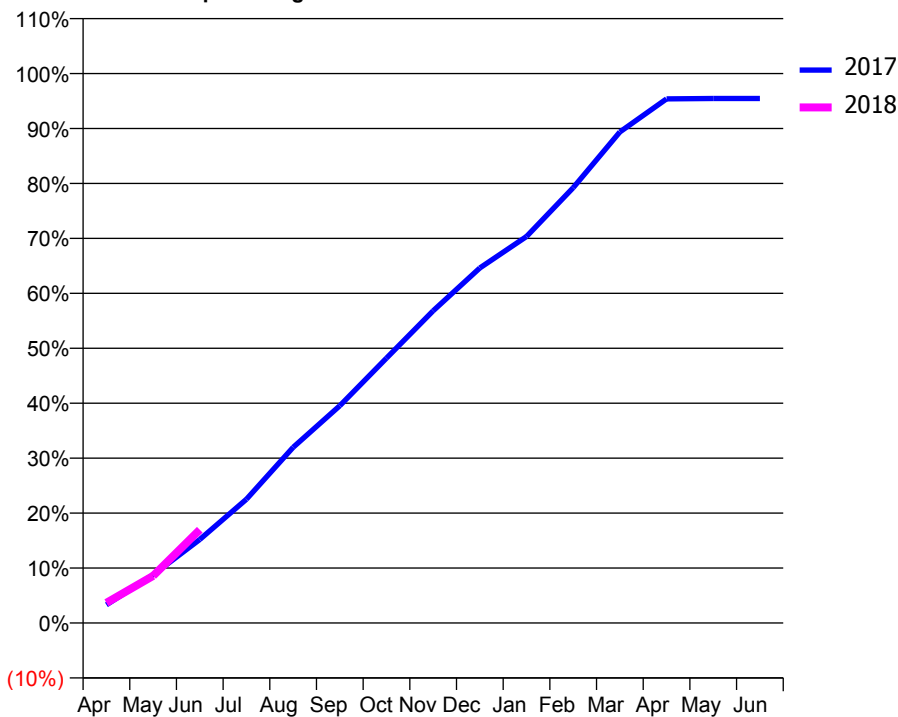
ACCESS*

Patients seen in 24 months	Total	Change since previous quarter
Quarter ending June 2016	2,923	
Quarter ending September 2016	3,072	↑
Quarter ending December 2016	3,153	↑
Quarter ending March 2017	3,296	↑
Quarter ending June 2017	3,358	→
Variance since June 2016	14.9%	↑



ACTIVITY

Cumulative percentage of contracted UDA delivered 2017 & 2018



Month	Adjusted Scheduled Activity (UDA)	
	2017	2018
April	222	247
May	588	575
June	1,021	1,139
July	1,512	
August	2,145	
September	2,653	
October	3,234	
November	3,812	
December	4,335	
January	4,718	
February	5,314	
March	5,995	
April	6,399	
May	6,403	
June	6,403	

QUALITY

	Quantity	Base Number	Contract	AT	Region	England
% of FP17s for the same patient ID Re-attending within 3 months - Children	25	272	9.2%	10.1%	11.7%	12.0%
% of FP17s for the same patient ID Re-attending within 3 months - Adults	107	656	16.3%	14.8%	15.2%	16.0%
% of FP17s for the same patient ID Re-attending between 3 & 9 months - Children	127	272	46.7%	51.6%	59.1%	58.0%
% of FP17s for the same patient ID Re-attending between 3 & 9 months - Adults	225	656	34.3%	47.7%	52.2%	50.9%
% of FP17s for Band 1 Urgent Courses	86	582	14.8%	8.2%	7.9%	9.1%
% of FP17s Relating to Free Repair or Replacements	1	582	0.2%	0.7%	0.8%	0.8%
% of FP17s Relating to Continuations	2	582	0.3%	0.8%	1.1%	1.1%
% of Patients satisfied with the dentistry they have received	3	3	N/A	91.3%	91.8%	91.7%
% of Patients satisfied with the time they had to wait for an appointment	2	3	N/A	90.2%	88.4%	88.0%

* This is based on patients treated on this contract for their most recent course of treatment. Figures in italics indicate the base number of FP17s or Patient Questionnaire responses are less than 100. N/A is shown where the base number of responses is less than 10 during the period. % is calculated as Quantity/Base number*100

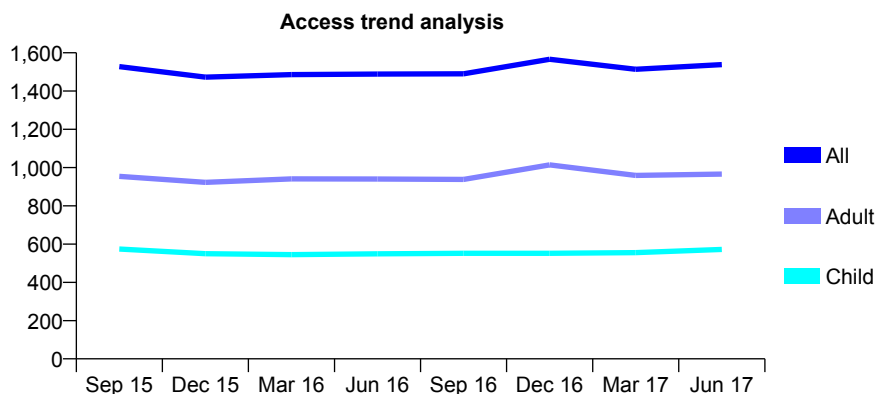
Q54 - Vital Signs At a Glance Contract Report for 577820/0001 - June 2017

Name or company name	Novos Dental Clinic
Contract type name	GDS Contract
Purpose of contract	General
Contract start date	01/04/2006
Contract end date	

17/18 Contracted general activity (UDA)	7,540
Carry forward general activity (UDA)	0
17/18 Contracted orthodontic activity (UOA)	0
Carry forward orthodontic activity (UOA)	0
Baseline contract value	£220,588.98

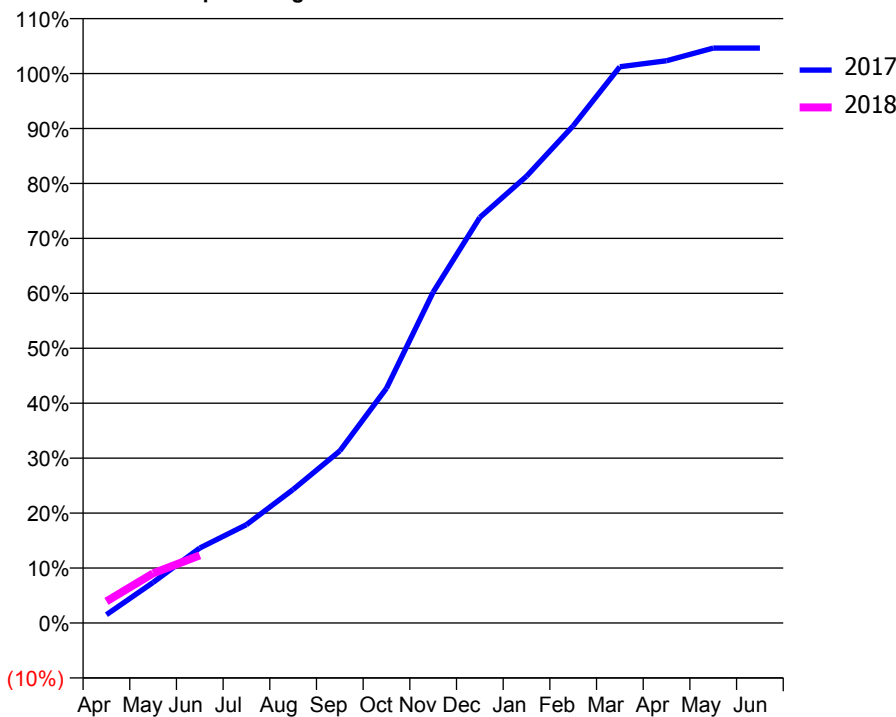
ACCESS*

Patients seen in 24 months	Total	Change since previous quarter
Quarter ending June 2016	1,489	
Quarter ending September 2016	1,490	→
Quarter ending December 2016	1,566	↑
Quarter ending March 2017	1,514	↓
Quarter ending June 2017	1,538	→
Variance since June 2016	3.3%	↑



ACTIVITY

Cumulative percentage of contracted UDA delivered 2017 & 2018



Month	Adjusted Scheduled Activity (UDA)	
	2017	2018
April	115	297
May	557	682
June	1,030	928
July	1,349	
August	1,832	
September	2,361	
October	3,222	
November	4,540	
December	5,565	
January	6,130	
February	6,822	
March	7,633	
April	7,715	
May	7,888	
June	7,888	

QUALITY

	Quantity	Base Number	Contract	AT	Region	England
% of FP17s for the same patient ID Re-attending within 3 months - Children	3	88	3.4%	10.1%	11.7%	12.0%
% of FP17s for the same patient ID Re-attending within 3 months - Adults	16	186	8.6%	14.8%	15.2%	16.0%
% of FP17s for the same patient ID Re-attending between 3 & 9 months - Children	20	88	22.7%	51.6%	59.1%	58.0%
% of FP17s for the same patient ID Re-attending between 3 & 9 months - Adults	62	186	33.3%	47.7%	52.2%	50.9%
% of FP17s for Band 1 Urgent Courses	5	220	2.3%	8.2%	7.9%	9.1%
% of FP17s Relating to Free Repair or Replacements	0	220	0.0%	0.7%	0.8%	0.8%
% of FP17s Relating to Continuations	0	220	0.0%	0.8%	1.1%	1.1%
% of Patients satisfied with the dentistry they have received	2	2	N/A	91.3%	91.8%	91.7%
% of Patients satisfied with the time they had to wait for an appointment	2	2	N/A	90.2%	88.4%	88.0%

* This is based on patients treated on this contract for their most recent course of treatment. Figures in italics indicate the base number of FP17s or Patient Questionnaire responses are less than 100. N/A is shown where the base number of responses is less than 10 during the period. % is calculated as Quantity/Base number*100

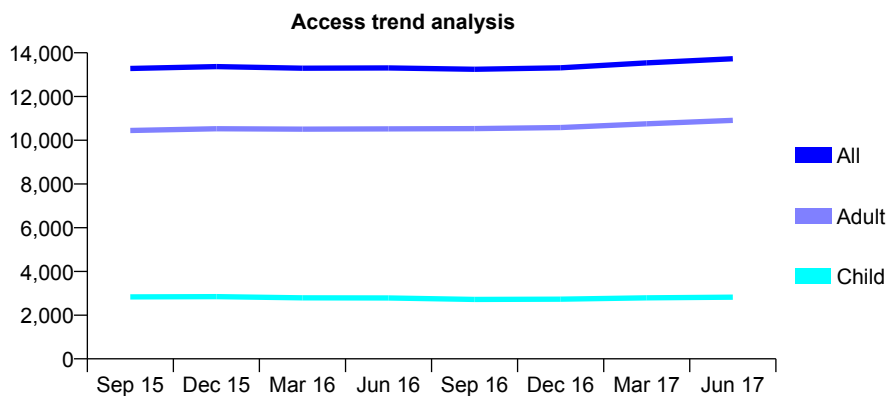
Q54 - Vital Signs At a Glance Contract Report for 619744/0004 - June 2017

Name or company name	MR AM WILLIAMS
Contract type name	GDS Contract
Purpose of contract	General and Orthodontic
Contract start date	01/07/2012
Contract end date	

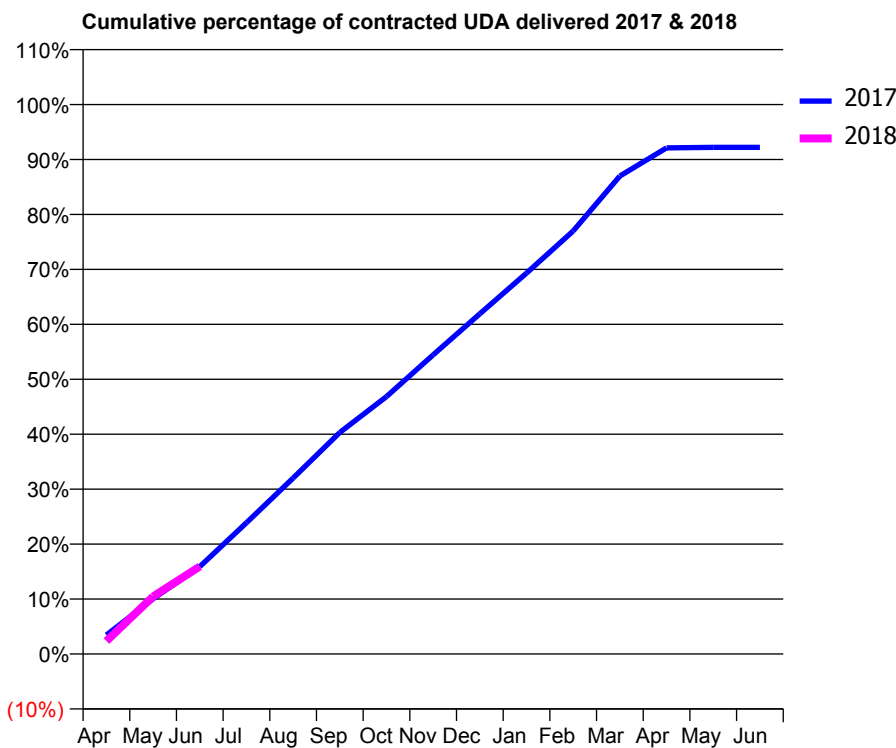
17/18 Contracted general activity (UDA)	42,273
Carry forward general activity (UDA)	0
17/18 Contracted orthodontic activity (UOA)	1,974
Carry forward orthodontic activity (UOA)	0
Baseline contract value	£1,101,102.19

ACCESS*

Patients seen in 24 months	Total	Change since previous quarter
Quarter ending June 2016	13,307	
Quarter ending September 2016	13,248	→
Quarter ending December 2016	13,315	→
Quarter ending March 2017	13,541	→
Quarter ending June 2017	13,731	→
Variance since June 2016	3.2%	↑



ACTIVITY



Month	Adjusted Scheduled Activity (UDA)	
	2017	2018
April	1,460	1,003
May	4,253	4,428
June	6,727	6,737
July	10,102	
August	13,533	
September	17,045	
October	19,806	
November	23,012	
December	26,177	
January	29,302	
February	32,546	
March	36,769	
April	38,940	
May	38,973	
June	38,980	

QUALITY

	Quantity	Base Number	Contract	AT	Region	England
% of FP17s for the same patient ID Re-attending within 3 months - Children	96	1,006	9.5%	10.1%	11.7%	12.0%
% of FP17s for the same patient ID Re-attending within 3 months - Adults	612	3,793	16.1%	14.8%	15.2%	16.0%
% of FP17s for the same patient ID Re-attending between 3 & 9 months - Children	592	1,006	58.8%	51.6%	59.1%	58.0%
% of FP17s for the same patient ID Re-attending between 3 & 9 months - Adults	2,259	3,793	59.6%	47.7%	52.2%	50.9%
% of FP17s for Band 1 Urgent Courses	313	3,738	8.4%	8.2%	7.9%	9.1%
% of FP17s Relating to Free Repair or Replacements	57	3,738	1.5%	0.7%	0.8%	0.8%
% of FP17s Relating to Continuations	80	3,738	2.1%	0.8%	1.1%	1.1%
% of Patients satisfied with the dentistry they have received	14	18	77.8%	91.3%	91.8%	91.7%
% of Patients satisfied with the time they had to wait for an appointment	18	18	100.0%	90.2%	88.4%	88.0%

* This is based on patients treated on this contract for their most recent course of treatment. Figures in italics indicate the base number of FP17s or Patient Questionnaire responses are less than 100. N/A is shown where the base number of responses is less than 10 during the period. % is calculated as Quantity/Base number*100

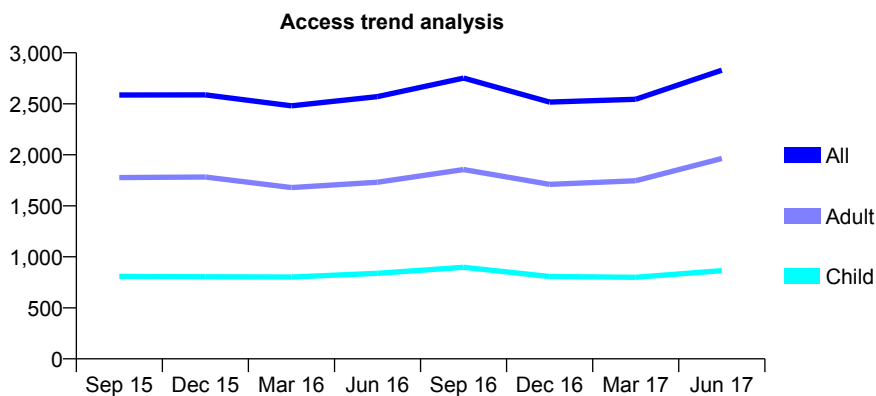
Q54 - Vital Signs At a Glance Contract Report for 629715/0001 - June 2017

Name or company name	MR M GIBBONS
Contract type name	GDS Contract
Purpose of contract	General
Contract start date	01/04/2006
Contract end date	

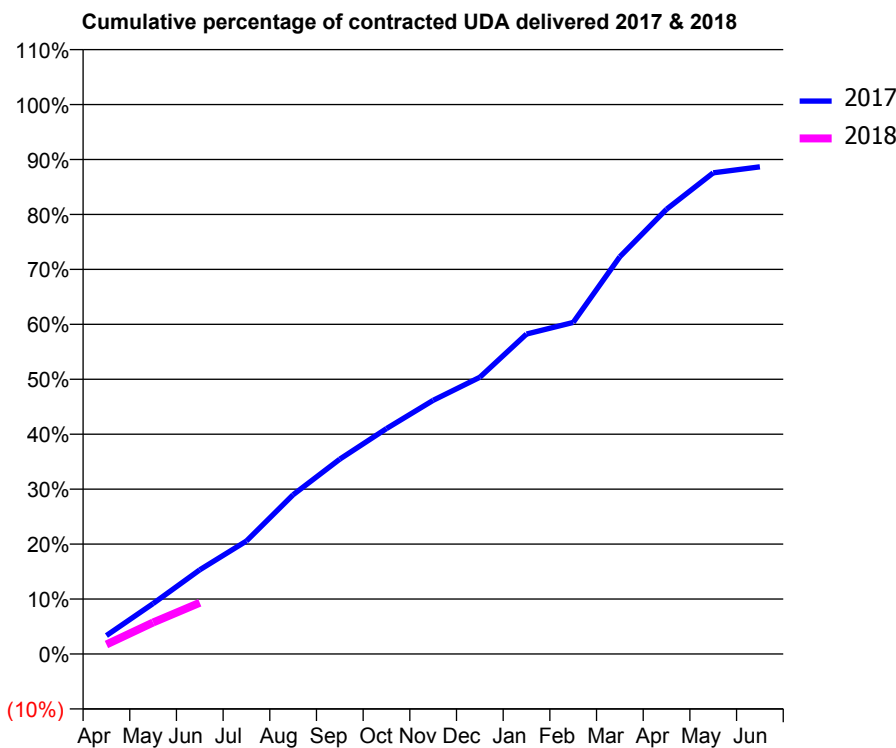
17/18 Contracted general activity (UDA)	9,814
Carry forward general activity (UDA)	0
17/18 Contracted orthodontic activity (UOA)	0
Carry forward orthodontic activity (UOA)	0
Baseline contract value	£222,636.27

ACCESS*

Patients seen in 24 months	Total	Change since previous quarter
Quarter ending June 2016	2,571	
Quarter ending September 2016	2,752	↑
Quarter ending December 2016	2,517	↓
Quarter ending March 2017	2,545	→
Quarter ending June 2017	2,829	↑
Variance since June 2016	10.0%	↑



ACTIVITY



Adjusted Scheduled Activity (UDA)		
Month	2017	2018
April	330	171
May	901	563
June	1,505	915
July	2,017	
August	2,845	
September	3,481	
October	4,025	
November	4,530	
December	4,943	
January	5,715	
February	5,923	
March	7,096	
April	7,943	
May	8,593	
June	8,702	

QUALITY

	Quantity	Base Number	Contract	AT	Region	England
% of FP17s for the same patient ID Re-attending within 3 months - Children	31	358	8.7%	10.1%	11.7%	12.0%
% of FP17s for the same patient ID Re-attending within 3 months - Adults	101	826	12.2%	14.8%	15.2%	16.0%
% of FP17s for the same patient ID Re-attending between 3 & 9 months - Children	176	358	49.2%	51.6%	59.1%	58.0%
% of FP17s for the same patient ID Re-attending between 3 & 9 months - Adults	319	826	38.6%	47.7%	52.2%	50.9%
% of FP17s for Band 1 Urgent Courses	44	532	8.3%	8.2%	7.9%	9.1%
% of FP17s Relating to Free Repair or Replacements	3	532	0.6%	0.7%	0.8%	0.8%
% of FP17s Relating to Continuations	14	532	2.6%	0.8%	1.1%	1.1%
% of Patients satisfied with the dentistry they have received	0	0	N/A	91.3%	91.8%	91.7%
% of Patients satisfied with the time they had to wait for an appointment	0	0	N/A	90.2%	88.4%	88.0%

* This is based on patients treated on this contract for their most recent course of treatment. Figures in italics indicate the base number of FP17s or Patient Questionnaire responses are less than 100. N/A is shown where the base number of responses is less than 10 during the period. % is calculated as Quantity/Base number*100

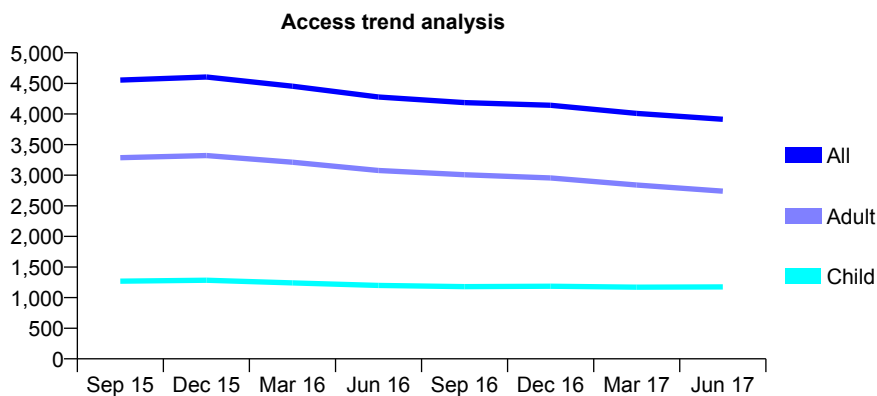
Q54 - Vital Signs At a Glance Contract Report for 629820/0001 - June 2017

Name or company name	MR JW TAYLOR
Contract type name	GDS Contract
Purpose of contract	General
Contract start date	01/04/2006
Contract end date	

17/18 Contracted general activity (UDA)	16,237
Carry forward general activity (UDA)	0
17/18 Contracted orthodontic activity (UOA)	0
Carry forward orthodontic activity (UOA)	0
Baseline contract value	£372,119.04

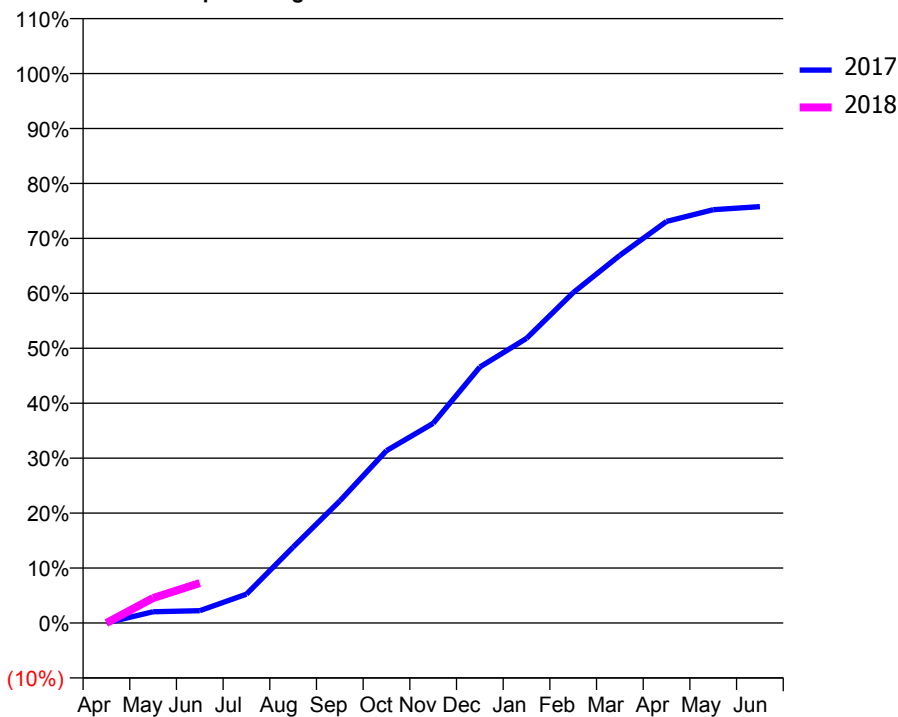
ACCESS*

Patients seen in 24 months	Total	Change since previous quarter
Quarter ending June 2016	4,277	
Quarter ending September 2016	4,187	↓
Quarter ending December 2016	4,143	↓
Quarter ending March 2017	4,009	↓
Quarter ending June 2017	3,915	↓
Variance since June 2016	(8.5%)	↓



ACTIVITY

Cumulative percentage of contracted UDA delivered 2017 & 2018



Month	Adjusted Scheduled Activity (UDA)	
	2017	2018
April	4	0
May	331	739
June	363	1,182
July	855	
August	2,243	
September	3,606	
October	5,093	
November	5,901	
December	7,562	
January	8,410	
February	9,762	
March	10,864	
April	11,867	
May	12,213	
June	12,303	

QUALITY

	Quantity	Base Number	Contract	AT	Region	England
% of FP17s for the same patient ID Re-attending within 3 months - Children	21	297	7.1%	10.1%	11.7%	12.0%
% of FP17s for the same patient ID Re-attending within 3 months - Adults	76	644	11.8%	14.8%	15.2%	16.0%
% of FP17s for the same patient ID Re-attending between 3 & 9 months - Children	127	297	42.8%	51.6%	59.1%	58.0%
% of FP17s for the same patient ID Re-attending between 3 & 9 months - Adults	293	644	45.5%	47.7%	52.2%	50.9%
% of FP17s for Band 1 Urgent Courses	38	530	7.2%	8.2%	7.9%	9.1%
% of FP17s Relating to Free Repair or Replacements	2	530	0.4%	0.7%	0.8%	0.8%
% of FP17s Relating to Continuations	0	530	0.0%	0.8%	1.1%	1.1%
% of Patients satisfied with the dentistry they have received	1	2	N/A	91.3%	91.8%	91.7%
% of Patients satisfied with the time they had to wait for an appointment	2	2	N/A	90.2%	88.4%	88.0%

* This is based on patients treated on this contract for their most recent course of treatment. Figures in italics indicate the base number of FP17s or Patient Questionnaire responses are less than 100. N/A is shown where the base number of responses is less than 10 during the period. % is calculated as Quantity/Base number*100

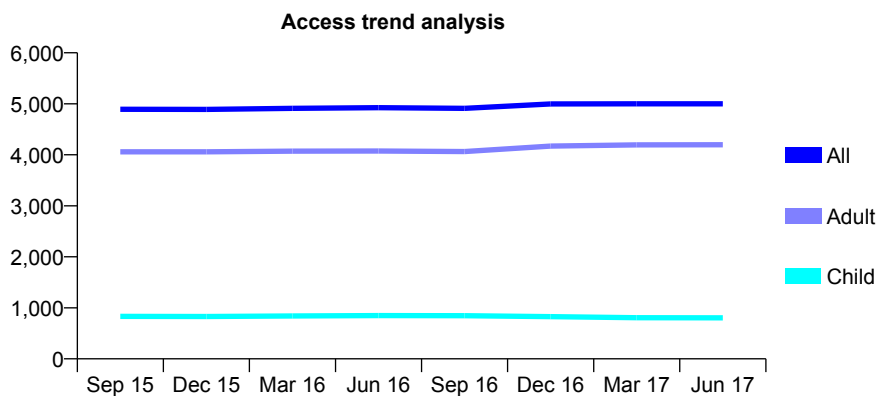
Q54 - Vital Signs At a Glance Contract Report for 630179/0001 - June 2017

Name or company name	MR SG HAMBLETON
Contract type name	GDS Contract
Purpose of contract	General and Orthodontic
Contract start date	01/04/2006
Contract end date	

17/18 Contracted general activity (UDA)	13,502
Carry forward general activity (UDA)	0
17/18 Contracted orthodontic activity (UOA)	395
Carry forward orthodontic activity (UOA)	0
Baseline contract value	£347,973.66

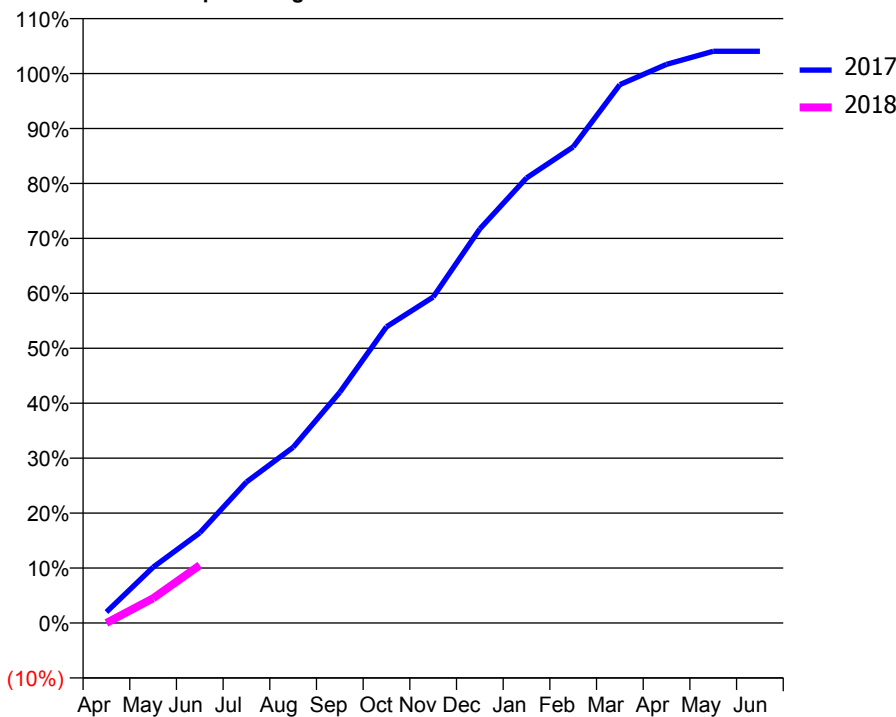
ACCESS*

Patients seen in 24 months	Total	Change since previous quarter
Quarter ending June 2016	4,923	
Quarter ending September 2016	4,910	→
Quarter ending December 2016	4,997	→
Quarter ending March 2017	5,001	→
Quarter ending June 2017	5,001	→
Variance since June 2016	1.6%	→



ACTIVITY

Cumulative percentage of contracted UDA delivered 2017 & 2018



Month	Adjusted Scheduled Activity (UDA)	
	2017	2018
April	270	0
May	1,371	606
June	2,218	1,421
July	3,464	
August	4,316	
September	5,671	
October	7,279	
November	8,009	
December	9,685	
January	10,934	
February	11,700	
March	13,230	
April	13,728	
May	14,047	
June	14,047	

QUALITY

	Quantity	Base Number	Contract	AT	Region	England
% of FP17s for the same patient ID Re-attending within 3 months - Children	4	162	2.5%	10.1%	11.7%	12.0%
% of FP17s for the same patient ID Re-attending within 3 months - Adults	95	971	9.8%	14.8%	15.2%	16.0%
% of FP17s for the same patient ID Re-attending between 3 & 9 months - Children	85	162	52.5%	51.6%	59.1%	58.0%
% of FP17s for the same patient ID Re-attending between 3 & 9 months - Adults	524	971	54.0%	47.7%	52.2%	50.9%
% of FP17s for Band 1 Urgent Courses	17	704	2.4%	8.2%	7.9%	9.1%
% of FP17s Relating to Free Repair or Replacements	5	704	0.7%	0.7%	0.8%	0.8%
% of FP17s Relating to Continuations	10	704	1.4%	0.8%	1.1%	1.1%
% of Patients satisfied with the dentistry they have received	8	8	N/A	91.3%	91.8%	91.7%
% of Patients satisfied with the time they had to wait for an appointment	8	8	N/A	90.2%	88.4%	88.0%

* This is based on patients treated on this contract for their most recent course of treatment. Figures in italics indicate the base number of FP17s or Patient Questionnaire responses are less than 100. N/A is shown where the base number of responses is less than 10 during the period. % is calculated as Quantity/Base number*100

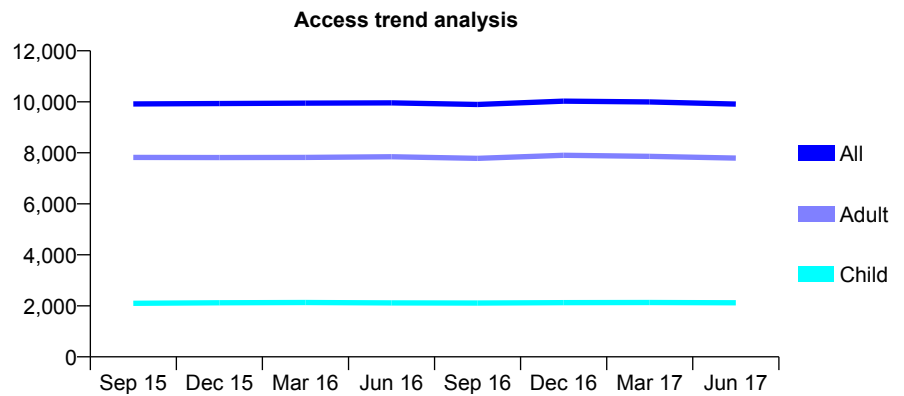
Q54 - Vital Signs At a Glance Contract Report for 631183/0001 - June 2017

Name or company name	MR AJ KIMPTON
Contract type name	GDS Contract
Purpose of contract	General
Contract start date	01/04/2006
Contract end date	

17/18 Contracted general activity (UDA)	26,410
Carry forward general activity (UDA)	0
17/18 Contracted orthodontic activity (UOA)	0
Carry forward orthodontic activity (UOA)	0
Baseline contract value	£636,482.14

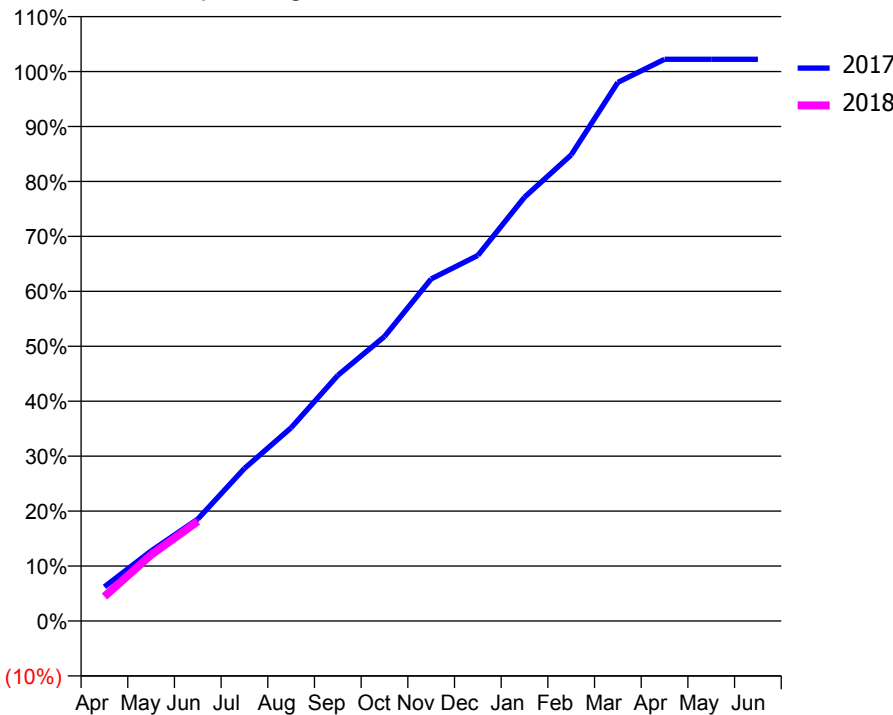
ACCESS*

Patients seen in 24 months	Total	Change since previous quarter
Quarter ending June 2016	9,958	
Quarter ending September 2016	9,894	→
Quarter ending December 2016	10,028	→
Quarter ending March 2017	9,997	→
Quarter ending June 2017	9,913	→
Variance since June 2016	(0.5%)	→



ACTIVITY

Cumulative percentage of contracted UDA delivered 2017 & 2018



Month	Adjusted Scheduled Activity (UDA)	
	2017	2018
April	1,642	1,175
May	3,368	3,180
June	4,898	4,792
July	7,335	
August	9,292	
September	11,805	
October	13,675	
November	16,443	
December	17,570	
January	20,370	
February	22,404	
March	25,886	
April	26,997	
May	27,000	
June	27,000	

QUALITY

	Quantity	Base Number	Contract	AT	Region	England
% of FP17s for the same patient ID Re-attending within 3 months - Children	57	701	8.1%	10.1%	11.7%	12.0%
% of FP17s for the same patient ID Re-attending within 3 months - Adults	307	2,227	13.8%	14.8%	15.2%	16.0%
% of FP17s for the same patient ID Re-attending between 3 & 9 months - Children	372	701	53.1%	51.6%	59.1%	58.0%
% of FP17s for the same patient ID Re-attending between 3 & 9 months - Adults	1,151	2,227	51.7%	47.7%	52.2%	50.9%
% of FP17s for Band 1 Urgent Courses	54	2,303	2.3%	8.2%	7.9%	9.1%
% of FP17s Relating to Free Repair or Replacements	13	2,303	0.6%	0.7%	0.8%	0.8%
% of FP17s Relating to Continuations	43	2,303	1.9%	0.8%	1.1%	1.1%
% of Patients satisfied with the dentistry they have received	56	57	98.2%	91.3%	91.8%	91.7%
% of Patients satisfied with the time they had to wait for an appointment	55	57	96.5%	90.2%	88.4%	88.0%

* This is based on patients treated on this contract for their most recent course of treatment. Figures in italics indicate the base number of FP17s or Patient Questionnaire responses are less than 100. N/A is shown where the base number of responses is less than 10 during the period. % is calculated as Quantity/Base number*100

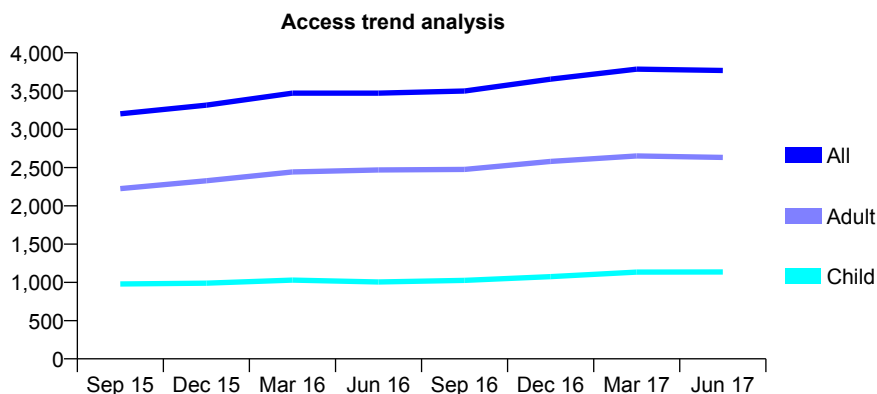
Q54 - Vital Signs At a Glance Contract Report for 638056/0001 - June 2017

Name or company name	MR CJ GIBSON
Contract type name	GDS Contract
Purpose of contract	General
Contract start date	01/04/2006
Contract end date	

17/18 Contracted general activity (UDA)	9,422
Carry forward general activity (UDA)	0
17/18 Contracted orthodontic activity (UOA)	0
Carry forward orthodontic activity (UOA)	0
Baseline contract value	£244,227.77

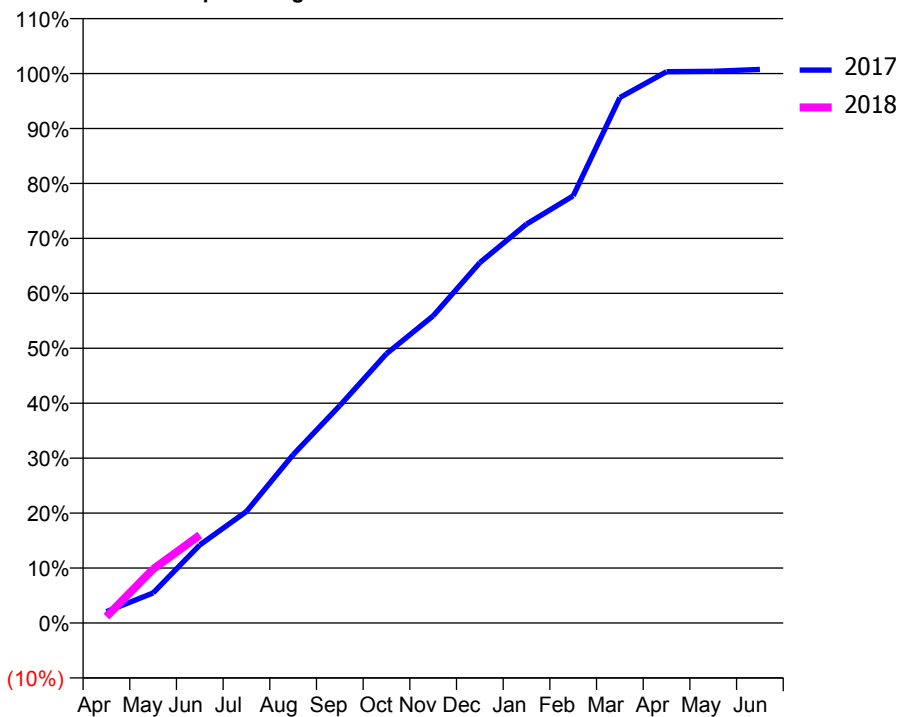
ACCESS*

Patients seen in 24 months	Total	Change since previous quarter
Quarter ending June 2016	3,473	
Quarter ending September 2016	3,501	→
Quarter ending December 2016	3,655	↑
Quarter ending March 2017	3,786	↑
Quarter ending June 2017	3,769	→
Variance since June 2016	8.5%	↑



ACTIVITY

Cumulative percentage of contracted UDA delivered 2017 & 2018



Month	Adjusted Scheduled Activity (UDA)	
	2017	2018
April	196	110
May	516	925
June	1,338	1,507
July	1,912	
August	2,886	
September	3,728	
October	4,618	
November	5,268	
December	6,179	
January	6,839	
February	7,324	
March	9,009	
April	9,454	
May	9,460	
June	9,491	

QUALITY

	Quantity	Base Number	Contract	AT	Region	England
% of FP17s for the same patient ID Re-attending within 3 months - Children	19	266	7.1%	10.1%	11.7%	12.0%
% of FP17s for the same patient ID Re-attending within 3 months - Adults	64	565	11.3%	14.8%	15.2%	16.0%
% of FP17s for the same patient ID Re-attending between 3 & 9 months - Children	128	266	48.1%	51.6%	59.1%	58.0%
% of FP17s for the same patient ID Re-attending between 3 & 9 months - Adults	211	565	37.3%	47.7%	52.2%	50.9%
% of FP17s for Band 1 Urgent Courses	30	679	4.4%	8.2%	7.9%	9.1%
% of FP17s Relating to Free Repair or Replacements	7	679	1.0%	0.7%	0.8%	0.8%
% of FP17s Relating to Continuations	2	679	0.3%	0.8%	1.1%	1.1%
% of Patients satisfied with the dentistry they have received	5	5	N/A	91.3%	91.8%	91.7%
% of Patients satisfied with the time they had to wait for an appointment	5	5	N/A	90.2%	88.4%	88.0%

* This is based on patients treated on this contract for their most recent course of treatment. Figures in italics indicate the base number of FP17s or Patient Questionnaire responses are less than 100. N/A is shown where the base number of responses is less than 10 during the period. % is calculated as Quantity/Base number*100

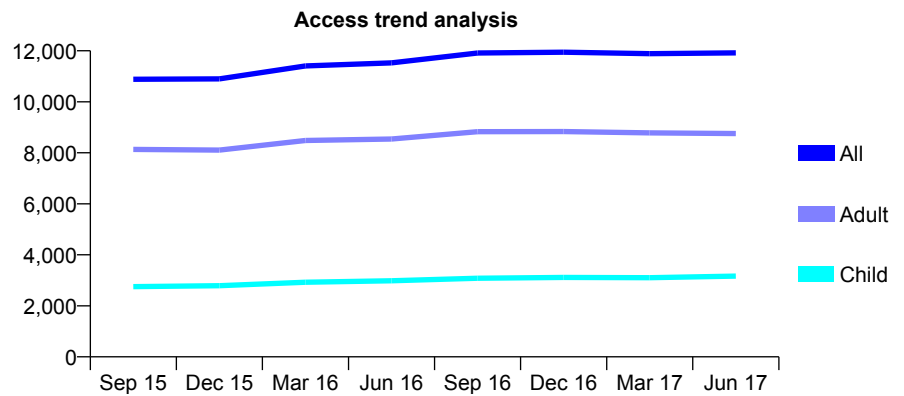
Q54 - Vital Signs At a Glance Contract Report for 638633/0001 - June 2017

Name or company name	Balbir S Bhandal, Amrik S Bhandal & Baljit
Contract type name	GDS Contract
Purpose of contract	General
Contract start date	01/04/2006
Contract end date	

17/18 Contracted general activity (UDA)	45,033
Carry forward general activity (UDA)	0
17/18 Contracted orthodontic activity (UOA)	0
Carry forward orthodontic activity (UOA)	0
Baseline contract value	£1,173,860.08

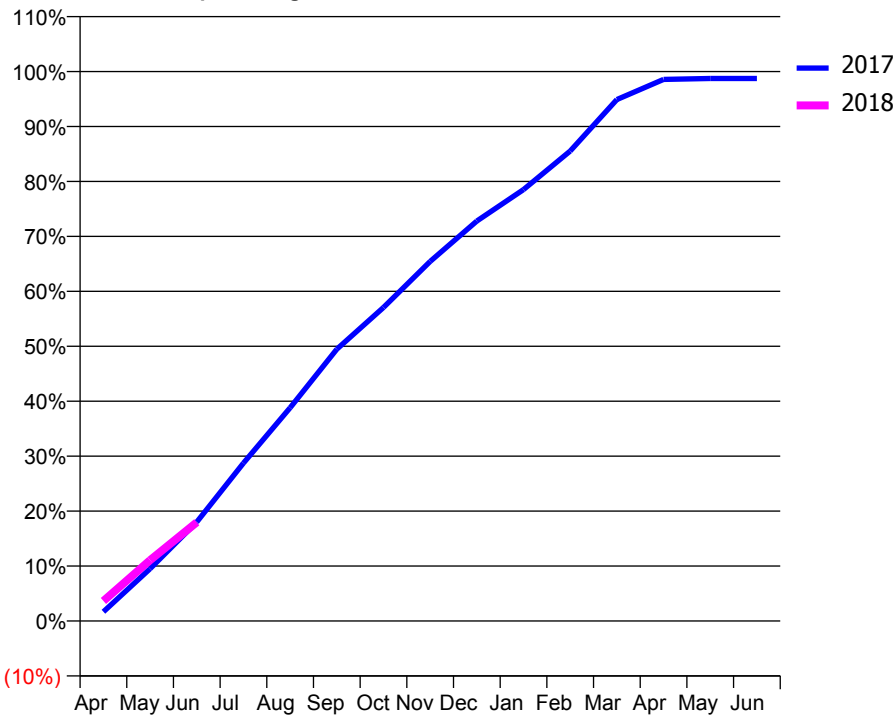
ACCESS*

Patients seen in 24 months	Total	Change since previous quarter
Quarter ending June 2016	11,526	
Quarter ending September 2016	11,913	↑
Quarter ending December 2016	11,947	→
Quarter ending March 2017	11,887	→
Quarter ending June 2017	11,918	→
Variance since June 2016	3.4%	↑



ACTIVITY

Cumulative percentage of contracted UDA delivered 2017 & 2018



Month	Adjusted Scheduled Activity (UDA)	
	2017	2018
April	762	1,640
May	4,290	4,989
June	8,115	8,096
July	12,947	
August	17,477	
September	22,276	
October	25,694	
November	29,470	
December	32,776	
January	35,357	
February	38,518	
March	42,730	
April	44,383	
May	44,456	
June	44,456	

QUALITY

	Quantity	Base Number	Contract	AT	Region	England
% of FP17s for the same patient ID Re-attending within 3 months - Children	38	933	4.1%	10.1%	11.7%	12.0%
% of FP17s for the same patient ID Re-attending within 3 months - Adults	176	2,054	8.6%	14.8%	15.2%	16.0%
% of FP17s for the same patient ID Re-attending between 3 & 9 months - Children	379	933	40.6%	51.6%	59.1%	58.0%
% of FP17s for the same patient ID Re-attending between 3 & 9 months - Adults	735	2,054	35.8%	47.7%	52.2%	50.9%
% of FP17s for Band 1 Urgent Courses	242	2,528	9.6%	8.2%	7.9%	9.1%
% of FP17s Relating to Free Repair or Replacements	22	2,528	0.9%	0.7%	0.8%	0.8%
% of FP17s Relating to Continuations	4	2,528	0.2%	0.8%	1.1%	1.1%
% of Patients satisfied with the dentistry they have received	27	29	93.1%	91.3%	91.8%	91.7%
% of Patients satisfied with the time they had to wait for an appointment	27	29	93.1%	90.2%	88.4%	88.0%

* This is based on patients treated on this contract for their most recent course of treatment. Figures in italics indicate the base number of FP17s or Patient Questionnaire responses are less than 100. N/A is shown where the base number of responses is less than 10 during the period. % is calculated as Quantity/Base number*100

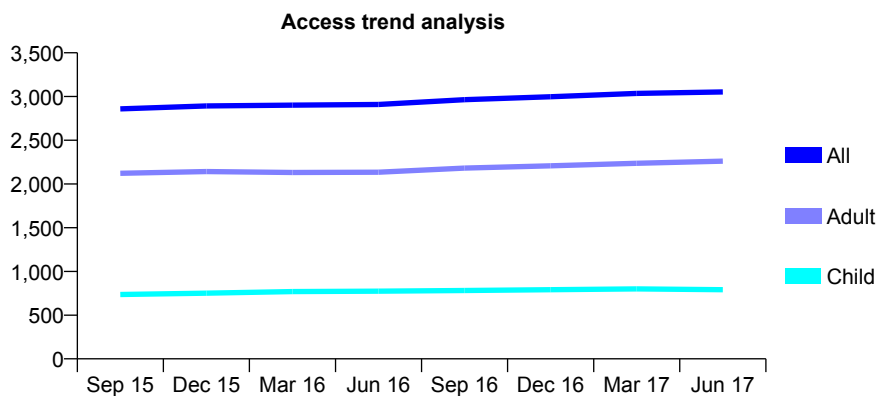
Q54 - Vital Signs At a Glance Contract Report for 638633/0002 - June 2017

Name or company name	Balbir S Bhandal, Amrik S Bhandal & Baljit
Contract type name	GDS Contract
Purpose of contract	General
Contract start date	01/04/2006
Contract end date	

17/18 Contracted general activity (UDA)	9,867
Carry forward general activity (UDA)	0
17/18 Contracted orthodontic activity (UOA)	0
Carry forward orthodontic activity (UOA)	0
Baseline contract value	£218,096.20

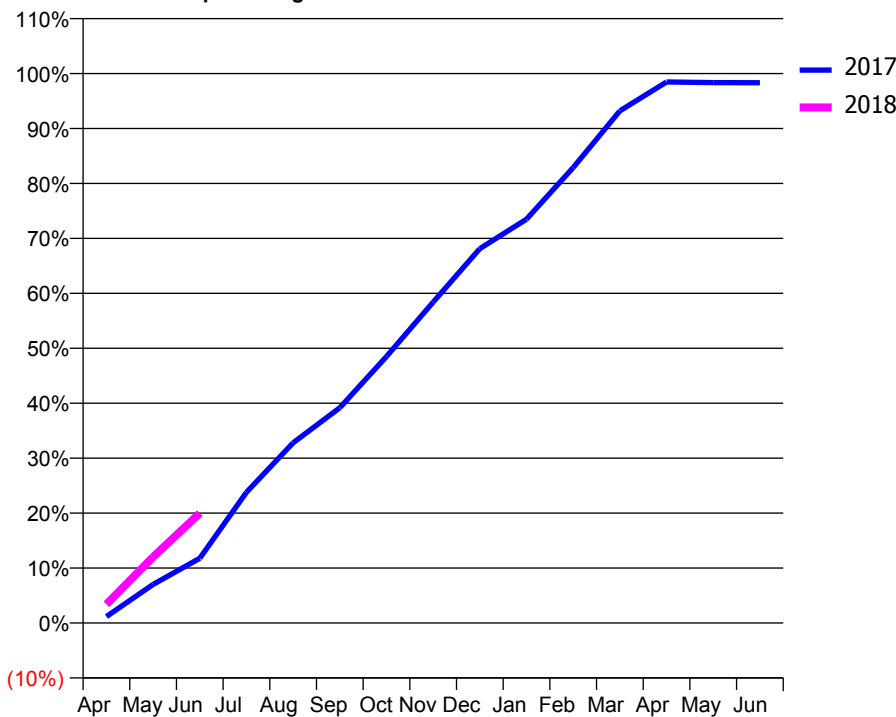
ACCESS*

Patients seen in 24 months	Total	Change since previous quarter
Quarter ending June 2016	2,909	
Quarter ending September 2016	2,964	→
Quarter ending December 2016	2,998	→
Quarter ending March 2017	3,036	→
Quarter ending June 2017	3,052	→
Variance since June 2016	4.9%	↑



ACTIVITY

Cumulative percentage of contracted UDA delivered 2017 & 2018



Month	Adjusted Scheduled Activity (UDA)	
	2017	2018
April	116	337
May	694	1,185
June	1,162	1,973
July	2,347	
August	3,236	
September	3,866	
October	4,786	
November	5,761	
December	6,721	
January	7,252	
February	8,179	
March	9,196	
April	9,714	
May	9,702	
June	9,700	

QUALITY

	Quantity	Base Number	Contract	AT	Region	England
% of FP17s for the same patient ID Re-attending within 3 months - Children	5	218	2.3%	10.1%	11.7%	12.0%
% of FP17s for the same patient ID Re-attending within 3 months - Adults	33	613	5.4%	14.8%	15.2%	16.0%
% of FP17s for the same patient ID Re-attending between 3 & 9 months - Children	84	218	38.5%	51.6%	59.1%	58.0%
% of FP17s for the same patient ID Re-attending between 3 & 9 months - Adults	282	613	46.0%	47.7%	52.2%	50.9%
% of FP17s for Band 1 Urgent Courses	38	698	5.4%	8.2%	7.9%	9.1%
% of FP17s Relating to Free Repair or Replacements	4	698	0.6%	0.7%	0.8%	0.8%
% of FP17s Relating to Continuations	2	698	0.3%	0.8%	1.1%	1.1%
% of Patients satisfied with the dentistry they have received	9	9	N/A	91.3%	91.8%	91.7%
% of Patients satisfied with the time they had to wait for an appointment	9	9	N/A	90.2%	88.4%	88.0%

* This is based on patients treated on this contract for their most recent course of treatment. Figures in italics indicate the base number of FP17s or Patient Questionnaire responses are less than 100. N/A is shown where the base number of responses is less than 10 during the period. % is calculated as Quantity/Base number*100

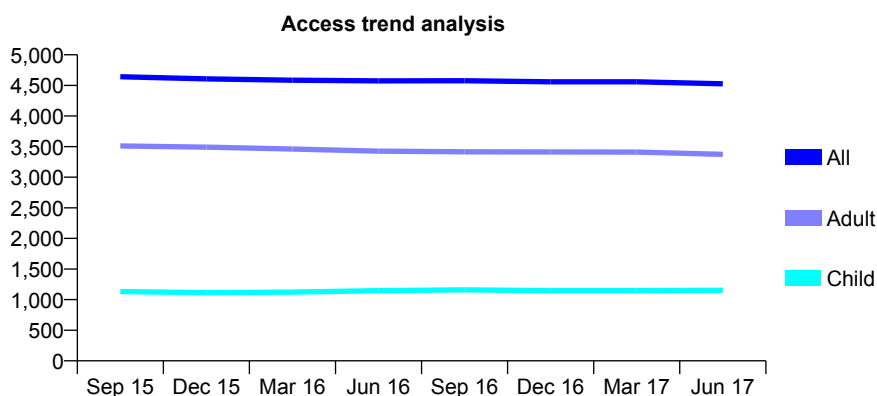
Q54 - Vital Signs At a Glance Contract Report for 638633/0003 - June 2017

Name or company name	Balbir S Bhandal, Amrik S Bhandal & Baljit
Contract type name	GDS Contract
Purpose of contract	General
Contract start date	01/04/2006
Contract end date	

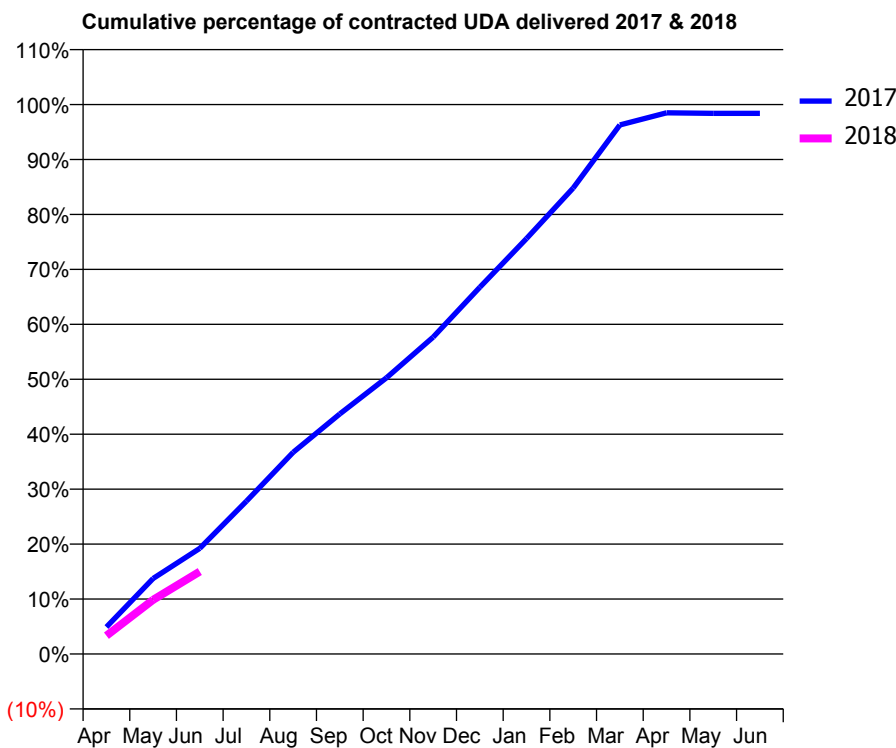
17/18 Contracted general activity (UDA)	13,717
Carry forward general activity (UDA)	0
17/18 Contracted orthodontic activity (UOA)	0
Carry forward orthodontic activity (UOA)	0
Baseline contract value	£340,613.89

ACCESS*

Patients seen in 24 months	Total	Change since previous quarter
Quarter ending June 2016	4,575	
Quarter ending September 2016	4,577	→
Quarter ending December 2016	4,559	→
Quarter ending March 2017	4,558	→
Quarter ending June 2017	4,527	→
Variance since June 2016	(1.0%)	↓



ACTIVITY



Month	Adjusted Scheduled Activity (UDA)	
	2017	2018
April	672	458
May	1,884	1,354
June	2,638	2,057
July	3,818	
August	5,034	
September	5,994	
October	6,894	
November	7,909	
December	9,155	
January	10,370	
February	11,632	
March	13,207	
April	13,509	
May	13,497	
June	13,497	

QUALITY

	Quantity	Base Number	Contract	AT	Region	England
% of FP17s for the same patient ID Re-attending within 3 months - Children	10	288	3.5%	10.1%	11.7%	12.0%
% of FP17s for the same patient ID Re-attending within 3 months - Adults	50	674	7.4%	14.8%	15.2%	16.0%
% of FP17s for the same patient ID Re-attending between 3 & 9 months - Children	106	288	36.8%	51.6%	59.1%	58.0%
% of FP17s for the same patient ID Re-attending between 3 & 9 months - Adults	289	674	42.9%	47.7%	52.2%	50.9%
% of FP17s for Band 1 Urgent Courses	36	853	4.2%	8.2%	7.9%	9.1%
% of FP17s Relating to Free Repair or Replacements	7	853	0.8%	0.7%	0.8%	0.8%
% of FP17s Relating to Continuations	3	853	0.4%	0.8%	1.1%	1.1%
% of Patients satisfied with the dentistry they have received	7	7	N/A	91.3%	91.8%	91.7%
% of Patients satisfied with the time they had to wait for an appointment	5	7	N/A	90.2%	88.4%	88.0%

* This is based on patients treated on this contract for their most recent course of treatment. Figures in italics indicate the base number of FP17s or Patient Questionnaire responses are less than 100. N/A is shown where the base number of responses is less than 10 during the period. % is calculated as Quantity/Base number*100

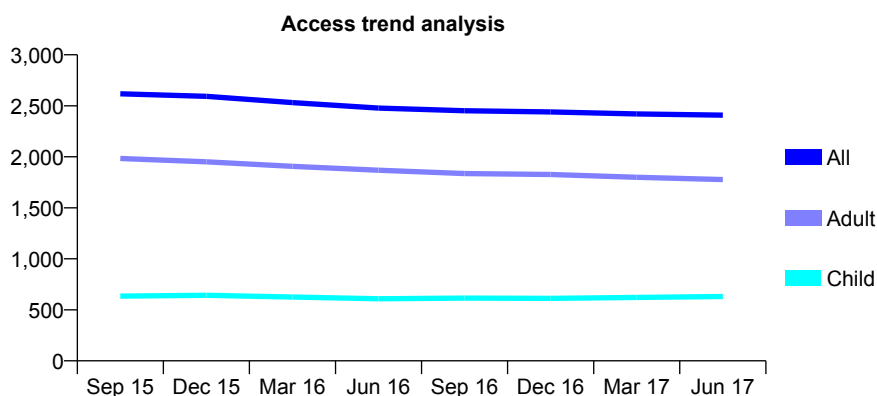
Q54 - Vital Signs At a Glance Contract Report for 638633/0004 - June 2017

Name or company name	Balbir S Bhandal, Amrik S Bhandal & Baljit
Contract type name	GDS Contract
Purpose of contract	General
Contract start date	01/04/2006
Contract end date	

17/18 Contracted general activity (UDA)	7,522
Carry forward general activity (UDA)	0
17/18 Contracted orthodontic activity (UOA)	0
Carry forward orthodontic activity (UOA)	0
Baseline contract value	£186,725.73

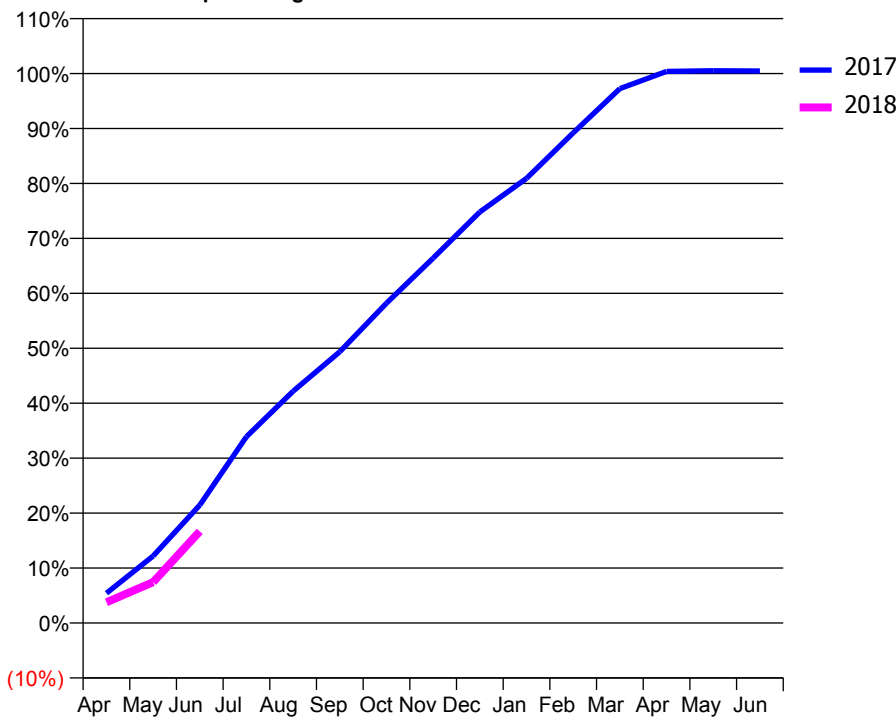
ACCESS*

Patients seen in 24 months	Total	Change since previous quarter
Quarter ending June 2016	2,478	
Quarter ending September 2016	2,451	↓
Quarter ending December 2016	2,440	→
Quarter ending March 2017	2,420	→
Quarter ending June 2017	2,408	→
Variance since June 2016	(2.8%)	↓



ACTIVITY

Cumulative percentage of contracted UDA delivered 2017 & 2018



Month	Adjusted Scheduled Activity (UDA)	
	2017	2018
April	408	283
May	918	559
June	1,614	1,255
July	2,551	
August	3,174	
September	3,714	
October	4,379	
November	4,994	
December	5,626	
January	6,087	
February	6,709	
March	7,316	
April	7,550	
May	7,559	
June	7,557	

QUALITY

	Quantity	Base Number	Contract	AT	Region	England
% of FP17s for the same patient ID Re-attending within 3 months - Children	8	171	4.7%	10.1%	11.7%	12.0%
% of FP17s for the same patient ID Re-attending within 3 months - Adults	35	400	8.8%	14.8%	15.2%	16.0%
% of FP17s for the same patient ID Re-attending between 3 & 9 months - Children	79	171	46.2%	51.6%	59.1%	58.0%
% of FP17s for the same patient ID Re-attending between 3 & 9 months - Adults	161	400	40.3%	47.7%	52.2%	50.9%
% of FP17s for Band 1 Urgent Courses	26	475	5.5%	8.2%	7.9%	9.1%
% of FP17s Relating to Free Repair or Replacements	5	475	1.1%	0.7%	0.8%	0.8%
% of FP17s Relating to Continuations	4	475	0.8%	0.8%	1.1%	1.1%
% of Patients satisfied with the dentistry they have received	1	1	N/A	91.3%	91.8%	91.7%
% of Patients satisfied with the time they had to wait for an appointment	1	1	N/A	90.2%	88.4%	88.0%

* This is based on patients treated on this contract for their most recent course of treatment. Figures in italics indicate the base number of FP17s or Patient Questionnaire responses are less than 100. N/A is shown where the base number of responses is less than 10 during the period. % is calculated as Quantity/Base number*100

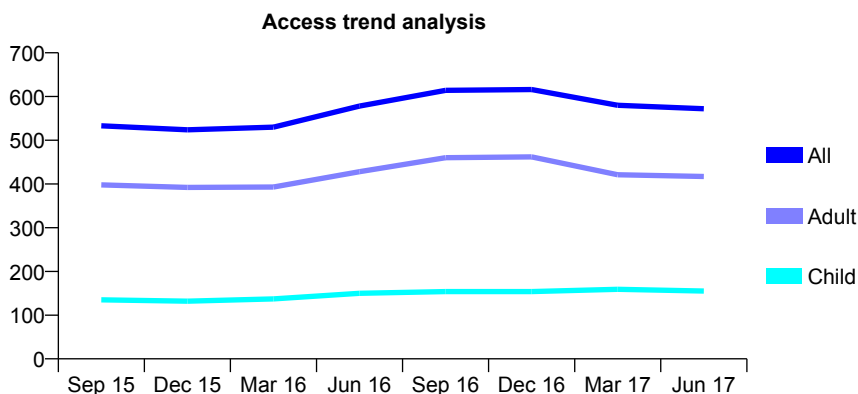
Q54 - Vital Signs At a Glance Contract Report for 638633/0005 - June 2017

Name or company name	Balbir S Bhandal, Amrik S Bhandal & Baljit
Contract type name	GDS Contract
Purpose of contract	General and Orthodontic
Contract start date	01/04/2006
Contract end date	

17/18 Contracted general activity (UDA)	2,045
Carry forward general activity (UDA)	0
17/18 Contracted orthodontic activity (UOA)	450
Carry forward orthodontic activity (UOA)	0
Baseline contract value	£74,193.80

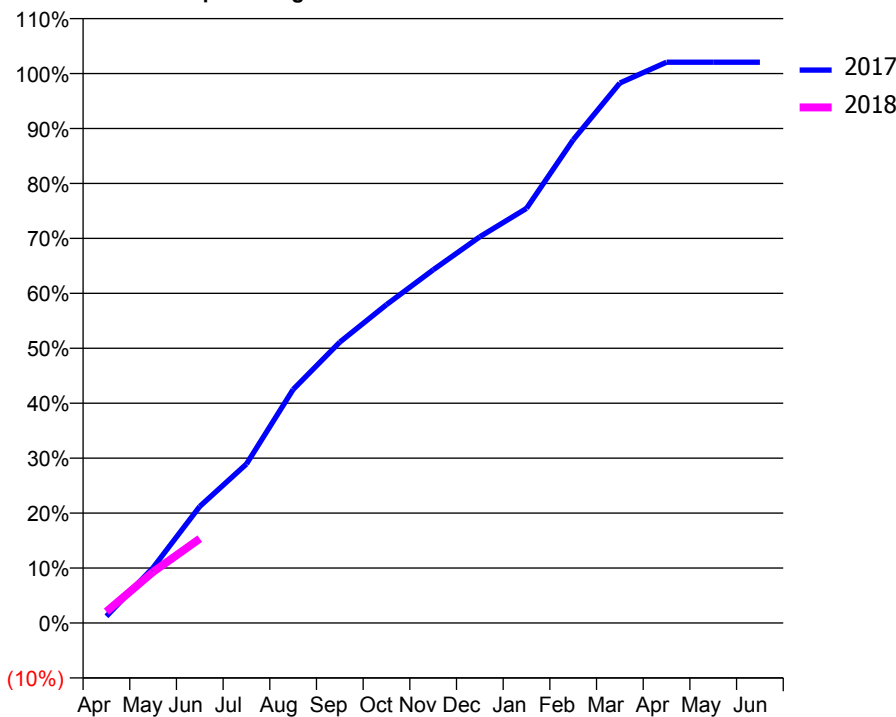
ACCESS*

Patients seen in 24 months	Total	Change since previous quarter
Quarter ending June 2016	578	
Quarter ending September 2016	614	↑
Quarter ending December 2016	616	→
Quarter ending March 2017	580	↓
Quarter ending June 2017	572	↓
Variance since June 2016	(1.0%)	↓



ACTIVITY

Cumulative percentage of contracted UDA delivered 2017 & 2018



Month	Adjusted Scheduled Activity (UDA)	
	2017	2018
April	25	42
May	206	190
June	434	314
July	592	
August	869	
September	1,045	
October	1,185	
November	1,314	
December	1,438	
January	1,543	
February	1,798	
March	2,010	
April	2,087	
May	2,087	
June	2,087	

QUALITY

	Quantity	Base Number	Contract	AT	Region	England
% of FP17s for the same patient ID Re-attending within 3 months - Children	8	52	15.4%	10.1%	11.7%	12.0%
% of FP17s for the same patient ID Re-attending within 3 months - Adults	14	129	10.9%	14.8%	15.2%	16.0%
% of FP17s for the same patient ID Re-attending between 3 & 9 months - Children	24	52	46.2%	51.6%	59.1%	58.0%
% of FP17s for the same patient ID Re-attending between 3 & 9 months - Adults	79	129	61.2%	47.7%	52.2%	50.9%
% of FP17s for Band 1 Urgent Courses	4	145	2.8%	8.2%	7.9%	9.1%
% of FP17s Relating to Free Repair or Replacements	1	145	0.7%	0.7%	0.8%	0.8%
% of FP17s Relating to Continuations	3	145	2.1%	0.8%	1.1%	1.1%
% of Patients satisfied with the dentistry they have received	0	0	N/A	91.3%	91.8%	91.7%
% of Patients satisfied with the time they had to wait for an appointment	0	0	N/A	90.2%	88.4%	88.0%

* This is based on patients treated on this contract for their most recent course of treatment. Figures in italics indicate the base number of FP17s or Patient Questionnaire responses are less than 100. N/A is shown where the base number of responses is less than 10 during the period. % is calculated as Quantity/Base number*100

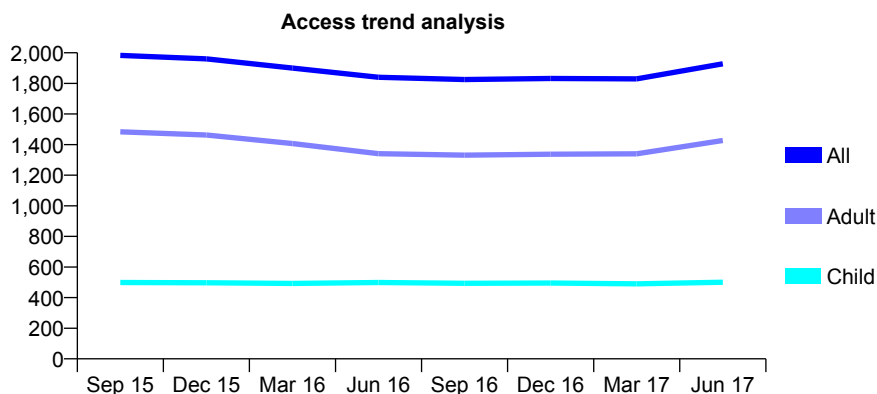
Q54 - Vital Signs At a Glance Contract Report for 638633/0006 - June 2017

Name or company name	Balbir S Bhandal, Amrik S Bhandal & Baljit
Contract type name	GDS Contract
Purpose of contract	General
Contract start date	01/04/2006
Contract end date	

17/18 Contracted general activity (UDA)	6,103
Carry forward general activity (UDA)	0
17/18 Contracted orthodontic activity (UOA)	0
Carry forward orthodontic activity (UOA)	0
Baseline contract value	£131,894.25

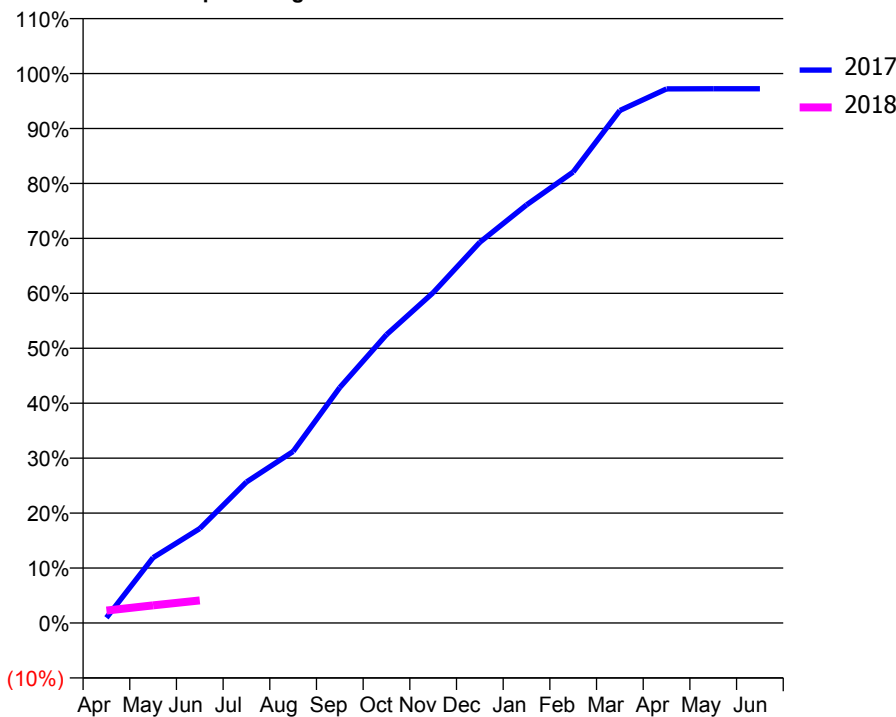
ACCESS*

Patients seen in 24 months	Total	Change since previous quarter
Quarter ending June 2016	1,840	
Quarter ending September 2016	1,825	→
Quarter ending December 2016	1,832	→
Quarter ending March 2017	1,830	→
Quarter ending June 2017	1,928	↑
Variance since June 2016	4.8%	↑



ACTIVITY

Cumulative percentage of contracted UDA delivered 2017 & 2018



Adjusted Scheduled Activity (UDA)

Month	2017	2018
April	59	139
May	727	197
June	1,050	251
July	1,566	
August	1,905	
September	2,616	
October	3,202	
November	3,669	
December	4,228	
January	4,644	
February	5,009	
March	5,693	
April	5,933	
May	5,934	
June	5,934	

QUALITY

	Quantity	Base Number	Contract	AT	Region	England
% of FP17s for the same patient ID Re-attending within 3 months - Children	2	42	4.8%	10.1%	11.7%	12.0%
% of FP17s for the same patient ID Re-attending within 3 months - Adults	7	138	5.1%	14.8%	15.2%	16.0%
% of FP17s for the same patient ID Re-attending between 3 & 9 months - Children	18	42	42.9%	51.6%	59.1%	58.0%
% of FP17s for the same patient ID Re-attending between 3 & 9 months - Adults	43	138	31.2%	47.7%	52.2%	50.9%
% of FP17s for Band 1 Urgent Courses	6	114	5.3%	8.2%	7.9%	9.1%
% of FP17s Relating to Free Repair or Replacements	1	114	0.9%	0.7%	0.8%	0.8%
% of FP17s Relating to Continuations	0	114	0.0%	0.8%	1.1%	1.1%
% of Patients satisfied with the dentistry they have received	1	1	N/A	91.3%	91.8%	91.7%
% of Patients satisfied with the time they had to wait for an appointment	1	1	N/A	90.2%	88.4%	88.0%

* This is based on patients treated on this contract for their most recent course of treatment. Figures in italics indicate the base number of FP17s or Patient Questionnaire responses are less than 100. N/A is shown where the base number of responses is less than 10 during the period. % is calculated as Quantity/Base number*100

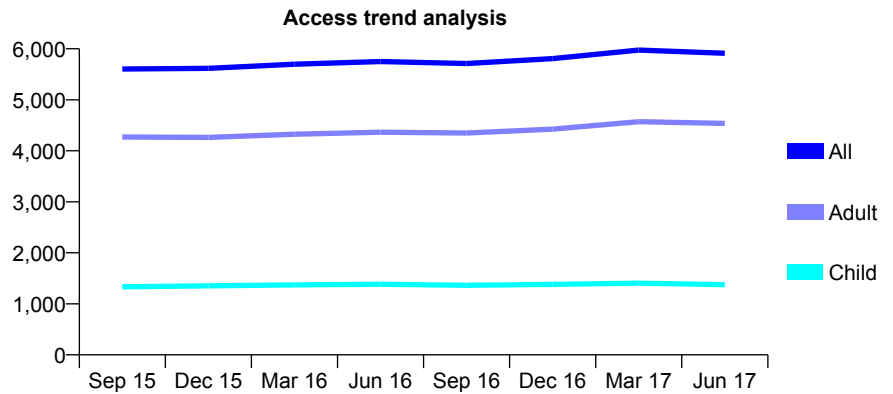
Q54 - Vital Signs At a Glance Contract Report for 638633/0007 - June 2017

Name or company name	Balbir S Bhandal, Amrik S Bhandal & Baljit
Contract type name	GDS Contract
Purpose of contract	General
Contract start date	01/04/2006
Contract end date	

17/18 Contracted general activity (UDA)	19,396
Carry forward general activity (UDA)	0
17/18 Contracted orthodontic activity (UOA)	0
Carry forward orthodontic activity (UOA)	0
Baseline contract value	£444,833.10

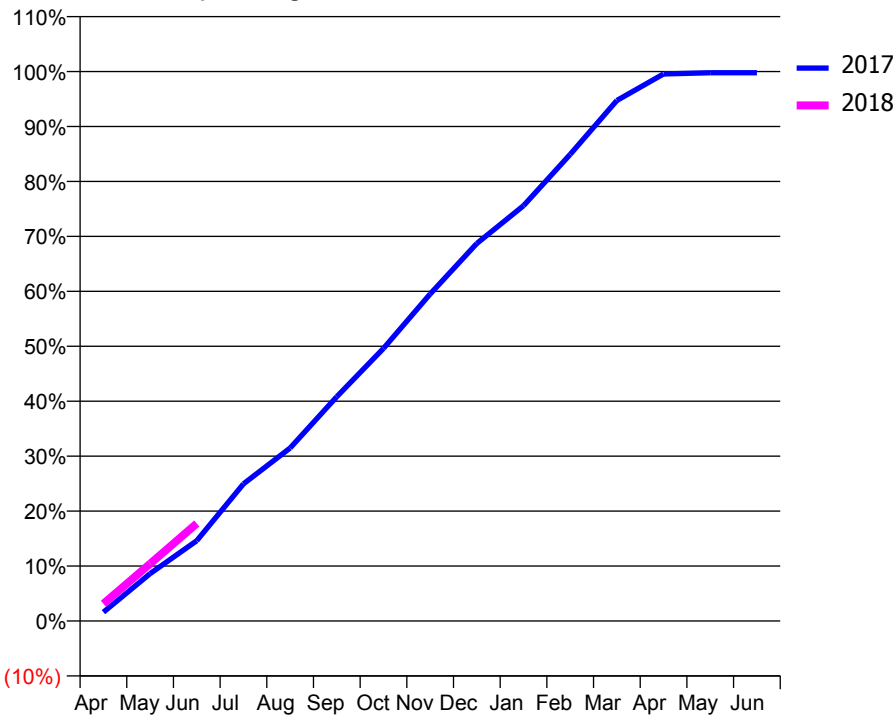
ACCESS*

Patients seen in 24 months	Total	Change since previous quarter
Quarter ending June 2016	5,750	
Quarter ending September 2016	5,711	→
Quarter ending December 2016	5,807	→
Quarter ending March 2017	5,974	↑
Quarter ending June 2017	5,912	↓
Variance since June 2016	2.8%	↑



ACTIVITY

Cumulative percentage of contracted UDA delivered 2017 & 2018



Month	Adjusted Scheduled Activity (UDA)	
	2017	2018
April	315	609
May	1,672	2,021
June	2,838	3,444
July	4,840	
August	6,108	
September	7,920	
October	9,625	
November	11,542	
December	13,329	
January	14,657	
February	16,473	
March	18,373	
April	19,312	
May	19,354	
June	19,354	

QUALITY

	Quantity	Base Number	Contract	AT	Region	England
% of FP17s for the same patient ID Re-attending within 3 months - Children	25	458	5.5%	10.1%	11.7%	12.0%
% of FP17s for the same patient ID Re-attending within 3 months - Adults	168	1,300	12.9%	14.8%	15.2%	16.0%
% of FP17s for the same patient ID Re-attending between 3 & 9 months - Children	225	458	49.1%	51.6%	59.1%	58.0%
% of FP17s for the same patient ID Re-attending between 3 & 9 months - Adults	626	1,300	48.2%	47.7%	52.2%	50.9%
% of FP17s for Band 1 Urgent Courses	67	1,398	4.8%	8.2%	7.9%	9.1%
% of FP17s Relating to Free Repair or Replacements	13	1,398	0.9%	0.7%	0.8%	0.8%
% of FP17s Relating to Continuations	15	1,398	1.1%	0.8%	1.1%	1.1%
% of Patients satisfied with the dentistry they have received	6	6	N/A	91.3%	91.8%	91.7%
% of Patients satisfied with the time they had to wait for an appointment	6	6	N/A	90.2%	88.4%	88.0%

* This is based on patients treated on this contract for their most recent course of treatment. Figures in italics indicate the base number of FP17s or Patient Questionnaire responses are less than 100. N/A is shown where the base number of responses is less than 10 during the period. % is calculated as Quantity/Base number*100

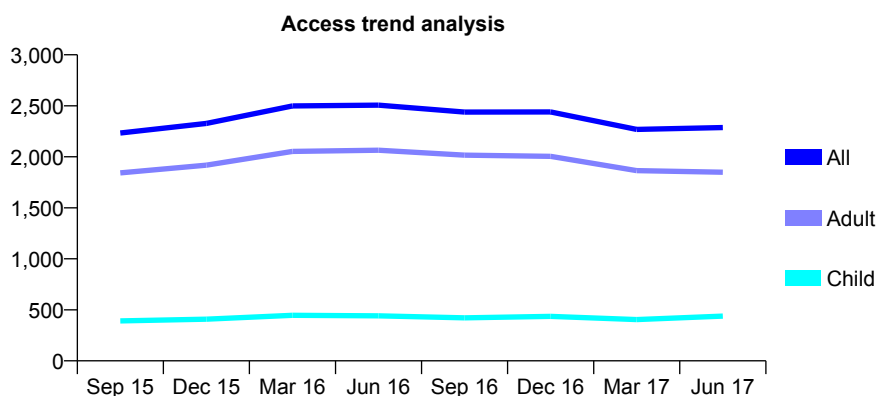
Q54 - Vital Signs At a Glance Contract Report for 638633/0008 - June 2017

Name or company name	Balbir S Bhandal, Amrik S Bhandal & Baljit
Contract type name	GDS Contract
Purpose of contract	General
Contract start date	01/04/2006
Contract end date	

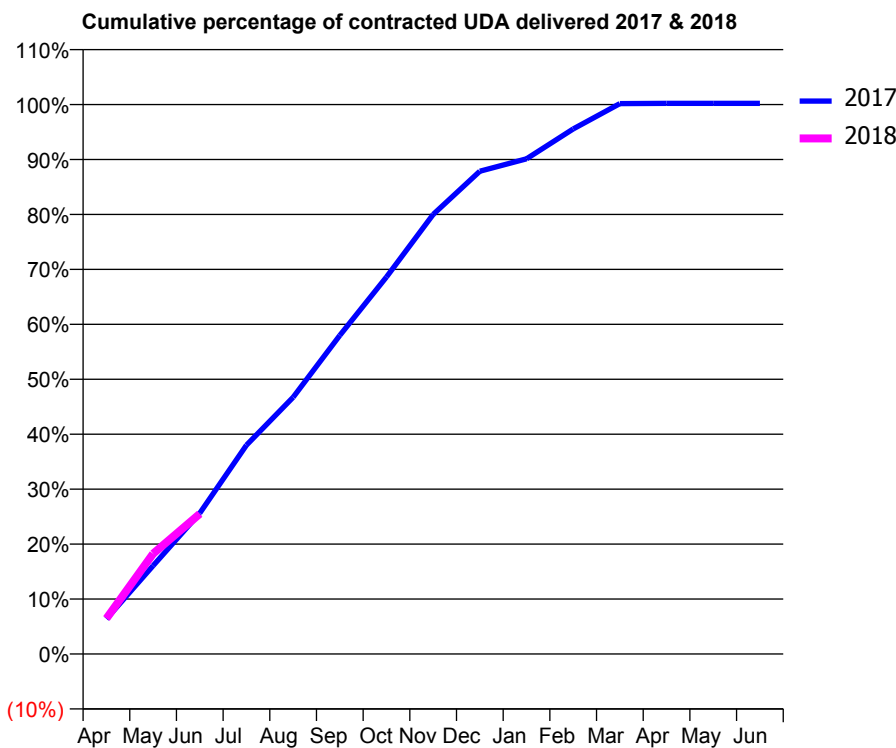
17/18 Contracted general activity (UDA)	9,466
Carry forward general activity (UDA)	0
17/18 Contracted orthodontic activity (UOA)	0
Carry forward orthodontic activity (UOA)	0
Baseline contract value	£227,489.23

ACCESS*

Patients seen in 24 months	Total	Change since previous quarter
Quarter ending June 2016	2,506	
Quarter ending September 2016	2,438	↓
Quarter ending December 2016	2,440	→
Quarter ending March 2017	2,269	↓
Quarter ending June 2017	2,287	→
Variance since June 2016	(8.7%)	↓



ACTIVITY



Month	Adjusted Scheduled Activity (UDA)	
	2017	2018
April	606	613
May	1,522	1,728
June	2,427	2,416
July	3,598	
August	4,422	
September	5,489	
October	6,495	
November	7,573	
December	8,316	
January	8,529	
February	9,044	
March	9,482	
April	9,486	
May	9,486	
June	9,486	

QUALITY

	Quantity	Base Number	Contract	AT	Region	England
% of FP17s for the same patient ID Re-attending within 3 months - Children	3	141	2.1%	10.1%	11.7%	12.0%
% of FP17s for the same patient ID Re-attending within 3 months - Adults	15	421	3.6%	14.8%	15.2%	16.0%
% of FP17s for the same patient ID Re-attending between 3 & 9 months - Children	56	141	39.7%	51.6%	59.1%	58.0%
% of FP17s for the same patient ID Re-attending between 3 & 9 months - Adults	204	421	48.5%	47.7%	52.2%	50.9%
% of FP17s for Band 1 Urgent Courses	16	560	2.9%	8.2%	7.9%	9.1%
% of FP17s Relating to Free Repair or Replacements	0	560	0.0%	0.7%	0.8%	0.8%
% of FP17s Relating to Continuations	2	560	0.4%	0.8%	1.1%	1.1%
% of Patients satisfied with the dentistry they have received	9	10	90.0%	91.3%	91.8%	91.7%
% of Patients satisfied with the time they had to wait for an appointment	9	10	90.0%	90.2%	88.4%	88.0%

* This is based on patients treated on this contract for their most recent course of treatment. Figures in italics indicate the base number of FP17s or Patient Questionnaire responses are less than 100. N/A is shown where the base number of responses is less than 10 during the period. % is calculated as Quantity/Base number*100

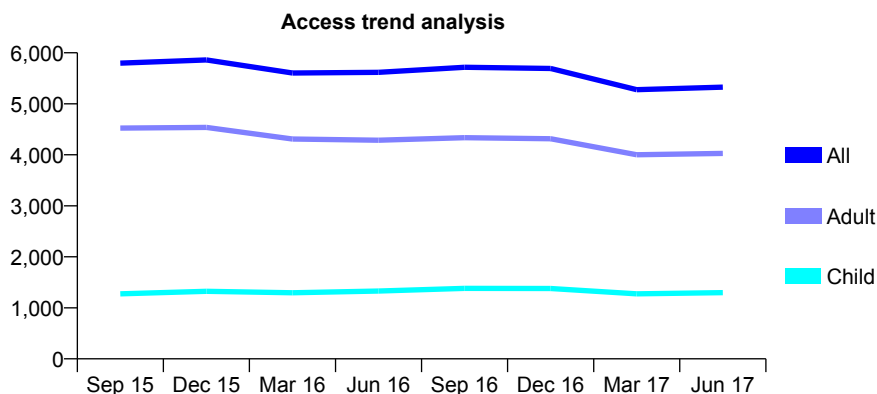
Q54 - Vital Signs At a Glance Contract Report for 638633/0009 - June 2017

Name or company name	Balbir S Bhandal, Amrik S Bhandal & Baljit
Contract type name	GDS Contract
Purpose of contract	General
Contract start date	01/04/2006
Contract end date	

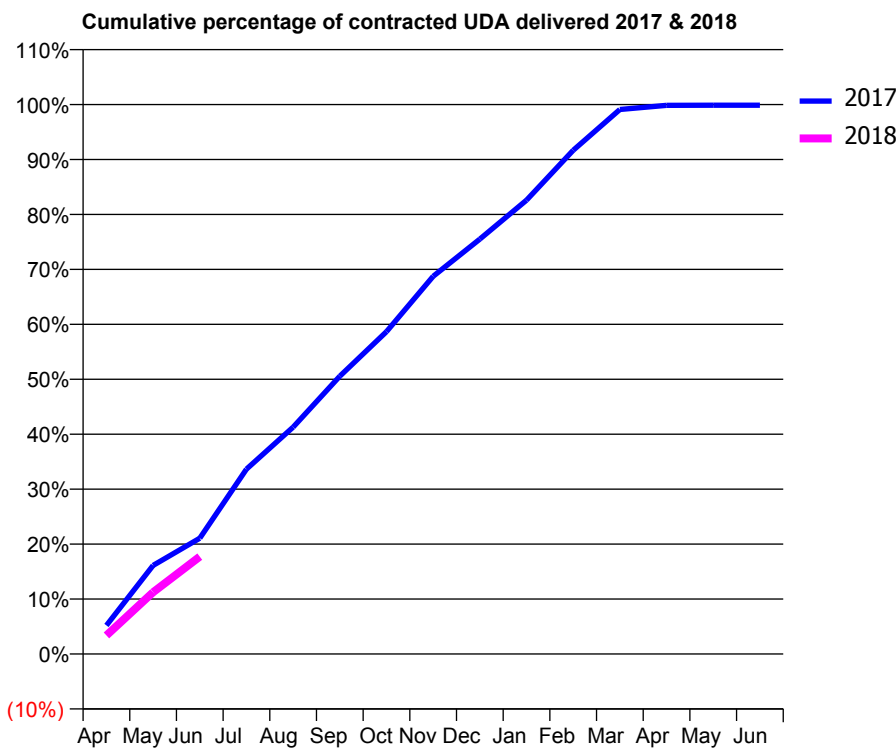
17/18 Contracted general activity (UDA)	18,695
Carry forward general activity (UDA)	0
17/18 Contracted orthodontic activity (UOA)	0
Carry forward orthodontic activity (UOA)	0
Baseline contract value	£430,993.09

ACCESS*

Patients seen in 24 months	Total	Change since previous quarter
Quarter ending June 2016	5,617	
Quarter ending September 2016	5,717	→
Quarter ending December 2016	5,693	→
Quarter ending March 2017	5,276	↓
Quarter ending June 2017	5,327	→
Variance since June 2016	(5.2%)	↓



ACTIVITY



Month	Adjusted Scheduled Activity (UDA)	
	2017	2018
April	975	633
May	3,016	2,104
June	3,941	3,313
July	6,289	
August	7,720	
September	9,450	
October	10,967	
November	12,851	
December	14,116	
January	15,440	
February	17,136	
March	18,526	
April	18,665	
May	18,672	
June	18,672	

QUALITY

	Quantity	Base Number	Contract	AT	Region	England
% of FP17s for the same patient ID Re-attending within 3 months - Children	12	429	2.8%	10.1%	11.7%	12.0%
% of FP17s for the same patient ID Re-attending within 3 months - Adults	75	1,009	7.4%	14.8%	15.2%	16.0%
% of FP17s for the same patient ID Re-attending between 3 & 9 months - Children	201	429	46.9%	51.6%	59.1%	58.0%
% of FP17s for the same patient ID Re-attending between 3 & 9 months - Adults	448	1,009	44.4%	47.7%	52.2%	50.9%
% of FP17s for Band 1 Urgent Courses	85	1,406	6.0%	8.2%	7.9%	9.1%
% of FP17s Relating to Free Repair or Replacements	19	1,406	1.4%	0.7%	0.8%	0.8%
% of FP17s Relating to Continuations	3	1,406	0.2%	0.8%	1.1%	1.1%
% of Patients satisfied with the dentistry they have received	15	15	100.0%	91.3%	91.8%	91.7%
% of Patients satisfied with the time they had to wait for an appointment	15	15	100.0%	90.2%	88.4%	88.0%

* This is based on patients treated on this contract for their most recent course of treatment. Figures in italics indicate the base number of FP17s or Patient Questionnaire responses are less than 100. N/A is shown where the base number of responses is less than 10 during the period. % is calculated as Quantity/Base number*100

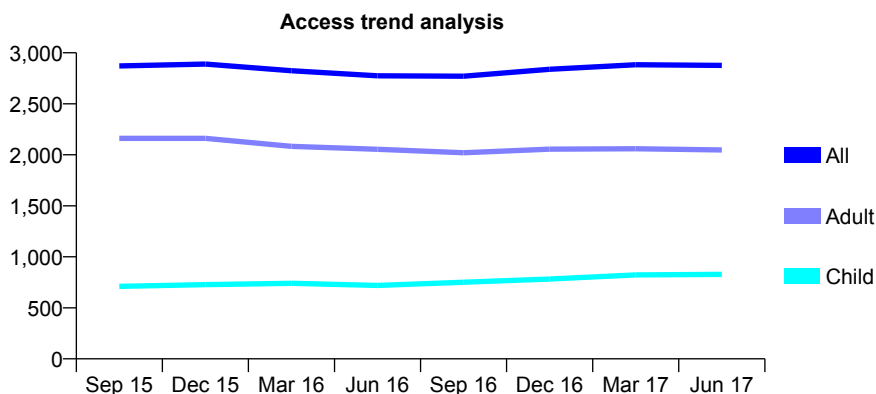
Q54 - Vital Signs At a Glance Contract Report for 638633/0010 - June 2017

Name or company name	Balbir S Bhandal, Amrik S Bhandal & Baljit
Contract type name	GDS Contract
Purpose of contract	General
Contract start date	01/04/2006
Contract end date	

17/18 Contracted general activity (UDA)	11,660
Carry forward general activity (UDA)	0
17/18 Contracted orthodontic activity (UOA)	0
Carry forward orthodontic activity (UOA)	0
Baseline contract value	£298,784.39

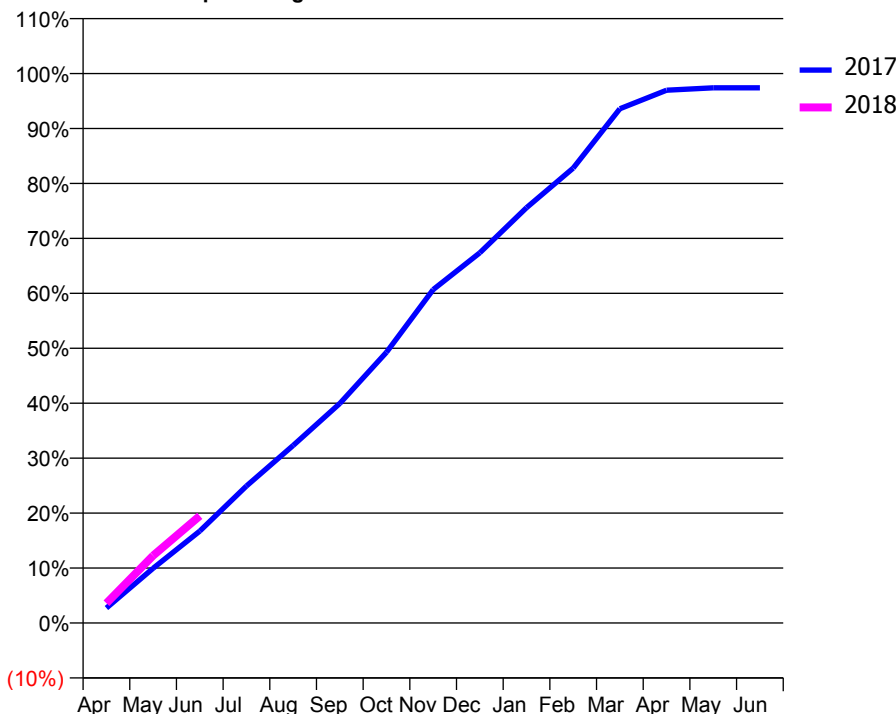
ACCESS*

Patients seen in 24 months	Total	Change since previous quarter
Quarter ending June 2016	2,774	
Quarter ending September 2016	2,771	→
Quarter ending December 2016	2,838	↑
Quarter ending March 2017	2,883	→
Quarter ending June 2017	2,876	→
Variance since June 2016	3.7%	↑



ACTIVITY

Cumulative percentage of contracted UDA delivered 2017 & 2018



Month	Adjusted Scheduled Activity (UDA)	
	2017	2018
April	319	421
May	1,161	1,430
June	1,952	2,275
July	2,908	
August	3,768	
September	4,658	
October	5,745	
November	7,074	
December	7,857	
January	8,813	
February	9,652	
March	10,912	
April	11,306	
May	11,357	
June	11,358	

QUALITY

	Quantity	Base Number	Contract	AT	Region	England
% of FP17s for the same patient ID Re-attending within 3 months - Children	20	303	6.6%	10.1%	11.7%	12.0%
% of FP17s for the same patient ID Re-attending within 3 months - Adults	62	540	11.5%	14.8%	15.2%	16.0%
% of FP17s for the same patient ID Re-attending between 3 & 9 months - Children	126	303	41.6%	51.6%	59.1%	58.0%
% of FP17s for the same patient ID Re-attending between 3 & 9 months - Adults	209	540	38.7%	47.7%	52.2%	50.9%
% of FP17s for Band 1 Urgent Courses	28	714	3.9%	8.2%	7.9%	9.1%
% of FP17s Relating to Free Repair or Replacements	0	714	0.0%	0.7%	0.8%	0.8%
% of FP17s Relating to Continuations	9	714	1.3%	0.8%	1.1%	1.1%
% of Patients satisfied with the dentistry they have received	2	2	N/A	91.3%	91.8%	91.7%
% of Patients satisfied with the time they had to wait for an appointment	2	2	N/A	90.2%	88.4%	88.0%

* This is based on patients treated on this contract for their most recent course of treatment. Figures in italics indicate the base number of FP17s or Patient Questionnaire responses are less than 100. N/A is shown where the base number of responses is less than 10 during the period. % is calculated as Quantity/Base number*100

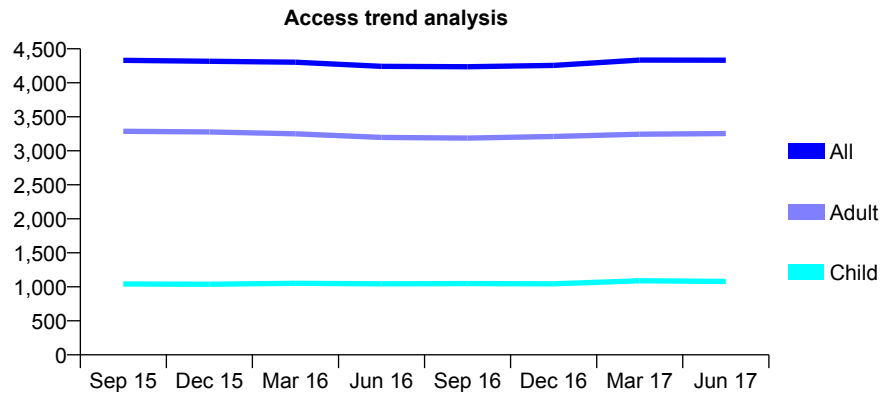
Q54 - Vital Signs At a Glance Contract Report for 638633/0011 - June 2017

Name or company name	Balbir S Bhandal, Amrik S Bhandal & Baljit
Contract type name	GDS Contract
Purpose of contract	General and Orthodontic
Contract start date	01/04/2006
Contract end date	

17/18 Contracted general activity (UDA)	13,730
Carry forward general activity (UDA)	0
17/18 Contracted orthodontic activity (UOA)	1,096
Carry forward orthodontic activity (UOA)	0
Baseline contract value	£369,495.22

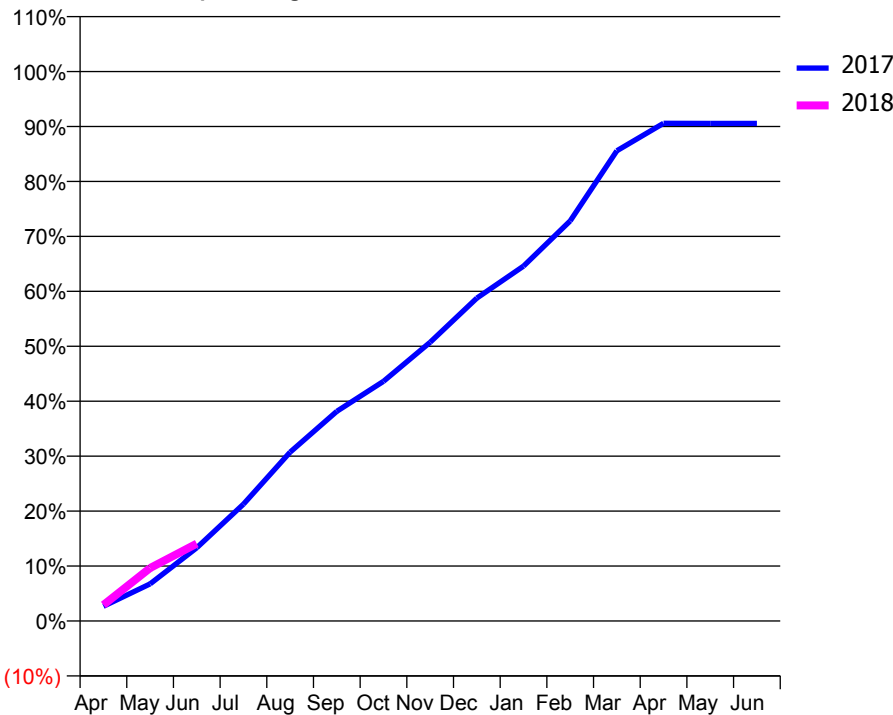
ACCESS*

Patients seen in 24 months	Total	Change since previous quarter
Quarter ending June 2016	4,243	
Quarter ending September 2016	4,236	→
Quarter ending December 2016	4,256	→
Quarter ending March 2017	4,334	→
Quarter ending June 2017	4,332	→
Variance since June 2016	2.1%	↑



ACTIVITY

Cumulative percentage of contracted UDA delivered 2017 & 2018



Month	Adjusted Scheduled Activity (UDA)	
	2017	2018
April	368	402
May	929	1,323
June	1,830	1,933
July	2,921	
August	4,221	
September	5,238	
October	5,991	
November	6,966	
December	8,067	
January	8,867	
February	9,997	
March	11,749	
April	12,435	
May	12,434	
June	12,434	

QUALITY

	Quantity	Base Number	Contract	AT	Region	England
% of FP17s for the same patient ID Re-attending within 3 months - Children	18	351	5.1%	10.1%	11.7%	12.0%
% of FP17s for the same patient ID Re-attending within 3 months - Adults	68	978	7.0%	14.8%	15.2%	16.0%
% of FP17s for the same patient ID Re-attending between 3 & 9 months - Children	221	351	63.0%	51.6%	59.1%	58.0%
% of FP17s for the same patient ID Re-attending between 3 & 9 months - Adults	641	978	65.5%	47.7%	52.2%	50.9%
% of FP17s for Band 1 Urgent Courses	46	1,008	4.6%	8.2%	7.9%	9.1%
% of FP17s Relating to Free Repair or Replacements	9	1,008	0.9%	0.7%	0.8%	0.8%
% of FP17s Relating to Continuations	5	1,008	0.5%	0.8%	1.1%	1.1%
% of Patients satisfied with the dentistry they have received	8	9	N/A	91.3%	91.8%	91.7%
% of Patients satisfied with the time they had to wait for an appointment	8	9	N/A	90.2%	88.4%	88.0%

* This is based on patients treated on this contract for their most recent course of treatment. Figures in italics indicate the base number of FP17s or Patient Questionnaire responses are less than 100. N/A is shown where the base number of responses is less than 10 during the period. % is calculated as Quantity/Base number*100

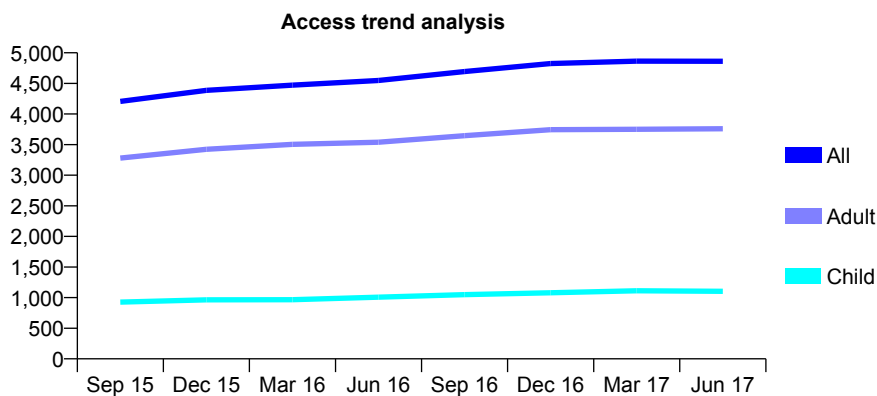
Q54 - Vital Signs At a Glance Contract Report for 638633/0013 - June 2017

Name or company name	Balbir S Bhandal, Amrik S Bhandal & Baljit
Contract type name	GDS Contract
Purpose of contract	General
Contract start date	01/04/2006
Contract end date	

17/18 Contracted general activity (UDA)	16,321
Carry forward general activity (UDA)	0
17/18 Contracted orthodontic activity (UOA)	0
Carry forward orthodontic activity (UOA)	0
Baseline contract value	£347,246.46

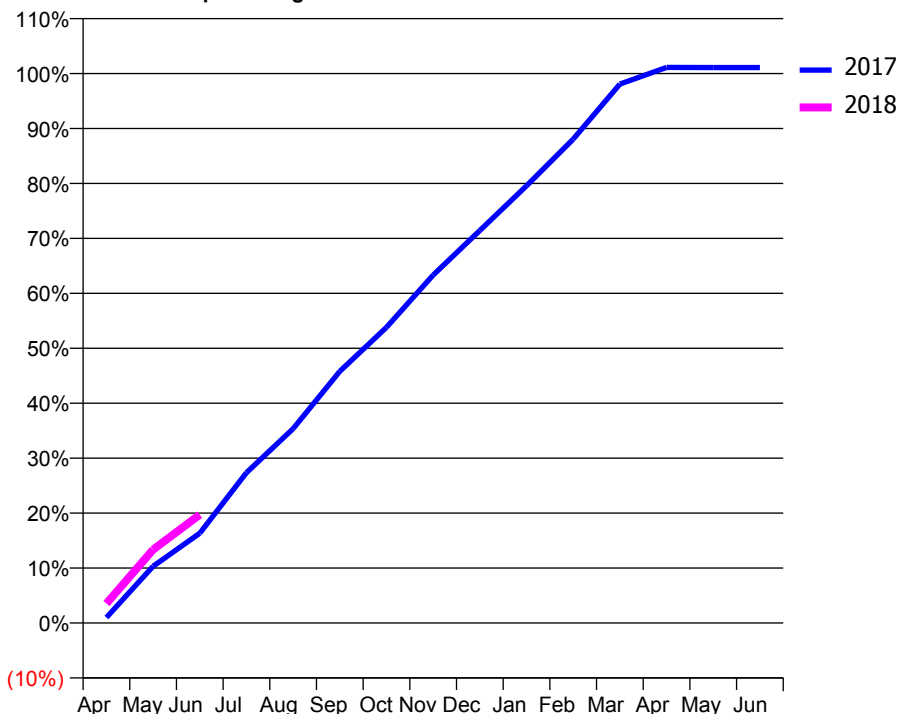
ACCESS*

Patients seen in 24 months	Total	Change since previous quarter
Quarter ending June 2016	4,548	
Quarter ending September 2016	4,693	↑
Quarter ending December 2016	4,825	↑
Quarter ending March 2017	4,863	→
Quarter ending June 2017	4,862	→
Variance since June 2016	6.9%	↑



ACTIVITY

Cumulative percentage of contracted UDA delivered 2017 & 2018



Adjusted Scheduled Activity (UDA)

Month	2017	2018
April	165	580
May	1,684	2,181
June	2,666	3,218
July	4,465	
August	5,772	
September	7,475	
October	8,782	
November	10,334	
December	11,657	
January	12,986	
February	14,372	
March	16,007	
April	16,501	
May	16,498	
June	16,498	

QUALITY

	Quantity	Base Number	Contract	AT	Region	England
% of FP17s for the same patient ID Re-attending within 3 months - Children	14	320	4.4%	10.1%	11.7%	12.0%
% of FP17s for the same patient ID Re-attending within 3 months - Adults	62	996	6.2%	14.8%	15.2%	16.0%
% of FP17s for the same patient ID Re-attending between 3 & 9 months - Children	143	320	44.7%	51.6%	59.1%	58.0%
% of FP17s for the same patient ID Re-attending between 3 & 9 months - Adults	480	996	48.2%	47.7%	52.2%	50.9%
% of FP17s for Band 1 Urgent Courses	44	1,155	3.8%	8.2%	7.9%	9.1%
% of FP17s Relating to Free Repair or Replacements	7	1,155	0.6%	0.7%	0.8%	0.8%
% of FP17s Relating to Continuations	3	1,155	0.3%	0.8%	1.1%	1.1%
% of Patients satisfied with the dentistry they have received	22	22	100.0%	91.3%	91.8%	91.7%
% of Patients satisfied with the time they had to wait for an appointment	22	22	100.0%	90.2%	88.4%	88.0%

* This is based on patients treated on this contract for their most recent course of treatment. Figures in italics indicate the base number of FP17s or Patient Questionnaire responses are less than 100. N/A is shown where the base number of responses is less than 10 during the period. % is calculated as Quantity/Base number*100

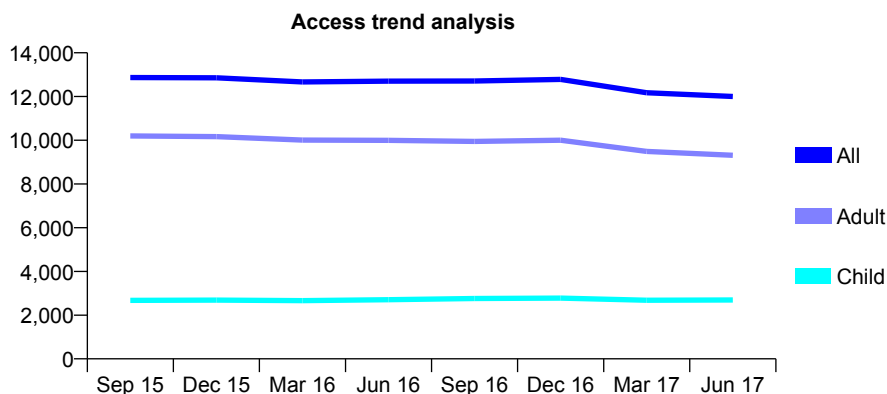
Q54 - Vital Signs At a Glance Contract Report for 638633/0014 - June 2017

Name or company name	Balbir S Bhandal, Amrik S Bhandal & Baljit
Contract type name	GDS Contract
Purpose of contract	General
Contract start date	01/04/2006
Contract end date	

17/18 Contracted general activity (UDA)	39,989
Carry forward general activity (UDA)	0
17/18 Contracted orthodontic activity (UOA)	0
Carry forward orthodontic activity (UOA)	0
Baseline contract value	£934,240.25

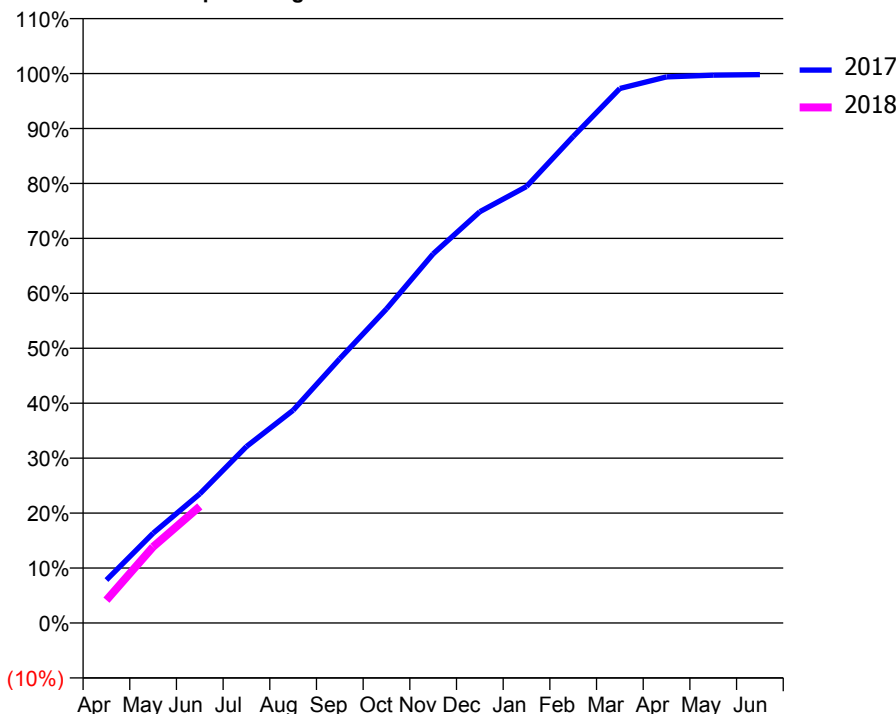
ACCESS*

Patients seen in 24 months	Total	Change since previous quarter
Quarter ending June 2016	12,701	
Quarter ending September 2016	12,707	→
Quarter ending December 2016	12,782	→
Quarter ending March 2017	12,172	↓
Quarter ending June 2017	12,005	↓
Variance since June 2016	(5.5%)	↓



ACTIVITY

Cumulative percentage of contracted UDA delivered 2017 & 2018



Adjusted Scheduled Activity (UDA)

Month	2017	2018
April	3,134	1,664
May	6,534	5,544
June	9,398	8,486
July	12,847	
August	15,487	
September	19,234	
October	22,861	
November	26,863	
December	29,933	
January	31,768	
February	35,406	
March	38,895	
April	39,745	
May	39,874	
June	39,908	

QUALITY

	Quantity	Base Number	Contract	AT	Region	England
% of FP17s for the same patient ID Re-attending within 3 months - Children	38	821	4.6%	10.1%	11.7%	12.0%
% of FP17s for the same patient ID Re-attending within 3 months - Adults	269	2,341	11.5%	14.8%	15.2%	16.0%
% of FP17s for the same patient ID Re-attending between 3 & 9 months - Children	379	821	46.2%	51.6%	59.1%	58.0%
% of FP17s for the same patient ID Re-attending between 3 & 9 months - Adults	1,008	2,341	43.1%	47.7%	52.2%	50.9%
% of FP17s for Band 1 Urgent Courses	109	2,992	3.6%	8.2%	7.9%	9.1%
% of FP17s Relating to Free Repair or Replacements	8	2,992	0.3%	0.7%	0.8%	0.8%
% of FP17s Relating to Continuations	6	2,992	0.2%	0.8%	1.1%	1.1%
% of Patients satisfied with the dentistry they have received	10	10	100.0%	91.3%	91.8%	91.7%
% of Patients satisfied with the time they had to wait for an appointment	10	10	100.0%	90.2%	88.4%	88.0%

* This is based on patients treated on this contract for their most recent course of treatment. Figures in italics indicate the base number of FP17s or Patient Questionnaire responses are less than 100. N/A is shown where the base number of responses is less than 10 during the period. % is calculated as Quantity/Base number*100

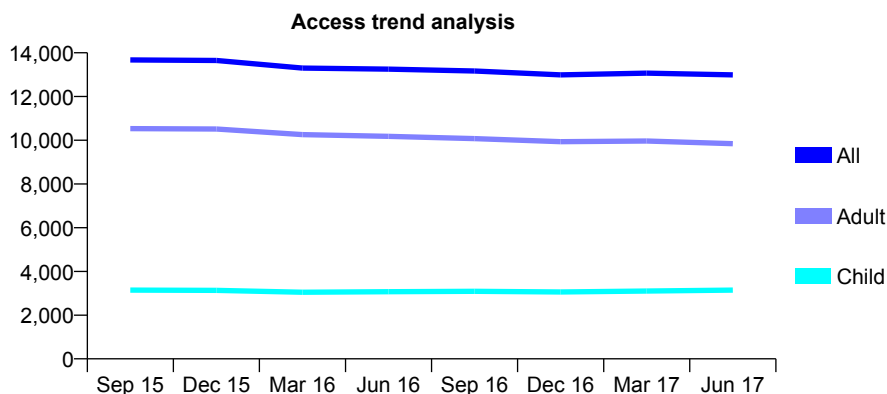
Q54 - Vital Signs At a Glance Contract Report for 638633/0015 - June 2017

Name or company name	Balbir S Bhandal, Amrik S Bhandal & Baljit
Contract type name	GDS Contract
Purpose of contract	General
Contract start date	01/04/2006
Contract end date	

17/18 Contracted general activity (UDA)	42,991
Carry forward general activity (UDA)	0
17/18 Contracted orthodontic activity (UOA)	0
Carry forward orthodontic activity (UOA)	0
Baseline contract value	£989,834.49

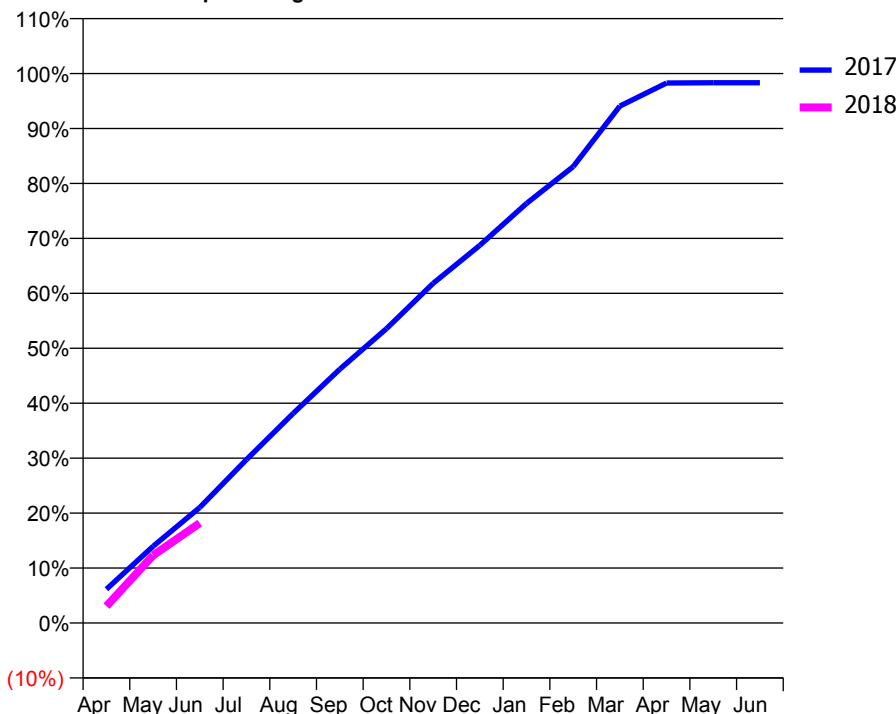
ACCESS*

Patients seen in 24 months	Total	Change since previous quarter
Quarter ending June 2016	13,252	
Quarter ending September 2016	13,166	→
Quarter ending December 2016	12,991	↓
Quarter ending March 2017	13,068	→
Quarter ending June 2017	12,988	→
Variance since June 2016	(2.0%)	↓



ACTIVITY

Cumulative percentage of contracted UDA delivered 2017 & 2018



Adjusted Scheduled Activity (UDA)

Month	2017	2018
April	2,645	1,321
May	6,008	5,298
June	9,035	7,817
July	12,784	
August	16,396	
September	19,863	
October	23,031	
November	26,578	
December	29,547	
January	32,824	
February	35,701	
March	40,444	
April	42,245	
May	42,268	
June	42,272	

QUALITY

	Quantity	Base Number	Contract	AT	Region	England
% of FP17s for the same patient ID Re-attending within 3 months - Children	62	994	6.2%	10.1%	11.7%	12.0%
% of FP17s for the same patient ID Re-attending within 3 months - Adults	360	2,869	12.5%	14.8%	15.2%	16.0%
% of FP17s for the same patient ID Re-attending between 3 & 9 months - Children	466	994	46.9%	51.6%	59.1%	58.0%
% of FP17s for the same patient ID Re-attending between 3 & 9 months - Adults	1,397	2,869	48.7%	47.7%	52.2%	50.9%
% of FP17s for Band 1 Urgent Courses	148	3,012	4.9%	8.2%	7.9%	9.1%
% of FP17s Relating to Free Repair or Replacements	29	3,012	1.0%	0.7%	0.8%	0.8%
% of FP17s Relating to Continuations	36	3,012	1.2%	0.8%	1.1%	1.1%
% of Patients satisfied with the dentistry they have received	28	29	96.6%	91.3%	91.8%	91.7%
% of Patients satisfied with the time they had to wait for an appointment	25	29	86.2%	90.2%	88.4%	88.0%

* This is based on patients treated on this contract for their most recent course of treatment. Figures in italics indicate the base number of FP17s or Patient Questionnaire responses are less than 100. N/A is shown where the base number of responses is less than 10 during the period. % is calculated as Quantity/Base number*100

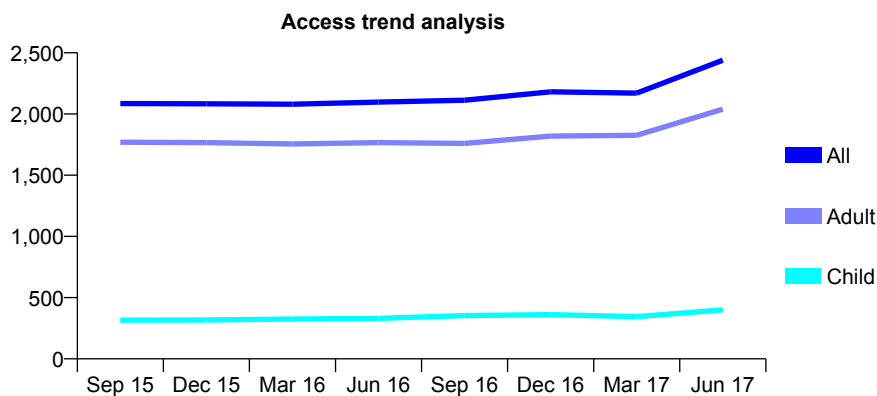
Q54 - Vital Signs At a Glance Contract Report for 638633/0016 - June 2017

Name or company name	Balbir S Bhandal, Amrik S Bhandal & Baljit
Contract type name	GDS Contract
Purpose of contract	General
Contract start date	01/04/2006
Contract end date	

17/18 Contracted general activity (UDA)	6,561
Carry forward general activity (UDA)	0
17/18 Contracted orthodontic activity (UOA)	0
Carry forward orthodontic activity (UOA)	0
Baseline contract value	£197,941.57

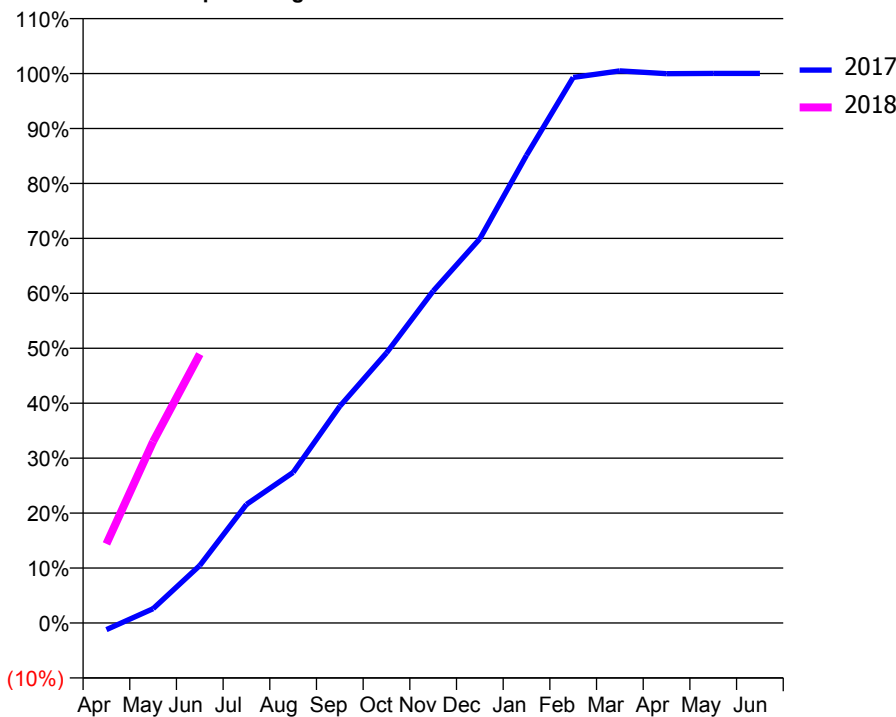
ACCESS*

Patients seen in 24 months	Total	Change since previous quarter
Quarter ending June 2016	2,097	
Quarter ending September 2016	2,113	→
Quarter ending December 2016	2,181	↑
Quarter ending March 2017	2,171	→
Quarter ending June 2017	2,440	↑
Variance since June 2016	16.4%	↑



ACTIVITY

Cumulative percentage of contracted UDA delivered 2017 & 2018



Adjusted Scheduled Activity (UDA)

Month	2017	2018
April	-80	945
May	172	2,166
June	687	3,211
July	1,416	
August	1,799	
September	2,589	
October	3,225	
November	3,964	
December	4,588	
January	5,585	
February	6,514	
March	6,593	
April	6,559	
May	6,563	
June	6,563	

QUALITY

	Quantity	Base Number	Contract	AT	Region	England
% of FP17s for the same patient ID Re-attending within 3 months - Children	4	155	2.6%	10.1%	11.7%	12.0%
% of FP17s for the same patient ID Re-attending within 3 months - Adults	34	630	5.4%	14.8%	15.2%	16.0%
% of FP17s for the same patient ID Re-attending between 3 & 9 months - Children	59	155	38.1%	51.6%	59.1%	58.0%
% of FP17s for the same patient ID Re-attending between 3 & 9 months - Adults	181	630	28.7%	47.7%	52.2%	50.9%
% of FP17s for Band 1 Urgent Courses	20	789	2.5%	8.2%	7.9%	9.1%
% of FP17s Relating to Free Repair or Replacements	3	789	0.4%	0.7%	0.8%	0.8%
% of FP17s Relating to Continuations	1	789	0.1%	0.8%	1.1%	1.1%
% of Patients satisfied with the dentistry they have received	3	4	N/A	91.3%	91.8%	91.7%
% of Patients satisfied with the time they had to wait for an appointment	4	4	N/A	90.2%	88.4%	88.0%

* This is based on patients treated on this contract for their most recent course of treatment. Figures in italics indicate the base number of FP17s or Patient Questionnaire responses are less than 100. N/A is shown where the base number of responses is less than 10 during the period. % is calculated as Quantity/Base number*100

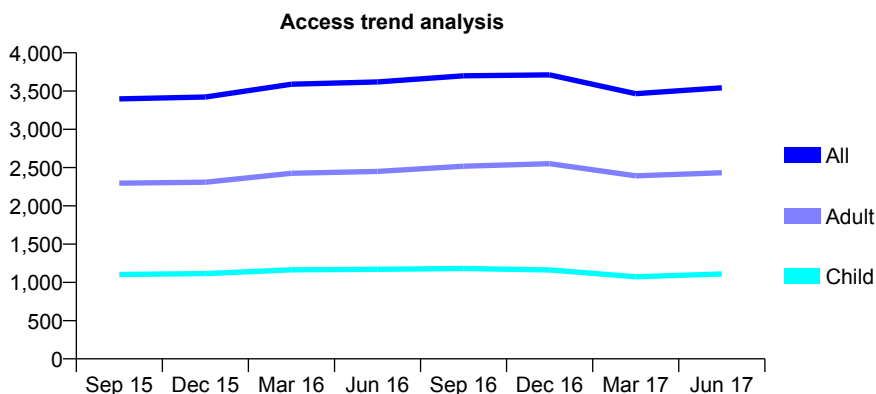
Q54 - Vital Signs At a Glance Contract Report for 638633/0017 - June 2017

Name or company name	Balbir S Bhandal, Amrik S Bhandal & Baljit
Contract type name	GDS Contract
Purpose of contract	General
Contract start date	01/04/2006
Contract end date	

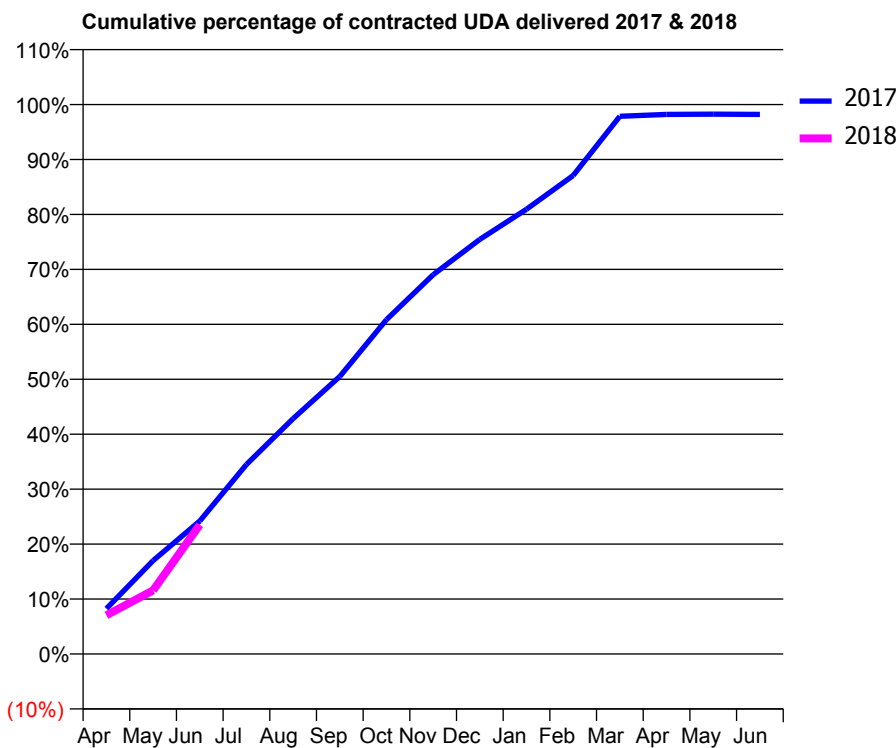
17/18 Contracted general activity (UDA)	11,830
Carry forward general activity (UDA)	0
17/18 Contracted orthodontic activity (UOA)	0
Carry forward orthodontic activity (UOA)	0
Baseline contract value	£283,207.40

ACCESS*

Patients seen in 24 months	Total	Change since previous quarter
Quarter ending June 2016	3,620	
Quarter ending September 2016	3,699	↑
Quarter ending December 2016	3,712	→
Quarter ending March 2017	3,465	↓
Quarter ending June 2017	3,542	↑
Variance since June 2016	(2.2%)	↓



ACTIVITY



Month	Adjusted Scheduled Activity (UDA)	
	2017	2018
April	977	834
May	2,012	1,372
June	2,864	2,782
July	4,081	
August	5,069	
September	5,974	
October	7,197	
November	8,165	
December	8,926	
January	9,576	
February	10,301	
March	11,576	
April	11,616	
May	11,621	
June	11,617	

QUALITY

	Quantity	Base Number	Contract	AT	Region	England
% of FP17s for the same patient ID Re-attending within 3 months - Children	10	376	2.7%	10.1%	11.7%	12.0%
% of FP17s for the same patient ID Re-attending within 3 months - Adults	58	711	8.2%	14.8%	15.2%	16.0%
% of FP17s for the same patient ID Re-attending between 3 & 9 months - Children	211	376	56.1%	51.6%	59.1%	58.0%
% of FP17s for the same patient ID Re-attending between 3 & 9 months - Adults	344	711	48.4%	47.7%	52.2%	50.9%
% of FP17s for Band 1 Urgent Courses	72	1,064	6.8%	8.2%	7.9%	9.1%
% of FP17s Relating to Free Repair or Replacements	8	1,064	0.8%	0.7%	0.8%	0.8%
% of FP17s Relating to Continuations	1	1,064	0.1%	0.8%	1.1%	1.1%
% of Patients satisfied with the dentistry they have received	4	4	N/A	91.3%	91.8%	91.7%
% of Patients satisfied with the time they had to wait for an appointment	4	4	N/A	90.2%	88.4%	88.0%

* This is based on patients treated on this contract for their most recent course of treatment. Figures in italics indicate the base number of FP17s or Patient Questionnaire responses are less than 100. N/A is shown where the base number of responses is less than 10 during the period. % is calculated as Quantity/Base number*100

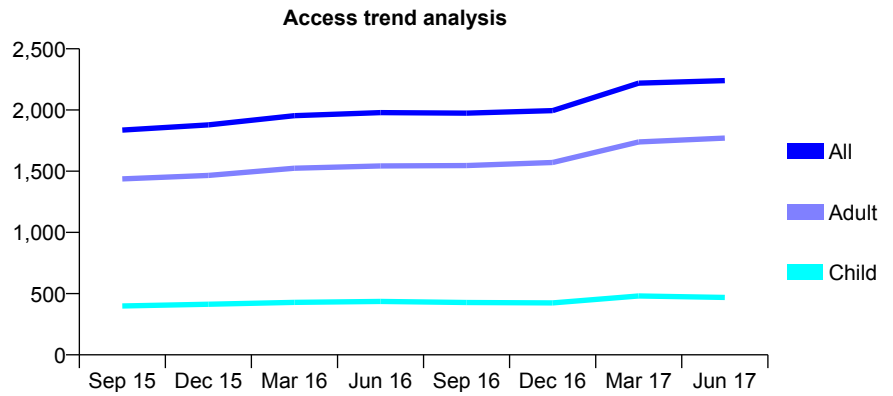
Q54 - Vital Signs At a Glance Contract Report for 638633/0018 - June 2017

Name or company name	Balbir S Bhandal, Amrik S Bhandal & Baljit
Contract type name	GDS Contract
Purpose of contract	General
Contract start date	01/04/2006
Contract end date	

17/18 Contracted general activity (UDA)	7,552
Carry forward general activity (UDA)	0
17/18 Contracted orthodontic activity (UOA)	0
Carry forward orthodontic activity (UOA)	0
Baseline contract value	£195,670.53

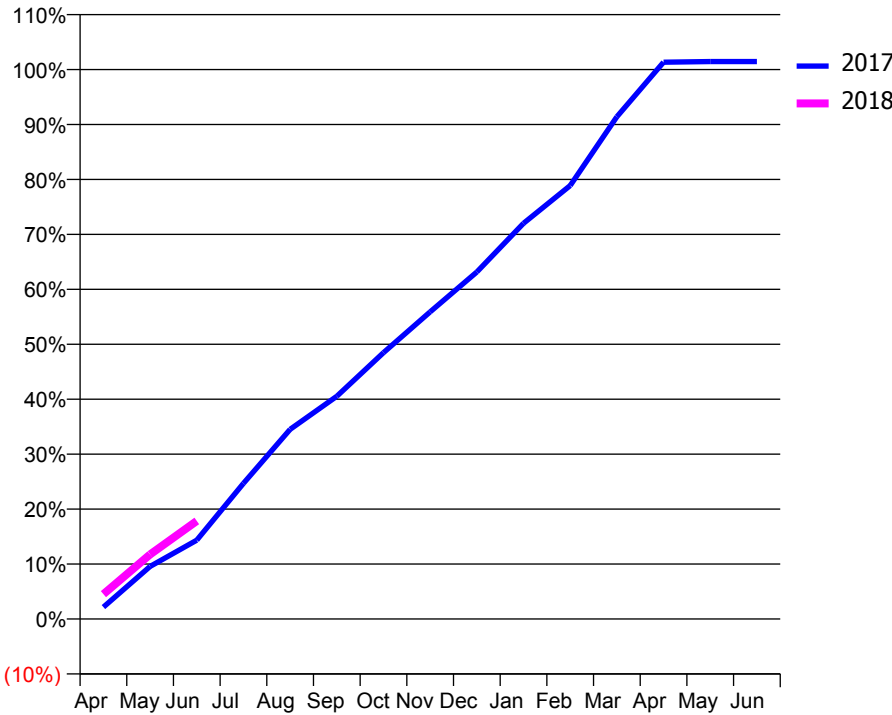
ACCESS*

Patients seen in 24 months	Total	Change since previous quarter
Quarter ending June 2016	1,979	
Quarter ending September 2016	1,974	→
Quarter ending December 2016	1,995	→
Quarter ending March 2017	2,220	↑
Quarter ending June 2017	2,240	→
Variance since June 2016	13.2%	↑



ACTIVITY

Cumulative percentage of contracted UDA delivered 2017 & 2018



Month	Adjusted Scheduled Activity (UDA)	
	2017	2018
April	165	342
May	723	887
June	1,085	1,349
July	1,865	
August	2,608	
September	3,061	
October	3,661	
November	4,222	
December	4,769	
January	5,439	
February	5,957	
March	6,903	
April	7,653	
May	7,661	
June	7,661	

QUALITY

	Quantity	Base Number	Contract	AT	Region	England
% of FP17s for the same patient ID Re-attending within 3 months - Children	9	167	5.4%	10.1%	11.7%	12.0%
% of FP17s for the same patient ID Re-attending within 3 months - Adults	36	636	5.7%	14.8%	15.2%	16.0%
% of FP17s for the same patient ID Re-attending between 3 & 9 months - Children	64	167	38.3%	51.6%	59.1%	58.0%
% of FP17s for the same patient ID Re-attending between 3 & 9 months - Adults	240	636	37.7%	47.7%	52.2%	50.9%
% of FP17s for Band 1 Urgent Courses	34	539	6.3%	8.2%	7.9%	9.1%
% of FP17s Relating to Free Repair or Replacements	0	539	0.0%	0.7%	0.8%	0.8%
% of FP17s Relating to Continuations	0	539	0.0%	0.8%	1.1%	1.1%
% of Patients satisfied with the dentistry they have received	0	0	N/A	91.3%	91.8%	91.7%
% of Patients satisfied with the time they had to wait for an appointment	0	0	N/A	90.2%	88.4%	88.0%

* This is based on patients treated on this contract for their most recent course of treatment. Figures in italics indicate the base number of FP17s or Patient Questionnaire responses are less than 100. N/A is shown where the base number of responses is less than 10 during the period. % is calculated as Quantity/Base number*100

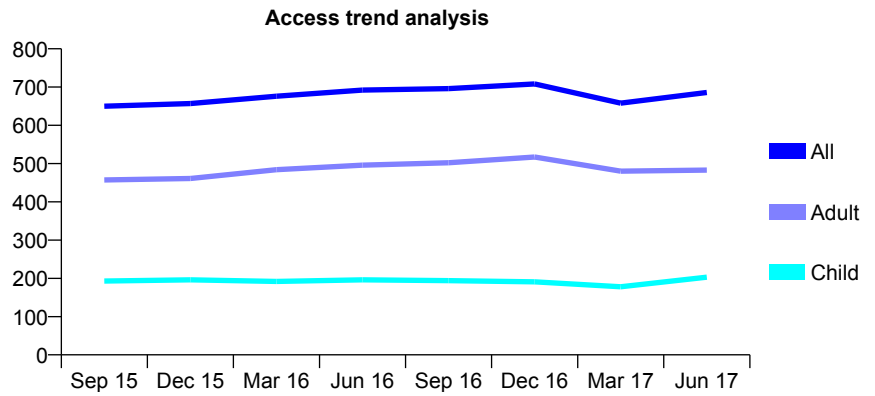
Q54 - Vital Signs At a Glance Contract Report for 638633/0019 - June 2017

Name or company name	Balbir S Bhandal, Amrik S Bhandal & Baljit
Contract type name	GDS Contract
Purpose of contract	General and Orthodontic
Contract start date	01/04/2006
Contract end date	

17/18 Contracted general activity (UDA)	2,037
Carry forward general activity (UDA)	0
17/18 Contracted orthodontic activity (UOA)	147
Carry forward orthodontic activity (UOA)	0
Baseline contract value	£53,435.21

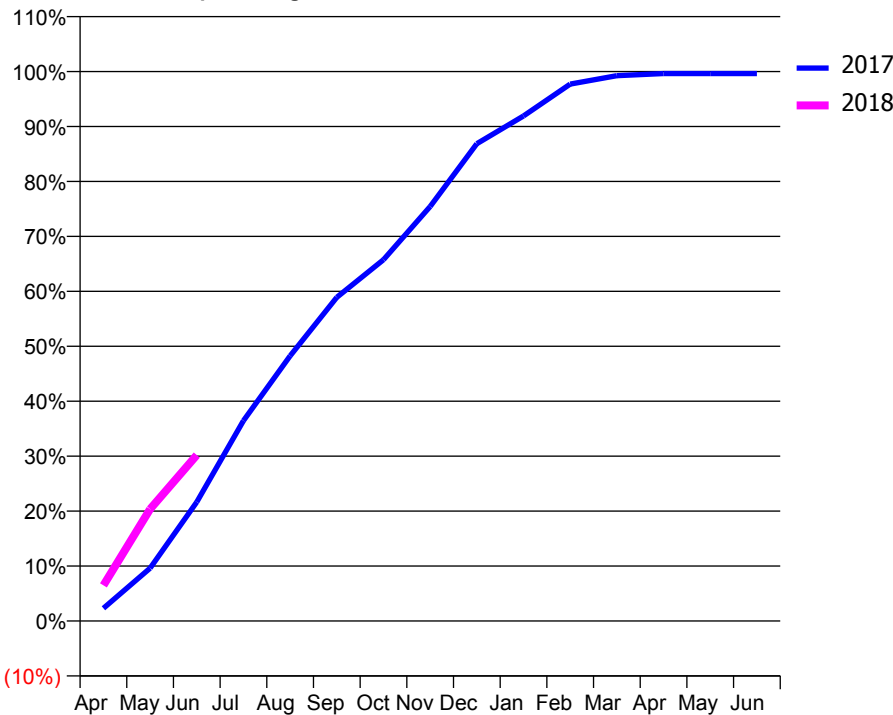
ACCESS*

Patients seen in 24 months	Total	Change since previous quarter
Quarter ending June 2016	692	
Quarter ending September 2016	696	→
Quarter ending December 2016	708	→
Quarter ending March 2017	658	↓
Quarter ending June 2017	686	↑
Variance since June 2016	(0.9%)	→



ACTIVITY

Cumulative percentage of contracted UDA delivered 2017 & 2018



Month	Adjusted Scheduled Activity (UDA)	
	2017	2018
April	47	132
May	196	415
June	441	615
July	743	
August	983	
September	1,200	
October	1,339	
November	1,537	
December	1,769	
January	1,872	
February	1,991	
March	2,022	
April	2,030	
May	2,030	
June	2,030	

QUALITY

	Quantity	Base Number	Contract	AT	Region	England
% of FP17s for the same patient ID Re-attending within 3 months - Children	7	102	6.9%	10.1%	11.7%	12.0%
% of FP17s for the same patient ID Re-attending within 3 months - Adults	7	190	3.7%	14.8%	15.2%	16.0%
% of FP17s for the same patient ID Re-attending between 3 & 9 months - Children	57	102	55.9%	51.6%	59.1%	58.0%
% of FP17s for the same patient ID Re-attending between 3 & 9 months - Adults	136	190	71.6%	47.7%	52.2%	50.9%
% of FP17s for Band 1 Urgent Courses	6	280	2.1%	8.2%	7.9%	9.1%
% of FP17s Relating to Free Repair or Replacements	0	280	0.0%	0.7%	0.8%	0.8%
% of FP17s Relating to Continuations	3	280	1.1%	0.8%	1.1%	1.1%
% of Patients satisfied with the dentistry they have received	0	0	N/A	91.3%	91.8%	91.7%
% of Patients satisfied with the time they had to wait for an appointment	0	0	N/A	90.2%	88.4%	88.0%

* This is based on patients treated on this contract for their most recent course of treatment. Figures in italics indicate the base number of FP17s or Patient Questionnaire responses are less than 100. N/A is shown where the base number of responses is less than 10 during the period. % is calculated as Quantity/Base number*100

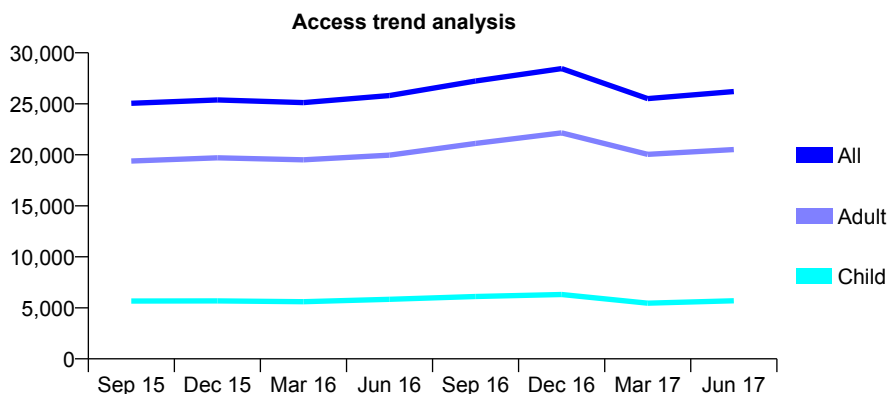
Q54 - Vital Signs At a Glance Contract Report for 638633/0020 - June 2017

Name or company name	Balbir S Bhandal, Amrik S Bhandal & Baljit
Contract type name	GDS Contract
Purpose of contract	General and Orthodontic
Contract start date	01/04/2006
Contract end date	

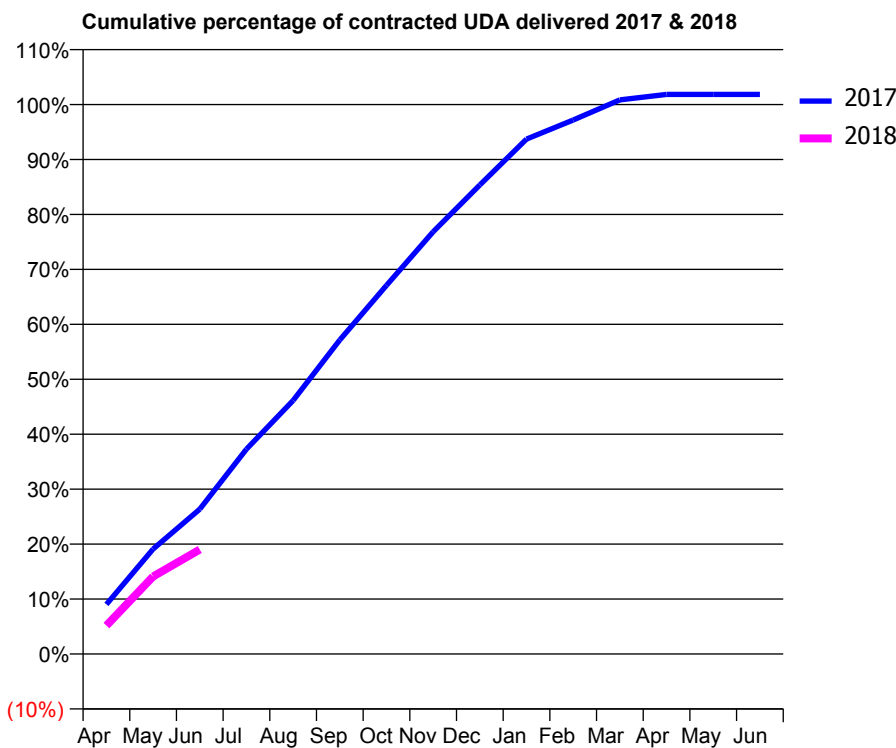
17/18 Contracted general activity (UDA)	97,227
Carry forward general activity (UDA)	0
17/18 Contracted orthodontic activity (UOA)	6,238
Carry forward orthodontic activity (UOA)	0
Baseline contract value	£3,513,752.74

ACCESS*

Patients seen in 24 months	Total	Change since previous quarter
Quarter ending June 2016	25,806	
Quarter ending September 2016	27,231	↑
Quarter ending December 2016	28,455	↑
Quarter ending March 2017	25,507	↓
Quarter ending June 2017	26,202	↑
Variance since June 2016	1.5%	→



ACTIVITY



Month	Adjusted Scheduled Activity (UDA)	
	2017	2018
April	8,779	5,027
May	18,580	13,711
June	25,630	18,475
July	36,256	
August	44,854	
September	55,570	
October	65,231	
November	74,713	
December	82,997	
January	91,098	
February	94,490	
March	98,056	
April	99,002	
May	99,015	
June	99,015	

QUALITY

	Quantity	Base Number	Contract	AT	Region	England
% of FP17s for the same patient ID Re-attending within 3 months - Children	85	1,552	5.5%	10.1%	11.7%	12.0%
% of FP17s for the same patient ID Re-attending within 3 months - Adults	254	3,912	6.5%	14.8%	15.2%	16.0%
% of FP17s for the same patient ID Re-attending between 3 & 9 months - Children	418	1,552	26.9%	51.6%	59.1%	58.0%
% of FP17s for the same patient ID Re-attending between 3 & 9 months - Adults	993	3,912	25.4%	47.7%	52.2%	50.9%
% of FP17s for Band 1 Urgent Courses	159	4,759	3.3%	8.2%	7.9%	9.1%
% of FP17s Relating to Free Repair or Replacements	18	4,759	0.4%	0.7%	0.8%	0.8%
% of FP17s Relating to Continuations	17	4,759	0.4%	0.8%	1.1%	1.1%
% of Patients satisfied with the dentistry they have received	33	39	84.6%	91.3%	91.8%	91.7%
% of Patients satisfied with the time they had to wait for an appointment	35	39	89.7%	90.2%	88.4%	88.0%

* This is based on patients treated on this contract for their most recent course of treatment. Figures in italics indicate the base number of FP17s or Patient Questionnaire responses are less than 100. N/A is shown where the base number of responses is less than 10 during the period. % is calculated as Quantity/Base number*100

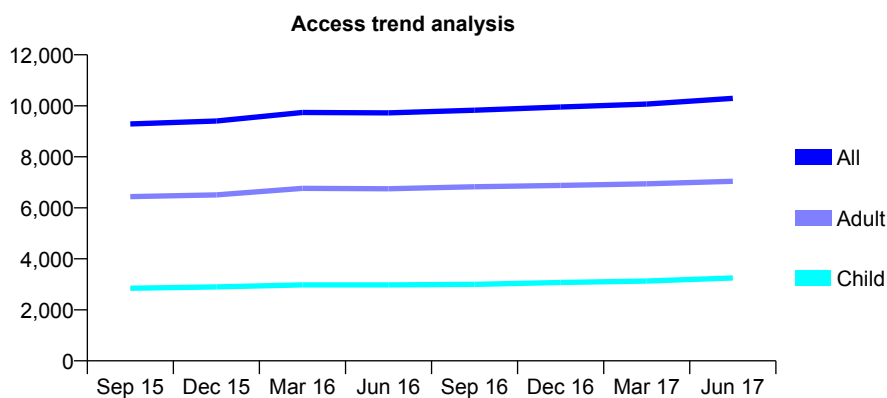
Q54 - Vital Signs At a Glance Contract Report for 638633/0021 - June 2017

Name or company name	Balbir S Bhandal, Amrik S Bhandal & Baljit
Contract type name	GDS Contract
Purpose of contract	General
Contract start date	01/04/2006
Contract end date	

17/18 Contracted general activity (UDA)	30,893
Carry forward general activity (UDA)	0
17/18 Contracted orthodontic activity (UOA)	0
Carry forward orthodontic activity (UOA)	0
Baseline contract value	£795,990.10

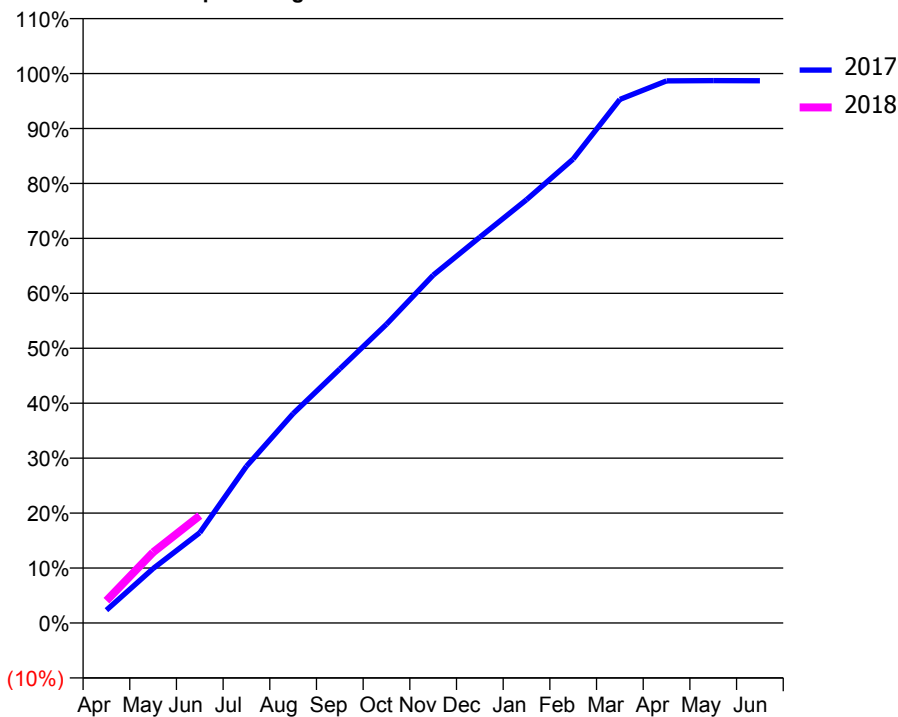
ACCESS*

Patients seen in 24 months	Total	Change since previous quarter
Quarter ending June 2016	9,725	
Quarter ending September 2016	9,827	→
Quarter ending December 2016	9,951	→
Quarter ending March 2017	10,070	→
Quarter ending June 2017	10,293	↑
Variance since June 2016	5.8%	↑



ACTIVITY

Cumulative percentage of contracted UDA delivered 2017 & 2018



Month	Adjusted Scheduled Activity (UDA)	
	2017	2018
April	726	1,258
May	3,064	3,978
June	5,080	6,041
July	8,812	
August	11,775	
September	14,283	
October	16,795	
November	19,557	
December	21,690	
January	23,798	
February	26,082	
March	29,438	
April	30,476	
May	30,491	
June	30,489	

QUALITY

	Quantity	Base Number	Contract	AT	Region	England
% of FP17s for the same patient ID Re-attending within 3 months - Children	38	1,049	3.6%	10.1%	11.7%	12.0%
% of FP17s for the same patient ID Re-attending within 3 months - Adults	141	1,785	7.9%	14.8%	15.2%	16.0%
% of FP17s for the same patient ID Re-attending between 3 & 9 months - Children	522	1,049	49.8%	51.6%	59.1%	58.0%
% of FP17s for the same patient ID Re-attending between 3 & 9 months - Adults	796	1,785	44.6%	47.7%	52.2%	50.9%
% of FP17s for Band 1 Urgent Courses	124	2,412	5.1%	8.2%	7.9%	9.1%
% of FP17s Relating to Free Repair or Replacements	5	2,412	0.2%	0.7%	0.8%	0.8%
% of FP17s Relating to Continuations	4	2,412	0.2%	0.8%	1.1%	1.1%
% of Patients satisfied with the dentistry they have received	8	8	N/A	91.3%	91.8%	91.7%
% of Patients satisfied with the time they had to wait for an appointment	7	8	N/A	90.2%	88.4%	88.0%

* This is based on patients treated on this contract for their most recent course of treatment. Figures in italics indicate the base number of FP17s or Patient Questionnaire responses are less than 100. N/A is shown where the base number of responses is less than 10 during the period. % is calculated as Quantity/Base number*100

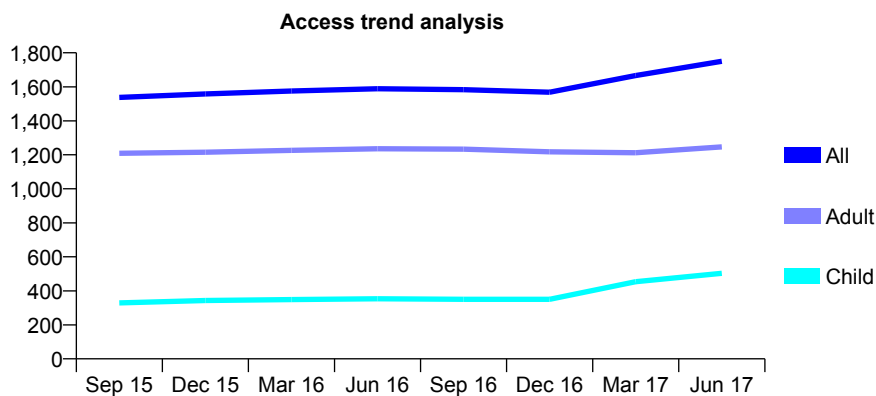
Q54 - Vital Signs At a Glance Contract Report for 643572/0002 - June 2017

Name or company name	DR JF ALLSOPP
Contract type name	GDS Contract
Purpose of contract	General and Orthodontic
Contract start date	01/04/2006
Contract end date	

17/18 Contracted general activity (UDA)	4,835
Carry forward general activity (UDA)	0
17/18 Contracted orthodontic activity (UOA)	760
Carry forward orthodontic activity (UOA)	0
Baseline contract value	£164,746.82

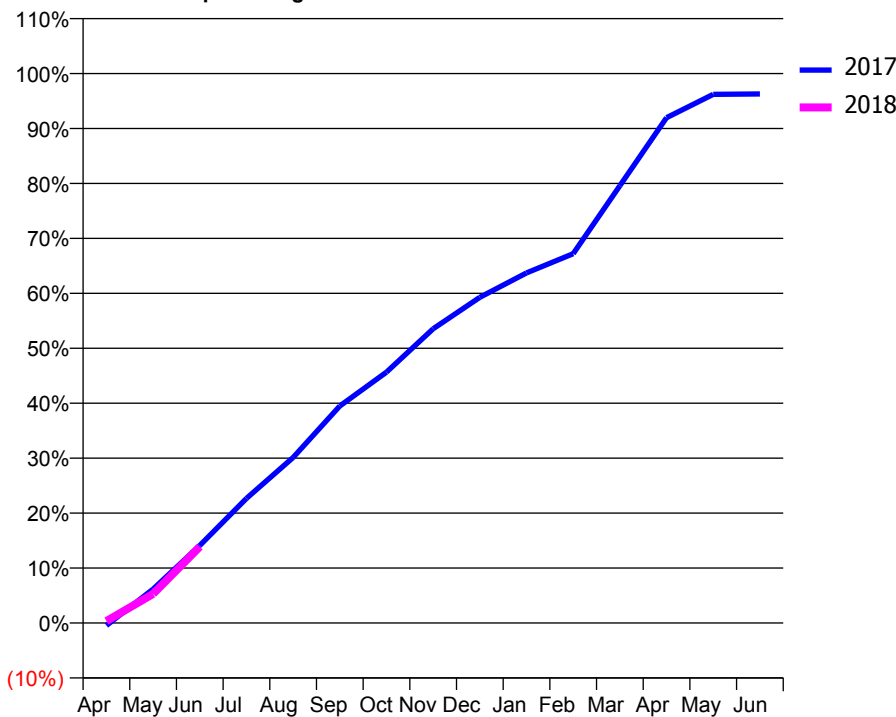
ACCESS*

Patients seen in 24 months	Total	Change since previous quarter
Quarter ending June 2016	1,589	
Quarter ending September 2016	1,583	→
Quarter ending December 2016	1,568	→
Quarter ending March 2017	1,666	↑
Quarter ending June 2017	1,750	↑
Variance since June 2016	10.1%	↑



ACTIVITY

Cumulative percentage of contracted UDA delivered 2017 & 2018



Adjusted Scheduled Activity (UDA)

Month	2017	2018
April	-23	17
May	299	256
June	683	671
July	1,096	
August	1,457	
September	1,909	
October	2,208	
November	2,589	
December	2,866	
January	3,081	
February	3,250	
March	3,848	
April	4,446	
May	4,652	
June	4,655	

QUALITY

	Quantity	Base Number	Contract	AT	Region	England
% of FP17s for the same patient ID Re-attending within 3 months - Children	7	347	2.0%	10.1%	11.7%	12.0%
% of FP17s for the same patient ID Re-attending within 3 months - Adults	49	463	10.6%	14.8%	15.2%	16.0%
% of FP17s for the same patient ID Re-attending between 3 & 9 months - Children	50	347	14.4%	51.6%	59.1%	58.0%
% of FP17s for the same patient ID Re-attending between 3 & 9 months - Adults	228	463	49.2%	47.7%	52.2%	50.9%
% of FP17s for Band 1 Urgent Courses	1	336	0.3%	8.2%	7.9%	9.1%
% of FP17s Relating to Free Repair or Replacements	7	336	2.1%	0.7%	0.8%	0.8%
% of FP17s Relating to Continuations	6	336	1.8%	0.8%	1.1%	1.1%
% of Patients satisfied with the dentistry they have received	2	2	N/A	91.3%	91.8%	91.7%
% of Patients satisfied with the time they had to wait for an appointment	2	2	N/A	90.2%	88.4%	88.0%

* This is based on patients treated on this contract for their most recent course of treatment. Figures in italics indicate the base number of FP17s or Patient Questionnaire responses are less than 100. N/A is shown where the base number of responses is less than 10 during the period. % is calculated as Quantity/Base number*100

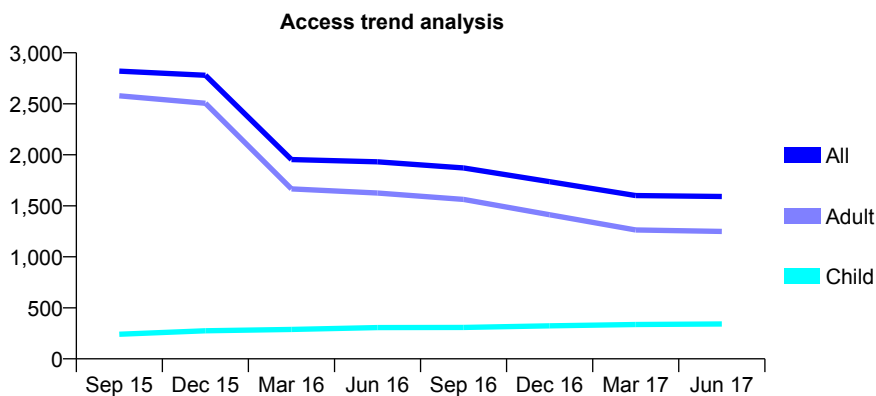
Q54 - Vital Signs At a Glance Contract Report for 650544/0001 - June 2017

Name or company name	MR GD BROWN
Contract type name	GDS Contract
Purpose of contract	General
Contract start date	01/04/2006
Contract end date	

17/18 Contracted general activity (UDA)	6,000
Carry forward general activity (UDA)	0
17/18 Contracted orthodontic activity (UOA)	0
Carry forward orthodontic activity (UOA)	0
Baseline contract value	£157,998.30

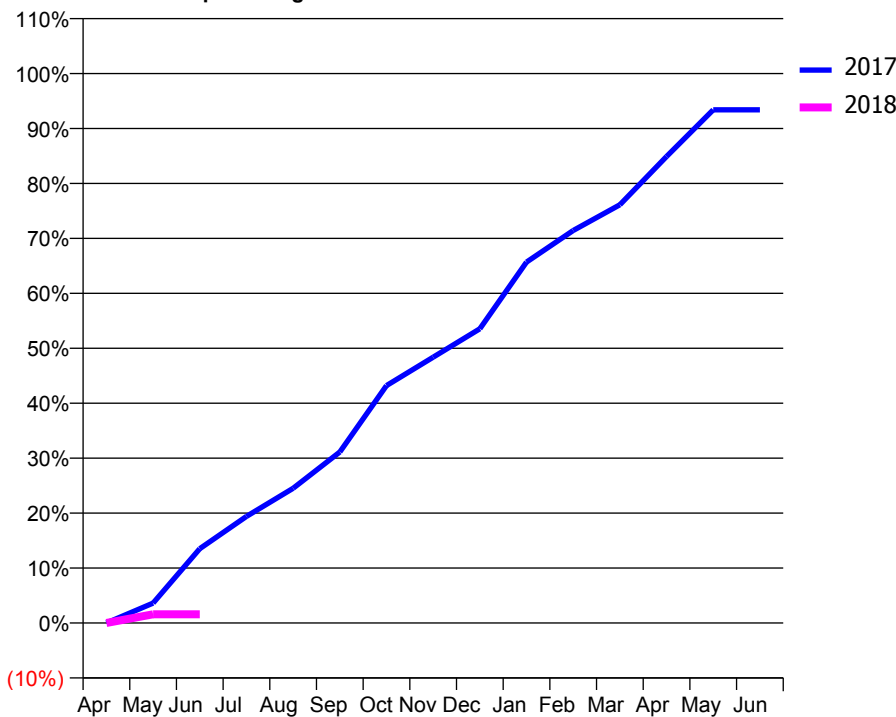
ACCESS*

Patients seen in 24 months	Total	Change since previous quarter
Quarter ending June 2016	1,932	
Quarter ending September 2016	1,871	↓
Quarter ending December 2016	1,736	↓
Quarter ending March 2017	1,601	↓
Quarter ending June 2017	1,591	→
Variance since June 2016	(17.7%)	↓



ACTIVITY

Cumulative percentage of contracted UDA delivered 2017 & 2018



Adjusted Scheduled Activity (UDA)

Month	2017	2018
April	0	0
May	218	95
June	812	95
July	1,164	
August	1,471	
September	1,868	
October	2,593	
November	2,903	
December	3,213	
January	3,940	
February	4,285	
March	4,567	
April	5,095	
May	5,603	
June	5,603	

QUALITY

	Quantity	Base Number	Contract	AT	Region	England
% of FP17s for the same patient ID Re-attending within 3 months - Children	4	52	7.7%	10.1%	11.7%	12.0%
% of FP17s for the same patient ID Re-attending within 3 months - Adults	23	169	13.6%	14.8%	15.2%	16.0%
% of FP17s for the same patient ID Re-attending between 3 & 9 months - Children	10	52	19.2%	51.6%	59.1%	58.0%
% of FP17s for the same patient ID Re-attending between 3 & 9 months - Adults	29	169	17.2%	47.7%	52.2%	50.9%
% of FP17s for Band 1 Urgent Courses	0	28	0.0%	8.2%	7.9%	9.1%
% of FP17s Relating to Free Repair or Replacements	0	28	0.0%	0.7%	0.8%	0.8%
% of FP17s Relating to Continuations	2	28	7.1%	0.8%	1.1%	1.1%
% of Patients satisfied with the dentistry they have received	1	1	N/A	91.3%	91.8%	91.7%
% of Patients satisfied with the time they had to wait for an appointment	1	1	N/A	90.2%	88.4%	88.0%

* This is based on patients treated on this contract for their most recent course of treatment. Figures in italics indicate the base number of FP17s or Patient Questionnaire responses are less than 100. N/A is shown where the base number of responses is less than 10 during the period. % is calculated as Quantity/Base number*100

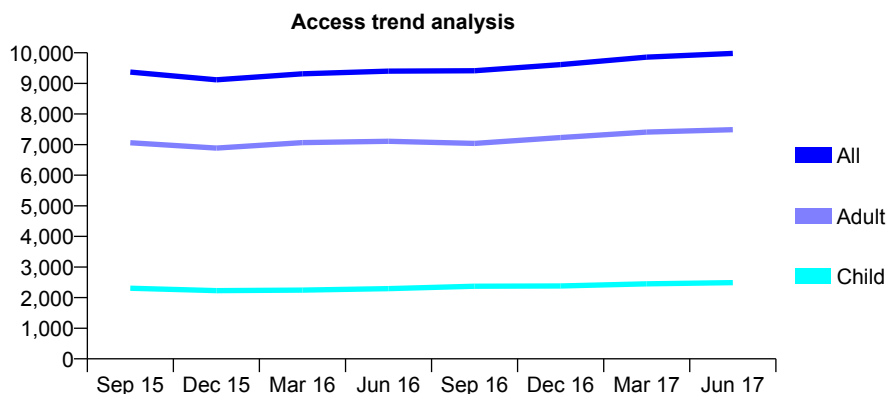
Q54 - Vital Signs At a Glance Contract Report for 658421/0001 - June 2017

Name or company name	MR ES HAYER
Contract type name	GDS Contract
Purpose of contract	General and Orthodontic
Contract start date	01/04/2006
Contract end date	

17/18 Contracted general activity (UDA)	21,866
Carry forward general activity (UDA)	0
17/18 Contracted orthodontic activity (UOA)	387
Carry forward orthodontic activity (UOA)	0
Baseline contract value	£542,675.61

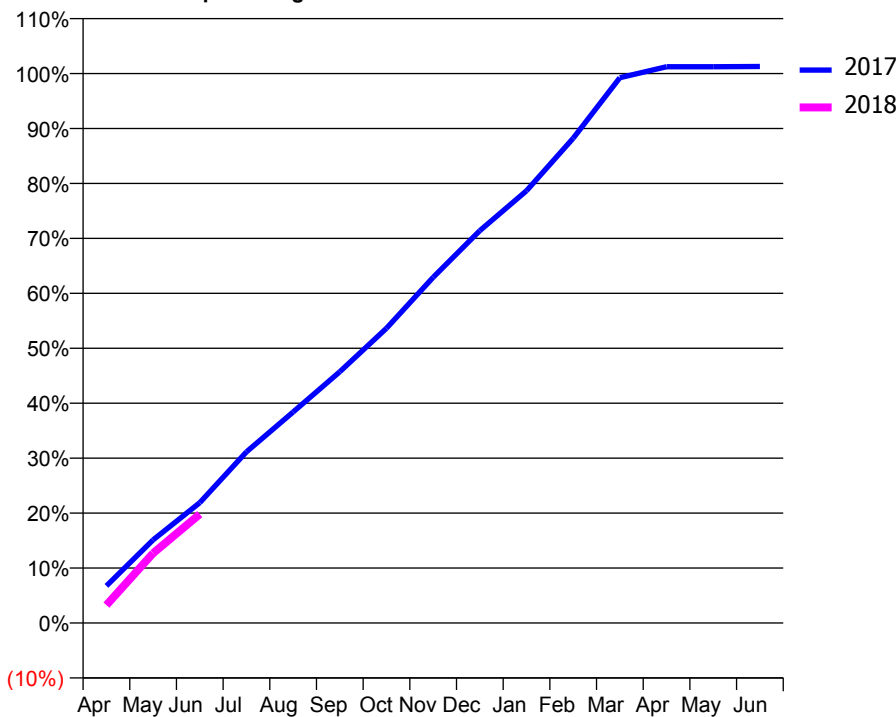
ACCESS*

Patients seen in 24 months	Total	Change since previous quarter
Quarter ending June 2016	9,401	
Quarter ending September 2016	9,414	→
Quarter ending December 2016	9,613	↑
Quarter ending March 2017	9,858	↑
Quarter ending June 2017	9,981	→
Variance since June 2016	6.2%	↑



ACTIVITY

Cumulative percentage of contracted UDA delivered 2017 & 2018



Adjusted Scheduled Activity (UDA)

Month	2017	2018
April	1,479	713
May	3,309	2,776
June	4,790	4,331
July	6,810	
August	8,399	
September	10,001	
October	11,729	
November	13,754	
December	15,611	
January	17,202	
February	19,293	
March	21,701	
April	22,135	
May	22,135	
June	22,147	

QUALITY

	Quantity	Base Number	Contract	AT	Region	England
% of FP17s for the same patient ID Re-attending within 3 months - Children	29	589	4.9%	10.1%	11.7%	12.0%
% of FP17s for the same patient ID Re-attending within 3 months - Adults	170	1,600	10.6%	14.8%	15.2%	16.0%
% of FP17s for the same patient ID Re-attending between 3 & 9 months - Children	199	589	33.8%	51.6%	59.1%	58.0%
% of FP17s for the same patient ID Re-attending between 3 & 9 months - Adults	462	1,600	28.9%	47.7%	52.2%	50.9%
% of FP17s for Band 1 Urgent Courses	114	1,876	6.1%	8.2%	7.9%	9.1%
% of FP17s Relating to Free Repair or Replacements	14	1,876	0.7%	0.7%	0.8%	0.8%
% of FP17s Relating to Continuations	19	1,876	1.0%	0.8%	1.1%	1.1%
% of Patients satisfied with the dentistry they have received	9	11	81.8%	91.3%	91.8%	91.7%
% of Patients satisfied with the time they had to wait for an appointment	10	11	90.9%	90.2%	88.4%	88.0%

* This is based on patients treated on this contract for their most recent course of treatment. Figures in italics indicate the base number of FP17s or Patient Questionnaire responses are less than 100. N/A is shown where the base number of responses is less than 10 during the period. % is calculated as Quantity/Base number*100

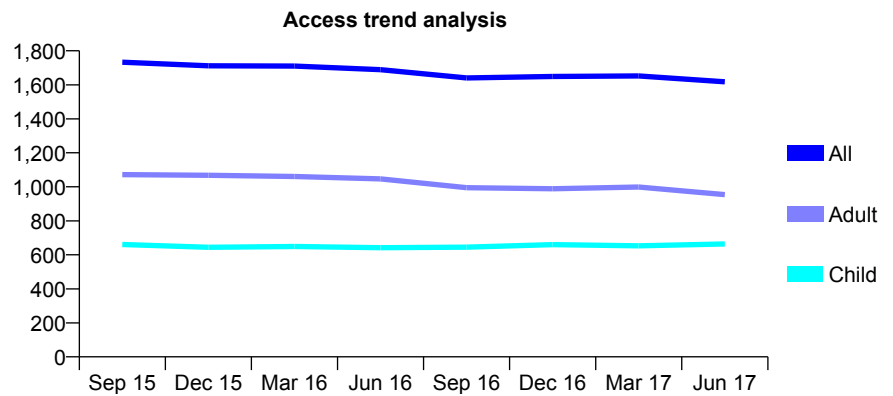
Q54 - Vital Signs At a Glance Contract Report for 658995/0001 - June 2017

Name or company name	MR SR MEHTA
Contract type name	GDS Contract
Purpose of contract	General
Contract start date	16/08/2011
Contract end date	

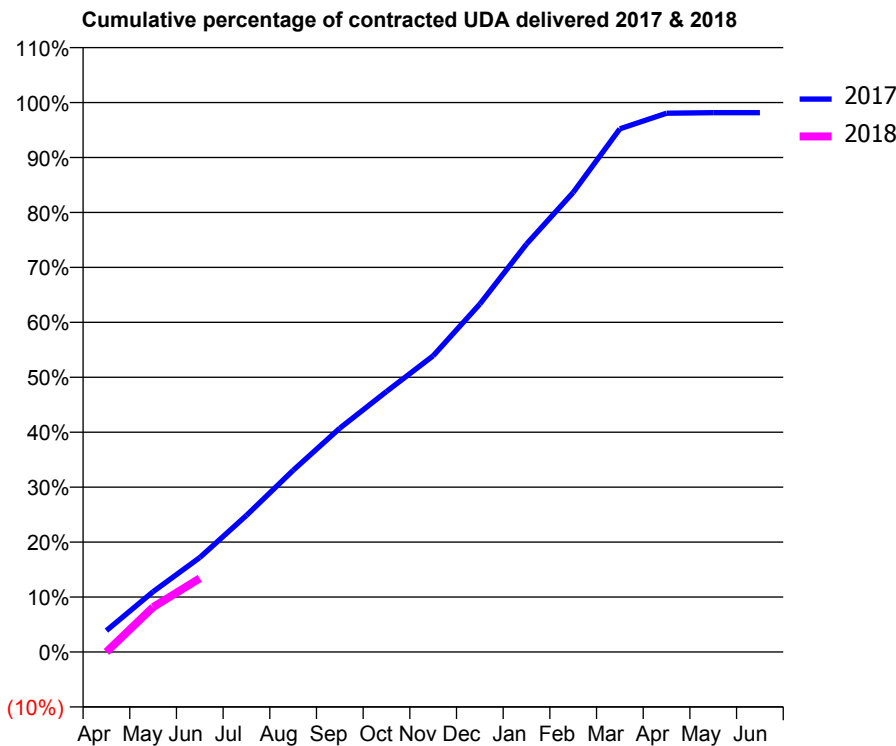
17/18 Contracted general activity (UDA)	5,107
Carry forward general activity (UDA)	0
17/18 Contracted orthodontic activity (UOA)	0
Carry forward orthodontic activity (UOA)	0
Baseline contract value	£105,213.18

ACCESS*

Patients seen in 24 months	Total	Change since previous quarter
Quarter ending June 2016	1,689	
Quarter ending September 2016	1,640	↓
Quarter ending December 2016	1,649	→
Quarter ending March 2017	1,652	→
Quarter ending June 2017	1,618	↓
Variance since June 2016	(4.2%)	↓



ACTIVITY



Month	Adjusted Scheduled Activity (UDA)	
	2017	2018
April	198	0
May	561	417
June	878	684
July	1,270	
August	1,689	
September	2,081	
October	2,421	
November	2,753	
December	3,234	
January	3,792	
February	4,271	
March	4,862	
April	5,008	
May	5,013	
June	5,013	

QUALITY

	Quantity	Base Number	Contract	AT	Region	England
% of FP17s for the same patient ID Re-attending within 3 months - Children	8	137	5.8%	10.1%	11.7%	12.0%
% of FP17s for the same patient ID Re-attending within 3 months - Adults	20	138	14.5%	14.8%	15.2%	16.0%
% of FP17s for the same patient ID Re-attending between 3 & 9 months - Children	61	137	44.5%	51.6%	59.1%	58.0%
% of FP17s for the same patient ID Re-attending between 3 & 9 months - Adults	50	138	36.2%	47.7%	52.2%	50.9%
% of FP17s for Band 1 Urgent Courses	6	223	2.7%	8.2%	7.9%	9.1%
% of FP17s Relating to Free Repair or Replacements	0	223	0.0%	0.7%	0.8%	0.8%
% of FP17s Relating to Continuations	0	223	0.0%	0.8%	1.1%	1.1%
% of Patients satisfied with the dentistry they have received	1	1	N/A	91.3%	91.8%	91.7%
% of Patients satisfied with the time they had to wait for an appointment	1	1	N/A	90.2%	88.4%	88.0%

* This is based on patients treated on this contract for their most recent course of treatment. Figures in italics indicate the base number of FP17s or Patient Questionnaire responses are less than 100. N/A is shown where the base number of responses is less than 10 during the period. % is calculated as Quantity/Base number*100

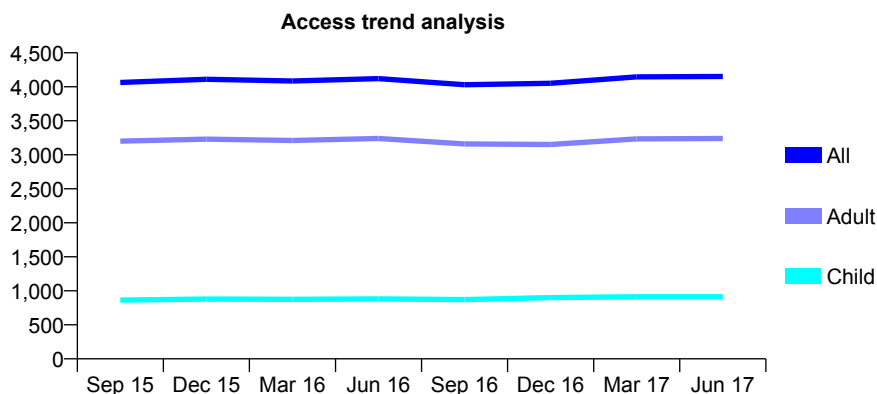
Q54 - Vital Signs At a Glance Contract Report for 660094/0001 - June 2017

Name or company name	MISS HL PHAM
Contract type name	GDS Contract
Purpose of contract	General
Contract start date	01/04/2006
Contract end date	

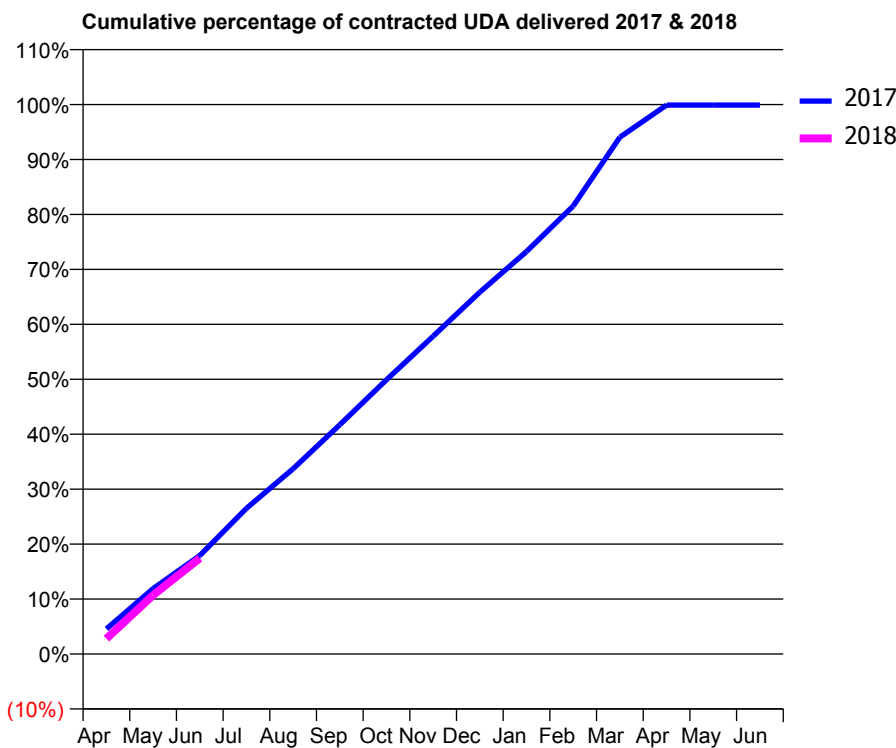
17/18 Contracted general activity (UDA)	16,200
Carry forward general activity (UDA)	0
17/18 Contracted orthodontic activity (UOA)	0
Carry forward orthodontic activity (UOA)	0
Baseline contract value	£389,743.19

ACCESS*

Patients seen in 24 months	Total	Change since previous quarter
Quarter ending June 2016	4,121	
Quarter ending September 2016	4,031	↓
Quarter ending December 2016	4,051	→
Quarter ending March 2017	4,146	↑
Quarter ending June 2017	4,152	→
Variance since June 2016	0.8%	→



ACTIVITY



Month	Adjusted Scheduled Activity (UDA)	
	2017	2018
April	739	455
May	1,927	1,736
June	2,902	2,825
July	4,294	
August	5,464	
September	6,759	
October	8,085	
November	9,369	
December	10,666	
January	11,868	
February	13,206	
March	15,234	
April	16,182	
May	16,182	
June	16,183	

QUALITY

	Quantity	Base Number	Contract	AT	Region	England
% of FP17s for the same patient ID Re-attending within 3 months - Children	22	263	8.4%	10.1%	11.7%	12.0%
% of FP17s for the same patient ID Re-attending within 3 months - Adults	174	1,063	16.4%	14.8%	15.2%	16.0%
% of FP17s for the same patient ID Re-attending between 3 & 9 months - Children	137	263	52.1%	51.6%	59.1%	58.0%
% of FP17s for the same patient ID Re-attending between 3 & 9 months - Adults	594	1,063	55.9%	47.7%	52.2%	50.9%
% of FP17s for Band 1 Urgent Courses	119	1,094	10.9%	8.2%	7.9%	9.1%
% of FP17s Relating to Free Repair or Replacements	20	1,094	1.8%	0.7%	0.8%	0.8%
% of FP17s Relating to Continuations	11	1,094	1.0%	0.8%	1.1%	1.1%
% of Patients satisfied with the dentistry they have received	6	6	N/A	91.3%	91.8%	91.7%
% of Patients satisfied with the time they had to wait for an appointment	6	6	N/A	90.2%	88.4%	88.0%

* This is based on patients treated on this contract for their most recent course of treatment. Figures in italics indicate the base number of FP17s or Patient Questionnaire responses are less than 100. N/A is shown where the base number of responses is less than 10 during the period. % is calculated as Quantity/Base number*100

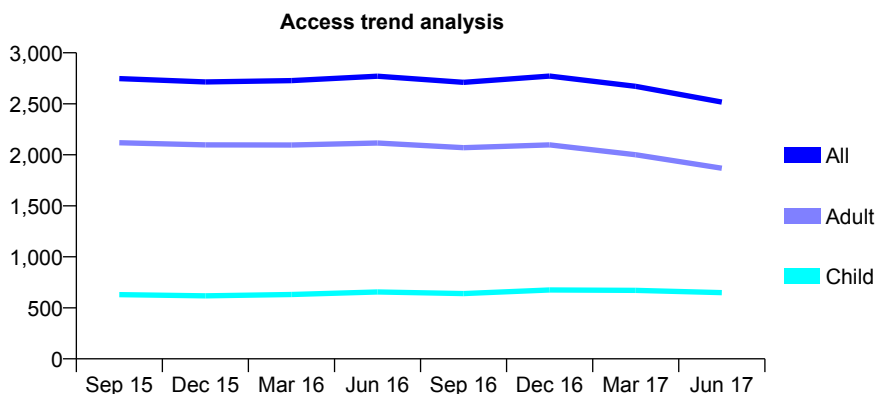
Q54 - Vital Signs At a Glance Contract Report for 673749/0001 - June 2017

Name or company name	MR R KUMAR
Contract type name	Pilot Contract
Purpose of contract	General and Orthodontic
Contract start date	01/04/2006
Contract end date	

17/18 Contracted general activity (UDA)	9,973
Carry forward general activity (UDA)	0
17/18 Contracted orthodontic activity (UOA)	210
Carry forward orthodontic activity (UOA)	0
Baseline contract value	£268,120.45

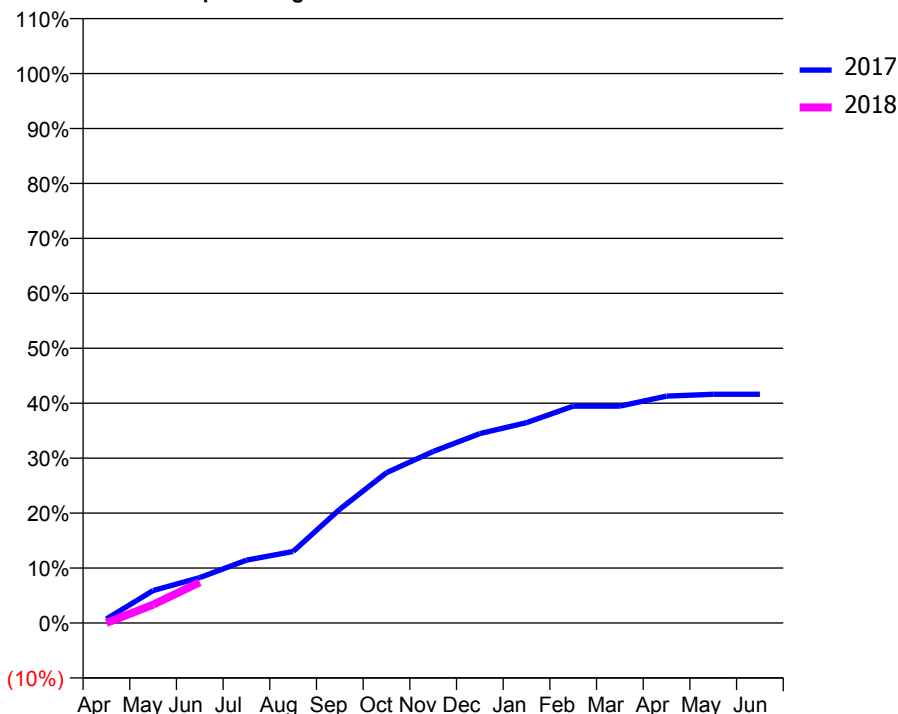
ACCESS*

Patients seen in 24 months	Total	Change since previous quarter
Quarter ending June 2016	2,771	
Quarter ending September 2016	2,710	↓
Quarter ending December 2016	2,772	↑
Quarter ending March 2017	2,671	↓
Quarter ending June 2017	2,517	↓
Variance since June 2016	(9.2%)	↓



ACTIVITY

Cumulative percentage of contracted UDA delivered 2017 & 2018



Month	Adjusted Scheduled Activity (UDA)	
	2017	2018
April	75	0
May	589	333
June	824	739
July	1,141	
August	1,298	
September	2,064	
October	2,729	
November	3,114	
December	3,438	
January	3,635	
February	3,936	
March	3,936	
April	4,118	
May	4,151	
June	4,152	

QUALITY

	Quantity	Base Number	Contract	AT	Region	England
% of FP17s for the same patient ID Re-attending within 3 months - Children	8	230	3.5%	10.1%	11.7%	12.0%
% of FP17s for the same patient ID Re-attending within 3 months - Adults	13	348	3.7%	14.8%	15.2%	16.0%
% of FP17s for the same patient ID Re-attending between 3 & 9 months - Children	120	230	52.2%	51.6%	59.1%	58.0%
% of FP17s for the same patient ID Re-attending between 3 & 9 months - Adults	138	348	39.7%	47.7%	52.2%	50.9%
% of FP17s for Band 1 Urgent Courses	41	398	10.3%	8.2%	7.9%	9.1%
% of FP17s Relating to Free Repair or Replacements	1	398	0.3%	0.7%	0.8%	0.8%
% of FP17s Relating to Continuations	0	398	0.0%	0.8%	1.1%	1.1%
% of Patients satisfied with the dentistry they have received	0	0	N/A	91.3%	91.8%	91.7%
% of Patients satisfied with the time they had to wait for an appointment	0	0	N/A	90.2%	88.4%	88.0%

* This is based on patients treated on this contract for their most recent course of treatment. Figures in italics indicate the base number of FP17s or Patient Questionnaire responses are less than 100. N/A is shown where the base number of responses is less than 10 during the period. % is calculated as Quantity/Base number*100

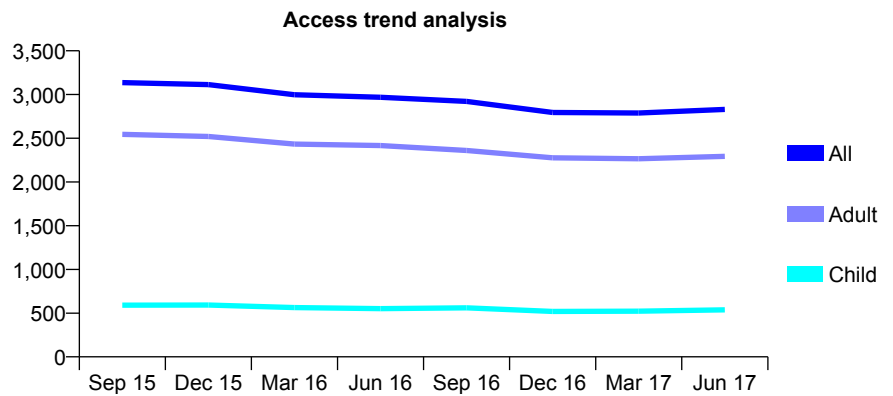
Q54 - Vital Signs At a Glance Contract Report for 677566/0001 - June 2017

Name or company name	MR N KHALED
Contract type name	GDS Contract
Purpose of contract	General
Contract start date	01/12/2006
Contract end date	

17/18 Contracted general activity (UDA)	15,657
Carry forward general activity (UDA)	0
17/18 Contracted orthodontic activity (UOA)	0
Carry forward orthodontic activity (UOA)	0
Baseline contract value	£390,593.31

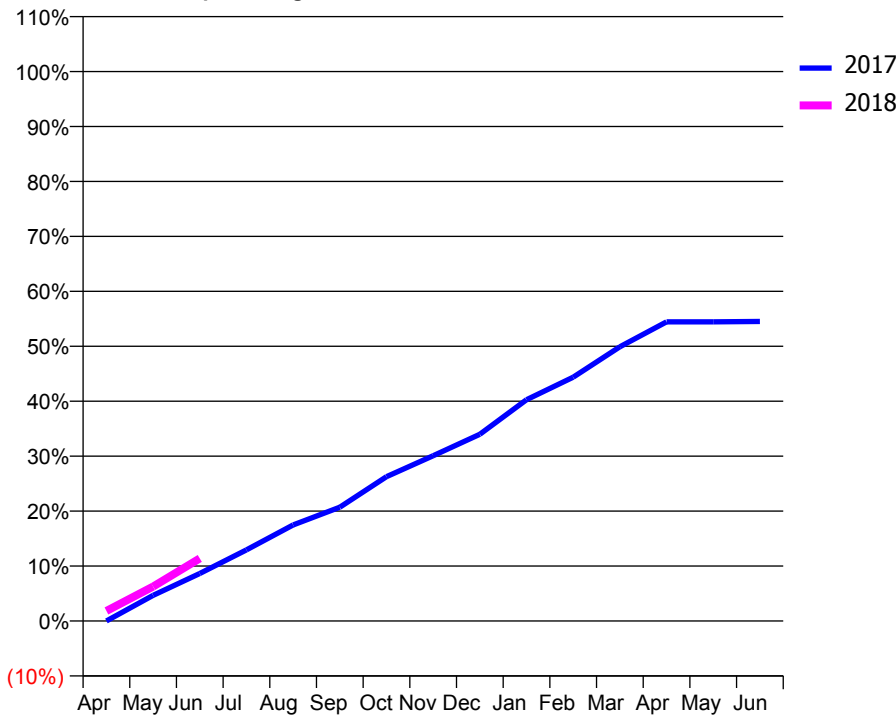
ACCESS*

Patients seen in 24 months	Total	Change since previous quarter
Quarter ending June 2016	2,968	
Quarter ending September 2016	2,921	↓
Quarter ending December 2016	2,795	↓
Quarter ending March 2017	2,789	→
Quarter ending June 2017	2,830	→
Variance since June 2016	(4.6%)	↓



ACTIVITY

Cumulative percentage of contracted UDA delivered 2017 & 2018



Month	Adjusted Scheduled Activity (UDA)	
	2017	2018
April	0	286
May	730	983
June	1,353	1,783
July	2,027	
August	2,736	
September	3,242	
October	4,113	
November	4,709	
December	5,322	
January	6,305	
February	6,946	
March	7,815	
April	8,525	
May	8,524	
June	8,537	

QUALITY

	Quantity	Base Number	Contract	AT	Region	England
% of FP17s for the same patient ID Re-attending within 3 months - Children	12	152	7.9%	10.1%	11.7%	12.0%
% of FP17s for the same patient ID Re-attending within 3 months - Adults	135	632	21.4%	14.8%	15.2%	16.0%
% of FP17s for the same patient ID Re-attending between 3 & 9 months - Children	53	152	34.9%	51.6%	59.1%	58.0%
% of FP17s for the same patient ID Re-attending between 3 & 9 months - Adults	205	632	32.4%	47.7%	52.2%	50.9%
% of FP17s for Band 1 Urgent Courses	18	616	2.9%	8.2%	7.9%	9.1%
% of FP17s Relating to Free Repair or Replacements	8	616	1.3%	0.7%	0.8%	0.8%
% of FP17s Relating to Continuations	28	616	4.5%	0.8%	1.1%	1.1%
% of Patients satisfied with the dentistry they have received	2	2	N/A	91.3%	91.8%	91.7%
% of Patients satisfied with the time they had to wait for an appointment	2	2	N/A	90.2%	88.4%	88.0%

* This is based on patients treated on this contract for their most recent course of treatment. Figures in italics indicate the base number of FP17s or Patient Questionnaire responses are less than 100. N/A is shown where the base number of responses is less than 10 during the period. % is calculated as Quantity/Base number*100

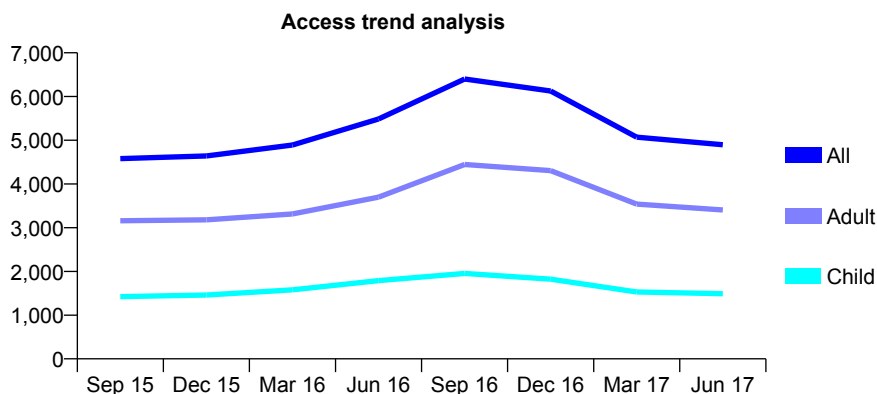
Q54 - Vital Signs At a Glance Contract Report for 677620/0002 - June 2017

Name or company name	MR MA ILYAS
Contract type name	GDS Contract
Purpose of contract	General
Contract start date	01/04/2006
Contract end date	

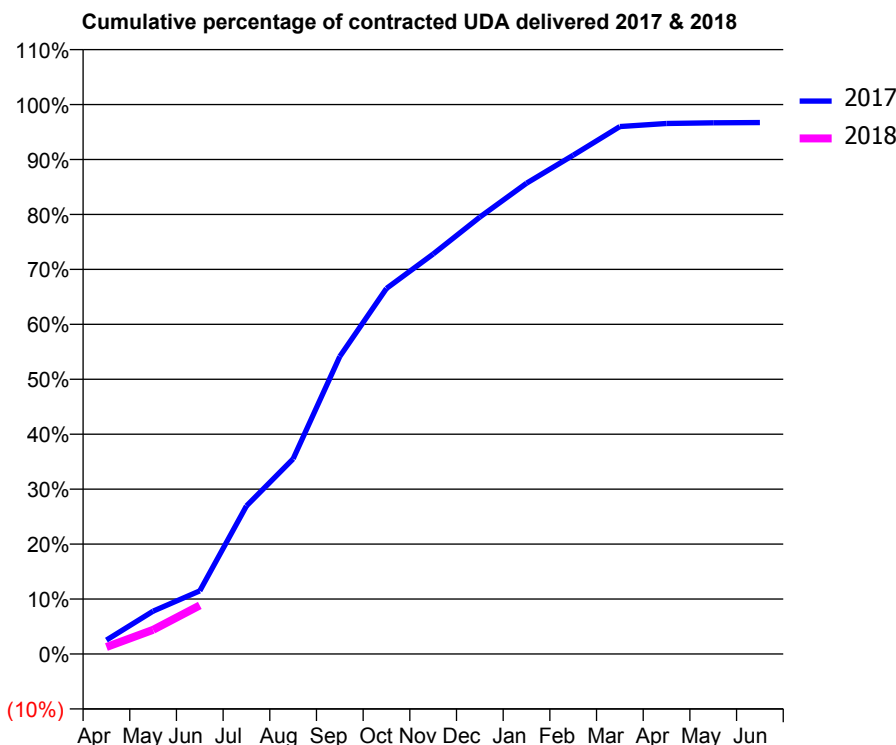
17/18 Contracted general activity (UDA)	14,933
Carry forward general activity (UDA)	0
17/18 Contracted orthodontic activity (UOA)	0
Carry forward orthodontic activity (UOA)	0
Baseline contract value	£335,867.58

ACCESS*

Patients seen in 24 months	Total	Change since previous quarter
Quarter ending June 2016	5,487	
Quarter ending September 2016	6,400	↑
Quarter ending December 2016	6,125	↓
Quarter ending March 2017	5,071	↓
Quarter ending June 2017	4,896	↓
Variance since June 2016	(10.8%)	↓



ACTIVITY



Month	Adjusted Scheduled Activity (UDA)	
	2017	2018
April	378	191
May	1,165	657
June	1,714	1,322
July	4,026	
August	5,304	
September	8,086	
October	9,936	
November	10,868	
December	11,872	
January	12,794	
February	13,556	
March	14,332	
April	14,417	
May	14,436	
June	14,441	

QUALITY

	Quantity	Base Number	Contract	AT	Region	England
% of FP17s for the same patient ID Re-attending within 3 months - Children	8	348	2.3%	10.1%	11.7%	12.0%
% of FP17s for the same patient ID Re-attending within 3 months - Adults	40	682	5.9%	14.8%	15.2%	16.0%
% of FP17s for the same patient ID Re-attending between 3 & 9 months - Children	95	348	27.3%	51.6%	59.1%	58.0%
% of FP17s for the same patient ID Re-attending between 3 & 9 months - Adults	224	682	32.8%	47.7%	52.2%	50.9%
% of FP17s for Band 1 Urgent Courses	82	758	10.8%	8.2%	7.9%	9.1%
% of FP17s Relating to Free Repair or Replacements	3	758	0.4%	0.7%	0.8%	0.8%
% of FP17s Relating to Continuations	1	758	0.1%	0.8%	1.1%	1.1%
% of Patients satisfied with the dentistry they have received	4	4	N/A	91.3%	91.8%	91.7%
% of Patients satisfied with the time they had to wait for an appointment	4	4	N/A	90.2%	88.4%	88.0%

* This is based on patients treated on this contract for their most recent course of treatment. Figures in italics indicate the base number of FP17s or Patient Questionnaire responses are less than 100. N/A is shown where the base number of responses is less than 10 during the period. % is calculated as Quantity/Base number*100

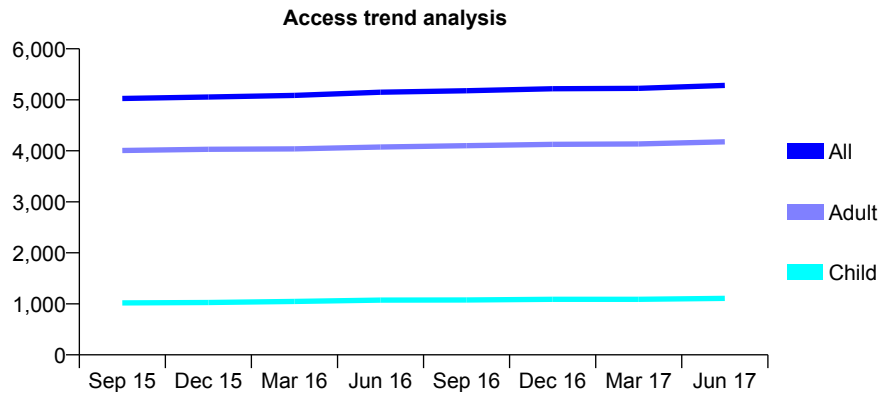
Q54 - Vital Signs At a Glance Contract Report for 678139/0001 - June 2017

Name or company name	MS WP CHEUNG
Contract type name	GDS Contract
Purpose of contract	General
Contract start date	01/04/2006
Contract end date	

17/18 Contracted general activity (UDA)	16,054
Carry forward general activity (UDA)	0
17/18 Contracted orthodontic activity (UOA)	0
Carry forward orthodontic activity (UOA)	0
Baseline contract value	£335,493.93

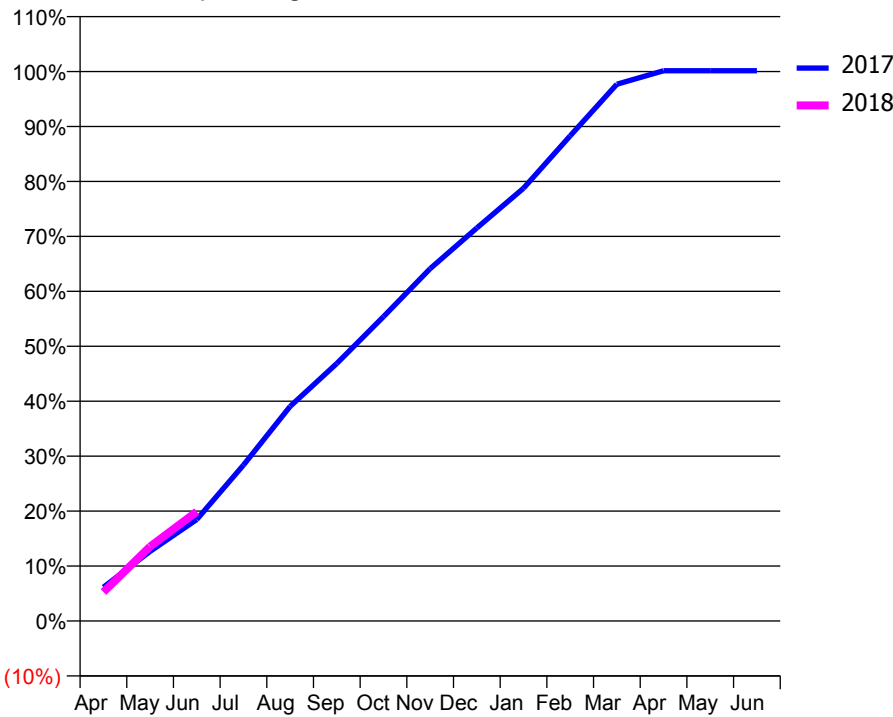
ACCESS*

Patients seen in 24 months	Total	Change since previous quarter
Quarter ending June 2016	5,148	
Quarter ending September 2016	5,178	→
Quarter ending December 2016	5,216	→
Quarter ending March 2017	5,225	→
Quarter ending June 2017	5,283	→
Variance since June 2016	2.6%	↑



ACTIVITY

Cumulative percentage of contracted UDA delivered 2017 & 2018



Month	Adjusted Scheduled Activity (UDA)	
	2017	2018
April	988	846
May	2,034	2,176
June	2,968	3,197
July	4,556	
August	6,269	
September	7,524	
October	8,891	
November	10,296	
December	11,484	
January	12,645	
February	14,174	
March	15,683	
April	16,074	
May	16,074	
June	16,074	

QUALITY

	Quantity	Base Number	Contract	AT	Region	England
% of FP17s for the same patient ID Re-attending within 3 months - Children	15	385	3.9%	10.1%	11.7%	12.0%
% of FP17s for the same patient ID Re-attending within 3 months - Adults	196	1,569	12.5%	14.8%	15.2%	16.0%
% of FP17s for the same patient ID Re-attending between 3 & 9 months - Children	242	385	62.9%	51.6%	59.1%	58.0%
% of FP17s for the same patient ID Re-attending between 3 & 9 months - Adults	1,058	1,569	67.4%	47.7%	52.2%	50.9%
% of FP17s for Band 1 Urgent Courses	73	1,765	4.1%	8.2%	7.9%	9.1%
% of FP17s Relating to Free Repair or Replacements	15	1,765	0.8%	0.7%	0.8%	0.8%
% of FP17s Relating to Continuations	28	1,765	1.6%	0.8%	1.1%	1.1%
% of Patients satisfied with the dentistry they have received	10	11	90.9%	91.3%	91.8%	91.7%
% of Patients satisfied with the time they had to wait for an appointment	9	11	81.8%	90.2%	88.4%	88.0%

* This is based on patients treated on this contract for their most recent course of treatment. Figures in italics indicate the base number of FP17s or Patient Questionnaire responses are less than 100. N/A is shown where the base number of responses is less than 10 during the period. % is calculated as Quantity/Base number*100

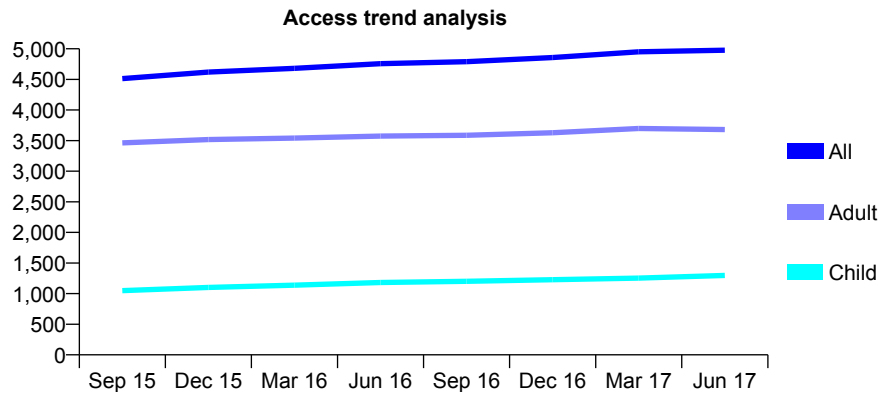
Q54 - Vital Signs At a Glance Contract Report for 678325/0001 - June 2017

Name or company name	MR MS PARMAR
Contract type name	GDS Contract
Purpose of contract	General
Contract start date	01/04/2006
Contract end date	

17/18 Contracted general activity (UDA)	9,855
Carry forward general activity (UDA)	0
17/18 Contracted orthodontic activity (UOA)	0
Carry forward orthodontic activity (UOA)	0
Baseline contract value	£271,183.15

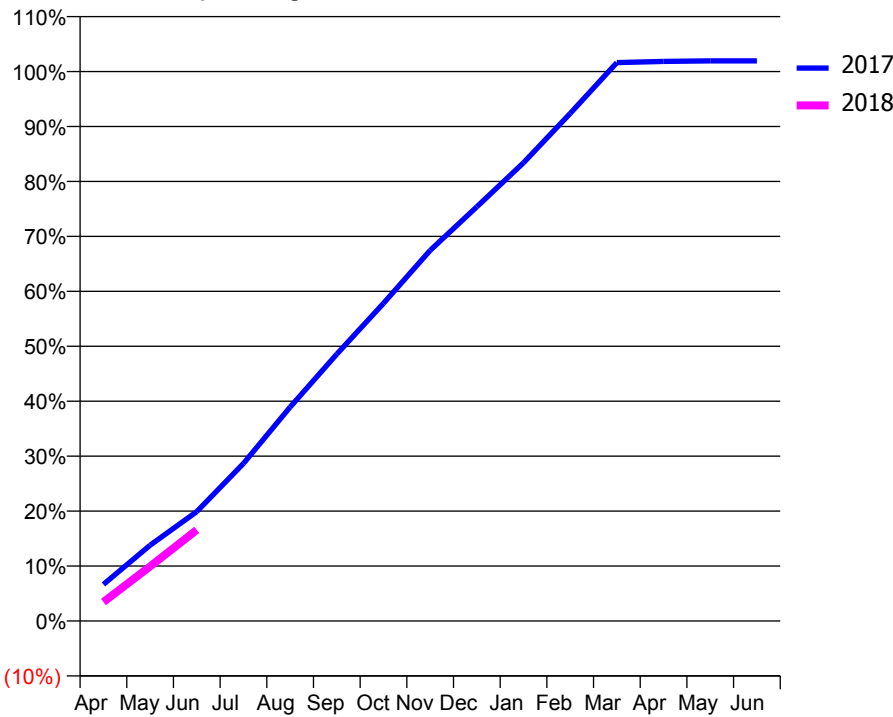
ACCESS*

Patients seen in 24 months	Total	Change since previous quarter
Quarter ending June 2016	4,757	
Quarter ending September 2016	4,789	→
Quarter ending December 2016	4,857	→
Quarter ending March 2017	4,952	→
Quarter ending June 2017	4,977	→
Variance since June 2016	4.6%	↑



ACTIVITY

Cumulative percentage of contracted UDA delivered 2017 & 2018



Month	Adjusted Scheduled Activity (UDA)	
	2017	2018
April	657	340
May	1,361	979
June	1,963	1,634
July	2,826	
August	3,836	
September	4,786	
October	5,699	
November	6,648	
December	7,429	
January	8,218	
February	9,103	
March	10,014	
April	10,036	
May	10,046	
June	10,047	

QUALITY

	Quantity	Base Number	Contract	AT	Region	England
% of FP17s for the same patient ID Re-attending within 3 months - Children	18	348	5.2%	10.1%	11.7%	12.0%
% of FP17s for the same patient ID Re-attending within 3 months - Adults	55	755	7.3%	14.8%	15.2%	16.0%
% of FP17s for the same patient ID Re-attending between 3 & 9 months - Children	174	348	50.0%	51.6%	59.1%	58.0%
% of FP17s for the same patient ID Re-attending between 3 & 9 months - Adults	346	755	45.8%	47.7%	52.2%	50.9%
% of FP17s for Band 1 Urgent Courses	34	889	3.8%	8.2%	7.9%	9.1%
% of FP17s Relating to Free Repair or Replacements	1	889	0.1%	0.7%	0.8%	0.8%
% of FP17s Relating to Continuations	4	889	0.4%	0.8%	1.1%	1.1%
% of Patients satisfied with the dentistry they have received	7	8	N/A	91.3%	91.8%	91.7%
% of Patients satisfied with the time they had to wait for an appointment	7	8	N/A	90.2%	88.4%	88.0%

* This is based on patients treated on this contract for their most recent course of treatment. Figures in italics indicate the base number of FP17s or Patient Questionnaire responses are less than 100. N/A is shown where the base number of responses is less than 10 during the period. % is calculated as Quantity/Base number*100

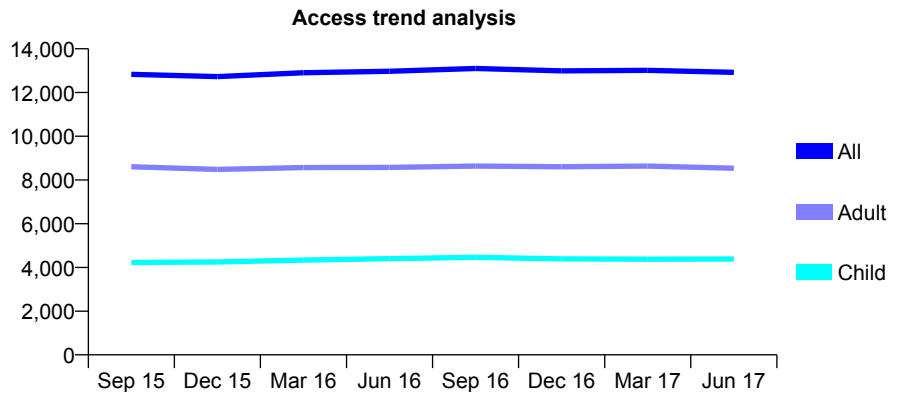
Q54 - Vital Signs At a Glance Contract Report for 682004/0001 - June 2017

Name or company name	MR S KUMAR
Contract type name	GDS Contract
Purpose of contract	General
Contract start date	01/04/2006
Contract end date	

17/18 Contracted general activity (UDA)	45,372
Carry forward general activity (UDA)	0
17/18 Contracted orthodontic activity (UOA)	0
Carry forward orthodontic activity (UOA)	0
Baseline contract value	£1,235,389.53

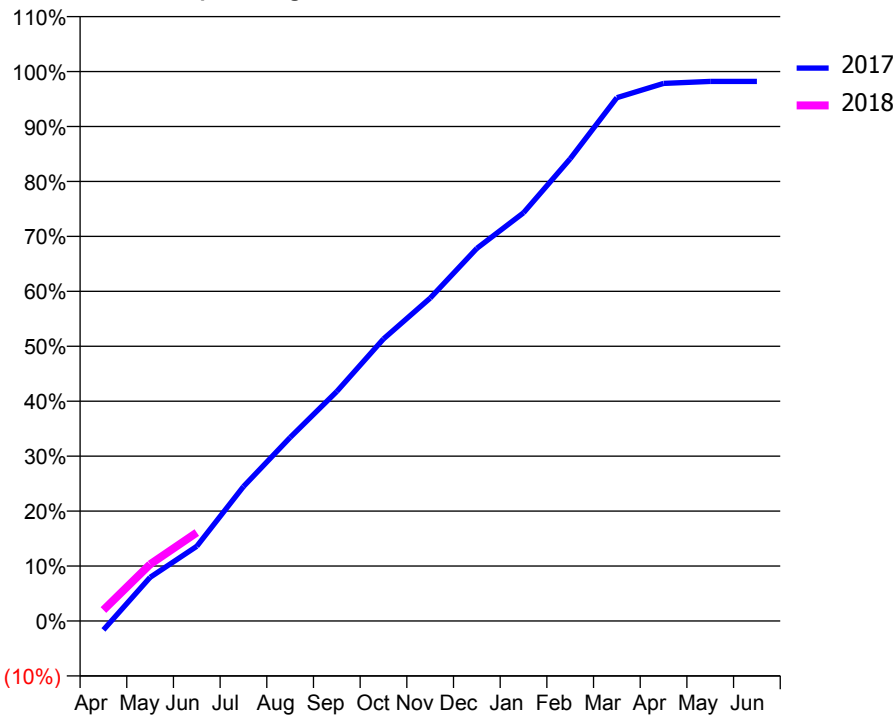
ACCESS*

Patients seen in 24 months	Total	Change since previous quarter
Quarter ending June 2016	12,974	
Quarter ending September 2016	13,099	→
Quarter ending December 2016	12,991	→
Quarter ending March 2017	13,012	→
Quarter ending June 2017	12,921	→
Variance since June 2016	(0.4%)	→



ACTIVITY

Cumulative percentage of contracted UDA delivered 2017 & 2018



Month	Adjusted Scheduled Activity (UDA)	
	2017	2018
April	-739	914
May	3,602	4,685
June	6,174	7,308
July	11,103	
August	15,151	
September	18,957	
October	23,287	
November	26,666	
December	30,771	
January	33,709	
February	38,165	
March	43,207	
April	44,392	
May	44,548	
June	44,551	

QUALITY

	Quantity	Base Number	Contract	AT	Region	England
% of FP17s for the same patient ID Re-attending within 3 months - Children	48	1,017	4.7%	10.1%	11.7%	12.0%
% of FP17s for the same patient ID Re-attending within 3 months - Adults	220	1,715	12.8%	14.8%	15.2%	16.0%
% of FP17s for the same patient ID Re-attending between 3 & 9 months - Children	404	1,017	39.7%	51.6%	59.1%	58.0%
% of FP17s for the same patient ID Re-attending between 3 & 9 months - Adults	638	1,715	37.2%	47.7%	52.2%	50.9%
% of FP17s for Band 1 Urgent Courses	208	2,278	9.1%	8.2%	7.9%	9.1%
% of FP17s Relating to Free Repair or Replacements	16	2,278	0.7%	0.7%	0.8%	0.8%
% of FP17s Relating to Continuations	18	2,278	0.8%	0.8%	1.1%	1.1%
% of Patients satisfied with the dentistry they have received	4	6	N/A	91.3%	91.8%	91.7%
% of Patients satisfied with the time they had to wait for an appointment	3	6	N/A	90.2%	88.4%	88.0%

* This is based on patients treated on this contract for their most recent course of treatment. Figures in italics indicate the base number of FP17s or Patient Questionnaire responses are less than 100. N/A is shown where the base number of responses is less than 10 during the period. % is calculated as Quantity/Base number*100

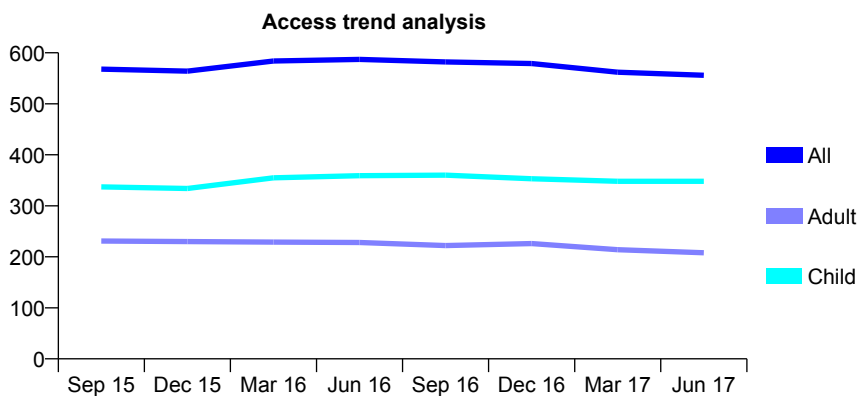
Q54 - Vital Signs At a Glance Contract Report for 682381/0001 - June 2017

Name or company name	MR TF FRASER
Contract type name	GDS Contract
Purpose of contract	General
Contract start date	01/04/2006
Contract end date	

17/18 Contracted general activity (UDA)	1,600
Carry forward general activity (UDA)	0
17/18 Contracted orthodontic activity (UOA)	0
Carry forward orthodontic activity (UOA)	0
Baseline contract value	£40,662.61

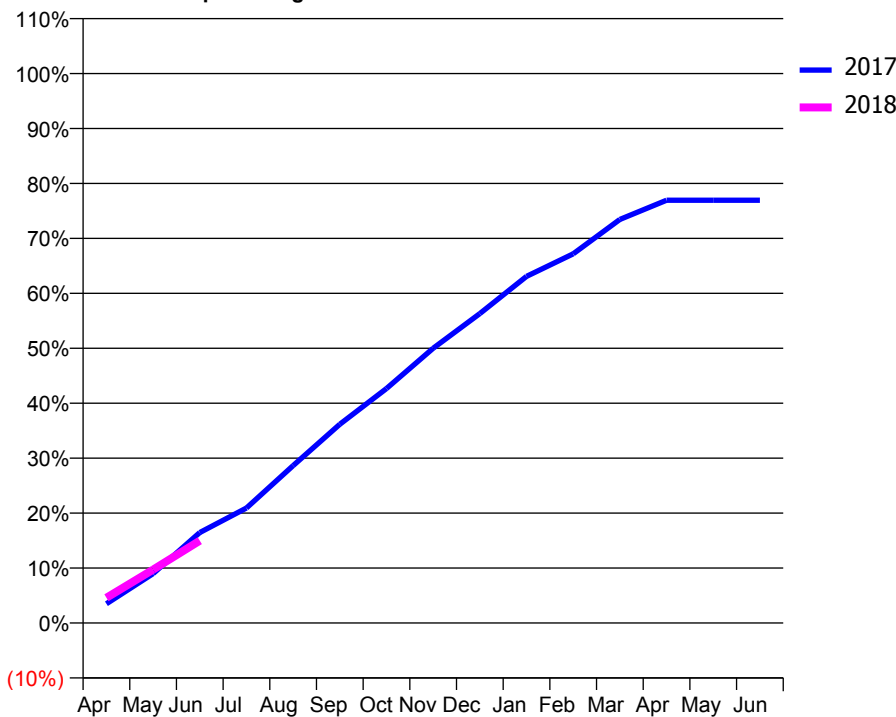
ACCESS*

Patients seen in 24 months	Total	Change since previous quarter
Quarter ending June 2016	587	
Quarter ending September 2016	582	→
Quarter ending December 2016	579	→
Quarter ending March 2017	562	↓
Quarter ending June 2017	556	↓
Variance since June 2016	(5.3%)	↓



ACTIVITY

Cumulative percentage of contracted UDA delivered 2017 & 2018



Adjusted Scheduled Activity (UDA)

Month	2017	2018
April	56	73
May	144	155
June	264	240
July	335	
August	458	
September	579	
October	683	
November	800	
December	901	
January	1,009	
February	1,075	
March	1,175	
April	1,231	
May	1,231	
June	1,231	

QUALITY

	Quantity	Base Number	Contract	AT	Region	England
% of FP17s for the same patient ID Re-attending within 3 months - Children	6	96	6.3%	10.1%	11.7%	12.0%
% of FP17s for the same patient ID Re-attending within 3 months - Adults	18	58	31.0%	14.8%	15.2%	16.0%
% of FP17s for the same patient ID Re-attending between 3 & 9 months - Children	62	96	64.6%	51.6%	59.1%	58.0%
% of FP17s for the same patient ID Re-attending between 3 & 9 months - Adults	27	58	46.6%	47.7%	52.2%	50.9%
% of FP17s for Band 1 Urgent Courses	8	139	5.8%	8.2%	7.9%	9.1%
% of FP17s Relating to Free Repair or Replacements	0	139	0.0%	0.7%	0.8%	0.8%
% of FP17s Relating to Continuations	6	139	4.3%	0.8%	1.1%	1.1%
% of Patients satisfied with the dentistry they have received	0	0	N/A	91.3%	91.8%	91.7%
% of Patients satisfied with the time they had to wait for an appointment	0	0	N/A	90.2%	88.4%	88.0%

* This is based on patients treated on this contract for their most recent course of treatment. Figures in italics indicate the base number of FP17s or Patient Questionnaire responses are less than 100. N/A is shown where the base number of responses is less than 10 during the period. % is calculated as Quantity/Base number*100

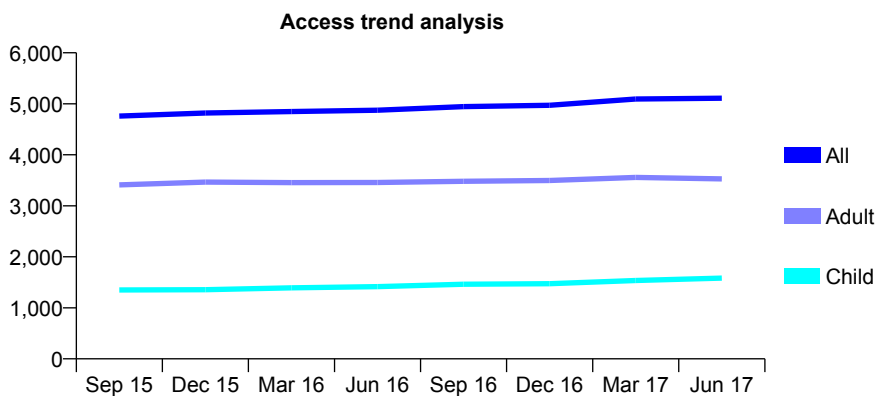
Q54 - Vital Signs At a Glance Contract Report for 686867/0001 - June 2017

Name or company name	MISS PK ATHWAL
Contract type name	GDS Contract
Purpose of contract	General
Contract start date	01/04/2006
Contract end date	

17/18 Contracted general activity (UDA)	18,296
Carry forward general activity (UDA)	0
17/18 Contracted orthodontic activity (UOA)	0
Carry forward orthodontic activity (UOA)	0
Baseline contract value	£521,090.68

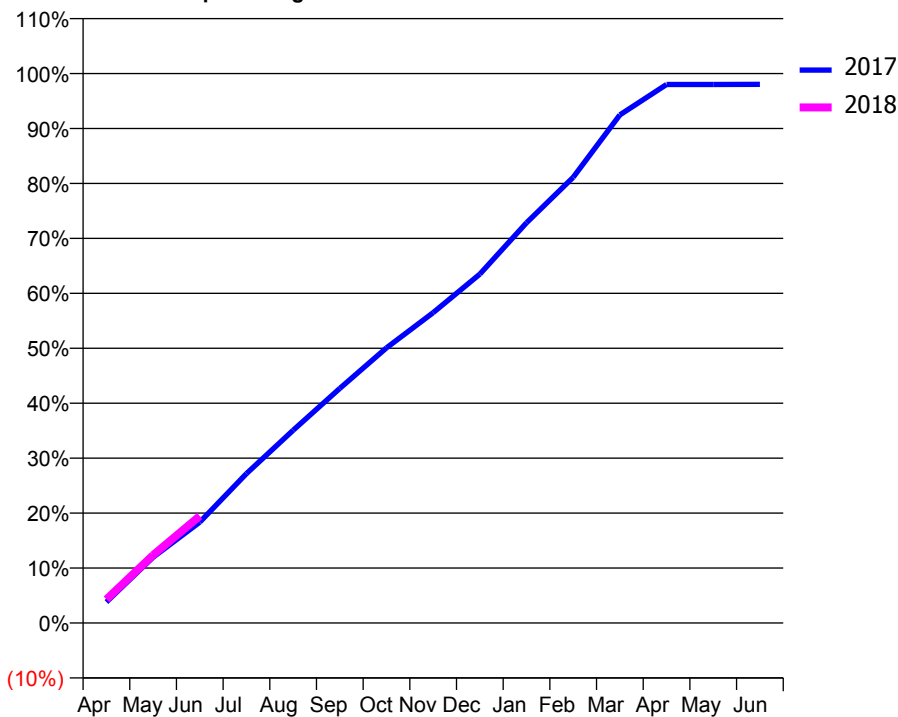
ACCESS*

Patients seen in 24 months	Total	Change since previous quarter
Quarter ending June 2016	4,874	
Quarter ending September 2016	4,944	→
Quarter ending December 2016	4,972	→
Quarter ending March 2017	5,093	↑
Quarter ending June 2017	5,111	→
Variance since June 2016	4.9%	↑



ACTIVITY

Cumulative percentage of contracted UDA delivered 2017 & 2018



Month	Adjusted Scheduled Activity (UDA)	
	2017	2018
April	698	788
May	2,190	2,260
June	3,359	3,563
July	4,974	
August	6,418	
September	7,811	
October	9,163	
November	10,335	
December	11,618	
January	13,328	
February	14,841	
March	16,917	
April	17,933	
May	17,933	
June	17,934	

QUALITY

	Quantity	Base Number	Contract	AT	Region	England
% of FP17s for the same patient ID Re-attending within 3 months - Children	24	552	4.3%	10.1%	11.7%	12.0%
% of FP17s for the same patient ID Re-attending within 3 months - Adults	74	1,085	6.8%	14.8%	15.2%	16.0%
% of FP17s for the same patient ID Re-attending between 3 & 9 months - Children	309	552	56.0%	51.6%	59.1%	58.0%
% of FP17s for the same patient ID Re-attending between 3 & 9 months - Adults	638	1,085	58.8%	47.7%	52.2%	50.9%
% of FP17s for Band 1 Urgent Courses	32	1,371	2.3%	8.2%	7.9%	9.1%
% of FP17s Relating to Free Repair or Replacements	9	1,371	0.7%	0.7%	0.8%	0.8%
% of FP17s Relating to Continuations	10	1,371	0.7%	0.8%	1.1%	1.1%
% of Patients satisfied with the dentistry they have received	4	5	N/A	91.3%	91.8%	91.7%
% of Patients satisfied with the time they had to wait for an appointment	5	5	N/A	90.2%	88.4%	88.0%

* This is based on patients treated on this contract for their most recent course of treatment. Figures in italics indicate the base number of FP17s or Patient Questionnaire responses are less than 100. N/A is shown where the base number of responses is less than 10 during the period. % is calculated as Quantity/Base number*100

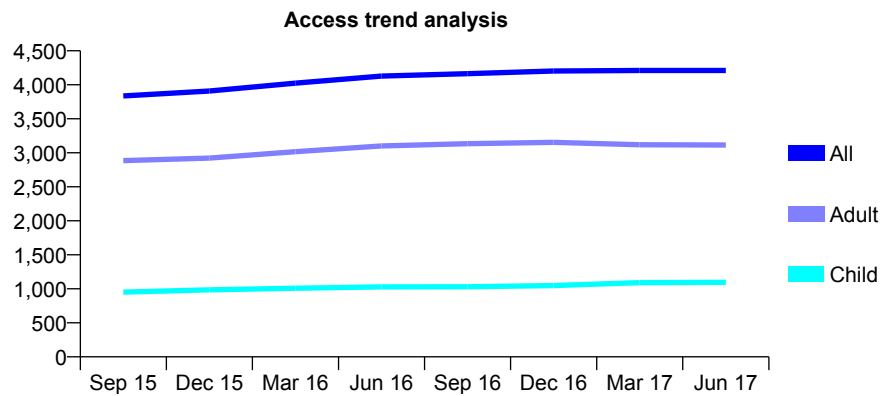
Q54 - Vital Signs At a Glance Contract Report for 686883/0001 - June 2017

Name or company name	MR HS GILL
Contract type name	GDS Contract
Purpose of contract	General
Contract start date	01/04/2006
Contract end date	

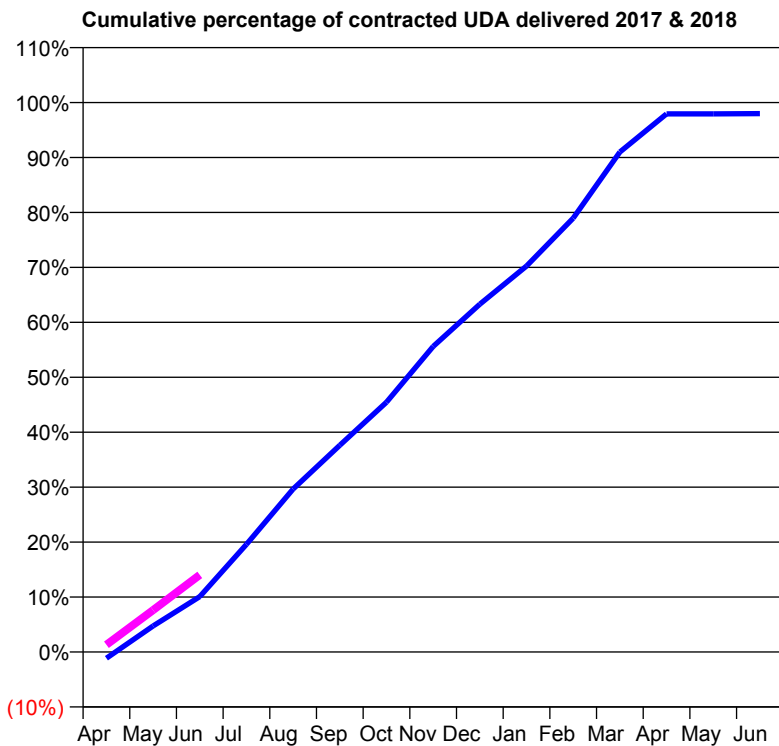
17/18 Contracted general activity (UDA)	11,380
Carry forward general activity (UDA)	0
17/18 Contracted orthodontic activity (UOA)	0
Carry forward orthodontic activity (UOA)	0
Baseline contract value	£246,343.53

ACCESS*

Patients seen in 24 months	Total	Change since previous quarter
Quarter ending June 2016	4,128	
Quarter ending September 2016	4,164	→
Quarter ending December 2016	4,203	→
Quarter ending March 2017	4,210	→
Quarter ending June 2017	4,210	→
Variance since June 2016	2.0%	→



ACTIVITY



Month	Adjusted Scheduled Activity (UDA)	
	2017	2018
April	-132	151
May	540	870
June	1,149	1,597
July	2,231	
August	3,377	
September	4,282	
October	5,174	
November	6,329	
December	7,204	
January	7,994	
February	8,986	
March	10,354	
April	11,145	
May	11,145	
June	11,149	

QUALITY

	Quantity	Base Number	Contract	AT	Region	England
% of FP17s for the same patient ID Re-attending within 3 months - Children	27	402	6.7%	10.1%	11.7%	12.0%
% of FP17s for the same patient ID Re-attending within 3 months - Adults	75	945	7.9%	14.8%	15.2%	16.0%
% of FP17s for the same patient ID Re-attending between 3 & 9 months - Children	260	402	64.7%	51.6%	59.1%	58.0%
% of FP17s for the same patient ID Re-attending between 3 & 9 months - Adults	568	945	60.1%	47.7%	52.2%	50.9%
% of FP17s for Band 1 Urgent Courses	10	708	1.4%	8.2%	7.9%	9.1%
% of FP17s Relating to Free Repair or Replacements	5	708	0.7%	0.7%	0.8%	0.8%
% of FP17s Relating to Continuations	4	708	0.6%	0.8%	1.1%	1.1%
% of Patients satisfied with the dentistry they have received	2	3	N/A	91.3%	91.8%	91.7%
% of Patients satisfied with the time they had to wait for an appointment	2	3	N/A	90.2%	88.4%	88.0%

* This is based on patients treated on this contract for their most recent course of treatment. Figures in italics indicate the base number of FP17s or Patient Questionnaire responses are less than 100. N/A is shown where the base number of responses is less than 10 during the period. % is calculated as Quantity/Base number*100

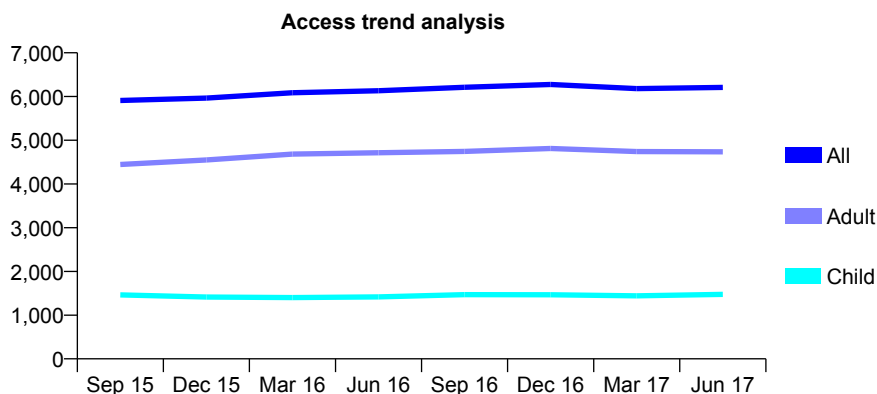
Q54 - Vital Signs At a Glance Contract Report for 686883/0002 - June 2017

Name or company name	MR HS GILL
Contract type name	PDS Plus Contract
Purpose of contract	General
Contract start date	01/11/2010
Contract end date	31/10/2020

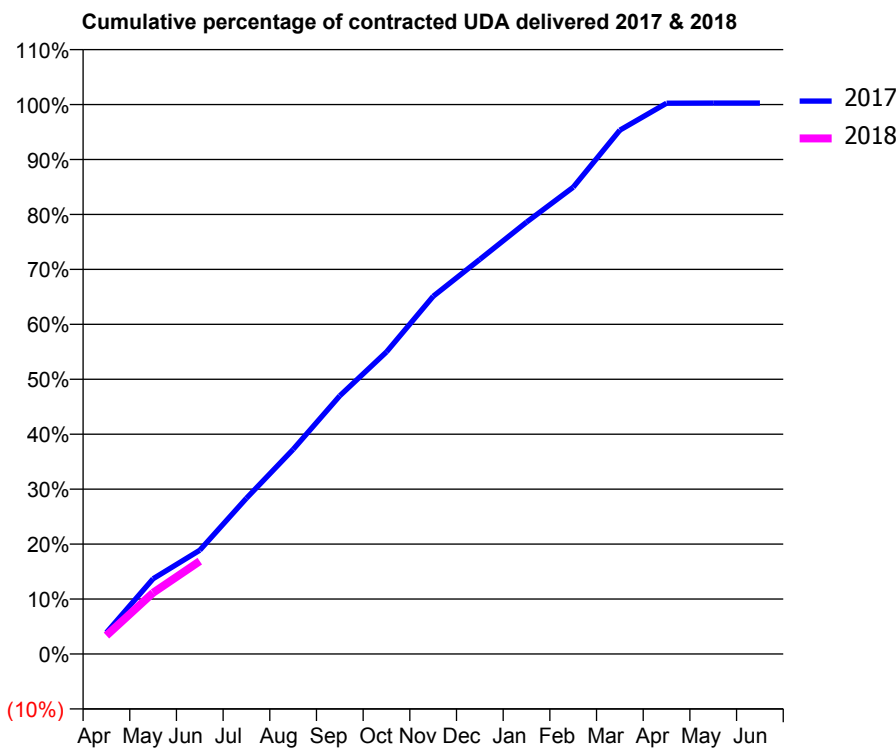
17/18 Contracted general activity (UDA)	22,480
Carry forward general activity (UDA)	0
17/18 Contracted orthodontic activity (UOA)	0
Carry forward orthodontic activity (UOA)	0
Baseline contract value	£294,668.34

ACCESS*

Patients seen in 24 months	Total	Change since previous quarter
Quarter ending June 2016	6,133	
Quarter ending September 2016	6,212	→
Quarter ending December 2016	6,277	→
Quarter ending March 2017	6,182	↓
Quarter ending June 2017	6,210	→
Variance since June 2016	1.3%	→



ACTIVITY



Month	Adjusted Scheduled Activity (UDA)	
	2017	2018
April	876	754
May	3,080	2,504
June	4,245	3,802
July	6,373	
August	8,371	
September	10,561	
October	12,356	
November	14,635	
December	16,146	
January	17,665	
February	19,094	
March	21,432	
April	22,533	
May	22,536	
June	22,536	

QUALITY

	Quantity	Base Number	Contract	AT	Region	England
% of FP17s for the same patient ID Re-attending within 3 months - Children	46	432	10.6%	10.1%	11.7%	12.0%
% of FP17s for the same patient ID Re-attending within 3 months - Adults	266	1,155	23.0%	14.8%	15.2%	16.0%
% of FP17s for the same patient ID Re-attending between 3 & 9 months - Children	177	432	41.0%	51.6%	59.1%	58.0%
% of FP17s for the same patient ID Re-attending between 3 & 9 months - Adults	296	1,155	25.6%	47.7%	52.2%	50.9%
% of FP17s for Band 1 Urgent Courses	366	1,258	29.1%	8.2%	7.9%	9.1%
% of FP17s Relating to Free Repair or Replacements	18	1,258	1.4%	0.7%	0.8%	0.8%
% of FP17s Relating to Continuations	10	1,258	0.8%	0.8%	1.1%	1.1%
% of Patients satisfied with the dentistry they have received	4	7	N/A	91.3%	91.8%	91.7%
% of Patients satisfied with the time they had to wait for an appointment	4	7	N/A	90.2%	88.4%	88.0%

* This is based on patients treated on this contract for their most recent course of treatment. Figures in italics indicate the base number of FP17s or Patient Questionnaire responses are less than 100. N/A is shown where the base number of responses is less than 10 during the period. % is calculated as Quantity/Base number*100

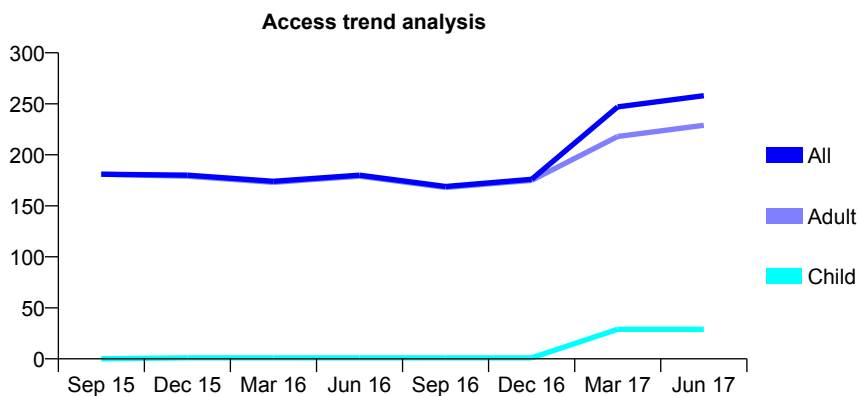
Q54 - Vital Signs At a Glance Contract Report for 688347/0002 - June 2017

Name or company name	MR K HANJI
Contract type name	PDS Contract
Purpose of contract	General
Contract start date	08/03/2012
Contract end date	07/03/2022

17/18 Contracted general activity (UDA)	1,440
Carry forward general activity (UDA)	0
17/18 Contracted orthodontic activity (UOA)	0
Carry forward orthodontic activity (UOA)	0
Baseline contract value	£70,922.99

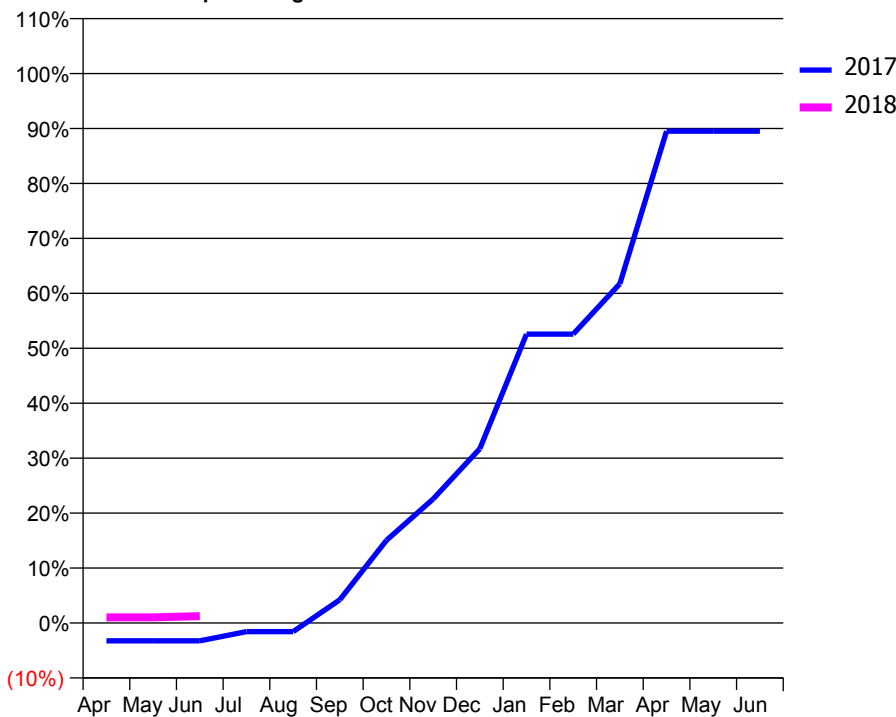
ACCESS*

Patients seen in 24 months	Total	Change since previous quarter
Quarter ending June 2016	180	
Quarter ending September 2016	169	↓
Quarter ending December 2016	176	↑
Quarter ending March 2017	247	↑
Quarter ending June 2017	258	↑
Variance since June 2016	43.3%	↑



ACTIVITY

Cumulative percentage of contracted UDA delivered 2017 & 2018



Adjusted Scheduled Activity (UDA)

Month	2017	2018
April	-47	15
May	-47	15
June	-47	18
July	-23	
August	-23	
September	61	
October	217	
November	325	
December	457	
January	757	
February	757	
March	889	
April	1,289	
May	1,289	
June	1,289	

QUALITY

	Quantity	Base Number	Contract	AT	Region	England
% of FP17s for the same patient ID Re-attending within 3 months - Children	0	30	0.0%	10.1%	11.7%	12.0%
% of FP17s for the same patient ID Re-attending within 3 months - Adults	0	96	0.0%	14.8%	15.2%	16.0%
% of FP17s for the same patient ID Re-attending between 3 & 9 months - Children	0	30	0.0%	51.6%	59.1%	58.0%
% of FP17s for the same patient ID Re-attending between 3 & 9 months - Adults	0	96	0.0%	47.7%	52.2%	50.9%
% of FP17s for Band 1 Urgent Courses	0	3	0.0%	8.2%	7.9%	9.1%
% of FP17s Relating to Free Repair or Replacements	0	3	0.0%	0.7%	0.8%	0.8%
% of FP17s Relating to Continuations	0	3	0.0%	0.8%	1.1%	1.1%
% of Patients satisfied with the dentistry they have received	0	0	N/A	91.3%	91.8%	91.7%
% of Patients satisfied with the time they had to wait for an appointment	0	0	N/A	90.2%	88.4%	88.0%

* This is based on patients treated on this contract for their most recent course of treatment. Figures in italics indicate the base number of FP17s or Patient Questionnaire responses are less than 100. N/A is shown where the base number of responses is less than 10 during the period. % is calculated as Quantity/Base number*100

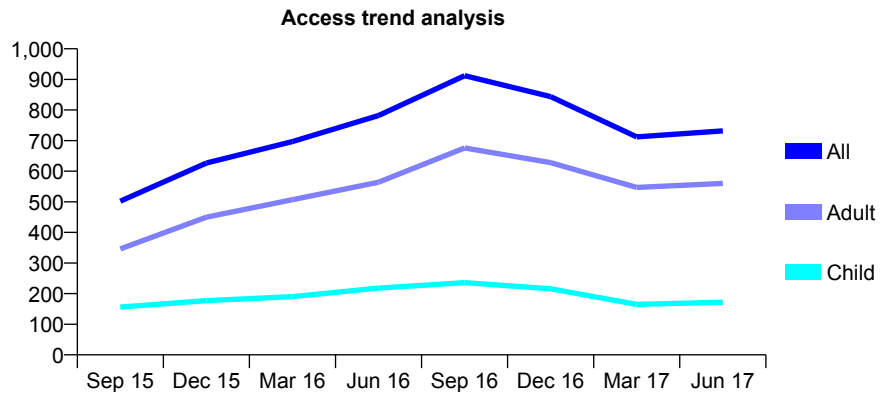
Q54 - Vital Signs At a Glance Contract Report for 688347/0003 - June 2017

Name or company name	MR K HANJI
Contract type name	GDS Contract
Purpose of contract	General
Contract start date	08/03/2012
Contract end date	

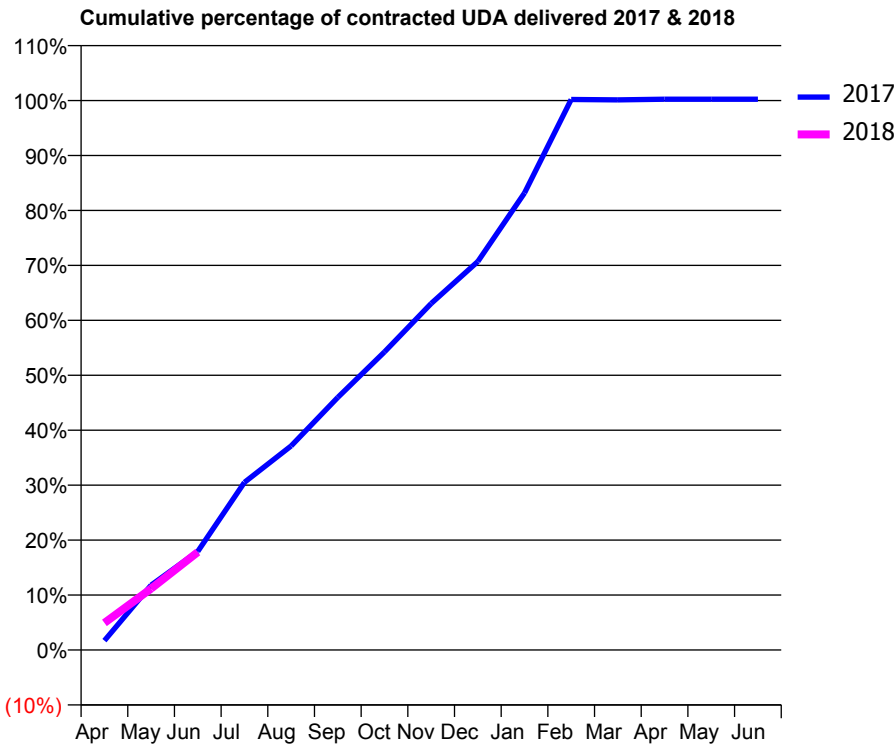
17/18 Contracted general activity (UDA)	1,758
Carry forward general activity (UDA)	0
17/18 Contracted orthodontic activity (UOA)	0
Carry forward orthodontic activity (UOA)	0
Baseline contract value	£45,502.14

ACCESS*

Patients seen in 24 months	Total	Change since previous quarter
Quarter ending June 2016	782	
Quarter ending September 2016	912	↑
Quarter ending December 2016	844	↓
Quarter ending March 2017	712	↓
Quarter ending June 2017	732	↑
Variance since June 2016	(6.4%)	↓



ACTIVITY



Month	Adjusted Scheduled Activity (UDA)	
	2017	2018
April	30	87
May	207	196
June	316	313
July	537	
August	653	
September	808	
October	954	
November	1,109	
December	1,243	
January	1,462	
February	1,761	
March	1,760	
April	1,762	
May	1,762	
June	1,762	

QUALITY

	Quantity	Base Number	Contract	AT	Region	England
% of FP17s for the same patient ID Re-attending within 3 months - Children	1	31	3.2%	10.1%	11.7%	12.0%
% of FP17s for the same patient ID Re-attending within 3 months - Adults	2	84	2.4%	14.8%	15.2%	16.0%
% of FP17s for the same patient ID Re-attending between 3 & 9 months - Children	0	31	0.0%	51.6%	59.1%	58.0%
% of FP17s for the same patient ID Re-attending between 3 & 9 months - Adults	3	84	3.6%	47.7%	52.2%	50.9%
% of FP17s for Band 1 Urgent Courses	2	115	1.7%	8.2%	7.9%	9.1%
% of FP17s Relating to Free Repair or Replacements	0	115	0.0%	0.7%	0.8%	0.8%
% of FP17s Relating to Continuations	0	115	0.0%	0.8%	1.1%	1.1%
% of Patients satisfied with the dentistry they have received	0	0	N/A	91.3%	91.8%	91.7%
% of Patients satisfied with the time they had to wait for an appointment	0	0	N/A	90.2%	88.4%	88.0%

* This is based on patients treated on this contract for their most recent course of treatment. Figures in italics indicate the base number of FP17s or Patient Questionnaire responses are less than 100. N/A is shown where the base number of responses is less than 10 during the period. % is calculated as Quantity/Base number*100

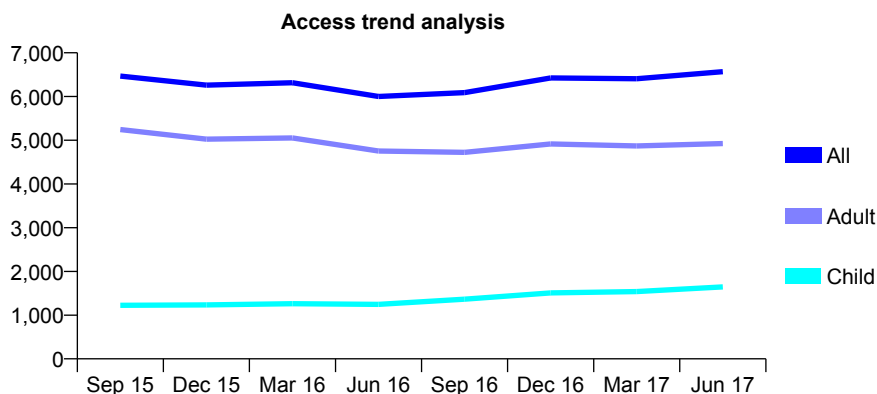
Q54 - Vital Signs At a Glance Contract Report for 688347/0004 - June 2017

Name or company name	MR K HANJI
Contract type name	GDS Contract
Purpose of contract	General
Contract start date	01/05/2012
Contract end date	

17/18 Contracted general activity (UDA)	20,602
Carry forward general activity (UDA)	0
17/18 Contracted orthodontic activity (UOA)	0
Carry forward orthodontic activity (UOA)	0
Baseline contract value	£538,267.02

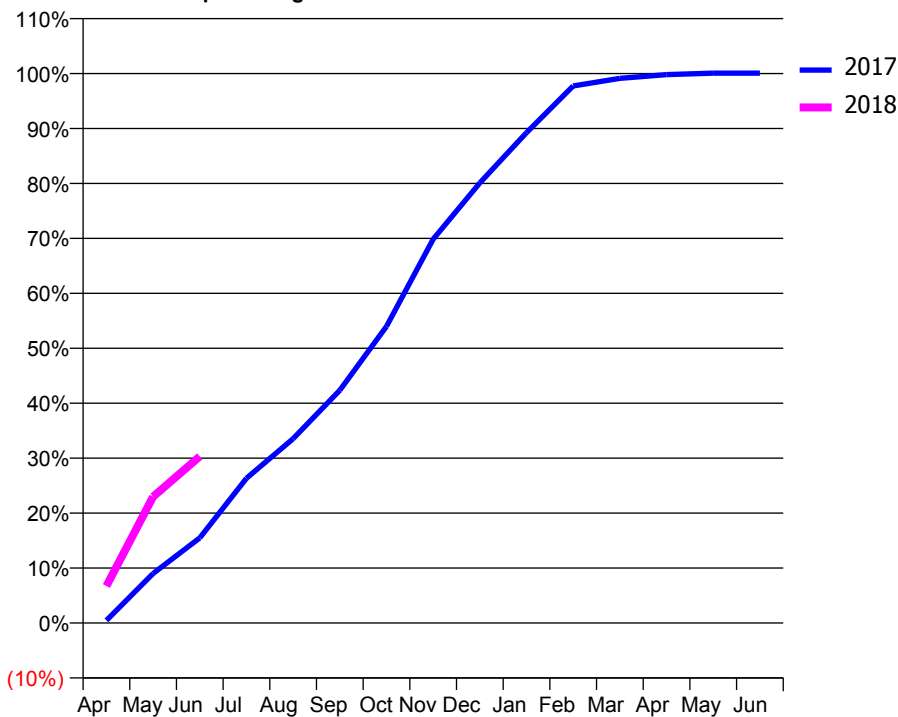
ACCESS*

Patients seen in 24 months	Total	Change since previous quarter
Quarter ending June 2016	6,000	
Quarter ending September 2016	6,089	→
Quarter ending December 2016	6,425	↑
Quarter ending March 2017	6,408	→
Quarter ending June 2017	6,569	↑
Variance since June 2016	9.5%	↑



ACTIVITY

Cumulative percentage of contracted UDA delivered 2017 & 2018



Month	Adjusted Scheduled Activity (UDA)	
	2017	2018
April	99	1,388
May	1,856	4,737
June	3,191	6,249
July	5,428	
August	6,911	
September	8,726	
October	11,120	
November	14,391	
December	16,501	
January	18,387	
February	20,137	
March	20,420	
April	20,561	
May	20,617	
June	20,617	

QUALITY

	Quantity	Base Number	Contract	AT	Region	England
% of FP17s for the same patient ID Re-attending within 3 months - Children	23	418	5.5%	10.1%	11.7%	12.0%
% of FP17s for the same patient ID Re-attending within 3 months - Adults	46	983	4.7%	14.8%	15.2%	16.0%
% of FP17s for the same patient ID Re-attending between 3 & 9 months - Children	104	418	24.9%	51.6%	59.1%	58.0%
% of FP17s for the same patient ID Re-attending between 3 & 9 months - Adults	209	983	21.3%	47.7%	52.2%	50.9%
% of FP17s for Band 1 Urgent Courses	38	1,334	2.8%	8.2%	7.9%	9.1%
% of FP17s Relating to Free Repair or Replacements	3	1,334	0.2%	0.7%	0.8%	0.8%
% of FP17s Relating to Continuations	5	1,334	0.4%	0.8%	1.1%	1.1%
% of Patients satisfied with the dentistry they have received	6	7	N/A	91.3%	91.8%	91.7%
% of Patients satisfied with the time they had to wait for an appointment	2	7	N/A	90.2%	88.4%	88.0%

* This is based on patients treated on this contract for their most recent course of treatment. Figures in italics indicate the base number of FP17s or Patient Questionnaire responses are less than 100. N/A is shown where the base number of responses is less than 10 during the period. % is calculated as Quantity/Base number*100

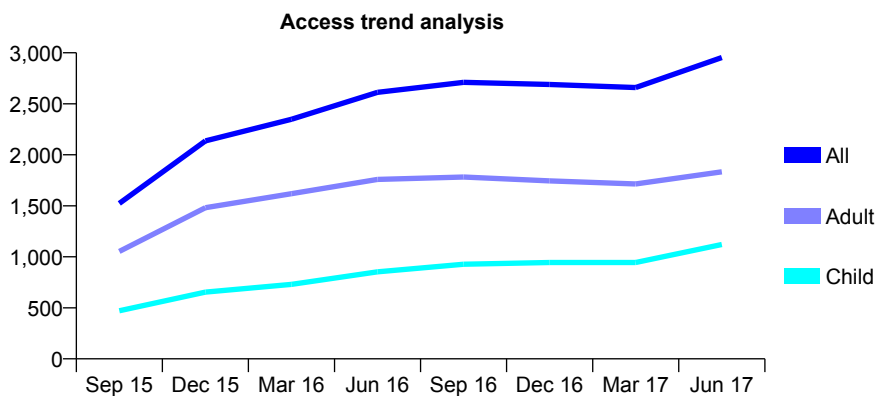
Q54 - Vital Signs At a Glance Contract Report for 688347/0006 - June 2017

Name or company name	MR K HANJI
Contract type name	GDS Contract
Purpose of contract	General
Contract start date	01/09/2014
Contract end date	

17/18 Contracted general activity (UDA)	8,562
Carry forward general activity (UDA)	0
17/18 Contracted orthodontic activity (UOA)	0
Carry forward orthodontic activity (UOA)	0
Baseline contract value	£221,952.03

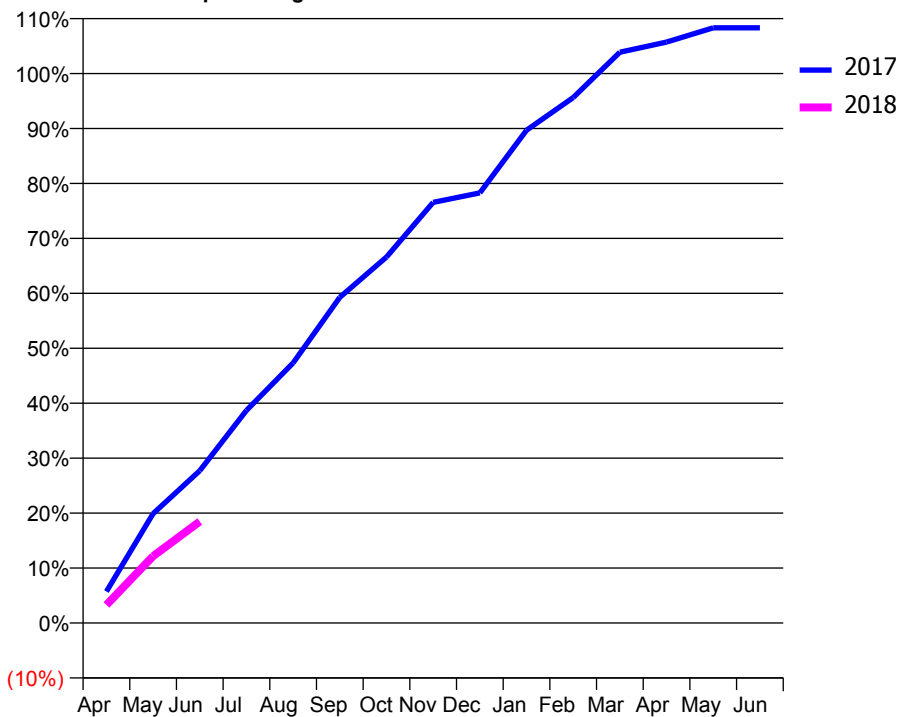
ACCESS*

Patients seen in 24 months	Total	Change since previous quarter
Quarter ending June 2016	2,612	
Quarter ending September 2016	2,710	↑
Quarter ending December 2016	2,690	→
Quarter ending March 2017	2,660	↓
Quarter ending June 2017	2,954	↑
Variance since June 2016	13.1%	↑



ACTIVITY

Cumulative percentage of contracted UDA delivered 2017 & 2018



Month	Adjusted Scheduled Activity (UDA)	
	2017	2018
April	491	281
May	1,704	1,043
June	2,373	1,582
July	3,312	
August	4,052	
September	5,074	
October	5,702	
November	6,553	
December	6,702	
January	7,678	
February	8,188	
March	8,894	
April	9,052	
May	9,273	
June	9,273	

QUALITY

	Quantity	Base Number	Contract	AT	Region	England
% of FP17s for the same patient ID Re-attending within 3 months - Children	21	390	5.4%	10.1%	11.7%	12.0%
% of FP17s for the same patient ID Re-attending within 3 months - Adults	32	403	7.9%	14.8%	15.2%	16.0%
% of FP17s for the same patient ID Re-attending between 3 & 9 months - Children	107	390	27.4%	51.6%	59.1%	58.0%
% of FP17s for the same patient ID Re-attending between 3 & 9 months - Adults	102	403	25.3%	47.7%	52.2%	50.9%
% of FP17s for Band 1 Urgent Courses	46	631	7.3%	8.2%	7.9%	9.1%
% of FP17s Relating to Free Repair or Replacements	0	631	0.0%	0.7%	0.8%	0.8%
% of FP17s Relating to Continuations	0	631	0.0%	0.8%	1.1%	1.1%
% of Patients satisfied with the dentistry they have received	3	3	N/A	91.3%	91.8%	91.7%
% of Patients satisfied with the time they had to wait for an appointment	2	3	N/A	90.2%	88.4%	88.0%

* This is based on patients treated on this contract for their most recent course of treatment. Figures in italics indicate the base number of FP17s or Patient Questionnaire responses are less than 100. N/A is shown where the base number of responses is less than 10 during the period. % is calculated as Quantity/Base number*100

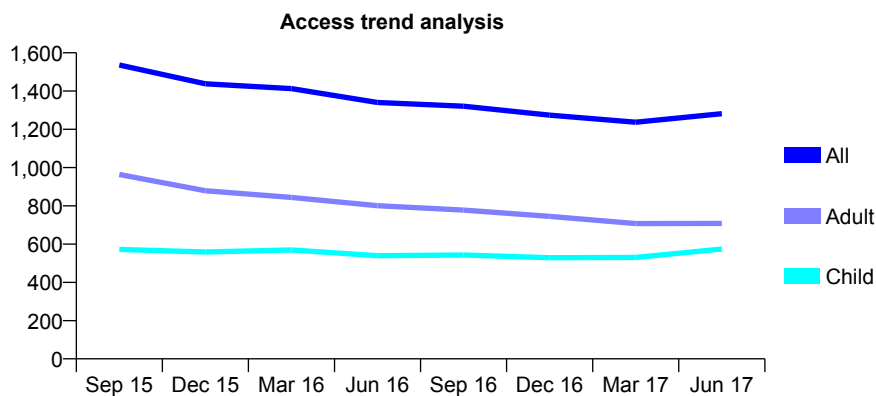
Q54 - Vital Signs At a Glance Contract Report for 689068/0001 - June 2017

Name or company name	MRS S VORA
Contract type name	GDS Contract
Purpose of contract	General
Contract start date	01/04/2006
Contract end date	

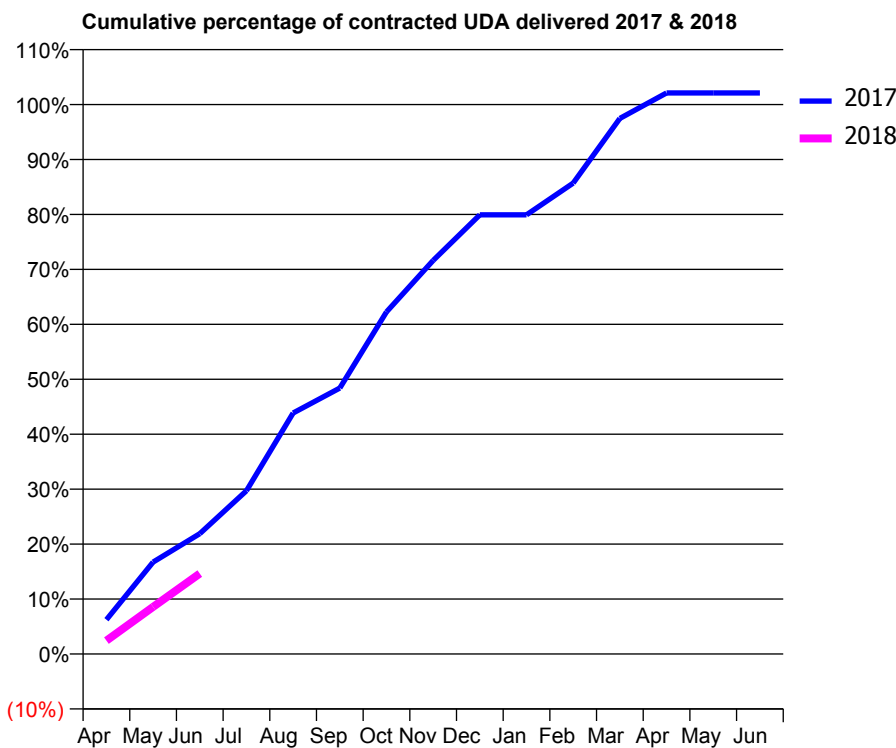
17/18 Contracted general activity (UDA)	4,767
Carry forward general activity (UDA)	0
17/18 Contracted orthodontic activity (UOA)	0
Carry forward orthodontic activity (UOA)	0
Baseline contract value	£56,763.14

ACCESS*

Patients seen in 24 months	Total	Change since previous quarter
Quarter ending June 2016	1,340	
Quarter ending September 2016	1,321	↓
Quarter ending December 2016	1,274	↓
Quarter ending March 2017	1,237	↓
Quarter ending June 2017	1,282	↑
Variance since June 2016	(4.3%)	↓



ACTIVITY



Month	Adjusted Scheduled Activity (UDA)	
	2017	2018
April	298	116
May	798	409
June	1,044	698
July	1,417	
August	2,090	
September	2,307	
October	2,968	
November	3,414	
December	3,810	
January	3,810	
February	4,085	
March	4,647	
April	4,867	
May	4,867	
June	4,867	

QUALITY

	Quantity	Base Number	Contract	AT	Region	England
% of FP17s for the same patient ID Re-attending within 3 months - Children	17	228	7.5%	10.1%	11.7%	12.0%
% of FP17s for the same patient ID Re-attending within 3 months - Adults	38	256	14.8%	14.8%	15.2%	16.0%
% of FP17s for the same patient ID Re-attending between 3 & 9 months - Children	124	228	54.4%	51.6%	59.1%	58.0%
% of FP17s for the same patient ID Re-attending between 3 & 9 months - Adults	100	256	39.1%	47.7%	52.2%	50.9%
% of FP17s for Band 1 Urgent Courses	12	384	3.1%	8.2%	7.9%	9.1%
% of FP17s Relating to Free Repair or Replacements	4	384	1.0%	0.7%	0.8%	0.8%
% of FP17s Relating to Continuations	10	384	2.6%	0.8%	1.1%	1.1%
% of Patients satisfied with the dentistry they have received	0	0	N/A	91.3%	91.8%	91.7%
% of Patients satisfied with the time they had to wait for an appointment	0	0	N/A	90.2%	88.4%	88.0%

* This is based on patients treated on this contract for their most recent course of treatment. Figures in italics indicate the base number of FP17s or Patient Questionnaire responses are less than 100. N/A is shown where the base number of responses is less than 10 during the period. % is calculated as Quantity/Base number*100

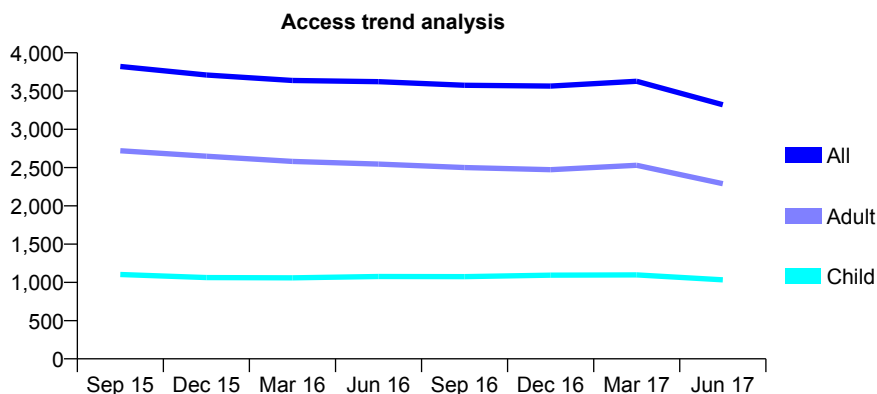
Q54 - Vital Signs At a Glance Contract Report for 732052/0002 - June 2017

Name or company name	Balbir S Bhandal, Amrik S Bhandal & Baljit
Contract type name	GDS Contract
Purpose of contract	General
Contract start date	01/04/2006
Contract end date	

17/18 Contracted general activity (UDA)	10,031
Carry forward general activity (UDA)	0
17/18 Contracted orthodontic activity (UOA)	0
Carry forward orthodontic activity (UOA)	0
Baseline contract value	£245,553.64

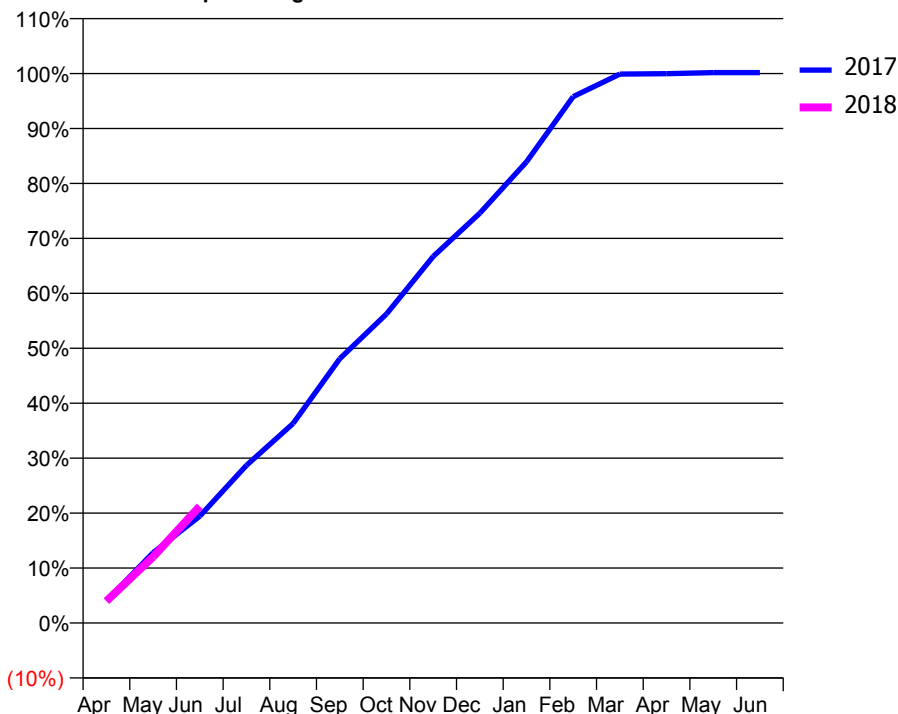
ACCESS*

Patients seen in 24 months	Total	Change since previous quarter
Quarter ending June 2016	3,622	
Quarter ending September 2016	3,575	↓
Quarter ending December 2016	3,566	→
Quarter ending March 2017	3,628	→
Quarter ending June 2017	3,321	↓
Variance since June 2016	(8.3%)	↓



ACTIVITY

Cumulative percentage of contracted UDA delivered 2017 & 2018



Adjusted Scheduled Activity (UDA)

Month	2017	2018
April	404	401
May	1,285	1,208
June	1,950	2,131
July	2,878	
August	3,643	
September	4,825	
October	5,641	
November	6,692	
December	7,481	
January	8,418	
February	9,609	
March	10,019	
April	10,029	
May	10,048	
June	10,048	

QUALITY

	Quantity	Base Number	Contract	AT	Region	England
% of FP17s for the same patient ID Re-attending within 3 months - Children	6	272	2.2%	10.1%	11.7%	12.0%
% of FP17s for the same patient ID Re-attending within 3 months - Adults	29	516	5.6%	14.8%	15.2%	16.0%
% of FP17s for the same patient ID Re-attending between 3 & 9 months - Children	126	272	46.3%	51.6%	59.1%	58.0%
% of FP17s for the same patient ID Re-attending between 3 & 9 months - Adults	230	516	44.6%	47.7%	52.2%	50.9%
% of FP17s for Band 1 Urgent Courses	37	777	4.8%	8.2%	7.9%	9.1%
% of FP17s Relating to Free Repair or Replacements	7	777	0.9%	0.7%	0.8%	0.8%
% of FP17s Relating to Continuations	4	777	0.5%	0.8%	1.1%	1.1%
% of Patients satisfied with the dentistry they have received	5	6	N/A	91.3%	91.8%	91.7%
% of Patients satisfied with the time they had to wait for an appointment	5	6	N/A	90.2%	88.4%	88.0%

* This is based on patients treated on this contract for their most recent course of treatment. Figures in italics indicate the base number of FP17s or Patient Questionnaire responses are less than 100. N/A is shown where the base number of responses is less than 10 during the period. % is calculated as Quantity/Base number*100

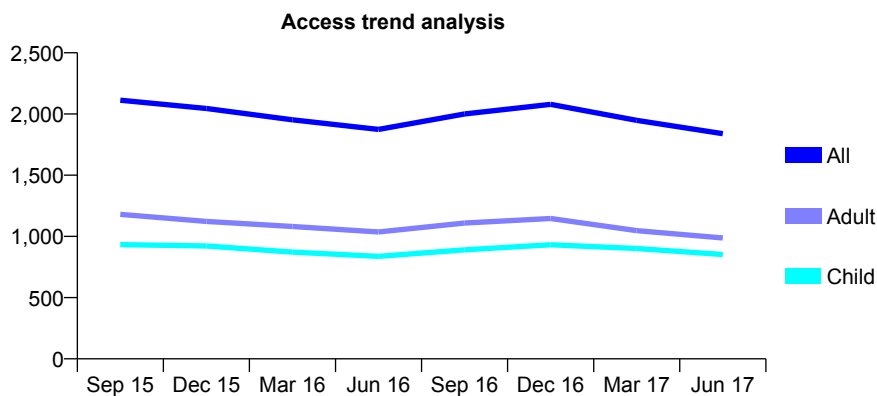
Q54 - Vital Signs At a Glance Contract Report for 735884/0001 - June 2017

Name or company name	MR VJ PATTNI
Contract type name	GDS Contract
Purpose of contract	General
Contract start date	01/04/2006
Contract end date	

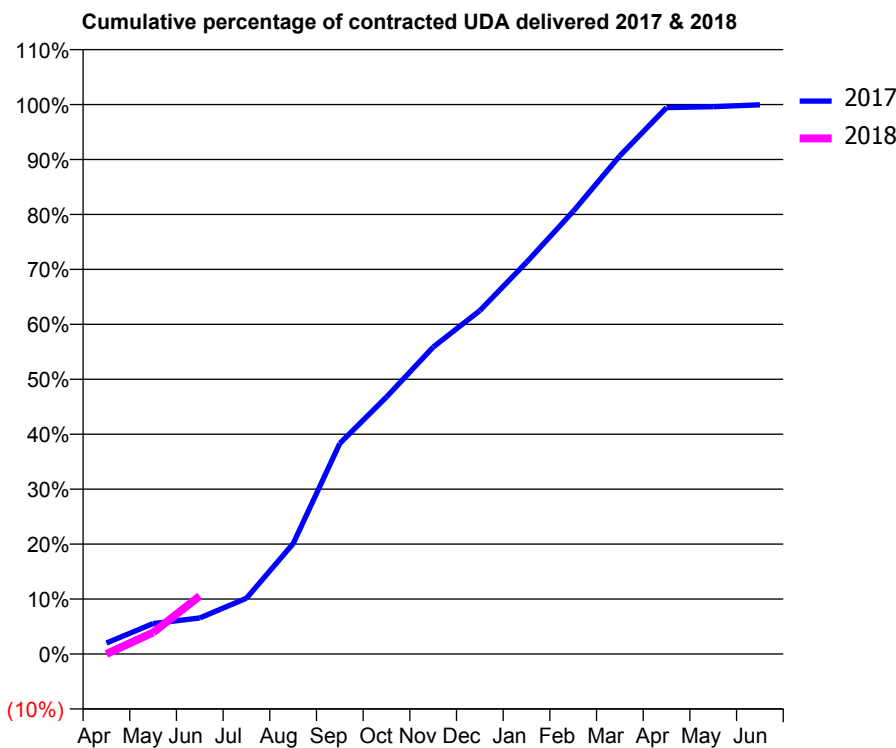
17/18 Contracted general activity (UDA)	7,426
Carry forward general activity (UDA)	0
17/18 Contracted orthodontic activity (UOA)	0
Carry forward orthodontic activity (UOA)	0
Baseline contract value	£200,580.41

ACCESS*

Patients seen in 24 months	Total	Change since previous quarter
Quarter ending June 2016	1,874	
Quarter ending September 2016	2,000	↑
Quarter ending December 2016	2,079	↑
Quarter ending March 2017	1,948	↓
Quarter ending June 2017	1,839	↓
Variance since June 2016	(1.9%)	↓



ACTIVITY



Month	Adjusted Scheduled Activity (UDA)	
	2017	2018
April	148	0
May	412	291
June	487	785
July	755	
August	1,491	
September	2,847	
October	3,473	
November	4,148	
December	4,642	
January	5,294	
February	5,981	
March	6,733	
April	7,384	
May	7,396	
June	7,421	

QUALITY

	Quantity	Base Number	Contract	AT	Region	England
% of FP17s for the same patient ID Re-attending within 3 months - Children	13	202	6.4%	10.1%	11.7%	12.0%
% of FP17s for the same patient ID Re-attending within 3 months - Adults	27	200	13.5%	14.8%	15.2%	16.0%
% of FP17s for the same patient ID Re-attending between 3 & 9 months - Children	58	202	28.7%	51.6%	59.1%	58.0%
% of FP17s for the same patient ID Re-attending between 3 & 9 months - Adults	52	200	26.0%	47.7%	52.2%	50.9%
% of FP17s for Band 1 Urgent Courses	63	259	24.3%	8.2%	7.9%	9.1%
% of FP17s Relating to Free Repair or Replacements	0	259	0.0%	0.7%	0.8%	0.8%
% of FP17s Relating to Continuations	0	259	0.0%	0.8%	1.1%	1.1%
% of Patients satisfied with the dentistry they have received	1	1	N/A	91.3%	91.8%	91.7%
% of Patients satisfied with the time they had to wait for an appointment	1	1	N/A	90.2%	88.4%	88.0%

* This is based on patients treated on this contract for their most recent course of treatment. Figures in italics indicate the base number of FP17s or Patient Questionnaire responses are less than 100. N/A is shown where the base number of responses is less than 10 during the period. % is calculated as Quantity/Base number*100

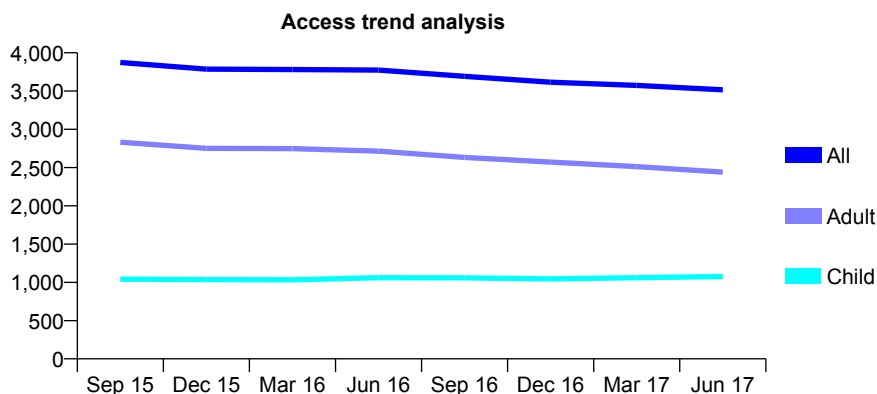
Q54 - Vital Signs At a Glance Contract Report for 735884/0002 - June 2017

Name or company name	MR VJ PATTNI
Contract type name	GDS Contract
Purpose of contract	General
Contract start date	01/04/2011
Contract end date	

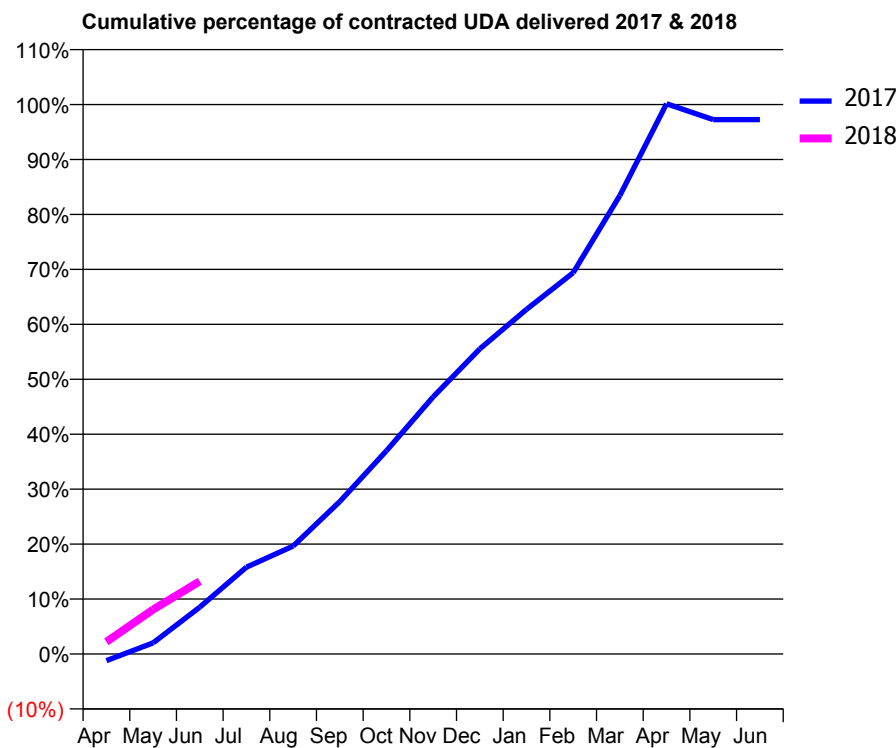
17/18 Contracted general activity (UDA)	16,000
Carry forward general activity (UDA)	0
17/18 Contracted orthodontic activity (UOA)	0
Carry forward orthodontic activity (UOA)	0
Baseline contract value	£344,811.03

ACCESS*

Patients seen in 24 months	Total	Change since previous quarter
Quarter ending June 2016	3,775	
Quarter ending September 2016	3,692	↓
Quarter ending December 2016	3,616	↓
Quarter ending March 2017	3,573	↓
Quarter ending June 2017	3,517	↓
Variance since June 2016	(6.8%)	↓



ACTIVITY



Month	Adjusted Scheduled Activity (UDA)	
	2017	2018
April	-196	354
May	324	1,293
June	1,366	2,118
July	2,529	
August	3,142	
September	4,439	
October	5,918	
November	7,489	
December	8,887	
January	10,036	
February	11,103	
March	13,351	
April	16,024	
May	15,562	
June	15,559	

QUALITY

	Quantity	Base Number	Contract	AT	Region	England
% of FP17s for the same patient ID Re-attending within 3 months - Children	25	374	6.7%	10.1%	11.7%	12.0%
% of FP17s for the same patient ID Re-attending within 3 months - Adults	90	658	13.7%	14.8%	15.2%	16.0%
% of FP17s for the same patient ID Re-attending between 3 & 9 months - Children	139	374	37.2%	51.6%	59.1%	58.0%
% of FP17s for the same patient ID Re-attending between 3 & 9 months - Adults	251	658	38.1%	47.7%	52.2%	50.9%
% of FP17s for Band 1 Urgent Courses	56	613	9.1%	8.2%	7.9%	9.1%
% of FP17s Relating to Free Repair or Replacements	5	613	0.8%	0.7%	0.8%	0.8%
% of FP17s Relating to Continuations	5	613	0.8%	0.8%	1.1%	1.1%
% of Patients satisfied with the dentistry they have received	5	6	N/A	91.3%	91.8%	91.7%
% of Patients satisfied with the time they had to wait for an appointment	6	6	N/A	90.2%	88.4%	88.0%

* This is based on patients treated on this contract for their most recent course of treatment. Figures in italics indicate the base number of FP17s or Patient Questionnaire responses are less than 100. N/A is shown where the base number of responses is less than 10 during the period. % is calculated as Quantity/Base number*100

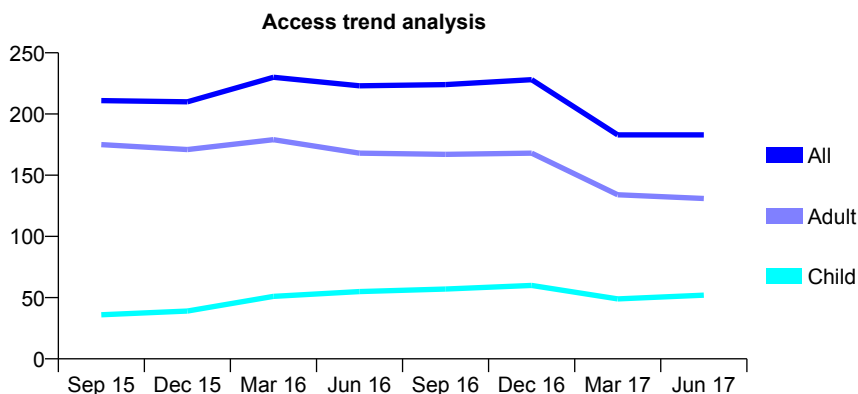
Q54 - Vital Signs At a Glance Contract Report for 740403/0001 - June 2017

Name or company name	MISS JV PATEL
Contract type name	GDS Contract
Purpose of contract	General
Contract start date	01/04/2006
Contract end date	

17/18 Contracted general activity (UDA)	1,035
Carry forward general activity (UDA)	0
17/18 Contracted orthodontic activity (UOA)	0
Carry forward orthodontic activity (UOA)	0
Baseline contract value	£23,772.53

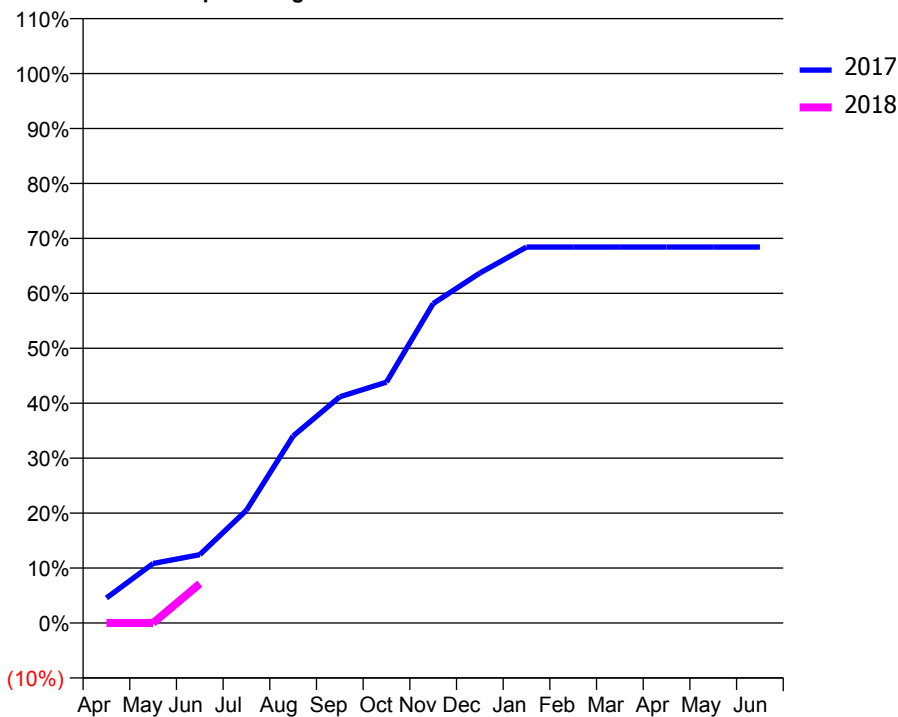
ACCESS*

Patients seen in 24 months	Total	Change since previous quarter
Quarter ending June 2016	223	
Quarter ending September 2016	224	→
Quarter ending December 2016	228	→
Quarter ending March 2017	183	↓
Quarter ending June 2017	183	→
Variance since June 2016	(17.9%)	↓



ACTIVITY

Cumulative percentage of contracted UDA delivered 2017 & 2018



Adjusted Scheduled Activity (UDA)

Month	2017	2018
April	47	0
May	112	0
June	129	74
July	212	
August	352	
September	426	
October	454	
November	602	
December	659	
January	708	
February	708	
March	708	
April	708	
May	708	
June	708	

QUALITY

	Quantity	Base Number	Contract	AT	Region	England
% of FP17s for the same patient ID Re-attending within 3 months - Children	0	16	0.0%	10.1%	11.7%	12.0%
% of FP17s for the same patient ID Re-attending within 3 months - Adults	0	20	0.0%	14.8%	15.2%	16.0%
% of FP17s for the same patient ID Re-attending between 3 & 9 months - Children	0	16	0.0%	51.6%	59.1%	58.0%
% of FP17s for the same patient ID Re-attending between 3 & 9 months - Adults	0	20	0.0%	47.7%	52.2%	50.9%
% of FP17s for Band 1 Urgent Courses	5	36	13.9%	8.2%	7.9%	9.1%
% of FP17s Relating to Free Repair or Replacements	0	36	0.0%	0.7%	0.8%	0.8%
% of FP17s Relating to Continuations	0	36	0.0%	0.8%	1.1%	1.1%
% of Patients satisfied with the dentistry they have received	0	0	N/A	91.3%	91.8%	91.7%
% of Patients satisfied with the time they had to wait for an appointment	0	0	N/A	90.2%	88.4%	88.0%

* This is based on patients treated on this contract for their most recent course of treatment. Figures in italics indicate the base number of FP17s or Patient Questionnaire responses are less than 100. N/A is shown where the base number of responses is less than 10 during the period. % is calculated as Quantity/Base number*100

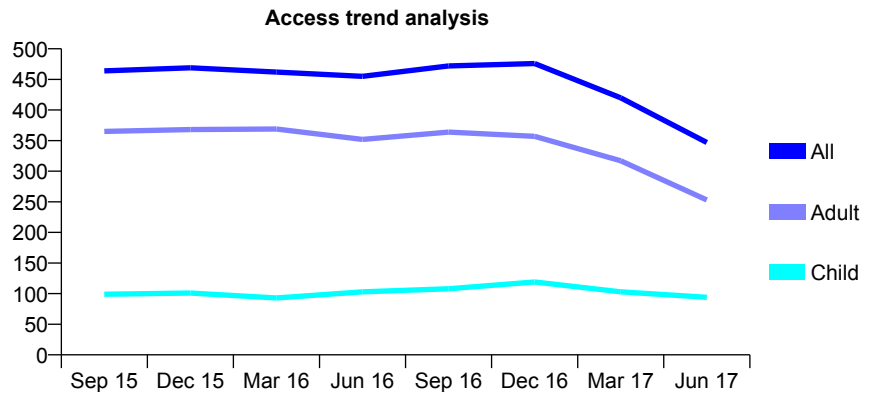
Q54 - Vital Signs At a Glance Contract Report for 740403/0002 - June 2017

Name or company name	MISS JV PATEL
Contract type name	GDS Contract
Purpose of contract	General
Contract start date	01/04/2006
Contract end date	

17/18 Contracted general activity (UDA)	1,962
Carry forward general activity (UDA)	0
17/18 Contracted orthodontic activity (UOA)	0
Carry forward orthodontic activity (UOA)	0
Baseline contract value	£50,066.40

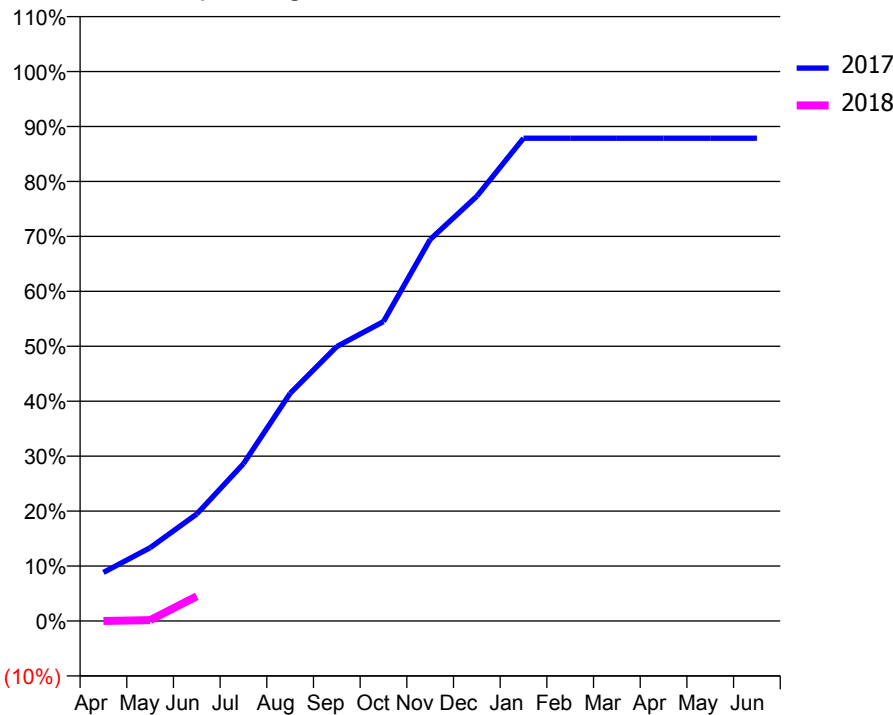
ACCESS*

Patients seen in 24 months	Total	Change since previous quarter
Quarter ending June 2016	455	
Quarter ending September 2016	472	↑
Quarter ending December 2016	476	→
Quarter ending March 2017	420	↓
Quarter ending June 2017	347	↓
Variance since June 2016	(23.7%)	↓



ACTIVITY

Cumulative percentage of contracted UDA delivered 2017 & 2018



Month	Adjusted Scheduled Activity (UDA)	
	2017	2018
April	173	0
May	262	3
June	382	88
July	561	
August	813	
September	980	
October	1,069	
November	1,363	
December	1,517	
January	1,724	
February	1,724	
March	1,724	
April	1,724	
May	1,724	
June	1,724	

QUALITY

	Quantity	Base Number	Contract	AT	Region	England
% of FP17s for the same patient ID Re-attending within 3 months - Children	0	13	0.0%	10.1%	11.7%	12.0%
% of FP17s for the same patient ID Re-attending within 3 months - Adults	0	14	0.0%	14.8%	15.2%	16.0%
% of FP17s for the same patient ID Re-attending between 3 & 9 months - Children	0	13	0.0%	51.6%	59.1%	58.0%
% of FP17s for the same patient ID Re-attending between 3 & 9 months - Adults	3	14	21.4%	47.7%	52.2%	50.9%
% of FP17s for Band 1 Urgent Courses	1	27	3.7%	8.2%	7.9%	9.1%
% of FP17s Relating to Free Repair or Replacements	0	27	0.0%	0.7%	0.8%	0.8%
% of FP17s Relating to Continuations	0	27	0.0%	0.8%	1.1%	1.1%
% of Patients satisfied with the dentistry they have received	0	0	N/A	91.3%	91.8%	91.7%
% of Patients satisfied with the time they had to wait for an appointment	0	0	N/A	90.2%	88.4%	88.0%

* This is based on patients treated on this contract for their most recent course of treatment. Figures in italics indicate the base number of FP17s or Patient Questionnaire responses are less than 100. N/A is shown where the base number of responses is less than 10 during the period. % is calculated as Quantity/Base number*100

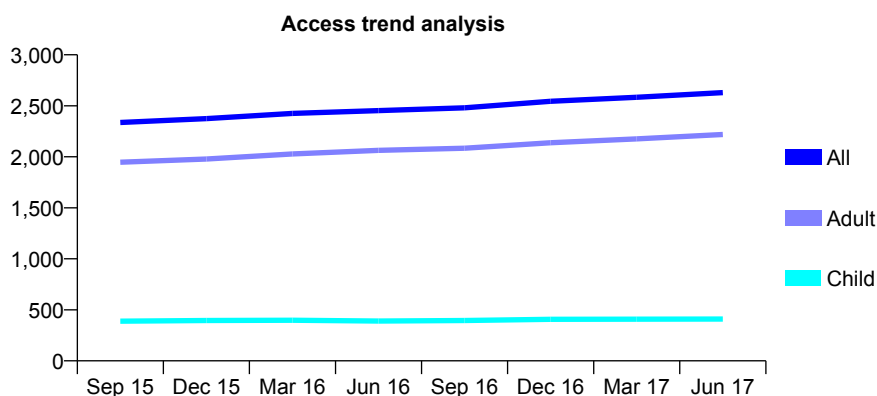
Q54 - Vital Signs At a Glance Contract Report for 745138/0001 - June 2017

Name or company name	MR JM ROBINSON
Contract type name	GDS Contract
Purpose of contract	General
Contract start date	01/04/2006
Contract end date	

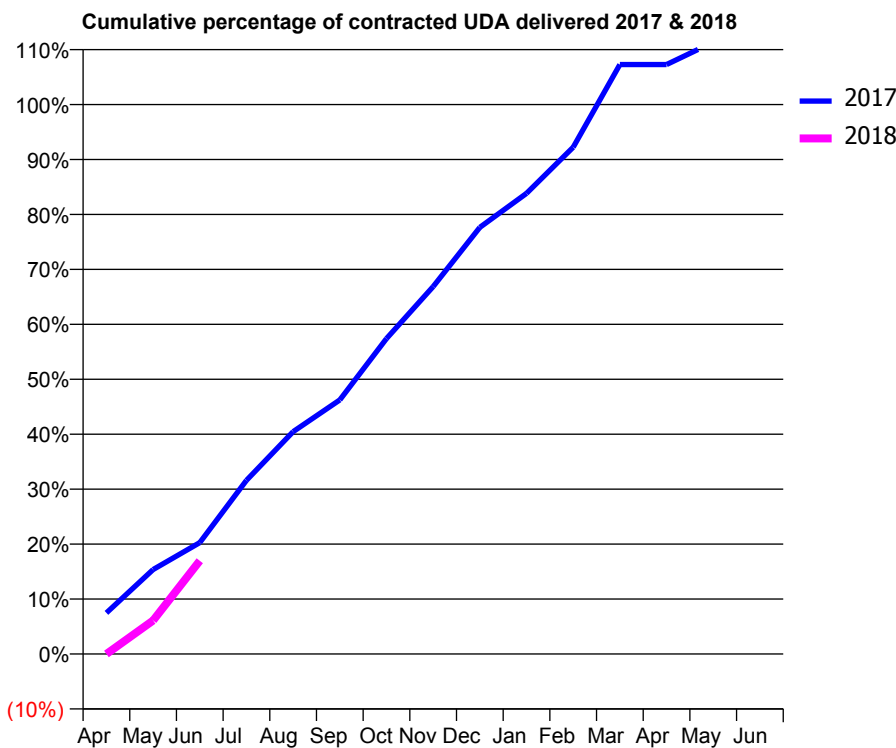
17/18 Contracted general activity (UDA)	7,227
Carry forward general activity (UDA)	0
17/18 Contracted orthodontic activity (UOA)	0
Carry forward orthodontic activity (UOA)	0
Baseline contract value	£175,055.47

ACCESS*

Patients seen in 24 months	Total	Change since previous quarter
Quarter ending June 2016	2,453	
Quarter ending September 2016	2,480	→
Quarter ending December 2016	2,545	↑
Quarter ending March 2017	2,584	→
Quarter ending June 2017	2,629	→
Variance since June 2016	7.2%	↑



ACTIVITY



Month	Adjusted Scheduled Activity (UDA)	
	2017	2018
April	542	0
May	1,112	441
June	1,466	1,227
July	2,284	
August	2,925	
September	3,342	
October	4,148	
November	4,832	
December	5,611	
January	6,058	
February	6,665	
March	7,753	
April	7,753	
May	8,045	
June	8,052	

QUALITY

	Quantity	Base Number	Contract	AT	Region	England
% of FP17s for the same patient ID Re-attending within 3 months - Children	2	136	1.5%	10.1%	11.7%	12.0%
% of FP17s for the same patient ID Re-attending within 3 months - Adults	55	629	8.7%	14.8%	15.2%	16.0%
% of FP17s for the same patient ID Re-attending between 3 & 9 months - Children	91	136	66.9%	51.6%	59.1%	58.0%
% of FP17s for the same patient ID Re-attending between 3 & 9 months - Adults	385	629	61.2%	47.7%	52.2%	50.9%
% of FP17s for Band 1 Urgent Courses	54	636	8.5%	8.2%	7.9%	9.1%
% of FP17s Relating to Free Repair or Replacements	4	636	0.6%	0.7%	0.8%	0.8%
% of FP17s Relating to Continuations	2	636	0.3%	0.8%	1.1%	1.1%
% of Patients satisfied with the dentistry they have received	6	7	N/A	91.3%	91.8%	91.7%
% of Patients satisfied with the time they had to wait for an appointment	5	7	N/A	90.2%	88.4%	88.0%

* This is based on patients treated on this contract for their most recent course of treatment. Figures in italics indicate the base number of FP17s or Patient Questionnaire responses are less than 100. N/A is shown where the base number of responses is less than 10 during the period. % is calculated as Quantity/Base number*100

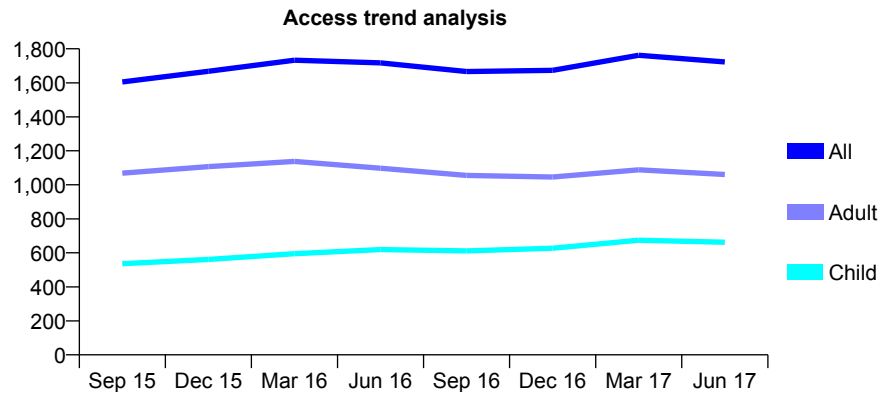
Q54 - Vital Signs At a Glance Contract Report for 748196/0001 - June 2017

Name or company name	MR AM PATTNI
Contract type name	GDS Contract
Purpose of contract	General
Contract start date	01/04/2006
Contract end date	

17/18 Contracted general activity (UDA)	4,099
Carry forward general activity (UDA)	0
17/18 Contracted orthodontic activity (UOA)	0
Carry forward orthodontic activity (UOA)	0
Baseline contract value	£94,821.79

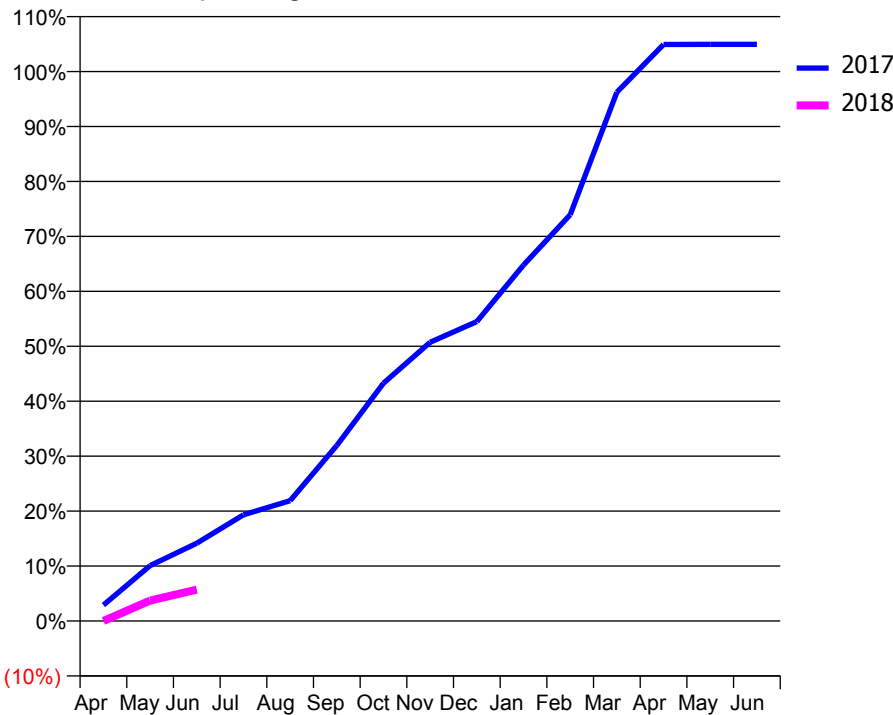
ACCESS*

Patients seen in 24 months	Total	Change since previous quarter
Quarter ending June 2016	1,717	
Quarter ending September 2016	1,666	↓
Quarter ending December 2016	1,673	→
Quarter ending March 2017	1,762	↑
Quarter ending June 2017	1,723	↓
Variance since June 2016	0.3%	→



ACTIVITY

Cumulative percentage of contracted UDA delivered 2017 & 2018



Month	Adjusted Scheduled Activity (UDA)	
	2017	2018
April	119	0
May	413	153
June	581	235
July	792	
August	898	
September	1,310	
October	1,774	
November	2,080	
December	2,234	
January	2,656	
February	3,030	
March	3,945	
April	4,300	
May	4,301	
June	4,301	

QUALITY

	Quantity	Base Number	Contract	AT	Region	England
% of FP17s for the same patient ID Re-attending within 3 months - Children	6	82	7.3%	10.1%	11.7%	12.0%
% of FP17s for the same patient ID Re-attending within 3 months - Adults	13	127	10.2%	14.8%	15.2%	16.0%
% of FP17s for the same patient ID Re-attending between 3 & 9 months - Children	33	82	40.2%	51.6%	59.1%	58.0%
% of FP17s for the same patient ID Re-attending between 3 & 9 months - Adults	32	127	25.2%	47.7%	52.2%	50.9%
% of FP17s for Band 1 Urgent Courses	8	111	7.2%	8.2%	7.9%	9.1%
% of FP17s Relating to Free Repair or Replacements	0	111	0.0%	0.7%	0.8%	0.8%
% of FP17s Relating to Continuations	0	111	0.0%	0.8%	1.1%	1.1%
% of Patients satisfied with the dentistry they have received	1	1	N/A	91.3%	91.8%	91.7%
% of Patients satisfied with the time they had to wait for an appointment	1	1	N/A	90.2%	88.4%	88.0%

* This is based on patients treated on this contract for their most recent course of treatment. Figures in italics indicate the base number of FP17s or Patient Questionnaire responses are less than 100. N/A is shown where the base number of responses is less than 10 during the period. % is calculated as Quantity/Base number*100

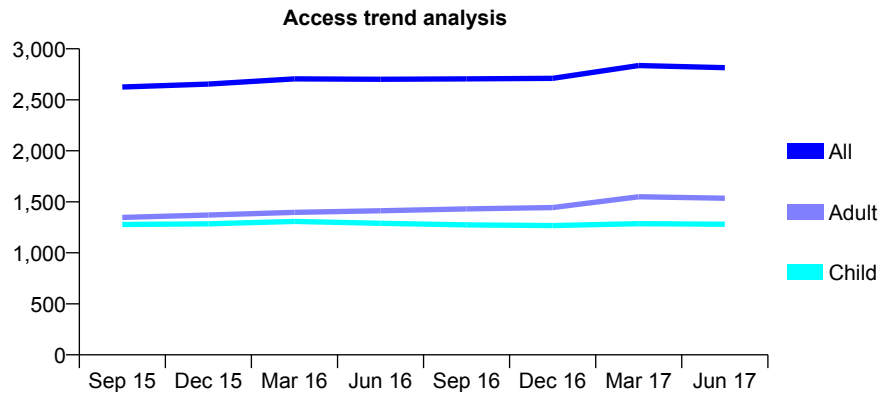
Q54 - Vital Signs At a Glance Contract Report for 749672/0001 - June 2017

Name or company name	MR SS KELLEY
Contract type name	GDS Contract
Purpose of contract	General
Contract start date	01/04/2006
Contract end date	

17/18 Contracted general activity (UDA)	8,700
Carry forward general activity (UDA)	0
17/18 Contracted orthodontic activity (UOA)	0
Carry forward orthodontic activity (UOA)	0
Baseline contract value	£201,355.18

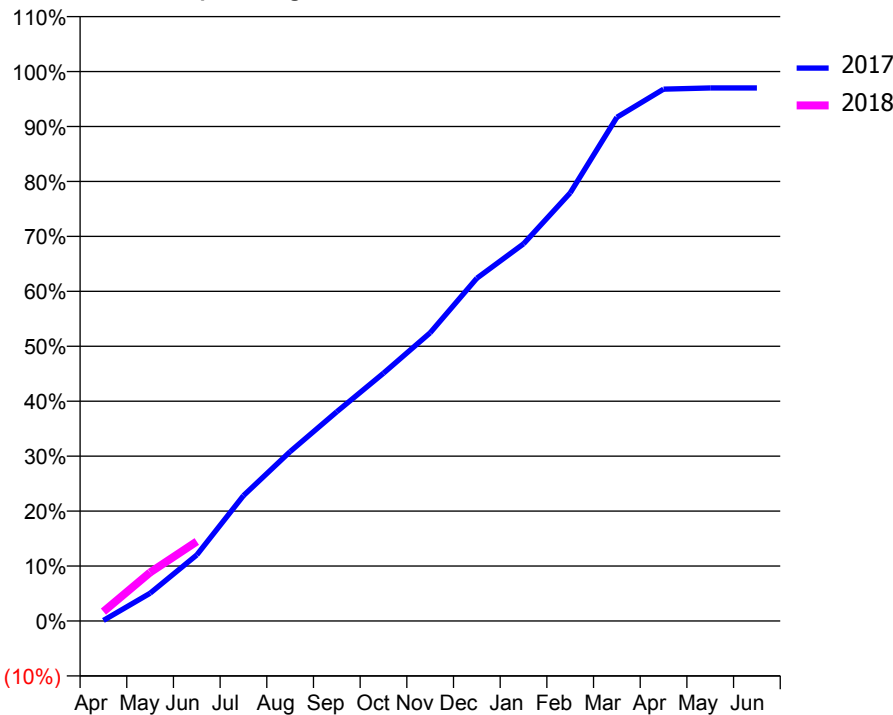
ACCESS*

Patients seen in 24 months	Total	Change since previous quarter
Quarter ending June 2016	2,701	
Quarter ending September 2016	2,705	→
Quarter ending December 2016	2,711	→
Quarter ending March 2017	2,836	↑
Quarter ending June 2017	2,815	→
Variance since June 2016	4.2%	↑



ACTIVITY

Cumulative percentage of contracted UDA delivered 2017 & 2018



Adjusted Scheduled Activity (UDA)		
Month	2017	2018
April	9	149
May	440	769
June	1,046	1,259
July	1,987	
August	2,682	
September	3,314	
October	3,924	
November	4,563	
December	5,428	
January	5,972	
February	6,778	
March	7,974	
April	8,421	
May	8,439	
June	8,439	

QUALITY

	Quantity	Base Number	Contract	AT	Region	England
% of FP17s for the same patient ID Re-attending within 3 months - Children	21	458	4.6%	10.1%	11.7%	12.0%
% of FP17s for the same patient ID Re-attending within 3 months - Adults	85	537	15.8%	14.8%	15.2%	16.0%
% of FP17s for the same patient ID Re-attending between 3 & 9 months - Children	335	458	73.1%	51.6%	59.1%	58.0%
% of FP17s for the same patient ID Re-attending between 3 & 9 months - Adults	337	537	62.8%	47.7%	52.2%	50.9%
% of FP17s for Band 1 Urgent Courses	36	787	4.6%	8.2%	7.9%	9.1%
% of FP17s Relating to Free Repair or Replacements	6	787	0.8%	0.7%	0.8%	0.8%
% of FP17s Relating to Continuations	14	787	1.8%	0.8%	1.1%	1.1%
% of Patients satisfied with the dentistry they have received	3	3	N/A	91.3%	91.8%	91.7%
% of Patients satisfied with the time they had to wait for an appointment	3	3	N/A	90.2%	88.4%	88.0%

* This is based on patients treated on this contract for their most recent course of treatment. Figures in italics indicate the base number of FP17s or Patient Questionnaire responses are less than 100. N/A is shown where the base number of responses is less than 10 during the period. % is calculated as Quantity/Base number*100

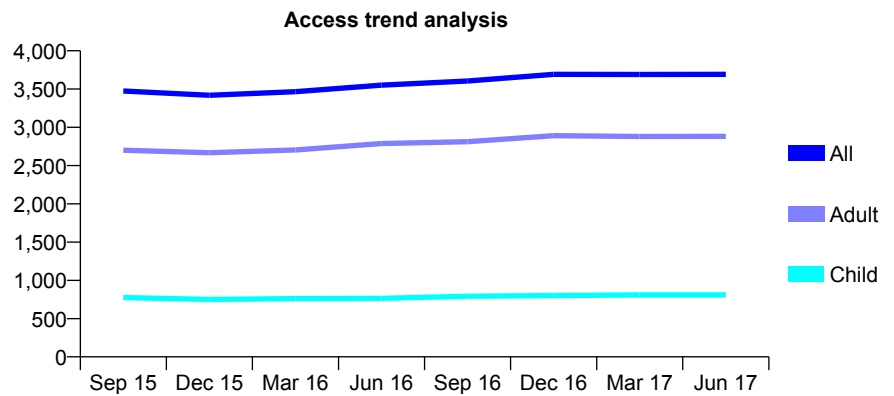
Q54 - Vital Signs At a Glance Contract Report for 754005/0001 - June 2017

Name or company name	MR RN RIDDELL
Contract type name	GDS Contract
Purpose of contract	General
Contract start date	01/04/2006
Contract end date	

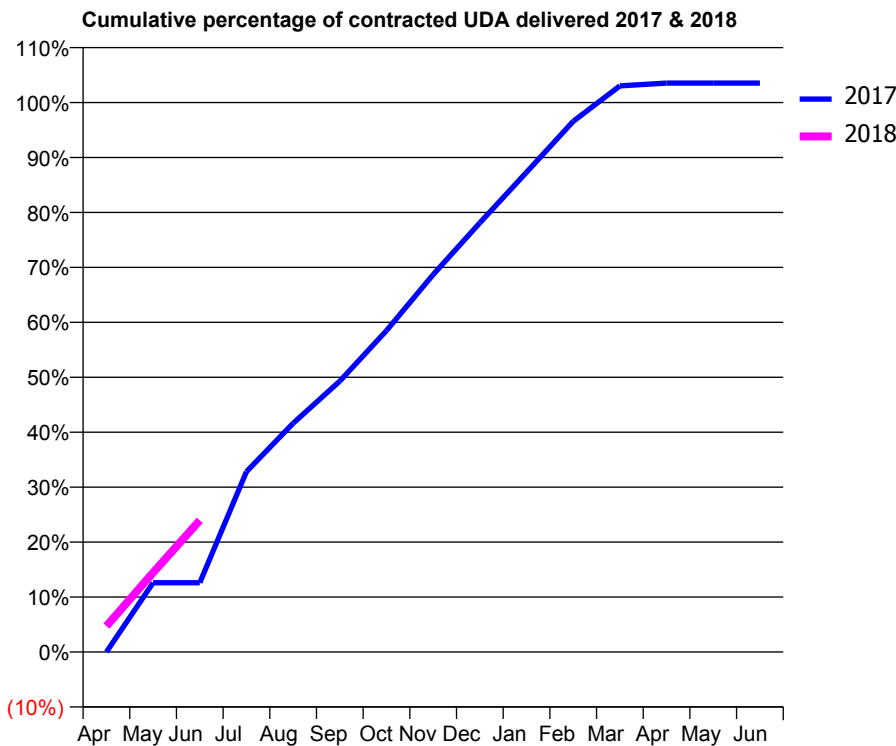
17/18 Contracted general activity (UDA)	5,536
Carry forward general activity (UDA)	0
17/18 Contracted orthodontic activity (UOA)	0
Carry forward orthodontic activity (UOA)	0
Baseline contract value	£114,057.46

ACCESS*

Patients seen in 24 months	Total	Change since previous quarter
Quarter ending June 2016	3,552	
Quarter ending September 2016	3,606	→
Quarter ending December 2016	3,692	↑
Quarter ending March 2017	3,690	→
Quarter ending June 2017	3,692	→
Variance since June 2016	3.9%	↑



ACTIVITY



Month	Adjusted Scheduled Activity (UDA)	
	2017	2018
April	0	261
May	697	800
June	697	1,327
July	1,818	
August	2,304	
September	2,729	
October	3,238	
November	3,803	
December	4,324	
January	4,833	
February	5,347	
March	5,704	
April	5,732	
May	5,732	
June	5,732	

QUALITY

	Quantity	Base Number	Contract	AT	Region	England
% of FP17s for the same patient ID Re-attending within 3 months - Children	11	269	4.1%	10.1%	11.7%	12.0%
% of FP17s for the same patient ID Re-attending within 3 months - Adults	53	600	8.8%	14.8%	15.2%	16.0%
% of FP17s for the same patient ID Re-attending between 3 & 9 months - Children	186	269	69.1%	51.6%	59.1%	58.0%
% of FP17s for the same patient ID Re-attending between 3 & 9 months - Adults	274	600	45.7%	47.7%	52.2%	50.9%
% of FP17s for Band 1 Urgent Courses	70	850	8.2%	8.2%	7.9%	9.1%
% of FP17s Relating to Free Repair or Replacements	0	850	0.0%	0.7%	0.8%	0.8%
% of FP17s Relating to Continuations	3	850	0.4%	0.8%	1.1%	1.1%
% of Patients satisfied with the dentistry they have received	1	1	N/A	91.3%	91.8%	91.7%
% of Patients satisfied with the time they had to wait for an appointment	1	1	N/A	90.2%	88.4%	88.0%

* This is based on patients treated on this contract for their most recent course of treatment. Figures in italics indicate the base number of FP17s or Patient Questionnaire responses are less than 100. N/A is shown where the base number of responses is less than 10 during the period. % is calculated as Quantity/Base number*100

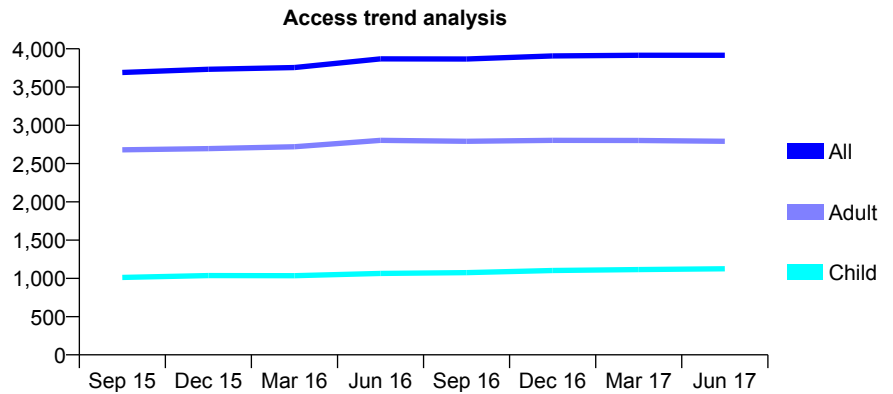
Q54 - Vital Signs At a Glance Contract Report for 763144/0001 - June 2017

Name or company name	MR GS BAHIA
Contract type name	GDS Contract
Purpose of contract	General
Contract start date	01/04/2006
Contract end date	

17/18 Contracted general activity (UDA)	7,933
Carry forward general activity (UDA)	0
17/18 Contracted orthodontic activity (UOA)	0
Carry forward orthodontic activity (UOA)	0
Baseline contract value	£212,193.63

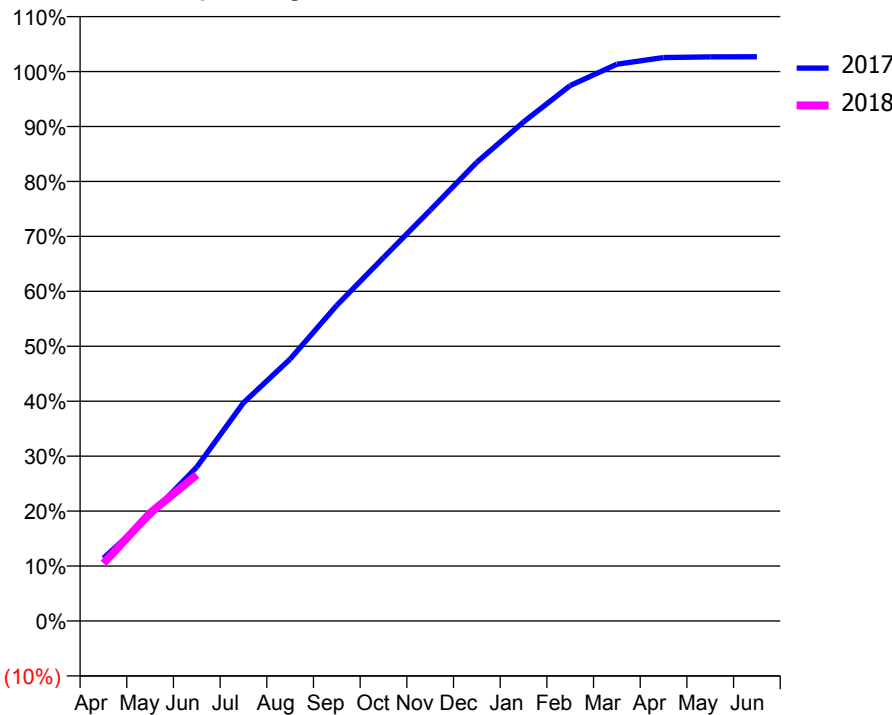
ACCESS*

Patients seen in 24 months	Total	Change since previous quarter
Quarter ending June 2016	3,868	
Quarter ending September 2016	3,866	→
Quarter ending December 2016	3,906	→
Quarter ending March 2017	3,916	→
Quarter ending June 2017	3,916	→
Variance since June 2016	1.2%	→



ACTIVITY

Cumulative percentage of contracted UDA delivered 2017 & 2018



Month	Adjusted Scheduled Activity (UDA)	
	2017	2018
April	905	833
May	1,528	1,561
June	2,222	2,110
July	3,151	
August	3,781	
September	4,557	
October	5,247	
November	5,931	
December	6,622	
January	7,205	
February	7,731	
March	8,039	
April	8,135	
May	8,144	
June	8,146	

QUALITY

	Quantity	Base Number	Contract	AT	Region	England
% of FP17s for the same patient ID Re-attending within 3 months - Children	2	356	0.6%	10.1%	11.7%	12.0%
% of FP17s for the same patient ID Re-attending within 3 months - Adults	31	716	4.3%	14.8%	15.2%	16.0%
% of FP17s for the same patient ID Re-attending between 3 & 9 months - Children	189	356	53.1%	51.6%	59.1%	58.0%
% of FP17s for the same patient ID Re-attending between 3 & 9 months - Adults	253	716	35.3%	47.7%	52.2%	50.9%
% of FP17s for Band 1 Urgent Courses	16	995	1.6%	8.2%	7.9%	9.1%
% of FP17s Relating to Free Repair or Replacements	1	995	0.1%	0.7%	0.8%	0.8%
% of FP17s Relating to Continuations	1	995	0.1%	0.8%	1.1%	1.1%
% of Patients satisfied with the dentistry they have received	3	3	N/A	91.3%	91.8%	91.7%
% of Patients satisfied with the time they had to wait for an appointment	3	3	N/A	90.2%	88.4%	88.0%

* This is based on patients treated on this contract for their most recent course of treatment. Figures in italics indicate the base number of FP17s or Patient Questionnaire responses are less than 100. N/A is shown where the base number of responses is less than 10 during the period. % is calculated as Quantity/Base number*100

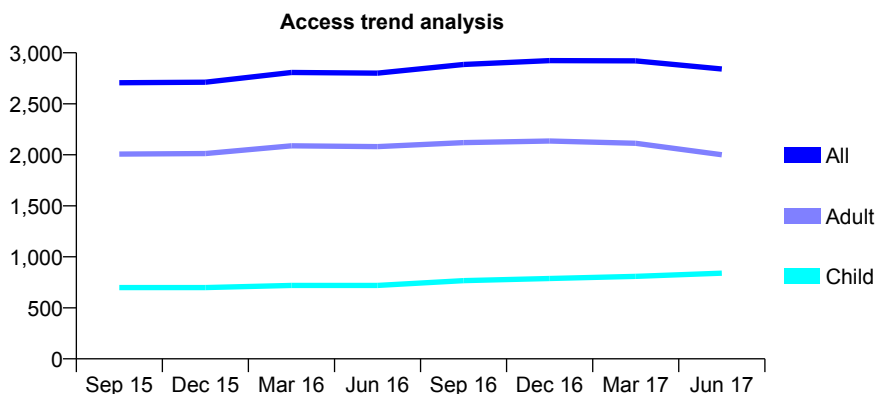
Q54 - Vital Signs At a Glance Contract Report for 764191/0001 - June 2017

Name or company name	MISS KL ROBINSON
Contract type name	GDS Contract
Purpose of contract	General
Contract start date	01/04/2006
Contract end date	

17/18 Contracted general activity (UDA)	7,466
Carry forward general activity (UDA)	0
17/18 Contracted orthodontic activity (UOA)	0
Carry forward orthodontic activity (UOA)	0
Baseline contract value	£207,165.00

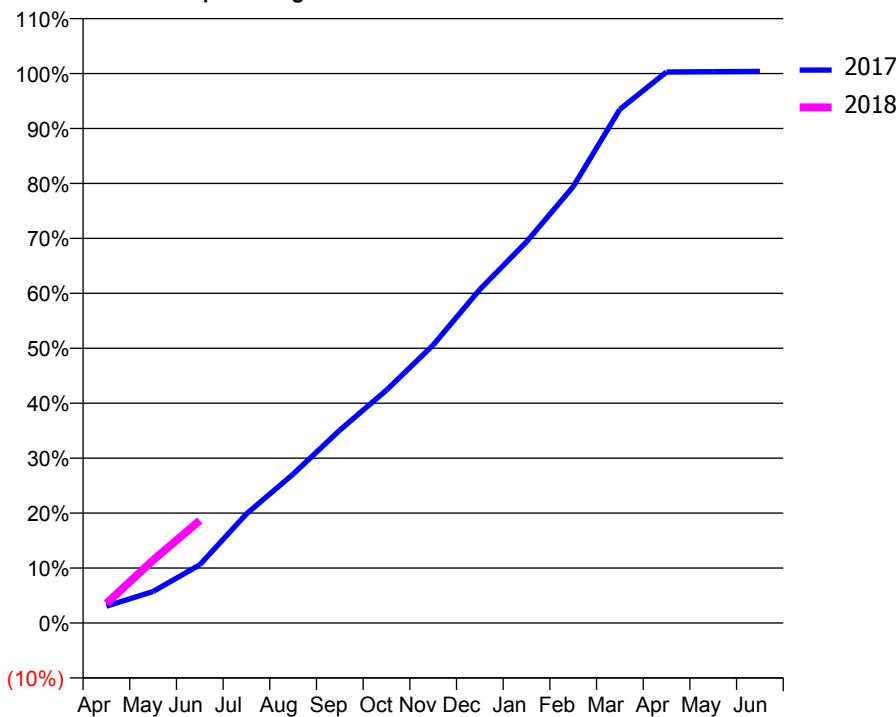
ACCESS*

Patients seen in 24 months	Total	Change since previous quarter
Quarter ending June 2016	2,801	
Quarter ending September 2016	2,886	↑
Quarter ending December 2016	2,923	→
Quarter ending March 2017	2,921	→
Quarter ending June 2017	2,841	↓
Variance since June 2016	1.4%	→



ACTIVITY

Cumulative percentage of contracted UDA delivered 2017 & 2018



Month	Adjusted Scheduled Activity (UDA)	
	2017	2018
April	229	265
May	428	855
June	791	1,393
July	1,482	
August	2,023	
September	2,620	
October	3,164	
November	3,776	
December	4,532	
January	5,179	
February	5,929	
March	6,980	
April	7,488	
May	7,491	
June	7,494	

QUALITY

	Quantity	Base Number	Contract	AT	Region	England
% of FP17s for the same patient ID Re-attending within 3 months - Children	26	325	8.0%	10.1%	11.7%	12.0%
% of FP17s for the same patient ID Re-attending within 3 months - Adults	98	585	16.8%	14.8%	15.2%	16.0%
% of FP17s for the same patient ID Re-attending between 3 & 9 months - Children	173	325	53.2%	51.6%	59.1%	58.0%
% of FP17s for the same patient ID Re-attending between 3 & 9 months - Adults	285	585	48.7%	47.7%	52.2%	50.9%
% of FP17s for Band 1 Urgent Courses	69	734	9.4%	8.2%	7.9%	9.1%
% of FP17s Relating to Free Repair or Replacements	4	734	0.5%	0.7%	0.8%	0.8%
% of FP17s Relating to Continuations	7	734	1.0%	0.8%	1.1%	1.1%
% of Patients satisfied with the dentistry they have received	4	5	N/A	91.3%	91.8%	91.7%
% of Patients satisfied with the time they had to wait for an appointment	2	5	N/A	90.2%	88.4%	88.0%

* This is based on patients treated on this contract for their most recent course of treatment. Figures in italics indicate the base number of FP17s or Patient Questionnaire responses are less than 100. N/A is shown where the base number of responses is less than 10 during the period. % is calculated as Quantity/Base number*100

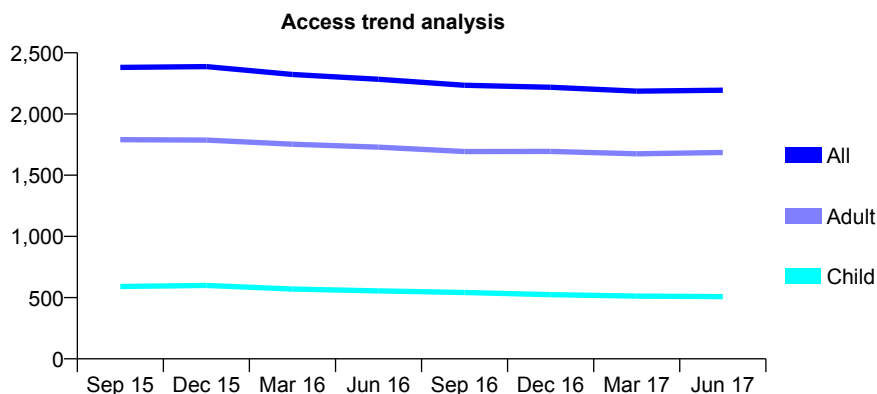
Q54 - Vital Signs At a Glance Contract Report for 765597/0001 - June 2017

Name or company name	MRS N GHABAI
Contract type name	GDS Contract
Purpose of contract	General
Contract start date	01/04/2006
Contract end date	

17/18 Contracted general activity (UDA)	8,368
Carry forward general activity (UDA)	0
17/18 Contracted orthodontic activity (UOA)	0
Carry forward orthodontic activity (UOA)	0
Baseline contract value	£190,992.31

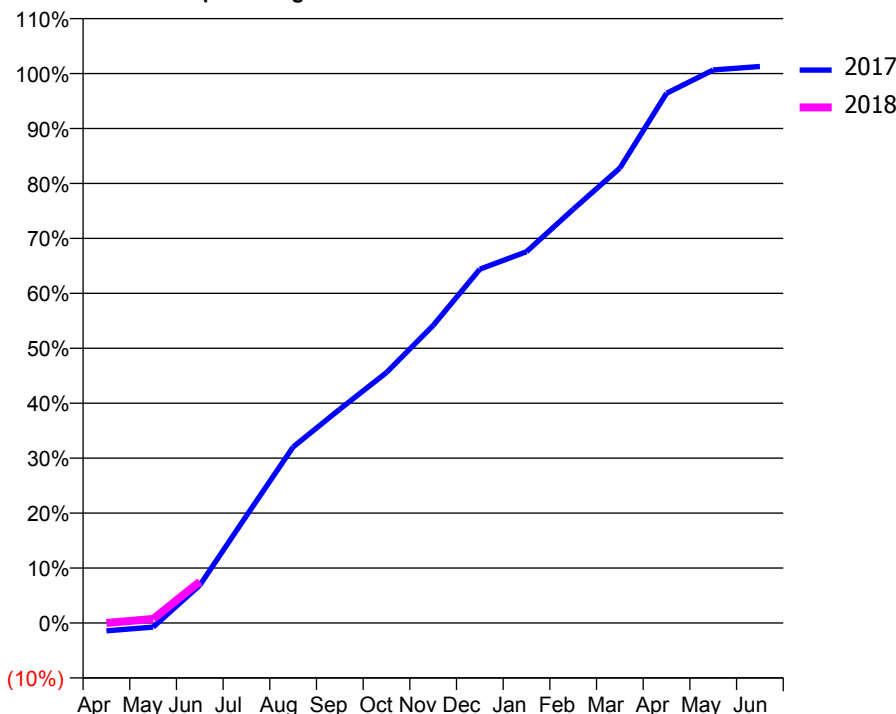
ACCESS*

Patients seen in 24 months	Total	Change since previous quarter
Quarter ending June 2016	2,284	
Quarter ending September 2016	2,235	↓
Quarter ending December 2016	2,218	→
Quarter ending March 2017	2,187	↓
Quarter ending June 2017	2,194	→
Variance since June 2016	(3.9%)	↓



ACTIVITY

Cumulative percentage of contracted UDA delivered 2017 & 2018



Adjusted Scheduled Activity (UDA)

Month	2017	2018
April	-121	0
May	-64	63
June	575	631
July	1,633	
August	2,681	
September	3,257	
October	3,814	
November	4,531	
December	5,388	
January	5,655	
February	6,301	
March	6,927	
April	8,067	
May	8,423	
June	8,475	

QUALITY

	Quantity	Base Number	Contract	AT	Region	England
% of FP17s for the same patient ID Re-attending within 3 months - Children	25	245	10.2%	10.1%	11.7%	12.0%
% of FP17s for the same patient ID Re-attending within 3 months - Adults	125	692	18.1%	14.8%	15.2%	16.0%
% of FP17s for the same patient ID Re-attending between 3 & 9 months - Children	168	245	68.6%	51.6%	59.1%	58.0%
% of FP17s for the same patient ID Re-attending between 3 & 9 months - Adults	407	692	58.8%	47.7%	52.2%	50.9%
% of FP17s for Band 1 Urgent Courses	26	251	10.4%	8.2%	7.9%	9.1%
% of FP17s Relating to Free Repair or Replacements	2	251	0.8%	0.7%	0.8%	0.8%
% of FP17s Relating to Continuations	8	251	3.2%	0.8%	1.1%	1.1%
% of Patients satisfied with the dentistry they have received	35	37	94.6%	91.3%	91.8%	91.7%
% of Patients satisfied with the time they had to wait for an appointment	33	37	89.2%	90.2%	88.4%	88.0%

* This is based on patients treated on this contract for their most recent course of treatment. Figures in italics indicate the base number of FP17s or Patient Questionnaire responses are less than 100. N/A is shown where the base number of responses is less than 10 during the period. % is calculated as Quantity/Base number*100

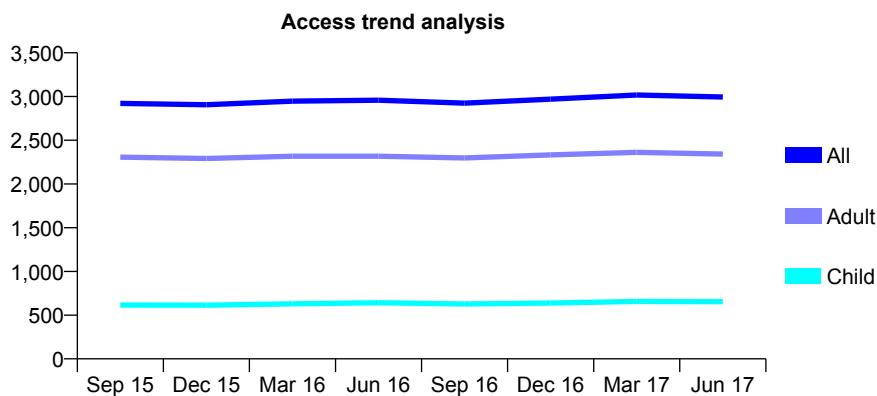
Q54 - Vital Signs At a Glance Contract Report for 765643/0001 - June 2017

Name or company name	MR D SINGH-TERPOT
Contract type name	GDS Contract
Purpose of contract	General
Contract start date	01/04/2006
Contract end date	

17/18 Contracted general activity (UDA)	8,845
Carry forward general activity (UDA)	0
17/18 Contracted orthodontic activity (UOA)	0
Carry forward orthodontic activity (UOA)	0
Baseline contract value	£213,411.52

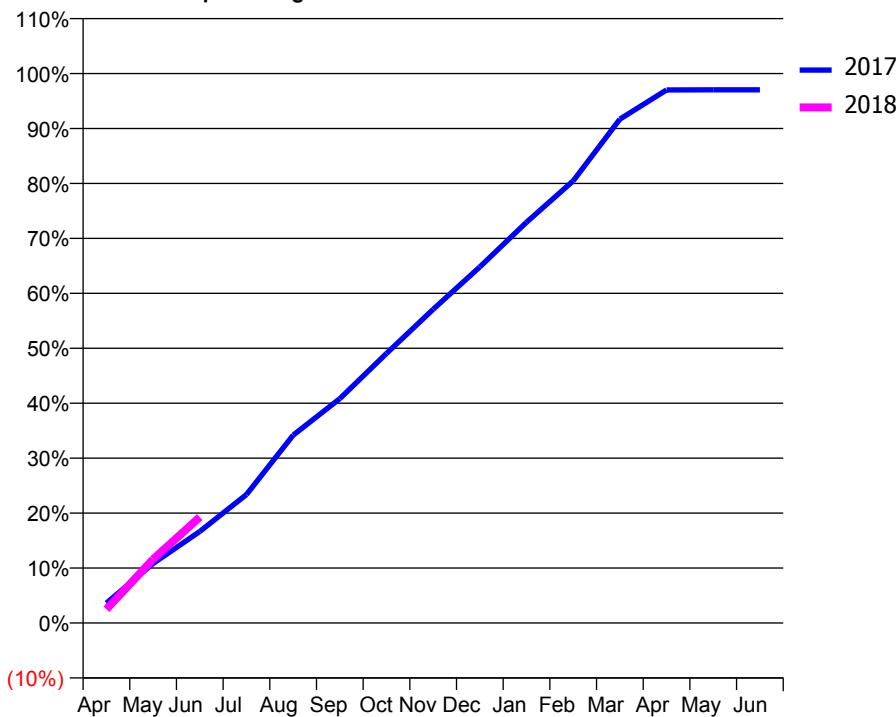
ACCESS*

Patients seen in 24 months	Total	Change since previous quarter
Quarter ending June 2016	2,958	
Quarter ending September 2016	2,925	↓
Quarter ending December 2016	2,970	→
Quarter ending March 2017	3,018	→
Quarter ending June 2017	2,995	→
Variance since June 2016	1.3%	→



ACTIVITY

Cumulative percentage of contracted UDA delivered 2017 & 2018



Month	Adjusted Scheduled Activity (UDA)	
	2017	2018
April	321	221
May	959	1,027
June	1,473	1,705
July	2,069	
August	3,023	
September	3,611	
October	4,339	
November	5,049	
December	5,732	
January	6,451	
February	7,117	
March	8,111	
April	8,580	
May	8,583	
June	8,583	

QUALITY

	Quantity	Base Number	Contract	AT	Region	England
% of FP17s for the same patient ID Re-attending within 3 months - Children	12	220	5.5%	10.1%	11.7%	12.0%
% of FP17s for the same patient ID Re-attending within 3 months - Adults	113	762	14.8%	14.8%	15.2%	16.0%
% of FP17s for the same patient ID Re-attending between 3 & 9 months - Children	132	220	60.0%	51.6%	59.1%	58.0%
% of FP17s for the same patient ID Re-attending between 3 & 9 months - Adults	410	762	53.8%	47.7%	52.2%	50.9%
% of FP17s for Band 1 Urgent Courses	9	799	1.1%	8.2%	7.9%	9.1%
% of FP17s Relating to Free Repair or Replacements	7	799	0.9%	0.7%	0.8%	0.8%
% of FP17s Relating to Continuations	2	799	0.3%	0.8%	1.1%	1.1%
% of Patients satisfied with the dentistry they have received	2	2	N/A	91.3%	91.8%	91.7%
% of Patients satisfied with the time they had to wait for an appointment	2	2	N/A	90.2%	88.4%	88.0%

* This is based on patients treated on this contract for their most recent course of treatment. Figures in italics indicate the base number of FP17s or Patient Questionnaire responses are less than 100. N/A is shown where the base number of responses is less than 10 during the period. % is calculated as Quantity/Base number*100

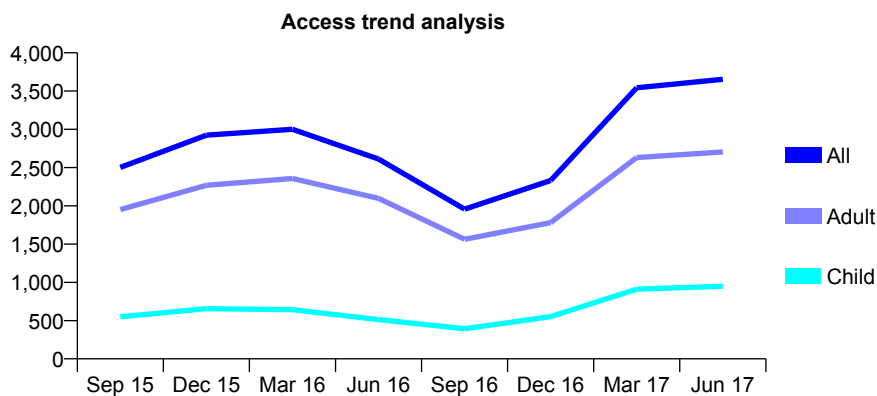
Q54 - Vital Signs At a Glance Contract Report for 766518/0001 - June 2017

Name or company name	MRS CS ILYAS
Contract type name	GDS Contract
Purpose of contract	General
Contract start date	01/10/2014
Contract end date	

17/18 Contracted general activity (UDA)	9,871
Carry forward general activity (UDA)	0
17/18 Contracted orthodontic activity (UOA)	0
Carry forward orthodontic activity (UOA)	0
Baseline contract value	£196,853.10

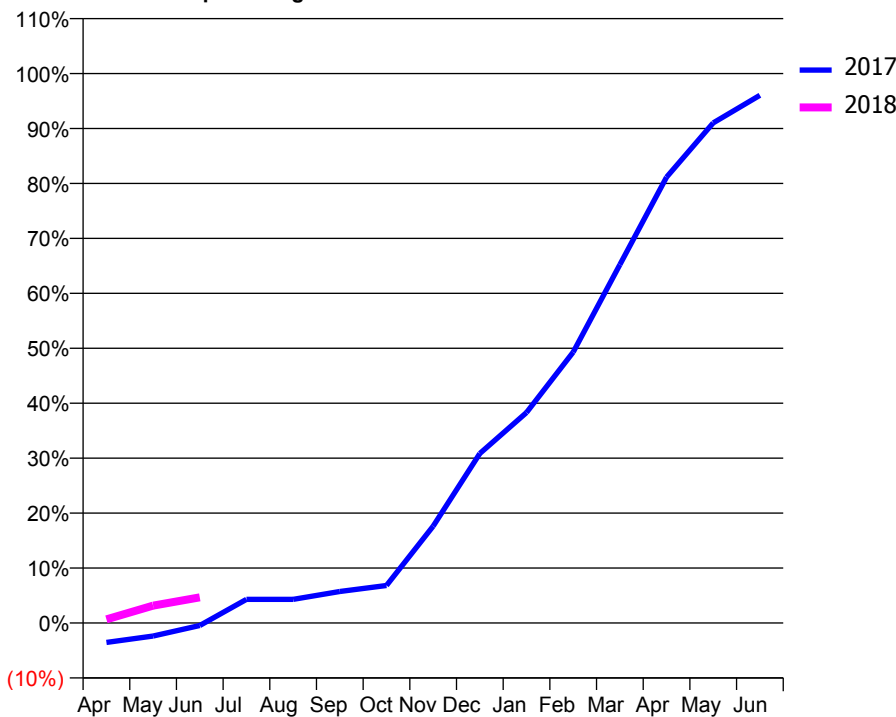
ACCESS*

Patients seen in 24 months	Total	Change since previous quarter
Quarter ending June 2016	2,612	
Quarter ending September 2016	1,956	↓
Quarter ending December 2016	2,332	↑
Quarter ending March 2017	3,542	↑
Quarter ending June 2017	3,654	↑
Variance since June 2016	39.9%	↑



ACTIVITY

Cumulative percentage of contracted UDA delivered 2017 & 2018



Month	Adjusted Scheduled Activity (UDA)	
	2017	2018
April	-350	67
May	-236	312
June	-46	462
July	425	
August	425	
September	567	
October	675	
November	1,740	
December	3,046	
January	3,781	
February	4,867	
March	6,437	
April	8,008	
May	8,983	
June	9,480	

QUALITY

	Quantity	Base Number	Contract	AT	Region	England
% of FP17s for the same patient ID Re-attending within 3 months - Children	21	397	5.3%	10.1%	11.7%	12.0%
% of FP17s for the same patient ID Re-attending within 3 months - Adults	87	1,074	8.1%	14.8%	15.2%	16.0%
% of FP17s for the same patient ID Re-attending between 3 & 9 months - Children	69	397	17.4%	51.6%	59.1%	58.0%
% of FP17s for the same patient ID Re-attending between 3 & 9 months - Adults	206	1,074	19.2%	47.7%	52.2%	50.9%
% of FP17s for Band 1 Urgent Courses	0	154	0.0%	8.2%	7.9%	9.1%
% of FP17s Relating to Free Repair or Replacements	7	154	4.5%	0.7%	0.8%	0.8%
% of FP17s Relating to Continuations	2	154	1.3%	0.8%	1.1%	1.1%
% of Patients satisfied with the dentistry they have received	1	1	N/A	91.3%	91.8%	91.7%
% of Patients satisfied with the time they had to wait for an appointment	1	1	N/A	90.2%	88.4%	88.0%

* This is based on patients treated on this contract for their most recent course of treatment. Figures in italics indicate the base number of FP17s or Patient Questionnaire responses are less than 100. N/A is shown where the base number of responses is less than 10 during the period. % is calculated as Quantity/Base number*100

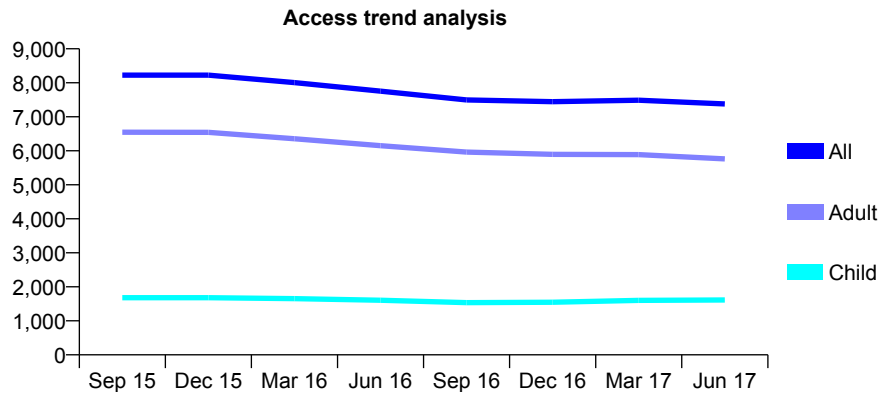
Q54 - Vital Signs At a Glance Contract Report for 769258/0001 - June 2017

Name or company name	MR S TALWAR
Contract type name	GDS Contract
Purpose of contract	General
Contract start date	01/04/2006
Contract end date	

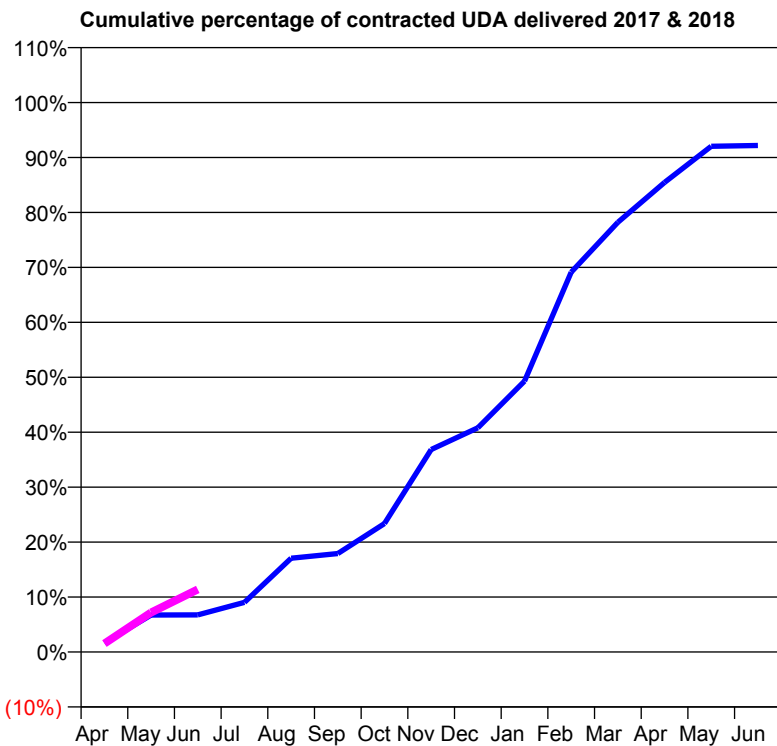
17/18 Contracted general activity (UDA)	23,061
Carry forward general activity (UDA)	0
17/18 Contracted orthodontic activity (UOA)	0
Carry forward orthodontic activity (UOA)	0
Baseline contract value	£541,792.23

ACCESS*

Patients seen in 24 months	Total	Change since previous quarter
Quarter ending June 2016	7,754	
Quarter ending September 2016	7,496	↓
Quarter ending December 2016	7,446	→
Quarter ending March 2017	7,490	→
Quarter ending June 2017	7,377	↓
Variance since June 2016	(4.9%)	↓



ACTIVITY



Month	Adjusted Scheduled Activity (UDA)	
	2017	2018
April	383	355
May	1,551	1,659
June	1,557	2,626
July	2,083	
August	3,934	
September	4,133	
October	5,392	
November	8,499	
December	9,408	
January	11,370	
February	15,943	
March	18,035	
April	19,706	
May	21,225	
June	21,258	

QUALITY

	Quantity	Base Number	Contract	AT	Region	England
% of FP17s for the same patient ID Re-attending within 3 months - Children	132	671	19.7%	10.1%	11.7%	12.0%
% of FP17s for the same patient ID Re-attending within 3 months - Adults	772	2,325	33.2%	14.8%	15.2%	16.0%
% of FP17s for the same patient ID Re-attending between 3 & 9 months - Children	340	671	50.7%	51.6%	59.1%	58.0%
% of FP17s for the same patient ID Re-attending between 3 & 9 months - Adults	1,097	2,325	47.2%	47.7%	52.2%	50.9%
% of FP17s for Band 1 Urgent Courses	125	1,539	8.1%	8.2%	7.9%	9.1%
% of FP17s Relating to Free Repair or Replacements	20	1,539	1.3%	0.7%	0.8%	0.8%
% of FP17s Relating to Continuations	75	1,539	4.9%	0.8%	1.1%	1.1%
% of Patients satisfied with the dentistry they have received	10	15	66.7%	91.3%	91.8%	91.7%
% of Patients satisfied with the time they had to wait for an appointment	13	15	86.7%	90.2%	88.4%	88.0%

* This is based on patients treated on this contract for their most recent course of treatment. Figures in italics indicate the base number of FP17s or Patient Questionnaire responses are less than 100. N/A is shown where the base number of responses is less than 10 during the period. % is calculated as Quantity/Base number*100

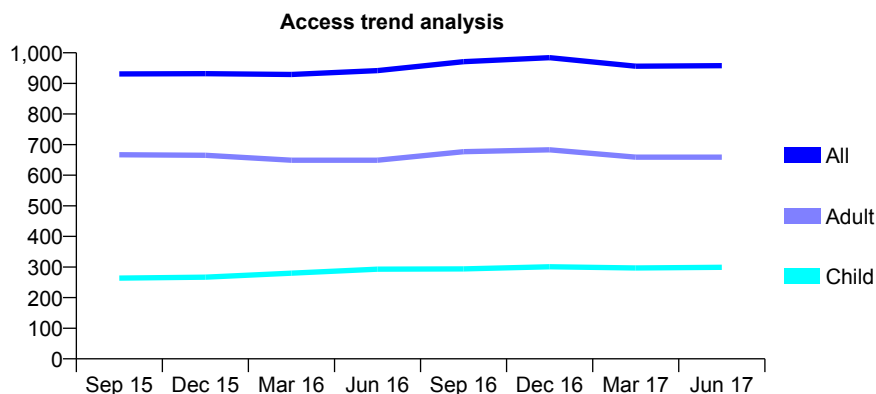
Q54 - Vital Signs At a Glance Contract Report for 769258/0002 - June 2017

Name or company name	MR S TALWAR
Contract type name	GDS Contract
Purpose of contract	General
Contract start date	01/04/2006
Contract end date	

17/18 Contracted general activity (UDA)	4,660
Carry forward general activity (UDA)	0
17/18 Contracted orthodontic activity (UOA)	0
Carry forward orthodontic activity (UOA)	0
Baseline contract value	£110,111.95

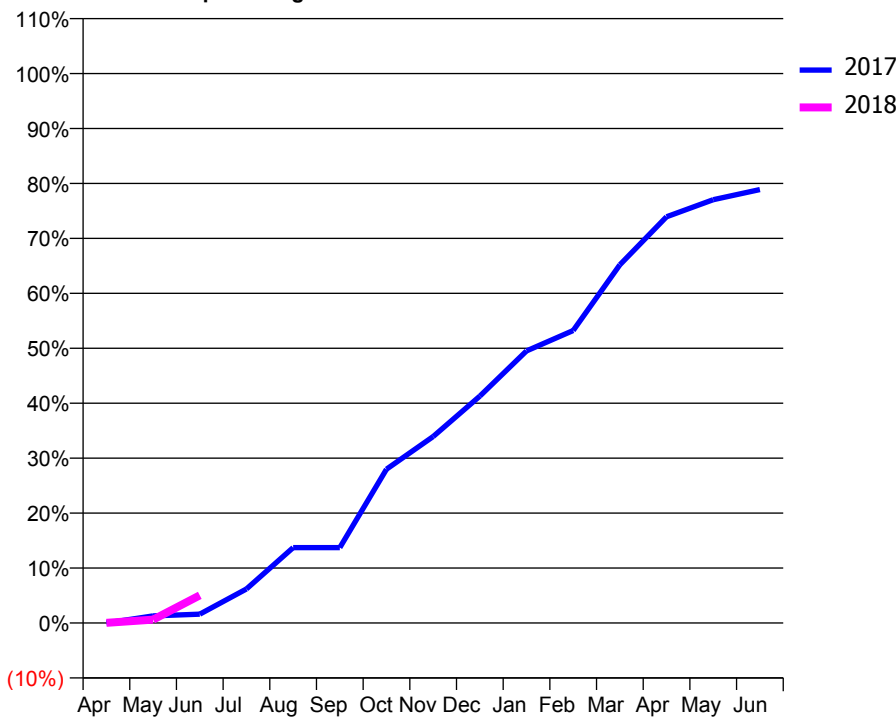
ACCESS*

Patients seen in 24 months	Total	Change since previous quarter
Quarter ending June 2016	942	
Quarter ending September 2016	971	↑
Quarter ending December 2016	984	→
Quarter ending March 2017	956	↓
Quarter ending June 2017	958	→
Variance since June 2016	1.7%	→



ACTIVITY

Cumulative percentage of contracted UDA delivered 2017 & 2018



Month	Adjusted Scheduled Activity (UDA)	
	2017	2018
April	1	2
May	61	29
June	75	234
July	289	
August	640	
September	640	
October	1,305	
November	1,582	
December	1,924	
January	2,308	
February	2,480	
March	3,038	
April	3,445	
May	3,589	
June	3,676	

QUALITY

	Quantity	Base Number	Contract	AT	Region	England
% of FP17s for the same patient ID Re-attending within 3 months - Children	27	96	28.1%	10.1%	11.7%	12.0%
% of FP17s for the same patient ID Re-attending within 3 months - Adults	124	273	45.4%	14.8%	15.2%	16.0%
% of FP17s for the same patient ID Re-attending between 3 & 9 months - Children	37	96	38.5%	51.6%	59.1%	58.0%
% of FP17s for the same patient ID Re-attending between 3 & 9 months - Adults	92	273	33.7%	47.7%	52.2%	50.9%
% of FP17s for Band 1 Urgent Courses	23	138	16.7%	8.2%	7.9%	9.1%
% of FP17s Relating to Free Repair or Replacements	2	138	1.4%	0.7%	0.8%	0.8%
% of FP17s Relating to Continuations	6	138	4.3%	0.8%	1.1%	1.1%
% of Patients satisfied with the dentistry they have received	2	3	N/A	91.3%	91.8%	91.7%
% of Patients satisfied with the time they had to wait for an appointment	1	3	N/A	90.2%	88.4%	88.0%

* This is based on patients treated on this contract for their most recent course of treatment. Figures in italics indicate the base number of FP17s or Patient Questionnaire responses are less than 100. N/A is shown where the base number of responses is less than 10 during the period. % is calculated as Quantity/Base number*100

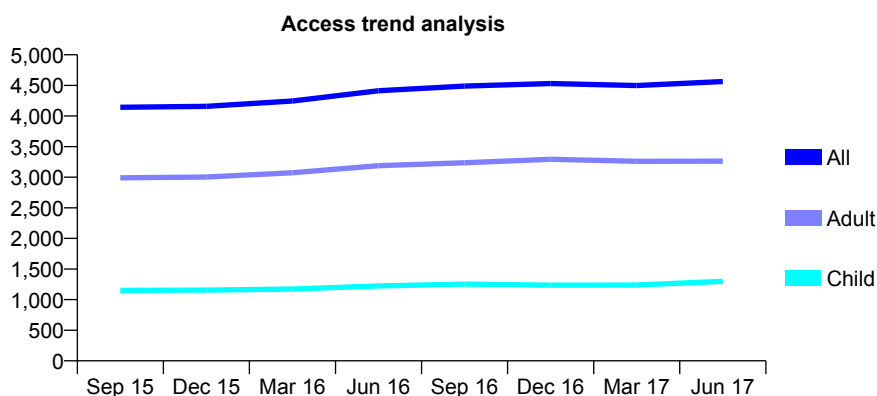
Q54 - Vital Signs At a Glance Contract Report for 769827/0001 - June 2017

Name or company name	MR A HUSSAIN
Contract type name	GDS Contract
Purpose of contract	General
Contract start date	01/04/2006
Contract end date	

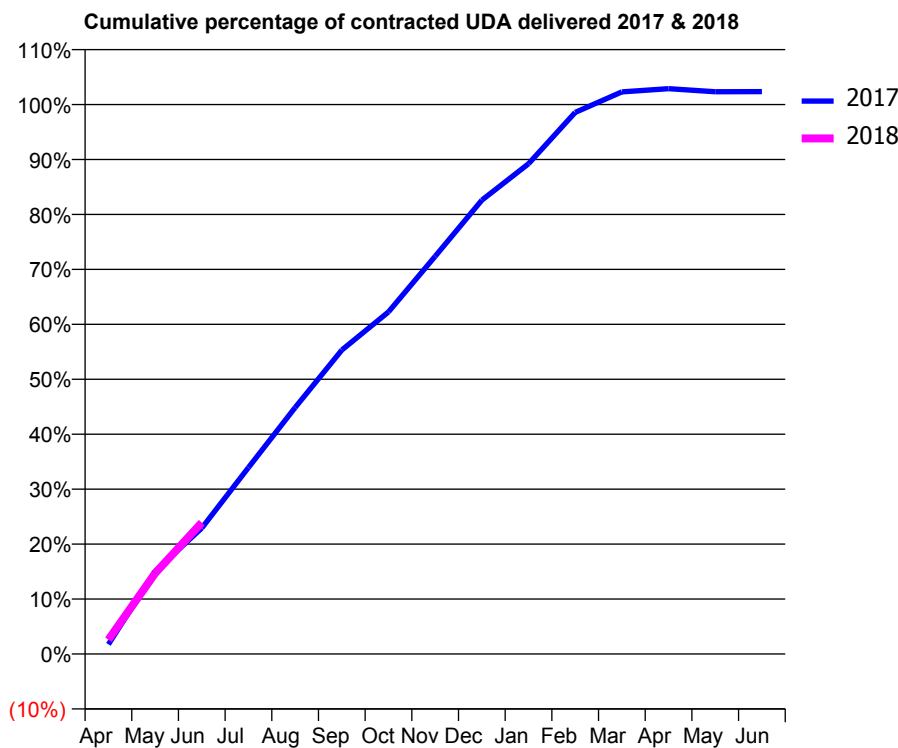
17/18 Contracted general activity (UDA)	10,369
Carry forward general activity (UDA)	0
17/18 Contracted orthodontic activity (UOA)	0
Carry forward orthodontic activity (UOA)	0
Baseline contract value	£252,511.90

ACCESS*

Patients seen in 24 months	Total	Change since previous quarter
Quarter ending June 2016	4,412	
Quarter ending September 2016	4,490	→
Quarter ending December 2016	4,530	→
Quarter ending March 2017	4,498	→
Quarter ending June 2017	4,563	→
Variance since June 2016	3.4%	↑



ACTIVITY



Month	Adjusted Scheduled Activity (UDA)	
	2017	2018
April	183	270
May	1,562	1,525
June	2,375	2,479
July	3,520	
August	4,652	
September	5,735	
October	6,456	
November	7,505	
December	8,564	
January	9,250	
February	10,220	
March	10,608	
April	10,668	
May	10,611	
June	10,613	

QUALITY

	Quantity	Base Number	Contract	AT	Region	England
% of FP17s for the same patient ID Re-attending within 3 months - Children	26	376	6.9%	10.1%	11.7%	12.0%
% of FP17s for the same patient ID Re-attending within 3 months - Adults	85	746	11.4%	14.8%	15.2%	16.0%
% of FP17s for the same patient ID Re-attending between 3 & 9 months - Children	114	376	30.3%	51.6%	59.1%	58.0%
% of FP17s for the same patient ID Re-attending between 3 & 9 months - Adults	267	746	35.8%	47.7%	52.2%	50.9%
% of FP17s for Band 1 Urgent Courses	90	937	9.6%	8.2%	7.9%	9.1%
% of FP17s Relating to Free Repair or Replacements	29	937	3.1%	0.7%	0.8%	0.8%
% of FP17s Relating to Continuations	3	937	0.3%	0.8%	1.1%	1.1%
% of Patients satisfied with the dentistry they have received	3	3	N/A	91.3%	91.8%	91.7%
% of Patients satisfied with the time they had to wait for an appointment	2	3	N/A	90.2%	88.4%	88.0%

* This is based on patients treated on this contract for their most recent course of treatment. Figures in italics indicate the base number of FP17s or Patient Questionnaire responses are less than 100. N/A is shown where the base number of responses is less than 10 during the period. % is calculated as Quantity/Base number*100

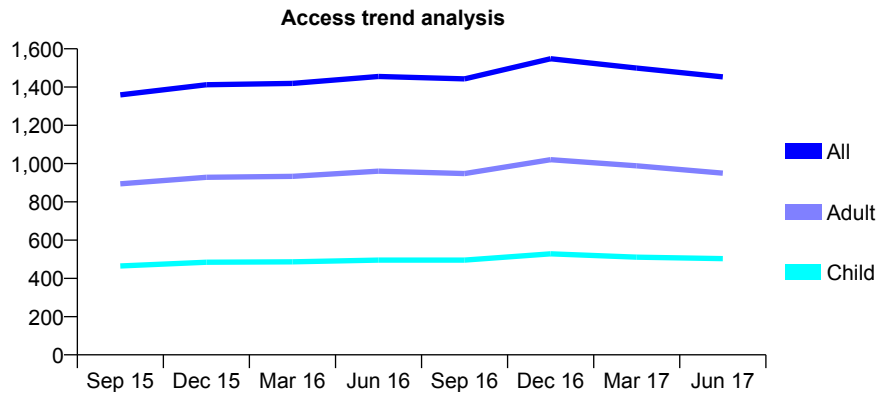
Q54 - Vital Signs At a Glance Contract Report for 769827/0002 - June 2017

Name or company name	MR A HUSSAIN
Contract type name	GDS Contract
Purpose of contract	General
Contract start date	01/11/2010
Contract end date	

17/18 Contracted general activity (UDA)	3,564
Carry forward general activity (UDA)	0
17/18 Contracted orthodontic activity (UOA)	0
Carry forward orthodontic activity (UOA)	0
Baseline contract value	£91,103.33

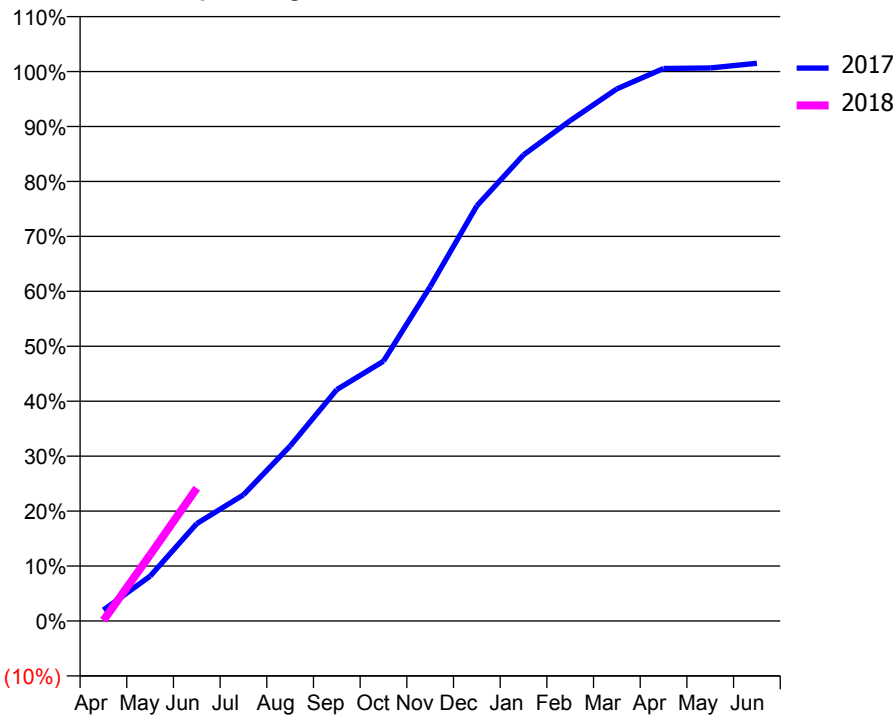
ACCESS*

Patients seen in 24 months	Total	Change since previous quarter
Quarter ending June 2016	1,455	
Quarter ending September 2016	1,443	→
Quarter ending December 2016	1,548	↑
Quarter ending March 2017	1,499	↓
Quarter ending June 2017	1,453	↓
Variance since June 2016	(0.1%)	→



ACTIVITY

Cumulative percentage of contracted UDA delivered 2017 & 2018



Month	Adjusted Scheduled Activity (UDA)	
	2017	2018
April	71	4
May	291	429
June	632	862
July	819	
August	1,135	
September	1,501	
October	1,685	
November	2,169	
December	2,692	
January	3,023	
February	3,245	
March	3,451	
April	3,584	
May	3,587	
June	3,617	

QUALITY

	Quantity	Base Number	Contract	AT	Region	England
% of FP17s for the same patient ID Re-attending within 3 months - Children	11	166	6.6%	10.1%	11.7%	12.0%
% of FP17s for the same patient ID Re-attending within 3 months - Adults	20	232	8.6%	14.8%	15.2%	16.0%
% of FP17s for the same patient ID Re-attending between 3 & 9 months - Children	58	166	34.9%	51.6%	59.1%	58.0%
% of FP17s for the same patient ID Re-attending between 3 & 9 months - Adults	91	232	39.2%	47.7%	52.2%	50.9%
% of FP17s for Band 1 Urgent Courses	30	330	9.1%	8.2%	7.9%	9.1%
% of FP17s Relating to Free Repair or Replacements	10	330	3.0%	0.7%	0.8%	0.8%
% of FP17s Relating to Continuations	0	330	0.0%	0.8%	1.1%	1.1%
% of Patients satisfied with the dentistry they have received	0	1	N/A	91.3%	91.8%	91.7%
% of Patients satisfied with the time they had to wait for an appointment	1	1	N/A	90.2%	88.4%	88.0%

* This is based on patients treated on this contract for their most recent course of treatment. Figures in italics indicate the base number of FP17s or Patient Questionnaire responses are less than 100. N/A is shown where the base number of responses is less than 10 during the period. % is calculated as Quantity/Base number*100

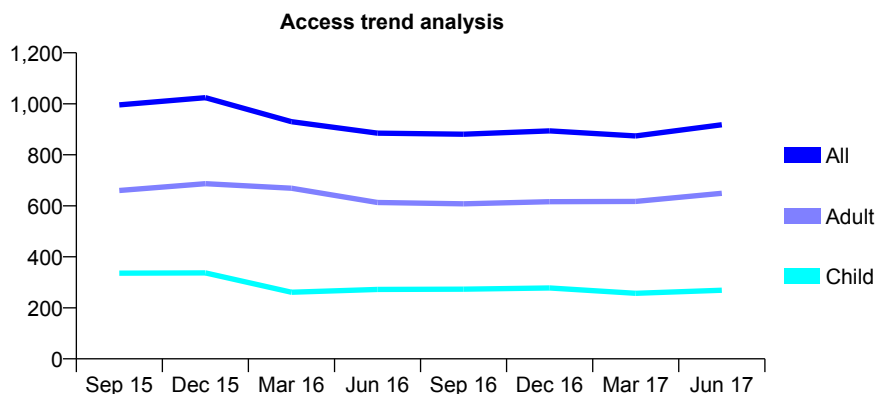
Q54 - Vital Signs At a Glance Contract Report for 769827/0003 - June 2017

Name or company name	MR A HUSSAIN
Contract type name	GDS Contract
Purpose of contract	General
Contract start date	09/11/2012
Contract end date	

17/18 Contracted general activity (UDA)	2,224
Carry forward general activity (UDA)	0
17/18 Contracted orthodontic activity (UOA)	0
Carry forward orthodontic activity (UOA)	0
Baseline contract value	£56,442.97

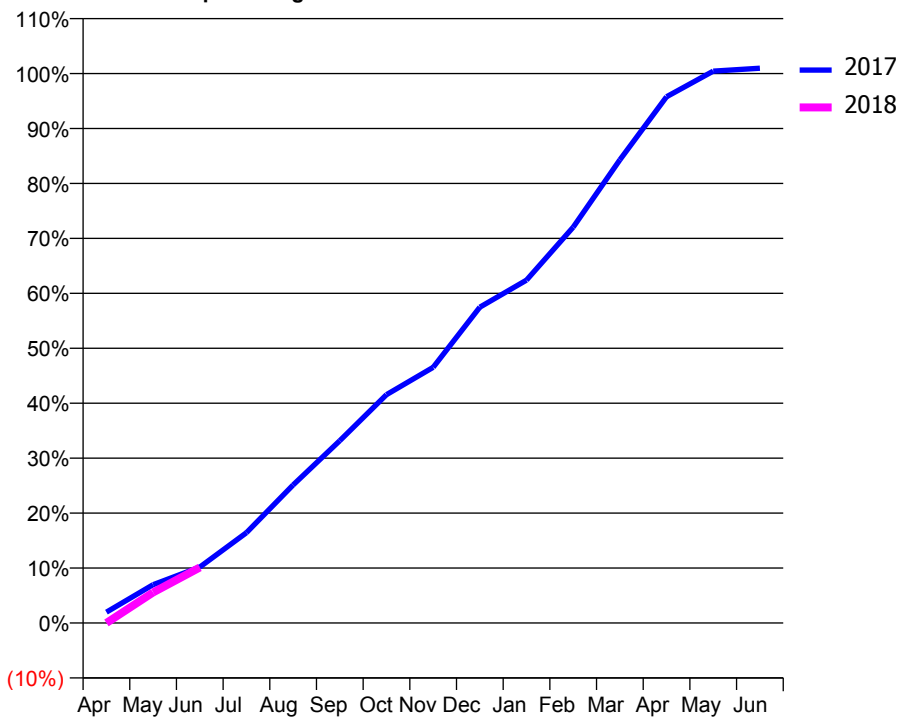
ACCESS*

Patients seen in 24 months	Total	Change since previous quarter
Quarter ending June 2016	885	
Quarter ending September 2016	881	→
Quarter ending December 2016	894	→
Quarter ending March 2017	874	↓
Quarter ending June 2017	918	↑
Variance since June 2016	3.7%	↑



ACTIVITY

Cumulative percentage of contracted UDA delivered 2017 & 2018



Adjusted Scheduled Activity (UDA)		
Month	2017	2018
April	44	0
May	155	124
June	226	225
July	365	
August	559	
September	738	
October	924	
November	1,035	
December	1,278	
January	1,388	
February	1,602	
March	1,875	
April	2,130	
May	2,234	
June	2,246	

QUALITY

	Quantity	Base Number	Contract	AT	Region	England
% of FP17s for the same patient ID Re-attending within 3 months - Children	2	78	2.6%	10.1%	11.7%	12.0%
% of FP17s for the same patient ID Re-attending within 3 months - Adults	12	150	8.0%	14.8%	15.2%	16.0%
% of FP17s for the same patient ID Re-attending between 3 & 9 months - Children	18	78	23.1%	51.6%	59.1%	58.0%
% of FP17s for the same patient ID Re-attending between 3 & 9 months - Adults	24	150	16.0%	47.7%	52.2%	50.9%
% of FP17s for Band 1 Urgent Courses	13	117	11.1%	8.2%	7.9%	9.1%
% of FP17s Relating to Free Repair or Replacements	1	117	0.9%	0.7%	0.8%	0.8%
% of FP17s Relating to Continuations	0	117	0.0%	0.8%	1.1%	1.1%
% of Patients satisfied with the dentistry they have received	0	0	N/A	91.3%	91.8%	91.7%
% of Patients satisfied with the time they had to wait for an appointment	0	0	N/A	90.2%	88.4%	88.0%

* This is based on patients treated on this contract for their most recent course of treatment. Figures in italics indicate the base number of FP17s or Patient Questionnaire responses are less than 100. N/A is shown where the base number of responses is less than 10 during the period. % is calculated as Quantity/Base number*100

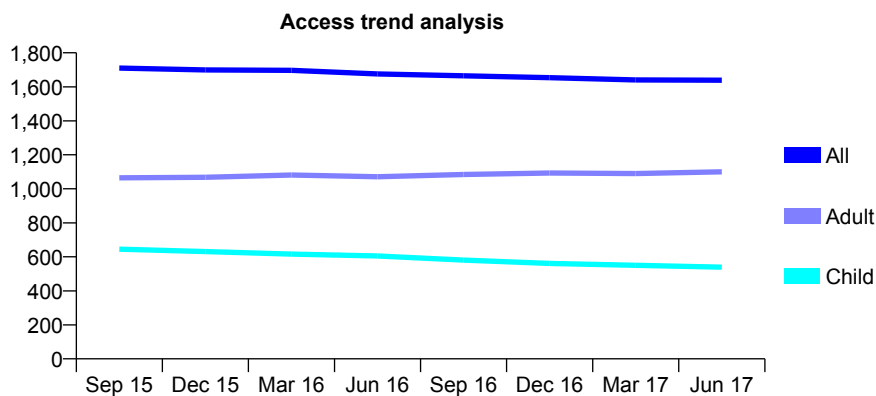
Q54 - Vital Signs At a Glance Contract Report for 769967/0004 - June 2017

Name or company name	MR MA TAI
Contract type name	GDS Contract
Purpose of contract	General
Contract start date	01/04/2012
Contract end date	

17/18 Contracted general activity (UDA)	4,402
Carry forward general activity (UDA)	0
17/18 Contracted orthodontic activity (UOA)	0
Carry forward orthodontic activity (UOA)	0
Baseline contract value	£115,556.02

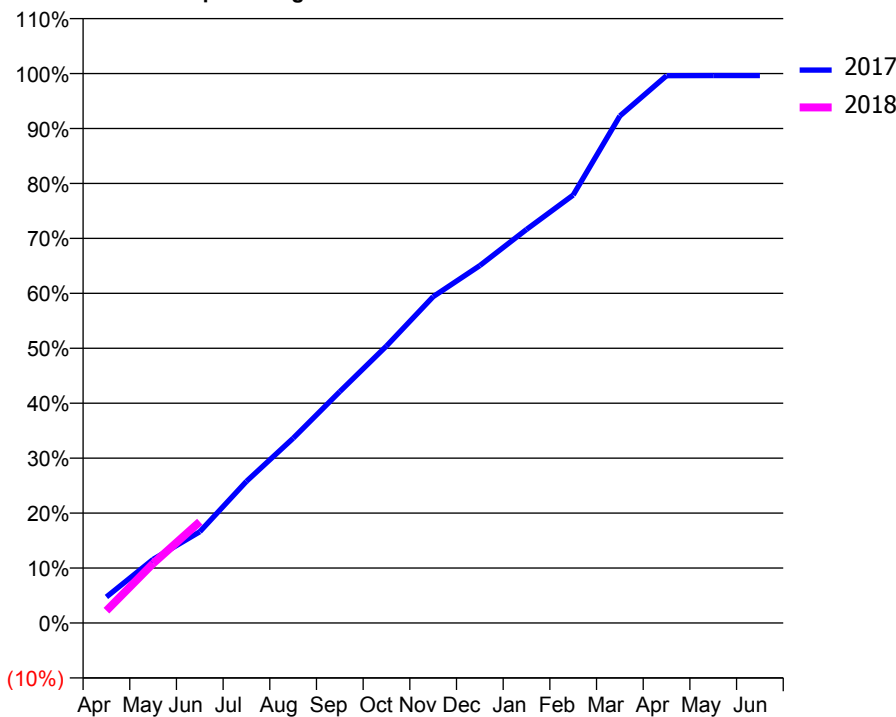
ACCESS*

Patients seen in 24 months	Total	Change since previous quarter
Quarter ending June 2016	1,676	
Quarter ending September 2016	1,665	→
Quarter ending December 2016	1,654	→
Quarter ending March 2017	1,640	→
Quarter ending June 2017	1,639	→
Variance since June 2016	(2.2%)	↓



ACTIVITY

Cumulative percentage of contracted UDA delivered 2017 & 2018



Month	Adjusted Scheduled Activity (UDA)	
	2017	2018
April	209	99
May	510	477
June	732	811
July	1,135	
August	1,480	
September	1,854	
October	2,219	
November	2,614	
December	2,864	
January	3,153	
February	3,429	
March	4,062	
April	4,385	
May	4,386	
June	4,386	

QUALITY

	Quantity	Base Number	Contract	AT	Region	England
% of FP17s for the same patient ID Re-attending within 3 months - Children	5	171	2.9%	10.1%	11.7%	12.0%
% of FP17s for the same patient ID Re-attending within 3 months - Adults	38	349	10.9%	14.8%	15.2%	16.0%
% of FP17s for the same patient ID Re-attending between 3 & 9 months - Children	91	171	53.2%	51.6%	59.1%	58.0%
% of FP17s for the same patient ID Re-attending between 3 & 9 months - Adults	183	349	52.4%	47.7%	52.2%	50.9%
% of FP17s for Band 1 Urgent Courses	16	389	4.1%	8.2%	7.9%	9.1%
% of FP17s Relating to Free Repair or Replacements	5	389	1.3%	0.7%	0.8%	0.8%
% of FP17s Relating to Continuations	10	389	2.6%	0.8%	1.1%	1.1%
% of Patients satisfied with the dentistry they have received	1	1	N/A	91.3%	91.8%	91.7%
% of Patients satisfied with the time they had to wait for an appointment	1	1	N/A	90.2%	88.4%	88.0%

* This is based on patients treated on this contract for their most recent course of treatment. Figures in italics indicate the base number of FP17s or Patient Questionnaire responses are less than 100. N/A is shown where the base number of responses is less than 10 during the period. % is calculated as Quantity/Base number*100

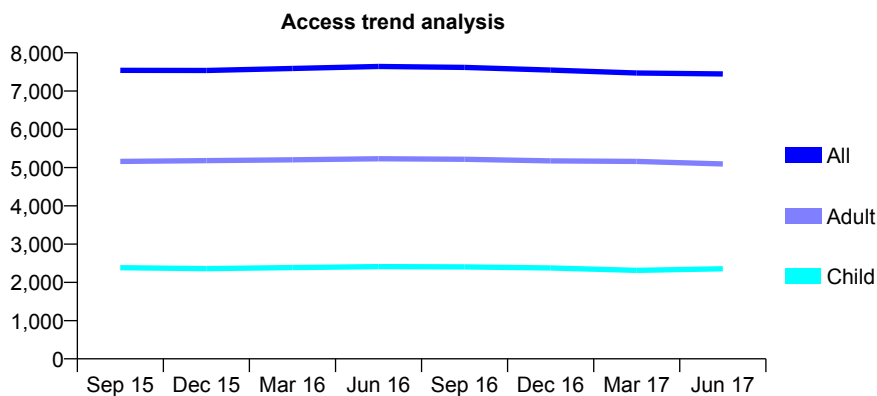
Q54 - Vital Signs At a Glance Contract Report for 770728/0001 - June 2017

Name or company name	MR TS JHEETA
Contract type name	GDS Contract
Purpose of contract	General
Contract start date	01/04/2006
Contract end date	

17/18 Contracted general activity (UDA)	20,291
Carry forward general activity (UDA)	0
17/18 Contracted orthodontic activity (UOA)	0
Carry forward orthodontic activity (UOA)	0
Baseline contract value	£565,013.15

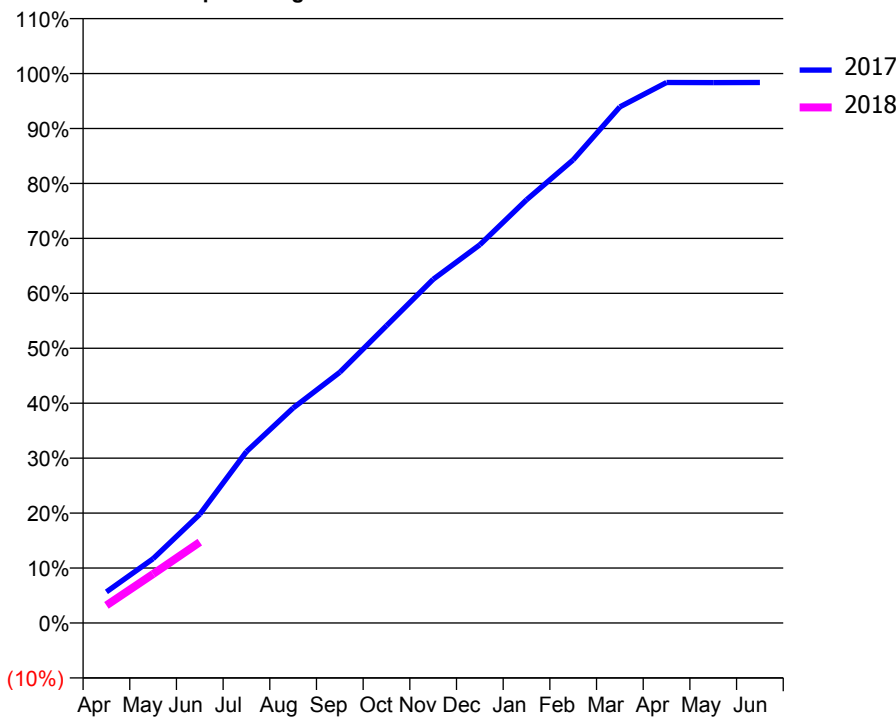
ACCESS*

Patients seen in 24 months	Total	Change since previous quarter
Quarter ending June 2016	7,641	
Quarter ending September 2016	7,617	→
Quarter ending December 2016	7,549	→
Quarter ending March 2017	7,472	↓
Quarter ending June 2017	7,448	→
Variance since June 2016	(2.5%)	↓



ACTIVITY

Cumulative percentage of contracted UDA delivered 2017 & 2018



Month	Adjusted Scheduled Activity (UDA)	
	2017	2018
April	1,148	652
May	2,376	1,809
June	4,017	2,985
July	6,331	
August	7,940	
September	9,262	
October	10,977	
November	12,693	
December	13,967	
January	15,625	
February	17,106	
March	19,058	
April	19,959	
May	19,956	
June	19,959	

QUALITY

	Quantity	Base Number	Contract	AT	Region	England
% of FP17s for the same patient ID Re-attending within 3 months - Children	35	789	4.4%	10.1%	11.7%	12.0%
% of FP17s for the same patient ID Re-attending within 3 months - Adults	121	1,345	9.0%	14.8%	15.2%	16.0%
% of FP17s for the same patient ID Re-attending between 3 & 9 months - Children	510	789	64.6%	51.6%	59.1%	58.0%
% of FP17s for the same patient ID Re-attending between 3 & 9 months - Adults	822	1,345	61.1%	47.7%	52.2%	50.9%
% of FP17s for Band 1 Urgent Courses	71	1,571	4.5%	8.2%	7.9%	9.1%
% of FP17s Relating to Free Repair or Replacements	10	1,571	0.6%	0.7%	0.8%	0.8%
% of FP17s Relating to Continuations	4	1,571	0.3%	0.8%	1.1%	1.1%
% of Patients satisfied with the dentistry they have received	9	10	90.0%	91.3%	91.8%	91.7%
% of Patients satisfied with the time they had to wait for an appointment	10	10	100.0%	90.2%	88.4%	88.0%

* This is based on patients treated on this contract for their most recent course of treatment. Figures in italics indicate the base number of FP17s or Patient Questionnaire responses are less than 100. N/A is shown where the base number of responses is less than 10 during the period. % is calculated as Quantity/Base number*100

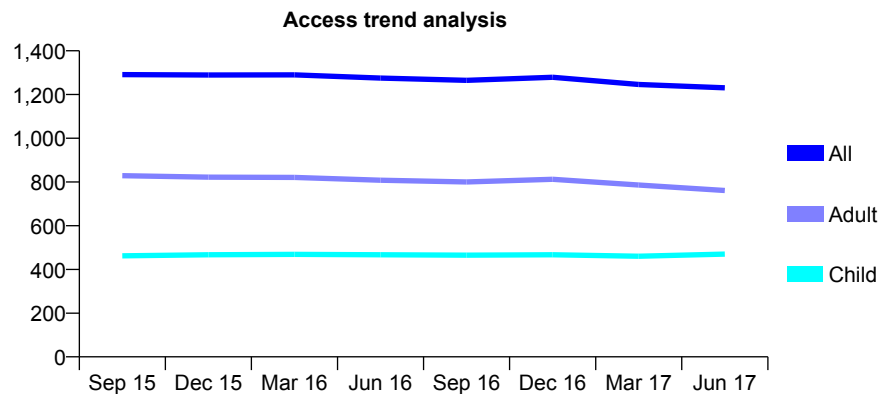
Q54 - Vital Signs At a Glance Contract Report for 776432/0001 - June 2017

Name or company name	MRS AN ARSHAD
Contract type name	GDS Contract
Purpose of contract	General
Contract start date	01/04/2006
Contract end date	

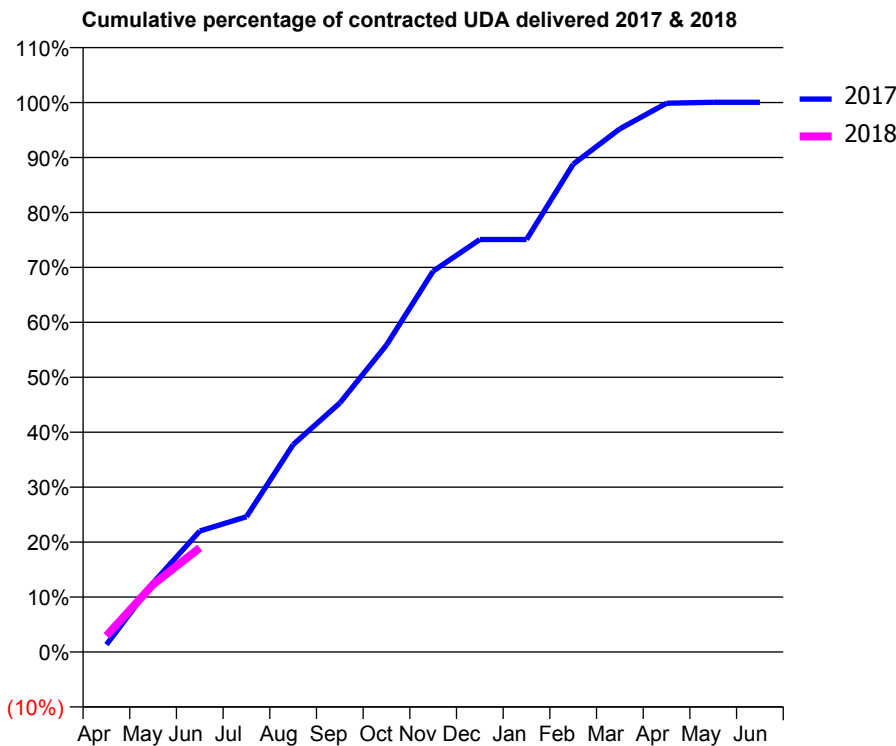
17/18 Contracted general activity (UDA)	3,806
Carry forward general activity (UDA)	0
17/18 Contracted orthodontic activity (UOA)	0
Carry forward orthodontic activity (UOA)	0
Baseline contract value	£93,598.93

ACCESS*

Patients seen in 24 months	Total	Change since previous quarter
Quarter ending June 2016	1,275	
Quarter ending September 2016	1,265	→
Quarter ending December 2016	1,279	→
Quarter ending March 2017	1,246	↓
Quarter ending June 2017	1,231	↓
Variance since June 2016	(3.5%)	↓



ACTIVITY



Month	Adjusted Scheduled Activity (UDA)	
	2017	2018
April	51	112
May	479	468
June	838	721
July	937	
August	1,436	
September	1,725	
October	2,127	
November	2,638	
December	2,857	
January	2,857	
February	3,379	
March	3,623	
April	3,801	
May	3,807	
June	3,807	

QUALITY

	Quantity	Base Number	Contract	AT	Region	England
% of FP17s for the same patient ID Re-attending within 3 months - Children	7	157	4.5%	10.1%	11.7%	12.0%
% of FP17s for the same patient ID Re-attending within 3 months - Adults	23	232	9.9%	14.8%	15.2%	16.0%
% of FP17s for the same patient ID Re-attending between 3 & 9 months - Children	102	157	65.0%	51.6%	59.1%	58.0%
% of FP17s for the same patient ID Re-attending between 3 & 9 months - Adults	136	232	58.6%	47.7%	52.2%	50.9%
% of FP17s for Band 1 Urgent Courses	7	309	2.3%	8.2%	7.9%	9.1%
% of FP17s Relating to Free Repair or Replacements	0	309	0.0%	0.7%	0.8%	0.8%
% of FP17s Relating to Continuations	8	309	2.6%	0.8%	1.1%	1.1%
% of Patients satisfied with the dentistry they have received	1	1	N/A	91.3%	91.8%	91.7%
% of Patients satisfied with the time they had to wait for an appointment	1	1	N/A	90.2%	88.4%	88.0%

* This is based on patients treated on this contract for their most recent course of treatment. Figures in italics indicate the base number of FP17s or Patient Questionnaire responses are less than 100. N/A is shown where the base number of responses is less than 10 during the period. % is calculated as Quantity/Base number*100

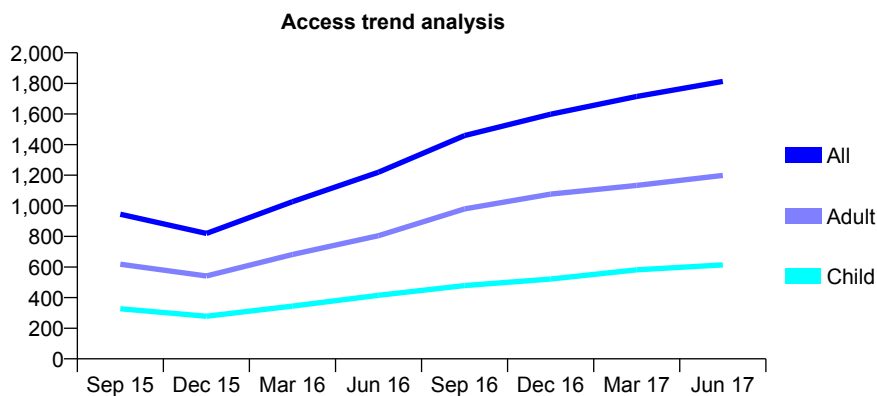
Q54 - Vital Signs At a Glance Contract Report for 786837/0003 - June 2017

Name or company name	MR WS TAM
Contract type name	GDS Contract
Purpose of contract	General
Contract start date	01/10/2014
Contract end date	

17/18 Contracted general activity (UDA)	6,500
Carry forward general activity (UDA)	0
17/18 Contracted orthodontic activity (UOA)	0
Carry forward orthodontic activity (UOA)	0
Baseline contract value	£164,735.26

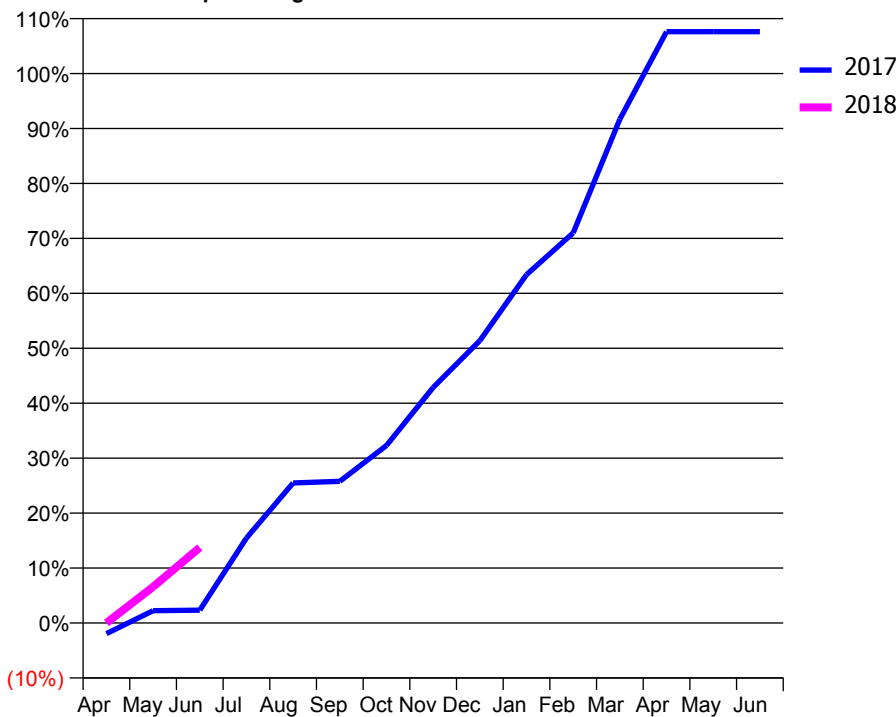
ACCESS*

Patients seen in 24 months	Total	Change since previous quarter
Quarter ending June 2016	1,220	
Quarter ending September 2016	1,459	↑
Quarter ending December 2016	1,599	↑
Quarter ending March 2017	1,715	↑
Quarter ending June 2017	1,813	↑
Variance since June 2016	48.6%	↑



ACTIVITY

Cumulative percentage of contracted UDA delivered 2017 & 2018



Month	Adjusted Scheduled Activity (UDA)	
	2017	2018
April	-127	0
May	147	429
June	153	894
July	1,005	
August	1,656	
September	1,676	
October	2,101	
November	2,786	
December	3,340	
January	4,122	
February	4,615	
March	5,960	
April	6,994	
May	6,994	
June	6,994	

QUALITY

	Quantity	Base Number	Contract	AT	Region	England
% of FP17s for the same patient ID Re-attending within 3 months - Children	14	176	8.0%	10.1%	11.7%	12.0%
% of FP17s for the same patient ID Re-attending within 3 months - Adults	90	405	22.2%	14.8%	15.2%	16.0%
% of FP17s for the same patient ID Re-attending between 3 & 9 months - Children	75	176	42.6%	51.6%	59.1%	58.0%
% of FP17s for the same patient ID Re-attending between 3 & 9 months - Adults	116	405	28.6%	47.7%	52.2%	50.9%
% of FP17s for Band 1 Urgent Courses	54	335	16.1%	8.2%	7.9%	9.1%
% of FP17s Relating to Free Repair or Replacements	14	335	4.2%	0.7%	0.8%	0.8%
% of FP17s Relating to Continuations	5	335	1.5%	0.8%	1.1%	1.1%
% of Patients satisfied with the dentistry they have received	2	2	N/A	91.3%	91.8%	91.7%
% of Patients satisfied with the time they had to wait for an appointment	2	2	N/A	90.2%	88.4%	88.0%

* This is based on patients treated on this contract for their most recent course of treatment. Figures in italics indicate the base number of FP17s or Patient Questionnaire responses are less than 100. N/A is shown where the base number of responses is less than 10 during the period. % is calculated as Quantity/Base number*100

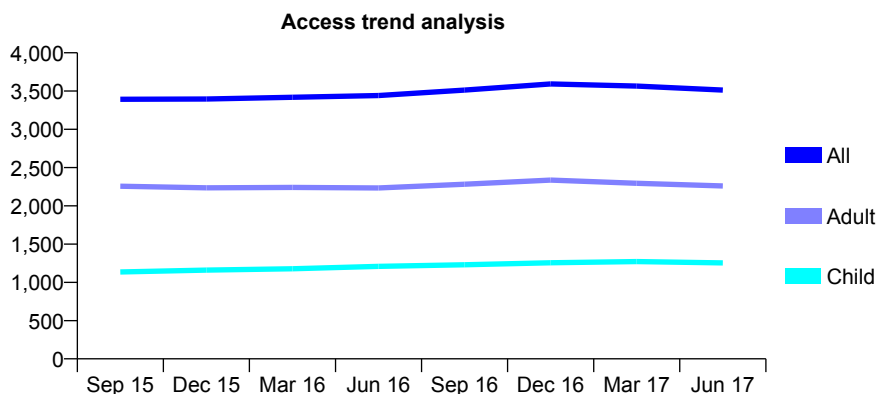
Q54 - Vital Signs At a Glance Contract Report for 804274/0001 - June 2017

Name or company name	MR MC REECE
Contract type name	GDS Contract
Purpose of contract	General
Contract start date	01/04/2006
Contract end date	

17/18 Contracted general activity (UDA)	8,745
Carry forward general activity (UDA)	0
17/18 Contracted orthodontic activity (UOA)	0
Carry forward orthodontic activity (UOA)	0
Baseline contract value	£188,476.38

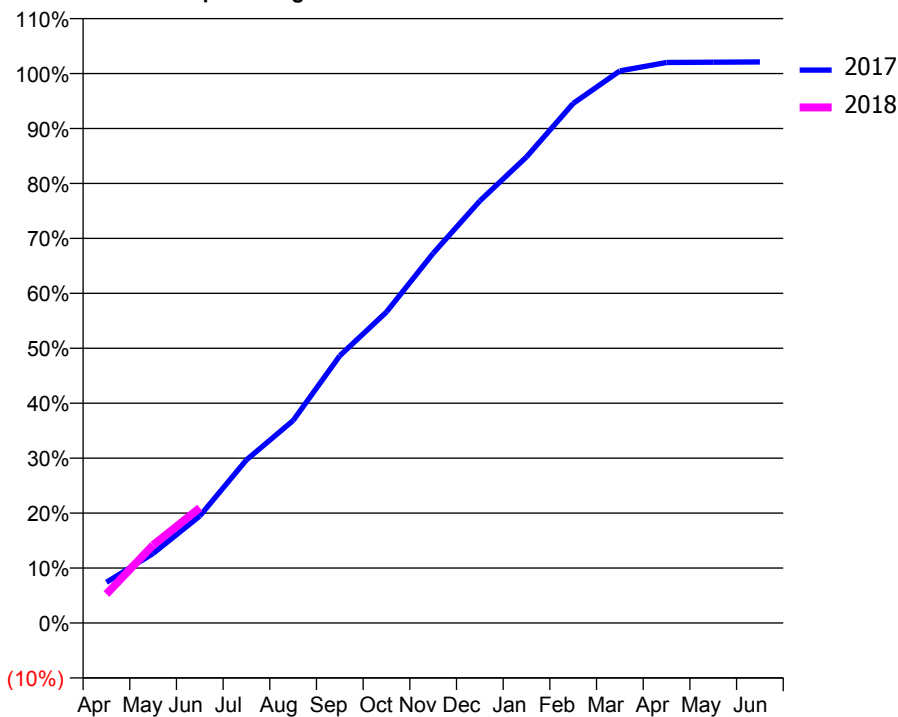
ACCESS*

Patients seen in 24 months	Total	Change since previous quarter
Quarter ending June 2016	3,441	
Quarter ending September 2016	3,513	↑
Quarter ending December 2016	3,593	↑
Quarter ending March 2017	3,566	→
Quarter ending June 2017	3,513	↓
Variance since June 2016	2.1%	↑



ACTIVITY

Cumulative percentage of contracted UDA delivered 2017 & 2018



Month	Adjusted Scheduled Activity (UDA)	
	2017	2018
April	649	461
May	1,106	1,241
June	1,703	1,833
July	2,595	
August	3,222	
September	4,254	
October	4,949	
November	5,884	
December	6,717	
January	7,418	
February	8,269	
March	8,787	
April	8,920	
May	8,925	
June	8,928	

QUALITY

	Quantity	Base Number	Contract	AT	Region	England
% of FP17s for the same patient ID Re-attending within 3 months - Children	21	475	4.4%	10.1%	11.7%	12.0%
% of FP17s for the same patient ID Re-attending within 3 months - Adults	73	711	10.3%	14.8%	15.2%	16.0%
% of FP17s for the same patient ID Re-attending between 3 & 9 months - Children	347	475	73.1%	51.6%	59.1%	58.0%
% of FP17s for the same patient ID Re-attending between 3 & 9 months - Adults	490	711	68.9%	47.7%	52.2%	50.9%
% of FP17s for Band 1 Urgent Courses	58	1,123	5.2%	8.2%	7.9%	9.1%
% of FP17s Relating to Free Repair or Replacements	2	1,123	0.2%	0.7%	0.8%	0.8%
% of FP17s Relating to Continuations	4	1,123	0.4%	0.8%	1.1%	1.1%
% of Patients satisfied with the dentistry they have received	11	11	100.0%	91.3%	91.8%	91.7%
% of Patients satisfied with the time they had to wait for an appointment	11	11	100.0%	90.2%	88.4%	88.0%

* This is based on patients treated on this contract for their most recent course of treatment. Figures in italics indicate the base number of FP17s or Patient Questionnaire responses are less than 100. N/A is shown where the base number of responses is less than 10 during the period. % is calculated as Quantity/Base number*100

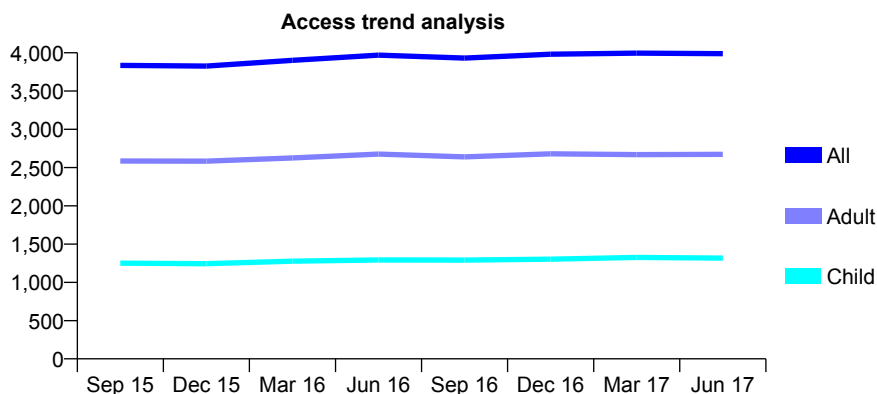
Q54 - Vital Signs At a Glance Contract Report for 804886/0001 - June 2017

Name or company name	Heathfield Dental Surgery
Contract type name	GDS Contract
Purpose of contract	General
Contract start date	01/04/2006
Contract end date	

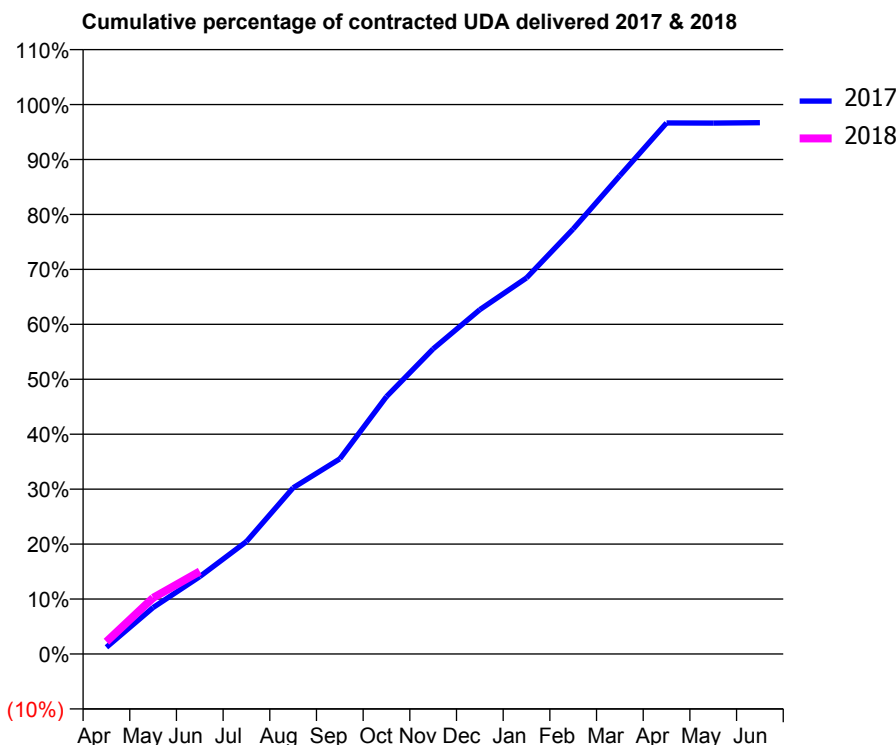
17/18 Contracted general activity (UDA)	11,696
Carry forward general activity (UDA)	0
17/18 Contracted orthodontic activity (UOA)	0
Carry forward orthodontic activity (UOA)	0
Baseline contract value	£317,902.33

ACCESS*

Patients seen in 24 months	Total	Change since previous quarter
Quarter ending June 2016	3,970	
Quarter ending September 2016	3,931	→
Quarter ending December 2016	3,982	→
Quarter ending March 2017	3,995	→
Quarter ending June 2017	3,989	→
Variance since June 2016	0.5%	→



ACTIVITY



Month	Adjusted Scheduled Activity (UDA)	
	2017	2018
April	143	262
May	990	1,197
June	1,647	1,758
July	2,394	
August	3,538	
September	4,154	
October	5,481	
November	6,495	
December	7,328	
January	8,005	
February	9,046	
March	10,183	
April	11,302	
May	11,300	
June	11,309	

QUALITY

	Quantity	Base Number	Contract	AT	Region	England
% of FP17s for the same patient ID Re-attending within 3 months - Children	15	311	4.8%	10.1%	11.7%	12.0%
% of FP17s for the same patient ID Re-attending within 3 months - Adults	119	704	16.9%	14.8%	15.2%	16.0%
% of FP17s for the same patient ID Re-attending between 3 & 9 months - Children	111	311	35.7%	51.6%	59.1%	58.0%
% of FP17s for the same patient ID Re-attending between 3 & 9 months - Adults	223	704	31.7%	47.7%	52.2%	50.9%
% of FP17s for Band 1 Urgent Courses	48	585	8.2%	8.2%	7.9%	9.1%
% of FP17s Relating to Free Repair or Replacements	2	585	0.3%	0.7%	0.8%	0.8%
% of FP17s Relating to Continuations	12	585	2.1%	0.8%	1.1%	1.1%
% of Patients satisfied with the dentistry they have received	2	4	N/A	91.3%	91.8%	91.7%
% of Patients satisfied with the time they had to wait for an appointment	4	4	N/A	90.2%	88.4%	88.0%

* This is based on patients treated on this contract for their most recent course of treatment. Figures in italics indicate the base number of FP17s or Patient Questionnaire responses are less than 100. N/A is shown where the base number of responses is less than 10 during the period. % is calculated as Quantity/Base number*100

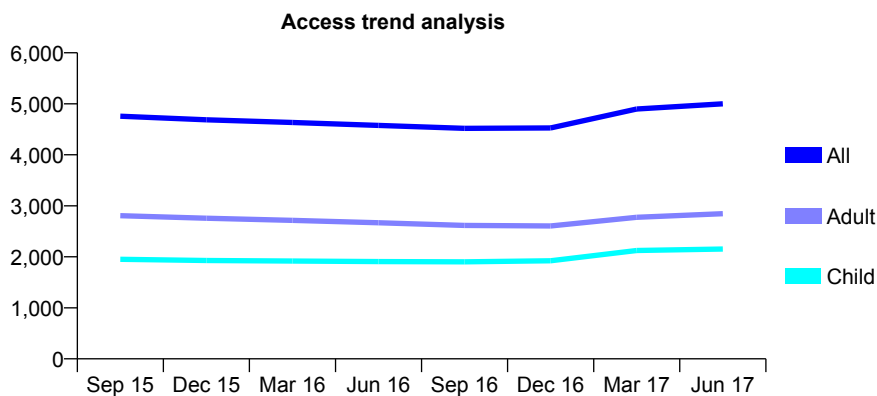
Q54 - Vital Signs At a Glance Contract Report for 804886/0002 - June 2017

Name or company name	Neachells Dental Clinic
Contract type name	GDS Contract
Purpose of contract	General
Contract start date	01/04/2006
Contract end date	

17/18 Contracted general activity (UDA)	18,497
Carry forward general activity (UDA)	0
17/18 Contracted orthodontic activity (UOA)	0
Carry forward orthodontic activity (UOA)	0
Baseline contract value	£472,472.01

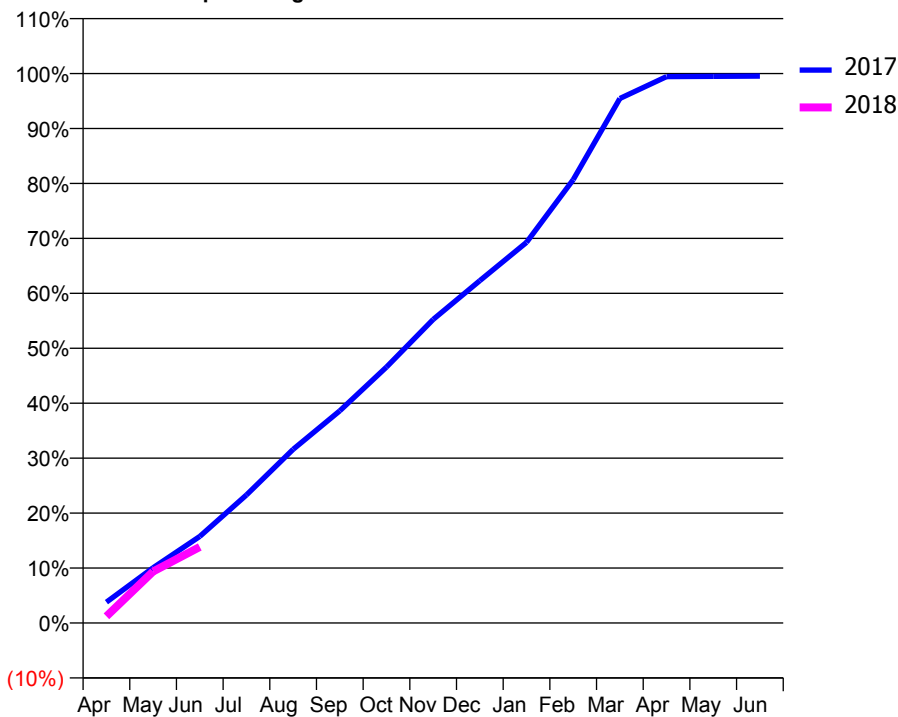
ACCESS*

Patients seen in 24 months	Total	Change since previous quarter
Quarter ending June 2016	4,576	
Quarter ending September 2016	4,519	↓
Quarter ending December 2016	4,526	→
Quarter ending March 2017	4,899	↑
Quarter ending June 2017	5,001	↑
Variance since June 2016	9.3%	↑



ACTIVITY

Cumulative percentage of contracted UDA delivered 2017 & 2018



Month	Adjusted Scheduled Activity (UDA)	
	2017	2018
April	703	225
May	1,859	1,735
June	2,914	2,560
July	4,311	
August	5,848	
September	7,145	
October	8,618	
November	10,220	
December	11,523	
January	12,812	
February	14,920	
March	17,657	
April	18,392	
May	18,400	
June	18,412	

QUALITY

	Quantity	Base Number	Contract	AT	Region	England
% of FP17s for the same patient ID Re-attending within 3 months - Children	43	533	8.1%	10.1%	11.7%	12.0%
% of FP17s for the same patient ID Re-attending within 3 months - Adults	99	711	13.9%	14.8%	15.2%	16.0%
% of FP17s for the same patient ID Re-attending between 3 & 9 months - Children	233	533	43.7%	51.6%	59.1%	58.0%
% of FP17s for the same patient ID Re-attending between 3 & 9 months - Adults	296	711	41.6%	47.7%	52.2%	50.9%
% of FP17s for Band 1 Urgent Courses	141	1,002	14.1%	8.2%	7.9%	9.1%
% of FP17s Relating to Free Repair or Replacements	1	1,002	0.1%	0.7%	0.8%	0.8%
% of FP17s Relating to Continuations	12	1,002	1.2%	0.8%	1.1%	1.1%
% of Patients satisfied with the dentistry they have received	1	1	N/A	91.3%	91.8%	91.7%
% of Patients satisfied with the time they had to wait for an appointment	1	1	N/A	90.2%	88.4%	88.0%

* This is based on patients treated on this contract for their most recent course of treatment. Figures in italics indicate the base number of FP17s or Patient Questionnaire responses are less than 100. N/A is shown where the base number of responses is less than 10 during the period. % is calculated as Quantity/Base number*100

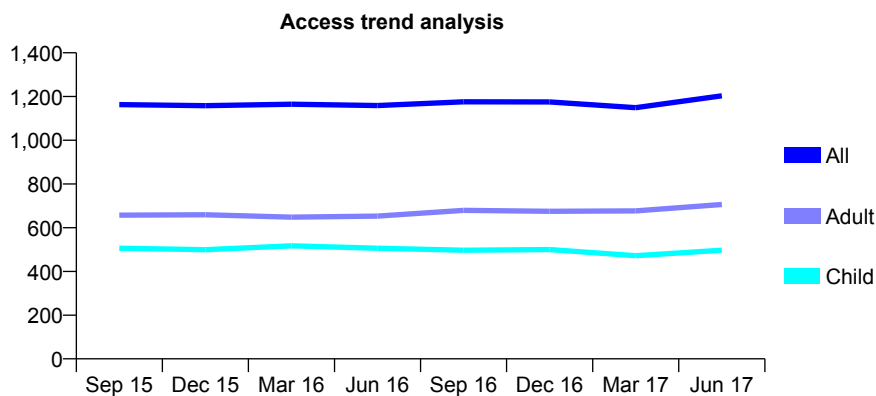
Q54 - Vital Signs At a Glance Contract Report for 812714/0001 - June 2017

Name or company name	MR A KOTADIA
Contract type name	GDS Contract
Purpose of contract	General
Contract start date	01/04/2006
Contract end date	

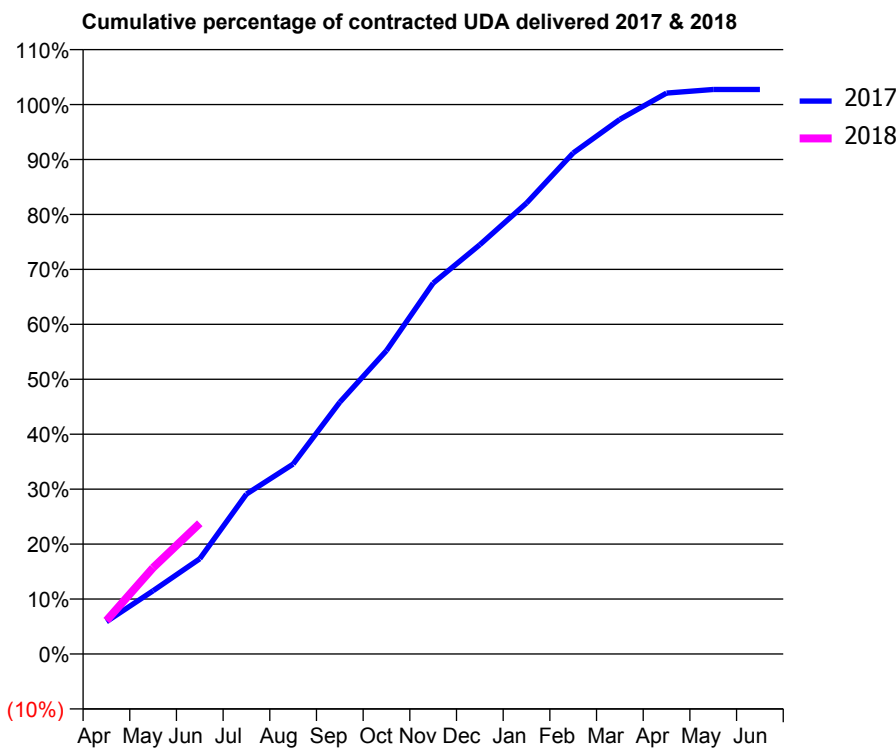
17/18 Contracted general activity (UDA)	2,151
Carry forward general activity (UDA)	0
17/18 Contracted orthodontic activity (UOA)	0
Carry forward orthodontic activity (UOA)	0
Baseline contract value	£60,076.89

ACCESS*

Patients seen in 24 months	Total	Change since previous quarter
Quarter ending June 2016	1,159	
Quarter ending September 2016	1,176	→
Quarter ending December 2016	1,175	→
Quarter ending March 2017	1,149	↓
Quarter ending June 2017	1,203	↑
Variance since June 2016	3.8%	↑



ACTIVITY



Adjusted Scheduled Activity (UDA)		
Month	2017	2018
April	126	131
May	248	338
June	373	512
July	626	
August	744	
September	986	
October	1,188	
November	1,452	
December	1,602	
January	1,765	
February	1,961	
March	2,093	
April	2,196	
May	2,210	
June	2,210	

QUALITY

	Quantity	Base Number	Contract	AT	Region	England
% of FP17s for the same patient ID Re-attending within 3 months - Children	2	169	1.2%	10.1%	11.7%	12.0%
% of FP17s for the same patient ID Re-attending within 3 months - Adults	12	191	6.3%	14.8%	15.2%	16.0%
% of FP17s for the same patient ID Re-attending between 3 & 9 months - Children	49	169	29.0%	51.6%	59.1%	58.0%
% of FP17s for the same patient ID Re-attending between 3 & 9 months - Adults	62	191	32.5%	47.7%	52.2%	50.9%
% of FP17s for Band 1 Urgent Courses	9	277	3.2%	8.2%	7.9%	9.1%
% of FP17s Relating to Free Repair or Replacements	0	277	0.0%	0.7%	0.8%	0.8%
% of FP17s Relating to Continuations	0	277	0.0%	0.8%	1.1%	1.1%
% of Patients satisfied with the dentistry they have received	0	0	N/A	91.3%	91.8%	91.7%
% of Patients satisfied with the time they had to wait for an appointment	0	0	N/A	90.2%	88.4%	88.0%

* This is based on patients treated on this contract for their most recent course of treatment. Figures in italics indicate the base number of FP17s or Patient Questionnaire responses are less than 100. N/A is shown where the base number of responses is less than 10 during the period. % is calculated as Quantity/Base number*100

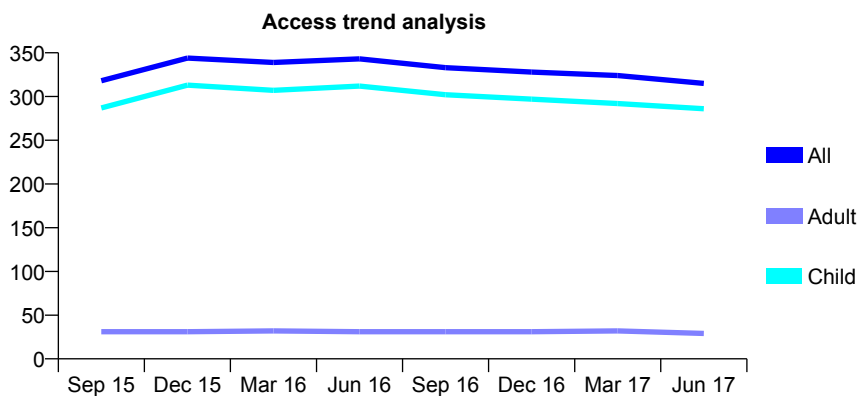
Q54 - Vital Signs At a Glance Contract Report for 813567/0001 - June 2017

Name or company name	MR MP SKALKA
Contract type name	GDS Contract
Purpose of contract	General
Contract start date	01/04/2006
Contract end date	

17/18 Contracted general activity (UDA)	665
Carry forward general activity (UDA)	0
17/18 Contracted orthodontic activity (UOA)	0
Carry forward orthodontic activity (UOA)	0
Baseline contract value	£18,444.90

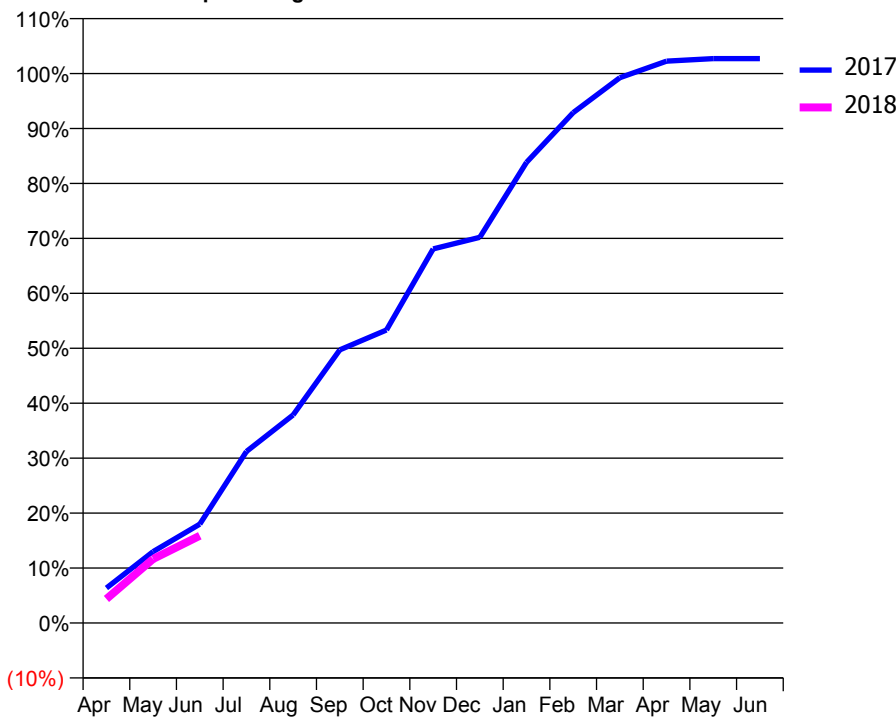
ACCESS*

Patients seen in 24 months	Total	Change since previous quarter
Quarter ending June 2016	343	
Quarter ending September 2016	333	↓
Quarter ending December 2016	328	↓
Quarter ending March 2017	324	↓
Quarter ending June 2017	315	↓
Variance since June 2016	(8.2%)	↓



ACTIVITY

Cumulative percentage of contracted UDA delivered 2017 & 2018



Month	Adjusted Scheduled Activity (UDA)	
	2017	2018
April	42	29
May	86	78
June	120	106
July	208	
August	252	
September	331	
October	355	
November	453	
December	467	
January	557	
February	618	
March	660	
April	680	
May	683	
June	683	

QUALITY

	Quantity	Base Number	Contract	AT	Region	England
% of FP17s for the same patient ID Re-attending within 3 months - Children	5	104	4.8%	10.1%	11.7%	12.0%
% of FP17s for the same patient ID Re-attending within 3 months - Adults	0	0	N/A	14.8%	15.2%	16.0%
% of FP17s for the same patient ID Re-attending between 3 & 9 months - Children	72	104	69.2%	51.6%	59.1%	58.0%
% of FP17s for the same patient ID Re-attending between 3 & 9 months - Adults	0	0	N/A	47.7%	52.2%	50.9%
% of FP17s for Band 1 Urgent Courses	3	87	3.4%	8.2%	7.9%	9.1%
% of FP17s Relating to Free Repair or Replacements	0	87	0.0%	0.7%	0.8%	0.8%
% of FP17s Relating to Continuations	0	87	0.0%	0.8%	1.1%	1.1%
% of Patients satisfied with the dentistry they have received	1	1	N/A	91.3%	91.8%	91.7%
% of Patients satisfied with the time they had to wait for an appointment	1	1	N/A	90.2%	88.4%	88.0%

* This is based on patients treated on this contract for their most recent course of treatment. Figures in italics indicate the base number of FP17s or Patient Questionnaire responses are less than 100. N/A is shown where the base number of responses is less than 10 during the period. % is calculated as Quantity/Base number*100

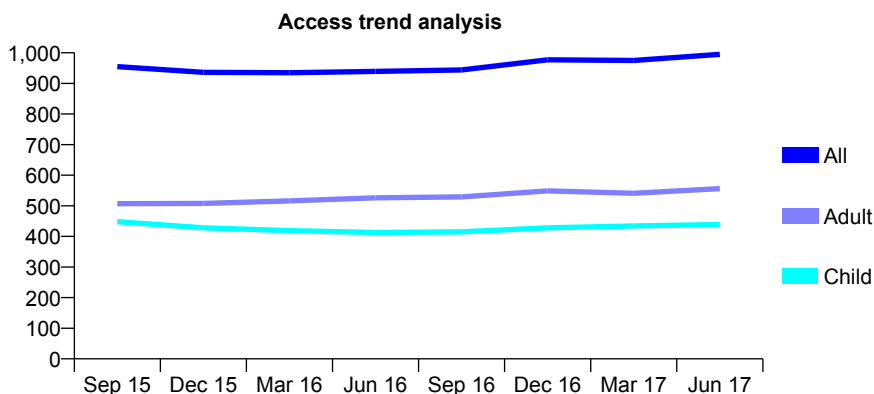
Q54 - Vital Signs At a Glance Contract Report for 813575/0001 - June 2017

Name or company name	MR AJ LUCKHURST
Contract type name	GDS Contract
Purpose of contract	General
Contract start date	01/04/2006
Contract end date	

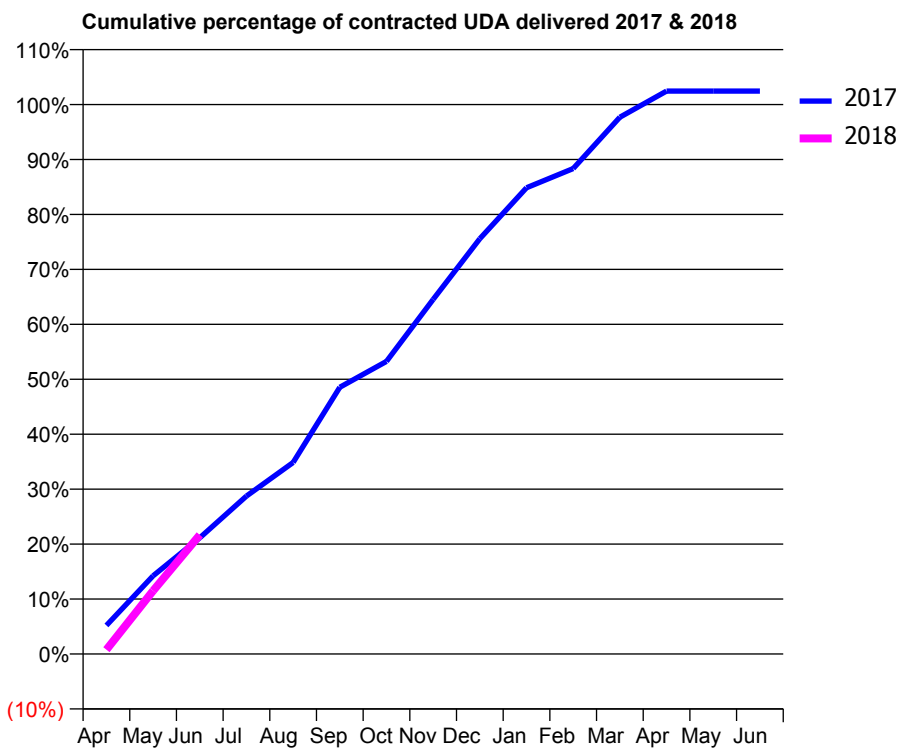
17/18 Contracted general activity (UDA)	2,298
Carry forward general activity (UDA)	0
17/18 Contracted orthodontic activity (UOA)	0
Carry forward orthodontic activity (UOA)	0
Baseline contract value	£53,755.37

ACCESS*

Patients seen in 24 months	Total	Change since previous quarter
Quarter ending June 2016	939	
Quarter ending September 2016	944	→
Quarter ending December 2016	977	↑
Quarter ending March 2017	975	→
Quarter ending June 2017	995	↑
Variance since June 2016	6.0%	↑



ACTIVITY



Adjusted Scheduled Activity (UDA)		
Month	2017	2018
April	120	18
May	327	265
June	486	498
July	661	
August	801	
September	1,116	
October	1,224	
November	1,483	
December	1,737	
January	1,950	
February	2,030	
March	2,245	
April	2,354	
May	2,354	
June	2,354	

QUALITY

	Quantity	Base Number	Contract	AT	Region	England
% of FP17s for the same patient ID Re-attending within 3 months - Children	15	183	8.2%	10.1%	11.7%	12.0%
% of FP17s for the same patient ID Re-attending within 3 months - Adults	22	177	12.4%	14.8%	15.2%	16.0%
% of FP17s for the same patient ID Re-attending between 3 & 9 months - Children	101	183	55.2%	51.6%	59.1%	58.0%
% of FP17s for the same patient ID Re-attending between 3 & 9 months - Adults	96	177	54.2%	47.7%	52.2%	50.9%
% of FP17s for Band 1 Urgent Courses	11	295	3.7%	8.2%	7.9%	9.1%
% of FP17s Relating to Free Repair or Replacements	2	295	0.7%	0.7%	0.8%	0.8%
% of FP17s Relating to Continuations	4	295	1.4%	0.8%	1.1%	1.1%
% of Patients satisfied with the dentistry they have received	1	1	N/A	91.3%	91.8%	91.7%
% of Patients satisfied with the time they had to wait for an appointment	1	1	N/A	90.2%	88.4%	88.0%

* This is based on patients treated on this contract for their most recent course of treatment. Figures in italics indicate the base number of FP17s or Patient Questionnaire responses are less than 100. N/A is shown where the base number of responses is less than 10 during the period. % is calculated as Quantity/Base number*100

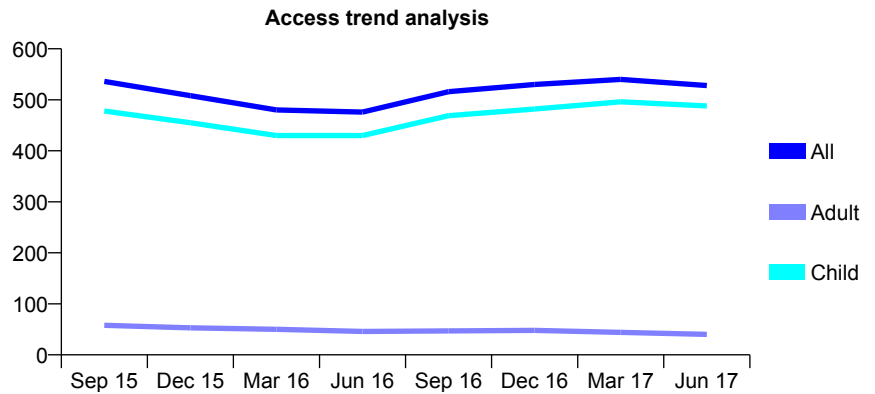
Q54 - Vital Signs At a Glance Contract Report for 815365/0001 - June 2017

Name or company name	MR JW NEWLAND
Contract type name	GDS Contract
Purpose of contract	General
Contract start date	01/04/2006
Contract end date	

17/18 Contracted general activity (UDA)	1,200
Carry forward general activity (UDA)	0
17/18 Contracted orthodontic activity (UOA)	0
Carry forward orthodontic activity (UOA)	0
Baseline contract value	£28,988.66

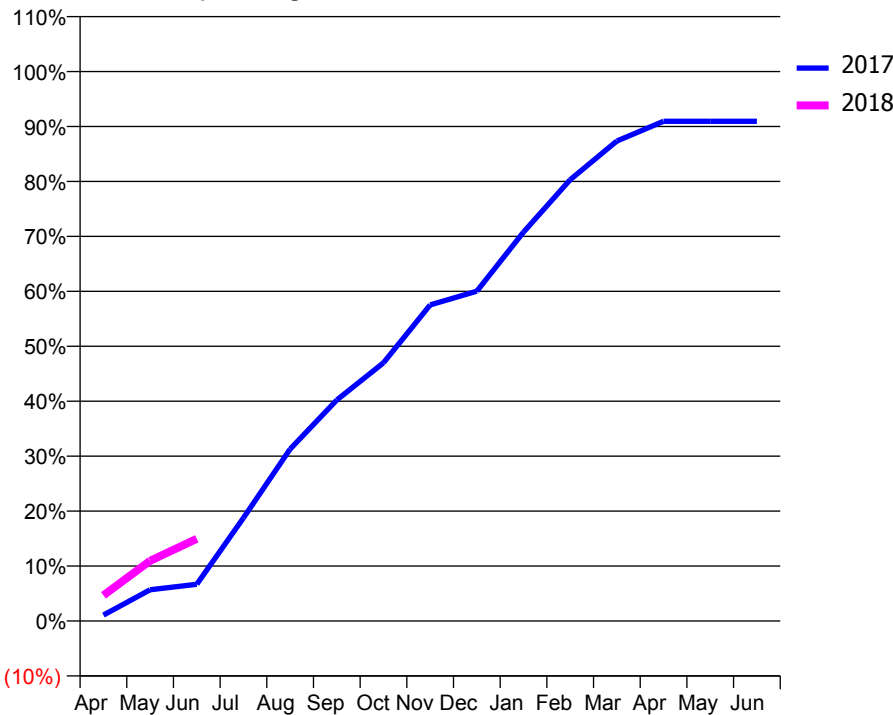
ACCESS*

Patients seen in 24 months	Total	Change since previous quarter
Quarter ending June 2016	476	
Quarter ending September 2016	516	↑
Quarter ending December 2016	530	↑
Quarter ending March 2017	540	→
Quarter ending June 2017	528	↓
Variance since June 2016	10.9%	↑



ACTIVITY

Cumulative percentage of contracted UDA delivered 2017 & 2018



Month	Adjusted Scheduled Activity (UDA)	
	2017	2018
April	13	56
May	68	131
June	80	179
July	225	
August	376	
September	483	
October	564	
November	690	
December	720	
January	849	
February	964	
March	1,048	
April	1,091	
May	1,091	
June	1,091	

QUALITY

	Quantity	Base Number	Contract	AT	Region	England
% of FP17s for the same patient ID Re-attending within 3 months - Children	12	155	7.7%	10.1%	11.7%	12.0%
% of FP17s for the same patient ID Re-attending within 3 months - Adults	0	0	N/A	14.8%	15.2%	16.0%
% of FP17s for the same patient ID Re-attending between 3 & 9 months - Children	91	155	58.7%	51.6%	59.1%	58.0%
% of FP17s for the same patient ID Re-attending between 3 & 9 months - Adults	0	0	N/A	47.7%	52.2%	50.9%
% of FP17s for Band 1 Urgent Courses	2	129	1.6%	8.2%	7.9%	9.1%
% of FP17s Relating to Free Repair or Replacements	0	129	0.0%	0.7%	0.8%	0.8%
% of FP17s Relating to Continuations	0	129	0.0%	0.8%	1.1%	1.1%
% of Patients satisfied with the dentistry they have received	1	1	N/A	91.3%	91.8%	91.7%
% of Patients satisfied with the time they had to wait for an appointment	1	1	N/A	90.2%	88.4%	88.0%

* This is based on patients treated on this contract for their most recent course of treatment. Figures in italics indicate the base number of FP17s or Patient Questionnaire responses are less than 100. N/A is shown where the base number of responses is less than 10 during the period. % is calculated as Quantity/Base number*100

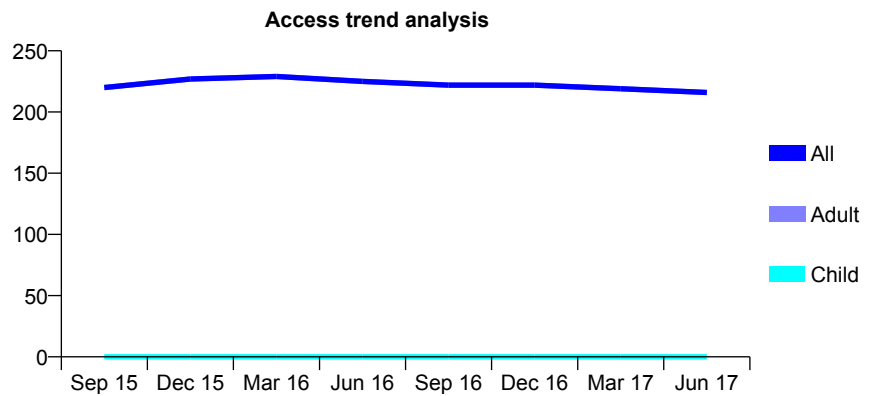
Q54 - Vital Signs At a Glance Contract Report for 820822/0002 - June 2017

Name or company name	MR GJ ALLEN
Contract type name	GDS Contract
Purpose of contract	General
Contract start date	01/04/2006
Contract end date	

17/18 Contracted general activity (UDA)	700
Carry forward general activity (UDA)	0
17/18 Contracted orthodontic activity (UOA)	0
Carry forward orthodontic activity (UOA)	0
Baseline contract value	£18,208.18

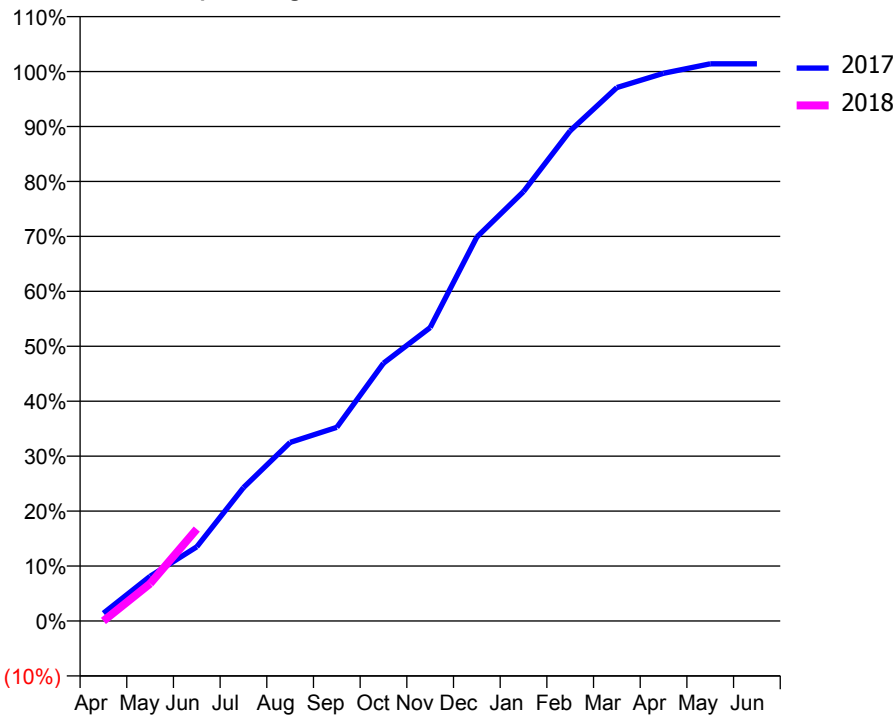
ACCESS*

Patients seen in 24 months	Total	Change since previous quarter
Quarter ending June 2016	225	
Quarter ending September 2016	222	↓
Quarter ending December 2016	222	→
Quarter ending March 2017	219	↓
Quarter ending June 2017	216	↓
Variance since June 2016	(4.0%)	↓



ACTIVITY

Cumulative percentage of contracted UDA delivered 2017 & 2018



Month	Adjusted Scheduled Activity (UDA)	
	2017	2018
April	10	0
May	57	48
June	95	117
July	170	
August	228	
September	247	
October	328	
November	374	
December	489	
January	547	
February	625	
March	680	
April	698	
May	710	
June	710	

QUALITY

	Quantity	Base Number	Contract	AT	Region	England
% of FP17s for the same patient ID Re-attending within 3 months - Children	0	0	N/A	10.1%	11.7%	12.0%
% of FP17s for the same patient ID Re-attending within 3 months - Adults	7	60	11.7%	14.8%	15.2%	16.0%
% of FP17s for the same patient ID Re-attending between 3 & 9 months - Children	0	0	N/A	51.6%	59.1%	58.0%
% of FP17s for the same patient ID Re-attending between 3 & 9 months - Adults	37	60	61.7%	47.7%	52.2%	50.9%
% of FP17s for Band 1 Urgent Courses	6	49	12.2%	8.2%	7.9%	9.1%
% of FP17s Relating to Free Repair or Replacements	2	49	4.1%	0.7%	0.8%	0.8%
% of FP17s Relating to Continuations	0	49	0.0%	0.8%	1.1%	1.1%
% of Patients satisfied with the dentistry they have received	0	0	N/A	91.3%	91.8%	91.7%
% of Patients satisfied with the time they had to wait for an appointment	0	0	N/A	90.2%	88.4%	88.0%

* This is based on patients treated on this contract for their most recent course of treatment. Figures in italics indicate the base number of FP17s or Patient Questionnaire responses are less than 100. N/A is shown where the base number of responses is less than 10 during the period. % is calculated as Quantity/Base number*100

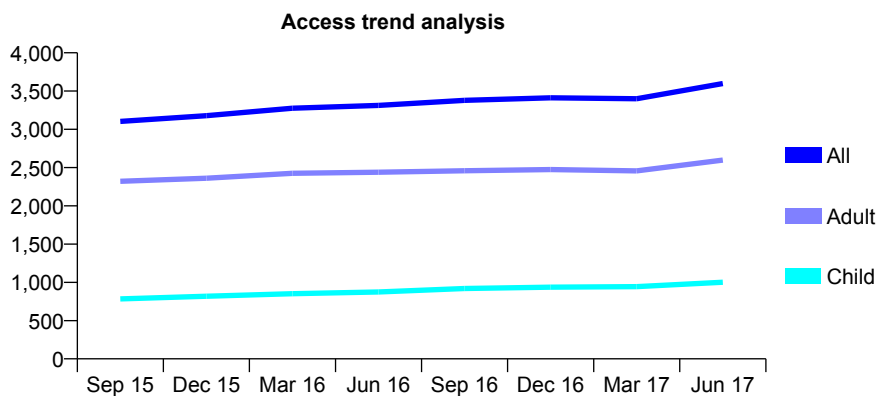
Q54 - Vital Signs At a Glance Contract Report for 822205/0001 - June 2017

Name or company name	MR V PRASAD
Contract type name	Pilot Contract
Purpose of contract	General
Contract start date	01/04/2006
Contract end date	

17/18 Contracted general activity (UDA)	12,097
Carry forward general activity (UDA)	0
17/18 Contracted orthodontic activity (UOA)	0
Carry forward orthodontic activity (UOA)	0
Baseline contract value	£329,920.36

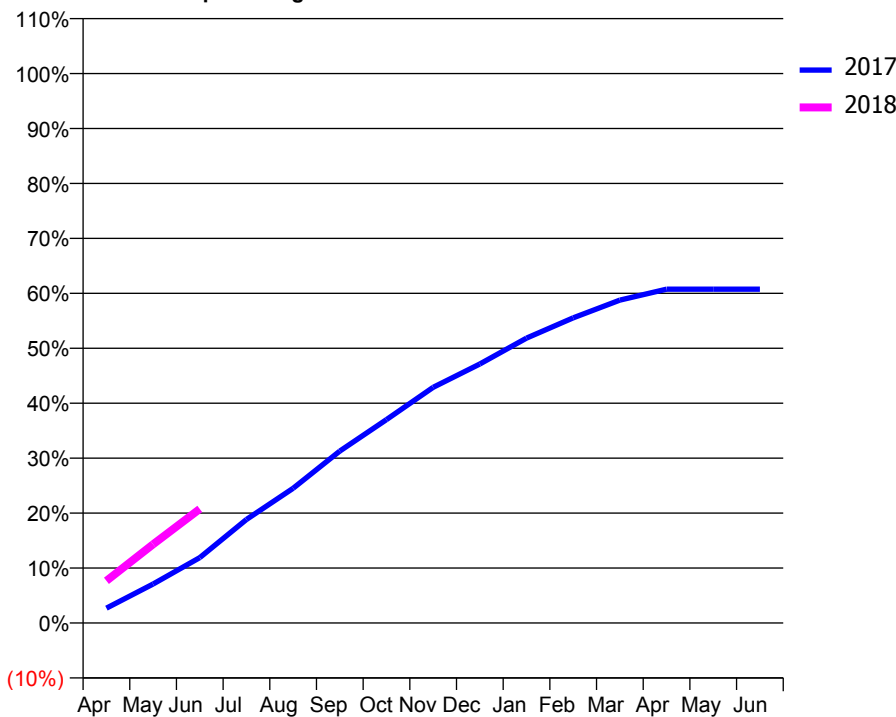
ACCESS*

Patients seen in 24 months	Total	Change since previous quarter
Quarter ending June 2016	3,313	
Quarter ending September 2016	3,379	→
Quarter ending December 2016	3,411	→
Quarter ending March 2017	3,400	→
Quarter ending June 2017	3,599	↑
Variance since June 2016	8.6%	↑



ACTIVITY

Cumulative percentage of contracted UDA delivered 2017 & 2018



Adjusted Scheduled Activity (UDA)

Month	2017	2018
April	328	929
May	859	1,732
June	1,439	2,512
July	2,279	
August	2,968	
September	3,785	
October	4,478	
November	5,190	
December	5,702	
January	6,271	
February	6,719	
March	7,109	
April	7,348	
May	7,350	
June	7,350	

QUALITY

	Quantity	Base Number	Contract	AT	Region	England
% of FP17s for the same patient ID Re-attending within 3 months - Children	23	359	6.4%	10.1%	11.7%	12.0%
% of FP17s for the same patient ID Re-attending within 3 months - Adults	108	802	13.5%	14.8%	15.2%	16.0%
% of FP17s for the same patient ID Re-attending between 3 & 9 months - Children	148	359	41.2%	51.6%	59.1%	58.0%
% of FP17s for the same patient ID Re-attending between 3 & 9 months - Adults	242	802	30.2%	47.7%	52.2%	50.9%
% of FP17s for Band 1 Urgent Courses	54	1,019	5.3%	8.2%	7.9%	9.1%
% of FP17s Relating to Free Repair or Replacements	6	1,019	0.6%	0.7%	0.8%	0.8%
% of FP17s Relating to Continuations	30	1,019	2.9%	0.8%	1.1%	1.1%
% of Patients satisfied with the dentistry they have received	8	9	N/A	91.3%	91.8%	91.7%
% of Patients satisfied with the time they had to wait for an appointment	9	9	N/A	90.2%	88.4%	88.0%

* This is based on patients treated on this contract for their most recent course of treatment. Figures in italics indicate the base number of FP17s or Patient Questionnaire responses are less than 100. N/A is shown where the base number of responses is less than 10 during the period. % is calculated as Quantity/Base number*100

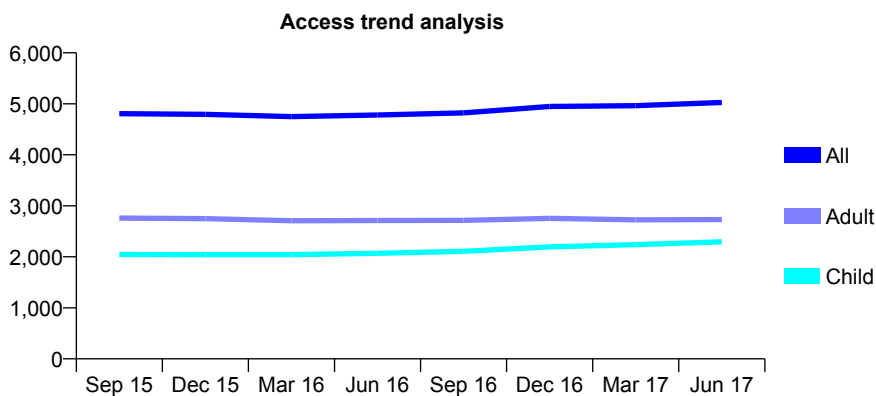
Q54 - Vital Signs At a Glance Contract Report for 824399/0002 - June 2017

Name or company name	MR J SINGH
Contract type name	GDS Contract
Purpose of contract	General
Contract start date	01/04/2006
Contract end date	

17/18 Contracted general activity (UDA)	15,789
Carry forward general activity (UDA)	0
17/18 Contracted orthodontic activity (UOA)	0
Carry forward orthodontic activity (UOA)	0
Baseline contract value	£397,996.83

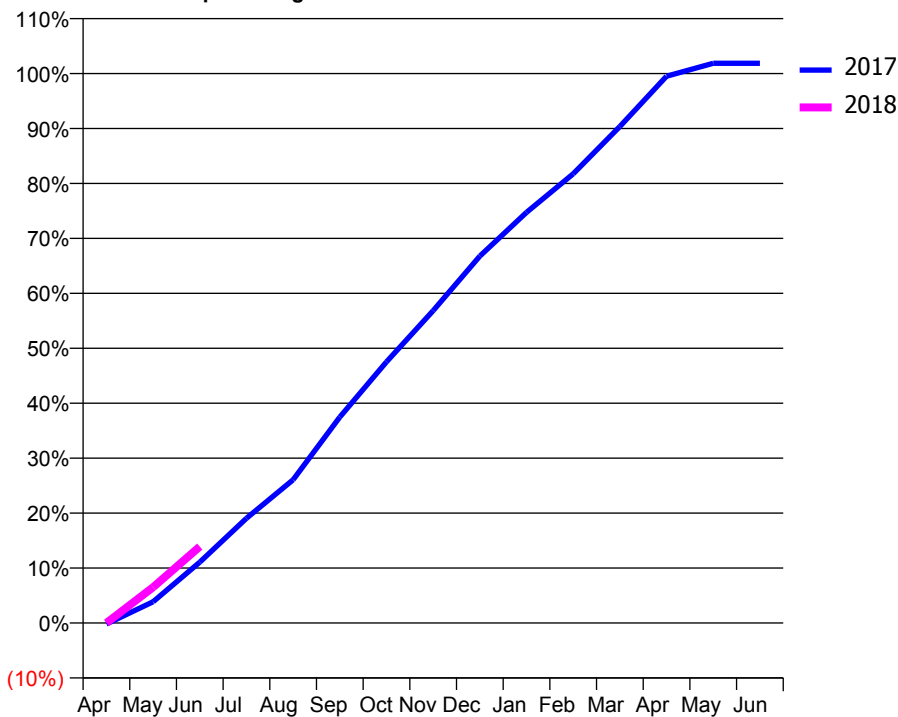
ACCESS*

Patients seen in 24 months	Total	Change since previous quarter
Quarter ending June 2016	4,780	
Quarter ending September 2016	4,822	→
Quarter ending December 2016	4,948	↑
Quarter ending March 2017	4,963	→
Quarter ending June 2017	5,025	→
Variance since June 2016	5.1%	↑



ACTIVITY

Cumulative percentage of contracted UDA delivered 2017 & 2018



Month	Adjusted Scheduled Activity (UDA)	
	2017	2018
April	-32	0
May	613	1,029
June	1,748	2,197
July	3,011	
August	4,118	
September	5,918	
October	7,505	
November	8,976	
December	10,543	
January	11,799	
February	12,906	
March	14,265	
April	15,713	
May	16,083	
June	16,083	

QUALITY

	Quantity	Base Number	Contract	AT	Region	England
% of FP17s for the same patient ID Re-attending within 3 months - Children	41	785	5.2%	10.1%	11.7%	12.0%
% of FP17s for the same patient ID Re-attending within 3 months - Adults	101	738	13.7%	14.8%	15.2%	16.0%
% of FP17s for the same patient ID Re-attending between 3 & 9 months - Children	413	785	52.6%	51.6%	59.1%	58.0%
% of FP17s for the same patient ID Re-attending between 3 & 9 months - Adults	323	738	43.8%	47.7%	52.2%	50.9%
% of FP17s for Band 1 Urgent Courses	41	846	4.8%	8.2%	7.9%	9.1%
% of FP17s Relating to Free Repair or Replacements	0	846	0.0%	0.7%	0.8%	0.8%
% of FP17s Relating to Continuations	11	846	1.3%	0.8%	1.1%	1.1%
% of Patients satisfied with the dentistry they have received	1	1	N/A	91.3%	91.8%	91.7%
% of Patients satisfied with the time they had to wait for an appointment	1	1	N/A	90.2%	88.4%	88.0%

* This is based on patients treated on this contract for their most recent course of treatment. Figures in italics indicate the base number of FP17s or Patient Questionnaire responses are less than 100. N/A is shown where the base number of responses is less than 10 during the period. % is calculated as Quantity/Base number*100

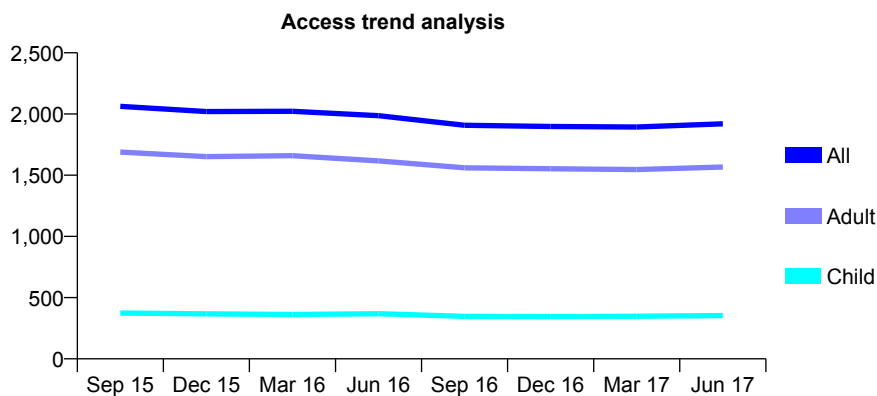
Q54 - Vital Signs At a Glance Contract Report for 825743/0001 - June 2017

Name or company name	MRS A SHARMA
Contract type name	GDS Contract
Purpose of contract	General
Contract start date	01/04/2006
Contract end date	

17/18 Contracted general activity (UDA)	6,723
Carry forward general activity (UDA)	0
17/18 Contracted orthodontic activity (UOA)	0
Carry forward orthodontic activity (UOA)	0
Baseline contract value	£161,853.02

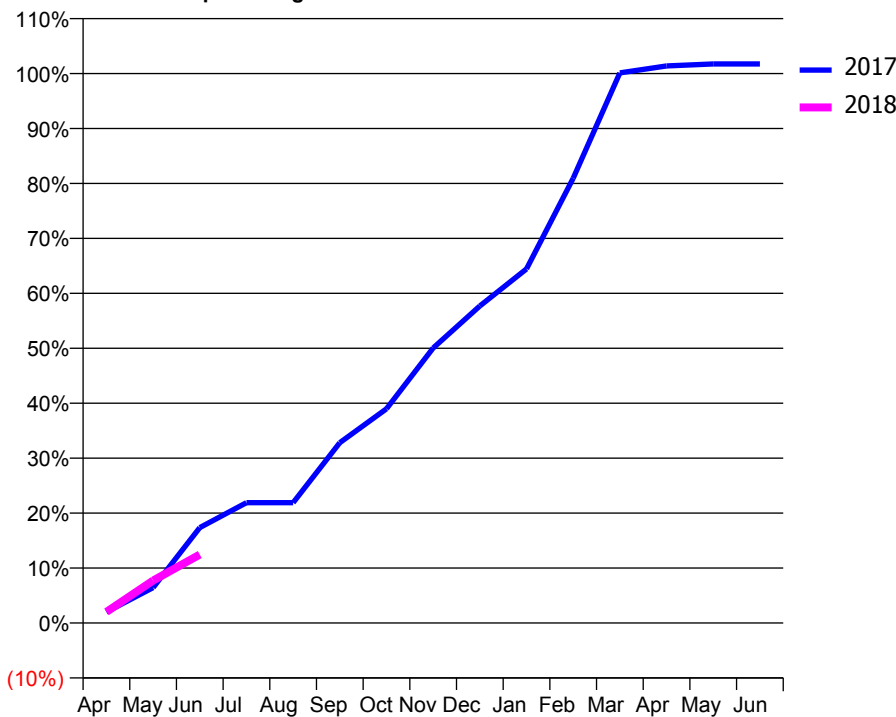
ACCESS*

Patients seen in 24 months	Total	Change since previous quarter
Quarter ending June 2016	1,986	
Quarter ending September 2016	1,908	↓
Quarter ending December 2016	1,898	→
Quarter ending March 2017	1,894	→
Quarter ending June 2017	1,920	→
Variance since June 2016	(3.3%)	↓



ACTIVITY

Cumulative percentage of contracted UDA delivered 2017 & 2018



Month	Adjusted Scheduled Activity (UDA)	
	2017	2018
April	134	136
May	433	519
June	1,168	837
July	1,472	
August	1,472	
September	2,207	
October	2,621	
November	3,365	
December	3,879	
January	4,332	
February	5,442	
March	6,730	
April	6,815	
May	6,839	
June	6,839	

QUALITY

	Quantity	Base Number	Contract	AT	Region	England
% of FP17s for the same patient ID Re-attending within 3 months - Children	7	101	6.9%	10.1%	11.7%	12.0%
% of FP17s for the same patient ID Re-attending within 3 months - Adults	23	393	5.9%	14.8%	15.2%	16.0%
% of FP17s for the same patient ID Re-attending between 3 & 9 months - Children	69	101	68.3%	51.6%	59.1%	58.0%
% of FP17s for the same patient ID Re-attending between 3 & 9 months - Adults	269	393	68.4%	47.7%	52.2%	50.9%
% of FP17s for Band 1 Urgent Courses	0	318	0.0%	8.2%	7.9%	9.1%
% of FP17s Relating to Free Repair or Replacements	0	318	0.0%	0.7%	0.8%	0.8%
% of FP17s Relating to Continuations	0	318	0.0%	0.8%	1.1%	1.1%
% of Patients satisfied with the dentistry they have received	3	3	N/A	91.3%	91.8%	91.7%
% of Patients satisfied with the time they had to wait for an appointment	2	3	N/A	90.2%	88.4%	88.0%

* This is based on patients treated on this contract for their most recent course of treatment. Figures in italics indicate the base number of FP17s or Patient Questionnaire responses are less than 100. N/A is shown where the base number of responses is less than 10 during the period. % is calculated as Quantity/Base number*100

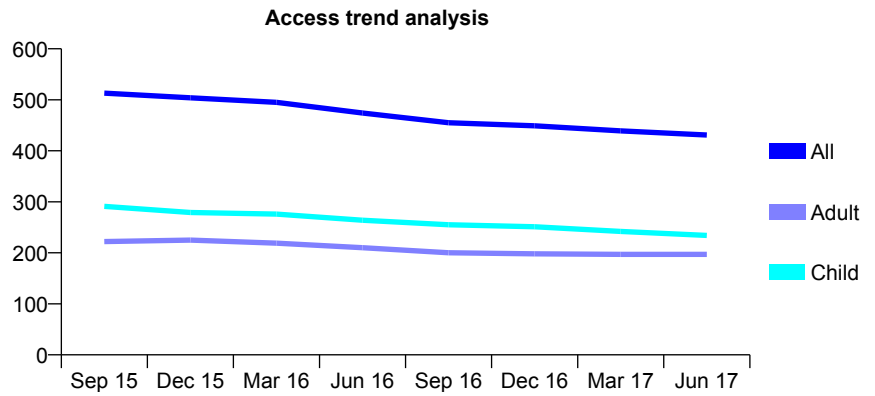
Q54 - Vital Signs At a Glance Contract Report for 826774/0001 - June 2017

Name or company name	MR PJ READY
Contract type name	GDS Contract
Purpose of contract	General
Contract start date	01/04/2006
Contract end date	

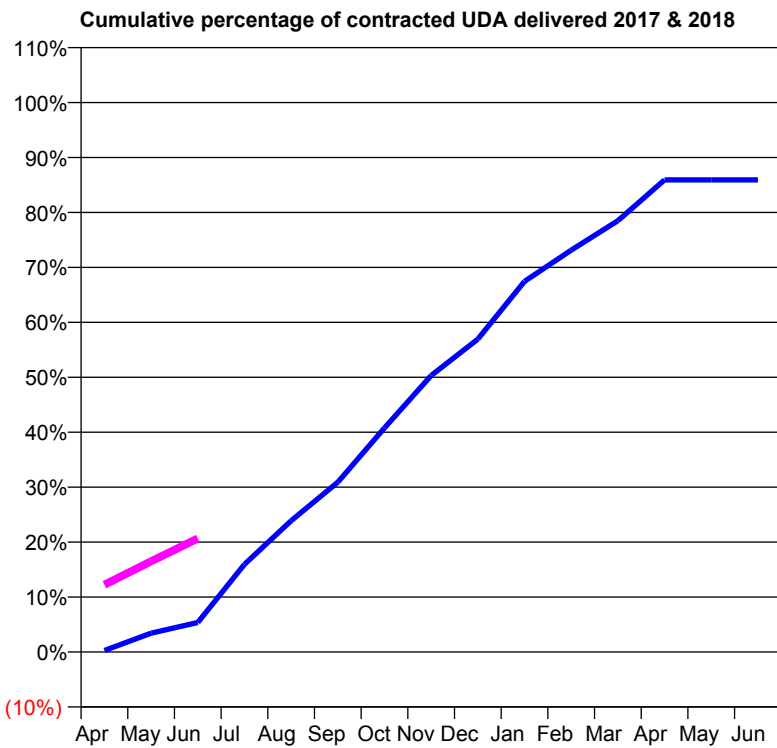
17/18 Contracted general activity (UDA)	2,236
Carry forward general activity (UDA)	0
17/18 Contracted orthodontic activity (UOA)	0
Carry forward orthodontic activity (UOA)	0
Baseline contract value	£52,483.08

ACCESS*

Patients seen in 24 months	Total	Change since previous quarter
Quarter ending June 2016	474	
Quarter ending September 2016	455	↓
Quarter ending December 2016	449	↓
Quarter ending March 2017	439	↓
Quarter ending June 2017	431	↓
Variance since June 2016	(9.1%)	↓



ACTIVITY



Month	Adjusted Scheduled Activity (UDA)	
	2017	2018
April	6	274
May	77	369
June	120	462
July	357	
August	534	
September	691	
October	912	
November	1,125	
December	1,273	
January	1,508	
February	1,635	
March	1,755	
April	1,921	
May	1,921	
June	1,921	

QUALITY

	Quantity	Base Number	Contract	AT	Region	England
% of FP17s for the same patient ID Re-attending within 3 months - Children	8	112	7.1%	10.1%	11.7%	12.0%
% of FP17s for the same patient ID Re-attending within 3 months - Adults	6	51	11.8%	14.8%	15.2%	16.0%
% of FP17s for the same patient ID Re-attending between 3 & 9 months - Children	85	112	75.9%	51.6%	59.1%	58.0%
% of FP17s for the same patient ID Re-attending between 3 & 9 months - Adults	28	51	54.9%	47.7%	52.2%	50.9%
% of FP17s for Band 1 Urgent Courses	0	130	0.0%	8.2%	7.9%	9.1%
% of FP17s Relating to Free Repair or Replacements	0	130	0.0%	0.7%	0.8%	0.8%
% of FP17s Relating to Continuations	0	130	0.0%	0.8%	1.1%	1.1%
% of Patients satisfied with the dentistry they have received	0	0	N/A	91.3%	91.8%	91.7%
% of Patients satisfied with the time they had to wait for an appointment	0	0	N/A	90.2%	88.4%	88.0%

* This is based on patients treated on this contract for their most recent course of treatment. Figures in italics indicate the base number of FP17s or Patient Questionnaire responses are less than 100. N/A is shown where the base number of responses is less than 10 during the period. % is calculated as Quantity/Base number*100

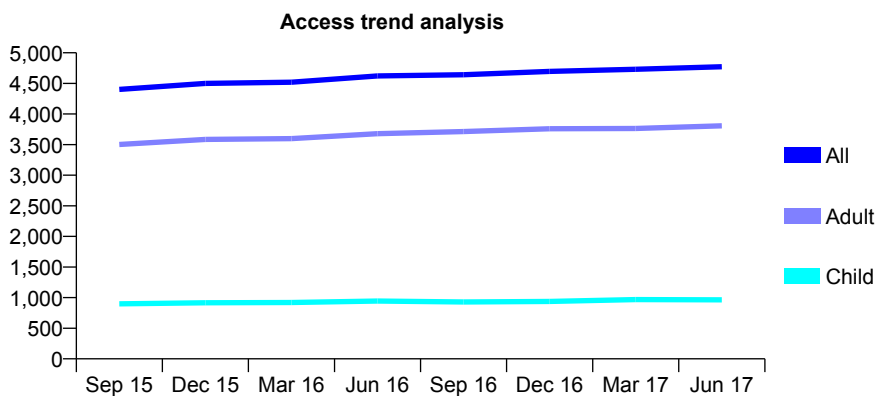
Q54 - Vital Signs At a Glance Contract Report for 827223/0001 - June 2017

Name or company name	MR DC O'SULLIVAN
Contract type name	GDS Contract
Purpose of contract	General
Contract start date	01/04/2006
Contract end date	

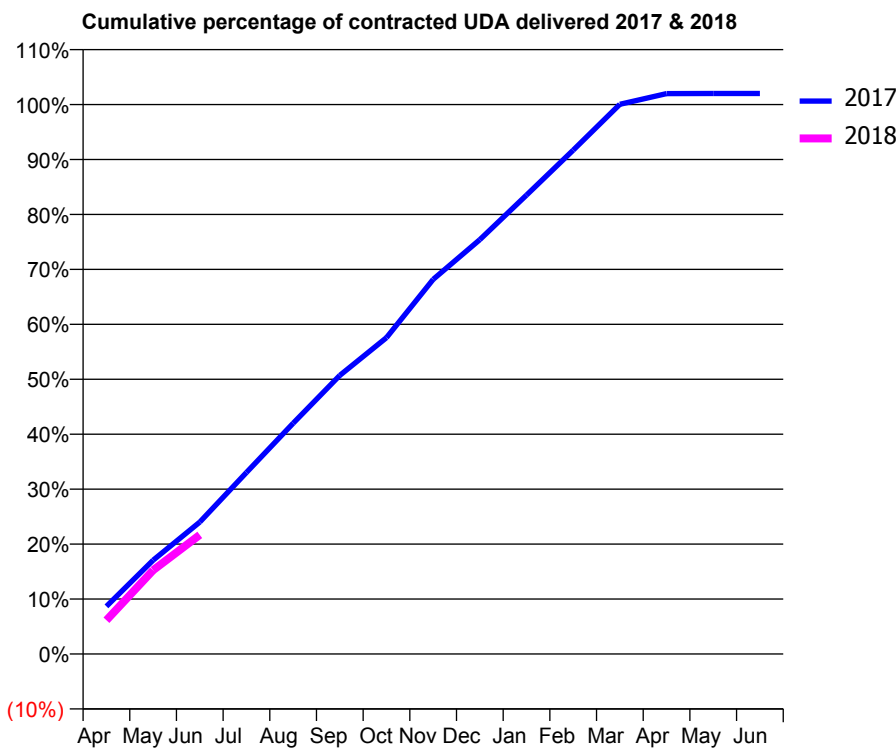
17/18 Contracted general activity (UDA)	10,941
Carry forward general activity (UDA)	0
17/18 Contracted orthodontic activity (UOA)	0
Carry forward orthodontic activity (UOA)	0
Baseline contract value	£214,990.13

ACCESS*

Patients seen in 24 months	Total	Change since previous quarter
Quarter ending June 2016	4,622	
Quarter ending September 2016	4,642	→
Quarter ending December 2016	4,696	→
Quarter ending March 2017	4,732	→
Quarter ending June 2017	4,772	→
Variance since June 2016	3.2%	↑



ACTIVITY



Month	Adjusted Scheduled Activity (UDA)	
	2017	2018
April	949	674
May	1,867	1,669
June	2,627	2,372
July	3,614	
August	4,594	
September	5,549	
October	6,298	
November	7,459	
December	8,250	
January	9,138	
February	10,032	
March	10,946	
April	11,159	
May	11,160	
June	11,160	

QUALITY

	Quantity	Base Number	Contract	AT	Region	England
% of FP17s for the same patient ID Re-attending within 3 months - Children	12	293	4.1%	10.1%	11.7%	12.0%
% of FP17s for the same patient ID Re-attending within 3 months - Adults	84	928	9.1%	14.8%	15.2%	16.0%
% of FP17s for the same patient ID Re-attending between 3 & 9 months - Children	187	293	63.8%	51.6%	59.1%	58.0%
% of FP17s for the same patient ID Re-attending between 3 & 9 months - Adults	227	928	24.5%	47.7%	52.2%	50.9%
% of FP17s for Band 1 Urgent Courses	96	1,083	8.9%	8.2%	7.9%	9.1%
% of FP17s Relating to Free Repair or Replacements	11	1,083	1.0%	0.7%	0.8%	0.8%
% of FP17s Relating to Continuations	14	1,083	1.3%	0.8%	1.1%	1.1%
% of Patients satisfied with the dentistry they have received	5	5	N/A	91.3%	91.8%	91.7%
% of Patients satisfied with the time they had to wait for an appointment	5	5	N/A	90.2%	88.4%	88.0%

* This is based on patients treated on this contract for their most recent course of treatment. Figures in italics indicate the base number of FP17s or Patient Questionnaire responses are less than 100. N/A is shown where the base number of responses is less than 10 during the period. % is calculated as Quantity/Base number*100

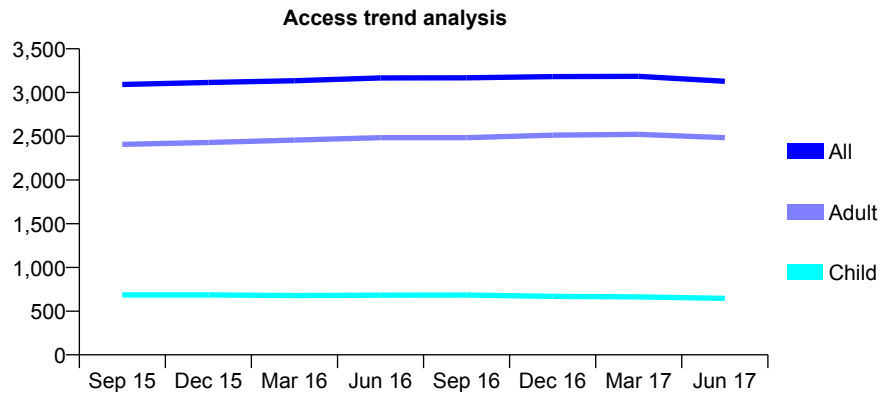
Q54 - Vital Signs At a Glance Contract Report for 833584/0001 - June 2017

Name or company name	MR A KAPNISIS
Contract type name	GDS Contract
Purpose of contract	General
Contract start date	01/04/2006
Contract end date	

17/18 Contracted general activity (UDA)	8,492
Carry forward general activity (UDA)	0
17/18 Contracted orthodontic activity (UOA)	0
Carry forward orthodontic activity (UOA)	0
Baseline contract value	£272,978.28

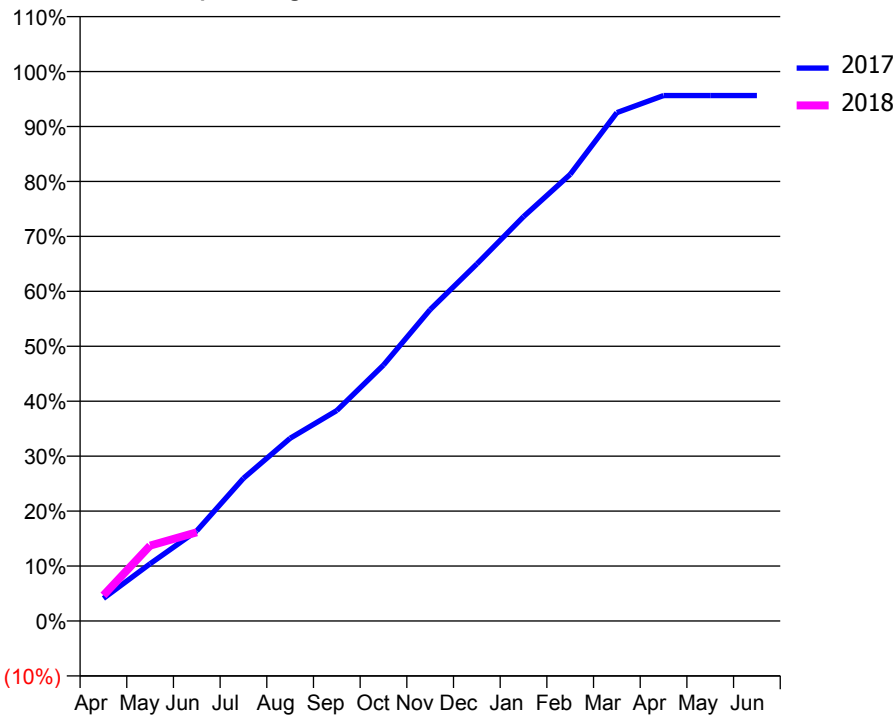
ACCESS*

Patients seen in 24 months	Total	Change since previous quarter
Quarter ending June 2016	3,167	
Quarter ending September 2016	3,168	→
Quarter ending December 2016	3,182	→
Quarter ending March 2017	3,185	→
Quarter ending June 2017	3,129	↓
Variance since June 2016	(1.2%)	↓



ACTIVITY

Cumulative percentage of contracted UDA delivered 2017 & 2018



Month	Adjusted Scheduled Activity (UDA)	
	2017	2018
April	349	397
May	886	1,165
June	1,395	1,371
July	2,207	
August	2,825	
September	3,253	
October	3,956	
November	4,813	
December	5,517	
January	6,248	
February	6,903	
March	7,856	
April	8,119	
May	8,120	
June	8,120	

QUALITY

	Quantity	Base Number	Contract	AT	Region	England
% of FP17s for the same patient ID Re-attending within 3 months - Children	10	234	4.3%	10.1%	11.7%	12.0%
% of FP17s for the same patient ID Re-attending within 3 months - Adults	73	725	10.1%	14.8%	15.2%	16.0%
% of FP17s for the same patient ID Re-attending between 3 & 9 months - Children	160	234	68.4%	51.6%	59.1%	58.0%
% of FP17s for the same patient ID Re-attending between 3 & 9 months - Adults	291	725	40.1%	47.7%	52.2%	50.9%
% of FP17s for Band 1 Urgent Courses	42	827	5.1%	8.2%	7.9%	9.1%
% of FP17s Relating to Free Repair or Replacements	0	827	0.0%	0.7%	0.8%	0.8%
% of FP17s Relating to Continuations	9	827	1.1%	0.8%	1.1%	1.1%
% of Patients satisfied with the dentistry they have received	6	6	N/A	91.3%	91.8%	91.7%
% of Patients satisfied with the time they had to wait for an appointment	6	6	N/A	90.2%	88.4%	88.0%

* This is based on patients treated on this contract for their most recent course of treatment. Figures in italics indicate the base number of FP17s or Patient Questionnaire responses are less than 100. N/A is shown where the base number of responses is less than 10 during the period. % is calculated as Quantity/Base number*100

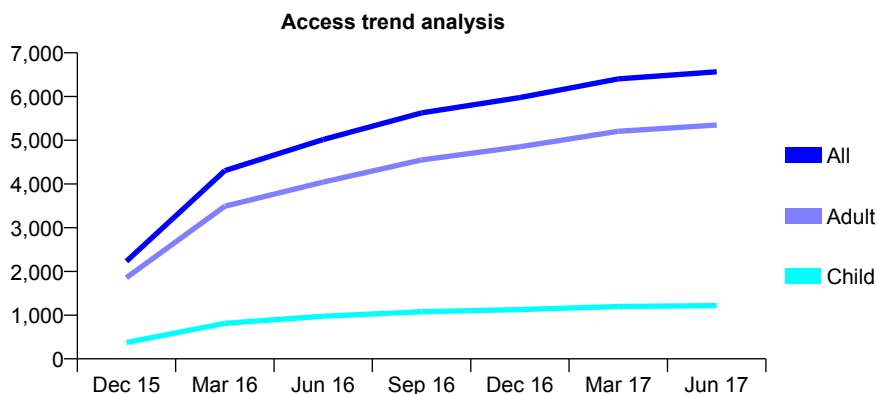
Q54 - Vital Signs At a Glance Contract Report for 835811/0002 - June 2017

Name or company name	MR LP CORBETT
Contract type name	GDS Contract
Purpose of contract	General
Contract start date	01/10/2015
Contract end date	

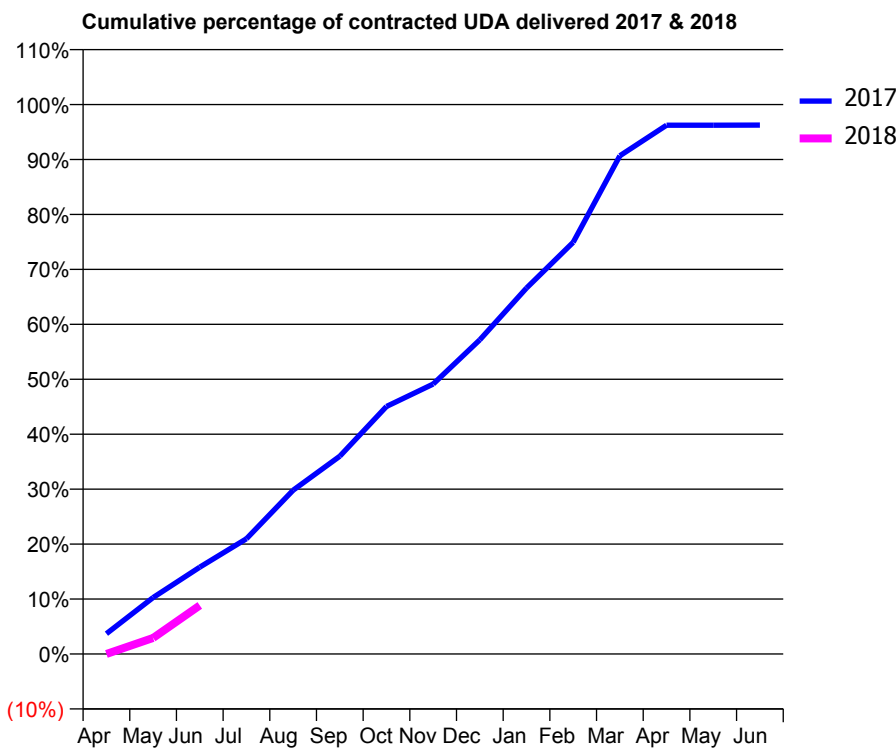
17/18 Contracted general activity (UDA)	26,834
Carry forward general activity (UDA)	0
17/18 Contracted orthodontic activity (UOA)	0
Carry forward orthodontic activity (UOA)	0
Baseline contract value	£713,578.56

ACCESS*

Patients seen in 24 months	Total	Change since previous quarter
Quarter ending June 2016	5,016	
Quarter ending September 2016	5,625	↑
Quarter ending December 2016	5,977	↑
Quarter ending March 2017	6,403	↑
Quarter ending June 2017	6,565	↑
Variance since June 2016	30.9%	↑



ACTIVITY



Month	Adjusted Scheduled Activity (UDA)	
	2017	2018
April	990	0
May	2,760	787
June	4,240	2,376
July	5,629	
August	8,002	
September	9,659	
October	12,090	
November	13,180	
December	15,348	
January	17,871	
February	20,105	
March	24,329	
April	25,821	
May	25,825	
June	25,828	

QUALITY

	Quantity	Base Number	Contract	AT	Region	England
% of FP17s for the same patient ID Re-attending within 3 months - Children	27	280	9.6%	10.1%	11.7%	12.0%
% of FP17s for the same patient ID Re-attending within 3 months - Adults	180	1,246	14.4%	14.8%	15.2%	16.0%
% of FP17s for the same patient ID Re-attending between 3 & 9 months - Children	155	280	55.4%	51.6%	59.1%	58.0%
% of FP17s for the same patient ID Re-attending between 3 & 9 months - Adults	708	1,246	56.8%	47.7%	52.2%	50.9%
% of FP17s for Band 1 Urgent Courses	34	1,068	3.2%	8.2%	7.9%	9.1%
% of FP17s Relating to Free Repair or Replacements	1	1,068	0.1%	0.7%	0.8%	0.8%
% of FP17s Relating to Continuations	22	1,068	2.1%	0.8%	1.1%	1.1%
% of Patients satisfied with the dentistry they have received	16	17	94.1%	91.3%	91.8%	91.7%
% of Patients satisfied with the time they had to wait for an appointment	15	17	88.2%	90.2%	88.4%	88.0%

* This is based on patients treated on this contract for their most recent course of treatment. Figures in italics indicate the base number of FP17s or Patient Questionnaire responses are less than 100. N/A is shown where the base number of responses is less than 10 during the period. % is calculated as Quantity/Base number*100

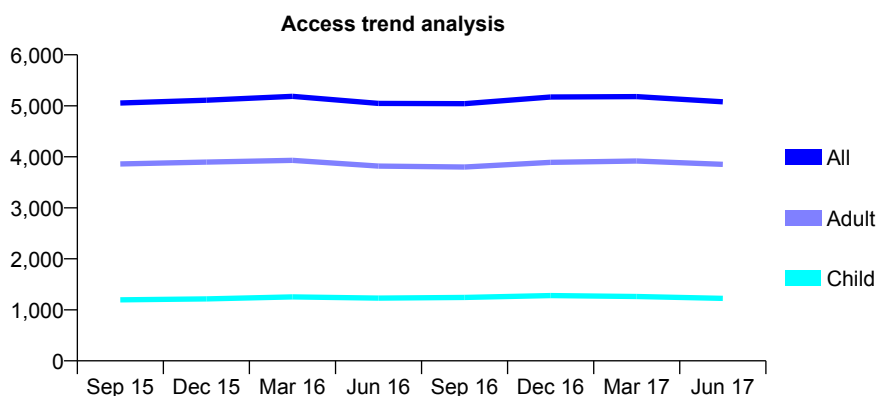
Q54 - Vital Signs At a Glance Contract Report for 847739/0001 - June 2017

Name or company name	MR E MOORE
Contract type name	GDS Contract
Purpose of contract	General
Contract start date	01/04/2006
Contract end date	

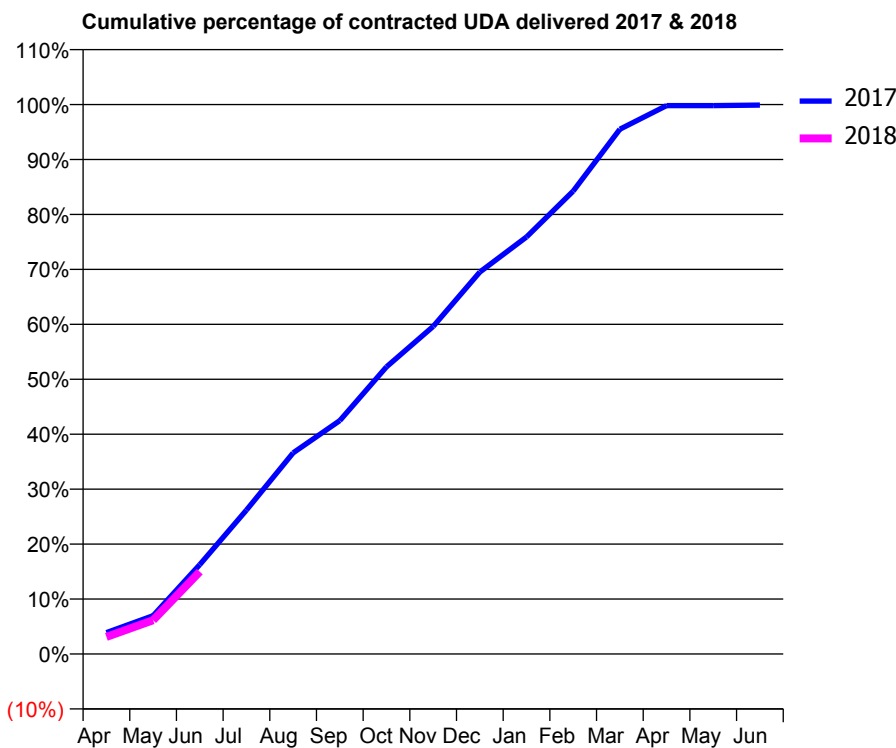
17/18 Contracted general activity (UDA)	16,341
Carry forward general activity (UDA)	0
17/18 Contracted orthodontic activity (UOA)	0
Carry forward orthodontic activity (UOA)	0
Baseline contract value	£431,753.44

ACCESS*

Patients seen in 24 months	Total	Change since previous quarter
Quarter ending June 2016	5,047	
Quarter ending September 2016	5,043	→
Quarter ending December 2016	5,172	↑
Quarter ending March 2017	5,180	→
Quarter ending June 2017	5,079	↓
Variance since June 2016	0.6%	→



ACTIVITY



Month	Adjusted Scheduled Activity (UDA)	
	2017	2018
April	637	511
May	1,140	1,007
June	2,657	2,449
July	4,281	
August	5,982	
September	6,943	
October	8,540	
November	9,743	
December	11,358	
January	12,403	
February	13,768	
March	15,606	
April	16,307	
May	16,307	
June	16,324	

QUALITY

	Quantity	Base Number	Contract	AT	Region	England
% of FP17s for the same patient ID Re-attending within 3 months - Children	15	256	5.9%	10.1%	11.7%	12.0%
% of FP17s for the same patient ID Re-attending within 3 months - Adults	123	957	12.9%	14.8%	15.2%	16.0%
% of FP17s for the same patient ID Re-attending between 3 & 9 months - Children	138	256	53.9%	51.6%	59.1%	58.0%
% of FP17s for the same patient ID Re-attending between 3 & 9 months - Adults	483	957	50.5%	47.7%	52.2%	50.9%
% of FP17s for Band 1 Urgent Courses	76	962	7.9%	8.2%	7.9%	9.1%
% of FP17s Relating to Free Repair or Replacements	6	962	0.6%	0.7%	0.8%	0.8%
% of FP17s Relating to Continuations	6	962	0.6%	0.8%	1.1%	1.1%
% of Patients satisfied with the dentistry they have received	10	10	100.0%	91.3%	91.8%	91.7%
% of Patients satisfied with the time they had to wait for an appointment	9	10	90.0%	90.2%	88.4%	88.0%

* This is based on patients treated on this contract for their most recent course of treatment. Figures in italics indicate the base number of FP17s or Patient Questionnaire responses are less than 100. N/A is shown where the base number of responses is less than 10 during the period. % is calculated as Quantity/Base number*100

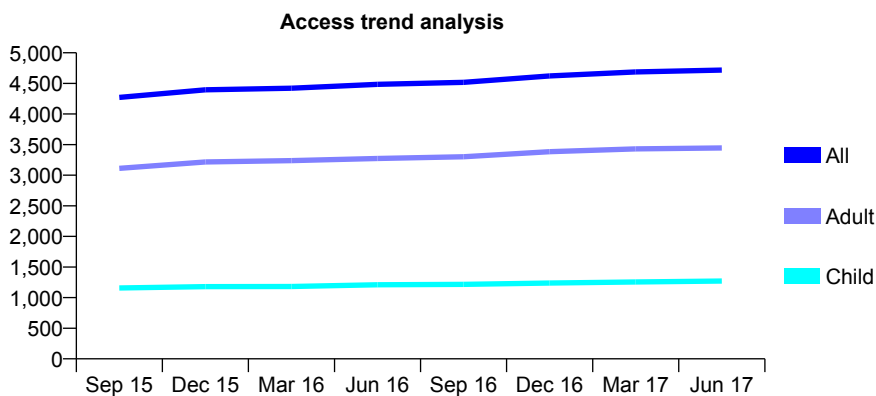
Q54 - Vital Signs At a Glance Contract Report for 848115/0002 - June 2017

Name or company name	MR P PARSOTAM
Contract type name	GDS Contract
Purpose of contract	General
Contract start date	01/04/2013
Contract end date	

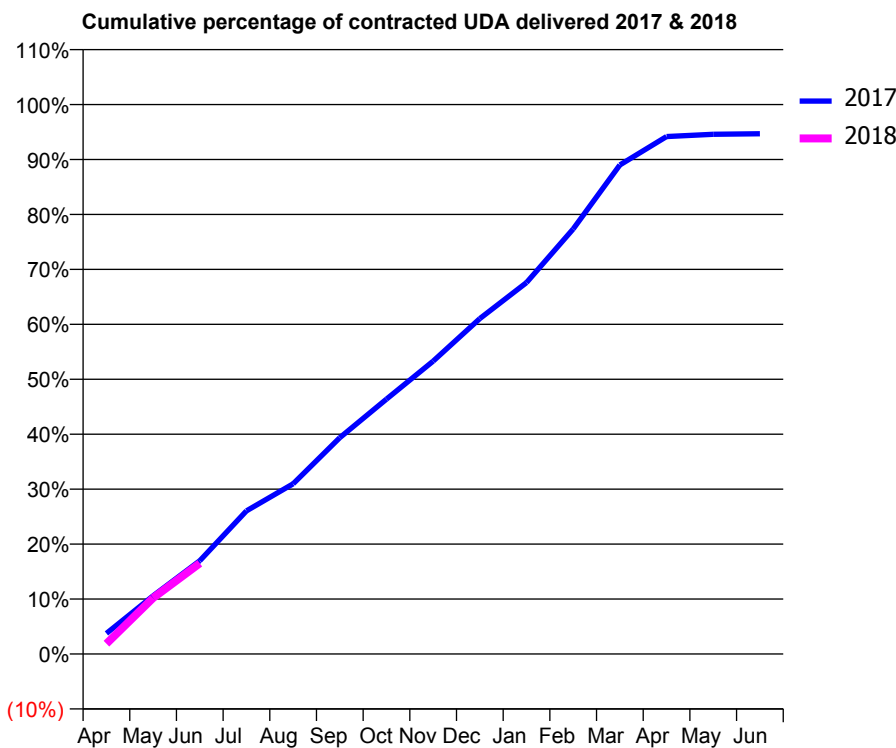
17/18 Contracted general activity (UDA)	15,734
Carry forward general activity (UDA)	0
17/18 Contracted orthodontic activity (UOA)	0
Carry forward orthodontic activity (UOA)	0
Baseline contract value	£392,685.53

ACCESS*

Patients seen in 24 months	Total	Change since previous quarter
Quarter ending June 2016	4,484	
Quarter ending September 2016	4,518	→
Quarter ending December 2016	4,623	↑
Quarter ending March 2017	4,687	→
Quarter ending June 2017	4,718	→
Variance since June 2016	5.2%	↑



ACTIVITY



Month	Adjusted Scheduled Activity (UDA)	
	2017	2018
April	592	296
May	1,667	1,606
June	2,671	2,600
July	4,099	
August	4,872	
September	6,194	
October	7,299	
November	8,387	
December	9,604	
January	10,634	
February	12,170	
March	14,001	
April	14,816	
May	14,882	
June	14,898	

QUALITY

	Quantity	Base Number	Contract	AT	Region	England
% of FP17s for the same patient ID Re-attending within 3 months - Children	22	396	5.6%	10.1%	11.7%	12.0%
% of FP17s for the same patient ID Re-attending within 3 months - Adults	161	1,063	15.1%	14.8%	15.2%	16.0%
% of FP17s for the same patient ID Re-attending between 3 & 9 months - Children	235	396	59.3%	51.6%	59.1%	58.0%
% of FP17s for the same patient ID Re-attending between 3 & 9 months - Adults	603	1,063	56.7%	47.7%	52.2%	50.9%
% of FP17s for Band 1 Urgent Courses	58	1,111	5.2%	8.2%	7.9%	9.1%
% of FP17s Relating to Free Repair or Replacements	6	1,111	0.5%	0.7%	0.8%	0.8%
% of FP17s Relating to Continuations	32	1,111	2.9%	0.8%	1.1%	1.1%
% of Patients satisfied with the dentistry they have received	3	3	N/A	91.3%	91.8%	91.7%
% of Patients satisfied with the time they had to wait for an appointment	3	3	N/A	90.2%	88.4%	88.0%

* This is based on patients treated on this contract for their most recent course of treatment. Figures in italics indicate the base number of FP17s or Patient Questionnaire responses are less than 100. N/A is shown where the base number of responses is less than 10 during the period. % is calculated as Quantity/Base number*100

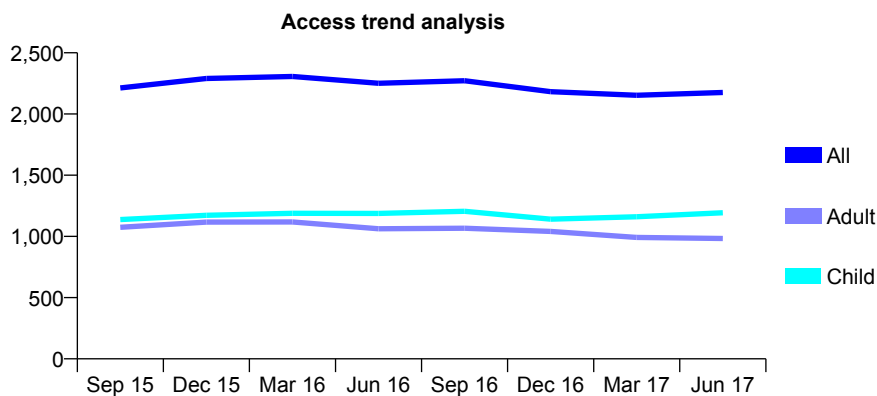
Q54 - Vital Signs At a Glance Contract Report for 849022/0001 - June 2017

Name or company name	MR FL MOHAMED
Contract type name	GDS Contract
Purpose of contract	General
Contract start date	01/04/2006
Contract end date	

17/18 Contracted general activity (UDA)	6,092
Carry forward general activity (UDA)	0
17/18 Contracted orthodontic activity (UOA)	0
Carry forward orthodontic activity (UOA)	0
Baseline contract value	£188,561.01

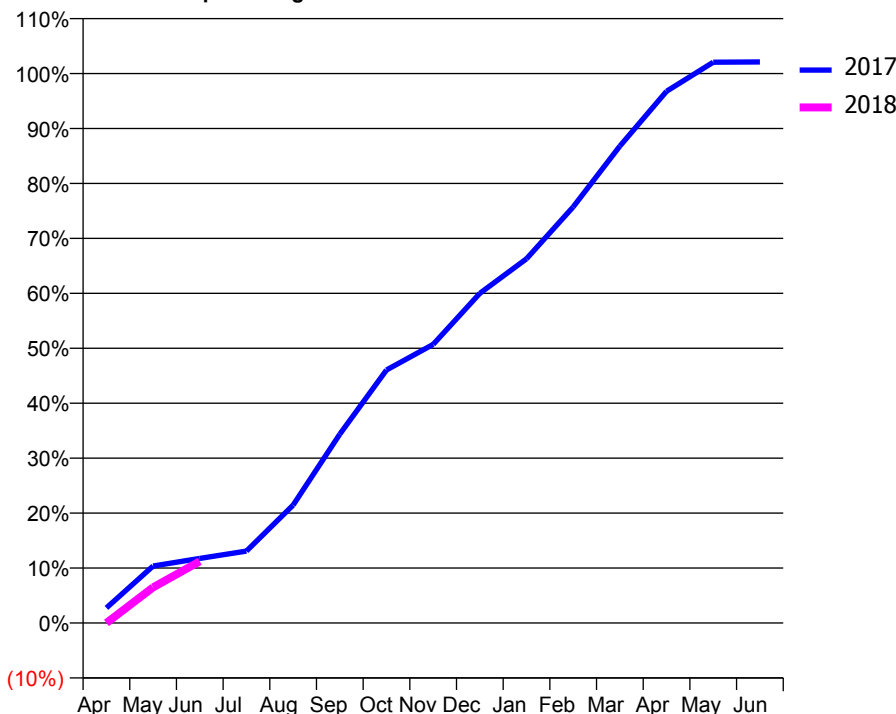
ACCESS*

Patients seen in 24 months	Total	Change since previous quarter
Quarter ending June 2016	2,251	
Quarter ending September 2016	2,272	→
Quarter ending December 2016	2,182	↓
Quarter ending March 2017	2,153	↓
Quarter ending June 2017	2,176	→
Variance since June 2016	(3.3%)	↓



ACTIVITY

Cumulative percentage of contracted UDA delivered 2017 & 2018



Month	Adjusted Scheduled Activity (UDA)	
	2017	2018
April	168	0
May	632	395
June	716	684
July	797	
August	1,308	
September	2,094	
October	2,805	
November	3,089	
December	3,655	
January	4,038	
February	4,613	
March	5,287	
April	5,894	
May	6,217	
June	6,220	

QUALITY

	Quantity	Base Number	Contract	AT	Region	England
% of FP17s for the same patient ID Re-attending within 3 months - Children	22	280	7.9%	10.1%	11.7%	12.0%
% of FP17s for the same patient ID Re-attending within 3 months - Adults	23	220	10.5%	14.8%	15.2%	16.0%
% of FP17s for the same patient ID Re-attending between 3 & 9 months - Children	65	280	23.2%	51.6%	59.1%	58.0%
% of FP17s for the same patient ID Re-attending between 3 & 9 months - Adults	49	220	22.3%	47.7%	52.2%	50.9%
% of FP17s for Band 1 Urgent Courses	26	243	10.7%	8.2%	7.9%	9.1%
% of FP17s Relating to Free Repair or Replacements	0	243	0.0%	0.7%	0.8%	0.8%
% of FP17s Relating to Continuations	2	243	0.8%	0.8%	1.1%	1.1%
% of Patients satisfied with the dentistry they have received	1	2	N/A	91.3%	91.8%	91.7%
% of Patients satisfied with the time they had to wait for an appointment	1	2	N/A	90.2%	88.4%	88.0%

* This is based on patients treated on this contract for their most recent course of treatment. Figures in italics indicate the base number of FP17s or Patient Questionnaire responses are less than 100. N/A is shown where the base number of responses is less than 10 during the period. % is calculated as Quantity/Base number*100

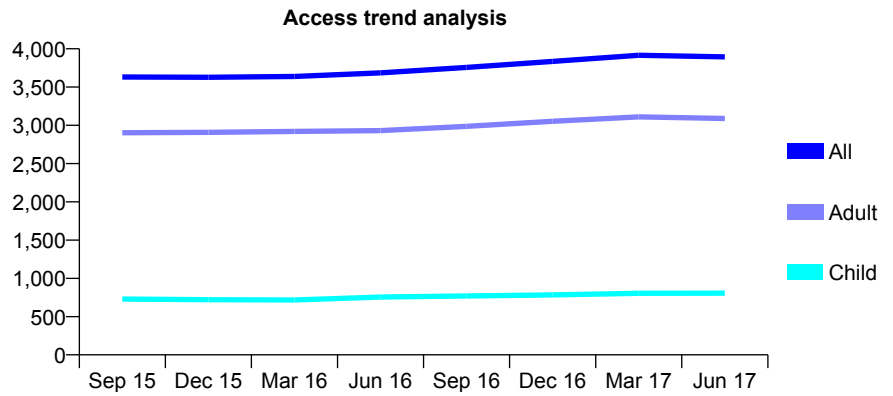
Q54 - Vital Signs At a Glance Contract Report for 853720/0001 - June 2017

Name or company name	MR LY CHEN
Contract type name	GDS Contract
Purpose of contract	General
Contract start date	01/04/2006
Contract end date	

17/18 Contracted general activity (UDA)	14,150
Carry forward general activity (UDA)	0
17/18 Contracted orthodontic activity (UOA)	0
Carry forward orthodontic activity (UOA)	0
Baseline contract value	£335,324.22

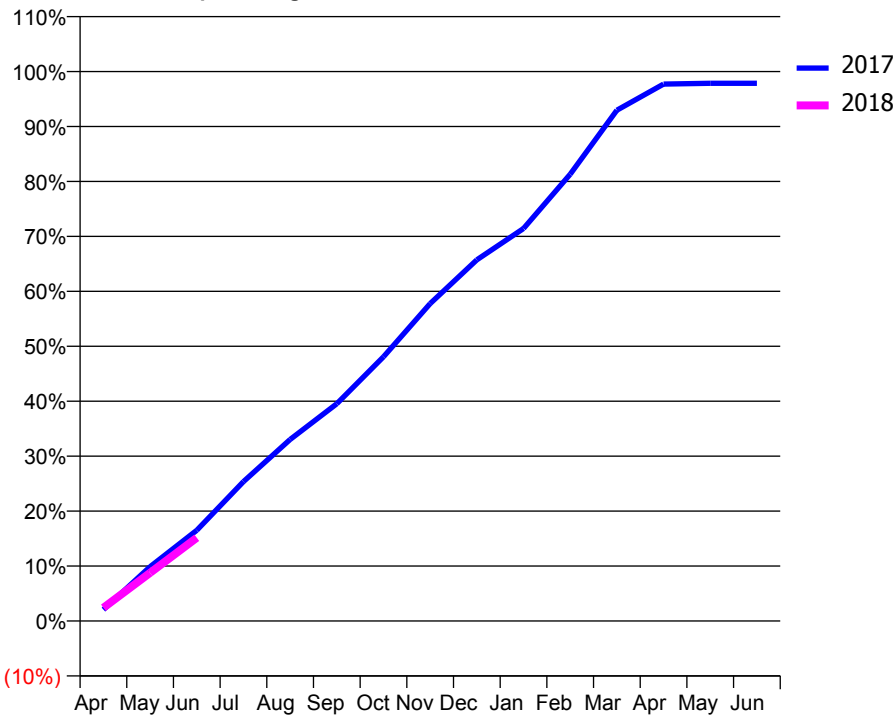
ACCESS*

Patients seen in 24 months	Total	Change since previous quarter
Quarter ending June 2016	3,685	
Quarter ending September 2016	3,757	→
Quarter ending December 2016	3,836	↑
Quarter ending March 2017	3,916	↑
Quarter ending June 2017	3,895	→
Variance since June 2016	5.7%	↑



ACTIVITY

Cumulative percentage of contracted UDA delivered 2017 & 2018



Month	Adjusted Scheduled Activity (UDA)	
	2017	2018
April	295	342
May	1,401	1,240
June	2,335	2,146
July	3,591	
August	4,674	
September	5,597	
October	6,806	
November	8,173	
December	9,299	
January	10,107	
February	11,504	
March	13,151	
April	13,826	
May	13,847	
June	13,848	

QUALITY

	Quantity	Base Number	Contract	AT	Region	England
% of FP17s for the same patient ID Re-attending within 3 months - Children	28	226	12.4%	10.1%	11.7%	12.0%
% of FP17s for the same patient ID Re-attending within 3 months - Adults	110	854	12.9%	14.8%	15.2%	16.0%
% of FP17s for the same patient ID Re-attending between 3 & 9 months - Children	106	226	46.9%	51.6%	59.1%	58.0%
% of FP17s for the same patient ID Re-attending between 3 & 9 months - Adults	423	854	49.5%	47.7%	52.2%	50.9%
% of FP17s for Band 1 Urgent Courses	69	848	8.1%	8.2%	7.9%	9.1%
% of FP17s Relating to Free Repair or Replacements	3	848	0.4%	0.7%	0.8%	0.8%
% of FP17s Relating to Continuations	2	848	0.2%	0.8%	1.1%	1.1%
% of Patients satisfied with the dentistry they have received	4	4	N/A	91.3%	91.8%	91.7%
% of Patients satisfied with the time they had to wait for an appointment	4	4	N/A	90.2%	88.4%	88.0%

* This is based on patients treated on this contract for their most recent course of treatment. Figures in italics indicate the base number of FP17s or Patient Questionnaire responses are less than 100. N/A is shown where the base number of responses is less than 10 during the period. % is calculated as Quantity/Base number*100

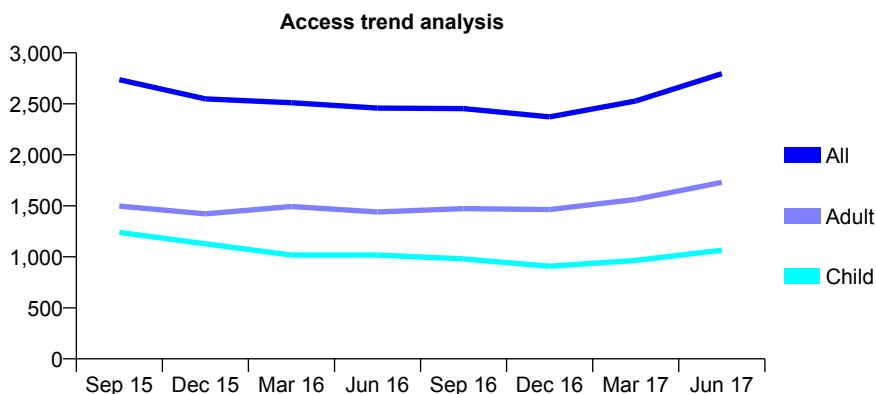
Q54 - Vital Signs At a Glance Contract Report for 854115/0001 - June 2017

Name or company name	MISS N DHALIWAL
Contract type name	GDS Contract
Purpose of contract	General
Contract start date	01/04/2006
Contract end date	

17/18 Contracted general activity (UDA)	9,418
Carry forward general activity (UDA)	0
17/18 Contracted orthodontic activity (UOA)	0
Carry forward orthodontic activity (UOA)	0
Baseline contract value	£259,865.57

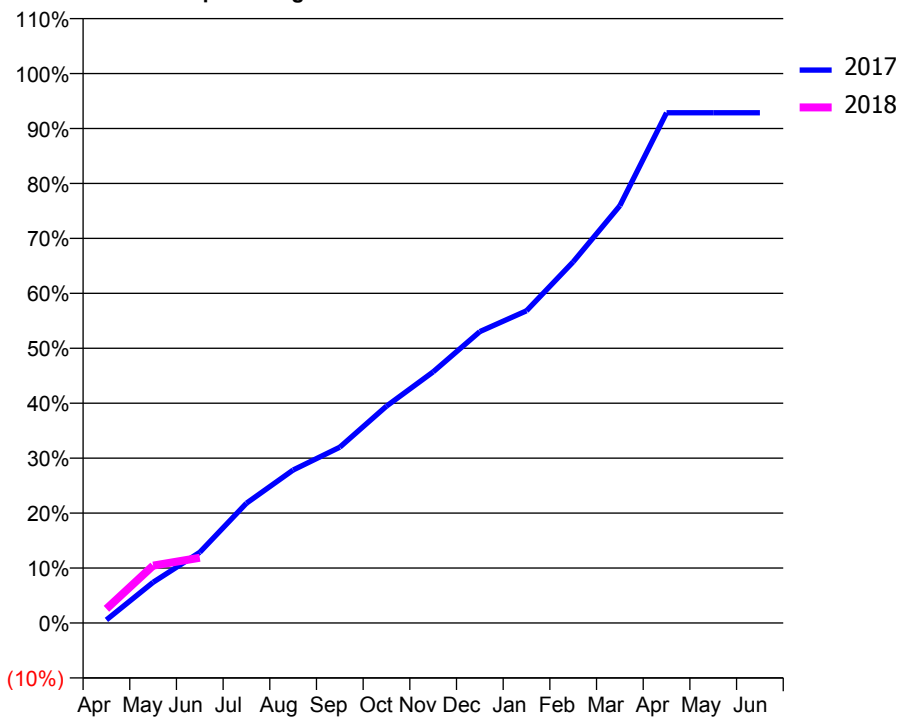
ACCESS*

Patients seen in 24 months	Total	Change since previous quarter
Quarter ending June 2016	2,458	
Quarter ending September 2016	2,453	→
Quarter ending December 2016	2,372	↓
Quarter ending March 2017	2,528	↑
Quarter ending June 2017	2,795	↑
Variance since June 2016	13.7%	↑



ACTIVITY

Cumulative percentage of contracted UDA delivered 2017 & 2018



Adjusted Scheduled Activity (UDA)		
Month	2017	2018
April	54	244
May	698	983
June	1,213	1,118
July	2,053	
August	2,623	
September	3,014	
October	3,718	
November	4,305	
December	4,996	
January	5,352	
February	6,190	
March	7,153	
April	8,745	
May	8,745	
June	8,745	

QUALITY

	Quantity	Base Number	Contract	AT	Region	England
% of FP17s for the same patient ID Re-attending within 3 months - Children	9	357	2.5%	10.1%	11.7%	12.0%
% of FP17s for the same patient ID Re-attending within 3 months - Adults	33	455	7.3%	14.8%	15.2%	16.0%
% of FP17s for the same patient ID Re-attending between 3 & 9 months - Children	132	357	37.0%	51.6%	59.1%	58.0%
% of FP17s for the same patient ID Re-attending between 3 & 9 months - Adults	139	455	30.5%	47.7%	52.2%	50.9%
% of FP17s for Band 1 Urgent Courses	5	405	1.2%	8.2%	7.9%	9.1%
% of FP17s Relating to Free Repair or Replacements	0	405	0.0%	0.7%	0.8%	0.8%
% of FP17s Relating to Continuations	9	405	2.2%	0.8%	1.1%	1.1%
% of Patients satisfied with the dentistry they have received	0	0	N/A	91.3%	91.8%	91.7%
% of Patients satisfied with the time they had to wait for an appointment	0	0	N/A	90.2%	88.4%	88.0%

* This is based on patients treated on this contract for their most recent course of treatment. Figures in italics indicate the base number of FP17s or Patient Questionnaire responses are less than 100. N/A is shown where the base number of responses is less than 10 during the period. % is calculated as Quantity/Base number*100

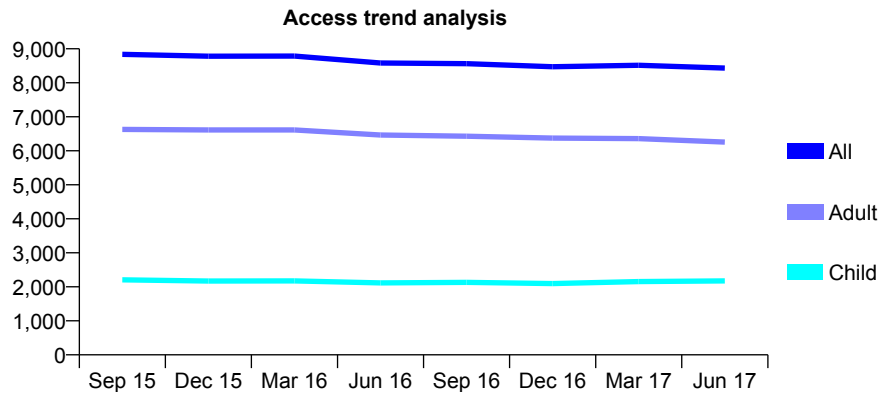
Q54 - Vital Signs At a Glance Contract Report for 854255/0001 - June 2017

Name or company name	MR M DHANDA
Contract type name	GDS Contract
Purpose of contract	General
Contract start date	01/04/2006
Contract end date	

17/18 Contracted general activity (UDA)	22,559
Carry forward general activity (UDA)	0
17/18 Contracted orthodontic activity (UOA)	0
Carry forward orthodontic activity (UOA)	0
Baseline contract value	£533,385.63

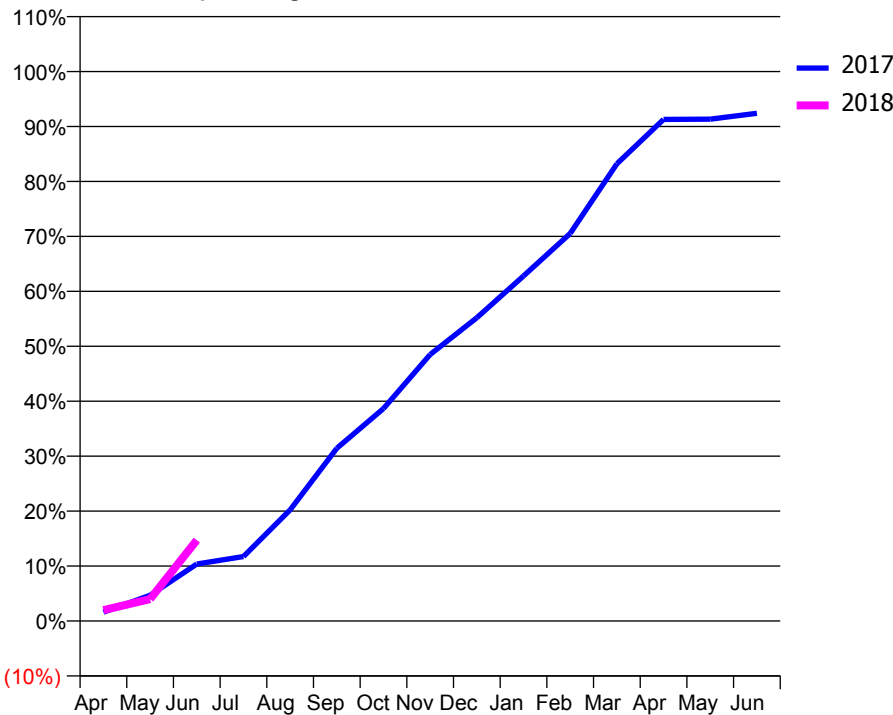
ACCESS*

Patients seen in 24 months	Total	Change since previous quarter
Quarter ending June 2016	8,581	
Quarter ending September 2016	8,561	→
Quarter ending December 2016	8,472	↓
Quarter ending March 2017	8,514	→
Quarter ending June 2017	8,432	→
Variance since June 2016	(1.7%)	↓



ACTIVITY

Cumulative percentage of contracted UDA delivered 2017 & 2018



Month	Adjusted Scheduled Activity (UDA)	
	2017	2018
April	362	445
May	1,057	900
June	2,342	3,321
July	2,649	
August	4,564	
September	7,090	
October	8,726	
November	10,940	
December	12,454	
January	14,166	
February	15,909	
March	18,768	
April	20,592	
May	20,602	
June	20,842	

QUALITY

	Quantity	Base Number	Contract	AT	Region	England
% of FP17s for the same patient ID Re-attending within 3 months - Children	46	593	7.8%	10.1%	11.7%	12.0%
% of FP17s for the same patient ID Re-attending within 3 months - Adults	178	1,670	10.7%	14.8%	15.2%	16.0%
% of FP17s for the same patient ID Re-attending between 3 & 9 months - Children	263	593	44.4%	51.6%	59.1%	58.0%
% of FP17s for the same patient ID Re-attending between 3 & 9 months - Adults	786	1,670	47.1%	47.7%	52.2%	50.9%
% of FP17s for Band 1 Urgent Courses	85	1,409	6.0%	8.2%	7.9%	9.1%
% of FP17s Relating to Free Repair or Replacements	8	1,409	0.6%	0.7%	0.8%	0.8%
% of FP17s Relating to Continuations	11	1,409	0.8%	0.8%	1.1%	1.1%
% of Patients satisfied with the dentistry they have received	7	8	N/A	91.3%	91.8%	91.7%
% of Patients satisfied with the time they had to wait for an appointment	6	8	N/A	90.2%	88.4%	88.0%

* This is based on patients treated on this contract for their most recent course of treatment. Figures in italics indicate the base number of FP17s or Patient Questionnaire responses are less than 100. N/A is shown where the base number of responses is less than 10 during the period. % is calculated as Quantity/Base number*100

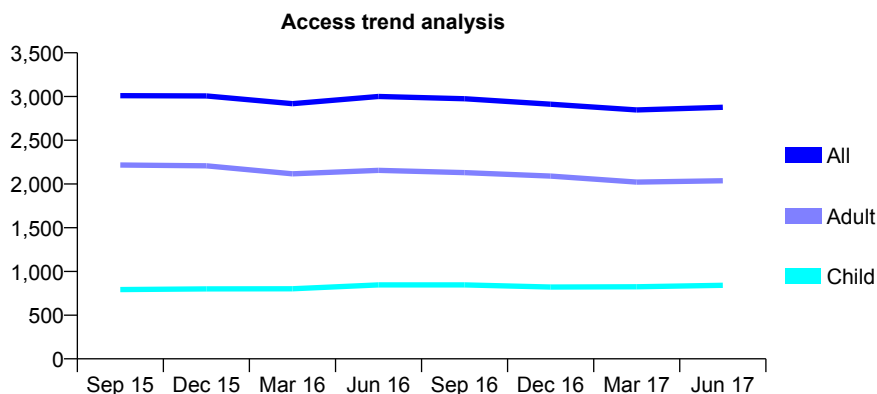
Q54 - Vital Signs At a Glance Contract Report for 857866/0002 - June 2017

Name or company name	MR LG THOTA
Contract type name	GDS Contract
Purpose of contract	General
Contract start date	01/09/2006
Contract end date	

17/18 Contracted general activity (UDA)	16,000
Carry forward general activity (UDA)	0
17/18 Contracted orthodontic activity (UOA)	0
Carry forward orthodontic activity (UOA)	0
Baseline contract value	£324,128.57

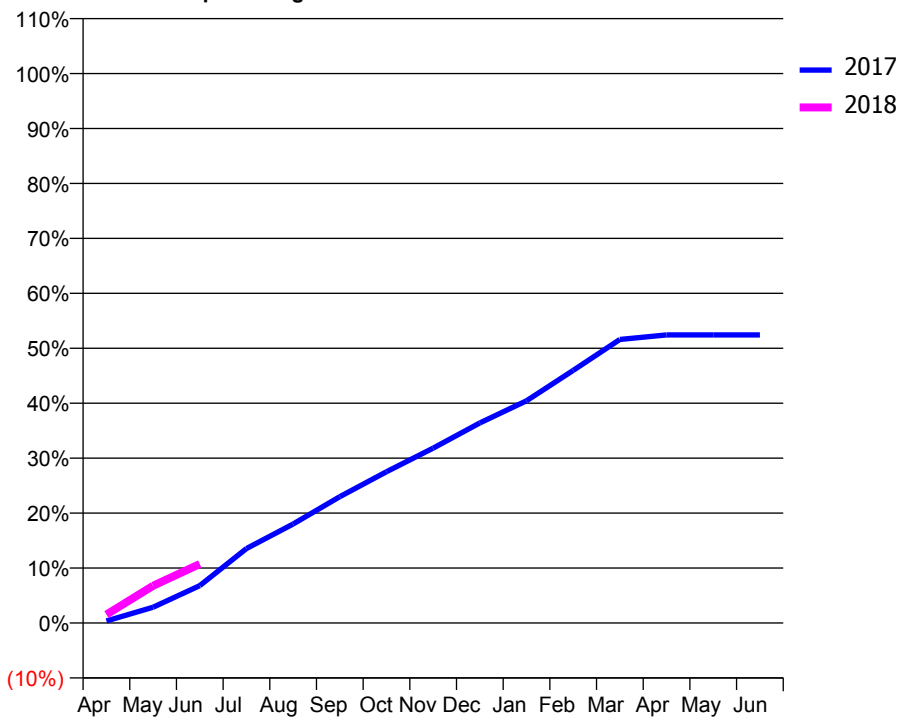
ACCESS*

Patients seen in 24 months	Total	Change since previous quarter
Quarter ending June 2016	3,000	
Quarter ending September 2016	2,974	→
Quarter ending December 2016	2,912	↓
Quarter ending March 2017	2,846	↓
Quarter ending June 2017	2,877	→
Variance since June 2016	(4.1%)	↓



ACTIVITY

Cumulative percentage of contracted UDA delivered 2017 & 2018



Month	Adjusted Scheduled Activity (UDA)	
	2017	2018
April	62	248
May	462	1,085
June	1,088	1,716
July	2,170	
August	2,884	
September	3,679	
October	4,405	
November	5,091	
December	5,828	
January	6,469	
February	7,357	
March	8,256	
April	8,387	
May	8,388	
June	8,388	

QUALITY

	Quantity	Base Number	Contract	AT	Region	England
% of FP17s for the same patient ID Re-attending within 3 months - Children	32	300	10.7%	10.1%	11.7%	12.0%
% of FP17s for the same patient ID Re-attending within 3 months - Adults	135	563	24.0%	14.8%	15.2%	16.0%
% of FP17s for the same patient ID Re-attending between 3 & 9 months - Children	166	300	55.3%	51.6%	59.1%	58.0%
% of FP17s for the same patient ID Re-attending between 3 & 9 months - Adults	250	563	44.4%	47.7%	52.2%	50.9%
% of FP17s for Band 1 Urgent Courses	117	793	14.8%	8.2%	7.9%	9.1%
% of FP17s Relating to Free Repair or Replacements	24	793	3.0%	0.7%	0.8%	0.8%
% of FP17s Relating to Continuations	10	793	1.3%	0.8%	1.1%	1.1%
% of Patients satisfied with the dentistry they have received	2	2	N/A	91.3%	91.8%	91.7%
% of Patients satisfied with the time they had to wait for an appointment	2	2	N/A	90.2%	88.4%	88.0%

* This is based on patients treated on this contract for their most recent course of treatment. Figures in italics indicate the base number of FP17s or Patient Questionnaire responses are less than 100. N/A is shown where the base number of responses is less than 10 during the period. % is calculated as Quantity/Base number*100

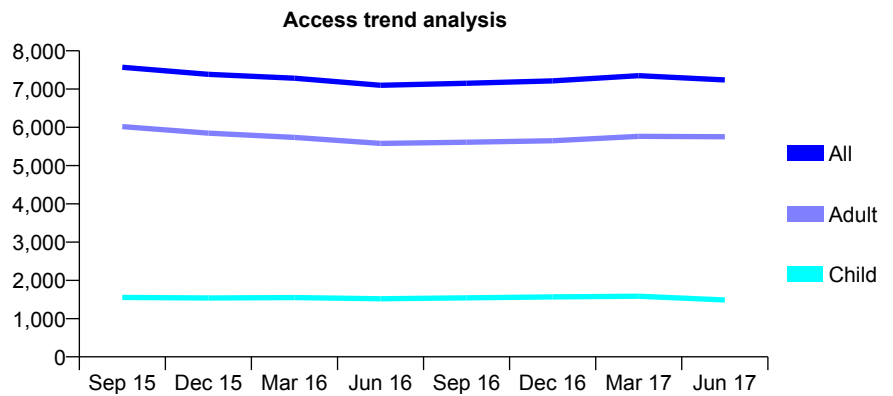
Q54 - Vital Signs At a Glance Contract Report for 858064/0001 - June 2017

Name or company name	MR JE SWINSCOE
Contract type name	GDS Contract
Purpose of contract	General
Contract start date	01/04/2006
Contract end date	

17/18 Contracted general activity (UDA)	23,507
Carry forward general activity (UDA)	0
17/18 Contracted orthodontic activity (UOA)	0
Carry forward orthodontic activity (UOA)	0
Baseline contract value	£658,304.77

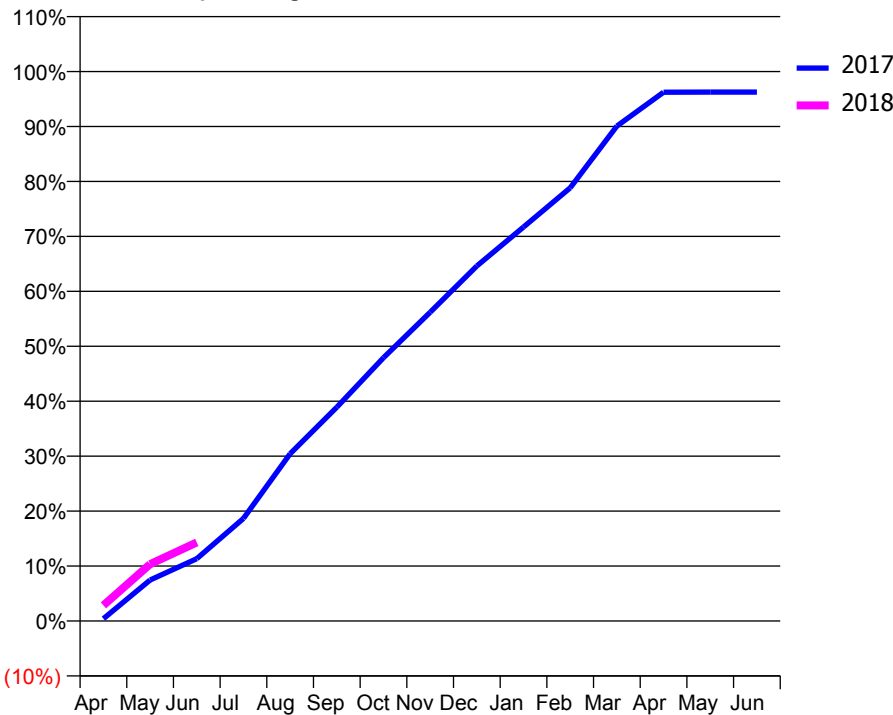
ACCESS*

Patients seen in 24 months	Total	Change since previous quarter
Quarter ending June 2016	7,098	
Quarter ending September 2016	7,151	→
Quarter ending December 2016	7,215	→
Quarter ending March 2017	7,349	→
Quarter ending June 2017	7,237	↓
Variance since June 2016	2.0%	→



ACTIVITY

Cumulative percentage of contracted UDA delivered 2017 & 2018



Month	Adjusted Scheduled Activity (UDA)	
	2017	2018
April	99	668
May	1,752	2,433
June	2,664	3,363
July	4,392	
August	7,155	
September	9,148	
October	11,264	
November	13,210	
December	15,189	
January	16,855	
February	18,532	
March	21,170	
April	22,622	
May	22,628	
June	22,628	

QUALITY

	Quantity	Base Number	Contract	AT	Region	England
% of FP17s for the same patient ID Re-attending within 3 months - Children	27	424	6.4%	10.1%	11.7%	12.0%
% of FP17s for the same patient ID Re-attending within 3 months - Adults	223	1,635	13.6%	14.8%	15.2%	16.0%
% of FP17s for the same patient ID Re-attending between 3 & 9 months - Children	233	424	55.0%	51.6%	59.1%	58.0%
% of FP17s for the same patient ID Re-attending between 3 & 9 months - Adults	906	1,635	55.4%	47.7%	52.2%	50.9%
% of FP17s for Band 1 Urgent Courses	91	1,568	5.8%	8.2%	7.9%	9.1%
% of FP17s Relating to Free Repair or Replacements	18	1,568	1.1%	0.7%	0.8%	0.8%
% of FP17s Relating to Continuations	20	1,568	1.3%	0.8%	1.1%	1.1%
% of Patients satisfied with the dentistry they have received	15	17	88.2%	91.3%	91.8%	91.7%
% of Patients satisfied with the time they had to wait for an appointment	17	17	100.0%	90.2%	88.4%	88.0%

* This is based on patients treated on this contract for their most recent course of treatment. Figures in italics indicate the base number of FP17s or Patient Questionnaire responses are less than 100. N/A is shown where the base number of responses is less than 10 during the period. % is calculated as Quantity/Base number*100

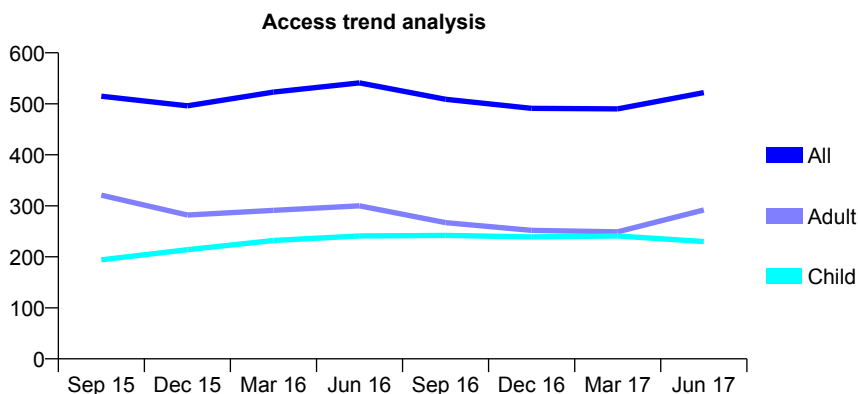
Q54 - Vital Signs At a Glance Contract Report for 858609/0001 - June 2017

Name or company name	MR KS GILL
Contract type name	GDS Contract
Purpose of contract	General
Contract start date	01/03/2010
Contract end date	

17/18 Contracted general activity (UDA)	2,000
Carry forward general activity (UDA)	0
17/18 Contracted orthodontic activity (UOA)	0
Carry forward orthodontic activity (UOA)	0
Baseline contract value	£46,492.19

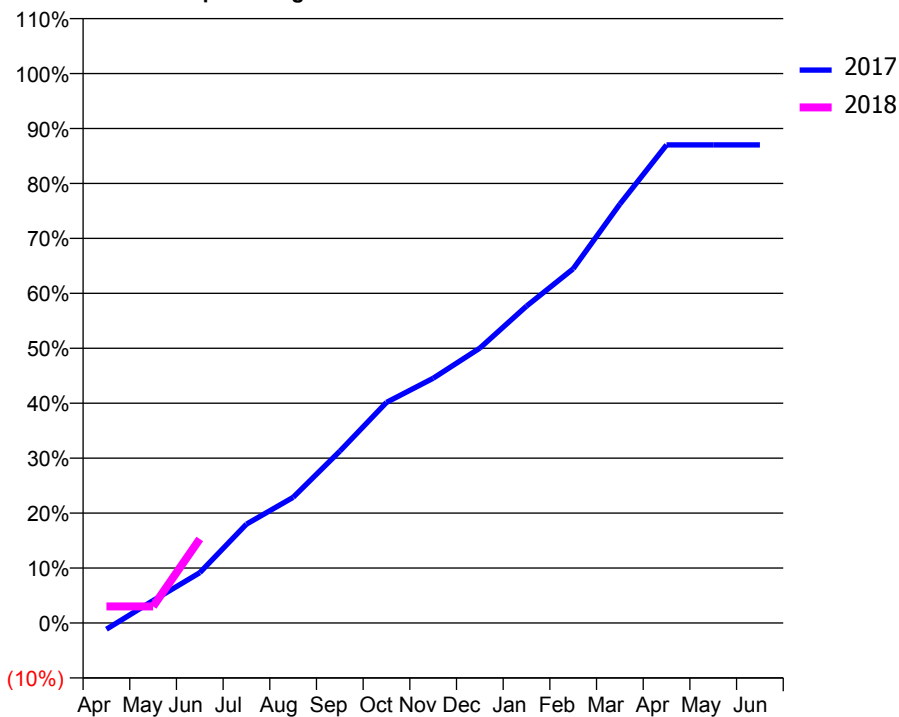
ACCESS*

Patients seen in 24 months	Total	Change since previous quarter
Quarter ending June 2016	541	
Quarter ending September 2016	509	↓
Quarter ending December 2016	491	↓
Quarter ending March 2017	490	→
Quarter ending June 2017	522	↑
Variance since June 2016	(3.5%)	↓



ACTIVITY

Cumulative percentage of contracted UDA delivered 2017 & 2018



Month	Adjusted Scheduled Activity (UDA)	
	2017	2018
April	-23	60
May	82	60
June	183	306
July	360	
August	457	
September	625	
October	803	
November	891	
December	1,000	
January	1,153	
February	1,289	
March	1,525	
April	1,740	
May	1,740	
June	1,740	

QUALITY

	Quantity	Base Number	Contract	AT	Region	England
% of FP17s for the same patient ID Re-attending within 3 months - Children	1	81	1.2%	10.1%	11.7%	12.0%
% of FP17s for the same patient ID Re-attending within 3 months - Adults	8	139	5.8%	14.8%	15.2%	16.0%
% of FP17s for the same patient ID Re-attending between 3 & 9 months - Children	35	81	43.2%	51.6%	59.1%	58.0%
% of FP17s for the same patient ID Re-attending between 3 & 9 months - Adults	28	139	20.1%	47.7%	52.2%	50.9%
% of FP17s for Band 1 Urgent Courses	9	150	6.0%	8.2%	7.9%	9.1%
% of FP17s Relating to Free Repair or Replacements	0	150	0.0%	0.7%	0.8%	0.8%
% of FP17s Relating to Continuations	0	150	0.0%	0.8%	1.1%	1.1%
% of Patients satisfied with the dentistry they have received	0	0	N/A	91.3%	91.8%	91.7%
% of Patients satisfied with the time they had to wait for an appointment	0	0	N/A	90.2%	88.4%	88.0%

* This is based on patients treated on this contract for their most recent course of treatment. Figures in italics indicate the base number of FP17s or Patient Questionnaire responses are less than 100. N/A is shown where the base number of responses is less than 10 during the period. % is calculated as Quantity/Base number*100

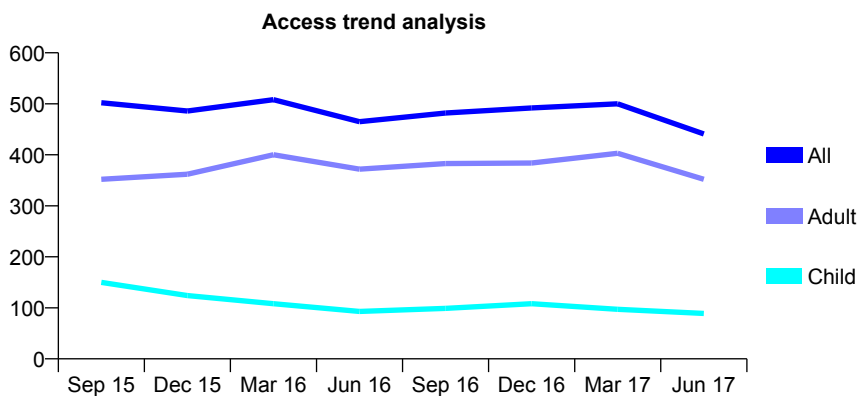
Q54 - Vital Signs At a Glance Contract Report for 858609/0003 - June 2017

Name or company name	MR KS GILL
Contract type name	PDS Plus Contract
Purpose of contract	General
Contract start date	01/05/2012
Contract end date	30/04/2017

17/18 Contracted general activity (UDA)	167
Carry forward general activity (UDA)	0
17/18 Contracted orthodontic activity (UOA)	0
Carry forward orthodontic activity (UOA)	0
Baseline contract value	£2,057.21

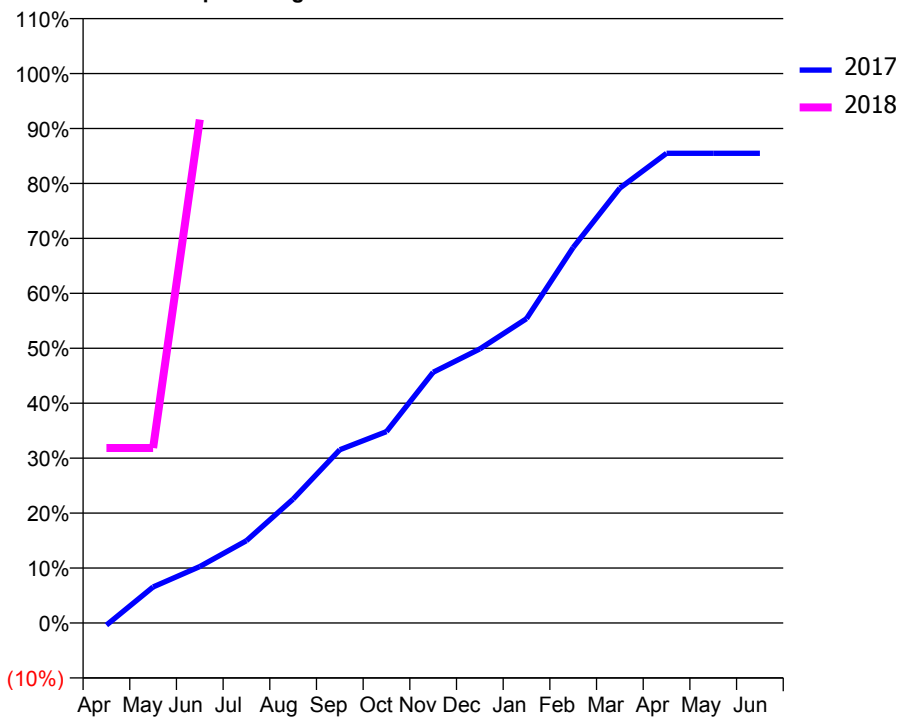
ACCESS*

Patients seen in 24 months	Total	Change since previous quarter
Quarter ending June 2016	465	
Quarter ending September 2016	482	↑
Quarter ending December 2016	492	↑
Quarter ending March 2017	500	→
Quarter ending June 2017	441	↓
Variance since June 2016	(5.2%)	↓



ACTIVITY

Cumulative percentage of contracted UDA delivered 2017 & 2018



Month	Adjusted Scheduled Activity (UDA)	
	2017	2018
April	-8	53
May	131	53
June	206	153
July	300	
August	451	
September	631	
October	697	
November	913	
December	998	
January	1,108	
February	1,367	
March	1,583	
April	1,710	
May	1,710	
June	1,710	

QUALITY

	Quantity	Base Number	Contract	AT	Region	England
% of FP17s for the same patient ID Re-attending within 3 months - Children	0	35	0.0%	10.1%	11.7%	12.0%
% of FP17s for the same patient ID Re-attending within 3 months - Adults	4	78	5.1%	14.8%	15.2%	16.0%
% of FP17s for the same patient ID Re-attending between 3 & 9 months - Children	5	35	14.3%	51.6%	59.1%	58.0%
% of FP17s for the same patient ID Re-attending between 3 & 9 months - Adults	17	78	21.8%	47.7%	52.2%	50.9%
% of FP17s for Band 1 Urgent Courses	5	75	6.7%	8.2%	7.9%	9.1%
% of FP17s Relating to Free Repair or Replacements	0	75	0.0%	0.7%	0.8%	0.8%
% of FP17s Relating to Continuations	0	75	0.0%	0.8%	1.1%	1.1%
% of Patients satisfied with the dentistry they have received	1	3	N/A	91.3%	91.8%	91.7%
% of Patients satisfied with the time they had to wait for an appointment	1	3	N/A	90.2%	88.4%	88.0%

* This is based on patients treated on this contract for their most recent course of treatment. Figures in italics indicate the base number of FP17s or Patient Questionnaire responses are less than 100. N/A is shown where the base number of responses is less than 10 during the period. % is calculated as Quantity/Base number*100

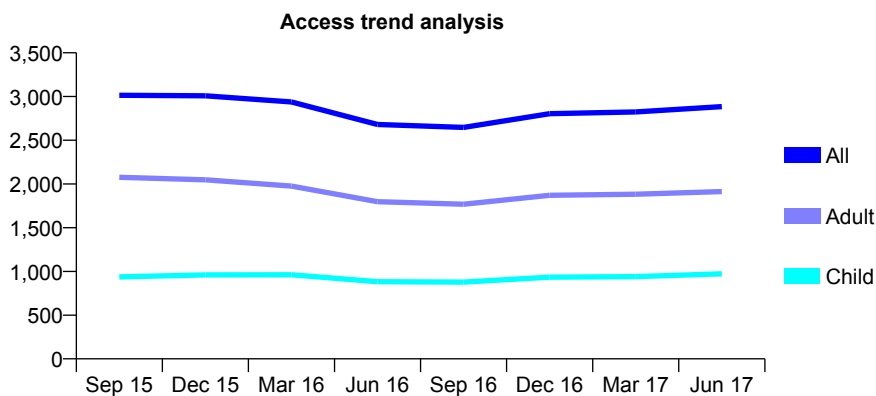
Q54 - Vital Signs At a Glance Contract Report for 859389/0001 - June 2017

Name or company name	MR A KHALIL
Contract type name	GDS Contract
Purpose of contract	General
Contract start date	01/04/2006
Contract end date	

17/18 Contracted general activity (UDA)	11,766
Carry forward general activity (UDA)	0
17/18 Contracted orthodontic activity (UOA)	0
Carry forward orthodontic activity (UOA)	0
Baseline contract value	£292,757.33

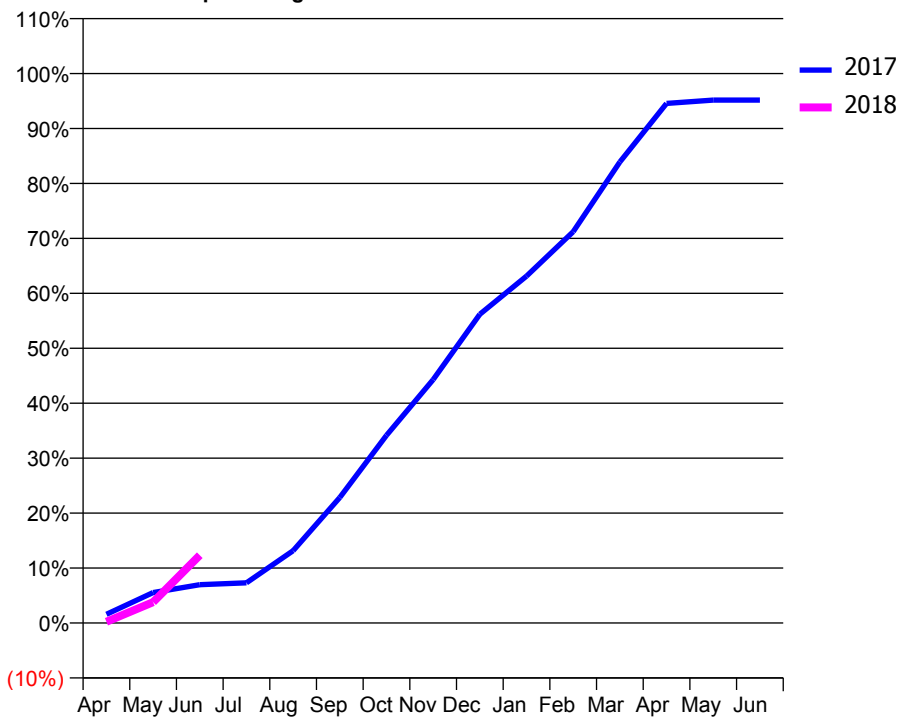
ACCESS*

Patients seen in 24 months	Total	Change since previous quarter
Quarter ending June 2016	2,680	
Quarter ending September 2016	2,646	↓
Quarter ending December 2016	2,804	↑
Quarter ending March 2017	2,823	→
Quarter ending June 2017	2,885	↑
Variance since June 2016	7.6%	↑



ACTIVITY

Cumulative percentage of contracted UDA delivered 2017 & 2018



Adjusted Scheduled Activity (UDA)

Month	2017	2018
April	188	28
May	652	447
June	821	1,452
July	861	
August	1,548	
September	2,687	
October	4,020	
November	5,211	
December	6,612	
January	7,427	
February	8,378	
March	9,873	
April	11,125	
May	11,196	
June	11,196	

QUALITY

	Quantity	Base Number	Contract	AT	Region	England
% of FP17s for the same patient ID Re-attending within 3 months - Children	18	235	7.7%	10.1%	11.7%	12.0%
% of FP17s for the same patient ID Re-attending within 3 months - Adults	90	503	17.9%	14.8%	15.2%	16.0%
% of FP17s for the same patient ID Re-attending between 3 & 9 months - Children	48	235	20.4%	51.6%	59.1%	58.0%
% of FP17s for the same patient ID Re-attending between 3 & 9 months - Adults	133	503	26.4%	47.7%	52.2%	50.9%
% of FP17s for Band 1 Urgent Courses	75	467	16.1%	8.2%	7.9%	9.1%
% of FP17s Relating to Free Repair or Replacements	4	467	0.9%	0.7%	0.8%	0.8%
% of FP17s Relating to Continuations	0	467	0.0%	0.8%	1.1%	1.1%
% of Patients satisfied with the dentistry they have received	3	4	N/A	91.3%	91.8%	91.7%
% of Patients satisfied with the time they had to wait for an appointment	3	4	N/A	90.2%	88.4%	88.0%

* This is based on patients treated on this contract for their most recent course of treatment. Figures in italics indicate the base number of FP17s or Patient Questionnaire responses are less than 100. N/A is shown where the base number of responses is less than 10 during the period. % is calculated as Quantity/Base number*100

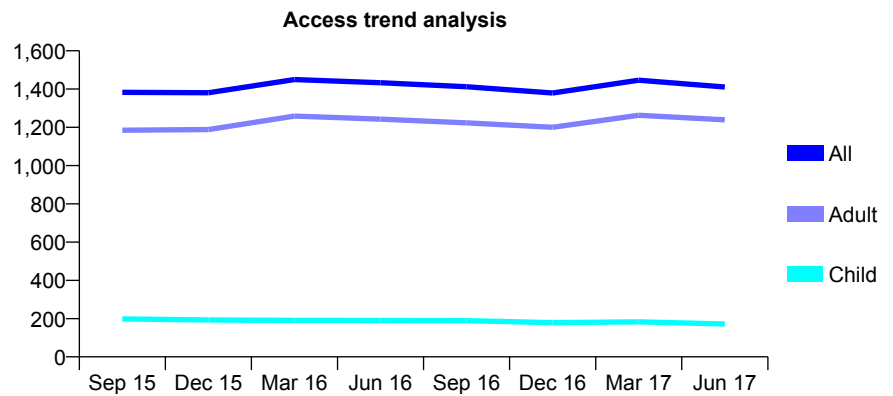
Q54 - Vital Signs At a Glance Contract Report for 901245/0001 - June 2017

Name or company name	MR DG HENDERSON
Contract type name	GDS Contract
Purpose of contract	General and Orthodontic
Contract start date	01/04/2006
Contract end date	

17/18 Contracted general activity (UDA)	3,830
Carry forward general activity (UDA)	0
17/18 Contracted orthodontic activity (UOA)	3
Carry forward orthodontic activity (UOA)	0
Baseline contract value	£98,638.00

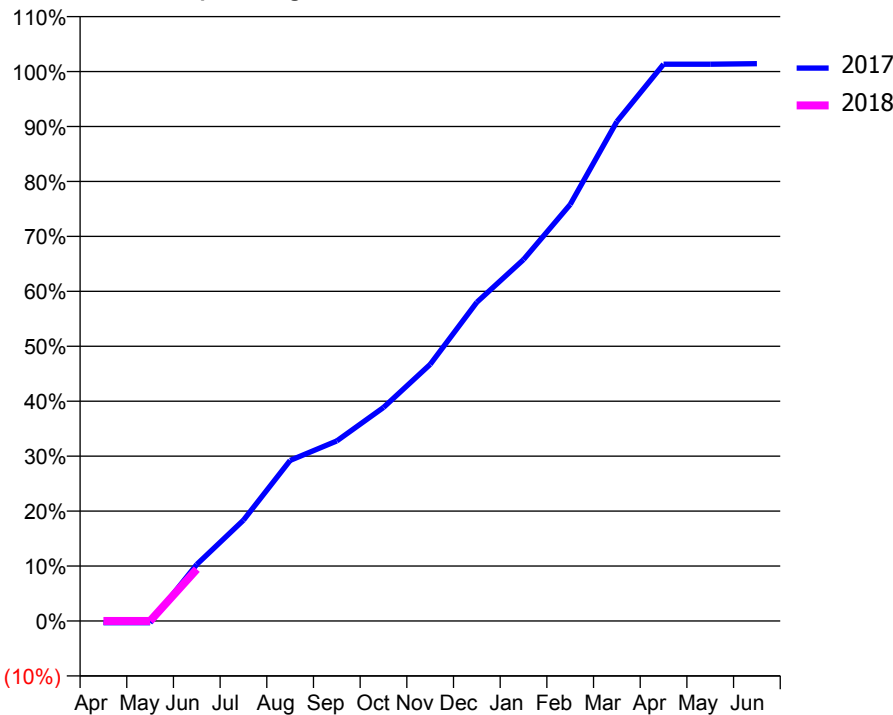
ACCESS*

Patients seen in 24 months	Total	Change since previous quarter
Quarter ending June 2016	1,433	
Quarter ending September 2016	1,412	↓
Quarter ending December 2016	1,379	↓
Quarter ending March 2017	1,446	↑
Quarter ending June 2017	1,411	↓
Variance since June 2016	(1.5%)	↓



ACTIVITY

Cumulative percentage of contracted UDA delivered 2017 & 2018



Month	Adjusted Scheduled Activity (UDA)	
	2017	2018
April	-13	0
May	-13	0
June	395	361
July	703	
August	1,120	
September	1,255	
October	1,489	
November	1,789	
December	2,222	
January	2,519	
February	2,903	
March	3,481	
April	3,881	
May	3,881	
June	3,884	

QUALITY

	Quantity	Base Number	Contract	AT	Region	England
% of FP17s for the same patient ID Re-attending within 3 months - Children	1	31	3.2%	10.1%	11.7%	12.0%
% of FP17s for the same patient ID Re-attending within 3 months - Adults	54	312	17.3%	14.8%	15.2%	16.0%
% of FP17s for the same patient ID Re-attending between 3 & 9 months - Children	14	31	45.2%	51.6%	59.1%	58.0%
% of FP17s for the same patient ID Re-attending between 3 & 9 months - Adults	133	312	42.6%	47.7%	52.2%	50.9%
% of FP17s for Band 1 Urgent Courses	16	177	9.0%	8.2%	7.9%	9.1%
% of FP17s Relating to Free Repair or Replacements	1	177	0.6%	0.7%	0.8%	0.8%
% of FP17s Relating to Continuations	1	177	0.6%	0.8%	1.1%	1.1%
% of Patients satisfied with the dentistry they have received	1	1	N/A	91.3%	91.8%	91.7%
% of Patients satisfied with the time they had to wait for an appointment	1	1	N/A	90.2%	88.4%	88.0%

* This is based on patients treated on this contract for their most recent course of treatment. Figures in italics indicate the base number of FP17s or Patient Questionnaire responses are less than 100. N/A is shown where the base number of responses is less than 10 during the period. % is calculated as Quantity/Base number*100

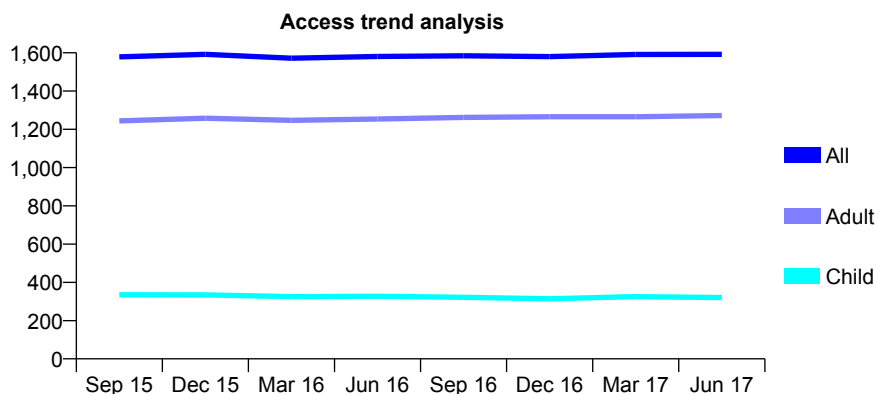
Q54 - Vital Signs At a Glance Contract Report for 909386/0001 - June 2017

Name or company name	MR AN HARGREAVES
Contract type name	GDS Contract
Purpose of contract	General
Contract start date	01/04/2006
Contract end date	

17/18 Contracted general activity (UDA)	4,635
Carry forward general activity (UDA)	0
17/18 Contracted orthodontic activity (UOA)	0
Carry forward orthodontic activity (UOA)	0
Baseline contract value	£131,960.42

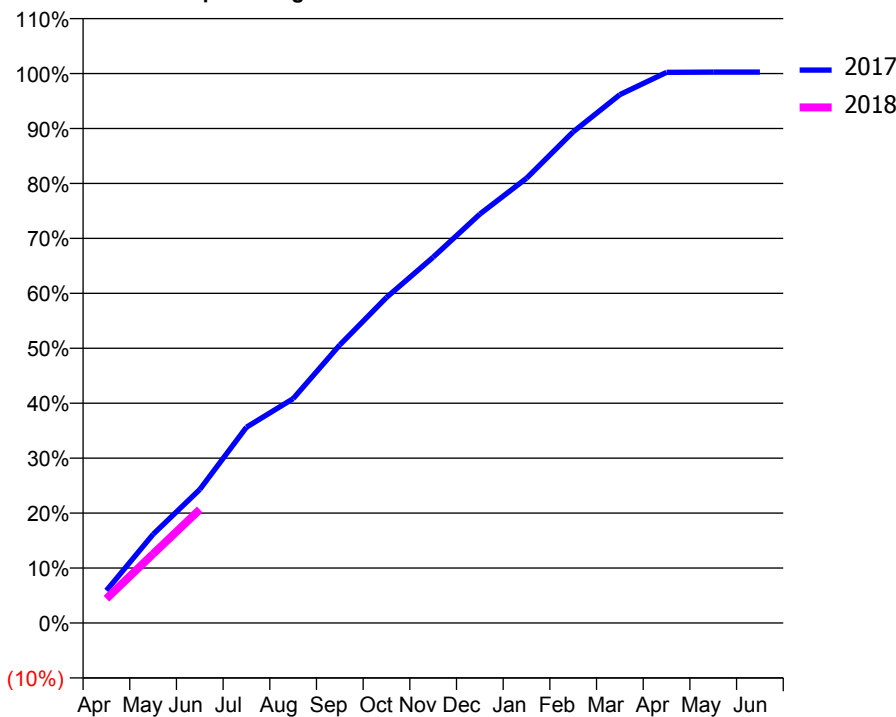
ACCESS*

Patients seen in 24 months	Total	Change since previous quarter
Quarter ending June 2016	1,581	
Quarter ending September 2016	1,584	→
Quarter ending December 2016	1,580	→
Quarter ending March 2017	1,591	→
Quarter ending June 2017	1,592	→
Variance since June 2016	0.7%	→



ACTIVITY

Cumulative percentage of contracted UDA delivered 2017 & 2018



Month	Adjusted Scheduled Activity (UDA)	
	2017	2018
April	274	205
May	748	583
June	1,127	958
July	1,652	
August	1,892	
September	2,345	
October	2,746	
November	3,086	
December	3,449	
January	3,752	
February	4,143	
March	4,456	
April	4,645	
May	4,647	
June	4,647	

QUALITY

	Quantity	Base Number	Contract	AT	Region	England
% of FP17s for the same patient ID Re-attending within 3 months - Children	1	143	0.7%	10.1%	11.7%	12.0%
% of FP17s for the same patient ID Re-attending within 3 months - Adults	19	469	4.1%	14.8%	15.2%	16.0%
% of FP17s for the same patient ID Re-attending between 3 & 9 months - Children	111	143	77.6%	51.6%	59.1%	58.0%
% of FP17s for the same patient ID Re-attending between 3 & 9 months - Adults	320	469	68.2%	47.7%	52.2%	50.9%
% of FP17s for Band 1 Urgent Courses	5	509	1.0%	8.2%	7.9%	9.1%
% of FP17s Relating to Free Repair or Replacements	0	509	0.0%	0.7%	0.8%	0.8%
% of FP17s Relating to Continuations	4	509	0.8%	0.8%	1.1%	1.1%
% of Patients satisfied with the dentistry they have received	2	2	N/A	91.3%	91.8%	91.7%
% of Patients satisfied with the time they had to wait for an appointment	2	2	N/A	90.2%	88.4%	88.0%

* This is based on patients treated on this contract for their most recent course of treatment. Figures in italics indicate the base number of FP17s or Patient Questionnaire responses are less than 100. N/A is shown where the base number of responses is less than 10 during the period. % is calculated as Quantity/Base number*100

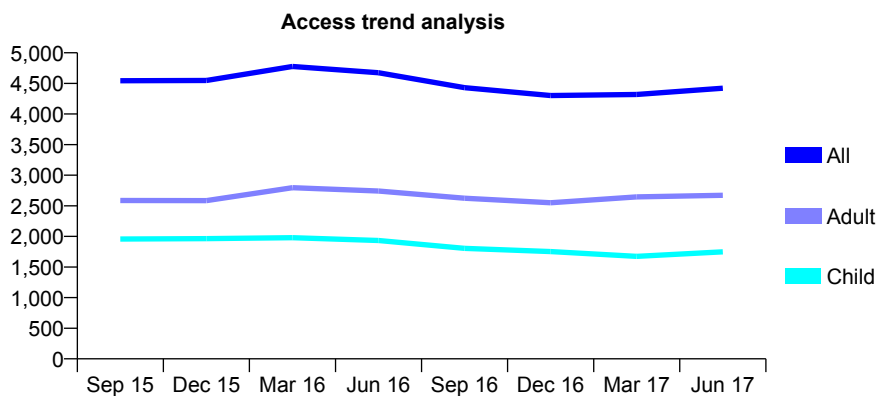
Q54 - Vital Signs At a Glance Contract Report for 913286/0002 - June 2017

Name or company name	MR GE FICKERT
Contract type name	GDS Contract
Purpose of contract	General
Contract start date	01/04/2006
Contract end date	

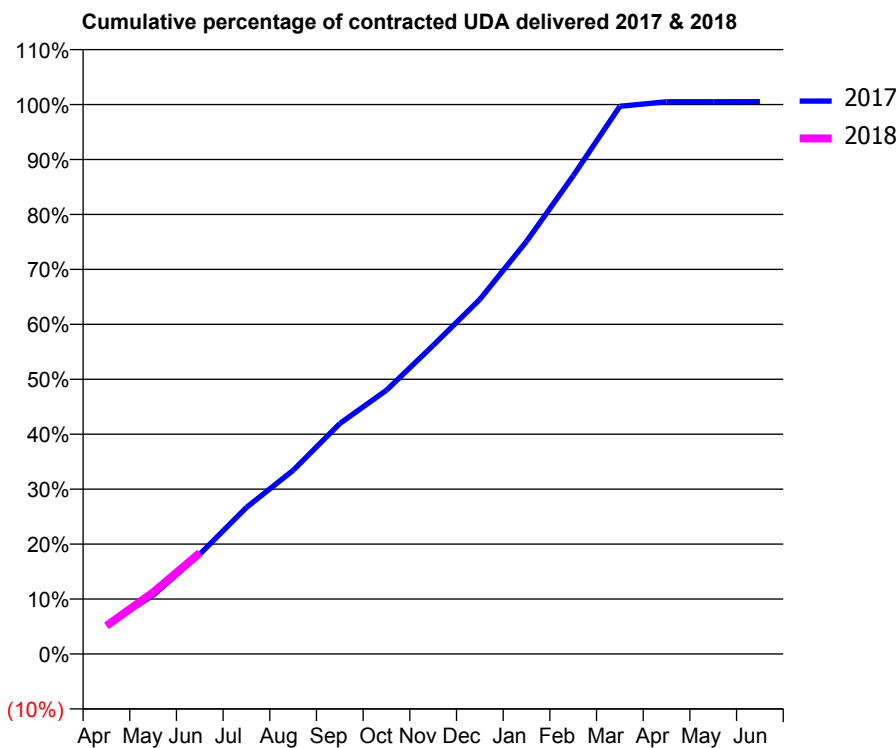
17/18 Contracted general activity (UDA)	14,799
Carry forward general activity (UDA)	0
17/18 Contracted orthodontic activity (UOA)	0
Carry forward orthodontic activity (UOA)	0
Baseline contract value	£361,703.67

ACCESS*

Patients seen in 24 months	Total	Change since previous quarter
Quarter ending June 2016	4,674	
Quarter ending September 2016	4,430	↓
Quarter ending December 2016	4,302	↓
Quarter ending March 2017	4,319	→
Quarter ending June 2017	4,421	↑
Variance since June 2016	(5.4%)	↓



ACTIVITY



Month	Adjusted Scheduled Activity (UDA)	
	2017	2018
April	782	760
May	1,581	1,661
June	2,690	2,725
July	3,947	
August	4,948	
September	6,209	
October	7,105	
November	8,311	
December	9,550	
January	11,112	
February	12,881	
March	14,751	
April	14,872	
May	14,873	
June	14,876	

QUALITY

	Quantity	Base Number	Contract	AT	Region	England
% of FP17s for the same patient ID Re-attending within 3 months - Children	33	467	7.1%	10.1%	11.7%	12.0%
% of FP17s for the same patient ID Re-attending within 3 months - Adults	86	464	18.5%	14.8%	15.2%	16.0%
% of FP17s for the same patient ID Re-attending between 3 & 9 months - Children	230	467	49.3%	51.6%	59.1%	58.0%
% of FP17s for the same patient ID Re-attending between 3 & 9 months - Adults	173	464	37.3%	47.7%	52.2%	50.9%
% of FP17s for Band 1 Urgent Courses	77	875	8.8%	8.2%	7.9%	9.1%
% of FP17s Relating to Free Repair or Replacements	5	875	0.6%	0.7%	0.8%	0.8%
% of FP17s Relating to Continuations	1	875	0.1%	0.8%	1.1%	1.1%
% of Patients satisfied with the dentistry they have received	4	4	N/A	91.3%	91.8%	91.7%
% of Patients satisfied with the time they had to wait for an appointment	4	4	N/A	90.2%	88.4%	88.0%

* This is based on patients treated on this contract for their most recent course of treatment. Figures in italics indicate the base number of FP17s or Patient Questionnaire responses are less than 100. N/A is shown where the base number of responses is less than 10 during the period. % is calculated as Quantity/Base number*100

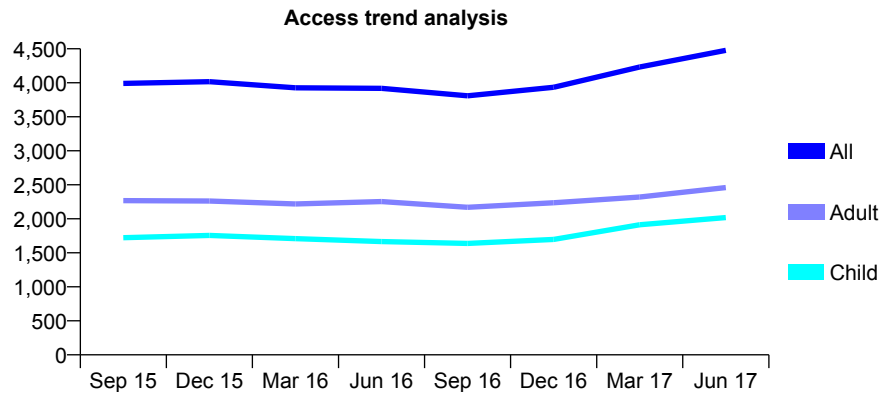
Q54 - Vital Signs At a Glance Contract Report for 913286/0003 - June 2017

Name or company name	MR GE FICKERT
Contract type name	GDS Contract
Purpose of contract	General
Contract start date	01/04/2006
Contract end date	

17/18 Contracted general activity (UDA)	13,657
Carry forward general activity (UDA)	0
17/18 Contracted orthodontic activity (UOA)	0
Carry forward orthodontic activity (UOA)	0
Baseline contract value	£370,991.14

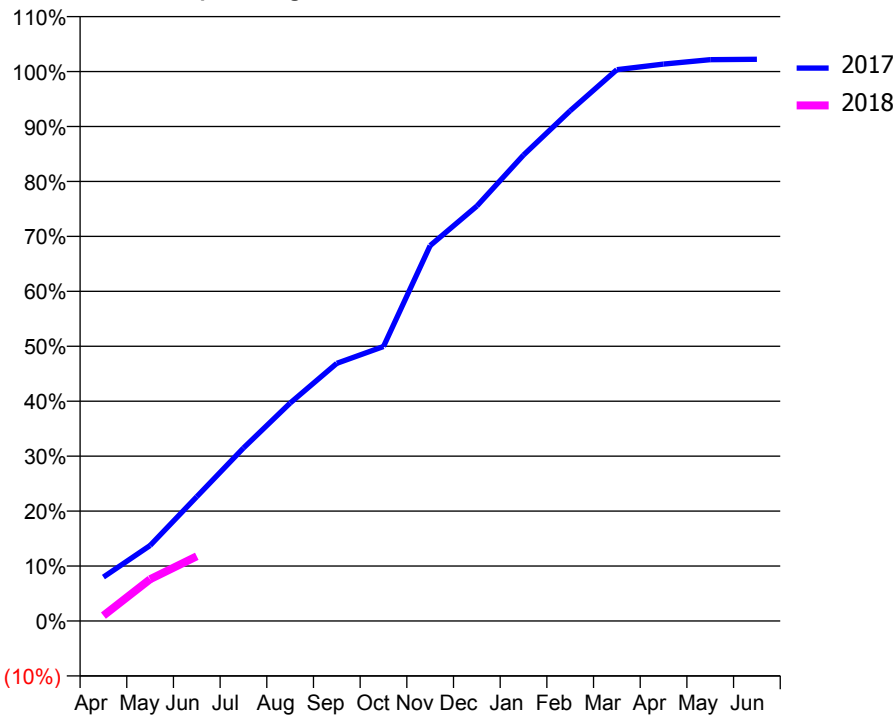
ACCESS*

Patients seen in 24 months	Total	Change since previous quarter
Quarter ending June 2016	3,919	
Quarter ending September 2016	3,809	↓
Quarter ending December 2016	3,935	↑
Quarter ending March 2017	4,233	↑
Quarter ending June 2017	4,477	↑
Variance since June 2016	14.2%	↑



ACTIVITY

Cumulative percentage of contracted UDA delivered 2017 & 2018



Month	Adjusted Scheduled Activity (UDA)	
	2017	2018
April	644	135
May	1,107	1,039
June	1,824	1,608
July	2,537	
August	3,197	
September	3,780	
October	4,027	
November	5,507	
December	6,085	
January	6,836	
February	7,483	
March	8,087	
April	8,168	
May	8,233	
June	8,239	

QUALITY

	Quantity	Base Number	Contract	AT	Region	England
% of FP17s for the same patient ID Re-attending within 3 months - Children	39	654	6.0%	10.1%	11.7%	12.0%
% of FP17s for the same patient ID Re-attending within 3 months - Adults	68	588	11.6%	14.8%	15.2%	16.0%
% of FP17s for the same patient ID Re-attending between 3 & 9 months - Children	215	654	32.9%	51.6%	59.1%	58.0%
% of FP17s for the same patient ID Re-attending between 3 & 9 months - Adults	127	588	21.6%	47.7%	52.2%	50.9%
% of FP17s for Band 1 Urgent Courses	85	748	11.4%	8.2%	7.9%	9.1%
% of FP17s Relating to Free Repair or Replacements	0	748	0.0%	0.7%	0.8%	0.8%
% of FP17s Relating to Continuations	0	748	0.0%	0.8%	1.1%	1.1%
% of Patients satisfied with the dentistry they have received	0	0	N/A	91.3%	91.8%	91.7%
% of Patients satisfied with the time they had to wait for an appointment	0	0	N/A	90.2%	88.4%	88.0%

* This is based on patients treated on this contract for their most recent course of treatment. Figures in italics indicate the base number of FP17s or Patient Questionnaire responses are less than 100. N/A is shown where the base number of responses is less than 10 during the period. % is calculated as Quantity/Base number*100

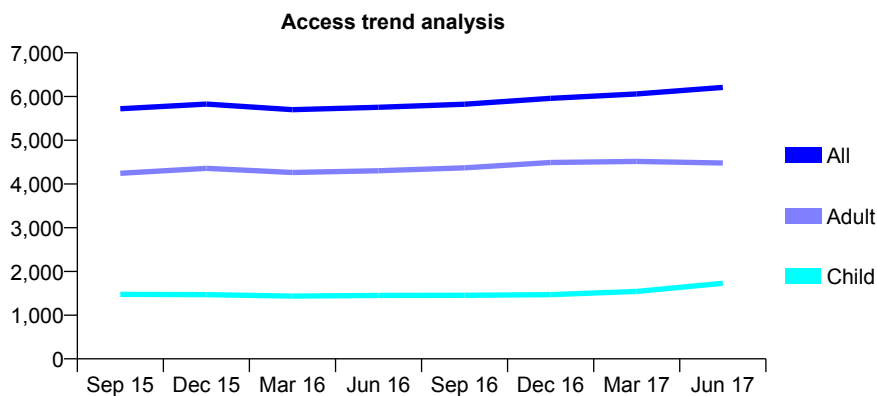
Q54 - Vital Signs At a Glance Contract Report for 913286/0007 - June 2017

Name or company name	MR GE FICKERT
Contract type name	GDS Contract
Purpose of contract	General
Contract start date	01/04/2009
Contract end date	

17/18 Contracted general activity (UDA)	19,254
Carry forward general activity (UDA)	0
17/18 Contracted orthodontic activity (UOA)	0
Carry forward orthodontic activity (UOA)	0
Baseline contract value	£478,678.03

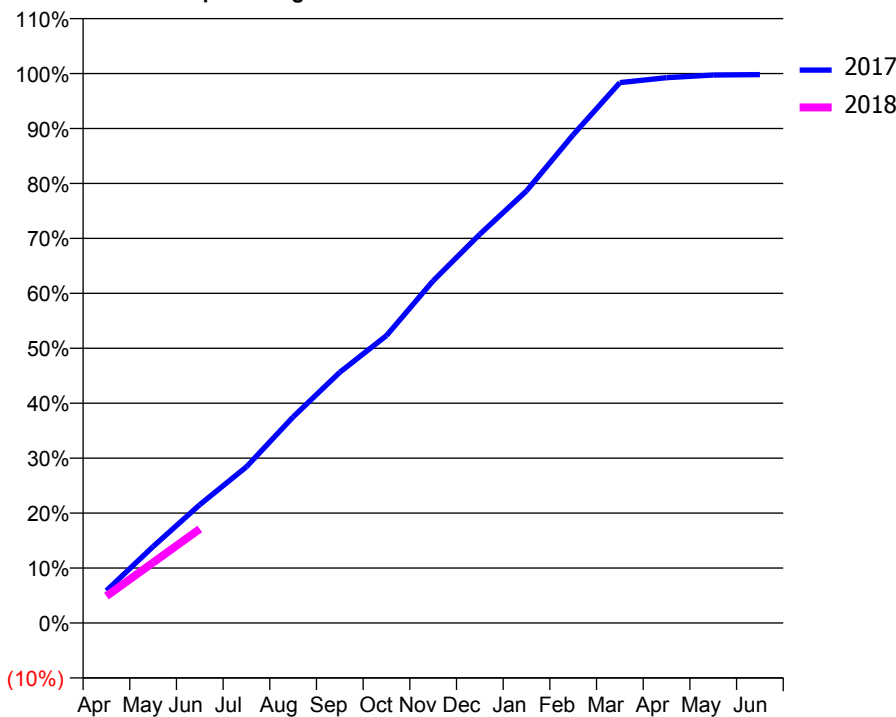
ACCESS*

Patients seen in 24 months	Total	Change since previous quarter
Quarter ending June 2016	5,754	
Quarter ending September 2016	5,823	→
Quarter ending December 2016	5,959	↑
Quarter ending March 2017	6,059	→
Quarter ending June 2017	6,208	↑
Variance since June 2016	7.9%	↑



ACTIVITY

Cumulative percentage of contracted UDA delivered 2017 & 2018



Adjusted Scheduled Activity (UDA)

Month	2017	2018
April	1,133	942
May	2,680	2,120
June	4,149	3,297
July	5,472	
August	7,220	
September	8,788	
October	10,070	
November	11,992	
December	13,624	
January	15,141	
February	17,108	
March	18,934	
April	19,109	
May	19,202	
June	19,213	

QUALITY

	Quantity	Base Number	Contract	AT	Region	England
% of FP17s for the same patient ID Re-attending within 3 months - Children	41	623	6.6%	10.1%	11.7%	12.0%
% of FP17s for the same patient ID Re-attending within 3 months - Adults	148	1,170	12.6%	14.8%	15.2%	16.0%
% of FP17s for the same patient ID Re-attending between 3 & 9 months - Children	276	623	44.3%	51.6%	59.1%	58.0%
% of FP17s for the same patient ID Re-attending between 3 & 9 months - Adults	564	1,170	48.2%	47.7%	52.2%	50.9%
% of FP17s for Band 1 Urgent Courses	177	1,532	11.6%	8.2%	7.9%	9.1%
% of FP17s Relating to Free Repair or Replacements	16	1,532	1.0%	0.7%	0.8%	0.8%
% of FP17s Relating to Continuations	6	1,532	0.4%	0.8%	1.1%	1.1%
% of Patients satisfied with the dentistry they have received	8	9	N/A	91.3%	91.8%	91.7%
% of Patients satisfied with the time they had to wait for an appointment	9	9	N/A	90.2%	88.4%	88.0%

* This is based on patients treated on this contract for their most recent course of treatment. Figures in italics indicate the base number of FP17s or Patient Questionnaire responses are less than 100. N/A is shown where the base number of responses is less than 10 during the period. % is calculated as Quantity/Base number*100

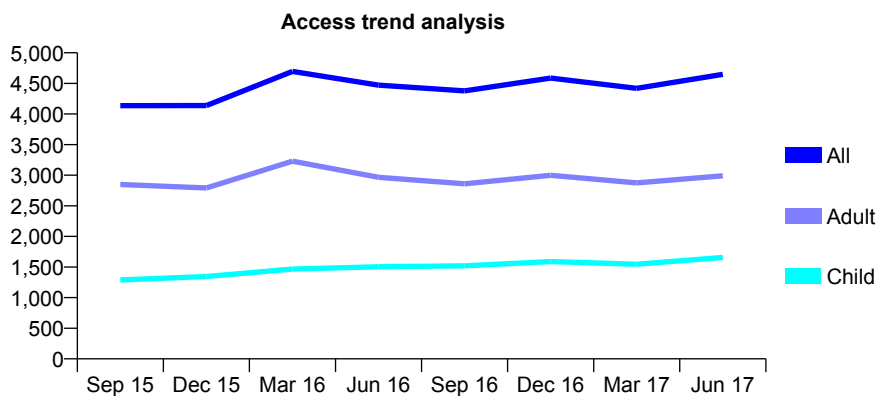
Q54 - Vital Signs At a Glance Contract Report for 913286/0010 - June 2017

Name or company name	MR GE FICKERT
Contract type name	GDS Contract
Purpose of contract	General
Contract start date	30/04/2013
Contract end date	

17/18 Contracted general activity (UDA)	12,869
Carry forward general activity (UDA)	0
17/18 Contracted orthodontic activity (UOA)	0
Carry forward orthodontic activity (UOA)	0
Baseline contract value	£329,425.19

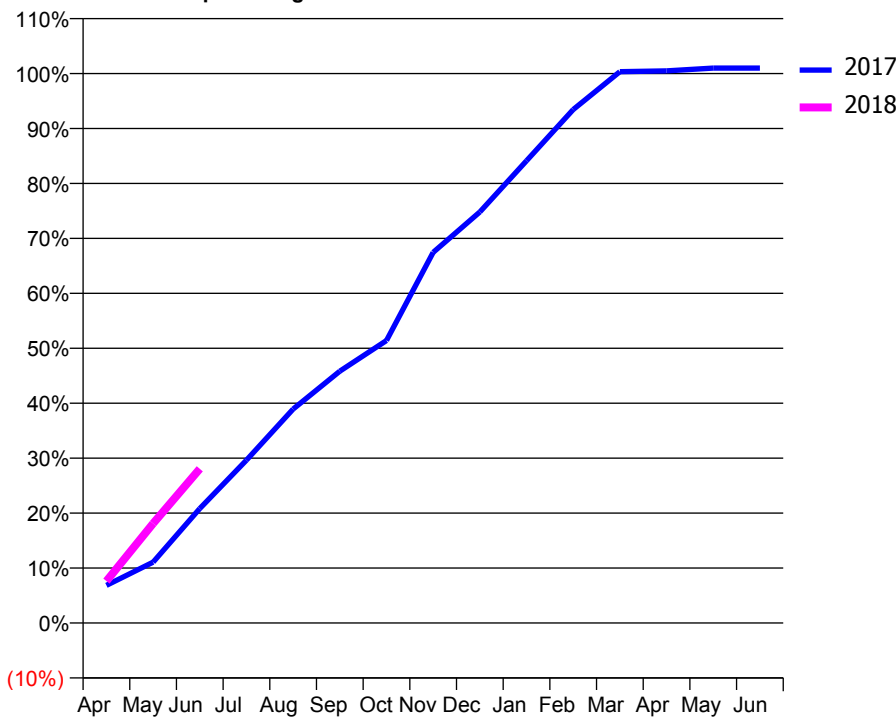
ACCESS*

Patients seen in 24 months	Total	Change since previous quarter
Quarter ending June 2016	4,471	
Quarter ending September 2016	4,378	↓
Quarter ending December 2016	4,588	↑
Quarter ending March 2017	4,420	↓
Quarter ending June 2017	4,648	↑
Variance since June 2016	4.0%	↑



ACTIVITY

Cumulative percentage of contracted UDA delivered 2017 & 2018



Adjusted Scheduled Activity (UDA)

Month	2017	2018
April	883	982
May	1,425	2,332
June	2,681	3,612
July	3,815	
August	5,012	
September	5,899	
October	6,615	
November	8,681	
December	9,626	
January	10,827	
February	12,024	
March	12,912	
April	12,931	
May	12,996	
June	12,996	

QUALITY

	Quantity	Base Number	Contract	AT	Region	England
% of FP17s for the same patient ID Re-attending within 3 months - Children	32	620	5.2%	10.1%	11.7%	12.0%
% of FP17s for the same patient ID Re-attending within 3 months - Adults	98	780	12.6%	14.8%	15.2%	16.0%
% of FP17s for the same patient ID Re-attending between 3 & 9 months - Children	317	620	51.1%	51.6%	59.1%	58.0%
% of FP17s for the same patient ID Re-attending between 3 & 9 months - Adults	304	780	39.0%	47.7%	52.2%	50.9%
% of FP17s for Band 1 Urgent Courses	88	1,383	6.4%	8.2%	7.9%	9.1%
% of FP17s Relating to Free Repair or Replacements	0	1,383	0.0%	0.7%	0.8%	0.8%
% of FP17s Relating to Continuations	0	1,383	0.0%	0.8%	1.1%	1.1%
% of Patients satisfied with the dentistry they have received	3	3	N/A	91.3%	91.8%	91.7%
% of Patients satisfied with the time they had to wait for an appointment	1	3	N/A	90.2%	88.4%	88.0%

* This is based on patients treated on this contract for their most recent course of treatment. Figures in italics indicate the base number of FP17s or Patient Questionnaire responses are less than 100. N/A is shown where the base number of responses is less than 10 during the period. % is calculated as Quantity/Base number*100

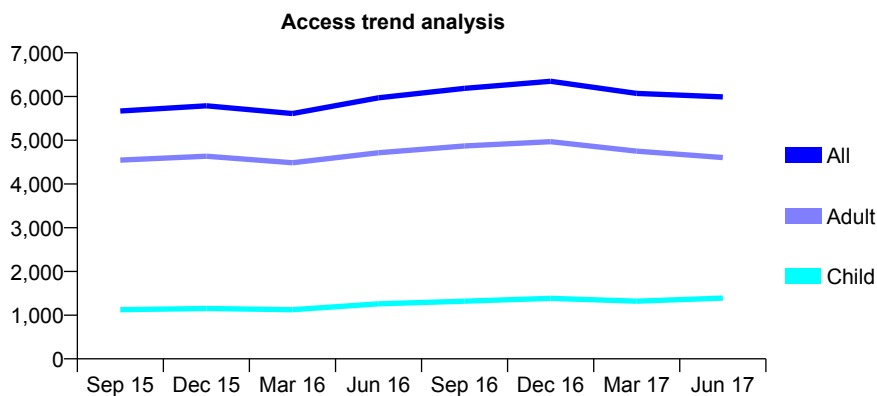
Q54 - Vital Signs At a Glance Contract Report for 913286/0011 - June 2017

Name or company name	MR GE FICKERT
Contract type name	GDS Contract
Purpose of contract	General
Contract start date	01/07/2013
Contract end date	

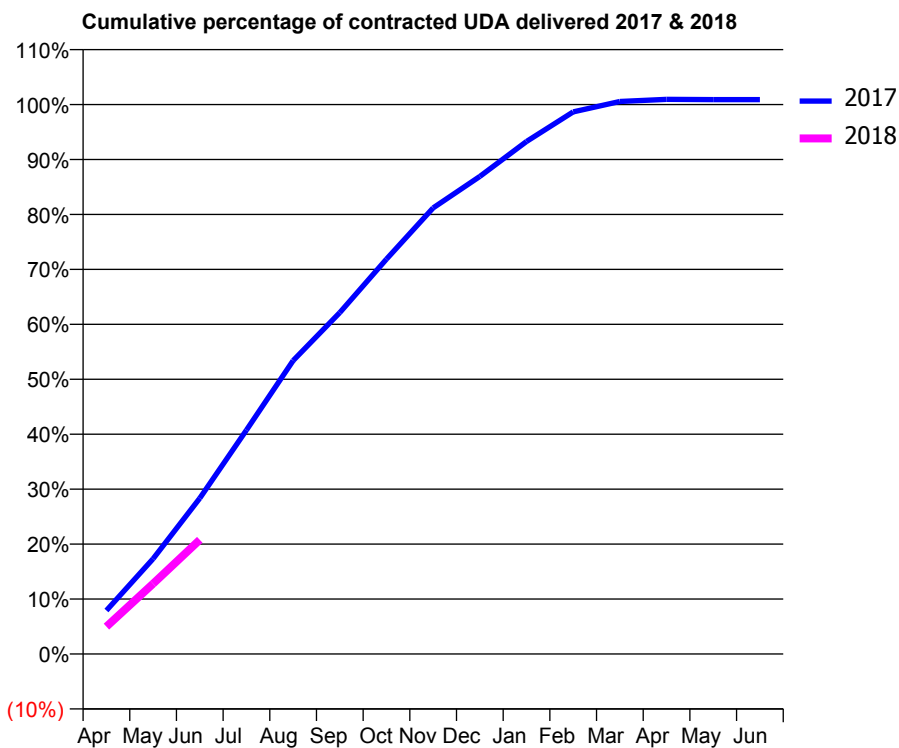
17/18 Contracted general activity (UDA)	15,442
Carry forward general activity (UDA)	0
17/18 Contracted orthodontic activity (UOA)	0
Carry forward orthodontic activity (UOA)	0
Baseline contract value	£340,382.49

ACCESS*

Patients seen in 24 months	Total	Change since previous quarter
Quarter ending June 2016	5,971	
Quarter ending September 2016	6,187	↑
Quarter ending December 2016	6,349	↑
Quarter ending March 2017	6,070	↓
Quarter ending June 2017	5,992	↓
Variance since June 2016	0.4%	→



ACTIVITY



Month	Adjusted Scheduled Activity (UDA)	
	2017	2018
April	1,223	769
May	2,676	1,978
June	4,380	3,210
July	6,293	
August	8,245	
September	9,596	
October	11,097	
November	12,538	
December	13,422	
January	14,405	
February	15,235	
March	15,529	
April	15,588	
May	15,581	
June	15,581	

QUALITY

	Quantity	Base Number	Contract	AT	Region	England
% of FP17s for the same patient ID Re-attending within 3 months - Children	23	515	4.5%	10.1%	11.7%	12.0%
% of FP17s for the same patient ID Re-attending within 3 months - Adults	98	962	10.2%	14.8%	15.2%	16.0%
% of FP17s for the same patient ID Re-attending between 3 & 9 months - Children	231	515	44.9%	51.6%	59.1%	58.0%
% of FP17s for the same patient ID Re-attending between 3 & 9 months - Adults	425	962	44.2%	47.7%	52.2%	50.9%
% of FP17s for Band 1 Urgent Courses	167	1,453	11.5%	8.2%	7.9%	9.1%
% of FP17s Relating to Free Repair or Replacements	13	1,453	0.9%	0.7%	0.8%	0.8%
% of FP17s Relating to Continuations	1	1,453	0.1%	0.8%	1.1%	1.1%
% of Patients satisfied with the dentistry they have received	8	10	80.0%	91.3%	91.8%	91.7%
% of Patients satisfied with the time they had to wait for an appointment	8	10	80.0%	90.2%	88.4%	88.0%

* This is based on patients treated on this contract for their most recent course of treatment. Figures in italics indicate the base number of FP17s or Patient Questionnaire responses are less than 100. N/A is shown where the base number of responses is less than 10 during the period. % is calculated as Quantity/Base number*100

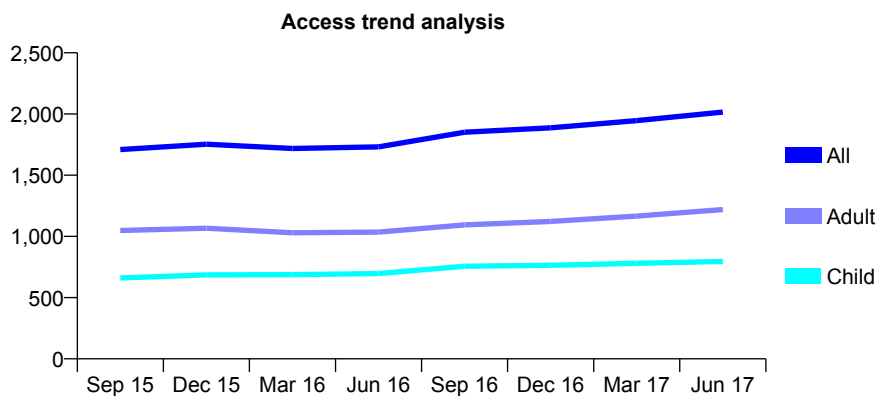
Q54 - Vital Signs At a Glance Contract Report for 913618/0001 - June 2017

Name or company name	Mere Green Dental Practice
Contract type name	GDS Contract
Purpose of contract	General and Orthodontic
Contract start date	01/04/2006
Contract end date	

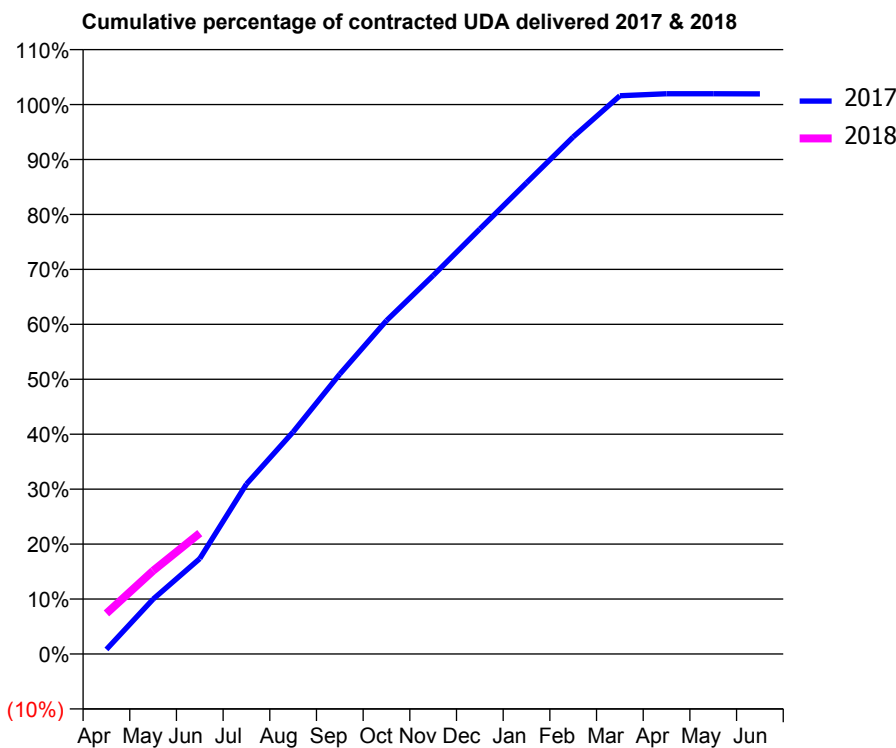
17/18 Contracted general activity (UDA)	5,306
Carry forward general activity (UDA)	0
17/18 Contracted orthodontic activity (UOA)	959
Carry forward orthodontic activity (UOA)	0
Baseline contract value	£192,603.52

ACCESS*

Patients seen in 24 months	Total	Change since previous quarter
Quarter ending June 2016	1,732	
Quarter ending September 2016	1,851	↑
Quarter ending December 2016	1,887	→
Quarter ending March 2017	1,946	↑
Quarter ending June 2017	2,016	↑
Variance since June 2016	16.4%	↑



ACTIVITY



Month	Adjusted Scheduled Activity (UDA)	
	2017	2018
April	45	392
May	530	805
June	921	1,167
July	1,642	
August	2,145	
September	2,703	
October	3,220	
November	3,655	
December	4,105	
January	4,550	
February	4,992	
March	5,391	
April	5,410	
May	5,410	
June	5,409	

QUALITY

	Quantity	Base Number	Contract	AT	Region	England
% of FP17s for the same patient ID Re-attending within 3 months - Children	31	299	10.4%	10.1%	11.7%	12.0%
% of FP17s for the same patient ID Re-attending within 3 months - Adults	33	356	9.3%	14.8%	15.2%	16.0%
% of FP17s for the same patient ID Re-attending between 3 & 9 months - Children	149	299	49.8%	51.6%	59.1%	58.0%
% of FP17s for the same patient ID Re-attending between 3 & 9 months - Adults	177	356	49.7%	47.7%	52.2%	50.9%
% of FP17s for Band 1 Urgent Courses	62	595	10.4%	8.2%	7.9%	9.1%
% of FP17s Relating to Free Repair or Replacements	1	595	0.2%	0.7%	0.8%	0.8%
% of FP17s Relating to Continuations	0	595	0.0%	0.8%	1.1%	1.1%
% of Patients satisfied with the dentistry they have received	2	2	N/A	91.3%	91.8%	91.7%
% of Patients satisfied with the time they had to wait for an appointment	2	2	N/A	90.2%	88.4%	88.0%

* This is based on patients treated on this contract for their most recent course of treatment. Figures in italics indicate the base number of FP17s or Patient Questionnaire responses are less than 100. N/A is shown where the base number of responses is less than 10 during the period. % is calculated as Quantity/Base number*100

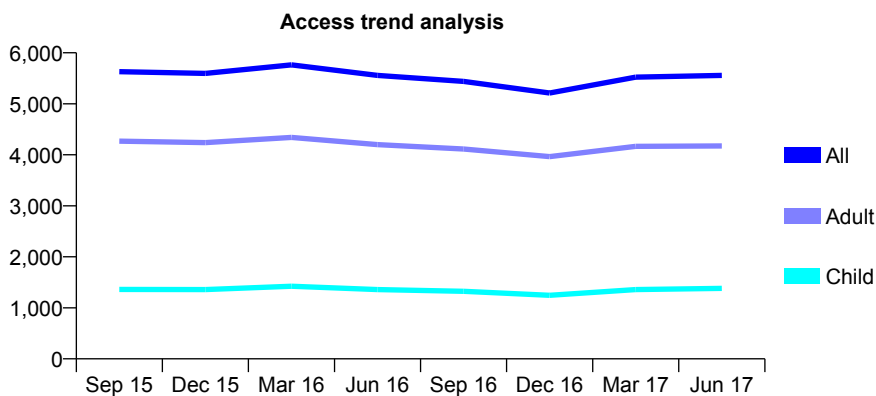
Q54 - Vital Signs At a Glance Contract Report for 921025/0001 - June 2017

Name or company name	MR S KUMAR
Contract type name	GDS Contract
Purpose of contract	General
Contract start date	06/04/2007
Contract end date	

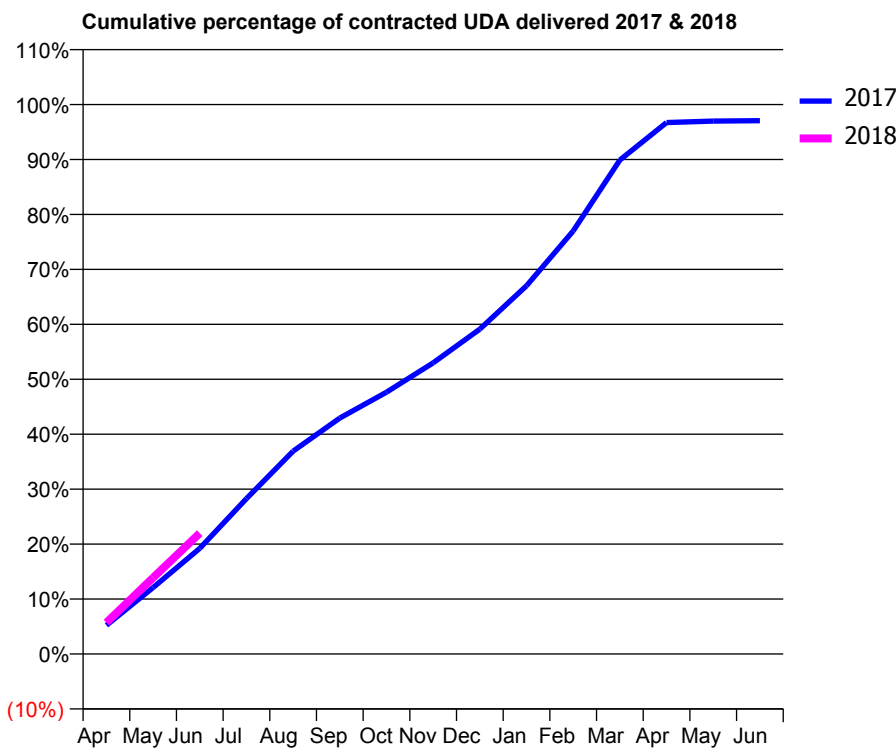
17/18 Contracted general activity (UDA)	17,992
Carry forward general activity (UDA)	0
17/18 Contracted orthodontic activity (UOA)	0
Carry forward orthodontic activity (UOA)	0
Baseline contract value	£413,221.87

ACCESS*

Patients seen in 24 months	Total	Change since previous quarter
Quarter ending June 2016	5,558	
Quarter ending September 2016	5,439	↓
Quarter ending December 2016	5,211	↓
Quarter ending March 2017	5,524	↑
Quarter ending June 2017	5,558	→
Variance since June 2016	0.0%	→



ACTIVITY



Month	Adjusted Scheduled Activity (UDA)	
	2017	2018
April	942	1,030
May	2,176	2,501
June	3,458	3,956
July	5,089	
August	6,642	
September	7,726	
October	8,571	
November	9,534	
December	10,637	
January	12,056	
February	13,850	
March	16,173	
April	17,403	
May	17,448	
June	17,461	

QUALITY

	Quantity	Base Number	Contract	AT	Region	England
% of FP17s for the same patient ID Re-attending within 3 months - Children	28	493	5.7%	10.1%	11.7%	12.0%
% of FP17s for the same patient ID Re-attending within 3 months - Adults	250	1,401	17.8%	14.8%	15.2%	16.0%
% of FP17s for the same patient ID Re-attending between 3 & 9 months - Children	229	493	46.5%	51.6%	59.1%	58.0%
% of FP17s for the same patient ID Re-attending between 3 & 9 months - Adults	559	1,401	39.9%	47.7%	52.2%	50.9%
% of FP17s for Band 1 Urgent Courses	59	1,514	3.9%	8.2%	7.9%	9.1%
% of FP17s Relating to Free Repair or Replacements	45	1,514	3.0%	0.7%	0.8%	0.8%
% of FP17s Relating to Continuations	29	1,514	1.9%	0.8%	1.1%	1.1%
% of Patients satisfied with the dentistry they have received	7	7	N/A	91.3%	91.8%	91.7%
% of Patients satisfied with the time they had to wait for an appointment	5	7	N/A	90.2%	88.4%	88.0%

* This is based on patients treated on this contract for their most recent course of treatment. Figures in italics indicate the base number of FP17s or Patient Questionnaire responses are less than 100. N/A is shown where the base number of responses is less than 10 during the period. % is calculated as Quantity/Base number*100

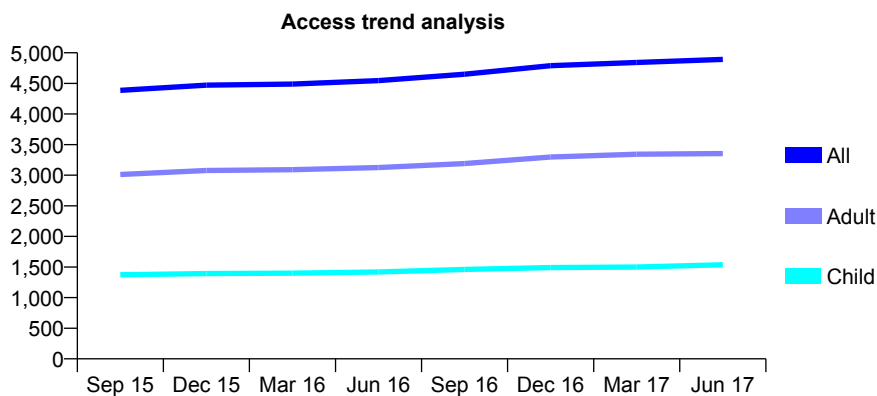
Q54 - Vital Signs At a Glance Contract Report for 921408/0001 - June 2017

Name or company name	MRS AK KHATKAR
Contract type name	GDS Contract
Purpose of contract	General
Contract start date	01/04/2006
Contract end date	

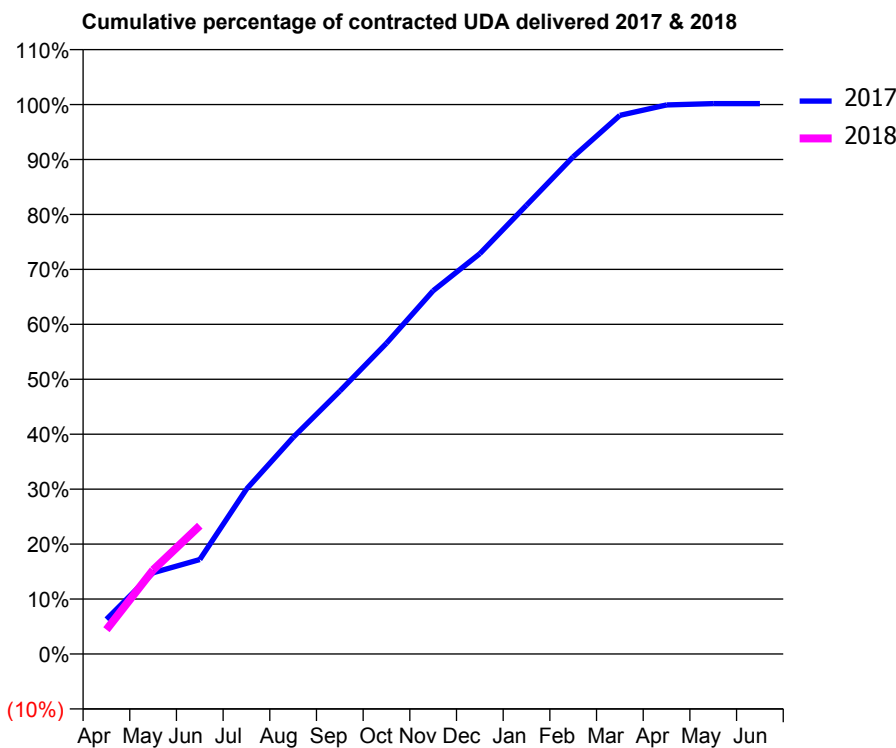
17/18 Contracted general activity (UDA)	8,640
Carry forward general activity (UDA)	0
17/18 Contracted orthodontic activity (UOA)	0
Carry forward orthodontic activity (UOA)	0
Baseline contract value	£206,622.66

ACCESS*

Patients seen in 24 months	Total	Change since previous quarter
Quarter ending June 2016	4,545	
Quarter ending September 2016	4,650	↑
Quarter ending December 2016	4,789	↑
Quarter ending March 2017	4,842	→
Quarter ending June 2017	4,892	→
Variance since June 2016	7.6%	↑



ACTIVITY



Month	Adjusted Scheduled Activity (UDA)	
	2017	2018
April	546	383
May	1,278	1,322
June	1,485	2,019
July	2,593	
August	3,407	
September	4,134	
October	4,887	
November	5,712	
December	6,295	
January	7,057	
February	7,817	
March	8,470	
April	8,633	
May	8,653	
June	8,654	

QUALITY

	Quantity	Base Number	Contract	AT	Region	England
% of FP17s for the same patient ID Re-attending within 3 months - Children	29	583	5.0%	10.1%	11.7%	12.0%
% of FP17s for the same patient ID Re-attending within 3 months - Adults	91	886	10.3%	14.8%	15.2%	16.0%
% of FP17s for the same patient ID Re-attending between 3 & 9 months - Children	379	583	65.0%	51.6%	59.1%	58.0%
% of FP17s for the same patient ID Re-attending between 3 & 9 months - Adults	359	886	40.5%	47.7%	52.2%	50.9%
% of FP17s for Band 1 Urgent Courses	69	1,133	6.1%	8.2%	7.9%	9.1%
% of FP17s Relating to Free Repair or Replacements	12	1,133	1.1%	0.7%	0.8%	0.8%
% of FP17s Relating to Continuations	3	1,133	0.3%	0.8%	1.1%	1.1%
% of Patients satisfied with the dentistry they have received	3	4	N/A	91.3%	91.8%	91.7%
% of Patients satisfied with the time they had to wait for an appointment	3	4	N/A	90.2%	88.4%	88.0%

* This is based on patients treated on this contract for their most recent course of treatment. Figures in italics indicate the base number of FP17s or Patient Questionnaire responses are less than 100. N/A is shown where the base number of responses is less than 10 during the period. % is calculated as Quantity/Base number*100

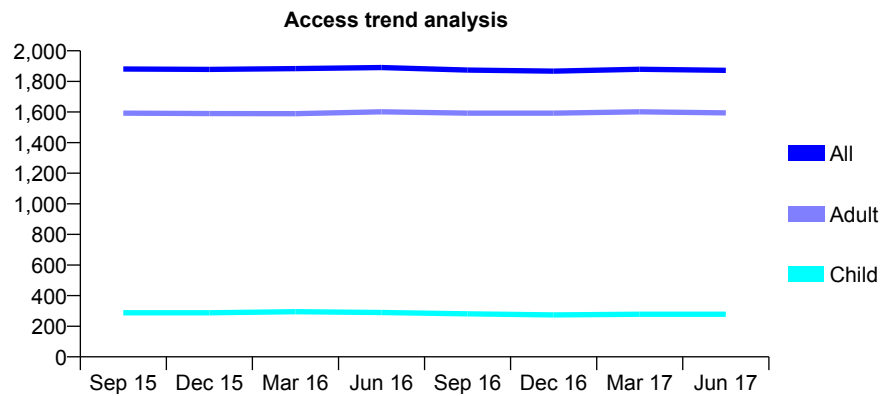
Q54 - Vital Signs At a Glance Contract Report for 924822/0002 - June 2017

Name or company name	Rai Dental Surgery
Contract type name	GDS Contract
Purpose of contract	General
Contract start date	28/01/2013
Contract end date	

17/18 Contracted general activity (UDA)	6,238
Carry forward general activity (UDA)	0
17/18 Contracted orthodontic activity (UOA)	0
Carry forward orthodontic activity (UOA)	0
Baseline contract value	£178,495.28

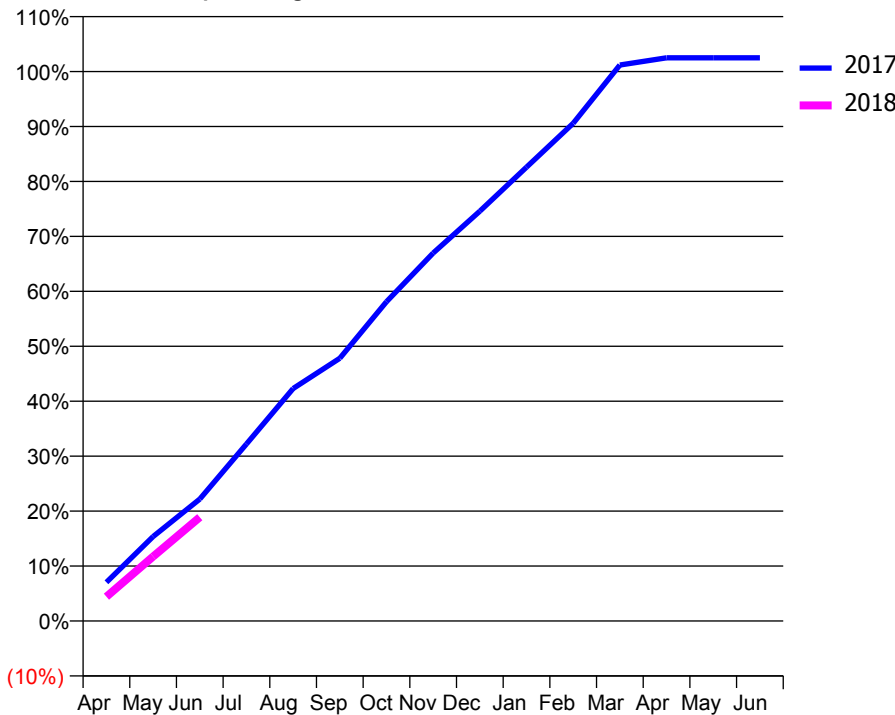
ACCESS*

Patients seen in 24 months	Total	Change since previous quarter
Quarter ending June 2016	1,891	
Quarter ending September 2016	1,874	→
Quarter ending December 2016	1,867	→
Quarter ending March 2017	1,879	→
Quarter ending June 2017	1,872	→
Variance since June 2016	(1.0%)	↓



ACTIVITY

Cumulative percentage of contracted UDA delivered 2017 & 2018



Month	Adjusted Scheduled Activity (UDA)	
	2017	2018
April	440	277
May	958	733
June	1,385	1,179
July	2,009	
August	2,639	
September	2,982	
October	3,625	
November	4,177	
December	4,652	
January	5,153	
February	5,651	
March	6,311	
April	6,394	
May	6,394	
June	6,394	

QUALITY

	Quantity	Base Number	Contract	AT	Region	England
% of FP17s for the same patient ID Re-attending within 3 months - Children	7	117	6.0%	10.1%	11.7%	12.0%
% of FP17s for the same patient ID Re-attending within 3 months - Adults	89	563	15.8%	14.8%	15.2%	16.0%
% of FP17s for the same patient ID Re-attending between 3 & 9 months - Children	76	117	65.0%	51.6%	59.1%	58.0%
% of FP17s for the same patient ID Re-attending between 3 & 9 months - Adults	386	563	68.6%	47.7%	52.2%	50.9%
% of FP17s for Band 1 Urgent Courses	28	644	4.3%	8.2%	7.9%	9.1%
% of FP17s Relating to Free Repair or Replacements	2	644	0.3%	0.7%	0.8%	0.8%
% of FP17s Relating to Continuations	9	644	1.4%	0.8%	1.1%	1.1%
% of Patients satisfied with the dentistry they have received	7	7	N/A	91.3%	91.8%	91.7%
% of Patients satisfied with the time they had to wait for an appointment	7	7	N/A	90.2%	88.4%	88.0%

* This is based on patients treated on this contract for their most recent course of treatment. Figures in italics indicate the base number of FP17s or Patient Questionnaire responses are less than 100. N/A is shown where the base number of responses is less than 10 during the period. % is calculated as Quantity/Base number*100

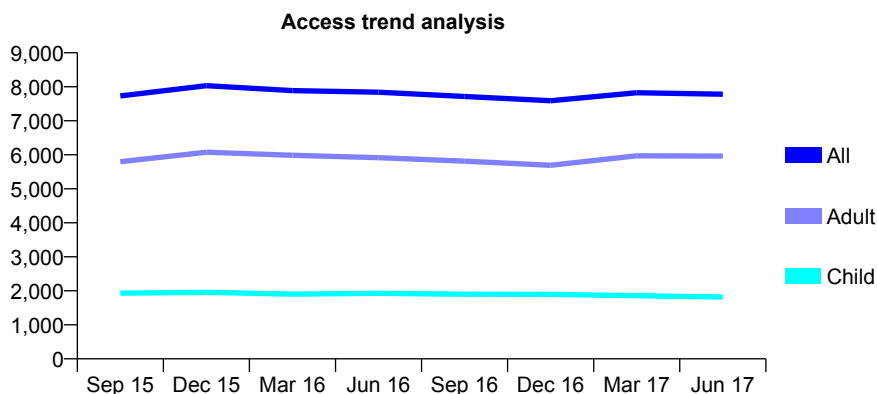
Q54 - Vital Signs At a Glance Contract Report for 925829/0005 - June 2017

Name or company name	MR KS AULAK
Contract type name	PDS Plus Contract
Purpose of contract	General
Contract start date	01/09/2010
Contract end date	31/10/2020

17/18 Contracted general activity (UDA)	22,000
Carry forward general activity (UDA)	0
17/18 Contracted orthodontic activity (UOA)	0
Carry forward orthodontic activity (UOA)	0
Baseline contract value	£320,286.42

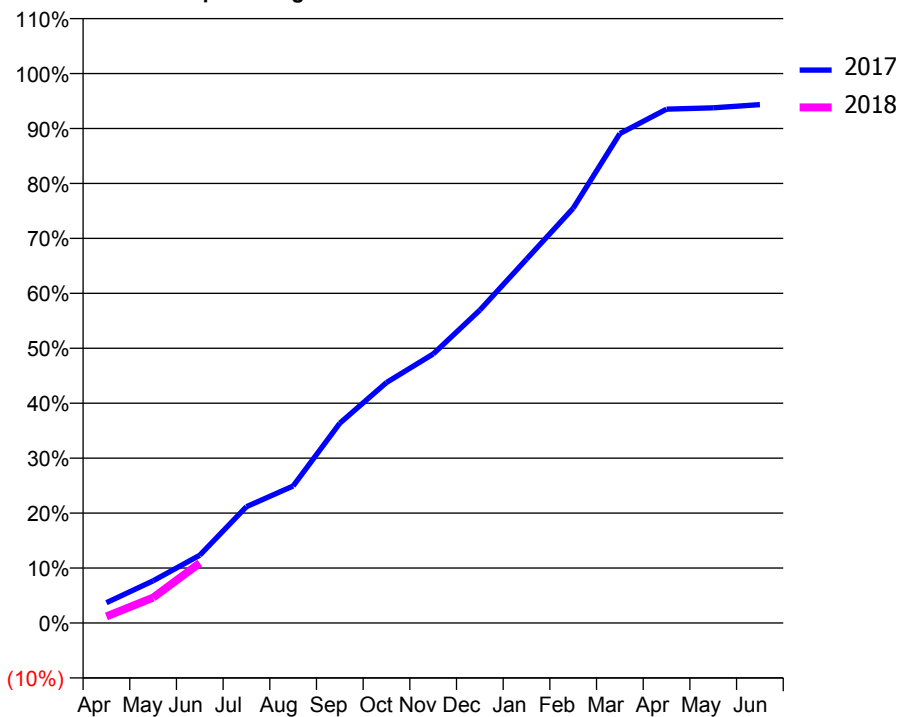
ACCESS*

Patients seen in 24 months	Total	Change since previous quarter
Quarter ending June 2016	7,843	
Quarter ending September 2016	7,716	↓
Quarter ending December 2016	7,592	↓
Quarter ending March 2017	7,826	↑
Quarter ending June 2017	7,782	→
Variance since June 2016	(0.8%)	→



ACTIVITY

Cumulative percentage of contracted UDA delivered 2017 & 2018



Month	Adjusted Scheduled Activity (UDA)	
	2017	2018
April	817	265
May	1,691	1,017
June	2,715	2,399
July	4,661	
August	5,486	
September	7,999	
October	9,631	
November	10,770	
December	12,528	
January	14,569	
February	16,607	
March	19,595	
April	20,571	
May	20,628	
June	20,753	

QUALITY

	Quantity	Base Number	Contract	AT	Region	England
% of FP17s for the same patient ID Re-attending within 3 months - Children	38	434	8.8%	10.1%	11.7%	12.0%
% of FP17s for the same patient ID Re-attending within 3 months - Adults	163	1,381	11.8%	14.8%	15.2%	16.0%
% of FP17s for the same patient ID Re-attending between 3 & 9 months - Children	170	434	39.2%	51.6%	59.1%	58.0%
% of FP17s for the same patient ID Re-attending between 3 & 9 months - Adults	408	1,381	29.5%	47.7%	52.2%	50.9%
% of FP17s for Band 1 Urgent Courses	410	1,263	32.5%	8.2%	7.9%	9.1%
% of FP17s Relating to Free Repair or Replacements	2	1,263	0.2%	0.7%	0.8%	0.8%
% of FP17s Relating to Continuations	8	1,263	0.6%	0.8%	1.1%	1.1%
% of Patients satisfied with the dentistry they have received	5	5	N/A	91.3%	91.8%	91.7%
% of Patients satisfied with the time they had to wait for an appointment	5	5	N/A	90.2%	88.4%	88.0%

* This is based on patients treated on this contract for their most recent course of treatment. Figures in italics indicate the base number of FP17s or Patient Questionnaire responses are less than 100. N/A is shown where the base number of responses is less than 10 during the period. % is calculated as Quantity/Base number*100

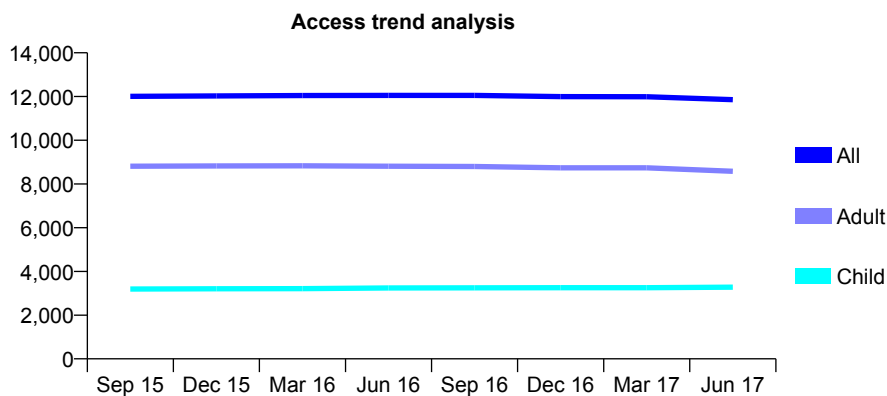
Q54 - Vital Signs At a Glance Contract Report for 927724/0002 - June 2017

Name or company name	MR SS DEHAL
Contract type name	GDS Contract
Purpose of contract	General
Contract start date	01/04/2006
Contract end date	

17/18 Contracted general activity (UDA)	37,097
Carry forward general activity (UDA)	0
17/18 Contracted orthodontic activity (UOA)	0
Carry forward orthodontic activity (UOA)	0
Baseline contract value	£976,320.85

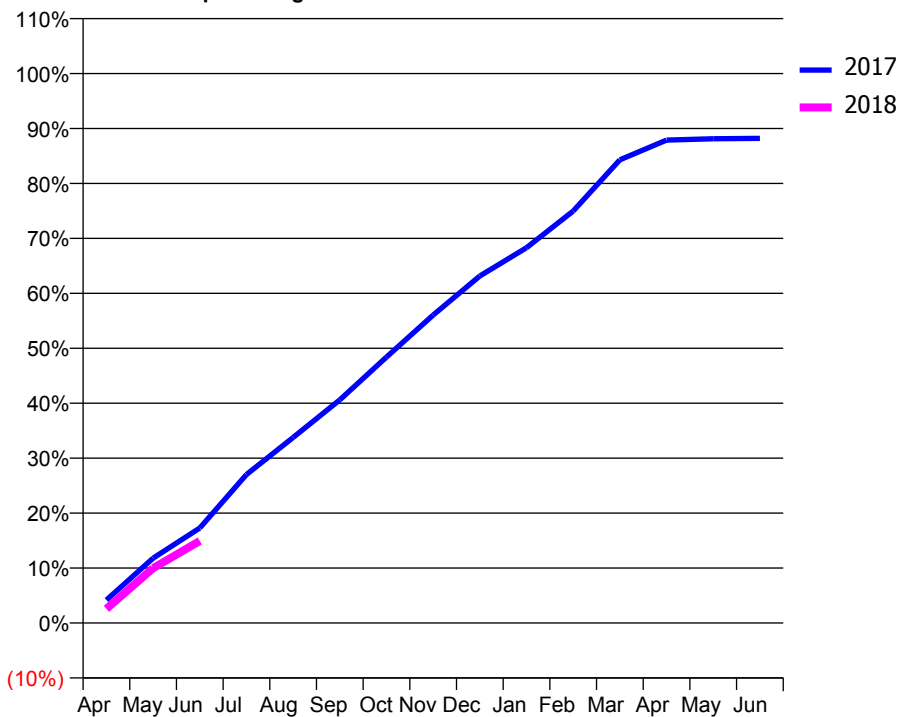
ACCESS*

Patients seen in 24 months	Total	Change since previous quarter
Quarter ending June 2016	12,054	
Quarter ending September 2016	12,053	→
Quarter ending December 2016	11,996	→
Quarter ending March 2017	11,993	→
Quarter ending June 2017	11,856	↓
Variance since June 2016	(1.6%)	↓



ACTIVITY

Cumulative percentage of contracted UDA delivered 2017 & 2018



Month	Adjusted Scheduled Activity (UDA)	
	2017	2018
April	1,556	959
May	4,376	3,703
June	6,414	5,538
July	10,024	
August	12,526	
September	15,062	
October	17,958	
November	20,793	
December	23,427	
January	25,337	
February	27,808	
March	31,271	
April	32,601	
May	32,695	
June	32,718	

QUALITY

	Quantity	Base Number	Contract	AT	Region	England
% of FP17s for the same patient ID Re-attending within 3 months - Children	37	883	4.2%	10.1%	11.7%	12.0%
% of FP17s for the same patient ID Re-attending within 3 months - Adults	195	2,115	9.2%	14.8%	15.2%	16.0%
% of FP17s for the same patient ID Re-attending between 3 & 9 months - Children	421	883	47.7%	51.6%	59.1%	58.0%
% of FP17s for the same patient ID Re-attending between 3 & 9 months - Adults	969	2,115	45.8%	47.7%	52.2%	50.9%
% of FP17s for Band 1 Urgent Courses	119	2,415	4.9%	8.2%	7.9%	9.1%
% of FP17s Relating to Free Repair or Replacements	12	2,415	0.5%	0.7%	0.8%	0.8%
% of FP17s Relating to Continuations	6	2,415	0.2%	0.8%	1.1%	1.1%
% of Patients satisfied with the dentistry they have received	15	18	83.3%	91.3%	91.8%	91.7%
% of Patients satisfied with the time they had to wait for an appointment	15	18	83.3%	90.2%	88.4%	88.0%

* This is based on patients treated on this contract for their most recent course of treatment. Figures in italics indicate the base number of FP17s or Patient Questionnaire responses are less than 100. N/A is shown where the base number of responses is less than 10 during the period. % is calculated as Quantity/Base number*100

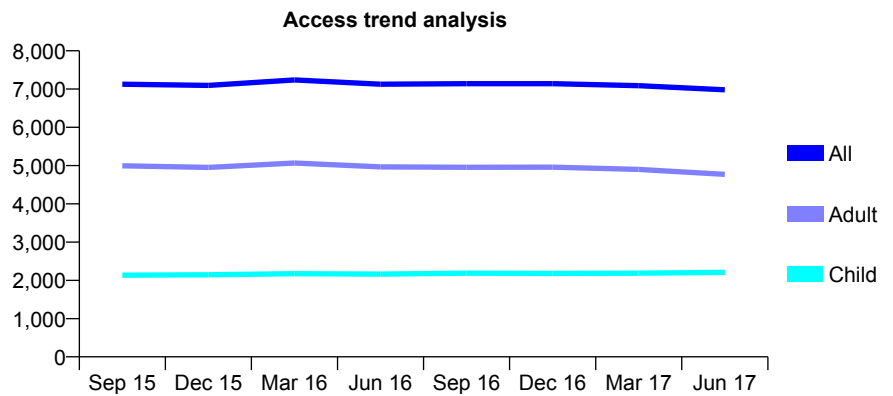
Q54 - Vital Signs At a Glance Contract Report for 931152/0001 - June 2017

Name or company name	MR TS MAROK
Contract type name	GDS Contract
Purpose of contract	General and Orthodontic
Contract start date	01/04/2006
Contract end date	

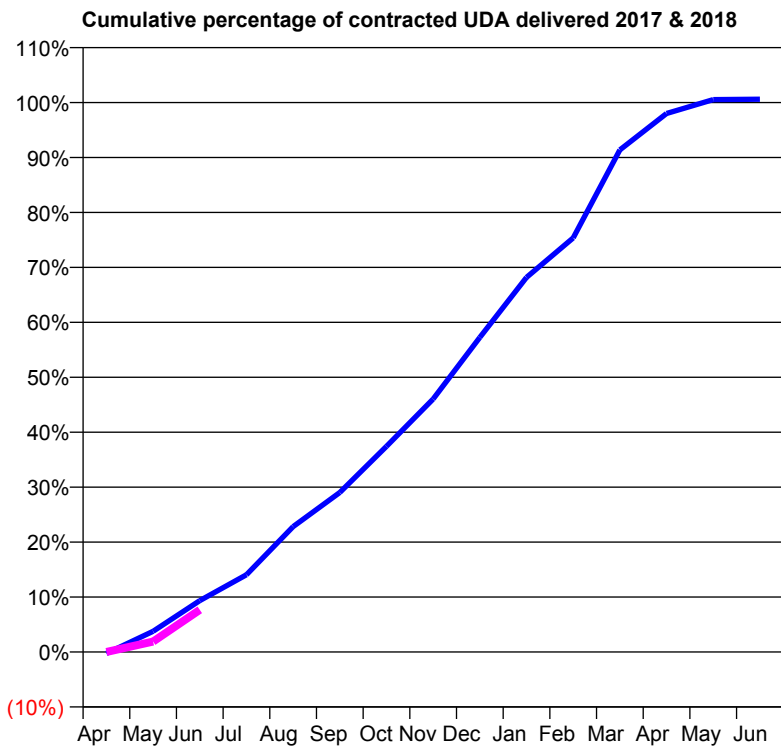
17/18 Contracted general activity (UDA)	22,662
Carry forward general activity (UDA)	0
17/18 Contracted orthodontic activity (UOA)	20
Carry forward orthodontic activity (UOA)	0
Baseline contract value	£556,084.71

ACCESS*

Patients seen in 24 months	Total	Change since previous quarter
Quarter ending June 2016	7,126	
Quarter ending September 2016	7,142	→
Quarter ending December 2016	7,139	→
Quarter ending March 2017	7,087	→
Quarter ending June 2017	6,979	↓
Variance since June 2016	(2.1%)	↓



ACTIVITY



Month	Adjusted Scheduled Activity (UDA)	
	2017	2018
April	-64	0
May	854	431
June	2,119	1,741
July	3,190	
August	5,174	
September	6,578	
October	8,484	
November	10,435	
December	12,974	
January	15,452	
February	17,077	
March	20,710	
April	22,207	
May	22,780	
June	22,800	

QUALITY

	Quantity	Base Number	Contract	AT	Region	England
% of FP17s for the same patient ID Re-attending within 3 months - Children	47	701	6.7%	10.1%	11.7%	12.0%
% of FP17s for the same patient ID Re-attending within 3 months - Adults	118	1,181	10.0%	14.8%	15.2%	16.0%
% of FP17s for the same patient ID Re-attending between 3 & 9 months - Children	402	701	57.3%	51.6%	59.1%	58.0%
% of FP17s for the same patient ID Re-attending between 3 & 9 months - Adults	626	1,181	53.0%	47.7%	52.2%	50.9%
% of FP17s for Band 1 Urgent Courses	34	938	3.6%	8.2%	7.9%	9.1%
% of FP17s Relating to Free Repair or Replacements	8	938	0.9%	0.7%	0.8%	0.8%
% of FP17s Relating to Continuations	2	938	0.2%	0.8%	1.1%	1.1%
% of Patients satisfied with the dentistry they have received	3	3	N/A	91.3%	91.8%	91.7%
% of Patients satisfied with the time they had to wait for an appointment	3	3	N/A	90.2%	88.4%	88.0%

* This is based on patients treated on this contract for their most recent course of treatment. Figures in italics indicate the base number of FP17s or Patient Questionnaire responses are less than 100. N/A is shown where the base number of responses is less than 10 during the period. % is calculated as Quantity/Base number*100

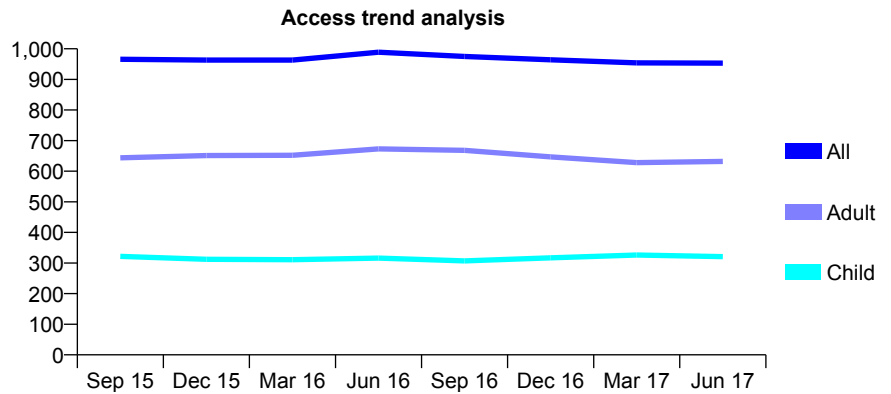
Q54 - Vital Signs At a Glance Contract Report for 931446/0001 - June 2017

Name or company name	MR WW YIP
Contract type name	GDS Contract
Purpose of contract	General
Contract start date	01/04/2006
Contract end date	

17/18 Contracted general activity (UDA)	3,873
Carry forward general activity (UDA)	0
17/18 Contracted orthodontic activity (UOA)	0
Carry forward orthodontic activity (UOA)	0
Baseline contract value	£94,555.40

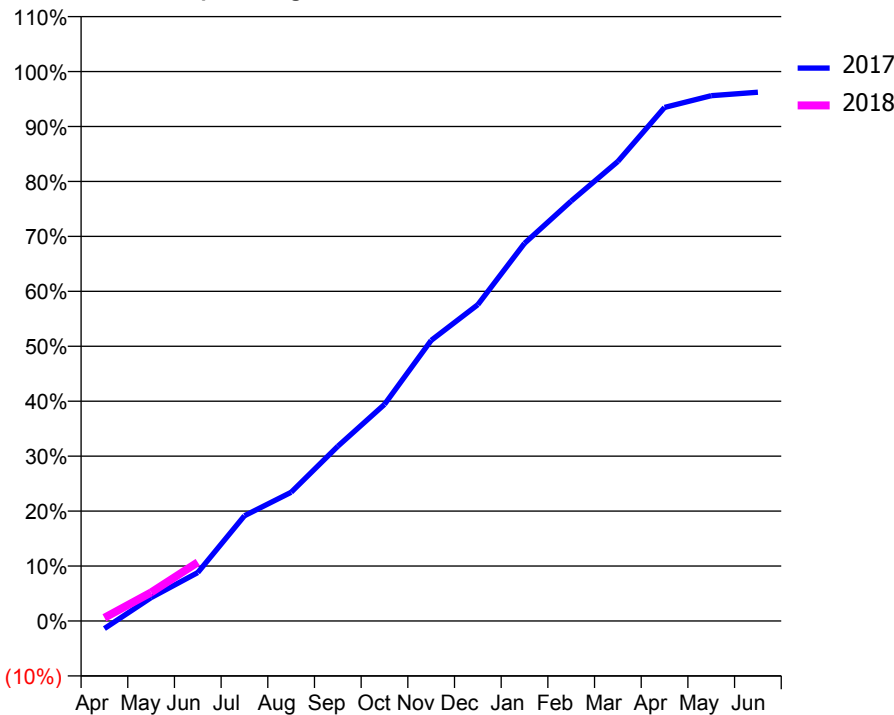
ACCESS*

Patients seen in 24 months	Total	Change since previous quarter
Quarter ending June 2016	989	
Quarter ending September 2016	975	↓
Quarter ending December 2016	964	↓
Quarter ending March 2017	954	↓
Quarter ending June 2017	953	→
Variance since June 2016	(3.6%)	↓



ACTIVITY

Cumulative percentage of contracted UDA delivered 2017 & 2018



Month	Adjusted Scheduled Activity (UDA)	
	2017	2018
April	-54	23
May	165	202
June	342	414
July	742	
August	908	
September	1,231	
October	1,527	
November	1,978	
December	2,229	
January	2,662	
February	2,960	
March	3,240	
April	3,620	
May	3,703	
June	3,727	

QUALITY

	Quantity	Base Number	Contract	AT	Region	England
% of FP17s for the same patient ID Re-attending within 3 months - Children	16	113	14.2%	10.1%	11.7%	12.0%
% of FP17s for the same patient ID Re-attending within 3 months - Adults	43	210	20.5%	14.8%	15.2%	16.0%
% of FP17s for the same patient ID Re-attending between 3 & 9 months - Children	70	113	61.9%	51.6%	59.1%	58.0%
% of FP17s for the same patient ID Re-attending between 3 & 9 months - Adults	115	210	54.8%	47.7%	52.2%	50.9%
% of FP17s for Band 1 Urgent Courses	32	208	15.4%	8.2%	7.9%	9.1%
% of FP17s Relating to Free Repair or Replacements	0	208	0.0%	0.7%	0.8%	0.8%
% of FP17s Relating to Continuations	4	208	1.9%	0.8%	1.1%	1.1%
% of Patients satisfied with the dentistry they have received	3	3	N/A	91.3%	91.8%	91.7%
% of Patients satisfied with the time they had to wait for an appointment	3	3	N/A	90.2%	88.4%	88.0%

* This is based on patients treated on this contract for their most recent course of treatment. Figures in italics indicate the base number of FP17s or Patient Questionnaire responses are less than 100. N/A is shown where the base number of responses is less than 10 during the period. % is calculated as Quantity/Base number*100

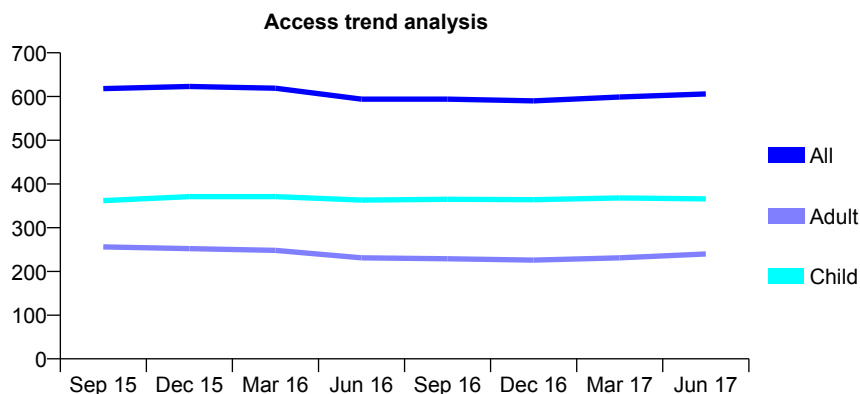
Q54 - Vital Signs At a Glance Contract Report for 936448/0001 - June 2017

Name or company name	MR SW PIPE
Contract type name	GDS Contract
Purpose of contract	General
Contract start date	01/04/2006
Contract end date	

17/18 Contracted general activity (UDA)	1,150
Carry forward general activity (UDA)	0
17/18 Contracted orthodontic activity (UOA)	0
Carry forward orthodontic activity (UOA)	0
Baseline contract value	£28,341.66

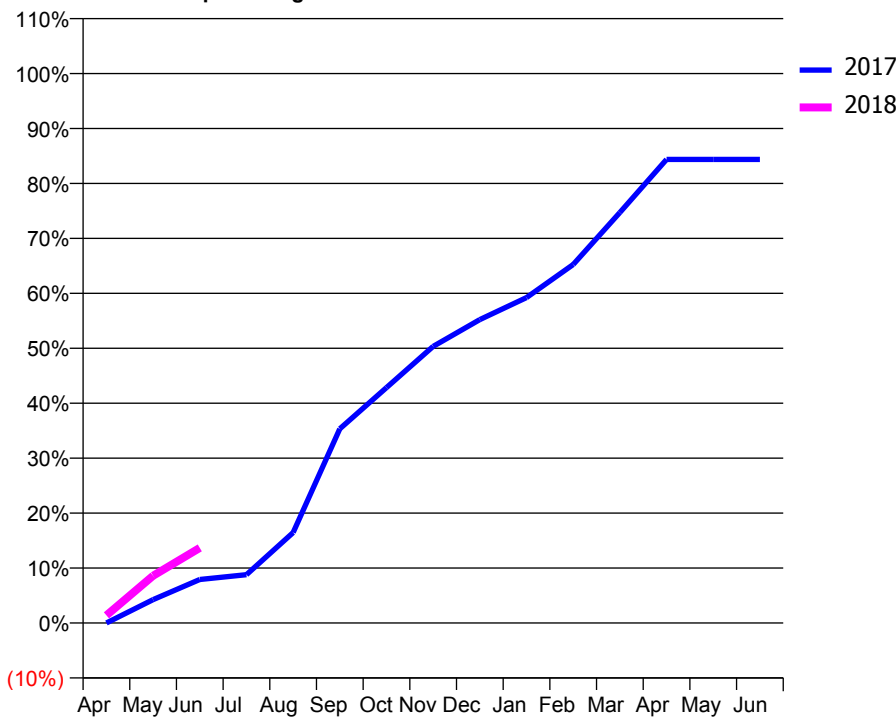
ACCESS*

Patients seen in 24 months	Total	Change since previous quarter
Quarter ending June 2016	594	
Quarter ending September 2016	594	→
Quarter ending December 2016	590	→
Quarter ending March 2017	599	→
Quarter ending June 2017	606	→
Variance since June 2016	2.0%	↑



ACTIVITY

Cumulative percentage of contracted UDA delivered 2017 & 2018



Adjusted Scheduled Activity (UDA)

Month	2017	2018
April	0	16
May	49	99
June	91	157
July	101	
August	189	
September	407	
October	493	
November	579	
December	635	
January	681	
February	750	
March	859	
April	970	
May	970	
June	970	

QUALITY

	Quantity	Base Number	Contract	AT	Region	England
% of FP17s for the same patient ID Re-attending within 3 months - Children	0	144	0.0%	10.1%	11.7%	12.0%
% of FP17s for the same patient ID Re-attending within 3 months - Adults	4	44	9.1%	14.8%	15.2%	16.0%
% of FP17s for the same patient ID Re-attending between 3 & 9 months - Children	84	144	58.3%	51.6%	59.1%	58.0%
% of FP17s for the same patient ID Re-attending between 3 & 9 months - Adults	19	44	43.2%	47.7%	52.2%	50.9%
% of FP17s for Band 1 Urgent Courses	1	115	0.9%	8.2%	7.9%	9.1%
% of FP17s Relating to Free Repair or Replacements	0	115	0.0%	0.7%	0.8%	0.8%
% of FP17s Relating to Continuations	0	115	0.0%	0.8%	1.1%	1.1%
% of Patients satisfied with the dentistry they have received	1	1	N/A	91.3%	91.8%	91.7%
% of Patients satisfied with the time they had to wait for an appointment	1	1	N/A	90.2%	88.4%	88.0%

* This is based on patients treated on this contract for their most recent course of treatment. Figures in italics indicate the base number of FP17s or Patient Questionnaire responses are less than 100. N/A is shown where the base number of responses is less than 10 during the period. % is calculated as Quantity/Base number*100

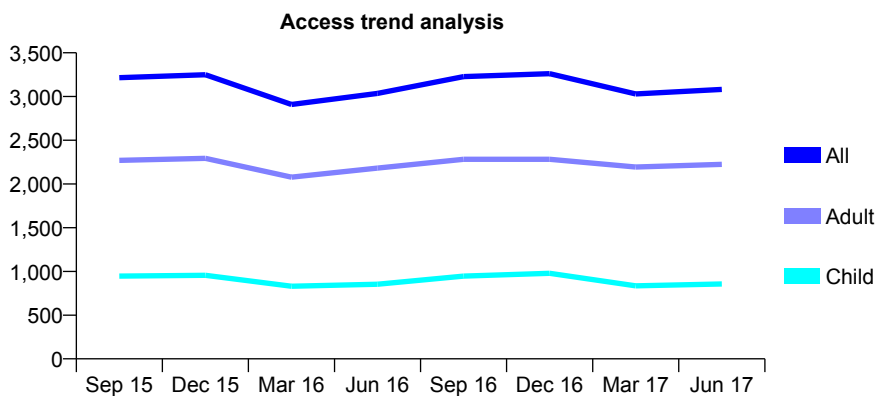
Q54 - Vital Signs At a Glance Contract Report for 936596/0001 - June 2017

Name or company name	MR M ASGHARI TAVANEI GILANI
Contract type name	GDS Contract
Purpose of contract	General
Contract start date	01/04/2006
Contract end date	

17/18 Contracted general activity (UDA)	9,921
Carry forward general activity (UDA)	0
17/18 Contracted orthodontic activity (UOA)	0
Carry forward orthodontic activity (UOA)	0
Baseline contract value	£277,187.38

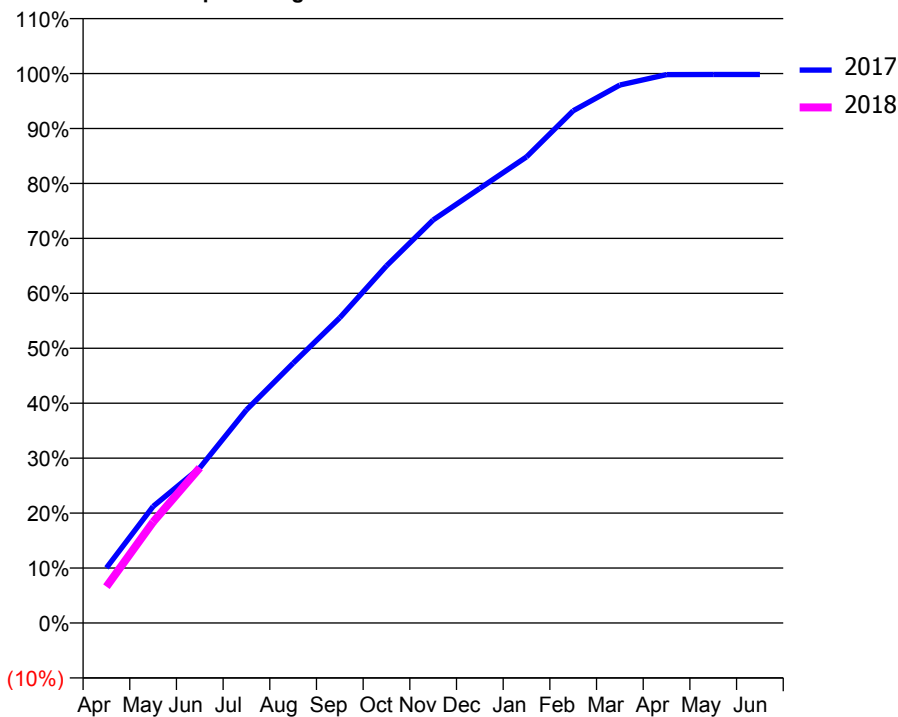
ACCESS*

Patients seen in 24 months	Total	Change since previous quarter
Quarter ending June 2016	3,035	
Quarter ending September 2016	3,228	↑
Quarter ending December 2016	3,262	→
Quarter ending March 2017	3,029	↓
Quarter ending June 2017	3,082	→
Variance since June 2016	1.5%	→



ACTIVITY

Cumulative percentage of contracted UDA delivered 2017 & 2018



Month	Adjusted Scheduled Activity (UDA)	
	2017	2018
April	995	655
May	2,105	1,824
June	2,802	2,805
July	3,849	
August	4,692	
September	5,512	
October	6,448	
November	7,276	
December	7,848	
January	8,416	
February	9,247	
March	9,712	
April	9,901	
May	9,904	
June	9,904	

QUALITY

	Quantity	Base Number	Contract	AT	Region	England
% of FP17s for the same patient ID Re-attending within 3 months - Children	19	389	4.9%	10.1%	11.7%	12.0%
% of FP17s for the same patient ID Re-attending within 3 months - Adults	96	825	11.6%	14.8%	15.2%	16.0%
% of FP17s for the same patient ID Re-attending between 3 & 9 months - Children	223	389	57.3%	51.6%	59.1%	58.0%
% of FP17s for the same patient ID Re-attending between 3 & 9 months - Adults	379	825	45.9%	47.7%	52.2%	50.9%
% of FP17s for Band 1 Urgent Courses	103	1,133	9.1%	8.2%	7.9%	9.1%
% of FP17s Relating to Free Repair or Replacements	2	1,133	0.2%	0.7%	0.8%	0.8%
% of FP17s Relating to Continuations	1	1,133	0.1%	0.8%	1.1%	1.1%
% of Patients satisfied with the dentistry they have received	4	4	N/A	91.3%	91.8%	91.7%
% of Patients satisfied with the time they had to wait for an appointment	4	4	N/A	90.2%	88.4%	88.0%

* This is based on patients treated on this contract for their most recent course of treatment. Figures in italics indicate the base number of FP17s or Patient Questionnaire responses are less than 100. N/A is shown where the base number of responses is less than 10 during the period. % is calculated as Quantity/Base number*100

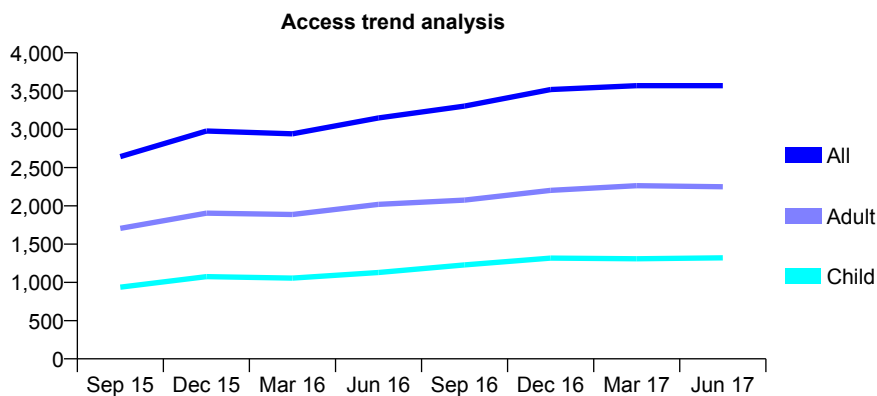
Q54 - Vital Signs At a Glance Contract Report for 938181/0001 - June 2017

Name or company name	MR SS ATTHI
Contract type name	GDS Contract
Purpose of contract	General and Orthodontic
Contract start date	01/04/2006
Contract end date	

17/18 Contracted general activity (UDA)	11,107
Carry forward general activity (UDA)	0
17/18 Contracted orthodontic activity (UOA)	587
Carry forward orthodontic activity (UOA)	0
Baseline contract value	£373,156.36

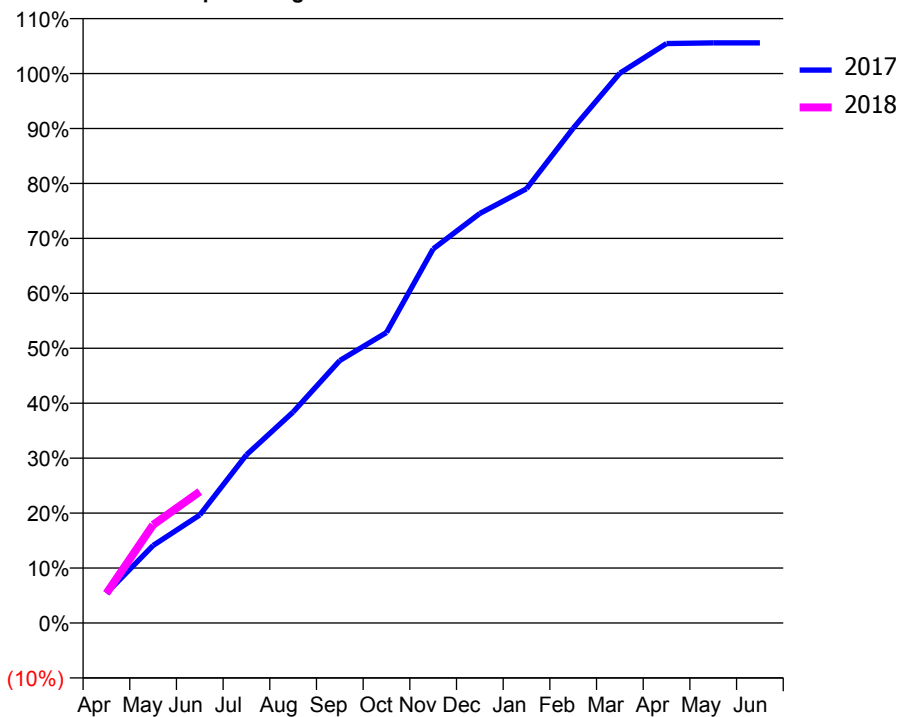
ACCESS*

Patients seen in 24 months	Total	Change since previous quarter
Quarter ending June 2016	3,148	
Quarter ending September 2016	3,303	↑
Quarter ending December 2016	3,519	↑
Quarter ending March 2017	3,571	→
Quarter ending June 2017	3,570	→
Variance since June 2016	13.4%	↑



ACTIVITY

Cumulative percentage of contracted UDA delivered 2017 & 2018



Month	Adjusted Scheduled Activity (UDA)	
	2017	2018
April	603	599
May	1,567	1,986
June	2,186	2,656
July	3,400	
August	4,266	
September	5,306	
October	5,873	
November	7,561	
December	8,278	
January	8,776	
February	10,002	
March	11,114	
April	11,712	
May	11,725	
June	11,725	

QUALITY

	Quantity	Base Number	Contract	AT	Region	England
% of FP17s for the same patient ID Re-attending within 3 months - Children	61	431	14.2%	10.1%	11.7%	12.0%
% of FP17s for the same patient ID Re-attending within 3 months - Adults	110	570	19.3%	14.8%	15.2%	16.0%
% of FP17s for the same patient ID Re-attending between 3 & 9 months - Children	178	431	41.3%	51.6%	59.1%	58.0%
% of FP17s for the same patient ID Re-attending between 3 & 9 months - Adults	193	570	33.9%	47.7%	52.2%	50.9%
% of FP17s for Band 1 Urgent Courses	156	741	21.1%	8.2%	7.9%	9.1%
% of FP17s Relating to Free Repair or Replacements	0	741	0.0%	0.7%	0.8%	0.8%
% of FP17s Relating to Continuations	2	741	0.3%	0.8%	1.1%	1.1%
% of Patients satisfied with the dentistry they have received	0	0	N/A	91.3%	91.8%	91.7%
% of Patients satisfied with the time they had to wait for an appointment	0	0	N/A	90.2%	88.4%	88.0%

* This is based on patients treated on this contract for their most recent course of treatment. Figures in italics indicate the base number of FP17s or Patient Questionnaire responses are less than 100. N/A is shown where the base number of responses is less than 10 during the period. % is calculated as Quantity/Base number*100

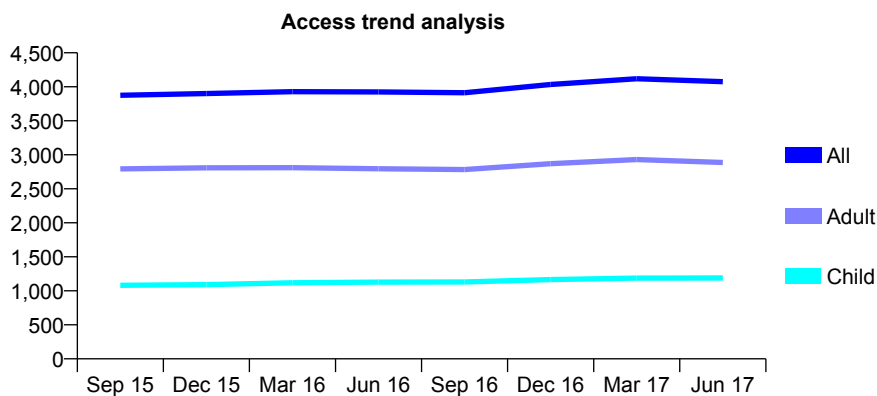
Q54 - Vital Signs At a Glance Contract Report for 942243/0001 - June 2017

Name or company name	MR KS RATRA
Contract type name	GDS Contract
Purpose of contract	General
Contract start date	01/04/2006
Contract end date	

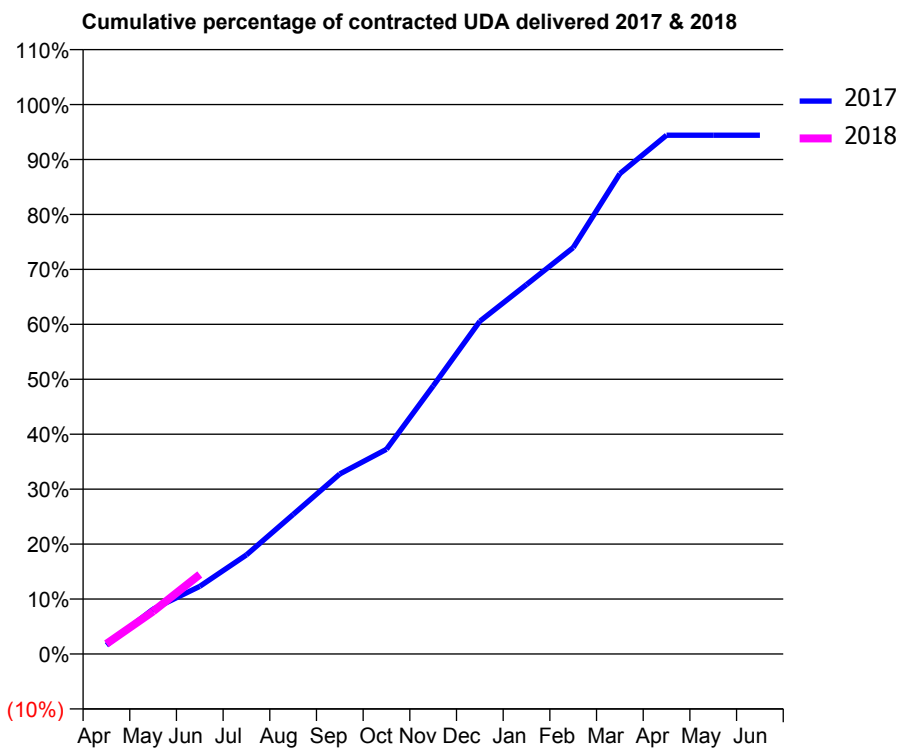
17/18 Contracted general activity (UDA)	12,456
Carry forward general activity (UDA)	0
17/18 Contracted orthodontic activity (UOA)	0
Carry forward orthodontic activity (UOA)	0
Baseline contract value	£297,790.03

ACCESS*

Patients seen in 24 months	Total	Change since previous quarter
Quarter ending June 2016	3,925	
Quarter ending September 2016	3,913	→
Quarter ending December 2016	4,035	↑
Quarter ending March 2017	4,118	↑
Quarter ending June 2017	4,076	↓
Variance since June 2016	3.8%	↑



ACTIVITY



Month	Adjusted Scheduled Activity (UDA)	
	2017	2018
April	202	231
May	1,017	965
June	1,533	1,803
July	2,247	
August	3,163	
September	4,083	
October	4,640	
November	6,078	
December	7,544	
January	8,374	
February	9,210	
March	10,890	
April	11,761	
May	11,761	
June	11,761	

QUALITY

	Quantity	Base Number	Contract	AT	Region	England
% of FP17s for the same patient ID Re-attending within 3 months - Children	28	352	8.0%	10.1%	11.7%	12.0%
% of FP17s for the same patient ID Re-attending within 3 months - Adults	155	883	17.6%	14.8%	15.2%	16.0%
% of FP17s for the same patient ID Re-attending between 3 & 9 months - Children	199	352	56.5%	51.6%	59.1%	58.0%
% of FP17s for the same patient ID Re-attending between 3 & 9 months - Adults	413	883	46.8%	47.7%	52.2%	50.9%
% of FP17s for Band 1 Urgent Courses	88	812	10.8%	8.2%	7.9%	9.1%
% of FP17s Relating to Free Repair or Replacements	8	812	1.0%	0.7%	0.8%	0.8%
% of FP17s Relating to Continuations	15	812	1.8%	0.8%	1.1%	1.1%
% of Patients satisfied with the dentistry they have received	5	6	N/A	91.3%	91.8%	91.7%
% of Patients satisfied with the time they had to wait for an appointment	5	6	N/A	90.2%	88.4%	88.0%

* This is based on patients treated on this contract for their most recent course of treatment. Figures in italics indicate the base number of FP17s or Patient Questionnaire responses are less than 100. N/A is shown where the base number of responses is less than 10 during the period. % is calculated as Quantity/Base number*100

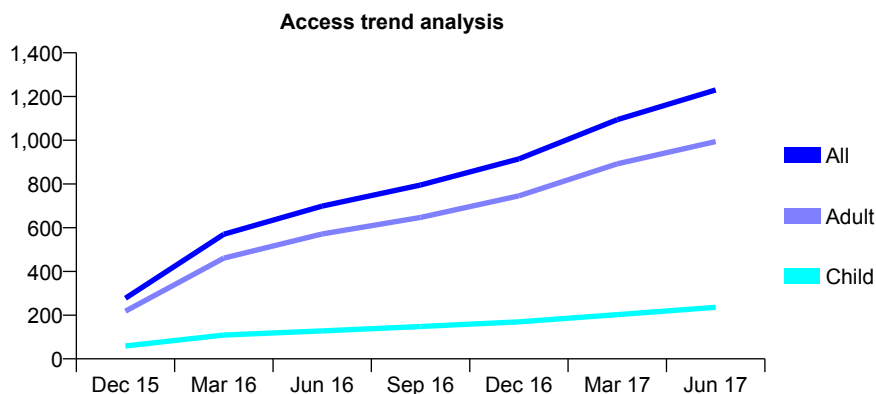
Q54 - Vital Signs At a Glance Contract Report for 943630/0001 - June 2017

Name or company name	MS HJ WAHEED
Contract type name	GDS Contract
Purpose of contract	General
Contract start date	01/10/2015
Contract end date	

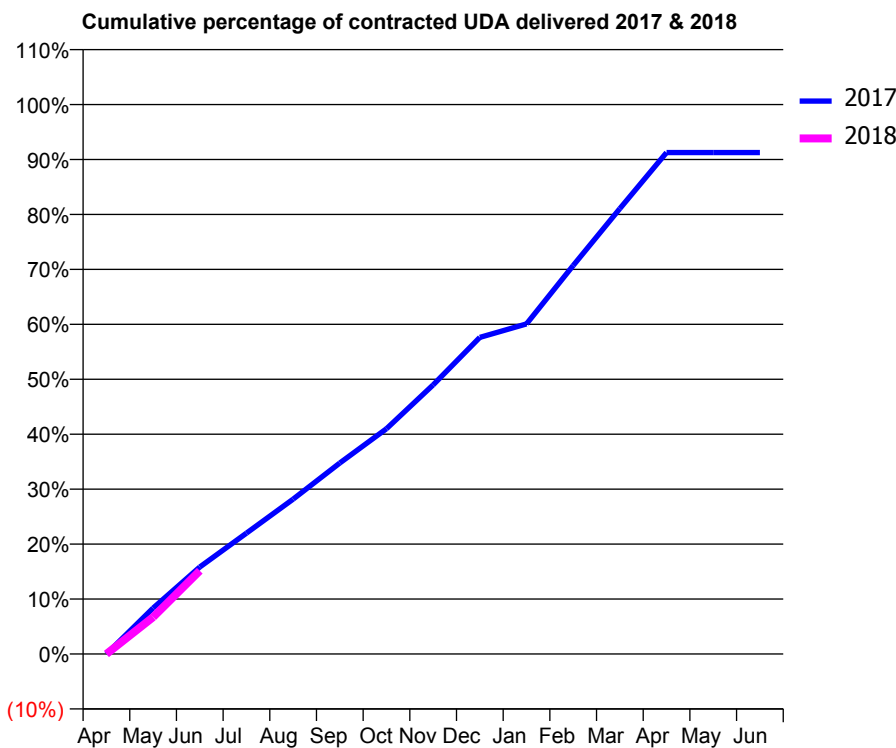
17/18 Contracted general activity (UDA)	3,820
Carry forward general activity (UDA)	0
17/18 Contracted orthodontic activity (UOA)	0
Carry forward orthodontic activity (UOA)	0
Baseline contract value	£106,025.21

ACCESS*

Patients seen in 24 months	Total	Change since previous quarter
Quarter ending June 2016	699	
Quarter ending September 2016	795	↑
Quarter ending December 2016	915	↑
Quarter ending March 2017	1,094	↑
Quarter ending June 2017	1,230	↑
Variance since June 2016	76.0%	↑



ACTIVITY



Month	Adjusted Scheduled Activity (UDA)	
	2017	2018
April	0	0
May	320	256
June	605	579
July	840	
August	1,076	
September	1,328	
October	1,567	
November	1,871	
December	2,202	
January	2,295	
February	2,700	
March	3,097	
April	3,486	
May	3,486	
June	3,486	

QUALITY

	Quantity	Base Number	Contract	AT	Region	England
% of FP17s for the same patient ID Re-attending within 3 months - Children	0	89	0.0%	10.1%	11.7%	12.0%
% of FP17s for the same patient ID Re-attending within 3 months - Adults	35	371	9.4%	14.8%	15.2%	16.0%
% of FP17s for the same patient ID Re-attending between 3 & 9 months - Children	38	89	42.7%	51.6%	59.1%	58.0%
% of FP17s for the same patient ID Re-attending between 3 & 9 months - Adults	196	371	52.8%	47.7%	52.2%	50.9%
% of FP17s for Band 1 Urgent Courses	9	265	3.4%	8.2%	7.9%	9.1%
% of FP17s Relating to Free Repair or Replacements	1	265	0.4%	0.7%	0.8%	0.8%
% of FP17s Relating to Continuations	5	265	1.9%	0.8%	1.1%	1.1%
% of Patients satisfied with the dentistry they have received	7	8	N/A	91.3%	91.8%	91.7%
% of Patients satisfied with the time they had to wait for an appointment	8	8	N/A	90.2%	88.4%	88.0%

* This is based on patients treated on this contract for their most recent course of treatment. Figures in italics indicate the base number of FP17s or Patient Questionnaire responses are less than 100. N/A is shown where the base number of responses is less than 10 during the period. % is calculated as Quantity/Base number*100

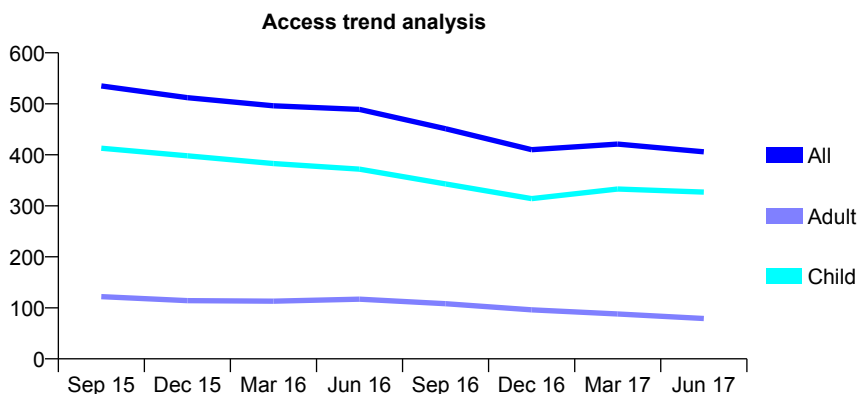
Q54 - Vital Signs At a Glance Contract Report for 943673/0001 - June 2017

Name or company name	MISS H JAGPAL
Contract type name	GDS Contract
Purpose of contract	General
Contract start date	03/07/2009
Contract end date	

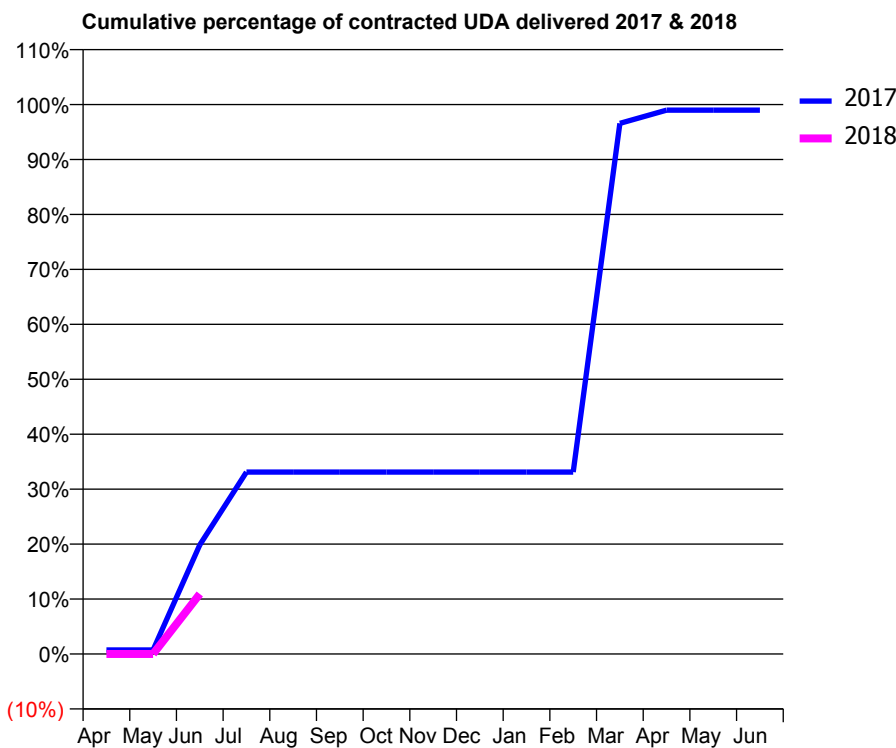
17/18 Contracted general activity (UDA)	826
Carry forward general activity (UDA)	0
17/18 Contracted orthodontic activity (UOA)	0
Carry forward orthodontic activity (UOA)	0
Baseline contract value	£19,308.87

ACCESS*

Patients seen in 24 months	Total	Change since previous quarter
Quarter ending June 2016	489	
Quarter ending September 2016	451	↓
Quarter ending December 2016	410	↓
Quarter ending March 2017	421	↑
Quarter ending June 2017	406	↓
Variance since June 2016	(17.0%)	↓



ACTIVITY



Month	Adjusted Scheduled Activity (UDA)	
	2017	2018
April	6	0
May	6	0
June	164	90
July	274	
August	274	
September	274	
October	274	
November	274	
December	274	
January	274	
February	274	
March	798	
April	818	
May	818	
June	818	

QUALITY

	Quantity	Base Number	Contract	AT	Region	England
% of FP17s for the same patient ID Re-attending within 3 months - Children	2	48	4.2%	10.1%	11.7%	12.0%
% of FP17s for the same patient ID Re-attending within 3 months - Adults	1	4	25.0%	14.8%	15.2%	16.0%
% of FP17s for the same patient ID Re-attending between 3 & 9 months - Children	0	48	0.0%	51.6%	59.1%	58.0%
% of FP17s for the same patient ID Re-attending between 3 & 9 months - Adults	0	4	0.0%	47.7%	52.2%	50.9%
% of FP17s for Band 1 Urgent Courses	2	42	4.8%	8.2%	7.9%	9.1%
% of FP17s Relating to Free Repair or Replacements	0	42	0.0%	0.7%	0.8%	0.8%
% of FP17s Relating to Continuations	0	42	0.0%	0.8%	1.1%	1.1%
% of Patients satisfied with the dentistry they have received	0	0	N/A	91.3%	91.8%	91.7%
% of Patients satisfied with the time they had to wait for an appointment	0	0	N/A	90.2%	88.4%	88.0%

* This is based on patients treated on this contract for their most recent course of treatment. Figures in italics indicate the base number of FP17s or Patient Questionnaire responses are less than 100. N/A is shown where the base number of responses is less than 10 during the period. % is calculated as Quantity/Base number*100

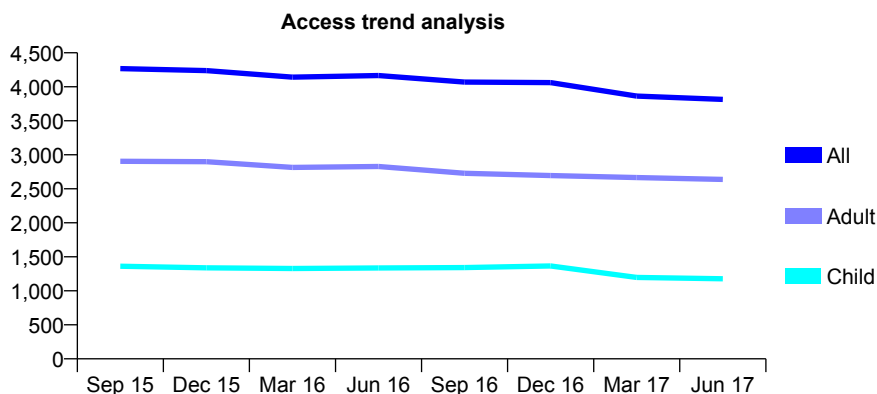
Q54 - Vital Signs At a Glance Contract Report for 944009/0001 - June 2017

Name or company name	MR Z AFZAL
Contract type name	GDS Contract
Purpose of contract	General
Contract start date	01/04/2006
Contract end date	

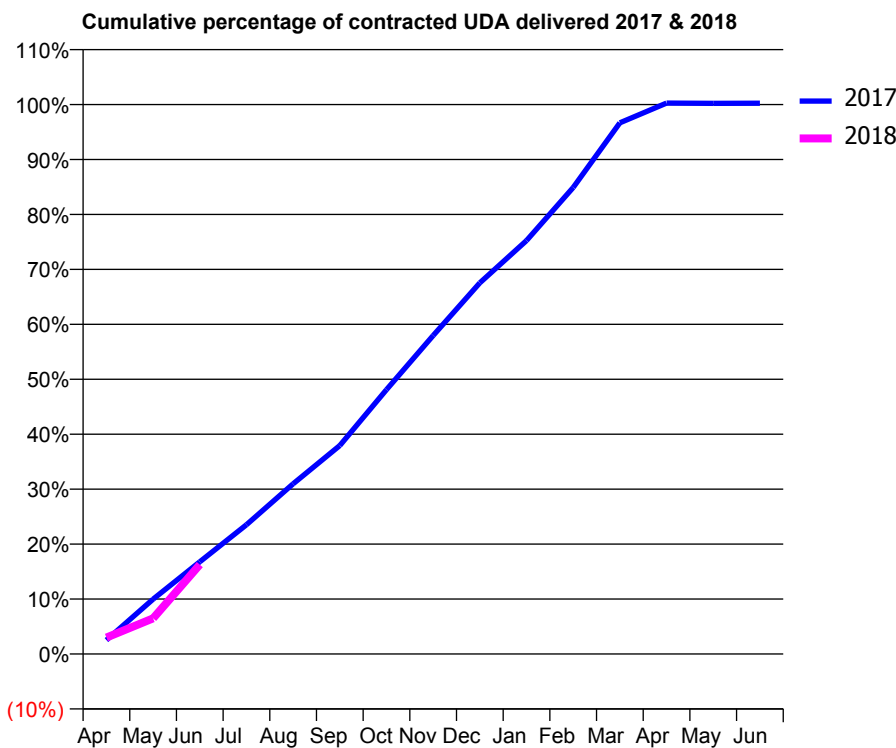
17/18 Contracted general activity (UDA)	13,582
Carry forward general activity (UDA)	0
17/18 Contracted orthodontic activity (UOA)	0
Carry forward orthodontic activity (UOA)	0
Baseline contract value	£336,359.55

ACCESS*

Patients seen in 24 months	Total	Change since previous quarter
Quarter ending June 2016	4,165	
Quarter ending September 2016	4,070	↓
Quarter ending December 2016	4,061	→
Quarter ending March 2017	3,863	↓
Quarter ending June 2017	3,815	↓
Variance since June 2016	(8.4%)	↓



ACTIVITY



Month	Adjusted Scheduled Activity (UDA)	
	2017	2018
April	344	409
May	1,356	880
June	2,280	2,211
July	3,194	
August	4,206	
September	5,152	
October	6,534	
November	7,871	
December	9,173	
January	10,218	
February	11,530	
March	13,129	
April	13,617	
May	13,610	
June	13,614	

QUALITY

	Quantity	Base Number	Contract	AT	Region	England
% of FP17s for the same patient ID Re-attending within 3 months - Children	15	280	5.4%	10.1%	11.7%	12.0%
% of FP17s for the same patient ID Re-attending within 3 months - Adults	95	574	16.6%	14.8%	15.2%	16.0%
% of FP17s for the same patient ID Re-attending between 3 & 9 months - Children	126	280	45.0%	51.6%	59.1%	58.0%
% of FP17s for the same patient ID Re-attending between 3 & 9 months - Adults	232	574	40.4%	47.7%	52.2%	50.9%
% of FP17s for Band 1 Urgent Courses	79	742	10.6%	8.2%	7.9%	9.1%
% of FP17s Relating to Free Repair or Replacements	3	742	0.4%	0.7%	0.8%	0.8%
% of FP17s Relating to Continuations	0	742	0.0%	0.8%	1.1%	1.1%
% of Patients satisfied with the dentistry they have received	0	0	N/A	91.3%	91.8%	91.7%
% of Patients satisfied with the time they had to wait for an appointment	0	0	N/A	90.2%	88.4%	88.0%

* This is based on patients treated on this contract for their most recent course of treatment. Figures in italics indicate the base number of FP17s or Patient Questionnaire responses are less than 100. N/A is shown where the base number of responses is less than 10 during the period. % is calculated as Quantity/Base number*100

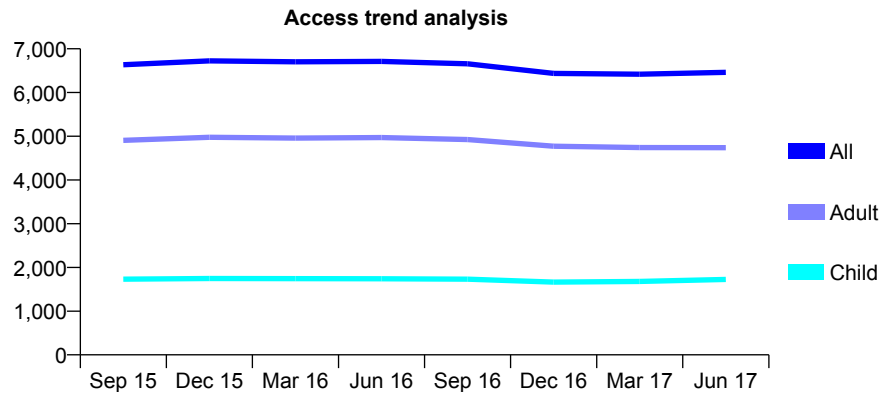
Q54 - Vital Signs At a Glance Contract Report for 944092/0001 - June 2017

Name or company name	MISS SN CHAUDARY
Contract type name	GDS Contract
Purpose of contract	General
Contract start date	17/09/2010
Contract end date	

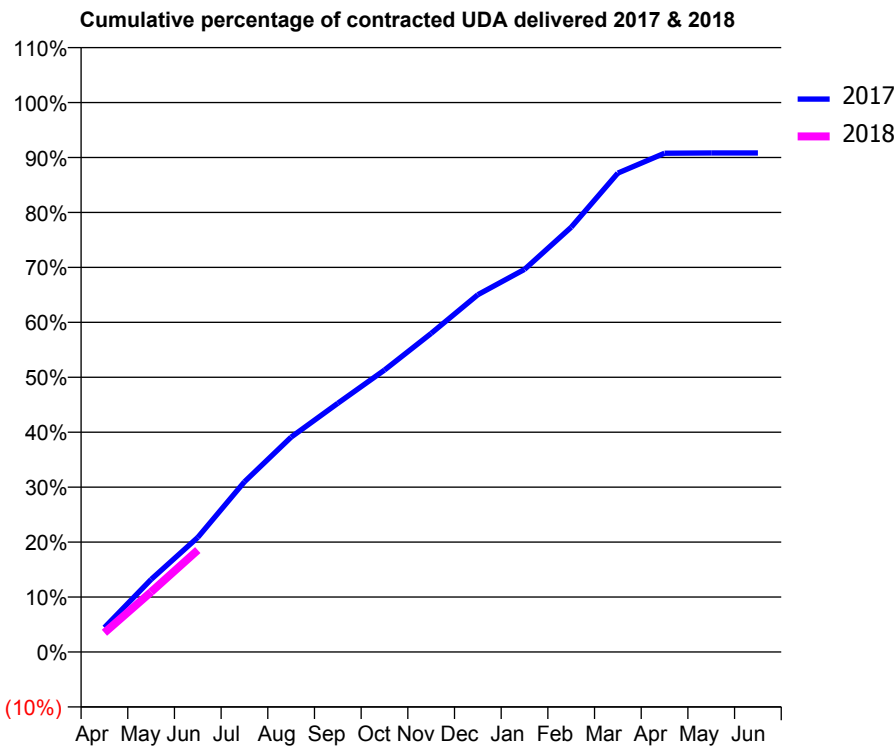
17/18 Contracted general activity (UDA)	18,528
Carry forward general activity (UDA)	0
17/18 Contracted orthodontic activity (UOA)	0
Carry forward orthodontic activity (UOA)	0
Baseline contract value	£460,784.27

ACCESS*

Patients seen in 24 months	Total	Change since previous quarter
Quarter ending June 2016	6,711	
Quarter ending September 2016	6,656	→
Quarter ending December 2016	6,436	↓
Quarter ending March 2017	6,420	→
Quarter ending June 2017	6,462	→
Variance since June 2016	(3.7%)	↓



ACTIVITY



Month	Adjusted Scheduled Activity (UDA)	
	2017	2018
April	825	650
May	2,446	2,026
June	3,863	3,438
July	5,738	
August	7,243	
September	8,386	
October	9,505	
November	10,743	
December	12,046	
January	12,901	
February	14,321	
March	16,150	
April	16,820	
May	16,826	
June	16,826	

QUALITY

	Quantity	Base Number	Contract	AT	Region	England
% of FP17s for the same patient ID Re-attending within 3 months - Children	25	614	4.1%	10.1%	11.7%	12.0%
% of FP17s for the same patient ID Re-attending within 3 months - Adults	200	1,583	12.6%	14.8%	15.2%	16.0%
% of FP17s for the same patient ID Re-attending between 3 & 9 months - Children	353	614	57.5%	51.6%	59.1%	58.0%
% of FP17s for the same patient ID Re-attending between 3 & 9 months - Adults	898	1,583	56.7%	47.7%	52.2%	50.9%
% of FP17s for Band 1 Urgent Courses	78	1,884	4.1%	8.2%	7.9%	9.1%
% of FP17s Relating to Free Repair or Replacements	17	1,884	0.9%	0.7%	0.8%	0.8%
% of FP17s Relating to Continuations	18	1,884	1.0%	0.8%	1.1%	1.1%
% of Patients satisfied with the dentistry they have received	6	7	N/A	91.3%	91.8%	91.7%
% of Patients satisfied with the time they had to wait for an appointment	7	7	N/A	90.2%	88.4%	88.0%

* This is based on patients treated on this contract for their most recent course of treatment. Figures in italics indicate the base number of FP17s or Patient Questionnaire responses are less than 100. N/A is shown where the base number of responses is less than 10 during the period. % is calculated as Quantity/Base number*100

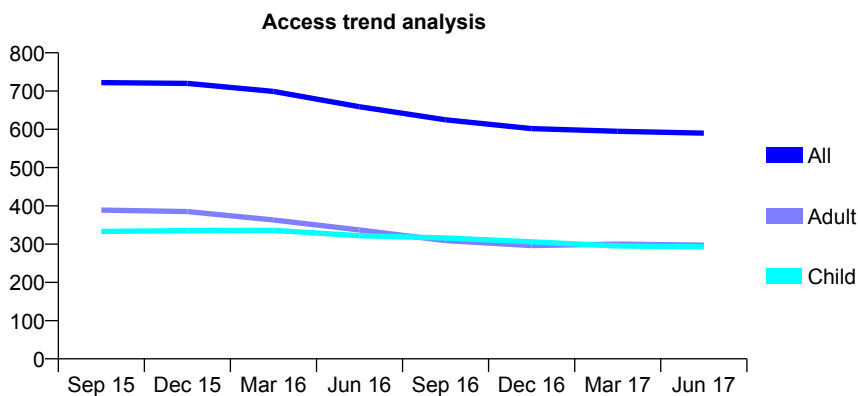
Q54 - Vital Signs At a Glance Contract Report for 946303/0001 - June 2017

Name or company name	MR E ACHEAMPONG
Contract type name	GDS Contract
Purpose of contract	General and Orthodontic
Contract start date	01/04/2006
Contract end date	

17/18 Contracted general activity (UDA)	2,390
Carry forward general activity (UDA)	0
17/18 Contracted orthodontic activity (UOA)	706
Carry forward orthodontic activity (UOA)	0
Baseline contract value	£99,547.33

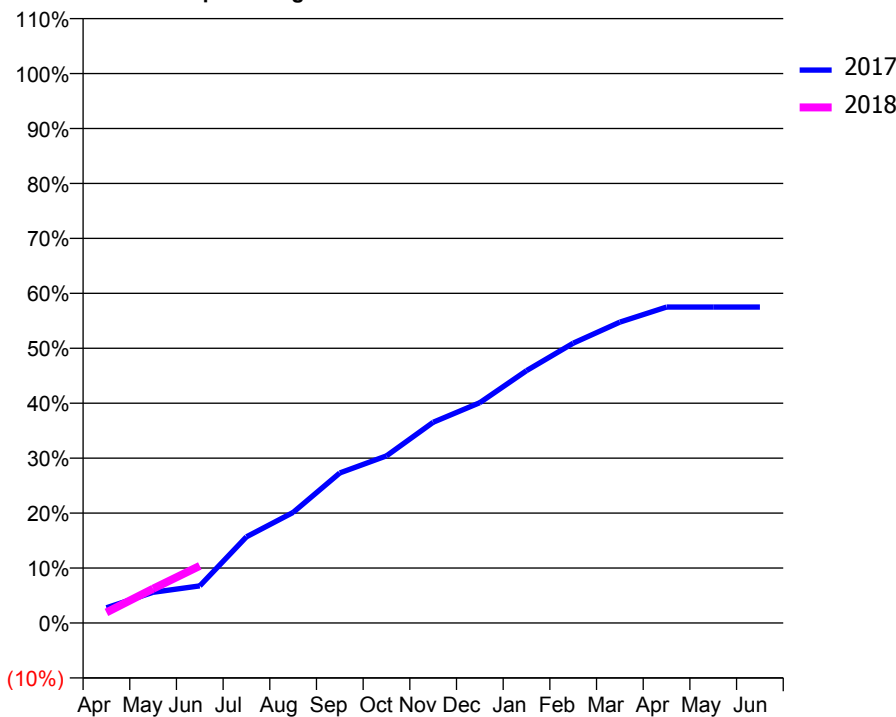
ACCESS*

Patients seen in 24 months	Total	Change since previous quarter
Quarter ending June 2016	659	
Quarter ending September 2016	625	↓
Quarter ending December 2016	602	↓
Quarter ending March 2017	595	↓
Quarter ending June 2017	590	→
Variance since June 2016	(10.5%)	↓



ACTIVITY

Cumulative percentage of contracted UDA delivered 2017 & 2018



Adjusted Scheduled Activity (UDA)

Month	2017	2018
April	66	46
May	134	149
June	162	248
July	375	
August	481	
September	653	
October	727	
November	873	
December	959	
January	1,097	
February	1,217	
March	1,309	
April	1,374	
May	1,374	
June	1,374	

QUALITY

	Quantity	Base Number	Contract	AT	Region	England
% of FP17s for the same patient ID Re-attending within 3 months - Children	2	95	2.1%	10.1%	11.7%	12.0%
% of FP17s for the same patient ID Re-attending within 3 months - Adults	11	80	13.8%	14.8%	15.2%	16.0%
% of FP17s for the same patient ID Re-attending between 3 & 9 months - Children	39	95	41.1%	51.6%	59.1%	58.0%
% of FP17s for the same patient ID Re-attending between 3 & 9 months - Adults	33	80	41.3%	47.7%	52.2%	50.9%
% of FP17s for Band 1 Urgent Courses	2	128	1.6%	8.2%	7.9%	9.1%
% of FP17s Relating to Free Repair or Replacements	0	128	0.0%	0.7%	0.8%	0.8%
% of FP17s Relating to Continuations	1	128	0.8%	0.8%	1.1%	1.1%
% of Patients satisfied with the dentistry they have received	1	2	N/A	91.3%	91.8%	91.7%
% of Patients satisfied with the time they had to wait for an appointment	2	2	N/A	90.2%	88.4%	88.0%

* This is based on patients treated on this contract for their most recent course of treatment. Figures in italics indicate the base number of FP17s or Patient Questionnaire responses are less than 100. N/A is shown where the base number of responses is less than 10 during the period. % is calculated as Quantity/Base number*100

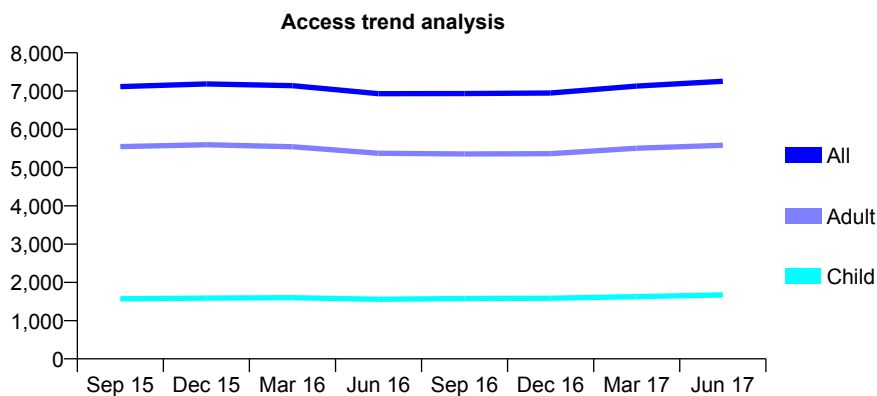
Q54 - Vital Signs At a Glance Contract Report for 960128/0002 - June 2017

Name or company name	MR Z SACRANIE
Contract type name	GDS Contract
Purpose of contract	General
Contract start date	01/11/2006
Contract end date	

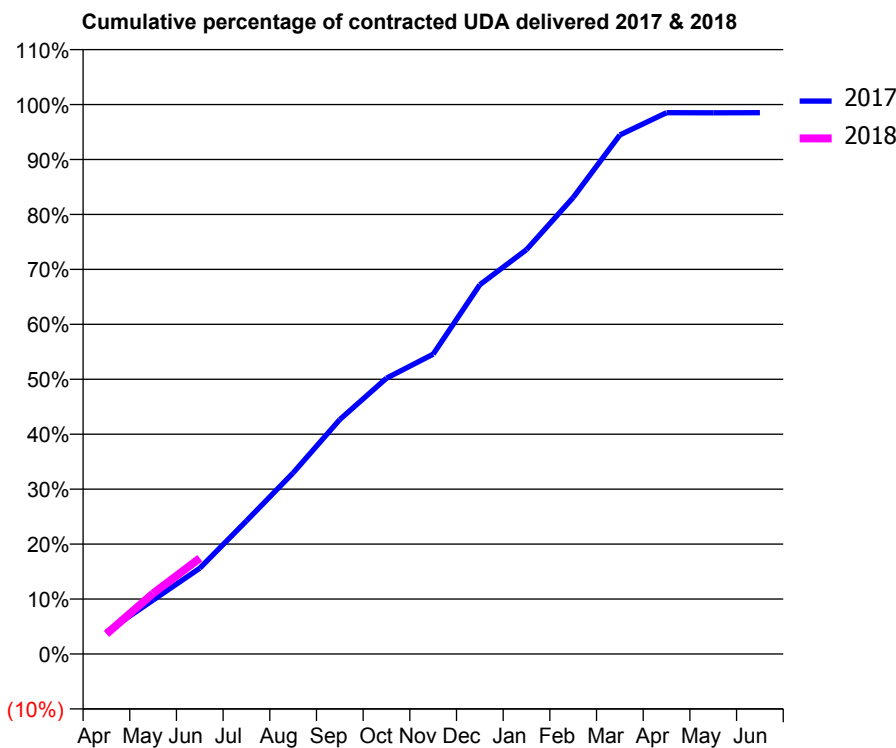
17/18 Contracted general activity (UDA)	18,821
Carry forward general activity (UDA)	0
17/18 Contracted orthodontic activity (UOA)	0
Carry forward orthodontic activity (UOA)	0
Baseline contract value	£416,064.06

ACCESS*

Patients seen in 24 months	Total	Change since previous quarter
Quarter ending June 2016	6,932	
Quarter ending September 2016	6,934	→
Quarter ending December 2016	6,950	→
Quarter ending March 2017	7,132	↑
Quarter ending June 2017	7,257	→
Variance since June 2016	4.7%	↑



ACTIVITY



Month	Adjusted Scheduled Activity (UDA)	
	2017	2018
April	756	689
May	1,846	2,076
June	2,941	3,283
July	4,560	
August	6,203	
September	8,030	
October	9,446	
November	10,271	
December	12,651	
January	13,851	
February	15,636	
March	17,778	
April	18,539	
May	18,537	
June	18,540	

QUALITY

	Quantity	Base Number	Contract	AT	Region	England
% of FP17s for the same patient ID Re-attending within 3 months - Children	35	574	6.1%	10.1%	11.7%	12.0%
% of FP17s for the same patient ID Re-attending within 3 months - Adults	246	1,705	14.4%	14.8%	15.2%	16.0%
% of FP17s for the same patient ID Re-attending between 3 & 9 months - Children	340	574	59.2%	51.6%	59.1%	58.0%
% of FP17s for the same patient ID Re-attending between 3 & 9 months - Adults	918	1,705	53.8%	47.7%	52.2%	50.9%
% of FP17s for Band 1 Urgent Courses	159	1,728	9.2%	8.2%	7.9%	9.1%
% of FP17s Relating to Free Repair or Replacements	7	1,728	0.4%	0.7%	0.8%	0.8%
% of FP17s Relating to Continuations	15	1,728	0.9%	0.8%	1.1%	1.1%
% of Patients satisfied with the dentistry they have received	14	14	100.0%	91.3%	91.8%	91.7%
% of Patients satisfied with the time they had to wait for an appointment	14	14	100.0%	90.2%	88.4%	88.0%

* This is based on patients treated on this contract for their most recent course of treatment. Figures in italics indicate the base number of FP17s or Patient Questionnaire responses are less than 100. N/A is shown where the base number of responses is less than 10 during the period. % is calculated as Quantity/Base number*100

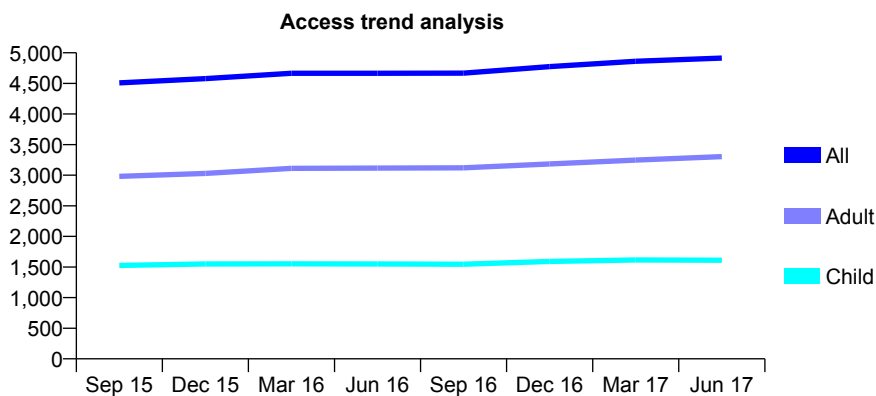
Q54 - Vital Signs At a Glance Contract Report for 960934/0002 - June 2017

Name or company name	MRS J DHERI
Contract type name	GDS Contract
Purpose of contract	General
Contract start date	19/06/2006
Contract end date	

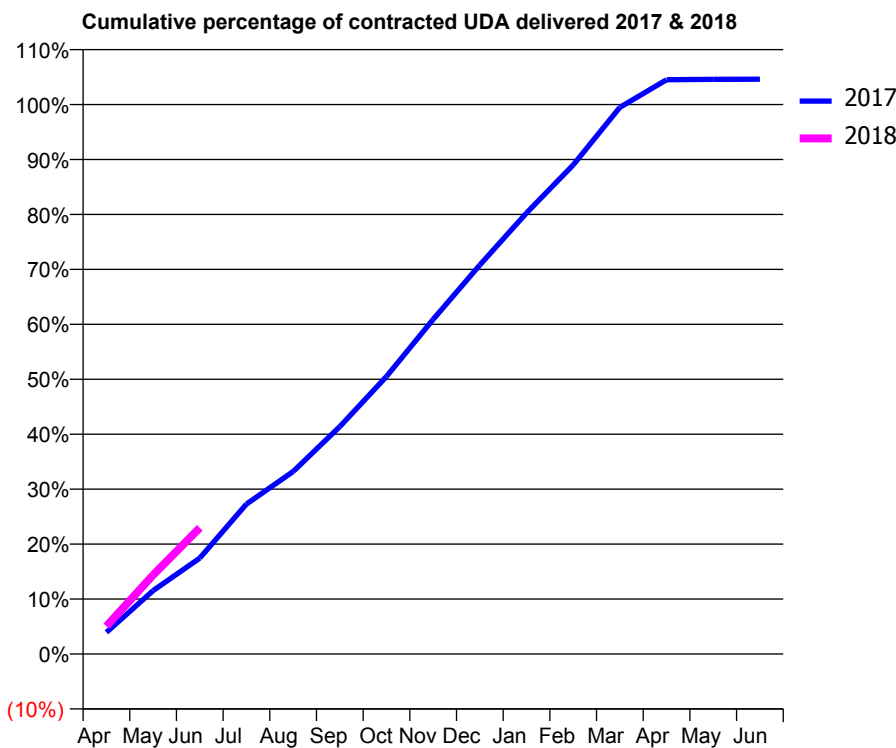
17/18 Contracted general activity (UDA)	12,396
Carry forward general activity (UDA)	0
17/18 Contracted orthodontic activity (UOA)	0
Carry forward orthodontic activity (UOA)	0
Baseline contract value	£320,687.87

ACCESS*

Patients seen in 24 months	Total	Change since previous quarter
Quarter ending June 2016	4,666	
Quarter ending September 2016	4,667	→
Quarter ending December 2016	4,775	↑
Quarter ending March 2017	4,862	→
Quarter ending June 2017	4,915	→
Variance since June 2016	5.3%	↑



ACTIVITY



Month	Adjusted Scheduled Activity (UDA)	
	2017	2018
April	490	629
May	1,429	1,782
June	2,164	2,848
July	3,384	
August	4,115	
September	5,129	
October	6,260	
November	7,548	
December	8,775	
January	9,950	
February	11,032	
March	12,333	
April	12,954	
May	12,963	
June	12,966	

QUALITY

	Quantity	Base Number	Contract	AT	Region	England
% of FP17s for the same patient ID Re-attending within 3 months - Children	27	624	4.3%	10.1%	11.7%	12.0%
% of FP17s for the same patient ID Re-attending within 3 months - Adults	123	1,201	10.2%	14.8%	15.2%	16.0%
% of FP17s for the same patient ID Re-attending between 3 & 9 months - Children	443	624	71.0%	51.6%	59.1%	58.0%
% of FP17s for the same patient ID Re-attending between 3 & 9 months - Adults	730	1,201	60.8%	47.7%	52.2%	50.9%
% of FP17s for Band 1 Urgent Courses	78	1,522	5.1%	8.2%	7.9%	9.1%
% of FP17s Relating to Free Repair or Replacements	10	1,522	0.7%	0.7%	0.8%	0.8%
% of FP17s Relating to Continuations	2	1,522	0.1%	0.8%	1.1%	1.1%
% of Patients satisfied with the dentistry they have received	13	14	92.9%	91.3%	91.8%	91.7%
% of Patients satisfied with the time they had to wait for an appointment	11	14	78.6%	90.2%	88.4%	88.0%

* This is based on patients treated on this contract for their most recent course of treatment. Figures in italics indicate the base number of FP17s or Patient Questionnaire responses are less than 100. N/A is shown where the base number of responses is less than 10 during the period. % is calculated as Quantity/Base number*100

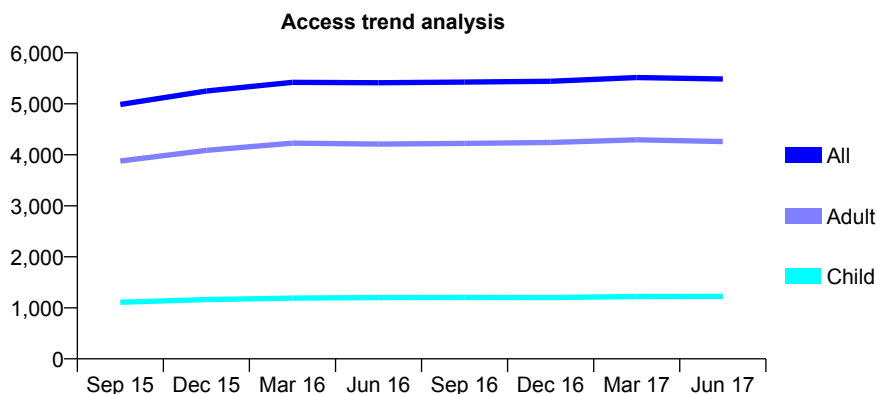
Q54 - Vital Signs At a Glance Contract Report for 968811/0001 - June 2017

Name or company name	MR D CHACKO
Contract type name	GDS Contract
Purpose of contract	General
Contract start date	01/04/2014
Contract end date	

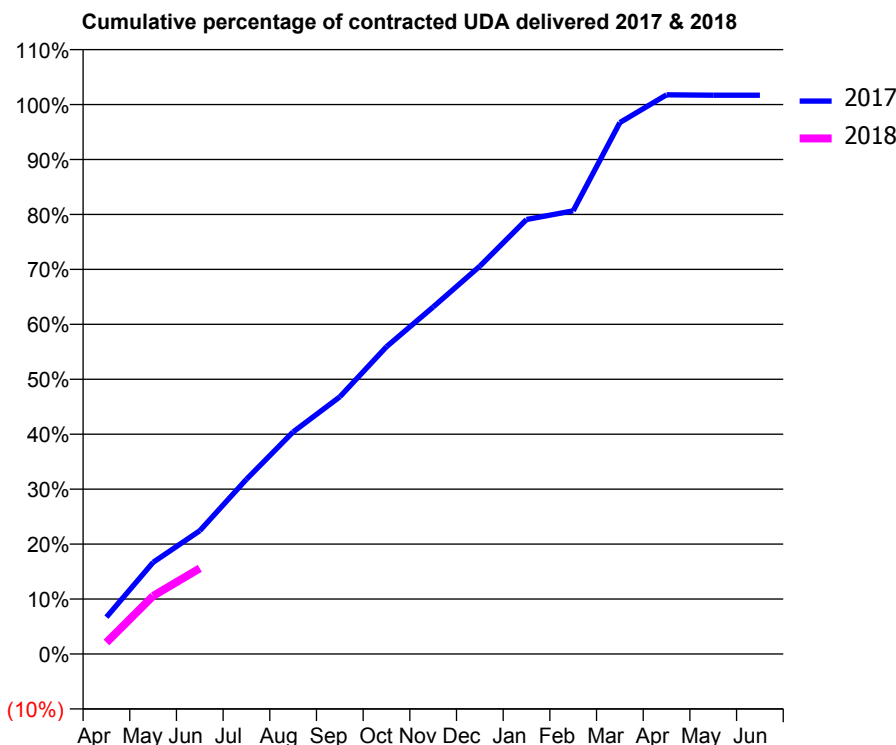
17/18 Contracted general activity (UDA)	16,500
Carry forward general activity (UDA)	0
17/18 Contracted orthodontic activity (UOA)	0
Carry forward orthodontic activity (UOA)	0
Baseline contract value	£413,864.99

ACCESS*

Patients seen in 24 months	Total	Change since previous quarter
Quarter ending June 2016	5,412	
Quarter ending September 2016	5,426	→
Quarter ending December 2016	5,441	→
Quarter ending March 2017	5,516	→
Quarter ending June 2017	5,485	→
Variance since June 2016	1.3%	→



ACTIVITY



Month	Adjusted Scheduled Activity (UDA)	
	2017	2018
April	1,108	346
May	2,752	1,744
June	3,702	2,571
July	5,248	
August	6,670	
September	7,723	
October	9,226	
November	10,421	
December	11,646	
January	13,046	
February	13,309	
March	15,957	
April	16,790	
May	16,777	
June	16,779	

QUALITY

	Quantity	Base Number	Contract	AT	Region	England
% of FP17s for the same patient ID Re-attending within 3 months - Children	20	339	5.9%	10.1%	11.7%	12.0%
% of FP17s for the same patient ID Re-attending within 3 months - Adults	217	1,331	16.3%	14.8%	15.2%	16.0%
% of FP17s for the same patient ID Re-attending between 3 & 9 months - Children	211	339	62.2%	51.6%	59.1%	58.0%
% of FP17s for the same patient ID Re-attending between 3 & 9 months - Adults	752	1,331	56.5%	47.7%	52.2%	50.9%
% of FP17s for Band 1 Urgent Courses	82	1,294	6.3%	8.2%	7.9%	9.1%
% of FP17s Relating to Free Repair or Replacements	25	1,294	1.9%	0.7%	0.8%	0.8%
% of FP17s Relating to Continuations	13	1,294	1.0%	0.8%	1.1%	1.1%
% of Patients satisfied with the dentistry they have received	5	7	N/A	91.3%	91.8%	91.7%
% of Patients satisfied with the time they had to wait for an appointment	7	7	N/A	90.2%	88.4%	88.0%

* This is based on patients treated on this contract for their most recent course of treatment. Figures in italics indicate the base number of FP17s or Patient Questionnaire responses are less than 100. N/A is shown where the base number of responses is less than 10 during the period. % is calculated as Quantity/Base number*100

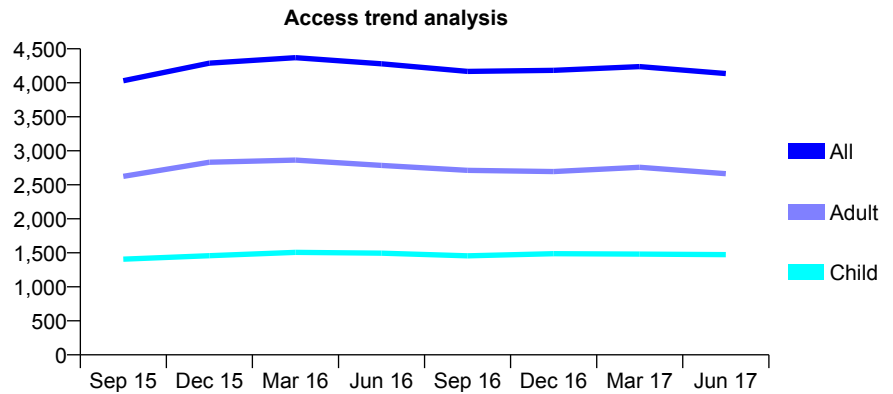
Q54 - Vital Signs At a Glance Contract Report for 976989/0001 - June 2017

Name or company name	MR SS SOHAL
Contract type name	GDS Contract
Purpose of contract	General
Contract start date	23/11/2013
Contract end date	

17/18 Contracted general activity (UDA)	12,884
Carry forward general activity (UDA)	0
17/18 Contracted orthodontic activity (UOA)	0
Carry forward orthodontic activity (UOA)	0
Baseline contract value	£340,475.89

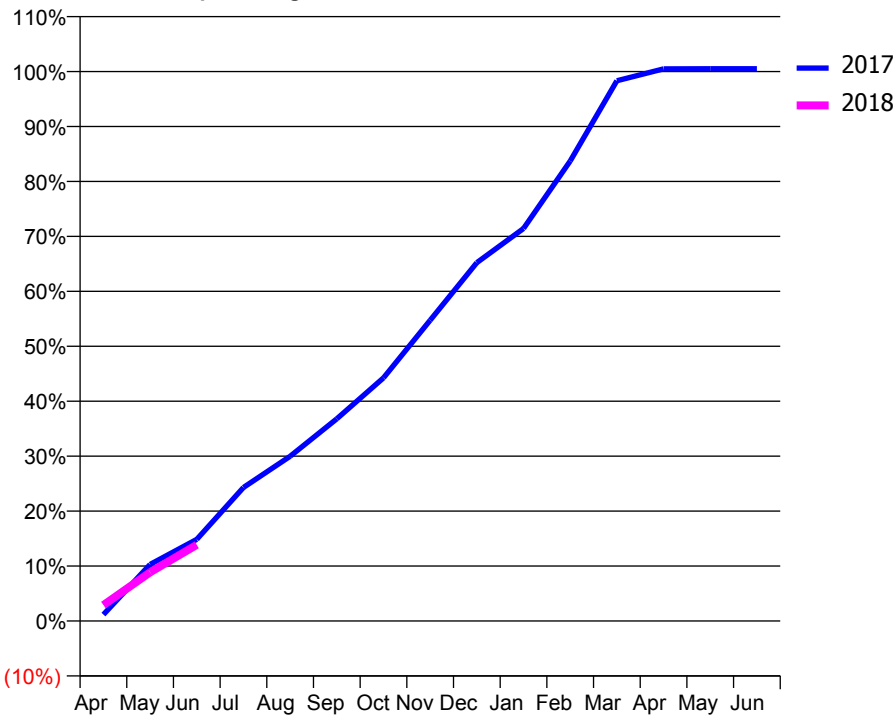
ACCESS*

Patients seen in 24 months	Total	Change since previous quarter
Quarter ending June 2016	4,280	
Quarter ending September 2016	4,168	↓
Quarter ending December 2016	4,184	→
Quarter ending March 2017	4,238	→
Quarter ending June 2017	4,137	↓
Variance since June 2016	(3.3%)	↓



ACTIVITY

Cumulative percentage of contracted UDA delivered 2017 & 2018



Month	Adjusted Scheduled Activity (UDA)	
	2017	2018
April	151	375
May	1,326	1,143
June	1,916	1,786
July	3,132	
August	3,864	
September	4,741	
October	5,700	
November	7,053	
December	8,403	
January	9,202	
February	10,785	
March	12,666	
April	12,946	
May	12,949	
June	12,949	

QUALITY

	Quantity	Base Number	Contract	AT	Region	England
% of FP17s for the same patient ID Re-attending within 3 months - Children	22	395	5.6%	10.1%	11.7%	12.0%
% of FP17s for the same patient ID Re-attending within 3 months - Adults	75	557	13.5%	14.8%	15.2%	16.0%
% of FP17s for the same patient ID Re-attending between 3 & 9 months - Children	244	395	61.8%	51.6%	59.1%	58.0%
% of FP17s for the same patient ID Re-attending between 3 & 9 months - Adults	294	557	52.8%	47.7%	52.2%	50.9%
% of FP17s for Band 1 Urgent Courses	74	855	8.7%	8.2%	7.9%	9.1%
% of FP17s Relating to Free Repair or Replacements	2	855	0.2%	0.7%	0.8%	0.8%
% of FP17s Relating to Continuations	6	855	0.7%	0.8%	1.1%	1.1%
% of Patients satisfied with the dentistry they have received	0	0	N/A	91.3%	91.8%	91.7%
% of Patients satisfied with the time they had to wait for an appointment	0	0	N/A	90.2%	88.4%	88.0%

* This is based on patients treated on this contract for their most recent course of treatment. Figures in italics indicate the base number of FP17s or Patient Questionnaire responses are less than 100. N/A is shown where the base number of responses is less than 10 during the period. % is calculated as Quantity/Base number*100

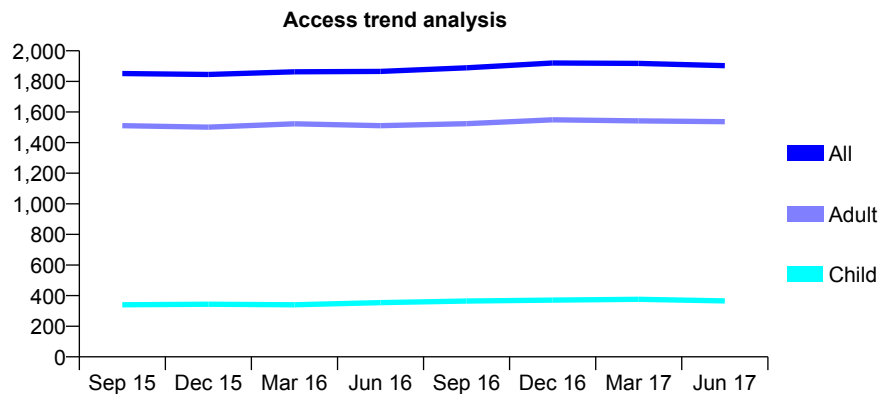
Q54 - Vital Signs At a Glance Contract Report for 993913/0001 - June 2017

Name or company name	MR SL REES
Contract type name	PDS Contract
Purpose of contract	General and Orthodontic
Contract start date	01/04/2006
Contract end date	31/03/2021

17/18 Contracted general activity (UDA)	6,811
Carry forward general activity (UDA)	0
17/18 Contracted orthodontic activity (UOA)	450
Carry forward orthodontic activity (UOA)	0
Baseline contract value	£248,123.60

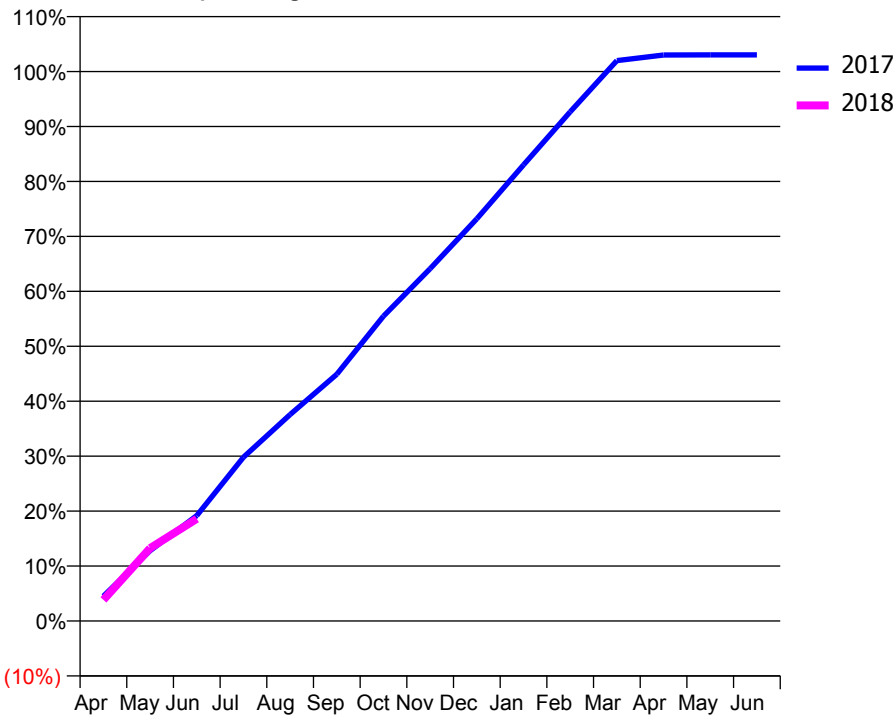
ACCESS*

Patients seen in 24 months	Total	Change since previous quarter
Quarter ending June 2016	1,865	
Quarter ending September 2016	1,889	→
Quarter ending December 2016	1,920	→
Quarter ending March 2017	1,918	→
Quarter ending June 2017	1,903	→
Variance since June 2016	2.0%	↑



ACTIVITY

Cumulative percentage of contracted UDA delivered 2017 & 2018



Month	Adjusted Scheduled Activity (UDA)	
	2017	2018
April	309	262
May	871	904
June	1,307	1,266
July	2,030	
August	2,559	
September	3,059	
October	3,778	
November	4,368	
December	4,986	
January	5,653	
February	6,312	
March	6,946	
April	7,015	
May	7,018	
June	7,018	

QUALITY

	Quantity	Base Number	Contract	AT	Region	England
% of FP17s for the same patient ID Re-attending within 3 months - Children	17	132	12.9%	10.1%	11.7%	12.0%
% of FP17s for the same patient ID Re-attending within 3 months - Adults	67	453	14.8%	14.8%	15.2%	16.0%
% of FP17s for the same patient ID Re-attending between 3 & 9 months - Children	64	132	48.5%	51.6%	59.1%	58.0%
% of FP17s for the same patient ID Re-attending between 3 & 9 months - Adults	291	453	64.2%	47.7%	52.2%	50.9%
% of FP17s for Band 1 Urgent Courses	6	511	1.2%	8.2%	7.9%	9.1%
% of FP17s Relating to Free Repair or Replacements	9	511	1.8%	0.7%	0.8%	0.8%
% of FP17s Relating to Continuations	8	511	1.6%	0.8%	1.1%	1.1%
% of Patients satisfied with the dentistry they have received	2	2	N/A	91.3%	91.8%	91.7%
% of Patients satisfied with the time they had to wait for an appointment	2	2	N/A	90.2%	88.4%	88.0%

* This is based on patients treated on this contract for their most recent course of treatment. Figures in italics indicate the base number of FP17s or Patient Questionnaire responses are less than 100. N/A is shown where the base number of responses is less than 10 during the period. % is calculated as Quantity/Base number*100

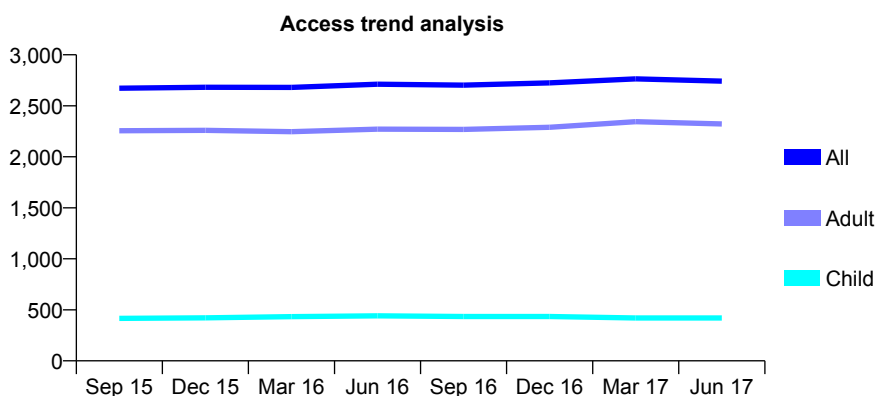
Q54 - Vital Signs At a Glance Contract Report for 993956/0001 - June 2017

Name or company name	MR SM BENTLEY
Contract type name	GDS Contract
Purpose of contract	General
Contract start date	01/04/2006
Contract end date	

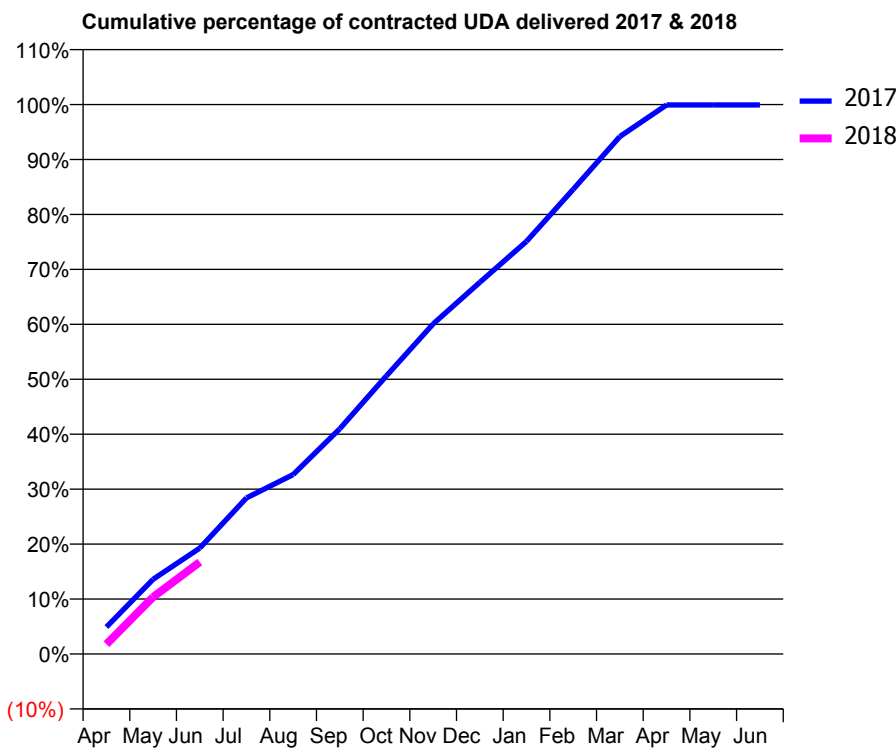
17/18 Contracted general activity (UDA)	7,816
Carry forward general activity (UDA)	0
17/18 Contracted orthodontic activity (UOA)	0
Carry forward orthodontic activity (UOA)	0
Baseline contract value	£165,716.49

ACCESS*

Patients seen in 24 months	Total	Change since previous quarter
Quarter ending June 2016	2,712	
Quarter ending September 2016	2,703	→
Quarter ending December 2016	2,725	→
Quarter ending March 2017	2,764	→
Quarter ending June 2017	2,742	→
Variance since June 2016	1.1%	→



ACTIVITY



Month	Adjusted Scheduled Activity (UDA)	
	2017	2018
April	384	139
May	1,063	810
June	1,508	1,308
July	2,219	
August	2,552	
September	3,205	
October	3,957	
November	4,695	
December	5,287	
January	5,870	
February	6,610	
March	7,360	
April	7,810	
May	7,810	
June	7,810	

QUALITY

	Quantity	Base Number	Contract	AT	Region	England
% of FP17s for the same patient ID Re-attending within 3 months - Children	6	109	5.5%	10.1%	11.7%	12.0%
% of FP17s for the same patient ID Re-attending within 3 months - Adults	86	673	12.8%	14.8%	15.2%	16.0%
% of FP17s for the same patient ID Re-attending between 3 & 9 months - Children	50	109	45.9%	51.6%	59.1%	58.0%
% of FP17s for the same patient ID Re-attending between 3 & 9 months - Adults	358	673	53.2%	47.7%	52.2%	50.9%
% of FP17s for Band 1 Urgent Courses	14	618	2.3%	8.2%	7.9%	9.1%
% of FP17s Relating to Free Repair or Replacements	8	618	1.3%	0.7%	0.8%	0.8%
% of FP17s Relating to Continuations	12	618	1.9%	0.8%	1.1%	1.1%
% of Patients satisfied with the dentistry they have received	5	5	N/A	91.3%	91.8%	91.7%
% of Patients satisfied with the time they had to wait for an appointment	5	5	N/A	90.2%	88.4%	88.0%

* This is based on patients treated on this contract for their most recent course of treatment. Figures in italics indicate the base number of FP17s or Patient Questionnaire responses are less than 100. N/A is shown where the base number of responses is less than 10 during the period. % is calculated as Quantity/Base number*100

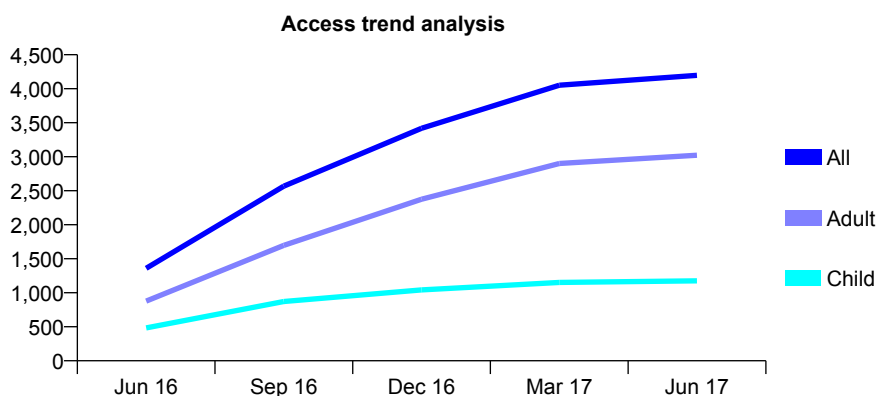
Q55 - Vital Signs At a Glance Contract Report for 100062/0000 - June 2017

Name or company name	MR EG MCDAID
Contract type name	GDS Contract
Purpose of contract	General
Contract start date	01/04/2016
Contract end date	

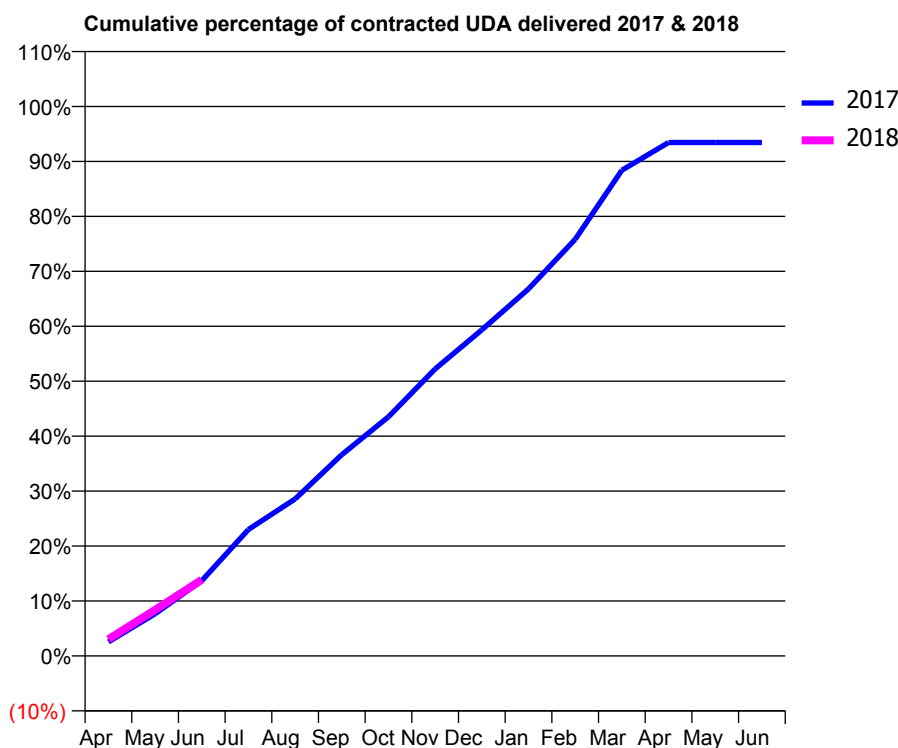
17/18 Contracted general activity (UDA)	15,426
Carry forward general activity (UDA)	0
17/18 Contracted orthodontic activity (UOA)	0
Carry forward orthodontic activity (UOA)	0
Baseline contract value	£396,518.85

ACCESS*

Patients seen in 24 months	Total	Change since previous quarter
Quarter ending June 2016	1,360	
Quarter ending September 2016	2,568	↑
Quarter ending December 2016	3,419	↑
Quarter ending March 2017	4,052	↑
Quarter ending June 2017	4,197	↑
Variance since June 2016	208.6%	↑



ACTIVITY



Month	Adjusted Scheduled Activity (UDA)	
	2017	2018
April	396	469
May	1,185	1,292
June	2,112	2,138
July	3,549	
August	4,408	
September	5,651	
October	6,713	
November	8,057	
December	9,153	
January	10,305	
February	11,696	
March	13,636	
April	14,412	
May	14,412	
June	14,412	

QUALITY

	Quantity	Base Number	Contract	AT	Region	England
% of FP17s for the same patient ID Re-attending within 3 months - Children	53	519	10.2%	10.7%	11.7%	12.0%
% of FP17s for the same patient ID Re-attending within 3 months - Adults	174	1,064	16.4%	14.1%	15.2%	16.0%
% of FP17s for the same patient ID Re-attending between 3 & 9 months - Children	393	519	75.7%	61.8%	59.1%	58.0%
% of FP17s for the same patient ID Re-attending between 3 & 9 months - Adults	555	1,064	52.2%	56.4%	52.2%	50.9%
% of FP17s for Band 1 Urgent Courses	62	1,043	5.9%	7.1%	7.9%	9.1%
% of FP17s Relating to Free Repair or Replacements	28	1,043	2.7%	0.8%	0.8%	0.8%
% of FP17s Relating to Continuations	16	1,043	1.5%	1.4%	1.1%	1.1%
% of Patients satisfied with the dentistry they have received	11	13	84.6%	91.4%	91.8%	91.7%
% of Patients satisfied with the time they had to wait for an appointment	13	13	100.0%	87.3%	88.4%	88.0%

* This is based on patients treated on this contract for their most recent course of treatment. Figures in italics indicate the base number of FP17s or Patient Questionnaire responses are less than 100. N/A is shown where the base number of responses is less than 10 during the period. % is calculated as Quantity/Base number*100

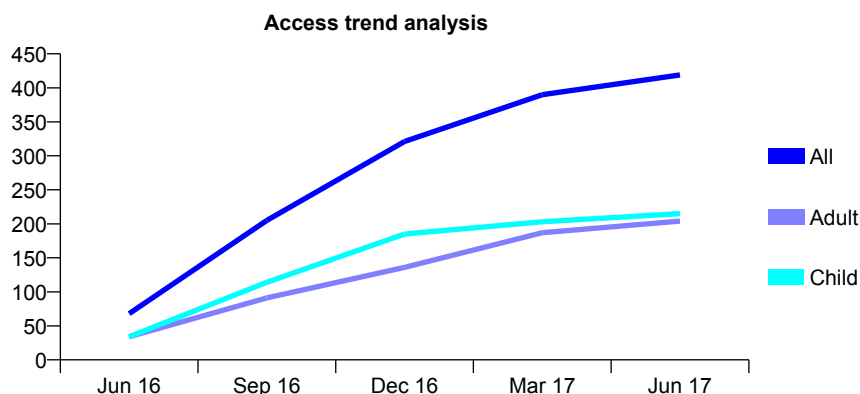
Q55 - Vital Signs At a Glance Contract Report for 100101/0000 - June 2017

Name or company name	Brookview Dental Care
Contract type name	GDS Contract
Purpose of contract	General
Contract start date	01/04/2016
Contract end date	

17/18 Contracted general activity (UDA)	980
Carry forward general activity (UDA)	0
17/18 Contracted orthodontic activity (UOA)	0
Carry forward orthodontic activity (UOA)	0
Baseline contract value	£29,084.98

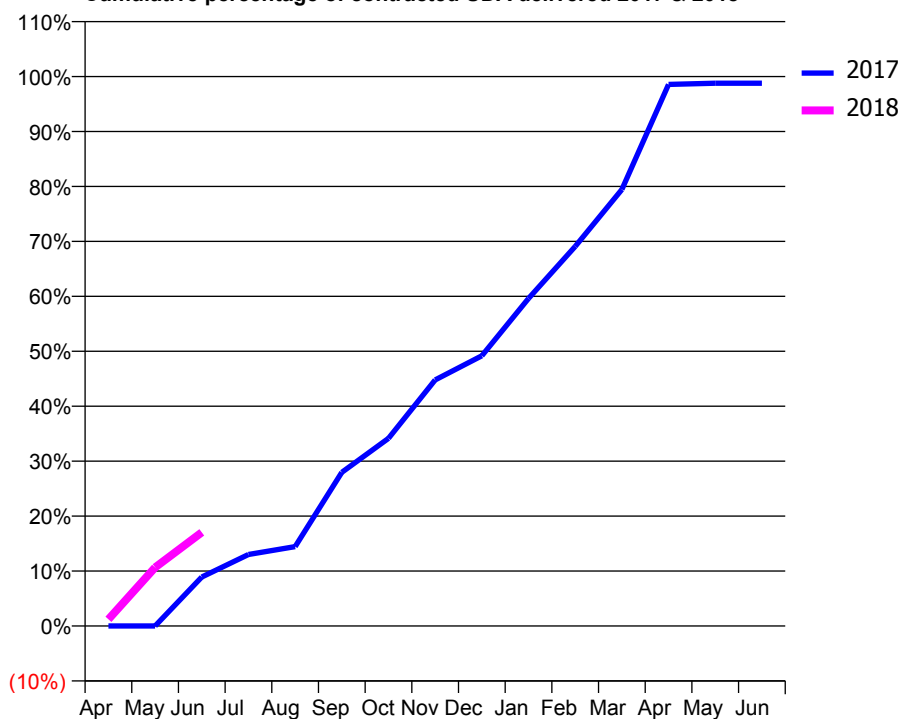
ACCESS*

Patients seen in 24 months	Total	Change since previous quarter
Quarter ending June 2016	68	
Quarter ending September 2016	205	↑
Quarter ending December 2016	321	↑
Quarter ending March 2017	390	↑
Quarter ending June 2017	419	↑
Variance since June 2016	516.2%	↑



ACTIVITY

Cumulative percentage of contracted UDA delivered 2017 & 2018



Adjusted Scheduled Activity (UDA)

Month	2017	2018
April	0	12
May	0	105
June	87	167
July	128	
August	142	
September	274	
October	335	
November	439	
December	482	
January	584	
February	677	
March	778	
April	966	
May	968	
June	968	

QUALITY

	Quantity	Base Number	Contract	AT	Region	England
% of FP17s for the same patient ID Re-attending within 3 months - Children	6	123	4.9%	10.7%	11.7%	12.0%
% of FP17s for the same patient ID Re-attending within 3 months - Adults	13	86	15.1%	14.1%	15.2%	16.0%
% of FP17s for the same patient ID Re-attending between 3 & 9 months - Children	95	123	77.2%	61.8%	59.1%	58.0%
% of FP17s for the same patient ID Re-attending between 3 & 9 months - Adults	37	86	43.0%	56.4%	52.2%	50.9%
% of FP17s for Band 1 Urgent Courses	5	138	3.6%	7.1%	7.9%	9.1%
% of FP17s Relating to Free Repair or Replacements	0	138	0.0%	0.8%	0.8%	0.8%
% of FP17s Relating to Continuations	1	138	0.7%	1.4%	1.1%	1.1%
% of Patients satisfied with the dentistry they have received	0	0	N/A	91.4%	91.8%	91.7%
% of Patients satisfied with the time they had to wait for an appointment	0	0	N/A	87.3%	88.4%	88.0%

* This is based on patients treated on this contract for their most recent course of treatment. Figures in italics indicate the base number of FP17s or Patient Questionnaire responses are less than 100. N/A is shown where the base number of responses is less than 10 during the period. % is calculated as Quantity/Base number*100

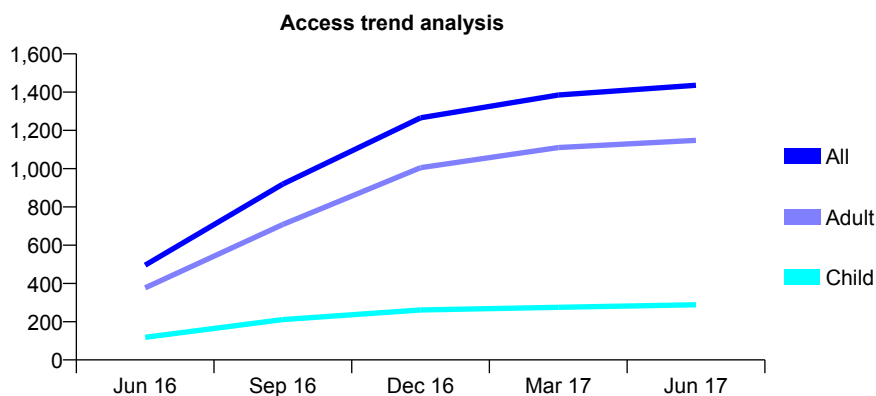
Q55 - Vital Signs At a Glance Contract Report for 100103/0000 - June 2017

Name or company name	Dr H S Thiara, Mrs R K Mattu
Contract type name	GDS Contract
Purpose of contract	General
Contract start date	01/04/2016
Contract end date	

17/18 Contracted general activity (UDA)	5,332
Carry forward general activity (UDA)	0
17/18 Contracted orthodontic activity (UOA)	0
Carry forward orthodontic activity (UOA)	0
Baseline contract value	£206,490.69

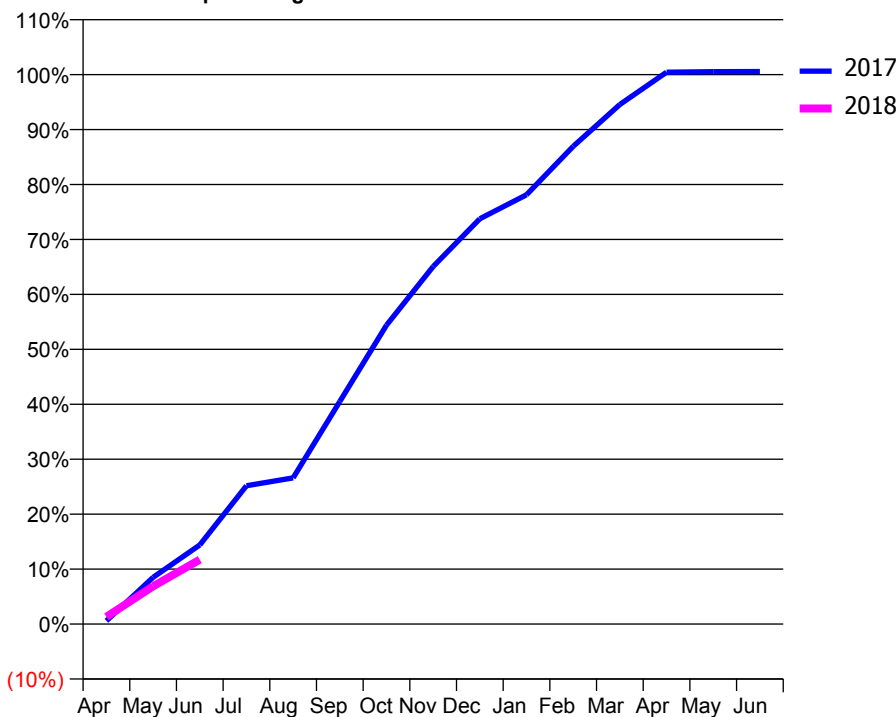
ACCESS*

Patients seen in 24 months	Total	Change since previous quarter
Quarter ending June 2016	495	
Quarter ending September 2016	919	↑
Quarter ending December 2016	1,266	↑
Quarter ending March 2017	1,385	↑
Quarter ending June 2017	1,436	↑
Variance since June 2016	190.1%	↑



ACTIVITY

Cumulative percentage of contracted UDA delivered 2017 & 2018



Month	Adjusted Scheduled Activity (UDA)	
	2017	2018
April	32	70
May	453	367
June	768	626
July	1,343	
August	1,418	
September	2,160	
October	2,900	
November	3,469	
December	3,933	
January	4,165	
February	4,635	
March	5,042	
April	5,355	
May	5,360	
June	5,361	

QUALITY

	Quantity	Base Number	Contract	AT	Region	England
% of FP17s for the same patient ID Re-attending within 3 months - Children	12	114	10.5%	10.7%	11.7%	12.0%
% of FP17s for the same patient ID Re-attending within 3 months - Adults	57	378	15.1%	14.1%	15.2%	16.0%
% of FP17s for the same patient ID Re-attending between 3 & 9 months - Children	63	114	55.3%	61.8%	59.1%	58.0%
% of FP17s for the same patient ID Re-attending between 3 & 9 months - Adults	222	378	58.7%	56.4%	52.2%	50.9%
% of FP17s for Band 1 Urgent Courses	43	360	11.9%	7.1%	7.9%	9.1%
% of FP17s Relating to Free Repair or Replacements	0	360	0.0%	0.8%	0.8%	0.8%
% of FP17s Relating to Continuations	0	360	0.0%	1.4%	1.1%	1.1%
% of Patients satisfied with the dentistry they have received	1	1	N/A	91.4%	91.8%	91.7%
% of Patients satisfied with the time they had to wait for an appointment	1	1	N/A	87.3%	88.4%	88.0%

* This is based on patients treated on this contract for their most recent course of treatment. Figures in italics indicate the base number of FP17s or Patient Questionnaire responses are less than 100. N/A is shown where the base number of responses is less than 10 during the period. % is calculated as Quantity/Base number*100

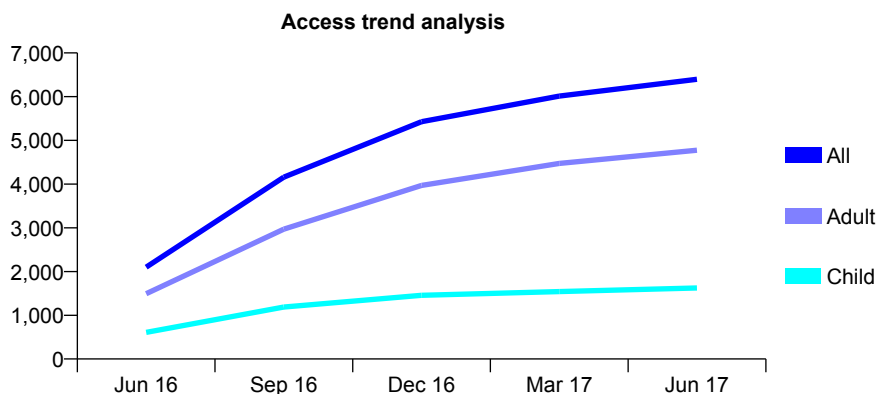
Q55 - Vital Signs At a Glance Contract Report for 100109/0000 - June 2017

Name or company name	Whitecross Dental Care Limited
Contract type name	GDS Contract
Purpose of contract	General
Contract start date	01/04/2016
Contract end date	

17/18 Contracted general activity (UDA)	24,298
Carry forward general activity (UDA)	0
17/18 Contracted orthodontic activity (UOA)	0
Carry forward orthodontic activity (UOA)	0
Baseline contract value	£601,979.62

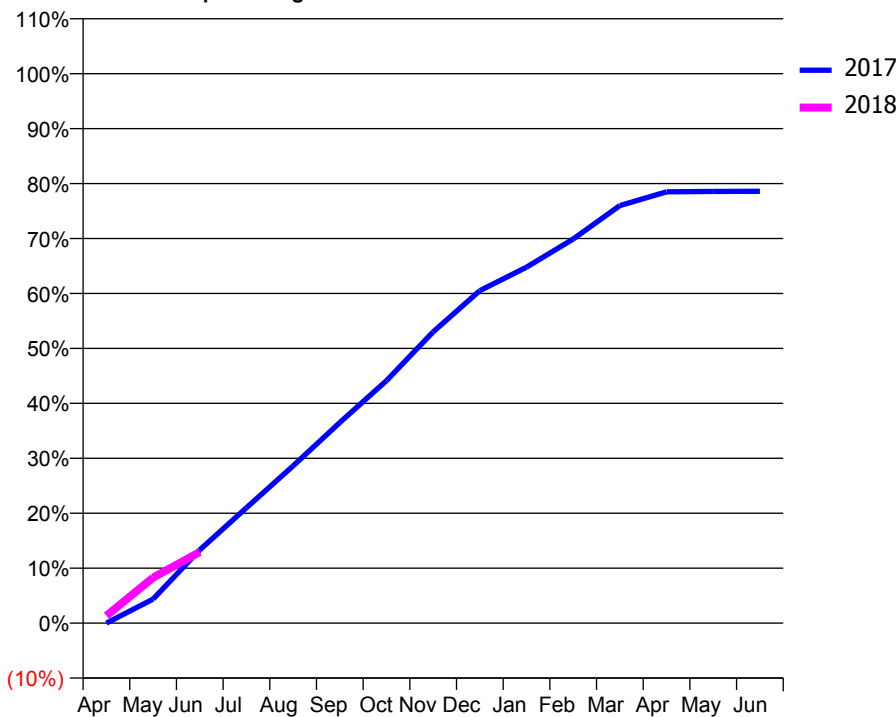
ACCESS*

Patients seen in 24 months	Total	Change since previous quarter
Quarter ending June 2016	2,101	
Quarter ending September 2016	4,158	↑
Quarter ending December 2016	5,427	↑
Quarter ending March 2017	6,014	↑
Quarter ending June 2017	6,399	↑
Variance since June 2016	204.6%	↑



ACTIVITY

Cumulative percentage of contracted UDA delivered 2017 & 2018



Adjusted Scheduled Activity (UDA)

Month	2017	2018
April	0	325
May	1,062	2,013
June	3,241	3,143
July	5,100	
August	6,955	
September	8,871	
October	10,720	
November	12,878	
December	14,704	
January	15,739	
February	16,983	
March	18,467	
April	19,075	
May	19,091	
June	19,095	

QUALITY

	Quantity	Base Number	Contract	AT	Region	England
% of FP17s for the same patient ID Re-attending within 3 months - Children	33	564	5.9%	10.7%	11.7%	12.0%
% of FP17s for the same patient ID Re-attending within 3 months - Adults	159	1,533	10.4%	14.1%	15.2%	16.0%
% of FP17s for the same patient ID Re-attending between 3 & 9 months - Children	293	564	52.0%	61.8%	59.1%	58.0%
% of FP17s for the same patient ID Re-attending between 3 & 9 months - Adults	749	1,533	48.9%	56.4%	52.2%	50.9%
% of FP17s for Band 1 Urgent Courses	87	1,785	4.9%	7.1%	7.9%	9.1%
% of FP17s Relating to Free Repair or Replacements	20	1,785	1.1%	0.8%	0.8%	0.8%
% of FP17s Relating to Continuations	40	1,785	2.2%	1.4%	1.1%	1.1%
% of Patients satisfied with the dentistry they have received	9	10	90.0%	91.4%	91.8%	91.7%
% of Patients satisfied with the time they had to wait for an appointment	8	10	80.0%	87.3%	88.4%	88.0%

* This is based on patients treated on this contract for their most recent course of treatment. Figures in italics indicate the base number of FP17s or Patient Questionnaire responses are less than 100. N/A is shown where the base number of responses is less than 10 during the period. % is calculated as Quantity/Base number*100

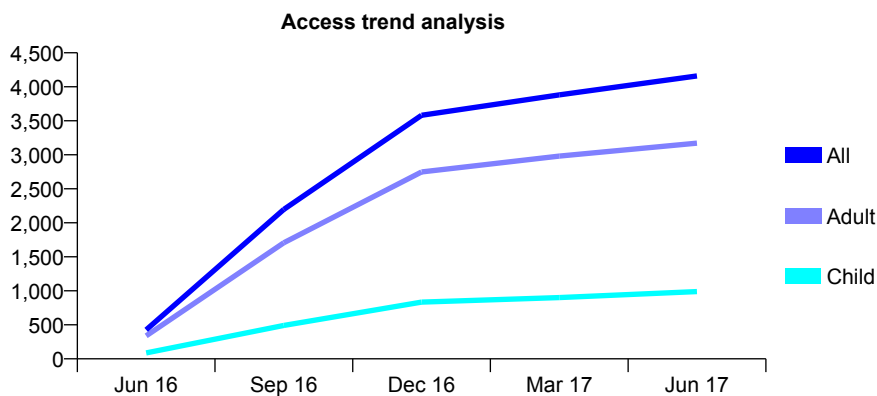
Q55 - Vital Signs At a Glance Contract Report for 100150/0000 - June 2017

Name or company name	MR JD AL-DAMOUK
Contract type name	GDS Contract
Purpose of contract	General and Orthodontic
Contract start date	01/06/2016
Contract end date	

17/18 Contracted general activity (UDA)	15,709
Carry forward general activity (UDA)	0
17/18 Contracted orthodontic activity (UOA)	575
Carry forward orthodontic activity (UOA)	0
Baseline contract value	£463,852.18

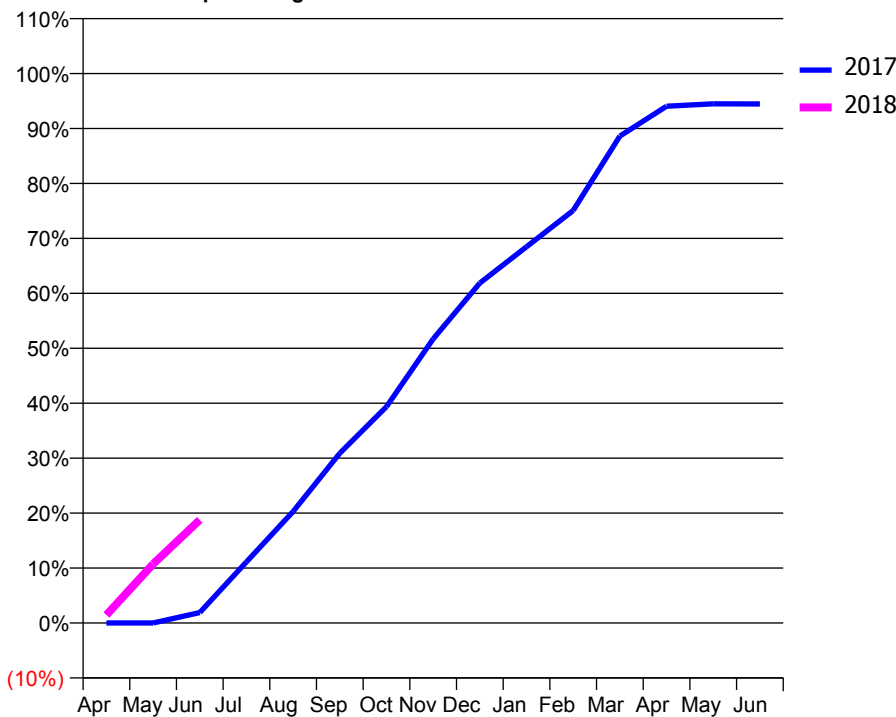
ACCESS*

Patients seen in 24 months	Total	Change since previous quarter
Quarter ending June 2016	426	
Quarter ending September 2016	2,197	↑
Quarter ending December 2016	3,582	↑
Quarter ending March 2017	3,882	↑
Quarter ending June 2017	4,160	↑
Variance since June 2016	876.5%	↑



ACTIVITY

Cumulative percentage of contracted UDA delivered 2017 & 2018



Month	Adjusted Scheduled Activity (UDA)	
	2017	2018
April	0	231
May	0	1,686
June	248	2,947
July	1,457	
August	2,657	
September	4,044	
October	5,154	
November	6,769	
December	8,098	
January	8,963	
February	9,828	
March	11,601	
April	12,310	
May	12,368	
June	12,367	

QUALITY

	Quantity	Base Number	Contract	AT	Region	England
% of FP17s for the same patient ID Re-attending within 3 months - Children	32	539	5.9%	10.7%	11.7%	12.0%
% of FP17s for the same patient ID Re-attending within 3 months - Adults	221	1,624	13.6%	14.1%	15.2%	16.0%
% of FP17s for the same patient ID Re-attending between 3 & 9 months - Children	359	539	66.6%	61.8%	59.1%	58.0%
% of FP17s for the same patient ID Re-attending between 3 & 9 months - Adults	1,174	1,624	72.3%	56.4%	52.2%	50.9%
% of FP17s for Band 1 Urgent Courses	117	1,716	6.8%	7.1%	7.9%	9.1%
% of FP17s Relating to Free Repair or Replacements	10	1,716	0.6%	0.8%	0.8%	0.8%
% of FP17s Relating to Continuations	3	1,716	0.2%	1.4%	1.1%	1.1%
% of Patients satisfied with the dentistry they have received	11	11	100.0%	91.4%	91.8%	91.7%
% of Patients satisfied with the time they had to wait for an appointment	10	11	90.9%	87.3%	88.4%	88.0%

* This is based on patients treated on this contract for their most recent course of treatment. Figures in italics indicate the base number of FP17s or Patient Questionnaire responses are less than 100. N/A is shown where the base number of responses is less than 10 during the period. % is calculated as Quantity/Base number*100

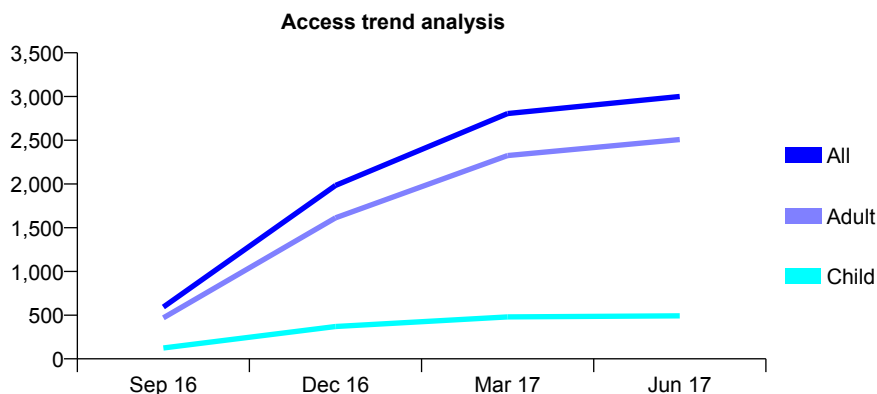
Q55 - Vital Signs At a Glance Contract Report for 100180/0000 - June 2017

Name or company name	Mr Andrew Dale and Mr Ravi Nathwani
Contract type name	GDS Contract
Purpose of contract	General
Contract start date	01/08/2016
Contract end date	

17/18 Contracted general activity (UDA)	10,228
Carry forward general activity (UDA)	0
17/18 Contracted orthodontic activity (UOA)	0
Carry forward orthodontic activity (UOA)	0
Baseline contract value	£296,660.57

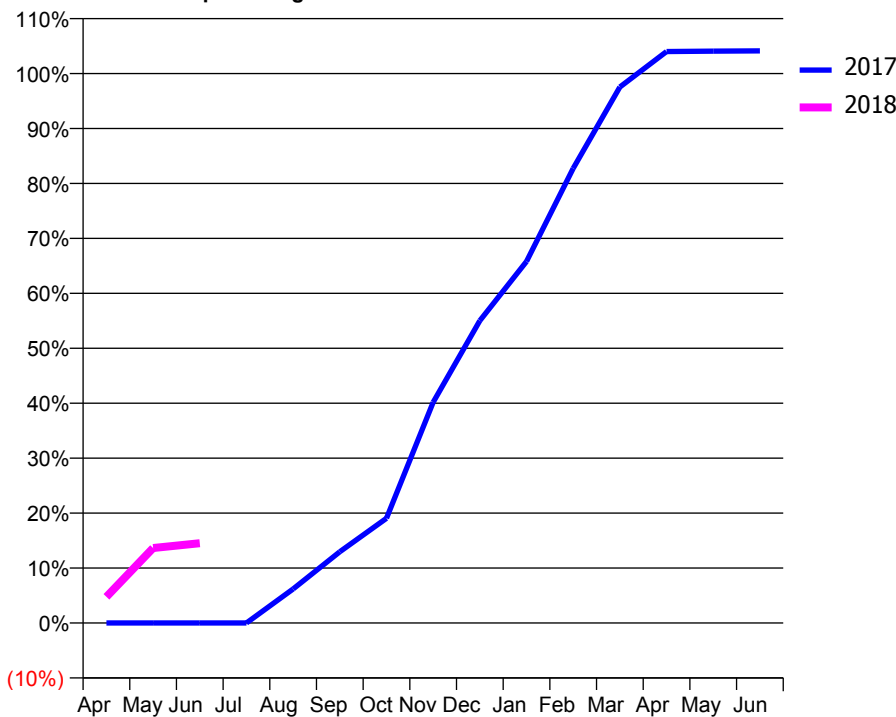
ACCESS*

Patients seen in 24 months	Total	Change since previous quarter
Quarter ending June 2016	0	
Quarter ending September 2016	593	↑
Quarter ending December 2016	1,983	↑
Quarter ending March 2017	2,805	↑
Quarter ending June 2017	3,000	↑
Variance since June 2016	N/A	



ACTIVITY

Cumulative percentage of contracted UDA delivered 2017 & 2018



Month	Adjusted Scheduled Activity (UDA)	
	2017	2018
April	0	488
May	0	1,396
June	0	1,485
July	0	
August	423	
September	884	
October	1,300	
November	2,740	
December	3,751	
January	4,488	
February	5,641	
March	6,651	
April	7,092	
May	7,096	
June	7,100	

QUALITY

	Quantity	Base Number	Contract	AT	Region	England
% of FP17s for the same patient ID Re-attending within 3 months - Children	5	152	3.3%	10.7%	11.7%	12.0%
% of FP17s for the same patient ID Re-attending within 3 months - Adults	80	731	10.9%	14.1%	15.2%	16.0%
% of FP17s for the same patient ID Re-attending between 3 & 9 months - Children	101	152	66.4%	61.8%	59.1%	58.0%
% of FP17s for the same patient ID Re-attending between 3 & 9 months - Adults	371	731	50.8%	56.4%	52.2%	50.9%
% of FP17s for Band 1 Urgent Courses	22	679	3.2%	7.1%	7.9%	9.1%
% of FP17s Relating to Free Repair or Replacements	5	679	0.7%	0.8%	0.8%	0.8%
% of FP17s Relating to Continuations	10	679	1.5%	1.4%	1.1%	1.1%
% of Patients satisfied with the dentistry they have received	7	8	N/A	91.4%	91.8%	91.7%
% of Patients satisfied with the time they had to wait for an appointment	7	8	N/A	87.3%	88.4%	88.0%

* This is based on patients treated on this contract for their most recent course of treatment. Figures in italics indicate the base number of FP17s or Patient Questionnaire responses are less than 100. N/A is shown where the base number of responses is less than 10 during the period. % is calculated as Quantity/Base number*100

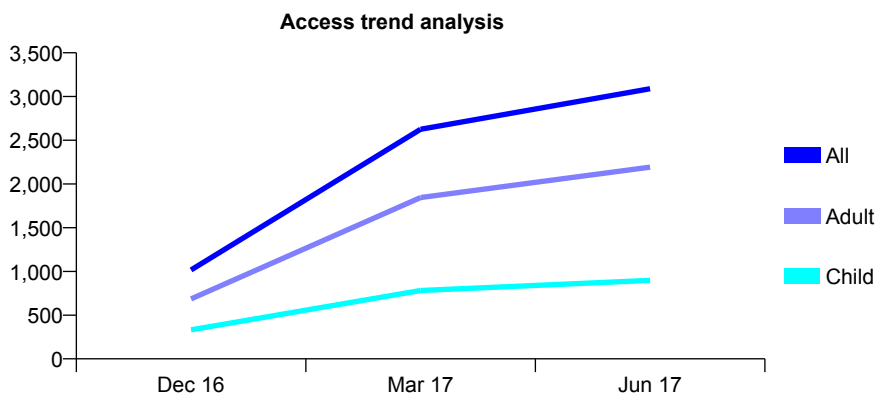
Q55 - Vital Signs At a Glance Contract Report for 100195/0000 - June 2017

Name or company name	Dental Perfection
Contract type name	GDS Contract
Purpose of contract	General
Contract start date	01/08/2016
Contract end date	

17/18 Contracted general activity (UDA)	10,900
Carry forward general activity (UDA)	0
17/18 Contracted orthodontic activity (UOA)	0
Carry forward orthodontic activity (UOA)	0
Baseline contract value	£239,572.13

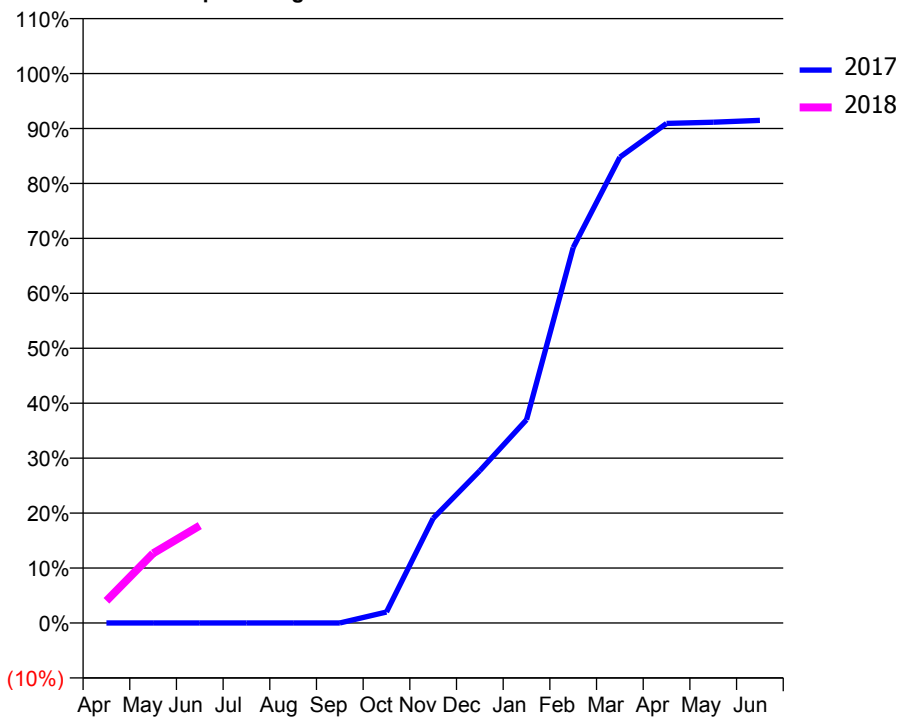
ACCESS*

Patients seen in 24 months	Total	Change since previous quarter
Quarter ending June 2016	0	
Quarter ending September 2016	0	
Quarter ending December 2016	1,017	↑
Quarter ending March 2017	2,626	↑
Quarter ending June 2017	3,089	↑
Variance since June 2016	N/A	



ACTIVITY

Cumulative percentage of contracted UDA delivered 2017 & 2018



Month	Adjusted Scheduled Activity (UDA)	
	2017	2018
April	0	439
May	0	1,381
June	0	1,933
July	0	
August	0	
September	0	
October	145	
November	1,385	
December	2,015	
January	2,688	
February	4,966	
March	6,160	
April	6,608	
May	6,623	
June	6,647	

QUALITY

	Quantity	Base Number	Contract	AT	Region	England
% of FP17s for the same patient ID Re-attending within 3 months - Children	13	317	4.1%	10.7%	11.7%	12.0%
% of FP17s for the same patient ID Re-attending within 3 months - Adults	85	776	11.0%	14.1%	15.2%	16.0%
% of FP17s for the same patient ID Re-attending between 3 & 9 months - Children	158	317	49.8%	61.8%	59.1%	58.0%
% of FP17s for the same patient ID Re-attending between 3 & 9 months - Adults	316	776	40.7%	56.4%	52.2%	50.9%
% of FP17s for Band 1 Urgent Courses	45	889	5.1%	7.1%	7.9%	9.1%
% of FP17s Relating to Free Repair or Replacements	0	889	0.0%	0.8%	0.8%	0.8%
% of FP17s Relating to Continuations	14	889	1.6%	1.4%	1.1%	1.1%
% of Patients satisfied with the dentistry they have received	2	3	N/A	91.4%	91.8%	91.7%
% of Patients satisfied with the time they had to wait for an appointment	2	3	N/A	87.3%	88.4%	88.0%

* This is based on patients treated on this contract for their most recent course of treatment. Figures in italics indicate the base number of FP17s or Patient Questionnaire responses are less than 100. N/A is shown where the base number of responses is less than 10 during the period. % is calculated as Quantity/Base number*100

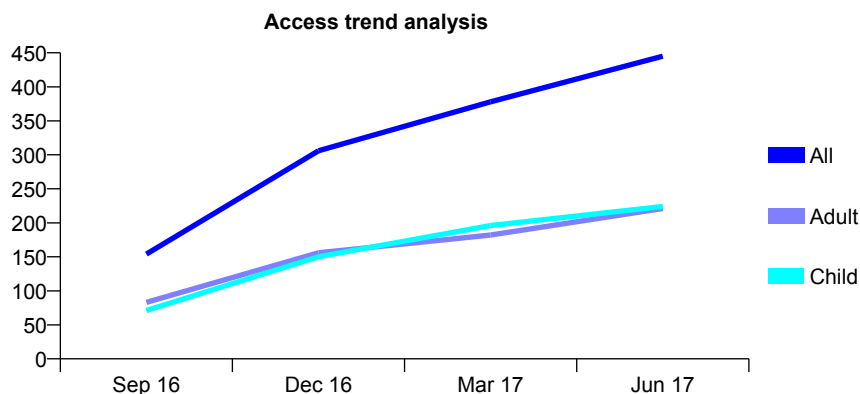
Q55 - Vital Signs At a Glance Contract Report for 100196/0000 - June 2017

Name or company name	Impressions Dental Care (Nottingham) Limi
Contract type name	GDS Contract
Purpose of contract	General
Contract start date	01/08/2016
Contract end date	

17/18 Contracted general activity (UDA)	1,375
Carry forward general activity (UDA)	0
17/18 Contracted orthodontic activity (UOA)	0
Carry forward orthodontic activity (UOA)	0
Baseline contract value	£32,224.04

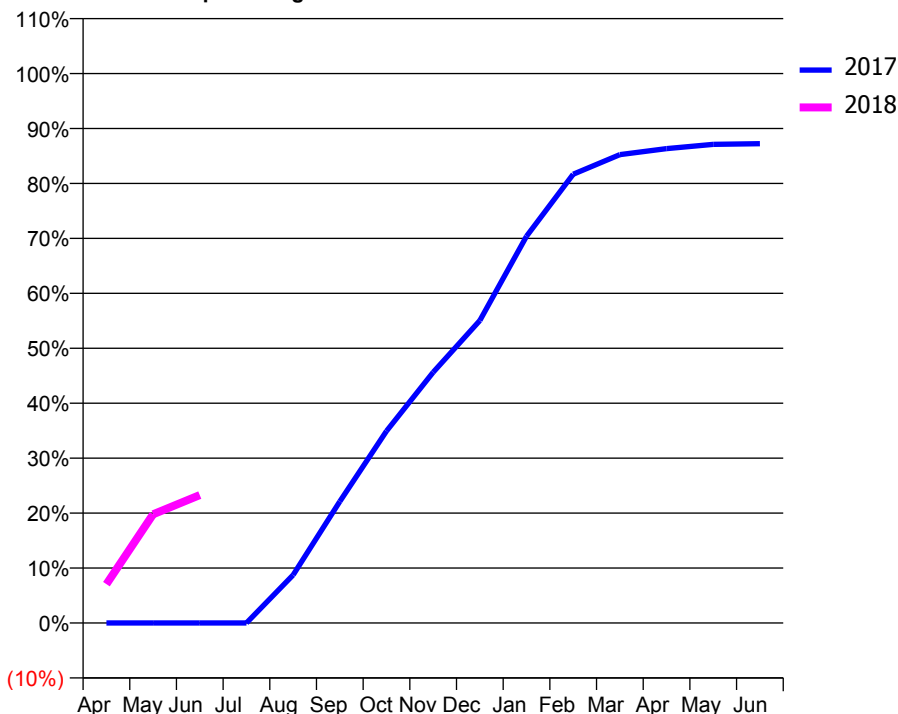
ACCESS*

Patients seen in 24 months	Total	Change since previous quarter
Quarter ending June 2016	0	
Quarter ending September 2016	154	↑
Quarter ending December 2016	306	↑
Quarter ending March 2017	378	↑
Quarter ending June 2017	445	↑
Variance since June 2016	N/A	



ACTIVITY

Cumulative percentage of contracted UDA delivered 2017 & 2018



Month	Adjusted Scheduled Activity (UDA)	
	2017	2018
April	0	97
May	0	272
June	0	320
July	0	
August	80	
September	203	
October	320	
November	418	
December	505	
January	645	
February	749	
March	782	
April	792	
May	799	
June	800	

QUALITY

	Quantity	Base Number	Contract	AT	Region	England
% of FP17s for the same patient ID Re-attending within 3 months - Children	9	103	8.7%	10.7%	11.7%	12.0%
% of FP17s for the same patient ID Re-attending within 3 months - Adults	14	106	13.2%	14.1%	15.2%	16.0%
% of FP17s for the same patient ID Re-attending between 3 & 9 months - Children	54	103	52.4%	61.8%	59.1%	58.0%
% of FP17s for the same patient ID Re-attending between 3 & 9 months - Adults	59	106	55.7%	56.4%	52.2%	50.9%
% of FP17s for Band 1 Urgent Courses	10	193	5.2%	7.1%	7.9%	9.1%
% of FP17s Relating to Free Repair or Replacements	0	193	0.0%	0.8%	0.8%	0.8%
% of FP17s Relating to Continuations	0	193	0.0%	1.4%	1.1%	1.1%
% of Patients satisfied with the dentistry they have received	0	0	N/A	91.4%	91.8%	91.7%
% of Patients satisfied with the time they had to wait for an appointment	0	0	N/A	87.3%	88.4%	88.0%

* This is based on patients treated on this contract for their most recent course of treatment. Figures in italics indicate the base number of FP17s or Patient Questionnaire responses are less than 100. N/A is shown where the base number of responses is less than 10 during the period. % is calculated as Quantity/Base number*100

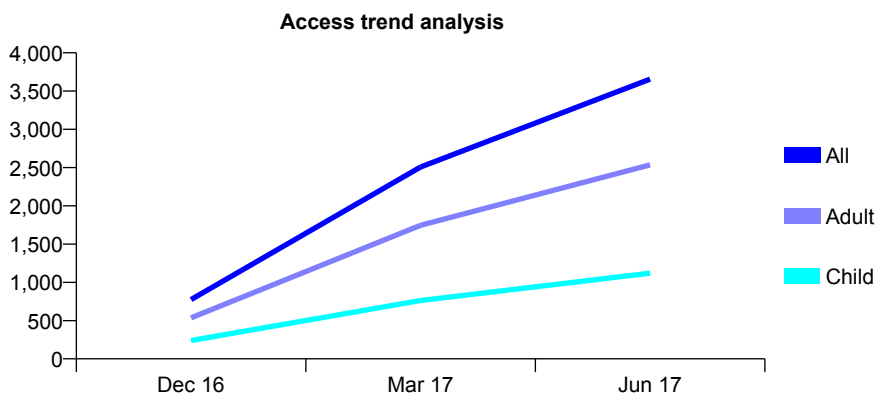
Q55 - Vital Signs At a Glance Contract Report for 100205/0000 - June 2017

Name or company name	Family Medical Centre (Green//Hanji)
Contract type name	GDS Contract
Purpose of contract	General
Contract start date	01/08/2016
Contract end date	

17/18 Contracted general activity (UDA)	21,057
Carry forward general activity (UDA)	0
17/18 Contracted orthodontic activity (UOA)	0
Carry forward orthodontic activity (UOA)	0
Baseline contract value	£574,371.65

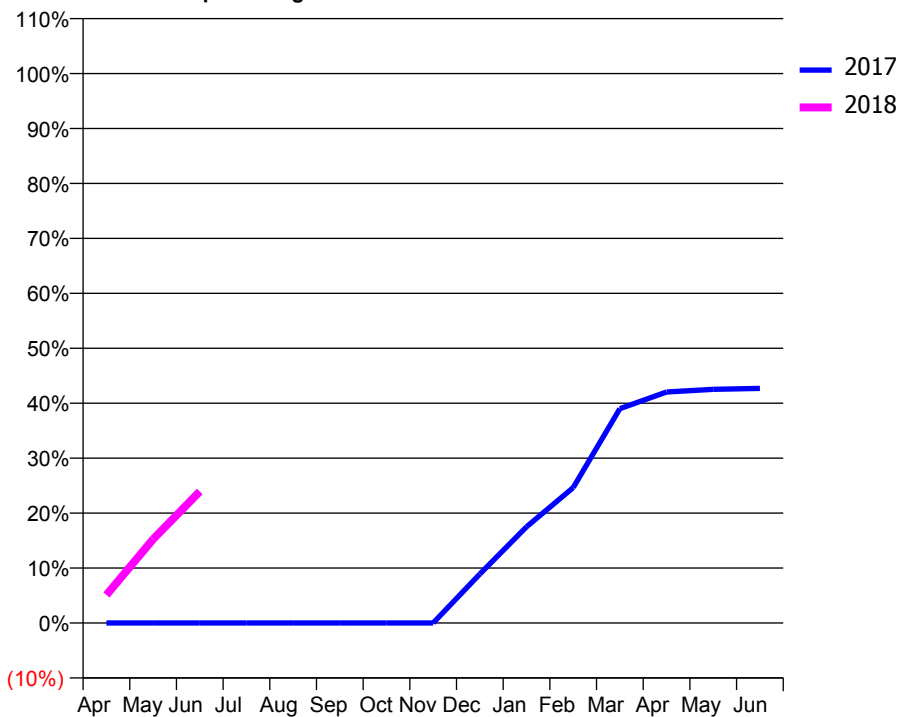
ACCESS*

Patients seen in 24 months	Total	Change since previous quarter
Quarter ending June 2016	0	
Quarter ending September 2016	0	
Quarter ending December 2016	775	↑
Quarter ending March 2017	2,508	↑
Quarter ending June 2017	3,655	↑
Variance since June 2016	N/A	



ACTIVITY

Cumulative percentage of contracted UDA delivered 2017 & 2018



Adjusted Scheduled Activity (UDA)

Month	2017	2018
April	0	1,074
May	0	3,209
June	0	5,041
July	0	
August	0	
September	0	
October	0	
November	0	
December	2,034	
January	3,993	
February	5,622	
March	8,896	
April	9,591	
May	9,702	
June	9,740	

QUALITY

	Quantity	Base Number	Contract	AT	Region	England
% of FP17s for the same patient ID Re-attending within 3 months - Children	35	553	6.3%	10.7%	11.7%	12.0%
% of FP17s for the same patient ID Re-attending within 3 months - Adults	168	1,158	14.5%	14.1%	15.2%	16.0%
% of FP17s for the same patient ID Re-attending between 3 & 9 months - Children	116	553	21.0%	61.8%	59.1%	58.0%
% of FP17s for the same patient ID Re-attending between 3 & 9 months - Adults	180	1,158	15.5%	56.4%	52.2%	50.9%
% of FP17s for Band 1 Urgent Courses	56	1,489	3.8%	7.1%	7.9%	9.1%
% of FP17s Relating to Free Repair or Replacements	18	1,489	1.2%	0.8%	0.8%	0.8%
% of FP17s Relating to Continuations	12	1,489	0.8%	1.4%	1.1%	1.1%
% of Patients satisfied with the dentistry they have received	6	6	N/A	91.4%	91.8%	91.7%
% of Patients satisfied with the time they had to wait for an appointment	6	6	N/A	87.3%	88.4%	88.0%

* This is based on patients treated on this contract for their most recent course of treatment. Figures in italics indicate the base number of FP17s or Patient Questionnaire responses are less than 100. N/A is shown where the base number of responses is less than 10 during the period. % is calculated as Quantity/Base number*100

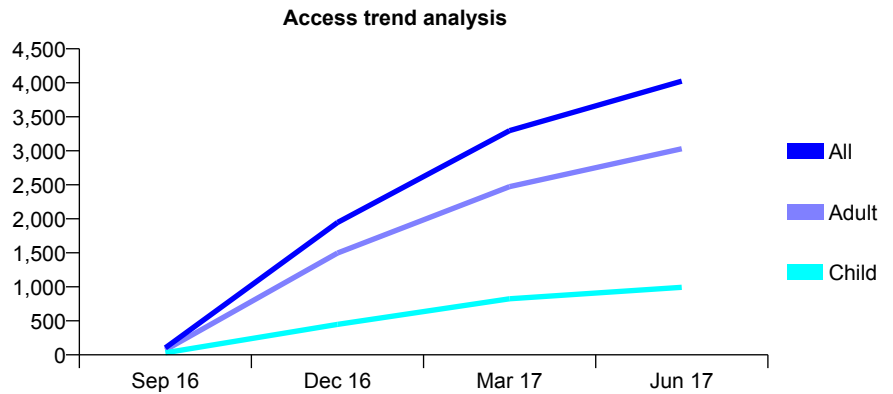
Q55 - Vital Signs At a Glance Contract Report for 100211/0000 - June 2017

Name or company name	Rivergreen Dental Practice
Contract type name	GDS Contract
Purpose of contract	General
Contract start date	01/09/2016
Contract end date	

17/18 Contracted general activity (UDA)	14,929
Carry forward general activity (UDA)	0
17/18 Contracted orthodontic activity (UOA)	0
Carry forward orthodontic activity (UOA)	0
Baseline contract value	£382,465.35

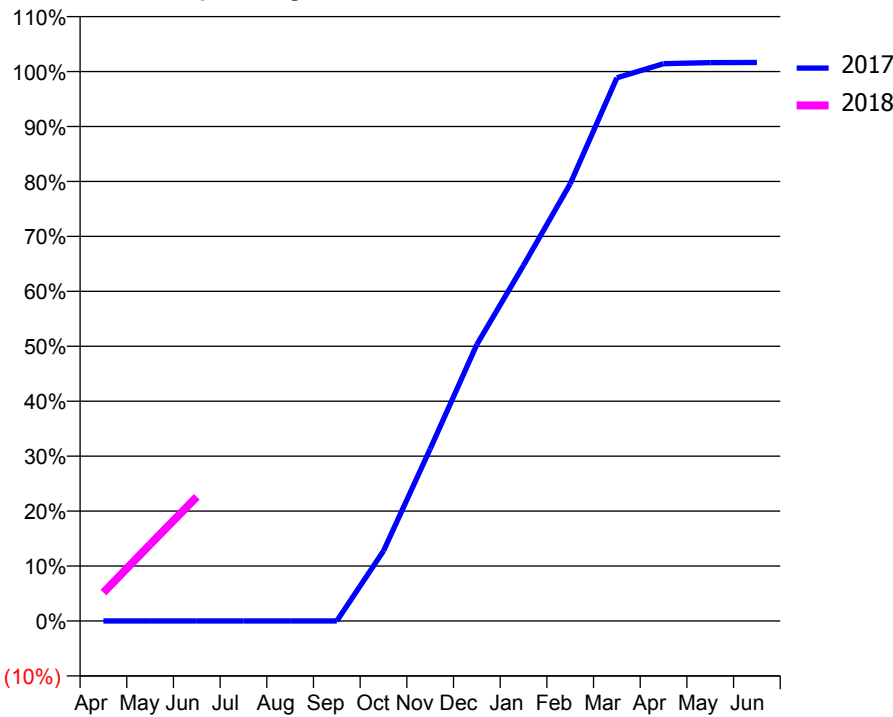
ACCESS*

Patients seen in 24 months	Total	Change since previous quarter
Quarter ending June 2016	0	
Quarter ending September 2016	102	↑
Quarter ending December 2016	1,946	↑
Quarter ending March 2017	3,298	↑
Quarter ending June 2017	4,024	↑
Variance since June 2016	N/A	



ACTIVITY

Cumulative percentage of contracted UDA delivered 2017 & 2018



Month	Adjusted Scheduled Activity (UDA)	
	2017	2018
April	0	772
May	0	2,082
June	0	3,373
July	0	
August	0	
September	0	
October	1,111	
November	2,728	
December	4,381	
January	5,637	
February	6,928	
March	8,610	
April	8,834	
May	8,851	
June	8,853	

QUALITY

	Quantity	Base Number	Contract	AT	Region	England
% of FP17s for the same patient ID Re-attending within 3 months - Children	35	402	8.7%	10.7%	11.7%	12.0%
% of FP17s for the same patient ID Re-attending within 3 months - Adults	169	1,275	13.3%	14.1%	15.2%	16.0%
% of FP17s for the same patient ID Re-attending between 3 & 9 months - Children	183	402	45.5%	61.8%	59.1%	58.0%
% of FP17s for the same patient ID Re-attending between 3 & 9 months - Adults	605	1,275	47.5%	56.4%	52.2%	50.9%
% of FP17s for Band 1 Urgent Courses	85	1,600	5.3%	7.1%	7.9%	9.1%
% of FP17s Relating to Free Repair or Replacements	12	1,600	0.8%	0.8%	0.8%	0.8%
% of FP17s Relating to Continuations	9	1,600	0.6%	1.4%	1.1%	1.1%
% of Patients satisfied with the dentistry they have received	8	8	N/A	91.4%	91.8%	91.7%
% of Patients satisfied with the time they had to wait for an appointment	7	8	N/A	87.3%	88.4%	88.0%

* This is based on patients treated on this contract for their most recent course of treatment. Figures in italics indicate the base number of FP17s or Patient Questionnaire responses are less than 100. N/A is shown where the base number of responses is less than 10 during the period. % is calculated as Quantity/Base number*100

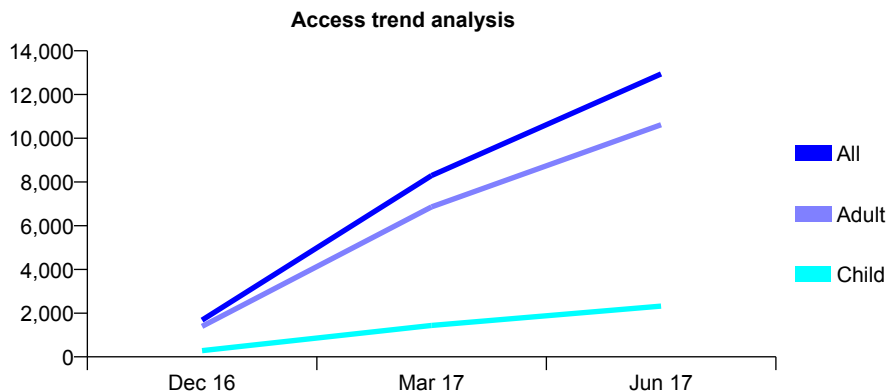
Q55 - Vital Signs At a Glance Contract Report for 100236/0000 - June 2017

Name or company name	AJ Moore & Associates
Contract type name	GDS Contract
Purpose of contract	General
Contract start date	01/12/2016
Contract end date	

17/18 Contracted general activity (UDA)	56,787
Carry forward general activity (UDA)	0
17/18 Contracted orthodontic activity (UOA)	0
Carry forward orthodontic activity (UOA)	0
Baseline contract value	£1,328,651.04

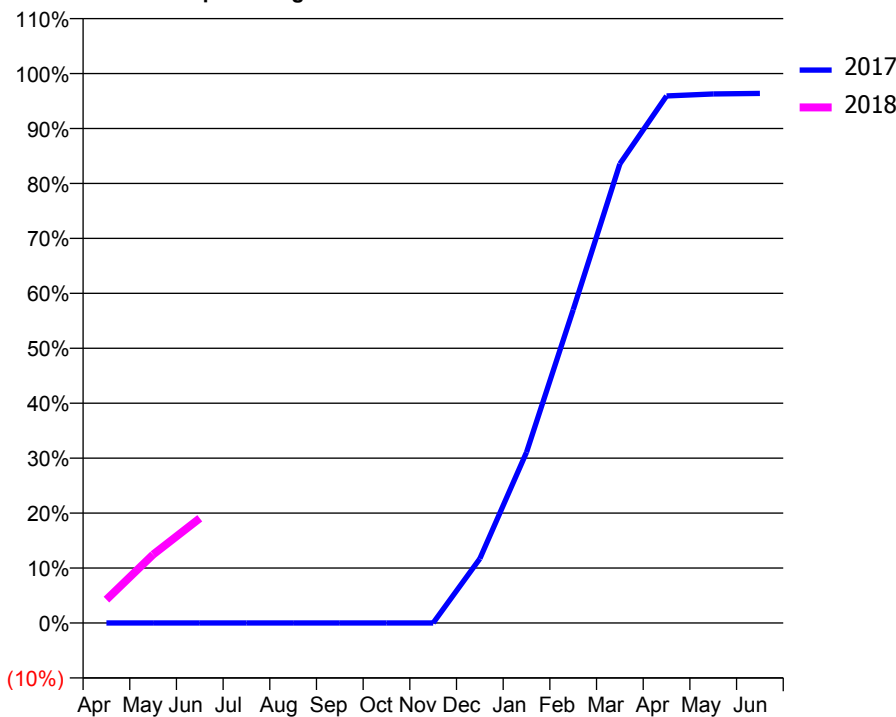
ACCESS*

Patients seen in 24 months	Total	Change since previous quarter
Quarter ending June 2016	0	
Quarter ending September 2016	0	
Quarter ending December 2016	1,678	↑
Quarter ending March 2017	8,296	↑
Quarter ending June 2017	12,941	↑
Variance since June 2016	N/A	



ACTIVITY

Cumulative percentage of contracted UDA delivered 2017 & 2018



Month	Adjusted Scheduled Activity (UDA)	
	2017	2018
April	0	2,417
May	0	7,073
June	0	10,831
July	0	
August	0	
September	0	
October	0	
November	0	
December	2,215	
January	5,883	
February	10,795	
March	15,820	
April	18,155	
May	18,227	
June	18,242	

QUALITY

	Quantity	Base Number	Contract	AT	Region	England
% of FP17s for the same patient ID Re-attending within 3 months - Children	79	1,188	6.6%	10.7%	11.7%	12.0%
% of FP17s for the same patient ID Re-attending within 3 months - Adults	659	5,574	11.8%	14.1%	15.2%	16.0%
% of FP17s for the same patient ID Re-attending between 3 & 9 months - Children	119	1,188	10.0%	61.8%	59.1%	58.0%
% of FP17s for the same patient ID Re-attending between 3 & 9 months - Adults	826	5,574	14.8%	56.4%	52.2%	50.9%
% of FP17s for Band 1 Urgent Courses	260	5,477	4.7%	7.1%	7.9%	9.1%
% of FP17s Relating to Free Repair or Replacements	103	5,477	1.9%	0.8%	0.8%	0.8%
% of FP17s Relating to Continuations	66	5,477	1.2%	1.4%	1.1%	1.1%
% of Patients satisfied with the dentistry they have received	17	17	100.0%	91.4%	91.8%	91.7%
% of Patients satisfied with the time they had to wait for an appointment	16	17	94.1%	87.3%	88.4%	88.0%

* This is based on patients treated on this contract for their most recent course of treatment. Figures in italics indicate the base number of FP17s or Patient Questionnaire responses are less than 100. N/A is shown where the base number of responses is less than 10 during the period. % is calculated as Quantity/Base number*100

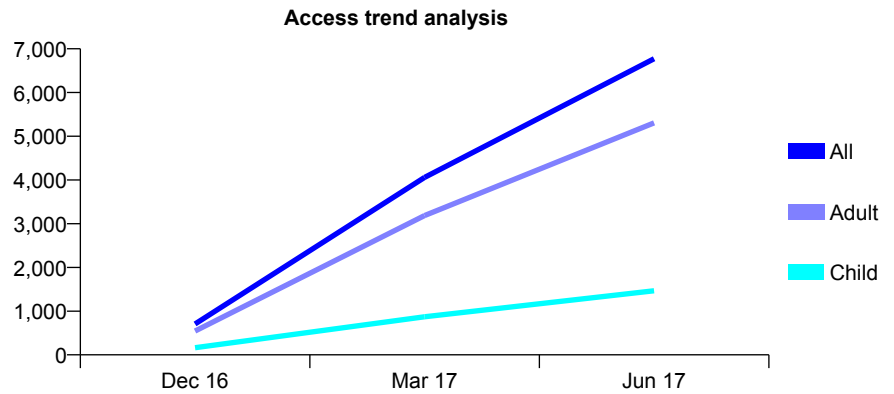
Q55 - Vital Signs At a Glance Contract Report for 100238/0000 - June 2017

Name or company name	Hearnor Dental Practice
Contract type name	GDS Contract
Purpose of contract	General
Contract start date	01/12/2016
Contract end date	

17/18 Contracted general activity (UDA)	25,773
Carry forward general activity (UDA)	0
17/18 Contracted orthodontic activity (UOA)	0
Carry forward orthodontic activity (UOA)	0
Baseline contract value	£765,151.72

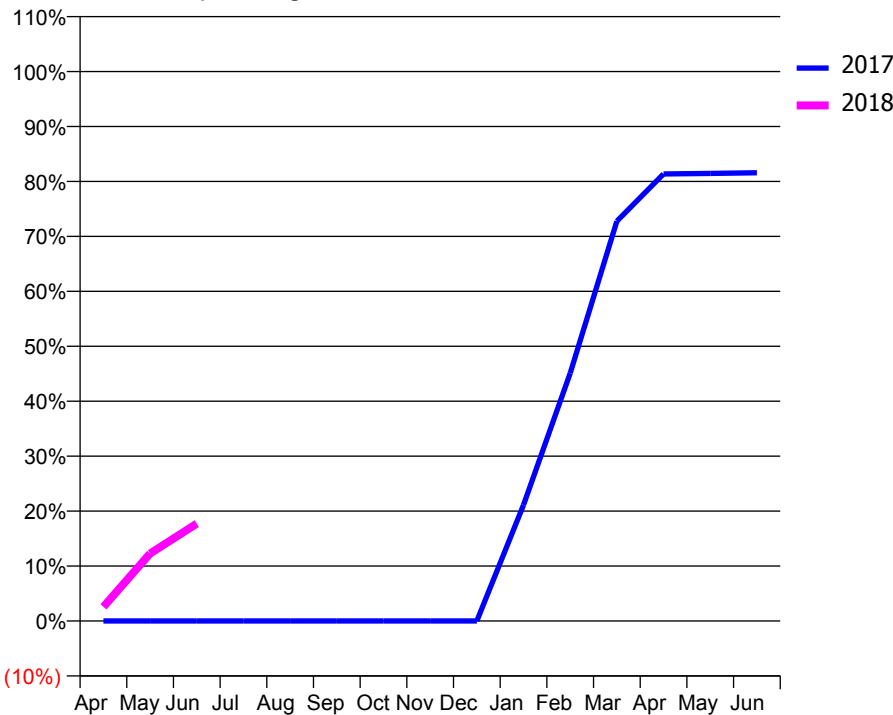
ACCESS*

Patients seen in 24 months	Total	Change since previous quarter
Quarter ending June 2016	0	
Quarter ending September 2016	0	
Quarter ending December 2016	707	↑
Quarter ending March 2017	4,058	↑
Quarter ending June 2017	6,772	↑
Variance since June 2016	N/A	



ACTIVITY

Cumulative percentage of contracted UDA delivered 2017 & 2018



Month	Adjusted Scheduled Activity (UDA)	
	2017	2018
April	0	665
May	0	3,167
June	0	4,567
July	0	
August	0	
September	0	
October	0	
November	0	
December	0	
January	1,814	
February	3,875	
March	6,250	
April	6,989	
May	6,998	
June	7,007	

QUALITY

	Quantity	Base Number	Contract	AT	Region	England
% of FP17s for the same patient ID Re-attending within 3 months - Children	25	666	3.8%	10.7%	11.7%	12.0%
% of FP17s for the same patient ID Re-attending within 3 months - Adults	273	2,449	11.1%	14.1%	15.2%	16.0%
% of FP17s for the same patient ID Re-attending between 3 & 9 months - Children	39	666	5.9%	61.8%	59.1%	58.0%
% of FP17s for the same patient ID Re-attending between 3 & 9 months - Adults	226	2,449	9.2%	56.4%	52.2%	50.9%
% of FP17s for Band 1 Urgent Courses	128	2,717	4.7%	7.1%	7.9%	9.1%
% of FP17s Relating to Free Repair or Replacements	29	2,717	1.1%	0.8%	0.8%	0.8%
% of FP17s Relating to Continuations	28	2,717	1.0%	1.4%	1.1%	1.1%
% of Patients satisfied with the dentistry they have received	3	4	N/A	91.4%	91.8%	91.7%
% of Patients satisfied with the time they had to wait for an appointment	3	4	N/A	87.3%	88.4%	88.0%

* This is based on patients treated on this contract for their most recent course of treatment. Figures in italics indicate the base number of FP17s or Patient Questionnaire responses are less than 100. N/A is shown where the base number of responses is less than 10 during the period. % is calculated as Quantity/Base number*100

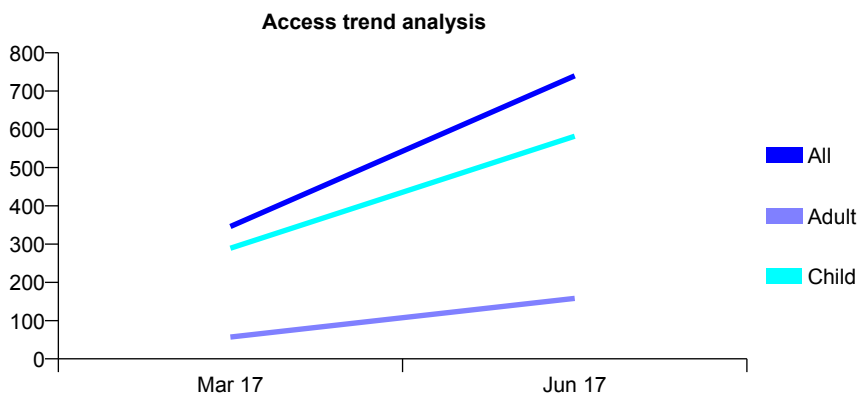
Q55 - Vital Signs At a Glance Contract Report for 100271/0000 - June 2017

Name or company name	Peterson, Carr & Towlerton
Contract type name	GDS Contract
Purpose of contract	General
Contract start date	01/01/2017
Contract end date	

17/18 Contracted general activity (UDA)	3,100
Carry forward general activity (UDA)	0
17/18 Contracted orthodontic activity (UOA)	0
Carry forward orthodontic activity (UOA)	0
Baseline contract value	£70,263.36

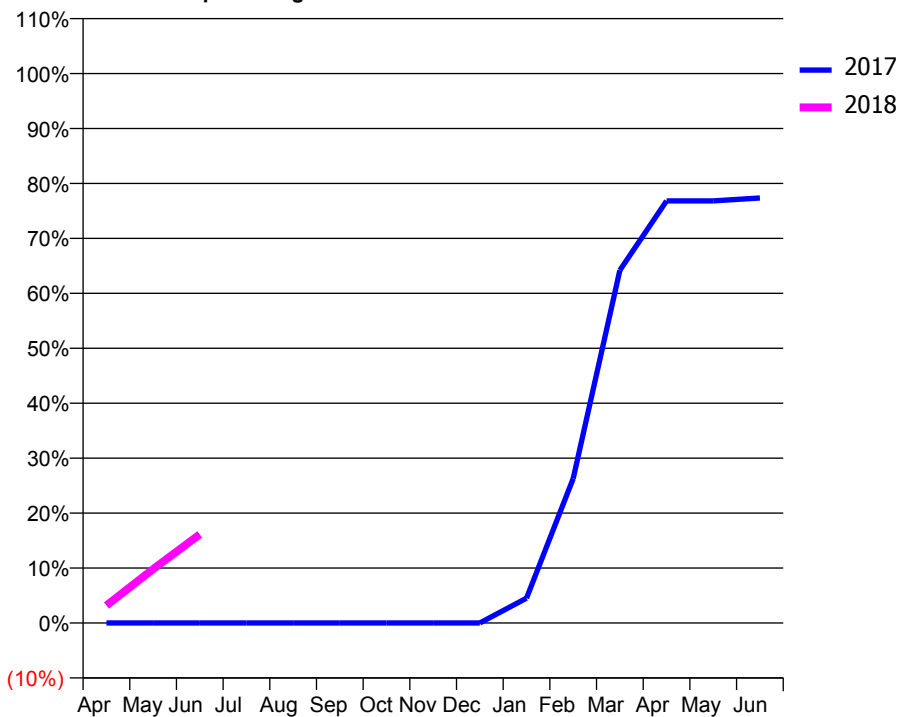
ACCESS*

Patients seen in 24 months	Total	Change since previous quarter
Quarter ending June 2016	0	
Quarter ending September 2016	0	
Quarter ending December 2016	0	
Quarter ending March 2017	346	
Quarter ending June 2017	740	↑
Variance since June 2016	N/A	



ACTIVITY

Cumulative percentage of contracted UDA delivered 2017 & 2018



Adjusted Scheduled Activity (UDA)

Month	2017	2018
April	0	99
May	0	304
June	0	500
July	0	
August	0	
September	0	
October	0	
November	0	
December	0	
January	35	
February	204	
March	498	
April	595	
May	595	
June	599	

QUALITY

	Quantity	Base Number	Contract	AT	Region	England
% of FP17s for the same patient ID Re-attending within 3 months - Children	14	303	4.6%	10.7%	11.7%	12.0%
% of FP17s for the same patient ID Re-attending within 3 months - Adults	10	94	10.6%	14.1%	15.2%	16.0%
% of FP17s for the same patient ID Re-attending between 3 & 9 months - Children	9	303	3.0%	61.8%	59.1%	58.0%
% of FP17s for the same patient ID Re-attending between 3 & 9 months - Adults	4	94	4.3%	56.4%	52.2%	50.9%
% of FP17s for Band 1 Urgent Courses	16	323	5.0%	7.1%	7.9%	9.1%
% of FP17s Relating to Free Repair or Replacements	0	323	0.0%	0.8%	0.8%	0.8%
% of FP17s Relating to Continuations	0	323	0.0%	1.4%	1.1%	1.1%
% of Patients satisfied with the dentistry they have received	0	0	N/A	91.4%	91.8%	91.7%
% of Patients satisfied with the time they had to wait for an appointment	0	0	N/A	87.3%	88.4%	88.0%

* This is based on patients treated on this contract for their most recent course of treatment. Figures in italics indicate the base number of FP17s or Patient Questionnaire responses are less than 100. N/A is shown where the base number of responses is less than 10 during the period. % is calculated as Quantity/Base number*100

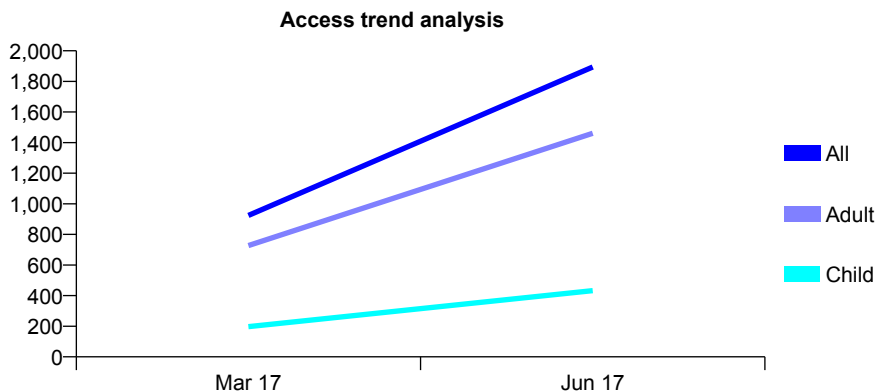
Q55 - Vital Signs At a Glance Contract Report for 100305/0000 - June 2017

Name or company name	New Whittington Dental Practice
Contract type name	GDS Contract
Purpose of contract	General
Contract start date	01/02/2017
Contract end date	

17/18 Contracted general activity (UDA)	11,213
Carry forward general activity (UDA)	0
17/18 Contracted orthodontic activity (UOA)	0
Carry forward orthodontic activity (UOA)	0
Baseline contract value	£356,419.93

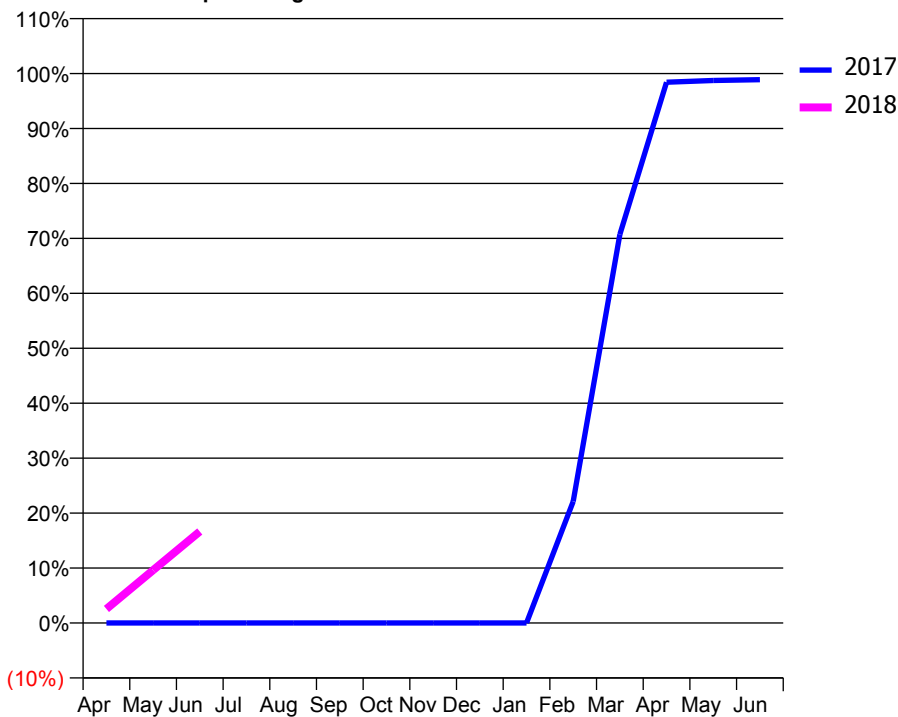
ACCESS*

Patients seen in 24 months	Total	Change since previous quarter
Quarter ending June 2016	0	
Quarter ending September 2016	0	
Quarter ending December 2016	0	
Quarter ending March 2017	924	
Quarter ending June 2017	1,894	↑
Variance since June 2016	N/A	



ACTIVITY

Cumulative percentage of contracted UDA delivered 2017 & 2018



Adjusted Scheduled Activity (UDA)

Month	2017	2018
April	0	288
May	0	1,079
June	0	1,867
July	0	
August	0	
September	0	
October	0	
November	0	
December	0	
January	0	
February	413	
March	1,322	
April	1,839	
May	1,845	
June	1,848	

QUALITY

	Quantity	Base Number	Contract	AT	Region	England
% of FP17s for the same patient ID Re-attending within 3 months - Children	10	260	3.8%	10.7%	11.7%	12.0%
% of FP17s for the same patient ID Re-attending within 3 months - Adults	113	938	12.0%	14.1%	15.2%	16.0%
% of FP17s for the same patient ID Re-attending between 3 & 9 months - Children	2	260	0.8%	61.8%	59.1%	58.0%
% of FP17s for the same patient ID Re-attending between 3 & 9 months - Adults	25	938	2.7%	56.4%	52.2%	50.9%
% of FP17s for Band 1 Urgent Courses	70	969	7.2%	7.1%	7.9%	9.1%
% of FP17s Relating to Free Repair or Replacements	12	969	1.2%	0.8%	0.8%	0.8%
% of FP17s Relating to Continuations	21	969	2.2%	1.4%	1.1%	1.1%
% of Patients satisfied with the dentistry they have received	3	3	N/A	91.4%	91.8%	91.7%
% of Patients satisfied with the time they had to wait for an appointment	3	3	N/A	87.3%	88.4%	88.0%

* This is based on patients treated on this contract for their most recent course of treatment. Figures in italics indicate the base number of FP17s or Patient Questionnaire responses are less than 100. N/A is shown where the base number of responses is less than 10 during the period. % is calculated as Quantity/Base number*100

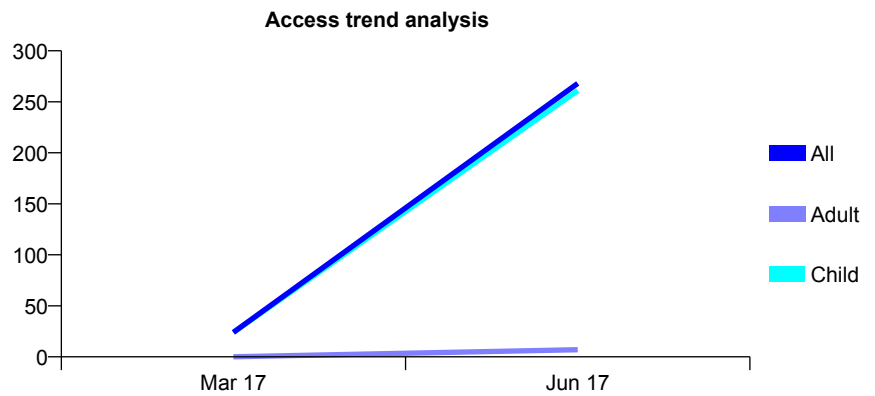
Q55 - Vital Signs At a Glance Contract Report for 100315/0000 - June 2017

Name or company name	Tuckley, Ilott and Skariah
Contract type name	GDS Contract
Purpose of contract	General
Contract start date	01/02/2017
Contract end date	

17/18 Contracted general activity (UDA)	824
Carry forward general activity (UDA)	0
17/18 Contracted orthodontic activity (UOA)	0
Carry forward orthodontic activity (UOA)	0
Baseline contract value	£22,130.24

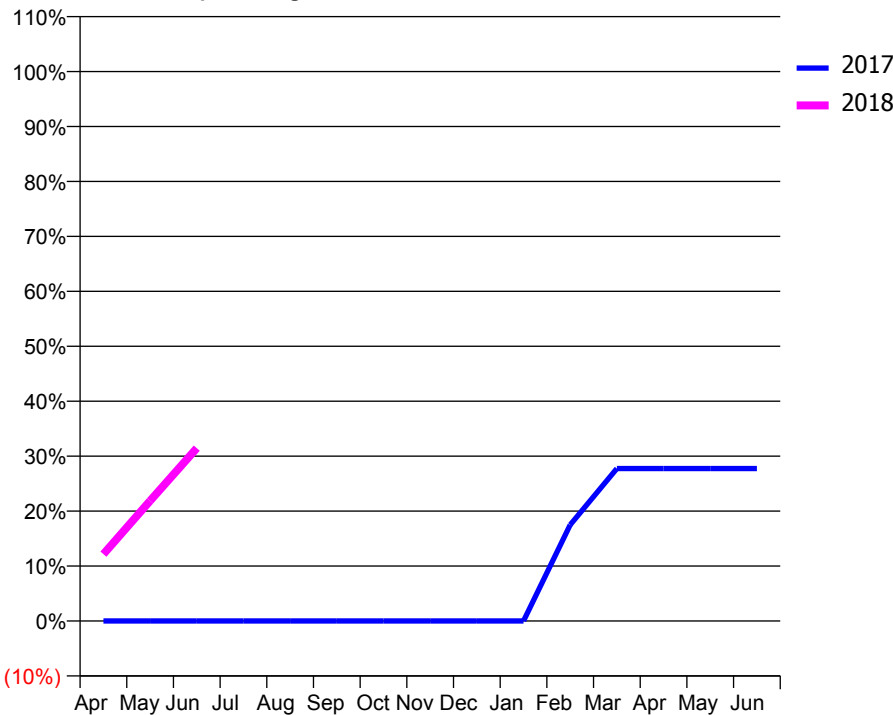
ACCESS*

Patients seen in 24 months	Total	Change since previous quarter
Quarter ending June 2016	0	
Quarter ending September 2016	0	
Quarter ending December 2016	0	
Quarter ending March 2017	24	
Quarter ending June 2017	268	↑
Variance since June 2016	N/A	



ACTIVITY

Cumulative percentage of contracted UDA delivered 2017 & 2018



Month	Adjusted Scheduled Activity (UDA)	
	2017	2018
April	0	100
May	0	180
June	0	259
July	0	
August	0	
September	0	
October	0	
November	0	
December	0	
January	0	
February	24	
March	38	
April	38	
May	38	
June	38	

QUALITY

	Quantity	Base Number	Contract	AT	Region	England
% of FP17s for the same patient ID Re-attending within 3 months - Children	2	211	0.9%	10.7%	11.7%	12.0%
% of FP17s for the same patient ID Re-attending within 3 months - Adults	0	0	N/A	14.1%	15.2%	16.0%
% of FP17s for the same patient ID Re-attending between 3 & 9 months - Children	3	211	1.4%	61.8%	59.1%	58.0%
% of FP17s for the same patient ID Re-attending between 3 & 9 months - Adults	0	0	N/A	56.4%	52.2%	50.9%
% of FP17s for Band 1 Urgent Courses	0	211	0.0%	7.1%	7.9%	9.1%
% of FP17s Relating to Free Repair or Replacements	0	211	0.0%	0.8%	0.8%	0.8%
% of FP17s Relating to Continuations	1	211	0.5%	1.4%	1.1%	1.1%
% of Patients satisfied with the dentistry they have received	0	0	N/A	91.4%	91.8%	91.7%
% of Patients satisfied with the time they had to wait for an appointment	0	0	N/A	87.3%	88.4%	88.0%

* This is based on patients treated on this contract for their most recent course of treatment. Figures in italics indicate the base number of FP17s or Patient Questionnaire responses are less than 100. N/A is shown where the base number of responses is less than 10 during the period. % is calculated as Quantity/Base number*100

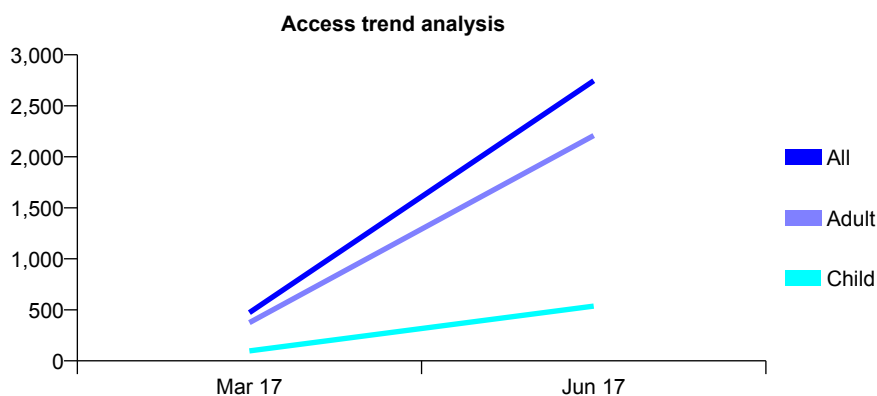
Q55 - Vital Signs At a Glance Contract Report for 100316/0000 - June 2017

Name or company name	Dr Mandeep Hampson & Dr Stephen Pown
Contract type name	GDS Contract
Purpose of contract	General
Contract start date	01/03/2017
Contract end date	

17/18 Contracted general activity (UDA)	17,825
Carry forward general activity (UDA)	0
17/18 Contracted orthodontic activity (UOA)	0
Carry forward orthodontic activity (UOA)	0
Baseline contract value	£391,379.71

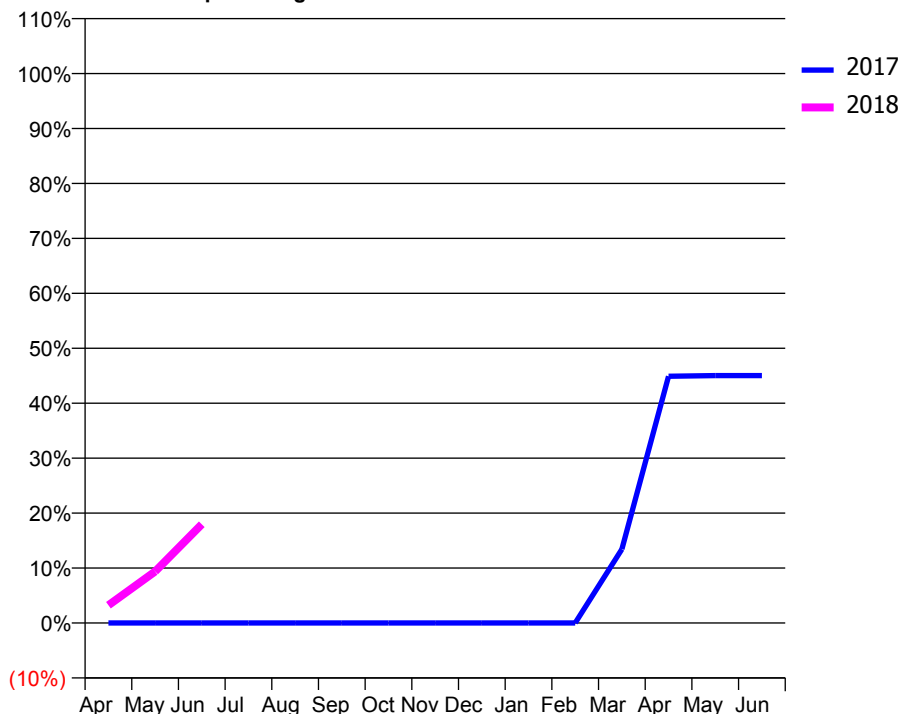
ACCESS*

Patients seen in 24 months	Total	Change since previous quarter
Quarter ending June 2016	0	
Quarter ending September 2016	0	
Quarter ending December 2016	0	
Quarter ending March 2017	473	
Quarter ending June 2017	2,746	↑
Variance since June 2016	N/A	



ACTIVITY

Cumulative percentage of contracted UDA delivered 2017 & 2018



Adjusted Scheduled Activity (UDA)

Month	2017	2018
April	0	577
May	0	1,671
June	0	3,203
July	0	
August	0	
September	0	
October	0	
November	0	
December	0	
January	0	
February	0	
March	200	
April	667	
May	669	
June	669	

QUALITY

	Quantity	Base Number	Contract	AT	Region	England
% of FP17s for the same patient ID Re-attending within 3 months - Children	6	439	1.4%	10.7%	11.7%	12.0%
% of FP17s for the same patient ID Re-attending within 3 months - Adults	68	1,825	3.7%	14.1%	15.2%	16.0%
% of FP17s for the same patient ID Re-attending between 3 & 9 months - Children	0	439	0.0%	61.8%	59.1%	58.0%
% of FP17s for the same patient ID Re-attending between 3 & 9 months - Adults	0	1,825	0.0%	56.4%	52.2%	50.9%
% of FP17s for Band 1 Urgent Courses	71	1,909	3.7%	7.1%	7.9%	9.1%
% of FP17s Relating to Free Repair or Replacements	4	1,909	0.2%	0.8%	0.8%	0.8%
% of FP17s Relating to Continuations	12	1,909	0.6%	1.4%	1.1%	1.1%
% of Patients satisfied with the dentistry they have received	1	2	N/A	91.4%	91.8%	91.7%
% of Patients satisfied with the time they had to wait for an appointment	1	2	N/A	87.3%	88.4%	88.0%

* This is based on patients treated on this contract for their most recent course of treatment. Figures in italics indicate the base number of FP17s or Patient Questionnaire responses are less than 100. N/A is shown where the base number of responses is less than 10 during the period. % is calculated as Quantity/Base number*100

Q55 - Vital Signs At a Glance Contract Report for 100334/0000 - June 2017


Name or company name	Chapel Dental Care
Contract type name	GDS Contract
Purpose of contract	General
Contract start date	01/04/2017
Contract end date	

17/18 Contracted general activity (UDA)	17,496
Carry forward general activity (UDA)	0
17/18 Contracted orthodontic activity (UOA)	0
Carry forward orthodontic activity (UOA)	0
Baseline contract value	£779,930.50

ACCESS*

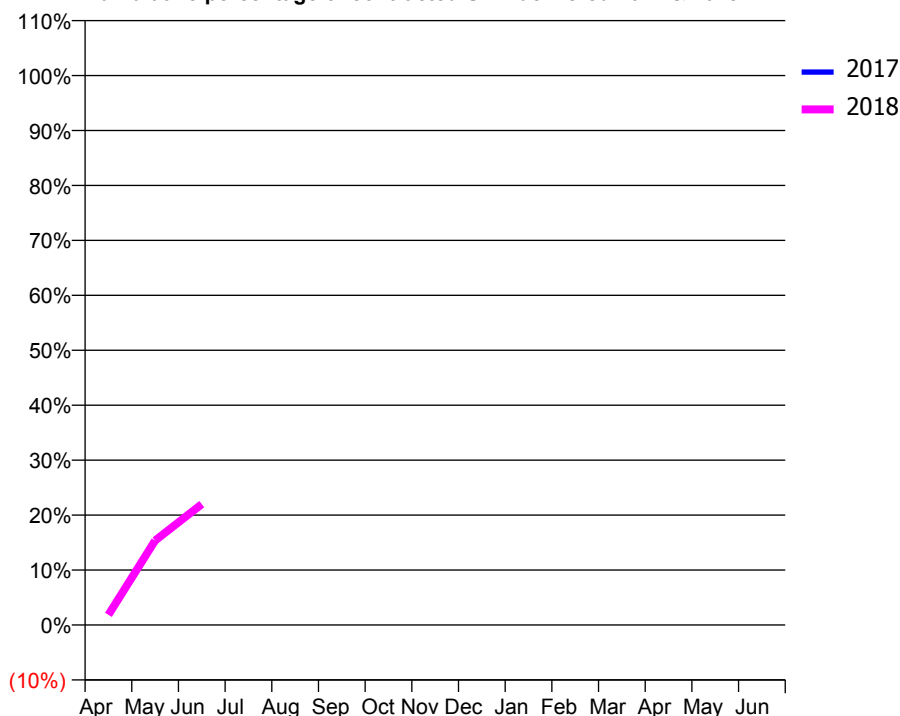
Patients seen in 24 months	Total	Change since previous quarter
Quarter ending June 2016	0	
Quarter ending September 2016	0	
Quarter ending December 2016	0	
Quarter ending March 2017	0	
Quarter ending June 2017	1,781	↑
Variance since June 2016	N/A	

Access trend analysis



ACTIVITY

Cumulative percentage of contracted UDA delivered 2017 & 2018



Adjusted Scheduled Activity (UDA)

Month	2017	2018
April	0	327
May	0	2,691
June	0	3,847
July	0	
August	0	
September	0	
October	0	
November	0	
December	0	
January	0	
February	0	
March	0	
April	0	
May	0	
June	0	

QUALITY

	Quantity	Base Number	Contract	AT	Region	England
% of FP17s for the same patient ID Re-attending within 3 months - Children	6	523	1.1%	10.7%	11.7%	12.0%
% of FP17s for the same patient ID Re-attending within 3 months - Adults	25	1,070	2.3%	14.1%	15.2%	16.0%
% of FP17s for the same patient ID Re-attending between 3 & 9 months - Children	0	523	0.0%	61.8%	59.1%	58.0%
% of FP17s for the same patient ID Re-attending between 3 & 9 months - Adults	0	1,070	0.0%	56.4%	52.2%	50.9%
% of FP17s for Band 1 Urgent Courses	76	1,593	4.8%	7.1%	7.9%	9.1%
% of FP17s Relating to Free Repair or Replacements	17	1,593	1.1%	0.8%	0.8%	0.8%
% of FP17s Relating to Continuations	4	1,593	0.3%	1.4%	1.1%	1.1%
% of Patients satisfied with the dentistry they have received	0	0	N/A	91.4%	91.8%	91.7%
% of Patients satisfied with the time they had to wait for an appointment	0	0	N/A	87.3%	88.4%	88.0%

* This is based on patients treated on this contract for their most recent course of treatment. Figures in italics indicate the base number of FP17s or Patient Questionnaire responses are less than 100. N/A is shown where the base number of responses is less than 10 during the period. % is calculated as Quantity/Base number*100

Q55 - Vital Signs At a Glance Contract Report for 100370/0000 - June 2017


Name or company name	Ishak Practices Limited
Contract type name	GDS Contract
Purpose of contract	General
Contract start date	01/04/2017
Contract end date	

17/18 Contracted general activity (UDA)	19,000
Carry forward general activity (UDA)	0
17/18 Contracted orthodontic activity (UOA)	0
Carry forward orthodontic activity (UOA)	0
Baseline contract value	£506,920.00

ACCESS*

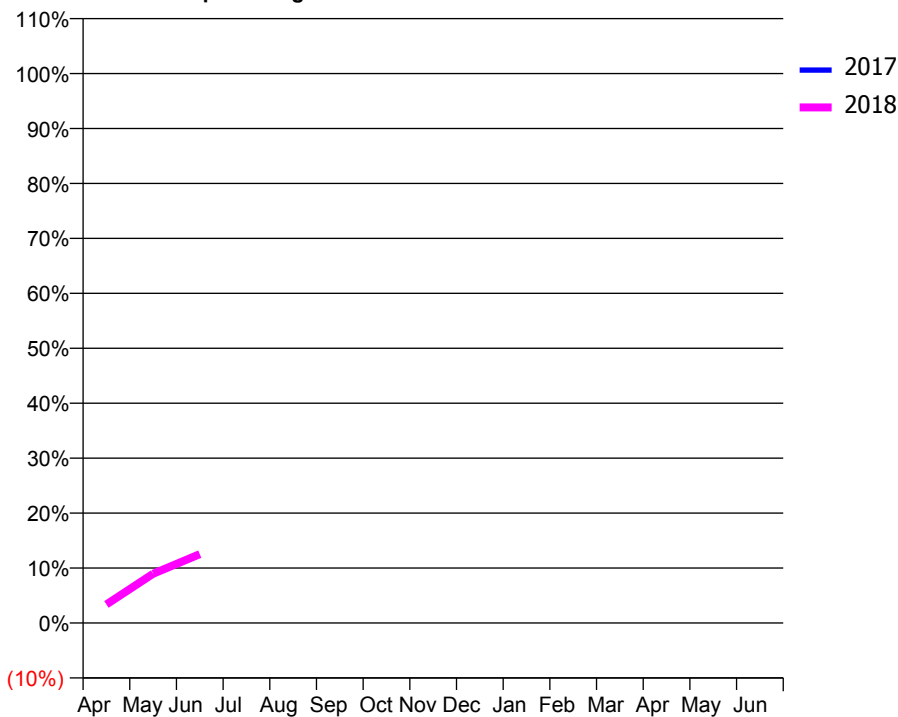
Patients seen in 24 months	Total	Change since previous quarter
Quarter ending June 2016	0	
Quarter ending September 2016	0	
Quarter ending December 2016	0	
Quarter ending March 2017	0	
Quarter ending June 2017	1,017	↑
Variance since June 2016	N/A	

Access trend analysis



ACTIVITY

Cumulative percentage of contracted UDA delivered 2017 & 2018



Month	Adjusted Scheduled Activity (UDA)	
	2017	2018
April	0	644
May	0	1,702
June	0	2,380
July	0	
August	0	
September	0	
October	0	
November	0	
December	0	
January	0	
February	0	
March	0	
April	0	
May	0	
June	0	

QUALITY

	Quantity	Base Number	Contract	AT	Region	England
% of FP17s for the same patient ID Re-attending within 3 months - Children	7	323	2.2%	10.7%	11.7%	12.0%
% of FP17s for the same patient ID Re-attending within 3 months - Adults	23	678	3.4%	14.1%	15.2%	16.0%
% of FP17s for the same patient ID Re-attending between 3 & 9 months - Children	0	323	0.0%	61.8%	59.1%	58.0%
% of FP17s for the same patient ID Re-attending between 3 & 9 months - Adults	0	678	0.0%	56.4%	52.2%	50.9%
% of FP17s for Band 1 Urgent Courses	106	1,001	10.6%	7.1%	7.9%	9.1%
% of FP17s Relating to Free Repair or Replacements	10	1,001	1.0%	0.8%	0.8%	0.8%
% of FP17s Relating to Continuations	5	1,001	0.5%	1.4%	1.1%	1.1%
% of Patients satisfied with the dentistry they have received	0	0	N/A	91.4%	91.8%	91.7%
% of Patients satisfied with the time they had to wait for an appointment	0	0	N/A	87.3%	88.4%	88.0%

* This is based on patients treated on this contract for their most recent course of treatment. Figures in italics indicate the base number of FP17s or Patient Questionnaire responses are less than 100. N/A is shown where the base number of responses is less than 10 during the period. % is calculated as Quantity/Base number*100

Q55 - Vital Signs At a Glance Contract Report for 100376/0000 - June 2017


Name or company name	Rodericks Dental Limited
Contract type name	GDS Contract
Purpose of contract	General
Contract start date	01/04/2017
Contract end date	

17/18 Contracted general activity (UDA)	16,500
Carry forward general activity (UDA)	0
17/18 Contracted orthodontic activity (UOA)	0
Carry forward orthodontic activity (UOA)	0
Baseline contract value	£433,491.38

ACCESS*

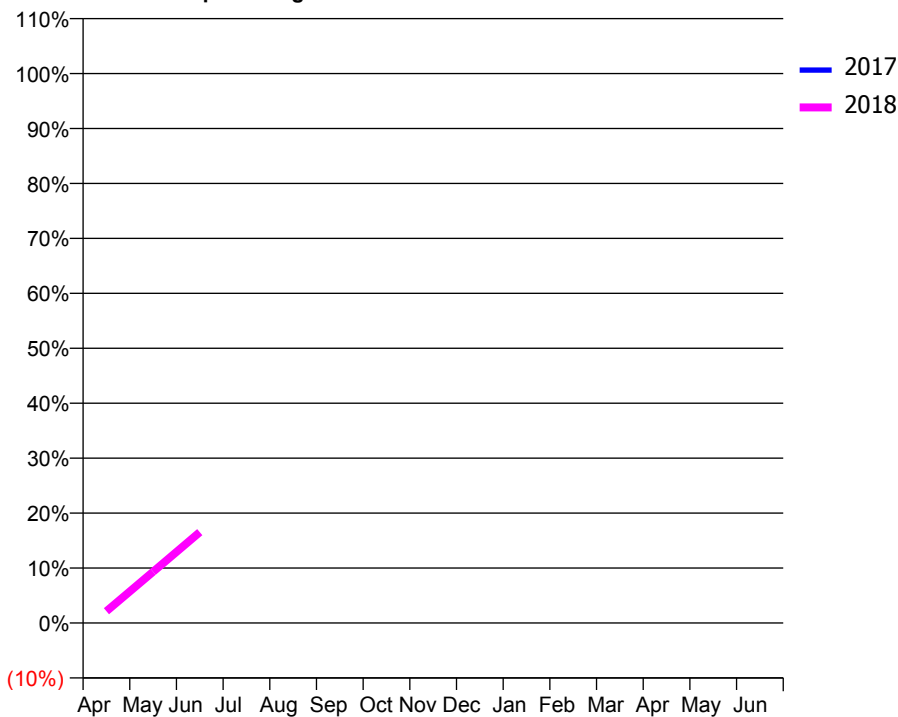
Patients seen in 24 months	Total	Change since previous quarter
Quarter ending June 2016	0	
Quarter ending September 2016	0	
Quarter ending December 2016	0	
Quarter ending March 2017	0	
Quarter ending June 2017	1,260	↑
Variance since June 2016	N/A	

Access trend analysis



ACTIVITY

Cumulative percentage of contracted UDA delivered 2017 & 2018



Adjusted Scheduled Activity (UDA)

Month	2017	2018
April	0	353
May	0	1,541
June	0	2,730
July	0	
August	0	
September	0	
October	0	
November	0	
December	0	
January	0	
February	0	
March	0	
April	0	
May	0	
June	0	

QUALITY

	Quantity	Base Number	Contract	AT	Region	England
% of FP17s for the same patient ID Re-attending within 3 months - Children	9	413	2.2%	10.7%	11.7%	12.0%
% of FP17s for the same patient ID Re-attending within 3 months - Adults	31	789	3.9%	14.1%	15.2%	16.0%
% of FP17s for the same patient ID Re-attending between 3 & 9 months - Children	0	413	0.0%	61.8%	59.1%	58.0%
% of FP17s for the same patient ID Re-attending between 3 & 9 months - Adults	0	789	0.0%	56.4%	52.2%	50.9%
% of FP17s for Band 1 Urgent Courses	83	1,202	6.9%	7.1%	7.9%	9.1%
% of FP17s Relating to Free Repair or Replacements	10	1,202	0.8%	0.8%	0.8%	0.8%
% of FP17s Relating to Continuations	4	1,202	0.3%	1.4%	1.1%	1.1%
% of Patients satisfied with the dentistry they have received	2	2	N/A	91.4%	91.8%	91.7%
% of Patients satisfied with the time they had to wait for an appointment	2	2	N/A	87.3%	88.4%	88.0%

* This is based on patients treated on this contract for their most recent course of treatment. Figures in italics indicate the base number of FP17s or Patient Questionnaire responses are less than 100. N/A is shown where the base number of responses is less than 10 during the period. % is calculated as Quantity/Base number*100

Q55 - Vital Signs At a Glance Contract Report for 100377/0000 - June 2017


Name or company name	Rodericks Dental Limited
Contract type name	GDS Contract
Purpose of contract	General
Contract start date	01/04/2017
Contract end date	

17/18 Contracted general activity (UDA)	20,500
Carry forward general activity (UDA)	0
17/18 Contracted orthodontic activity (UOA)	0
Carry forward orthodontic activity (UOA)	0
Baseline contract value	£526,253.87

ACCESS*

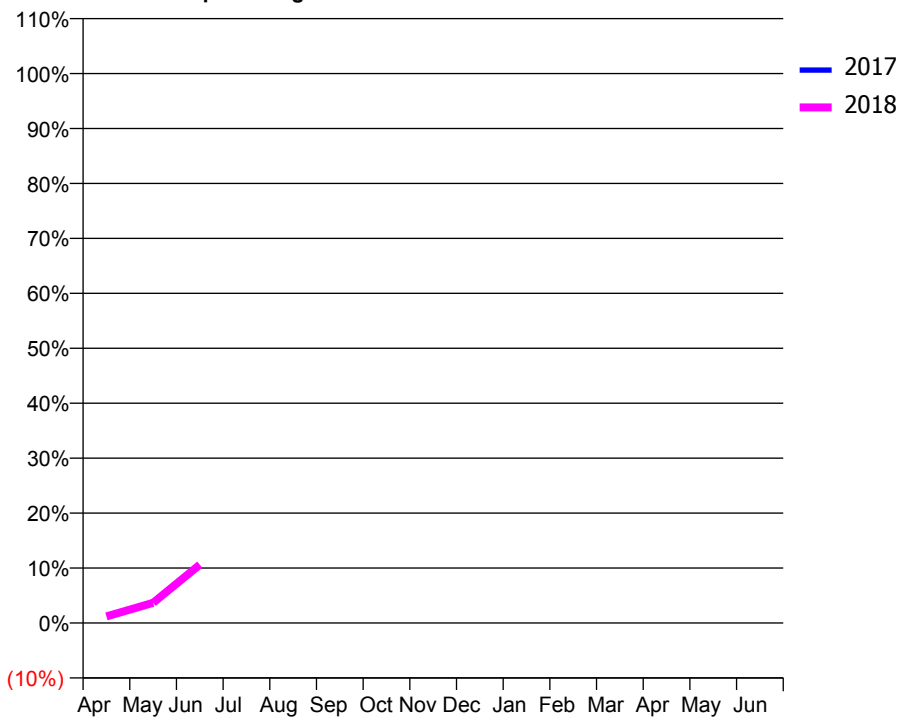
Patients seen in 24 months	Total	Change since previous quarter
Quarter ending June 2016	0	
Quarter ending September 2016	0	
Quarter ending December 2016	0	
Quarter ending March 2017	0	
Quarter ending June 2017	1,261	↑
Variance since June 2016	N/A	

Access trend analysis



ACTIVITY

Cumulative percentage of contracted UDA delivered 2017 & 2018



Adjusted Scheduled Activity (UDA)

Month	2017	2018
April	0	246
May	0	753
June	0	2,175
July	0	
August	0	
September	0	
October	0	
November	0	
December	0	
January	0	
February	0	
March	0	
April	0	
May	0	
June	0	

QUALITY

	Quantity	Base Number	Contract	AT	Region	England
% of FP17s for the same patient ID Re-attending within 3 months - Children	6	362	1.7%	10.7%	11.7%	12.0%
% of FP17s for the same patient ID Re-attending within 3 months - Adults	21	737	2.8%	14.1%	15.2%	16.0%
% of FP17s for the same patient ID Re-attending between 3 & 9 months - Children	0	362	0.0%	61.8%	59.1%	58.0%
% of FP17s for the same patient ID Re-attending between 3 & 9 months - Adults	0	737	0.0%	56.4%	52.2%	50.9%
% of FP17s for Band 1 Urgent Courses	137	1,099	12.5%	7.1%	7.9%	9.1%
% of FP17s Relating to Free Repair or Replacements	5	1,099	0.5%	0.8%	0.8%	0.8%
% of FP17s Relating to Continuations	0	1,099	0.0%	1.4%	1.1%	1.1%
% of Patients satisfied with the dentistry they have received	0	0	N/A	91.4%	91.8%	91.7%
% of Patients satisfied with the time they had to wait for an appointment	0	0	N/A	87.3%	88.4%	88.0%

* This is based on patients treated on this contract for their most recent course of treatment. Figures in italics indicate the base number of FP17s or Patient Questionnaire responses are less than 100. N/A is shown where the base number of responses is less than 10 during the period. % is calculated as Quantity/Base number*100

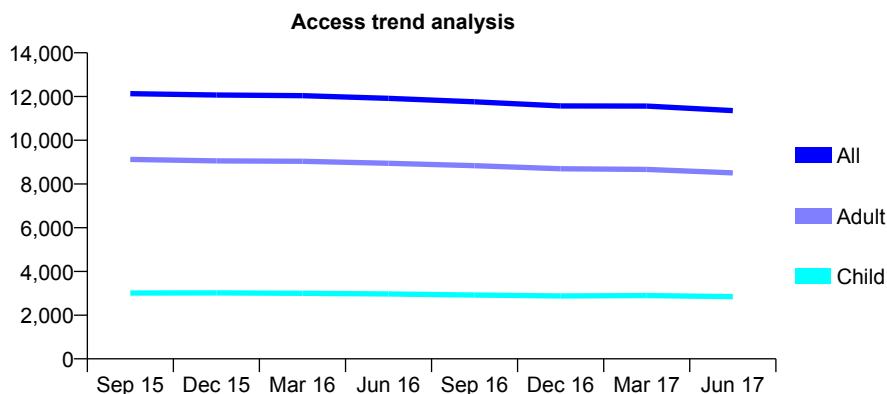
Q55 - Vital Signs At a Glance Contract Report for 101281/0023 - June 2017

Name or company name	OASIS DENTAL CARE LTD
Contract type name	GDS Contract
Purpose of contract	General
Contract start date	01/04/2006
Contract end date	

17/18 Contracted general activity (UDA)	35,550
Carry forward general activity (UDA)	0
17/18 Contracted orthodontic activity (UOA)	0
Carry forward orthodontic activity (UOA)	0
Baseline contract value	£757,994.95

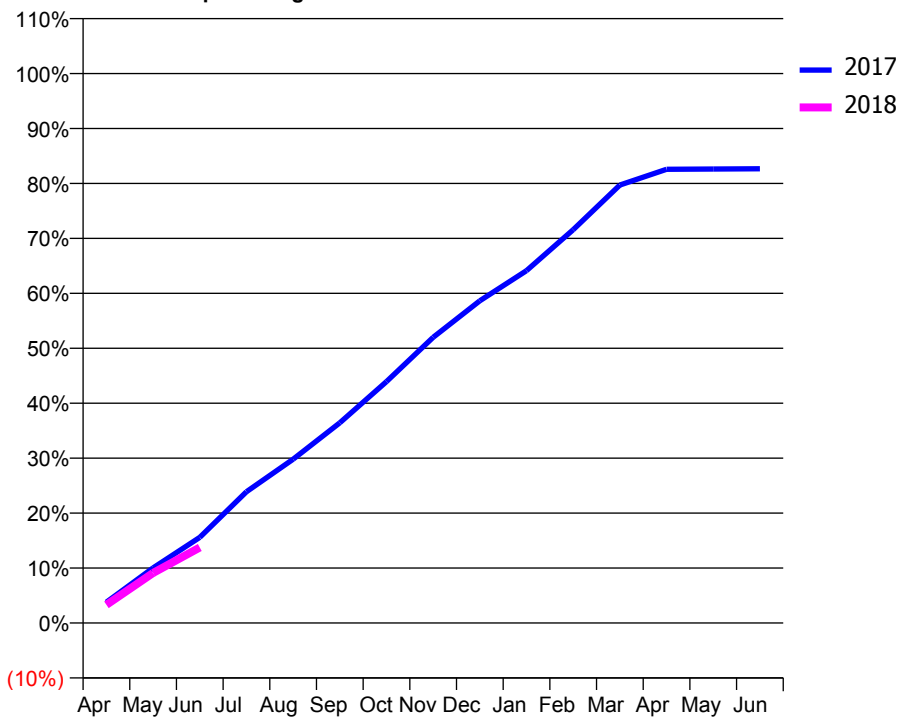
ACCESS*

Patients seen in 24 months	Total	Change since previous quarter
Quarter ending June 2016	11,915	
Quarter ending September 2016	11,758	↓
Quarter ending December 2016	11,572	↓
Quarter ending March 2017	11,562	→
Quarter ending June 2017	11,353	↓
Variance since June 2016	(4.7%)	↓



ACTIVITY

Cumulative percentage of contracted UDA delivered 2017 & 2018



Month	Adjusted Scheduled Activity (UDA)	
	2017	2018
April	1,347	1,179
May	3,567	3,242
June	5,539	4,886
July	8,494	
August	10,595	
September	12,953	
October	15,618	
November	18,482	
December	20,850	
January	22,797	
February	25,445	
March	28,336	
April	29,351	
May	29,370	
June	29,392	

QUALITY

	Quantity	Base Number	Contract	AT	Region	England
% of FP17s for the same patient ID Re-attending within 3 months - Children	62	854	7.3%	10.7%	11.7%	12.0%
% of FP17s for the same patient ID Re-attending within 3 months - Adults	314	2,624	12.0%	14.1%	15.2%	16.0%
% of FP17s for the same patient ID Re-attending between 3 & 9 months - Children	565	854	66.2%	61.8%	59.1%	58.0%
% of FP17s for the same patient ID Re-attending between 3 & 9 months - Adults	1,733	2,624	66.0%	56.4%	52.2%	50.9%
% of FP17s for Band 1 Urgent Courses	143	2,902	4.9%	7.1%	7.9%	9.1%
% of FP17s Relating to Free Repair or Replacements	33	2,902	1.1%	0.8%	0.8%	0.8%
% of FP17s Relating to Continuations	16	2,902	0.6%	1.4%	1.1%	1.1%
% of Patients satisfied with the dentistry they have received	11	13	84.6%	91.4%	91.8%	91.7%
% of Patients satisfied with the time they had to wait for an appointment	11	13	84.6%	87.3%	88.4%	88.0%

* This is based on patients treated on this contract for their most recent course of treatment. Figures in italics indicate the base number of FP17s or Patient Questionnaire responses are less than 100. N/A is shown where the base number of responses is less than 10 during the period. % is calculated as Quantity/Base number*100

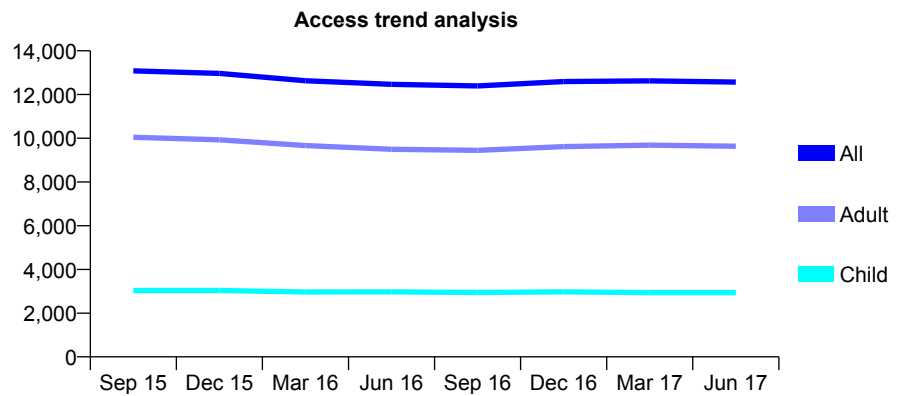
Q55 - Vital Signs At a Glance Contract Report for 101281/0041 - June 2017

Name or company name	OASIS DENTAL CARE LTD
Contract type name	GDS Contract
Purpose of contract	General
Contract start date	01/04/2006
Contract end date	

17/18 Contracted general activity (UDA)	42,036
Carry forward general activity (UDA)	0
17/18 Contracted orthodontic activity (UOA)	0
Carry forward orthodontic activity (UOA)	0
Baseline contract value	£910,237.87

ACCESS*

Patients seen in 24 months	Total	Change since previous quarter
Quarter ending June 2016	12,467	
Quarter ending September 2016	12,390	→
Quarter ending December 2016	12,595	→
Quarter ending March 2017	12,622	→
Quarter ending June 2017	12,568	→
Variance since June 2016	0.8%	→



ACTIVITY

Cumulative percentage of contracted UDA delivered 2017 & 2018



Month	Adjusted Scheduled Activity (UDA)	
	2017	2018
April	1,090	1,125
May	4,405	4,493
June	5,820	6,441
July	9,918	
August	12,828	
September	15,807	
October	18,741	
November	22,433	
December	25,651	
January	28,130	
February	31,426	
March	34,782	
April	36,593	
May	36,684	
June	36,688	

QUALITY

	Quantity	Base Number	Contract	AT	Region	England
% of FP17s for the same patient ID Re-attending within 3 months - Children	53	975	5.4%	10.7%	11.7%	12.0%
% of FP17s for the same patient ID Re-attending within 3 months - Adults	352	2,993	11.8%	14.1%	15.2%	16.0%
% of FP17s for the same patient ID Re-attending between 3 & 9 months - Children	594	975	60.9%	61.8%	59.1%	58.0%
% of FP17s for the same patient ID Re-attending between 3 & 9 months - Adults	1,724	2,993	57.6%	56.4%	52.2%	50.9%
% of FP17s for Band 1 Urgent Courses	226	3,140	7.2%	7.1%	7.9%	9.1%
% of FP17s Relating to Free Repair or Replacements	41	3,140	1.3%	0.8%	0.8%	0.8%
% of FP17s Relating to Continuations	35	3,140	1.1%	1.4%	1.1%	1.1%
% of Patients satisfied with the dentistry they have received	26	34	76.5%	91.4%	91.8%	91.7%
% of Patients satisfied with the time they had to wait for an appointment	26	34	76.5%	87.3%	88.4%	88.0%

* This is based on patients treated on this contract for their most recent course of treatment. Figures in italics indicate the base number of FP17s or Patient Questionnaire responses are less than 100. N/A is shown where the base number of responses is less than 10 during the period. % is calculated as Quantity/Base number*100

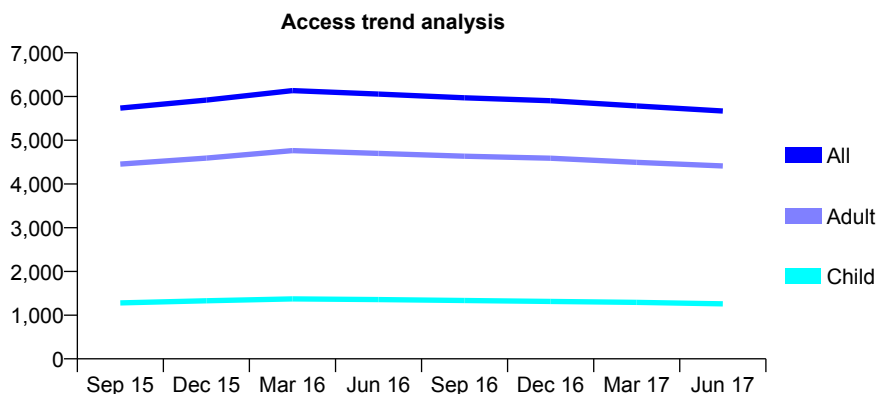
Q55 - Vital Signs At a Glance Contract Report for 101281/0048 - June 2017

Name or company name	OASIS DENTAL CARE LTD
Contract type name	GDS Contract
Purpose of contract	General and Orthodontic
Contract start date	01/04/2006
Contract end date	

17/18 Contracted general activity (UDA)	19,361
Carry forward general activity (UDA)	0
17/18 Contracted orthodontic activity (UOA)	628
Carry forward orthodontic activity (UOA)	0
Baseline contract value	£503,773.86

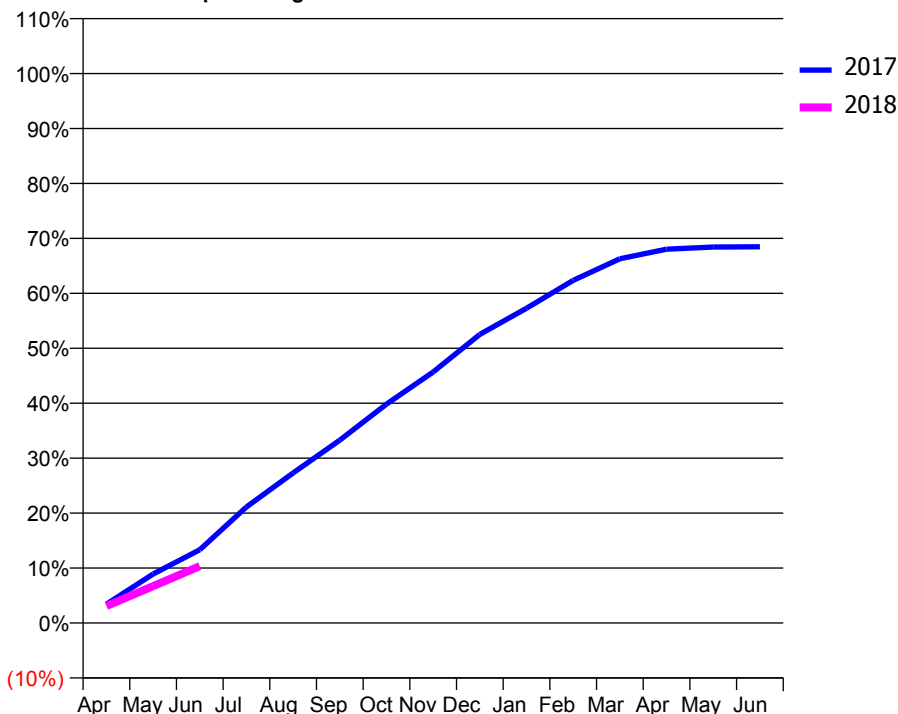
ACCESS*

Patients seen in 24 months	Total	Change since previous quarter
Quarter ending June 2016	6,056	
Quarter ending September 2016	5,970	↓
Quarter ending December 2016	5,903	↓
Quarter ending March 2017	5,785	↓
Quarter ending June 2017	5,668	↓
Variance since June 2016	(6.4%)	↓



ACTIVITY

Cumulative percentage of contracted UDA delivered 2017 & 2018



Month	Adjusted Scheduled Activity (UDA)	
	2017	2018
April	667	597
May	1,726	1,300
June	2,583	2,005
July	4,088	
August	5,289	
September	6,445	
October	7,710	
November	8,845	
December	10,172	
January	11,089	
February	12,073	
March	12,833	
April	13,170	
May	13,245	
June	13,257	

QUALITY

	Quantity	Base Number	Contract	AT	Region	England
% of FP17s for the same patient ID Re-attending within 3 months - Children	24	312	7.7%	10.7%	11.7%	12.0%
% of FP17s for the same patient ID Re-attending within 3 months - Adults	117	848	13.8%	14.1%	15.2%	16.0%
% of FP17s for the same patient ID Re-attending between 3 & 9 months - Children	178	312	57.1%	61.8%	59.1%	58.0%
% of FP17s for the same patient ID Re-attending between 3 & 9 months - Adults	377	848	44.5%	56.4%	52.2%	50.9%
% of FP17s for Band 1 Urgent Courses	68	935	7.3%	7.1%	7.9%	9.1%
% of FP17s Relating to Free Repair or Replacements	4	935	0.4%	0.8%	0.8%	0.8%
% of FP17s Relating to Continuations	19	935	2.0%	1.4%	1.1%	1.1%
% of Patients satisfied with the dentistry they have received	5	5	N/A	91.4%	91.8%	91.7%
% of Patients satisfied with the time they had to wait for an appointment	5	5	N/A	87.3%	88.4%	88.0%

* This is based on patients treated on this contract for their most recent course of treatment. Figures in italics indicate the base number of FP17s or Patient Questionnaire responses are less than 100. N/A is shown where the base number of responses is less than 10 during the period. % is calculated as Quantity/Base number*100

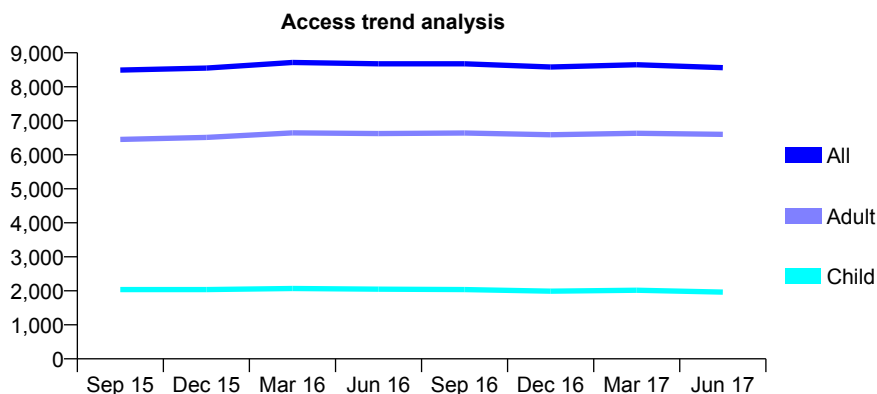
Q55 - Vital Signs At a Glance Contract Report for 101281/0059 - June 2017

Name or company name	OASIS DENTAL CARE LTD
Contract type name	GDS Contract
Purpose of contract	General
Contract start date	01/04/2006
Contract end date	

17/18 Contracted general activity (UDA)	26,245
Carry forward general activity (UDA)	0
17/18 Contracted orthodontic activity (UOA)	0
Carry forward orthodontic activity (UOA)	0
Baseline contract value	£602,188.12

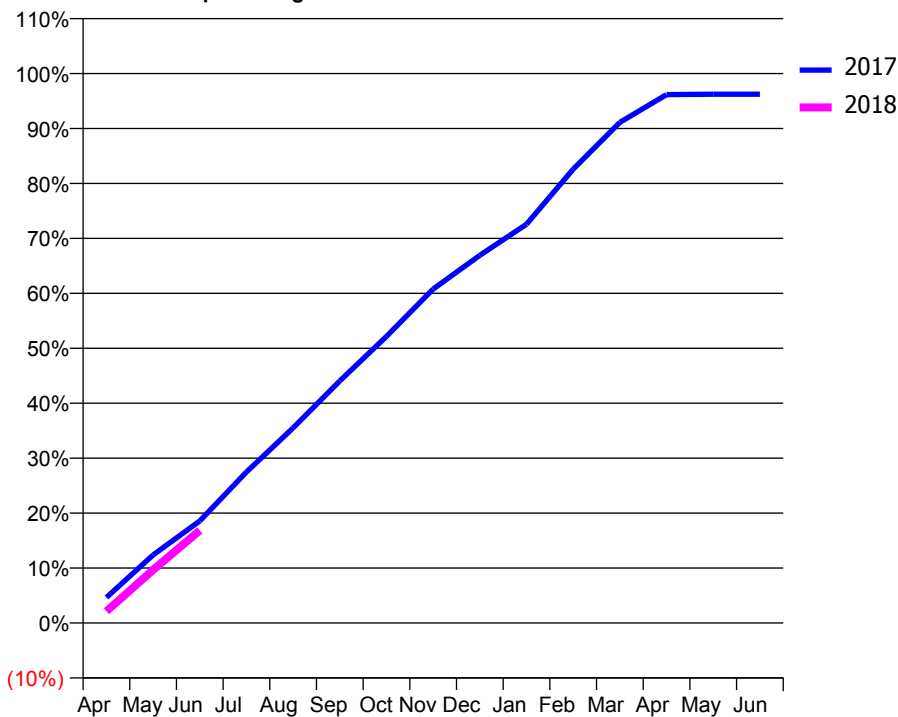
ACCESS*

Patients seen in 24 months	Total	Change since previous quarter
Quarter ending June 2016	8,675	
Quarter ending September 2016	8,678	→
Quarter ending December 2016	8,584	↓
Quarter ending March 2017	8,649	→
Quarter ending June 2017	8,564	→
Variance since June 2016	(1.3%)	↓



ACTIVITY

Cumulative percentage of contracted UDA delivered 2017 & 2018



Adjusted Scheduled Activity (UDA)

Month	2017	2018
April	1,222	562
May	3,248	2,541
June	4,878	4,424
July	7,212	
August	9,322	
September	11,563	
October	13,687	
November	15,951	
December	17,564	
January	19,049	
February	21,674	
March	23,909	
April	25,235	
May	25,253	
June	25,257	

QUALITY

	Quantity	Base Number	Contract	AT	Region	England
% of FP17s for the same patient ID Re-attending within 3 months - Children	66	739	8.9%	10.7%	11.7%	12.0%
% of FP17s for the same patient ID Re-attending within 3 months - Adults	356	2,478	14.4%	14.1%	15.2%	16.0%
% of FP17s for the same patient ID Re-attending between 3 & 9 months - Children	504	739	68.2%	61.8%	59.1%	58.0%
% of FP17s for the same patient ID Re-attending between 3 & 9 months - Adults	1,620	2,478	65.4%	56.4%	52.2%	50.9%
% of FP17s for Band 1 Urgent Courses	168	2,580	6.5%	7.1%	7.9%	9.1%
% of FP17s Relating to Free Repair or Replacements	53	2,580	2.1%	0.8%	0.8%	0.8%
% of FP17s Relating to Continuations	55	2,580	2.1%	1.4%	1.1%	1.1%
% of Patients satisfied with the dentistry they have received	23	24	95.8%	91.4%	91.8%	91.7%
% of Patients satisfied with the time they had to wait for an appointment	21	24	87.5%	87.3%	88.4%	88.0%

* This is based on patients treated on this contract for their most recent course of treatment. Figures in italics indicate the base number of FP17s or Patient Questionnaire responses are less than 100. N/A is shown where the base number of responses is less than 10 during the period. % is calculated as Quantity/Base number*100

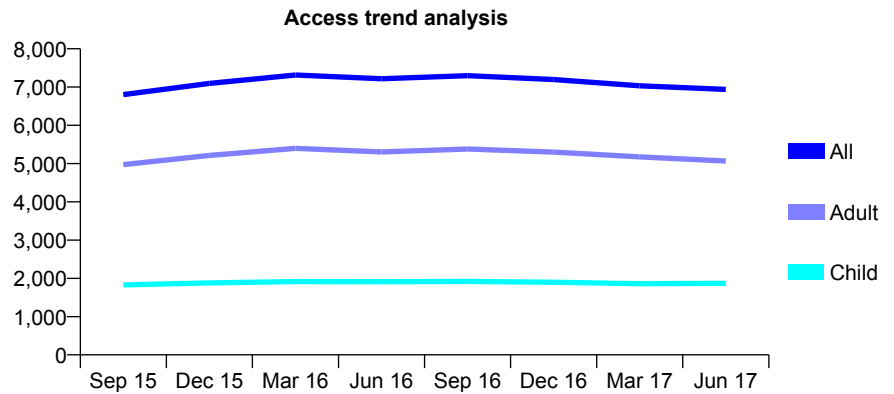
Q55 - Vital Signs At a Glance Contract Report for 101281/0092 - June 2017

Name or company name	OASIS DENTAL CARE LTD
Contract type name	GDS Contract
Purpose of contract	General
Contract start date	01/04/2006
Contract end date	

17/18 Contracted general activity (UDA)	18,929
Carry forward general activity (UDA)	0
17/18 Contracted orthodontic activity (UOA)	0
Carry forward orthodontic activity (UOA)	0
Baseline contract value	£404,973.39

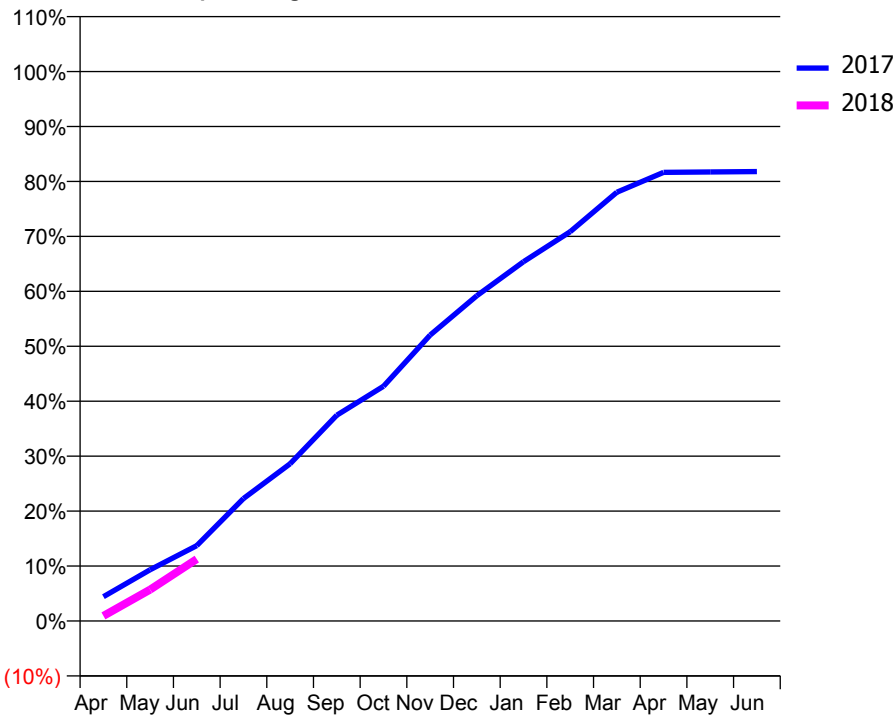
ACCESS*

Patients seen in 24 months	Total	Change since previous quarter
Quarter ending June 2016	7,216	
Quarter ending September 2016	7,299	→
Quarter ending December 2016	7,198	↓
Quarter ending March 2017	7,032	↓
Quarter ending June 2017	6,938	↓
Variance since June 2016	(3.9%)	↓



ACTIVITY

Cumulative percentage of contracted UDA delivered 2017 & 2018



Month	Adjusted Scheduled Activity (UDA)	
	2017	2018
April	840	176
May	1,768	1,082
June	2,596	2,133
July	4,219	
August	5,420	
September	7,089	
October	8,088	
November	9,849	
December	11,204	
January	12,376	
February	13,412	
March	14,769	
April	15,453	
May	15,466	
June	15,481	

QUALITY

	Quantity	Base Number	Contract	AT	Region	England
% of FP17s for the same patient ID Re-attending within 3 months - Children	31	616	5.0%	10.7%	11.7%	12.0%
% of FP17s for the same patient ID Re-attending within 3 months - Adults	175	1,406	12.4%	14.1%	15.2%	16.0%
% of FP17s for the same patient ID Re-attending between 3 & 9 months - Children	386	616	62.7%	61.8%	59.1%	58.0%
% of FP17s for the same patient ID Re-attending between 3 & 9 months - Adults	853	1,406	60.7%	56.4%	52.2%	50.9%
% of FP17s for Band 1 Urgent Courses	117	1,452	8.1%	7.1%	7.9%	9.1%
% of FP17s Relating to Free Repair or Replacements	5	1,452	0.3%	0.8%	0.8%	0.8%
% of FP17s Relating to Continuations	17	1,452	1.2%	1.4%	1.1%	1.1%
% of Patients satisfied with the dentistry they have received	3	4	N/A	91.4%	91.8%	91.7%
% of Patients satisfied with the time they had to wait for an appointment	3	4	N/A	87.3%	88.4%	88.0%

* This is based on patients treated on this contract for their most recent course of treatment. Figures in italics indicate the base number of FP17s or Patient Questionnaire responses are less than 100. N/A is shown where the base number of responses is less than 10 during the period. % is calculated as Quantity/Base number*100

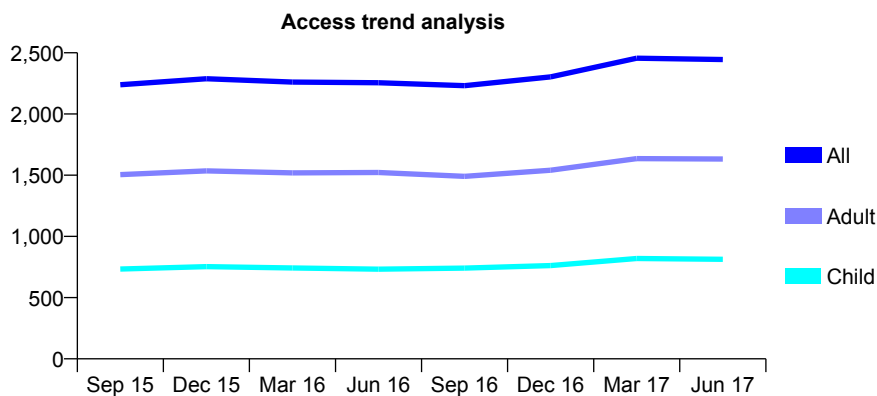
Q55 - Vital Signs At a Glance Contract Report for 101281/0118 - June 2017

Name or company name	OASIS DENTAL CARE LTD
Contract type name	GDS Contract
Purpose of contract	General
Contract start date	01/04/2006
Contract end date	

17/18 Contracted general activity (UDA)	5,159
Carry forward general activity (UDA)	0
17/18 Contracted orthodontic activity (UOA)	0
Carry forward orthodontic activity (UOA)	0
Baseline contract value	£152,048.69

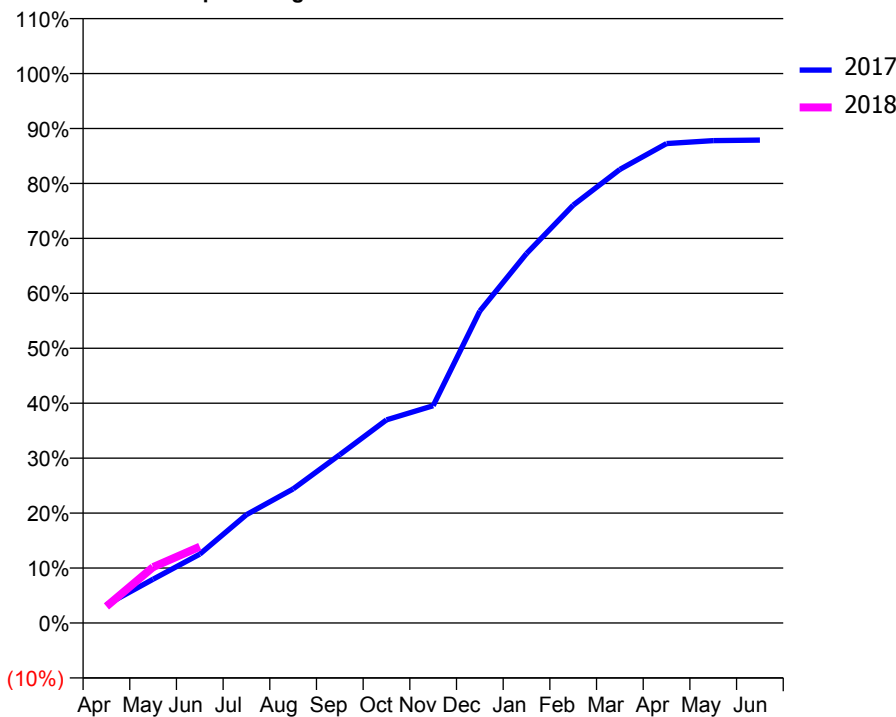
ACCESS*

Patients seen in 24 months	Total	Change since previous quarter
Quarter ending June 2016	2,255	
Quarter ending September 2016	2,232	↓
Quarter ending December 2016	2,303	↑
Quarter ending March 2017	2,456	↑
Quarter ending June 2017	2,445	→
Variance since June 2016	8.4%	↑



ACTIVITY

Cumulative percentage of contracted UDA delivered 2017 & 2018



Adjusted Scheduled Activity (UDA)

Month	2017	2018
April	170	155
May	412	526
June	647	717
July	1,018	
August	1,258	
September	1,580	
October	1,907	
November	2,040	
December	2,929	
January	3,468	
February	3,923	
March	4,258	
April	4,501	
May	4,528	
June	4,533	

QUALITY

	Quantity	Base Number	Contract	AT	Region	England
% of FP17s for the same patient ID Re-attending within 3 months - Children	22	278	7.9%	10.7%	11.7%	12.0%
% of FP17s for the same patient ID Re-attending within 3 months - Adults	85	473	18.0%	14.1%	15.2%	16.0%
% of FP17s for the same patient ID Re-attending between 3 & 9 months - Children	151	278	54.3%	61.8%	59.1%	58.0%
% of FP17s for the same patient ID Re-attending between 3 & 9 months - Adults	239	473	50.5%	56.4%	52.2%	50.9%
% of FP17s for Band 1 Urgent Courses	29	383	7.6%	7.1%	7.9%	9.1%
% of FP17s Relating to Free Repair or Replacements	0	383	0.0%	0.8%	0.8%	0.8%
% of FP17s Relating to Continuations	5	383	1.3%	1.4%	1.1%	1.1%
% of Patients satisfied with the dentistry they have received	0	2	N/A	91.4%	91.8%	91.7%
% of Patients satisfied with the time they had to wait for an appointment	0	2	N/A	87.3%	88.4%	88.0%

* This is based on patients treated on this contract for their most recent course of treatment. Figures in italics indicate the base number of FP17s or Patient Questionnaire responses are less than 100. N/A is shown where the base number of responses is less than 10 during the period. % is calculated as Quantity/Base number*100

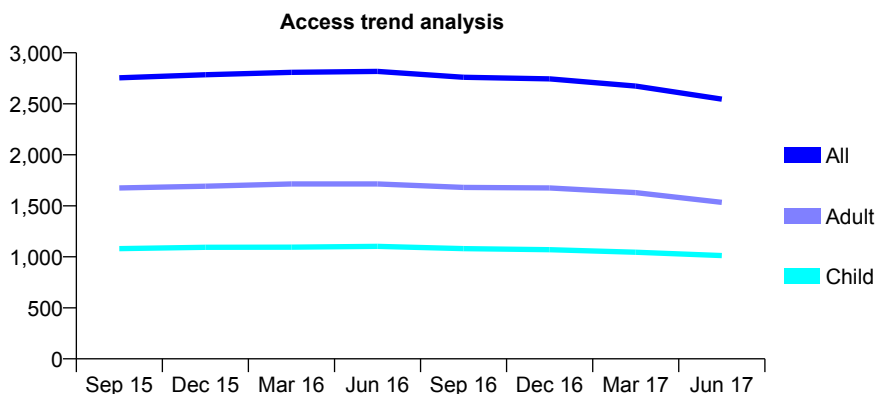
Q55 - Vital Signs At a Glance Contract Report for 101281/0129 - June 2017

Name or company name	OASIS DENTAL CARE LTD
Contract type name	GDS Contract
Purpose of contract	General
Contract start date	01/04/2006
Contract end date	

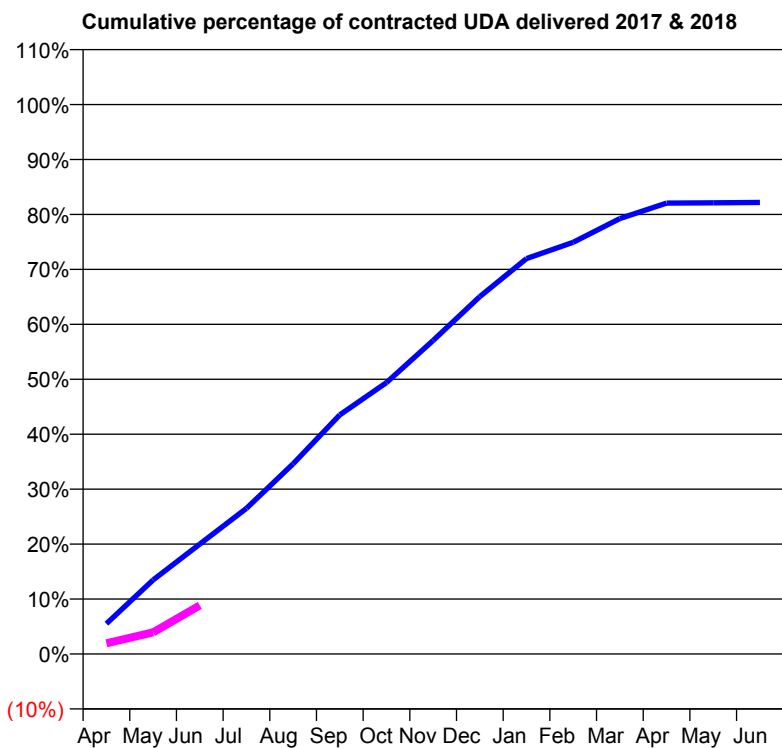
17/18 Contracted general activity (UDA)	7,956
Carry forward general activity (UDA)	0
17/18 Contracted orthodontic activity (UOA)	0
Carry forward orthodontic activity (UOA)	0
Baseline contract value	£173,187.12

ACCESS*

Patients seen in 24 months	Total	Change since previous quarter
Quarter ending June 2016	2,818	
Quarter ending September 2016	2,760	↓
Quarter ending December 2016	2,745	→
Quarter ending March 2017	2,674	↓
Quarter ending June 2017	2,546	↓
Variance since June 2016	(9.7%)	↓



ACTIVITY



Month	Adjusted Scheduled Activity (UDA)	
	2017	2018
April	439	156
May	1,073	314
June	1,592	703
July	2,109	
August	2,754	
September	3,463	
October	3,930	
November	4,540	
December	5,176	
January	5,725	
February	5,962	
March	6,304	
April	6,529	
May	6,532	
June	6,537	

QUALITY

	Quantity	Base Number	Contract	AT	Region	England
% of FP17s for the same patient ID Re-attending within 3 months - Children	14	251	5.6%	10.7%	11.7%	12.0%
% of FP17s for the same patient ID Re-attending within 3 months - Adults	52	252	20.6%	14.1%	15.2%	16.0%
% of FP17s for the same patient ID Re-attending between 3 & 9 months - Children	149	251	59.4%	61.8%	59.1%	58.0%
% of FP17s for the same patient ID Re-attending between 3 & 9 months - Adults	131	252	52.0%	56.4%	52.2%	50.9%
% of FP17s for Band 1 Urgent Courses	54	406	13.3%	7.1%	7.9%	9.1%
% of FP17s Relating to Free Repair or Replacements	1	406	0.2%	0.8%	0.8%	0.8%
% of FP17s Relating to Continuations	5	406	1.2%	1.4%	1.1%	1.1%
% of Patients satisfied with the dentistry they have received	2	2	N/A	91.4%	91.8%	91.7%
% of Patients satisfied with the time they had to wait for an appointment	2	2	N/A	87.3%	88.4%	88.0%

* This is based on patients treated on this contract for their most recent course of treatment. Figures in italics indicate the base number of FP17s or Patient Questionnaire responses are less than 100. N/A is shown where the base number of responses is less than 10 during the period. % is calculated as Quantity/Base number*100

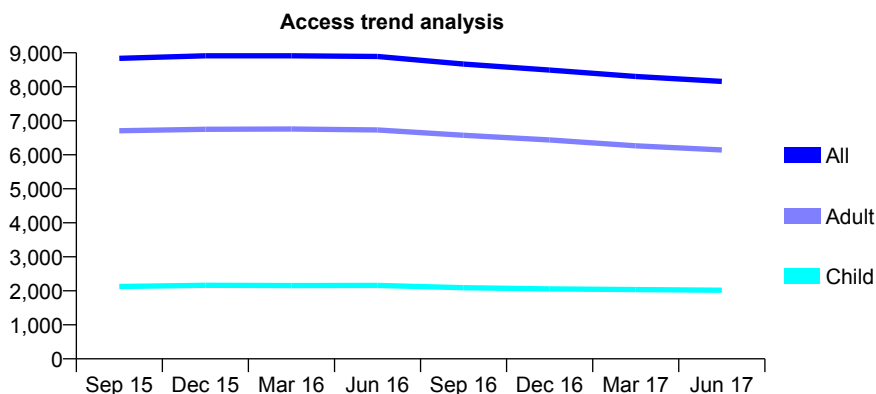
Q55 - Vital Signs At a Glance Contract Report for 101281/0200 - June 2017

Name or company name	OASIS DENTAL CARE LTD
Contract type name	GDS Contract
Purpose of contract	General
Contract start date	28/04/2009
Contract end date	

17/18 Contracted general activity (UDA)	30,000
Carry forward general activity (UDA)	0
17/18 Contracted orthodontic activity (UOA)	0
Carry forward orthodontic activity (UOA)	0
Baseline contract value	£643,494.25

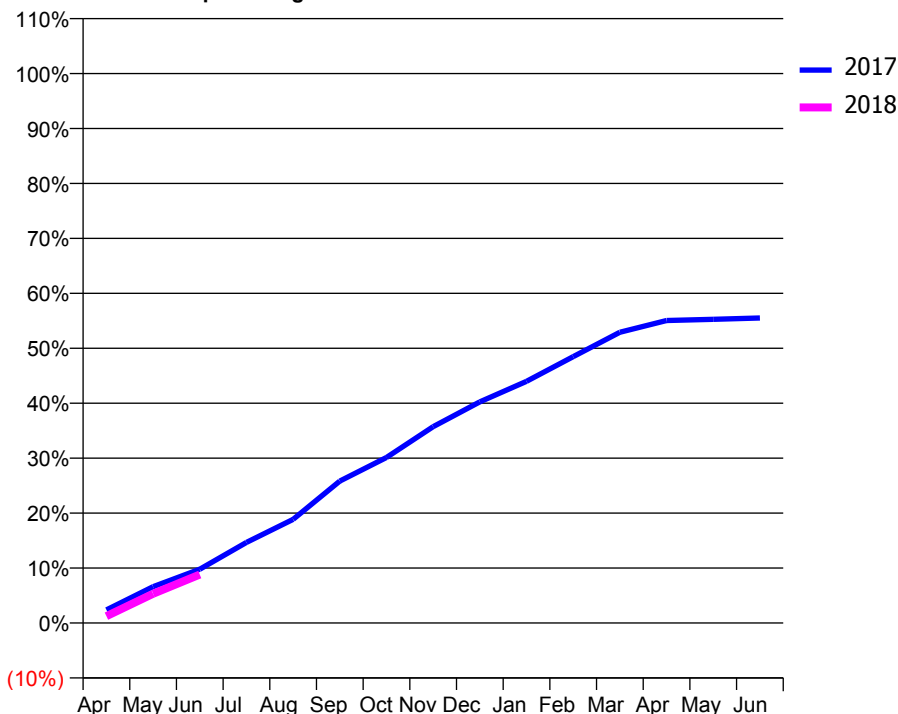
ACCESS*

Patients seen in 24 months	Total	Change since previous quarter
Quarter ending June 2016	8,891	
Quarter ending September 2016	8,668	↓
Quarter ending December 2016	8,494	↓
Quarter ending March 2017	8,302	↓
Quarter ending June 2017	8,158	↓
Variance since June 2016	(8.2%)	↓



ACTIVITY

Cumulative percentage of contracted UDA delivered 2017 & 2018



Adjusted Scheduled Activity (UDA)

Month	2017	2018
April	718	377
May	1,987	1,599
June	2,937	2,650
July	4,403	
August	5,662	
September	7,752	
October	9,039	
November	10,721	
December	12,076	
January	13,197	
February	14,540	
March	15,874	
April	16,518	
May	16,582	
June	16,656	

QUALITY

	Quantity	Base Number	Contract	AT	Region	England
% of FP17s for the same patient ID Re-attending within 3 months - Children	53	446	11.9%	10.7%	11.7%	12.0%
% of FP17s for the same patient ID Re-attending within 3 months - Adults	131	1,123	11.7%	14.1%	15.2%	16.0%
% of FP17s for the same patient ID Re-attending between 3 & 9 months - Children	197	446	44.2%	61.8%	59.1%	58.0%
% of FP17s for the same patient ID Re-attending between 3 & 9 months - Adults	411	1,123	36.6%	56.4%	52.2%	50.9%
% of FP17s for Band 1 Urgent Courses	38	1,247	3.0%	7.1%	7.9%	9.1%
% of FP17s Relating to Free Repair or Replacements	10	1,247	0.8%	0.8%	0.8%	0.8%
% of FP17s Relating to Continuations	31	1,247	2.5%	1.4%	1.1%	1.1%
% of Patients satisfied with the dentistry they have received	6	8	N/A	91.4%	91.8%	91.7%
% of Patients satisfied with the time they had to wait for an appointment	4	8	N/A	87.3%	88.4%	88.0%

* This is based on patients treated on this contract for their most recent course of treatment. Figures in italics indicate the base number of FP17s or Patient Questionnaire responses are less than 100. N/A is shown where the base number of responses is less than 10 during the period. % is calculated as Quantity/Base number*100

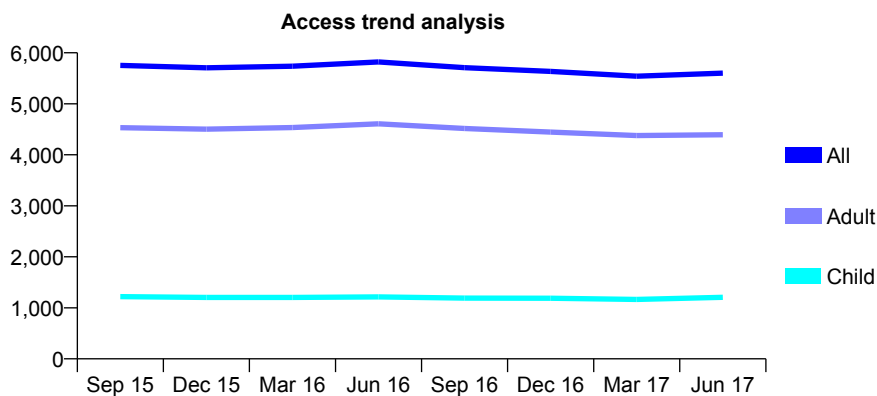
Q55 - Vital Signs At a Glance Contract Report for 101338/0050 - June 2017

Name or company name	Whitecross Dental Care Limited
Contract type name	GDS Contract
Purpose of contract	General
Contract start date	01/04/2007
Contract end date	

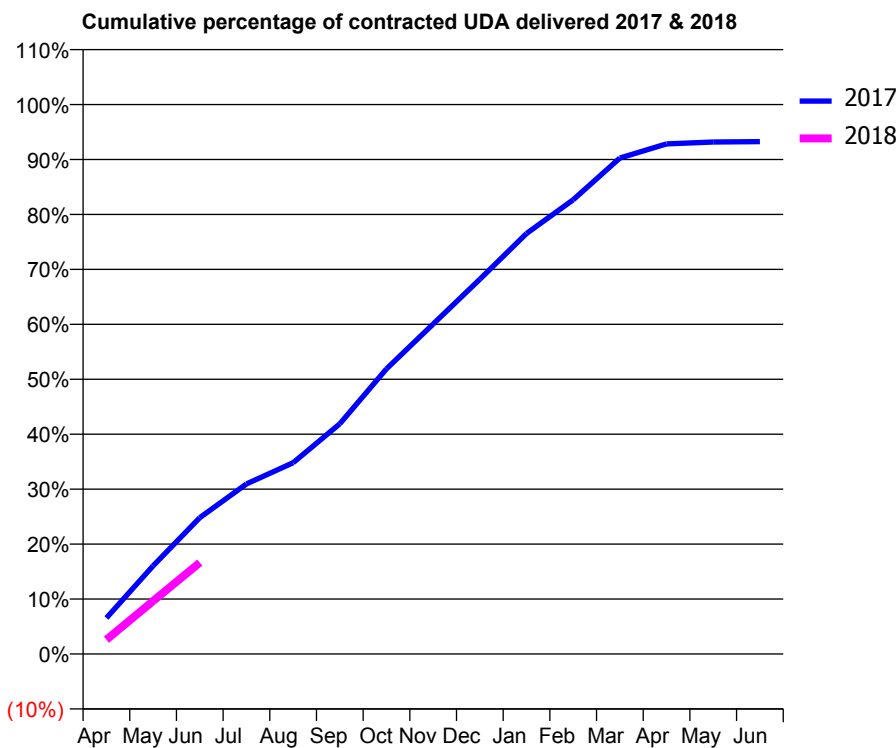
17/18 Contracted general activity (UDA)	17,600
Carry forward general activity (UDA)	0
17/18 Contracted orthodontic activity (UOA)	0
Carry forward orthodontic activity (UOA)	0
Baseline contract value	£458,678.64

ACCESS*

Patients seen in 24 months	Total	Change since previous quarter
Quarter ending June 2016	5,822	
Quarter ending September 2016	5,708	↓
Quarter ending December 2016	5,635	↓
Quarter ending March 2017	5,542	↓
Quarter ending June 2017	5,600	→
Variance since June 2016	(3.8%)	↓



ACTIVITY



Month	Adjusted Scheduled Activity (UDA)	
	2017	2018
April	938	460
May	2,296	1,697
June	3,548	2,928
July	4,427	
August	4,978	
September	5,991	
October	7,419	
November	8,587	
December	9,751	
January	10,944	
February	11,820	
March	12,908	
April	13,274	
May	13,323	
June	13,336	

QUALITY

	Quantity	Base Number	Contract	AT	Region	England
% of FP17s for the same patient ID Re-attending within 3 months - Children	20	429	4.7%	10.7%	11.7%	12.0%
% of FP17s for the same patient ID Re-attending within 3 months - Adults	121	1,308	9.3%	14.1%	15.2%	16.0%
% of FP17s for the same patient ID Re-attending between 3 & 9 months - Children	219	429	51.0%	61.8%	59.1%	58.0%
% of FP17s for the same patient ID Re-attending between 3 & 9 months - Adults	554	1,308	42.4%	56.4%	52.2%	50.9%
% of FP17s for Band 1 Urgent Courses	90	1,510	6.0%	7.1%	7.9%	9.1%
% of FP17s Relating to Free Repair or Replacements	7	1,510	0.5%	0.8%	0.8%	0.8%
% of FP17s Relating to Continuations	16	1,510	1.1%	1.4%	1.1%	1.1%
% of Patients satisfied with the dentistry they have received	20	22	90.9%	91.4%	91.8%	91.7%
% of Patients satisfied with the time they had to wait for an appointment	18	22	81.8%	87.3%	88.4%	88.0%

* This is based on patients treated on this contract for their most recent course of treatment. Figures in italics indicate the base number of FP17s or Patient Questionnaire responses are less than 100. N/A is shown where the base number of responses is less than 10 during the period. % is calculated as Quantity/Base number*100

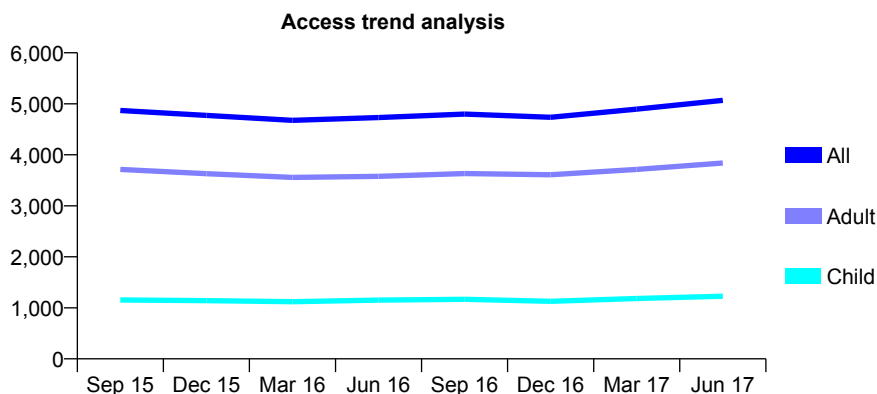
Q55 - Vital Signs At a Glance Contract Report for 101362/0006 - June 2017

Name or company name	Rodericks Dental Limited
Contract type name	GDS Contract
Purpose of contract	General
Contract start date	01/04/2008
Contract end date	

17/18 Contracted general activity (UDA)	13,542
Carry forward general activity (UDA)	0
17/18 Contracted orthodontic activity (UOA)	0
Carry forward orthodontic activity (UOA)	0
Baseline contract value	£322,422.79

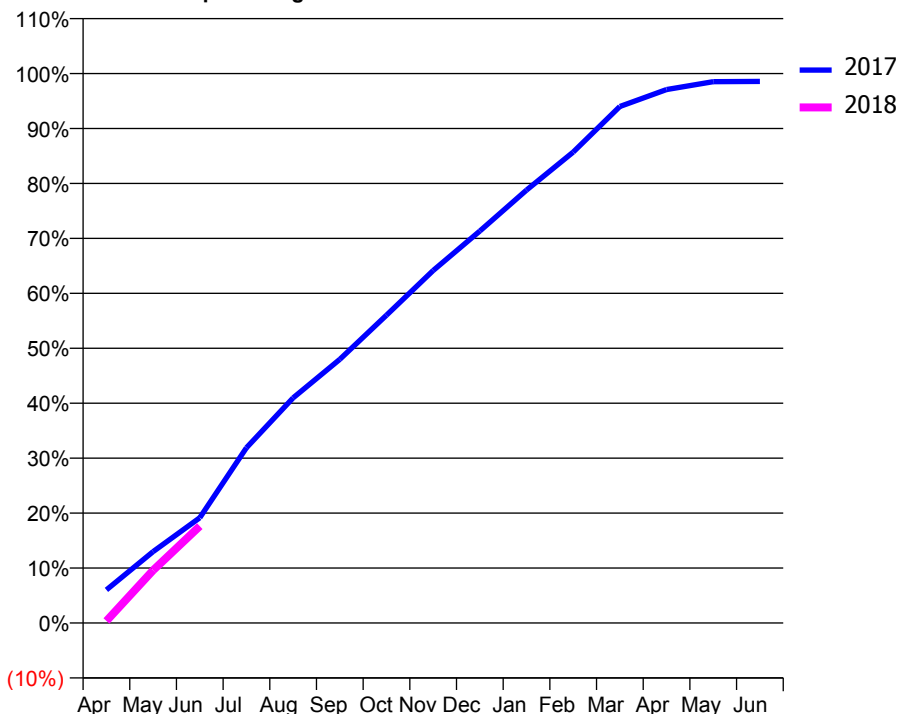
ACCESS*

Patients seen in 24 months	Total	Change since previous quarter
Quarter ending June 2016	4,730	
Quarter ending September 2016	4,799	→
Quarter ending December 2016	4,737	↓
Quarter ending March 2017	4,896	↑
Quarter ending June 2017	5,068	↑
Variance since June 2016	7.1%	↑



ACTIVITY

Cumulative percentage of contracted UDA delivered 2017 & 2018



Adjusted Scheduled Activity (UDA)

Month	2017	2018
April	851	52
May	1,831	1,299
June	2,701	2,387
July	4,495	
August	5,773	
September	6,763	
October	7,896	
November	9,041	
December	10,054	
January	11,103	
February	12,077	
March	13,245	
April	13,682	
May	13,882	
June	13,889	

QUALITY

	Quantity	Base Number	Contract	AT	Region	England
% of FP17s for the same patient ID Re-attending within 3 months - Children	33	463	7.1%	10.7%	11.7%	12.0%
% of FP17s for the same patient ID Re-attending within 3 months - Adults	133	1,362	9.8%	14.1%	15.2%	16.0%
% of FP17s for the same patient ID Re-attending between 3 & 9 months - Children	288	463	62.2%	61.8%	59.1%	58.0%
% of FP17s for the same patient ID Re-attending between 3 & 9 months - Adults	815	1,362	59.8%	56.4%	52.2%	50.9%
% of FP17s for Band 1 Urgent Courses	69	1,354	5.1%	7.1%	7.9%	9.1%
% of FP17s Relating to Free Repair or Replacements	16	1,354	1.2%	0.8%	0.8%	0.8%
% of FP17s Relating to Continuations	5	1,354	0.4%	1.4%	1.1%	1.1%
% of Patients satisfied with the dentistry they have received	6	6	N/A	91.4%	91.8%	91.7%
% of Patients satisfied with the time they had to wait for an appointment	6	6	N/A	87.3%	88.4%	88.0%

* This is based on patients treated on this contract for their most recent course of treatment. Figures in italics indicate the base number of FP17s or Patient Questionnaire responses are less than 100. N/A is shown where the base number of responses is less than 10 during the period. % is calculated as Quantity/Base number*100

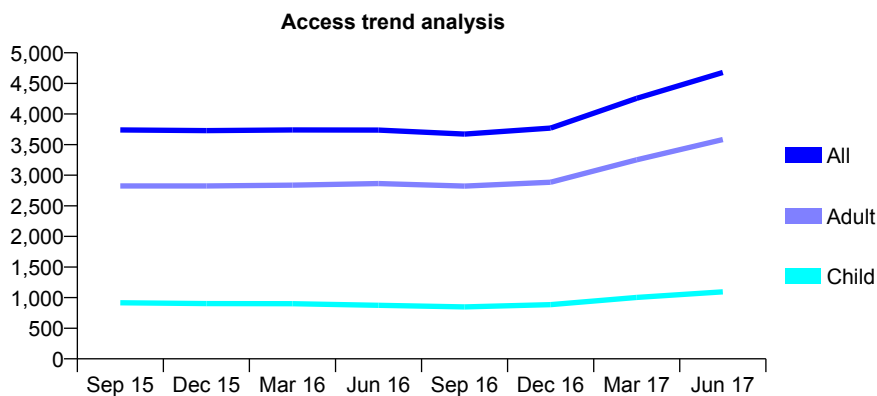
Q55 - Vital Signs At a Glance Contract Report for 101362/0007 - June 2017

Name or company name	Rodericks Dental Limited
Contract type name	GDS Contract
Purpose of contract	General
Contract start date	28/07/2008
Contract end date	

17/18 Contracted general activity (UDA)	12,292
Carry forward general activity (UDA)	0
17/18 Contracted orthodontic activity (UOA)	0
Carry forward orthodontic activity (UOA)	0
Baseline contract value	£300,927.92

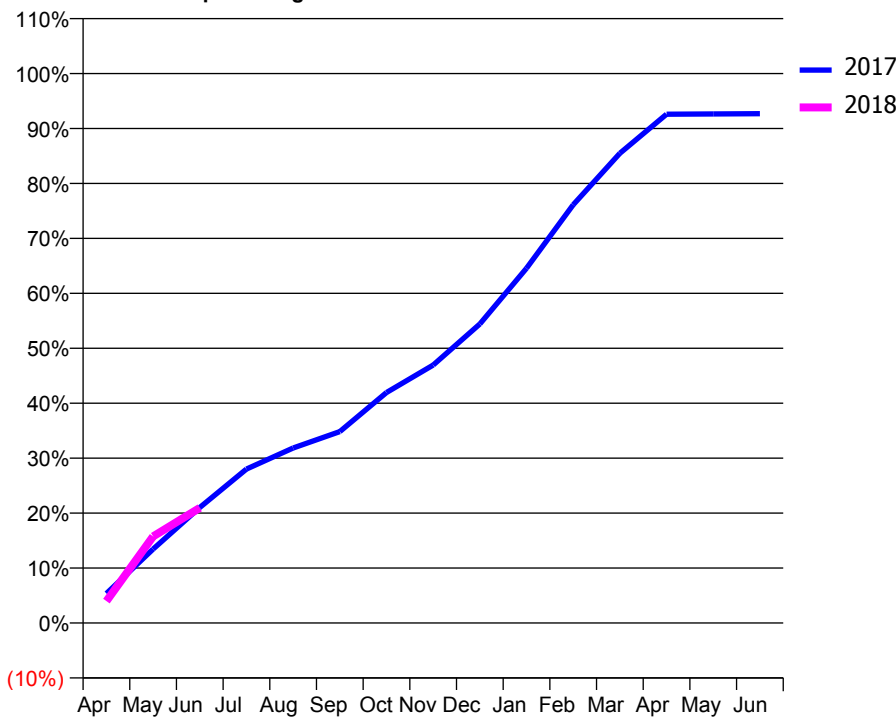
ACCESS*

Patients seen in 24 months	Total	Change since previous quarter
Quarter ending June 2016	3,738	
Quarter ending September 2016	3,672	↓
Quarter ending December 2016	3,771	↑
Quarter ending March 2017	4,256	↑
Quarter ending June 2017	4,678	↑
Variance since June 2016	25.1%	↑



ACTIVITY

Cumulative percentage of contracted UDA delivered 2017 & 2018



Adjusted Scheduled Activity (UDA)

Month	2017	2018
April	730	490
May	1,823	1,936
June	2,851	2,577
July	3,798	
August	4,318	
September	4,720	
October	5,684	
November	6,364	
December	7,374	
January	8,751	
February	10,315	
March	11,584	
April	12,550	
May	12,557	
June	12,561	

QUALITY

	Quantity	Base Number	Contract	AT	Region	England
% of FP17s for the same patient ID Re-attending within 3 months - Children	32	380	8.4%	10.7%	11.7%	12.0%
% of FP17s for the same patient ID Re-attending within 3 months - Adults	158	1,345	11.7%	14.1%	15.2%	16.0%
% of FP17s for the same patient ID Re-attending between 3 & 9 months - Children	194	380	51.1%	61.8%	59.1%	58.0%
% of FP17s for the same patient ID Re-attending between 3 & 9 months - Adults	494	1,345	36.7%	56.4%	52.2%	50.9%
% of FP17s for Band 1 Urgent Courses	84	1,328	6.3%	7.1%	7.9%	9.1%
% of FP17s Relating to Free Repair or Replacements	20	1,328	1.5%	0.8%	0.8%	0.8%
% of FP17s Relating to Continuations	12	1,328	0.9%	1.4%	1.1%	1.1%
% of Patients satisfied with the dentistry they have received	5	8	N/A	91.4%	91.8%	91.7%
% of Patients satisfied with the time they had to wait for an appointment	5	8	N/A	87.3%	88.4%	88.0%

* This is based on patients treated on this contract for their most recent course of treatment. Figures in italics indicate the base number of FP17s or Patient Questionnaire responses are less than 100. N/A is shown where the base number of responses is less than 10 during the period. % is calculated as Quantity/Base number*100

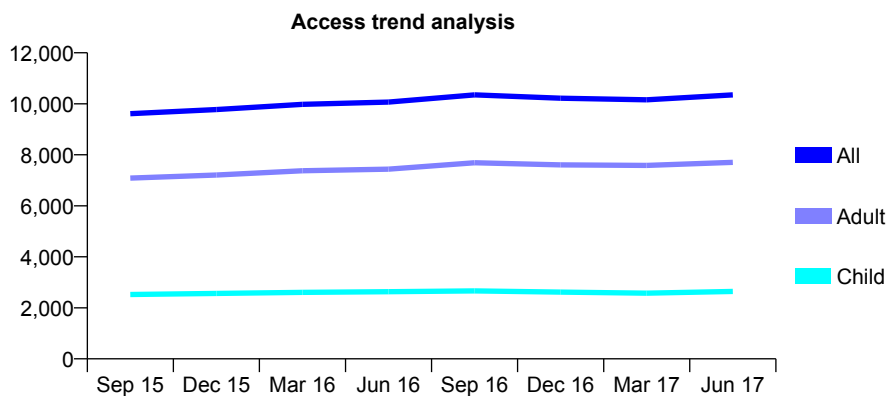
Q55 - Vital Signs At a Glance Contract Report for 101362/0008 - June 2017

Name or company name	Rodericks Dental Limited
Contract type name	GDS Contract
Purpose of contract	General
Contract start date	01/04/2008
Contract end date	

17/18 Contracted general activity (UDA)	26,370
Carry forward general activity (UDA)	0
17/18 Contracted orthodontic activity (UOA)	0
Carry forward orthodontic activity (UOA)	0
Baseline contract value	£601,497.91

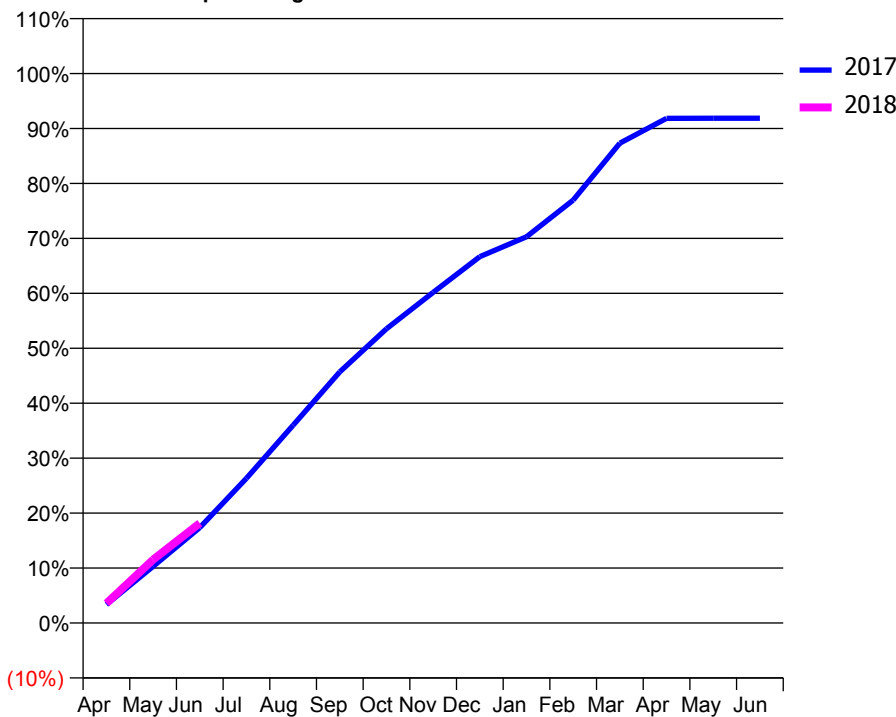
ACCESS*

Patients seen in 24 months	Total	Change since previous quarter
Quarter ending June 2016	10,069	
Quarter ending September 2016	10,352	↑
Quarter ending December 2016	10,220	↓
Quarter ending March 2017	10,159	→
Quarter ending June 2017	10,348	→
Variance since June 2016	2.8%	↑



ACTIVITY

Cumulative percentage of contracted UDA delivered 2017 & 2018



Month	Adjusted Scheduled Activity (UDA)	
	2017	2018
April	933	945
May	2,849	3,040
June	4,808	4,791
July	7,291	
August	9,968	
September	12,654	
October	14,826	
November	16,658	
December	18,460	
January	19,463	
February	21,308	
March	24,180	
April	25,428	
May	25,432	
June	25,433	

QUALITY

	Quantity	Base Number	Contract	AT	Region	England
% of FP17s for the same patient ID Re-attending within 3 months - Children	55	1,071	5.1%	10.7%	11.7%	12.0%
% of FP17s for the same patient ID Re-attending within 3 months - Adults	289	2,785	10.4%	14.1%	15.2%	16.0%
% of FP17s for the same patient ID Re-attending between 3 & 9 months - Children	684	1,071	63.9%	61.8%	59.1%	58.0%
% of FP17s for the same patient ID Re-attending between 3 & 9 months - Adults	1,655	2,785	59.4%	56.4%	52.2%	50.9%
% of FP17s for Band 1 Urgent Courses	127	3,132	4.1%	7.1%	7.9%	9.1%
% of FP17s Relating to Free Repair or Replacements	23	3,132	0.7%	0.8%	0.8%	0.8%
% of FP17s Relating to Continuations	7	3,132	0.2%	1.4%	1.1%	1.1%
% of Patients satisfied with the dentistry they have received	20	22	90.9%	91.4%	91.8%	91.7%
% of Patients satisfied with the time they had to wait for an appointment	20	22	90.9%	87.3%	88.4%	88.0%

* This is based on patients treated on this contract for their most recent course of treatment. Figures in italics indicate the base number of FP17s or Patient Questionnaire responses are less than 100. N/A is shown where the base number of responses is less than 10 during the period. % is calculated as Quantity/Base number*100

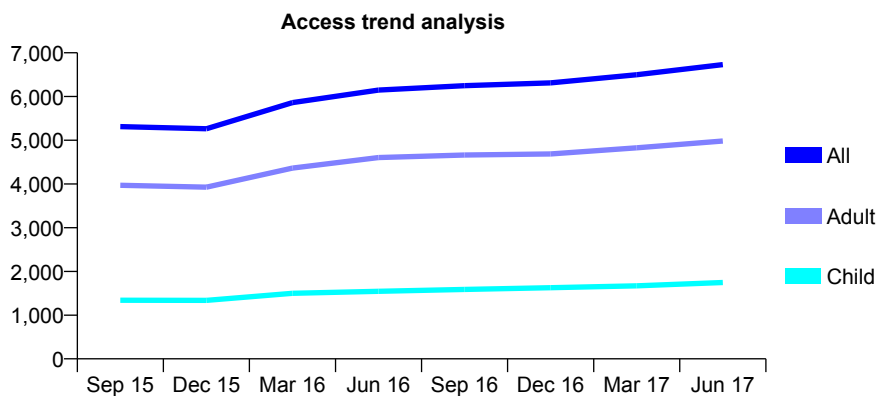
Q55 - Vital Signs At a Glance Contract Report for 101362/0014 - June 2017

Name or company name	Rodericks Dental Limited
Contract type name	GDS Contract
Purpose of contract	General
Contract start date	05/02/2009
Contract end date	

17/18 Contracted general activity (UDA)	15,400
Carry forward general activity (UDA)	0
17/18 Contracted orthodontic activity (UOA)	0
Carry forward orthodontic activity (UOA)	0
Baseline contract value	£353,045.79

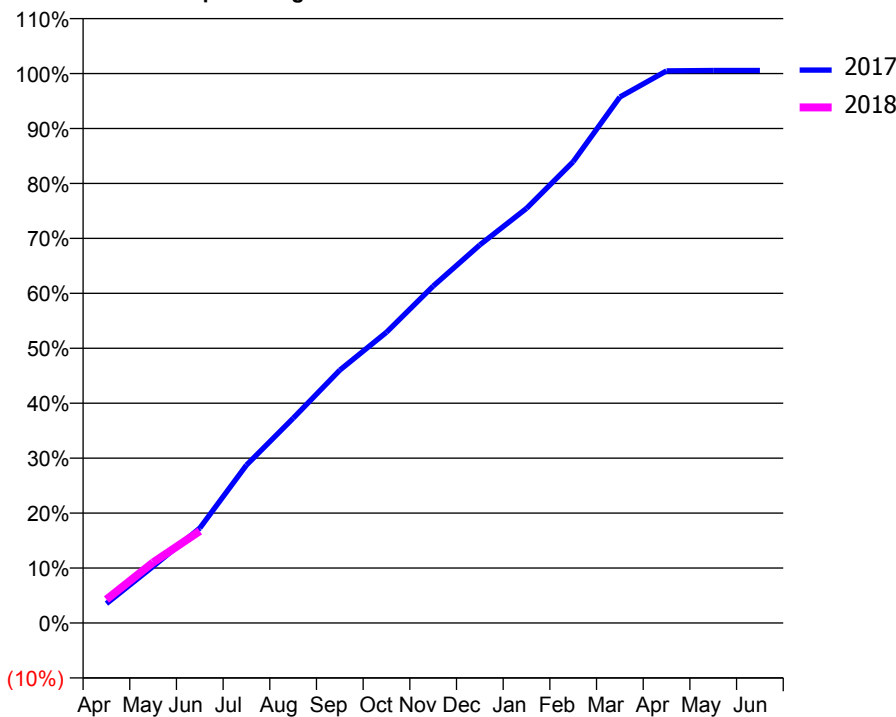
ACCESS*

Patients seen in 24 months	Total	Change since previous quarter
Quarter ending June 2016	6,149	
Quarter ending September 2016	6,249	→
Quarter ending December 2016	6,313	→
Quarter ending March 2017	6,498	↑
Quarter ending June 2017	6,729	↑
Variance since June 2016	9.4%	↑



ACTIVITY

Cumulative percentage of contracted UDA delivered 2017 & 2018



Month	Adjusted Scheduled Activity (UDA)	
	2017	2018
April	588	661
May	1,715	1,699
June	2,874	2,575
July	4,781	
August	6,198	
September	7,657	
October	8,803	
November	10,201	
December	11,447	
January	12,555	
February	13,966	
March	15,927	
April	16,717	
May	16,730	
June	16,730	

QUALITY

	Quantity	Base Number	Contract	AT	Region	England
% of FP17s for the same patient ID Re-attending within 3 months - Children	36	514	7.0%	10.7%	11.7%	12.0%
% of FP17s for the same patient ID Re-attending within 3 months - Adults	161	1,386	11.6%	14.1%	15.2%	16.0%
% of FP17s for the same patient ID Re-attending between 3 & 9 months - Children	251	514	48.8%	61.8%	59.1%	58.0%
% of FP17s for the same patient ID Re-attending between 3 & 9 months - Adults	676	1,386	48.8%	56.4%	52.2%	50.9%
% of FP17s for Band 1 Urgent Courses	125	1,532	8.2%	7.1%	7.9%	9.1%
% of FP17s Relating to Free Repair or Replacements	16	1,532	1.0%	0.8%	0.8%	0.8%
% of FP17s Relating to Continuations	9	1,532	0.6%	1.4%	1.1%	1.1%
% of Patients satisfied with the dentistry they have received	6	7	N/A	91.4%	91.8%	91.7%
% of Patients satisfied with the time they had to wait for an appointment	5	7	N/A	87.3%	88.4%	88.0%

* This is based on patients treated on this contract for their most recent course of treatment. Figures in italics indicate the base number of FP17s or Patient Questionnaire responses are less than 100. N/A is shown where the base number of responses is less than 10 during the period. % is calculated as Quantity/Base number*100

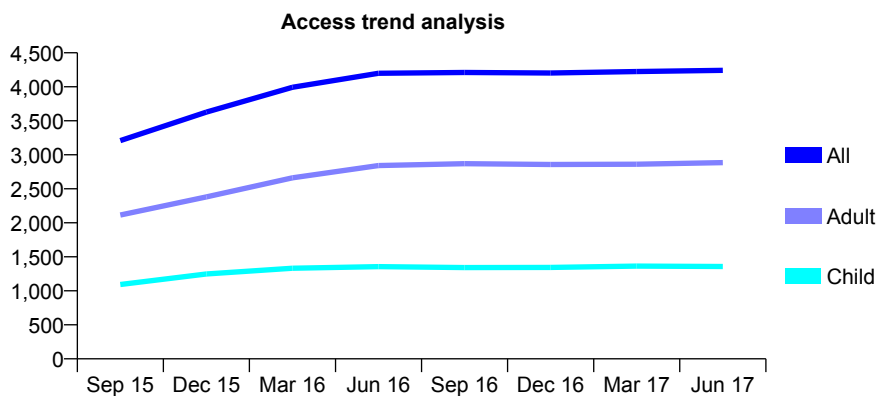
Q55 - Vital Signs At a Glance Contract Report for 101362/0026 - June 2017

Name or company name	Rodericks Dental Limited
Contract type name	GDS Contract
Purpose of contract	General
Contract start date	16/11/2009
Contract end date	

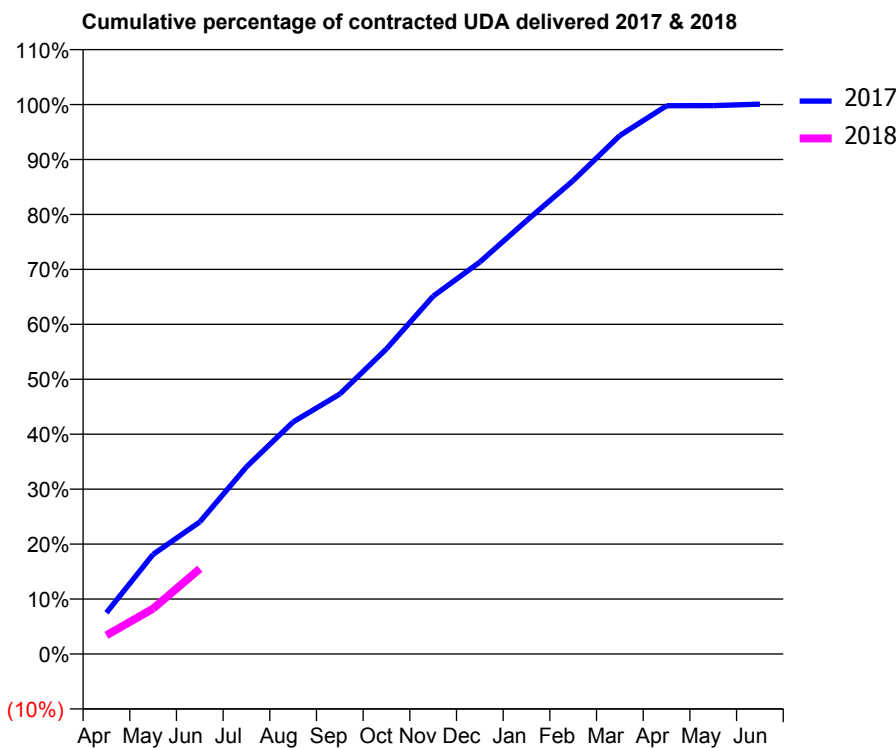
17/18 Contracted general activity (UDA)	12,524
Carry forward general activity (UDA)	0
17/18 Contracted orthodontic activity (UOA)	0
Carry forward orthodontic activity (UOA)	0
Baseline contract value	£319,505.29

ACCESS*

Patients seen in 24 months	Total	Change since previous quarter
Quarter ending June 2016	4,199	
Quarter ending September 2016	4,211	→
Quarter ending December 2016	4,203	→
Quarter ending March 2017	4,224	→
Quarter ending June 2017	4,242	→
Variance since June 2016	1.0%	→



ACTIVITY



Month	Adjusted Scheduled Activity (UDA)	
	2017	2018
April	940	427
May	2,272	1,034
June	3,010	1,944
July	4,266	
August	5,289	
September	5,925	
October	6,954	
November	8,157	
December	8,934	
January	9,877	
February	10,790	
March	11,818	
April	12,495	
May	12,499	
June	12,533	

QUALITY

	Quantity	Base Number	Contract	AT	Region	England
% of FP17s for the same patient ID Re-attending within 3 months - Children	42	460	9.1%	10.7%	11.7%	12.0%
% of FP17s for the same patient ID Re-attending within 3 months - Adults	173	994	17.4%	14.1%	15.2%	16.0%
% of FP17s for the same patient ID Re-attending between 3 & 9 months - Children	288	460	62.6%	61.8%	59.1%	58.0%
% of FP17s for the same patient ID Re-attending between 3 & 9 months - Adults	550	994	55.3%	56.4%	52.2%	50.9%
% of FP17s for Band 1 Urgent Courses	116	1,075	10.8%	7.1%	7.9%	9.1%
% of FP17s Relating to Free Repair or Replacements	3	1,075	0.3%	0.8%	0.8%	0.8%
% of FP17s Relating to Continuations	4	1,075	0.4%	1.4%	1.1%	1.1%
% of Patients satisfied with the dentistry they have received	2	4	N/A	91.4%	91.8%	91.7%
% of Patients satisfied with the time they had to wait for an appointment	4	4	N/A	87.3%	88.4%	88.0%

* This is based on patients treated on this contract for their most recent course of treatment. Figures in italics indicate the base number of FP17s or Patient Questionnaire responses are less than 100. N/A is shown where the base number of responses is less than 10 during the period. % is calculated as Quantity/Base number*100

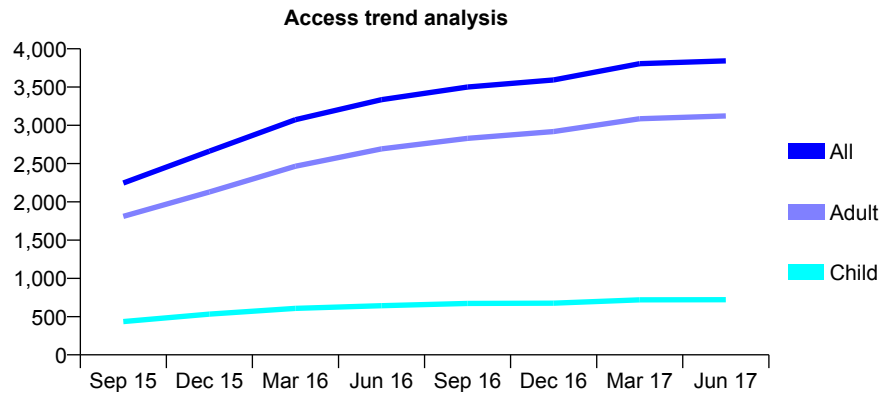
Q55 - Vital Signs At a Glance Contract Report for 101362/0027 - June 2017

Name or company name	Rodericks Dental Limited
Contract type name	GDS Contract
Purpose of contract	General
Contract start date	13/01/2010
Contract end date	

17/18 Contracted general activity (UDA)	12,042
Carry forward general activity (UDA)	0
17/18 Contracted orthodontic activity (UOA)	0
Carry forward orthodontic activity (UOA)	0
Baseline contract value	£307,223.21

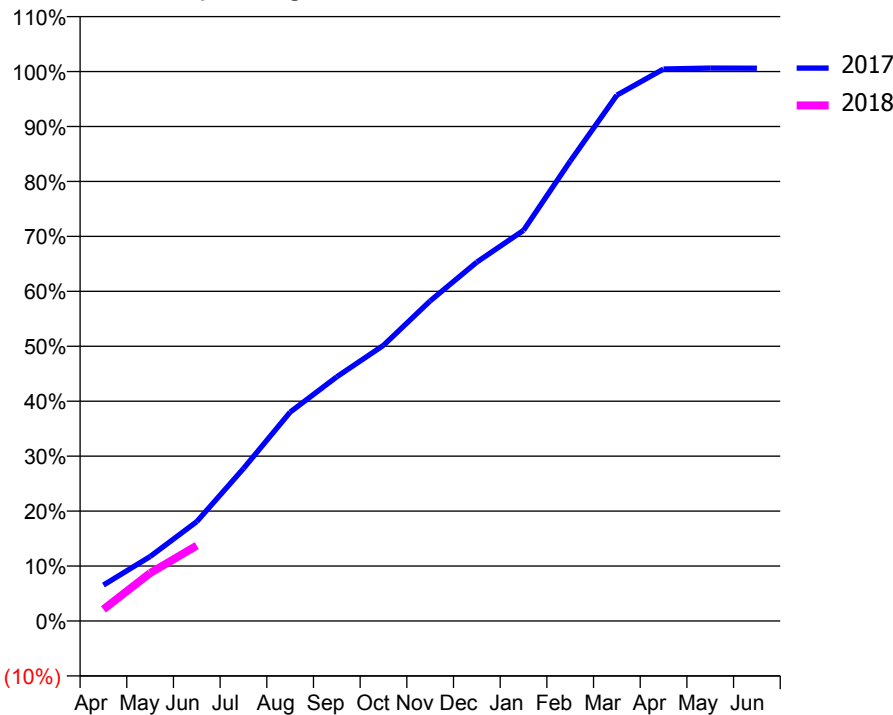
ACCESS*

Patients seen in 24 months	Total	Change since previous quarter
Quarter ending June 2016	3,335	
Quarter ending September 2016	3,501	↑
Quarter ending December 2016	3,593	↑
Quarter ending March 2017	3,805	↑
Quarter ending June 2017	3,843	→
Variance since June 2016	15.2%	↑



ACTIVITY

Cumulative percentage of contracted UDA delivered 2017 & 2018



Month	Adjusted Scheduled Activity (UDA)	
	2017	2018
April	789	255
May	1,414	1,051
June	2,180	1,652
July	3,341	
August	4,578	
September	5,353	
October	6,043	
November	7,016	
December	7,864	
January	8,560	
February	10,076	
March	11,524	
April	12,097	
May	12,116	
June	12,114	

QUALITY

	Quantity	Base Number	Contract	AT	Region	England
% of FP17s for the same patient ID Re-attending within 3 months - Children	14	182	7.7%	10.7%	11.7%	12.0%
% of FP17s for the same patient ID Re-attending within 3 months - Adults	134	841	15.9%	14.1%	15.2%	16.0%
% of FP17s for the same patient ID Re-attending between 3 & 9 months - Children	91	182	50.0%	61.8%	59.1%	58.0%
% of FP17s for the same patient ID Re-attending between 3 & 9 months - Adults	404	841	48.0%	56.4%	52.2%	50.9%
% of FP17s for Band 1 Urgent Courses	95	761	12.5%	7.1%	7.9%	9.1%
% of FP17s Relating to Free Repair or Replacements	7	761	0.9%	0.8%	0.8%	0.8%
% of FP17s Relating to Continuations	7	761	0.9%	1.4%	1.1%	1.1%
% of Patients satisfied with the dentistry they have received	4	4	N/A	91.4%	91.8%	91.7%
% of Patients satisfied with the time they had to wait for an appointment	4	4	N/A	87.3%	88.4%	88.0%

* This is based on patients treated on this contract for their most recent course of treatment. Figures in italics indicate the base number of FP17s or Patient Questionnaire responses are less than 100. N/A is shown where the base number of responses is less than 10 during the period. % is calculated as Quantity/Base number*100

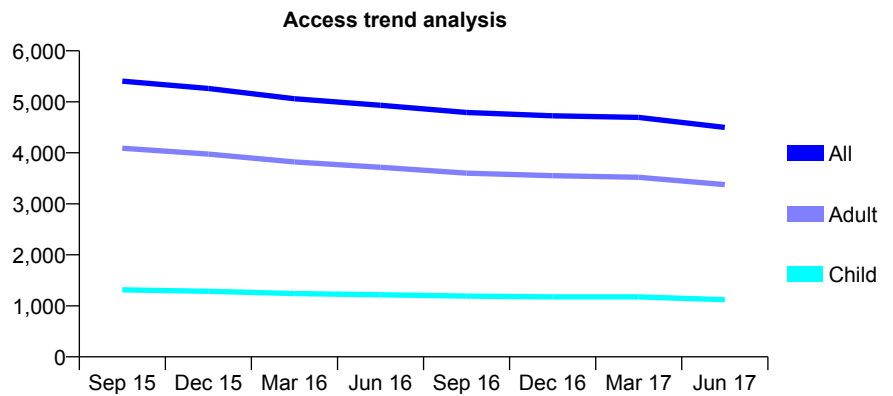
Q55 - Vital Signs At a Glance Contract Report for 101370/0040 - June 2017

Name or company name	Petrie Tucker and Partners Ltd
Contract type name	GDS Contract
Purpose of contract	General
Contract start date	01/04/2006
Contract end date	

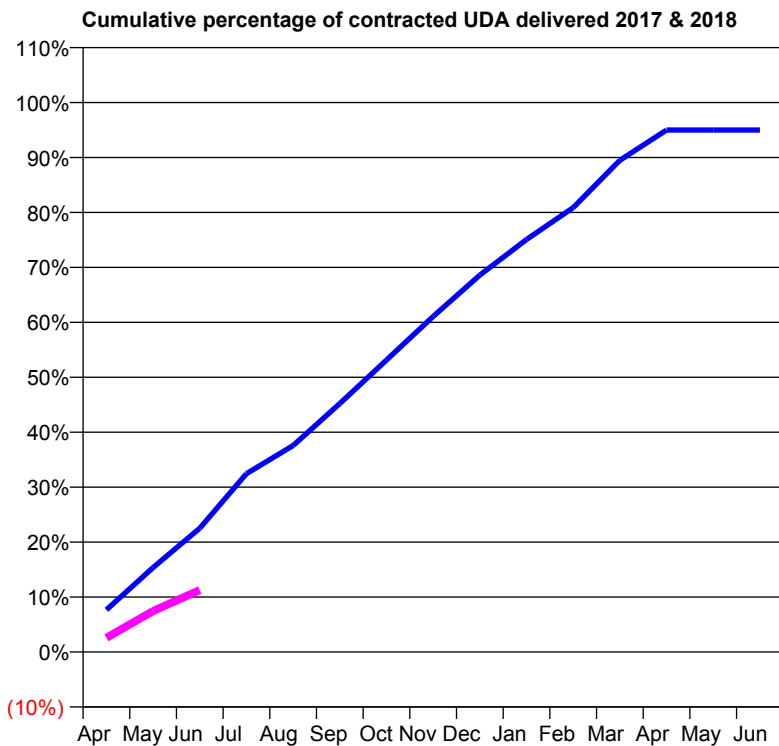
17/18 Contracted general activity (UDA)	15,000
Carry forward general activity (UDA)	0
17/18 Contracted orthodontic activity (UOA)	0
Carry forward orthodontic activity (UOA)	0
Baseline contract value	£346,731.40

ACCESS*

Patients seen in 24 months	Total	Change since previous quarter
Quarter ending June 2016	4,933	
Quarter ending September 2016	4,791	↓
Quarter ending December 2016	4,726	↓
Quarter ending March 2017	4,695	→
Quarter ending June 2017	4,497	↓
Variance since June 2016	(8.8%)	↓



ACTIVITY



Month	Adjusted Scheduled Activity (UDA)	
	2017	2018
April	1,151	388
May	2,307	1,118
June	3,380	1,691
July	4,869	
August	5,635	
September	6,784	
October	7,971	
November	9,160	
December	10,289	
January	11,262	
February	12,132	
March	13,423	
April	14,250	
May	14,250	
June	14,250	

QUALITY

	Quantity	Base Number	Contract	AT	Region	England
% of FP17s for the same patient ID Re-attending within 3 months - Children	22	298	7.4%	10.7%	11.7%	12.0%
% of FP17s for the same patient ID Re-attending within 3 months - Adults	69	763	9.0%	14.1%	15.2%	16.0%
% of FP17s for the same patient ID Re-attending between 3 & 9 months - Children	165	298	55.4%	61.8%	59.1%	58.0%
% of FP17s for the same patient ID Re-attending between 3 & 9 months - Adults	379	763	49.7%	56.4%	52.2%	50.9%
% of FP17s for Band 1 Urgent Courses	60	812	7.4%	7.1%	7.9%	9.1%
% of FP17s Relating to Free Repair or Replacements	0	812	0.0%	0.8%	0.8%	0.8%
% of FP17s Relating to Continuations	6	812	0.7%	1.4%	1.1%	1.1%
% of Patients satisfied with the dentistry they have received	7	8	N/A	91.4%	91.8%	91.7%
% of Patients satisfied with the time they had to wait for an appointment	8	8	N/A	87.3%	88.4%	88.0%

* This is based on patients treated on this contract for their most recent course of treatment. Figures in italics indicate the base number of FP17s or Patient Questionnaire responses are less than 100. N/A is shown where the base number of responses is less than 10 during the period. % is calculated as Quantity/Base number*100

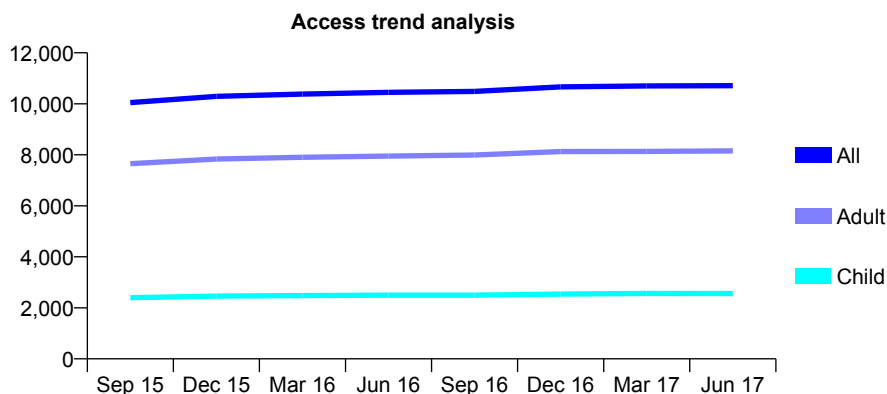
Q55 - Vital Signs At a Glance Contract Report for 101370/0071 - June 2017

Name or company name	Petrie Tucker and Partners Ltd
Contract type name	GDS Contract
Purpose of contract	General
Contract start date	01/07/2006
Contract end date	

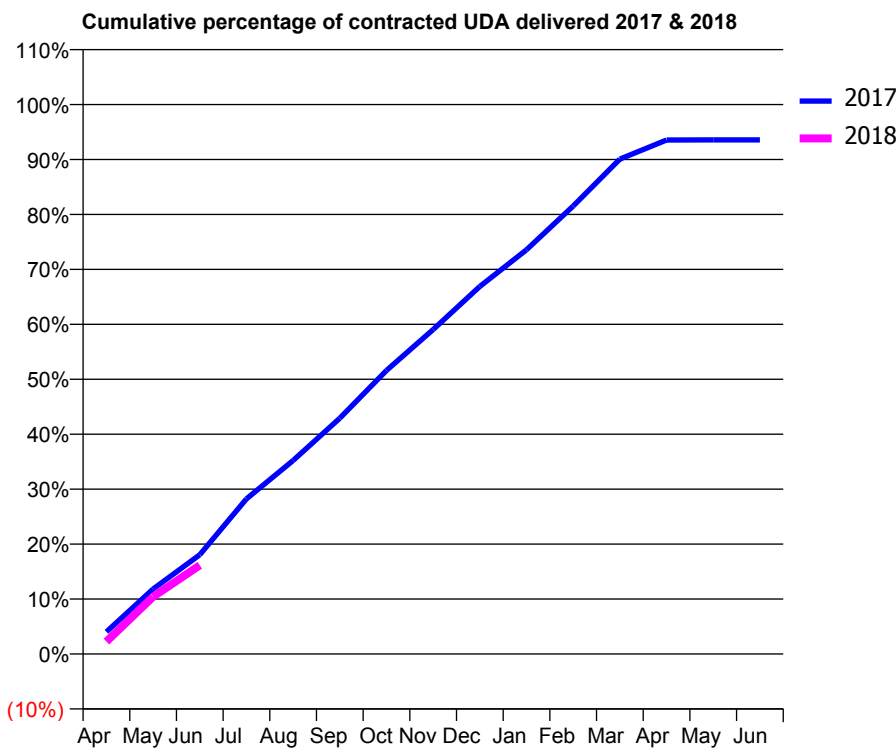
17/18 Contracted general activity (UDA)	28,992
Carry forward general activity (UDA)	0
17/18 Contracted orthodontic activity (UOA)	0
Carry forward orthodontic activity (UOA)	0
Baseline contract value	£568,601.79

ACCESS*

Patients seen in 24 months	Total	Change since previous quarter
Quarter ending June 2016	10,451	
Quarter ending September 2016	10,485	→
Quarter ending December 2016	10,664	→
Quarter ending March 2017	10,700	→
Quarter ending June 2017	10,711	→
Variance since June 2016	2.5%	↑



ACTIVITY



Month	Adjusted Scheduled Activity (UDA)	
	2017	2018
April	1,173	659
May	3,432	3,020
June	5,241	4,682
July	8,183	
August	10,215	
September	12,442	
October	14,959	
November	17,119	
December	19,396	
January	21,328	
February	23,638	
March	26,113	
April	27,119	
May	27,123	
June	27,123	

QUALITY

	Quantity	Base Number	Contract	AT	Region	England
% of FP17s for the same patient ID Re-attending within 3 months - Children	53	767	6.9%	10.7%	11.7%	12.0%
% of FP17s for the same patient ID Re-attending within 3 months - Adults	203	1,978	10.3%	14.1%	15.2%	16.0%
% of FP17s for the same patient ID Re-attending between 3 & 9 months - Children	404	767	52.7%	61.8%	59.1%	58.0%
% of FP17s for the same patient ID Re-attending between 3 & 9 months - Adults	1,047	1,978	52.9%	56.4%	52.2%	50.9%
% of FP17s for Band 1 Urgent Courses	38	2,274	1.7%	7.1%	7.9%	9.1%
% of FP17s Relating to Free Repair or Replacements	17	2,274	0.7%	0.8%	0.8%	0.8%
% of FP17s Relating to Continuations	61	2,274	2.7%	1.4%	1.1%	1.1%
% of Patients satisfied with the dentistry they have received	10	10	100.0%	91.4%	91.8%	91.7%
% of Patients satisfied with the time they had to wait for an appointment	9	10	90.0%	87.3%	88.4%	88.0%

* This is based on patients treated on this contract for their most recent course of treatment. Figures in italics indicate the base number of FP17s or Patient Questionnaire responses are less than 100. N/A is shown where the base number of responses is less than 10 during the period. % is calculated as Quantity/Base number*100

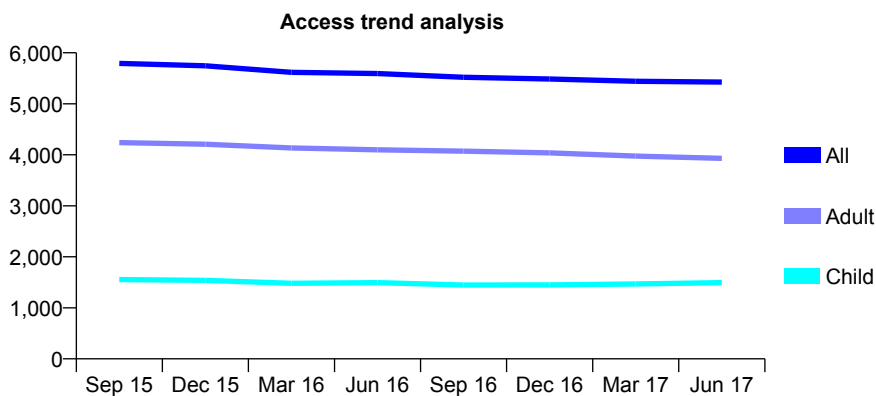
Q55 - Vital Signs At a Glance Contract Report for 101370/0076 - June 2017

Name or company name	Petrie Tucker and Partners Ltd
Contract type name	GDS Contract
Purpose of contract	General
Contract start date	01/04/2006
Contract end date	

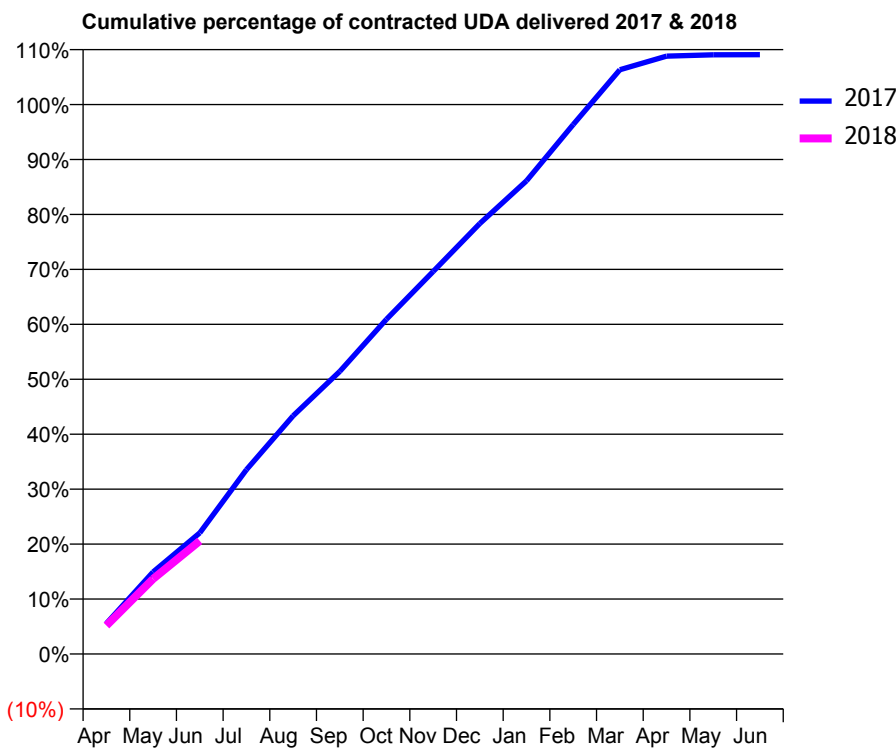
17/18 Contracted general activity (UDA)	18,058
Carry forward general activity (UDA)	0
17/18 Contracted orthodontic activity (UOA)	0
Carry forward orthodontic activity (UOA)	0
Baseline contract value	£486,526.74

ACCESS*

Patients seen in 24 months	Total	Change since previous quarter
Quarter ending June 2016	5,594	
Quarter ending September 2016	5,520	↓
Quarter ending December 2016	5,486	→
Quarter ending March 2017	5,442	→
Quarter ending June 2017	5,425	→
Variance since June 2016	(3.0%)	↓



ACTIVITY



Month	Adjusted Scheduled Activity (UDA)	
	2017	2018
April	1,005	937
May	2,696	2,471
June	3,983	3,720
July	6,057	
August	7,830	
September	9,286	
October	11,003	
November	12,569	
December	14,148	
January	15,550	
February	17,399	
March	19,199	
April	19,648	
May	19,692	
June	19,696	

QUALITY

	Quantity	Base Number	Contract	AT	Region	England
% of FP17s for the same patient ID Re-attending within 3 months - Children	28	378	7.4%	10.7%	11.7%	12.0%
% of FP17s for the same patient ID Re-attending within 3 months - Adults	132	925	14.3%	14.1%	15.2%	16.0%
% of FP17s for the same patient ID Re-attending between 3 & 9 months - Children	149	378	39.4%	61.8%	59.1%	58.0%
% of FP17s for the same patient ID Re-attending between 3 & 9 months - Adults	351	925	37.9%	56.4%	52.2%	50.9%
% of FP17s for Band 1 Urgent Courses	69	1,097	6.3%	7.1%	7.9%	9.1%
% of FP17s Relating to Free Repair or Replacements	7	1,097	0.6%	0.8%	0.8%	0.8%
% of FP17s Relating to Continuations	17	1,097	1.5%	1.4%	1.1%	1.1%
% of Patients satisfied with the dentistry they have received	16	16	100.0%	91.4%	91.8%	91.7%
% of Patients satisfied with the time they had to wait for an appointment	16	16	100.0%	87.3%	88.4%	88.0%

* This is based on patients treated on this contract for their most recent course of treatment. Figures in italics indicate the base number of FP17s or Patient Questionnaire responses are less than 100. N/A is shown where the base number of responses is less than 10 during the period. % is calculated as Quantity/Base number*100

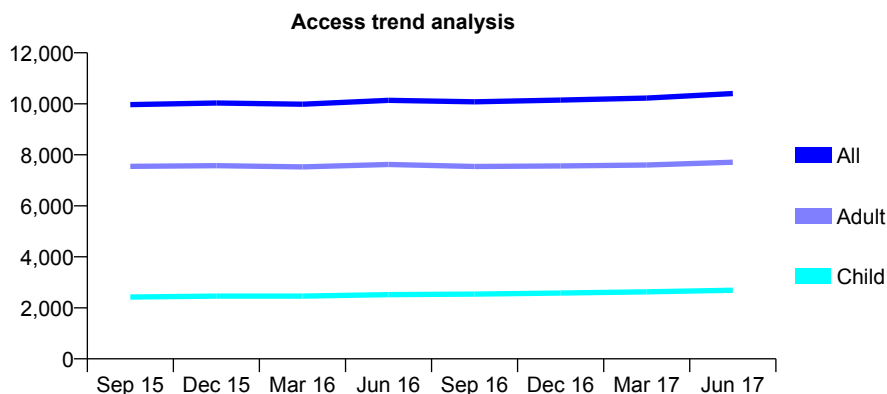
Q55 - Vital Signs At a Glance Contract Report for 101370/0077 - June 2017

Name or company name	Petrie Tucker and Partners Ltd
Contract type name	GDS Contract
Purpose of contract	General
Contract start date	01/04/2006
Contract end date	

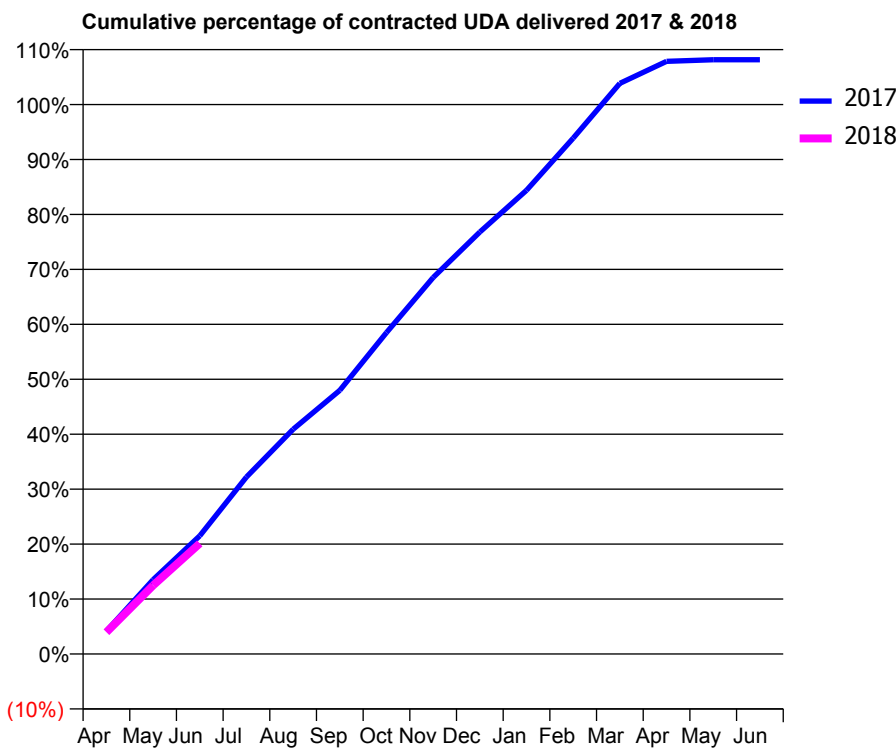
17/18 Contracted general activity (UDA)	29,016
Carry forward general activity (UDA)	0
17/18 Contracted orthodontic activity (UOA)	0
Carry forward orthodontic activity (UOA)	0
Baseline contract value	£782,034.87

ACCESS*

Patients seen in 24 months	Total	Change since previous quarter
Quarter ending June 2016	10,138	
Quarter ending September 2016	10,080	→
Quarter ending December 2016	10,144	→
Quarter ending March 2017	10,226	→
Quarter ending June 2017	10,403	→
Variance since June 2016	2.6%	↑



ACTIVITY



Month	Adjusted Scheduled Activity (UDA)	
	2017	2018
April	1,216	1,151
May	3,923	3,625
June	6,241	5,840
July	9,348	
August	11,865	
September	13,923	
October	16,971	
November	19,881	
December	22,284	
January	24,485	
February	27,236	
March	30,137	
April	31,294	
May	31,379	
June	31,379	

QUALITY

	Quantity	Base Number	Contract	AT	Region	England
% of FP17s for the same patient ID Re-attending within 3 months - Children	46	813	5.7%	10.7%	11.7%	12.0%
% of FP17s for the same patient ID Re-attending within 3 months - Adults	142	2,133	6.7%	14.1%	15.2%	16.0%
% of FP17s for the same patient ID Re-attending between 3 & 9 months - Children	411	813	50.6%	61.8%	59.1%	58.0%
% of FP17s for the same patient ID Re-attending between 3 & 9 months - Adults	1,161	2,133	54.4%	56.4%	52.2%	50.9%
% of FP17s for Band 1 Urgent Courses	62	2,470	2.5%	7.1%	7.9%	9.1%
% of FP17s Relating to Free Repair or Replacements	13	2,470	0.5%	0.8%	0.8%	0.8%
% of FP17s Relating to Continuations	20	2,470	0.8%	1.4%	1.1%	1.1%
% of Patients satisfied with the dentistry they have received	23	23	100.0%	91.4%	91.8%	91.7%
% of Patients satisfied with the time they had to wait for an appointment	21	23	91.3%	87.3%	88.4%	88.0%

* This is based on patients treated on this contract for their most recent course of treatment. Figures in italics indicate the base number of FP17s or Patient Questionnaire responses are less than 100. N/A is shown where the base number of responses is less than 10 during the period. % is calculated as Quantity/Base number*100

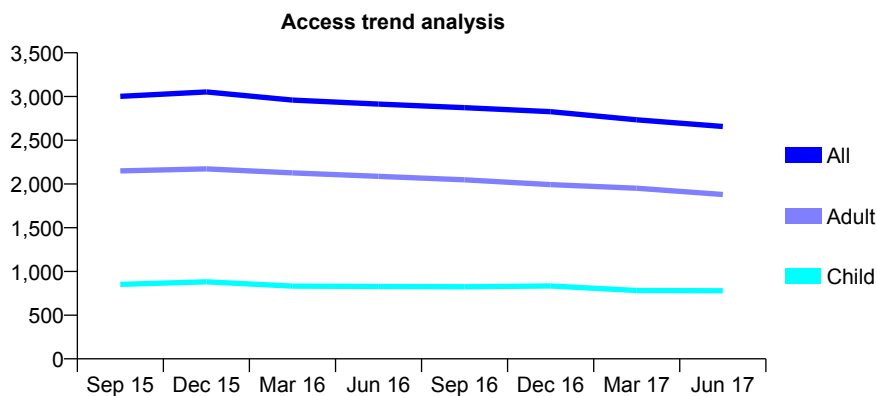
Q55 - Vital Signs At a Glance Contract Report for 101370/0078 - June 2017

Name or company name	Petrie Tucker and Partners Ltd
Contract type name	GDS Contract
Purpose of contract	General
Contract start date	01/04/2006
Contract end date	

17/18 Contracted general activity (UDA)	8,386
Carry forward general activity (UDA)	0
17/18 Contracted orthodontic activity (UOA)	0
Carry forward orthodontic activity (UOA)	0
Baseline contract value	£322,707.36

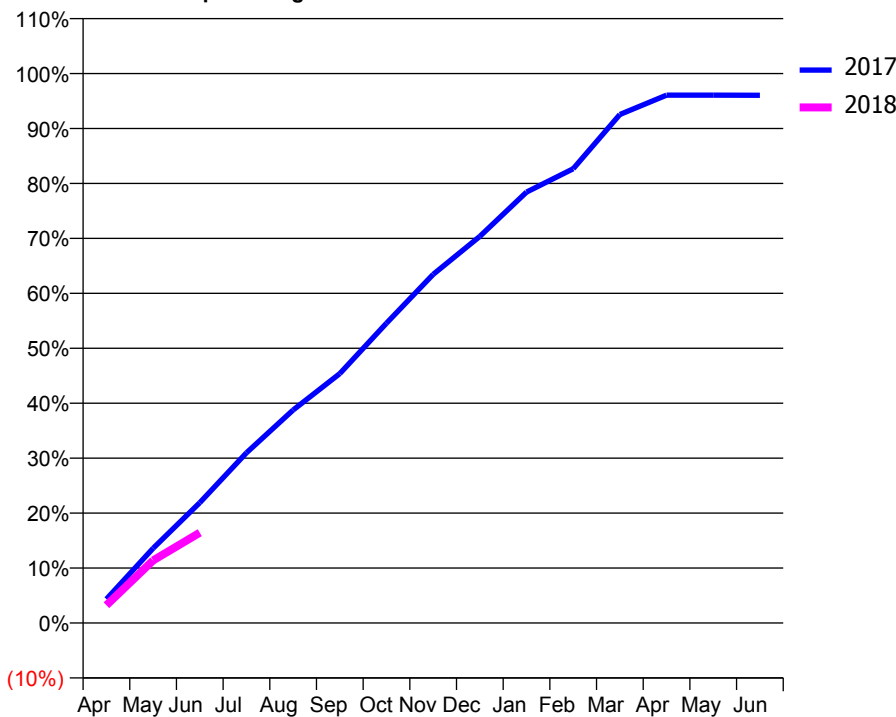
ACCESS*

Patients seen in 24 months	Total	Change since previous quarter
Quarter ending June 2016	2,914	
Quarter ending September 2016	2,873	↓
Quarter ending December 2016	2,826	↓
Quarter ending March 2017	2,734	↓
Quarter ending June 2017	2,657	↓
Variance since June 2016	(8.8%)	↓



ACTIVITY

Cumulative percentage of contracted UDA delivered 2017 & 2018



Month	Adjusted Scheduled Activity (UDA)	
	2017	2018
April	365	272
May	1,142	956
June	1,836	1,379
July	2,598	
August	3,251	
September	3,806	
October	4,576	
November	5,321	
December	5,900	
January	6,577	
February	6,932	
March	7,761	
April	8,056	
May	8,056	
June	8,053	

QUALITY

	Quantity	Base Number	Contract	AT	Region	England
% of FP17s for the same patient ID Re-attending within 3 months - Children	15	188	8.0%	10.7%	11.7%	12.0%
% of FP17s for the same patient ID Re-attending within 3 months - Adults	89	415	21.4%	14.1%	15.2%	16.0%
% of FP17s for the same patient ID Re-attending between 3 & 9 months - Children	76	188	40.4%	61.8%	59.1%	58.0%
% of FP17s for the same patient ID Re-attending between 3 & 9 months - Adults	140	415	33.7%	56.4%	52.2%	50.9%
% of FP17s for Band 1 Urgent Courses	9	509	1.8%	7.1%	7.9%	9.1%
% of FP17s Relating to Free Repair or Replacements	7	509	1.4%	0.8%	0.8%	0.8%
% of FP17s Relating to Continuations	34	509	6.7%	1.4%	1.1%	1.1%
% of Patients satisfied with the dentistry they have received	0	4	N/A	91.4%	91.8%	91.7%
% of Patients satisfied with the time they had to wait for an appointment	3	4	N/A	87.3%	88.4%	88.0%

* This is based on patients treated on this contract for their most recent course of treatment. Figures in italics indicate the base number of FP17s or Patient Questionnaire responses are less than 100. N/A is shown where the base number of responses is less than 10 during the period. % is calculated as Quantity/Base number*100

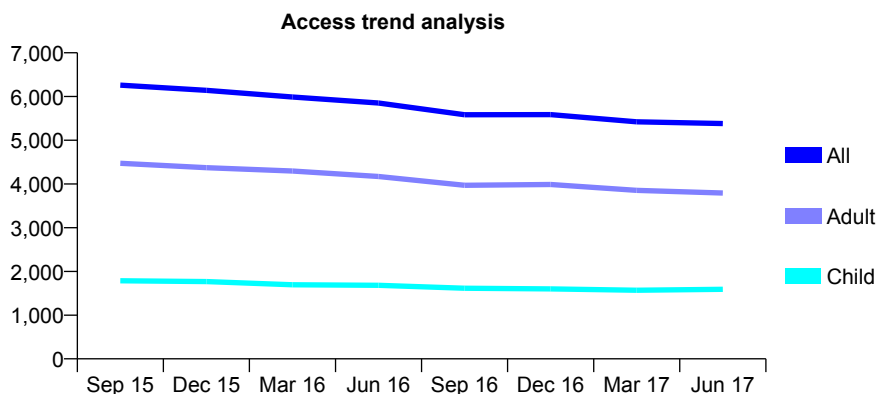
Q55 - Vital Signs At a Glance Contract Report for 101370/0079 - June 2017

Name or company name	Petrie Tucker and Partners Ltd
Contract type name	GDS Contract
Purpose of contract	General
Contract start date	01/04/2006
Contract end date	

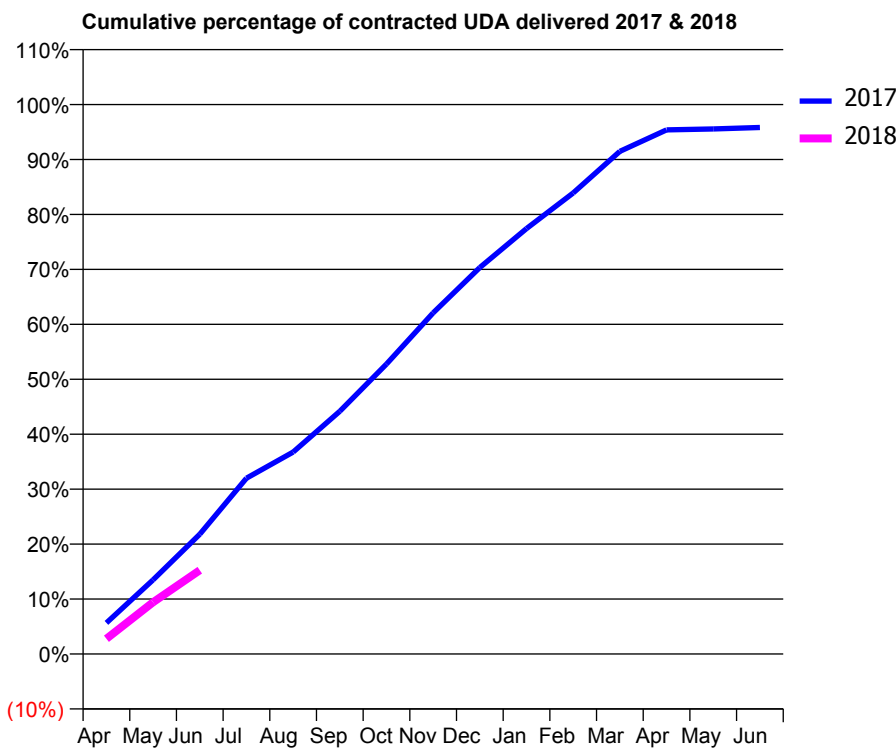
17/18 Contracted general activity (UDA)	14,432
Carry forward general activity (UDA)	0
17/18 Contracted orthodontic activity (UOA)	0
Carry forward orthodontic activity (UOA)	0
Baseline contract value	£388,142.35

ACCESS*

Patients seen in 24 months	Total	Change since previous quarter
Quarter ending June 2016	5,853	
Quarter ending September 2016	5,584	↓
Quarter ending December 2016	5,586	→
Quarter ending March 2017	5,423	↓
Quarter ending June 2017	5,383	→
Variance since June 2016	(8.0%)	↓



ACTIVITY



Month	Adjusted Scheduled Activity (UDA)	
	2017	2018
April	819	402
May	1,948	1,360
June	3,147	2,203
July	4,619	
August	5,303	
September	6,375	
October	7,617	
November	8,960	
December	10,151	
January	11,174	
February	12,107	
March	13,201	
April	13,764	
May	13,790	
June	13,828	

QUALITY

	Quantity	Base Number	Contract	AT	Region	England
% of FP17s for the same patient ID Re-attending within 3 months - Children	16	391	4.1%	10.7%	11.7%	12.0%
% of FP17s for the same patient ID Re-attending within 3 months - Adults	57	813	7.0%	14.1%	15.2%	16.0%
% of FP17s for the same patient ID Re-attending between 3 & 9 months - Children	138	391	35.3%	61.8%	59.1%	58.0%
% of FP17s for the same patient ID Re-attending between 3 & 9 months - Adults	329	813	40.5%	56.4%	52.2%	50.9%
% of FP17s for Band 1 Urgent Courses	8	945	0.8%	7.1%	7.9%	9.1%
% of FP17s Relating to Free Repair or Replacements	4	945	0.4%	0.8%	0.8%	0.8%
% of FP17s Relating to Continuations	8	945	0.8%	1.4%	1.1%	1.1%
% of Patients satisfied with the dentistry they have received	2	2	N/A	91.4%	91.8%	91.7%
% of Patients satisfied with the time they had to wait for an appointment	2	2	N/A	87.3%	88.4%	88.0%

* This is based on patients treated on this contract for their most recent course of treatment. Figures in italics indicate the base number of FP17s or Patient Questionnaire responses are less than 100. N/A is shown where the base number of responses is less than 10 during the period. % is calculated as Quantity/Base number*100

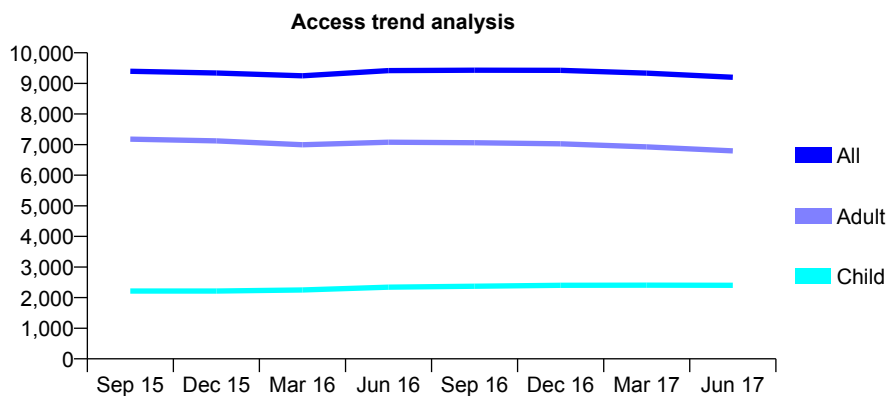
Q55 - Vital Signs At a Glance Contract Report for 101370/0080 - June 2017

Name or company name	Petrie Tucker and Partners Ltd
Contract type name	GDS Contract
Purpose of contract	General
Contract start date	01/04/2006
Contract end date	

17/18 Contracted general activity (UDA)	48,053
Carry forward general activity (UDA)	0
17/18 Contracted orthodontic activity (UOA)	0
Carry forward orthodontic activity (UOA)	0
Baseline contract value	£1,212,546.01

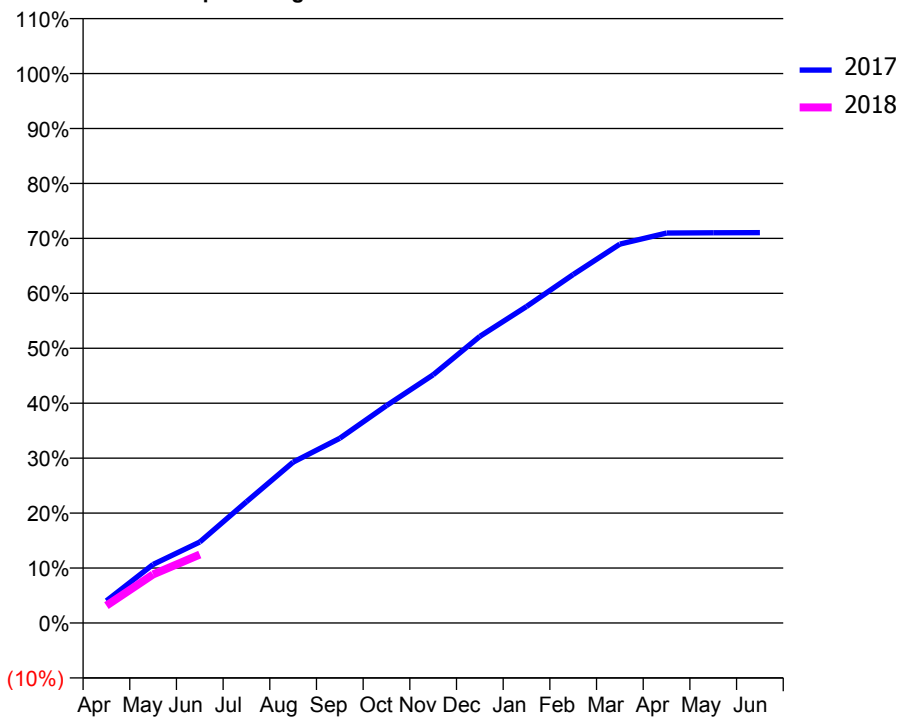
ACCESS*

Patients seen in 24 months	Total	Change since previous quarter
Quarter ending June 2016	9,420	
Quarter ending September 2016	9,433	→
Quarter ending December 2016	9,426	→
Quarter ending March 2017	9,334	→
Quarter ending June 2017	9,199	↓
Variance since June 2016	(2.3%)	↓



ACTIVITY

Cumulative percentage of contracted UDA delivered 2017 & 2018



Month	Adjusted Scheduled Activity (UDA)	
	2017	2018
April	1,941	1,526
May	5,129	4,255
June	7,080	5,993
July	10,605	
August	14,064	
September	16,159	
October	19,010	
November	21,709	
December	25,069	
January	27,674	
February	30,480	
March	33,138	
April	34,102	
May	34,128	
June	34,141	

QUALITY

	Quantity	Base Number	Contract	AT	Region	England
% of FP17s for the same patient ID Re-attending within 3 months - Children	54	570	9.5%	10.7%	11.7%	12.0%
% of FP17s for the same patient ID Re-attending within 3 months - Adults	343	1,557	22.0%	14.1%	15.2%	16.0%
% of FP17s for the same patient ID Re-attending between 3 & 9 months - Children	218	570	38.2%	61.8%	59.1%	58.0%
% of FP17s for the same patient ID Re-attending between 3 & 9 months - Adults	517	1,557	33.2%	56.4%	52.2%	50.9%
% of FP17s for Band 1 Urgent Courses	272	1,767	15.4%	7.1%	7.9%	9.1%
% of FP17s Relating to Free Repair or Replacements	13	1,767	0.7%	0.8%	0.8%	0.8%
% of FP17s Relating to Continuations	36	1,767	2.0%	1.4%	1.1%	1.1%
% of Patients satisfied with the dentistry they have received	5	9	N/A	91.4%	91.8%	91.7%
% of Patients satisfied with the time they had to wait for an appointment	9	9	N/A	87.3%	88.4%	88.0%

* This is based on patients treated on this contract for their most recent course of treatment. Figures in italics indicate the base number of FP17s or Patient Questionnaire responses are less than 100. N/A is shown where the base number of responses is less than 10 during the period. % is calculated as Quantity/Base number*100

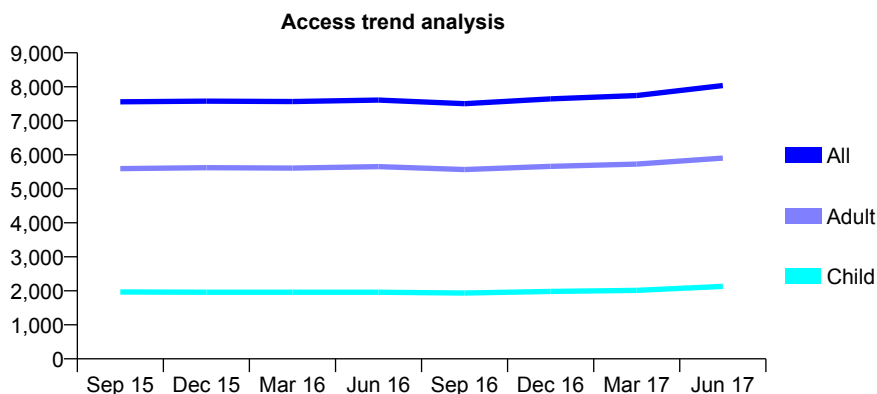
Q55 - Vital Signs At a Glance Contract Report for 101370/0091 - June 2017

Name or company name	Petrie Tucker and Partners Ltd
Contract type name	GDS Contract
Purpose of contract	General
Contract start date	01/04/2007
Contract end date	

17/18 Contracted general activity (UDA)	27,705
Carry forward general activity (UDA)	0
17/18 Contracted orthodontic activity (UOA)	0
Carry forward orthodontic activity (UOA)	0
Baseline contract value	£787,919.77

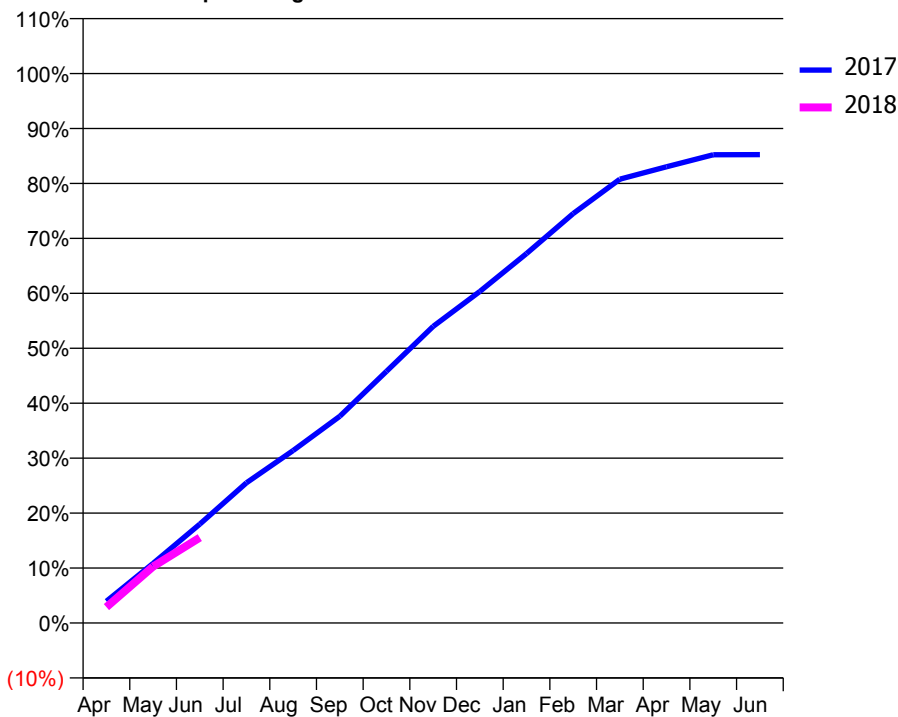
ACCESS*

Patients seen in 24 months	Total	Change since previous quarter
Quarter ending June 2016	7,611	
Quarter ending September 2016	7,503	↓
Quarter ending December 2016	7,644	→
Quarter ending March 2017	7,742	→
Quarter ending June 2017	8,038	↑
Variance since June 2016	5.6%	↑



ACTIVITY

Cumulative percentage of contracted UDA delivered 2017 & 2018



Month	Adjusted Scheduled Activity (UDA)	
	2017	2018
April	1,101	800
May	3,008	2,848
June	4,988	4,308
July	7,070	
August	8,696	
September	10,422	
October	12,688	
November	14,955	
December	16,718	
January	18,627	
February	20,641	
March	22,380	
April	23,002	
May	23,611	
June	23,612	

QUALITY

	Quantity	Base Number	Contract	AT	Region	England
% of FP17s for the same patient ID Re-attending within 3 months - Children	36	720	5.0%	10.7%	11.7%	12.0%
% of FP17s for the same patient ID Re-attending within 3 months - Adults	210	1,762	11.9%	14.1%	15.2%	16.0%
% of FP17s for the same patient ID Re-attending between 3 & 9 months - Children	357	720	49.6%	61.8%	59.1%	58.0%
% of FP17s for the same patient ID Re-attending between 3 & 9 months - Adults	796	1,762	45.2%	56.4%	52.2%	50.9%
% of FP17s for Band 1 Urgent Courses	79	1,922	4.1%	7.1%	7.9%	9.1%
% of FP17s Relating to Free Repair or Replacements	7	1,922	0.4%	0.8%	0.8%	0.8%
% of FP17s Relating to Continuations	33	1,922	1.7%	1.4%	1.1%	1.1%
% of Patients satisfied with the dentistry they have received	12	14	85.7%	91.4%	91.8%	91.7%
% of Patients satisfied with the time they had to wait for an appointment	6	14	42.9%	87.3%	88.4%	88.0%

* This is based on patients treated on this contract for their most recent course of treatment. Figures in italics indicate the base number of FP17s or Patient Questionnaire responses are less than 100. N/A is shown where the base number of responses is less than 10 during the period. % is calculated as Quantity/Base number*100

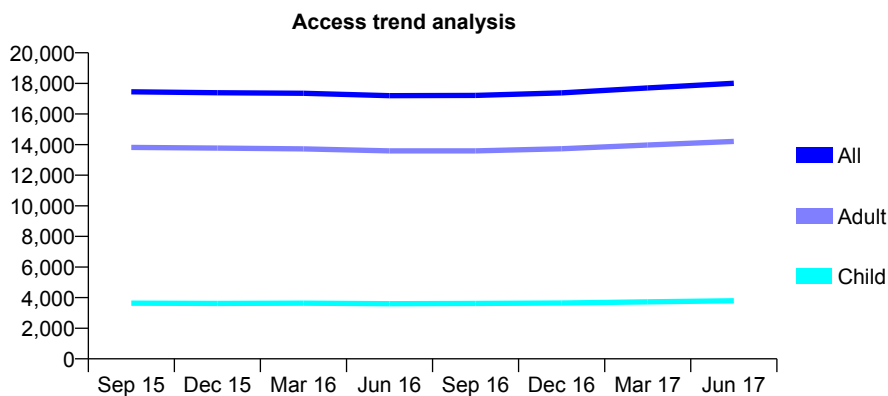
Q55 - Vital Signs At a Glance Contract Report for 101435/0064 - June 2017

Name or company name	IDH Limited
Contract type name	GDS Contract
Purpose of contract	General
Contract start date	21/07/2007
Contract end date	

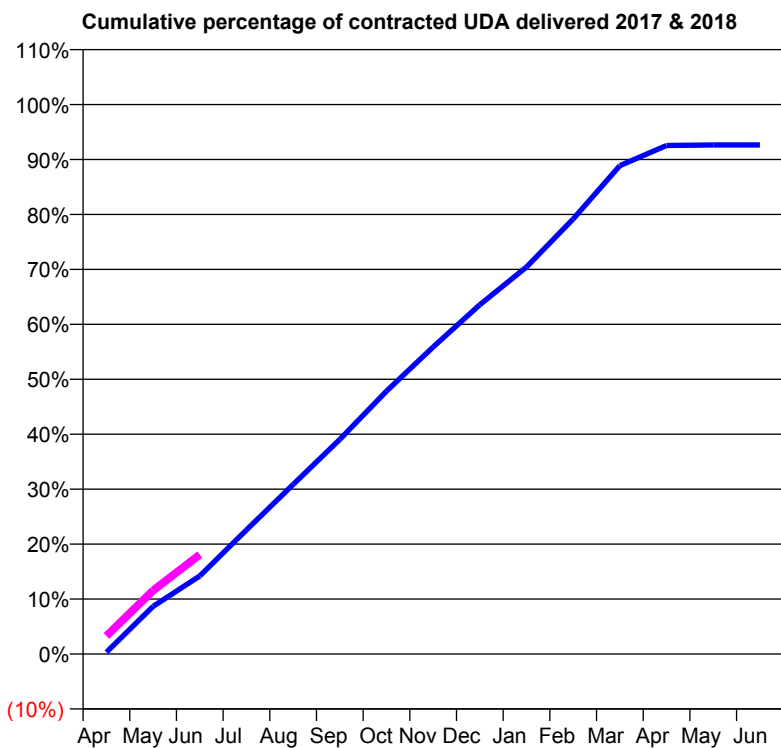
17/18 Contracted general activity (UDA)	49,253
Carry forward general activity (UDA)	0
17/18 Contracted orthodontic activity (UOA)	0
Carry forward orthodontic activity (UOA)	0
Baseline contract value	£1,006,430.77

ACCESS*

Patients seen in 24 months	Total	Change since previous quarter
Quarter ending June 2016	17,199	
Quarter ending September 2016	17,214	→
Quarter ending December 2016	17,377	→
Quarter ending March 2017	17,700	→
Quarter ending June 2017	18,009	→
Variance since June 2016	4.7%	↑



ACTIVITY



Month	Adjusted Scheduled Activity (UDA)	
	2017	2018
April	160	1,616
May	4,272	5,696
June	6,997	8,908
July	11,125	
August	15,196	
September	19,237	
October	23,558	
November	27,524	
December	31,313	
January	34,685	
February	38,992	
March	43,770	
April	45,577	
May	45,625	
June	45,627	

QUALITY

	Quantity	Base Number	Contract	AT	Region	England
% of FP17s for the same patient ID Re-attending within 3 months - Children	86	1,353	6.4%	10.7%	11.7%	12.0%
% of FP17s for the same patient ID Re-attending within 3 months - Adults	598	4,512	13.3%	14.1%	15.2%	16.0%
% of FP17s for the same patient ID Re-attending between 3 & 9 months - Children	774	1,353	57.2%	61.8%	59.1%	58.0%
% of FP17s for the same patient ID Re-attending between 3 & 9 months - Adults	2,233	4,512	49.5%	56.4%	52.2%	50.9%
% of FP17s for Band 1 Urgent Courses	414	4,948	8.4%	7.1%	7.9%	9.1%
% of FP17s Relating to Free Repair or Replacements	40	4,948	0.8%	0.8%	0.8%	0.8%
% of FP17s Relating to Continuations	86	4,948	1.7%	1.4%	1.1%	1.1%
% of Patients satisfied with the dentistry they have received	30	30	100.0%	91.4%	91.8%	91.7%
% of Patients satisfied with the time they had to wait for an appointment	29	30	96.7%	87.3%	88.4%	88.0%

* This is based on patients treated on this contract for their most recent course of treatment. Figures in italics indicate the base number of FP17s or Patient Questionnaire responses are less than 100. N/A is shown where the base number of responses is less than 10 during the period. % is calculated as Quantity/Base number*100

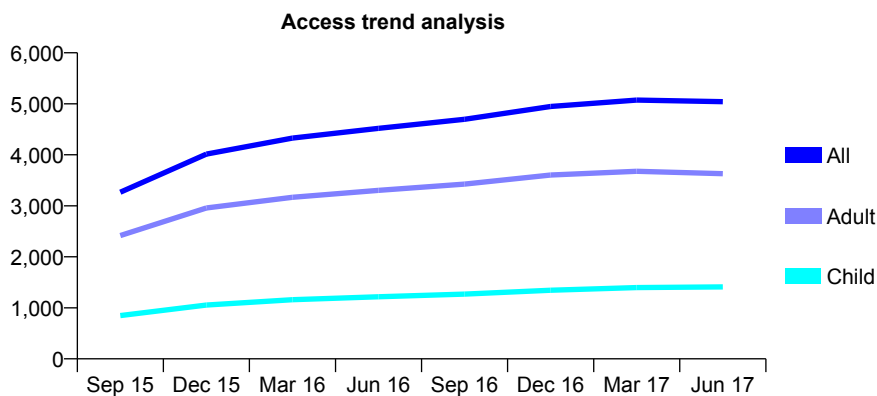
Q55 - Vital Signs At a Glance Contract Report for 101656/0004 - June 2017

Name or company name	DM and LJ Jordan Limited
Contract type name	GDS Contract
Purpose of contract	General
Contract start date	01/01/2015
Contract end date	

17/18 Contracted general activity (UDA)	14,814
Carry forward general activity (UDA)	0
17/18 Contracted orthodontic activity (UOA)	0
Carry forward orthodontic activity (UOA)	0
Baseline contract value	£408,197.52

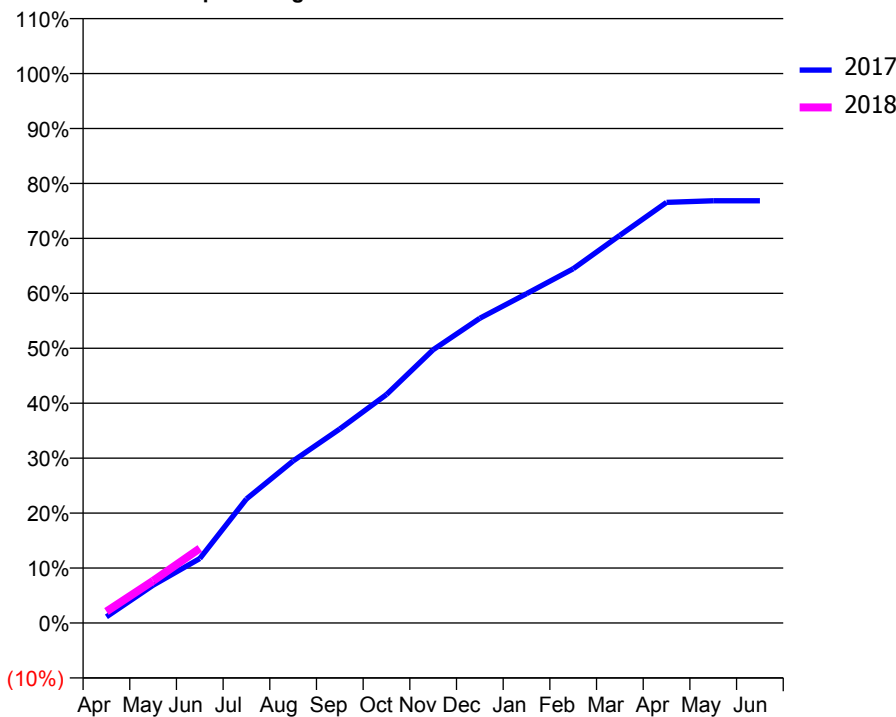
ACCESS*

Patients seen in 24 months	Total	Change since previous quarter
Quarter ending June 2016	4,520	
Quarter ending September 2016	4,696	↑
Quarter ending December 2016	4,947	↑
Quarter ending March 2017	5,073	↑
Quarter ending June 2017	5,041	→
Variance since June 2016	11.5%	↑



ACTIVITY

Cumulative percentage of contracted UDA delivered 2017 & 2018



Adjusted Scheduled Activity (UDA)

Month	2017	2018
April	167	310
May	1,019	1,136
June	1,737	2,012
July	3,343	
August	4,368	
September	5,233	
October	6,161	
November	7,369	
December	8,215	
January	8,876	
February	9,552	
March	10,453	
April	11,341	
May	11,382	
June	11,385	

QUALITY

	Quantity	Base Number	Contract	AT	Region	England
% of FP17s for the same patient ID Re-attending within 3 months - Children	47	579	8.1%	10.7%	11.7%	12.0%
% of FP17s for the same patient ID Re-attending within 3 months - Adults	183	1,287	14.2%	14.1%	15.2%	16.0%
% of FP17s for the same patient ID Re-attending between 3 & 9 months - Children	334	579	57.7%	61.8%	59.1%	58.0%
% of FP17s for the same patient ID Re-attending between 3 & 9 months - Adults	703	1,287	54.6%	56.4%	52.2%	50.9%
% of FP17s for Band 1 Urgent Courses	136	1,331	10.2%	7.1%	7.9%	9.1%
% of FP17s Relating to Free Repair or Replacements	1	1,331	0.1%	0.8%	0.8%	0.8%
% of FP17s Relating to Continuations	24	1,331	1.8%	1.4%	1.1%	1.1%
% of Patients satisfied with the dentistry they have received	18	19	94.7%	91.4%	91.8%	91.7%
% of Patients satisfied with the time they had to wait for an appointment	15	19	78.9%	87.3%	88.4%	88.0%

* This is based on patients treated on this contract for their most recent course of treatment. Figures in italics indicate the base number of FP17s or Patient Questionnaire responses are less than 100. N/A is shown where the base number of responses is less than 10 during the period. % is calculated as Quantity/Base number*100

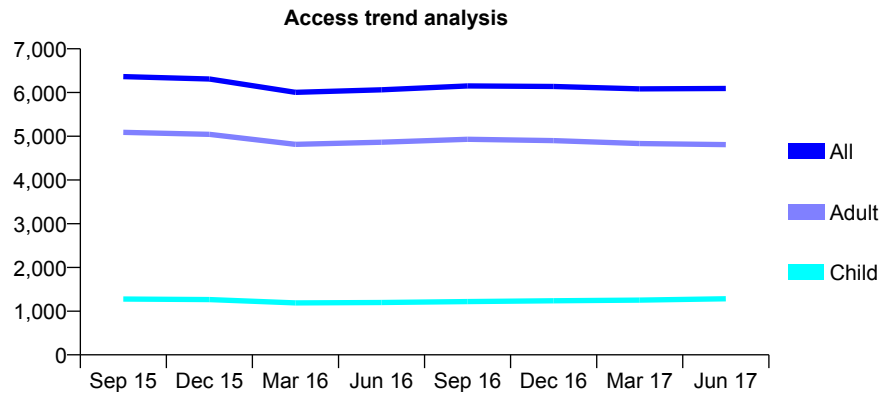
Q55 - Vital Signs At a Glance Contract Report for 103667/0001 - June 2017

Name or company name	Daybrook Dental Surgery Ltd
Contract type name	GDS Contract
Purpose of contract	General
Contract start date	01/05/2010
Contract end date	

17/18 Contracted general activity (UDA)	29,000
Carry forward general activity (UDA)	0
17/18 Contracted orthodontic activity (UOA)	0
Carry forward orthodontic activity (UOA)	0
Baseline contract value	£679,065.70

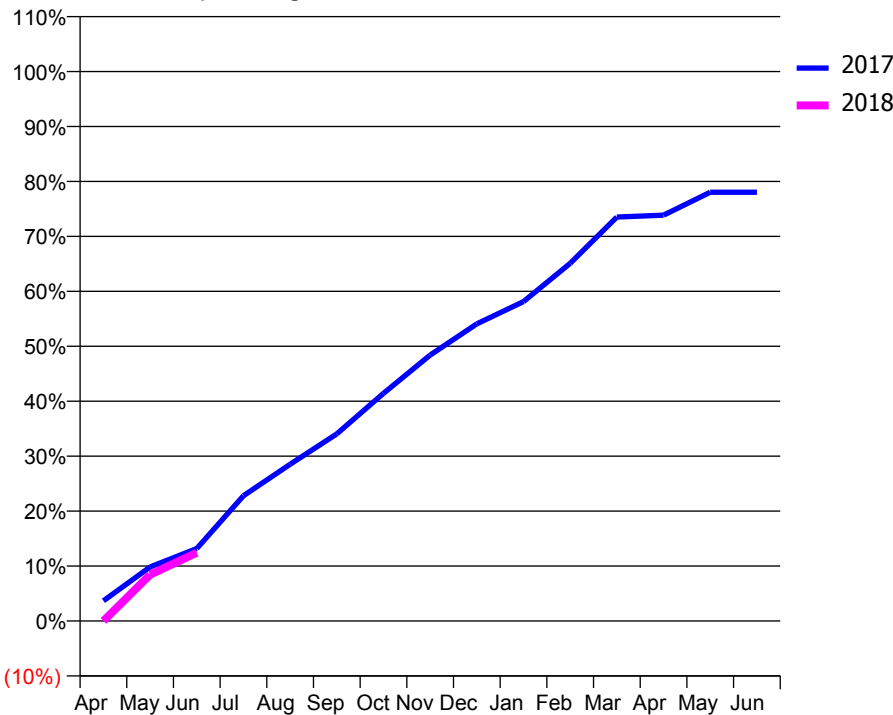
ACCESS*

Patients seen in 24 months	Total	Change since previous quarter
Quarter ending June 2016	6,062	
Quarter ending September 2016	6,150	→
Quarter ending December 2016	6,137	→
Quarter ending March 2017	6,084	→
Quarter ending June 2017	6,093	→
Variance since June 2016	0.5%	→



ACTIVITY

Cumulative percentage of contracted UDA delivered 2017 & 2018



Month	Adjusted Scheduled Activity (UDA)	
	2017	2018
April	1,063	0
May	2,852	2,447
June	3,822	3,605
July	6,611	
August	8,275	
September	9,878	
October	12,014	
November	14,040	
December	15,680	
January	16,856	
February	18,881	
March	21,320	
April	21,416	
May	22,630	
June	22,630	

QUALITY

	Quantity	Base Number	Contract	AT	Region	England
% of FP17s for the same patient ID Re-attending within 3 months - Children	27	415	6.5%	10.7%	11.7%	12.0%
% of FP17s for the same patient ID Re-attending within 3 months - Adults	163	1,458	11.2%	14.1%	15.2%	16.0%
% of FP17s for the same patient ID Re-attending between 3 & 9 months - Children	246	415	59.3%	61.8%	59.1%	58.0%
% of FP17s for the same patient ID Re-attending between 3 & 9 months - Adults	908	1,458	62.3%	56.4%	52.2%	50.9%
% of FP17s for Band 1 Urgent Courses	34	1,420	2.4%	7.1%	7.9%	9.1%
% of FP17s Relating to Free Repair or Replacements	26	1,420	1.8%	0.8%	0.8%	0.8%
% of FP17s Relating to Continuations	29	1,420	2.0%	1.4%	1.1%	1.1%
% of Patients satisfied with the dentistry they have received	17	17	100.0%	91.4%	91.8%	91.7%
% of Patients satisfied with the time they had to wait for an appointment	15	17	88.2%	87.3%	88.4%	88.0%

* This is based on patients treated on this contract for their most recent course of treatment. Figures in italics indicate the base number of FP17s or Patient Questionnaire responses are less than 100. N/A is shown where the base number of responses is less than 10 during the period. % is calculated as Quantity/Base number*100

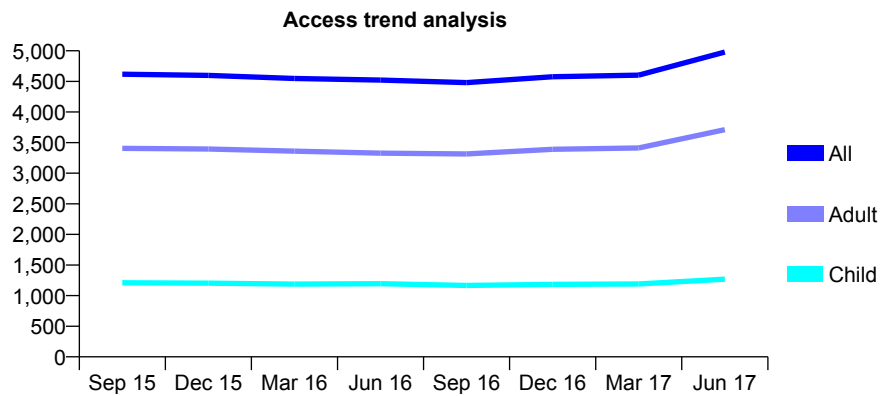
Q55 - Vital Signs At a Glance Contract Report for 104167/0001 - June 2017

Name or company name	TSA Care Limited
Contract type name	GDS Contract
Purpose of contract	General
Contract start date	01/08/2010
Contract end date	

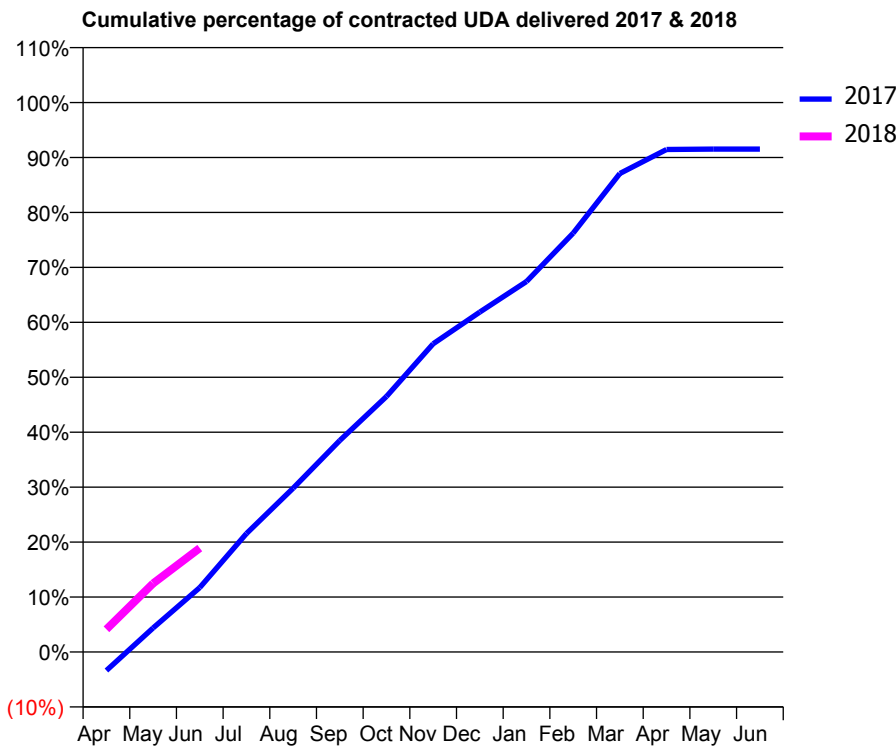
17/18 Contracted general activity (UDA)	15,453
Carry forward general activity (UDA)	0
17/18 Contracted orthodontic activity (UOA)	0
Carry forward orthodontic activity (UOA)	0
Baseline contract value	£395,169.39

ACCESS*

Patients seen in 24 months	Total	Change since previous quarter
Quarter ending June 2016	4,521	
Quarter ending September 2016	4,481	→
Quarter ending December 2016	4,577	↑
Quarter ending March 2017	4,603	→
Quarter ending June 2017	4,979	↑
Variance since June 2016	10.1%	↑



ACTIVITY



Month	2017	2018
April	-522	638
May	675	1,930
June	1,814	2,925
July	3,332	
August	4,608	
September	5,949	
October	7,187	
November	8,667	
December	9,559	
January	10,421	
February	11,781	
March	13,455	
April	14,133	
May	14,142	
June	14,142	

QUALITY

	Quantity	Base Number	Contract	AT	Region	England
% of FP17s for the same patient ID Re-attending within 3 months - Children	43	573	7.5%	10.7%	11.7%	12.0%
% of FP17s for the same patient ID Re-attending within 3 months - Adults	170	1,659	10.2%	14.1%	15.2%	16.0%
% of FP17s for the same patient ID Re-attending between 3 & 9 months - Children	347	573	60.6%	61.8%	59.1%	58.0%
% of FP17s for the same patient ID Re-attending between 3 & 9 months - Adults	1,031	1,659	62.1%	56.4%	52.2%	50.9%
% of FP17s for Band 1 Urgent Courses	39	1,514	2.6%	7.1%	7.9%	9.1%
% of FP17s Relating to Free Repair or Replacements	7	1,514	0.5%	0.8%	0.8%	0.8%
% of FP17s Relating to Continuations	16	1,514	1.1%	1.4%	1.1%	1.1%
% of Patients satisfied with the dentistry they have received	4	4	N/A	91.4%	91.8%	91.7%
% of Patients satisfied with the time they had to wait for an appointment	3	4	N/A	87.3%	88.4%	88.0%

* This is based on patients treated on this contract for their most recent course of treatment. Figures in italics indicate the base number of FP17s or Patient Questionnaire responses are less than 100. N/A is shown where the base number of responses is less than 10 during the period. % is calculated as Quantity/Base number*100

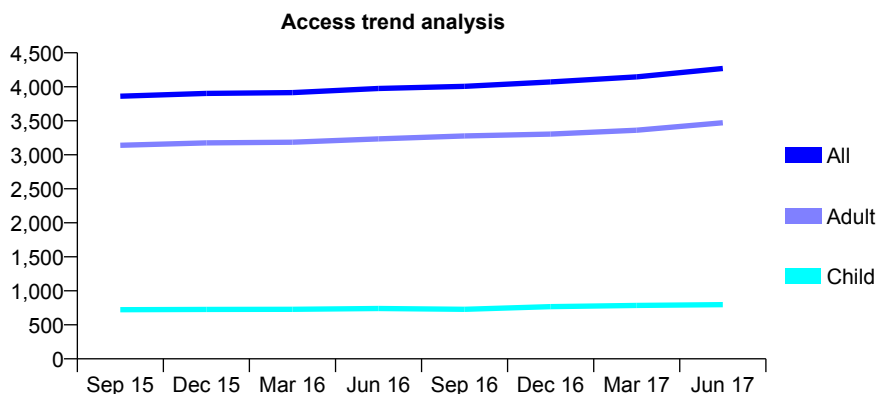
Q55 - Vital Signs At a Glance Contract Report for 104426/0001 - June 2017

Name or company name	Parklands Dental Care
Contract type name	GDS Contract
Purpose of contract	General
Contract start date	01/04/2006
Contract end date	

17/18 Contracted general activity (UDA)	13,579
Carry forward general activity (UDA)	0
17/18 Contracted orthodontic activity (UOA)	0
Carry forward orthodontic activity (UOA)	0
Baseline contract value	£321,833.69

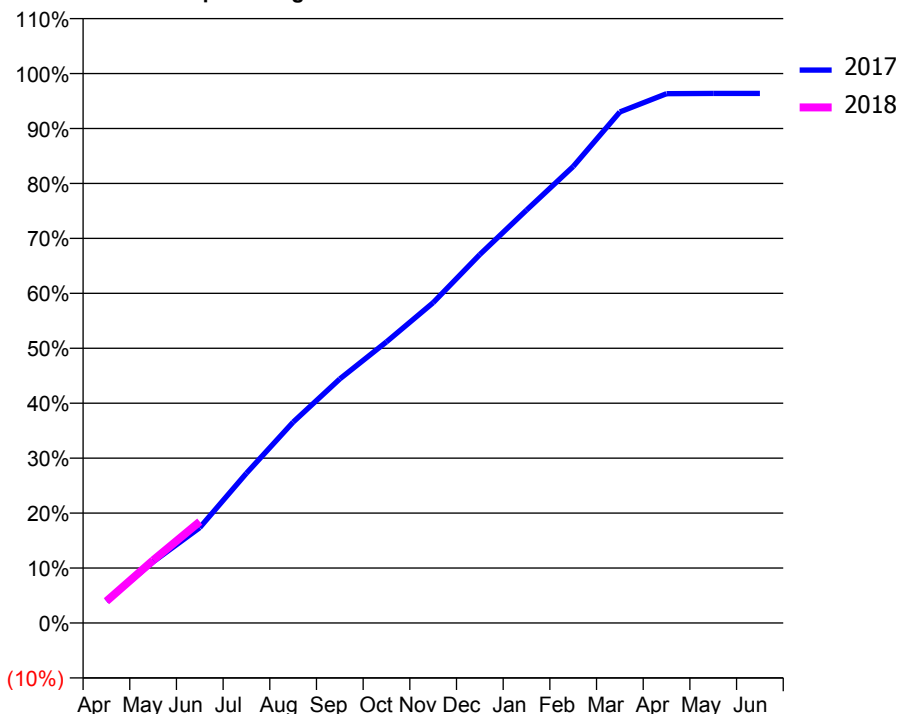
ACCESS*

Patients seen in 24 months	Total	Change since previous quarter
Quarter ending June 2016	3,975	
Quarter ending September 2016	4,006	→
Quarter ending December 2016	4,072	→
Quarter ending March 2017	4,147	→
Quarter ending June 2017	4,270	↑
Variance since June 2016	7.4%	↑



ACTIVITY

Cumulative percentage of contracted UDA delivered 2017 & 2018



Adjusted Scheduled Activity (UDA)

Month	2017	2018
April	539	540
May	1,512	1,551
June	2,357	2,507
July	3,703	
August	4,963	
September	6,033	
October	6,947	
November	7,917	
December	9,106	
January	10,202	
February	11,280	
March	12,629	
April	13,082	
May	13,086	
June	13,086	

QUALITY

	Quantity	Base Number	Contract	AT	Region	England
% of FP17s for the same patient ID Re-attending within 3 months - Children	29	302	9.6%	10.7%	11.7%	12.0%
% of FP17s for the same patient ID Re-attending within 3 months - Adults	205	1,285	16.0%	14.1%	15.2%	16.0%
% of FP17s for the same patient ID Re-attending between 3 & 9 months - Children	186	302	61.6%	61.8%	59.1%	58.0%
% of FP17s for the same patient ID Re-attending between 3 & 9 months - Adults	656	1,285	51.1%	56.4%	52.2%	50.9%
% of FP17s for Band 1 Urgent Courses	126	1,351	9.3%	7.1%	7.9%	9.1%
% of FP17s Relating to Free Repair or Replacements	11	1,351	0.8%	0.8%	0.8%	0.8%
% of FP17s Relating to Continuations	7	1,351	0.5%	1.4%	1.1%	1.1%
% of Patients satisfied with the dentistry they have received	18	22	81.8%	91.4%	91.8%	91.7%
% of Patients satisfied with the time they had to wait for an appointment	16	22	72.7%	87.3%	88.4%	88.0%

* This is based on patients treated on this contract for their most recent course of treatment. Figures in italics indicate the base number of FP17s or Patient Questionnaire responses are less than 100. N/A is shown where the base number of responses is less than 10 during the period. % is calculated as Quantity/Base number*100

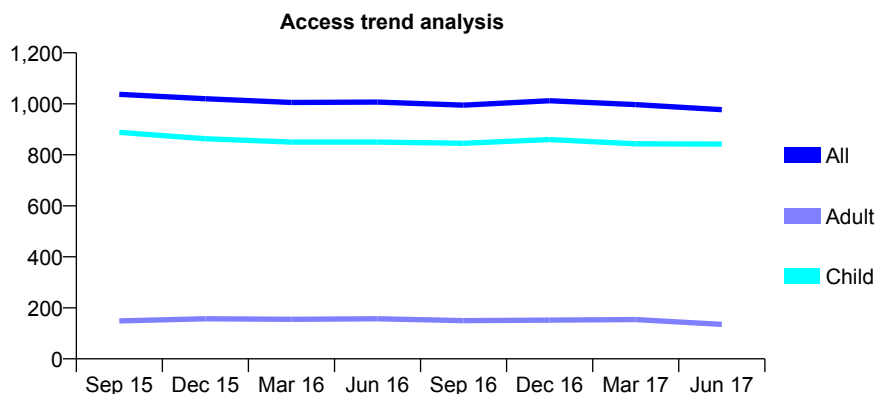
Q55 - Vital Signs At a Glance Contract Report for 104736/0001 - June 2017

Name or company name	Compton Acres Dental Practice LTD
Contract type name	GDS Contract
Purpose of contract	General
Contract start date	01/07/2009
Contract end date	

17/18 Contracted general activity (UDA)	2,182
Carry forward general activity (UDA)	0
17/18 Contracted orthodontic activity (UOA)	0
Carry forward orthodontic activity (UOA)	0
Baseline contract value	£51,818.13

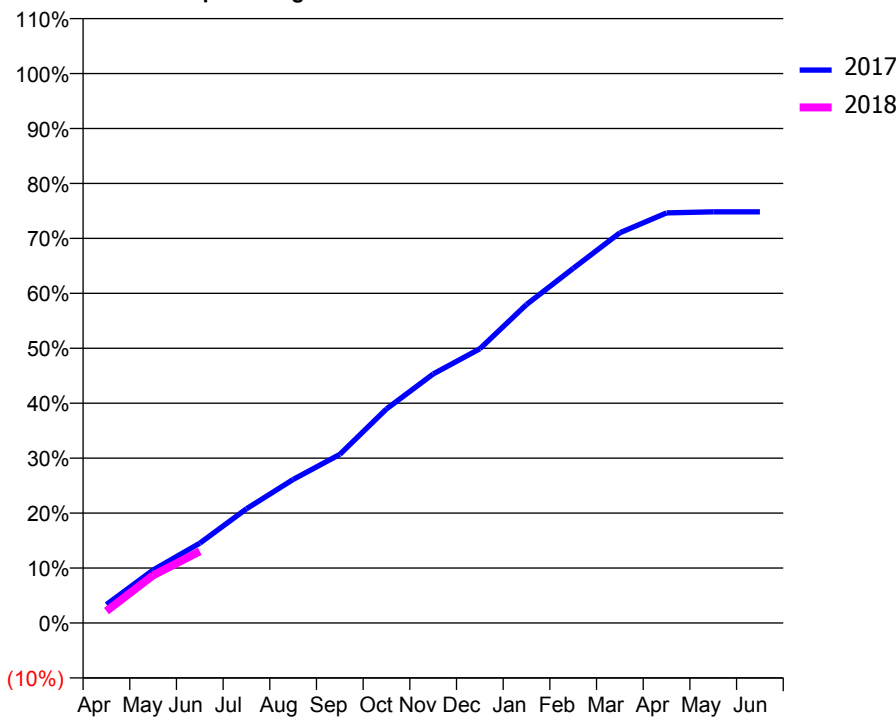
ACCESS*

Patients seen in 24 months	Total	Change since previous quarter
Quarter ending June 2016	1,007	
Quarter ending September 2016	995	↓
Quarter ending December 2016	1,012	→
Quarter ending March 2017	997	↓
Quarter ending June 2017	977	↓
Variance since June 2016	(3.0%)	↓



ACTIVITY

Cumulative percentage of contracted UDA delivered 2017 & 2018



Adjusted Scheduled Activity (UDA)

Month	2017	2018
April	73	47
May	210	189
June	317	284
July	453	
August	570	
September	670	
October	850	
November	989	
December	1,089	
January	1,265	
February	1,408	
March	1,549	
April	1,629	
May	1,633	
June	1,633	

QUALITY

	Quantity	Base Number	Contract	AT	Region	England
% of FP17s for the same patient ID Re-attending within 3 months - Children	9	246	3.7%	10.7%	11.7%	12.0%
% of FP17s for the same patient ID Re-attending within 3 months - Adults	0	20	0.0%	14.1%	15.2%	16.0%
% of FP17s for the same patient ID Re-attending between 3 & 9 months - Children	112	246	45.5%	61.8%	59.1%	58.0%
% of FP17s for the same patient ID Re-attending between 3 & 9 months - Adults	11	20	55.0%	56.4%	52.2%	50.9%
% of FP17s for Band 1 Urgent Courses	2	203	1.0%	7.1%	7.9%	9.1%
% of FP17s Relating to Free Repair or Replacements	0	203	0.0%	0.8%	0.8%	0.8%
% of FP17s Relating to Continuations	0	203	0.0%	1.4%	1.1%	1.1%
% of Patients satisfied with the dentistry they have received	0	0	N/A	91.4%	91.8%	91.7%
% of Patients satisfied with the time they had to wait for an appointment	0	0	N/A	87.3%	88.4%	88.0%

* This is based on patients treated on this contract for their most recent course of treatment. Figures in italics indicate the base number of FP17s or Patient Questionnaire responses are less than 100. N/A is shown where the base number of responses is less than 10 during the period. % is calculated as Quantity/Base number*100

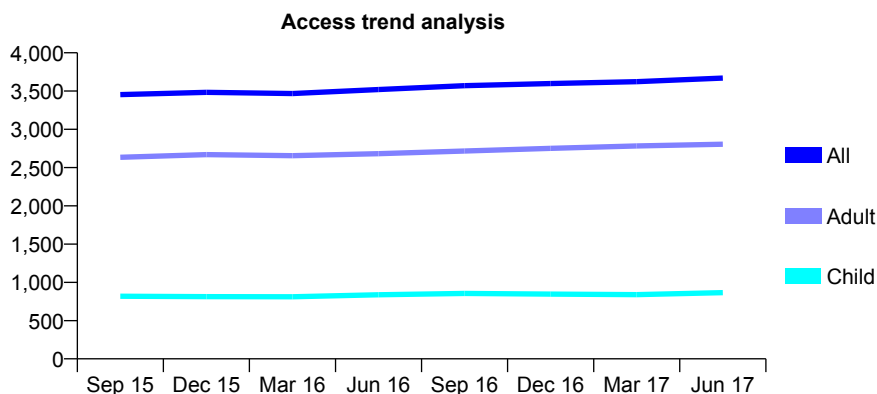
Q55 - Vital Signs At a Glance Contract Report for 105740/0001 - June 2017

Name or company name	Mr JE Rowson & Mr I McVicar
Contract type name	GDS Contract
Purpose of contract	General
Contract start date	01/04/2006
Contract end date	

17/18 Contracted general activity (UDA)	12,629
Carry forward general activity (UDA)	0
17/18 Contracted orthodontic activity (UOA)	0
Carry forward orthodontic activity (UOA)	0
Baseline contract value	£293,564.34

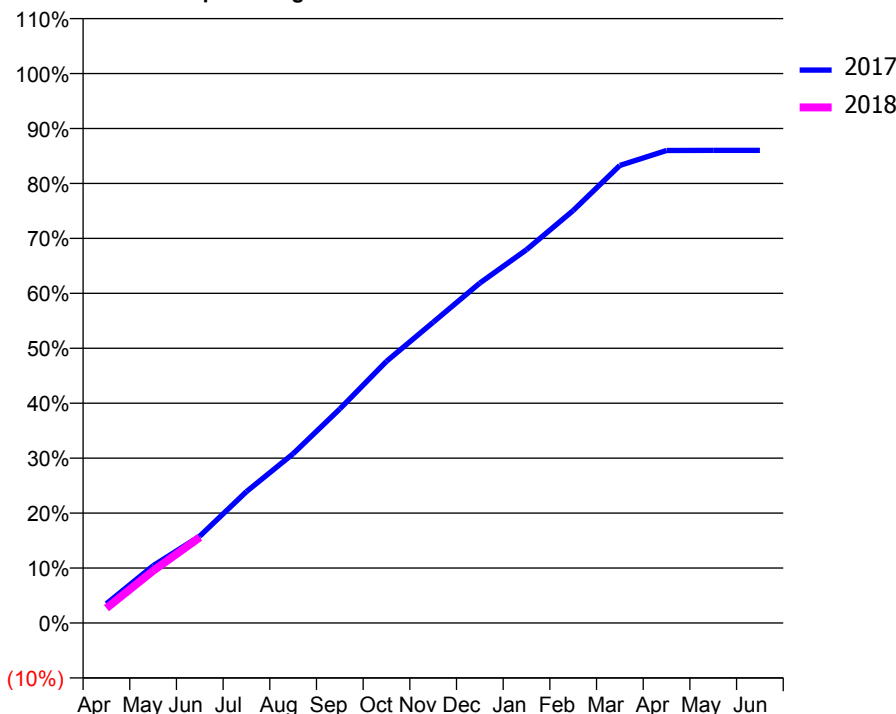
ACCESS*

Patients seen in 24 months	Total	Change since previous quarter
Quarter ending June 2016	3,519	
Quarter ending September 2016	3,571	→
Quarter ending December 2016	3,598	→
Quarter ending March 2017	3,623	→
Quarter ending June 2017	3,670	→
Variance since June 2016	4.3%	↑



ACTIVITY

Cumulative percentage of contracted UDA delivered 2017 & 2018



Month	Adjusted Scheduled Activity (UDA)	
	2017	2018
April	442	342
May	1,316	1,201
June	1,997	1,969
July	3,021	
August	3,890	
September	4,922	
October	6,015	
November	6,913	
December	7,813	
January	8,581	
February	9,481	
March	10,517	
April	10,860	
May	10,864	
June	10,864	

QUALITY

	Quantity	Base Number	Contract	AT	Region	England
% of FP17s for the same patient ID Re-attending within 3 months - Children	21	322	6.5%	10.7%	11.7%	12.0%
% of FP17s for the same patient ID Re-attending within 3 months - Adults	169	964	17.5%	14.1%	15.2%	16.0%
% of FP17s for the same patient ID Re-attending between 3 & 9 months - Children	206	322	64.0%	61.8%	59.1%	58.0%
% of FP17s for the same patient ID Re-attending between 3 & 9 months - Adults	635	964	65.9%	56.4%	52.2%	50.9%
% of FP17s for Band 1 Urgent Courses	57	1,116	5.1%	7.1%	7.9%	9.1%
% of FP17s Relating to Free Repair or Replacements	31	1,116	2.8%	0.8%	0.8%	0.8%
% of FP17s Relating to Continuations	22	1,116	2.0%	1.4%	1.1%	1.1%
% of Patients satisfied with the dentistry they have received	9	9	N/A	91.4%	91.8%	91.7%
% of Patients satisfied with the time they had to wait for an appointment	7	9	N/A	87.3%	88.4%	88.0%

* This is based on patients treated on this contract for their most recent course of treatment. Figures in italics indicate the base number of FP17s or Patient Questionnaire responses are less than 100. N/A is shown where the base number of responses is less than 10 during the period. % is calculated as Quantity/Base number*100

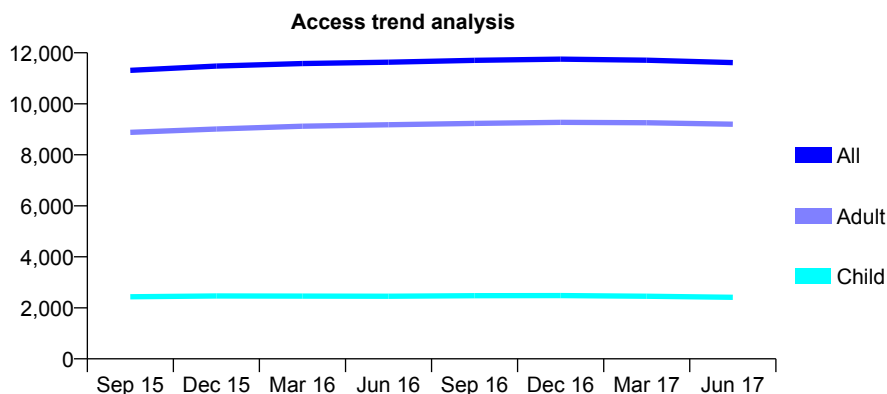
Q55 - Vital Signs At a Glance Contract Report for 106992/0001 - June 2017

Name or company name	The Plains' Dental Practice Limited
Contract type name	GDS Contract
Purpose of contract	General
Contract start date	01/04/2008
Contract end date	

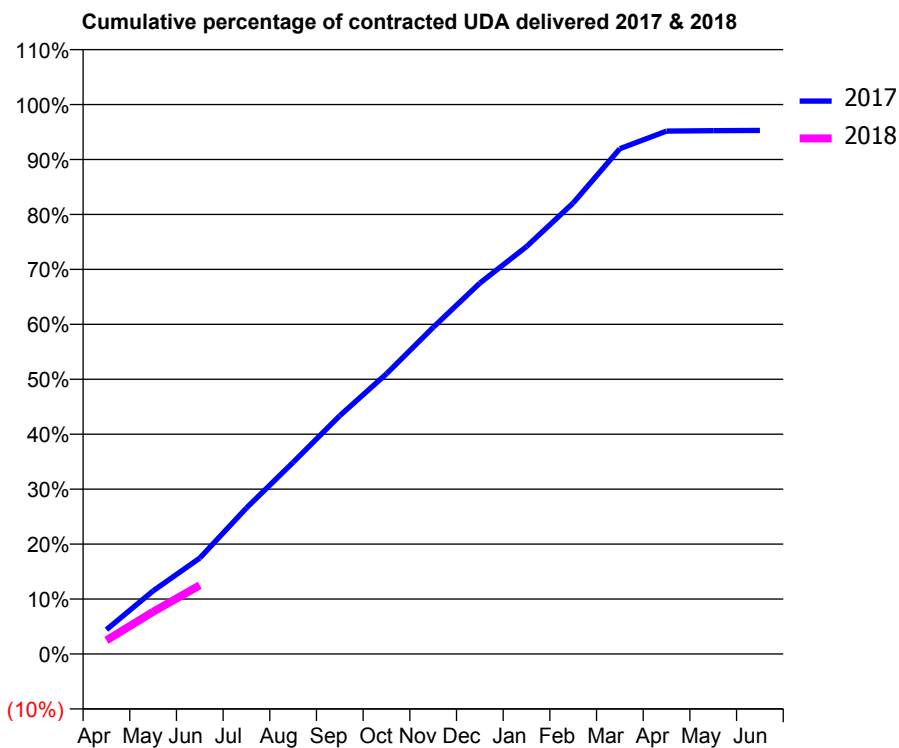
17/18 Contracted general activity (UDA)	36,931
Carry forward general activity (UDA)	0
17/18 Contracted orthodontic activity (UOA)	0
Carry forward orthodontic activity (UOA)	0
Baseline contract value	£1,020,326.34

ACCESS*

Patients seen in 24 months	Total	Change since previous quarter
Quarter ending June 2016	11,631	
Quarter ending September 2016	11,705	→
Quarter ending December 2016	11,753	→
Quarter ending March 2017	11,710	→
Quarter ending June 2017	11,614	→
Variance since June 2016	(0.1%)	→



ACTIVITY



Month	Adjusted Scheduled Activity (UDA)	
	2017	2018
April	1,483	918
May	3,838	2,833
June	5,836	4,617
July	8,886	
August	11,663	
September	14,505	
October	17,046	
November	19,872	
December	22,569	
January	24,790	
February	27,439	
March	30,741	
April	31,813	
May	31,841	
June	31,853	

QUALITY

	Quantity	Base Number	Contract	AT	Region	England
% of FP17s for the same patient ID Re-attending within 3 months - Children	53	714	7.4%	10.7%	11.7%	12.0%
% of FP17s for the same patient ID Re-attending within 3 months - Adults	297	2,532	11.7%	14.1%	15.2%	16.0%
% of FP17s for the same patient ID Re-attending between 3 & 9 months - Children	452	714	63.3%	61.8%	59.1%	58.0%
% of FP17s for the same patient ID Re-attending between 3 & 9 months - Adults	1,596	2,532	63.0%	56.4%	52.2%	50.9%
% of FP17s for Band 1 Urgent Courses	142	2,718	5.2%	7.1%	7.9%	9.1%
% of FP17s Relating to Free Repair or Replacements	18	2,718	0.7%	0.8%	0.8%	0.8%
% of FP17s Relating to Continuations	43	2,718	1.6%	1.4%	1.1%	1.1%
% of Patients satisfied with the dentistry they have received	24	26	92.3%	91.4%	91.8%	91.7%
% of Patients satisfied with the time they had to wait for an appointment	23	26	88.5%	87.3%	88.4%	88.0%

* This is based on patients treated on this contract for their most recent course of treatment. Figures in italics indicate the base number of FP17s or Patient Questionnaire responses are less than 100. N/A is shown where the base number of responses is less than 10 during the period. % is calculated as Quantity/Base number*100

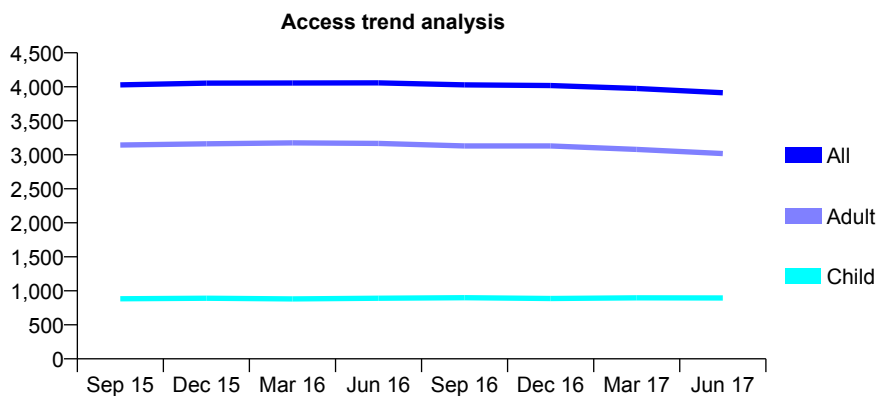
Q55 - Vital Signs At a Glance Contract Report for 110841/0001 - June 2017

Name or company name	Bamford Dental Practice
Contract type name	GDS Contract
Purpose of contract	General
Contract start date	01/04/2011
Contract end date	

17/18 Contracted general activity (UDA)	11,928
Carry forward general activity (UDA)	0
17/18 Contracted orthodontic activity (UOA)	0
Carry forward orthodontic activity (UOA)	0
Baseline contract value	£304,730.58

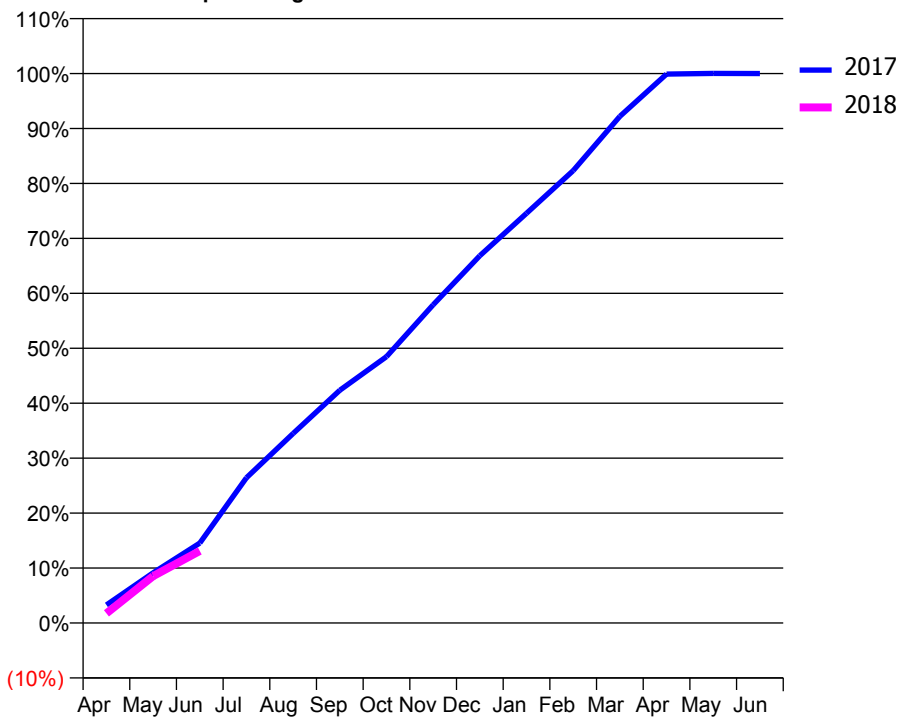
ACCESS*

Patients seen in 24 months	Total	Change since previous quarter
Quarter ending June 2016	4,058	
Quarter ending September 2016	4,029	→
Quarter ending December 2016	4,019	→
Quarter ending March 2017	3,976	↓
Quarter ending June 2017	3,913	↓
Variance since June 2016	(3.6%)	↓



ACTIVITY

Cumulative percentage of contracted UDA delivered 2017 & 2018



Month	Adjusted Scheduled Activity (UDA)	
	2017	2018
April	392	211
May	1,090	1,017
June	1,734	1,565
July	3,153	
August	4,114	
September	5,052	
October	5,781	
November	6,908	
December	7,972	
January	8,893	
February	9,818	
March	10,999	
April	11,916	
May	11,929	
June	11,927	

QUALITY

	Quantity	Base Number	Contract	AT	Region	England
% of FP17s for the same patient ID Re-attending within 3 months - Children	19	301	6.3%	10.7%	11.7%	12.0%
% of FP17s for the same patient ID Re-attending within 3 months - Adults	112	889	12.6%	14.1%	15.2%	16.0%
% of FP17s for the same patient ID Re-attending between 3 & 9 months - Children	180	301	59.8%	61.8%	59.1%	58.0%
% of FP17s for the same patient ID Re-attending between 3 & 9 months - Adults	515	889	57.9%	56.4%	52.2%	50.9%
% of FP17s for Band 1 Urgent Courses	64	834	7.7%	7.1%	7.9%	9.1%
% of FP17s Relating to Free Repair or Replacements	5	834	0.6%	0.8%	0.8%	0.8%
% of FP17s Relating to Continuations	14	834	1.7%	1.4%	1.1%	1.1%
% of Patients satisfied with the dentistry they have received	10	11	90.9%	91.4%	91.8%	91.7%
% of Patients satisfied with the time they had to wait for an appointment	10	11	90.9%	87.3%	88.4%	88.0%

* This is based on patients treated on this contract for their most recent course of treatment. Figures in italics indicate the base number of FP17s or Patient Questionnaire responses are less than 100. N/A is shown where the base number of responses is less than 10 during the period. % is calculated as Quantity/Base number*100

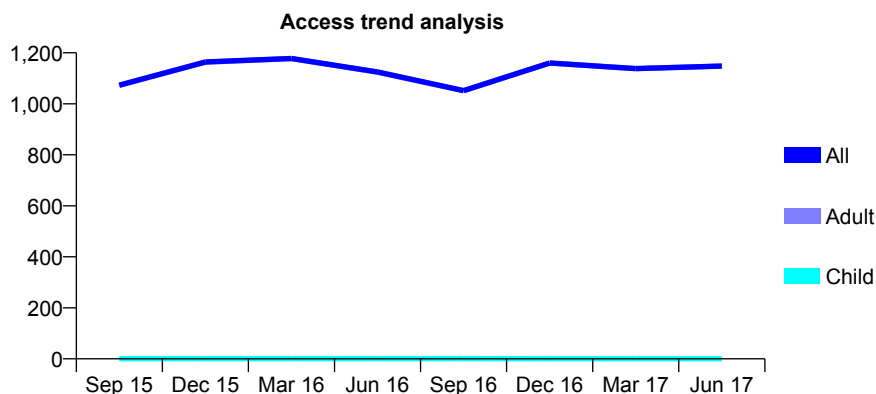
Q55 - Vital Signs At a Glance Contract Report for 111627/0002 - June 2017

Name or company name	VOSG Bassetlaw Ltd
Contract type name	PDS Contract
Purpose of contract	General
Contract start date	01/07/2013
Contract end date	31/03/2018

17/18 Contracted general activity (UDA)	4,000
Carry forward general activity (UDA)	0
17/18 Contracted orthodontic activity (UOA)	0
Carry forward orthodontic activity (UOA)	0
Baseline contract value	£148,523.69

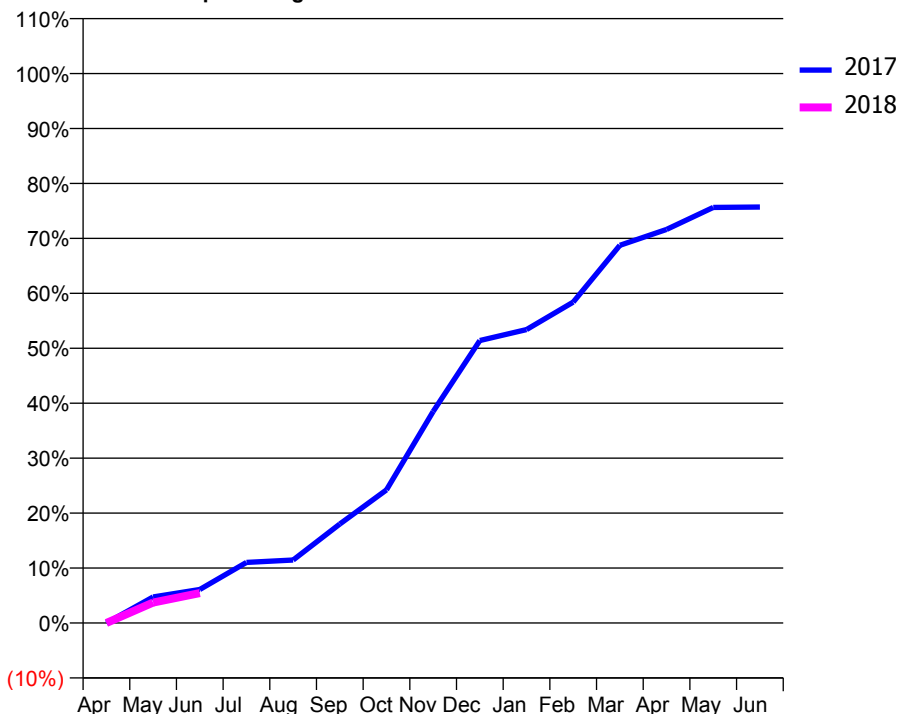
ACCESS*

Patients seen in 24 months	Total	Change since previous quarter
Quarter ending June 2016	1,125	
Quarter ending September 2016	1,052	↓
Quarter ending December 2016	1,160	↑
Quarter ending March 2017	1,138	↓
Quarter ending June 2017	1,148	→
Variance since June 2016	2.0%	↑



ACTIVITY

Cumulative percentage of contracted UDA delivered 2017 & 2018



Adjusted Scheduled Activity (UDA)

Month	2017	2018
April	0	0
May	190	149
June	244	218
July	441	
August	459	
September	721	
October	969	
November	1,540	
December	2,056	
January	2,136	
February	2,336	
March	2,750	
April	2,865	
May	3,025	
June	3,028	

QUALITY

	Quantity	Base Number	Contract	AT	Region	England
% of FP17s for the same patient ID Re-attending within 3 months - Children	0	0	N/A	10.7%	11.7%	12.0%
% of FP17s for the same patient ID Re-attending within 3 months - Adults	8	167	4.8%	14.1%	15.2%	16.0%
% of FP17s for the same patient ID Re-attending between 3 & 9 months - Children	0	0	N/A	61.8%	59.1%	58.0%
% of FP17s for the same patient ID Re-attending between 3 & 9 months - Adults	14	167	8.4%	56.4%	52.2%	50.9%
% of FP17s for Band 1 Urgent Courses	18	75	24.0%	7.1%	7.9%	9.1%
% of FP17s Relating to Free Repair or Replacements	0	75	0.0%	0.8%	0.8%	0.8%
% of FP17s Relating to Continuations	0	75	0.0%	1.4%	1.1%	1.1%
% of Patients satisfied with the dentistry they have received	0	0	N/A	91.4%	91.8%	91.7%
% of Patients satisfied with the time they had to wait for an appointment	0	0	N/A	87.3%	88.4%	88.0%

* This is based on patients treated on this contract for their most recent course of treatment. Figures in italics indicate the base number of FP17s or Patient Questionnaire responses are less than 100. N/A is shown where the base number of responses is less than 10 during the period. % is calculated as Quantity/Base number*100

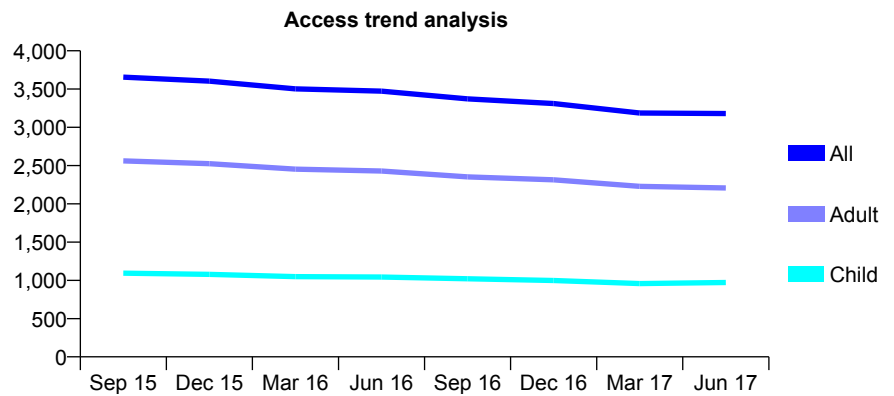
Q55 - Vital Signs At a Glance Contract Report for 113883/0001 - June 2017

Name or company name	Aesthetix Limited
Contract type name	GDS Contract
Purpose of contract	General
Contract start date	01/12/2012
Contract end date	

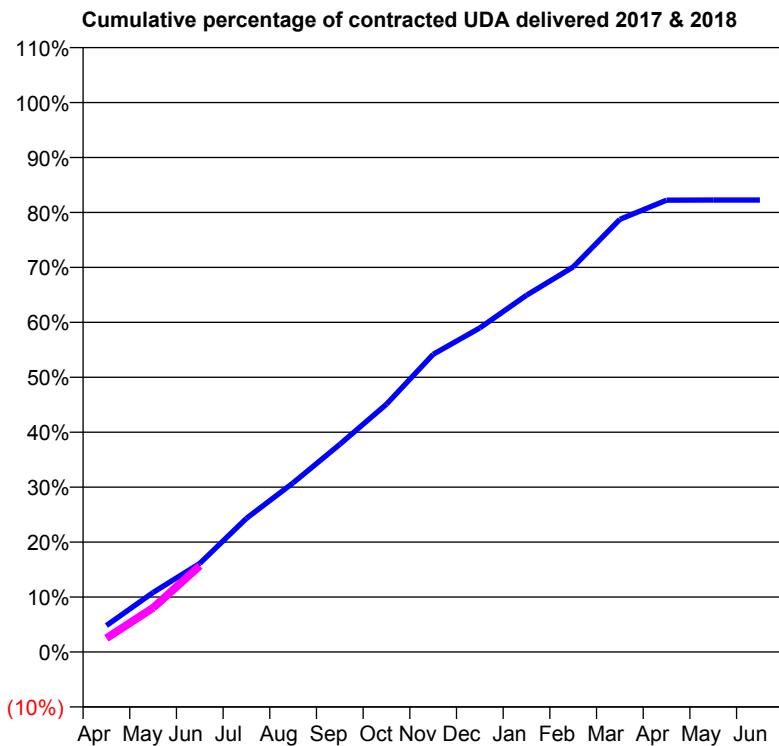
17/18 Contracted general activity (UDA)	9,555
Carry forward general activity (UDA)	0
17/18 Contracted orthodontic activity (UOA)	0
Carry forward orthodontic activity (UOA)	0
Baseline contract value	£286,012.00

ACCESS*

Patients seen in 24 months	Total	Change since previous quarter
Quarter ending June 2016	3,472	
Quarter ending September 2016	3,372	↓
Quarter ending December 2016	3,311	↓
Quarter ending March 2017	3,187	↓
Quarter ending June 2017	3,180	→
Variance since June 2016	(8.4%)	↓



ACTIVITY



Month	Adjusted Scheduled Activity (UDA)	
	2017	2018
April	460	240
May	1,034	769
June	1,541	1,499
July	2,324	
August	2,941	
September	3,611	
October	4,309	
November	5,176	
December	5,636	
January	6,203	
February	6,696	
March	7,523	
April	7,858	
May	7,860	
June	7,860	

QUALITY

	Quantity	Base Number	Contract	AT	Region	England
% of FP17s for the same patient ID Re-attending within 3 months - Children	25	432	5.8%	10.7%	11.7%	12.0%
% of FP17s for the same patient ID Re-attending within 3 months - Adults	77	722	10.7%	14.1%	15.2%	16.0%
% of FP17s for the same patient ID Re-attending between 3 & 9 months - Children	284	432	65.7%	61.8%	59.1%	58.0%
% of FP17s for the same patient ID Re-attending between 3 & 9 months - Adults	398	722	55.1%	56.4%	52.2%	50.9%
% of FP17s for Band 1 Urgent Courses	24	855	2.8%	7.1%	7.9%	9.1%
% of FP17s Relating to Free Repair or Replacements	2	855	0.2%	0.8%	0.8%	0.8%
% of FP17s Relating to Continuations	15	855	1.8%	1.4%	1.1%	1.1%
% of Patients satisfied with the dentistry they have received	1	1	N/A	91.4%	91.8%	91.7%
% of Patients satisfied with the time they had to wait for an appointment	1	1	N/A	87.3%	88.4%	88.0%

* This is based on patients treated on this contract for their most recent course of treatment. Figures in italics indicate the base number of FP17s or Patient Questionnaire responses are less than 100. N/A is shown where the base number of responses is less than 10 during the period. % is calculated as Quantity/Base number*100

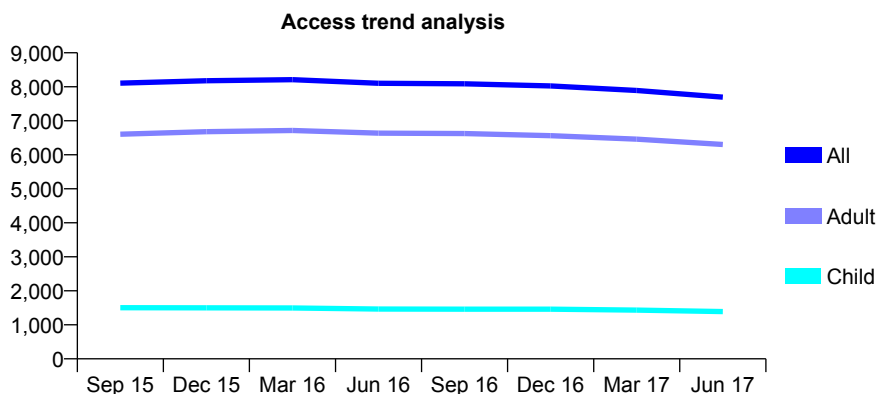
Q55 - Vital Signs At a Glance Contract Report for 115649/0001 - June 2017

Name or company name	Whitecross Dental Care Ltd
Contract type name	GDS Contract
Purpose of contract	General
Contract start date	01/05/2011
Contract end date	

17/18 Contracted general activity (UDA)	27,225
Carry forward general activity (UDA)	0
17/18 Contracted orthodontic activity (UOA)	0
Carry forward orthodontic activity (UOA)	0
Baseline contract value	£719,081.60

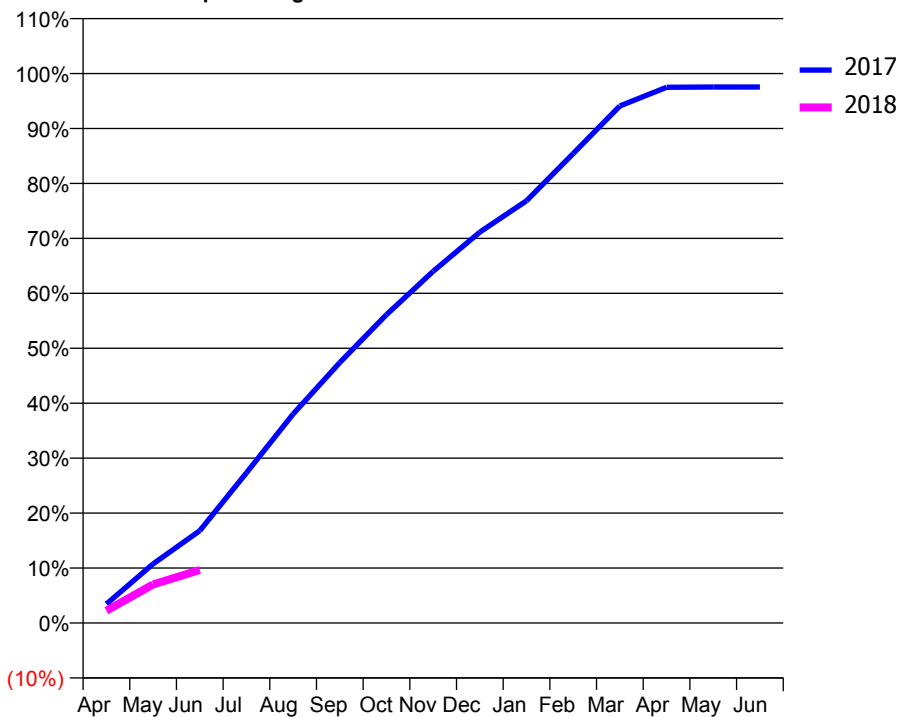
ACCESS*

Patients seen in 24 months	Total	Change since previous quarter
Quarter ending June 2016	8,103	
Quarter ending September 2016	8,087	→
Quarter ending December 2016	8,025	→
Quarter ending March 2017	7,893	↓
Quarter ending June 2017	7,695	↓
Variance since June 2016	(5.0%)	↓



ACTIVITY

Cumulative percentage of contracted UDA delivered 2017 & 2018



Month	Adjusted Scheduled Activity (UDA)	
	2017	2018
April	766	613
May	2,393	1,914
June	3,737	2,628
July	6,076	
August	8,452	
September	10,537	
October	12,472	
November	14,227	
December	15,812	
January	17,080	
February	18,987	
March	20,915	
April	21,669	
May	21,680	
June	21,680	

QUALITY

	Quantity	Base Number	Contract	AT	Region	England
% of FP17s for the same patient ID Re-attending within 3 months - Children	23	330	7.0%	10.7%	11.7%	12.0%
% of FP17s for the same patient ID Re-attending within 3 months - Adults	167	1,315	12.7%	14.1%	15.2%	16.0%
% of FP17s for the same patient ID Re-attending between 3 & 9 months - Children	218	330	66.1%	61.8%	59.1%	58.0%
% of FP17s for the same patient ID Re-attending between 3 & 9 months - Adults	742	1,315	56.4%	56.4%	52.2%	50.9%
% of FP17s for Band 1 Urgent Courses	78	1,314	5.9%	7.1%	7.9%	9.1%
% of FP17s Relating to Free Repair or Replacements	4	1,314	0.3%	0.8%	0.8%	0.8%
% of FP17s Relating to Continuations	31	1,314	2.4%	1.4%	1.1%	1.1%
% of Patients satisfied with the dentistry they have received	7	8	N/A	91.4%	91.8%	91.7%
% of Patients satisfied with the time they had to wait for an appointment	4	8	N/A	87.3%	88.4%	88.0%

* This is based on patients treated on this contract for their most recent course of treatment. Figures in italics indicate the base number of FP17s or Patient Questionnaire responses are less than 100. N/A is shown where the base number of responses is less than 10 during the period. % is calculated as Quantity/Base number*100

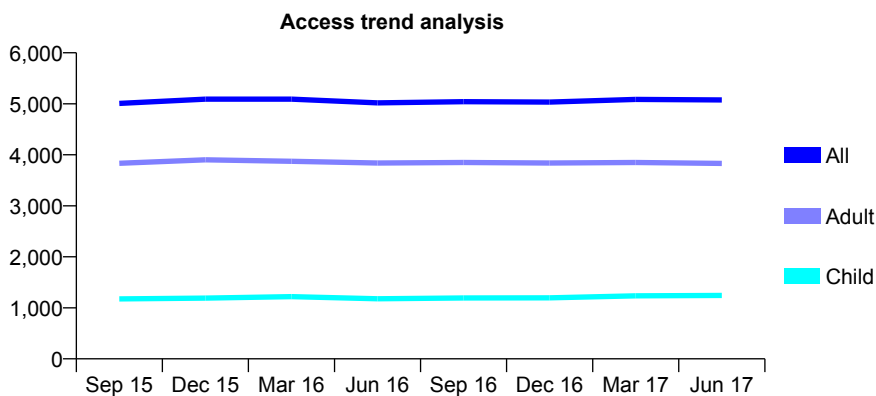
Q55 - Vital Signs At a Glance Contract Report for 115711/0001 - June 2017

Name or company name	Ishak Practices Limited
Contract type name	GDS Contract
Purpose of contract	General
Contract start date	01/04/2011
Contract end date	

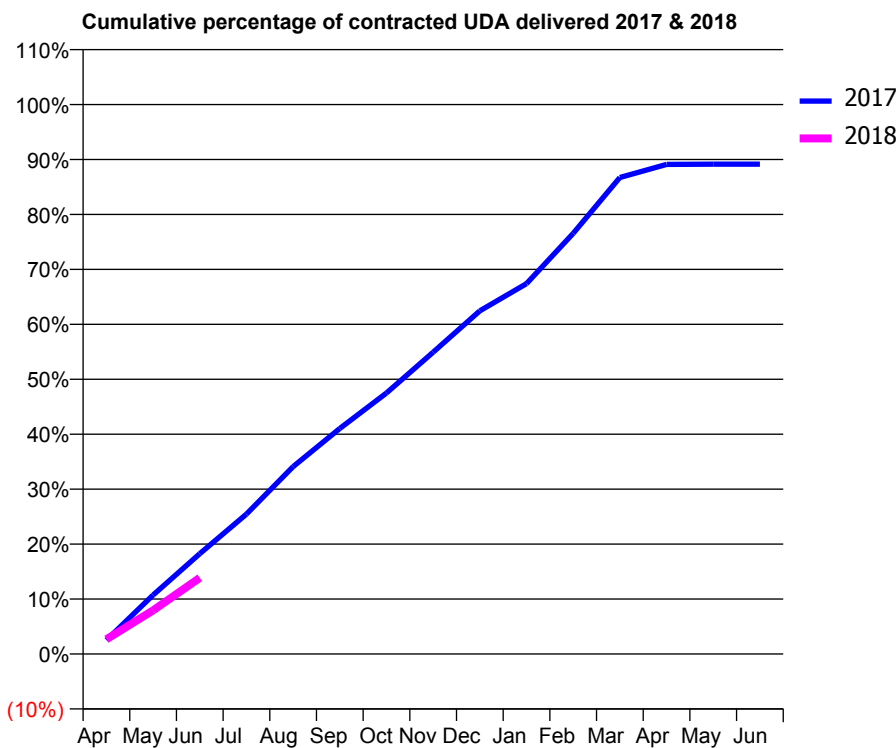
17/18 Contracted general activity (UDA)	16,922
Carry forward general activity (UDA)	0
17/18 Contracted orthodontic activity (UOA)	0
Carry forward orthodontic activity (UOA)	0
Baseline contract value	£396,042.92

ACCESS*

Patients seen in 24 months	Total	Change since previous quarter
Quarter ending June 2016	5,017	
Quarter ending September 2016	5,043	→
Quarter ending December 2016	5,035	→
Quarter ending March 2017	5,085	→
Quarter ending June 2017	5,075	→
Variance since June 2016	1.2%	→



ACTIVITY



Month	Adjusted Scheduled Activity (UDA)	
	2017	2018
April	430	455
May	1,816	1,345
June	3,091	2,345
July	4,310	
August	5,771	
September	6,947	
October	8,040	
November	9,297	
December	10,569	
January	11,404	
February	12,953	
March	14,676	
April	15,075	
May	15,087	
June	15,087	

QUALITY

	Quantity	Base Number	Contract	AT	Region	England
% of FP17s for the same patient ID Re-attending within 3 months - Children	21	430	4.9%	10.7%	11.7%	12.0%
% of FP17s for the same patient ID Re-attending within 3 months - Adults	65	1,107	5.9%	14.1%	15.2%	16.0%
% of FP17s for the same patient ID Re-attending between 3 & 9 months - Children	276	430	64.2%	61.8%	59.1%	58.0%
% of FP17s for the same patient ID Re-attending between 3 & 9 months - Adults	693	1,107	62.6%	56.4%	52.2%	50.9%
% of FP17s for Band 1 Urgent Courses	0	1,342	0.0%	7.1%	7.9%	9.1%
% of FP17s Relating to Free Repair or Replacements	1	1,342	0.1%	0.8%	0.8%	0.8%
% of FP17s Relating to Continuations	13	1,342	1.0%	1.4%	1.1%	1.1%
% of Patients satisfied with the dentistry they have received	9	9	N/A	91.4%	91.8%	91.7%
% of Patients satisfied with the time they had to wait for an appointment	9	9	N/A	87.3%	88.4%	88.0%

* This is based on patients treated on this contract for their most recent course of treatment. Figures in italics indicate the base number of FP17s or Patient Questionnaire responses are less than 100. N/A is shown where the base number of responses is less than 10 during the period. % is calculated as Quantity/Base number*100

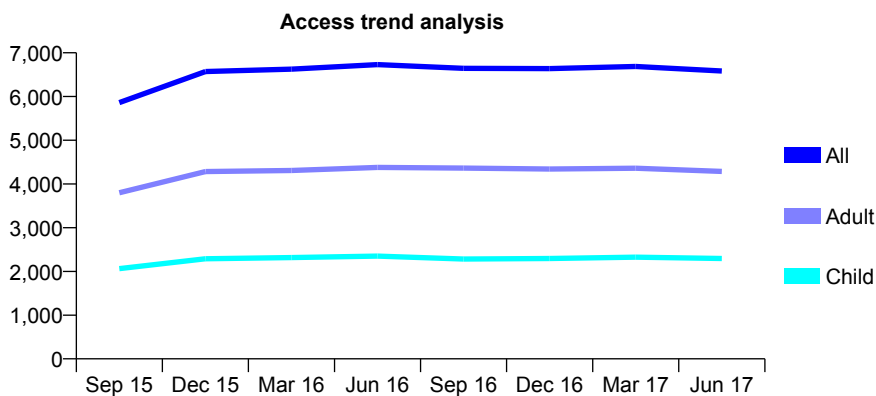
Q55 - Vital Signs At a Glance Contract Report for 116114/0001 - June 2017

Name or company name	Rise Park Dental Practice
Contract type name	GDS Contract
Purpose of contract	General
Contract start date	01/04/2010
Contract end date	

17/18 Contracted general activity (UDA)	16,916
Carry forward general activity (UDA)	0
17/18 Contracted orthodontic activity (UOA)	0
Carry forward orthodontic activity (UOA)	0
Baseline contract value	£383,524.09

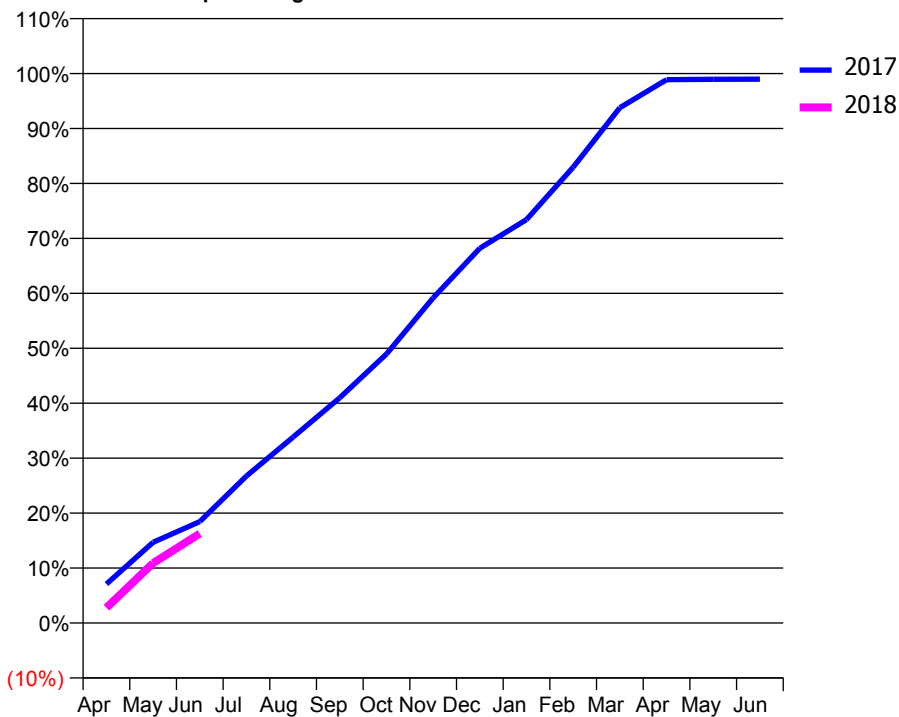
ACCESS*

Patients seen in 24 months	Total	Change since previous quarter
Quarter ending June 2016	6,729	
Quarter ending September 2016	6,646	↓
Quarter ending December 2016	6,638	→
Quarter ending March 2017	6,687	→
Quarter ending June 2017	6,583	↓
Variance since June 2016	(2.2%)	↓



ACTIVITY

Cumulative percentage of contracted UDA delivered 2017 & 2018



Month	Adjusted Scheduled Activity (UDA)	
	2017	2018
April	1,201	472
May	2,486	1,846
June	3,121	2,753
July	4,527	
August	5,725	
September	6,936	
October	8,283	
November	10,010	
December	11,539	
January	12,421	
February	14,034	
March	15,863	
April	16,726	
May	16,739	
June	16,742	

QUALITY

	Quantity	Base Number	Contract	AT	Region	England
% of FP17s for the same patient ID Re-attending within 3 months - Children	35	657	5.3%	10.7%	11.7%	12.0%
% of FP17s for the same patient ID Re-attending within 3 months - Adults	110	1,069	10.3%	14.1%	15.2%	16.0%
% of FP17s for the same patient ID Re-attending between 3 & 9 months - Children	397	657	60.4%	61.8%	59.1%	58.0%
% of FP17s for the same patient ID Re-attending between 3 & 9 months - Adults	573	1,069	53.6%	56.4%	52.2%	50.9%
% of FP17s for Band 1 Urgent Courses	59	1,359	4.3%	7.1%	7.9%	9.1%
% of FP17s Relating to Free Repair or Replacements	4	1,359	0.3%	0.8%	0.8%	0.8%
% of FP17s Relating to Continuations	22	1,359	1.6%	1.4%	1.1%	1.1%
% of Patients satisfied with the dentistry they have received	5	5	N/A	91.4%	91.8%	91.7%
% of Patients satisfied with the time they had to wait for an appointment	4	5	N/A	87.3%	88.4%	88.0%

* This is based on patients treated on this contract for their most recent course of treatment. Figures in italics indicate the base number of FP17s or Patient Questionnaire responses are less than 100. N/A is shown where the base number of responses is less than 10 during the period. % is calculated as Quantity/Base number*100

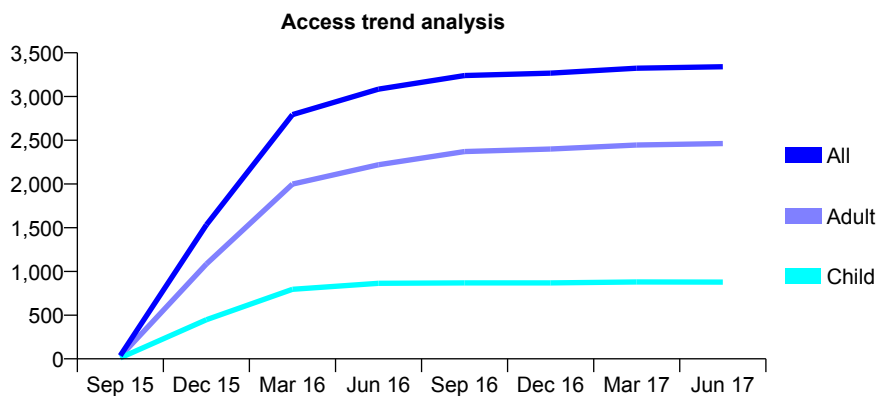
Q55 - Vital Signs At a Glance Contract Report for 116386/0001 - June 2017

Name or company name	Apex Dental Care Dronfield Partnership
Contract type name	GDS Contract
Purpose of contract	General and Orthodontic
Contract start date	01/05/2015
Contract end date	

17/18 Contracted general activity (UDA)	10,201
Carry forward general activity (UDA)	0
17/18 Contracted orthodontic activity (UOA)	105
Carry forward orthodontic activity (UOA)	0
Baseline contract value	£262,038.66

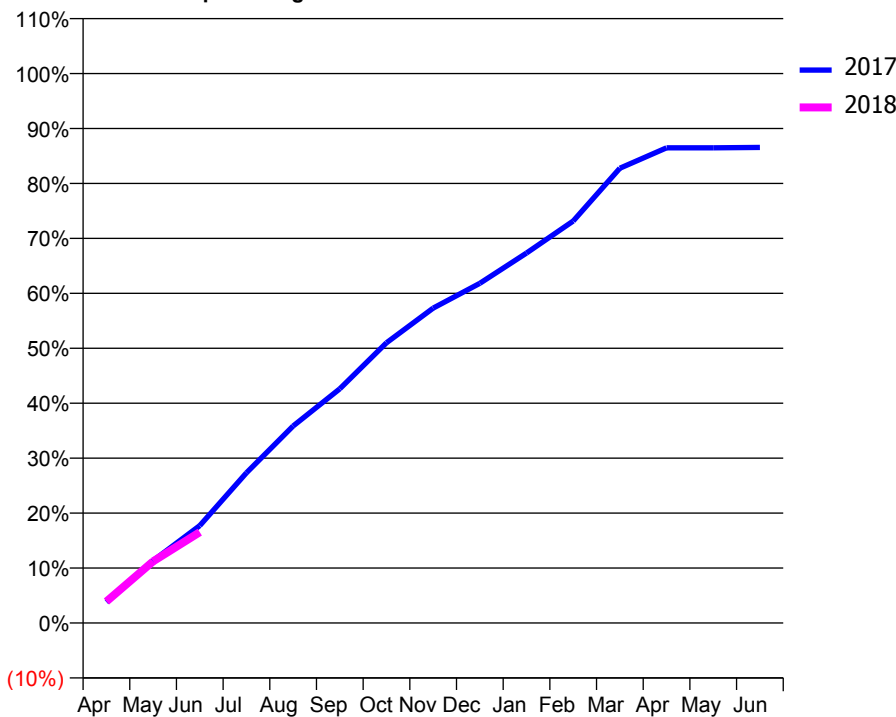
ACCESS*

Patients seen in 24 months	Total	Change since previous quarter
Quarter ending June 2016	3,084	
Quarter ending September 2016	3,240	↑
Quarter ending December 2016	3,268	→
Quarter ending March 2017	3,324	→
Quarter ending June 2017	3,340	→
Variance since June 2016	8.3%	↑



ACTIVITY

Cumulative percentage of contracted UDA delivered 2017 & 2018



Month	Adjusted Scheduled Activity (UDA)	
	2017	2018
April	386	400
May	1,158	1,145
June	1,807	1,686
July	2,788	
August	3,658	
September	4,349	
October	5,202	
November	5,845	
December	6,307	
January	6,869	
February	7,463	
March	8,443	
April	8,821	
May	8,821	
June	8,829	

QUALITY

	Quantity	Base Number	Contract	AT	Region	England
% of FP17s for the same patient ID Re-attending within 3 months - Children	10	356	2.8%	10.7%	11.7%	12.0%
% of FP17s for the same patient ID Re-attending within 3 months - Adults	124	917	13.5%	14.1%	15.2%	16.0%
% of FP17s for the same patient ID Re-attending between 3 & 9 months - Children	288	356	80.9%	61.8%	59.1%	58.0%
% of FP17s for the same patient ID Re-attending between 3 & 9 months - Adults	604	917	65.9%	56.4%	52.2%	50.9%
% of FP17s for Band 1 Urgent Courses	64	1,023	6.3%	7.1%	7.9%	9.1%
% of FP17s Relating to Free Repair or Replacements	4	1,023	0.4%	0.8%	0.8%	0.8%
% of FP17s Relating to Continuations	10	1,023	1.0%	1.4%	1.1%	1.1%
% of Patients satisfied with the dentistry they have received	10	11	90.9%	91.4%	91.8%	91.7%
% of Patients satisfied with the time they had to wait for an appointment	10	11	90.9%	87.3%	88.4%	88.0%

* This is based on patients treated on this contract for their most recent course of treatment. Figures in italics indicate the base number of FP17s or Patient Questionnaire responses are less than 100. N/A is shown where the base number of responses is less than 10 during the period. % is calculated as Quantity/Base number*100

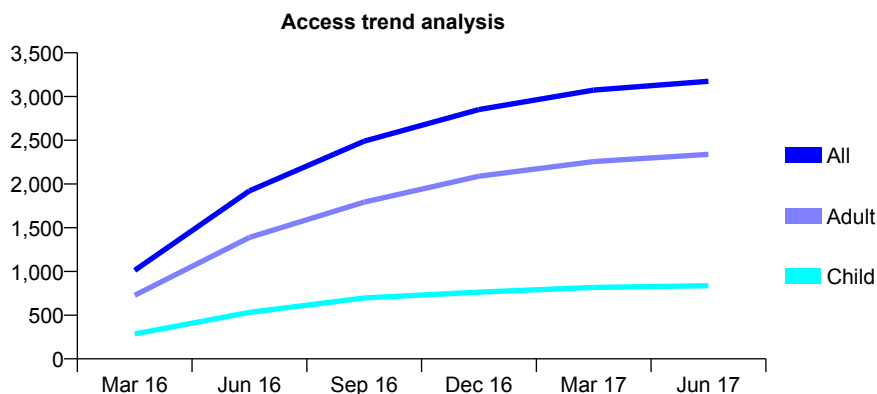
Q55 - Vital Signs At a Glance Contract Report for 117153/0001 - June 2017

Name or company name	Woodthorpe Dental Care
Contract type name	GDS Contract
Purpose of contract	General
Contract start date	24/12/2015
Contract end date	

17/18 Contracted general activity (UDA)	8,991
Carry forward general activity (UDA)	0
17/18 Contracted orthodontic activity (UOA)	0
Carry forward orthodontic activity (UOA)	0
Baseline contract value	£212,610.11

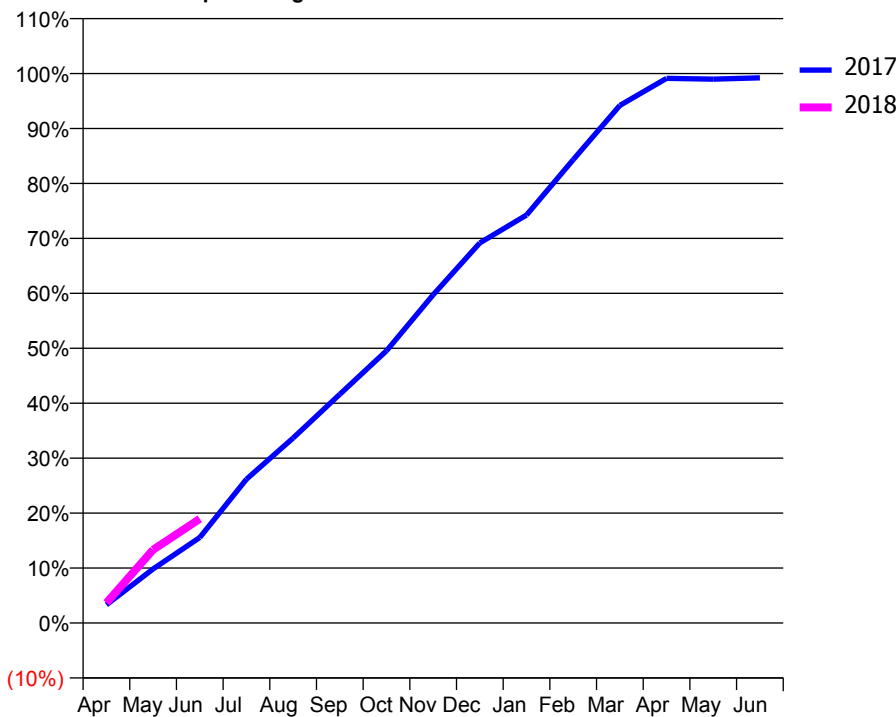
ACCESS*

Patients seen in 24 months	Total	Change since previous quarter
Quarter ending June 2016	1,921	
Quarter ending September 2016	2,489	↑
Quarter ending December 2016	2,851	↑
Quarter ending March 2017	3,073	↑
Quarter ending June 2017	3,175	↑
Variance since June 2016	65.3%	↑



ACTIVITY

Cumulative percentage of contracted UDA delivered 2017 & 2018



Month	Adjusted Scheduled Activity (UDA)	
	2017	2018
April	297	330
May	886	1,200
June	1,401	1,705
July	2,353	
August	3,027	
September	3,743	
October	4,454	
November	5,371	
December	6,220	
January	6,676	
February	7,580	
March	8,468	
April	8,913	
May	8,898	
June	8,920	

QUALITY

	Quantity	Base Number	Contract	AT	Region	England
% of FP17s for the same patient ID Re-attending within 3 months - Children	25	308	8.1%	10.7%	11.7%	12.0%
% of FP17s for the same patient ID Re-attending within 3 months - Adults	117	901	13.0%	14.1%	15.2%	16.0%
% of FP17s for the same patient ID Re-attending between 3 & 9 months - Children	183	308	59.4%	61.8%	59.1%	58.0%
% of FP17s for the same patient ID Re-attending between 3 & 9 months - Adults	585	901	64.9%	56.4%	52.2%	50.9%
% of FP17s for Band 1 Urgent Courses	70	985	7.1%	7.1%	7.9%	9.1%
% of FP17s Relating to Free Repair or Replacements	6	985	0.6%	0.8%	0.8%	0.8%
% of FP17s Relating to Continuations	3	985	0.3%	1.4%	1.1%	1.1%
% of Patients satisfied with the dentistry they have received	6	6	N/A	91.4%	91.8%	91.7%
% of Patients satisfied with the time they had to wait for an appointment	4	6	N/A	87.3%	88.4%	88.0%

* This is based on patients treated on this contract for their most recent course of treatment. Figures in italics indicate the base number of FP17s or Patient Questionnaire responses are less than 100. N/A is shown where the base number of responses is less than 10 during the period. % is calculated as Quantity/Base number*100

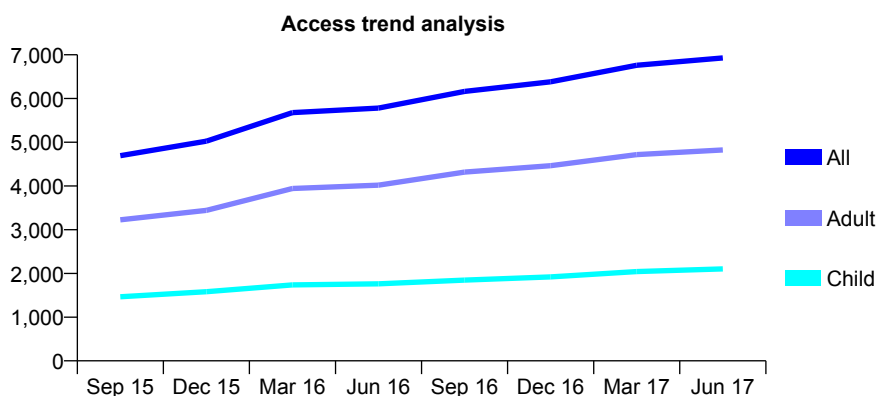
Q55 - Vital Signs At a Glance Contract Report for 117897/0001 - June 2017

Name or company name	Dove Dental Care Ltd
Contract type name	GDS Contract
Purpose of contract	General
Contract start date	01/10/2009
Contract end date	

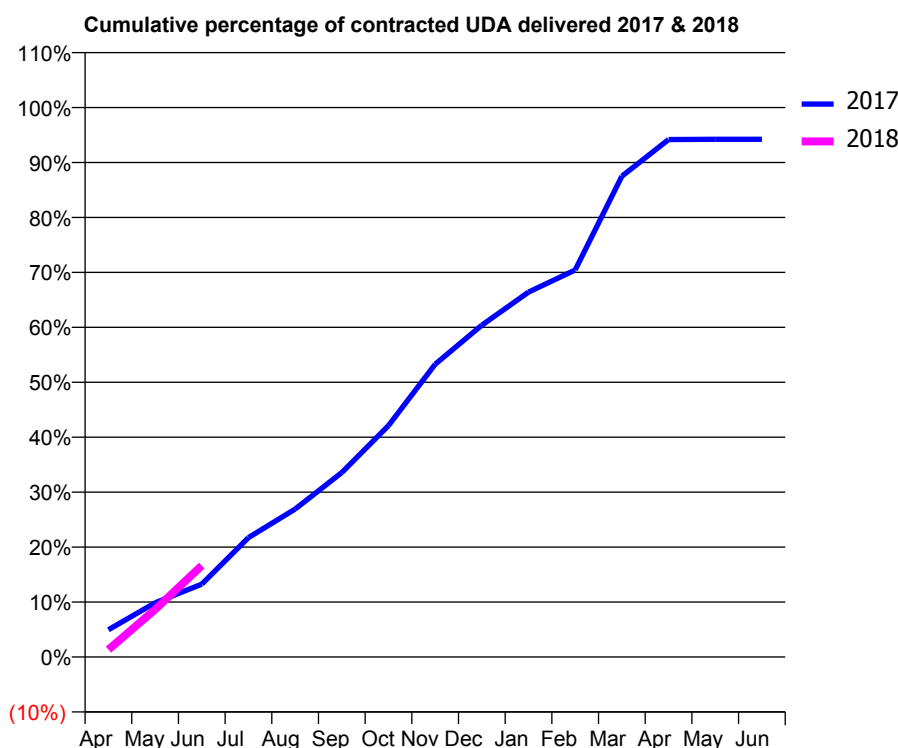
17/18 Contracted general activity (UDA)	22,030
Carry forward general activity (UDA)	0
17/18 Contracted orthodontic activity (UOA)	0
Carry forward orthodontic activity (UOA)	0
Baseline contract value	£547,305.09

ACCESS*

Patients seen in 24 months	Total	Change since previous quarter
Quarter ending June 2016	5,780	
Quarter ending September 2016	6,162	↑
Quarter ending December 2016	6,382	↑
Quarter ending March 2017	6,760	↑
Quarter ending June 2017	6,928	↑
Variance since June 2016	19.9%	↑



ACTIVITY



Month	Adjusted Scheduled Activity (UDA)	
	2017	2018
April	1,390	294
May	2,766	1,906
June	3,714	3,665
July	6,089	
August	7,544	
September	9,409	
October	11,802	
November	14,934	
December	16,927	
January	18,612	
February	19,744	
March	24,522	
April	26,398	
May	26,409	
June	26,407	

QUALITY

	Quantity	Base Number	Contract	AT	Region	England
% of FP17s for the same patient ID Re-attending within 3 months - Children	117	837	14.0%	10.7%	11.7%	12.0%
% of FP17s for the same patient ID Re-attending within 3 months - Adults	318	1,592	20.0%	14.1%	15.2%	16.0%
% of FP17s for the same patient ID Re-attending between 3 & 9 months - Children	499	837	59.6%	61.8%	59.1%	58.0%
% of FP17s for the same patient ID Re-attending between 3 & 9 months - Adults	861	1,592	54.1%	56.4%	52.2%	50.9%
% of FP17s for Band 1 Urgent Courses	133	1,771	7.5%	7.1%	7.9%	9.1%
% of FP17s Relating to Free Repair or Replacements	8	1,771	0.5%	0.8%	0.8%	0.8%
% of FP17s Relating to Continuations	6	1,771	0.3%	1.4%	1.1%	1.1%
% of Patients satisfied with the dentistry they have received	11	14	78.6%	91.4%	91.8%	91.7%
% of Patients satisfied with the time they had to wait for an appointment	13	14	92.9%	87.3%	88.4%	88.0%

* This is based on patients treated on this contract for their most recent course of treatment. Figures in italics indicate the base number of FP17s or Patient Questionnaire responses are less than 100. N/A is shown where the base number of responses is less than 10 during the period. % is calculated as Quantity/Base number*100

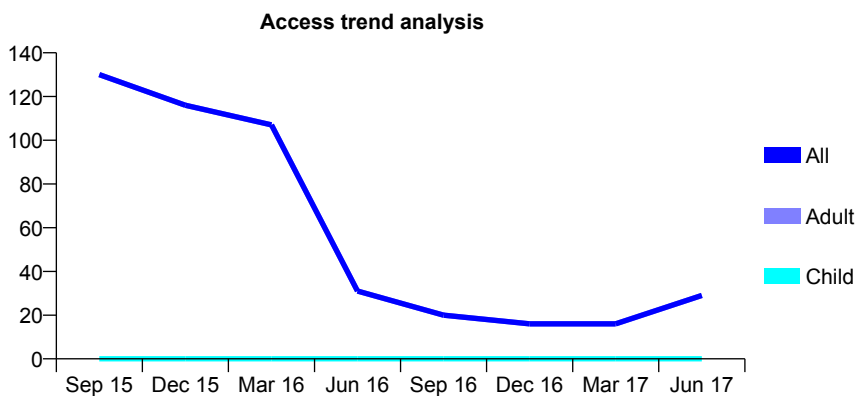
Q55 - Vital Signs At a Glance Contract Report for 118141/0001 - June 2017

Name or company name	HM Prison Service Lowdham Grange
Contract type name	PDS Contract
Purpose of contract	General
Contract start date	01/04/2006
Contract end date	31/03/2021

17/18 Contracted general activity (UDA)	670
Carry forward general activity (UDA)	0
17/18 Contracted orthodontic activity (UOA)	0
Carry forward orthodontic activity (UOA)	0
Baseline contract value	£21,846.24

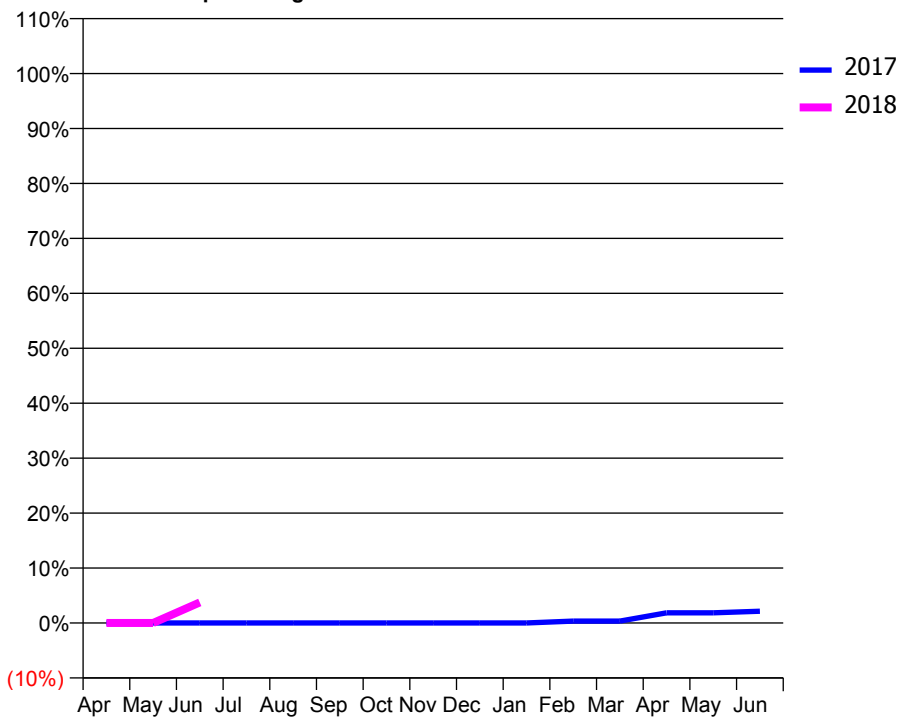
ACCESS*

Patients seen in 24 months	Total	Change since previous quarter
Quarter ending June 2016	31	
Quarter ending September 2016	20	↓
Quarter ending December 2016	16	↓
Quarter ending March 2017	16	→
Quarter ending June 2017	29	↑
Variance since June 2016	(6.5%)	↓



ACTIVITY

Cumulative percentage of contracted UDA delivered 2017 & 2018



Month	Adjusted Scheduled Activity (UDA)	
	2017	2018
April	0	0
May	0	0
June	0	25
July	0	
August	0	
September	0	
October	0	
November	0	
December	0	
January	0	
February	2	
March	2	
April	12	
May	12	
June	14	

QUALITY

	Quantity	Base Number	Contract	AT	Region	England
% of FP17s for the same patient ID Re-attending within 3 months - Children	0	0	N/A	10.7%	11.7%	12.0%
% of FP17s for the same patient ID Re-attending within 3 months - Adults	0	21	0.0%	14.1%	15.2%	16.0%
% of FP17s for the same patient ID Re-attending between 3 & 9 months - Children	0	0	N/A	61.8%	59.1%	58.0%
% of FP17s for the same patient ID Re-attending between 3 & 9 months - Adults	0	21	0.0%	56.4%	52.2%	50.9%
% of FP17s for Band 1 Urgent Courses	1	13	7.7%	7.1%	7.9%	9.1%
% of FP17s Relating to Free Repair or Replacements	0	13	0.0%	0.8%	0.8%	0.8%
% of FP17s Relating to Continuations	0	13	0.0%	1.4%	1.1%	1.1%
% of Patients satisfied with the dentistry they have received	0	0	N/A	91.4%	91.8%	91.7%
% of Patients satisfied with the time they had to wait for an appointment	0	0	N/A	87.3%	88.4%	88.0%

* This is based on patients treated on this contract for their most recent course of treatment. Figures in italics indicate the base number of FP17s or Patient Questionnaire responses are less than 100. N/A is shown where the base number of responses is less than 10 during the period. % is calculated as Quantity/Base number*100

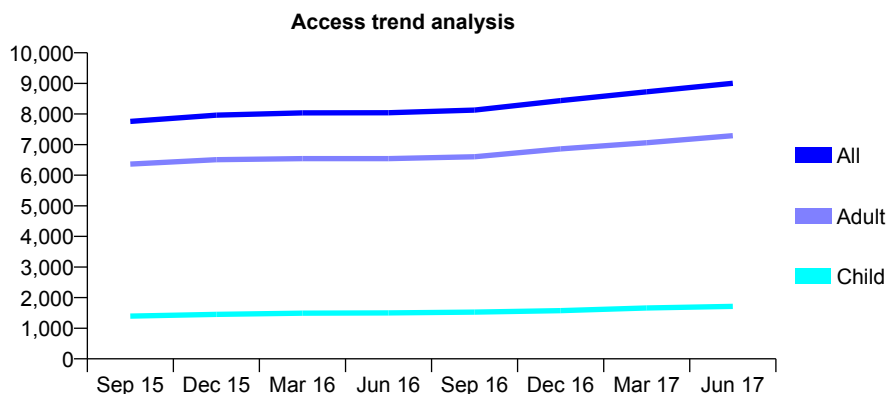
Q55 - Vital Signs At a Glance Contract Report for 118885/0001 - June 2017

Name or company name	Sherwood Dental Centre
Contract type name	GDS Contract
Purpose of contract	General
Contract start date	01/04/2006
Contract end date	

17/18 Contracted general activity (UDA)	28,155
Carry forward general activity (UDA)	0
17/18 Contracted orthodontic activity (UOA)	0
Carry forward orthodontic activity (UOA)	0
Baseline contract value	£520,602.73

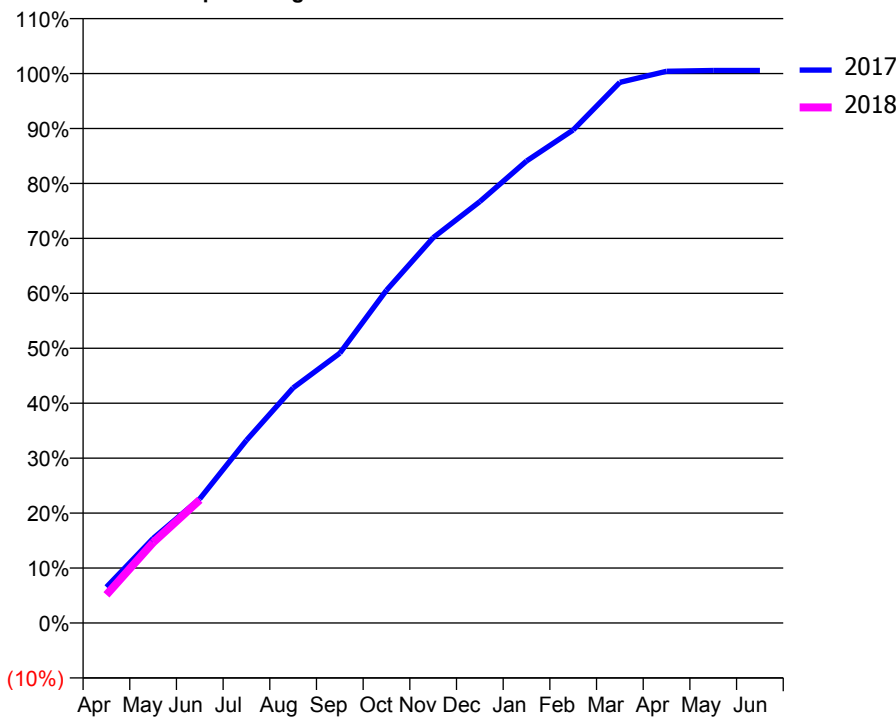
ACCESS*

Patients seen in 24 months	Total	Change since previous quarter
Quarter ending June 2016	8,043	
Quarter ending September 2016	8,130	→
Quarter ending December 2016	8,437	↑
Quarter ending March 2017	8,724	↑
Quarter ending June 2017	9,004	↑
Variance since June 2016	11.9%	↑



ACTIVITY

Cumulative percentage of contracted UDA delivered 2017 & 2018



Month	Adjusted Scheduled Activity (UDA)	
	2017	2018
April	1,840	1,443
May	4,335	4,122
June	6,363	6,312
July	9,363	
August	12,051	
September	13,824	
October	17,050	
November	19,742	
December	21,592	
January	23,671	
February	25,265	
March	27,705	
April	28,269	
May	28,308	
June	28,309	

QUALITY

	Quantity	Base Number	Contract	AT	Region	England
% of FP17s for the same patient ID Re-attending within 3 months - Children	34	655	5.2%	10.7%	11.7%	12.0%
% of FP17s for the same patient ID Re-attending within 3 months - Adults	135	2,204	6.1%	14.1%	15.2%	16.0%
% of FP17s for the same patient ID Re-attending between 3 & 9 months - Children	445	655	67.9%	61.8%	59.1%	58.0%
% of FP17s for the same patient ID Re-attending between 3 & 9 months - Adults	1,427	2,204	64.7%	56.4%	52.2%	50.9%
% of FP17s for Band 1 Urgent Courses	80	2,540	3.1%	7.1%	7.9%	9.1%
% of FP17s Relating to Free Repair or Replacements	9	2,540	0.4%	0.8%	0.8%	0.8%
% of FP17s Relating to Continuations	1	2,540	0.0%	1.4%	1.1%	1.1%
% of Patients satisfied with the dentistry they have received	20	25	80.0%	91.4%	91.8%	91.7%
% of Patients satisfied with the time they had to wait for an appointment	23	25	92.0%	87.3%	88.4%	88.0%

* This is based on patients treated on this contract for their most recent course of treatment. Figures in italics indicate the base number of FP17s or Patient Questionnaire responses are less than 100. N/A is shown where the base number of responses is less than 10 during the period. % is calculated as Quantity/Base number*100

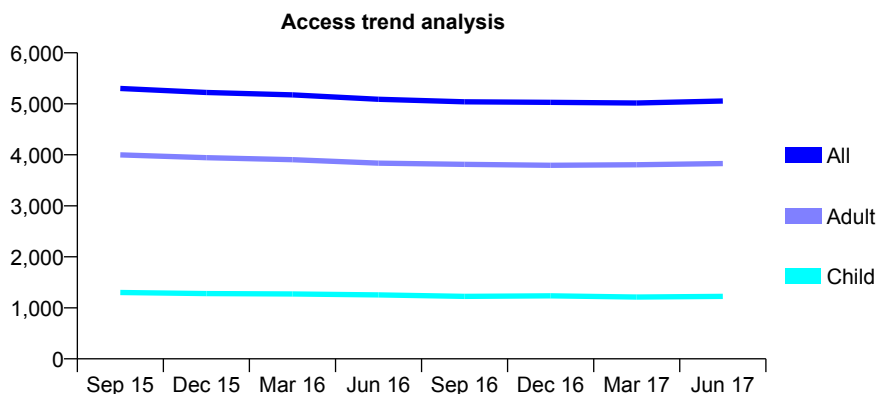
Q55 - Vital Signs At a Glance Contract Report for 119091/0002 - June 2017

Name or company name	TLC 4 Smiles Ltd.
Contract type name	PDS Contract
Purpose of contract	General
Contract start date	15/02/2010
Contract end date	14/02/2020

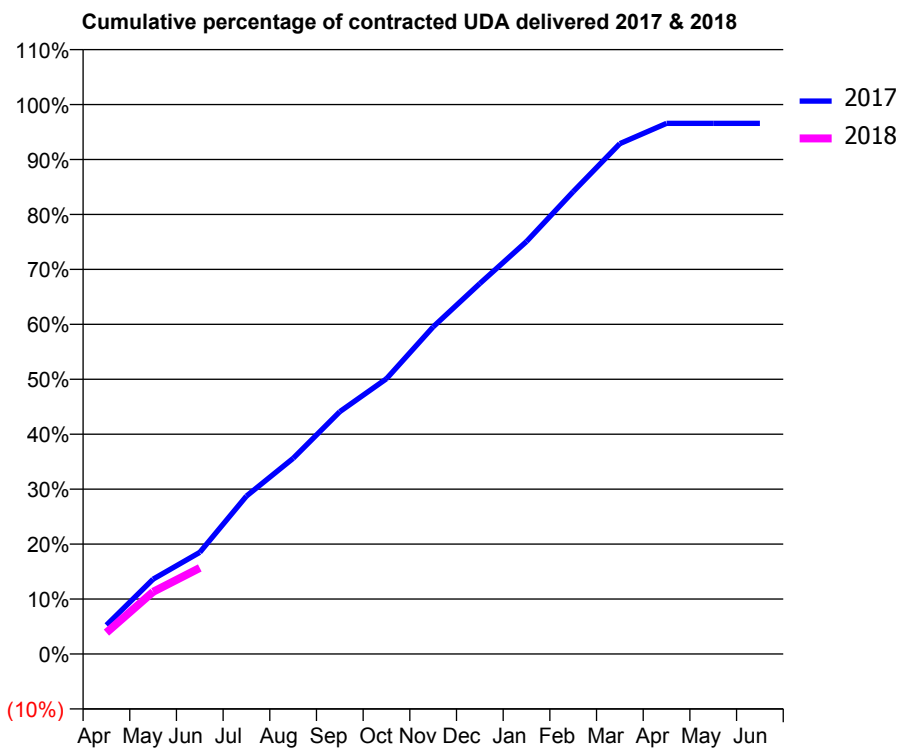
17/18 Contracted general activity (UDA)	14,674
Carry forward general activity (UDA)	0
17/18 Contracted orthodontic activity (UOA)	0
Carry forward orthodontic activity (UOA)	0
Baseline contract value	£478,315.84

ACCESS*

Patients seen in 24 months	Total	Change since previous quarter
Quarter ending June 2016	5,090	
Quarter ending September 2016	5,038	↓
Quarter ending December 2016	5,028	→
Quarter ending March 2017	5,016	→
Quarter ending June 2017	5,055	→
Variance since June 2016	(0.7%)	→



ACTIVITY



Month	Adjusted Scheduled Activity (UDA)	
	2017	2018
April	770	571
May	1,998	1,660
June	2,715	2,300
July	4,217	
August	5,227	
September	6,473	
October	7,351	
November	8,736	
December	9,893	
January	11,015	
February	12,348	
March	13,630	
April	14,169	
May	14,169	
June	14,169	

QUALITY

	Quantity	Base Number	Contract	AT	Region	England
% of FP17s for the same patient ID Re-attending within 3 months - Children	14	369	3.8%	10.7%	11.7%	12.0%
% of FP17s for the same patient ID Re-attending within 3 months - Adults	115	1,110	10.4%	14.1%	15.2%	16.0%
% of FP17s for the same patient ID Re-attending between 3 & 9 months - Children	243	369	65.9%	61.8%	59.1%	58.0%
% of FP17s for the same patient ID Re-attending between 3 & 9 months - Adults	699	1,110	63.0%	56.4%	52.2%	50.9%
% of FP17s for Band 1 Urgent Courses	106	1,273	8.3%	7.1%	7.9%	9.1%
% of FP17s Relating to Free Repair or Replacements	3	1,273	0.2%	0.8%	0.8%	0.8%
% of FP17s Relating to Continuations	5	1,273	0.4%	1.4%	1.1%	1.1%
% of Patients satisfied with the dentistry they have received	16	16	100.0%	91.4%	91.8%	91.7%
% of Patients satisfied with the time they had to wait for an appointment	14	16	87.5%	87.3%	88.4%	88.0%

* This is based on patients treated on this contract for their most recent course of treatment. Figures in italics indicate the base number of FP17s or Patient Questionnaire responses are less than 100. N/A is shown where the base number of responses is less than 10 during the period. % is calculated as Quantity/Base number*100

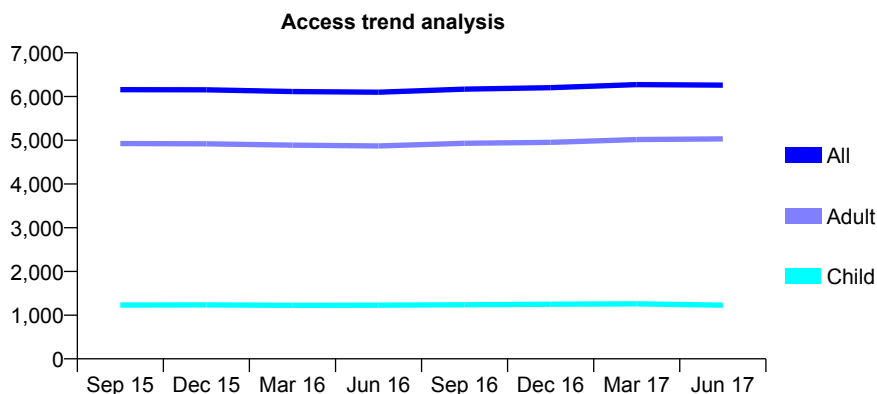
Q55 - Vital Signs At a Glance Contract Report for 119105/0001 - June 2017

Name or company name	THE PEAR TREE DENTAL CENTRE LIMITED
Contract type name	GDS Contract
Purpose of contract	General
Contract start date	01/09/2010
Contract end date	

17/18 Contracted general activity (UDA)	16,518
Carry forward general activity (UDA)	0
17/18 Contracted orthodontic activity (UOA)	0
Carry forward orthodontic activity (UOA)	0
Baseline contract value	£402,148.74

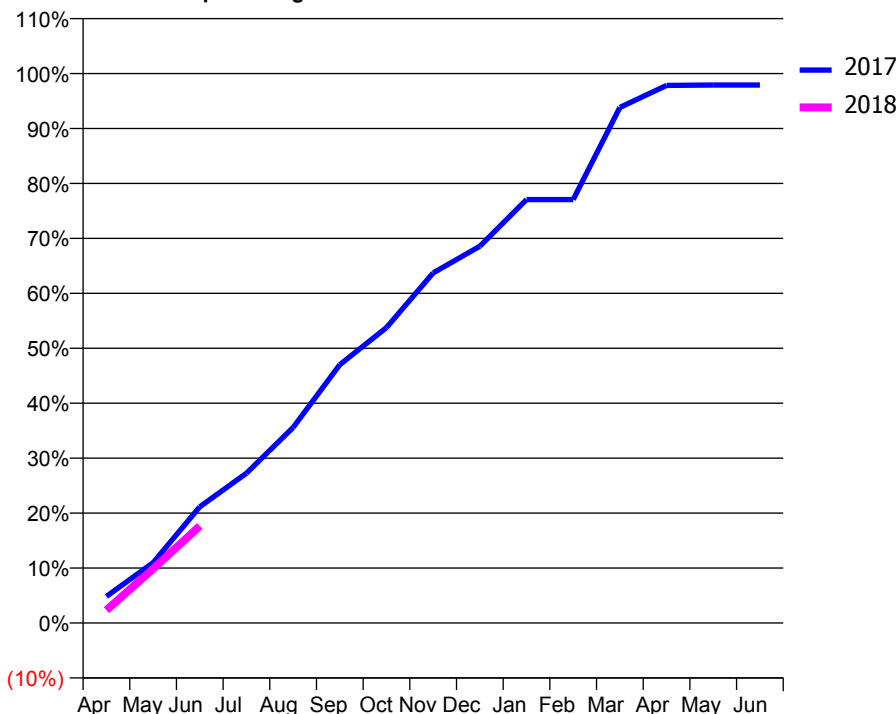
ACCESS*

Patients seen in 24 months	Total	Change since previous quarter
Quarter ending June 2016	6,098	
Quarter ending September 2016	6,169	→
Quarter ending December 2016	6,201	→
Quarter ending March 2017	6,273	→
Quarter ending June 2017	6,259	→
Variance since June 2016	2.6%	↑



ACTIVITY

Cumulative percentage of contracted UDA delivered 2017 & 2018



Month	Adjusted Scheduled Activity (UDA)	
	2017	2018
April	833	388
May	1,891	1,629
June	3,638	2,918
July	4,691	
August	6,122	
September	8,089	
October	9,250	
November	10,964	
December	11,796	
January	13,257	
February	13,257	
March	16,143	
April	16,833	
May	16,847	
June	16,847	

QUALITY

	Quantity	Base Number	Contract	AT	Region	England
% of FP17s for the same patient ID Re-attending within 3 months - Children	15	409	3.7%	10.7%	11.7%	12.0%
% of FP17s for the same patient ID Re-attending within 3 months - Adults	145	1,861	7.8%	14.1%	15.2%	16.0%
% of FP17s for the same patient ID Re-attending between 3 & 9 months - Children	283	409	69.2%	61.8%	59.1%	58.0%
% of FP17s for the same patient ID Re-attending between 3 & 9 months - Adults	1,356	1,861	72.9%	56.4%	52.2%	50.9%
% of FP17s for Band 1 Urgent Courses	45	1,885	2.4%	7.1%	7.9%	9.1%
% of FP17s Relating to Free Repair or Replacements	7	1,885	0.4%	0.8%	0.8%	0.8%
% of FP17s Relating to Continuations	25	1,885	1.3%	1.4%	1.1%	1.1%
% of Patients satisfied with the dentistry they have received	21	21	100.0%	91.4%	91.8%	91.7%
% of Patients satisfied with the time they had to wait for an appointment	20	21	95.2%	87.3%	88.4%	88.0%

* This is based on patients treated on this contract for their most recent course of treatment. Figures in italics indicate the base number of FP17s or Patient Questionnaire responses are less than 100. N/A is shown where the base number of responses is less than 10 during the period. % is calculated as Quantity/Base number*100

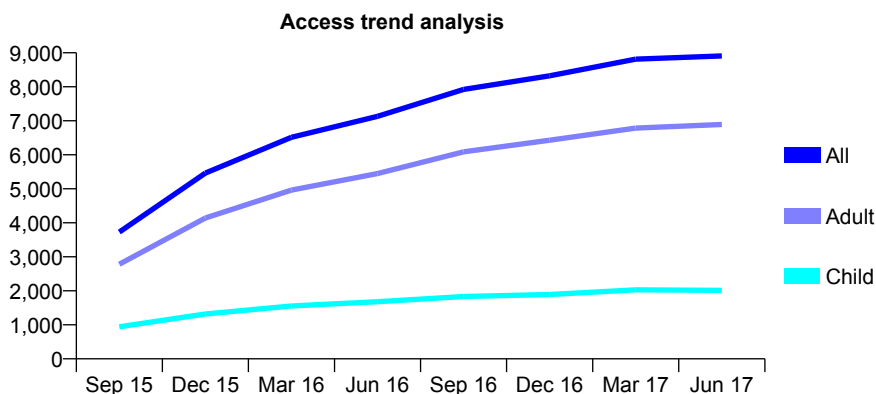
Q55 - Vital Signs At a Glance Contract Report for 120898/0001 - June 2017

Name or company name	Nationwide Healthcare Providers Ltd
Contract type name	GDS Contract
Purpose of contract	General
Contract start date	01/04/2015
Contract end date	

17/18 Contracted general activity (UDA)	27,708
Carry forward general activity (UDA)	0
17/18 Contracted orthodontic activity (UOA)	0
Carry forward orthodontic activity (UOA)	0
Baseline contract value	£544,401.28

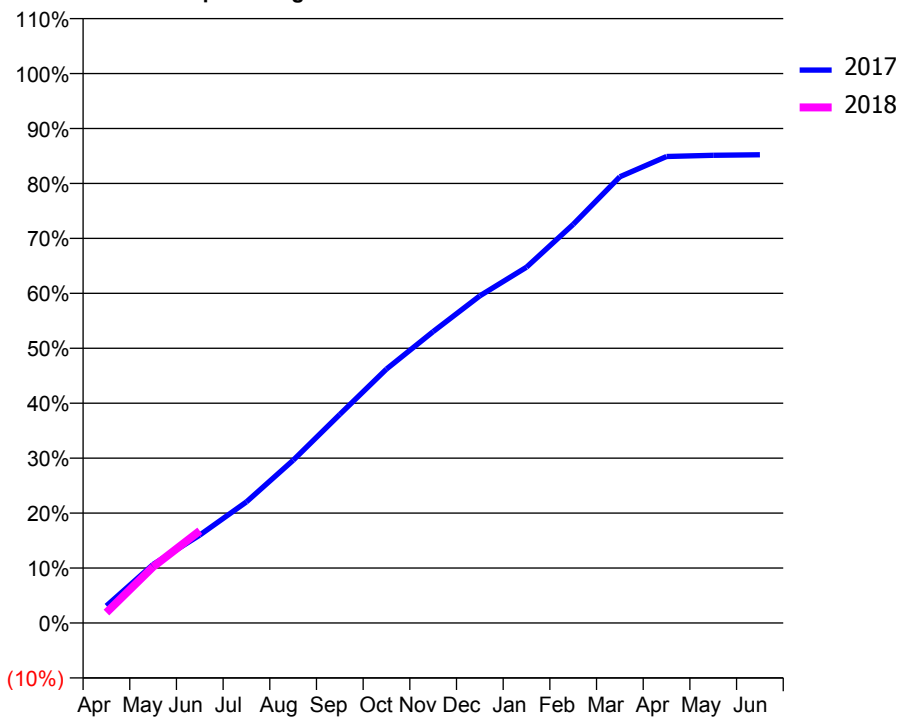
ACCESS*

Patients seen in 24 months	Total	Change since previous quarter
Quarter ending June 2016	7,131	
Quarter ending September 2016	7,924	↑
Quarter ending December 2016	8,322	↑
Quarter ending March 2017	8,815	↑
Quarter ending June 2017	8,906	→
Variance since June 2016	24.9%	↑



ACTIVITY

Cumulative percentage of contracted UDA delivered 2017 & 2018



Adjusted Scheduled Activity (UDA)

Month	2017	2018
April	942	527
May	3,210	2,831
June	4,820	4,647
July	6,632	
August	8,913	
September	11,424	
October	13,910	
November	15,963	
December	17,920	
January	19,489	
February	21,832	
March	24,440	
April	25,548	
May	25,619	
June	25,647	

QUALITY

	Quantity	Base Number	Contract	AT	Region	England
% of FP17s for the same patient ID Re-attending within 3 months - Children	64	726	8.8%	10.7%	11.7%	12.0%
% of FP17s for the same patient ID Re-attending within 3 months - Adults	298	2,082	14.3%	14.1%	15.2%	16.0%
% of FP17s for the same patient ID Re-attending between 3 & 9 months - Children	435	726	59.9%	61.8%	59.1%	58.0%
% of FP17s for the same patient ID Re-attending between 3 & 9 months - Adults	1,164	2,082	55.9%	56.4%	52.2%	50.9%
% of FP17s for Band 1 Urgent Courses	195	2,233	8.7%	7.1%	7.9%	9.1%
% of FP17s Relating to Free Repair or Replacements	8	2,233	0.4%	0.8%	0.8%	0.8%
% of FP17s Relating to Continuations	47	2,233	2.1%	1.4%	1.1%	1.1%
% of Patients satisfied with the dentistry they have received	10	11	90.9%	91.4%	91.8%	91.7%
% of Patients satisfied with the time they had to wait for an appointment	10	11	90.9%	87.3%	88.4%	88.0%

* This is based on patients treated on this contract for their most recent course of treatment. Figures in italics indicate the base number of FP17s or Patient Questionnaire responses are less than 100. N/A is shown where the base number of responses is less than 10 during the period. % is calculated as Quantity/Base number*100

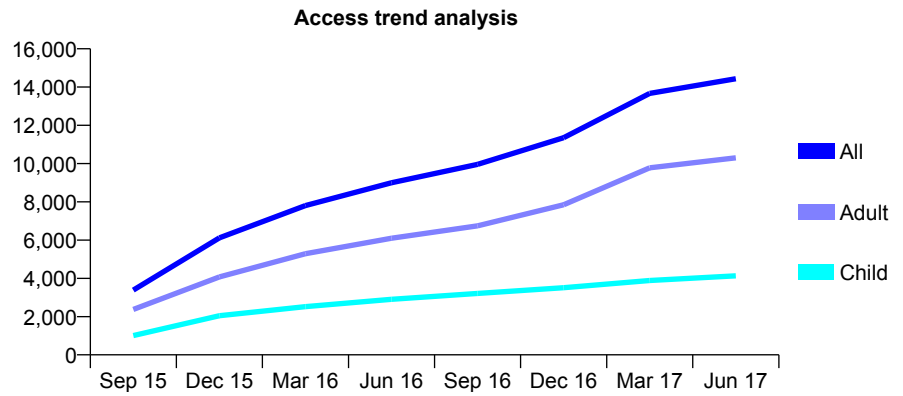
Q55 - Vital Signs At a Glance Contract Report for 120898/0002 - June 2017

Name or company name	Nationwide Healthcare Providers Ltd
Contract type name	GDS Contract
Purpose of contract	General
Contract start date	01/06/2015
Contract end date	

17/18 Contracted general activity (UDA)	36,898
Carry forward general activity (UDA)	0
17/18 Contracted orthodontic activity (UOA)	0
Carry forward orthodontic activity (UOA)	0
Baseline contract value	£825,275.39

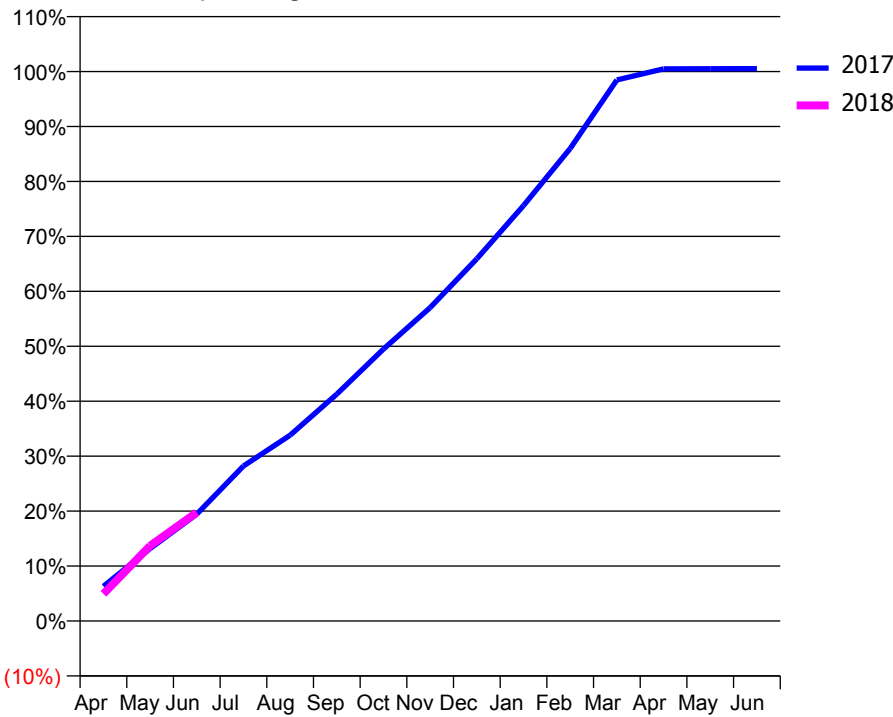
ACCESS*

Patients seen in 24 months	Total	Change since previous quarter
Quarter ending June 2016	8,998	
Quarter ending September 2016	9,958	↑
Quarter ending December 2016	11,354	↑
Quarter ending March 2017	13,666	↑
Quarter ending June 2017	14,434	↑
Variance since June 2016	60.4%	↑



ACTIVITY

Cumulative percentage of contracted UDA delivered 2017 & 2018



Month	Adjusted Scheduled Activity (UDA)	
	2017	2018
April	2,456	1,820
May	5,126	5,050
June	7,569	7,291
July	10,974	
August	13,155	
September	16,065	
October	19,249	
November	22,186	
December	25,638	
January	29,407	
February	33,445	
March	38,300	
April	39,083	
May	39,096	
June	39,098	

QUALITY

	Quantity	Base Number	Contract	AT	Region	England
% of FP17s for the same patient ID Re-attending within 3 months - Children	116	1,286	9.0%	10.7%	11.7%	12.0%
% of FP17s for the same patient ID Re-attending within 3 months - Adults	327	2,016	16.2%	14.1%	15.2%	16.0%
% of FP17s for the same patient ID Re-attending between 3 & 9 months - Children	682	1,286	53.0%	61.8%	59.1%	58.0%
% of FP17s for the same patient ID Re-attending between 3 & 9 months - Adults	752	2,016	37.3%	56.4%	52.2%	50.9%
% of FP17s for Band 1 Urgent Courses	215	2,908	7.4%	7.1%	7.9%	9.1%
% of FP17s Relating to Free Repair or Replacements	14	2,908	0.5%	0.8%	0.8%	0.8%
% of FP17s Relating to Continuations	95	2,908	3.3%	1.4%	1.1%	1.1%
% of Patients satisfied with the dentistry they have received	26	26	100.0%	91.4%	91.8%	91.7%
% of Patients satisfied with the time they had to wait for an appointment	25	26	96.2%	87.3%	88.4%	88.0%

* This is based on patients treated on this contract for their most recent course of treatment. Figures in italics indicate the base number of FP17s or Patient Questionnaire responses are less than 100. N/A is shown where the base number of responses is less than 10 during the period. % is calculated as Quantity/Base number*100

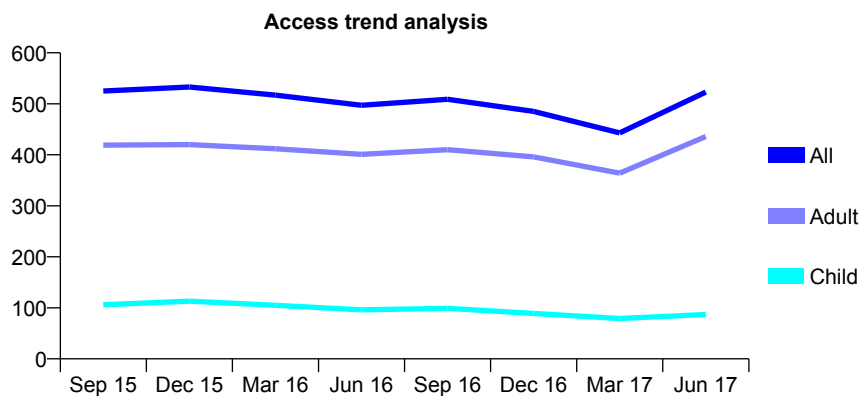
Q55 - Vital Signs At a Glance Contract Report for 121908/0001 - June 2017

Name or company name	Forest Road and Cherry Orchard Mount
Contract type name	GDS Contract
Purpose of contract	General
Contract start date	18/09/2012
Contract end date	31/07/2017

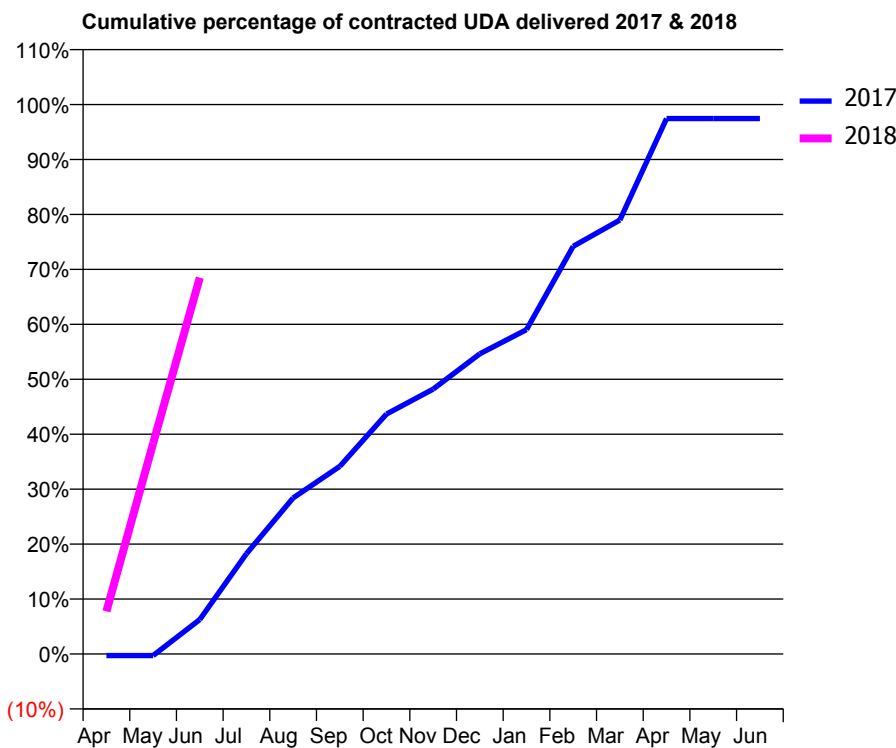
17/18 Contracted general activity (UDA)	685
Carry forward general activity (UDA)	0
17/18 Contracted orthodontic activity (UOA)	0
Carry forward orthodontic activity (UOA)	0
Baseline contract value	£15,846.14

ACCESS*

Patients seen in 24 months	Total	Change since previous quarter
Quarter ending June 2016	497	
Quarter ending September 2016	509	↑
Quarter ending December 2016	485	↓
Quarter ending March 2017	443	↓
Quarter ending June 2017	523	↑
Variance since June 2016	5.2%	↑



ACTIVITY



Month	Adjusted Scheduled Activity (UDA)	
	2017	2018
April	-6	53
May	-6	263
June	129	469
July	375	
August	584	
September	702	
October	898	
November	991	
December	1,123	
January	1,213	
February	1,526	
March	1,624	
April	2,003	
May	2,003	
June	2,003	

QUALITY

	Quantity	Base Number	Contract	AT	Region	England
% of FP17s for the same patient ID Re-attending within 3 months - Children	2	21	9.5%	10.7%	11.7%	12.0%
% of FP17s for the same patient ID Re-attending within 3 months - Adults	6	160	3.8%	14.1%	15.2%	16.0%
% of FP17s for the same patient ID Re-attending between 3 & 9 months - Children	2	21	9.5%	61.8%	59.1%	58.0%
% of FP17s for the same patient ID Re-attending between 3 & 9 months - Adults	24	160	15.0%	56.4%	52.2%	50.9%
% of FP17s for Band 1 Urgent Courses	11	132	8.3%	7.1%	7.9%	9.1%
% of FP17s Relating to Free Repair or Replacements	0	132	0.0%	0.8%	0.8%	0.8%
% of FP17s Relating to Continuations	0	132	0.0%	1.4%	1.1%	1.1%
% of Patients satisfied with the dentistry they have received	0	0	N/A	91.4%	91.8%	91.7%
% of Patients satisfied with the time they had to wait for an appointment	0	0	N/A	87.3%	88.4%	88.0%

* This is based on patients treated on this contract for their most recent course of treatment. Figures in italics indicate the base number of FP17s or Patient Questionnaire responses are less than 100. N/A is shown where the base number of responses is less than 10 during the period. % is calculated as Quantity/Base number*100

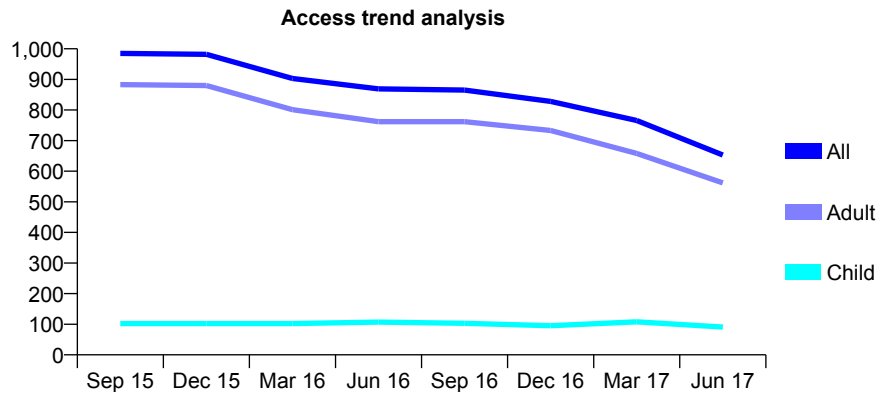
Q55 - Vital Signs At a Glance Contract Report for 121908/0002 - June 2017

Name or company name	Forest Road and Cherry Orchard Mount
Contract type name	GDS Contract
Purpose of contract	General
Contract start date	18/09/2012
Contract end date	

17/18 Contracted general activity (UDA)	3,955
Carry forward general activity (UDA)	0
17/18 Contracted orthodontic activity (UOA)	0
Carry forward orthodontic activity (UOA)	0
Baseline contract value	£101,490.01

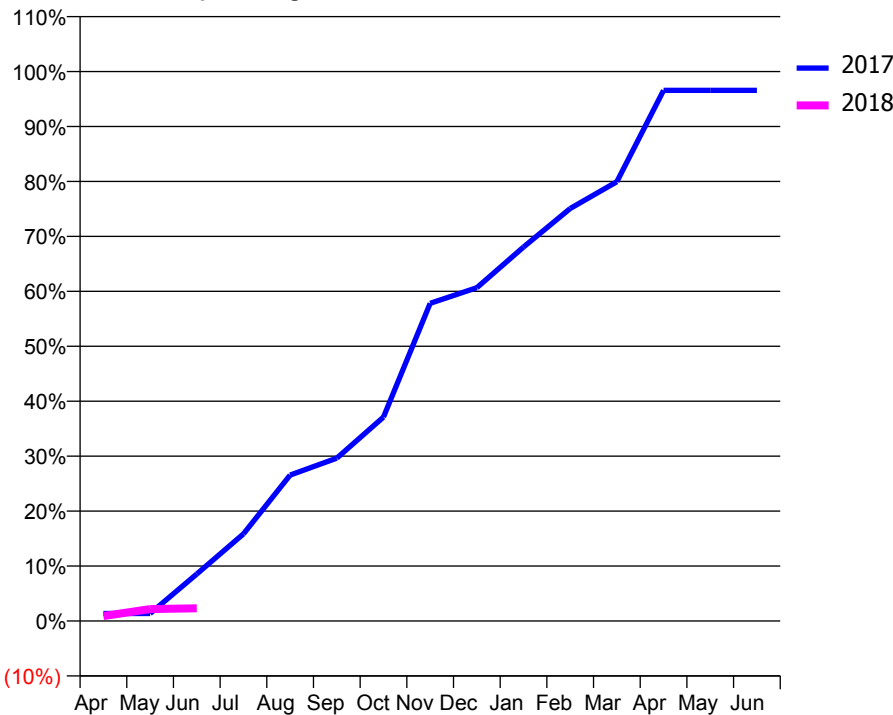
ACCESS*

Patients seen in 24 months	Total	Change since previous quarter
Quarter ending June 2016	869	
Quarter ending September 2016	865	→
Quarter ending December 2016	828	↓
Quarter ending March 2017	766	↓
Quarter ending June 2017	653	↓
Variance since June 2016	(24.9%)	↓



ACTIVITY

Cumulative percentage of contracted UDA delivered 2017 & 2018



Month	Adjusted Scheduled Activity (UDA)	
	2017	2018
April	49	36
May	49	86
June	304	92
July	564	
August	944	
September	1,054	
October	1,320	
November	2,056	
December	2,156	
January	2,419	
February	2,669	
March	2,842	
April	3,433	
May	3,433	
June	3,433	

QUALITY

	Quantity	Base Number	Contract	AT	Region	England
% of FP17s for the same patient ID Re-attending within 3 months - Children	0	22	0.0%	10.7%	11.7%	12.0%
% of FP17s for the same patient ID Re-attending within 3 months - Adults	4	118	3.4%	14.1%	15.2%	16.0%
% of FP17s for the same patient ID Re-attending between 3 & 9 months - Children	3	22	13.6%	61.8%	59.1%	58.0%
% of FP17s for the same patient ID Re-attending between 3 & 9 months - Adults	39	118	33.1%	56.4%	52.2%	50.9%
% of FP17s for Band 1 Urgent Courses	4	37	10.8%	7.1%	7.9%	9.1%
% of FP17s Relating to Free Repair or Replacements	1	37	2.7%	0.8%	0.8%	0.8%
% of FP17s Relating to Continuations	0	37	0.0%	1.4%	1.1%	1.1%
% of Patients satisfied with the dentistry they have received	2	2	N/A	91.4%	91.8%	91.7%
% of Patients satisfied with the time they had to wait for an appointment	1	2	N/A	87.3%	88.4%	88.0%

* This is based on patients treated on this contract for their most recent course of treatment. Figures in italics indicate the base number of FP17s or Patient Questionnaire responses are less than 100. N/A is shown where the base number of responses is less than 10 during the period. % is calculated as Quantity/Base number*100

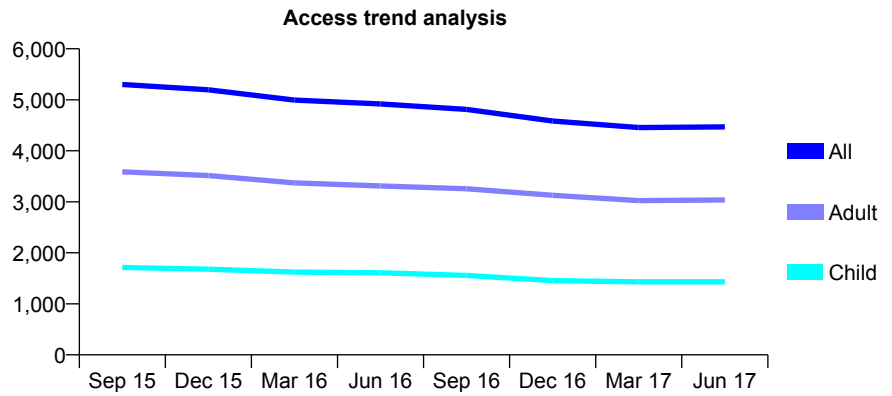
Q55 - Vital Signs At a Glance Contract Report for 124788/0002 - June 2017

Name or company name	Laxsh Ltd
Contract type name	GDS Contract
Purpose of contract	General
Contract start date	23/02/2009
Contract end date	

17/18 Contracted general activity (UDA)	14,000
Carry forward general activity (UDA)	0
17/18 Contracted orthodontic activity (UOA)	0
Carry forward orthodontic activity (UOA)	0
Baseline contract value	£317,328.51

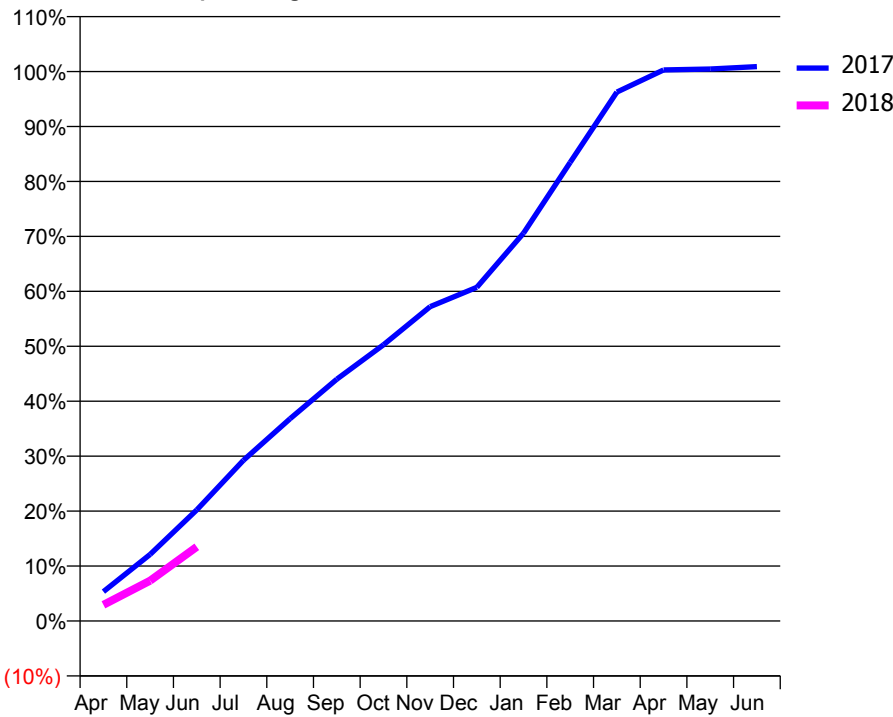
ACCESS*

Patients seen in 24 months	Total	Change since previous quarter
Quarter ending June 2016	4,918	
Quarter ending September 2016	4,813	↓
Quarter ending December 2016	4,585	↓
Quarter ending March 2017	4,455	↓
Quarter ending June 2017	4,468	→
Variance since June 2016	(9.2%)	↓



ACTIVITY

Cumulative percentage of contracted UDA delivered 2017 & 2018



Month	Adjusted Scheduled Activity (UDA)	
	2017	2018
April	748	412
May	1,697	1,027
June	2,831	1,890
July	4,094	
August	5,157	
September	6,162	
October	7,037	
November	8,008	
December	8,502	
January	9,880	
February	11,686	
March	13,474	
April	14,039	
May	14,064	
June	14,125	

QUALITY

	Quantity	Base Number	Contract	AT	Region	England
% of FP17s for the same patient ID Re-attending within 3 months - Children	19	334	5.7%	10.7%	11.7%	12.0%
% of FP17s for the same patient ID Re-attending within 3 months - Adults	91	776	11.7%	14.1%	15.2%	16.0%
% of FP17s for the same patient ID Re-attending between 3 & 9 months - Children	184	334	55.1%	61.8%	59.1%	58.0%
% of FP17s for the same patient ID Re-attending between 3 & 9 months - Adults	446	776	57.5%	56.4%	52.2%	50.9%
% of FP17s for Band 1 Urgent Courses	46	837	5.5%	7.1%	7.9%	9.1%
% of FP17s Relating to Free Repair or Replacements	7	837	0.8%	0.8%	0.8%	0.8%
% of FP17s Relating to Continuations	21	837	2.5%	1.4%	1.1%	1.1%
% of Patients satisfied with the dentistry they have received	5	5	N/A	91.4%	91.8%	91.7%
% of Patients satisfied with the time they had to wait for an appointment	5	5	N/A	87.3%	88.4%	88.0%

* This is based on patients treated on this contract for their most recent course of treatment. Figures in italics indicate the base number of FP17s or Patient Questionnaire responses are less than 100. N/A is shown where the base number of responses is less than 10 during the period. % is calculated as Quantity/Base number*100

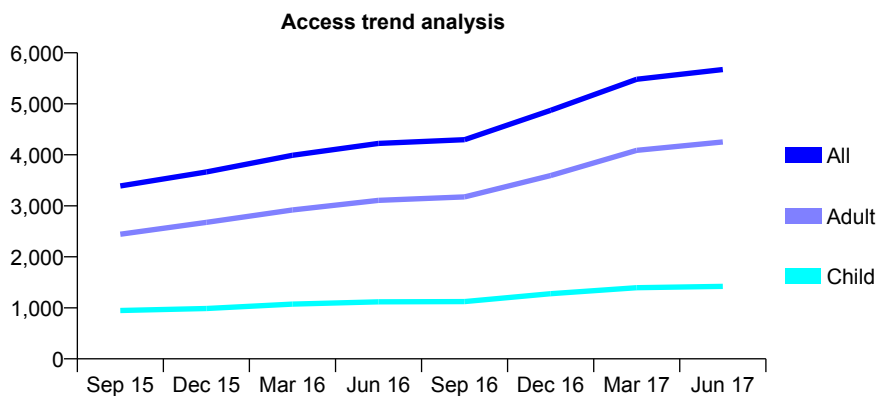
Q55 - Vital Signs At a Glance Contract Report for 124931/0001 - June 2017

Name or company name	Goyt Valley Medical & Dental Practice
Contract type name	GDS Contract
Purpose of contract	General
Contract start date	01/04/2008
Contract end date	

17/18 Contracted general activity (UDA)	19,370
Carry forward general activity (UDA)	0
17/18 Contracted orthodontic activity (UOA)	0
Carry forward orthodontic activity (UOA)	0
Baseline contract value	£610,598.04

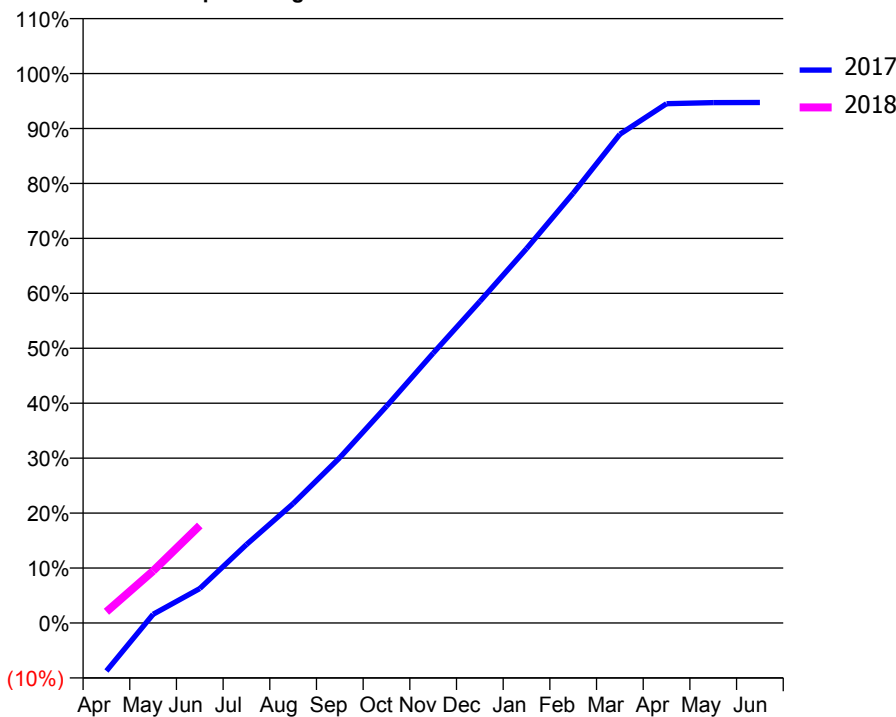
ACCESS*

Patients seen in 24 months	Total	Change since previous quarter
Quarter ending June 2016	4,223	
Quarter ending September 2016	4,298	→
Quarter ending December 2016	4,871	↑
Quarter ending March 2017	5,482	↑
Quarter ending June 2017	5,672	↑
Variance since June 2016	34.3%	↑



ACTIVITY

Cumulative percentage of contracted UDA delivered 2017 & 2018



Month	Adjusted Scheduled Activity (UDA)	
	2017	2018
April	-1,696	397
May	309	1,834
June	1,213	3,439
July	2,767	
August	4,211	
September	5,832	
October	7,641	
November	9,509	
December	11,337	
January	13,199	
February	15,153	
March	17,228	
April	18,304	
May	18,341	
June	18,348	

QUALITY

	Quantity	Base Number	Contract	AT	Region	England
% of FP17s for the same patient ID Re-attending within 3 months - Children	42	561	7.5%	10.7%	11.7%	12.0%
% of FP17s for the same patient ID Re-attending within 3 months - Adults	275	1,679	16.4%	14.1%	15.2%	16.0%
% of FP17s for the same patient ID Re-attending between 3 & 9 months - Children	382	561	68.1%	61.8%	59.1%	58.0%
% of FP17s for the same patient ID Re-attending between 3 & 9 months - Adults	983	1,679	58.5%	56.4%	52.2%	50.9%
% of FP17s for Band 1 Urgent Courses	124	1,793	6.9%	7.1%	7.9%	9.1%
% of FP17s Relating to Free Repair or Replacements	20	1,793	1.1%	0.8%	0.8%	0.8%
% of FP17s Relating to Continuations	23	1,793	1.3%	1.4%	1.1%	1.1%
% of Patients satisfied with the dentistry they have received	29	30	96.7%	91.4%	91.8%	91.7%
% of Patients satisfied with the time they had to wait for an appointment	24	30	80.0%	87.3%	88.4%	88.0%

* This is based on patients treated on this contract for their most recent course of treatment. Figures in italics indicate the base number of FP17s or Patient Questionnaire responses are less than 100. N/A is shown where the base number of responses is less than 10 during the period. % is calculated as Quantity/Base number*100

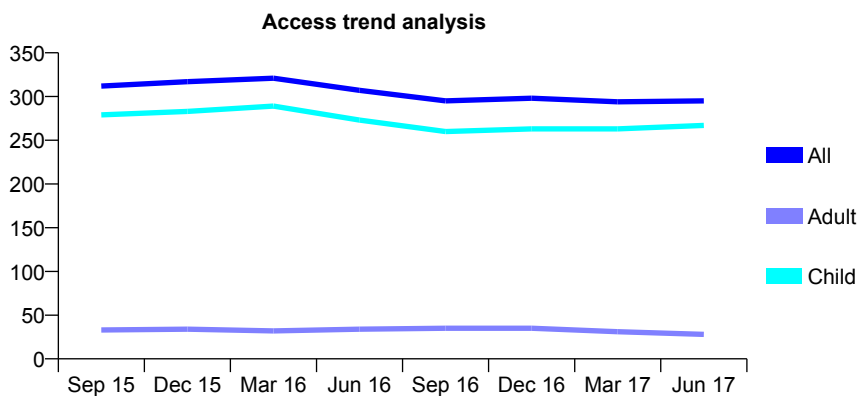
Q55 - Vital Signs At a Glance Contract Report for 125563/0001 - June 2017

Name or company name	S Goodwin Limited*
Contract type name	GDS Contract
Purpose of contract	General
Contract start date	01/10/2008
Contract end date	

17/18 Contracted general activity (UDA)	815
Carry forward general activity (UDA)	0
17/18 Contracted orthodontic activity (UOA)	0
Carry forward orthodontic activity (UOA)	0
Baseline contract value	£25,536.82

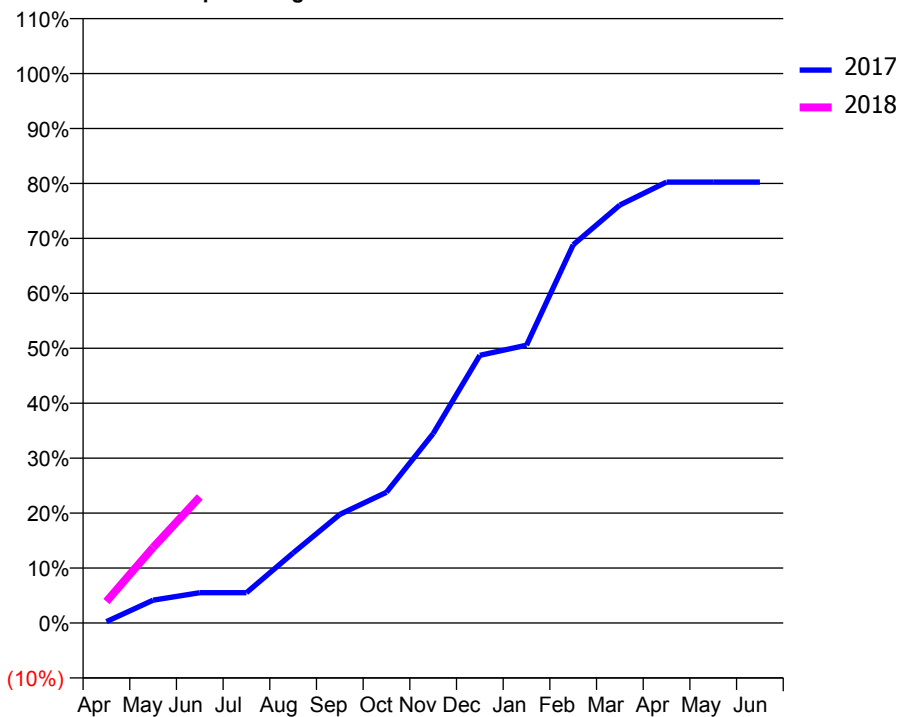
ACCESS*

Patients seen in 24 months	Total	Change since previous quarter
Quarter ending June 2016	307	
Quarter ending September 2016	295	↓
Quarter ending December 2016	298	→
Quarter ending March 2017	294	↓
Quarter ending June 2017	295	→
Variance since June 2016	(3.9%)	↓



ACTIVITY

Cumulative percentage of contracted UDA delivered 2017 & 2018



Month	Adjusted Scheduled Activity (UDA)	
	2017	2018
April	2	32
May	34	112
June	45	187
July	45	
August	104	
September	161	
October	194	
November	281	
December	397	
January	412	
February	561	
March	620	
April	654	
May	654	
June	654	

QUALITY

	Quantity	Base Number	Contract	AT	Region	England
% of FP17s for the same patient ID Re-attending within 3 months - Children	18	135	13.3%	10.7%	11.7%	12.0%
% of FP17s for the same patient ID Re-attending within 3 months - Adults	0	0	N/A	14.1%	15.2%	16.0%
% of FP17s for the same patient ID Re-attending between 3 & 9 months - Children	95	135	70.4%	61.8%	59.1%	58.0%
% of FP17s for the same patient ID Re-attending between 3 & 9 months - Adults	0	0	N/A	56.4%	52.2%	50.9%
% of FP17s for Band 1 Urgent Courses	0	119	0.0%	7.1%	7.9%	9.1%
% of FP17s Relating to Free Repair or Replacements	0	119	0.0%	0.8%	0.8%	0.8%
% of FP17s Relating to Continuations	2	119	1.7%	1.4%	1.1%	1.1%
% of Patients satisfied with the dentistry they have received	1	1	N/A	91.4%	91.8%	91.7%
% of Patients satisfied with the time they had to wait for an appointment	1	1	N/A	87.3%	88.4%	88.0%

* This is based on patients treated on this contract for their most recent course of treatment. Figures in italics indicate the base number of FP17s or Patient Questionnaire responses are less than 100. N/A is shown where the base number of responses is less than 10 during the period. % is calculated as Quantity/Base number*100

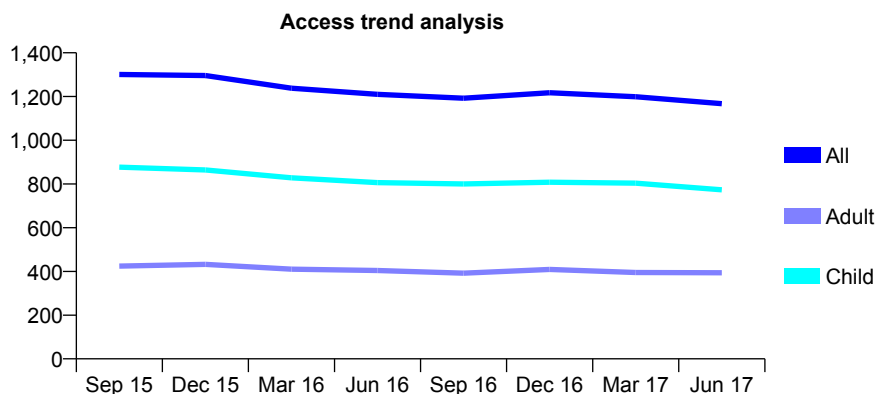
Q55 - Vital Signs At a Glance Contract Report for 125725/0001 - June 2017

Name or company name	D A Bradley Ltd
Contract type name	GDS Contract
Purpose of contract	General
Contract start date	01/09/2008
Contract end date	

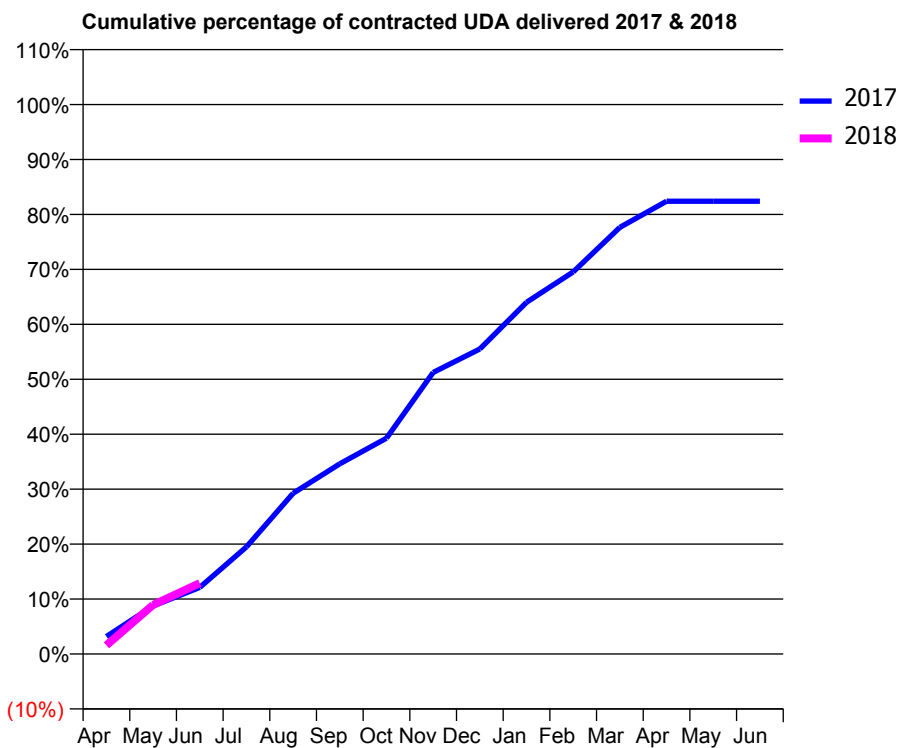
17/18 Contracted general activity (UDA)	3,700
Carry forward general activity (UDA)	0
17/18 Contracted orthodontic activity (UOA)	0
Carry forward orthodontic activity (UOA)	0
Baseline contract value	£99,043.68

ACCESS*

Patients seen in 24 months	Total	Change since previous quarter
Quarter ending June 2016	1,210	
Quarter ending September 2016	1,192	↓
Quarter ending December 2016	1,217	↑
Quarter ending March 2017	1,199	↓
Quarter ending June 2017	1,167	↓
Variance since June 2016	(3.6%)	↓



ACTIVITY



Adjusted Scheduled Activity (UDA)		
Month	2017	2018
April	128	59
May	350	331
June	485	477
July	780	
August	1,170	
September	1,385	
October	1,571	
November	2,049	
December	2,220	
January	2,560	
February	2,782	
March	3,106	
April	3,296	
May	3,296	
June	3,296	

QUALITY

	Quantity	Base Number	Contract	AT	Region	England
% of FP17s for the same patient ID Re-attending within 3 months - Children	16	287	5.6%	10.7%	11.7%	12.0%
% of FP17s for the same patient ID Re-attending within 3 months - Adults	8	85	9.4%	14.1%	15.2%	16.0%
% of FP17s for the same patient ID Re-attending between 3 & 9 months - Children	171	287	59.6%	61.8%	59.1%	58.0%
% of FP17s for the same patient ID Re-attending between 3 & 9 months - Adults	60	85	70.6%	56.4%	52.2%	50.9%
% of FP17s for Band 1 Urgent Courses	0	280	0.0%	7.1%	7.9%	9.1%
% of FP17s Relating to Free Repair or Replacements	0	280	0.0%	0.8%	0.8%	0.8%
% of FP17s Relating to Continuations	4	280	1.4%	1.4%	1.1%	1.1%
% of Patients satisfied with the dentistry they have received	3	3	N/A	91.4%	91.8%	91.7%
% of Patients satisfied with the time they had to wait for an appointment	3	3	N/A	87.3%	88.4%	88.0%

* This is based on patients treated on this contract for their most recent course of treatment. Figures in italics indicate the base number of FP17s or Patient Questionnaire responses are less than 100. N/A is shown where the base number of responses is less than 10 during the period. % is calculated as Quantity/Base number*100

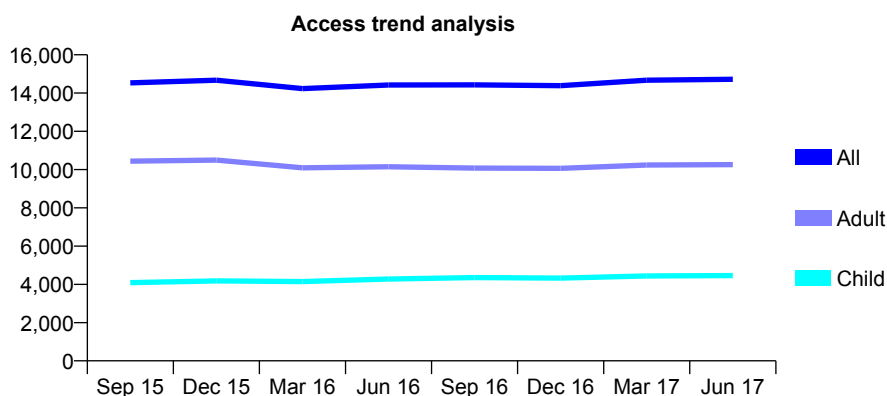
Q55 - Vital Signs At a Glance Contract Report for 126667/0001 - June 2017

Name or company name	Nationwide Healthcare - Normanton Road f
Contract type name	GDS Contract
Purpose of contract	General
Contract start date	17/02/2009
Contract end date	

17/18 Contracted general activity (UDA)	40,218
Carry forward general activity (UDA)	0
17/18 Contracted orthodontic activity (UOA)	0
Carry forward orthodontic activity (UOA)	0
Baseline contract value	£962,111.87

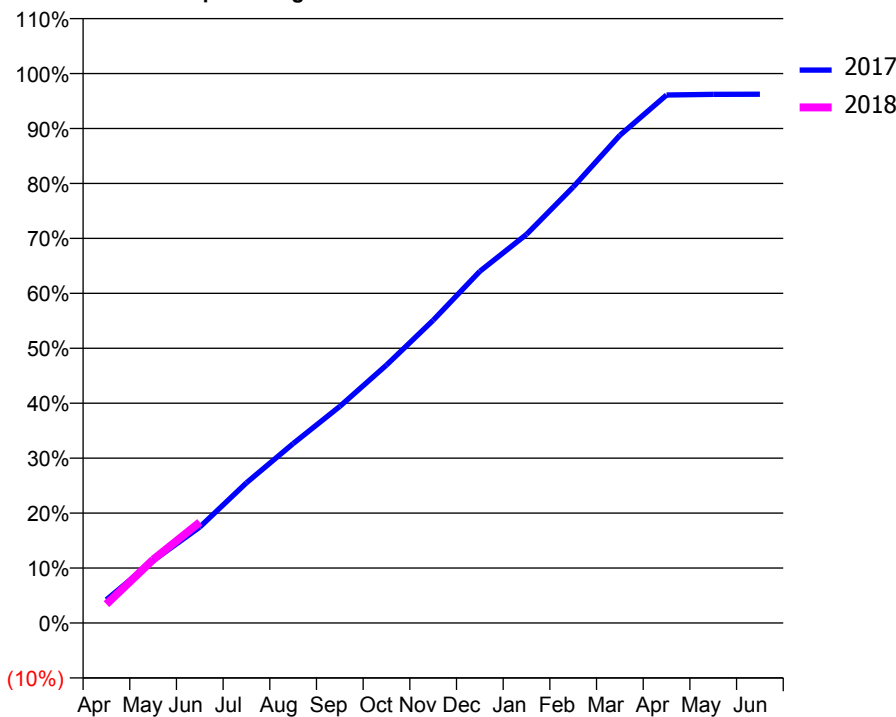
ACCESS*

Patients seen in 24 months	Total	Change since previous quarter
Quarter ending June 2016	14,424	
Quarter ending September 2016	14,428	→
Quarter ending December 2016	14,389	→
Quarter ending March 2017	14,670	→
Quarter ending June 2017	14,721	→
Variance since June 2016	2.1%	↑



ACTIVITY

Cumulative percentage of contracted UDA delivered 2017 & 2018



Month	Adjusted Scheduled Activity (UDA)	
	2017	2018
April	1,955	1,384
May	5,242	4,643
June	8,068	7,373
July	11,790	
August	15,091	
September	18,221	
October	21,698	
November	25,463	
December	29,577	
January	32,692	
February	36,669	
March	41,019	
April	44,413	
May	44,468	
June	44,471	

QUALITY

	Quantity	Base Number	Contract	AT	Region	England
% of FP17s for the same patient ID Re-attending within 3 months - Children	123	1,462	8.4%	10.7%	11.7%	12.0%
% of FP17s for the same patient ID Re-attending within 3 months - Adults	469	2,814	16.7%	14.1%	15.2%	16.0%
% of FP17s for the same patient ID Re-attending between 3 & 9 months - Children	763	1,462	52.2%	61.8%	59.1%	58.0%
% of FP17s for the same patient ID Re-attending between 3 & 9 months - Adults	1,144	2,814	40.7%	56.4%	52.2%	50.9%
% of FP17s for Band 1 Urgent Courses	254	3,006	8.4%	7.1%	7.9%	9.1%
% of FP17s Relating to Free Repair or Replacements	23	3,006	0.8%	0.8%	0.8%	0.8%
% of FP17s Relating to Continuations	63	3,006	2.1%	1.4%	1.1%	1.1%
% of Patients satisfied with the dentistry they have received	18	20	90.0%	91.4%	91.8%	91.7%
% of Patients satisfied with the time they had to wait for an appointment	16	20	80.0%	87.3%	88.4%	88.0%

* This is based on patients treated on this contract for their most recent course of treatment. Figures in italics indicate the base number of FP17s or Patient Questionnaire responses are less than 100. N/A is shown where the base number of responses is less than 10 during the period. % is calculated as Quantity/Base number*100

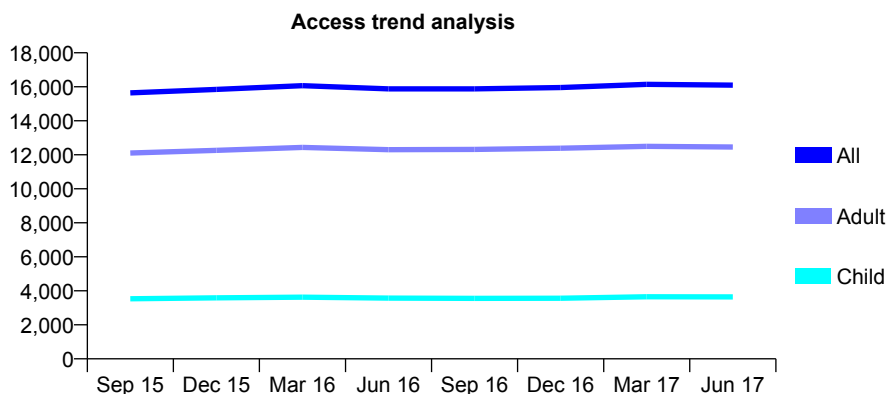
Q55 - Vital Signs At a Glance Contract Report for 127000/0001 - June 2017

Name or company name	Petrie Tucker & Partners Ltd
Contract type name	GDS Contract
Purpose of contract	General
Contract start date	01/04/2012
Contract end date	

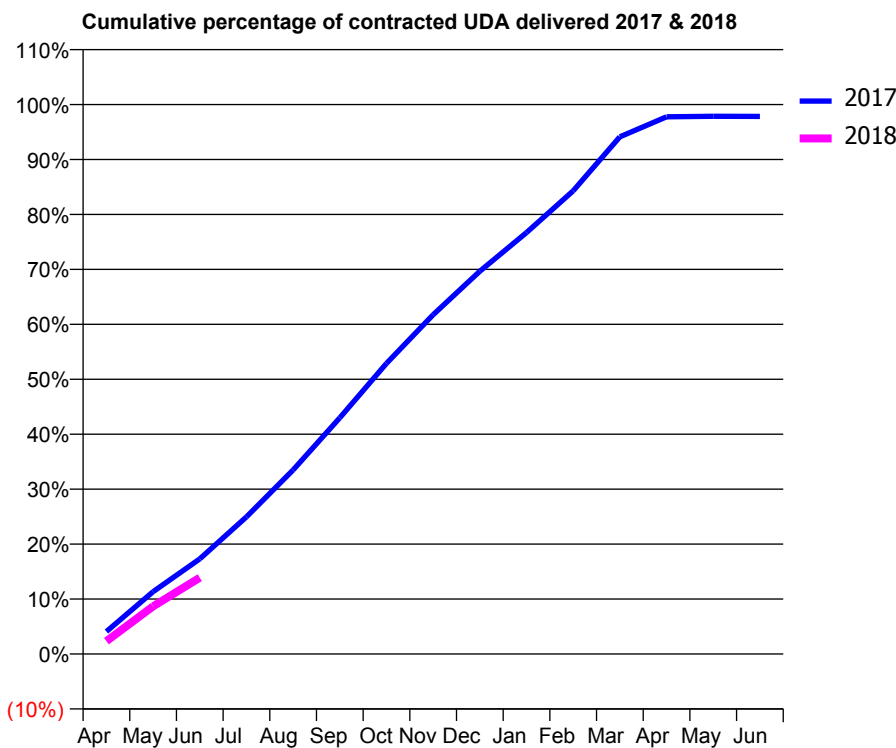
17/18 Contracted general activity (UDA)	52,324
Carry forward general activity (UDA)	0
17/18 Contracted orthodontic activity (UOA)	0
Carry forward orthodontic activity (UOA)	0
Baseline contract value	£1,219,635.61

ACCESS*

Patients seen in 24 months	Total	Change since previous quarter
Quarter ending June 2016	15,879	
Quarter ending September 2016	15,876	→
Quarter ending December 2016	15,954	→
Quarter ending March 2017	16,143	→
Quarter ending June 2017	16,097	→
Variance since June 2016	1.4%	→



ACTIVITY



Month	Adjusted Scheduled Activity (UDA)	
	2017	2018
April	1,825	1,227
May	5,056	4,544
June	7,711	7,275
July	11,112	
August	14,919	
September	19,141	
October	23,548	
November	27,488	
December	31,016	
January	34,146	
February	37,530	
March	41,910	
April	43,531	
May	43,568	
June	43,562	

QUALITY

	Quantity	Base Number	Contract	AT	Region	England
% of FP17s for the same patient ID Re-attending within 3 months - Children	63	1,043	6.0%	10.7%	11.7%	12.0%
% of FP17s for the same patient ID Re-attending within 3 months - Adults	385	3,238	11.9%	14.1%	15.2%	16.0%
% of FP17s for the same patient ID Re-attending between 3 & 9 months - Children	546	1,043	52.3%	61.8%	59.1%	58.0%
% of FP17s for the same patient ID Re-attending between 3 & 9 months - Adults	1,747	3,238	54.0%	56.4%	52.2%	50.9%
% of FP17s for Band 1 Urgent Courses	179	3,578	5.0%	7.1%	7.9%	9.1%
% of FP17s Relating to Free Repair or Replacements	19	3,578	0.5%	0.8%	0.8%	0.8%
% of FP17s Relating to Continuations	103	3,578	2.9%	1.4%	1.1%	1.1%
% of Patients satisfied with the dentistry they have received	15	19	78.9%	91.4%	91.8%	91.7%
% of Patients satisfied with the time they had to wait for an appointment	17	19	89.5%	87.3%	88.4%	88.0%

* This is based on patients treated on this contract for their most recent course of treatment. Figures in italics indicate the base number of FP17s or Patient Questionnaire responses are less than 100. N/A is shown where the base number of responses is less than 10 during the period. % is calculated as Quantity/Base number*100

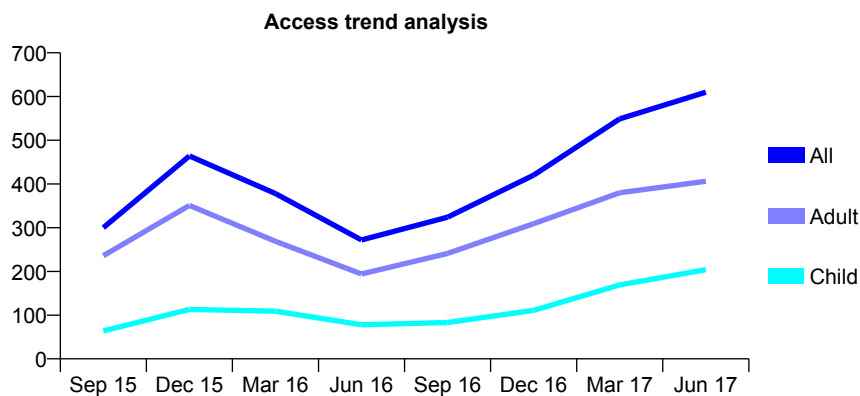
Q55 - Vital Signs At a Glance Contract Report for 128597/0001 - June 2017

Name or company name	Creswell Dental Limited
Contract type name	GDS Contract
Purpose of contract	General
Contract start date	01/07/2013
Contract end date	

17/18 Contracted general activity (UDA)	1,760
Carry forward general activity (UDA)	0
17/18 Contracted orthodontic activity (UOA)	0
Carry forward orthodontic activity (UOA)	0
Baseline contract value	£47,272.95

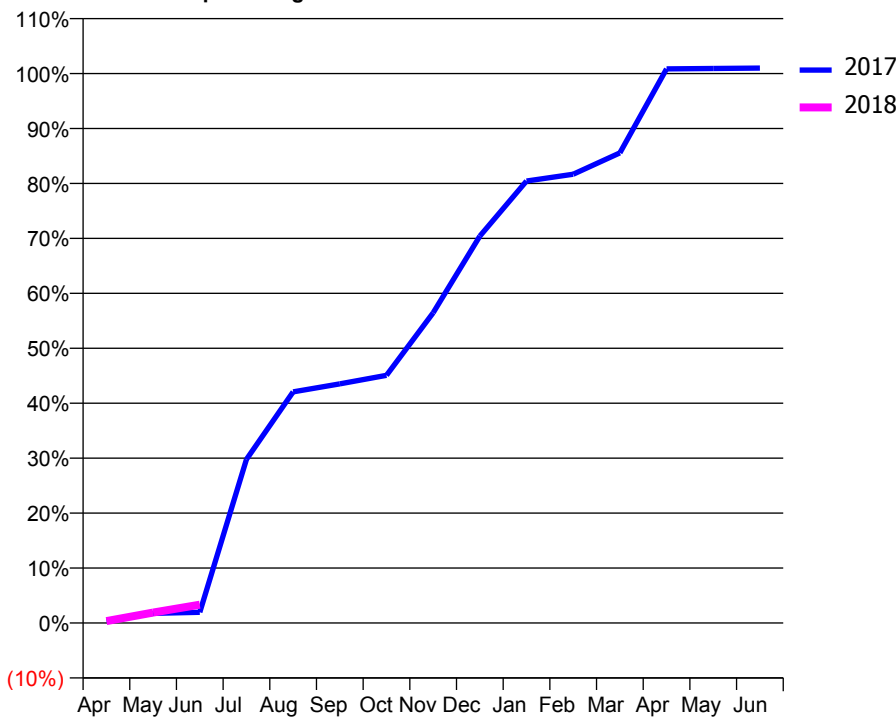
ACCESS*

Patients seen in 24 months	Total	Change since previous quarter
Quarter ending June 2016	272	
Quarter ending September 2016	324	↑
Quarter ending December 2016	420	↑
Quarter ending March 2017	549	↑
Quarter ending June 2017	610	↑
Variance since June 2016	124.3%	↑



ACTIVITY

Cumulative percentage of contracted UDA delivered 2017 & 2018



Month	Adjusted Scheduled Activity (UDA)	
	2017	2018
April	8	6
May	31	34
June	34	59
July	524	
August	740	
September	766	
October	793	
November	994	
December	1,239	
January	1,416	
February	1,437	
March	1,506	
April	1,775	
May	1,776	
June	1,777	

QUALITY

	Quantity	Base Number	Contract	AT	Region	England
% of FP17s for the same patient ID Re-attending within 3 months - Children	8	83	9.6%	10.7%	11.7%	12.0%
% of FP17s for the same patient ID Re-attending within 3 months - Adults	7	159	4.4%	14.1%	15.2%	16.0%
% of FP17s for the same patient ID Re-attending between 3 & 9 months - Children	5	83	6.0%	61.8%	59.1%	58.0%
% of FP17s for the same patient ID Re-attending between 3 & 9 months - Adults	9	159	5.7%	56.4%	52.2%	50.9%
% of FP17s for Band 1 Urgent Courses	48	49	98.0%	7.1%	7.9%	9.1%
% of FP17s Relating to Free Repair or Replacements	0	49	0.0%	0.8%	0.8%	0.8%
% of FP17s Relating to Continuations	0	49	0.0%	1.4%	1.1%	1.1%
% of Patients satisfied with the dentistry they have received	0	0	N/A	91.4%	91.8%	91.7%
% of Patients satisfied with the time they had to wait for an appointment	0	0	N/A	87.3%	88.4%	88.0%

* This is based on patients treated on this contract for their most recent course of treatment. Figures in italics indicate the base number of FP17s or Patient Questionnaire responses are less than 100. N/A is shown where the base number of responses is less than 10 during the period. % is calculated as Quantity/Base number*100

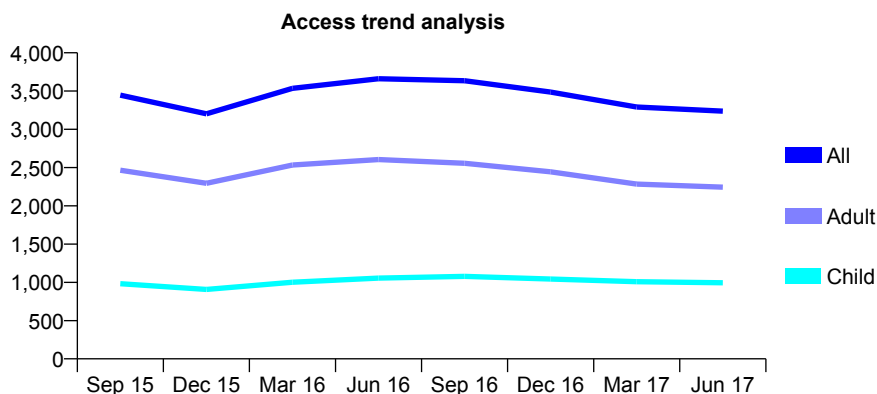
Q55 - Vital Signs At a Glance Contract Report for 128597/0002 - June 2017

Name or company name	Creswell Dental Limited
Contract type name	GDS Contract
Purpose of contract	General
Contract start date	01/07/2013
Contract end date	

17/18 Contracted general activity (UDA)	10,000
Carry forward general activity (UDA)	0
17/18 Contracted orthodontic activity (UOA)	0
Carry forward orthodontic activity (UOA)	0
Baseline contract value	£376,159.94

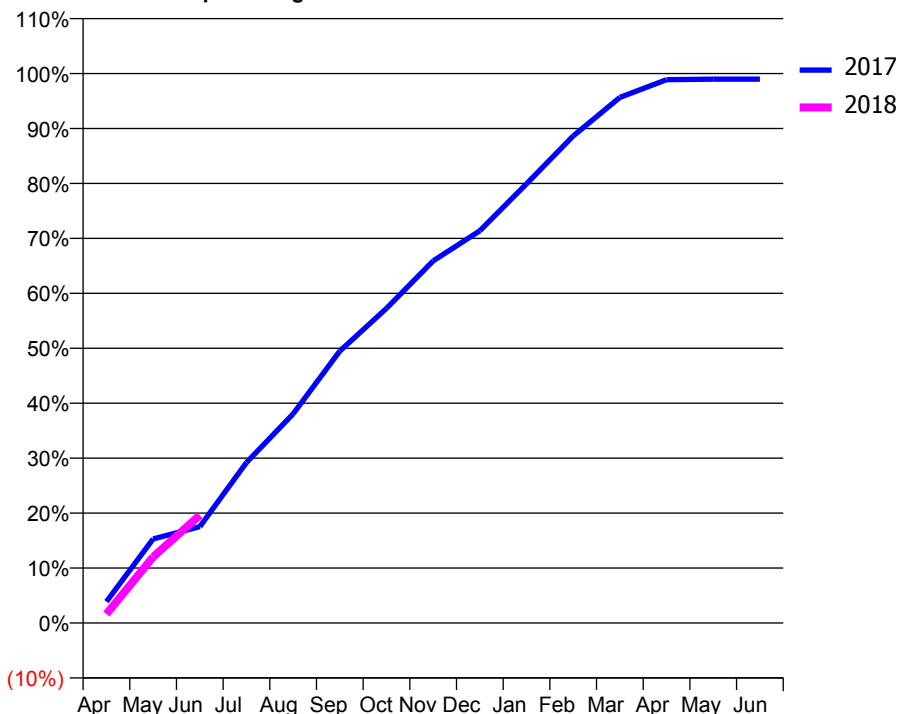
ACCESS*

Patients seen in 24 months	Total	Change since previous quarter
Quarter ending June 2016	3,661	
Quarter ending September 2016	3,634	→
Quarter ending December 2016	3,487	↓
Quarter ending March 2017	3,292	↓
Quarter ending June 2017	3,238	↓
Variance since June 2016	(11.6%)	↓



ACTIVITY

Cumulative percentage of contracted UDA delivered 2017 & 2018



Adjusted Scheduled Activity (UDA)

Month	2017	2018
April	389	163
May	1,529	1,203
June	1,753	1,963
July	2,920	
August	3,806	
September	4,949	
October	5,726	
November	6,590	
December	7,139	
January	7,992	
February	8,862	
March	9,565	
April	9,887	
May	9,898	
June	9,898	

QUALITY

	Quantity	Base Number	Contract	AT	Region	England
% of FP17s for the same patient ID Re-attending within 3 months - Children	25	382	6.5%	10.7%	11.7%	12.0%
% of FP17s for the same patient ID Re-attending within 3 months - Adults	62	804	7.7%	14.1%	15.2%	16.0%
% of FP17s for the same patient ID Re-attending between 3 & 9 months - Children	196	382	51.3%	61.8%	59.1%	58.0%
% of FP17s for the same patient ID Re-attending between 3 & 9 months - Adults	411	804	51.1%	56.4%	52.2%	50.9%
% of FP17s for Band 1 Urgent Courses	3	1,065	0.3%	7.1%	7.9%	9.1%
% of FP17s Relating to Free Repair or Replacements	10	1,065	0.9%	0.8%	0.8%	0.8%
% of FP17s Relating to Continuations	27	1,065	2.5%	1.4%	1.1%	1.1%
% of Patients satisfied with the dentistry they have received	2	3	N/A	91.4%	91.8%	91.7%
% of Patients satisfied with the time they had to wait for an appointment	3	3	N/A	87.3%	88.4%	88.0%

* This is based on patients treated on this contract for their most recent course of treatment. Figures in italics indicate the base number of FP17s or Patient Questionnaire responses are less than 100. N/A is shown where the base number of responses is less than 10 during the period. % is calculated as Quantity/Base number*100

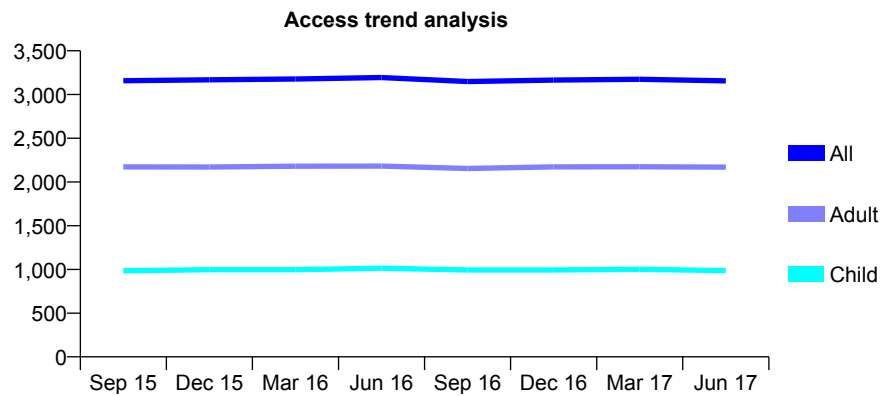
Q55 - Vital Signs At a Glance Contract Report for 131806/0001 - June 2017

Name or company name	Wollaton Dental Care
Contract type name	GDS Contract
Purpose of contract	General
Contract start date	01/04/2006
Contract end date	

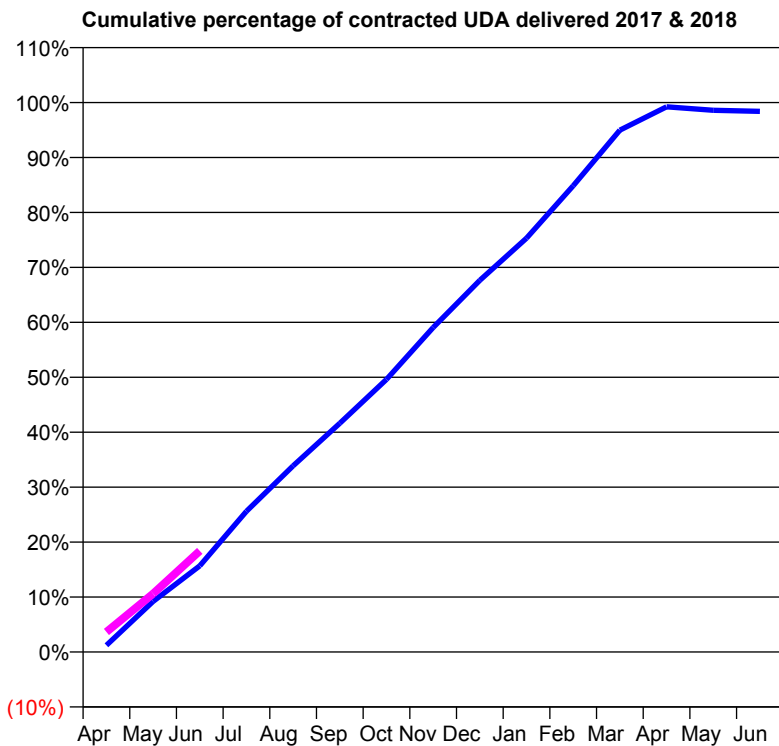
17/18 Contracted general activity (UDA)	9,356
Carry forward general activity (UDA)	0
17/18 Contracted orthodontic activity (UOA)	0
Carry forward orthodontic activity (UOA)	0
Baseline contract value	£210,161.27

ACCESS*

Patients seen in 24 months	Total	Change since previous quarter
Quarter ending June 2016	3,194	
Quarter ending September 2016	3,148	↓
Quarter ending December 2016	3,166	→
Quarter ending March 2017	3,175	→
Quarter ending June 2017	3,156	→
Variance since June 2016	(1.2%)	↓



ACTIVITY



Month	Adjusted Scheduled Activity (UDA)	
	2017	2018
April	115	342
May	861	993
June	1,468	1,723
July	2,397	
August	3,170	
September	3,895	
October	4,641	
November	5,525	
December	6,329	
January	7,046	
February	7,939	
March	8,885	
April	9,283	
May	9,223	
June	9,206	

QUALITY

	Quantity	Base Number	Contract	AT	Region	England
% of FP17s for the same patient ID Re-attending within 3 months - Children	29	375	7.7%	10.7%	11.7%	12.0%
% of FP17s for the same patient ID Re-attending within 3 months - Adults	136	702	19.4%	14.1%	15.2%	16.0%
% of FP17s for the same patient ID Re-attending between 3 & 9 months - Children	245	375	65.3%	61.8%	59.1%	58.0%
% of FP17s for the same patient ID Re-attending between 3 & 9 months - Adults	398	702	56.7%	56.4%	52.2%	50.9%
% of FP17s for Band 1 Urgent Courses	60	937	6.4%	7.1%	7.9%	9.1%
% of FP17s Relating to Free Repair or Replacements	4	937	0.4%	0.8%	0.8%	0.8%
% of FP17s Relating to Continuations	20	937	2.1%	1.4%	1.1%	1.1%
% of Patients satisfied with the dentistry they have received	5	6	N/A	91.4%	91.8%	91.7%
% of Patients satisfied with the time they had to wait for an appointment	6	6	N/A	87.3%	88.4%	88.0%

* This is based on patients treated on this contract for their most recent course of treatment. Figures in italics indicate the base number of FP17s or Patient Questionnaire responses are less than 100. N/A is shown where the base number of responses is less than 10 during the period. % is calculated as Quantity/Base number*100

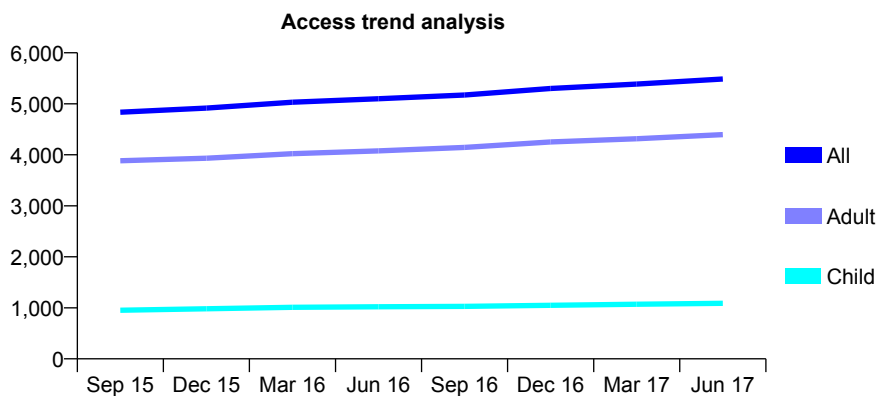
Q55 - Vital Signs At a Glance Contract Report for 131997/0001 - June 2017

Name or company name	Treeline Dental Care
Contract type name	GDS Contract
Purpose of contract	General
Contract start date	01/08/2010
Contract end date	

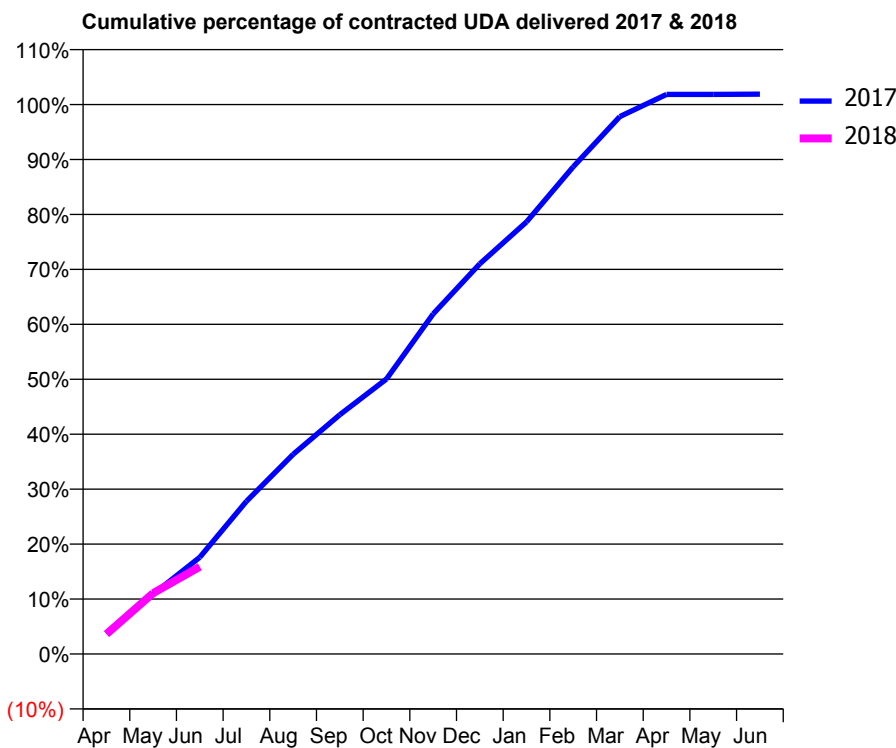
17/18 Contracted general activity (UDA)	14,556
Carry forward general activity (UDA)	0
17/18 Contracted orthodontic activity (UOA)	0
Carry forward orthodontic activity (UOA)	0
Baseline contract value	£343,712.27

ACCESS*

Patients seen in 24 months	Total	Change since previous quarter
Quarter ending June 2016	5,099	
Quarter ending September 2016	5,173	→
Quarter ending December 2016	5,300	↑
Quarter ending March 2017	5,387	→
Quarter ending June 2017	5,485	→
Variance since June 2016	7.6%	↑



ACTIVITY



Month	Adjusted Scheduled Activity (UDA)	
	2017	2018
April	517	526
May	1,468	1,613
June	2,375	2,311
July	3,751	
August	4,906	
September	5,879	
October	6,756	
November	8,357	
December	9,587	
January	10,617	
February	11,968	
March	13,205	
April	13,748	
May	13,748	
June	13,754	

QUALITY

	Quantity	Base Number	Contract	AT	Region	England
% of FP17s for the same patient ID Re-attending within 3 months - Children	22	345	6.4%	10.7%	11.7%	12.0%
% of FP17s for the same patient ID Re-attending within 3 months - Adults	176	1,284	13.7%	14.1%	15.2%	16.0%
% of FP17s for the same patient ID Re-attending between 3 & 9 months - Children	191	345	55.4%	61.8%	59.1%	58.0%
% of FP17s for the same patient ID Re-attending between 3 & 9 months - Adults	741	1,284	57.7%	56.4%	52.2%	50.9%
% of FP17s for Band 1 Urgent Courses	49	1,171	4.2%	7.1%	7.9%	9.1%
% of FP17s Relating to Free Repair or Replacements	13	1,171	1.1%	0.8%	0.8%	0.8%
% of FP17s Relating to Continuations	28	1,171	2.4%	1.4%	1.1%	1.1%
% of Patients satisfied with the dentistry they have received	26	29	89.7%	91.4%	91.8%	91.7%
% of Patients satisfied with the time they had to wait for an appointment	22	29	75.9%	87.3%	88.4%	88.0%

* This is based on patients treated on this contract for their most recent course of treatment. Figures in italics indicate the base number of FP17s or Patient Questionnaire responses are less than 100. N/A is shown where the base number of responses is less than 10 during the period. % is calculated as Quantity/Base number*100

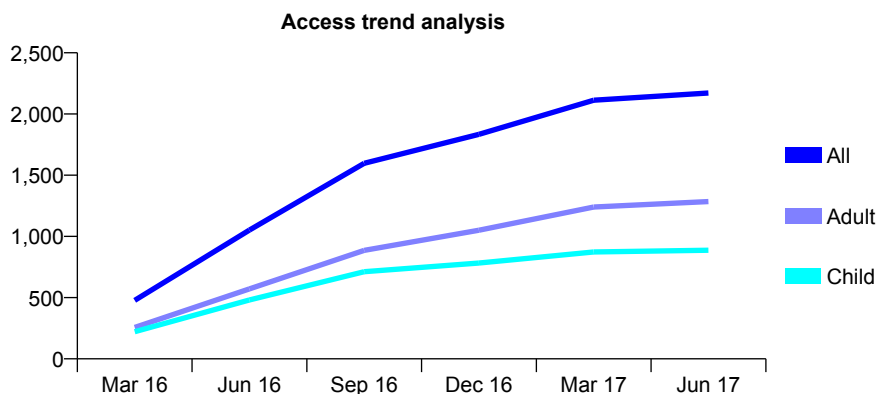
Q55 - Vital Signs At a Glance Contract Report for 133477/0001 - June 2017

Name or company name	Eckington One Partnership
Contract type name	GDS Contract
Purpose of contract	General
Contract start date	01/02/2016
Contract end date	

17/18 Contracted general activity (UDA)	7,300
Carry forward general activity (UDA)	0
17/18 Contracted orthodontic activity (UOA)	0
Carry forward orthodontic activity (UOA)	0
Baseline contract value	£169,712.00

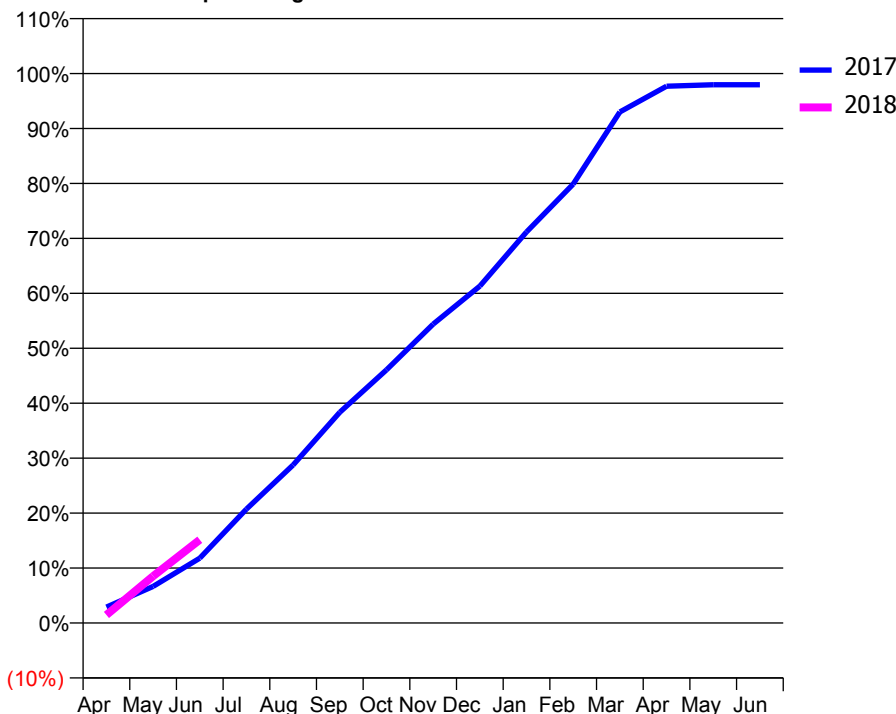
ACCESS*

Patients seen in 24 months	Total	Change since previous quarter
Quarter ending June 2016	1,052	
Quarter ending September 2016	1,598	↑
Quarter ending December 2016	1,834	↑
Quarter ending March 2017	2,113	↑
Quarter ending June 2017	2,172	↑
Variance since June 2016	106.5%	↑



ACTIVITY

Cumulative percentage of contracted UDA delivered 2017 & 2018



Month	Adjusted Scheduled Activity (UDA)	
	2017	2018
April	212	106
May	486	622
June	861	1,106
July	1,514	
August	2,100	
September	2,799	
October	3,363	
November	3,971	
December	4,476	
January	5,194	
February	5,830	
March	6,789	
April	7,131	
May	7,151	
June	7,151	

QUALITY

	Quantity	Base Number	Contract	AT	Region	England
% of FP17s for the same patient ID Re-attending within 3 months - Children	26	316	8.2%	10.7%	11.7%	12.0%
% of FP17s for the same patient ID Re-attending within 3 months - Adults	97	469	20.7%	14.1%	15.2%	16.0%
% of FP17s for the same patient ID Re-attending between 3 & 9 months - Children	210	316	66.5%	61.8%	59.1%	58.0%
% of FP17s for the same patient ID Re-attending between 3 & 9 months - Adults	287	469	61.2%	56.4%	52.2%	50.9%
% of FP17s for Band 1 Urgent Courses	27	631	4.3%	7.1%	7.9%	9.1%
% of FP17s Relating to Free Repair or Replacements	7	631	1.1%	0.8%	0.8%	0.8%
% of FP17s Relating to Continuations	5	631	0.8%	1.4%	1.1%	1.1%
% of Patients satisfied with the dentistry they have received	2	2	N/A	91.4%	91.8%	91.7%
% of Patients satisfied with the time they had to wait for an appointment	1	2	N/A	87.3%	88.4%	88.0%

* This is based on patients treated on this contract for their most recent course of treatment. Figures in italics indicate the base number of FP17s or Patient Questionnaire responses are less than 100. N/A is shown where the base number of responses is less than 10 during the period. % is calculated as Quantity/Base number*100

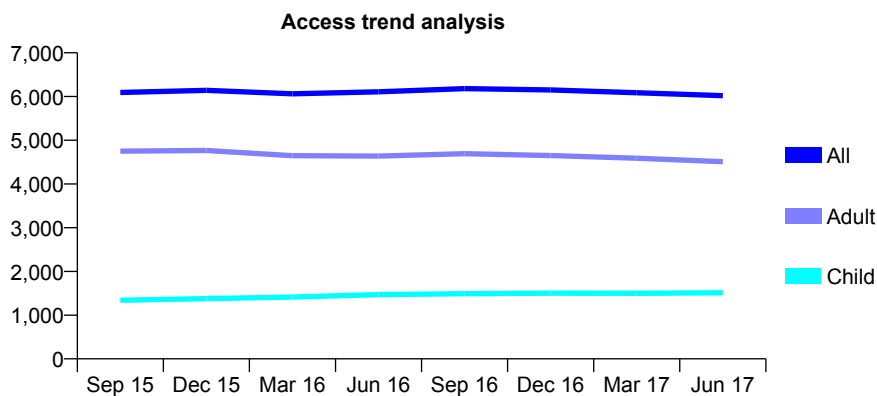
Q55 - Vital Signs At a Glance Contract Report for 134406/0001 - June 2017

Name or company name	Ice Surgeries Limited
Contract type name	GDS Contract
Purpose of contract	General
Contract start date	01/09/2009
Contract end date	

17/18 Contracted general activity (UDA)	14,000
Carry forward general activity (UDA)	0
17/18 Contracted orthodontic activity (UOA)	0
Carry forward orthodontic activity (UOA)	0
Baseline contract value	£321,861.49

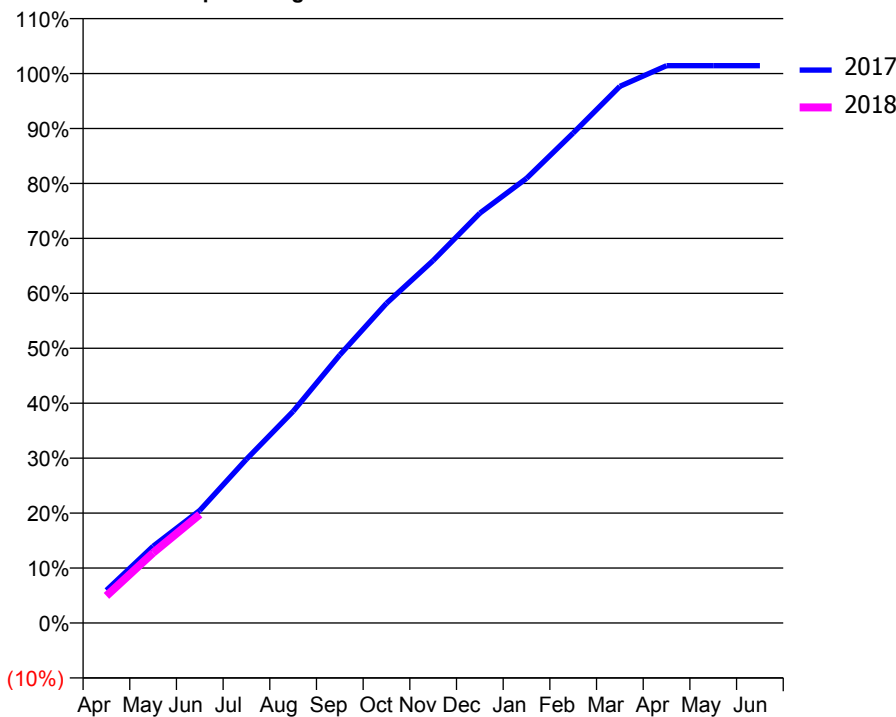
ACCESS*

Patients seen in 24 months	Total	Change since previous quarter
Quarter ending June 2016	6,107	
Quarter ending September 2016	6,182	→
Quarter ending December 2016	6,151	→
Quarter ending March 2017	6,087	↓
Quarter ending June 2017	6,020	↓
Variance since June 2016	(1.4%)	↓



ACTIVITY

Cumulative percentage of contracted UDA delivered 2017 & 2018



Month	Adjusted Scheduled Activity (UDA)	
	2017	2018
April	833	692
May	1,956	1,787
June	2,868	2,766
July	4,172	
August	5,395	
September	6,829	
October	8,144	
November	9,236	
December	10,443	
January	11,328	
February	12,485	
March	13,674	
April	14,199	
May	14,199	
June	14,199	

QUALITY

	Quantity	Base Number	Contract	AT	Region	England
% of FP17s for the same patient ID Re-attending within 3 months - Children	34	554	6.1%	10.7%	11.7%	12.0%
% of FP17s for the same patient ID Re-attending within 3 months - Adults	140	1,453	9.6%	14.1%	15.2%	16.0%
% of FP17s for the same patient ID Re-attending between 3 & 9 months - Children	348	554	62.8%	61.8%	59.1%	58.0%
% of FP17s for the same patient ID Re-attending between 3 & 9 months - Adults	909	1,453	62.6%	56.4%	52.2%	50.9%
% of FP17s for Band 1 Urgent Courses	64	1,632	3.9%	7.1%	7.9%	9.1%
% of FP17s Relating to Free Repair or Replacements	16	1,632	1.0%	0.8%	0.8%	0.8%
% of FP17s Relating to Continuations	20	1,632	1.2%	1.4%	1.1%	1.1%
% of Patients satisfied with the dentistry they have received	2	2	N/A	91.4%	91.8%	91.7%
% of Patients satisfied with the time they had to wait for an appointment	2	2	N/A	87.3%	88.4%	88.0%

* This is based on patients treated on this contract for their most recent course of treatment. Figures in italics indicate the base number of FP17s or Patient Questionnaire responses are less than 100. N/A is shown where the base number of responses is less than 10 during the period. % is calculated as Quantity/Base number*100

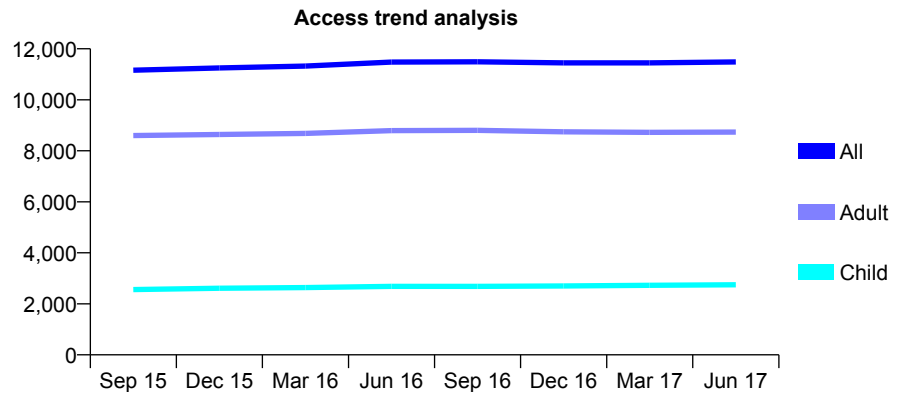
Q55 - Vital Signs At a Glance Contract Report for 134678/0001 - June 2017

Name or company name	IDH Mansfield Limited
Contract type name	GDS Contract
Purpose of contract	General
Contract start date	01/02/2008
Contract end date	

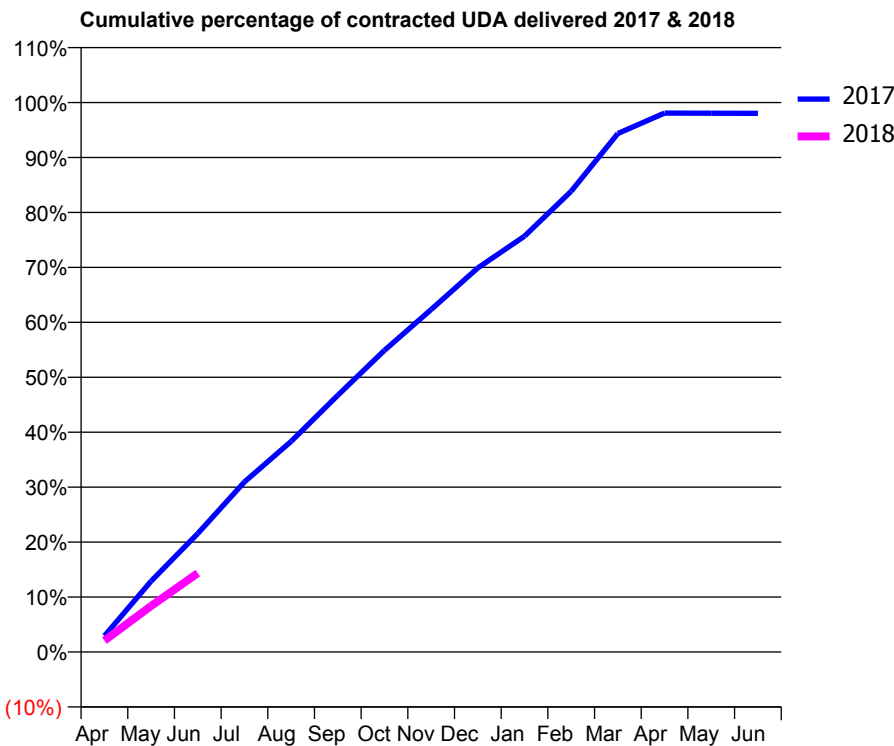
17/18 Contracted general activity (UDA)	33,500
Carry forward general activity (UDA)	0
17/18 Contracted orthodontic activity (UOA)	0
Carry forward orthodontic activity (UOA)	0
Baseline contract value	£811,033.18

ACCESS*

Patients seen in 24 months	Total	Change since previous quarter
Quarter ending June 2016	11,478	
Quarter ending September 2016	11,490	→
Quarter ending December 2016	11,446	→
Quarter ending March 2017	11,447	→
Quarter ending June 2017	11,483	→
Variance since June 2016	0.0%	→



ACTIVITY



Month	Adjusted Scheduled Activity (UDA)	
	2017	2018
April	835	694
May	3,675	2,810
June	6,146	4,810
July	8,824	
August	10,923	
September	13,314	
October	15,648	
November	17,767	
December	19,925	
January	21,569	
February	23,901	
March	26,891	
April	27,953	
May	27,947	
June	27,937	

QUALITY

	Quantity	Base Number	Contract	AT	Region	England
% of FP17s for the same patient ID Re-attending within 3 months - Children	39	759	5.1%	10.7%	11.7%	12.0%
% of FP17s for the same patient ID Re-attending within 3 months - Adults	184	2,257	8.2%	14.1%	15.2%	16.0%
% of FP17s for the same patient ID Re-attending between 3 & 9 months - Children	424	759	55.9%	61.8%	59.1%	58.0%
% of FP17s for the same patient ID Re-attending between 3 & 9 months - Adults	1,313	2,257	58.2%	56.4%	52.2%	50.9%
% of FP17s for Band 1 Urgent Courses	83	2,528	3.3%	7.1%	7.9%	9.1%
% of FP17s Relating to Free Repair or Replacements	5	2,528	0.2%	0.8%	0.8%	0.8%
% of FP17s Relating to Continuations	58	2,528	2.3%	1.4%	1.1%	1.1%
% of Patients satisfied with the dentistry they have received	8	11	72.7%	91.4%	91.8%	91.7%
% of Patients satisfied with the time they had to wait for an appointment	6	11	54.5%	87.3%	88.4%	88.0%

* This is based on patients treated on this contract for their most recent course of treatment. Figures in italics indicate the base number of FP17s or Patient Questionnaire responses are less than 100. N/A is shown where the base number of responses is less than 10 during the period. % is calculated as Quantity/Base number*100

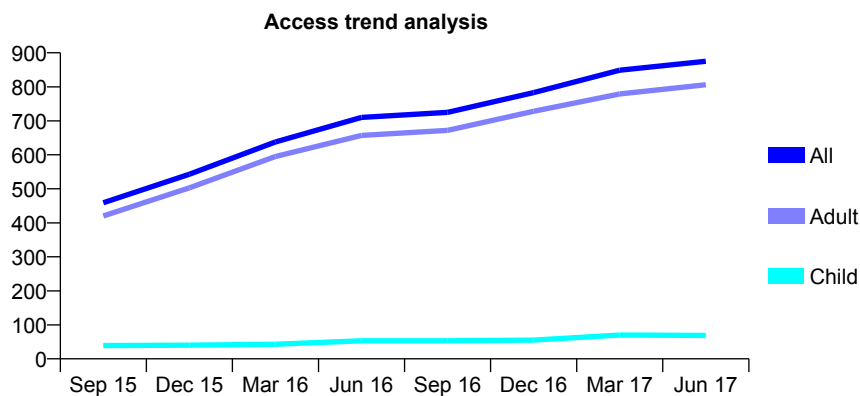
Q55 - Vital Signs At a Glance Contract Report for 135267/0001 - June 2017

Name or company name	Dr D Iliadis and Dr C Hancock
Contract type name	GDS Contract
Purpose of contract	General
Contract start date	01/06/2014
Contract end date	

17/18 Contracted general activity (UDA)	2,340
Carry forward general activity (UDA)	0
17/18 Contracted orthodontic activity (UOA)	0
Carry forward orthodontic activity (UOA)	0
Baseline contract value	£56,932.41

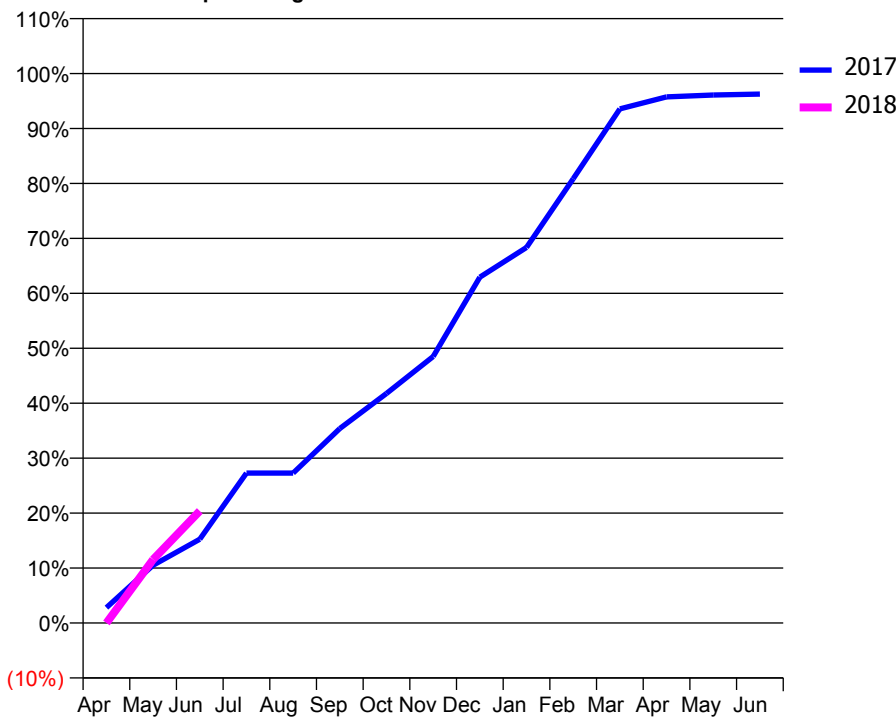
ACCESS*

Patients seen in 24 months	Total	Change since previous quarter
Quarter ending June 2016	710	
Quarter ending September 2016	725	↑
Quarter ending December 2016	783	↑
Quarter ending March 2017	849	↑
Quarter ending June 2017	875	↑
Variance since June 2016	23.2%	↑



ACTIVITY

Cumulative percentage of contracted UDA delivered 2017 & 2018



Month	Adjusted Scheduled Activity (UDA)	
	2017	2018
April	65	0
May	246	270
June	357	477
July	638	
August	638	
September	828	
October	977	
November	1,135	
December	1,473	
January	1,599	
February	1,892	
March	2,189	
April	2,240	
May	2,248	
June	2,252	

QUALITY

	Quantity	Base Number	Contract	AT	Region	England
% of FP17s for the same patient ID Re-attending within 3 months - Children	1	14	7.1%	10.7%	11.7%	12.0%
% of FP17s for the same patient ID Re-attending within 3 months - Adults	24	236	10.2%	14.1%	15.2%	16.0%
% of FP17s for the same patient ID Re-attending between 3 & 9 months - Children	6	14	42.9%	61.8%	59.1%	58.0%
% of FP17s for the same patient ID Re-attending between 3 & 9 months - Adults	120	236	50.8%	56.4%	52.2%	50.9%
% of FP17s for Band 1 Urgent Courses	25	205	12.2%	7.1%	7.9%	9.1%
% of FP17s Relating to Free Repair or Replacements	0	205	0.0%	0.8%	0.8%	0.8%
% of FP17s Relating to Continuations	0	205	0.0%	1.4%	1.1%	1.1%
% of Patients satisfied with the dentistry they have received	4	4	N/A	91.4%	91.8%	91.7%
% of Patients satisfied with the time they had to wait for an appointment	3	4	N/A	87.3%	88.4%	88.0%

* This is based on patients treated on this contract for their most recent course of treatment. Figures in italics indicate the base number of FP17s or Patient Questionnaire responses are less than 100. N/A is shown where the base number of responses is less than 10 during the period. % is calculated as Quantity/Base number*100

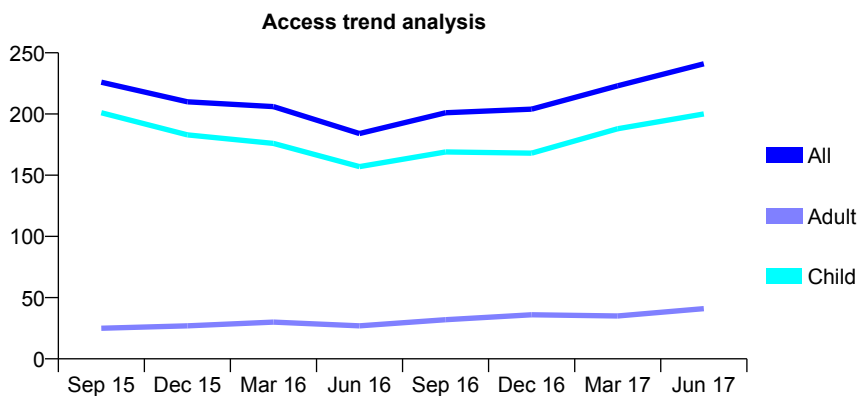
Q55 - Vital Signs At a Glance Contract Report for 135372/0001 - June 2017

Name or company name	No.1 The Orthodontic Specialists
Contract type name	GDS Contract
Purpose of contract	General and Orthodontic
Contract start date	14/12/2012
Contract end date	

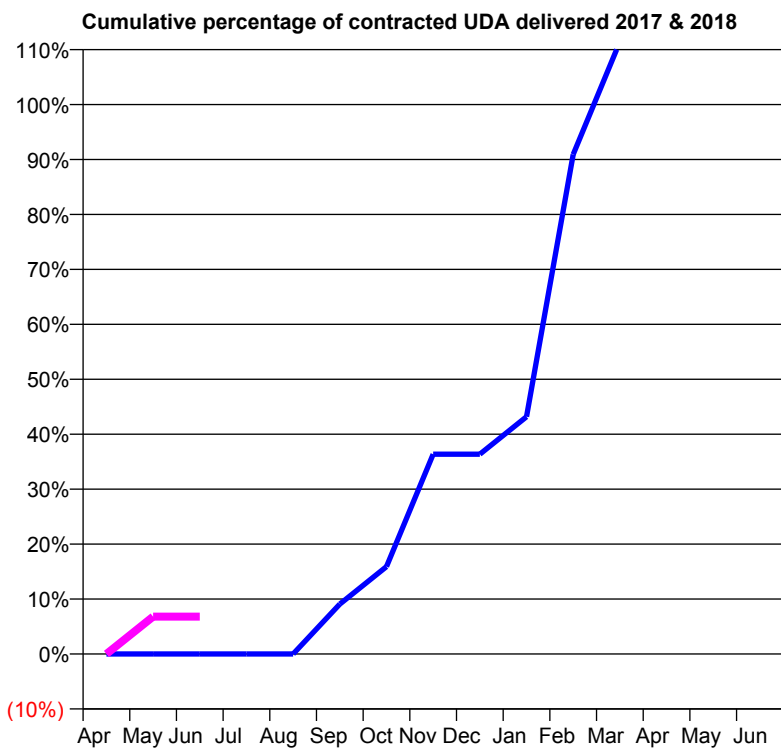
17/18 Contracted general activity (UDA)	44
Carry forward general activity (UDA)	0
17/18 Contracted orthodontic activity (UOA)	3,438
Carry forward orthodontic activity (UOA)	0
Baseline contract value	£231,169.07

ACCESS*

Patients seen in 24 months	Total	Change since previous quarter
Quarter ending June 2016	184	
Quarter ending September 2016	201	↑
Quarter ending December 2016	204	→
Quarter ending March 2017	223	↑
Quarter ending June 2017	241	↑
Variance since June 2016	31.0%	↑



ACTIVITY



Month	Adjusted Scheduled Activity (UDA)	
	2017	2018
April	0	0
May	0	3
June	0	3
July	0	
August	0	
September	4	
October	7	
November	16	
December	16	
January	19	
February	40	
March	49	
April	49	
May	49	
June	49	

QUALITY

	Quantity	Base Number	Contract	AT	Region	England
% of FP17s for the same patient ID Re-attending within 3 months - Children	0	180	0.0%	10.7%	11.7%	12.0%
% of FP17s for the same patient ID Re-attending within 3 months - Adults	0	3	0.0%	14.1%	15.2%	16.0%
% of FP17s for the same patient ID Re-attending between 3 & 9 months - Children	2	180	1.1%	61.8%	59.1%	58.0%
% of FP17s for the same patient ID Re-attending between 3 & 9 months - Adults	0	3	0.0%	56.4%	52.2%	50.9%
% of FP17s for Band 1 Urgent Courses	0	1	0.0%	7.1%	7.9%	9.1%
% of FP17s Relating to Free Repair or Replacements	0	1	0.0%	0.8%	0.8%	0.8%
% of FP17s Relating to Continuations	0	1	0.0%	1.4%	1.1%	1.1%
% of Patients satisfied with the dentistry they have received	0	0	N/A	91.4%	91.8%	91.7%
% of Patients satisfied with the time they had to wait for an appointment	0	0	N/A	87.3%	88.4%	88.0%

* This is based on patients treated on this contract for their most recent course of treatment. Figures in italics indicate the base number of FP17s or Patient Questionnaire responses are less than 100. N/A is shown where the base number of responses is less than 10 during the period. % is calculated as Quantity/Base number*100

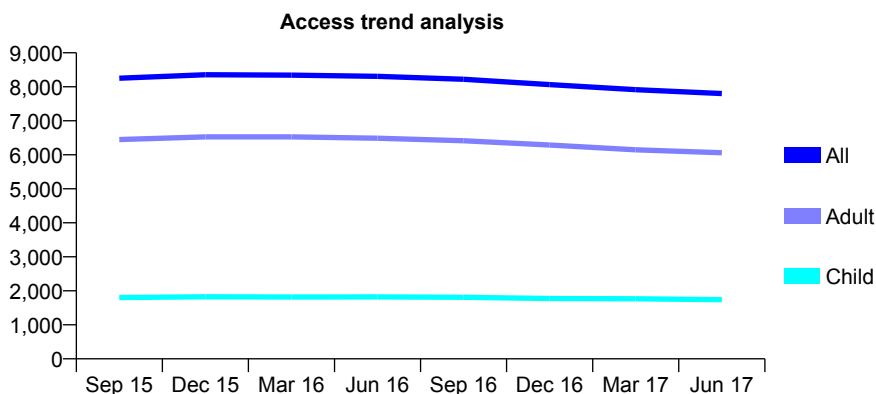
Q55 - Vital Signs At a Glance Contract Report for 136654/0001 - June 2017

Name or company name	Dentichек Ltd
Contract type name	GDS Contract
Purpose of contract	General
Contract start date	01/04/2009
Contract end date	

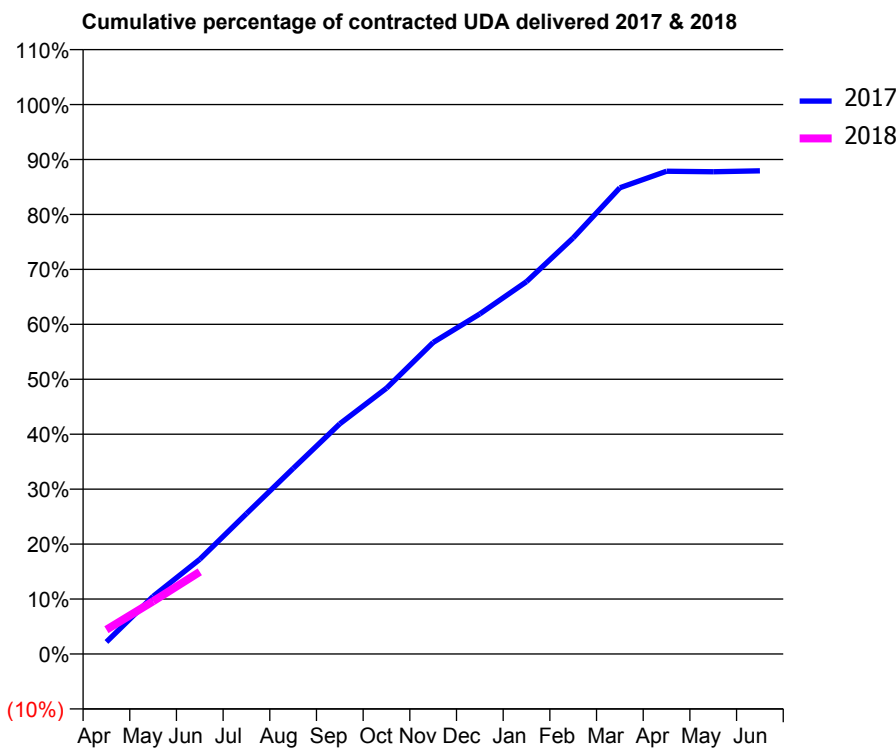
17/18 Contracted general activity (UDA)	23,894
Carry forward general activity (UDA)	0
17/18 Contracted orthodontic activity (UOA)	0
Carry forward orthodontic activity (UOA)	0
Baseline contract value	£557,474.70

ACCESS*

Patients seen in 24 months	Total	Change since previous quarter
Quarter ending June 2016	8,308	
Quarter ending September 2016	8,222	↓
Quarter ending December 2016	8,063	↓
Quarter ending March 2017	7,914	↓
Quarter ending June 2017	7,800	↓
Variance since June 2016	(6.1%)	↓



ACTIVITY



Month	Adjusted Scheduled Activity (UDA)	
	2017	2018
April	516	1,055
May	2,466	2,295
June	4,052	3,576
July	6,001	
August	7,935	
September	9,844	
October	11,367	
November	13,327	
December	14,543	
January	15,928	
February	17,793	
March	19,938	
April	20,646	
May	20,626	
June	20,662	

QUALITY

	Quantity	Base Number	Contract	AT	Region	England
% of FP17s for the same patient ID Re-attending within 3 months - Children	92	532	17.3%	10.7%	11.7%	12.0%
% of FP17s for the same patient ID Re-attending within 3 months - Adults	194	1,618	12.0%	14.1%	15.2%	16.0%
% of FP17s for the same patient ID Re-attending between 3 & 9 months - Children	279	532	52.4%	61.8%	59.1%	58.0%
% of FP17s for the same patient ID Re-attending between 3 & 9 months - Adults	976	1,618	60.3%	56.4%	52.2%	50.9%
% of FP17s for Band 1 Urgent Courses	155	1,801	8.6%	7.1%	7.9%	9.1%
% of FP17s Relating to Free Repair or Replacements	32	1,801	1.8%	0.8%	0.8%	0.8%
% of FP17s Relating to Continuations	7	1,801	0.4%	1.4%	1.1%	1.1%
% of Patients satisfied with the dentistry they have received	16	17	94.1%	91.4%	91.8%	91.7%
% of Patients satisfied with the time they had to wait for an appointment	16	17	94.1%	87.3%	88.4%	88.0%

* This is based on patients treated on this contract for their most recent course of treatment. Figures in italics indicate the base number of FP17s or Patient Questionnaire responses are less than 100. N/A is shown where the base number of responses is less than 10 during the period. % is calculated as Quantity/Base number*100

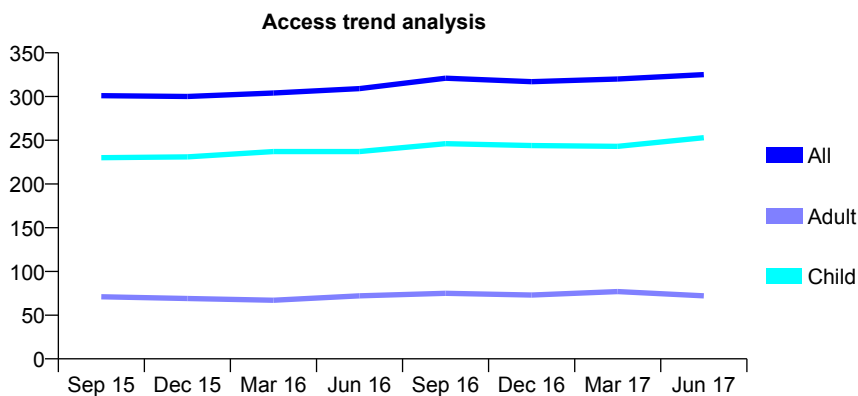
Q55 - Vital Signs At a Glance Contract Report for 137553/0001 - June 2017

Name or company name	Ruddington Dental Practice
Contract type name	GDS Contract
Purpose of contract	General
Contract start date	01/08/2013
Contract end date	

17/18 Contracted general activity (UDA)	600
Carry forward general activity (UDA)	0
17/18 Contracted orthodontic activity (UOA)	0
Carry forward orthodontic activity (UOA)	0
Baseline contract value	£15,447.15

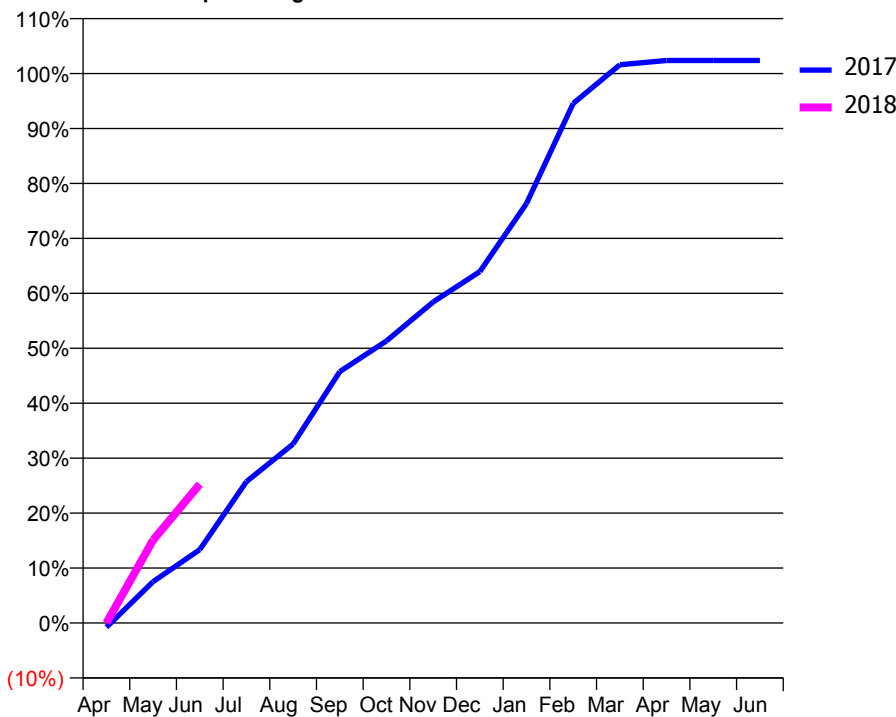
ACCESS*

Patients seen in 24 months	Total	Change since previous quarter
Quarter ending June 2016	309	
Quarter ending September 2016	321	↑
Quarter ending December 2016	317	↓
Quarter ending March 2017	320	→
Quarter ending June 2017	325	→
Variance since June 2016	5.2%	↑



ACTIVITY

Cumulative percentage of contracted UDA delivered 2017 & 2018



Month	Adjusted Scheduled Activity (UDA)	
	2017	2018
April	-5	0
May	45	91
June	80	152
July	154	
August	195	
September	275	
October	308	
November	351	
December	384	
January	458	
February	567	
March	610	
April	614	
May	614	
June	614	

QUALITY

	Quantity	Base Number	Contract	AT	Region	England
% of FP17s for the same patient ID Re-attending within 3 months - Children	5	100	5.0%	10.7%	11.7%	12.0%
% of FP17s for the same patient ID Re-attending within 3 months - Adults	2	19	<i>10.5%</i>	14.1%	15.2%	16.0%
% of FP17s for the same patient ID Re-attending between 3 & 9 months - Children	68	100	68.0%	61.8%	59.1%	58.0%
% of FP17s for the same patient ID Re-attending between 3 & 9 months - Adults	16	19	84.2%	56.4%	52.2%	50.9%
% of FP17s for Band 1 Urgent Courses	3	115	2.6%	7.1%	7.9%	9.1%
% of FP17s Relating to Free Repair or Replacements	0	115	0.0%	0.8%	0.8%	0.8%
% of FP17s Relating to Continuations	0	115	0.0%	1.4%	1.1%	1.1%
% of Patients satisfied with the dentistry they have received	0	0	N/A	91.4%	91.8%	91.7%
% of Patients satisfied with the time they had to wait for an appointment	0	0	N/A	87.3%	88.4%	88.0%

* This is based on patients treated on this contract for their most recent course of treatment. Figures in italics indicate the base number of FP17s or Patient Questionnaire responses are less than 100. N/A is shown where the base number of responses is less than 10 during the period. % is calculated as Quantity/Base number*100

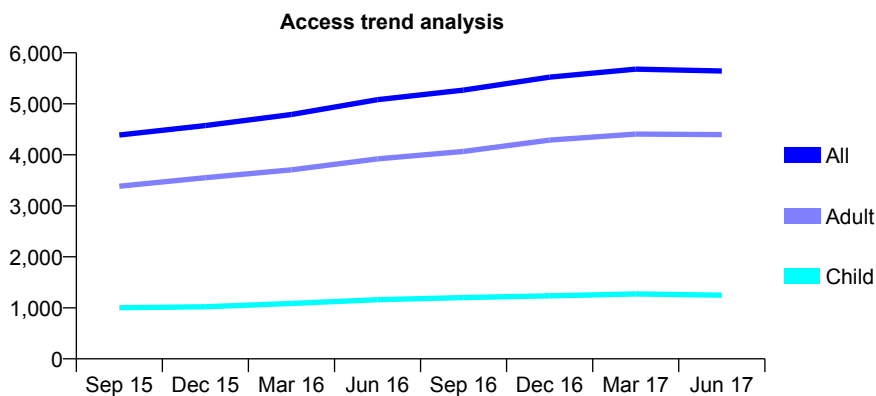
Q55 - Vital Signs At a Glance Contract Report for 138045/0001 - June 2017

Name or company name	16a Dental
Contract type name	GDS Contract
Purpose of contract	General
Contract start date	01/04/2006
Contract end date	

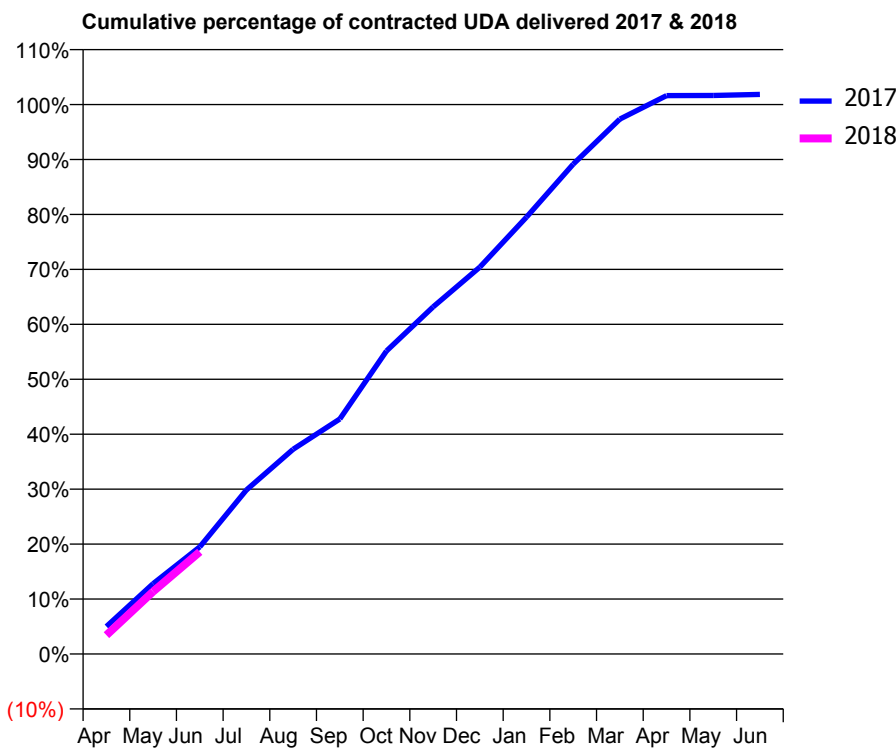
17/18 Contracted general activity (UDA)	15,977
Carry forward general activity (UDA)	0
17/18 Contracted orthodontic activity (UOA)	0
Carry forward orthodontic activity (UOA)	0
Baseline contract value	£419,325.52

ACCESS*

Patients seen in 24 months	Total	Change since previous quarter
Quarter ending June 2016	5,081	
Quarter ending September 2016	5,269	↑
Quarter ending December 2016	5,523	↑
Quarter ending March 2017	5,679	↑
Quarter ending June 2017	5,643	→
Variance since June 2016	11.1%	↑



ACTIVITY



Month	Adjusted Scheduled Activity (UDA)	
	2017	2018
April	801	549
May	2,046	1,818
June	3,114	2,973
July	4,771	
August	5,953	
September	6,835	
October	8,810	
November	10,092	
December	11,250	
January	12,702	
February	14,242	
March	15,554	
April	16,235	
May	16,240	
June	16,270	

QUALITY

	Quantity	Base Number	Contract	AT	Region	England
% of FP17s for the same patient ID Re-attending within 3 months - Children	64	521	12.3%	10.7%	11.7%	12.0%
% of FP17s for the same patient ID Re-attending within 3 months - Adults	261	1,836	14.2%	14.1%	15.2%	16.0%
% of FP17s for the same patient ID Re-attending between 3 & 9 months - Children	373	521	71.6%	61.8%	59.1%	58.0%
% of FP17s for the same patient ID Re-attending between 3 & 9 months - Adults	1,268	1,836	69.1%	56.4%	52.2%	50.9%
% of FP17s for Band 1 Urgent Courses	95	1,819	5.2%	7.1%	7.9%	9.1%
% of FP17s Relating to Free Repair or Replacements	18	1,819	1.0%	0.8%	0.8%	0.8%
% of FP17s Relating to Continuations	20	1,819	1.1%	1.4%	1.1%	1.1%
% of Patients satisfied with the dentistry they have received	12	13	92.3%	91.4%	91.8%	91.7%
% of Patients satisfied with the time they had to wait for an appointment	12	13	92.3%	87.3%	88.4%	88.0%

* This is based on patients treated on this contract for their most recent course of treatment. Figures in italics indicate the base number of FP17s or Patient Questionnaire responses are less than 100. N/A is shown where the base number of responses is less than 10 during the period. % is calculated as Quantity/Base number*100

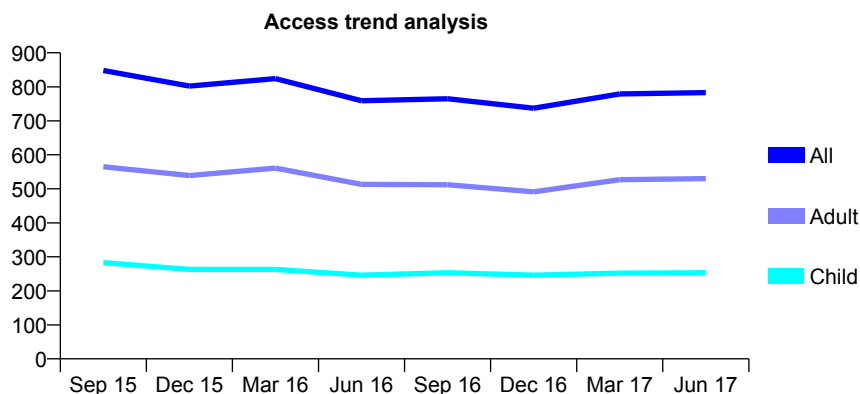
Q55 - Vital Signs At a Glance Contract Report for 138169/0001 - June 2017

Name or company name	Holly Tree House Dental Practice
Contract type name	GDS Contract
Purpose of contract	General
Contract start date	25/11/2011
Contract end date	

17/18 Contracted general activity (UDA)	2,254
Carry forward general activity (UDA)	0
17/18 Contracted orthodontic activity (UOA)	0
Carry forward orthodontic activity (UOA)	0
Baseline contract value	£53,326.55

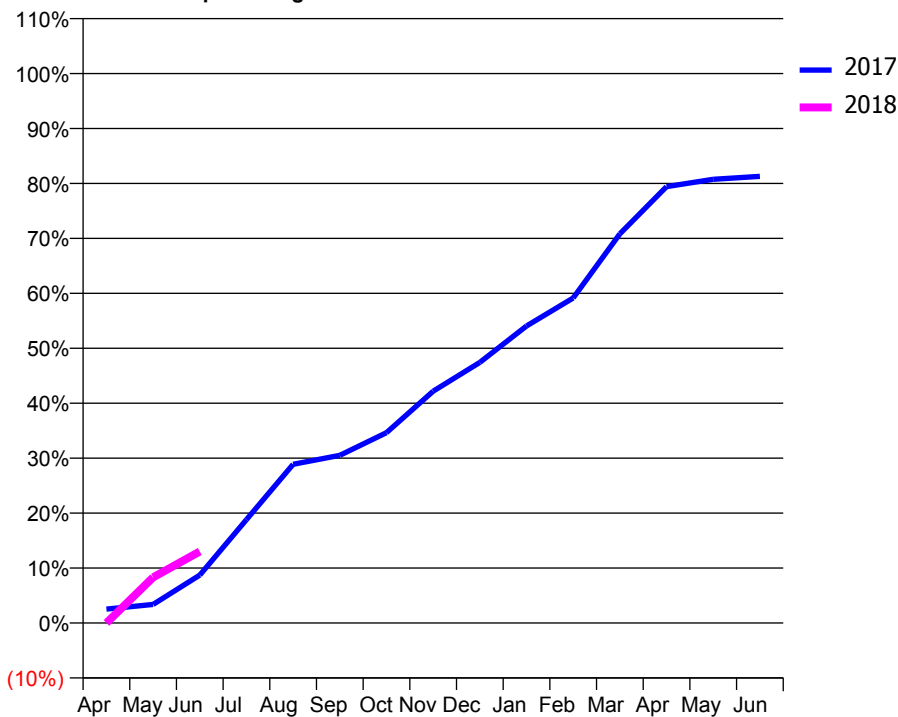
ACCESS*

Patients seen in 24 months	Total	Change since previous quarter
Quarter ending June 2016	759	
Quarter ending September 2016	765	→
Quarter ending December 2016	737	↓
Quarter ending March 2017	779	↑
Quarter ending June 2017	783	→
Variance since June 2016	3.2%	↑



ACTIVITY

Cumulative percentage of contracted UDA delivered 2017 & 2018



Adjusted Scheduled Activity (UDA)

Month	2017	2018
April	57	0
May	76	188
June	197	294
July	424	
August	651	
September	688	
October	781	
November	951	
December	1,069	
January	1,219	
February	1,333	
March	1,596	
April	1,790	
May	1,820	
June	1,832	

QUALITY

	Quantity	Base Number	Contract	AT	Region	England
% of FP17s for the same patient ID Re-attending within 3 months - Children	2	94	2.1%	10.7%	11.7%	12.0%
% of FP17s for the same patient ID Re-attending within 3 months - Adults	20	152	13.2%	14.1%	15.2%	16.0%
% of FP17s for the same patient ID Re-attending between 3 & 9 months - Children	60	94	63.8%	61.8%	59.1%	58.0%
% of FP17s for the same patient ID Re-attending between 3 & 9 months - Adults	51	152	33.6%	56.4%	52.2%	50.9%
% of FP17s for Band 1 Urgent Courses	3	159	1.9%	7.1%	7.9%	9.1%
% of FP17s Relating to Free Repair or Replacements	1	159	0.6%	0.8%	0.8%	0.8%
% of FP17s Relating to Continuations	3	159	1.9%	1.4%	1.1%	1.1%
% of Patients satisfied with the dentistry they have received	0	0	N/A	91.4%	91.8%	91.7%
% of Patients satisfied with the time they had to wait for an appointment	0	0	N/A	87.3%	88.4%	88.0%

* This is based on patients treated on this contract for their most recent course of treatment. Figures in italics indicate the base number of FP17s or Patient Questionnaire responses are less than 100. N/A is shown where the base number of responses is less than 10 during the period. % is calculated as Quantity/Base number*100

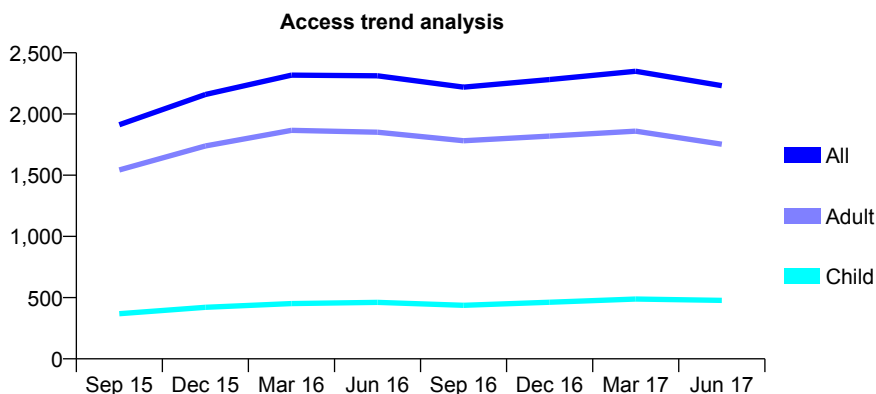
Q55 - Vital Signs At a Glance Contract Report for 138592/0001 - June 2017

Name or company name	Oradent Studio
Contract type name	GDS Contract
Purpose of contract	General
Contract start date	12/02/2014
Contract end date	

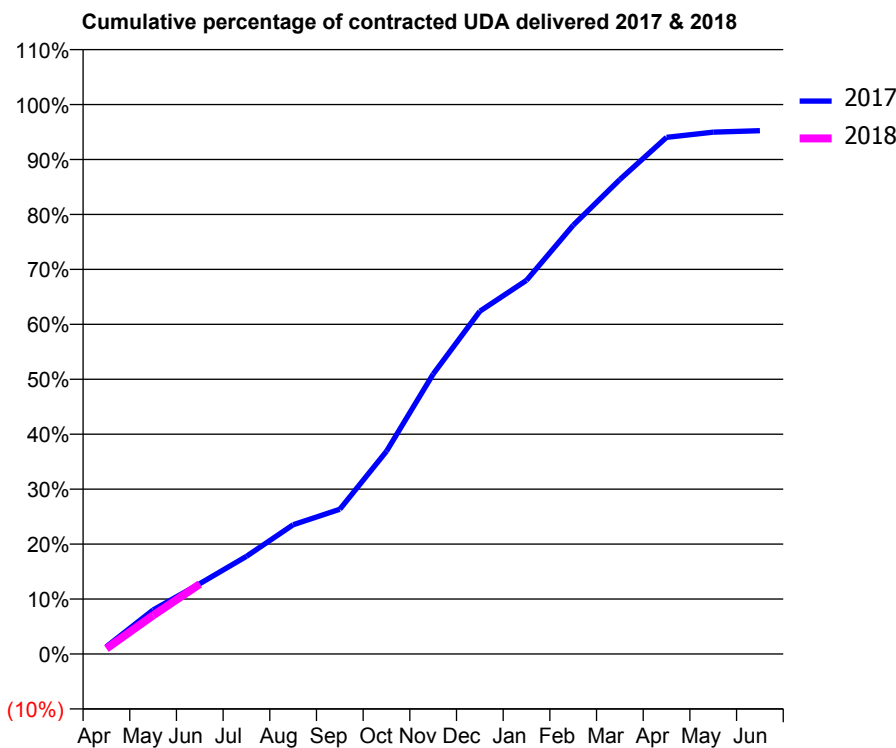
17/18 Contracted general activity (UDA)	5,825
Carry forward general activity (UDA)	0
17/18 Contracted orthodontic activity (UOA)	0
Carry forward orthodontic activity (UOA)	0
Baseline contract value	£150,268.51

ACCESS*

Patients seen in 24 months	Total	Change since previous quarter
Quarter ending June 2016	2,312	
Quarter ending September 2016	2,219	↓
Quarter ending December 2016	2,282	↑
Quarter ending March 2017	2,349	↑
Quarter ending June 2017	2,231	↓
Variance since June 2016	(3.5%)	↓



ACTIVITY



Month	Adjusted Scheduled Activity (UDA)	
	2017	2018
April	92	57
May	547	409
June	874	742
July	1,213	
August	1,605	
September	1,797	
October	2,518	
November	3,477	
December	4,257	
January	4,641	
February	5,325	
March	5,894	
April	6,417	
May	6,482	
June	6,500	

QUALITY

	Quantity	Base Number	Contract	AT	Region	England
% of FP17s for the same patient ID Re-attending within 3 months - Children	8	105	7.6%	10.7%	11.7%	12.0%
% of FP17s for the same patient ID Re-attending within 3 months - Adults	43	398	10.8%	14.1%	15.2%	16.0%
% of FP17s for the same patient ID Re-attending between 3 & 9 months - Children	33	105	31.4%	61.8%	59.1%	58.0%
% of FP17s for the same patient ID Re-attending between 3 & 9 months - Adults	174	398	43.7%	56.4%	52.2%	50.9%
% of FP17s for Band 1 Urgent Courses	35	283	12.4%	7.1%	7.9%	9.1%
% of FP17s Relating to Free Repair or Replacements	3	283	1.1%	0.8%	0.8%	0.8%
% of FP17s Relating to Continuations	0	283	0.0%	1.4%	1.1%	1.1%
% of Patients satisfied with the dentistry they have received	6	7	N/A	91.4%	91.8%	91.7%
% of Patients satisfied with the time they had to wait for an appointment	7	7	N/A	87.3%	88.4%	88.0%

* This is based on patients treated on this contract for their most recent course of treatment. Figures in italics indicate the base number of FP17s or Patient Questionnaire responses are less than 100. N/A is shown where the base number of responses is less than 10 during the period. % is calculated as Quantity/Base number*100

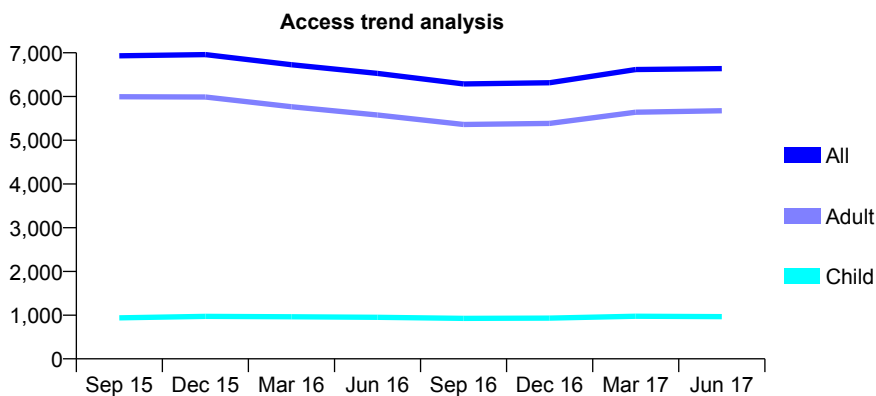
Q55 - Vital Signs At a Glance Contract Report for 139904/0001 - June 2017

Name or company name	Market Street Dental Care
Contract type name	GDS Contract
Purpose of contract	General
Contract start date	01/09/2012
Contract end date	

17/18 Contracted general activity (UDA)	16,736
Carry forward general activity (UDA)	0
17/18 Contracted orthodontic activity (UOA)	0
Carry forward orthodontic activity (UOA)	0
Baseline contract value	£403,338.00

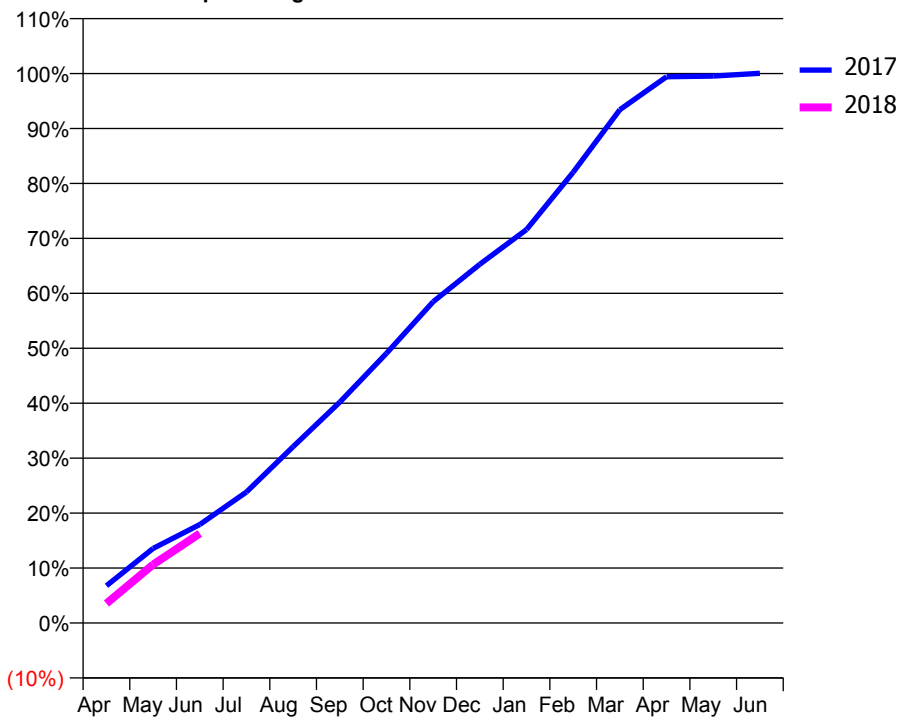
ACCESS*

Patients seen in 24 months	Total	Change since previous quarter
Quarter ending June 2016	6,529	
Quarter ending September 2016	6,288	↓
Quarter ending December 2016	6,315	→
Quarter ending March 2017	6,617	↑
Quarter ending June 2017	6,640	→
Variance since June 2016	1.7%	→



ACTIVITY

Cumulative percentage of contracted UDA delivered 2017 & 2018



Month	Adjusted Scheduled Activity (UDA)	
	2017	2018
April	1,136	594
May	2,274	1,782
June	3,001	2,727
July	3,992	
August	5,371	
September	6,727	
October	8,216	
November	9,787	
December	10,928	
January	11,984	
February	13,727	
March	15,635	
April	16,638	
May	16,658	
June	16,741	

QUALITY

	Quantity	Base Number	Contract	AT	Region	England
% of FP17s for the same patient ID Re-attending within 3 months - Children	21	291	7.2%	10.7%	11.7%	12.0%
% of FP17s for the same patient ID Re-attending within 3 months - Adults	175	1,941	9.0%	14.1%	15.2%	16.0%
% of FP17s for the same patient ID Re-attending between 3 & 9 months - Children	179	291	61.5%	61.8%	59.1%	58.0%
% of FP17s for the same patient ID Re-attending between 3 & 9 months - Adults	1,219	1,941	62.8%	56.4%	52.2%	50.9%
% of FP17s for Band 1 Urgent Courses	60	1,535	3.9%	7.1%	7.9%	9.1%
% of FP17s Relating to Free Repair or Replacements	1	1,535	0.1%	0.8%	0.8%	0.8%
% of FP17s Relating to Continuations	12	1,535	0.8%	1.4%	1.1%	1.1%
% of Patients satisfied with the dentistry they have received	10	12	83.3%	91.4%	91.8%	91.7%
% of Patients satisfied with the time they had to wait for an appointment	9	12	75.0%	87.3%	88.4%	88.0%

* This is based on patients treated on this contract for their most recent course of treatment. Figures in italics indicate the base number of FP17s or Patient Questionnaire responses are less than 100. N/A is shown where the base number of responses is less than 10 during the period. % is calculated as Quantity/Base number*100

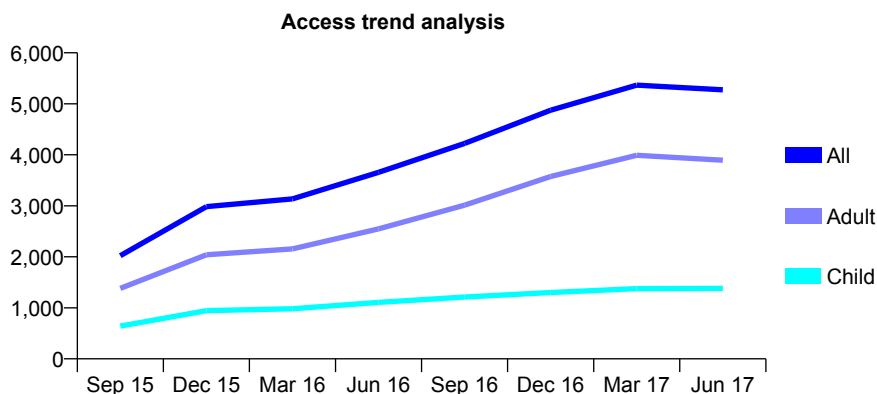
Q55 - Vital Signs At a Glance Contract Report for 142166/0001 - June 2017

Name or company name	Nationwide Healthcare Providers Ltd Clay C
Contract type name	GDS Contract
Purpose of contract	General
Contract start date	01/04/2015
Contract end date	

17/18 Contracted general activity (UDA)	13,774
Carry forward general activity (UDA)	0
17/18 Contracted orthodontic activity (UOA)	0
Carry forward orthodontic activity (UOA)	0
Baseline contract value	£392,874.28

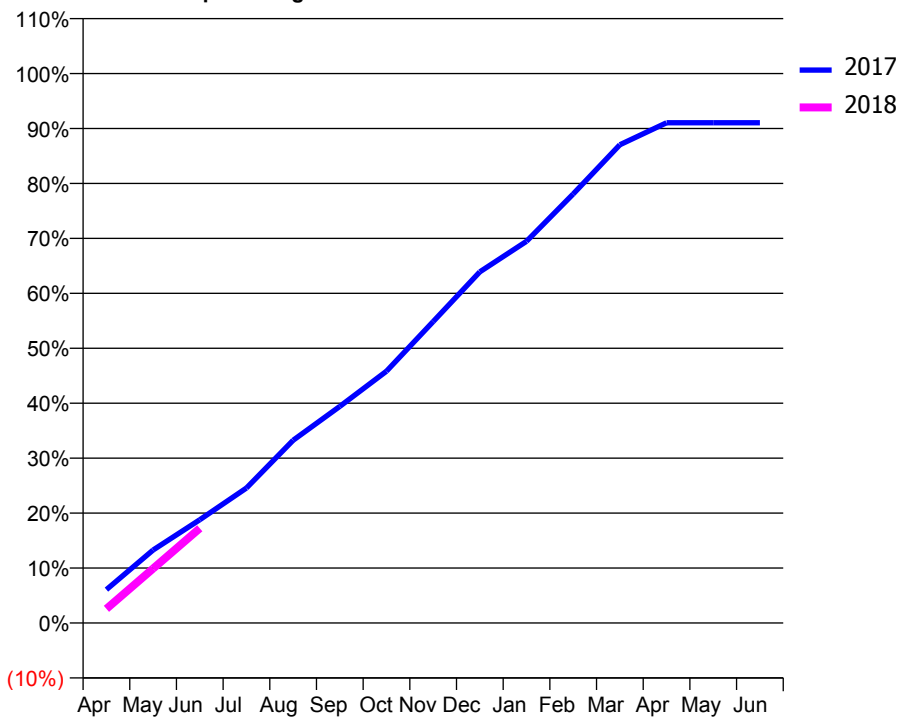
ACCESS*

Patients seen in 24 months	Total	Change since previous quarter
Quarter ending June 2016	3,655	
Quarter ending September 2016	4,224	↑
Quarter ending December 2016	4,874	↑
Quarter ending March 2017	5,366	↑
Quarter ending June 2017	5,274	↓
Variance since June 2016	44.3%	↑



ACTIVITY

Cumulative percentage of contracted UDA delivered 2017 & 2018



Adjusted Scheduled Activity (UDA)

Month	2017	2018
April	1,094	354
May	2,393	1,366
June	3,384	2,374
July	4,425	
August	5,984	
September	7,096	
October	8,251	
November	9,874	
December	11,503	
January	12,506	
February	14,054	
March	15,665	
April	16,386	
May	16,388	
June	16,388	

QUALITY

	Quantity	Base Number	Contract	AT	Region	England
% of FP17s for the same patient ID Re-attending within 3 months - Children	38	414	9.2%	10.7%	11.7%	12.0%
% of FP17s for the same patient ID Re-attending within 3 months - Adults	140	1,012	13.8%	14.1%	15.2%	16.0%
% of FP17s for the same patient ID Re-attending between 3 & 9 months - Children	252	414	60.9%	61.8%	59.1%	58.0%
% of FP17s for the same patient ID Re-attending between 3 & 9 months - Adults	534	1,012	52.8%	56.4%	52.2%	50.9%
% of FP17s for Band 1 Urgent Courses	89	1,086	8.2%	7.1%	7.9%	9.1%
% of FP17s Relating to Free Repair or Replacements	1	1,086	0.1%	0.8%	0.8%	0.8%
% of FP17s Relating to Continuations	14	1,086	1.3%	1.4%	1.1%	1.1%
% of Patients satisfied with the dentistry they have received	4	4	N/A	91.4%	91.8%	91.7%
% of Patients satisfied with the time they had to wait for an appointment	1	4	N/A	87.3%	88.4%	88.0%

* This is based on patients treated on this contract for their most recent course of treatment. Figures in italics indicate the base number of FP17s or Patient Questionnaire responses are less than 100. N/A is shown where the base number of responses is less than 10 during the period. % is calculated as Quantity/Base number*100

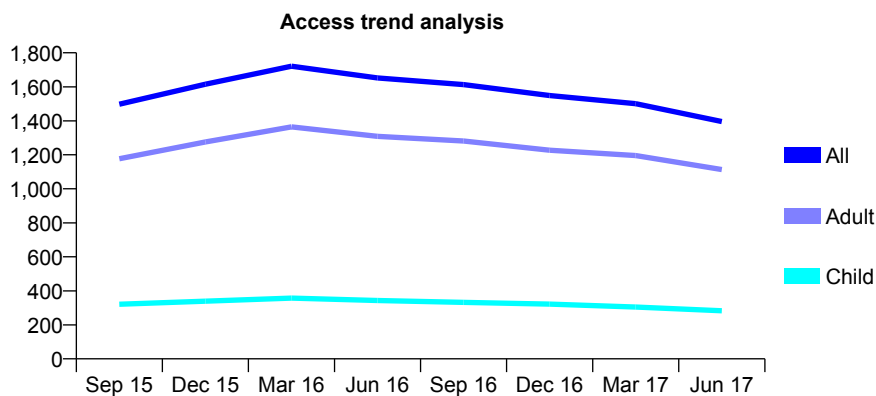
Q55 - Vital Signs At a Glance Contract Report for 142190/0001 - June 2017

Name or company name	Grange Dental Care
Contract type name	GDS Contract
Purpose of contract	General
Contract start date	01/06/2012
Contract end date	

17/18 Contracted general activity (UDA)	6,597
Carry forward general activity (UDA)	0
17/18 Contracted orthodontic activity (UOA)	0
Carry forward orthodontic activity (UOA)	0
Baseline contract value	£141,320.13

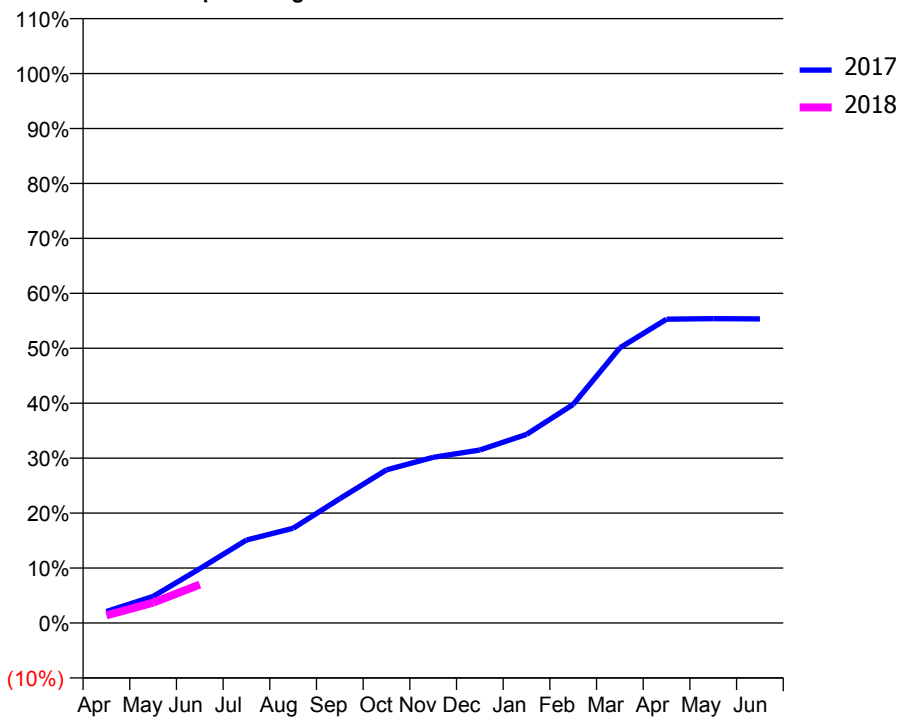
ACCESS*

Patients seen in 24 months	Total	Change since previous quarter
Quarter ending June 2016	1,652	
Quarter ending September 2016	1,613	↓
Quarter ending December 2016	1,549	↓
Quarter ending March 2017	1,501	↓
Quarter ending June 2017	1,396	↓
Variance since June 2016	(15.5%)	↓



ACTIVITY

Cumulative percentage of contracted UDA delivered 2017 & 2018



Month	Adjusted Scheduled Activity (UDA)	
	2017	2018
April	139	92
May	319	244
June	653	463
July	997	
August	1,138	
September	1,494	
October	1,838	
November	1,989	
December	2,078	
January	2,265	
February	2,625	
March	3,304	
April	3,648	
May	3,654	
June	3,651	

QUALITY

	Quantity	Base Number	Contract	AT	Region	England
% of FP17s for the same patient ID Re-attending within 3 months - Children	2	86	2.3%	10.7%	11.7%	12.0%
% of FP17s for the same patient ID Re-attending within 3 months - Adults	55	285	19.3%	14.1%	15.2%	16.0%
% of FP17s for the same patient ID Re-attending between 3 & 9 months - Children	49	86	57.0%	61.8%	59.1%	58.0%
% of FP17s for the same patient ID Re-attending between 3 & 9 months - Adults	131	285	46.0%	56.4%	52.2%	50.9%
% of FP17s for Band 1 Urgent Courses	28	239	11.7%	7.1%	7.9%	9.1%
% of FP17s Relating to Free Repair or Replacements	1	239	0.4%	0.8%	0.8%	0.8%
% of FP17s Relating to Continuations	3	239	1.3%	1.4%	1.1%	1.1%
% of Patients satisfied with the dentistry they have received	1	1	N/A	91.4%	91.8%	91.7%
% of Patients satisfied with the time they had to wait for an appointment	1	1	N/A	87.3%	88.4%	88.0%

* This is based on patients treated on this contract for their most recent course of treatment. Figures in italics indicate the base number of FP17s or Patient Questionnaire responses are less than 100. N/A is shown where the base number of responses is less than 10 during the period. % is calculated as Quantity/Base number*100

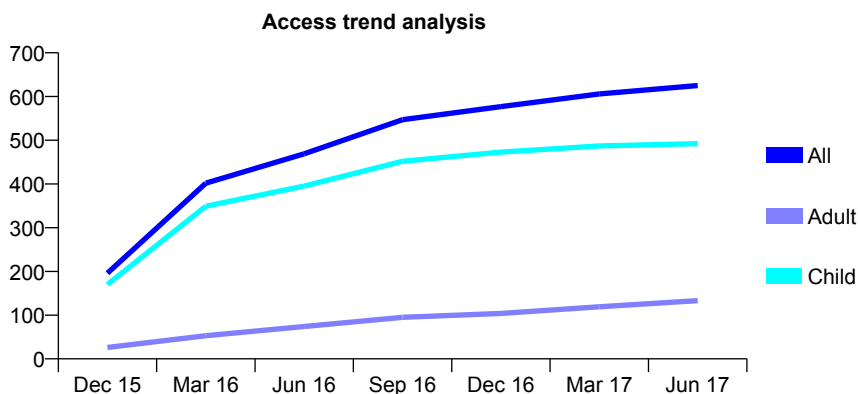
Q55 - Vital Signs At a Glance Contract Report for 142506/0001 - June 2017

Name or company name	Kedleston Dental Care
Contract type name	GDS Contract
Purpose of contract	General
Contract start date	10/07/2015
Contract end date	

17/18 Contracted general activity (UDA)	1,400
Carry forward general activity (UDA)	0
17/18 Contracted orthodontic activity (UOA)	0
Carry forward orthodontic activity (UOA)	0
Baseline contract value	£28,562.53

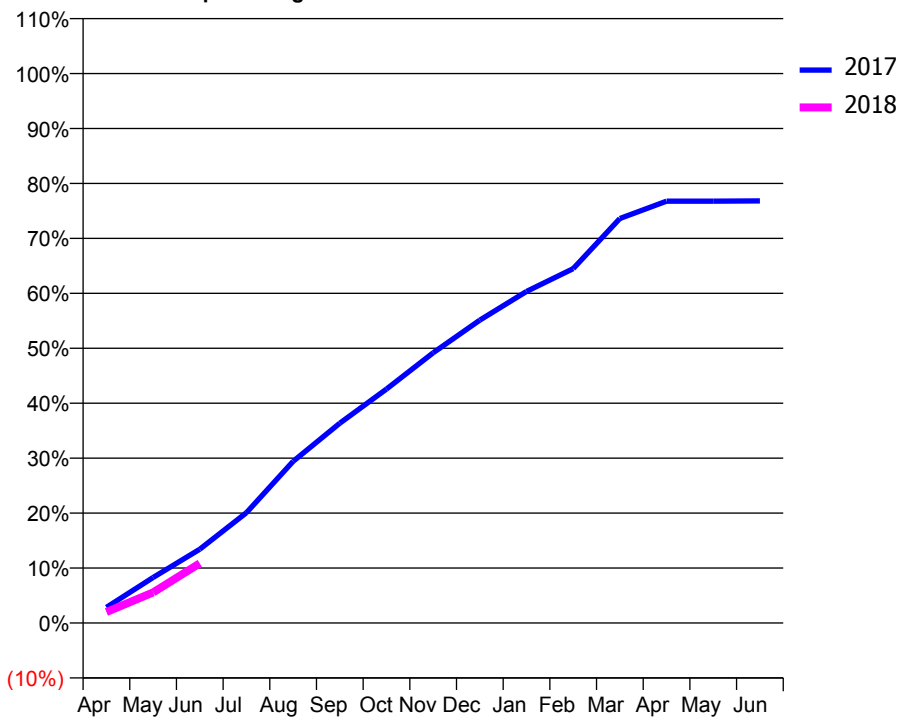
ACCESS*

Patients seen in 24 months	Total	Change since previous quarter
Quarter ending June 2016	469	
Quarter ending September 2016	547	↑
Quarter ending December 2016	577	↑
Quarter ending March 2017	606	↑
Quarter ending June 2017	625	↑
Variance since June 2016	33.3%	↑



ACTIVITY

Cumulative percentage of contracted UDA delivered 2017 & 2018



Month	Adjusted Scheduled Activity (UDA)	
	2017	2018
April	40	28
May	116	78
June	188	152
July	281	
August	412	
September	509	
October	596	
November	688	
December	772	
January	845	
February	903	
March	1,031	
April	1,075	
May	1,075	
June	1,076	

QUALITY

	Quantity	Base Number	Contract	AT	Region	England
% of FP17s for the same patient ID Re-attending within 3 months - Children	8	151	5.3%	10.7%	11.7%	12.0%
% of FP17s for the same patient ID Re-attending within 3 months - Adults	1	16	6.3%	14.1%	15.2%	16.0%
% of FP17s for the same patient ID Re-attending between 3 & 9 months - Children	94	151	62.3%	61.8%	59.1%	58.0%
% of FP17s for the same patient ID Re-attending between 3 & 9 months - Adults	8	16	50.0%	56.4%	52.2%	50.9%
% of FP17s for Band 1 Urgent Courses	0	132	0.0%	7.1%	7.9%	9.1%
% of FP17s Relating to Free Repair or Replacements	0	132	0.0%	0.8%	0.8%	0.8%
% of FP17s Relating to Continuations	0	132	0.0%	1.4%	1.1%	1.1%
% of Patients satisfied with the dentistry they have received	0	0	N/A	91.4%	91.8%	91.7%
% of Patients satisfied with the time they had to wait for an appointment	0	0	N/A	87.3%	88.4%	88.0%

* This is based on patients treated on this contract for their most recent course of treatment. Figures in italics indicate the base number of FP17s or Patient Questionnaire responses are less than 100. N/A is shown where the base number of responses is less than 10 during the period. % is calculated as Quantity/Base number*100

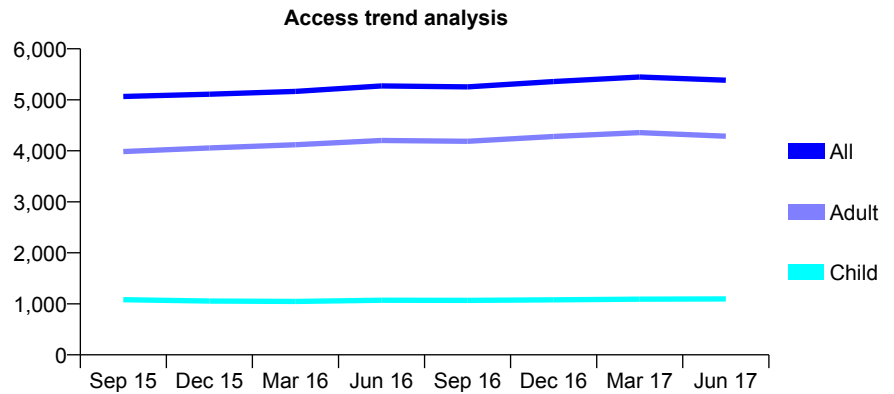
Q55 - Vital Signs At a Glance Contract Report for 143111/0001 - June 2017

Name or company name	Cadmus Dental Care Limited
Contract type name	GDS Contract
Purpose of contract	General
Contract start date	01/10/2013
Contract end date	

17/18 Contracted general activity (UDA)	17,677
Carry forward general activity (UDA)	0
17/18 Contracted orthodontic activity (UOA)	0
Carry forward orthodontic activity (UOA)	0
Baseline contract value	£410,577.78

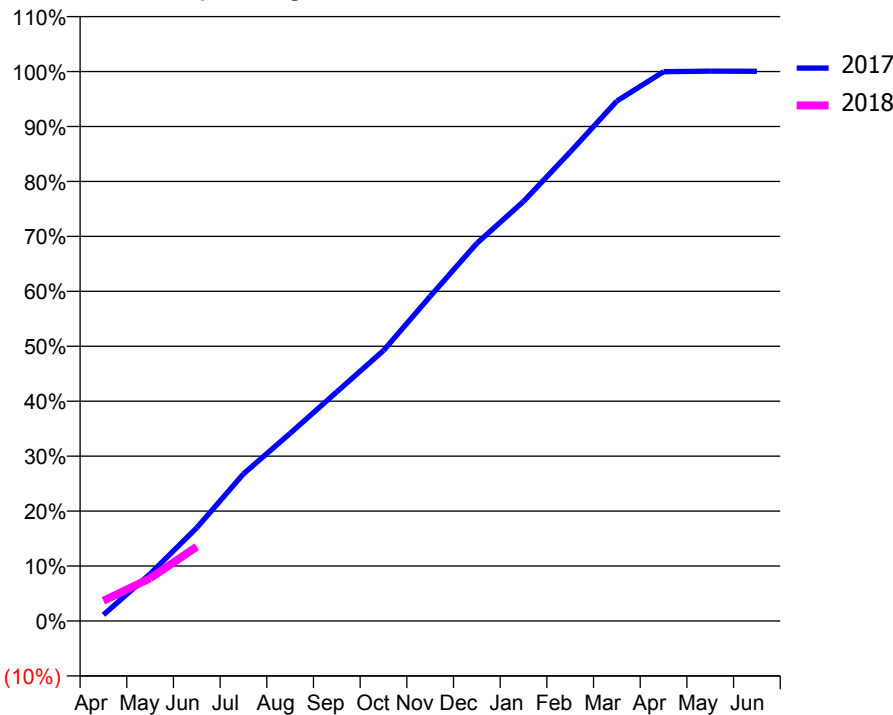
ACCESS*

Patients seen in 24 months	Total	Change since previous quarter
Quarter ending June 2016	5,272	
Quarter ending September 2016	5,253	→
Quarter ending December 2016	5,358	→
Quarter ending March 2017	5,448	→
Quarter ending June 2017	5,384	↓
Variance since June 2016	2.1%	↑



ACTIVITY

Cumulative percentage of contracted UDA delivered 2017 & 2018



Month	Adjusted Scheduled Activity (UDA)	
	2017	2018
April	198	652
May	1,518	1,376
June	3,001	2,391
July	4,732	
August	6,037	
September	7,374	
October	8,701	
November	10,443	
December	12,149	
January	13,497	
February	15,089	
March	16,726	
April	17,671	
May	17,687	
June	17,685	

QUALITY

	Quantity	Base Number	Contract	AT	Region	England
% of FP17s for the same patient ID Re-attending within 3 months - Children	20	298	6.7%	10.7%	11.7%	12.0%
% of FP17s for the same patient ID Re-attending within 3 months - Adults	163	1,136	14.3%	14.1%	15.2%	16.0%
% of FP17s for the same patient ID Re-attending between 3 & 9 months - Children	140	298	47.0%	61.8%	59.1%	58.0%
% of FP17s for the same patient ID Re-attending between 3 & 9 months - Adults	573	1,136	50.4%	56.4%	52.2%	50.9%
% of FP17s for Band 1 Urgent Courses	63	1,060	5.9%	7.1%	7.9%	9.1%
% of FP17s Relating to Free Repair or Replacements	11	1,060	1.0%	0.8%	0.8%	0.8%
% of FP17s Relating to Continuations	5	1,060	0.5%	1.4%	1.1%	1.1%
% of Patients satisfied with the dentistry they have received	12	12	100.0%	91.4%	91.8%	91.7%
% of Patients satisfied with the time they had to wait for an appointment	11	12	91.7%	87.3%	88.4%	88.0%

* This is based on patients treated on this contract for their most recent course of treatment. Figures in italics indicate the base number of FP17s or Patient Questionnaire responses are less than 100. N/A is shown where the base number of responses is less than 10 during the period. % is calculated as Quantity/Base number*100

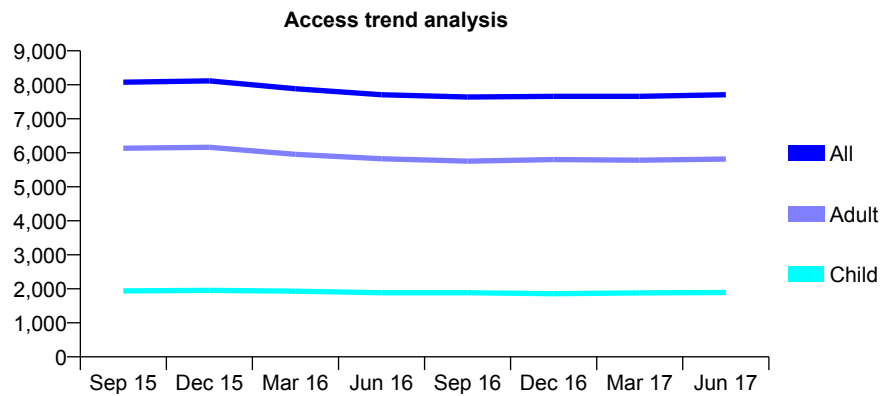
Q55 - Vital Signs At a Glance Contract Report for 143111/0002 - June 2017

Name or company name	Cadmus Dental Care Limited
Contract type name	GDS Contract
Purpose of contract	General
Contract start date	01/10/2013
Contract end date	

17/18 Contracted general activity (UDA)	28,084
Carry forward general activity (UDA)	0
17/18 Contracted orthodontic activity (UOA)	0
Carry forward orthodontic activity (UOA)	0
Baseline contract value	£624,797.87

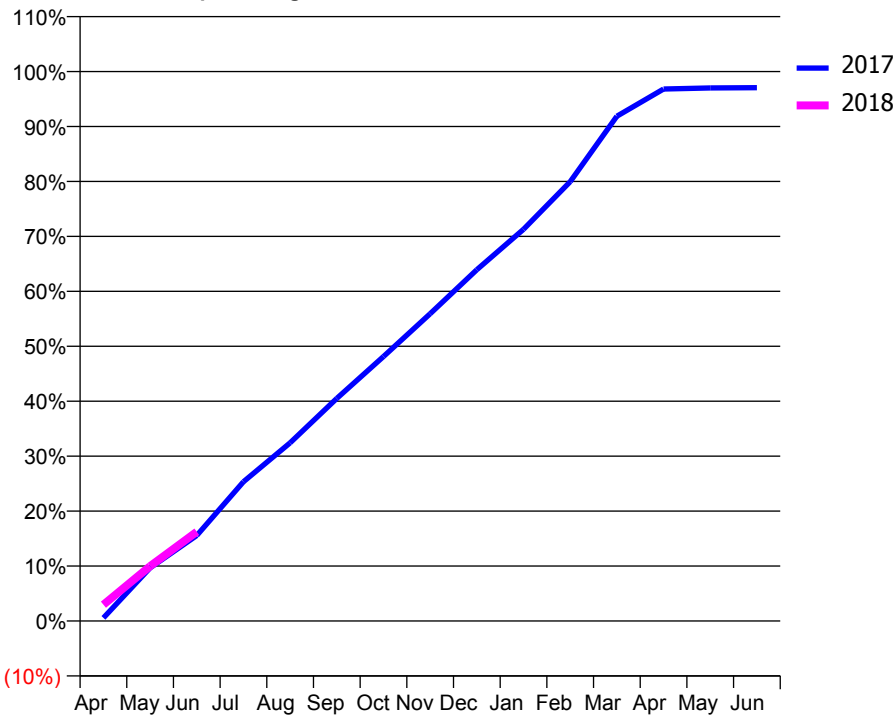
ACCESS*

Patients seen in 24 months	Total	Change since previous quarter
Quarter ending June 2016	7,707	
Quarter ending September 2016	7,640	→
Quarter ending December 2016	7,659	→
Quarter ending March 2017	7,662	→
Quarter ending June 2017	7,708	→
Variance since June 2016	0.0%	→



ACTIVITY

Cumulative percentage of contracted UDA delivered 2017 & 2018



Month	Adjusted Scheduled Activity (UDA)	
	2017	2018
April	158	835
May	2,716	2,805
June	4,371	4,565
July	7,116	
August	9,111	
September	11,378	
October	13,517	
November	15,705	
December	17,958	
January	20,021	
February	22,452	
March	25,798	
April	27,188	
May	27,244	
June	27,258	

QUALITY

	Quantity	Base Number	Contract	AT	Region	England
% of FP17s for the same patient ID Re-attending within 3 months - Children	60	651	9.2%	10.7%	11.7%	12.0%
% of FP17s for the same patient ID Re-attending within 3 months - Adults	231	1,983	11.6%	14.1%	15.2%	16.0%
% of FP17s for the same patient ID Re-attending between 3 & 9 months - Children	423	651	65.0%	61.8%	59.1%	58.0%
% of FP17s for the same patient ID Re-attending between 3 & 9 months - Adults	1,214	1,983	61.2%	56.4%	52.2%	50.9%
% of FP17s for Band 1 Urgent Courses	87	2,118	4.1%	7.1%	7.9%	9.1%
% of FP17s Relating to Free Repair or Replacements	17	2,118	0.8%	0.8%	0.8%	0.8%
% of FP17s Relating to Continuations	24	2,118	1.1%	1.4%	1.1%	1.1%
% of Patients satisfied with the dentistry they have received	24	30	80.0%	91.4%	91.8%	91.7%
% of Patients satisfied with the time they had to wait for an appointment	30	30	100.0%	87.3%	88.4%	88.0%

* This is based on patients treated on this contract for their most recent course of treatment. Figures in italics indicate the base number of FP17s or Patient Questionnaire responses are less than 100. N/A is shown where the base number of responses is less than 10 during the period. % is calculated as Quantity/Base number*100

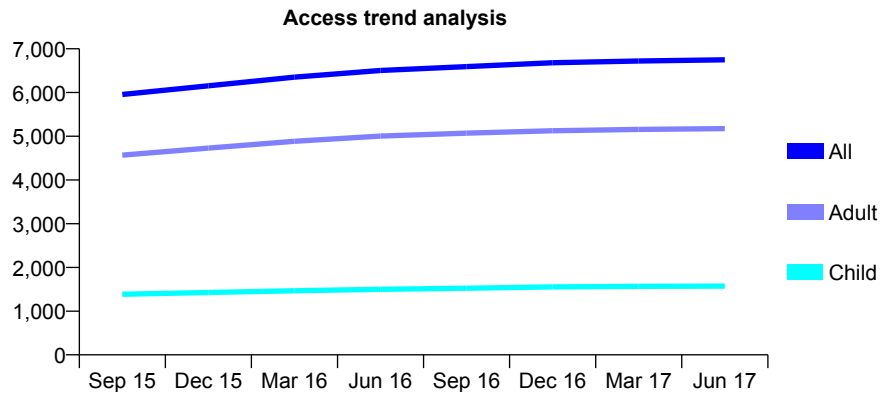
Q55 - Vital Signs At a Glance Contract Report for 146900/0001 - June 2017

Name or company name	Glen Thelwell & Associates LTD Vasileios (
Contract type name	GDS Contract
Purpose of contract	General
Contract start date	01/05/2014
Contract end date	

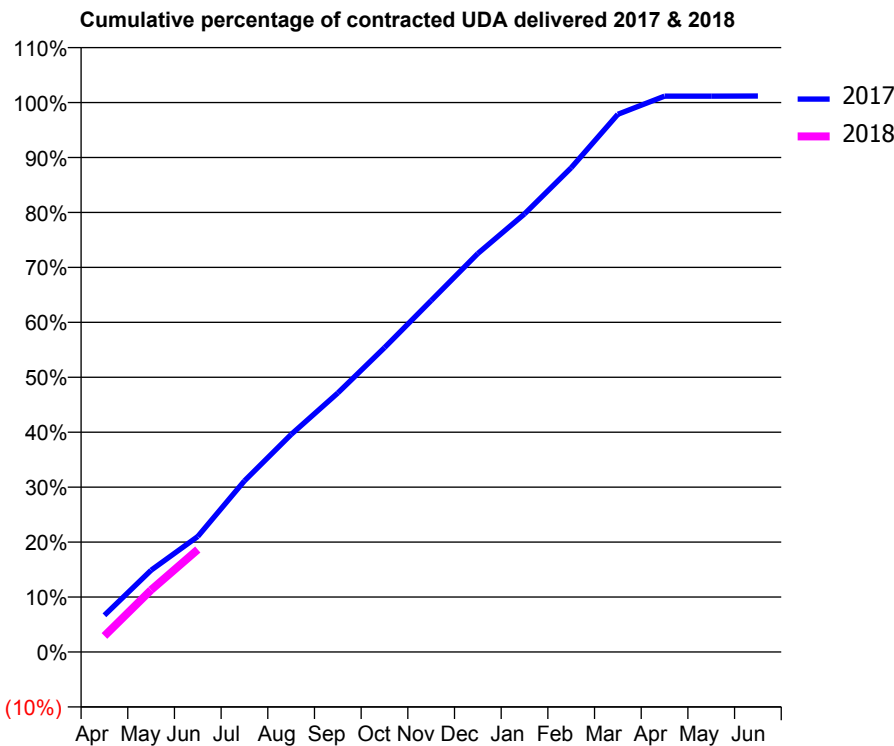
17/18 Contracted general activity (UDA)	21,370
Carry forward general activity (UDA)	0
17/18 Contracted orthodontic activity (UOA)	0
Carry forward orthodontic activity (UOA)	0
Baseline contract value	£613,773.27

ACCESS*

Patients seen in 24 months	Total	Change since previous quarter
Quarter ending June 2016	6,505	
Quarter ending September 2016	6,594	→
Quarter ending December 2016	6,680	→
Quarter ending March 2017	6,721	→
Quarter ending June 2017	6,747	→
Variance since June 2016	3.7%	↑



ACTIVITY



Month	Adjusted Scheduled Activity (UDA)	
	2017	2018
April	1,427	624
May	3,180	2,412
June	4,493	3,984
July	6,658	
August	8,460	
September	10,073	
October	11,834	
November	13,666	
December	15,500	
January	17,038	
February	18,833	
March	20,914	
April	21,616	
May	21,620	
June	21,621	

QUALITY

	Quantity	Base Number	Contract	AT	Region	England
% of FP17s for the same patient ID Re-attending within 3 months - Children	31	638	4.9%	10.7%	11.7%	12.0%
% of FP17s for the same patient ID Re-attending within 3 months - Adults	228	1,963	11.6%	14.1%	15.2%	16.0%
% of FP17s for the same patient ID Re-attending between 3 & 9 months - Children	428	638	67.1%	61.8%	59.1%	58.0%
% of FP17s for the same patient ID Re-attending between 3 & 9 months - Adults	1,373	1,963	69.9%	56.4%	52.2%	50.9%
% of FP17s for Band 1 Urgent Courses	24	2,210	1.1%	7.1%	7.9%	9.1%
% of FP17s Relating to Free Repair or Replacements	39	2,210	1.8%	0.8%	0.8%	0.8%
% of FP17s Relating to Continuations	77	2,210	3.5%	1.4%	1.1%	1.1%
% of Patients satisfied with the dentistry they have received	9	10	90.0%	91.4%	91.8%	91.7%
% of Patients satisfied with the time they had to wait for an appointment	9	10	90.0%	87.3%	88.4%	88.0%

* This is based on patients treated on this contract for their most recent course of treatment. Figures in italics indicate the base number of FP17s or Patient Questionnaire responses are less than 100. N/A is shown where the base number of responses is less than 10 during the period. % is calculated as Quantity/Base number*100

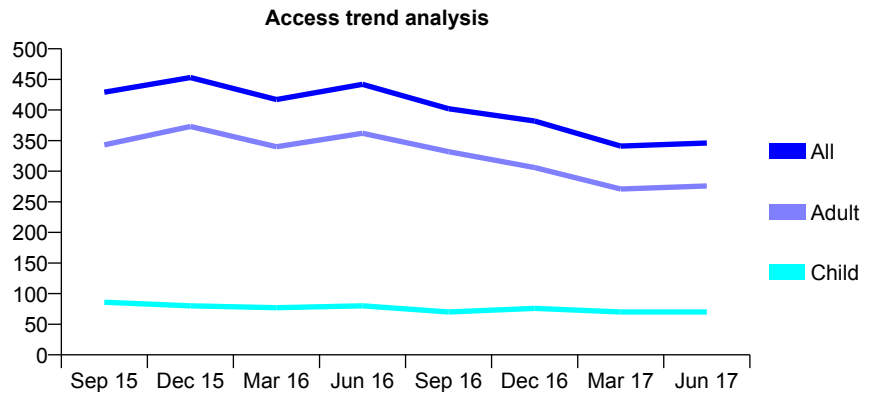
Q55 - Vital Signs At a Glance Contract Report for 147354/0001 - June 2017

Name or company name	The Oxford Street Dental Practice
Contract type name	GDS Contract
Purpose of contract	General
Contract start date	29/07/2010
Contract end date	

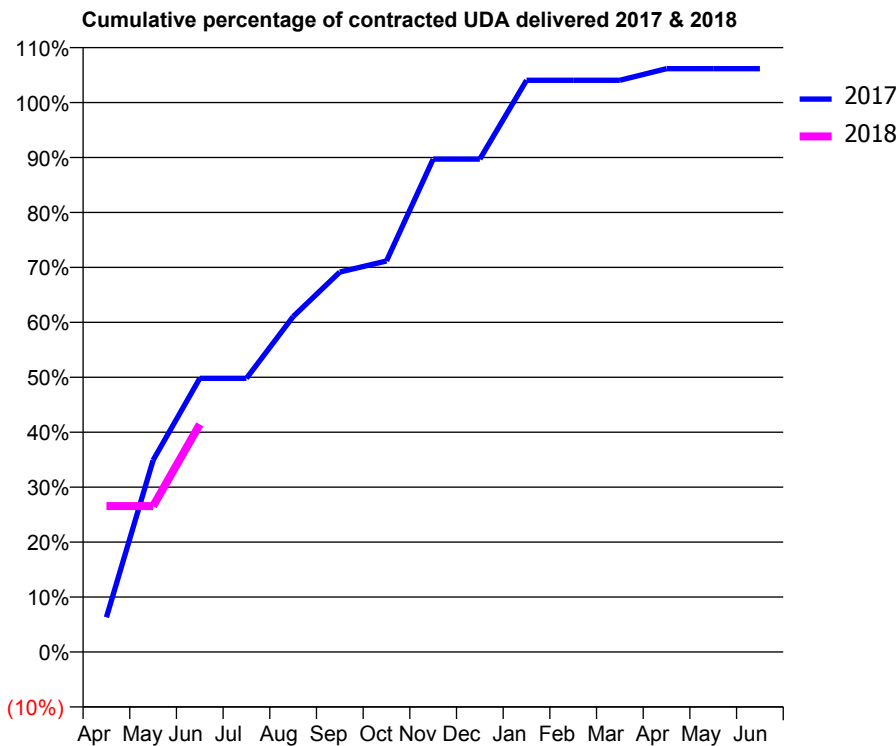
17/18 Contracted general activity (UDA)	900
Carry forward general activity (UDA)	0
17/18 Contracted orthodontic activity (UOA)	0
Carry forward orthodontic activity (UOA)	0
Baseline contract value	£26,026.84

ACCESS*

Patients seen in 24 months	Total	Change since previous quarter
Quarter ending June 2016	442	
Quarter ending September 2016	402	↓
Quarter ending December 2016	382	↓
Quarter ending March 2017	341	↓
Quarter ending June 2017	346	→
Variance since June 2016	(21.7%)	↓



ACTIVITY



Month	Adjusted Scheduled Activity (UDA)	
	2017	2018
April	57	239
May	314	239
June	448	373
July	448	
August	549	
September	622	
October	640	
November	807	
December	807	
January	936	
February	936	
March	936	
April	955	
May	955	
June	955	

QUALITY

	Quantity	Base Number	Contract	AT	Region	England
% of FP17s for the same patient ID Re-attending within 3 months - Children	0	32	0.0%	10.7%	11.7%	12.0%
% of FP17s for the same patient ID Re-attending within 3 months - Adults	5	105	4.8%	14.1%	15.2%	16.0%
% of FP17s for the same patient ID Re-attending between 3 & 9 months - Children	17	32	53.1%	61.8%	59.1%	58.0%
% of FP17s for the same patient ID Re-attending between 3 & 9 months - Adults	36	105	34.3%	56.4%	52.2%	50.9%
% of FP17s for Band 1 Urgent Courses	0	133	0.0%	7.1%	7.9%	9.1%
% of FP17s Relating to Free Repair or Replacements	0	133	0.0%	0.8%	0.8%	0.8%
% of FP17s Relating to Continuations	2	133	1.5%	1.4%	1.1%	1.1%
% of Patients satisfied with the dentistry they have received	1	1	N/A	91.4%	91.8%	91.7%
% of Patients satisfied with the time they had to wait for an appointment	1	1	N/A	87.3%	88.4%	88.0%

* This is based on patients treated on this contract for their most recent course of treatment. Figures in italics indicate the base number of FP17s or Patient Questionnaire responses are less than 100. N/A is shown where the base number of responses is less than 10 during the period. % is calculated as Quantity/Base number*100

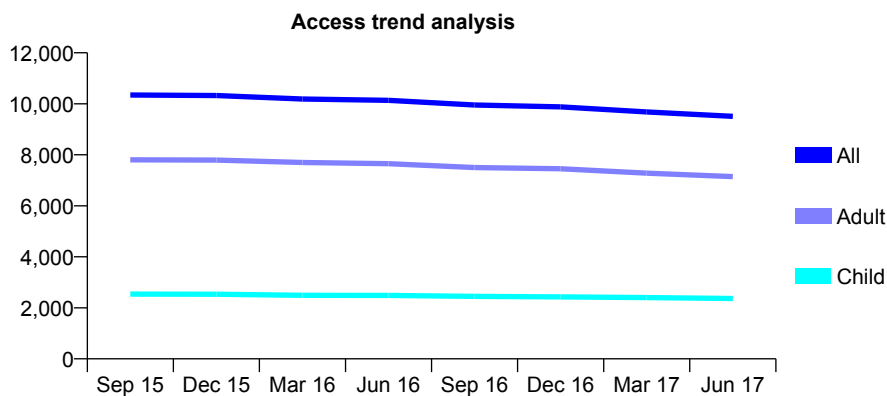
Q55 - Vital Signs At a Glance Contract Report for 148369/0001 - June 2017

Name or company name	KH & GW Ltd
Contract type name	GDS Contract
Purpose of contract	General
Contract start date	01/04/2008
Contract end date	

17/18 Contracted general activity (UDA)	30,382
Carry forward general activity (UDA)	0
17/18 Contracted orthodontic activity (UOA)	0
Carry forward orthodontic activity (UOA)	0
Baseline contract value	£1,027,207.05

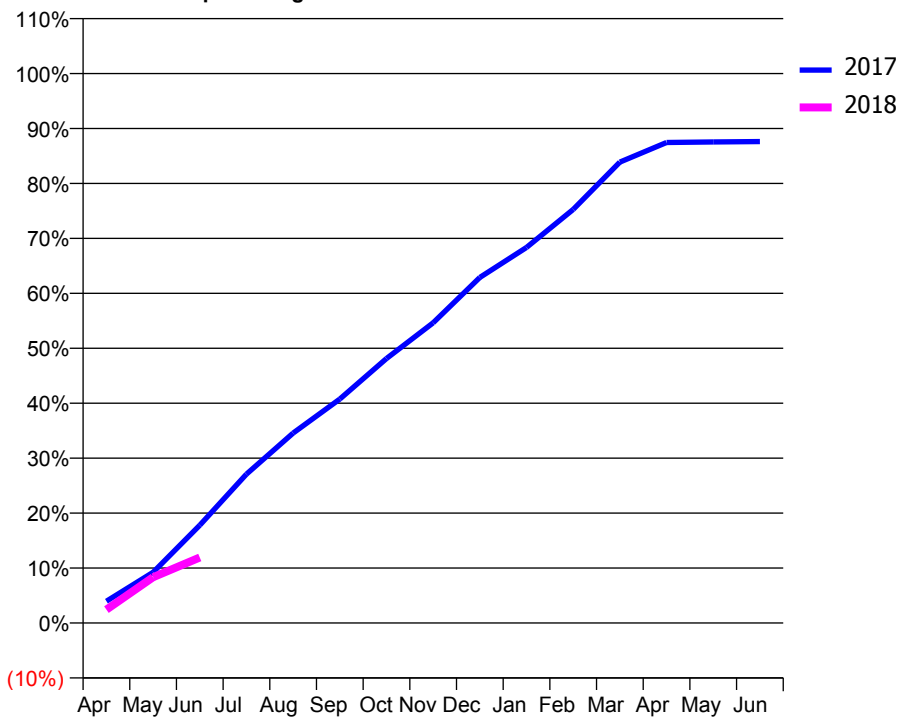
ACCESS*

Patients seen in 24 months	Total	Change since previous quarter
Quarter ending June 2016	10,138	
Quarter ending September 2016	9,953	↓
Quarter ending December 2016	9,882	→
Quarter ending March 2017	9,679	↓
Quarter ending June 2017	9,510	↓
Variance since June 2016	(6.2%)	↓



ACTIVITY

Cumulative percentage of contracted UDA delivered 2017 & 2018



Month	Adjusted Scheduled Activity (UDA)	
	2017	2018
April	1,202	742
May	2,808	2,532
June	5,408	3,626
July	8,232	
August	10,501	
September	12,380	
October	14,623	
November	16,603	
December	19,104	
January	20,765	
February	22,866	
March	25,486	
April	26,564	
May	26,598	
June	26,621	

QUALITY

	Quantity	Base Number	Contract	AT	Region	England
% of FP17s for the same patient ID Re-attending within 3 months - Children	26	621	4.2%	10.7%	11.7%	12.0%
% of FP17s for the same patient ID Re-attending within 3 months - Adults	136	1,806	7.5%	14.1%	15.2%	16.0%
% of FP17s for the same patient ID Re-attending between 3 & 9 months - Children	359	621	57.8%	61.8%	59.1%	58.0%
% of FP17s for the same patient ID Re-attending between 3 & 9 months - Adults	1,048	1,806	58.0%	56.4%	52.2%	50.9%
% of FP17s for Band 1 Urgent Courses	45	1,934	2.3%	7.1%	7.9%	9.1%
% of FP17s Relating to Free Repair or Replacements	5	1,934	0.3%	0.8%	0.8%	0.8%
% of FP17s Relating to Continuations	30	1,934	1.6%	1.4%	1.1%	1.1%
% of Patients satisfied with the dentistry they have received	16	17	94.1%	91.4%	91.8%	91.7%
% of Patients satisfied with the time they had to wait for an appointment	8	17	47.1%	87.3%	88.4%	88.0%

* This is based on patients treated on this contract for their most recent course of treatment. Figures in italics indicate the base number of FP17s or Patient Questionnaire responses are less than 100. N/A is shown where the base number of responses is less than 10 during the period. % is calculated as Quantity/Base number*100

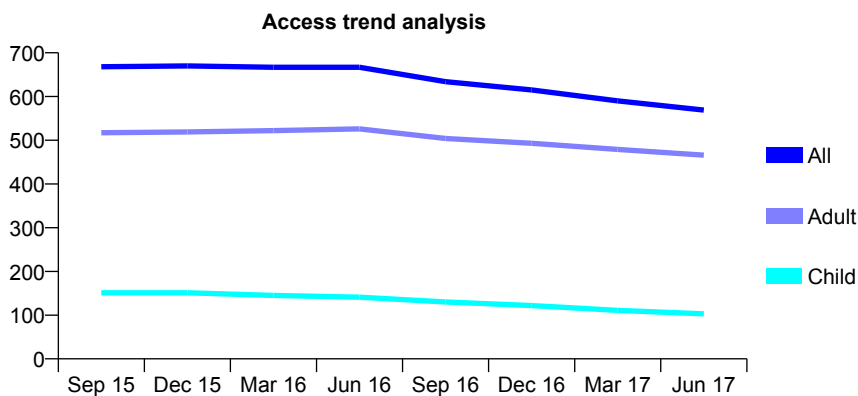
Q55 - Vital Signs At a Glance Contract Report for 151378/0001 - June 2017

Name or company name	Bulwell Dental Practice
Contract type name	GDS Contract
Purpose of contract	General
Contract start date	03/11/2008
Contract end date	

17/18 Contracted general activity (UDA)	2,345
Carry forward general activity (UDA)	0
17/18 Contracted orthodontic activity (UOA)	0
Carry forward orthodontic activity (UOA)	0
Baseline contract value	£53,954.96

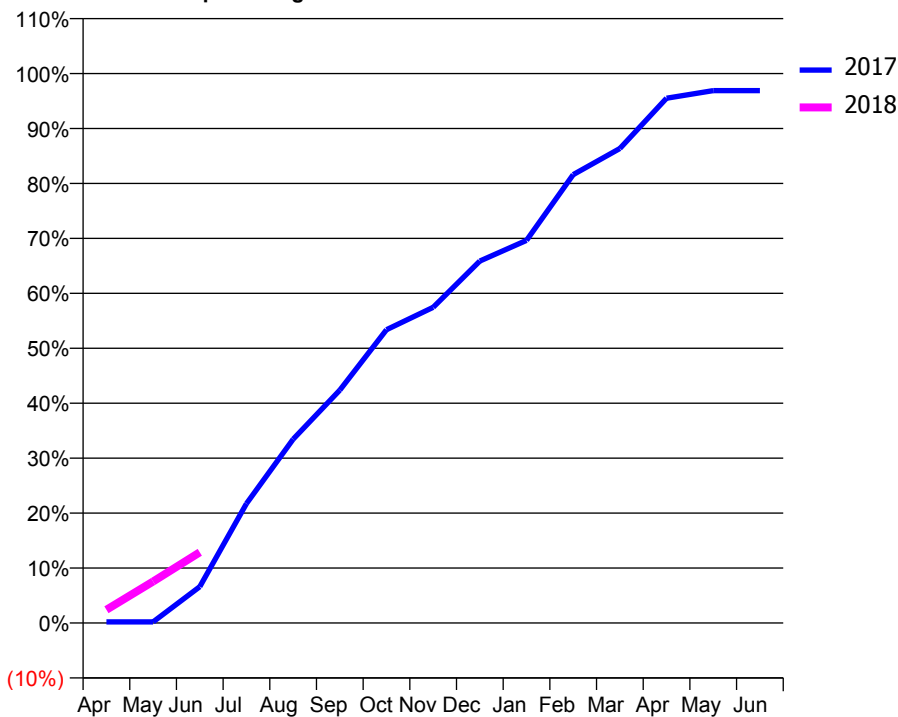
ACCESS*

Patients seen in 24 months	Total	Change since previous quarter
Quarter ending June 2016	667	
Quarter ending September 2016	634	↓
Quarter ending December 2016	615	↓
Quarter ending March 2017	590	↓
Quarter ending June 2017	569	↓
Variance since June 2016	(14.7%)	↓



ACTIVITY

Cumulative percentage of contracted UDA delivered 2017 & 2018



Adjusted Scheduled Activity (UDA)

Month	2017	2018
April	5	57
May	5	177
June	155	302
July	510	
August	785	
September	994	
October	1,251	
November	1,347	
December	1,545	
January	1,633	
February	1,913	
March	2,025	
April	2,239	
May	2,272	
June	2,272	

QUALITY

	Quantity	Base Number	Contract	AT	Region	England
% of FP17s for the same patient ID Re-attending within 3 months - Children	3	29	10.3%	10.7%	11.7%	12.0%
% of FP17s for the same patient ID Re-attending within 3 months - Adults	13	140	9.3%	14.1%	15.2%	16.0%
% of FP17s for the same patient ID Re-attending between 3 & 9 months - Children	12	29	41.4%	61.8%	59.1%	58.0%
% of FP17s for the same patient ID Re-attending between 3 & 9 months - Adults	73	140	52.1%	56.4%	52.2%	50.9%
% of FP17s for Band 1 Urgent Courses	9	109	8.3%	7.1%	7.9%	9.1%
% of FP17s Relating to Free Repair or Replacements	2	109	1.8%	0.8%	0.8%	0.8%
% of FP17s Relating to Continuations	2	109	1.8%	1.4%	1.1%	1.1%
% of Patients satisfied with the dentistry they have received	0	0	N/A	91.4%	91.8%	91.7%
% of Patients satisfied with the time they had to wait for an appointment	0	0	N/A	87.3%	88.4%	88.0%

* This is based on patients treated on this contract for their most recent course of treatment. Figures in italics indicate the base number of FP17s or Patient Questionnaire responses are less than 100. N/A is shown where the base number of responses is less than 10 during the period. % is calculated as Quantity/Base number*100

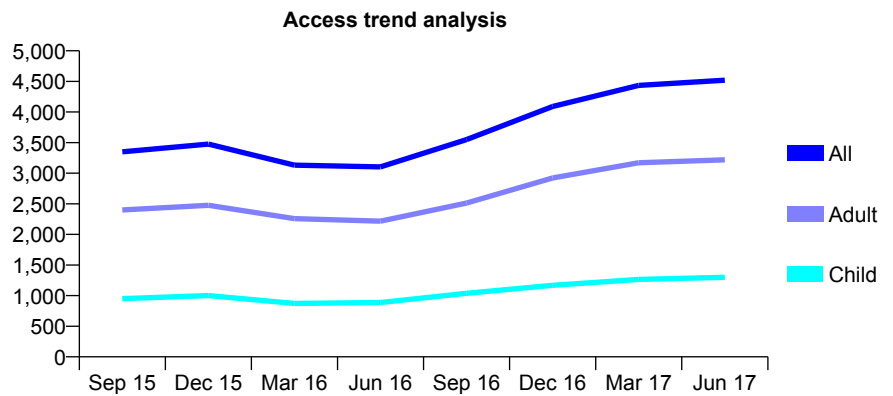
Q55 - Vital Signs At a Glance Contract Report for 153907/0002 - June 2017

Name or company name	Carlton Dental Care Limited
Contract type name	GDS Contract
Purpose of contract	General
Contract start date	06/04/2013
Contract end date	

17/18 Contracted general activity (UDA)	17,441
Carry forward general activity (UDA)	0
17/18 Contracted orthodontic activity (UOA)	0
Carry forward orthodontic activity (UOA)	0
Baseline contract value	£466,292.13

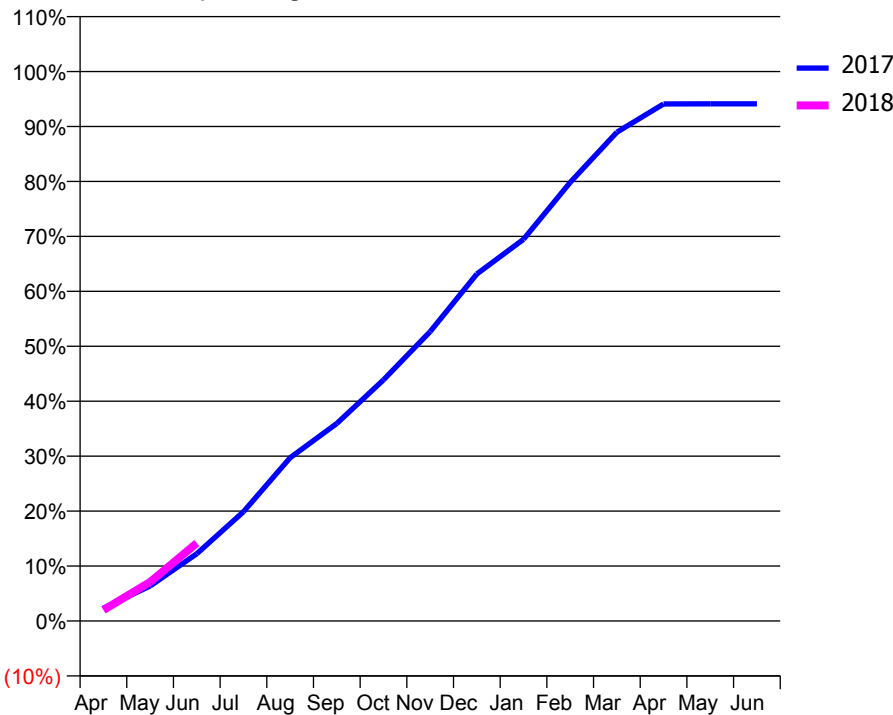
ACCESS*

Patients seen in 24 months	Total	Change since previous quarter
Quarter ending June 2016	3,104	
Quarter ending September 2016	3,550	↑
Quarter ending December 2016	4,091	↑
Quarter ending March 2017	4,435	↑
Quarter ending June 2017	4,520	→
Variance since June 2016	45.6%	↑



ACTIVITY

Cumulative percentage of contracted UDA delivered 2017 & 2018



Month	Adjusted Scheduled Activity (UDA)	
	2017	2018
April	383	351
May	1,048	1,237
June	2,012	2,474
July	3,269	
August	4,884	
September	5,910	
October	7,216	
November	8,660	
December	10,383	
January	11,420	
February	13,123	
March	14,622	
April	15,471	
May	15,474	
June	15,474	

QUALITY

	Quantity	Base Number	Contract	AT	Region	England
% of FP17s for the same patient ID Re-attending within 3 months - Children	49	452	10.8%	10.7%	11.7%	12.0%
% of FP17s for the same patient ID Re-attending within 3 months - Adults	220	1,115	19.7%	14.1%	15.2%	16.0%
% of FP17s for the same patient ID Re-attending between 3 & 9 months - Children	245	452	54.2%	61.8%	59.1%	58.0%
% of FP17s for the same patient ID Re-attending between 3 & 9 months - Adults	575	1,115	51.6%	56.4%	52.2%	50.9%
% of FP17s for Band 1 Urgent Courses	79	1,194	6.6%	7.1%	7.9%	9.1%
% of FP17s Relating to Free Repair or Replacements	32	1,194	2.7%	0.8%	0.8%	0.8%
% of FP17s Relating to Continuations	54	1,194	4.5%	1.4%	1.1%	1.1%
% of Patients satisfied with the dentistry they have received	6	7	N/A	91.4%	91.8%	91.7%
% of Patients satisfied with the time they had to wait for an appointment	7	7	N/A	87.3%	88.4%	88.0%

* This is based on patients treated on this contract for their most recent course of treatment. Figures in italics indicate the base number of FP17s or Patient Questionnaire responses are less than 100. N/A is shown where the base number of responses is less than 10 during the period. % is calculated as Quantity/Base number*100

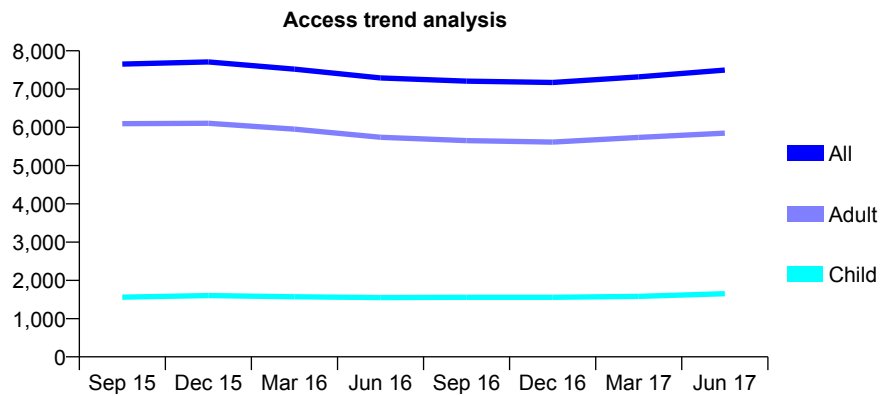
Q55 - Vital Signs At a Glance Contract Report for 154288/0001 - June 2017

Name or company name	D AND L JORDAN LIMITED
Contract type name	GDS Contract
Purpose of contract	General
Contract start date	01/04/2013
Contract end date	

17/18 Contracted general activity (UDA)	19,075
Carry forward general activity (UDA)	0
17/18 Contracted orthodontic activity (UOA)	0
Carry forward orthodontic activity (UOA)	0
Baseline contract value	£513,191.08

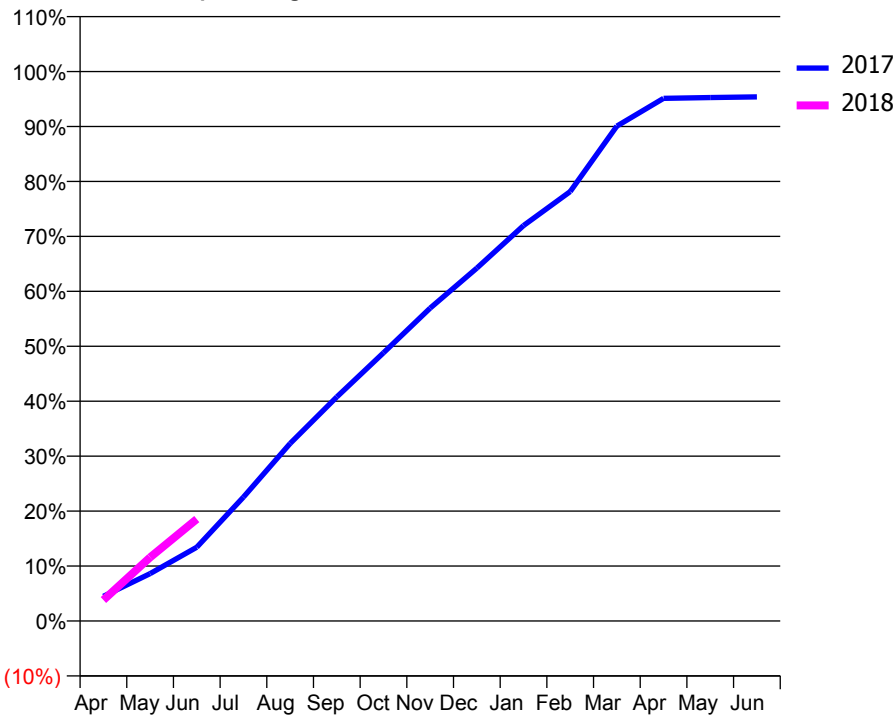
ACCESS*

Patients seen in 24 months	Total	Change since previous quarter
Quarter ending June 2016	7,291	
Quarter ending September 2016	7,207	↓
Quarter ending December 2016	7,171	→
Quarter ending March 2017	7,319	↑
Quarter ending June 2017	7,497	↑
Variance since June 2016	2.8%	↑



ACTIVITY

Cumulative percentage of contracted UDA delivered 2017 & 2018



Month	Adjusted Scheduled Activity (UDA)	
	2017	2018
April	859	728
May	1,645	2,209
June	2,561	3,540
July	4,303	
August	6,165	
September	7,779	
October	9,312	
November	10,860	
December	12,250	
January	13,728	
February	14,907	
March	17,181	
April	18,141	
May	18,173	
June	18,194	

QUALITY

	Quantity	Base Number	Contract	AT	Region	England
% of FP17s for the same patient ID Re-attending within 3 months - Children	41	703	5.8%	10.7%	11.7%	12.0%
% of FP17s for the same patient ID Re-attending within 3 months - Adults	263	2,346	11.2%	14.1%	15.2%	16.0%
% of FP17s for the same patient ID Re-attending between 3 & 9 months - Children	392	703	55.8%	61.8%	59.1%	58.0%
% of FP17s for the same patient ID Re-attending between 3 & 9 months - Adults	1,321	2,346	56.3%	56.4%	52.2%	50.9%
% of FP17s for Band 1 Urgent Courses	100	1,990	5.0%	7.1%	7.9%	9.1%
% of FP17s Relating to Free Repair or Replacements	14	1,990	0.7%	0.8%	0.8%	0.8%
% of FP17s Relating to Continuations	31	1,990	1.6%	1.4%	1.1%	1.1%
% of Patients satisfied with the dentistry they have received	6	6	N/A	91.4%	91.8%	91.7%
% of Patients satisfied with the time they had to wait for an appointment	6	6	N/A	87.3%	88.4%	88.0%

* This is based on patients treated on this contract for their most recent course of treatment. Figures in italics indicate the base number of FP17s or Patient Questionnaire responses are less than 100. N/A is shown where the base number of responses is less than 10 during the period. % is calculated as Quantity/Base number*100

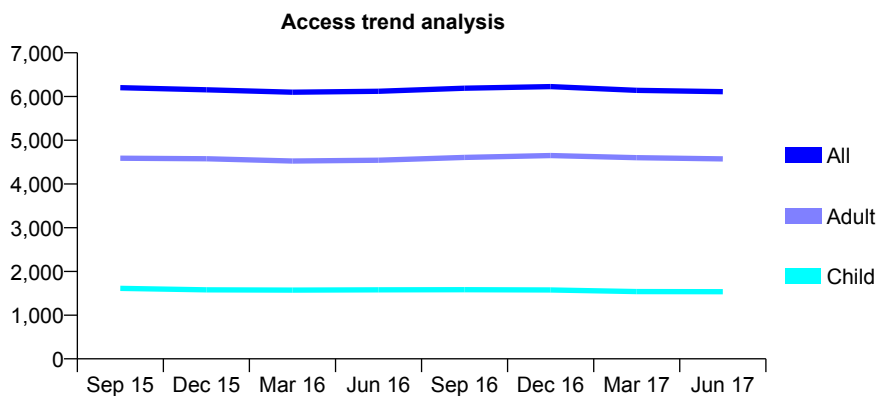
Q55 - Vital Signs At a Glance Contract Report for 154393/0001 - June 2017

Name or company name	Oswald House Dental Practice
Contract type name	GDS Contract
Purpose of contract	General
Contract start date	01/10/2013
Contract end date	

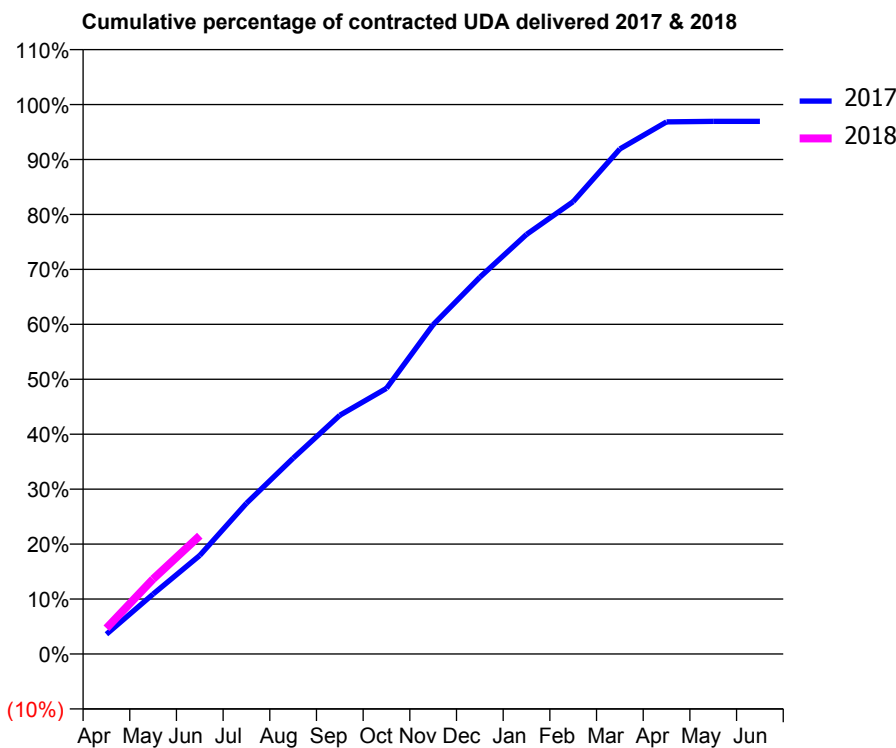
17/18 Contracted general activity (UDA)	16,083
Carry forward general activity (UDA)	0
17/18 Contracted orthodontic activity (UOA)	0
Carry forward orthodontic activity (UOA)	0
Baseline contract value	£335,940.74

ACCESS*

Patients seen in 24 months	Total	Change since previous quarter
Quarter ending June 2016	6,119	
Quarter ending September 2016	6,190	→
Quarter ending December 2016	6,226	→
Quarter ending March 2017	6,140	↓
Quarter ending June 2017	6,110	→
Variance since June 2016	(0.1%)	→



ACTIVITY



Month	Adjusted Scheduled Activity (UDA)	
	2017	2018
April	612	755
May	1,853	2,196
June	3,052	3,465
July	4,664	
August	6,059	
September	7,388	
October	8,219	
November	10,189	
December	11,654	
January	12,980	
February	13,995	
March	15,626	
April	16,461	
May	16,479	
June	16,479	

QUALITY

	Quantity	Base Number	Contract	AT	Region	England
% of FP17s for the same patient ID Re-attending within 3 months - Children	43	586	7.3%	10.7%	11.7%	12.0%
% of FP17s for the same patient ID Re-attending within 3 months - Adults	261	1,806	14.5%	14.1%	15.2%	16.0%
% of FP17s for the same patient ID Re-attending between 3 & 9 months - Children	418	586	71.3%	61.8%	59.1%	58.0%
% of FP17s for the same patient ID Re-attending between 3 & 9 months - Adults	1,227	1,806	67.9%	56.4%	52.2%	50.9%
% of FP17s for Band 1 Urgent Courses	137	2,013	6.8%	7.1%	7.9%	9.1%
% of FP17s Relating to Free Repair or Replacements	21	2,013	1.0%	0.8%	0.8%	0.8%
% of FP17s Relating to Continuations	19	2,013	0.9%	1.4%	1.1%	1.1%
% of Patients satisfied with the dentistry they have received	14	14	100.0%	91.4%	91.8%	91.7%
% of Patients satisfied with the time they had to wait for an appointment	14	14	100.0%	87.3%	88.4%	88.0%

* This is based on patients treated on this contract for their most recent course of treatment. Figures in italics indicate the base number of FP17s or Patient Questionnaire responses are less than 100. N/A is shown where the base number of responses is less than 10 during the period. % is calculated as Quantity/Base number*100

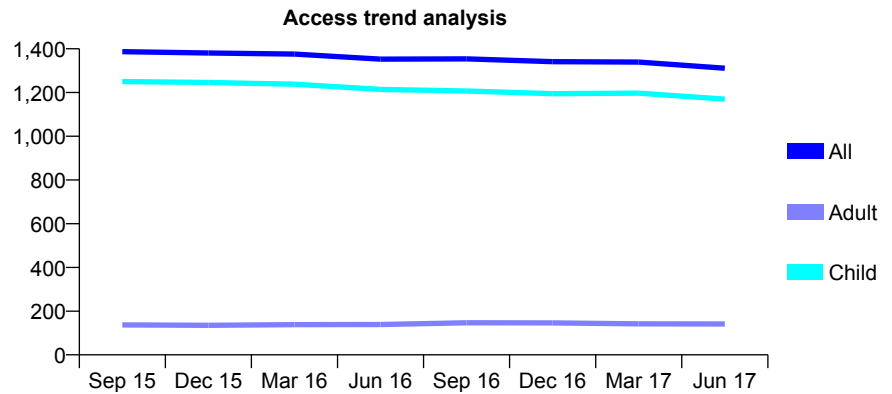
Q55 - Vital Signs At a Glance Contract Report for 157139/0001 - June 2017

Name or company name	Brompton House Dental Practice Limited
Contract type name	GDS Contract
Purpose of contract	General
Contract start date	01/04/2011
Contract end date	

17/18 Contracted general activity (UDA)	3,450
Carry forward general activity (UDA)	0
17/18 Contracted orthodontic activity (UOA)	0
Carry forward orthodontic activity (UOA)	0
Baseline contract value	£91,847.51

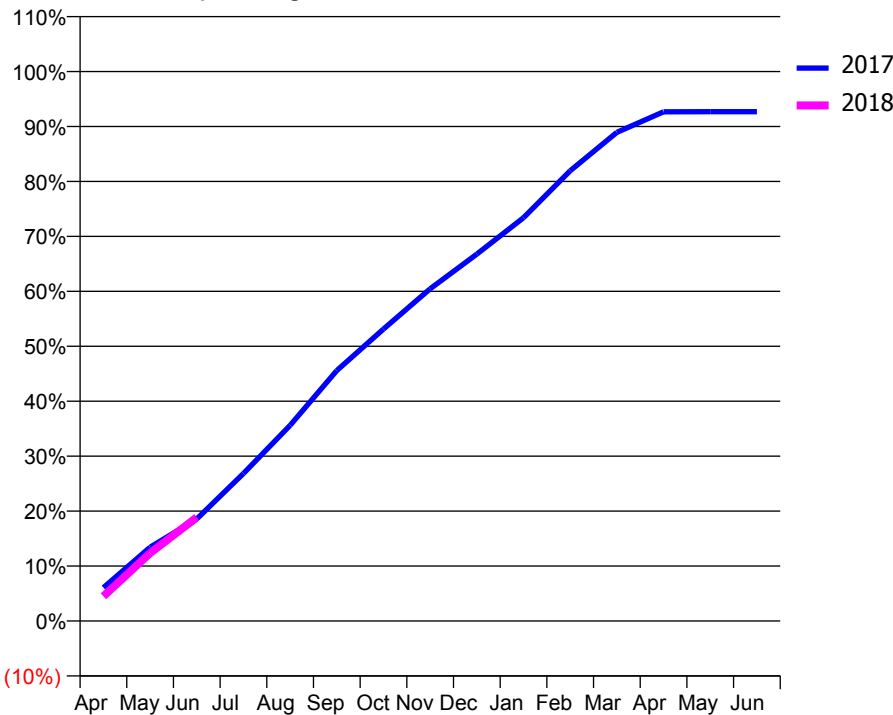
ACCESS*

Patients seen in 24 months	Total	Change since previous quarter
Quarter ending June 2016	1,353	
Quarter ending September 2016	1,354	→
Quarter ending December 2016	1,341	→
Quarter ending March 2017	1,339	→
Quarter ending June 2017	1,311	↓
Variance since June 2016	(3.1%)	↓



ACTIVITY

Cumulative percentage of contracted UDA delivered 2017 & 2018



Adjusted Scheduled Activity (UDA)		
Month	2017	2018
April	209	155
May	464	427
June	641	651
July	926	
August	1,228	
September	1,573	
October	1,833	
November	2,086	
December	2,303	
January	2,532	
February	2,827	
March	3,068	
April	3,197	
May	3,198	
June	3,198	

QUALITY

	Quantity	Base Number	Contract	AT	Region	England
% of FP17s for the same patient ID Re-attending within 3 months - Children	88	599	14.7%	10.7%	11.7%	12.0%
% of FP17s for the same patient ID Re-attending within 3 months - Adults	0	1	0.0%	14.1%	15.2%	16.0%
% of FP17s for the same patient ID Re-attending between 3 & 9 months - Children	405	599	67.6%	61.8%	59.1%	58.0%
% of FP17s for the same patient ID Re-attending between 3 & 9 months - Adults	1	1	100.0%	56.4%	52.2%	50.9%
% of FP17s for Band 1 Urgent Courses	11	502	2.2%	7.1%	7.9%	9.1%
% of FP17s Relating to Free Repair or Replacements	0	502	0.0%	0.8%	0.8%	0.8%
% of FP17s Relating to Continuations	0	502	0.0%	1.4%	1.1%	1.1%
% of Patients satisfied with the dentistry they have received	2	2	N/A	91.4%	91.8%	91.7%
% of Patients satisfied with the time they had to wait for an appointment	2	2	N/A	87.3%	88.4%	88.0%

* This is based on patients treated on this contract for their most recent course of treatment. Figures in italics indicate the base number of FP17s or Patient Questionnaire responses are less than 100. N/A is shown where the base number of responses is less than 10 during the period. % is calculated as Quantity/Base number*100

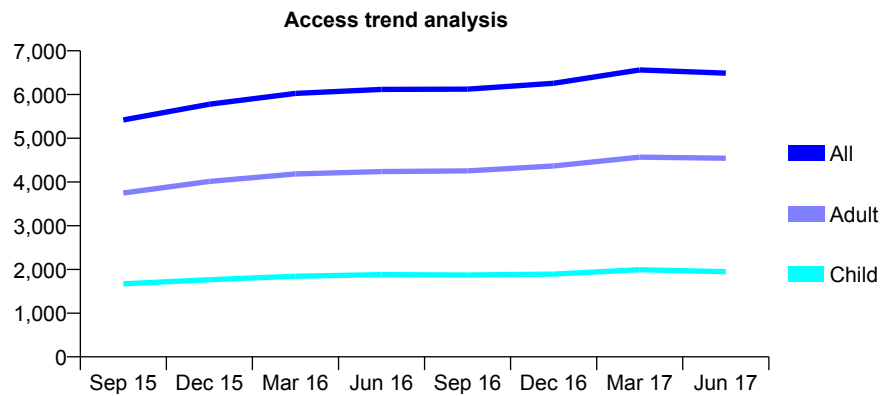
Q55 - Vital Signs At a Glance Contract Report for 158941/0001 - June 2017

Name or company name	D M Jordan Limited
Contract type name	GDS Contract
Purpose of contract	General
Contract start date	01/07/2012
Contract end date	

17/18 Contracted general activity (UDA)	21,500
Carry forward general activity (UDA)	0
17/18 Contracted orthodontic activity (UOA)	0
Carry forward orthodontic activity (UOA)	0
Baseline contract value	£508,671.10

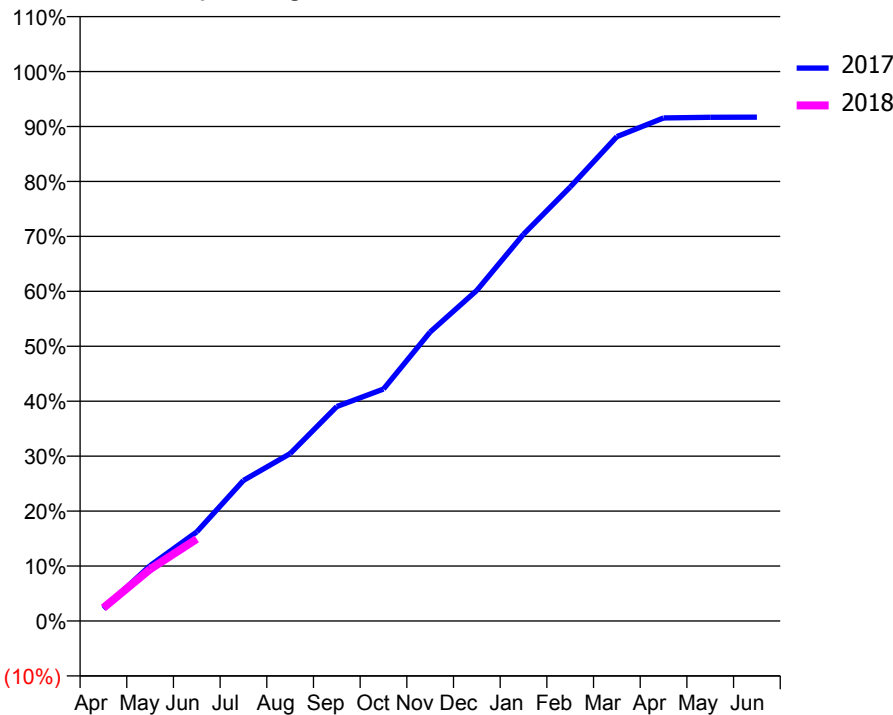
ACCESS*

Patients seen in 24 months	Total	Change since previous quarter
Quarter ending June 2016	6,118	
Quarter ending September 2016	6,123	→
Quarter ending December 2016	6,258	↑
Quarter ending March 2017	6,561	↑
Quarter ending June 2017	6,489	↓
Variance since June 2016	6.1%	↑



ACTIVITY

Cumulative percentage of contracted UDA delivered 2017 & 2018



Month	Adjusted Scheduled Activity (UDA)	
	2017	2018
April	481	515
May	2,167	2,025
June	3,487	3,213
July	5,504	
August	6,552	
September	8,392	
October	9,076	
November	11,306	
December	12,938	
January	15,134	
February	16,982	
March	18,953	
April	19,681	
May	19,711	
June	19,712	

QUALITY

	Quantity	Base Number	Contract	AT	Region	England
% of FP17s for the same patient ID Re-attending within 3 months - Children	60	582	10.3%	10.7%	11.7%	12.0%
% of FP17s for the same patient ID Re-attending within 3 months - Adults	184	1,300	14.2%	14.1%	15.2%	16.0%
% of FP17s for the same patient ID Re-attending between 3 & 9 months - Children	322	582	55.3%	61.8%	59.1%	58.0%
% of FP17s for the same patient ID Re-attending between 3 & 9 months - Adults	746	1,300	57.4%	56.4%	52.2%	50.9%
% of FP17s for Band 1 Urgent Courses	79	1,531	5.2%	7.1%	7.9%	9.1%
% of FP17s Relating to Free Repair or Replacements	9	1,531	0.6%	0.8%	0.8%	0.8%
% of FP17s Relating to Continuations	29	1,531	1.9%	1.4%	1.1%	1.1%
% of Patients satisfied with the dentistry they have received	5	5	N/A	91.4%	91.8%	91.7%
% of Patients satisfied with the time they had to wait for an appointment	4	5	N/A	87.3%	88.4%	88.0%

* This is based on patients treated on this contract for their most recent course of treatment. Figures in italics indicate the base number of FP17s or Patient Questionnaire responses are less than 100. N/A is shown where the base number of responses is less than 10 during the period. % is calculated as Quantity/Base number*100

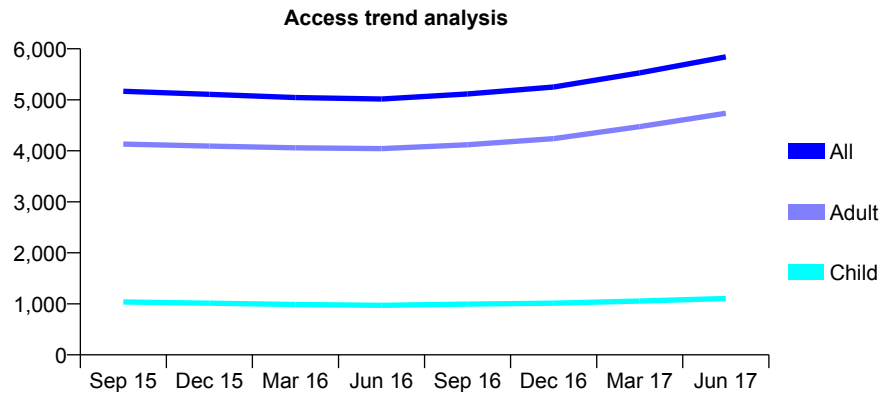
Q55 - Vital Signs At a Glance Contract Report for 160490/0001 - June 2017

Name or company name	Buttercross View Dental Surgery
Contract type name	GDS Contract
Purpose of contract	General
Contract start date	01/04/2012
Contract end date	

17/18 Contracted general activity (UDA)	16,786
Carry forward general activity (UDA)	0
17/18 Contracted orthodontic activity (UOA)	0
Carry forward orthodontic activity (UOA)	0
Baseline contract value	£437,442.31

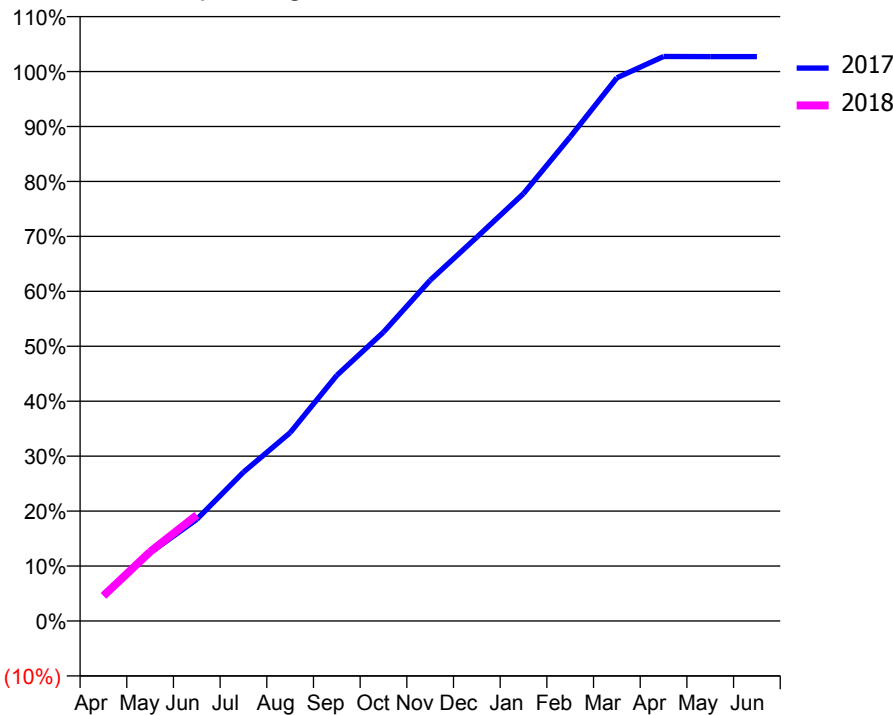
ACCESS*

Patients seen in 24 months	Total	Change since previous quarter
Quarter ending June 2016	5,015	
Quarter ending September 2016	5,114	→
Quarter ending December 2016	5,251	↑
Quarter ending March 2017	5,528	↑
Quarter ending June 2017	5,842	↑
Variance since June 2016	16.5%	↑



ACTIVITY

Cumulative percentage of contracted UDA delivered 2017 & 2018



Month	Adjusted Scheduled Activity (UDA)	
	2017	2018
April	653	768
May	1,675	2,115
June	2,499	3,234
July	3,659	
August	4,628	
September	6,036	
October	7,098	
November	8,373	
December	9,429	
January	10,500	
February	11,894	
March	13,344	
April	13,869	
May	13,865	
June	13,867	

QUALITY

	Quantity	Base Number	Contract	AT	Region	England
% of FP17s for the same patient ID Re-attending within 3 months - Children	26	411	6.3%	10.7%	11.7%	12.0%
% of FP17s for the same patient ID Re-attending within 3 months - Adults	187	1,661	11.3%	14.1%	15.2%	16.0%
% of FP17s for the same patient ID Re-attending between 3 & 9 months - Children	249	411	60.6%	61.8%	59.1%	58.0%
% of FP17s for the same patient ID Re-attending between 3 & 9 months - Adults	606	1,661	36.5%	56.4%	52.2%	50.9%
% of FP17s for Band 1 Urgent Courses	152	1,812	8.4%	7.1%	7.9%	9.1%
% of FP17s Relating to Free Repair or Replacements	13	1,812	0.7%	0.8%	0.8%	0.8%
% of FP17s Relating to Continuations	14	1,812	0.8%	1.4%	1.1%	1.1%
% of Patients satisfied with the dentistry they have received	11	14	78.6%	91.4%	91.8%	91.7%
% of Patients satisfied with the time they had to wait for an appointment	11	14	78.6%	87.3%	88.4%	88.0%

* This is based on patients treated on this contract for their most recent course of treatment. Figures in italics indicate the base number of FP17s or Patient Questionnaire responses are less than 100. N/A is shown where the base number of responses is less than 10 during the period. % is calculated as Quantity/Base number*100

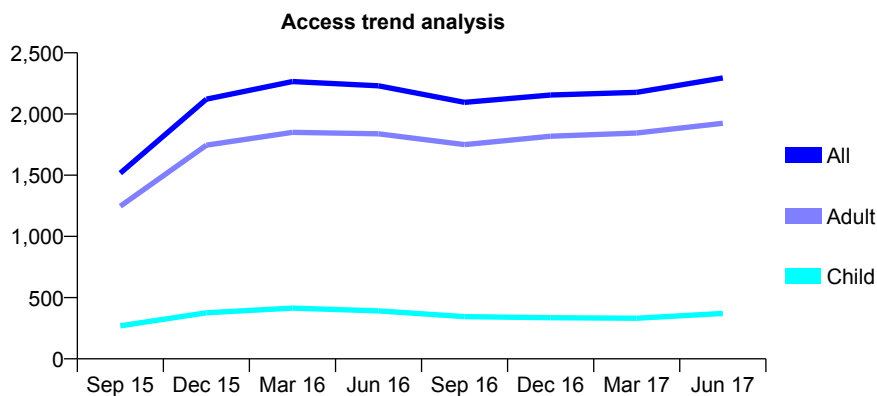
Q55 - Vital Signs At a Glance Contract Report for 160636/0001 - June 2017

Name or company name	Eyre Street Dental
Contract type name	GDS Contract
Purpose of contract	General
Contract start date	01/04/2015
Contract end date	

17/18 Contracted general activity (UDA)	9,028
Carry forward general activity (UDA)	0
17/18 Contracted orthodontic activity (UOA)	0
Carry forward orthodontic activity (UOA)	0
Baseline contract value	£250,064.18

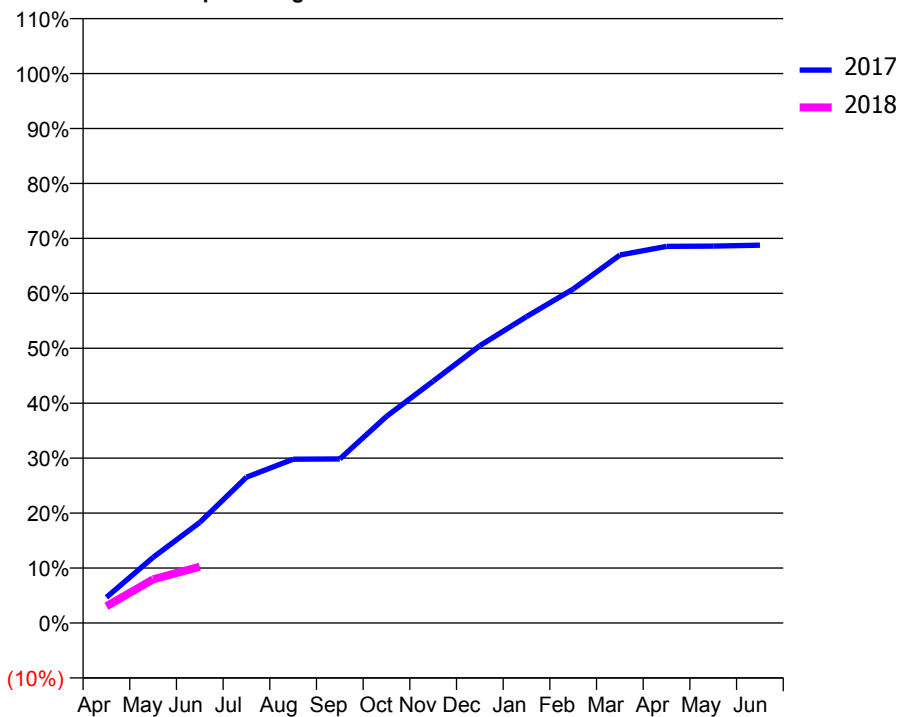
ACCESS*

Patients seen in 24 months	Total	Change since previous quarter
Quarter ending June 2016	2,230	
Quarter ending September 2016	2,095	↓
Quarter ending December 2016	2,155	↑
Quarter ending March 2017	2,177	→
Quarter ending June 2017	2,295	↑
Variance since June 2016	2.9%	↑



ACTIVITY

Cumulative percentage of contracted UDA delivered 2017 & 2018



Month	Adjusted Scheduled Activity (UDA)	
	2017	2018
April	422	276
May	1,079	717
June	1,653	926
July	2,395	
August	2,692	
September	2,696	
October	3,396	
November	3,973	
December	4,556	
January	5,032	
February	5,488	
March	6,046	
April	6,189	
May	6,192	
June	6,207	

QUALITY

	Quantity	Base Number	Contract	AT	Region	England
% of FP17s for the same patient ID Re-attending within 3 months - Children	2	87	2.3%	10.7%	11.7%	12.0%
% of FP17s for the same patient ID Re-attending within 3 months - Adults	43	556	7.7%	14.1%	15.2%	16.0%
% of FP17s for the same patient ID Re-attending between 3 & 9 months - Children	63	87	72.4%	61.8%	59.1%	58.0%
% of FP17s for the same patient ID Re-attending between 3 & 9 months - Adults	400	556	71.9%	56.4%	52.2%	50.9%
% of FP17s for Band 1 Urgent Courses	23	569	4.0%	7.1%	7.9%	9.1%
% of FP17s Relating to Free Repair or Replacements	0	569	0.0%	0.8%	0.8%	0.8%
% of FP17s Relating to Continuations	3	569	0.5%	1.4%	1.1%	1.1%
% of Patients satisfied with the dentistry they have received	6	6	N/A	91.4%	91.8%	91.7%
% of Patients satisfied with the time they had to wait for an appointment	6	6	N/A	87.3%	88.4%	88.0%

* This is based on patients treated on this contract for their most recent course of treatment. Figures in italics indicate the base number of FP17s or Patient Questionnaire responses are less than 100. N/A is shown where the base number of responses is less than 10 during the period. % is calculated as Quantity/Base number*100

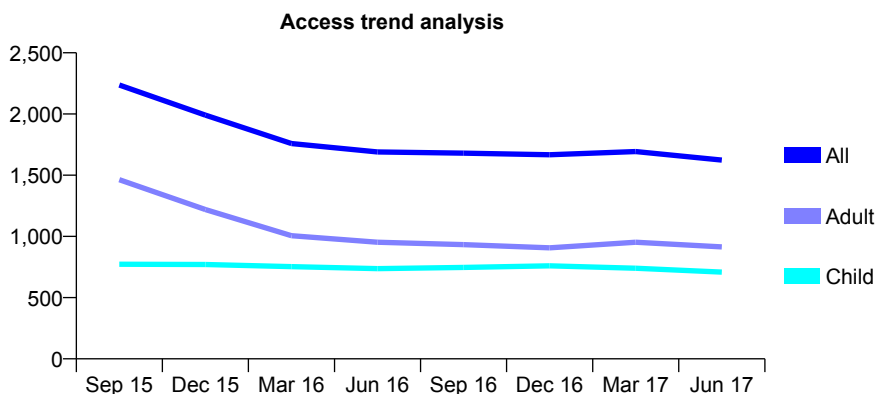
Q55 - Vital Signs At a Glance Contract Report for 161802/0001 - June 2017

Name or company name	Dental Surgery
Contract type name	GDS Contract
Purpose of contract	General
Contract start date	01/11/2012
Contract end date	

17/18 Contracted general activity (UDA)	5,966
Carry forward general activity (UDA)	0
17/18 Contracted orthodontic activity (UOA)	0
Carry forward orthodontic activity (UOA)	0
Baseline contract value	£201,711.61

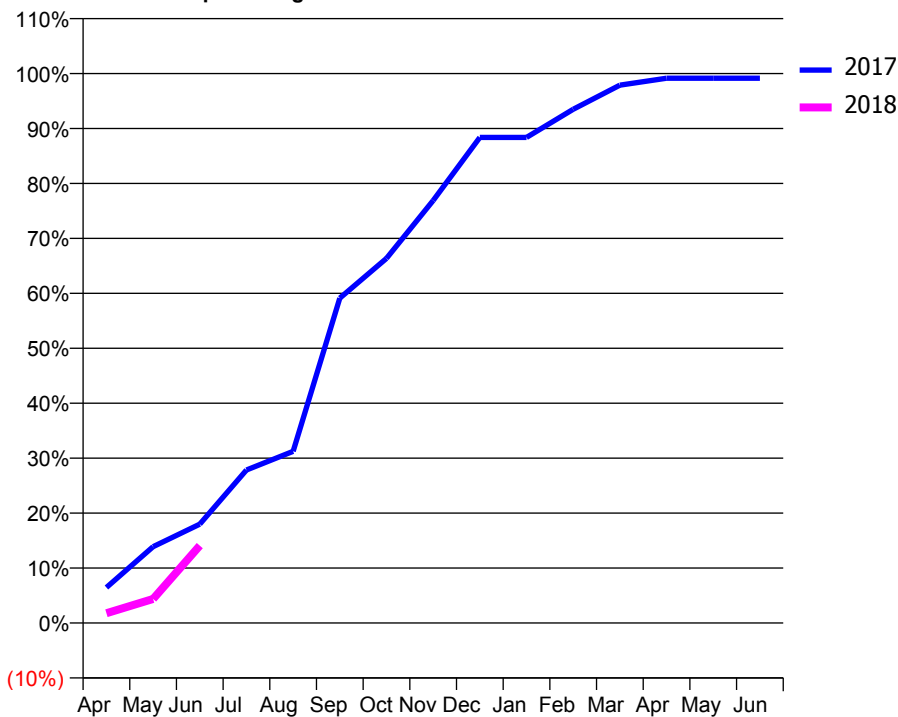
ACCESS*

Patients seen in 24 months	Total	Change since previous quarter
Quarter ending June 2016	1,690	
Quarter ending September 2016	1,680	→
Quarter ending December 2016	1,667	→
Quarter ending March 2017	1,693	→
Quarter ending June 2017	1,624	↓
Variance since June 2016	(3.9%)	↓



ACTIVITY

Cumulative percentage of contracted UDA delivered 2017 & 2018



Month	Adjusted Scheduled Activity (UDA)	
	2017	2018
April	386	107
May	829	262
June	1,073	840
July	1,662	
August	1,864	
September	3,527	
October	3,959	
November	4,587	
December	5,273	
January	5,273	
February	5,577	
March	5,839	
April	5,914	
May	5,914	
June	5,914	

QUALITY

	Quantity	Base Number	Contract	AT	Region	England
% of FP17s for the same patient ID Re-attending within 3 months - Children	13	283	4.6%	10.7%	11.7%	12.0%
% of FP17s for the same patient ID Re-attending within 3 months - Adults	30	249	12.0%	14.1%	15.2%	16.0%
% of FP17s for the same patient ID Re-attending between 3 & 9 months - Children	189	283	66.8%	61.8%	59.1%	58.0%
% of FP17s for the same patient ID Re-attending between 3 & 9 months - Adults	127	249	51.0%	56.4%	52.2%	50.9%
% of FP17s for Band 1 Urgent Courses	45	481	9.4%	7.1%	7.9%	9.1%
% of FP17s Relating to Free Repair or Replacements	2	481	0.4%	0.8%	0.8%	0.8%
% of FP17s Relating to Continuations	0	481	0.0%	1.4%	1.1%	1.1%
% of Patients satisfied with the dentistry they have received	8	8	N/A	91.4%	91.8%	91.7%
% of Patients satisfied with the time they had to wait for an appointment	7	8	N/A	87.3%	88.4%	88.0%

* This is based on patients treated on this contract for their most recent course of treatment. Figures in italics indicate the base number of FP17s or Patient Questionnaire responses are less than 100. N/A is shown where the base number of responses is less than 10 during the period. % is calculated as Quantity/Base number*100

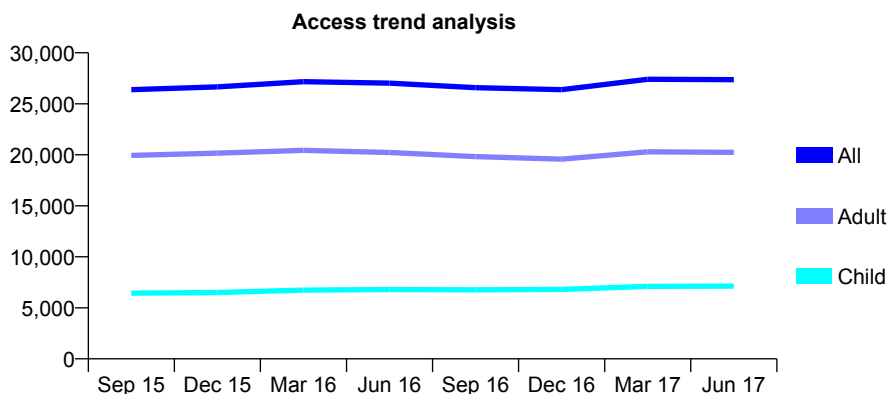
Q55 - Vital Signs At a Glance Contract Report for 162906/0001 - June 2017

Name or company name	Seven Dental & 2 Colwick Road
Contract type name	GDS Contract
Purpose of contract	General
Contract start date	01/04/2006
Contract end date	

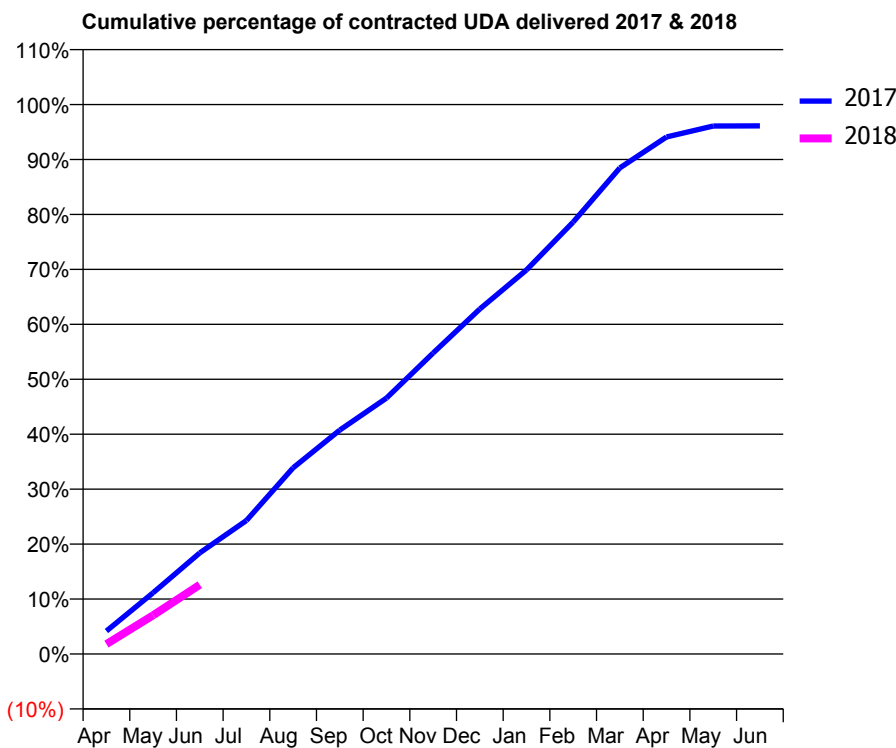
17/18 Contracted general activity (UDA)	90,476
Carry forward general activity (UDA)	0
17/18 Contracted orthodontic activity (UOA)	0
Carry forward orthodontic activity (UOA)	0
Baseline contract value	£2,706,057.87

ACCESS*

Patients seen in 24 months	Total	Change since previous quarter
Quarter ending June 2016	27,023	
Quarter ending September 2016	26,583	↓
Quarter ending December 2016	26,381	→
Quarter ending March 2017	27,407	↑
Quarter ending June 2017	27,367	→
Variance since June 2016	1.3%	→



ACTIVITY



Month	Adjusted Scheduled Activity (UDA)	
	2017	2018
April	3,786	1,631
May	10,087	6,373
June	16,657	11,404
July	21,979	
August	30,661	
September	36,866	
October	42,140	
November	49,566	
December	56,811	
January	63,234	
February	71,122	
March	80,033	
April	85,140	
May	86,923	
June	86,945	

QUALITY

	Quantity	Base Number	Contract	AT	Region	England
% of FP17s for the same patient ID Re-attending within 3 months - Children	345	2,391	14.4%	10.7%	11.7%	12.0%
% of FP17s for the same patient ID Re-attending within 3 months - Adults	972	5,356	18.1%	14.1%	15.2%	16.0%
% of FP17s for the same patient ID Re-attending between 3 & 9 months - Children	1,223	2,391	51.2%	61.8%	59.1%	58.0%
% of FP17s for the same patient ID Re-attending between 3 & 9 months - Adults	2,048	5,356	38.2%	56.4%	52.2%	50.9%
% of FP17s for Band 1 Urgent Courses	678	4,990	13.6%	7.1%	7.9%	9.1%
% of FP17s Relating to Free Repair or Replacements	10	4,990	0.2%	0.8%	0.8%	0.8%
% of FP17s Relating to Continuations	98	4,990	2.0%	1.4%	1.1%	1.1%
% of Patients satisfied with the dentistry they have received	19	22	86.4%	91.4%	91.8%	91.7%
% of Patients satisfied with the time they had to wait for an appointment	19	22	86.4%	87.3%	88.4%	88.0%

* This is based on patients treated on this contract for their most recent course of treatment. Figures in italics indicate the base number of FP17s or Patient Questionnaire responses are less than 100. N/A is shown where the base number of responses is less than 10 during the period. % is calculated as Quantity/Base number*100

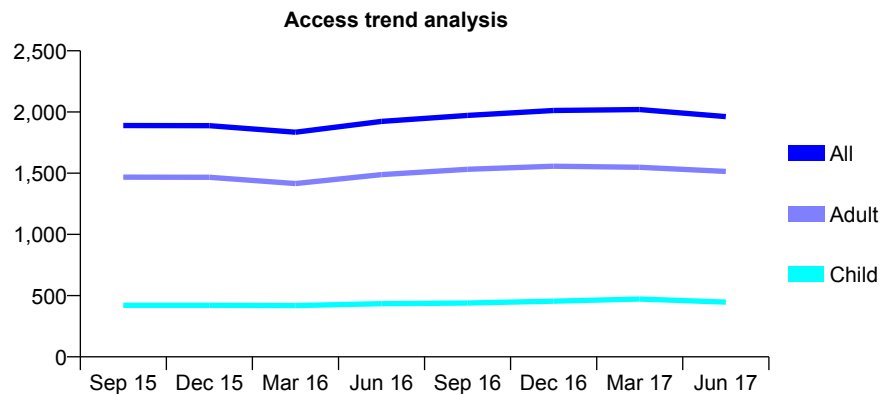
Q55 - Vital Signs At a Glance Contract Report for 162906/0002 - June 2017

Name or company name	Seven Dental & 2 Colwick Road
Contract type name	GDS Contract
Purpose of contract	General
Contract start date	01/04/2006
Contract end date	

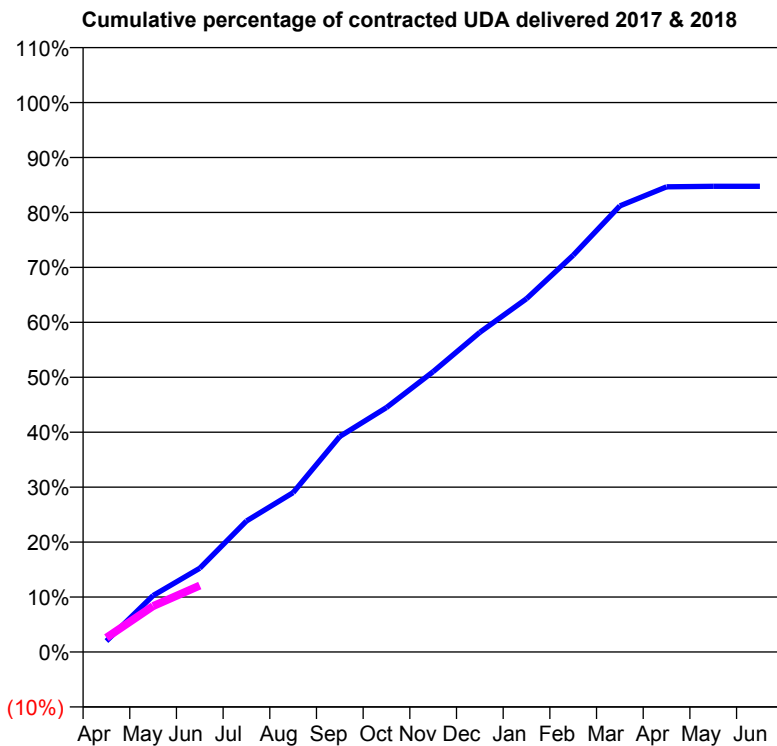
17/18 Contracted general activity (UDA)	8,140
Carry forward general activity (UDA)	0
17/18 Contracted orthodontic activity (UOA)	0
Carry forward orthodontic activity (UOA)	0
Baseline contract value	£239,948.12

ACCESS*

Patients seen in 24 months	Total	Change since previous quarter
Quarter ending June 2016	1,923	
Quarter ending September 2016	1,972	↑
Quarter ending December 2016	2,012	↑
Quarter ending March 2017	2,020	→
Quarter ending June 2017	1,962	↓
Variance since June 2016	2.0%	↑



ACTIVITY



Month	Adjusted Scheduled Activity (UDA)	
	2017	2018
April	163	212
May	837	681
June	1,241	985
July	1,940	
August	2,361	
September	3,194	
October	3,622	
November	4,153	
December	4,735	
January	5,234	
February	5,878	
March	6,609	
April	6,890	
May	6,899	
June	6,899	

QUALITY

	Quantity	Base Number	Contract	AT	Region	England
% of FP17s for the same patient ID Re-attending within 3 months - Children	13	104	12.5%	10.7%	11.7%	12.0%
% of FP17s for the same patient ID Re-attending within 3 months - Adults	56	371	15.1%	14.1%	15.2%	16.0%
% of FP17s for the same patient ID Re-attending between 3 & 9 months - Children	52	104	50.0%	61.8%	59.1%	58.0%
% of FP17s for the same patient ID Re-attending between 3 & 9 months - Adults	145	371	39.1%	56.4%	52.2%	50.9%
% of FP17s for Band 1 Urgent Courses	57	357	16.0%	7.1%	7.9%	9.1%
% of FP17s Relating to Free Repair or Replacements	0	357	0.0%	0.8%	0.8%	0.8%
% of FP17s Relating to Continuations	2	357	0.6%	1.4%	1.1%	1.1%
% of Patients satisfied with the dentistry they have received	5	6	N/A	91.4%	91.8%	91.7%
% of Patients satisfied with the time they had to wait for an appointment	4	6	N/A	87.3%	88.4%	88.0%

* This is based on patients treated on this contract for their most recent course of treatment. Figures in italics indicate the base number of FP17s or Patient Questionnaire responses are less than 100. N/A is shown where the base number of responses is less than 10 during the period. % is calculated as Quantity/Base number*100

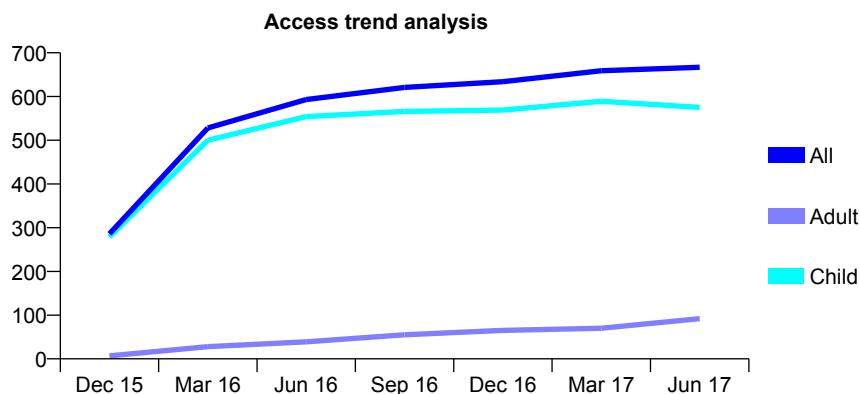
Q55 - Vital Signs At a Glance Contract Report for 163627/0001 - June 2017

Name or company name	High Street Dental Limited
Contract type name	GDS Contract
Purpose of contract	General
Contract start date	01/10/2015
Contract end date	

17/18 Contracted general activity (UDA)	2,280
Carry forward general activity (UDA)	0
17/18 Contracted orthodontic activity (UOA)	0
Carry forward orthodontic activity (UOA)	0
Baseline contract value	£49,042.43

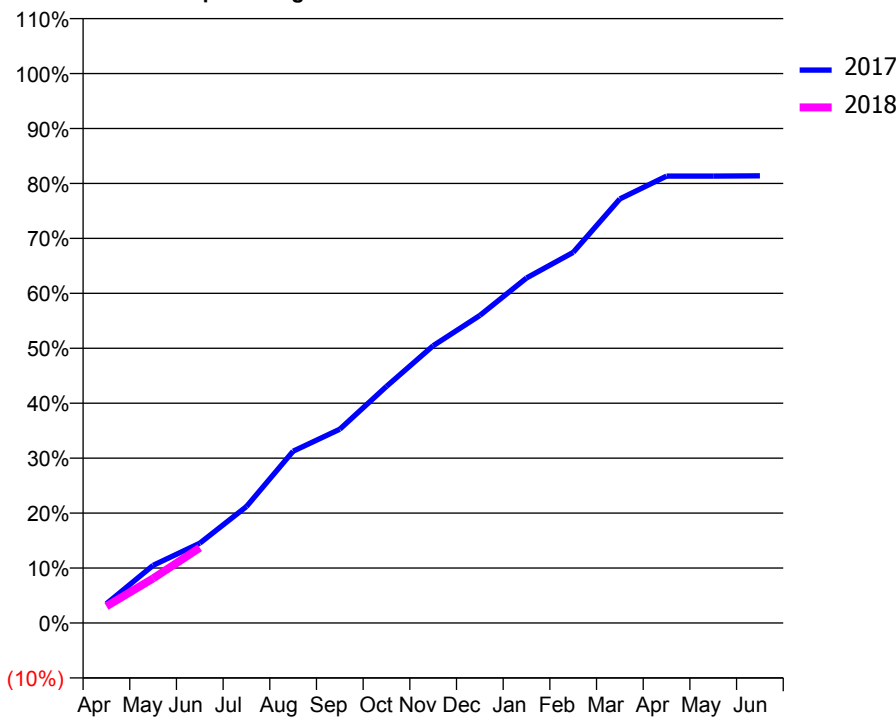
ACCESS*

Patients seen in 24 months	Total	Change since previous quarter
Quarter ending June 2016	593	
Quarter ending September 2016	621	↑
Quarter ending December 2016	634	↑
Quarter ending March 2017	659	↑
Quarter ending June 2017	667	→
Variance since June 2016	12.5%	↑



ACTIVITY

Cumulative percentage of contracted UDA delivered 2017 & 2018



Adjusted Scheduled Activity (UDA)

Month	2017	2018
April	80	69
May	239	185
June	331	313
July	483	
August	713	
September	804	
October	982	
November	1,151	
December	1,276	
January	1,432	
February	1,538	
March	1,760	
April	1,854	
May	1,854	
June	1,855	

QUALITY

	Quantity	Base Number	Contract	AT	Region	England
% of FP17s for the same patient ID Re-attending within 3 months - Children	23	248	9.3%	10.7%	11.7%	12.0%
% of FP17s for the same patient ID Re-attending within 3 months - Adults	0	12	0.0%	14.1%	15.2%	16.0%
% of FP17s for the same patient ID Re-attending between 3 & 9 months - Children	183	248	73.8%	61.8%	59.1%	58.0%
% of FP17s for the same patient ID Re-attending between 3 & 9 months - Adults	10	12	83.3%	56.4%	52.2%	50.9%
% of FP17s for Band 1 Urgent Courses	8	202	4.0%	7.1%	7.9%	9.1%
% of FP17s Relating to Free Repair or Replacements	0	202	0.0%	0.8%	0.8%	0.8%
% of FP17s Relating to Continuations	4	202	2.0%	1.4%	1.1%	1.1%
% of Patients satisfied with the dentistry they have received	1	1	N/A	91.4%	91.8%	91.7%
% of Patients satisfied with the time they had to wait for an appointment	1	1	N/A	87.3%	88.4%	88.0%

* This is based on patients treated on this contract for their most recent course of treatment. Figures in italics indicate the base number of FP17s or Patient Questionnaire responses are less than 100. N/A is shown where the base number of responses is less than 10 during the period. % is calculated as Quantity/Base number*100

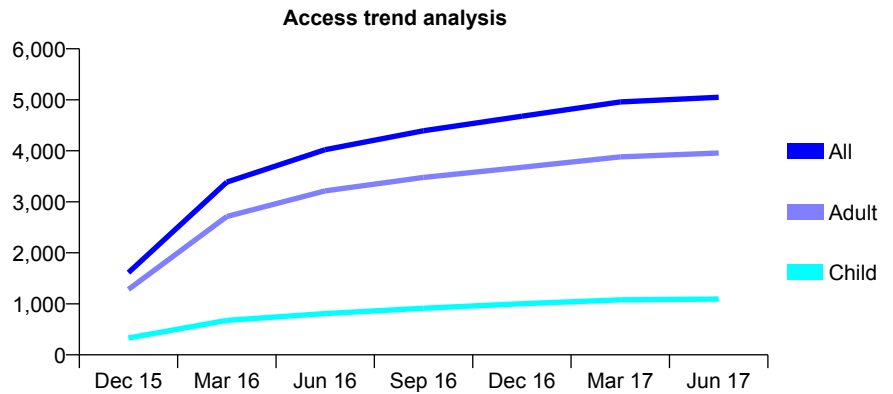
Q55 - Vital Signs At a Glance Contract Report for 164127/0001 - June 2017

Name or company name	Park Road Dental Practice
Contract type name	GDS Contract
Purpose of contract	General
Contract start date	01/10/2015
Contract end date	

17/18 Contracted general activity (UDA)	17,825
Carry forward general activity (UDA)	0
17/18 Contracted orthodontic activity (UOA)	0
Carry forward orthodontic activity (UOA)	0
Baseline contract value	£365,617.63

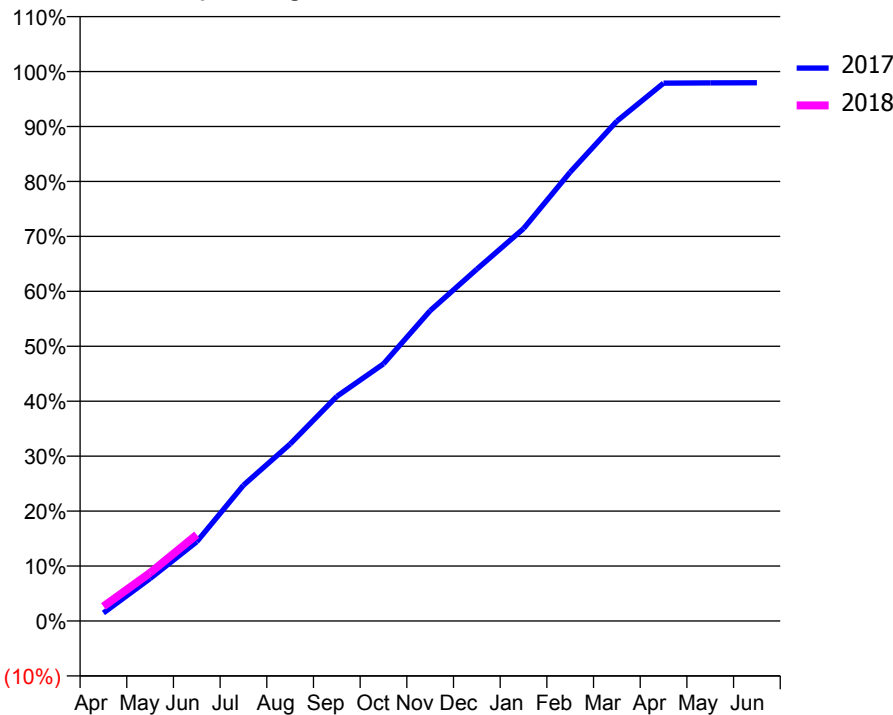
ACCESS*

Patients seen in 24 months	Total	Change since previous quarter
Quarter ending June 2016	4,023	
Quarter ending September 2016	4,394	↑
Quarter ending December 2016	4,678	↑
Quarter ending March 2017	4,959	↑
Quarter ending June 2017	5,050	→
Variance since June 2016	25.5%	↑



ACTIVITY

Cumulative percentage of contracted UDA delivered 2017 & 2018



Month	Adjusted Scheduled Activity (UDA)	
	2017	2018
April	262	473
May	1,380	1,564
June	2,570	2,801
July	4,404	
August	5,741	
September	7,288	
October	8,344	
November	10,068	
December	11,412	
January	12,727	
February	14,563	
March	16,213	
April	17,449	
May	17,454	
June	17,461	

QUALITY

	Quantity	Base Number	Contract	AT	Region	England
% of FP17s for the same patient ID Re-attending within 3 months - Children	35	404	8.7%	10.7%	11.7%	12.0%
% of FP17s for the same patient ID Re-attending within 3 months - Adults	225	1,521	14.8%	14.1%	15.2%	16.0%
% of FP17s for the same patient ID Re-attending between 3 & 9 months - Children	281	404	69.6%	61.8%	59.1%	58.0%
% of FP17s for the same patient ID Re-attending between 3 & 9 months - Adults	1,072	1,521	70.5%	56.4%	52.2%	50.9%
% of FP17s for Band 1 Urgent Courses	72	1,457	4.9%	7.1%	7.9%	9.1%
% of FP17s Relating to Free Repair or Replacements	28	1,457	1.9%	0.8%	0.8%	0.8%
% of FP17s Relating to Continuations	2	1,457	0.1%	1.4%	1.1%	1.1%
% of Patients satisfied with the dentistry they have received	9	9	N/A	91.4%	91.8%	91.7%
% of Patients satisfied with the time they had to wait for an appointment	8	9	N/A	87.3%	88.4%	88.0%

* This is based on patients treated on this contract for their most recent course of treatment. Figures in italics indicate the base number of FP17s or Patient Questionnaire responses are less than 100. N/A is shown where the base number of responses is less than 10 during the period. % is calculated as Quantity/Base number*100

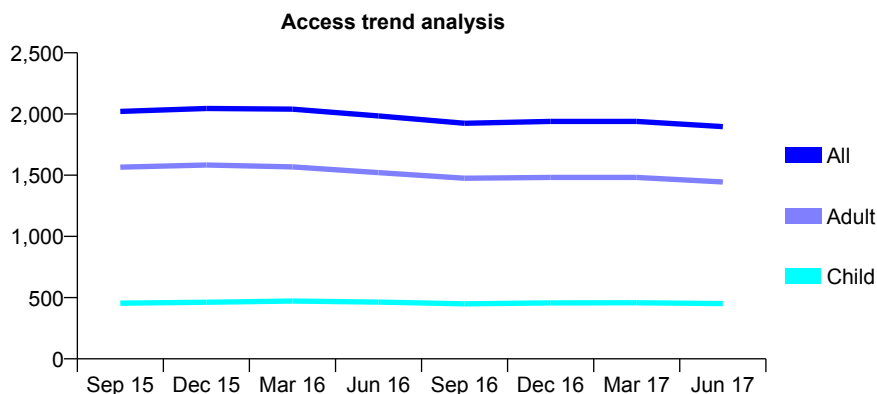
Q55 - Vital Signs At a Glance Contract Report for 166111/0001 - June 2017

Name or company name	Hathersage Dental Surgery
Contract type name	GDS Contract
Purpose of contract	General
Contract start date	01/06/2013
Contract end date	

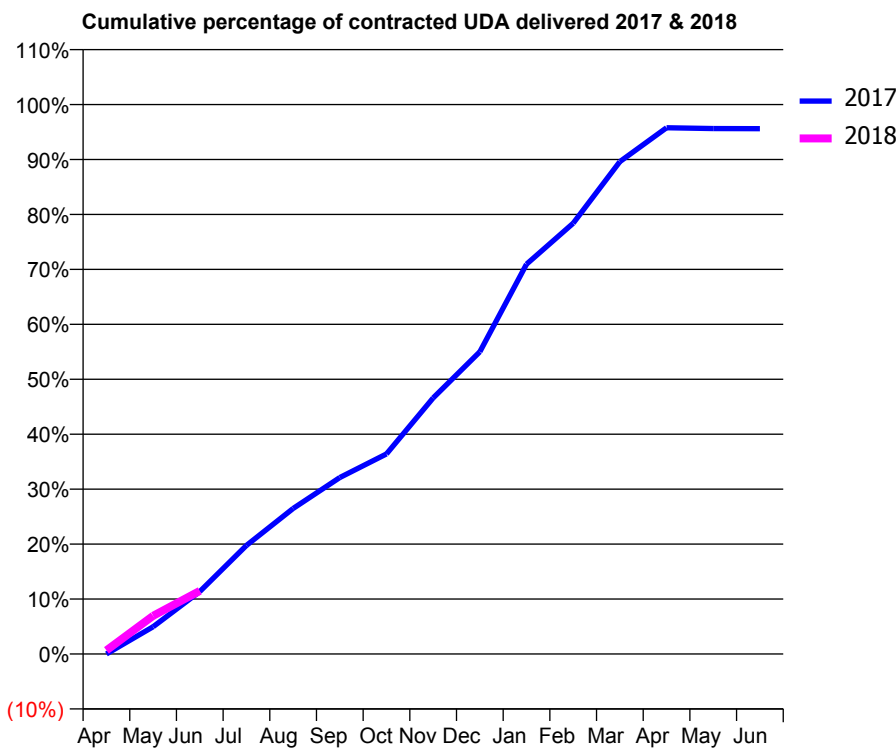
17/18 Contracted general activity (UDA)	5,158
Carry forward general activity (UDA)	0
17/18 Contracted orthodontic activity (UOA)	0
Carry forward orthodontic activity (UOA)	0
Baseline contract value	£149,012.48

ACCESS*

Patients seen in 24 months	Total	Change since previous quarter
Quarter ending June 2016	1,984	
Quarter ending September 2016	1,924	↓
Quarter ending December 2016	1,939	→
Quarter ending March 2017	1,940	→
Quarter ending June 2017	1,897	↓
Variance since June 2016	(4.4%)	↓



ACTIVITY



Month	Adjusted Scheduled Activity (UDA)	
	2017	2018
April	1	34
May	256	359
June	586	593
July	1,019	
August	1,366	
September	1,657	
October	1,879	
November	2,404	
December	2,837	
January	3,660	
February	4,043	
March	4,621	
April	4,940	
May	4,933	
June	4,932	

QUALITY

	Quantity	Base Number	Contract	AT	Region	England
% of FP17s for the same patient ID Re-attending within 3 months - Children	8	154	5.2%	10.7%	11.7%	12.0%
% of FP17s for the same patient ID Re-attending within 3 months - Adults	83	441	18.8%	14.1%	15.2%	16.0%
% of FP17s for the same patient ID Re-attending between 3 & 9 months - Children	100	154	64.9%	61.8%	59.1%	58.0%
% of FP17s for the same patient ID Re-attending between 3 & 9 months - Adults	215	441	48.8%	56.4%	52.2%	50.9%
% of FP17s for Band 1 Urgent Courses	33	411	8.0%	7.1%	7.9%	9.1%
% of FP17s Relating to Free Repair or Replacements	5	411	1.2%	0.8%	0.8%	0.8%
% of FP17s Relating to Continuations	4	411	1.0%	1.4%	1.1%	1.1%
% of Patients satisfied with the dentistry they have received	6	6	N/A	91.4%	91.8%	91.7%
% of Patients satisfied with the time they had to wait for an appointment	6	6	N/A	87.3%	88.4%	88.0%

* This is based on patients treated on this contract for their most recent course of treatment. Figures in italics indicate the base number of FP17s or Patient Questionnaire responses are less than 100. N/A is shown where the base number of responses is less than 10 during the period. % is calculated as Quantity/Base number*100

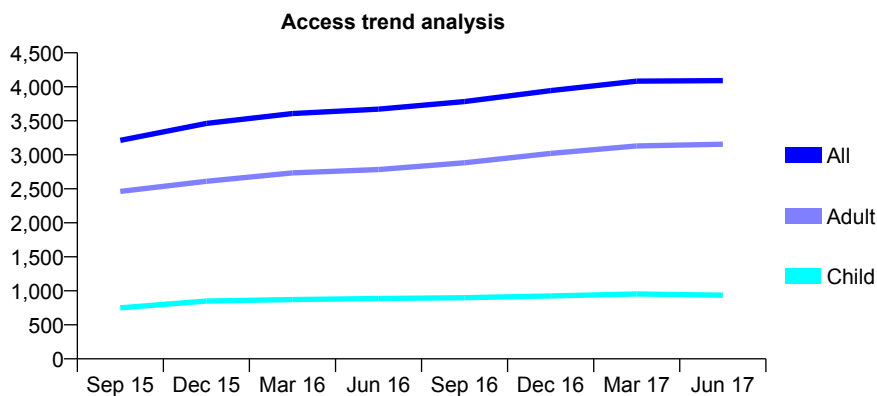
Q55 - Vital Signs At a Glance Contract Report for 167924/0001 - June 2017

Name or company name	Killamarsh Dental Practice Ltd
Contract type name	GDS Contract
Purpose of contract	General
Contract start date	01/11/2012
Contract end date	

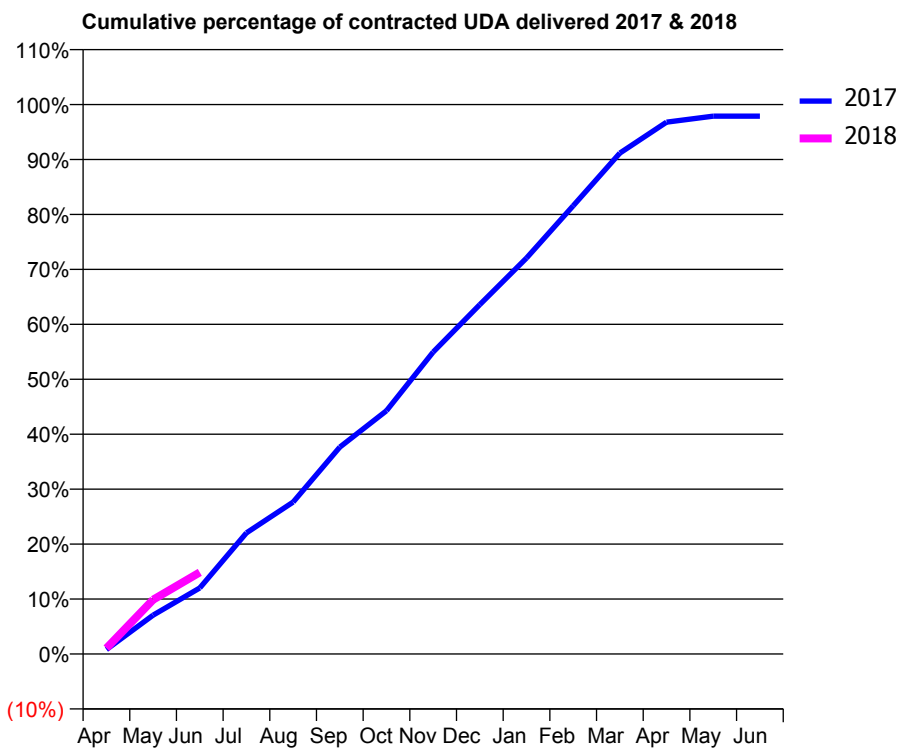
17/18 Contracted general activity (UDA)	13,259
Carry forward general activity (UDA)	0
17/18 Contracted orthodontic activity (UOA)	0
Carry forward orthodontic activity (UOA)	0
Baseline contract value	£345,086.99

ACCESS*

Patients seen in 24 months	Total	Change since previous quarter
Quarter ending June 2016	3,672	
Quarter ending September 2016	3,783	↑
Quarter ending December 2016	3,945	↑
Quarter ending March 2017	4,084	↑
Quarter ending June 2017	4,092	→
Variance since June 2016	11.4%	↑



ACTIVITY



Month	Adjusted Scheduled Activity (UDA)	
	2017	2018
April	120	139
May	1,037	1,311
June	1,761	1,972
July	3,226	
August	4,046	
September	5,510	
October	6,480	
November	8,044	
December	9,306	
January	10,546	
February	11,940	
March	13,342	
April	14,165	
May	14,325	
June	14,325	

QUALITY

	Quantity	Base Number	Contract	AT	Region	England
% of FP17s for the same patient ID Re-attending within 3 months - Children	19	309	6.1%	10.7%	11.7%	12.0%
% of FP17s for the same patient ID Re-attending within 3 months - Adults	150	1,126	13.3%	14.1%	15.2%	16.0%
% of FP17s for the same patient ID Re-attending between 3 & 9 months - Children	234	309	75.7%	61.8%	59.1%	58.0%
% of FP17s for the same patient ID Re-attending between 3 & 9 months - Adults	783	1,126	69.5%	56.4%	52.2%	50.9%
% of FP17s for Band 1 Urgent Courses	39	971	4.0%	7.1%	7.9%	9.1%
% of FP17s Relating to Free Repair or Replacements	19	971	2.0%	0.8%	0.8%	0.8%
% of FP17s Relating to Continuations	2	971	0.2%	1.4%	1.1%	1.1%
% of Patients satisfied with the dentistry they have received	15	15	100.0%	91.4%	91.8%	91.7%
% of Patients satisfied with the time they had to wait for an appointment	14	15	93.3%	87.3%	88.4%	88.0%

* This is based on patients treated on this contract for their most recent course of treatment. Figures in italics indicate the base number of FP17s or Patient Questionnaire responses are less than 100. N/A is shown where the base number of responses is less than 10 during the period. % is calculated as Quantity/Base number*100

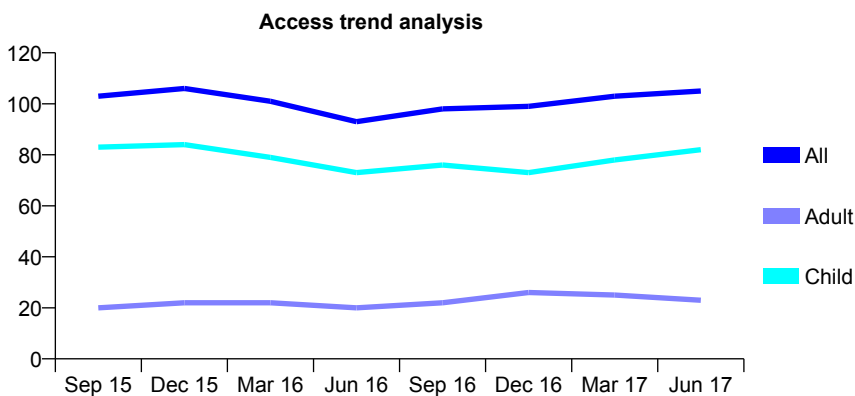
Q55 - Vital Signs At a Glance Contract Report for 169544/0001 - June 2017

Name or company name	STEEPLE GRANGE SMILES LTD.,
Contract type name	GDS Contract
Purpose of contract	General and Orthodontic
Contract start date	15/08/2008
Contract end date	

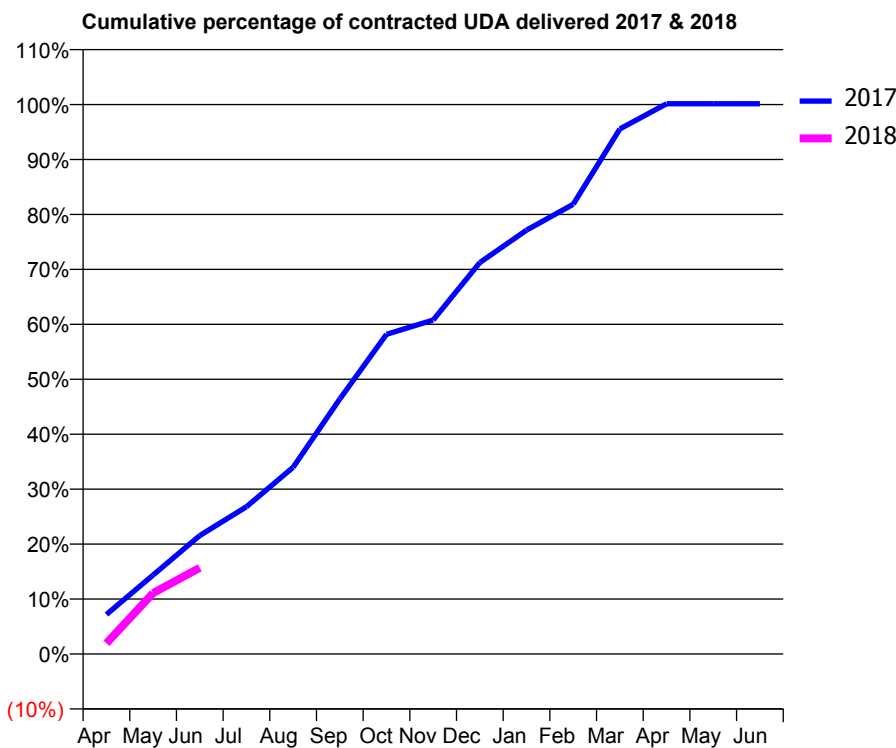
17/18 Contracted general activity (UDA)	153
Carry forward general activity (UDA)	0
17/18 Contracted orthodontic activity (UOA)	684
Carry forward orthodontic activity (UOA)	0
Baseline contract value	£50,000.61

ACCESS*

Patients seen in 24 months	Total	Change since previous quarter
Quarter ending June 2016	93	
Quarter ending September 2016	98	↑
Quarter ending December 2016	99	→
Quarter ending March 2017	103	↑
Quarter ending June 2017	105	→
Variance since June 2016	12.9%	↑



ACTIVITY



Month	Adjusted Scheduled Activity (UDA)	
	2017	2018
April	11	3
May	22	17
June	33	24
July	41	
August	52	
September	71	
October	89	
November	93	
December	109	
January	118	
February	125	
March	146	
April	153	
May	153	
June	153	

QUALITY

	Quantity	Base Number	Contract	AT	Region	England
% of FP17s for the same patient ID Re-attending within 3 months - Children	5	51	9.8%	10.7%	11.7%	12.0%
% of FP17s for the same patient ID Re-attending within 3 months - Adults	0	2	0.0%	14.1%	15.2%	16.0%
% of FP17s for the same patient ID Re-attending between 3 & 9 months - Children	14	51	27.5%	61.8%	59.1%	58.0%
% of FP17s for the same patient ID Re-attending between 3 & 9 months - Adults	0	2	0.0%	56.4%	52.2%	50.9%
% of FP17s for Band 1 Urgent Courses	0	18	0.0%	7.1%	7.9%	9.1%
% of FP17s Relating to Free Repair or Replacements	0	18	0.0%	0.8%	0.8%	0.8%
% of FP17s Relating to Continuations	0	18	0.0%	1.4%	1.1%	1.1%
% of Patients satisfied with the dentistry they have received	0	0	N/A	91.4%	91.8%	91.7%
% of Patients satisfied with the time they had to wait for an appointment	0	0	N/A	87.3%	88.4%	88.0%

* This is based on patients treated on this contract for their most recent course of treatment. Figures in italics indicate the base number of FP17s or Patient Questionnaire responses are less than 100. N/A is shown where the base number of responses is less than 10 during the period. % is calculated as Quantity/Base number*100

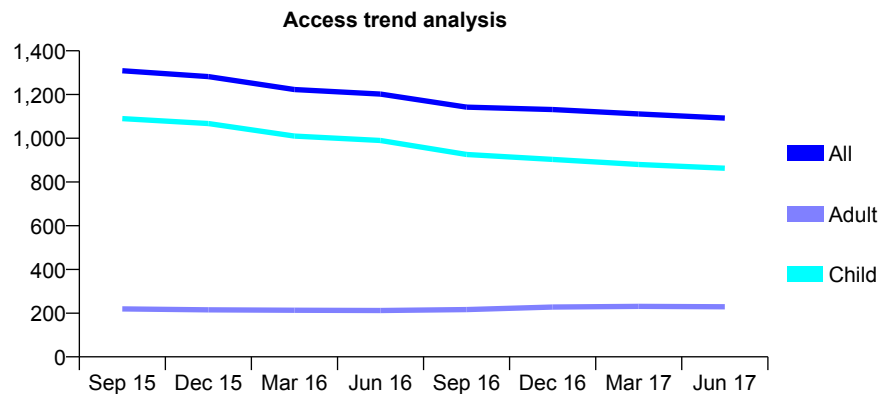
Q55 - Vital Signs At a Glance Contract Report for 170100/0001 - June 2017

Name or company name	Rooprai & Aulak
Contract type name	GDS Contract
Purpose of contract	General
Contract start date	01/04/2009
Contract end date	

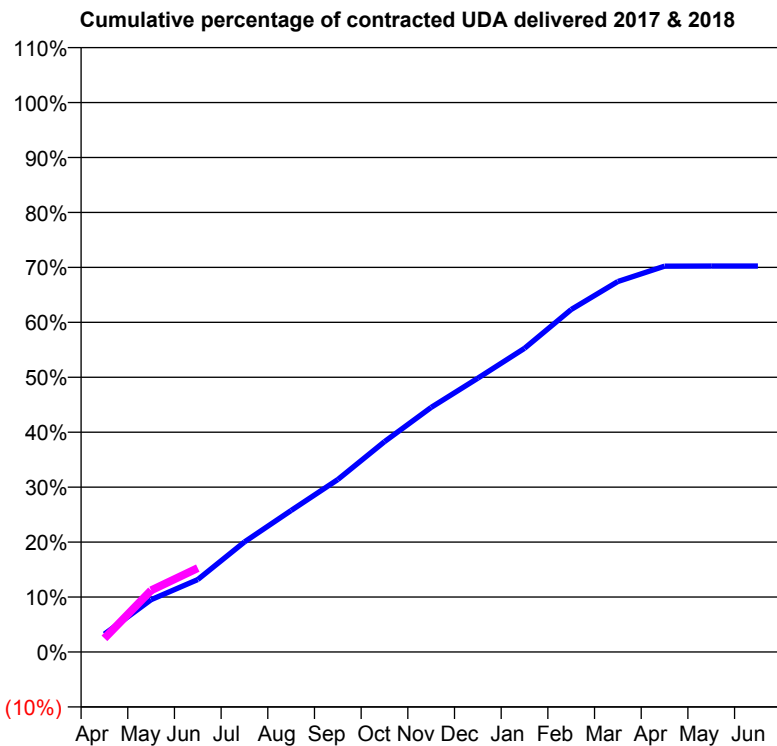
17/18 Contracted general activity (UDA)	3,129
Carry forward general activity (UDA)	0
17/18 Contracted orthodontic activity (UOA)	0
Carry forward orthodontic activity (UOA)	0
Baseline contract value	£67,460.06

ACCESS*

Patients seen in 24 months	Total	Change since previous quarter
Quarter ending June 2016	1,202	
Quarter ending September 2016	1,142	↓
Quarter ending December 2016	1,131	→
Quarter ending March 2017	1,111	↓
Quarter ending June 2017	1,092	↓
Variance since June 2016	(9.2%)	↓



ACTIVITY



Month	Adjusted Scheduled Activity (UDA)	
	2017	2018
April	102	78
May	298	351
June	413	478
July	627	
August	806	
September	982	
October	1,198	
November	1,393	
December	1,559	
January	1,729	
February	1,950	
March	2,110	
April	2,197	
May	2,198	
June	2,198	

QUALITY

	Quantity	Base Number	Contract	AT	Region	England
% of FP17s for the same patient ID Re-attending within 3 months - Children	18	357	5.0%	10.7%	11.7%	12.0%
% of FP17s for the same patient ID Re-attending within 3 months - Adults	3	43	7.0%	14.1%	15.2%	16.0%
% of FP17s for the same patient ID Re-attending between 3 & 9 months - Children	255	357	71.4%	61.8%	59.1%	58.0%
% of FP17s for the same patient ID Re-attending between 3 & 9 months - Adults	27	43	62.8%	56.4%	52.2%	50.9%
% of FP17s for Band 1 Urgent Courses	0	338	0.0%	7.1%	7.9%	9.1%
% of FP17s Relating to Free Repair or Replacements	0	338	0.0%	0.8%	0.8%	0.8%
% of FP17s Relating to Continuations	0	338	0.0%	1.4%	1.1%	1.1%
% of Patients satisfied with the dentistry they have received	0	0	N/A	91.4%	91.8%	91.7%
% of Patients satisfied with the time they had to wait for an appointment	0	0	N/A	87.3%	88.4%	88.0%

* This is based on patients treated on this contract for their most recent course of treatment. Figures in italics indicate the base number of FP17s or Patient Questionnaire responses are less than 100. N/A is shown where the base number of responses is less than 10 during the period. % is calculated as Quantity/Base number*100

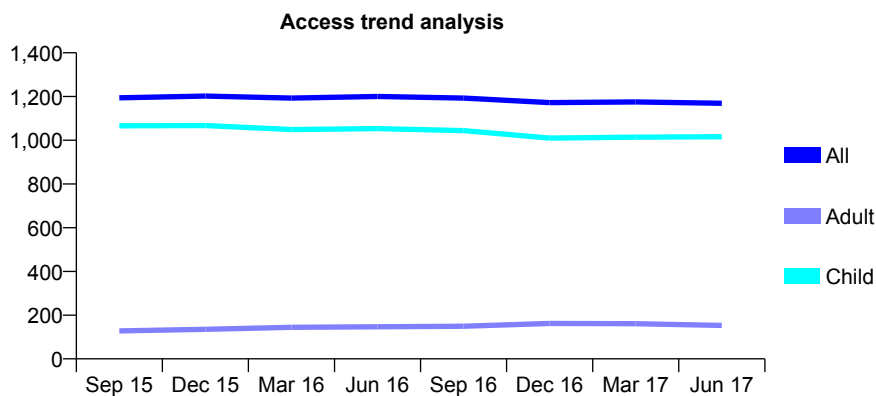
Q55 - Vital Signs At a Glance Contract Report for 171115/0001 - June 2017

Name or company name	Titchfield Park Dental Clinic Limited
Contract type name	GDS Contract
Purpose of contract	General
Contract start date	01/04/2012
Contract end date	

17/18 Contracted general activity (UDA)	2,500
Carry forward general activity (UDA)	0
17/18 Contracted orthodontic activity (UOA)	0
Carry forward orthodontic activity (UOA)	0
Baseline contract value	£55,340.80

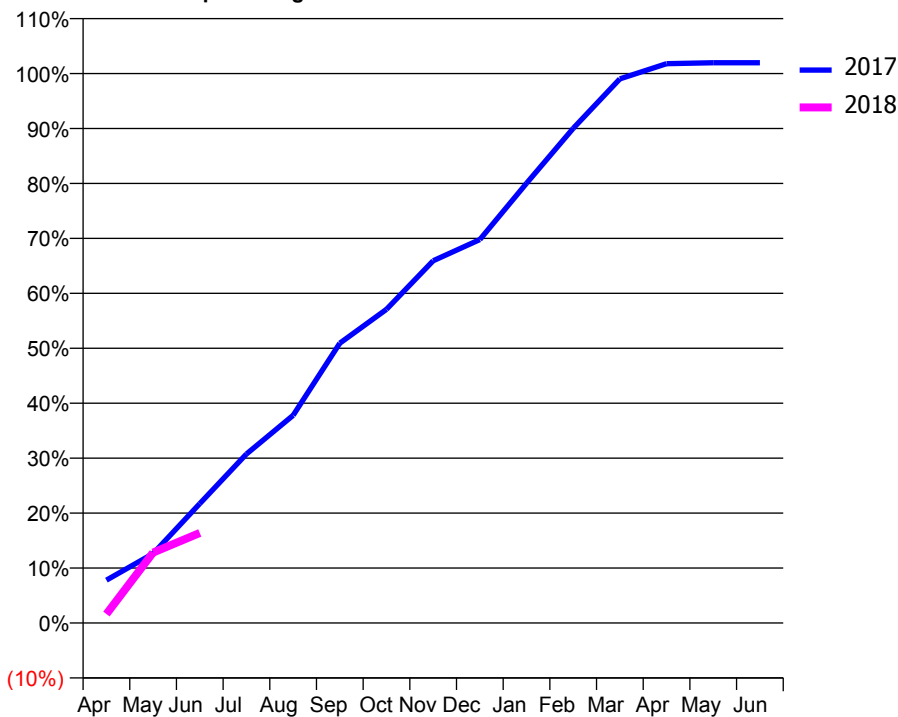
ACCESS*

Patients seen in 24 months	Total	Change since previous quarter
Quarter ending June 2016	1,200	
Quarter ending September 2016	1,193	→
Quarter ending December 2016	1,172	↓
Quarter ending March 2017	1,175	→
Quarter ending June 2017	1,169	→
Variance since June 2016	(2.6%)	↓



ACTIVITY

Cumulative percentage of contracted UDA delivered 2017 & 2018



Month	Adjusted Scheduled Activity (UDA)	
	2017	2018
April	195	41
May	316	321
June	543	410
July	769	
August	945	
September	1,273	
October	1,427	
November	1,648	
December	1,745	
January	2,001	
February	2,250	
March	2,475	
April	2,545	
May	2,549	
June	2,549	

QUALITY

	Quantity	Base Number	Contract	AT	Region	England
% of FP17s for the same patient ID Re-attending within 3 months - Children	24	349	6.9%	10.7%	11.7%	12.0%
% of FP17s for the same patient ID Re-attending within 3 months - Adults	0	16	0.0%	14.1%	15.2%	16.0%
% of FP17s for the same patient ID Re-attending between 3 & 9 months - Children	241	349	69.1%	61.8%	59.1%	58.0%
% of FP17s for the same patient ID Re-attending between 3 & 9 months - Adults	15	16	93.8%	56.4%	52.2%	50.9%
% of FP17s for Band 1 Urgent Courses	4	322	1.2%	7.1%	7.9%	9.1%
% of FP17s Relating to Free Repair or Replacements	0	322	0.0%	0.8%	0.8%	0.8%
% of FP17s Relating to Continuations	0	322	0.0%	1.4%	1.1%	1.1%
% of Patients satisfied with the dentistry they have received	0	0	N/A	91.4%	91.8%	91.7%
% of Patients satisfied with the time they had to wait for an appointment	0	0	N/A	87.3%	88.4%	88.0%

* This is based on patients treated on this contract for their most recent course of treatment. Figures in italics indicate the base number of FP17s or Patient Questionnaire responses are less than 100. N/A is shown where the base number of responses is less than 10 during the period. % is calculated as Quantity/Base number*100

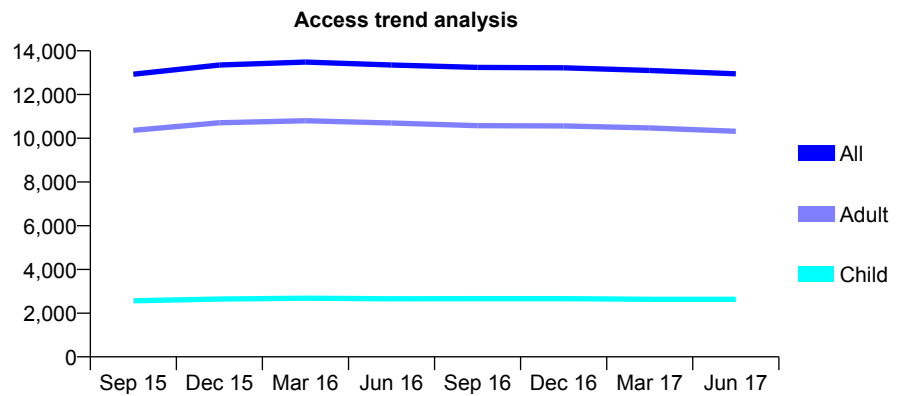
Q55 - Vital Signs At a Glance Contract Report for 171824/0001 - June 2017

Name or company name	Ripley Family Dental Centre
Contract type name	GDS Contract
Purpose of contract	General
Contract start date	01/03/2014
Contract end date	

17/18 Contracted general activity (UDA)	39,239
Carry forward general activity (UDA)	0
17/18 Contracted orthodontic activity (UOA)	0
Carry forward orthodontic activity (UOA)	0
Baseline contract value	£808,846.21

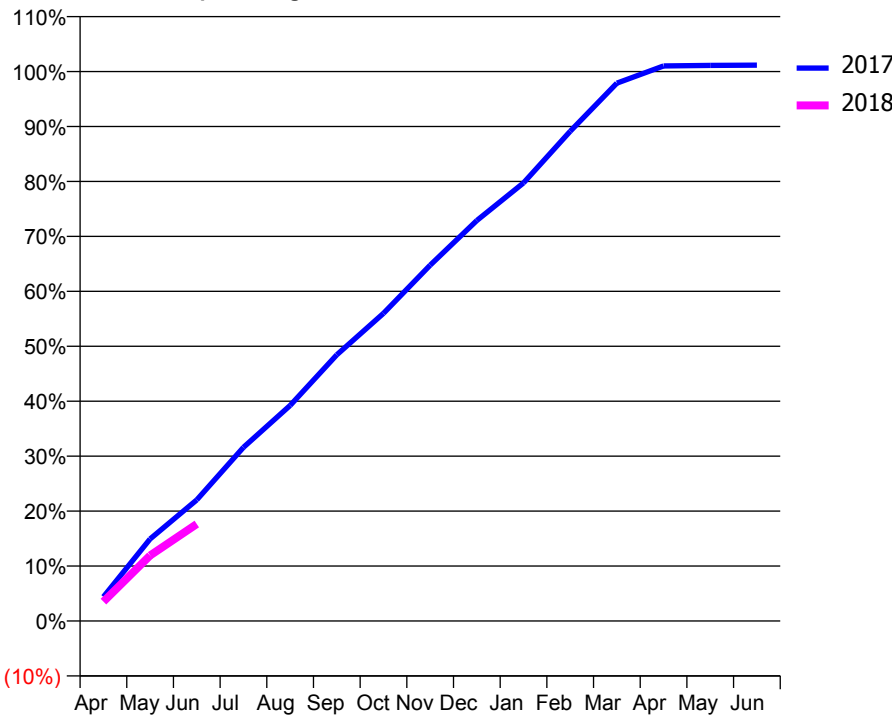
ACCESS*

Patients seen in 24 months	Total	Change since previous quarter
Quarter ending June 2016	13,353	
Quarter ending September 2016	13,242	→
Quarter ending December 2016	13,225	→
Quarter ending March 2017	13,102	→
Quarter ending June 2017	12,949	↓
Variance since June 2016	(3.0%)	↓



ACTIVITY

Cumulative percentage of contracted UDA delivered 2017 & 2018



Month	Adjusted Scheduled Activity (UDA)	
	2017	2018
April	1,772	1,384
May	6,001	4,680
June	8,848	6,928
July	12,695	
August	15,749	
September	19,450	
October	22,487	
November	26,002	
December	29,272	
January	32,015	
February	35,791	
March	39,310	
April	40,563	
May	40,600	
June	40,618	

QUALITY

	Quantity	Base Number	Contract	AT	Region	England
% of FP17s for the same patient ID Re-attending within 3 months - Children	58	892	6.5%	10.7%	11.7%	12.0%
% of FP17s for the same patient ID Re-attending within 3 months - Adults	493	3,606	13.7%	14.1%	15.2%	16.0%
% of FP17s for the same patient ID Re-attending between 3 & 9 months - Children	555	892	62.2%	61.8%	59.1%	58.0%
% of FP17s for the same patient ID Re-attending between 3 & 9 months - Adults	2,403	3,606	66.6%	56.4%	52.2%	50.9%
% of FP17s for Band 1 Urgent Courses	211	3,863	5.5%	7.1%	7.9%	9.1%
% of FP17s Relating to Free Repair or Replacements	85	3,863	2.2%	0.8%	0.8%	0.8%
% of FP17s Relating to Continuations	27	3,863	0.7%	1.4%	1.1%	1.1%
% of Patients satisfied with the dentistry they have received	29	34	85.3%	91.4%	91.8%	91.7%
% of Patients satisfied with the time they had to wait for an appointment	24	34	70.6%	87.3%	88.4%	88.0%

* This is based on patients treated on this contract for their most recent course of treatment. Figures in italics indicate the base number of FP17s or Patient Questionnaire responses are less than 100. N/A is shown where the base number of responses is less than 10 during the period. % is calculated as Quantity/Base number*100

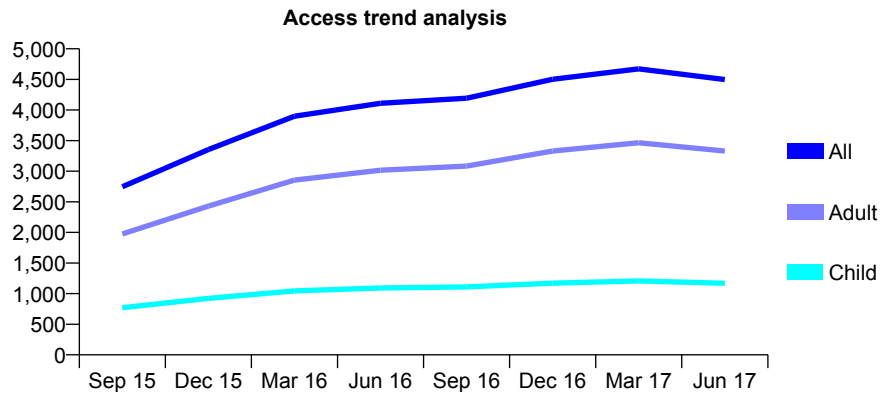
Q55 - Vital Signs At a Glance Contract Report for 172979/0004 - June 2017

Name or company name	DM and LJ Jordan Limited
Contract type name	GDS Contract
Purpose of contract	General
Contract start date	01/01/2015
Contract end date	

17/18 Contracted general activity (UDA)	13,400
Carry forward general activity (UDA)	0
17/18 Contracted orthodontic activity (UOA)	0
Carry forward orthodontic activity (UOA)	0
Baseline contract value	£408,197.52

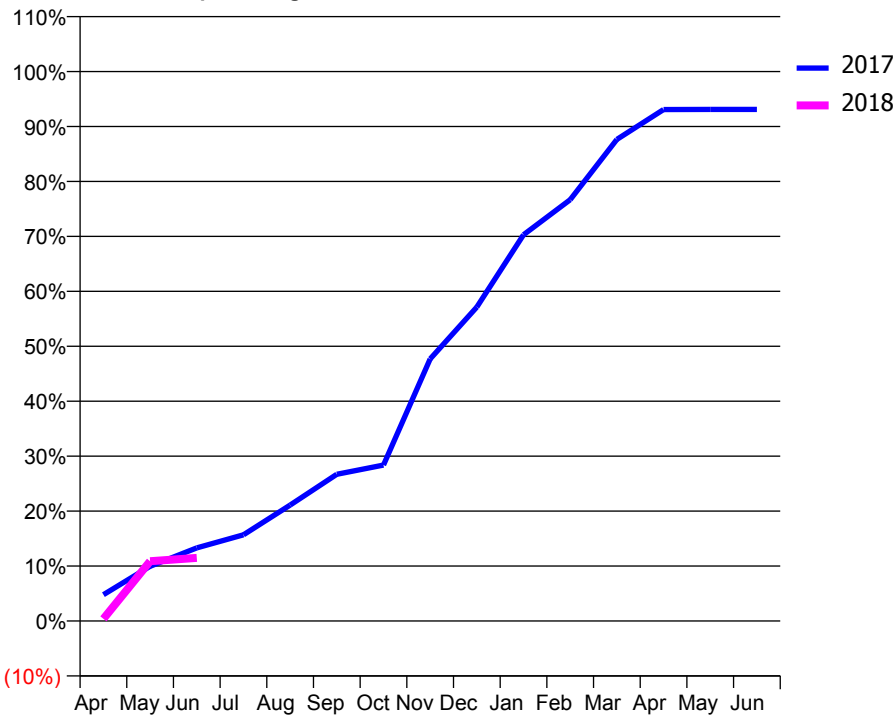
ACCESS*

Patients seen in 24 months	Total	Change since previous quarter
Quarter ending June 2016	4,109	
Quarter ending September 2016	4,192	↑
Quarter ending December 2016	4,503	↑
Quarter ending March 2017	4,672	↑
Quarter ending June 2017	4,497	↓
Variance since June 2016	9.4%	↑



ACTIVITY

Cumulative percentage of contracted UDA delivered 2017 & 2018



Month	Adjusted Scheduled Activity (UDA)	
	2017	2018
April	642	53
May	1,335	1,460
June	1,785	1,539
July	2,104	
August	2,826	
September	3,578	
October	3,804	
November	6,391	
December	7,657	
January	9,418	
February	10,275	
March	11,744	
April	12,473	
May	12,474	
June	12,474	

QUALITY

	Quantity	Base Number	Contract	AT	Region	England
% of FP17s for the same patient ID Re-attending within 3 months - Children	16	297	5.4%	10.7%	11.7%	12.0%
% of FP17s for the same patient ID Re-attending within 3 months - Adults	58	719	8.1%	14.1%	15.2%	16.0%
% of FP17s for the same patient ID Re-attending between 3 & 9 months - Children	152	297	51.2%	61.8%	59.1%	58.0%
% of FP17s for the same patient ID Re-attending between 3 & 9 months - Adults	423	719	58.8%	56.4%	52.2%	50.9%
% of FP17s for Band 1 Urgent Courses	30	744	4.0%	7.1%	7.9%	9.1%
% of FP17s Relating to Free Repair or Replacements	2	744	0.3%	0.8%	0.8%	0.8%
% of FP17s Relating to Continuations	3	744	0.4%	1.4%	1.1%	1.1%
% of Patients satisfied with the dentistry they have received	10	10	100.0%	91.4%	91.8%	91.7%
% of Patients satisfied with the time they had to wait for an appointment	8	10	80.0%	87.3%	88.4%	88.0%

* This is based on patients treated on this contract for their most recent course of treatment. Figures in italics indicate the base number of FP17s or Patient Questionnaire responses are less than 100. N/A is shown where the base number of responses is less than 10 during the period. % is calculated as Quantity/Base number*100

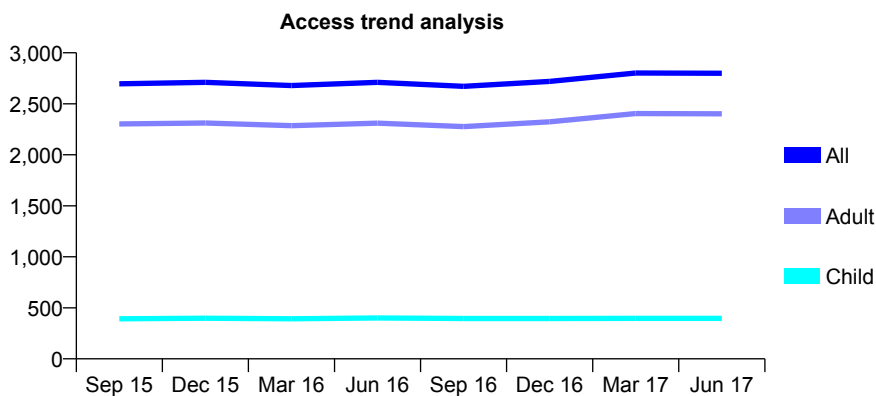
Q55 - Vital Signs At a Glance Contract Report for 173002/0001 - June 2017

Name or company name	City Dental Practice
Contract type name	GDS Contract
Purpose of contract	General
Contract start date	01/10/2011
Contract end date	

17/18 Contracted general activity (UDA)	8,400
Carry forward general activity (UDA)	0
17/18 Contracted orthodontic activity (UOA)	0
Carry forward orthodontic activity (UOA)	0
Baseline contract value	£194,994.40

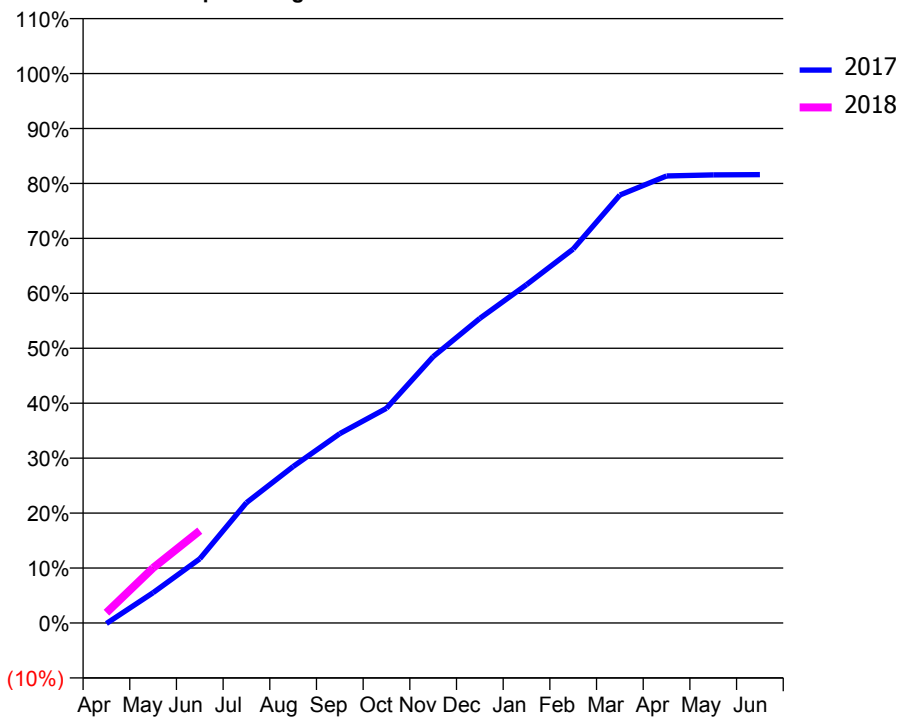
ACCESS*

Patients seen in 24 months	Total	Change since previous quarter
Quarter ending June 2016	2,710	
Quarter ending September 2016	2,671	↓
Quarter ending December 2016	2,719	→
Quarter ending March 2017	2,802	↑
Quarter ending June 2017	2,799	→
Variance since June 2016	3.3%	↑



ACTIVITY

Cumulative percentage of contracted UDA delivered 2017 & 2018



Adjusted Scheduled Activity (UDA)

Month	2017	2018
April	-11	158
May	513	842
June	1,085	1,411
July	2,034	
August	2,644	
September	3,200	
October	3,629	
November	4,501	
December	5,147	
January	5,718	
February	6,319	
March	7,232	
April	7,554	
May	7,573	
June	7,577	

QUALITY

	Quantity	Base Number	Contract	AT	Region	England
% of FP17s for the same patient ID Re-attending within 3 months - Children	5	128	3.9%	10.7%	11.7%	12.0%
% of FP17s for the same patient ID Re-attending within 3 months - Adults	126	771	16.3%	14.1%	15.2%	16.0%
% of FP17s for the same patient ID Re-attending between 3 & 9 months - Children	85	128	66.4%	61.8%	59.1%	58.0%
% of FP17s for the same patient ID Re-attending between 3 & 9 months - Adults	383	771	49.7%	56.4%	52.2%	50.9%
% of FP17s for Band 1 Urgent Courses	80	747	10.7%	7.1%	7.9%	9.1%
% of FP17s Relating to Free Repair or Replacements	0	747	0.0%	0.8%	0.8%	0.8%
% of FP17s Relating to Continuations	7	747	0.9%	1.4%	1.1%	1.1%
% of Patients satisfied with the dentistry they have received	3	3	N/A	91.4%	91.8%	91.7%
% of Patients satisfied with the time they had to wait for an appointment	3	3	N/A	87.3%	88.4%	88.0%

* This is based on patients treated on this contract for their most recent course of treatment. Figures in italics indicate the base number of FP17s or Patient Questionnaire responses are less than 100. N/A is shown where the base number of responses is less than 10 during the period. % is calculated as Quantity/Base number*100

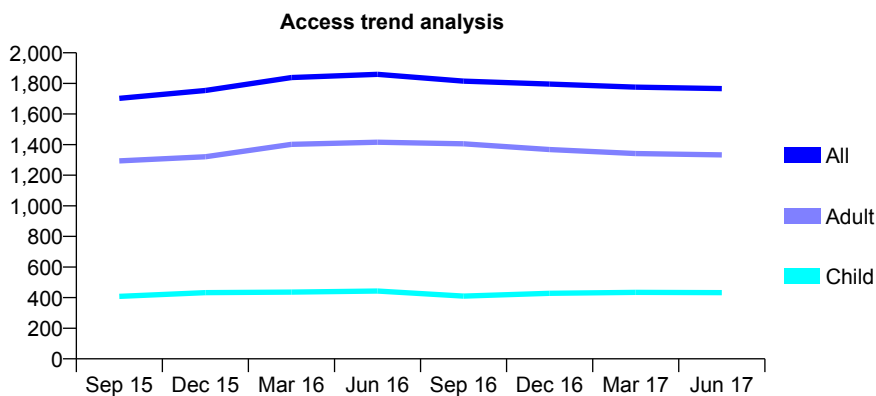
Q55 - Vital Signs At a Glance Contract Report for 173630/0001 - June 2017

Name or company name	Wollaton Dental Practice
Contract type name	GDS Contract
Purpose of contract	General
Contract start date	07/09/2010
Contract end date	

17/18 Contracted general activity (UDA)	5,531
Carry forward general activity (UDA)	0
17/18 Contracted orthodontic activity (UOA)	0
Carry forward orthodontic activity (UOA)	0
Baseline contract value	£124,504.30

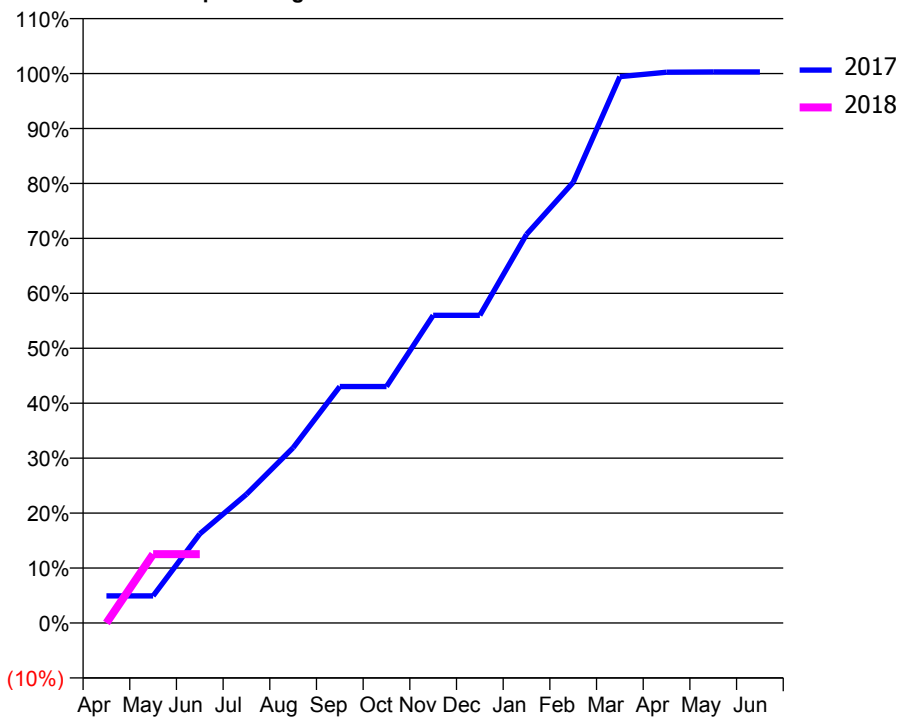
ACCESS*

Patients seen in 24 months	Total	Change since previous quarter
Quarter ending June 2016	1,859	
Quarter ending September 2016	1,815	↓
Quarter ending December 2016	1,796	↓
Quarter ending March 2017	1,776	↓
Quarter ending June 2017	1,766	→
Variance since June 2016	(5.0%)	↓



ACTIVITY

Cumulative percentage of contracted UDA delivered 2017 & 2018



Month	Adjusted Scheduled Activity (UDA)	
	2017	2018
April	273	0
May	273	693
June	897	693
July	1,296	
August	1,764	
September	2,380	
October	2,380	
November	3,097	
December	3,097	
January	3,911	
February	4,436	
March	5,499	
April	5,543	
May	5,547	
June	5,547	

QUALITY

	Quantity	Base Number	Contract	AT	Region	England
% of FP17s for the same patient ID Re-attending within 3 months - Children	15	115	13.0%	10.7%	11.7%	12.0%
% of FP17s for the same patient ID Re-attending within 3 months - Adults	40	221	18.1%	14.1%	15.2%	16.0%
% of FP17s for the same patient ID Re-attending between 3 & 9 months - Children	83	115	72.2%	61.8%	59.1%	58.0%
% of FP17s for the same patient ID Re-attending between 3 & 9 months - Adults	88	221	39.8%	56.4%	52.2%	50.9%
% of FP17s for Band 1 Urgent Courses	22	308	7.1%	7.1%	7.9%	9.1%
% of FP17s Relating to Free Repair or Replacements	3	308	1.0%	0.8%	0.8%	0.8%
% of FP17s Relating to Continuations	3	308	1.0%	1.4%	1.1%	1.1%
% of Patients satisfied with the dentistry they have received	3	3	N/A	91.4%	91.8%	91.7%
% of Patients satisfied with the time they had to wait for an appointment	3	3	N/A	87.3%	88.4%	88.0%

* This is based on patients treated on this contract for their most recent course of treatment. Figures in italics indicate the base number of FP17s or Patient Questionnaire responses are less than 100. N/A is shown where the base number of responses is less than 10 during the period. % is calculated as Quantity/Base number*100

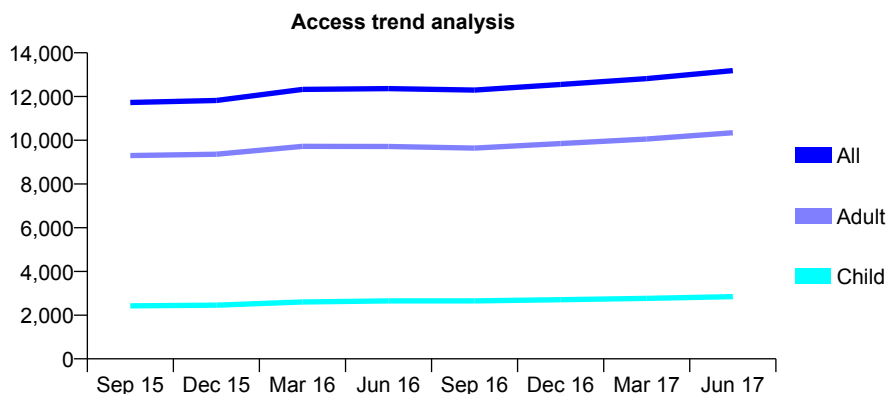
Q55 - Vital Signs At a Glance Contract Report for 174742/0001 - June 2017

Name or company name	Portland Road Family Dental Centre
Contract type name	GDS Contract
Purpose of contract	General
Contract start date	01/01/2009
Contract end date	

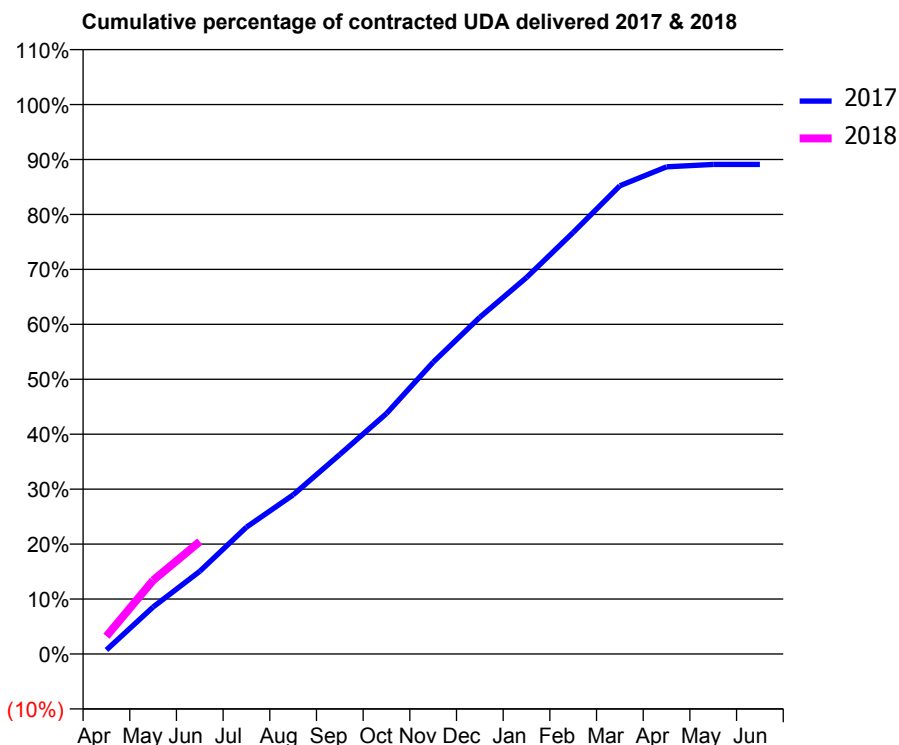
17/18 Contracted general activity (UDA)	35,314
Carry forward general activity (UDA)	0
17/18 Contracted orthodontic activity (UOA)	0
Carry forward orthodontic activity (UOA)	0
Baseline contract value	£816,195.47

ACCESS*

Patients seen in 24 months	Total	Change since previous quarter
Quarter ending June 2016	12,364	
Quarter ending September 2016	12,295	→
Quarter ending December 2016	12,551	↑
Quarter ending March 2017	12,822	↑
Quarter ending June 2017	13,188	↑
Variance since June 2016	6.7%	↑



ACTIVITY



Month	Adjusted Scheduled Activity (UDA)	
	2017	2018
April	290	1,142
May	3,299	4,738
June	5,817	7,231
July	8,912	
August	11,179	
September	14,024	
October	16,902	
November	20,503	
December	23,658	
January	26,457	
February	29,622	
March	32,900	
April	34,227	
May	34,403	
June	34,403	

QUALITY

	Quantity	Base Number	Contract	AT	Region	England
% of FP17s for the same patient ID Re-attending within 3 months - Children	47	1,009	4.7%	10.7%	11.7%	12.0%
% of FP17s for the same patient ID Re-attending within 3 months - Adults	334	3,471	9.6%	14.1%	15.2%	16.0%
% of FP17s for the same patient ID Re-attending between 3 & 9 months - Children	603	1,009	59.8%	61.8%	59.1%	58.0%
% of FP17s for the same patient ID Re-attending between 3 & 9 months - Adults	1,979	3,471	57.0%	56.4%	52.2%	50.9%
% of FP17s for Band 1 Urgent Courses	72	3,757	1.9%	7.1%	7.9%	9.1%
% of FP17s Relating to Free Repair or Replacements	11	3,757	0.3%	0.8%	0.8%	0.8%
% of FP17s Relating to Continuations	95	3,757	2.5%	1.4%	1.1%	1.1%
% of Patients satisfied with the dentistry they have received	27	27	100.0%	91.4%	91.8%	91.7%
% of Patients satisfied with the time they had to wait for an appointment	26	27	96.3%	87.3%	88.4%	88.0%

* This is based on patients treated on this contract for their most recent course of treatment. Figures in italics indicate the base number of FP17s or Patient Questionnaire responses are less than 100. N/A is shown where the base number of responses is less than 10 during the period. % is calculated as Quantity/Base number*100

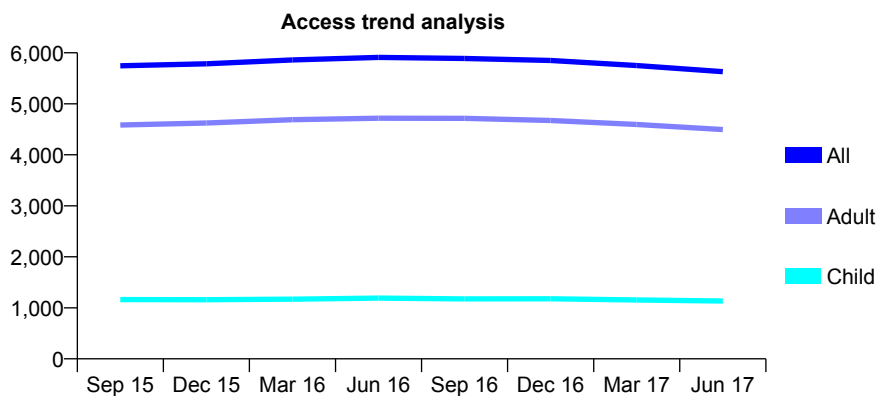
Q55 - Vital Signs At a Glance Contract Report for 176761/0001 - June 2017

Name or company name	The Smile Centre
Contract type name	Pilot Contract
Purpose of contract	General
Contract start date	01/04/2006
Contract end date	

17/18 Contracted general activity (UDA)	17,829
Carry forward general activity (UDA)	0
17/18 Contracted orthodontic activity (UOA)	0
Carry forward orthodontic activity (UOA)	0
Baseline contract value	£519,787.91

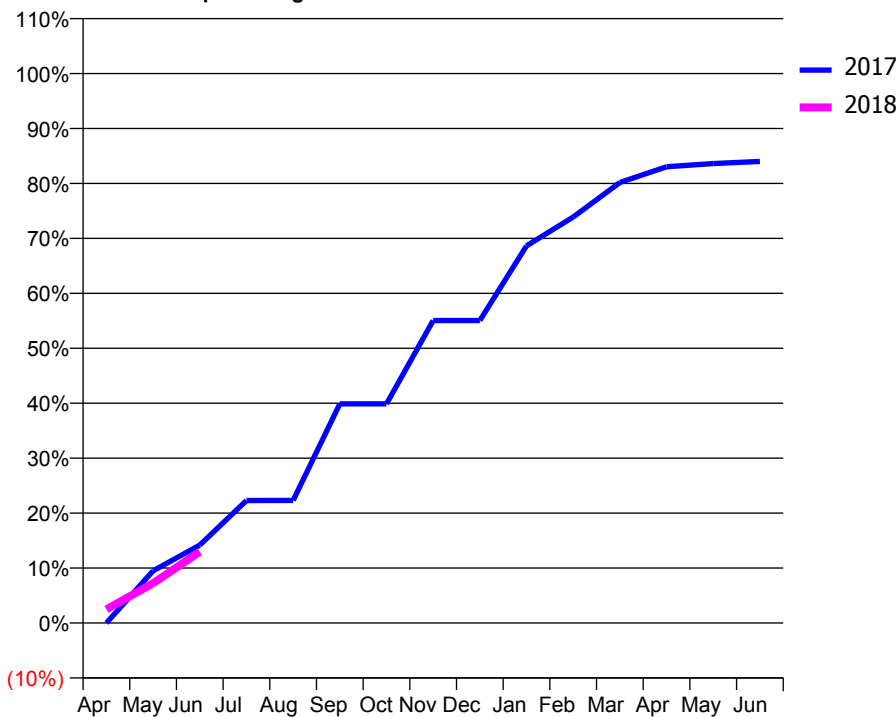
ACCESS*

Patients seen in 24 months	Total	Change since previous quarter
Quarter ending June 2016	5,910	
Quarter ending September 2016	5,889	→
Quarter ending December 2016	5,850	→
Quarter ending March 2017	5,750	↓
Quarter ending June 2017	5,630	↓
Variance since June 2016	(4.7%)	↓



ACTIVITY

Cumulative percentage of contracted UDA delivered 2017 & 2018



Adjusted Scheduled Activity (UDA)

Month	2017	2018
April	0	442
May	1,695	1,293
June	2,528	2,312
July	3,975	
August	3,978	
September	7,109	
October	7,109	
November	9,815	
December	9,815	
January	12,236	
February	13,171	
March	14,294	
April	14,801	
May	14,909	
June	14,975	

QUALITY

	Quantity	Base Number	Contract	AT	Region	England
% of FP17s for the same patient ID Re-attending within 3 months - Children	27	262	10.3%	10.7%	11.7%	12.0%
% of FP17s for the same patient ID Re-attending within 3 months - Adults	167	1,059	15.8%	14.1%	15.2%	16.0%
% of FP17s for the same patient ID Re-attending between 3 & 9 months - Children	100	262	38.2%	61.8%	59.1%	58.0%
% of FP17s for the same patient ID Re-attending between 3 & 9 months - Adults	352	1,059	33.2%	56.4%	52.2%	50.9%
% of FP17s for Band 1 Urgent Courses	72	1,066	6.8%	7.1%	7.9%	9.1%
% of FP17s Relating to Free Repair or Replacements	0	1,066	0.0%	0.8%	0.8%	0.8%
% of FP17s Relating to Continuations	40	1,066	3.8%	1.4%	1.1%	1.1%
% of Patients satisfied with the dentistry they have received	9	11	81.8%	91.4%	91.8%	91.7%
% of Patients satisfied with the time they had to wait for an appointment	8	11	72.7%	87.3%	88.4%	88.0%

* This is based on patients treated on this contract for their most recent course of treatment. Figures in italics indicate the base number of FP17s or Patient Questionnaire responses are less than 100. N/A is shown where the base number of responses is less than 10 during the period. % is calculated as Quantity/Base number*100

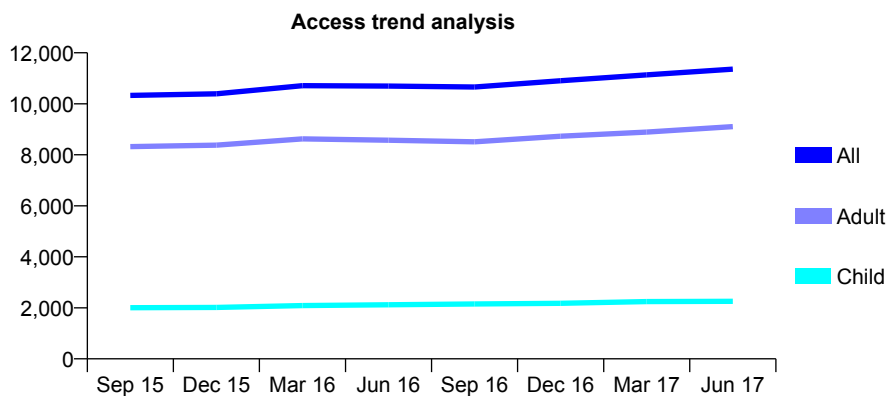
Q55 - Vital Signs At a Glance Contract Report for 177245/0001 - June 2017

Name or company name	Eastwood Dental Limited
Contract type name	GDS Contract
Purpose of contract	General
Contract start date	01/10/2011
Contract end date	

17/18 Contracted general activity (UDA)	35,814
Carry forward general activity (UDA)	0
17/18 Contracted orthodontic activity (UOA)	0
Carry forward orthodontic activity (UOA)	0
Baseline contract value	£951,800.38

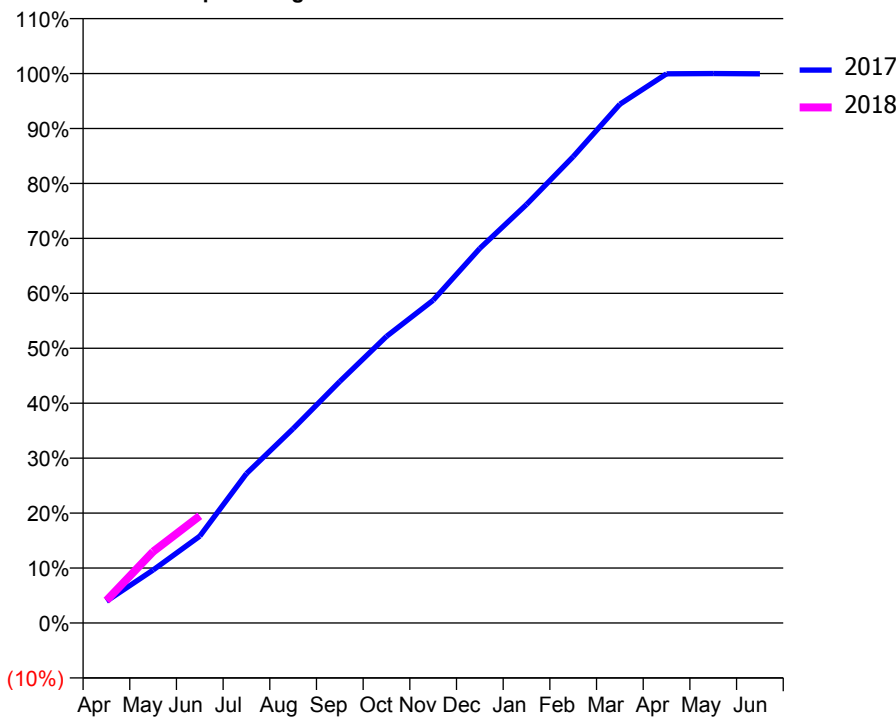
ACCESS*

Patients seen in 24 months	Total	Change since previous quarter
Quarter ending June 2016	10,695	
Quarter ending September 2016	10,658	→
Quarter ending December 2016	10,906	↑
Quarter ending March 2017	11,136	↑
Quarter ending June 2017	11,361	↑
Variance since June 2016	6.2%	↑



ACTIVITY

Cumulative percentage of contracted UDA delivered 2017 & 2018



Month	Adjusted Scheduled Activity (UDA)	
	2017	2018
April	1,419	1,466
May	3,454	4,651
June	5,659	6,980
July	9,735	
August	12,669	
September	15,747	
October	18,678	
November	21,036	
December	24,419	
January	27,276	
February	30,397	
March	33,811	
April	35,793	
May	35,809	
June	35,797	

QUALITY

	Quantity	Base Number	Contract	AT	Region	England
% of FP17s for the same patient ID Re-attending within 3 months - Children	71	919	7.7%	10.7%	11.7%	12.0%
% of FP17s for the same patient ID Re-attending within 3 months - Adults	541	3,738	14.5%	14.1%	15.2%	16.0%
% of FP17s for the same patient ID Re-attending between 3 & 9 months - Children	623	919	67.8%	61.8%	59.1%	58.0%
% of FP17s for the same patient ID Re-attending between 3 & 9 months - Adults	2,441	3,738	65.3%	56.4%	52.2%	50.9%
% of FP17s for Band 1 Urgent Courses	128	3,620	3.5%	7.1%	7.9%	9.1%
% of FP17s Relating to Free Repair or Replacements	66	3,620	1.8%	0.8%	0.8%	0.8%
% of FP17s Relating to Continuations	100	3,620	2.8%	1.4%	1.1%	1.1%
% of Patients satisfied with the dentistry they have received	30	32	93.8%	91.4%	91.8%	91.7%
% of Patients satisfied with the time they had to wait for an appointment	30	32	93.8%	87.3%	88.4%	88.0%

* This is based on patients treated on this contract for their most recent course of treatment. Figures in italics indicate the base number of FP17s or Patient Questionnaire responses are less than 100. N/A is shown where the base number of responses is less than 10 during the period. % is calculated as Quantity/Base number*100

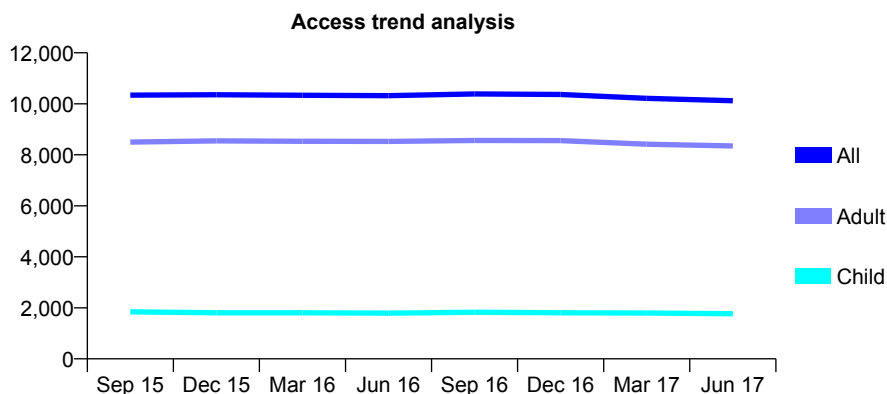
Q55 - Vital Signs At a Glance Contract Report for 178470/0001 - June 2017

Name or company name	Disa Dental Limited
Contract type name	GDS Contract
Purpose of contract	General
Contract start date	01/10/2007
Contract end date	

17/18 Contracted general activity (UDA)	27,203
Carry forward general activity (UDA)	0
17/18 Contracted orthodontic activity (UOA)	0
Carry forward orthodontic activity (UOA)	0
Baseline contract value	£759,252.08

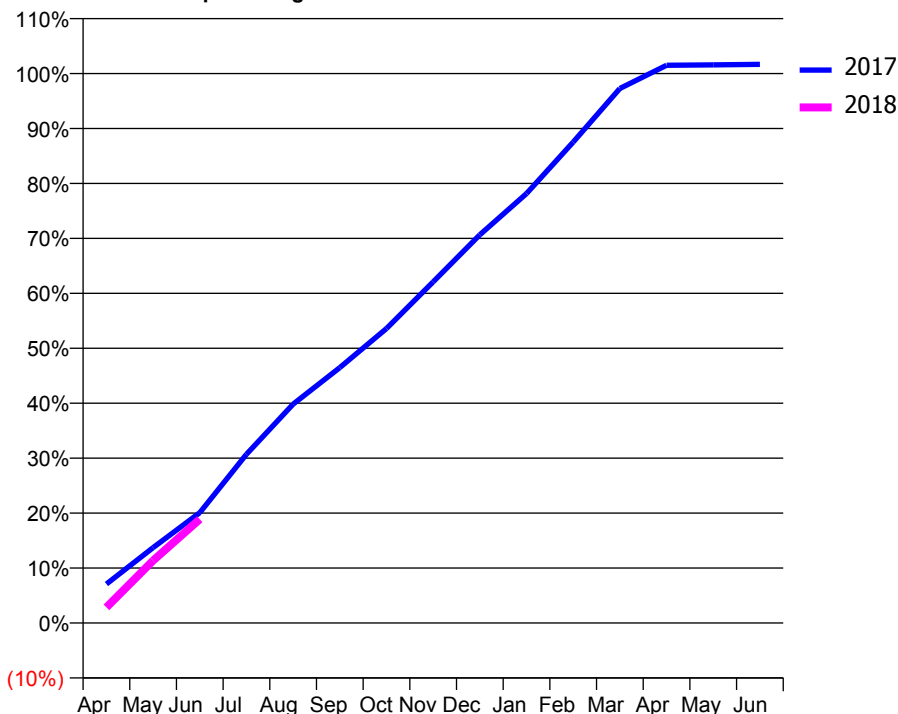
ACCESS*

Patients seen in 24 months	Total	Change since previous quarter
Quarter ending June 2016	10,317	
Quarter ending September 2016	10,386	→
Quarter ending December 2016	10,364	→
Quarter ending March 2017	10,212	↓
Quarter ending June 2017	10,121	→
Variance since June 2016	(1.9%)	↓



ACTIVITY

Cumulative percentage of contracted UDA delivered 2017 & 2018



Adjusted Scheduled Activity (UDA)

Month	2017	2018
April	1,929	773
May	3,735	3,094
June	5,461	5,142
July	8,356	
August	10,839	
September	12,646	
October	14,578	
November	16,891	
December	19,222	
January	21,258	
February	23,806	
March	26,464	
April	27,612	
May	27,632	
June	27,654	

QUALITY

	Quantity	Base Number	Contract	AT	Region	England
% of FP17s for the same patient ID Re-attending within 3 months - Children	26	543	4.8%	10.7%	11.7%	12.0%
% of FP17s for the same patient ID Re-attending within 3 months - Adults	228	2,241	10.2%	14.1%	15.2%	16.0%
% of FP17s for the same patient ID Re-attending between 3 & 9 months - Children	293	543	54.0%	61.8%	59.1%	58.0%
% of FP17s for the same patient ID Re-attending between 3 & 9 months - Adults	1,193	2,241	53.2%	56.4%	52.2%	50.9%
% of FP17s for Band 1 Urgent Courses	77	2,302	3.3%	7.1%	7.9%	9.1%
% of FP17s Relating to Free Repair or Replacements	26	2,302	1.1%	0.8%	0.8%	0.8%
% of FP17s Relating to Continuations	42	2,302	1.8%	1.4%	1.1%	1.1%
% of Patients satisfied with the dentistry they have received	22	23	95.7%	91.4%	91.8%	91.7%
% of Patients satisfied with the time they had to wait for an appointment	20	23	87.0%	87.3%	88.4%	88.0%

* This is based on patients treated on this contract for their most recent course of treatment. Figures in italics indicate the base number of FP17s or Patient Questionnaire responses are less than 100. N/A is shown where the base number of responses is less than 10 during the period. % is calculated as Quantity/Base number*100

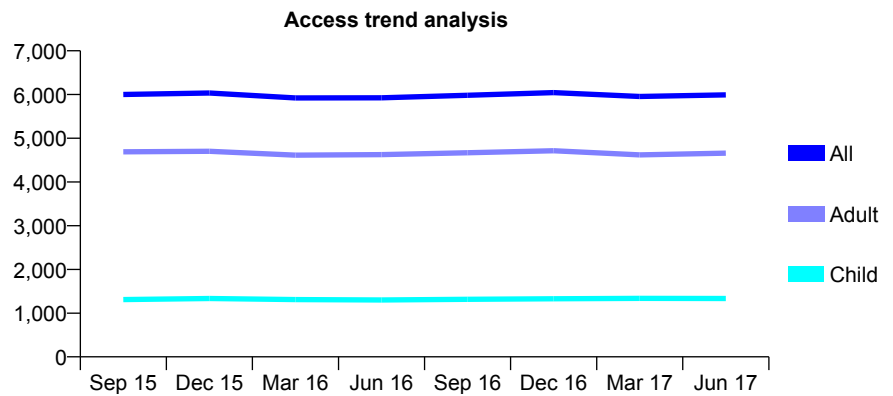
Q55 - Vital Signs At a Glance Contract Report for 178470/0002 - June 2017

Name or company name	Disa Dental Limited
Contract type name	GDS Contract
Purpose of contract	General
Contract start date	01/10/2007
Contract end date	

17/18 Contracted general activity (UDA)	16,815
Carry forward general activity (UDA)	0
17/18 Contracted orthodontic activity (UOA)	0
Carry forward orthodontic activity (UOA)	0
Baseline contract value	£517,270.96

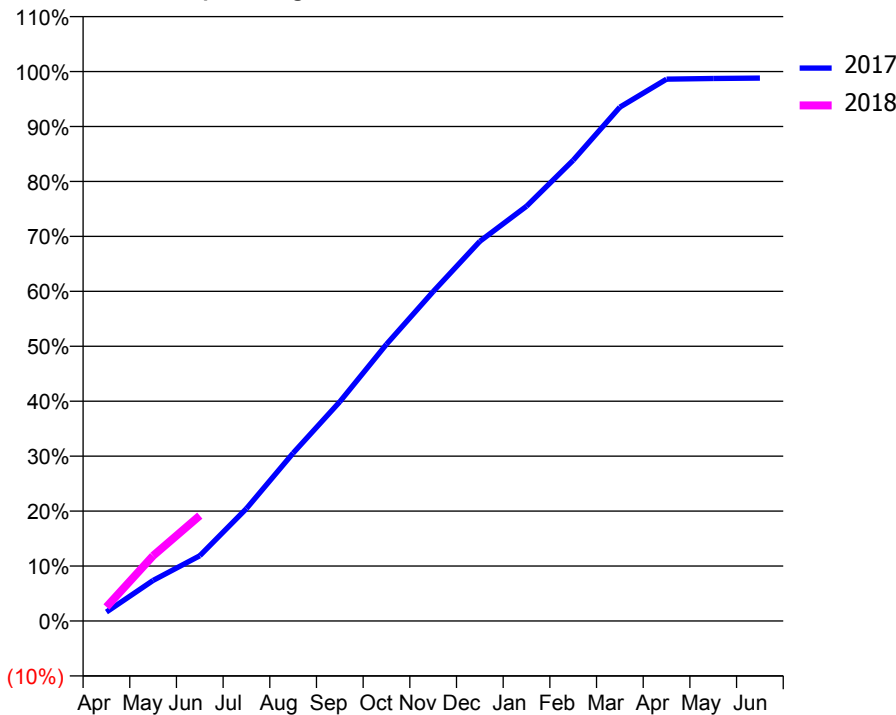
ACCESS*

Patients seen in 24 months	Total	Change since previous quarter
Quarter ending June 2016	5,926	
Quarter ending September 2016	5,984	→
Quarter ending December 2016	6,043	→
Quarter ending March 2017	5,956	↓
Quarter ending June 2017	5,991	→
Variance since June 2016	1.1%	→



ACTIVITY

Cumulative percentage of contracted UDA delivered 2017 & 2018



Month	Adjusted Scheduled Activity (UDA)	
	2017	2018
April	276	432
May	1,243	1,997
June	1,999	3,226
July	3,444	
August	5,140	
September	6,710	
October	8,468	
November	10,080	
December	11,619	
January	12,694	
February	14,100	
March	15,723	
April	16,580	
May	16,602	
June	16,615	

QUALITY

	Quantity	Base Number	Contract	AT	Region	England
% of FP17s for the same patient ID Re-attending within 3 months - Children	22	423	5.2%	10.7%	11.7%	12.0%
% of FP17s for the same patient ID Re-attending within 3 months - Adults	222	1,459	15.2%	14.1%	15.2%	16.0%
% of FP17s for the same patient ID Re-attending between 3 & 9 months - Children	240	423	56.7%	61.8%	59.1%	58.0%
% of FP17s for the same patient ID Re-attending between 3 & 9 months - Adults	782	1,459	53.6%	56.4%	52.2%	50.9%
% of FP17s for Band 1 Urgent Courses	146	1,466	10.0%	7.1%	7.9%	9.1%
% of FP17s Relating to Free Repair or Replacements	15	1,466	1.0%	0.8%	0.8%	0.8%
% of FP17s Relating to Continuations	22	1,466	1.5%	1.4%	1.1%	1.1%
% of Patients satisfied with the dentistry they have received	7	10	70.0%	91.4%	91.8%	91.7%
% of Patients satisfied with the time they had to wait for an appointment	7	10	70.0%	87.3%	88.4%	88.0%

* This is based on patients treated on this contract for their most recent course of treatment. Figures in italics indicate the base number of FP17s or Patient Questionnaire responses are less than 100. N/A is shown where the base number of responses is less than 10 during the period. % is calculated as Quantity/Base number*100

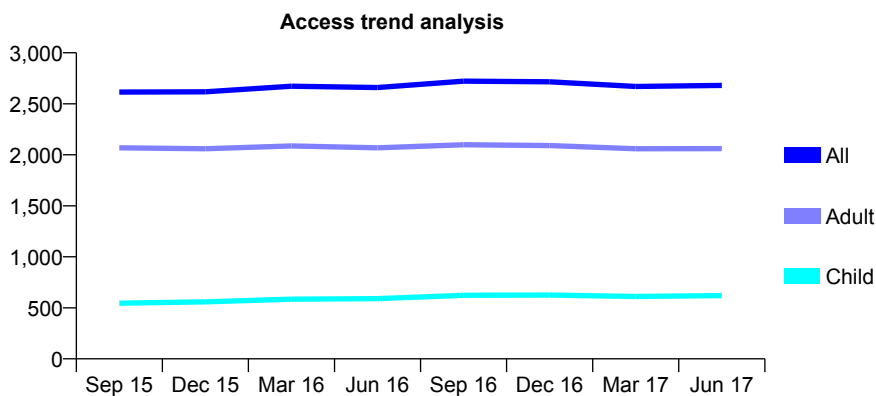
Q55 - Vital Signs At a Glance Contract Report for 178470/0003 - June 2017

Name or company name	Disa Dental Limited
Contract type name	GDS Contract
Purpose of contract	General
Contract start date	01/10/2007
Contract end date	

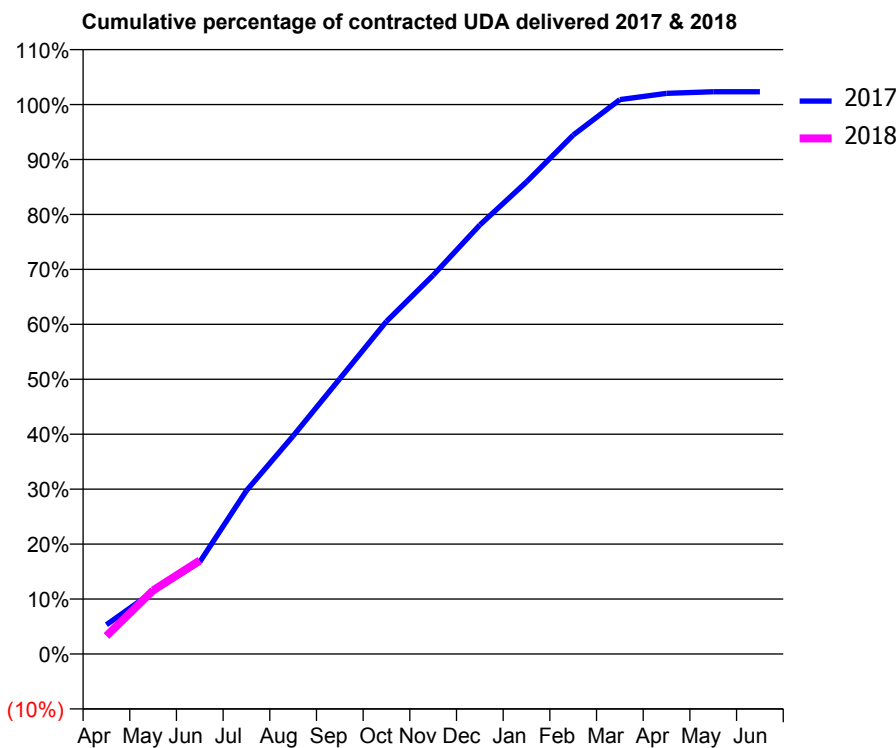
17/18 Contracted general activity (UDA)	8,140
Carry forward general activity (UDA)	0
17/18 Contracted orthodontic activity (UOA)	0
Carry forward orthodontic activity (UOA)	0
Baseline contract value	£207,546.17

ACCESS*

Patients seen in 24 months	Total	Change since previous quarter
Quarter ending June 2016	2,659	
Quarter ending September 2016	2,722	↑
Quarter ending December 2016	2,716	→
Quarter ending March 2017	2,670	↓
Quarter ending June 2017	2,681	→
Variance since June 2016	0.8%	→



ACTIVITY



Month	Adjusted Scheduled Activity (UDA)	
	2017	2018
April	434	267
May	926	944
June	1,363	1,385
July	2,420	
August	3,230	
September	4,078	
October	4,928	
November	5,610	
December	6,355	
January	6,994	
February	7,688	
March	8,213	
April	8,305	
May	8,328	
June	8,329	

QUALITY

	Quantity	Base Number	Contract	AT	Region	England
% of FP17s for the same patient ID Re-attending within 3 months - Children	5	154	3.2%	10.7%	11.7%	12.0%
% of FP17s for the same patient ID Re-attending within 3 months - Adults	62	531	11.7%	14.1%	15.2%	16.0%
% of FP17s for the same patient ID Re-attending between 3 & 9 months - Children	90	154	58.4%	61.8%	59.1%	58.0%
% of FP17s for the same patient ID Re-attending between 3 & 9 months - Adults	283	531	53.3%	56.4%	52.2%	50.9%
% of FP17s for Band 1 Urgent Courses	61	624	9.8%	7.1%	7.9%	9.1%
% of FP17s Relating to Free Repair or Replacements	5	624	0.8%	0.8%	0.8%	0.8%
% of FP17s Relating to Continuations	10	624	1.6%	1.4%	1.1%	1.1%
% of Patients satisfied with the dentistry they have received	4	5	N/A	91.4%	91.8%	91.7%
% of Patients satisfied with the time they had to wait for an appointment	4	5	N/A	87.3%	88.4%	88.0%

* This is based on patients treated on this contract for their most recent course of treatment. Figures in italics indicate the base number of FP17s or Patient Questionnaire responses are less than 100. N/A is shown where the base number of responses is less than 10 during the period. % is calculated as Quantity/Base number*100

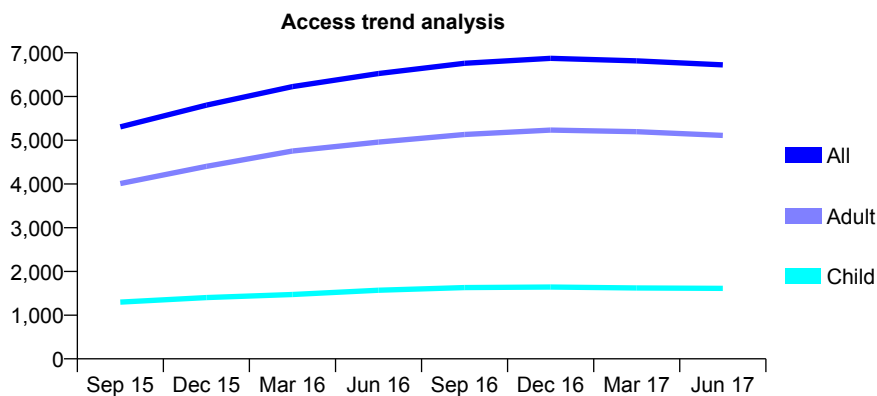
Q55 - Vital Signs At a Glance Contract Report for 178470/0004 - June 2017

Name or company name	Disa Dental Limited
Contract type name	GDS Contract
Purpose of contract	General
Contract start date	01/10/2007
Contract end date	

17/18 Contracted general activity (UDA)	20,412
Carry forward general activity (UDA)	0
17/18 Contracted orthodontic activity (UOA)	0
Carry forward orthodontic activity (UOA)	0
Baseline contract value	£646,379.07

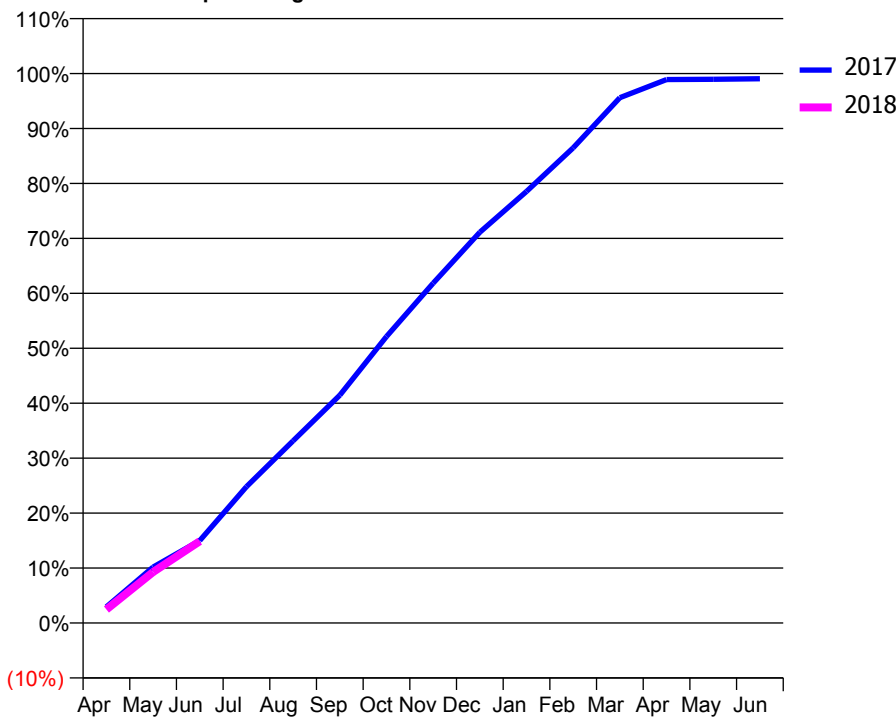
ACCESS*

Patients seen in 24 months	Total	Change since previous quarter
Quarter ending June 2016	6,526	
Quarter ending September 2016	6,762	↑
Quarter ending December 2016	6,874	→
Quarter ending March 2017	6,816	→
Quarter ending June 2017	6,724	↓
Variance since June 2016	3.0%	↑



ACTIVITY

Cumulative percentage of contracted UDA delivered 2017 & 2018



Month	Adjusted Scheduled Activity (UDA)	
	2017	2018
April	604	504
May	2,076	1,894
June	3,064	3,038
July	5,066	
August	6,767	
September	8,462	
October	10,643	
November	12,623	
December	14,514	
January	16,032	
February	17,650	
March	19,513	
April	20,185	
May	20,196	
June	20,217	

QUALITY

	Quantity	Base Number	Contract	AT	Region	England
% of FP17s for the same patient ID Re-attending within 3 months - Children	32	516	6.2%	10.7%	11.7%	12.0%
% of FP17s for the same patient ID Re-attending within 3 months - Adults	229	1,430	16.0%	14.1%	15.2%	16.0%
% of FP17s for the same patient ID Re-attending between 3 & 9 months - Children	388	516	75.2%	61.8%	59.1%	58.0%
% of FP17s for the same patient ID Re-attending between 3 & 9 months - Adults	908	1,430	63.5%	56.4%	52.2%	50.9%
% of FP17s for Band 1 Urgent Courses	168	1,619	10.4%	7.1%	7.9%	9.1%
% of FP17s Relating to Free Repair or Replacements	5	1,619	0.3%	0.8%	0.8%	0.8%
% of FP17s Relating to Continuations	25	1,619	1.5%	1.4%	1.1%	1.1%
% of Patients satisfied with the dentistry they have received	23	24	95.8%	91.4%	91.8%	91.7%
% of Patients satisfied with the time they had to wait for an appointment	17	24	70.8%	87.3%	88.4%	88.0%

* This is based on patients treated on this contract for their most recent course of treatment. Figures in italics indicate the base number of FP17s or Patient Questionnaire responses are less than 100. N/A is shown where the base number of responses is less than 10 during the period. % is calculated as Quantity/Base number*100

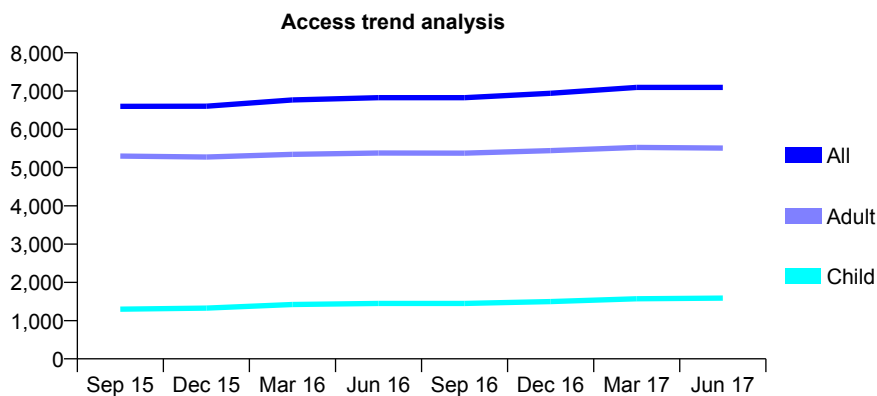
Q55 - Vital Signs At a Glance Contract Report for 179965/0001 - June 2017

Name or company name	Broadwalk Dental Practice
Contract type name	GDS Contract
Purpose of contract	General
Contract start date	01/04/2012
Contract end date	

17/18 Contracted general activity (UDA)	18,598
Carry forward general activity (UDA)	0
17/18 Contracted orthodontic activity (UOA)	0
Carry forward orthodontic activity (UOA)	0
Baseline contract value	£405,516.94

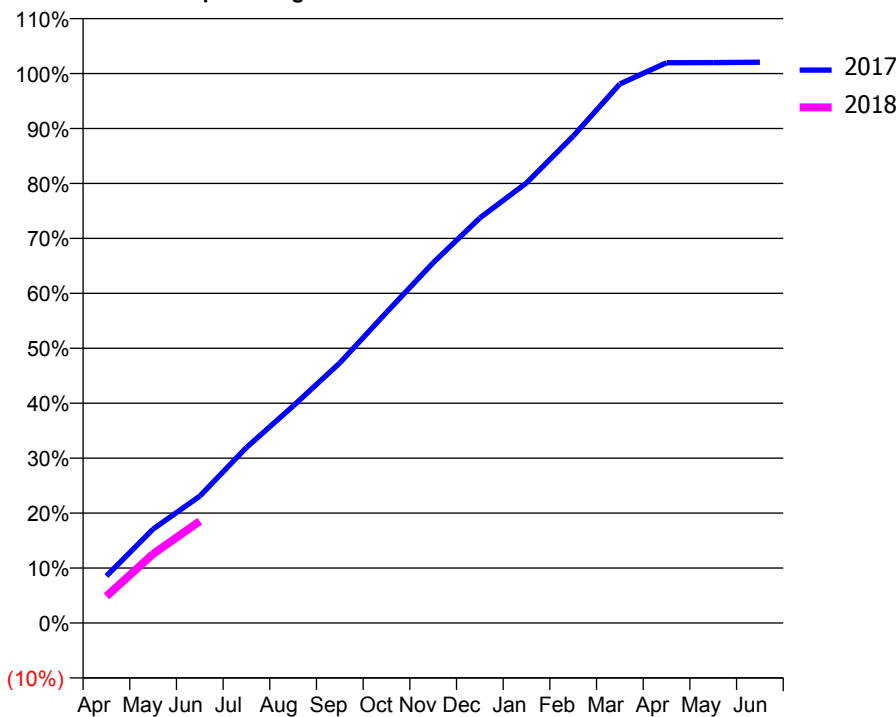
ACCESS*

Patients seen in 24 months	Total	Change since previous quarter
Quarter ending June 2016	6,827	
Quarter ending September 2016	6,826	→
Quarter ending December 2016	6,941	→
Quarter ending March 2017	7,097	↑
Quarter ending June 2017	7,096	→
Variance since June 2016	3.9%	↑



ACTIVITY

Cumulative percentage of contracted UDA delivered 2017 & 2018



Month	Adjusted Scheduled Activity (UDA)	
	2017	2018
April	1,591	904
May	3,181	2,339
June	4,295	3,448
July	5,942	
August	7,347	
September	8,803	
October	10,513	
November	12,193	
December	13,709	
January	14,895	
February	16,481	
March	18,244	
April	18,961	
May	18,966	
June	18,982	

QUALITY

	Quantity	Base Number	Contract	AT	Region	England
% of FP17s for the same patient ID Re-attending within 3 months - Children	54	477	11.3%	10.7%	11.7%	12.0%
% of FP17s for the same patient ID Re-attending within 3 months - Adults	250	1,703	14.7%	14.1%	15.2%	16.0%
% of FP17s for the same patient ID Re-attending between 3 & 9 months - Children	225	477	47.2%	61.8%	59.1%	58.0%
% of FP17s for the same patient ID Re-attending between 3 & 9 months - Adults	850	1,703	49.9%	56.4%	52.2%	50.9%
% of FP17s for Band 1 Urgent Courses	170	1,789	9.5%	7.1%	7.9%	9.1%
% of FP17s Relating to Free Repair or Replacements	8	1,789	0.4%	0.8%	0.8%	0.8%
% of FP17s Relating to Continuations	32	1,789	1.8%	1.4%	1.1%	1.1%
% of Patients satisfied with the dentistry they have received	9	10	90.0%	91.4%	91.8%	91.7%
% of Patients satisfied with the time they had to wait for an appointment	9	10	90.0%	87.3%	88.4%	88.0%

* This is based on patients treated on this contract for their most recent course of treatment. Figures in italics indicate the base number of FP17s or Patient Questionnaire responses are less than 100. N/A is shown where the base number of responses is less than 10 during the period. % is calculated as Quantity/Base number*100

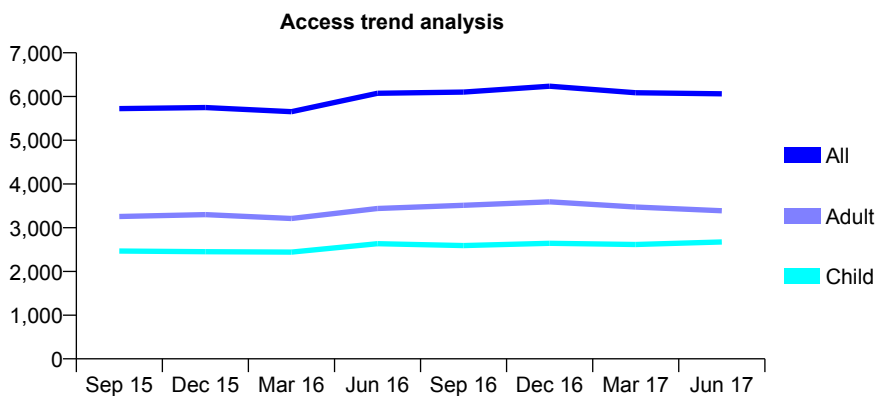
Q55 - Vital Signs At a Glance Contract Report for 180424/0001 - June 2017

Name or company name	Smilestyle Dental Care
Contract type name	GDS Contract
Purpose of contract	General
Contract start date	01/04/2006
Contract end date	

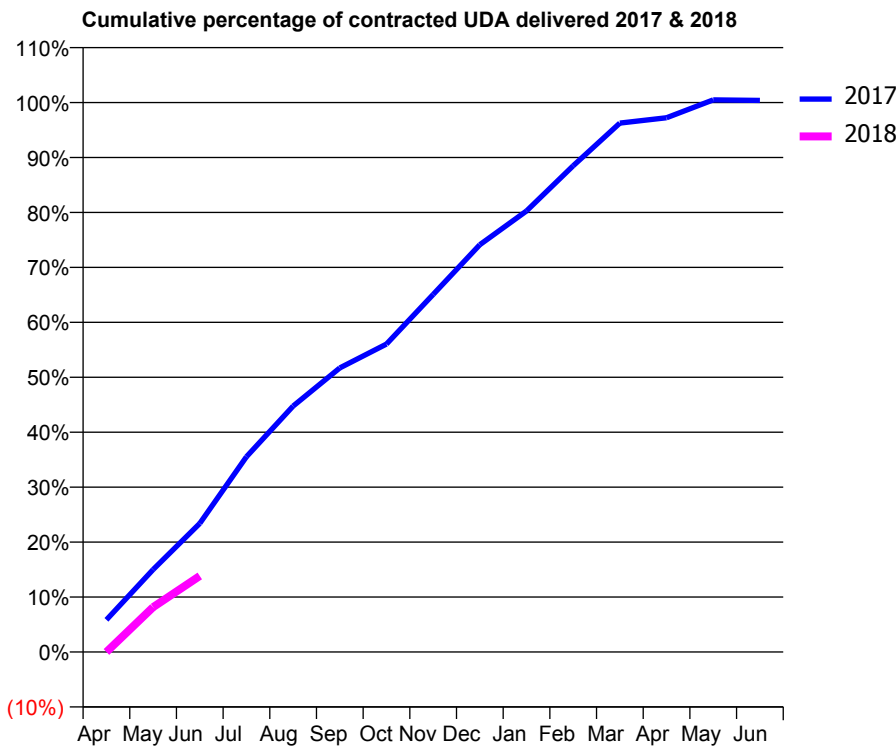
17/18 Contracted general activity (UDA)	26,075
Carry forward general activity (UDA)	0
17/18 Contracted orthodontic activity (UOA)	0
Carry forward orthodontic activity (UOA)	0
Baseline contract value	£738,244.04

ACCESS*

Patients seen in 24 months	Total	Change since previous quarter
Quarter ending June 2016	6,073	
Quarter ending September 2016	6,103	→
Quarter ending December 2016	6,235	↑
Quarter ending March 2017	6,086	↓
Quarter ending June 2017	6,061	→
Variance since June 2016	(0.2%)	→



ACTIVITY



Adjusted Scheduled Activity (UDA)		
Month	2017	2018
April	1,527	0
May	3,913	2,130
June	6,106	3,608
July	9,267	
August	11,671	
September	13,482	
October	14,616	
November	16,967	
December	19,328	
January	20,932	
February	23,075	
March	25,099	
April	25,352	
May	26,202	
June	26,177	

QUALITY

	Quantity	Base Number	Contract	AT	Region	England
% of FP17s for the same patient ID Re-attending within 3 months - Children	52	892	5.8%	10.7%	11.7%	12.0%
% of FP17s for the same patient ID Re-attending within 3 months - Adults	160	924	17.3%	14.1%	15.2%	16.0%
% of FP17s for the same patient ID Re-attending between 3 & 9 months - Children	530	892	59.4%	61.8%	59.1%	58.0%
% of FP17s for the same patient ID Re-attending between 3 & 9 months - Adults	491	924	53.1%	56.4%	52.2%	50.9%
% of FP17s for Band 1 Urgent Courses	89	1,452	6.1%	7.1%	7.9%	9.1%
% of FP17s Relating to Free Repair or Replacements	5	1,452	0.3%	0.8%	0.8%	0.8%
% of FP17s Relating to Continuations	21	1,452	1.4%	1.4%	1.1%	1.1%
% of Patients satisfied with the dentistry they have received	8	9	N/A	91.4%	91.8%	91.7%
% of Patients satisfied with the time they had to wait for an appointment	7	9	N/A	87.3%	88.4%	88.0%

* This is based on patients treated on this contract for their most recent course of treatment. Figures in italics indicate the base number of FP17s or Patient Questionnaire responses are less than 100. N/A is shown where the base number of responses is less than 10 during the period. % is calculated as Quantity/Base number*100

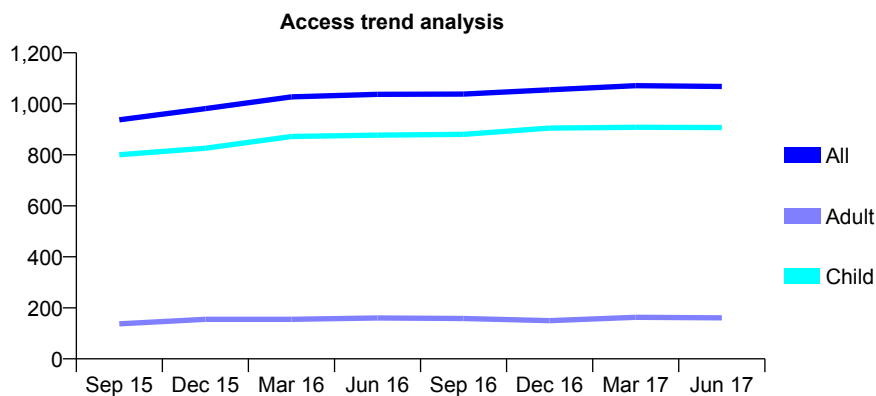
Q55 - Vital Signs At a Glance Contract Report for 182222/0001 - June 2017

Name or company name	Spondon Dental
Contract type name	GDS Contract
Purpose of contract	General
Contract start date	01/03/2014
Contract end date	

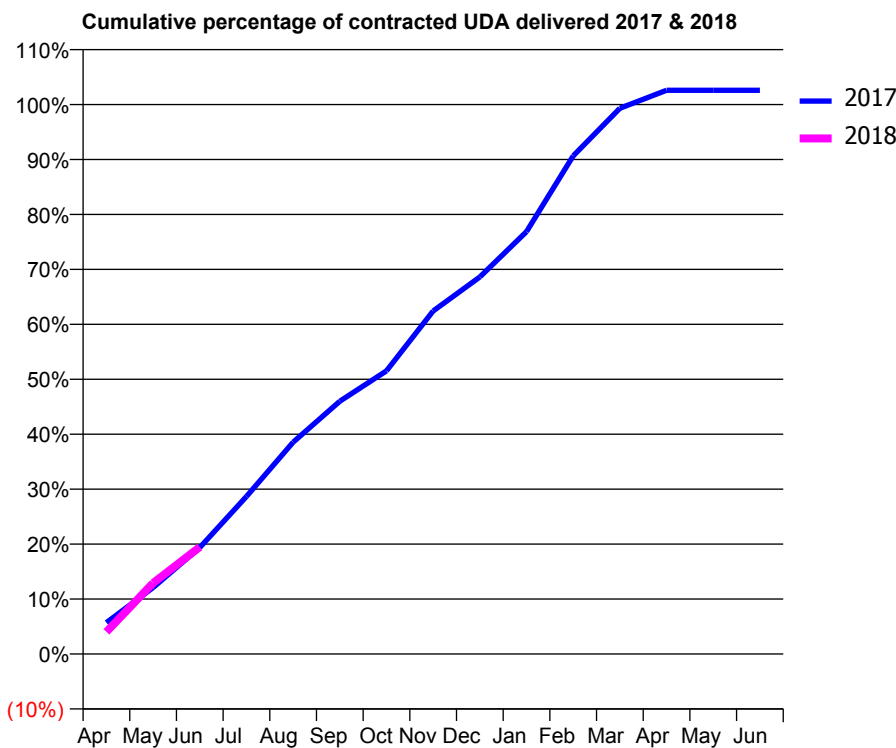
17/18 Contracted general activity (UDA)	2,170
Carry forward general activity (UDA)	0
17/18 Contracted orthodontic activity (UOA)	0
Carry forward orthodontic activity (UOA)	0
Baseline contract value	£40,928.03

ACCESS*

Patients seen in 24 months	Total	Change since previous quarter
Quarter ending June 2016	1,037	
Quarter ending September 2016	1,038	→
Quarter ending December 2016	1,055	→
Quarter ending March 2017	1,071	→
Quarter ending June 2017	1,068	→
Variance since June 2016	3.0%	↑



ACTIVITY



Month	Adjusted Scheduled Activity (UDA)	
	2017	2018
April	124	88
May	263	280
June	421	423
July	622	
August	837	
September	998	
October	1,118	
November	1,355	
December	1,489	
January	1,668	
February	1,967	
March	2,155	
April	2,226	
May	2,226	
June	2,226	

QUALITY

	Quantity	Base Number	Contract	AT	Region	England
% of FP17s for the same patient ID Re-attending within 3 months - Children	20	333	6.0%	10.7%	11.7%	12.0%
% of FP17s for the same patient ID Re-attending within 3 months - Adults	3	23	13.0%	14.1%	15.2%	16.0%
% of FP17s for the same patient ID Re-attending between 3 & 9 months - Children	216	333	64.9%	61.8%	59.1%	58.0%
% of FP17s for the same patient ID Re-attending between 3 & 9 months - Adults	13	23	56.5%	56.4%	52.2%	50.9%
% of FP17s for Band 1 Urgent Courses	14	310	4.5%	7.1%	7.9%	9.1%
% of FP17s Relating to Free Repair or Replacements	0	310	0.0%	0.8%	0.8%	0.8%
% of FP17s Relating to Continuations	0	310	0.0%	1.4%	1.1%	1.1%
% of Patients satisfied with the dentistry they have received	0	0	N/A	91.4%	91.8%	91.7%
% of Patients satisfied with the time they had to wait for an appointment	0	0	N/A	87.3%	88.4%	88.0%

* This is based on patients treated on this contract for their most recent course of treatment. Figures in italics indicate the base number of FP17s or Patient Questionnaire responses are less than 100. N/A is shown where the base number of responses is less than 10 during the period. % is calculated as Quantity/Base number*100

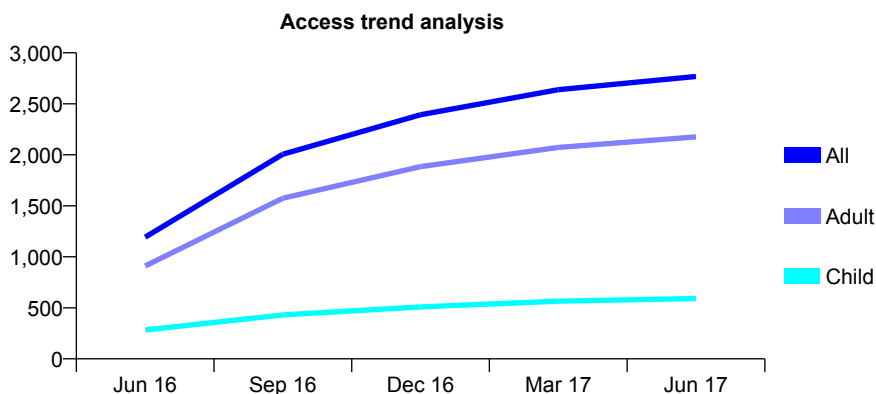
Q55 - Vital Signs At a Glance Contract Report for 183687/0001 - June 2017

Name or company name	Calverton Dental Practice
Contract type name	GDS Contract
Purpose of contract	General
Contract start date	20/11/2015
Contract end date	

17/18 Contracted general activity (UDA)	10,938
Carry forward general activity (UDA)	0
17/18 Contracted orthodontic activity (UOA)	0
Carry forward orthodontic activity (UOA)	0
Baseline contract value	£244,971.35

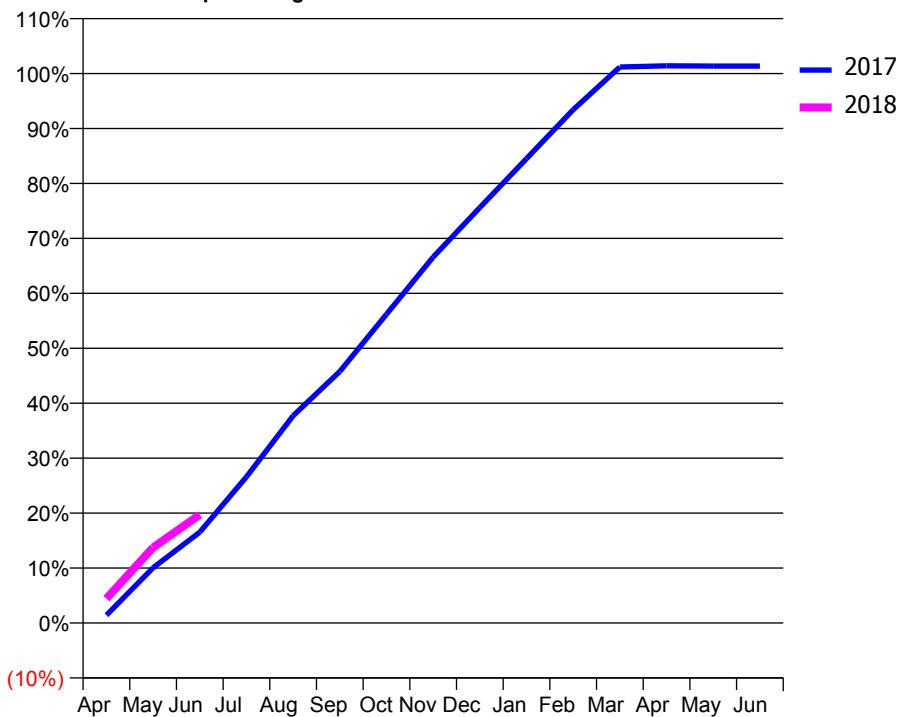
ACCESS*

Patients seen in 24 months	Total	Change since previous quarter
Quarter ending June 2016	1,193	
Quarter ending September 2016	2,006	↑
Quarter ending December 2016	2,393	↑
Quarter ending March 2017	2,638	↑
Quarter ending June 2017	2,768	↑
Variance since June 2016	132.0%	↑



ACTIVITY

Cumulative percentage of contracted UDA delivered 2017 & 2018



Month	Adjusted Scheduled Activity (UDA)	
	2017	2018
April	156	487
May	1,100	1,504
June	1,808	2,157
July	2,912	
August	4,127	
September	5,008	
October	6,147	
November	7,286	
December	8,269	
January	9,243	
February	10,218	
March	11,068	
April	11,091	
May	11,085	
June	11,085	

QUALITY

	Quantity	Base Number	Contract	AT	Region	England
% of FP17s for the same patient ID Re-attending within 3 months - Children	25	242	10.3%	10.7%	11.7%	12.0%
% of FP17s for the same patient ID Re-attending within 3 months - Adults	94	782	12.0%	14.1%	15.2%	16.0%
% of FP17s for the same patient ID Re-attending between 3 & 9 months - Children	152	242	62.8%	61.8%	59.1%	58.0%
% of FP17s for the same patient ID Re-attending between 3 & 9 months - Adults	506	782	64.7%	56.4%	52.2%	50.9%
% of FP17s for Band 1 Urgent Courses	75	1,009	7.4%	7.1%	7.9%	9.1%
% of FP17s Relating to Free Repair or Replacements	6	1,009	0.6%	0.8%	0.8%	0.8%
% of FP17s Relating to Continuations	7	1,009	0.7%	1.4%	1.1%	1.1%
% of Patients satisfied with the dentistry they have received	11	12	91.7%	91.4%	91.8%	91.7%
% of Patients satisfied with the time they had to wait for an appointment	10	12	83.3%	87.3%	88.4%	88.0%

* This is based on patients treated on this contract for their most recent course of treatment. Figures in italics indicate the base number of FP17s or Patient Questionnaire responses are less than 100. N/A is shown where the base number of responses is less than 10 during the period. % is calculated as Quantity/Base number*100

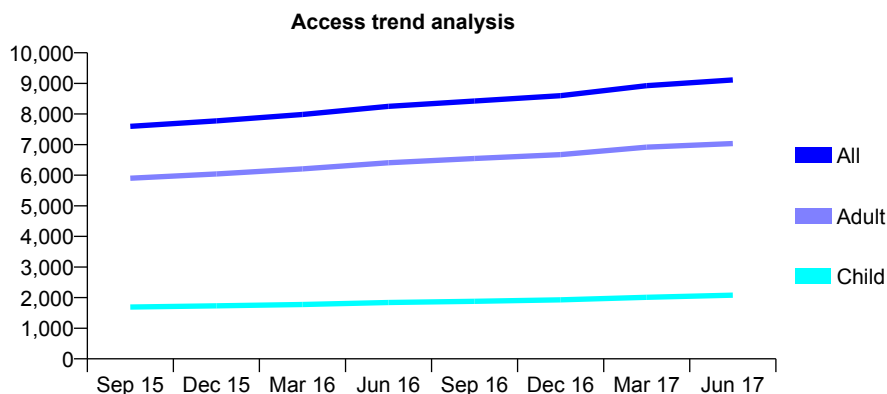
Q55 - Vital Signs At a Glance Contract Report for 183830/0001 - June 2017

Name or company name	KH & GW Ltd
Contract type name	Pilot Contract
Purpose of contract	General
Contract start date	01/04/2008
Contract end date	

17/18 Contracted general activity (UDA)	27,460
Carry forward general activity (UDA)	0
17/18 Contracted orthodontic activity (UOA)	0
Carry forward orthodontic activity (UOA)	0
Baseline contract value	£876,984.34

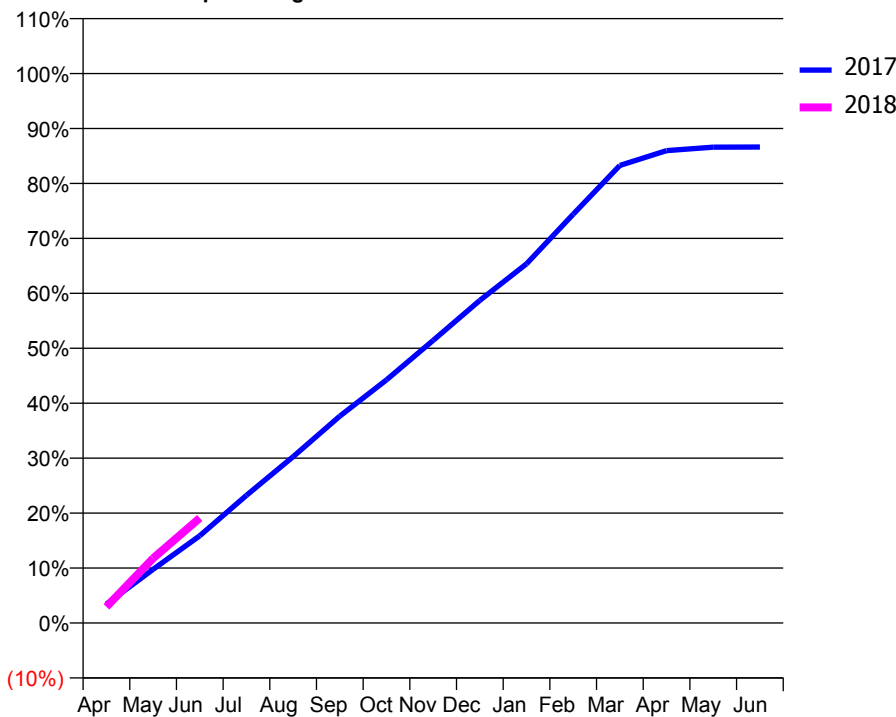
ACCESS*

Patients seen in 24 months	Total	Change since previous quarter
Quarter ending June 2016	8,251	
Quarter ending September 2016	8,426	↑
Quarter ending December 2016	8,598	↑
Quarter ending March 2017	8,927	↑
Quarter ending June 2017	9,115	↑
Variance since June 2016	10.5%	↑



ACTIVITY

Cumulative percentage of contracted UDA delivered 2017 & 2018



Month	Adjusted Scheduled Activity (UDA)	
	2017	2018
April	952	808
May	2,685	3,236
June	4,365	5,247
July	6,380	
August	8,310	
September	10,340	
October	12,148	
November	14,124	
December	16,122	
January	17,952	
February	20,428	
March	22,864	
April	23,608	
May	23,779	
June	23,783	

QUALITY

	Quantity	Base Number	Contract	AT	Region	England
% of FP17s for the same patient ID Re-attending within 3 months - Children	32	744	4.3%	10.7%	11.7%	12.0%
% of FP17s for the same patient ID Re-attending within 3 months - Adults	404	2,372	17.0%	14.1%	15.2%	16.0%
% of FP17s for the same patient ID Re-attending between 3 & 9 months - Children	463	744	62.2%	61.8%	59.1%	58.0%
% of FP17s for the same patient ID Re-attending between 3 & 9 months - Adults	1,139	2,372	48.0%	56.4%	52.2%	50.9%
% of FP17s for Band 1 Urgent Courses	174	2,697	6.5%	7.1%	7.9%	9.1%
% of FP17s Relating to Free Repair or Replacements	44	2,697	1.6%	0.8%	0.8%	0.8%
% of FP17s Relating to Continuations	83	2,697	3.1%	1.4%	1.1%	1.1%
% of Patients satisfied with the dentistry they have received	15	16	93.8%	91.4%	91.8%	91.7%
% of Patients satisfied with the time they had to wait for an appointment	15	16	93.8%	87.3%	88.4%	88.0%

* This is based on patients treated on this contract for their most recent course of treatment. Figures in italics indicate the base number of FP17s or Patient Questionnaire responses are less than 100. N/A is shown where the base number of responses is less than 10 during the period. % is calculated as Quantity/Base number*100

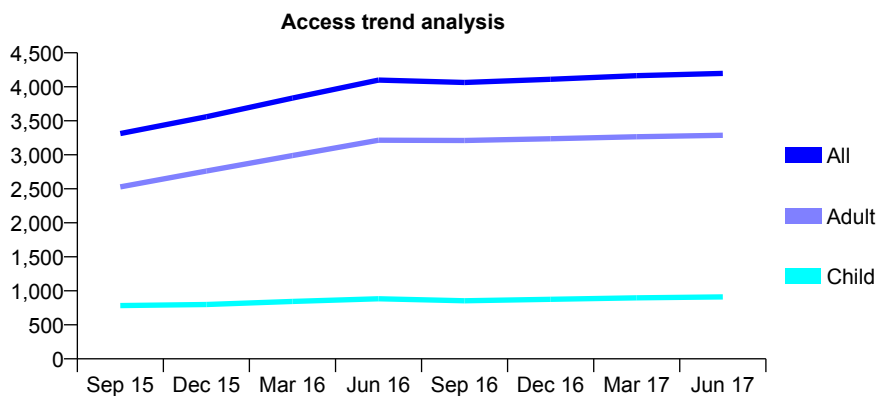
Q55 - Vital Signs At a Glance Contract Report for 183881/0001 - June 2017

Name or company name	Southwell Dental Care
Contract type name	GDS Contract
Purpose of contract	General
Contract start date	28/11/2014
Contract end date	

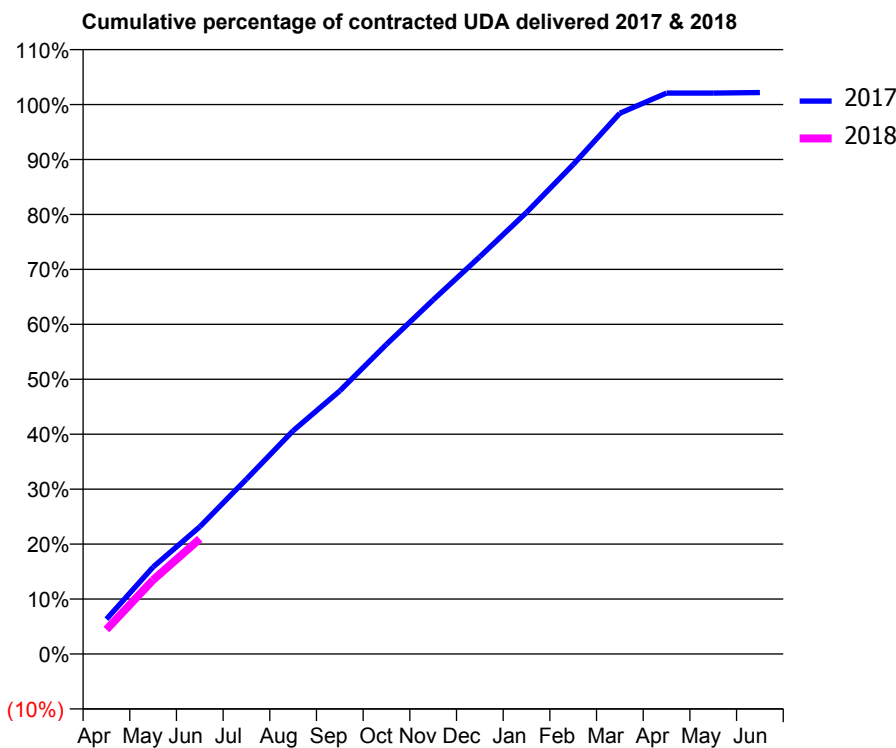
17/18 Contracted general activity (UDA)	12,023
Carry forward general activity (UDA)	0
17/18 Contracted orthodontic activity (UOA)	0
Carry forward orthodontic activity (UOA)	0
Baseline contract value	£302,461.62

ACCESS*

Patients seen in 24 months	Total	Change since previous quarter
Quarter ending June 2016	4,099	
Quarter ending September 2016	4,064	→
Quarter ending December 2016	4,111	→
Quarter ending March 2017	4,164	→
Quarter ending June 2017	4,197	→
Variance since June 2016	2.4%	↑



ACTIVITY



Month	Adjusted Scheduled Activity (UDA)	
	2017	2018
April	763	535
May	1,905	1,621
June	2,784	2,520
July	3,826	
August	4,887	
September	5,758	
October	6,776	
November	7,749	
December	8,693	
January	9,661	
February	10,710	
March	11,832	
April	12,272	
May	12,272	
June	12,285	

QUALITY

	Quantity	Base Number	Contract	AT	Region	England
% of FP17s for the same patient ID Re-attending within 3 months - Children	10	370	2.7%	10.7%	11.7%	12.0%
% of FP17s for the same patient ID Re-attending within 3 months - Adults	58	1,316	4.4%	14.1%	15.2%	16.0%
% of FP17s for the same patient ID Re-attending between 3 & 9 months - Children	237	370	64.1%	61.8%	59.1%	58.0%
% of FP17s for the same patient ID Re-attending between 3 & 9 months - Adults	841	1,316	63.9%	56.4%	52.2%	50.9%
% of FP17s for Band 1 Urgent Courses	52	1,465	3.5%	7.1%	7.9%	9.1%
% of FP17s Relating to Free Repair or Replacements	8	1,465	0.5%	0.8%	0.8%	0.8%
% of FP17s Relating to Continuations	3	1,465	0.2%	1.4%	1.1%	1.1%
% of Patients satisfied with the dentistry they have received	9	9	N/A	91.4%	91.8%	91.7%
% of Patients satisfied with the time they had to wait for an appointment	9	9	N/A	87.3%	88.4%	88.0%

* This is based on patients treated on this contract for their most recent course of treatment. Figures in italics indicate the base number of FP17s or Patient Questionnaire responses are less than 100. N/A is shown where the base number of responses is less than 10 during the period. % is calculated as Quantity/Base number*100

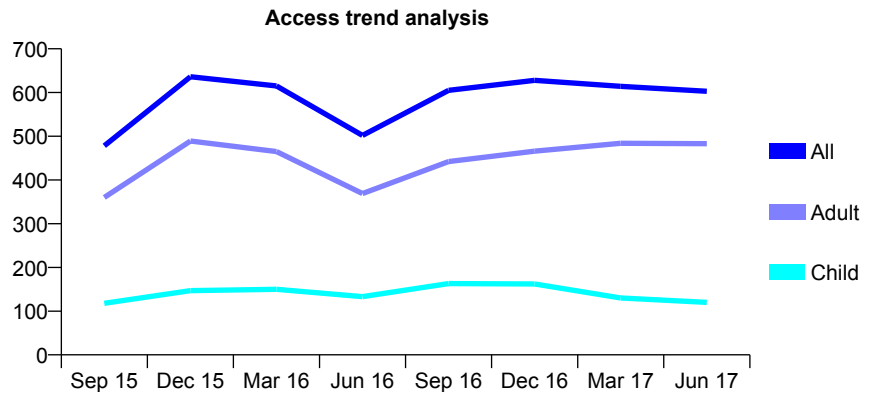
Q55 - Vital Signs At a Glance Contract Report for 183881/0002 - June 2017

Name or company name	Southwell Dental Care
Contract type name	GDS Contract
Purpose of contract	General
Contract start date	28/11/2014
Contract end date	

17/18 Contracted general activity (UDA)	2,532
Carry forward general activity (UDA)	0
17/18 Contracted orthodontic activity (UOA)	0
Carry forward orthodontic activity (UOA)	0
Baseline contract value	£53,156.78

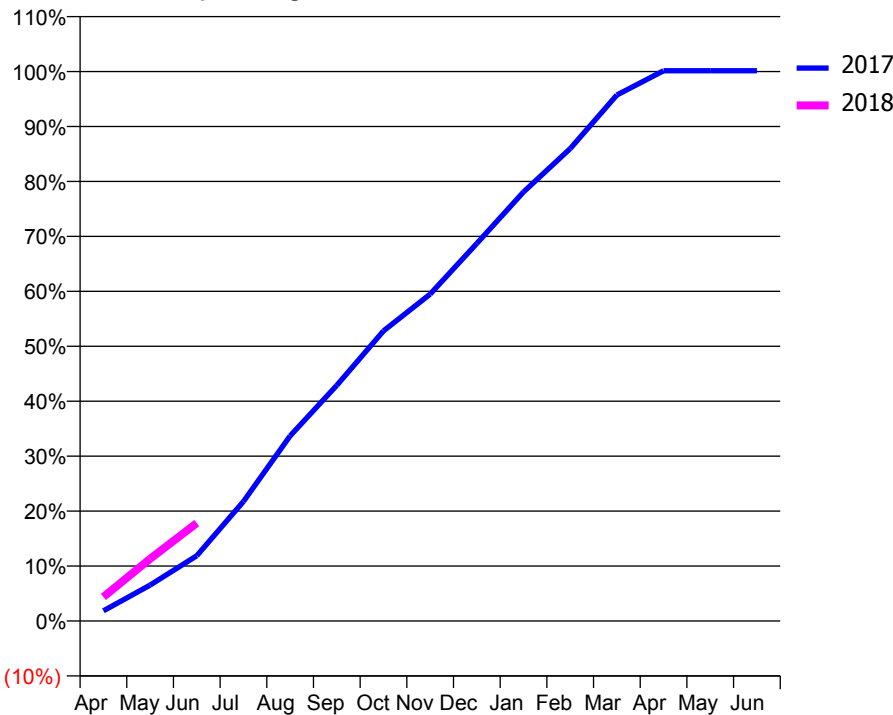
ACCESS*

Patients seen in 24 months	Total	Change since previous quarter
Quarter ending June 2016	502	
Quarter ending September 2016	605	↑
Quarter ending December 2016	628	↑
Quarter ending March 2017	614	↓
Quarter ending June 2017	603	↓
Variance since June 2016	20.1%	↑



ACTIVITY

Cumulative percentage of contracted UDA delivered 2017 & 2018



Month	Adjusted Scheduled Activity (UDA)	
	2017	2018
April	47	111
May	166	287
June	301	451
July	551	
August	853	
September	1,086	
October	1,337	
November	1,506	
December	1,740	
January	1,977	
February	2,176	
March	2,424	
April	2,535	
May	2,535	
June	2,535	

QUALITY

	Quantity	Base Number	Contract	AT	Region	England
% of FP17s for the same patient ID Re-attending within 3 months - Children	1	58	1.7%	10.7%	11.7%	12.0%
% of FP17s for the same patient ID Re-attending within 3 months - Adults	6	210	2.9%	14.1%	15.2%	16.0%
% of FP17s for the same patient ID Re-attending between 3 & 9 months - Children	6	58	10.3%	61.8%	59.1%	58.0%
% of FP17s for the same patient ID Re-attending between 3 & 9 months - Adults	13	210	6.2%	56.4%	52.2%	50.9%
% of FP17s for Band 1 Urgent Courses	22	200	11.0%	7.1%	7.9%	9.1%
% of FP17s Relating to Free Repair or Replacements	1	200	0.5%	0.8%	0.8%	0.8%
% of FP17s Relating to Continuations	0	200	0.0%	1.4%	1.1%	1.1%
% of Patients satisfied with the dentistry they have received	3	3	N/A	91.4%	91.8%	91.7%
% of Patients satisfied with the time they had to wait for an appointment	3	3	N/A	87.3%	88.4%	88.0%

* This is based on patients treated on this contract for their most recent course of treatment. Figures in italics indicate the base number of FP17s or Patient Questionnaire responses are less than 100. N/A is shown where the base number of responses is less than 10 during the period. % is calculated as Quantity/Base number*100

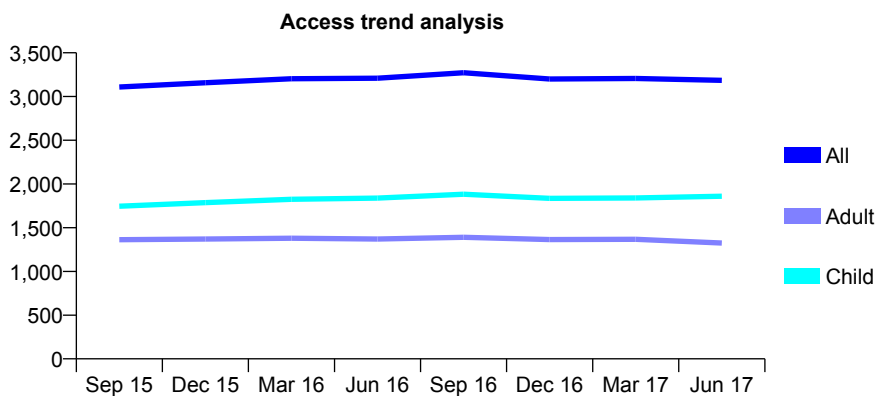
Q55 - Vital Signs At a Glance Contract Report for 183938/0001 - June 2017

Name or company name	The Arnold Dental Centre
Contract type name	GDS Contract
Purpose of contract	General
Contract start date	01/06/2010
Contract end date	

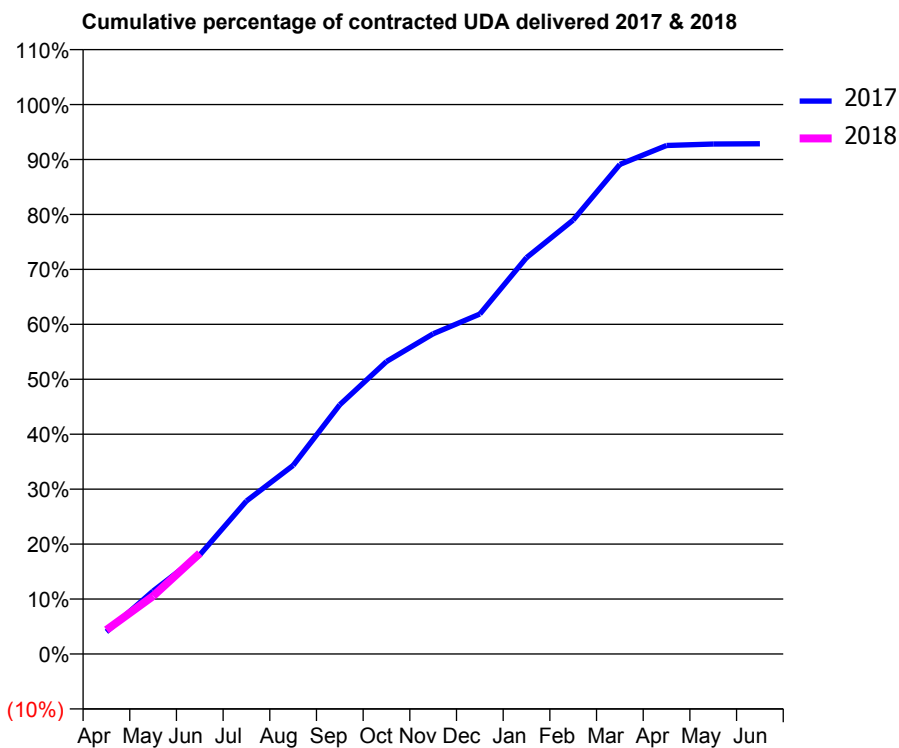
17/18 Contracted general activity (UDA)	10,000
Carry forward general activity (UDA)	0
17/18 Contracted orthodontic activity (UOA)	0
Carry forward orthodontic activity (UOA)	0
Baseline contract value	£225,749.84

ACCESS*

Patients seen in 24 months	Total	Change since previous quarter
Quarter ending June 2016	3,209	
Quarter ending September 2016	3,272	→
Quarter ending December 2016	3,200	↓
Quarter ending March 2017	3,207	→
Quarter ending June 2017	3,185	→
Variance since June 2016	(0.7%)	→



ACTIVITY



Month	Adjusted Scheduled Activity (UDA)	
	2017	2018
April	404	438
May	1,146	1,055
June	1,804	1,832
July	2,786	
August	3,433	
September	4,536	
October	5,323	
November	5,828	
December	6,188	
January	7,213	
February	7,898	
March	8,911	
April	9,254	
May	9,282	
June	9,285	

QUALITY

	Quantity	Base Number	Contract	AT	Region	England
% of FP17s for the same patient ID Re-attending within 3 months - Children	61	787	7.8%	10.7%	11.7%	12.0%
% of FP17s for the same patient ID Re-attending within 3 months - Adults	91	440	20.7%	14.1%	15.2%	16.0%
% of FP17s for the same patient ID Re-attending between 3 & 9 months - Children	504	787	64.0%	61.8%	59.1%	58.0%
% of FP17s for the same patient ID Re-attending between 3 & 9 months - Adults	216	440	49.1%	56.4%	52.2%	50.9%
% of FP17s for Band 1 Urgent Courses	56	1,028	5.4%	7.1%	7.9%	9.1%
% of FP17s Relating to Free Repair or Replacements	0	1,028	0.0%	0.8%	0.8%	0.8%
% of FP17s Relating to Continuations	0	1,028	0.0%	1.4%	1.1%	1.1%
% of Patients satisfied with the dentistry they have received	7	7	N/A	91.4%	91.8%	91.7%
% of Patients satisfied with the time they had to wait for an appointment	5	7	N/A	87.3%	88.4%	88.0%

* This is based on patients treated on this contract for their most recent course of treatment. Figures in italics indicate the base number of FP17s or Patient Questionnaire responses are less than 100. N/A is shown where the base number of responses is less than 10 during the period. % is calculated as Quantity/Base number*100

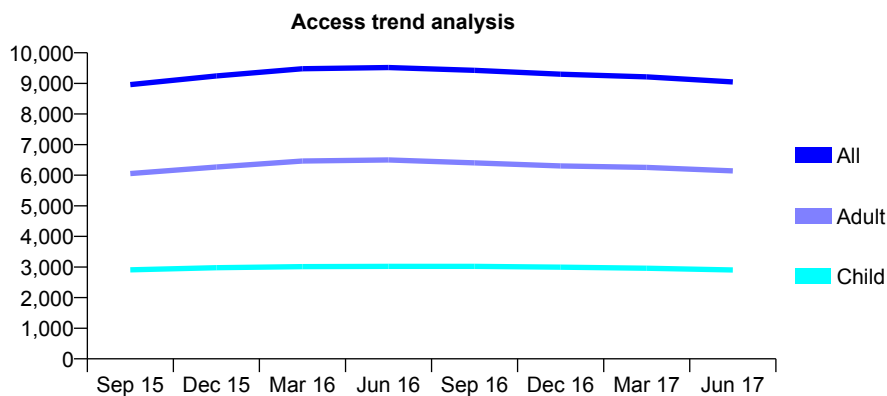
Q55 - Vital Signs At a Glance Contract Report for 187771/0001 - June 2017

Name or company name	The Oakwood Dental Centre Ltd
Contract type name	GDS Contract
Purpose of contract	General
Contract start date	01/04/2014
Contract end date	

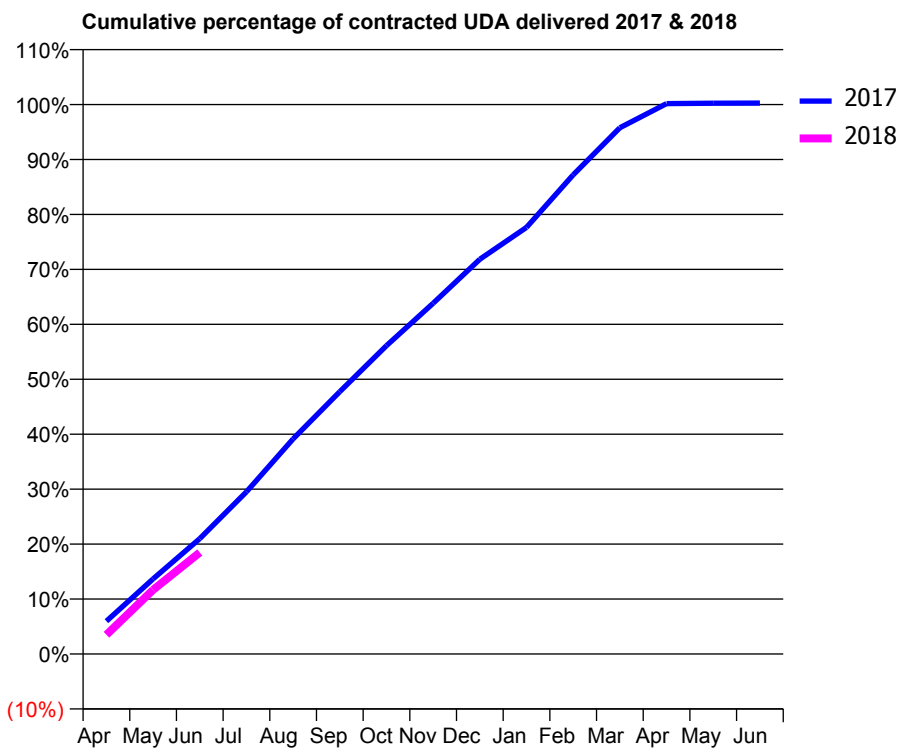
17/18 Contracted general activity (UDA)	23,844
Carry forward general activity (UDA)	0
17/18 Contracted orthodontic activity (UOA)	0
Carry forward orthodontic activity (UOA)	0
Baseline contract value	£709,927.83

ACCESS*

Patients seen in 24 months	Total	Change since previous quarter
Quarter ending June 2016	9,519	
Quarter ending September 2016	9,425	→
Quarter ending December 2016	9,301	↓
Quarter ending March 2017	9,214	→
Quarter ending June 2017	9,046	↓
Variance since June 2016	(5.0%)	↓



ACTIVITY



Month	Adjusted Scheduled Activity (UDA)	
	2017	2018
April	1,429	837
May	3,263	2,788
June	5,008	4,404
July	7,038	
August	9,333	
September	11,385	
October	13,378	
November	15,220	
December	17,130	
January	18,511	
February	20,796	
March	22,835	
April	23,884	
May	23,901	
June	23,908	

QUALITY

	Quantity	Base Number	Contract	AT	Region	England
% of FP17s for the same patient ID Re-attending within 3 months - Children	44	1,000	4.4%	10.7%	11.7%	12.0%
% of FP17s for the same patient ID Re-attending within 3 months - Adults	169	1,859	9.1%	14.1%	15.2%	16.0%
% of FP17s for the same patient ID Re-attending between 3 & 9 months - Children	635	1,000	63.5%	61.8%	59.1%	58.0%
% of FP17s for the same patient ID Re-attending between 3 & 9 months - Adults	1,038	1,859	55.8%	56.4%	52.2%	50.9%
% of FP17s for Band 1 Urgent Courses	70	2,355	3.0%	7.1%	7.9%	9.1%
% of FP17s Relating to Free Repair or Replacements	3	2,355	0.1%	0.8%	0.8%	0.8%
% of FP17s Relating to Continuations	14	2,355	0.6%	1.4%	1.1%	1.1%
% of Patients satisfied with the dentistry they have received	10	14	71.4%	91.4%	91.8%	91.7%
% of Patients satisfied with the time they had to wait for an appointment	13	14	92.9%	87.3%	88.4%	88.0%

* This is based on patients treated on this contract for their most recent course of treatment. Figures in italics indicate the base number of FP17s or Patient Questionnaire responses are less than 100. N/A is shown where the base number of responses is less than 10 during the period. % is calculated as Quantity/Base number*100

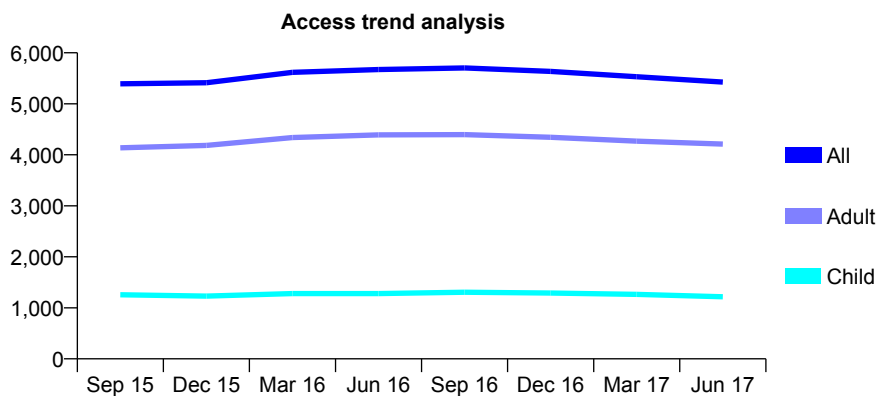
Q55 - Vital Signs At a Glance Contract Report for 191027/0001 - June 2017

Name or company name	Mansfield Dental Practice Limited
Contract type name	GDS Contract
Purpose of contract	General
Contract start date	01/12/2011
Contract end date	

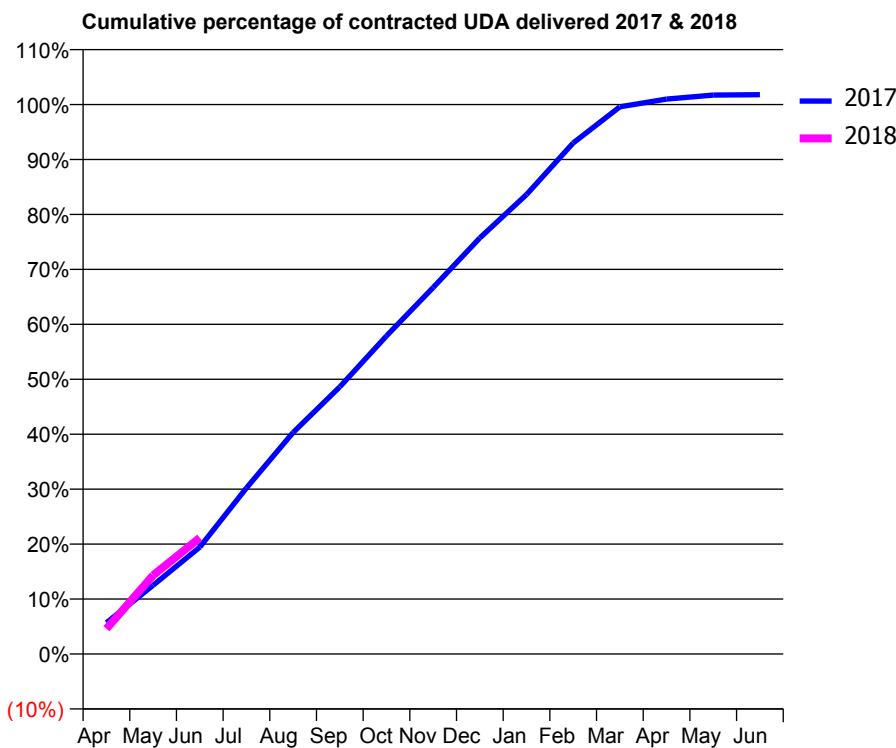
17/18 Contracted general activity (UDA)	15,700
Carry forward general activity (UDA)	0
17/18 Contracted orthodontic activity (UOA)	0
Carry forward orthodontic activity (UOA)	0
Baseline contract value	£353,689.48

ACCESS*

Patients seen in 24 months	Total	Change since previous quarter
Quarter ending June 2016	5,671	
Quarter ending September 2016	5,702	→
Quarter ending December 2016	5,634	↓
Quarter ending March 2017	5,532	↓
Quarter ending June 2017	5,426	↓
Variance since June 2016	(4.3%)	↓



ACTIVITY



Month	Adjusted Scheduled Activity (UDA)	
	2017	2018
April	947	724
May	2,080	2,252
June	3,231	3,321
July	5,021	
August	6,701	
September	8,079	
October	9,618	
November	11,084	
December	12,582	
January	13,895	
February	15,453	
March	16,547	
April	16,781	
May	16,900	
June	16,913	

QUALITY

	Quantity	Base Number	Contract	AT	Region	England
% of FP17s for the same patient ID Re-attending within 3 months - Children	28	468	6.0%	10.7%	11.7%	12.0%
% of FP17s for the same patient ID Re-attending within 3 months - Adults	143	1,359	10.5%	14.1%	15.2%	16.0%
% of FP17s for the same patient ID Re-attending between 3 & 9 months - Children	318	468	67.9%	61.8%	59.1%	58.0%
% of FP17s for the same patient ID Re-attending between 3 & 9 months - Adults	909	1,359	66.9%	56.4%	52.2%	50.9%
% of FP17s for Band 1 Urgent Courses	143	1,657	8.6%	7.1%	7.9%	9.1%
% of FP17s Relating to Free Repair or Replacements	24	1,657	1.4%	0.8%	0.8%	0.8%
% of FP17s Relating to Continuations	5	1,657	0.3%	1.4%	1.1%	1.1%
% of Patients satisfied with the dentistry they have received	5	5	N/A	91.4%	91.8%	91.7%
% of Patients satisfied with the time they had to wait for an appointment	4	5	N/A	87.3%	88.4%	88.0%

* This is based on patients treated on this contract for their most recent course of treatment. Figures in italics indicate the base number of FP17s or Patient Questionnaire responses are less than 100. N/A is shown where the base number of responses is less than 10 during the period. % is calculated as Quantity/Base number*100

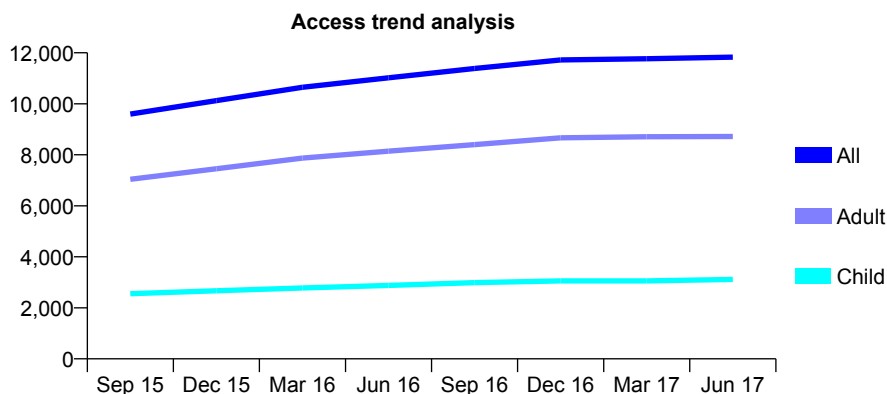
Q55 - Vital Signs At a Glance Contract Report for 191310/0002 - June 2017

Name or company name	East Midlands Community Dental Ass. Ltd.
Contract type name	GDS Contract
Purpose of contract	General
Contract start date	04/12/2006
Contract end date	

17/18 Contracted general activity (UDA)	32,029
Carry forward general activity (UDA)	0
17/18 Contracted orthodontic activity (UOA)	0
Carry forward orthodontic activity (UOA)	0
Baseline contract value	£908,733.23

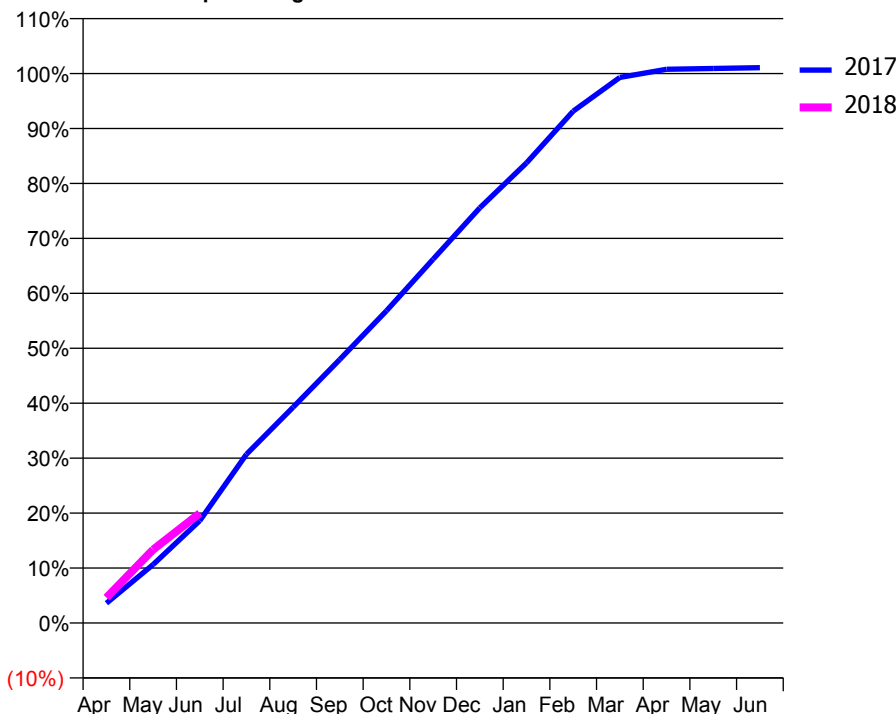
ACCESS*

Patients seen in 24 months	Total	Change since previous quarter
Quarter ending June 2016	11,020	
Quarter ending September 2016	11,385	↑
Quarter ending December 2016	11,721	↑
Quarter ending March 2017	11,765	→
Quarter ending June 2017	11,829	→
Variance since June 2016	7.3%	↑



ACTIVITY

Cumulative percentage of contracted UDA delivered 2017 & 2018



Adjusted Scheduled Activity (UDA)

Month	2017	2018
April	1,158	1,480
May	3,408	4,281
June	5,966	6,401
July	9,836	
August	12,581	
September	15,363	
October	18,197	
November	21,205	
December	24,198	
January	26,823	
February	29,834	
March	31,798	
April	32,272	
May	32,321	
June	32,366	

QUALITY

	Quantity	Base Number	Contract	AT	Region	England
% of FP17s for the same patient ID Re-attending within 3 months - Children	64	962	6.7%	10.7%	11.7%	12.0%
% of FP17s for the same patient ID Re-attending within 3 months - Adults	343	2,375	14.4%	14.1%	15.2%	16.0%
% of FP17s for the same patient ID Re-attending between 3 & 9 months - Children	525	962	54.6%	61.8%	59.1%	58.0%
% of FP17s for the same patient ID Re-attending between 3 & 9 months - Adults	1,221	2,375	51.4%	56.4%	52.2%	50.9%
% of FP17s for Band 1 Urgent Courses	172	2,766	6.2%	7.1%	7.9%	9.1%
% of FP17s Relating to Free Repair or Replacements	36	2,766	1.3%	0.8%	0.8%	0.8%
% of FP17s Relating to Continuations	91	2,766	3.3%	1.4%	1.1%	1.1%
% of Patients satisfied with the dentistry they have received	33	35	94.3%	91.4%	91.8%	91.7%
% of Patients satisfied with the time they had to wait for an appointment	33	35	94.3%	87.3%	88.4%	88.0%

* This is based on patients treated on this contract for their most recent course of treatment. Figures in italics indicate the base number of FP17s or Patient Questionnaire responses are less than 100. N/A is shown where the base number of responses is less than 10 during the period. % is calculated as Quantity/Base number*100

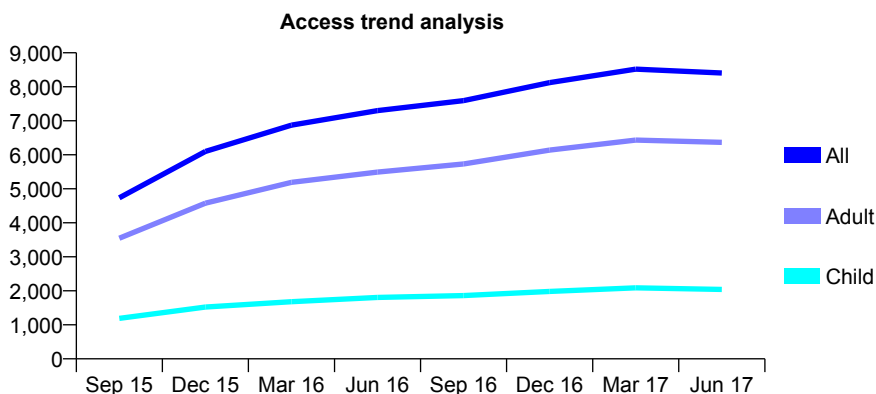
Q55 - Vital Signs At a Glance Contract Report for 192597/0005 - June 2017

Name or company name	DM and LJ Jordan Limited
Contract type name	GDS Contract
Purpose of contract	General
Contract start date	01/01/2015
Contract end date	

17/18 Contracted general activity (UDA)	23,314
Carry forward general activity (UDA)	0
17/18 Contracted orthodontic activity (UOA)	0
Carry forward orthodontic activity (UOA)	0
Baseline contract value	£615,504.73

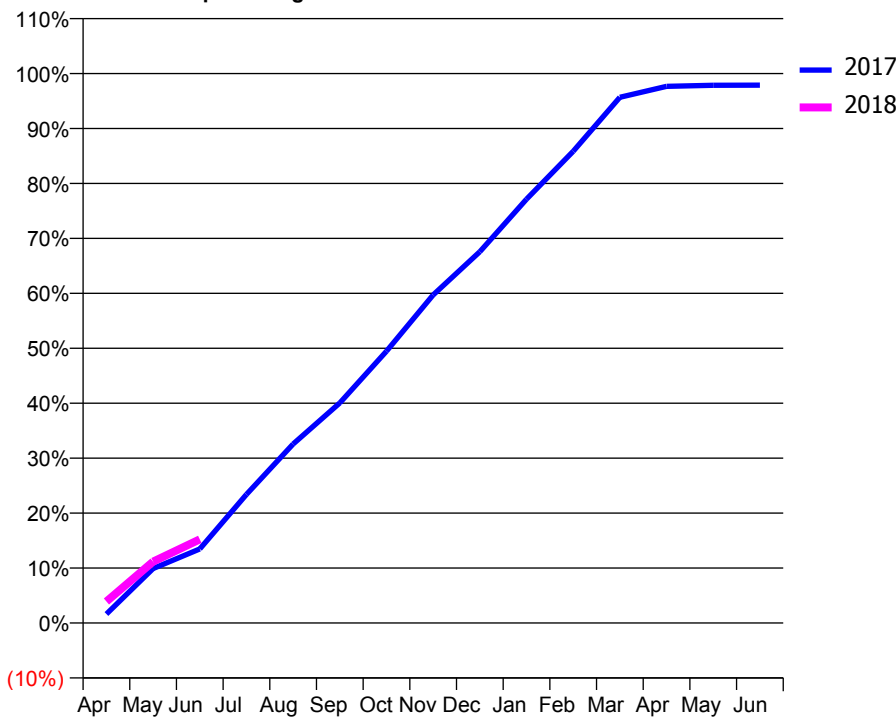
ACCESS*

Patients seen in 24 months	Total	Change since previous quarter
Quarter ending June 2016	7,299	
Quarter ending September 2016	7,593	↑
Quarter ending December 2016	8,124	↑
Quarter ending March 2017	8,521	↑
Quarter ending June 2017	8,407	↓
Variance since June 2016	15.2%	↑



ACTIVITY

Cumulative percentage of contracted UDA delivered 2017 & 2018



Adjusted Scheduled Activity (UDA)

Month	2017	2018
April	342	914
May	2,061	2,604
June	2,806	3,552
July	4,873	
August	6,779	
September	8,339	
October	10,296	
November	12,428	
December	14,066	
January	16,055	
February	17,868	
March	19,912	
April	20,329	
May	20,369	
June	20,371	

QUALITY

	Quantity	Base Number	Contract	AT	Region	England
% of FP17s for the same patient ID Re-attending within 3 months - Children	35	551	6.4%	10.7%	11.7%	12.0%
% of FP17s for the same patient ID Re-attending within 3 months - Adults	136	1,534	8.9%	14.1%	15.2%	16.0%
% of FP17s for the same patient ID Re-attending between 3 & 9 months - Children	356	551	64.6%	61.8%	59.1%	58.0%
% of FP17s for the same patient ID Re-attending between 3 & 9 months - Adults	879	1,534	57.3%	56.4%	52.2%	50.9%
% of FP17s for Band 1 Urgent Courses	145	1,847	7.9%	7.1%	7.9%	9.1%
% of FP17s Relating to Free Repair or Replacements	8	1,847	0.4%	0.8%	0.8%	0.8%
% of FP17s Relating to Continuations	15	1,847	0.8%	1.4%	1.1%	1.1%
% of Patients satisfied with the dentistry they have received	16	16	100.0%	91.4%	91.8%	91.7%
% of Patients satisfied with the time they had to wait for an appointment	12	16	75.0%	87.3%	88.4%	88.0%

* This is based on patients treated on this contract for their most recent course of treatment. Figures in italics indicate the base number of FP17s or Patient Questionnaire responses are less than 100. N/A is shown where the base number of responses is less than 10 during the period. % is calculated as Quantity/Base number*100

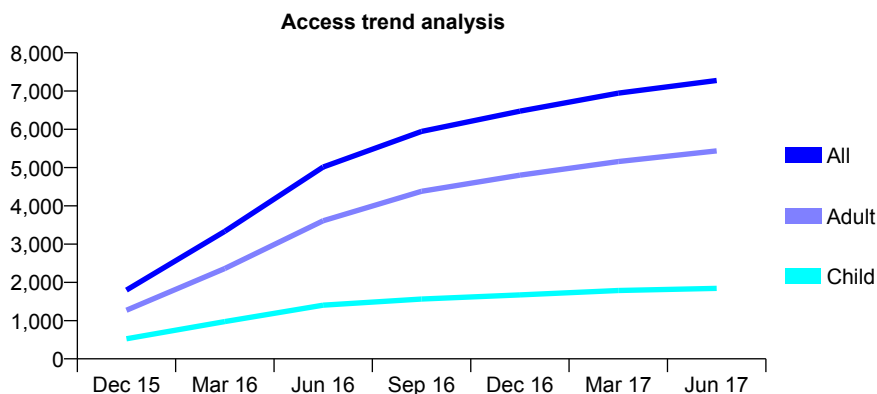
Q55 - Vital Signs At a Glance Contract Report for 193437/0001 - June 2017

Name or company name	Risley Hill Dental
Contract type name	GDS Contract
Purpose of contract	General
Contract start date	29/09/2015
Contract end date	

17/18 Contracted general activity (UDA)	21,464
Carry forward general activity (UDA)	0
17/18 Contracted orthodontic activity (UOA)	0
Carry forward orthodontic activity (UOA)	0
Baseline contract value	£802,934.84

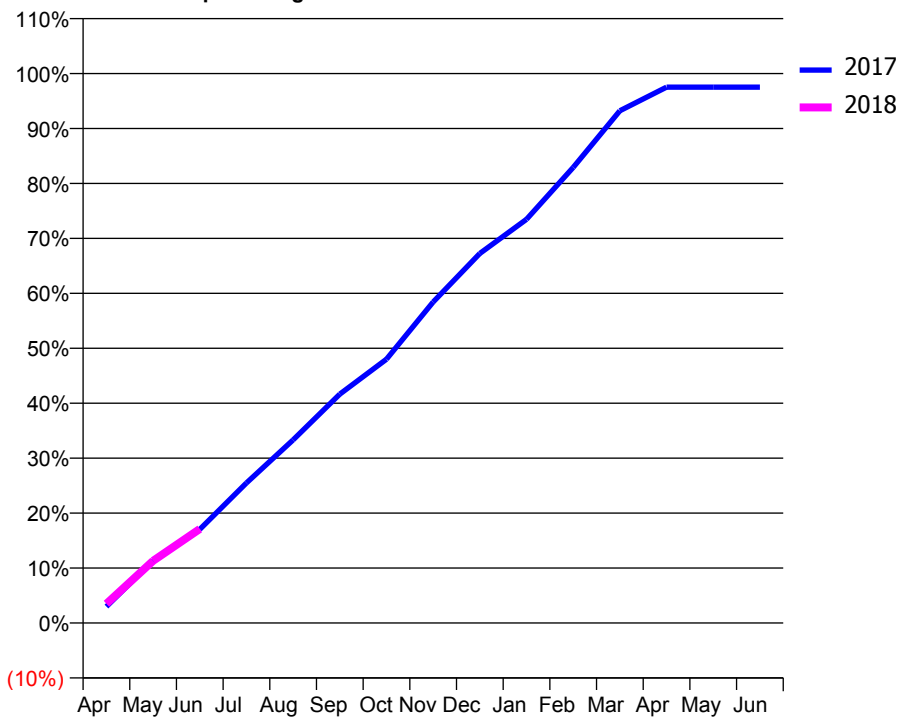
ACCESS*

Patients seen in 24 months	Total	Change since previous quarter
Quarter ending June 2016	5,013	
Quarter ending September 2016	5,944	↑
Quarter ending December 2016	6,474	↑
Quarter ending March 2017	6,947	↑
Quarter ending June 2017	7,276	↑
Variance since June 2016	45.1%	↑



ACTIVITY

Cumulative percentage of contracted UDA delivered 2017 & 2018



Month	Adjusted Scheduled Activity (UDA)	
	2017	2018
April	510	754
May	1,924	2,430
June	2,893	3,675
July	4,326	
August	5,656	
September	7,065	
October	8,143	
November	9,911	
December	11,409	
January	12,463	
February	14,066	
March	15,814	
April	16,541	
May	16,541	
June	16,541	

QUALITY

	Quantity	Base Number	Contract	AT	Region	England
% of FP17s for the same patient ID Re-attending within 3 months - Children	55	740	7.4%	10.7%	11.7%	12.0%
% of FP17s for the same patient ID Re-attending within 3 months - Adults	202	1,771	11.4%	14.1%	15.2%	16.0%
% of FP17s for the same patient ID Re-attending between 3 & 9 months - Children	489	740	66.1%	61.8%	59.1%	58.0%
% of FP17s for the same patient ID Re-attending between 3 & 9 months - Adults	1,007	1,771	56.9%	56.4%	52.2%	50.9%
% of FP17s for Band 1 Urgent Courses	69	1,981	3.5%	7.1%	7.9%	9.1%
% of FP17s Relating to Free Repair or Replacements	14	1,981	0.7%	0.8%	0.8%	0.8%
% of FP17s Relating to Continuations	28	1,981	1.4%	1.4%	1.1%	1.1%
% of Patients satisfied with the dentistry they have received	6	9	N/A	91.4%	91.8%	91.7%
% of Patients satisfied with the time they had to wait for an appointment	6	9	N/A	87.3%	88.4%	88.0%

* This is based on patients treated on this contract for their most recent course of treatment. Figures in italics indicate the base number of FP17s or Patient Questionnaire responses are less than 100. N/A is shown where the base number of responses is less than 10 during the period. % is calculated as Quantity/Base number*100

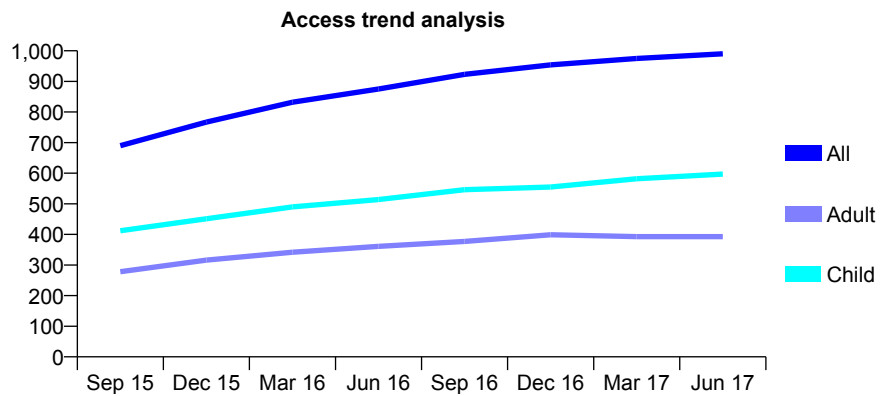
Q55 - Vital Signs At a Glance Contract Report for 197505/0001 - June 2017

Name or company name	Bridgford Dental Practice
Contract type name	GDS Contract
Purpose of contract	General
Contract start date	01/04/2013
Contract end date	

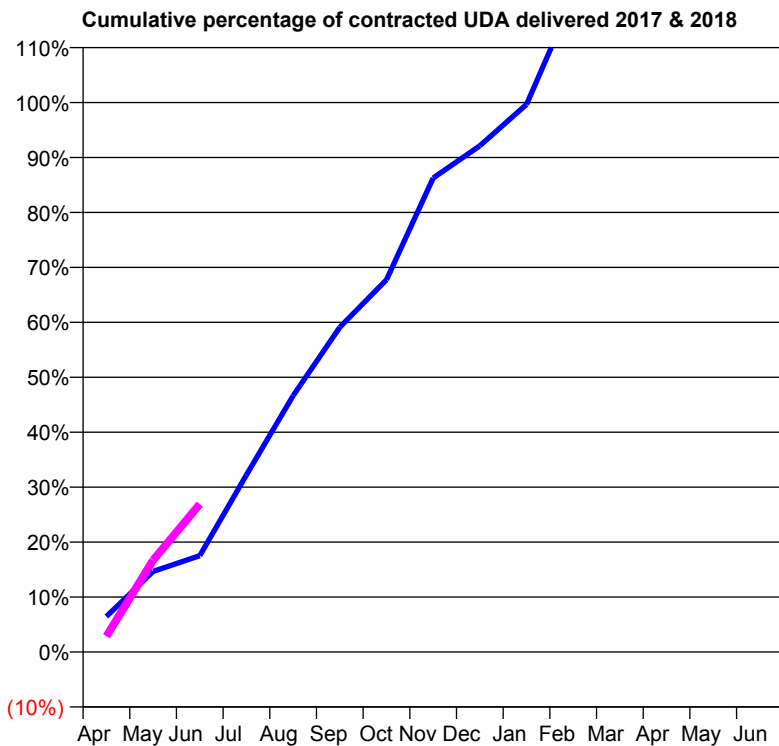
17/18 Contracted general activity (UDA)	1,081
Carry forward general activity (UDA)	0
17/18 Contracted orthodontic activity (UOA)	0
Carry forward orthodontic activity (UOA)	0
Baseline contract value	£25,189.10

ACCESS*

Patients seen in 24 months	Total	Change since previous quarter
Quarter ending June 2016	875	
Quarter ending September 2016	923	↑
Quarter ending December 2016	954	↑
Quarter ending March 2017	975	↑
Quarter ending June 2017	990	→
Variance since June 2016	13.1%	↑



ACTIVITY



Month	Adjusted Scheduled Activity (UDA)	
	2017	2018
April	70	31
May	159	181
June	190	291
July	349	
August	504	
September	639	
October	732	
November	932	
December	996	
January	1,077	
February	1,288	
March	1,484	
April	1,510	
May	1,514	
June	1,517	

QUALITY

	Quantity	Base Number	Contract	AT	Region	England
% of FP17s for the same patient ID Re-attending within 3 months - Children	12	194	6.2%	10.7%	11.7%	12.0%
% of FP17s for the same patient ID Re-attending within 3 months - Adults	19	92	20.7%	14.1%	15.2%	16.0%
% of FP17s for the same patient ID Re-attending between 3 & 9 months - Children	119	194	61.3%	61.8%	59.1%	58.0%
% of FP17s for the same patient ID Re-attending between 3 & 9 months - Adults	47	92	51.1%	56.4%	52.2%	50.9%
% of FP17s for Band 1 Urgent Courses	5	170	2.9%	7.1%	7.9%	9.1%
% of FP17s Relating to Free Repair or Replacements	0	170	0.0%	0.8%	0.8%	0.8%
% of FP17s Relating to Continuations	0	170	0.0%	1.4%	1.1%	1.1%
% of Patients satisfied with the dentistry they have received	2	2	N/A	91.4%	91.8%	91.7%
% of Patients satisfied with the time they had to wait for an appointment	2	2	N/A	87.3%	88.4%	88.0%

* This is based on patients treated on this contract for their most recent course of treatment. Figures in italics indicate the base number of FP17s or Patient Questionnaire responses are less than 100. N/A is shown where the base number of responses is less than 10 during the period. % is calculated as Quantity/Base number*100

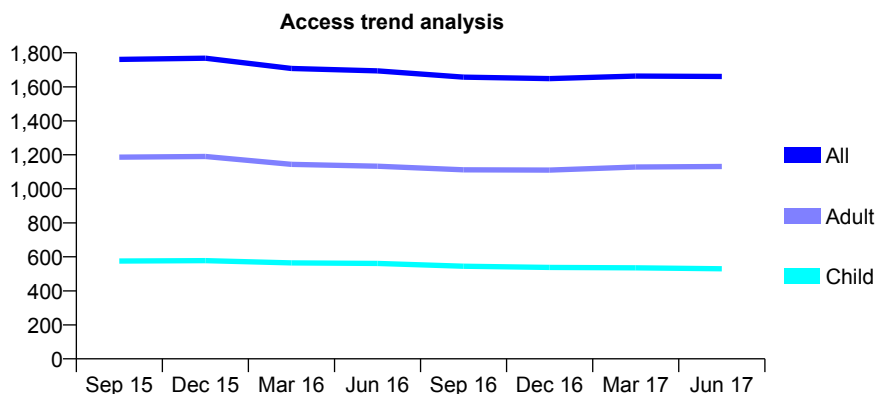
Q55 - Vital Signs At a Glance Contract Report for 197572/0001 - June 2017

Name or company name	The Buxton Dental Practice
Contract type name	GDS Contract
Purpose of contract	General and Orthodontic
Contract start date	08/11/2012
Contract end date	

17/18 Contracted general activity (UDA)	4,594
Carry forward general activity (UDA)	0
17/18 Contracted orthodontic activity (UOA)	167
Carry forward orthodontic activity (UOA)	0
Baseline contract value	£124,967.50

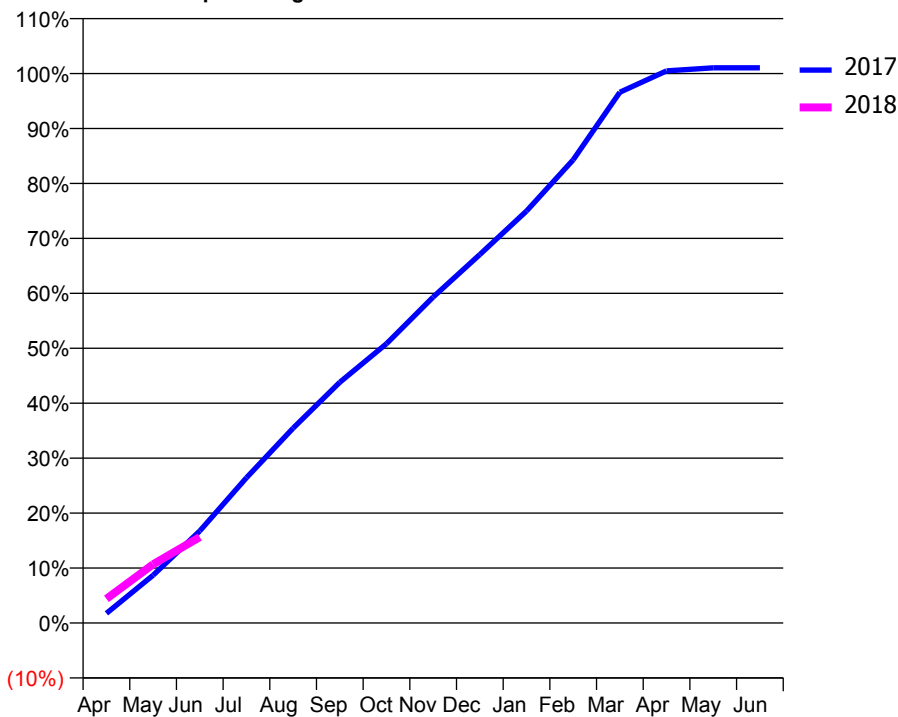
ACCESS*

Patients seen in 24 months	Total	Change since previous quarter
Quarter ending June 2016	1,694	
Quarter ending September 2016	1,657	↓
Quarter ending December 2016	1,648	→
Quarter ending March 2017	1,663	→
Quarter ending June 2017	1,661	→
Variance since June 2016	(1.9%)	↓



ACTIVITY

Cumulative percentage of contracted UDA delivered 2017 & 2018



Adjusted Scheduled Activity (UDA)

Month	2017	2018
April	81	202
May	399	491
June	770	719
July	1,215	
August	1,629	
September	2,012	
October	2,335	
November	2,725	
December	3,081	
January	3,445	
February	3,873	
March	4,437	
April	4,615	
May	4,641	
June	4,641	

QUALITY

	Quantity	Base Number	Contract	AT	Region	England
% of FP17s for the same patient ID Re-attending within 3 months - Children	16	208	7.7%	10.7%	11.7%	12.0%
% of FP17s for the same patient ID Re-attending within 3 months - Adults	49	329	14.9%	14.1%	15.2%	16.0%
% of FP17s for the same patient ID Re-attending between 3 & 9 months - Children	136	208	65.4%	61.8%	59.1%	58.0%
% of FP17s for the same patient ID Re-attending between 3 & 9 months - Adults	199	329	60.5%	56.4%	52.2%	50.9%
% of FP17s for Band 1 Urgent Courses	38	439	8.7%	7.1%	7.9%	9.1%
% of FP17s Relating to Free Repair or Replacements	1	439	0.2%	0.8%	0.8%	0.8%
% of FP17s Relating to Continuations	2	439	0.5%	1.4%	1.1%	1.1%
% of Patients satisfied with the dentistry they have received	1	1	N/A	91.4%	91.8%	91.7%
% of Patients satisfied with the time they had to wait for an appointment	1	1	N/A	87.3%	88.4%	88.0%

* This is based on patients treated on this contract for their most recent course of treatment. Figures in italics indicate the base number of FP17s or Patient Questionnaire responses are less than 100. N/A is shown where the base number of responses is less than 10 during the period. % is calculated as Quantity/Base number*100

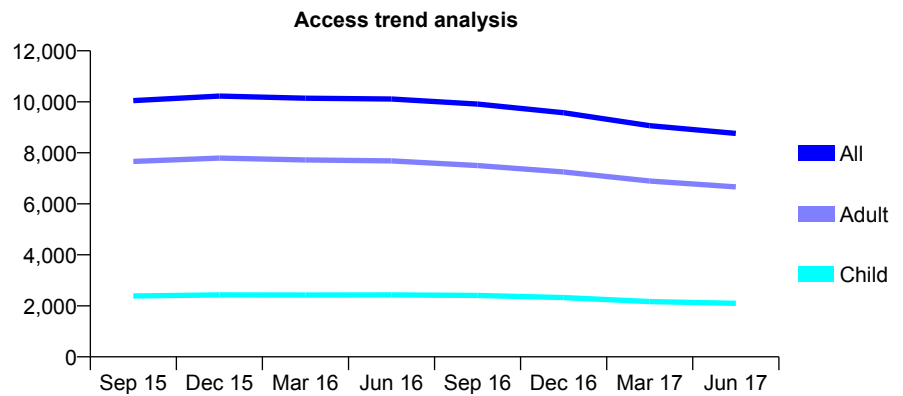
Q55 - Vital Signs At a Glance Contract Report for 198145/0001 - June 2017

Name or company name	The Manor Surgery Limited
Contract type name	GDS Contract
Purpose of contract	General
Contract start date	01/10/2007
Contract end date	

17/18 Contracted general activity (UDA)	35,010
Carry forward general activity (UDA)	0
17/18 Contracted orthodontic activity (UOA)	0
Carry forward orthodontic activity (UOA)	0
Baseline contract value	£867,403.35

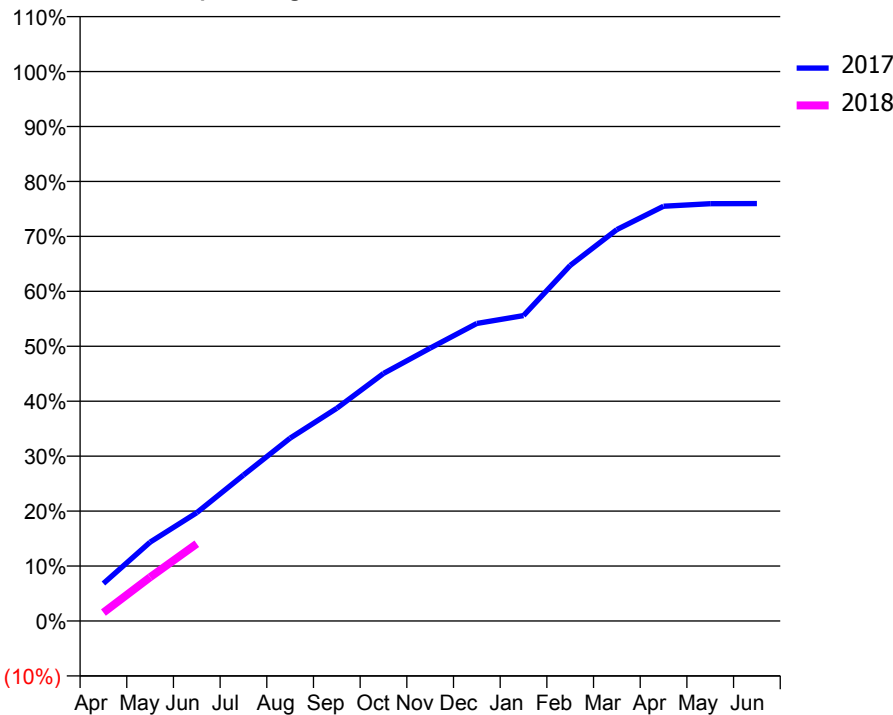
ACCESS*

Patients seen in 24 months	Total	Change since previous quarter
Quarter ending June 2016	10,109	
Quarter ending September 2016	9,909	↓
Quarter ending December 2016	9,573	↓
Quarter ending March 2017	9,064	↓
Quarter ending June 2017	8,763	↓
Variance since June 2016	(13.3%)	↓



ACTIVITY

Cumulative percentage of contracted UDA delivered 2017 & 2018



Month	Adjusted Scheduled Activity (UDA)	
	2017	2018
April	2,389	543
May	5,024	2,794
June	6,906	4,922
July	9,301	
August	11,653	
September	13,554	
October	15,770	
November	17,388	
December	18,961	
January	19,460	
February	22,658	
March	24,942	
April	26,422	
May	26,588	
June	26,597	

QUALITY

	Quantity	Base Number	Contract	AT	Region	England
% of FP17s for the same patient ID Re-attending within 3 months - Children	59	623	9.5%	10.7%	11.7%	12.0%
% of FP17s for the same patient ID Re-attending within 3 months - Adults	404	2,215	18.2%	14.1%	15.2%	16.0%
% of FP17s for the same patient ID Re-attending between 3 & 9 months - Children	312	623	50.1%	61.8%	59.1%	58.0%
% of FP17s for the same patient ID Re-attending between 3 & 9 months - Adults	1,204	2,215	54.4%	56.4%	52.2%	50.9%
% of FP17s for Band 1 Urgent Courses	164	2,184	7.5%	7.1%	7.9%	9.1%
% of FP17s Relating to Free Repair or Replacements	27	2,184	1.2%	0.8%	0.8%	0.8%
% of FP17s Relating to Continuations	63	2,184	2.9%	1.4%	1.1%	1.1%
% of Patients satisfied with the dentistry they have received	11	12	91.7%	91.4%	91.8%	91.7%
% of Patients satisfied with the time they had to wait for an appointment	10	12	83.3%	87.3%	88.4%	88.0%

* This is based on patients treated on this contract for their most recent course of treatment. Figures in italics indicate the base number of FP17s or Patient Questionnaire responses are less than 100. N/A is shown where the base number of responses is less than 10 during the period. % is calculated as Quantity/Base number*100

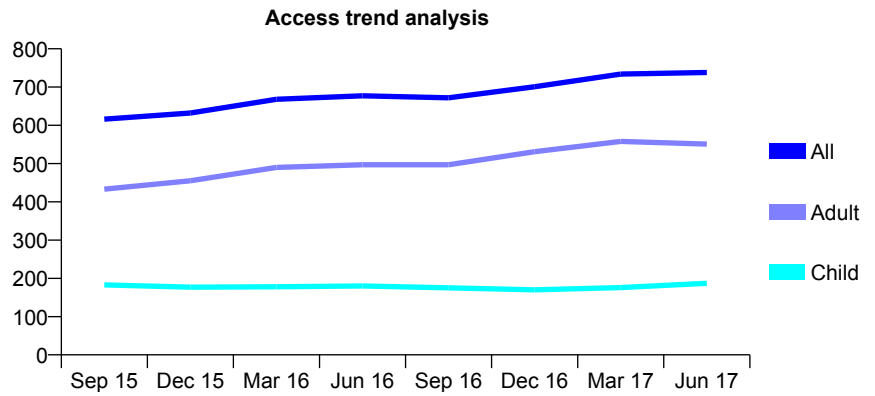
Q55 - Vital Signs At a Glance Contract Report for 219029/0003 - June 2017

Name or company name	MR A MARSHALL
Contract type name	GDS Contract
Purpose of contract	General
Contract start date	02/03/2009
Contract end date	

17/18 Contracted general activity (UDA)	1,698
Carry forward general activity (UDA)	0
17/18 Contracted orthodontic activity (UOA)	0
Carry forward orthodontic activity (UOA)	0
Baseline contract value	£43,320.61

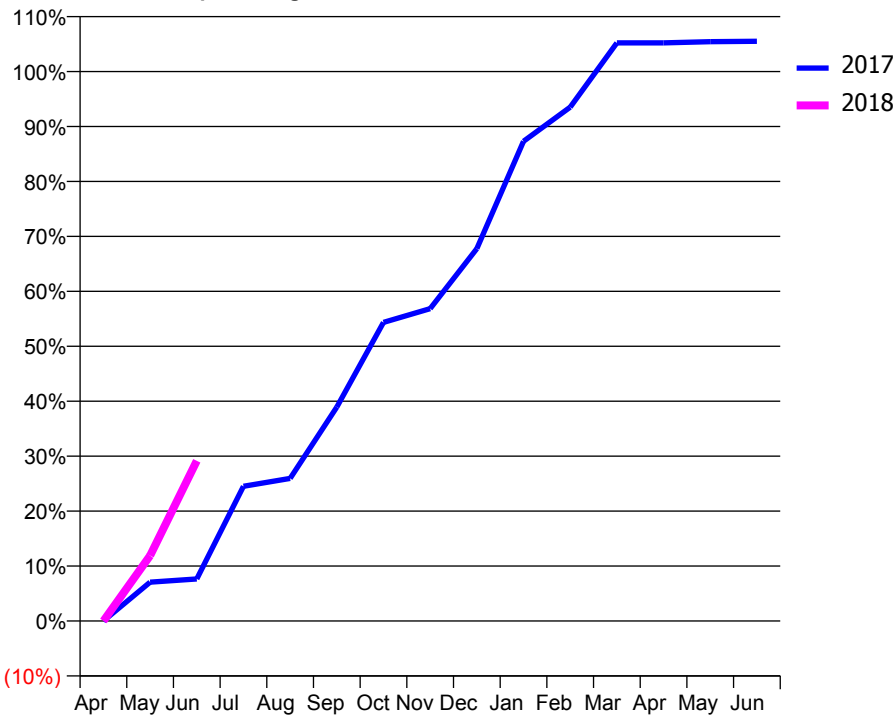
ACCESS*

Patients seen in 24 months	Total	Change since previous quarter
Quarter ending June 2016	677	
Quarter ending September 2016	672	→
Quarter ending December 2016	701	↑
Quarter ending March 2017	734	↑
Quarter ending June 2017	738	→
Variance since June 2016	9.0%	↑



ACTIVITY

Cumulative percentage of contracted UDA delivered 2017 & 2018



Month	Adjusted Scheduled Activity (UDA)	
	2017	2018
April	0	0
May	96	202
June	104	495
July	333	
August	352	
September	529	
October	738	
November	772	
December	920	
January	1,186	
February	1,270	
March	1,429	
April	1,429	
May	1,432	
June	1,433	

QUALITY

	Quantity	Base Number	Contract	AT	Region	England
% of FP17s for the same patient ID Re-attending within 3 months - Children	2	81	2.5%	10.7%	11.7%	12.0%
% of FP17s for the same patient ID Re-attending within 3 months - Adults	7	142	4.9%	14.1%	15.2%	16.0%
% of FP17s for the same patient ID Re-attending between 3 & 9 months - Children	41	81	50.6%	61.8%	59.1%	58.0%
% of FP17s for the same patient ID Re-attending between 3 & 9 months - Adults	61	142	43.0%	56.4%	52.2%	50.9%
% of FP17s for Band 1 Urgent Courses	0	218	0.0%	7.1%	7.9%	9.1%
% of FP17s Relating to Free Repair or Replacements	0	218	0.0%	0.8%	0.8%	0.8%
% of FP17s Relating to Continuations	0	218	0.0%	1.4%	1.1%	1.1%
% of Patients satisfied with the dentistry they have received	2	2	N/A	91.4%	91.8%	91.7%
% of Patients satisfied with the time they had to wait for an appointment	1	2	N/A	87.3%	88.4%	88.0%

* This is based on patients treated on this contract for their most recent course of treatment. Figures in italics indicate the base number of FP17s or Patient Questionnaire responses are less than 100. N/A is shown where the base number of responses is less than 10 during the period. % is calculated as Quantity/Base number*100

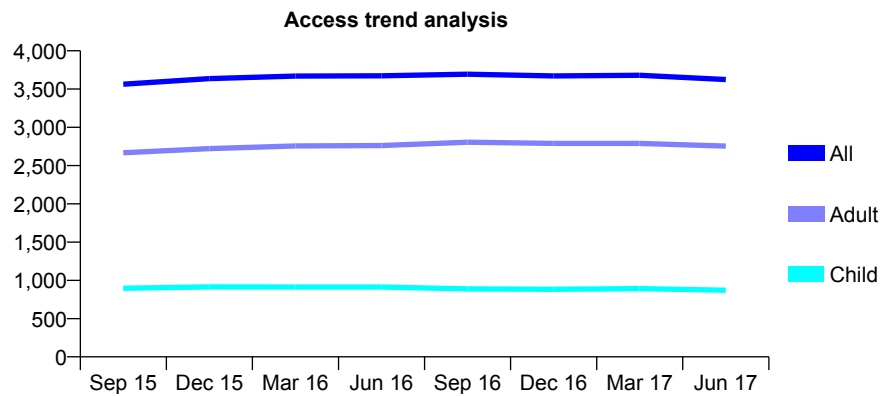
Q55 - Vital Signs At a Glance Contract Report for 219592/0001 - June 2017

Name or company name	MR M AFZAL
Contract type name	GDS Contract
Purpose of contract	General
Contract start date	01/04/2006
Contract end date	

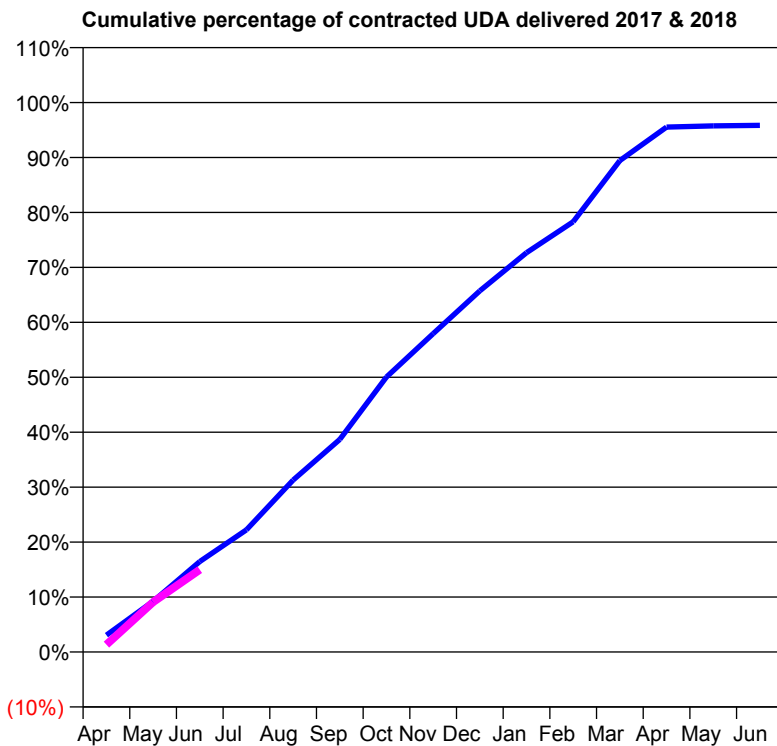
17/18 Contracted general activity (UDA)	11,677
Carry forward general activity (UDA)	0
17/18 Contracted orthodontic activity (UOA)	0
Carry forward orthodontic activity (UOA)	0
Baseline contract value	£249,571.24

ACCESS*

Patients seen in 24 months	Total	Change since previous quarter
Quarter ending June 2016	3,673	
Quarter ending September 2016	3,694	→
Quarter ending December 2016	3,672	→
Quarter ending March 2017	3,681	→
Quarter ending June 2017	3,625	↓
Variance since June 2016	(1.3%)	↓



ACTIVITY



Month	Adjusted Scheduled Activity (UDA)	
	2017	2018
April	358	158
May	1,077	1,060
June	1,924	1,751
July	2,598	
August	3,653	
September	4,517	
October	5,845	
November	6,765	
December	7,676	
January	8,485	
February	9,142	
March	10,445	
April	11,155	
May	11,179	
June	11,191	

QUALITY

	Quantity	Base Number	Contract	AT	Region	England
% of FP17s for the same patient ID Re-attending within 3 months - Children	19	230	8.3%	10.7%	11.7%	12.0%
% of FP17s for the same patient ID Re-attending within 3 months - Adults	96	668	14.4%	14.1%	15.2%	16.0%
% of FP17s for the same patient ID Re-attending between 3 & 9 months - Children	96	230	41.7%	61.8%	59.1%	58.0%
% of FP17s for the same patient ID Re-attending between 3 & 9 months - Adults	261	668	39.1%	56.4%	52.2%	50.9%
% of FP17s for Band 1 Urgent Courses	20	692	2.9%	7.1%	7.9%	9.1%
% of FP17s Relating to Free Repair or Replacements	4	692	0.6%	0.8%	0.8%	0.8%
% of FP17s Relating to Continuations	28	692	4.0%	1.4%	1.1%	1.1%
% of Patients satisfied with the dentistry they have received	3	4	N/A	91.4%	91.8%	91.7%
% of Patients satisfied with the time they had to wait for an appointment	3	4	N/A	87.3%	88.4%	88.0%

* This is based on patients treated on this contract for their most recent course of treatment. Figures in italics indicate the base number of FP17s or Patient Questionnaire responses are less than 100. N/A is shown where the base number of responses is less than 10 during the period. % is calculated as Quantity/Base number*100

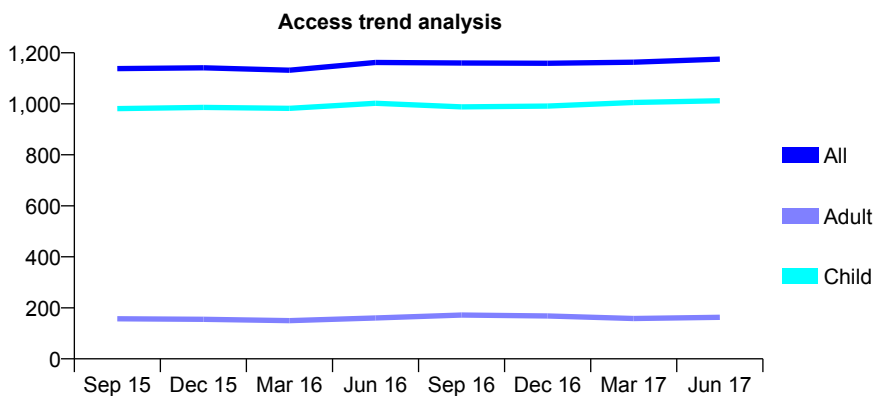
Q55 - Vital Signs At a Glance Contract Report for 222712/0001 - June 2017

Name or company name	MR CM KIRKPATRICK
Contract type name	GDS Contract
Purpose of contract	General
Contract start date	01/04/2006
Contract end date	

17/18 Contracted general activity (UDA)	3,289
Carry forward general activity (UDA)	0
17/18 Contracted orthodontic activity (UOA)	0
Carry forward orthodontic activity (UOA)	0
Baseline contract value	£82,037.09

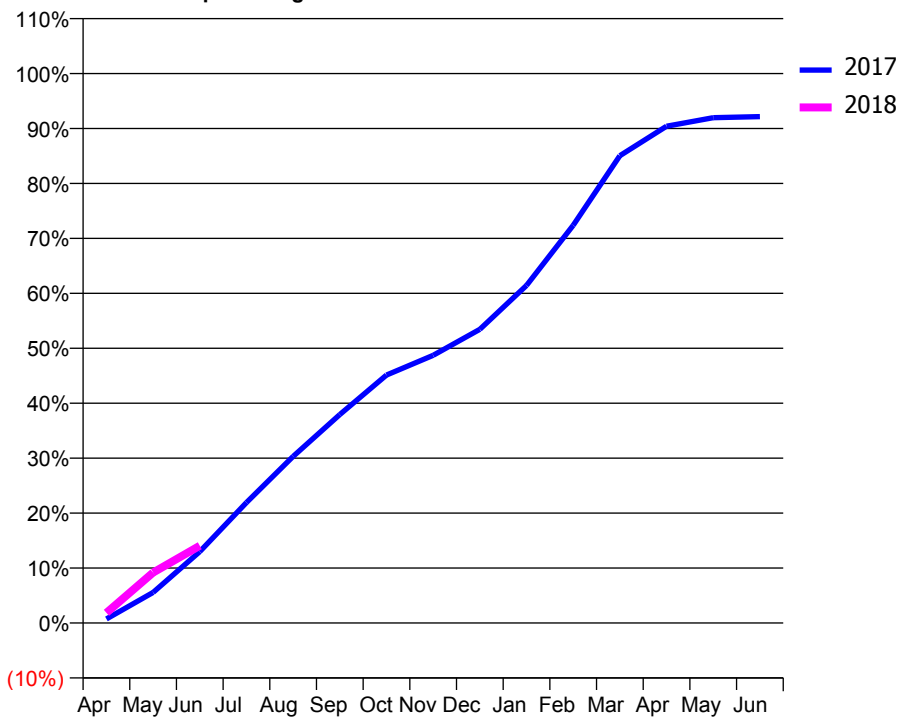
ACCESS*

Patients seen in 24 months	Total	Change since previous quarter
Quarter ending June 2016	1,162	
Quarter ending September 2016	1,160	→
Quarter ending December 2016	1,159	→
Quarter ending March 2017	1,163	→
Quarter ending June 2017	1,175	→
Variance since June 2016	1.1%	→



ACTIVITY

Cumulative percentage of contracted UDA delivered 2017 & 2018



Adjusted Scheduled Activity (UDA)

Month	2017	2018
April	24	61
May	183	302
June	427	463
July	721	
August	998	
September	1,248	
October	1,484	
November	1,602	
December	1,758	
January	2,021	
February	2,380	
March	2,797	
April	2,974	
May	3,025	
June	3,031	

QUALITY

	Quantity	Base Number	Contract	AT	Region	England
% of FP17s for the same patient ID Re-attending within 3 months - Children	49	422	11.6%	10.7%	11.7%	12.0%
% of FP17s for the same patient ID Re-attending within 3 months - Adults	1	19	5.3%	14.1%	15.2%	16.0%
% of FP17s for the same patient ID Re-attending between 3 & 9 months - Children	279	422	66.1%	61.8%	59.1%	58.0%
% of FP17s for the same patient ID Re-attending between 3 & 9 months - Adults	13	19	68.4%	56.4%	52.2%	50.9%
% of FP17s for Band 1 Urgent Courses	18	323	5.6%	7.1%	7.9%	9.1%
% of FP17s Relating to Free Repair or Replacements	0	323	0.0%	0.8%	0.8%	0.8%
% of FP17s Relating to Continuations	6	323	1.9%	1.4%	1.1%	1.1%
% of Patients satisfied with the dentistry they have received	1	1	N/A	91.4%	91.8%	91.7%
% of Patients satisfied with the time they had to wait for an appointment	0	1	N/A	87.3%	88.4%	88.0%

* This is based on patients treated on this contract for their most recent course of treatment. Figures in italics indicate the base number of FP17s or Patient Questionnaire responses are less than 100. N/A is shown where the base number of responses is less than 10 during the period. % is calculated as Quantity/Base number*100

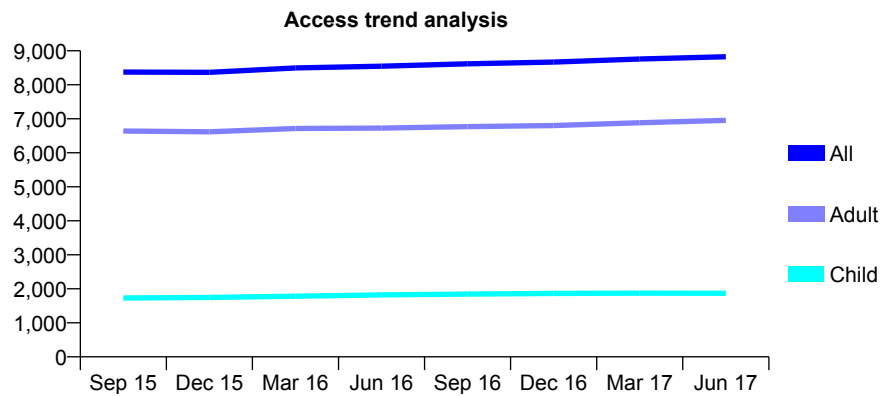
Q55 - Vital Signs At a Glance Contract Report for 231436/0002 - June 2017

Name or company name	MR JP GALE
Contract type name	GDS Contract
Purpose of contract	General
Contract start date	01/04/2006
Contract end date	

17/18 Contracted general activity (UDA)	21,829
Carry forward general activity (UDA)	0
17/18 Contracted orthodontic activity (UOA)	0
Carry forward orthodontic activity (UOA)	0
Baseline contract value	£504,756.12

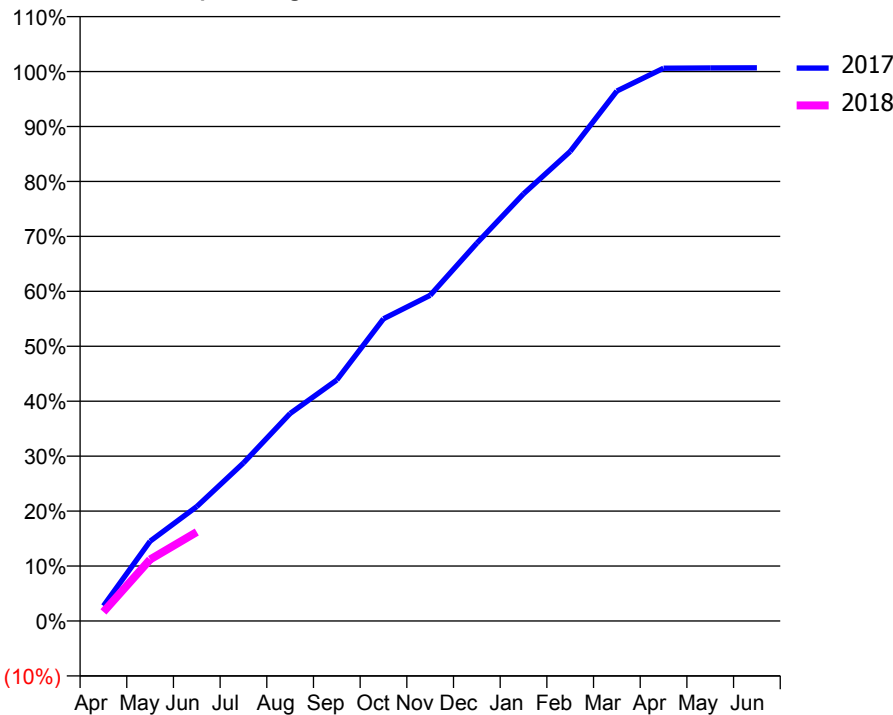
ACCESS*

Patients seen in 24 months	Total	Change since previous quarter
Quarter ending June 2016	8,547	
Quarter ending September 2016	8,616	→
Quarter ending December 2016	8,668	→
Quarter ending March 2017	8,757	→
Quarter ending June 2017	8,824	→
Variance since June 2016	3.2%	↑



ACTIVITY

Cumulative percentage of contracted UDA delivered 2017 & 2018



Month	Adjusted Scheduled Activity (UDA)	
	2017	2018
April	613	365
May	3,238	2,443
June	4,643	3,534
July	6,410	
August	8,417	
September	9,776	
October	12,256	
November	13,211	
December	15,324	
January	17,324	
February	19,049	
March	21,498	
April	22,420	
May	22,430	
June	22,435	

QUALITY

	Quantity	Base Number	Contract	AT	Region	England
% of FP17s for the same patient ID Re-attending within 3 months - Children	35	626	5.6%	10.7%	11.7%	12.0%
% of FP17s for the same patient ID Re-attending within 3 months - Adults	209	2,031	10.3%	14.1%	15.2%	16.0%
% of FP17s for the same patient ID Re-attending between 3 & 9 months - Children	447	626	71.4%	61.8%	59.1%	58.0%
% of FP17s for the same patient ID Re-attending between 3 & 9 months - Adults	1,317	2,031	64.8%	56.4%	52.2%	50.9%
% of FP17s for Band 1 Urgent Courses	88	2,134	4.1%	7.1%	7.9%	9.1%
% of FP17s Relating to Free Repair or Replacements	43	2,134	2.0%	0.8%	0.8%	0.8%
% of FP17s Relating to Continuations	19	2,134	0.9%	1.4%	1.1%	1.1%
% of Patients satisfied with the dentistry they have received	19	20	95.0%	91.4%	91.8%	91.7%
% of Patients satisfied with the time they had to wait for an appointment	19	20	95.0%	87.3%	88.4%	88.0%

* This is based on patients treated on this contract for their most recent course of treatment. Figures in italics indicate the base number of FP17s or Patient Questionnaire responses are less than 100. N/A is shown where the base number of responses is less than 10 during the period. % is calculated as Quantity/Base number*100

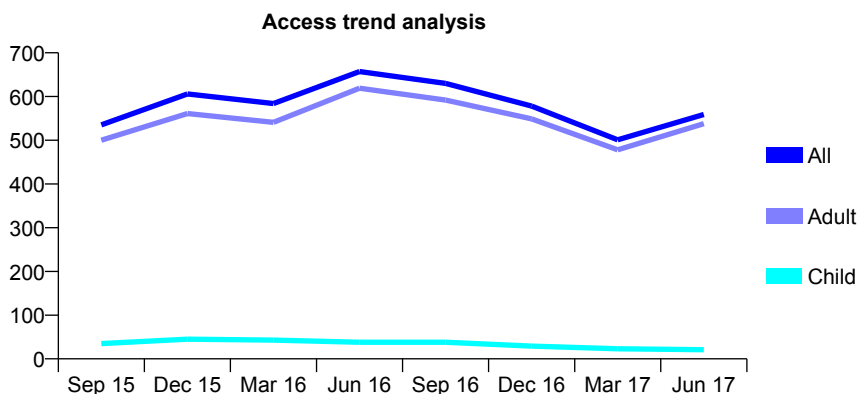
Q55 - Vital Signs At a Glance Contract Report for 231436/0003 - June 2017

Name or company name	MR JP GALE
Contract type name	GDS Contract
Purpose of contract	General
Contract start date	01/07/2008
Contract end date	

17/18 Contracted general activity (UDA)	2,150
Carry forward general activity (UDA)	0
17/18 Contracted orthodontic activity (UOA)	0
Carry forward orthodontic activity (UOA)	0
Baseline contract value	£80,874.39

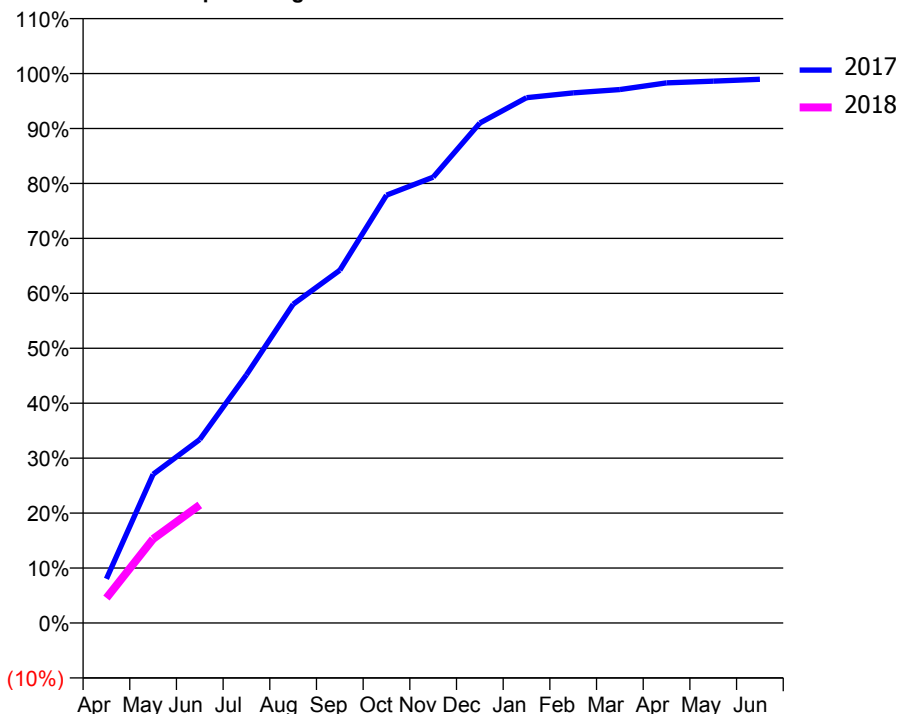
ACCESS*

Patients seen in 24 months	Total	Change since previous quarter
Quarter ending June 2016	657	
Quarter ending September 2016	630	↓
Quarter ending December 2016	578	↓
Quarter ending March 2017	501	↓
Quarter ending June 2017	559	↑
Variance since June 2016	(14.9%)	↓



ACTIVITY

Cumulative percentage of contracted UDA delivered 2017 & 2018



Adjusted Scheduled Activity (UDA)

Month	2017	2018
April	173	98
May	582	329
June	718	462
July	971	
August	1,247	
September	1,380	
October	1,674	
November	1,744	
December	1,956	
January	2,055	
February	2,074	
March	2,087	
April	2,113	
May	2,120	
June	2,127	

QUALITY

	Quantity	Base Number	Contract	AT	Region	England
% of FP17s for the same patient ID Re-attending within 3 months - Children	0	5	0.0%	10.7%	11.7%	12.0%
% of FP17s for the same patient ID Re-attending within 3 months - Adults	0	138	0.0%	14.1%	15.2%	16.0%
% of FP17s for the same patient ID Re-attending between 3 & 9 months - Children	0	5	0.0%	61.8%	59.1%	58.0%
% of FP17s for the same patient ID Re-attending between 3 & 9 months - Adults	2	138	1.4%	56.4%	52.2%	50.9%
% of FP17s for Band 1 Urgent Courses	0	123	0.0%	7.1%	7.9%	9.1%
% of FP17s Relating to Free Repair or Replacements	0	123	0.0%	0.8%	0.8%	0.8%
% of FP17s Relating to Continuations	0	123	0.0%	1.4%	1.1%	1.1%
% of Patients satisfied with the dentistry they have received	2	2	N/A	91.4%	91.8%	91.7%
% of Patients satisfied with the time they had to wait for an appointment	2	2	N/A	87.3%	88.4%	88.0%

* This is based on patients treated on this contract for their most recent course of treatment. Figures in italics indicate the base number of FP17s or Patient Questionnaire responses are less than 100. N/A is shown where the base number of responses is less than 10 during the period. % is calculated as Quantity/Base number*100

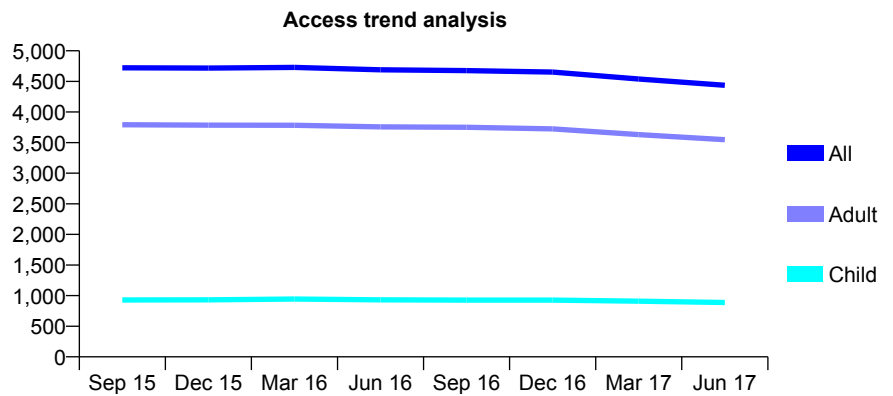
Q55 - Vital Signs At a Glance Contract Report for 244007/0001 - June 2017

Name or company name	MR DK JAIRATH
Contract type name	GDS Contract
Purpose of contract	General
Contract start date	01/04/2006
Contract end date	

17/18 Contracted general activity (UDA)	12,965
Carry forward general activity (UDA)	0
17/18 Contracted orthodontic activity (UOA)	0
Carry forward orthodontic activity (UOA)	0
Baseline contract value	£276,492.27

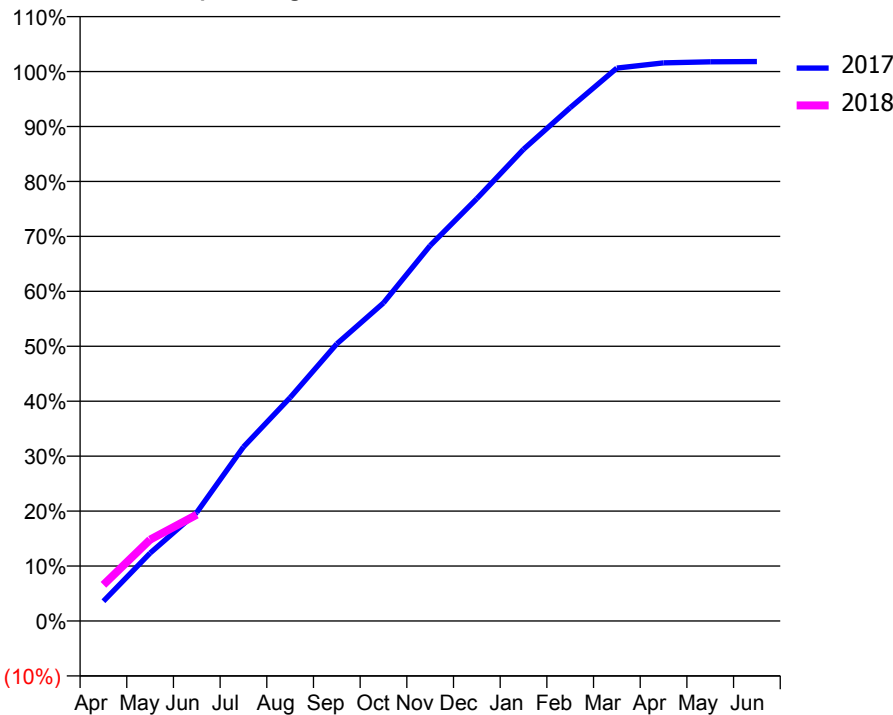
ACCESS*

Patients seen in 24 months	Total	Change since previous quarter
Quarter ending June 2016	4,689	
Quarter ending September 2016	4,677	→
Quarter ending December 2016	4,653	→
Quarter ending March 2017	4,540	↓
Quarter ending June 2017	4,437	↓
Variance since June 2016	(5.4%)	↓



ACTIVITY

Cumulative percentage of contracted UDA delivered 2017 & 2018



Adjusted Scheduled Activity (UDA)		
Month	2017	2018
April	466	854
May	1,602	1,920
June	2,562	2,508
July	4,106	
August	5,272	
September	6,539	
October	7,505	
November	8,857	
December	9,967	
January	11,131	
February	12,111	
March	13,046	
April	13,168	
May	13,192	
June	13,199	

QUALITY

	Quantity	Base Number	Contract	AT	Region	England
% of FP17s for the same patient ID Re-attending within 3 months - Children	35	411	8.5%	10.7%	11.7%	12.0%
% of FP17s for the same patient ID Re-attending within 3 months - Adults	87	867	10.0%	14.1%	15.2%	16.0%
% of FP17s for the same patient ID Re-attending between 3 & 9 months - Children	294	411	71.5%	61.8%	59.1%	58.0%
% of FP17s for the same patient ID Re-attending between 3 & 9 months - Adults	593	867	68.4%	56.4%	52.2%	50.9%
% of FP17s for Band 1 Urgent Courses	45	1,185	3.8%	7.1%	7.9%	9.1%
% of FP17s Relating to Free Repair or Replacements	18	1,185	1.5%	0.8%	0.8%	0.8%
% of FP17s Relating to Continuations	2	1,185	0.2%	1.4%	1.1%	1.1%
% of Patients satisfied with the dentistry they have received	6	6	N/A	91.4%	91.8%	91.7%
% of Patients satisfied with the time they had to wait for an appointment	6	6	N/A	87.3%	88.4%	88.0%

* This is based on patients treated on this contract for their most recent course of treatment. Figures in italics indicate the base number of FP17s or Patient Questionnaire responses are less than 100. N/A is shown where the base number of responses is less than 10 during the period. % is calculated as Quantity/Base number*100

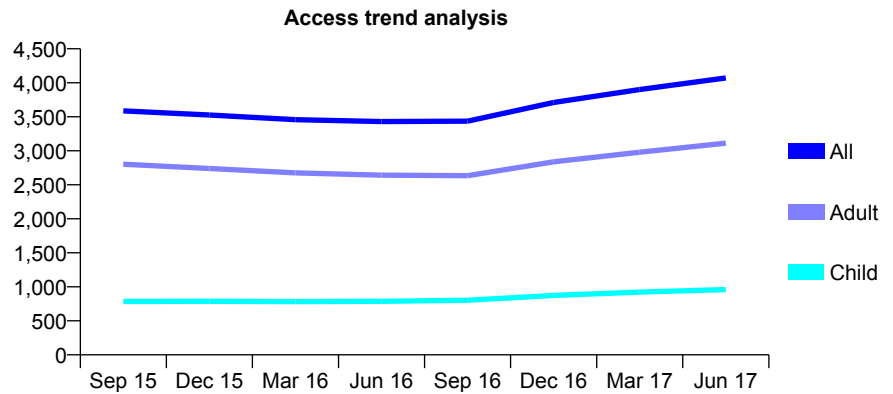
Q55 - Vital Signs At a Glance Contract Report for 245410/0001 - June 2017

Name or company name	MR AK CHAND
Contract type name	GDS Contract
Purpose of contract	General
Contract start date	01/04/2006
Contract end date	

17/18 Contracted general activity (UDA)	10,120
Carry forward general activity (UDA)	0
17/18 Contracted orthodontic activity (UOA)	0
Carry forward orthodontic activity (UOA)	0
Baseline contract value	£247,655.79

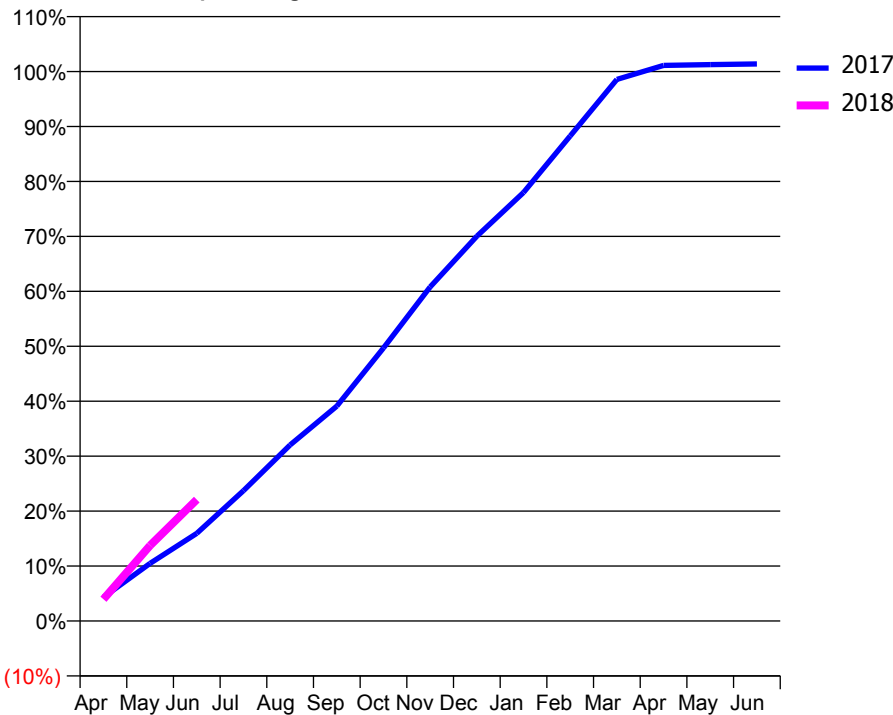
ACCESS*

Patients seen in 24 months	Total	Change since previous quarter
Quarter ending June 2016	3,430	
Quarter ending September 2016	3,436	→
Quarter ending December 2016	3,711	↑
Quarter ending March 2017	3,901	↑
Quarter ending June 2017	4,072	↑
Variance since June 2016	18.7%	↑



ACTIVITY

Cumulative percentage of contracted UDA delivered 2017 & 2018



Month	Adjusted Scheduled Activity (UDA)	
	2017	2018
April	437	401
May	1,063	1,391
June	1,616	2,236
July	2,399	
August	3,244	
September	3,957	
October	5,029	
November	6,154	
December	7,085	
January	7,891	
February	8,933	
March	9,975	
April	10,233	
May	10,247	
June	10,259	

QUALITY

	Quantity	Base Number	Contract	AT	Region	England
% of FP17s for the same patient ID Re-attending within 3 months - Children	18	364	4.9%	10.7%	11.7%	12.0%
% of FP17s for the same patient ID Re-attending within 3 months - Adults	120	1,379	8.7%	14.1%	15.2%	16.0%
% of FP17s for the same patient ID Re-attending between 3 & 9 months - Children	237	364	65.1%	61.8%	59.1%	58.0%
% of FP17s for the same patient ID Re-attending between 3 & 9 months - Adults	965	1,379	70.0%	56.4%	52.2%	50.9%
% of FP17s for Band 1 Urgent Courses	49	1,448	3.4%	7.1%	7.9%	9.1%
% of FP17s Relating to Free Repair or Replacements	15	1,448	1.0%	0.8%	0.8%	0.8%
% of FP17s Relating to Continuations	9	1,448	0.6%	1.4%	1.1%	1.1%
% of Patients satisfied with the dentistry they have received	25	26	96.2%	91.4%	91.8%	91.7%
% of Patients satisfied with the time they had to wait for an appointment	24	26	92.3%	87.3%	88.4%	88.0%

* This is based on patients treated on this contract for their most recent course of treatment. Figures in italics indicate the base number of FP17s or Patient Questionnaire responses are less than 100. N/A is shown where the base number of responses is less than 10 during the period. % is calculated as Quantity/Base number*100

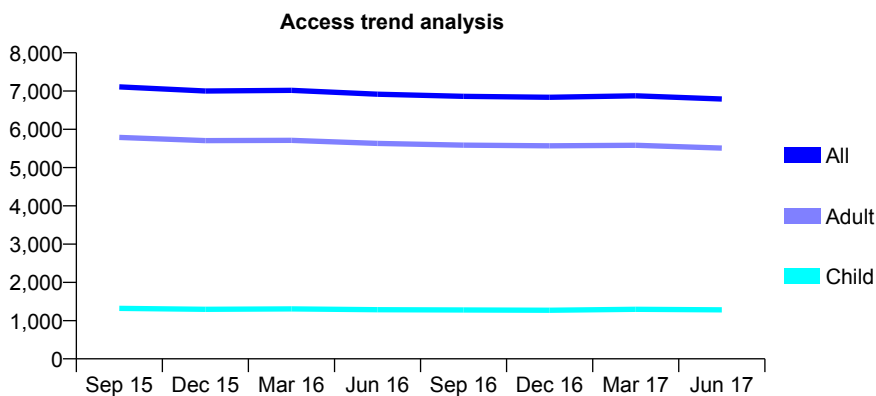
Q55 - Vital Signs At a Glance Contract Report for 256595/0001 - June 2017

Name or company name	MISS NL STEVENS
Contract type name	GDS Contract
Purpose of contract	General
Contract start date	26/11/2009
Contract end date	

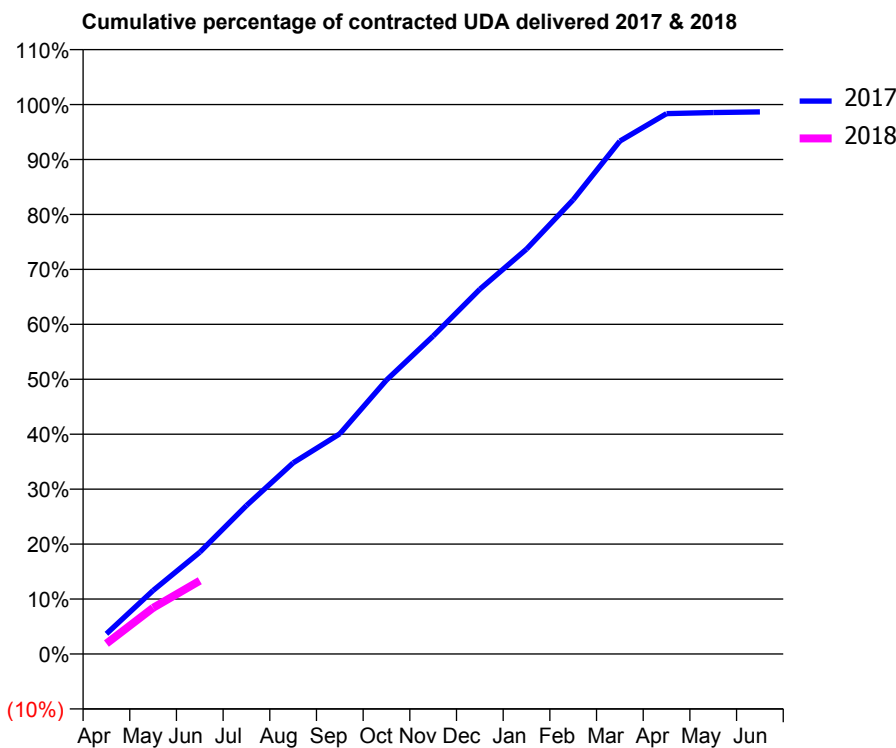
17/18 Contracted general activity (UDA)	22,639
Carry forward general activity (UDA)	0
17/18 Contracted orthodontic activity (UOA)	0
Carry forward orthodontic activity (UOA)	0
Baseline contract value	£513,841.22

ACCESS*

Patients seen in 24 months	Total	Change since previous quarter
Quarter ending June 2016	6,916	
Quarter ending September 2016	6,863	→
Quarter ending December 2016	6,838	→
Quarter ending March 2017	6,876	→
Quarter ending June 2017	6,793	↓
Variance since June 2016	(1.8%)	↓



ACTIVITY



Month	Adjusted Scheduled Activity (UDA)	
	2017	2018
April	809	429
May	2,543	1,906
June	4,074	3,017
July	5,944	
August	7,655	
September	8,816	
October	10,967	
November	12,732	
December	14,604	
January	16,209	
February	18,185	
March	20,534	
April	21,634	
May	21,677	
June	21,705	

QUALITY

	Quantity	Base Number	Contract	AT	Region	England
% of FP17s for the same patient ID Re-attending within 3 months - Children	38	452	8.4%	10.7%	11.7%	12.0%
% of FP17s for the same patient ID Re-attending within 3 months - Adults	216	1,730	12.5%	14.1%	15.2%	16.0%
% of FP17s for the same patient ID Re-attending between 3 & 9 months - Children	310	452	68.6%	61.8%	59.1%	58.0%
% of FP17s for the same patient ID Re-attending between 3 & 9 months - Adults	1,059	1,730	61.2%	56.4%	52.2%	50.9%
% of FP17s for Band 1 Urgent Courses	77	1,753	4.4%	7.1%	7.9%	9.1%
% of FP17s Relating to Free Repair or Replacements	8	1,753	0.5%	0.8%	0.8%	0.8%
% of FP17s Relating to Continuations	38	1,753	2.2%	1.4%	1.1%	1.1%
% of Patients satisfied with the dentistry they have received	18	19	94.7%	91.4%	91.8%	91.7%
% of Patients satisfied with the time they had to wait for an appointment	19	19	100.0%	87.3%	88.4%	88.0%

* This is based on patients treated on this contract for their most recent course of treatment. Figures in italics indicate the base number of FP17s or Patient Questionnaire responses are less than 100. N/A is shown where the base number of responses is less than 10 during the period. % is calculated as Quantity/Base number*100

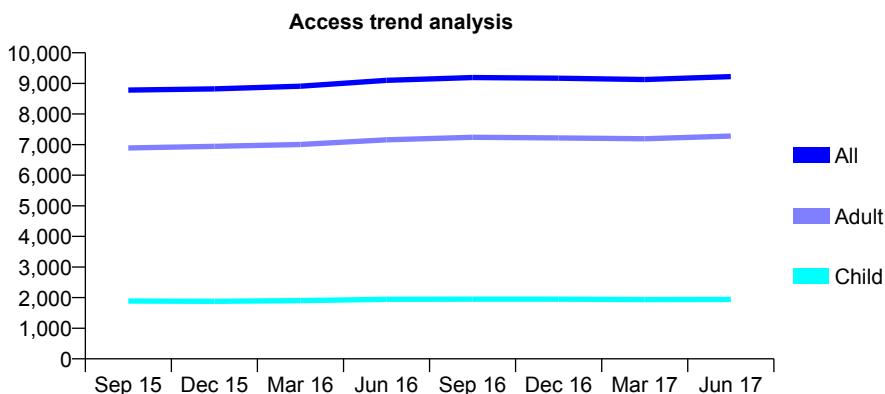
Q55 - Vital Signs At a Glance Contract Report for 269891/0001 - June 2017

Name or company name	Westdale Dental
Contract type name	GDS Contract
Purpose of contract	General and Orthodontic
Contract start date	01/04/2008
Contract end date	

17/18 Contracted general activity (UDA)	24,872
Carry forward general activity (UDA)	0
17/18 Contracted orthodontic activity (UOA)	1,115
Carry forward orthodontic activity (UOA)	0
Baseline contract value	£651,605.75

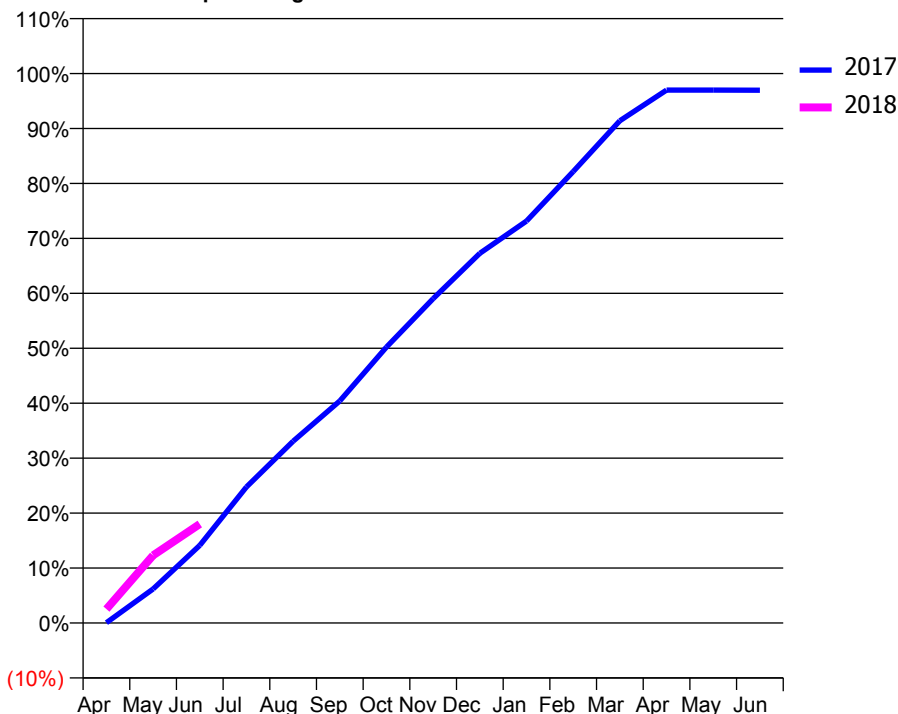
ACCESS*

Patients seen in 24 months	Total	Change since previous quarter
Quarter ending June 2016	9,100	
Quarter ending September 2016	9,191	→
Quarter ending December 2016	9,170	→
Quarter ending March 2017	9,126	→
Quarter ending June 2017	9,221	→
Variance since June 2016	1.3%	→



ACTIVITY

Cumulative percentage of contracted UDA delivered 2017 & 2018



Month	Adjusted Scheduled Activity (UDA)	
	2017	2018
April	13	631
May	1,602	3,060
June	3,643	4,481
July	6,386	
August	8,530	
September	10,424	
October	12,949	
November	15,221	
December	17,350	
January	18,862	
February	21,185	
March	23,574	
April	25,011	
May	25,012	
June	25,007	

QUALITY

	Quantity	Base Number	Contract	AT	Region	England
% of FP17s for the same patient ID Re-attending within 3 months - Children	89	775	11.5%	10.7%	11.7%	12.0%
% of FP17s for the same patient ID Re-attending within 3 months - Adults	442	2,903	15.2%	14.1%	15.2%	16.0%
% of FP17s for the same patient ID Re-attending between 3 & 9 months - Children	520	775	67.1%	61.8%	59.1%	58.0%
% of FP17s for the same patient ID Re-attending between 3 & 9 months - Adults	1,816	2,903	62.6%	56.4%	52.2%	50.9%
% of FP17s for Band 1 Urgent Courses	218	2,941	7.4%	7.1%	7.9%	9.1%
% of FP17s Relating to Free Repair or Replacements	22	2,941	0.7%	0.8%	0.8%	0.8%
% of FP17s Relating to Continuations	29	2,941	1.0%	1.4%	1.1%	1.1%
% of Patients satisfied with the dentistry they have received	14	14	100.0%	91.4%	91.8%	91.7%
% of Patients satisfied with the time they had to wait for an appointment	13	14	92.9%	87.3%	88.4%	88.0%

* This is based on patients treated on this contract for their most recent course of treatment. Figures in italics indicate the base number of FP17s or Patient Questionnaire responses are less than 100. N/A is shown where the base number of responses is less than 10 during the period. % is calculated as Quantity/Base number*100

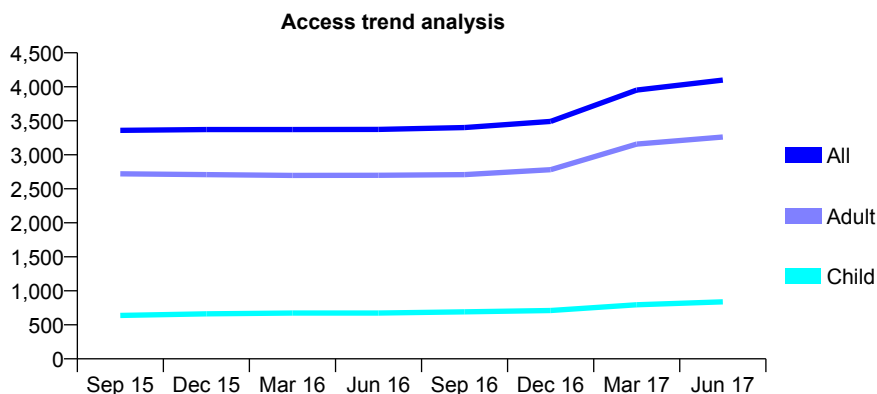
Q55 - Vital Signs At a Glance Contract Report for 279048/0001 - June 2017

Name or company name	MR R KHATIB
Contract type name	GDS Contract
Purpose of contract	General
Contract start date	01/08/2011
Contract end date	

17/18 Contracted general activity (UDA)	9,607
Carry forward general activity (UDA)	0
17/18 Contracted orthodontic activity (UOA)	0
Carry forward orthodontic activity (UOA)	0
Baseline contract value	£210,704.84

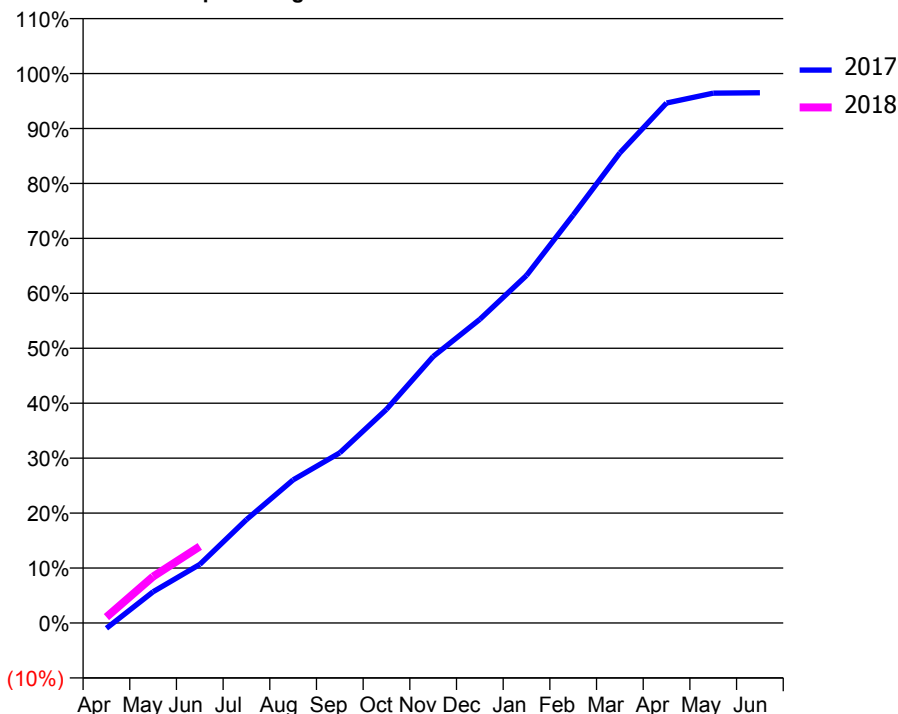
ACCESS*

Patients seen in 24 months	Total	Change since previous quarter
Quarter ending June 2016	3,373	
Quarter ending September 2016	3,401	→
Quarter ending December 2016	3,491	↑
Quarter ending March 2017	3,952	↑
Quarter ending June 2017	4,099	↑
Variance since June 2016	21.5%	↑



ACTIVITY

Cumulative percentage of contracted UDA delivered 2017 & 2018



Month	Adjusted Scheduled Activity (UDA)	
	2017	2018
April	-109	104
May	624	814
June	1,172	1,340
July	2,067	
August	2,860	
September	3,402	
October	4,271	
November	5,327	
December	6,071	
January	6,947	
February	8,154	
March	9,396	
April	10,394	
May	10,589	
June	10,597	

QUALITY

	Quantity	Base Number	Contract	AT	Region	England
% of FP17s for the same patient ID Re-attending within 3 months - Children	30	365	8.2%	10.7%	11.7%	12.0%
% of FP17s for the same patient ID Re-attending within 3 months - Adults	173	1,313	13.2%	14.1%	15.2%	16.0%
% of FP17s for the same patient ID Re-attending between 3 & 9 months - Children	200	365	54.8%	61.8%	59.1%	58.0%
% of FP17s for the same patient ID Re-attending between 3 & 9 months - Adults	745	1,313	56.7%	56.4%	52.2%	50.9%
% of FP17s for Band 1 Urgent Courses	59	859	6.9%	7.1%	7.9%	9.1%
% of FP17s Relating to Free Repair or Replacements	25	859	2.9%	0.8%	0.8%	0.8%
% of FP17s Relating to Continuations	14	859	1.6%	1.4%	1.1%	1.1%
% of Patients satisfied with the dentistry they have received	7	7	N/A	91.4%	91.8%	91.7%
% of Patients satisfied with the time they had to wait for an appointment	6	7	N/A	87.3%	88.4%	88.0%

* This is based on patients treated on this contract for their most recent course of treatment. Figures in italics indicate the base number of FP17s or Patient Questionnaire responses are less than 100. N/A is shown where the base number of responses is less than 10 during the period. % is calculated as Quantity/Base number*100

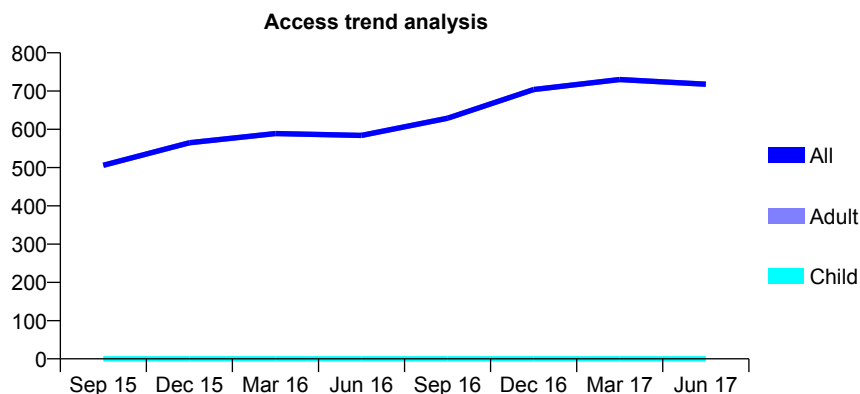
Q55 - Vital Signs At a Glance Contract Report for 279765/0001 - June 2017

Name or company name	MR MR NIEDZIELA
Contract type name	PDS Contract
Purpose of contract	General
Contract start date	01/01/2008
Contract end date	31/03/2020

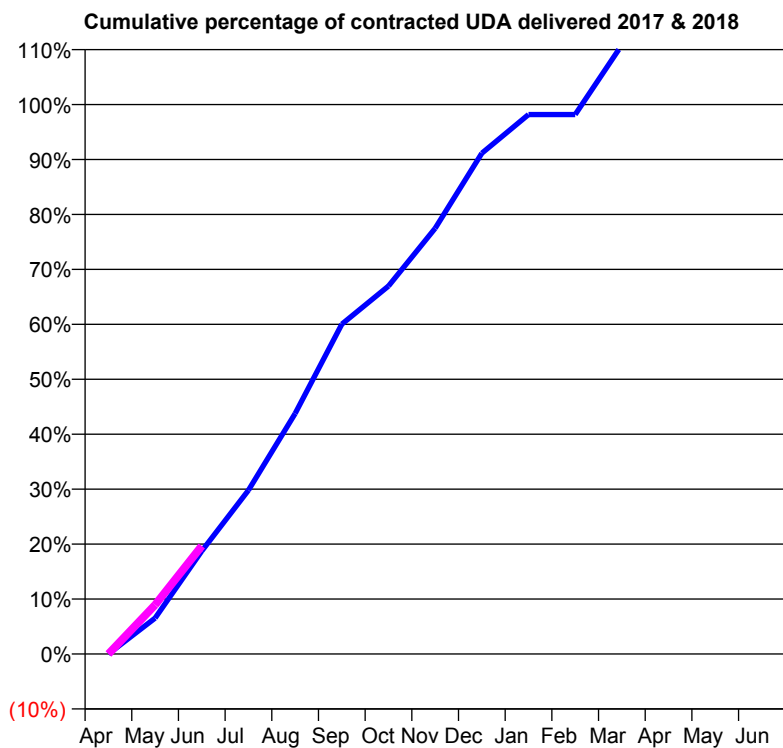
17/18 Contracted general activity (UDA)	2,000
Carry forward general activity (UDA)	0
17/18 Contracted orthodontic activity (UOA)	0
Carry forward orthodontic activity (UOA)	0
Baseline contract value	£88,000.00

ACCESS*

Patients seen in 24 months	Total	Change since previous quarter
Quarter ending June 2016	584	
Quarter ending September 2016	629	↑
Quarter ending December 2016	704	↑
Quarter ending March 2017	730	↑
Quarter ending June 2017	718	↓
Variance since June 2016	22.9%	↑



ACTIVITY



Month	Adjusted Scheduled Activity (UDA)	
	2017	2018
April	0	0
May	131	179
June	375	393
July	596	
August	875	
September	1,200	
October	1,339	
November	1,550	
December	1,823	
January	1,964	
February	1,964	
March	2,217	
April	2,249	
May	2,250	
June	2,250	

QUALITY

	Quantity	Base Number	Contract	AT	Region	England
% of FP17s for the same patient ID Re-attending within 3 months - Children	0	0	N/A	10.7%	11.7%	12.0%
% of FP17s for the same patient ID Re-attending within 3 months - Adults	1	94	1.1%	14.1%	15.2%	16.0%
% of FP17s for the same patient ID Re-attending between 3 & 9 months - Children	0	0	N/A	61.8%	59.1%	58.0%
% of FP17s for the same patient ID Re-attending between 3 & 9 months - Adults	7	94	7.4%	56.4%	52.2%	50.9%
% of FP17s for Band 1 Urgent Courses	6	84	7.1%	7.1%	7.9%	9.1%
% of FP17s Relating to Free Repair or Replacements	0	84	0.0%	0.8%	0.8%	0.8%
% of FP17s Relating to Continuations	0	84	0.0%	1.4%	1.1%	1.1%
% of Patients satisfied with the dentistry they have received	1	1	N/A	91.4%	91.8%	91.7%
% of Patients satisfied with the time they had to wait for an appointment	1	1	N/A	87.3%	88.4%	88.0%

* This is based on patients treated on this contract for their most recent course of treatment. Figures in italics indicate the base number of FP17s or Patient Questionnaire responses are less than 100. N/A is shown where the base number of responses is less than 10 during the period. % is calculated as Quantity/Base number*100

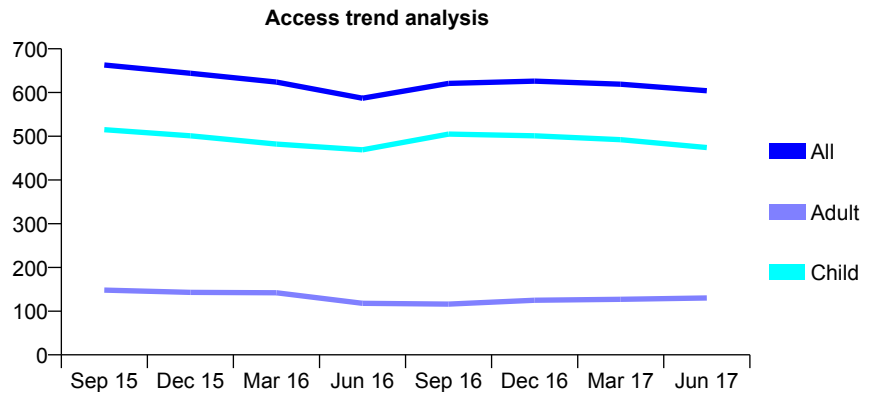
Q55 - Vital Signs At a Glance Contract Report for 319171/0001 - June 2017

Name or company name	MR PJ DOUGLAS
Contract type name	GDS Contract
Purpose of contract	General and Orthodontic
Contract start date	01/04/2006
Contract end date	30/06/2017

17/18 Contracted general activity (UDA)	161
Carry forward general activity (UDA)	0
17/18 Contracted orthodontic activity (UOA)	1,856
Carry forward orthodontic activity (UOA)	0
Baseline contract value	£121,511.04

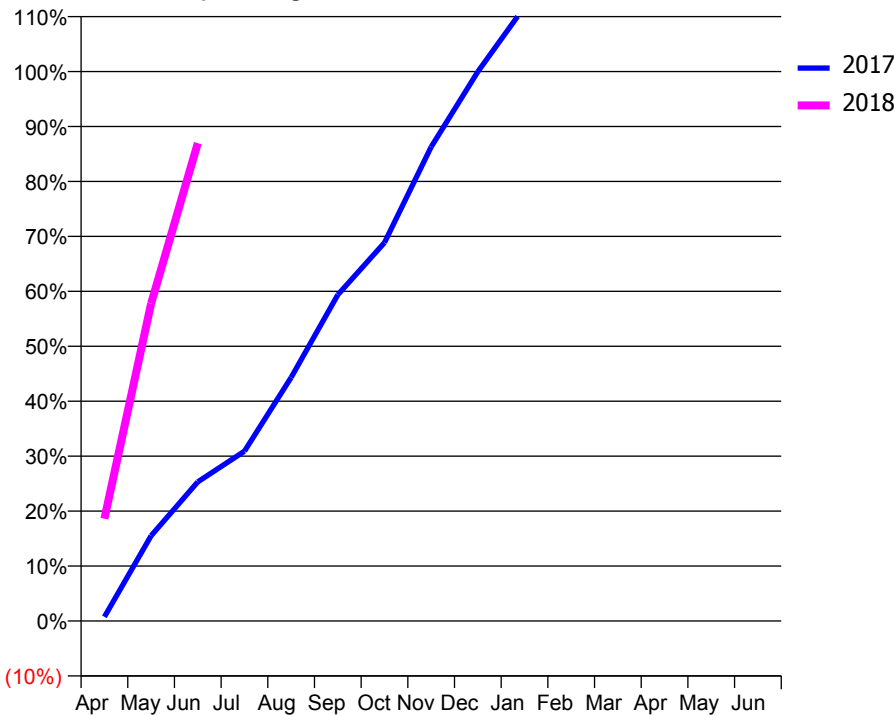
ACCESS*

Patients seen in 24 months	Total	Change since previous quarter
Quarter ending June 2016	587	
Quarter ending September 2016	621	↑
Quarter ending December 2016	626	→
Quarter ending March 2017	619	↓
Quarter ending June 2017	604	↓
Variance since June 2016	2.9%	↑



ACTIVITY

Cumulative percentage of contracted UDA delivered 2017 & 2018



Month	Adjusted Scheduled Activity (UDA)	
	2017	2018
April	5	30
May	100	93
June	163	140
July	199	
August	285	
September	382	
October	443	
November	556	
December	644	
January	720	
February	746	
March	815	
April	822	
May	822	
June	822	

QUALITY

	Quantity	Base Number	Contract	AT	Region	England
% of FP17s for the same patient ID Re-attending within 3 months - Children	16	400	4.0%	10.7%	11.7%	12.0%
% of FP17s for the same patient ID Re-attending within 3 months - Adults	2	46	4.3%	14.1%	15.2%	16.0%
% of FP17s for the same patient ID Re-attending between 3 & 9 months - Children	47	400	11.8%	61.8%	59.1%	58.0%
% of FP17s for the same patient ID Re-attending between 3 & 9 months - Adults	13	46	28.3%	56.4%	52.2%	50.9%
% of FP17s for Band 1 Urgent Courses	0	79	0.0%	7.1%	7.9%	9.1%
% of FP17s Relating to Free Repair or Replacements	0	79	0.0%	0.8%	0.8%	0.8%
% of FP17s Relating to Continuations	0	79	0.0%	1.4%	1.1%	1.1%
% of Patients satisfied with the dentistry they have received	0	0	N/A	91.4%	91.8%	91.7%
% of Patients satisfied with the time they had to wait for an appointment	0	0	N/A	87.3%	88.4%	88.0%

* This is based on patients treated on this contract for their most recent course of treatment. Figures in italics indicate the base number of FP17s or Patient Questionnaire responses are less than 100. N/A is shown where the base number of responses is less than 10 during the period. % is calculated as Quantity/Base number*100

Q55 - Vital Signs At a Glance Contract Report for 322156/0001 - June 2017

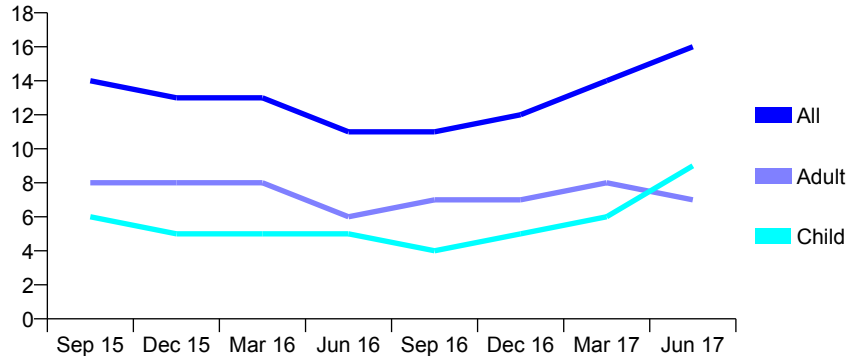
Name or company name	MRS KD RUDIN
Contract type name	GDS Contract
Purpose of contract	General
Contract start date	01/04/2006
Contract end date	

17/18 Contracted general activity (UDA)	20
Carry forward general activity (UDA)	0
17/18 Contracted orthodontic activity (UOA)	0
Carry forward orthodontic activity (UOA)	0
Baseline contract value	£438.80

ACCESS*

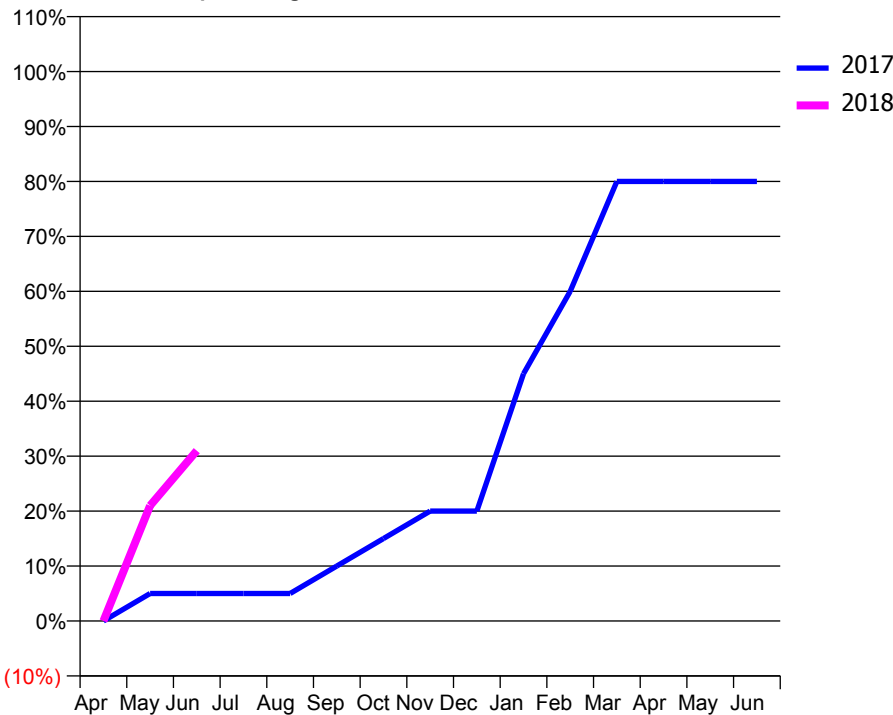
Patients seen in 24 months	Total	Change since previous quarter
Quarter ending June 2016	11	
Quarter ending September 2016	11	→
Quarter ending December 2016	12	↑
Quarter ending March 2017	14	↑
Quarter ending June 2017	16	↑
Variance since June 2016	45.5%	↑

Access trend analysis



ACTIVITY

Cumulative percentage of contracted UDA delivered 2017 & 2018



Adjusted Scheduled Activity (UDA)

Month	2017	2018
April	0	0
May	1	4
June	1	6
July	1	
August	1	
September	2	
October	3	
November	4	
December	4	
January	9	
February	12	
March	16	
April	16	
May	16	
June	16	

QUALITY

	Quantity	Base Number	Contract	AT	Region	England
% of FP17s for the same patient ID Re-attending within 3 months - Children	0	3	0.0%	10.7%	11.7%	12.0%
% of FP17s for the same patient ID Re-attending within 3 months - Adults	0	1	0.0%	14.1%	15.2%	16.0%
% of FP17s for the same patient ID Re-attending between 3 & 9 months - Children	1	3	33.3%	61.8%	59.1%	58.0%
% of FP17s for the same patient ID Re-attending between 3 & 9 months - Adults	1	1	100.0%	56.4%	52.2%	50.9%
% of FP17s for Band 1 Urgent Courses	1	4	25.0%	7.1%	7.9%	9.1%
% of FP17s Relating to Free Repair or Replacements	0	4	0.0%	0.8%	0.8%	0.8%
% of FP17s Relating to Continuations	0	4	0.0%	1.4%	1.1%	1.1%
% of Patients satisfied with the dentistry they have received	0	0	N/A	91.4%	91.8%	91.7%
% of Patients satisfied with the time they had to wait for an appointment	0	0	N/A	87.3%	88.4%	88.0%

* This is based on patients treated on this contract for their most recent course of treatment. Figures in italics indicate the base number of FP17s or Patient Questionnaire responses are less than 100. N/A is shown where the base number of responses is less than 10 during the period. % is calculated as Quantity/Base number*100

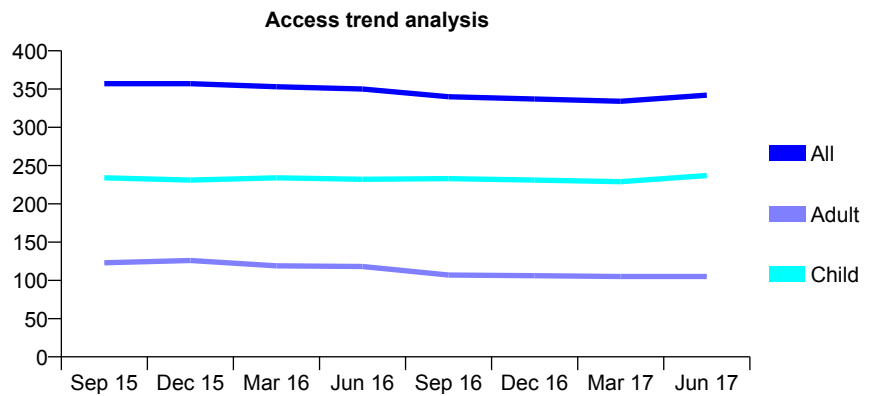
Q55 - Vital Signs At a Glance Contract Report for 323705/0001 - June 2017

Name or company name	MR MA ROBERTS
Contract type name	GDS Contract
Purpose of contract	General
Contract start date	01/04/2006
Contract end date	

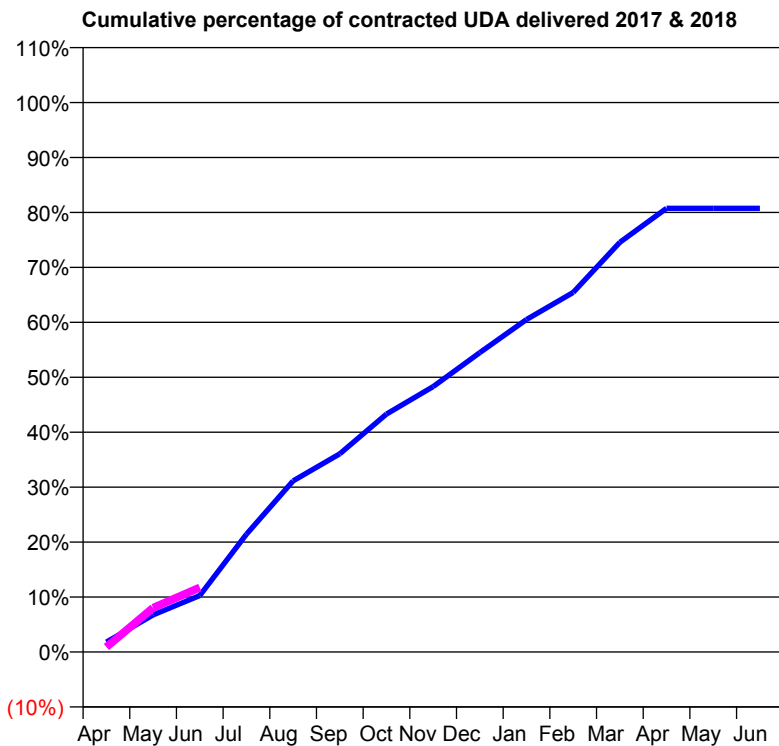
17/18 Contracted general activity (UDA)	1,000
Carry forward general activity (UDA)	0
17/18 Contracted orthodontic activity (UOA)	0
Carry forward orthodontic activity (UOA)	0
Baseline contract value	£24,951.80

ACCESS*

Patients seen in 24 months	Total	Change since previous quarter
Quarter ending June 2016	350	
Quarter ending September 2016	340	↓
Quarter ending December 2016	337	→
Quarter ending March 2017	334	→
Quarter ending June 2017	342	↑
Variance since June 2016	(2.3%)	↓



ACTIVITY



Month	Adjusted Scheduled Activity (UDA)	
	2017	2018
April	18	9
May	68	80
June	103	117
July	214	
August	311	
September	361	
October	433	
November	483	
December	545	
January	605	
February	654	
March	746	
April	808	
May	808	
June	808	

QUALITY

	Quantity	Base Number	Contract	AT	Region	England
% of FP17s for the same patient ID Re-attending within 3 months - Children	7	90	7.8%	10.7%	11.7%	12.0%
% of FP17s for the same patient ID Re-attending within 3 months - Adults	1	28	3.6%	14.1%	15.2%	16.0%
% of FP17s for the same patient ID Re-attending between 3 & 9 months - Children	58	90	64.4%	61.8%	59.1%	58.0%
% of FP17s for the same patient ID Re-attending between 3 & 9 months - Adults	19	28	67.9%	56.4%	52.2%	50.9%
% of FP17s for Band 1 Urgent Courses	2	79	2.5%	7.1%	7.9%	9.1%
% of FP17s Relating to Free Repair or Replacements	0	79	0.0%	0.8%	0.8%	0.8%
% of FP17s Relating to Continuations	1	79	1.3%	1.4%	1.1%	1.1%
% of Patients satisfied with the dentistry they have received	0	0	N/A	91.4%	91.8%	91.7%
% of Patients satisfied with the time they had to wait for an appointment	0	0	N/A	87.3%	88.4%	88.0%

* This is based on patients treated on this contract for their most recent course of treatment. Figures in italics indicate the base number of FP17s or Patient Questionnaire responses are less than 100. N/A is shown where the base number of responses is less than 10 during the period. % is calculated as Quantity/Base number*100

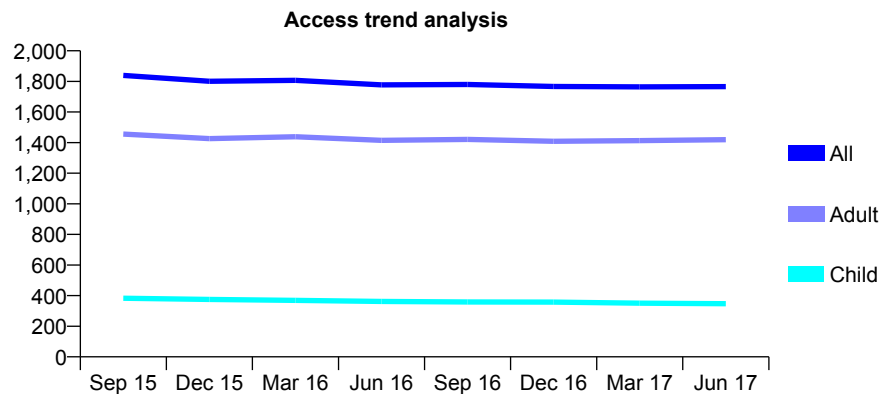
Q55 - Vital Signs At a Glance Contract Report for 326186/0001 - June 2017

Name or company name	MISS SJ THOMPSON
Contract type name	GDS Contract
Purpose of contract	General
Contract start date	01/04/2006
Contract end date	

17/18 Contracted general activity (UDA)	6,906
Carry forward general activity (UDA)	0
17/18 Contracted orthodontic activity (UOA)	0
Carry forward orthodontic activity (UOA)	0
Baseline contract value	£169,981.90

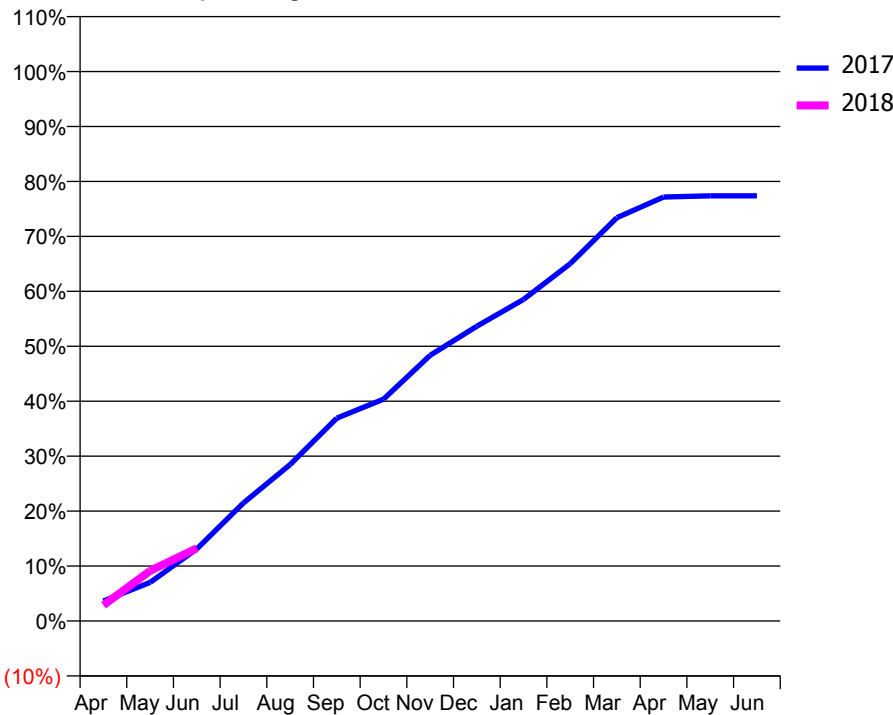
ACCESS*

Patients seen in 24 months	Total	Change since previous quarter
Quarter ending June 2016	1,777	
Quarter ending September 2016	1,780	→
Quarter ending December 2016	1,767	→
Quarter ending March 2017	1,764	→
Quarter ending June 2017	1,766	→
Variance since June 2016	(0.6%)	→



ACTIVITY

Cumulative percentage of contracted UDA delivered 2017 & 2018



Month	Adjusted Scheduled Activity (UDA)	
	2017	2018
April	288	199
May	555	631
June	1,037	915
July	1,699	
August	2,252	
September	2,920	
October	3,191	
November	3,823	
December	4,241	
January	4,626	
February	5,141	
March	5,803	
April	6,101	
May	6,117	
June	6,117	

QUALITY

	Quantity	Base Number	Contract	AT	Region	England
% of FP17s for the same patient ID Re-attending within 3 months - Children	4	73	5.5%	10.7%	11.7%	12.0%
% of FP17s for the same patient ID Re-attending within 3 months - Adults	85	391	21.7%	14.1%	15.2%	16.0%
% of FP17s for the same patient ID Re-attending between 3 & 9 months - Children	49	73	67.1%	61.8%	59.1%	58.0%
% of FP17s for the same patient ID Re-attending between 3 & 9 months - Adults	182	391	46.5%	56.4%	52.2%	50.9%
% of FP17s for Band 1 Urgent Courses	39	343	11.4%	7.1%	7.9%	9.1%
% of FP17s Relating to Free Repair or Replacements	2	343	0.6%	0.8%	0.8%	0.8%
% of FP17s Relating to Continuations	13	343	3.8%	1.4%	1.1%	1.1%
% of Patients satisfied with the dentistry they have received	8	8	N/A	91.4%	91.8%	91.7%
% of Patients satisfied with the time they had to wait for an appointment	8	8	N/A	87.3%	88.4%	88.0%

* This is based on patients treated on this contract for their most recent course of treatment. Figures in italics indicate the base number of FP17s or Patient Questionnaire responses are less than 100. N/A is shown where the base number of responses is less than 10 during the period. % is calculated as Quantity/Base number*100

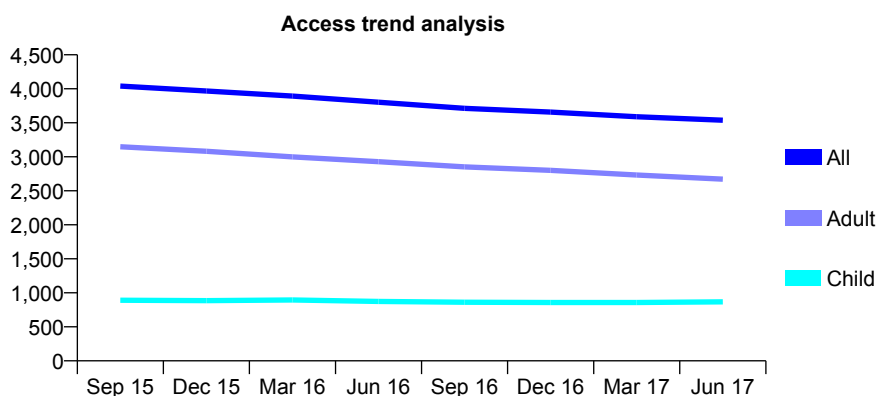
Q55 - Vital Signs At a Glance Contract Report for 330337/0002 - June 2017

Name or company name	MR AB WATTS
Contract type name	GDS Contract
Purpose of contract	General
Contract start date	01/04/2006
Contract end date	

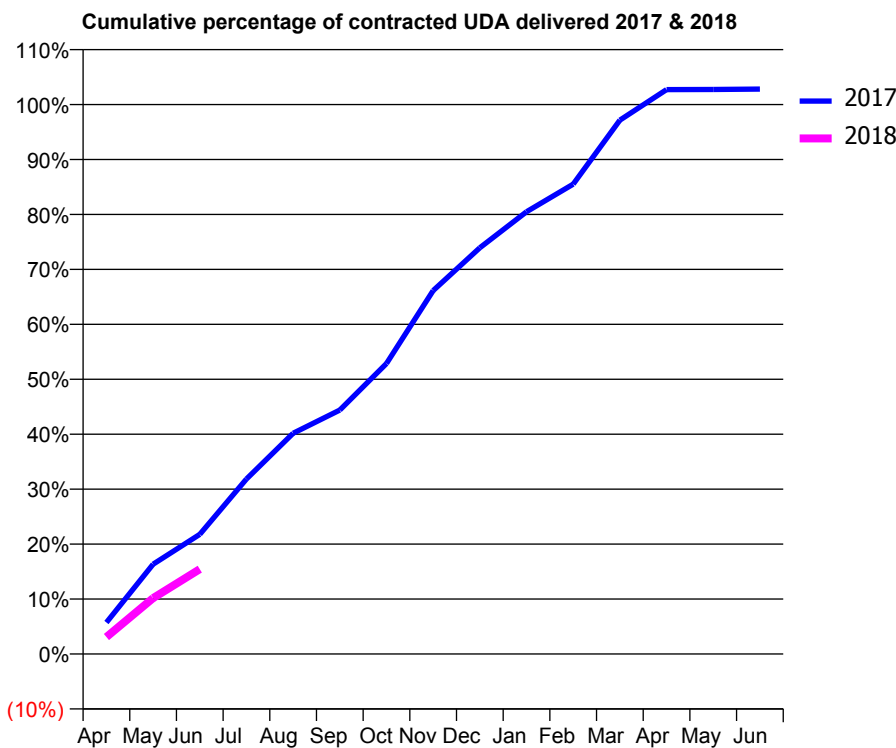
17/18 Contracted general activity (UDA)	9,167
Carry forward general activity (UDA)	0
17/18 Contracted orthodontic activity (UOA)	0
Carry forward orthodontic activity (UOA)	0
Baseline contract value	£301,432.83

ACCESS*

Patients seen in 24 months	Total	Change since previous quarter
Quarter ending June 2016	3,802	
Quarter ending September 2016	3,713	↓
Quarter ending December 2016	3,658	↓
Quarter ending March 2017	3,590	↓
Quarter ending June 2017	3,539	↓
Variance since June 2016	(6.9%)	↓



ACTIVITY



Month	Adjusted Scheduled Activity (UDA)	
	2017	2018
April	526	284
May	1,498	934
June	1,996	1,417
July	2,921	
August	3,684	
September	4,069	
October	4,847	
November	6,062	
December	6,776	
January	7,379	
February	7,838	
March	8,906	
April	9,416	
May	9,417	
June	9,424	

QUALITY

	Quantity	Base Number	Contract	AT	Region	England
% of FP17s for the same patient ID Re-attending within 3 months - Children	10	324	3.1%	10.7%	11.7%	12.0%
% of FP17s for the same patient ID Re-attending within 3 months - Adults	73	886	8.2%	14.1%	15.2%	16.0%
% of FP17s for the same patient ID Re-attending between 3 & 9 months - Children	232	324	71.6%	61.8%	59.1%	58.0%
% of FP17s for the same patient ID Re-attending between 3 & 9 months - Adults	664	886	74.9%	56.4%	52.2%	50.9%
% of FP17s for Band 1 Urgent Courses	18	944	1.9%	7.1%	7.9%	9.1%
% of FP17s Relating to Free Repair or Replacements	2	944	0.2%	0.8%	0.8%	0.8%
% of FP17s Relating to Continuations	6	944	0.6%	1.4%	1.1%	1.1%
% of Patients satisfied with the dentistry they have received	3	3	N/A	91.4%	91.8%	91.7%
% of Patients satisfied with the time they had to wait for an appointment	3	3	N/A	87.3%	88.4%	88.0%

* This is based on patients treated on this contract for their most recent course of treatment. Figures in italics indicate the base number of FP17s or Patient Questionnaire responses are less than 100. N/A is shown where the base number of responses is less than 10 during the period. % is calculated as Quantity/Base number*100

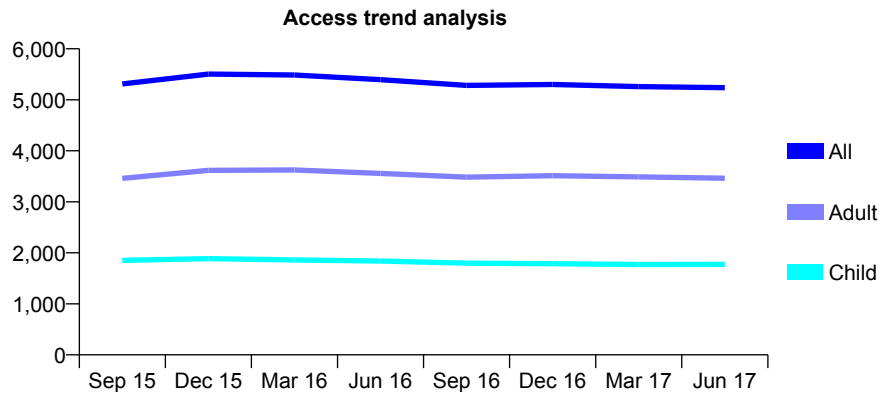
Q55 - Vital Signs At a Glance Contract Report for 331147/0001 - June 2017

Name or company name	MR J TRUSZ
Contract type name	GDS Contract
Purpose of contract	General
Contract start date	01/04/2006
Contract end date	

17/18 Contracted general activity (UDA)	14,769
Carry forward general activity (UDA)	0
17/18 Contracted orthodontic activity (UOA)	0
Carry forward orthodontic activity (UOA)	0
Baseline contract value	£337,637.85

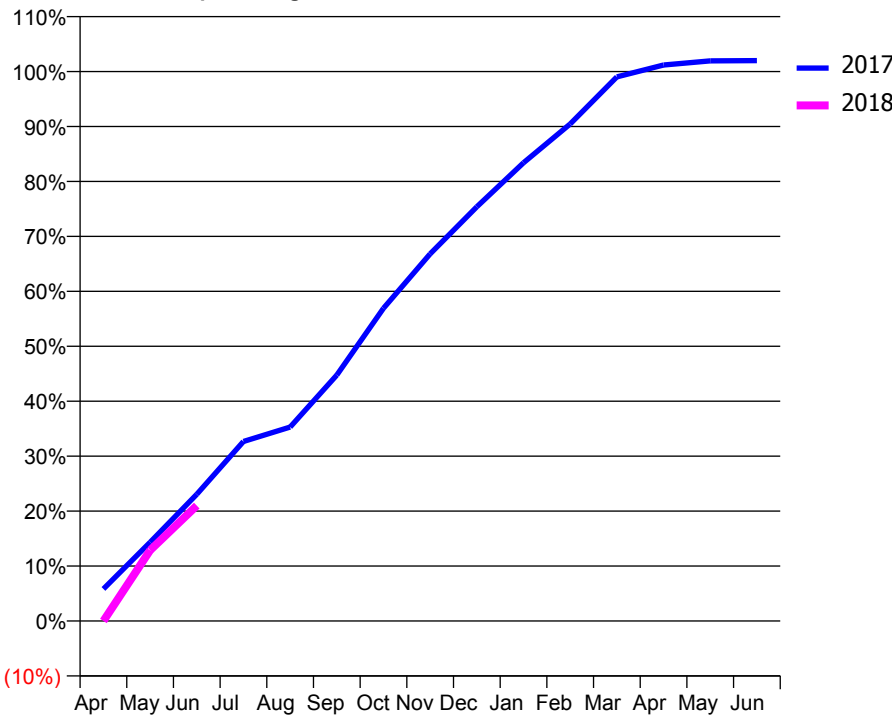
ACCESS*

Patients seen in 24 months	Total	Change since previous quarter
Quarter ending June 2016	5,396	
Quarter ending September 2016	5,282	↓
Quarter ending December 2016	5,300	→
Quarter ending March 2017	5,259	→
Quarter ending June 2017	5,237	→
Variance since June 2016	(2.9%)	↓



ACTIVITY

Cumulative percentage of contracted UDA delivered 2017 & 2018



Month	Adjusted Scheduled Activity (UDA)	
	2017	2018
April	862	0
May	2,116	1,903
June	3,406	3,104
July	4,827	
August	5,214	
September	6,610	
October	8,405	
November	9,870	
December	11,133	
January	12,317	
February	13,360	
March	14,623	
April	14,945	
May	15,053	
June	15,060	

QUALITY

	Quantity	Base Number	Contract	AT	Region	England
% of FP17s for the same patient ID Re-attending within 3 months - Children	50	754	6.6%	10.7%	11.7%	12.0%
% of FP17s for the same patient ID Re-attending within 3 months - Adults	107	1,092	9.8%	14.1%	15.2%	16.0%
% of FP17s for the same patient ID Re-attending between 3 & 9 months - Children	533	754	70.7%	61.8%	59.1%	58.0%
% of FP17s for the same patient ID Re-attending between 3 & 9 months - Adults	744	1,092	68.1%	56.4%	52.2%	50.9%
% of FP17s for Band 1 Urgent Courses	58	1,614	3.6%	7.1%	7.9%	9.1%
% of FP17s Relating to Free Repair or Replacements	16	1,614	1.0%	0.8%	0.8%	0.8%
% of FP17s Relating to Continuations	13	1,614	0.8%	1.4%	1.1%	1.1%
% of Patients satisfied with the dentistry they have received	10	10	100.0%	91.4%	91.8%	91.7%
% of Patients satisfied with the time they had to wait for an appointment	10	10	100.0%	87.3%	88.4%	88.0%

* This is based on patients treated on this contract for their most recent course of treatment. Figures in italics indicate the base number of FP17s or Patient Questionnaire responses are less than 100. N/A is shown where the base number of responses is less than 10 during the period. % is calculated as Quantity/Base number*100

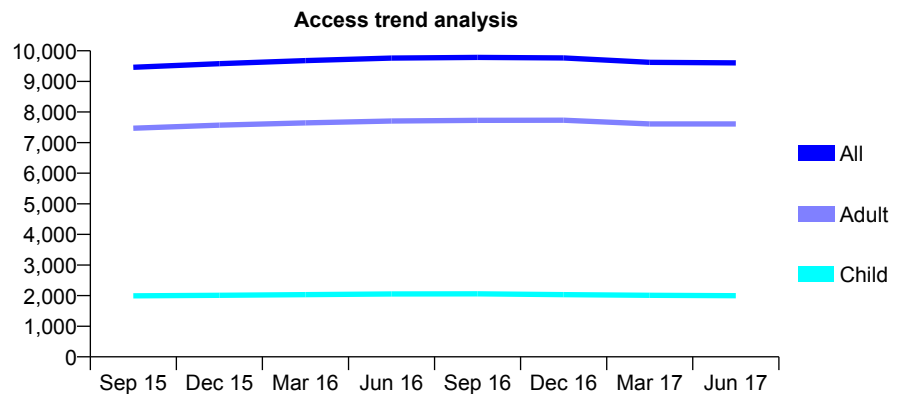
Q55 - Vital Signs At a Glance Contract Report for 331864/0001 - June 2017

Name or company name	MISS L KO
Contract type name	GDS Contract
Purpose of contract	General and Orthodontic
Contract start date	01/04/2006
Contract end date	

17/18 Contracted general activity (UDA)	28,035
Carry forward general activity (UDA)	0
17/18 Contracted orthodontic activity (UOA)	1,062
Carry forward orthodontic activity (UOA)	0
Baseline contract value	£714,897.20

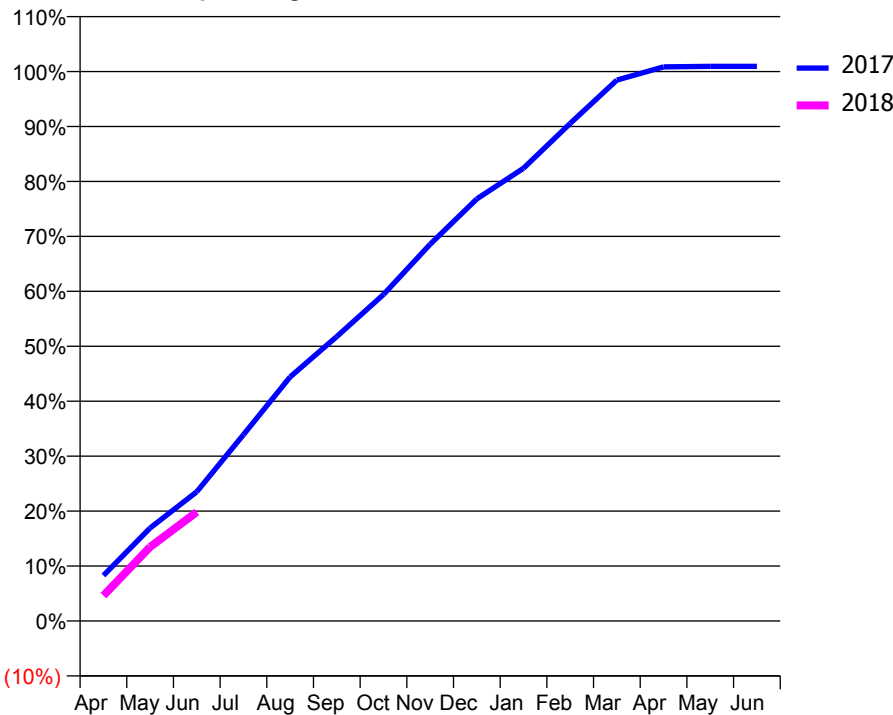
ACCESS*

Patients seen in 24 months	Total	Change since previous quarter
Quarter ending June 2016	9,762	
Quarter ending September 2016	9,784	→
Quarter ending December 2016	9,767	→
Quarter ending March 2017	9,623	↓
Quarter ending June 2017	9,605	→
Variance since June 2016	(1.6%)	↓



ACTIVITY

Cumulative percentage of contracted UDA delivered 2017 & 2018



QUALITY

	Quantity	Base Number	Contract	AT	Region	England
% of FP17s for the same patient ID Re-attending within 3 months - Children	56	729	7.7%	10.7%	11.7%	12.0%
% of FP17s for the same patient ID Re-attending within 3 months - Adults	329	2,769	11.9%	14.1%	15.2%	16.0%
% of FP17s for the same patient ID Re-attending between 3 & 9 months - Children	520	729	71.3%	61.8%	59.1%	58.0%
% of FP17s for the same patient ID Re-attending between 3 & 9 months - Adults	1,738	2,769	62.8%	56.4%	52.2%	50.9%
% of FP17s for Band 1 Urgent Courses	257	3,008	8.5%	7.1%	7.9%	9.1%
% of FP17s Relating to Free Repair or Replacements	36	3,008	1.2%	0.8%	0.8%	0.8%
% of FP17s Relating to Continuations	9	3,008	0.3%	1.4%	1.1%	1.1%
% of Patients satisfied with the dentistry they have received	29	30	96.7%	91.4%	91.8%	91.7%
% of Patients satisfied with the time they had to wait for an appointment	29	30	96.7%	87.3%	88.4%	88.0%

* This is based on patients treated on this contract for their most recent course of treatment. Figures in italics indicate the base number of FP17s or Patient Questionnaire responses are less than 100. N/A is shown where the base number of responses is less than 10 during the period. % is calculated as Quantity/Base number*100

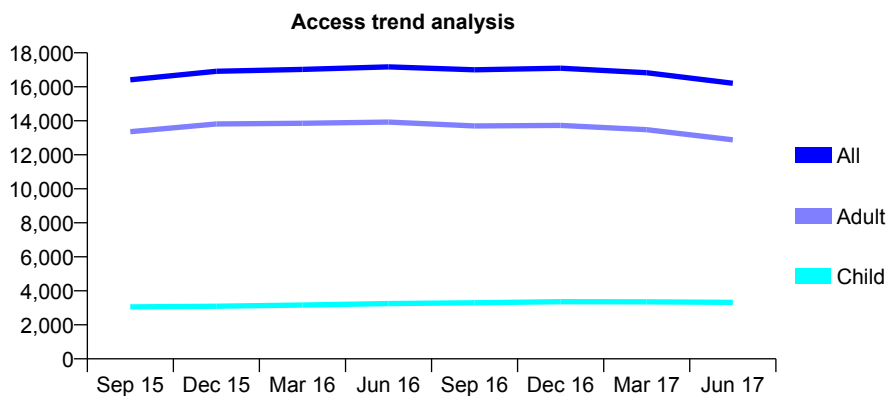
Q55 - Vital Signs At a Glance Contract Report for 338109/0001 - June 2017

Name or company name	MR PF CARROLL
Contract type name	GDS Contract
Purpose of contract	General
Contract start date	01/04/2006
Contract end date	

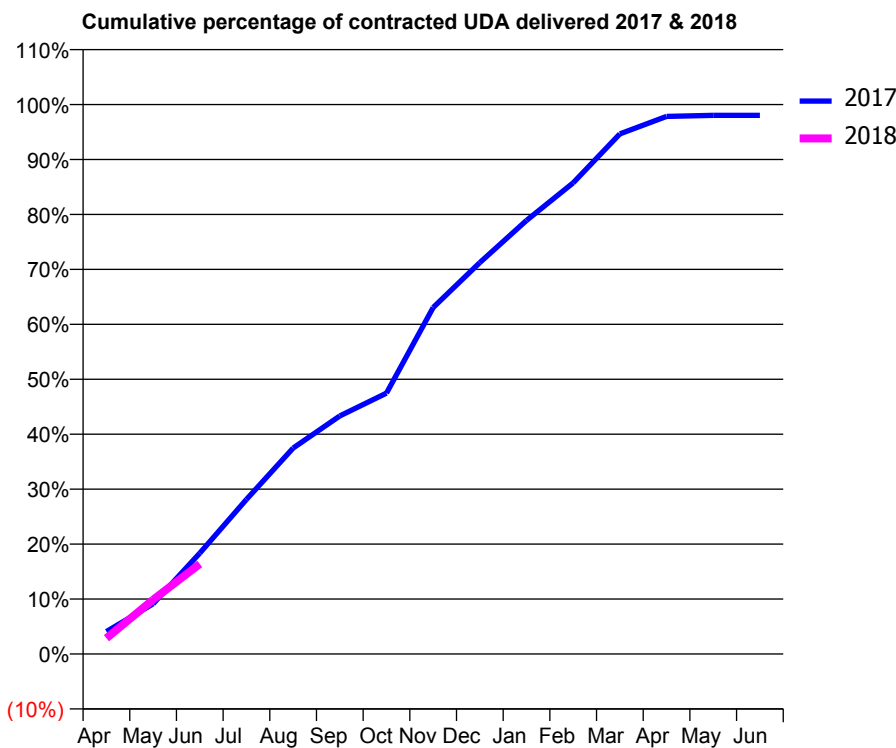
17/18 Contracted general activity (UDA)	33,023
Carry forward general activity (UDA)	0
17/18 Contracted orthodontic activity (UOA)	0
Carry forward orthodontic activity (UOA)	0
Baseline contract value	£800,027.61

ACCESS*

Patients seen in 24 months	Total	Change since previous quarter
Quarter ending June 2016	17,170	
Quarter ending September 2016	17,000	→
Quarter ending December 2016	17,093	→
Quarter ending March 2017	16,827	↓
Quarter ending June 2017	16,205	↓
Variance since June 2016	(5.6%)	↓



ACTIVITY



Adjusted Scheduled Activity (UDA)		
Month	2017	2018
April	1,353	948
May	3,018	3,265
June	6,064	5,412
July	9,291	
August	12,375	
September	14,308	
October	15,678	
November	20,820	
December	23,528	
January	26,055	
February	28,316	
March	31,256	
April	32,311	
May	32,370	
June	32,375	

QUALITY

	Quantity	Base Number	Contract	AT	Region	England
% of FP17s for the same patient ID Re-attending within 3 months - Children	43	1,080	4.0%	10.7%	11.7%	12.0%
% of FP17s for the same patient ID Re-attending within 3 months - Adults	292	2,589	11.3%	14.1%	15.2%	16.0%
% of FP17s for the same patient ID Re-attending between 3 & 9 months - Children	722	1,080	66.9%	61.8%	59.1%	58.0%
% of FP17s for the same patient ID Re-attending between 3 & 9 months - Adults	1,054	2,589	40.7%	56.4%	52.2%	50.9%
% of FP17s for Band 1 Urgent Courses	287	2,894	9.9%	7.1%	7.9%	9.1%
% of FP17s Relating to Free Repair or Replacements	31	2,894	1.1%	0.8%	0.8%	0.8%
% of FP17s Relating to Continuations	34	2,894	1.2%	1.4%	1.1%	1.1%
% of Patients satisfied with the dentistry they have received	15	15	100.0%	91.4%	91.8%	91.7%
% of Patients satisfied with the time they had to wait for an appointment	13	15	86.7%	87.3%	88.4%	88.0%

* This is based on patients treated on this contract for their most recent course of treatment. Figures in italics indicate the base number of FP17s or Patient Questionnaire responses are less than 100. N/A is shown where the base number of responses is less than 10 during the period. % is calculated as Quantity/Base number*100

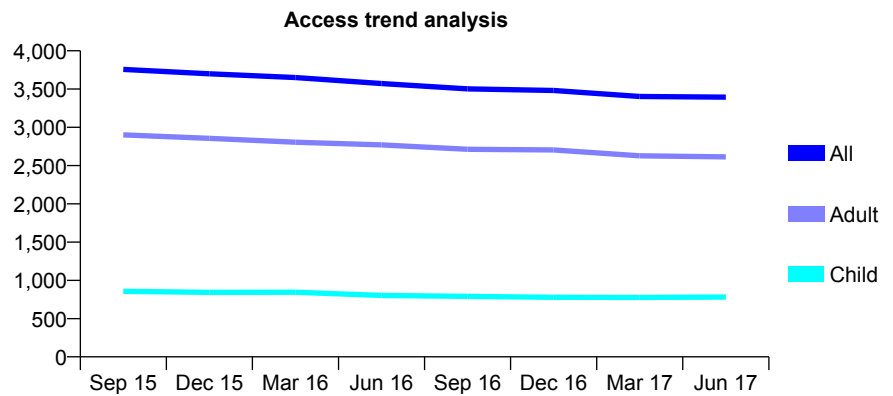
Q55 - Vital Signs At a Glance Contract Report for 353922/0001 - June 2017

Name or company name	MRS P RAD
Contract type name	GDS Contract
Purpose of contract	General
Contract start date	01/04/2006
Contract end date	

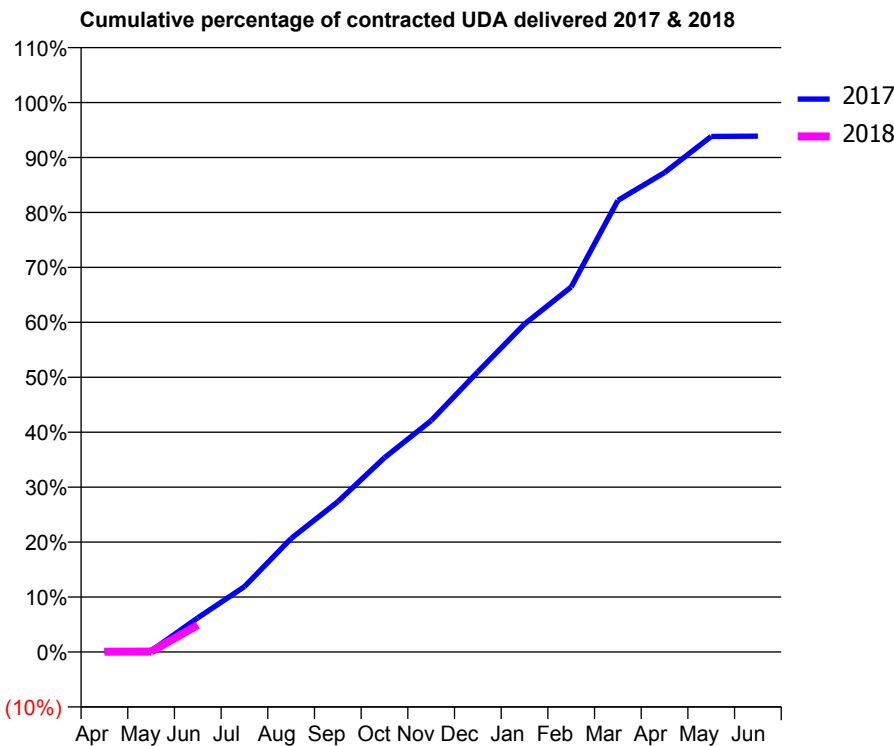
17/18 Contracted general activity (UDA)	11,667
Carry forward general activity (UDA)	0
17/18 Contracted orthodontic activity (UOA)	0
Carry forward orthodontic activity (UOA)	0
Baseline contract value	£288,658.54

ACCESS*

Patients seen in 24 months	Total	Change since previous quarter
Quarter ending June 2016	3,572	
Quarter ending September 2016	3,503	↓
Quarter ending December 2016	3,482	→
Quarter ending March 2017	3,403	↓
Quarter ending June 2017	3,395	→
Variance since June 2016	(5.0%)	↓



ACTIVITY



Month	Adjusted Scheduled Activity (UDA)	
	2017	2018
April	23	7
May	23	10
June	726	573
July	1,389	
August	2,411	
September	3,191	
October	4,126	
November	4,913	
December	5,949	
January	6,964	
February	7,751	
March	9,587	
April	10,180	
May	10,948	
June	10,952	

QUALITY

	Quantity	Base Number	Contract	AT	Region	England
% of FP17s for the same patient ID Re-attending within 3 months - Children	8	176	4.5%	10.7%	11.7%	12.0%
% of FP17s for the same patient ID Re-attending within 3 months - Adults	71	580	12.2%	14.1%	15.2%	16.0%
% of FP17s for the same patient ID Re-attending between 3 & 9 months - Children	101	176	57.4%	61.8%	59.1%	58.0%
% of FP17s for the same patient ID Re-attending between 3 & 9 months - Adults	312	580	53.8%	56.4%	52.2%	50.9%
% of FP17s for Band 1 Urgent Courses	6	285	2.1%	7.1%	7.9%	9.1%
% of FP17s Relating to Free Repair or Replacements	1	285	0.4%	0.8%	0.8%	0.8%
% of FP17s Relating to Continuations	12	285	4.2%	1.4%	1.1%	1.1%
% of Patients satisfied with the dentistry they have received	2	2	N/A	91.4%	91.8%	91.7%
% of Patients satisfied with the time they had to wait for an appointment	2	2	N/A	87.3%	88.4%	88.0%

* This is based on patients treated on this contract for their most recent course of treatment. Figures in italics indicate the base number of FP17s or Patient Questionnaire responses are less than 100. N/A is shown where the base number of responses is less than 10 during the period. % is calculated as Quantity/Base number*100

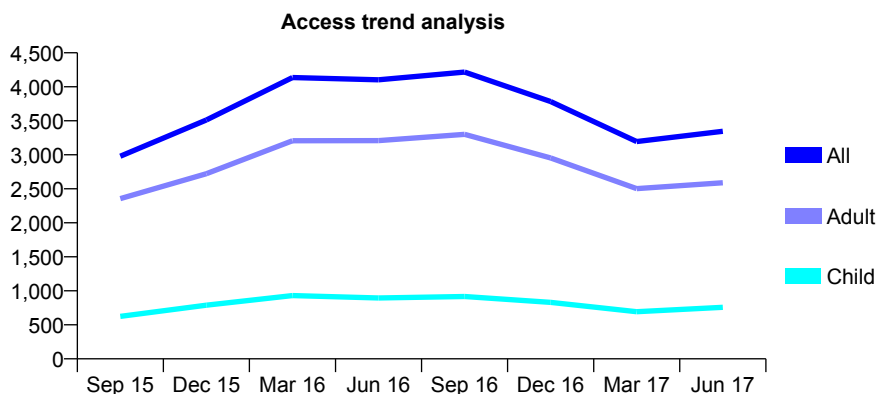
Q55 - Vital Signs At a Glance Contract Report for 355127/0001 - June 2017

Name or company name	MR A KOSHAL
Contract type name	GDS Contract
Purpose of contract	General
Contract start date	01/04/2006
Contract end date	

17/18 Contracted general activity (UDA)	10,677
Carry forward general activity (UDA)	0
17/18 Contracted orthodontic activity (UOA)	0
Carry forward orthodontic activity (UOA)	0
Baseline contract value	£463,194.06

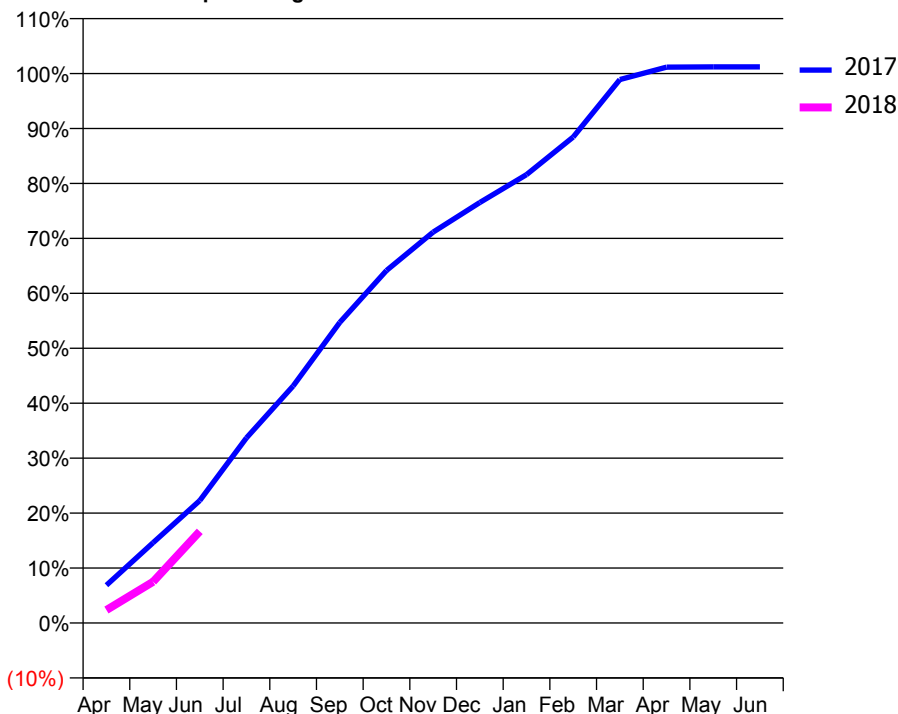
ACCESS*

Patients seen in 24 months	Total	Change since previous quarter
Quarter ending June 2016	4,103	
Quarter ending September 2016	4,216	↑
Quarter ending December 2016	3,784	↓
Quarter ending March 2017	3,196	↓
Quarter ending June 2017	3,347	↑
Variance since June 2016	(18.4%)	↓



ACTIVITY

Cumulative percentage of contracted UDA delivered 2017 & 2018



Adjusted Scheduled Activity (UDA)

Month	2017	2018
April	735	251
May	1,561	802
June	2,379	1,782
July	3,597	
August	4,605	
September	5,841	
October	6,850	
November	7,595	
December	8,172	
January	8,713	
February	9,442	
March	10,560	
April	10,799	
May	10,804	
June	10,805	

QUALITY

	Quantity	Base Number	Contract	AT	Region	England
% of FP17s for the same patient ID Re-attending within 3 months - Children	7	249	2.8%	10.7%	11.7%	12.0%
% of FP17s for the same patient ID Re-attending within 3 months - Adults	95	761	12.5%	14.1%	15.2%	16.0%
% of FP17s for the same patient ID Re-attending between 3 & 9 months - Children	122	249	49.0%	61.8%	59.1%	58.0%
% of FP17s for the same patient ID Re-attending between 3 & 9 months - Adults	320	761	42.0%	56.4%	52.2%	50.9%
% of FP17s for Band 1 Urgent Courses	67	890	7.5%	7.1%	7.9%	9.1%
% of FP17s Relating to Free Repair or Replacements	4	890	0.4%	0.8%	0.8%	0.8%
% of FP17s Relating to Continuations	20	890	2.2%	1.4%	1.1%	1.1%
% of Patients satisfied with the dentistry they have received	8	8	N/A	91.4%	91.8%	91.7%
% of Patients satisfied with the time they had to wait for an appointment	8	8	N/A	87.3%	88.4%	88.0%

* This is based on patients treated on this contract for their most recent course of treatment. Figures in italics indicate the base number of FP17s or Patient Questionnaire responses are less than 100. N/A is shown where the base number of responses is less than 10 during the period. % is calculated as Quantity/Base number*100

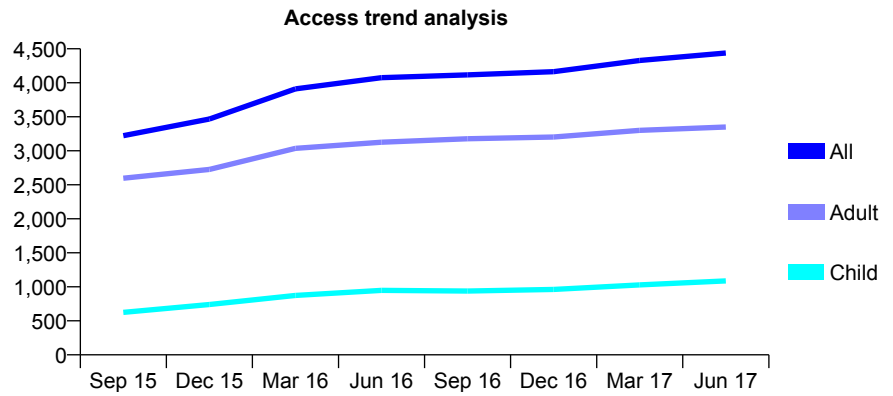
Q55 - Vital Signs At a Glance Contract Report for 368350/0001 - June 2017

Name or company name	MRS A MIODUSZEWSKA
Contract type name	GDS Contract
Purpose of contract	General
Contract start date	01/08/2012
Contract end date	

17/18 Contracted general activity (UDA)	13,546
Carry forward general activity (UDA)	0
17/18 Contracted orthodontic activity (UOA)	0
Carry forward orthodontic activity (UOA)	0
Baseline contract value	£330,464.39

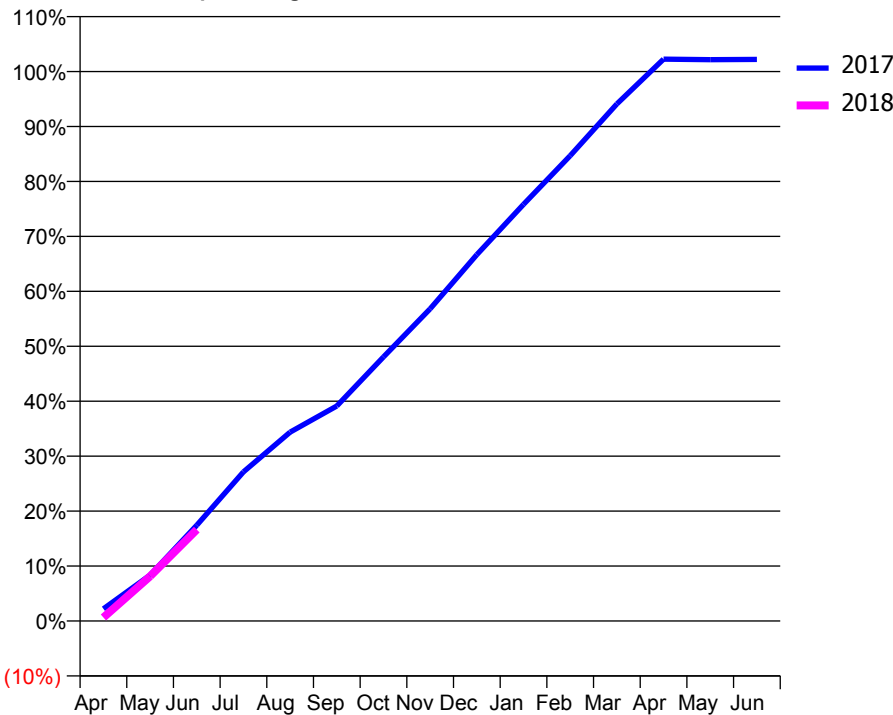
ACCESS*

Patients seen in 24 months	Total	Change since previous quarter
Quarter ending June 2016	4,075	
Quarter ending September 2016	4,117	→
Quarter ending December 2016	4,164	→
Quarter ending March 2017	4,329	↑
Quarter ending June 2017	4,438	↑
Variance since June 2016	8.9%	↑



ACTIVITY

Cumulative percentage of contracted UDA delivered 2017 & 2018



Month	Adjusted Scheduled Activity (UDA)	
	2017	2018
April	302	87
May	1,131	1,104
June	2,363	2,254
July	3,678	
August	4,656	
September	5,302	
October	6,509	
November	7,695	
December	9,032	
January	10,271	
February	11,471	
March	12,745	
April	13,851	
May	13,839	
June	13,843	

QUALITY

	Quantity	Base Number	Contract	AT	Region	England
% of FP17s for the same patient ID Re-attending within 3 months - Children	66	534	12.4%	10.7%	11.7%	12.0%
% of FP17s for the same patient ID Re-attending within 3 months - Adults	119	1,403	8.5%	14.1%	15.2%	16.0%
% of FP17s for the same patient ID Re-attending between 3 & 9 months - Children	351	534	65.7%	61.8%	59.1%	58.0%
% of FP17s for the same patient ID Re-attending between 3 & 9 months - Adults	1,044	1,403	74.4%	56.4%	52.2%	50.9%
% of FP17s for Band 1 Urgent Courses	27	1,156	2.3%	7.1%	7.9%	9.1%
% of FP17s Relating to Free Repair or Replacements	2	1,156	0.2%	0.8%	0.8%	0.8%
% of FP17s Relating to Continuations	12	1,156	1.0%	1.4%	1.1%	1.1%
% of Patients satisfied with the dentistry they have received	14	17	82.4%	91.4%	91.8%	91.7%
% of Patients satisfied with the time they had to wait for an appointment	15	17	88.2%	87.3%	88.4%	88.0%

* This is based on patients treated on this contract for their most recent course of treatment. Figures in italics indicate the base number of FP17s or Patient Questionnaire responses are less than 100. N/A is shown where the base number of responses is less than 10 during the period. % is calculated as Quantity/Base number*100

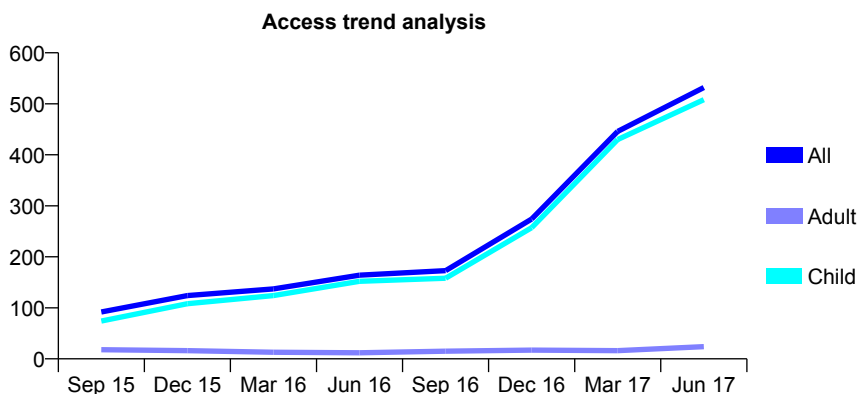
Q55 - Vital Signs At a Glance Contract Report for 561916/0002 - June 2017

Name or company name	MISS BM WILSON
Contract type name	GDS Contract
Purpose of contract	General
Contract start date	23/06/2013
Contract end date	

17/18 Contracted general activity (UDA)	787
Carry forward general activity (UDA)	0
17/18 Contracted orthodontic activity (UOA)	0
Carry forward orthodontic activity (UOA)	0
Baseline contract value	£20,700.78

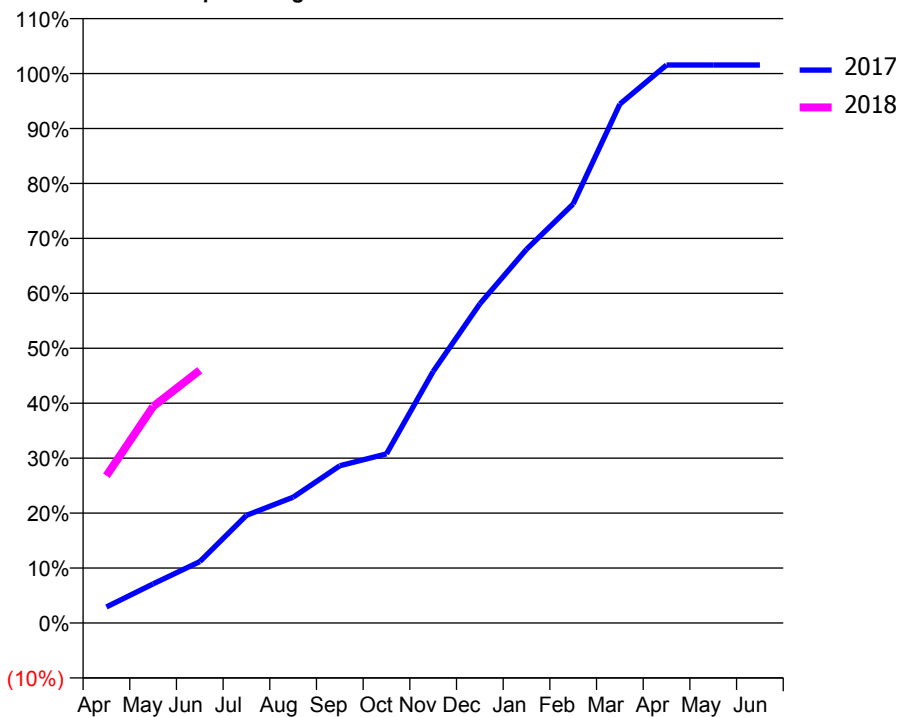
ACCESS*

Patients seen in 24 months	Total	Change since previous quarter
Quarter ending June 2016	164	
Quarter ending September 2016	173	↑
Quarter ending December 2016	274	↑
Quarter ending March 2017	446	↑
Quarter ending June 2017	532	↑
Variance since June 2016	224.4%	↑



ACTIVITY

Cumulative percentage of contracted UDA delivered 2017 & 2018



Adjusted Scheduled Activity (UDA)

Month	2017	2018
April	23	211
May	56	310
June	88	362
July	154	
August	180	
September	225	
October	242	
November	360	
December	457	
January	535	
February	600	
March	743	
April	799	
May	799	
June	799	

QUALITY

	Quantity	Base Number	Contract	AT	Region	England
% of FP17s for the same patient ID Re-attending within 3 months - Children	13	269	4.8%	10.7%	11.7%	12.0%
% of FP17s for the same patient ID Re-attending within 3 months - Adults	0	0	N/A	14.1%	15.2%	16.0%
% of FP17s for the same patient ID Re-attending between 3 & 9 months - Children	70	269	26.0%	61.8%	59.1%	58.0%
% of FP17s for the same patient ID Re-attending between 3 & 9 months - Adults	0	0	N/A	56.4%	52.2%	50.9%
% of FP17s for Band 1 Urgent Courses	0	223	0.0%	7.1%	7.9%	9.1%
% of FP17s Relating to Free Repair or Replacements	0	223	0.0%	0.8%	0.8%	0.8%
% of FP17s Relating to Continuations	6	223	2.7%	1.4%	1.1%	1.1%
% of Patients satisfied with the dentistry they have received	0	0	N/A	91.4%	91.8%	91.7%
% of Patients satisfied with the time they had to wait for an appointment	0	0	N/A	87.3%	88.4%	88.0%

* This is based on patients treated on this contract for their most recent course of treatment. Figures in italics indicate the base number of FP17s or Patient Questionnaire responses are less than 100. N/A is shown where the base number of responses is less than 10 during the period. % is calculated as Quantity/Base number*100

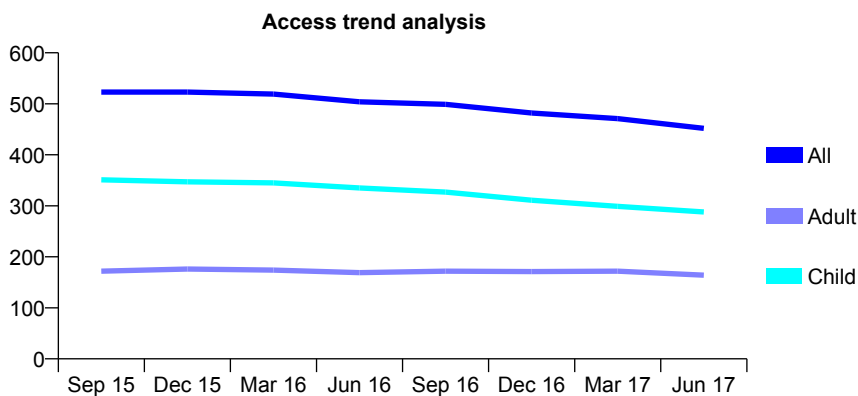
Q55 - Vital Signs At a Glance Contract Report for 571776/0001 - June 2017

Name or company name	MR JS FITTON
Contract type name	GDS Contract
Purpose of contract	General
Contract start date	01/04/2006
Contract end date	

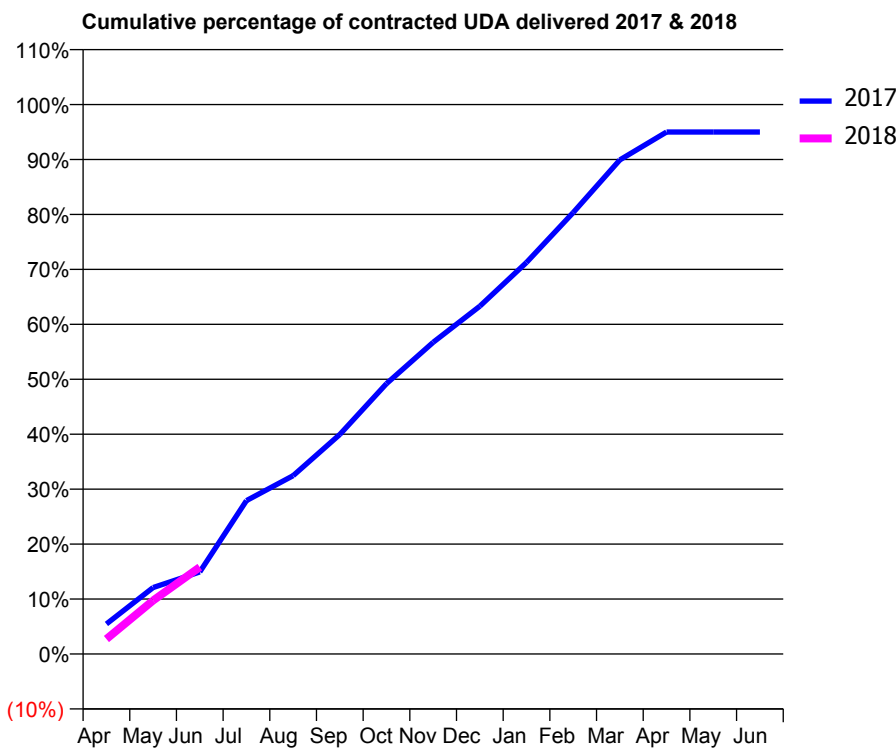
17/18 Contracted general activity (UDA)	1,024
Carry forward general activity (UDA)	0
17/18 Contracted orthodontic activity (UOA)	0
Carry forward orthodontic activity (UOA)	0
Baseline contract value	£22,384.24

ACCESS*

Patients seen in 24 months	Total	Change since previous quarter
Quarter ending June 2016	504	
Quarter ending September 2016	499	→
Quarter ending December 2016	482	↓
Quarter ending March 2017	471	↓
Quarter ending June 2017	452	↓
Variance since June 2016	(10.3%)	↓



ACTIVITY



Month	Adjusted Scheduled Activity (UDA)	
	2017	2018
April	56	28
May	124	100
June	153	162
July	286	
August	332	
September	409	
October	504	
November	581	
December	648	
January	730	
February	823	
March	921	
April	973	
May	973	
June	973	

QUALITY

	Quantity	Base Number	Contract	AT	Region	England
% of FP17s for the same patient ID Re-attending within 3 months - Children	5	123	4.1%	10.7%	11.7%	12.0%
% of FP17s for the same patient ID Re-attending within 3 months - Adults	3	30	10.0%	14.1%	15.2%	16.0%
% of FP17s for the same patient ID Re-attending between 3 & 9 months - Children	95	123	77.2%	61.8%	59.1%	58.0%
% of FP17s for the same patient ID Re-attending between 3 & 9 months - Adults	21	30	70.0%	56.4%	52.2%	50.9%
% of FP17s for Band 1 Urgent Courses	4	122	3.3%	7.1%	7.9%	9.1%
% of FP17s Relating to Free Repair or Replacements	0	122	0.0%	0.8%	0.8%	0.8%
% of FP17s Relating to Continuations	0	122	0.0%	1.4%	1.1%	1.1%
% of Patients satisfied with the dentistry they have received	1	1	N/A	91.4%	91.8%	91.7%
% of Patients satisfied with the time they had to wait for an appointment	1	1	N/A	87.3%	88.4%	88.0%

* This is based on patients treated on this contract for their most recent course of treatment. Figures in italics indicate the base number of FP17s or Patient Questionnaire responses are less than 100. N/A is shown where the base number of responses is less than 10 during the period. % is calculated as Quantity/Base number*100

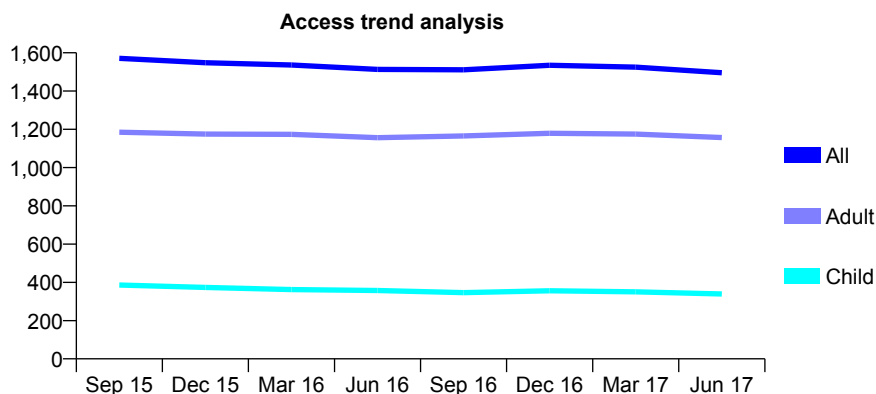
Q55 - Vital Signs At a Glance Contract Report for 572497/0001 - June 2017

Name or company name	MR CA TAVARES
Contract type name	GDS Contract
Purpose of contract	General
Contract start date	01/04/2006
Contract end date	

17/18 Contracted general activity (UDA)	4,705
Carry forward general activity (UDA)	0
17/18 Contracted orthodontic activity (UOA)	0
Carry forward orthodontic activity (UOA)	0
Baseline contract value	£102,922.04

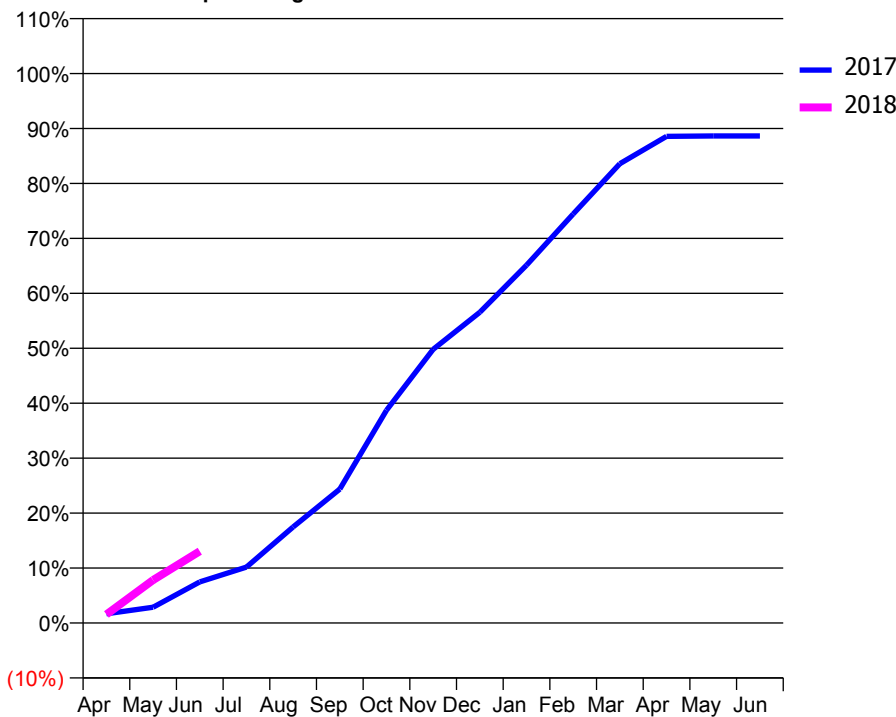
ACCESS*

Patients seen in 24 months	Total	Change since previous quarter
Quarter ending June 2016	1,513	
Quarter ending September 2016	1,511	→
Quarter ending December 2016	1,535	→
Quarter ending March 2017	1,525	→
Quarter ending June 2017	1,496	↓
Variance since June 2016	(1.1%)	↓



ACTIVITY

Cumulative percentage of contracted UDA delivered 2017 & 2018



Adjusted Scheduled Activity (UDA)

Month	2017	2018
April	79	74
May	135	368
June	353	615
July	479	
August	823	
September	1,147	
October	1,822	
November	2,344	
December	2,661	
January	3,064	
February	3,503	
March	3,932	
April	4,167	
May	4,170	
June	4,170	

QUALITY

	Quantity	Base Number	Contract	AT	Region	England
% of FP17s for the same patient ID Re-attending within 3 months - Children	6	118	5.1%	10.7%	11.7%	12.0%
% of FP17s for the same patient ID Re-attending within 3 months - Adults	43	395	10.9%	14.1%	15.2%	16.0%
% of FP17s for the same patient ID Re-attending between 3 & 9 months - Children	84	118	71.2%	61.8%	59.1%	58.0%
% of FP17s for the same patient ID Re-attending between 3 & 9 months - Adults	292	395	73.9%	56.4%	52.2%	50.9%
% of FP17s for Band 1 Urgent Courses	22	404	5.4%	7.1%	7.9%	9.1%
% of FP17s Relating to Free Repair or Replacements	0	404	0.0%	0.8%	0.8%	0.8%
% of FP17s Relating to Continuations	1	404	0.2%	1.4%	1.1%	1.1%
% of Patients satisfied with the dentistry they have received	2	3	N/A	91.4%	91.8%	91.7%
% of Patients satisfied with the time they had to wait for an appointment	1	3	N/A	87.3%	88.4%	88.0%

* This is based on patients treated on this contract for their most recent course of treatment. Figures in italics indicate the base number of FP17s or Patient Questionnaire responses are less than 100. N/A is shown where the base number of responses is less than 10 during the period. % is calculated as Quantity/Base number*100

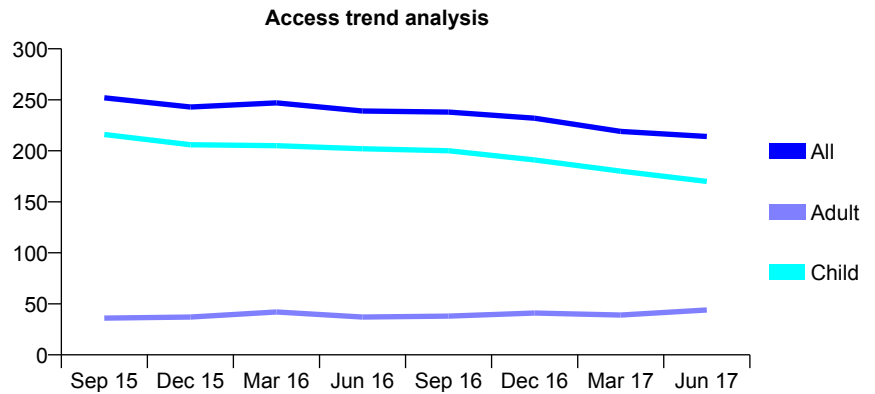
Q55 - Vital Signs At a Glance Contract Report for 572985/0001 - June 2017

Name or company name	MR C STEAD
Contract type name	GDS Contract
Purpose of contract	General
Contract start date	01/04/2006
Contract end date	

17/18 Contracted general activity (UDA)	400
Carry forward general activity (UDA)	0
17/18 Contracted orthodontic activity (UOA)	0
Carry forward orthodontic activity (UOA)	0
Baseline contract value	£9,714.42

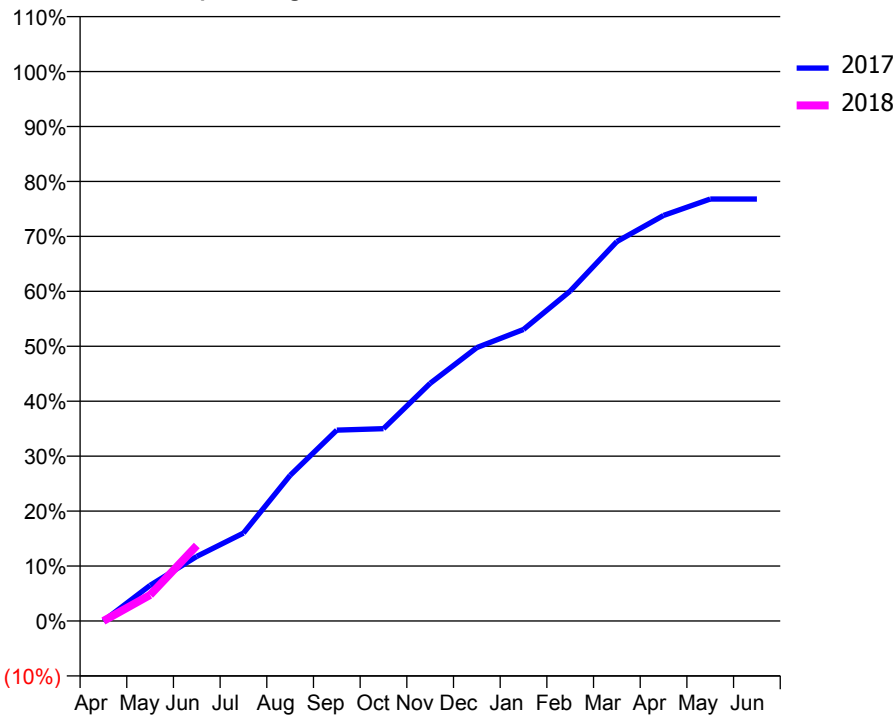
ACCESS*

Patients seen in 24 months	Total	Change since previous quarter
Quarter ending June 2016	239	
Quarter ending September 2016	238	→
Quarter ending December 2016	232	↓
Quarter ending March 2017	219	↓
Quarter ending June 2017	214	↓
Variance since June 2016	(10.5%)	↓



ACTIVITY

Cumulative percentage of contracted UDA delivered 2017 & 2018



Month	Adjusted Scheduled Activity (UDA)	
	2017	2018
April	0	0
May	26	19
June	47	55
July	64	
August	106	
September	139	
October	140	
November	173	
December	199	
January	212	
February	240	
March	276	
April	295	
May	307	
June	307	

QUALITY

	Quantity	Base Number	Contract	AT	Region	England
% of FP17s for the same patient ID Re-attending within 3 months - Children	4	66	6.1%	10.7%	11.7%	12.0%
% of FP17s for the same patient ID Re-attending within 3 months - Adults	0	4	0.0%	14.1%	15.2%	16.0%
% of FP17s for the same patient ID Re-attending between 3 & 9 months - Children	47	66	71.2%	61.8%	59.1%	58.0%
% of FP17s for the same patient ID Re-attending between 3 & 9 months - Adults	2	4	50.0%	56.4%	52.2%	50.9%
% of FP17s for Band 1 Urgent Courses	0	47	0.0%	7.1%	7.9%	9.1%
% of FP17s Relating to Free Repair or Replacements	0	47	0.0%	0.8%	0.8%	0.8%
% of FP17s Relating to Continuations	0	47	0.0%	1.4%	1.1%	1.1%
% of Patients satisfied with the dentistry they have received	0	0	N/A	91.4%	91.8%	91.7%
% of Patients satisfied with the time they had to wait for an appointment	0	0	N/A	87.3%	88.4%	88.0%

* This is based on patients treated on this contract for their most recent course of treatment. Figures in italics indicate the base number of FP17s or Patient Questionnaire responses are less than 100. N/A is shown where the base number of responses is less than 10 during the period. % is calculated as Quantity/Base number*100

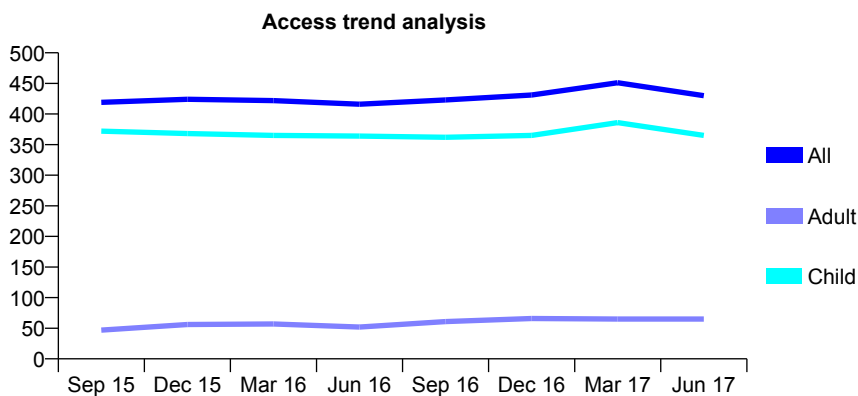
Q55 - Vital Signs At a Glance Contract Report for 574813/0001 - June 2017

Name or company name	MR BB SNAPE
Contract type name	GDS Contract
Purpose of contract	General
Contract start date	01/04/2006
Contract end date	

17/18 Contracted general activity (UDA)	780
Carry forward general activity (UDA)	0
17/18 Contracted orthodontic activity (UOA)	0
Carry forward orthodontic activity (UOA)	0
Baseline contract value	£15,595.02

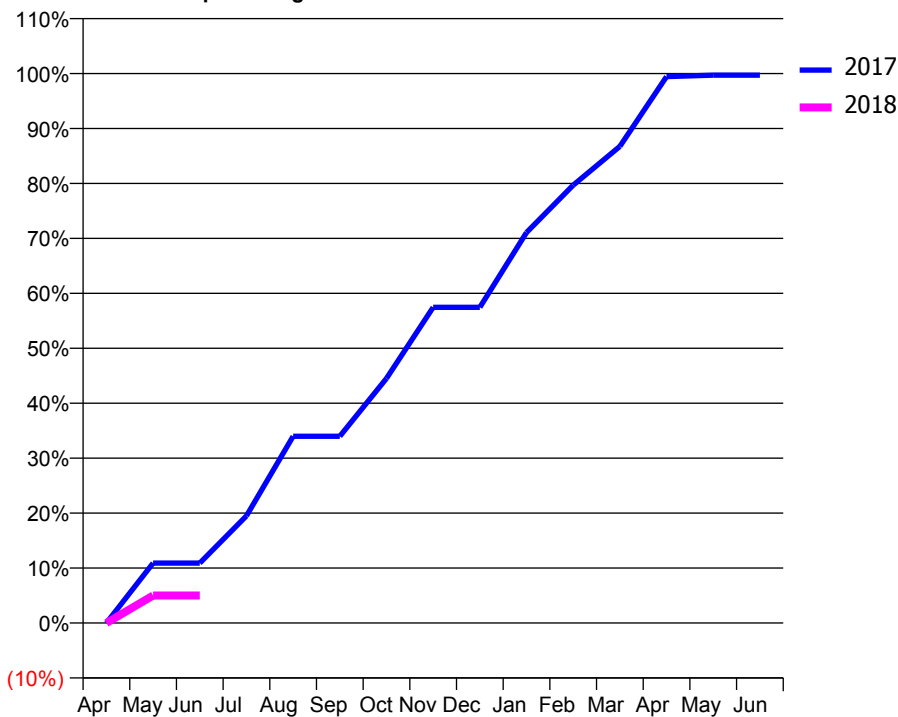
ACCESS*

Patients seen in 24 months	Total	Change since previous quarter
Quarter ending June 2016	416	
Quarter ending September 2016	423	→
Quarter ending December 2016	431	→
Quarter ending March 2017	451	↑
Quarter ending June 2017	430	↓
Variance since June 2016	3.4%	↑



ACTIVITY

Cumulative percentage of contracted UDA delivered 2017 & 2018



Adjusted Scheduled Activity (UDA)

Month	2017	2018
April	0	0
May	85	39
June	85	39
July	152	
August	265	
September	265	
October	347	
November	448	
December	448	
January	554	
February	622	
March	677	
April	776	
May	778	
June	778	

QUALITY

	Quantity	Base Number	Contract	AT	Region	England
% of FP17s for the same patient ID Re-attending within 3 months - Children	0	102	0.0%	10.7%	11.7%	12.0%
% of FP17s for the same patient ID Re-attending within 3 months - Adults	0	0	N/A	14.1%	15.2%	16.0%
% of FP17s for the same patient ID Re-attending between 3 & 9 months - Children	80	102	78.4%	61.8%	59.1%	58.0%
% of FP17s for the same patient ID Re-attending between 3 & 9 months - Adults	0	0	N/A	56.4%	52.2%	50.9%
% of FP17s for Band 1 Urgent Courses	0	33	0.0%	7.1%	7.9%	9.1%
% of FP17s Relating to Free Repair or Replacements	0	33	0.0%	0.8%	0.8%	0.8%
% of FP17s Relating to Continuations	0	33	0.0%	1.4%	1.1%	1.1%
% of Patients satisfied with the dentistry they have received	0	0	N/A	91.4%	91.8%	91.7%
% of Patients satisfied with the time they had to wait for an appointment	0	0	N/A	87.3%	88.4%	88.0%

* This is based on patients treated on this contract for their most recent course of treatment. Figures in italics indicate the base number of FP17s or Patient Questionnaire responses are less than 100. N/A is shown where the base number of responses is less than 10 during the period. % is calculated as Quantity/Base number*100

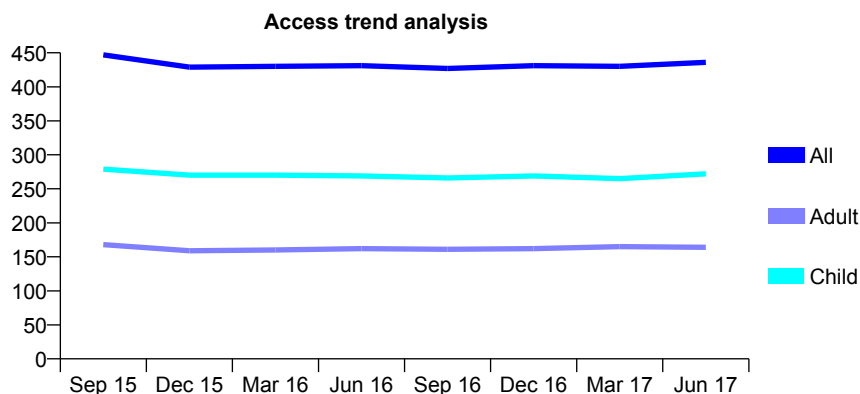
Q55 - Vital Signs At a Glance Contract Report for 575275/0001 - June 2017

Name or company name	MR SM O'DONOVAN
Contract type name	GDS Contract
Purpose of contract	General
Contract start date	01/04/2006
Contract end date	

17/18 Contracted general activity (UDA)	988
Carry forward general activity (UDA)	0
17/18 Contracted orthodontic activity (UOA)	0
Carry forward orthodontic activity (UOA)	0
Baseline contract value	£19,822.57

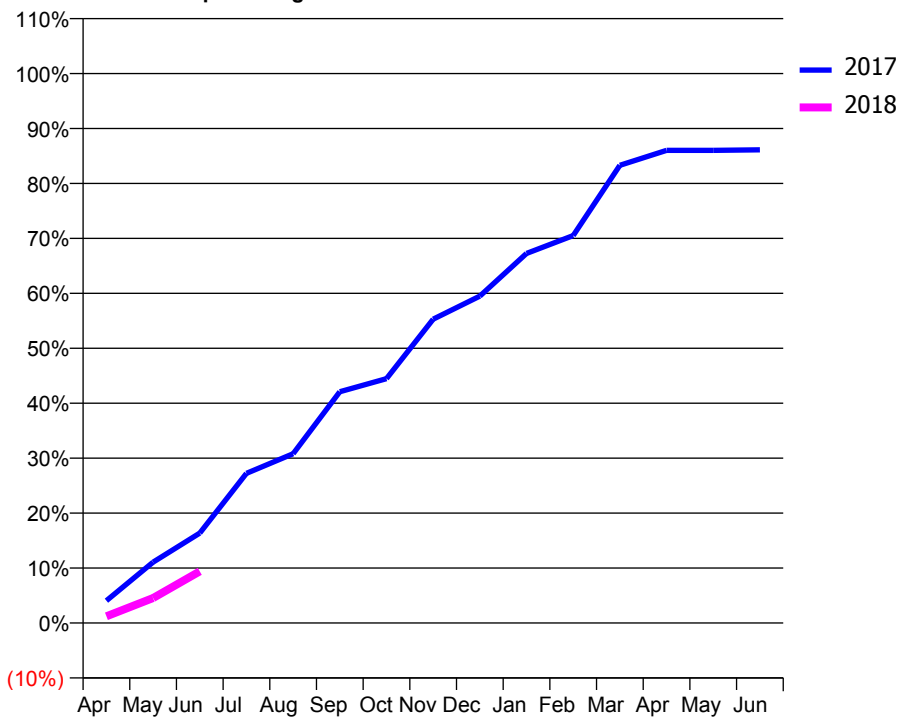
ACCESS*

Patients seen in 24 months	Total	Change since previous quarter
Quarter ending June 2016	431	
Quarter ending September 2016	427	→
Quarter ending December 2016	431	→
Quarter ending March 2017	430	→
Quarter ending June 2017	436	→
Variance since June 2016	1.2%	→



ACTIVITY

Cumulative percentage of contracted UDA delivered 2017 & 2018



Month	Adjusted Scheduled Activity (UDA)	
	2017	2018
April	45	12
May	122	45
June	181	93
July	301	
August	340	
September	465	
October	491	
November	610	
December	657	
January	742	
February	778	
March	920	
April	950	
May	950	
June	951	

QUALITY

	Quantity	Base Number	Contract	AT	Region	England
% of FP17s for the same patient ID Re-attending within 3 months - Children	1	57	1.8%	10.7%	11.7%	12.0%
% of FP17s for the same patient ID Re-attending within 3 months - Adults	2	31	6.5%	14.1%	15.2%	16.0%
% of FP17s for the same patient ID Re-attending between 3 & 9 months - Children	37	57	64.9%	61.8%	59.1%	58.0%
% of FP17s for the same patient ID Re-attending between 3 & 9 months - Adults	21	31	67.7%	56.4%	52.2%	50.9%
% of FP17s for Band 1 Urgent Courses	0	69	0.0%	7.1%	7.9%	9.1%
% of FP17s Relating to Free Repair or Replacements	0	69	0.0%	0.8%	0.8%	0.8%
% of FP17s Relating to Continuations	0	69	0.0%	1.4%	1.1%	1.1%
% of Patients satisfied with the dentistry they have received	0	0	N/A	91.4%	91.8%	91.7%
% of Patients satisfied with the time they had to wait for an appointment	0	0	N/A	87.3%	88.4%	88.0%

* This is based on patients treated on this contract for their most recent course of treatment. Figures in italics indicate the base number of FP17s or Patient Questionnaire responses are less than 100. N/A is shown where the base number of responses is less than 10 during the period. % is calculated as Quantity/Base number*100

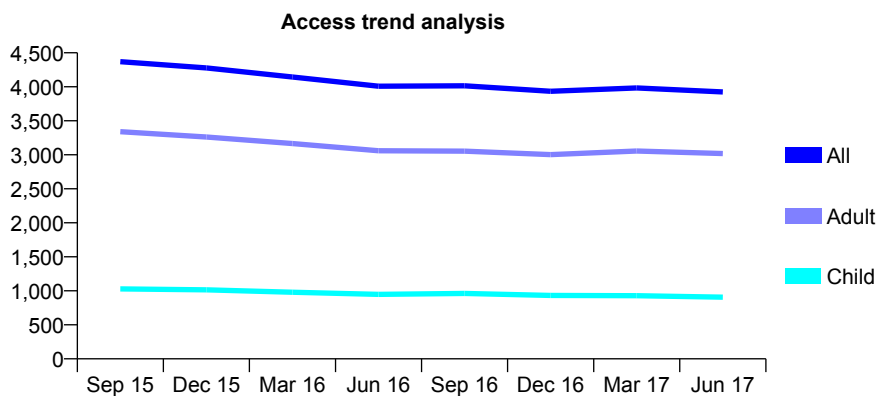
Q55 - Vital Signs At a Glance Contract Report for 576050/0002 - June 2017

Name or company name	MR AJ STOGGALL
Contract type name	GDS Contract
Purpose of contract	General
Contract start date	01/04/2006
Contract end date	

17/18 Contracted general activity (UDA)	13,035
Carry forward general activity (UDA)	0
17/18 Contracted orthodontic activity (UOA)	0
Carry forward orthodontic activity (UOA)	0
Baseline contract value	£343,813.28

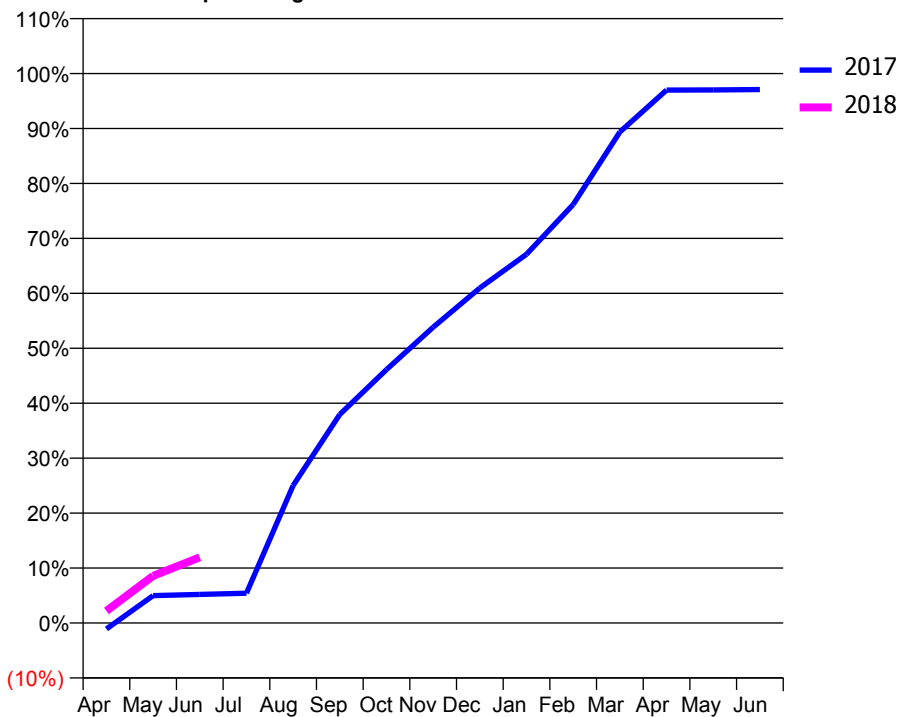
ACCESS*

Patients seen in 24 months	Total	Change since previous quarter
Quarter ending June 2016	4,008	
Quarter ending September 2016	4,014	→
Quarter ending December 2016	3,935	↓
Quarter ending March 2017	3,984	→
Quarter ending June 2017	3,924	↓
Variance since June 2016	(2.1%)	↓



ACTIVITY

Cumulative percentage of contracted UDA delivered 2017 & 2018



Month	Adjusted Scheduled Activity (UDA)	
	2017	2018
April	-150	287
May	671	1,118
June	702	1,558
July	733	
August	3,379	
September	5,122	
October	6,224	
November	7,264	
December	8,226	
January	9,055	
February	10,278	
March	12,060	
April	13,088	
May	13,091	
June	13,099	

QUALITY

	Quantity	Base Number	Contract	AT	Region	England
% of FP17s for the same patient ID Re-attending within 3 months - Children	29	253	11.5%	10.7%	11.7%	12.0%
% of FP17s for the same patient ID Re-attending within 3 months - Adults	216	981	22.0%	14.1%	15.2%	16.0%
% of FP17s for the same patient ID Re-attending between 3 & 9 months - Children	163	253	64.4%	61.8%	59.1%	58.0%
% of FP17s for the same patient ID Re-attending between 3 & 9 months - Adults	525	981	53.5%	56.4%	52.2%	50.9%
% of FP17s for Band 1 Urgent Courses	96	843	11.4%	7.1%	7.9%	9.1%
% of FP17s Relating to Free Repair or Replacements	18	843	2.1%	0.8%	0.8%	0.8%
% of FP17s Relating to Continuations	29	843	3.4%	1.4%	1.1%	1.1%
% of Patients satisfied with the dentistry they have received	12	12	100.0%	91.4%	91.8%	91.7%
% of Patients satisfied with the time they had to wait for an appointment	12	12	100.0%	87.3%	88.4%	88.0%

* This is based on patients treated on this contract for their most recent course of treatment. Figures in italics indicate the base number of FP17s or Patient Questionnaire responses are less than 100. N/A is shown where the base number of responses is less than 10 during the period. % is calculated as Quantity/Base number*100

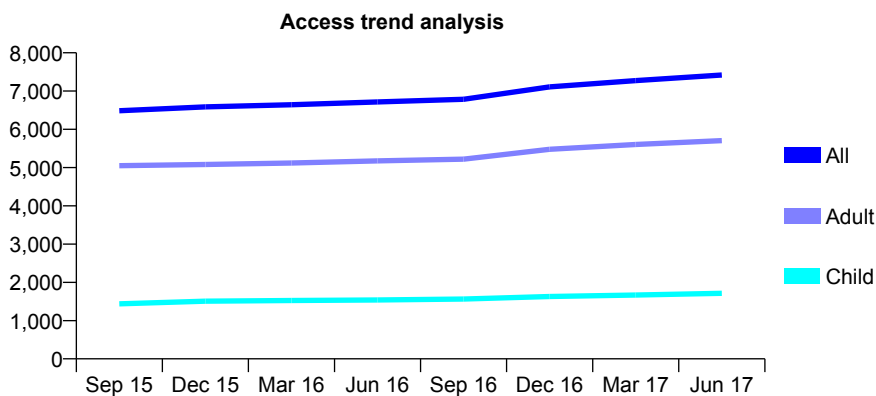
Q55 - Vital Signs At a Glance Contract Report for 577421/0001 - June 2017

Name or company name	MISS AC PETERSON
Contract type name	GDS Contract
Purpose of contract	General
Contract start date	01/04/2006
Contract end date	

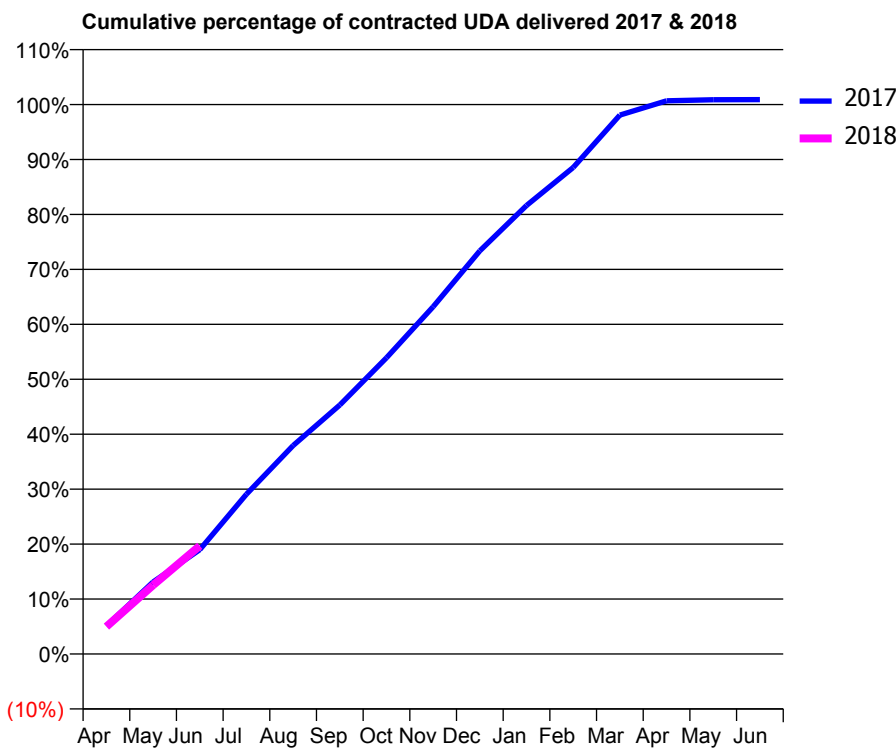
17/18 Contracted general activity (UDA)	15,515
Carry forward general activity (UDA)	0
17/18 Contracted orthodontic activity (UOA)	0
Carry forward orthodontic activity (UOA)	0
Baseline contract value	£432,711.70

ACCESS*

Patients seen in 24 months	Total	Change since previous quarter
Quarter ending June 2016	6,715	
Quarter ending September 2016	6,784	→
Quarter ending December 2016	7,109	↑
Quarter ending March 2017	7,272	↑
Quarter ending June 2017	7,418	↑
Variance since June 2016	10.5%	↑



ACTIVITY



Month	Adjusted Scheduled Activity (UDA)	
	2017	2018
April	846	774
May	2,166	1,946
June	3,137	3,054
July	4,803	
August	6,265	
September	7,484	
October	8,901	
November	10,436	
December	12,116	
January	13,478	
February	14,623	
March	16,198	
April	16,627	
May	16,656	
June	16,663	

QUALITY

	Quantity	Base Number	Contract	AT	Region	England
% of FP17s for the same patient ID Re-attending within 3 months - Children	26	530	4.9%	10.7%	11.7%	12.0%
% of FP17s for the same patient ID Re-attending within 3 months - Adults	194	1,721	11.3%	14.1%	15.2%	16.0%
% of FP17s for the same patient ID Re-attending between 3 & 9 months - Children	306	530	57.7%	61.8%	59.1%	58.0%
% of FP17s for the same patient ID Re-attending between 3 & 9 months - Adults	937	1,721	54.4%	56.4%	52.2%	50.9%
% of FP17s for Band 1 Urgent Courses	85	1,561	5.4%	7.1%	7.9%	9.1%
% of FP17s Relating to Free Repair or Replacements	33	1,561	2.1%	0.8%	0.8%	0.8%
% of FP17s Relating to Continuations	19	1,561	1.2%	1.4%	1.1%	1.1%
% of Patients satisfied with the dentistry they have received	19	19	100.0%	91.4%	91.8%	91.7%
% of Patients satisfied with the time they had to wait for an appointment	16	19	84.2%	87.3%	88.4%	88.0%

* This is based on patients treated on this contract for their most recent course of treatment. Figures in italics indicate the base number of FP17s or Patient Questionnaire responses are less than 100. N/A is shown where the base number of responses is less than 10 during the period. % is calculated as Quantity/Base number*100

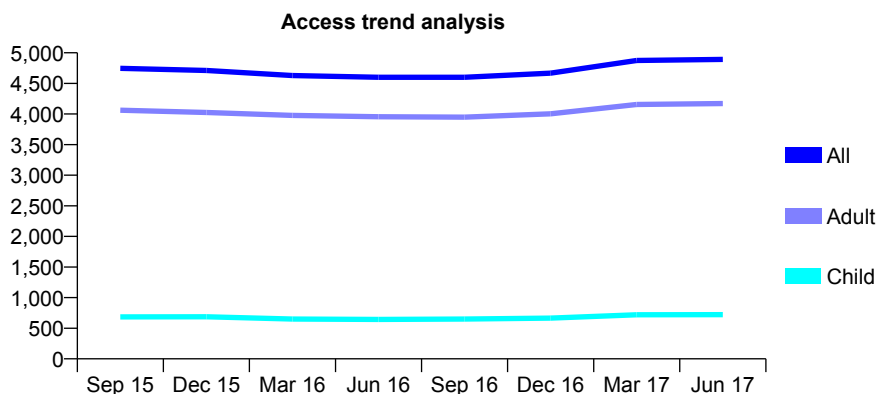
Q55 - Vital Signs At a Glance Contract Report for 612715/0001 - June 2017

Name or company name	MRS A POONI
Contract type name	GDS Contract
Purpose of contract	General
Contract start date	01/02/2010
Contract end date	

17/18 Contracted general activity (UDA)	13,207
Carry forward general activity (UDA)	0
17/18 Contracted orthodontic activity (UOA)	0
Carry forward orthodontic activity (UOA)	0
Baseline contract value	£268,435.33

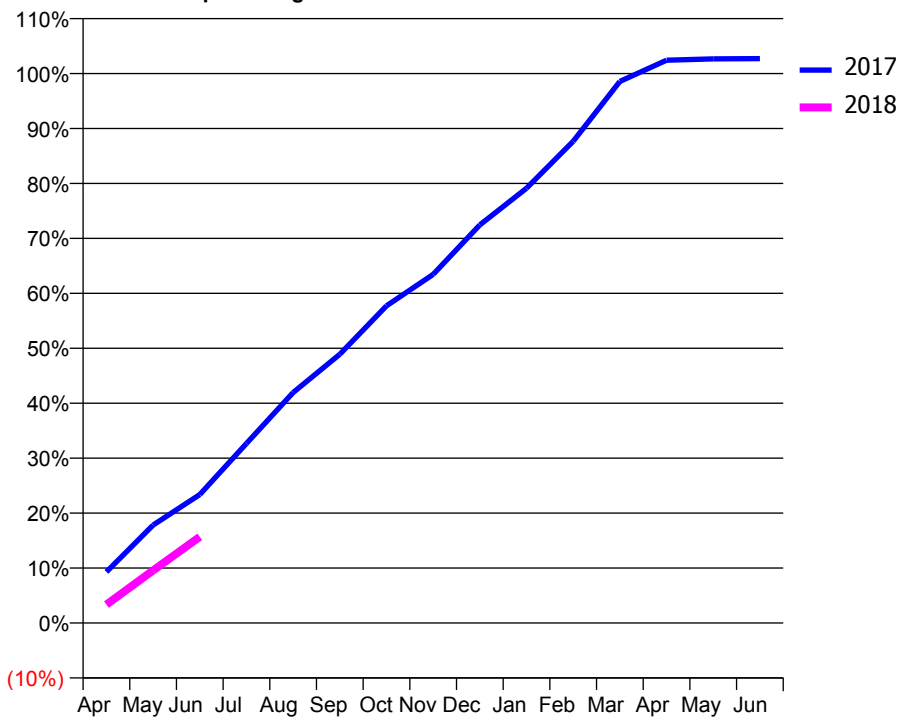
ACCESS*

Patients seen in 24 months	Total	Change since previous quarter
Quarter ending June 2016	4,600	
Quarter ending September 2016	4,600	→
Quarter ending December 2016	4,668	→
Quarter ending March 2017	4,875	↑
Quarter ending June 2017	4,893	→
Variance since June 2016	6.4%	↑



ACTIVITY

Cumulative percentage of contracted UDA delivered 2017 & 2018



Month	Adjusted Scheduled Activity (UDA)	
	2017	2018
April	1,324	443
May	2,534	1,265
June	3,321	2,073
July	4,641	
August	5,959	
September	6,949	
October	8,201	
November	9,013	
December	10,294	
January	11,242	
February	12,454	
March	14,004	
April	14,552	
May	14,585	
June	14,592	

QUALITY

	Quantity	Base Number	Contract	AT	Region	England
% of FP17s for the same patient ID Re-attending within 3 months - Children	15	223	6.7%	10.7%	11.7%	12.0%
% of FP17s for the same patient ID Re-attending within 3 months - Adults	140	1,168	12.0%	14.1%	15.2%	16.0%
% of FP17s for the same patient ID Re-attending between 3 & 9 months - Children	130	223	58.3%	61.8%	59.1%	58.0%
% of FP17s for the same patient ID Re-attending between 3 & 9 months - Adults	618	1,168	52.9%	56.4%	52.2%	50.9%
% of FP17s for Band 1 Urgent Courses	79	1,084	7.3%	7.1%	7.9%	9.1%
% of FP17s Relating to Free Repair or Replacements	8	1,084	0.7%	0.8%	0.8%	0.8%
% of FP17s Relating to Continuations	5	1,084	0.5%	1.4%	1.1%	1.1%
% of Patients satisfied with the dentistry they have received	10	10	100.0%	91.4%	91.8%	91.7%
% of Patients satisfied with the time they had to wait for an appointment	10	10	100.0%	87.3%	88.4%	88.0%

* This is based on patients treated on this contract for their most recent course of treatment. Figures in italics indicate the base number of FP17s or Patient Questionnaire responses are less than 100. N/A is shown where the base number of responses is less than 10 during the period. % is calculated as Quantity/Base number*100

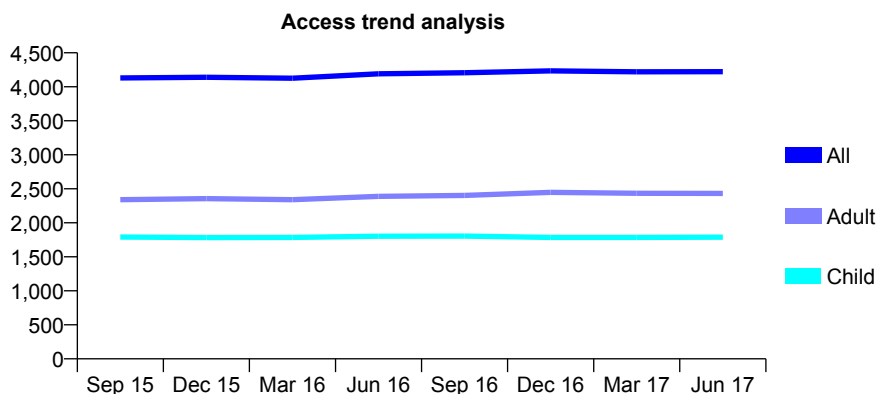
Q55 - Vital Signs At a Glance Contract Report for 651281/0001 - June 2017

Name or company name	MR GC SAVVA
Contract type name	GDS Contract
Purpose of contract	General
Contract start date	01/04/2006
Contract end date	

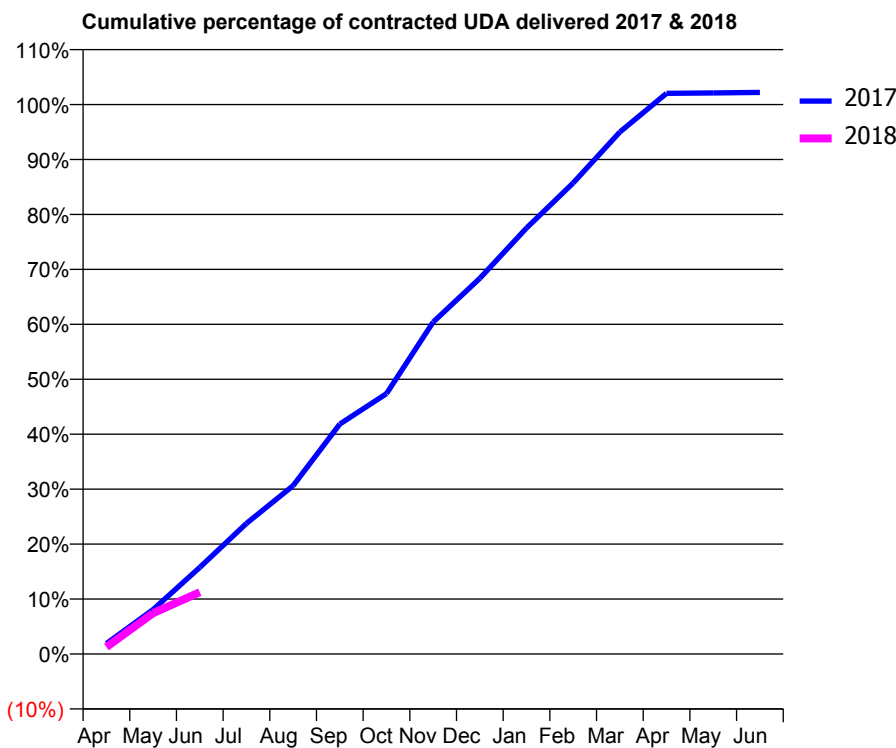
17/18 Contracted general activity (UDA)	10,000
Carry forward general activity (UDA)	0
17/18 Contracted orthodontic activity (UOA)	0
Carry forward orthodontic activity (UOA)	0
Baseline contract value	£246,723.19

ACCESS*

Patients seen in 24 months	Total	Change since previous quarter
Quarter ending June 2016	4,191	
Quarter ending September 2016	4,206	→
Quarter ending December 2016	4,234	→
Quarter ending March 2017	4,220	→
Quarter ending June 2017	4,223	→
Variance since June 2016	0.8%	→



ACTIVITY



Month	Adjusted Scheduled Activity (UDA)	
	2017	2018
April	182	128
May	769	744
June	1,497	1,124
July	2,259	
August	2,911	
September	3,976	
October	4,500	
November	5,739	
December	6,496	
January	7,365	
February	8,143	
March	9,024	
April	9,692	
May	9,699	
June	9,709	

QUALITY

	Quantity	Base Number	Contract	AT	Region	England
% of FP17s for the same patient ID Re-attending within 3 months - Children	51	572	8.9%	10.7%	11.7%	12.0%
% of FP17s for the same patient ID Re-attending within 3 months - Adults	77	702	11.0%	14.1%	15.2%	16.0%
% of FP17s for the same patient ID Re-attending between 3 & 9 months - Children	369	572	64.5%	61.8%	59.1%	58.0%
% of FP17s for the same patient ID Re-attending between 3 & 9 months - Adults	457	702	65.1%	56.4%	52.2%	50.9%
% of FP17s for Band 1 Urgent Courses	26	732	3.6%	7.1%	7.9%	9.1%
% of FP17s Relating to Free Repair or Replacements	8	732	1.1%	0.8%	0.8%	0.8%
% of FP17s Relating to Continuations	1	732	0.1%	1.4%	1.1%	1.1%
% of Patients satisfied with the dentistry they have received	4	7	N/A	91.4%	91.8%	91.7%
% of Patients satisfied with the time they had to wait for an appointment	5	7	N/A	87.3%	88.4%	88.0%

* This is based on patients treated on this contract for their most recent course of treatment. Figures in italics indicate the base number of FP17s or Patient Questionnaire responses are less than 100. N/A is shown where the base number of responses is less than 10 during the period. % is calculated as Quantity/Base number*100

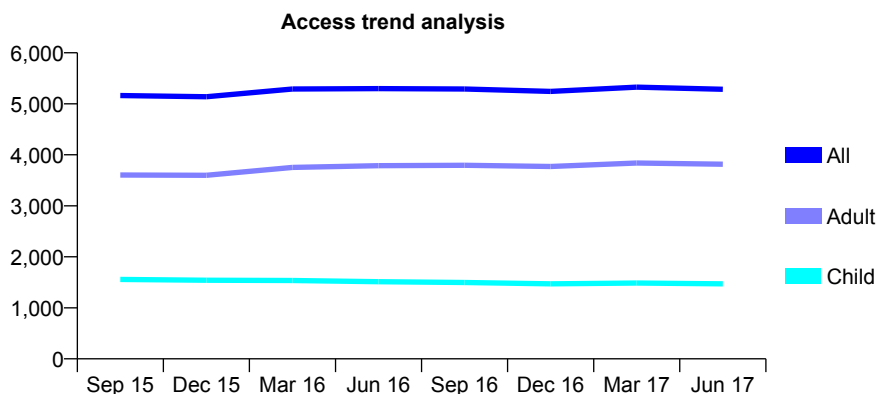
Q55 - Vital Signs At a Glance Contract Report for 653861/0001 - June 2017

Name or company name	MR AF CHALMERS
Contract type name	GDS Contract
Purpose of contract	General and Orthodontic
Contract start date	01/04/2006
Contract end date	

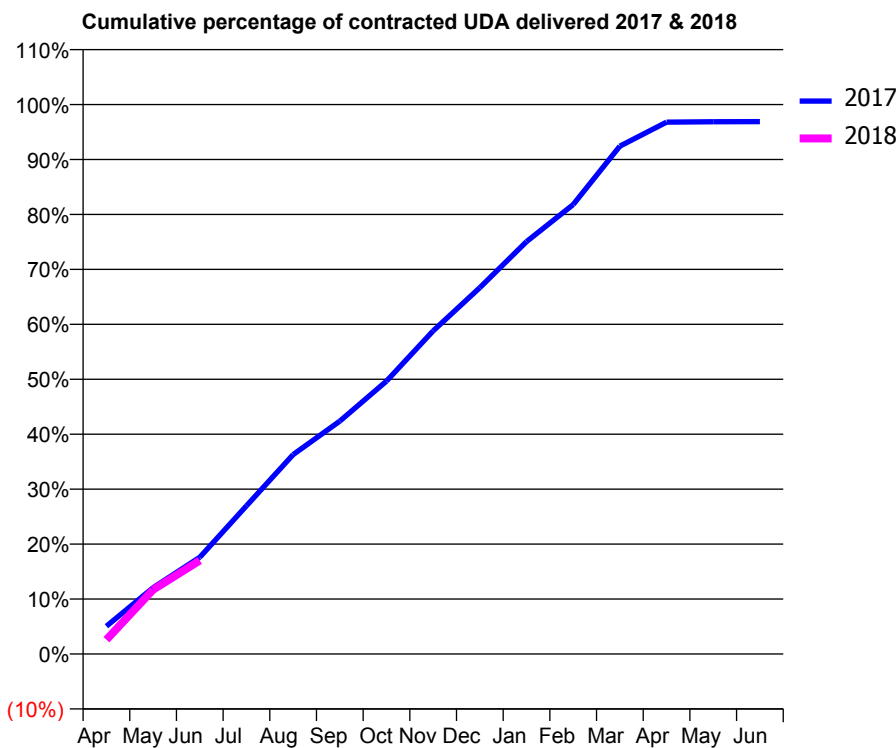
17/18 Contracted general activity (UDA)	15,500
Carry forward general activity (UDA)	0
17/18 Contracted orthodontic activity (UOA)	590
Carry forward orthodontic activity (UOA)	0
Baseline contract value	£455,469.40

ACCESS*

Patients seen in 24 months	Total	Change since previous quarter
Quarter ending June 2016	5,299	
Quarter ending September 2016	5,291	→
Quarter ending December 2016	5,242	→
Quarter ending March 2017	5,326	→
Quarter ending June 2017	5,286	→
Variance since June 2016	(0.2%)	→



ACTIVITY



Adjusted Scheduled Activity (UDA)		
Month	2017	2018
April	782	405
May	1,870	1,814
June	2,730	2,640
July	4,182	
August	5,623	
September	6,569	
October	7,699	
November	9,115	
December	10,333	
January	11,632	
February	12,678	
March	14,326	
April	15,002	
May	15,013	
June	15,018	

QUALITY

	Quantity	Base Number	Contract	AT	Region	England
% of FP17s for the same patient ID Re-attending within 3 months - Children	65	604	10.8%	10.7%	11.7%	12.0%
% of FP17s for the same patient ID Re-attending within 3 months - Adults	250	1,342	18.6%	14.1%	15.2%	16.0%
% of FP17s for the same patient ID Re-attending between 3 & 9 months - Children	431	604	71.4%	61.8%	59.1%	58.0%
% of FP17s for the same patient ID Re-attending between 3 & 9 months - Adults	860	1,342	64.1%	56.4%	52.2%	50.9%
% of FP17s for Band 1 Urgent Courses	128	1,581	8.1%	7.1%	7.9%	9.1%
% of FP17s Relating to Free Repair or Replacements	10	1,581	0.6%	0.8%	0.8%	0.8%
% of FP17s Relating to Continuations	9	1,581	0.6%	1.4%	1.1%	1.1%
% of Patients satisfied with the dentistry they have received	18	21	85.7%	91.4%	91.8%	91.7%
% of Patients satisfied with the time they had to wait for an appointment	17	21	81.0%	87.3%	88.4%	88.0%

* This is based on patients treated on this contract for their most recent course of treatment. Figures in italics indicate the base number of FP17s or Patient Questionnaire responses are less than 100. N/A is shown where the base number of responses is less than 10 during the period. % is calculated as Quantity/Base number*100

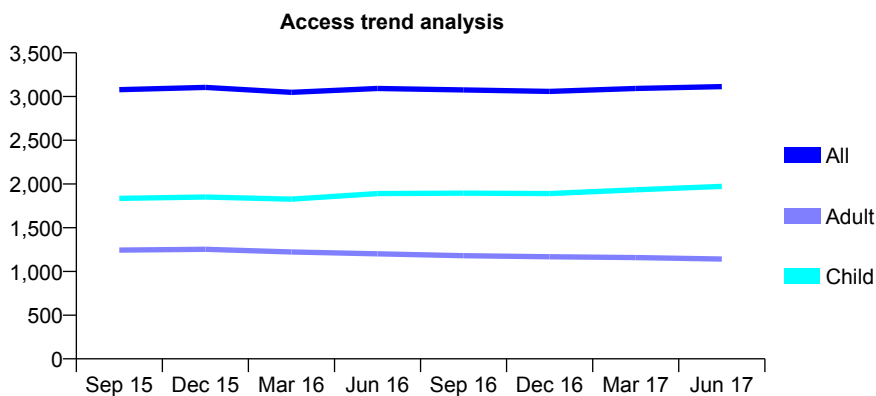
Q55 - Vital Signs At a Glance Contract Report for 673838/0001 - June 2017

Name or company name	MR JF HUME-SPRY
Contract type name	GDS Contract
Purpose of contract	General
Contract start date	01/04/2006
Contract end date	

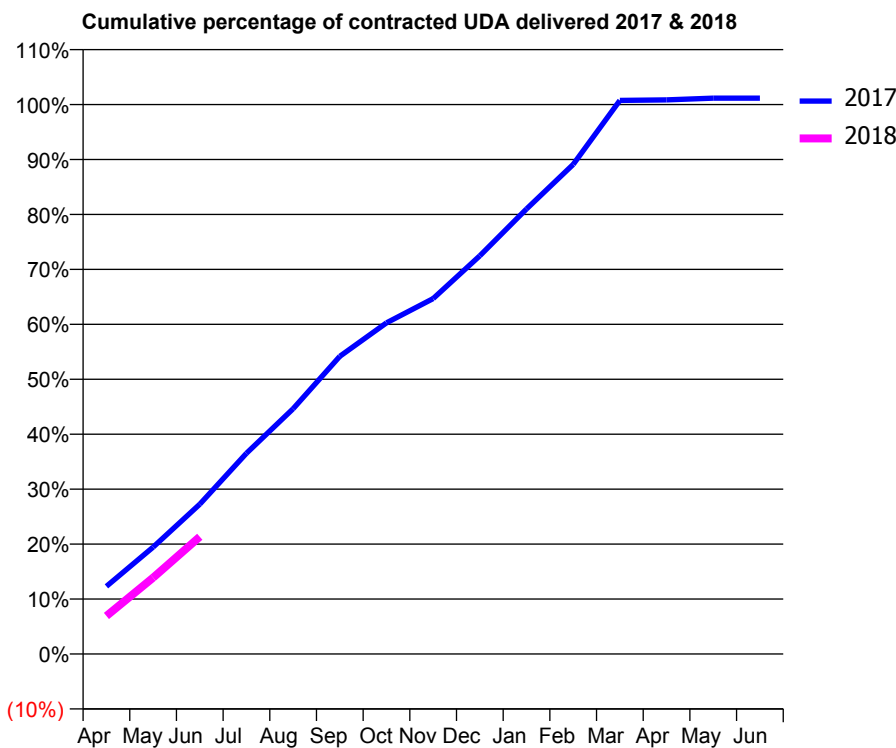
17/18 Contracted general activity (UDA)	7,875
Carry forward general activity (UDA)	0
17/18 Contracted orthodontic activity (UOA)	0
Carry forward orthodontic activity (UOA)	0
Baseline contract value	£179,474.38

ACCESS*

Patients seen in 24 months	Total	Change since previous quarter
Quarter ending June 2016	3,092	
Quarter ending September 2016	3,075	→
Quarter ending December 2016	3,058	→
Quarter ending March 2017	3,092	→
Quarter ending June 2017	3,113	→
Variance since June 2016	0.7%	→



ACTIVITY



Adjusted Scheduled Activity (UDA)		
Month	2017	2018
April	970	545
May	1,533	1,095
June	2,147	1,680
July	2,877	
August	3,514	
September	4,265	
October	4,747	
November	5,094	
December	5,708	
January	6,379	
February	7,015	
March	7,934	
April	7,941	
May	7,965	
June	7,965	

QUALITY

	Quantity	Base Number	Contract	AT	Region	England
% of FP17s for the same patient ID Re-attending within 3 months - Children	49	694	7.1%	10.7%	11.7%	12.0%
% of FP17s for the same patient ID Re-attending within 3 months - Adults	44	310	14.2%	14.1%	15.2%	16.0%
% of FP17s for the same patient ID Re-attending between 3 & 9 months - Children	439	694	63.3%	61.8%	59.1%	58.0%
% of FP17s for the same patient ID Re-attending between 3 & 9 months - Adults	201	310	64.8%	56.4%	52.2%	50.9%
% of FP17s for Band 1 Urgent Courses	24	980	2.4%	7.1%	7.9%	9.1%
% of FP17s Relating to Free Repair or Replacements	2	980	0.2%	0.8%	0.8%	0.8%
% of FP17s Relating to Continuations	23	980	2.3%	1.4%	1.1%	1.1%
% of Patients satisfied with the dentistry they have received	6	6	N/A	91.4%	91.8%	91.7%
% of Patients satisfied with the time they had to wait for an appointment	6	6	N/A	87.3%	88.4%	88.0%

* This is based on patients treated on this contract for their most recent course of treatment. Figures in italics indicate the base number of FP17s or Patient Questionnaire responses are less than 100. N/A is shown where the base number of responses is less than 10 during the period. % is calculated as Quantity/Base number*100

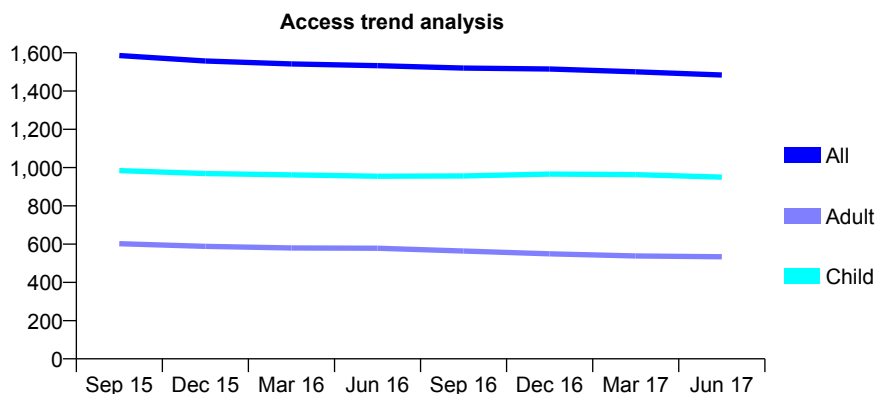
Q55 - Vital Signs At a Glance Contract Report for 673862/0002 - June 2017

Name or company name	MR SC PEARCE
Contract type name	GDS Contract
Purpose of contract	General
Contract start date	01/04/2006
Contract end date	

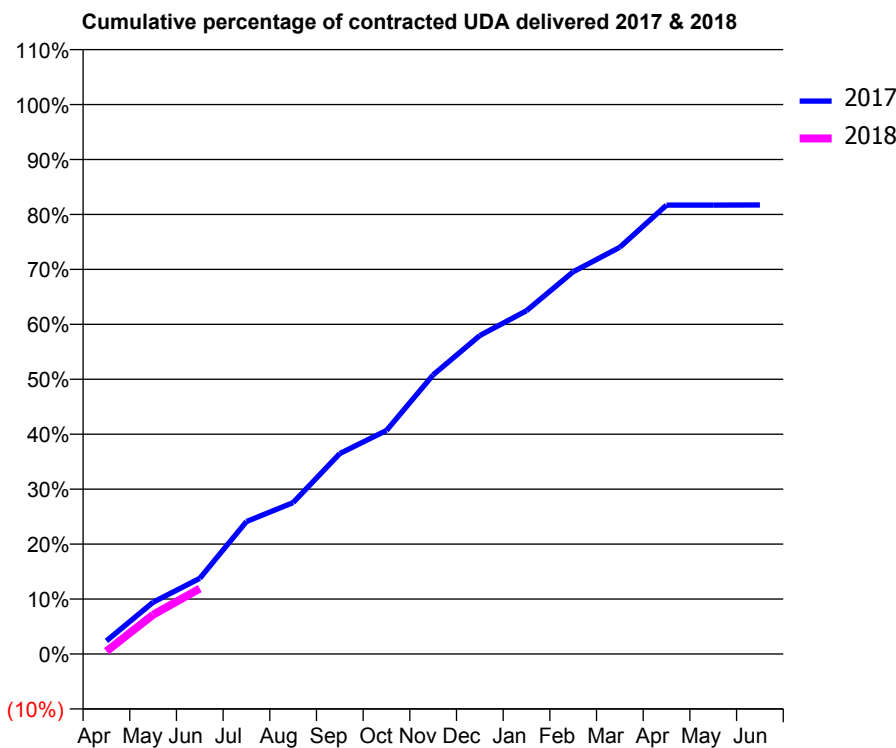
17/18 Contracted general activity (UDA)	5,223
Carry forward general activity (UDA)	0
17/18 Contracted orthodontic activity (UOA)	0
Carry forward orthodontic activity (UOA)	0
Baseline contract value	£118,987.62

ACCESS*

Patients seen in 24 months	Total	Change since previous quarter
Quarter ending June 2016	1,533	
Quarter ending September 2016	1,520	→
Quarter ending December 2016	1,515	→
Quarter ending March 2017	1,501	→
Quarter ending June 2017	1,484	↓
Variance since June 2016	(3.2%)	↓



ACTIVITY



Month	Adjusted Scheduled Activity (UDA)	
	2017	2018
April	125	27
May	493	373
June	720	622
July	1,259	
August	1,439	
September	1,905	
October	2,124	
November	2,654	
December	3,028	
January	3,263	
February	3,633	
March	3,866	
April	4,267	
May	4,267	
June	4,268	

QUALITY

	Quantity	Base Number	Contract	AT	Region	England
% of FP17s for the same patient ID Re-attending within 3 months - Children	66	472	14.0%	10.7%	11.7%	12.0%
% of FP17s for the same patient ID Re-attending within 3 months - Adults	48	196	24.5%	14.1%	15.2%	16.0%
% of FP17s for the same patient ID Re-attending between 3 & 9 months - Children	334	472	70.8%	61.8%	59.1%	58.0%
% of FP17s for the same patient ID Re-attending between 3 & 9 months - Adults	122	196	62.2%	56.4%	52.2%	50.9%
% of FP17s for Band 1 Urgent Courses	19	439	4.3%	7.1%	7.9%	9.1%
% of FP17s Relating to Free Repair or Replacements	0	439	0.0%	0.8%	0.8%	0.8%
% of FP17s Relating to Continuations	0	439	0.0%	1.4%	1.1%	1.1%
% of Patients satisfied with the dentistry they have received	0	0	N/A	91.4%	91.8%	91.7%
% of Patients satisfied with the time they had to wait for an appointment	0	0	N/A	87.3%	88.4%	88.0%

* This is based on patients treated on this contract for their most recent course of treatment. Figures in italics indicate the base number of FP17s or Patient Questionnaire responses are less than 100. N/A is shown where the base number of responses is less than 10 during the period. % is calculated as Quantity/Base number*100

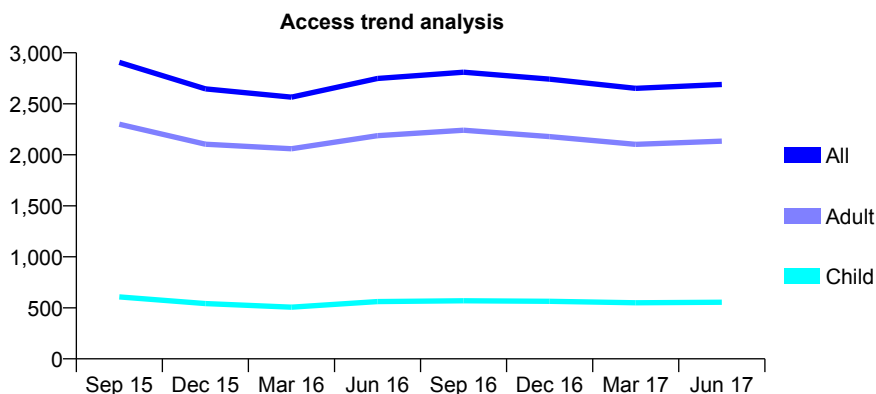
Q55 - Vital Signs At a Glance Contract Report for 674427/0001 - June 2017

Name or company name	MR N SHAW
Contract type name	GDS Contract
Purpose of contract	General
Contract start date	01/10/2007
Contract end date	

17/18 Contracted general activity (UDA)	9,028
Carry forward general activity (UDA)	0
17/18 Contracted orthodontic activity (UOA)	0
Carry forward orthodontic activity (UOA)	0
Baseline contract value	£250,064.18

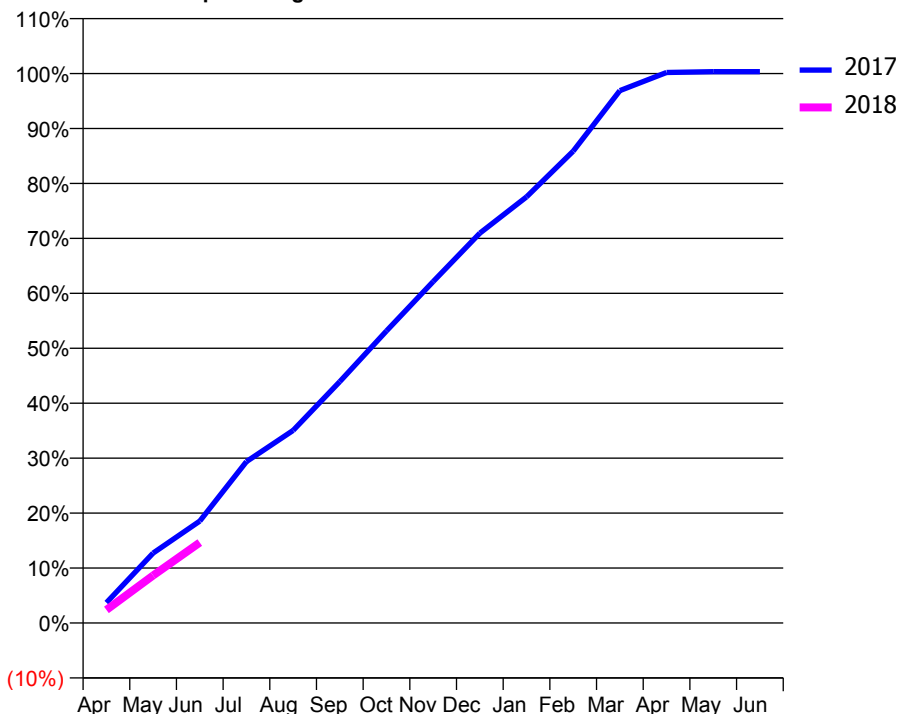
ACCESS*

Patients seen in 24 months	Total	Change since previous quarter
Quarter ending June 2016	2,748	
Quarter ending September 2016	2,810	↑
Quarter ending December 2016	2,742	↓
Quarter ending March 2017	2,652	↓
Quarter ending June 2017	2,689	→
Variance since June 2016	(2.1%)	↓



ACTIVITY

Cumulative percentage of contracted UDA delivered 2017 & 2018



Adjusted Scheduled Activity (UDA)

Month	2017	2018
April	335	216
May	1,149	781
June	1,674	1,322
July	2,653	
August	3,165	
September	3,967	
October	4,799	
November	5,609	
December	6,405	
January	7,000	
February	7,752	
March	8,748	
April	9,045	
May	9,059	
June	9,059	

QUALITY

	Quantity	Base Number	Contract	AT	Region	England
% of FP17s for the same patient ID Re-attending within 3 months - Children	3	161	1.9%	10.7%	11.7%	12.0%
% of FP17s for the same patient ID Re-attending within 3 months - Adults	36	538	6.7%	14.1%	15.2%	16.0%
% of FP17s for the same patient ID Re-attending between 3 & 9 months - Children	114	161	70.8%	61.8%	59.1%	58.0%
% of FP17s for the same patient ID Re-attending between 3 & 9 months - Adults	339	538	63.0%	56.4%	52.2%	50.9%
% of FP17s for Band 1 Urgent Courses	18	753	2.4%	7.1%	7.9%	9.1%
% of FP17s Relating to Free Repair or Replacements	2	753	0.3%	0.8%	0.8%	0.8%
% of FP17s Relating to Continuations	18	753	2.4%	1.4%	1.1%	1.1%
% of Patients satisfied with the dentistry they have received	5	7	N/A	91.4%	91.8%	91.7%
% of Patients satisfied with the time they had to wait for an appointment	6	7	N/A	87.3%	88.4%	88.0%

* This is based on patients treated on this contract for their most recent course of treatment. Figures in italics indicate the base number of FP17s or Patient Questionnaire responses are less than 100. N/A is shown where the base number of responses is less than 10 during the period. % is calculated as Quantity/Base number*100

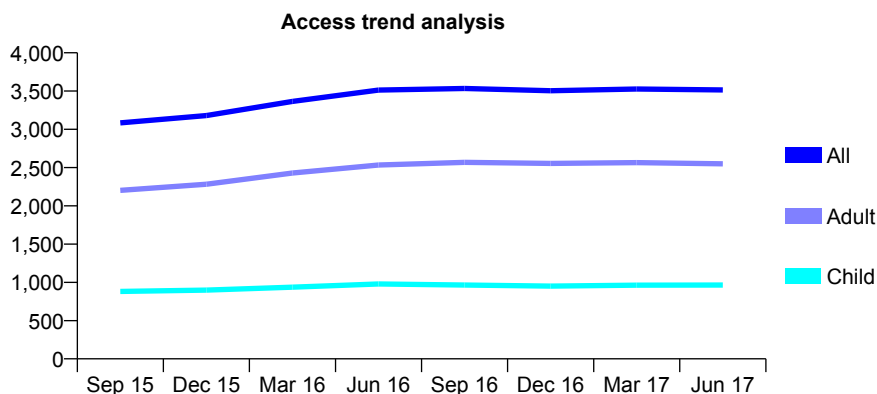
Q55 - Vital Signs At a Glance Contract Report for 677043/0001 - June 2017

Name or company name	MR D BYWATER
Contract type name	GDS Contract
Purpose of contract	General
Contract start date	01/04/2006
Contract end date	

17/18 Contracted general activity (UDA)	10,505
Carry forward general activity (UDA)	0
17/18 Contracted orthodontic activity (UOA)	0
Carry forward orthodontic activity (UOA)	0
Baseline contract value	£269,797.82

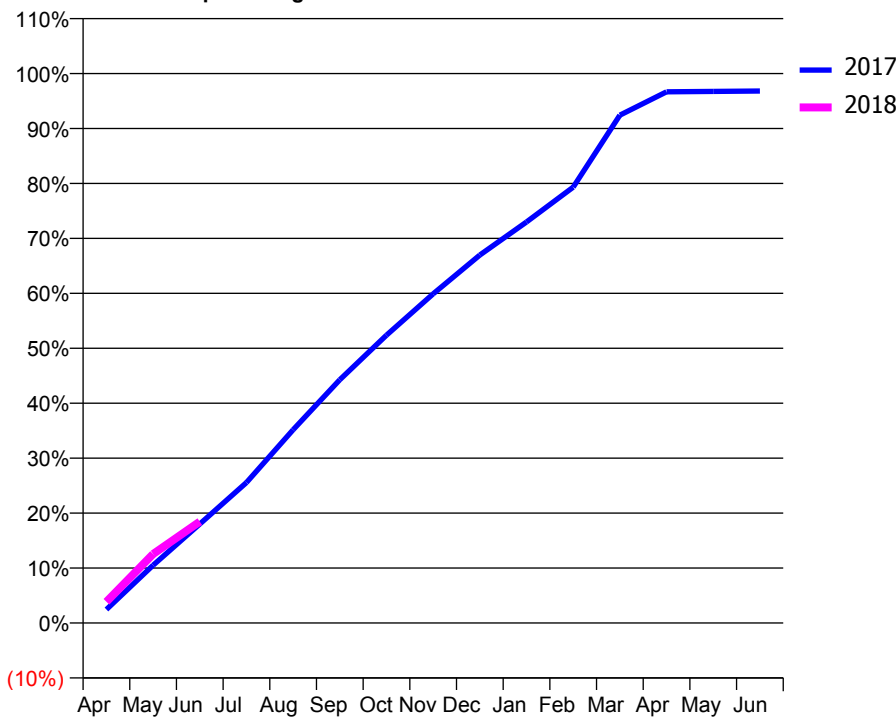
ACCESS*

Patients seen in 24 months	Total	Change since previous quarter
Quarter ending June 2016	3,512	
Quarter ending September 2016	3,534	→
Quarter ending December 2016	3,505	→
Quarter ending March 2017	3,527	→
Quarter ending June 2017	3,514	→
Variance since June 2016	0.1%	→



ACTIVITY

Cumulative percentage of contracted UDA delivered 2017 & 2018



Adjusted Scheduled Activity (UDA)

Month	2017	2018
April	275	406
May	1,178	1,318
June	2,017	1,938
July	2,863	
August	3,936	
September	4,956	
October	5,863	
November	6,705	
December	7,496	
January	8,169	
February	8,877	
March	10,346	
April	10,821	
May	10,828	
June	10,835	

QUALITY

	Quantity	Base Number	Contract	AT	Region	England
% of FP17s for the same patient ID Re-attending within 3 months - Children	33	345	9.6%	10.7%	11.7%	12.0%
% of FP17s for the same patient ID Re-attending within 3 months - Adults	184	948	19.4%	14.1%	15.2%	16.0%
% of FP17s for the same patient ID Re-attending between 3 & 9 months - Children	205	345	59.4%	61.8%	59.1%	58.0%
% of FP17s for the same patient ID Re-attending between 3 & 9 months - Adults	578	948	61.0%	56.4%	52.2%	50.9%
% of FP17s for Band 1 Urgent Courses	73	1,054	6.9%	7.1%	7.9%	9.1%
% of FP17s Relating to Free Repair or Replacements	22	1,054	2.1%	0.8%	0.8%	0.8%
% of FP17s Relating to Continuations	0	1,054	0.0%	1.4%	1.1%	1.1%
% of Patients satisfied with the dentistry they have received	9	10	90.0%	91.4%	91.8%	91.7%
% of Patients satisfied with the time they had to wait for an appointment	10	10	100.0%	87.3%	88.4%	88.0%

* This is based on patients treated on this contract for their most recent course of treatment. Figures in italics indicate the base number of FP17s or Patient Questionnaire responses are less than 100. N/A is shown where the base number of responses is less than 10 during the period. % is calculated as Quantity/Base number*100

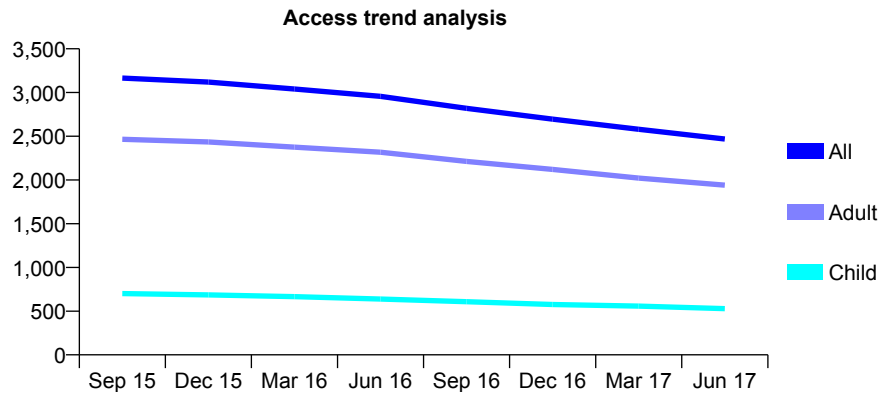
Q55 - Vital Signs At a Glance Contract Report for 677647/0001 - June 2017

Name or company name	MRS S PIENAAR
Contract type name	GDS Contract
Purpose of contract	General
Contract start date	01/10/2007
Contract end date	

17/18 Contracted general activity (UDA)	10,656
Carry forward general activity (UDA)	0
17/18 Contracted orthodontic activity (UOA)	0
Carry forward orthodontic activity (UOA)	0
Baseline contract value	£251,954.06

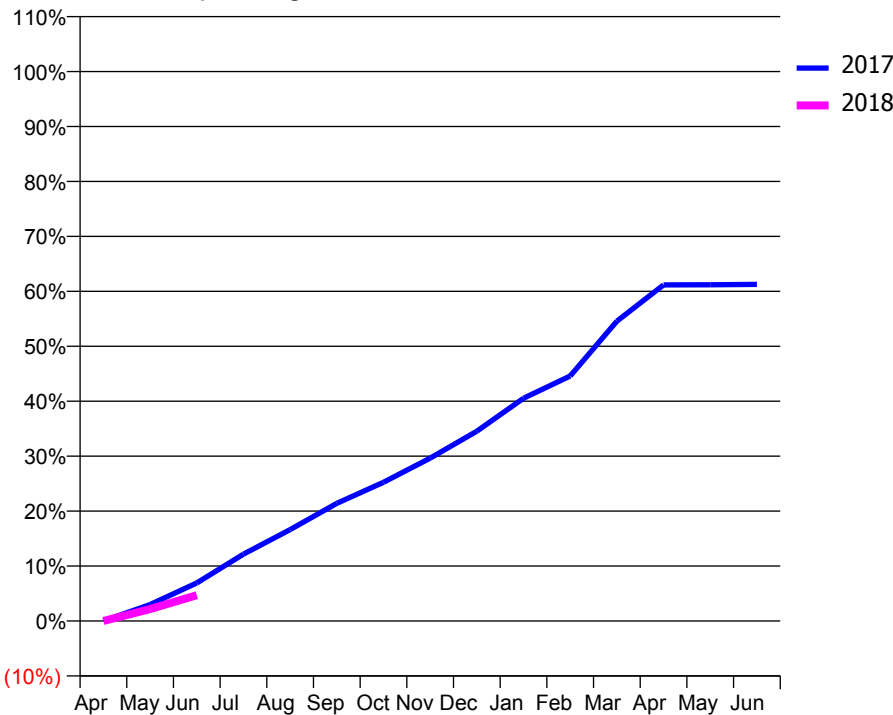
ACCESS*

Patients seen in 24 months	Total	Change since previous quarter
Quarter ending June 2016	2,956	
Quarter ending September 2016	2,819	↓
Quarter ending December 2016	2,696	↓
Quarter ending March 2017	2,579	↓
Quarter ending June 2017	2,469	↓
Variance since June 2016	(16.5%)	↓



ACTIVITY

Cumulative percentage of contracted UDA delivered 2017 & 2018



Month	Adjusted Scheduled Activity (UDA)	
	2017	2018
April	0	0
May	320	231
June	738	500
July	1,296	
August	1,772	
September	2,282	
October	2,691	
November	3,158	
December	3,681	
January	4,319	
February	4,751	
March	5,814	
April	6,519	
May	6,521	
June	6,529	

QUALITY

	Quantity	Base Number	Contract	AT	Region	England
% of FP17s for the same patient ID Re-attending within 3 months - Children	6	71	8.5%	10.7%	11.7%	12.0%
% of FP17s for the same patient ID Re-attending within 3 months - Adults	64	414	15.5%	14.1%	15.2%	16.0%
% of FP17s for the same patient ID Re-attending between 3 & 9 months - Children	19	71	26.8%	61.8%	59.1%	58.0%
% of FP17s for the same patient ID Re-attending between 3 & 9 months - Adults	163	414	39.4%	56.4%	52.2%	50.9%
% of FP17s for Band 1 Urgent Courses	10	245	4.1%	7.1%	7.9%	9.1%
% of FP17s Relating to Free Repair or Replacements	1	245	0.4%	0.8%	0.8%	0.8%
% of FP17s Relating to Continuations	8	245	3.3%	1.4%	1.1%	1.1%
% of Patients satisfied with the dentistry they have received	3	5	N/A	91.4%	91.8%	91.7%
% of Patients satisfied with the time they had to wait for an appointment	3	5	N/A	87.3%	88.4%	88.0%

* This is based on patients treated on this contract for their most recent course of treatment. Figures in italics indicate the base number of FP17s or Patient Questionnaire responses are less than 100. N/A is shown where the base number of responses is less than 10 during the period. % is calculated as Quantity/Base number*100

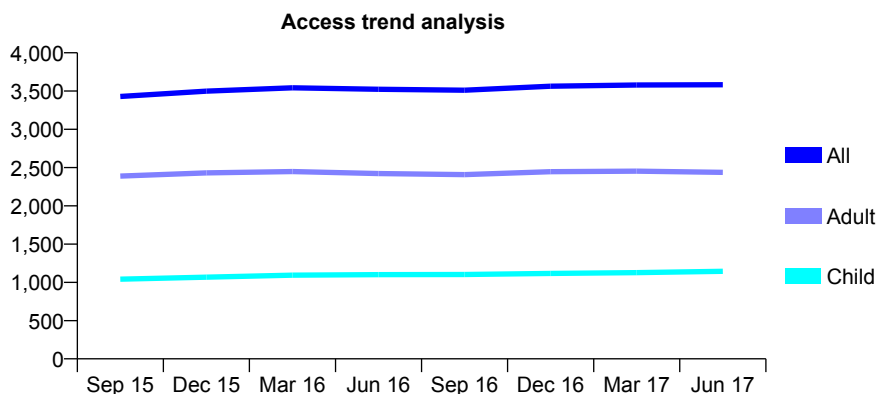
Q55 - Vital Signs At a Glance Contract Report for 679879/0001 - June 2017

Name or company name	MISS F SEZAVAR SHOKOH
Contract type name	GDS Contract
Purpose of contract	General
Contract start date	01/04/2006
Contract end date	

17/18 Contracted general activity (UDA)	14,388
Carry forward general activity (UDA)	0
17/18 Contracted orthodontic activity (UOA)	0
Carry forward orthodontic activity (UOA)	0
Baseline contract value	£351,706.17

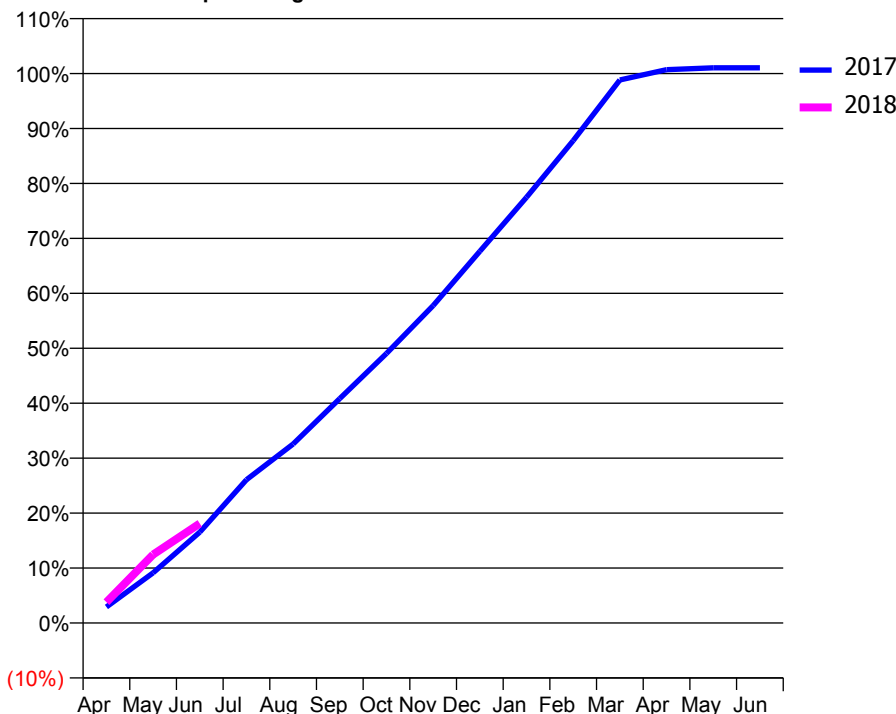
ACCESS*

Patients seen in 24 months	Total	Change since previous quarter
Quarter ending June 2016	3,523	
Quarter ending September 2016	3,511	→
Quarter ending December 2016	3,563	→
Quarter ending March 2017	3,579	→
Quarter ending June 2017	3,582	→
Variance since June 2016	1.7%	→



ACTIVITY

Cumulative percentage of contracted UDA delivered 2017 & 2018



Month	Adjusted Scheduled Activity (UDA)	
	2017	2018
April	421	547
May	1,315	1,793
June	2,379	2,607
July	3,750	
August	4,687	
September	5,879	
October	7,057	
November	8,313	
December	9,733	
January	11,146	
February	12,630	
March	14,219	
April	14,487	
May	14,536	
June	14,537	

QUALITY

	Quantity	Base Number	Contract	AT	Region	England
% of FP17s for the same patient ID Re-attending within 3 months - Children	26	355	7.3%	10.7%	11.7%	12.0%
% of FP17s for the same patient ID Re-attending within 3 months - Adults	138	768	18.0%	14.1%	15.2%	16.0%
% of FP17s for the same patient ID Re-attending between 3 & 9 months - Children	208	355	58.6%	61.8%	59.1%	58.0%
% of FP17s for the same patient ID Re-attending between 3 & 9 months - Adults	413	768	53.8%	56.4%	52.2%	50.9%
% of FP17s for Band 1 Urgent Courses	105	1,008	10.4%	7.1%	7.9%	9.1%
% of FP17s Relating to Free Repair or Replacements	11	1,008	1.1%	0.8%	0.8%	0.8%
% of FP17s Relating to Continuations	0	1,008	0.0%	1.4%	1.1%	1.1%
% of Patients satisfied with the dentistry they have received	3	4	N/A	91.4%	91.8%	91.7%
% of Patients satisfied with the time they had to wait for an appointment	4	4	N/A	87.3%	88.4%	88.0%

* This is based on patients treated on this contract for their most recent course of treatment. Figures in italics indicate the base number of FP17s or Patient Questionnaire responses are less than 100. N/A is shown where the base number of responses is less than 10 during the period. % is calculated as Quantity/Base number*100

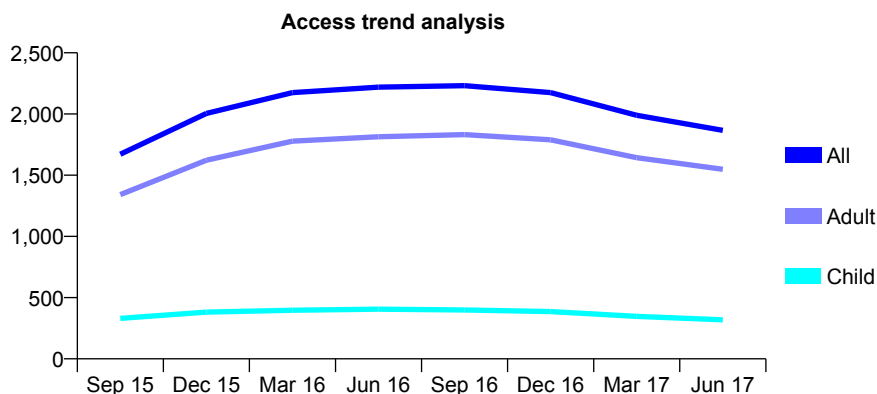
Q55 - Vital Signs At a Glance Contract Report for 681814/0003 - June 2017

Name or company name	MR E CUNNINGHAM
Contract type name	GDS Contract
Purpose of contract	General
Contract start date	01/12/2014
Contract end date	

17/18 Contracted general activity (UDA)	11,400
Carry forward general activity (UDA)	0
17/18 Contracted orthodontic activity (UOA)	0
Carry forward orthodontic activity (UOA)	0
Baseline contract value	£252,328.22

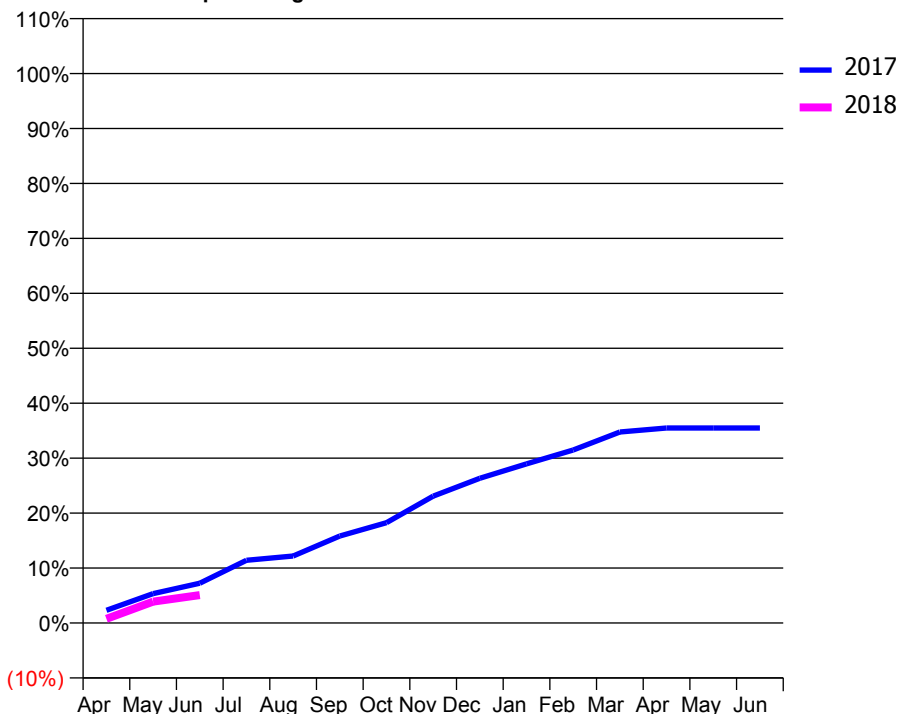
ACCESS*

Patients seen in 24 months	Total	Change since previous quarter
Quarter ending June 2016	2,220	
Quarter ending September 2016	2,231	→
Quarter ending December 2016	2,175	↓
Quarter ending March 2017	1,990	↓
Quarter ending June 2017	1,867	↓
Variance since June 2016	(15.9%)	↓



ACTIVITY

Cumulative percentage of contracted UDA delivered 2017 & 2018



Adjusted Scheduled Activity (UDA)

Month	2017	2018
April	265	88
May	611	443
June	825	580
July	1,300	
August	1,389	
September	1,805	
October	2,082	
November	2,632	
December	3,003	
January	3,302	
February	3,590	
March	3,962	
April	4,045	
May	4,046	
June	4,046	

QUALITY

	Quantity	Base Number	Contract	AT	Region	England
% of FP17s for the same patient ID Re-attending within 3 months - Children	2	80	2.5%	10.7%	11.7%	12.0%
% of FP17s for the same patient ID Re-attending within 3 months - Adults	26	338	7.7%	14.1%	15.2%	16.0%
% of FP17s for the same patient ID Re-attending between 3 & 9 months - Children	56	80	70.0%	61.8%	59.1%	58.0%
% of FP17s for the same patient ID Re-attending between 3 & 9 months - Adults	223	338	66.0%	56.4%	52.2%	50.9%
% of FP17s for Band 1 Urgent Courses	9	373	2.4%	7.1%	7.9%	9.1%
% of FP17s Relating to Free Repair or Replacements	2	373	0.5%	0.8%	0.8%	0.8%
% of FP17s Relating to Continuations	0	373	0.0%	1.4%	1.1%	1.1%
% of Patients satisfied with the dentistry they have received	7	7	N/A	91.4%	91.8%	91.7%
% of Patients satisfied with the time they had to wait for an appointment	6	7	N/A	87.3%	88.4%	88.0%

* This is based on patients treated on this contract for their most recent course of treatment. Figures in italics indicate the base number of FP17s or Patient Questionnaire responses are less than 100. N/A is shown where the base number of responses is less than 10 during the period. % is calculated as Quantity/Base number*100

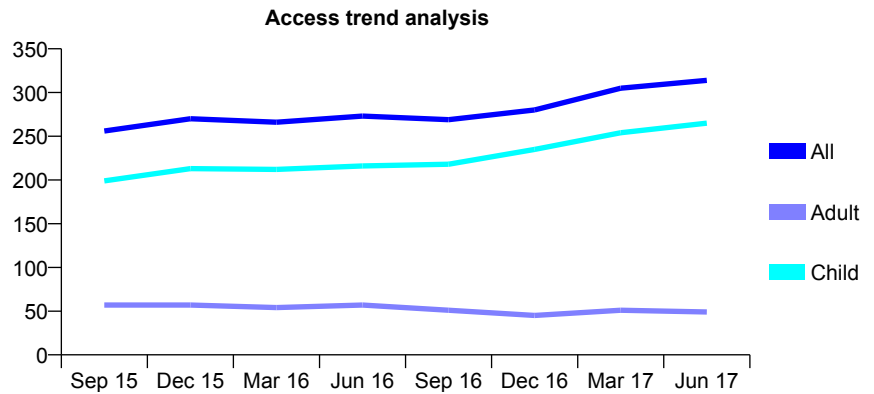
Q55 - Vital Signs At a Glance Contract Report for 710822/0001 - June 2017

Name or company name	MR R NATHWANI
Contract type name	GDS Contract
Purpose of contract	General
Contract start date	01/05/2011
Contract end date	

17/18 Contracted general activity (UDA)	863
Carry forward general activity (UDA)	0
17/18 Contracted orthodontic activity (UOA)	0
Carry forward orthodontic activity (UOA)	0
Baseline contract value	£23,760.93

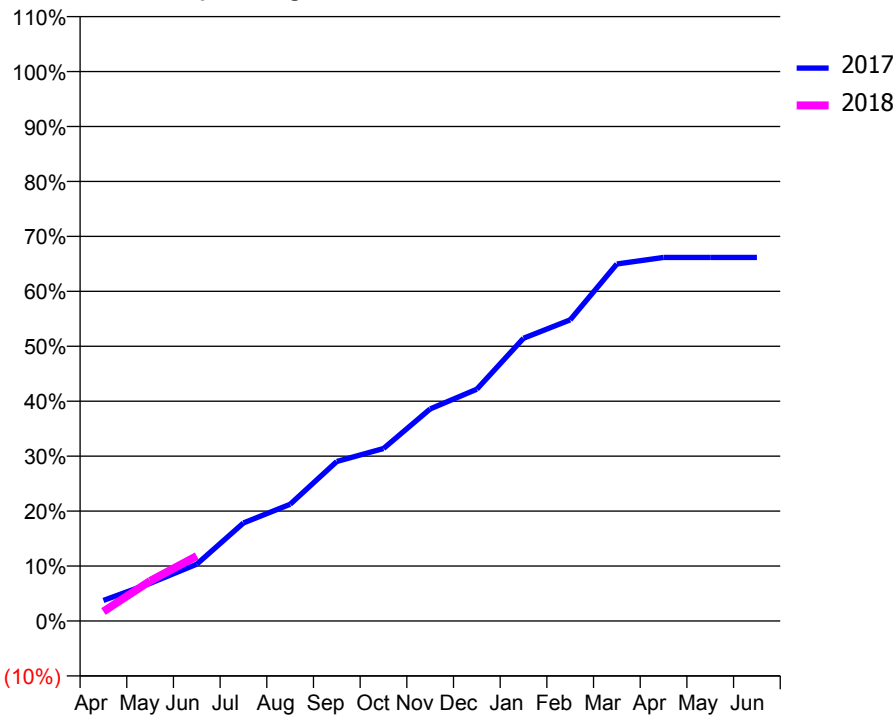
ACCESS*

Patients seen in 24 months	Total	Change since previous quarter
Quarter ending June 2016	273	
Quarter ending September 2016	269	↓
Quarter ending December 2016	280	↑
Quarter ending March 2017	305	↑
Quarter ending June 2017	314	↑
Variance since June 2016	15.0%	↑



ACTIVITY

Cumulative percentage of contracted UDA delivered 2017 & 2018



Month	Adjusted Scheduled Activity (UDA)	
	2017	2018
April	32	15
May	59	63
June	89	102
July	154	
August	183	
September	251	
October	271	
November	333	
December	364	
January	444	
February	473	
March	561	
April	571	
May	571	
June	571	

QUALITY

	Quantity	Base Number	Contract	AT	Region	England
% of FP17s for the same patient ID Re-attending within 3 months - Children	3	95	3.2%	10.7%	11.7%	12.0%
% of FP17s for the same patient ID Re-attending within 3 months - Adults	0	4	0.0%	14.1%	15.2%	16.0%
% of FP17s for the same patient ID Re-attending between 3 & 9 months - Children	70	95	73.7%	61.8%	59.1%	58.0%
% of FP17s for the same patient ID Re-attending between 3 & 9 months - Adults	0	4	0.0%	56.4%	52.2%	50.9%
% of FP17s for Band 1 Urgent Courses	5	91	5.5%	7.1%	7.9%	9.1%
% of FP17s Relating to Free Repair or Replacements	0	91	0.0%	0.8%	0.8%	0.8%
% of FP17s Relating to Continuations	0	91	0.0%	1.4%	1.1%	1.1%
% of Patients satisfied with the dentistry they have received	0	0	N/A	91.4%	91.8%	91.7%
% of Patients satisfied with the time they had to wait for an appointment	0	0	N/A	87.3%	88.4%	88.0%

* This is based on patients treated on this contract for their most recent course of treatment. Figures in italics indicate the base number of FP17s or Patient Questionnaire responses are less than 100. N/A is shown where the base number of responses is less than 10 during the period. % is calculated as Quantity/Base number*100

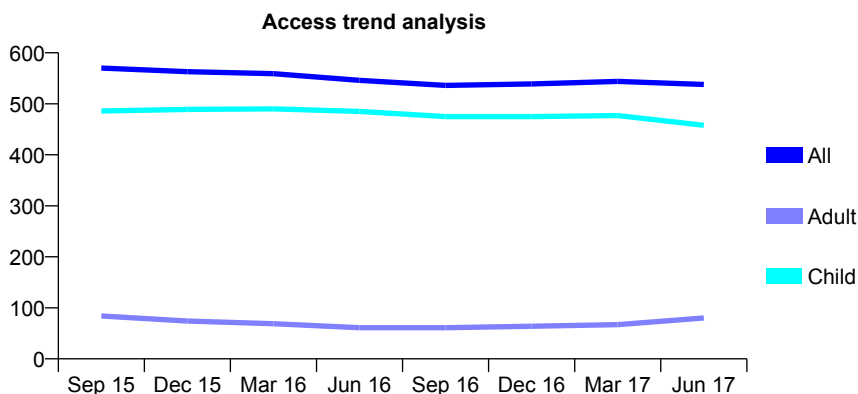
Q55 - Vital Signs At a Glance Contract Report for 729388/0001 - June 2017

Name or company name	MR JP WARD
Contract type name	GDS Contract
Purpose of contract	General and Orthodontic
Contract start date	01/04/2006
Contract end date	

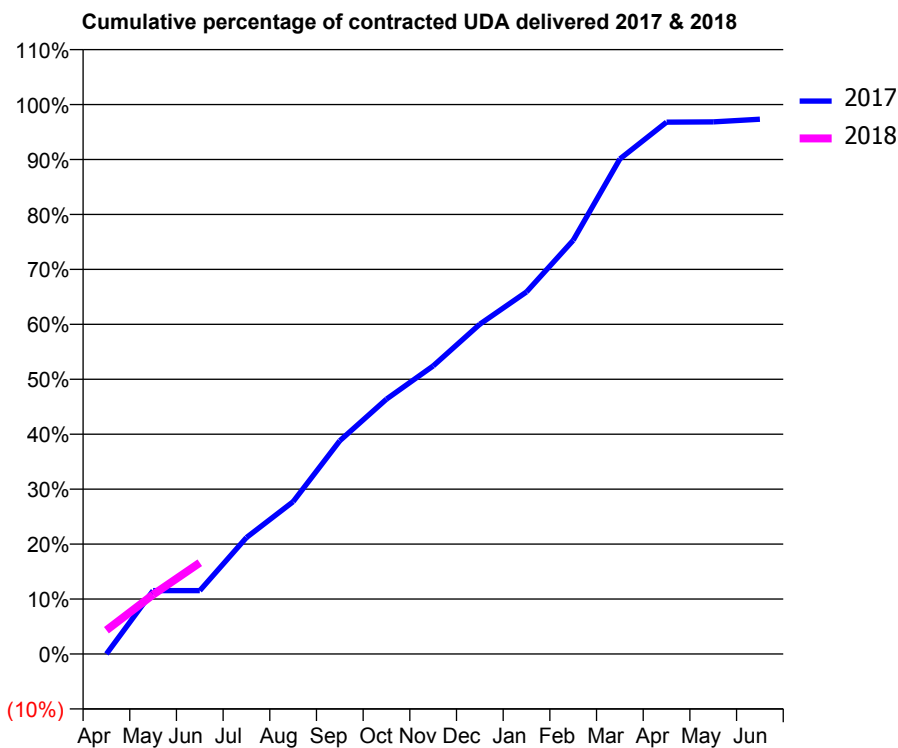
17/18 Contracted general activity (UDA)	1,628
Carry forward general activity (UDA)	0
17/18 Contracted orthodontic activity (UOA)	446
Carry forward orthodontic activity (UOA)	0
Baseline contract value	£71,784.37

ACCESS*

Patients seen in 24 months	Total	Change since previous quarter
Quarter ending June 2016	546	
Quarter ending September 2016	536	↓
Quarter ending December 2016	539	→
Quarter ending March 2017	544	→
Quarter ending June 2017	538	↓
Variance since June 2016	(1.5%)	↓



ACTIVITY



Month	Adjusted Scheduled Activity (UDA)	
	2017	2018
April	0	71
May	188	176
June	188	271
July	345	
August	451	
September	632	
October	755	
November	854	
December	977	
January	1,073	
February	1,226	
March	1,467	
April	1,576	
May	1,577	
June	1,585	

QUALITY

	Quantity	Base Number	Contract	AT	Region	England
% of FP17s for the same patient ID Re-attending within 3 months - Children	40	219	18.3%	10.7%	11.7%	12.0%
% of FP17s for the same patient ID Re-attending within 3 months - Adults	0	5	0.0%	14.1%	15.2%	16.0%
% of FP17s for the same patient ID Re-attending between 3 & 9 months - Children	139	219	63.5%	61.8%	59.1%	58.0%
% of FP17s for the same patient ID Re-attending between 3 & 9 months - Adults	1	5	20.0%	56.4%	52.2%	50.9%
% of FP17s for Band 1 Urgent Courses	8	148	5.4%	7.1%	7.9%	9.1%
% of FP17s Relating to Free Repair or Replacements	0	148	0.0%	0.8%	0.8%	0.8%
% of FP17s Relating to Continuations	0	148	0.0%	1.4%	1.1%	1.1%
% of Patients satisfied with the dentistry they have received	4	4	N/A	91.4%	91.8%	91.7%
% of Patients satisfied with the time they had to wait for an appointment	4	4	N/A	87.3%	88.4%	88.0%

* This is based on patients treated on this contract for their most recent course of treatment. Figures in italics indicate the base number of FP17s or Patient Questionnaire responses are less than 100. N/A is shown where the base number of responses is less than 10 during the period. % is calculated as Quantity/Base number*100

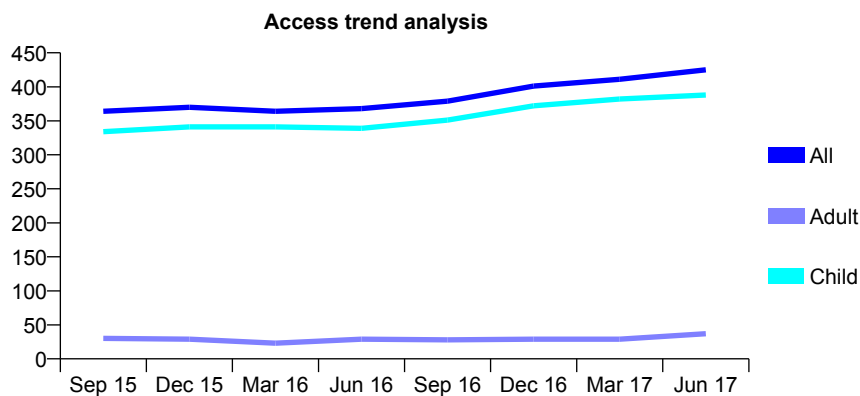
Q55 - Vital Signs At a Glance Contract Report for 745847/0001 - June 2017

Name or company name	MR SB SHAFFERY
Contract type name	GDS Contract
Purpose of contract	General
Contract start date	01/04/2006
Contract end date	

17/18 Contracted general activity (UDA)	800
Carry forward general activity (UDA)	0
17/18 Contracted orthodontic activity (UOA)	0
Carry forward orthodontic activity (UOA)	0
Baseline contract value	£19,325.73

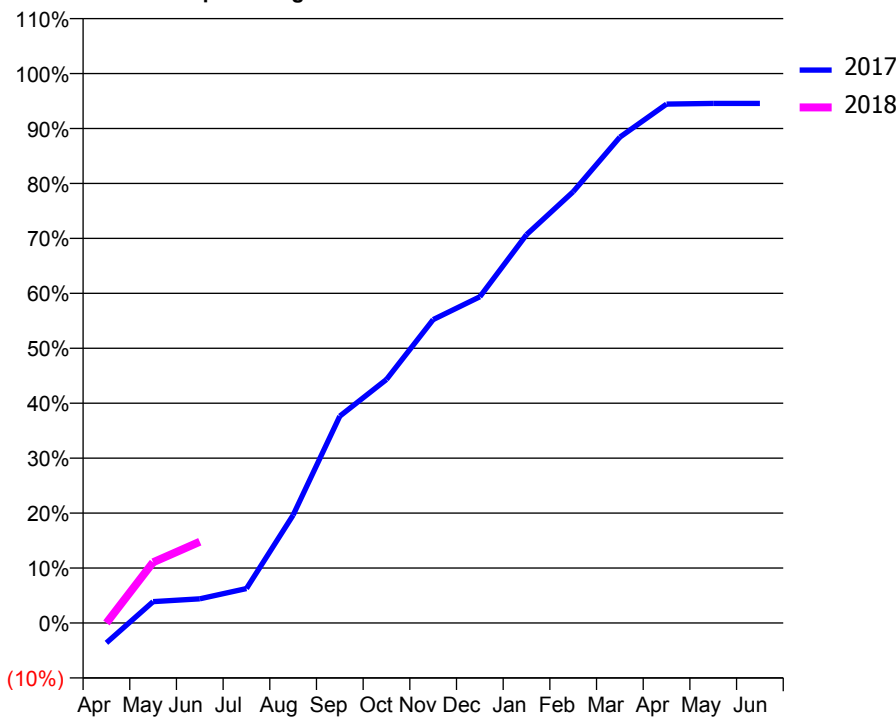
ACCESS*

Patients seen in 24 months	Total	Change since previous quarter
Quarter ending June 2016	368	
Quarter ending September 2016	379	↑
Quarter ending December 2016	401	↑
Quarter ending March 2017	411	↑
Quarter ending June 2017	425	↑
Variance since June 2016	15.5%	↑



ACTIVITY

Cumulative percentage of contracted UDA delivered 2017 & 2018



Month	Adjusted Scheduled Activity (UDA)	
	2017	2018
April	-29	0
May	31	88
June	35	118
July	50	
August	157	
September	301	
October	355	
November	442	
December	475	
January	565	
February	628	
March	707	
April	755	
May	756	
June	756	

QUALITY

	Quantity	Base Number	Contract	AT	Region	England
% of FP17s for the same patient ID Re-attending within 3 months - Children	8	135	5.9%	10.7%	11.7%	12.0%
% of FP17s for the same patient ID Re-attending within 3 months - Adults	0	0	N/A	14.1%	15.2%	16.0%
% of FP17s for the same patient ID Re-attending between 3 & 9 months - Children	82	135	60.7%	61.8%	59.1%	58.0%
% of FP17s for the same patient ID Re-attending between 3 & 9 months - Adults	0	0	N/A	56.4%	52.2%	50.9%
% of FP17s for Band 1 Urgent Courses	2	92	2.2%	7.1%	7.9%	9.1%
% of FP17s Relating to Free Repair or Replacements	0	92	0.0%	0.8%	0.8%	0.8%
% of FP17s Relating to Continuations	0	92	0.0%	1.4%	1.1%	1.1%
% of Patients satisfied with the dentistry they have received	0	0	N/A	91.4%	91.8%	91.7%
% of Patients satisfied with the time they had to wait for an appointment	0	0	N/A	87.3%	88.4%	88.0%

* This is based on patients treated on this contract for their most recent course of treatment. Figures in italics indicate the base number of FP17s or Patient Questionnaire responses are less than 100. N/A is shown where the base number of responses is less than 10 during the period. % is calculated as Quantity/Base number*100

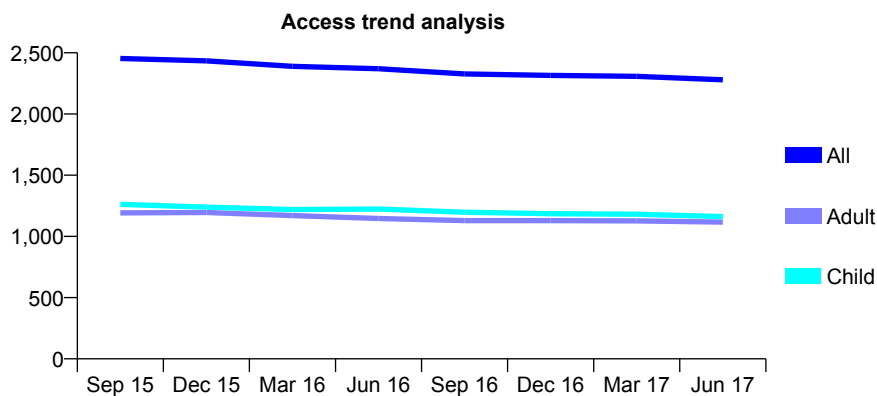
Q55 - Vital Signs At a Glance Contract Report for 746436/0001 - June 2017

Name or company name	MR MN BURTON
Contract type name	GDS Contract
Purpose of contract	General
Contract start date	01/04/2006
Contract end date	

17/18 Contracted general activity (UDA)	6,000
Carry forward general activity (UDA)	0
17/18 Contracted orthodontic activity (UOA)	0
Carry forward orthodontic activity (UOA)	0
Baseline contract value	£171,811.33

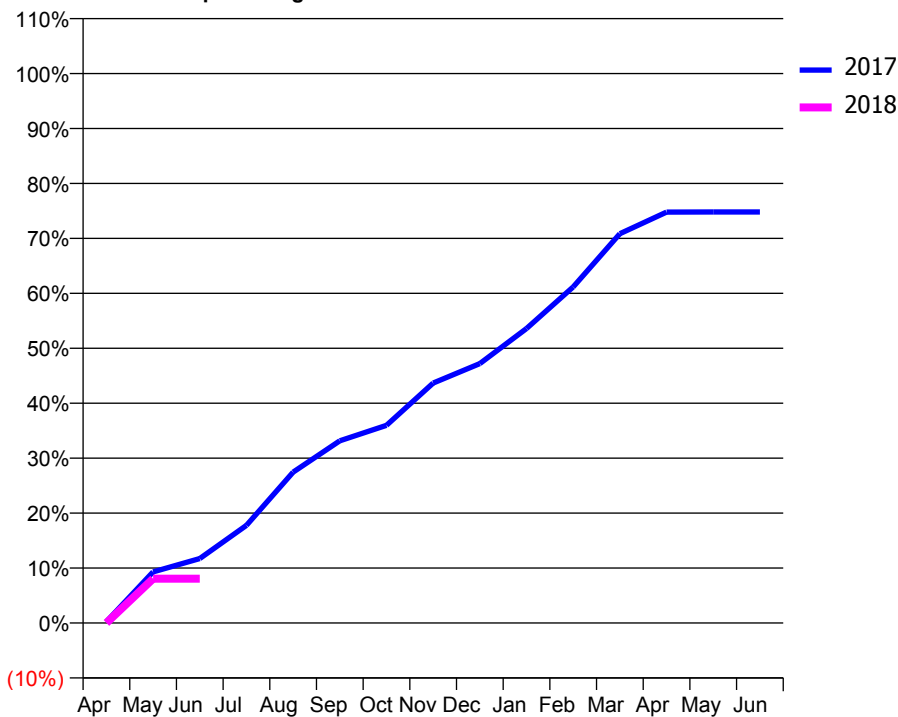
ACCESS*

Patients seen in 24 months	Total	Change since previous quarter
Quarter ending June 2016	2,370	
Quarter ending September 2016	2,327	↓
Quarter ending December 2016	2,315	→
Quarter ending March 2017	2,308	→
Quarter ending June 2017	2,279	↓
Variance since June 2016	(3.8%)	↓



ACTIVITY

Cumulative percentage of contracted UDA delivered 2017 & 2018



Month	Adjusted Scheduled Activity (UDA)	
	2017	2018
April	20	0
May	697	483
June	881	483
July	1,334	
August	2,059	
September	2,488	
October	2,698	
November	3,276	
December	3,541	
January	4,019	
February	4,588	
March	5,313	
April	5,608	
May	5,611	
June	5,611	

QUALITY

	Quantity	Base Number	Contract	AT	Region	England
% of FP17s for the same patient ID Re-attending within 3 months - Children	14	267	5.2%	10.7%	11.7%	12.0%
% of FP17s for the same patient ID Re-attending within 3 months - Adults	21	190	11.1%	14.1%	15.2%	16.0%
% of FP17s for the same patient ID Re-attending between 3 & 9 months - Children	147	267	55.1%	61.8%	59.1%	58.0%
% of FP17s for the same patient ID Re-attending between 3 & 9 months - Adults	84	190	44.2%	56.4%	52.2%	50.9%
% of FP17s for Band 1 Urgent Courses	12	273	4.4%	7.1%	7.9%	9.1%
% of FP17s Relating to Free Repair or Replacements	0	273	0.0%	0.8%	0.8%	0.8%
% of FP17s Relating to Continuations	1	273	0.4%	1.4%	1.1%	1.1%
% of Patients satisfied with the dentistry they have received	2	2	N/A	91.4%	91.8%	91.7%
% of Patients satisfied with the time they had to wait for an appointment	2	2	N/A	87.3%	88.4%	88.0%

* This is based on patients treated on this contract for their most recent course of treatment. Figures in italics indicate the base number of FP17s or Patient Questionnaire responses are less than 100. N/A is shown where the base number of responses is less than 10 during the period. % is calculated as Quantity/Base number*100

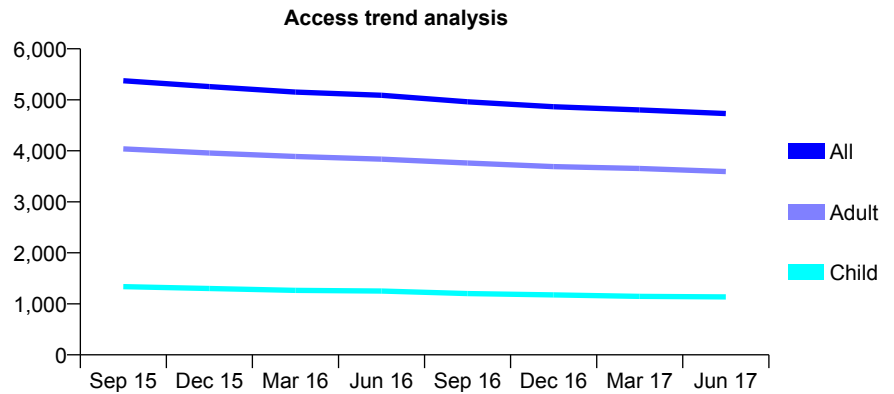
Q55 - Vital Signs At a Glance Contract Report for 746509/0001 - June 2017

Name or company name	MR RA HEPBURN
Contract type name	GDS Contract
Purpose of contract	General
Contract start date	01/04/2006
Contract end date	

17/18 Contracted general activity (UDA)	13,800
Carry forward general activity (UDA)	0
17/18 Contracted orthodontic activity (UOA)	0
Carry forward orthodontic activity (UOA)	0
Baseline contract value	£276,791.81

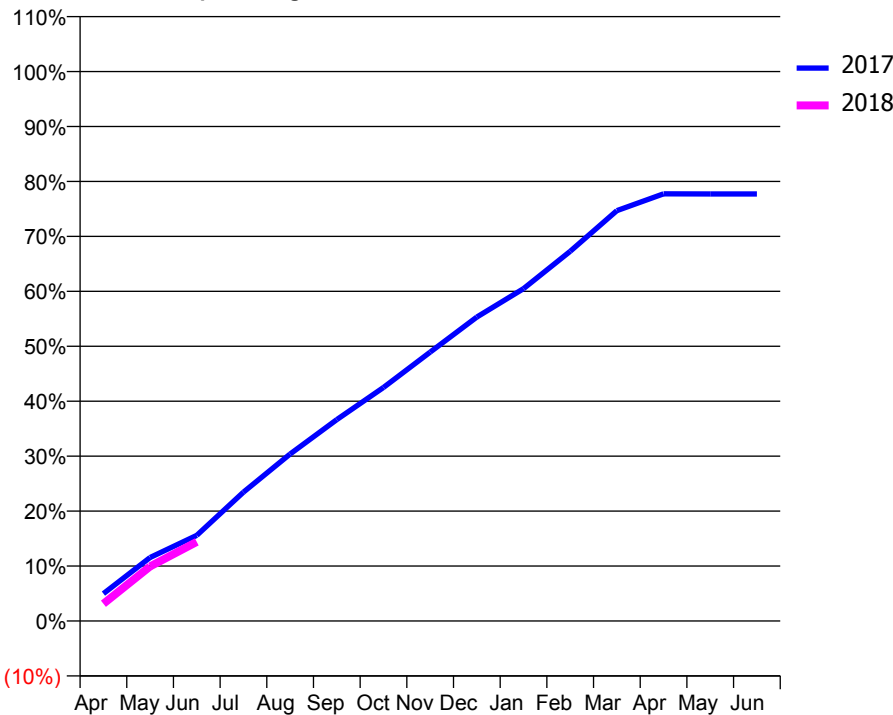
ACCESS*

Patients seen in 24 months	Total	Change since previous quarter
Quarter ending June 2016	5,088	
Quarter ending September 2016	4,962	↓
Quarter ending December 2016	4,864	↓
Quarter ending March 2017	4,800	↓
Quarter ending June 2017	4,731	↓
Variance since June 2016	(7.0%)	↓



ACTIVITY

Cumulative percentage of contracted UDA delivered 2017 & 2018



Month	Adjusted Scheduled Activity (UDA)	
	2017	2018
April	687	434
May	1,595	1,373
June	2,153	1,989
July	3,236	
August	4,195	
September	5,057	
October	5,864	
November	6,755	
December	7,635	
January	8,347	
February	9,285	
March	10,305	
April	10,728	
May	10,724	
June	10,724	

QUALITY

	Quantity	Base Number	Contract	AT	Region	England
% of FP17s for the same patient ID Re-attending within 3 months - Children	10	415	2.4%	10.7%	11.7%	12.0%
% of FP17s for the same patient ID Re-attending within 3 months - Adults	92	961	9.6%	14.1%	15.2%	16.0%
% of FP17s for the same patient ID Re-attending between 3 & 9 months - Children	322	415	77.6%	61.8%	59.1%	58.0%
% of FP17s for the same patient ID Re-attending between 3 & 9 months - Adults	245	961	25.5%	56.4%	52.2%	50.9%
% of FP17s for Band 1 Urgent Courses	50	1,155	4.3%	7.1%	7.9%	9.1%
% of FP17s Relating to Free Repair or Replacements	5	1,155	0.4%	0.8%	0.8%	0.8%
% of FP17s Relating to Continuations	26	1,155	2.3%	1.4%	1.1%	1.1%
% of Patients satisfied with the dentistry they have received	7	7	N/A	91.4%	91.8%	91.7%
% of Patients satisfied with the time they had to wait for an appointment	7	7	N/A	87.3%	88.4%	88.0%

* This is based on patients treated on this contract for their most recent course of treatment. Figures in italics indicate the base number of FP17s or Patient Questionnaire responses are less than 100. N/A is shown where the base number of responses is less than 10 during the period. % is calculated as Quantity/Base number*100

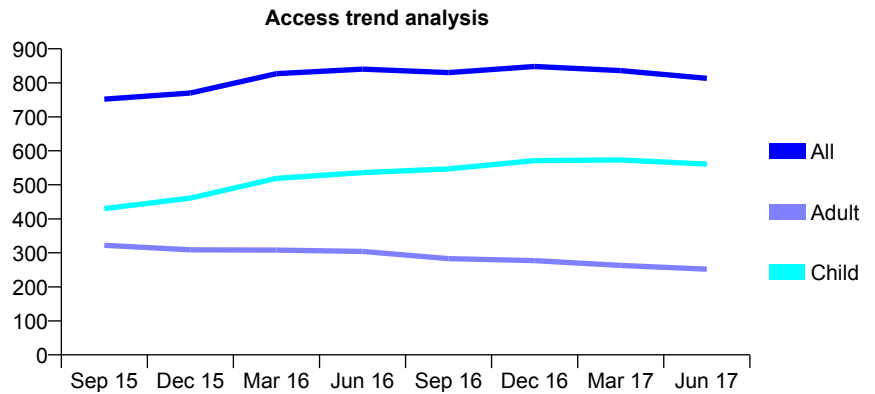
Q55 - Vital Signs At a Glance Contract Report for 751553/0002 - June 2017

Name or company name	MR S RAKSHIT
Contract type name	GDS Contract
Purpose of contract	General
Contract start date	01/04/2006
Contract end date	

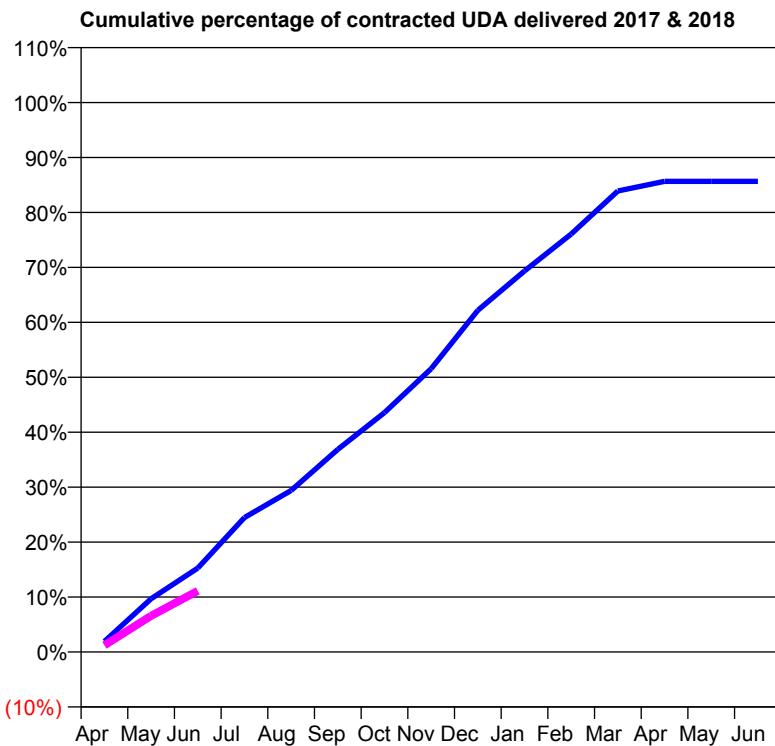
17/18 Contracted general activity (UDA)	3,500
Carry forward general activity (UDA)	0
17/18 Contracted orthodontic activity (UOA)	0
Carry forward orthodontic activity (UOA)	0
Baseline contract value	£77,343.68

ACCESS*

Patients seen in 24 months	Total	Change since previous quarter
Quarter ending June 2016	840	
Quarter ending September 2016	830	↓
Quarter ending December 2016	848	↑
Quarter ending March 2017	836	↓
Quarter ending June 2017	813	↓
Variance since June 2016	(3.2%)	↓



ACTIVITY



Month	Adjusted Scheduled Activity (UDA)	
	2017	2018
April	67	43
May	340	231
June	535	390
July	857	
August	1,029	
September	1,291	
October	1,525	
November	1,804	
December	2,176	
January	2,427	
February	2,662	
March	2,936	
April	2,998	
May	2,998	
June	2,998	

QUALITY

	Quantity	Base Number	Contract	AT	Region	England
% of FP17s for the same patient ID Re-attending within 3 months - Children	17	150	11.3%	10.7%	11.7%	12.0%
% of FP17s for the same patient ID Re-attending within 3 months - Adults	19	63	30.2%	14.1%	15.2%	16.0%
% of FP17s for the same patient ID Re-attending between 3 & 9 months - Children	91	150	60.7%	61.8%	59.1%	58.0%
% of FP17s for the same patient ID Re-attending between 3 & 9 months - Adults	33	63	52.4%	56.4%	52.2%	50.9%
% of FP17s for Band 1 Urgent Courses	29	181	16.0%	7.1%	7.9%	9.1%
% of FP17s Relating to Free Repair or Replacements	0	181	0.0%	0.8%	0.8%	0.8%
% of FP17s Relating to Continuations	2	181	1.1%	1.4%	1.1%	1.1%
% of Patients satisfied with the dentistry they have received	1	1	N/A	91.4%	91.8%	91.7%
% of Patients satisfied with the time they had to wait for an appointment	1	1	N/A	87.3%	88.4%	88.0%

* This is based on patients treated on this contract for their most recent course of treatment. Figures in italics indicate the base number of FP17s or Patient Questionnaire responses are less than 100. N/A is shown where the base number of responses is less than 10 during the period. % is calculated as Quantity/Base number*100

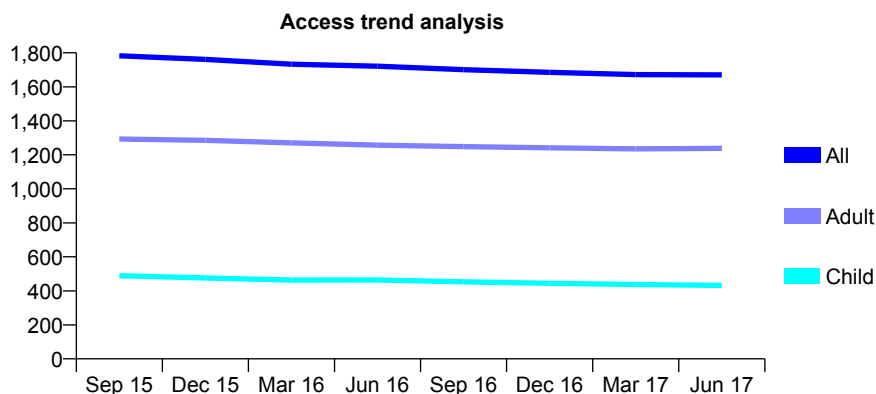
Q55 - Vital Signs At a Glance Contract Report for 752134/0001 - June 2017

Name or company name	MR CJ DONEGAN
Contract type name	GDS Contract
Purpose of contract	General
Contract start date	01/04/2006
Contract end date	

17/18 Contracted general activity (UDA)	5,945
Carry forward general activity (UDA)	0
17/18 Contracted orthodontic activity (UOA)	0
Carry forward orthodontic activity (UOA)	0
Baseline contract value	£141,842.07

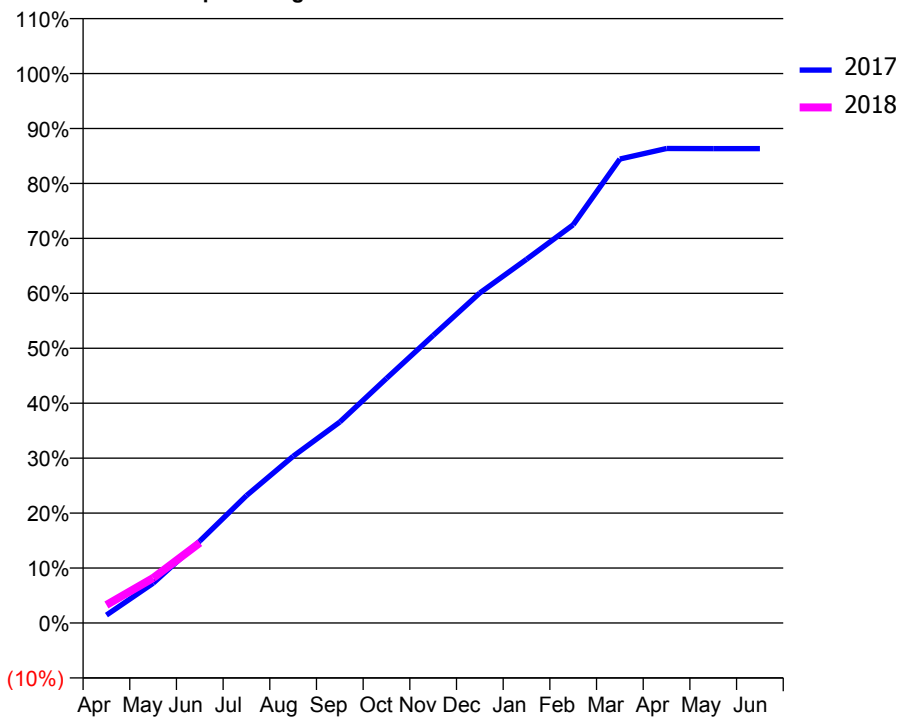
ACCESS*

Patients seen in 24 months	Total	Change since previous quarter
Quarter ending June 2016	1,721	
Quarter ending September 2016	1,701	↓
Quarter ending December 2016	1,685	→
Quarter ending March 2017	1,672	→
Quarter ending June 2017	1,670	→
Variance since June 2016	(3.0%)	↓



ACTIVITY

Cumulative percentage of contracted UDA delivered 2017 & 2018



Month	Adjusted Scheduled Activity (UDA)	
	2017	2018
April	93	196
May	472	488
June	972	868
July	1,511	
August	1,978	
September	2,383	
October	2,901	
November	3,410	
December	3,915	
January	4,314	
February	4,722	
March	5,503	
April	5,628	
May	5,625	
June	5,625	

QUALITY

	Quantity	Base Number	Contract	AT	Region	England
% of FP17s for the same patient ID Re-attending within 3 months - Children	18	146	12.3%	10.7%	11.7%	12.0%
% of FP17s for the same patient ID Re-attending within 3 months - Adults	71	430	16.5%	14.1%	15.2%	16.0%
% of FP17s for the same patient ID Re-attending between 3 & 9 months - Children	107	146	73.3%	61.8%	59.1%	58.0%
% of FP17s for the same patient ID Re-attending between 3 & 9 months - Adults	333	430	77.4%	56.4%	52.2%	50.9%
% of FP17s for Band 1 Urgent Courses	18	502	3.6%	7.1%	7.9%	9.1%
% of FP17s Relating to Free Repair or Replacements	6	502	1.2%	0.8%	0.8%	0.8%
% of FP17s Relating to Continuations	1	502	0.2%	1.4%	1.1%	1.1%
% of Patients satisfied with the dentistry they have received	8	9	N/A	91.4%	91.8%	91.7%
% of Patients satisfied with the time they had to wait for an appointment	9	9	N/A	87.3%	88.4%	88.0%

* This is based on patients treated on this contract for their most recent course of treatment. Figures in italics indicate the base number of FP17s or Patient Questionnaire responses are less than 100. N/A is shown where the base number of responses is less than 10 during the period. % is calculated as Quantity/Base number*100

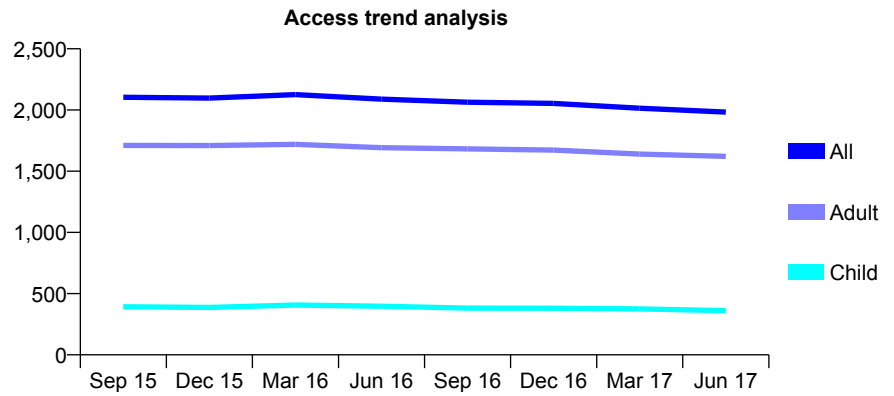
Q55 - Vital Signs At a Glance Contract Report for 753912/0001 - June 2017

Name or company name	MR BK DAWETT
Contract type name	GDS Contract
Purpose of contract	General
Contract start date	01/04/2006
Contract end date	

17/18 Contracted general activity (UDA)	6,228
Carry forward general activity (UDA)	0
17/18 Contracted orthodontic activity (UOA)	0
Carry forward orthodontic activity (UOA)	0
Baseline contract value	£255,427.44

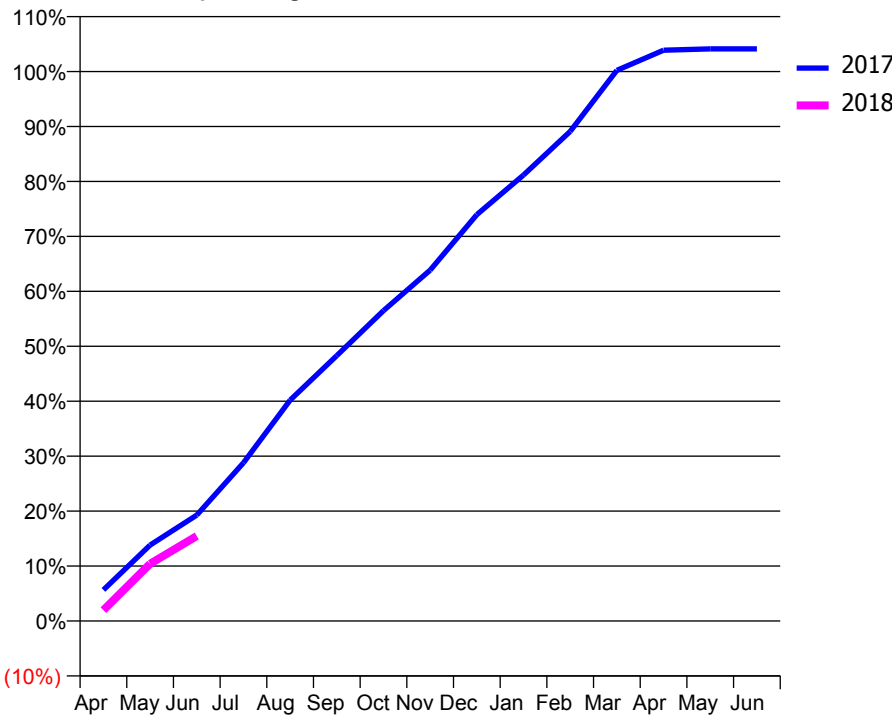
ACCESS*

Patients seen in 24 months	Total	Change since previous quarter
Quarter ending June 2016	2,089	
Quarter ending September 2016	2,064	↓
Quarter ending December 2016	2,054	→
Quarter ending March 2017	2,015	↓
Quarter ending June 2017	1,983	↓
Variance since June 2016	(5.1%)	↓



ACTIVITY

Cumulative percentage of contracted UDA delivered 2017 & 2018



Adjusted Scheduled Activity (UDA)		
Month	2017	2018
April	353	123
May	861	649
June	1,201	963
July	1,794	
August	2,503	
September	3,008	
October	3,518	
November	3,976	
December	4,606	
January	5,055	
February	5,550	
March	6,242	
April	6,469	
May	6,484	
June	6,484	

QUALITY

	Quantity	Base Number	Contract	AT	Region	England
% of FP17s for the same patient ID Re-attending within 3 months - Children	19	131	14.5%	10.7%	11.7%	12.0%
% of FP17s for the same patient ID Re-attending within 3 months - Adults	75	505	14.9%	14.1%	15.2%	16.0%
% of FP17s for the same patient ID Re-attending between 3 & 9 months - Children	80	131	61.1%	61.8%	59.1%	58.0%
% of FP17s for the same patient ID Re-attending between 3 & 9 months - Adults	260	505	51.5%	56.4%	52.2%	50.9%
% of FP17s for Band 1 Urgent Courses	7	513	1.4%	7.1%	7.9%	9.1%
% of FP17s Relating to Free Repair or Replacements	9	513	1.8%	0.8%	0.8%	0.8%
% of FP17s Relating to Continuations	19	513	3.7%	1.4%	1.1%	1.1%
% of Patients satisfied with the dentistry they have received	11	14	78.6%	91.4%	91.8%	91.7%
% of Patients satisfied with the time they had to wait for an appointment	8	14	57.1%	87.3%	88.4%	88.0%

* This is based on patients treated on this contract for their most recent course of treatment. Figures in italics indicate the base number of FP17s or Patient Questionnaire responses are less than 100. N/A is shown where the base number of responses is less than 10 during the period. % is calculated as Quantity/Base number*100

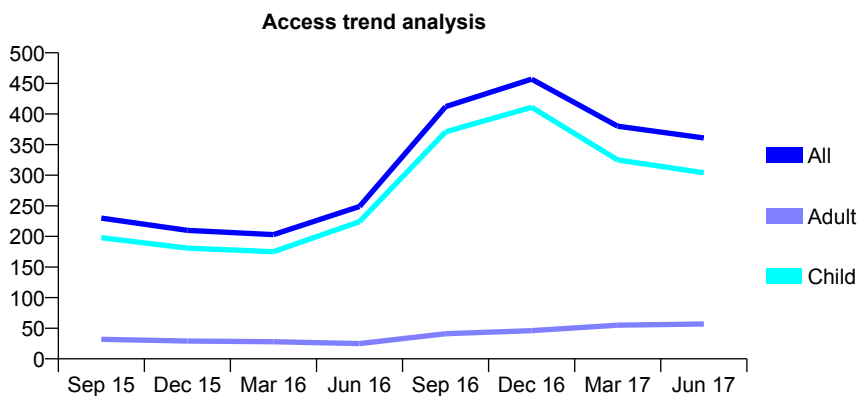
Q55 - Vital Signs At a Glance Contract Report for 754978/0001 - June 2017

Name or company name	MR AC SETON
Contract type name	GDS Contract
Purpose of contract	General
Contract start date	01/04/2006
Contract end date	

17/18 Contracted general activity (UDA)	735
Carry forward general activity (UDA)	0
17/18 Contracted orthodontic activity (UOA)	0
Carry forward orthodontic activity (UOA)	0
Baseline contract value	£17,372.69

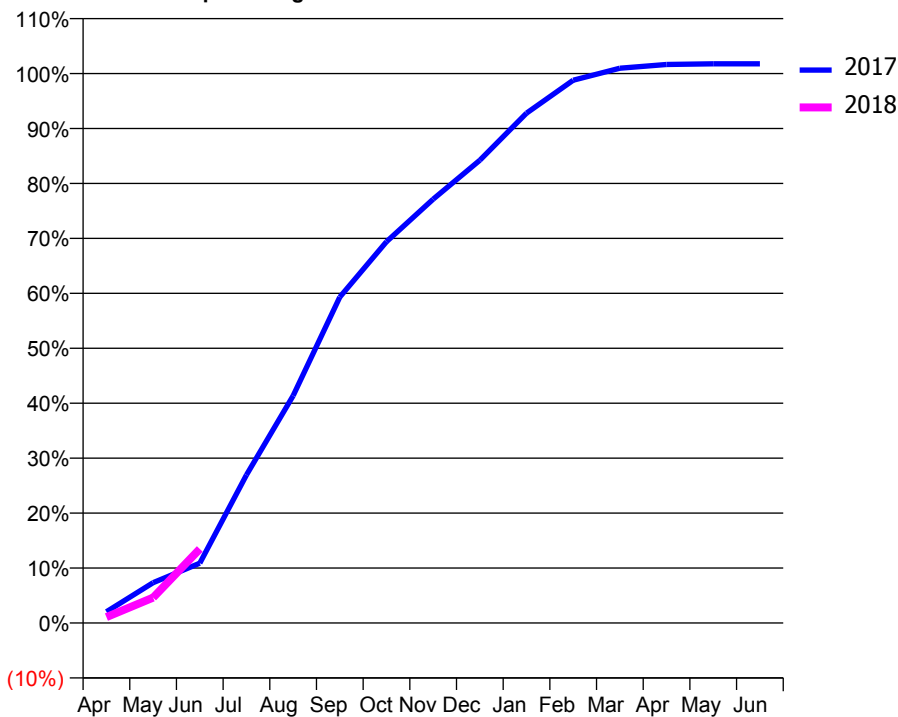
ACCESS*

Patients seen in 24 months	Total	Change since previous quarter
Quarter ending June 2016	249	
Quarter ending September 2016	412	↑
Quarter ending December 2016	457	↑
Quarter ending March 2017	380	↓
Quarter ending June 2017	361	↓
Variance since June 2016	45.0%	↑



ACTIVITY

Cumulative percentage of contracted UDA delivered 2017 & 2018



Month	Adjusted Scheduled Activity (UDA)	
	2017	2018
April	15	8
May	54	34
June	80	99
July	198	
August	304	
September	436	
October	510	
November	567	
December	619	
January	682	
February	726	
March	742	
April	747	
May	748	
June	748	

QUALITY

	Quantity	Base Number	Contract	AT	Region	England
% of FP17s for the same patient ID Re-attending within 3 months - Children	0	99	0.0%	10.7%	11.7%	12.0%
% of FP17s for the same patient ID Re-attending within 3 months - Adults	0	0	N/A	14.1%	15.2%	16.0%
% of FP17s for the same patient ID Re-attending between 3 & 9 months - Children	55	99	55.6%	61.8%	59.1%	58.0%
% of FP17s for the same patient ID Re-attending between 3 & 9 months - Adults	0	0	N/A	56.4%	52.2%	50.9%
% of FP17s for Band 1 Urgent Courses	0	93	0.0%	7.1%	7.9%	9.1%
% of FP17s Relating to Free Repair or Replacements	0	93	0.0%	0.8%	0.8%	0.8%
% of FP17s Relating to Continuations	0	93	0.0%	1.4%	1.1%	1.1%
% of Patients satisfied with the dentistry they have received	2	2	N/A	91.4%	91.8%	91.7%
% of Patients satisfied with the time they had to wait for an appointment	2	2	N/A	87.3%	88.4%	88.0%

* This is based on patients treated on this contract for their most recent course of treatment. Figures in italics indicate the base number of FP17s or Patient Questionnaire responses are less than 100. N/A is shown where the base number of responses is less than 10 during the period. % is calculated as Quantity/Base number*100

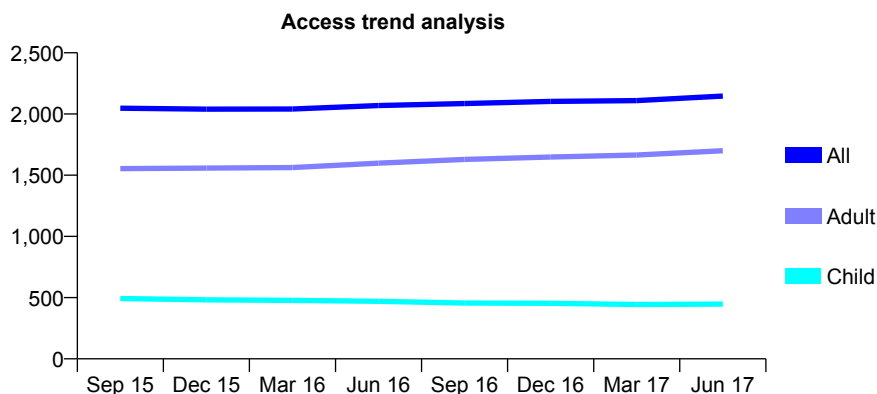
Q55 - Vital Signs At a Glance Contract Report for 755923/0001 - June 2017

Name or company name	MR KN DALY
Contract type name	GDS Contract
Purpose of contract	General
Contract start date	01/04/2006
Contract end date	

17/18 Contracted general activity (UDA)	7,537
Carry forward general activity (UDA)	0
17/18 Contracted orthodontic activity (UOA)	0
Carry forward orthodontic activity (UOA)	0
Baseline contract value	£207,985.90

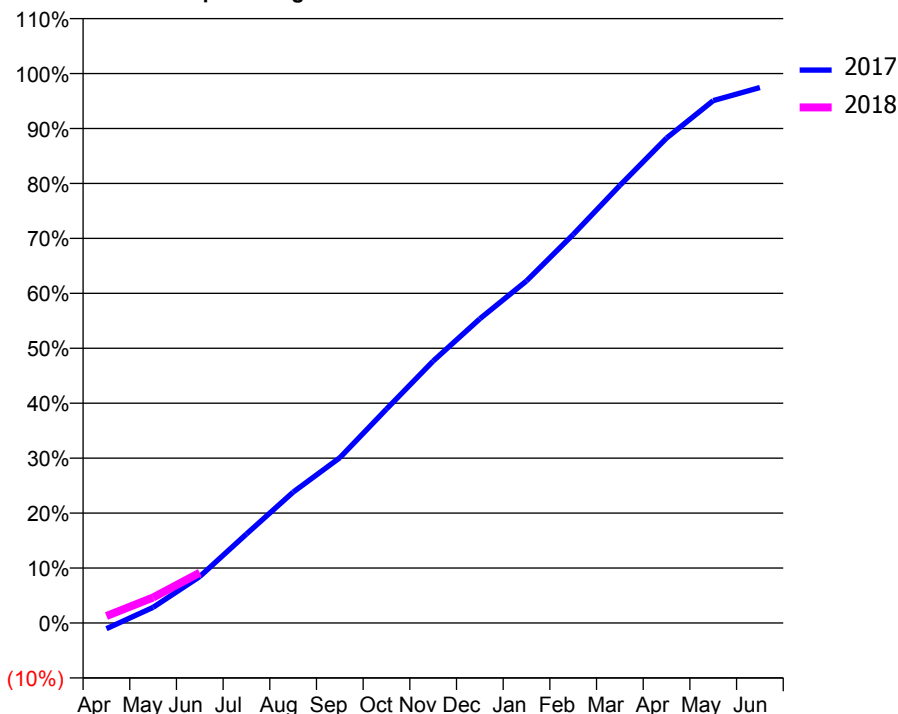
ACCESS*

Patients seen in 24 months	Total	Change since previous quarter
Quarter ending June 2016	2,069	
Quarter ending September 2016	2,085	→
Quarter ending December 2016	2,103	→
Quarter ending March 2017	2,109	→
Quarter ending June 2017	2,147	→
Variance since June 2016	3.8%	↑



ACTIVITY

Cumulative percentage of contracted UDA delivered 2017 & 2018



Adjusted Scheduled Activity (UDA)

Month	2017	2018
April	-80	95
May	214	350
June	637	691
July	1,222	
August	1,796	
September	2,267	
October	2,935	
November	3,594	
December	4,173	
January	4,692	
February	5,328	
March	6,001	
April	6,651	
May	7,164	
June	7,344	

QUALITY

	Quantity	Base Number	Contract	AT	Region	England
% of FP17s for the same patient ID Re-attending within 3 months - Children	15	137	10.9%	10.7%	11.7%	12.0%
% of FP17s for the same patient ID Re-attending within 3 months - Adults	85	584	14.6%	14.1%	15.2%	16.0%
% of FP17s for the same patient ID Re-attending between 3 & 9 months - Children	69	137	50.4%	61.8%	59.1%	58.0%
% of FP17s for the same patient ID Re-attending between 3 & 9 months - Adults	317	584	54.3%	56.4%	52.2%	50.9%
% of FP17s for Band 1 Urgent Courses	54	369	14.6%	7.1%	7.9%	9.1%
% of FP17s Relating to Free Repair or Replacements	1	369	0.3%	0.8%	0.8%	0.8%
% of FP17s Relating to Continuations	1	369	0.3%	1.4%	1.1%	1.1%
% of Patients satisfied with the dentistry they have received	1	1	N/A	91.4%	91.8%	91.7%
% of Patients satisfied with the time they had to wait for an appointment	1	1	N/A	87.3%	88.4%	88.0%

* This is based on patients treated on this contract for their most recent course of treatment. Figures in italics indicate the base number of FP17s or Patient Questionnaire responses are less than 100. N/A is shown where the base number of responses is less than 10 during the period. % is calculated as Quantity/Base number*100

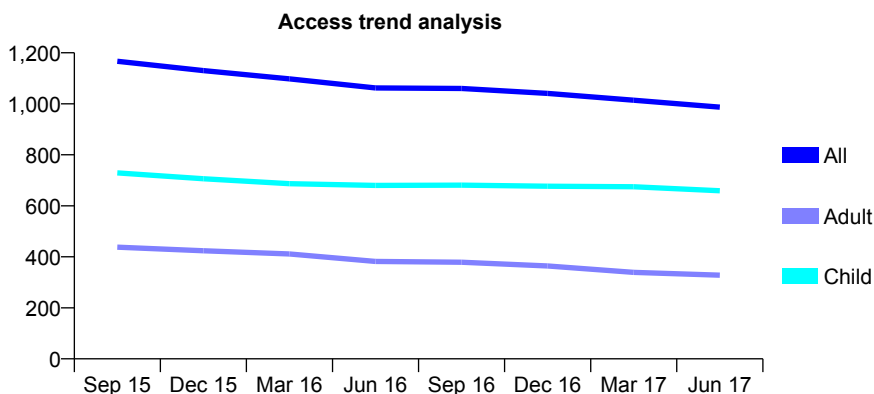
Q55 - Vital Signs At a Glance Contract Report for 761303/0001 - June 2017

Name or company name	MR RN WARD
Contract type name	GDS Contract
Purpose of contract	General
Contract start date	01/04/2006
Contract end date	

17/18 Contracted general activity (UDA)	3,000
Carry forward general activity (UDA)	0
17/18 Contracted orthodontic activity (UOA)	0
Carry forward orthodontic activity (UOA)	0
Baseline contract value	£65,234.98

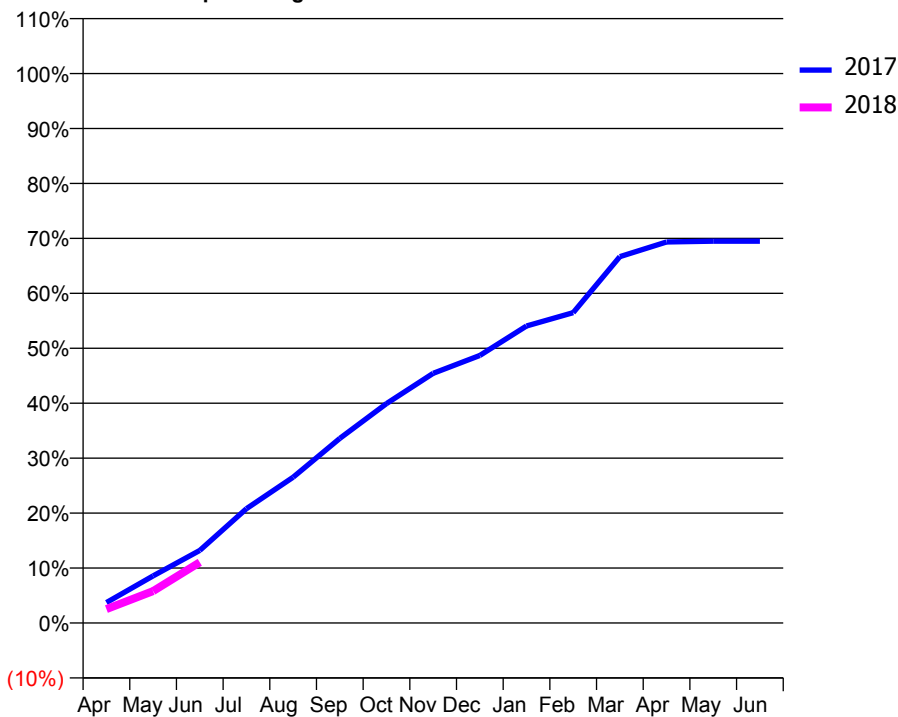
ACCESS*

Patients seen in 24 months	Total	Change since previous quarter
Quarter ending June 2016	1,062	
Quarter ending September 2016	1,060	→
Quarter ending December 2016	1,041	↓
Quarter ending March 2017	1,014	↓
Quarter ending June 2017	987	↓
Variance since June 2016	(7.1%)	↓



ACTIVITY

Cumulative percentage of contracted UDA delivered 2017 & 2018



Adjusted Scheduled Activity (UDA)

Month	2017	2018
April	112	76
May	258	174
June	396	331
July	624	
August	796	
September	1,008	
October	1,198	
November	1,363	
December	1,460	
January	1,622	
February	1,694	
March	2,000	
April	2,080	
May	2,085	
June	2,085	

QUALITY

	Quantity	Base Number	Contract	AT	Region	England
% of FP17s for the same patient ID Re-attending within 3 months - Children	15	241	6.2%	10.7%	11.7%	12.0%
% of FP17s for the same patient ID Re-attending within 3 months - Adults	14	81	17.3%	14.1%	15.2%	16.0%
% of FP17s for the same patient ID Re-attending between 3 & 9 months - Children	150	241	62.2%	61.8%	59.1%	58.0%
% of FP17s for the same patient ID Re-attending between 3 & 9 months - Adults	39	81	48.1%	56.4%	52.2%	50.9%
% of FP17s for Band 1 Urgent Courses	27	256	10.5%	7.1%	7.9%	9.1%
% of FP17s Relating to Free Repair or Replacements	0	256	0.0%	0.8%	0.8%	0.8%
% of FP17s Relating to Continuations	0	256	0.0%	1.4%	1.1%	1.1%
% of Patients satisfied with the dentistry they have received	2	2	N/A	91.4%	91.8%	91.7%
% of Patients satisfied with the time they had to wait for an appointment	2	2	N/A	87.3%	88.4%	88.0%

* This is based on patients treated on this contract for their most recent course of treatment. Figures in italics indicate the base number of FP17s or Patient Questionnaire responses are less than 100. N/A is shown where the base number of responses is less than 10 during the period. % is calculated as Quantity/Base number*100

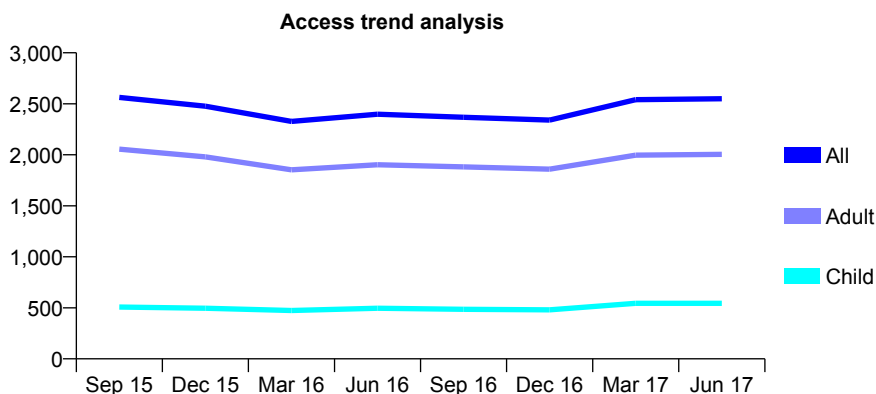
Q55 - Vital Signs At a Glance Contract Report for 769061/0001 - June 2017

Name or company name	MISS KL SMITH
Contract type name	GDS Contract
Purpose of contract	General
Contract start date	01/04/2006
Contract end date	

17/18 Contracted general activity (UDA)	9,929
Carry forward general activity (UDA)	0
17/18 Contracted orthodontic activity (UOA)	0
Carry forward orthodontic activity (UOA)	0
Baseline contract value	£227,613.95

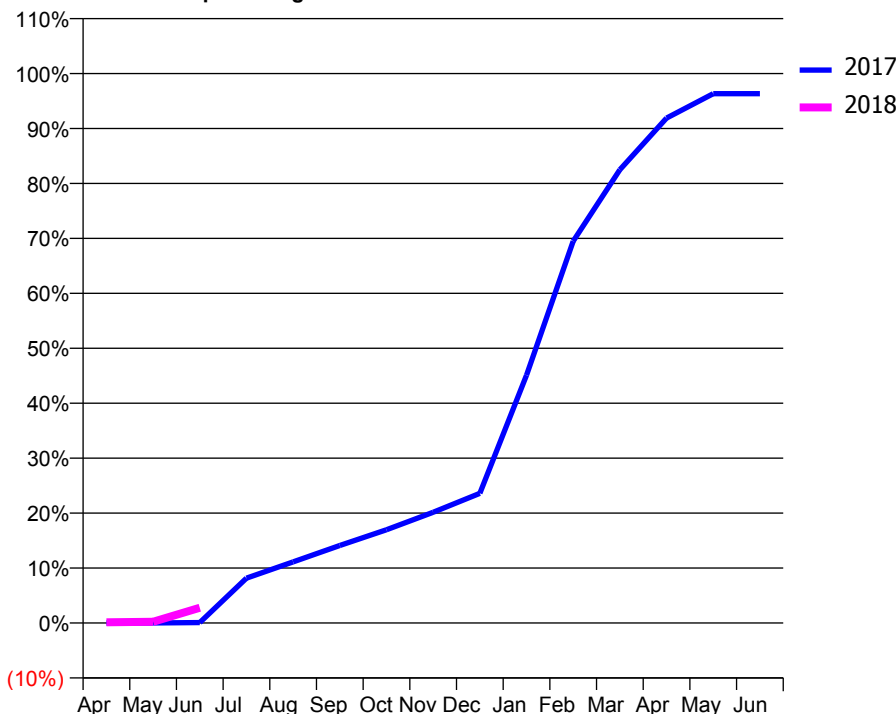
ACCESS*

Patients seen in 24 months	Total	Change since previous quarter
Quarter ending June 2016	2,398	
Quarter ending September 2016	2,368	↓
Quarter ending December 2016	2,341	↓
Quarter ending March 2017	2,541	↑
Quarter ending June 2017	2,550	→
Variance since June 2016	6.3%	↑



ACTIVITY

Cumulative percentage of contracted UDA delivered 2017 & 2018



Adjusted Scheduled Activity (UDA)

Month	2017	2018
April	0	13
May	0	23
June	9	276
July	810	
August	1,104	
September	1,402	
October	1,684	
November	2,001	
December	2,343	
January	4,478	
February	6,900	
March	8,191	
April	9,124	
May	9,564	
June	9,564	

QUALITY

	Quantity	Base Number	Contract	AT	Region	England
% of FP17s for the same patient ID Re-attending within 3 months - Children	24	216	11.1%	10.7%	11.7%	12.0%
% of FP17s for the same patient ID Re-attending within 3 months - Adults	134	501	26.7%	14.1%	15.2%	16.0%
% of FP17s for the same patient ID Re-attending between 3 & 9 months - Children	143	216	66.2%	61.8%	59.1%	58.0%
% of FP17s for the same patient ID Re-attending between 3 & 9 months - Adults	197	501	39.3%	56.4%	52.2%	50.9%
% of FP17s for Band 1 Urgent Courses	13	140	9.3%	7.1%	7.9%	9.1%
% of FP17s Relating to Free Repair or Replacements	3	140	2.1%	0.8%	0.8%	0.8%
% of FP17s Relating to Continuations	11	140	7.9%	1.4%	1.1%	1.1%
% of Patients satisfied with the dentistry they have received	3	4	N/A	91.4%	91.8%	91.7%
% of Patients satisfied with the time they had to wait for an appointment	2	4	N/A	87.3%	88.4%	88.0%

* This is based on patients treated on this contract for their most recent course of treatment. Figures in italics indicate the base number of FP17s or Patient Questionnaire responses are less than 100. N/A is shown where the base number of responses is less than 10 during the period. % is calculated as Quantity/Base number*100

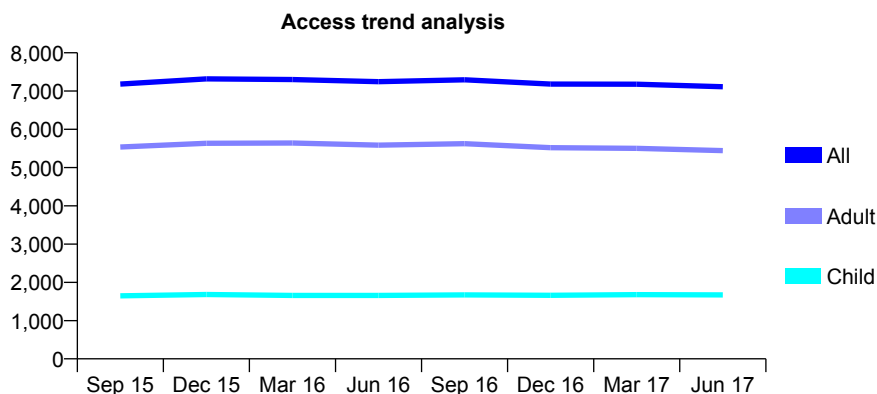
Q55 - Vital Signs At a Glance Contract Report for 783145/0001 - June 2017

Name or company name	MR BS PEERBUX
Contract type name	GDS Contract
Purpose of contract	General
Contract start date	03/10/2009
Contract end date	

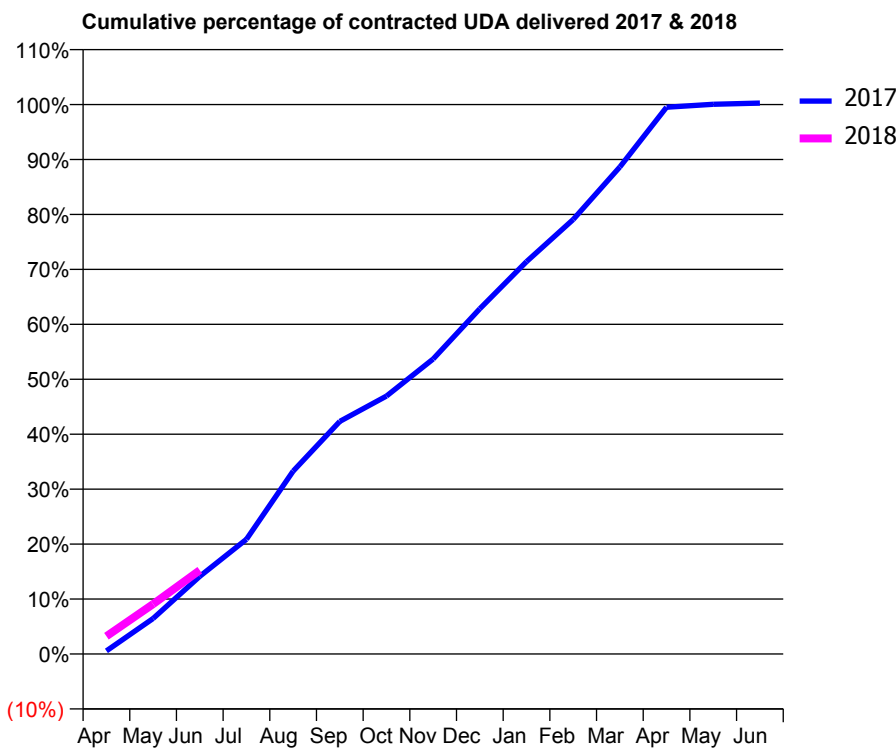
17/18 Contracted general activity (UDA)	20,495
Carry forward general activity (UDA)	0
17/18 Contracted orthodontic activity (UOA)	0
Carry forward orthodontic activity (UOA)	0
Baseline contract value	£557,127.57

ACCESS*

Patients seen in 24 months	Total	Change since previous quarter
Quarter ending June 2016	7,245	
Quarter ending September 2016	7,295	→
Quarter ending December 2016	7,182	↓
Quarter ending March 2017	7,179	→
Quarter ending June 2017	7,113	→
Variance since June 2016	(1.8%)	↓



ACTIVITY



Month	Adjusted Scheduled Activity (UDA)	
	2017	2018
April	115	663
May	1,327	1,861
June	2,899	3,127
July	4,282	
August	6,819	
September	8,674	
October	9,620	
November	11,006	
December	12,880	
January	14,636	
February	16,208	
March	18,166	
April	20,395	
May	20,502	
June	20,550	

QUALITY

	Quantity	Base Number	Contract	AT	Region	England
% of FP17s for the same patient ID Re-attending within 3 months - Children	42	586	7.2%	10.7%	11.7%	12.0%
% of FP17s for the same patient ID Re-attending within 3 months - Adults	360	2,005	18.0%	14.1%	15.2%	16.0%
% of FP17s for the same patient ID Re-attending between 3 & 9 months - Children	339	586	57.8%	61.8%	59.1%	58.0%
% of FP17s for the same patient ID Re-attending between 3 & 9 months - Adults	1,124	2,005	56.1%	56.4%	52.2%	50.9%
% of FP17s for Band 1 Urgent Courses	164	1,585	10.3%	7.1%	7.9%	9.1%
% of FP17s Relating to Free Repair or Replacements	17	1,585	1.1%	0.8%	0.8%	0.8%
% of FP17s Relating to Continuations	19	1,585	1.2%	1.4%	1.1%	1.1%
% of Patients satisfied with the dentistry they have received	10	12	83.3%	91.4%	91.8%	91.7%
% of Patients satisfied with the time they had to wait for an appointment	12	12	100.0%	87.3%	88.4%	88.0%

* This is based on patients treated on this contract for their most recent course of treatment. Figures in italics indicate the base number of FP17s or Patient Questionnaire responses are less than 100. N/A is shown where the base number of responses is less than 10 during the period. % is calculated as Quantity/Base number*100

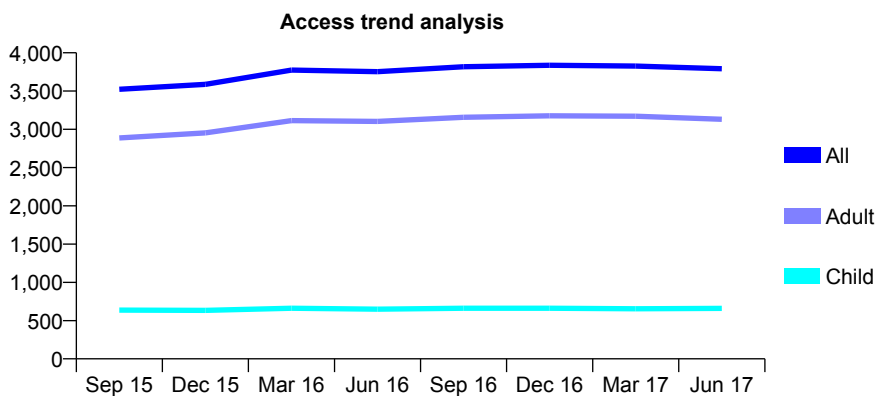
Q55 - Vital Signs At a Glance Contract Report for 787213/0001 - June 2017

Name or company name	MRS SA MITCHELL
Contract type name	GDS Contract
Purpose of contract	General
Contract start date	03/12/2012
Contract end date	

17/18 Contracted general activity (UDA)	12,621
Carry forward general activity (UDA)	0
17/18 Contracted orthodontic activity (UOA)	0
Carry forward orthodontic activity (UOA)	0
Baseline contract value	£395,250.30

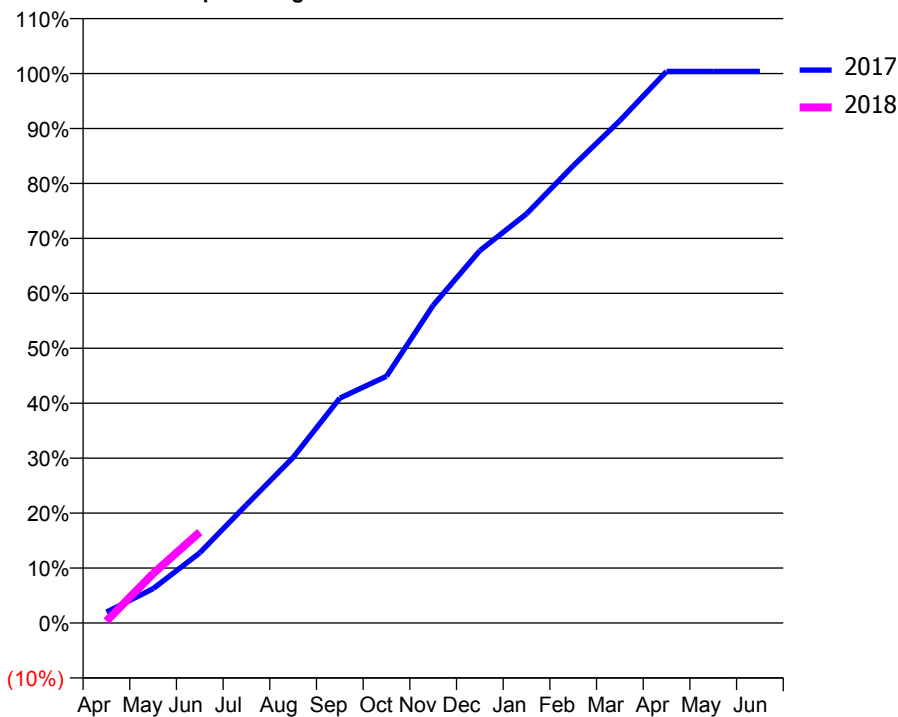
ACCESS*

Patients seen in 24 months	Total	Change since previous quarter
Quarter ending June 2016	3,753	
Quarter ending September 2016	3,818	→
Quarter ending December 2016	3,837	→
Quarter ending March 2017	3,827	→
Quarter ending June 2017	3,792	→
Variance since June 2016	1.0%	→



ACTIVITY

Cumulative percentage of contracted UDA delivered 2017 & 2018



Month	Adjusted Scheduled Activity (UDA)	
	2017	2018
April	250	45
May	787	1,135
June	1,612	2,090
July	2,716	
August	3,803	
September	5,165	
October	5,668	
November	7,296	
December	8,554	
January	9,399	
February	10,501	
March	11,538	
April	12,669	
May	12,669	
June	12,670	

QUALITY

	Quantity	Base Number	Contract	AT	Region	England
% of FP17s for the same patient ID Re-attending within 3 months - Children	10	290	3.4%	10.7%	11.7%	12.0%
% of FP17s for the same patient ID Re-attending within 3 months - Adults	214	1,404	15.2%	14.1%	15.2%	16.0%
% of FP17s for the same patient ID Re-attending between 3 & 9 months - Children	207	290	71.4%	61.8%	59.1%	58.0%
% of FP17s for the same patient ID Re-attending between 3 & 9 months - Adults	919	1,404	65.5%	56.4%	52.2%	50.9%
% of FP17s for Band 1 Urgent Courses	91	1,186	7.7%	7.1%	7.9%	9.1%
% of FP17s Relating to Free Repair or Replacements	18	1,186	1.5%	0.8%	0.8%	0.8%
% of FP17s Relating to Continuations	17	1,186	1.4%	1.4%	1.1%	1.1%
% of Patients satisfied with the dentistry they have received	10	10	100.0%	91.4%	91.8%	91.7%
% of Patients satisfied with the time they had to wait for an appointment	9	10	90.0%	87.3%	88.4%	88.0%

* This is based on patients treated on this contract for their most recent course of treatment. Figures in italics indicate the base number of FP17s or Patient Questionnaire responses are less than 100. N/A is shown where the base number of responses is less than 10 during the period. % is calculated as Quantity/Base number*100

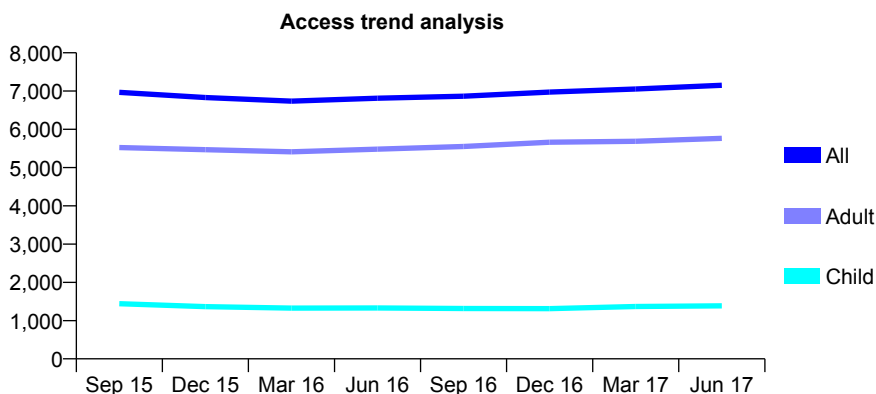
Q55 - Vital Signs At a Glance Contract Report for 810584/0001 - June 2017

Name or company name	MR PR THORPE
Contract type name	GDS Contract
Purpose of contract	General
Contract start date	01/04/2006
Contract end date	

17/18 Contracted general activity (UDA)	17,348
Carry forward general activity (UDA)	0
17/18 Contracted orthodontic activity (UOA)	0
Carry forward orthodontic activity (UOA)	0
Baseline contract value	£470,422.29

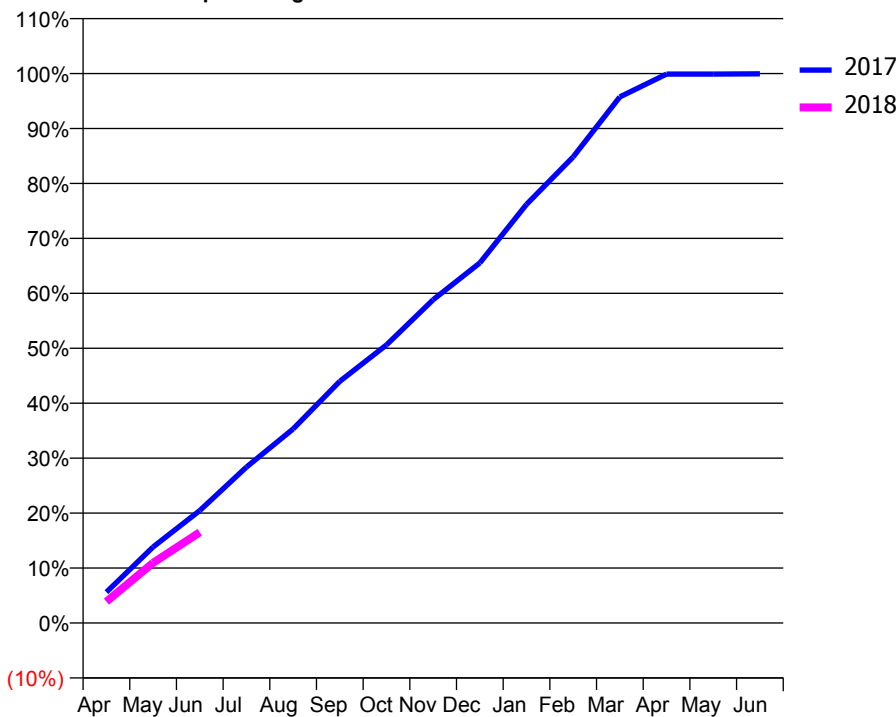
ACCESS*

Patients seen in 24 months	Total	Change since previous quarter
Quarter ending June 2016	6,813	
Quarter ending September 2016	6,867	→
Quarter ending December 2016	6,973	→
Quarter ending March 2017	7,054	→
Quarter ending June 2017	7,151	→
Variance since June 2016	5.0%	↑



ACTIVITY

Cumulative percentage of contracted UDA delivered 2017 & 2018



Month	Adjusted Scheduled Activity (UDA)	
	2017	2018
April	1,033	676
May	2,545	1,901
June	3,761	2,865
July	5,215	
August	6,492	
September	8,083	
October	9,304	
November	10,813	
December	12,046	
January	14,002	
February	15,592	
March	17,598	
April	18,361	
May	18,361	
June	18,369	

QUALITY

	Quantity	Base Number	Contract	AT	Region	England
% of FP17s for the same patient ID Re-attending within 3 months - Children	22	451	4.9%	10.7%	11.7%	12.0%
% of FP17s for the same patient ID Re-attending within 3 months - Adults	211	1,682	12.5%	14.1%	15.2%	16.0%
% of FP17s for the same patient ID Re-attending between 3 & 9 months - Children	250	451	55.4%	61.8%	59.1%	58.0%
% of FP17s for the same patient ID Re-attending between 3 & 9 months - Adults	920	1,682	54.7%	56.4%	52.2%	50.9%
% of FP17s for Band 1 Urgent Courses	165	1,667	9.9%	7.1%	7.9%	9.1%
% of FP17s Relating to Free Repair or Replacements	19	1,667	1.1%	0.8%	0.8%	0.8%
% of FP17s Relating to Continuations	13	1,667	0.8%	1.4%	1.1%	1.1%
% of Patients satisfied with the dentistry they have received	12	14	85.7%	91.4%	91.8%	91.7%
% of Patients satisfied with the time they had to wait for an appointment	12	14	85.7%	87.3%	88.4%	88.0%

* This is based on patients treated on this contract for their most recent course of treatment. Figures in italics indicate the base number of FP17s or Patient Questionnaire responses are less than 100. N/A is shown where the base number of responses is less than 10 during the period. % is calculated as Quantity/Base number*100

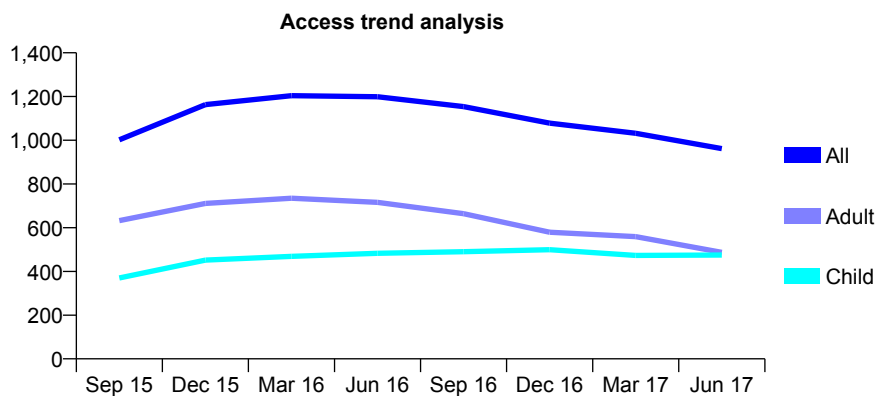
Q55 - Vital Signs At a Glance Contract Report for 810584/0002 - June 2017

Name or company name	MR PR THORPE
Contract type name	GDS Contract
Purpose of contract	General
Contract start date	01/07/2008
Contract end date	

17/18 Contracted general activity (UDA)	3,000
Carry forward general activity (UDA)	0
17/18 Contracted orthodontic activity (UOA)	0
Carry forward orthodontic activity (UOA)	0
Baseline contract value	£112,847.97

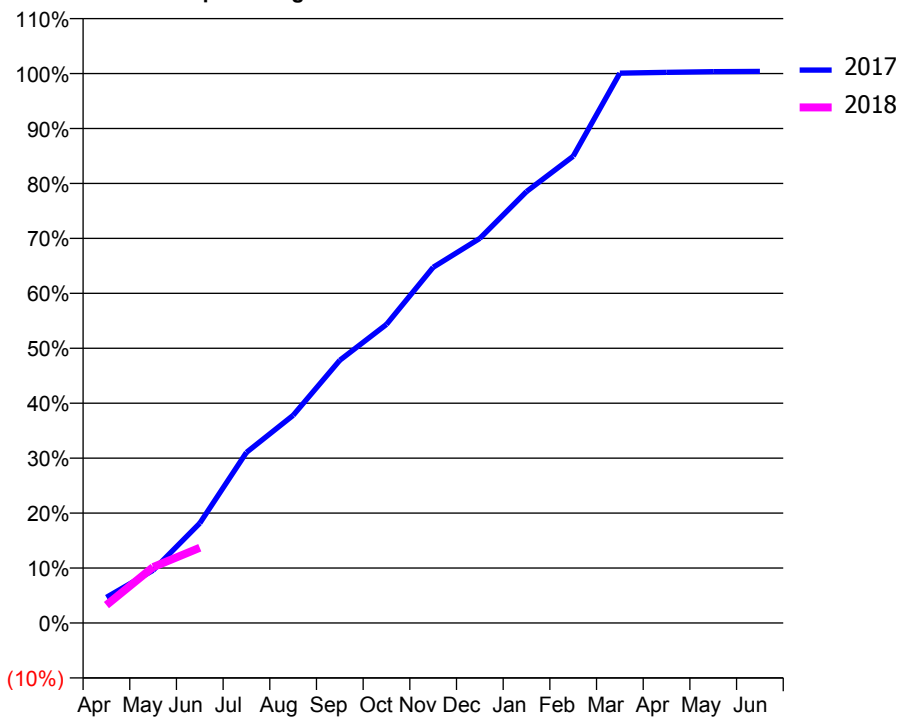
ACCESS*

Patients seen in 24 months	Total	Change since previous quarter
Quarter ending June 2016	1,199	
Quarter ending September 2016	1,154	↓
Quarter ending December 2016	1,078	↓
Quarter ending March 2017	1,032	↓
Quarter ending June 2017	962	↓
Variance since June 2016	(19.8%)	↓



ACTIVITY

Cumulative percentage of contracted UDA delivered 2017 & 2018



Month	Adjusted Scheduled Activity (UDA)	
	2017	2018
April	140	98
May	288	306
June	545	411
July	931	
August	1,134	
September	1,434	
October	1,630	
November	1,942	
December	2,100	
January	2,356	
February	2,549	
March	3,002	
April	3,006	
May	3,010	
June	3,011	

QUALITY

	Quantity	Base Number	Contract	AT	Region	England
% of FP17s for the same patient ID Re-attending within 3 months - Children	6	151	4.0%	10.7%	11.7%	12.0%
% of FP17s for the same patient ID Re-attending within 3 months - Adults	7	77	9.1%	14.1%	15.2%	16.0%
% of FP17s for the same patient ID Re-attending between 3 & 9 months - Children	87	151	57.6%	61.8%	59.1%	58.0%
% of FP17s for the same patient ID Re-attending between 3 & 9 months - Adults	29	77	37.7%	56.4%	52.2%	50.9%
% of FP17s for Band 1 Urgent Courses	9	223	4.0%	7.1%	7.9%	9.1%
% of FP17s Relating to Free Repair or Replacements	1	223	0.4%	0.8%	0.8%	0.8%
% of FP17s Relating to Continuations	0	223	0.0%	1.4%	1.1%	1.1%
% of Patients satisfied with the dentistry they have received	1	1	N/A	91.4%	91.8%	91.7%
% of Patients satisfied with the time they had to wait for an appointment	1	1	N/A	87.3%	88.4%	88.0%

* This is based on patients treated on this contract for their most recent course of treatment. Figures in italics indicate the base number of FP17s or Patient Questionnaire responses are less than 100. N/A is shown where the base number of responses is less than 10 during the period. % is calculated as Quantity/Base number*100

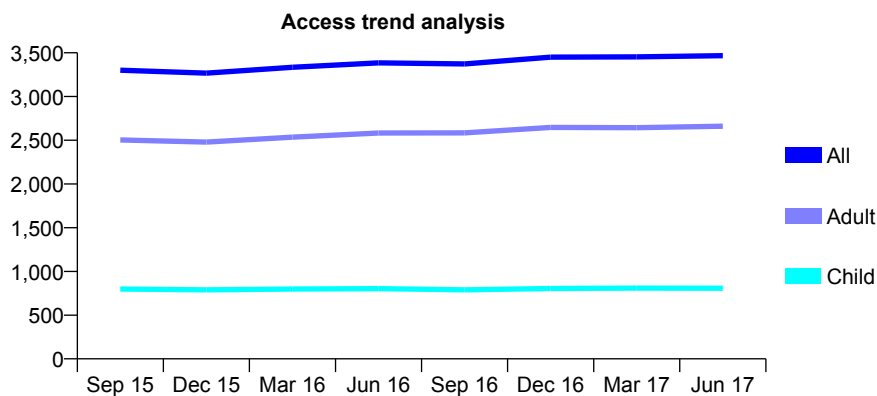
Q55 - Vital Signs At a Glance Contract Report for 813532/0001 - June 2017

Name or company name	MR AE NORTH
Contract type name	GDS Contract
Purpose of contract	General
Contract start date	01/04/2006
Contract end date	

17/18 Contracted general activity (UDA)	10,083
Carry forward general activity (UDA)	0
17/18 Contracted orthodontic activity (UOA)	0
Carry forward orthodontic activity (UOA)	0
Baseline contract value	£315,733.85

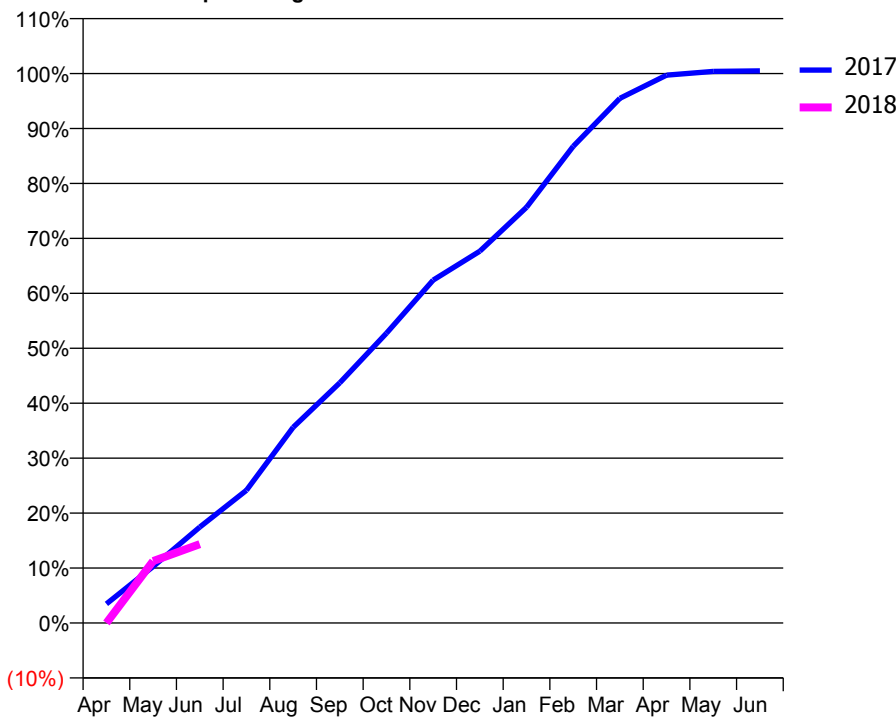
ACCESS*

Patients seen in 24 months	Total	Change since previous quarter
Quarter ending June 2016	3,385	
Quarter ending September 2016	3,373	→
Quarter ending December 2016	3,451	↑
Quarter ending March 2017	3,453	→
Quarter ending June 2017	3,467	→
Variance since June 2016	2.4%	↑



ACTIVITY

Cumulative percentage of contracted UDA delivered 2017 & 2018



Month	Adjusted Scheduled Activity (UDA)	
	2017	2018
April	350	0
May	1,037	1,137
June	1,762	1,448
July	2,435	
August	3,592	
September	4,407	
October	5,317	
November	6,293	
December	6,822	
January	7,628	
February	8,747	
March	9,628	
April	10,052	
May	10,122	
June	10,131	

QUALITY

	Quantity	Base Number	Contract	AT	Region	England
% of FP17s for the same patient ID Re-attending within 3 months - Children	12	245	4.9%	10.7%	11.7%	12.0%
% of FP17s for the same patient ID Re-attending within 3 months - Adults	86	796	10.8%	14.1%	15.2%	16.0%
% of FP17s for the same patient ID Re-attending between 3 & 9 months - Children	158	245	64.5%	61.8%	59.1%	58.0%
% of FP17s for the same patient ID Re-attending between 3 & 9 months - Adults	522	796	65.6%	56.4%	52.2%	50.9%
% of FP17s for Band 1 Urgent Courses	39	780	5.0%	7.1%	7.9%	9.1%
% of FP17s Relating to Free Repair or Replacements	10	780	1.3%	0.8%	0.8%	0.8%
% of FP17s Relating to Continuations	13	780	1.7%	1.4%	1.1%	1.1%
% of Patients satisfied with the dentistry they have received	6	6	N/A	91.4%	91.8%	91.7%
% of Patients satisfied with the time they had to wait for an appointment	6	6	N/A	87.3%	88.4%	88.0%

* This is based on patients treated on this contract for their most recent course of treatment. Figures in italics indicate the base number of FP17s or Patient Questionnaire responses are less than 100. N/A is shown where the base number of responses is less than 10 during the period. % is calculated as Quantity/Base number*100

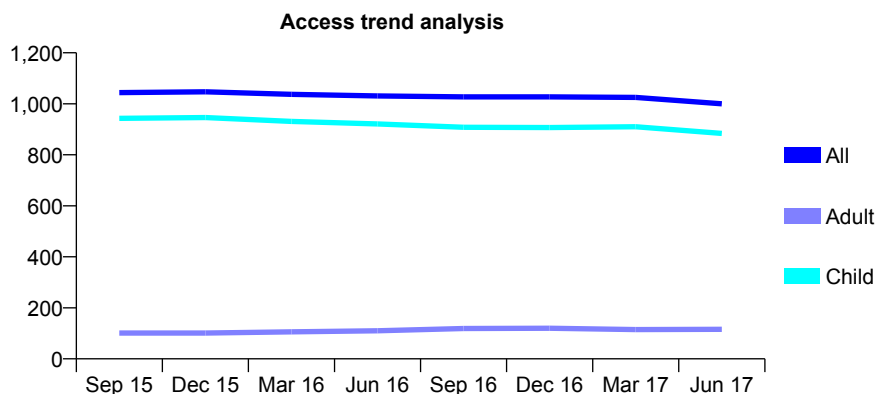
Q55 - Vital Signs At a Glance Contract Report for 813842/0002 - June 2017

Name or company name	MR DA DUNNING
Contract type name	GDS Contract
Purpose of contract	General and Orthodontic
Contract start date	01/04/2006
Contract end date	

17/18 Contracted general activity (UDA)	2,012
Carry forward general activity (UDA)	0
17/18 Contracted orthodontic activity (UOA)	423
Carry forward orthodontic activity (UOA)	0
Baseline contract value	£71,224.79

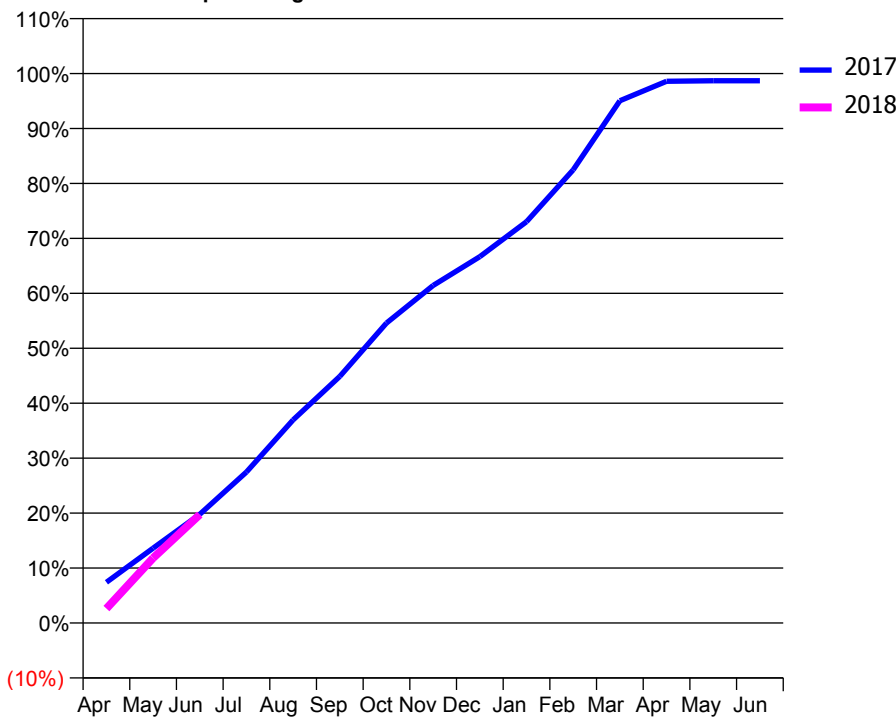
ACCESS*

Patients seen in 24 months	Total	Change since previous quarter
Quarter ending June 2016	1,031	
Quarter ending September 2016	1,027	→
Quarter ending December 2016	1,027	→
Quarter ending March 2017	1,025	→
Quarter ending June 2017	1,000	↓
Variance since June 2016	(3.0%)	↓



ACTIVITY

Cumulative percentage of contracted UDA delivered 2017 & 2018



Adjusted Scheduled Activity (UDA)

Month	2017	2018
April	149	53
May	274	238
June	398	397
July	553	
August	744	
September	903	
October	1,098	
November	1,236	
December	1,342	
January	1,469	
February	1,659	
March	1,912	
April	1,984	
May	1,986	
June	1,986	

QUALITY

	Quantity	Base Number	Contract	AT	Region	England
% of FP17s for the same patient ID Re-attending within 3 months - Children	26	343	7.6%	10.7%	11.7%	12.0%
% of FP17s for the same patient ID Re-attending within 3 months - Adults	1	14	7.1%	14.1%	15.2%	16.0%
% of FP17s for the same patient ID Re-attending between 3 & 9 months - Children	255	343	74.3%	61.8%	59.1%	58.0%
% of FP17s for the same patient ID Re-attending between 3 & 9 months - Adults	5	14	35.7%	56.4%	52.2%	50.9%
% of FP17s for Band 1 Urgent Courses	7	287	2.4%	7.1%	7.9%	9.1%
% of FP17s Relating to Free Repair or Replacements	0	287	0.0%	0.8%	0.8%	0.8%
% of FP17s Relating to Continuations	0	287	0.0%	1.4%	1.1%	1.1%
% of Patients satisfied with the dentistry they have received	0	1	N/A	91.4%	91.8%	91.7%
% of Patients satisfied with the time they had to wait for an appointment	0	1	N/A	87.3%	88.4%	88.0%

* This is based on patients treated on this contract for their most recent course of treatment. Figures in italics indicate the base number of FP17s or Patient Questionnaire responses are less than 100. N/A is shown where the base number of responses is less than 10 during the period. % is calculated as Quantity/Base number*100

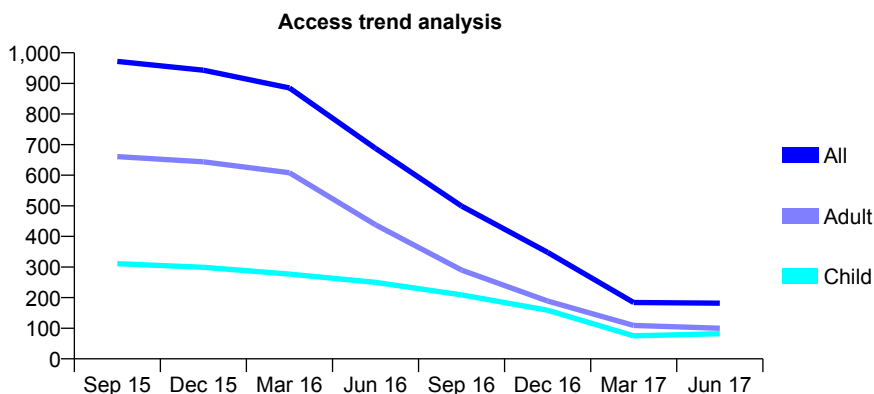
Q55 - Vital Signs At a Glance Contract Report for 819417/0001 - June 2017

Name or company name	MRS HM BAKER
Contract type name	GDS Contract
Purpose of contract	General
Contract start date	01/04/2006
Contract end date	

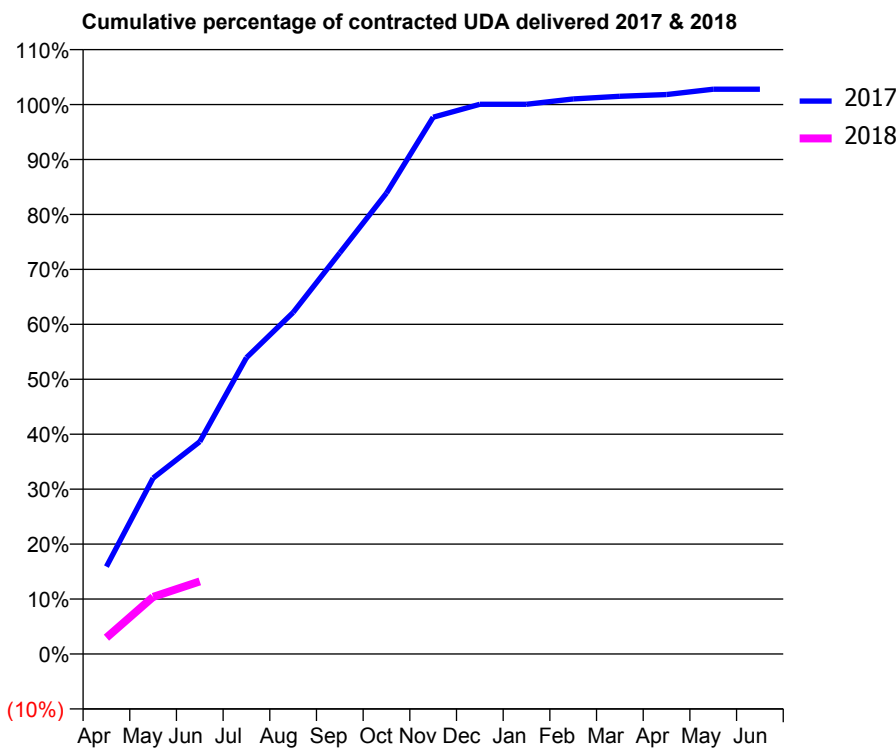
17/18 Contracted general activity (UDA)	617
Carry forward general activity (UDA)	0
17/18 Contracted orthodontic activity (UOA)	0
Carry forward orthodontic activity (UOA)	0
Baseline contract value	£13,793.37

ACCESS*

Patients seen in 24 months	Total	Change since previous quarter
Quarter ending June 2016	688	
Quarter ending September 2016	499	↓
Quarter ending December 2016	348	↓
Quarter ending March 2017	184	↓
Quarter ending June 2017	182	↓
Variance since June 2016	(73.5%)	↓



ACTIVITY



Month	Adjusted Scheduled Activity (UDA)	
	2017	2018
April	98	18
May	198	64
June	238	82
July	333	
August	384	
September	450	
October	518	
November	603	
December	617	
January	617	
February	623	
March	626	
April	628	
May	634	
June	634	

QUALITY

	Quantity	Base Number	Contract	AT	Region	England
% of FP17s for the same patient ID Re-attending within 3 months - Children	0	35	0.0%	10.7%	11.7%	12.0%
% of FP17s for the same patient ID Re-attending within 3 months - Adults	2	42	4.8%	14.1%	15.2%	16.0%
% of FP17s for the same patient ID Re-attending between 3 & 9 months - Children	25	35	71.4%	61.8%	59.1%	58.0%
% of FP17s for the same patient ID Re-attending between 3 & 9 months - Adults	18	42	42.9%	56.4%	52.2%	50.9%
% of FP17s for Band 1 Urgent Courses	13	73	17.8%	7.1%	7.9%	9.1%
% of FP17s Relating to Free Repair or Replacements	0	73	0.0%	0.8%	0.8%	0.8%
% of FP17s Relating to Continuations	0	73	0.0%	1.4%	1.1%	1.1%
% of Patients satisfied with the dentistry they have received	0	0	N/A	91.4%	91.8%	91.7%
% of Patients satisfied with the time they had to wait for an appointment	0	0	N/A	87.3%	88.4%	88.0%

* This is based on patients treated on this contract for their most recent course of treatment. Figures in italics indicate the base number of FP17s or Patient Questionnaire responses are less than 100. N/A is shown where the base number of responses is less than 10 during the period. % is calculated as Quantity/Base number*100

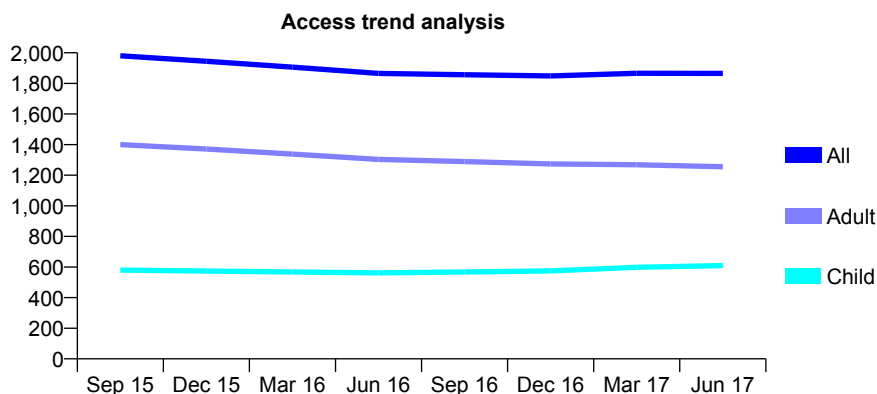
Q55 - Vital Signs At a Glance Contract Report for 819700/0001 - June 2017

Name or company name	MR JS SAGOO
Contract type name	GDS Contract
Purpose of contract	General
Contract start date	01/04/2006
Contract end date	

17/18 Contracted general activity (UDA)	5,119
Carry forward general activity (UDA)	0
17/18 Contracted orthodontic activity (UOA)	0
Carry forward orthodontic activity (UOA)	0
Baseline contract value	£147,276.60

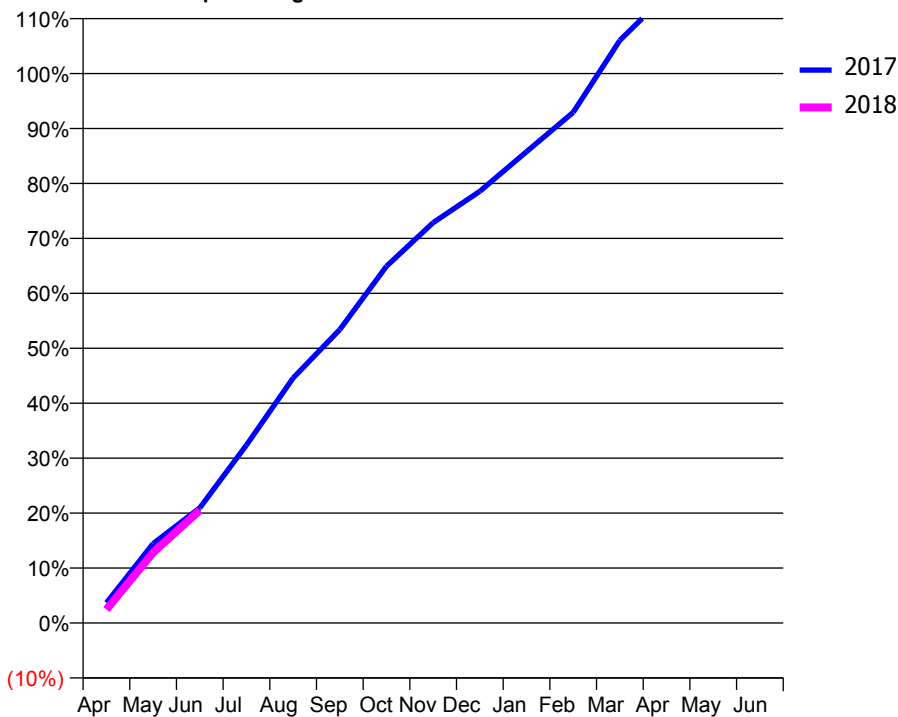
ACCESS*

Patients seen in 24 months	Total	Change since previous quarter
Quarter ending June 2016	1,865	
Quarter ending September 2016	1,857	→
Quarter ending December 2016	1,849	→
Quarter ending March 2017	1,866	→
Quarter ending June 2017	1,865	→
Variance since June 2016	0.0%	→



ACTIVITY

Cumulative percentage of contracted UDA delivered 2017 & 2018



Month	Adjusted Scheduled Activity (UDA)	
	2017	2018
April	188	126
May	740	657
June	1,073	1,050
July	1,657	
August	2,282	
September	2,734	
October	3,323	
November	3,730	
December	4,022	
January	4,390	
February	4,758	
March	5,428	
April	5,854	
May	5,842	
June	5,842	

QUALITY

	Quantity	Base Number	Contract	AT	Region	England
% of FP17s for the same patient ID Re-attending within 3 months - Children	14	211	6.6%	10.7%	11.7%	12.0%
% of FP17s for the same patient ID Re-attending within 3 months - Adults	88	396	22.2%	14.1%	15.2%	16.0%
% of FP17s for the same patient ID Re-attending between 3 & 9 months - Children	103	211	48.8%	61.8%	59.1%	58.0%
% of FP17s for the same patient ID Re-attending between 3 & 9 months - Adults	137	396	34.6%	56.4%	52.2%	50.9%
% of FP17s for Band 1 Urgent Courses	32	475	6.7%	7.1%	7.9%	9.1%
% of FP17s Relating to Free Repair or Replacements	10	475	2.1%	0.8%	0.8%	0.8%
% of FP17s Relating to Continuations	20	475	4.2%	1.4%	1.1%	1.1%
% of Patients satisfied with the dentistry they have received	0	0	N/A	91.4%	91.8%	91.7%
% of Patients satisfied with the time they had to wait for an appointment	0	0	N/A	87.3%	88.4%	88.0%

* This is based on patients treated on this contract for their most recent course of treatment. Figures in italics indicate the base number of FP17s or Patient Questionnaire responses are less than 100. N/A is shown where the base number of responses is less than 10 during the period. % is calculated as Quantity/Base number*100

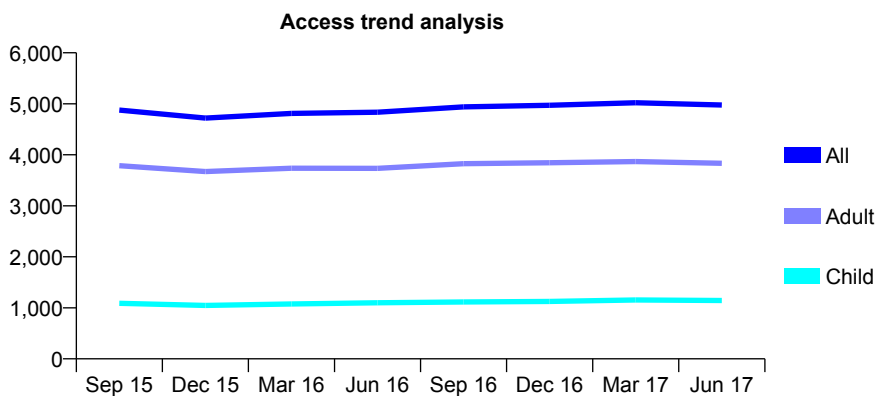
Q55 - Vital Signs At a Glance Contract Report for 819700/0002 - June 2017

Name or company name	MR JS SAGOO
Contract type name	GDS Contract
Purpose of contract	General
Contract start date	01/04/2006
Contract end date	

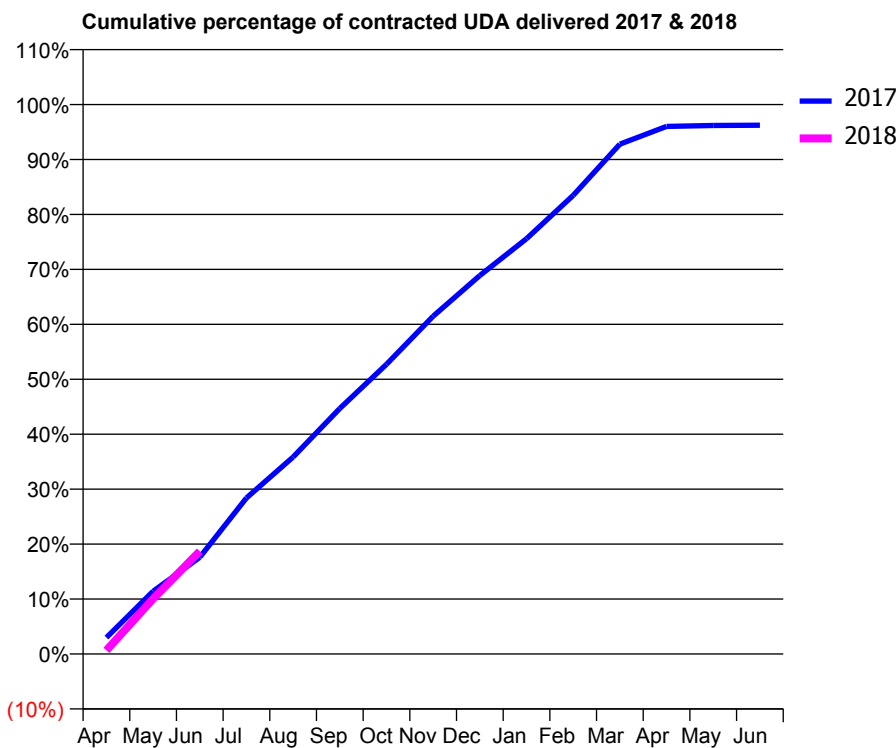
17/18 Contracted general activity (UDA)	13,394
Carry forward general activity (UDA)	0
17/18 Contracted orthodontic activity (UOA)	0
Carry forward orthodontic activity (UOA)	0
Baseline contract value	£328,412.75

ACCESS*

Patients seen in 24 months	Total	Change since previous quarter
Quarter ending June 2016	4,834	
Quarter ending September 2016	4,940	↑
Quarter ending December 2016	4,970	→
Quarter ending March 2017	5,022	→
Quarter ending June 2017	4,977	→
Variance since June 2016	3.0%	↑



ACTIVITY



Month	Adjusted Scheduled Activity (UDA)	
	2017	2018
April	401	90
May	1,529	1,347
June	2,359	2,504
July	3,803	
August	4,804	
September	5,986	
October	7,060	
November	8,234	
December	9,227	
January	10,123	
February	11,179	
March	12,427	
April	12,860	
May	12,881	
June	12,890	

QUALITY

	Quantity	Base Number	Contract	AT	Region	England
% of FP17s for the same patient ID Re-attending within 3 months - Children	24	326	7.4%	10.7%	11.7%	12.0%
% of FP17s for the same patient ID Re-attending within 3 months - Adults	145	1,053	13.8%	14.1%	15.2%	16.0%
% of FP17s for the same patient ID Re-attending between 3 & 9 months - Children	136	326	41.7%	61.8%	59.1%	58.0%
% of FP17s for the same patient ID Re-attending between 3 & 9 months - Adults	521	1,053	49.5%	56.4%	52.2%	50.9%
% of FP17s for Band 1 Urgent Courses	87	1,182	7.4%	7.1%	7.9%	9.1%
% of FP17s Relating to Free Repair or Replacements	6	1,182	0.5%	0.8%	0.8%	0.8%
% of FP17s Relating to Continuations	13	1,182	1.1%	1.4%	1.1%	1.1%
% of Patients satisfied with the dentistry they have received	8	9	N/A	91.4%	91.8%	91.7%
% of Patients satisfied with the time they had to wait for an appointment	8	9	N/A	87.3%	88.4%	88.0%

* This is based on patients treated on this contract for their most recent course of treatment. Figures in italics indicate the base number of FP17s or Patient Questionnaire responses are less than 100. N/A is shown where the base number of responses is less than 10 during the period. % is calculated as Quantity/Base number*100

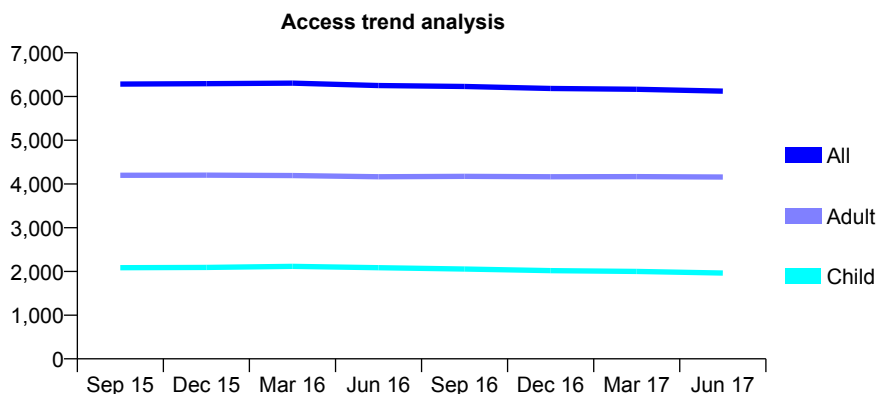
Q55 - Vital Signs At a Glance Contract Report for 825050/0001 - June 2017

Name or company name	MR LS MASTERSON
Contract type name	GDS Contract
Purpose of contract	General
Contract start date	01/04/2006
Contract end date	

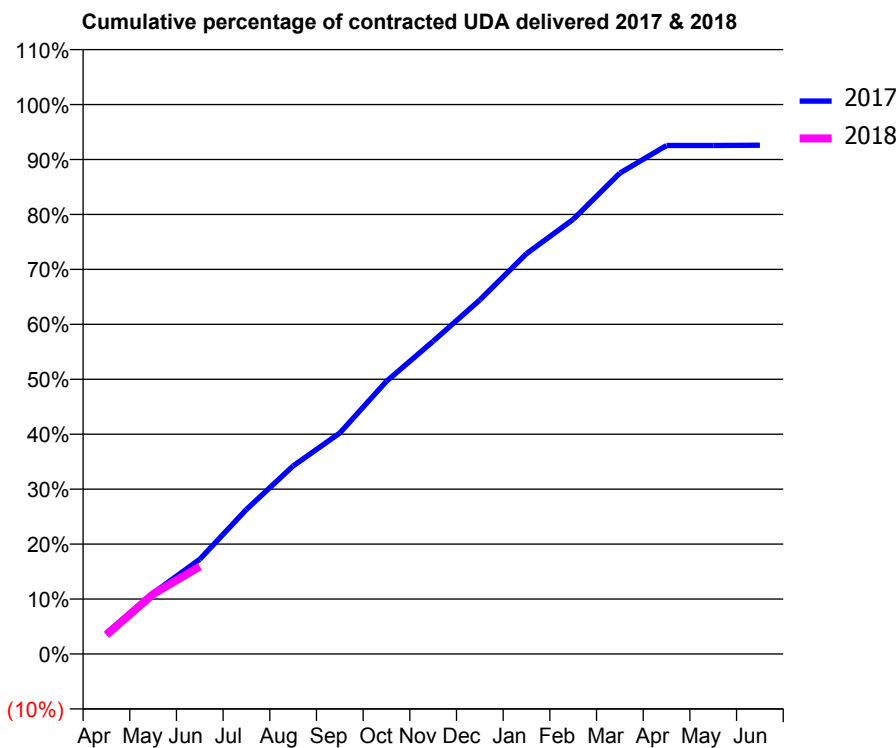
17/18 Contracted general activity (UDA)	18,209
Carry forward general activity (UDA)	0
17/18 Contracted orthodontic activity (UOA)	0
Carry forward orthodontic activity (UOA)	0
Baseline contract value	£430,945.39

ACCESS*

Patients seen in 24 months	Total	Change since previous quarter
Quarter ending June 2016	6,251	
Quarter ending September 2016	6,230	→
Quarter ending December 2016	6,184	→
Quarter ending March 2017	6,165	→
Quarter ending June 2017	6,123	→
Variance since June 2016	(2.0%)	↓



ACTIVITY



Adjusted Scheduled Activity (UDA)		
Month	2017	2018
April	692	635
May	2,019	1,984
June	3,138	2,902
July	4,791	
August	6,233	
September	7,322	
October	9,039	
November	10,366	
December	11,733	
January	13,267	
February	14,404	
March	15,935	
April	16,849	
May	16,849	
June	16,860	

QUALITY

	Quantity	Base Number	Contract	AT	Region	England
% of FP17s for the same patient ID Re-attending within 3 months - Children	79	826	9.6%	10.7%	11.7%	12.0%
% of FP17s for the same patient ID Re-attending within 3 months - Adults	341	1,696	20.1%	14.1%	15.2%	16.0%
% of FP17s for the same patient ID Re-attending between 3 & 9 months - Children	566	826	68.5%	61.8%	59.1%	58.0%
% of FP17s for the same patient ID Re-attending between 3 & 9 months - Adults	1,125	1,696	66.3%	56.4%	52.2%	50.9%
% of FP17s for Band 1 Urgent Courses	201	1,934	10.4%	7.1%	7.9%	9.1%
% of FP17s Relating to Free Repair or Replacements	34	1,934	1.8%	0.8%	0.8%	0.8%
% of FP17s Relating to Continuations	35	1,934	1.8%	1.4%	1.1%	1.1%
% of Patients satisfied with the dentistry they have received	22	23	95.7%	91.4%	91.8%	91.7%
% of Patients satisfied with the time they had to wait for an appointment	22	23	95.7%	87.3%	88.4%	88.0%

* This is based on patients treated on this contract for their most recent course of treatment. Figures in italics indicate the base number of FP17s or Patient Questionnaire responses are less than 100. N/A is shown where the base number of responses is less than 10 during the period. % is calculated as Quantity/Base number*100

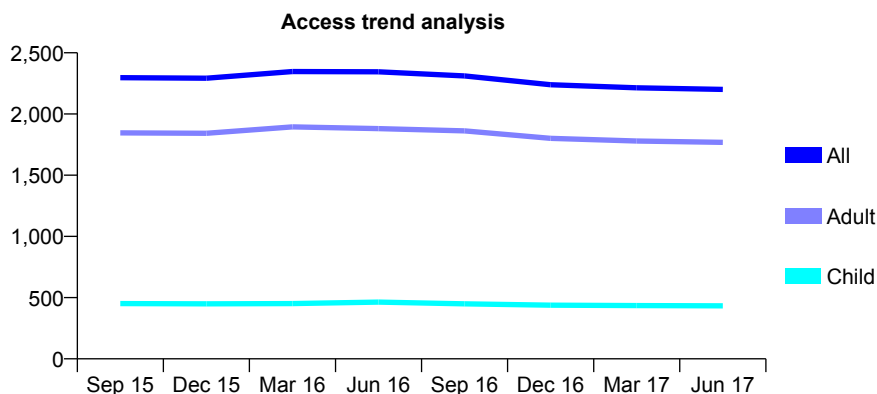
Q55 - Vital Signs At a Glance Contract Report for 829048/0002 - June 2017

Name or company name	MR BS CHATHA
Contract type name	GDS Contract
Purpose of contract	General
Contract start date	01/10/2007
Contract end date	

17/18 Contracted general activity (UDA)	9,028
Carry forward general activity (UDA)	0
17/18 Contracted orthodontic activity (UOA)	0
Carry forward orthodontic activity (UOA)	0
Baseline contract value	£250,064.18

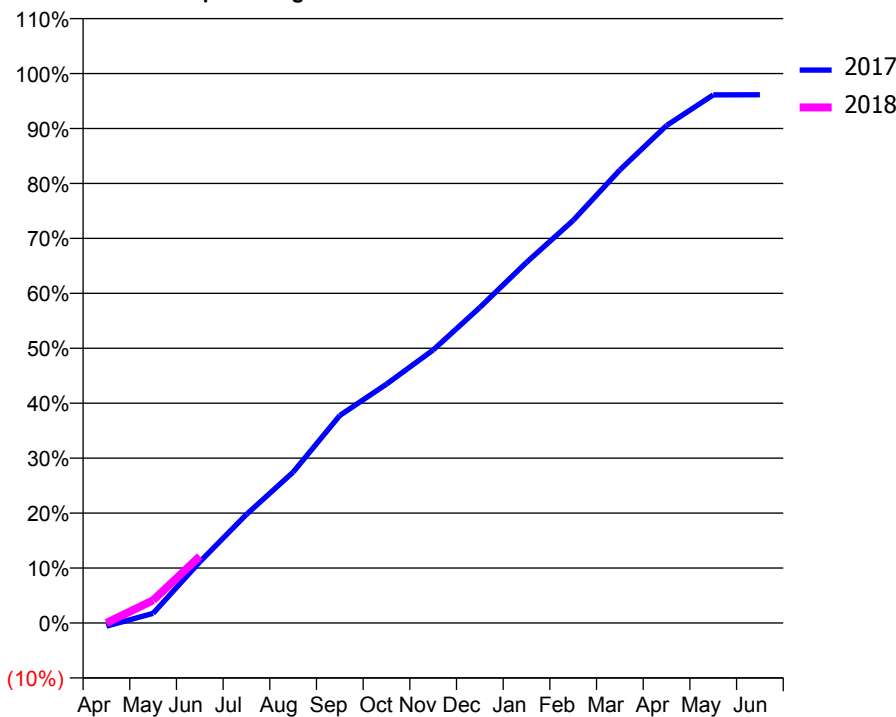
ACCESS*

Patients seen in 24 months	Total	Change since previous quarter
Quarter ending June 2016	2,345	
Quarter ending September 2016	2,311	↓
Quarter ending December 2016	2,239	↓
Quarter ending March 2017	2,214	↓
Quarter ending June 2017	2,201	→
Variance since June 2016	(6.1%)	↓



ACTIVITY

Cumulative percentage of contracted UDA delivered 2017 & 2018



Adjusted Scheduled Activity (UDA)

Month	2017	2018
April	-54	0
May	159	374
June	1,004	1,097
July	1,784	
August	2,479	
September	3,411	
October	3,926	
November	4,486	
December	5,184	
January	5,925	
February	6,616	
March	7,444	
April	8,174	
May	8,677	
June	8,680	

QUALITY

	Quantity	Base Number	Contract	AT	Region	England
% of FP17s for the same patient ID Re-attending within 3 months - Children	11	188	5.9%	10.7%	11.7%	12.0%
% of FP17s for the same patient ID Re-attending within 3 months - Adults	121	780	15.5%	14.1%	15.2%	16.0%
% of FP17s for the same patient ID Re-attending between 3 & 9 months - Children	108	188	57.4%	61.8%	59.1%	58.0%
% of FP17s for the same patient ID Re-attending between 3 & 9 months - Adults	445	780	57.1%	56.4%	52.2%	50.9%
% of FP17s for Band 1 Urgent Courses	6	490	1.2%	7.1%	7.9%	9.1%
% of FP17s Relating to Free Repair or Replacements	3	490	0.6%	0.8%	0.8%	0.8%
% of FP17s Relating to Continuations	10	490	2.0%	1.4%	1.1%	1.1%
% of Patients satisfied with the dentistry they have received	11	12	91.7%	91.4%	91.8%	91.7%
% of Patients satisfied with the time they had to wait for an appointment	12	12	100.0%	87.3%	88.4%	88.0%

* This is based on patients treated on this contract for their most recent course of treatment. Figures in italics indicate the base number of FP17s or Patient Questionnaire responses are less than 100. N/A is shown where the base number of responses is less than 10 during the period. % is calculated as Quantity/Base number*100

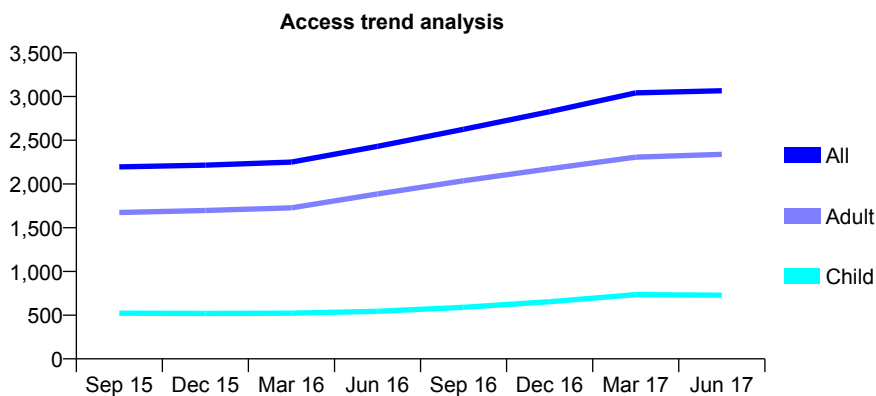
Q55 - Vital Signs At a Glance Contract Report for 833517/0001 - June 2017

Name or company name	MISS NS FRY
Contract type name	GDS Contract
Purpose of contract	General
Contract start date	01/04/2006
Contract end date	

17/18 Contracted general activity (UDA)	8,960
Carry forward general activity (UDA)	0
17/18 Contracted orthodontic activity (UOA)	0
Carry forward orthodontic activity (UOA)	0
Baseline contract value	£203,205.57

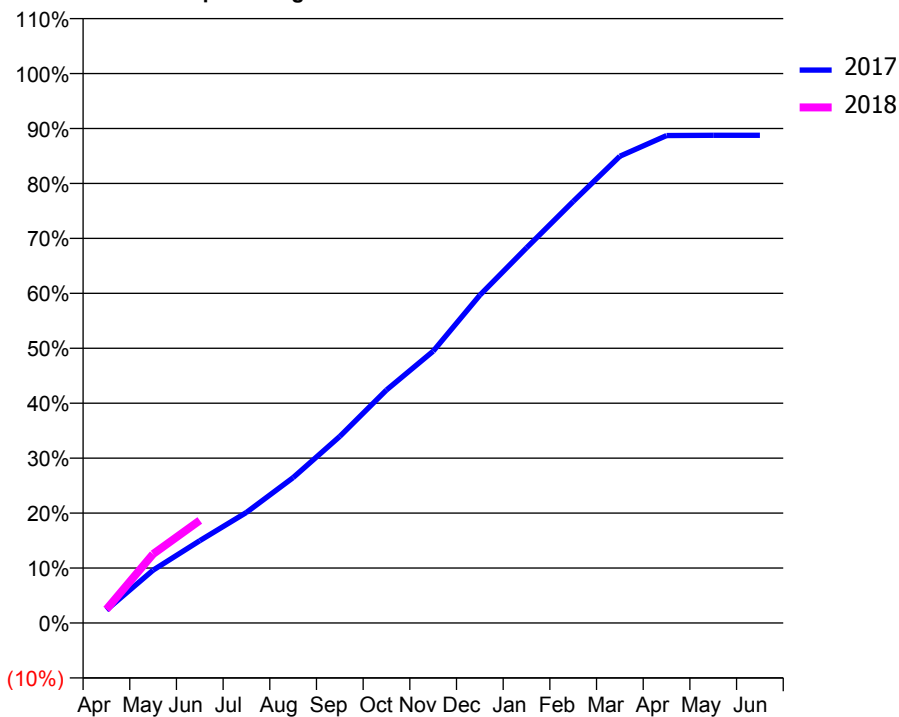
ACCESS*

Patients seen in 24 months	Total	Change since previous quarter
Quarter ending June 2016	2,430	
Quarter ending September 2016	2,626	↑
Quarter ending December 2016	2,827	↑
Quarter ending March 2017	3,041	↑
Quarter ending June 2017	3,066	→
Variance since June 2016	26.2%	↑



ACTIVITY

Cumulative percentage of contracted UDA delivered 2017 & 2018



Month	Adjusted Scheduled Activity (UDA)	
	2017	2018
April	211	223
May	863	1,126
June	1,342	1,672
July	1,804	
August	2,371	
September	3,043	
October	3,799	
November	4,432	
December	5,345	
January	6,118	
February	6,874	
March	7,612	
April	7,948	
May	7,953	
June	7,953	

QUALITY

	Quantity	Base Number	Contract	AT	Region	England
% of FP17s for the same patient ID Re-attending within 3 months - Children	24	301	8.0%	10.7%	11.7%	12.0%
% of FP17s for the same patient ID Re-attending within 3 months - Adults	128	1,004	12.7%	14.1%	15.2%	16.0%
% of FP17s for the same patient ID Re-attending between 3 & 9 months - Children	213	301	70.8%	61.8%	59.1%	58.0%
% of FP17s for the same patient ID Re-attending between 3 & 9 months - Adults	676	1,004	67.3%	56.4%	52.2%	50.9%
% of FP17s for Band 1 Urgent Courses	102	1,092	9.3%	7.1%	7.9%	9.1%
% of FP17s Relating to Free Repair or Replacements	3	1,092	0.3%	0.8%	0.8%	0.8%
% of FP17s Relating to Continuations	10	1,092	0.9%	1.4%	1.1%	1.1%
% of Patients satisfied with the dentistry they have received	4	4	N/A	91.4%	91.8%	91.7%
% of Patients satisfied with the time they had to wait for an appointment	3	4	N/A	87.3%	88.4%	88.0%

* This is based on patients treated on this contract for their most recent course of treatment. Figures in italics indicate the base number of FP17s or Patient Questionnaire responses are less than 100. N/A is shown where the base number of responses is less than 10 during the period. % is calculated as Quantity/Base number*100

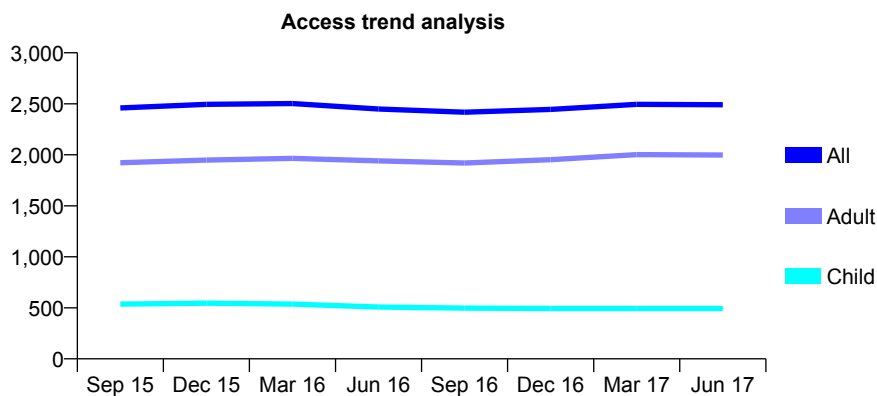
Q55 - Vital Signs At a Glance Contract Report for 836117/0001 - June 2017

Name or company name	MR RS RUPRA
Contract type name	GDS Contract
Purpose of contract	General
Contract start date	01/10/2007
Contract end date	

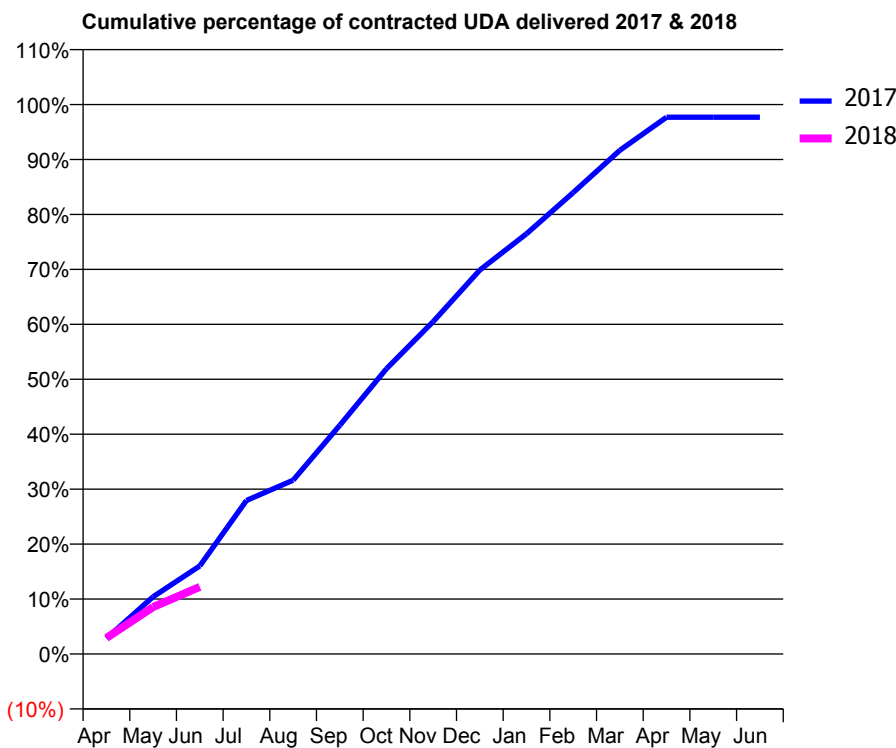
17/18 Contracted general activity (UDA)	9,028
Carry forward general activity (UDA)	0
17/18 Contracted orthodontic activity (UOA)	0
Carry forward orthodontic activity (UOA)	0
Baseline contract value	£250,064.18

ACCESS*

Patients seen in 24 months	Total	Change since previous quarter
Quarter ending June 2016	2,449	
Quarter ending September 2016	2,418	↓
Quarter ending December 2016	2,445	→
Quarter ending March 2017	2,495	↑
Quarter ending June 2017	2,491	→
Variance since June 2016	1.7%	→



ACTIVITY



Month	Adjusted Scheduled Activity (UDA)	
	2017	2018
April	257	264
May	942	771
June	1,448	1,103
July	2,523	
August	2,855	
September	3,759	
October	4,687	
November	5,460	
December	6,309	
January	6,905	
February	7,582	
March	8,275	
April	8,818	
May	8,819	
June	8,819	

QUALITY

	Quantity	Base Number	Contract	AT	Region	England
% of FP17s for the same patient ID Re-attending within 3 months - Children	13	165	7.9%	10.7%	11.7%	12.0%
% of FP17s for the same patient ID Re-attending within 3 months - Adults	82	675	12.1%	14.1%	15.2%	16.0%
% of FP17s for the same patient ID Re-attending between 3 & 9 months - Children	108	165	65.5%	61.8%	59.1%	58.0%
% of FP17s for the same patient ID Re-attending between 3 & 9 months - Adults	421	675	62.4%	56.4%	52.2%	50.9%
% of FP17s for Band 1 Urgent Courses	30	615	4.9%	7.1%	7.9%	9.1%
% of FP17s Relating to Free Repair or Replacements	2	615	0.3%	0.8%	0.8%	0.8%
% of FP17s Relating to Continuations	14	615	2.3%	1.4%	1.1%	1.1%
% of Patients satisfied with the dentistry they have received	6	6	N/A	91.4%	91.8%	91.7%
% of Patients satisfied with the time they had to wait for an appointment	6	6	N/A	87.3%	88.4%	88.0%

* This is based on patients treated on this contract for their most recent course of treatment. Figures in italics indicate the base number of FP17s or Patient Questionnaire responses are less than 100. N/A is shown where the base number of responses is less than 10 during the period. % is calculated as Quantity/Base number*100

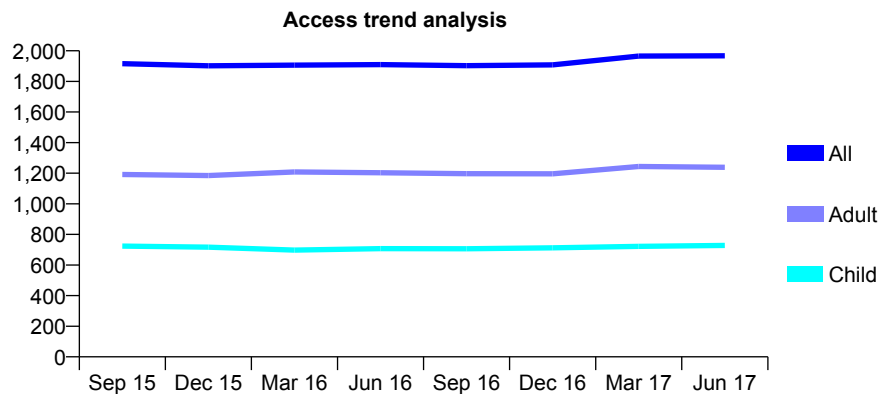
Q55 - Vital Signs At a Glance Contract Report for 836362/0001 - June 2017

Name or company name	MR MM OSMAN
Contract type name	GDS Contract
Purpose of contract	General
Contract start date	01/04/2006
Contract end date	

17/18 Contracted general activity (UDA)	5,819
Carry forward general activity (UDA)	0
17/18 Contracted orthodontic activity (UOA)	0
Carry forward orthodontic activity (UOA)	0
Baseline contract value	£129,378.24

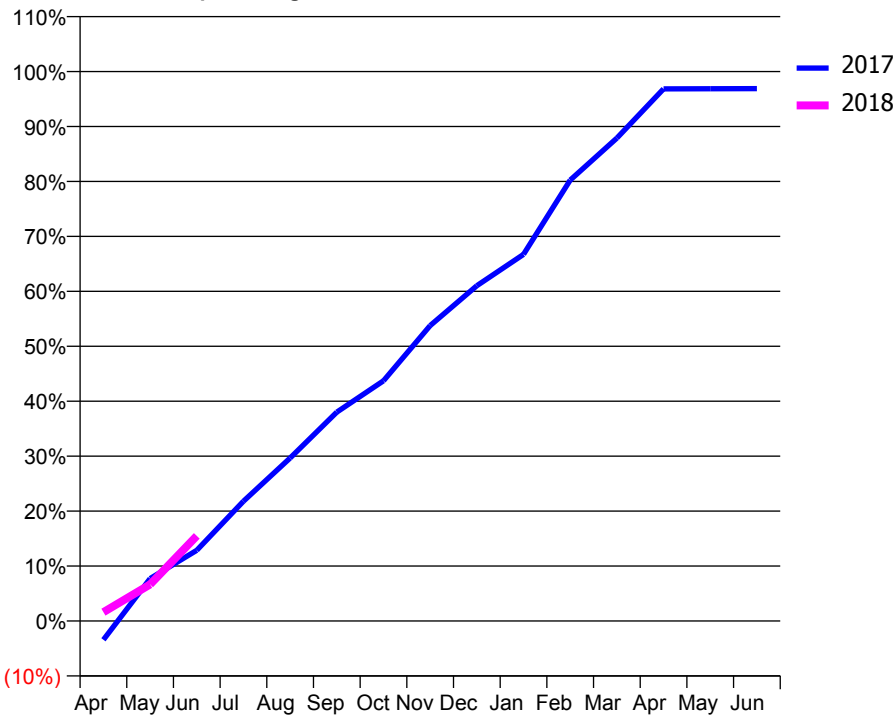
ACCESS*

Patients seen in 24 months	Total	Change since previous quarter
Quarter ending June 2016	1,910	
Quarter ending September 2016	1,903	→
Quarter ending December 2016	1,908	→
Quarter ending March 2017	1,966	↑
Quarter ending June 2017	1,967	→
Variance since June 2016	3.0%	↑



ACTIVITY

Cumulative percentage of contracted UDA delivered 2017 & 2018



Month	2017	2018
April	-199	94
May	450	388
June	749	901
July	1,268	
August	1,726	
September	2,211	
October	2,544	
November	3,129	
December	3,551	
January	3,883	
February	4,669	
March	5,114	
April	5,635	
May	5,637	
June	5,638	

QUALITY

	Quantity	Base Number	Contract	AT	Region	England
% of FP17s for the same patient ID Re-attending within 3 months - Children	22	323	6.8%	10.7%	11.7%	12.0%
% of FP17s for the same patient ID Re-attending within 3 months - Adults	52	414	12.6%	14.1%	15.2%	16.0%
% of FP17s for the same patient ID Re-attending between 3 & 9 months - Children	229	323	70.9%	61.8%	59.1%	58.0%
% of FP17s for the same patient ID Re-attending between 3 & 9 months - Adults	235	414	56.8%	56.4%	52.2%	50.9%
% of FP17s for Band 1 Urgent Courses	25	545	4.6%	7.1%	7.9%	9.1%
% of FP17s Relating to Free Repair or Replacements	3	545	0.6%	0.8%	0.8%	0.8%
% of FP17s Relating to Continuations	1	545	0.2%	1.4%	1.1%	1.1%
% of Patients satisfied with the dentistry they have received	3	4	N/A	91.4%	91.8%	91.7%
% of Patients satisfied with the time they had to wait for an appointment	4	4	N/A	87.3%	88.4%	88.0%

* This is based on patients treated on this contract for their most recent course of treatment. Figures in italics indicate the base number of FP17s or Patient Questionnaire responses are less than 100. N/A is shown where the base number of responses is less than 10 during the period. % is calculated as Quantity/Base number*100

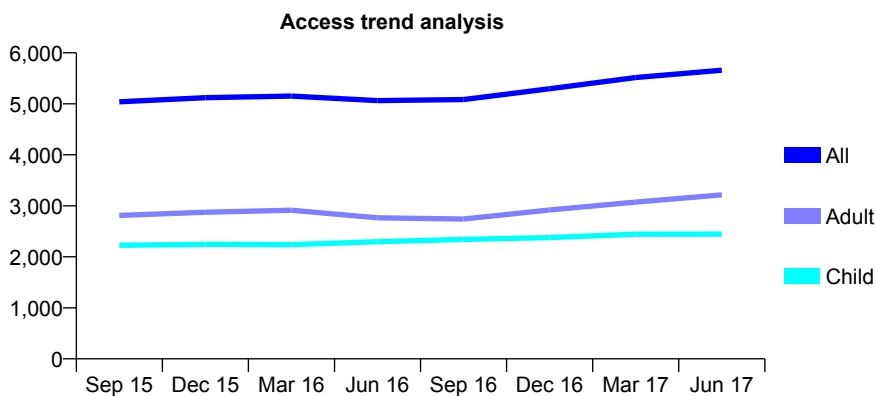
Q55 - Vital Signs At a Glance Contract Report for 860298/0001 - June 2017

Name or company name	MR KS BOLA
Contract type name	GDS Contract
Purpose of contract	General
Contract start date	30/01/2011
Contract end date	

17/18 Contracted general activity (UDA)	12,926
Carry forward general activity (UDA)	0
17/18 Contracted orthodontic activity (UOA)	0
Carry forward orthodontic activity (UOA)	0
Baseline contract value	£353,035.88

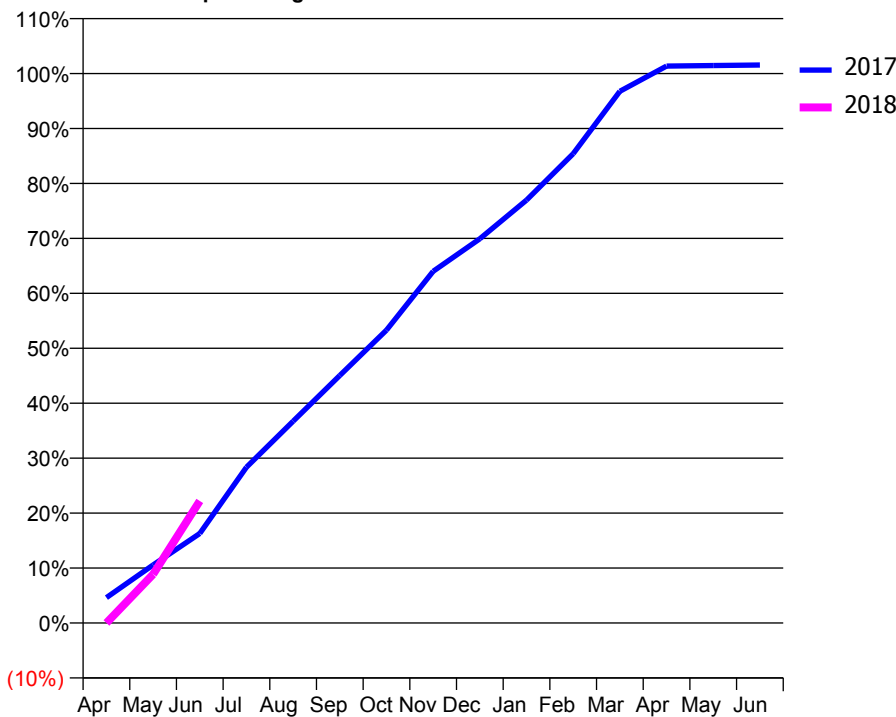
ACCESS*

Patients seen in 24 months	Total	Change since previous quarter
Quarter ending June 2016	5,064	
Quarter ending September 2016	5,083	→
Quarter ending December 2016	5,295	↑
Quarter ending March 2017	5,516	↑
Quarter ending June 2017	5,660	↑
Variance since June 2016	11.8%	↑



ACTIVITY

Cumulative percentage of contracted UDA delivered 2017 & 2018



Month	Adjusted Scheduled Activity (UDA)	
	2017	2018
April	765	0
May	1,753	1,146
June	2,705	2,873
July	4,705	
August	6,095	
September	7,474	
October	8,845	
November	10,620	
December	11,605	
January	12,772	
February	14,172	
March	16,055	
April	16,820	
May	16,833	
June	16,850	

QUALITY

	Quantity	Base Number	Contract	AT	Region	England
% of FP17s for the same patient ID Re-attending within 3 months - Children	35	837	4.2%	10.7%	11.7%	12.0%
% of FP17s for the same patient ID Re-attending within 3 months - Adults	134	1,191	11.3%	14.1%	15.2%	16.0%
% of FP17s for the same patient ID Re-attending between 3 & 9 months - Children	532	837	63.6%	61.8%	59.1%	58.0%
% of FP17s for the same patient ID Re-attending between 3 & 9 months - Adults	760	1,191	63.8%	56.4%	52.2%	50.9%
% of FP17s for Band 1 Urgent Courses	110	1,595	6.9%	7.1%	7.9%	9.1%
% of FP17s Relating to Free Repair or Replacements	12	1,595	0.8%	0.8%	0.8%	0.8%
% of FP17s Relating to Continuations	8	1,595	0.5%	1.4%	1.1%	1.1%
% of Patients satisfied with the dentistry they have received	86	96	89.6%	91.4%	91.8%	91.7%
% of Patients satisfied with the time they had to wait for an appointment	91	96	94.8%	87.3%	88.4%	88.0%

* This is based on patients treated on this contract for their most recent course of treatment. Figures in italics indicate the base number of FP17s or Patient Questionnaire responses are less than 100. N/A is shown where the base number of responses is less than 10 during the period. % is calculated as Quantity/Base number*100

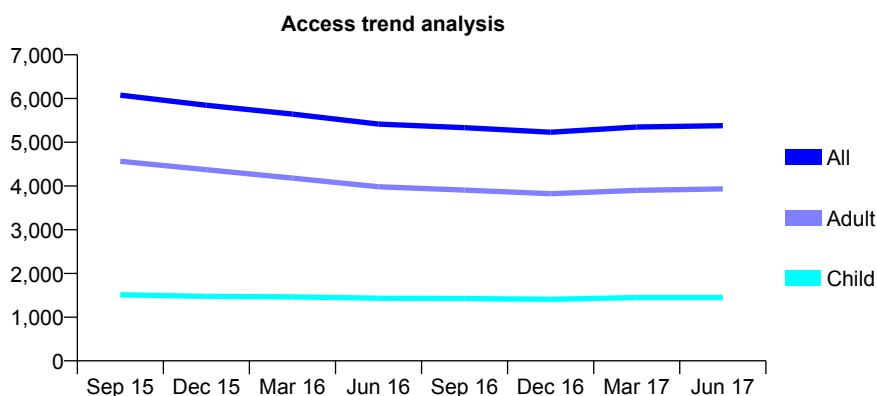
Q55 - Vital Signs At a Glance Contract Report for 860549/0001 - June 2017

Name or company name	MR CJ NAVARRO
Contract type name	GDS Contract
Purpose of contract	General
Contract start date	01/04/2006
Contract end date	

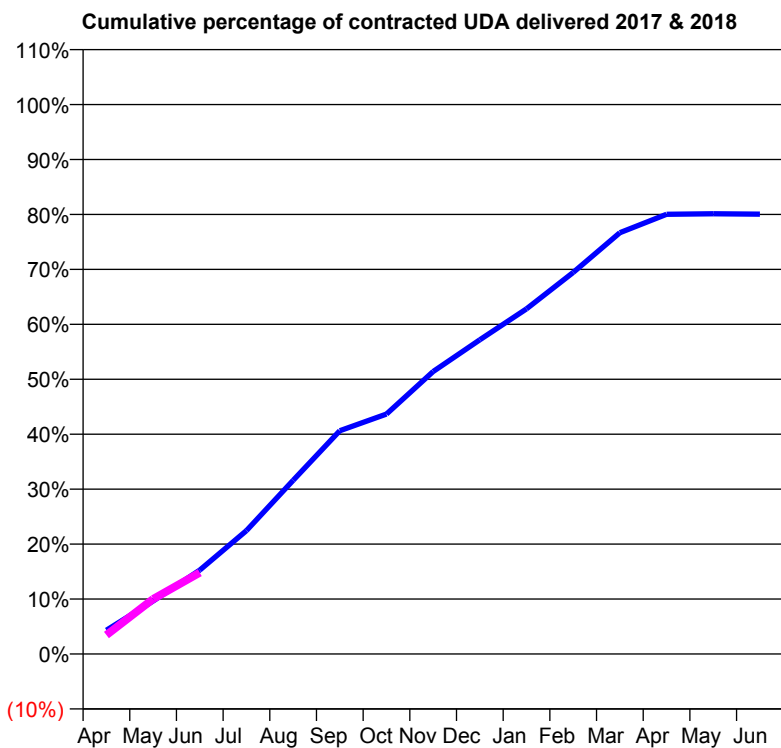
17/18 Contracted general activity (UDA)	15,500
Carry forward general activity (UDA)	0
17/18 Contracted orthodontic activity (UOA)	0
Carry forward orthodontic activity (UOA)	0
Baseline contract value	£410,183.06

ACCESS*

Patients seen in 24 months	Total	Change since previous quarter
Quarter ending June 2016	5,414	
Quarter ending September 2016	5,333	↓
Quarter ending December 2016	5,230	↓
Quarter ending March 2017	5,347	↑
Quarter ending June 2017	5,380	→
Variance since June 2016	(0.6%)	→



ACTIVITY



Month	Adjusted Scheduled Activity (UDA)	
	2017	2018
April	671	536
May	1,495	1,553
June	2,367	2,297
July	3,482	
August	4,901	
September	6,298	
October	6,769	
November	7,967	
December	8,865	
January	9,738	
February	10,762	
March	11,883	
April	12,405	
May	12,417	
June	12,406	

QUALITY

	Quantity	Base Number	Contract	AT	Region	England
% of FP17s for the same patient ID Re-attending within 3 months - Children	14	451	3.1%	10.7%	11.7%	12.0%
% of FP17s for the same patient ID Re-attending within 3 months - Adults	80	1,136	7.0%	14.1%	15.2%	16.0%
% of FP17s for the same patient ID Re-attending between 3 & 9 months - Children	256	451	56.8%	61.8%	59.1%	58.0%
% of FP17s for the same patient ID Re-attending between 3 & 9 months - Adults	635	1,136	55.9%	56.4%	52.2%	50.9%
% of FP17s for Band 1 Urgent Courses	42	1,171	3.6%	7.1%	7.9%	9.1%
% of FP17s Relating to Free Repair or Replacements	9	1,171	0.8%	0.8%	0.8%	0.8%
% of FP17s Relating to Continuations	1	1,171	0.1%	1.4%	1.1%	1.1%
% of Patients satisfied with the dentistry they have received	6	6	N/A	91.4%	91.8%	91.7%
% of Patients satisfied with the time they had to wait for an appointment	4	6	N/A	87.3%	88.4%	88.0%

* This is based on patients treated on this contract for their most recent course of treatment. Figures in italics indicate the base number of FP17s or Patient Questionnaire responses are less than 100. N/A is shown where the base number of responses is less than 10 during the period. % is calculated as Quantity/Base number*100

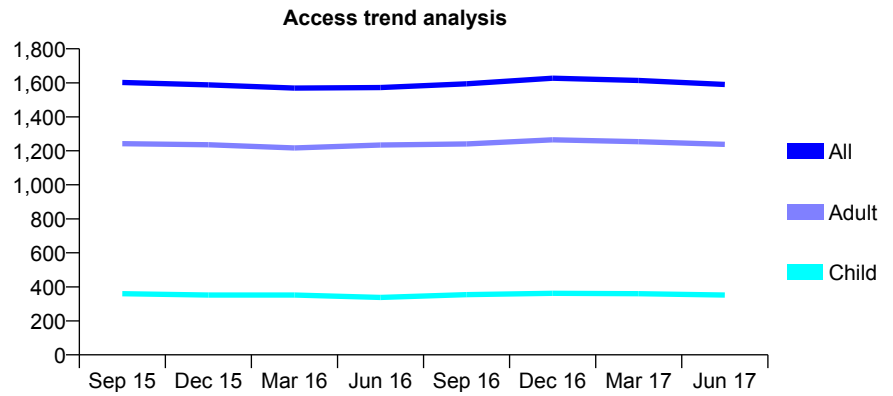
Q55 - Vital Signs At a Glance Contract Report for 861901/0001 - June 2017

Name or company name	MRS A EIMANI
Contract type name	GDS Contract
Purpose of contract	General
Contract start date	01/09/2009
Contract end date	

17/18 Contracted general activity (UDA)	9,000
Carry forward general activity (UDA)	0
17/18 Contracted orthodontic activity (UOA)	0
Carry forward orthodontic activity (UOA)	0
Baseline contract value	£213,071.13

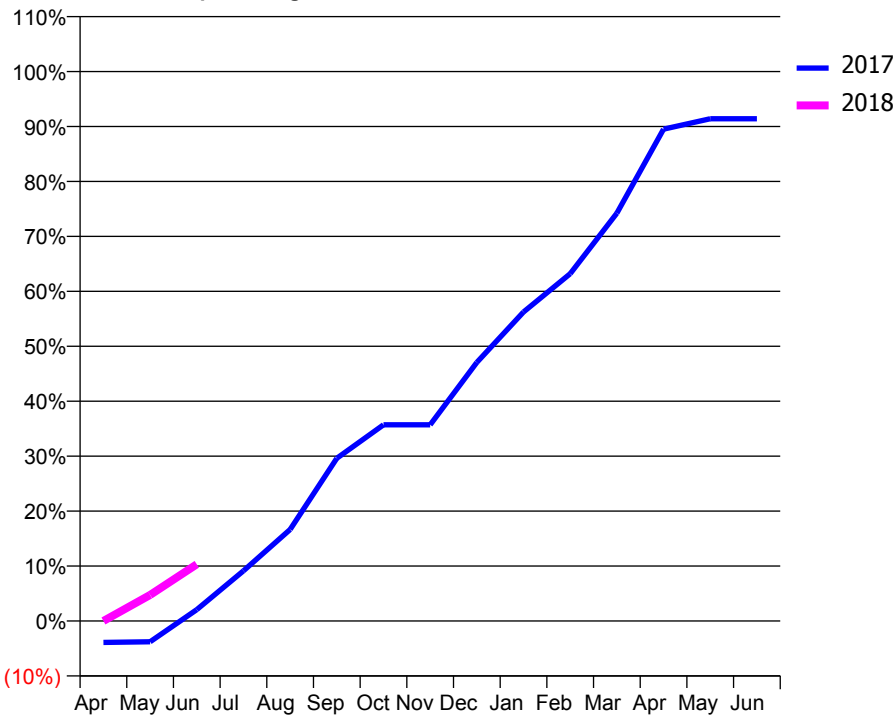
ACCESS*

Patients seen in 24 months	Total	Change since previous quarter
Quarter ending June 2016	1,572	
Quarter ending September 2016	1,594	→
Quarter ending December 2016	1,627	↑
Quarter ending March 2017	1,614	→
Quarter ending June 2017	1,590	↓
Variance since June 2016	1.1%	→



ACTIVITY

Cumulative percentage of contracted UDA delivered 2017 & 2018



Month	Adjusted Scheduled Activity (UDA)	
	2017	2018
April	-353	0
May	-341	427
June	187	929
July	822	
August	1,499	
September	2,665	
October	3,213	
November	3,213	
December	4,235	
January	5,061	
February	5,689	
March	6,680	
April	8,056	
May	8,227	
June	8,227	

QUALITY

	Quantity	Base Number	Contract	AT	Region	England
% of FP17s for the same patient ID Re-attending within 3 months - Children	12	158	7.6%	10.7%	11.7%	12.0%
% of FP17s for the same patient ID Re-attending within 3 months - Adults	93	540	17.2%	14.1%	15.2%	16.0%
% of FP17s for the same patient ID Re-attending between 3 & 9 months - Children	95	158	60.1%	61.8%	59.1%	58.0%
% of FP17s for the same patient ID Re-attending between 3 & 9 months - Adults	268	540	49.6%	56.4%	52.2%	50.9%
% of FP17s for Band 1 Urgent Courses	34	320	10.6%	7.1%	7.9%	9.1%
% of FP17s Relating to Free Repair or Replacements	0	320	0.0%	0.8%	0.8%	0.8%
% of FP17s Relating to Continuations	8	320	2.5%	1.4%	1.1%	1.1%
% of Patients satisfied with the dentistry they have received	4	4	N/A	91.4%	91.8%	91.7%
% of Patients satisfied with the time they had to wait for an appointment	4	4	N/A	87.3%	88.4%	88.0%

* This is based on patients treated on this contract for their most recent course of treatment. Figures in italics indicate the base number of FP17s or Patient Questionnaire responses are less than 100. N/A is shown where the base number of responses is less than 10 during the period. % is calculated as Quantity/Base number*100

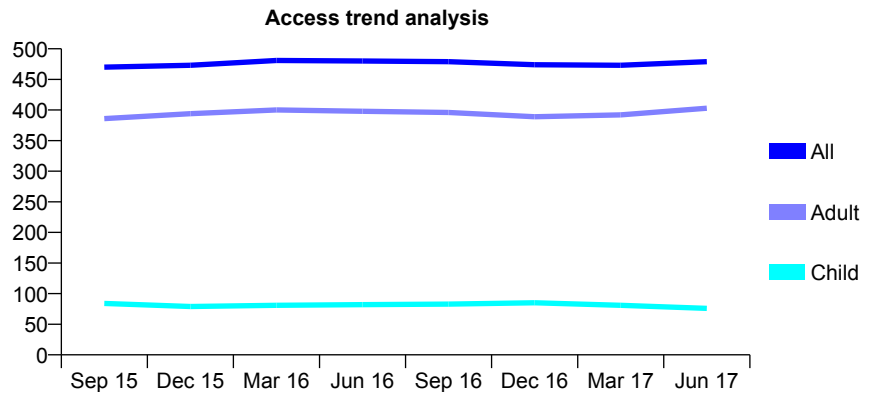
Q55 - Vital Signs At a Glance Contract Report for 898457/0001 - June 2017

Name or company name	MR ND MCLEAN
Contract type name	GDS Contract
Purpose of contract	General
Contract start date	01/04/2006
Contract end date	

17/18 Contracted general activity (UDA)	1,374
Carry forward general activity (UDA)	0
17/18 Contracted orthodontic activity (UOA)	0
Carry forward orthodontic activity (UOA)	0
Baseline contract value	£29,660.40

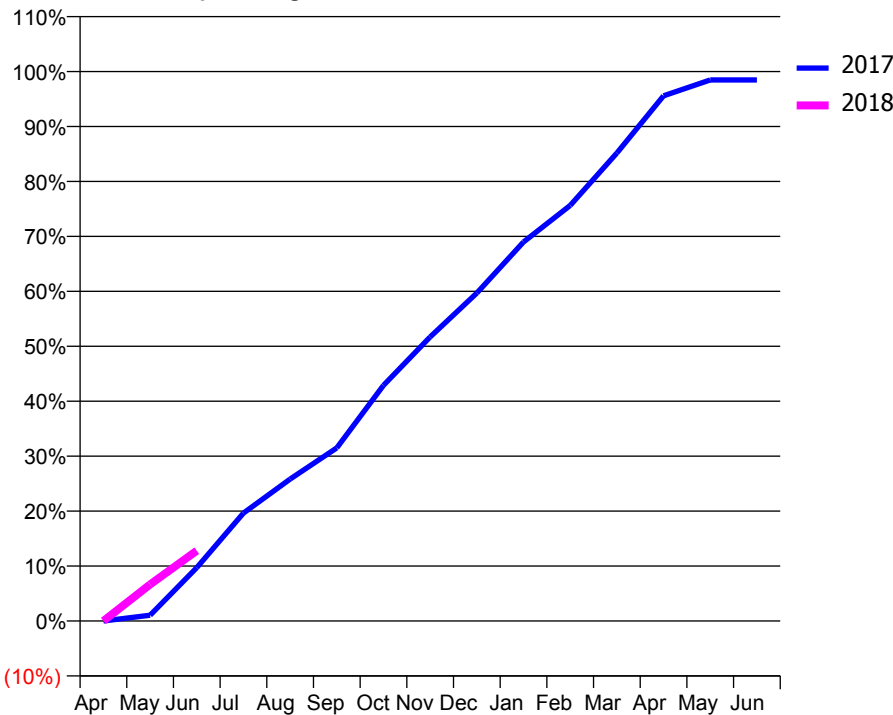
ACCESS*

Patients seen in 24 months	Total	Change since previous quarter
Quarter ending June 2016	480	
Quarter ending September 2016	479	→
Quarter ending December 2016	474	↓
Quarter ending March 2017	473	→
Quarter ending June 2017	479	→
Variance since June 2016	(0.2%)	→



ACTIVITY

Cumulative percentage of contracted UDA delivered 2017 & 2018



Month	Adjusted Scheduled Activity (UDA)	
	2017	2018
April	0	0
May	14	92
June	134	176
July	270	
August	355	
September	433	
October	589	
November	710	
December	820	
January	948	
February	1,039	
March	1,170	
April	1,313	
May	1,353	
June	1,353	

QUALITY

	Quantity	Base Number	Contract	AT	Region	England
% of FP17s for the same patient ID Re-attending within 3 months - Children	1	28	3.6%	10.7%	11.7%	12.0%
% of FP17s for the same patient ID Re-attending within 3 months - Adults	39	159	24.5%	14.1%	15.2%	16.0%
% of FP17s for the same patient ID Re-attending between 3 & 9 months - Children	24	28	85.7%	61.8%	59.1%	58.0%
% of FP17s for the same patient ID Re-attending between 3 & 9 months - Adults	99	159	62.3%	56.4%	52.2%	50.9%
% of FP17s for Band 1 Urgent Courses	13	102	12.7%	7.1%	7.9%	9.1%
% of FP17s Relating to Free Repair or Replacements	1	102	1.0%	0.8%	0.8%	0.8%
% of FP17s Relating to Continuations	3	102	2.9%	1.4%	1.1%	1.1%
% of Patients satisfied with the dentistry they have received	3	3	N/A	91.4%	91.8%	91.7%
% of Patients satisfied with the time they had to wait for an appointment	3	3	N/A	87.3%	88.4%	88.0%

* This is based on patients treated on this contract for their most recent course of treatment. Figures in italics indicate the base number of FP17s or Patient Questionnaire responses are less than 100. N/A is shown where the base number of responses is less than 10 during the period. % is calculated as Quantity/Base number*100

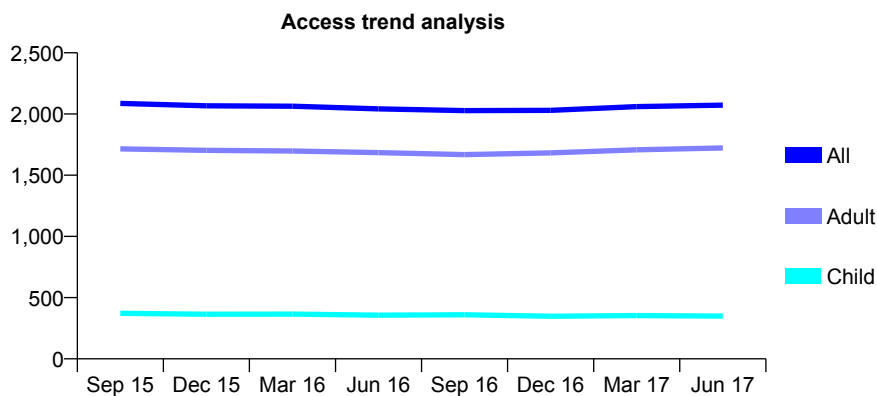
Q55 - Vital Signs At a Glance Contract Report for 907200/0001 - June 2017

Name or company name	MRS CY BIRCH
Contract type name	GDS Contract
Purpose of contract	General
Contract start date	01/04/2006
Contract end date	

17/18 Contracted general activity (UDA)	4,973
Carry forward general activity (UDA)	0
17/18 Contracted orthodontic activity (UOA)	0
Carry forward orthodontic activity (UOA)	0
Baseline contract value	£121,257.72

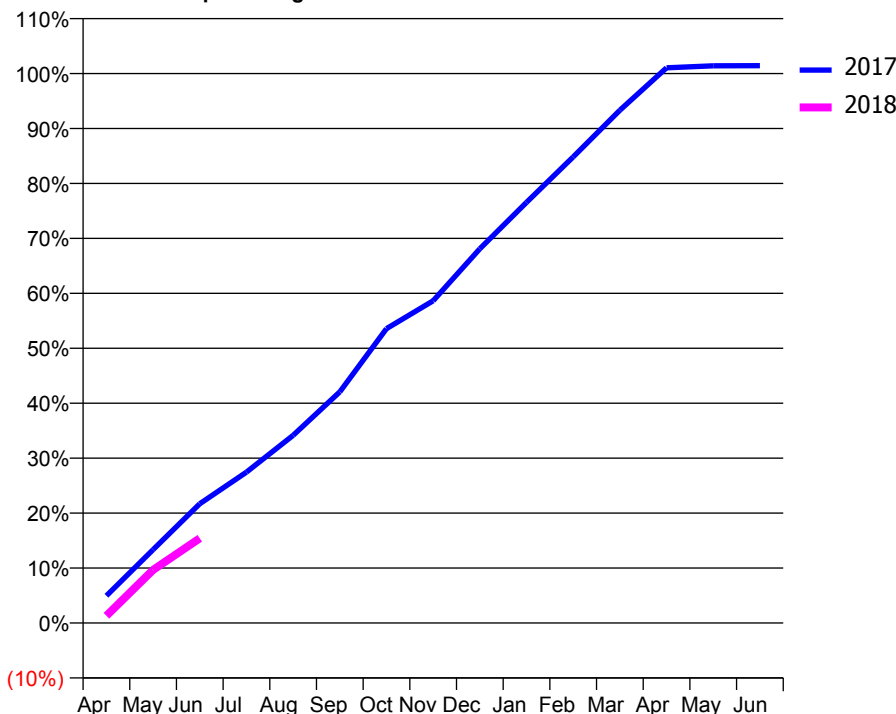
ACCESS*

Patients seen in 24 months	Total	Change since previous quarter
Quarter ending June 2016	2,042	
Quarter ending September 2016	2,028	→
Quarter ending December 2016	2,030	→
Quarter ending March 2017	2,061	→
Quarter ending June 2017	2,072	→
Variance since June 2016	1.5%	→



ACTIVITY

Cumulative percentage of contracted UDA delivered 2017 & 2018



Adjusted Scheduled Activity (UDA)

Month	2017	2018
April	247	66
May	665	481
June	1,079	767
July	1,365	
August	1,699	
September	2,092	
October	2,664	
November	2,917	
December	3,387	
January	3,807	
February	4,218	
March	4,640	
April	5,024	
May	5,042	
June	5,043	

QUALITY

	Quantity	Base Number	Contract	AT	Region	England
% of FP17s for the same patient ID Re-attending within 3 months - Children	4	107	3.7%	10.7%	11.7%	12.0%
% of FP17s for the same patient ID Re-attending within 3 months - Adults	78	581	13.4%	14.1%	15.2%	16.0%
% of FP17s for the same patient ID Re-attending between 3 & 9 months - Children	67	107	62.6%	61.8%	59.1%	58.0%
% of FP17s for the same patient ID Re-attending between 3 & 9 months - Adults	283	581	48.7%	56.4%	52.2%	50.9%
% of FP17s for Band 1 Urgent Courses	40	449	8.9%	7.1%	7.9%	9.1%
% of FP17s Relating to Free Repair or Replacements	3	449	0.7%	0.8%	0.8%	0.8%
% of FP17s Relating to Continuations	4	449	0.9%	1.4%	1.1%	1.1%
% of Patients satisfied with the dentistry they have received	5	5	N/A	91.4%	91.8%	91.7%
% of Patients satisfied with the time they had to wait for an appointment	5	5	N/A	87.3%	88.4%	88.0%

* This is based on patients treated on this contract for their most recent course of treatment. Figures in italics indicate the base number of FP17s or Patient Questionnaire responses are less than 100. N/A is shown where the base number of responses is less than 10 during the period. % is calculated as Quantity/Base number*100

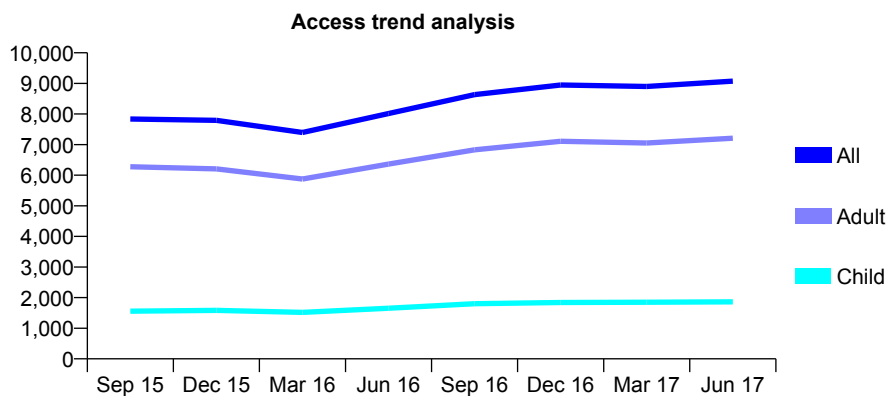
Q55 - Vital Signs At a Glance Contract Report for 911216/0001 - June 2017

Name or company name	MR K MANTLE
Contract type name	GDS Contract
Purpose of contract	General
Contract start date	01/04/2006
Contract end date	

17/18 Contracted general activity (UDA)	26,501
Carry forward general activity (UDA)	0
17/18 Contracted orthodontic activity (UOA)	0
Carry forward orthodontic activity (UOA)	0
Baseline contract value	£665,678.94

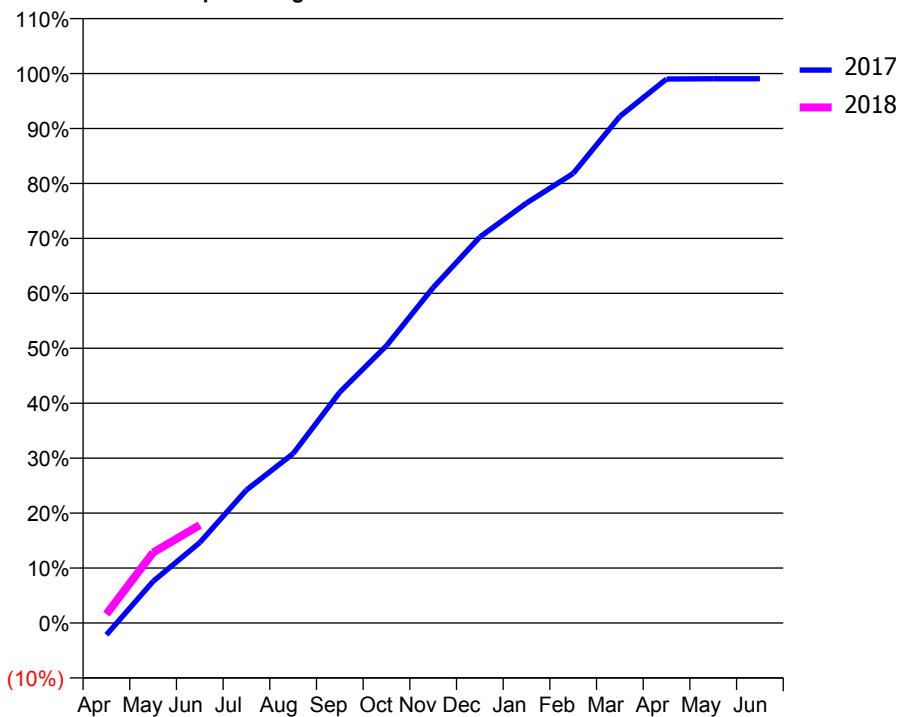
ACCESS*

Patients seen in 24 months	Total	Change since previous quarter
Quarter ending June 2016	8,017	
Quarter ending September 2016	8,633	↑
Quarter ending December 2016	8,948	↑
Quarter ending March 2017	8,899	→
Quarter ending June 2017	9,075	→
Variance since June 2016	13.2%	↑



ACTIVITY

Cumulative percentage of contracted UDA delivered 2017 & 2018



Month	Adjusted Scheduled Activity (UDA)	
	2017	2018
April	-573	430
May	2,010	3,396
June	3,879	4,726
July	6,416	
August	8,171	
September	11,137	
October	13,370	
November	16,180	
December	18,614	
January	20,253	
February	21,681	
March	24,431	
April	26,237	
May	26,246	
June	26,246	

QUALITY

	Quantity	Base Number	Contract	AT	Region	England
% of FP17s for the same patient ID Re-attending within 3 months - Children	31	688	4.5%	10.7%	11.7%	12.0%
% of FP17s for the same patient ID Re-attending within 3 months - Adults	220	2,284	9.6%	14.1%	15.2%	16.0%
% of FP17s for the same patient ID Re-attending between 3 & 9 months - Children	422	688	61.3%	61.8%	59.1%	58.0%
% of FP17s for the same patient ID Re-attending between 3 & 9 months - Adults	973	2,284	42.6%	56.4%	52.2%	50.9%
% of FP17s for Band 1 Urgent Courses	109	2,313	4.7%	7.1%	7.9%	9.1%
% of FP17s Relating to Free Repair or Replacements	22	2,313	1.0%	0.8%	0.8%	0.8%
% of FP17s Relating to Continuations	41	2,313	1.8%	1.4%	1.1%	1.1%
% of Patients satisfied with the dentistry they have received	26	28	92.9%	91.4%	91.8%	91.7%
% of Patients satisfied with the time they had to wait for an appointment	25	28	89.3%	87.3%	88.4%	88.0%

* This is based on patients treated on this contract for their most recent course of treatment. Figures in italics indicate the base number of FP17s or Patient Questionnaire responses are less than 100. N/A is shown where the base number of responses is less than 10 during the period. % is calculated as Quantity/Base number*100

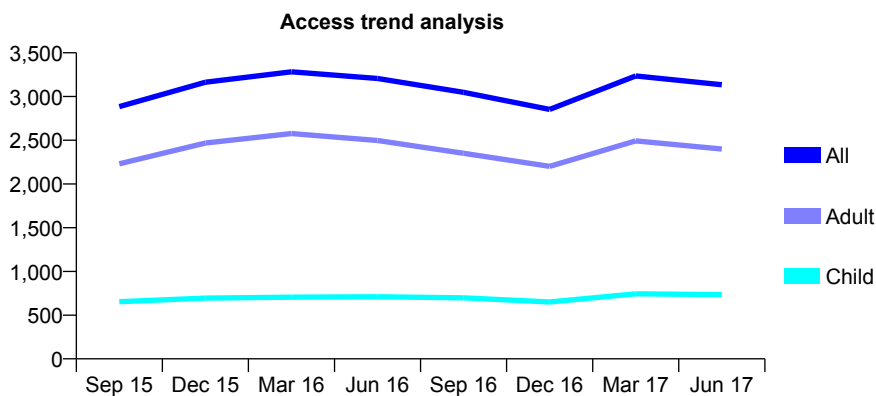
Q55 - Vital Signs At a Glance Contract Report for 911216/0002 - June 2017

Name or company name	MR K MANTLE
Contract type name	GDS Contract
Purpose of contract	General
Contract start date	01/09/2008
Contract end date	

17/18 Contracted general activity (UDA)	10,000
Carry forward general activity (UDA)	0
17/18 Contracted orthodontic activity (UOA)	0
Carry forward orthodontic activity (UOA)	0
Baseline contract value	£376,159.94

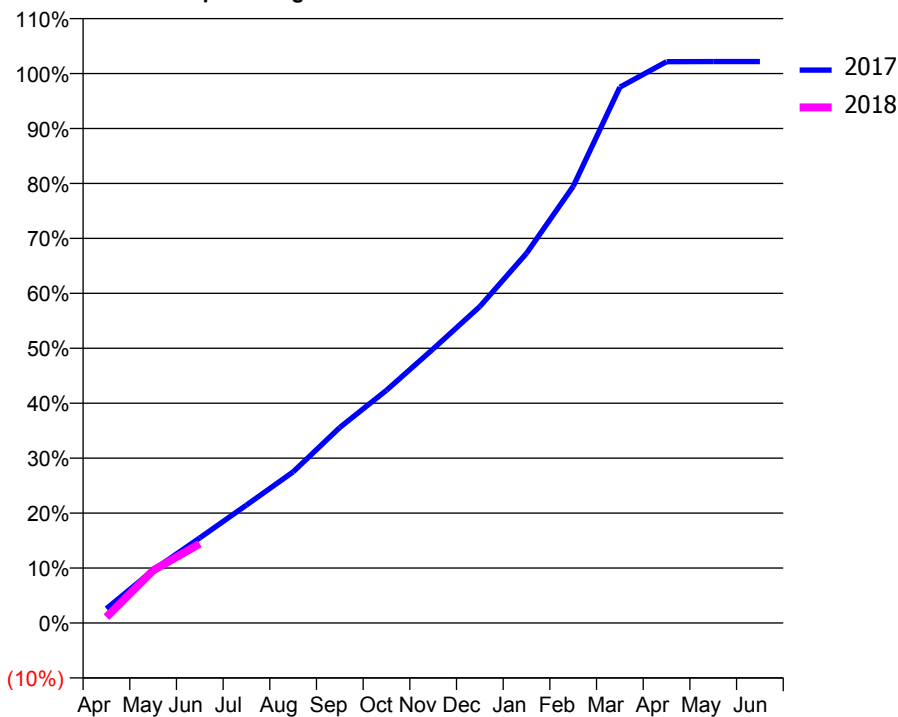
ACCESS*

Patients seen in 24 months	Total	Change since previous quarter
Quarter ending June 2016	3,207	
Quarter ending September 2016	3,048	↓
Quarter ending December 2016	2,852	↓
Quarter ending March 2017	3,235	↑
Quarter ending June 2017	3,134	↓
Variance since June 2016	(2.3%)	↓



ACTIVITY

Cumulative percentage of contracted UDA delivered 2017 & 2018



Adjusted Scheduled Activity (UDA)

Month	2017	2018
April	261	109
May	962	956
June	1,550	1,442
July	2,146	
August	2,750	
September	3,559	
October	4,237	
November	4,989	
December	5,759	
January	6,728	
February	7,946	
March	9,752	
April	10,214	
May	10,216	
June	10,216	

QUALITY

	Quantity	Base Number	Contract	AT	Region	England
% of FP17s for the same patient ID Re-attending within 3 months - Children	16	236	6.8%	10.7%	11.7%	12.0%
% of FP17s for the same patient ID Re-attending within 3 months - Adults	93	684	13.6%	14.1%	15.2%	16.0%
% of FP17s for the same patient ID Re-attending between 3 & 9 months - Children	144	236	61.0%	61.8%	59.1%	58.0%
% of FP17s for the same patient ID Re-attending between 3 & 9 months - Adults	467	684	68.3%	56.4%	52.2%	50.9%
% of FP17s for Band 1 Urgent Courses	32	729	4.4%	7.1%	7.9%	9.1%
% of FP17s Relating to Free Repair or Replacements	1	729	0.1%	0.8%	0.8%	0.8%
% of FP17s Relating to Continuations	20	729	2.7%	1.4%	1.1%	1.1%
% of Patients satisfied with the dentistry they have received	5	5	N/A	91.4%	91.8%	91.7%
% of Patients satisfied with the time they had to wait for an appointment	3	5	N/A	87.3%	88.4%	88.0%

* This is based on patients treated on this contract for their most recent course of treatment. Figures in italics indicate the base number of FP17s or Patient Questionnaire responses are less than 100. N/A is shown where the base number of responses is less than 10 during the period. % is calculated as Quantity/Base number*100

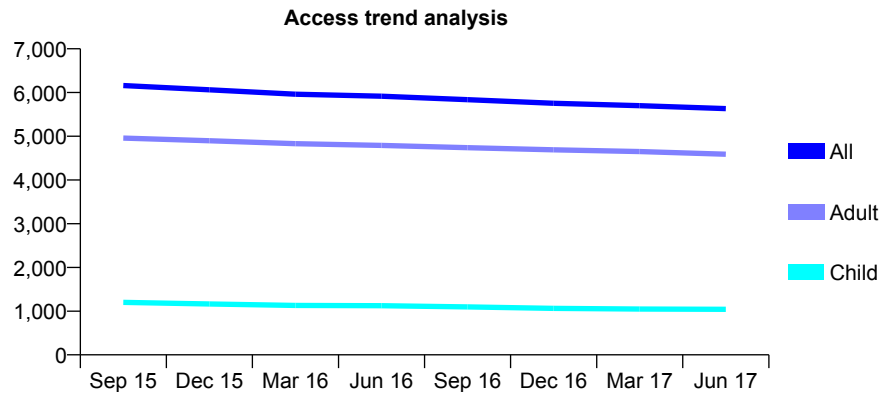
Q55 - Vital Signs At a Glance Contract Report for 914533/0001 - June 2017

Name or company name	MR PA MOORE
Contract type name	GDS Contract
Purpose of contract	General
Contract start date	18/01/2010
Contract end date	

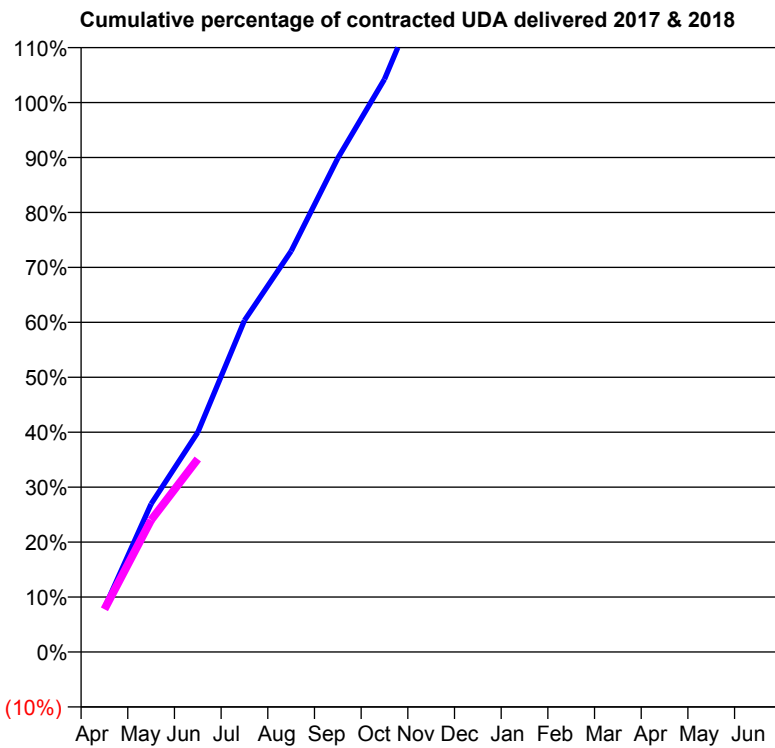
17/18 Contracted general activity (UDA)	6,466
Carry forward general activity (UDA)	0
17/18 Contracted orthodontic activity (UOA)	0
Carry forward orthodontic activity (UOA)	0
Baseline contract value	£496,354.70

ACCESS*

Patients seen in 24 months	Total	Change since previous quarter
Quarter ending June 2016	5,915	
Quarter ending September 2016	5,837	↓
Quarter ending December 2016	5,754	↓
Quarter ending March 2017	5,698	→
Quarter ending June 2017	5,633	↓
Variance since June 2016	(4.8%)	↓



ACTIVITY



Month	Adjusted Scheduled Activity (UDA)	
	2017	2018
April	518	503
May	1,742	1,553
June	2,585	2,271
July	3,902	
August	4,717	
September	5,811	
October	6,739	
November	8,039	
December	9,342	
January	10,023	
February	10,928	
March	12,226	
April	12,829	
May	12,849	
June	12,907	

QUALITY

	Quantity	Base Number	Contract	AT	Region	England
% of FP17s for the same patient ID Re-attending within 3 months - Children	22	400	5.5%	10.7%	11.7%	12.0%
% of FP17s for the same patient ID Re-attending within 3 months - Adults	232	1,877	12.4%	14.1%	15.2%	16.0%
% of FP17s for the same patient ID Re-attending between 3 & 9 months - Children	271	400	67.8%	61.8%	59.1%	58.0%
% of FP17s for the same patient ID Re-attending between 3 & 9 months - Adults	1,329	1,877	70.8%	56.4%	52.2%	50.9%
% of FP17s for Band 1 Urgent Courses	1	1,449	0.1%	7.1%	7.9%	9.1%
% of FP17s Relating to Free Repair or Replacements	3	1,449	0.2%	0.8%	0.8%	0.8%
% of FP17s Relating to Continuations	50	1,449	3.5%	1.4%	1.1%	1.1%
% of Patients satisfied with the dentistry they have received	10	12	83.3%	91.4%	91.8%	91.7%
% of Patients satisfied with the time they had to wait for an appointment	9	12	75.0%	87.3%	88.4%	88.0%

* This is based on patients treated on this contract for their most recent course of treatment. Figures in italics indicate the base number of FP17s or Patient Questionnaire responses are less than 100. N/A is shown where the base number of responses is less than 10 during the period. % is calculated as Quantity/Base number*100

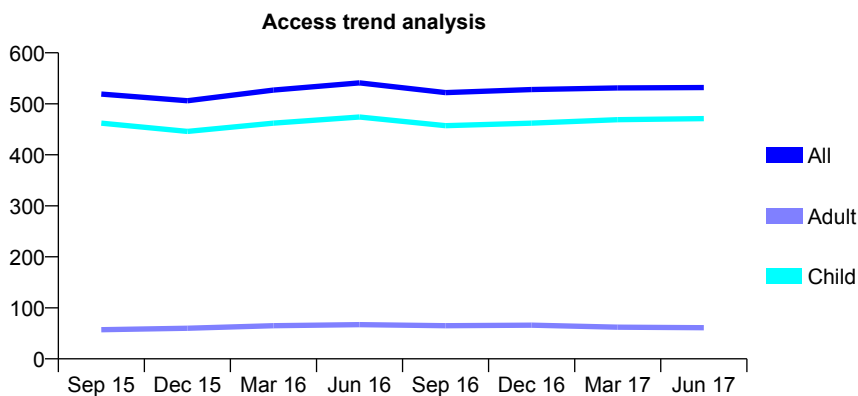
Q55 - Vital Signs At a Glance Contract Report for 919462/0001 - June 2017

Name or company name	MR SJ THACKERAY
Contract type name	GDS Contract
Purpose of contract	General
Contract start date	01/04/2006
Contract end date	

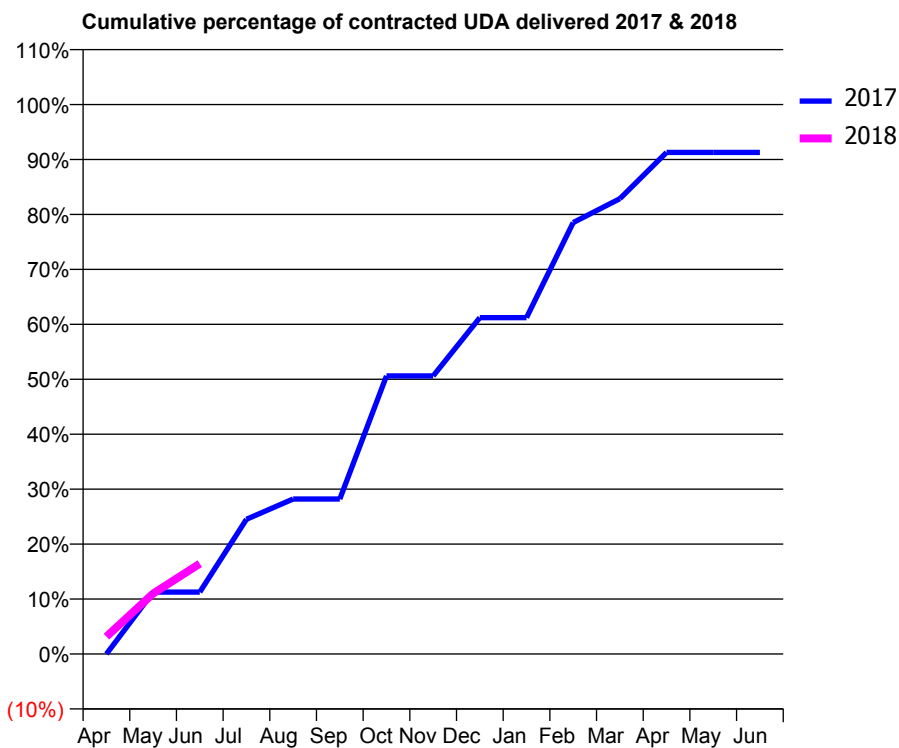
17/18 Contracted general activity (UDA)	1,200
Carry forward general activity (UDA)	0
17/18 Contracted orthodontic activity (UOA)	0
Carry forward orthodontic activity (UOA)	0
Baseline contract value	£37,656.08

ACCESS*

Patients seen in 24 months	Total	Change since previous quarter
Quarter ending June 2016	541	
Quarter ending September 2016	522	↓
Quarter ending December 2016	528	→
Quarter ending March 2017	531	→
Quarter ending June 2017	532	→
Variance since June 2016	(1.7%)	↓



ACTIVITY



Month	Adjusted Scheduled Activity (UDA)	
	2017	2018
April	0	38
May	135	132
June	135	197
July	294	
August	338	
September	338	
October	607	
November	607	
December	735	
January	735	
February	942	
March	994	
April	1,095	
May	1,095	
June	1,095	

QUALITY

	Quantity	Base Number	Contract	AT	Region	England
% of FP17s for the same patient ID Re-attending within 3 months - Children	16	242	6.6%	10.7%	11.7%	12.0%
% of FP17s for the same patient ID Re-attending within 3 months - Adults	0	0	N/A	14.1%	15.2%	16.0%
% of FP17s for the same patient ID Re-attending between 3 & 9 months - Children	166	242	68.6%	61.8%	59.1%	58.0%
% of FP17s for the same patient ID Re-attending between 3 & 9 months - Adults	0	0	N/A	56.4%	52.2%	50.9%
% of FP17s for Band 1 Urgent Courses	1	169	0.6%	7.1%	7.9%	9.1%
% of FP17s Relating to Free Repair or Replacements	0	169	0.0%	0.8%	0.8%	0.8%
% of FP17s Relating to Continuations	5	169	3.0%	1.4%	1.1%	1.1%
% of Patients satisfied with the dentistry they have received	0	0	N/A	91.4%	91.8%	91.7%
% of Patients satisfied with the time they had to wait for an appointment	0	0	N/A	87.3%	88.4%	88.0%

* This is based on patients treated on this contract for their most recent course of treatment. Figures in italics indicate the base number of FP17s or Patient Questionnaire responses are less than 100. N/A is shown where the base number of responses is less than 10 during the period. % is calculated as Quantity/Base number*100

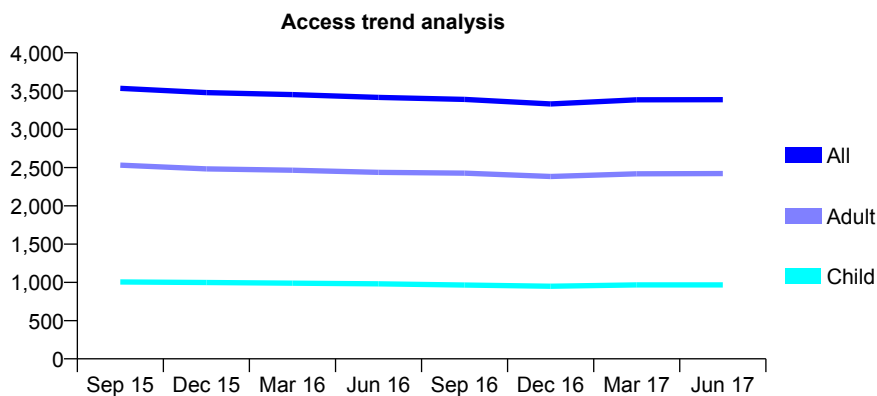
Q55 - Vital Signs At a Glance Contract Report for 927848/0001 - June 2017

Name or company name	MR AS TOFT
Contract type name	GDS Contract
Purpose of contract	General
Contract start date	01/04/2006
Contract end date	

17/18 Contracted general activity (UDA)	9,281
Carry forward general activity (UDA)	0
17/18 Contracted orthodontic activity (UOA)	0
Carry forward orthodontic activity (UOA)	0
Baseline contract value	£215,141.80

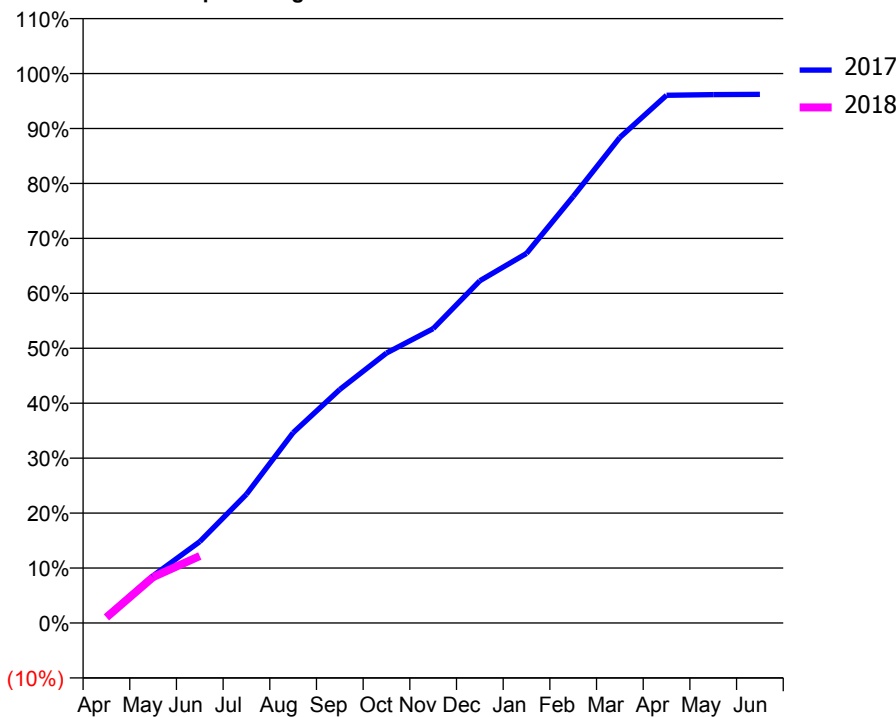
ACCESS*

Patients seen in 24 months	Total	Change since previous quarter
Quarter ending June 2016	3,417	
Quarter ending September 2016	3,391	→
Quarter ending December 2016	3,332	↓
Quarter ending March 2017	3,386	→
Quarter ending June 2017	3,388	→
Variance since June 2016	(0.8%)	→



ACTIVITY

Cumulative percentage of contracted UDA delivered 2017 & 2018



Adjusted Scheduled Activity (UDA)

Month	2017	2018
April	111	95
May	797	776
June	1,376	1,132
July	2,175	
August	3,215	
September	3,944	
October	4,560	
November	4,971	
December	5,779	
January	6,242	
February	7,203	
March	8,202	
April	8,912	
May	8,923	
June	8,928	

QUALITY

	Quantity	Base Number	Contract	AT	Region	England
% of FP17s for the same patient ID Re-attending within 3 months - Children	24	335	7.2%	10.7%	11.7%	12.0%
% of FP17s for the same patient ID Re-attending within 3 months - Adults	117	752	15.6%	14.1%	15.2%	16.0%
% of FP17s for the same patient ID Re-attending between 3 & 9 months - Children	189	335	56.4%	61.8%	59.1%	58.0%
% of FP17s for the same patient ID Re-attending between 3 & 9 months - Adults	396	752	52.7%	56.4%	52.2%	50.9%
% of FP17s for Band 1 Urgent Courses	38	602	6.3%	7.1%	7.9%	9.1%
% of FP17s Relating to Free Repair or Replacements	2	602	0.3%	0.8%	0.8%	0.8%
% of FP17s Relating to Continuations	11	602	1.8%	1.4%	1.1%	1.1%
% of Patients satisfied with the dentistry they have received	8	9	N/A	91.4%	91.8%	91.7%
% of Patients satisfied with the time they had to wait for an appointment	8	9	N/A	87.3%	88.4%	88.0%

* This is based on patients treated on this contract for their most recent course of treatment. Figures in italics indicate the base number of FP17s or Patient Questionnaire responses are less than 100. N/A is shown where the base number of responses is less than 10 during the period. % is calculated as Quantity/Base number*100

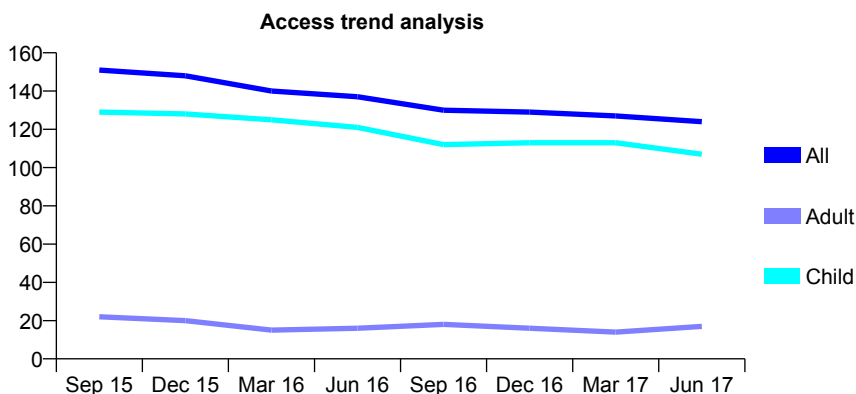
Q55 - Vital Signs At a Glance Contract Report for 927864/0001 - June 2017

Name or company name	MISS T RAJAH
Contract type name	GDS Contract
Purpose of contract	General
Contract start date	01/06/2010
Contract end date	

17/18 Contracted general activity (UDA)	283
Carry forward general activity (UDA)	0
17/18 Contracted orthodontic activity (UOA)	0
Carry forward orthodontic activity (UOA)	0
Baseline contract value	£8,591.11

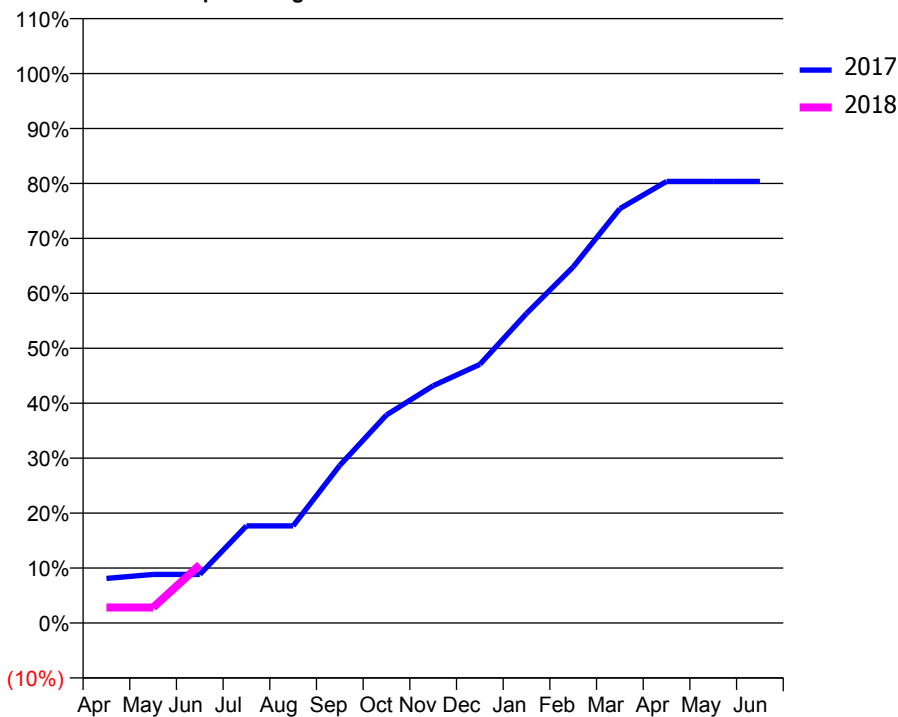
ACCESS*

Patients seen in 24 months	Total	Change since previous quarter
Quarter ending June 2016	137	
Quarter ending September 2016	130	↓
Quarter ending December 2016	129	→
Quarter ending March 2017	127	↓
Quarter ending June 2017	124	↓
Variance since June 2016	(9.5%)	↓



ACTIVITY

Cumulative percentage of contracted UDA delivered 2017 & 2018



Month	Adjusted Scheduled Activity (UDA)	
	2017	2018
April	23	8
May	25	8
June	25	30
July	50	
August	50	
September	81	
October	107	
November	122	
December	133	
January	159	
February	183	
March	213	
April	227	
May	227	
June	227	

QUALITY

	Quantity	Base Number	Contract	AT	Region	England
% of FP17s for the same patient ID Re-attending within 3 months - Children	2	37	5.4%	10.7%	11.7%	12.0%
% of FP17s for the same patient ID Re-attending within 3 months - Adults	0	1	0.0%	14.1%	15.2%	16.0%
% of FP17s for the same patient ID Re-attending between 3 & 9 months - Children	27	37	73.0%	61.8%	59.1%	58.0%
% of FP17s for the same patient ID Re-attending between 3 & 9 months - Adults	1	1	100.0%	56.4%	52.2%	50.9%
% of FP17s for Band 1 Urgent Courses	0	26	0.0%	7.1%	7.9%	9.1%
% of FP17s Relating to Free Repair or Replacements	0	26	0.0%	0.8%	0.8%	0.8%
% of FP17s Relating to Continuations	0	26	0.0%	1.4%	1.1%	1.1%
% of Patients satisfied with the dentistry they have received	0	0	N/A	91.4%	91.8%	91.7%
% of Patients satisfied with the time they had to wait for an appointment	0	0	N/A	87.3%	88.4%	88.0%

* This is based on patients treated on this contract for their most recent course of treatment. Figures in italics indicate the base number of FP17s or Patient Questionnaire responses are less than 100. N/A is shown where the base number of responses is less than 10 during the period. % is calculated as Quantity/Base number*100

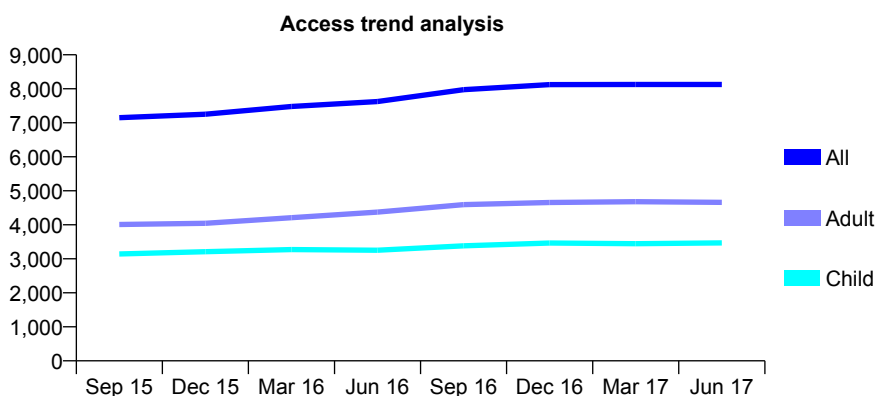
Q55 - Vital Signs At a Glance Contract Report for 931136/0001 - June 2017

Name or company name	MR TJ MALHI
Contract type name	GDS Contract
Purpose of contract	General and Orthodontic
Contract start date	01/04/2006
Contract end date	

17/18 Contracted general activity (UDA)	28,031
Carry forward general activity (UDA)	0
17/18 Contracted orthodontic activity (UOA)	101
Carry forward orthodontic activity (UOA)	0
Baseline contract value	£685,774.42

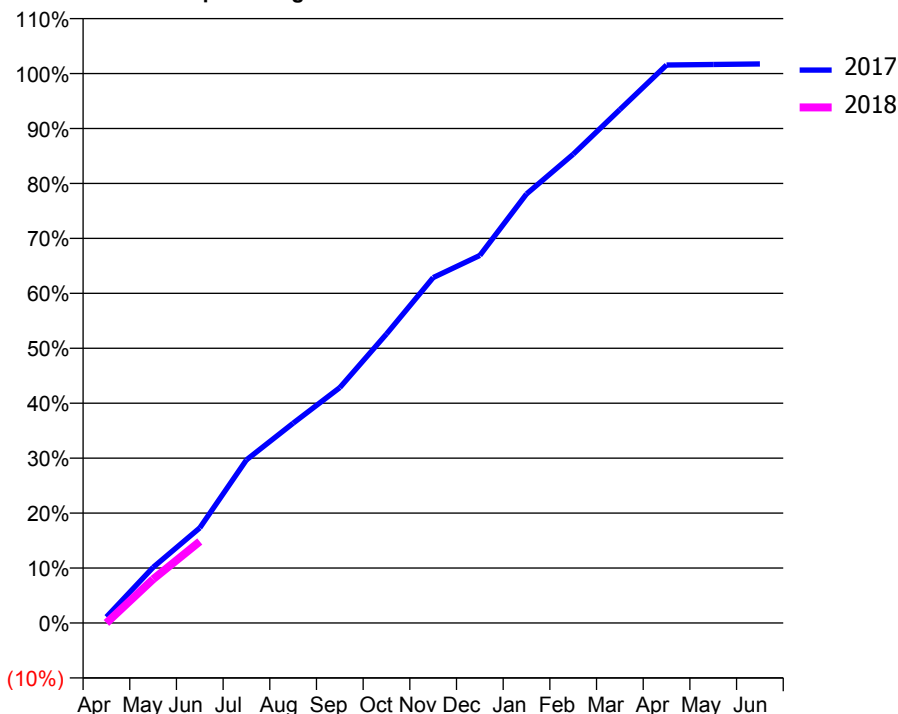
ACCESS*

Patients seen in 24 months	Total	Change since previous quarter
Quarter ending June 2016	7,625	
Quarter ending September 2016	7,976	↑
Quarter ending December 2016	8,122	→
Quarter ending March 2017	8,127	→
Quarter ending June 2017	8,129	→
Variance since June 2016	6.6%	↑



ACTIVITY

Cumulative percentage of contracted UDA delivered 2017 & 2018



Adjusted Scheduled Activity (UDA)

Month	2017	2018
April	309	0
May	2,840	2,237
June	4,853	4,162
July	8,324	
August	10,194	
September	12,011	
October	14,743	
November	17,620	
December	18,747	
January	21,887	
February	23,911	
March	26,193	
April	28,467	
May	28,493	
June	28,521	

QUALITY

	Quantity	Base Number	Contract	AT	Region	England
% of FP17s for the same patient ID Re-attending within 3 months - Children	101	1,379	7.3%	10.7%	11.7%	12.0%
% of FP17s for the same patient ID Re-attending within 3 months - Adults	280	1,589	17.6%	14.1%	15.2%	16.0%
% of FP17s for the same patient ID Re-attending between 3 & 9 months - Children	869	1,379	63.0%	61.8%	59.1%	58.0%
% of FP17s for the same patient ID Re-attending between 3 & 9 months - Adults	864	1,589	54.4%	56.4%	52.2%	50.9%
% of FP17s for Band 1 Urgent Courses	170	1,858	9.1%	7.1%	7.9%	9.1%
% of FP17s Relating to Free Repair or Replacements	2	1,858	0.1%	0.8%	0.8%	0.8%
% of FP17s Relating to Continuations	4	1,858	0.2%	1.4%	1.1%	1.1%
% of Patients satisfied with the dentistry they have received	24	25	96.0%	91.4%	91.8%	91.7%
% of Patients satisfied with the time they had to wait for an appointment	21	25	84.0%	87.3%	88.4%	88.0%

* This is based on patients treated on this contract for their most recent course of treatment. Figures in italics indicate the base number of FP17s or Patient Questionnaire responses are less than 100. N/A is shown where the base number of responses is less than 10 during the period. % is calculated as Quantity/Base number*100

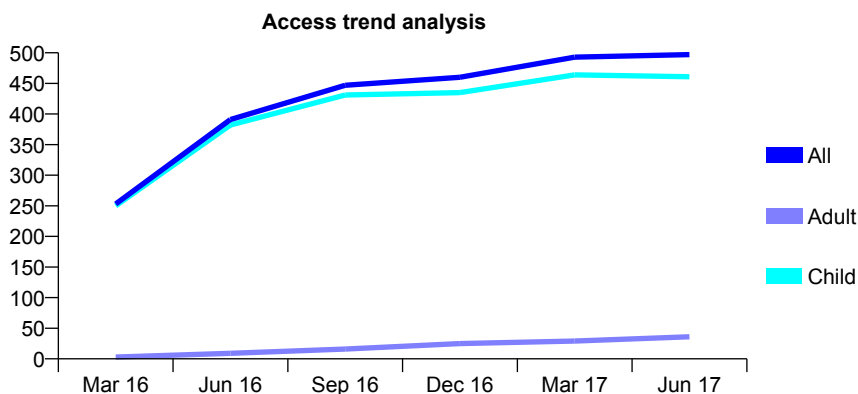
Q55 - Vital Signs At a Glance Contract Report for 939560/0001 - June 2017

Name or company name	MR DJ ALLEN
Contract type name	GDS Contract
Purpose of contract	General
Contract start date	01/11/2015
Contract end date	

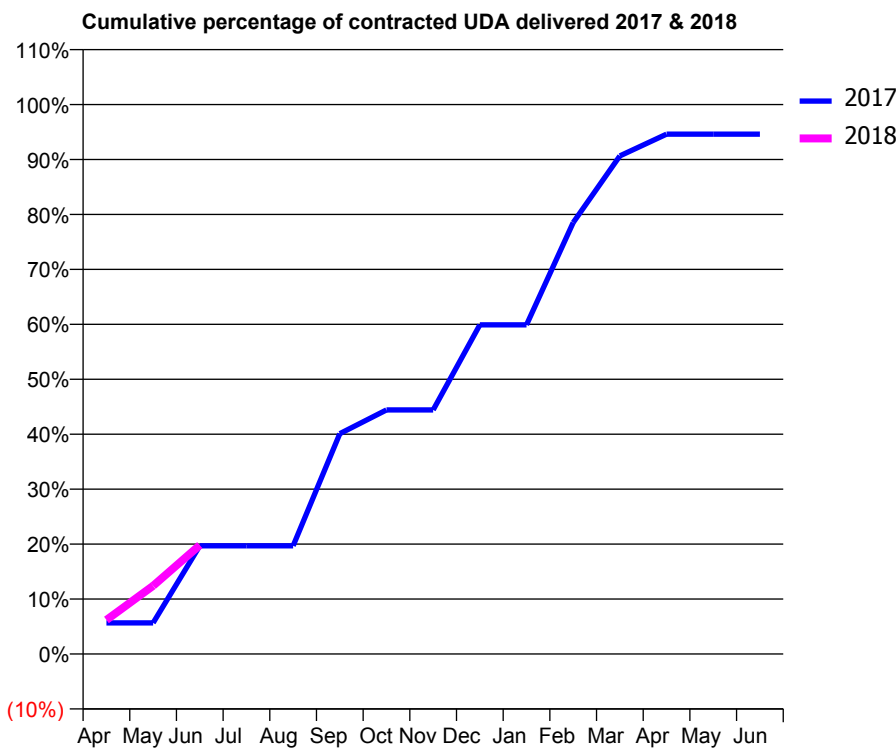
17/18 Contracted general activity (UDA)	1,112
Carry forward general activity (UDA)	0
17/18 Contracted orthodontic activity (UOA)	0
Carry forward orthodontic activity (UOA)	0
Baseline contract value	£26,905.59

ACCESS*

Patients seen in 24 months	Total	Change since previous quarter
Quarter ending June 2016	391	
Quarter ending September 2016	447	↑
Quarter ending December 2016	460	↑
Quarter ending March 2017	493	↑
Quarter ending June 2017	497	→
Variance since June 2016	27.1%	↑



ACTIVITY



Month	Adjusted Scheduled Activity (UDA)	
	2017	2018
April	63	69
May	63	138
June	219	220
July	219	
August	219	
September	446	
October	494	
November	494	
December	666	
January	666	
February	873	
March	1,008	
April	1,052	
May	1,052	
June	1,052	

QUALITY

	Quantity	Base Number	Contract	AT	Region	England
% of FP17s for the same patient ID Re-attending within 3 months - Children	14	198	7.1%	10.7%	11.7%	12.0%
% of FP17s for the same patient ID Re-attending within 3 months - Adults	0	0	N/A	14.1%	15.2%	16.0%
% of FP17s for the same patient ID Re-attending between 3 & 9 months - Children	151	198	76.3%	61.8%	59.1%	58.0%
% of FP17s for the same patient ID Re-attending between 3 & 9 months - Adults	0	0	N/A	56.4%	52.2%	50.9%
% of FP17s for Band 1 Urgent Courses	1	176	0.6%	7.1%	7.9%	9.1%
% of FP17s Relating to Free Repair or Replacements	0	176	0.0%	0.8%	0.8%	0.8%
% of FP17s Relating to Continuations	3	176	1.7%	1.4%	1.1%	1.1%
% of Patients satisfied with the dentistry they have received	0	0	N/A	91.4%	91.8%	91.7%
% of Patients satisfied with the time they had to wait for an appointment	0	0	N/A	87.3%	88.4%	88.0%

* This is based on patients treated on this contract for their most recent course of treatment. Figures in italics indicate the base number of FP17s or Patient Questionnaire responses are less than 100. N/A is shown where the base number of responses is less than 10 during the period. % is calculated as Quantity/Base number*100

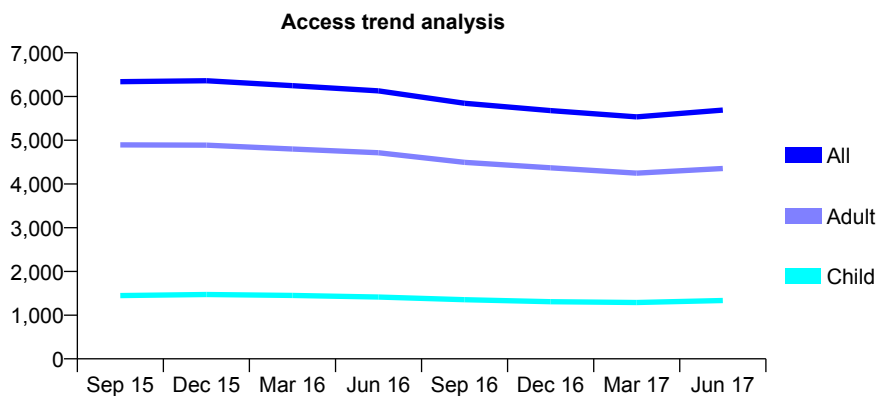
Q55 - Vital Signs At a Glance Contract Report for 939692/0001 - June 2017

Name or company name	MISS N FARZANFAR
Contract type name	GDS Contract
Purpose of contract	General
Contract start date	01/04/2006
Contract end date	

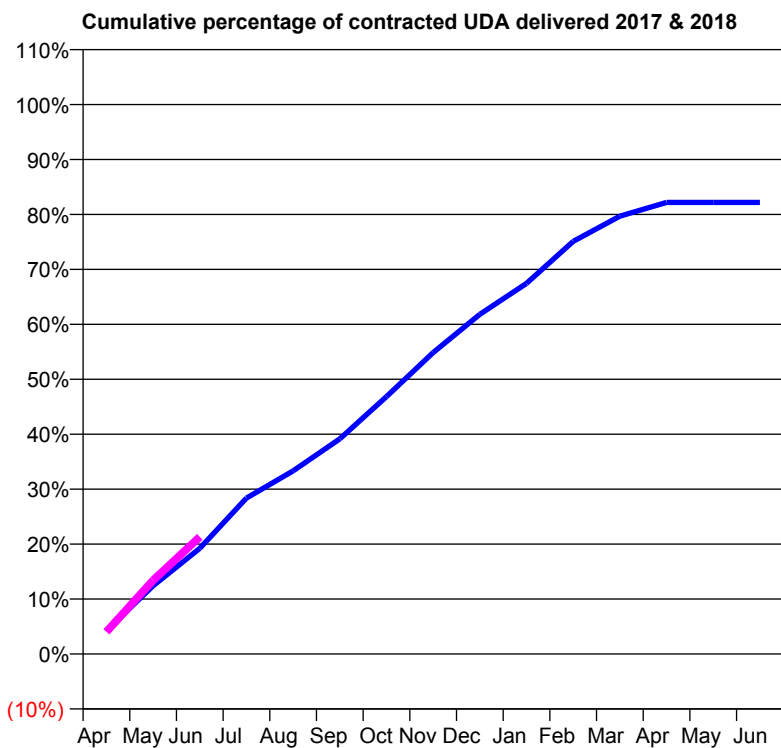
17/18 Contracted general activity (UDA)	20,000
Carry forward general activity (UDA)	0
17/18 Contracted orthodontic activity (UOA)	0
Carry forward orthodontic activity (UOA)	0
Baseline contract value	£528,126.44

ACCESS*

Patients seen in 24 months	Total	Change since previous quarter
Quarter ending June 2016	6,128	
Quarter ending September 2016	5,846	↓
Quarter ending December 2016	5,678	↓
Quarter ending March 2017	5,535	↓
Quarter ending June 2017	5,689	↑
Variance since June 2016	(7.2%)	↓



ACTIVITY



Month	Adjusted Scheduled Activity (UDA)	
	2017	2018
April	846	807
May	2,483	2,681
June	3,845	4,266
July	5,677	
August	6,668	
September	7,831	
October	9,368	
November	10,973	
December	12,364	
January	13,492	
February	15,018	
March	15,936	
April	16,436	
May	16,436	
June	16,437	

QUALITY

	Quantity	Base Number	Contract	AT	Region	England
% of FP17s for the same patient ID Re-attending within 3 months - Children	50	550	9.1%	10.7%	11.7%	12.0%
% of FP17s for the same patient ID Re-attending within 3 months - Adults	267	1,588	16.8%	14.1%	15.2%	16.0%
% of FP17s for the same patient ID Re-attending between 3 & 9 months - Children	315	550	57.3%	61.8%	59.1%	58.0%
% of FP17s for the same patient ID Re-attending between 3 & 9 months - Adults	645	1,588	40.6%	56.4%	52.2%	50.9%
% of FP17s for Band 1 Urgent Courses	160	1,880	8.5%	7.1%	7.9%	9.1%
% of FP17s Relating to Free Repair or Replacements	7	1,880	0.4%	0.8%	0.8%	0.8%
% of FP17s Relating to Continuations	40	1,880	2.1%	1.4%	1.1%	1.1%
% of Patients satisfied with the dentistry they have received	16	16	100.0%	91.4%	91.8%	91.7%
% of Patients satisfied with the time they had to wait for an appointment	14	16	87.5%	87.3%	88.4%	88.0%

* This is based on patients treated on this contract for their most recent course of treatment. Figures in italics indicate the base number of FP17s or Patient Questionnaire responses are less than 100. N/A is shown where the base number of responses is less than 10 during the period. % is calculated as Quantity/Base number*100

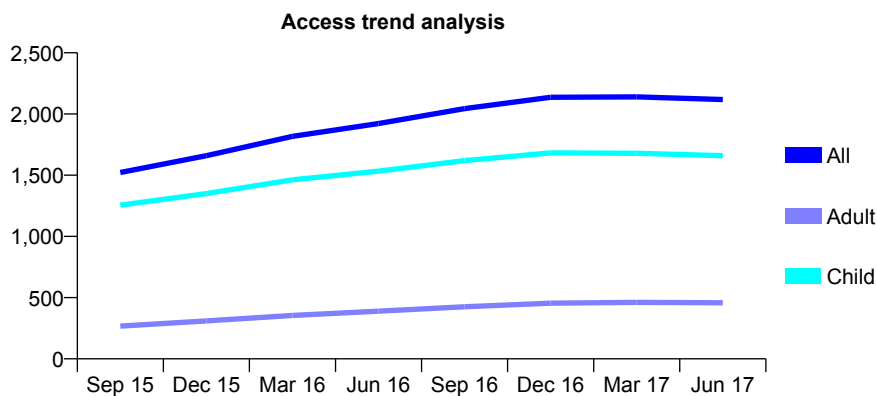
Q55 - Vital Signs At a Glance Contract Report for 942391/0001 - June 2017

Name or company name	MR A MAHMOOD
Contract type name	GDS Contract
Purpose of contract	General
Contract start date	20/08/2014
Contract end date	

17/18 Contracted general activity (UDA)	5,071
Carry forward general activity (UDA)	0
17/18 Contracted orthodontic activity (UOA)	0
Carry forward orthodontic activity (UOA)	0
Baseline contract value	£116,775.29

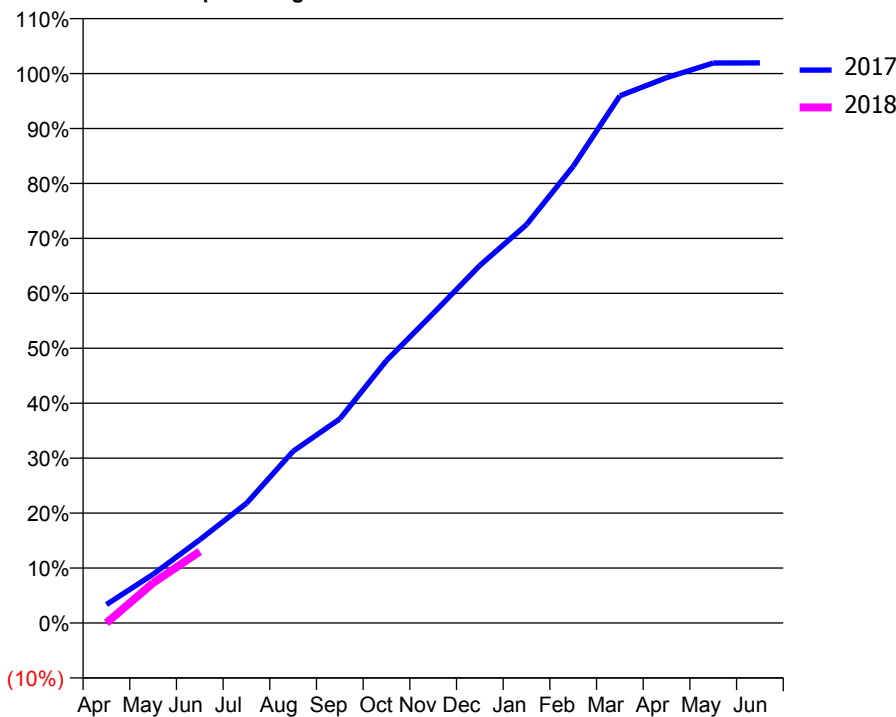
ACCESS*

Patients seen in 24 months	Total	Change since previous quarter
Quarter ending June 2016	1,922	
Quarter ending September 2016	2,044	↑
Quarter ending December 2016	2,137	↑
Quarter ending March 2017	2,140	→
Quarter ending June 2017	2,118	↓
Variance since June 2016	10.2%	↑



ACTIVITY

Cumulative percentage of contracted UDA delivered 2017 & 2018



Month	Adjusted Scheduled Activity (UDA)	
	2017	2018
April	171	0
May	450	370
June	768	660
July	1,104	
August	1,586	
September	1,883	
October	2,423	
November	2,857	
December	3,300	
January	3,676	
February	4,214	
March	4,865	
April	5,033	
May	5,168	
June	5,169	

QUALITY

	Quantity	Base Number	Contract	AT	Region	England
% of FP17s for the same patient ID Re-attending within 3 months - Children	33	453	7.3%	10.7%	11.7%	12.0%
% of FP17s for the same patient ID Re-attending within 3 months - Adults	3	57	5.3%	14.1%	15.2%	16.0%
% of FP17s for the same patient ID Re-attending between 3 & 9 months - Children	268	453	59.2%	61.8%	59.1%	58.0%
% of FP17s for the same patient ID Re-attending between 3 & 9 months - Adults	30	57	52.6%	56.4%	52.2%	50.9%
% of FP17s for Band 1 Urgent Courses	10	356	2.8%	7.1%	7.9%	9.1%
% of FP17s Relating to Free Repair or Replacements	1	356	0.3%	0.8%	0.8%	0.8%
% of FP17s Relating to Continuations	1	356	0.3%	1.4%	1.1%	1.1%
% of Patients satisfied with the dentistry they have received	2	2	N/A	91.4%	91.8%	91.7%
% of Patients satisfied with the time they had to wait for an appointment	1	2	N/A	87.3%	88.4%	88.0%

* This is based on patients treated on this contract for their most recent course of treatment. Figures in italics indicate the base number of FP17s or Patient Questionnaire responses are less than 100. N/A is shown where the base number of responses is less than 10 during the period. % is calculated as Quantity/Base number*100

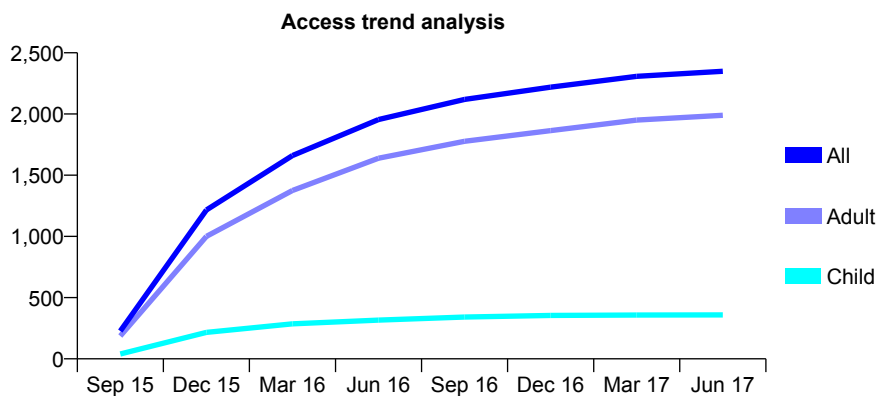
Q55 - Vital Signs At a Glance Contract Report for 944785/0003 - June 2017

Name or company name	MR MJ O'GRADY
Contract type name	GDS Contract
Purpose of contract	General
Contract start date	01/09/2015
Contract end date	

17/18 Contracted general activity (UDA)	7,739
Carry forward general activity (UDA)	0
17/18 Contracted orthodontic activity (UOA)	0
Carry forward orthodontic activity (UOA)	0
Baseline contract value	£186,366.04

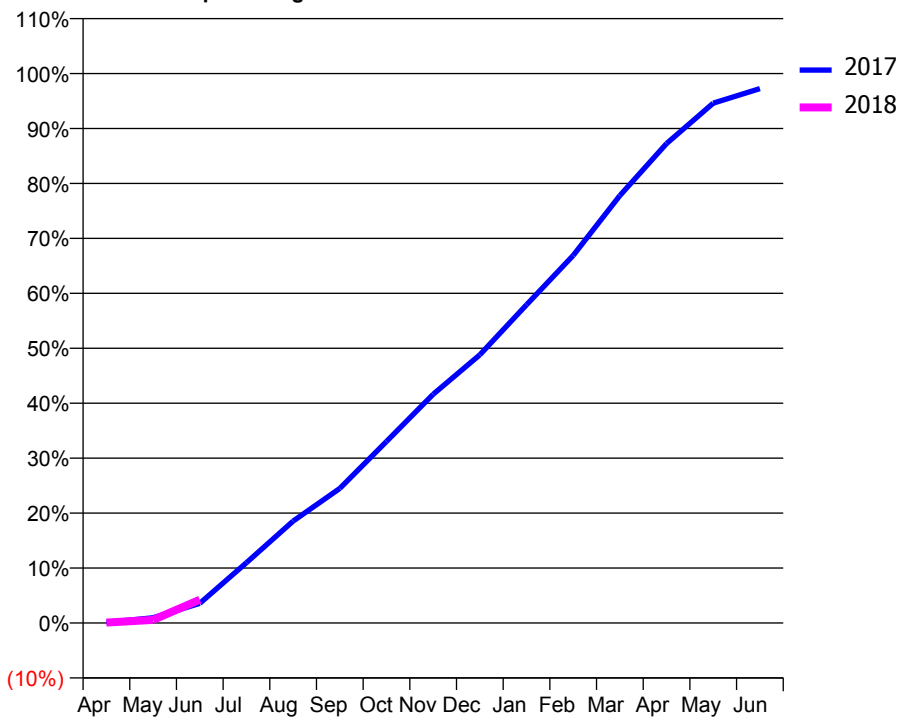
ACCESS*

Patients seen in 24 months	Total	Change since previous quarter
Quarter ending June 2016	1,955	
Quarter ending September 2016	2,119	↑
Quarter ending December 2016	2,219	↑
Quarter ending March 2017	2,308	↑
Quarter ending June 2017	2,349	→
Variance since June 2016	20.2%	↑



ACTIVITY

Cumulative percentage of contracted UDA delivered 2017 & 2018



Month	Adjusted Scheduled Activity (UDA)	
	2017	2018
April	8	6
May	74	43
June	277	327
July	850	
August	1,436	
September	1,895	
October	2,557	
November	3,223	
December	3,778	
January	4,481	
February	5,177	
March	6,020	
April	6,753	
May	7,321	
June	7,527	

QUALITY

	Quantity	Base Number	Contract	AT	Region	England
% of FP17s for the same patient ID Re-attending within 3 months - Children	12	125	9.6%	10.7%	11.7%	12.0%
% of FP17s for the same patient ID Re-attending within 3 months - Adults	82	657	12.5%	14.1%	15.2%	16.0%
% of FP17s for the same patient ID Re-attending between 3 & 9 months - Children	90	125	72.0%	61.8%	59.1%	58.0%
% of FP17s for the same patient ID Re-attending between 3 & 9 months - Adults	453	657	68.9%	56.4%	52.2%	50.9%
% of FP17s for Band 1 Urgent Courses	15	189	7.9%	7.1%	7.9%	9.1%
% of FP17s Relating to Free Repair or Replacements	6	189	3.2%	0.8%	0.8%	0.8%
% of FP17s Relating to Continuations	4	189	2.1%	1.4%	1.1%	1.1%
% of Patients satisfied with the dentistry they have received	4	4	N/A	91.4%	91.8%	91.7%
% of Patients satisfied with the time they had to wait for an appointment	2	4	N/A	87.3%	88.4%	88.0%

* This is based on patients treated on this contract for their most recent course of treatment. Figures in italics indicate the base number of FP17s or Patient Questionnaire responses are less than 100. N/A is shown where the base number of responses is less than 10 during the period. % is calculated as Quantity/Base number*100

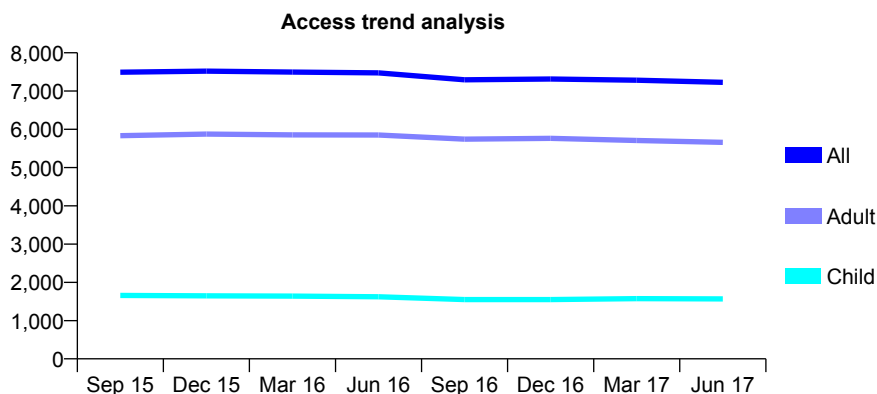
Q55 - Vital Signs At a Glance Contract Report for 946222/0001 - June 2017

Name or company name	MR G BAHARVAND
Contract type name	GDS Contract
Purpose of contract	General
Contract start date	01/04/2006
Contract end date	

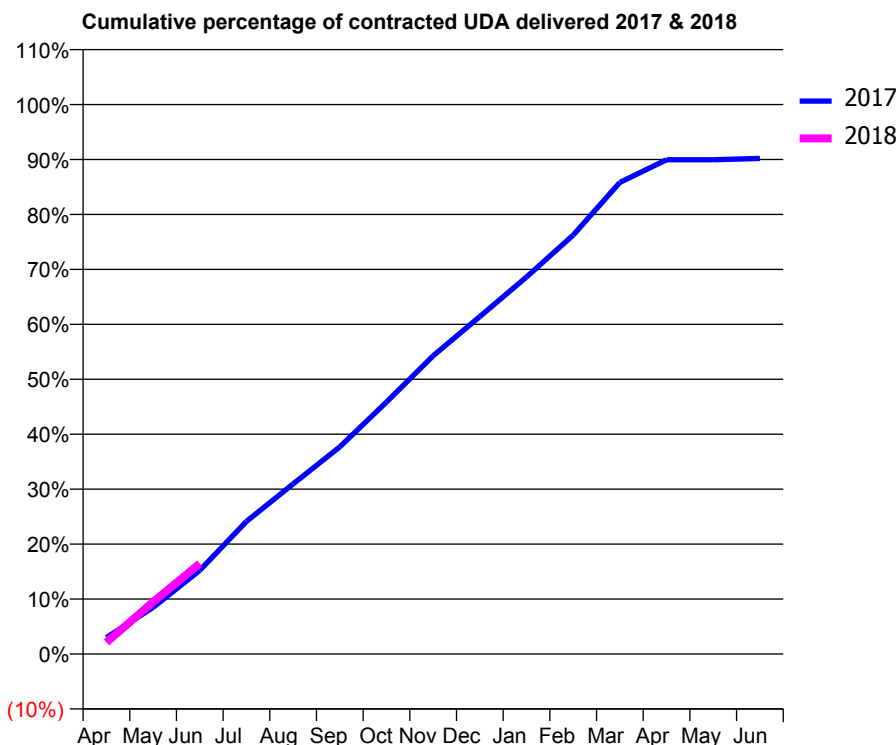
17/18 Contracted general activity (UDA)	22,590
Carry forward general activity (UDA)	0
17/18 Contracted orthodontic activity (UOA)	0
Carry forward orthodontic activity (UOA)	0
Baseline contract value	£521,657.61

ACCESS*

Patients seen in 24 months	Total	Change since previous quarter
Quarter ending June 2016	7,474	
Quarter ending September 2016	7,293	↓
Quarter ending December 2016	7,314	→
Quarter ending March 2017	7,283	→
Quarter ending June 2017	7,227	→
Variance since June 2016	(3.3%)	↓



ACTIVITY



Month	Adjusted Scheduled Activity (UDA)	
	2017	2018
April	677	482
May	1,918	2,143
June	3,440	3,719
July	5,451	
August	6,992	
September	8,518	
October	10,359	
November	12,260	
December	13,871	
January	15,500	
February	17,220	
March	19,384	
April	20,320	
May	20,318	
June	20,372	

QUALITY

	Quantity	Base Number	Contract	AT	Region	England
% of FP17s for the same patient ID Re-attending within 3 months - Children	17	474	3.6%	10.7%	11.7%	12.0%
% of FP17s for the same patient ID Re-attending within 3 months - Adults	139	1,779	7.8%	14.1%	15.2%	16.0%
% of FP17s for the same patient ID Re-attending between 3 & 9 months - Children	263	474	55.5%	61.8%	59.1%	58.0%
% of FP17s for the same patient ID Re-attending between 3 & 9 months - Adults	1,112	1,779	62.5%	56.4%	52.2%	50.9%
% of FP17s for Band 1 Urgent Courses	58	1,834	3.2%	7.1%	7.9%	9.1%
% of FP17s Relating to Free Repair or Replacements	11	1,834	0.6%	0.8%	0.8%	0.8%
% of FP17s Relating to Continuations	15	1,834	0.8%	1.4%	1.1%	1.1%
% of Patients satisfied with the dentistry they have received	22	24	91.7%	91.4%	91.8%	91.7%
% of Patients satisfied with the time they had to wait for an appointment	24	24	100.0%	87.3%	88.4%	88.0%

* This is based on patients treated on this contract for their most recent course of treatment. Figures in italics indicate the base number of FP17s or Patient Questionnaire responses are less than 100. N/A is shown where the base number of responses is less than 10 during the period. % is calculated as Quantity/Base number*100

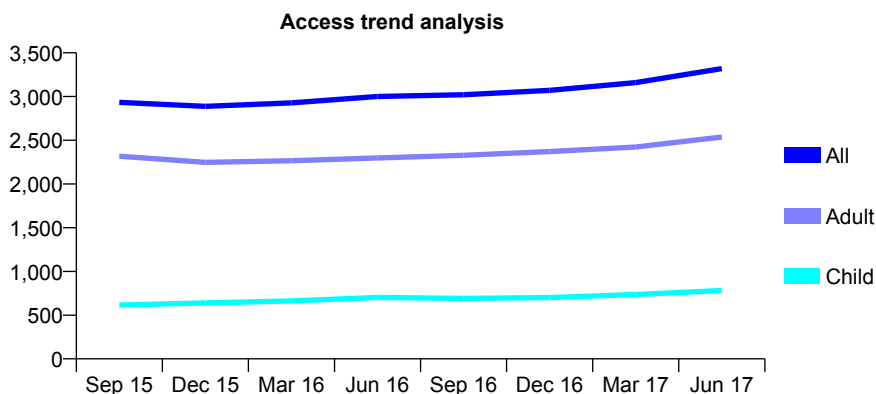
Q55 - Vital Signs At a Glance Contract Report for 950432/0001 - June 2017

Name or company name	MR N NAMIN
Contract type name	GDS Contract
Purpose of contract	General
Contract start date	01/01/2007
Contract end date	

17/18 Contracted general activity (UDA)	16,876
Carry forward general activity (UDA)	0
17/18 Contracted orthodontic activity (UOA)	0
Carry forward orthodontic activity (UOA)	0
Baseline contract value	£415,835.04

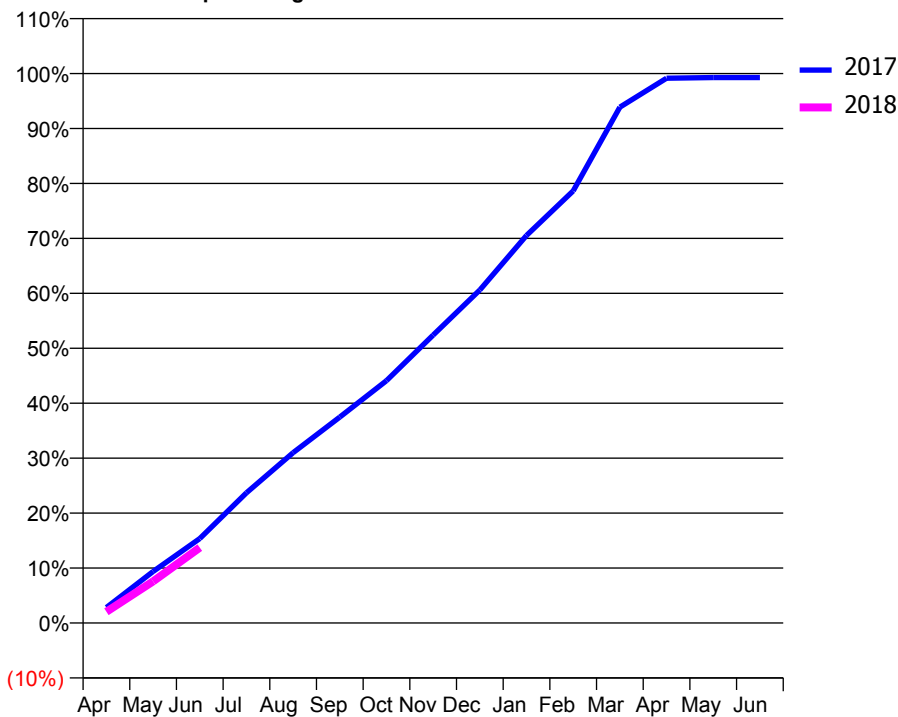
ACCESS*

Patients seen in 24 months	Total	Change since previous quarter
Quarter ending June 2016	3,000	
Quarter ending September 2016	3,020	→
Quarter ending December 2016	3,071	→
Quarter ending March 2017	3,159	↑
Quarter ending June 2017	3,319	↑
Variance since June 2016	10.6%	↑



ACTIVITY

Cumulative percentage of contracted UDA delivered 2017 & 2018



Month	Adjusted Scheduled Activity (UDA)	
	2017	2018
April	477	345
May	1,582	1,281
June	2,595	2,315
July	4,001	
August	5,233	
September	6,327	
October	7,445	
November	8,843	
December	10,229	
January	11,903	
February	13,272	
March	15,843	
April	16,730	
May	16,754	
June	16,754	

QUALITY

	Quantity	Base Number	Contract	AT	Region	England
% of FP17s for the same patient ID Re-attending within 3 months - Children	19	337	5.6%	10.7%	11.7%	12.0%
% of FP17s for the same patient ID Re-attending within 3 months - Adults	161	1,027	15.7%	14.1%	15.2%	16.0%
% of FP17s for the same patient ID Re-attending between 3 & 9 months - Children	232	337	68.8%	61.8%	59.1%	58.0%
% of FP17s for the same patient ID Re-attending between 3 & 9 months - Adults	628	1,027	61.1%	56.4%	52.2%	50.9%
% of FP17s for Band 1 Urgent Courses	155	1,078	14.4%	7.1%	7.9%	9.1%
% of FP17s Relating to Free Repair or Replacements	2	1,078	0.2%	0.8%	0.8%	0.8%
% of FP17s Relating to Continuations	24	1,078	2.2%	1.4%	1.1%	1.1%
% of Patients satisfied with the dentistry they have received	68	74	91.9%	91.4%	91.8%	91.7%
% of Patients satisfied with the time they had to wait for an appointment	63	74	85.1%	87.3%	88.4%	88.0%

* This is based on patients treated on this contract for their most recent course of treatment. Figures in italics indicate the base number of FP17s or Patient Questionnaire responses are less than 100. N/A is shown where the base number of responses is less than 10 during the period. % is calculated as Quantity/Base number*100

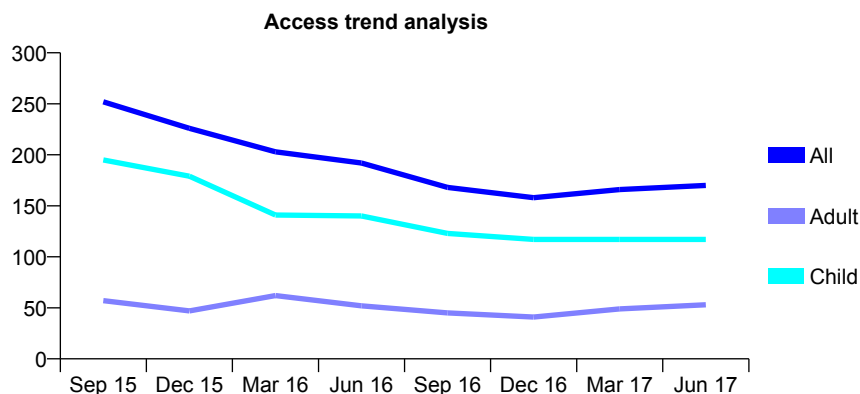
Q55 - Vital Signs At a Glance Contract Report for 959901/0001 - June 2017

Name or company name	MRS AE RITTIG
Contract type name	GDS Contract
Purpose of contract	General and Orthodontic
Contract start date	01/04/2006
Contract end date	

17/18 Contracted general activity (UDA)	369
Carry forward general activity (UDA)	0
17/18 Contracted orthodontic activity (UOA)	3,233
Carry forward orthodontic activity (UOA)	0
Baseline contract value	£228,443.13

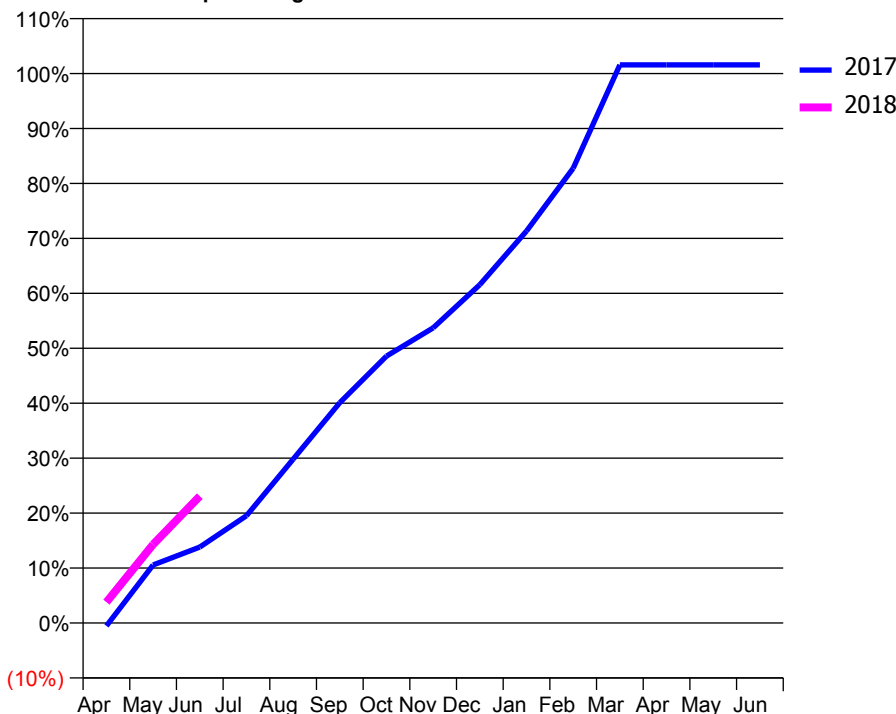
ACCESS*

Patients seen in 24 months	Total	Change since previous quarter
Quarter ending June 2016	192	
Quarter ending September 2016	168	↓
Quarter ending December 2016	158	↓
Quarter ending March 2017	166	↑
Quarter ending June 2017	170	↑
Variance since June 2016	(11.5%)	↓



ACTIVITY

Cumulative percentage of contracted UDA delivered 2017 & 2018



Adjusted Scheduled Activity (UDA)

Month	2017	2018
April	-2	14
May	39	53
June	51	85
July	72	
August	110	
September	148	
October	179	
November	198	
December	227	
January	263	
February	305	
March	375	
April	375	
May	375	
June	375	

QUALITY

	Quantity	Base Number	Contract	AT	Region	England
% of FP17s for the same patient ID Re-attending within 3 months - Children	4	51	7.8%	10.7%	11.7%	12.0%
% of FP17s for the same patient ID Re-attending within 3 months - Adults	0	10	0.0%	14.1%	15.2%	16.0%
% of FP17s for the same patient ID Re-attending between 3 & 9 months - Children	13	51	25.5%	61.8%	59.1%	58.0%
% of FP17s for the same patient ID Re-attending between 3 & 9 months - Adults	5	10	50.0%	56.4%	52.2%	50.9%
% of FP17s for Band 1 Urgent Courses	6	36	16.7%	7.1%	7.9%	9.1%
% of FP17s Relating to Free Repair or Replacements	0	36	0.0%	0.8%	0.8%	0.8%
% of FP17s Relating to Continuations	0	36	0.0%	1.4%	1.1%	1.1%
% of Patients satisfied with the dentistry they have received	1	1	N/A	91.4%	91.8%	91.7%
% of Patients satisfied with the time they had to wait for an appointment	1	1	N/A	87.3%	88.4%	88.0%

* This is based on patients treated on this contract for their most recent course of treatment. Figures in italics indicate the base number of FP17s or Patient Questionnaire responses are less than 100. N/A is shown where the base number of responses is less than 10 during the period. % is calculated as Quantity/Base number*100

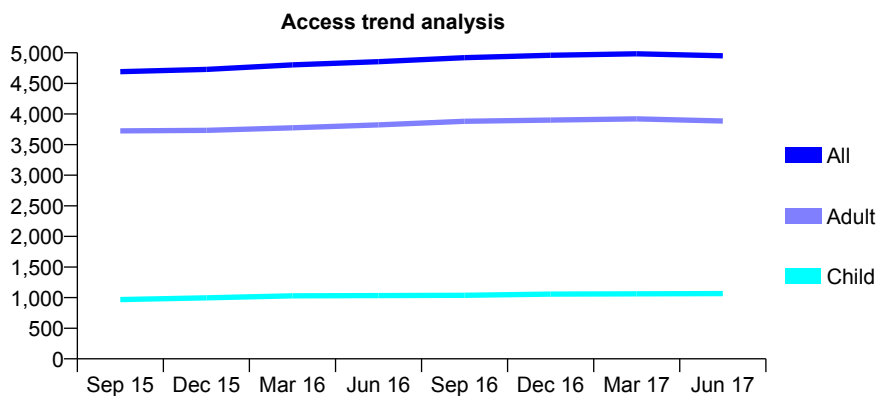
Q55 - Vital Signs At a Glance Contract Report for 960764/0002 - June 2017

Name or company name	MR SS CHITA
Contract type name	GDS Contract
Purpose of contract	General
Contract start date	05/01/2009
Contract end date	

17/18 Contracted general activity (UDA)	13,780
Carry forward general activity (UDA)	0
17/18 Contracted orthodontic activity (UOA)	0
Carry forward orthodontic activity (UOA)	0
Baseline contract value	£329,436.29

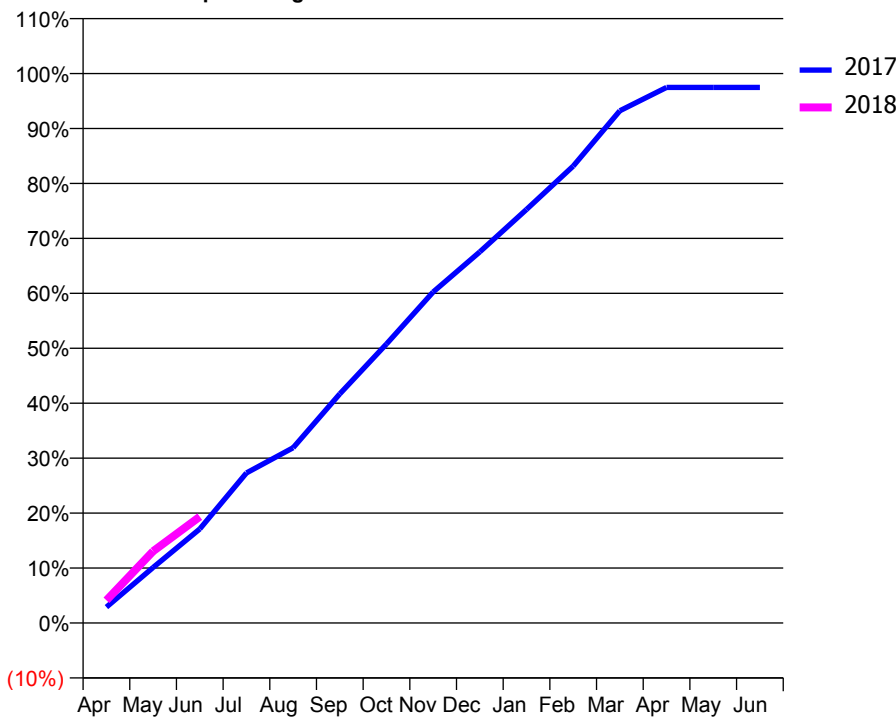
ACCESS*

Patients seen in 24 months	Total	Change since previous quarter
Quarter ending June 2016	4,856	
Quarter ending September 2016	4,920	→
Quarter ending December 2016	4,959	→
Quarter ending March 2017	4,983	→
Quarter ending June 2017	4,952	→
Variance since June 2016	2.0%	→



ACTIVITY

Cumulative percentage of contracted UDA delivered 2017 & 2018



Month	Adjusted Scheduled Activity (UDA)	
	2017	2018
April	429	570
May	1,494	1,800
June	2,530	2,668
July	4,036	
August	4,714	
September	6,165	
October	7,503	
November	8,905	
December	9,984	
January	11,122	
February	12,290	
March	13,779	
April	14,404	
May	14,404	
June	14,405	

QUALITY

	Quantity	Base Number	Contract	AT	Region	England
% of FP17s for the same patient ID Re-attending within 3 months - Children	30	420	7.1%	10.7%	11.7%	12.0%
% of FP17s for the same patient ID Re-attending within 3 months - Adults	225	1,582	14.2%	14.1%	15.2%	16.0%
% of FP17s for the same patient ID Re-attending between 3 & 9 months - Children	285	420	67.9%	61.8%	59.1%	58.0%
% of FP17s for the same patient ID Re-attending between 3 & 9 months - Adults	1,060	1,582	67.0%	56.4%	52.2%	50.9%
% of FP17s for Band 1 Urgent Courses	139	1,659	8.4%	7.1%	7.9%	9.1%
% of FP17s Relating to Free Repair or Replacements	18	1,659	1.1%	0.8%	0.8%	0.8%
% of FP17s Relating to Continuations	19	1,659	1.1%	1.4%	1.1%	1.1%
% of Patients satisfied with the dentistry they have received	20	23	87.0%	91.4%	91.8%	91.7%
% of Patients satisfied with the time they had to wait for an appointment	22	23	95.7%	87.3%	88.4%	88.0%

* This is based on patients treated on this contract for their most recent course of treatment. Figures in italics indicate the base number of FP17s or Patient Questionnaire responses are less than 100. N/A is shown where the base number of responses is less than 10 during the period. % is calculated as Quantity/Base number*100

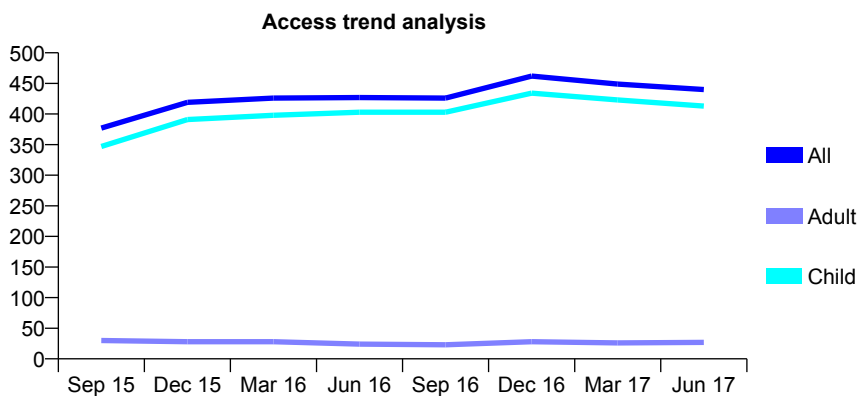
Q55 - Vital Signs At a Glance Contract Report for 964778/0001 - June 2017

Name or company name	MR KS MISSAN
Contract type name	GDS Contract
Purpose of contract	General
Contract start date	01/06/2010
Contract end date	

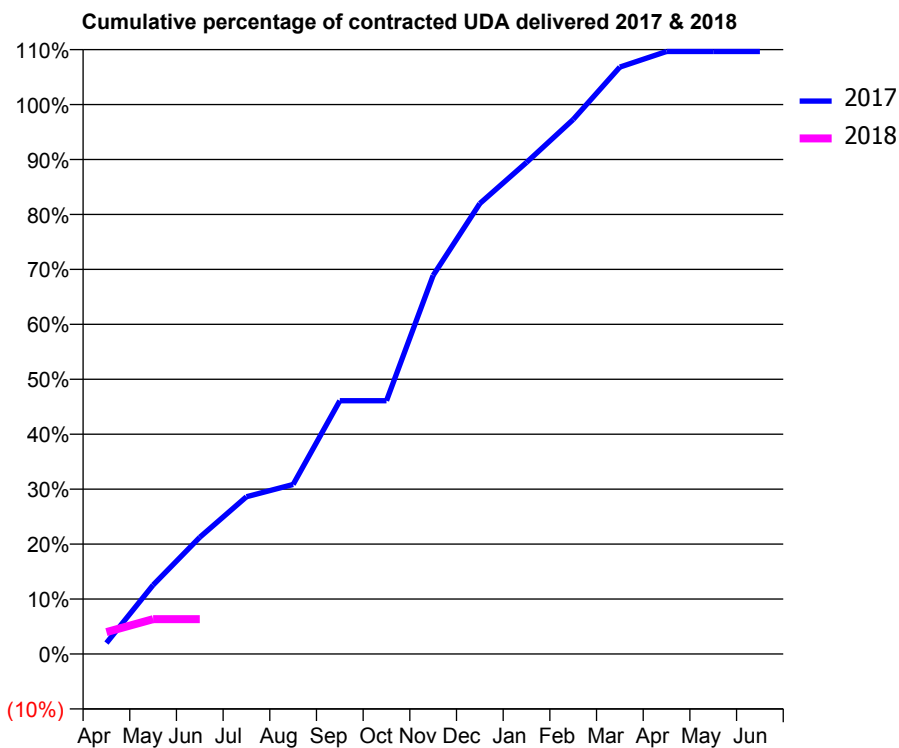
17/18 Contracted general activity (UDA)	950
Carry forward general activity (UDA)	0
17/18 Contracted orthodontic activity (UOA)	0
Carry forward orthodontic activity (UOA)	0
Baseline contract value	£23,081.52

ACCESS*

Patients seen in 24 months	Total	Change since previous quarter
Quarter ending June 2016	427	
Quarter ending September 2016	426	→
Quarter ending December 2016	462	↑
Quarter ending March 2017	449	↓
Quarter ending June 2017	440	↓
Variance since June 2016	3.0%	↑



ACTIVITY



Month	Adjusted Scheduled Activity (UDA)	
	2017	2018
April	19	38
May	119	60
June	202	60
July	272	
August	293	
September	438	
October	438	
November	655	
December	779	
January	850	
February	924	
March	1,015	
April	1,042	
May	1,042	
June	1,042	

QUALITY

	Quantity	Base Number	Contract	AT	Region	England
% of FP17s for the same patient ID Re-attending within 3 months - Children	0	63	0.0%	10.7%	11.7%	12.0%
% of FP17s for the same patient ID Re-attending within 3 months - Adults	0	2	0.0%	14.1%	15.2%	16.0%
% of FP17s for the same patient ID Re-attending between 3 & 9 months - Children	49	63	77.8%	61.8%	59.1%	58.0%
% of FP17s for the same patient ID Re-attending between 3 & 9 months - Adults	2	2	100.0%	56.4%	52.2%	50.9%
% of FP17s for Band 1 Urgent Courses	1	40	2.5%	7.1%	7.9%	9.1%
% of FP17s Relating to Free Repair or Replacements	0	40	0.0%	0.8%	0.8%	0.8%
% of FP17s Relating to Continuations	0	40	0.0%	1.4%	1.1%	1.1%
% of Patients satisfied with the dentistry they have received	4	4	N/A	91.4%	91.8%	91.7%
% of Patients satisfied with the time they had to wait for an appointment	4	4	N/A	87.3%	88.4%	88.0%

* This is based on patients treated on this contract for their most recent course of treatment. Figures in italics indicate the base number of FP17s or Patient Questionnaire responses are less than 100. N/A is shown where the base number of responses is less than 10 during the period. % is calculated as Quantity/Base number*100

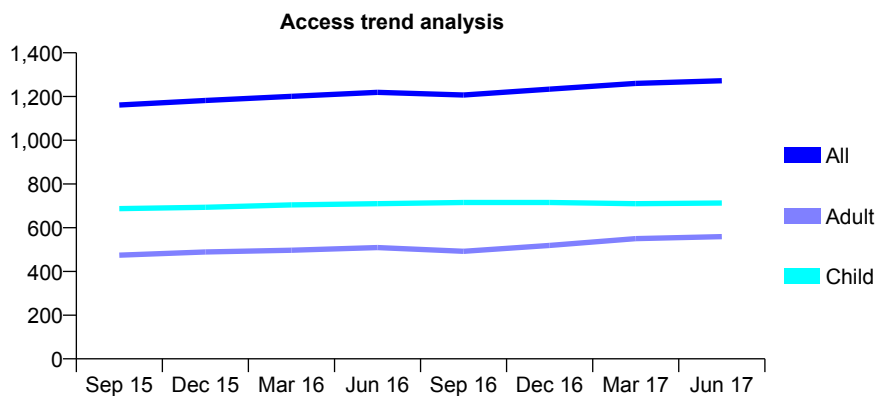
Q55 - Vital Signs At a Glance Contract Report for 993840/0001 - June 2017

Name or company name	MR RB CANTILLON
Contract type name	GDS Contract
Purpose of contract	General
Contract start date	01/04/2006
Contract end date	

17/18 Contracted general activity (UDA)	3,221
Carry forward general activity (UDA)	0
17/18 Contracted orthodontic activity (UOA)	0
Carry forward orthodontic activity (UOA)	0
Baseline contract value	£72,136.90

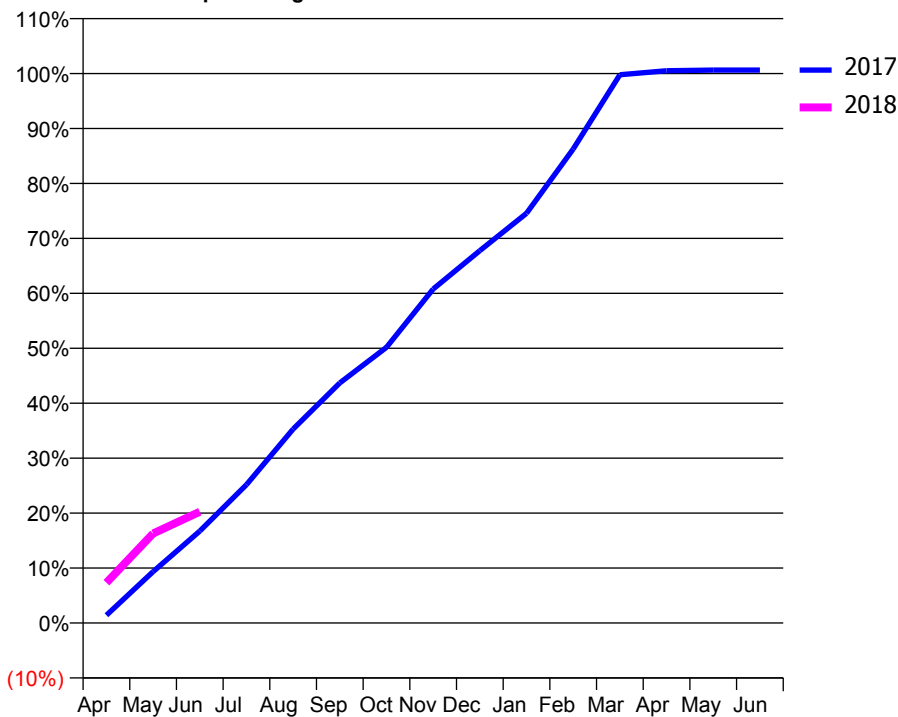
ACCESS*

Patients seen in 24 months	Total	Change since previous quarter
Quarter ending June 2016	1,219	
Quarter ending September 2016	1,207	→
Quarter ending December 2016	1,234	↑
Quarter ending March 2017	1,260	↑
Quarter ending June 2017	1,272	→
Variance since June 2016	4.3%	↑



ACTIVITY

Cumulative percentage of contracted UDA delivered 2017 & 2018



Adjusted Scheduled Activity (UDA)

Month	2017	2018
April	46	236
May	301	525
June	539	652
July	811	
August	1,137	
September	1,407	
October	1,616	
November	1,957	
December	2,182	
January	2,401	
February	2,778	
March	3,213	
April	3,237	
May	3,241	
June	3,241	

QUALITY

	Quantity	Base Number	Contract	AT	Region	England
% of FP17s for the same patient ID Re-attending within 3 months - Children	21	256	8.2%	10.7%	11.7%	12.0%
% of FP17s for the same patient ID Re-attending within 3 months - Adults	25	169	14.8%	14.1%	15.2%	16.0%
% of FP17s for the same patient ID Re-attending between 3 & 9 months - Children	193	256	75.4%	61.8%	59.1%	58.0%
% of FP17s for the same patient ID Re-attending between 3 & 9 months - Adults	106	169	62.7%	56.4%	52.2%	50.9%
% of FP17s for Band 1 Urgent Courses	11	404	2.7%	7.1%	7.9%	9.1%
% of FP17s Relating to Free Repair or Replacements	1	404	0.2%	0.8%	0.8%	0.8%
% of FP17s Relating to Continuations	8	404	2.0%	1.4%	1.1%	1.1%
% of Patients satisfied with the dentistry they have received	4	4	N/A	91.4%	91.8%	91.7%
% of Patients satisfied with the time they had to wait for an appointment	4	4	N/A	87.3%	88.4%	88.0%

* This is based on patients treated on this contract for their most recent course of treatment. Figures in italics indicate the base number of FP17s or Patient Questionnaire responses are less than 100. N/A is shown where the base number of responses is less than 10 during the period. % is calculated as Quantity/Base number*100

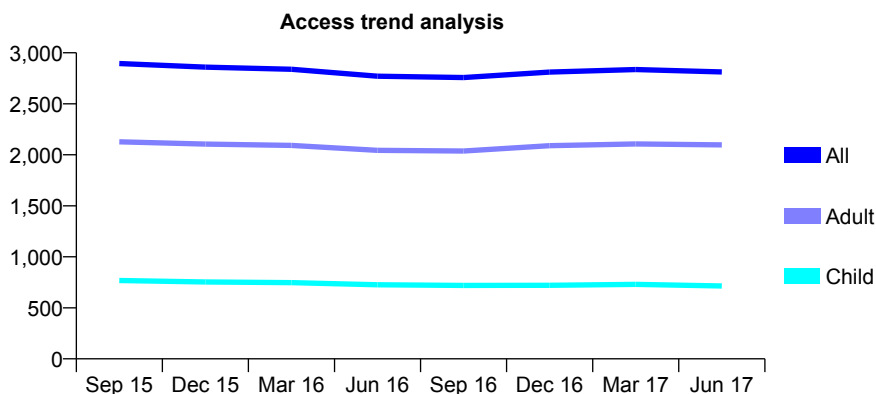
Q55 - Vital Signs At a Glance Contract Report for 997277/0001 - June 2017

Name or company name	MR CA CUNNINGTON
Contract type name	GDS Contract
Purpose of contract	General and Orthodontic
Contract start date	01/04/2006
Contract end date	

17/18 Contracted general activity (UDA)	10,740
Carry forward general activity (UDA)	0
17/18 Contracted orthodontic activity (UOA)	210
Carry forward orthodontic activity (UOA)	0
Baseline contract value	£247,589.50

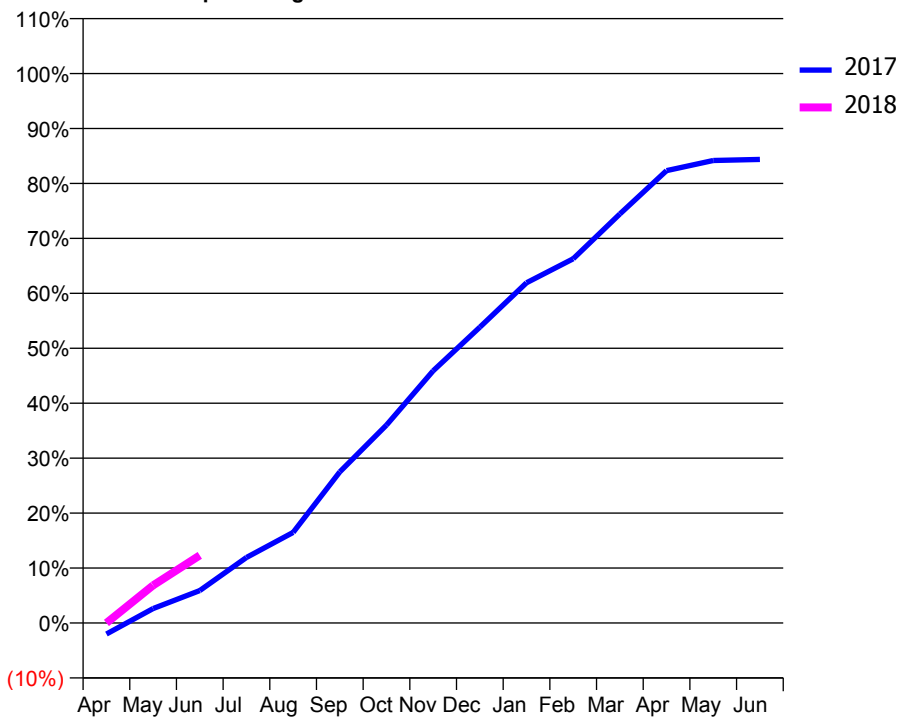
ACCESS*

Patients seen in 24 months	Total	Change since previous quarter
Quarter ending June 2016	2,770	
Quarter ending September 2016	2,757	→
Quarter ending December 2016	2,811	→
Quarter ending March 2017	2,836	→
Quarter ending June 2017	2,813	→
Variance since June 2016	1.6%	→



ACTIVITY

Cumulative percentage of contracted UDA delivered 2017 & 2018



Month	Adjusted Scheduled Activity (UDA)	
	2017	2018
April	-219	2
May	284	735
June	633	1,324
July	1,280	
August	1,772	
September	2,954	
October	3,868	
November	4,930	
December	5,783	
January	6,651	
February	7,118	
March	7,996	
April	8,842	
May	9,040	
June	9,062	

QUALITY

	Quantity	Base Number	Contract	AT	Region	England
% of FP17s for the same patient ID Re-attending within 3 months - Children	16	275	5.8%	10.7%	11.7%	12.0%
% of FP17s for the same patient ID Re-attending within 3 months - Adults	58	857	6.8%	14.1%	15.2%	16.0%
% of FP17s for the same patient ID Re-attending between 3 & 9 months - Children	205	275	74.5%	61.8%	59.1%	58.0%
% of FP17s for the same patient ID Re-attending between 3 & 9 months - Adults	630	857	73.5%	56.4%	52.2%	50.9%
% of FP17s for Band 1 Urgent Courses	14	692	2.0%	7.1%	7.9%	9.1%
% of FP17s Relating to Free Repair or Replacements	2	692	0.3%	0.8%	0.8%	0.8%
% of FP17s Relating to Continuations	1	692	0.1%	1.4%	1.1%	1.1%
% of Patients satisfied with the dentistry they have received	3	3	N/A	91.4%	91.8%	91.7%
% of Patients satisfied with the time they had to wait for an appointment	3	3	N/A	87.3%	88.4%	88.0%

* This is based on patients treated on this contract for their most recent course of treatment. Figures in italics indicate the base number of FP17s or Patient Questionnaire responses are less than 100. N/A is shown where the base number of responses is less than 10 during the period. % is calculated as Quantity/Base number*100