

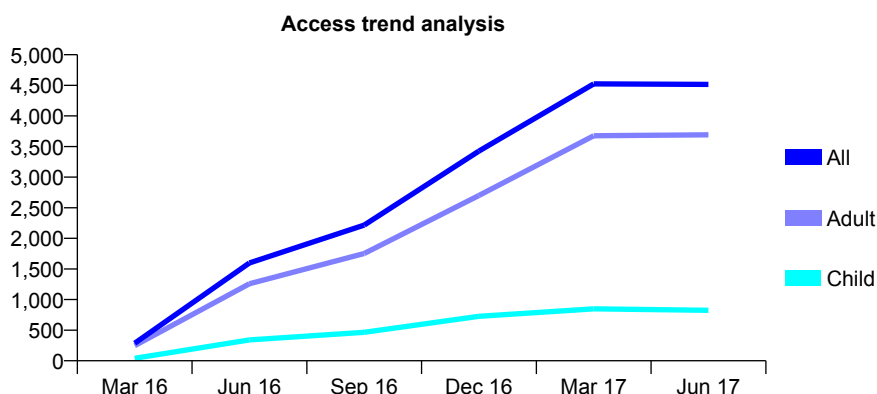
Q56 - Vital Signs At a Glance Contract Report for 100010/0000 - June 2017

Name or company name	M and H Tehrani, Jinesh Vaghela, Jiten Vag
Contract type name	GDS Contract
Purpose of contract	General
Contract start date	01/02/2016
Contract end date	

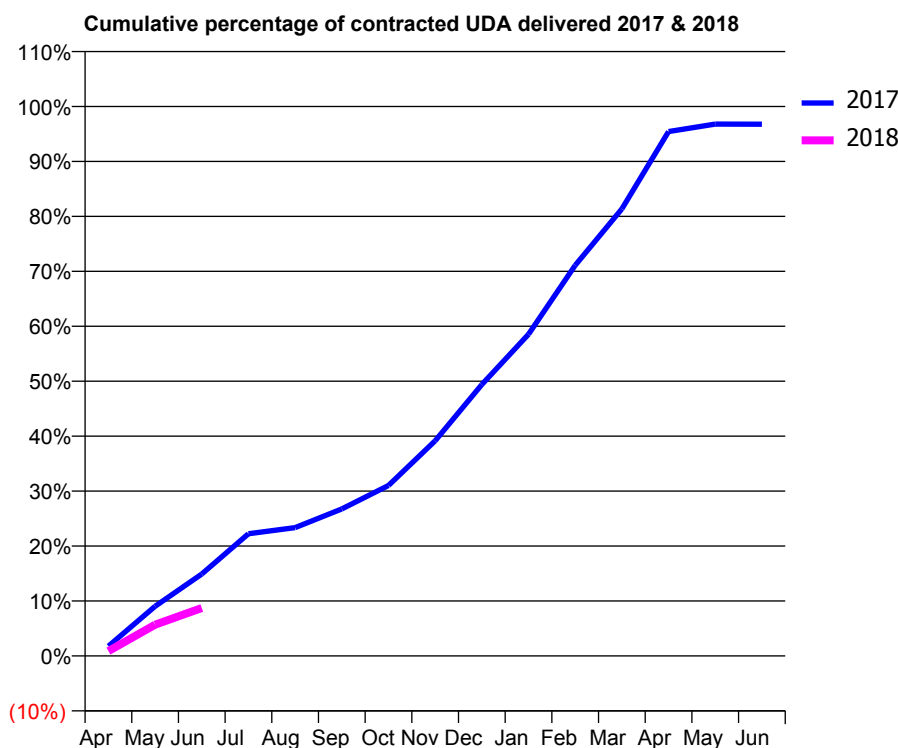
17/18 Contracted general activity (UDA)	11,500
Carry forward general activity (UDA)	0
17/18 Contracted orthodontic activity (UOA)	0
Carry forward orthodontic activity (UOA)	0
Baseline contract value	£276,399.32

ACCESS*

Patients seen in 24 months	Total	Change since previous quarter
Quarter ending June 2016	1,598	
Quarter ending September 2016	2,217	↑
Quarter ending December 2016	3,427	↑
Quarter ending March 2017	4,525	↑
Quarter ending June 2017	4,516	→
Variance since June 2016	182.6%	↑



ACTIVITY



Month	Adjusted Scheduled Activity (UDA)	
	2017	2018
April	206	101
May	1,038	653
June	1,716	1,004
July	2,559	
August	2,685	
September	3,078	
October	3,568	
November	4,503	
December	5,682	
January	6,733	
February	8,175	
March	9,355	
April	10,976	
May	11,131	
June	11,128	

QUALITY

	Quantity	Base Number	Contract	AT	Region	England
% of FP17s for the same patient ID Re-attending within 3 months - Children	20	346	5.8%	11.0%	11.7%	12.0%
% of FP17s for the same patient ID Re-attending within 3 months - Adults	197	1,365	14.4%	14.6%	15.2%	16.0%
% of FP17s for the same patient ID Re-attending between 3 & 9 months - Children	143	346	41.3%	59.1%	59.1%	58.0%
% of FP17s for the same patient ID Re-attending between 3 & 9 months - Adults	489	1,365	35.8%	49.1%	52.2%	50.9%
% of FP17s for Band 1 Urgent Courses	58	520	11.2%	9.4%	7.9%	9.1%
% of FP17s Relating to Free Repair or Replacements	10	520	1.9%	0.8%	0.8%	0.8%
% of FP17s Relating to Continuations	13	520	2.5%	1.1%	1.1%	1.1%
% of Patients satisfied with the dentistry they have received	10	11	90.9%	91.3%	91.8%	91.7%
% of Patients satisfied with the time they had to wait for an appointment	11	11	100.0%	86.3%	88.4%	88.0%

* This is based on patients treated on this contract for their most recent course of treatment. Figures in italics indicate the base number of FP17s or Patient Questionnaire responses are less than 100. N/A is shown where the base number of responses is less than 10 during the period. % is calculated as Quantity/Base number*100

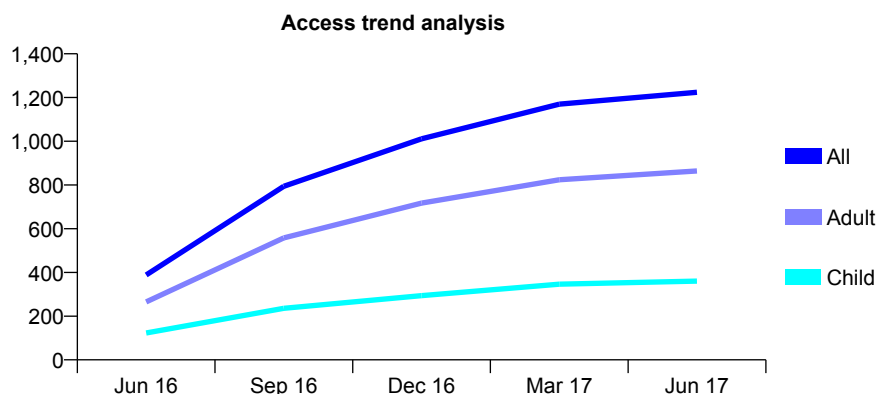
Q56 - Vital Signs At a Glance Contract Report for 100036/0000 - June 2017

Name or company name	Dr Veehar Malde
Contract type name	GDS Contract
Purpose of contract	General
Contract start date	01/03/2016
Contract end date	

17/18 Contracted general activity (UDA)	4,029
Carry forward general activity (UDA)	0
17/18 Contracted orthodontic activity (UOA)	0
Carry forward orthodontic activity (UOA)	0
Baseline contract value	£99,593.18

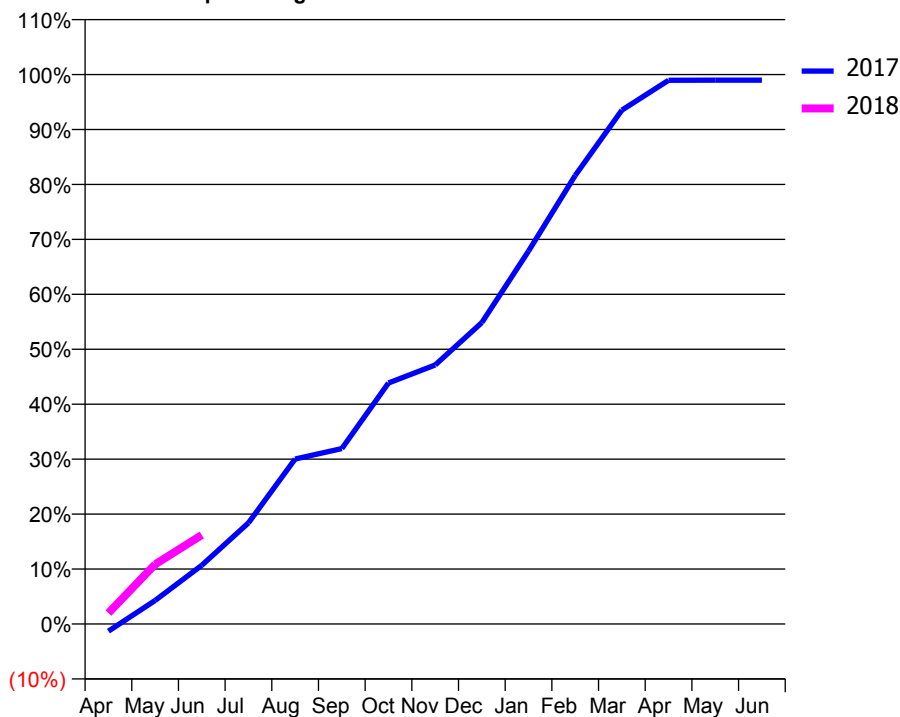
ACCESS*

Patients seen in 24 months	Total	Change since previous quarter
Quarter ending June 2016	388	
Quarter ending September 2016	794	↑
Quarter ending December 2016	1,011	↑
Quarter ending March 2017	1,170	↑
Quarter ending June 2017	1,224	↑
Variance since June 2016	215.5%	↑



ACTIVITY

Cumulative percentage of contracted UDA delivered 2017 & 2018



Adjusted Scheduled Activity (UDA)

Month	2017	2018
April	-53	81
May	172	438
June	431	653
July	741	
August	1,210	
September	1,286	
October	1,767	
November	1,899	
December	2,210	
January	2,734	
February	3,289	
March	3,768	
April	3,986	
May	3,987	
June	3,987	

QUALITY

	Quantity	Base Number	Contract	AT	Region	England
% of FP17s for the same patient ID Re-attending within 3 months - Children	15	134	11.2%	11.0%	11.7%	12.0%
% of FP17s for the same patient ID Re-attending within 3 months - Adults	34	273	12.5%	14.6%	15.2%	16.0%
% of FP17s for the same patient ID Re-attending between 3 & 9 months - Children	72	134	53.7%	59.1%	59.1%	58.0%
% of FP17s for the same patient ID Re-attending between 3 & 9 months - Adults	162	273	59.3%	49.1%	52.2%	50.9%
% of FP17s for Band 1 Urgent Courses	13	328	4.0%	9.4%	7.9%	9.1%
% of FP17s Relating to Free Repair or Replacements	1	328	0.3%	0.8%	0.8%	0.8%
% of FP17s Relating to Continuations	2	328	0.6%	1.1%	1.1%	1.1%
% of Patients satisfied with the dentistry they have received	2	3	N/A	91.3%	91.8%	91.7%
% of Patients satisfied with the time they had to wait for an appointment	2	3	N/A	86.3%	88.4%	88.0%

* This is based on patients treated on this contract for their most recent course of treatment. Figures in italics indicate the base number of FP17s or Patient Questionnaire responses are less than 100. N/A is shown where the base number of responses is less than 10 during the period. % is calculated as Quantity/Base number*100

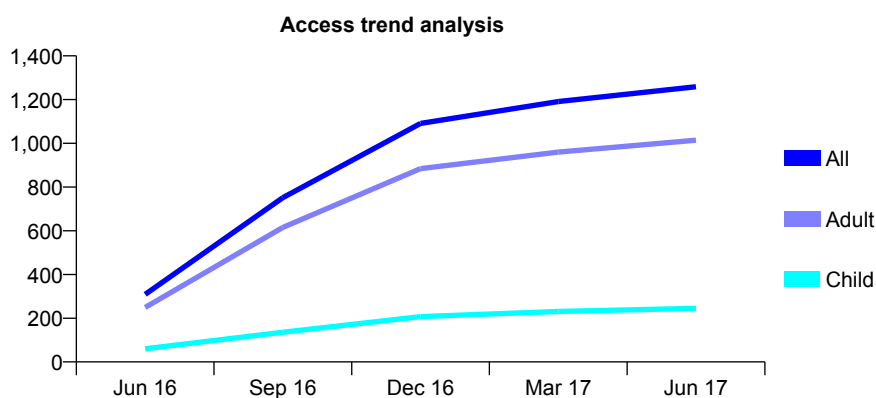
Q56 - Vital Signs At a Glance Contract Report for 100128/0000 - June 2017

Name or company name	Rookwood Dental Practice
Contract type name	GDS Contract
Purpose of contract	General
Contract start date	06/04/2016
Contract end date	

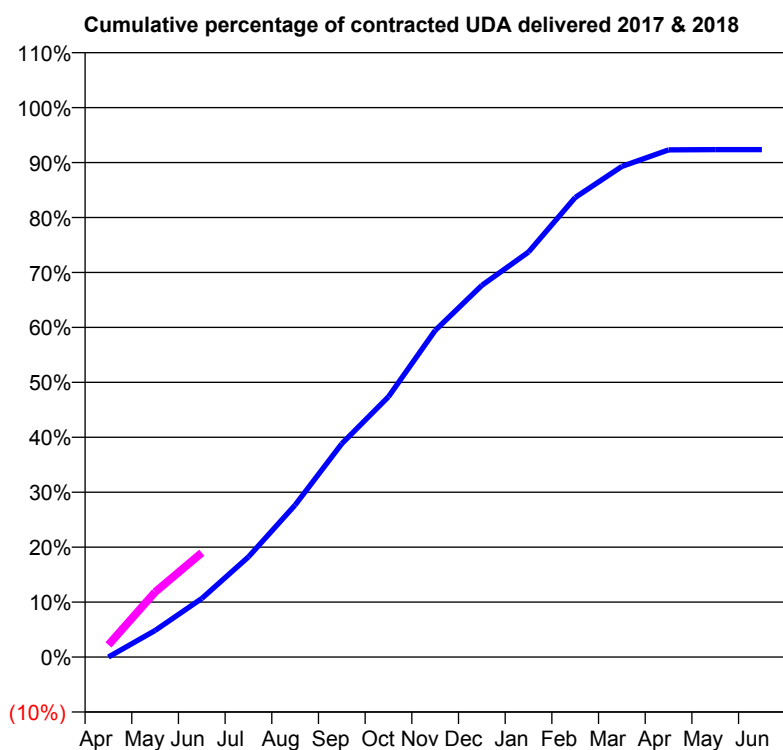
17/18 Contracted general activity (UDA)	3,939
Carry forward general activity (UDA)	0
17/18 Contracted orthodontic activity (UOA)	0
Carry forward orthodontic activity (UOA)	0
Baseline contract value	£100,143.51

ACCESS*

Patients seen in 24 months	Total	Change since previous quarter
Quarter ending June 2016	309	
Quarter ending September 2016	751	↑
Quarter ending December 2016	1,091	↑
Quarter ending March 2017	1,191	↑
Quarter ending June 2017	1,259	↑
Variance since June 2016	307.4%	↑



ACTIVITY



Month	Adjusted Scheduled Activity (UDA)	
	2017	2018
April	0	87
May	188	466
June	414	748
July	708	
August	1,075	
September	1,509	
October	1,840	
November	2,309	
December	2,627	
January	2,863	
February	3,248	
March	3,468	
April	3,585	
May	3,587	
June	3,587	

QUALITY

	Quantity	Base Number	Contract	AT	Region	England
% of FP17s for the same patient ID Re-attending within 3 months - Children	5	95	5.3%	11.0%	11.7%	12.0%
% of FP17s for the same patient ID Re-attending within 3 months - Adults	35	358	9.8%	14.6%	15.2%	16.0%
% of FP17s for the same patient ID Re-attending between 3 & 9 months - Children	62	95	65.3%	59.1%	59.1%	58.0%
% of FP17s for the same patient ID Re-attending between 3 & 9 months - Adults	226	358	63.1%	49.1%	52.2%	50.9%
% of FP17s for Band 1 Urgent Courses	13	405	3.2%	9.4%	7.9%	9.1%
% of FP17s Relating to Free Repair or Replacements	6	405	1.5%	0.8%	0.8%	0.8%
% of FP17s Relating to Continuations	2	405	0.5%	1.1%	1.1%	1.1%
% of Patients satisfied with the dentistry they have received	18	18	100.0%	91.3%	91.8%	91.7%
% of Patients satisfied with the time they had to wait for an appointment	18	18	100.0%	86.3%	88.4%	88.0%

* This is based on patients treated on this contract for their most recent course of treatment. Figures in italics indicate the base number of FP17s or Patient Questionnaire responses are less than 100. N/A is shown where the base number of responses is less than 10 during the period. % is calculated as Quantity/Base number*100

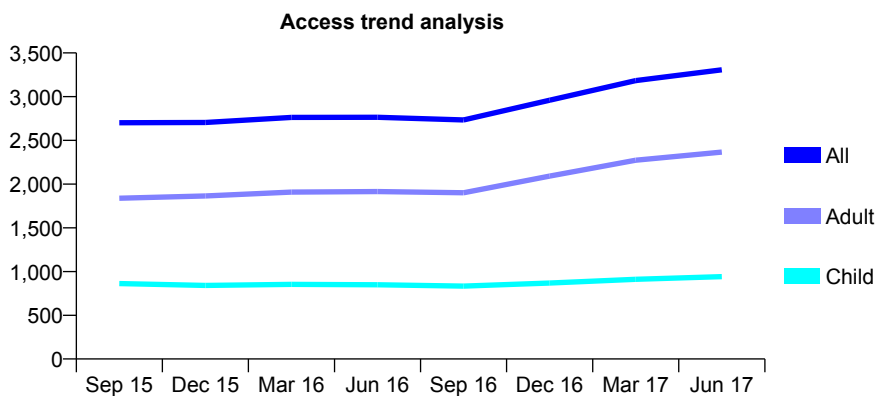
Q56 - Vital Signs At a Glance Contract Report for 101281/0029 - June 2017

Name or company name	OASIS DENTAL CARE LTD
Contract type name	GDS Contract
Purpose of contract	General
Contract start date	01/04/2006
Contract end date	

17/18 Contracted general activity (UDA)	7,953
Carry forward general activity (UDA)	0
17/18 Contracted orthodontic activity (UOA)	0
Carry forward orthodontic activity (UOA)	0
Baseline contract value	£192,907.38

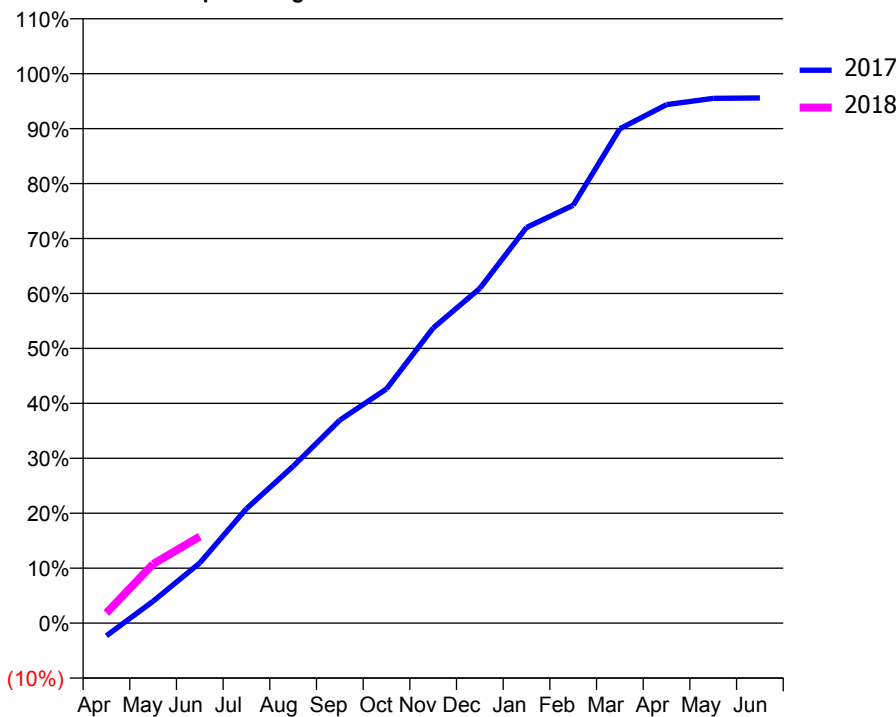
ACCESS*

Patients seen in 24 months	Total	Change since previous quarter
Quarter ending June 2016	2,764	
Quarter ending September 2016	2,734	↓
Quarter ending December 2016	2,959	↑
Quarter ending March 2017	3,184	↑
Quarter ending June 2017	3,307	↑
Variance since June 2016	19.6%	↑



ACTIVITY

Cumulative percentage of contracted UDA delivered 2017 & 2018



Month	Adjusted Scheduled Activity (UDA)	
	2017	2018
April	-184	148
May	318	856
June	872	1,253
July	1,658	
August	2,271	
September	2,939	
October	3,391	
November	4,272	
December	4,845	
January	5,726	
February	6,048	
March	7,155	
April	7,504	
May	7,596	
June	7,601	

QUALITY

	Quantity	Base Number	Contract	AT	Region	England
% of FP17s for the same patient ID Re-attending within 3 months - Children	20	257	7.8%	11.0%	11.7%	12.0%
% of FP17s for the same patient ID Re-attending within 3 months - Adults	97	708	13.7%	14.6%	15.2%	16.0%
% of FP17s for the same patient ID Re-attending between 3 & 9 months - Children	122	257	47.5%	59.1%	59.1%	58.0%
% of FP17s for the same patient ID Re-attending between 3 & 9 months - Adults	293	708	41.4%	49.1%	52.2%	50.9%
% of FP17s for Band 1 Urgent Courses	59	738	8.0%	9.4%	7.9%	9.1%
% of FP17s Relating to Free Repair or Replacements	1	738	0.1%	0.8%	0.8%	0.8%
% of FP17s Relating to Continuations	23	738	3.1%	1.1%	1.1%	1.1%
% of Patients satisfied with the dentistry they have received	2	2	N/A	91.3%	91.8%	91.7%
% of Patients satisfied with the time they had to wait for an appointment	2	2	N/A	86.3%	88.4%	88.0%

* This is based on patients treated on this contract for their most recent course of treatment. Figures in italics indicate the base number of FP17s or Patient Questionnaire responses are less than 100. N/A is shown where the base number of responses is less than 10 during the period. % is calculated as Quantity/Base number*100

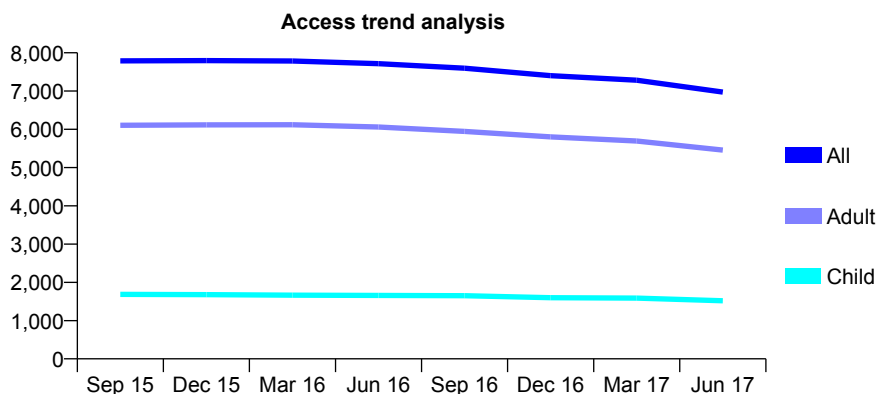
Q56 - Vital Signs At a Glance Contract Report for 101281/0058 - June 2017

Name or company name	OASIS DENTAL CARE LTD
Contract type name	GDS Contract
Purpose of contract	General and Orthodontic
Contract start date	01/04/2006
Contract end date	

17/18 Contracted general activity (UDA)	23,334
Carry forward general activity (UDA)	0
17/18 Contracted orthodontic activity (UOA)	383
Carry forward orthodontic activity (UOA)	0
Baseline contract value	£561,977.12

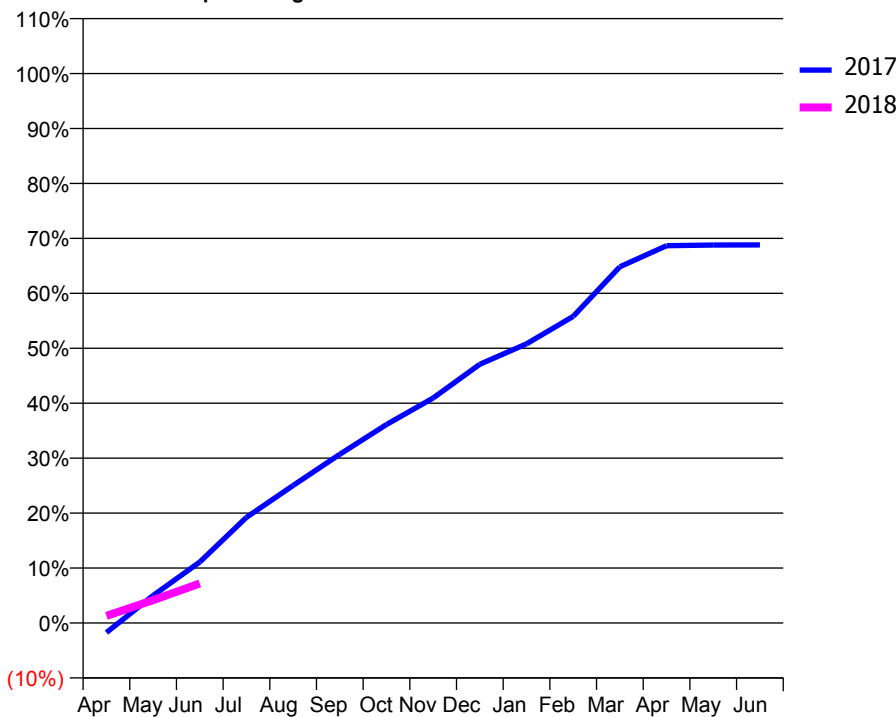
ACCESS*

Patients seen in 24 months	Total	Change since previous quarter
Quarter ending June 2016	7,717	
Quarter ending September 2016	7,596	↓
Quarter ending December 2016	7,401	↓
Quarter ending March 2017	7,283	↓
Quarter ending June 2017	6,975	↓
Variance since June 2016	(9.6%)	↓



ACTIVITY

Cumulative percentage of contracted UDA delivered 2017 & 2018



Month	Adjusted Scheduled Activity (UDA)	
	2017	2018
April	-412	302
May	1,170	970
June	2,593	1,680
July	4,490	
August	5,838	
September	7,165	
October	8,428	
November	9,556	
December	10,988	
January	11,854	
February	13,023	
March	15,128	
April	16,023	
May	16,048	
June	16,055	

QUALITY

	Quantity	Base Number	Contract	AT	Region	England
% of FP17s for the same patient ID Re-attending within 3 months - Children	33	439	7.5%	11.0%	11.7%	12.0%
% of FP17s for the same patient ID Re-attending within 3 months - Adults	166	1,204	13.8%	14.6%	15.2%	16.0%
% of FP17s for the same patient ID Re-attending between 3 & 9 months - Children	283	439	64.5%	59.1%	59.1%	58.0%
% of FP17s for the same patient ID Re-attending between 3 & 9 months - Adults	720	1,204	59.8%	49.1%	52.2%	50.9%
% of FP17s for Band 1 Urgent Courses	100	1,182	8.5%	9.4%	7.9%	9.1%
% of FP17s Relating to Free Repair or Replacements	8	1,182	0.7%	0.8%	0.8%	0.8%
% of FP17s Relating to Continuations	20	1,182	1.7%	1.1%	1.1%	1.1%
% of Patients satisfied with the dentistry they have received	18	20	90.0%	91.3%	91.8%	91.7%
% of Patients satisfied with the time they had to wait for an appointment	17	20	85.0%	86.3%	88.4%	88.0%

* This is based on patients treated on this contract for their most recent course of treatment. Figures in italics indicate the base number of FP17s or Patient Questionnaire responses are less than 100. N/A is shown where the base number of responses is less than 10 during the period. % is calculated as Quantity/Base number*100

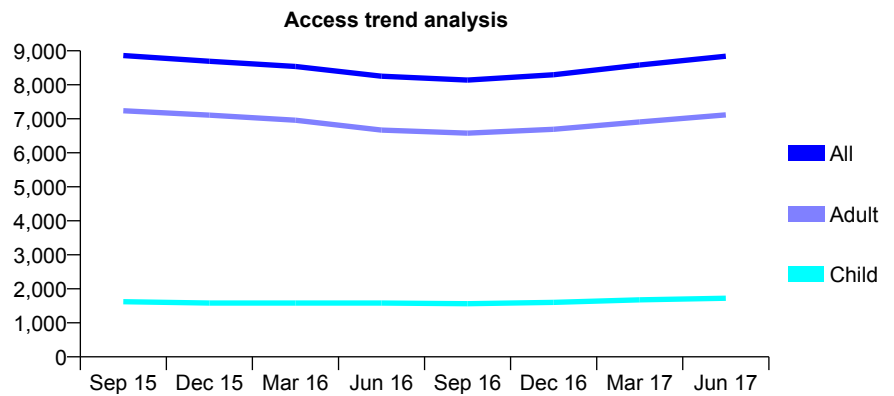
Q56 - Vital Signs At a Glance Contract Report for 101281/0195 - June 2017

Name or company name	OASIS DENTAL CARE LTD
Contract type name	GDS Contract
Purpose of contract	General
Contract start date	13/02/2009
Contract end date	

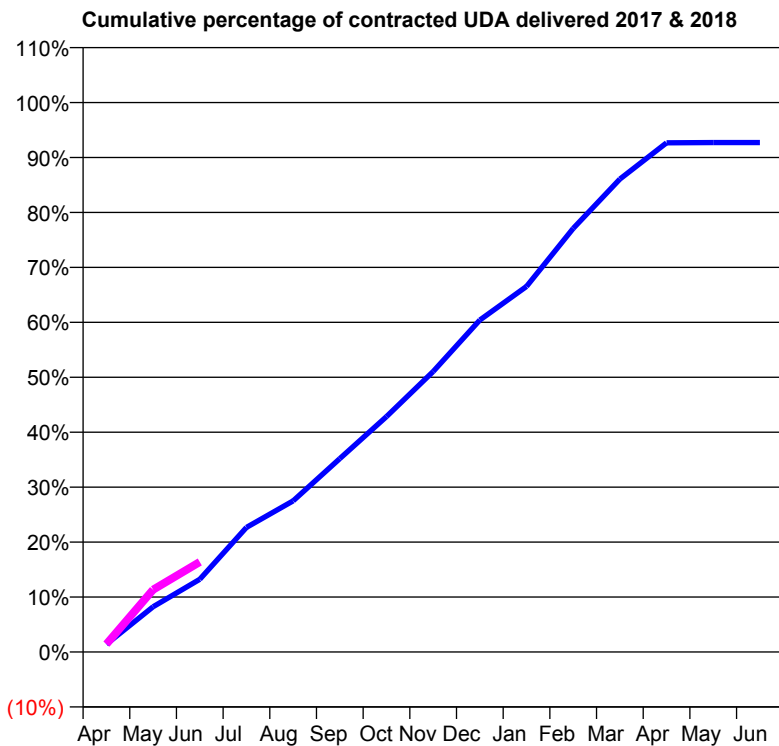
17/18 Contracted general activity (UDA)	28,270
Carry forward general activity (UDA)	0
17/18 Contracted orthodontic activity (UOA)	0
Carry forward orthodontic activity (UOA)	0
Baseline contract value	£644,845.57

ACCESS*

Patients seen in 24 months	Total	Change since previous quarter
Quarter ending June 2016	8,253	
Quarter ending September 2016	8,138	↓
Quarter ending December 2016	8,296	→
Quarter ending March 2017	8,582	↑
Quarter ending June 2017	8,840	↑
Variance since June 2016	7.1%	↑



ACTIVITY



Month	Adjusted Scheduled Activity (UDA)	
	2017	2018
April	400	409
May	2,328	3,208
June	3,745	4,633
July	6,410	
August	7,776	
September	9,950	
October	12,109	
November	14,431	
December	17,076	
January	18,805	
February	21,794	
March	24,329	
April	26,196	
May	26,206	
June	26,208	

QUALITY

	Quantity	Base Number	Contract	AT	Region	England
% of FP17s for the same patient ID Re-attending within 3 months - Children	35	623	5.6%	11.0%	11.7%	12.0%
% of FP17s for the same patient ID Re-attending within 3 months - Adults	402	2,610	15.4%	14.6%	15.2%	16.0%
% of FP17s for the same patient ID Re-attending between 3 & 9 months - Children	343	623	55.1%	59.1%	59.1%	58.0%
% of FP17s for the same patient ID Re-attending between 3 & 9 months - Adults	1,385	2,610	53.1%	49.1%	52.2%	50.9%
% of FP17s for Band 1 Urgent Courses	291	2,541	11.5%	9.4%	7.9%	9.1%
% of FP17s Relating to Free Repair or Replacements	43	2,541	1.7%	0.8%	0.8%	0.8%
% of FP17s Relating to Continuations	48	2,541	1.9%	1.1%	1.1%	1.1%
% of Patients satisfied with the dentistry they have received	20	24	83.3%	91.3%	91.8%	91.7%
% of Patients satisfied with the time they had to wait for an appointment	22	24	91.7%	86.3%	88.4%	88.0%

* This is based on patients treated on this contract for their most recent course of treatment. Figures in italics indicate the base number of FP17s or Patient Questionnaire responses are less than 100. N/A is shown where the base number of responses is less than 10 during the period. % is calculated as Quantity/Base number*100

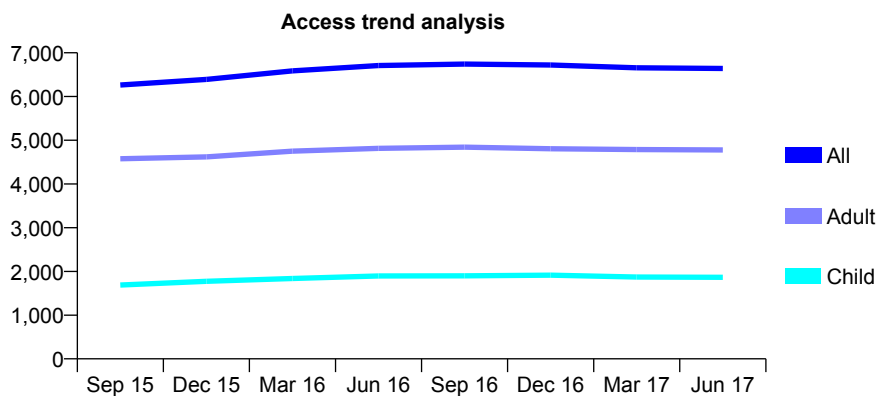
Q56 - Vital Signs At a Glance Contract Report for 101281/0198 - June 2017

Name or company name	OASIS DENTAL CARE LTD
Contract type name	PDS Contract
Purpose of contract	General
Contract start date	27/04/2009
Contract end date	31/03/2020

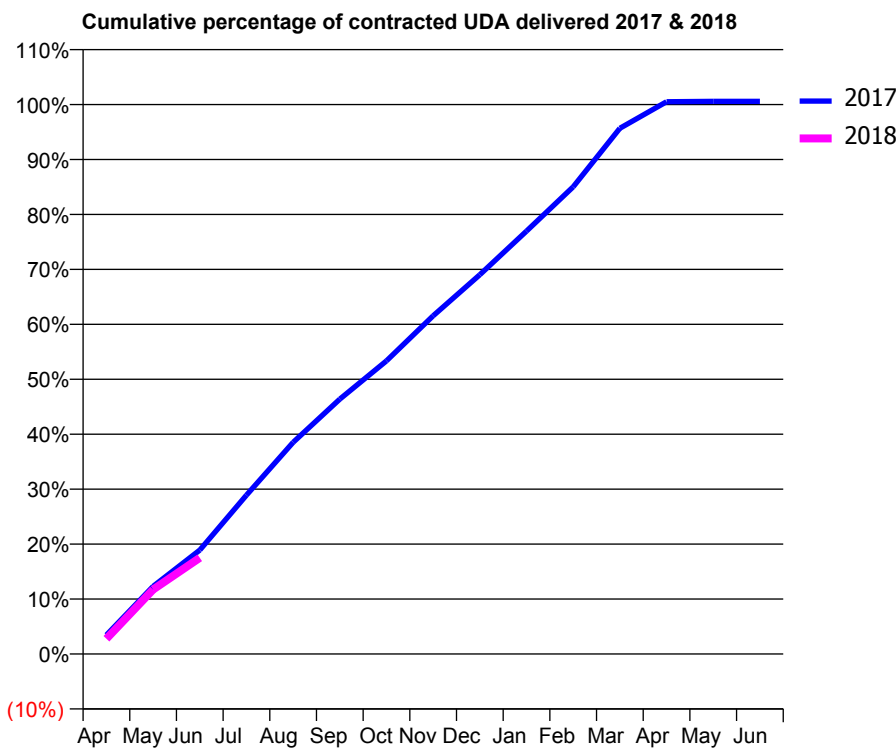
17/18 Contracted general activity (UDA)	17,904
Carry forward general activity (UDA)	0
17/18 Contracted orthodontic activity (UOA)	0
Carry forward orthodontic activity (UOA)	0
Baseline contract value	£408,402.20

ACCESS*

Patients seen in 24 months	Total	Change since previous quarter
Quarter ending June 2016	6,709	
Quarter ending September 2016	6,741	→
Quarter ending December 2016	6,721	→
Quarter ending March 2017	6,658	→
Quarter ending June 2017	6,643	→
Variance since June 2016	(1.0%)	→



ACTIVITY



Month	Adjusted Scheduled Activity (UDA)	
	2017	2018
April	620	498
May	2,205	2,099
June	3,387	3,137
July	5,178	
August	6,897	
September	8,305	
October	9,550	
November	11,018	
December	12,360	
January	13,779	
February	15,221	
March	17,127	
April	17,992	
May	18,007	
June	18,008	

QUALITY

	Quantity	Base Number	Contract	AT	Region	England
% of FP17s for the same patient ID Re-attending within 3 months - Children	64	662	9.7%	11.0%	11.7%	12.0%
% of FP17s for the same patient ID Re-attending within 3 months - Adults	255	1,541	16.5%	14.6%	15.2%	16.0%
% of FP17s for the same patient ID Re-attending between 3 & 9 months - Children	416	662	62.8%	59.1%	59.1%	58.0%
% of FP17s for the same patient ID Re-attending between 3 & 9 months - Adults	819	1,541	53.1%	49.1%	52.2%	50.9%
% of FP17s for Band 1 Urgent Courses	123	1,747	7.0%	9.4%	7.9%	9.1%
% of FP17s Relating to Free Repair or Replacements	43	1,747	2.5%	0.8%	0.8%	0.8%
% of FP17s Relating to Continuations	32	1,747	1.8%	1.1%	1.1%	1.1%
% of Patients satisfied with the dentistry they have received	10	11	90.9%	91.3%	91.8%	91.7%
% of Patients satisfied with the time they had to wait for an appointment	10	11	90.9%	86.3%	88.4%	88.0%

* This is based on patients treated on this contract for their most recent course of treatment. Figures in italics indicate the base number of FP17s or Patient Questionnaire responses are less than 100. N/A is shown where the base number of responses is less than 10 during the period. % is calculated as Quantity/Base number*100

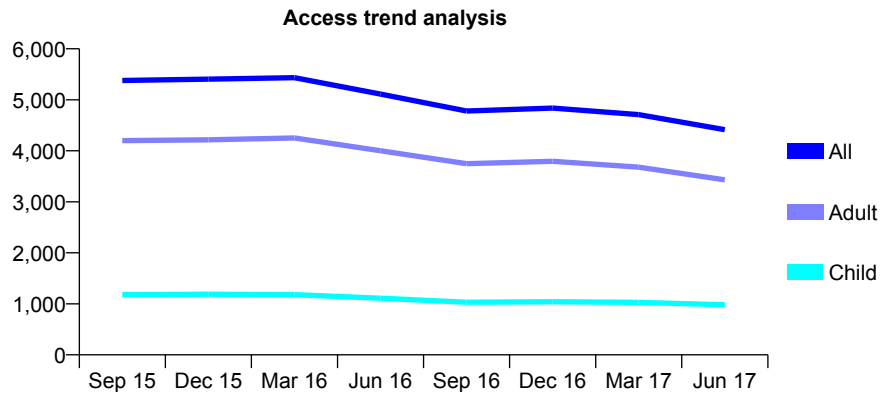
Q56 - Vital Signs At a Glance Contract Report for 101338/0075 - June 2017

Name or company name	Whitecross Dental Care Limited
Contract type name	GDS Contract
Purpose of contract	General and Orthodontic
Contract start date	09/03/2009
Contract end date	

17/18 Contracted general activity (UDA)	13,187
Carry forward general activity (UDA)	0
17/18 Contracted orthodontic activity (UOA)	2,960
Carry forward orthodontic activity (UOA)	0
Baseline contract value	£508,363.58

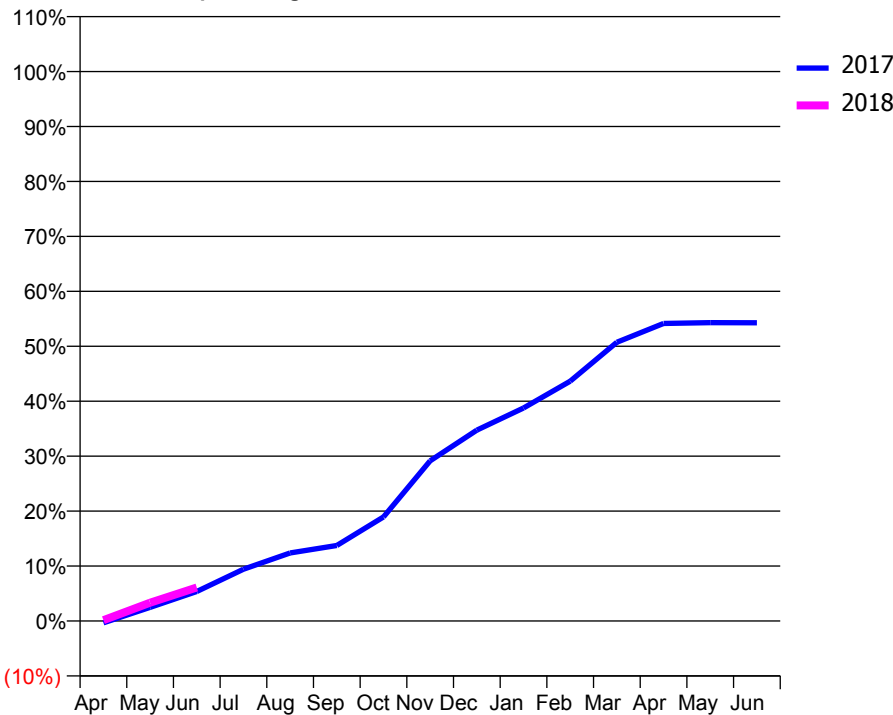
ACCESS*

Patients seen in 24 months	Total	Change since previous quarter
Quarter ending June 2016	5,112	
Quarter ending September 2016	4,780	↓
Quarter ending December 2016	4,838	→
Quarter ending March 2017	4,710	↓
Quarter ending June 2017	4,415	↓
Variance since June 2016	(13.6%)	↓



ACTIVITY

Cumulative percentage of contracted UDA delivered 2017 & 2018



Month	Adjusted Scheduled Activity (UDA)	
	2017	2018
April	-47	21
May	329	440
June	709	806
July	1,242	
August	1,633	
September	1,811	
October	2,498	
November	3,846	
December	4,580	
January	5,111	
February	5,756	
March	6,689	
April	7,140	
May	7,160	
June	7,157	

QUALITY

	Quantity	Base Number	Contract	AT	Region	England
% of FP17s for the same patient ID Re-attending within 3 months - Children	14	174	8.0%	11.0%	11.7%	12.0%
% of FP17s for the same patient ID Re-attending within 3 months - Adults	34	397	8.6%	14.6%	15.2%	16.0%
% of FP17s for the same patient ID Re-attending between 3 & 9 months - Children	79	174	45.4%	59.1%	59.1%	58.0%
% of FP17s for the same patient ID Re-attending between 3 & 9 months - Adults	150	397	37.8%	49.1%	52.2%	50.9%
% of FP17s for Band 1 Urgent Courses	22	377	5.8%	9.4%	7.9%	9.1%
% of FP17s Relating to Free Repair or Replacements	0	377	0.0%	0.8%	0.8%	0.8%
% of FP17s Relating to Continuations	2	377	0.5%	1.1%	1.1%	1.1%
% of Patients satisfied with the dentistry they have received	2	3	N/A	91.3%	91.8%	91.7%
% of Patients satisfied with the time they had to wait for an appointment	2	3	N/A	86.3%	88.4%	88.0%

* This is based on patients treated on this contract for their most recent course of treatment. Figures in italics indicate the base number of FP17s or Patient Questionnaire responses are less than 100. N/A is shown where the base number of responses is less than 10 during the period. % is calculated as Quantity/Base number*100

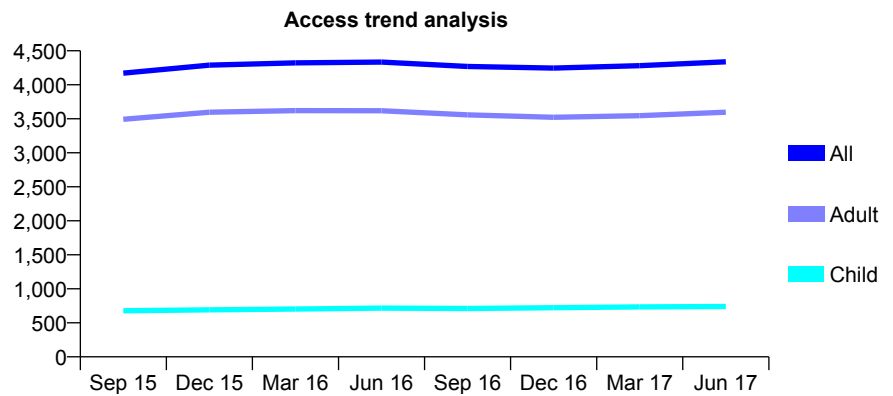
Q56 - Vital Signs At a Glance Contract Report for 101338/0092 - June 2017

Name or company name	Whitecross Dental Care Limited
Contract type name	GDS Contract
Purpose of contract	General
Contract start date	28/07/2009
Contract end date	

17/18 Contracted general activity (UDA)	13,186
Carry forward general activity (UDA)	0
17/18 Contracted orthodontic activity (UOA)	0
Carry forward orthodontic activity (UOA)	0
Baseline contract value	£332,333.67

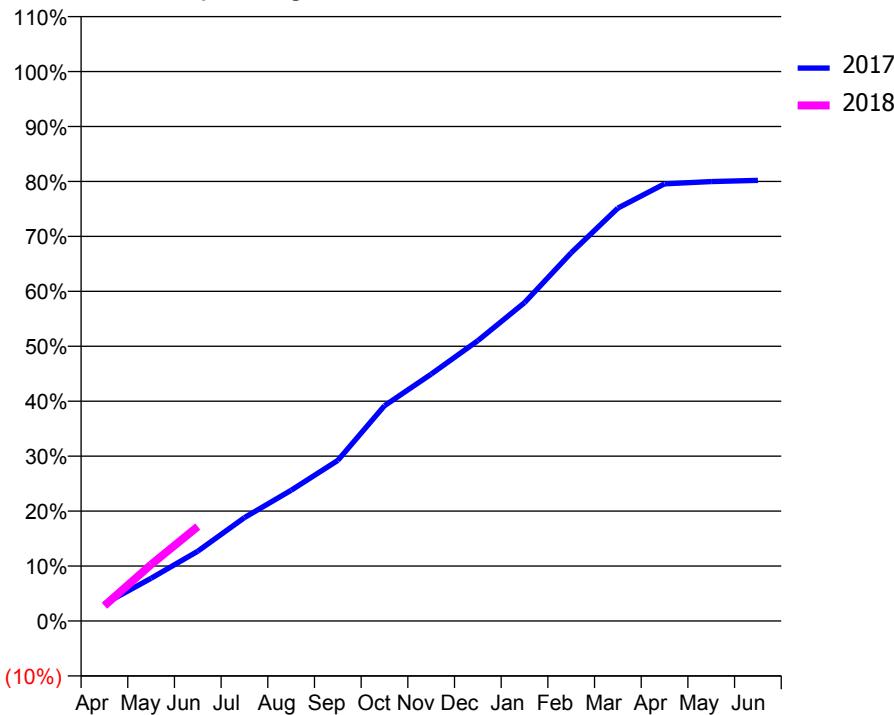
ACCESS*

Patients seen in 24 months	Total	Change since previous quarter
Quarter ending June 2016	4,335	
Quarter ending September 2016	4,269	↓
Quarter ending December 2016	4,246	→
Quarter ending March 2017	4,282	→
Quarter ending June 2017	4,338	→
Variance since June 2016	0.1%	→



ACTIVITY

Cumulative percentage of contracted UDA delivered 2017 & 2018



Month	Adjusted Scheduled Activity (UDA)	
	2017	2018
April	412	365
May	1,026	1,354
June	1,675	2,268
July	2,481	
August	3,136	
September	3,854	
October	5,167	
November	5,924	
December	6,729	
January	7,641	
February	8,836	
March	9,908	
April	10,491	
May	10,546	
June	10,573	

QUALITY

	Quantity	Base Number	Contract	AT	Region	England
% of FP17s for the same patient ID Re-attending within 3 months - Children	5	219	2.3%	11.0%	11.7%	12.0%
% of FP17s for the same patient ID Re-attending within 3 months - Adults	125	1,016	12.3%	14.6%	15.2%	16.0%
% of FP17s for the same patient ID Re-attending between 3 & 9 months - Children	100	219	45.7%	59.1%	59.1%	58.0%
% of FP17s for the same patient ID Re-attending between 3 & 9 months - Adults	396	1,016	39.0%	49.1%	52.2%	50.9%
% of FP17s for Band 1 Urgent Courses	113	973	11.6%	9.4%	7.9%	9.1%
% of FP17s Relating to Free Repair or Replacements	0	973	0.0%	0.8%	0.8%	0.8%
% of FP17s Relating to Continuations	8	973	0.8%	1.1%	1.1%	1.1%
% of Patients satisfied with the dentistry they have received	12	14	85.7%	91.3%	91.8%	91.7%
% of Patients satisfied with the time they had to wait for an appointment	12	14	85.7%	86.3%	88.4%	88.0%

* This is based on patients treated on this contract for their most recent course of treatment. Figures in italics indicate the base number of FP17s or Patient Questionnaire responses are less than 100. N/A is shown where the base number of responses is less than 10 during the period. % is calculated as Quantity/Base number*100

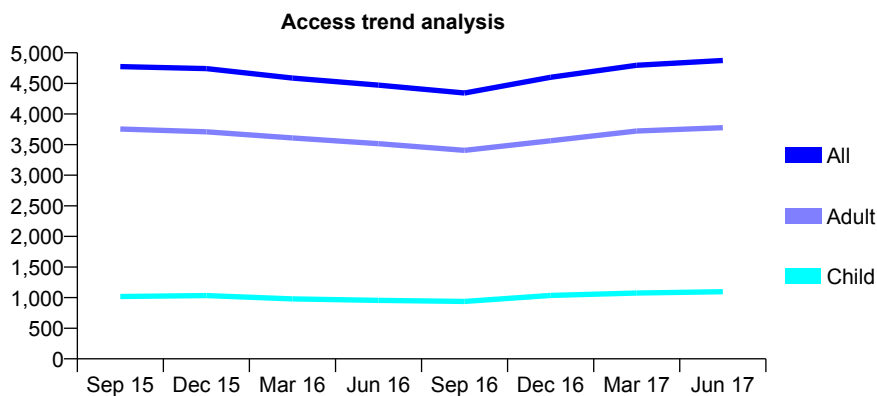
Q56 - Vital Signs At a Glance Contract Report for 101338/0101 - June 2017

Name or company name	Whitecross Dental Care Limited
Contract type name	GDS Contract
Purpose of contract	General
Contract start date	01/10/2009
Contract end date	

17/18 Contracted general activity (UDA)	14,000
Carry forward general activity (UDA)	0
17/18 Contracted orthodontic activity (UOA)	0
Carry forward orthodontic activity (UOA)	0
Baseline contract value	£344,679.30

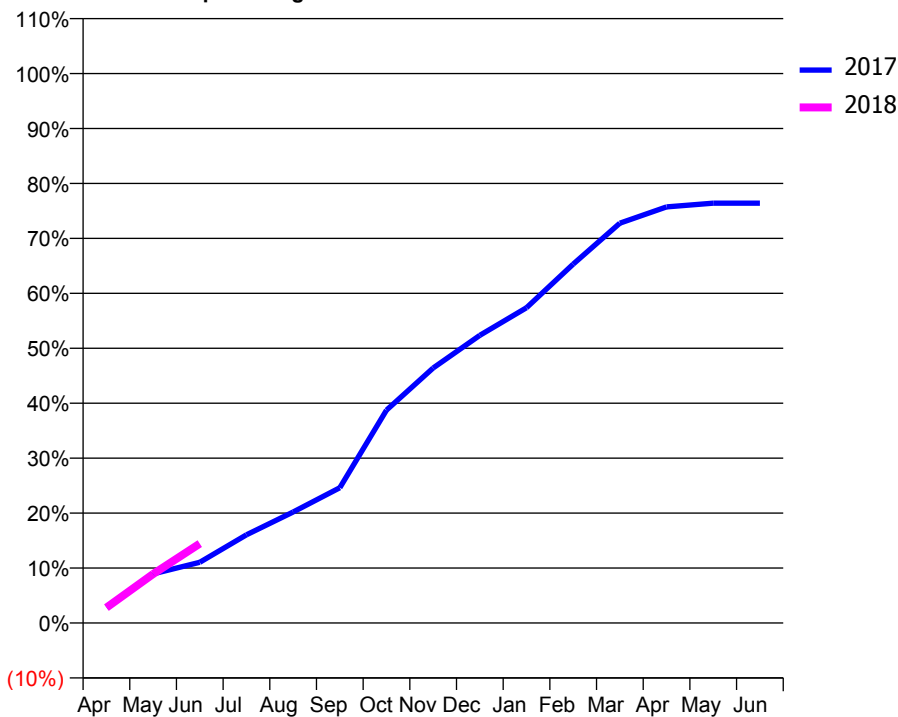
ACCESS*

Patients seen in 24 months	Total	Change since previous quarter
Quarter ending June 2016	4,471	
Quarter ending September 2016	4,344	↓
Quarter ending December 2016	4,601	↑
Quarter ending March 2017	4,797	↑
Quarter ending June 2017	4,874	→
Variance since June 2016	9.0%	↑



ACTIVITY

Cumulative percentage of contracted UDA delivered 2017 & 2018



Month	Adjusted Scheduled Activity (UDA)	
	2017	2018
April	407	393
May	1,250	1,249
June	1,546	2,023
July	2,248	
August	2,830	
September	3,447	
October	5,423	
November	6,497	
December	7,331	
January	8,033	
February	9,143	
March	10,187	
April	10,601	
May	10,695	
June	10,695	

QUALITY

	Quantity	Base Number	Contract	AT	Region	England
% of FP17s for the same patient ID Re-attending within 3 months - Children	14	328	4.3%	11.0%	11.7%	12.0%
% of FP17s for the same patient ID Re-attending within 3 months - Adults	83	1,000	8.3%	14.6%	15.2%	16.0%
% of FP17s for the same patient ID Re-attending between 3 & 9 months - Children	167	328	50.9%	59.1%	59.1%	58.0%
% of FP17s for the same patient ID Re-attending between 3 & 9 months - Adults	437	1,000	43.7%	49.1%	52.2%	50.9%
% of FP17s for Band 1 Urgent Courses	38	1,076	3.5%	9.4%	7.9%	9.1%
% of FP17s Relating to Free Repair or Replacements	6	1,076	0.6%	0.8%	0.8%	0.8%
% of FP17s Relating to Continuations	15	1,076	1.4%	1.1%	1.1%	1.1%
% of Patients satisfied with the dentistry they have received	4	5	N/A	91.3%	91.8%	91.7%
% of Patients satisfied with the time they had to wait for an appointment	4	5	N/A	86.3%	88.4%	88.0%

* This is based on patients treated on this contract for their most recent course of treatment. Figures in italics indicate the base number of FP17s or Patient Questionnaire responses are less than 100. N/A is shown where the base number of responses is less than 10 during the period. % is calculated as Quantity/Base number*100

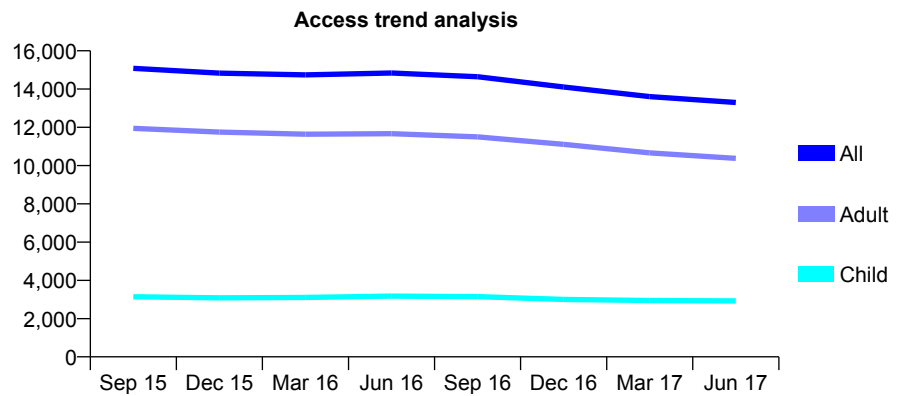
Q56 - Vital Signs At a Glance Contract Report for 101338/0125 - June 2017

Name or company name	Whitecross Dental Care Limited
Contract type name	GDS Contract
Purpose of contract	General
Contract start date	01/10/2010
Contract end date	

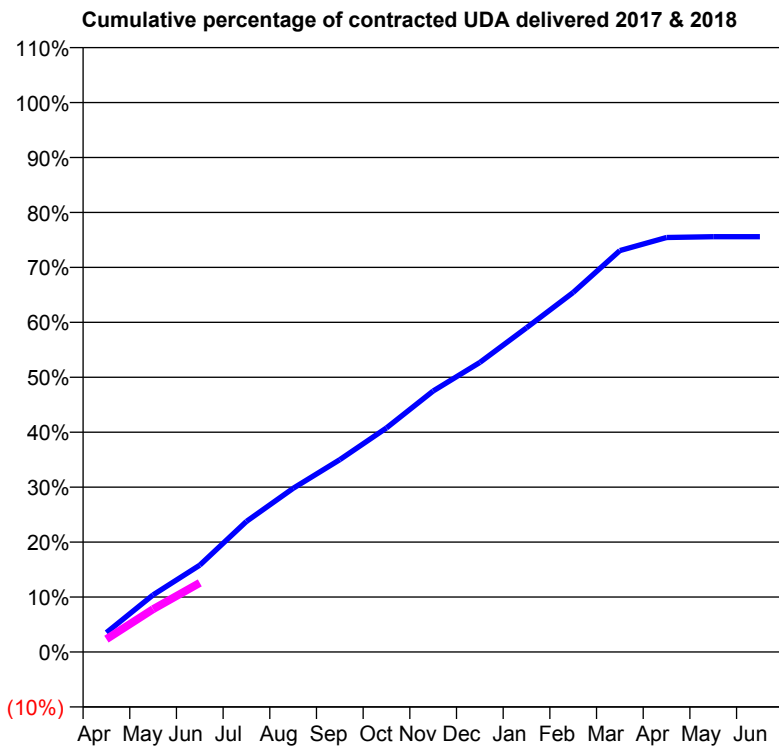
17/18 Contracted general activity (UDA)	45,000
Carry forward general activity (UDA)	0
17/18 Contracted orthodontic activity (UOA)	0
Carry forward orthodontic activity (UOA)	0
Baseline contract value	£1,173,627.46

ACCESS*

Patients seen in 24 months	Total	Change since previous quarter
Quarter ending June 2016	14,839	
Quarter ending September 2016	14,644	↓
Quarter ending December 2016	14,109	↓
Quarter ending March 2017	13,603	↓
Quarter ending June 2017	13,301	↓
Variance since June 2016	(10.4%)	↓



ACTIVITY



Month	Adjusted Scheduled Activity (UDA)	
	2017	2018
April	1,591	1,056
May	4,680	3,516
June	7,110	5,658
July	10,700	
August	13,405	
September	15,749	
October	18,354	
November	21,378	
December	23,714	
January	26,548	
February	29,445	
March	32,876	
April	33,948	
May	34,005	
June	34,011	

QUALITY

	Quantity	Base Number	Contract	AT	Region	England
% of FP17s for the same patient ID Re-attending within 3 months - Children	29	794	3.7%	11.0%	11.7%	12.0%
% of FP17s for the same patient ID Re-attending within 3 months - Adults	170	2,073	8.2%	14.6%	15.2%	16.0%
% of FP17s for the same patient ID Re-attending between 3 & 9 months - Children	318	794	40.1%	59.1%	59.1%	58.0%
% of FP17s for the same patient ID Re-attending between 3 & 9 months - Adults	751	2,073	36.2%	49.1%	52.2%	50.9%
% of FP17s for Band 1 Urgent Courses	141	2,484	5.7%	9.4%	7.9%	9.1%
% of FP17s Relating to Free Repair or Replacements	11	2,484	0.4%	0.8%	0.8%	0.8%
% of FP17s Relating to Continuations	22	2,484	0.9%	1.1%	1.1%	1.1%
% of Patients satisfied with the dentistry they have received	25	28	89.3%	91.3%	91.8%	91.7%
% of Patients satisfied with the time they had to wait for an appointment	23	28	82.1%	86.3%	88.4%	88.0%

* This is based on patients treated on this contract for their most recent course of treatment. Figures in italics indicate the base number of FP17s or Patient Questionnaire responses are less than 100. N/A is shown where the base number of responses is less than 10 during the period. % is calculated as Quantity/Base number*100

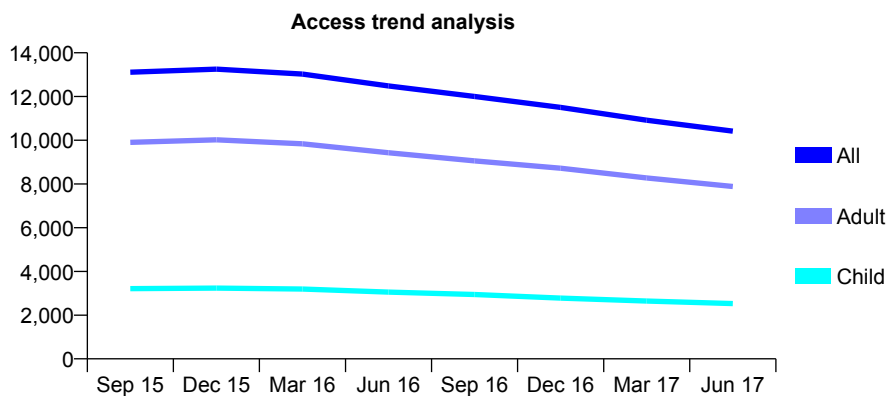
Q56 - Vital Signs At a Glance Contract Report for 101338/0126 - June 2017

Name or company name	Whitecross Dental Care Limited
Contract type name	GDS Contract
Purpose of contract	General
Contract start date	01/10/2010
Contract end date	

17/18 Contracted general activity (UDA)	41,356
Carry forward general activity (UDA)	0
17/18 Contracted orthodontic activity (UOA)	0
Carry forward orthodontic activity (UOA)	0
Baseline contract value	£1,078,386.33

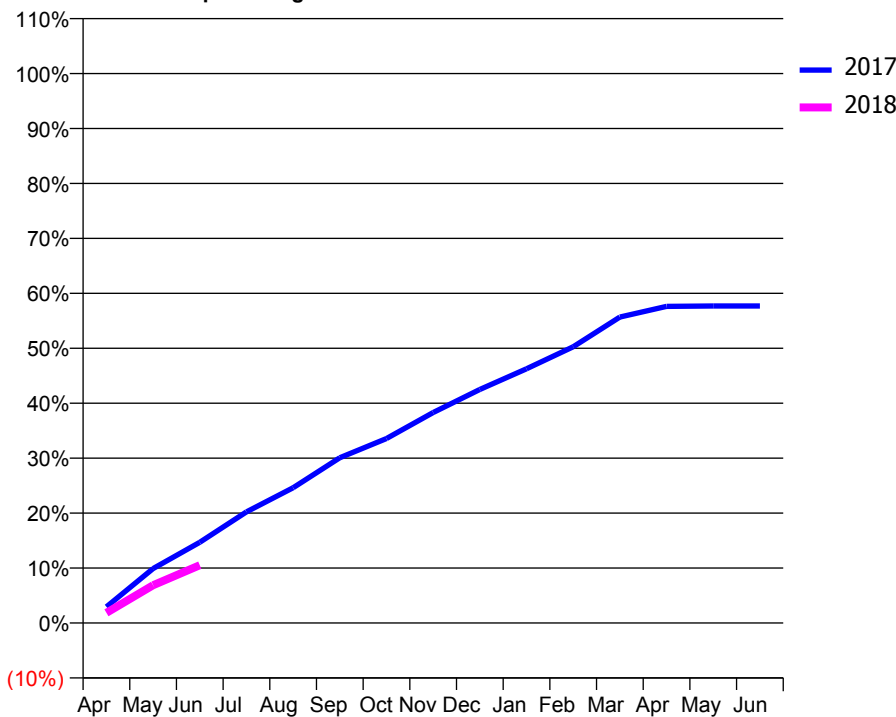
ACCESS*

Patients seen in 24 months	Total	Change since previous quarter
Quarter ending June 2016	12,483	
Quarter ending September 2016	12,002	↓
Quarter ending December 2016	11,500	↓
Quarter ending March 2017	10,918	↓
Quarter ending June 2017	10,414	↓
Variance since June 2016	(16.6%)	↓



ACTIVITY

Cumulative percentage of contracted UDA delivered 2017 & 2018



Month	Adjusted Scheduled Activity (UDA)	
	2017	2018
April	1,224	768
May	4,099	2,843
June	6,077	4,348
July	8,365	
August	10,180	
September	12,436	
October	13,881	
November	15,837	
December	17,579	
January	19,136	
February	20,792	
March	23,028	
April	23,826	
May	23,859	
June	23,860	

QUALITY

	Quantity	Base Number	Contract	AT	Region	England
% of FP17s for the same patient ID Re-attending within 3 months - Children	36	580	6.2%	11.0%	11.7%	12.0%
% of FP17s for the same patient ID Re-attending within 3 months - Adults	179	1,731	10.3%	14.6%	15.2%	16.0%
% of FP17s for the same patient ID Re-attending between 3 & 9 months - Children	214	580	36.9%	59.1%	59.1%	58.0%
% of FP17s for the same patient ID Re-attending between 3 & 9 months - Adults	652	1,731	37.7%	49.1%	52.2%	50.9%
% of FP17s for Band 1 Urgent Courses	93	1,990	4.7%	9.4%	7.9%	9.1%
% of FP17s Relating to Free Repair or Replacements	13	1,990	0.7%	0.8%	0.8%	0.8%
% of FP17s Relating to Continuations	29	1,990	1.5%	1.1%	1.1%	1.1%
% of Patients satisfied with the dentistry they have received	9	10	90.0%	91.3%	91.8%	91.7%
% of Patients satisfied with the time they had to wait for an appointment	7	10	70.0%	86.3%	88.4%	88.0%

* This is based on patients treated on this contract for their most recent course of treatment. Figures in italics indicate the base number of FP17s or Patient Questionnaire responses are less than 100. N/A is shown where the base number of responses is less than 10 during the period. % is calculated as Quantity/Base number*100

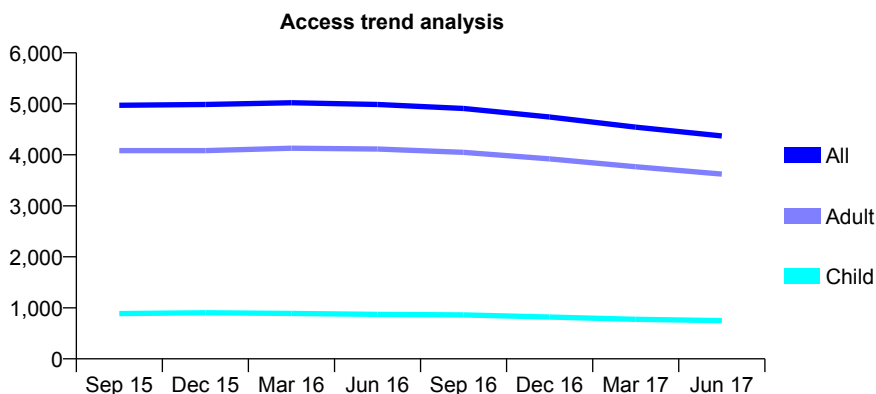
Q56 - Vital Signs At a Glance Contract Report for 101338/0127 - June 2017

Name or company name	Whitecross Dental Care Limited
Contract type name	GDS Contract
Purpose of contract	General
Contract start date	01/10/2010
Contract end date	

17/18 Contracted general activity (UDA)	15,000
Carry forward general activity (UDA)	0
17/18 Contracted orthodontic activity (UOA)	0
Carry forward orthodontic activity (UOA)	0
Baseline contract value	£391,740.66

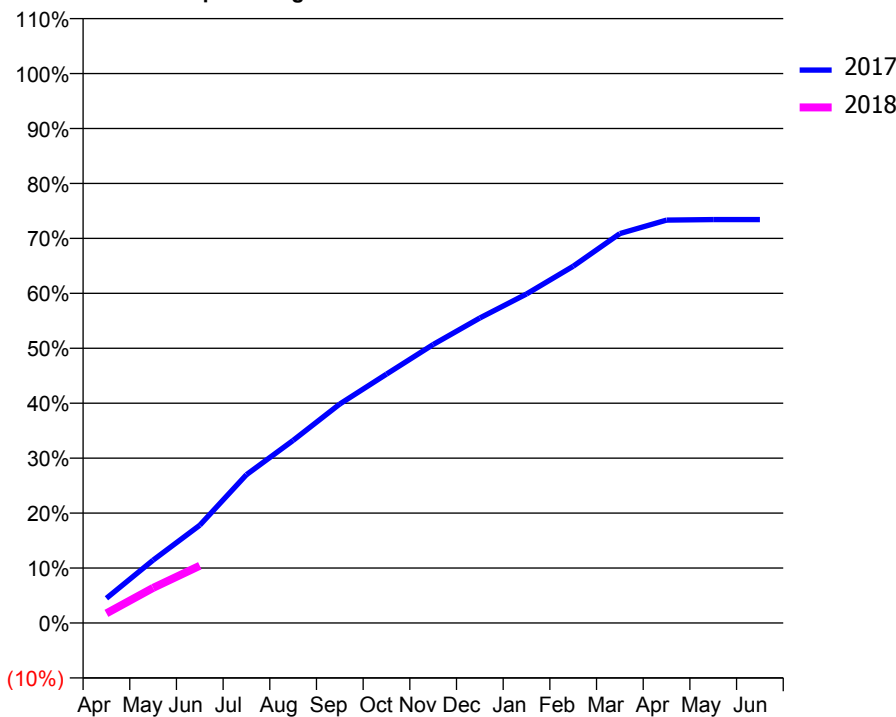
ACCESS*

Patients seen in 24 months	Total	Change since previous quarter
Quarter ending June 2016	4,986	
Quarter ending September 2016	4,909	↓
Quarter ending December 2016	4,741	↓
Quarter ending March 2017	4,542	↓
Quarter ending June 2017	4,369	↓
Variance since June 2016	(12.4%)	↓



ACTIVITY

Cumulative percentage of contracted UDA delivered 2017 & 2018



Month	Adjusted Scheduled Activity (UDA)	
	2017	2018
April	677	262
May	1,718	958
June	2,671	1,564
July	4,050	
August	4,987	
September	5,977	
October	6,794	
November	7,603	
December	8,325	
January	8,980	
February	9,738	
March	10,630	
April	10,999	
May	11,015	
June	11,013	

QUALITY

	Quantity	Base Number	Contract	AT	Region	England
% of FP17s for the same patient ID Re-attending within 3 months - Children	12	155	7.7%	11.0%	11.7%	12.0%
% of FP17s for the same patient ID Re-attending within 3 months - Adults	99	821	12.1%	14.6%	15.2%	16.0%
% of FP17s for the same patient ID Re-attending between 3 & 9 months - Children	61	155	39.4%	59.1%	59.1%	58.0%
% of FP17s for the same patient ID Re-attending between 3 & 9 months - Adults	394	821	48.0%	49.1%	52.2%	50.9%
% of FP17s for Band 1 Urgent Courses	34	800	4.3%	9.4%	7.9%	9.1%
% of FP17s Relating to Free Repair or Replacements	15	800	1.9%	0.8%	0.8%	0.8%
% of FP17s Relating to Continuations	17	800	2.1%	1.1%	1.1%	1.1%
% of Patients satisfied with the dentistry they have received	7	7	N/A	91.3%	91.8%	91.7%
% of Patients satisfied with the time they had to wait for an appointment	7	7	N/A	86.3%	88.4%	88.0%

* This is based on patients treated on this contract for their most recent course of treatment. Figures in italics indicate the base number of FP17s or Patient Questionnaire responses are less than 100. N/A is shown where the base number of responses is less than 10 during the period. % is calculated as Quantity/Base number*100

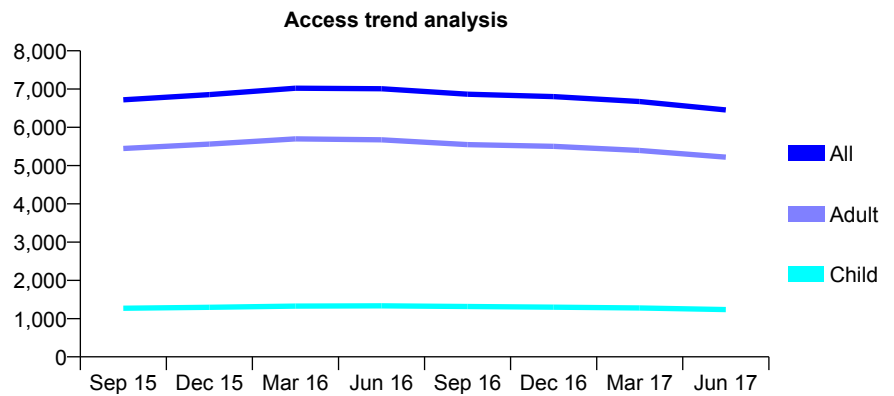
Q56 - Vital Signs At a Glance Contract Report for 101338/0128 - June 2017

Name or company name	Whitecross Dental Care Limited
Contract type name	GDS Contract
Purpose of contract	General
Contract start date	01/10/2010
Contract end date	

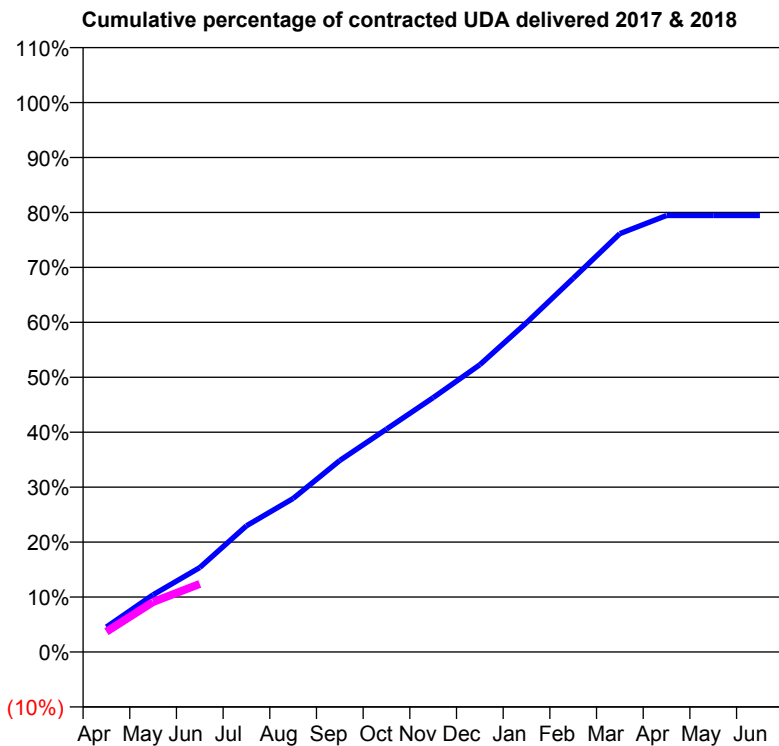
17/18 Contracted general activity (UDA)	21,000
Carry forward general activity (UDA)	0
17/18 Contracted orthodontic activity (UOA)	0
Carry forward orthodontic activity (UOA)	0
Baseline contract value	£552,649.92

ACCESS*

Patients seen in 24 months	Total	Change since previous quarter
Quarter ending June 2016	7,007	
Quarter ending September 2016	6,864	↓
Quarter ending December 2016	6,802	→
Quarter ending March 2017	6,672	↓
Quarter ending June 2017	6,453	↓
Variance since June 2016	(7.9%)	↓



ACTIVITY



Month	Adjusted Scheduled Activity (UDA)	
	2017	2018
April	954	775
May	2,190	1,915
June	3,227	2,602
July	4,824	
August	5,870	
September	7,320	
October	8,517	
November	9,719	
December	10,979	
January	12,583	
February	14,280	
March	15,991	
April	16,683	
May	16,683	
June	16,683	

QUALITY

	Quantity	Base Number	Contract	AT	Region	England
% of FP17s for the same patient ID Re-attending within 3 months - Children	20	344	5.8%	11.0%	11.7%	12.0%
% of FP17s for the same patient ID Re-attending within 3 months - Adults	147	1,213	12.1%	14.6%	15.2%	16.0%
% of FP17s for the same patient ID Re-attending between 3 & 9 months - Children	167	344	48.5%	59.1%	59.1%	58.0%
% of FP17s for the same patient ID Re-attending between 3 & 9 months - Adults	472	1,213	38.9%	49.1%	52.2%	50.9%
% of FP17s for Band 1 Urgent Courses	90	1,271	7.1%	9.4%	7.9%	9.1%
% of FP17s Relating to Free Repair or Replacements	5	1,271	0.4%	0.8%	0.8%	0.8%
% of FP17s Relating to Continuations	24	1,271	1.9%	1.1%	1.1%	1.1%
% of Patients satisfied with the dentistry they have received	16	16	100.0%	91.3%	91.8%	91.7%
% of Patients satisfied with the time they had to wait for an appointment	11	16	68.8%	86.3%	88.4%	88.0%

* This is based on patients treated on this contract for their most recent course of treatment. Figures in italics indicate the base number of FP17s or Patient Questionnaire responses are less than 100. N/A is shown where the base number of responses is less than 10 during the period. % is calculated as Quantity/Base number*100

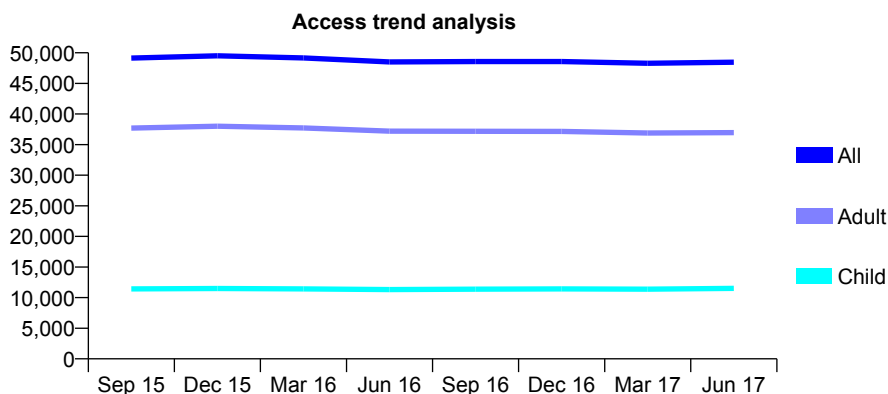
Q56 - Vital Signs At a Glance Contract Report for 101370/0004 - June 2017

Name or company name	Petrie Tucker and Partners Ltd
Contract type name	GDS Contract
Purpose of contract	General
Contract start date	01/04/2006
Contract end date	

17/18 Contracted general activity (UDA)	144,576
Carry forward general activity (UDA)	0
17/18 Contracted orthodontic activity (UOA)	0
Carry forward orthodontic activity (UOA)	0
Baseline contract value	£3,700,323.29

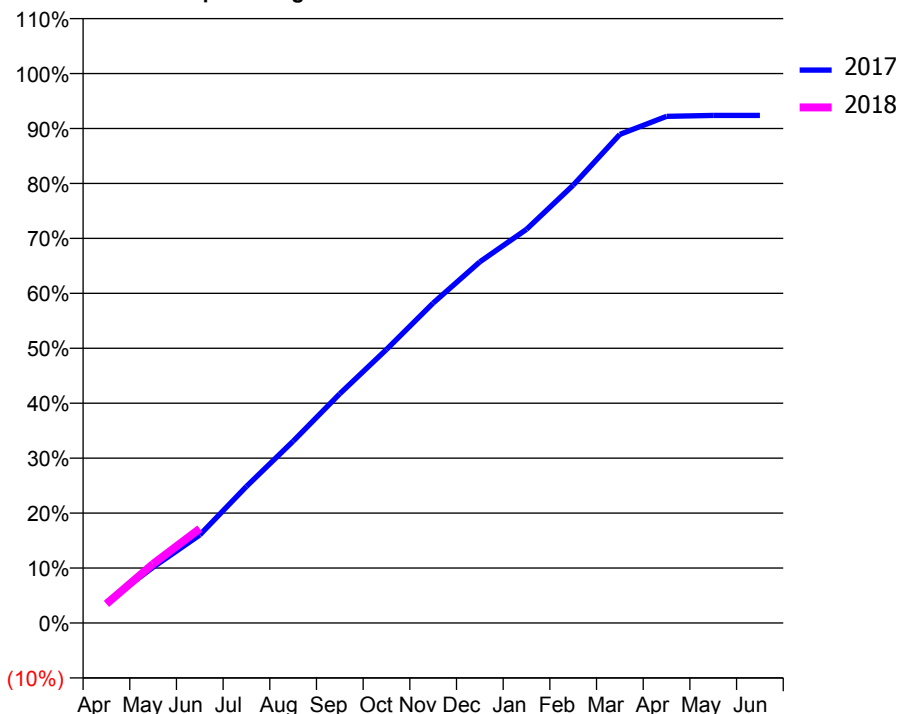
ACCESS*

Patients seen in 24 months	Total	Change since previous quarter
Quarter ending June 2016	48,518	
Quarter ending September 2016	48,565	→
Quarter ending December 2016	48,576	→
Quarter ending March 2017	48,290	→
Quarter ending June 2017	48,472	→
Variance since June 2016	(0.1%)	→



ACTIVITY

Cumulative percentage of contracted UDA delivered 2017 & 2018



Month	Adjusted Scheduled Activity (UDA)	
	2017	2018
April	5,425	5,041
May	14,666	15,543
June	23,170	24,823
July	35,949	
August	47,852	
September	60,326	
October	71,976	
November	84,197	
December	95,034	
January	103,578	
February	115,201	
March	128,580	
April	133,292	
May	133,532	
June	133,545	

QUALITY

	Quantity	Base Number	Contract	AT	Region	England
% of FP17s for the same patient ID Re-attending within 3 months - Children	217	3,961	5.5%	11.0%	11.7%	12.0%
% of FP17s for the same patient ID Re-attending within 3 months - Adults	1,072	11,075	9.7%	14.6%	15.2%	16.0%
% of FP17s for the same patient ID Re-attending between 3 & 9 months - Children	2,526	3,961	63.8%	59.1%	59.1%	58.0%
% of FP17s for the same patient ID Re-attending between 3 & 9 months - Adults	5,897	11,075	53.2%	49.1%	52.2%	50.9%
% of FP17s for Band 1 Urgent Courses	467	12,821	3.6%	9.4%	7.9%	9.1%
% of FP17s Relating to Free Repair or Replacements	58	12,821	0.5%	0.8%	0.8%	0.8%
% of FP17s Relating to Continuations	209	12,821	1.6%	1.1%	1.1%	1.1%
% of Patients satisfied with the dentistry they have received	78	88	88.6%	91.3%	91.8%	91.7%
% of Patients satisfied with the time they had to wait for an appointment	79	88	89.8%	86.3%	88.4%	88.0%

* This is based on patients treated on this contract for their most recent course of treatment. Figures in italics indicate the base number of FP17s or Patient Questionnaire responses are less than 100. N/A is shown where the base number of responses is less than 10 during the period. % is calculated as Quantity/Base number*100

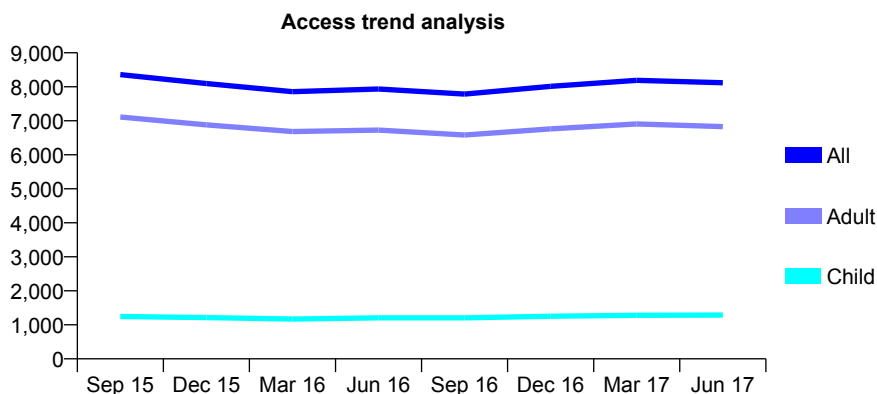
Q56 - Vital Signs At a Glance Contract Report for 101435/0009 - June 2017

Name or company name	IDH Limited
Contract type name	GDS Contract
Purpose of contract	General
Contract start date	01/04/2006
Contract end date	

17/18 Contracted general activity (UDA)	25,917
Carry forward general activity (UDA)	0
17/18 Contracted orthodontic activity (UOA)	0
Carry forward orthodontic activity (UOA)	0
Baseline contract value	£560,936.38

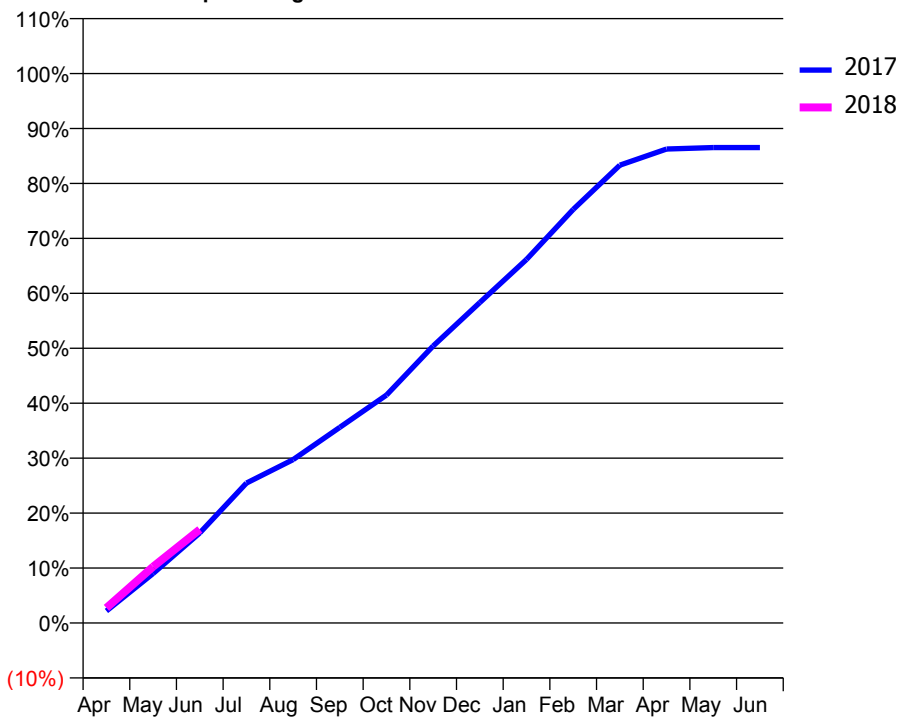
ACCESS*

Patients seen in 24 months	Total	Change since previous quarter
Quarter ending June 2016	7,935	
Quarter ending September 2016	7,788	↓
Quarter ending December 2016	8,014	↑
Quarter ending March 2017	8,189	↑
Quarter ending June 2017	8,118	→
Variance since June 2016	2.3%	↑



ACTIVITY

Cumulative percentage of contracted UDA delivered 2017 & 2018



Adjusted Scheduled Activity (UDA)

Month	2017	2018
April	571	716
May	2,336	2,654
June	4,246	4,411
July	6,598	
August	7,705	
September	9,230	
October	10,750	
November	13,067	
December	15,114	
January	17,148	
February	19,506	
March	21,596	
April	22,354	
May	22,425	
June	22,425	

QUALITY

	Quantity	Base Number	Contract	AT	Region	England
% of FP17s for the same patient ID Re-attending within 3 months - Children	34	435	7.8%	11.0%	11.7%	12.0%
% of FP17s for the same patient ID Re-attending within 3 months - Adults	347	2,017	17.2%	14.6%	15.2%	16.0%
% of FP17s for the same patient ID Re-attending between 3 & 9 months - Children	227	435	52.2%	59.1%	59.1%	58.0%
% of FP17s for the same patient ID Re-attending between 3 & 9 months - Adults	807	2,017	40.0%	49.1%	52.2%	50.9%
% of FP17s for Band 1 Urgent Courses	148	2,077	7.1%	9.4%	7.9%	9.1%
% of FP17s Relating to Free Repair or Replacements	8	2,077	0.4%	0.8%	0.8%	0.8%
% of FP17s Relating to Continuations	82	2,077	3.9%	1.1%	1.1%	1.1%
% of Patients satisfied with the dentistry they have received	13	16	81.3%	91.3%	91.8%	91.7%
% of Patients satisfied with the time they had to wait for an appointment	13	16	81.3%	86.3%	88.4%	88.0%

* This is based on patients treated on this contract for their most recent course of treatment. Figures in italics indicate the base number of FP17s or Patient Questionnaire responses are less than 100. N/A is shown where the base number of responses is less than 10 during the period. % is calculated as Quantity/Base number*100

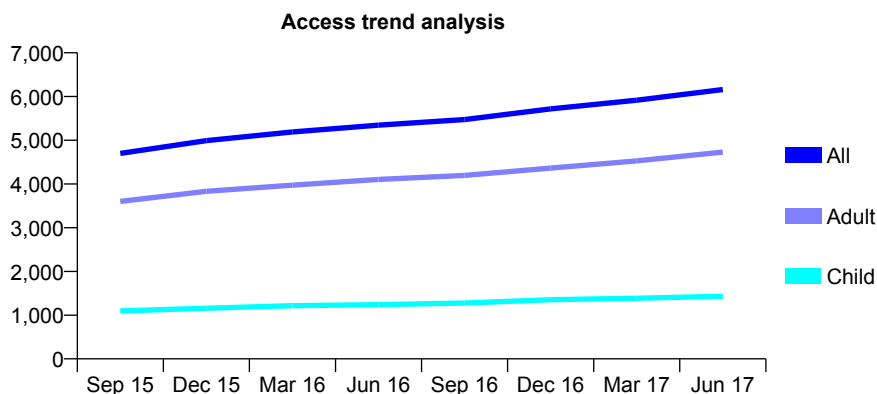
Q56 - Vital Signs At a Glance Contract Report for 101435/0010 - June 2017

Name or company name	IDH Limited
Contract type name	GDS Contract
Purpose of contract	General
Contract start date	01/04/2006
Contract end date	

17/18 Contracted general activity (UDA)	21,213
Carry forward general activity (UDA)	0
17/18 Contracted orthodontic activity (UOA)	0
Carry forward orthodontic activity (UOA)	0
Baseline contract value	£609,069.89

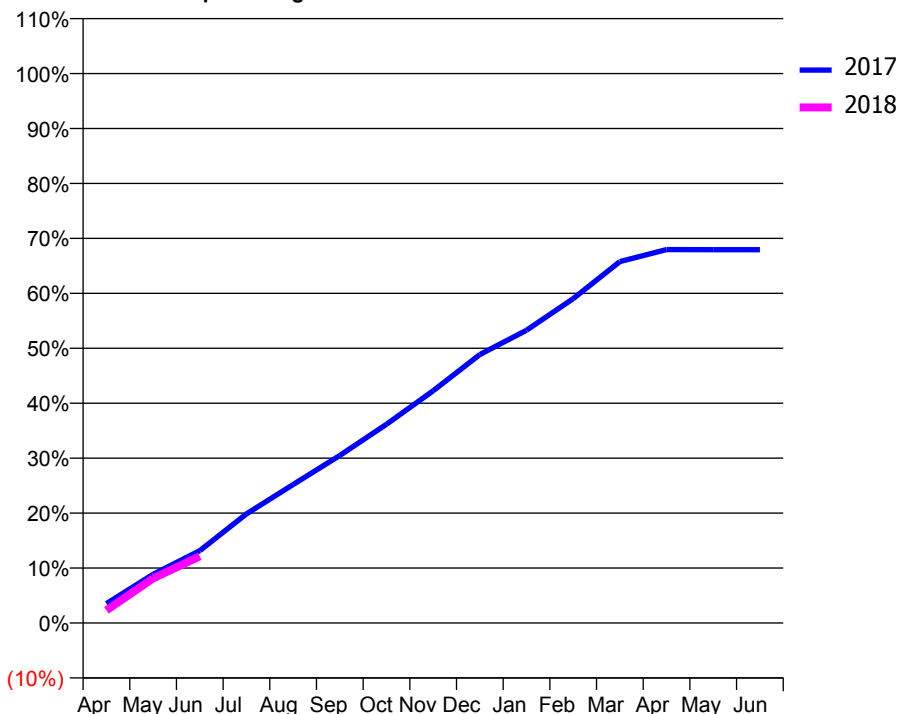
ACCESS*

Patients seen in 24 months	Total	Change since previous quarter
Quarter ending June 2016	5,344	
Quarter ending September 2016	5,472	↑
Quarter ending December 2016	5,717	↑
Quarter ending March 2017	5,916	↑
Quarter ending June 2017	6,161	↑
Variance since June 2016	15.3%	↑



ACTIVITY

Cumulative percentage of contracted UDA delivered 2017 & 2018



Month	Adjusted Scheduled Activity (UDA)	
	2017	2018
April	748	490
May	1,883	1,721
June	2,794	2,578
July	4,212	
August	5,346	
September	6,470	
October	7,674	
November	8,966	
December	10,364	
January	11,302	
February	12,520	
March	13,954	
April	14,415	
May	14,412	
June	14,412	

QUALITY

	Quantity	Base Number	Contract	AT	Region	England
% of FP17s for the same patient ID Re-attending within 3 months - Children	23	384	6.0%	11.0%	11.7%	12.0%
% of FP17s for the same patient ID Re-attending within 3 months - Adults	126	1,244	10.1%	14.6%	15.2%	16.0%
% of FP17s for the same patient ID Re-attending between 3 & 9 months - Children	148	384	38.5%	59.1%	59.1%	58.0%
% of FP17s for the same patient ID Re-attending between 3 & 9 months - Adults	484	1,244	38.9%	49.1%	52.2%	50.9%
% of FP17s for Band 1 Urgent Courses	82	1,389	5.9%	9.4%	7.9%	9.1%
% of FP17s Relating to Free Repair or Replacements	8	1,389	0.6%	0.8%	0.8%	0.8%
% of FP17s Relating to Continuations	23	1,389	1.7%	1.1%	1.1%	1.1%
% of Patients satisfied with the dentistry they have received	3	5	N/A	91.3%	91.8%	91.7%
% of Patients satisfied with the time they had to wait for an appointment	5	5	N/A	86.3%	88.4%	88.0%

* This is based on patients treated on this contract for their most recent course of treatment. Figures in italics indicate the base number of FP17s or Patient Questionnaire responses are less than 100. N/A is shown where the base number of responses is less than 10 during the period. % is calculated as Quantity/Base number*100

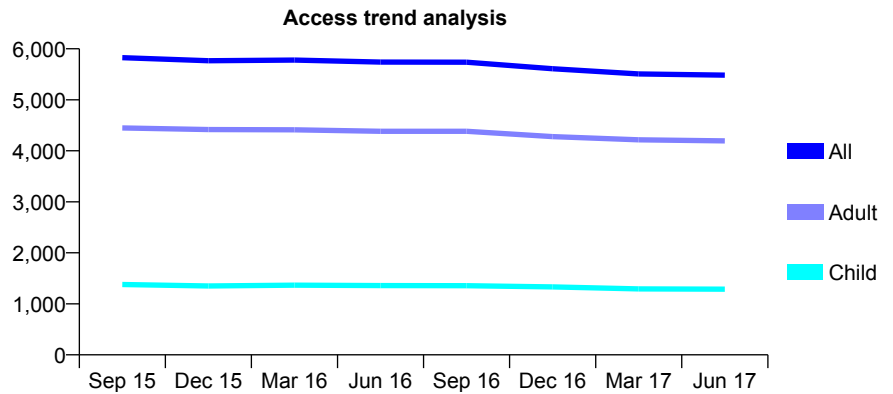
Q56 - Vital Signs At a Glance Contract Report for 101435/0011 - June 2017

Name or company name	IDH Limited
Contract type name	GDS Contract
Purpose of contract	General
Contract start date	01/04/2006
Contract end date	

17/18 Contracted general activity (UDA)	15,130
Carry forward general activity (UDA)	0
17/18 Contracted orthodontic activity (UOA)	0
Carry forward orthodontic activity (UOA)	0
Baseline contract value	£338,962.58

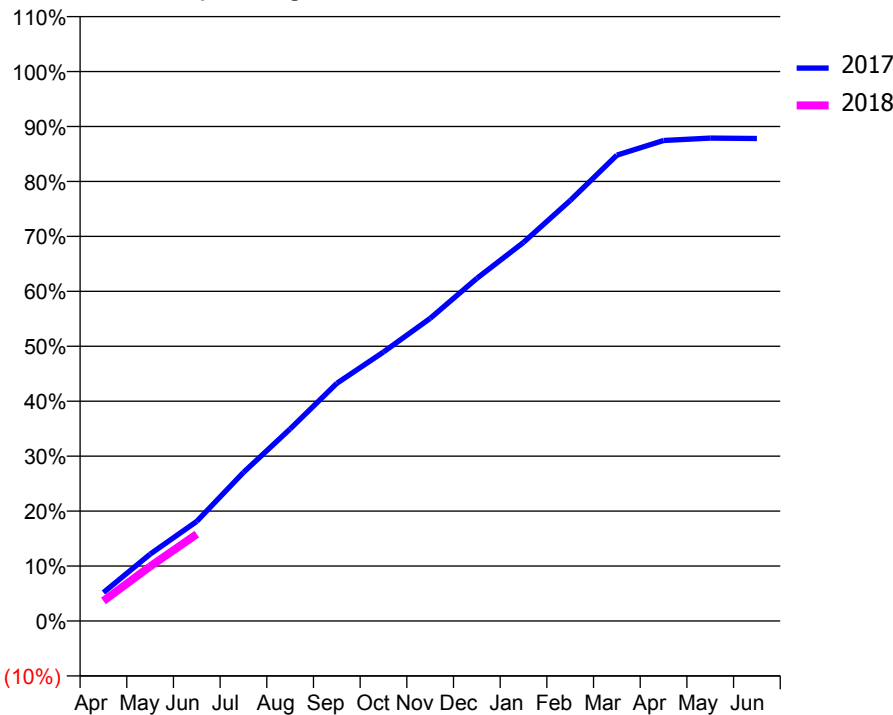
ACCESS*

Patients seen in 24 months	Total	Change since previous quarter
Quarter ending June 2016	5,739	
Quarter ending September 2016	5,738	→
Quarter ending December 2016	5,610	↓
Quarter ending March 2017	5,508	↓
Quarter ending June 2017	5,483	→
Variance since June 2016	(4.5%)	↓



ACTIVITY

Cumulative percentage of contracted UDA delivered 2017 & 2018



Month	Adjusted Scheduled Activity (UDA)	
	2017	2018
April	783	553
May	1,842	1,503
June	2,746	2,393
July	4,092	
August	5,288	
September	6,543	
October	7,408	
November	8,331	
December	9,432	
January	10,425	
February	11,578	
March	12,827	
April	13,231	
May	13,297	
June	13,286	

QUALITY

	Quantity	Base Number	Contract	AT	Region	England
% of FP17s for the same patient ID Re-attending within 3 months - Children	12	389	3.1%	11.0%	11.7%	12.0%
% of FP17s for the same patient ID Re-attending within 3 months - Adults	63	1,080	5.8%	14.6%	15.2%	16.0%
% of FP17s for the same patient ID Re-attending between 3 & 9 months - Children	241	389	62.0%	59.1%	59.1%	58.0%
% of FP17s for the same patient ID Re-attending between 3 & 9 months - Adults	292	1,080	27.0%	49.1%	52.2%	50.9%
% of FP17s for Band 1 Urgent Courses	39	1,240	3.1%	9.4%	7.9%	9.1%
% of FP17s Relating to Free Repair or Replacements	8	1,240	0.6%	0.8%	0.8%	0.8%
% of FP17s Relating to Continuations	13	1,240	1.0%	1.1%	1.1%	1.1%
% of Patients satisfied with the dentistry they have received	15	16	93.8%	91.3%	91.8%	91.7%
% of Patients satisfied with the time they had to wait for an appointment	15	16	93.8%	86.3%	88.4%	88.0%

* This is based on patients treated on this contract for their most recent course of treatment. Figures in italics indicate the base number of FP17s or Patient Questionnaire responses are less than 100. N/A is shown where the base number of responses is less than 10 during the period. % is calculated as Quantity/Base number*100

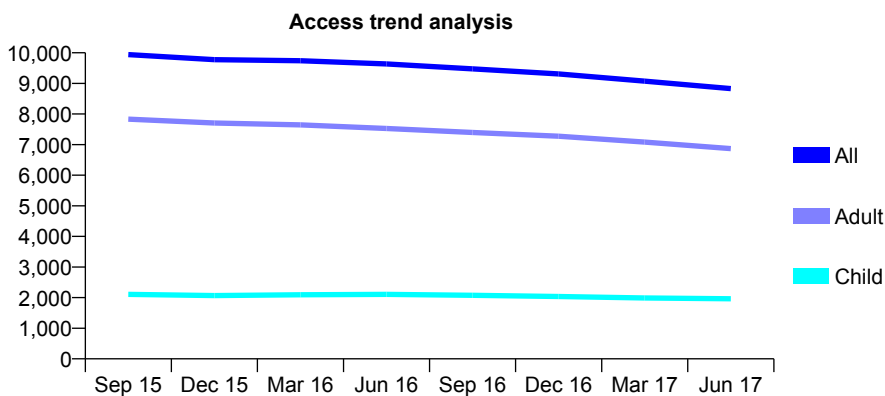
Q56 - Vital Signs At a Glance Contract Report for 101435/0017 - June 2017

Name or company name	IDH Limited
Contract type name	GDS Contract
Purpose of contract	General
Contract start date	01/04/2006
Contract end date	

17/18 Contracted general activity (UDA)	34,178
Carry forward general activity (UDA)	0
17/18 Contracted orthodontic activity (UOA)	0
Carry forward orthodontic activity (UOA)	0
Baseline contract value	£748,643.15

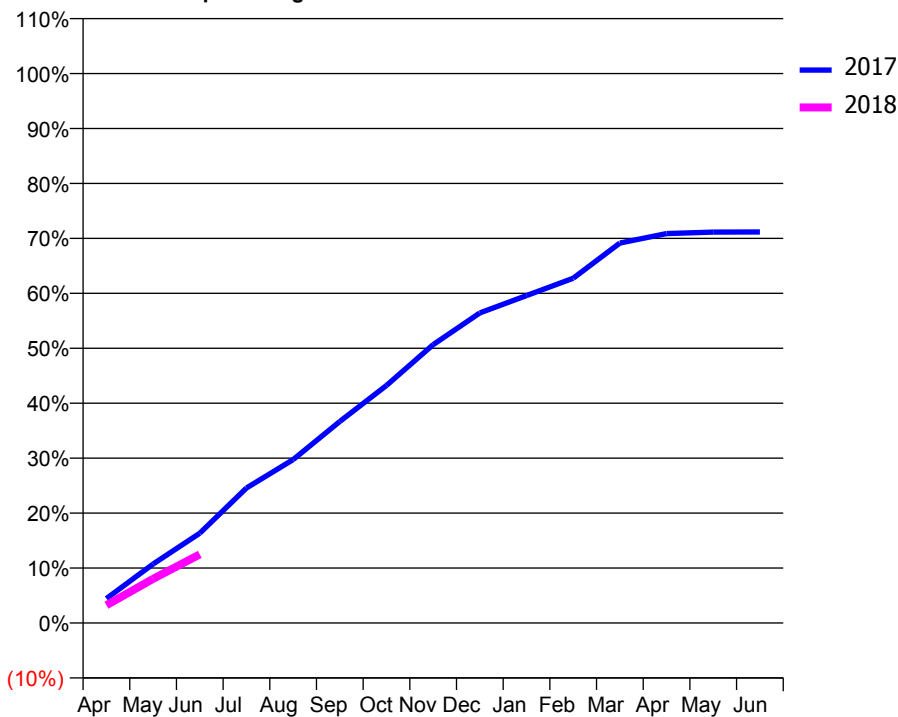
ACCESS*

Patients seen in 24 months	Total	Change since previous quarter
Quarter ending June 2016	9,637	
Quarter ending September 2016	9,473	↓
Quarter ending December 2016	9,311	↓
Quarter ending March 2017	9,072	↓
Quarter ending June 2017	8,829	↓
Variance since June 2016	(8.4%)	↓



ACTIVITY

Cumulative percentage of contracted UDA delivered 2017 & 2018



Month	Adjusted Scheduled Activity (UDA)	
	2017	2018
April	1,520	1,109
May	3,670	2,751
June	5,582	4,264
July	8,398	
August	10,166	
September	12,535	
October	14,773	
November	17,317	
December	19,289	
January	20,366	
February	21,442	
March	23,637	
April	24,222	
May	24,311	
June	24,318	

QUALITY

	Quantity	Base Number	Contract	AT	Region	England
% of FP17s for the same patient ID Re-attending within 3 months - Children	28	558	5.0%	11.0%	11.7%	12.0%
% of FP17s for the same patient ID Re-attending within 3 months - Adults	182	1,832	9.9%	14.6%	15.2%	16.0%
% of FP17s for the same patient ID Re-attending between 3 & 9 months - Children	243	558	43.5%	59.1%	59.1%	58.0%
% of FP17s for the same patient ID Re-attending between 3 & 9 months - Adults	924	1,832	50.4%	49.1%	52.2%	50.9%
% of FP17s for Band 1 Urgent Courses	81	2,085	3.9%	9.4%	7.9%	9.1%
% of FP17s Relating to Free Repair or Replacements	15	2,085	0.7%	0.8%	0.8%	0.8%
% of FP17s Relating to Continuations	26	2,085	1.2%	1.1%	1.1%	1.1%
% of Patients satisfied with the dentistry they have received	13	15	86.7%	91.3%	91.8%	91.7%
% of Patients satisfied with the time they had to wait for an appointment	13	15	86.7%	86.3%	88.4%	88.0%

* This is based on patients treated on this contract for their most recent course of treatment. Figures in italics indicate the base number of FP17s or Patient Questionnaire responses are less than 100. N/A is shown where the base number of responses is less than 10 during the period. % is calculated as Quantity/Base number*100

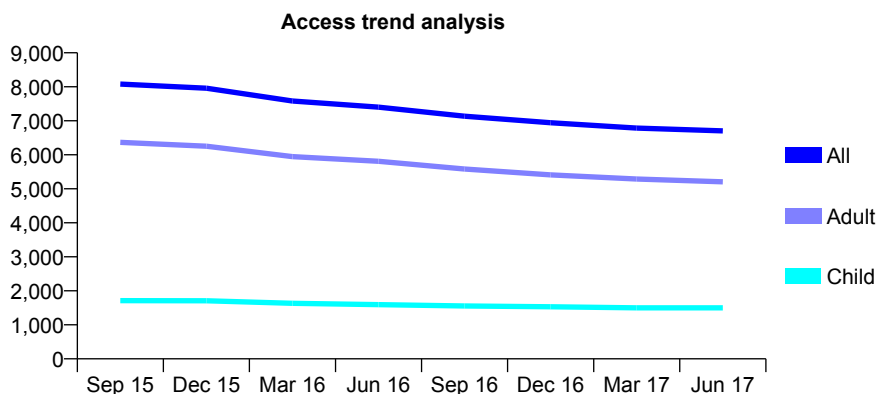
Q56 - Vital Signs At a Glance Contract Report for 101435/0067 - June 2017

Name or company name	IDH Limited
Contract type name	GDS Contract
Purpose of contract	General
Contract start date	19/07/2007
Contract end date	

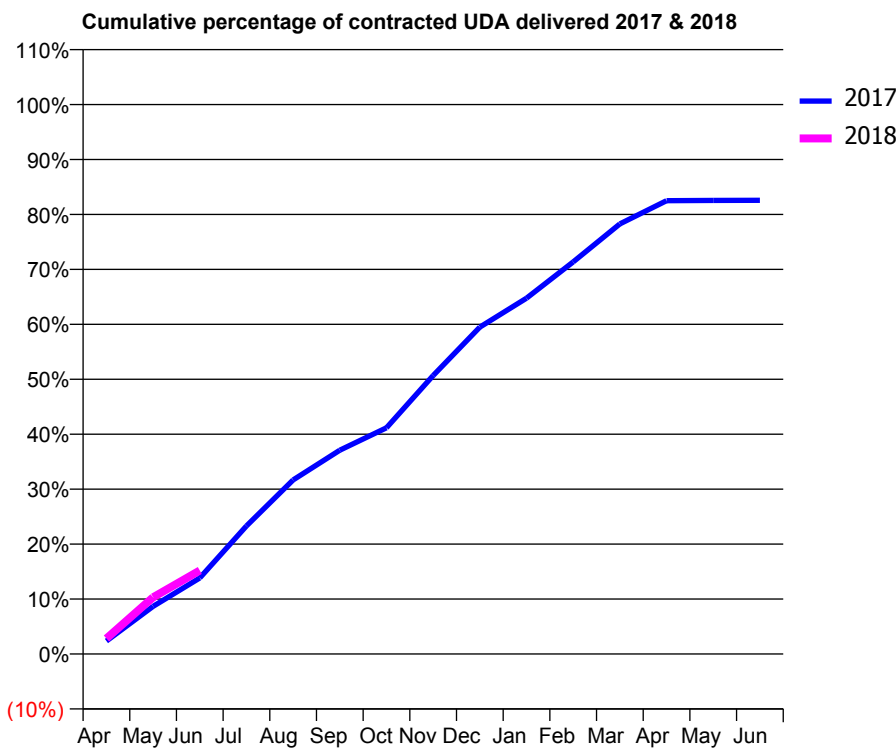
17/18 Contracted general activity (UDA)	23,462
Carry forward general activity (UDA)	0
17/18 Contracted orthodontic activity (UOA)	0
Carry forward orthodontic activity (UOA)	0
Baseline contract value	£694,174.51

ACCESS*

Patients seen in 24 months	Total	Change since previous quarter
Quarter ending June 2016	7,402	
Quarter ending September 2016	7,136	↓
Quarter ending December 2016	6,942	↓
Quarter ending March 2017	6,788	↓
Quarter ending June 2017	6,705	↓
Variance since June 2016	(9.4%)	↓



ACTIVITY



Month	Adjusted Scheduled Activity (UDA)	
	2017	2018
April	556	661
May	2,033	2,421
June	3,250	3,567
July	5,467	
August	7,434	
September	8,703	
October	9,660	
November	11,891	
December	13,958	
January	15,192	
February	16,745	
March	18,366	
April	19,353	
May	19,367	
June	19,370	

QUALITY

	Quantity	Base Number	Contract	AT	Region	England
% of FP17s for the same patient ID Re-attending within 3 months - Children	26	461	5.6%	11.0%	11.7%	12.0%
% of FP17s for the same patient ID Re-attending within 3 months - Adults	207	1,408	14.7%	14.6%	15.2%	16.0%
% of FP17s for the same patient ID Re-attending between 3 & 9 months - Children	225	461	48.8%	59.1%	59.1%	58.0%
% of FP17s for the same patient ID Re-attending between 3 & 9 months - Adults	506	1,408	35.9%	49.1%	52.2%	50.9%
% of FP17s for Band 1 Urgent Courses	151	1,513	10.0%	9.4%	7.9%	9.1%
% of FP17s Relating to Free Repair or Replacements	6	1,513	0.4%	0.8%	0.8%	0.8%
% of FP17s Relating to Continuations	37	1,513	2.4%	1.1%	1.1%	1.1%
% of Patients satisfied with the dentistry they have received	12	15	80.0%	91.3%	91.8%	91.7%
% of Patients satisfied with the time they had to wait for an appointment	14	15	93.3%	86.3%	88.4%	88.0%

* This is based on patients treated on this contract for their most recent course of treatment. Figures in italics indicate the base number of FP17s or Patient Questionnaire responses are less than 100. N/A is shown where the base number of responses is less than 10 during the period. % is calculated as Quantity/Base number*100

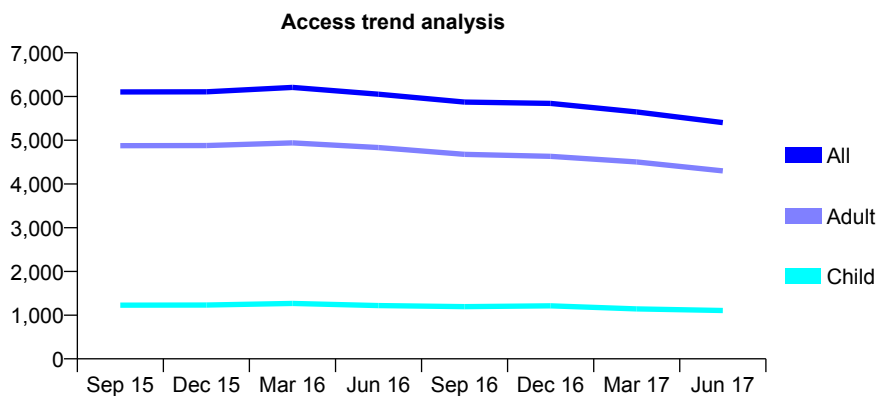
Q56 - Vital Signs At a Glance Contract Report for 101435/0099 - June 2017

Name or company name	IDH Limited
Contract type name	GDS Contract
Purpose of contract	General
Contract start date	01/06/2008
Contract end date	

17/18 Contracted general activity (UDA)	18,600
Carry forward general activity (UDA)	0
17/18 Contracted orthodontic activity (UOA)	0
Carry forward orthodontic activity (UOA)	0
Baseline contract value	£490,734.97

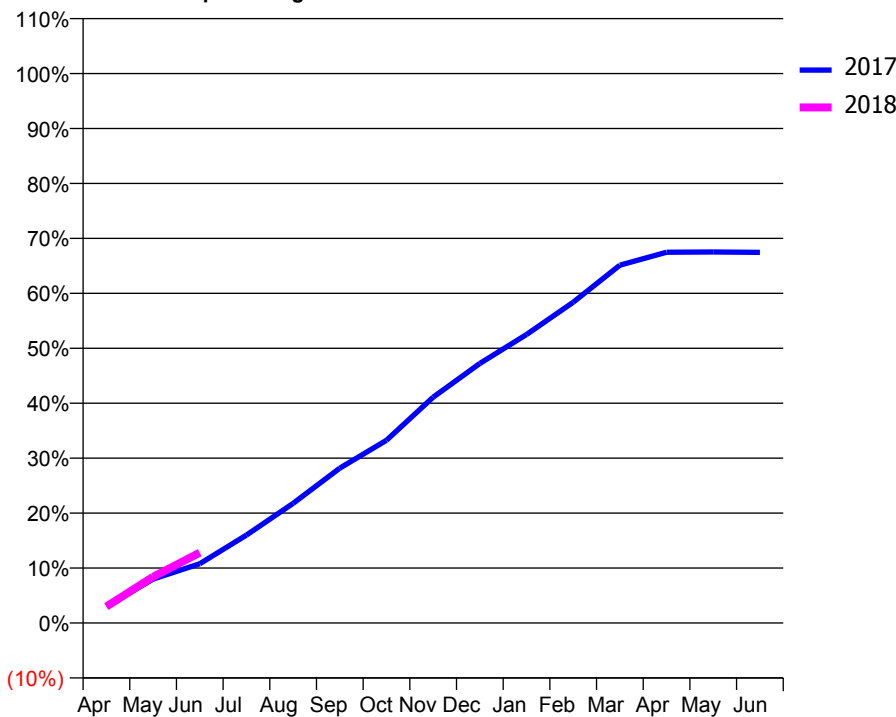
ACCESS*

Patients seen in 24 months	Total	Change since previous quarter
Quarter ending June 2016	6,053	
Quarter ending September 2016	5,872	↓
Quarter ending December 2016	5,843	→
Quarter ending March 2017	5,646	↓
Quarter ending June 2017	5,403	↓
Variance since June 2016	(10.7%)	↓



ACTIVITY

Cumulative percentage of contracted UDA delivered 2017 & 2018



Month	Adjusted Scheduled Activity (UDA)	
	2017	2018
April	566	556
May	1,488	1,563
June	2,007	2,381
July	2,976	
August	4,051	
September	5,243	
October	6,186	
November	7,642	
December	8,784	
January	9,765	
February	10,858	
March	12,112	
April	12,548	
May	12,558	
June	12,546	

QUALITY

	Quantity	Base Number	Contract	AT	Region	England
% of FP17s for the same patient ID Re-attending within 3 months - Children	8	272	2.9%	11.0%	11.7%	12.0%
% of FP17s for the same patient ID Re-attending within 3 months - Adults	66	935	7.1%	14.6%	15.2%	16.0%
% of FP17s for the same patient ID Re-attending between 3 & 9 months - Children	147	272	54.0%	59.1%	59.1%	58.0%
% of FP17s for the same patient ID Re-attending between 3 & 9 months - Adults	393	935	42.0%	49.1%	52.2%	50.9%
% of FP17s for Band 1 Urgent Courses	52	1,049	5.0%	9.4%	7.9%	9.1%
% of FP17s Relating to Free Repair or Replacements	6	1,049	0.6%	0.8%	0.8%	0.8%
% of FP17s Relating to Continuations	6	1,049	0.6%	1.1%	1.1%	1.1%
% of Patients satisfied with the dentistry they have received	11	11	100.0%	91.3%	91.8%	91.7%
% of Patients satisfied with the time they had to wait for an appointment	10	11	90.9%	86.3%	88.4%	88.0%

* This is based on patients treated on this contract for their most recent course of treatment. Figures in italics indicate the base number of FP17s or Patient Questionnaire responses are less than 100. N/A is shown where the base number of responses is less than 10 during the period. % is calculated as Quantity/Base number*100

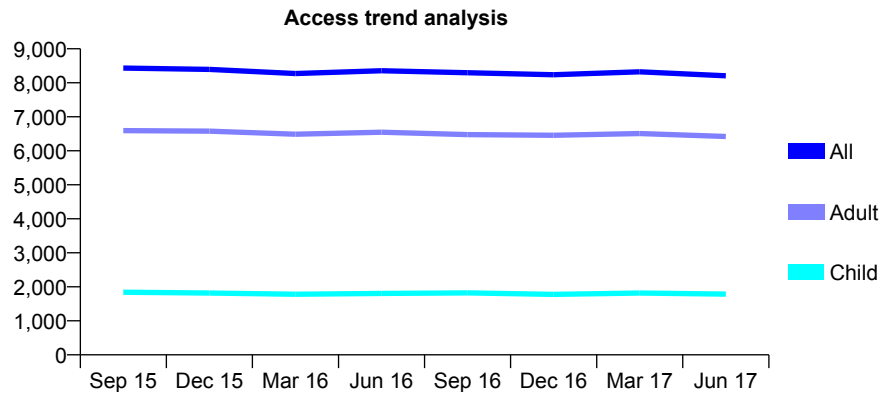
Q56 - Vital Signs At a Glance Contract Report for 101435/0100 - June 2017

Name or company name	IDH Limited
Contract type name	GDS Contract
Purpose of contract	General
Contract start date	01/06/2008
Contract end date	

17/18 Contracted general activity (UDA)	22,891
Carry forward general activity (UDA)	0
17/18 Contracted orthodontic activity (UOA)	0
Carry forward orthodontic activity (UOA)	0
Baseline contract value	£549,980.03

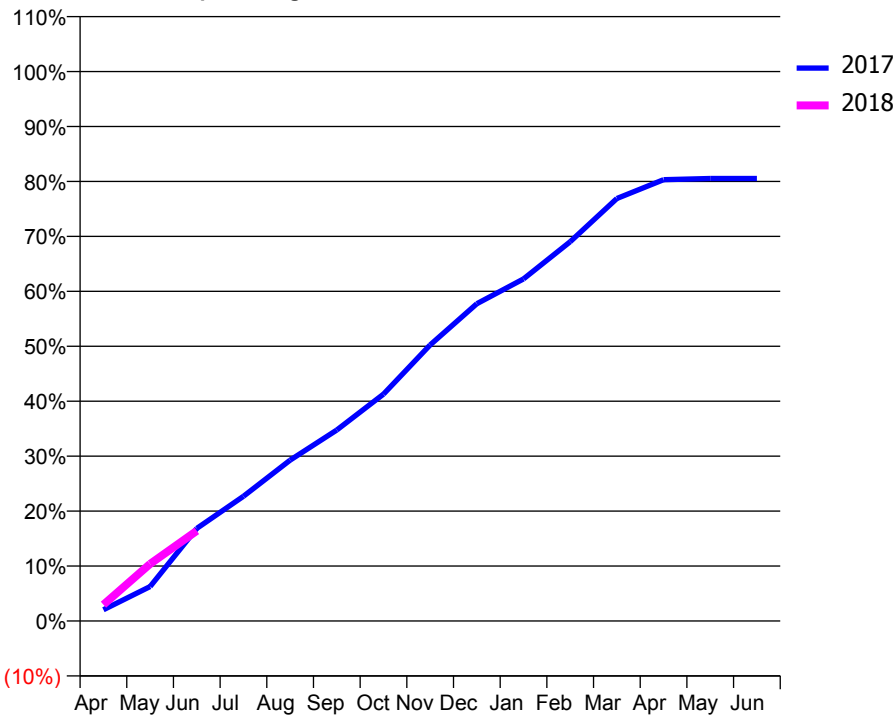
ACCESS*

Patients seen in 24 months	Total	Change since previous quarter
Quarter ending June 2016	8,355	
Quarter ending September 2016	8,298	→
Quarter ending December 2016	8,236	→
Quarter ending March 2017	8,324	→
Quarter ending June 2017	8,207	↓
Variance since June 2016	(1.8%)	↓



ACTIVITY

Cumulative percentage of contracted UDA delivered 2017 & 2018



Month	Adjusted Scheduled Activity (UDA)	
	2017	2018
April	469	680
May	1,434	2,378
June	3,856	3,761
July	5,195	
August	6,704	
September	7,955	
October	9,453	
November	11,504	
December	13,220	
January	14,252	
February	15,802	
March	17,603	
April	18,383	
May	18,432	
June	18,433	

QUALITY

	Quantity	Base Number	Contract	AT	Region	England
% of FP17s for the same patient ID Re-attending within 3 months - Children	25	535	4.7%	11.0%	11.7%	12.0%
% of FP17s for the same patient ID Re-attending within 3 months - Adults	247	1,806	13.7%	14.6%	15.2%	16.0%
% of FP17s for the same patient ID Re-attending between 3 & 9 months - Children	310	535	57.9%	59.1%	59.1%	58.0%
% of FP17s for the same patient ID Re-attending between 3 & 9 months - Adults	637	1,806	35.3%	49.1%	52.2%	50.9%
% of FP17s for Band 1 Urgent Courses	58	1,996	2.9%	9.4%	7.9%	9.1%
% of FP17s Relating to Free Repair or Replacements	15	1,996	0.8%	0.8%	0.8%	0.8%
% of FP17s Relating to Continuations	68	1,996	3.4%	1.1%	1.1%	1.1%
% of Patients satisfied with the dentistry they have received	9	13	69.2%	91.3%	91.8%	91.7%
% of Patients satisfied with the time they had to wait for an appointment	6	13	46.2%	86.3%	88.4%	88.0%

* This is based on patients treated on this contract for their most recent course of treatment. Figures in italics indicate the base number of FP17s or Patient Questionnaire responses are less than 100. N/A is shown where the base number of responses is less than 10 during the period. % is calculated as Quantity/Base number*100

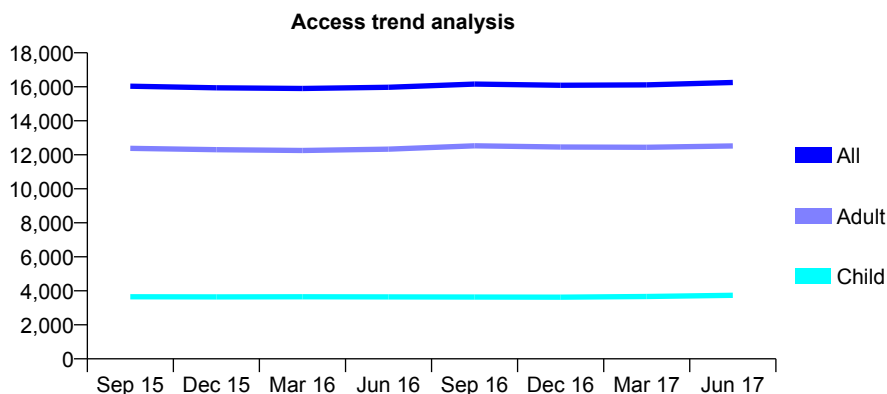
Q56 - Vital Signs At a Glance Contract Report for 101435/0114 - June 2017

Name or company name	IDH Limited
Contract type name	GDS Contract
Purpose of contract	General
Contract start date	01/09/2008
Contract end date	

17/18 Contracted general activity (UDA)	41,000
Carry forward general activity (UDA)	0
17/18 Contracted orthodontic activity (UOA)	0
Carry forward orthodontic activity (UOA)	0
Baseline contract value	£1,089,180.40

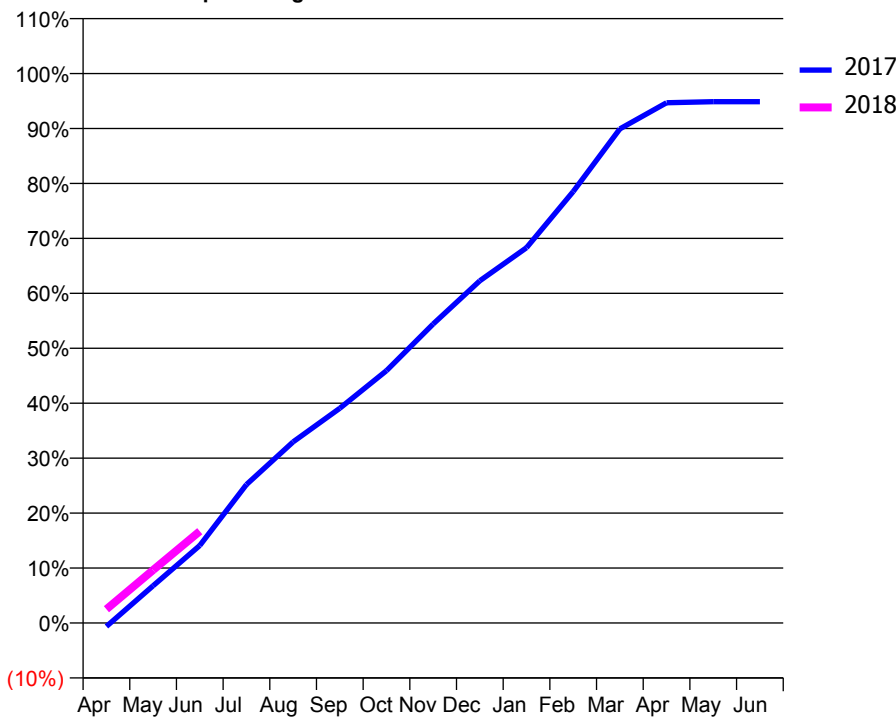
ACCESS*

Patients seen in 24 months	Total	Change since previous quarter
Quarter ending June 2016	15,974	
Quarter ending September 2016	16,164	→
Quarter ending December 2016	16,091	→
Quarter ending March 2017	16,115	→
Quarter ending June 2017	16,257	→
Variance since June 2016	1.8%	→



ACTIVITY

Cumulative percentage of contracted UDA delivered 2017 & 2018



Month	Adjusted Scheduled Activity (UDA)	
	2017	2018
April	-265	1,033
May	2,782	3,954
June	5,782	6,848
July	10,336	
August	13,521	
September	16,022	
October	18,826	
November	22,312	
December	25,536	
January	27,998	
February	32,191	
March	36,868	
April	38,820	
May	38,897	
June	38,900	

QUALITY

	Quantity	Base Number	Contract	AT	Region	England
% of FP17s for the same patient ID Re-attending within 3 months - Children	77	1,188	6.5%	11.0%	11.7%	12.0%
% of FP17s for the same patient ID Re-attending within 3 months - Adults	391	3,178	12.3%	14.6%	15.2%	16.0%
% of FP17s for the same patient ID Re-attending between 3 & 9 months - Children	615	1,188	51.8%	59.1%	59.1%	58.0%
% of FP17s for the same patient ID Re-attending between 3 & 9 months - Adults	1,136	3,178	35.7%	49.1%	52.2%	50.9%
% of FP17s for Band 1 Urgent Courses	214	3,589	6.0%	9.4%	7.9%	9.1%
% of FP17s Relating to Free Repair or Replacements	20	3,589	0.6%	0.8%	0.8%	0.8%
% of FP17s Relating to Continuations	78	3,589	2.2%	1.1%	1.1%	1.1%
% of Patients satisfied with the dentistry they have received	30	32	93.8%	91.3%	91.8%	91.7%
% of Patients satisfied with the time they had to wait for an appointment	27	32	84.4%	86.3%	88.4%	88.0%

* This is based on patients treated on this contract for their most recent course of treatment. Figures in italics indicate the base number of FP17s or Patient Questionnaire responses are less than 100. N/A is shown where the base number of responses is less than 10 during the period. % is calculated as Quantity/Base number*100

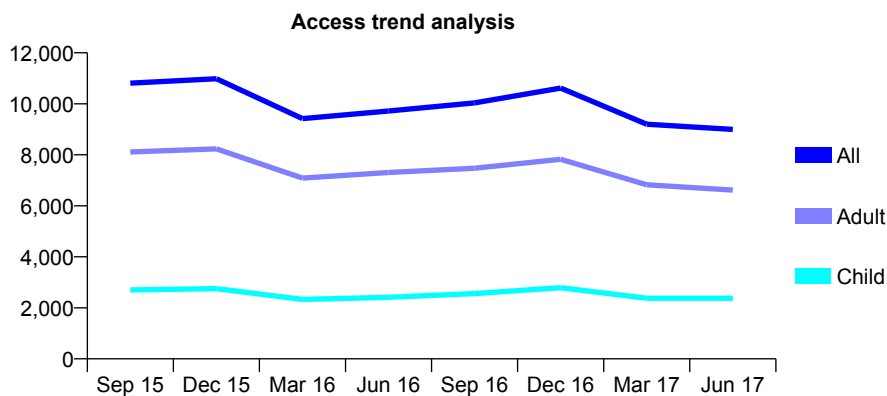
Q56 - Vital Signs At a Glance Contract Report for 101931/0001 - June 2017

Name or company name	Townsend House Dental Surgery
Contract type name	GDS Contract
Purpose of contract	General
Contract start date	01/04/2007
Contract end date	

17/18 Contracted general activity (UDA)	22,500
Carry forward general activity (UDA)	0
17/18 Contracted orthodontic activity (UOA)	0
Carry forward orthodontic activity (UOA)	0
Baseline contract value	£703,127.49

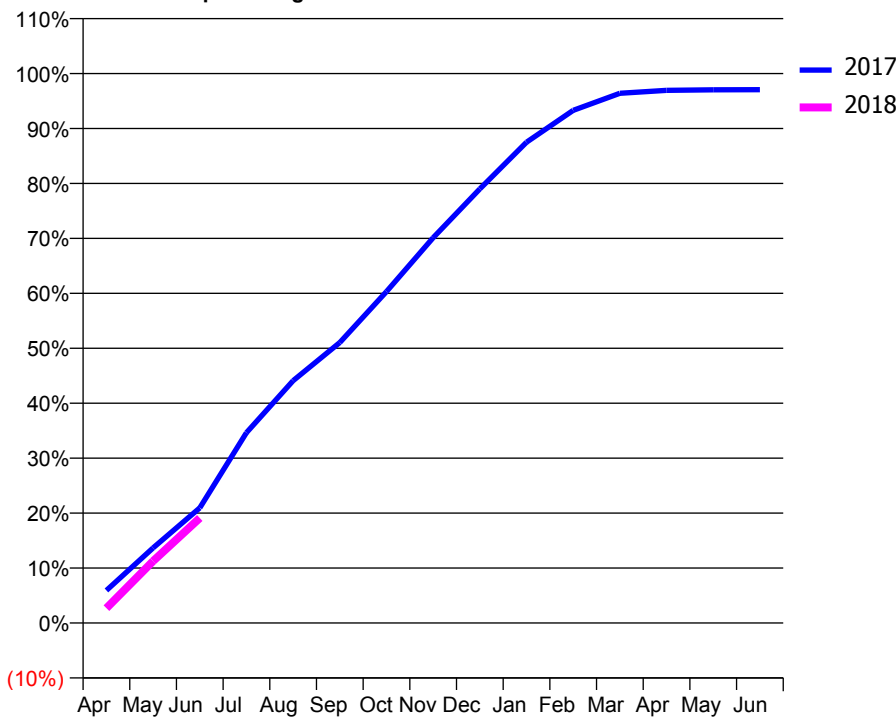
ACCESS*

Patients seen in 24 months	Total	Change since previous quarter
Quarter ending June 2016	9,719	
Quarter ending September 2016	10,035	↑
Quarter ending December 2016	10,618	↑
Quarter ending March 2017	9,201	↓
Quarter ending June 2017	8,995	↓
Variance since June 2016	(7.4%)	↓



ACTIVITY

Cumulative percentage of contracted UDA delivered 2017 & 2018



Month	Adjusted Scheduled Activity (UDA)	
	2017	2018
April	1,332	609
May	3,075	2,538
June	4,716	4,299
July	7,793	
August	9,924	
September	11,484	
October	13,570	
November	15,776	
December	17,775	
January	19,684	
February	20,989	
March	21,691	
April	21,812	
May	21,833	
June	21,839	

QUALITY

	Quantity	Base Number	Contract	AT	Region	England
% of FP17s for the same patient ID Re-attending within 3 months - Children	27	752	3.6%	11.0%	11.7%	12.0%
% of FP17s for the same patient ID Re-attending within 3 months - Adults	117	1,710	6.8%	14.6%	15.2%	16.0%
% of FP17s for the same patient ID Re-attending between 3 & 9 months - Children	397	752	52.8%	59.1%	59.1%	58.0%
% of FP17s for the same patient ID Re-attending between 3 & 9 months - Adults	920	1,710	53.8%	49.1%	52.2%	50.9%
% of FP17s for Band 1 Urgent Courses	239	2,363	10.1%	9.4%	7.9%	9.1%
% of FP17s Relating to Free Repair or Replacements	21	2,363	0.9%	0.8%	0.8%	0.8%
% of FP17s Relating to Continuations	11	2,363	0.5%	1.1%	1.1%	1.1%
% of Patients satisfied with the dentistry they have received	13	13	100.0%	91.3%	91.8%	91.7%
% of Patients satisfied with the time they had to wait for an appointment	11	13	84.6%	86.3%	88.4%	88.0%

* This is based on patients treated on this contract for their most recent course of treatment. Figures in italics indicate the base number of FP17s or Patient Questionnaire responses are less than 100. N/A is shown where the base number of responses is less than 10 during the period. % is calculated as Quantity/Base number*100

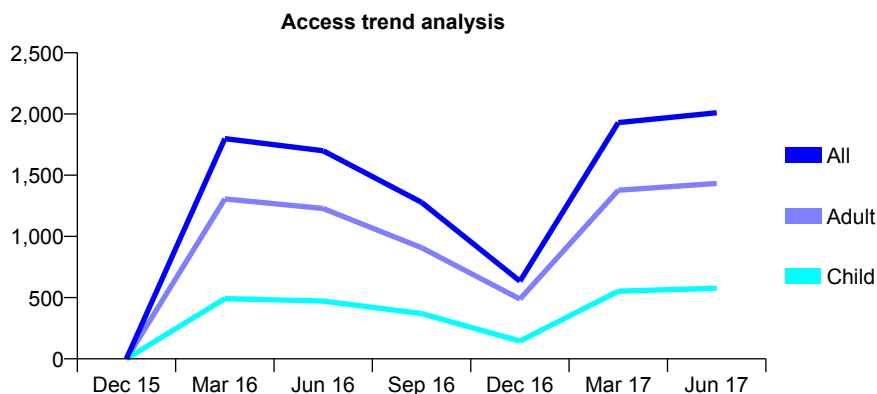
Q56 - Vital Signs At a Glance Contract Report for 101931/0002 - June 2017

Name or company name	Townsend House Dental Surgery
Contract type name	GDS Contract
Purpose of contract	General
Contract start date	01/04/2013
Contract end date	

17/18 Contracted general activity (UDA)	3,625
Carry forward general activity (UDA)	0
17/18 Contracted orthodontic activity (UOA)	0
Carry forward orthodontic activity (UOA)	0
Baseline contract value	£97,774.76

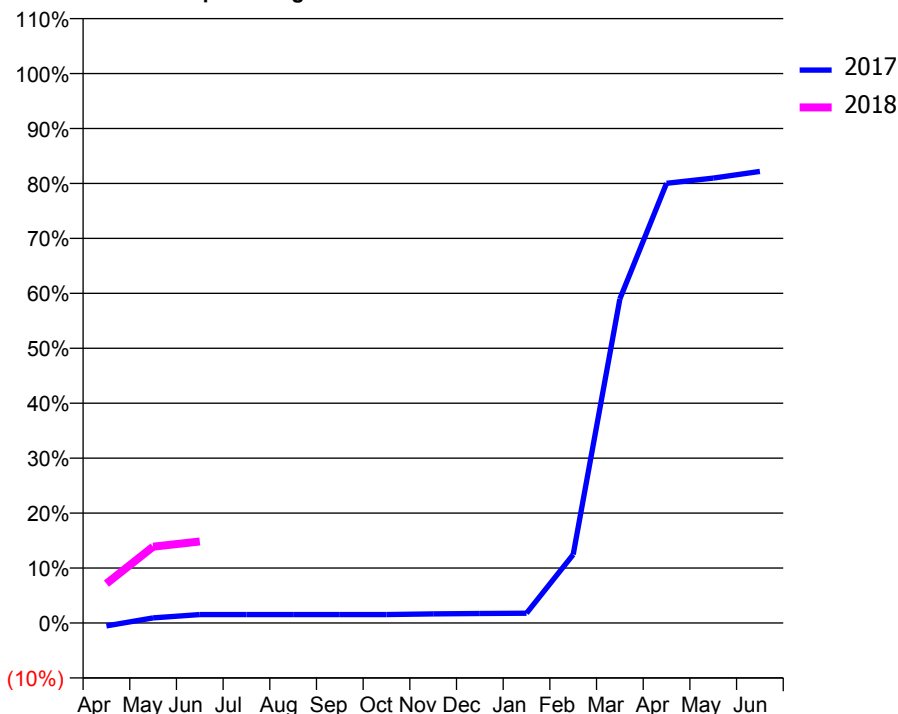
ACCESS*

Patients seen in 24 months	Total	Change since previous quarter
Quarter ending June 2016	1,700	
Quarter ending September 2016	1,278	↓
Quarter ending December 2016	634	↓
Quarter ending March 2017	1,930	↑
Quarter ending June 2017	2,010	↑
Variance since June 2016	18.2%	↑



ACTIVITY

Cumulative percentage of contracted UDA delivered 2017 & 2018



Month	Adjusted Scheduled Activity (UDA)	
	2017	2018
April	-20	260
May	34	503
June	56	538
July	56	
August	56	
September	56	
October	56	
November	60	
December	63	
January	64	
February	452	
March	2,138	
April	2,901	
May	2,935	
June	2,979	

QUALITY

	Quantity	Base Number	Contract	AT	Region	England
% of FP17s for the same patient ID Re-attending within 3 months - Children	7	207	3.4%	11.0%	11.7%	12.0%
% of FP17s for the same patient ID Re-attending within 3 months - Adults	20	521	3.8%	14.6%	15.2%	16.0%
% of FP17s for the same patient ID Re-attending between 3 & 9 months - Children	0	207	0.0%	59.1%	59.1%	58.0%
% of FP17s for the same patient ID Re-attending between 3 & 9 months - Adults	0	521	0.0%	49.1%	52.2%	50.9%
% of FP17s for Band 1 Urgent Courses	8	259	3.1%	9.4%	7.9%	9.1%
% of FP17s Relating to Free Repair or Replacements	1	259	0.4%	0.8%	0.8%	0.8%
% of FP17s Relating to Continuations	10	259	3.9%	1.1%	1.1%	1.1%
% of Patients satisfied with the dentistry they have received	1	1	N/A	91.3%	91.8%	91.7%
% of Patients satisfied with the time they had to wait for an appointment	1	1	N/A	86.3%	88.4%	88.0%

* This is based on patients treated on this contract for their most recent course of treatment. Figures in italics indicate the base number of FP17s or Patient Questionnaire responses are less than 100. N/A is shown where the base number of responses is less than 10 during the period. % is calculated as Quantity/Base number*100

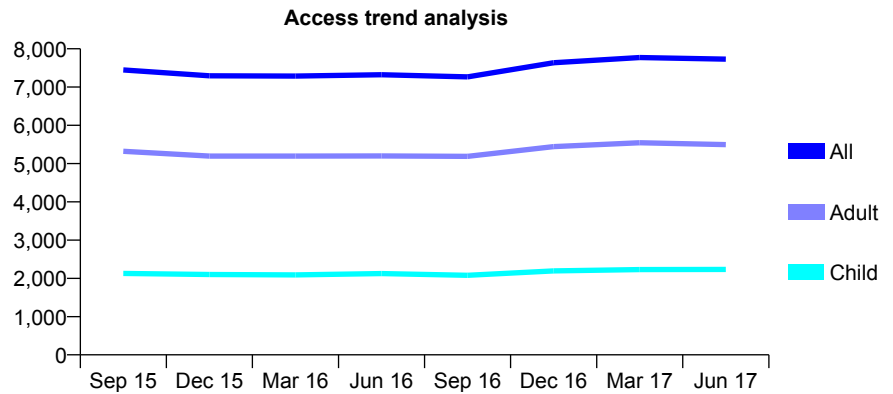
Q56 - Vital Signs At a Glance Contract Report for 102016/0001 - June 2017

Name or company name	The Peterborough Dental Practice Partners
Contract type name	GDS Contract
Purpose of contract	General
Contract start date	01/10/2009
Contract end date	

17/18 Contracted general activity (UDA)	22,500
Carry forward general activity (UDA)	0
17/18 Contracted orthodontic activity (UOA)	0
Carry forward orthodontic activity (UOA)	0
Baseline contract value	£678,218.92

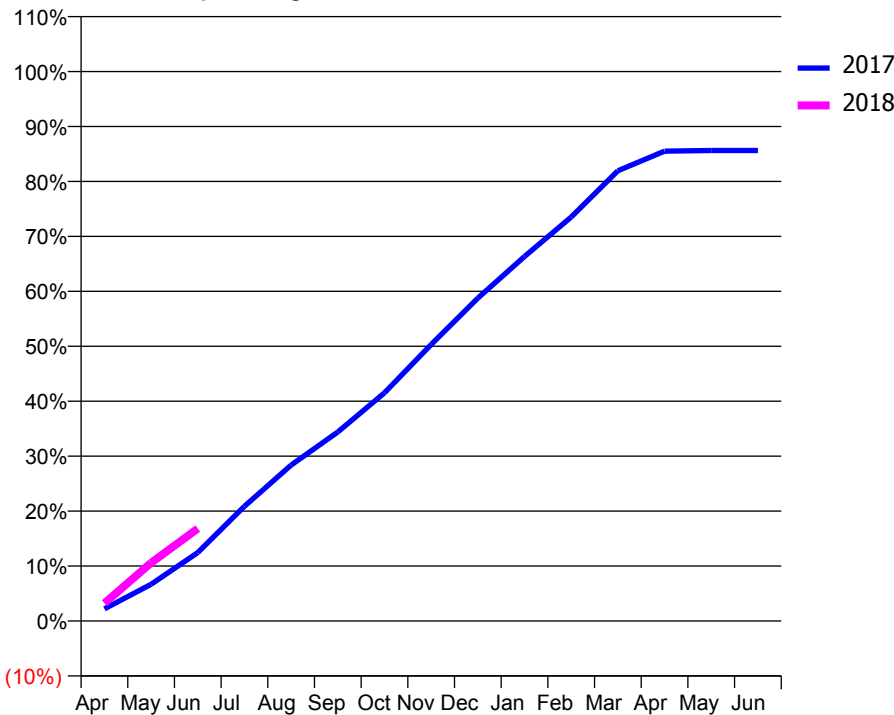
ACCESS*

Patients seen in 24 months	Total	Change since previous quarter
Quarter ending June 2016	7,323	
Quarter ending September 2016	7,266	→
Quarter ending December 2016	7,636	↑
Quarter ending March 2017	7,771	→
Quarter ending June 2017	7,730	→
Variance since June 2016	5.6%	↑



ACTIVITY

Cumulative percentage of contracted UDA delivered 2017 & 2018



Month	Adjusted Scheduled Activity (UDA)	
	2017	2018
April	497	729
May	1,505	2,382
June	2,803	3,785
July	4,699	
August	6,388	
September	7,738	
October	9,345	
November	11,323	
December	13,219	
January	14,923	
February	16,539	
March	18,438	
April	19,239	
May	19,263	
June	19,263	

QUALITY

	Quantity	Base Number	Contract	AT	Region	England
% of FP17s for the same patient ID Re-attending within 3 months - Children	43	491	8.8%	11.0%	11.7%	12.0%
% of FP17s for the same patient ID Re-attending within 3 months - Adults	224	1,275	17.6%	14.6%	15.2%	16.0%
% of FP17s for the same patient ID Re-attending between 3 & 9 months - Children	163	491	33.2%	59.1%	59.1%	58.0%
% of FP17s for the same patient ID Re-attending between 3 & 9 months - Adults	384	1,275	30.1%	49.1%	52.2%	50.9%
% of FP17s for Band 1 Urgent Courses	178	1,505	11.8%	9.4%	7.9%	9.1%
% of FP17s Relating to Free Repair or Replacements	16	1,505	1.1%	0.8%	0.8%	0.8%
% of FP17s Relating to Continuations	43	1,505	2.9%	1.1%	1.1%	1.1%
% of Patients satisfied with the dentistry they have received	3	5	N/A	91.3%	91.8%	91.7%
% of Patients satisfied with the time they had to wait for an appointment	3	5	N/A	86.3%	88.4%	88.0%

* This is based on patients treated on this contract for their most recent course of treatment. Figures in italics indicate the base number of FP17s or Patient Questionnaire responses are less than 100. N/A is shown where the base number of responses is less than 10 during the period. % is calculated as Quantity/Base number*100

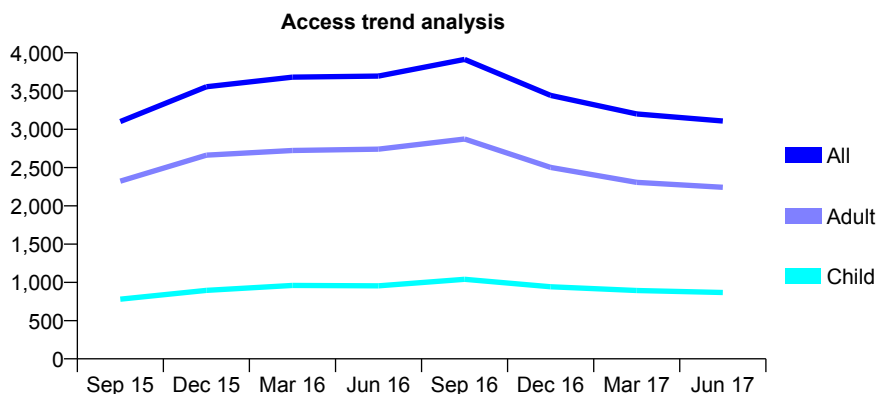
Q56 - Vital Signs At a Glance Contract Report for 102342/0001 - June 2017

Name or company name	Beechcroft Dental Care Ltd
Contract type name	GDS Contract
Purpose of contract	General
Contract start date	01/09/2011
Contract end date	

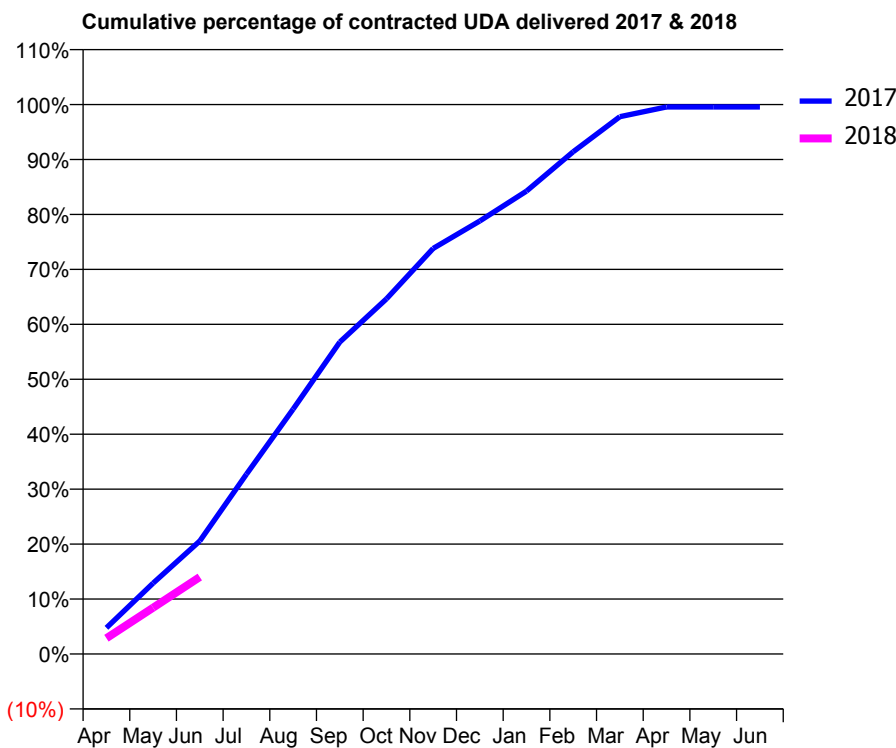
17/18 Contracted general activity (UDA)	11,009
Carry forward general activity (UDA)	0
17/18 Contracted orthodontic activity (UOA)	0
Carry forward orthodontic activity (UOA)	0
Baseline contract value	£243,412.73

ACCESS*

Patients seen in 24 months	Total	Change since previous quarter
Quarter ending June 2016	3,696	
Quarter ending September 2016	3,913	↑
Quarter ending December 2016	3,444	↓
Quarter ending March 2017	3,200	↓
Quarter ending June 2017	3,109	↓
Variance since June 2016	(15.9%)	↓



ACTIVITY



Month	Adjusted Scheduled Activity (UDA)	
	2017	2018
April	526	316
May	1,420	929
June	2,265	1,543
July	3,603	
August	4,906	
September	6,251	
October	7,116	
November	8,125	
December	8,676	
January	9,275	
February	10,062	
March	10,764	
April	10,959	
May	10,961	
June	10,961	

QUALITY

	Quantity	Base Number	Contract	AT	Region	England
% of FP17s for the same patient ID Re-attending within 3 months - Children	29	295	9.8%	11.0%	11.7%	12.0%
% of FP17s for the same patient ID Re-attending within 3 months - Adults	115	686	16.8%	14.6%	15.2%	16.0%
% of FP17s for the same patient ID Re-attending between 3 & 9 months - Children	184	295	62.4%	59.1%	59.1%	58.0%
% of FP17s for the same patient ID Re-attending between 3 & 9 months - Adults	345	686	50.3%	49.1%	52.2%	50.9%
% of FP17s for Band 1 Urgent Courses	20	712	2.8%	9.4%	7.9%	9.1%
% of FP17s Relating to Free Repair or Replacements	9	712	1.3%	0.8%	0.8%	0.8%
% of FP17s Relating to Continuations	31	712	4.4%	1.1%	1.1%	1.1%
% of Patients satisfied with the dentistry they have received	5	5	N/A	91.3%	91.8%	91.7%
% of Patients satisfied with the time they had to wait for an appointment	5	5	N/A	86.3%	88.4%	88.0%

* This is based on patients treated on this contract for their most recent course of treatment. Figures in italics indicate the base number of FP17s or Patient Questionnaire responses are less than 100. N/A is shown where the base number of responses is less than 10 during the period. % is calculated as Quantity/Base number*100

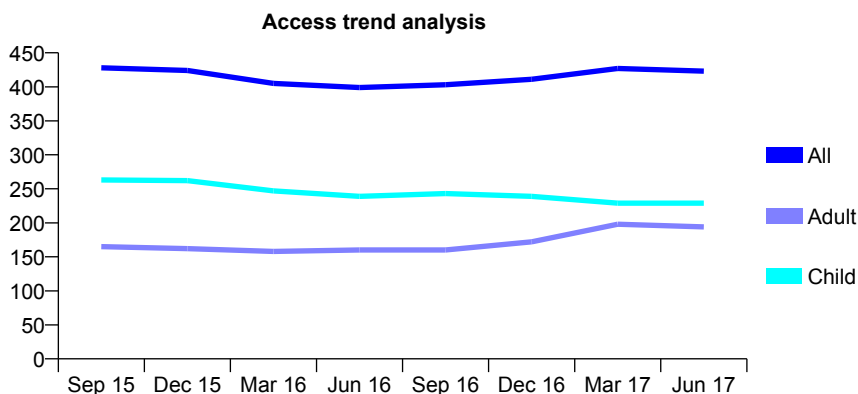
Q56 - Vital Signs At a Glance Contract Report for 102423/0001 - June 2017

Name or company name	Harbour TNGC Ltd
Contract type name	GDS Contract
Purpose of contract	General
Contract start date	01/07/2011
Contract end date	

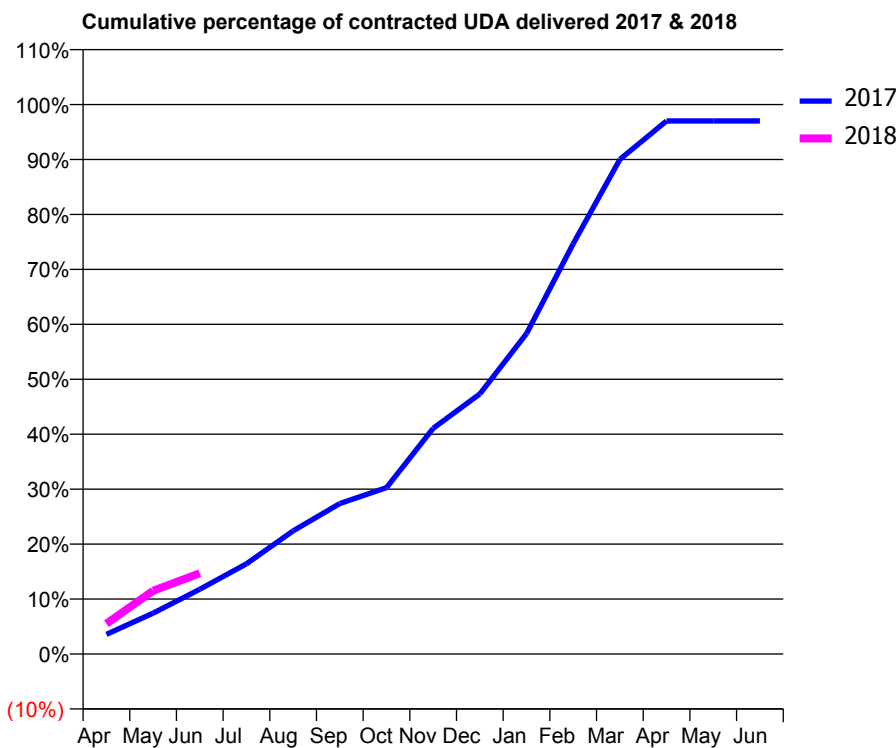
17/18 Contracted general activity (UDA)	1,450
Carry forward general activity (UDA)	0
17/18 Contracted orthodontic activity (UOA)	0
Carry forward orthodontic activity (UOA)	0
Baseline contract value	£32,307.88

ACCESS*

Patients seen in 24 months	Total	Change since previous quarter
Quarter ending June 2016	399	
Quarter ending September 2016	403	→
Quarter ending December 2016	411	→
Quarter ending March 2017	427	↑
Quarter ending June 2017	423	→
Variance since June 2016	6.0%	↑



ACTIVITY



Month	Adjusted Scheduled Activity (UDA)	
	2017	2018
April	52	80
May	108	167
June	171	213
July	238	
August	325	
September	397	
October	439	
November	595	
December	686	
January	845	
February	1,082	
March	1,305	
April	1,407	
May	1,407	
June	1,407	

QUALITY

	Quantity	Base Number	Contract	AT	Region	England
% of FP17s for the same patient ID Re-attending within 3 months - Children	5	74	6.8%	11.0%	11.7%	12.0%
% of FP17s for the same patient ID Re-attending within 3 months - Adults	5	52	9.6%	14.6%	15.2%	16.0%
% of FP17s for the same patient ID Re-attending between 3 & 9 months - Children	49	74	66.2%	59.1%	59.1%	58.0%
% of FP17s for the same patient ID Re-attending between 3 & 9 months - Adults	23	52	44.2%	49.1%	52.2%	50.9%
% of FP17s for Band 1 Urgent Courses	0	104	0.0%	9.4%	7.9%	9.1%
% of FP17s Relating to Free Repair or Replacements	0	104	0.0%	0.8%	0.8%	0.8%
% of FP17s Relating to Continuations	0	104	0.0%	1.1%	1.1%	1.1%
% of Patients satisfied with the dentistry they have received	0	0	N/A	91.3%	91.8%	91.7%
% of Patients satisfied with the time they had to wait for an appointment	0	0	N/A	86.3%	88.4%	88.0%

* This is based on patients treated on this contract for their most recent course of treatment. Figures in italics indicate the base number of FP17s or Patient Questionnaire responses are less than 100. N/A is shown where the base number of responses is less than 10 during the period. % is calculated as Quantity/Base number*100

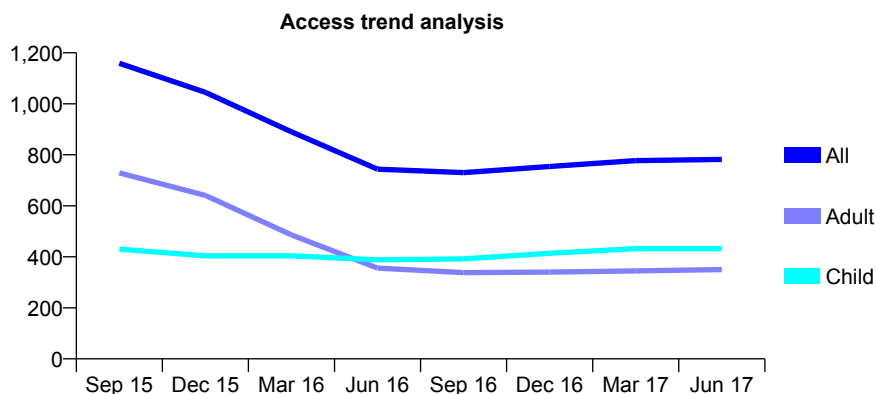
Q56 - Vital Signs At a Glance Contract Report for 102881/0001 - June 2017

Name or company name	Corner House Norwich LLP
Contract type name	GDS Contract
Purpose of contract	General
Contract start date	01/01/2013
Contract end date	

17/18 Contracted general activity (UDA)	1,835
Carry forward general activity (UDA)	0
17/18 Contracted orthodontic activity (UOA)	0
Carry forward orthodontic activity (UOA)	0
Baseline contract value	£48,350.45

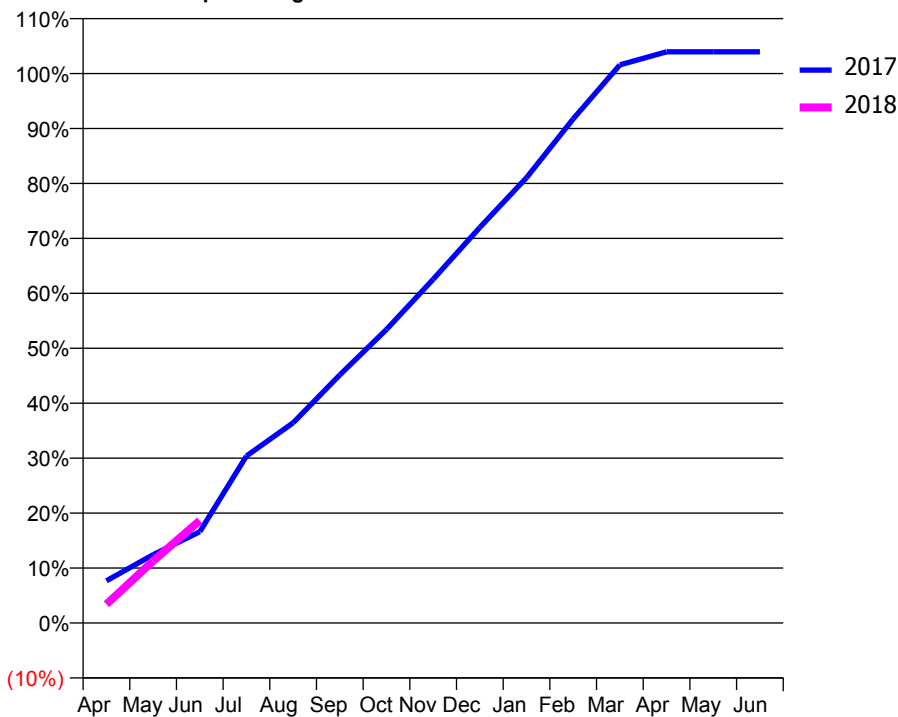
ACCESS*

Patients seen in 24 months	Total	Change since previous quarter
Quarter ending June 2016	744	
Quarter ending September 2016	730	↓
Quarter ending December 2016	754	↑
Quarter ending March 2017	777	↑
Quarter ending June 2017	782	→
Variance since June 2016	5.1%	↑



ACTIVITY

Cumulative percentage of contracted UDA delivered 2017 & 2018



Adjusted Scheduled Activity (UDA)

Month	2017	2018
April	141	63
May	228	207
June	305	342
July	558	
August	669	
September	828	
October	980	
November	1,148	
December	1,321	
January	1,487	
February	1,683	
March	1,864	
April	1,908	
May	1,908	
June	1,908	

QUALITY

	Quantity	Base Number	Contract	AT	Region	England
% of FP17s for the same patient ID Re-attending within 3 months - Children	5	127	3.9%	11.0%	11.7%	12.0%
% of FP17s for the same patient ID Re-attending within 3 months - Adults	6	74	8.1%	14.6%	15.2%	16.0%
% of FP17s for the same patient ID Re-attending between 3 & 9 months - Children	77	127	60.6%	59.1%	59.1%	58.0%
% of FP17s for the same patient ID Re-attending between 3 & 9 months - Adults	32	74	43.2%	49.1%	52.2%	50.9%
% of FP17s for Band 1 Urgent Courses	10	180	5.6%	9.4%	7.9%	9.1%
% of FP17s Relating to Free Repair or Replacements	0	180	0.0%	0.8%	0.8%	0.8%
% of FP17s Relating to Continuations	0	180	0.0%	1.1%	1.1%	1.1%
% of Patients satisfied with the dentistry they have received	0	0	N/A	91.3%	91.8%	91.7%
% of Patients satisfied with the time they had to wait for an appointment	0	0	N/A	86.3%	88.4%	88.0%

* This is based on patients treated on this contract for their most recent course of treatment. Figures in italics indicate the base number of FP17s or Patient Questionnaire responses are less than 100. N/A is shown where the base number of responses is less than 10 during the period. % is calculated as Quantity/Base number*100

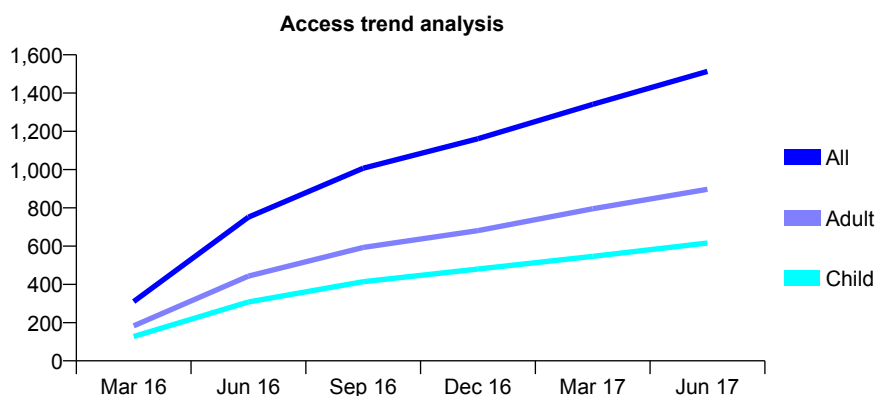
Q56 - Vital Signs At a Glance Contract Report for 103748/0001 - June 2017

Name or company name	Friends Dental Practice
Contract type name	GDS Contract
Purpose of contract	General and Orthodontic
Contract start date	07/12/2015
Contract end date	

17/18 Contracted general activity (UDA)	3,783
Carry forward general activity (UDA)	0
17/18 Contracted orthodontic activity (UOA)	1,800
Carry forward orthodontic activity (UOA)	0
Baseline contract value	£219,409.38

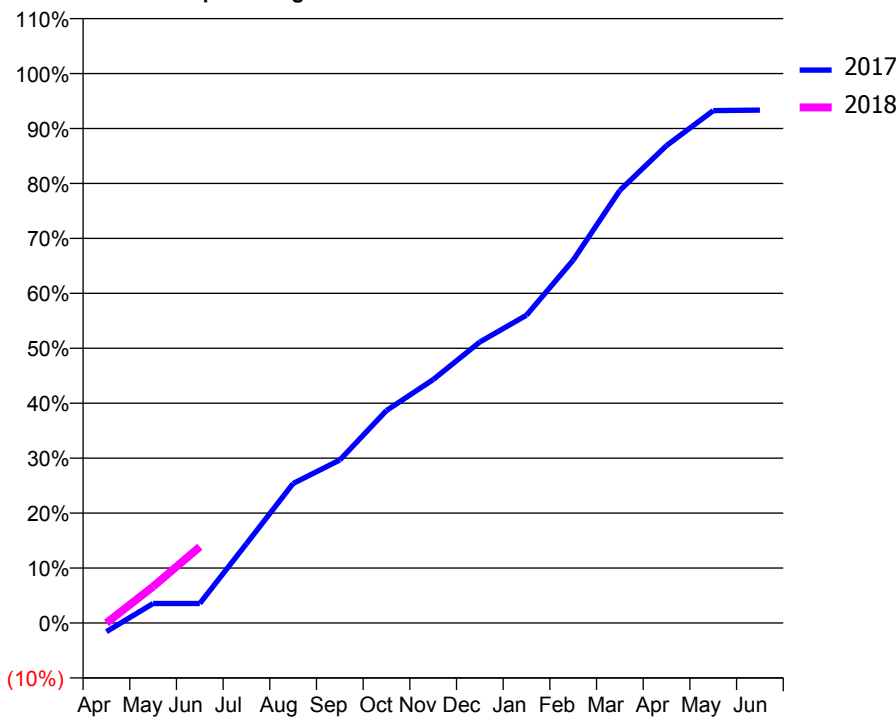
ACCESS*

Patients seen in 24 months	Total	Change since previous quarter
Quarter ending June 2016	751	
Quarter ending September 2016	1,007	↑
Quarter ending December 2016	1,161	↑
Quarter ending March 2017	1,341	↑
Quarter ending June 2017	1,513	↑
Variance since June 2016	101.5%	↑



ACTIVITY

Cumulative percentage of contracted UDA delivered 2017 & 2018



Month	Adjusted Scheduled Activity (UDA)	
	2017	2018
April	-60	0
May	135	251
June	135	525
July	546	
August	961	
September	1,122	
October	1,463	
November	1,676	
December	1,935	
January	2,119	
February	2,498	
March	2,979	
April	3,287	
May	3,528	
June	3,531	

QUALITY

	Quantity	Base Number	Contract	AT	Region	England
% of FP17s for the same patient ID Re-attending within 3 months - Children	27	287	9.4%	11.0%	11.7%	12.0%
% of FP17s for the same patient ID Re-attending within 3 months - Adults	68	377	18.0%	14.6%	15.2%	16.0%
% of FP17s for the same patient ID Re-attending between 3 & 9 months - Children	110	287	38.3%	59.1%	59.1%	58.0%
% of FP17s for the same patient ID Re-attending between 3 & 9 months - Adults	157	377	41.6%	49.1%	52.2%	50.9%
% of FP17s for Band 1 Urgent Courses	34	378	9.0%	9.4%	7.9%	9.1%
% of FP17s Relating to Free Repair or Replacements	0	378	0.0%	0.8%	0.8%	0.8%
% of FP17s Relating to Continuations	5	378	1.3%	1.1%	1.1%	1.1%
% of Patients satisfied with the dentistry they have received	1	1	N/A	91.3%	91.8%	91.7%
% of Patients satisfied with the time they had to wait for an appointment	1	1	N/A	86.3%	88.4%	88.0%

* This is based on patients treated on this contract for their most recent course of treatment. Figures in italics indicate the base number of FP17s or Patient Questionnaire responses are less than 100. N/A is shown where the base number of responses is less than 10 during the period. % is calculated as Quantity/Base number*100

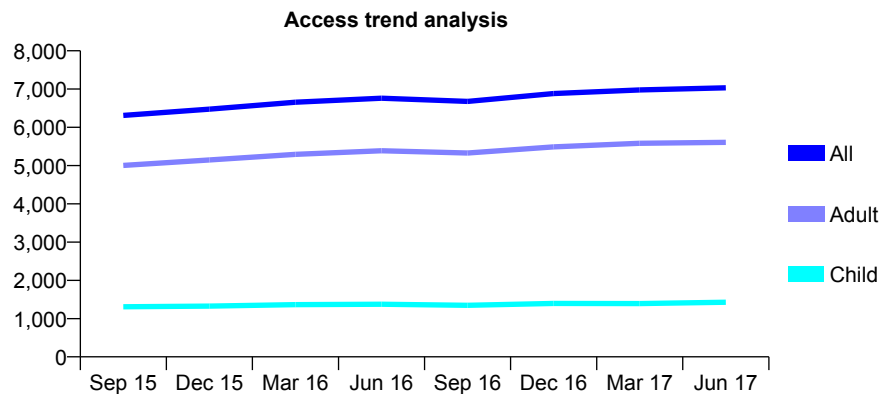
Q56 - Vital Signs At a Glance Contract Report for 104418/0001 - June 2017

Name or company name	Parish Vaid & Snehal Radia & Sanjay Shah
Contract type name	GDS Contract
Purpose of contract	General
Contract start date	08/05/2014
Contract end date	

17/18 Contracted general activity (UDA)	21,611
Carry forward general activity (UDA)	0
17/18 Contracted orthodontic activity (UOA)	0
Carry forward orthodontic activity (UOA)	0
Baseline contract value	£483,767.00

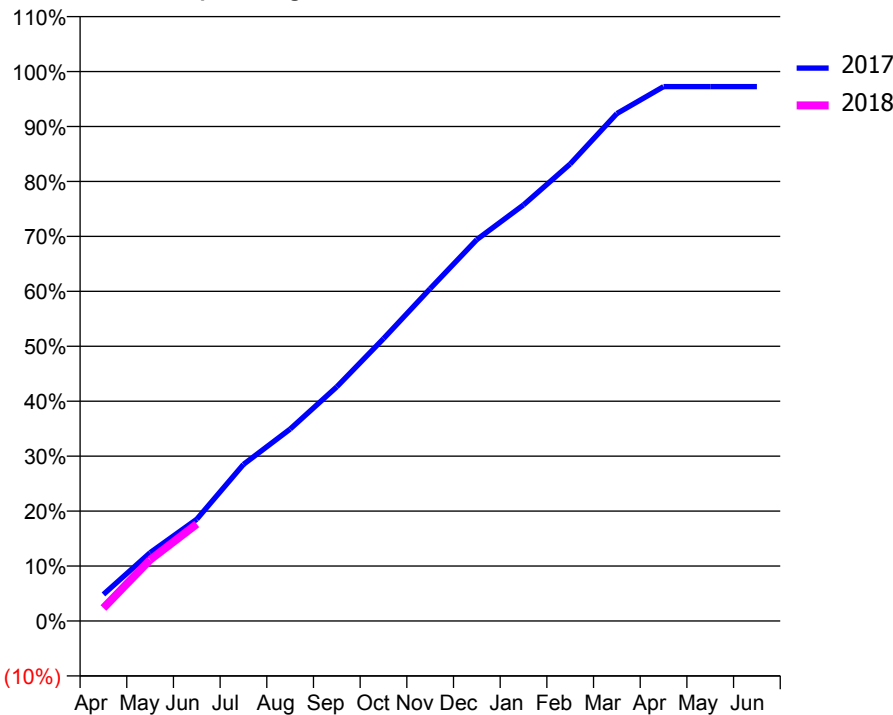
ACCESS*

Patients seen in 24 months	Total	Change since previous quarter
Quarter ending June 2016	6,760	
Quarter ending September 2016	6,676	↓
Quarter ending December 2016	6,884	↑
Quarter ending March 2017	6,976	→
Quarter ending June 2017	7,034	→
Variance since June 2016	4.1%	↑



ACTIVITY

Cumulative percentage of contracted UDA delivered 2017 & 2018



Month	Adjusted Scheduled Activity (UDA)	
	2017	2018
April	1,046	514
May	2,688	2,409
June	4,005	3,813
July	6,159	
August	7,549	
September	9,212	
October	11,105	
November	13,073	
December	15,004	
January	16,363	
February	17,976	
March	19,959	
April	21,015	
May	21,018	
June	21,019	

QUALITY

	Quantity	Base Number	Contract	AT	Region	England
% of FP17s for the same patient ID Re-attending within 3 months - Children	40	544	7.4%	11.0%	11.7%	12.0%
% of FP17s for the same patient ID Re-attending within 3 months - Adults	297	2,193	13.5%	14.6%	15.2%	16.0%
% of FP17s for the same patient ID Re-attending between 3 & 9 months - Children	351	544	64.5%	59.1%	59.1%	58.0%
% of FP17s for the same patient ID Re-attending between 3 & 9 months - Adults	1,374	2,193	62.7%	49.1%	52.2%	50.9%
% of FP17s for Band 1 Urgent Courses	157	2,238	7.0%	9.4%	7.9%	9.1%
% of FP17s Relating to Free Repair or Replacements	16	2,238	0.7%	0.8%	0.8%	0.8%
% of FP17s Relating to Continuations	21	2,238	0.9%	1.1%	1.1%	1.1%
% of Patients satisfied with the dentistry they have received	14	16	87.5%	91.3%	91.8%	91.7%
% of Patients satisfied with the time they had to wait for an appointment	12	16	75.0%	86.3%	88.4%	88.0%

* This is based on patients treated on this contract for their most recent course of treatment. Figures in italics indicate the base number of FP17s or Patient Questionnaire responses are less than 100. N/A is shown where the base number of responses is less than 10 during the period. % is calculated as Quantity/Base number*100

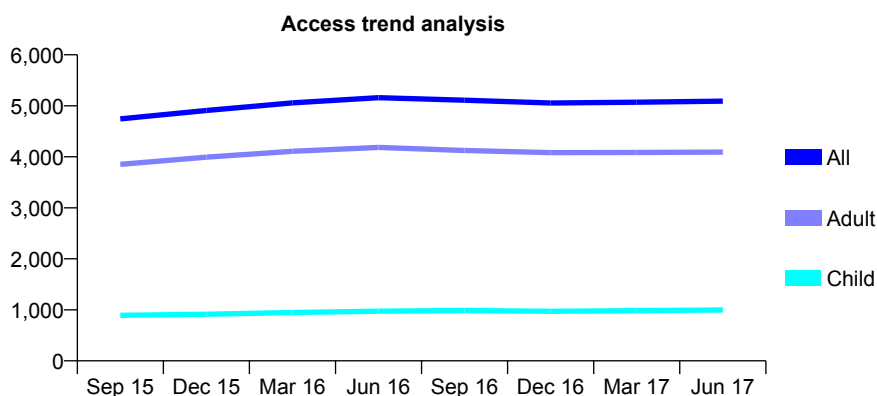
Q56 - Vital Signs At a Glance Contract Report for 104418/0002 - June 2017

Name or company name	Parish Vaid & Snehal Radia & Sanjay Shah
Contract type name	GDS Contract
Purpose of contract	General
Contract start date	13/05/2014
Contract end date	

17/18 Contracted general activity (UDA)	16,174
Carry forward general activity (UDA)	0
17/18 Contracted orthodontic activity (UOA)	0
Carry forward orthodontic activity (UOA)	0
Baseline contract value	£439,753.89

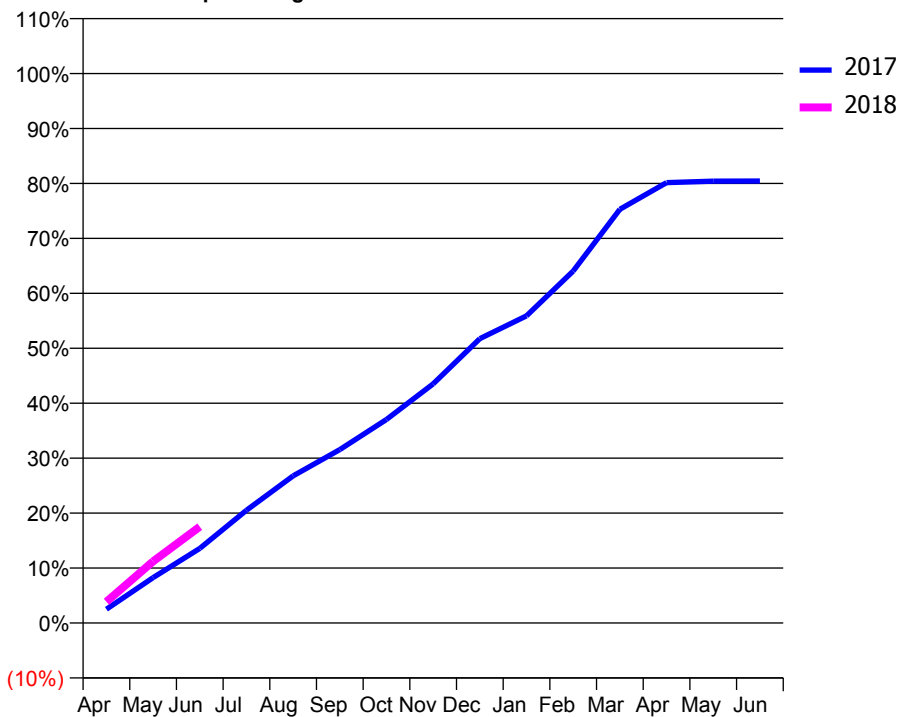
ACCESS*

Patients seen in 24 months	Total	Change since previous quarter
Quarter ending June 2016	5,160	
Quarter ending September 2016	5,109	→
Quarter ending December 2016	5,054	↓
Quarter ending March 2017	5,070	→
Quarter ending June 2017	5,091	→
Variance since June 2016	(1.3%)	↓



ACTIVITY

Cumulative percentage of contracted UDA delivered 2017 & 2018



Month	Adjusted Scheduled Activity (UDA)	
	2017	2018
April	408	626
May	1,338	1,814
June	2,195	2,836
July	3,318	
August	4,330	
September	5,104	
October	5,991	
November	7,038	
December	8,369	
January	9,039	
February	10,359	
March	12,179	
April	12,961	
May	13,004	
June	13,008	

QUALITY

	Quantity	Base Number	Contract	AT	Region	England
% of FP17s for the same patient ID Re-attending within 3 months - Children	31	346	9.0%	11.0%	11.7%	12.0%
% of FP17s for the same patient ID Re-attending within 3 months - Adults	175	1,402	12.5%	14.6%	15.2%	16.0%
% of FP17s for the same patient ID Re-attending between 3 & 9 months - Children	168	346	48.6%	59.1%	59.1%	58.0%
% of FP17s for the same patient ID Re-attending between 3 & 9 months - Adults	698	1,402	49.8%	49.1%	52.2%	50.9%
% of FP17s for Band 1 Urgent Courses	97	1,406	6.9%	9.4%	7.9%	9.1%
% of FP17s Relating to Free Repair or Replacements	3	1,406	0.2%	0.8%	0.8%	0.8%
% of FP17s Relating to Continuations	2	1,406	0.1%	1.1%	1.1%	1.1%
% of Patients satisfied with the dentistry they have received	7	9	N/A	91.3%	91.8%	91.7%
% of Patients satisfied with the time they had to wait for an appointment	9	9	N/A	86.3%	88.4%	88.0%

* This is based on patients treated on this contract for their most recent course of treatment. Figures in italics indicate the base number of FP17s or Patient Questionnaire responses are less than 100. N/A is shown where the base number of responses is less than 10 during the period. % is calculated as Quantity/Base number*100

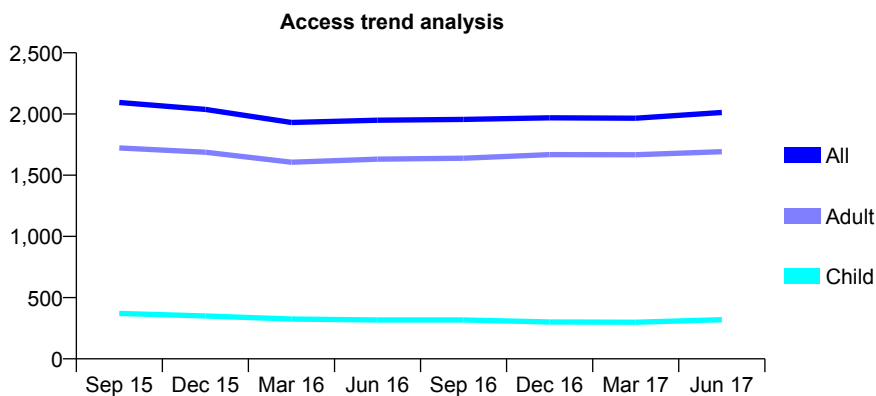
Q56 - Vital Signs At a Glance Contract Report for 105090/0001 - June 2017

Name or company name	Mr Azad Eyrumlu and Mr M Eyrumlu
Contract type name	GDS Contract
Purpose of contract	General
Contract start date	05/02/2013
Contract end date	

17/18 Contracted general activity (UDA)	7,566
Carry forward general activity (UDA)	0
17/18 Contracted orthodontic activity (UOA)	0
Carry forward orthodontic activity (UOA)	0
Baseline contract value	£179,453.76

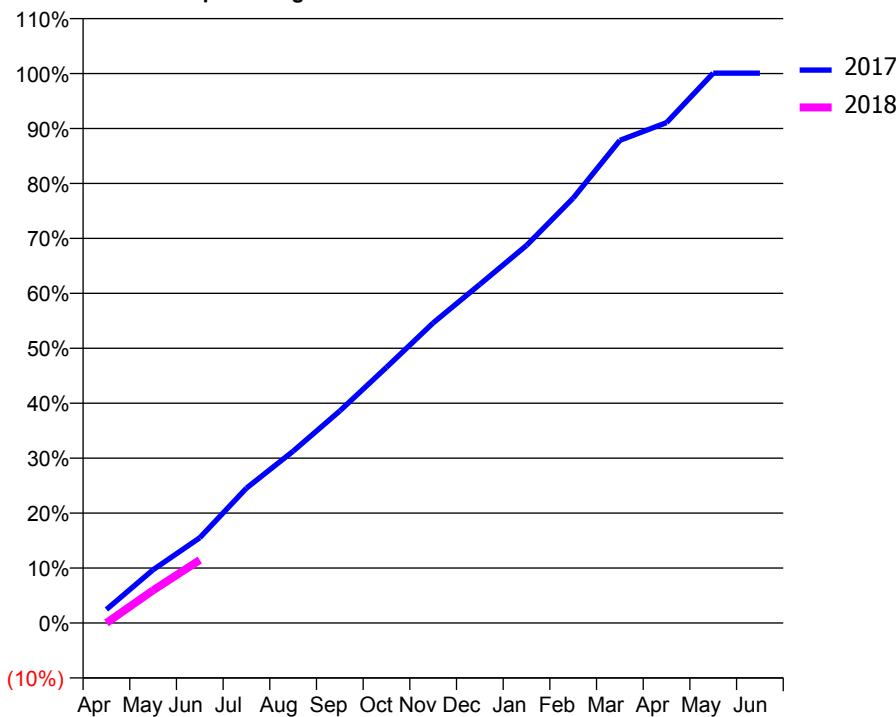
ACCESS*

Patients seen in 24 months	Total	Change since previous quarter
Quarter ending June 2016	1,949	
Quarter ending September 2016	1,956	→
Quarter ending December 2016	1,969	→
Quarter ending March 2017	1,966	→
Quarter ending June 2017	2,012	↑
Variance since June 2016	3.2%	↑



ACTIVITY

Cumulative percentage of contracted UDA delivered 2017 & 2018



Adjusted Scheduled Activity (UDA)

Month	2017	2018
April	187	0
May	733	450
June	1,173	867
July	1,857	
August	2,365	
September	2,921	
October	3,520	
November	4,132	
December	4,662	
January	5,200	
February	5,851	
March	6,645	
April	6,889	
May	7,571	
June	7,571	

QUALITY

	Quantity	Base Number	Contract	AT	Region	England
% of FP17s for the same patient ID Re-attending within 3 months - Children	10	116	8.6%	11.0%	11.7%	12.0%
% of FP17s for the same patient ID Re-attending within 3 months - Adults	84	502	16.7%	14.6%	15.2%	16.0%
% of FP17s for the same patient ID Re-attending between 3 & 9 months - Children	59	116	50.9%	59.1%	59.1%	58.0%
% of FP17s for the same patient ID Re-attending between 3 & 9 months - Adults	197	502	39.2%	49.1%	52.2%	50.9%
% of FP17s for Band 1 Urgent Courses	50	390	12.8%	9.4%	7.9%	9.1%
% of FP17s Relating to Free Repair or Replacements	9	390	2.3%	0.8%	0.8%	0.8%
% of FP17s Relating to Continuations	14	390	3.6%	1.1%	1.1%	1.1%
% of Patients satisfied with the dentistry they have received	4	4	N/A	91.3%	91.8%	91.7%
% of Patients satisfied with the time they had to wait for an appointment	4	4	N/A	86.3%	88.4%	88.0%

* This is based on patients treated on this contract for their most recent course of treatment. Figures in italics indicate the base number of FP17s or Patient Questionnaire responses are less than 100. N/A is shown where the base number of responses is less than 10 during the period. % is calculated as Quantity/Base number*100

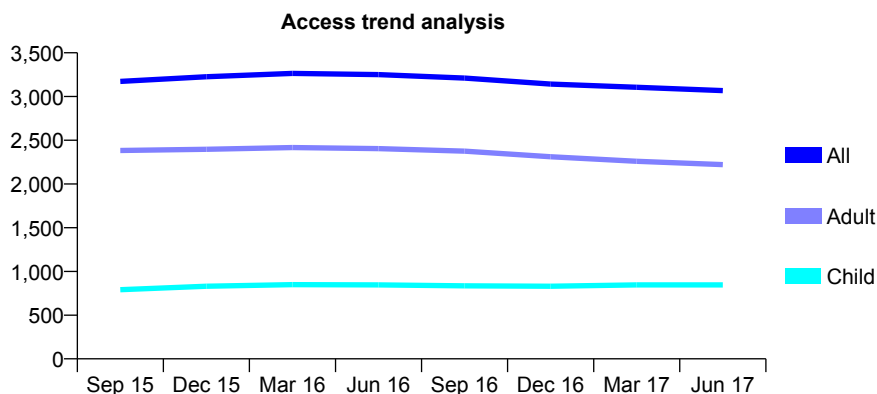
Q56 - Vital Signs At a Glance Contract Report for 105171/0001 - June 2017

Name or company name	Gentle Dental Practices Ltd
Contract type name	GDS Contract
Purpose of contract	General and Orthodontic
Contract start date	01/06/2010
Contract end date	

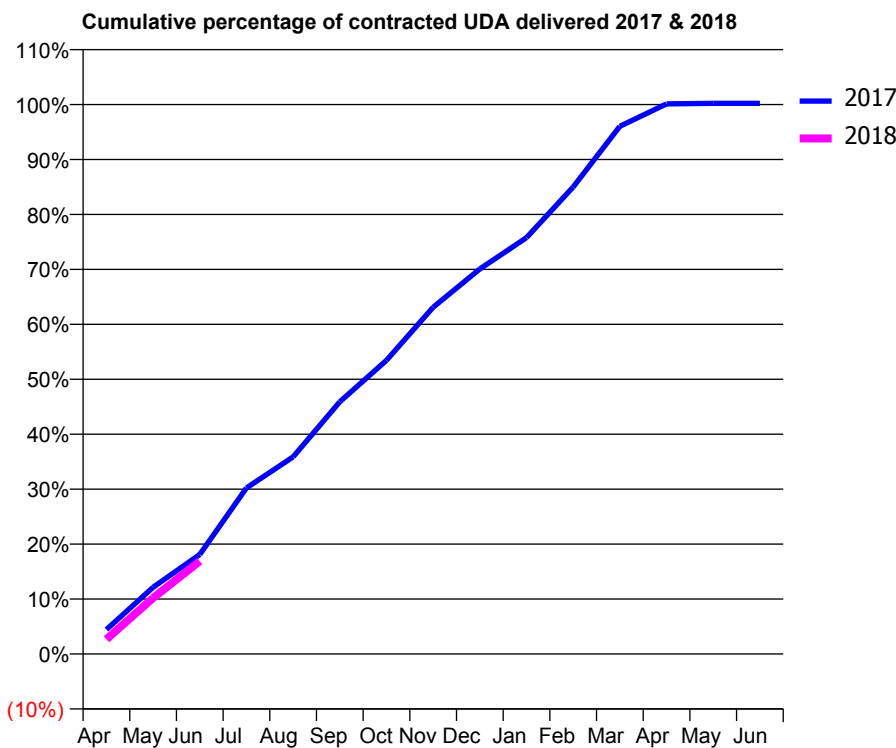
17/18 Contracted general activity (UDA)	11,416
Carry forward general activity (UDA)	0
17/18 Contracted orthodontic activity (UOA)	1,260
Carry forward orthodontic activity (UOA)	0
Baseline contract value	£349,807.19

ACCESS*

Patients seen in 24 months	Total	Change since previous quarter
Quarter ending June 2016	3,250	
Quarter ending September 2016	3,211	↓
Quarter ending December 2016	3,142	↓
Quarter ending March 2017	3,106	↓
Quarter ending June 2017	3,067	↓
Variance since June 2016	(5.6%)	↓



ACTIVITY



Month	Adjusted Scheduled Activity (UDA)	
	2017	2018
April	508	306
May	1,387	1,166
June	2,068	1,930
July	3,452	
August	4,095	
September	5,239	
October	6,102	
November	7,205	
December	8,001	
January	8,652	
February	9,703	
March	10,965	
April	11,428	
May	11,440	
June	11,441	

QUALITY

	Quantity	Base Number	Contract	AT	Region	England
% of FP17s for the same patient ID Re-attending within 3 months - Children	41	328	12.5%	11.0%	11.7%	12.0%
% of FP17s for the same patient ID Re-attending within 3 months - Adults	121	722	16.8%	14.6%	15.2%	16.0%
% of FP17s for the same patient ID Re-attending between 3 & 9 months - Children	193	328	58.8%	59.1%	59.1%	58.0%
% of FP17s for the same patient ID Re-attending between 3 & 9 months - Adults	319	722	44.2%	49.1%	52.2%	50.9%
% of FP17s for Band 1 Urgent Courses	62	846	7.3%	9.4%	7.9%	9.1%
% of FP17s Relating to Free Repair or Replacements	12	846	1.4%	0.8%	0.8%	0.8%
% of FP17s Relating to Continuations	0	846	0.0%	1.1%	1.1%	1.1%
% of Patients satisfied with the dentistry they have received	5	6	N/A	91.3%	91.8%	91.7%
% of Patients satisfied with the time they had to wait for an appointment	5	6	N/A	86.3%	88.4%	88.0%

* This is based on patients treated on this contract for their most recent course of treatment. Figures in italics indicate the base number of FP17s or Patient Questionnaire responses are less than 100. N/A is shown where the base number of responses is less than 10 during the period. % is calculated as Quantity/Base number*100

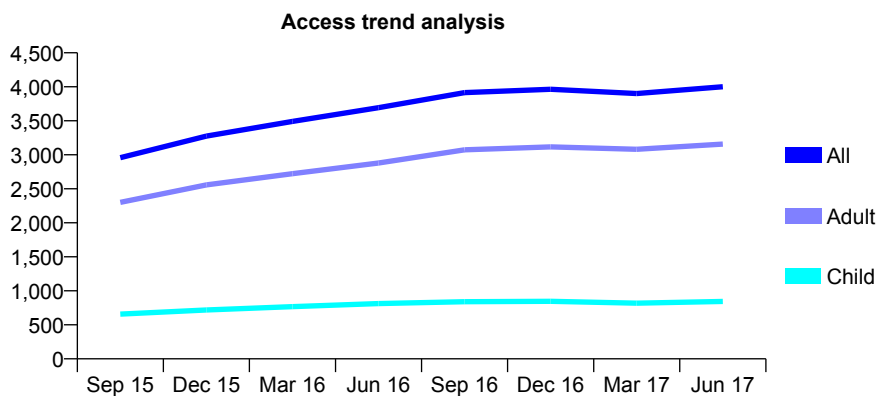
Q56 - Vital Signs At a Glance Contract Report for 105996/0001 - June 2017

Name or company name	Dr A Monzavi Tabrizi Dental Practice Limite
Contract type name	GDS Contract
Purpose of contract	General
Contract start date	01/07/2014
Contract end date	

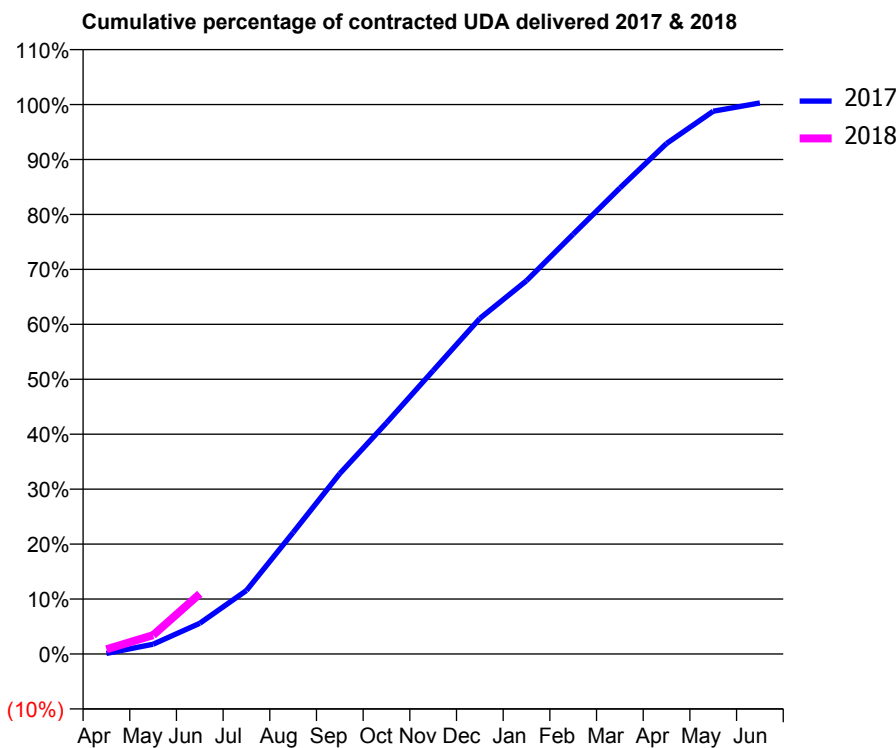
17/18 Contracted general activity (UDA)	12,090
Carry forward general activity (UDA)	0
17/18 Contracted orthodontic activity (UOA)	0
Carry forward orthodontic activity (UOA)	0
Baseline contract value	£292,643.43

ACCESS*

Patients seen in 24 months	Total	Change since previous quarter
Quarter ending June 2016	3,693	
Quarter ending September 2016	3,915	↑
Quarter ending December 2016	3,963	→
Quarter ending March 2017	3,901	↓
Quarter ending June 2017	4,001	↑
Variance since June 2016	8.3%	↑



ACTIVITY



Month	Adjusted Scheduled Activity (UDA)	
	2017	2018
April	13	105
May	217	416
June	676	1,325
July	1,399	
August	2,675	
September	3,971	
October	5,085	
November	6,236	
December	7,384	
January	8,213	
February	9,238	
March	10,252	
April	11,233	
May	11,944	
June	12,124	

QUALITY

	Quantity	Base Number	Contract	AT	Region	England
% of FP17s for the same patient ID Re-attending within 3 months - Children	30	282	10.6%	11.0%	11.7%	12.0%
% of FP17s for the same patient ID Re-attending within 3 months - Adults	196	1,175	16.7%	14.6%	15.2%	16.0%
% of FP17s for the same patient ID Re-attending between 3 & 9 months - Children	107	282	37.9%	59.1%	59.1%	58.0%
% of FP17s for the same patient ID Re-attending between 3 & 9 months - Adults	558	1,175	47.5%	49.1%	52.2%	50.9%
% of FP17s for Band 1 Urgent Courses	117	647	18.1%	9.4%	7.9%	9.1%
% of FP17s Relating to Free Repair or Replacements	1	647	0.2%	0.8%	0.8%	0.8%
% of FP17s Relating to Continuations	11	647	1.7%	1.1%	1.1%	1.1%
% of Patients satisfied with the dentistry they have received	0	1	N/A	91.3%	91.8%	91.7%
% of Patients satisfied with the time they had to wait for an appointment	1	1	N/A	86.3%	88.4%	88.0%

* This is based on patients treated on this contract for their most recent course of treatment. Figures in italics indicate the base number of FP17s or Patient Questionnaire responses are less than 100. N/A is shown where the base number of responses is less than 10 during the period. % is calculated as Quantity/Base number*100

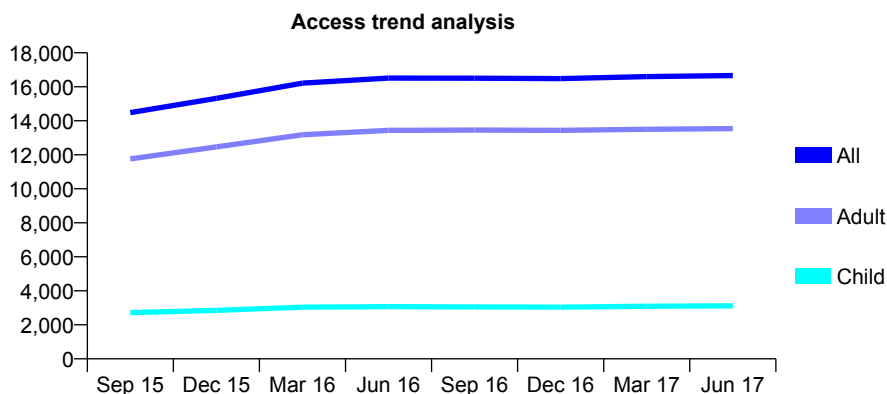
Q56 - Vital Signs At a Glance Contract Report for 106275/0001 - June 2017

Name or company name	Dr P Vaid, S Radia and S Shah
Contract type name	GDS Contract
Purpose of contract	General
Contract start date	01/04/2014
Contract end date	

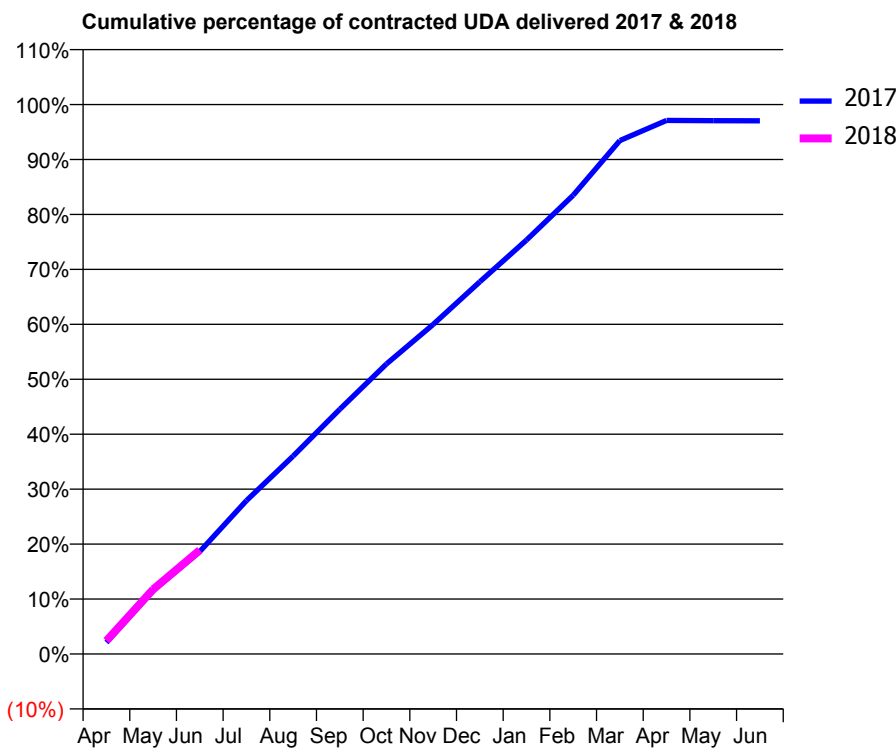
17/18 Contracted general activity (UDA)	47,200
Carry forward general activity (UDA)	0
17/18 Contracted orthodontic activity (UOA)	0
Carry forward orthodontic activity (UOA)	0
Baseline contract value	£1,002,378.42

ACCESS*

Patients seen in 24 months	Total	Change since previous quarter
Quarter ending June 2016	16,510	
Quarter ending September 2016	16,505	→
Quarter ending December 2016	16,485	→
Quarter ending March 2017	16,602	→
Quarter ending June 2017	16,660	→
Variance since June 2016	0.9%	→



ACTIVITY



Month	Adjusted Scheduled Activity (UDA)	
	2017	2018
April	1,017	1,138
May	5,608	5,553
June	9,031	8,931
July	13,524	
August	17,447	
September	21,565	
October	25,561	
November	29,042	
December	32,809	
January	36,487	
February	40,432	
March	45,253	
April	47,023	
May	46,998	
June	46,986	

QUALITY

	Quantity	Base Number	Contract	AT	Region	England
% of FP17s for the same patient ID Re-attending within 3 months - Children	74	1,072	6.9%	11.0%	11.7%	12.0%
% of FP17s for the same patient ID Re-attending within 3 months - Adults	723	4,542	15.9%	14.6%	15.2%	16.0%
% of FP17s for the same patient ID Re-attending between 3 & 9 months - Children	626	1,072	58.4%	59.1%	59.1%	58.0%
% of FP17s for the same patient ID Re-attending between 3 & 9 months - Adults	2,552	4,542	56.2%	49.1%	52.2%	50.9%
% of FP17s for Band 1 Urgent Courses	612	4,826	12.7%	9.4%	7.9%	9.1%
% of FP17s Relating to Free Repair or Replacements	86	4,826	1.8%	0.8%	0.8%	0.8%
% of FP17s Relating to Continuations	26	4,826	0.5%	1.1%	1.1%	1.1%
% of Patients satisfied with the dentistry they have received	29	32	90.6%	91.3%	91.8%	91.7%
% of Patients satisfied with the time they had to wait for an appointment	27	32	84.4%	86.3%	88.4%	88.0%

* This is based on patients treated on this contract for their most recent course of treatment. Figures in italics indicate the base number of FP17s or Patient Questionnaire responses are less than 100. N/A is shown where the base number of responses is less than 10 during the period. % is calculated as Quantity/Base number*100

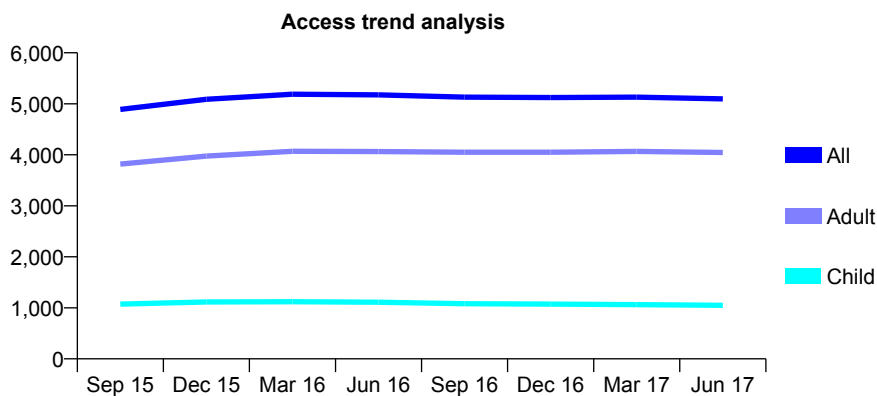
Q56 - Vital Signs At a Glance Contract Report for 106941/0001 - June 2017

Name or company name	Perfect Smile Clinic Limited
Contract type name	GDS Contract
Purpose of contract	General
Contract start date	01/03/2014
Contract end date	

17/18 Contracted general activity (UDA)	17,380
Carry forward general activity (UDA)	0
17/18 Contracted orthodontic activity (UOA)	0
Carry forward orthodontic activity (UOA)	0
Baseline contract value	£400,698.32

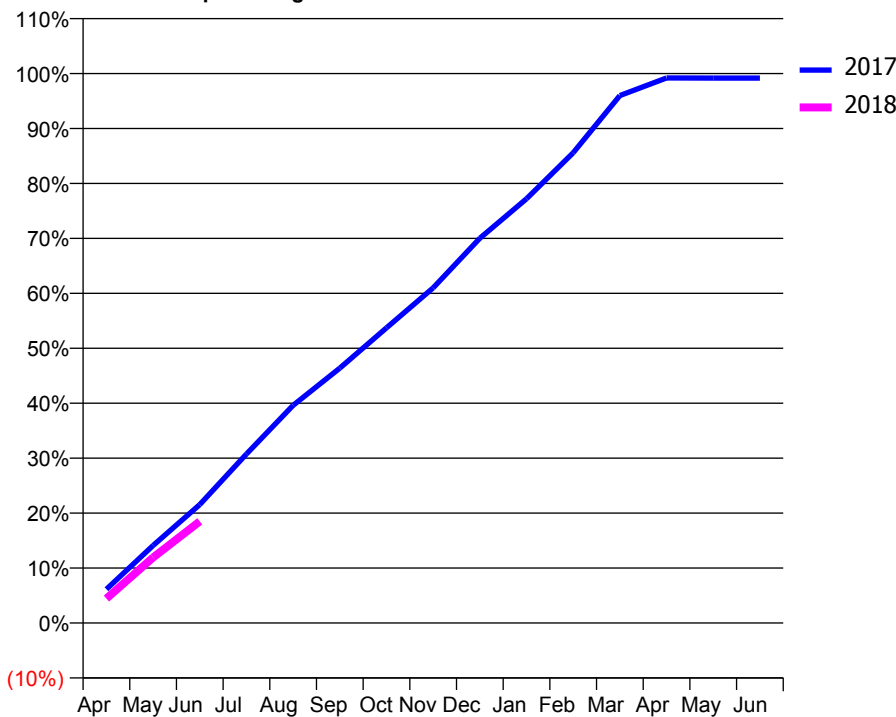
ACCESS*

Patients seen in 24 months	Total	Change since previous quarter
Quarter ending June 2016	5,174	
Quarter ending September 2016	5,132	→
Quarter ending December 2016	5,123	→
Quarter ending March 2017	5,130	→
Quarter ending June 2017	5,097	→
Variance since June 2016	(1.5%)	↓



ACTIVITY

Cumulative percentage of contracted UDA delivered 2017 & 2018



Month	Adjusted Scheduled Activity (UDA)	
	2017	2018
April	1,068	775
May	2,451	2,074
June	3,749	3,214
July	5,347	
August	6,884	
September	8,063	
October	9,334	
November	10,600	
December	12,170	
January	13,418	
February	14,871	
March	16,681	
April	17,240	
May	17,234	
June	17,235	

QUALITY

	Quantity	Base Number	Contract	AT	Region	England
% of FP17s for the same patient ID Re-attending within 3 months - Children	32	399	8.0%	11.0%	11.7%	12.0%
% of FP17s for the same patient ID Re-attending within 3 months - Adults	178	1,402	12.7%	14.6%	15.2%	16.0%
% of FP17s for the same patient ID Re-attending between 3 & 9 months - Children	262	399	65.7%	59.1%	59.1%	58.0%
% of FP17s for the same patient ID Re-attending between 3 & 9 months - Adults	875	1,402	62.4%	49.1%	52.2%	50.9%
% of FP17s for Band 1 Urgent Courses	92	1,547	5.9%	9.4%	7.9%	9.1%
% of FP17s Relating to Free Repair or Replacements	15	1,547	1.0%	0.8%	0.8%	0.8%
% of FP17s Relating to Continuations	8	1,547	0.5%	1.1%	1.1%	1.1%
% of Patients satisfied with the dentistry they have received	11	11	100.0%	91.3%	91.8%	91.7%
% of Patients satisfied with the time they had to wait for an appointment	11	11	100.0%	86.3%	88.4%	88.0%

* This is based on patients treated on this contract for their most recent course of treatment. Figures in italics indicate the base number of FP17s or Patient Questionnaire responses are less than 100. N/A is shown where the base number of responses is less than 10 during the period. % is calculated as Quantity/Base number*100

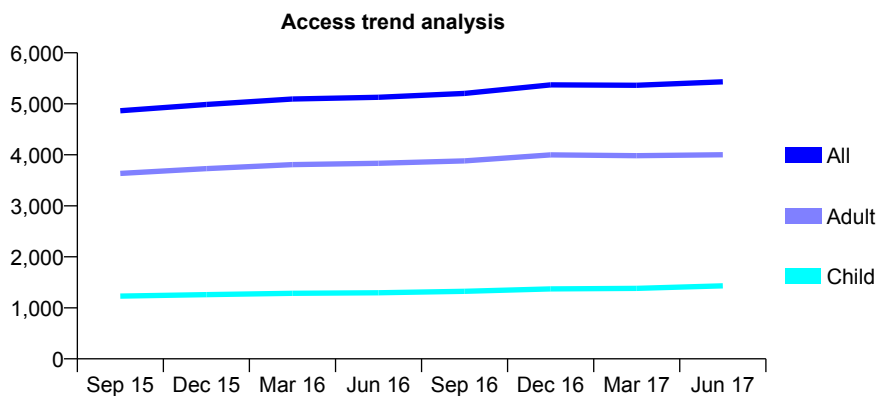
Q56 - Vital Signs At a Glance Contract Report for 109142/0001 - June 2017

Name or company name	Littleport Dental Practice
Contract type name	GDS Contract
Purpose of contract	General
Contract start date	02/07/2012
Contract end date	

17/18 Contracted general activity (UDA)	14,288
Carry forward general activity (UDA)	0
17/18 Contracted orthodontic activity (UOA)	0
Carry forward orthodontic activity (UOA)	0
Baseline contract value	£357,745.09

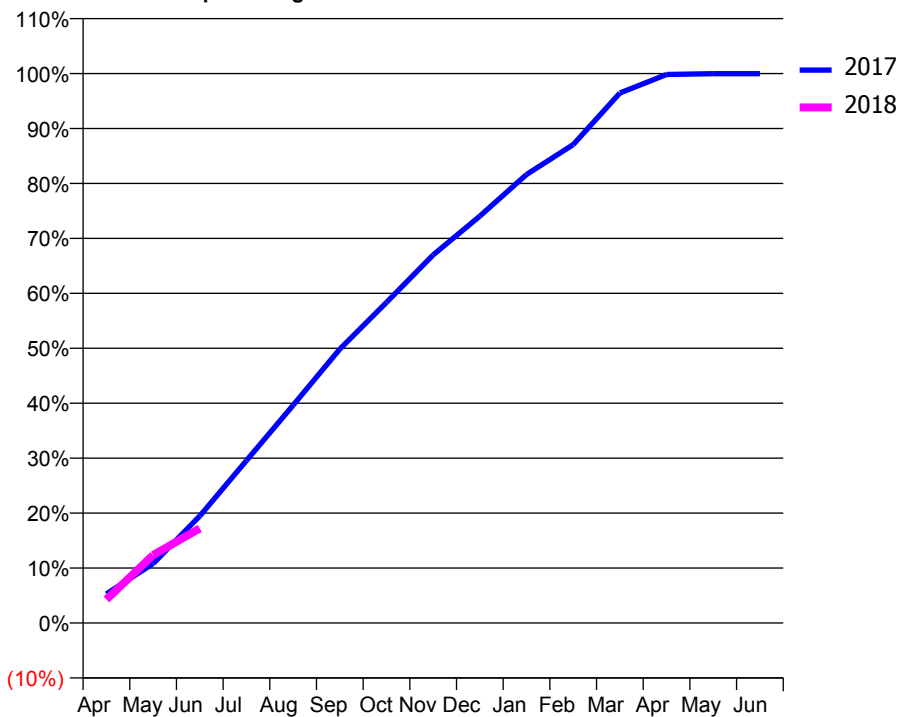
ACCESS*

Patients seen in 24 months	Total	Change since previous quarter
Quarter ending June 2016	5,128	
Quarter ending September 2016	5,204	→
Quarter ending December 2016	5,370	↑
Quarter ending March 2017	5,364	→
Quarter ending June 2017	5,431	→
Variance since June 2016	5.9%	↑



ACTIVITY

Cumulative percentage of contracted UDA delivered 2017 & 2018



Adjusted Scheduled Activity (UDA)

Month	2017	2018
April	757	614
May	1,546	1,767
June	2,782	2,461
July	4,226	
August	5,664	
September	7,124	
October	8,335	
November	9,572	
December	10,582	
January	11,661	
February	12,440	
March	13,781	
April	14,263	
May	14,284	
June	14,284	

QUALITY

	Quantity	Base Number	Contract	AT	Region	England
% of FP17s for the same patient ID Re-attending within 3 months - Children	70	608	11.5%	11.0%	11.7%	12.0%
% of FP17s for the same patient ID Re-attending within 3 months - Adults	205	1,342	15.3%	14.6%	15.2%	16.0%
% of FP17s for the same patient ID Re-attending between 3 & 9 months - Children	391	608	64.3%	59.1%	59.1%	58.0%
% of FP17s for the same patient ID Re-attending between 3 & 9 months - Adults	745	1,342	55.5%	49.1%	52.2%	50.9%
% of FP17s for Band 1 Urgent Courses	129	1,464	8.8%	9.4%	7.9%	9.1%
% of FP17s Relating to Free Repair or Replacements	6	1,464	0.4%	0.8%	0.8%	0.8%
% of FP17s Relating to Continuations	11	1,464	0.8%	1.1%	1.1%	1.1%
% of Patients satisfied with the dentistry they have received	3	5	N/A	91.3%	91.8%	91.7%
% of Patients satisfied with the time they had to wait for an appointment	5	5	N/A	86.3%	88.4%	88.0%

* This is based on patients treated on this contract for their most recent course of treatment. Figures in italics indicate the base number of FP17s or Patient Questionnaire responses are less than 100. N/A is shown where the base number of responses is less than 10 during the period. % is calculated as Quantity/Base number*100

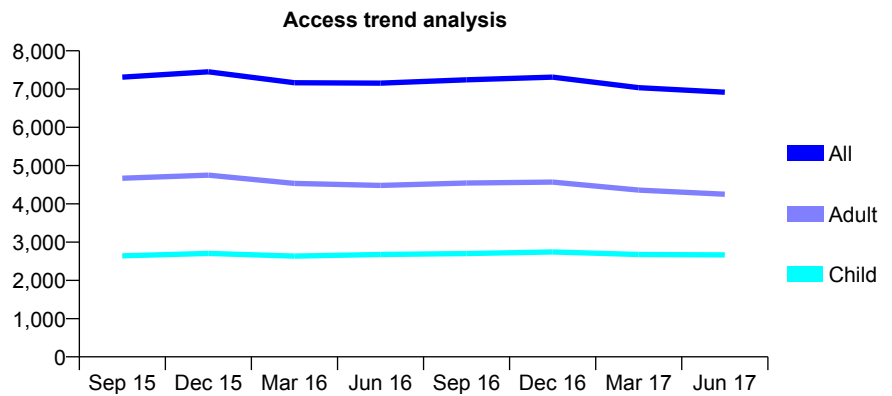
Q56 - Vital Signs At a Glance Contract Report for 109487/0001 - June 2017

Name or company name	Cambourne Dental Practice
Contract type name	GDS Contract
Purpose of contract	General
Contract start date	08/04/2011
Contract end date	

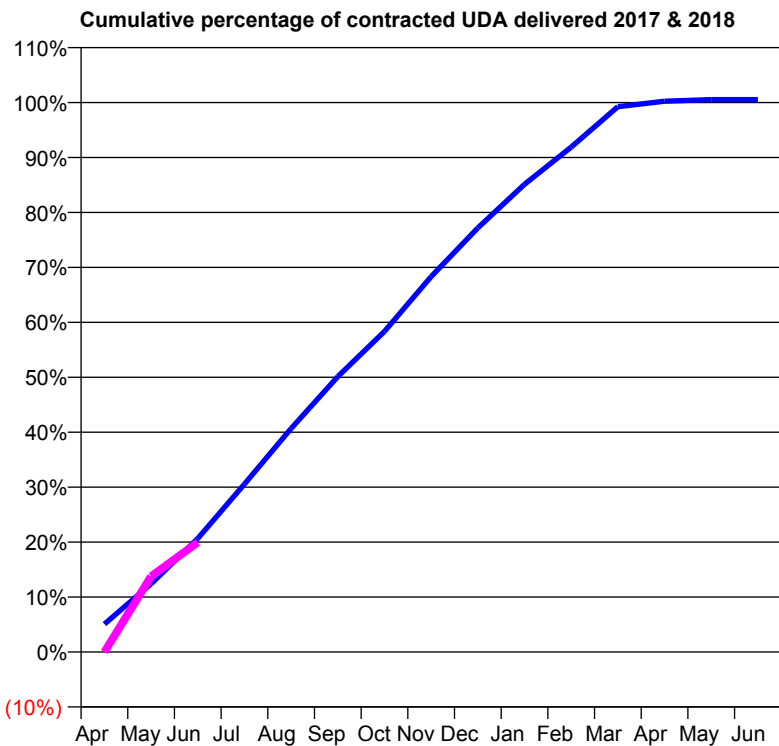
17/18 Contracted general activity (UDA)	17,913
Carry forward general activity (UDA)	0
17/18 Contracted orthodontic activity (UOA)	0
Carry forward orthodontic activity (UOA)	0
Baseline contract value	£524,552.55

ACCESS*

Patients seen in 24 months	Total	Change since previous quarter
Quarter ending June 2016	7,154	
Quarter ending September 2016	7,243	→
Quarter ending December 2016	7,310	→
Quarter ending March 2017	7,035	↓
Quarter ending June 2017	6,916	↓
Variance since June 2016	(3.3%)	↓



ACTIVITY



Month	Adjusted Scheduled Activity (UDA)	
	2017	2018
April	911	0
May	2,224	2,468
June	3,700	3,574
July	5,476	
August	7,287	
September	8,977	
October	10,452	
November	12,237	
December	13,823	
January	15,247	
February	16,458	
March	17,775	
April	17,955	
May	18,007	
June	18,007	

QUALITY

	Quantity	Base Number	Contract	AT	Region	England
% of FP17s for the same patient ID Re-attending within 3 months - Children	51	1,084	4.7%	11.0%	11.7%	12.0%
% of FP17s for the same patient ID Re-attending within 3 months - Adults	128	1,371	9.3%	14.6%	15.2%	16.0%
% of FP17s for the same patient ID Re-attending between 3 & 9 months - Children	704	1,084	64.9%	59.1%	59.1%	58.0%
% of FP17s for the same patient ID Re-attending between 3 & 9 months - Adults	904	1,371	65.9%	49.1%	52.2%	50.9%
% of FP17s for Band 1 Urgent Courses	126	2,313	5.4%	9.4%	7.9%	9.1%
% of FP17s Relating to Free Repair or Replacements	10	2,313	0.4%	0.8%	0.8%	0.8%
% of FP17s Relating to Continuations	26	2,313	1.1%	1.1%	1.1%	1.1%
% of Patients satisfied with the dentistry they have received	14	15	93.3%	91.3%	91.8%	91.7%
% of Patients satisfied with the time they had to wait for an appointment	12	15	80.0%	86.3%	88.4%	88.0%

* This is based on patients treated on this contract for their most recent course of treatment. Figures in italics indicate the base number of FP17s or Patient Questionnaire responses are less than 100. N/A is shown where the base number of responses is less than 10 during the period. % is calculated as Quantity/Base number*100

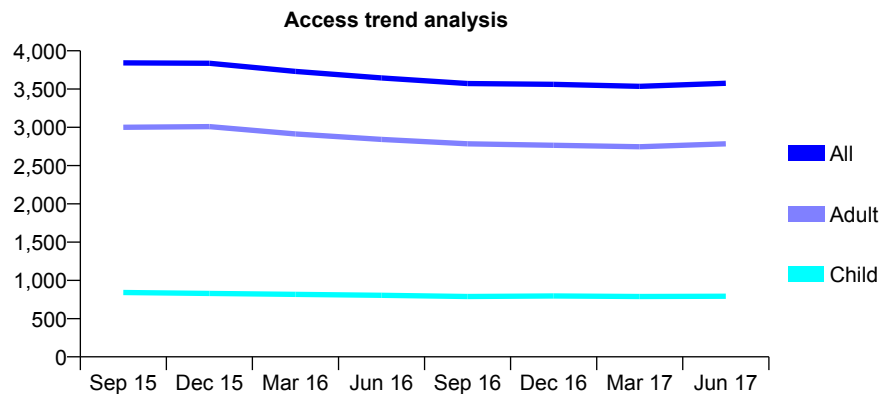
Q56 - Vital Signs At a Glance Contract Report for 110655/0001 - June 2017

Name or company name	The Toothplace Dental Surgery
Contract type name	GDS Contract
Purpose of contract	General
Contract start date	01/09/2010
Contract end date	

17/18 Contracted general activity (UDA)	13,533
Carry forward general activity (UDA)	0
17/18 Contracted orthodontic activity (UOA)	0
Carry forward orthodontic activity (UOA)	0
Baseline contract value	£338,261.77

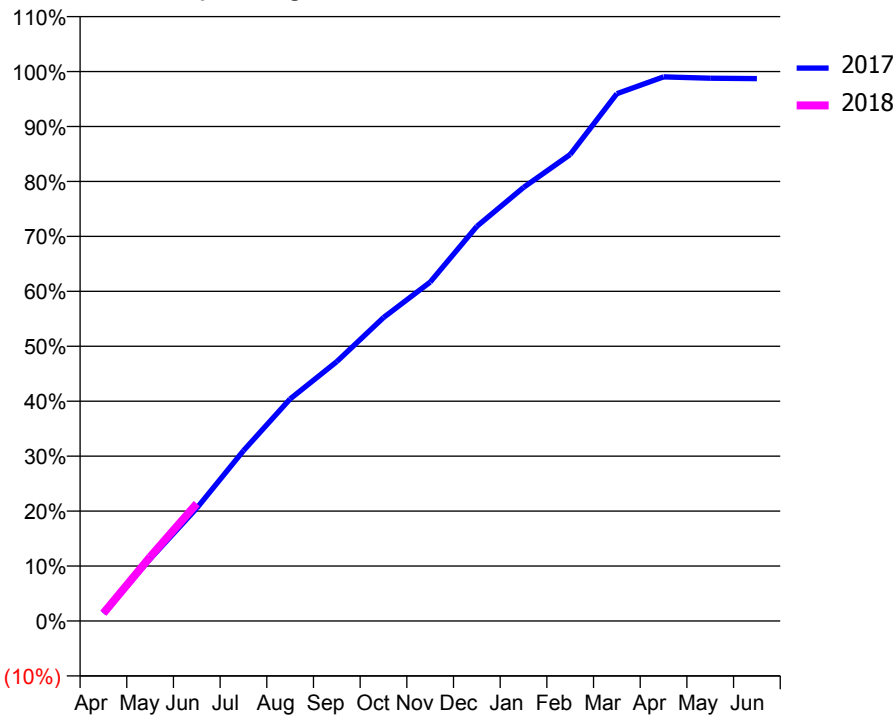
ACCESS*

Patients seen in 24 months	Total	Change since previous quarter
Quarter ending June 2016	3,645	
Quarter ending September 2016	3,572	↓
Quarter ending December 2016	3,561	→
Quarter ending March 2017	3,535	→
Quarter ending June 2017	3,576	→
Variance since June 2016	(1.9%)	↓



ACTIVITY

Cumulative percentage of contracted UDA delivered 2017 & 2018



Month	Adjusted Scheduled Activity (UDA)	
	2017	2018
April	188	192
May	1,528	1,578
June	2,781	2,893
July	4,197	
August	5,470	
September	6,388	
October	7,472	
November	8,346	
December	9,720	
January	10,679	
February	11,490	
March	12,985	
April	13,401	
May	13,368	
June	13,357	

QUALITY

	Quantity	Base Number	Contract	AT	Region	England
% of FP17s for the same patient ID Re-attending within 3 months - Children	29	351	8.3%	11.0%	11.7%	12.0%
% of FP17s for the same patient ID Re-attending within 3 months - Adults	105	1,048	10.0%	14.6%	15.2%	16.0%
% of FP17s for the same patient ID Re-attending between 3 & 9 months - Children	233	351	66.4%	59.1%	59.1%	58.0%
% of FP17s for the same patient ID Re-attending between 3 & 9 months - Adults	581	1,048	55.4%	49.1%	52.2%	50.9%
% of FP17s for Band 1 Urgent Courses	21	1,153	1.8%	9.4%	7.9%	9.1%
% of FP17s Relating to Free Repair or Replacements	0	1,153	0.0%	0.8%	0.8%	0.8%
% of FP17s Relating to Continuations	6	1,153	0.5%	1.1%	1.1%	1.1%
% of Patients satisfied with the dentistry they have received	3	3	N/A	91.3%	91.8%	91.7%
% of Patients satisfied with the time they had to wait for an appointment	3	3	N/A	86.3%	88.4%	88.0%

* This is based on patients treated on this contract for their most recent course of treatment. Figures in italics indicate the base number of FP17s or Patient Questionnaire responses are less than 100. N/A is shown where the base number of responses is less than 10 during the period. % is calculated as Quantity/Base number*100

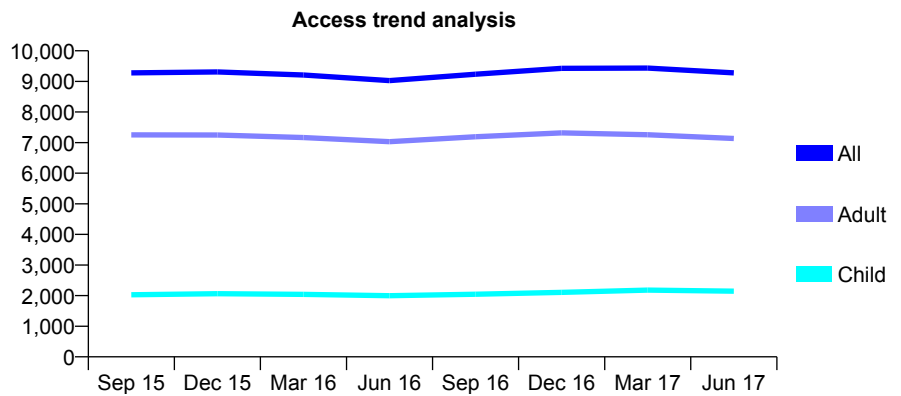
Q56 - Vital Signs At a Glance Contract Report for 110817/0001 - June 2017

Name or company name	1A Group Dental Practice Partnership
Contract type name	GDS Contract
Purpose of contract	General
Contract start date	01/04/2009
Contract end date	

17/18 Contracted general activity (UDA)	26,775
Carry forward general activity (UDA)	0
17/18 Contracted orthodontic activity (UOA)	0
Carry forward orthodontic activity (UOA)	0
Baseline contract value	£613,061.72

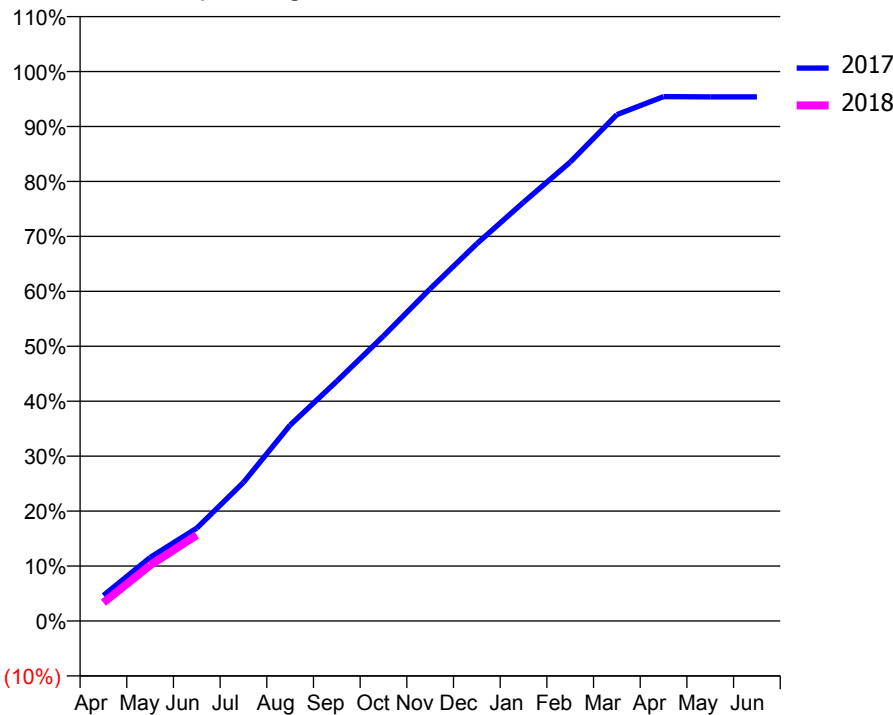
ACCESS*

Patients seen in 24 months	Total	Change since previous quarter
Quarter ending June 2016	9,028	
Quarter ending September 2016	9,235	↑
Quarter ending December 2016	9,427	↑
Quarter ending March 2017	9,437	→
Quarter ending June 2017	9,281	↓
Variance since June 2016	2.8%	↑



ACTIVITY

Cumulative percentage of contracted UDA delivered 2017 & 2018



Month	Adjusted Scheduled Activity (UDA)	
	2017	2018
April	1,244	890
May	3,094	2,711
June	4,527	4,191
July	6,755	
August	9,545	
September	11,684	
October	13,886	
November	16,188	
December	18,385	
January	20,408	
February	22,359	
March	24,673	
April	25,549	
May	25,539	
June	25,539	

QUALITY

	Quantity	Base Number	Contract	AT	Region	England
% of FP17s for the same patient ID Re-attending within 3 months - Children	29	670	4.3%	11.0%	11.7%	12.0%
% of FP17s for the same patient ID Re-attending within 3 months - Adults	227	2,058	11.0%	14.6%	15.2%	16.0%
% of FP17s for the same patient ID Re-attending between 3 & 9 months - Children	451	670	67.3%	59.1%	59.1%	58.0%
% of FP17s for the same patient ID Re-attending between 3 & 9 months - Adults	1,208	2,058	58.7%	49.1%	52.2%	50.9%
% of FP17s for Band 1 Urgent Courses	193	2,262	8.5%	9.4%	7.9%	9.1%
% of FP17s Relating to Free Repair or Replacements	11	2,262	0.5%	0.8%	0.8%	0.8%
% of FP17s Relating to Continuations	18	2,262	0.8%	1.1%	1.1%	1.1%
% of Patients satisfied with the dentistry they have received	13	14	92.9%	91.3%	91.8%	91.7%
% of Patients satisfied with the time they had to wait for an appointment	13	14	92.9%	86.3%	88.4%	88.0%

* This is based on patients treated on this contract for their most recent course of treatment. Figures in italics indicate the base number of FP17s or Patient Questionnaire responses are less than 100. N/A is shown where the base number of responses is less than 10 during the period. % is calculated as Quantity/Base number*100

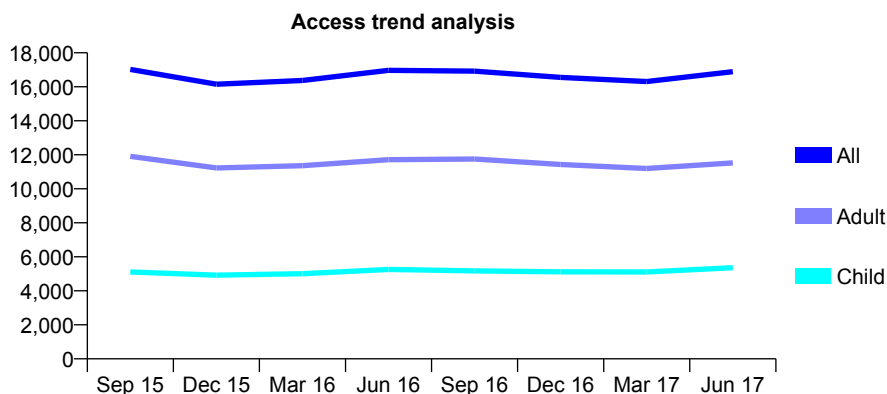
Q56 - Vital Signs At a Glance Contract Report for 110817/0002 - June 2017

Name or company name	1A Group Dental Practice Partnership
Contract type name	GDS Contract
Purpose of contract	General
Contract start date	01/04/2009
Contract end date	

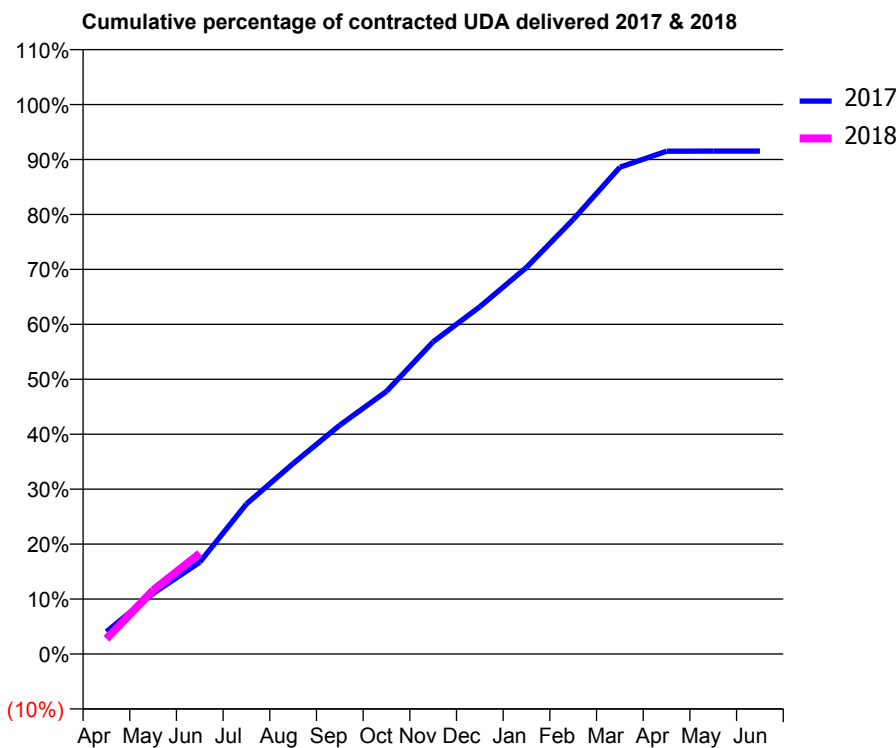
17/18 Contracted general activity (UDA)	49,225
Carry forward general activity (UDA)	0
17/18 Contracted orthodontic activity (UOA)	0
Carry forward orthodontic activity (UOA)	0
Baseline contract value	£1,287,994.46

ACCESS*

Patients seen in 24 months	Total	Change since previous quarter
Quarter ending June 2016	16,966	
Quarter ending September 2016	16,925	→
Quarter ending December 2016	16,553	↓
Quarter ending March 2017	16,306	↓
Quarter ending June 2017	16,887	↑
Variance since June 2016	(0.5%)	→



ACTIVITY



Month	Adjusted Scheduled Activity (UDA)	
	2017	2018
April	1,998	1,372
May	5,431	5,721
June	8,226	9,016
July	13,441	
August	17,063	
September	20,506	
October	23,532	
November	27,968	
December	31,107	
January	34,630	
February	38,920	
March	43,603	
April	45,043	
May	45,048	
June	45,050	

QUALITY

	Quantity	Base Number	Contract	AT	Region	England
% of FP17s for the same patient ID Re-attending within 3 months - Children	113	1,632	6.9%	11.0%	11.7%	12.0%
% of FP17s for the same patient ID Re-attending within 3 months - Adults	397	3,199	12.4%	14.6%	15.2%	16.0%
% of FP17s for the same patient ID Re-attending between 3 & 9 months - Children	568	1,632	34.8%	59.1%	59.1%	58.0%
% of FP17s for the same patient ID Re-attending between 3 & 9 months - Adults	1,191	3,199	37.2%	49.1%	52.2%	50.9%
% of FP17s for Band 1 Urgent Courses	320	4,026	7.9%	9.4%	7.9%	9.1%
% of FP17s Relating to Free Repair or Replacements	23	4,026	0.6%	0.8%	0.8%	0.8%
% of FP17s Relating to Continuations	51	4,026	1.3%	1.1%	1.1%	1.1%
% of Patients satisfied with the dentistry they have received	14	16	87.5%	91.3%	91.8%	91.7%
% of Patients satisfied with the time they had to wait for an appointment	9	16	56.3%	86.3%	88.4%	88.0%

* This is based on patients treated on this contract for their most recent course of treatment. Figures in italics indicate the base number of FP17s or Patient Questionnaire responses are less than 100. N/A is shown where the base number of responses is less than 10 during the period. % is calculated as Quantity/Base number*100

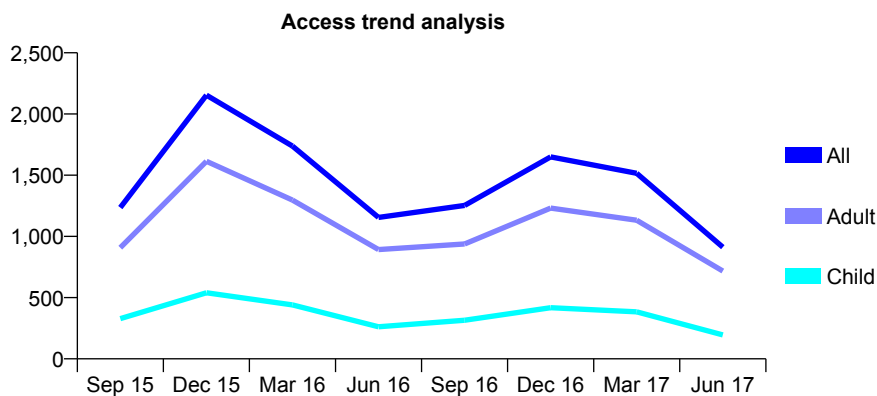
Q56 - Vital Signs At a Glance Contract Report for 110817/0003 - June 2017

Name or company name	1A Group Dental Practice Partnership
Contract type name	GDS Contract
Purpose of contract	General
Contract start date	01/04/2009
Contract end date	

17/18 Contracted general activity (UDA)	3,813
Carry forward general activity (UDA)	0
17/18 Contracted orthodontic activity (UOA)	0
Carry forward orthodontic activity (UOA)	0
Baseline contract value	£94,950.52

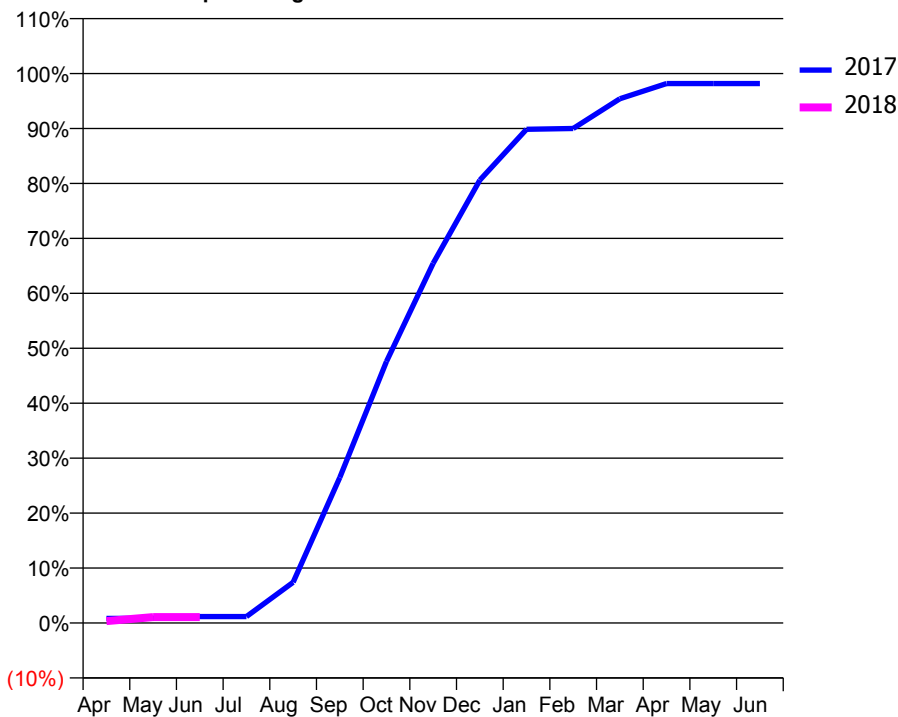
ACCESS*

Patients seen in 24 months	Total	Change since previous quarter
Quarter ending June 2016	1,155	
Quarter ending September 2016	1,253	↑
Quarter ending December 2016	1,650	↑
Quarter ending March 2017	1,516	↓
Quarter ending June 2017	912	↓
Variance since June 2016	(21.0%)	↓



ACTIVITY

Cumulative percentage of contracted UDA delivered 2017 & 2018



Adjusted Scheduled Activity (UDA)

Month	2017	2018
April	32	13
May	33	41
June	45	41
July	45	
August	283	
September	1,010	
October	1,815	
November	2,496	
December	3,073	
January	3,426	
February	3,432	
March	3,637	
April	3,743	
May	3,743	
June	3,743	

QUALITY

	Quantity	Base Number	Contract	AT	Region	England
% of FP17s for the same patient ID Re-attending within 3 months - Children	0	9	0.0%	11.0%	11.7%	12.0%
% of FP17s for the same patient ID Re-attending within 3 months - Adults	5	41	12.2%	14.6%	15.2%	16.0%
% of FP17s for the same patient ID Re-attending between 3 & 9 months - Children	2	9	22.2%	59.1%	59.1%	58.0%
% of FP17s for the same patient ID Re-attending between 3 & 9 months - Adults	16	41	39.0%	49.1%	52.2%	50.9%
% of FP17s for Band 1 Urgent Courses	0	6	0.0%	9.4%	7.9%	9.1%
% of FP17s Relating to Free Repair or Replacements	0	6	0.0%	0.8%	0.8%	0.8%
% of FP17s Relating to Continuations	1	6	16.7%	1.1%	1.1%	1.1%
% of Patients satisfied with the dentistry they have received	2	2	N/A	91.3%	91.8%	91.7%
% of Patients satisfied with the time they had to wait for an appointment	2	2	N/A	86.3%	88.4%	88.0%

* This is based on patients treated on this contract for their most recent course of treatment. Figures in italics indicate the base number of FP17s or Patient Questionnaire responses are less than 100. N/A is shown where the base number of responses is less than 10 during the period. % is calculated as Quantity/Base number*100

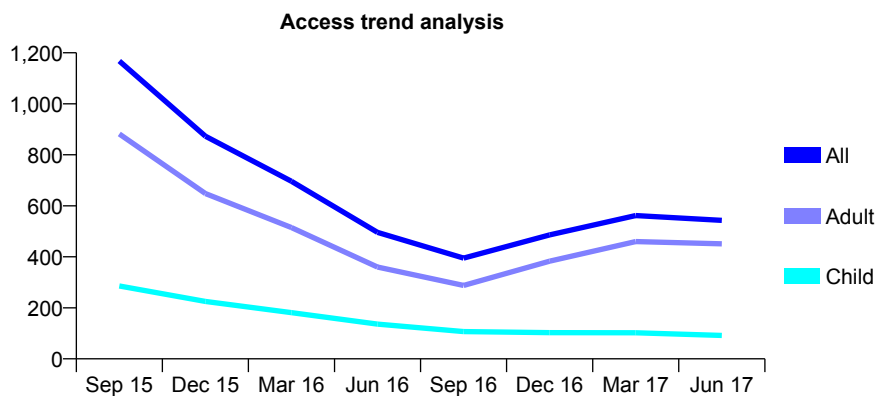
Q56 - Vital Signs At a Glance Contract Report for 110817/0004 - June 2017

Name or company name	1A Group Dental Practice Partnership
Contract type name	GDS Contract
Purpose of contract	General
Contract start date	01/04/2009
Contract end date	

17/18 Contracted general activity (UDA)	3,321
Carry forward general activity (UDA)	0
17/18 Contracted orthodontic activity (UOA)	0
Carry forward orthodontic activity (UOA)	0
Baseline contract value	£82,698.84

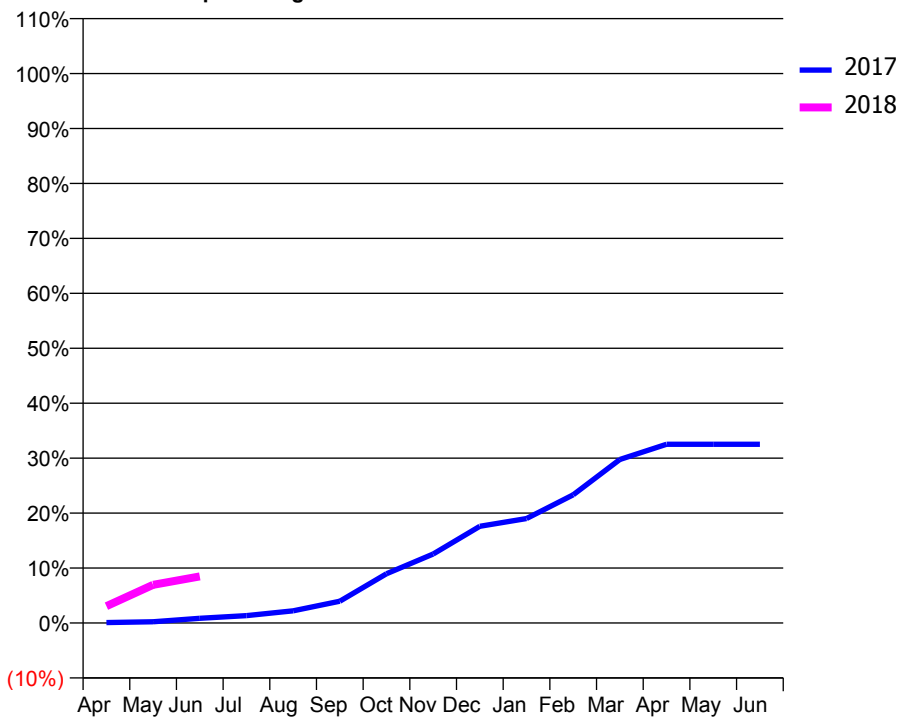
ACCESS*

Patients seen in 24 months	Total	Change since previous quarter
Quarter ending June 2016	496	
Quarter ending September 2016	395	↓
Quarter ending December 2016	486	↑
Quarter ending March 2017	562	↑
Quarter ending June 2017	543	↓
Variance since June 2016	9.5%	↑



ACTIVITY

Cumulative percentage of contracted UDA delivered 2017 & 2018



Adjusted Scheduled Activity (UDA)

Month	2017	2018
April	3	102
May	8	231
June	29	282
July	45	
August	74	
September	132	
October	298	
November	417	
December	585	
January	631	
February	775	
March	988	
April	1,080	
May	1,080	
June	1,080	

QUALITY

	Quantity	Base Number	Contract	AT	Region	England
% of FP17s for the same patient ID Re-attending within 3 months - Children	0	24	0.0%	11.0%	11.7%	12.0%
% of FP17s for the same patient ID Re-attending within 3 months - Adults	4	130	3.1%	14.6%	15.2%	16.0%
% of FP17s for the same patient ID Re-attending between 3 & 9 months - Children	12	24	50.0%	59.1%	59.1%	58.0%
% of FP17s for the same patient ID Re-attending between 3 & 9 months - Adults	45	130	34.6%	49.1%	52.2%	50.9%
% of FP17s for Band 1 Urgent Courses	8	113	7.1%	9.4%	7.9%	9.1%
% of FP17s Relating to Free Repair or Replacements	0	113	0.0%	0.8%	0.8%	0.8%
% of FP17s Relating to Continuations	0	113	0.0%	1.1%	1.1%	1.1%
% of Patients satisfied with the dentistry they have received	0	0	N/A	91.3%	91.8%	91.7%
% of Patients satisfied with the time they had to wait for an appointment	0	0	N/A	86.3%	88.4%	88.0%

* This is based on patients treated on this contract for their most recent course of treatment. Figures in italics indicate the base number of FP17s or Patient Questionnaire responses are less than 100. N/A is shown where the base number of responses is less than 10 during the period. % is calculated as Quantity/Base number*100

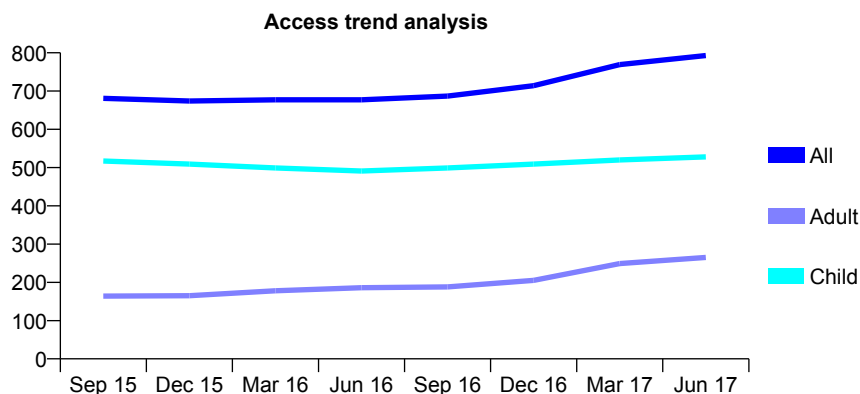
Q56 - Vital Signs At a Glance Contract Report for 112720/0001 - June 2017

Name or company name	Golden Triangle LLP
Contract type name	GDS Contract
Purpose of contract	General
Contract start date	01/04/2008
Contract end date	

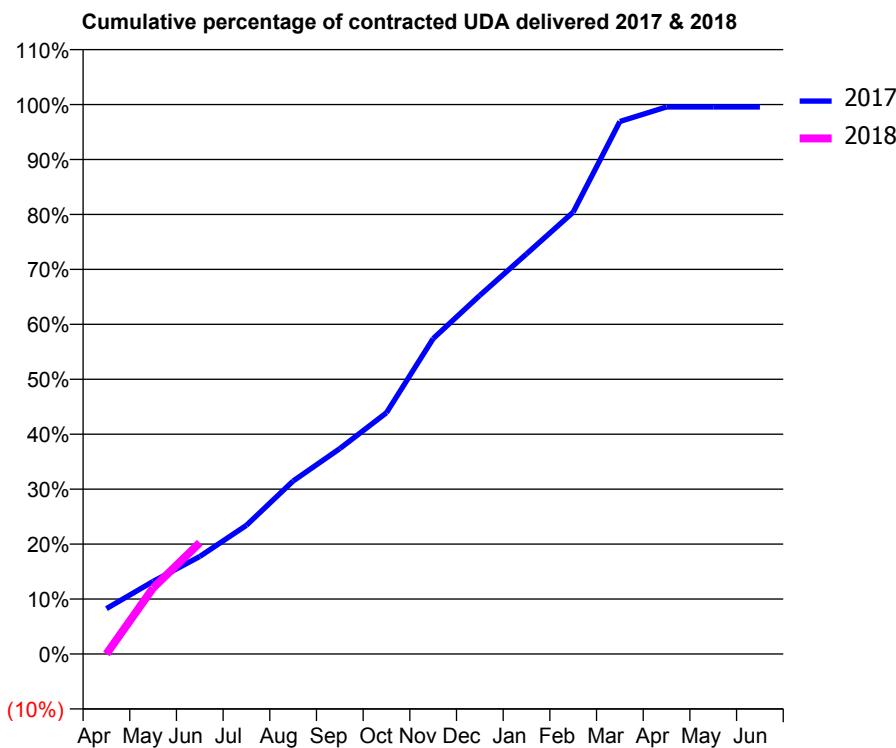
17/18 Contracted general activity (UDA)	2,303
Carry forward general activity (UDA)	0
17/18 Contracted orthodontic activity (UOA)	0
Carry forward orthodontic activity (UOA)	0
Baseline contract value	£63,911.31

ACCESS*

Patients seen in 24 months	Total	Change since previous quarter
Quarter ending June 2016	677	
Quarter ending September 2016	687	→
Quarter ending December 2016	714	↑
Quarter ending March 2017	769	↑
Quarter ending June 2017	793	↑
Variance since June 2016	17.1%	↑



ACTIVITY



Month	Adjusted Scheduled Activity (UDA)	
	2017	2018
April	190	0
May	304	277
June	409	467
July	540	
August	725	
September	861	
October	1,011	
November	1,322	
December	1,503	
January	1,677	
February	1,852	
March	2,232	
April	2,293	
May	2,293	
June	2,293	

QUALITY

	Quantity	Base Number	Contract	AT	Region	England
% of FP17s for the same patient ID Re-attending within 3 months - Children	15	187	8.0%	11.0%	11.7%	12.0%
% of FP17s for the same patient ID Re-attending within 3 months - Adults	9	59	15.3%	14.6%	15.2%	16.0%
% of FP17s for the same patient ID Re-attending between 3 & 9 months - Children	120	187	64.2%	59.1%	59.1%	58.0%
% of FP17s for the same patient ID Re-attending between 3 & 9 months - Adults	16	59	27.1%	49.1%	52.2%	50.9%
% of FP17s for Band 1 Urgent Courses	23	227	10.1%	9.4%	7.9%	9.1%
% of FP17s Relating to Free Repair or Replacements	0	227	0.0%	0.8%	0.8%	0.8%
% of FP17s Relating to Continuations	1	227	0.4%	1.1%	1.1%	1.1%
% of Patients satisfied with the dentistry they have received	0	0	N/A	91.3%	91.8%	91.7%
% of Patients satisfied with the time they had to wait for an appointment	0	0	N/A	86.3%	88.4%	88.0%

* This is based on patients treated on this contract for their most recent course of treatment. Figures in italics indicate the base number of FP17s or Patient Questionnaire responses are less than 100. N/A is shown where the base number of responses is less than 10 during the period. % is calculated as Quantity/Base number*100

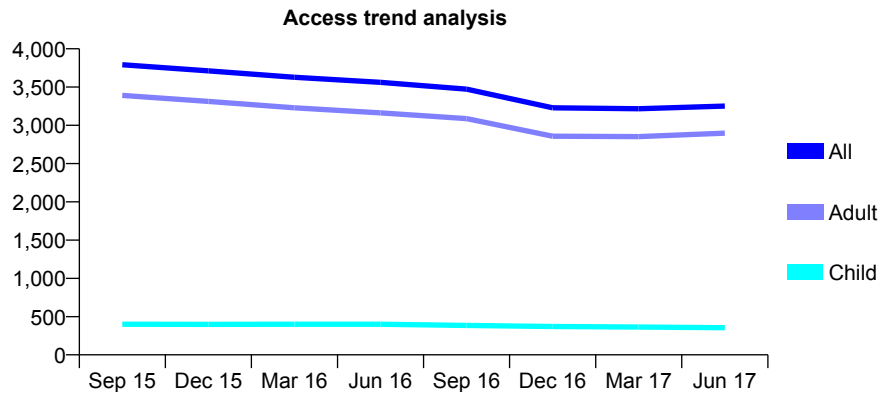
Q56 - Vital Signs At a Glance Contract Report for 117455/0001 - June 2017

Name or company name	UEA Dentists
Contract type name	GDS Contract
Purpose of contract	General
Contract start date	01/03/2012
Contract end date	

17/18 Contracted general activity (UDA)	8,680
Carry forward general activity (UDA)	0
17/18 Contracted orthodontic activity (UOA)	0
Carry forward orthodontic activity (UOA)	0
Baseline contract value	£255,042.39

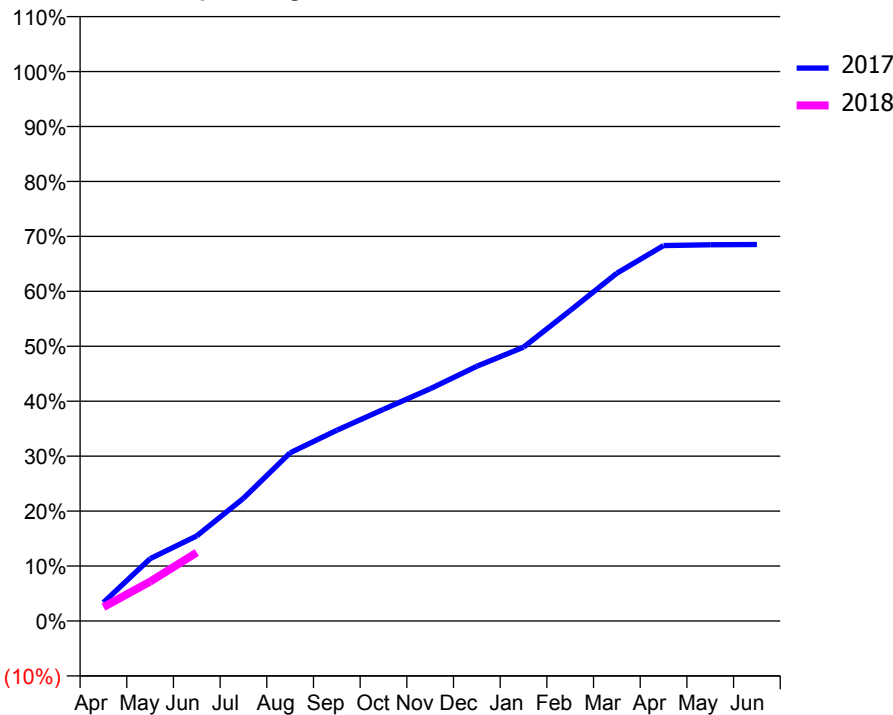
ACCESS*

Patients seen in 24 months	Total	Change since previous quarter
Quarter ending June 2016	3,562	
Quarter ending September 2016	3,472	↓
Quarter ending December 2016	3,228	↓
Quarter ending March 2017	3,216	→
Quarter ending June 2017	3,251	→
Variance since June 2016	(8.7%)	↓



ACTIVITY

Cumulative percentage of contracted UDA delivered 2017 & 2018



Adjusted Scheduled Activity (UDA)		
Month	2017	2018
April	292	219
May	984	623
June	1,345	1,082
July	1,940	
August	2,658	
September	3,013	
October	3,343	
November	3,668	
December	4,025	
January	4,326	
February	4,904	
March	5,495	
April	5,931	
May	5,943	
June	5,947	

QUALITY

	Quantity	Base Number	Contract	AT	Region	England
% of FP17s for the same patient ID Re-attending within 3 months - Children	9	106	8.5%	11.0%	11.7%	12.0%
% of FP17s for the same patient ID Re-attending within 3 months - Adults	119	764	15.6%	14.6%	15.2%	16.0%
% of FP17s for the same patient ID Re-attending between 3 & 9 months - Children	45	106	42.5%	59.1%	59.1%	58.0%
% of FP17s for the same patient ID Re-attending between 3 & 9 months - Adults	212	764	27.7%	49.1%	52.2%	50.9%
% of FP17s for Band 1 Urgent Courses	159	642	24.8%	9.4%	7.9%	9.1%
% of FP17s Relating to Free Repair or Replacements	0	642	0.0%	0.8%	0.8%	0.8%
% of FP17s Relating to Continuations	12	642	1.9%	1.1%	1.1%	1.1%
% of Patients satisfied with the dentistry they have received	1	2	N/A	91.3%	91.8%	91.7%
% of Patients satisfied with the time they had to wait for an appointment	1	2	N/A	86.3%	88.4%	88.0%

* This is based on patients treated on this contract for their most recent course of treatment. Figures in italics indicate the base number of FP17s or Patient Questionnaire responses are less than 100. N/A is shown where the base number of responses is less than 10 during the period. % is calculated as Quantity/Base number*100

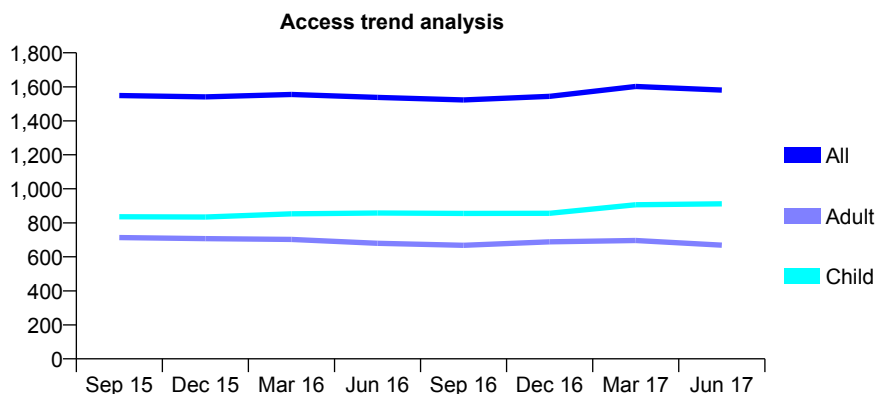
Q56 - Vital Signs At a Glance Contract Report for 117501/0001 - June 2017

Name or company name	The High Street Dental Practice
Contract type name	GDS Contract
Purpose of contract	General
Contract start date	01/10/2010
Contract end date	

17/18 Contracted general activity (UDA)	4,321
Carry forward general activity (UDA)	0
17/18 Contracted orthodontic activity (UOA)	0
Carry forward orthodontic activity (UOA)	0
Baseline contract value	£94,365.31

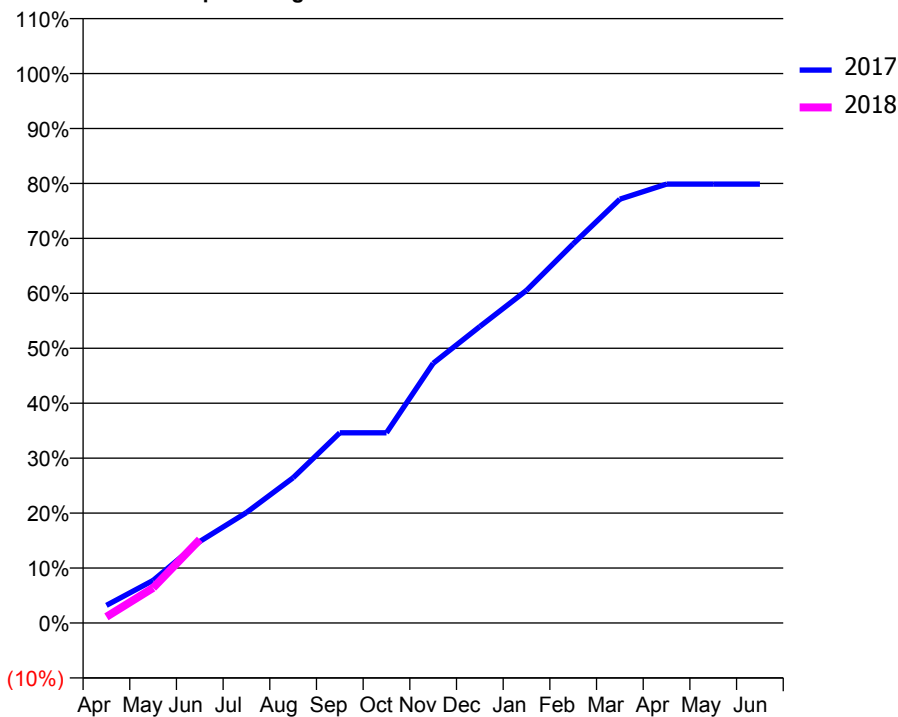
ACCESS*

Patients seen in 24 months	Total	Change since previous quarter
Quarter ending June 2016	1,538	
Quarter ending September 2016	1,523	→
Quarter ending December 2016	1,544	→
Quarter ending March 2017	1,602	↑
Quarter ending June 2017	1,581	↓
Variance since June 2016	2.8%	↑



ACTIVITY

Cumulative percentage of contracted UDA delivered 2017 & 2018



Adjusted Scheduled Activity (UDA)

Month	2017	2018
April	139	48
May	335	276
June	641	657
July	869	
August	1,143	
September	1,496	
October	1,496	
November	2,042	
December	2,332	
January	2,615	
February	2,981	
March	3,333	
April	3,452	
May	3,452	
June	3,452	

QUALITY

	Quantity	Base Number	Contract	AT	Region	England
% of FP17s for the same patient ID Re-attending within 3 months - Children	24	356	6.7%	11.0%	11.7%	12.0%
% of FP17s for the same patient ID Re-attending within 3 months - Adults	19	167	11.4%	14.6%	15.2%	16.0%
% of FP17s for the same patient ID Re-attending between 3 & 9 months - Children	234	356	65.7%	59.1%	59.1%	58.0%
% of FP17s for the same patient ID Re-attending between 3 & 9 months - Adults	80	167	47.9%	49.1%	52.2%	50.9%
% of FP17s for Band 1 Urgent Courses	9	448	2.0%	9.4%	7.9%	9.1%
% of FP17s Relating to Free Repair or Replacements	0	448	0.0%	0.8%	0.8%	0.8%
% of FP17s Relating to Continuations	9	448	2.0%	1.1%	1.1%	1.1%
% of Patients satisfied with the dentistry they have received	2	2	N/A	91.3%	91.8%	91.7%
% of Patients satisfied with the time they had to wait for an appointment	2	2	N/A	86.3%	88.4%	88.0%

* This is based on patients treated on this contract for their most recent course of treatment. Figures in italics indicate the base number of FP17s or Patient Questionnaire responses are less than 100. N/A is shown where the base number of responses is less than 10 during the period. % is calculated as Quantity/Base number*100

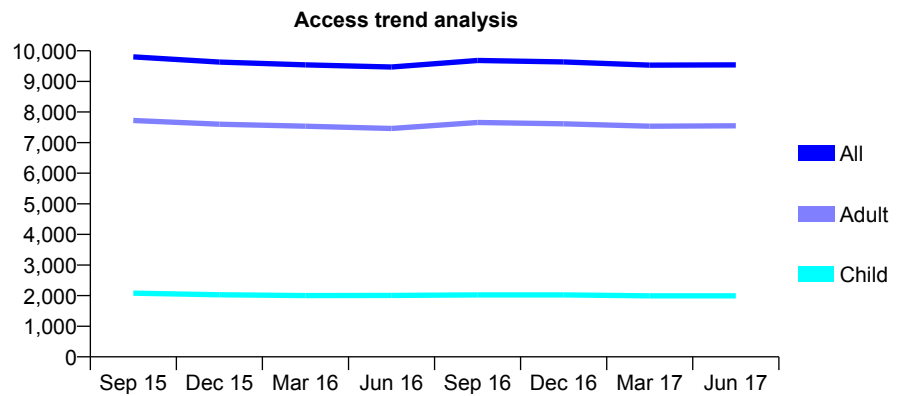
Q56 - Vital Signs At a Glance Contract Report for 117994/0001 - June 2017

Name or company name	Wensleydale Dental Practice
Contract type name	GDS Contract
Purpose of contract	General
Contract start date	01/07/2011
Contract end date	

17/18 Contracted general activity (UDA)	32,267
Carry forward general activity (UDA)	0
17/18 Contracted orthodontic activity (UOA)	0
Carry forward orthodontic activity (UOA)	0
Baseline contract value	£811,449.57

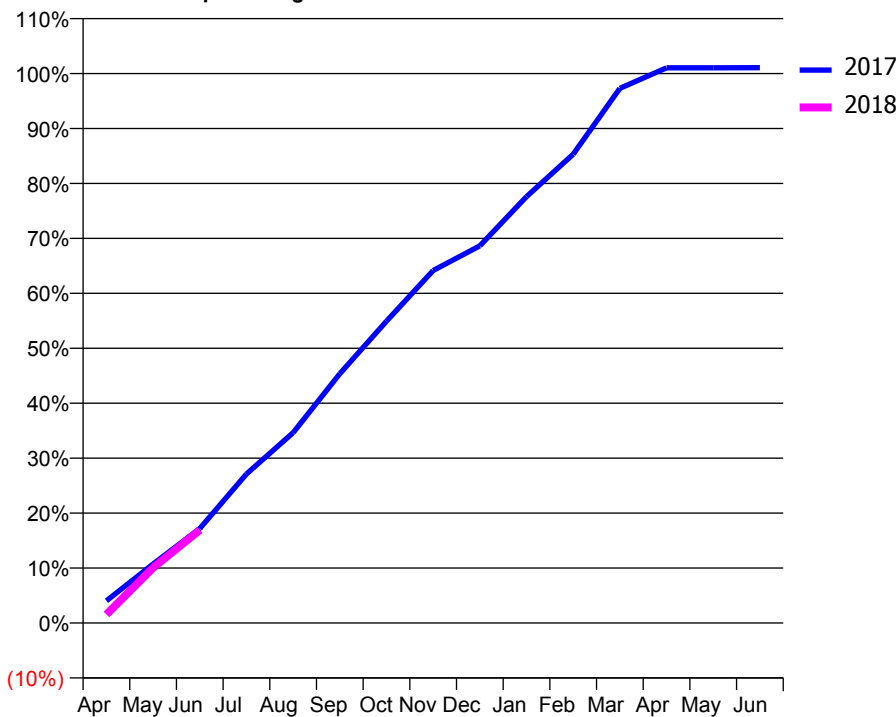
ACCESS*

Patients seen in 24 months	Total	Change since previous quarter
Quarter ending June 2016	9,472	
Quarter ending September 2016	9,685	↑
Quarter ending December 2016	9,638	→
Quarter ending March 2017	9,530	↓
Quarter ending June 2017	9,542	→
Variance since June 2016	0.7%	→



ACTIVITY

Cumulative percentage of contracted UDA delivered 2017 & 2018



Month	Adjusted Scheduled Activity (UDA)	
	2017	2018
April	1,300	503
May	3,463	3,243
June	5,550	5,461
July	8,749	
August	11,177	
September	14,639	
October	17,726	
November	20,702	
December	22,148	
January	25,040	
February	27,524	
March	31,396	
April	32,600	
May	32,604	
June	32,607	

QUALITY

	Quantity	Base Number	Contract	AT	Region	England
% of FP17s for the same patient ID Re-attending within 3 months - Children	39	672	5.8%	11.0%	11.7%	12.0%
% of FP17s for the same patient ID Re-attending within 3 months - Adults	357	2,554	14.0%	14.6%	15.2%	16.0%
% of FP17s for the same patient ID Re-attending between 3 & 9 months - Children	488	672	72.6%	59.1%	59.1%	58.0%
% of FP17s for the same patient ID Re-attending between 3 & 9 months - Adults	1,725	2,554	67.5%	49.1%	52.2%	50.9%
% of FP17s for Band 1 Urgent Courses	171	2,795	6.1%	9.4%	7.9%	9.1%
% of FP17s Relating to Free Repair or Replacements	35	2,795	1.3%	0.8%	0.8%	0.8%
% of FP17s Relating to Continuations	2	2,795	0.1%	1.1%	1.1%	1.1%
% of Patients satisfied with the dentistry they have received	19	19	100.0%	91.3%	91.8%	91.7%
% of Patients satisfied with the time they had to wait for an appointment	17	19	89.5%	86.3%	88.4%	88.0%

* This is based on patients treated on this contract for their most recent course of treatment. Figures in italics indicate the base number of FP17s or Patient Questionnaire responses are less than 100. N/A is shown where the base number of responses is less than 10 during the period. % is calculated as Quantity/Base number*100

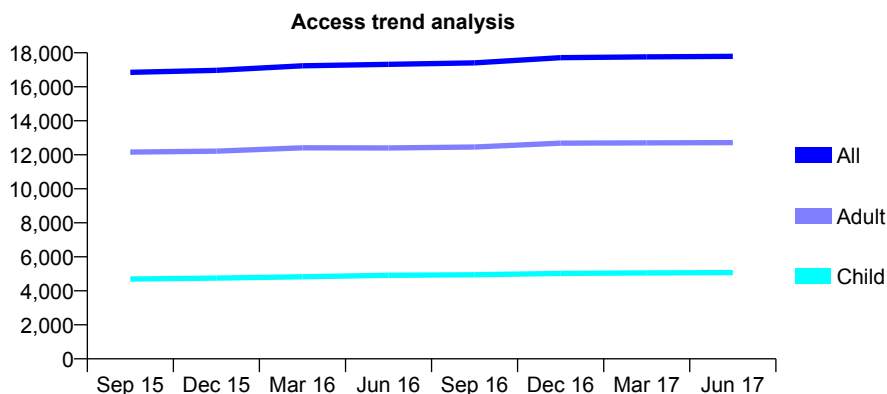
Q56 - Vital Signs At a Glance Contract Report for 118036/0001 - June 2017

Name or company name	DU TOIT & BURGER PARTNERSHIP (IPS)
Contract type name	GDS Contract
Purpose of contract	General and Orthodontic
Contract start date	01/04/2007
Contract end date	

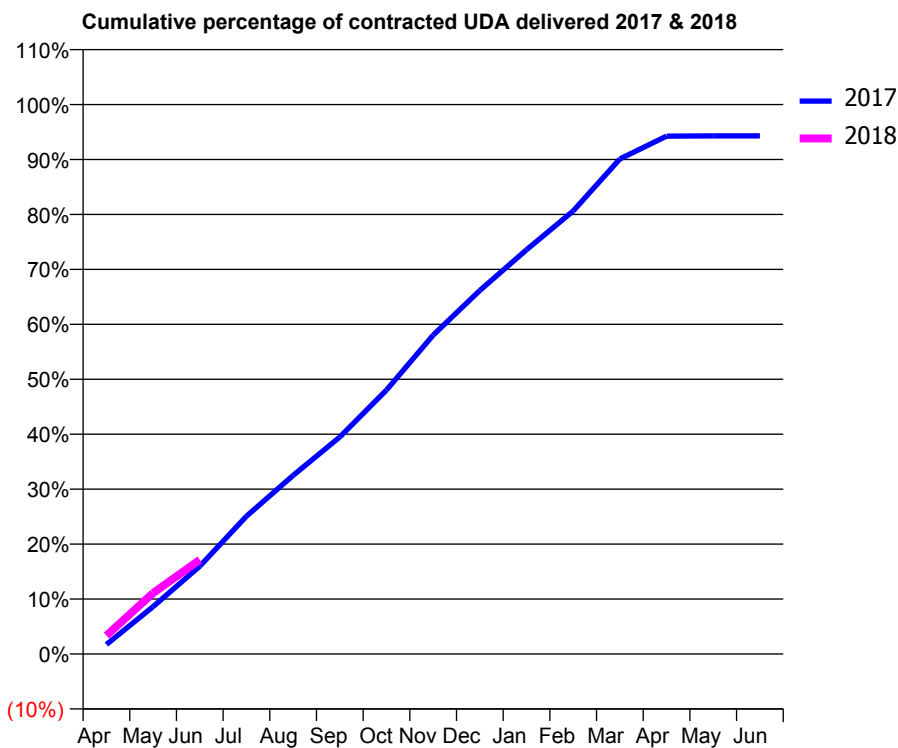
17/18 Contracted general activity (UDA)	42,501
Carry forward general activity (UDA)	0
17/18 Contracted orthodontic activity (UOA)	7,184
Carry forward orthodontic activity (UOA)	0
Baseline contract value	£1,439,198.69

ACCESS*

Patients seen in 24 months	Total	Change since previous quarter
Quarter ending June 2016	17,323	
Quarter ending September 2016	17,405	→
Quarter ending December 2016	17,710	→
Quarter ending March 2017	17,762	→
Quarter ending June 2017	17,794	→
Variance since June 2016	2.7%	↑



ACTIVITY



Month	Adjusted Scheduled Activity (UDA)	
	2017	2018
April	738	1,427
May	3,665	4,717
June	6,787	7,287
July	10,663	
August	13,812	
September	16,785	
October	20,413	
November	24,668	
December	28,122	
January	31,265	
February	34,265	
March	38,289	
April	40,049	
May	40,069	
June	40,070	

QUALITY

	Quantity	Base Number	Contract	AT	Region	England
% of FP17s for the same patient ID Re-attending within 3 months - Children	193	2,195	8.8%	11.0%	11.7%	12.0%
% of FP17s for the same patient ID Re-attending within 3 months - Adults	214	3,257	6.6%	14.6%	15.2%	16.0%
% of FP17s for the same patient ID Re-attending between 3 & 9 months - Children	1,436	2,195	65.4%	59.1%	59.1%	58.0%
% of FP17s for the same patient ID Re-attending between 3 & 9 months - Adults	1,218	3,257	37.4%	49.1%	52.2%	50.9%
% of FP17s for Band 1 Urgent Courses	201	4,371	4.6%	9.4%	7.9%	9.1%
% of FP17s Relating to Free Repair or Replacements	19	4,371	0.4%	0.8%	0.8%	0.8%
% of FP17s Relating to Continuations	31	4,371	0.7%	1.1%	1.1%	1.1%
% of Patients satisfied with the dentistry they have received	13	18	72.2%	91.3%	91.8%	91.7%
% of Patients satisfied with the time they had to wait for an appointment	9	18	50.0%	86.3%	88.4%	88.0%

* This is based on patients treated on this contract for their most recent course of treatment. Figures in italics indicate the base number of FP17s or Patient Questionnaire responses are less than 100. N/A is shown where the base number of responses is less than 10 during the period. % is calculated as Quantity/Base number*100

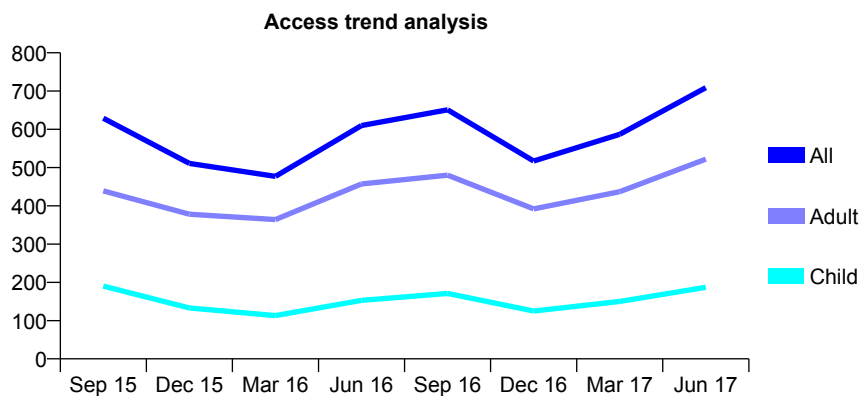
Q56 - Vital Signs At a Glance Contract Report for 119113/0001 - June 2017

Name or company name	Sprinz-Victorova
Contract type name	GDS Contract
Purpose of contract	General
Contract start date	12/10/2009
Contract end date	

17/18 Contracted general activity (UDA)	1,189
Carry forward general activity (UDA)	0
17/18 Contracted orthodontic activity (UOA)	0
Carry forward orthodontic activity (UOA)	0
Baseline contract value	£29,473.73

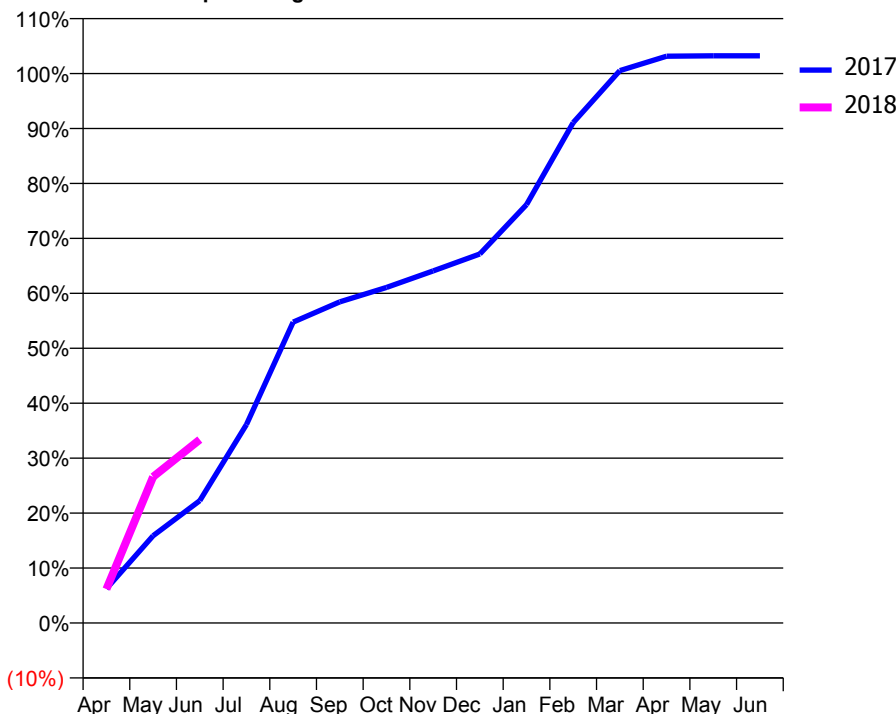
ACCESS*

Patients seen in 24 months	Total	Change since previous quarter
Quarter ending June 2016	610	
Quarter ending September 2016	651	↑
Quarter ending December 2016	517	↓
Quarter ending March 2017	587	↑
Quarter ending June 2017	709	↑
Variance since June 2016	16.2%	↑



ACTIVITY

Cumulative percentage of contracted UDA delivered 2017 & 2018



Adjusted Scheduled Activity (UDA)

Month	2017	2018
April	74	73
May	189	316
June	265	397
July	429	
August	651	
September	695	
October	726	
November	762	
December	799	
January	905	
February	1,083	
March	1,195	
April	1,226	
May	1,227	
June	1,227	

QUALITY

	Quantity	Base Number	Contract	AT	Region	England
% of FP17s for the same patient ID Re-attending within 3 months - Children	2	82	2.4%	11.0%	11.7%	12.0%
% of FP17s for the same patient ID Re-attending within 3 months - Adults	23	188	12.2%	14.6%	15.2%	16.0%
% of FP17s for the same patient ID Re-attending between 3 & 9 months - Children	17	82	20.7%	59.1%	59.1%	58.0%
% of FP17s for the same patient ID Re-attending between 3 & 9 months - Adults	26	188	13.8%	49.1%	52.2%	50.9%
% of FP17s for Band 1 Urgent Courses	10	246	4.1%	9.4%	7.9%	9.1%
% of FP17s Relating to Free Repair or Replacements	0	246	0.0%	0.8%	0.8%	0.8%
% of FP17s Relating to Continuations	7	246	2.8%	1.1%	1.1%	1.1%
% of Patients satisfied with the dentistry they have received	0	1	N/A	91.3%	91.8%	91.7%
% of Patients satisfied with the time they had to wait for an appointment	0	1	N/A	86.3%	88.4%	88.0%

* This is based on patients treated on this contract for their most recent course of treatment. Figures in italics indicate the base number of FP17s or Patient Questionnaire responses are less than 100. N/A is shown where the base number of responses is less than 10 during the period. % is calculated as Quantity/Base number*100

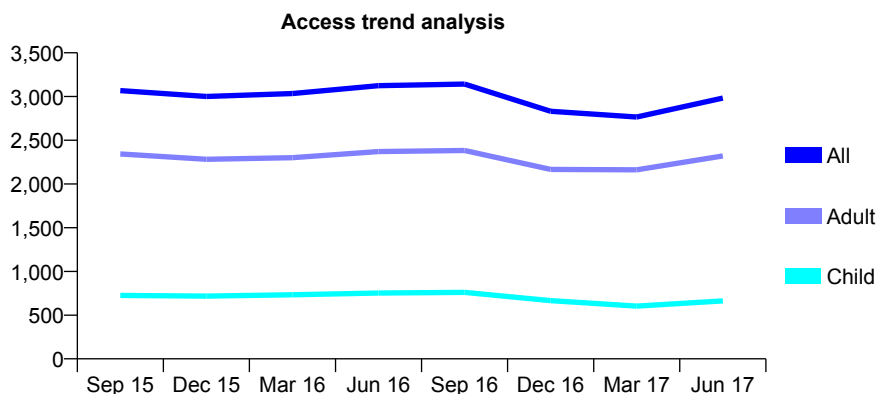
Q56 - Vital Signs At a Glance Contract Report for 119210/0001 - June 2017

Name or company name	Dr K A Fagher & Dr A Surti
Contract type name	GDS Contract
Purpose of contract	General
Contract start date	01/07/2011
Contract end date	

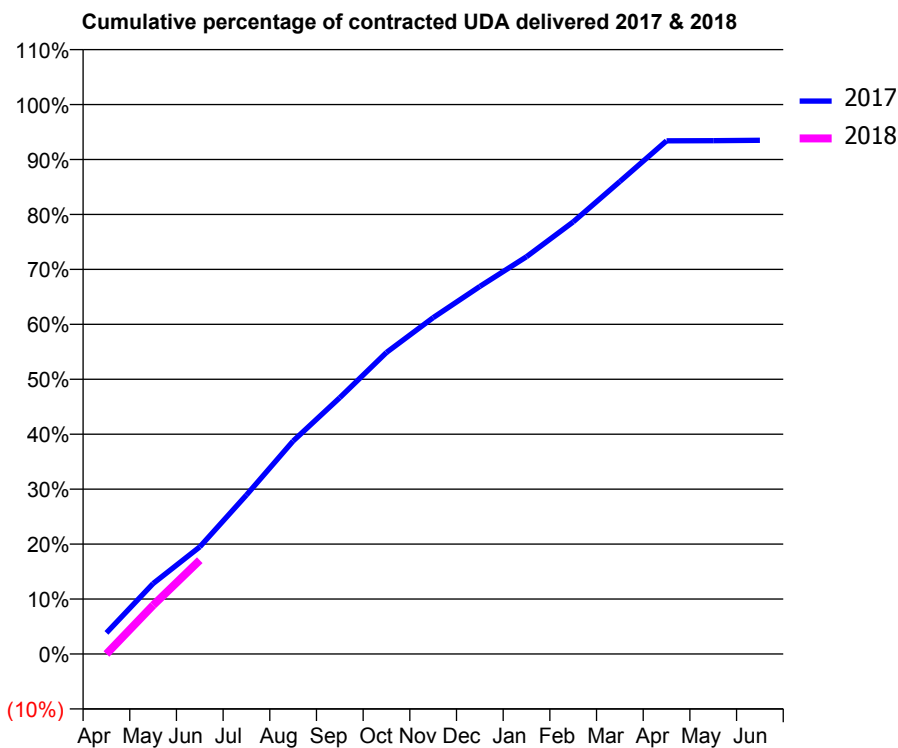
17/18 Contracted general activity (UDA)	8,918
Carry forward general activity (UDA)	0
17/18 Contracted orthodontic activity (UOA)	0
Carry forward orthodontic activity (UOA)	0
Baseline contract value	£206,052.85

ACCESS*

Patients seen in 24 months	Total	Change since previous quarter
Quarter ending June 2016	3,124	
Quarter ending September 2016	3,143	→
Quarter ending December 2016	2,832	↓
Quarter ending March 2017	2,765	↓
Quarter ending June 2017	2,983	↑
Variance since June 2016	(4.5%)	↓



ACTIVITY



Month	Adjusted Scheduled Activity (UDA)	
	2017	2018
April	343	1
May	1,144	791
June	1,739	1,521
July	2,581	
August	3,457	
September	4,161	
October	4,893	
November	5,459	
December	5,966	
January	6,449	
February	7,012	
March	7,669	
April	8,330	
May	8,331	
June	8,337	

QUALITY

	Quantity	Base Number	Contract	AT	Region	England
% of FP17s for the same patient ID Re-attending within 3 months - Children	7	271	2.6%	11.0%	11.7%	12.0%
% of FP17s for the same patient ID Re-attending within 3 months - Adults	135	962	14.0%	14.6%	15.2%	16.0%
% of FP17s for the same patient ID Re-attending between 3 & 9 months - Children	122	271	45.0%	59.1%	59.1%	58.0%
% of FP17s for the same patient ID Re-attending between 3 & 9 months - Adults	315	962	32.7%	49.1%	52.2%	50.9%
% of FP17s for Band 1 Urgent Courses	87	925	9.4%	9.4%	7.9%	9.1%
% of FP17s Relating to Free Repair or Replacements	10	925	1.1%	0.8%	0.8%	0.8%
% of FP17s Relating to Continuations	2	925	0.2%	1.1%	1.1%	1.1%
% of Patients satisfied with the dentistry they have received	6	7	N/A	91.3%	91.8%	91.7%
% of Patients satisfied with the time they had to wait for an appointment	6	7	N/A	86.3%	88.4%	88.0%

* This is based on patients treated on this contract for their most recent course of treatment. Figures in italics indicate the base number of FP17s or Patient Questionnaire responses are less than 100. N/A is shown where the base number of responses is less than 10 during the period. % is calculated as Quantity/Base number*100

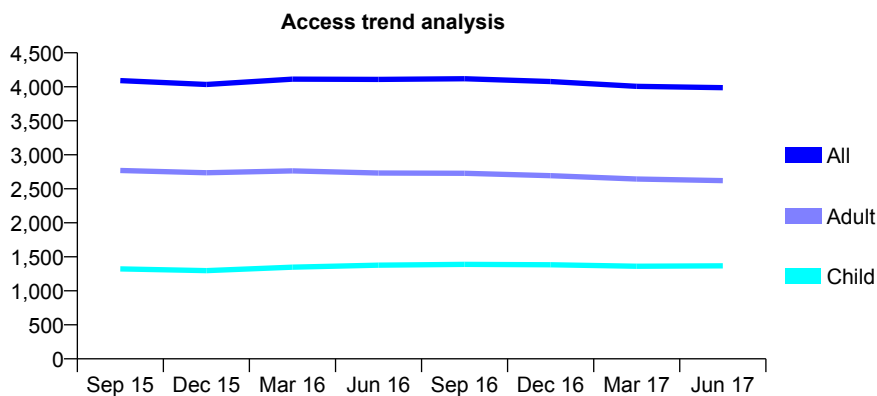
Q56 - Vital Signs At a Glance Contract Report for 119636/0001 - June 2017

Name or company name	Apple Tree Dental Practice
Contract type name	GDS Contract
Purpose of contract	General
Contract start date	25/04/2013
Contract end date	

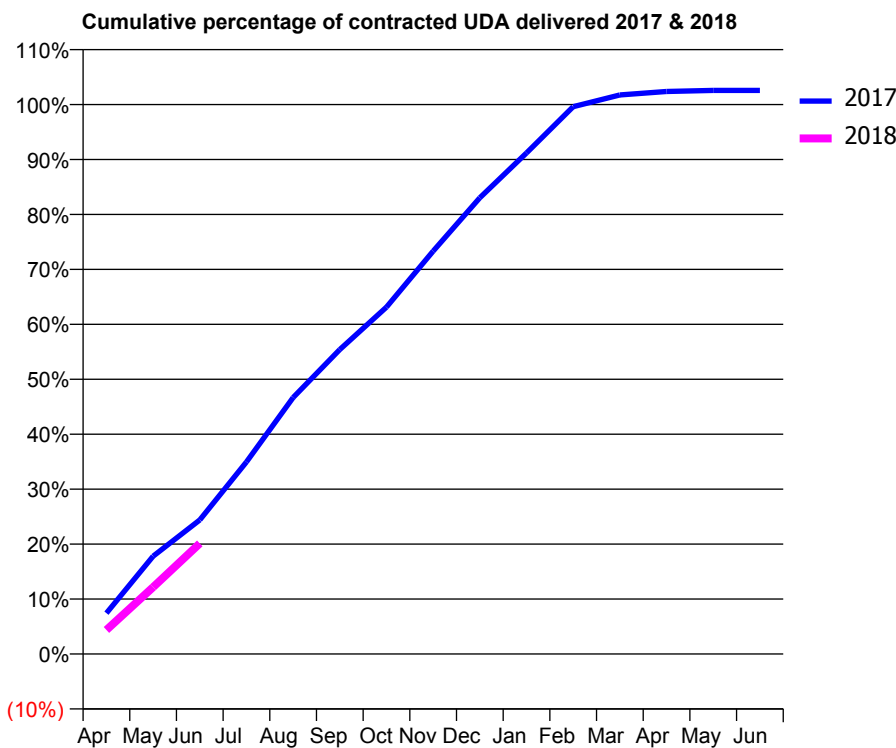
17/18 Contracted general activity (UDA)	9,642
Carry forward general activity (UDA)	0
17/18 Contracted orthodontic activity (UOA)	0
Carry forward orthodontic activity (UOA)	0
Baseline contract value	£322,422.79

ACCESS*

Patients seen in 24 months	Total	Change since previous quarter
Quarter ending June 2016	4,109	
Quarter ending September 2016	4,118	→
Quarter ending December 2016	4,077	→
Quarter ending March 2017	4,006	↓
Quarter ending June 2017	3,988	→
Variance since June 2016	(2.9%)	↓



ACTIVITY



Adjusted Scheduled Activity (UDA)		
Month	2017	2018
April	718	422
May	1,716	1,174
June	2,352	1,941
July	3,371	
August	4,500	
September	5,342	
October	6,087	
November	7,070	
December	8,006	
January	8,792	
February	9,605	
March	9,809	
April	9,871	
May	9,889	
June	9,890	

QUALITY

	Quantity	Base Number	Contract	AT	Region	England
% of FP17s for the same patient ID Re-attending within 3 months - Children	31	568	5.5%	11.0%	11.7%	12.0%
% of FP17s for the same patient ID Re-attending within 3 months - Adults	70	926	7.6%	14.6%	15.2%	16.0%
% of FP17s for the same patient ID Re-attending between 3 & 9 months - Children	391	568	68.8%	59.1%	59.1%	58.0%
% of FP17s for the same patient ID Re-attending between 3 & 9 months - Adults	609	926	65.8%	49.1%	52.2%	50.9%
% of FP17s for Band 1 Urgent Courses	97	1,431	6.8%	9.4%	7.9%	9.1%
% of FP17s Relating to Free Repair or Replacements	8	1,431	0.6%	0.8%	0.8%	0.8%
% of FP17s Relating to Continuations	1	1,431	0.1%	1.1%	1.1%	1.1%
% of Patients satisfied with the dentistry they have received	7	7	N/A	91.3%	91.8%	91.7%
% of Patients satisfied with the time they had to wait for an appointment	6	7	N/A	86.3%	88.4%	88.0%

* This is based on patients treated on this contract for their most recent course of treatment. Figures in italics indicate the base number of FP17s or Patient Questionnaire responses are less than 100. N/A is shown where the base number of responses is less than 10 during the period. % is calculated as Quantity/Base number*100

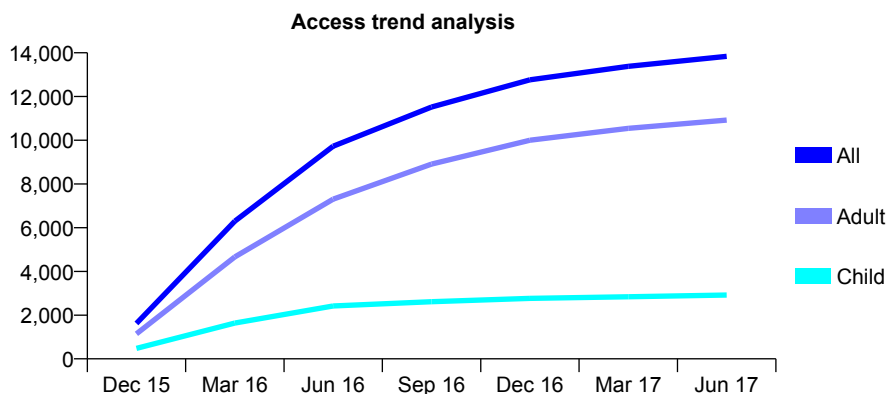
Q56 - Vital Signs At a Glance Contract Report for 120081/0001 - June 2017

Name or company name	Staffa Lodge Dental Group Ltd
Contract type name	GDS Contract
Purpose of contract	General
Contract start date	01/11/2015
Contract end date	

17/18 Contracted general activity (UDA)	40,819
Carry forward general activity (UDA)	0
17/18 Contracted orthodontic activity (UOA)	0
Carry forward orthodontic activity (UOA)	0
Baseline contract value	£867,750.06

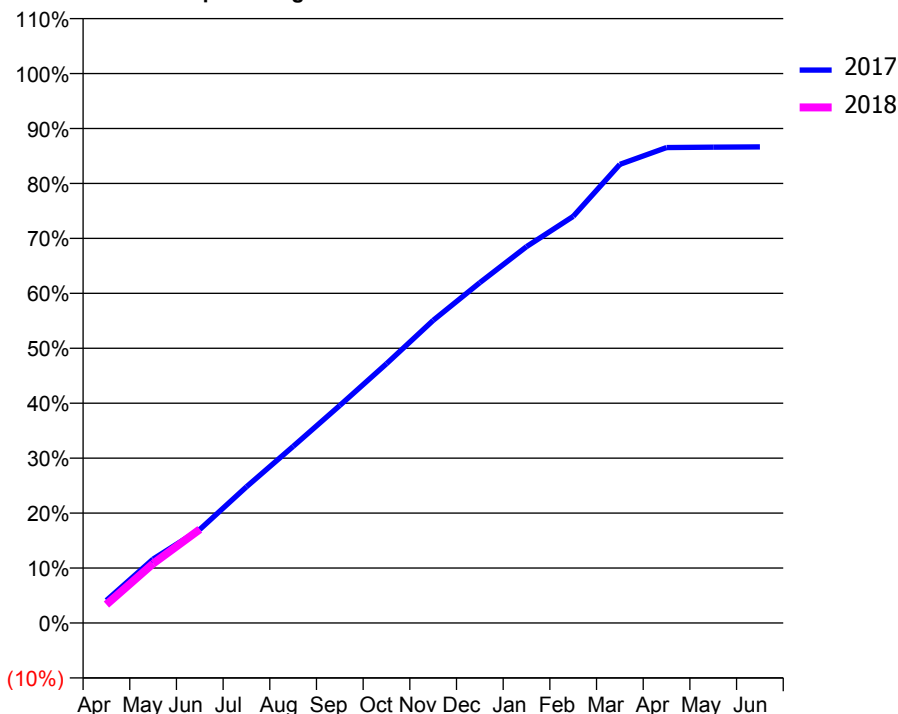
ACCESS*

Patients seen in 24 months	Total	Change since previous quarter
Quarter ending June 2016	9,726	
Quarter ending September 2016	11,522	↑
Quarter ending December 2016	12,767	↑
Quarter ending March 2017	13,380	↑
Quarter ending June 2017	13,840	↑
Variance since June 2016	42.3%	↑



ACTIVITY

Cumulative percentage of contracted UDA delivered 2017 & 2018



Month	Adjusted Scheduled Activity (UDA)	
	2017	2018
April	1,674	1,370
May	4,745	4,414
June	6,945	6,960
July	10,121	
August	13,118	
September	16,159	
October	19,259	
November	22,483	
December	25,279	
January	27,961	
February	30,211	
March	34,069	
April	35,322	
May	35,349	
June	35,365	

QUALITY

	Quantity	Base Number	Contract	AT	Region	England
% of FP17s for the same patient ID Re-attending within 3 months - Children	113	1,265	8.9%	11.0%	11.7%	12.0%
% of FP17s for the same patient ID Re-attending within 3 months - Adults	527	3,774	14.0%	14.6%	15.2%	16.0%
% of FP17s for the same patient ID Re-attending between 3 & 9 months - Children	914	1,265	72.3%	59.1%	59.1%	58.0%
% of FP17s for the same patient ID Re-attending between 3 & 9 months - Adults	1,760	3,774	46.6%	49.1%	52.2%	50.9%
% of FP17s for Band 1 Urgent Courses	447	4,291	10.4%	9.4%	7.9%	9.1%
% of FP17s Relating to Free Repair or Replacements	49	4,291	1.1%	0.8%	0.8%	0.8%
% of FP17s Relating to Continuations	41	4,291	1.0%	1.1%	1.1%	1.1%
% of Patients satisfied with the dentistry they have received	69	77	89.6%	91.3%	91.8%	91.7%
% of Patients satisfied with the time they had to wait for an appointment	69	77	89.6%	86.3%	88.4%	88.0%

* This is based on patients treated on this contract for their most recent course of treatment. Figures in italics indicate the base number of FP17s or Patient Questionnaire responses are less than 100. N/A is shown where the base number of responses is less than 10 during the period. % is calculated as Quantity/Base number*100

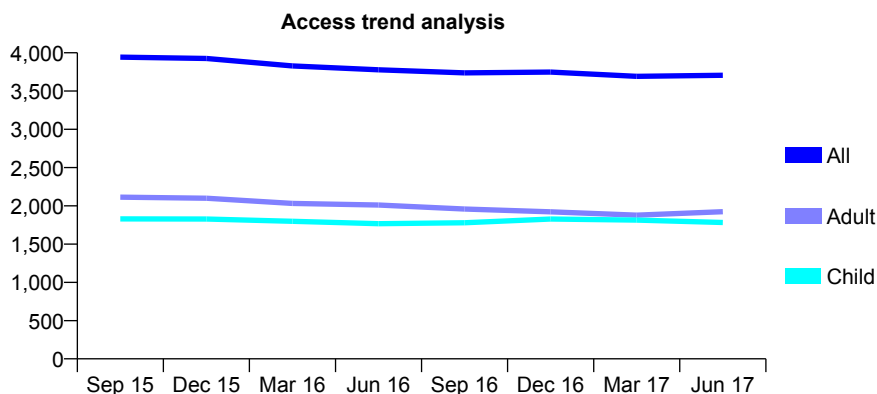
Q56 - Vital Signs At a Glance Contract Report for 120413/0001 - June 2017

Name or company name	Caring Dentistry Ltd
Contract type name	GDS Contract
Purpose of contract	General
Contract start date	01/04/2010
Contract end date	

17/18 Contracted general activity (UDA)	13,335
Carry forward general activity (UDA)	0
17/18 Contracted orthodontic activity (UOA)	0
Carry forward orthodontic activity (UOA)	0
Baseline contract value	£367,660.09

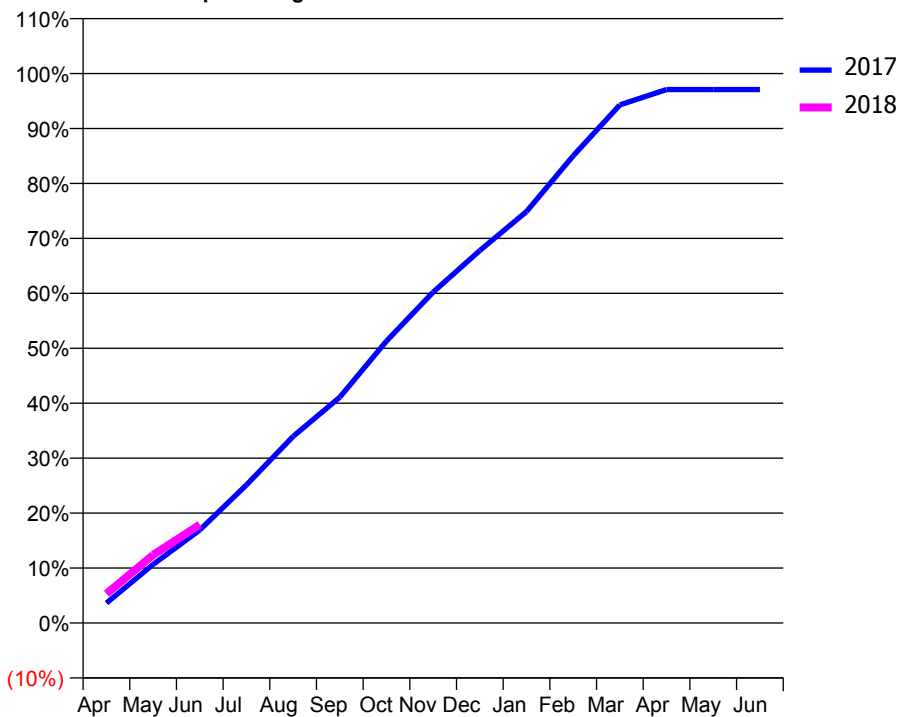
ACCESS*

Patients seen in 24 months	Total	Change since previous quarter
Quarter ending June 2016	3,777	
Quarter ending September 2016	3,738	↓
Quarter ending December 2016	3,748	→
Quarter ending March 2017	3,692	↓
Quarter ending June 2017	3,706	→
Variance since June 2016	(1.9%)	↓



ACTIVITY

Cumulative percentage of contracted UDA delivered 2017 & 2018



Month	Adjusted Scheduled Activity (UDA)	
	2017	2018
April	483	709
May	1,423	1,653
June	2,257	2,385
July	3,349	
August	4,529	
September	5,481	
October	6,842	
November	8,029	
December	9,040	
January	9,985	
February	11,336	
March	12,572	
April	12,946	
May	12,946	
June	12,945	

QUALITY

	Quantity	Base Number	Contract	AT	Region	England
% of FP17s for the same patient ID Re-attending within 3 months - Children	52	686	7.6%	11.0%	11.7%	12.0%
% of FP17s for the same patient ID Re-attending within 3 months - Adults	118	639	18.5%	14.6%	15.2%	16.0%
% of FP17s for the same patient ID Re-attending between 3 & 9 months - Children	500	686	72.9%	59.1%	59.1%	58.0%
% of FP17s for the same patient ID Re-attending between 3 & 9 months - Adults	351	639	54.9%	49.1%	52.2%	50.9%
% of FP17s for Band 1 Urgent Courses	105	1,118	9.4%	9.4%	7.9%	9.1%
% of FP17s Relating to Free Repair or Replacements	2	1,118	0.2%	0.8%	0.8%	0.8%
% of FP17s Relating to Continuations	4	1,118	0.4%	1.1%	1.1%	1.1%
% of Patients satisfied with the dentistry they have received	6	6	N/A	91.3%	91.8%	91.7%
% of Patients satisfied with the time they had to wait for an appointment	6	6	N/A	86.3%	88.4%	88.0%

* This is based on patients treated on this contract for their most recent course of treatment. Figures in italics indicate the base number of FP17s or Patient Questionnaire responses are less than 100. N/A is shown where the base number of responses is less than 10 during the period. % is calculated as Quantity/Base number*100

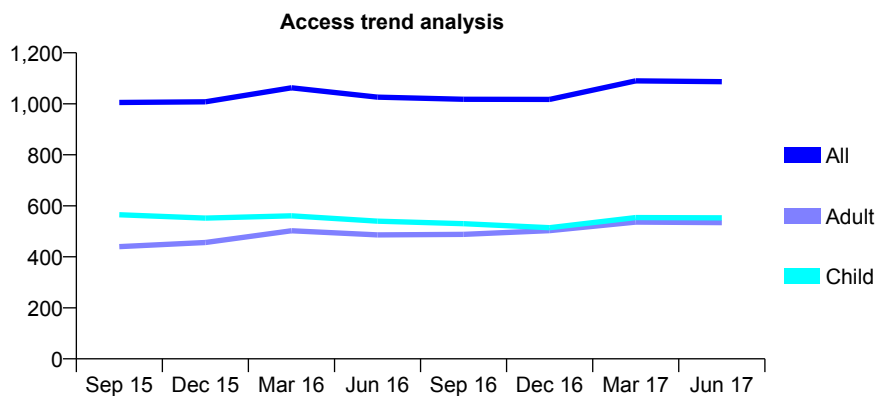
Q56 - Vital Signs At a Glance Contract Report for 120537/0001 - June 2017

Name or company name	Market Square Dental Practice
Contract type name	GDS Contract
Purpose of contract	General
Contract start date	04/08/2011
Contract end date	

17/18 Contracted general activity (UDA)	2,639
Carry forward general activity (UDA)	0
17/18 Contracted orthodontic activity (UOA)	0
Carry forward orthodontic activity (UOA)	0
Baseline contract value	£58,864.32

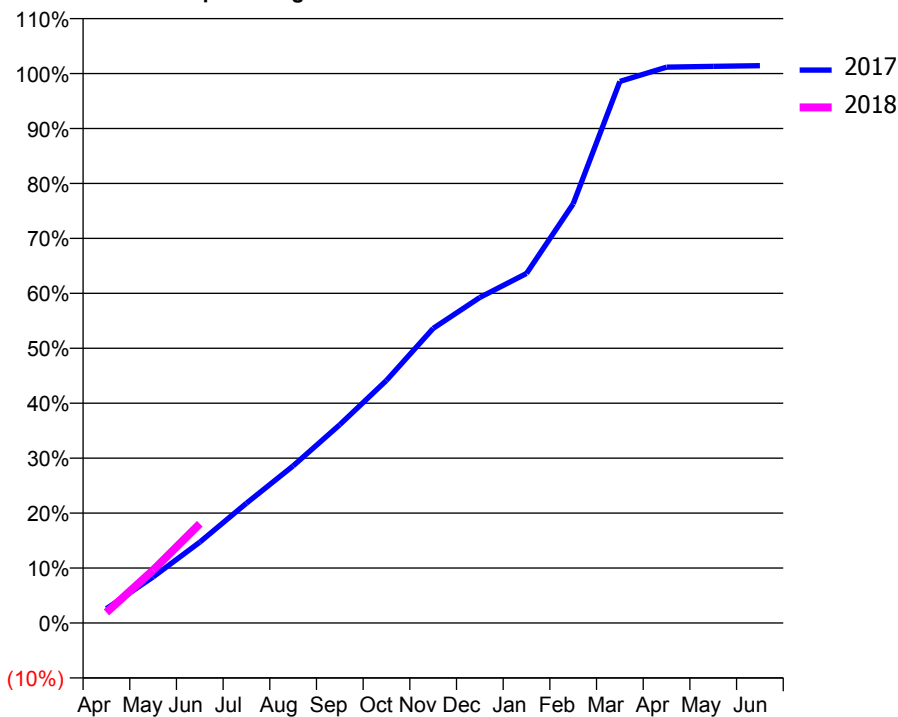
ACCESS*

Patients seen in 24 months	Total	Change since previous quarter
Quarter ending June 2016	1,026	
Quarter ending September 2016	1,018	→
Quarter ending December 2016	1,017	→
Quarter ending March 2017	1,090	↑
Quarter ending June 2017	1,087	→
Variance since June 2016	5.9%	↑



ACTIVITY

Cumulative percentage of contracted UDA delivered 2017 & 2018



Adjusted Scheduled Activity (UDA)

Month	2017	2018
April	69	51
May	221	254
June	388	477
July	575	
August	755	
September	952	
October	1,165	
November	1,415	
December	1,564	
January	1,679	
February	2,013	
March	2,601	
April	2,669	
May	2,673	
June	2,676	

QUALITY

	Quantity	Base Number	Contract	AT	Region	England
% of FP17s for the same patient ID Re-attending within 3 months - Children	17	206	8.3%	11.0%	11.7%	12.0%
% of FP17s for the same patient ID Re-attending within 3 months - Adults	20	155	12.9%	14.6%	15.2%	16.0%
% of FP17s for the same patient ID Re-attending between 3 & 9 months - Children	148	206	71.8%	59.1%	59.1%	58.0%
% of FP17s for the same patient ID Re-attending between 3 & 9 months - Adults	104	155	67.1%	49.1%	52.2%	50.9%
% of FP17s for Band 1 Urgent Courses	18	316	5.7%	9.4%	7.9%	9.1%
% of FP17s Relating to Free Repair or Replacements	3	316	0.9%	0.8%	0.8%	0.8%
% of FP17s Relating to Continuations	0	316	0.0%	1.1%	1.1%	1.1%
% of Patients satisfied with the dentistry they have received	2	2	N/A	91.3%	91.8%	91.7%
% of Patients satisfied with the time they had to wait for an appointment	2	2	N/A	86.3%	88.4%	88.0%

* This is based on patients treated on this contract for their most recent course of treatment. Figures in italics indicate the base number of FP17s or Patient Questionnaire responses are less than 100. N/A is shown where the base number of responses is less than 10 during the period. % is calculated as Quantity/Base number*100

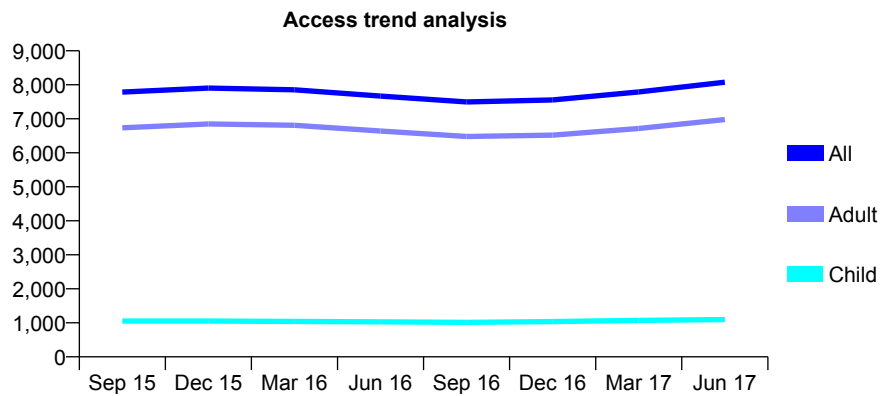
Q56 - Vital Signs At a Glance Contract Report for 120723/0001 - June 2017

Name or company name	Parish Vaid and Snehal Radia and Sanjay S
Contract type name	GDS Contract
Purpose of contract	General
Contract start date	15/11/2013
Contract end date	

17/18 Contracted general activity (UDA)	32,567
Carry forward general activity (UDA)	0
17/18 Contracted orthodontic activity (UOA)	0
Carry forward orthodontic activity (UOA)	0
Baseline contract value	£830,800.98

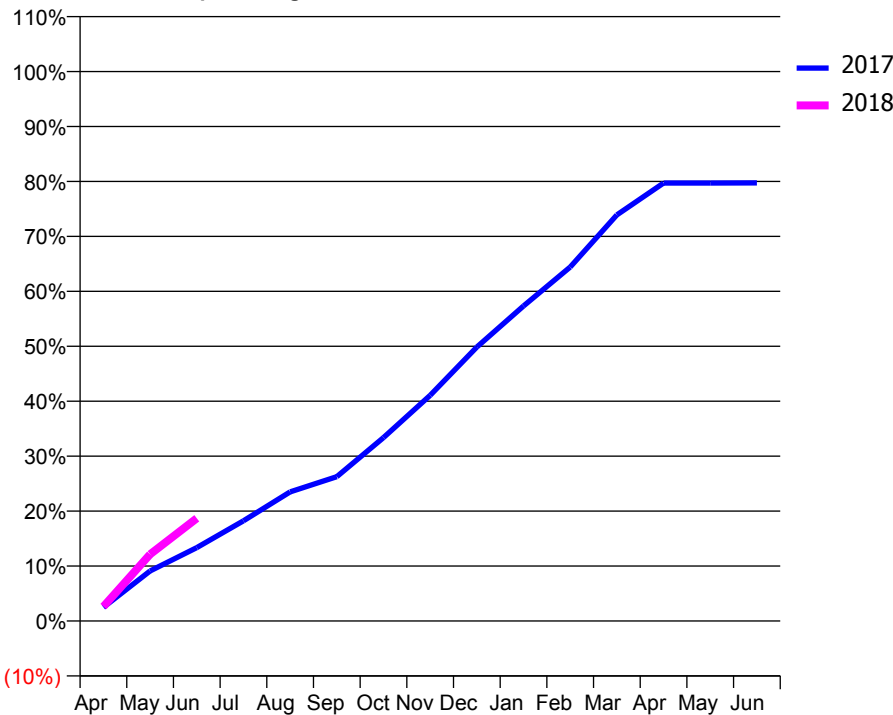
ACCESS*

Patients seen in 24 months	Total	Change since previous quarter
Quarter ending June 2016	7,670	
Quarter ending September 2016	7,495	↓
Quarter ending December 2016	7,556	→
Quarter ending March 2017	7,789	↑
Quarter ending June 2017	8,076	↑
Variance since June 2016	5.3%	↑



ACTIVITY

Cumulative percentage of contracted UDA delivered 2017 & 2018



Month	Adjusted Scheduled Activity (UDA)	
	2017	2018
April	808	859
May	2,968	3,953
June	4,351	6,088
July	5,937	
August	7,655	
September	8,552	
October	10,870	
November	13,375	
December	16,234	
January	18,673	
February	20,979	
March	24,070	
April	25,956	
May	25,960	
June	25,962	

QUALITY

	Quantity	Base Number	Contract	AT	Region	England
% of FP17s for the same patient ID Re-attending within 3 months - Children	31	482	6.4%	11.0%	11.7%	12.0%
% of FP17s for the same patient ID Re-attending within 3 months - Adults	406	3,214	12.6%	14.6%	15.2%	16.0%
% of FP17s for the same patient ID Re-attending between 3 & 9 months - Children	322	482	66.8%	59.1%	59.1%	58.0%
% of FP17s for the same patient ID Re-attending between 3 & 9 months - Adults	1,998	3,214	62.2%	49.1%	52.2%	50.9%
% of FP17s for Band 1 Urgent Courses	272	3,070	8.9%	9.4%	7.9%	9.1%
% of FP17s Relating to Free Repair or Replacements	12	3,070	0.4%	0.8%	0.8%	0.8%
% of FP17s Relating to Continuations	34	3,070	1.1%	1.1%	1.1%	1.1%
% of Patients satisfied with the dentistry they have received	20	24	83.3%	91.3%	91.8%	91.7%
% of Patients satisfied with the time they had to wait for an appointment	18	24	75.0%	86.3%	88.4%	88.0%

* This is based on patients treated on this contract for their most recent course of treatment. Figures in italics indicate the base number of FP17s or Patient Questionnaire responses are less than 100. N/A is shown where the base number of responses is less than 10 during the period. % is calculated as Quantity/Base number*100

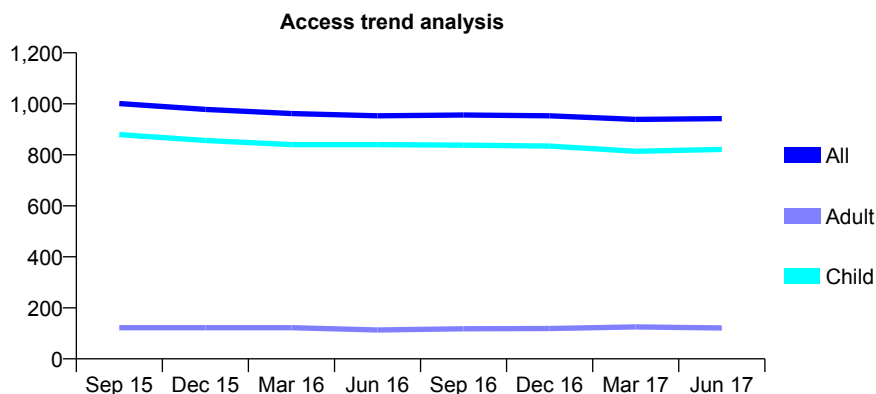
Q56 - Vital Signs At a Glance Contract Report for 121959/0001 - June 2017

Name or company name	Walton House Dental Practice Ltd
Contract type name	GDS Contract
Purpose of contract	General
Contract start date	01/02/2010
Contract end date	

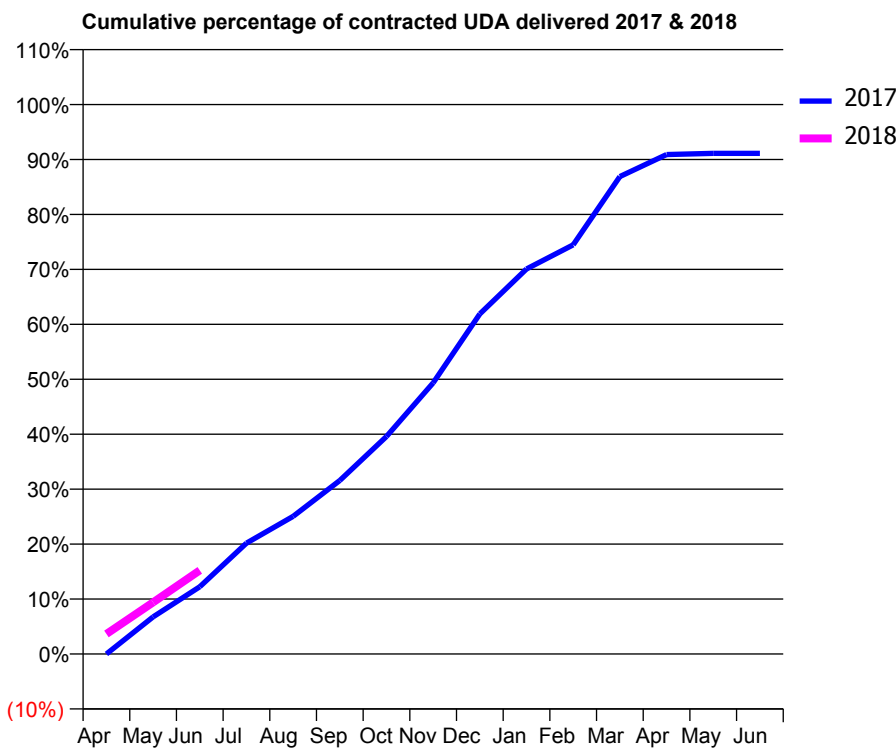
17/18 Contracted general activity (UDA)	1,700
Carry forward general activity (UDA)	0
17/18 Contracted orthodontic activity (UOA)	0
Carry forward orthodontic activity (UOA)	0
Baseline contract value	£34,456.83

ACCESS*

Patients seen in 24 months	Total	Change since previous quarter
Quarter ending June 2016	953	
Quarter ending September 2016	956	→
Quarter ending December 2016	953	→
Quarter ending March 2017	939	↓
Quarter ending June 2017	942	→
Variance since June 2016	(1.2%)	↓



ACTIVITY



Month	Adjusted Scheduled Activity (UDA)	
	2017	2018
April	0	62
May	115	160
June	208	259
July	343	
August	426	
September	537	
October	673	
November	839	
December	1,052	
January	1,191	
February	1,266	
March	1,477	
April	1,545	
May	1,549	
June	1,549	

QUALITY

	Quantity	Base Number	Contract	AT	Region	England
% of FP17s for the same patient ID Re-attending within 3 months - Children	22	230	9.6%	11.0%	11.7%	12.0%
% of FP17s for the same patient ID Re-attending within 3 months - Adults	2	17	11.8%	14.6%	15.2%	16.0%
% of FP17s for the same patient ID Re-attending between 3 & 9 months - Children	129	230	56.1%	59.1%	59.1%	58.0%
% of FP17s for the same patient ID Re-attending between 3 & 9 months - Adults	8	17	47.1%	49.1%	52.2%	50.9%
% of FP17s for Band 1 Urgent Courses	0	199	0.0%	9.4%	7.9%	9.1%
% of FP17s Relating to Free Repair or Replacements	0	199	0.0%	0.8%	0.8%	0.8%
% of FP17s Relating to Continuations	7	199	3.5%	1.1%	1.1%	1.1%
% of Patients satisfied with the dentistry they have received	3	3	N/A	91.3%	91.8%	91.7%
% of Patients satisfied with the time they had to wait for an appointment	3	3	N/A	86.3%	88.4%	88.0%

* This is based on patients treated on this contract for their most recent course of treatment. Figures in italics indicate the base number of FP17s or Patient Questionnaire responses are less than 100. N/A is shown where the base number of responses is less than 10 during the period. % is calculated as Quantity/Base number*100

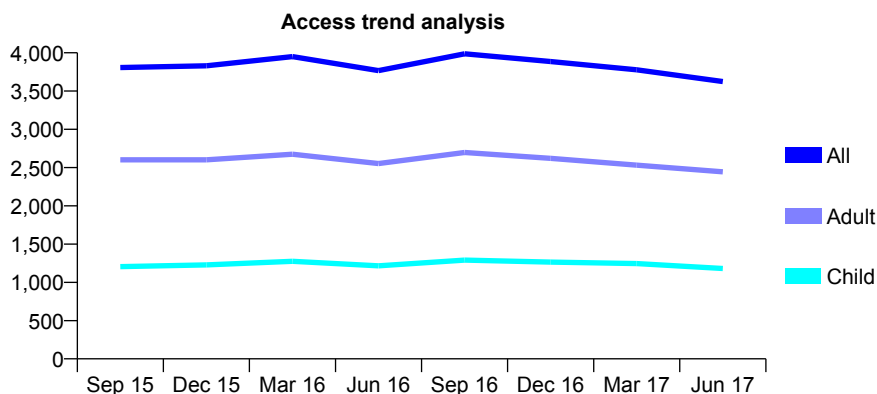
Q56 - Vital Signs At a Glance Contract Report for 124230/0001 - June 2017

Name or company name	Kenneth Ng Surgery Ltd
Contract type name	GDS Contract
Purpose of contract	General and Orthodontic
Contract start date	01/08/2008
Contract end date	

17/18 Contracted general activity (UDA)	9,340
Carry forward general activity (UDA)	0
17/18 Contracted orthodontic activity (UOA)	0
Carry forward orthodontic activity (UOA)	0
Baseline contract value	£242,434.35

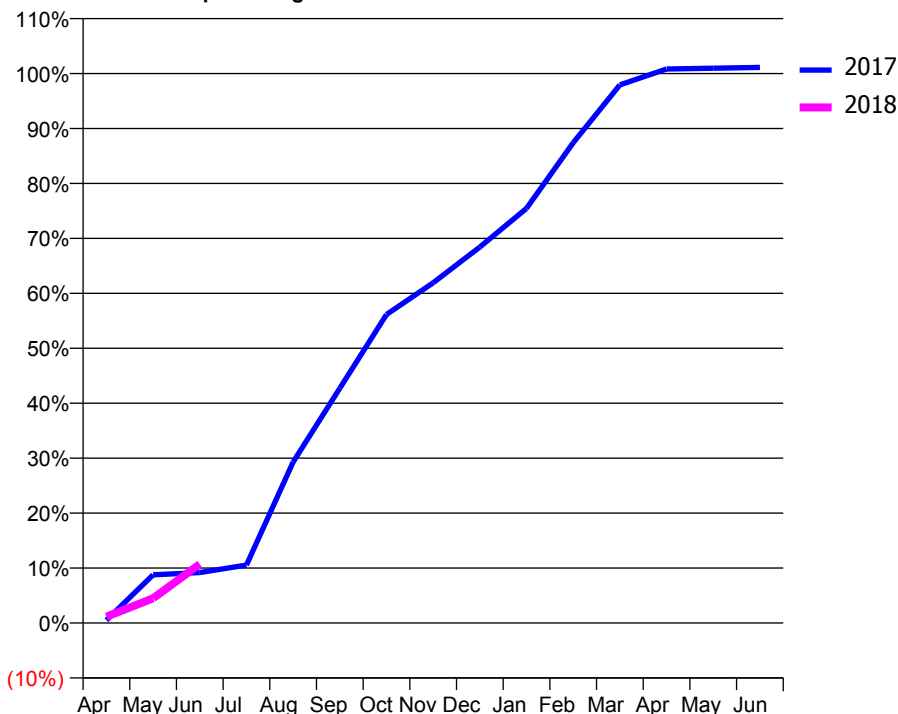
ACCESS*

Patients seen in 24 months	Total	Change since previous quarter
Quarter ending June 2016	3,767	
Quarter ending September 2016	3,987	↑
Quarter ending December 2016	3,886	↓
Quarter ending March 2017	3,777	↓
Quarter ending June 2017	3,625	↓
Variance since June 2016	(3.8%)	↓



ACTIVITY

Cumulative percentage of contracted UDA delivered 2017 & 2018



Month	Adjusted Scheduled Activity (UDA)	
	2017	2018
April	48	108
May	820	420
June	858	1,000
July	985	
August	2,737	
September	3,990	
October	5,244	
November	5,783	
December	6,389	
January	7,047	
February	8,164	
March	9,148	
April	9,416	
May	9,431	
June	9,444	

QUALITY

	Quantity	Base Number	Contract	AT	Region	England
% of FP17s for the same patient ID Re-attending within 3 months - Children	13	205	6.3%	11.0%	11.7%	12.0%
% of FP17s for the same patient ID Re-attending within 3 months - Adults	49	376	13.0%	14.6%	15.2%	16.0%
% of FP17s for the same patient ID Re-attending between 3 & 9 months - Children	95	205	46.3%	59.1%	59.1%	58.0%
% of FP17s for the same patient ID Re-attending between 3 & 9 months - Adults	133	376	35.4%	49.1%	52.2%	50.9%
% of FP17s for Band 1 Urgent Courses	5	441	1.1%	9.4%	7.9%	9.1%
% of FP17s Relating to Free Repair or Replacements	3	441	0.7%	0.8%	0.8%	0.8%
% of FP17s Relating to Continuations	5	441	1.1%	1.1%	1.1%	1.1%
% of Patients satisfied with the dentistry they have received	6	7	N/A	91.3%	91.8%	91.7%
% of Patients satisfied with the time they had to wait for an appointment	6	7	N/A	86.3%	88.4%	88.0%

* This is based on patients treated on this contract for their most recent course of treatment. Figures in italics indicate the base number of FP17s or Patient Questionnaire responses are less than 100. N/A is shown where the base number of responses is less than 10 during the period. % is calculated as Quantity/Base number*100

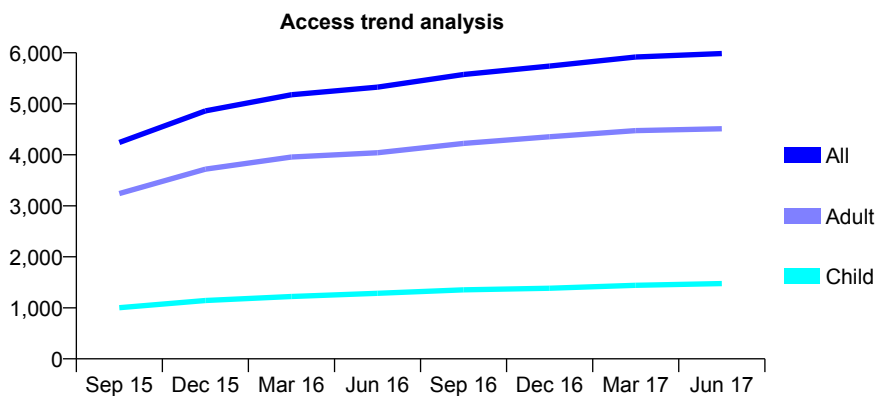
Q56 - Vital Signs At a Glance Contract Report for 124923/0001 - June 2017

Name or company name	Great Shelford Dental Practice Ltd
Contract type name	GDS Contract
Purpose of contract	General
Contract start date	01/11/2014
Contract end date	

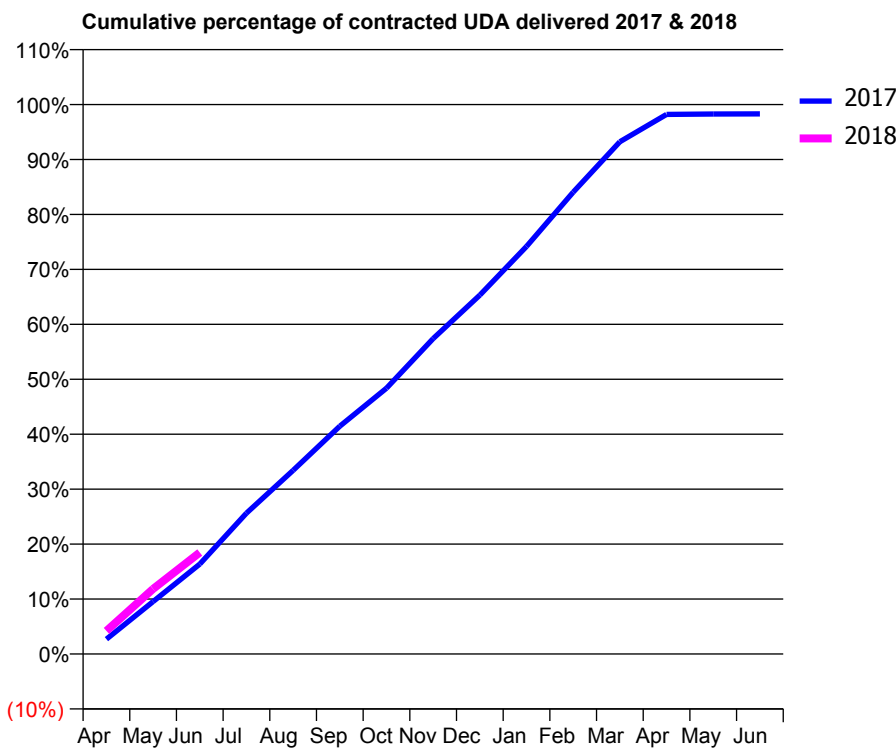
17/18 Contracted general activity (UDA)	14,267
Carry forward general activity (UDA)	0
17/18 Contracted orthodontic activity (UOA)	0
Carry forward orthodontic activity (UOA)	0
Baseline contract value	£344,442.66

ACCESS*

Patients seen in 24 months	Total	Change since previous quarter
Quarter ending June 2016	5,327	
Quarter ending September 2016	5,576	↑
Quarter ending December 2016	5,740	↑
Quarter ending March 2017	5,917	↑
Quarter ending June 2017	5,986	→
Variance since June 2016	12.4%	↑



ACTIVITY



Month	Adjusted Scheduled Activity (UDA)	
	2017	2018
April	385	601
May	1,364	1,690
June	2,336	2,638
July	3,657	
August	4,767	
September	5,914	
October	6,903	
November	8,188	
December	9,319	
January	10,583	
February	11,992	
March	13,300	
April	14,010	
May	14,020	
June	14,024	

QUALITY

	Quantity	Base Number	Contract	AT	Region	England
% of FP17s for the same patient ID Re-attending within 3 months - Children	31	476	6.5%	11.0%	11.7%	12.0%
% of FP17s for the same patient ID Re-attending within 3 months - Adults	206	1,290	16.0%	14.6%	15.2%	16.0%
% of FP17s for the same patient ID Re-attending between 3 & 9 months - Children	235	476	49.4%	59.1%	59.1%	58.0%
% of FP17s for the same patient ID Re-attending between 3 & 9 months - Adults	490	1,290	38.0%	49.1%	52.2%	50.9%
% of FP17s for Band 1 Urgent Courses	174	1,438	12.1%	9.4%	7.9%	9.1%
% of FP17s Relating to Free Repair or Replacements	8	1,438	0.6%	0.8%	0.8%	0.8%
% of FP17s Relating to Continuations	9	1,438	0.6%	1.1%	1.1%	1.1%
% of Patients satisfied with the dentistry they have received	13	15	86.7%	91.3%	91.8%	91.7%
% of Patients satisfied with the time they had to wait for an appointment	13	15	86.7%	86.3%	88.4%	88.0%

* This is based on patients treated on this contract for their most recent course of treatment. Figures in italics indicate the base number of FP17s or Patient Questionnaire responses are less than 100. N/A is shown where the base number of responses is less than 10 during the period. % is calculated as Quantity/Base number*100

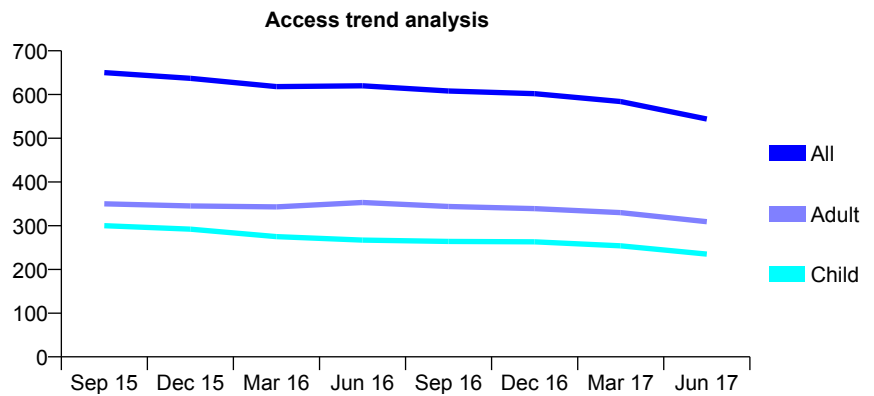
Q56 - Vital Signs At a Glance Contract Report for 125776/0003 - June 2017

Name or company name	Apex Dental Care Ltd
Contract type name	GDS Contract
Purpose of contract	General
Contract start date	01/06/2009
Contract end date	

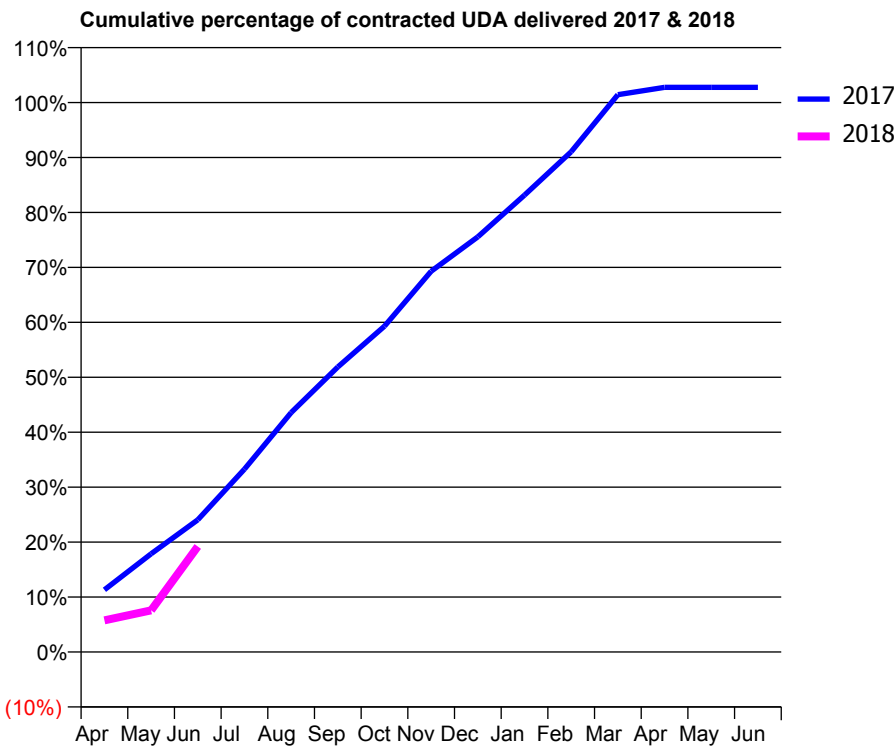
17/18 Contracted general activity (UDA)	1,202
Carry forward general activity (UDA)	0
17/18 Contracted orthodontic activity (UOA)	0
Carry forward orthodontic activity (UOA)	0
Baseline contract value	£27,308.87

ACCESS*

Patients seen in 24 months	Total	Change since previous quarter
Quarter ending June 2016	620	
Quarter ending September 2016	608	↓
Quarter ending December 2016	602	→
Quarter ending March 2017	584	↓
Quarter ending June 2017	544	↓
Variance since June 2016	(12.3%)	↓



ACTIVITY



Month	Adjusted Scheduled Activity (UDA)	
	2017	2018
April	136	69
May	215	91
June	289	231
July	400	
August	524	
September	623	
October	713	
November	833	
December	908	
January	1,000	
February	1,094	
March	1,219	
April	1,235	
May	1,235	
June	1,235	

QUALITY

	Quantity	Base Number	Contract	AT	Region	England
% of FP17s for the same patient ID Re-attending within 3 months - Children	7	85	8.2%	11.0%	11.7%	12.0%
% of FP17s for the same patient ID Re-attending within 3 months - Adults	1	75	1.3%	14.6%	15.2%	16.0%
% of FP17s for the same patient ID Re-attending between 3 & 9 months - Children	59	85	69.4%	59.1%	59.1%	58.0%
% of FP17s for the same patient ID Re-attending between 3 & 9 months - Adults	37	75	49.3%	49.1%	52.2%	50.9%
% of FP17s for Band 1 Urgent Courses	4	146	2.7%	9.4%	7.9%	9.1%
% of FP17s Relating to Free Repair or Replacements	3	146	2.1%	0.8%	0.8%	0.8%
% of FP17s Relating to Continuations	0	146	0.0%	1.1%	1.1%	1.1%
% of Patients satisfied with the dentistry they have received	1	1	N/A	91.3%	91.8%	91.7%
% of Patients satisfied with the time they had to wait for an appointment	1	1	N/A	86.3%	88.4%	88.0%

* This is based on patients treated on this contract for their most recent course of treatment. Figures in italics indicate the base number of FP17s or Patient Questionnaire responses are less than 100. N/A is shown where the base number of responses is less than 10 during the period. % is calculated as Quantity/Base number*100

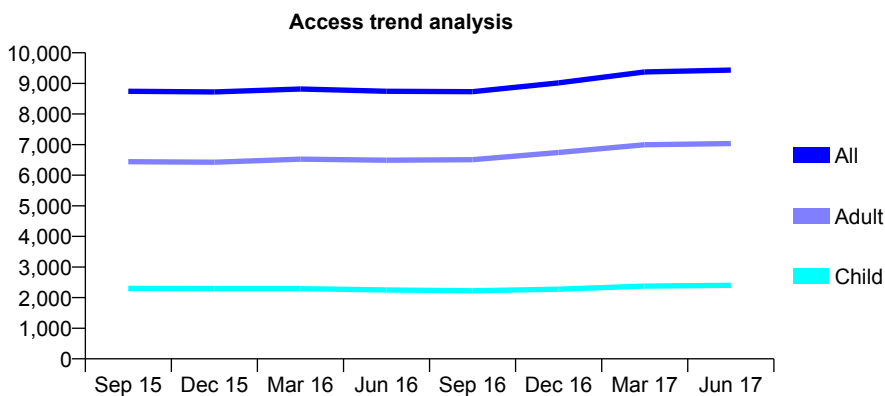
Q56 - Vital Signs At a Glance Contract Report for 125776/0010 - June 2017

Name or company name	Apex Dental Care Ltd
Contract type name	PDS Contract
Purpose of contract	General
Contract start date	01/04/2011
Contract end date	31/03/2018

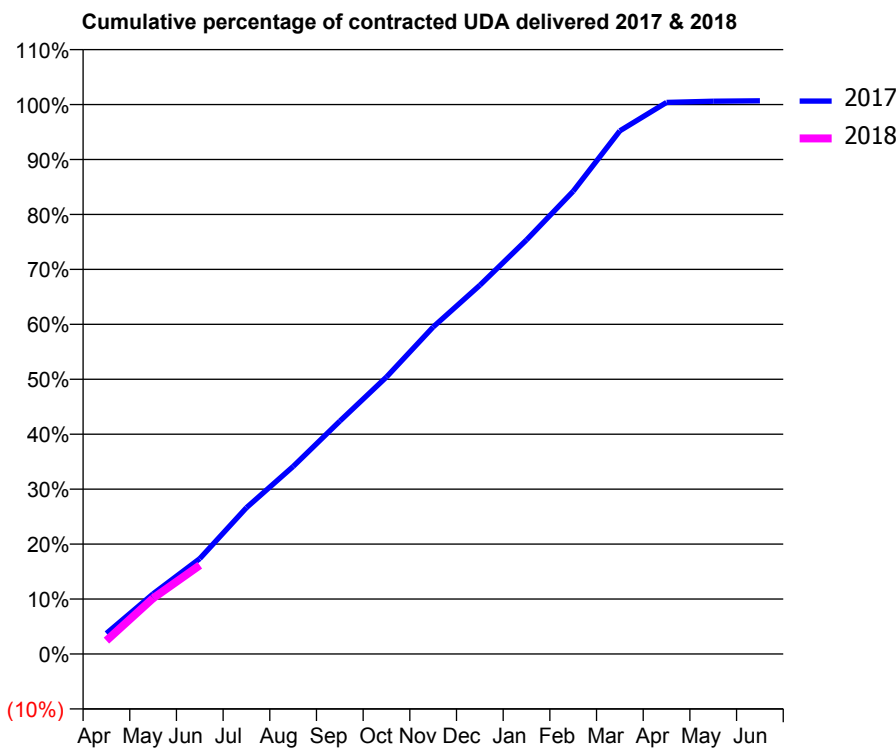
17/18 Contracted general activity (UDA)	26,362
Carry forward general activity (UDA)	0
17/18 Contracted orthodontic activity (UOA)	0
Carry forward orthodontic activity (UOA)	0
Baseline contract value	£682,056.07

ACCESS*

Patients seen in 24 months	Total	Change since previous quarter
Quarter ending June 2016	8,741	
Quarter ending September 2016	8,729	→
Quarter ending December 2016	9,019	↑
Quarter ending March 2017	9,373	↑
Quarter ending June 2017	9,436	→
Variance since June 2016	8.0%	↑



ACTIVITY



Month	Adjusted Scheduled Activity (UDA)	
	2017	2018
April	989	643
May	2,890	2,676
June	4,576	4,260
July	7,022	
August	8,997	
September	11,172	
October	13,290	
November	15,691	
December	17,690	
January	19,868	
February	22,202	
March	25,103	
April	26,461	
May	26,521	
June	26,536	

QUALITY

	Quantity	Base Number	Contract	AT	Region	England
% of FP17s for the same patient ID Re-attending within 3 months - Children	93	845	11.0%	11.0%	11.7%	12.0%
% of FP17s for the same patient ID Re-attending within 3 months - Adults	305	2,181	14.0%	14.6%	15.2%	16.0%
% of FP17s for the same patient ID Re-attending between 3 & 9 months - Children	489	845	57.9%	59.1%	59.1%	58.0%
% of FP17s for the same patient ID Re-attending between 3 & 9 months - Adults	1,219	2,181	55.9%	49.1%	52.2%	50.9%
% of FP17s for Band 1 Urgent Courses	261	2,409	10.8%	9.4%	7.9%	9.1%
% of FP17s Relating to Free Repair or Replacements	20	2,409	0.8%	0.8%	0.8%	0.8%
% of FP17s Relating to Continuations	10	2,409	0.4%	1.1%	1.1%	1.1%
% of Patients satisfied with the dentistry they have received	12	14	85.7%	91.3%	91.8%	91.7%
% of Patients satisfied with the time they had to wait for an appointment	12	14	85.7%	86.3%	88.4%	88.0%

* This is based on patients treated on this contract for their most recent course of treatment. Figures in italics indicate the base number of FP17s or Patient Questionnaire responses are less than 100. N/A is shown where the base number of responses is less than 10 during the period. % is calculated as Quantity/Base number*100

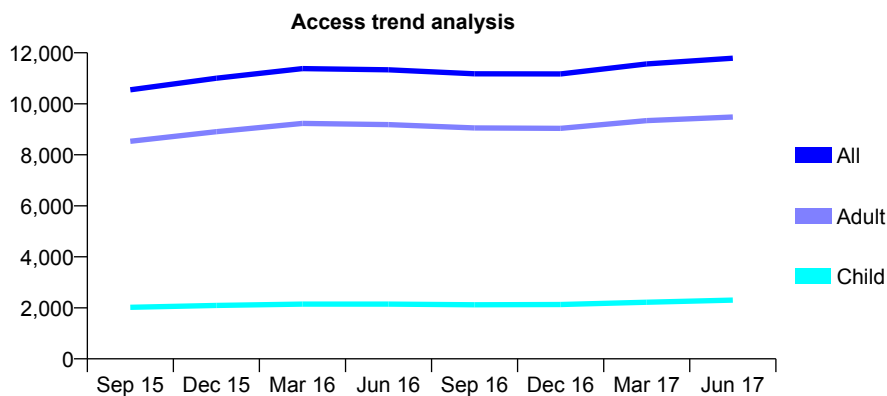
Q56 - Vital Signs At a Glance Contract Report for 126225/0001 - June 2017

Name or company name	Dr P Vaid, Dr S Radia and Dr S Shah
Contract type name	GDS Contract
Purpose of contract	General
Contract start date	01/04/2014
Contract end date	

17/18 Contracted general activity (UDA)	38,332
Carry forward general activity (UDA)	0
17/18 Contracted orthodontic activity (UOA)	0
Carry forward orthodontic activity (UOA)	0
Baseline contract value	£1,197,447.23

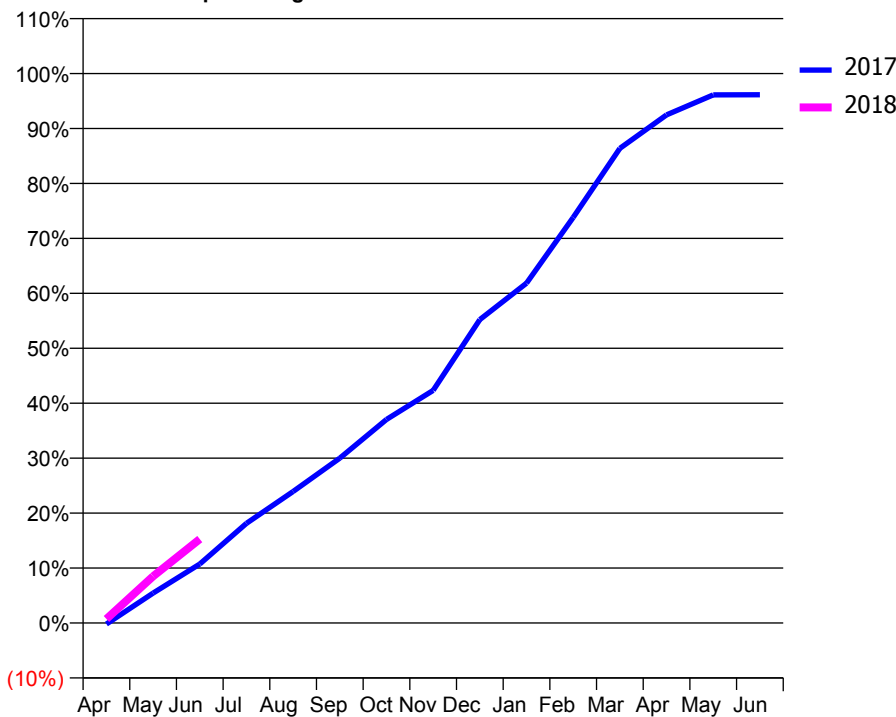
ACCESS*

Patients seen in 24 months	Total	Change since previous quarter
Quarter ending June 2016	11,332	
Quarter ending September 2016	11,175	↓
Quarter ending December 2016	11,171	→
Quarter ending March 2017	11,564	↑
Quarter ending June 2017	11,786	→
Variance since June 2016	4.0%	↑



ACTIVITY

Cumulative percentage of contracted UDA delivered 2017 & 2018



Month	Adjusted Scheduled Activity (UDA)	
	2017	2018
April	-78	280
May	2,041	3,263
June	4,029	5,859
July	6,806	
August	8,977	
September	11,251	
October	13,891	
November	15,879	
December	20,710	
January	23,190	
February	27,677	
March	32,394	
April	34,673	
May	36,041	
June	36,046	

QUALITY

	Quantity	Base Number	Contract	AT	Region	England
% of FP17s for the same patient ID Re-attending within 3 months - Children	55	854	6.4%	11.0%	11.7%	12.0%
% of FP17s for the same patient ID Re-attending within 3 months - Adults	370	3,105	11.9%	14.6%	15.2%	16.0%
% of FP17s for the same patient ID Re-attending between 3 & 9 months - Children	442	854	51.8%	59.1%	59.1%	58.0%
% of FP17s for the same patient ID Re-attending between 3 & 9 months - Adults	949	3,105	30.6%	49.1%	52.2%	50.9%
% of FP17s for Band 1 Urgent Courses	187	2,725	6.9%	9.4%	7.9%	9.1%
% of FP17s Relating to Free Repair or Replacements	30	2,725	1.1%	0.8%	0.8%	0.8%
% of FP17s Relating to Continuations	24	2,725	0.9%	1.1%	1.1%	1.1%
% of Patients satisfied with the dentistry they have received	20	23	87.0%	91.3%	91.8%	91.7%
% of Patients satisfied with the time they had to wait for an appointment	17	23	73.9%	86.3%	88.4%	88.0%

* This is based on patients treated on this contract for their most recent course of treatment. Figures in italics indicate the base number of FP17s or Patient Questionnaire responses are less than 100. N/A is shown where the base number of responses is less than 10 during the period. % is calculated as Quantity/Base number*100

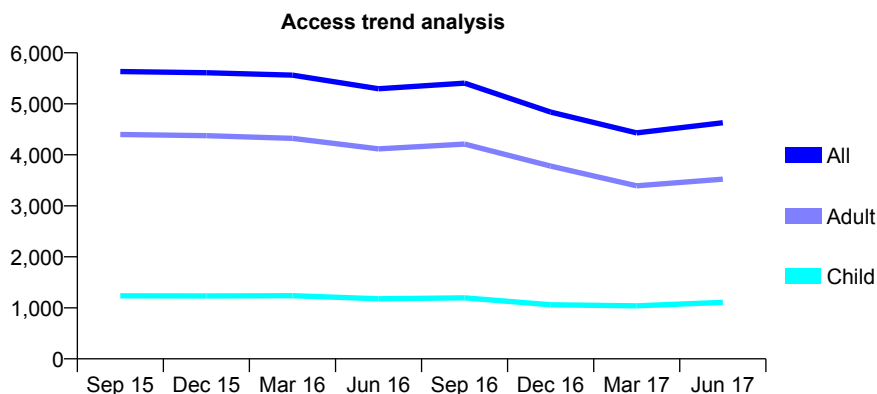
Q56 - Vital Signs At a Glance Contract Report for 127809/0001 - June 2017

Name or company name	S Emami, M Dehghanpour, J Vaghela, J Va
Contract type name	GDS Contract
Purpose of contract	General
Contract start date	01/11/2010
Contract end date	

17/18 Contracted general activity (UDA)	16,500
Carry forward general activity (UDA)	0
17/18 Contracted orthodontic activity (UOA)	0
Carry forward orthodontic activity (UOA)	0
Baseline contract value	£384,622.87

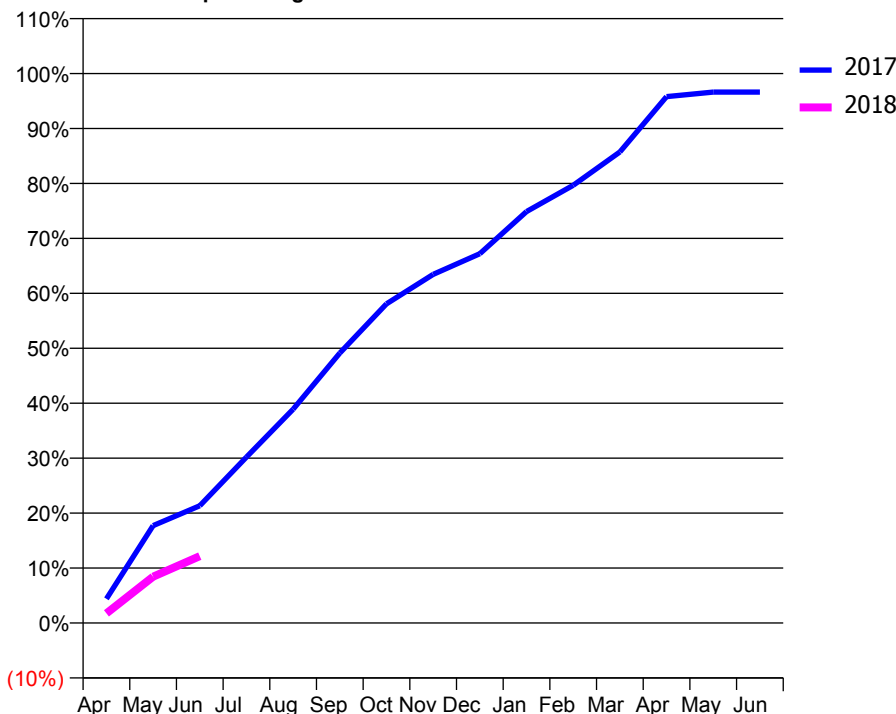
ACCESS*

Patients seen in 24 months	Total	Change since previous quarter
Quarter ending June 2016	5,295	
Quarter ending September 2016	5,406	↑
Quarter ending December 2016	4,839	↓
Quarter ending March 2017	4,429	↓
Quarter ending June 2017	4,630	↑
Variance since June 2016	(12.6%)	↓



ACTIVITY

Cumulative percentage of contracted UDA delivered 2017 & 2018



Adjusted Scheduled Activity (UDA)

Month	2017	2018
April	729	289
May	2,926	1,390
June	3,523	2,009
July	4,984	
August	6,419	
September	8,107	
October	9,584	
November	10,467	
December	11,089	
January	12,355	
February	13,142	
March	14,143	
April	15,806	
May	15,942	
June	15,942	

QUALITY

	Quantity	Base Number	Contract	AT	Region	England
% of FP17s for the same patient ID Re-attending within 3 months - Children	22	403	5.5%	11.0%	11.7%	12.0%
% of FP17s for the same patient ID Re-attending within 3 months - Adults	96	1,307	7.3%	14.6%	15.2%	16.0%
% of FP17s for the same patient ID Re-attending between 3 & 9 months - Children	137	403	34.0%	59.1%	59.1%	58.0%
% of FP17s for the same patient ID Re-attending between 3 & 9 months - Adults	497	1,307	38.0%	49.1%	52.2%	50.9%
% of FP17s for Band 1 Urgent Courses	128	1,094	11.7%	9.4%	7.9%	9.1%
% of FP17s Relating to Free Repair or Replacements	0	1,094	0.0%	0.8%	0.8%	0.8%
% of FP17s Relating to Continuations	2	1,094	0.2%	1.1%	1.1%	1.1%
% of Patients satisfied with the dentistry they have received	10	10	100.0%	91.3%	91.8%	91.7%
% of Patients satisfied with the time they had to wait for an appointment	10	10	100.0%	86.3%	88.4%	88.0%

* This is based on patients treated on this contract for their most recent course of treatment. Figures in italics indicate the base number of FP17s or Patient Questionnaire responses are less than 100. N/A is shown where the base number of responses is less than 10 during the period. % is calculated as Quantity/Base number*100

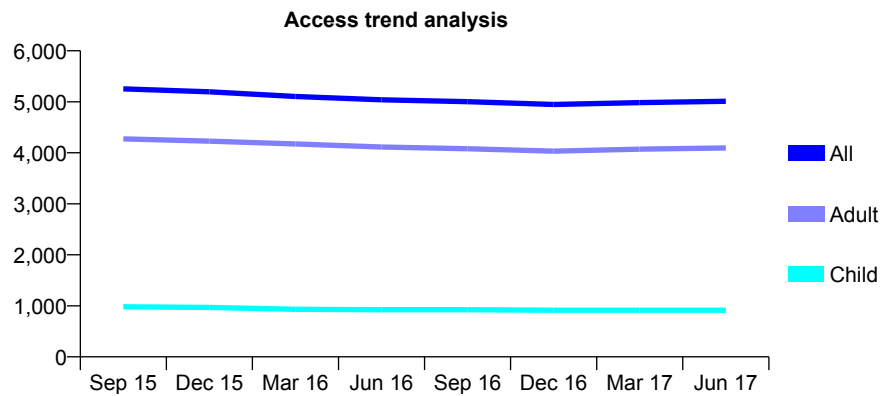
Q56 - Vital Signs At a Glance Contract Report for 128767/0001 - June 2017

Name or company name	Hejazifar, Namazy, and Namazy
Contract type name	GDS Contract
Purpose of contract	General
Contract start date	01/04/2013
Contract end date	

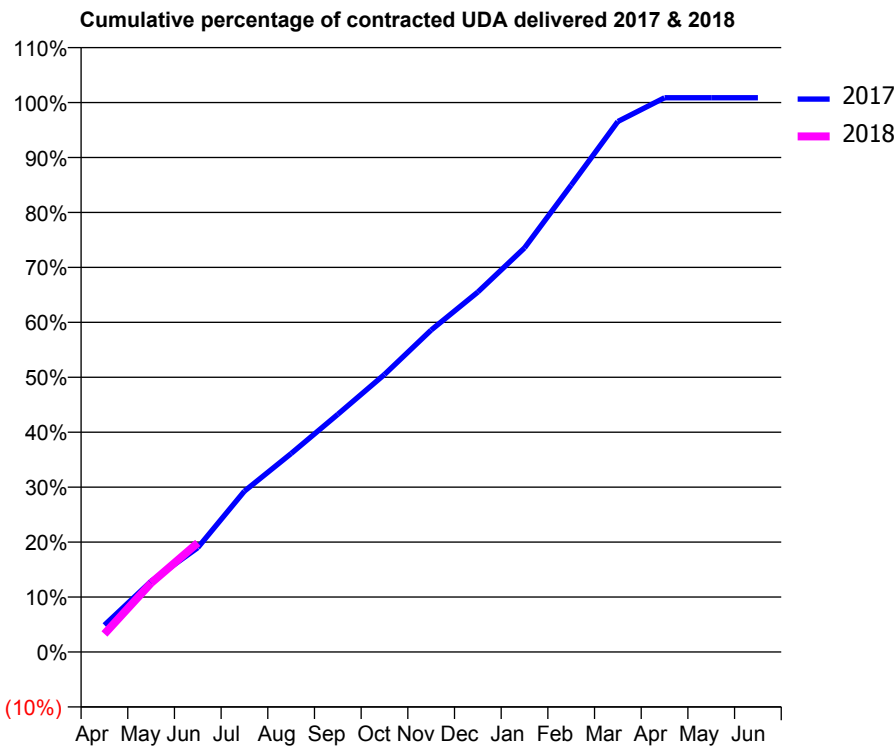
17/18 Contracted general activity (UDA)	14,333
Carry forward general activity (UDA)	0
17/18 Contracted orthodontic activity (UOA)	0
Carry forward orthodontic activity (UOA)	0
Baseline contract value	£344,475.70

ACCESS*

Patients seen in 24 months	Total	Change since previous quarter
Quarter ending June 2016	5,039	
Quarter ending September 2016	5,003	→
Quarter ending December 2016	4,947	↓
Quarter ending March 2017	4,985	→
Quarter ending June 2017	5,010	→
Variance since June 2016	(0.6%)	→



ACTIVITY



Month	Adjusted Scheduled Activity (UDA)	
	2017	2018
April	701	472
May	1,844	1,799
June	2,722	2,845
July	4,197	
August	5,179	
September	6,199	
October	7,239	
November	8,397	
December	9,391	
January	10,541	
February	12,177	
March	13,838	
April	14,456	
May	14,457	
June	14,459	

QUALITY

	Quantity	Base Number	Contract	AT	Region	England
% of FP17s for the same patient ID Re-attending within 3 months - Children	23	366	6.3%	11.0%	11.7%	12.0%
% of FP17s for the same patient ID Re-attending within 3 months - Adults	154	1,281	12.0%	14.6%	15.2%	16.0%
% of FP17s for the same patient ID Re-attending between 3 & 9 months - Children	240	366	65.6%	59.1%	59.1%	58.0%
% of FP17s for the same patient ID Re-attending between 3 & 9 months - Adults	604	1,281	47.2%	49.1%	52.2%	50.9%
% of FP17s for Band 1 Urgent Courses	81	1,405	5.8%	9.4%	7.9%	9.1%
% of FP17s Relating to Free Repair or Replacements	9	1,405	0.6%	0.8%	0.8%	0.8%
% of FP17s Relating to Continuations	16	1,405	1.1%	1.1%	1.1%	1.1%
% of Patients satisfied with the dentistry they have received	9	10	90.0%	91.3%	91.8%	91.7%
% of Patients satisfied with the time they had to wait for an appointment	10	10	100.0%	86.3%	88.4%	88.0%

* This is based on patients treated on this contract for their most recent course of treatment. Figures in italics indicate the base number of FP17s or Patient Questionnaire responses are less than 100. N/A is shown where the base number of responses is less than 10 during the period. % is calculated as Quantity/Base number*100

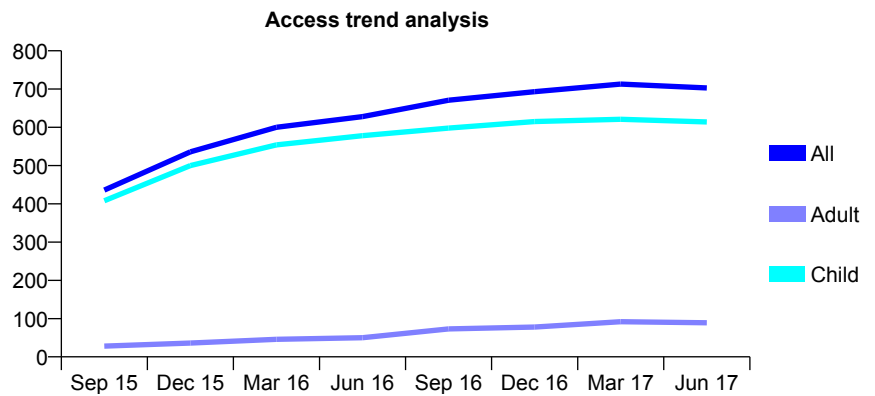
Q56 - Vital Signs At a Glance Contract Report for 128953/0002 - June 2017

Name or company name	Cathedral Dental Practice Ltd
Contract type name	GDS Contract
Purpose of contract	General
Contract start date	01/04/2015
Contract end date	

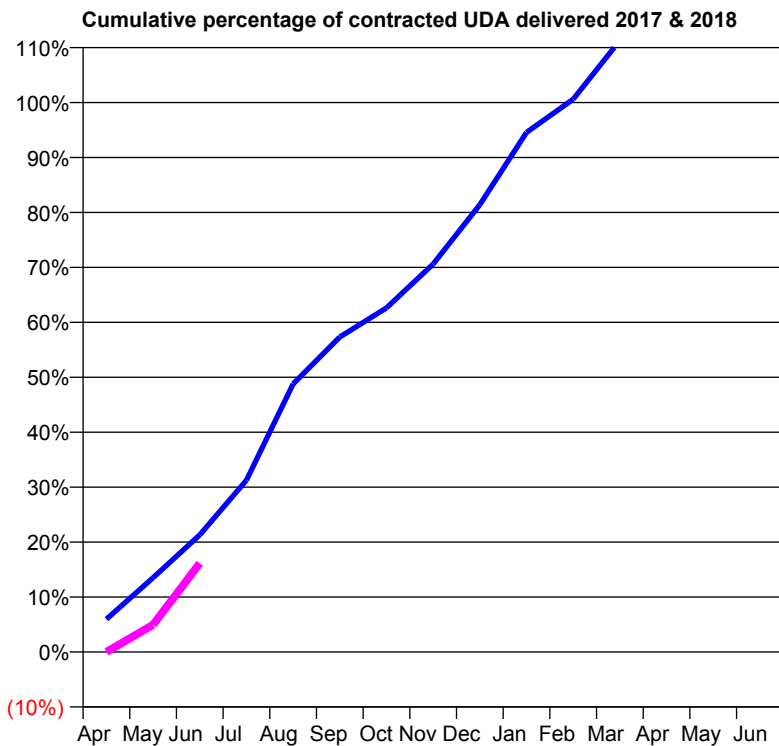
17/18 Contracted general activity (UDA)	1,210
Carry forward general activity (UDA)	0
17/18 Contracted orthodontic activity (UOA)	0
Carry forward orthodontic activity (UOA)	0
Baseline contract value	£26,967.46

ACCESS*

Patients seen in 24 months	Total	Change since previous quarter
Quarter ending June 2016	628	
Quarter ending September 2016	671	↑
Quarter ending December 2016	693	↑
Quarter ending March 2017	713	↑
Quarter ending June 2017	703	↓
Variance since June 2016	11.9%	↑



ACTIVITY



Month	Adjusted Scheduled Activity (UDA)	
	2017	2018
April	72	0
May	164	60
June	258	195
July	378	
August	590	
September	694	
October	758	
November	854	
December	985	
January	1,144	
February	1,217	
March	1,346	
April	1,393	
May	1,395	
June	1,396	

QUALITY

	Quantity	Base Number	Contract	AT	Region	England
% of FP17s for the same patient ID Re-attending within 3 months - Children	6	169	3.6%	11.0%	11.7%	12.0%
% of FP17s for the same patient ID Re-attending within 3 months - Adults	0	8	0.0%	14.6%	15.2%	16.0%
% of FP17s for the same patient ID Re-attending between 3 & 9 months - Children	105	169	62.1%	59.1%	59.1%	58.0%
% of FP17s for the same patient ID Re-attending between 3 & 9 months - Adults	8	8	100.0%	49.1%	52.2%	50.9%
% of FP17s for Band 1 Urgent Courses	2	142	1.4%	9.4%	7.9%	9.1%
% of FP17s Relating to Free Repair or Replacements	0	142	0.0%	0.8%	0.8%	0.8%
% of FP17s Relating to Continuations	3	142	2.1%	1.1%	1.1%	1.1%
% of Patients satisfied with the dentistry they have received	2	2	N/A	91.3%	91.8%	91.7%
% of Patients satisfied with the time they had to wait for an appointment	2	2	N/A	86.3%	88.4%	88.0%

* This is based on patients treated on this contract for their most recent course of treatment. Figures in italics indicate the base number of FP17s or Patient Questionnaire responses are less than 100. N/A is shown where the base number of responses is less than 10 during the period. % is calculated as Quantity/Base number*100

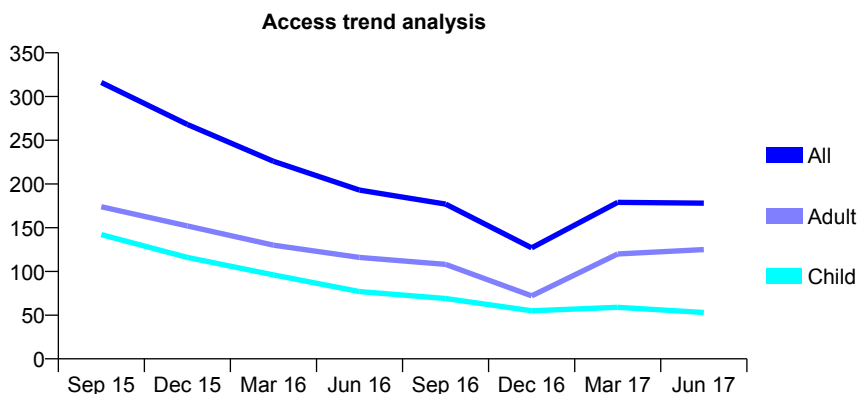
Q56 - Vital Signs At a Glance Contract Report for 131377/0001 - June 2017

Name or company name	Burleigh Street Dental Practice
Contract type name	GDS Contract
Purpose of contract	General
Contract start date	09/12/2013
Contract end date	

17/18 Contracted general activity (UDA)	547
Carry forward general activity (UDA)	0
17/18 Contracted orthodontic activity (UOA)	0
Carry forward orthodontic activity (UOA)	0
Baseline contract value	£12,768.58

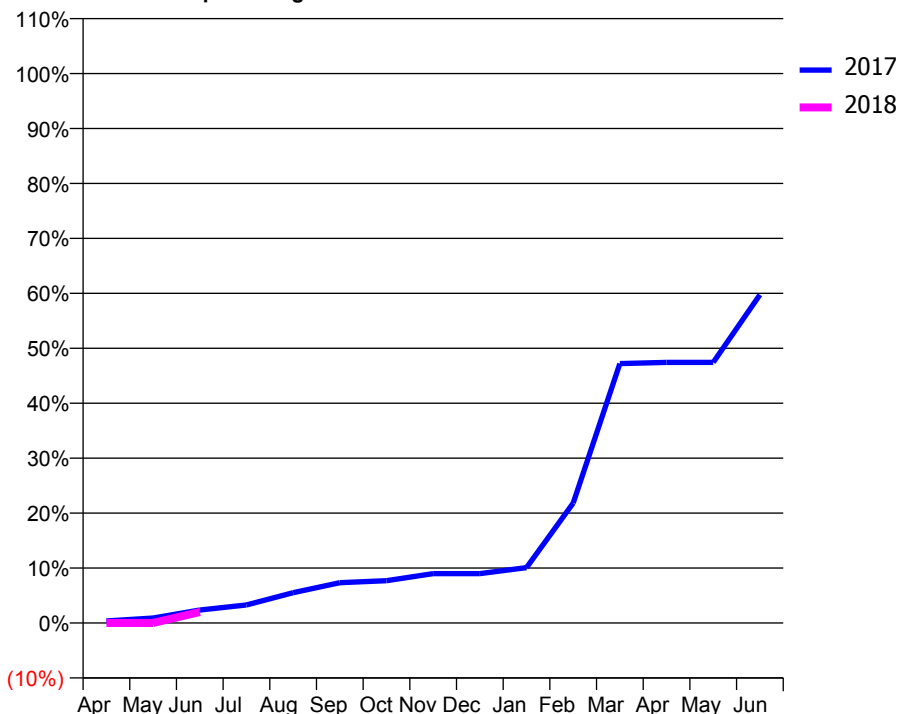
ACCESS*

Patients seen in 24 months	Total	Change since previous quarter
Quarter ending June 2016	193	
Quarter ending September 2016	177	↓
Quarter ending December 2016	127	↓
Quarter ending March 2017	179	↑
Quarter ending June 2017	178	→
Variance since June 2016	(7.8%)	↓



ACTIVITY

Cumulative percentage of contracted UDA delivered 2017 & 2018



Month	Adjusted Scheduled Activity (UDA)	
	2017	2018
April	2	0
May	5	0
June	13	11
July	18	
August	30	
September	40	
October	42	
November	49	
December	49	
January	55	
February	119	
March	258	
April	259	
May	259	
June	327	

QUALITY

	Quantity	Base Number	Contract	AT	Region	England
% of FP17s for the same patient ID Re-attending within 3 months - Children	0	13	0.0%	11.0%	11.7%	12.0%
% of FP17s for the same patient ID Re-attending within 3 months - Adults	4	29	13.8%	14.6%	15.2%	16.0%
% of FP17s for the same patient ID Re-attending between 3 & 9 months - Children	5	13	38.5%	59.1%	59.1%	58.0%
% of FP17s for the same patient ID Re-attending between 3 & 9 months - Adults	0	29	0.0%	49.1%	52.2%	50.9%
% of FP17s for Band 1 Urgent Courses	0	7	0.0%	9.4%	7.9%	9.1%
% of FP17s Relating to Free Repair or Replacements	0	7	0.0%	0.8%	0.8%	0.8%
% of FP17s Relating to Continuations	0	7	0.0%	1.1%	1.1%	1.1%
% of Patients satisfied with the dentistry they have received	0	0	N/A	91.3%	91.8%	91.7%
% of Patients satisfied with the time they had to wait for an appointment	0	0	N/A	86.3%	88.4%	88.0%

* This is based on patients treated on this contract for their most recent course of treatment. Figures in italics indicate the base number of FP17s or Patient Questionnaire responses are less than 100. N/A is shown where the base number of responses is less than 10 during the period. % is calculated as Quantity/Base number*100

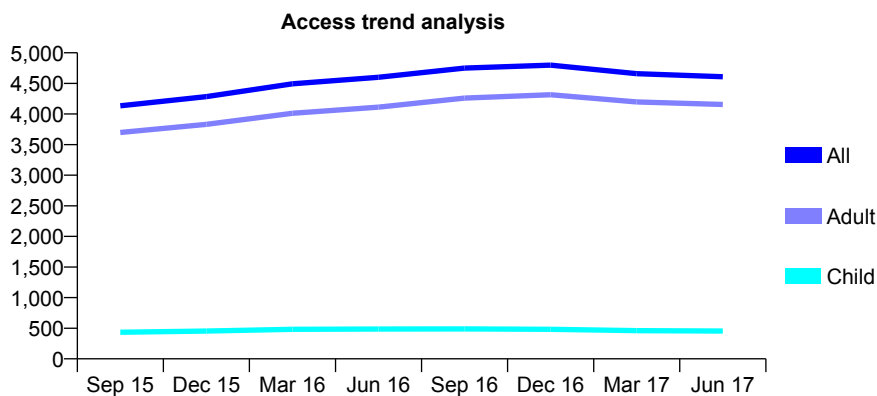
Q56 - Vital Signs At a Glance Contract Report for 132225/0001 - June 2017

Name or company name	Peterborough Dental Access Centre
Contract type name	PDS Contract
Purpose of contract	General
Contract start date	01/04/2006
Contract end date	31/03/2018

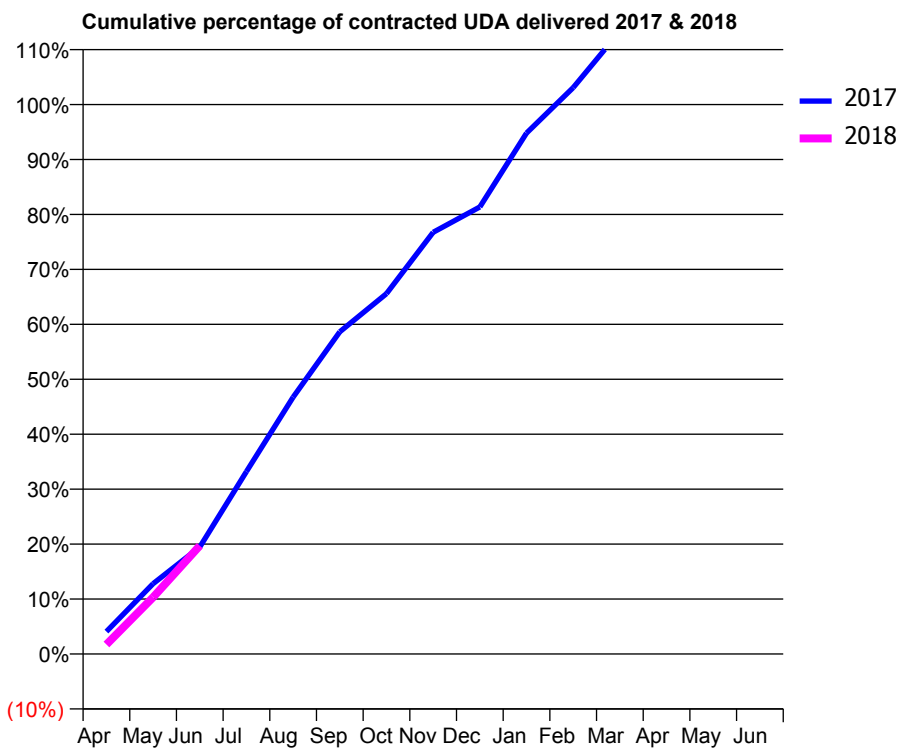
17/18 Contracted general activity (UDA)	4,000
Carry forward general activity (UDA)	0
17/18 Contracted orthodontic activity (UOA)	0
Carry forward orthodontic activity (UOA)	0
Baseline contract value	£190,374.45

ACCESS*

Patients seen in 24 months	Total	Change since previous quarter
Quarter ending June 2016	4,600	
Quarter ending September 2016	4,750	↑
Quarter ending December 2016	4,798	→
Quarter ending March 2017	4,658	↓
Quarter ending June 2017	4,610	↓
Variance since June 2016	0.2%	→



ACTIVITY



Month	Adjusted Scheduled Activity (UDA)	
	2017	2018
April	164	70
May	512	413
June	779	788
July	1,328	
August	1,870	
September	2,345	
October	2,624	
November	3,070	
December	3,254	
January	3,792	
February	4,123	
March	4,532	
April	4,635	
May	4,636	
June	4,636	

QUALITY

	Quantity	Base Number	Contract	AT	Region	England
% of FP17s for the same patient ID Re-attending within 3 months - Children	11	126	8.7%	11.0%	11.7%	12.0%
% of FP17s for the same patient ID Re-attending within 3 months - Adults	60	745	8.1%	14.6%	15.2%	16.0%
% of FP17s for the same patient ID Re-attending between 3 & 9 months - Children	7	126	5.6%	59.1%	59.1%	58.0%
% of FP17s for the same patient ID Re-attending between 3 & 9 months - Adults	51	745	6.8%	49.1%	52.2%	50.9%
% of FP17s for Band 1 Urgent Courses	622	636	97.8%	9.4%	7.9%	9.1%
% of FP17s Relating to Free Repair or Replacements	0	636	0.0%	0.8%	0.8%	0.8%
% of FP17s Relating to Continuations	0	636	0.0%	1.1%	1.1%	1.1%
% of Patients satisfied with the dentistry they have received	2	2	N/A	91.3%	91.8%	91.7%
% of Patients satisfied with the time they had to wait for an appointment	2	2	N/A	86.3%	88.4%	88.0%

* This is based on patients treated on this contract for their most recent course of treatment. Figures in italics indicate the base number of FP17s or Patient Questionnaire responses are less than 100. N/A is shown where the base number of responses is less than 10 during the period. % is calculated as Quantity/Base number*100

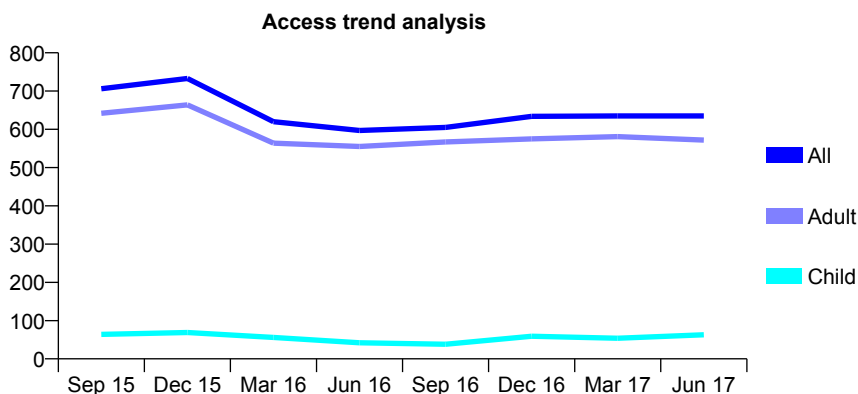
Q56 - Vital Signs At a Glance Contract Report for 132225/0002 - June 2017

Name or company name	Peterborough Dental Access Centre
Contract type name	PDS Contract
Purpose of contract	General
Contract start date	01/04/2011
Contract end date	31/03/2018

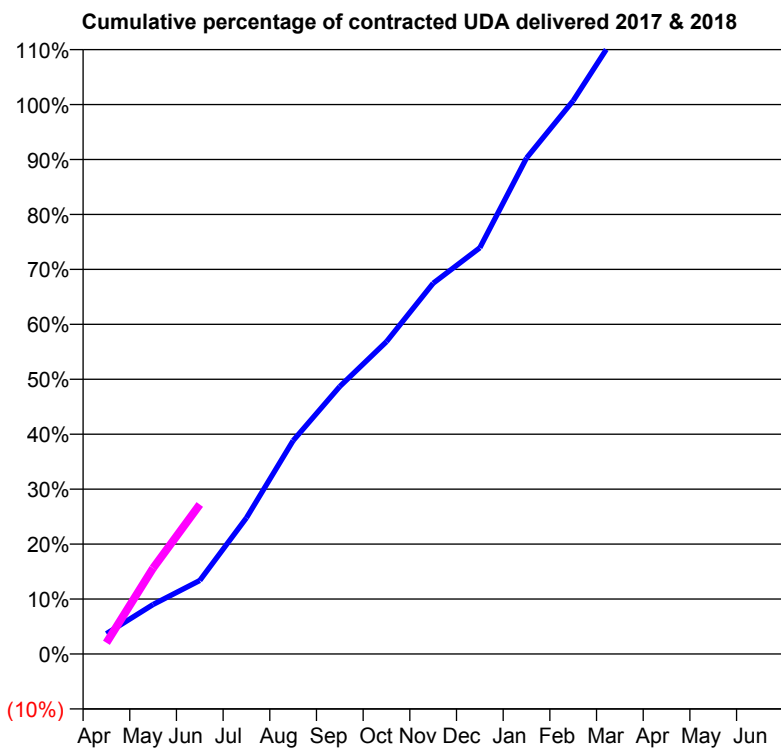
17/18 Contracted general activity (UDA)	632
Carry forward general activity (UDA)	0
17/18 Contracted orthodontic activity (UOA)	0
Carry forward orthodontic activity (UOA)	0
Baseline contract value	£36,763.43

ACCESS*

Patients seen in 24 months	Total	Change since previous quarter
Quarter ending June 2016	597	
Quarter ending September 2016	605	→
Quarter ending December 2016	634	↑
Quarter ending March 2017	635	→
Quarter ending June 2017	635	→
Variance since June 2016	6.4%	↑



ACTIVITY



Month	Adjusted Scheduled Activity (UDA)	
	2017	2018
April	23	13
May	57	99
June	85	172
July	157	
August	245	
September	308	
October	359	
November	426	
December	467	
January	570	
February	636	
March	719	
April	734	
May	734	
June	734	

QUALITY

	Quantity	Base Number	Contract	AT	Region	England
% of FP17s for the same patient ID Re-attending within 3 months - Children	0	24	0.0%	11.0%	11.7%	12.0%
% of FP17s for the same patient ID Re-attending within 3 months - Adults	2	130	1.5%	14.6%	15.2%	16.0%
% of FP17s for the same patient ID Re-attending between 3 & 9 months - Children	0	24	0.0%	59.1%	59.1%	58.0%
% of FP17s for the same patient ID Re-attending between 3 & 9 months - Adults	0	130	0.0%	49.1%	52.2%	50.9%
% of FP17s for Band 1 Urgent Courses	140	142	98.6%	9.4%	7.9%	9.1%
% of FP17s Relating to Free Repair or Replacements	0	142	0.0%	0.8%	0.8%	0.8%
% of FP17s Relating to Continuations	0	142	0.0%	1.1%	1.1%	1.1%
% of Patients satisfied with the dentistry they have received	0	0	N/A	91.3%	91.8%	91.7%
% of Patients satisfied with the time they had to wait for an appointment	0	0	N/A	86.3%	88.4%	88.0%

* This is based on patients treated on this contract for their most recent course of treatment. Figures in italics indicate the base number of FP17s or Patient Questionnaire responses are less than 100. N/A is shown where the base number of responses is less than 10 during the period. % is calculated as Quantity/Base number*100

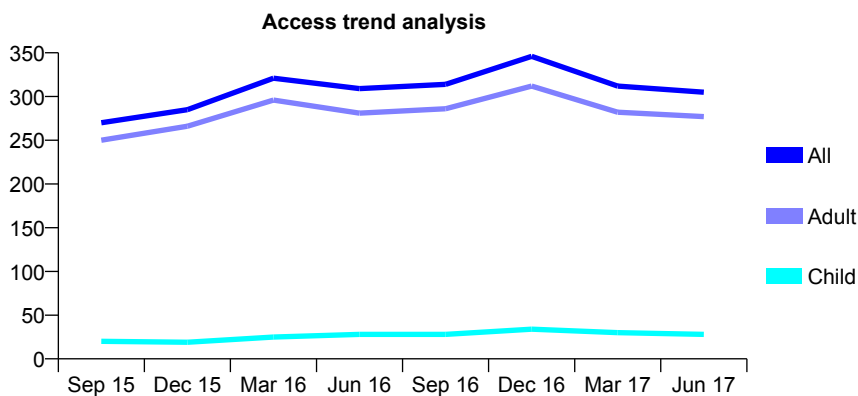
Q56 - Vital Signs At a Glance Contract Report for 132225/0003 - June 2017

Name or company name	Peterborough Dental Access Centre
Contract type name	PDS Contract
Purpose of contract	General
Contract start date	01/04/2011
Contract end date	31/03/2018

17/18 Contracted general activity (UDA)	390
Carry forward general activity (UDA)	0
17/18 Contracted orthodontic activity (UOA)	0
Carry forward orthodontic activity (UOA)	0
Baseline contract value	£34,372.11

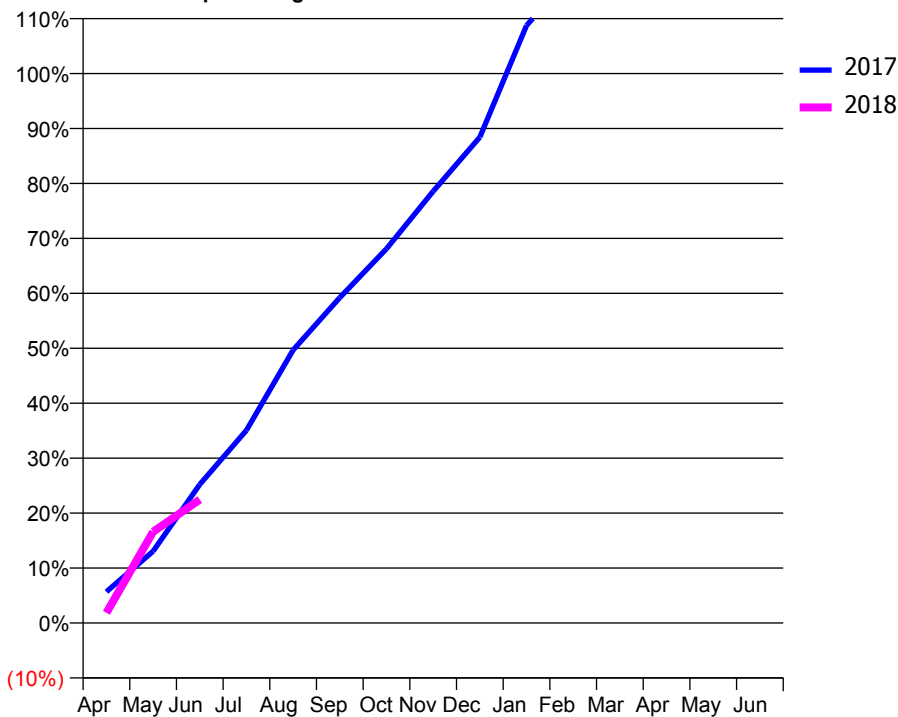
ACCESS*

Patients seen in 24 months	Total	Change since previous quarter
Quarter ending June 2016	309	
Quarter ending September 2016	314	→
Quarter ending December 2016	346	↑
Quarter ending March 2017	312	↓
Quarter ending June 2017	305	↓
Variance since June 2016	(1.3%)	↓



ACTIVITY

Cumulative percentage of contracted UDA delivered 2017 & 2018



Month	Adjusted Scheduled Activity (UDA)	
	2017	2018
April	22	7
May	51	65
June	98	88
July	137	
August	194	
September	231	
October	266	
November	306	
December	345	
January	424	
February	461	
March	497	
April	516	
May	516	
June	516	

QUALITY

	Quantity	Base Number	Contract	AT	Region	England
% of FP17s for the same patient ID Re-attending within 3 months - Children	0	9	0.0%	11.0%	11.7%	12.0%
% of FP17s for the same patient ID Re-attending within 3 months - Adults	1	80	1.3%	14.6%	15.2%	16.0%
% of FP17s for the same patient ID Re-attending between 3 & 9 months - Children	0	9	0.0%	59.1%	59.1%	58.0%
% of FP17s for the same patient ID Re-attending between 3 & 9 months - Adults	0	80	0.0%	49.1%	52.2%	50.9%
% of FP17s for Band 1 Urgent Courses	73	73	100.0%	9.4%	7.9%	9.1%
% of FP17s Relating to Free Repair or Replacements	0	73	0.0%	0.8%	0.8%	0.8%
% of FP17s Relating to Continuations	0	73	0.0%	1.1%	1.1%	1.1%
% of Patients satisfied with the dentistry they have received	0	0	N/A	91.3%	91.8%	91.7%
% of Patients satisfied with the time they had to wait for an appointment	0	0	N/A	86.3%	88.4%	88.0%

* This is based on patients treated on this contract for their most recent course of treatment. Figures in italics indicate the base number of FP17s or Patient Questionnaire responses are less than 100. N/A is shown where the base number of responses is less than 10 during the period. % is calculated as Quantity/Base number*100

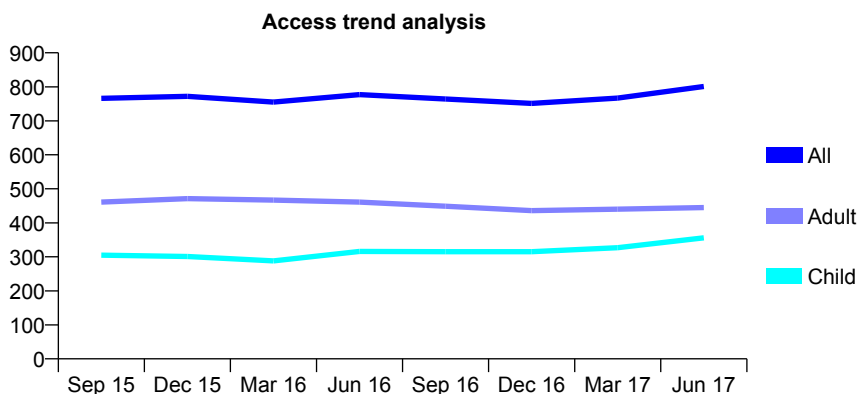
Q56 - Vital Signs At a Glance Contract Report for 132225/0004 - June 2017

Name or company name	Peterborough Dental Access Centre
Contract type name	PDS Contract
Purpose of contract	General
Contract start date	01/04/2011
Contract end date	31/03/2018

17/18 Contracted general activity (UDA)	1,475
Carry forward general activity (UDA)	0
17/18 Contracted orthodontic activity (UOA)	0
Carry forward orthodontic activity (UOA)	0
Baseline contract value	£109,200.90

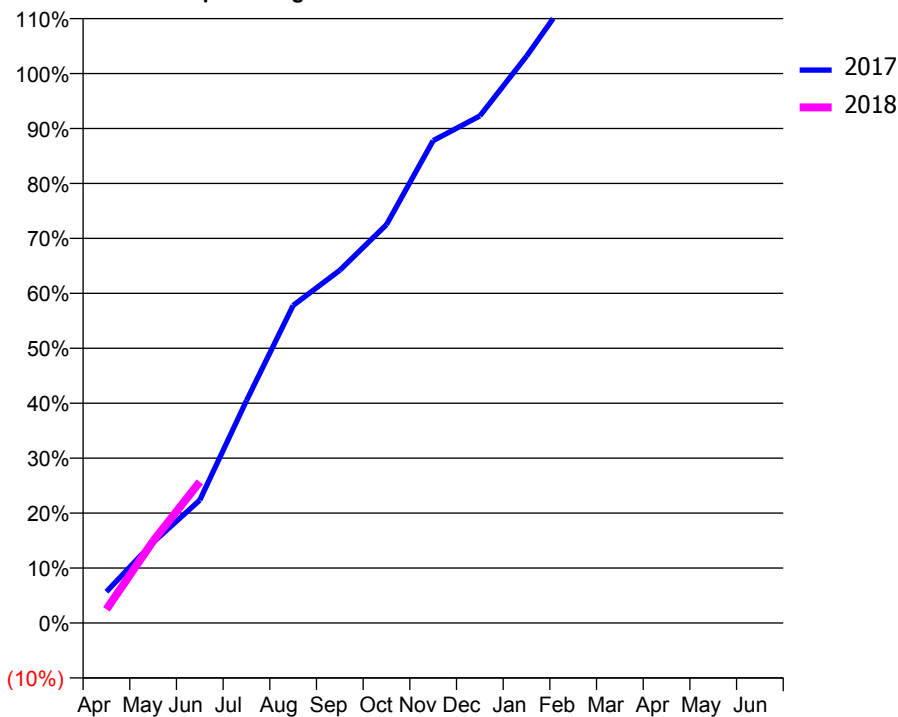
ACCESS*

Patients seen in 24 months	Total	Change since previous quarter
Quarter ending June 2016	777	
Quarter ending September 2016	764	↓
Quarter ending December 2016	751	↓
Quarter ending March 2017	767	↑
Quarter ending June 2017	801	↑
Variance since June 2016	3.1%	↑



ACTIVITY

Cumulative percentage of contracted UDA delivered 2017 & 2018



Adjusted Scheduled Activity (UDA)		
Month	2017	2018
April	84	37
May	216	220
June	330	379
July	597	
August	852	
September	947	
October	1,069	
November	1,295	
December	1,361	
January	1,521	
February	1,698	
March	1,930	
April	2,011	
May	2,011	
June	2,011	

QUALITY

	Quantity	Base Number	Contract	AT	Region	England
% of FP17s for the same patient ID Re-attending within 3 months - Children	14	158	8.9%	11.0%	11.7%	12.0%
% of FP17s for the same patient ID Re-attending within 3 months - Adults	4	120	3.3%	14.6%	15.2%	16.0%
% of FP17s for the same patient ID Re-attending between 3 & 9 months - Children	33	158	20.9%	59.1%	59.1%	58.0%
% of FP17s for the same patient ID Re-attending between 3 & 9 months - Adults	57	120	47.5%	49.1%	52.2%	50.9%
% of FP17s for Band 1 Urgent Courses	5	234	2.1%	9.4%	7.9%	9.1%
% of FP17s Relating to Free Repair or Replacements	0	234	0.0%	0.8%	0.8%	0.8%
% of FP17s Relating to Continuations	0	234	0.0%	1.1%	1.1%	1.1%
% of Patients satisfied with the dentistry they have received	2	2	N/A	91.3%	91.8%	91.7%
% of Patients satisfied with the time they had to wait for an appointment	2	2	N/A	86.3%	88.4%	88.0%

* This is based on patients treated on this contract for their most recent course of treatment. Figures in italics indicate the base number of FP17s or Patient Questionnaire responses are less than 100. N/A is shown where the base number of responses is less than 10 during the period. % is calculated as Quantity/Base number*100

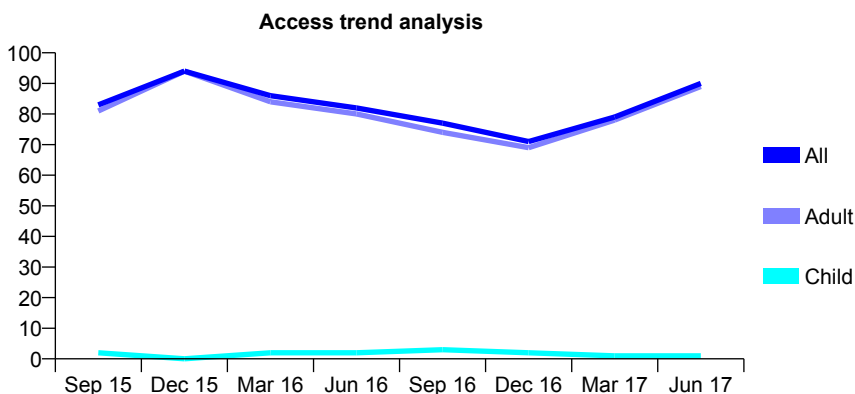
Q56 - Vital Signs At a Glance Contract Report for 132225/0005 - June 2017

Name or company name	Peterborough Dental Access Centre
Contract type name	PDS Contract
Purpose of contract	General
Contract start date	01/04/2011
Contract end date	31/03/2018

17/18 Contracted general activity (UDA)	148
Carry forward general activity (UDA)	0
17/18 Contracted orthodontic activity (UOA)	0
Carry forward orthodontic activity (UOA)	0
Baseline contract value	£13,011.03

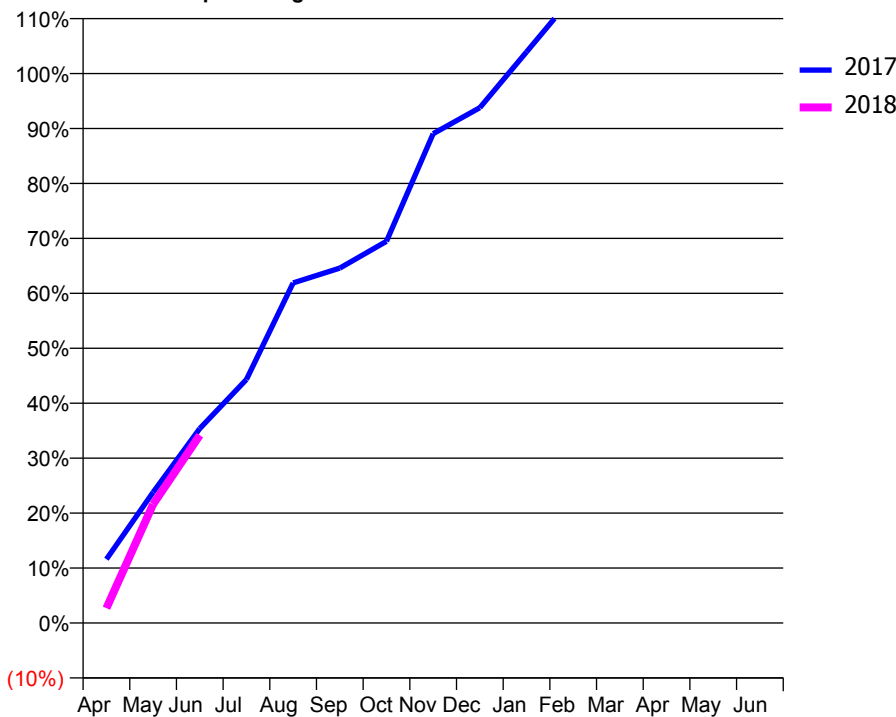
ACCESS*

Patients seen in 24 months	Total	Change since previous quarter
Quarter ending June 2016	82	
Quarter ending September 2016	77	↓
Quarter ending December 2016	71	↓
Quarter ending March 2017	79	↑
Quarter ending June 2017	90	↑
Variance since June 2016	9.8%	↑



ACTIVITY

Cumulative percentage of contracted UDA delivered 2017 & 2018



Adjusted Scheduled Activity (UDA)

Month	2017	2018
April	17	4
May	35	32
June	52	51
July	66	
August	92	
September	96	
October	103	
November	132	
December	139	
January	154	
February	169	
March	187	
April	200	
May	200	
June	200	

QUALITY

	Quantity	Base Number	Contract	AT	Region	England
% of FP17s for the same patient ID Re-attending within 3 months - Children	0	0	N/A	11.0%	11.7%	12.0%
% of FP17s for the same patient ID Re-attending within 3 months - Adults	2	24	8.3%	14.6%	15.2%	16.0%
% of FP17s for the same patient ID Re-attending between 3 & 9 months - Children	0	0	N/A	59.1%	59.1%	58.0%
% of FP17s for the same patient ID Re-attending between 3 & 9 months - Adults	4	24	16.7%	49.1%	52.2%	50.9%
% of FP17s for Band 1 Urgent Courses	3	22	13.6%	9.4%	7.9%	9.1%
% of FP17s Relating to Free Repair or Replacements	0	22	0.0%	0.8%	0.8%	0.8%
% of FP17s Relating to Continuations	0	22	0.0%	1.1%	1.1%	1.1%
% of Patients satisfied with the dentistry they have received	0	0	N/A	91.3%	91.8%	91.7%
% of Patients satisfied with the time they had to wait for an appointment	0	0	N/A	86.3%	88.4%	88.0%

* This is based on patients treated on this contract for their most recent course of treatment. Figures in italics indicate the base number of FP17s or Patient Questionnaire responses are less than 100. N/A is shown where the base number of responses is less than 10 during the period. % is calculated as Quantity/Base number*100

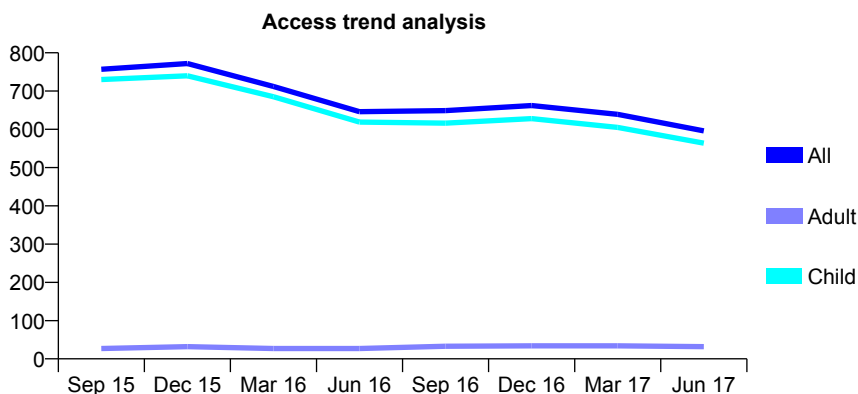
Q56 - Vital Signs At a Glance Contract Report for 132225/0006 - June 2017

Name or company name	Peterborough Dental Access Centre
Contract type name	PDS Contract
Purpose of contract	General
Contract start date	01/04/2011
Contract end date	31/03/2018

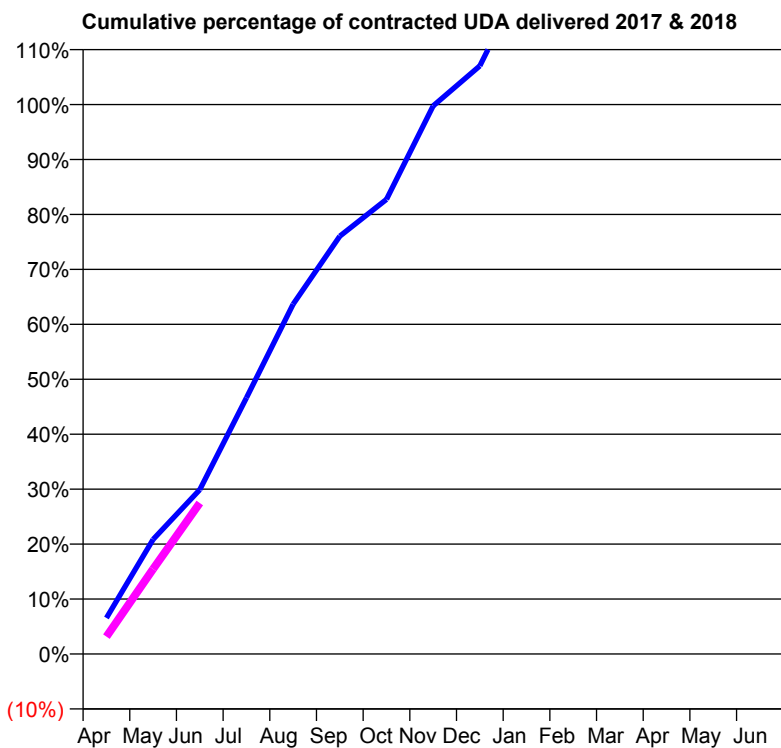
17/18 Contracted general activity (UDA)	1,416
Carry forward general activity (UDA)	0
17/18 Contracted orthodontic activity (UOA)	0
Carry forward orthodontic activity (UOA)	0
Baseline contract value	£602,152.27

ACCESS*

Patients seen in 24 months	Total	Change since previous quarter
Quarter ending June 2016	646	
Quarter ending September 2016	649	→
Quarter ending December 2016	662	↑
Quarter ending March 2017	639	↓
Quarter ending June 2017	596	↓
Variance since June 2016	(7.7%)	↓



ACTIVITY



Adjusted Scheduled Activity (UDA)		
Month	2017	2018
April	93	45
May	295	219
June	423	389
July	660	
August	902	
September	1,077	
October	1,172	
November	1,413	
December	1,516	
January	1,757	
February	1,892	
March	2,155	
April	2,225	
May	2,225	
June	2,225	

QUALITY

	Quantity	Base Number	Contract	AT	Region	England
% of FP17s for the same patient ID Re-attending within 3 months - Children	0	157	0.0%	11.0%	11.7%	12.0%
% of FP17s for the same patient ID Re-attending within 3 months - Adults	0	4	0.0%	14.6%	15.2%	16.0%
% of FP17s for the same patient ID Re-attending between 3 & 9 months - Children	0	157	0.0%	59.1%	59.1%	58.0%
% of FP17s for the same patient ID Re-attending between 3 & 9 months - Adults	0	4	0.0%	49.1%	52.2%	50.9%
% of FP17s for Band 1 Urgent Courses	0	137	0.0%	9.4%	7.9%	9.1%
% of FP17s Relating to Free Repair or Replacements	0	137	0.0%	0.8%	0.8%	0.8%
% of FP17s Relating to Continuations	0	137	0.0%	1.1%	1.1%	1.1%
% of Patients satisfied with the dentistry they have received	0	0	N/A	91.3%	91.8%	91.7%
% of Patients satisfied with the time they had to wait for an appointment	0	0	N/A	86.3%	88.4%	88.0%

* This is based on patients treated on this contract for their most recent course of treatment. Figures in italics indicate the base number of FP17s or Patient Questionnaire responses are less than 100. N/A is shown where the base number of responses is less than 10 during the period. % is calculated as Quantity/Base number*100

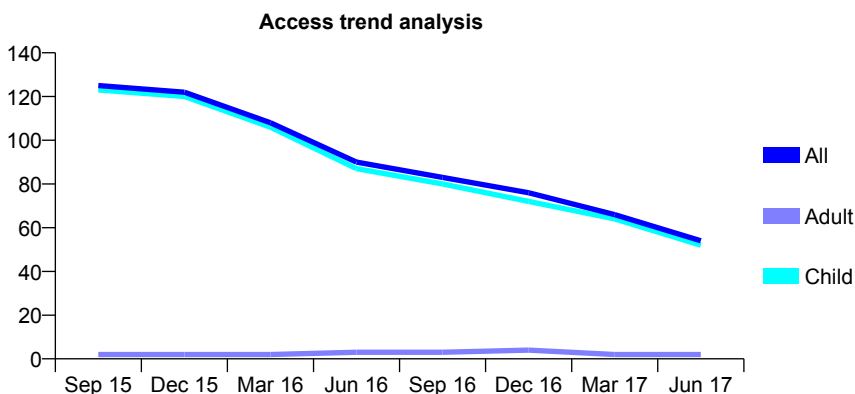
Q56 - Vital Signs At a Glance Contract Report for 132225/0007 - June 2017

Name or company name	Peterborough Dental Access Centre
Contract type name	PDS Contract
Purpose of contract	General
Contract start date	01/04/2011
Contract end date	31/03/2018

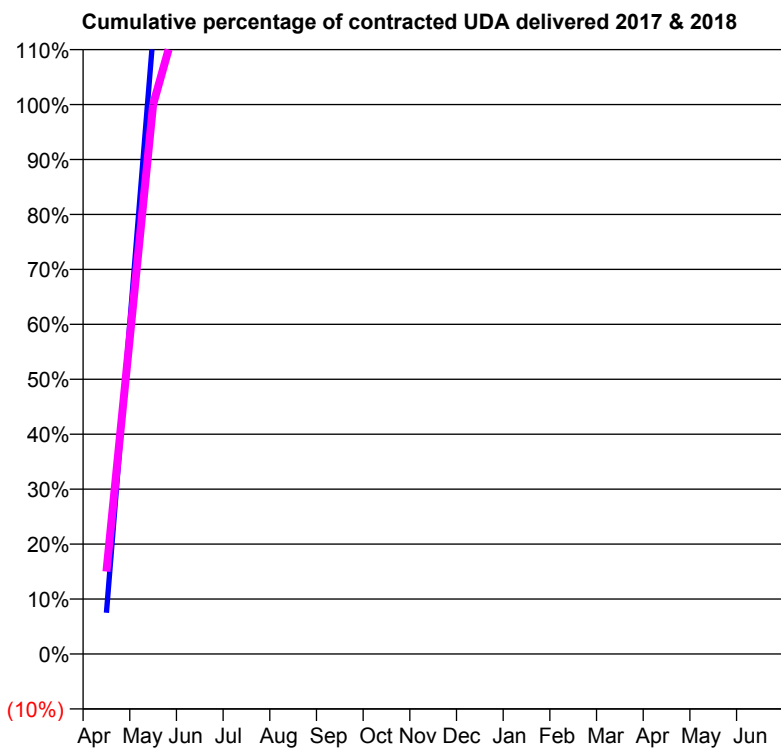
17/18 Contracted general activity (UDA)	40
Carry forward general activity (UDA)	0
17/18 Contracted orthodontic activity (UOA)	0
Carry forward orthodontic activity (UOA)	0
Baseline contract value	£13,428.29

ACCESS*

Patients seen in 24 months	Total	Change since previous quarter
Quarter ending June 2016	90	
Quarter ending September 2016	83	↓
Quarter ending December 2016	76	↓
Quarter ending March 2017	66	↓
Quarter ending June 2017	54	↓
Variance since June 2016	(40.0%)	↓



ACTIVITY



Adjusted Scheduled Activity (UDA)		
Month	2017	2018
April	3	6
May	45	40
June	54	52
July	75	
August	100	
September	112	
October	133	
November	153	
December	165	
January	171	
February	184	
March	206	
April	212	
May	212	
June	212	

QUALITY

	Quantity	Base Number	Contract	AT	Region	England
% of FP17s for the same patient ID Re-attending within 3 months - Children	0	20	0.0%	11.0%	11.7%	12.0%
% of FP17s for the same patient ID Re-attending within 3 months - Adults	0	0	N/A	14.6%	15.2%	16.0%
% of FP17s for the same patient ID Re-attending between 3 & 9 months - Children	0	20	0.0%	59.1%	59.1%	58.0%
% of FP17s for the same patient ID Re-attending between 3 & 9 months - Adults	0	0	N/A	49.1%	52.2%	50.9%
% of FP17s for Band 1 Urgent Courses	0	18	0.0%	9.4%	7.9%	9.1%
% of FP17s Relating to Free Repair or Replacements	0	18	0.0%	0.8%	0.8%	0.8%
% of FP17s Relating to Continuations	0	18	0.0%	1.1%	1.1%	1.1%
% of Patients satisfied with the dentistry they have received	0	0	N/A	91.3%	91.8%	91.7%
% of Patients satisfied with the time they had to wait for an appointment	0	0	N/A	86.3%	88.4%	88.0%

* This is based on patients treated on this contract for their most recent course of treatment. Figures in italics indicate the base number of FP17s or Patient Questionnaire responses are less than 100. N/A is shown where the base number of responses is less than 10 during the period. % is calculated as Quantity/Base number*100

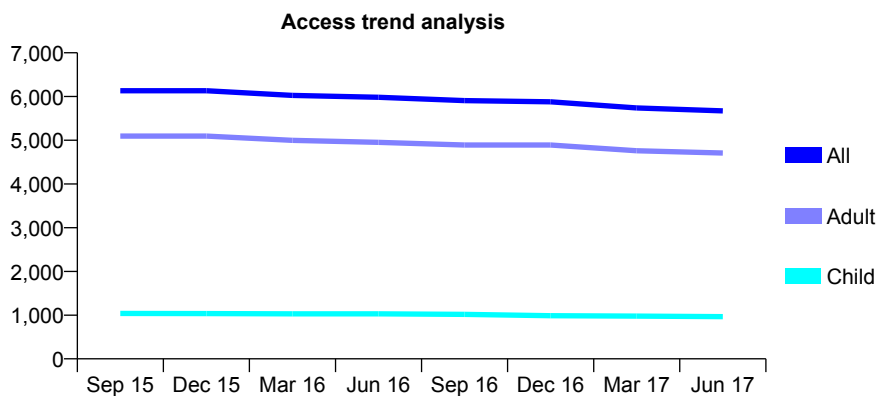
Q56 - Vital Signs At a Glance Contract Report for 132322/0001 - June 2017

Name or company name	Orford Hill Limited
Contract type name	GDS Contract
Purpose of contract	General
Contract start date	01/12/2012
Contract end date	

17/18 Contracted general activity (UDA)	16,000
Carry forward general activity (UDA)	0
17/18 Contracted orthodontic activity (UOA)	0
Carry forward orthodontic activity (UOA)	0
Baseline contract value	£415,876.03

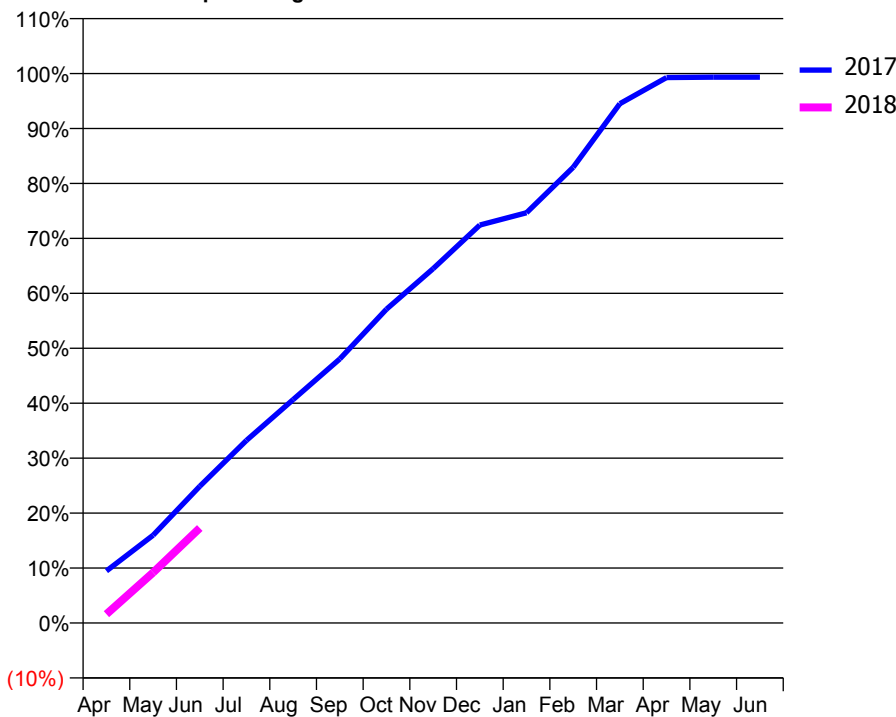
ACCESS*

Patients seen in 24 months	Total	Change since previous quarter
Quarter ending June 2016	5,982	
Quarter ending September 2016	5,908	↓
Quarter ending December 2016	5,878	→
Quarter ending March 2017	5,739	↓
Quarter ending June 2017	5,673	↓
Variance since June 2016	(5.2%)	↓



ACTIVITY

Cumulative percentage of contracted UDA delivered 2017 & 2018



QUALITY

	Quantity	Base Number	Contract	AT	Region	England
% of FP17s for the same patient ID Re-attending within 3 months - Children	20	334	6.0%	11.0%	11.7%	12.0%
% of FP17s for the same patient ID Re-attending within 3 months - Adults	246	1,693	14.5%	14.6%	15.2%	16.0%
% of FP17s for the same patient ID Re-attending between 3 & 9 months - Children	205	334	61.4%	59.1%	59.1%	58.0%
% of FP17s for the same patient ID Re-attending between 3 & 9 months - Adults	1,021	1,693	60.3%	49.1%	52.2%	50.9%
% of FP17s for Band 1 Urgent Courses	99	1,683	5.9%	9.4%	7.9%	9.1%
% of FP17s Relating to Free Repair or Replacements	21	1,683	1.2%	0.8%	0.8%	0.8%
% of FP17s Relating to Continuations	23	1,683	1.4%	1.1%	1.1%	1.1%
% of Patients satisfied with the dentistry they have received	9	11	81.8%	91.3%	91.8%	91.7%
% of Patients satisfied with the time they had to wait for an appointment	9	11	81.8%	86.3%	88.4%	88.0%

* This is based on patients treated on this contract for their most recent course of treatment. Figures in italics indicate the base number of FP17s or Patient Questionnaire responses are less than 100. N/A is shown where the base number of responses is less than 10 during the period. % is calculated as Quantity/Base number*100

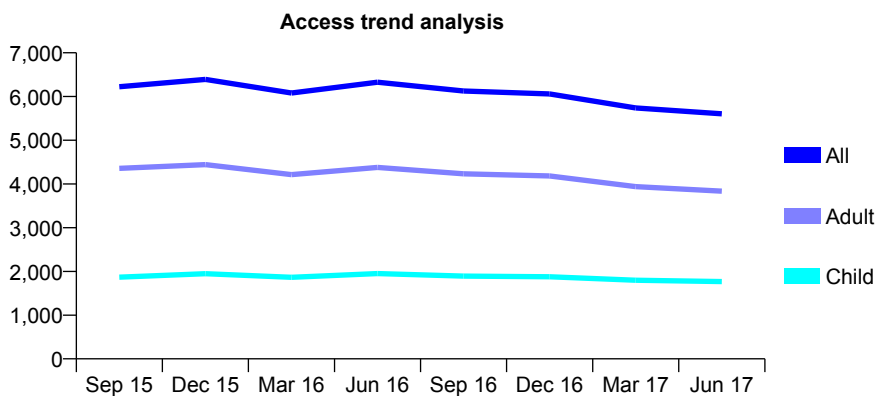
Q56 - Vital Signs At a Glance Contract Report for 132454/0001 - June 2017

Name or company name	1A Bretton
Contract type name	PDS Plus Contract
Purpose of contract	General
Contract start date	04/05/2010
Contract end date	31/03/2018

17/18 Contracted general activity (UDA)	21,000
Carry forward general activity (UDA)	0
17/18 Contracted orthodontic activity (UOA)	0
Carry forward orthodontic activity (UOA)	0
Baseline contract value	£520,088.74

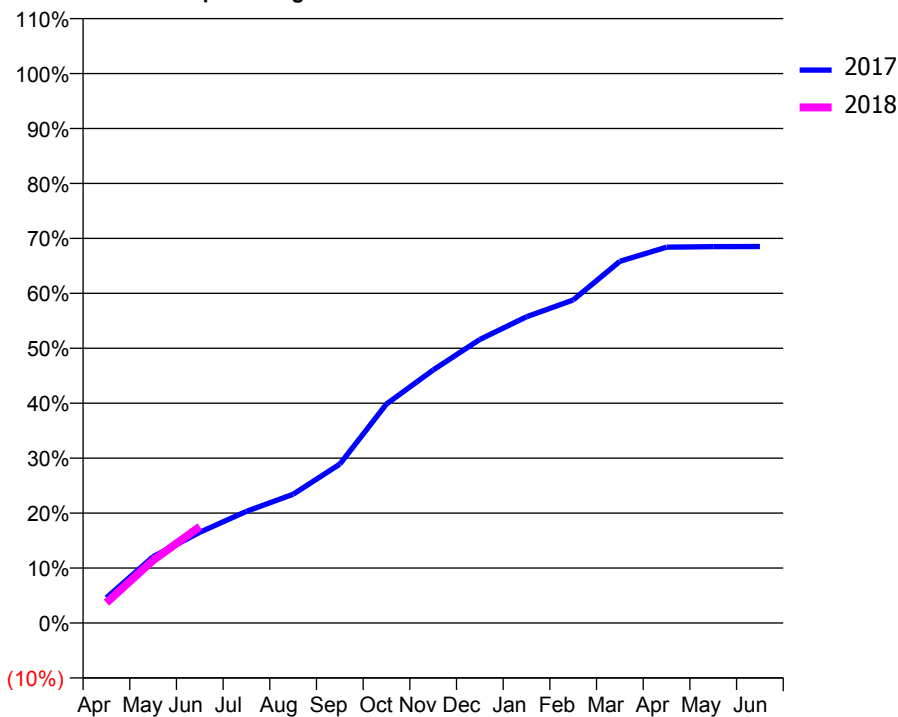
ACCESS*

Patients seen in 24 months	Total	Change since previous quarter
Quarter ending June 2016	6,328	
Quarter ending September 2016	6,127	↓
Quarter ending December 2016	6,060	↓
Quarter ending March 2017	5,739	↓
Quarter ending June 2017	5,605	↓
Variance since June 2016	(11.4%)	↓



ACTIVITY

Cumulative percentage of contracted UDA delivered 2017 & 2018



Month	Adjusted Scheduled Activity (UDA)	
	2017	2018
April	966	778
May	2,536	2,399
June	3,468	3,681
July	4,268	
August	4,922	
September	6,072	
October	8,370	
November	9,668	
December	10,838	
January	11,704	
February	12,344	
March	13,825	
April	14,364	
May	14,385	
June	14,391	

QUALITY

	Quantity	Base Number	Contract	AT	Region	England
% of FP17s for the same patient ID Re-attending within 3 months - Children	42	702	6.0%	11.0%	11.7%	12.0%
% of FP17s for the same patient ID Re-attending within 3 months - Adults	147	1,141	12.9%	14.6%	15.2%	16.0%
% of FP17s for the same patient ID Re-attending between 3 & 9 months - Children	439	702	62.5%	59.1%	59.1%	58.0%
% of FP17s for the same patient ID Re-attending between 3 & 9 months - Adults	565	1,141	49.5%	49.1%	52.2%	50.9%
% of FP17s for Band 1 Urgent Courses	77	1,581	4.9%	9.4%	7.9%	9.1%
% of FP17s Relating to Free Repair or Replacements	4	1,581	0.3%	0.8%	0.8%	0.8%
% of FP17s Relating to Continuations	28	1,581	1.8%	1.1%	1.1%	1.1%
% of Patients satisfied with the dentistry they have received	2	2	N/A	91.3%	91.8%	91.7%
% of Patients satisfied with the time they had to wait for an appointment	2	2	N/A	86.3%	88.4%	88.0%

* This is based on patients treated on this contract for their most recent course of treatment. Figures in italics indicate the base number of FP17s or Patient Questionnaire responses are less than 100. N/A is shown where the base number of responses is less than 10 during the period. % is calculated as Quantity/Base number*100

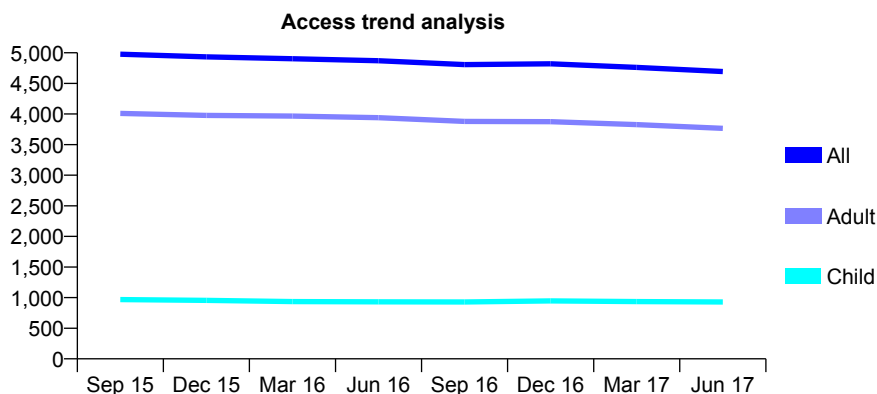
Q56 - Vital Signs At a Glance Contract Report for 133582/0001 - June 2017

Name or company name	Dr Horan & Dr Simkiene
Contract type name	GDS Contract
Purpose of contract	General and Orthodontic
Contract start date	01/05/2013
Contract end date	

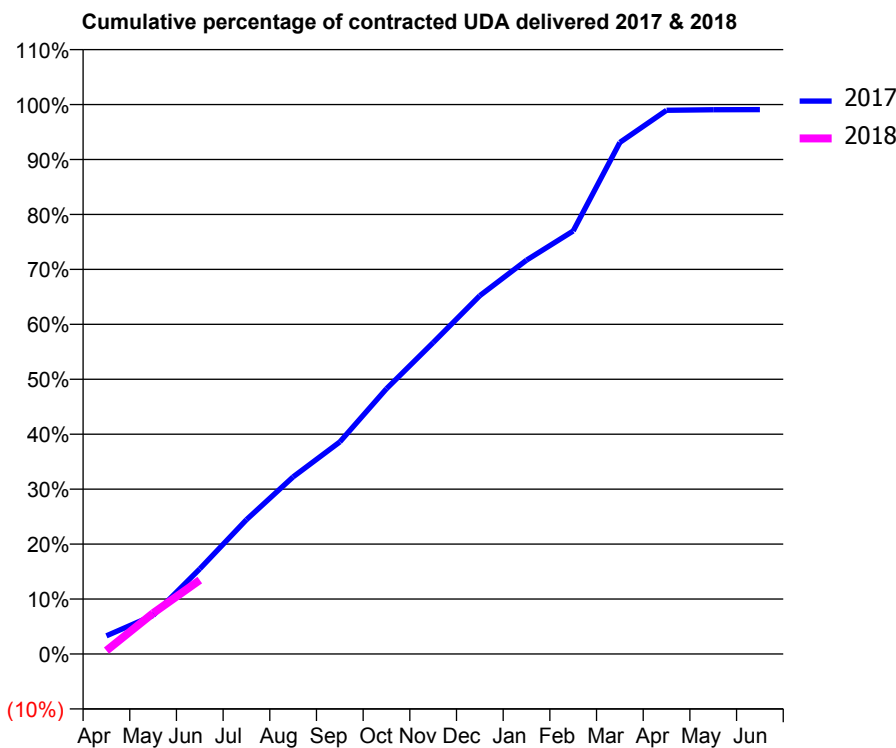
17/18 Contracted general activity (UDA)	15,998
Carry forward general activity (UDA)	0
17/18 Contracted orthodontic activity (UOA)	4,054
Carry forward orthodontic activity (UOA)	0
Baseline contract value	£596,575.70

ACCESS*

Patients seen in 24 months	Total	Change since previous quarter
Quarter ending June 2016	4,871	
Quarter ending September 2016	4,807	↓
Quarter ending December 2016	4,821	→
Quarter ending March 2017	4,762	↓
Quarter ending June 2017	4,694	↓
Variance since June 2016	(3.6%)	↓



ACTIVITY



Month	Adjusted Scheduled Activity (UDA)	
	2017	2018
April	528	101
May	1,124	1,188
June	2,480	2,154
July	3,912	
August	5,158	
September	6,174	
October	7,724	
November	9,066	
December	10,433	
January	11,464	
February	12,316	
March	14,894	
April	15,829	
May	15,845	
June	15,848	

QUALITY

	Quantity	Base Number	Contract	AT	Region	England
% of FP17s for the same patient ID Re-attending within 3 months - Children	61	426	14.3%	11.0%	11.7%	12.0%
% of FP17s for the same patient ID Re-attending within 3 months - Adults	220	1,306	16.8%	14.6%	15.2%	16.0%
% of FP17s for the same patient ID Re-attending between 3 & 9 months - Children	132	426	31.0%	59.1%	59.1%	58.0%
% of FP17s for the same patient ID Re-attending between 3 & 9 months - Adults	745	1,306	57.0%	49.1%	52.2%	50.9%
% of FP17s for Band 1 Urgent Courses	59	1,170	5.0%	9.4%	7.9%	9.1%
% of FP17s Relating to Free Repair or Replacements	7	1,170	0.6%	0.8%	0.8%	0.8%
% of FP17s Relating to Continuations	13	1,170	1.1%	1.1%	1.1%	1.1%
% of Patients satisfied with the dentistry they have received	6	6	N/A	91.3%	91.8%	91.7%
% of Patients satisfied with the time they had to wait for an appointment	5	6	N/A	86.3%	88.4%	88.0%

* This is based on patients treated on this contract for their most recent course of treatment. Figures in italics indicate the base number of FP17s or Patient Questionnaire responses are less than 100. N/A is shown where the base number of responses is less than 10 during the period. % is calculated as Quantity/Base number*100

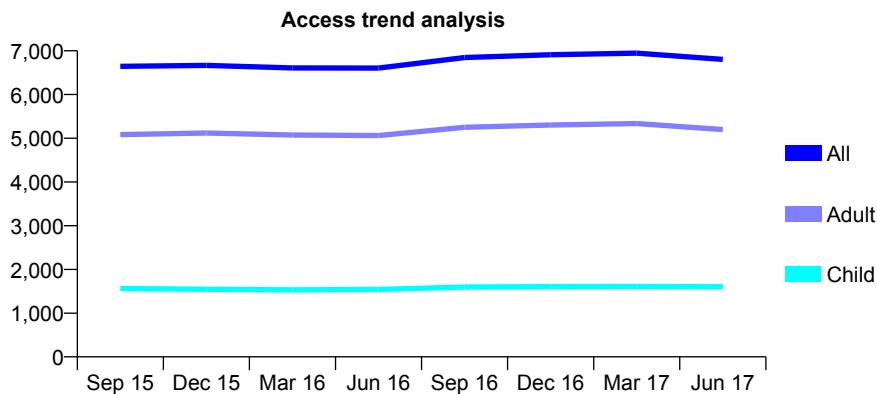
Q56 - Vital Signs At a Glance Contract Report for 134066/0001 - June 2017

Name or company name	Berners Holdings Ltd
Contract type name	GDS Contract
Purpose of contract	General
Contract start date	01/04/2008
Contract end date	

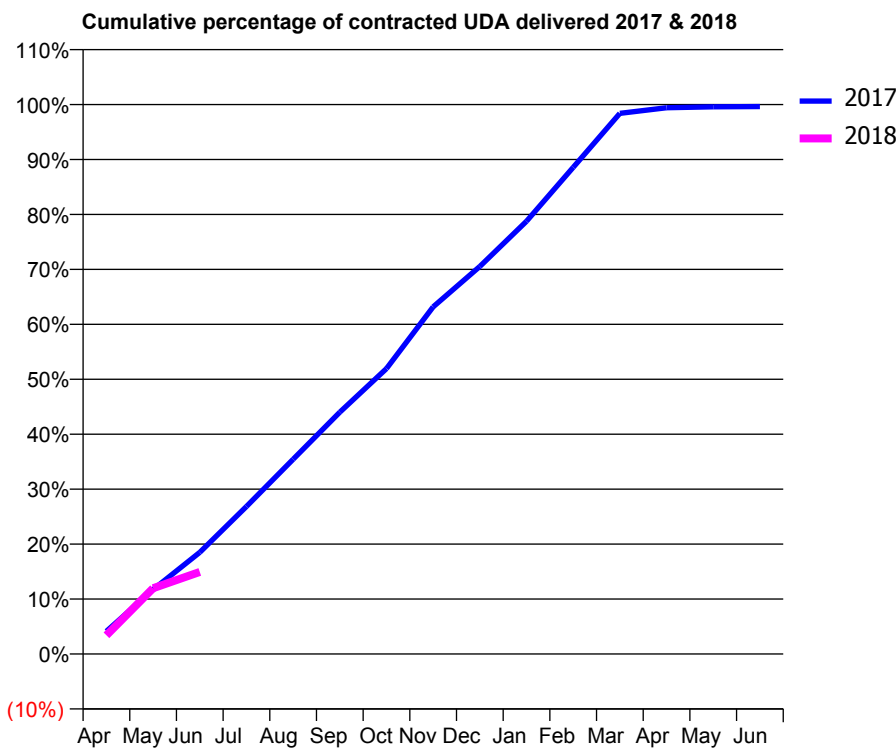
17/18 Contracted general activity (UDA)	16,932
Carry forward general activity (UDA)	0
17/18 Contracted orthodontic activity (UOA)	0
Carry forward orthodontic activity (UOA)	0
Baseline contract value	£359,948.65

ACCESS*

Patients seen in 24 months	Total	Change since previous quarter
Quarter ending June 2016	6,605	
Quarter ending September 2016	6,847	↑
Quarter ending December 2016	6,910	→
Quarter ending March 2017	6,947	→
Quarter ending June 2017	6,802	↓
Variance since June 2016	3.0%	↑



ACTIVITY



Month	Adjusted Scheduled Activity (UDA)	
	2017	2018
April	701	576
May	1,987	2,028
June	3,135	2,531
July	4,546	
August	6,002	
September	7,452	
October	8,797	
November	10,698	
December	11,943	
January	13,334	
February	14,994	
March	16,658	
April	16,831	
May	16,861	
June	16,870	

QUALITY

	Quantity	Base Number	Contract	AT	Region	England
% of FP17s for the same patient ID Re-attending within 3 months - Children	28	341	8.2%	11.0%	11.7%	12.0%
% of FP17s for the same patient ID Re-attending within 3 months - Adults	149	1,086	13.7%	14.6%	15.2%	16.0%
% of FP17s for the same patient ID Re-attending between 3 & 9 months - Children	189	341	55.4%	59.1%	59.1%	58.0%
% of FP17s for the same patient ID Re-attending between 3 & 9 months - Adults	482	1,086	44.4%	49.1%	52.2%	50.9%
% of FP17s for Band 1 Urgent Courses	234	1,296	18.1%	9.4%	7.9%	9.1%
% of FP17s Relating to Free Repair or Replacements	19	1,296	1.5%	0.8%	0.8%	0.8%
% of FP17s Relating to Continuations	2	1,296	0.2%	1.1%	1.1%	1.1%
% of Patients satisfied with the dentistry they have received	19	20	95.0%	91.3%	91.8%	91.7%
% of Patients satisfied with the time they had to wait for an appointment	20	20	100.0%	86.3%	88.4%	88.0%

* This is based on patients treated on this contract for their most recent course of treatment. Figures in italics indicate the base number of FP17s or Patient Questionnaire responses are less than 100. N/A is shown where the base number of responses is less than 10 during the period. % is calculated as Quantity/Base number*100

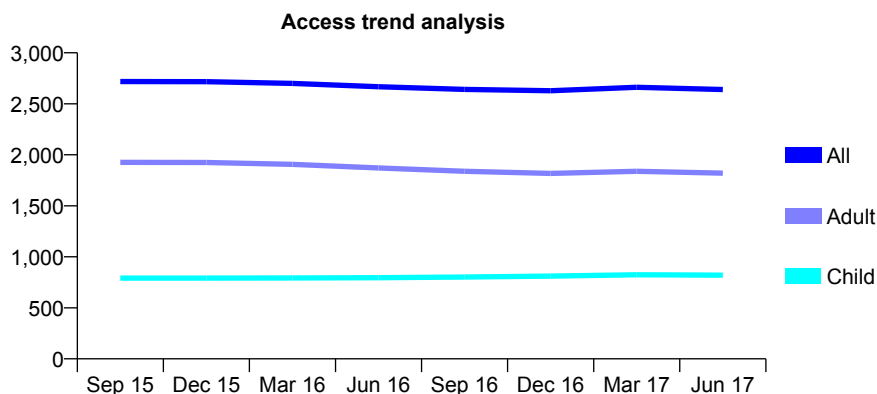
Q56 - Vital Signs At a Glance Contract Report for 135151/0001 - June 2017

Name or company name	Mr Gawain King and Mrs Antoinette King
Contract type name	GDS Contract
Purpose of contract	General
Contract start date	09/12/2010
Contract end date	

17/18 Contracted general activity (UDA)	7,500
Carry forward general activity (UDA)	0
17/18 Contracted orthodontic activity (UOA)	0
Carry forward orthodontic activity (UOA)	0
Baseline contract value	£199,298.28

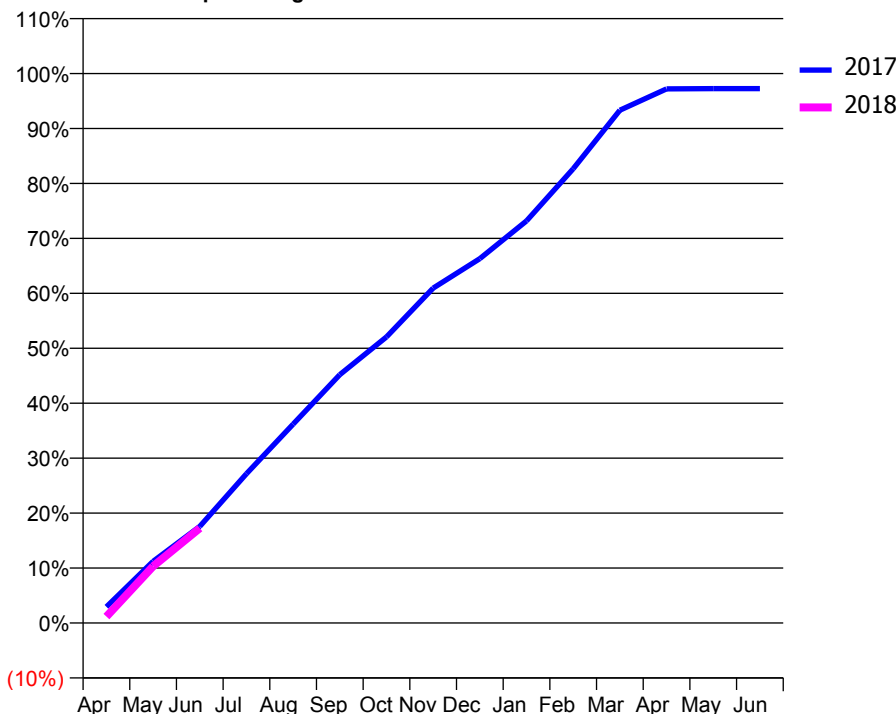
ACCESS*

Patients seen in 24 months	Total	Change since previous quarter
Quarter ending June 2016	2,667	
Quarter ending September 2016	2,641	→
Quarter ending December 2016	2,628	→
Quarter ending March 2017	2,662	→
Quarter ending June 2017	2,640	→
Variance since June 2016	(1.0%)	↓



ACTIVITY

Cumulative percentage of contracted UDA delivered 2017 & 2018



Month	Adjusted Scheduled Activity (UDA)	
	2017	2018
April	221	89
May	841	774
June	1,319	1,295
July	2,038	
August	2,714	
September	3,389	
October	3,905	
November	4,571	
December	4,974	
January	5,488	
February	6,201	
March	7,000	
April	7,291	
May	7,294	
June	7,294	

QUALITY

	Quantity	Base Number	Contract	AT	Region	England
% of FP17s for the same patient ID Re-attending within 3 months - Children	22	323	6.8%	11.0%	11.7%	12.0%
% of FP17s for the same patient ID Re-attending within 3 months - Adults	103	689	14.9%	14.6%	15.2%	16.0%
% of FP17s for the same patient ID Re-attending between 3 & 9 months - Children	232	323	71.8%	59.1%	59.1%	58.0%
% of FP17s for the same patient ID Re-attending between 3 & 9 months - Adults	462	689	67.1%	49.1%	52.2%	50.9%
% of FP17s for Band 1 Urgent Courses	73	853	8.6%	9.4%	7.9%	9.1%
% of FP17s Relating to Free Repair or Replacements	5	853	0.6%	0.8%	0.8%	0.8%
% of FP17s Relating to Continuations	11	853	1.3%	1.1%	1.1%	1.1%
% of Patients satisfied with the dentistry they have received	5	5	N/A	91.3%	91.8%	91.7%
% of Patients satisfied with the time they had to wait for an appointment	4	5	N/A	86.3%	88.4%	88.0%

* This is based on patients treated on this contract for their most recent course of treatment. Figures in italics indicate the base number of FP17s or Patient Questionnaire responses are less than 100. N/A is shown where the base number of responses is less than 10 during the period. % is calculated as Quantity/Base number*100

Q56 - Vital Signs At a Glance Contract Report for 135518/0001 - June 2017

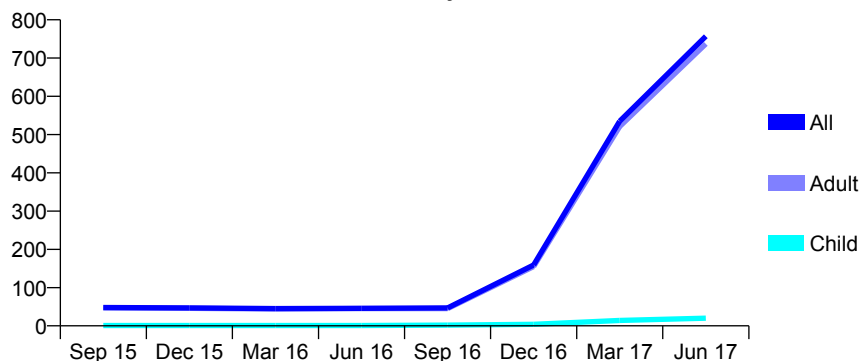
Name or company name	Oasis Dental Care (Central) Ltd
Contract type name	PDS Contract
Purpose of contract	General
Contract start date	01/03/2010
Contract end date	31/03/2018

17/18 Contracted general activity (UDA)	4,248
Carry forward general activity (UDA)	0
17/18 Contracted orthodontic activity (UOA)	0
Carry forward orthodontic activity (UOA)	0
Baseline contract value	£494,196.57

ACCESS*

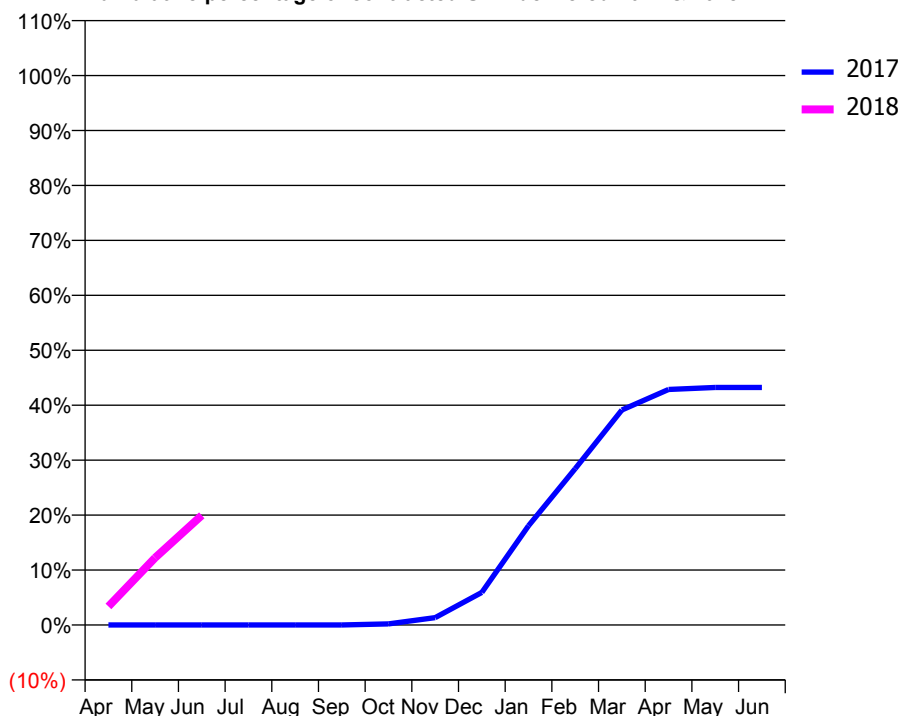
Patients seen in 24 months	Total	Change since previous quarter
Quarter ending June 2016	46	
Quarter ending September 2016	47	↑
Quarter ending December 2016	159	↑
Quarter ending March 2017	535	↑
Quarter ending June 2017	757	↑
Variance since June 2016	1545.7%	↑

Access trend analysis



ACTIVITY

Cumulative percentage of contracted UDA delivered 2017 & 2018



Adjusted Scheduled Activity (UDA)

Month	2017	2018
April	0	144
May	0	520
June	0	848
July	0	
August	0	
September	0	
October	9	
November	57	
December	252	
January	767	
February	1,209	
March	1,662	
April	1,821	
May	1,836	
June	1,836	

QUALITY

	Quantity	Base Number	Contract	AT	Region	England
% of FP17s for the same patient ID Re-attending within 3 months - Children	0	11	0.0%	11.0%	11.7%	12.0%
% of FP17s for the same patient ID Re-attending within 3 months - Adults	4	389	1.0%	14.6%	15.2%	16.0%
% of FP17s for the same patient ID Re-attending between 3 & 9 months - Children	0	11	0.0%	59.1%	59.1%	58.0%
% of FP17s for the same patient ID Re-attending between 3 & 9 months - Adults	1	389	0.3%	49.1%	52.2%	50.9%
% of FP17s for Band 1 Urgent Courses	0	288	0.0%	9.4%	7.9%	9.1%
% of FP17s Relating to Free Repair or Replacements	0	288	0.0%	0.8%	0.8%	0.8%
% of FP17s Relating to Continuations	0	288	0.0%	1.1%	1.1%	1.1%
% of Patients satisfied with the dentistry they have received	0	0	N/A	91.3%	91.8%	91.7%
% of Patients satisfied with the time they had to wait for an appointment	0	0	N/A	86.3%	88.4%	88.0%

* This is based on patients treated on this contract for their most recent course of treatment. Figures in italics indicate the base number of FP17s or Patient Questionnaire responses are less than 100. N/A is shown where the base number of responses is less than 10 during the period. % is calculated as Quantity/Base number*100

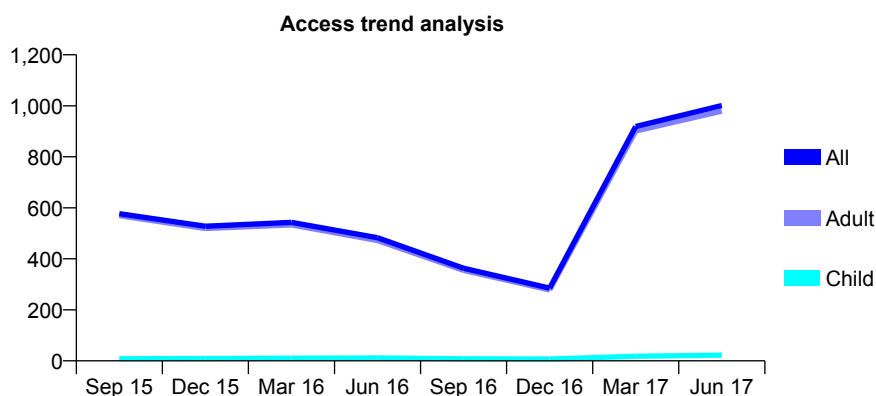
Q56 - Vital Signs At a Glance Contract Report for 135518/0002 - June 2017

Name or company name	Oasis Dental Care (Central) Ltd
Contract type name	PDS Contract
Purpose of contract	General
Contract start date	01/04/2011
Contract end date	31/03/2018

17/18 Contracted general activity (UDA)	360
Carry forward general activity (UDA)	0
17/18 Contracted orthodontic activity (UOA)	0
Carry forward orthodontic activity (UOA)	0
Baseline contract value	£26,652.42

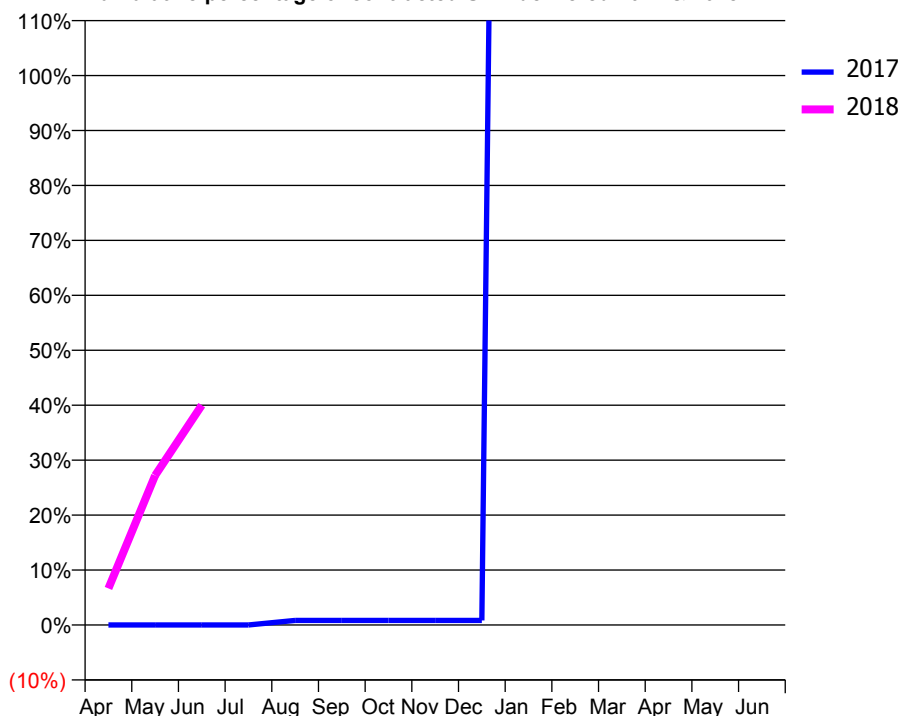
ACCESS*

Patients seen in 24 months	Total	Change since previous quarter
Quarter ending June 2016	483	
Quarter ending September 2016	363	↓
Quarter ending December 2016	285	↓
Quarter ending March 2017	919	↑
Quarter ending June 2017	1,001	↑
Variance since June 2016	107.2%	↑



ACTIVITY

Cumulative percentage of contracted UDA delivered 2017 & 2018



Month	Adjusted Scheduled Activity (UDA)	
	2017	2018
April	0	24
May	0	98
June	0	144
July	0	
August	3	
September	3	
October	3	
November	3	
December	3	
January	2,557	
February	2,621	
March	2,749	
April	2,775	
May	2,776	
June	2,776	

QUALITY

	Quantity	Base Number	Contract	AT	Region	England
% of FP17s for the same patient ID Re-attending within 3 months - Children	0	16	0.0%	11.0%	11.7%	12.0%
% of FP17s for the same patient ID Re-attending within 3 months - Adults	8	250	3.2%	14.6%	15.2%	16.0%
% of FP17s for the same patient ID Re-attending between 3 & 9 months - Children	0	16	0.0%	59.1%	59.1%	58.0%
% of FP17s for the same patient ID Re-attending between 3 & 9 months - Adults	1	250	0.4%	49.1%	52.2%	50.9%
% of FP17s for Band 1 Urgent Courses	0	128	0.0%	9.4%	7.9%	9.1%
% of FP17s Relating to Free Repair or Replacements	0	128	0.0%	0.8%	0.8%	0.8%
% of FP17s Relating to Continuations	0	128	0.0%	1.1%	1.1%	1.1%
% of Patients satisfied with the dentistry they have received	0	0	N/A	91.3%	91.8%	91.7%
% of Patients satisfied with the time they had to wait for an appointment	0	0	N/A	86.3%	88.4%	88.0%

* This is based on patients treated on this contract for their most recent course of treatment. Figures in italics indicate the base number of FP17s or Patient Questionnaire responses are less than 100. N/A is shown where the base number of responses is less than 10 during the period. % is calculated as Quantity/Base number*100

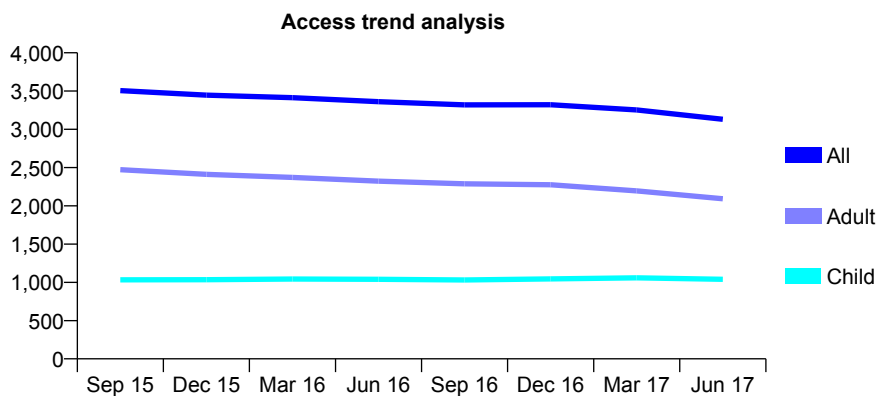
Q56 - Vital Signs At a Glance Contract Report for 138517/0001 - June 2017

Name or company name	Hampton Court Dental Centre
Contract type name	GDS Contract
Purpose of contract	General
Contract start date	01/09/2010
Contract end date	

17/18 Contracted general activity (UDA)	13,750
Carry forward general activity (UDA)	0
17/18 Contracted orthodontic activity (UOA)	0
Carry forward orthodontic activity (UOA)	0
Baseline contract value	£396,351.59

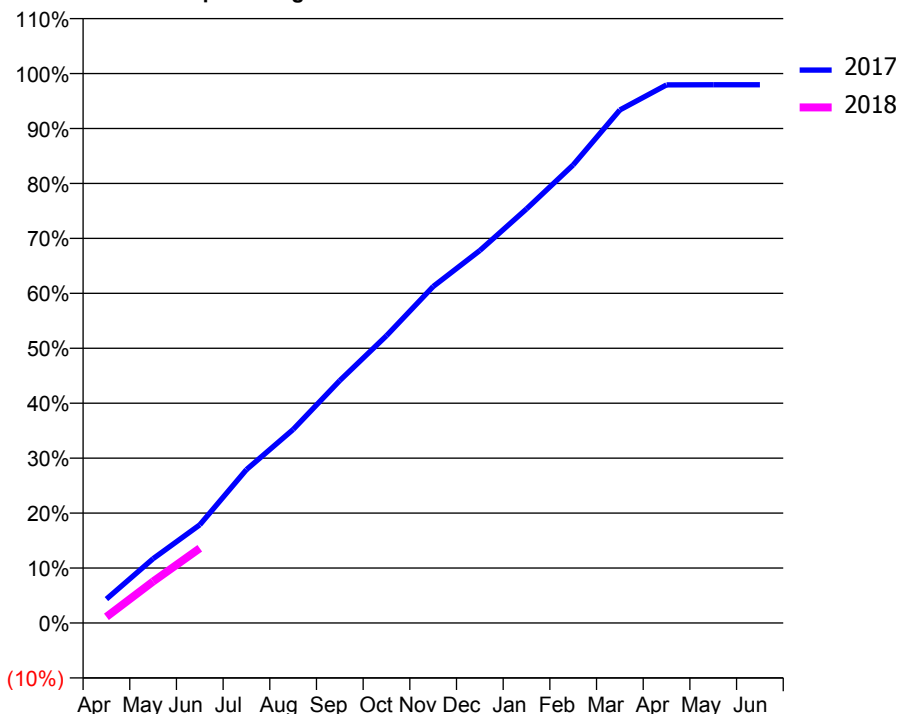
ACCESS*

Patients seen in 24 months	Total	Change since previous quarter
Quarter ending June 2016	3,362	
Quarter ending September 2016	3,319	↓
Quarter ending December 2016	3,321	→
Quarter ending March 2017	3,254	↓
Quarter ending June 2017	3,132	↓
Variance since June 2016	(6.8%)	↓



ACTIVITY

Cumulative percentage of contracted UDA delivered 2017 & 2018



Month	Adjusted Scheduled Activity (UDA)	
	2017	2018
April	599	157
May	1,610	1,040
June	2,457	1,869
July	3,838	
August	4,843	
September	6,068	
October	7,190	
November	8,419	
December	9,320	
January	10,363	
February	11,462	
March	12,839	
April	13,464	
May	13,469	
June	13,470	

QUALITY

	Quantity	Base Number	Contract	AT	Region	England
% of FP17s for the same patient ID Re-attending within 3 months - Children	21	384	5.5%	11.0%	11.7%	12.0%
% of FP17s for the same patient ID Re-attending within 3 months - Adults	78	581	13.4%	14.6%	15.2%	16.0%
% of FP17s for the same patient ID Re-attending between 3 & 9 months - Children	262	384	68.2%	59.1%	59.1%	58.0%
% of FP17s for the same patient ID Re-attending between 3 & 9 months - Adults	324	581	55.8%	49.1%	52.2%	50.9%
% of FP17s for Band 1 Urgent Courses	40	785	5.1%	9.4%	7.9%	9.1%
% of FP17s Relating to Free Repair or Replacements	5	785	0.6%	0.8%	0.8%	0.8%
% of FP17s Relating to Continuations	13	785	1.7%	1.1%	1.1%	1.1%
% of Patients satisfied with the dentistry they have received	1	2	N/A	91.3%	91.8%	91.7%
% of Patients satisfied with the time they had to wait for an appointment	2	2	N/A	86.3%	88.4%	88.0%

* This is based on patients treated on this contract for their most recent course of treatment. Figures in italics indicate the base number of FP17s or Patient Questionnaire responses are less than 100. N/A is shown where the base number of responses is less than 10 during the period. % is calculated as Quantity/Base number*100

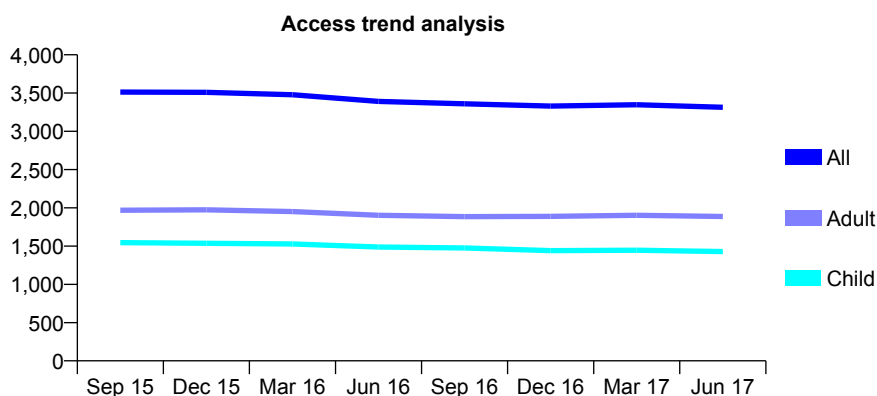
Q56 - Vital Signs At a Glance Contract Report for 138525/0001 - June 2017

Name or company name	Alvington House Dental Practice
Contract type name	GDS Contract
Purpose of contract	General
Contract start date	01/04/2011
Contract end date	

17/18 Contracted general activity (UDA)	9,285
Carry forward general activity (UDA)	0
17/18 Contracted orthodontic activity (UOA)	0
Carry forward orthodontic activity (UOA)	0
Baseline contract value	£209,224.39

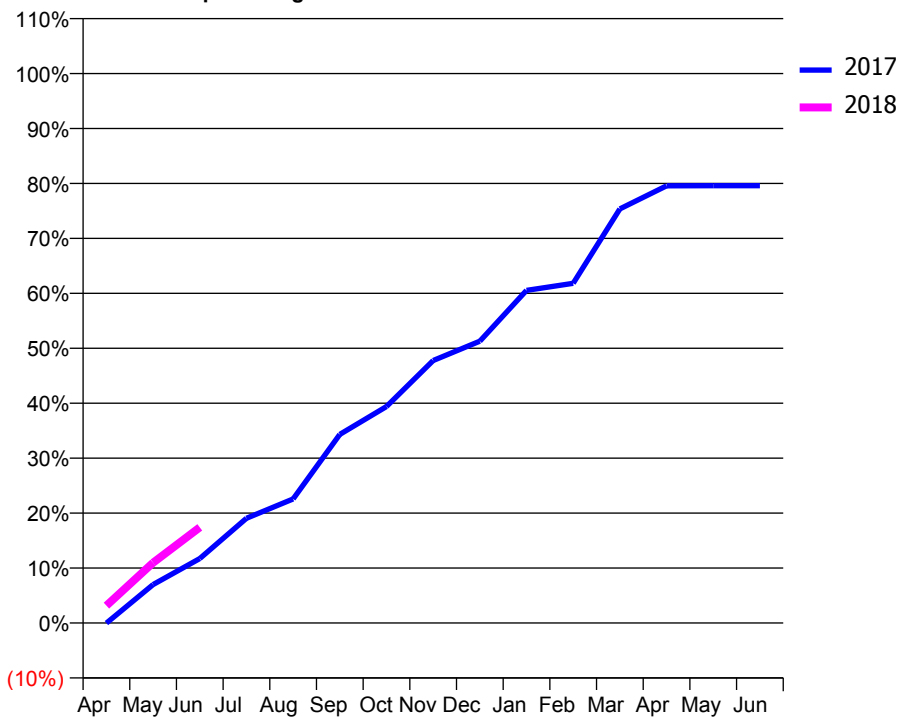
ACCESS*

Patients seen in 24 months	Total	Change since previous quarter
Quarter ending June 2016	3,390	
Quarter ending September 2016	3,360	→
Quarter ending December 2016	3,329	→
Quarter ending March 2017	3,348	→
Quarter ending June 2017	3,315	→
Variance since June 2016	(2.2%)	↓



ACTIVITY

Cumulative percentage of contracted UDA delivered 2017 & 2018



Month	Adjusted Scheduled Activity (UDA)	
	2017	2018
April	-4	294
May	650	1,019
June	1,090	1,616
July	1,771	
August	2,096	
September	3,187	
October	3,657	
November	4,436	
December	4,762	
January	5,621	
February	5,740	
March	6,996	
April	7,387	
May	7,389	
June	7,389	

QUALITY

	Quantity	Base Number	Contract	AT	Region	England
% of FP17s for the same patient ID Re-attending within 3 months - Children	50	547	9.1%	11.0%	11.7%	12.0%
% of FP17s for the same patient ID Re-attending within 3 months - Adults	110	607	18.1%	14.6%	15.2%	16.0%
% of FP17s for the same patient ID Re-attending between 3 & 9 months - Children	343	547	62.7%	59.1%	59.1%	58.0%
% of FP17s for the same patient ID Re-attending between 3 & 9 months - Adults	332	607	54.7%	49.1%	52.2%	50.9%
% of FP17s for Band 1 Urgent Courses	72	962	7.5%	9.4%	7.9%	9.1%
% of FP17s Relating to Free Repair or Replacements	2	962	0.2%	0.8%	0.8%	0.8%
% of FP17s Relating to Continuations	1	962	0.1%	1.1%	1.1%	1.1%
% of Patients satisfied with the dentistry they have received	8	8	N/A	91.3%	91.8%	91.7%
% of Patients satisfied with the time they had to wait for an appointment	7	8	N/A	86.3%	88.4%	88.0%

* This is based on patients treated on this contract for their most recent course of treatment. Figures in italics indicate the base number of FP17s or Patient Questionnaire responses are less than 100. N/A is shown where the base number of responses is less than 10 during the period. % is calculated as Quantity/Base number*100

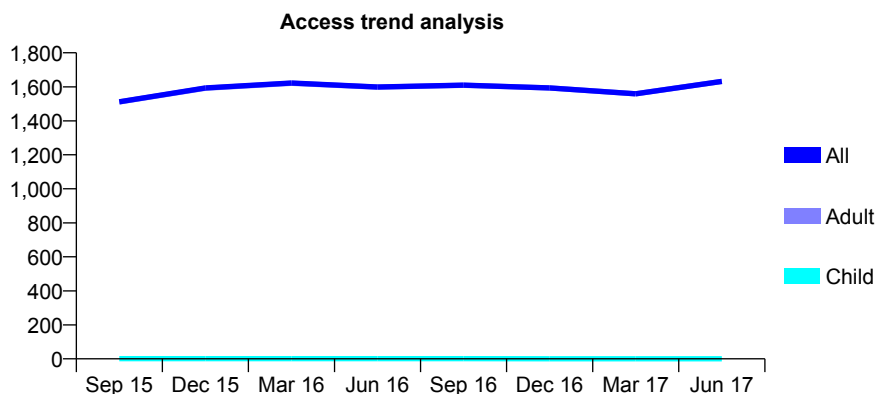
Q56 - Vital Signs At a Glance Contract Report for 138835/0001 - June 2017

Name or company name	Conrad Costa and Audrey Costa
Contract type name	GDS Contract
Purpose of contract	General
Contract start date	01/03/2013
Contract end date	

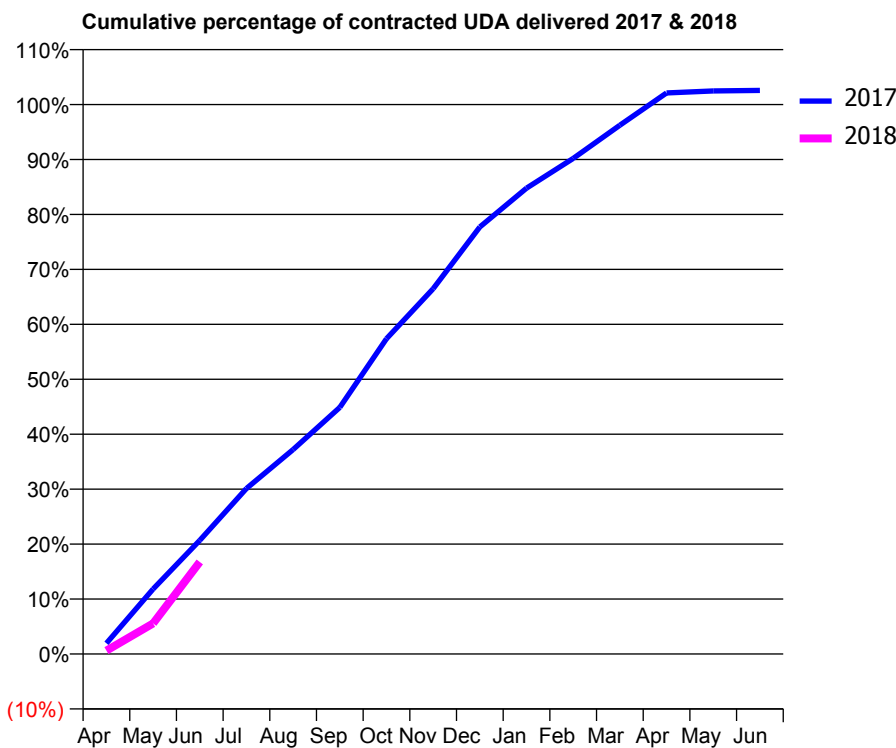
17/18 Contracted general activity (UDA)	4,795
Carry forward general activity (UDA)	0
17/18 Contracted orthodontic activity (UOA)	0
Carry forward orthodontic activity (UOA)	0
Baseline contract value	£271,111.46

ACCESS*

Patients seen in 24 months	Total	Change since previous quarter
Quarter ending June 2016	1,599	
Quarter ending September 2016	1,610	→
Quarter ending December 2016	1,593	↓
Quarter ending March 2017	1,559	↓
Quarter ending June 2017	1,632	↑
Variance since June 2016	2.1%	↑



ACTIVITY



Month	Adjusted Scheduled Activity (UDA)	
	2017	2018
April	94	29
May	567	268
June	992	804
July	1,445	
August	1,784	
September	2,153	
October	2,751	
November	3,187	
December	3,726	
January	4,065	
February	4,324	
March	4,614	
April	4,896	
May	4,913	
June	4,917	

QUALITY

	Quantity	Base Number	Contract	AT	Region	England
% of FP17s for the same patient ID Re-attending within 3 months - Children	0	1	0.0%	11.0%	11.7%	12.0%
% of FP17s for the same patient ID Re-attending within 3 months - Adults	40	333	12.0%	14.6%	15.2%	16.0%
% of FP17s for the same patient ID Re-attending between 3 & 9 months - Children	0	1	0.0%	59.1%	59.1%	58.0%
% of FP17s for the same patient ID Re-attending between 3 & 9 months - Adults	45	333	13.5%	49.1%	52.2%	50.9%
% of FP17s for Band 1 Urgent Courses	40	236	16.9%	9.4%	7.9%	9.1%
% of FP17s Relating to Free Repair or Replacements	1	236	0.4%	0.8%	0.8%	0.8%
% of FP17s Relating to Continuations	0	236	0.0%	1.1%	1.1%	1.1%
% of Patients satisfied with the dentistry they have received	1	2	N/A	91.3%	91.8%	91.7%
% of Patients satisfied with the time they had to wait for an appointment	1	2	N/A	86.3%	88.4%	88.0%

* This is based on patients treated on this contract for their most recent course of treatment. Figures in italics indicate the base number of FP17s or Patient Questionnaire responses are less than 100. N/A is shown where the base number of responses is less than 10 during the period. % is calculated as Quantity/Base number*100

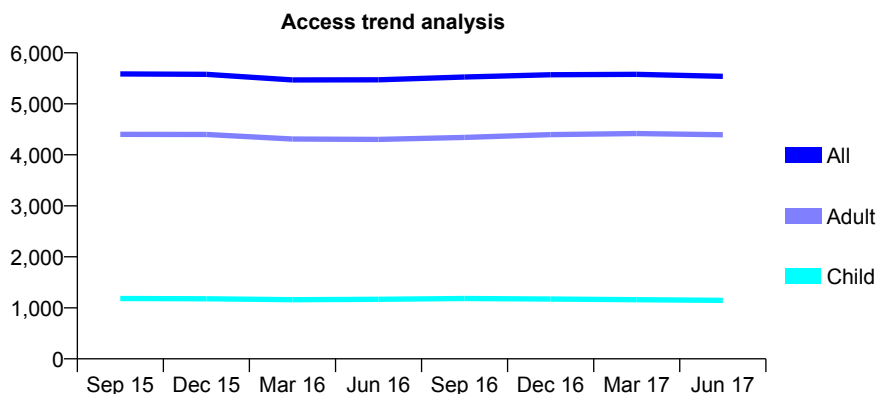
Q56 - Vital Signs At a Glance Contract Report for 139033/0001 - June 2017

Name or company name	DU TOIT & BURGER PARTNERSHIP (SUI)
Contract type name	GDS Contract
Purpose of contract	General
Contract start date	01/04/2007
Contract end date	

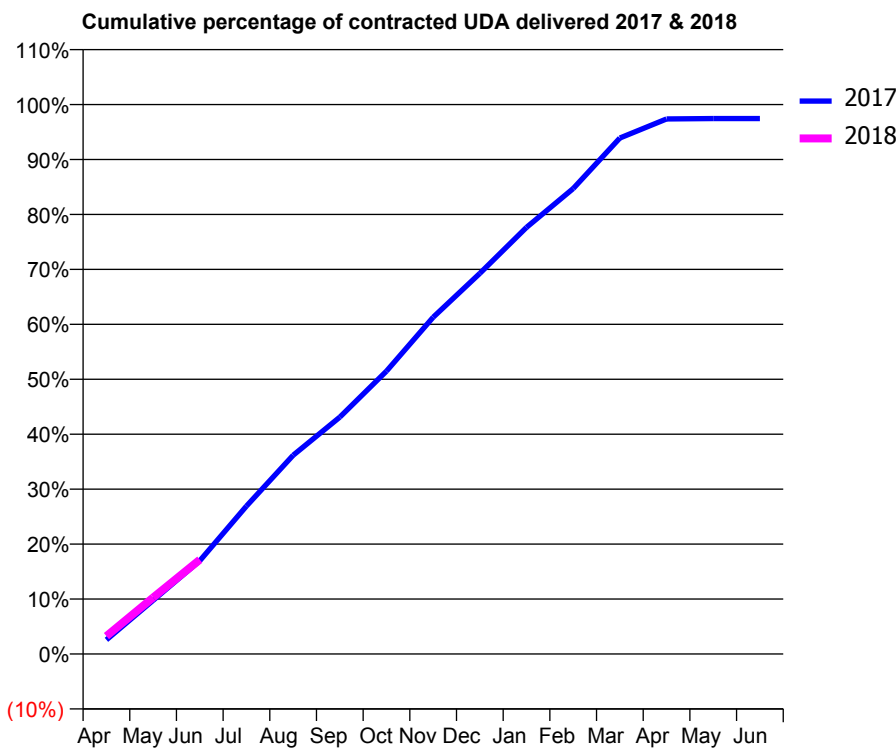
17/18 Contracted general activity (UDA)	14,425
Carry forward general activity (UDA)	0
17/18 Contracted orthodontic activity (UOA)	0
Carry forward orthodontic activity (UOA)	0
Baseline contract value	£339,274.85

ACCESS*

Patients seen in 24 months	Total	Change since previous quarter
Quarter ending June 2016	5,470	
Quarter ending September 2016	5,525	→
Quarter ending December 2016	5,570	→
Quarter ending March 2017	5,577	→
Quarter ending June 2017	5,539	→
Variance since June 2016	1.3%	→



ACTIVITY



Month	Adjusted Scheduled Activity (UDA)	
	2017	2018
April	373	469
May	1,410	1,483
June	2,450	2,476
July	3,883	
August	5,216	
September	6,219	
October	7,428	
November	8,840	
December	9,993	
January	11,202	
February	12,218	
March	13,546	
April	14,047	
May	14,057	
June	14,057	

QUALITY

	Quantity	Base Number	Contract	AT	Region	England
% of FP17s for the same patient ID Re-attending within 3 months - Children	20	331	6.0%	11.0%	11.7%	12.0%
% of FP17s for the same patient ID Re-attending within 3 months - Adults	200	1,325	15.1%	14.6%	15.2%	16.0%
% of FP17s for the same patient ID Re-attending between 3 & 9 months - Children	187	331	56.5%	59.1%	59.1%	58.0%
% of FP17s for the same patient ID Re-attending between 3 & 9 months - Adults	604	1,325	45.6%	49.1%	52.2%	50.9%
% of FP17s for Band 1 Urgent Courses	174	1,388	12.5%	9.4%	7.9%	9.1%
% of FP17s Relating to Free Repair or Replacements	9	1,388	0.6%	0.8%	0.8%	0.8%
% of FP17s Relating to Continuations	33	1,388	2.4%	1.1%	1.1%	1.1%
% of Patients satisfied with the dentistry they have received	7	8	N/A	91.3%	91.8%	91.7%
% of Patients satisfied with the time they had to wait for an appointment	8	8	N/A	86.3%	88.4%	88.0%

* This is based on patients treated on this contract for their most recent course of treatment. Figures in italics indicate the base number of FP17s or Patient Questionnaire responses are less than 100. N/A is shown where the base number of responses is less than 10 during the period. % is calculated as Quantity/Base number*100

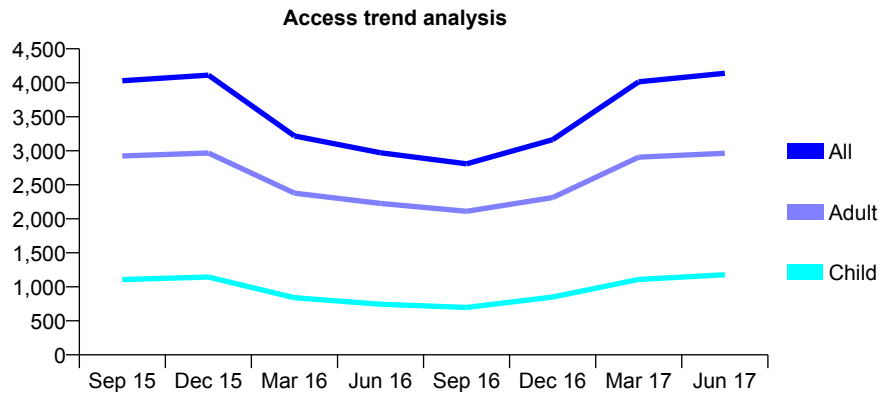
Q56 - Vital Signs At a Glance Contract Report for 139440/0001 - June 2017

Name or company name	Peirson Services Ltd
Contract type name	PDS Plus Contract
Purpose of contract	General
Contract start date	01/04/2010
Contract end date	31/03/2018

17/18 Contracted general activity (UDA)	11,000
Carry forward general activity (UDA)	0
17/18 Contracted orthodontic activity (UOA)	0
Carry forward orthodontic activity (UOA)	0
Baseline contract value	£280,611.96

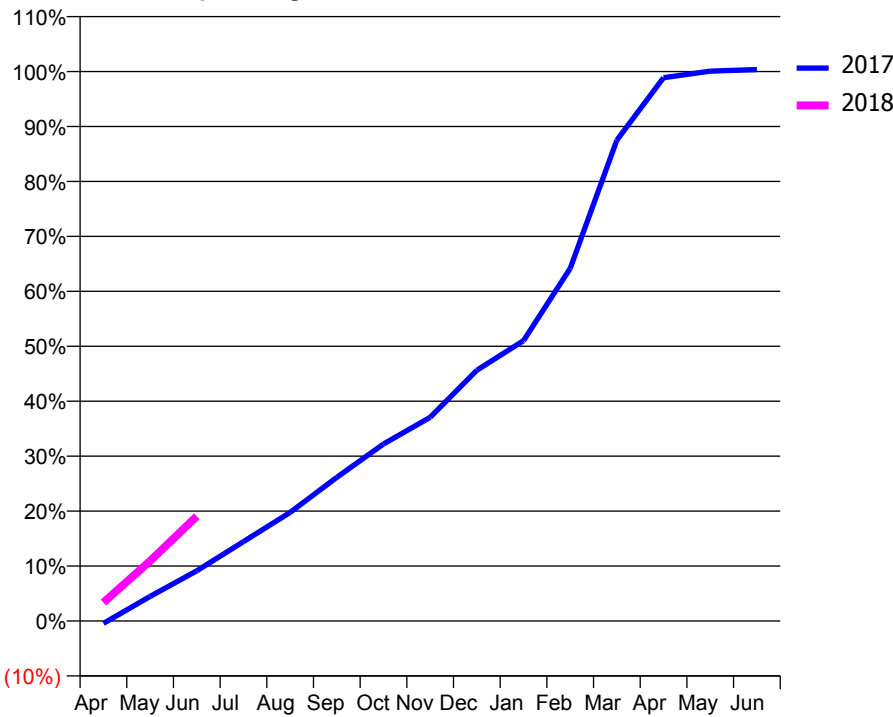
ACCESS*

Patients seen in 24 months	Total	Change since previous quarter
Quarter ending June 2016	2,971	
Quarter ending September 2016	2,809	↓
Quarter ending December 2016	3,163	↑
Quarter ending March 2017	4,014	↑
Quarter ending June 2017	4,140	↑
Variance since June 2016	39.3%	↑



ACTIVITY

Cumulative percentage of contracted UDA delivered 2017 & 2018



Month	Adjusted Scheduled Activity (UDA)	
	2017	2018
April	-50	369
May	493	1,204
June	1,005	2,097
July	1,590	
August	2,173	
September	2,877	
October	3,543	
November	4,078	
December	5,019	
January	5,613	
February	7,058	
March	9,628	
April	10,876	
May	11,008	
June	11,038	

QUALITY

	Quantity	Base Number	Contract	AT	Region	England
% of FP17s for the same patient ID Re-attending within 3 months - Children	25	399	6.3%	11.0%	11.7%	12.0%
% of FP17s for the same patient ID Re-attending within 3 months - Adults	214	1,192	18.0%	14.6%	15.2%	16.0%
% of FP17s for the same patient ID Re-attending between 3 & 9 months - Children	151	399	37.8%	59.1%	59.1%	58.0%
% of FP17s for the same patient ID Re-attending between 3 & 9 months - Adults	375	1,192	31.5%	49.1%	52.2%	50.9%
% of FP17s for Band 1 Urgent Courses	168	867	19.4%	9.4%	7.9%	9.1%
% of FP17s Relating to Free Repair or Replacements	2	867	0.2%	0.8%	0.8%	0.8%
% of FP17s Relating to Continuations	8	867	0.9%	1.1%	1.1%	1.1%
% of Patients satisfied with the dentistry they have received	4	4	N/A	91.3%	91.8%	91.7%
% of Patients satisfied with the time they had to wait for an appointment	3	4	N/A	86.3%	88.4%	88.0%

* This is based on patients treated on this contract for their most recent course of treatment. Figures in italics indicate the base number of FP17s or Patient Questionnaire responses are less than 100. N/A is shown where the base number of responses is less than 10 during the period. % is calculated as Quantity/Base number*100

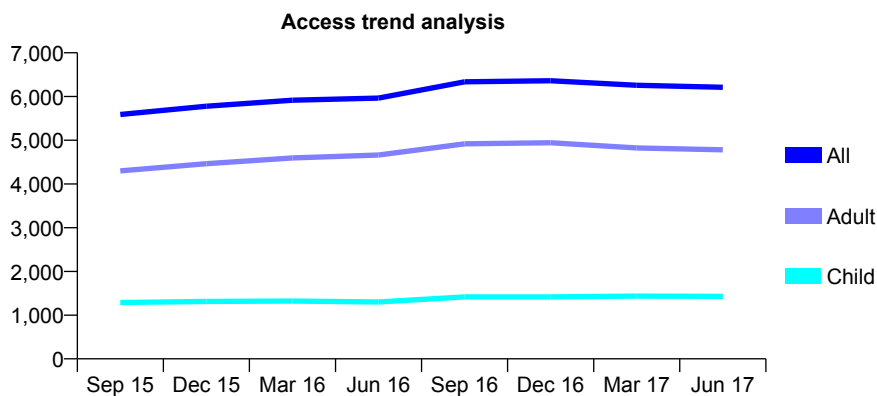
Q56 - Vital Signs At a Glance Contract Report for 139882/0001 - June 2017

Name or company name	Mr M Eyrumlu and Mr A Eyrumlu
Contract type name	GDS Contract
Purpose of contract	General
Contract start date	10/05/2014
Contract end date	

17/18 Contracted general activity (UDA)	22,000
Carry forward general activity (UDA)	0
17/18 Contracted orthodontic activity (UOA)	0
Carry forward orthodontic activity (UOA)	0
Baseline contract value	£555,115.05

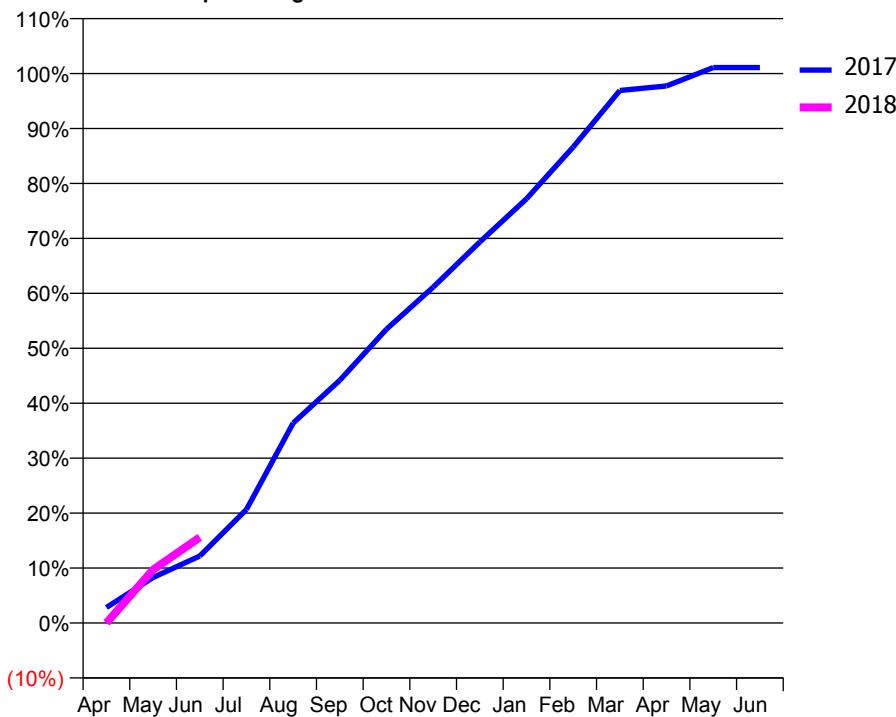
ACCESS*

Patients seen in 24 months	Total	Change since previous quarter
Quarter ending June 2016	5,964	
Quarter ending September 2016	6,336	↑
Quarter ending December 2016	6,360	→
Quarter ending March 2017	6,258	↓
Quarter ending June 2017	6,212	→
Variance since June 2016	4.2%	↑



ACTIVITY

Cumulative percentage of contracted UDA delivered 2017 & 2018



Month	Adjusted Scheduled Activity (UDA)	
	2017	2018
April	621	0
May	1,823	2,138
June	2,685	3,431
July	4,547	
August	8,008	
September	9,720	
October	11,762	
November	13,446	
December	15,254	
January	16,986	
February	19,054	
March	21,322	
April	21,501	
May	22,239	
June	22,239	

QUALITY

	Quantity	Base Number	Contract	AT	Region	England
% of FP17s for the same patient ID Re-attending within 3 months - Children	43	447	9.6%	11.0%	11.7%	12.0%
% of FP17s for the same patient ID Re-attending within 3 months - Adults	144	1,277	11.3%	14.6%	15.2%	16.0%
% of FP17s for the same patient ID Re-attending between 3 & 9 months - Children	266	447	59.5%	59.1%	59.1%	58.0%
% of FP17s for the same patient ID Re-attending between 3 & 9 months - Adults	720	1,277	56.4%	49.1%	52.2%	50.9%
% of FP17s for Band 1 Urgent Courses	83	1,422	5.8%	9.4%	7.9%	9.1%
% of FP17s Relating to Free Repair or Replacements	24	1,422	1.7%	0.8%	0.8%	0.8%
% of FP17s Relating to Continuations	34	1,422	2.4%	1.1%	1.1%	1.1%
% of Patients satisfied with the dentistry they have received	11	13	84.6%	91.3%	91.8%	91.7%
% of Patients satisfied with the time they had to wait for an appointment	10	13	76.9%	86.3%	88.4%	88.0%

* This is based on patients treated on this contract for their most recent course of treatment. Figures in italics indicate the base number of FP17s or Patient Questionnaire responses are less than 100. N/A is shown where the base number of responses is less than 10 during the period. % is calculated as Quantity/Base number*100

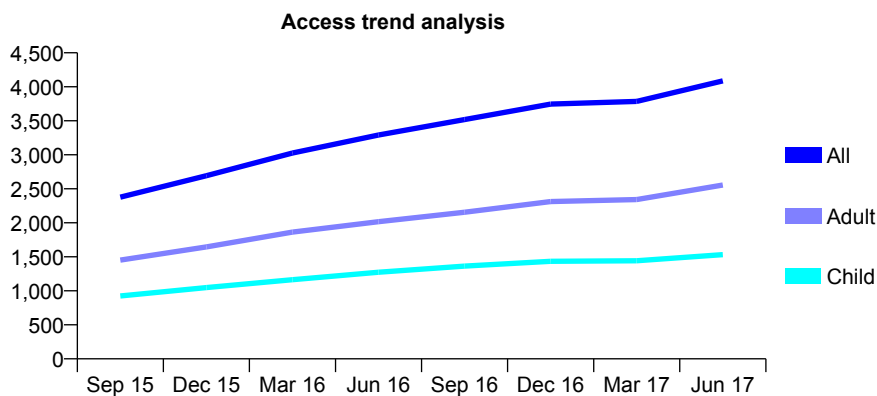
Q56 - Vital Signs At a Glance Contract Report for 140708/0001 - June 2017

Name or company name	Bretton Dental Clinic Partnership
Contract type name	GDS Contract
Purpose of contract	General
Contract start date	01/12/2014
Contract end date	

17/18 Contracted general activity (UDA)	12,034
Carry forward general activity (UDA)	0
17/18 Contracted orthodontic activity (UOA)	0
Carry forward orthodontic activity (UOA)	0
Baseline contract value	£299,484.56

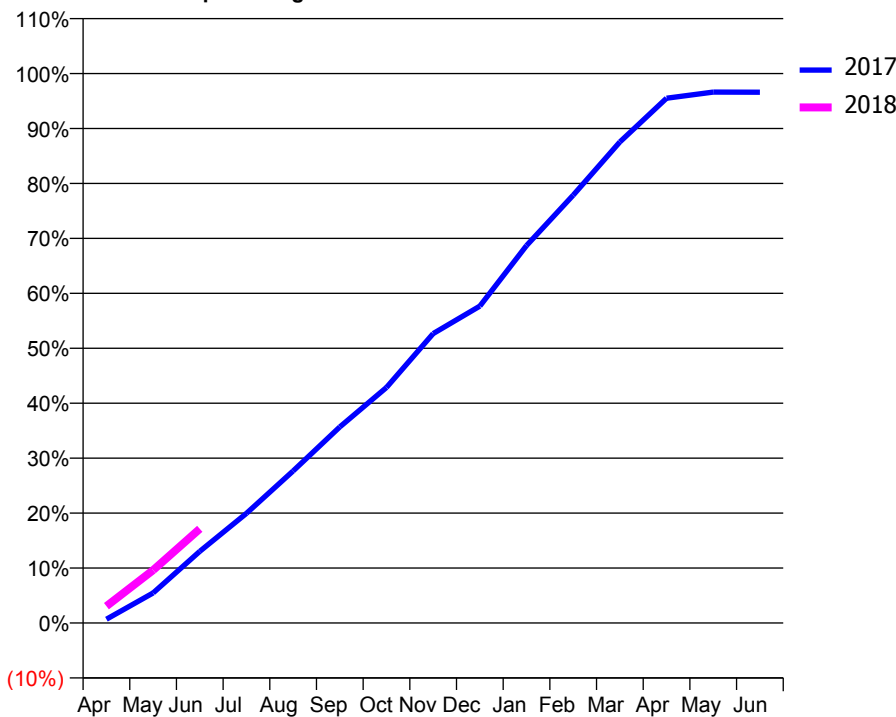
ACCESS*

Patients seen in 24 months	Total	Change since previous quarter
Quarter ending June 2016	3,291	
Quarter ending September 2016	3,518	↑
Quarter ending December 2016	3,747	↑
Quarter ending March 2017	3,785	→
Quarter ending June 2017	4,088	↑
Variance since June 2016	24.2%	↑



ACTIVITY

Cumulative percentage of contracted UDA delivered 2017 & 2018



Month	Adjusted Scheduled Activity (UDA)	
	2017	2018
April	83	368
May	658	1,159
June	1,571	2,063
July	2,402	
August	3,331	
September	4,295	
October	5,157	
November	6,338	
December	6,940	
January	8,267	
February	9,370	
March	10,534	
April	11,493	
May	11,626	
June	11,624	

QUALITY

	Quantity	Base Number	Contract	AT	Region	England
% of FP17s for the same patient ID Re-attending within 3 months - Children	49	535	9.2%	11.0%	11.7%	12.0%
% of FP17s for the same patient ID Re-attending within 3 months - Adults	101	811	12.5%	14.6%	15.2%	16.0%
% of FP17s for the same patient ID Re-attending between 3 & 9 months - Children	204	535	38.1%	59.1%	59.1%	58.0%
% of FP17s for the same patient ID Re-attending between 3 & 9 months - Adults	208	811	25.6%	49.1%	52.2%	50.9%
% of FP17s for Band 1 Urgent Courses	60	913	6.6%	9.4%	7.9%	9.1%
% of FP17s Relating to Free Repair or Replacements	1	913	0.1%	0.8%	0.8%	0.8%
% of FP17s Relating to Continuations	0	913	0.0%	1.1%	1.1%	1.1%
% of Patients satisfied with the dentistry they have received	1	1	N/A	91.3%	91.8%	91.7%
% of Patients satisfied with the time they had to wait for an appointment	1	1	N/A	86.3%	88.4%	88.0%

* This is based on patients treated on this contract for their most recent course of treatment. Figures in italics indicate the base number of FP17s or Patient Questionnaire responses are less than 100. N/A is shown where the base number of responses is less than 10 during the period. % is calculated as Quantity/Base number*100

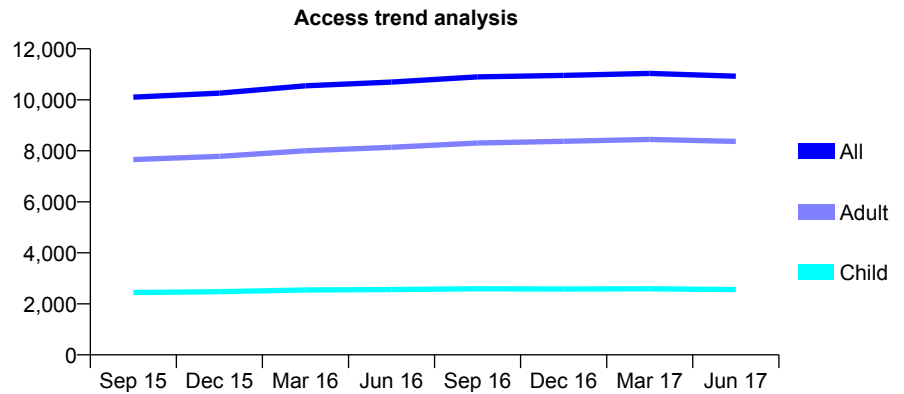
Q56 - Vital Signs At a Glance Contract Report for 141062/0001 - June 2017

Name or company name	Taverham Dental Health Clinic Limited
Contract type name	GDS Contract
Purpose of contract	General
Contract start date	01/02/2012
Contract end date	

17/18 Contracted general activity (UDA)	37,140
Carry forward general activity (UDA)	0
17/18 Contracted orthodontic activity (UOA)	0
Carry forward orthodontic activity (UOA)	0
Baseline contract value	£921,523.89

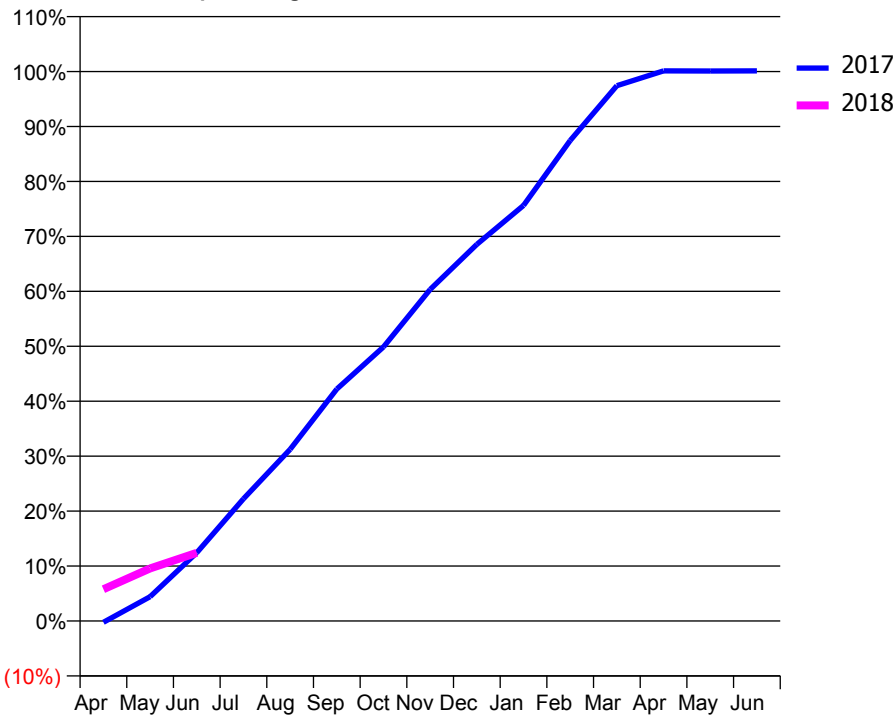
ACCESS*

Patients seen in 24 months	Total	Change since previous quarter
Quarter ending June 2016	10,698	
Quarter ending September 2016	10,897	→
Quarter ending December 2016	10,958	→
Quarter ending March 2017	11,037	→
Quarter ending June 2017	10,927	→
Variance since June 2016	2.1%	↑



ACTIVITY

Cumulative percentage of contracted UDA delivered 2017 & 2018



Month	Adjusted Scheduled Activity (UDA)	
	2017	2018
April	-98	2,146
May	1,645	3,552
June	4,616	4,608
July	8,257	
August	11,603	
September	15,675	
October	18,528	
November	22,409	
December	25,452	
January	28,089	
February	32,473	
March	36,178	
April	37,178	
May	37,171	
June	37,181	

QUALITY

	Quantity	Base Number	Contract	AT	Region	England
% of FP17s for the same patient ID Re-attending within 3 months - Children	45	663	6.8%	11.0%	11.7%	12.0%
% of FP17s for the same patient ID Re-attending within 3 months - Adults	218	1,752	12.4%	14.6%	15.2%	16.0%
% of FP17s for the same patient ID Re-attending between 3 & 9 months - Children	445	663	67.1%	59.1%	59.1%	58.0%
% of FP17s for the same patient ID Re-attending between 3 & 9 months - Adults	1,164	1,752	66.4%	49.1%	52.2%	50.9%
% of FP17s for Band 1 Urgent Courses	101	2,063	4.9%	9.4%	7.9%	9.1%
% of FP17s Relating to Free Repair or Replacements	10	2,063	0.5%	0.8%	0.8%	0.8%
% of FP17s Relating to Continuations	28	2,063	1.4%	1.1%	1.1%	1.1%
% of Patients satisfied with the dentistry they have received	17	18	94.4%	91.3%	91.8%	91.7%
% of Patients satisfied with the time they had to wait for an appointment	15	18	83.3%	86.3%	88.4%	88.0%

* This is based on patients treated on this contract for their most recent course of treatment. Figures in italics indicate the base number of FP17s or Patient Questionnaire responses are less than 100. N/A is shown where the base number of responses is less than 10 during the period. % is calculated as Quantity/Base number*100

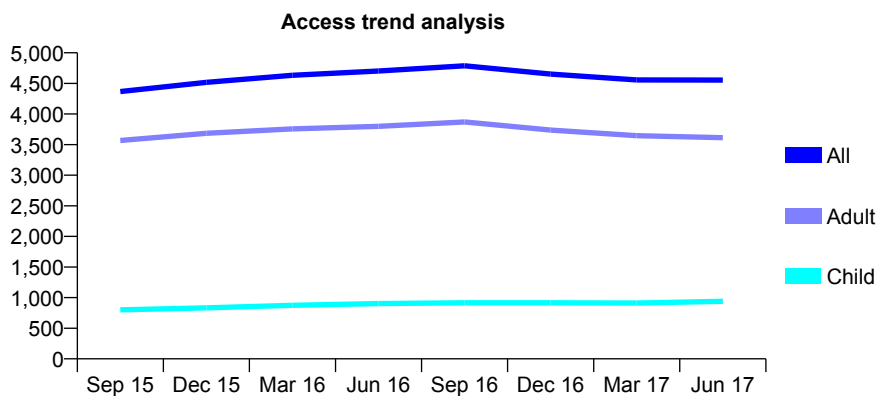
Q56 - Vital Signs At a Glance Contract Report for 143391/0001 - June 2017

Name or company name	Dr J Sherer and Dr L Levin
Contract type name	GDS Contract
Purpose of contract	General
Contract start date	01/02/2011
Contract end date	

17/18 Contracted general activity (UDA)	9,634
Carry forward general activity (UDA)	0
17/18 Contracted orthodontic activity (UOA)	0
Carry forward orthodontic activity (UOA)	0
Baseline contract value	£262,653.32

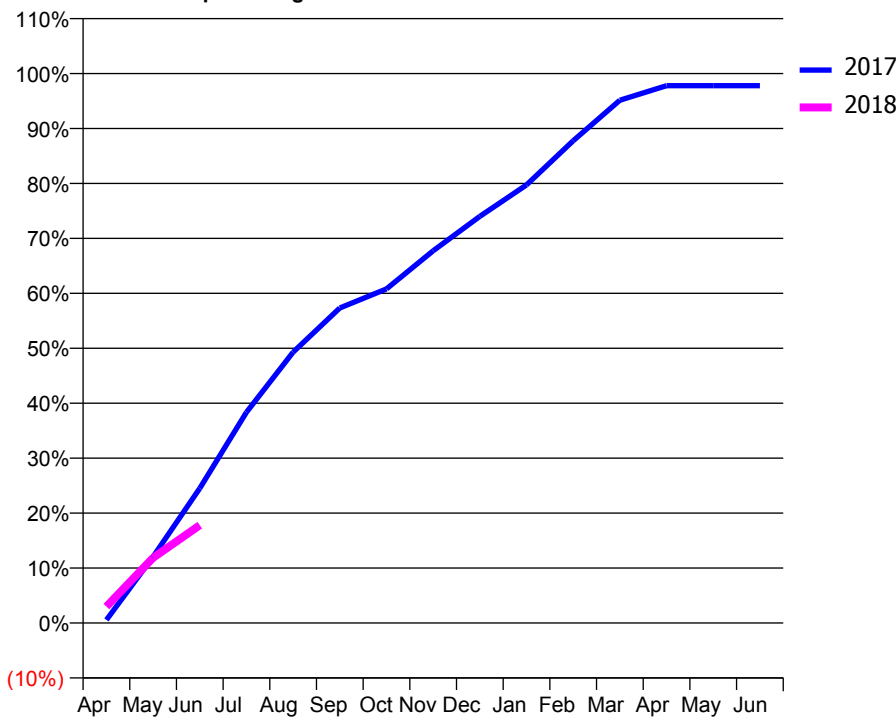
ACCESS*

Patients seen in 24 months	Total	Change since previous quarter
Quarter ending June 2016	4,702	
Quarter ending September 2016	4,787	→
Quarter ending December 2016	4,653	↓
Quarter ending March 2017	4,556	↓
Quarter ending June 2017	4,554	→
Variance since June 2016	(3.1%)	↓



ACTIVITY

Cumulative percentage of contracted UDA delivered 2017 & 2018



Month	Adjusted Scheduled Activity (UDA)	
	2017	2018
April	55	290
May	1,162	1,144
June	2,362	1,715
July	3,695	
August	4,750	
September	5,522	
October	5,857	
November	6,525	
December	7,128	
January	7,682	
February	8,454	
March	9,166	
April	9,421	
May	9,421	
June	9,421	

QUALITY

	Quantity	Base Number	Contract	AT	Region	England
% of FP17s for the same patient ID Re-attending within 3 months - Children	21	346	6.1%	11.0%	11.7%	12.0%
% of FP17s for the same patient ID Re-attending within 3 months - Adults	77	801	9.6%	14.6%	15.2%	16.0%
% of FP17s for the same patient ID Re-attending between 3 & 9 months - Children	176	346	50.9%	59.1%	59.1%	58.0%
% of FP17s for the same patient ID Re-attending between 3 & 9 months - Adults	255	801	31.8%	49.1%	52.2%	50.9%
% of FP17s for Band 1 Urgent Courses	64	988	6.5%	9.4%	7.9%	9.1%
% of FP17s Relating to Free Repair or Replacements	3	988	0.3%	0.8%	0.8%	0.8%
% of FP17s Relating to Continuations	9	988	0.9%	1.1%	1.1%	1.1%
% of Patients satisfied with the dentistry they have received	5	5	N/A	91.3%	91.8%	91.7%
% of Patients satisfied with the time they had to wait for an appointment	5	5	N/A	86.3%	88.4%	88.0%

* This is based on patients treated on this contract for their most recent course of treatment. Figures in italics indicate the base number of FP17s or Patient Questionnaire responses are less than 100. N/A is shown where the base number of responses is less than 10 during the period. % is calculated as Quantity/Base number*100

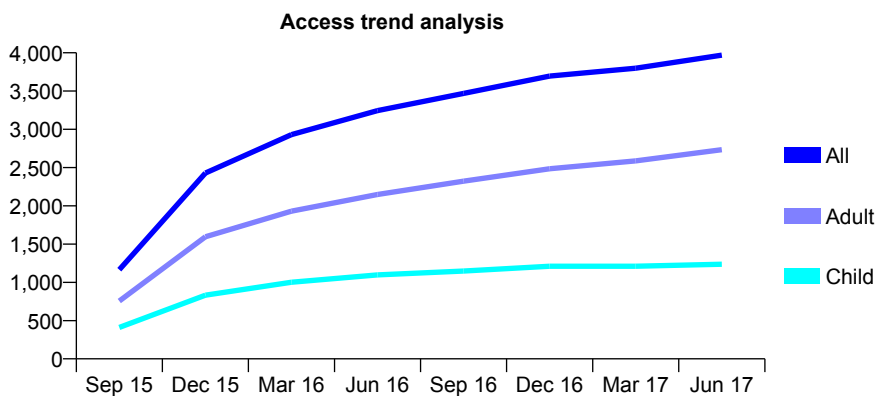
Q56 - Vital Signs At a Glance Contract Report for 144487/0001 - June 2017

Name or company name	The Old Grammer School Dental Surgery
Contract type name	GDS Contract
Purpose of contract	General
Contract start date	01/07/2015
Contract end date	

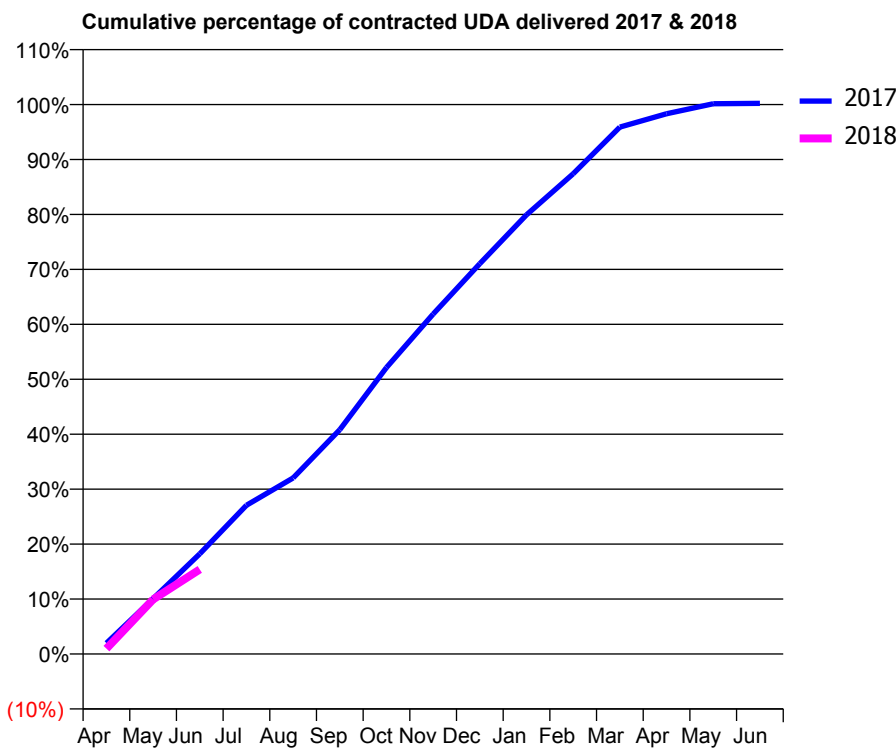
17/18 Contracted general activity (UDA)	10,000
Carry forward general activity (UDA)	0
17/18 Contracted orthodontic activity (UOA)	0
Carry forward orthodontic activity (UOA)	0
Baseline contract value	£252,035.24

ACCESS*

Patients seen in 24 months	Total	Change since previous quarter
Quarter ending June 2016	3,245	
Quarter ending September 2016	3,469	↑
Quarter ending December 2016	3,695	↑
Quarter ending March 2017	3,798	↑
Quarter ending June 2017	3,969	↑
Variance since June 2016	22.3%	↑



ACTIVITY



Month	Adjusted Scheduled Activity (UDA)	
	2017	2018
April	199	98
May	1,009	994
June	1,823	1,540
July	2,706	
August	3,203	
September	4,084	
October	5,213	
November	6,187	
December	7,104	
January	7,993	
February	8,740	
March	9,588	
April	9,832	
May	10,014	
June	10,022	

QUALITY

	Quantity	Base Number	Contract	AT	Region	England
% of FP17s for the same patient ID Re-attending within 3 months - Children	23	471	4.9%	11.0%	11.7%	12.0%
% of FP17s for the same patient ID Re-attending within 3 months - Adults	108	899	12.0%	14.6%	15.2%	16.0%
% of FP17s for the same patient ID Re-attending between 3 & 9 months - Children	342	471	72.6%	59.1%	59.1%	58.0%
% of FP17s for the same patient ID Re-attending between 3 & 9 months - Adults	600	899	66.7%	49.1%	52.2%	50.9%
% of FP17s for Band 1 Urgent Courses	62	1,039	6.0%	9.4%	7.9%	9.1%
% of FP17s Relating to Free Repair or Replacements	14	1,039	1.3%	0.8%	0.8%	0.8%
% of FP17s Relating to Continuations	8	1,039	0.8%	1.1%	1.1%	1.1%
% of Patients satisfied with the dentistry they have received	4	5	N/A	91.3%	91.8%	91.7%
% of Patients satisfied with the time they had to wait for an appointment	4	5	N/A	86.3%	88.4%	88.0%

* This is based on patients treated on this contract for their most recent course of treatment. Figures in italics indicate the base number of FP17s or Patient Questionnaire responses are less than 100. N/A is shown where the base number of responses is less than 10 during the period. % is calculated as Quantity/Base number*100

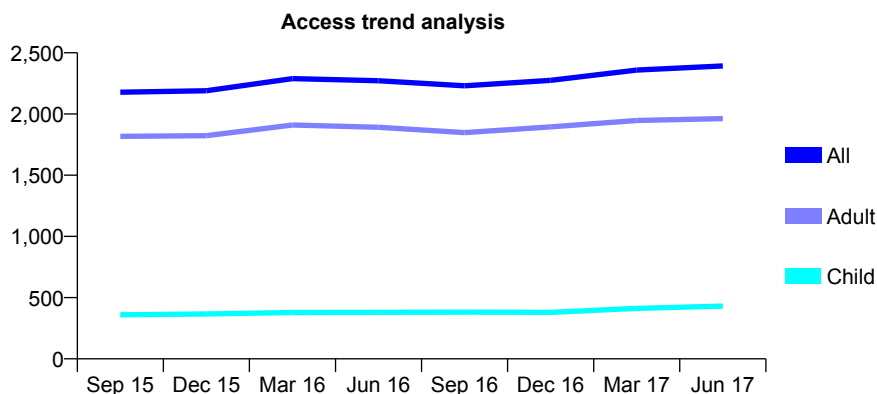
Q56 - Vital Signs At a Glance Contract Report for 145297/0001 - June 2017

Name or company name	Mr Hatem Shahin and Miss Gabriela Pirvu
Contract type name	GDS Contract
Purpose of contract	General
Contract start date	01/04/2012
Contract end date	

17/18 Contracted general activity (UDA)	6,737
Carry forward general activity (UDA)	0
17/18 Contracted orthodontic activity (UOA)	0
Carry forward orthodontic activity (UOA)	0
Baseline contract value	£165,867.38

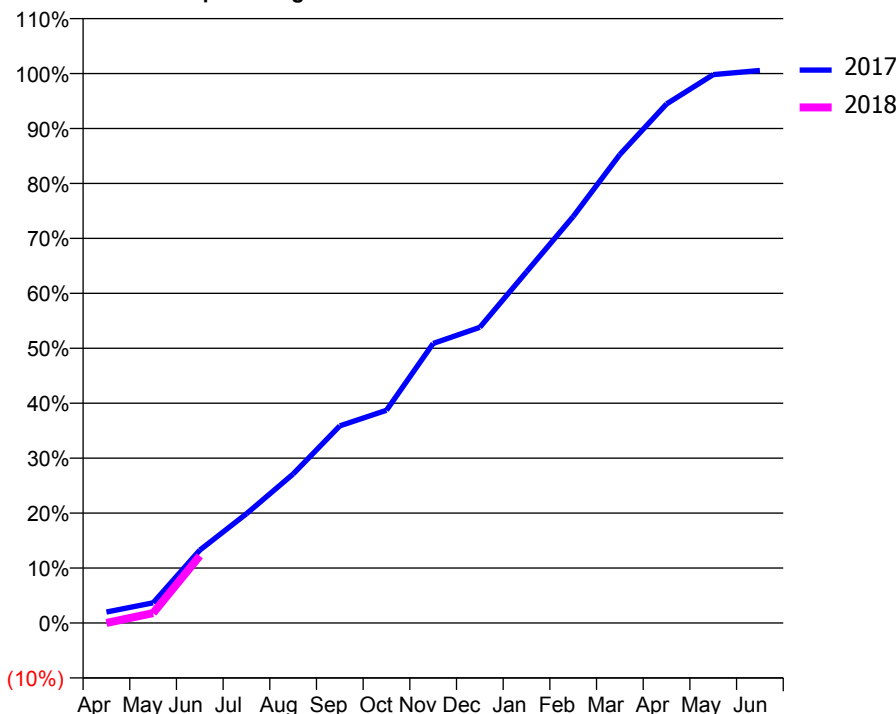
ACCESS*

Patients seen in 24 months	Total	Change since previous quarter
Quarter ending June 2016	2,272	
Quarter ending September 2016	2,230	↓
Quarter ending December 2016	2,275	↑
Quarter ending March 2017	2,359	↑
Quarter ending June 2017	2,393	→
Variance since June 2016	5.3%	↑



ACTIVITY

Cumulative percentage of contracted UDA delivered 2017 & 2018



Adjusted Scheduled Activity (UDA)

Month	2017	2018
April	135	0
May	247	122
June	894	822
July	1,340	
August	1,827	
September	2,417	
October	2,609	
November	3,427	
December	3,625	
January	4,306	
February	4,985	
March	5,744	
April	6,364	
May	6,724	
June	6,774	

QUALITY

	Quantity	Base Number	Contract	AT	Region	England
% of FP17s for the same patient ID Re-attending within 3 months - Children	23	220	10.5%	11.0%	11.7%	12.0%
% of FP17s for the same patient ID Re-attending within 3 months - Adults	59	600	9.8%	14.6%	15.2%	16.0%
% of FP17s for the same patient ID Re-attending between 3 & 9 months - Children	107	220	48.6%	59.1%	59.1%	58.0%
% of FP17s for the same patient ID Re-attending between 3 & 9 months - Adults	255	600	42.5%	49.1%	52.2%	50.9%
% of FP17s for Band 1 Urgent Courses	27	376	7.2%	9.4%	7.9%	9.1%
% of FP17s Relating to Free Repair or Replacements	6	376	1.6%	0.8%	0.8%	0.8%
% of FP17s Relating to Continuations	1	376	0.3%	1.1%	1.1%	1.1%
% of Patients satisfied with the dentistry they have received	13	15	86.7%	91.3%	91.8%	91.7%
% of Patients satisfied with the time they had to wait for an appointment	12	15	80.0%	86.3%	88.4%	88.0%

* This is based on patients treated on this contract for their most recent course of treatment. Figures in italics indicate the base number of FP17s or Patient Questionnaire responses are less than 100. N/A is shown where the base number of responses is less than 10 during the period. % is calculated as Quantity/Base number*100

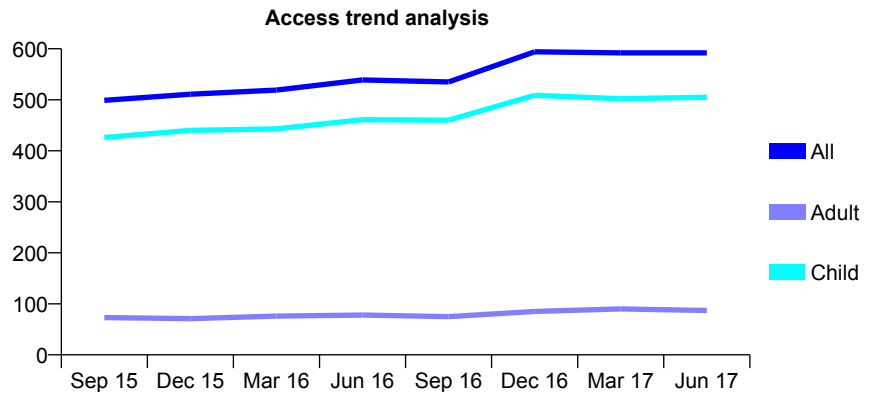
Q56 - Vital Signs At a Glance Contract Report for 145300/0002 - June 2017

Name or company name	The Hollies Dental Practice
Contract type name	GDS Contract
Purpose of contract	General
Contract start date	01/11/2007
Contract end date	

17/18 Contracted general activity (UDA)	1,067
Carry forward general activity (UDA)	0
17/18 Contracted orthodontic activity (UOA)	0
Carry forward orthodontic activity (UOA)	0
Baseline contract value	£48,493.18

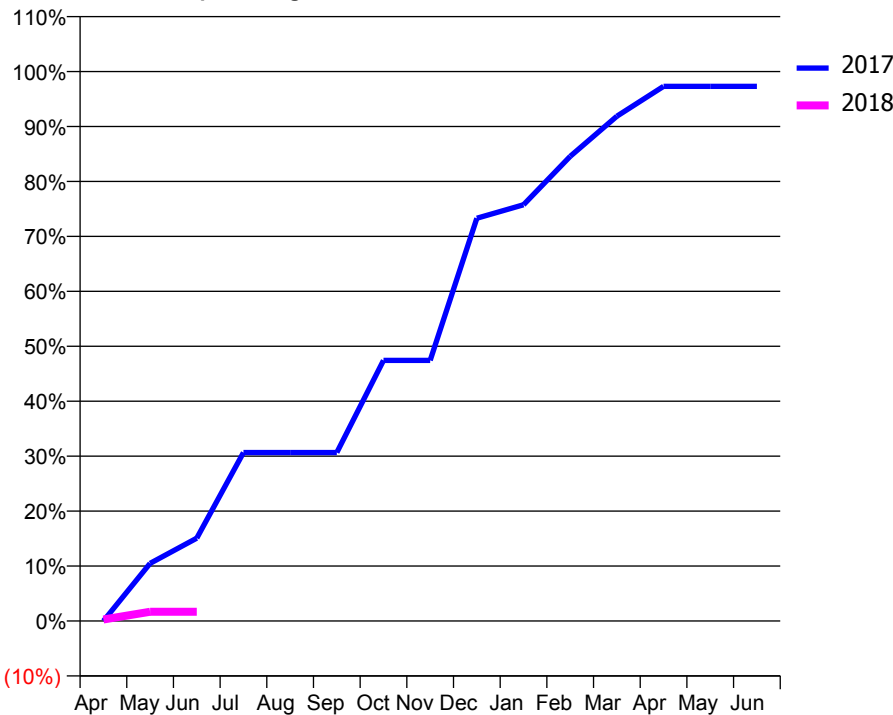
ACCESS*

Patients seen in 24 months	Total	Change since previous quarter
Quarter ending June 2016	539	
Quarter ending September 2016	535	→
Quarter ending December 2016	594	↑
Quarter ending March 2017	592	→
Quarter ending June 2017	592	→
Variance since June 2016	9.8%	↑



ACTIVITY

Cumulative percentage of contracted UDA delivered 2017 & 2018



Month	Adjusted Scheduled Activity (UDA)	
	2017	2018
April	0	3
May	112	18
June	161	18
July	327	
August	327	
September	327	
October	506	
November	506	
December	782	
January	808	
February	902	
March	980	
April	1,038	
May	1,038	
June	1,038	

QUALITY

	Quantity	Base Number	Contract	AT	Region	England
% of FP17s for the same patient ID Re-attending within 3 months - Children	4	39	10.3%	11.0%	11.7%	12.0%
% of FP17s for the same patient ID Re-attending within 3 months - Adults	1	3	33.3%	14.6%	15.2%	16.0%
% of FP17s for the same patient ID Re-attending between 3 & 9 months - Children	22	39	56.4%	59.1%	59.1%	58.0%
% of FP17s for the same patient ID Re-attending between 3 & 9 months - Adults	2	3	66.7%	49.1%	52.2%	50.9%
% of FP17s for Band 1 Urgent Courses	0	6	0.0%	9.4%	7.9%	9.1%
% of FP17s Relating to Free Repair or Replacements	0	6	0.0%	0.8%	0.8%	0.8%
% of FP17s Relating to Continuations	0	6	0.0%	1.1%	1.1%	1.1%
% of Patients satisfied with the dentistry they have received	1	1	N/A	91.3%	91.8%	91.7%
% of Patients satisfied with the time they had to wait for an appointment	1	1	N/A	86.3%	88.4%	88.0%

* This is based on patients treated on this contract for their most recent course of treatment. Figures in italics indicate the base number of FP17s or Patient Questionnaire responses are less than 100. N/A is shown where the base number of responses is less than 10 during the period. % is calculated as Quantity/Base number*100

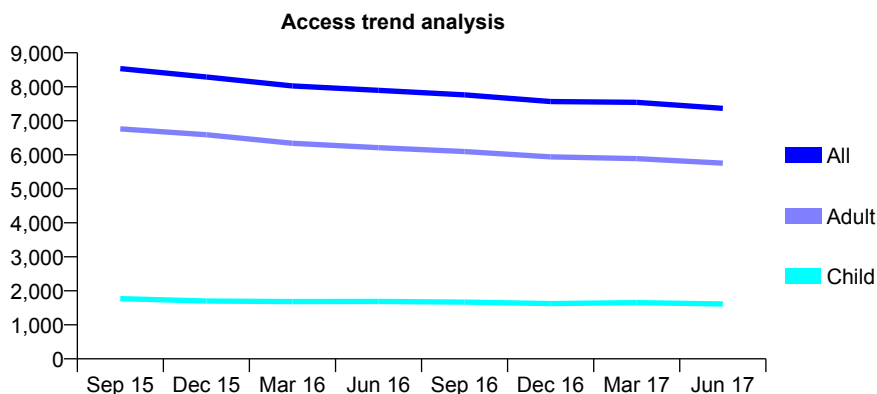
Q56 - Vital Signs At a Glance Contract Report for 145904/0001 - June 2017

Name or company name	1A Dental Practice Limited
Contract type name	GDS Contract
Purpose of contract	General
Contract start date	01/12/2010
Contract end date	

17/18 Contracted general activity (UDA)	20,907
Carry forward general activity (UDA)	0
17/18 Contracted orthodontic activity (UOA)	0
Carry forward orthodontic activity (UOA)	0
Baseline contract value	£507,936.91

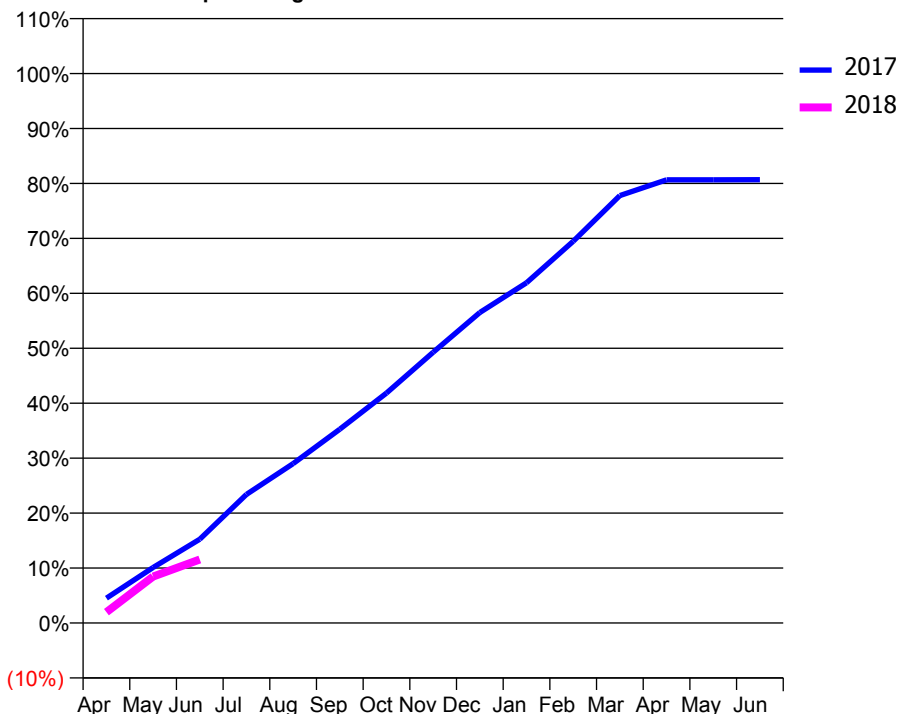
ACCESS*

Patients seen in 24 months	Total	Change since previous quarter
Quarter ending June 2016	7,898	
Quarter ending September 2016	7,764	↓
Quarter ending December 2016	7,565	↓
Quarter ending March 2017	7,543	→
Quarter ending June 2017	7,368	↓
Variance since June 2016	(6.7%)	↓



ACTIVITY

Cumulative percentage of contracted UDA delivered 2017 & 2018



Adjusted Scheduled Activity (UDA)

Month	2017	2018
April	945	413
May	2,112	1,770
June	3,189	2,420
July	4,893	
August	6,066	
September	7,374	
October	8,750	
November	10,304	
December	11,815	
January	12,944	
February	14,525	
March	16,264	
April	16,864	
May	16,864	
June	16,866	

QUALITY

	Quantity	Base Number	Contract	AT	Region	England
% of FP17s for the same patient ID Re-attending within 3 months - Children	21	431	4.9%	11.0%	11.7%	12.0%
% of FP17s for the same patient ID Re-attending within 3 months - Adults	80	1,147	7.0%	14.6%	15.2%	16.0%
% of FP17s for the same patient ID Re-attending between 3 & 9 months - Children	285	431	66.1%	59.1%	59.1%	58.0%
% of FP17s for the same patient ID Re-attending between 3 & 9 months - Adults	453	1,147	39.5%	49.1%	52.2%	50.9%
% of FP17s for Band 1 Urgent Courses	44	1,256	3.5%	9.4%	7.9%	9.1%
% of FP17s Relating to Free Repair or Replacements	2	1,256	0.2%	0.8%	0.8%	0.8%
% of FP17s Relating to Continuations	12	1,256	1.0%	1.1%	1.1%	1.1%
% of Patients satisfied with the dentistry they have received	7	8	N/A	91.3%	91.8%	91.7%
% of Patients satisfied with the time they had to wait for an appointment	6	8	N/A	86.3%	88.4%	88.0%

* This is based on patients treated on this contract for their most recent course of treatment. Figures in italics indicate the base number of FP17s or Patient Questionnaire responses are less than 100. N/A is shown where the base number of responses is less than 10 during the period. % is calculated as Quantity/Base number*100

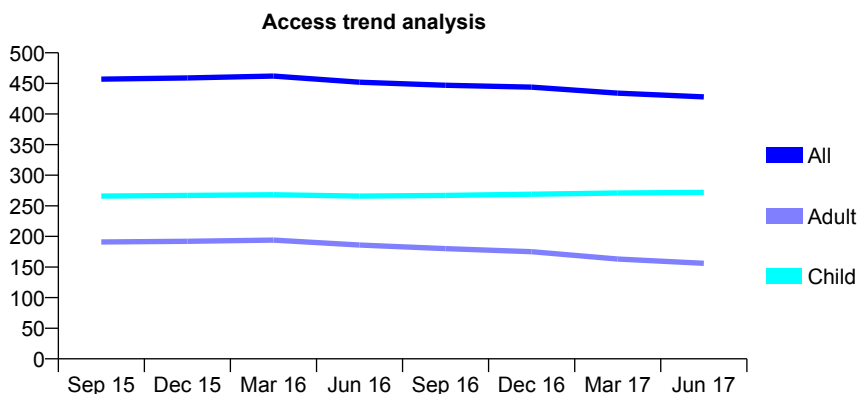
Q56 - Vital Signs At a Glance Contract Report for 147052/0001 - June 2017

Name or company name	Matley Dental Surgery
Contract type name	GDS Contract
Purpose of contract	General
Contract start date	01/04/2009
Contract end date	

17/18 Contracted general activity (UDA)	1,000
Carry forward general activity (UDA)	0
17/18 Contracted orthodontic activity (UOA)	0
Carry forward orthodontic activity (UOA)	0
Baseline contract value	£23,461.93

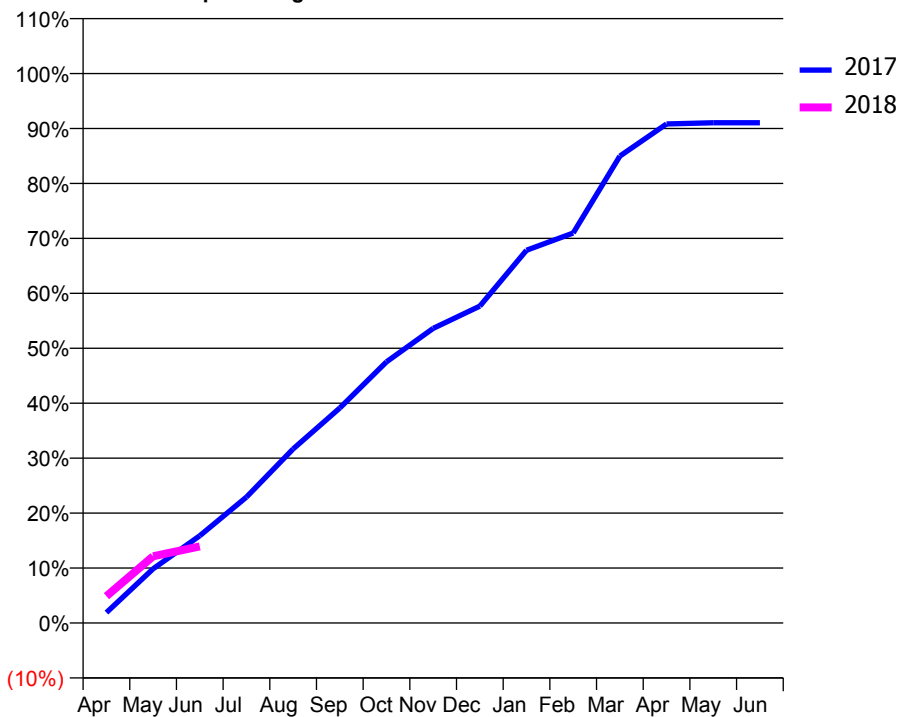
ACCESS*

Patients seen in 24 months	Total	Change since previous quarter
Quarter ending June 2016	452	
Quarter ending September 2016	447	↓
Quarter ending December 2016	444	→
Quarter ending March 2017	434	↓
Quarter ending June 2017	428	↓
Variance since June 2016	(5.3%)	↓



ACTIVITY

Cumulative percentage of contracted UDA delivered 2017 & 2018



Month	Adjusted Scheduled Activity (UDA)	
	2017	2018
April	19	49
May	99	121
June	159	139
July	229	
August	317	
September	391	
October	475	
November	536	
December	577	
January	678	
February	710	
March	850	
April	908	
May	910	
June	910	

QUALITY

	Quantity	Base Number	Contract	AT	Region	England
% of FP17s for the same patient ID Re-attending within 3 months - Children	7	79	8.9%	11.0%	11.7%	12.0%
% of FP17s for the same patient ID Re-attending within 3 months - Adults	10	40	25.0%	14.6%	15.2%	16.0%
% of FP17s for the same patient ID Re-attending between 3 & 9 months - Children	36	79	45.6%	59.1%	59.1%	58.0%
% of FP17s for the same patient ID Re-attending between 3 & 9 months - Adults	18	40	45.0%	49.1%	52.2%	50.9%
% of FP17s for Band 1 Urgent Courses	2	87	2.3%	9.4%	7.9%	9.1%
% of FP17s Relating to Free Repair or Replacements	0	87	0.0%	0.8%	0.8%	0.8%
% of FP17s Relating to Continuations	4	87	4.6%	1.1%	1.1%	1.1%
% of Patients satisfied with the dentistry they have received	2	2	N/A	91.3%	91.8%	91.7%
% of Patients satisfied with the time they had to wait for an appointment	1	2	N/A	86.3%	88.4%	88.0%

* This is based on patients treated on this contract for their most recent course of treatment. Figures in italics indicate the base number of FP17s or Patient Questionnaire responses are less than 100. N/A is shown where the base number of responses is less than 10 during the period. % is calculated as Quantity/Base number*100

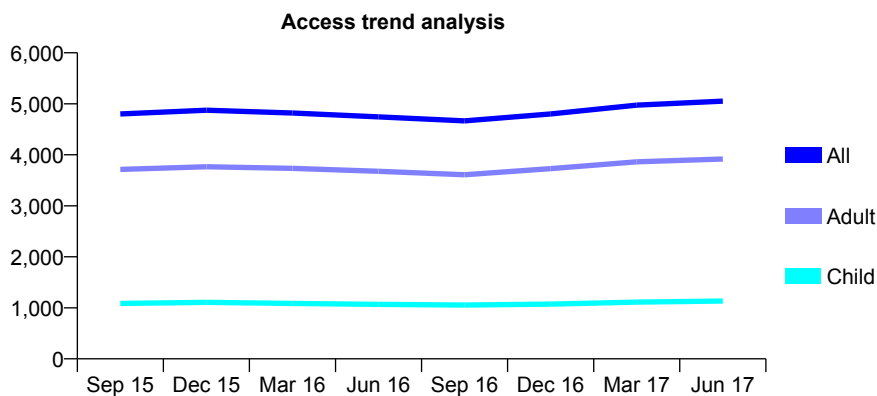
Q56 - Vital Signs At a Glance Contract Report for 148342/0002 - June 2017

Name or company name	Brundall Practice Limited
Contract type name	GDS Contract
Purpose of contract	General
Contract start date	01/10/2012
Contract end date	

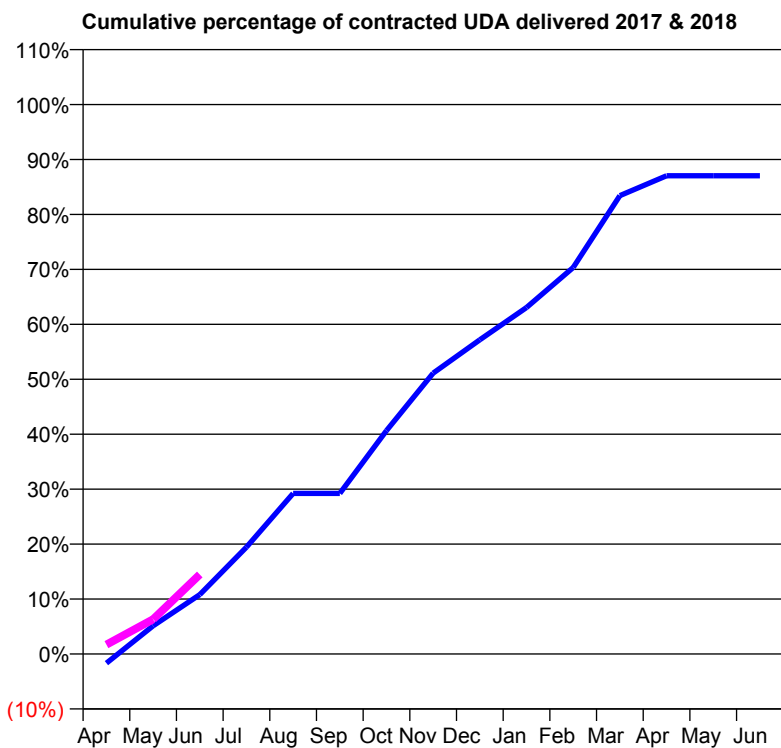
17/18 Contracted general activity (UDA)	16,024
Carry forward general activity (UDA)	0
17/18 Contracted orthodontic activity (UOA)	0
Carry forward orthodontic activity (UOA)	0
Baseline contract value	£396,288.81

ACCESS*

Patients seen in 24 months	Total	Change since previous quarter
Quarter ending June 2016	4,743	
Quarter ending September 2016	4,665	↓
Quarter ending December 2016	4,802	↑
Quarter ending March 2017	4,975	↑
Quarter ending June 2017	5,051	→
Variance since June 2016	6.5%	↑



ACTIVITY



Month	Adjusted Scheduled Activity (UDA)	
	2017	2018
April	-271	276
May	824	1,015
June	1,732	2,318
July	3,116	
August	4,685	
September	4,685	
October	6,516	
November	8,193	
December	9,163	
January	10,104	
February	11,271	
March	13,365	
April	13,946	
May	13,946	
June	13,946	

QUALITY

	Quantity	Base Number	Contract	AT	Region	England
% of FP17s for the same patient ID Re-attending within 3 months - Children	31	419	7.4%	11.0%	11.7%	12.0%
% of FP17s for the same patient ID Re-attending within 3 months - Adults	140	1,045	13.4%	14.6%	15.2%	16.0%
% of FP17s for the same patient ID Re-attending between 3 & 9 months - Children	256	419	61.1%	59.1%	59.1%	58.0%
% of FP17s for the same patient ID Re-attending between 3 & 9 months - Adults	457	1,045	43.7%	49.1%	52.2%	50.9%
% of FP17s for Band 1 Urgent Courses	92	1,228	7.5%	9.4%	7.9%	9.1%
% of FP17s Relating to Free Repair or Replacements	19	1,228	1.5%	0.8%	0.8%	0.8%
% of FP17s Relating to Continuations	25	1,228	2.0%	1.1%	1.1%	1.1%
% of Patients satisfied with the dentistry they have received	12	13	92.3%	91.3%	91.8%	91.7%
% of Patients satisfied with the time they had to wait for an appointment	11	13	84.6%	86.3%	88.4%	88.0%

* This is based on patients treated on this contract for their most recent course of treatment. Figures in italics indicate the base number of FP17s or Patient Questionnaire responses are less than 100. N/A is shown where the base number of responses is less than 10 during the period. % is calculated as Quantity/Base number*100

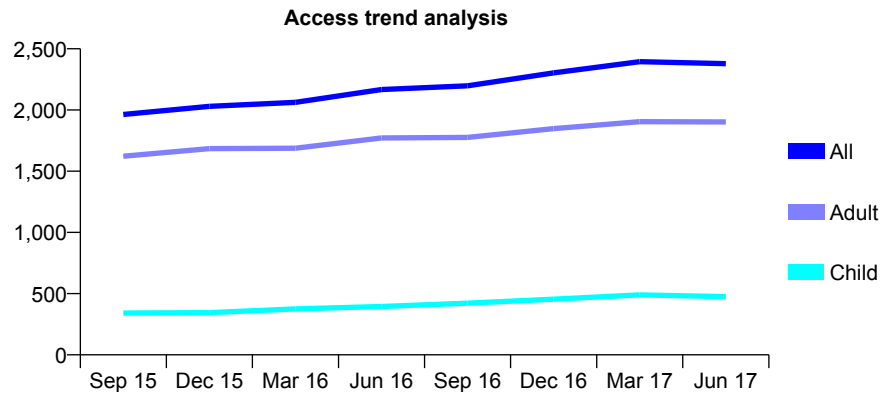
Q56 - Vital Signs At a Glance Contract Report for 148393/0001 - June 2017

Name or company name	Mr M. Eyrumlu and Mr Azad
Contract type name	GDS Contract
Purpose of contract	General
Contract start date	01/02/2014
Contract end date	

17/18 Contracted general activity (UDA)	9,000
Carry forward general activity (UDA)	0
17/18 Contracted orthodontic activity (UOA)	0
Carry forward orthodontic activity (UOA)	0
Baseline contract value	£263,363.46

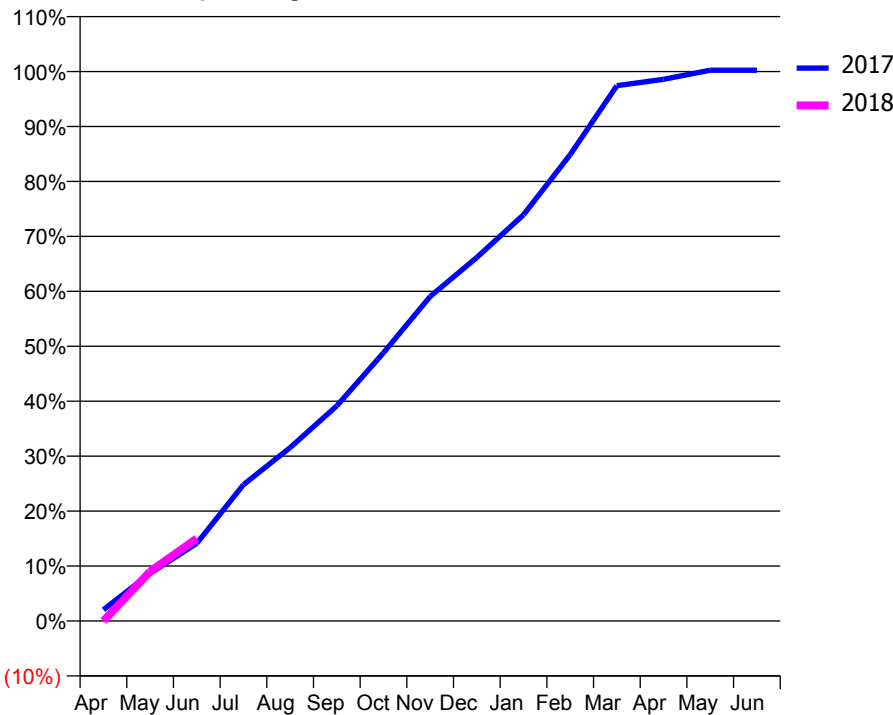
ACCESS*

Patients seen in 24 months	Total	Change since previous quarter
Quarter ending June 2016	2,167	
Quarter ending September 2016	2,198	→
Quarter ending December 2016	2,303	↑
Quarter ending March 2017	2,395	↑
Quarter ending June 2017	2,378	→
Variance since June 2016	9.7%	↑



ACTIVITY

Cumulative percentage of contracted UDA delivered 2017 & 2018



Month	Adjusted Scheduled Activity (UDA)	
	2017	2018
April	185	0
May	781	812
June	1,273	1,350
July	2,233	
August	2,840	
September	3,523	
October	4,393	
November	5,315	
December	5,954	
January	6,654	
February	7,640	
March	8,767	
April	8,872	
May	9,022	
June	9,022	

QUALITY

	Quantity	Base Number	Contract	AT	Region	England
% of FP17s for the same patient ID Re-attending within 3 months - Children	14	135	10.4%	11.0%	11.7%	12.0%
% of FP17s for the same patient ID Re-attending within 3 months - Adults	56	505	11.1%	14.6%	15.2%	16.0%
% of FP17s for the same patient ID Re-attending between 3 & 9 months - Children	76	135	56.3%	59.1%	59.1%	58.0%
% of FP17s for the same patient ID Re-attending between 3 & 9 months - Adults	134	505	26.5%	49.1%	52.2%	50.9%
% of FP17s for Band 1 Urgent Courses	91	596	15.3%	9.4%	7.9%	9.1%
% of FP17s Relating to Free Repair or Replacements	10	596	1.7%	0.8%	0.8%	0.8%
% of FP17s Relating to Continuations	14	596	2.3%	1.1%	1.1%	1.1%
% of Patients satisfied with the dentistry they have received	8	8	N/A	91.3%	91.8%	91.7%
% of Patients satisfied with the time they had to wait for an appointment	8	8	N/A	86.3%	88.4%	88.0%

* This is based on patients treated on this contract for their most recent course of treatment. Figures in italics indicate the base number of FP17s or Patient Questionnaire responses are less than 100. N/A is shown where the base number of responses is less than 10 during the period. % is calculated as Quantity/Base number*100

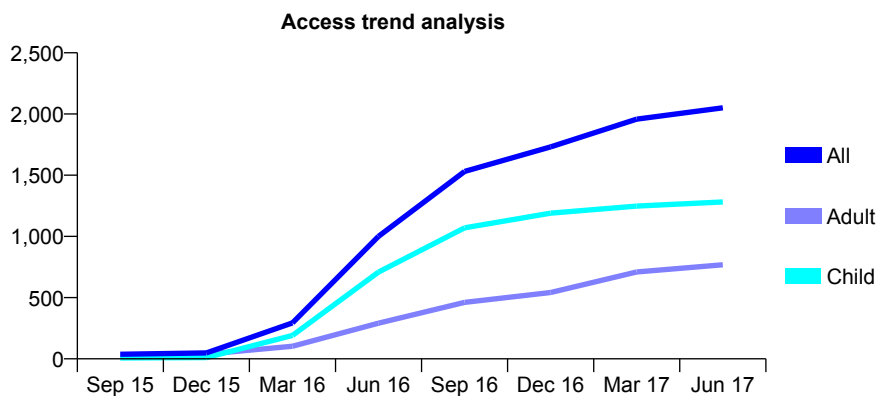
Q56 - Vital Signs At a Glance Contract Report for 149071/0001 - June 2017

Name or company name	P.V. Humber & C. Hancock
Contract type name	GDS Contract
Purpose of contract	General
Contract start date	01/04/2015
Contract end date	

17/18 Contracted general activity (UDA)	4,694
Carry forward general activity (UDA)	0
17/18 Contracted orthodontic activity (UOA)	0
Carry forward orthodontic activity (UOA)	0
Baseline contract value	£119,213.88

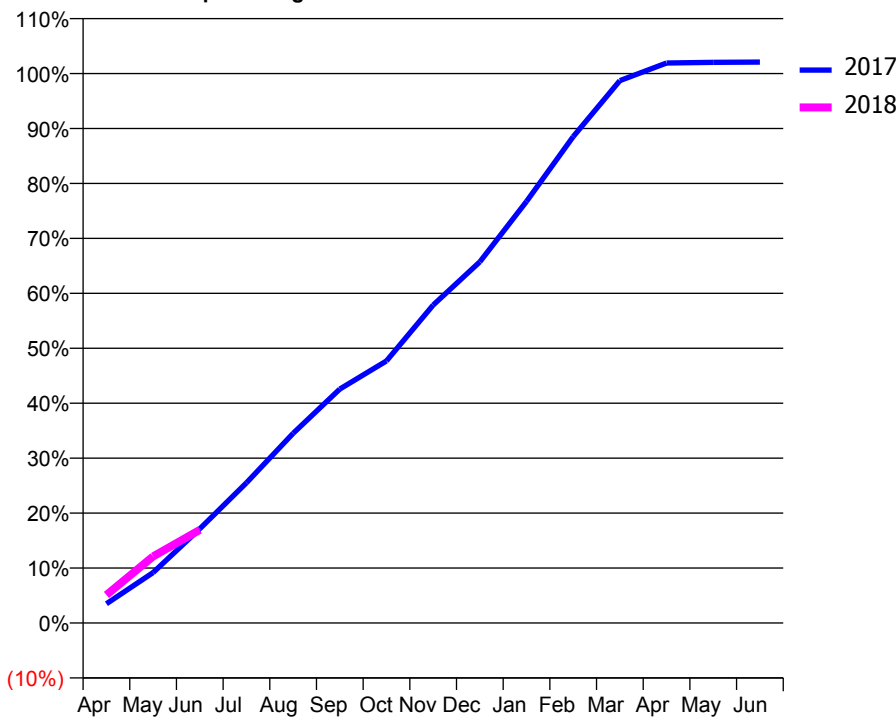
ACCESS*

Patients seen in 24 months	Total	Change since previous quarter
Quarter ending June 2016	1,000	
Quarter ending September 2016	1,531	↑
Quarter ending December 2016	1,732	↑
Quarter ending March 2017	1,958	↑
Quarter ending June 2017	2,051	↑
Variance since June 2016	105.1%	↑



ACTIVITY

Cumulative percentage of contracted UDA delivered 2017 & 2018



Month	Adjusted Scheduled Activity (UDA)	
	2017	2018
April	165	240
May	431	569
June	805	796
July	1,198	
August	1,620	
September	1,999	
October	2,238	
November	2,716	
December	3,085	
January	3,601	
February	4,155	
March	4,633	
April	4,784	
May	4,790	
June	4,792	

QUALITY

	Quantity	Base Number	Contract	AT	Region	England
% of FP17s for the same patient ID Re-attending within 3 months - Children	28	493	5.7%	11.0%	11.7%	12.0%
% of FP17s for the same patient ID Re-attending within 3 months - Adults	24	200	12.0%	14.6%	15.2%	16.0%
% of FP17s for the same patient ID Re-attending between 3 & 9 months - Children	344	493	69.8%	59.1%	59.1%	58.0%
% of FP17s for the same patient ID Re-attending between 3 & 9 months - Adults	101	200	50.5%	49.1%	52.2%	50.9%
% of FP17s for Band 1 Urgent Courses	13	573	2.3%	9.4%	7.9%	9.1%
% of FP17s Relating to Free Repair or Replacements	0	573	0.0%	0.8%	0.8%	0.8%
% of FP17s Relating to Continuations	0	573	0.0%	1.1%	1.1%	1.1%
% of Patients satisfied with the dentistry they have received	6	6	N/A	91.3%	91.8%	91.7%
% of Patients satisfied with the time they had to wait for an appointment	6	6	N/A	86.3%	88.4%	88.0%

* This is based on patients treated on this contract for their most recent course of treatment. Figures in italics indicate the base number of FP17s or Patient Questionnaire responses are less than 100. N/A is shown where the base number of responses is less than 10 during the period. % is calculated as Quantity/Base number*100

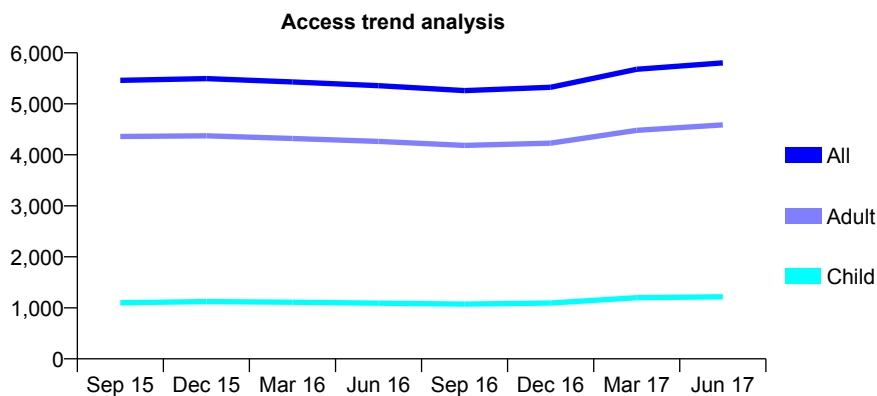
Q56 - Vital Signs At a Glance Contract Report for 149462/0001 - June 2017

Name or company name	A H Trueman Ltd
Contract type name	Pilot Contract
Purpose of contract	General
Contract start date	01/04/2008
Contract end date	

17/18 Contracted general activity (UDA)	16,655
Carry forward general activity (UDA)	0
17/18 Contracted orthodontic activity (UOA)	0
Carry forward orthodontic activity (UOA)	0
Baseline contract value	£413,951.29

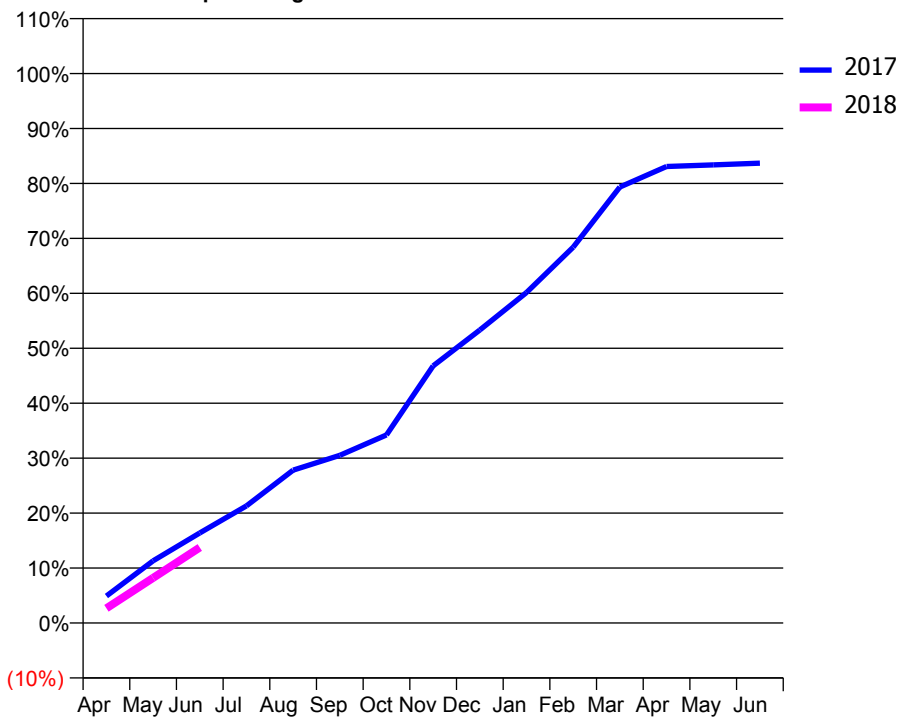
ACCESS*

Patients seen in 24 months	Total	Change since previous quarter
Quarter ending June 2016	5,356	
Quarter ending September 2016	5,259	↓
Quarter ending December 2016	5,323	→
Quarter ending March 2017	5,678	↑
Quarter ending June 2017	5,802	↑
Variance since June 2016	8.3%	↑



ACTIVITY

Cumulative percentage of contracted UDA delivered 2017 & 2018



Month	Adjusted Scheduled Activity (UDA)	
	2017	2018
April	820	448
May	1,886	1,369
June	2,729	2,288
July	3,550	
August	4,632	
September	5,084	
October	5,701	
November	7,795	
December	8,880	
January	10,015	
February	11,392	
March	13,213	
April	13,839	
May	13,885	
June	13,939	

QUALITY

	Quantity	Base Number	Contract	AT	Region	England
% of FP17s for the same patient ID Re-attending within 3 months - Children	14	436	3.2%	11.0%	11.7%	12.0%
% of FP17s for the same patient ID Re-attending within 3 months - Adults	104	1,126	9.2%	14.6%	15.2%	16.0%
% of FP17s for the same patient ID Re-attending between 3 & 9 months - Children	244	436	56.0%	59.1%	59.1%	58.0%
% of FP17s for the same patient ID Re-attending between 3 & 9 months - Adults	449	1,126	39.9%	49.1%	52.2%	50.9%
% of FP17s for Band 1 Urgent Courses	0	1,178	0.0%	9.4%	7.9%	9.1%
% of FP17s Relating to Free Repair or Replacements	1	1,178	0.1%	0.8%	0.8%	0.8%
% of FP17s Relating to Continuations	35	1,178	3.0%	1.1%	1.1%	1.1%
% of Patients satisfied with the dentistry they have received	5	9	N/A	91.3%	91.8%	91.7%
% of Patients satisfied with the time they had to wait for an appointment	3	9	N/A	86.3%	88.4%	88.0%

* This is based on patients treated on this contract for their most recent course of treatment. Figures in italics indicate the base number of FP17s or Patient Questionnaire responses are less than 100. N/A is shown where the base number of responses is less than 10 during the period. % is calculated as Quantity/Base number*100

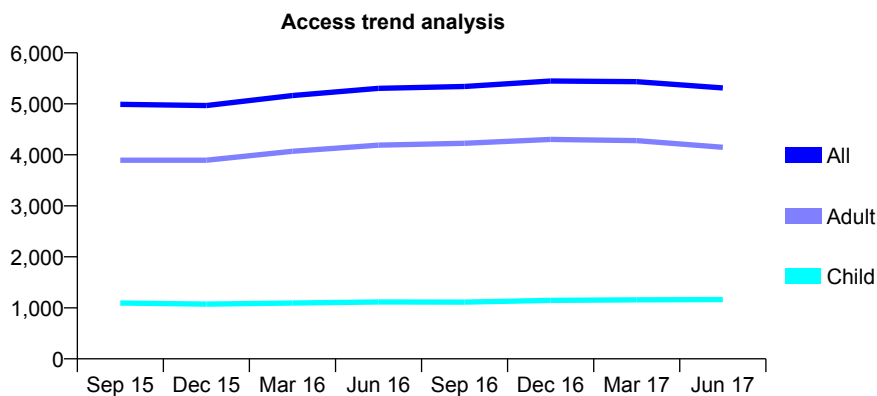
Q56 - Vital Signs At a Glance Contract Report for 151270/0001 - June 2017

Name or company name	Station View Dental Practice
Contract type name	GDS Contract
Purpose of contract	General
Contract start date	01/10/2010
Contract end date	

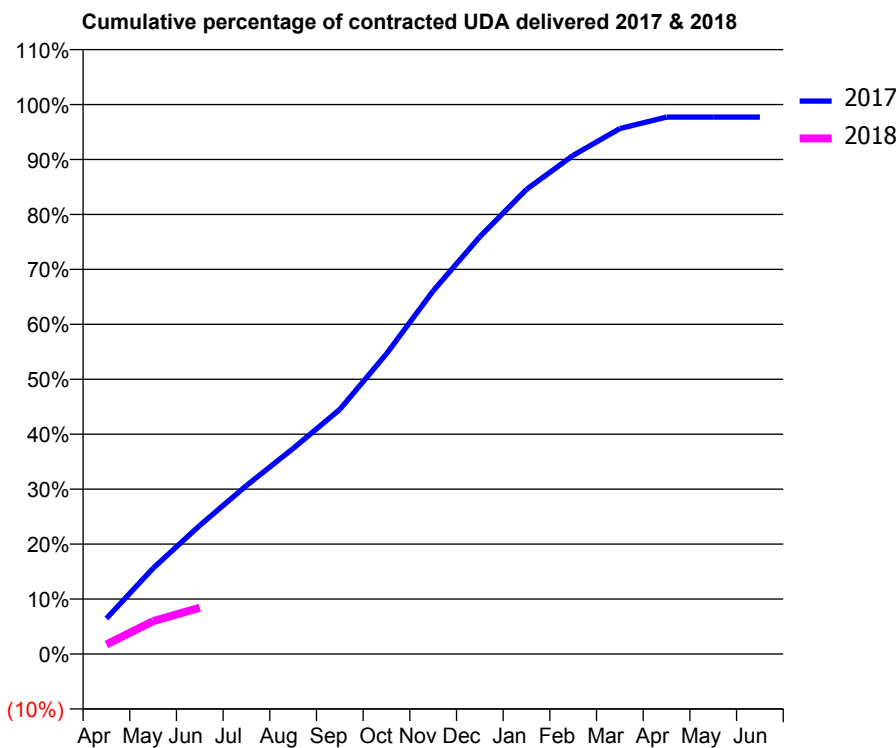
17/18 Contracted general activity (UDA)	14,315
Carry forward general activity (UDA)	0
17/18 Contracted orthodontic activity (UOA)	0
Carry forward orthodontic activity (UOA)	0
Baseline contract value	£332,905.32

ACCESS*

Patients seen in 24 months	Total	Change since previous quarter
Quarter ending June 2016	5,304	
Quarter ending September 2016	5,339	→
Quarter ending December 2016	5,448	↑
Quarter ending March 2017	5,434	→
Quarter ending June 2017	5,310	↓
Variance since June 2016	0.1%	→



ACTIVITY



Month	Adjusted Scheduled Activity (UDA)	
	2017	2018
April	925	250
May	2,237	858
June	3,351	1,206
July	4,388	
August	5,356	
September	6,373	
October	7,822	
November	9,460	
December	10,873	
January	12,105	
February	12,992	
March	13,689	
April	13,987	
May	13,986	
June	13,987	

QUALITY

	Quantity	Base Number	Contract	AT	Region	England
% of FP17s for the same patient ID Re-attending within 3 months - Children	12	367	3.3%	11.0%	11.7%	12.0%
% of FP17s for the same patient ID Re-attending within 3 months - Adults	62	627	9.9%	14.6%	15.2%	16.0%
% of FP17s for the same patient ID Re-attending between 3 & 9 months - Children	140	367	38.1%	59.1%	59.1%	58.0%
% of FP17s for the same patient ID Re-attending between 3 & 9 months - Adults	315	627	50.2%	49.1%	52.2%	50.9%
% of FP17s for Band 1 Urgent Courses	44	808	5.4%	9.4%	7.9%	9.1%
% of FP17s Relating to Free Repair or Replacements	6	808	0.7%	0.8%	0.8%	0.8%
% of FP17s Relating to Continuations	9	808	1.1%	1.1%	1.1%	1.1%
% of Patients satisfied with the dentistry they have received	15	15	100.0%	91.3%	91.8%	91.7%
% of Patients satisfied with the time they had to wait for an appointment	14	15	93.3%	86.3%	88.4%	88.0%

* This is based on patients treated on this contract for their most recent course of treatment. Figures in italics indicate the base number of FP17s or Patient Questionnaire responses are less than 100. N/A is shown where the base number of responses is less than 10 during the period. % is calculated as Quantity/Base number*100

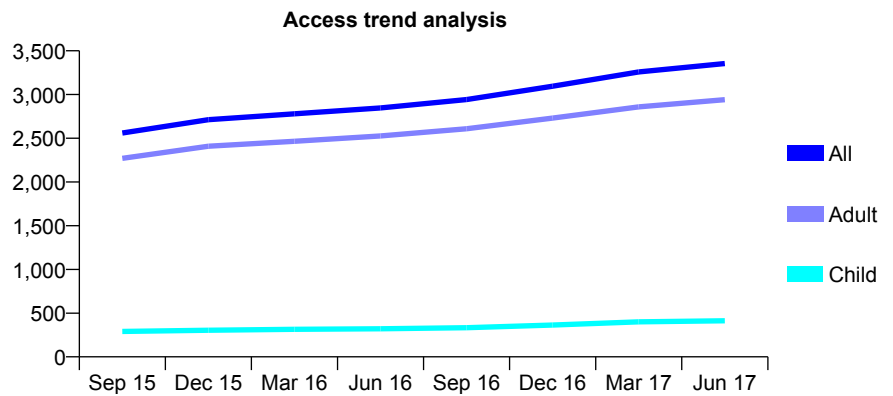
Q56 - Vital Signs At a Glance Contract Report for 153990/0001 - June 2017

Name or company name	Hunstanton Dental Practice
Contract type name	GDS Contract
Purpose of contract	General
Contract start date	31/10/2014
Contract end date	

17/18 Contracted general activity (UDA)	10,400
Carry forward general activity (UDA)	0
17/18 Contracted orthodontic activity (UOA)	0
Carry forward orthodontic activity (UOA)	0
Baseline contract value	£299,510.36

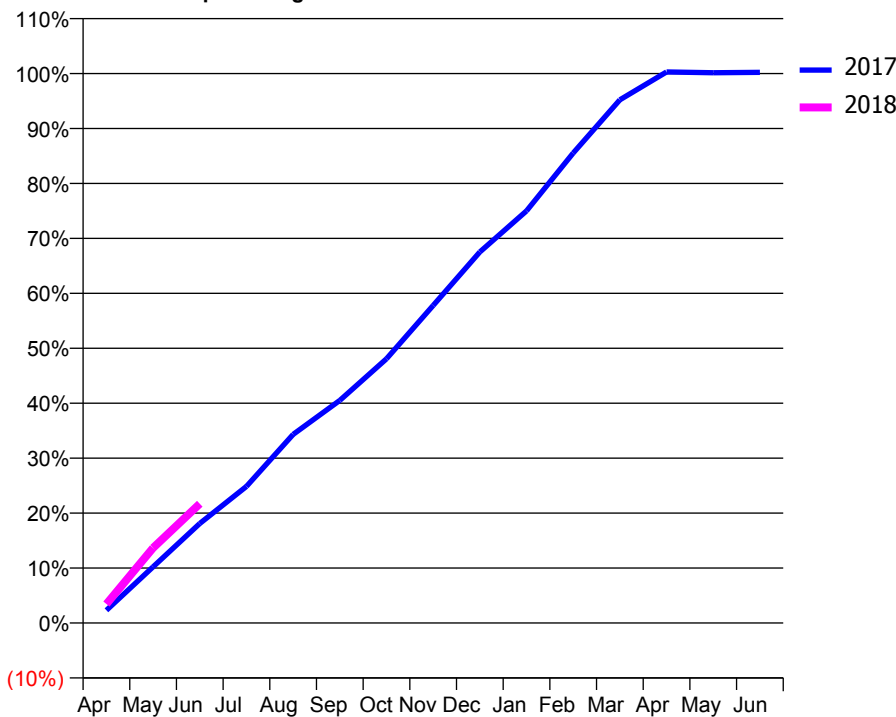
ACCESS*

Patients seen in 24 months	Total	Change since previous quarter
Quarter ending June 2016	2,847	
Quarter ending September 2016	2,942	↑
Quarter ending December 2016	3,095	↑
Quarter ending March 2017	3,258	↑
Quarter ending June 2017	3,354	↑
Variance since June 2016	17.8%	↑



ACTIVITY

Cumulative percentage of contracted UDA delivered 2017 & 2018



Month	Adjusted Scheduled Activity (UDA)	
	2017	2018
April	240	360
May	1,064	1,421
June	1,883	2,257
July	2,586	
August	3,569	
September	4,214	
October	5,000	
November	6,009	
December	7,021	
January	7,800	
February	8,895	
March	9,902	
April	10,429	
May	10,415	
June	10,421	

QUALITY

	Quantity	Base Number	Contract	AT	Region	England
% of FP17s for the same patient ID Re-attending within 3 months - Children	12	167	7.2%	11.0%	11.7%	12.0%
% of FP17s for the same patient ID Re-attending within 3 months - Adults	78	1,104	7.1%	14.6%	15.2%	16.0%
% of FP17s for the same patient ID Re-attending between 3 & 9 months - Children	94	167	56.3%	59.1%	59.1%	58.0%
% of FP17s for the same patient ID Re-attending between 3 & 9 months - Adults	631	1,104	57.2%	49.1%	52.2%	50.9%
% of FP17s for Band 1 Urgent Courses	36	1,056	3.4%	9.4%	7.9%	9.1%
% of FP17s Relating to Free Repair or Replacements	0	1,056	0.0%	0.8%	0.8%	0.8%
% of FP17s Relating to Continuations	3	1,056	0.3%	1.1%	1.1%	1.1%
% of Patients satisfied with the dentistry they have received	13	13	100.0%	91.3%	91.8%	91.7%
% of Patients satisfied with the time they had to wait for an appointment	13	13	100.0%	86.3%	88.4%	88.0%

* This is based on patients treated on this contract for their most recent course of treatment. Figures in italics indicate the base number of FP17s or Patient Questionnaire responses are less than 100. N/A is shown where the base number of responses is less than 10 during the period. % is calculated as Quantity/Base number*100

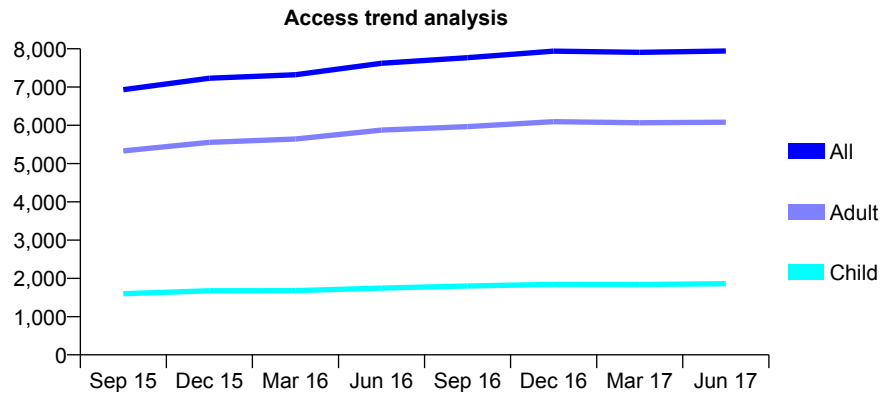
Q56 - Vital Signs At a Glance Contract Report for 154180/0001 - June 2017

Name or company name	Mr Abdel R Achour & Ms Stacey Gore
Contract type name	GDS Contract
Purpose of contract	General
Contract start date	01/03/2014
Contract end date	

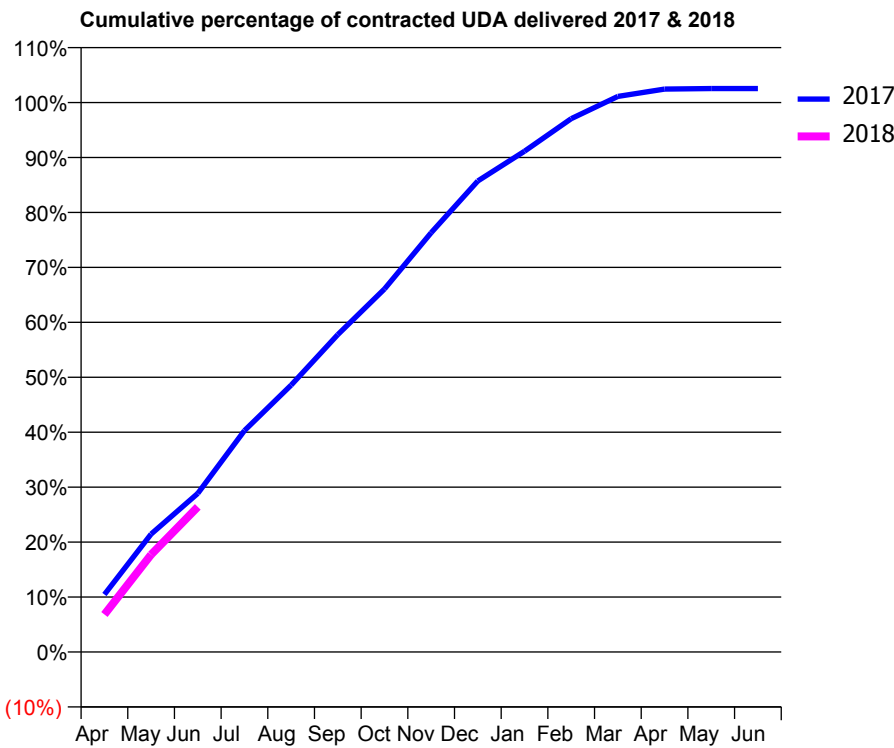
17/18 Contracted general activity (UDA)	19,213
Carry forward general activity (UDA)	0
17/18 Contracted orthodontic activity (UOA)	0
Carry forward orthodontic activity (UOA)	0
Baseline contract value	£465,241.86

ACCESS*

Patients seen in 24 months	Total	Change since previous quarter
Quarter ending June 2016	7,623	
Quarter ending September 2016	7,767	→
Quarter ending December 2016	7,939	↑
Quarter ending March 2017	7,907	→
Quarter ending June 2017	7,941	→
Variance since June 2016	4.2%	↑



ACTIVITY



Month	Adjusted Scheduled Activity (UDA)	
	2017	2018
April	2,010	1,314
May	4,123	3,406
June	5,545	5,074
July	7,744	
August	9,334	
September	11,100	
October	12,692	
November	14,663	
December	16,468	
January	17,511	
February	18,645	
March	19,424	
April	19,681	
May	19,700	
June	19,700	

QUALITY

	Quantity	Base Number	Contract	AT	Region	England
% of FP17s for the same patient ID Re-attending within 3 months - Children	47	817	5.8%	11.0%	11.7%	12.0%
% of FP17s for the same patient ID Re-attending within 3 months - Adults	139	1,695	8.2%	14.6%	15.2%	16.0%
% of FP17s for the same patient ID Re-attending between 3 & 9 months - Children	544	817	66.6%	59.1%	59.1%	58.0%
% of FP17s for the same patient ID Re-attending between 3 & 9 months - Adults	683	1,695	40.3%	49.1%	52.2%	50.9%
% of FP17s for Band 1 Urgent Courses	133	2,347	5.7%	9.4%	7.9%	9.1%
% of FP17s Relating to Free Repair or Replacements	18	2,347	0.8%	0.8%	0.8%	0.8%
% of FP17s Relating to Continuations	14	2,347	0.6%	1.1%	1.1%	1.1%
% of Patients satisfied with the dentistry they have received	10	12	83.3%	91.3%	91.8%	91.7%
% of Patients satisfied with the time they had to wait for an appointment	11	12	91.7%	86.3%	88.4%	88.0%

* This is based on patients treated on this contract for their most recent course of treatment. Figures in italics indicate the base number of FP17s or Patient Questionnaire responses are less than 100. N/A is shown where the base number of responses is less than 10 during the period. % is calculated as Quantity/Base number*100

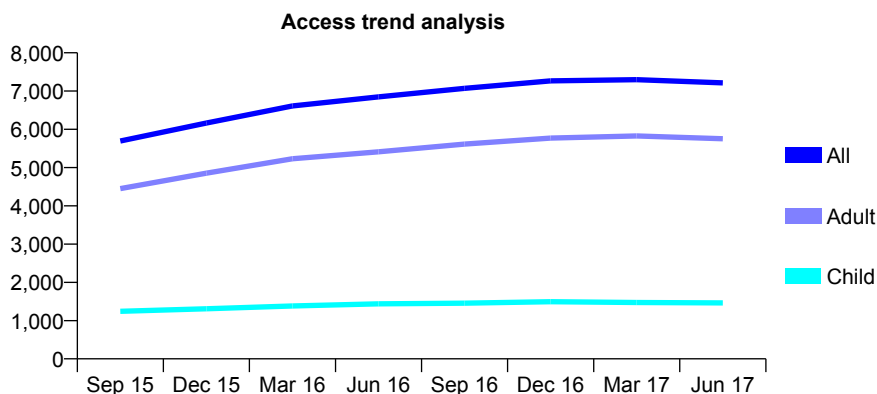
Q56 - Vital Signs At a Glance Contract Report for 155748/0001 - June 2017

Name or company name	Woodview Dental Health Dental Practice P
Contract type name	GDS Contract
Purpose of contract	General
Contract start date	01/04/2014
Contract end date	

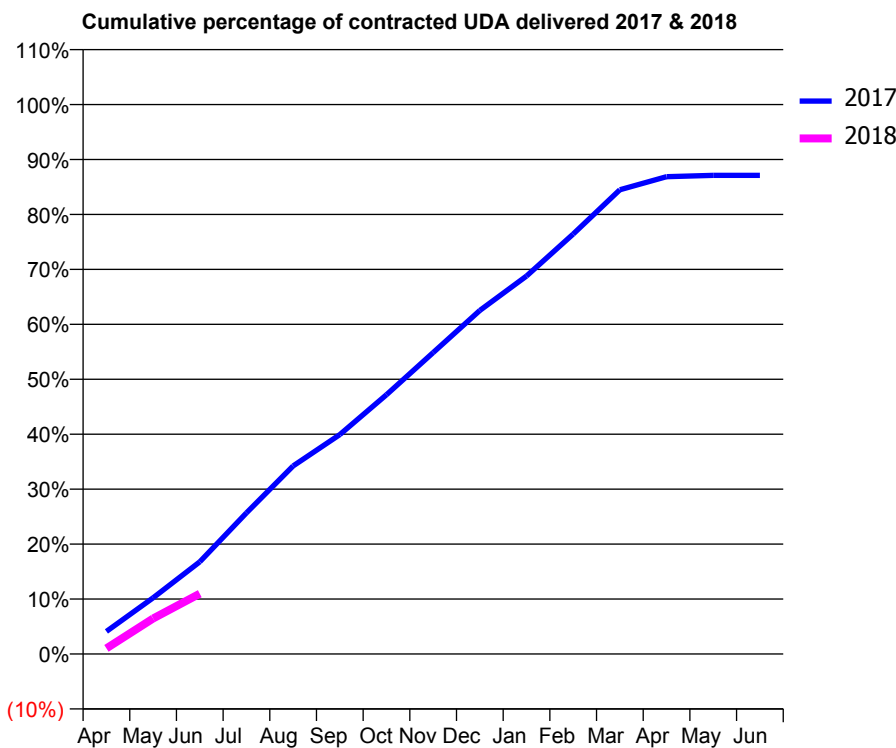
17/18 Contracted general activity (UDA)	24,407
Carry forward general activity (UDA)	0
17/18 Contracted orthodontic activity (UOA)	0
Carry forward orthodontic activity (UOA)	0
Baseline contract value	£636,692.89

ACCESS*

Patients seen in 24 months	Total	Change since previous quarter
Quarter ending June 2016	6,849	
Quarter ending September 2016	7,071	↑
Quarter ending December 2016	7,265	↑
Quarter ending March 2017	7,299	→
Quarter ending June 2017	7,214	↓
Variance since June 2016	5.3%	↑



ACTIVITY



Month	Adjusted Scheduled Activity (UDA)	
	2017	2018
April	1,007	250
May	2,495	1,581
June	4,096	2,678
July	6,266	
August	8,354	
September	9,745	
October	11,518	
November	13,388	
December	15,262	
January	16,787	
February	18,654	
March	20,622	
April	21,202	
May	21,260	
June	21,259	

QUALITY

	Quantity	Base Number	Contract	AT	Region	England
% of FP17s for the same patient ID Re-attending within 3 months - Children	21	332	6.3%	11.0%	11.7%	12.0%
% of FP17s for the same patient ID Re-attending within 3 months - Adults	151	1,328	11.4%	14.6%	15.2%	16.0%
% of FP17s for the same patient ID Re-attending between 3 & 9 months - Children	209	332	63.0%	59.1%	59.1%	58.0%
% of FP17s for the same patient ID Re-attending between 3 & 9 months - Adults	789	1,328	59.4%	49.1%	52.2%	50.9%
% of FP17s for Band 1 Urgent Courses	104	1,410	7.4%	9.4%	7.9%	9.1%
% of FP17s Relating to Free Repair or Replacements	7	1,410	0.5%	0.8%	0.8%	0.8%
% of FP17s Relating to Continuations	14	1,410	1.0%	1.1%	1.1%	1.1%
% of Patients satisfied with the dentistry they have received	14	15	93.3%	91.3%	91.8%	91.7%
% of Patients satisfied with the time they had to wait for an appointment	15	15	100.0%	86.3%	88.4%	88.0%

* This is based on patients treated on this contract for their most recent course of treatment. Figures in italics indicate the base number of FP17s or Patient Questionnaire responses are less than 100. N/A is shown where the base number of responses is less than 10 during the period. % is calculated as Quantity/Base number*100

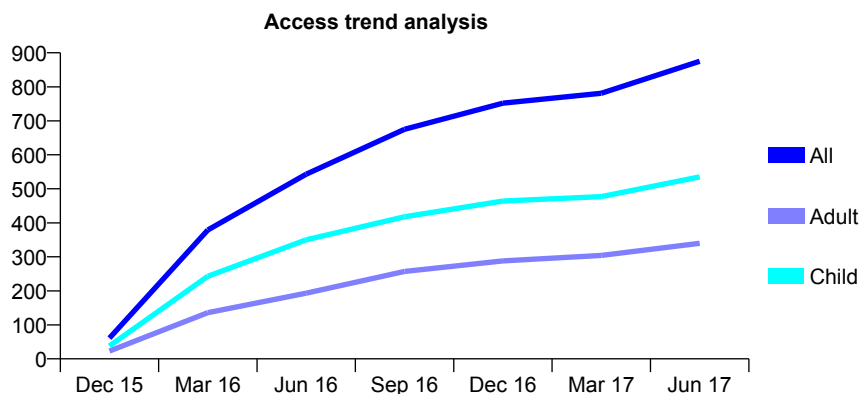
Q56 - Vital Signs At a Glance Contract Report for 157635/0001 - June 2017

Name or company name	Friars Street Dental Ltd
Contract type name	GDS Contract
Purpose of contract	General and Orthodontic
Contract start date	01/11/2015
Contract end date	

17/18 Contracted general activity (UDA)	2,500
Carry forward general activity (UDA)	0
17/18 Contracted orthodontic activity (UOA)	2,022
Carry forward orthodontic activity (UOA)	0
Baseline contract value	£184,009.30

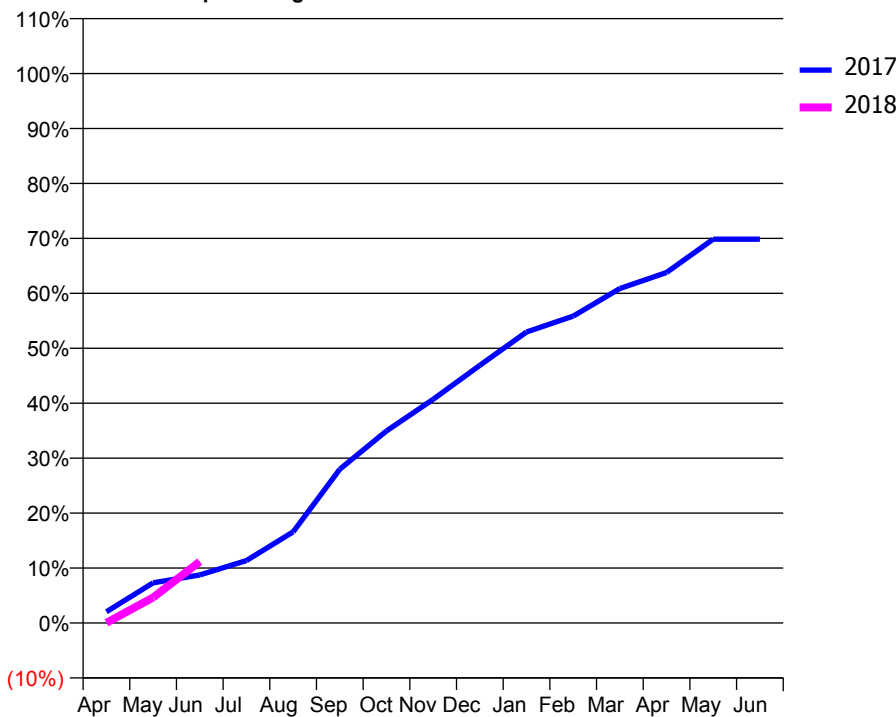
ACCESS*

Patients seen in 24 months	Total	Change since previous quarter
Quarter ending June 2016	543	
Quarter ending September 2016	675	↑
Quarter ending December 2016	752	↑
Quarter ending March 2017	781	↑
Quarter ending June 2017	875	↑
Variance since June 2016	61.1%	↑



ACTIVITY

Cumulative percentage of contracted UDA delivered 2017 & 2018



Adjusted Scheduled Activity (UDA)

Month	2017	2018
April	51	1
May	183	116
June	219	279
July	284	
August	415	
September	700	
October	874	
November	1,018	
December	1,172	
January	1,324	
February	1,396	
March	1,522	
April	1,594	
May	1,747	
June	1,747	

QUALITY

	Quantity	Base Number	Contract	AT	Region	England
% of FP17s for the same patient ID Re-attending within 3 months - Children	14	316	4.4%	11.0%	11.7%	12.0%
% of FP17s for the same patient ID Re-attending within 3 months - Adults	10	102	9.8%	14.6%	15.2%	16.0%
% of FP17s for the same patient ID Re-attending between 3 & 9 months - Children	152	316	48.1%	59.1%	59.1%	58.0%
% of FP17s for the same patient ID Re-attending between 3 & 9 months - Adults	54	102	52.9%	49.1%	52.2%	50.9%
% of FP17s for Band 1 Urgent Courses	7	207	3.4%	9.4%	7.9%	9.1%
% of FP17s Relating to Free Repair or Replacements	1	207	0.5%	0.8%	0.8%	0.8%
% of FP17s Relating to Continuations	0	207	0.0%	1.1%	1.1%	1.1%
% of Patients satisfied with the dentistry they have received	1	1	N/A	91.3%	91.8%	91.7%
% of Patients satisfied with the time they had to wait for an appointment	1	1	N/A	86.3%	88.4%	88.0%

* This is based on patients treated on this contract for their most recent course of treatment. Figures in italics indicate the base number of FP17s or Patient Questionnaire responses are less than 100. N/A is shown where the base number of responses is less than 10 during the period. % is calculated as Quantity/Base number*100

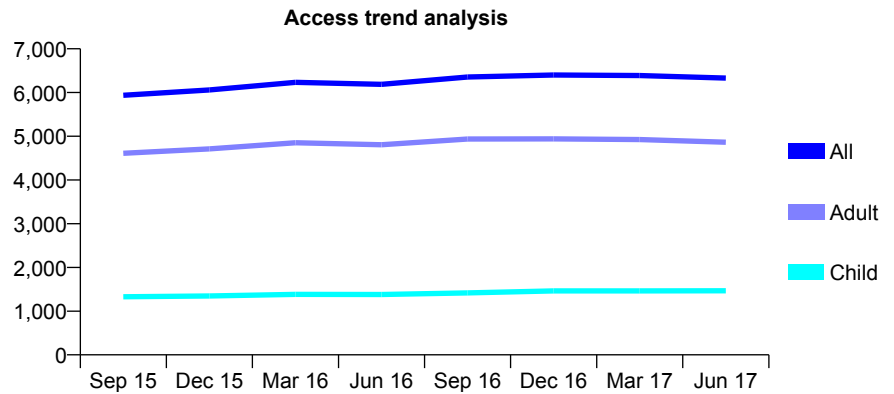
Q56 - Vital Signs At a Glance Contract Report for 158194/0023 - June 2017

Name or company name	Denticare Ltd
Contract type name	GDS Contract
Purpose of contract	General
Contract start date	01/06/2009
Contract end date	

17/18 Contracted general activity (UDA)	14,965
Carry forward general activity (UDA)	0
17/18 Contracted orthodontic activity (UOA)	0
Carry forward orthodontic activity (UOA)	0
Baseline contract value	£354,224.95

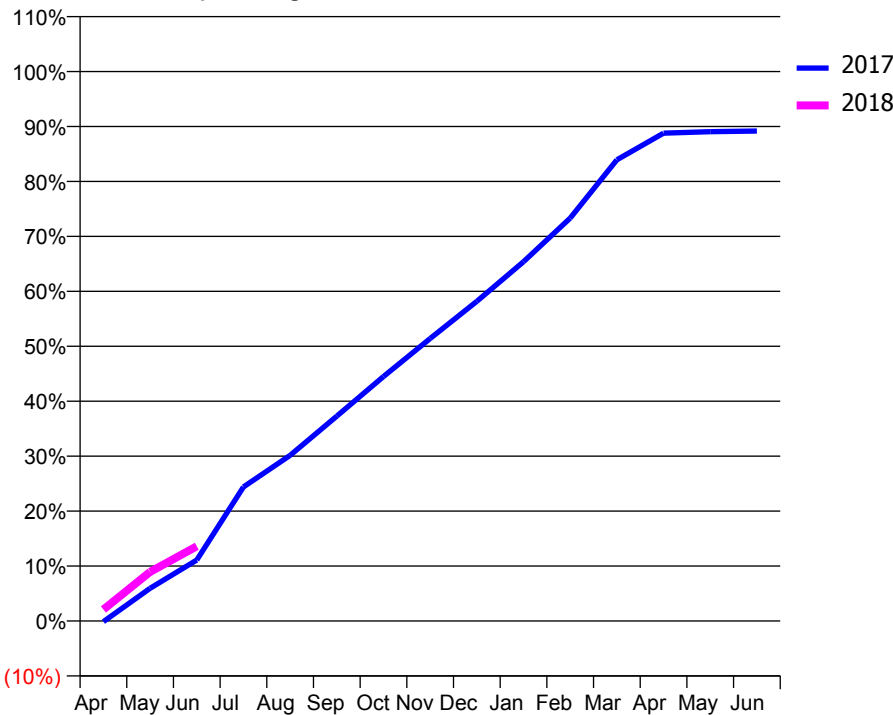
ACCESS*

Patients seen in 24 months	Total	Change since previous quarter
Quarter ending June 2016	6,186	
Quarter ending September 2016	6,356	↑
Quarter ending December 2016	6,402	→
Quarter ending March 2017	6,387	→
Quarter ending June 2017	6,329	→
Variance since June 2016	2.3%	↑



ACTIVITY

Cumulative percentage of contracted UDA delivered 2017 & 2018



Month	Adjusted Scheduled Activity (UDA)	
	2017	2018
April	-20	315
May	891	1,337
June	1,660	2,034
July	3,650	
August	4,514	
September	5,578	
October	6,659	
November	7,694	
December	8,707	
January	9,786	
February	10,974	
March	12,560	
April	13,287	
May	13,327	
June	13,345	

QUALITY

	Quantity	Base Number	Contract	AT	Region	England
% of FP17s for the same patient ID Re-attending within 3 months - Children	30	368	8.2%	11.0%	11.7%	12.0%
% of FP17s for the same patient ID Re-attending within 3 months - Adults	167	1,162	14.4%	14.6%	15.2%	16.0%
% of FP17s for the same patient ID Re-attending between 3 & 9 months - Children	189	368	51.4%	59.1%	59.1%	58.0%
% of FP17s for the same patient ID Re-attending between 3 & 9 months - Adults	400	1,162	34.4%	49.1%	52.2%	50.9%
% of FP17s for Band 1 Urgent Courses	134	1,206	11.1%	9.4%	7.9%	9.1%
% of FP17s Relating to Free Repair or Replacements	7	1,206	0.6%	0.8%	0.8%	0.8%
% of FP17s Relating to Continuations	25	1,206	2.1%	1.1%	1.1%	1.1%
% of Patients satisfied with the dentistry they have received	7	7	N/A	91.3%	91.8%	91.7%
% of Patients satisfied with the time they had to wait for an appointment	5	7	N/A	86.3%	88.4%	88.0%

* This is based on patients treated on this contract for their most recent course of treatment. Figures in italics indicate the base number of FP17s or Patient Questionnaire responses are less than 100. N/A is shown where the base number of responses is less than 10 during the period. % is calculated as Quantity/Base number*100

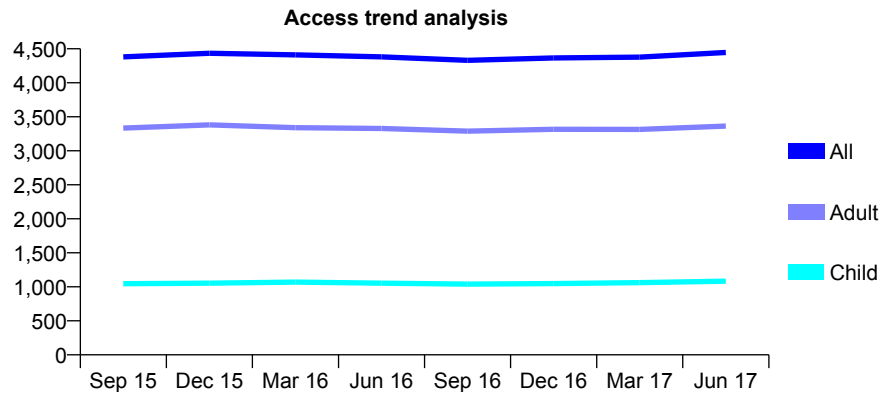
Q56 - Vital Signs At a Glance Contract Report for 158194/0025 - June 2017

Name or company name	Denticare Ltd
Contract type name	GDS Contract
Purpose of contract	General
Contract start date	12/04/2010
Contract end date	31/03/2018

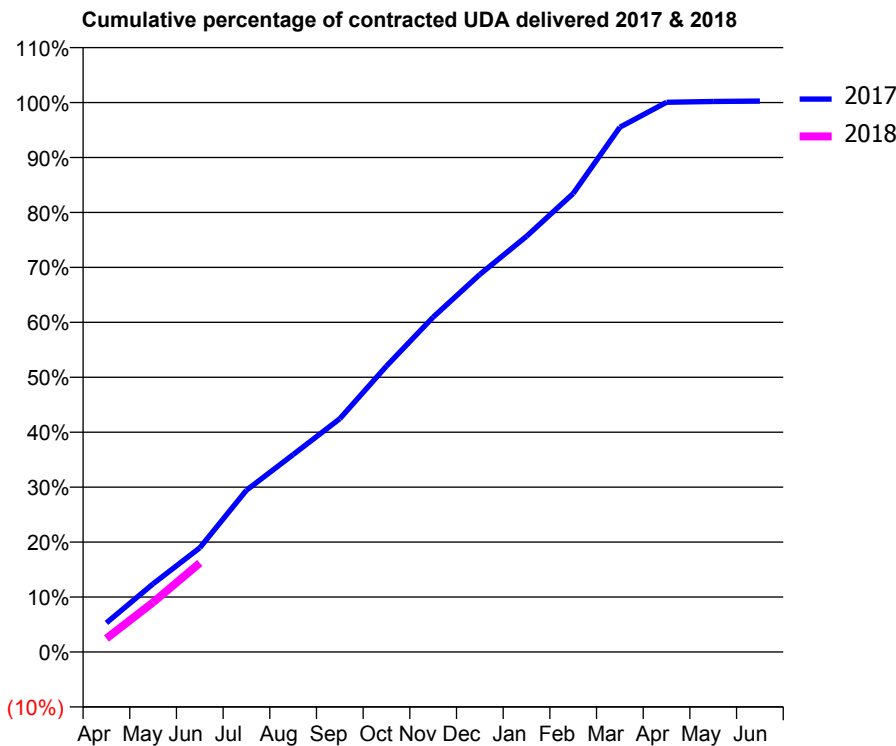
17/18 Contracted general activity (UDA)	12,000
Carry forward general activity (UDA)	0
17/18 Contracted orthodontic activity (UOA)	0
Carry forward orthodontic activity (UOA)	0
Baseline contract value	£291,224.40

ACCESS*

Patients seen in 24 months	Total	Change since previous quarter
Quarter ending June 2016	4,382	
Quarter ending September 2016	4,331	↓
Quarter ending December 2016	4,365	→
Quarter ending March 2017	4,377	→
Quarter ending June 2017	4,447	→
Variance since June 2016	1.5%	→



ACTIVITY



Month	Adjusted Scheduled Activity (UDA)	
	2017	2018
April	637	297
May	1,489	1,084
June	2,275	1,945
July	3,533	
August	4,312	
September	5,094	
October	6,246	
November	7,312	
December	8,246	
January	9,079	
February	10,012	
March	11,461	
April	12,006	
May	12,022	
June	12,031	

QUALITY

	Quantity	Base Number	Contract	AT	Region	England
% of FP17s for the same patient ID Re-attending within 3 months - Children	22	331	6.6%	11.0%	11.7%	12.0%
% of FP17s for the same patient ID Re-attending within 3 months - Adults	115	890	12.9%	14.6%	15.2%	16.0%
% of FP17s for the same patient ID Re-attending between 3 & 9 months - Children	158	331	47.7%	59.1%	59.1%	58.0%
% of FP17s for the same patient ID Re-attending between 3 & 9 months - Adults	423	890	47.5%	49.1%	52.2%	50.9%
% of FP17s for Band 1 Urgent Courses	108	1,013	10.7%	9.4%	7.9%	9.1%
% of FP17s Relating to Free Repair or Replacements	2	1,013	0.2%	0.8%	0.8%	0.8%
% of FP17s Relating to Continuations	13	1,013	1.3%	1.1%	1.1%	1.1%
% of Patients satisfied with the dentistry they have received	7	7	N/A	91.3%	91.8%	91.7%
% of Patients satisfied with the time they had to wait for an appointment	7	7	N/A	86.3%	88.4%	88.0%

* This is based on patients treated on this contract for their most recent course of treatment. Figures in italics indicate the base number of FP17s or Patient Questionnaire responses are less than 100. N/A is shown where the base number of responses is less than 10 during the period. % is calculated as Quantity/Base number*100

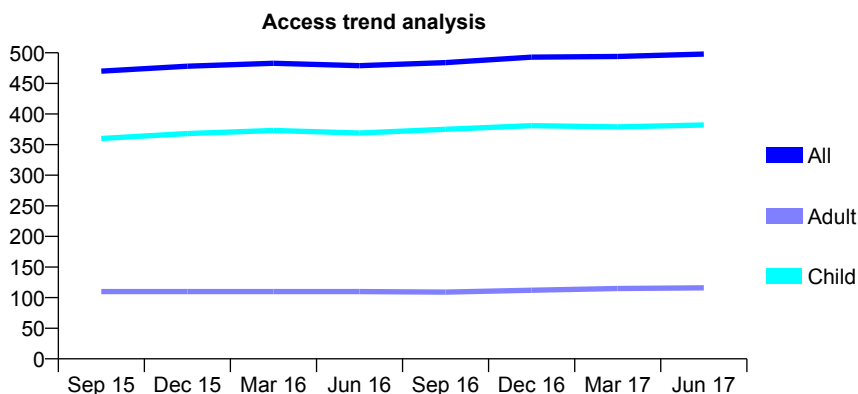
Q56 - Vital Signs At a Glance Contract Report for 158976/0001 - June 2017

Name or company name	Tuddenham Road Dental Surgery
Contract type name	PDS Contract
Purpose of contract	General
Contract start date	01/04/2012
Contract end date	31/03/2018

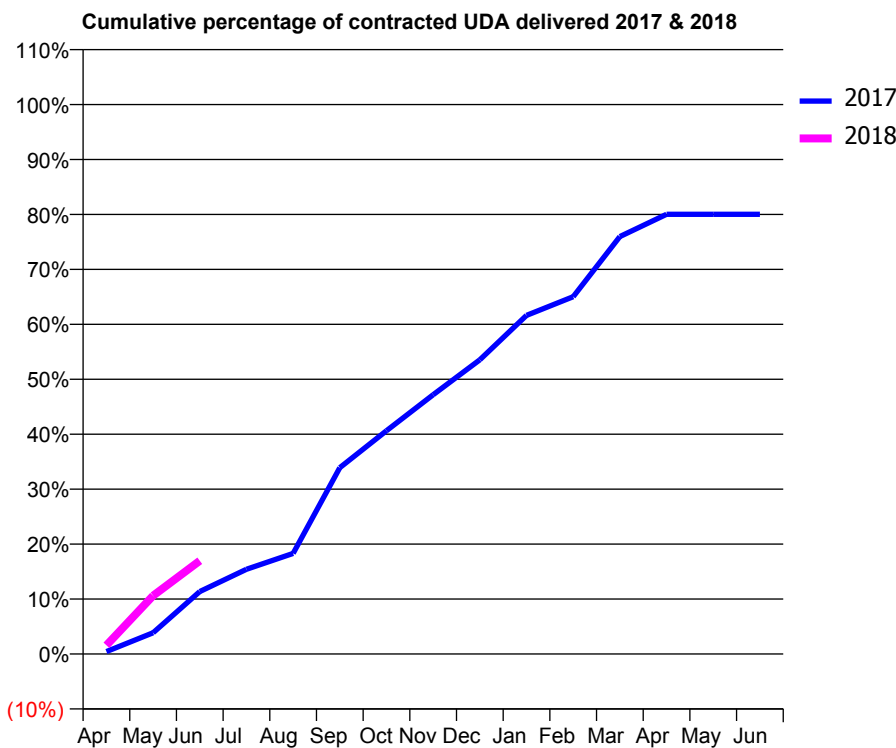
17/18 Contracted general activity (UDA)	1,331
Carry forward general activity (UDA)	0
17/18 Contracted orthodontic activity (UOA)	0
Carry forward orthodontic activity (UOA)	0
Baseline contract value	£29,397.00

ACCESS*

Patients seen in 24 months	Total	Change since previous quarter
Quarter ending June 2016	479	
Quarter ending September 2016	484	→
Quarter ending December 2016	493	→
Quarter ending March 2017	494	→
Quarter ending June 2017	498	→
Variance since June 2016	4.0%	↑



ACTIVITY



Month	Adjusted Scheduled Activity (UDA)	
	2017	2018
April	6	21
May	51	141
June	151	226
July	205	
August	244	
September	451	
October	541	
November	628	
December	713	
January	820	
February	866	
March	1,011	
April	1,065	
May	1,065	
June	1,065	

QUALITY

	Quantity	Base Number	Contract	AT	Region	England
% of FP17s for the same patient ID Re-attending within 3 months - Children	6	156	3.8%	11.0%	11.7%	12.0%
% of FP17s for the same patient ID Re-attending within 3 months - Adults	5	39	12.8%	14.6%	15.2%	16.0%
% of FP17s for the same patient ID Re-attending between 3 & 9 months - Children	119	156	76.3%	59.1%	59.1%	58.0%
% of FP17s for the same patient ID Re-attending between 3 & 9 months - Adults	26	39	66.7%	49.1%	52.2%	50.9%
% of FP17s for Band 1 Urgent Courses	4	163	2.5%	9.4%	7.9%	9.1%
% of FP17s Relating to Free Repair or Replacements	0	163	0.0%	0.8%	0.8%	0.8%
% of FP17s Relating to Continuations	2	163	1.2%	1.1%	1.1%	1.1%
% of Patients satisfied with the dentistry they have received	0	0	N/A	91.3%	91.8%	91.7%
% of Patients satisfied with the time they had to wait for an appointment	0	0	N/A	86.3%	88.4%	88.0%

* This is based on patients treated on this contract for their most recent course of treatment. Figures in italics indicate the base number of FP17s or Patient Questionnaire responses are less than 100. N/A is shown where the base number of responses is less than 10 during the period. % is calculated as Quantity/Base number*100

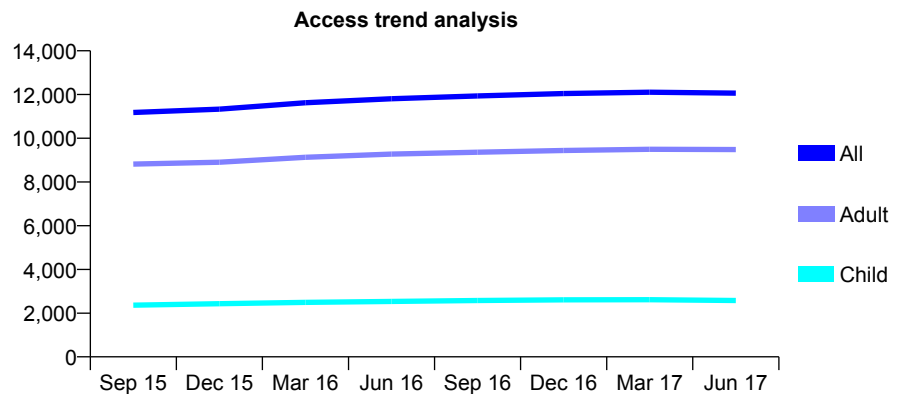
Q56 - Vital Signs At a Glance Contract Report for 159751/0001 - June 2017

Name or company name	1A Group Dental Practice Partnership
Contract type name	GDS Contract
Purpose of contract	General
Contract start date	01/07/2011
Contract end date	

17/18 Contracted general activity (UDA)	30,813
Carry forward general activity (UDA)	0
17/18 Contracted orthodontic activity (UOA)	0
Carry forward orthodontic activity (UOA)	0
Baseline contract value	£880,200.95

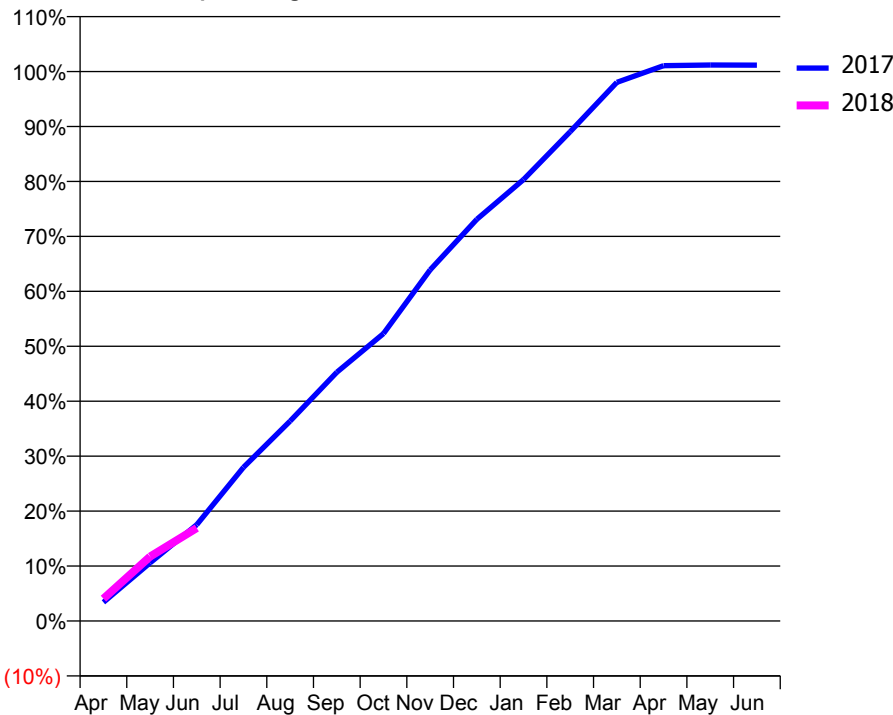
ACCESS*

Patients seen in 24 months	Total	Change since previous quarter
Quarter ending June 2016	11,808	
Quarter ending September 2016	11,937	→
Quarter ending December 2016	12,046	→
Quarter ending March 2017	12,105	→
Quarter ending June 2017	12,063	→
Variance since June 2016	2.2%	↑



ACTIVITY

Cumulative percentage of contracted UDA delivered 2017 & 2018



Month	Adjusted Scheduled Activity (UDA)	
	2017	2018
April	1,054	1,253
May	3,261	3,617
June	5,404	5,215
July	8,614	
August	11,210	
September	13,947	
October	16,114	
November	19,690	
December	22,524	
January	24,751	
February	27,441	
March	30,207	
April	31,142	
May	31,173	
June	31,172	

QUALITY

	Quantity	Base Number	Contract	AT	Region	England
% of FP17s for the same patient ID Re-attending within 3 months - Children	41	812	5.0%	11.0%	11.7%	12.0%
% of FP17s for the same patient ID Re-attending within 3 months - Adults	272	2,505	10.9%	14.6%	15.2%	16.0%
% of FP17s for the same patient ID Re-attending between 3 & 9 months - Children	501	812	61.7%	59.1%	59.1%	58.0%
% of FP17s for the same patient ID Re-attending between 3 & 9 months - Adults	1,081	2,505	43.2%	49.1%	52.2%	50.9%
% of FP17s for Band 1 Urgent Courses	150	2,721	5.5%	9.4%	7.9%	9.1%
% of FP17s Relating to Free Repair or Replacements	17	2,721	0.6%	0.8%	0.8%	0.8%
% of FP17s Relating to Continuations	45	2,721	1.7%	1.1%	1.1%	1.1%
% of Patients satisfied with the dentistry they have received	22	22	100.0%	91.3%	91.8%	91.7%
% of Patients satisfied with the time they had to wait for an appointment	19	22	86.4%	86.3%	88.4%	88.0%

* This is based on patients treated on this contract for their most recent course of treatment. Figures in italics indicate the base number of FP17s or Patient Questionnaire responses are less than 100. N/A is shown where the base number of responses is less than 10 during the period. % is calculated as Quantity/Base number*100

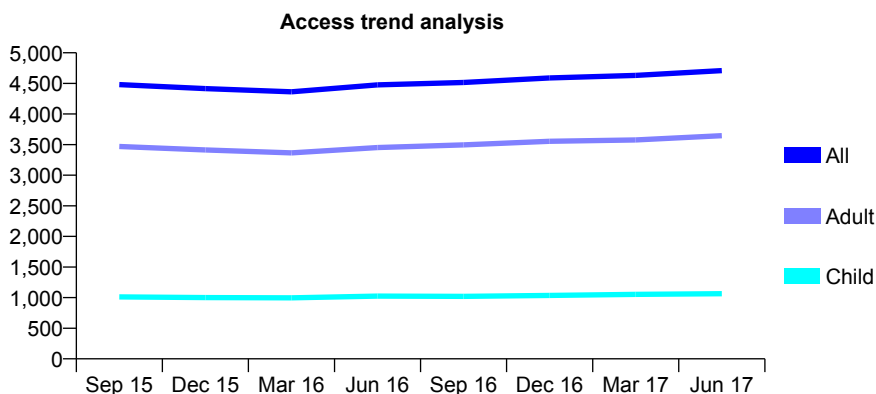
Q56 - Vital Signs At a Glance Contract Report for 159875/0001 - June 2017

Name or company name	Mazdak Eyrumlu and Honar Shakir
Contract type name	GDS Contract
Purpose of contract	General
Contract start date	01/07/2011
Contract end date	

17/18 Contracted general activity (UDA)	16,500
Carry forward general activity (UDA)	0
17/18 Contracted orthodontic activity (UOA)	0
Carry forward orthodontic activity (UOA)	0
Baseline contract value	£410,653.48

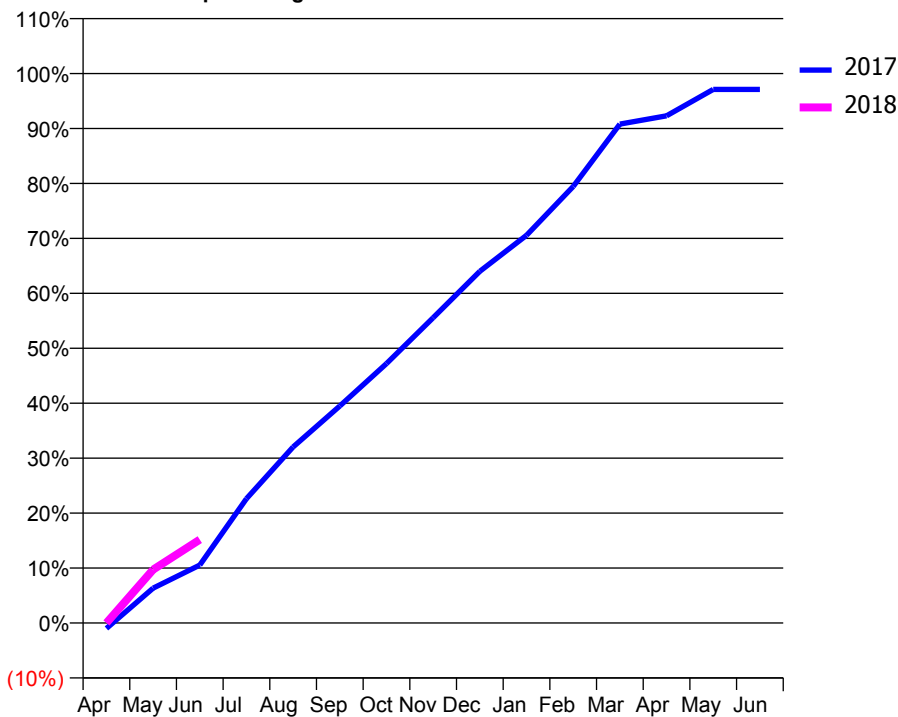
ACCESS*

Patients seen in 24 months	Total	Change since previous quarter
Quarter ending June 2016	4,476	
Quarter ending September 2016	4,516	→
Quarter ending December 2016	4,590	→
Quarter ending March 2017	4,630	→
Quarter ending June 2017	4,710	→
Variance since June 2016	5.2%	↑



ACTIVITY

Cumulative percentage of contracted UDA delivered 2017 & 2018



Month	Adjusted Scheduled Activity (UDA)	
	2017	2018
April	-165	0
May	1,048	1,603
June	1,742	2,503
July	3,735	
August	5,287	
September	6,517	
October	7,792	
November	9,167	
December	10,561	
January	11,642	
February	13,106	
March	14,983	
April	15,231	
May	16,021	
June	16,022	

QUALITY

	Quantity	Base Number	Contract	AT	Region	England
% of FP17s for the same patient ID Re-attending within 3 months - Children	30	355	8.5%	11.0%	11.7%	12.0%
% of FP17s for the same patient ID Re-attending within 3 months - Adults	208	1,156	18.0%	14.6%	15.2%	16.0%
% of FP17s for the same patient ID Re-attending between 3 & 9 months - Children	214	355	60.3%	59.1%	59.1%	58.0%
% of FP17s for the same patient ID Re-attending between 3 & 9 months - Adults	545	1,156	47.1%	49.1%	52.2%	50.9%
% of FP17s for Band 1 Urgent Courses	104	1,179	8.8%	9.4%	7.9%	9.1%
% of FP17s Relating to Free Repair or Replacements	18	1,179	1.5%	0.8%	0.8%	0.8%
% of FP17s Relating to Continuations	61	1,179	5.2%	1.1%	1.1%	1.1%
% of Patients satisfied with the dentistry they have received	11	11	100.0%	91.3%	91.8%	91.7%
% of Patients satisfied with the time they had to wait for an appointment	11	11	100.0%	86.3%	88.4%	88.0%

* This is based on patients treated on this contract for their most recent course of treatment. Figures in italics indicate the base number of FP17s or Patient Questionnaire responses are less than 100. N/A is shown where the base number of responses is less than 10 during the period. % is calculated as Quantity/Base number*100

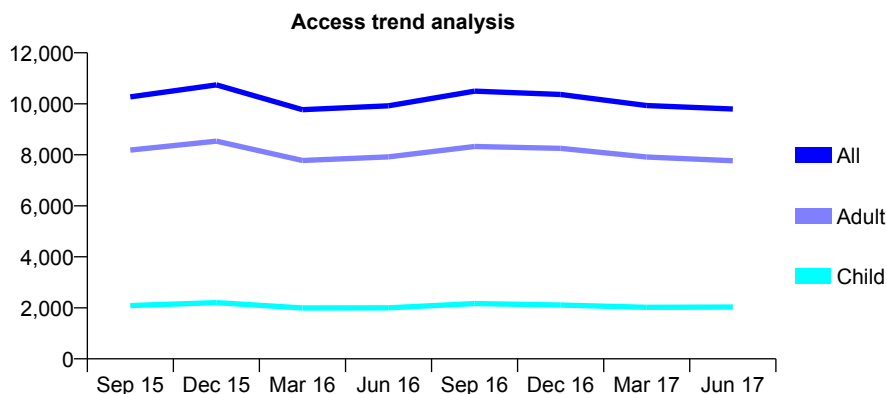
Q56 - Vital Signs At a Glance Contract Report for 162833/0001 - June 2017

Name or company name	Parish Vaid & Snehal Radia & Sanjay Shah
Contract type name	GDS Contract
Purpose of contract	General
Contract start date	01/11/2013
Contract end date	

17/18 Contracted general activity (UDA)	31,173
Carry forward general activity (UDA)	0
17/18 Contracted orthodontic activity (UOA)	0
Carry forward orthodontic activity (UOA)	0
Baseline contract value	£944,416.85

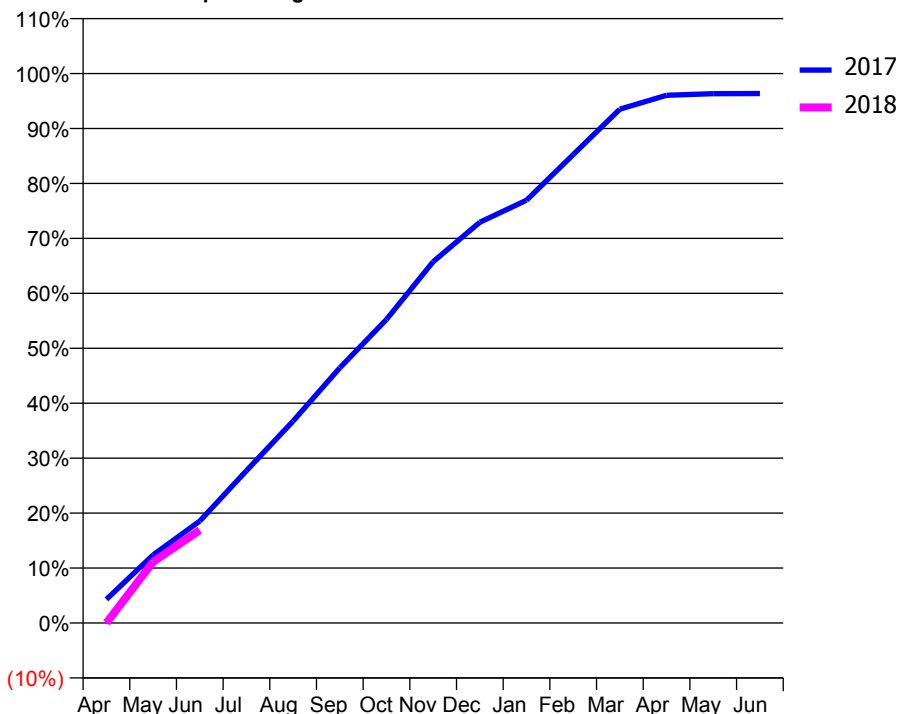
ACCESS*

Patients seen in 24 months	Total	Change since previous quarter
Quarter ending June 2016	9,921	
Quarter ending September 2016	10,495	↑
Quarter ending December 2016	10,366	↓
Quarter ending March 2017	9,933	↓
Quarter ending June 2017	9,795	↓
Variance since June 2016	(1.3%)	↓



ACTIVITY

Cumulative percentage of contracted UDA delivered 2017 & 2018



Adjusted Scheduled Activity (UDA)

Month	2017	2018
April	1,346	0
May	3,864	3,471
June	5,786	5,271
July	8,641	
August	11,453	
September	14,477	
October	17,218	
November	20,500	
December	22,739	
January	23,983	
February	26,570	
March	29,154	
April	29,941	
May	30,032	
June	30,039	

QUALITY

	Quantity	Base Number	Contract	AT	Region	England
% of FP17s for the same patient ID Re-attending within 3 months - Children	46	787	5.8%	11.0%	11.7%	12.0%
% of FP17s for the same patient ID Re-attending within 3 months - Adults	373	2,742	13.6%	14.6%	15.2%	16.0%
% of FP17s for the same patient ID Re-attending between 3 & 9 months - Children	476	787	60.5%	59.1%	59.1%	58.0%
% of FP17s for the same patient ID Re-attending between 3 & 9 months - Adults	1,354	2,742	49.4%	49.1%	52.2%	50.9%
% of FP17s for Band 1 Urgent Courses	607	3,151	19.3%	9.4%	7.9%	9.1%
% of FP17s Relating to Free Repair or Replacements	21	3,151	0.7%	0.8%	0.8%	0.8%
% of FP17s Relating to Continuations	20	3,151	0.6%	1.1%	1.1%	1.1%
% of Patients satisfied with the dentistry they have received	30	34	88.2%	91.3%	91.8%	91.7%
% of Patients satisfied with the time they had to wait for an appointment	29	34	85.3%	86.3%	88.4%	88.0%

* This is based on patients treated on this contract for their most recent course of treatment. Figures in italics indicate the base number of FP17s or Patient Questionnaire responses are less than 100. N/A is shown where the base number of responses is less than 10 during the period. % is calculated as Quantity/Base number*100

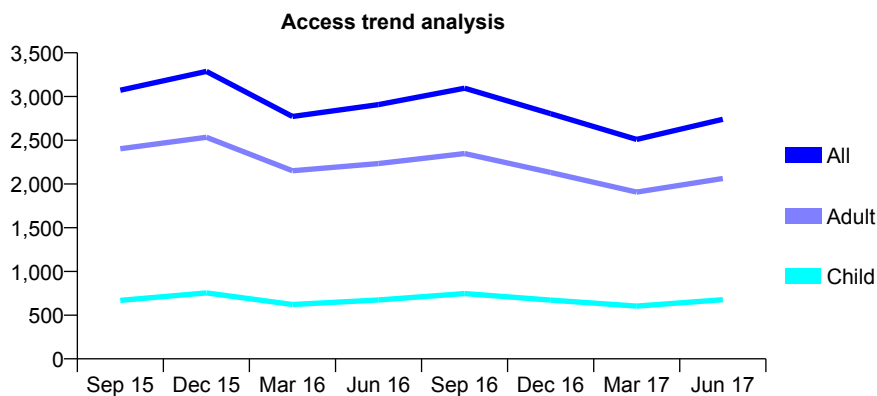
Q56 - Vital Signs At a Glance Contract Report for 162833/0002 - June 2017

Name or company name	Parish Vaid & Snehal Radia & Sanjay Shah
Contract type name	PDS Plus Contract
Purpose of contract	General
Contract start date	15/11/2013
Contract end date	31/03/2018

17/18 Contracted general activity (UDA)	8,000
Carry forward general activity (UDA)	0
17/18 Contracted orthodontic activity (UOA)	0
Carry forward orthodontic activity (UOA)	0
Baseline contract value	£158,330.29

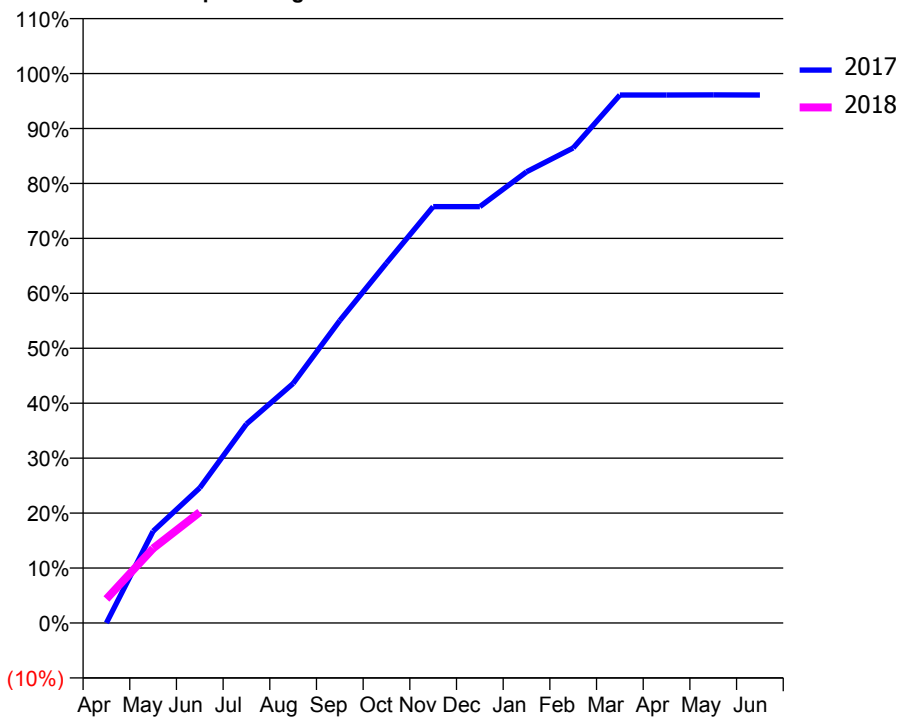
ACCESS*

Patients seen in 24 months	Total	Change since previous quarter
Quarter ending June 2016	2,907	
Quarter ending September 2016	3,095	↑
Quarter ending December 2016	2,804	↓
Quarter ending March 2017	2,510	↓
Quarter ending June 2017	2,739	↑
Variance since June 2016	(5.8%)	↓



ACTIVITY

Cumulative percentage of contracted UDA delivered 2017 & 2018



Month	Adjusted Scheduled Activity (UDA)	
	2017	2018
April	1	350
May	1,336	1,086
June	1,967	1,615
July	2,897	
August	3,488	
September	4,404	
October	5,240	
November	6,061	
December	6,061	
January	6,569	
February	6,916	
March	7,687	
April	7,686	
May	7,688	
June	7,687	

QUALITY

	Quantity	Base Number	Contract	AT	Region	England
% of FP17s for the same patient ID Re-attending within 3 months - Children	18	305	5.9%	11.0%	11.7%	12.0%
% of FP17s for the same patient ID Re-attending within 3 months - Adults	72	751	9.6%	14.6%	15.2%	16.0%
% of FP17s for the same patient ID Re-attending between 3 & 9 months - Children	176	305	57.7%	59.1%	59.1%	58.0%
% of FP17s for the same patient ID Re-attending between 3 & 9 months - Adults	359	751	47.8%	49.1%	52.2%	50.9%
% of FP17s for Band 1 Urgent Courses	68	1,052	6.5%	9.4%	7.9%	9.1%
% of FP17s Relating to Free Repair or Replacements	3	1,052	0.3%	0.8%	0.8%	0.8%
% of FP17s Relating to Continuations	13	1,052	1.2%	1.1%	1.1%	1.1%
% of Patients satisfied with the dentistry they have received	11	11	100.0%	91.3%	91.8%	91.7%
% of Patients satisfied with the time they had to wait for an appointment	10	11	90.9%	86.3%	88.4%	88.0%

* This is based on patients treated on this contract for their most recent course of treatment. Figures in italics indicate the base number of FP17s or Patient Questionnaire responses are less than 100. N/A is shown where the base number of responses is less than 10 during the period. % is calculated as Quantity/Base number*100

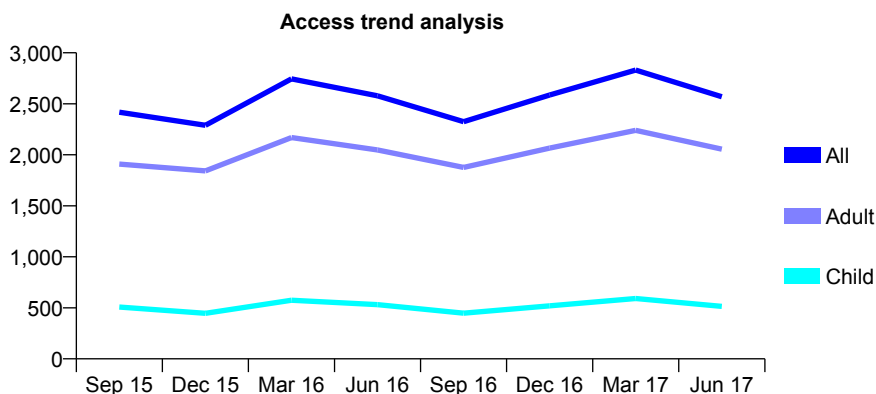
Q56 - Vital Signs At a Glance Contract Report for 162833/0003 - June 2017

Name or company name	Parish Vaid & Snehal Radia & Sanjay Shah
Contract type name	GDS Contract
Purpose of contract	General
Contract start date	15/11/2013
Contract end date	

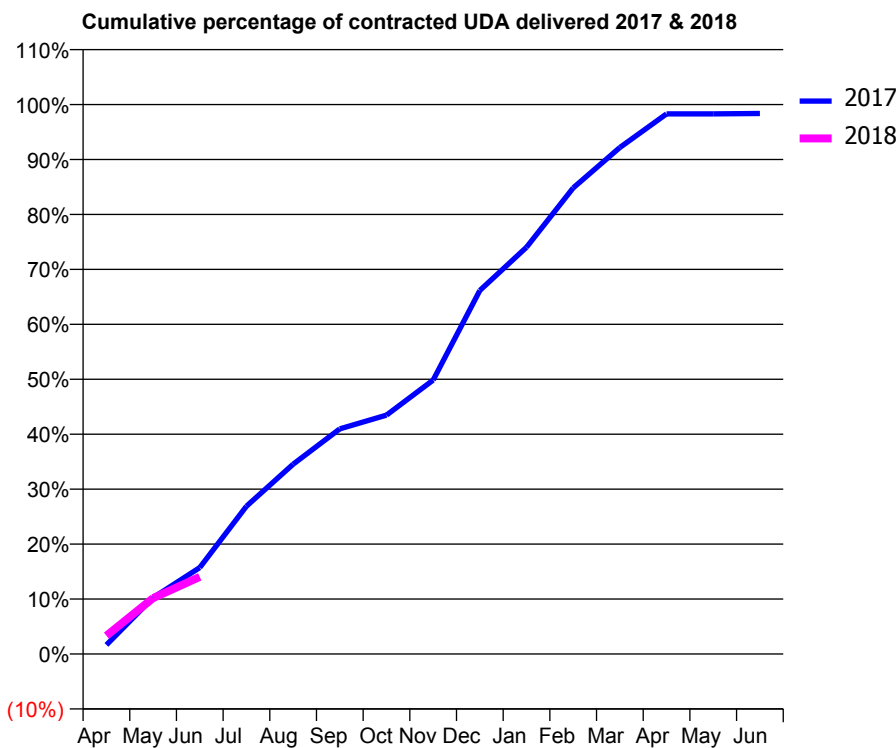
17/18 Contracted general activity (UDA)	7,185
Carry forward general activity (UDA)	0
17/18 Contracted orthodontic activity (UOA)	0
Carry forward orthodontic activity (UOA)	0
Baseline contract value	£189,360.75

ACCESS*

Patients seen in 24 months	Total	Change since previous quarter
Quarter ending June 2016	2,579	
Quarter ending September 2016	2,325	↓
Quarter ending December 2016	2,586	↑
Quarter ending March 2017	2,831	↑
Quarter ending June 2017	2,569	↓
Variance since June 2016	(0.4%)	→



ACTIVITY



Month	Adjusted Scheduled Activity (UDA)	
	2017	2018
April	119	239
May	736	731
June	1,130	1,008
July	1,932	
August	2,481	
September	2,944	
October	3,123	
November	3,583	
December	4,754	
January	5,318	
February	6,095	
March	6,624	
April	7,062	
May	7,062	
June	7,067	

QUALITY

	Quantity	Base Number	Contract	AT	Region	England
% of FP17s for the same patient ID Re-attending within 3 months - Children	7	157	4.5%	11.0%	11.7%	12.0%
% of FP17s for the same patient ID Re-attending within 3 months - Adults	70	635	11.0%	14.6%	15.2%	16.0%
% of FP17s for the same patient ID Re-attending between 3 & 9 months - Children	77	157	49.0%	59.1%	59.1%	58.0%
% of FP17s for the same patient ID Re-attending between 3 & 9 months - Adults	338	635	53.2%	49.1%	52.2%	50.9%
% of FP17s for Band 1 Urgent Courses	36	552	6.5%	9.4%	7.9%	9.1%
% of FP17s Relating to Free Repair or Replacements	1	552	0.2%	0.8%	0.8%	0.8%
% of FP17s Relating to Continuations	4	552	0.7%	1.1%	1.1%	1.1%
% of Patients satisfied with the dentistry they have received	5	5	N/A	91.3%	91.8%	91.7%
% of Patients satisfied with the time they had to wait for an appointment	5	5	N/A	86.3%	88.4%	88.0%

* This is based on patients treated on this contract for their most recent course of treatment. Figures in italics indicate the base number of FP17s or Patient Questionnaire responses are less than 100. N/A is shown where the base number of responses is less than 10 during the period. % is calculated as Quantity/Base number*100

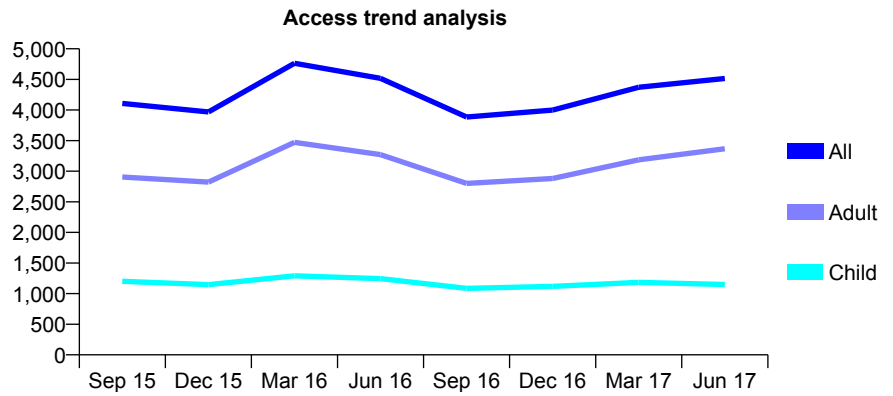
Q56 - Vital Signs At a Glance Contract Report for 162833/0004 - June 2017

Name or company name	Parish Vaid & Snehal Radia & Sanjay Shah
Contract type name	GDS Contract
Purpose of contract	General
Contract start date	15/11/2013
Contract end date	

17/18 Contracted general activity (UDA)	14,285
Carry forward general activity (UDA)	0
17/18 Contracted orthodontic activity (UOA)	0
Carry forward orthodontic activity (UOA)	0
Baseline contract value	£368,330.91

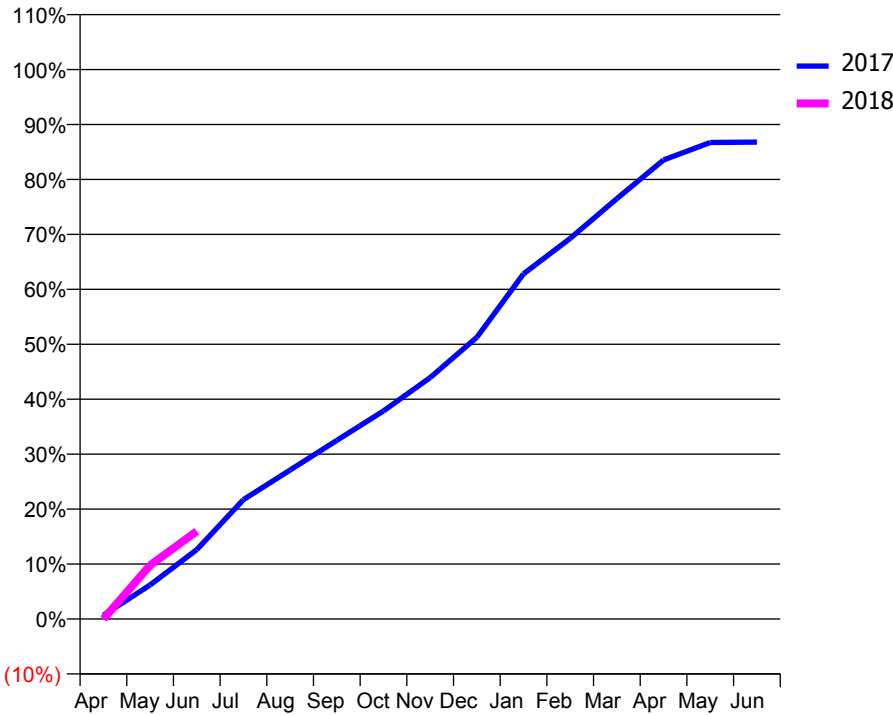
ACCESS*

Patients seen in 24 months	Total	Change since previous quarter
Quarter ending June 2016	4,518	
Quarter ending September 2016	3,886	↓
Quarter ending December 2016	3,999	↑
Quarter ending March 2017	4,371	↑
Quarter ending June 2017	4,516	↑
Variance since June 2016	(0.0%)	→



ACTIVITY

Cumulative percentage of contracted UDA delivered 2017 & 2018



Month	Adjusted Scheduled Activity (UDA)	
	2017	2018
April	99	0
May	887	1,399
June	1,803	2,282
July	3,103	
August	3,875	
September	4,644	
October	5,408	
November	6,276	
December	7,324	
January	8,974	
February	9,895	
March	10,929	
April	11,934	
May	12,386	
June	12,399	

QUALITY

	Quantity	Base Number	Contract	AT	Region	England
% of FP17s for the same patient ID Re-attending within 3 months - Children	12	402	3.0%	11.0%	11.7%	12.0%
% of FP17s for the same patient ID Re-attending within 3 months - Adults	111	1,167	9.5%	14.6%	15.2%	16.0%
% of FP17s for the same patient ID Re-attending between 3 & 9 months - Children	154	402	38.3%	59.1%	59.1%	58.0%
% of FP17s for the same patient ID Re-attending between 3 & 9 months - Adults	288	1,167	24.7%	49.1%	52.2%	50.9%
% of FP17s for Band 1 Urgent Courses	111	1,052	10.6%	9.4%	7.9%	9.1%
% of FP17s Relating to Free Repair or Replacements	12	1,052	1.1%	0.8%	0.8%	0.8%
% of FP17s Relating to Continuations	8	1,052	0.8%	1.1%	1.1%	1.1%
% of Patients satisfied with the dentistry they have received	5	6	N/A	91.3%	91.8%	91.7%
% of Patients satisfied with the time they had to wait for an appointment	4	6	N/A	86.3%	88.4%	88.0%

* This is based on patients treated on this contract for their most recent course of treatment. Figures in italics indicate the base number of FP17s or Patient Questionnaire responses are less than 100. N/A is shown where the base number of responses is less than 10 during the period. % is calculated as Quantity/Base number*100

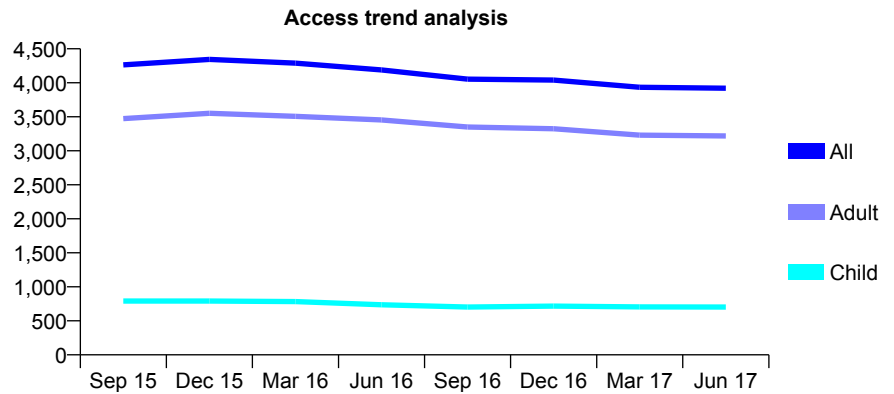
Q56 - Vital Signs At a Glance Contract Report for 162833/0005 - June 2017

Name or company name	Parish Vaid & Snehal Radia & Sanjay Shah
Contract type name	Pilot Contract
Purpose of contract	General
Contract start date	15/11/2013
Contract end date	

17/18 Contracted general activity (UDA)	7,509
Carry forward general activity (UDA)	0
17/18 Contracted orthodontic activity (UOA)	0
Carry forward orthodontic activity (UOA)	0
Baseline contract value	£298,123.67

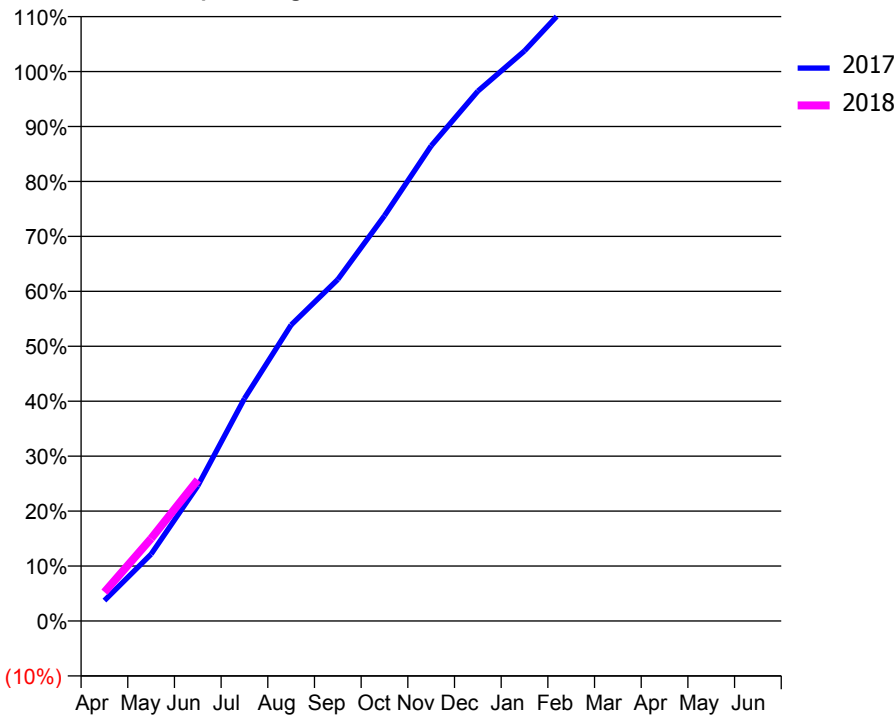
ACCESS*

Patients seen in 24 months	Total	Change since previous quarter
Quarter ending June 2016	4,190	
Quarter ending September 2016	4,053	↓
Quarter ending December 2016	4,041	→
Quarter ending March 2017	3,935	↓
Quarter ending June 2017	3,921	→
Variance since June 2016	(6.4%)	↓



ACTIVITY

Cumulative percentage of contracted UDA delivered 2017 & 2018



Month	Adjusted Scheduled Activity (UDA)	
	2017	2018
April	279	395
May	914	1,127
June	1,847	1,929
July	3,040	
August	4,047	
September	4,667	
October	5,538	
November	6,494	
December	7,240	
January	7,791	
February	8,472	
March	9,271	
April	9,654	
May	9,659	
June	9,663	

QUALITY

	Quantity	Base Number	Contract	AT	Region	England
% of FP17s for the same patient ID Re-attending within 3 months - Children	11	269	4.1%	11.0%	11.7%	12.0%
% of FP17s for the same patient ID Re-attending within 3 months - Adults	214	1,166	18.4%	14.6%	15.2%	16.0%
% of FP17s for the same patient ID Re-attending between 3 & 9 months - Children	164	269	61.0%	59.1%	59.1%	58.0%
% of FP17s for the same patient ID Re-attending between 3 & 9 months - Adults	602	1,166	51.6%	49.1%	52.2%	50.9%
% of FP17s for Band 1 Urgent Courses	128	1,147	11.2%	9.4%	7.9%	9.1%
% of FP17s Relating to Free Repair or Replacements	6	1,147	0.5%	0.8%	0.8%	0.8%
% of FP17s Relating to Continuations	33	1,147	2.9%	1.1%	1.1%	1.1%
% of Patients satisfied with the dentistry they have received	2	4	N/A	91.3%	91.8%	91.7%
% of Patients satisfied with the time they had to wait for an appointment	3	4	N/A	86.3%	88.4%	88.0%

* This is based on patients treated on this contract for their most recent course of treatment. Figures in italics indicate the base number of FP17s or Patient Questionnaire responses are less than 100. N/A is shown where the base number of responses is less than 10 during the period. % is calculated as Quantity/Base number*100

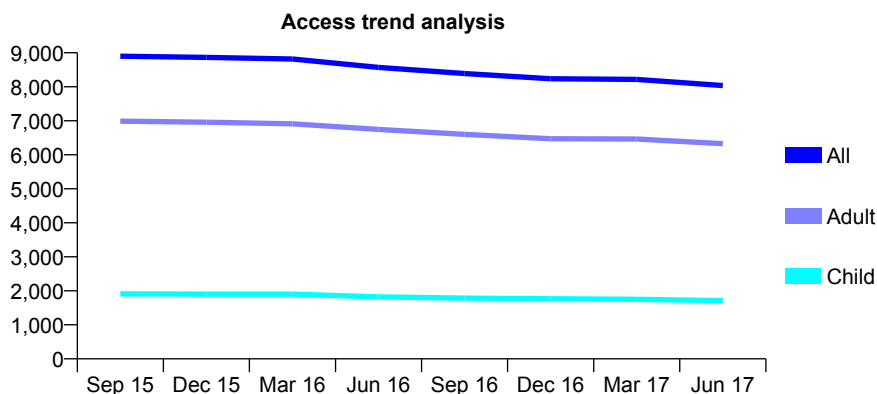
Q56 - Vital Signs At a Glance Contract Report for 162981/0001 - June 2017

Name or company name	Esmerelle Limited
Contract type name	GDS Contract
Purpose of contract	General and Orthodontic
Contract start date	01/08/2011
Contract end date	

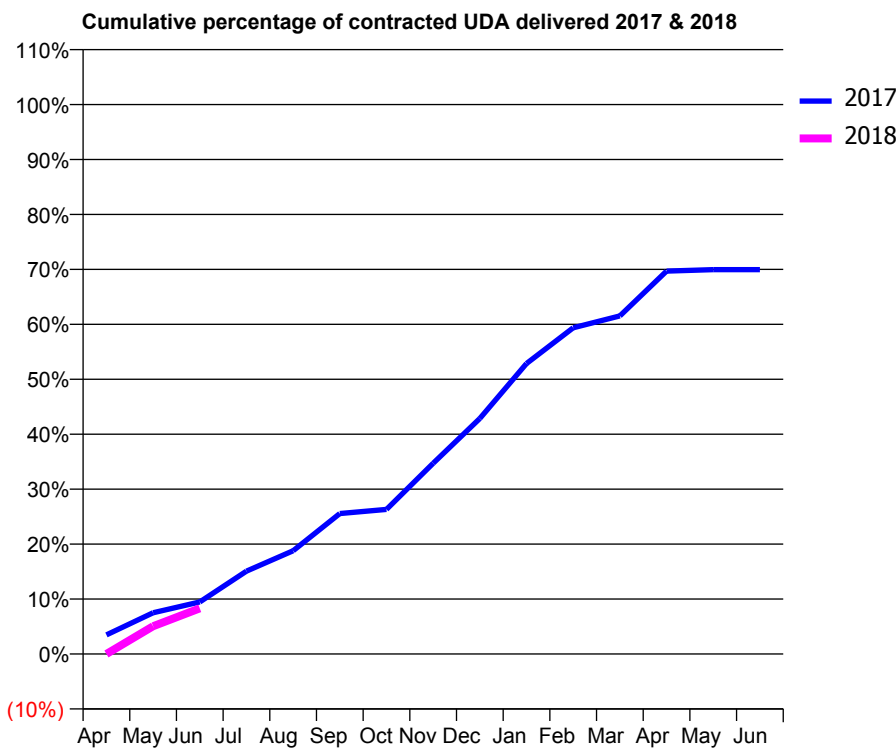
17/18 Contracted general activity (UDA)	28,860
Carry forward general activity (UDA)	0
17/18 Contracted orthodontic activity (UOA)	64
Carry forward orthodontic activity (UOA)	0
Baseline contract value	£741,092.97

ACCESS*

Patients seen in 24 months	Total	Change since previous quarter
Quarter ending June 2016	8,570	
Quarter ending September 2016	8,390	↓
Quarter ending December 2016	8,238	↓
Quarter ending March 2017	8,217	→
Quarter ending June 2017	8,037	↓
Variance since June 2016	(6.2%)	↓



ACTIVITY



Month	Adjusted Scheduled Activity (UDA)	
	2017	2018
April	1,002	0
May	2,164	1,457
June	2,733	2,401
July	4,354	
August	5,422	
September	7,380	
October	7,593	
November	10,019	
December	12,370	
January	15,259	
February	17,136	
March	17,759	
April	20,113	
May	20,188	
June	20,184	

QUALITY

	Quantity	Base Number	Contract	AT	Region	England
% of FP17s for the same patient ID Re-attending within 3 months - Children	38	592	6.4%	11.0%	11.7%	12.0%
% of FP17s for the same patient ID Re-attending within 3 months - Adults	211	1,960	10.8%	14.6%	15.2%	16.0%
% of FP17s for the same patient ID Re-attending between 3 & 9 months - Children	401	592	67.7%	59.1%	59.1%	58.0%
% of FP17s for the same patient ID Re-attending between 3 & 9 months - Adults	985	1,960	50.3%	49.1%	52.2%	50.9%
% of FP17s for Band 1 Urgent Courses	92	1,333	6.9%	9.4%	7.9%	9.1%
% of FP17s Relating to Free Repair or Replacements	9	1,333	0.7%	0.8%	0.8%	0.8%
% of FP17s Relating to Continuations	0	1,333	0.0%	1.1%	1.1%	1.1%
% of Patients satisfied with the dentistry they have received	10	12	83.3%	91.3%	91.8%	91.7%
% of Patients satisfied with the time they had to wait for an appointment	8	12	66.7%	86.3%	88.4%	88.0%

* This is based on patients treated on this contract for their most recent course of treatment. Figures in italics indicate the base number of FP17s or Patient Questionnaire responses are less than 100. N/A is shown where the base number of responses is less than 10 during the period. % is calculated as Quantity/Base number*100

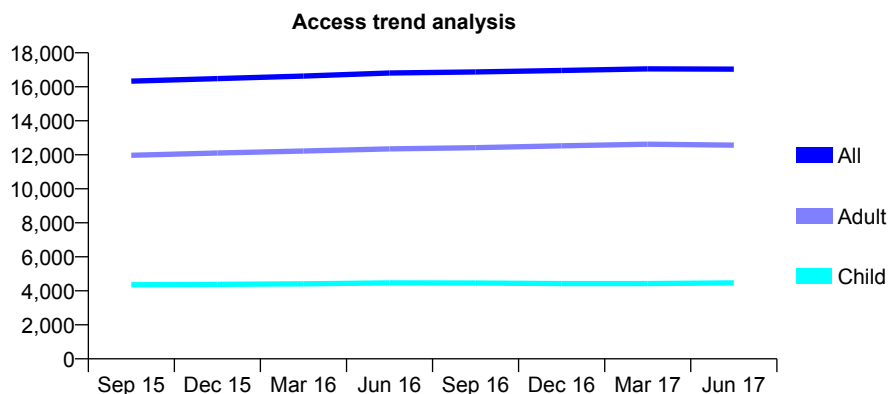
Q56 - Vital Signs At a Glance Contract Report for 163570/0001 - June 2017

Name or company name	Chequer Hall Dental Practice
Contract type name	GDS Contract
Purpose of contract	General
Contract start date	01/04/2011
Contract end date	

17/18 Contracted general activity (UDA)	48,026
Carry forward general activity (UDA)	0
17/18 Contracted orthodontic activity (UOA)	0
Carry forward orthodontic activity (UOA)	0
Baseline contract value	£1,431,956.55

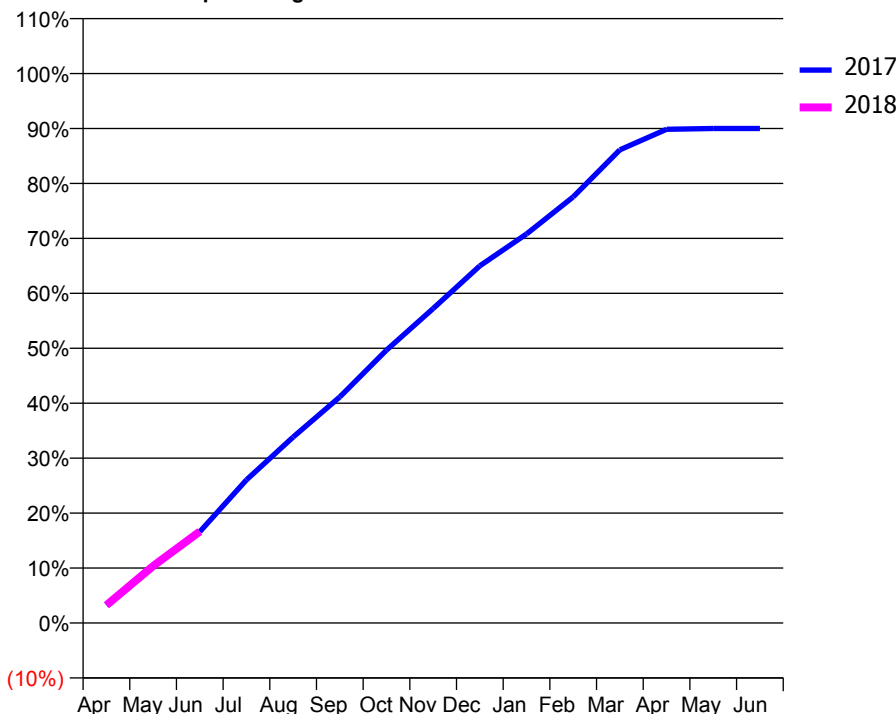
ACCESS*

Patients seen in 24 months	Total	Change since previous quarter
Quarter ending June 2016	16,813	
Quarter ending September 2016	16,874	→
Quarter ending December 2016	16,960	→
Quarter ending March 2017	17,054	→
Quarter ending June 2017	17,040	→
Variance since June 2016	1.4%	→



ACTIVITY

Cumulative percentage of contracted UDA delivered 2017 & 2018



Month	Adjusted Scheduled Activity (UDA)	
	2017	2018
April	1,557	1,560
May	5,031	4,982
June	7,977	8,006
July	12,507	
August	16,251	
September	19,760	
October	23,852	
November	27,490	
December	31,216	
January	33,996	
February	37,247	
March	41,352	
April	43,149	
May	43,224	
June	43,223	

QUALITY

	Quantity	Base Number	Contract	AT	Region	England
% of FP17s for the same patient ID Re-attending within 3 months - Children	77	1,618	4.8%	11.0%	11.7%	12.0%
% of FP17s for the same patient ID Re-attending within 3 months - Adults	353	3,505	10.1%	14.6%	15.2%	16.0%
% of FP17s for the same patient ID Re-attending between 3 & 9 months - Children	904	1,618	55.9%	59.1%	59.1%	58.0%
% of FP17s for the same patient ID Re-attending between 3 & 9 months - Adults	1,573	3,505	44.9%	49.1%	52.2%	50.9%
% of FP17s for Band 1 Urgent Courses	87	4,266	2.0%	9.4%	7.9%	9.1%
% of FP17s Relating to Free Repair or Replacements	31	4,266	0.7%	0.8%	0.8%	0.8%
% of FP17s Relating to Continuations	95	4,266	2.2%	1.1%	1.1%	1.1%
% of Patients satisfied with the dentistry they have received	15	18	83.3%	91.3%	91.8%	91.7%
% of Patients satisfied with the time they had to wait for an appointment	18	18	100.0%	86.3%	88.4%	88.0%

* This is based on patients treated on this contract for their most recent course of treatment. Figures in italics indicate the base number of FP17s or Patient Questionnaire responses are less than 100. N/A is shown where the base number of responses is less than 10 during the period. % is calculated as Quantity/Base number*100

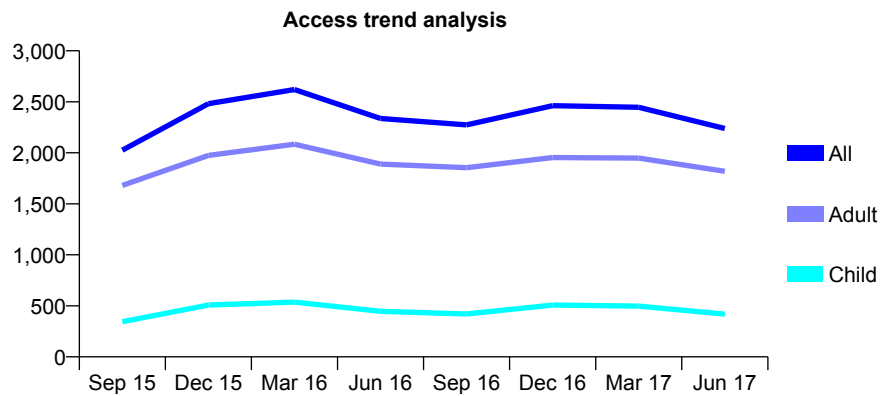
Q56 - Vital Signs At a Glance Contract Report for 167231/0001 - June 2017

Name or company name	Christopher Sprinz and Victoria Victorova
Contract type name	GDS Contract
Purpose of contract	General
Contract start date	12/10/2009
Contract end date	

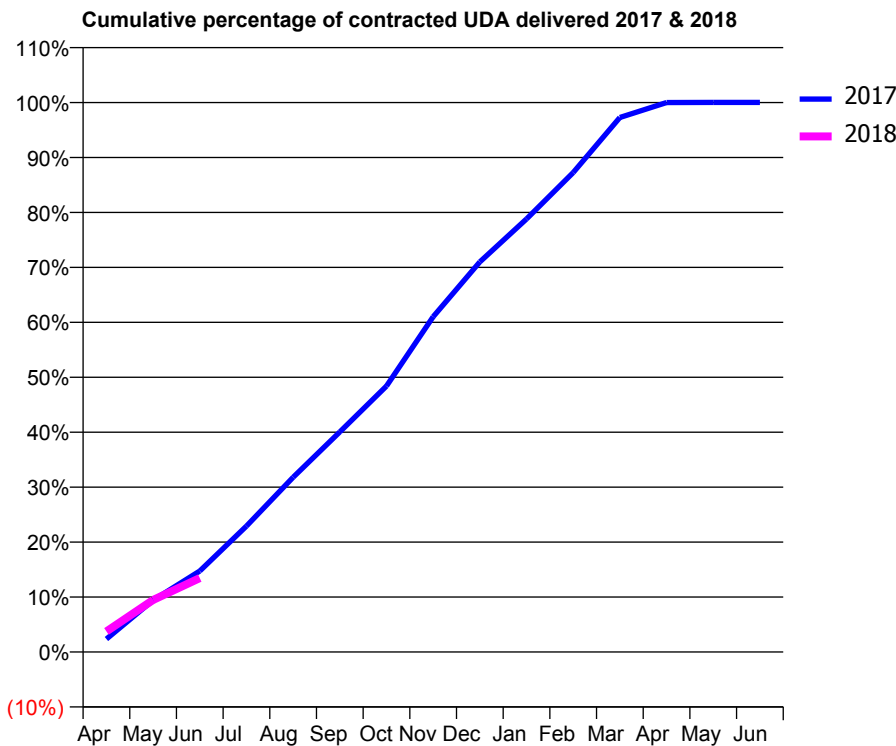
17/18 Contracted general activity (UDA)	6,208
Carry forward general activity (UDA)	0
17/18 Contracted orthodontic activity (UOA)	0
Carry forward orthodontic activity (UOA)	0
Baseline contract value	£213,392.29

ACCESS*

Patients seen in 24 months	Total	Change since previous quarter
Quarter ending June 2016	2,336	
Quarter ending September 2016	2,274	↓
Quarter ending December 2016	2,462	↑
Quarter ending March 2017	2,447	→
Quarter ending June 2017	2,238	↓
Variance since June 2016	(4.2%)	↓



ACTIVITY



Month	Adjusted Scheduled Activity (UDA)	
	2017	2018
April	147	232
May	585	589
June	916	835
July	1,423	
August	1,974	
September	2,486	
October	3,005	
November	3,788	
December	4,407	
January	4,893	
February	5,416	
March	6,038	
April	6,207	
May	6,208	
June	6,208	

QUALITY

	Quantity	Base Number	Contract	AT	Region	England
% of FP17s for the same patient ID Re-attending within 3 months - Children	9	138	6.5%	11.0%	11.7%	12.0%
% of FP17s for the same patient ID Re-attending within 3 months - Adults	42	473	8.9%	14.6%	15.2%	16.0%
% of FP17s for the same patient ID Re-attending between 3 & 9 months - Children	95	138	68.8%	59.1%	59.1%	58.0%
% of FP17s for the same patient ID Re-attending between 3 & 9 months - Adults	249	473	52.6%	49.1%	52.2%	50.9%
% of FP17s for Band 1 Urgent Courses	6	531	1.1%	9.4%	7.9%	9.1%
% of FP17s Relating to Free Repair or Replacements	8	531	1.5%	0.8%	0.8%	0.8%
% of FP17s Relating to Continuations	8	531	1.5%	1.1%	1.1%	1.1%
% of Patients satisfied with the dentistry they have received	7	7	N/A	91.3%	91.8%	91.7%
% of Patients satisfied with the time they had to wait for an appointment	6	7	N/A	86.3%	88.4%	88.0%

* This is based on patients treated on this contract for their most recent course of treatment. Figures in italics indicate the base number of FP17s or Patient Questionnaire responses are less than 100. N/A is shown where the base number of responses is less than 10 during the period. % is calculated as Quantity/Base number*100

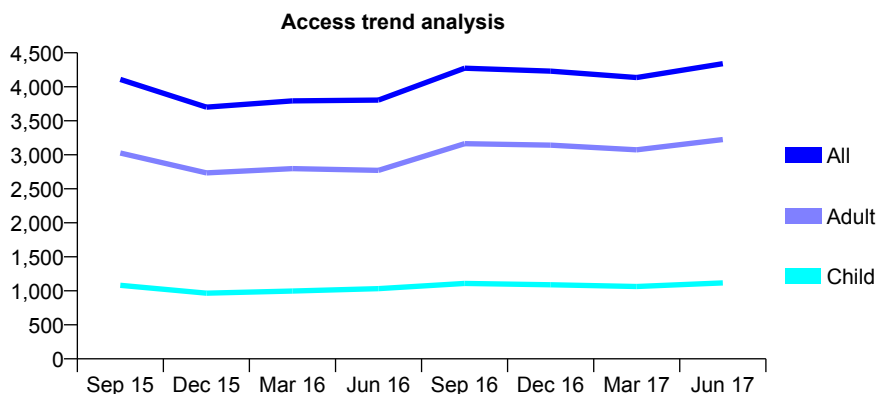
Q56 - Vital Signs At a Glance Contract Report for 167231/0002 - June 2017

Name or company name	Christopher Sprinz and Victoria Victorova
Contract type name	GDS Contract
Purpose of contract	General
Contract start date	12/10/2009
Contract end date	

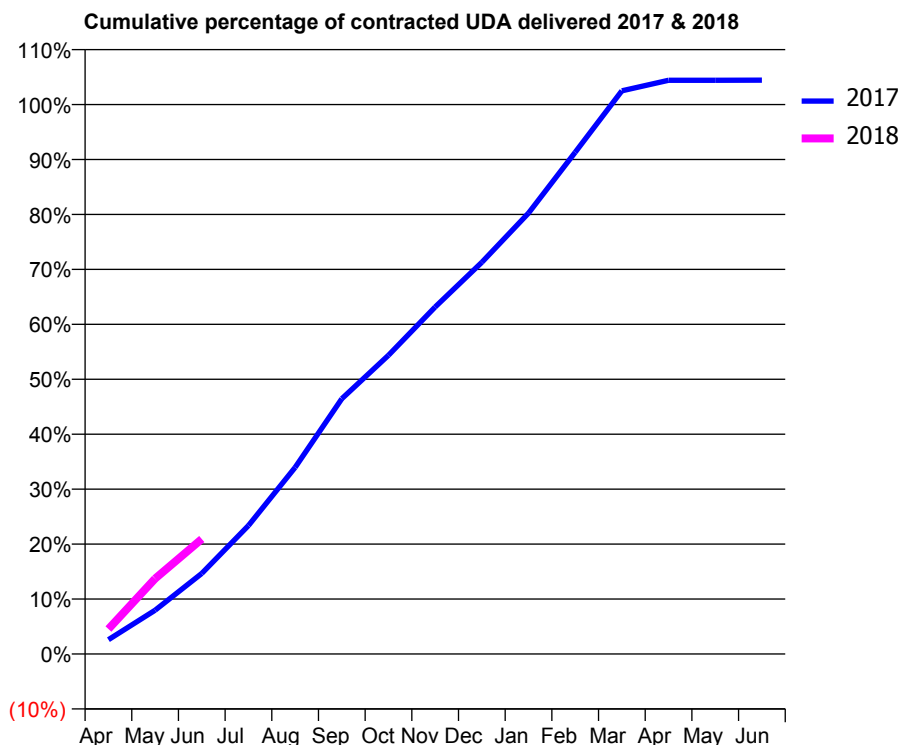
17/18 Contracted general activity (UDA)	11,708
Carry forward general activity (UDA)	0
17/18 Contracted orthodontic activity (UOA)	0
Carry forward orthodontic activity (UOA)	0
Baseline contract value	£318,653.67

ACCESS*

Patients seen in 24 months	Total	Change since previous quarter
Quarter ending June 2016	3,804	
Quarter ending September 2016	4,273	↑
Quarter ending December 2016	4,231	→
Quarter ending March 2017	4,136	↓
Quarter ending June 2017	4,341	↑
Variance since June 2016	14.1%	↑



ACTIVITY



Month	Adjusted Scheduled Activity (UDA)	
	2017	2018
April	306	533
May	934	1,606
June	1,718	2,450
July	2,739	
August	3,977	
September	5,439	
October	6,365	
November	7,394	
December	8,345	
January	9,394	
February	10,689	
March	12,001	
April	12,224	
May	12,225	
June	12,226	

QUALITY

	Quantity	Base Number	Contract	AT	Region	England
% of FP17s for the same patient ID Re-attending within 3 months - Children	19	399	4.8%	11.0%	11.7%	12.0%
% of FP17s for the same patient ID Re-attending within 3 months - Adults	108	999	10.8%	14.6%	15.2%	16.0%
% of FP17s for the same patient ID Re-attending between 3 & 9 months - Children	202	399	50.6%	59.1%	59.1%	58.0%
% of FP17s for the same patient ID Re-attending between 3 & 9 months - Adults	501	999	50.2%	49.1%	52.2%	50.9%
% of FP17s for Band 1 Urgent Courses	81	1,310	6.2%	9.4%	7.9%	9.1%
% of FP17s Relating to Free Repair or Replacements	1	1,310	0.1%	0.8%	0.8%	0.8%
% of FP17s Relating to Continuations	23	1,310	1.8%	1.1%	1.1%	1.1%
% of Patients satisfied with the dentistry they have received	6	6	N/A	91.3%	91.8%	91.7%
% of Patients satisfied with the time they had to wait for an appointment	6	6	N/A	86.3%	88.4%	88.0%

* This is based on patients treated on this contract for their most recent course of treatment. Figures in italics indicate the base number of FP17s or Patient Questionnaire responses are less than 100. N/A is shown where the base number of responses is less than 10 during the period. % is calculated as Quantity/Base number*100

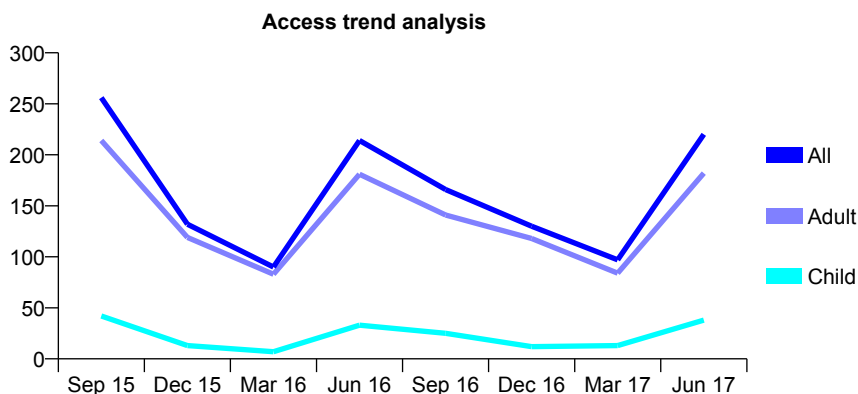
Q56 - Vital Signs At a Glance Contract Report for 167231/0003 - June 2017

Name or company name	Christopher Sprinz and Victoria Victorova
Contract type name	GDS Contract
Purpose of contract	General
Contract start date	12/10/2009
Contract end date	

17/18 Contracted general activity (UDA)	500
Carry forward general activity (UDA)	0
17/18 Contracted orthodontic activity (UOA)	0
Carry forward orthodontic activity (UOA)	0
Baseline contract value	£12,450.89

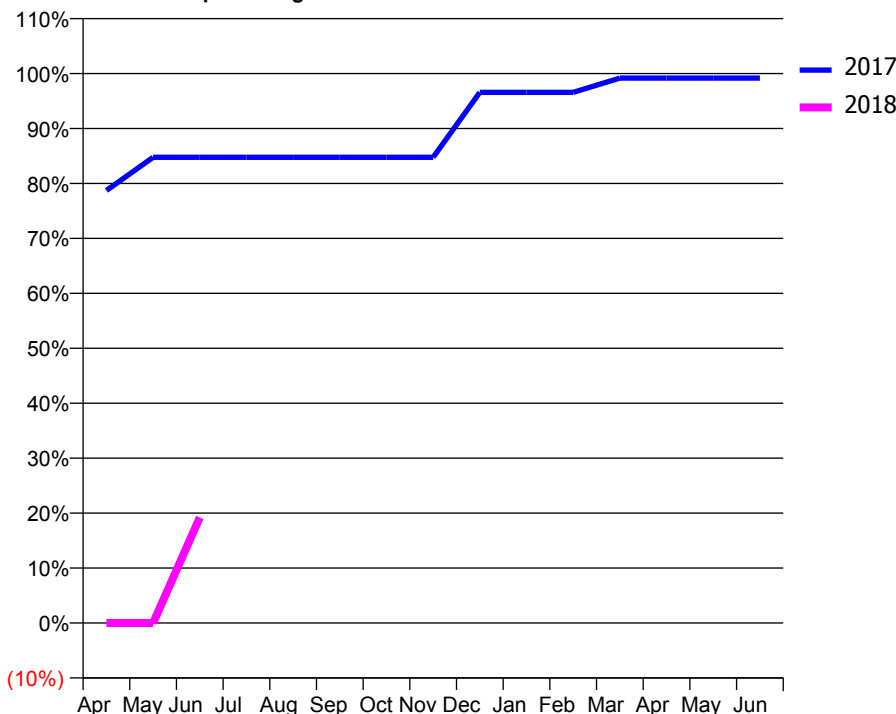
ACCESS*

Patients seen in 24 months	Total	Change since previous quarter
Quarter ending June 2016	214	
Quarter ending September 2016	166	↓
Quarter ending December 2016	130	↓
Quarter ending March 2017	97	↓
Quarter ending June 2017	220	↑
Variance since June 2016	2.8%	↑



ACTIVITY

Cumulative percentage of contracted UDA delivered 2017 & 2018



Month	Adjusted Scheduled Activity (UDA)	
	2017	2018
April	394	0
May	424	0
June	424	96
July	424	
August	424	
September	424	
October	424	
November	424	
December	483	
January	483	
February	483	
March	496	
April	496	
May	496	
June	496	

QUALITY

	Quantity	Base Number	Contract	AT	Region	England
% of FP17s for the same patient ID Re-attending within 3 months - Children	0	19	0.0%	11.0%	11.7%	12.0%
% of FP17s for the same patient ID Re-attending within 3 months - Adults	0	42	0.0%	14.6%	15.2%	16.0%
% of FP17s for the same patient ID Re-attending between 3 & 9 months - Children	0	19	0.0%	59.1%	59.1%	58.0%
% of FP17s for the same patient ID Re-attending between 3 & 9 months - Adults	0	42	0.0%	49.1%	52.2%	50.9%
% of FP17s for Band 1 Urgent Courses	0	61	0.0%	9.4%	7.9%	9.1%
% of FP17s Relating to Free Repair or Replacements	1	61	1.6%	0.8%	0.8%	0.8%
% of FP17s Relating to Continuations	0	61	0.0%	1.1%	1.1%	1.1%
% of Patients satisfied with the dentistry they have received	0	1	N/A	91.3%	91.8%	91.7%
% of Patients satisfied with the time they had to wait for an appointment	1	1	N/A	86.3%	88.4%	88.0%

* This is based on patients treated on this contract for their most recent course of treatment. Figures in italics indicate the base number of FP17s or Patient Questionnaire responses are less than 100. N/A is shown where the base number of responses is less than 10 during the period. % is calculated as Quantity/Base number*100

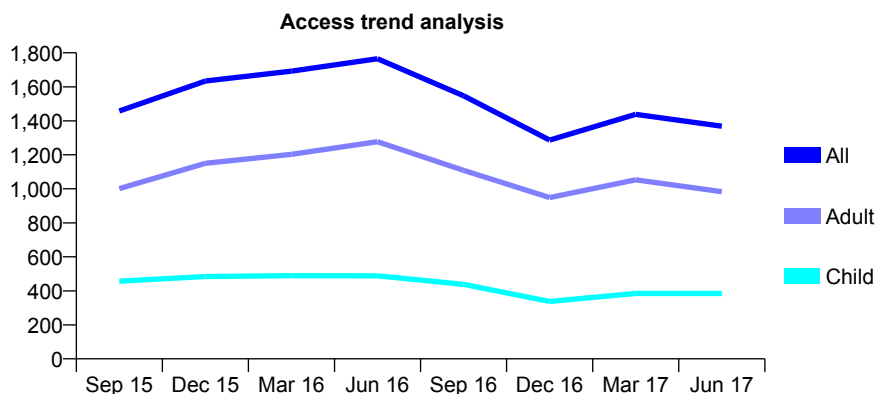
Q56 - Vital Signs At a Glance Contract Report for 167231/0004 - June 2017

Name or company name	Christopher Sprinz and Victoria Victorova
Contract type name	GDS Contract
Purpose of contract	General
Contract start date	12/10/2009
Contract end date	

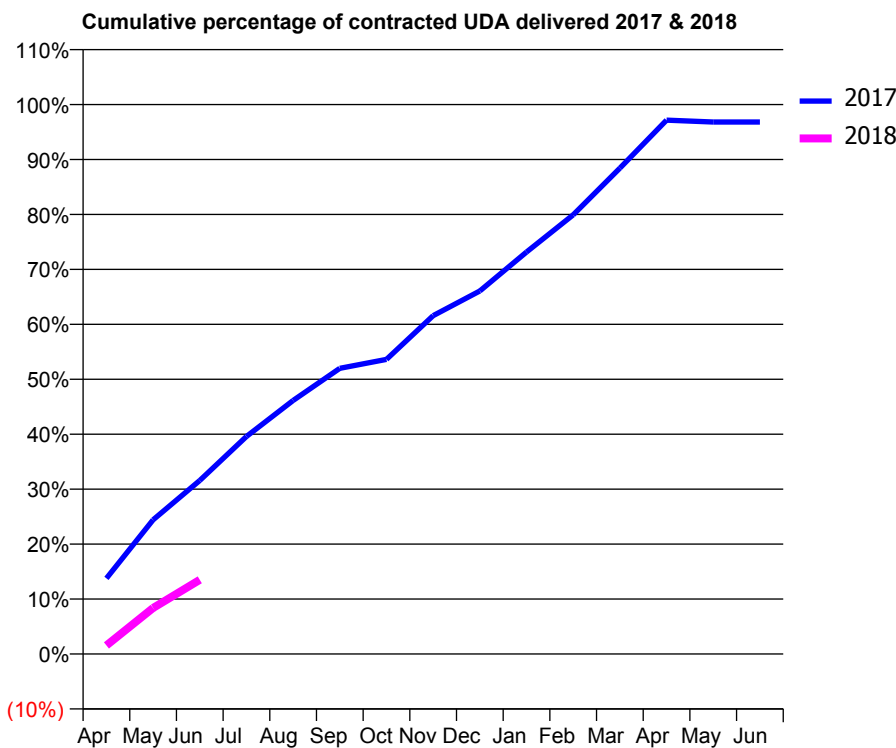
17/18 Contracted general activity (UDA)	4,000
Carry forward general activity (UDA)	0
17/18 Contracted orthodontic activity (UOA)	0
Carry forward orthodontic activity (UOA)	0
Baseline contract value	£99,607.15

ACCESS*

Patients seen in 24 months	Total	Change since previous quarter
Quarter ending June 2016	1,765	
Quarter ending September 2016	1,547	↓
Quarter ending December 2016	1,287	↓
Quarter ending March 2017	1,438	↑
Quarter ending June 2017	1,368	↓
Variance since June 2016	(22.5%)	↓



ACTIVITY



Month	Adjusted Scheduled Activity (UDA)	
	2017	2018
April	551	63
May	977	335
June	1,263	541
July	1,583	
August	1,846	
September	2,080	
October	2,145	
November	2,463	
December	2,642	
January	2,926	
February	3,197	
March	3,536	
April	3,886	
May	3,872	
June	3,872	

QUALITY

	Quantity	Base Number	Contract	AT	Region	England
% of FP17s for the same patient ID Re-attending within 3 months - Children	7	177	4.0%	11.0%	11.7%	12.0%
% of FP17s for the same patient ID Re-attending within 3 months - Adults	34	370	9.2%	14.6%	15.2%	16.0%
% of FP17s for the same patient ID Re-attending between 3 & 9 months - Children	23	177	13.0%	59.1%	59.1%	58.0%
% of FP17s for the same patient ID Re-attending between 3 & 9 months - Adults	54	370	14.6%	49.1%	52.2%	50.9%
% of FP17s for Band 1 Urgent Courses	23	334	6.9%	9.4%	7.9%	9.1%
% of FP17s Relating to Free Repair or Replacements	1	334	0.3%	0.8%	0.8%	0.8%
% of FP17s Relating to Continuations	7	334	2.1%	1.1%	1.1%	1.1%
% of Patients satisfied with the dentistry they have received	2	3	N/A	91.3%	91.8%	91.7%
% of Patients satisfied with the time they had to wait for an appointment	2	3	N/A	86.3%	88.4%	88.0%

* This is based on patients treated on this contract for their most recent course of treatment. Figures in italics indicate the base number of FP17s or Patient Questionnaire responses are less than 100. N/A is shown where the base number of responses is less than 10 during the period. % is calculated as Quantity/Base number*100

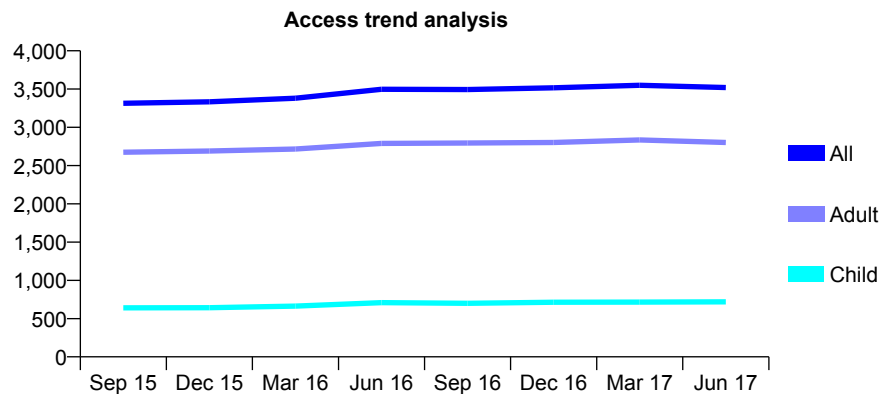
Q56 - Vital Signs At a Glance Contract Report for 168300/0001 - June 2017

Name or company name	Witard Dental Practice
Contract type name	GDS Contract
Purpose of contract	General
Contract start date	05/05/2011
Contract end date	

17/18 Contracted general activity (UDA)	13,132
Carry forward general activity (UDA)	0
17/18 Contracted orthodontic activity (UOA)	0
Carry forward orthodontic activity (UOA)	0
Baseline contract value	£310,178.60

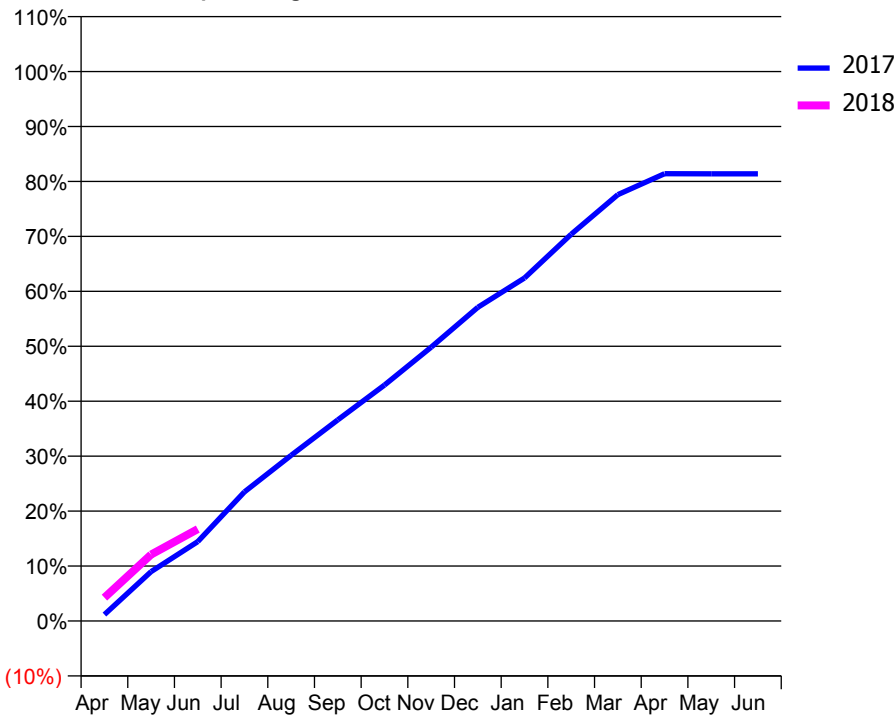
ACCESS*

Patients seen in 24 months	Total	Change since previous quarter
Quarter ending June 2016	3,498	
Quarter ending September 2016	3,493	→
Quarter ending December 2016	3,516	→
Quarter ending March 2017	3,549	→
Quarter ending June 2017	3,520	→
Variance since June 2016	0.6%	→



ACTIVITY

Cumulative percentage of contracted UDA delivered 2017 & 2018



Month	Adjusted Scheduled Activity (UDA)	
	2017	2018
April	156	561
May	1,181	1,587
June	1,898	2,199
July	3,085	
August	3,959	
September	4,806	
October	5,639	
November	6,543	
December	7,495	
January	8,197	
February	9,243	
March	10,191	
April	10,690	
May	10,686	
June	10,686	

QUALITY

	Quantity	Base Number	Contract	AT	Region	England
% of FP17s for the same patient ID Re-attending within 3 months - Children	27	226	11.9%	11.0%	11.7%	12.0%
% of FP17s for the same patient ID Re-attending within 3 months - Adults	131	864	15.2%	14.6%	15.2%	16.0%
% of FP17s for the same patient ID Re-attending between 3 & 9 months - Children	124	226	54.9%	59.1%	59.1%	58.0%
% of FP17s for the same patient ID Re-attending between 3 & 9 months - Adults	496	864	57.4%	49.1%	52.2%	50.9%
% of FP17s for Band 1 Urgent Courses	38	912	4.2%	9.4%	7.9%	9.1%
% of FP17s Relating to Free Repair or Replacements	7	912	0.8%	0.8%	0.8%	0.8%
% of FP17s Relating to Continuations	19	912	2.1%	1.1%	1.1%	1.1%
% of Patients satisfied with the dentistry they have received	3	3	N/A	91.3%	91.8%	91.7%
% of Patients satisfied with the time they had to wait for an appointment	3	3	N/A	86.3%	88.4%	88.0%

* This is based on patients treated on this contract for their most recent course of treatment. Figures in italics indicate the base number of FP17s or Patient Questionnaire responses are less than 100. N/A is shown where the base number of responses is less than 10 during the period. % is calculated as Quantity/Base number*100

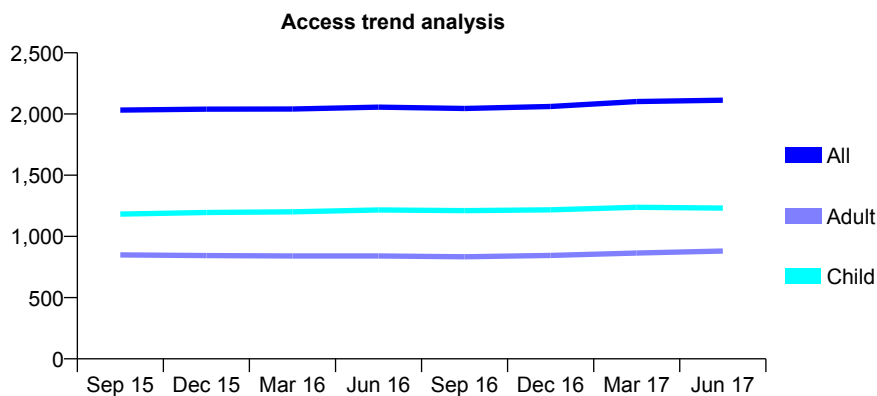
Q56 - Vital Signs At a Glance Contract Report for 168793/0001 - June 2017

Name or company name	Guildhall Dental Practice
Contract type name	GDS Contract
Purpose of contract	General and Orthodontic
Contract start date	01/04/2011
Contract end date	

17/18 Contracted general activity (UDA)	4,199
Carry forward general activity (UDA)	0
17/18 Contracted orthodontic activity (UOA)	0
Carry forward orthodontic activity (UOA)	0
Baseline contract value	£102,474.38

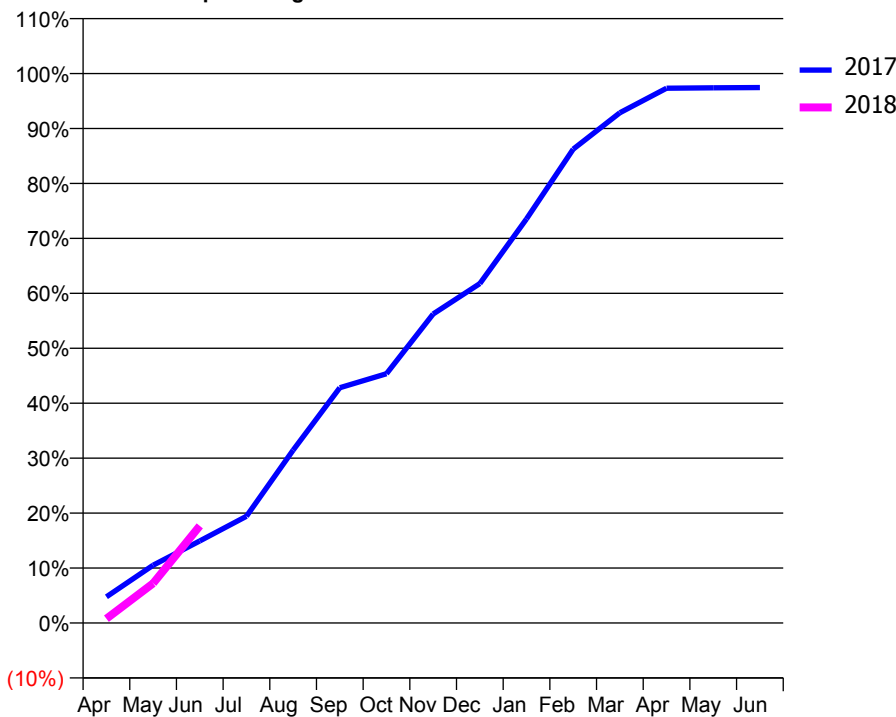
ACCESS*

Patients seen in 24 months	Total	Change since previous quarter
Quarter ending June 2016	2,056	
Quarter ending September 2016	2,045	→
Quarter ending December 2016	2,062	→
Quarter ending March 2017	2,102	→
Quarter ending June 2017	2,113	→
Variance since June 2016	2.8%	↑



ACTIVITY

Cumulative percentage of contracted UDA delivered 2017 & 2018



Adjusted Scheduled Activity (UDA)		
Month	2017	2018
April	200	33
May	441	303
June	627	743
July	816	
August	1,321	
September	1,798	
October	1,905	
November	2,362	
December	2,594	
January	3,088	
February	3,621	
March	3,899	
April	4,087	
May	4,090	
June	4,092	

QUALITY

	Quantity	Base Number	Contract	AT	Region	England
% of FP17s for the same patient ID Re-attending within 3 months - Children	31	443	7.0%	11.0%	11.7%	12.0%
% of FP17s for the same patient ID Re-attending within 3 months - Adults	21	258	8.1%	14.6%	15.2%	16.0%
% of FP17s for the same patient ID Re-attending between 3 & 9 months - Children	331	443	74.7%	59.1%	59.1%	58.0%
% of FP17s for the same patient ID Re-attending between 3 & 9 months - Adults	177	258	68.6%	49.1%	52.2%	50.9%
% of FP17s for Band 1 Urgent Courses	23	570	4.0%	9.4%	7.9%	9.1%
% of FP17s Relating to Free Repair or Replacements	0	570	0.0%	0.8%	0.8%	0.8%
% of FP17s Relating to Continuations	1	570	0.2%	1.1%	1.1%	1.1%
% of Patients satisfied with the dentistry they have received	2	2	N/A	91.3%	91.8%	91.7%
% of Patients satisfied with the time they had to wait for an appointment	2	2	N/A	86.3%	88.4%	88.0%

* This is based on patients treated on this contract for their most recent course of treatment. Figures in italics indicate the base number of FP17s or Patient Questionnaire responses are less than 100. N/A is shown where the base number of responses is less than 10 during the period. % is calculated as Quantity/Base number*100

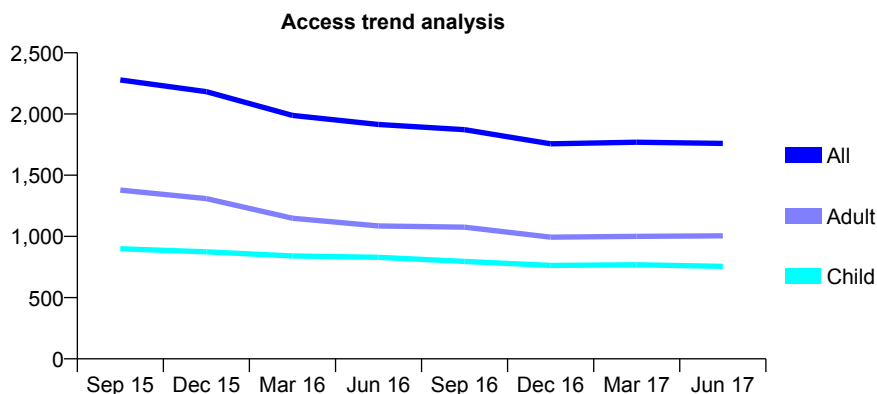
Q56 - Vital Signs At a Glance Contract Report for 171018/0001 - June 2017

Name or company name	The Hamptons Dental Care
Contract type name	GDS Contract
Purpose of contract	General
Contract start date	01/04/2009
Contract end date	

17/18 Contracted general activity (UDA)	3,694
Carry forward general activity (UDA)	0
17/18 Contracted orthodontic activity (UOA)	0
Carry forward orthodontic activity (UOA)	0
Baseline contract value	£86,552.24

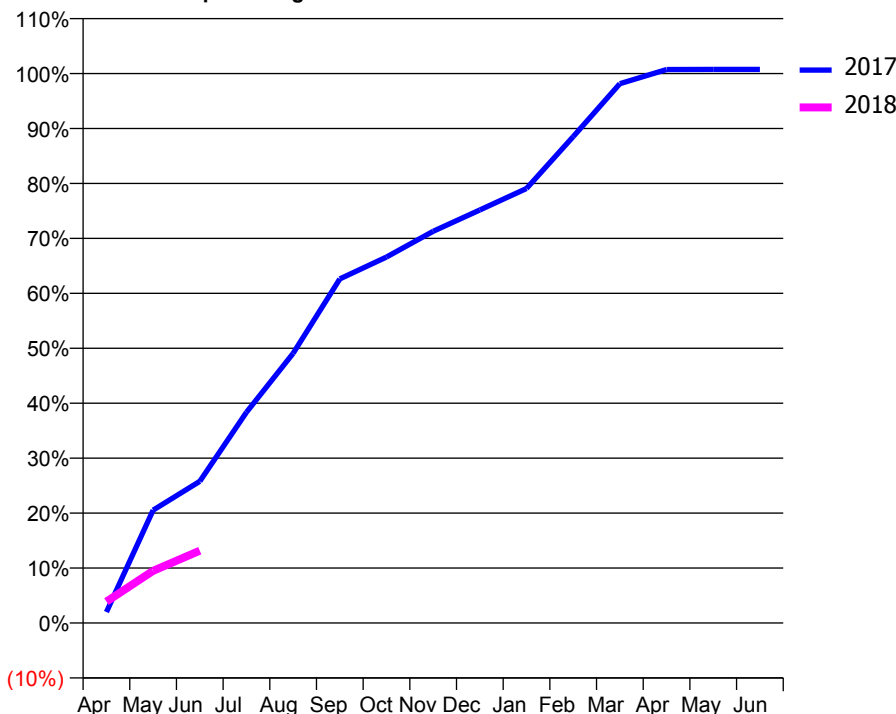
ACCESS*

Patients seen in 24 months	Total	Change since previous quarter
Quarter ending June 2016	1,915	
Quarter ending September 2016	1,872	↓
Quarter ending December 2016	1,757	↓
Quarter ending March 2017	1,770	→
Quarter ending June 2017	1,760	→
Variance since June 2016	(8.1%)	↓



ACTIVITY

Cumulative percentage of contracted UDA delivered 2017 & 2018



Adjusted Scheduled Activity (UDA)

Month	2017	2018
April	74	144
May	759	351
June	953	486
July	1,417	
August	1,813	
September	2,313	
October	2,460	
November	2,633	
December	2,777	
January	2,921	
February	3,270	
March	3,625	
April	3,720	
May	3,721	
June	3,721	

QUALITY

	Quantity	Base Number	Contract	AT	Region	England
% of FP17s for the same patient ID Re-attending within 3 months - Children	4	116	3.4%	11.0%	11.7%	12.0%
% of FP17s for the same patient ID Re-attending within 3 months - Adults	21	155	13.5%	14.6%	15.2%	16.0%
% of FP17s for the same patient ID Re-attending between 3 & 9 months - Children	27	116	23.3%	59.1%	59.1%	58.0%
% of FP17s for the same patient ID Re-attending between 3 & 9 months - Adults	30	155	19.4%	49.1%	52.2%	50.9%
% of FP17s for Band 1 Urgent Courses	27	227	11.9%	9.4%	7.9%	9.1%
% of FP17s Relating to Free Repair or Replacements	0	227	0.0%	0.8%	0.8%	0.8%
% of FP17s Relating to Continuations	0	227	0.0%	1.1%	1.1%	1.1%
% of Patients satisfied with the dentistry they have received	2	2	N/A	91.3%	91.8%	91.7%
% of Patients satisfied with the time they had to wait for an appointment	2	2	N/A	86.3%	88.4%	88.0%

* This is based on patients treated on this contract for their most recent course of treatment. Figures in italics indicate the base number of FP17s or Patient Questionnaire responses are less than 100. N/A is shown where the base number of responses is less than 10 during the period. % is calculated as Quantity/Base number*100

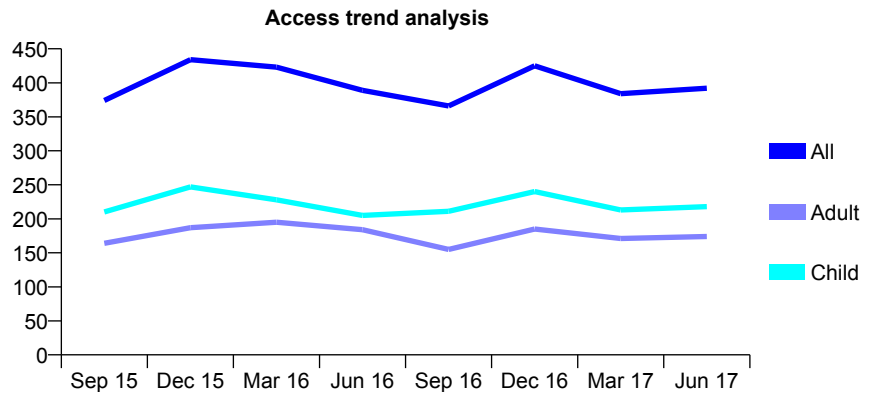
Q56 - Vital Signs At a Glance Contract Report for 171018/0002 - June 2017

Name or company name	The Hamptons Dental Care
Contract type name	GDS Contract
Purpose of contract	General
Contract start date	01/04/2009
Contract end date	

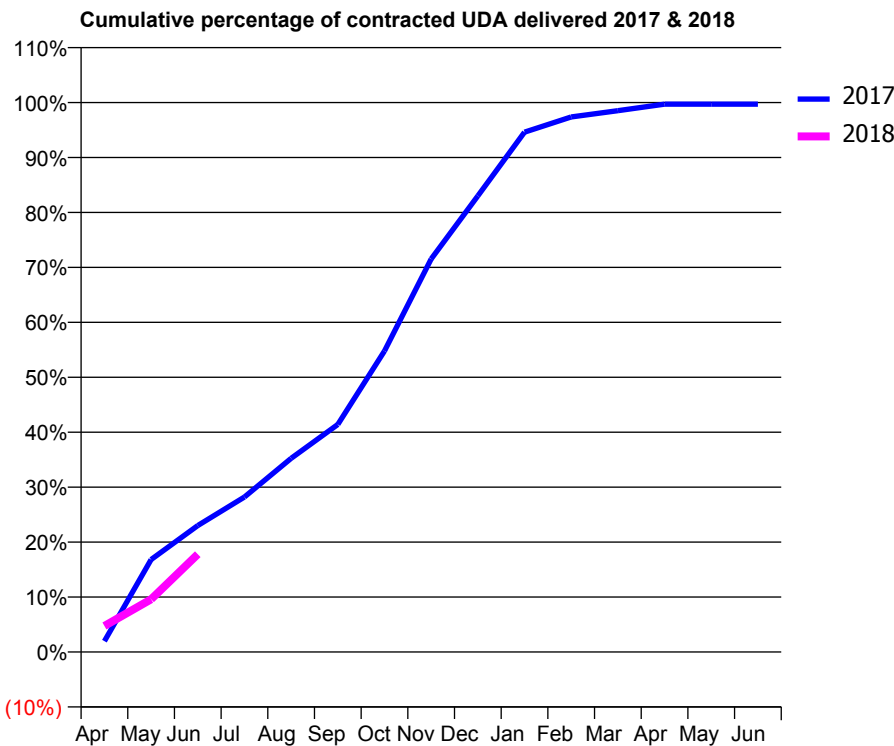
17/18 Contracted general activity (UDA)	806
Carry forward general activity (UDA)	0
17/18 Contracted orthodontic activity (UOA)	0
Carry forward orthodontic activity (UOA)	0
Baseline contract value	£20,070.85

ACCESS*

Patients seen in 24 months	Total	Change since previous quarter
Quarter ending June 2016	389	
Quarter ending September 2016	366	↓
Quarter ending December 2016	425	↑
Quarter ending March 2017	384	↓
Quarter ending June 2017	392	↑
Variance since June 2016	0.8%	→



ACTIVITY



Month	Adjusted Scheduled Activity (UDA)	
	2017	2018
April	16	38
May	136	77
June	186	143
July	227	
August	284	
September	334	
October	442	
November	577	
December	669	
January	763	
February	785	
March	794	
April	804	
May	804	
June	804	

QUALITY

	Quantity	Base Number	Contract	AT	Region	England
% of FP17s for the same patient ID Re-attending within 3 months - Children	3	81	3.7%	11.0%	11.7%	12.0%
% of FP17s for the same patient ID Re-attending within 3 months - Adults	4	41	9.8%	14.6%	15.2%	16.0%
% of FP17s for the same patient ID Re-attending between 3 & 9 months - Children	40	81	49.4%	59.1%	59.1%	58.0%
% of FP17s for the same patient ID Re-attending between 3 & 9 months - Adults	9	41	22.0%	49.1%	52.2%	50.9%
% of FP17s for Band 1 Urgent Courses	32	115	27.8%	9.4%	7.9%	9.1%
% of FP17s Relating to Free Repair or Replacements	0	115	0.0%	0.8%	0.8%	0.8%
% of FP17s Relating to Continuations	0	115	0.0%	1.1%	1.1%	1.1%
% of Patients satisfied with the dentistry they have received	0	0	N/A	91.3%	91.8%	91.7%
% of Patients satisfied with the time they had to wait for an appointment	0	0	N/A	86.3%	88.4%	88.0%

* This is based on patients treated on this contract for their most recent course of treatment. Figures in italics indicate the base number of FP17s or Patient Questionnaire responses are less than 100. N/A is shown where the base number of responses is less than 10 during the period. % is calculated as Quantity/Base number*100

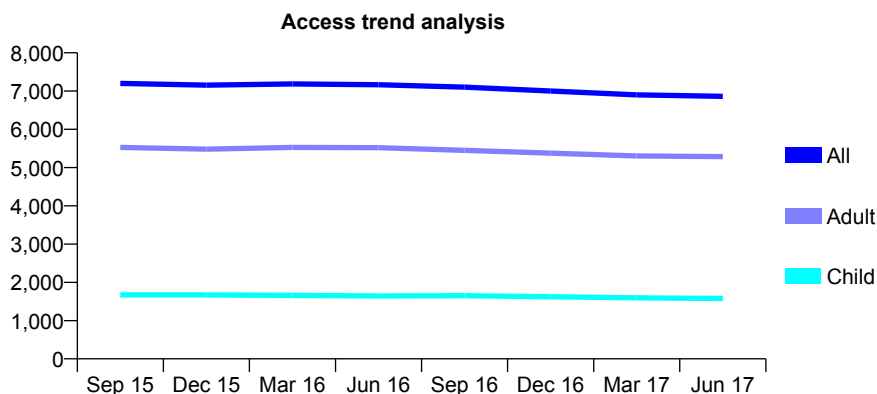
Q56 - Vital Signs At a Glance Contract Report for 171239/0001 - June 2017

Name or company name	The Loddon Dental Practice
Contract type name	GDS Contract
Purpose of contract	General and Orthodontic
Contract start date	13/10/2007
Contract end date	

17/18 Contracted general activity (UDA)	18,962
Carry forward general activity (UDA)	0
17/18 Contracted orthodontic activity (UOA)	579
Carry forward orthodontic activity (UOA)	0
Baseline contract value	£516,270.57

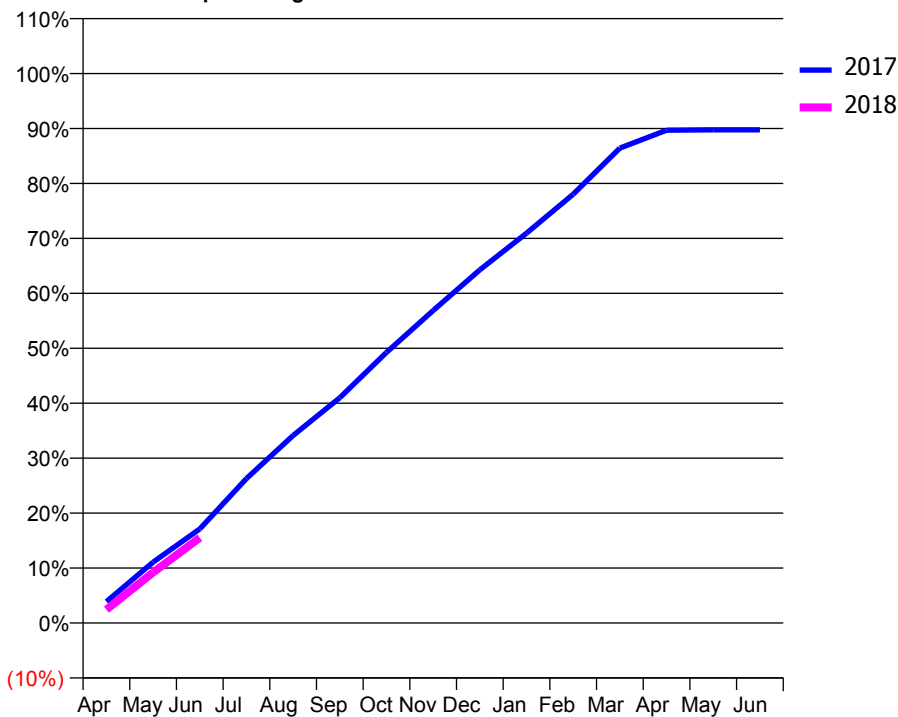
ACCESS*

Patients seen in 24 months	Total	Change since previous quarter
Quarter ending June 2016	7,165	
Quarter ending September 2016	7,101	→
Quarter ending December 2016	7,001	↓
Quarter ending March 2017	6,900	↓
Quarter ending June 2017	6,863	→
Variance since June 2016	(4.2%)	↓



ACTIVITY

Cumulative percentage of contracted UDA delivered 2017 & 2018



Month	Adjusted Scheduled Activity (UDA)	
	2017	2018
April	770	465
May	2,193	1,745
June	3,384	2,944
July	5,202	
August	6,751	
September	8,107	
October	9,738	
November	11,246	
December	12,712	
January	14,033	
February	15,430	
March	17,093	
April	17,734	
May	17,749	
June	17,752	

QUALITY

	Quantity	Base Number	Contract	AT	Region	England
% of FP17s for the same patient ID Re-attending within 3 months - Children	55	524	10.5%	11.0%	11.7%	12.0%
% of FP17s for the same patient ID Re-attending within 3 months - Adults	261	1,529	17.1%	14.6%	15.2%	16.0%
% of FP17s for the same patient ID Re-attending between 3 & 9 months - Children	276	524	52.7%	59.1%	59.1%	58.0%
% of FP17s for the same patient ID Re-attending between 3 & 9 months - Adults	630	1,529	41.2%	49.1%	52.2%	50.9%
% of FP17s for Band 1 Urgent Courses	161	1,709	9.4%	9.4%	7.9%	9.1%
% of FP17s Relating to Free Repair or Replacements	5	1,709	0.3%	0.8%	0.8%	0.8%
% of FP17s Relating to Continuations	44	1,709	2.6%	1.1%	1.1%	1.1%
% of Patients satisfied with the dentistry they have received	29	32	90.6%	91.3%	91.8%	91.7%
% of Patients satisfied with the time they had to wait for an appointment	25	32	78.1%	86.3%	88.4%	88.0%

* This is based on patients treated on this contract for their most recent course of treatment. Figures in italics indicate the base number of FP17s or Patient Questionnaire responses are less than 100. N/A is shown where the base number of responses is less than 10 during the period. % is calculated as Quantity/Base number*100

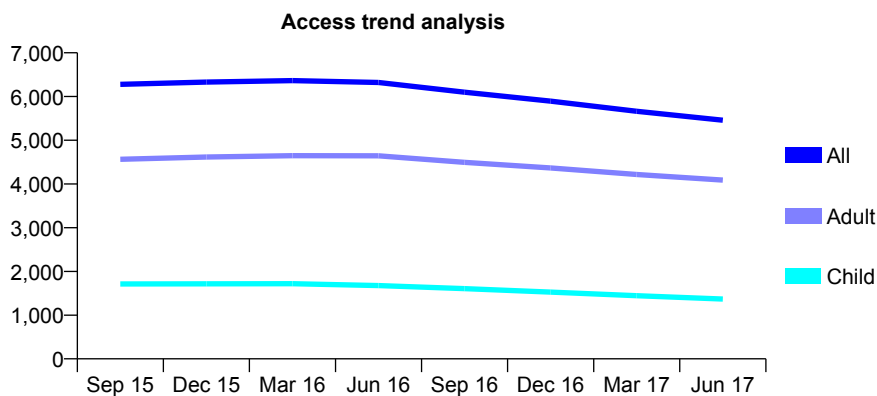
Q56 - Vital Signs At a Glance Contract Report for 171611/0001 - June 2017

Name or company name	Unnati Limited
Contract type name	GDS Contract
Purpose of contract	General
Contract start date	01/04/2010
Contract end date	

17/18 Contracted general activity (UDA)	22,500
Carry forward general activity (UDA)	0
17/18 Contracted orthodontic activity (UOA)	0
Carry forward orthodontic activity (UOA)	0
Baseline contract value	£777,555.53

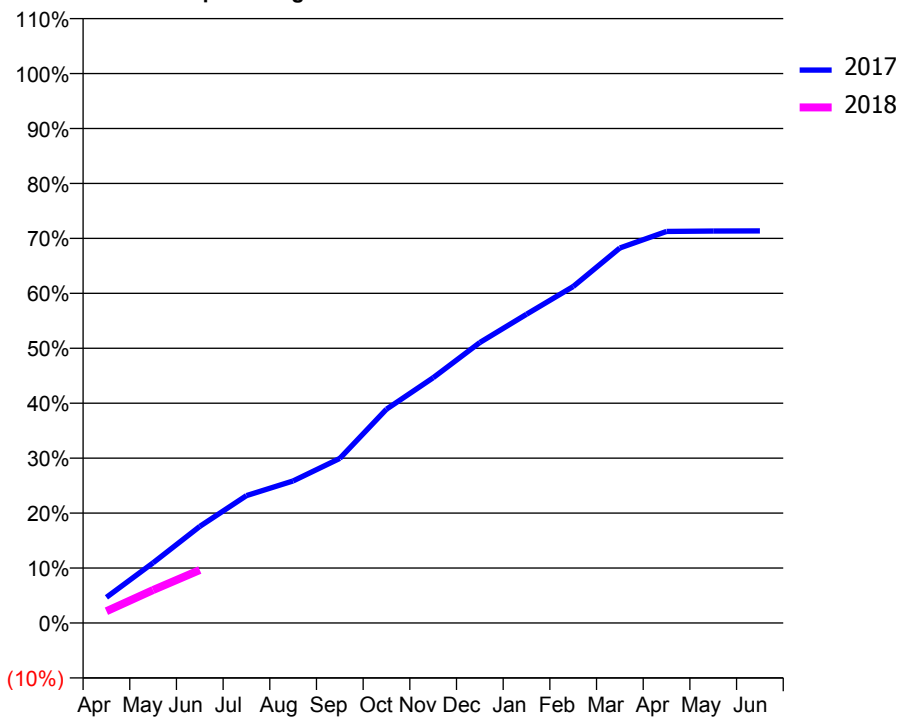
ACCESS*

Patients seen in 24 months	Total	Change since previous quarter
Quarter ending June 2016	6,320	
Quarter ending September 2016	6,100	↓
Quarter ending December 2016	5,893	↓
Quarter ending March 2017	5,662	↓
Quarter ending June 2017	5,457	↓
Variance since June 2016	(13.7%)	↓



ACTIVITY

Cumulative percentage of contracted UDA delivered 2017 & 2018



Adjusted Scheduled Activity (UDA)

Month	2017	2018
April	1,051	481
May	2,466	1,352
June	3,955	2,171
July	5,215	
August	5,817	
September	6,742	
October	8,757	
November	10,041	
December	11,484	
January	12,641	
February	13,780	
March	15,357	
April	16,034	
May	16,048	
June	16,054	

QUALITY

	Quantity	Base Number	Contract	AT	Region	England
% of FP17s for the same patient ID Re-attending within 3 months - Children	25	377	6.6%	11.0%	11.7%	12.0%
% of FP17s for the same patient ID Re-attending within 3 months - Adults	137	1,099	12.5%	14.6%	15.2%	16.0%
% of FP17s for the same patient ID Re-attending between 3 & 9 months - Children	235	377	62.3%	59.1%	59.1%	58.0%
% of FP17s for the same patient ID Re-attending between 3 & 9 months - Adults	677	1,099	61.6%	49.1%	52.2%	50.9%
% of FP17s for Band 1 Urgent Courses	69	1,149	6.0%	9.4%	7.9%	9.1%
% of FP17s Relating to Free Repair or Replacements	1	1,149	0.1%	0.8%	0.8%	0.8%
% of FP17s Relating to Continuations	21	1,149	1.8%	1.1%	1.1%	1.1%
% of Patients satisfied with the dentistry they have received	7	7	N/A	91.3%	91.8%	91.7%
% of Patients satisfied with the time they had to wait for an appointment	6	7	N/A	86.3%	88.4%	88.0%

* This is based on patients treated on this contract for their most recent course of treatment. Figures in italics indicate the base number of FP17s or Patient Questionnaire responses are less than 100. N/A is shown where the base number of responses is less than 10 during the period. % is calculated as Quantity/Base number*100

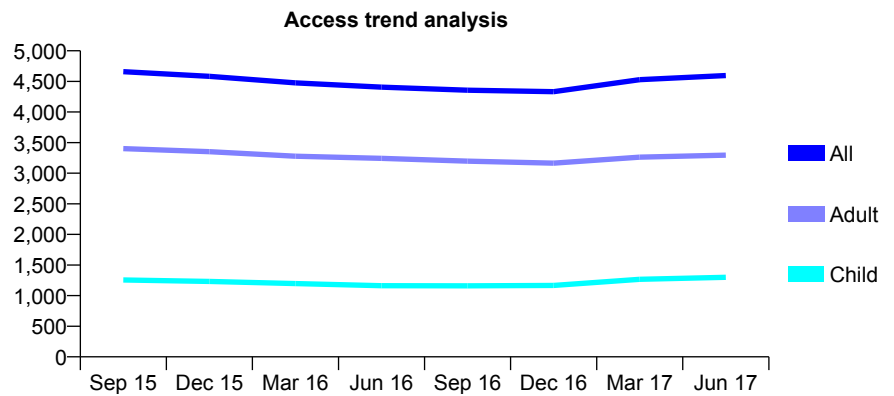
Q56 - Vital Signs At a Glance Contract Report for 173495/0001 - June 2017

Name or company name	West Earham Dental Health Practice Limited
Contract type name	Pilot Contract
Purpose of contract	General
Contract start date	01/01/2012
Contract end date	

17/18 Contracted general activity (UDA)	15,830
Carry forward general activity (UDA)	0
17/18 Contracted orthodontic activity (UOA)	0
Carry forward orthodontic activity (UOA)	0
Baseline contract value	£351,030.78

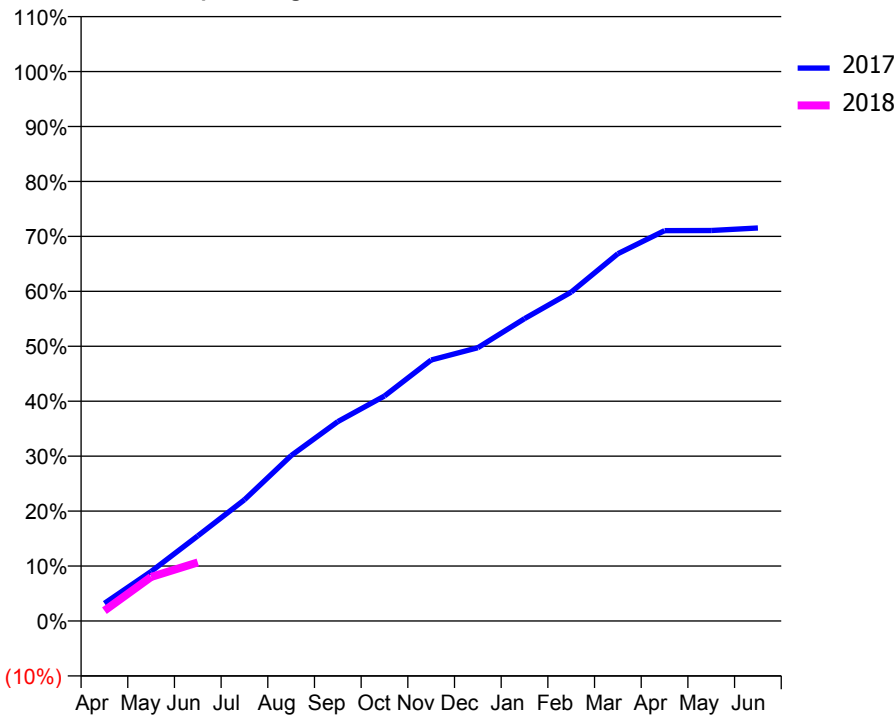
ACCESS*

Patients seen in 24 months	Total	Change since previous quarter
Quarter ending June 2016	4,406	
Quarter ending September 2016	4,357	↓
Quarter ending December 2016	4,332	→
Quarter ending March 2017	4,528	↑
Quarter ending June 2017	4,595	→
Variance since June 2016	4.3%	↑



ACTIVITY

Cumulative percentage of contracted UDA delivered 2017 & 2018



Month	Adjusted Scheduled Activity (UDA)	
	2017	2018
April	508	297
May	1,429	1,268
June	2,451	1,688
July	3,492	
August	4,764	
September	5,744	
October	6,483	
November	7,519	
December	7,872	
January	8,709	
February	9,475	
March	10,582	
April	11,247	
May	11,249	
June	11,321	

QUALITY

	Quantity	Base Number	Contract	AT	Region	England
% of FP17s for the same patient ID Re-attending within 3 months - Children	26	386	6.7%	11.0%	11.7%	12.0%
% of FP17s for the same patient ID Re-attending within 3 months - Adults	59	801	7.4%	14.6%	15.2%	16.0%
% of FP17s for the same patient ID Re-attending between 3 & 9 months - Children	181	386	46.9%	59.1%	59.1%	58.0%
% of FP17s for the same patient ID Re-attending between 3 & 9 months - Adults	311	801	38.8%	49.1%	52.2%	50.9%
% of FP17s for Band 1 Urgent Courses	28	858	3.3%	9.4%	7.9%	9.1%
% of FP17s Relating to Free Repair or Replacements	14	858	1.6%	0.8%	0.8%	0.8%
% of FP17s Relating to Continuations	21	858	2.4%	1.1%	1.1%	1.1%
% of Patients satisfied with the dentistry they have received	6	7	N/A	91.3%	91.8%	91.7%
% of Patients satisfied with the time they had to wait for an appointment	7	7	N/A	86.3%	88.4%	88.0%

* This is based on patients treated on this contract for their most recent course of treatment. Figures in italics indicate the base number of FP17s or Patient Questionnaire responses are less than 100. N/A is shown where the base number of responses is less than 10 during the period. % is calculated as Quantity/Base number*100

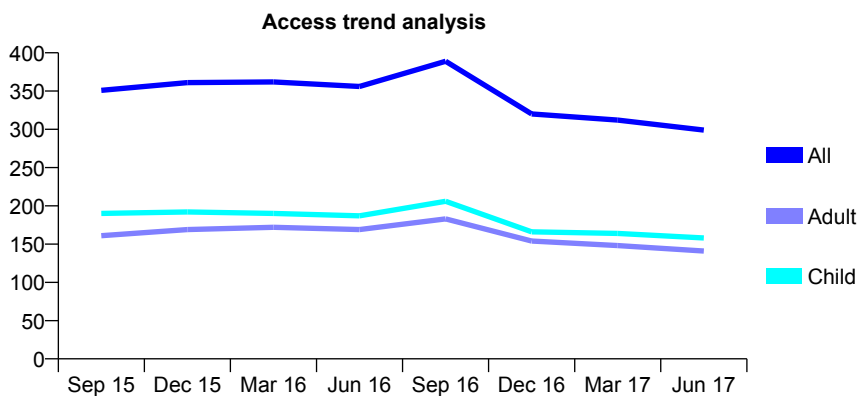
Q56 - Vital Signs At a Glance Contract Report for 173835/0001 - June 2017

Name or company name	Ian Wood, Julian Perry and Edward Coyle
Contract type name	GDS Contract
Purpose of contract	General
Contract start date	01/12/2013
Contract end date	

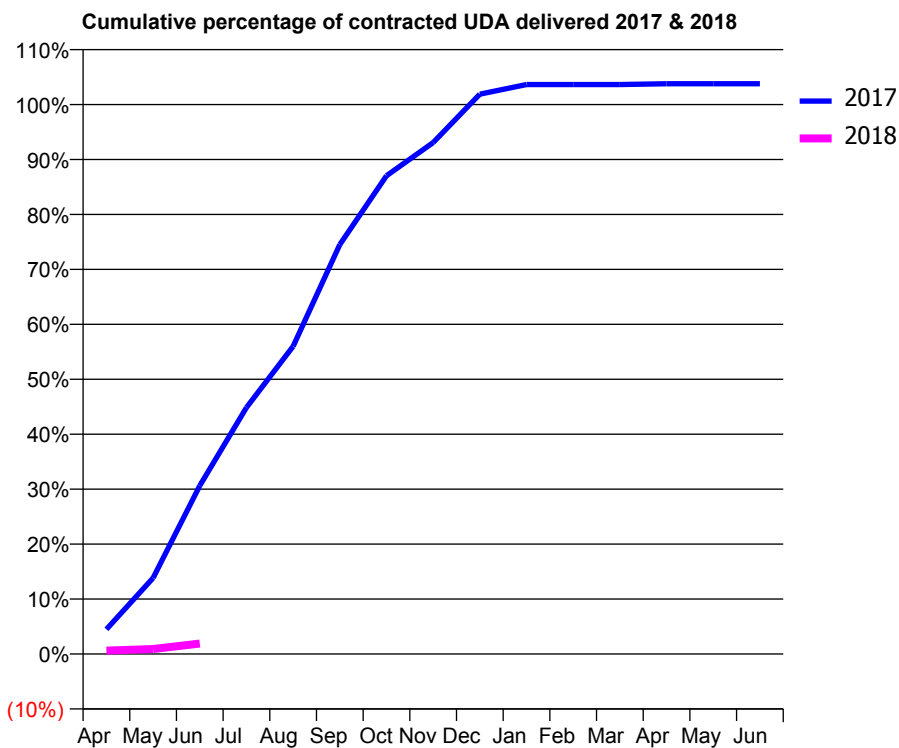
17/18 Contracted general activity (UDA)	800
Carry forward general activity (UDA)	0
17/18 Contracted orthodontic activity (UOA)	0
Carry forward orthodontic activity (UOA)	0
Baseline contract value	£16,762.52

ACCESS*

Patients seen in 24 months	Total	Change since previous quarter
Quarter ending June 2016	356	
Quarter ending September 2016	389	↑
Quarter ending December 2016	320	↓
Quarter ending March 2017	312	↓
Quarter ending June 2017	299	↓
Variance since June 2016	(16.0%)	↓



ACTIVITY



Month	Adjusted Scheduled Activity (UDA)	
	2017	2018
April	36	5
May	111	7
June	245	15
July	359	
August	448	
September	596	
October	696	
November	745	
December	815	
January	829	
February	829	
March	829	
April	830	
May	830	
June	830	

QUALITY

	Quantity	Base Number	Contract	AT	Region	England
% of FP17s for the same patient ID Re-attending within 3 months - Children	0	9	0.0%	11.0%	11.7%	12.0%
% of FP17s for the same patient ID Re-attending within 3 months - Adults	0	5	0.0%	14.6%	15.2%	16.0%
% of FP17s for the same patient ID Re-attending between 3 & 9 months - Children	4	9	44.4%	59.1%	59.1%	58.0%
% of FP17s for the same patient ID Re-attending between 3 & 9 months - Adults	3	5	60.0%	49.1%	52.2%	50.9%
% of FP17s for Band 1 Urgent Courses	1	13	7.7%	9.4%	7.9%	9.1%
% of FP17s Relating to Free Repair or Replacements	0	13	0.0%	0.8%	0.8%	0.8%
% of FP17s Relating to Continuations	0	13	0.0%	1.1%	1.1%	1.1%
% of Patients satisfied with the dentistry they have received	0	0	N/A	91.3%	91.8%	91.7%
% of Patients satisfied with the time they had to wait for an appointment	0	0	N/A	86.3%	88.4%	88.0%

* This is based on patients treated on this contract for their most recent course of treatment. Figures in italics indicate the base number of FP17s or Patient Questionnaire responses are less than 100. N/A is shown where the base number of responses is less than 10 during the period. % is calculated as Quantity/Base number*100

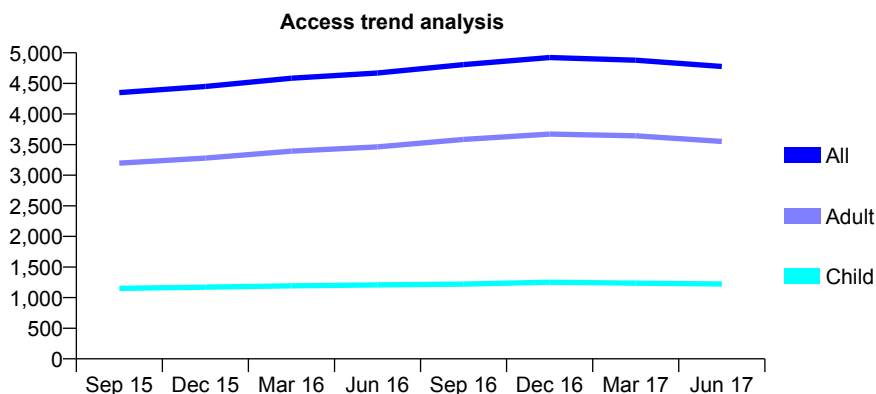
Q56 - Vital Signs At a Glance Contract Report for 174173/0002 - June 2017

Name or company name	Advance Dental Health Limited
Contract type name	GDS Contract
Purpose of contract	General
Contract start date	01/11/2011
Contract end date	

17/18 Contracted general activity (UDA)	13,500
Carry forward general activity (UDA)	0
17/18 Contracted orthodontic activity (UOA)	0
Carry forward orthodontic activity (UOA)	0
Baseline contract value	£328,395.94

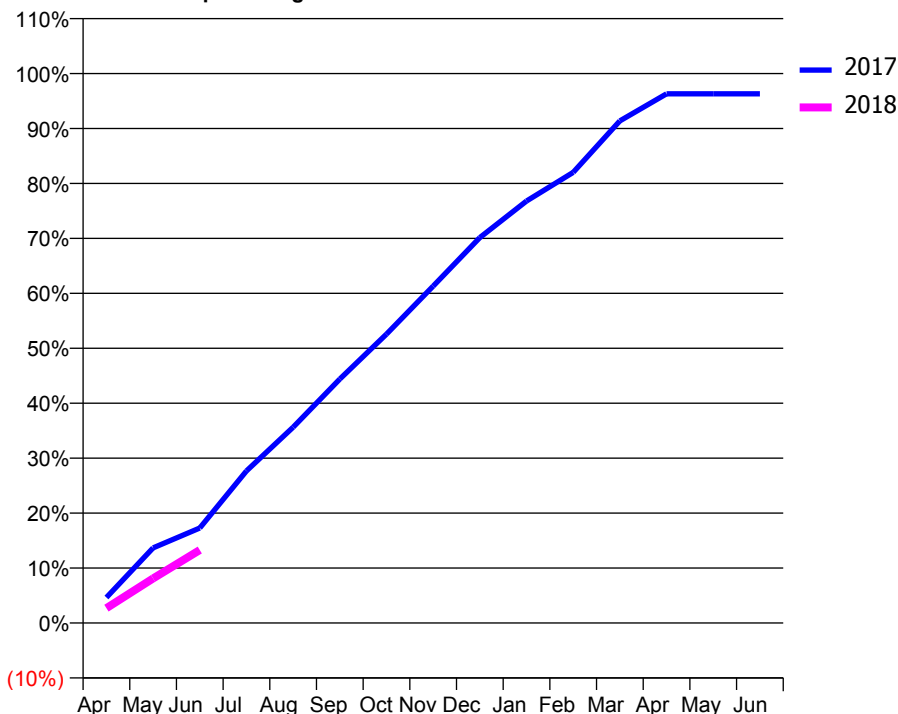
ACCESS*

Patients seen in 24 months	Total	Change since previous quarter
Quarter ending June 2016	4,670	
Quarter ending September 2016	4,808	↑
Quarter ending December 2016	4,923	↑
Quarter ending March 2017	4,879	→
Quarter ending June 2017	4,776	↓
Variance since June 2016	2.3%	↑



ACTIVITY

Cumulative percentage of contracted UDA delivered 2017 & 2018



Adjusted Scheduled Activity (UDA)

Month	2017	2018
April	627	364
May	1,848	1,096
June	2,333	1,794
July	3,738	
August	4,812	
September	5,994	
October	7,096	
November	8,276	
December	9,469	
January	10,368	
February	11,071	
March	12,335	
April	13,002	
May	13,002	
June	13,002	

QUALITY

	Quantity	Base Number	Contract	AT	Region	England
% of FP17s for the same patient ID Re-attending within 3 months - Children	31	309	10.0%	11.0%	11.7%	12.0%
% of FP17s for the same patient ID Re-attending within 3 months - Adults	151	871	17.3%	14.6%	15.2%	16.0%
% of FP17s for the same patient ID Re-attending between 3 & 9 months - Children	133	309	43.0%	59.1%	59.1%	58.0%
% of FP17s for the same patient ID Re-attending between 3 & 9 months - Adults	434	871	49.8%	49.1%	52.2%	50.9%
% of FP17s for Band 1 Urgent Courses	62	916	6.8%	9.4%	7.9%	9.1%
% of FP17s Relating to Free Repair or Replacements	9	916	1.0%	0.8%	0.8%	0.8%
% of FP17s Relating to Continuations	28	916	3.1%	1.1%	1.1%	1.1%
% of Patients satisfied with the dentistry they have received	4	4	N/A	91.3%	91.8%	91.7%
% of Patients satisfied with the time they had to wait for an appointment	3	4	N/A	86.3%	88.4%	88.0%

* This is based on patients treated on this contract for their most recent course of treatment. Figures in italics indicate the base number of FP17s or Patient Questionnaire responses are less than 100. N/A is shown where the base number of responses is less than 10 during the period. % is calculated as Quantity/Base number*100

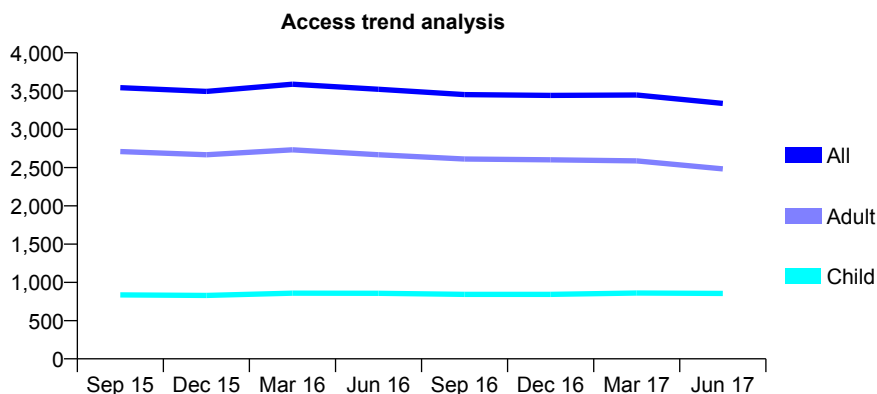
Q56 - Vital Signs At a Glance Contract Report for 174173/0003 - June 2017

Name or company name	Advance Dental Health Limited
Contract type name	GDS Contract
Purpose of contract	General
Contract start date	01/11/2011
Contract end date	

17/18 Contracted general activity (UDA)	12,120
Carry forward general activity (UDA)	0
17/18 Contracted orthodontic activity (UOA)	0
Carry forward orthodontic activity (UOA)	0
Baseline contract value	£288,742.52

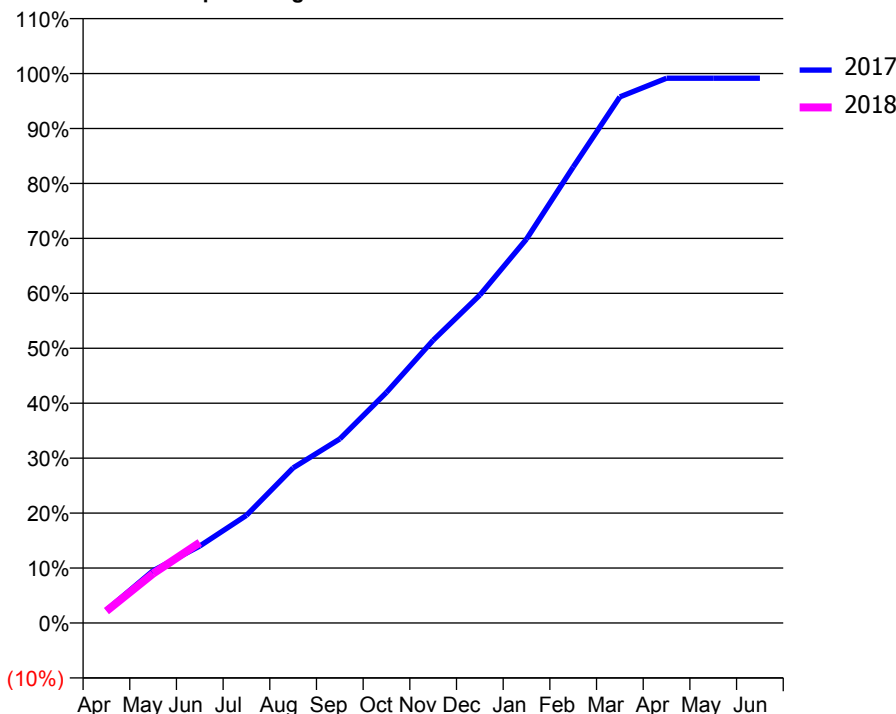
ACCESS*

Patients seen in 24 months	Total	Change since previous quarter
Quarter ending June 2016	3,524	
Quarter ending September 2016	3,453	↓
Quarter ending December 2016	3,444	→
Quarter ending March 2017	3,449	→
Quarter ending June 2017	3,338	↓
Variance since June 2016	(5.3%)	↓



ACTIVITY

Cumulative percentage of contracted UDA delivered 2017 & 2018



Adjusted Scheduled Activity (UDA)

Month	2017	2018
April	285	263
May	1,154	1,089
June	1,700	1,774
July	2,375	
August	3,422	
September	4,062	
October	5,088	
November	6,236	
December	7,234	
January	8,469	
February	10,057	
March	11,605	
April	12,015	
May	12,015	
June	12,015	

QUALITY

	Quantity	Base Number	Contract	AT	Region	England
% of FP17s for the same patient ID Re-attending within 3 months - Children	23	221	10.4%	11.0%	11.7%	12.0%
% of FP17s for the same patient ID Re-attending within 3 months - Adults	102	554	18.4%	14.6%	15.2%	16.0%
% of FP17s for the same patient ID Re-attending between 3 & 9 months - Children	117	221	52.9%	59.1%	59.1%	58.0%
% of FP17s for the same patient ID Re-attending between 3 & 9 months - Adults	283	554	51.1%	49.1%	52.2%	50.9%
% of FP17s for Band 1 Urgent Courses	68	668	10.2%	9.4%	7.9%	9.1%
% of FP17s Relating to Free Repair or Replacements	9	668	1.3%	0.8%	0.8%	0.8%
% of FP17s Relating to Continuations	18	668	2.7%	1.1%	1.1%	1.1%
% of Patients satisfied with the dentistry they have received	5	5	N/A	91.3%	91.8%	91.7%
% of Patients satisfied with the time they had to wait for an appointment	5	5	N/A	86.3%	88.4%	88.0%

* This is based on patients treated on this contract for their most recent course of treatment. Figures in italics indicate the base number of FP17s or Patient Questionnaire responses are less than 100. N/A is shown where the base number of responses is less than 10 during the period. % is calculated as Quantity/Base number*100

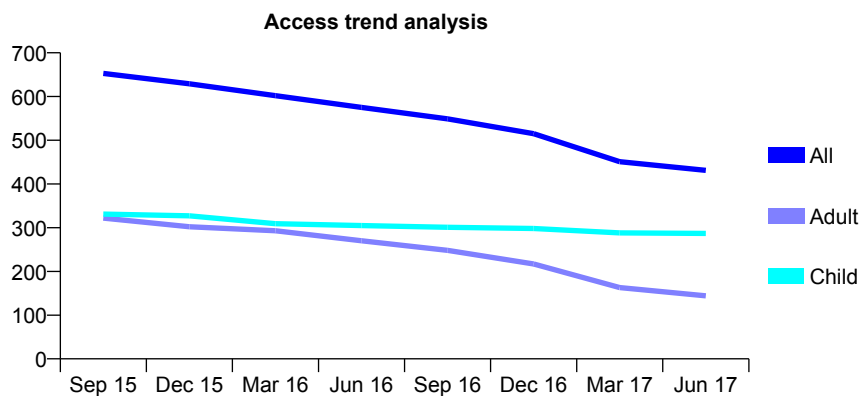
Q56 - Vital Signs At a Glance Contract Report for 175196/0001 - June 2017

Name or company name	Christchurch Dental Practice Ltd
Contract type name	PDS Contract
Purpose of contract	General
Contract start date	01/06/2010
Contract end date	31/03/2018

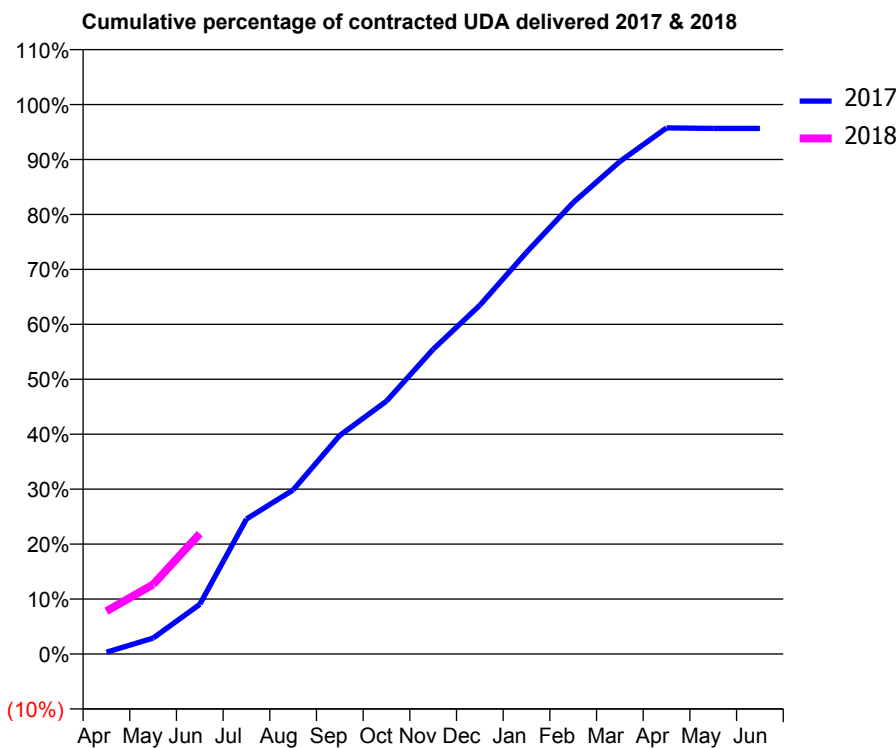
17/18 Contracted general activity (UDA)	900
Carry forward general activity (UDA)	0
17/18 Contracted orthodontic activity (UOA)	0
Carry forward orthodontic activity (UOA)	0
Baseline contract value	£23,404.10

ACCESS*

Patients seen in 24 months	Total	Change since previous quarter
Quarter ending June 2016	575	
Quarter ending September 2016	549	↓
Quarter ending December 2016	515	↓
Quarter ending March 2017	451	↓
Quarter ending June 2017	431	↓
Variance since June 2016	(25.0%)	↓



ACTIVITY



Month	Adjusted Scheduled Activity (UDA)	
	2017	2018
April	3	70
May	26	114
June	81	197
July	221	
August	269	
September	358	
October	414	
November	499	
December	571	
January	658	
February	739	
March	807	
April	862	
May	861	
June	861	

QUALITY

	Quantity	Base Number	Contract	AT	Region	England
% of FP17s for the same patient ID Re-attending within 3 months - Children	11	124	8.9%	11.0%	11.7%	12.0%
% of FP17s for the same patient ID Re-attending within 3 months - Adults	5	40	12.5%	14.6%	15.2%	16.0%
% of FP17s for the same patient ID Re-attending between 3 & 9 months - Children	79	124	63.7%	59.1%	59.1%	58.0%
% of FP17s for the same patient ID Re-attending between 3 & 9 months - Adults	12	40	30.0%	49.1%	52.2%	50.9%
% of FP17s for Band 1 Urgent Courses	5	138	3.6%	9.4%	7.9%	9.1%
% of FP17s Relating to Free Repair or Replacements	2	138	1.4%	0.8%	0.8%	0.8%
% of FP17s Relating to Continuations	0	138	0.0%	1.1%	1.1%	1.1%
% of Patients satisfied with the dentistry they have received	0	0	N/A	91.3%	91.8%	91.7%
% of Patients satisfied with the time they had to wait for an appointment	0	0	N/A	86.3%	88.4%	88.0%

* This is based on patients treated on this contract for their most recent course of treatment. Figures in italics indicate the base number of FP17s or Patient Questionnaire responses are less than 100. N/A is shown where the base number of responses is less than 10 during the period. % is calculated as Quantity/Base number*100

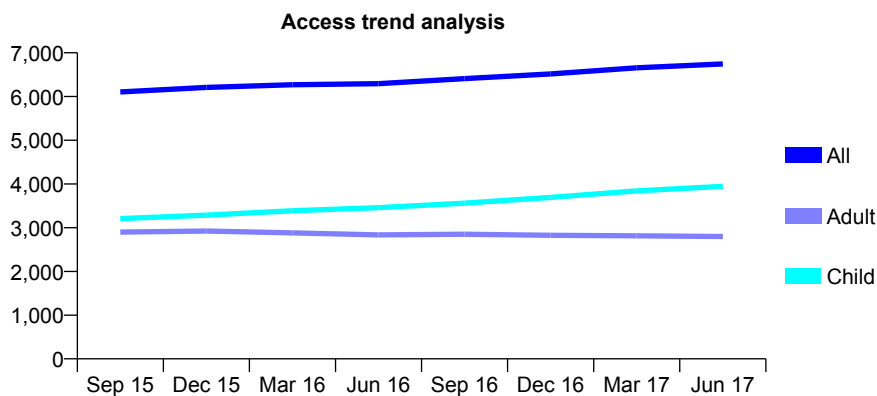
Q56 - Vital Signs At a Glance Contract Report for 175900/0002 - June 2017

Name or company name	Sprinz-Victorova
Contract type name	GDS Contract
Purpose of contract	General
Contract start date	01/04/2010
Contract end date	

17/18 Contracted general activity (UDA)	19,896
Carry forward general activity (UDA)	0
17/18 Contracted orthodontic activity (UOA)	0
Carry forward orthodontic activity (UOA)	0
Baseline contract value	£478,913.84

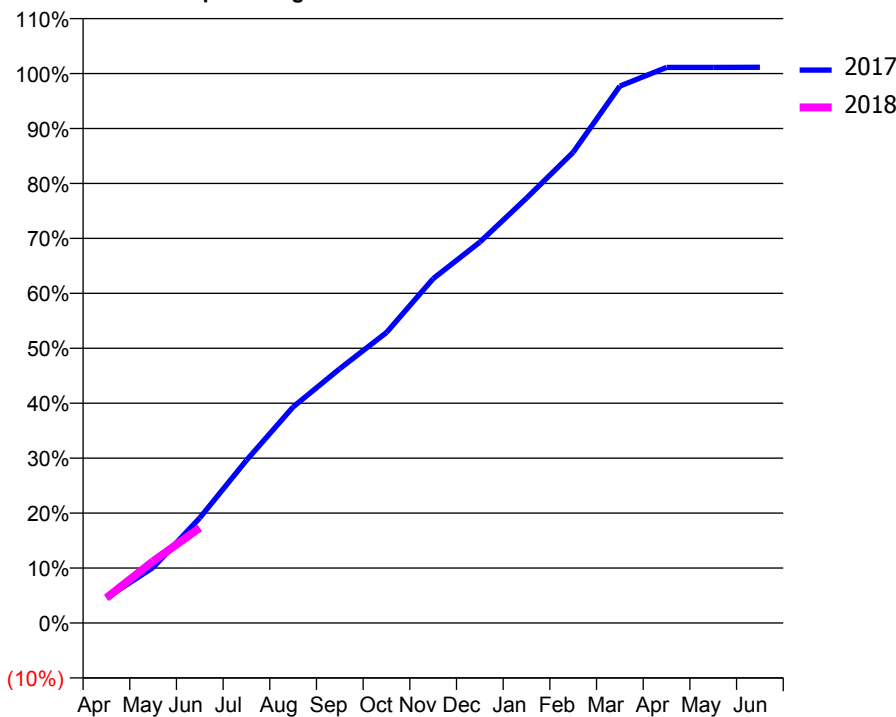
ACCESS*

Patients seen in 24 months	Total	Change since previous quarter
Quarter ending June 2016	6,293	
Quarter ending September 2016	6,411	→
Quarter ending December 2016	6,518	→
Quarter ending March 2017	6,656	↑
Quarter ending June 2017	6,744	→
Variance since June 2016	7.2%	↑



ACTIVITY

Cumulative percentage of contracted UDA delivered 2017 & 2018



Adjusted Scheduled Activity (UDA)

Month	2017	2018
April	909	908
May	2,011	2,238
June	3,809	3,444
July	5,891	
August	7,823	
September	9,209	
October	10,519	
November	12,470	
December	13,793	
January	15,383	
February	17,047	
March	19,440	
April	20,118	
May	20,116	
June	20,120	

QUALITY

	Quantity	Base Number	Contract	AT	Region	England
% of FP17s for the same patient ID Re-attending within 3 months - Children	98	1,448	6.8%	11.0%	11.7%	12.0%
% of FP17s for the same patient ID Re-attending within 3 months - Adults	109	718	15.2%	14.6%	15.2%	16.0%
% of FP17s for the same patient ID Re-attending between 3 & 9 months - Children	935	1,448	64.6%	59.1%	59.1%	58.0%
% of FP17s for the same patient ID Re-attending between 3 & 9 months - Adults	397	718	55.3%	49.1%	52.2%	50.9%
% of FP17s for Band 1 Urgent Courses	118	1,833	6.4%	9.4%	7.9%	9.1%
% of FP17s Relating to Free Repair or Replacements	0	1,833	0.0%	0.8%	0.8%	0.8%
% of FP17s Relating to Continuations	0	1,833	0.0%	1.1%	1.1%	1.1%
% of Patients satisfied with the dentistry they have received	17	17	100.0%	91.3%	91.8%	91.7%
% of Patients satisfied with the time they had to wait for an appointment	13	17	76.5%	86.3%	88.4%	88.0%

* This is based on patients treated on this contract for their most recent course of treatment. Figures in italics indicate the base number of FP17s or Patient Questionnaire responses are less than 100. N/A is shown where the base number of responses is less than 10 during the period. % is calculated as Quantity/Base number*100

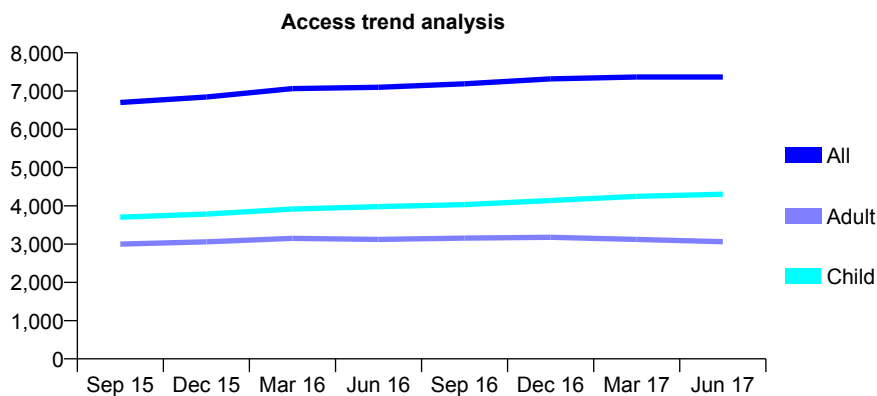
Q56 - Vital Signs At a Glance Contract Report for 175900/0003 - June 2017

Name or company name	Sprinz-Victorova
Contract type name	GDS Contract
Purpose of contract	General
Contract start date	01/04/2010
Contract end date	

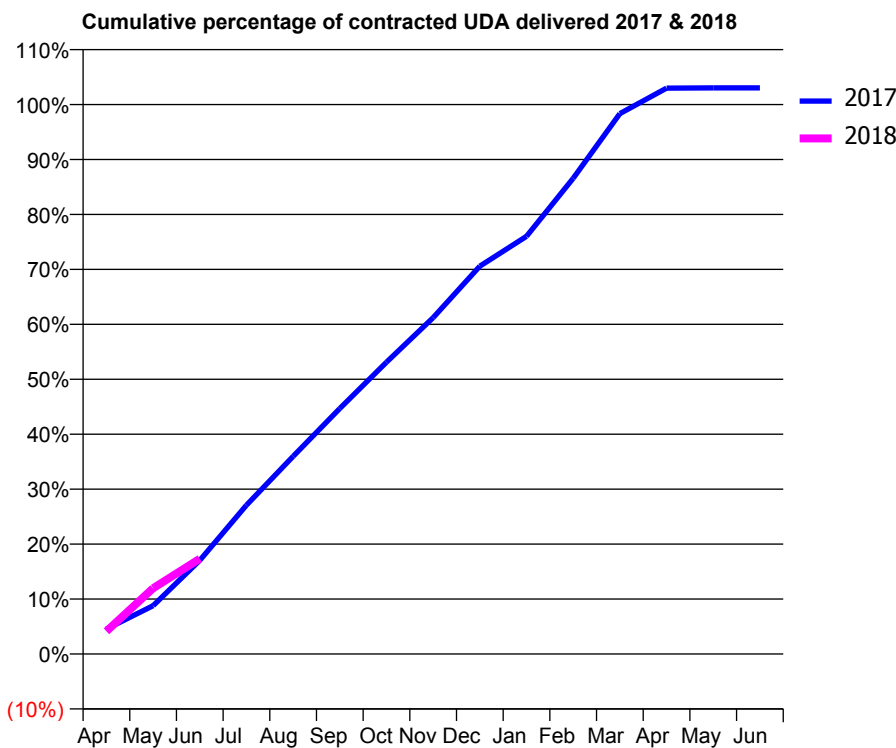
17/18 Contracted general activity (UDA)	20,573
Carry forward general activity (UDA)	0
17/18 Contracted orthodontic activity (UOA)	0
Carry forward orthodontic activity (UOA)	0
Baseline contract value	£427,792.82

ACCESS*

Patients seen in 24 months	Total	Change since previous quarter
Quarter ending June 2016	7,099	
Quarter ending September 2016	7,188	→
Quarter ending December 2016	7,317	→
Quarter ending March 2017	7,369	→
Quarter ending June 2017	7,367	→
Variance since June 2016	3.8%	↑



ACTIVITY



Month	Adjusted Scheduled Activity (UDA)	
	2017	2018
April	937	853
May	1,808	2,463
June	3,509	3,565
July	5,575	
August	7,400	
September	9,195	
October	10,928	
November	12,596	
December	14,520	
January	15,641	
February	17,809	
March	20,232	
April	21,188	
May	21,195	
June	21,196	

QUALITY

	Quantity	Base Number	Contract	AT	Region	England
% of FP17s for the same patient ID Re-attending within 3 months - Children	150	1,475	10.2%	11.0%	11.7%	12.0%
% of FP17s for the same patient ID Re-attending within 3 months - Adults	179	854	21.0%	14.6%	15.2%	16.0%
% of FP17s for the same patient ID Re-attending between 3 & 9 months - Children	919	1,475	62.3%	59.1%	59.1%	58.0%
% of FP17s for the same patient ID Re-attending between 3 & 9 months - Adults	447	854	52.3%	49.1%	52.2%	50.9%
% of FP17s for Band 1 Urgent Courses	171	1,959	8.7%	9.4%	7.9%	9.1%
% of FP17s Relating to Free Repair or Replacements	0	1,959	0.0%	0.8%	0.8%	0.8%
% of FP17s Relating to Continuations	0	1,959	0.0%	1.1%	1.1%	1.1%
% of Patients satisfied with the dentistry they have received	5	7	N/A	91.3%	91.8%	91.7%
% of Patients satisfied with the time they had to wait for an appointment	3	7	N/A	86.3%	88.4%	88.0%

* This is based on patients treated on this contract for their most recent course of treatment. Figures in italics indicate the base number of FP17s or Patient Questionnaire responses are less than 100. N/A is shown where the base number of responses is less than 10 during the period. % is calculated as Quantity/Base number*100

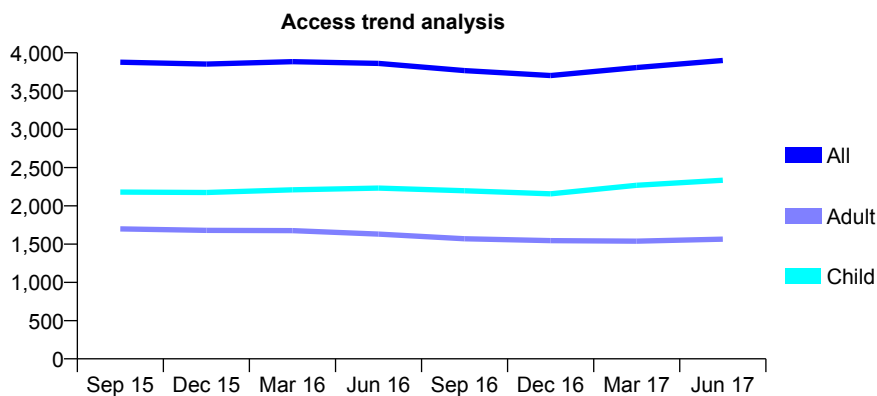
Q56 - Vital Signs At a Glance Contract Report for 175900/0004 - June 2017

Name or company name	Sprinz-Victorova
Contract type name	GDS Contract
Purpose of contract	General
Contract start date	01/04/2010
Contract end date	

17/18 Contracted general activity (UDA)	10,449
Carry forward general activity (UDA)	0
17/18 Contracted orthodontic activity (UOA)	0
Carry forward orthodontic activity (UOA)	0
Baseline contract value	£264,849.35

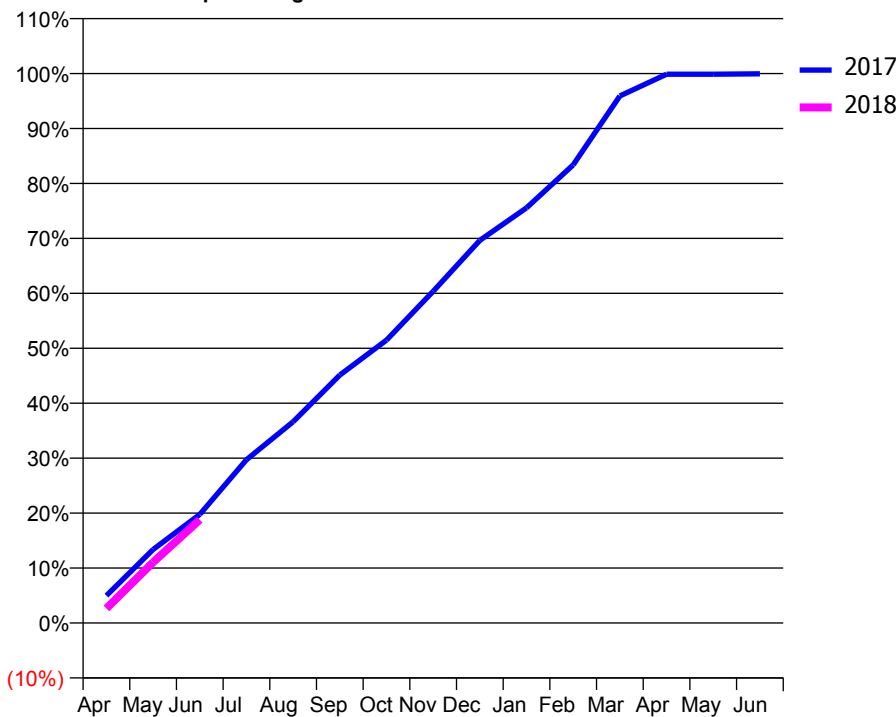
ACCESS*

Patients seen in 24 months	Total	Change since previous quarter
Quarter ending June 2016	3,861	
Quarter ending September 2016	3,767	↓
Quarter ending December 2016	3,702	↓
Quarter ending March 2017	3,807	↑
Quarter ending June 2017	3,900	↑
Variance since June 2016	1.0%	→



ACTIVITY

Cumulative percentage of contracted UDA delivered 2017 & 2018



Month	Adjusted Scheduled Activity (UDA)	
	2017	2018
April	521	277
May	1,399	1,154
June	2,066	1,963
July	3,105	
August	3,828	
September	4,714	
October	5,379	
November	6,308	
December	7,276	
January	7,894	
February	8,710	
March	10,023	
April	10,435	
May	10,436	
June	10,444	

QUALITY

	Quantity	Base Number	Contract	AT	Region	England
% of FP17s for the same patient ID Re-attending within 3 months - Children	71	837	8.5%	11.0%	11.7%	12.0%
% of FP17s for the same patient ID Re-attending within 3 months - Adults	69	430	16.0%	14.6%	15.2%	16.0%
% of FP17s for the same patient ID Re-attending between 3 & 9 months - Children	476	837	56.9%	59.1%	59.1%	58.0%
% of FP17s for the same patient ID Re-attending between 3 & 9 months - Adults	217	430	50.5%	49.1%	52.2%	50.9%
% of FP17s for Band 1 Urgent Courses	88	1,052	8.4%	9.4%	7.9%	9.1%
% of FP17s Relating to Free Repair or Replacements	0	1,052	0.0%	0.8%	0.8%	0.8%
% of FP17s Relating to Continuations	0	1,052	0.0%	1.1%	1.1%	1.1%
% of Patients satisfied with the dentistry they have received	2	2	N/A	91.3%	91.8%	91.7%
% of Patients satisfied with the time they had to wait for an appointment	1	2	N/A	86.3%	88.4%	88.0%

* This is based on patients treated on this contract for their most recent course of treatment. Figures in italics indicate the base number of FP17s or Patient Questionnaire responses are less than 100. N/A is shown where the base number of responses is less than 10 during the period. % is calculated as Quantity/Base number*100

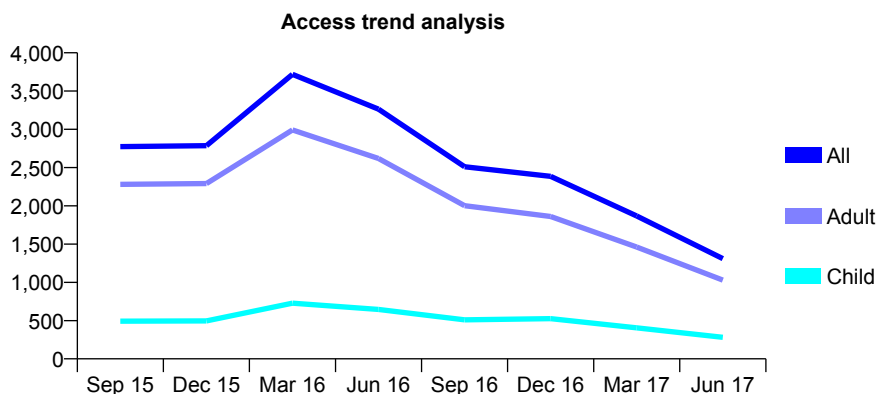
Q56 - Vital Signs At a Glance Contract Report for 176702/0001 - June 2017

Name or company name	Jeffrey Sherer and Larry Levin
Contract type name	GDS Contract
Purpose of contract	General and Orthodontic
Contract start date	01/04/2012
Contract end date	

17/18 Contracted general activity (UDA)	12,500
Carry forward general activity (UDA)	0
17/18 Contracted orthodontic activity (UOA)	719
Carry forward orthodontic activity (UOA)	0
Baseline contract value	£312,276.95

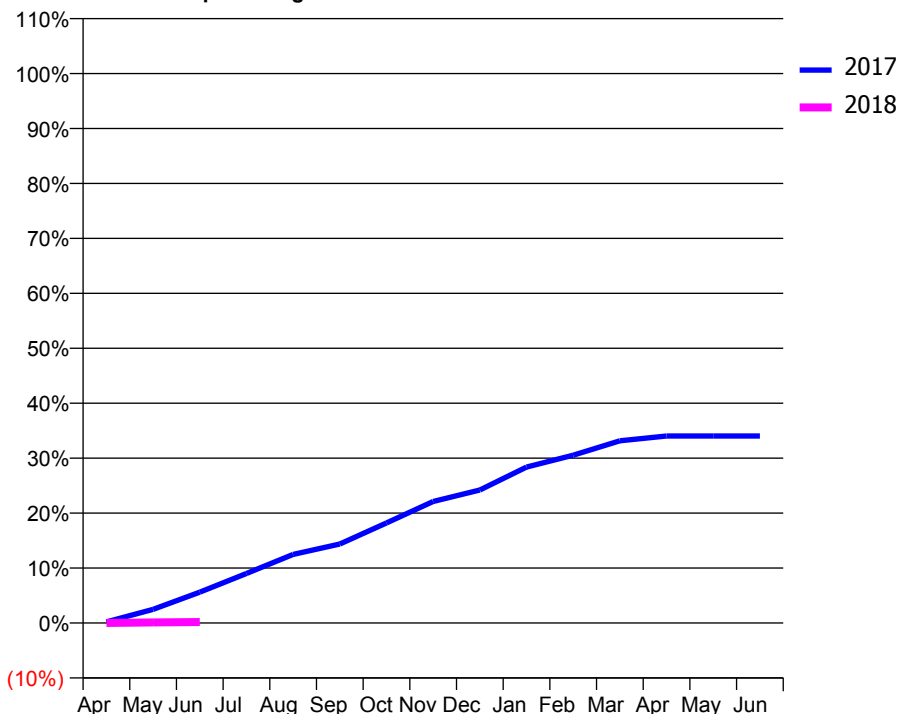
ACCESS*

Patients seen in 24 months	Total	Change since previous quarter
Quarter ending June 2016	3,264	
Quarter ending September 2016	2,511	↓
Quarter ending December 2016	2,386	↓
Quarter ending March 2017	1,867	↓
Quarter ending June 2017	1,310	↓
Variance since June 2016	(59.9%)	↓



ACTIVITY

Cumulative percentage of contracted UDA delivered 2017 & 2018



Adjusted Scheduled Activity (UDA)

Month	2017	2018
April	26	1
May	312	13
June	701	24
July	1,128	
August	1,559	
September	1,797	
October	2,276	
November	2,764	
December	3,025	
January	3,547	
February	3,818	
March	4,144	
April	4,254	
May	4,254	
June	4,254	

QUALITY

	Quantity	Base Number	Contract	AT	Region	England
% of FP17s for the same patient ID Re-attending within 3 months - Children	1	29	3.4%	11.0%	11.7%	12.0%
% of FP17s for the same patient ID Re-attending within 3 months - Adults	0	29	0.0%	14.6%	15.2%	16.0%
% of FP17s for the same patient ID Re-attending between 3 & 9 months - Children	1	29	3.4%	59.1%	59.1%	58.0%
% of FP17s for the same patient ID Re-attending between 3 & 9 months - Adults	3	29	10.3%	49.1%	52.2%	50.9%
% of FP17s for Band 1 Urgent Courses	1	18	5.6%	9.4%	7.9%	9.1%
% of FP17s Relating to Free Repair or Replacements	0	18	0.0%	0.8%	0.8%	0.8%
% of FP17s Relating to Continuations	0	18	0.0%	1.1%	1.1%	1.1%
% of Patients satisfied with the dentistry they have received	5	5	N/A	91.3%	91.8%	91.7%
% of Patients satisfied with the time they had to wait for an appointment	4	5	N/A	86.3%	88.4%	88.0%

* This is based on patients treated on this contract for their most recent course of treatment. Figures in italics indicate the base number of FP17s or Patient Questionnaire responses are less than 100. N/A is shown where the base number of responses is less than 10 during the period. % is calculated as Quantity/Base number*100

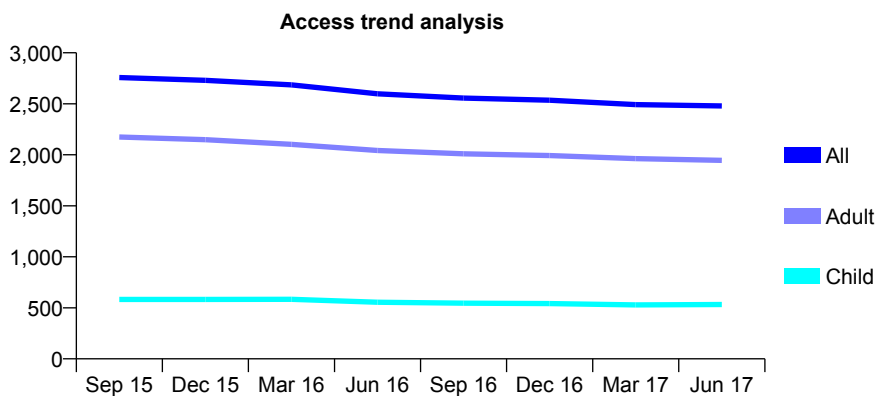
Q56 - Vital Signs At a Glance Contract Report for 176796/0001 - June 2017

Name or company name	Treetops Dental Practice Limited
Contract type name	GDS Contract
Purpose of contract	General
Contract start date	01/08/2011
Contract end date	

17/18 Contracted general activity (UDA)	6,642
Carry forward general activity (UDA)	0
17/18 Contracted orthodontic activity (UOA)	0
Carry forward orthodontic activity (UOA)	0
Baseline contract value	£243,140.94

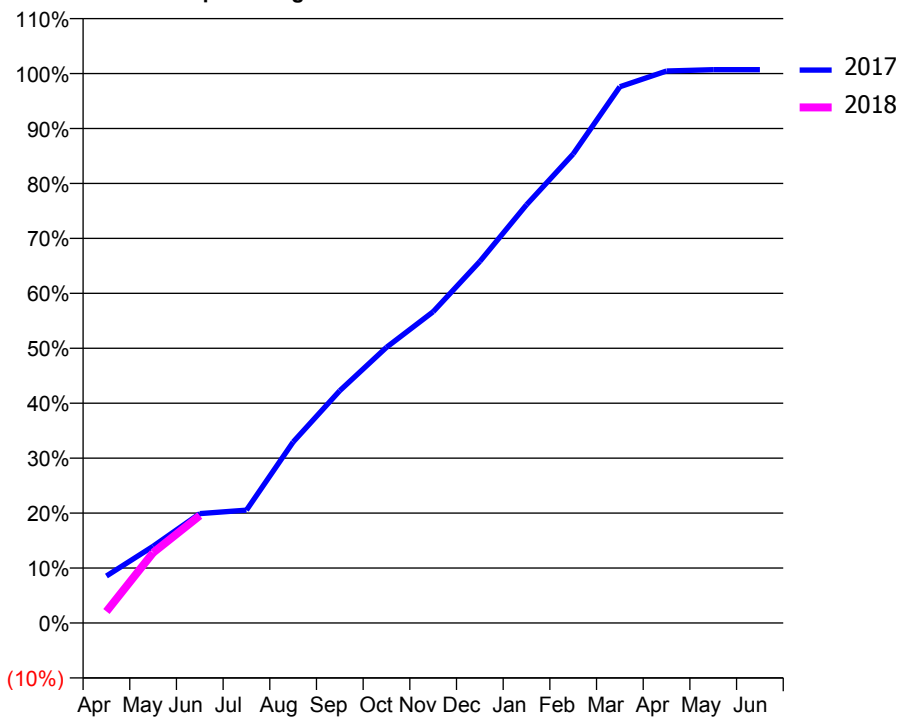
ACCESS*

Patients seen in 24 months	Total	Change since previous quarter
Quarter ending June 2016	2,598	
Quarter ending September 2016	2,556	↓
Quarter ending December 2016	2,535	→
Quarter ending March 2017	2,492	↓
Quarter ending June 2017	2,479	→
Variance since June 2016	(4.6%)	↓



ACTIVITY

Cumulative percentage of contracted UDA delivered 2017 & 2018



Adjusted Scheduled Activity (UDA)

Month	2017	2018
April	568	139
May	927	850
June	1,323	1,299
July	1,365	
August	2,188	
September	2,809	
October	3,332	
November	3,763	
December	4,370	
January	5,055	
February	5,670	
March	6,482	
April	6,673	
May	6,689	
June	6,689	

QUALITY

	Quantity	Base Number	Contract	AT	Region	England
% of FP17s for the same patient ID Re-attending within 3 months - Children	12	130	9.2%	11.0%	11.7%	12.0%
% of FP17s for the same patient ID Re-attending within 3 months - Adults	81	527	15.4%	14.6%	15.2%	16.0%
% of FP17s for the same patient ID Re-attending between 3 & 9 months - Children	33	130	25.4%	59.1%	59.1%	58.0%
% of FP17s for the same patient ID Re-attending between 3 & 9 months - Adults	184	527	34.9%	49.1%	52.2%	50.9%
% of FP17s for Band 1 Urgent Courses	89	578	15.4%	9.4%	7.9%	9.1%
% of FP17s Relating to Free Repair or Replacements	0	578	0.0%	0.8%	0.8%	0.8%
% of FP17s Relating to Continuations	2	578	0.3%	1.1%	1.1%	1.1%
% of Patients satisfied with the dentistry they have received	1	1	N/A	91.3%	91.8%	91.7%
% of Patients satisfied with the time they had to wait for an appointment	0	1	N/A	86.3%	88.4%	88.0%

* This is based on patients treated on this contract for their most recent course of treatment. Figures in italics indicate the base number of FP17s or Patient Questionnaire responses are less than 100. N/A is shown where the base number of responses is less than 10 during the period. % is calculated as Quantity/Base number*100

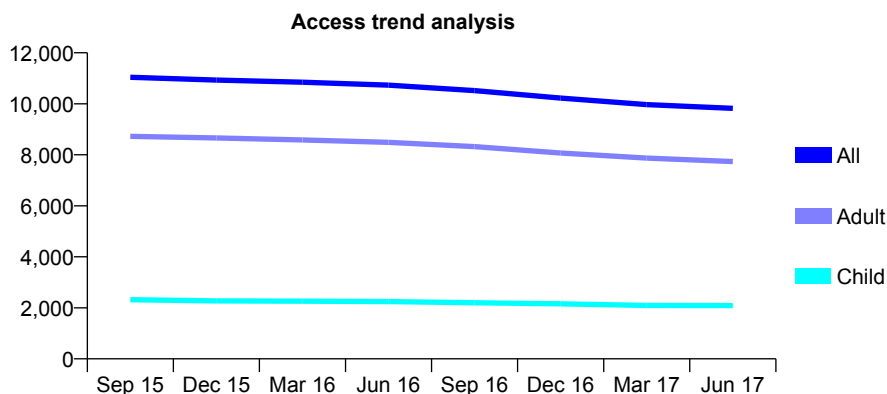
Q56 - Vital Signs At a Glance Contract Report for 176850/0001 - June 2017

Name or company name	The Wrating Road Partnership
Contract type name	GDS Contract
Purpose of contract	General
Contract start date	01/08/2006
Contract end date	

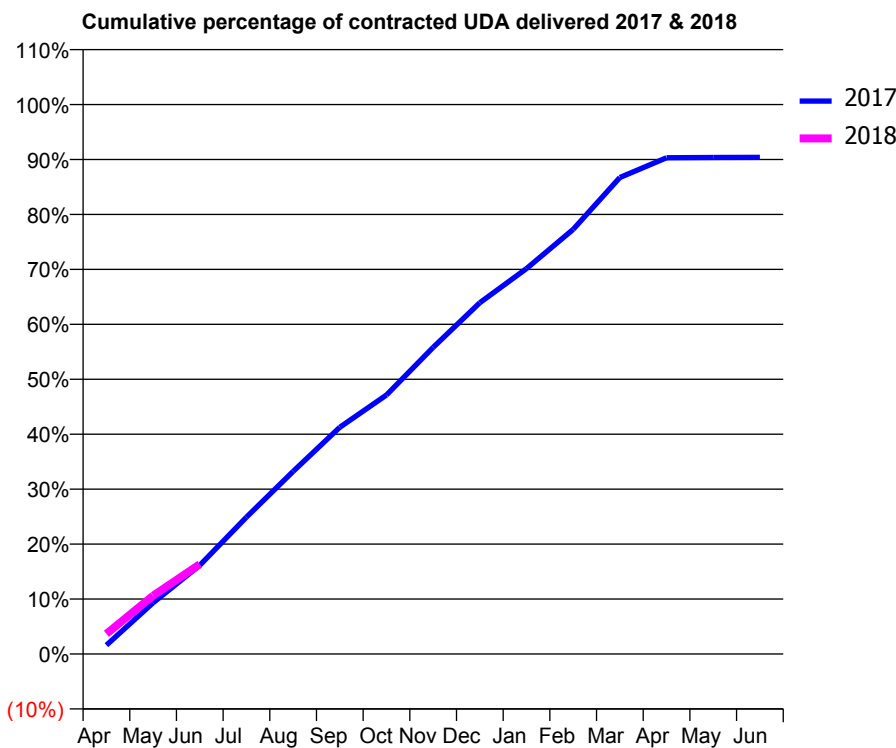
17/18 Contracted general activity (UDA)	29,000
Carry forward general activity (UDA)	0
17/18 Contracted orthodontic activity (UOA)	0
Carry forward orthodontic activity (UOA)	0
Baseline contract value	£674,289.72

ACCESS*

Patients seen in 24 months	Total	Change since previous quarter
Quarter ending June 2016	10,733	
Quarter ending September 2016	10,516	↓
Quarter ending December 2016	10,227	↓
Quarter ending March 2017	9,970	↓
Quarter ending June 2017	9,824	↓
Variance since June 2016	(8.5%)	↓



ACTIVITY



Month	Adjusted Scheduled Activity (UDA)	
	2017	2018
April	470	1,067
May	2,708	3,076
June	4,680	4,737
July	7,223	
August	9,635	
September	11,964	
October	13,669	
November	16,182	
December	18,538	
January	20,342	
February	22,409	
March	25,146	
April	26,187	
May	26,206	
June	26,209	

QUALITY

	Quantity	Base Number	Contract	AT	Region	England
% of FP17s for the same patient ID Re-attending within 3 months - Children	46	722	6.4%	11.0%	11.7%	12.0%
% of FP17s for the same patient ID Re-attending within 3 months - Adults	438	2,773	15.8%	14.6%	15.2%	16.0%
% of FP17s for the same patient ID Re-attending between 3 & 9 months - Children	463	722	64.1%	59.1%	59.1%	58.0%
% of FP17s for the same patient ID Re-attending between 3 & 9 months - Adults	1,782	2,773	64.3%	49.1%	52.2%	50.9%
% of FP17s for Band 1 Urgent Courses	250	2,895	8.6%	9.4%	7.9%	9.1%
% of FP17s Relating to Free Repair or Replacements	26	2,895	0.9%	0.8%	0.8%	0.8%
% of FP17s Relating to Continuations	17	2,895	0.6%	1.1%	1.1%	1.1%
% of Patients satisfied with the dentistry they have received	14	15	93.3%	91.3%	91.8%	91.7%
% of Patients satisfied with the time they had to wait for an appointment	10	15	66.7%	86.3%	88.4%	88.0%

* This is based on patients treated on this contract for their most recent course of treatment. Figures in italics indicate the base number of FP17s or Patient Questionnaire responses are less than 100. N/A is shown where the base number of responses is less than 10 during the period. % is calculated as Quantity/Base number*100

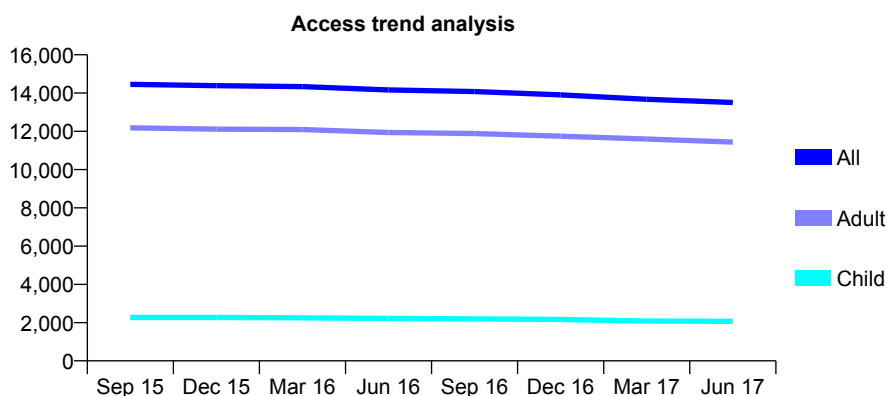
Q56 - Vital Signs At a Glance Contract Report for 177296/0001 - June 2017

Name or company name	Peacock & Shrestha
Contract type name	GDS Contract
Purpose of contract	General
Contract start date	01/04/2010
Contract end date	

17/18 Contracted general activity (UDA)	37,500
Carry forward general activity (UDA)	0
17/18 Contracted orthodontic activity (UOA)	0
Carry forward orthodontic activity (UOA)	0
Baseline contract value	£808,389.58

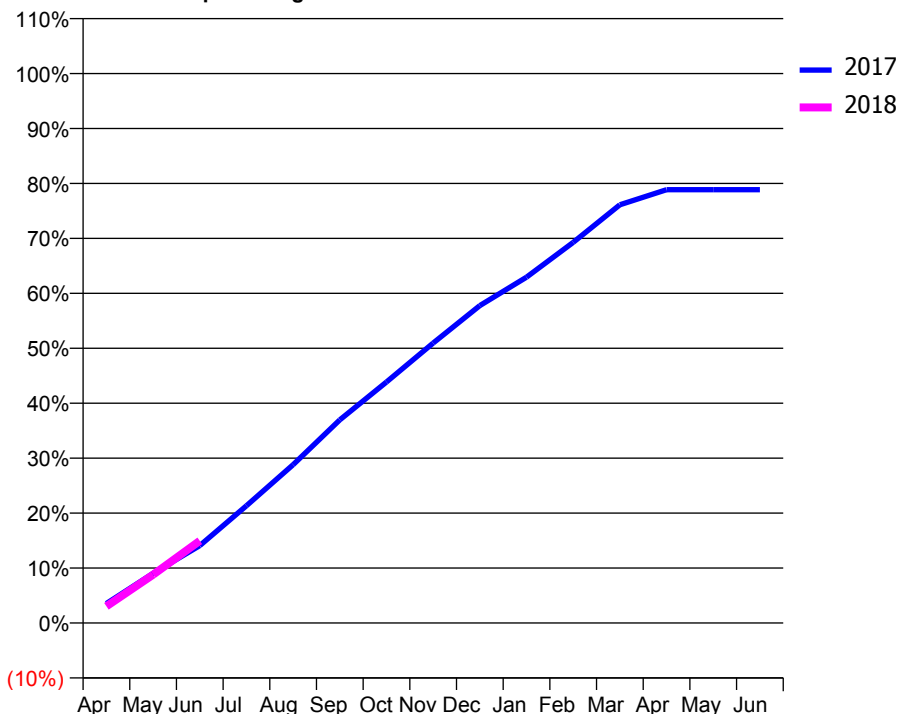
ACCESS*

Patients seen in 24 months	Total	Change since previous quarter
Quarter ending June 2016	14,161	
Quarter ending September 2016	14,076	→
Quarter ending December 2016	13,906	↓
Quarter ending March 2017	13,678	↓
Quarter ending June 2017	13,509	↓
Variance since June 2016	(4.6%)	↓



ACTIVITY

Cumulative percentage of contracted UDA delivered 2017 & 2018



Adjusted Scheduled Activity (UDA)

Month	2017	2018
April	1,442	1,138
May	3,677	3,301
June	5,732	5,606
July	8,684	
August	11,731	
September	15,046	
October	17,853	
November	20,735	
December	23,509	
January	25,620	
February	28,194	
March	30,978	
April	32,091	
May	32,092	
June	32,094	

QUALITY

	Quantity	Base Number	Contract	AT	Region	England
% of FP17s for the same patient ID Re-attending within 3 months - Children	38	872	4.4%	11.0%	11.7%	12.0%
% of FP17s for the same patient ID Re-attending within 3 months - Adults	388	3,426	11.3%	14.6%	15.2%	16.0%
% of FP17s for the same patient ID Re-attending between 3 & 9 months - Children	660	872	75.7%	59.1%	59.1%	58.0%
% of FP17s for the same patient ID Re-attending between 3 & 9 months - Adults	2,127	3,426	62.1%	49.1%	52.2%	50.9%
% of FP17s for Band 1 Urgent Courses	256	3,698	6.9%	9.4%	7.9%	9.1%
% of FP17s Relating to Free Repair or Replacements	15	3,698	0.4%	0.8%	0.8%	0.8%
% of FP17s Relating to Continuations	22	3,698	0.6%	1.1%	1.1%	1.1%
% of Patients satisfied with the dentistry they have received	15	17	88.2%	91.3%	91.8%	91.7%
% of Patients satisfied with the time they had to wait for an appointment	16	17	94.1%	86.3%	88.4%	88.0%

* This is based on patients treated on this contract for their most recent course of treatment. Figures in italics indicate the base number of FP17s or Patient Questionnaire responses are less than 100. N/A is shown where the base number of responses is less than 10 during the period. % is calculated as Quantity/Base number*100

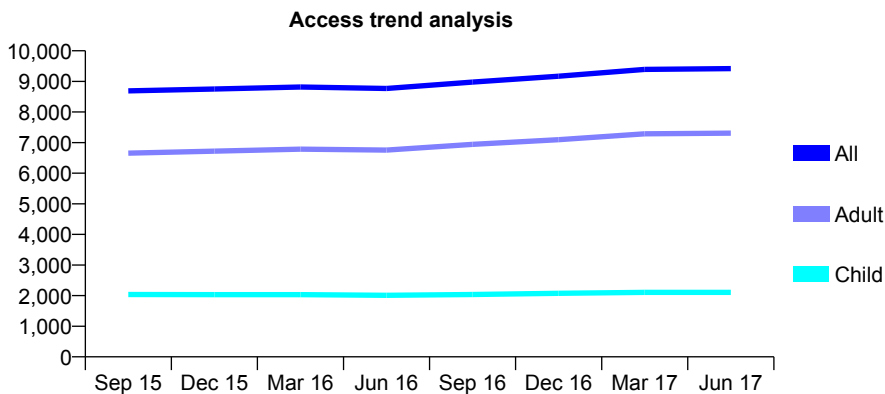
Q56 - Vital Signs At a Glance Contract Report for 179922/0001 - June 2017

Name or company name	Simply Smile Manor House
Contract type name	GDS Contract
Purpose of contract	General
Contract start date	01/04/2013
Contract end date	

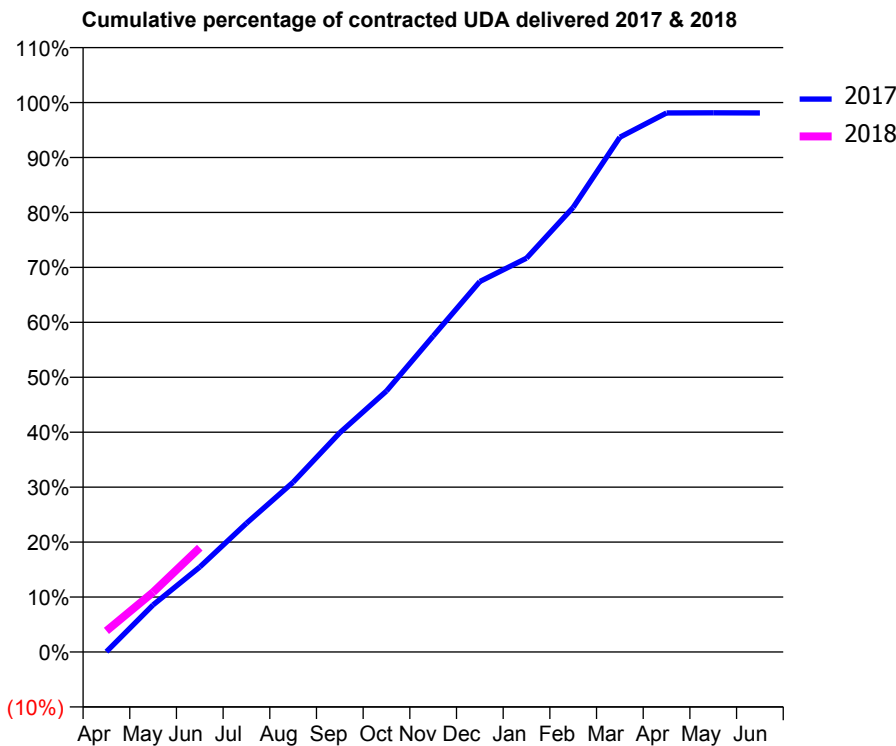
17/18 Contracted general activity (UDA)	24,165
Carry forward general activity (UDA)	0
17/18 Contracted orthodontic activity (UOA)	0
Carry forward orthodontic activity (UOA)	0
Baseline contract value	£538,848.99

ACCESS*

Patients seen in 24 months	Total	Change since previous quarter
Quarter ending June 2016	8,768	
Quarter ending September 2016	8,978	↑
Quarter ending December 2016	9,172	↑
Quarter ending March 2017	9,393	↑
Quarter ending June 2017	9,418	→
Variance since June 2016	7.4%	↑



ACTIVITY



Month	Adjusted Scheduled Activity (UDA)	
	2017	2018
April	15	931
May	2,064	2,630
June	3,721	4,588
July	5,634	
August	7,433	
September	9,598	
October	11,427	
November	13,832	
December	16,220	
January	17,240	
February	19,464	
March	22,535	
April	23,596	
May	23,600	
June	23,597	

QUALITY

	Quantity	Base Number	Contract	AT	Region	England
% of FP17s for the same patient ID Re-attending within 3 months - Children	51	761	6.7%	11.0%	11.7%	12.0%
% of FP17s for the same patient ID Re-attending within 3 months - Adults	339	2,302	14.7%	14.6%	15.2%	16.0%
% of FP17s for the same patient ID Re-attending between 3 & 9 months - Children	481	761	63.2%	59.1%	59.1%	58.0%
% of FP17s for the same patient ID Re-attending between 3 & 9 months - Adults	1,146	2,302	49.8%	49.1%	52.2%	50.9%
% of FP17s for Band 1 Urgent Courses	273	2,521	10.8%	9.4%	7.9%	9.1%
% of FP17s Relating to Free Repair or Replacements	29	2,521	1.2%	0.8%	0.8%	0.8%
% of FP17s Relating to Continuations	44	2,521	1.7%	1.1%	1.1%	1.1%
% of Patients satisfied with the dentistry they have received	10	10	100.0%	91.3%	91.8%	91.7%
% of Patients satisfied with the time they had to wait for an appointment	9	10	90.0%	86.3%	88.4%	88.0%

* This is based on patients treated on this contract for their most recent course of treatment. Figures in italics indicate the base number of FP17s or Patient Questionnaire responses are less than 100. N/A is shown where the base number of responses is less than 10 during the period. % is calculated as Quantity/Base number*100

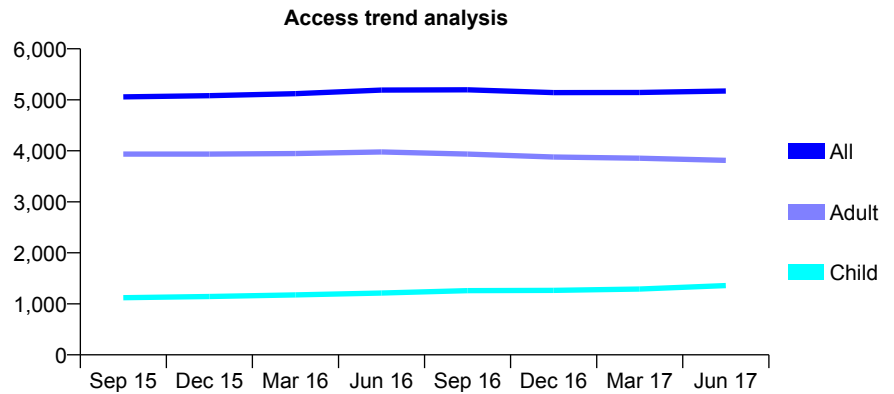
Q56 - Vital Signs At a Glance Contract Report for 181102/0001 - June 2017

Name or company name	Cambridge Street Dental Practice
Contract type name	GDS Contract
Purpose of contract	General
Contract start date	03/10/2011
Contract end date	

17/18 Contracted general activity (UDA)	16,000
Carry forward general activity (UDA)	0
17/18 Contracted orthodontic activity (UOA)	0
Carry forward orthodontic activity (UOA)	0
Baseline contract value	£397,936.84

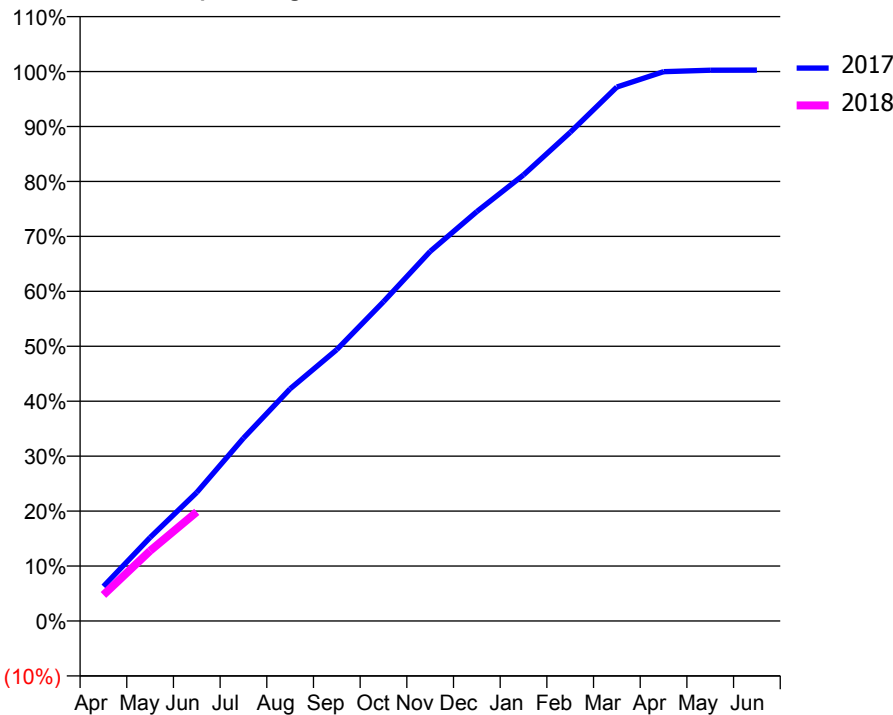
ACCESS*

Patients seen in 24 months	Total	Change since previous quarter
Quarter ending June 2016	5,190	
Quarter ending September 2016	5,196	→
Quarter ending December 2016	5,141	↓
Quarter ending March 2017	5,144	→
Quarter ending June 2017	5,172	→
Variance since June 2016	(0.3%)	→



ACTIVITY

Cumulative percentage of contracted UDA delivered 2017 & 2018



Month	Adjusted Scheduled Activity (UDA)	
	2017	2018
April	1,009	760
May	2,433	2,046
June	3,746	3,177
July	5,326	
August	6,763	
September	7,903	
October	9,297	
November	10,763	
December	11,923	
January	12,990	
February	14,226	
March	15,549	
April	15,996	
May	16,036	
June	16,043	

QUALITY

	Quantity	Base Number	Contract	AT	Region	England
% of FP17s for the same patient ID Re-attending within 3 months - Children	35	550	6.4%	11.0%	11.7%	12.0%
% of FP17s for the same patient ID Re-attending within 3 months - Adults	135	1,265	10.7%	14.6%	15.2%	16.0%
% of FP17s for the same patient ID Re-attending between 3 & 9 months - Children	308	550	56.0%	59.1%	59.1%	58.0%
% of FP17s for the same patient ID Re-attending between 3 & 9 months - Adults	810	1,265	64.0%	49.1%	52.2%	50.9%
% of FP17s for Band 1 Urgent Courses	87	1,580	5.5%	9.4%	7.9%	9.1%
% of FP17s Relating to Free Repair or Replacements	7	1,580	0.4%	0.8%	0.8%	0.8%
% of FP17s Relating to Continuations	9	1,580	0.6%	1.1%	1.1%	1.1%
% of Patients satisfied with the dentistry they have received	8	11	72.7%	91.3%	91.8%	91.7%
% of Patients satisfied with the time they had to wait for an appointment	10	11	90.9%	86.3%	88.4%	88.0%

* This is based on patients treated on this contract for their most recent course of treatment. Figures in italics indicate the base number of FP17s or Patient Questionnaire responses are less than 100. N/A is shown where the base number of responses is less than 10 during the period. % is calculated as Quantity/Base number*100

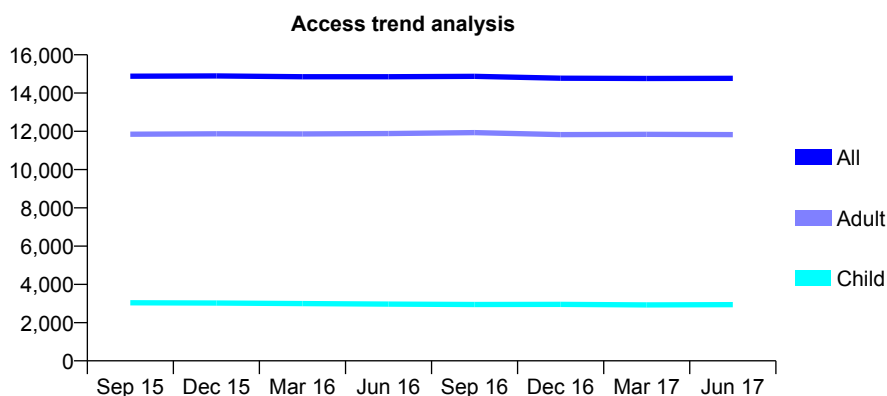
Q56 - Vital Signs At a Glance Contract Report for 182397/0001 - June 2017

Name or company name	Bank Bulidings Dental Practice
Contract type name	GDS Contract
Purpose of contract	General and Orthodontic
Contract start date	01/04/2011
Contract end date	

17/18 Contracted general activity (UDA)	40,973
Carry forward general activity (UDA)	0
17/18 Contracted orthodontic activity (UOA)	3,067
Carry forward orthodontic activity (UOA)	0
Baseline contract value	£1,126,685.64

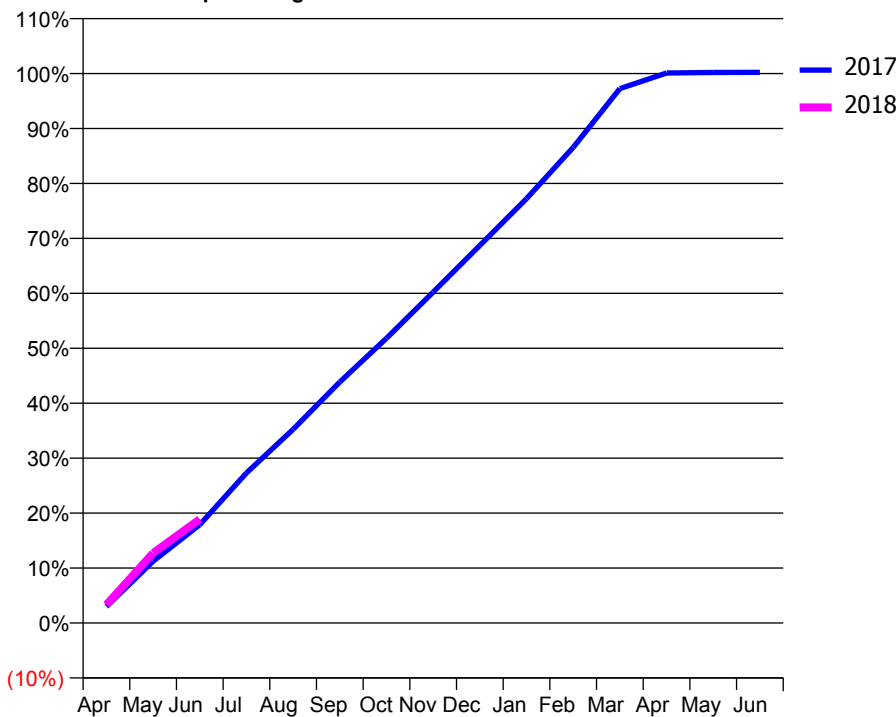
ACCESS*

Patients seen in 24 months	Total	Change since previous quarter
Quarter ending June 2016	14,850	
Quarter ending September 2016	14,876	→
Quarter ending December 2016	14,774	→
Quarter ending March 2017	14,764	→
Quarter ending June 2017	14,768	→
Variance since June 2016	(0.6%)	→



ACTIVITY

Cumulative percentage of contracted UDA delivered 2017 & 2018



Month	Adjusted Scheduled Activity (UDA)	
	2017	2018
April	1,228	1,370
May	4,607	5,215
June	7,330	7,738
July	11,195	
August	14,439	
September	17,969	
October	21,235	
November	24,676	
December	28,149	
January	31,644	
February	35,458	
March	39,847	
April	41,008	
May	41,051	
June	41,060	

QUALITY

	Quantity	Base Number	Contract	AT	Region	England
% of FP17s for the same patient ID Re-attending within 3 months - Children	144	1,064	13.5%	11.0%	11.7%	12.0%
% of FP17s for the same patient ID Re-attending within 3 months - Adults	594	3,264	18.2%	14.6%	15.2%	16.0%
% of FP17s for the same patient ID Re-attending between 3 & 9 months - Children	513	1,064	48.2%	59.1%	59.1%	58.0%
% of FP17s for the same patient ID Re-attending between 3 & 9 months - Adults	1,194	3,264	36.6%	49.1%	52.2%	50.9%
% of FP17s for Band 1 Urgent Courses	292	3,547	8.2%	9.4%	7.9%	9.1%
% of FP17s Relating to Free Repair or Replacements	20	3,547	0.6%	0.8%	0.8%	0.8%
% of FP17s Relating to Continuations	40	3,547	1.1%	1.1%	1.1%	1.1%
% of Patients satisfied with the dentistry they have received	21	25	84.0%	91.3%	91.8%	91.7%
% of Patients satisfied with the time they had to wait for an appointment	23	25	92.0%	86.3%	88.4%	88.0%

* This is based on patients treated on this contract for their most recent course of treatment. Figures in italics indicate the base number of FP17s or Patient Questionnaire responses are less than 100. N/A is shown where the base number of responses is less than 10 during the period. % is calculated as Quantity/Base number*100

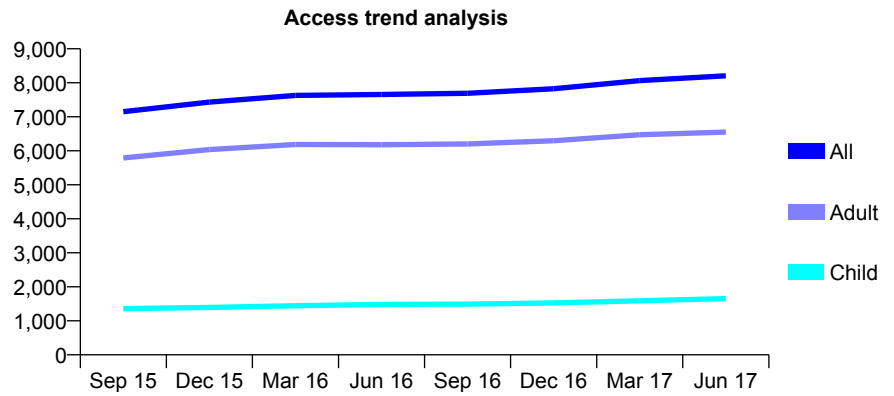
Q56 - Vital Signs At a Glance Contract Report for 183113/0001 - June 2017

Name or company name	Chokshi Ltd
Contract type name	GDS Contract
Purpose of contract	General
Contract start date	18/06/2012
Contract end date	

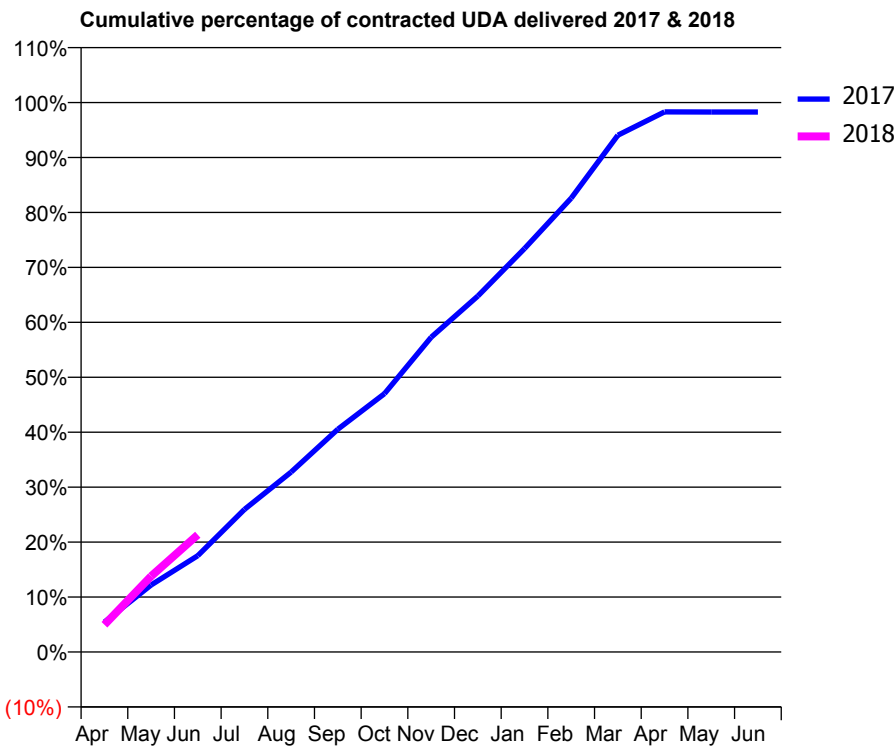
17/18 Contracted general activity (UDA)	21,607
Carry forward general activity (UDA)	0
17/18 Contracted orthodontic activity (UOA)	0
Carry forward orthodontic activity (UOA)	0
Baseline contract value	£574,176.85

ACCESS*

Patients seen in 24 months	Total	Change since previous quarter
Quarter ending June 2016	7,657	
Quarter ending September 2016	7,694	→
Quarter ending December 2016	7,825	→
Quarter ending March 2017	8,064	↑
Quarter ending June 2017	8,204	→
Variance since June 2016	7.1%	↑



ACTIVITY



Month	Adjusted Scheduled Activity (UDA)	
	2017	2018
April	1,178	1,071
May	2,632	2,980
June	3,788	4,609
July	5,607	
August	7,076	
September	8,757	
October	10,159	
November	12,377	
December	13,996	
January	15,865	
February	17,846	
March	20,322	
April	21,238	
May	21,232	
June	21,231	

QUALITY

	Quantity	Base Number	Contract	AT	Region	England
% of FP17s for the same patient ID Re-attending within 3 months - Children	59	677	8.7%	11.0%	11.7%	12.0%
% of FP17s for the same patient ID Re-attending within 3 months - Adults	378	2,357	16.0%	14.6%	15.2%	16.0%
% of FP17s for the same patient ID Re-attending between 3 & 9 months - Children	426	677	62.9%	59.1%	59.1%	58.0%
% of FP17s for the same patient ID Re-attending between 3 & 9 months - Adults	1,317	2,357	55.9%	49.1%	52.2%	50.9%
% of FP17s for Band 1 Urgent Courses	170	2,361	7.2%	9.4%	7.9%	9.1%
% of FP17s Relating to Free Repair or Replacements	4	2,361	0.2%	0.8%	0.8%	0.8%
% of FP17s Relating to Continuations	15	2,361	0.6%	1.1%	1.1%	1.1%
% of Patients satisfied with the dentistry they have received	16	16	100.0%	91.3%	91.8%	91.7%
% of Patients satisfied with the time they had to wait for an appointment	15	16	93.8%	86.3%	88.4%	88.0%

* This is based on patients treated on this contract for their most recent course of treatment. Figures in italics indicate the base number of FP17s or Patient Questionnaire responses are less than 100. N/A is shown where the base number of responses is less than 10 during the period. % is calculated as Quantity/Base number*100

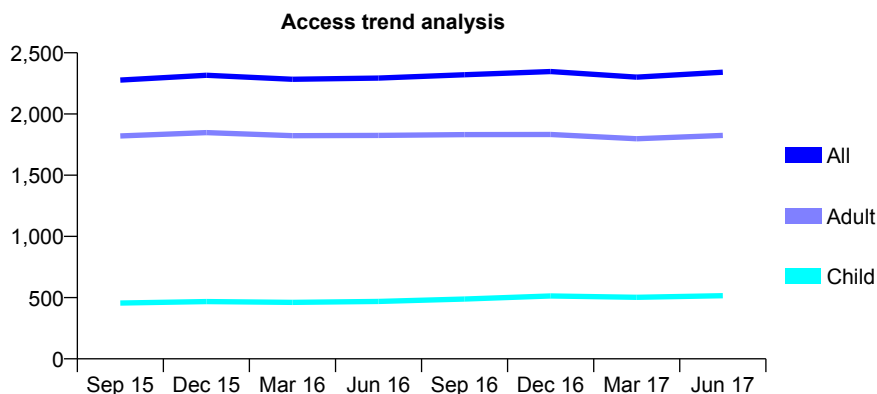
Q56 - Vital Signs At a Glance Contract Report for 183946/0001 - June 2017

Name or company name	Woodbridge Dental Surgery Limited
Contract type name	GDS Contract
Purpose of contract	General
Contract start date	01/04/2010
Contract end date	

17/18 Contracted general activity (UDA)	6,571
Carry forward general activity (UDA)	0
17/18 Contracted orthodontic activity (UOA)	0
Carry forward orthodontic activity (UOA)	0
Baseline contract value	£151,517.70

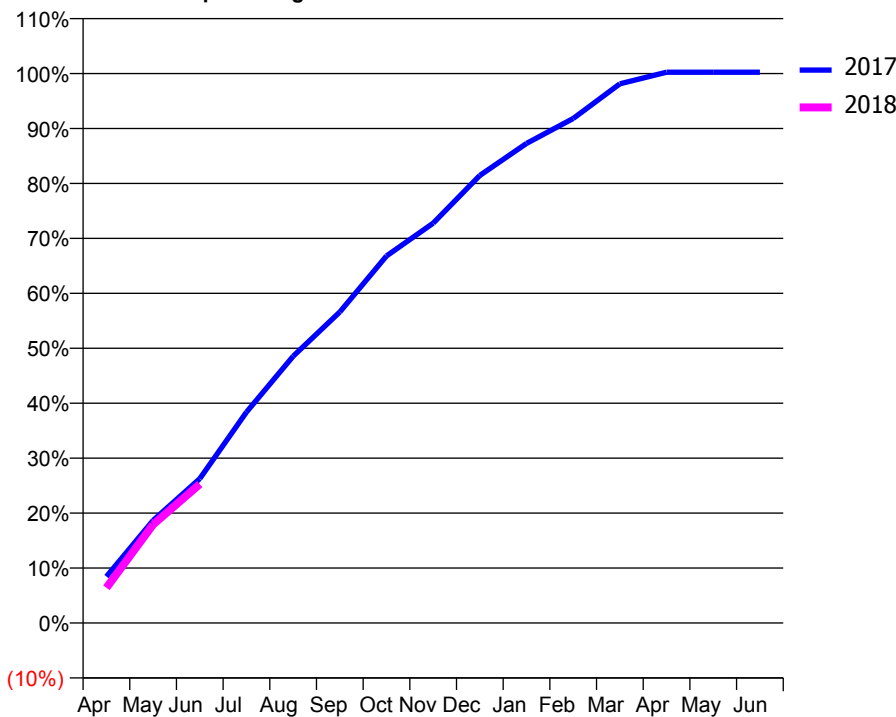
ACCESS*

Patients seen in 24 months	Total	Change since previous quarter
Quarter ending June 2016	2,294	
Quarter ending September 2016	2,321	→
Quarter ending December 2016	2,347	→
Quarter ending March 2017	2,301	↓
Quarter ending June 2017	2,341	→
Variance since June 2016	2.0%	↑



ACTIVITY

Cumulative percentage of contracted UDA delivered 2017 & 2018



Month	Adjusted Scheduled Activity (UDA)	
	2017	2018
April	556	422
May	1,228	1,177
June	1,727	1,660
July	2,522	
August	3,189	
September	3,719	
October	4,389	
November	4,781	
December	5,352	
January	5,735	
February	6,033	
March	6,447	
April	6,587	
May	6,587	
June	6,587	

QUALITY

	Quantity	Base Number	Contract	AT	Region	England
% of FP17s for the same patient ID Re-attending within 3 months - Children	13	213	6.1%	11.0%	11.7%	12.0%
% of FP17s for the same patient ID Re-attending within 3 months - Adults	77	599	12.9%	14.6%	15.2%	16.0%
% of FP17s for the same patient ID Re-attending between 3 & 9 months - Children	145	213	68.1%	59.1%	59.1%	58.0%
% of FP17s for the same patient ID Re-attending between 3 & 9 months - Adults	369	599	61.6%	49.1%	52.2%	50.9%
% of FP17s for Band 1 Urgent Courses	51	702	7.3%	9.4%	7.9%	9.1%
% of FP17s Relating to Free Repair or Replacements	2	702	0.3%	0.8%	0.8%	0.8%
% of FP17s Relating to Continuations	4	702	0.6%	1.1%	1.1%	1.1%
% of Patients satisfied with the dentistry they have received	1	1	N/A	91.3%	91.8%	91.7%
% of Patients satisfied with the time they had to wait for an appointment	1	1	N/A	86.3%	88.4%	88.0%

* This is based on patients treated on this contract for their most recent course of treatment. Figures in italics indicate the base number of FP17s or Patient Questionnaire responses are less than 100. N/A is shown where the base number of responses is less than 10 during the period. % is calculated as Quantity/Base number*100

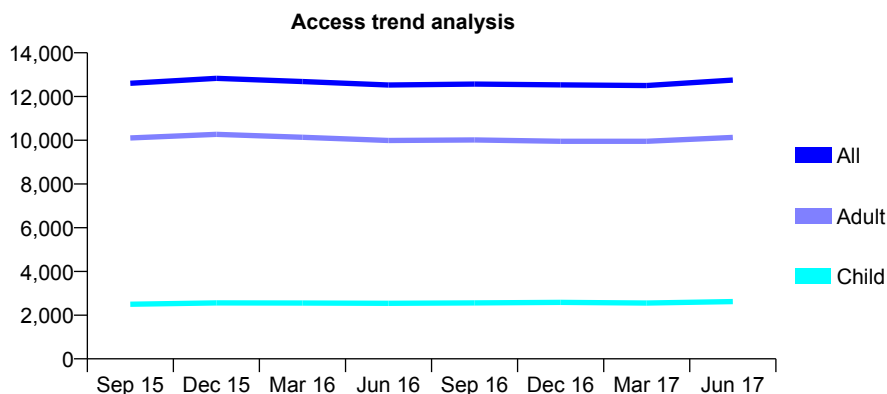
Q56 - Vital Signs At a Glance Contract Report for 184624/0001 - June 2017

Name or company name	DMJ Norwich Limited
Contract type name	GDS Contract
Purpose of contract	General
Contract start date	01/04/2013
Contract end date	

17/18 Contracted general activity (UDA)	37,546
Carry forward general activity (UDA)	0
17/18 Contracted orthodontic activity (UOA)	0
Carry forward orthodontic activity (UOA)	0
Baseline contract value	£1,048,216.42

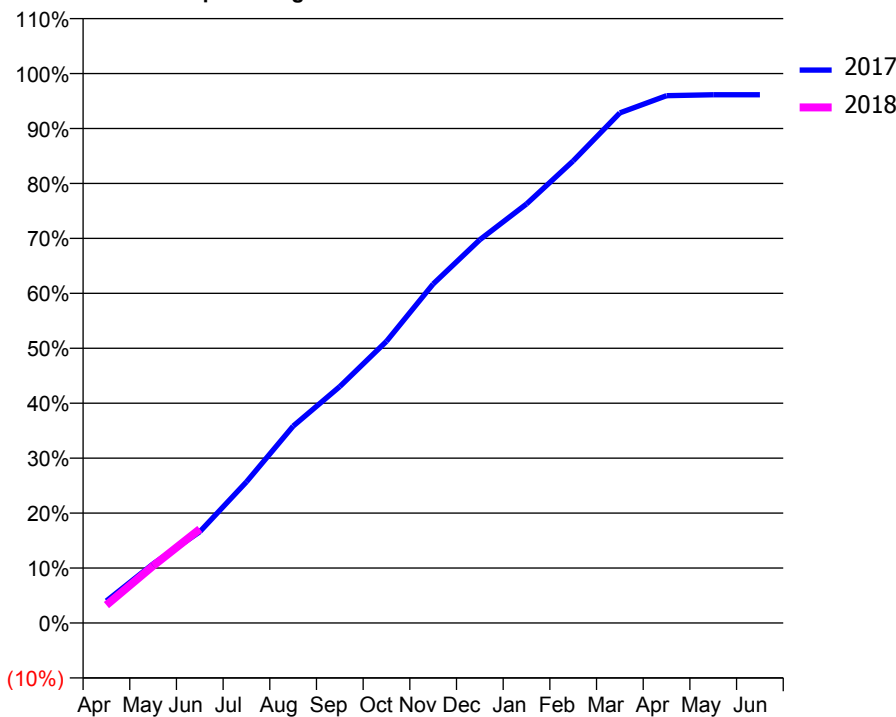
ACCESS*

Patients seen in 24 months	Total	Change since previous quarter
Quarter ending June 2016	12,528	
Quarter ending September 2016	12,572	→
Quarter ending December 2016	12,533	→
Quarter ending March 2017	12,505	→
Quarter ending June 2017	12,750	→
Variance since June 2016	1.8%	→



ACTIVITY

Cumulative percentage of contracted UDA delivered 2017 & 2018



Month	Adjusted Scheduled Activity (UDA)	
	2017	2018
April	1,507	1,230
May	4,036	3,902
June	6,238	6,416
July	9,649	
August	13,456	
September	16,162	
October	19,247	
November	23,164	
December	26,193	
January	28,634	
February	31,575	
March	34,851	
April	36,032	
May	36,099	
June	36,097	

QUALITY

	Quantity	Base Number	Contract	AT	Region	England
% of FP17s for the same patient ID Re-attending within 3 months - Children	43	786	5.5%	11.0%	11.7%	12.0%
% of FP17s for the same patient ID Re-attending within 3 months - Adults	331	2,975	11.1%	14.6%	15.2%	16.0%
% of FP17s for the same patient ID Re-attending between 3 & 9 months - Children	384	786	48.9%	59.1%	59.1%	58.0%
% of FP17s for the same patient ID Re-attending between 3 & 9 months - Adults	1,423	2,975	47.8%	49.1%	52.2%	50.9%
% of FP17s for Band 1 Urgent Courses	191	3,260	5.9%	9.4%	7.9%	9.1%
% of FP17s Relating to Free Repair or Replacements	14	3,260	0.4%	0.8%	0.8%	0.8%
% of FP17s Relating to Continuations	45	3,260	1.4%	1.1%	1.1%	1.1%
% of Patients satisfied with the dentistry they have received	21	23	91.3%	91.3%	91.8%	91.7%
% of Patients satisfied with the time they had to wait for an appointment	12	23	52.2%	86.3%	88.4%	88.0%

* This is based on patients treated on this contract for their most recent course of treatment. Figures in italics indicate the base number of FP17s or Patient Questionnaire responses are less than 100. N/A is shown where the base number of responses is less than 10 during the period. % is calculated as Quantity/Base number*100

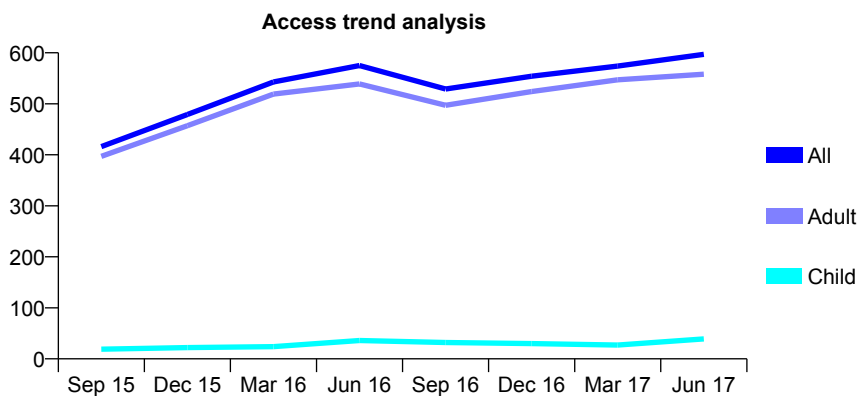
Q56 - Vital Signs At a Glance Contract Report for 184624/0002 - June 2017

Name or company name	DMJ Norwich Limited
Contract type name	PDS Contract
Purpose of contract	General
Contract start date	01/04/2013
Contract end date	31/03/2018

17/18 Contracted general activity (UDA)	4,527
Carry forward general activity (UDA)	0
17/18 Contracted orthodontic activity (UOA)	0
Carry forward orthodontic activity (UOA)	0
Baseline contract value	£567,038.70

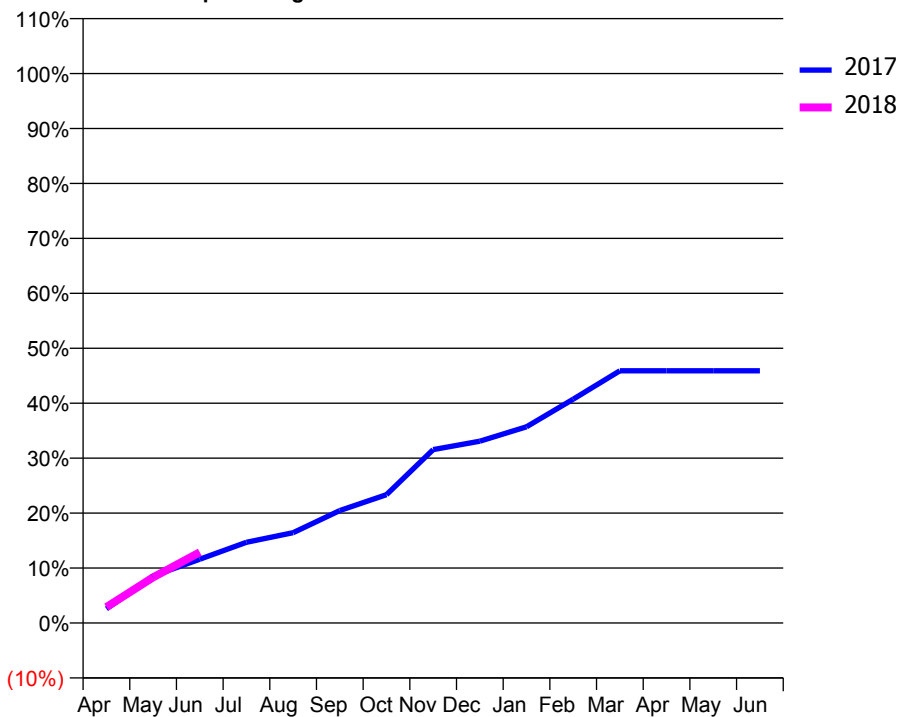
ACCESS*

Patients seen in 24 months	Total	Change since previous quarter
Quarter ending June 2016	575	
Quarter ending September 2016	529	↓
Quarter ending December 2016	554	↑
Quarter ending March 2017	574	↑
Quarter ending June 2017	597	↑
Variance since June 2016	3.8%	↑



ACTIVITY

Cumulative percentage of contracted UDA delivered 2017 & 2018



Month	Adjusted Scheduled Activity (UDA)	
	2017	2018
April	117	131
May	387	376
June	526	583
July	665	
August	744	
September	927	
October	1,057	
November	1,429	
December	1,498	
January	1,616	
February	1,844	
March	2,078	
April	2,078	
May	2,078	
June	2,078	

QUALITY

	Quantity	Base Number	Contract	AT	Region	England
% of FP17s for the same patient ID Re-attending within 3 months - Children	0	19	0.0%	11.0%	11.7%	12.0%
% of FP17s for the same patient ID Re-attending within 3 months - Adults	3	179	1.7%	14.6%	15.2%	16.0%
% of FP17s for the same patient ID Re-attending between 3 & 9 months - Children	0	19	0.0%	59.1%	59.1%	58.0%
% of FP17s for the same patient ID Re-attending between 3 & 9 months - Adults	2	179	1.1%	49.1%	52.2%	50.9%
% of FP17s for Band 1 Urgent Courses	1	198	0.5%	9.4%	7.9%	9.1%
% of FP17s Relating to Free Repair or Replacements	0	198	0.0%	0.8%	0.8%	0.8%
% of FP17s Relating to Continuations	1	198	0.5%	1.1%	1.1%	1.1%
% of Patients satisfied with the dentistry they have received	0	0	N/A	91.3%	91.8%	91.7%
% of Patients satisfied with the time they had to wait for an appointment	0	0	N/A	86.3%	88.4%	88.0%

* This is based on patients treated on this contract for their most recent course of treatment. Figures in italics indicate the base number of FP17s or Patient Questionnaire responses are less than 100. N/A is shown where the base number of responses is less than 10 during the period. % is calculated as Quantity/Base number*100

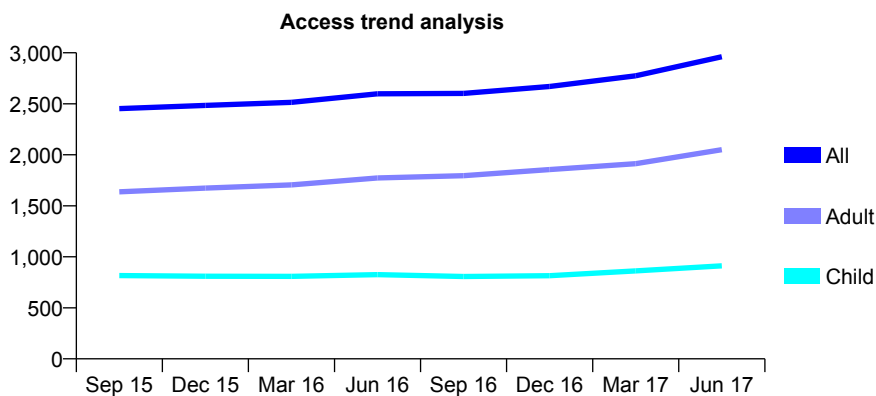
Q56 - Vital Signs At a Glance Contract Report for 185272/0001 - June 2017

Name or company name	Bridge House Dental Practice
Contract type name	GDS Contract
Purpose of contract	General
Contract start date	01/11/2012
Contract end date	

17/18 Contracted general activity (UDA)	5,905
Carry forward general activity (UDA)	0
17/18 Contracted orthodontic activity (UOA)	0
Carry forward orthodontic activity (UOA)	0
Baseline contract value	£126,658.49

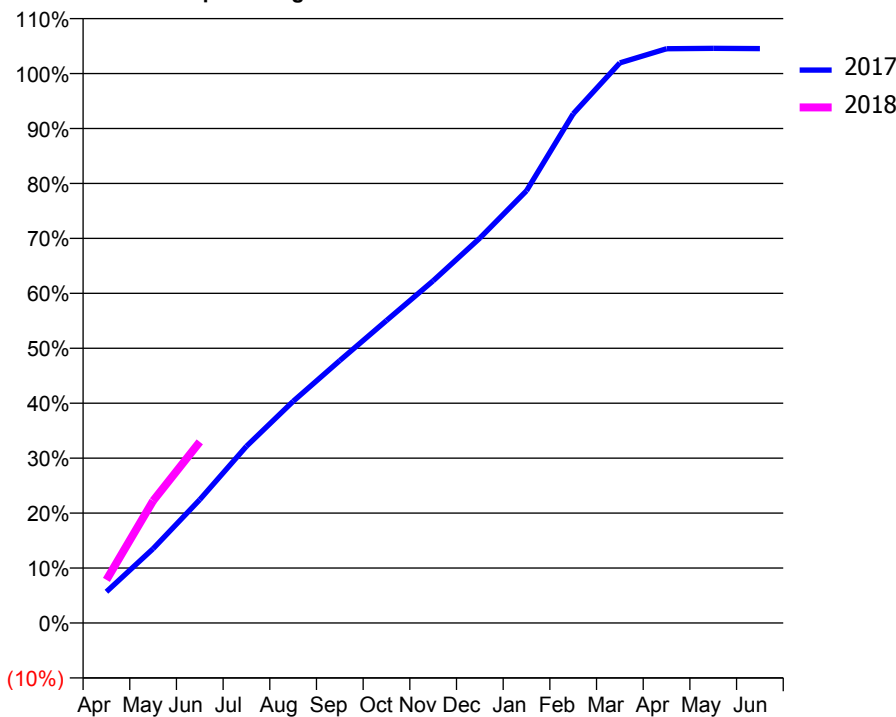
ACCESS*

Patients seen in 24 months	Total	Change since previous quarter
Quarter ending June 2016	2,598	
Quarter ending September 2016	2,602	→
Quarter ending December 2016	2,670	↑
Quarter ending March 2017	2,775	↑
Quarter ending June 2017	2,962	↑
Variance since June 2016	14.0%	↑



ACTIVITY

Cumulative percentage of contracted UDA delivered 2017 & 2018



Adjusted Scheduled Activity (UDA)		
Month	2017	2018
April	336	463
May	798	1,313
June	1,326	1,946
July	1,900	
August	2,382	
September	2,821	
October	3,251	
November	3,677	
December	4,136	
January	4,645	
February	5,471	
March	6,020	
April	6,172	
May	6,175	
June	6,173	

QUALITY

	Quantity	Base Number	Contract	AT	Region	England
% of FP17s for the same patient ID Re-attending within 3 months - Children	17	337	5.0%	11.0%	11.7%	12.0%
% of FP17s for the same patient ID Re-attending within 3 months - Adults	71	745	9.5%	14.6%	15.2%	16.0%
% of FP17s for the same patient ID Re-attending between 3 & 9 months - Children	185	337	54.9%	59.1%	59.1%	58.0%
% of FP17s for the same patient ID Re-attending between 3 & 9 months - Adults	345	745	46.3%	49.1%	52.2%	50.9%
% of FP17s for Band 1 Urgent Courses	75	991	7.6%	9.4%	7.9%	9.1%
% of FP17s Relating to Free Repair or Replacements	6	991	0.6%	0.8%	0.8%	0.8%
% of FP17s Relating to Continuations	3	991	0.3%	1.1%	1.1%	1.1%
% of Patients satisfied with the dentistry they have received	2	2	N/A	91.3%	91.8%	91.7%
% of Patients satisfied with the time they had to wait for an appointment	1	2	N/A	86.3%	88.4%	88.0%

* This is based on patients treated on this contract for their most recent course of treatment. Figures in italics indicate the base number of FP17s or Patient Questionnaire responses are less than 100. N/A is shown where the base number of responses is less than 10 during the period. % is calculated as Quantity/Base number*100

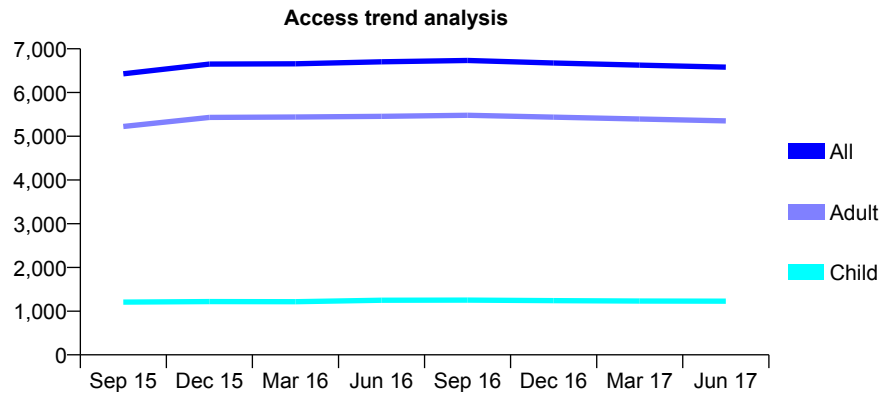
Q56 - Vital Signs At a Glance Contract Report for 185361/0001 - June 2017

Name or company name	Diss Dental Health Centre Limited
Contract type name	GDS Contract
Purpose of contract	General
Contract start date	01/04/2010
Contract end date	

17/18 Contracted general activity (UDA)	17,060
Carry forward general activity (UDA)	0
17/18 Contracted orthodontic activity (UOA)	0
Carry forward orthodontic activity (UOA)	0
Baseline contract value	£440,653.29

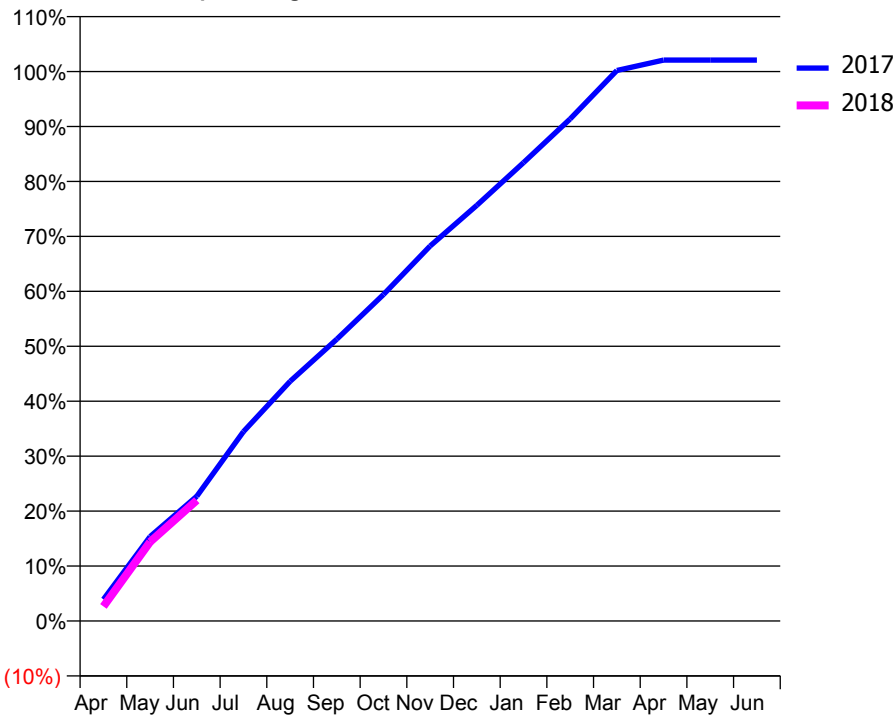
ACCESS*

Patients seen in 24 months	Total	Change since previous quarter
Quarter ending June 2016	6,704	
Quarter ending September 2016	6,733	→
Quarter ending December 2016	6,676	→
Quarter ending March 2017	6,627	→
Quarter ending June 2017	6,581	→
Variance since June 2016	(1.8%)	↓



ACTIVITY

Cumulative percentage of contracted UDA delivered 2017 & 2018



Month	Adjusted Scheduled Activity (UDA)	
	2017	2018
April	673	453
May	2,622	2,457
June	3,873	3,748
July	5,882	
August	7,442	
September	8,751	
October	10,139	
November	11,646	
December	12,907	
January	14,232	
February	15,588	
March	17,092	
April	17,413	
May	17,413	
June	17,413	

QUALITY

	Quantity	Base Number	Contract	AT	Region	England
% of FP17s for the same patient ID Re-attending within 3 months - Children	22	421	5.2%	11.0%	11.7%	12.0%
% of FP17s for the same patient ID Re-attending within 3 months - Adults	164	1,421	11.5%	14.6%	15.2%	16.0%
% of FP17s for the same patient ID Re-attending between 3 & 9 months - Children	222	421	52.7%	59.1%	59.1%	58.0%
% of FP17s for the same patient ID Re-attending between 3 & 9 months - Adults	626	1,421	44.1%	49.1%	52.2%	50.9%
% of FP17s for Band 1 Urgent Courses	102	1,750	5.8%	9.4%	7.9%	9.1%
% of FP17s Relating to Free Repair or Replacements	6	1,750	0.3%	0.8%	0.8%	0.8%
% of FP17s Relating to Continuations	16	1,750	0.9%	1.1%	1.1%	1.1%
% of Patients satisfied with the dentistry they have received	10	11	90.9%	91.3%	91.8%	91.7%
% of Patients satisfied with the time they had to wait for an appointment	10	11	90.9%	86.3%	88.4%	88.0%

* This is based on patients treated on this contract for their most recent course of treatment. Figures in italics indicate the base number of FP17s or Patient Questionnaire responses are less than 100. N/A is shown where the base number of responses is less than 10 during the period. % is calculated as Quantity/Base number*100

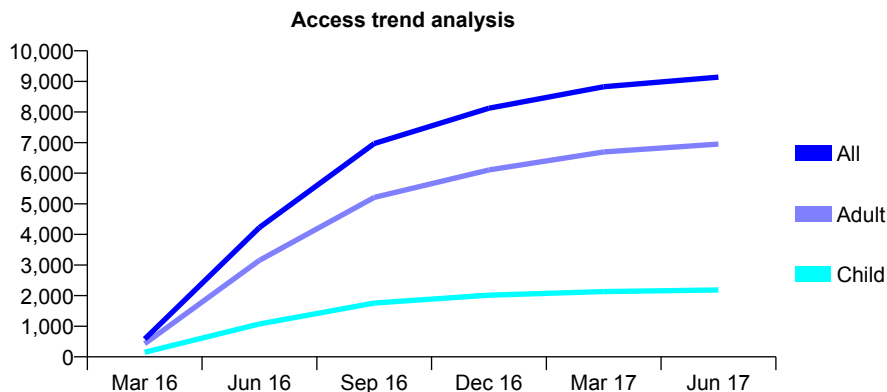
Q56 - Vital Signs At a Glance Contract Report for 185434/0001 - June 2017

Name or company name	Priority Park Dental Practice
Contract type name	GDS Contract
Purpose of contract	General
Contract start date	01/01/2016
Contract end date	

17/18 Contracted general activity (UDA)	28,201
Carry forward general activity (UDA)	0
17/18 Contracted orthodontic activity (UOA)	0
Carry forward orthodontic activity (UOA)	0
Baseline contract value	£954,083.04

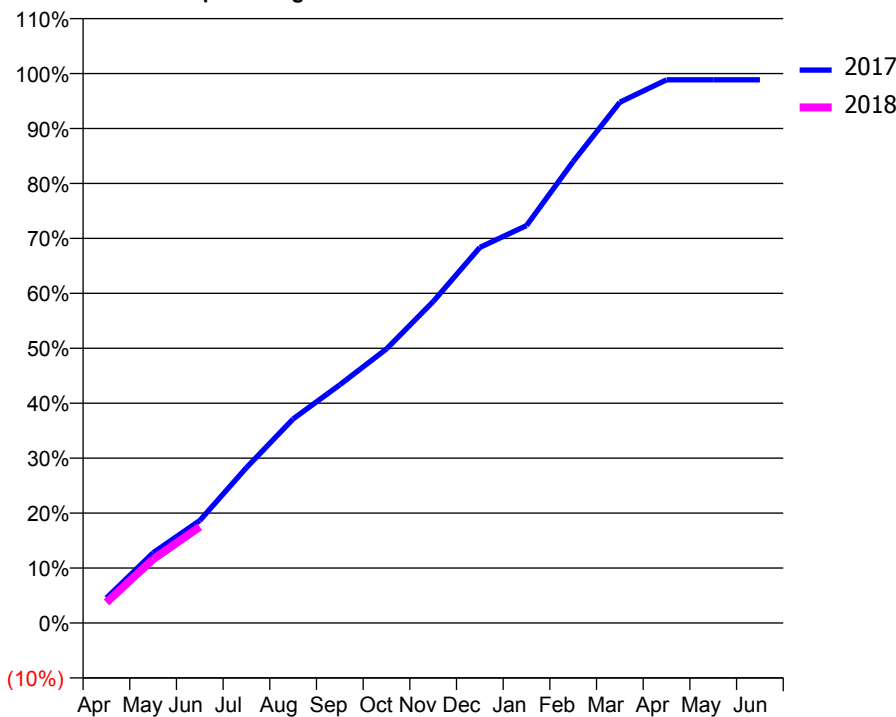
ACCESS*

Patients seen in 24 months	Total	Change since previous quarter
Quarter ending June 2016	4,225	
Quarter ending September 2016	6,968	↑
Quarter ending December 2016	8,123	↑
Quarter ending March 2017	8,826	↑
Quarter ending June 2017	9,139	↑
Variance since June 2016	116.3%	↑



ACTIVITY

Cumulative percentage of contracted UDA delivered 2017 & 2018



Adjusted Scheduled Activity (UDA)

Month	2017	2018
April	1,282	1,060
May	3,601	3,275
June	5,258	4,937
July	7,975	
August	10,474	
September	12,223	
October	14,066	
November	16,495	
December	19,275	
January	20,399	
February	23,681	
March	26,725	
April	27,877	
May	27,879	
June	27,880	

QUALITY

	Quantity	Base Number	Contract	AT	Region	England
% of FP17s for the same patient ID Re-attending within 3 months - Children	51	753	6.8%	11.0%	11.7%	12.0%
% of FP17s for the same patient ID Re-attending within 3 months - Adults	367	2,602	14.1%	14.6%	15.2%	16.0%
% of FP17s for the same patient ID Re-attending between 3 & 9 months - Children	515	753	68.4%	59.1%	59.1%	58.0%
% of FP17s for the same patient ID Re-attending between 3 & 9 months - Adults	1,692	2,602	65.0%	49.1%	52.2%	50.9%
% of FP17s for Band 1 Urgent Courses	228	2,851	8.0%	9.4%	7.9%	9.1%
% of FP17s Relating to Free Repair or Replacements	6	2,851	0.2%	0.8%	0.8%	0.8%
% of FP17s Relating to Continuations	31	2,851	1.1%	1.1%	1.1%	1.1%
% of Patients satisfied with the dentistry they have received	16	17	94.1%	91.3%	91.8%	91.7%
% of Patients satisfied with the time they had to wait for an appointment	15	17	88.2%	86.3%	88.4%	88.0%

* This is based on patients treated on this contract for their most recent course of treatment. Figures in italics indicate the base number of FP17s or Patient Questionnaire responses are less than 100. N/A is shown where the base number of responses is less than 10 during the period. % is calculated as Quantity/Base number*100

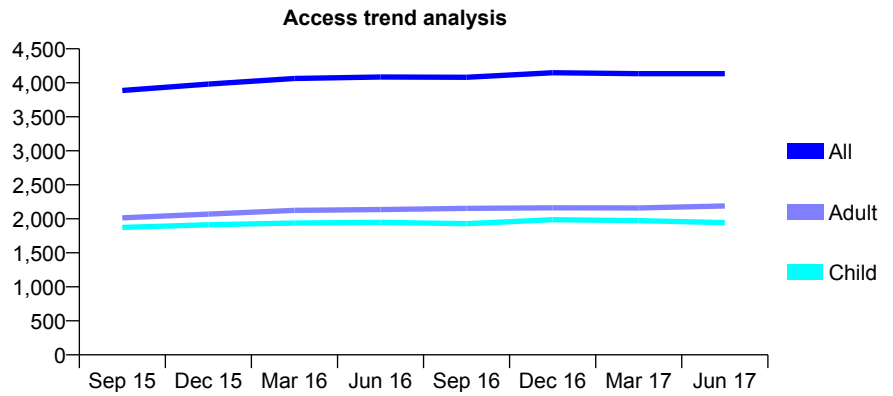
Q56 - Vital Signs At a Glance Contract Report for 185671/0001 - June 2017

Name or company name	Community Dental Services CIC
Contract type name	PDS Contract
Purpose of contract	General
Contract start date	01/10/2012
Contract end date	31/03/2018

17/18 Contracted general activity (UDA)	9,183
Carry forward general activity (UDA)	0
17/18 Contracted orthodontic activity (UOA)	0
Carry forward orthodontic activity (UOA)	0
Baseline contract value	£1,472,285.94

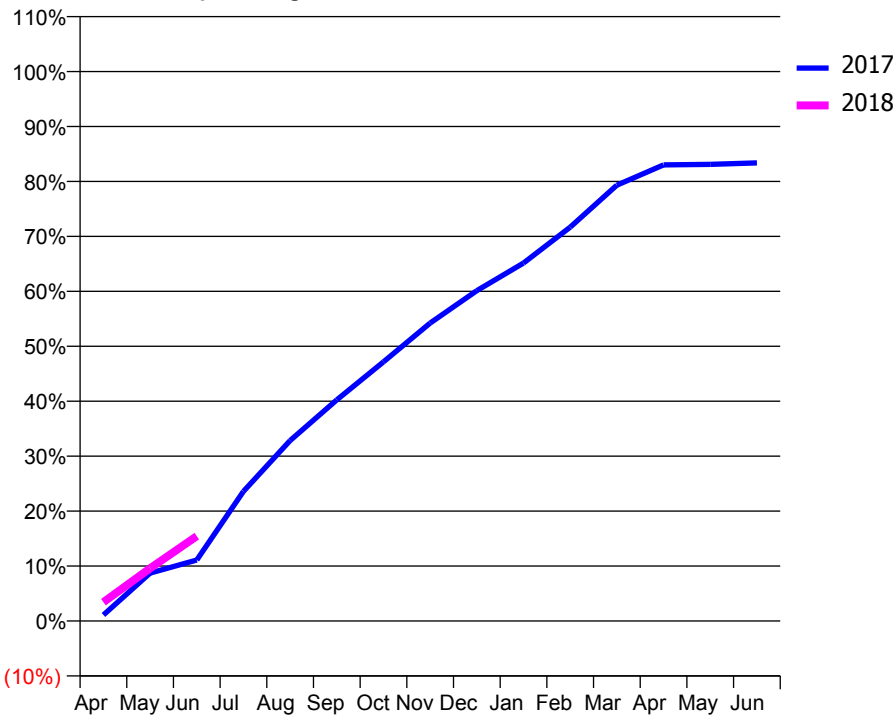
ACCESS*

Patients seen in 24 months	Total	Change since previous quarter
Quarter ending June 2016	4,085	
Quarter ending September 2016	4,082	→
Quarter ending December 2016	4,149	→
Quarter ending March 2017	4,134	→
Quarter ending June 2017	4,135	→
Variance since June 2016	1.2%	→



ACTIVITY

Cumulative percentage of contracted UDA delivered 2017 & 2018



Month	Adjusted Scheduled Activity (UDA)	
	2017	2018
April	102	314
May	801	882
June	1,021	1,418
July	2,167	
August	3,017	
September	3,695	
October	4,332	
November	4,979	
December	5,521	
January	5,982	
February	6,582	
March	7,284	
April	7,623	
May	7,632	
June	7,656	

QUALITY

	Quantity	Base Number	Contract	AT	Region	England
% of FP17s for the same patient ID Re-attending within 3 months - Children	43	629	6.8%	11.0%	11.7%	12.0%
% of FP17s for the same patient ID Re-attending within 3 months - Adults	71	646	11.0%	14.6%	15.2%	16.0%
% of FP17s for the same patient ID Re-attending between 3 & 9 months - Children	320	629	50.9%	59.1%	59.1%	58.0%
% of FP17s for the same patient ID Re-attending between 3 & 9 months - Adults	342	646	52.9%	49.1%	52.2%	50.9%
% of FP17s for Band 1 Urgent Courses	52	945	5.5%	9.4%	7.9%	9.1%
% of FP17s Relating to Free Repair or Replacements	1	945	0.1%	0.8%	0.8%	0.8%
% of FP17s Relating to Continuations	12	945	1.3%	1.1%	1.1%	1.1%
% of Patients satisfied with the dentistry they have received	15	17	88.2%	91.3%	91.8%	91.7%
% of Patients satisfied with the time they had to wait for an appointment	12	17	70.6%	86.3%	88.4%	88.0%

* This is based on patients treated on this contract for their most recent course of treatment. Figures in italics indicate the base number of FP17s or Patient Questionnaire responses are less than 100. N/A is shown where the base number of responses is less than 10 during the period. % is calculated as Quantity/Base number*100

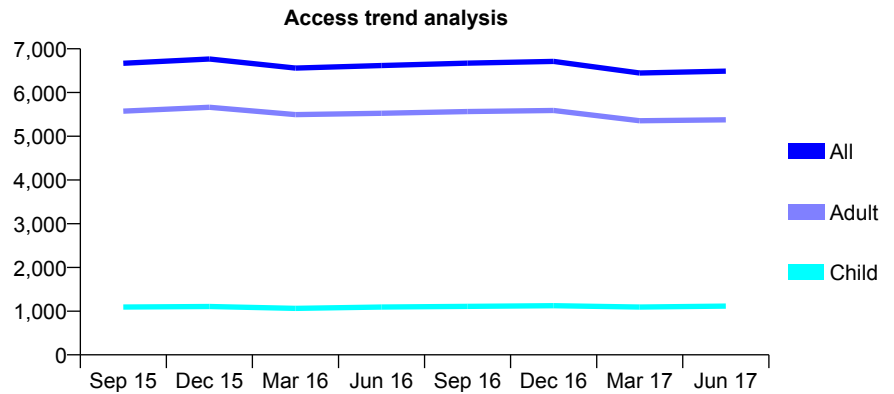
Q56 - Vital Signs At a Glance Contract Report for 185787/0001 - June 2017

Name or company name	Compass Clinic Limited
Contract type name	PDS Plus Contract
Purpose of contract	General
Contract start date	01/05/2010
Contract end date	30/04/2018

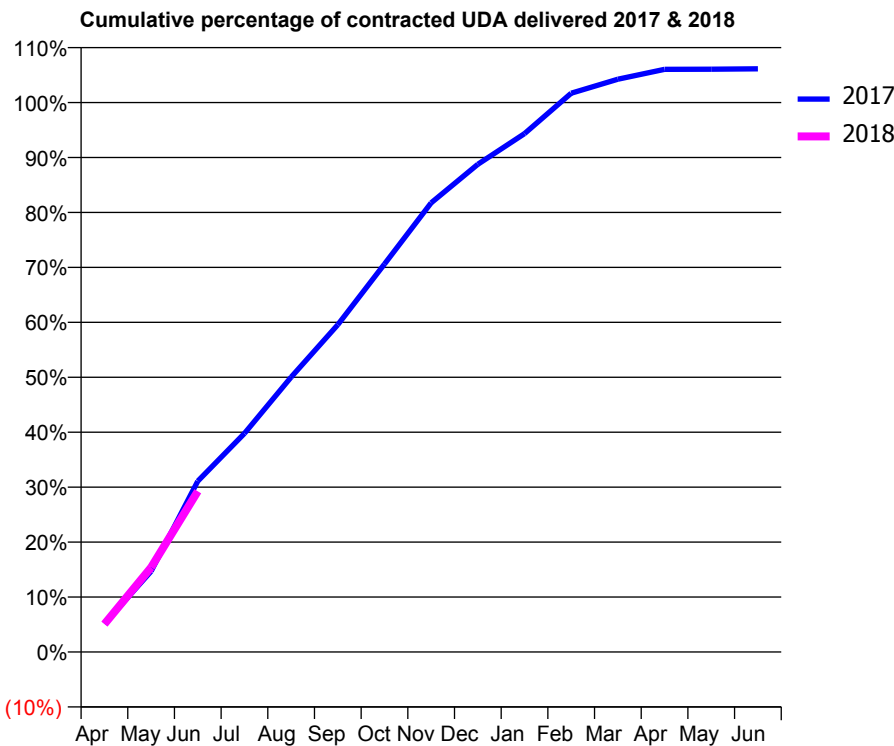
17/18 Contracted general activity (UDA)	21,000
Carry forward general activity (UDA)	0
17/18 Contracted orthodontic activity (UOA)	0
Carry forward orthodontic activity (UOA)	0
Baseline contract value	£583,890.64

ACCESS*

Patients seen in 24 months	Total	Change since previous quarter
Quarter ending June 2016	6,617	
Quarter ending September 2016	6,673	→
Quarter ending December 2016	6,713	→
Quarter ending March 2017	6,447	↓
Quarter ending June 2017	6,489	→
Variance since June 2016	(1.9%)	↓



ACTIVITY



Month	Adjusted Scheduled Activity (UDA)	
	2017	2018
April	1,085	1,070
May	3,085	3,234
June	6,528	6,142
July	8,355	
August	10,503	
September	12,510	
October	14,828	
November	17,165	
December	18,638	
January	19,810	
February	21,354	
March	21,892	
April	22,265	
May	22,274	
June	22,290	

QUALITY

	Quantity	Base Number	Contract	AT	Region	England
% of FP17s for the same patient ID Re-attending within 3 months - Children	31	420	7.4%	11.0%	11.7%	12.0%
% of FP17s for the same patient ID Re-attending within 3 months - Adults	370	2,138	17.3%	14.6%	15.2%	16.0%
% of FP17s for the same patient ID Re-attending between 3 & 9 months - Children	210	420	50.0%	59.1%	59.1%	58.0%
% of FP17s for the same patient ID Re-attending between 3 & 9 months - Adults	989	2,138	46.3%	49.1%	52.2%	50.9%
% of FP17s for Band 1 Urgent Courses	191	2,380	8.0%	9.4%	7.9%	9.1%
% of FP17s Relating to Free Repair or Replacements	96	2,380	4.0%	0.8%	0.8%	0.8%
% of FP17s Relating to Continuations	31	2,380	1.3%	1.1%	1.1%	1.1%
% of Patients satisfied with the dentistry they have received	12	13	92.3%	91.3%	91.8%	91.7%
% of Patients satisfied with the time they had to wait for an appointment	9	13	69.2%	86.3%	88.4%	88.0%

* This is based on patients treated on this contract for their most recent course of treatment. Figures in italics indicate the base number of FP17s or Patient Questionnaire responses are less than 100. N/A is shown where the base number of responses is less than 10 during the period. % is calculated as Quantity/Base number*100

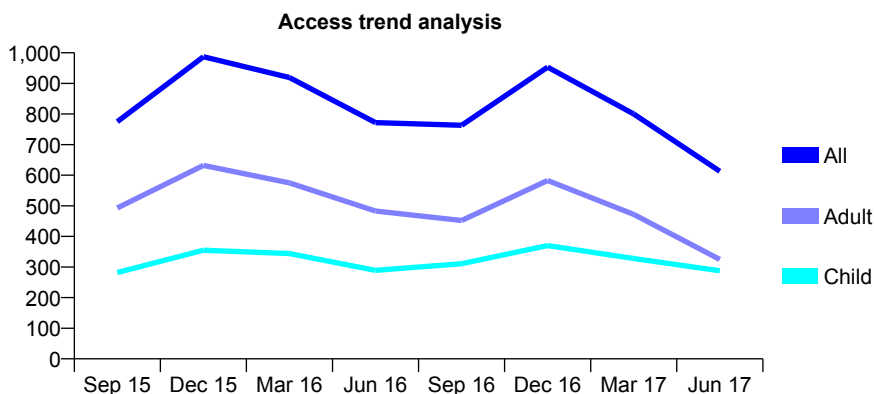
Q56 - Vital Signs At a Glance Contract Report for 187941/0001 - June 2017

Name or company name	Christopher Sprinz and Victoria Victorova
Contract type name	GDS Contract
Purpose of contract	General
Contract start date	12/10/2009
Contract end date	

17/18 Contracted general activity (UDA)	1,735
Carry forward general activity (UDA)	0
17/18 Contracted orthodontic activity (UOA)	0
Carry forward orthodontic activity (UOA)	0
Baseline contract value	£42,442.67

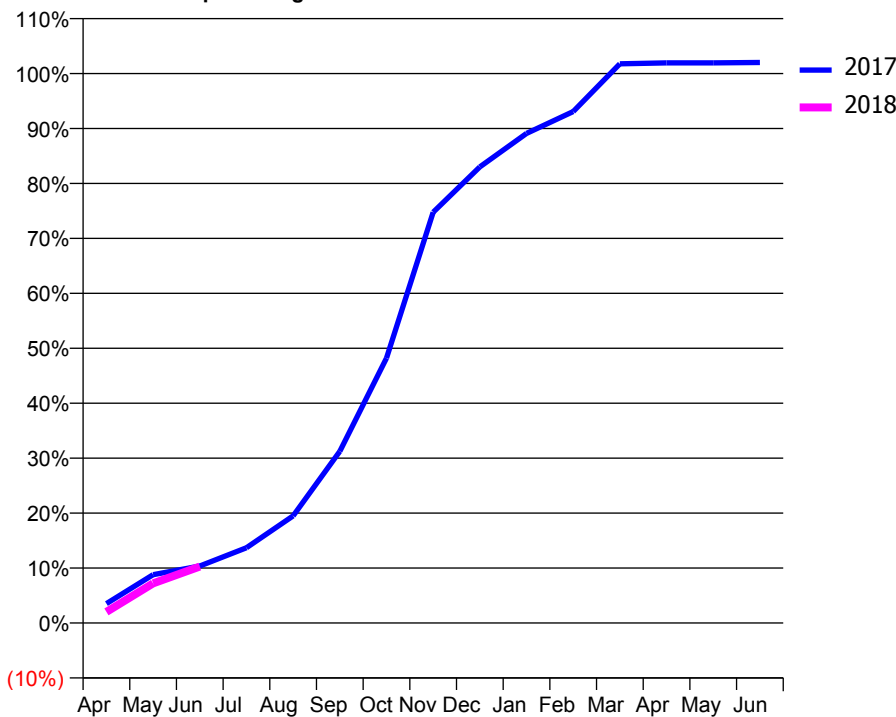
ACCESS*

Patients seen in 24 months	Total	Change since previous quarter
Quarter ending June 2016	772	
Quarter ending September 2016	763	↓
Quarter ending December 2016	953	↑
Quarter ending March 2017	800	↓
Quarter ending June 2017	613	↓
Variance since June 2016	(20.6%)	↓



ACTIVITY

Cumulative percentage of contracted UDA delivered 2017 & 2018



Adjusted Scheduled Activity (UDA)

Month	2017	2018
April	61	35
May	153	125
June	180	178
July	238	
August	338	
September	542	
October	836	
November	1,297	
December	1,440	
January	1,546	
February	1,615	
March	1,765	
April	1,769	
May	1,769	
June	1,770	

QUALITY

	Quantity	Base Number	Contract	AT	Region	England
% of FP17s for the same patient ID Re-attending within 3 months - Children	4	105	3.8%	11.0%	11.7%	12.0%
% of FP17s for the same patient ID Re-attending within 3 months - Adults	1	32	3.1%	14.6%	15.2%	16.0%
% of FP17s for the same patient ID Re-attending between 3 & 9 months - Children	85	105	81.0%	59.1%	59.1%	58.0%
% of FP17s for the same patient ID Re-attending between 3 & 9 months - Adults	14	32	43.8%	49.1%	52.2%	50.9%
% of FP17s for Band 1 Urgent Courses	1	133	0.8%	9.4%	7.9%	9.1%
% of FP17s Relating to Free Repair or Replacements	0	133	0.0%	0.8%	0.8%	0.8%
% of FP17s Relating to Continuations	0	133	0.0%	1.1%	1.1%	1.1%
% of Patients satisfied with the dentistry they have received	0	0	N/A	91.3%	91.8%	91.7%
% of Patients satisfied with the time they had to wait for an appointment	0	0	N/A	86.3%	88.4%	88.0%

* This is based on patients treated on this contract for their most recent course of treatment. Figures in italics indicate the base number of FP17s or Patient Questionnaire responses are less than 100. N/A is shown where the base number of responses is less than 10 during the period. % is calculated as Quantity/Base number*100

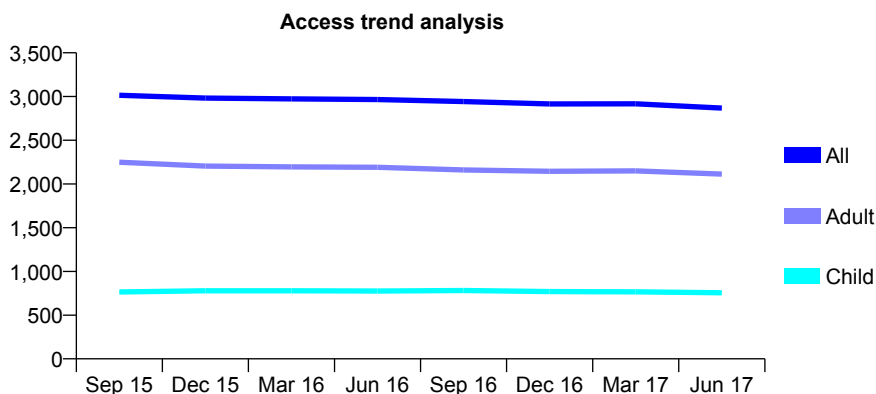
Q56 - Vital Signs At a Glance Contract Report for 188301/0001 - June 2017

Name or company name	Capel Dental Ltd
Contract type name	GDS Contract
Purpose of contract	General and Orthodontic
Contract start date	01/09/2007
Contract end date	

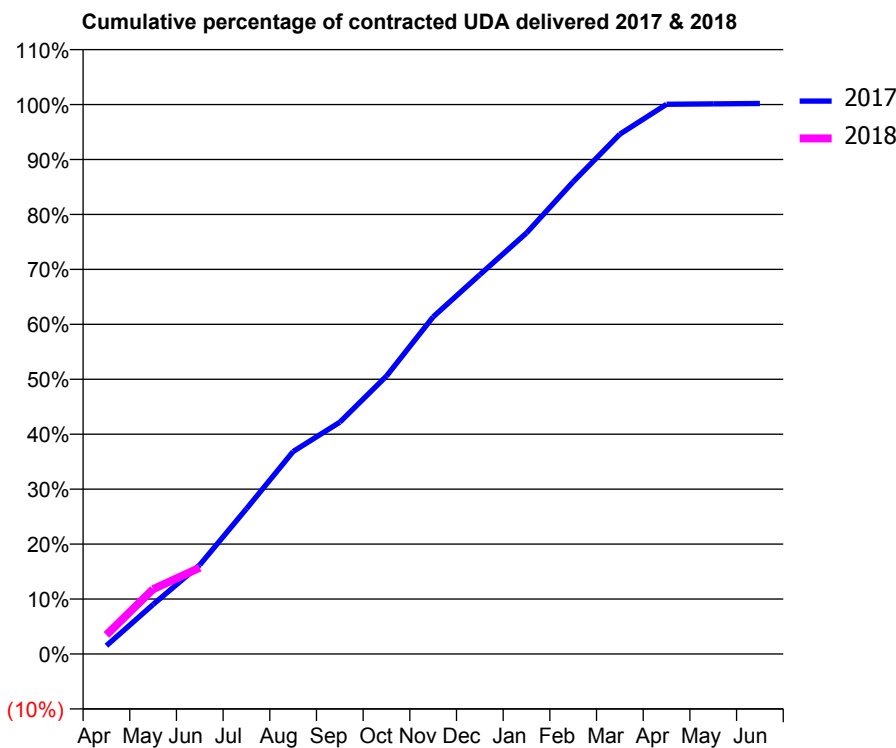
17/18 Contracted general activity (UDA)	5,612
Carry forward general activity (UDA)	0
17/18 Contracted orthodontic activity (UOA)	522
Carry forward orthodontic activity (UOA)	0
Baseline contract value	£189,603.25

ACCESS*

Patients seen in 24 months	Total	Change since previous quarter
Quarter ending June 2016	2,966	
Quarter ending September 2016	2,942	→
Quarter ending December 2016	2,915	→
Quarter ending March 2017	2,917	→
Quarter ending June 2017	2,868	↓
Variance since June 2016	(3.3%)	↓



ACTIVITY



Month	Adjusted Scheduled Activity (UDA)	
	2017	2018
April	85	195
May	507	663
June	911	882
July	1,484	
August	2,067	
September	2,368	
October	2,839	
November	3,443	
December	3,873	
January	4,300	
February	4,823	
March	5,309	
April	5,614	
May	5,619	
June	5,623	

QUALITY

	Quantity	Base Number	Contract	AT	Region	England
% of FP17s for the same patient ID Re-attending within 3 months - Children	28	261	10.7%	11.0%	11.7%	12.0%
% of FP17s for the same patient ID Re-attending within 3 months - Adults	81	609	13.3%	14.6%	15.2%	16.0%
% of FP17s for the same patient ID Re-attending between 3 & 9 months - Children	159	261	60.9%	59.1%	59.1%	58.0%
% of FP17s for the same patient ID Re-attending between 3 & 9 months - Adults	341	609	56.0%	49.1%	52.2%	50.9%
% of FP17s for Band 1 Urgent Courses	25	494	5.1%	9.4%	7.9%	9.1%
% of FP17s Relating to Free Repair or Replacements	8	494	1.6%	0.8%	0.8%	0.8%
% of FP17s Relating to Continuations	9	494	1.8%	1.1%	1.1%	1.1%
% of Patients satisfied with the dentistry they have received	4	4	N/A	91.3%	91.8%	91.7%
% of Patients satisfied with the time they had to wait for an appointment	4	4	N/A	86.3%	88.4%	88.0%

* This is based on patients treated on this contract for their most recent course of treatment. Figures in italics indicate the base number of FP17s or Patient Questionnaire responses are less than 100. N/A is shown where the base number of responses is less than 10 during the period. % is calculated as Quantity/Base number*100

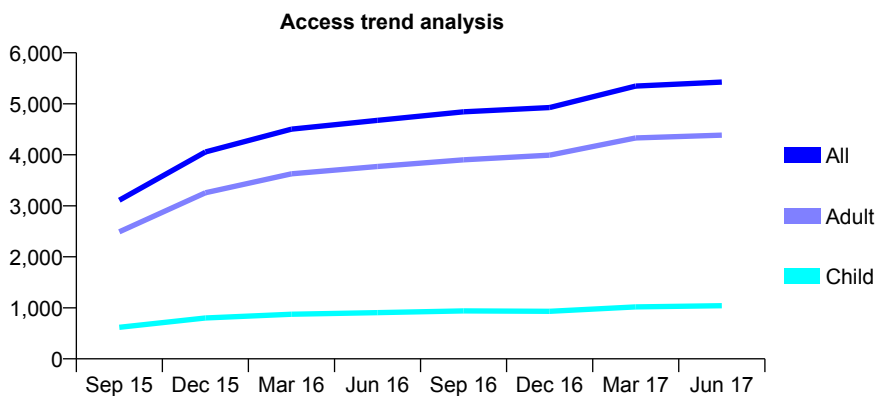
Q56 - Vital Signs At a Glance Contract Report for 189677/0001 - June 2017

Name or company name	Dr Jai Prathap Reddy
Contract type name	GDS Contract
Purpose of contract	General
Contract start date	01/03/2015
Contract end date	

17/18 Contracted general activity (UDA)	14,985
Carry forward general activity (UDA)	0
17/18 Contracted orthodontic activity (UOA)	0
Carry forward orthodontic activity (UOA)	0
Baseline contract value	£409,696.87

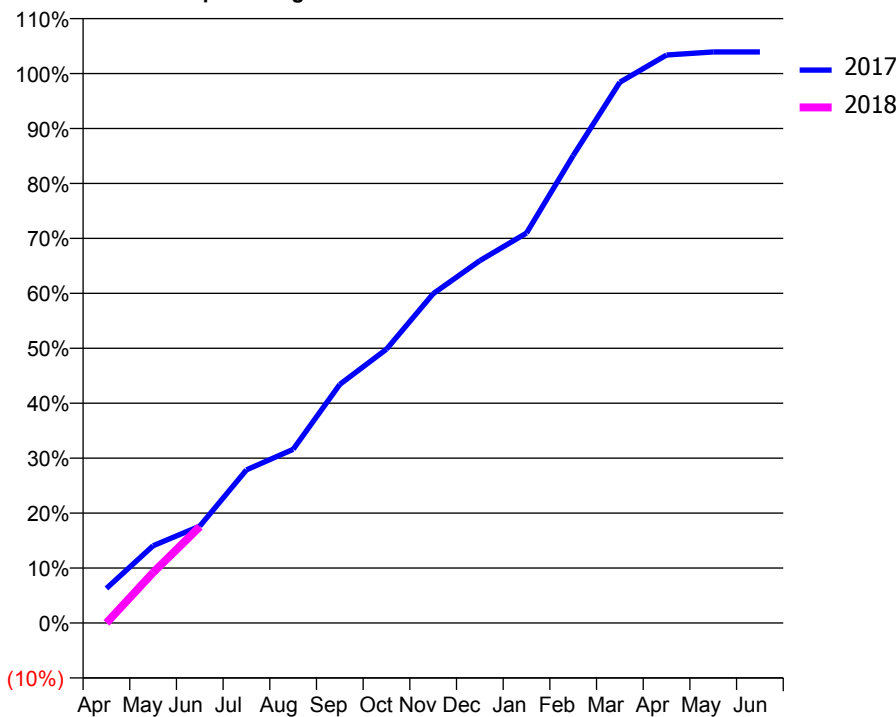
ACCESS*

Patients seen in 24 months	Total	Change since previous quarter
Quarter ending June 2016	4,677	
Quarter ending September 2016	4,843	↑
Quarter ending December 2016	4,927	→
Quarter ending March 2017	5,349	↑
Quarter ending June 2017	5,427	→
Variance since June 2016	16.0%	↑



ACTIVITY

Cumulative percentage of contracted UDA delivered 2017 & 2018



Month	Adjusted Scheduled Activity (UDA)	
	2017	2018
April	944	0
May	2,108	1,375
June	2,644	2,627
July	4,178	
August	4,735	
September	6,508	
October	7,467	
November	8,982	
December	9,883	
January	10,633	
February	12,747	
March	14,747	
April	15,489	
May	15,573	
June	15,573	

QUALITY

	Quantity	Base Number	Contract	AT	Region	England
% of FP17s for the same patient ID Re-attending within 3 months - Children	17	372	4.6%	11.0%	11.7%	12.0%
% of FP17s for the same patient ID Re-attending within 3 months - Adults	167	1,558	10.7%	14.6%	15.2%	16.0%
% of FP17s for the same patient ID Re-attending between 3 & 9 months - Children	220	372	59.1%	59.1%	59.1%	58.0%
% of FP17s for the same patient ID Re-attending between 3 & 9 months - Adults	984	1,558	63.2%	49.1%	52.2%	50.9%
% of FP17s for Band 1 Urgent Courses	72	1,468	4.9%	9.4%	7.9%	9.1%
% of FP17s Relating to Free Repair or Replacements	15	1,468	1.0%	0.8%	0.8%	0.8%
% of FP17s Relating to Continuations	9	1,468	0.6%	1.1%	1.1%	1.1%
% of Patients satisfied with the dentistry they have received	21	22	95.5%	91.3%	91.8%	91.7%
% of Patients satisfied with the time they had to wait for an appointment	19	22	86.4%	86.3%	88.4%	88.0%

* This is based on patients treated on this contract for their most recent course of treatment. Figures in italics indicate the base number of FP17s or Patient Questionnaire responses are less than 100. N/A is shown where the base number of responses is less than 10 during the period. % is calculated as Quantity/Base number*100

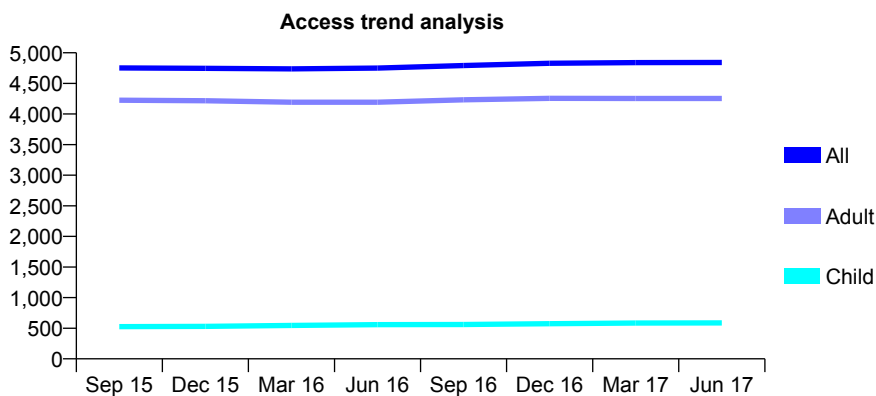
Q56 - Vital Signs At a Glance Contract Report for 189901/0002 - June 2017

Name or company name	Enslin Limited
Contract type name	GDS Contract
Purpose of contract	General
Contract start date	01/04/2013
Contract end date	

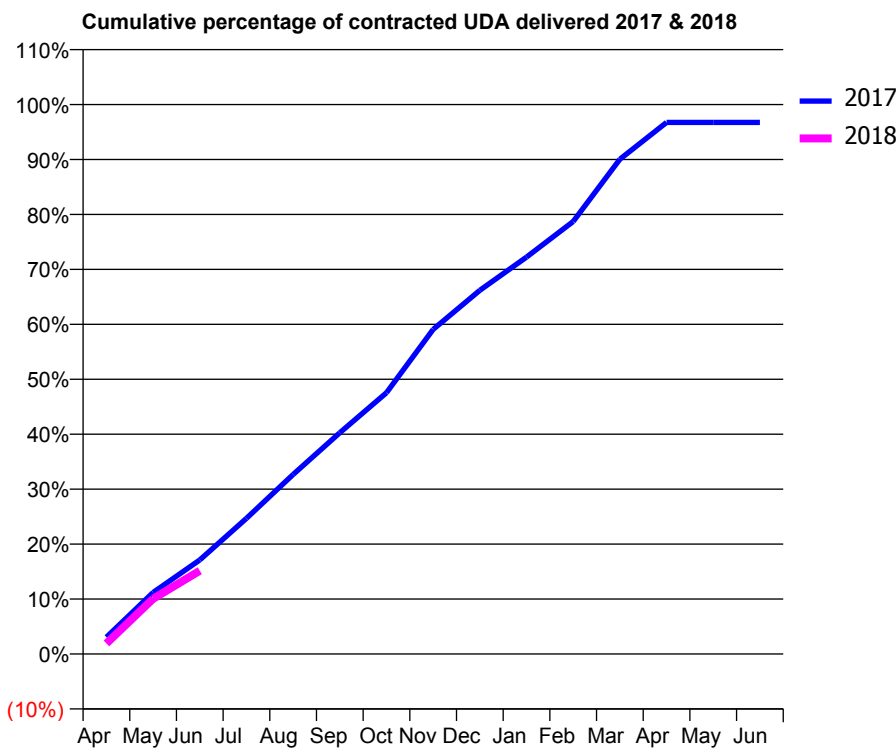
17/18 Contracted general activity (UDA)	15,500
Carry forward general activity (UDA)	0
17/18 Contracted orthodontic activity (UOA)	0
Carry forward orthodontic activity (UOA)	0
Baseline contract value	£383,342.04

ACCESS*

Patients seen in 24 months	Total	Change since previous quarter
Quarter ending June 2016	4,751	
Quarter ending September 2016	4,793	→
Quarter ending December 2016	4,830	→
Quarter ending March 2017	4,839	→
Quarter ending June 2017	4,841	→
Variance since June 2016	1.9%	→



ACTIVITY



Month	Adjusted Scheduled Activity (UDA)	
	2017	2018
April	478	299
May	1,735	1,560
June	2,652	2,350
July	3,827	
August	5,066	
September	6,241	
October	7,370	
November	9,158	
December	10,259	
January	11,197	
February	12,200	
March	13,958	
April	14,994	
May	14,996	
June	14,996	

QUALITY

	Quantity	Base Number	Contract	AT	Region	England
% of FP17s for the same patient ID Re-attending within 3 months - Children	9	182	4.9%	11.0%	11.7%	12.0%
% of FP17s for the same patient ID Re-attending within 3 months - Adults	244	1,464	16.7%	14.6%	15.2%	16.0%
% of FP17s for the same patient ID Re-attending between 3 & 9 months - Children	115	182	63.2%	59.1%	59.1%	58.0%
% of FP17s for the same patient ID Re-attending between 3 & 9 months - Adults	820	1,464	56.0%	49.1%	52.2%	50.9%
% of FP17s for Band 1 Urgent Courses	106	1,341	7.9%	9.4%	7.9%	9.1%
% of FP17s Relating to Free Repair or Replacements	13	1,341	1.0%	0.8%	0.8%	0.8%
% of FP17s Relating to Continuations	12	1,341	0.9%	1.1%	1.1%	1.1%
% of Patients satisfied with the dentistry they have received	11	11	100.0%	91.3%	91.8%	91.7%
% of Patients satisfied with the time they had to wait for an appointment	11	11	100.0%	86.3%	88.4%	88.0%

* This is based on patients treated on this contract for their most recent course of treatment. Figures in italics indicate the base number of FP17s or Patient Questionnaire responses are less than 100. N/A is shown where the base number of responses is less than 10 during the period. % is calculated as Quantity/Base number*100

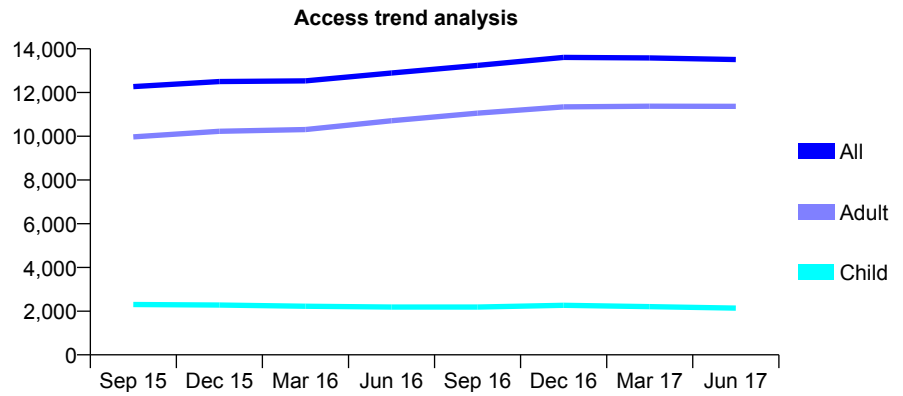
Q56 - Vital Signs At a Glance Contract Report for 190241/0001 - June 2017

Name or company name	CCS Dental Service
Contract type name	PDS Contract
Purpose of contract	General and Orthodontic
Contract start date	01/04/2010
Contract end date	31/03/2018

17/18 Contracted general activity (UDA)	23,865
Carry forward general activity (UDA)	0
17/18 Contracted orthodontic activity (UOA)	420
Carry forward orthodontic activity (UOA)	0
Baseline contract value	£2,593,708.17

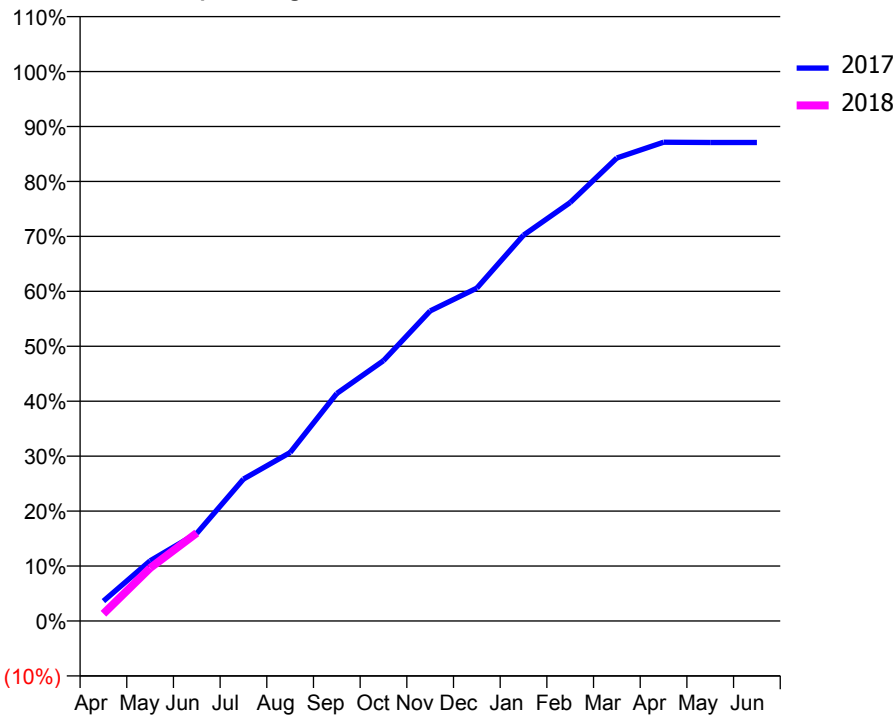
ACCESS*

Patients seen in 24 months	Total	Change since previous quarter
Quarter ending June 2016	12,892	
Quarter ending September 2016	13,241	↑
Quarter ending December 2016	13,609	↑
Quarter ending March 2017	13,580	→
Quarter ending June 2017	13,510	→
Variance since June 2016	4.8%	↑



ACTIVITY

Cumulative percentage of contracted UDA delivered 2017 & 2018



Month	Adjusted Scheduled Activity (UDA)	
	2017	2018
April	866	313
May	2,616	2,301
June	3,806	3,826
July	6,166	
August	7,320	
September	9,880	
October	11,306	
November	13,467	
December	14,459	
January	16,759	
February	18,178	
March	20,111	
April	20,792	
May	20,780	
June	20,781	

QUALITY

	Quantity	Base Number	Contract	AT	Region	England
% of FP17s for the same patient ID Re-attending within 3 months - Children	77	727	10.6%	11.0%	11.7%	12.0%
% of FP17s for the same patient ID Re-attending within 3 months - Adults	281	2,686	10.5%	14.6%	15.2%	16.0%
% of FP17s for the same patient ID Re-attending between 3 & 9 months - Children	161	727	22.1%	59.1%	59.1%	58.0%
% of FP17s for the same patient ID Re-attending between 3 & 9 months - Adults	336	2,686	12.5%	49.1%	52.2%	50.9%
% of FP17s for Band 1 Urgent Courses	2,012	2,814	71.5%	9.4%	7.9%	9.1%
% of FP17s Relating to Free Repair or Replacements	0	2,814	0.0%	0.8%	0.8%	0.8%
% of FP17s Relating to Continuations	0	2,814	0.0%	1.1%	1.1%	1.1%
% of Patients satisfied with the dentistry they have received	8	8	N/A	91.3%	91.8%	91.7%
% of Patients satisfied with the time they had to wait for an appointment	6	8	N/A	86.3%	88.4%	88.0%

* This is based on patients treated on this contract for their most recent course of treatment. Figures in italics indicate the base number of FP17s or Patient Questionnaire responses are less than 100. N/A is shown where the base number of responses is less than 10 during the period. % is calculated as Quantity/Base number*100

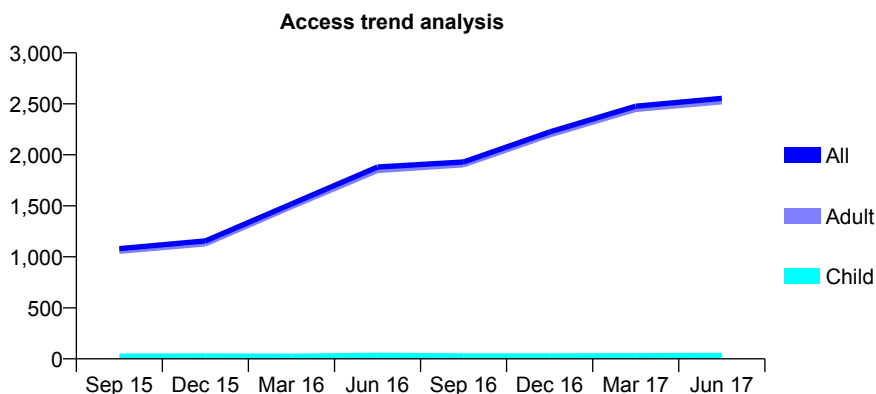
Q56 - Vital Signs At a Glance Contract Report for 190241/0003 - June 2017

Name or company name	CCS Dental Service
Contract type name	PDS Contract
Purpose of contract	General
Contract start date	01/10/2013
Contract end date	31/03/2018

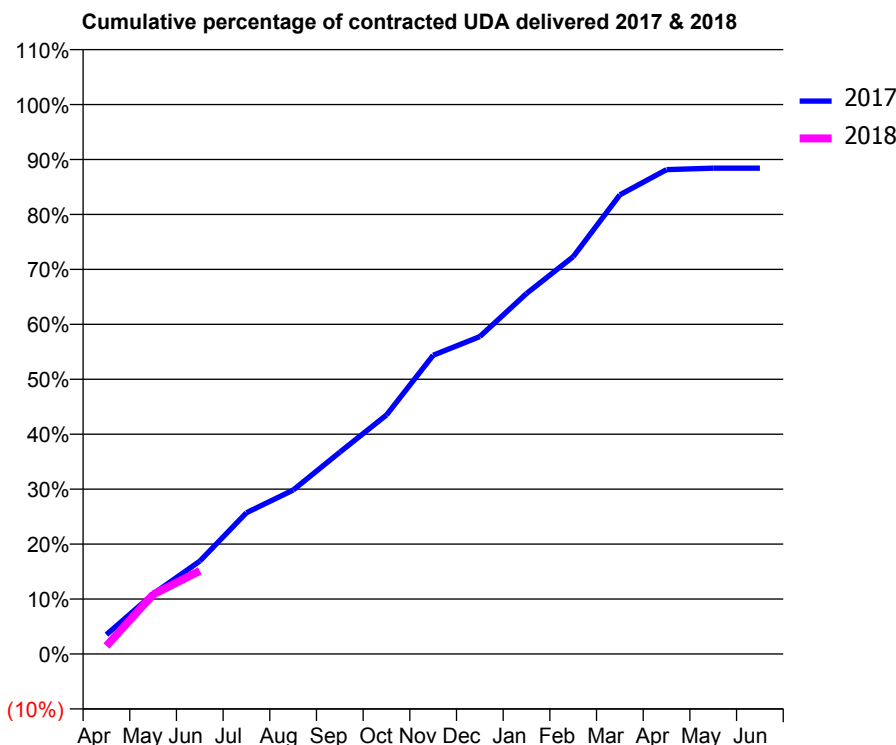
17/18 Contracted general activity (UDA)	8,690
Carry forward general activity (UDA)	0
17/18 Contracted orthodontic activity (UOA)	0
Carry forward orthodontic activity (UOA)	0
Baseline contract value	£819,663.91

ACCESS*

Patients seen in 24 months	Total	Change since previous quarter
Quarter ending June 2016	1,881	
Quarter ending September 2016	1,930	↑
Quarter ending December 2016	2,224	↑
Quarter ending March 2017	2,476	↑
Quarter ending June 2017	2,553	↑
Variance since June 2016	35.7%	↑



ACTIVITY



Month	Adjusted Scheduled Activity (UDA)	
	2017	2018
April	306	128
May	949	942
June	1,468	1,314
July	2,234	
August	2,593	
September	3,191	
October	3,780	
November	4,724	
December	5,020	
January	5,700	
February	6,284	
March	7,262	
April	7,660	
May	7,684	
June	7,684	

QUALITY

	Quantity	Base Number	Contract	AT	Region	England
% of FP17s for the same patient ID Re-attending within 3 months - Children	0	13	0.0%	11.0%	11.7%	12.0%
% of FP17s for the same patient ID Re-attending within 3 months - Adults	4	626	0.6%	14.6%	15.2%	16.0%
% of FP17s for the same patient ID Re-attending between 3 & 9 months - Children	0	13	0.0%	59.1%	59.1%	58.0%
% of FP17s for the same patient ID Re-attending between 3 & 9 months - Adults	4	626	0.6%	49.1%	52.2%	50.9%
% of FP17s for Band 1 Urgent Courses	0	484	0.0%	9.4%	7.9%	9.1%
% of FP17s Relating to Free Repair or Replacements	0	484	0.0%	0.8%	0.8%	0.8%
% of FP17s Relating to Continuations	0	484	0.0%	1.1%	1.1%	1.1%
% of Patients satisfied with the dentistry they have received	1	2	N/A	91.3%	91.8%	91.7%
% of Patients satisfied with the time they had to wait for an appointment	1	2	N/A	86.3%	88.4%	88.0%

* This is based on patients treated on this contract for their most recent course of treatment. Figures in italics indicate the base number of FP17s or Patient Questionnaire responses are less than 100. N/A is shown where the base number of responses is less than 10 during the period. % is calculated as Quantity/Base number*100

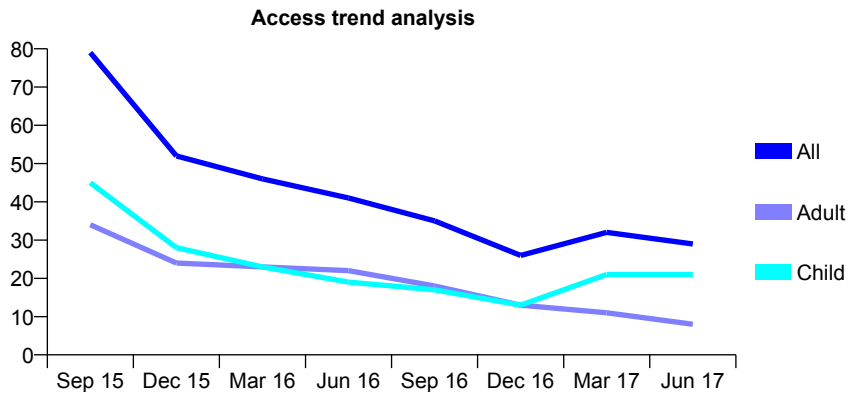
Q56 - Vital Signs At a Glance Contract Report for 190241/0004 - June 2017

Name or company name	CCS Dental Service
Contract type name	PDS Contract
Purpose of contract	General
Contract start date	01/04/2014
Contract end date	31/03/2018

17/18 Contracted general activity (UDA)	500
Carry forward general activity (UDA)	0
17/18 Contracted orthodontic activity (UOA)	0
Carry forward orthodontic activity (UOA)	0
Baseline contract value	£15,552.33

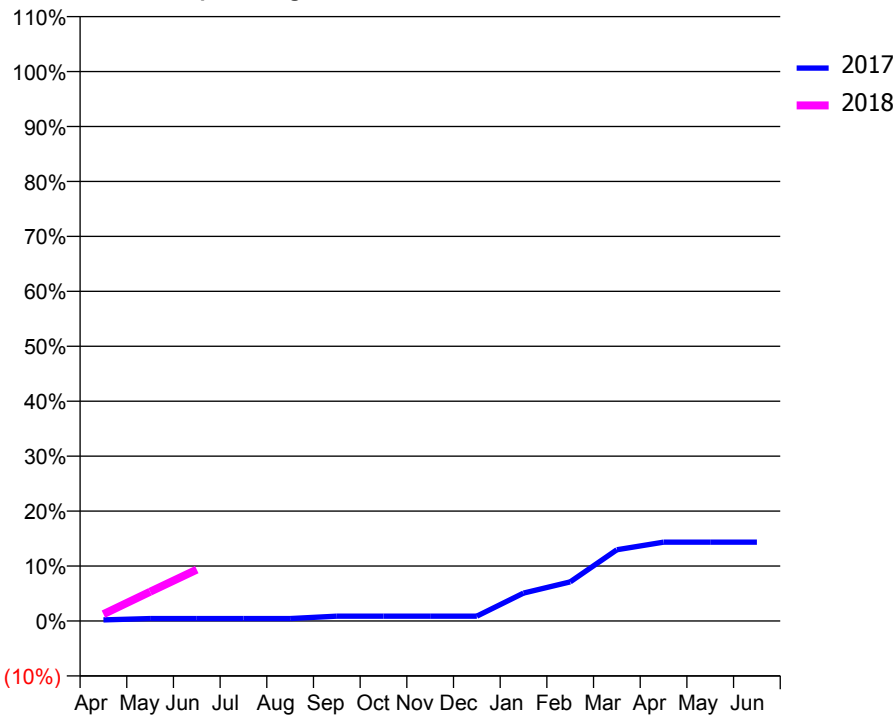
ACCESS*

Patients seen in 24 months	Total	Change since previous quarter
Quarter ending June 2016	41	
Quarter ending September 2016	35	↓
Quarter ending December 2016	26	↓
Quarter ending March 2017	32	↑
Quarter ending June 2017	29	↓
Variance since June 2016	(29.3%)	↓



ACTIVITY

Cumulative percentage of contracted UDA delivered 2017 & 2018



Month	Adjusted Scheduled Activity (UDA)	
	2017	2018
April	1	6
May	2	27
June	2	47
July	2	
August	2	
September	4	
October	4	
November	4	
December	4	
January	25	
February	36	
March	65	
April	72	
May	72	
June	72	

QUALITY

	Quantity	Base Number	Contract	AT	Region	England
% of FP17s for the same patient ID Re-attending within 3 months - Children	0	19	0.0%	11.0%	11.7%	12.0%
% of FP17s for the same patient ID Re-attending within 3 months - Adults	0	6	0.0%	14.6%	15.2%	16.0%
% of FP17s for the same patient ID Re-attending between 3 & 9 months - Children	0	19	0.0%	59.1%	59.1%	58.0%
% of FP17s for the same patient ID Re-attending between 3 & 9 months - Adults	0	6	0.0%	49.1%	52.2%	50.9%
% of FP17s for Band 1 Urgent Courses	4	22	18.2%	9.4%	7.9%	9.1%
% of FP17s Relating to Free Repair or Replacements	0	22	0.0%	0.8%	0.8%	0.8%
% of FP17s Relating to Continuations	0	22	0.0%	1.1%	1.1%	1.1%
% of Patients satisfied with the dentistry they have received	0	0	N/A	91.3%	91.8%	91.7%
% of Patients satisfied with the time they had to wait for an appointment	0	0	N/A	86.3%	88.4%	88.0%

* This is based on patients treated on this contract for their most recent course of treatment. Figures in italics indicate the base number of FP17s or Patient Questionnaire responses are less than 100. N/A is shown where the base number of responses is less than 10 during the period. % is calculated as Quantity/Base number*100

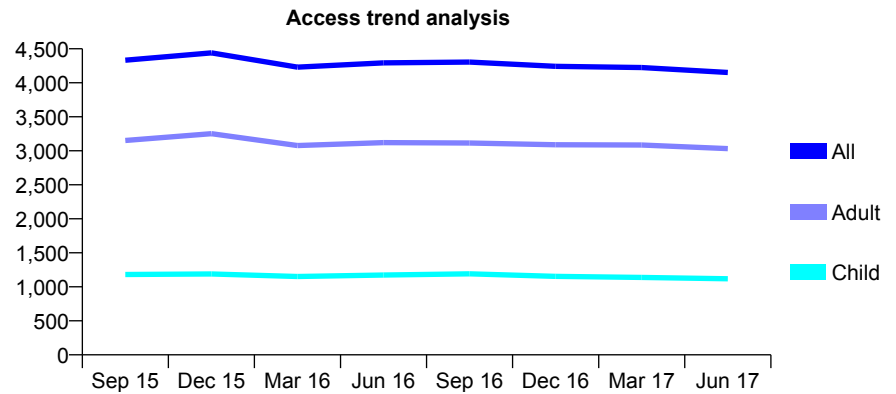
Q56 - Vital Signs At a Glance Contract Report for 190713/0001 - June 2017

Name or company name	Mazdak Eyrumlu and Azad Eyrumlu
Contract type name	GDS Contract
Purpose of contract	General
Contract start date	01/04/2011
Contract end date	

17/18 Contracted general activity (UDA)	16,000
Carry forward general activity (UDA)	0
17/18 Contracted orthodontic activity (UOA)	0
Carry forward orthodontic activity (UOA)	0
Baseline contract value	£436,419.65

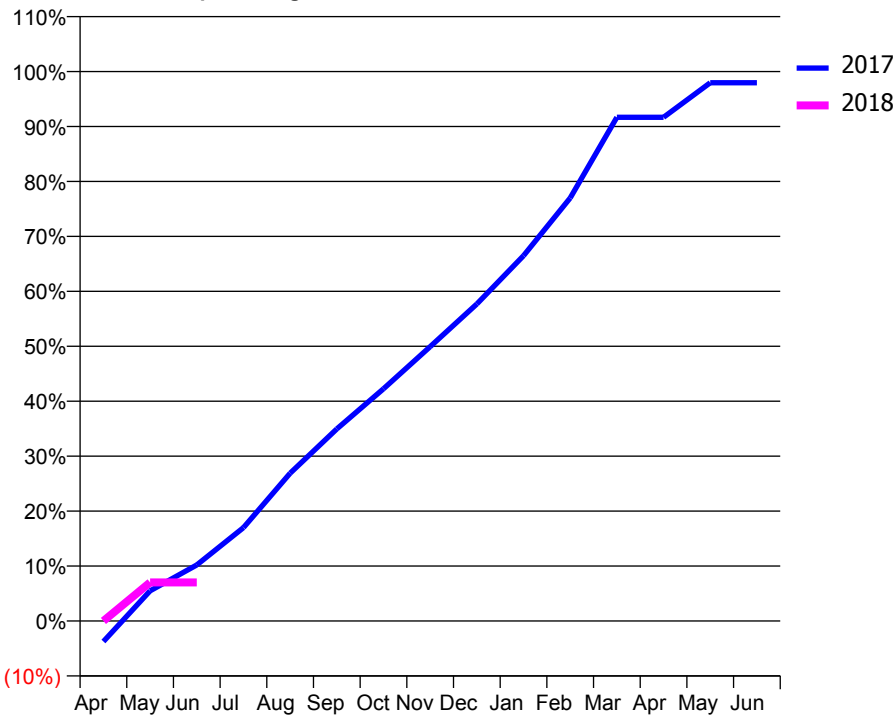
ACCESS*

Patients seen in 24 months	Total	Change since previous quarter
Quarter ending June 2016	4,294	
Quarter ending September 2016	4,305	→
Quarter ending December 2016	4,243	↓
Quarter ending March 2017	4,224	→
Quarter ending June 2017	4,151	↓
Variance since June 2016	(3.3%)	↓



ACTIVITY

Cumulative percentage of contracted UDA delivered 2017 & 2018



Month	Adjusted Scheduled Activity (UDA)	
	2017	2018
April	-598	0
May	880	1,126
June	1,631	1,126
July	2,721	
August	4,304	
September	5,593	
October	6,760	
November	7,987	
December	9,232	
January	10,637	
February	12,319	
March	14,667	
April	14,667	
May	15,673	
June	15,673	

QUALITY

	Quantity	Base Number	Contract	AT	Region	England
% of FP17s for the same patient ID Re-attending within 3 months - Children	20	216	9.3%	11.0%	11.7%	12.0%
% of FP17s for the same patient ID Re-attending within 3 months - Adults	87	482	18.0%	14.6%	15.2%	16.0%
% of FP17s for the same patient ID Re-attending between 3 & 9 months - Children	106	216	49.1%	59.1%	59.1%	58.0%
% of FP17s for the same patient ID Re-attending between 3 & 9 months - Adults	197	482	40.9%	49.1%	52.2%	50.9%
% of FP17s for Band 1 Urgent Courses	49	452	10.8%	9.4%	7.9%	9.1%
% of FP17s Relating to Free Repair or Replacements	1	452	0.2%	0.8%	0.8%	0.8%
% of FP17s Relating to Continuations	15	452	3.3%	1.1%	1.1%	1.1%
% of Patients satisfied with the dentistry they have received	5	6	N/A	91.3%	91.8%	91.7%
% of Patients satisfied with the time they had to wait for an appointment	5	6	N/A	86.3%	88.4%	88.0%

* This is based on patients treated on this contract for their most recent course of treatment. Figures in italics indicate the base number of FP17s or Patient Questionnaire responses are less than 100. N/A is shown where the base number of responses is less than 10 during the period. % is calculated as Quantity/Base number*100

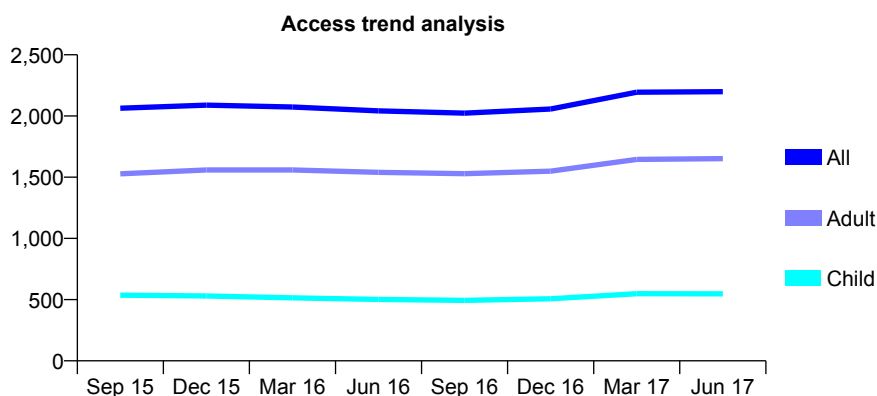
Q56 - Vital Signs At a Glance Contract Report for 190721/0001 - June 2017

Name or company name	Lisalina Smile Clinic Limited
Contract type name	GDS Contract
Purpose of contract	General
Contract start date	01/03/2014
Contract end date	

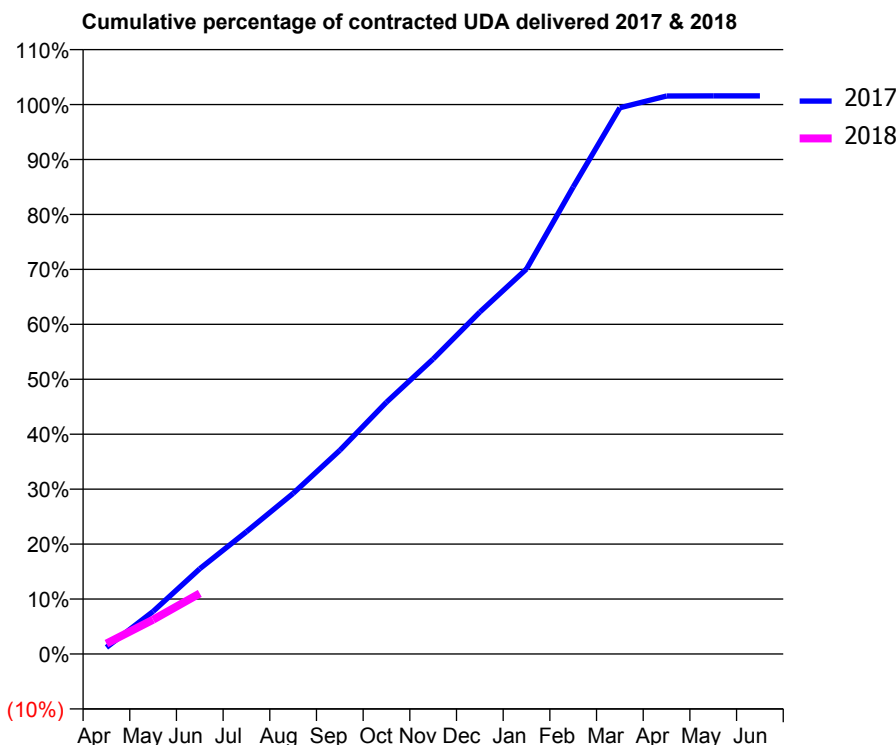
17/18 Contracted general activity (UDA)	8,013
Carry forward general activity (UDA)	0
17/18 Contracted orthodontic activity (UOA)	0
Carry forward orthodontic activity (UOA)	0
Baseline contract value	£183,937.38

ACCESS*

Patients seen in 24 months	Total	Change since previous quarter
Quarter ending June 2016	2,042	
Quarter ending September 2016	2,023	→
Quarter ending December 2016	2,057	→
Quarter ending March 2017	2,194	↑
Quarter ending June 2017	2,199	→
Variance since June 2016	7.7%	↑



ACTIVITY



Month	Adjusted Scheduled Activity (UDA)	
	2017	2018
April	97	152
May	622	501
June	1,243	884
July	1,783	
August	2,343	
September	2,971	
October	3,671	
November	4,303	
December	4,988	
January	5,615	
February	6,811	
March	7,966	
April	8,137	
May	8,138	
June	8,138	

QUALITY

	Quantity	Base Number	Contract	AT	Region	England
% of FP17s for the same patient ID Re-attending within 3 months - Children	16	162	9.9%	11.0%	11.7%	12.0%
% of FP17s for the same patient ID Re-attending within 3 months - Adults	58	447	13.0%	14.6%	15.2%	16.0%
% of FP17s for the same patient ID Re-attending between 3 & 9 months - Children	103	162	63.6%	59.1%	59.1%	58.0%
% of FP17s for the same patient ID Re-attending between 3 & 9 months - Adults	263	447	58.8%	49.1%	52.2%	50.9%
% of FP17s for Band 1 Urgent Courses	42	499	8.4%	9.4%	7.9%	9.1%
% of FP17s Relating to Free Repair or Replacements	1	499	0.2%	0.8%	0.8%	0.8%
% of FP17s Relating to Continuations	2	499	0.4%	1.1%	1.1%	1.1%
% of Patients satisfied with the dentistry they have received	8	8	N/A	91.3%	91.8%	91.7%
% of Patients satisfied with the time they had to wait for an appointment	8	8	N/A	86.3%	88.4%	88.0%

* This is based on patients treated on this contract for their most recent course of treatment. Figures in italics indicate the base number of FP17s or Patient Questionnaire responses are less than 100. N/A is shown where the base number of responses is less than 10 during the period. % is calculated as Quantity/Base number*100

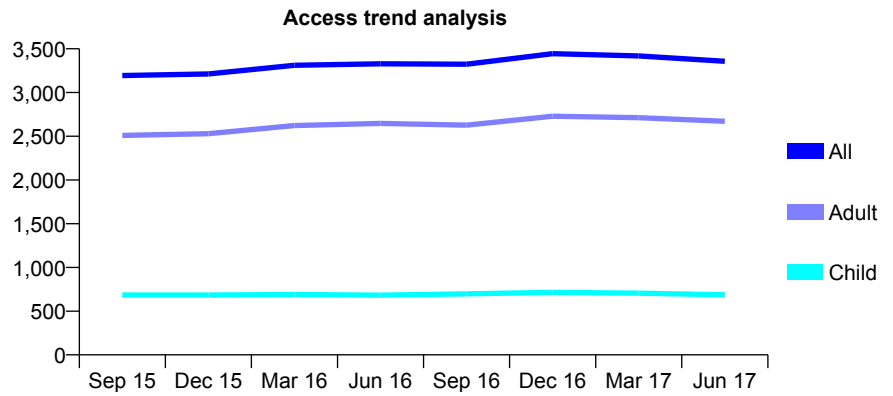
Q56 - Vital Signs At a Glance Contract Report for 191701/0001 - June 2017

Name or company name	Olive Dental Care Ltd
Contract type name	GDS Contract
Purpose of contract	General
Contract start date	01/06/2009
Contract end date	

17/18 Contracted general activity (UDA)	9,022
Carry forward general activity (UDA)	0
17/18 Contracted orthodontic activity (UOA)	0
Carry forward orthodontic activity (UOA)	0
Baseline contract value	£220,791.84

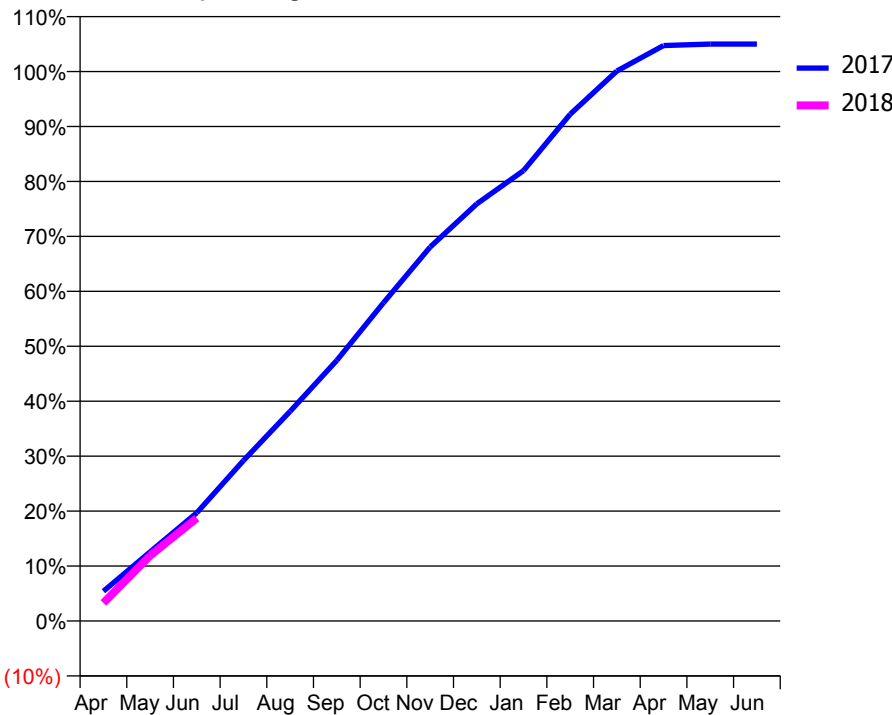
ACCESS*

Patients seen in 24 months	Total	Change since previous quarter
Quarter ending June 2016	3,328	
Quarter ending September 2016	3,324	→
Quarter ending December 2016	3,444	↑
Quarter ending March 2017	3,418	→
Quarter ending June 2017	3,358	↓
Variance since June 2016	0.9%	→



ACTIVITY

Cumulative percentage of contracted UDA delivered 2017 & 2018



Month	Adjusted Scheduled Activity (UDA)	
	2017	2018
April	489	296
May	1,134	1,074
June	1,777	1,689
July	2,635	
August	3,442	
September	4,279	
October	5,224	
November	6,140	
December	6,849	
January	7,395	
February	8,322	
March	9,029	
April	9,447	
May	9,471	
June	9,472	

QUALITY

	Quantity	Base Number	Contract	AT	Region	England
% of FP17s for the same patient ID Re-attending within 3 months - Children	19	245	7.8%	11.0%	11.7%	12.0%
% of FP17s for the same patient ID Re-attending within 3 months - Adults	103	808	12.7%	14.6%	15.2%	16.0%
% of FP17s for the same patient ID Re-attending between 3 & 9 months - Children	136	245	55.5%	59.1%	59.1%	58.0%
% of FP17s for the same patient ID Re-attending between 3 & 9 months - Adults	473	808	58.5%	49.1%	52.2%	50.9%
% of FP17s for Band 1 Urgent Courses	56	866	6.5%	9.4%	7.9%	9.1%
% of FP17s Relating to Free Repair or Replacements	6	866	0.7%	0.8%	0.8%	0.8%
% of FP17s Relating to Continuations	14	866	1.6%	1.1%	1.1%	1.1%
% of Patients satisfied with the dentistry they have received	11	11	100.0%	91.3%	91.8%	91.7%
% of Patients satisfied with the time they had to wait for an appointment	11	11	100.0%	86.3%	88.4%	88.0%

* This is based on patients treated on this contract for their most recent course of treatment. Figures in italics indicate the base number of FP17s or Patient Questionnaire responses are less than 100. N/A is shown where the base number of responses is less than 10 during the period. % is calculated as Quantity/Base number*100

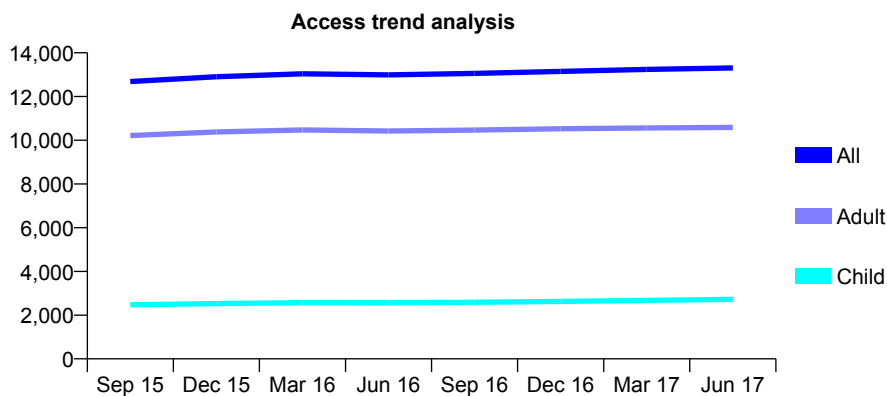
Q56 - Vital Signs At a Glance Contract Report for 192562/0001 - June 2017

Name or company name	All Saints Green Dental Clinic Limited
Contract type name	GDS Contract
Purpose of contract	General
Contract start date	01/02/2012
Contract end date	

17/18 Contracted general activity (UDA)	45,100
Carry forward general activity (UDA)	0
17/18 Contracted orthodontic activity (UOA)	0
Carry forward orthodontic activity (UOA)	0
Baseline contract value	£1,172,071.71

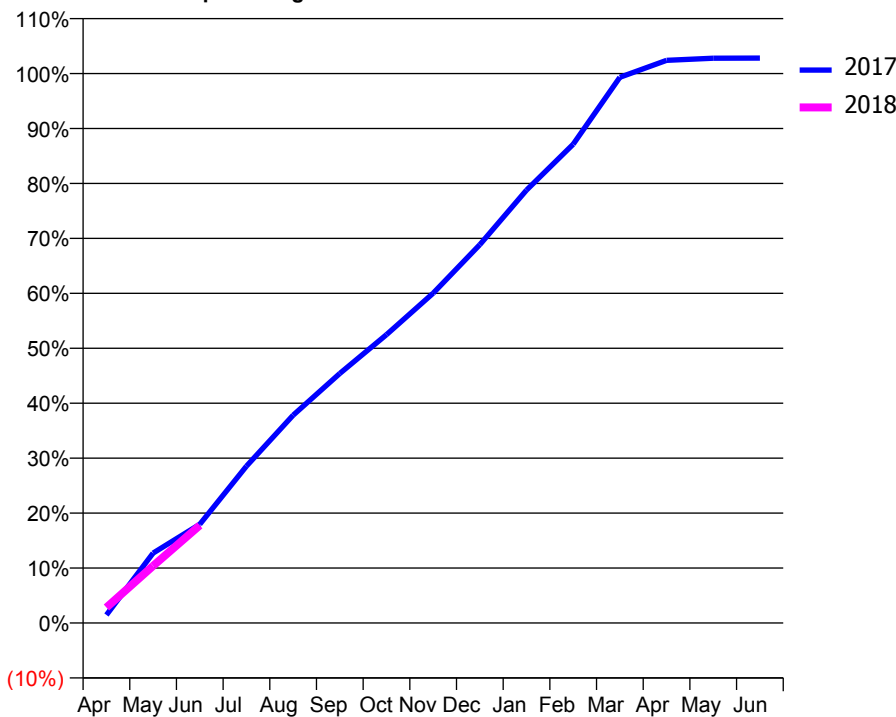
ACCESS*

Patients seen in 24 months	Total	Change since previous quarter
Quarter ending June 2016	12,990	
Quarter ending September 2016	13,055	→
Quarter ending December 2016	13,150	→
Quarter ending March 2017	13,241	→
Quarter ending June 2017	13,309	→
Variance since June 2016	2.5%	↑



ACTIVITY

Cumulative percentage of contracted UDA delivered 2017 & 2018



Month	Adjusted Scheduled Activity (UDA)	
	2017	2018
April	659	1,278
May	5,738	4,692
June	8,100	8,014
July	12,879	
August	17,054	
September	20,478	
October	23,666	
November	27,068	
December	31,056	
January	35,530	
February	39,293	
March	44,786	
April	46,177	
May	46,352	
June	46,361	

QUALITY

	Quantity	Base Number	Contract	AT	Region	England
% of FP17s for the same patient ID Re-attending within 3 months - Children	104	946	11.0%	11.0%	11.7%	12.0%
% of FP17s for the same patient ID Re-attending within 3 months - Adults	592	3,340	17.7%	14.6%	15.2%	16.0%
% of FP17s for the same patient ID Re-attending between 3 & 9 months - Children	536	946	56.7%	59.1%	59.1%	58.0%
% of FP17s for the same patient ID Re-attending between 3 & 9 months - Adults	1,720	3,340	51.5%	49.1%	52.2%	50.9%
% of FP17s for Band 1 Urgent Courses	406	3,636	11.2%	9.4%	7.9%	9.1%
% of FP17s Relating to Free Repair or Replacements	94	3,636	2.6%	0.8%	0.8%	0.8%
% of FP17s Relating to Continuations	14	3,636	0.4%	1.1%	1.1%	1.1%
% of Patients satisfied with the dentistry they have received	22	22	100.0%	91.3%	91.8%	91.7%
% of Patients satisfied with the time they had to wait for an appointment	20	22	90.9%	86.3%	88.4%	88.0%

* This is based on patients treated on this contract for their most recent course of treatment. Figures in italics indicate the base number of FP17s or Patient Questionnaire responses are less than 100. N/A is shown where the base number of responses is less than 10 during the period. % is calculated as Quantity/Base number*100

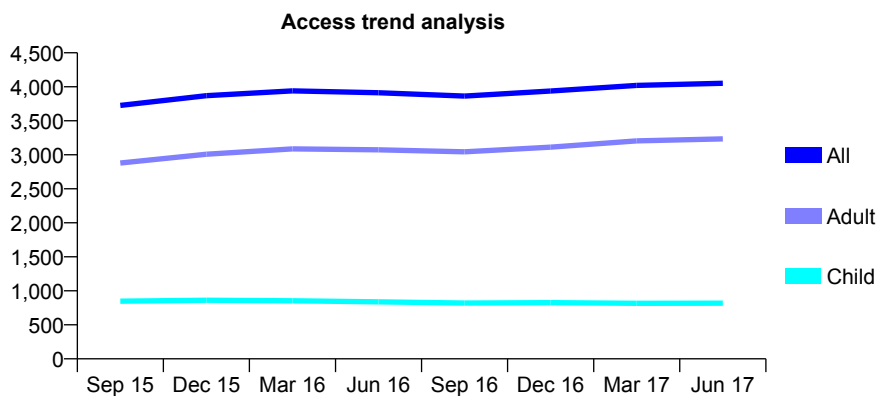
Q56 - Vital Signs At a Glance Contract Report for 193070/0001 - June 2017

Name or company name	Wickham Dental Practice Ltd
Contract type name	Pilot Contract
Purpose of contract	General
Contract start date	01/06/2014
Contract end date	

17/18 Contracted general activity (UDA)	11,872
Carry forward general activity (UDA)	0
17/18 Contracted orthodontic activity (UOA)	0
Carry forward orthodontic activity (UOA)	0
Baseline contract value	£277,542.12

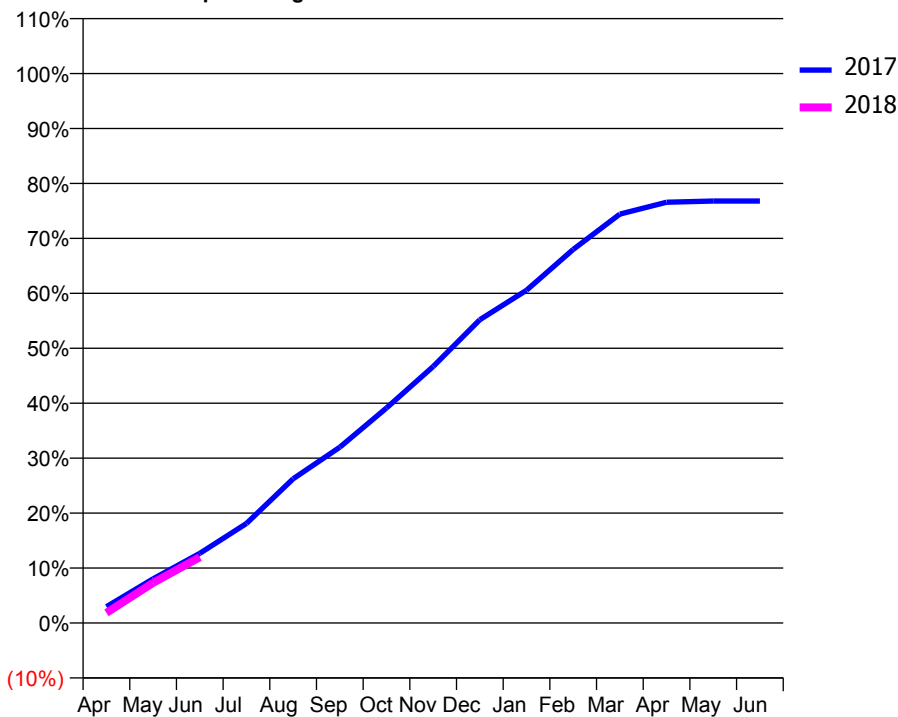
ACCESS*

Patients seen in 24 months	Total	Change since previous quarter
Quarter ending June 2016	3,912	
Quarter ending September 2016	3,864	↓
Quarter ending December 2016	3,938	→
Quarter ending March 2017	4,021	↑
Quarter ending June 2017	4,052	→
Variance since June 2016	3.6%	↑



ACTIVITY

Cumulative percentage of contracted UDA delivered 2017 & 2018



Month	Adjusted Scheduled Activity (UDA)	
	2017	2018
April	352	219
May	956	869
June	1,504	1,423
July	2,150	
August	3,117	
September	3,799	
October	4,646	
November	5,541	
December	6,552	
January	7,189	
February	8,072	
March	8,835	
April	9,091	
May	9,116	
June	9,116	

QUALITY

	Quantity	Base Number	Contract	AT	Region	England
% of FP17s for the same patient ID Re-attending within 3 months - Children	8	141	5.7%	11.0%	11.7%	12.0%
% of FP17s for the same patient ID Re-attending within 3 months - Adults	62	605	10.2%	14.6%	15.2%	16.0%
% of FP17s for the same patient ID Re-attending between 3 & 9 months - Children	21	141	14.9%	59.1%	59.1%	58.0%
% of FP17s for the same patient ID Re-attending between 3 & 9 months - Adults	157	605	26.0%	49.1%	52.2%	50.9%
% of FP17s for Band 1 Urgent Courses	4	635	0.6%	9.4%	7.9%	9.1%
% of FP17s Relating to Free Repair or Replacements	10	635	1.6%	0.8%	0.8%	0.8%
% of FP17s Relating to Continuations	23	635	3.6%	1.1%	1.1%	1.1%
% of Patients satisfied with the dentistry they have received	10	13	76.9%	91.3%	91.8%	91.7%
% of Patients satisfied with the time they had to wait for an appointment	10	13	76.9%	86.3%	88.4%	88.0%

* This is based on patients treated on this contract for their most recent course of treatment. Figures in italics indicate the base number of FP17s or Patient Questionnaire responses are less than 100. N/A is shown where the base number of responses is less than 10 during the period. % is calculated as Quantity/Base number*100

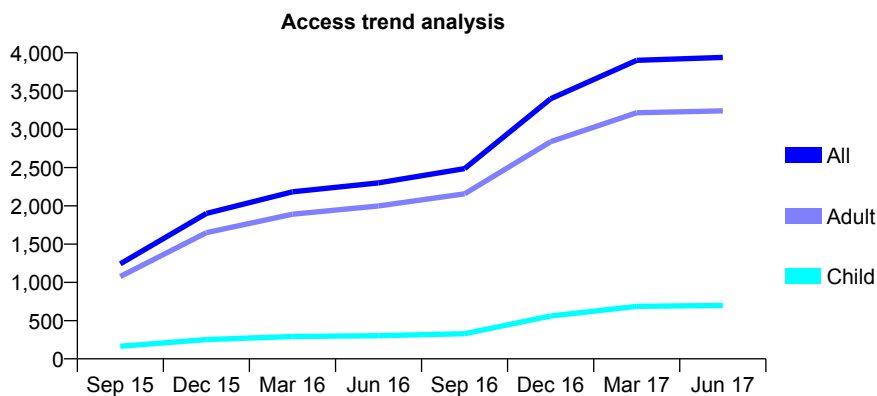
Q56 - Vital Signs At a Glance Contract Report for 193712/0001 - June 2017

Name or company name	Dr K.A Fagher & Dr A. Surti
Contract type name	GDS Contract
Purpose of contract	General
Contract start date	08/05/2015
Contract end date	

17/18 Contracted general activity (UDA)	9,810
Carry forward general activity (UDA)	0
17/18 Contracted orthodontic activity (UOA)	0
Carry forward orthodontic activity (UOA)	0
Baseline contract value	£220,242.97

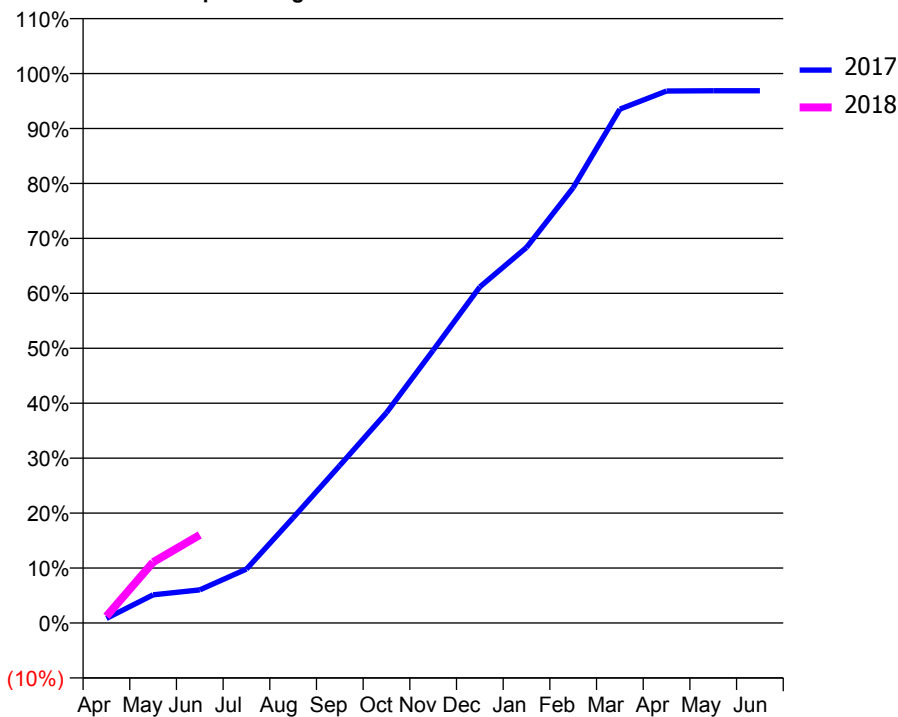
ACCESS*

Patients seen in 24 months	Total	Change since previous quarter
Quarter ending June 2016	2,300	
Quarter ending September 2016	2,486	↑
Quarter ending December 2016	3,399	↑
Quarter ending March 2017	3,901	↑
Quarter ending June 2017	3,939	→
Variance since June 2016	71.3%	↑



ACTIVITY

Cumulative percentage of contracted UDA delivered 2017 & 2018



Month	Adjusted Scheduled Activity (UDA)	
	2017	2018
April	82	121
May	502	1,086
June	591	1,571
July	963	
August	1,880	
September	2,813	
October	3,756	
November	4,870	
December	6,001	
January	6,705	
February	7,772	
March	9,173	
April	9,498	
May	9,501	
June	9,501	

QUALITY

	Quantity	Base Number	Contract	AT	Region	England
% of FP17s for the same patient ID Re-attending within 3 months - Children	17	236	7.2%	11.0%	11.7%	12.0%
% of FP17s for the same patient ID Re-attending within 3 months - Adults	108	834	12.9%	14.6%	15.2%	16.0%
% of FP17s for the same patient ID Re-attending between 3 & 9 months - Children	125	236	53.0%	59.1%	59.1%	58.0%
% of FP17s for the same patient ID Re-attending between 3 & 9 months - Adults	388	834	46.5%	49.1%	52.2%	50.9%
% of FP17s for Band 1 Urgent Courses	117	927	12.6%	9.4%	7.9%	9.1%
% of FP17s Relating to Free Repair or Replacements	10	927	1.1%	0.8%	0.8%	0.8%
% of FP17s Relating to Continuations	2	927	0.2%	1.1%	1.1%	1.1%
% of Patients satisfied with the dentistry they have received	21	21	100.0%	91.3%	91.8%	91.7%
% of Patients satisfied with the time they had to wait for an appointment	19	21	90.5%	86.3%	88.4%	88.0%

* This is based on patients treated on this contract for their most recent course of treatment. Figures in italics indicate the base number of FP17s or Patient Questionnaire responses are less than 100. N/A is shown where the base number of responses is less than 10 during the period. % is calculated as Quantity/Base number*100

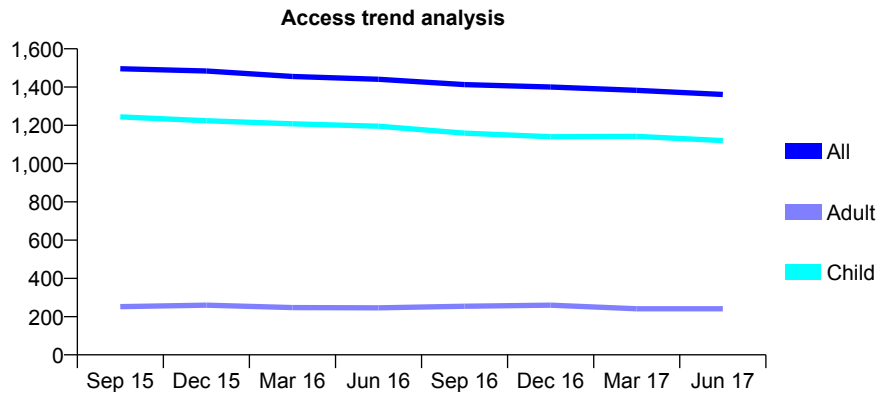
Q56 - Vital Signs At a Glance Contract Report for 195618/0001 - June 2017

Name or company name	Dr P Wilson and Dr G Singh
Contract type name	GDS Contract
Purpose of contract	General
Contract start date	01/06/2008
Contract end date	

17/18 Contracted general activity (UDA)	3,217
Carry forward general activity (UDA)	0
17/18 Contracted orthodontic activity (UOA)	0
Carry forward orthodontic activity (UOA)	0
Baseline contract value	£90,629.86

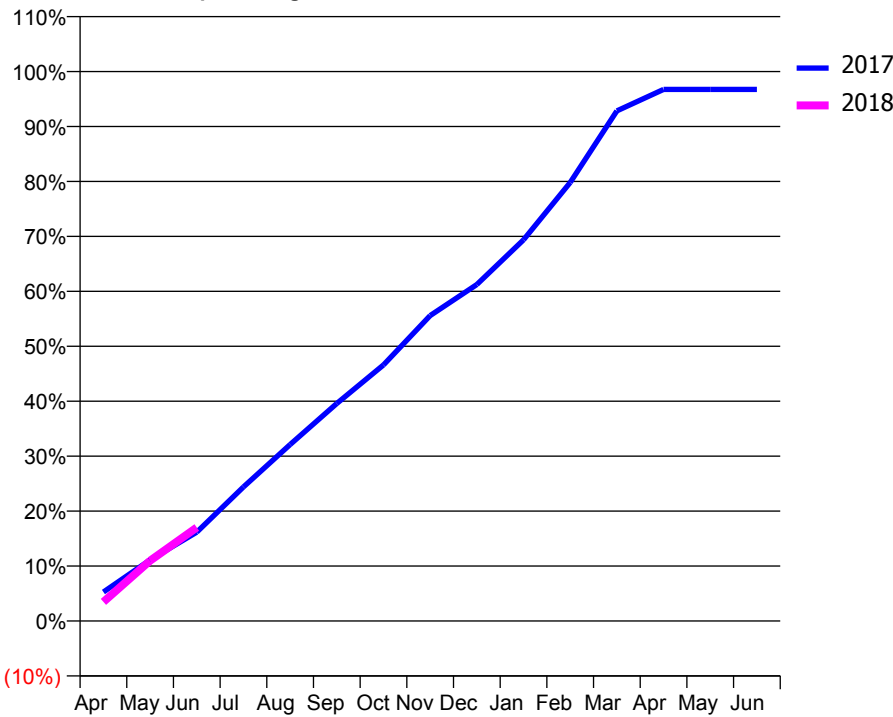
ACCESS*

Patients seen in 24 months	Total	Change since previous quarter
Quarter ending June 2016	1,441	
Quarter ending September 2016	1,413	↓
Quarter ending December 2016	1,400	→
Quarter ending March 2017	1,383	↓
Quarter ending June 2017	1,361	↓
Variance since June 2016	(5.6%)	↓



ACTIVITY

Cumulative percentage of contracted UDA delivered 2017 & 2018



Month	Adjusted Scheduled Activity (UDA)	
	2017	2018
April	170	112
May	358	354
June	520	547
July	785	
August	1,034	
September	1,273	
October	1,499	
November	1,788	
December	1,970	
January	2,232	
February	2,568	
March	2,986	
April	3,112	
May	3,112	
June	3,112	

QUALITY

	Quantity	Base Number	Contract	AT	Region	England
% of FP17s for the same patient ID Re-attending within 3 months - Children	26	469	5.5%	11.0%	11.7%	12.0%
% of FP17s for the same patient ID Re-attending within 3 months - Adults	0	25	0.0%	14.6%	15.2%	16.0%
% of FP17s for the same patient ID Re-attending between 3 & 9 months - Children	360	469	76.8%	59.1%	59.1%	58.0%
% of FP17s for the same patient ID Re-attending between 3 & 9 months - Adults	21	25	84.0%	49.1%	52.2%	50.9%
% of FP17s for Band 1 Urgent Courses	12	409	2.9%	9.4%	7.9%	9.1%
% of FP17s Relating to Free Repair or Replacements	1	409	0.2%	0.8%	0.8%	0.8%
% of FP17s Relating to Continuations	0	409	0.0%	1.1%	1.1%	1.1%
% of Patients satisfied with the dentistry they have received	2	2	N/A	91.3%	91.8%	91.7%
% of Patients satisfied with the time they had to wait for an appointment	2	2	N/A	86.3%	88.4%	88.0%

* This is based on patients treated on this contract for their most recent course of treatment. Figures in italics indicate the base number of FP17s or Patient Questionnaire responses are less than 100. N/A is shown where the base number of responses is less than 10 during the period. % is calculated as Quantity/Base number*100

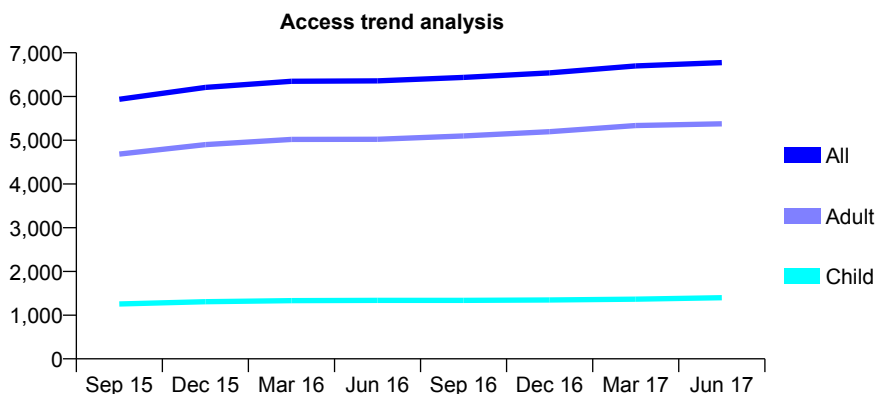
Q56 - Vital Signs At a Glance Contract Report for 197254/0001 - June 2017

Name or company name	Miss Susan Allen and Mr Terence Michael .
Contract type name	GDS Contract
Purpose of contract	General
Contract start date	01/03/2014
Contract end date	

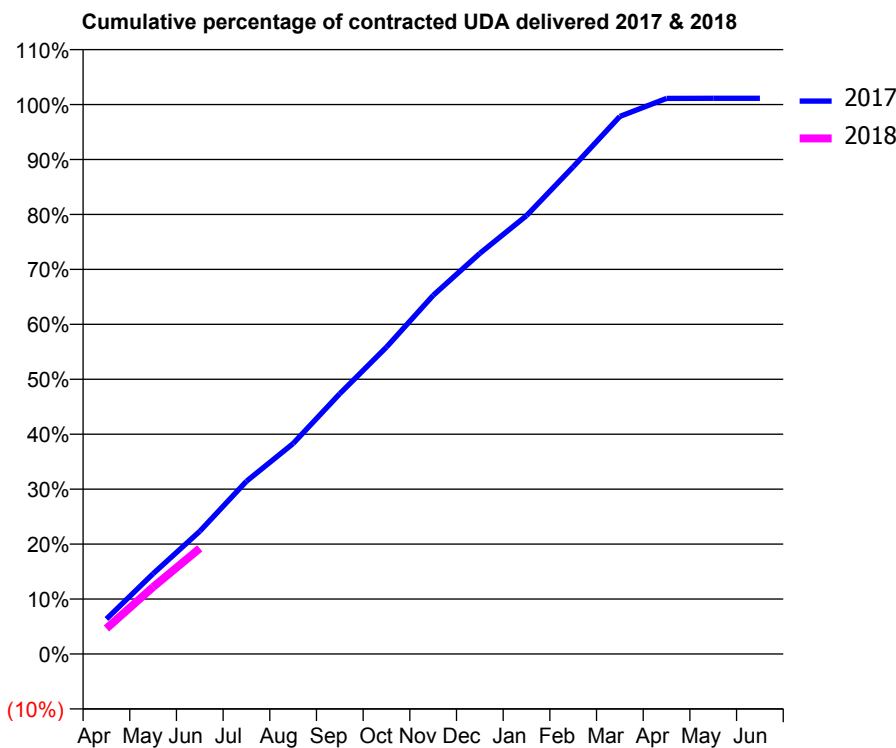
17/18 Contracted general activity (UDA)	20,007
Carry forward general activity (UDA)	0
17/18 Contracted orthodontic activity (UOA)	0
Carry forward orthodontic activity (UOA)	0
Baseline contract value	£527,447.64

ACCESS*

Patients seen in 24 months	Total	Change since previous quarter
Quarter ending June 2016	6,359	
Quarter ending September 2016	6,436	→
Quarter ending December 2016	6,541	→
Quarter ending March 2017	6,699	↑
Quarter ending June 2017	6,775	→
Variance since June 2016	6.5%	↑



ACTIVITY



Month	Adjusted Scheduled Activity (UDA)	
	2017	2018
April	1,274	930
May	2,924	2,440
June	4,467	3,846
July	6,289	
August	7,662	
September	9,478	
October	11,172	
November	13,060	
December	14,585	
January	15,963	
February	17,738	
March	19,572	
April	20,228	
May	20,235	
June	20,234	

QUALITY

	Quantity	Base Number	Contract	AT	Region	England
% of FP17s for the same patient ID Re-attending within 3 months - Children	51	558	9.1%	11.0%	11.7%	12.0%
% of FP17s for the same patient ID Re-attending within 3 months - Adults	296	1,785	16.6%	14.6%	15.2%	16.0%
% of FP17s for the same patient ID Re-attending between 3 & 9 months - Children	311	558	55.7%	59.1%	59.1%	58.0%
% of FP17s for the same patient ID Re-attending between 3 & 9 months - Adults	891	1,785	49.9%	49.1%	52.2%	50.9%
% of FP17s for Band 1 Urgent Courses	260	2,016	12.9%	9.4%	7.9%	9.1%
% of FP17s Relating to Free Repair or Replacements	8	2,016	0.4%	0.8%	0.8%	0.8%
% of FP17s Relating to Continuations	18	2,016	0.9%	1.1%	1.1%	1.1%
% of Patients satisfied with the dentistry they have received	15	15	100.0%	91.3%	91.8%	91.7%
% of Patients satisfied with the time they had to wait for an appointment	15	15	100.0%	86.3%	88.4%	88.0%

* This is based on patients treated on this contract for their most recent course of treatment. Figures in italics indicate the base number of FP17s or Patient Questionnaire responses are less than 100. N/A is shown where the base number of responses is less than 10 during the period. % is calculated as Quantity/Base number*100

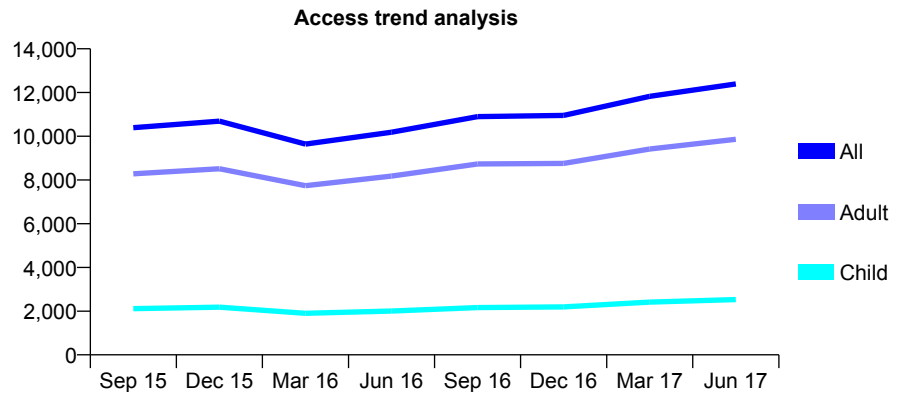
Q56 - Vital Signs At a Glance Contract Report for 199176/0001 - June 2017

Name or company name	Larry Levin & Jeff Sherer
Contract type name	GDS Contract
Purpose of contract	General
Contract start date	01/04/2013
Contract end date	

17/18 Contracted general activity (UDA)	51,387
Carry forward general activity (UDA)	0
17/18 Contracted orthodontic activity (UOA)	0
Carry forward orthodontic activity (UOA)	0
Baseline contract value	£1,065,567.58

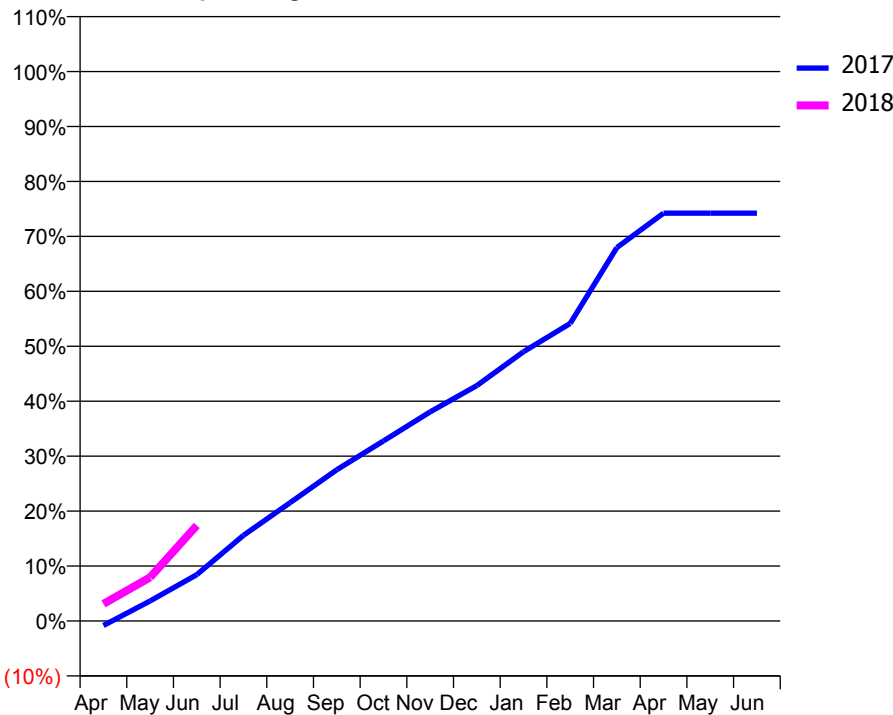
ACCESS*

Patients seen in 24 months	Total	Change since previous quarter
Quarter ending June 2016	10,184	
Quarter ending September 2016	10,896	↑
Quarter ending December 2016	10,950	→
Quarter ending March 2017	11,825	↑
Quarter ending June 2017	12,391	↑
Variance since June 2016	21.7%	↑



ACTIVITY

Cumulative percentage of contracted UDA delivered 2017 & 2018



Month	Adjusted Scheduled Activity (UDA)	
	2017	2018
April	-430	1,606
May	1,873	4,085
June	4,330	8,940
July	8,009	
August	11,063	
September	14,150	
October	16,842	
November	19,562	
December	22,015	
January	25,189	
February	27,832	
March	34,920	
April	38,135	
May	38,136	
June	38,136	

QUALITY

	Quantity	Base Number	Contract	AT	Region	England
% of FP17s for the same patient ID Re-attending within 3 months - Children	123	969	12.7%	11.0%	11.7%	12.0%
% of FP17s for the same patient ID Re-attending within 3 months - Adults	893	4,213	21.2%	14.6%	15.2%	16.0%
% of FP17s for the same patient ID Re-attending between 3 & 9 months - Children	375	969	38.7%	59.1%	59.1%	58.0%
% of FP17s for the same patient ID Re-attending between 3 & 9 months - Adults	1,656	4,213	39.3%	49.1%	52.2%	50.9%
% of FP17s for Band 1 Urgent Courses	788	4,027	19.6%	9.4%	7.9%	9.1%
% of FP17s Relating to Free Repair or Replacements	46	4,027	1.1%	0.8%	0.8%	0.8%
% of FP17s Relating to Continuations	134	4,027	3.3%	1.1%	1.1%	1.1%
% of Patients satisfied with the dentistry they have received	86	95	90.5%	91.3%	91.8%	91.7%
% of Patients satisfied with the time they had to wait for an appointment	77	95	81.1%	86.3%	88.4%	88.0%

* This is based on patients treated on this contract for their most recent course of treatment. Figures in italics indicate the base number of FP17s or Patient Questionnaire responses are less than 100. N/A is shown where the base number of responses is less than 10 during the period. % is calculated as Quantity/Base number*100

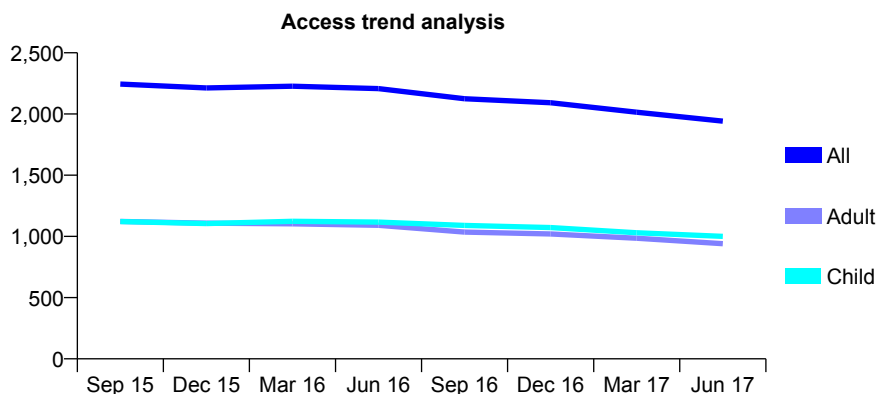
Q56 - Vital Signs At a Glance Contract Report for 199524/0001 - June 2017

Name or company name	Best, Hardy & Abeln
Contract type name	GDS Contract
Purpose of contract	General
Contract start date	01/04/2009
Contract end date	

17/18 Contracted general activity (UDA)	5,800
Carry forward general activity (UDA)	0
17/18 Contracted orthodontic activity (UOA)	0
Carry forward orthodontic activity (UOA)	0
Baseline contract value	£114,840.00

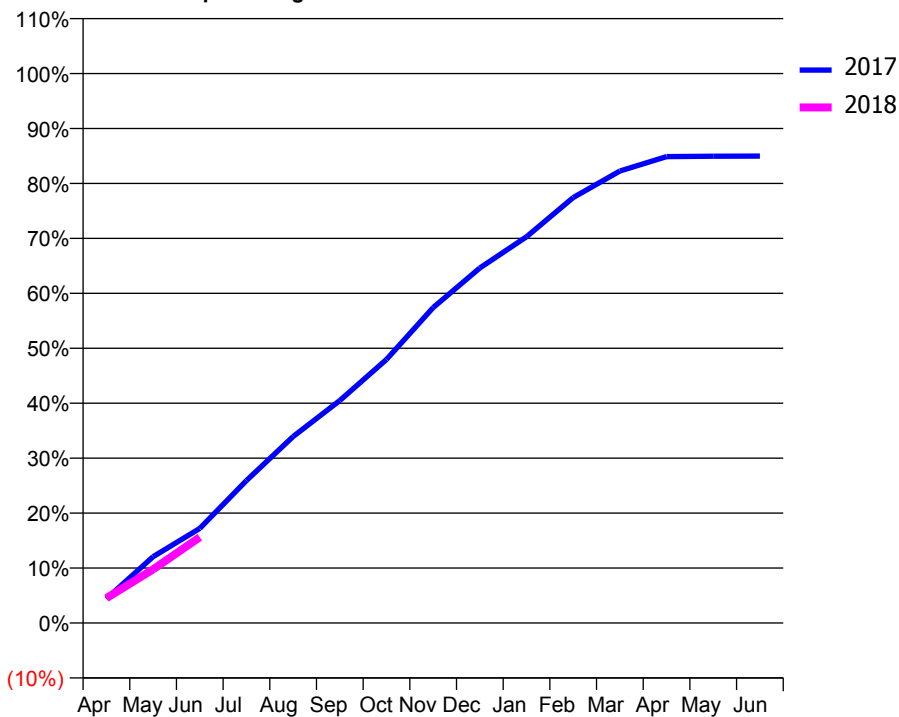
ACCESS*

Patients seen in 24 months	Total	Change since previous quarter
Quarter ending June 2016	2,208	
Quarter ending September 2016	2,125	↓
Quarter ending December 2016	2,092	↓
Quarter ending March 2017	2,015	↓
Quarter ending June 2017	1,942	↓
Variance since June 2016	(12.0%)	↓



ACTIVITY

Cumulative percentage of contracted UDA delivered 2017 & 2018



Month	Adjusted Scheduled Activity (UDA)	
	2017	2018
April	257	262
May	700	567
June	998	905
July	1,504	
August	1,969	
September	2,349	
October	2,782	
November	3,330	
December	3,748	
January	4,077	
February	4,491	
March	4,770	
April	4,923	
May	4,927	
June	4,928	

QUALITY

	Quantity	Base Number	Contract	AT	Region	England
% of FP17s for the same patient ID Re-attending within 3 months - Children	45	377	11.9%	11.0%	11.7%	12.0%
% of FP17s for the same patient ID Re-attending within 3 months - Adults	54	258	20.9%	14.6%	15.2%	16.0%
% of FP17s for the same patient ID Re-attending between 3 & 9 months - Children	234	377	62.1%	59.1%	59.1%	58.0%
% of FP17s for the same patient ID Re-attending between 3 & 9 months - Adults	143	258	55.4%	49.1%	52.2%	50.9%
% of FP17s for Band 1 Urgent Courses	52	546	9.5%	9.4%	7.9%	9.1%
% of FP17s Relating to Free Repair or Replacements	0	546	0.0%	0.8%	0.8%	0.8%
% of FP17s Relating to Continuations	0	546	0.0%	1.1%	1.1%	1.1%
% of Patients satisfied with the dentistry they have received	1	1	N/A	91.3%	91.8%	91.7%
% of Patients satisfied with the time they had to wait for an appointment	1	1	N/A	86.3%	88.4%	88.0%

* This is based on patients treated on this contract for their most recent course of treatment. Figures in italics indicate the base number of FP17s or Patient Questionnaire responses are less than 100. N/A is shown where the base number of responses is less than 10 during the period. % is calculated as Quantity/Base number*100

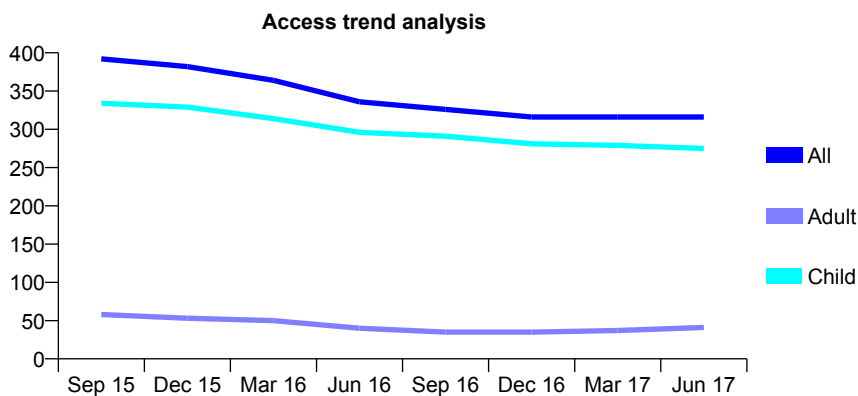
Q56 - Vital Signs At a Glance Contract Report for 204595/0002 - June 2017

Name or company name	MR MA OATES
Contract type name	GDS Contract
Purpose of contract	General
Contract start date	03/07/2011
Contract end date	

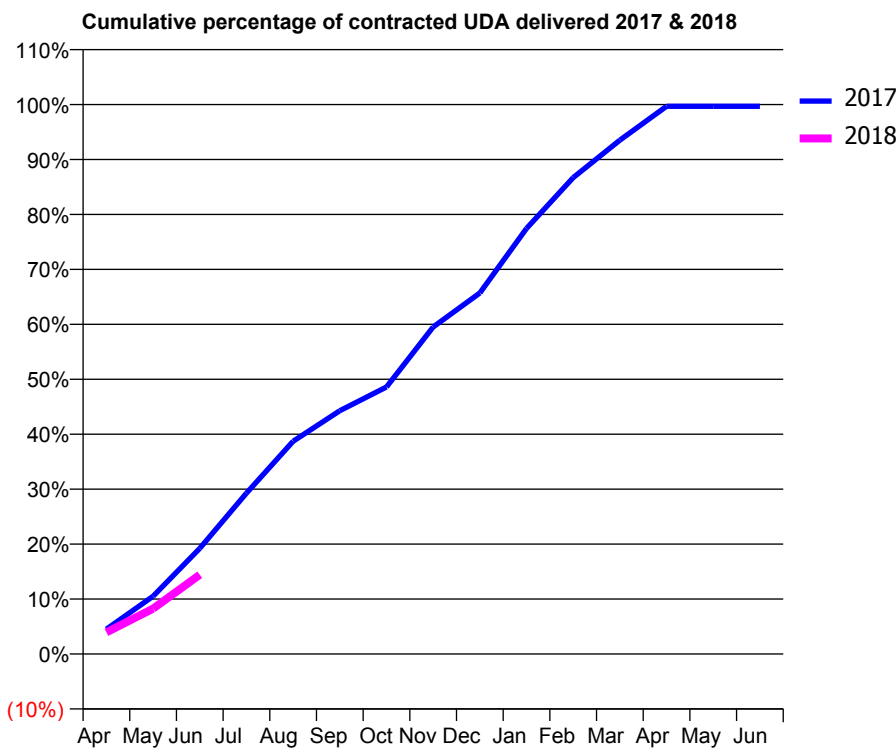
17/18 Contracted general activity (UDA)	487
Carry forward general activity (UDA)	0
17/18 Contracted orthodontic activity (UOA)	0
Carry forward orthodontic activity (UOA)	0
Baseline contract value	£10,233.69

ACCESS*

Patients seen in 24 months	Total	Change since previous quarter
Quarter ending June 2016	336	
Quarter ending September 2016	326	↓
Quarter ending December 2016	316	↓
Quarter ending March 2017	316	→
Quarter ending June 2017	316	→
Variance since June 2016	(6.0%)	↓



ACTIVITY



Month	Adjusted Scheduled Activity (UDA)	
	2017	2018
April	22	19
May	51	40
June	94	70
July	143	
August	189	
September	216	
October	237	
November	290	
December	320	
January	377	
February	422	
March	455	
April	485	
May	485	
June	485	

QUALITY

	Quantity	Base Number	Contract	AT	Region	England
% of FP17s for the same patient ID Re-attending within 3 months - Children	2	88	2.3%	11.0%	11.7%	12.0%
% of FP17s for the same patient ID Re-attending within 3 months - Adults	0	4	0.0%	14.6%	15.2%	16.0%
% of FP17s for the same patient ID Re-attending between 3 & 9 months - Children	50	88	56.8%	59.1%	59.1%	58.0%
% of FP17s for the same patient ID Re-attending between 3 & 9 months - Adults	0	4	0.0%	49.1%	52.2%	50.9%
% of FP17s for Band 1 Urgent Courses	1	64	1.6%	9.4%	7.9%	9.1%
% of FP17s Relating to Free Repair or Replacements	0	64	0.0%	0.8%	0.8%	0.8%
% of FP17s Relating to Continuations	0	64	0.0%	1.1%	1.1%	1.1%
% of Patients satisfied with the dentistry they have received	0	0	N/A	91.3%	91.8%	91.7%
% of Patients satisfied with the time they had to wait for an appointment	0	0	N/A	86.3%	88.4%	88.0%

* This is based on patients treated on this contract for their most recent course of treatment. Figures in italics indicate the base number of FP17s or Patient Questionnaire responses are less than 100. N/A is shown where the base number of responses is less than 10 during the period. % is calculated as Quantity/Base number*100

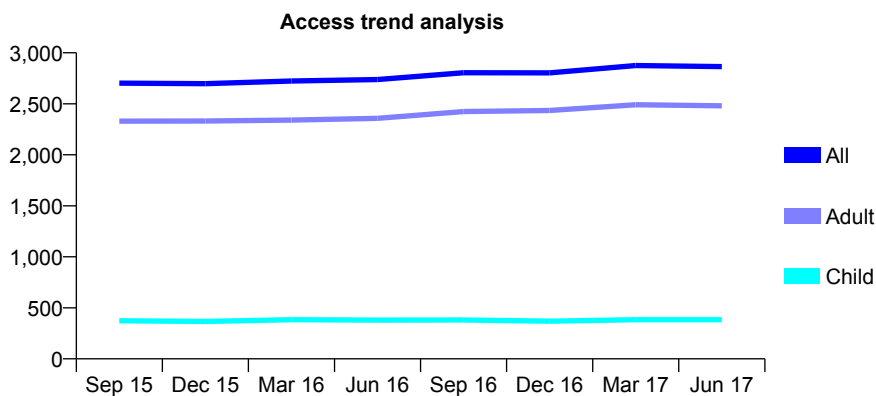
Q56 - Vital Signs At a Glance Contract Report for 205400/0001 - June 2017

Name or company name	MR IS SMITH
Contract type name	GDS Contract
Purpose of contract	General
Contract start date	01/04/2006
Contract end date	

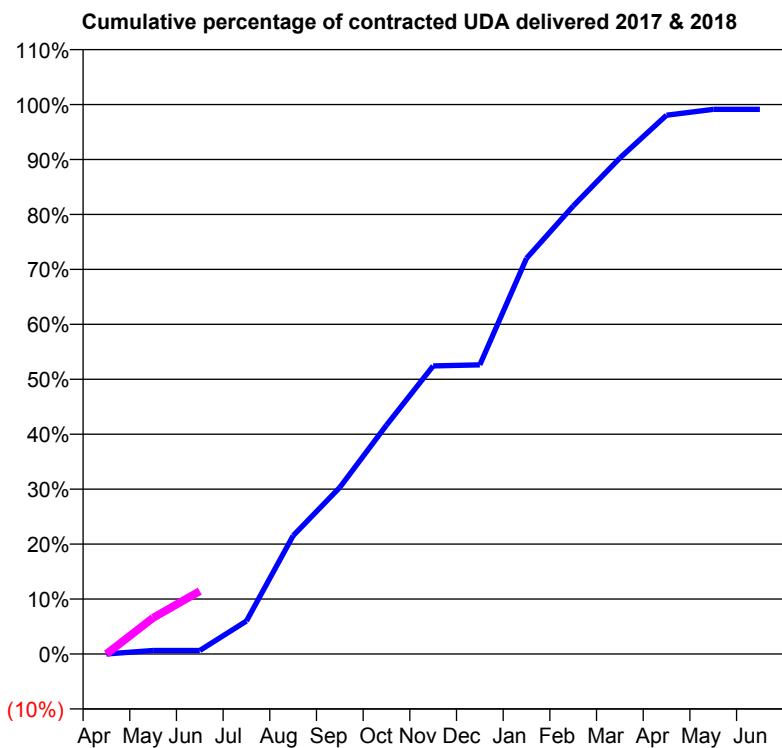
17/18 Contracted general activity (UDA)	11,455
Carry forward general activity (UDA)	0
17/18 Contracted orthodontic activity (UOA)	0
Carry forward orthodontic activity (UOA)	0
Baseline contract value	£251,631.18

ACCESS*

Patients seen in 24 months	Total	Change since previous quarter
Quarter ending June 2016	2,738	
Quarter ending September 2016	2,805	↑
Quarter ending December 2016	2,803	→
Quarter ending March 2017	2,875	↑
Quarter ending June 2017	2,865	→
Variance since June 2016	4.6%	↑



ACTIVITY



Month	Adjusted Scheduled Activity (UDA)	
	2017	2018
April	1	0
May	74	754
June	75	1,310
July	688	
August	2,466	
September	3,473	
October	4,771	
November	6,004	
December	6,027	
January	8,250	
February	9,339	
March	10,340	
April	11,232	
May	11,354	
June	11,354	

QUALITY

	Quantity	Base Number	Contract	AT	Region	England
% of FP17s for the same patient ID Re-attending within 3 months - Children	14	133	10.5%	11.0%	11.7%	12.0%
% of FP17s for the same patient ID Re-attending within 3 months - Adults	92	773	11.9%	14.6%	15.2%	16.0%
% of FP17s for the same patient ID Re-attending between 3 & 9 months - Children	93	133	69.9%	59.1%	59.1%	58.0%
% of FP17s for the same patient ID Re-attending between 3 & 9 months - Adults	529	773	68.4%	49.1%	52.2%	50.9%
% of FP17s for Band 1 Urgent Courses	19	533	3.6%	9.4%	7.9%	9.1%
% of FP17s Relating to Free Repair or Replacements	0	533	0.0%	0.8%	0.8%	0.8%
% of FP17s Relating to Continuations	1	533	0.2%	1.1%	1.1%	1.1%
% of Patients satisfied with the dentistry they have received	16	17	94.1%	91.3%	91.8%	91.7%
% of Patients satisfied with the time they had to wait for an appointment	17	17	100.0%	86.3%	88.4%	88.0%

* This is based on patients treated on this contract for their most recent course of treatment. Figures in italics indicate the base number of FP17s or Patient Questionnaire responses are less than 100. N/A is shown where the base number of responses is less than 10 during the period. % is calculated as Quantity/Base number*100

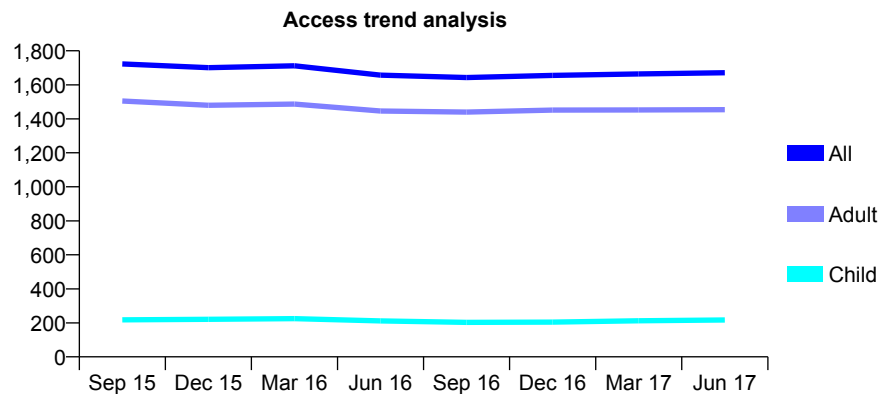
Q56 - Vital Signs At a Glance Contract Report for 209325/0001 - June 2017

Name or company name	Broad Street Dental Surgery
Contract type name	GDS Contract
Purpose of contract	General and Orthodontic
Contract start date	01/04/2006
Contract end date	

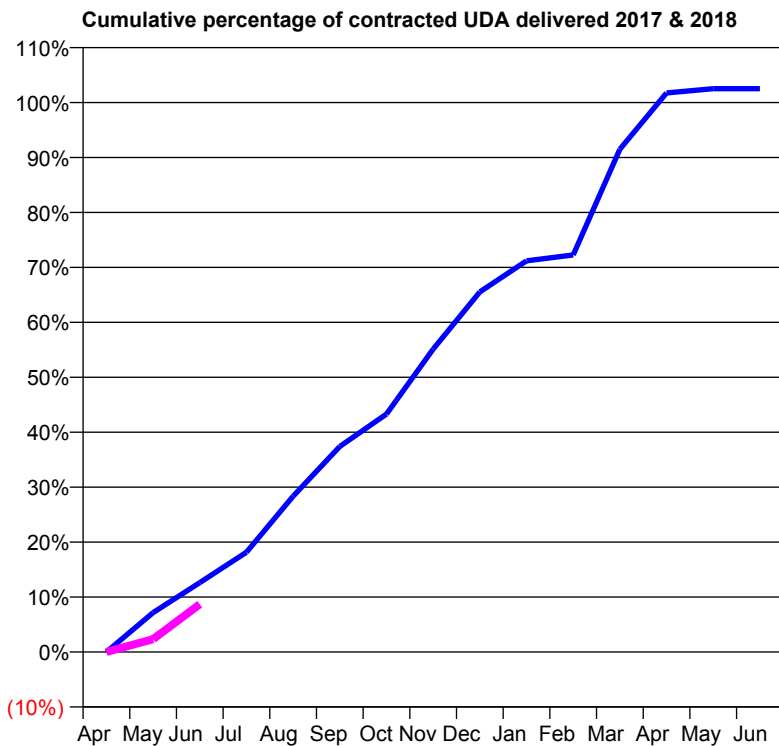
17/18 Contracted general activity (UDA)	4,640
Carry forward general activity (UDA)	0
17/18 Contracted orthodontic activity (UOA)	420
Carry forward orthodontic activity (UOA)	0
Baseline contract value	£172,130.03

ACCESS*

Patients seen in 24 months	Total	Change since previous quarter
Quarter ending June 2016	1,657	
Quarter ending September 2016	1,643	→
Quarter ending December 2016	1,655	→
Quarter ending March 2017	1,664	→
Quarter ending June 2017	1,671	→
Variance since June 2016	0.8%	→



ACTIVITY



Month	Adjusted Scheduled Activity (UDA)	
	2017	2018
April	0	0
May	332	108
June	586	404
July	842	
August	1,315	
September	1,736	
October	2,009	
November	2,557	
December	3,040	
January	3,303	
February	3,352	
March	4,246	
April	4,721	
May	4,756	
June	4,756	

QUALITY

	Quantity	Base Number	Contract	AT	Region	England
% of FP17s for the same patient ID Re-attending within 3 months - Children	0	70	0.0%	11.0%	11.7%	12.0%
% of FP17s for the same patient ID Re-attending within 3 months - Adults	33	391	8.4%	14.6%	15.2%	16.0%
% of FP17s for the same patient ID Re-attending between 3 & 9 months - Children	18	70	25.7%	59.1%	59.1%	58.0%
% of FP17s for the same patient ID Re-attending between 3 & 9 months - Adults	153	391	39.1%	49.1%	52.2%	50.9%
% of FP17s for Band 1 Urgent Courses	9	201	4.5%	9.4%	7.9%	9.1%
% of FP17s Relating to Free Repair or Replacements	1	201	0.5%	0.8%	0.8%	0.8%
% of FP17s Relating to Continuations	0	201	0.0%	1.1%	1.1%	1.1%
% of Patients satisfied with the dentistry they have received	5	5	N/A	91.3%	91.8%	91.7%
% of Patients satisfied with the time they had to wait for an appointment	5	5	N/A	86.3%	88.4%	88.0%

* This is based on patients treated on this contract for their most recent course of treatment. Figures in italics indicate the base number of FP17s or Patient Questionnaire responses are less than 100. N/A is shown where the base number of responses is less than 10 during the period. % is calculated as Quantity/Base number*100

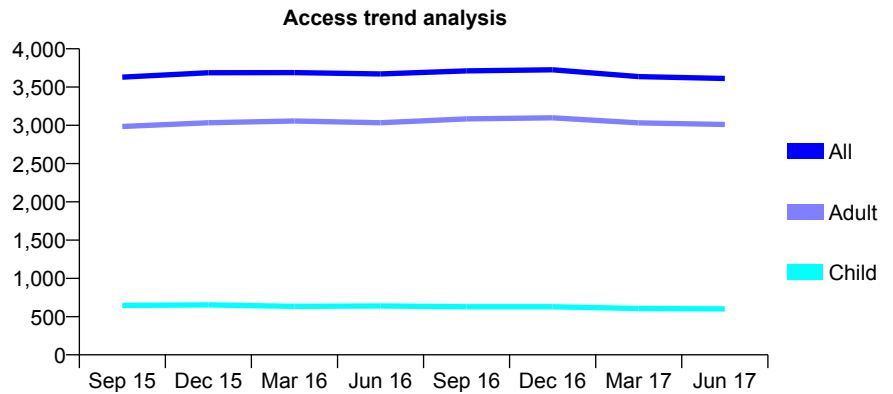
Q56 - Vital Signs At a Glance Contract Report for 213128/0003 - June 2017

Name or company name	MR RA BURKETT
Contract type name	GDS Contract
Purpose of contract	General
Contract start date	28/03/2013
Contract end date	

17/18 Contracted general activity (UDA)	7,548
Carry forward general activity (UDA)	0
17/18 Contracted orthodontic activity (UOA)	0
Carry forward orthodontic activity (UOA)	0
Baseline contract value	£165,414.15

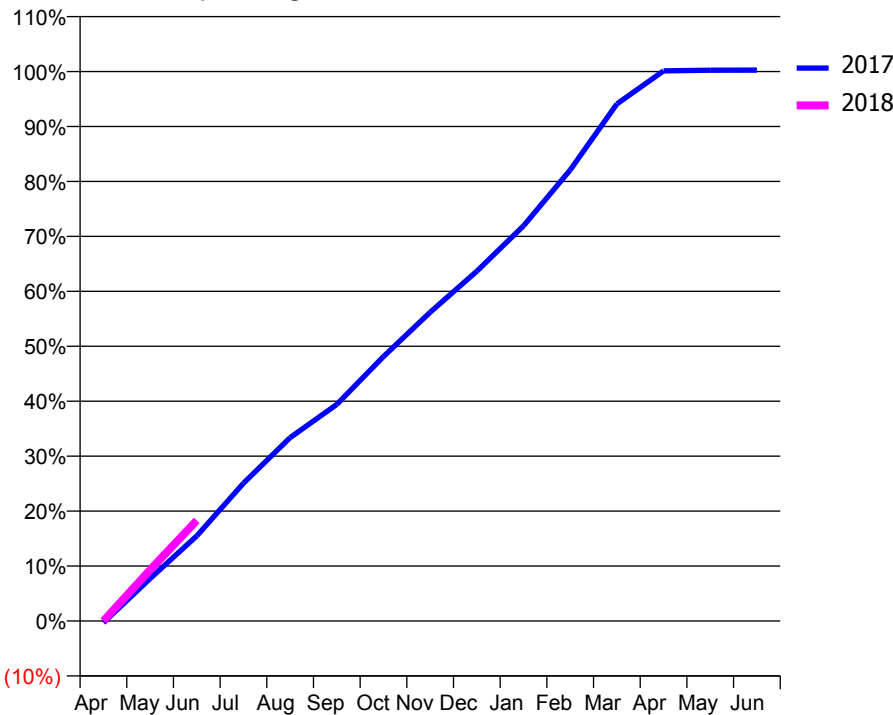
ACCESS*

Patients seen in 24 months	Total	Change since previous quarter
Quarter ending June 2016	3,671	
Quarter ending September 2016	3,712	→
Quarter ending December 2016	3,726	→
Quarter ending March 2017	3,637	↓
Quarter ending June 2017	3,612	→
Variance since June 2016	(1.6%)	↓



ACTIVITY

Cumulative percentage of contracted UDA delivered 2017 & 2018



Month	Adjusted Scheduled Activity (UDA)	
	2017	2018
April	-24	0
May	583	702
June	1,170	1,383
July	1,893	
August	2,519	
September	2,976	
October	3,634	
November	4,241	
December	4,806	
January	5,429	
February	6,195	
March	7,102	
April	7,556	
May	7,566	
June	7,567	

QUALITY

	Quantity	Base Number	Contract	AT	Region	England
% of FP17s for the same patient ID Re-attending within 3 months - Children	7	136	5.1%	11.0%	11.7%	12.0%
% of FP17s for the same patient ID Re-attending within 3 months - Adults	74	713	10.4%	14.6%	15.2%	16.0%
% of FP17s for the same patient ID Re-attending between 3 & 9 months - Children	17	136	12.5%	59.1%	59.1%	58.0%
% of FP17s for the same patient ID Re-attending between 3 & 9 months - Adults	170	713	23.8%	49.1%	52.2%	50.9%
% of FP17s for Band 1 Urgent Courses	57	667	8.5%	9.4%	7.9%	9.1%
% of FP17s Relating to Free Repair or Replacements	0	667	0.0%	0.8%	0.8%	0.8%
% of FP17s Relating to Continuations	1	667	0.1%	1.1%	1.1%	1.1%
% of Patients satisfied with the dentistry they have received	5	5	N/A	91.3%	91.8%	91.7%
% of Patients satisfied with the time they had to wait for an appointment	4	5	N/A	86.3%	88.4%	88.0%

* This is based on patients treated on this contract for their most recent course of treatment. Figures in italics indicate the base number of FP17s or Patient Questionnaire responses are less than 100. N/A is shown where the base number of responses is less than 10 during the period. % is calculated as Quantity/Base number*100

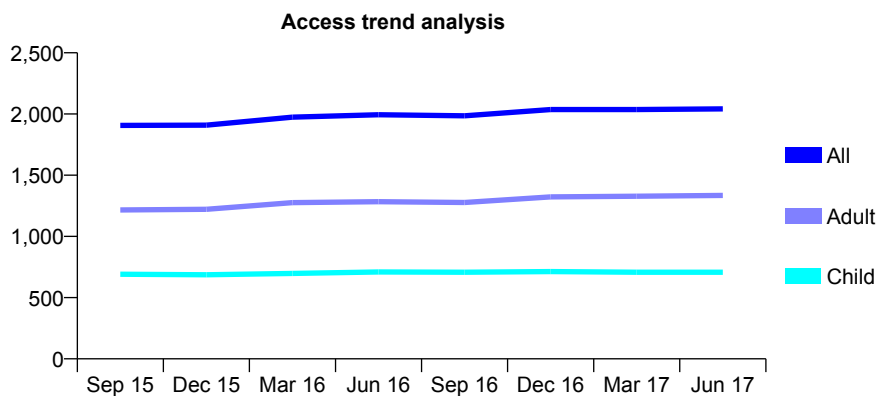
Q56 - Vital Signs At a Glance Contract Report for 214086/0001 - June 2017

Name or company name	MISS BM WILMERS
Contract type name	GDS Contract
Purpose of contract	General
Contract start date	01/04/2006
Contract end date	

17/18 Contracted general activity (UDA)	4,690
Carry forward general activity (UDA)	0
17/18 Contracted orthodontic activity (UOA)	0
Carry forward orthodontic activity (UOA)	0
Baseline contract value	£105,597.13

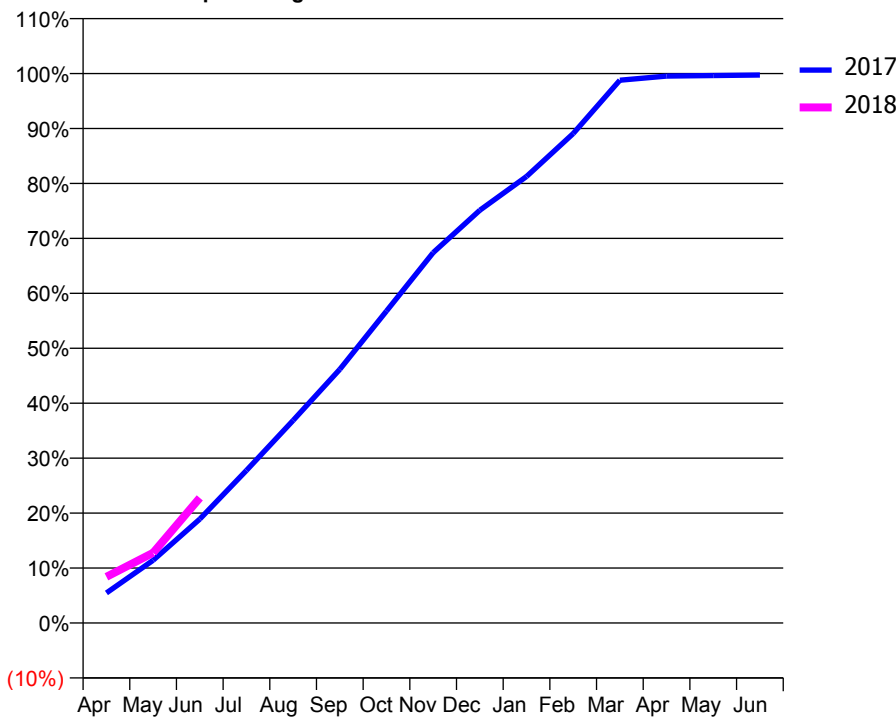
ACCESS*

Patients seen in 24 months	Total	Change since previous quarter
Quarter ending June 2016	1,994	
Quarter ending September 2016	1,985	→
Quarter ending December 2016	2,036	↑
Quarter ending March 2017	2,036	→
Quarter ending June 2017	2,042	→
Variance since June 2016	2.4%	↑



ACTIVITY

Cumulative percentage of contracted UDA delivered 2017 & 2018



Month	Adjusted Scheduled Activity (UDA)	
	2017	2018
April	256	394
May	536	599
June	887	1,068
July	1,302	
August	1,729	
September	2,165	
October	2,663	
November	3,161	
December	3,523	
January	3,811	
February	4,178	
March	4,633	
April	4,668	
May	4,673	
June	4,677	

QUALITY

	Quantity	Base Number	Contract	AT	Region	England
% of FP17s for the same patient ID Re-attending within 3 months - Children	13	251	5.2%	11.0%	11.7%	12.0%
% of FP17s for the same patient ID Re-attending within 3 months - Adults	70	469	14.9%	14.6%	15.2%	16.0%
% of FP17s for the same patient ID Re-attending between 3 & 9 months - Children	162	251	64.5%	59.1%	59.1%	58.0%
% of FP17s for the same patient ID Re-attending between 3 & 9 months - Adults	261	469	55.7%	49.1%	52.2%	50.9%
% of FP17s for Band 1 Urgent Courses	51	688	7.4%	9.4%	7.9%	9.1%
% of FP17s Relating to Free Repair or Replacements	4	688	0.6%	0.8%	0.8%	0.8%
% of FP17s Relating to Continuations	10	688	1.5%	1.1%	1.1%	1.1%
% of Patients satisfied with the dentistry they have received	6	6	N/A	91.3%	91.8%	91.7%
% of Patients satisfied with the time they had to wait for an appointment	6	6	N/A	86.3%	88.4%	88.0%

* This is based on patients treated on this contract for their most recent course of treatment. Figures in italics indicate the base number of FP17s or Patient Questionnaire responses are less than 100. N/A is shown where the base number of responses is less than 10 during the period. % is calculated as Quantity/Base number*100

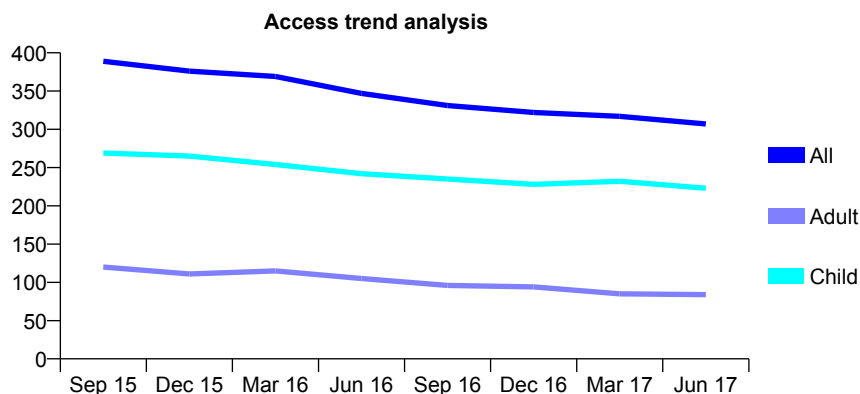
Q56 - Vital Signs At a Glance Contract Report for 215813/0001 - June 2017

Name or company name	MR CJ WHITER
Contract type name	GDS Contract
Purpose of contract	General
Contract start date	01/04/2006
Contract end date	

17/18 Contracted general activity (UDA)	611
Carry forward general activity (UDA)	0
17/18 Contracted orthodontic activity (UOA)	0
Carry forward orthodontic activity (UOA)	0
Baseline contract value	£12,626.43

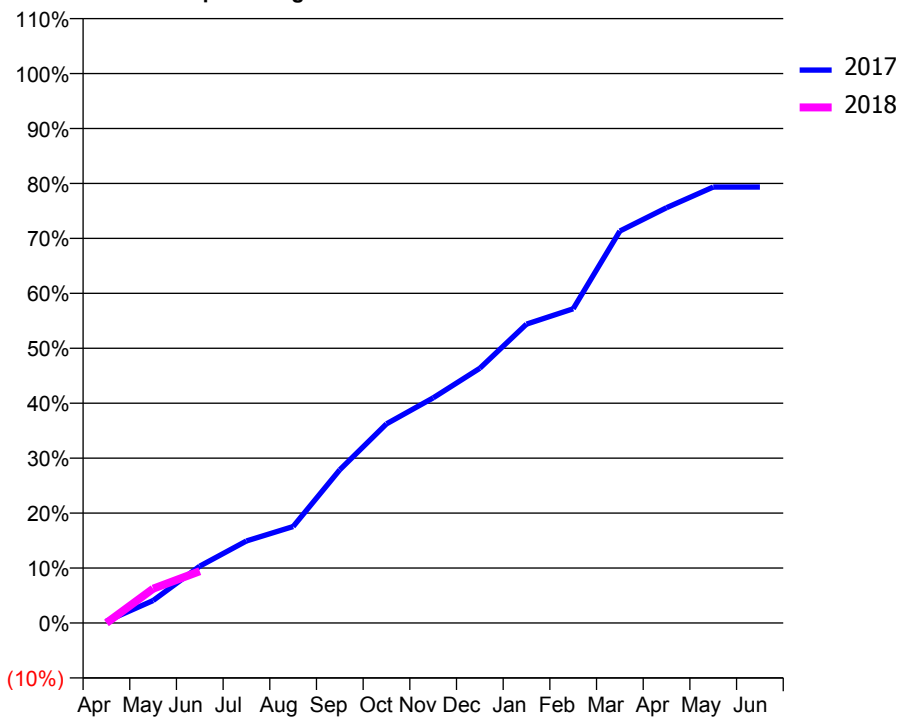
ACCESS*

Patients seen in 24 months	Total	Change since previous quarter
Quarter ending June 2016	347	
Quarter ending September 2016	331	↓
Quarter ending December 2016	322	↓
Quarter ending March 2017	317	↓
Quarter ending June 2017	307	↓
Variance since June 2016	(11.5%)	↓



ACTIVITY

Cumulative percentage of contracted UDA delivered 2017 & 2018



Adjusted Scheduled Activity (UDA)

Month	2017	2018
April	2	0
May	25	38
June	63	58
July	91	
August	107	
September	170	
October	221	
November	250	
December	283	
January	332	
February	349	
March	436	
April	462	
May	485	
June	485	

QUALITY

	Quantity	Base Number	Contract	AT	Region	England
% of FP17s for the same patient ID Re-attending within 3 months - Children	4	66	6.1%	11.0%	11.7%	12.0%
% of FP17s for the same patient ID Re-attending within 3 months - Adults	0	9	0.0%	14.6%	15.2%	16.0%
% of FP17s for the same patient ID Re-attending between 3 & 9 months - Children	49	66	74.2%	59.1%	59.1%	58.0%
% of FP17s for the same patient ID Re-attending between 3 & 9 months - Adults	4	9	44.4%	49.1%	52.2%	50.9%
% of FP17s for Band 1 Urgent Courses	2	51	3.9%	9.4%	7.9%	9.1%
% of FP17s Relating to Free Repair or Replacements	0	51	0.0%	0.8%	0.8%	0.8%
% of FP17s Relating to Continuations	0	51	0.0%	1.1%	1.1%	1.1%
% of Patients satisfied with the dentistry they have received	0	0	N/A	91.3%	91.8%	91.7%
% of Patients satisfied with the time they had to wait for an appointment	0	0	N/A	86.3%	88.4%	88.0%

* This is based on patients treated on this contract for their most recent course of treatment. Figures in italics indicate the base number of FP17s or Patient Questionnaire responses are less than 100. N/A is shown where the base number of responses is less than 10 during the period. % is calculated as Quantity/Base number*100

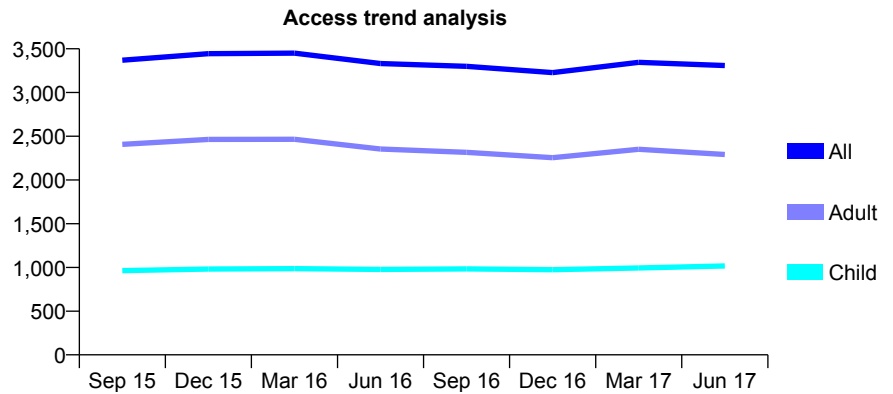
Q56 - Vital Signs At a Glance Contract Report for 215988/0001 - June 2017

Name or company name	MR PG SANDERS
Contract type name	GDS Contract
Purpose of contract	General
Contract start date	01/04/2006
Contract end date	

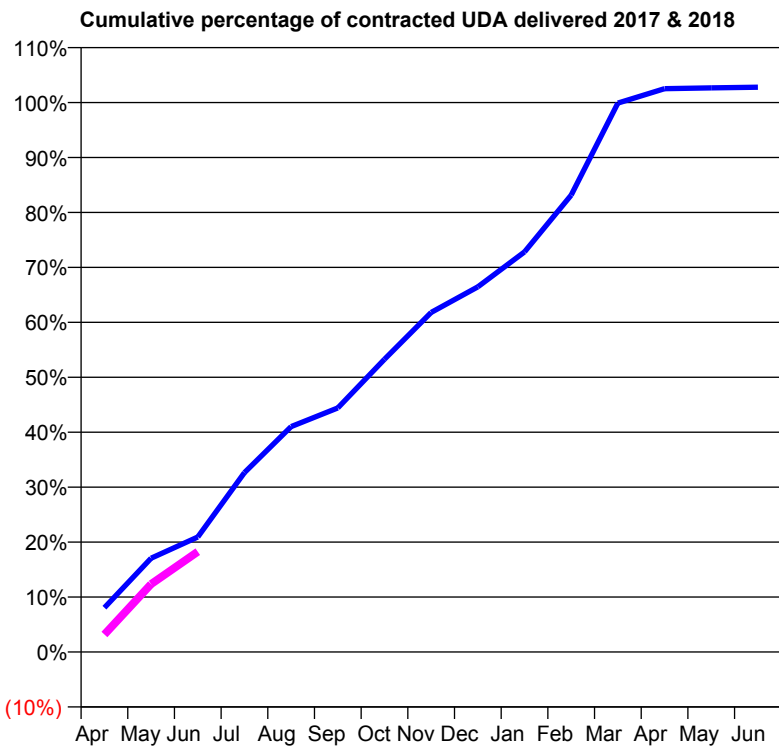
17/18 Contracted general activity (UDA)	6,951
Carry forward general activity (UDA)	0
17/18 Contracted orthodontic activity (UOA)	0
Carry forward orthodontic activity (UOA)	0
Baseline contract value	£187,760.86

ACCESS*

Patients seen in 24 months	Total	Change since previous quarter
Quarter ending June 2016	3,331	
Quarter ending September 2016	3,299	→
Quarter ending December 2016	3,228	↓
Quarter ending March 2017	3,345	↑
Quarter ending June 2017	3,308	↓
Variance since June 2016	(0.7%)	→



ACTIVITY



Adjusted Scheduled Activity (UDA)		
Month	2017	2018
April	562	222
May	1,187	859
June	1,456	1,269
July	2,269	
August	2,852	
September	3,088	
October	3,703	
November	4,296	
December	4,620	
January	5,060	
February	5,781	
March	6,943	
April	7,126	
May	7,136	
June	7,145	

QUALITY

	Quantity	Base Number	Contract	AT	Region	England
% of FP17s for the same patient ID Re-attending within 3 months - Children	61	447	13.6%	11.0%	11.7%	12.0%
% of FP17s for the same patient ID Re-attending within 3 months - Adults	139	809	17.2%	14.6%	15.2%	16.0%
% of FP17s for the same patient ID Re-attending between 3 & 9 months - Children	310	447	69.4%	59.1%	59.1%	58.0%
% of FP17s for the same patient ID Re-attending between 3 & 9 months - Adults	564	809	69.7%	49.1%	52.2%	50.9%
% of FP17s for Band 1 Urgent Courses	48	878	5.5%	9.4%	7.9%	9.1%
% of FP17s Relating to Free Repair or Replacements	7	878	0.8%	0.8%	0.8%	0.8%
% of FP17s Relating to Continuations	4	878	0.5%	1.1%	1.1%	1.1%
% of Patients satisfied with the dentistry they have received	1	1	N/A	91.3%	91.8%	91.7%
% of Patients satisfied with the time they had to wait for an appointment	1	1	N/A	86.3%	88.4%	88.0%

* This is based on patients treated on this contract for their most recent course of treatment. Figures in italics indicate the base number of FP17s or Patient Questionnaire responses are less than 100. N/A is shown where the base number of responses is less than 10 during the period. % is calculated as Quantity/Base number*100

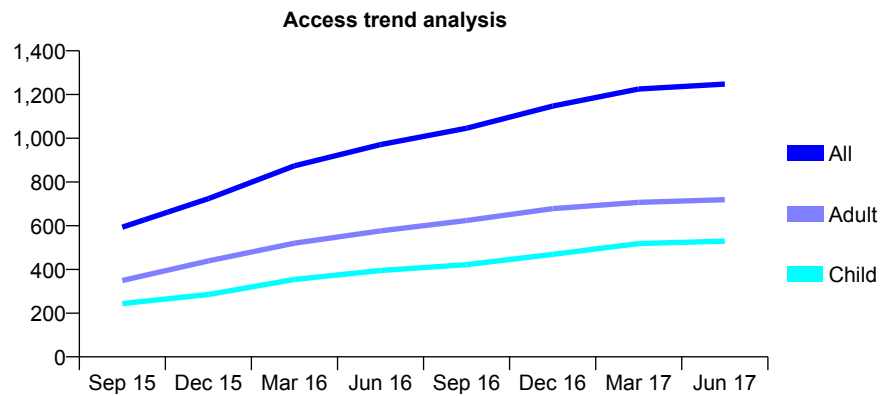
Q56 - Vital Signs At a Glance Contract Report for 220469/0001 - June 2017

Name or company name	Riverside Dental Surgery
Contract type name	GDS Contract
Purpose of contract	General and Orthodontic
Contract start date	01/04/2006
Contract end date	

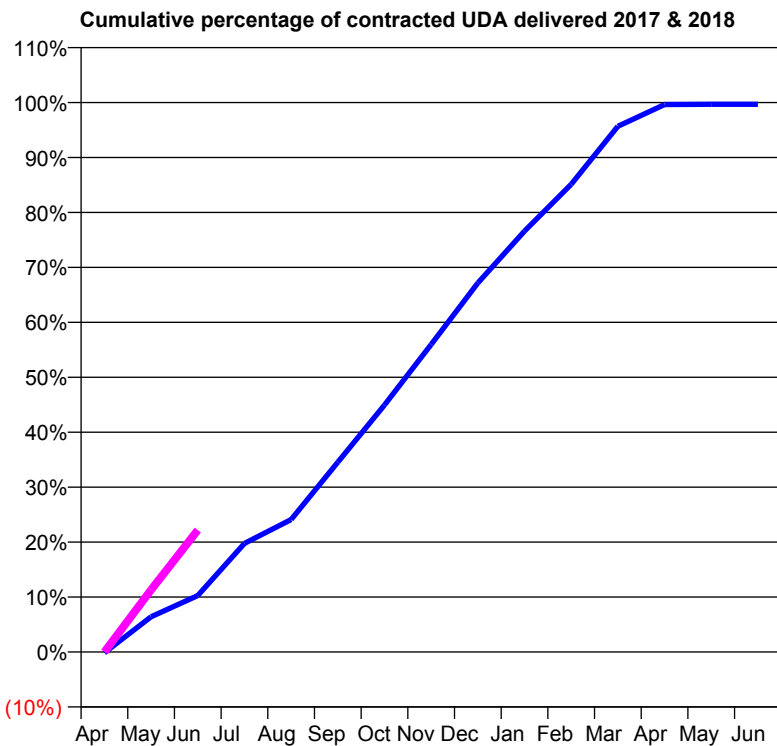
17/18 Contracted general activity (UDA)	2,583
Carry forward general activity (UDA)	0
17/18 Contracted orthodontic activity (UOA)	129
Carry forward orthodontic activity (UOA)	0
Baseline contract value	£65,536.59

ACCESS*

Patients seen in 24 months	Total	Change since previous quarter
Quarter ending June 2016	971	
Quarter ending September 2016	1,046	↑
Quarter ending December 2016	1,147	↑
Quarter ending March 2017	1,225	↑
Quarter ending June 2017	1,248	→
Variance since June 2016	28.5%	↑



ACTIVITY



Month	Adjusted Scheduled Activity (UDA)	
	2017	2018
April	-4	0
May	166	292
June	266	573
July	511	
August	623	
September	892	
October	1,161	
November	1,446	
December	1,735	
January	1,979	
February	2,199	
March	2,471	
April	2,573	
May	2,575	
June	2,575	

QUALITY

	Quantity	Base Number	Contract	AT	Region	England
% of FP17s for the same patient ID Re-attending within 3 months - Children	6	181	3.3%	11.0%	11.7%	12.0%
% of FP17s for the same patient ID Re-attending within 3 months - Adults	26	210	12.4%	14.6%	15.2%	16.0%
% of FP17s for the same patient ID Re-attending between 3 & 9 months - Children	105	181	58.0%	59.1%	59.1%	58.0%
% of FP17s for the same patient ID Re-attending between 3 & 9 months - Adults	131	210	62.4%	49.1%	52.2%	50.9%
% of FP17s for Band 1 Urgent Courses	6	317	1.9%	9.4%	7.9%	9.1%
% of FP17s Relating to Free Repair or Replacements	6	317	1.9%	0.8%	0.8%	0.8%
% of FP17s Relating to Continuations	0	317	0.0%	1.1%	1.1%	1.1%
% of Patients satisfied with the dentistry they have received	1	2	N/A	91.3%	91.8%	91.7%
% of Patients satisfied with the time they had to wait for an appointment	1	2	N/A	86.3%	88.4%	88.0%

* This is based on patients treated on this contract for their most recent course of treatment. Figures in italics indicate the base number of FP17s or Patient Questionnaire responses are less than 100. N/A is shown where the base number of responses is less than 10 during the period. % is calculated as Quantity/Base number*100

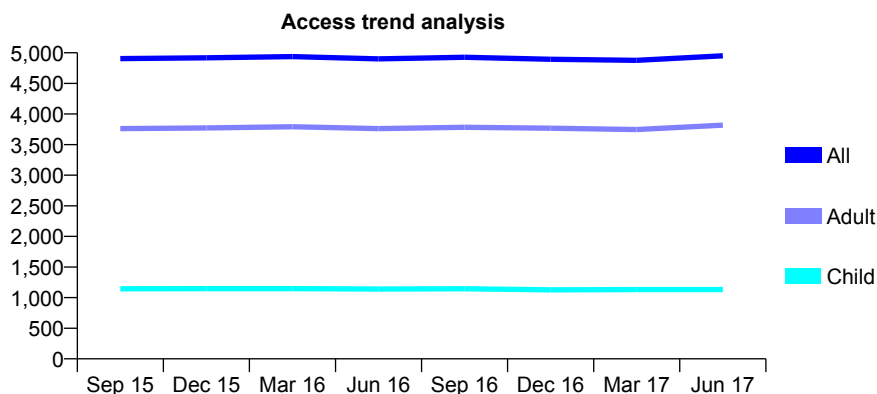
Q56 - Vital Signs At a Glance Contract Report for 22224/0001 - June 2017

Name or company name	MR DA STOTT
Contract type name	GDS Contract
Purpose of contract	General and Orthodontic
Contract start date	01/04/2006
Contract end date	

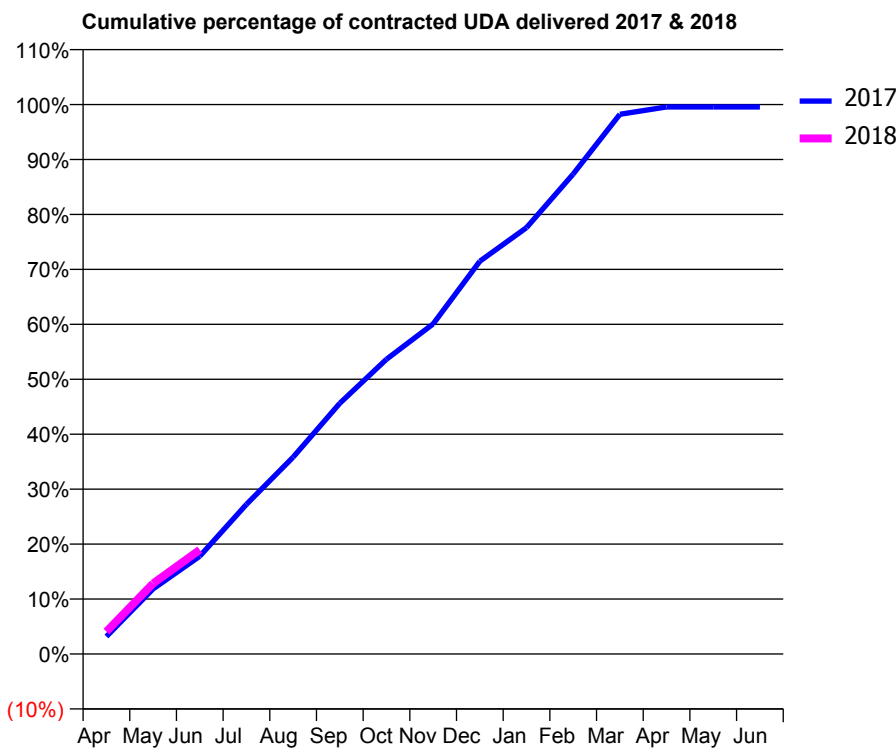
17/18 Contracted general activity (UDA)	12,808
Carry forward general activity (UDA)	0
17/18 Contracted orthodontic activity (UOA)	602
Carry forward orthodontic activity (UOA)	0
Baseline contract value	£339,638.57

ACCESS*

Patients seen in 24 months	Total	Change since previous quarter
Quarter ending June 2016	4,901	
Quarter ending September 2016	4,928	→
Quarter ending December 2016	4,895	→
Quarter ending March 2017	4,877	→
Quarter ending June 2017	4,950	→
Variance since June 2016	1.0%	→



ACTIVITY



Month	Adjusted Scheduled Activity (UDA)	
	2017	2018
April	409	525
May	1,518	1,647
June	2,280	2,428
July	3,489	
August	4,588	
September	5,844	
October	6,869	
November	7,695	
December	9,155	
January	9,938	
February	11,186	
March	12,581	
April	12,752	
May	12,752	
June	12,752	

QUALITY

	Quantity	Base Number	Contract	AT	Region	England
% of FP17s for the same patient ID Re-attending within 3 months - Children	39	463	8.4%	11.0%	11.7%	12.0%
% of FP17s for the same patient ID Re-attending within 3 months - Adults	145	1,332	10.9%	14.6%	15.2%	16.0%
% of FP17s for the same patient ID Re-attending between 3 & 9 months - Children	334	463	72.1%	59.1%	59.1%	58.0%
% of FP17s for the same patient ID Re-attending between 3 & 9 months - Adults	928	1,332	69.7%	49.1%	52.2%	50.9%
% of FP17s for Band 1 Urgent Courses	58	1,241	4.7%	9.4%	7.9%	9.1%
% of FP17s Relating to Free Repair or Replacements	14	1,241	1.1%	0.8%	0.8%	0.8%
% of FP17s Relating to Continuations	19	1,241	1.5%	1.1%	1.1%	1.1%
% of Patients satisfied with the dentistry they have received	8	8	N/A	91.3%	91.8%	91.7%
% of Patients satisfied with the time they had to wait for an appointment	7	8	N/A	86.3%	88.4%	88.0%

* This is based on patients treated on this contract for their most recent course of treatment. Figures in italics indicate the base number of FP17s or Patient Questionnaire responses are less than 100. N/A is shown where the base number of responses is less than 10 during the period. % is calculated as Quantity/Base number*100

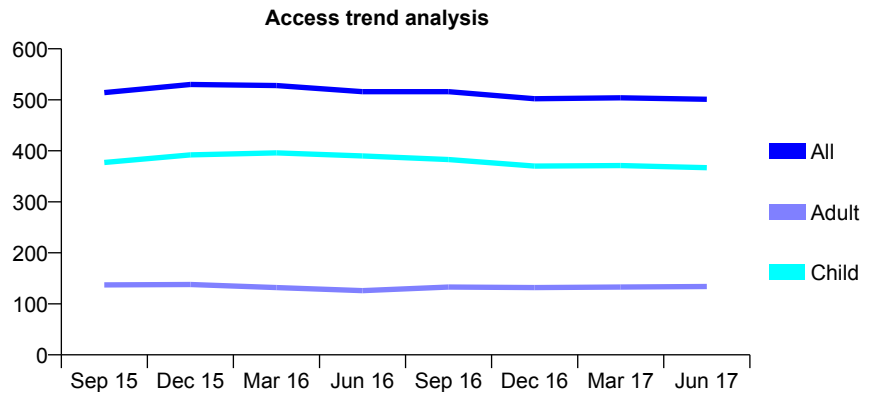
Q56 - Vital Signs At a Glance Contract Report for 229105/0001 - June 2017

Name or company name	MR DP BELLAMY
Contract type name	GDS Contract
Purpose of contract	General
Contract start date	01/04/2006
Contract end date	

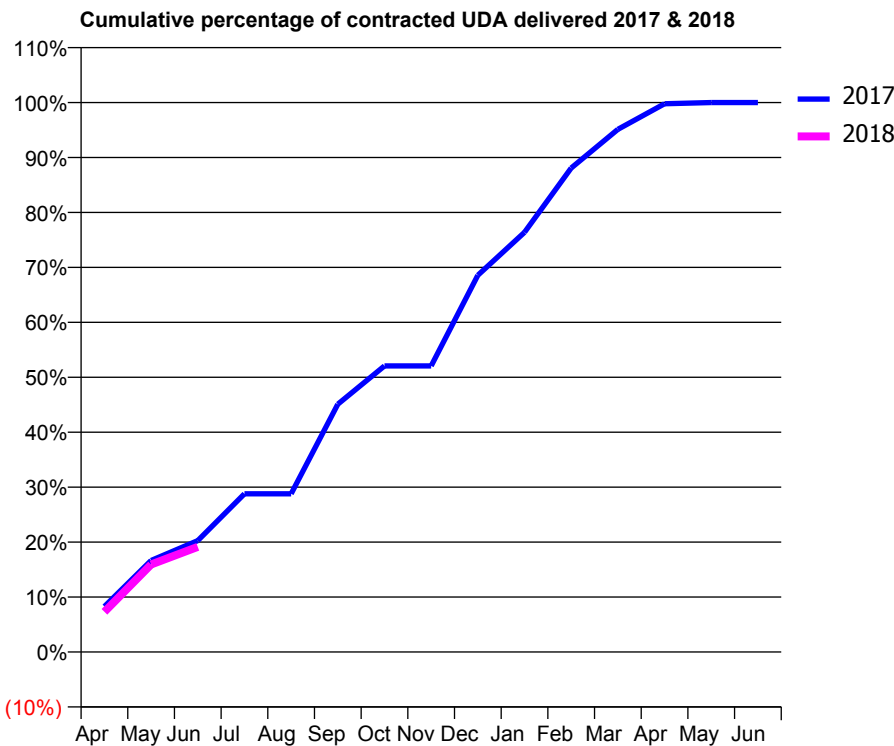
17/18 Contracted general activity (UDA)	909
Carry forward general activity (UDA)	0
17/18 Contracted orthodontic activity (UOA)	0
Carry forward orthodontic activity (UOA)	0
Baseline contract value	£24,182.51

ACCESS*

Patients seen in 24 months	Total	Change since previous quarter
Quarter ending June 2016	516	
Quarter ending September 2016	516	→
Quarter ending December 2016	502	↓
Quarter ending March 2017	504	→
Quarter ending June 2017	501	→
Variance since June 2016	(2.9%)	↓



ACTIVITY



Month	Adjusted Scheduled Activity (UDA)	
	2017	2018
April	75	66
May	151	145
June	184	174
July	262	
August	262	
September	410	
October	473	
November	473	
December	623	
January	694	
February	801	
March	865	
April	907	
May	909	
June	909	

QUALITY

	Quantity	Base Number	Contract	AT	Region	England
% of FP17s for the same patient ID Re-attending within 3 months - Children	8	144	5.6%	11.0%	11.7%	12.0%
% of FP17s for the same patient ID Re-attending within 3 months - Adults	1	22	4.5%	14.6%	15.2%	16.0%
% of FP17s for the same patient ID Re-attending between 3 & 9 months - Children	104	144	72.2%	59.1%	59.1%	58.0%
% of FP17s for the same patient ID Re-attending between 3 & 9 months - Adults	12	22	54.5%	49.1%	52.2%	50.9%
% of FP17s for Band 1 Urgent Courses	5	141	3.5%	9.4%	7.9%	9.1%
% of FP17s Relating to Free Repair or Replacements	0	141	0.0%	0.8%	0.8%	0.8%
% of FP17s Relating to Continuations	3	141	2.1%	1.1%	1.1%	1.1%
% of Patients satisfied with the dentistry they have received	0	0	N/A	91.3%	91.8%	91.7%
% of Patients satisfied with the time they had to wait for an appointment	0	0	N/A	86.3%	88.4%	88.0%

* This is based on patients treated on this contract for their most recent course of treatment. Figures in italics indicate the base number of FP17s or Patient Questionnaire responses are less than 100. N/A is shown where the base number of responses is less than 10 during the period. % is calculated as Quantity/Base number*100

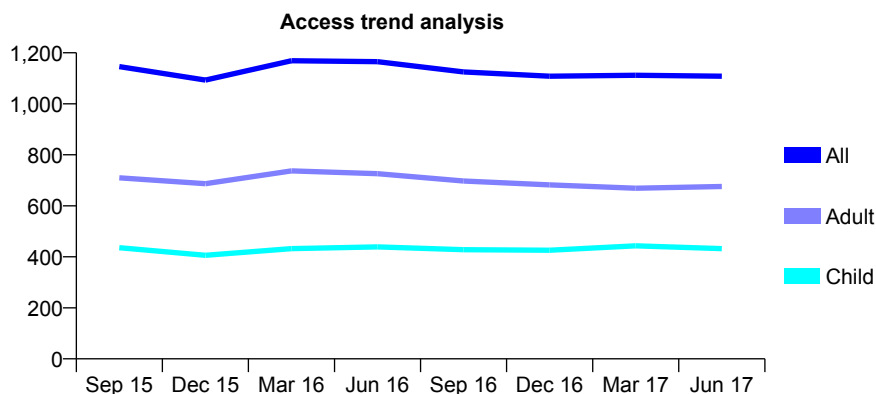
Q56 - Vital Signs At a Glance Contract Report for 232475/0001 - June 2017

Name or company name	MR ST NICOL
Contract type name	GDS Contract
Purpose of contract	General
Contract start date	01/04/2006
Contract end date	

17/18 Contracted general activity (UDA)	4,022
Carry forward general activity (UDA)	0
17/18 Contracted orthodontic activity (UOA)	0
Carry forward orthodontic activity (UOA)	0
Baseline contract value	£119,075.02

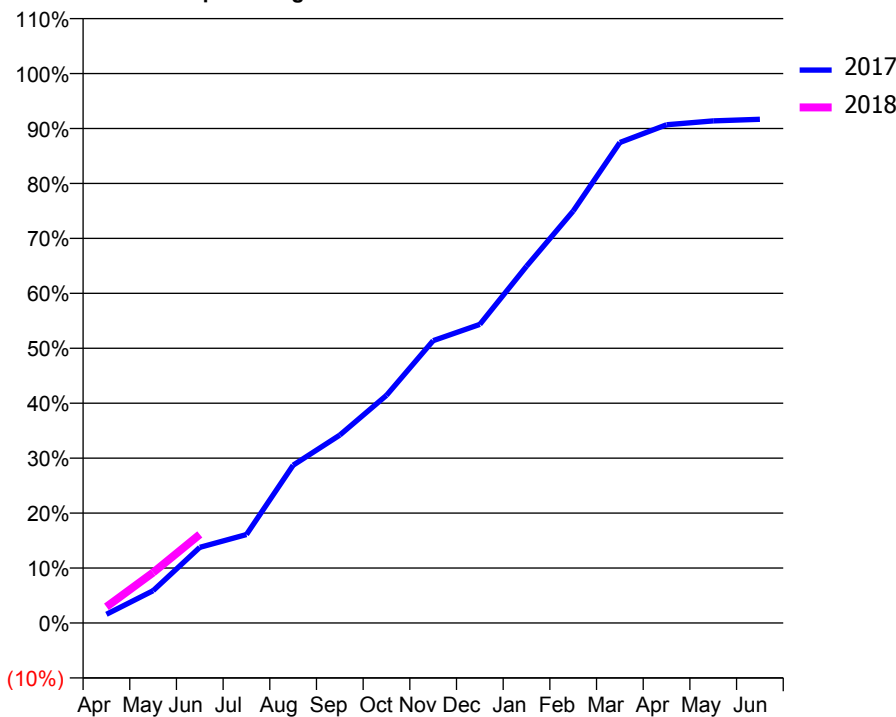
ACCESS*

Patients seen in 24 months	Total	Change since previous quarter
Quarter ending June 2016	1,165	
Quarter ending September 2016	1,125	↓
Quarter ending December 2016	1,108	↓
Quarter ending March 2017	1,112	→
Quarter ending June 2017	1,108	→
Variance since June 2016	(4.9%)	↓



ACTIVITY

Cumulative percentage of contracted UDA delivered 2017 & 2018



Month	Adjusted Scheduled Activity (UDA)	
	2017	2018
April	64	119
May	237	369
June	554	648
July	647	
August	1,155	
September	1,375	
October	1,667	
November	2,067	
December	2,185	
January	2,611	
February	3,015	
March	3,517	
April	3,647	
May	3,676	
June	3,687	

QUALITY

	Quantity	Base Number	Contract	AT	Region	England
% of FP17s for the same patient ID Re-attending within 3 months - Children	15	152	9.9%	11.0%	11.7%	12.0%
% of FP17s for the same patient ID Re-attending within 3 months - Adults	23	203	11.3%	14.6%	15.2%	16.0%
% of FP17s for the same patient ID Re-attending between 3 & 9 months - Children	91	152	59.9%	59.1%	59.1%	58.0%
% of FP17s for the same patient ID Re-attending between 3 & 9 months - Adults	104	203	51.2%	49.1%	52.2%	50.9%
% of FP17s for Band 1 Urgent Courses	21	312	6.7%	9.4%	7.9%	9.1%
% of FP17s Relating to Free Repair or Replacements	3	312	1.0%	0.8%	0.8%	0.8%
% of FP17s Relating to Continuations	8	312	2.6%	1.1%	1.1%	1.1%
% of Patients satisfied with the dentistry they have received	2	2	N/A	91.3%	91.8%	91.7%
% of Patients satisfied with the time they had to wait for an appointment	1	2	N/A	86.3%	88.4%	88.0%

* This is based on patients treated on this contract for their most recent course of treatment. Figures in italics indicate the base number of FP17s or Patient Questionnaire responses are less than 100. N/A is shown where the base number of responses is less than 10 during the period. % is calculated as Quantity/Base number*100

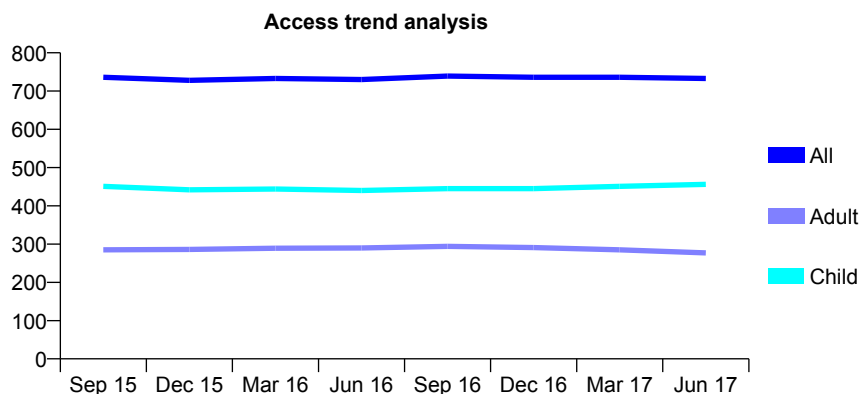
Q56 - Vital Signs At a Glance Contract Report for 233129/0001 - June 2017

Name or company name	MR RF TILLY
Contract type name	GDS Contract
Purpose of contract	General
Contract start date	01/04/2006
Contract end date	

17/18 Contracted general activity (UDA)	1,750
Carry forward general activity (UDA)	0
17/18 Contracted orthodontic activity (UOA)	0
Carry forward orthodontic activity (UOA)	0
Baseline contract value	£37,059.70

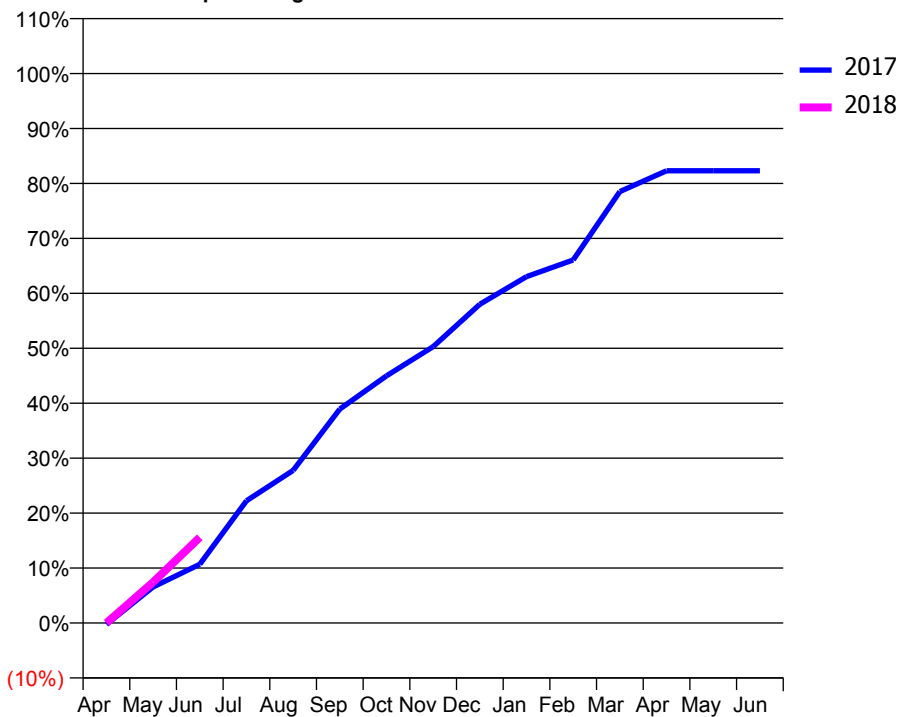
ACCESS*

Patients seen in 24 months	Total	Change since previous quarter
Quarter ending June 2016	730	
Quarter ending September 2016	739	→
Quarter ending December 2016	736	→
Quarter ending March 2017	736	→
Quarter ending June 2017	733	→
Variance since June 2016	0.4%	→



ACTIVITY

Cumulative percentage of contracted UDA delivered 2017 & 2018



Month	Adjusted Scheduled Activity (UDA)	
	2017	2018
April	-5	0
May	115	130
June	187	273
July	389	
August	486	
September	681	
October	787	
November	880	
December	1,015	
January	1,103	
February	1,156	
March	1,374	
April	1,440	
May	1,440	
June	1,440	

QUALITY

	Quantity	Base Number	Contract	AT	Region	England
% of FP17s for the same patient ID Re-attending within 3 months - Children	2	154	1.3%	11.0%	11.7%	12.0%
% of FP17s for the same patient ID Re-attending within 3 months - Adults	9	64	14.1%	14.6%	15.2%	16.0%
% of FP17s for the same patient ID Re-attending between 3 & 9 months - Children	108	154	70.1%	59.1%	59.1%	58.0%
% of FP17s for the same patient ID Re-attending between 3 & 9 months - Adults	36	64	56.3%	49.1%	52.2%	50.9%
% of FP17s for Band 1 Urgent Courses	0	171	0.0%	9.4%	7.9%	9.1%
% of FP17s Relating to Free Repair or Replacements	0	171	0.0%	0.8%	0.8%	0.8%
% of FP17s Relating to Continuations	0	171	0.0%	1.1%	1.1%	1.1%
% of Patients satisfied with the dentistry they have received	0	0	N/A	91.3%	91.8%	91.7%
% of Patients satisfied with the time they had to wait for an appointment	0	0	N/A	86.3%	88.4%	88.0%

* This is based on patients treated on this contract for their most recent course of treatment. Figures in italics indicate the base number of FP17s or Patient Questionnaire responses are less than 100. N/A is shown where the base number of responses is less than 10 during the period. % is calculated as Quantity/Base number*100

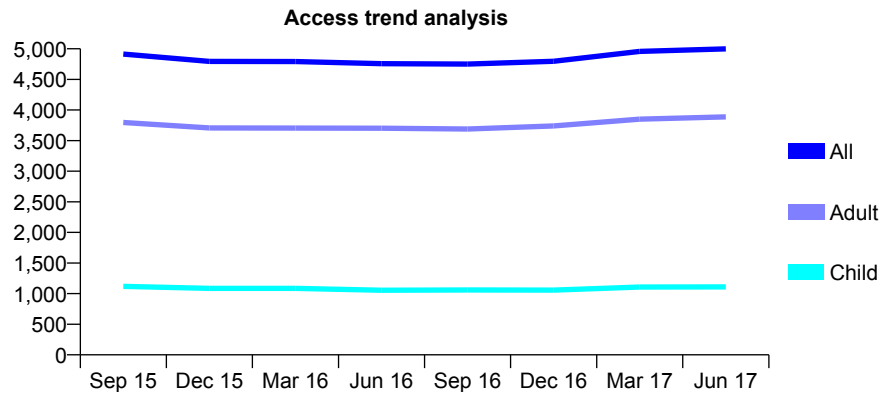
Q56 - Vital Signs At a Glance Contract Report for 244333/0002 - June 2017

Name or company name	MR H MORILLO-GONZALES DE V
Contract type name	GDS Contract
Purpose of contract	General
Contract start date	16/09/2008
Contract end date	

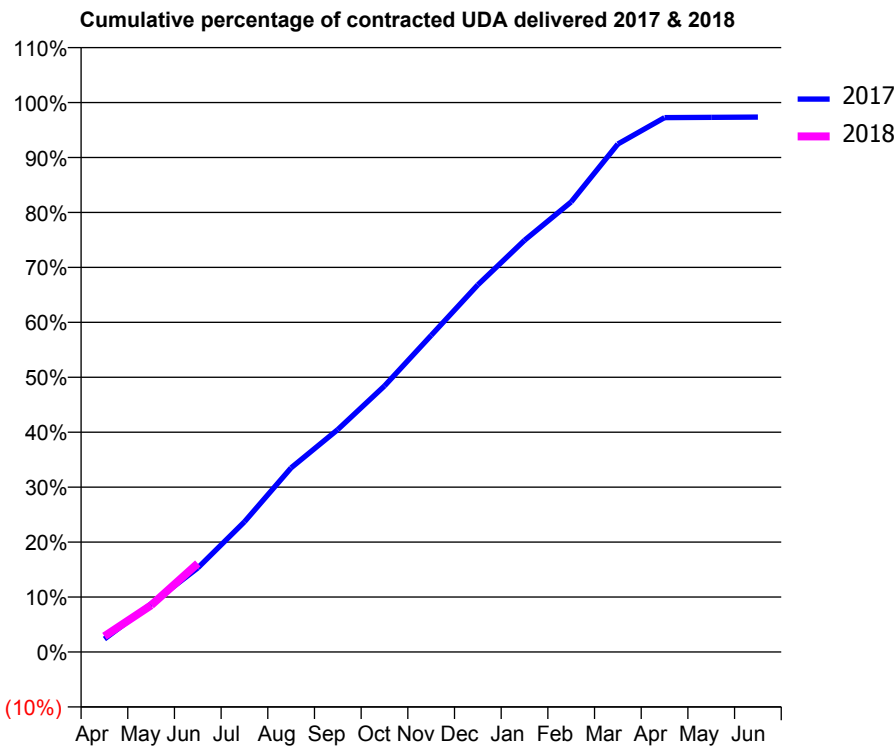
17/18 Contracted general activity (UDA)	14,224
Carry forward general activity (UDA)	0
17/18 Contracted orthodontic activity (UOA)	0
Carry forward orthodontic activity (UOA)	0
Baseline contract value	£356,255.97

ACCESS*

Patients seen in 24 months	Total	Change since previous quarter
Quarter ending June 2016	4,758	
Quarter ending September 2016	4,750	→
Quarter ending December 2016	4,797	→
Quarter ending March 2017	4,957	↑
Quarter ending June 2017	4,999	→
Variance since June 2016	5.1%	↑



ACTIVITY



Month	Adjusted Scheduled Activity (UDA)	
	2017	2018
April	337	407
May	1,246	1,211
June	2,178	2,295
July	3,372	
August	4,768	
September	5,760	
October	6,887	
November	8,196	
December	9,504	
January	10,656	
February	11,653	
March	13,150	
April	13,831	
May	13,839	
June	13,847	

QUALITY

	Quantity	Base Number	Contract	AT	Region	England
% of FP17s for the same patient ID Re-attending within 3 months - Children	14	391	3.6%	11.0%	11.7%	12.0%
% of FP17s for the same patient ID Re-attending within 3 months - Adults	173	1,228	14.1%	14.6%	15.2%	16.0%
% of FP17s for the same patient ID Re-attending between 3 & 9 months - Children	223	391	57.0%	59.1%	59.1%	58.0%
% of FP17s for the same patient ID Re-attending between 3 & 9 months - Adults	630	1,228	51.3%	49.1%	52.2%	50.9%
% of FP17s for Band 1 Urgent Courses	84	1,081	7.8%	9.4%	7.9%	9.1%
% of FP17s Relating to Free Repair or Replacements	8	1,081	0.7%	0.8%	0.8%	0.8%
% of FP17s Relating to Continuations	23	1,081	2.1%	1.1%	1.1%	1.1%
% of Patients satisfied with the dentistry they have received	28	30	93.3%	91.3%	91.8%	91.7%
% of Patients satisfied with the time they had to wait for an appointment	28	30	93.3%	86.3%	88.4%	88.0%

* This is based on patients treated on this contract for their most recent course of treatment. Figures in italics indicate the base number of FP17s or Patient Questionnaire responses are less than 100. N/A is shown where the base number of responses is less than 10 during the period. % is calculated as Quantity/Base number*100

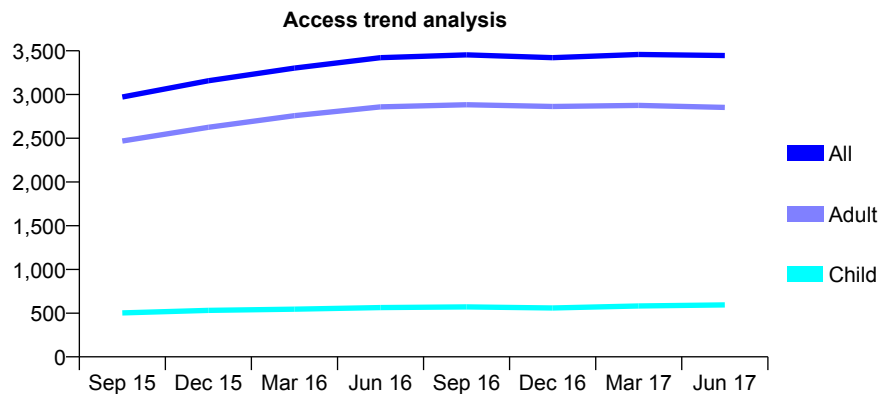
Q56 - Vital Signs At a Glance Contract Report for 245887/0001 - June 2017

Name or company name	MS CA FROST
Contract type name	PDS Contract
Purpose of contract	General
Contract start date	01/08/2014
Contract end date	31/07/2019

17/18 Contracted general activity (UDA)	14,750
Carry forward general activity (UDA)	0
17/18 Contracted orthodontic activity (UOA)	0
Carry forward orthodontic activity (UOA)	0
Baseline contract value	£428,996.15

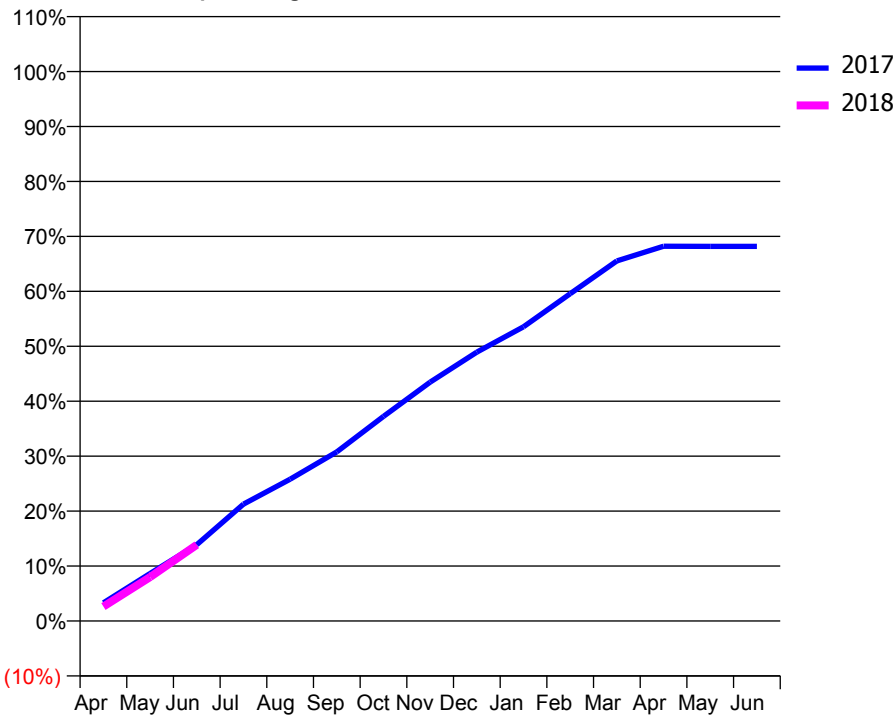
ACCESS*

Patients seen in 24 months	Total	Change since previous quarter
Quarter ending June 2016	3,421	
Quarter ending September 2016	3,454	→
Quarter ending December 2016	3,422	→
Quarter ending March 2017	3,458	→
Quarter ending June 2017	3,446	→
Variance since June 2016	0.7%	→



ACTIVITY

Cumulative percentage of contracted UDA delivered 2017 & 2018



Month	Adjusted Scheduled Activity (UDA)	
	2017	2018
April	488	387
May	1,278	1,178
June	2,049	2,045
July	3,137	
August	3,805	
September	4,540	
October	5,492	
November	6,413	
December	7,217	
January	7,896	
February	8,784	
March	9,665	
April	10,062	
May	10,056	
June	10,056	

QUALITY

	Quantity	Base Number	Contract	AT	Region	England
% of FP17s for the same patient ID Re-attending within 3 months - Children	12	210	5.7%	11.0%	11.7%	12.0%
% of FP17s for the same patient ID Re-attending within 3 months - Adults	124	864	14.4%	14.6%	15.2%	16.0%
% of FP17s for the same patient ID Re-attending between 3 & 9 months - Children	119	210	56.7%	59.1%	59.1%	58.0%
% of FP17s for the same patient ID Re-attending between 3 & 9 months - Adults	488	864	56.5%	49.1%	52.2%	50.9%
% of FP17s for Band 1 Urgent Courses	104	897	11.6%	9.4%	7.9%	9.1%
% of FP17s Relating to Free Repair or Replacements	4	897	0.4%	0.8%	0.8%	0.8%
% of FP17s Relating to Continuations	8	897	0.9%	1.1%	1.1%	1.1%
% of Patients satisfied with the dentistry they have received	7	8	N/A	91.3%	91.8%	91.7%
% of Patients satisfied with the time they had to wait for an appointment	7	8	N/A	86.3%	88.4%	88.0%

* This is based on patients treated on this contract for their most recent course of treatment. Figures in italics indicate the base number of FP17s or Patient Questionnaire responses are less than 100. N/A is shown where the base number of responses is less than 10 during the period. % is calculated as Quantity/Base number*100

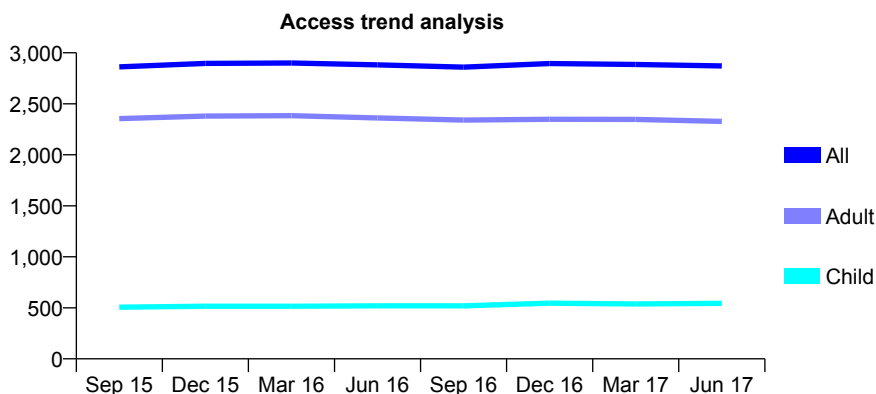
Q56 - Vital Signs At a Glance Contract Report for 248940/0003 - June 2017

Name or company name	MR SR PATEL
Contract type name	GDS Contract
Purpose of contract	General
Contract start date	01/04/2013
Contract end date	

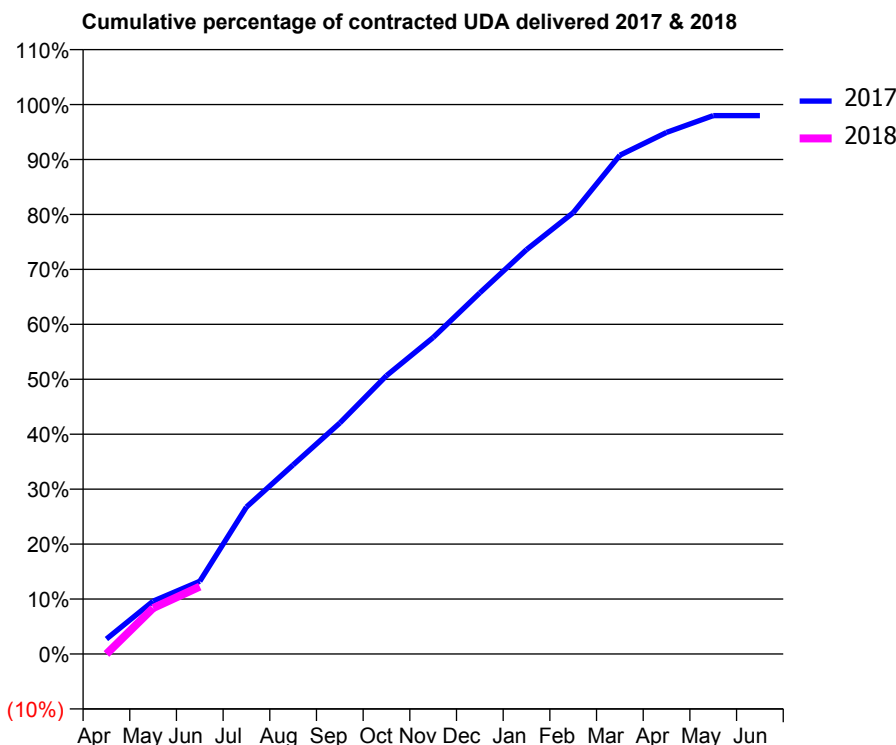
17/18 Contracted general activity (UDA)	5,810
Carry forward general activity (UDA)	0
17/18 Contracted orthodontic activity (UOA)	0
Carry forward orthodontic activity (UOA)	0
Baseline contract value	£135,977.10

ACCESS*

Patients seen in 24 months	Total	Change since previous quarter
Quarter ending June 2016	2,882	
Quarter ending September 2016	2,859	→
Quarter ending December 2016	2,895	→
Quarter ending March 2017	2,885	→
Quarter ending June 2017	2,871	→
Variance since June 2016	(0.4%)	→



ACTIVITY



Month	Adjusted Scheduled Activity (UDA)	
	2017	2018
April	158	0
May	559	486
June	769	713
July	1,554	
August	2,001	
September	2,442	
October	2,943	
November	3,347	
December	3,818	
January	4,276	
February	4,666	
March	5,274	
April	5,515	
May	5,692	
June	5,692	

QUALITY

	Quantity	Base Number	Contract	AT	Region	England
% of FP17s for the same patient ID Re-attending within 3 months - Children	3	161	1.9%	11.0%	11.7%	12.0%
% of FP17s for the same patient ID Re-attending within 3 months - Adults	24	512	4.7%	14.6%	15.2%	16.0%
% of FP17s for the same patient ID Re-attending between 3 & 9 months - Children	116	161	72.0%	59.1%	59.1%	58.0%
% of FP17s for the same patient ID Re-attending between 3 & 9 months - Adults	110	512	21.5%	49.1%	52.2%	50.9%
% of FP17s for Band 1 Urgent Courses	2	438	0.5%	9.4%	7.9%	9.1%
% of FP17s Relating to Free Repair or Replacements	0	438	0.0%	0.8%	0.8%	0.8%
% of FP17s Relating to Continuations	2	438	0.5%	1.1%	1.1%	1.1%
% of Patients satisfied with the dentistry they have received	3	3	N/A	91.3%	91.8%	91.7%
% of Patients satisfied with the time they had to wait for an appointment	3	3	N/A	86.3%	88.4%	88.0%

* This is based on patients treated on this contract for their most recent course of treatment. Figures in italics indicate the base number of FP17s or Patient Questionnaire responses are less than 100. N/A is shown where the base number of responses is less than 10 during the period. % is calculated as Quantity/Base number*100

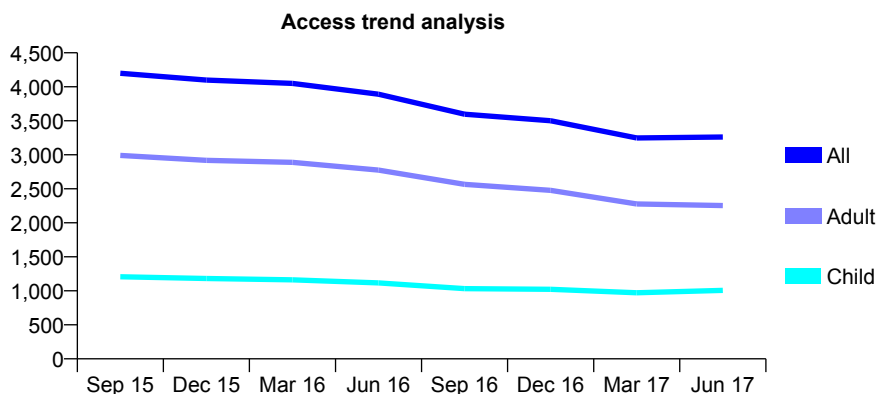
Q56 - Vital Signs At a Glance Contract Report for 250821/0002 - June 2017

Name or company name	MR A NOROOZI RAD
Contract type name	GDS Contract
Purpose of contract	General
Contract start date	01/01/2013
Contract end date	

17/18 Contracted general activity (UDA)	12,000
Carry forward general activity (UDA)	0
17/18 Contracted orthodontic activity (UOA)	0
Carry forward orthodontic activity (UOA)	0
Baseline contract value	£280,080.00

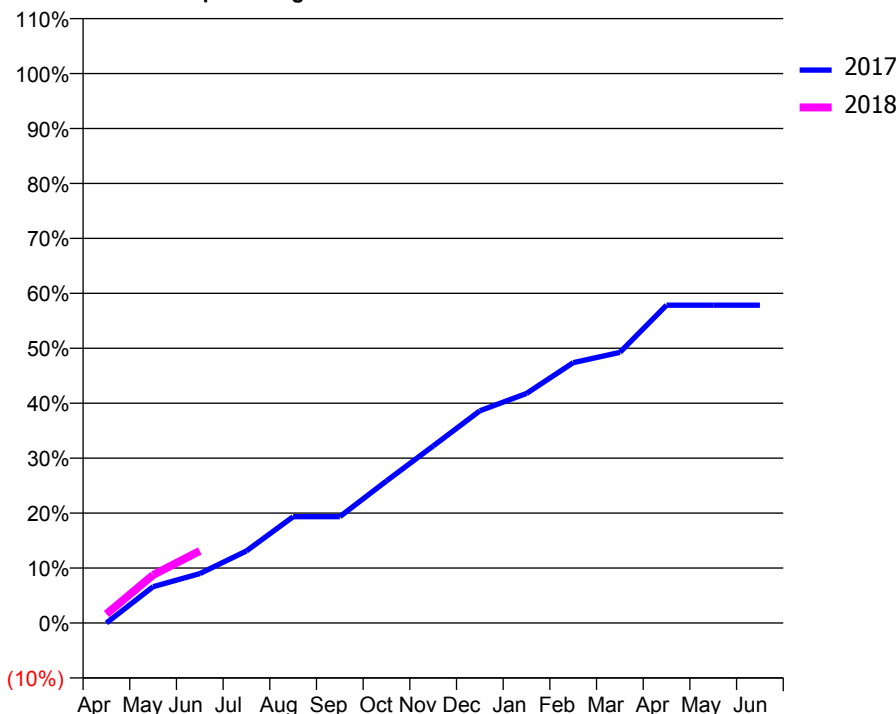
ACCESS*

Patients seen in 24 months	Total	Change since previous quarter
Quarter ending June 2016	3,891	
Quarter ending September 2016	3,598	↓
Quarter ending December 2016	3,501	↓
Quarter ending March 2017	3,248	↓
Quarter ending June 2017	3,261	→
Variance since June 2016	(16.2%)	↓



ACTIVITY

Cumulative percentage of contracted UDA delivered 2017 & 2018



Adjusted Scheduled Activity (UDA)

Month	2017	2018
April	0	198
May	1,187	1,050
June	1,613	1,574
July	2,353	
August	3,476	
September	3,476	
October	4,643	
November	5,785	
December	6,934	
January	7,502	
February	8,506	
March	8,842	
April	10,384	
May	10,384	
June	10,384	

QUALITY

	Quantity	Base Number	Contract	AT	Region	England
% of FP17s for the same patient ID Re-attending within 3 months - Children	45	426	10.6%	11.0%	11.7%	12.0%
% of FP17s for the same patient ID Re-attending within 3 months - Adults	143	879	16.3%	14.6%	15.2%	16.0%
% of FP17s for the same patient ID Re-attending between 3 & 9 months - Children	154	426	36.2%	59.1%	59.1%	58.0%
% of FP17s for the same patient ID Re-attending between 3 & 9 months - Adults	323	879	36.7%	49.1%	52.2%	50.9%
% of FP17s for Band 1 Urgent Courses	42	640	6.6%	9.4%	7.9%	9.1%
% of FP17s Relating to Free Repair or Replacements	4	640	0.6%	0.8%	0.8%	0.8%
% of FP17s Relating to Continuations	33	640	5.2%	1.1%	1.1%	1.1%
% of Patients satisfied with the dentistry they have received	4	4	N/A	91.3%	91.8%	91.7%
% of Patients satisfied with the time they had to wait for an appointment	4	4	N/A	86.3%	88.4%	88.0%

* This is based on patients treated on this contract for their most recent course of treatment. Figures in italics indicate the base number of FP17s or Patient Questionnaire responses are less than 100. N/A is shown where the base number of responses is less than 10 during the period. % is calculated as Quantity/Base number*100

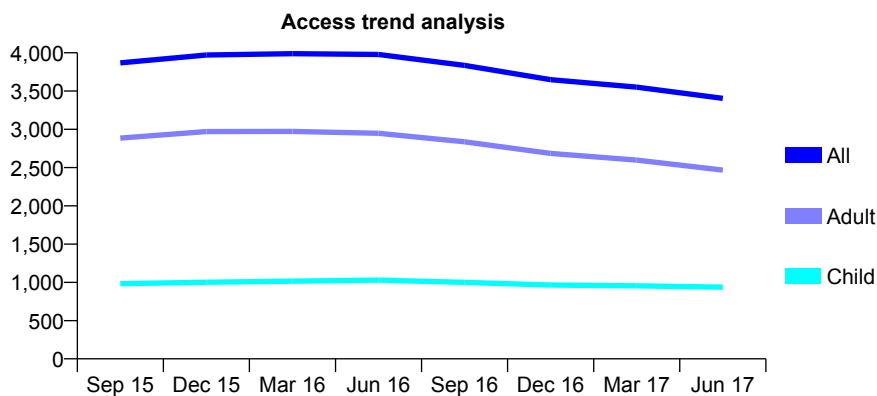
Q56 - Vital Signs At a Glance Contract Report for 257257/0002 - June 2017

Name or company name	MR JJ VILJOEN
Contract type name	PDS Contract
Purpose of contract	General
Contract start date	01/02/2010
Contract end date	30/04/2018

17/18 Contracted general activity (UDA)	9,942
Carry forward general activity (UDA)	0
17/18 Contracted orthodontic activity (UOA)	0
Carry forward orthodontic activity (UOA)	0
Baseline contract value	£246,134.95

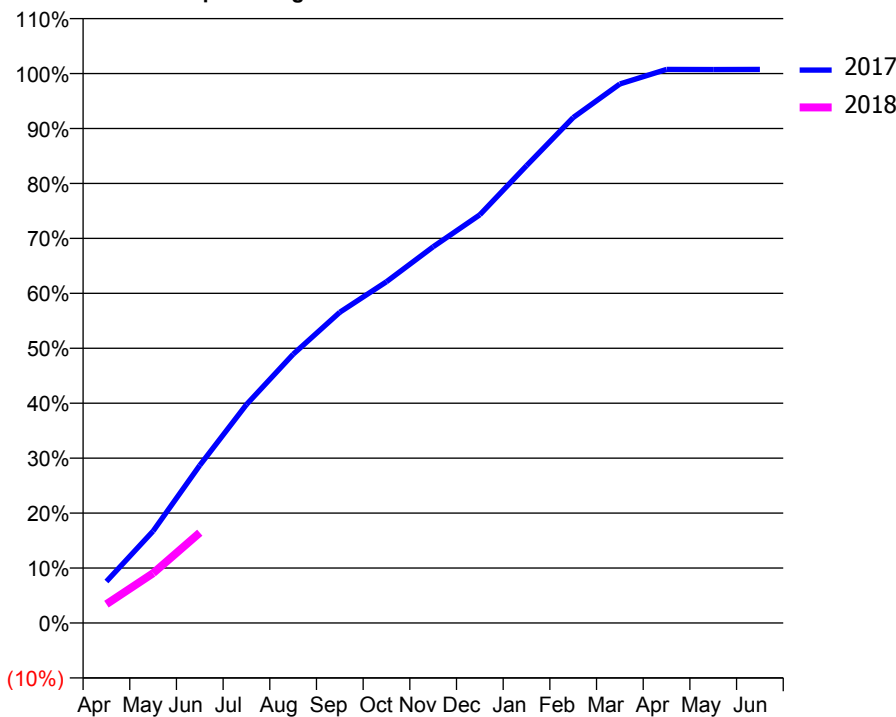
ACCESS*

Patients seen in 24 months	Total	Change since previous quarter
Quarter ending June 2016	3,978	
Quarter ending September 2016	3,836	↓
Quarter ending December 2016	3,649	↓
Quarter ending March 2017	3,552	↓
Quarter ending June 2017	3,404	↓
Variance since June 2016	(14.4%)	↓



ACTIVITY

Cumulative percentage of contracted UDA delivered 2017 & 2018



Month	Adjusted Scheduled Activity (UDA)	
	2017	2018
April	751	341
May	1,664	902
June	2,853	1,633
July	3,953	
August	4,864	
September	5,623	
October	6,175	
November	6,807	
December	7,387	
January	8,274	
February	9,145	
March	9,754	
April	10,015	
May	10,014	
June	10,015	

QUALITY

	Quantity	Base Number	Contract	AT	Region	England
% of FP17s for the same patient ID Re-attending within 3 months - Children	11	334	3.3%	11.0%	11.7%	12.0%
% of FP17s for the same patient ID Re-attending within 3 months - Adults	89	840	10.6%	14.6%	15.2%	16.0%
% of FP17s for the same patient ID Re-attending between 3 & 9 months - Children	226	334	67.7%	59.1%	59.1%	58.0%
% of FP17s for the same patient ID Re-attending between 3 & 9 months - Adults	595	840	70.8%	49.1%	52.2%	50.9%
% of FP17s for Band 1 Urgent Courses	52	1,012	5.1%	9.4%	7.9%	9.1%
% of FP17s Relating to Free Repair or Replacements	4	1,012	0.4%	0.8%	0.8%	0.8%
% of FP17s Relating to Continuations	3	1,012	0.3%	1.1%	1.1%	1.1%
% of Patients satisfied with the dentistry they have received	9	9	N/A	91.3%	91.8%	91.7%
% of Patients satisfied with the time they had to wait for an appointment	9	9	N/A	86.3%	88.4%	88.0%

* This is based on patients treated on this contract for their most recent course of treatment. Figures in italics indicate the base number of FP17s or Patient Questionnaire responses are less than 100. N/A is shown where the base number of responses is less than 10 during the period. % is calculated as Quantity/Base number*100

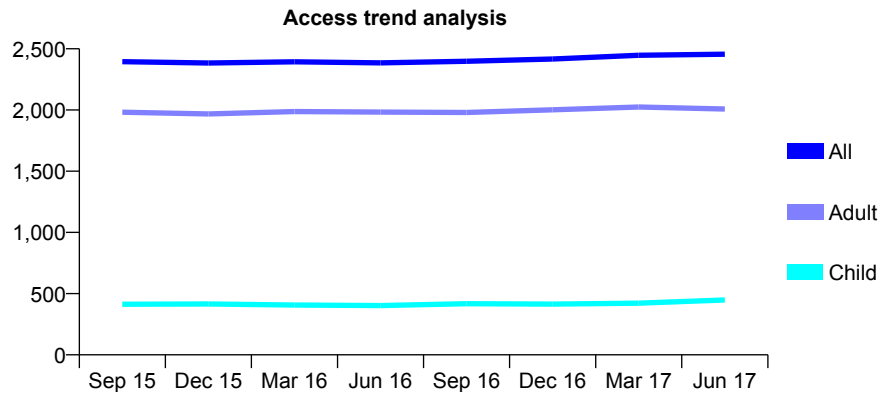
Q56 - Vital Signs At a Glance Contract Report for 258083/0001 - June 2017

Name or company name	MR AA KHODADADIAN
Contract type name	GDS Contract
Purpose of contract	General
Contract start date	01/04/2006
Contract end date	

17/18 Contracted general activity (UDA)	7,400
Carry forward general activity (UDA)	0
17/18 Contracted orthodontic activity (UOA)	0
Carry forward orthodontic activity (UOA)	0
Baseline contract value	£183,204.96

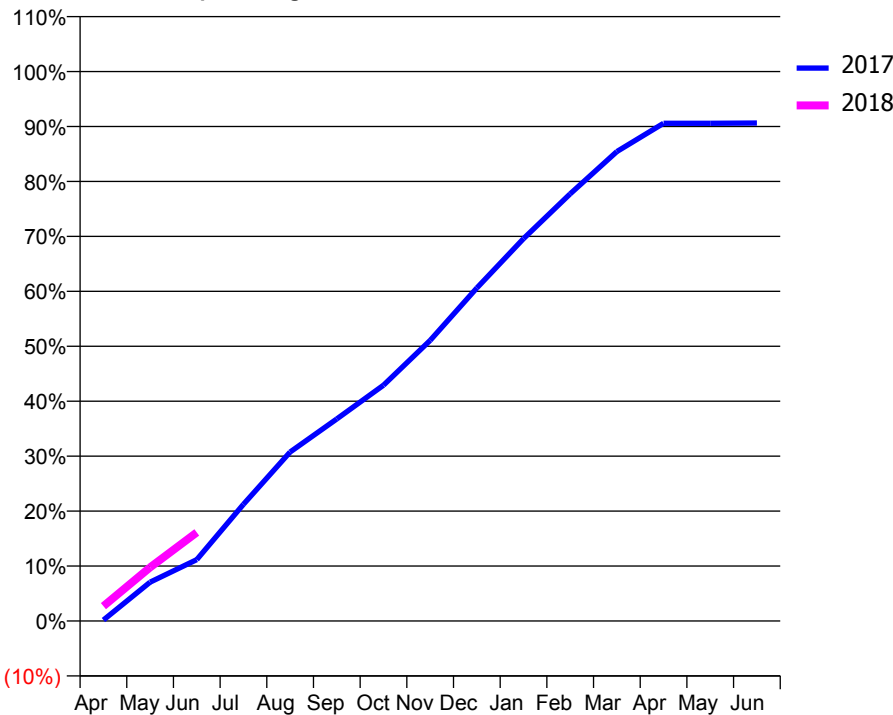
ACCESS*

Patients seen in 24 months	Total	Change since previous quarter
Quarter ending June 2016	2,385	
Quarter ending September 2016	2,398	→
Quarter ending December 2016	2,417	→
Quarter ending March 2017	2,447	→
Quarter ending June 2017	2,456	→
Variance since June 2016	3.0%	↑



ACTIVITY

Cumulative percentage of contracted UDA delivered 2017 & 2018



Month	Adjusted Scheduled Activity (UDA)	
	2017	2018
April	13	200
May	523	723
June	827	1,193
July	1,571	
August	2,277	
September	2,721	
October	3,175	
November	3,779	
December	4,485	
January	5,150	
February	5,752	
March	6,322	
April	6,702	
May	6,703	
June	6,707	

QUALITY

	Quantity	Base Number	Contract	AT	Region	England
% of FP17s for the same patient ID Re-attending within 3 months - Children	3	130	2.3%	11.0%	11.7%	12.0%
% of FP17s for the same patient ID Re-attending within 3 months - Adults	89	617	14.4%	14.6%	15.2%	16.0%
% of FP17s for the same patient ID Re-attending between 3 & 9 months - Children	59	130	45.4%	59.1%	59.1%	58.0%
% of FP17s for the same patient ID Re-attending between 3 & 9 months - Adults	267	617	43.3%	49.1%	52.2%	50.9%
% of FP17s for Band 1 Urgent Courses	33	608	5.4%	9.4%	7.9%	9.1%
% of FP17s Relating to Free Repair or Replacements	7	608	1.2%	0.8%	0.8%	0.8%
% of FP17s Relating to Continuations	5	608	0.8%	1.1%	1.1%	1.1%
% of Patients satisfied with the dentistry they have received	6	7	N/A	91.3%	91.8%	91.7%
% of Patients satisfied with the time they had to wait for an appointment	7	7	N/A	86.3%	88.4%	88.0%

* This is based on patients treated on this contract for their most recent course of treatment. Figures in italics indicate the base number of FP17s or Patient Questionnaire responses are less than 100. N/A is shown where the base number of responses is less than 10 during the period. % is calculated as Quantity/Base number*100

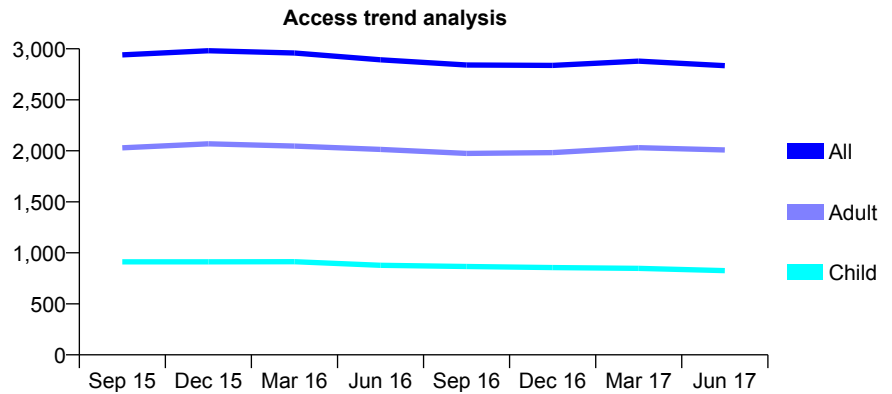
Q56 - Vital Signs At a Glance Contract Report for 258229/0001 - June 2017

Name or company name	MR S KORDANY
Contract type name	GDS Contract
Purpose of contract	General
Contract start date	01/04/2006
Contract end date	

17/18 Contracted general activity (UDA)	8,000
Carry forward general activity (UDA)	0
17/18 Contracted orthodontic activity (UOA)	0
Carry forward orthodontic activity (UOA)	0
Baseline contract value	£193,048.27

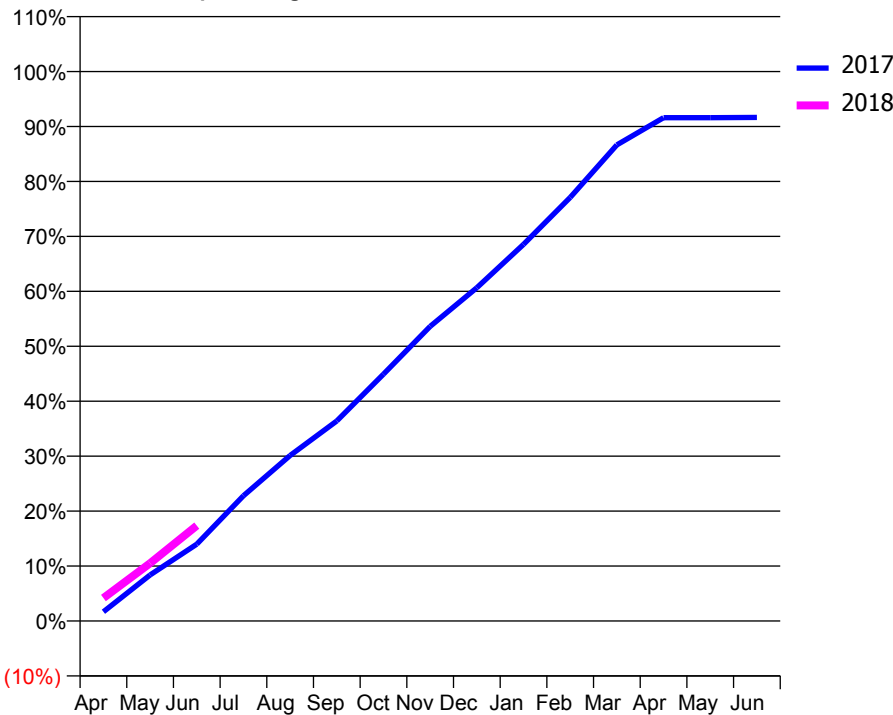
ACCESS*

Patients seen in 24 months	Total	Change since previous quarter
Quarter ending June 2016	2,892	
Quarter ending September 2016	2,841	↓
Quarter ending December 2016	2,837	→
Quarter ending March 2017	2,879	→
Quarter ending June 2017	2,834	↓
Variance since June 2016	(2.0%)	↓



ACTIVITY

Cumulative percentage of contracted UDA delivered 2017 & 2018



Month	Adjusted Scheduled Activity (UDA)	
	2017	2018
April	135	336
May	670	842
June	1,119	1,388
July	1,824	
August	2,410	
September	2,912	
October	3,594	
November	4,290	
December	4,853	
January	5,483	
February	6,166	
March	6,932	
April	7,329	
May	7,328	
June	7,331	

QUALITY

	Quantity	Base Number	Contract	AT	Region	England
% of FP17s for the same patient ID Re-attending within 3 months - Children	11	292	3.8%	11.0%	11.7%	12.0%
% of FP17s for the same patient ID Re-attending within 3 months - Adults	73	713	10.2%	14.6%	15.2%	16.0%
% of FP17s for the same patient ID Re-attending between 3 & 9 months - Children	186	292	63.7%	59.1%	59.1%	58.0%
% of FP17s for the same patient ID Re-attending between 3 & 9 months - Adults	452	713	63.4%	49.1%	52.2%	50.9%
% of FP17s for Band 1 Urgent Courses	37	851	4.3%	9.4%	7.9%	9.1%
% of FP17s Relating to Free Repair or Replacements	7	851	0.8%	0.8%	0.8%	0.8%
% of FP17s Relating to Continuations	5	851	0.6%	1.1%	1.1%	1.1%
% of Patients satisfied with the dentistry they have received	3	3	N/A	91.3%	91.8%	91.7%
% of Patients satisfied with the time they had to wait for an appointment	3	3	N/A	86.3%	88.4%	88.0%

* This is based on patients treated on this contract for their most recent course of treatment. Figures in italics indicate the base number of FP17s or Patient Questionnaire responses are less than 100. N/A is shown where the base number of responses is less than 10 during the period. % is calculated as Quantity/Base number*100

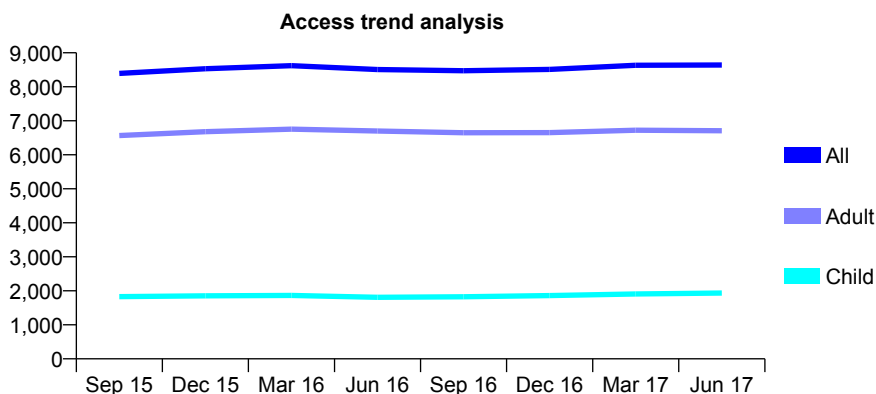
Q56 - Vital Signs At a Glance Contract Report for 262080/0002 - June 2017

Name or company name	MR A KHANI
Contract type name	Pilot Contract
Purpose of contract	General
Contract start date	01/06/2006
Contract end date	

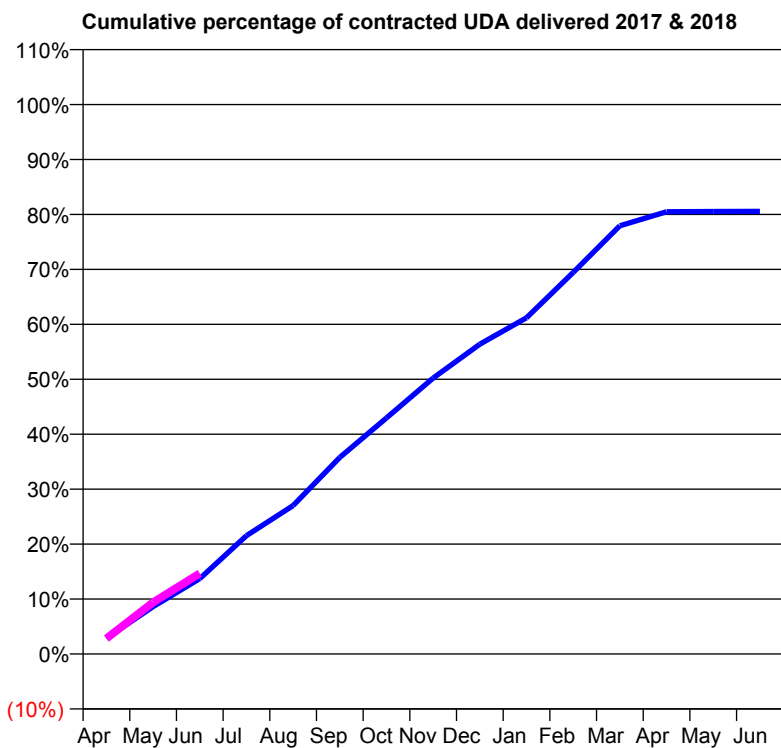
17/18 Contracted general activity (UDA)	27,000
Carry forward general activity (UDA)	0
17/18 Contracted orthodontic activity (UOA)	0
Carry forward orthodontic activity (UOA)	0
Baseline contract value	£643,656.05

ACCESS*

Patients seen in 24 months	Total	Change since previous quarter
Quarter ending June 2016	8,509	
Quarter ending September 2016	8,474	→
Quarter ending December 2016	8,513	→
Quarter ending March 2017	8,633	→
Quarter ending June 2017	8,642	→
Variance since June 2016	1.6%	→



ACTIVITY



Month	Adjusted Scheduled Activity (UDA)	
	2017	2018
April	772	764
May	2,330	2,542
June	3,704	3,964
July	5,812	
August	7,295	
September	9,661	
October	11,603	
November	13,557	
December	15,221	
January	16,522	
February	18,749	
March	21,040	
April	21,731	
May	21,740	
June	21,749	

QUALITY

	Quantity	Base Number	Contract	AT	Region	England
% of FP17s for the same patient ID Re-attending within 3 months - Children	30	565	5.3%	11.0%	11.7%	12.0%
% of FP17s for the same patient ID Re-attending within 3 months - Adults	202	1,746	11.6%	14.6%	15.2%	16.0%
% of FP17s for the same patient ID Re-attending between 3 & 9 months - Children	325	565	57.5%	59.1%	59.1%	58.0%
% of FP17s for the same patient ID Re-attending between 3 & 9 months - Adults	750	1,746	43.0%	49.1%	52.2%	50.9%
% of FP17s for Band 1 Urgent Courses	195	2,015	9.7%	9.4%	7.9%	9.1%
% of FP17s Relating to Free Repair or Replacements	3	2,015	0.1%	0.8%	0.8%	0.8%
% of FP17s Relating to Continuations	29	2,015	1.4%	1.1%	1.1%	1.1%
% of Patients satisfied with the dentistry they have received	14	19	73.7%	91.3%	91.8%	91.7%
% of Patients satisfied with the time they had to wait for an appointment	17	19	89.5%	86.3%	88.4%	88.0%

* This is based on patients treated on this contract for their most recent course of treatment. Figures in italics indicate the base number of FP17s or Patient Questionnaire responses are less than 100. N/A is shown where the base number of responses is less than 10 during the period. % is calculated as Quantity/Base number*100

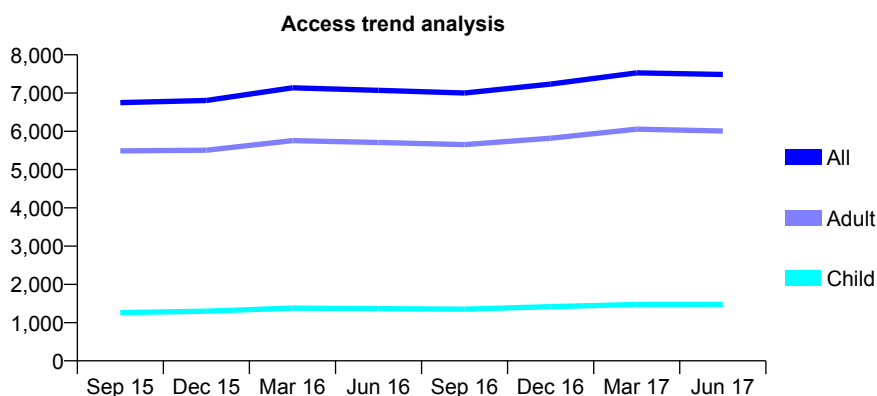
Q56 - Vital Signs At a Glance Contract Report for 263370/0001 - June 2017

Name or company name	Dr Baker & Dr. Al-Ali
Contract type name	GDS Contract
Purpose of contract	General
Contract start date	23/11/2009
Contract end date	

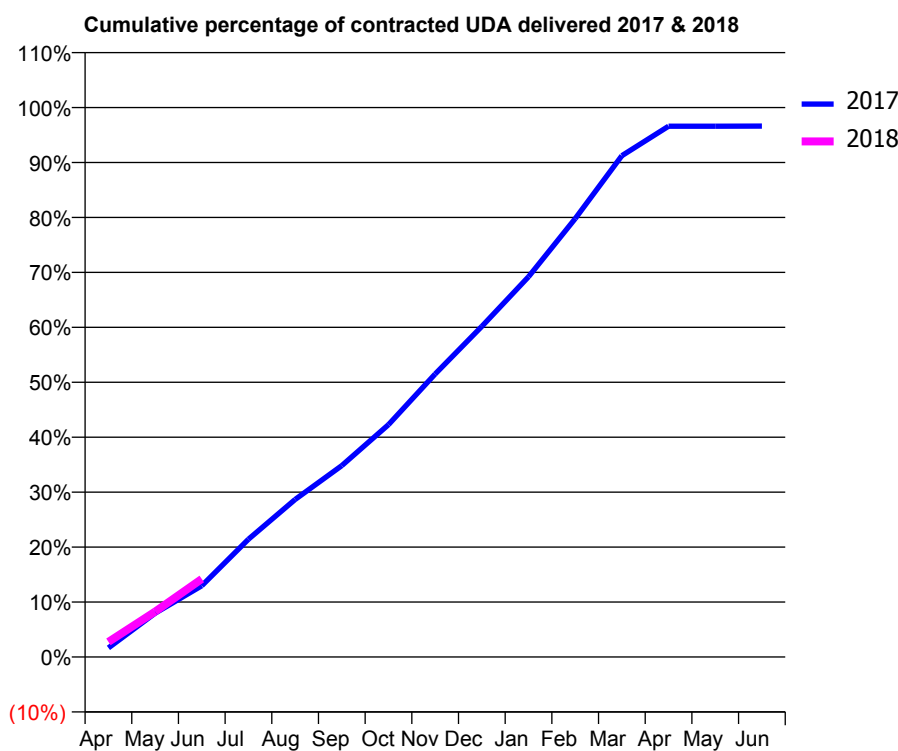
17/18 Contracted general activity (UDA)	22,763
Carry forward general activity (UDA)	0
17/18 Contracted orthodontic activity (UOA)	0
Carry forward orthodontic activity (UOA)	0
Baseline contract value	£513,771.14

ACCESS*

Patients seen in 24 months	Total	Change since previous quarter
Quarter ending June 2016	7,071	
Quarter ending September 2016	7,003	→
Quarter ending December 2016	7,235	↑
Quarter ending March 2017	7,528	↑
Quarter ending June 2017	7,485	→
Variance since June 2016	5.9%	↑



ACTIVITY



Month	Adjusted Scheduled Activity (UDA)	
	2017	2018
April	378	626
May	1,814	1,878
June	2,950	3,232
July	4,881	
August	6,527	
September	7,932	
October	9,626	
November	11,723	
December	13,695	
January	15,753	
February	18,158	
March	20,765	
April	21,985	
May	21,990	
June	21,992	

QUALITY

	Quantity	Base Number	Contract	AT	Region	England
% of FP17s for the same patient ID Re-attending within 3 months - Children	39	500	7.8%	11.0%	11.7%	12.0%
% of FP17s for the same patient ID Re-attending within 3 months - Adults	243	1,823	13.3%	14.6%	15.2%	16.0%
% of FP17s for the same patient ID Re-attending between 3 & 9 months - Children	321	500	64.2%	59.1%	59.1%	58.0%
% of FP17s for the same patient ID Re-attending between 3 & 9 months - Adults	1,147	1,823	62.9%	49.1%	52.2%	50.9%
% of FP17s for Band 1 Urgent Courses	107	1,864	5.7%	9.4%	7.9%	9.1%
% of FP17s Relating to Free Repair or Replacements	33	1,864	1.8%	0.8%	0.8%	0.8%
% of FP17s Relating to Continuations	11	1,864	0.6%	1.1%	1.1%	1.1%
% of Patients satisfied with the dentistry they have received	11	12	91.7%	91.3%	91.8%	91.7%
% of Patients satisfied with the time they had to wait for an appointment	11	12	91.7%	86.3%	88.4%	88.0%

* This is based on patients treated on this contract for their most recent course of treatment. Figures in italics indicate the base number of FP17s or Patient Questionnaire responses are less than 100. N/A is shown where the base number of responses is less than 10 during the period. % is calculated as Quantity/Base number*100

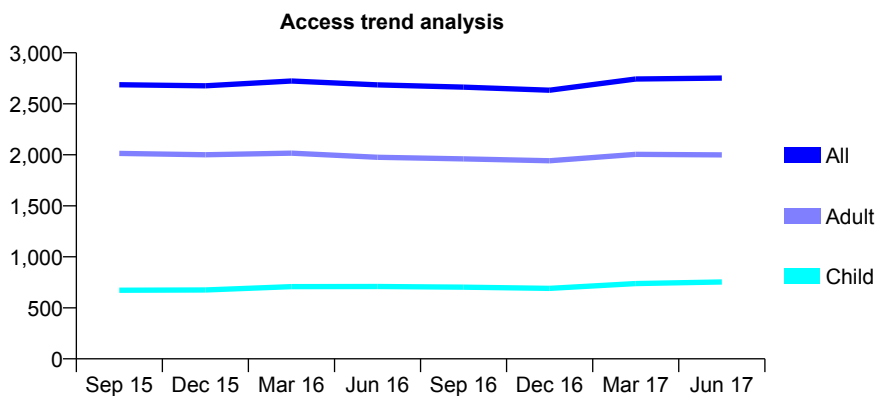
Q56 - Vital Signs At a Glance Contract Report for 264113/0001 - June 2017

Name or company name	MISS O OMOREGIE
Contract type name	GDS Contract
Purpose of contract	General
Contract start date	20/12/2007
Contract end date	

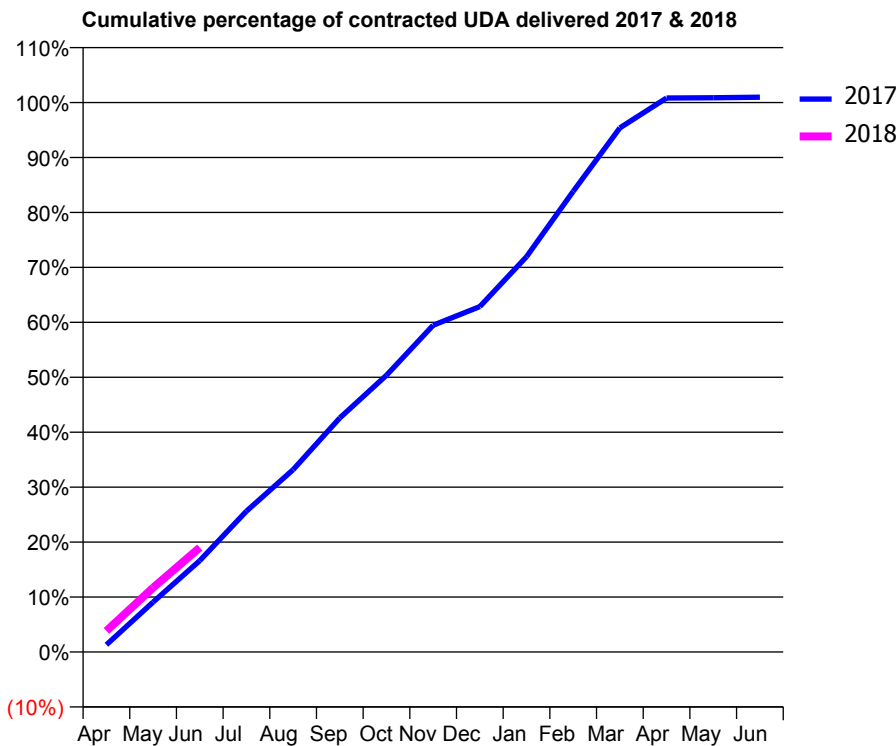
17/18 Contracted general activity (UDA)	6,666
Carry forward general activity (UDA)	0
17/18 Contracted orthodontic activity (UOA)	0
Carry forward orthodontic activity (UOA)	0
Baseline contract value	£177,773.99

ACCESS*

Patients seen in 24 months	Total	Change since previous quarter
Quarter ending June 2016	2,685	
Quarter ending September 2016	2,663	→
Quarter ending December 2016	2,633	↓
Quarter ending March 2017	2,743	↑
Quarter ending June 2017	2,752	→
Variance since June 2016	2.5%	↑



ACTIVITY



Month	Adjusted Scheduled Activity (UDA)	
	2017	2018
April	88	257
May	606	781
June	1,109	1,268
July	1,710	
August	2,212	
September	2,839	
October	3,357	
November	3,965	
December	4,191	
January	4,796	
February	5,587	
March	6,358	
April	6,721	
May	6,724	
June	6,730	

QUALITY

	Quantity	Base Number	Contract	AT	Region	England
% of FP17s for the same patient ID Re-attending within 3 months - Children	15	261	5.7%	11.0%	11.7%	12.0%
% of FP17s for the same patient ID Re-attending within 3 months - Adults	125	719	17.4%	14.6%	15.2%	16.0%
% of FP17s for the same patient ID Re-attending between 3 & 9 months - Children	135	261	51.7%	59.1%	59.1%	58.0%
% of FP17s for the same patient ID Re-attending between 3 & 9 months - Adults	395	719	54.9%	49.1%	52.2%	50.9%
% of FP17s for Band 1 Urgent Courses	31	746	4.2%	9.4%	7.9%	9.1%
% of FP17s Relating to Free Repair or Replacements	8	746	1.1%	0.8%	0.8%	0.8%
% of FP17s Relating to Continuations	20	746	2.7%	1.1%	1.1%	1.1%
% of Patients satisfied with the dentistry they have received	2	2	N/A	91.3%	91.8%	91.7%
% of Patients satisfied with the time they had to wait for an appointment	2	2	N/A	86.3%	88.4%	88.0%

* This is based on patients treated on this contract for their most recent course of treatment. Figures in italics indicate the base number of FP17s or Patient Questionnaire responses are less than 100. N/A is shown where the base number of responses is less than 10 during the period. % is calculated as Quantity/Base number*100

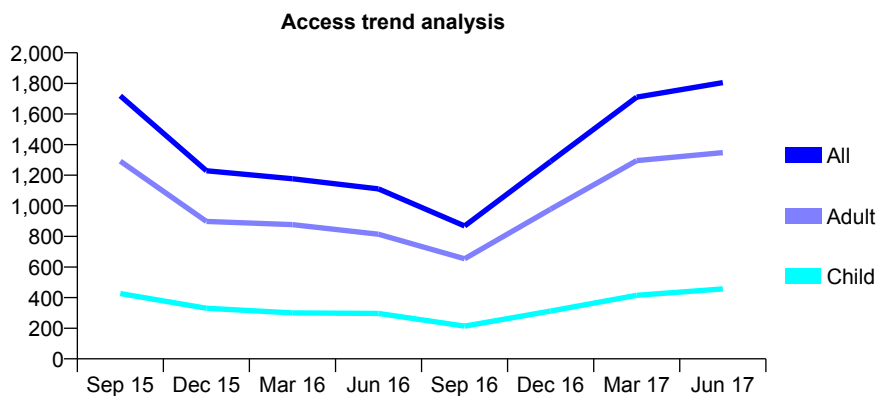
Q56 - Vital Signs At a Glance Contract Report for 277932/0002 - June 2017

Name or company name	MR IO OSHIGA
Contract type name	GDS Contract
Purpose of contract	General
Contract start date	01/04/2012
Contract end date	

17/18 Contracted general activity (UDA)	4,320
Carry forward general activity (UDA)	0
17/18 Contracted orthodontic activity (UOA)	0
Carry forward orthodontic activity (UOA)	0
Baseline contract value	£110,234.25

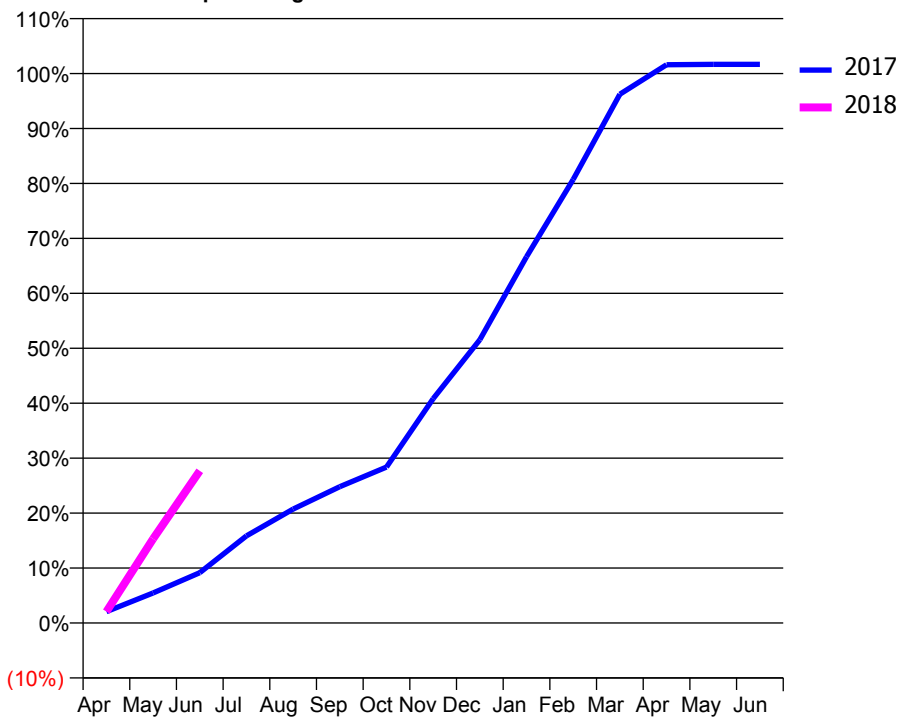
ACCESS*

Patients seen in 24 months	Total	Change since previous quarter
Quarter ending June 2016	1,111	
Quarter ending September 2016	868	↓
Quarter ending December 2016	1,290	↑
Quarter ending March 2017	1,710	↑
Quarter ending June 2017	1,805	↑
Variance since June 2016	62.5%	↑



ACTIVITY

Cumulative percentage of contracted UDA delivered 2017 & 2018



Month	Adjusted Scheduled Activity (UDA)	
	2017	2018
April	89	90
May	236	662
June	395	1,196
July	685	
August	896	
September	1,072	
October	1,226	
November	1,764	
December	2,227	
January	2,879	
February	3,487	
March	4,157	
April	4,389	
May	4,392	
June	4,392	

QUALITY

	Quantity	Base Number	Contract	AT	Region	England
% of FP17s for the same patient ID Re-attending within 3 months - Children	10	190	5.3%	11.0%	11.7%	12.0%
% of FP17s for the same patient ID Re-attending within 3 months - Adults	61	495	12.3%	14.6%	15.2%	16.0%
% of FP17s for the same patient ID Re-attending between 3 & 9 months - Children	85	190	44.7%	59.1%	59.1%	58.0%
% of FP17s for the same patient ID Re-attending between 3 & 9 months - Adults	213	495	43.0%	49.1%	52.2%	50.9%
% of FP17s for Band 1 Urgent Courses	31	588	5.3%	9.4%	7.9%	9.1%
% of FP17s Relating to Free Repair or Replacements	3	588	0.5%	0.8%	0.8%	0.8%
% of FP17s Relating to Continuations	12	588	2.0%	1.1%	1.1%	1.1%
% of Patients satisfied with the dentistry they have received	5	5	N/A	91.3%	91.8%	91.7%
% of Patients satisfied with the time they had to wait for an appointment	5	5	N/A	86.3%	88.4%	88.0%

* This is based on patients treated on this contract for their most recent course of treatment. Figures in italics indicate the base number of FP17s or Patient Questionnaire responses are less than 100. N/A is shown where the base number of responses is less than 10 during the period. % is calculated as Quantity/Base number*100

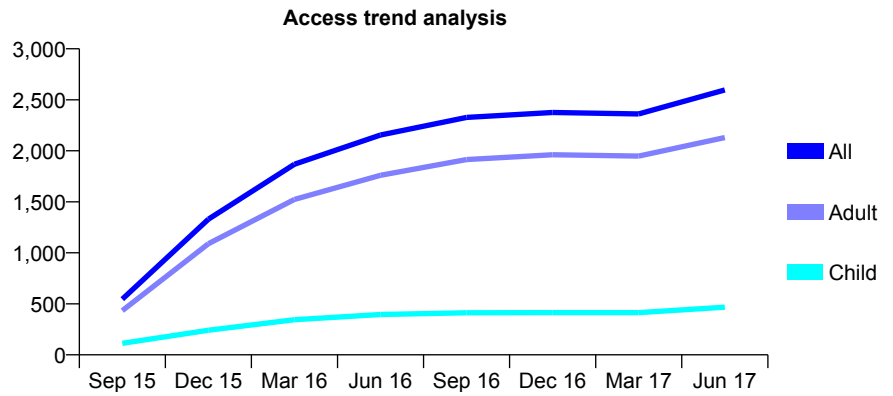
Q56 - Vital Signs At a Glance Contract Report for 282782/0001 - June 2017

Name or company name	DR J SALEH
Contract type name	GDS Contract
Purpose of contract	General
Contract start date	23/07/2015
Contract end date	

17/18 Contracted general activity (UDA)	9,575
Carry forward general activity (UDA)	0
17/18 Contracted orthodontic activity (UOA)	0
Carry forward orthodontic activity (UOA)	0
Baseline contract value	£203,550.19

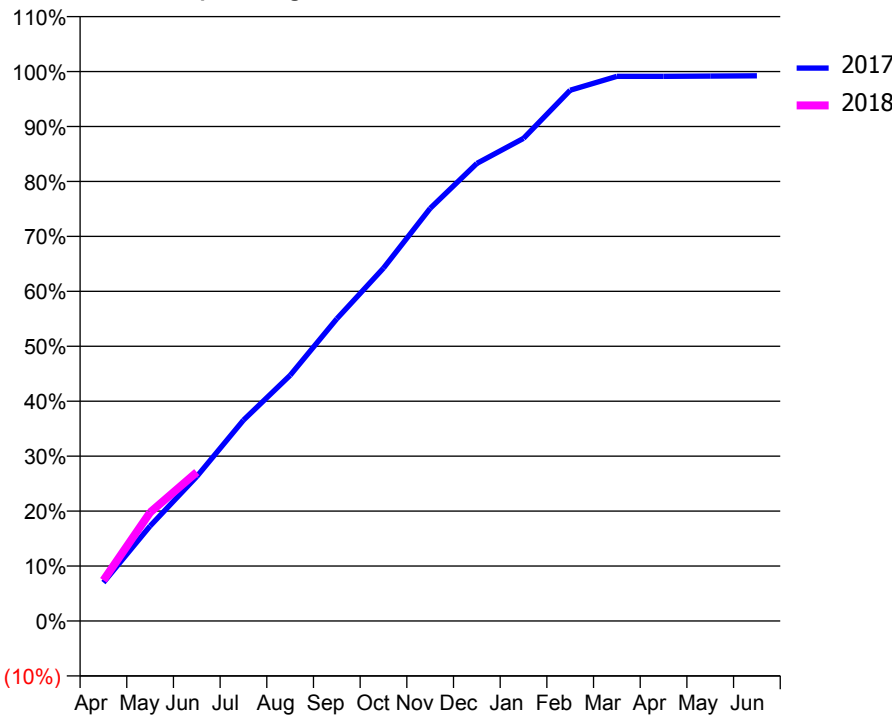
ACCESS*

Patients seen in 24 months	Total	Change since previous quarter
Quarter ending June 2016	2,155	
Quarter ending September 2016	2,328	↑
Quarter ending December 2016	2,376	↑
Quarter ending March 2017	2,362	→
Quarter ending June 2017	2,597	↑
Variance since June 2016	20.5%	↑



ACTIVITY

Cumulative percentage of contracted UDA delivered 2017 & 2018



Month	Adjusted Scheduled Activity (UDA)	
	2017	2018
April	670	709
May	1,655	1,892
June	2,518	2,594
July	3,500	
August	4,281	
September	5,267	
October	6,150	
November	7,190	
December	7,972	
January	8,411	
February	9,249	
March	9,490	
April	9,490	
May	9,494	
June	9,499	

QUALITY

	Quantity	Base Number	Contract	AT	Region	England
% of FP17s for the same patient ID Re-attending within 3 months - Children	8	181	4.4%	11.0%	11.7%	12.0%
% of FP17s for the same patient ID Re-attending within 3 months - Adults	36	785	4.6%	14.6%	15.2%	16.0%
% of FP17s for the same patient ID Re-attending between 3 & 9 months - Children	78	181	43.1%	59.1%	59.1%	58.0%
% of FP17s for the same patient ID Re-attending between 3 & 9 months - Adults	482	785	61.4%	49.1%	52.2%	50.9%
% of FP17s for Band 1 Urgent Courses	31	959	3.2%	9.4%	7.9%	9.1%
% of FP17s Relating to Free Repair or Replacements	5	959	0.5%	0.8%	0.8%	0.8%
% of FP17s Relating to Continuations	0	959	0.0%	1.1%	1.1%	1.1%
% of Patients satisfied with the dentistry they have received	19	19	100.0%	91.3%	91.8%	91.7%
% of Patients satisfied with the time they had to wait for an appointment	18	19	94.7%	86.3%	88.4%	88.0%

* This is based on patients treated on this contract for their most recent course of treatment. Figures in italics indicate the base number of FP17s or Patient Questionnaire responses are less than 100. N/A is shown where the base number of responses is less than 10 during the period. % is calculated as Quantity/Base number*100

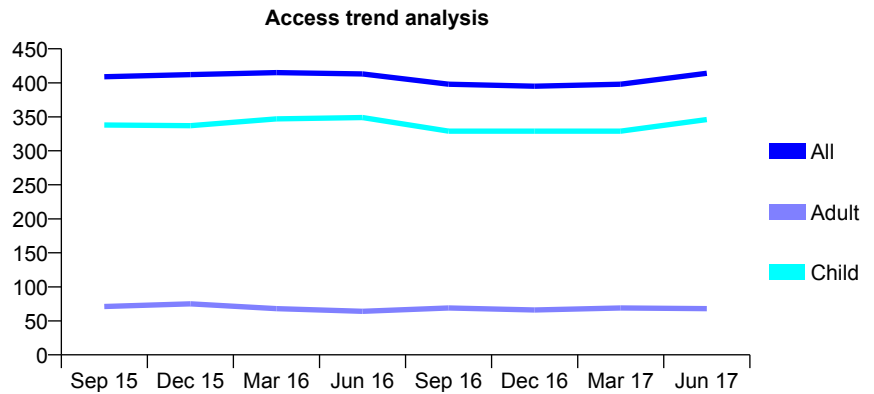
Q56 - Vital Signs At a Glance Contract Report for 299022/0001 - June 2017

Name or company name	MR G KARATZOPOULOS
Contract type name	GDS Contract
Purpose of contract	General and Orthodontic
Contract start date	01/08/2012
Contract end date	

17/18 Contracted general activity (UDA)	551
Carry forward general activity (UDA)	0
17/18 Contracted orthodontic activity (UOA)	900
Carry forward orthodontic activity (UOA)	0
Baseline contract value	£70,764.34

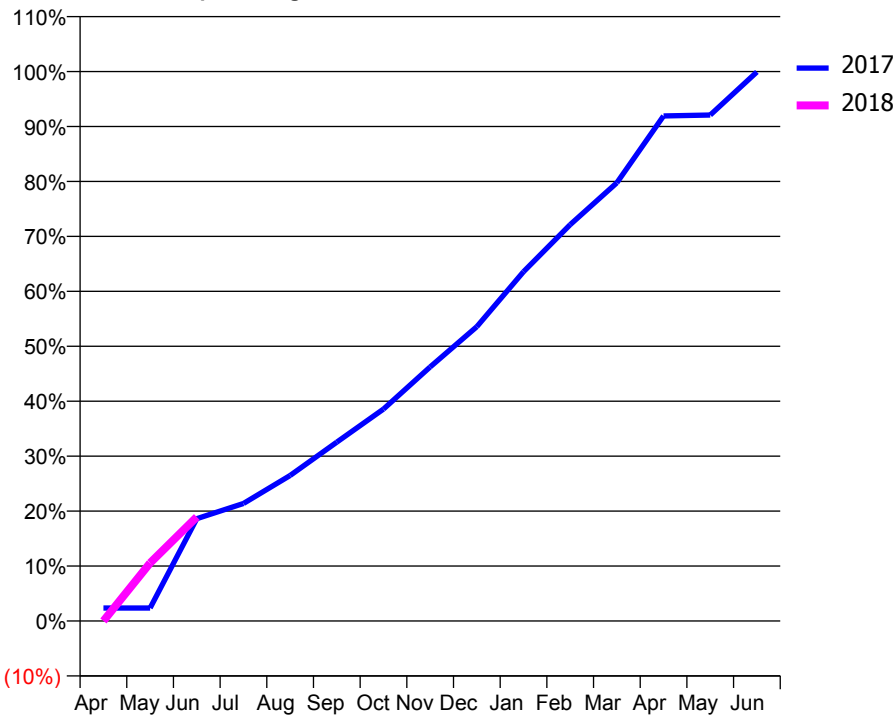
ACCESS*

Patients seen in 24 months	Total	Change since previous quarter
Quarter ending June 2016	413	
Quarter ending September 2016	398	↓
Quarter ending December 2016	395	→
Quarter ending March 2017	398	→
Quarter ending June 2017	414	↑
Variance since June 2016	0.2%	→



ACTIVITY

Cumulative percentage of contracted UDA delivered 2017 & 2018



Month	Adjusted Scheduled Activity (UDA)	
	2017	2018
April	13	0
May	13	58
June	103	104
July	118	
August	146	
September	179	
October	213	
November	255	
December	295	
January	350	
February	397	
March	439	
April	506	
May	507	
June	551	

QUALITY

	Quantity	Base Number	Contract	AT	Region	England
% of FP17s for the same patient ID Re-attending within 3 months - Children	27	221	12.2%	11.0%	11.7%	12.0%
% of FP17s for the same patient ID Re-attending within 3 months - Adults	0	8	0.0%	14.6%	15.2%	16.0%
% of FP17s for the same patient ID Re-attending between 3 & 9 months - Children	77	221	34.8%	59.1%	59.1%	58.0%
% of FP17s for the same patient ID Re-attending between 3 & 9 months - Adults	4	8	50.0%	49.1%	52.2%	50.9%
% of FP17s for Band 1 Urgent Courses	2	82	2.4%	9.4%	7.9%	9.1%
% of FP17s Relating to Free Repair or Replacements	0	82	0.0%	0.8%	0.8%	0.8%
% of FP17s Relating to Continuations	0	82	0.0%	1.1%	1.1%	1.1%
% of Patients satisfied with the dentistry they have received	0	0	N/A	91.3%	91.8%	91.7%
% of Patients satisfied with the time they had to wait for an appointment	0	0	N/A	86.3%	88.4%	88.0%

* This is based on patients treated on this contract for their most recent course of treatment. Figures in italics indicate the base number of FP17s or Patient Questionnaire responses are less than 100. N/A is shown where the base number of responses is less than 10 during the period. % is calculated as Quantity/Base number*100

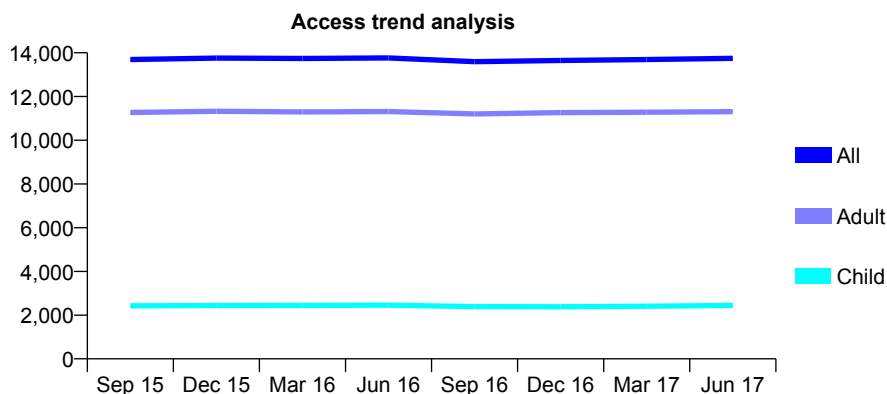
Q56 - Vital Signs At a Glance Contract Report for 329185/0001 - June 2017

Name or company name	MR HS SKOYLES
Contract type name	GDS Contract
Purpose of contract	General and Orthodontic
Contract start date	01/04/2006
Contract end date	

17/18 Contracted general activity (UDA)	42,279
Carry forward general activity (UDA)	0
17/18 Contracted orthodontic activity (UOA)	1,200
Carry forward orthodontic activity (UOA)	0
Baseline contract value	£1,141,394.04

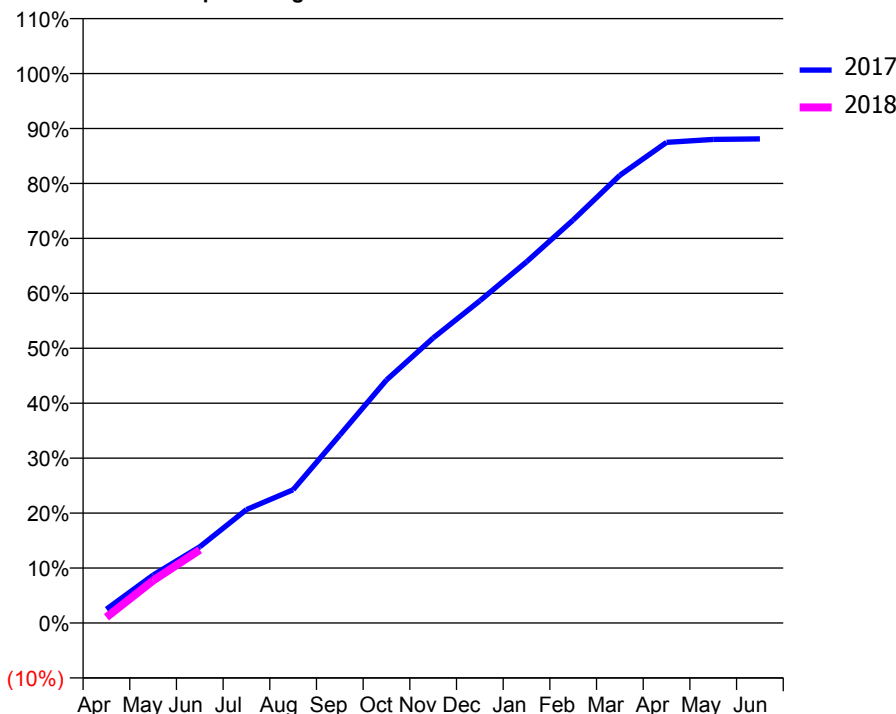
ACCESS*

Patients seen in 24 months	Total	Change since previous quarter
Quarter ending June 2016	13,766	
Quarter ending September 2016	13,595	↓
Quarter ending December 2016	13,647	→
Quarter ending March 2017	13,689	→
Quarter ending June 2017	13,749	→
Variance since June 2016	(0.1%)	→



ACTIVITY

Cumulative percentage of contracted UDA delivered 2017 & 2018



Month	Adjusted Scheduled Activity (UDA)	
	2017	2018
April	1,060	447
May	3,684	3,271
June	5,865	5,628
July	8,729	
August	10,251	
September	14,458	
October	18,699	
November	21,935	
December	24,793	
January	27,788	
February	31,005	
March	34,450	
April	36,978	
May	37,208	
June	37,245	

QUALITY

	Quantity	Base Number	Contract	AT	Region	England
% of FP17s for the same patient ID Re-attending within 3 months - Children	92	953	9.7%	11.0%	11.7%	12.0%
% of FP17s for the same patient ID Re-attending within 3 months - Adults	565	3,908	14.5%	14.6%	15.2%	16.0%
% of FP17s for the same patient ID Re-attending between 3 & 9 months - Children	585	953	61.4%	59.1%	59.1%	58.0%
% of FP17s for the same patient ID Re-attending between 3 & 9 months - Adults	2,262	3,908	57.9%	49.1%	52.2%	50.9%
% of FP17s for Band 1 Urgent Courses	217	3,226	6.7%	9.4%	7.9%	9.1%
% of FP17s Relating to Free Repair or Replacements	25	3,226	0.8%	0.8%	0.8%	0.8%
% of FP17s Relating to Continuations	40	3,226	1.2%	1.1%	1.1%	1.1%
% of Patients satisfied with the dentistry they have received	27	30	90.0%	91.3%	91.8%	91.7%
% of Patients satisfied with the time they had to wait for an appointment	29	30	96.7%	86.3%	88.4%	88.0%

* This is based on patients treated on this contract for their most recent course of treatment. Figures in italics indicate the base number of FP17s or Patient Questionnaire responses are less than 100. N/A is shown where the base number of responses is less than 10 during the period. % is calculated as Quantity/Base number*100

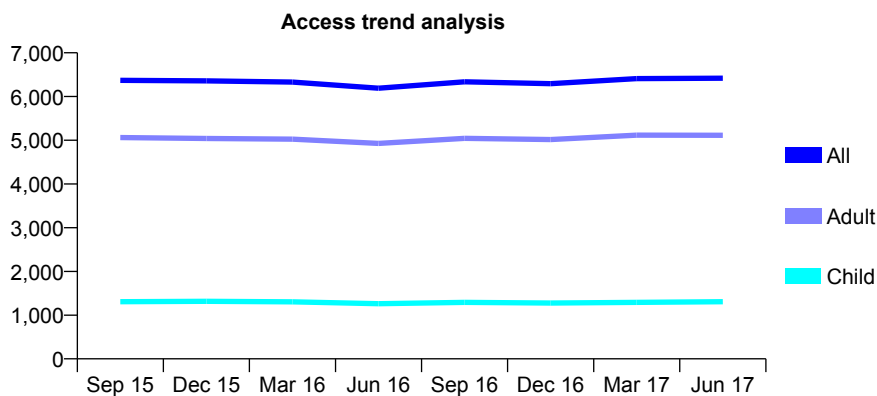
Q56 - Vital Signs At a Glance Contract Report for 329541/0002 - June 2017

Name or company name	MR GN BAXTER
Contract type name	PDS Contract
Purpose of contract	General
Contract start date	16/12/2007
Contract end date	15/12/2017

17/18 Contracted general activity (UDA)	13,790
Carry forward general activity (UDA)	0
17/18 Contracted orthodontic activity (UOA)	0
Carry forward orthodontic activity (UOA)	0
Baseline contract value	£340,793.84

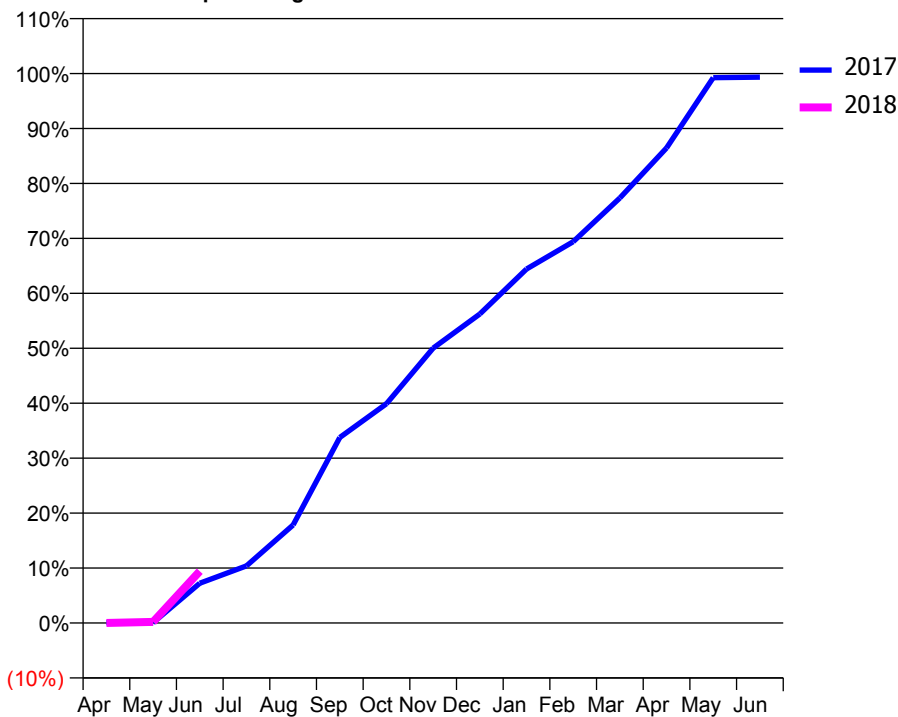
ACCESS*

Patients seen in 24 months	Total	Change since previous quarter
Quarter ending June 2016	6,189	
Quarter ending September 2016	6,336	↑
Quarter ending December 2016	6,293	→
Quarter ending March 2017	6,409	→
Quarter ending June 2017	6,419	→
Variance since June 2016	3.7%	↑



ACTIVITY

Cumulative percentage of contracted UDA delivered 2017 & 2018



Month	Adjusted Scheduled Activity (UDA)	
	2017	2018
April	10	0
May	10	30
June	1,411	1,299
July	2,028	
August	3,480	
September	6,584	
October	7,783	
November	9,759	
December	10,970	
January	12,567	
February	13,535	
March	15,086	
April	16,863	
May	19,357	
June	19,375	

QUALITY

	Quantity	Base Number	Contract	AT	Region	England
% of FP17s for the same patient ID Re-attending within 3 months - Children	19	504	3.8%	11.0%	11.7%	12.0%
% of FP17s for the same patient ID Re-attending within 3 months - Adults	216	1,724	12.5%	14.6%	15.2%	16.0%
% of FP17s for the same patient ID Re-attending between 3 & 9 months - Children	213	504	42.3%	59.1%	59.1%	58.0%
% of FP17s for the same patient ID Re-attending between 3 & 9 months - Adults	717	1,724	41.6%	49.1%	52.2%	50.9%
% of FP17s for Band 1 Urgent Courses	115	551	20.9%	9.4%	7.9%	9.1%
% of FP17s Relating to Free Repair or Replacements	5	551	0.9%	0.8%	0.8%	0.8%
% of FP17s Relating to Continuations	0	551	0.0%	1.1%	1.1%	1.1%
% of Patients satisfied with the dentistry they have received	9	11	81.8%	91.3%	91.8%	91.7%
% of Patients satisfied with the time they had to wait for an appointment	7	11	63.6%	86.3%	88.4%	88.0%

* This is based on patients treated on this contract for their most recent course of treatment. Figures in italics indicate the base number of FP17s or Patient Questionnaire responses are less than 100. N/A is shown where the base number of responses is less than 10 during the period. % is calculated as Quantity/Base number*100

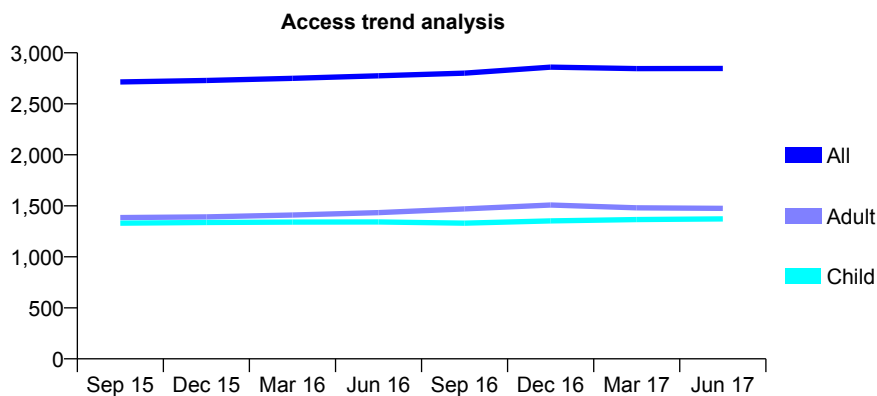
Q56 - Vital Signs At a Glance Contract Report for 329630/0003 - June 2017

Name or company name	MR PJ BROWN
Contract type name	GDS Contract
Purpose of contract	General
Contract start date	01/01/2013
Contract end date	

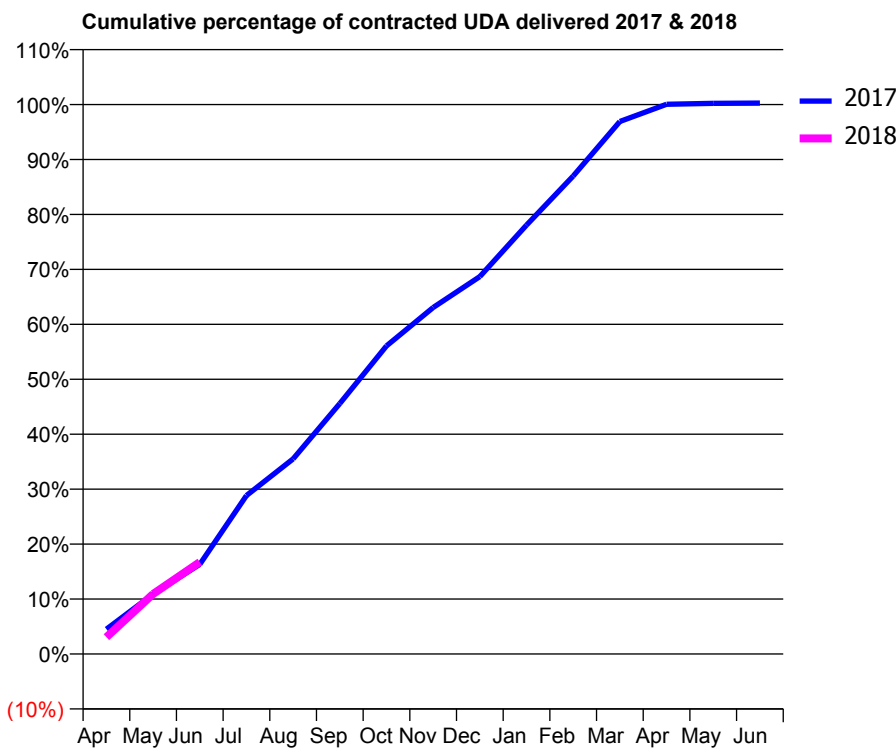
17/18 Contracted general activity (UDA)	7,768
Carry forward general activity (UDA)	0
17/18 Contracted orthodontic activity (UOA)	0
Carry forward orthodontic activity (UOA)	0
Baseline contract value	£188,528.60

ACCESS*

Patients seen in 24 months	Total	Change since previous quarter
Quarter ending June 2016	2,775	
Quarter ending September 2016	2,800	→
Quarter ending December 2016	2,860	↑
Quarter ending March 2017	2,845	→
Quarter ending June 2017	2,847	→
Variance since June 2016	2.6%	↑



ACTIVITY



Month	Adjusted Scheduled Activity (UDA)	
	2017	2018
April	351	239
May	848	850
June	1,267	1,300
July	2,240	
August	2,759	
September	3,541	
October	4,355	
November	4,899	
December	5,335	
January	6,064	
February	6,756	
March	7,529	
April	7,771	
May	7,784	
June	7,788	

QUALITY

	Quantity	Base Number	Contract	AT	Region	England
% of FP17s for the same patient ID Re-attending within 3 months - Children	47	479	9.8%	11.0%	11.7%	12.0%
% of FP17s for the same patient ID Re-attending within 3 months - Adults	76	407	18.7%	14.6%	15.2%	16.0%
% of FP17s for the same patient ID Re-attending between 3 & 9 months - Children	271	479	56.6%	59.1%	59.1%	58.0%
% of FP17s for the same patient ID Re-attending between 3 & 9 months - Adults	203	407	49.9%	49.1%	52.2%	50.9%
% of FP17s for Band 1 Urgent Courses	32	735	4.4%	9.4%	7.9%	9.1%
% of FP17s Relating to Free Repair or Replacements	11	735	1.5%	0.8%	0.8%	0.8%
% of FP17s Relating to Continuations	7	735	1.0%	1.1%	1.1%	1.1%
% of Patients satisfied with the dentistry they have received	3	3	N/A	91.3%	91.8%	91.7%
% of Patients satisfied with the time they had to wait for an appointment	3	3	N/A	86.3%	88.4%	88.0%

* This is based on patients treated on this contract for their most recent course of treatment. Figures in italics indicate the base number of FP17s or Patient Questionnaire responses are less than 100. N/A is shown where the base number of responses is less than 10 during the period. % is calculated as Quantity/Base number*100

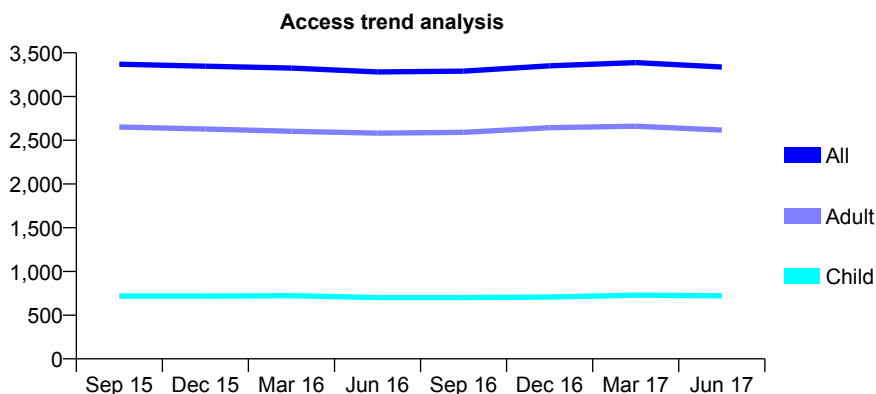
Q56 - Vital Signs At a Glance Contract Report for 337315/0001 - June 2017

Name or company name	MR DN ABDAAH
Contract type name	GDS Contract
Purpose of contract	General
Contract start date	01/04/2006
Contract end date	

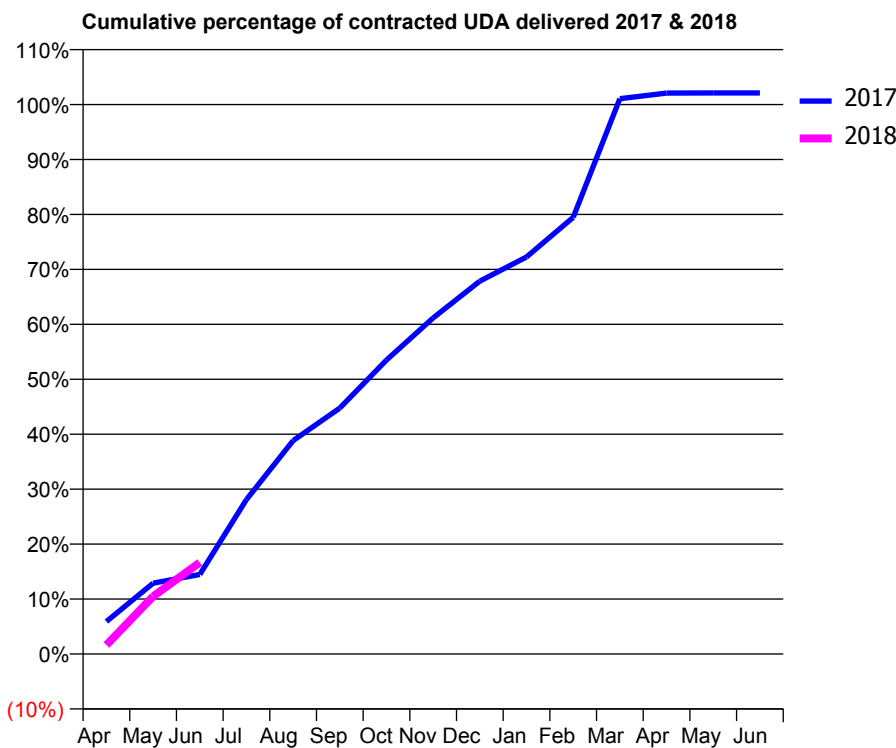
17/18 Contracted general activity (UDA)	8,749
Carry forward general activity (UDA)	0
17/18 Contracted orthodontic activity (UOA)	0
Carry forward orthodontic activity (UOA)	0
Baseline contract value	£248,749.12

ACCESS*

Patients seen in 24 months	Total	Change since previous quarter
Quarter ending June 2016	3,281	
Quarter ending September 2016	3,290	→
Quarter ending December 2016	3,351	→
Quarter ending March 2017	3,388	→
Quarter ending June 2017	3,337	↓
Variance since June 2016	1.7%	→



ACTIVITY



Month	Adjusted Scheduled Activity (UDA)	
	2017	2018
April	517	143
May	1,127	917
June	1,266	1,457
July	2,460	
August	3,398	
September	3,916	
October	4,681	
November	5,351	
December	5,937	
January	6,323	
February	6,952	
March	8,842	
April	8,930	
May	8,933	
June	8,933	

QUALITY

	Quantity	Base Number	Contract	AT	Region	England
% of FP17s for the same patient ID Re-attending within 3 months - Children	8	187	4.3%	11.0%	11.7%	12.0%
% of FP17s for the same patient ID Re-attending within 3 months - Adults	115	717	16.0%	14.6%	15.2%	16.0%
% of FP17s for the same patient ID Re-attending between 3 & 9 months - Children	113	187	60.4%	59.1%	59.1%	58.0%
% of FP17s for the same patient ID Re-attending between 3 & 9 months - Adults	421	717	58.7%	49.1%	52.2%	50.9%
% of FP17s for Band 1 Urgent Courses	10	855	1.2%	9.4%	7.9%	9.1%
% of FP17s Relating to Free Repair or Replacements	23	855	2.7%	0.8%	0.8%	0.8%
% of FP17s Relating to Continuations	10	855	1.2%	1.1%	1.1%	1.1%
% of Patients satisfied with the dentistry they have received	7	7	N/A	91.3%	91.8%	91.7%
% of Patients satisfied with the time they had to wait for an appointment	6	7	N/A	86.3%	88.4%	88.0%

* This is based on patients treated on this contract for their most recent course of treatment. Figures in italics indicate the base number of FP17s or Patient Questionnaire responses are less than 100. N/A is shown where the base number of responses is less than 10 during the period. % is calculated as Quantity/Base number*100

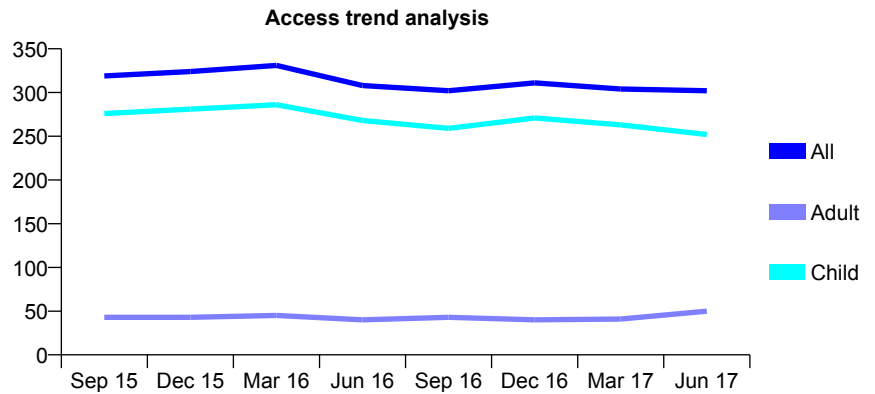
Q56 - Vital Signs At a Glance Contract Report for 344524/0001 - June 2017

Name or company name	MR RL PILCHER
Contract type name	GDS Contract
Purpose of contract	General
Contract start date	01/04/2006
Contract end date	

17/18 Contracted general activity (UDA)	650
Carry forward general activity (UDA)	0
17/18 Contracted orthodontic activity (UOA)	0
Carry forward orthodontic activity (UOA)	0
Baseline contract value	£13,817.92

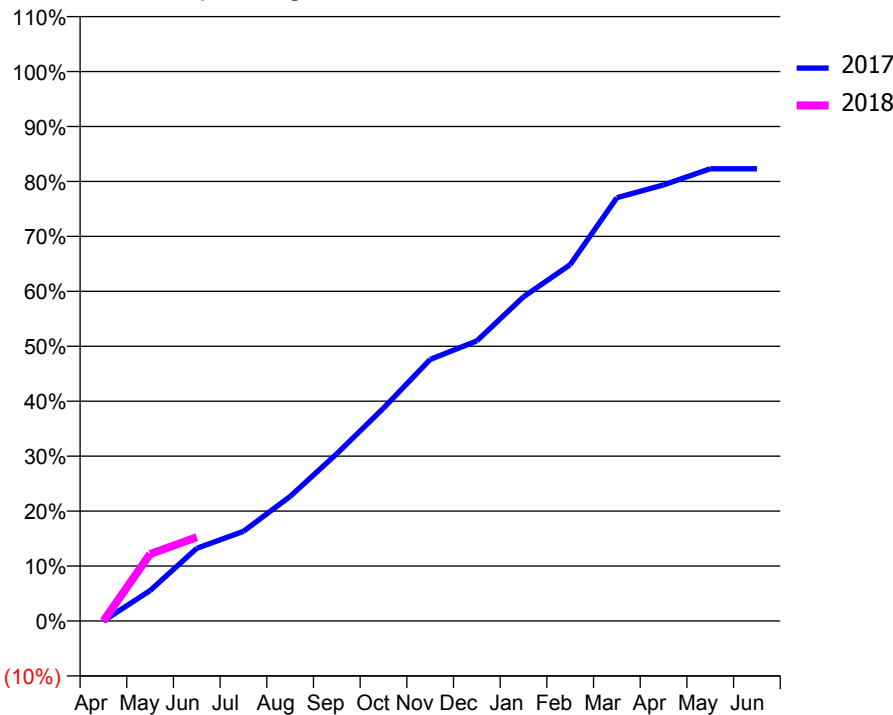
ACCESS*

Patients seen in 24 months	Total	Change since previous quarter
Quarter ending June 2016	308	
Quarter ending September 2016	302	↓
Quarter ending December 2016	311	↑
Quarter ending March 2017	304	↓
Quarter ending June 2017	302	→
Variance since June 2016	(1.9%)	↓



ACTIVITY

Cumulative percentage of contracted UDA delivered 2017 & 2018



Month	Adjusted Scheduled Activity (UDA)	
	2017	2018
April	0	0
May	36	79
June	86	99
July	106	
August	147	
September	198	
October	252	
November	309	
December	331	
January	384	
February	422	
March	501	
April	516	
May	535	
June	535	

QUALITY

	Quantity	Base Number	Contract	AT	Region	England
% of FP17s for the same patient ID Re-attending within 3 months - Children	5	99	5.1%	11.0%	11.7%	12.0%
% of FP17s for the same patient ID Re-attending within 3 months - Adults	2	5	40.0%	14.6%	15.2%	16.0%
% of FP17s for the same patient ID Re-attending between 3 & 9 months - Children	69	99	69.7%	59.1%	59.1%	58.0%
% of FP17s for the same patient ID Re-attending between 3 & 9 months - Adults	1	5	20.0%	49.1%	52.2%	50.9%
% of FP17s for Band 1 Urgent Courses	1	78	1.3%	9.4%	7.9%	9.1%
% of FP17s Relating to Free Repair or Replacements	0	78	0.0%	0.8%	0.8%	0.8%
% of FP17s Relating to Continuations	0	78	0.0%	1.1%	1.1%	1.1%
% of Patients satisfied with the dentistry they have received	1	1	N/A	91.3%	91.8%	91.7%
% of Patients satisfied with the time they had to wait for an appointment	1	1	N/A	86.3%	88.4%	88.0%

* This is based on patients treated on this contract for their most recent course of treatment. Figures in italics indicate the base number of FP17s or Patient Questionnaire responses are less than 100. N/A is shown where the base number of responses is less than 10 during the period. % is calculated as Quantity/Base number*100

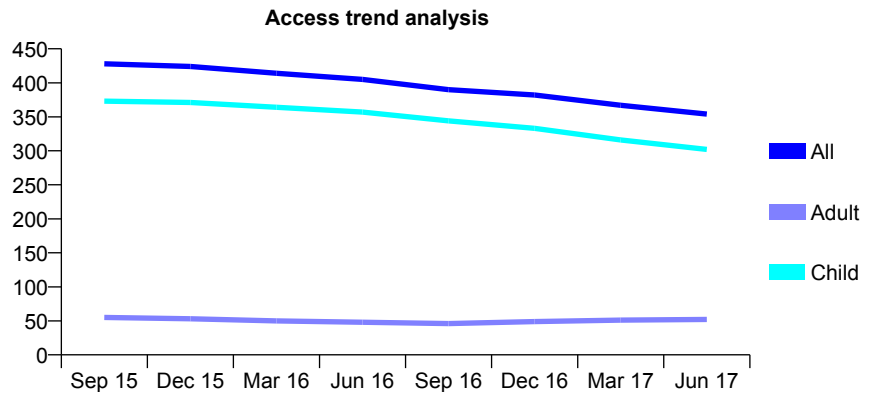
Q56 - Vital Signs At a Glance Contract Report for 344958/0001 - June 2017

Name or company name	MS X RUI
Contract type name	GDS Contract
Purpose of contract	General
Contract start date	01/04/2006
Contract end date	

17/18 Contracted general activity (UDA)	688
Carry forward general activity (UDA)	0
17/18 Contracted orthodontic activity (UOA)	0
Carry forward orthodontic activity (UOA)	0
Baseline contract value	£16,056.26

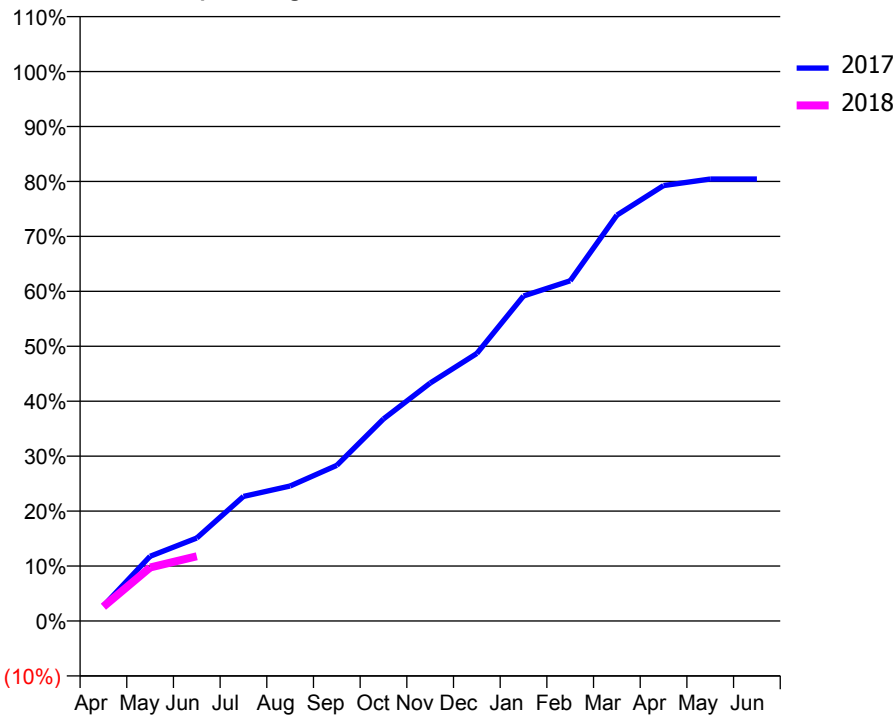
ACCESS*

Patients seen in 24 months	Total	Change since previous quarter
Quarter ending June 2016	405	
Quarter ending September 2016	390	↓
Quarter ending December 2016	382	↓
Quarter ending March 2017	367	↓
Quarter ending June 2017	354	↓
Variance since June 2016	(12.6%)	↓



ACTIVITY

Cumulative percentage of contracted UDA delivered 2017 & 2018



Month	Adjusted Scheduled Activity (UDA)	
	2017	2018
April	19	18
May	81	67
June	104	81
July	156	
August	169	
September	195	
October	253	
November	298	
December	335	
January	407	
February	426	
March	508	
April	545	
May	553	
June	553	

QUALITY

	Quantity	Base Number	Contract	AT	Region	England
% of FP17s for the same patient ID Re-attending within 3 months - Children	3	105	2.9%	11.0%	11.7%	12.0%
% of FP17s for the same patient ID Re-attending within 3 months - Adults	0	4	0.0%	14.6%	15.2%	16.0%
% of FP17s for the same patient ID Re-attending between 3 & 9 months - Children	62	105	59.0%	59.1%	59.1%	58.0%
% of FP17s for the same patient ID Re-attending between 3 & 9 months - Adults	2	4	50.0%	49.1%	52.2%	50.9%
% of FP17s for Band 1 Urgent Courses	0	72	0.0%	9.4%	7.9%	9.1%
% of FP17s Relating to Free Repair or Replacements	0	72	0.0%	0.8%	0.8%	0.8%
% of FP17s Relating to Continuations	0	72	0.0%	1.1%	1.1%	1.1%
% of Patients satisfied with the dentistry they have received	0	0	N/A	91.3%	91.8%	91.7%
% of Patients satisfied with the time they had to wait for an appointment	0	0	N/A	86.3%	88.4%	88.0%

* This is based on patients treated on this contract for their most recent course of treatment. Figures in italics indicate the base number of FP17s or Patient Questionnaire responses are less than 100. N/A is shown where the base number of responses is less than 10 during the period. % is calculated as Quantity/Base number*100

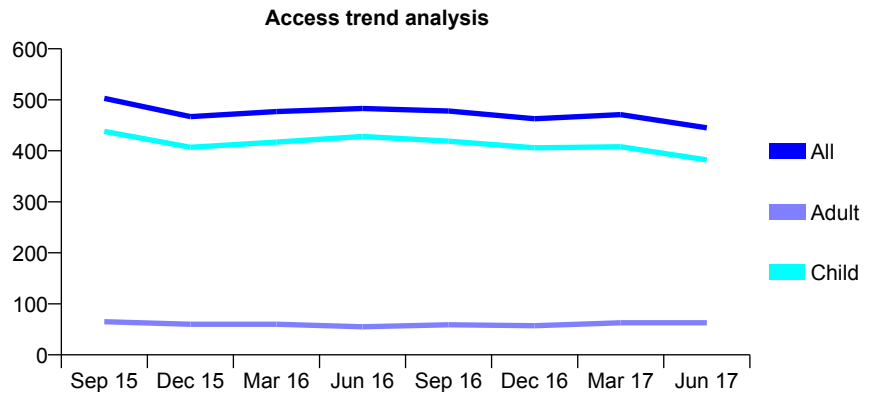
Q56 - Vital Signs At a Glance Contract Report for 565393/0001 - June 2017

Name or company name	MR S MILANOVIC
Contract type name	GDS Contract
Purpose of contract	General
Contract start date	01/04/2006
Contract end date	

17/18 Contracted general activity (UDA)	1,110
Carry forward general activity (UDA)	0
17/18 Contracted orthodontic activity (UOA)	0
Carry forward orthodontic activity (UOA)	0
Baseline contract value	£22,598.68

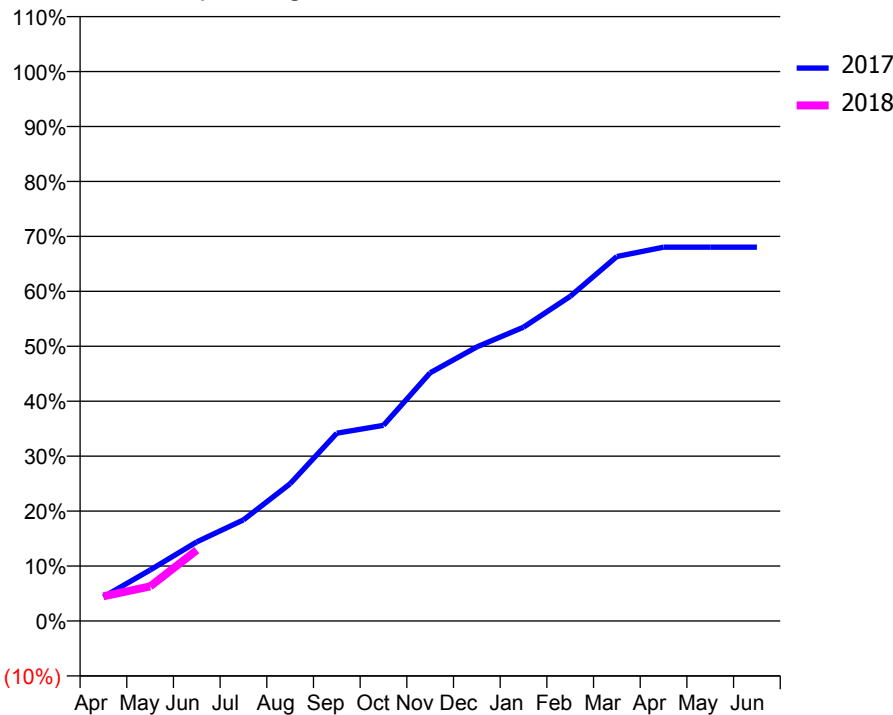
ACCESS*

Patients seen in 24 months	Total	Change since previous quarter
Quarter ending June 2016	483	
Quarter ending September 2016	478	↓
Quarter ending December 2016	463	↓
Quarter ending March 2017	471	→
Quarter ending June 2017	445	↓
Variance since June 2016	(7.9%)	↓



ACTIVITY

Cumulative percentage of contracted UDA delivered 2017 & 2018



Adjusted Scheduled Activity (UDA)		
Month	2017	2018
April	49	50
May	103	70
June	160	143
July	204	
August	277	
September	379	
October	395	
November	501	
December	554	
January	594	
February	656	
March	736	
April	755	
May	755	
June	755	

QUALITY

	Quantity	Base Number	Contract	AT	Region	England
% of FP17s for the same patient ID Re-attending within 3 months - Children	3	127	2.4%	11.0%	11.7%	12.0%
% of FP17s for the same patient ID Re-attending within 3 months - Adults	1	11	9.1%	14.6%	15.2%	16.0%
% of FP17s for the same patient ID Re-attending between 3 & 9 months - Children	85	127	66.9%	59.1%	59.1%	58.0%
% of FP17s for the same patient ID Re-attending between 3 & 9 months - Adults	7	11	63.6%	49.1%	52.2%	50.9%
% of FP17s for Band 1 Urgent Courses	1	121	0.8%	9.4%	7.9%	9.1%
% of FP17s Relating to Free Repair or Replacements	0	121	0.0%	0.8%	0.8%	0.8%
% of FP17s Relating to Continuations	0	121	0.0%	1.1%	1.1%	1.1%
% of Patients satisfied with the dentistry they have received	0	0	N/A	91.3%	91.8%	91.7%
% of Patients satisfied with the time they had to wait for an appointment	0	0	N/A	86.3%	88.4%	88.0%

* This is based on patients treated on this contract for their most recent course of treatment. Figures in italics indicate the base number of FP17s or Patient Questionnaire responses are less than 100. N/A is shown where the base number of responses is less than 10 during the period. % is calculated as Quantity/Base number*100

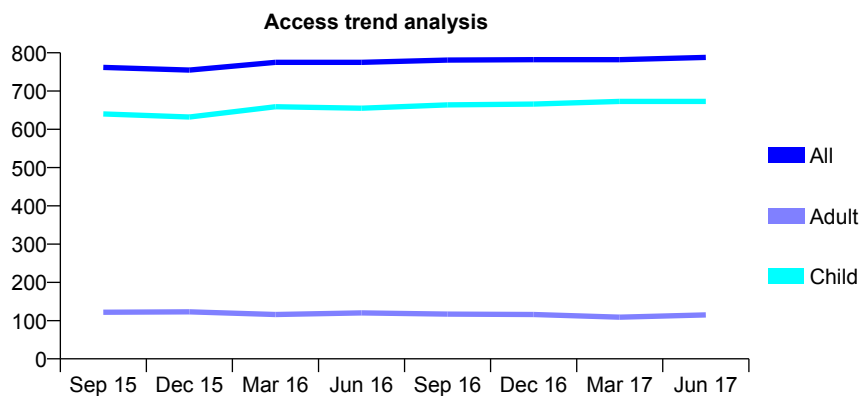
Q56 - Vital Signs At a Glance Contract Report for 567493/0001 - June 2017

Name or company name	MR WJ POULTER
Contract type name	GDS Contract
Purpose of contract	General
Contract start date	01/04/2006
Contract end date	

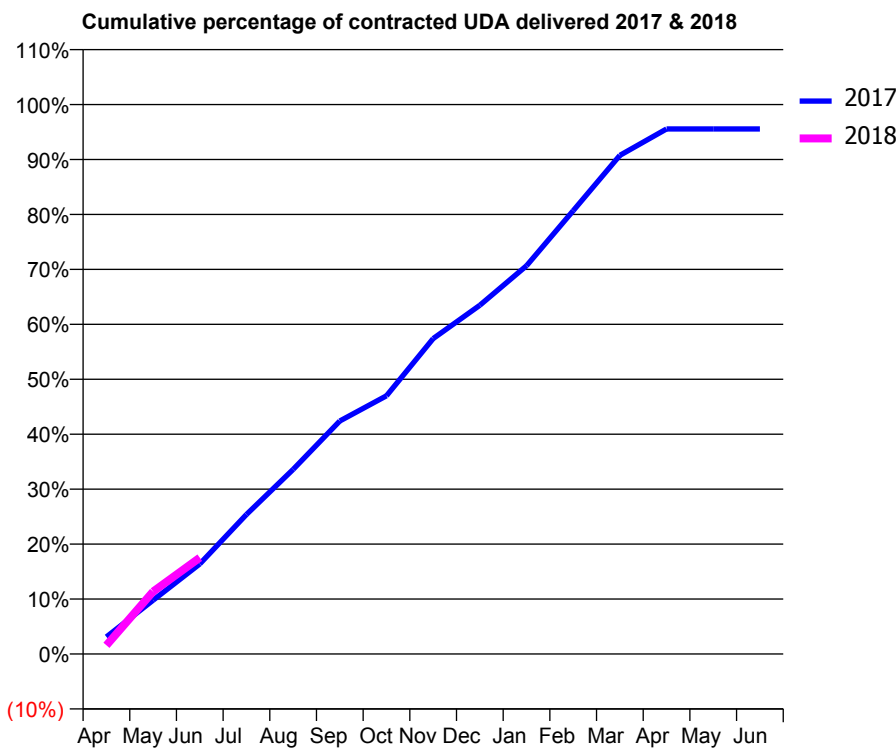
17/18 Contracted general activity (UDA)	2,077
Carry forward general activity (UDA)	0
17/18 Contracted orthodontic activity (UOA)	0
Carry forward orthodontic activity (UOA)	0
Baseline contract value	£40,917.27

ACCESS*

Patients seen in 24 months	Total	Change since previous quarter
Quarter ending June 2016	775	
Quarter ending September 2016	781	→
Quarter ending December 2016	782	→
Quarter ending March 2017	782	→
Quarter ending June 2017	788	→
Variance since June 2016	1.7%	→



ACTIVITY



Month	Adjusted Scheduled Activity (UDA)	
	2017	2018
April	65	33
May	203	236
June	341	364
July	528	
August	698	
September	881	
October	976	
November	1,192	
December	1,318	
January	1,467	
February	1,676	
March	1,885	
April	1,985	
May	1,985	
June	1,985	

QUALITY

	Quantity	Base Number	Contract	AT	Region	England
% of FP17s for the same patient ID Re-attending within 3 months - Children	40	324	12.3%	11.0%	11.7%	12.0%
% of FP17s for the same patient ID Re-attending within 3 months - Adults	1	18	5.6%	14.6%	15.2%	16.0%
% of FP17s for the same patient ID Re-attending between 3 & 9 months - Children	227	324	70.1%	59.1%	59.1%	58.0%
% of FP17s for the same patient ID Re-attending between 3 & 9 months - Adults	13	18	72.2%	49.1%	52.2%	50.9%
% of FP17s for Band 1 Urgent Courses	1	286	0.3%	9.4%	7.9%	9.1%
% of FP17s Relating to Free Repair or Replacements	0	286	0.0%	0.8%	0.8%	0.8%
% of FP17s Relating to Continuations	0	286	0.0%	1.1%	1.1%	1.1%
% of Patients satisfied with the dentistry they have received	13	13	100.0%	91.3%	91.8%	91.7%
% of Patients satisfied with the time they had to wait for an appointment	12	13	92.3%	86.3%	88.4%	88.0%

* This is based on patients treated on this contract for their most recent course of treatment. Figures in italics indicate the base number of FP17s or Patient Questionnaire responses are less than 100. N/A is shown where the base number of responses is less than 10 during the period. % is calculated as Quantity/Base number*100

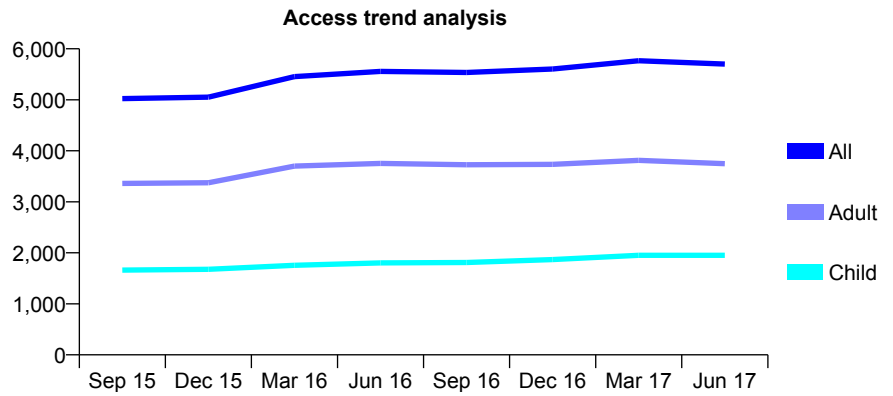
Q56 - Vital Signs At a Glance Contract Report for 568376/0001 - June 2017

Name or company name	MR N LAWRENCE
Contract type name	GDS Contract
Purpose of contract	General
Contract start date	01/04/2006
Contract end date	

17/18 Contracted general activity (UDA)	16,273
Carry forward general activity (UDA)	0
17/18 Contracted orthodontic activity (UOA)	0
Carry forward orthodontic activity (UOA)	0
Baseline contract value	£375,119.56

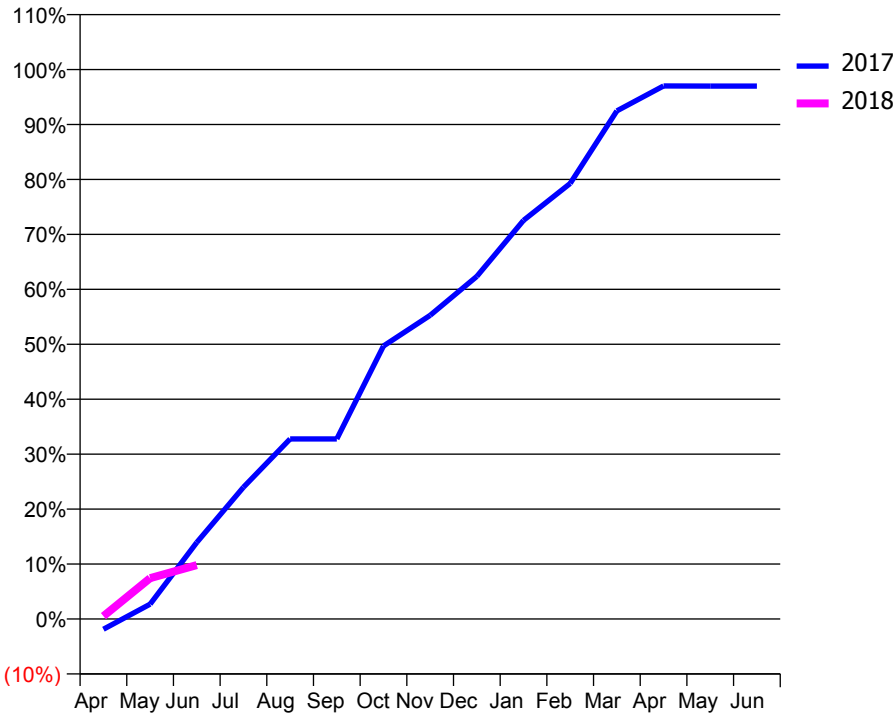
ACCESS*

Patients seen in 24 months	Total	Change since previous quarter
Quarter ending June 2016	5,556	
Quarter ending September 2016	5,537	→
Quarter ending December 2016	5,604	→
Quarter ending March 2017	5,766	↑
Quarter ending June 2017	5,701	↓
Variance since June 2016	2.6%	↑



ACTIVITY

Cumulative percentage of contracted UDA delivered 2017 & 2018



Month	Adjusted Scheduled Activity (UDA)	
	2017	2018
April	-308	85
May	438	1,212
June	2,268	1,595
July	3,905	
August	5,331	
September	5,331	
October	8,085	
November	8,992	
December	10,149	
January	11,804	
February	12,900	
March	15,049	
April	15,785	
May	15,783	
June	15,782	

QUALITY

	Quantity	Base Number	Contract	AT	Region	England
% of FP17s for the same patient ID Re-attending within 3 months - Children	52	471	11.0%	11.0%	11.7%	12.0%
% of FP17s for the same patient ID Re-attending within 3 months - Adults	130	903	14.4%	14.6%	15.2%	16.0%
% of FP17s for the same patient ID Re-attending between 3 & 9 months - Children	288	471	61.1%	59.1%	59.1%	58.0%
% of FP17s for the same patient ID Re-attending between 3 & 9 months - Adults	577	903	63.9%	49.1%	52.2%	50.9%
% of FP17s for Band 1 Urgent Courses	52	994	5.2%	9.4%	7.9%	9.1%
% of FP17s Relating to Free Repair or Replacements	11	994	1.1%	0.8%	0.8%	0.8%
% of FP17s Relating to Continuations	5	994	0.5%	1.1%	1.1%	1.1%
% of Patients satisfied with the dentistry they have received	12	12	100.0%	91.3%	91.8%	91.7%
% of Patients satisfied with the time they had to wait for an appointment	12	12	100.0%	86.3%	88.4%	88.0%

* This is based on patients treated on this contract for their most recent course of treatment. Figures in italics indicate the base number of FP17s or Patient Questionnaire responses are less than 100. N/A is shown where the base number of responses is less than 10 during the period. % is calculated as Quantity/Base number*100

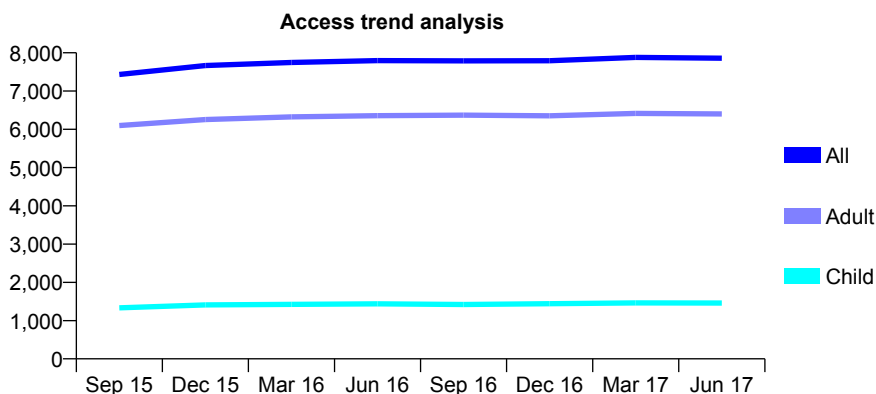
Q56 - Vital Signs At a Glance Contract Report for 569127/0001 - June 2017

Name or company name	Dental Surgery
Contract type name	PDS Contract
Purpose of contract	General
Contract start date	01/04/2006
Contract end date	31/03/2018

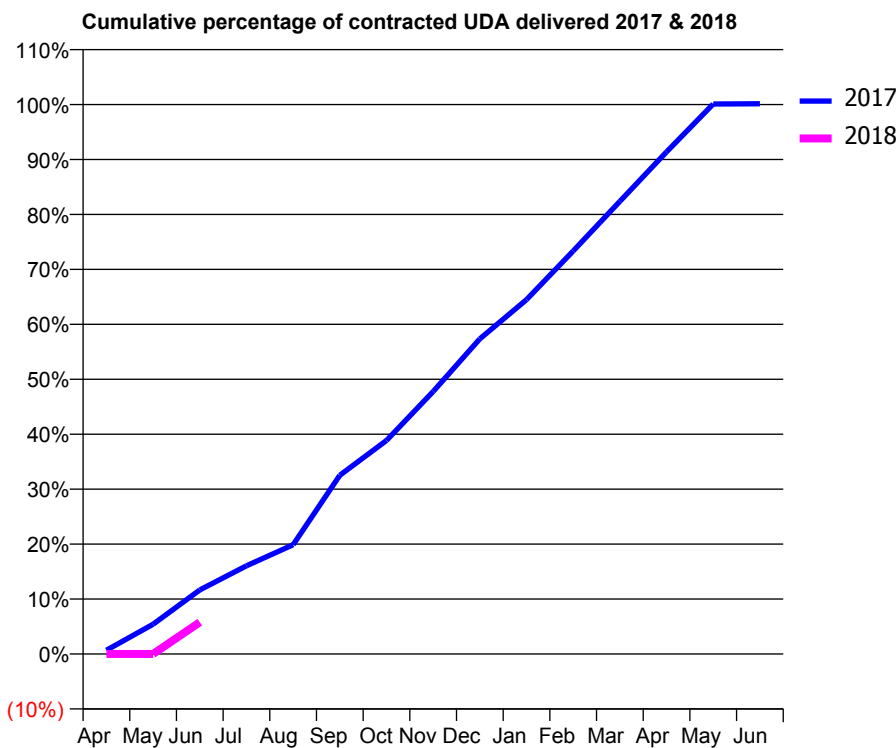
17/18 Contracted general activity (UDA)	22,405
Carry forward general activity (UDA)	0
17/18 Contracted orthodontic activity (UOA)	0
Carry forward orthodontic activity (UOA)	0
Baseline contract value	£624,684.11

ACCESS*

Patients seen in 24 months	Total	Change since previous quarter
Quarter ending June 2016	7,796	
Quarter ending September 2016	7,790	→
Quarter ending December 2016	7,794	→
Quarter ending March 2017	7,881	→
Quarter ending June 2017	7,858	→
Variance since June 2016	0.8%	→



ACTIVITY



Month	Adjusted Scheduled Activity (UDA)	
	2017	2018
April	157	0
May	1,215	0
June	2,614	1,297
July	3,598	
August	4,458	
September	7,291	
October	8,707	
November	10,705	
December	12,850	
January	14,450	
February	16,432	
March	18,454	
April	20,471	
May	22,426	
June	22,435	

QUALITY

	Quantity	Base Number	Contract	AT	Region	England
% of FP17s for the same patient ID Re-attending within 3 months - Children	47	581	8.1%	11.0%	11.7%	12.0%
% of FP17s for the same patient ID Re-attending within 3 months - Adults	350	2,466	14.2%	14.6%	15.2%	16.0%
% of FP17s for the same patient ID Re-attending between 3 & 9 months - Children	401	581	69.0%	59.1%	59.1%	58.0%
% of FP17s for the same patient ID Re-attending between 3 & 9 months - Adults	1,645	2,466	66.7%	49.1%	52.2%	50.9%
% of FP17s for Band 1 Urgent Courses	40	774	5.2%	9.4%	7.9%	9.1%
% of FP17s Relating to Free Repair or Replacements	11	774	1.4%	0.8%	0.8%	0.8%
% of FP17s Relating to Continuations	11	774	1.4%	1.1%	1.1%	1.1%
% of Patients satisfied with the dentistry they have received	10	10	100.0%	91.3%	91.8%	91.7%
% of Patients satisfied with the time they had to wait for an appointment	10	10	100.0%	86.3%	88.4%	88.0%

* This is based on patients treated on this contract for their most recent course of treatment. Figures in italics indicate the base number of FP17s or Patient Questionnaire responses are less than 100. N/A is shown where the base number of responses is less than 10 during the period. % is calculated as Quantity/Base number*100

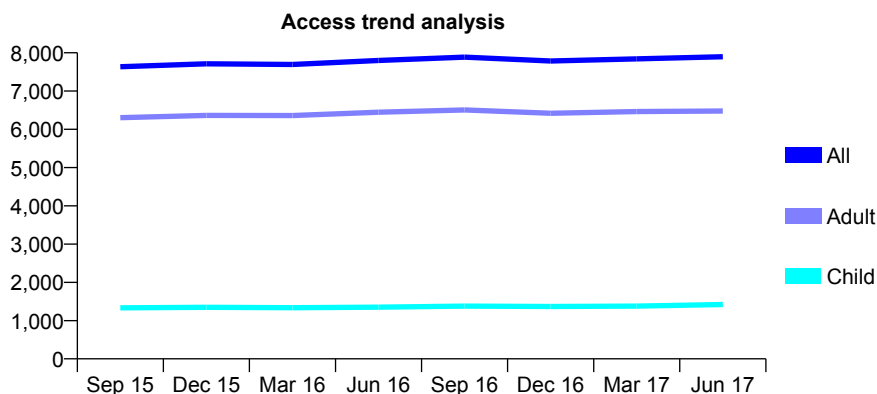
Q56 - Vital Signs At a Glance Contract Report for 571334/0001 - June 2017

Name or company name	MR NA BURNETT
Contract type name	GDS Contract
Purpose of contract	General
Contract start date	01/04/2006
Contract end date	

17/18 Contracted general activity (UDA)	22,584
Carry forward general activity (UDA)	0
17/18 Contracted orthodontic activity (UOA)	0
Carry forward orthodontic activity (UOA)	0
Baseline contract value	£582,520.39

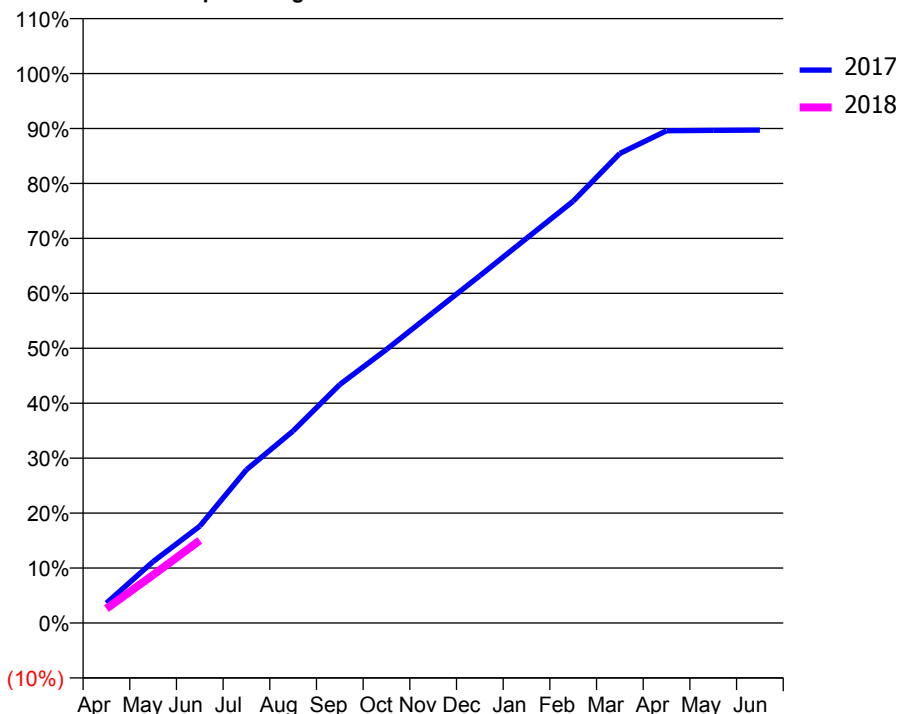
ACCESS*

Patients seen in 24 months	Total	Change since previous quarter
Quarter ending June 2016	7,799	
Quarter ending September 2016	7,886	→
Quarter ending December 2016	7,785	↓
Quarter ending March 2017	7,843	→
Quarter ending June 2017	7,897	→
Variance since June 2016	1.3%	→



ACTIVITY

Cumulative percentage of contracted UDA delivered 2017 & 2018



Month	Adjusted Scheduled Activity (UDA)	
	2017	2018
April	817	590
May	2,522	1,975
June	3,982	3,395
July	6,301	
August	7,892	
September	9,804	
October	11,240	
November	12,764	
December	14,274	
January	15,806	
February	17,337	
March	19,300	
April	20,233	
May	20,250	
June	20,257	

QUALITY

	Quantity	Base Number	Contract	AT	Region	England
% of FP17s for the same patient ID Re-attending within 3 months - Children	21	509	4.1%	11.0%	11.7%	12.0%
% of FP17s for the same patient ID Re-attending within 3 months - Adults	190	2,069	9.2%	14.6%	15.2%	16.0%
% of FP17s for the same patient ID Re-attending between 3 & 9 months - Children	313	509	61.5%	59.1%	59.1%	58.0%
% of FP17s for the same patient ID Re-attending between 3 & 9 months - Adults	1,255	2,069	60.7%	49.1%	52.2%	50.9%
% of FP17s for Band 1 Urgent Courses	137	2,063	6.6%	9.4%	7.9%	9.1%
% of FP17s Relating to Free Repair or Replacements	12	2,063	0.6%	0.8%	0.8%	0.8%
% of FP17s Relating to Continuations	1	2,063	0.0%	1.1%	1.1%	1.1%
% of Patients satisfied with the dentistry they have received	14	15	93.3%	91.3%	91.8%	91.7%
% of Patients satisfied with the time they had to wait for an appointment	12	15	80.0%	86.3%	88.4%	88.0%

* This is based on patients treated on this contract for their most recent course of treatment. Figures in italics indicate the base number of FP17s or Patient Questionnaire responses are less than 100. N/A is shown where the base number of responses is less than 10 during the period. % is calculated as Quantity/Base number*100

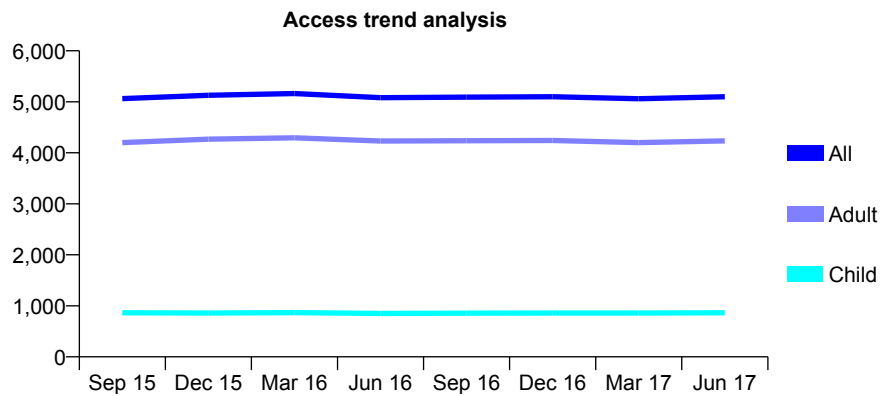
Q56 - Vital Signs At a Glance Contract Report for 576603/0001 - June 2017

Name or company name	MR AD CLIFFT
Contract type name	GDS Contract
Purpose of contract	General
Contract start date	01/04/2006
Contract end date	

17/18 Contracted general activity (UDA)	11,657
Carry forward general activity (UDA)	0
17/18 Contracted orthodontic activity (UOA)	0
Carry forward orthodontic activity (UOA)	0
Baseline contract value	£281,183.82

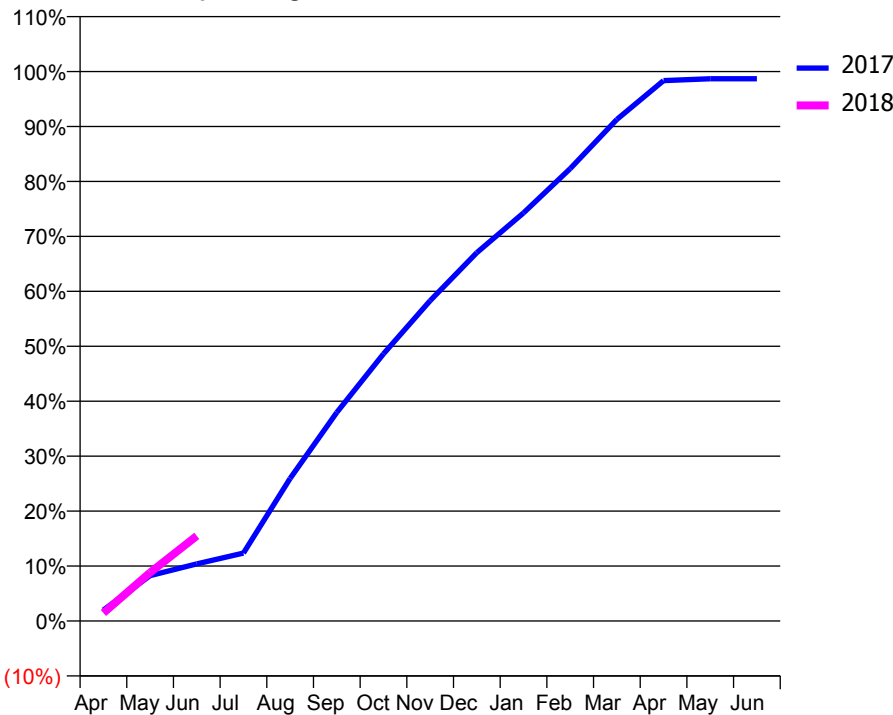
ACCESS*

Patients seen in 24 months	Total	Change since previous quarter
Quarter ending June 2016	5,081	
Quarter ending September 2016	5,092	→
Quarter ending December 2016	5,100	→
Quarter ending March 2017	5,060	→
Quarter ending June 2017	5,099	→
Variance since June 2016	0.4%	→



ACTIVITY

Cumulative percentage of contracted UDA delivered 2017 & 2018



Month	Adjusted Scheduled Activity (UDA)	
	2017	2018
April	233	170
May	964	1,029
June	1,212	1,806
July	1,440	
August	3,026	
September	4,427	
October	5,669	
November	6,796	
December	7,814	
January	8,659	
February	9,598	
March	10,640	
April	11,464	
May	11,503	
June	11,504	

QUALITY

	Quantity	Base Number	Contract	AT	Region	England
% of FP17s for the same patient ID Re-attending within 3 months - Children	9	270	3.3%	11.0%	11.7%	12.0%
% of FP17s for the same patient ID Re-attending within 3 months - Adults	108	1,083	10.0%	14.6%	15.2%	16.0%
% of FP17s for the same patient ID Re-attending between 3 & 9 months - Children	142	270	52.6%	59.1%	59.1%	58.0%
% of FP17s for the same patient ID Re-attending between 3 & 9 months - Adults	217	1,083	20.0%	49.1%	52.2%	50.9%
% of FP17s for Band 1 Urgent Courses	56	948	5.9%	9.4%	7.9%	9.1%
% of FP17s Relating to Free Repair or Replacements	5	948	0.5%	0.8%	0.8%	0.8%
% of FP17s Relating to Continuations	7	948	0.7%	1.1%	1.1%	1.1%
% of Patients satisfied with the dentistry they have received	9	10	90.0%	91.3%	91.8%	91.7%
% of Patients satisfied with the time they had to wait for an appointment	9	10	90.0%	86.3%	88.4%	88.0%

* This is based on patients treated on this contract for their most recent course of treatment. Figures in italics indicate the base number of FP17s or Patient Questionnaire responses are less than 100. N/A is shown where the base number of responses is less than 10 during the period. % is calculated as Quantity/Base number*100

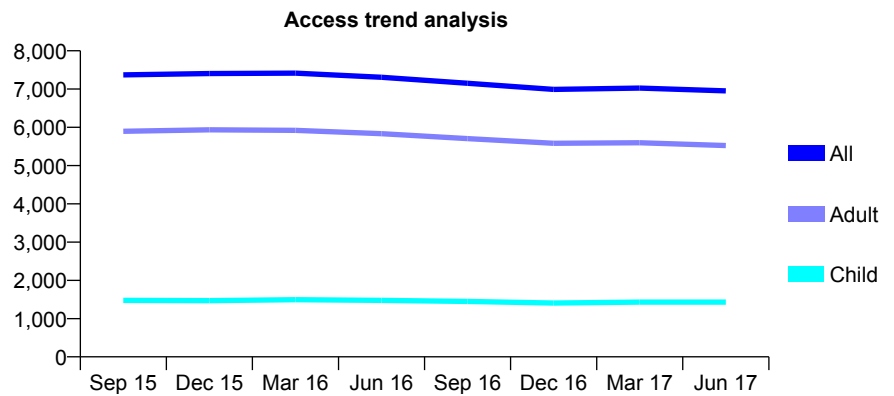
Q56 - Vital Signs At a Glance Contract Report for 577871/0001 - June 2017

Name or company name	MRS PS DURANT
Contract type name	GDS Contract
Purpose of contract	General
Contract start date	01/11/2013
Contract end date	

17/18 Contracted general activity (UDA)	23,142
Carry forward general activity (UDA)	0
17/18 Contracted orthodontic activity (UOA)	0
Carry forward orthodontic activity (UOA)	0
Baseline contract value	£614,693.78

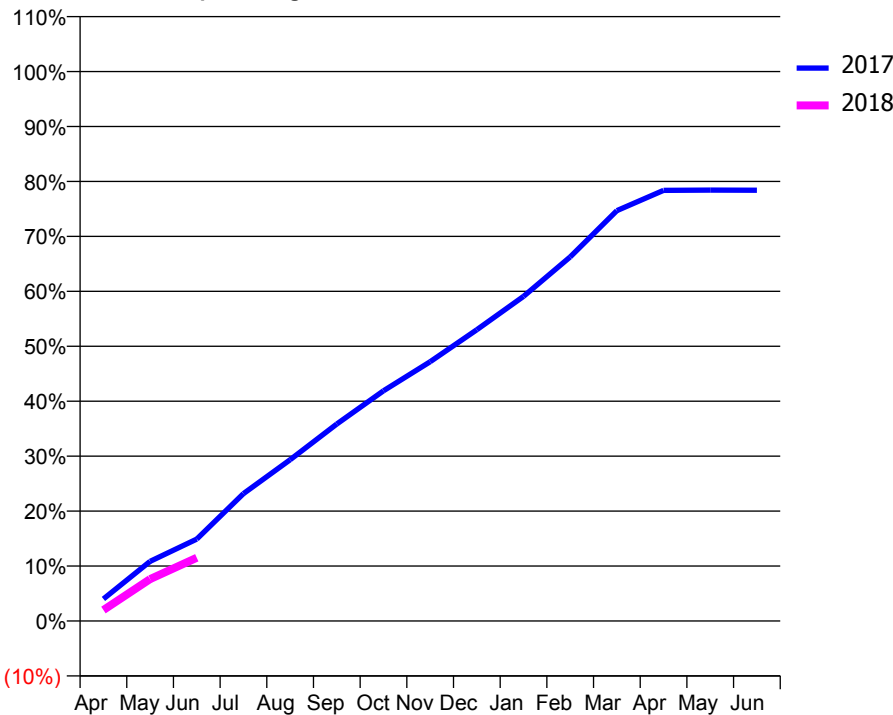
ACCESS*

Patients seen in 24 months	Total	Change since previous quarter
Quarter ending June 2016	7,309	
Quarter ending September 2016	7,151	↓
Quarter ending December 2016	6,992	↓
Quarter ending March 2017	7,027	→
Quarter ending June 2017	6,954	↓
Variance since June 2016	(4.9%)	↓



ACTIVITY

Cumulative percentage of contracted UDA delivered 2017 & 2018



Month	Adjusted Scheduled Activity (UDA)	
	2017	2018
April	927	463
May	2,515	1,767
June	3,452	2,666
July	5,367	
August	6,792	
September	8,299	
October	9,697	
November	10,920	
December	12,265	
January	13,670	
February	15,334	
March	17,282	
April	18,138	
May	18,145	
June	18,144	

QUALITY

	Quantity	Base Number	Contract	AT	Region	England
% of FP17s for the same patient ID Re-attending within 3 months - Children	23	467	4.9%	11.0%	11.7%	12.0%
% of FP17s for the same patient ID Re-attending within 3 months - Adults	221	1,444	15.3%	14.6%	15.2%	16.0%
% of FP17s for the same patient ID Re-attending between 3 & 9 months - Children	325	467	69.6%	59.1%	59.1%	58.0%
% of FP17s for the same patient ID Re-attending between 3 & 9 months - Adults	674	1,444	46.7%	49.1%	52.2%	50.9%
% of FP17s for Band 1 Urgent Courses	242	1,530	15.8%	9.4%	7.9%	9.1%
% of FP17s Relating to Free Repair or Replacements	7	1,530	0.5%	0.8%	0.8%	0.8%
% of FP17s Relating to Continuations	8	1,530	0.5%	1.1%	1.1%	1.1%
% of Patients satisfied with the dentistry they have received	4	5	N/A	91.3%	91.8%	91.7%
% of Patients satisfied with the time they had to wait for an appointment	4	5	N/A	86.3%	88.4%	88.0%

* This is based on patients treated on this contract for their most recent course of treatment. Figures in italics indicate the base number of FP17s or Patient Questionnaire responses are less than 100. N/A is shown where the base number of responses is less than 10 during the period. % is calculated as Quantity/Base number*100

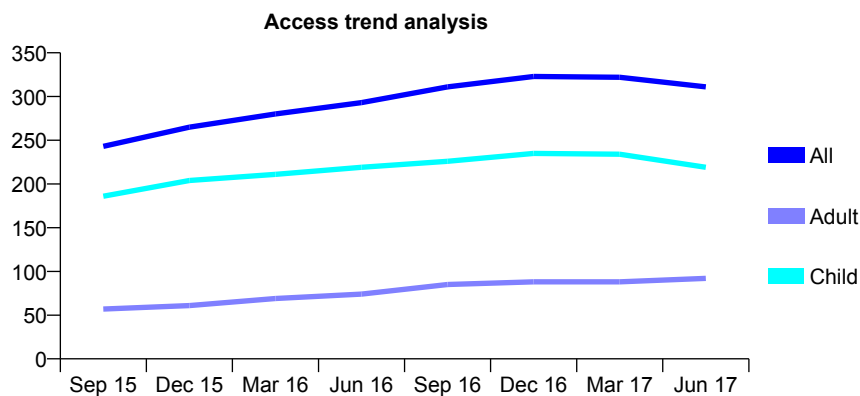
Q56 - Vital Signs At a Glance Contract Report for 626317/0002 - June 2017

Name or company name	MR S LITTLE
Contract type name	GDS Contract
Purpose of contract	General
Contract start date	08/12/2014
Contract end date	

17/18 Contracted general activity (UDA)	825
Carry forward general activity (UDA)	0
17/18 Contracted orthodontic activity (UOA)	0
Carry forward orthodontic activity (UOA)	0
Baseline contract value	£18,024.01

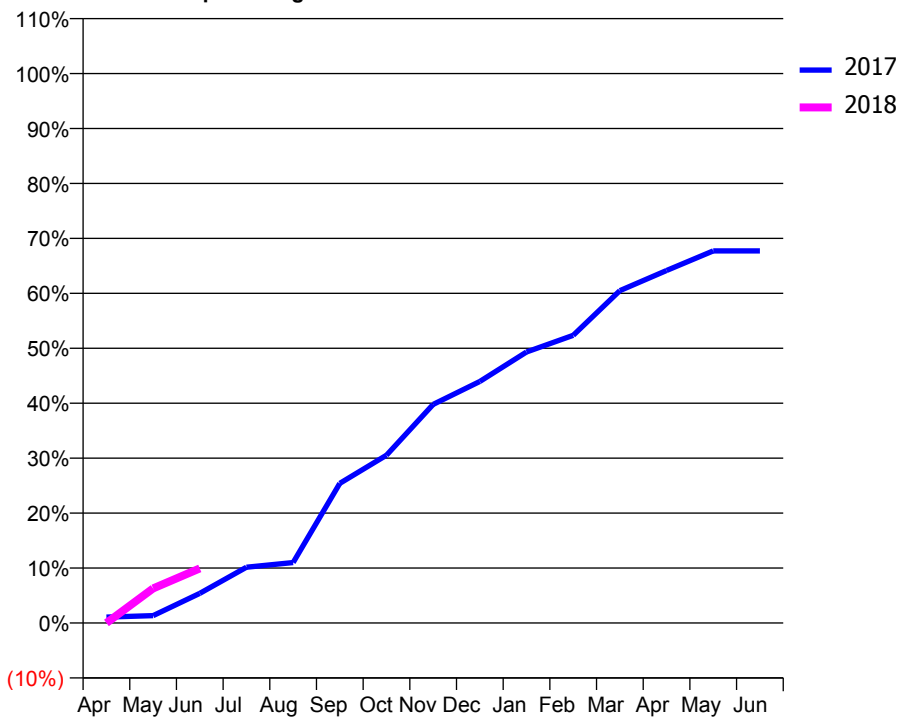
ACCESS*

Patients seen in 24 months	Total	Change since previous quarter
Quarter ending June 2016	293	
Quarter ending September 2016	311	↑
Quarter ending December 2016	323	↑
Quarter ending March 2017	322	→
Quarter ending June 2017	311	↓
Variance since June 2016	6.1%	↑



ACTIVITY

Cumulative percentage of contracted UDA delivered 2017 & 2018



Adjusted Scheduled Activity (UDA)

Month	2017	2018
April	9	0
May	11	52
June	45	82
July	84	
August	91	
September	210	
October	252	
November	328	
December	363	
January	407	
February	432	
March	499	
April	529	
May	559	
June	559	

QUALITY

	Quantity	Base Number	Contract	AT	Region	England
% of FP17s for the same patient ID Re-attending within 3 months - Children	6	69	8.7%	11.0%	11.7%	12.0%
% of FP17s for the same patient ID Re-attending within 3 months - Adults	2	19	10.5%	14.6%	15.2%	16.0%
% of FP17s for the same patient ID Re-attending between 3 & 9 months - Children	45	69	65.2%	59.1%	59.1%	58.0%
% of FP17s for the same patient ID Re-attending between 3 & 9 months - Adults	13	19	68.4%	49.1%	52.2%	50.9%
% of FP17s for Band 1 Urgent Courses	0	53	0.0%	9.4%	7.9%	9.1%
% of FP17s Relating to Free Repair or Replacements	0	53	0.0%	0.8%	0.8%	0.8%
% of FP17s Relating to Continuations	0	53	0.0%	1.1%	1.1%	1.1%
% of Patients satisfied with the dentistry they have received	0	0	N/A	91.3%	91.8%	91.7%
% of Patients satisfied with the time they had to wait for an appointment	0	0	N/A	86.3%	88.4%	88.0%

* This is based on patients treated on this contract for their most recent course of treatment. Figures in italics indicate the base number of FP17s or Patient Questionnaire responses are less than 100. N/A is shown where the base number of responses is less than 10 during the period. % is calculated as Quantity/Base number*100

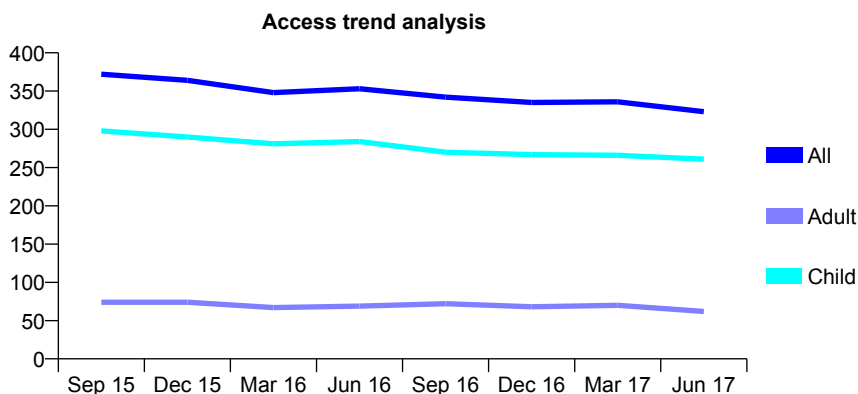
Q56 - Vital Signs At a Glance Contract Report for 631647/0001 - June 2017

Name or company name	MR RP BANDENBURG
Contract type name	GDS Contract
Purpose of contract	General
Contract start date	01/04/2006
Contract end date	

17/18 Contracted general activity (UDA)	905
Carry forward general activity (UDA)	0
17/18 Contracted orthodontic activity (UOA)	0
Carry forward orthodontic activity (UOA)	0
Baseline contract value	£19,610.99

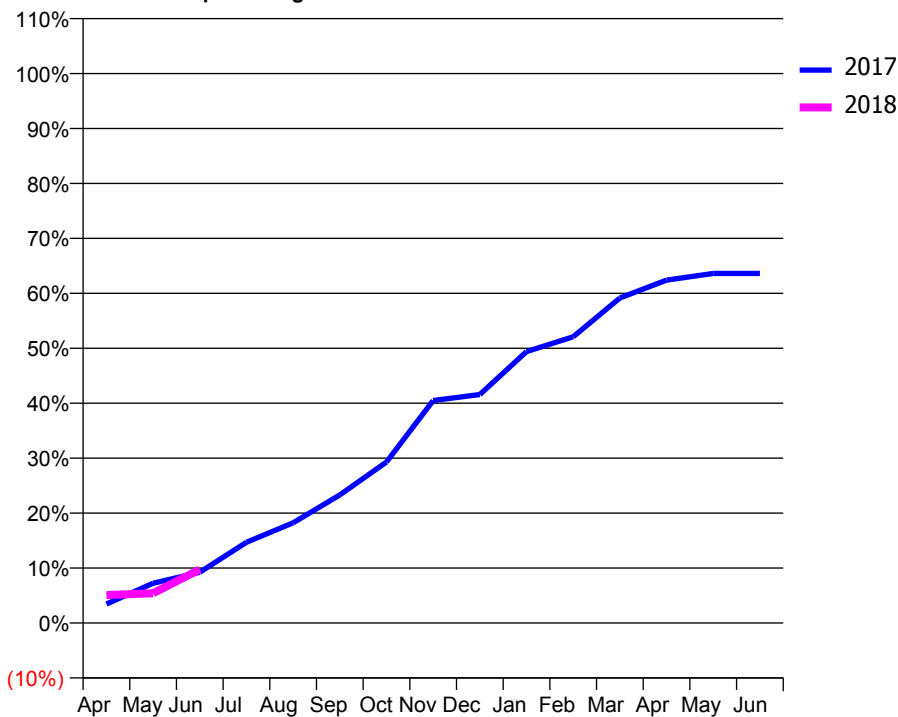
ACCESS*

Patients seen in 24 months	Total	Change since previous quarter
Quarter ending June 2016	353	
Quarter ending September 2016	342	↓
Quarter ending December 2016	335	↓
Quarter ending March 2017	336	→
Quarter ending June 2017	323	↓
Variance since June 2016	(8.5%)	↓



ACTIVITY

Cumulative percentage of contracted UDA delivered 2017 & 2018



Adjusted Scheduled Activity (UDA)

Month	2017	2018
April	31	46
May	66	49
June	84	88
July	133	
August	165	
September	211	
October	265	
November	366	
December	376	
January	447	
February	471	
March	535	
April	565	
May	576	
June	576	

QUALITY

	Quantity	Base Number	Contract	AT	Region	England
% of FP17s for the same patient ID Re-attending within 3 months - Children	9	99	9.1%	11.0%	11.7%	12.0%
% of FP17s for the same patient ID Re-attending within 3 months - Adults	0	11	0.0%	14.6%	15.2%	16.0%
% of FP17s for the same patient ID Re-attending between 3 & 9 months - Children	63	99	63.6%	59.1%	59.1%	58.0%
% of FP17s for the same patient ID Re-attending between 3 & 9 months - Adults	7	11	63.6%	49.1%	52.2%	50.9%
% of FP17s for Band 1 Urgent Courses	1	80	1.3%	9.4%	7.9%	9.1%
% of FP17s Relating to Free Repair or Replacements	0	80	0.0%	0.8%	0.8%	0.8%
% of FP17s Relating to Continuations	0	80	0.0%	1.1%	1.1%	1.1%
% of Patients satisfied with the dentistry they have received	1	1	N/A	91.3%	91.8%	91.7%
% of Patients satisfied with the time they had to wait for an appointment	1	1	N/A	86.3%	88.4%	88.0%

* This is based on patients treated on this contract for their most recent course of treatment. Figures in italics indicate the base number of FP17s or Patient Questionnaire responses are less than 100. N/A is shown where the base number of responses is less than 10 during the period. % is calculated as Quantity/Base number*100

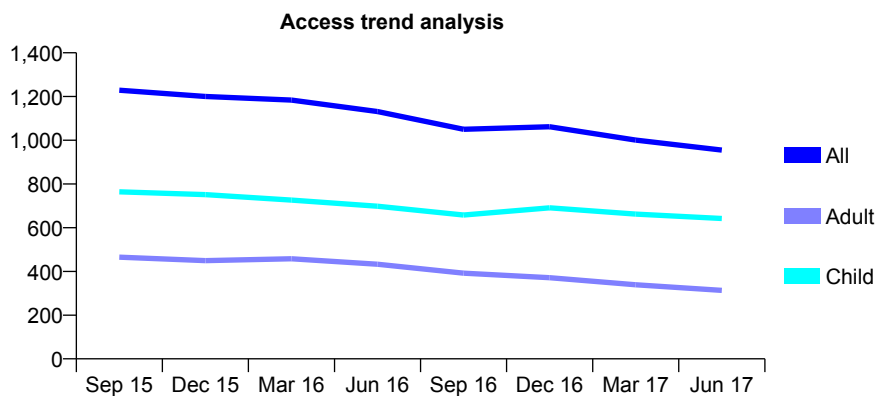
Q56 - Vital Signs At a Glance Contract Report for 636096/0001 - June 2017

Name or company name	MR SG NICOLL
Contract type name	GDS Contract
Purpose of contract	General
Contract start date	01/04/2006
Contract end date	

17/18 Contracted general activity (UDA)	2,882
Carry forward general activity (UDA)	0
17/18 Contracted orthodontic activity (UOA)	0
Carry forward orthodontic activity (UOA)	0
Baseline contract value	£79,281.11

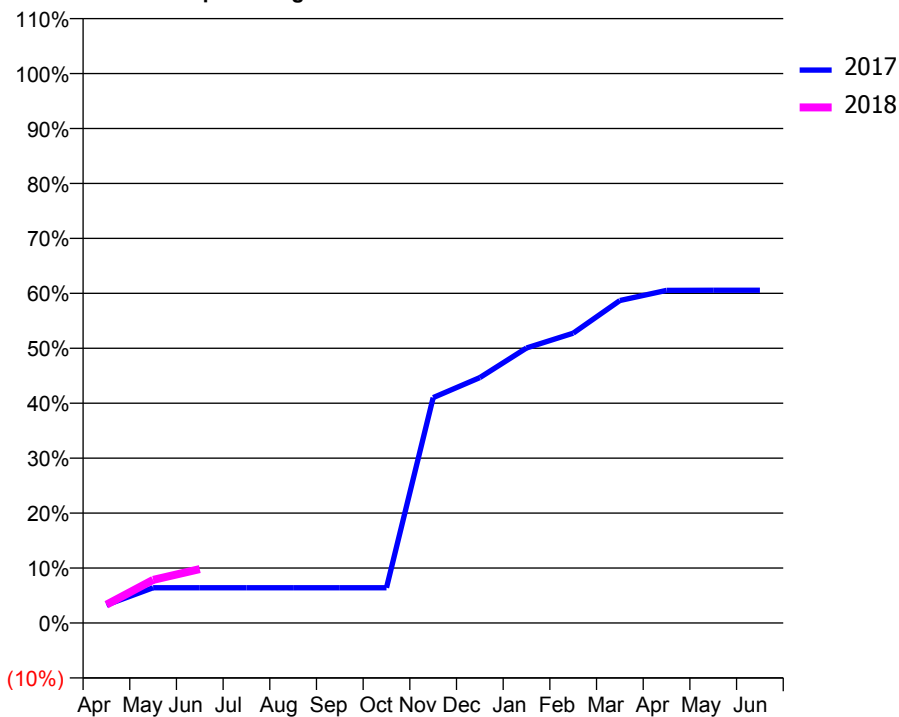
ACCESS*

Patients seen in 24 months	Total	Change since previous quarter
Quarter ending June 2016	1,131	
Quarter ending September 2016	1,050	↓
Quarter ending December 2016	1,062	→
Quarter ending March 2017	1,001	↓
Quarter ending June 2017	955	↓
Variance since June 2016	(15.6%)	↓



ACTIVITY

Cumulative percentage of contracted UDA delivered 2017 & 2018



Month	Adjusted Scheduled Activity (UDA)	
	2017	2018
April	95	96
May	185	226
June	185	283
July	185	
August	185	
September	185	
October	185	
November	1,182	
December	1,287	
January	1,442	
February	1,520	
March	1,692	
April	1,745	
May	1,746	
June	1,746	

QUALITY

	Quantity	Base Number	Contract	AT	Region	England
% of FP17s for the same patient ID Re-attending within 3 months - Children	6	185	3.2%	11.0%	11.7%	12.0%
% of FP17s for the same patient ID Re-attending within 3 months - Adults	3	51	5.9%	14.6%	15.2%	16.0%
% of FP17s for the same patient ID Re-attending between 3 & 9 months - Children	103	185	55.7%	59.1%	59.1%	58.0%
% of FP17s for the same patient ID Re-attending between 3 & 9 months - Adults	20	51	39.2%	49.1%	52.2%	50.9%
% of FP17s for Band 1 Urgent Courses	1	193	0.5%	9.4%	7.9%	9.1%
% of FP17s Relating to Free Repair or Replacements	0	193	0.0%	0.8%	0.8%	0.8%
% of FP17s Relating to Continuations	0	193	0.0%	1.1%	1.1%	1.1%
% of Patients satisfied with the dentistry they have received	0	0	N/A	91.3%	91.8%	91.7%
% of Patients satisfied with the time they had to wait for an appointment	0	0	N/A	86.3%	88.4%	88.0%

* This is based on patients treated on this contract for their most recent course of treatment. Figures in italics indicate the base number of FP17s or Patient Questionnaire responses are less than 100. N/A is shown where the base number of responses is less than 10 during the period. % is calculated as Quantity/Base number*100

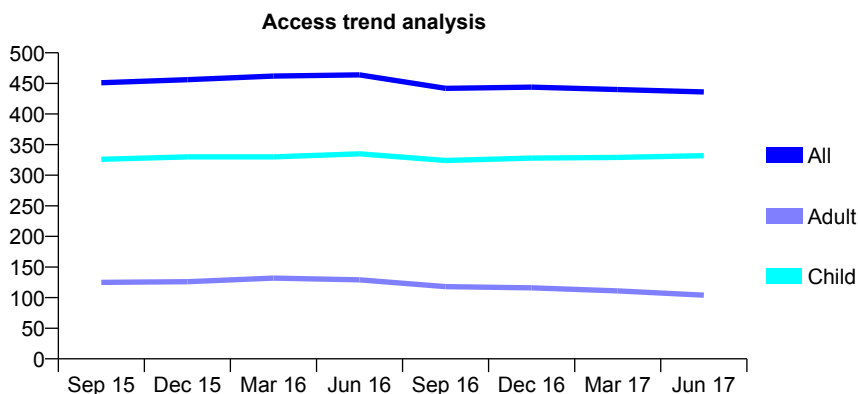
Q56 - Vital Signs At a Glance Contract Report for 639214/0001 - June 2017

Name or company name	MISS CA NEVILLE
Contract type name	GDS Contract
Purpose of contract	General
Contract start date	01/04/2006
Contract end date	

17/18 Contracted general activity (UDA)	865
Carry forward general activity (UDA)	0
17/18 Contracted orthodontic activity (UOA)	0
Carry forward orthodontic activity (UOA)	0
Baseline contract value	£20,988.55

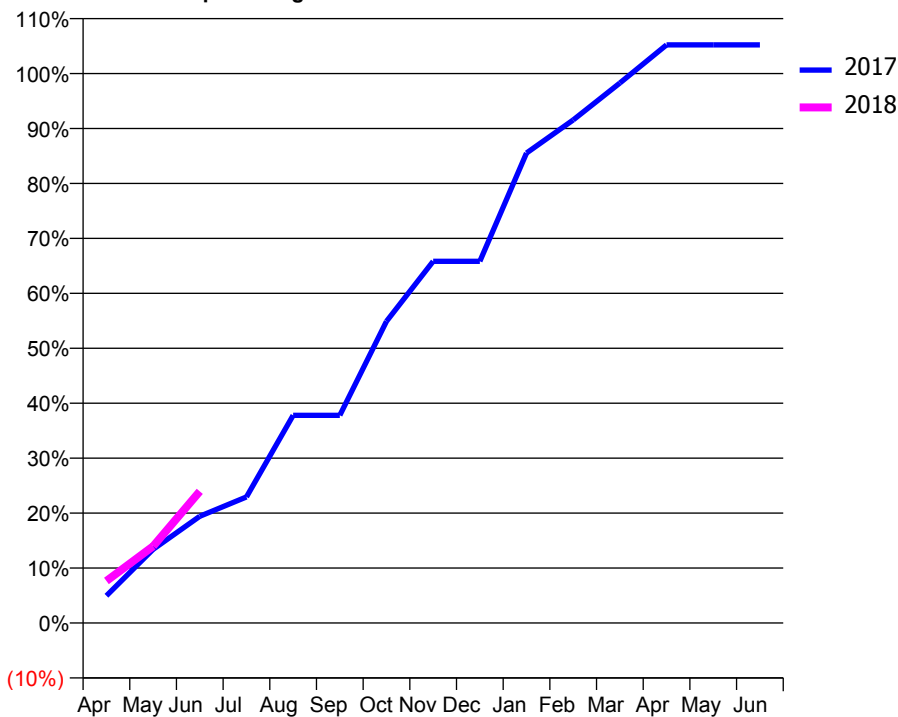
ACCESS*

Patients seen in 24 months	Total	Change since previous quarter
Quarter ending June 2016	464	
Quarter ending September 2016	442	↓
Quarter ending December 2016	444	→
Quarter ending March 2017	440	→
Quarter ending June 2017	436	→
Variance since June 2016	(6.0%)	↓



ACTIVITY

Cumulative percentage of contracted UDA delivered 2017 & 2018



Month	Adjusted Scheduled Activity (UDA)	
	2017	2018
April	43	66
May	116	121
June	168	207
July	198	
August	327	
September	327	
October	475	
November	569	
December	569	
January	740	
February	792	
March	850	
April	910	
May	910	
June	910	

QUALITY

	Quantity	Base Number	Contract	AT	Region	England
% of FP17s for the same patient ID Re-attending within 3 months - Children	8	152	5.3%	11.0%	11.7%	12.0%
% of FP17s for the same patient ID Re-attending within 3 months - Adults	1	23	4.3%	14.6%	15.2%	16.0%
% of FP17s for the same patient ID Re-attending between 3 & 9 months - Children	95	152	62.5%	59.1%	59.1%	58.0%
% of FP17s for the same patient ID Re-attending between 3 & 9 months - Adults	14	23	60.9%	49.1%	52.2%	50.9%
% of FP17s for Band 1 Urgent Courses	6	139	4.3%	9.4%	7.9%	9.1%
% of FP17s Relating to Free Repair or Replacements	0	139	0.0%	0.8%	0.8%	0.8%
% of FP17s Relating to Continuations	1	139	0.7%	1.1%	1.1%	1.1%
% of Patients satisfied with the dentistry they have received	0	0	N/A	91.3%	91.8%	91.7%
% of Patients satisfied with the time they had to wait for an appointment	0	0	N/A	86.3%	88.4%	88.0%

* This is based on patients treated on this contract for their most recent course of treatment. Figures in italics indicate the base number of FP17s or Patient Questionnaire responses are less than 100. N/A is shown where the base number of responses is less than 10 during the period. % is calculated as Quantity/Base number*100

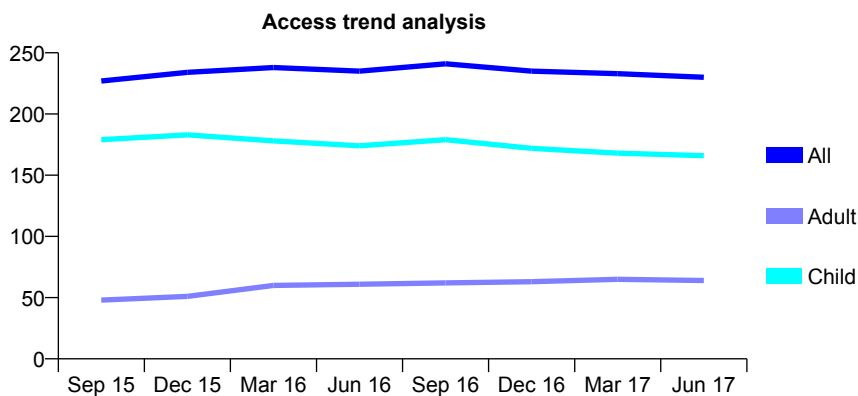
Q56 - Vital Signs At a Glance Contract Report for 644072/0001 - June 2017

Name or company name	MR A BROWN
Contract type name	GDS Contract
Purpose of contract	General
Contract start date	01/06/2014
Contract end date	

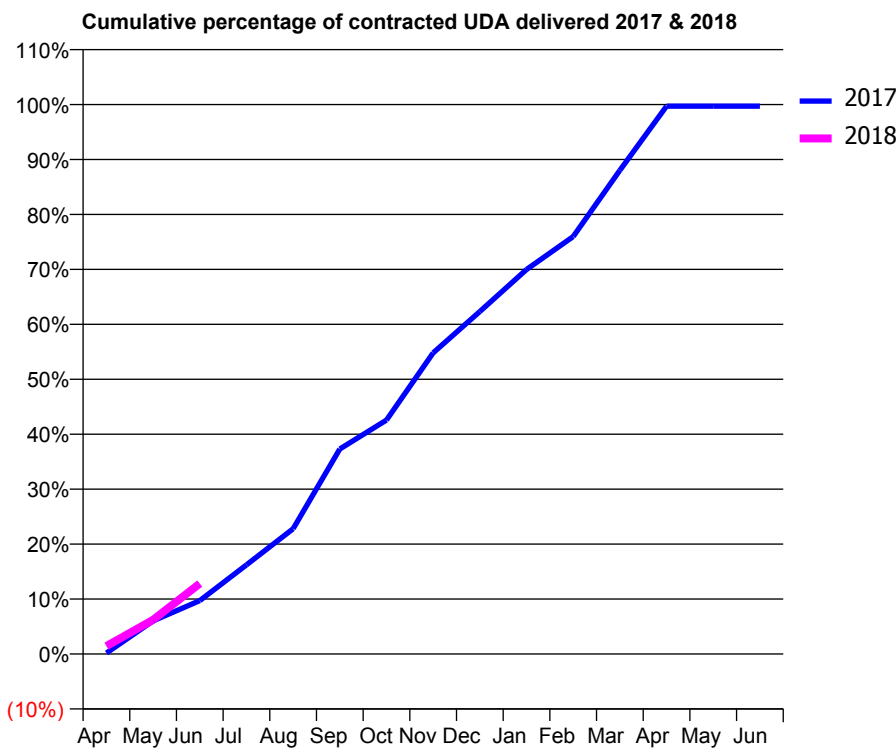
17/18 Contracted general activity (UDA)	550
Carry forward general activity (UDA)	0
17/18 Contracted orthodontic activity (UOA)	0
Carry forward orthodontic activity (UOA)	0
Baseline contract value	£11,121.91

ACCESS*

Patients seen in 24 months	Total	Change since previous quarter
Quarter ending June 2016	235	
Quarter ending September 2016	241	↑
Quarter ending December 2016	235	↓
Quarter ending March 2017	233	→
Quarter ending June 2017	230	↓
Variance since June 2016	(2.1%)	↓



ACTIVITY



Month	Adjusted Scheduled Activity (UDA)	
	2017	2018
April	1	8
May	33	34
June	53	71
July	89	
August	125	
September	205	
October	234	
November	301	
December	343	
January	385	
February	418	
March	484	
April	548	
May	548	
June	548	

QUALITY

	Quantity	Base Number	Contract	AT	Region	England
% of FP17s for the same patient ID Re-attending within 3 months - Children	1	71	1.4%	11.0%	11.7%	12.0%
% of FP17s for the same patient ID Re-attending within 3 months - Adults	3	14	21.4%	14.6%	15.2%	16.0%
% of FP17s for the same patient ID Re-attending between 3 & 9 months - Children	62	71	87.3%	59.1%	59.1%	58.0%
% of FP17s for the same patient ID Re-attending between 3 & 9 months - Adults	9	14	64.3%	49.1%	52.2%	50.9%
% of FP17s for Band 1 Urgent Courses	3	60	5.0%	9.4%	7.9%	9.1%
% of FP17s Relating to Free Repair or Replacements	0	60	0.0%	0.8%	0.8%	0.8%
% of FP17s Relating to Continuations	0	60	0.0%	1.1%	1.1%	1.1%
% of Patients satisfied with the dentistry they have received	1	1	N/A	91.3%	91.8%	91.7%
% of Patients satisfied with the time they had to wait for an appointment	1	1	N/A	86.3%	88.4%	88.0%

* This is based on patients treated on this contract for their most recent course of treatment. Figures in italics indicate the base number of FP17s or Patient Questionnaire responses are less than 100. N/A is shown where the base number of responses is less than 10 during the period. % is calculated as Quantity/Base number*100

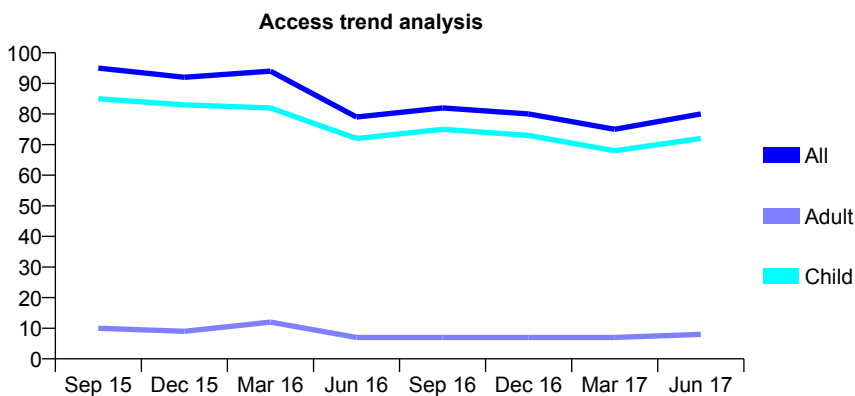
Q56 - Vital Signs At a Glance Contract Report for 644420/0001 - June 2017

Name or company name	MRS JM BELSHAM
Contract type name	GDS Contract
Purpose of contract	General
Contract start date	01/04/2006
Contract end date	

17/18 Contracted general activity (UDA)	105
Carry forward general activity (UDA)	0
17/18 Contracted orthodontic activity (UOA)	0
Carry forward orthodontic activity (UOA)	0
Baseline contract value	£1,860.03

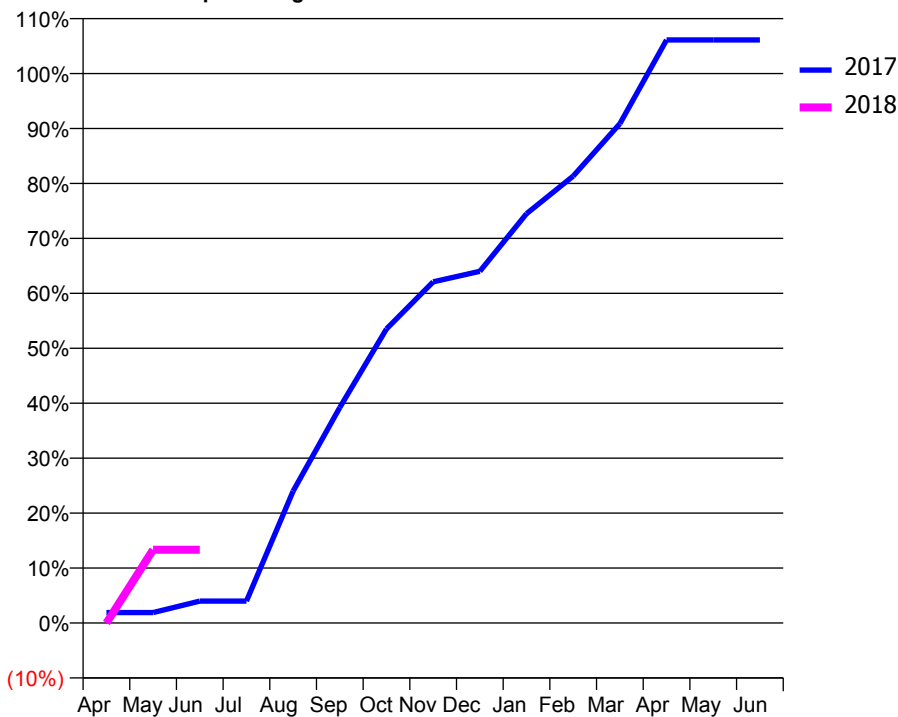
ACCESS*

Patients seen in 24 months	Total	Change since previous quarter
Quarter ending June 2016	79	
Quarter ending September 2016	82	↑
Quarter ending December 2016	80	↓
Quarter ending March 2017	75	↓
Quarter ending June 2017	80	↑
Variance since June 2016	1.3%	→



ACTIVITY

Cumulative percentage of contracted UDA delivered 2017 & 2018



Adjusted Scheduled Activity (UDA)

Month	2017	2018
April	2	0
May	2	14
June	4	14
July	4	
August	25	
September	41	
October	56	
November	65	
December	67	
January	78	
February	85	
March	95	
April	111	
May	111	
June	111	

QUALITY

	Quantity	Base Number	Contract	AT	Region	England
% of FP17s for the same patient ID Re-attending within 3 months - Children	0	19	0.0%	11.0%	11.7%	12.0%
% of FP17s for the same patient ID Re-attending within 3 months - Adults	0	0	N/A	14.6%	15.2%	16.0%
% of FP17s for the same patient ID Re-attending between 3 & 9 months - Children	11	19	57.9%	59.1%	59.1%	58.0%
% of FP17s for the same patient ID Re-attending between 3 & 9 months - Adults	0	0	N/A	49.1%	52.2%	50.9%
% of FP17s for Band 1 Urgent Courses	0	14	0.0%	9.4%	7.9%	9.1%
% of FP17s Relating to Free Repair or Replacements	0	14	0.0%	0.8%	0.8%	0.8%
% of FP17s Relating to Continuations	0	14	0.0%	1.1%	1.1%	1.1%
% of Patients satisfied with the dentistry they have received	0	0	N/A	91.3%	91.8%	91.7%
% of Patients satisfied with the time they had to wait for an appointment	0	0	N/A	86.3%	88.4%	88.0%

* This is based on patients treated on this contract for their most recent course of treatment. Figures in italics indicate the base number of FP17s or Patient Questionnaire responses are less than 100. N/A is shown where the base number of responses is less than 10 during the period. % is calculated as Quantity/Base number*100

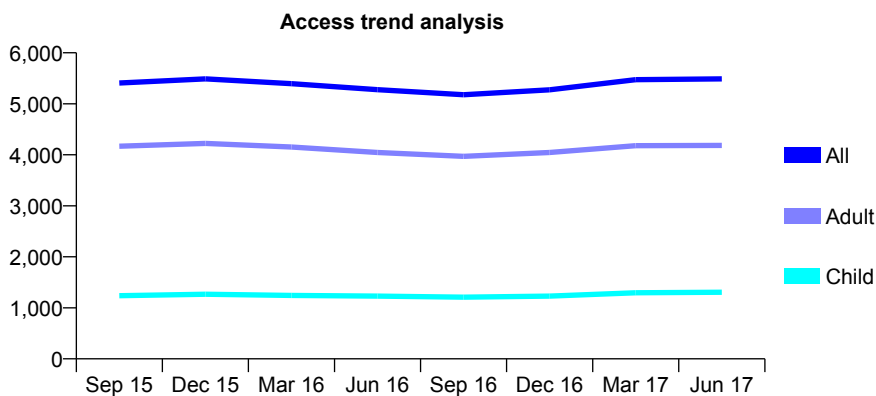
Q56 - Vital Signs At a Glance Contract Report for 644668/0001 - June 2017

Name or company name	MRS JM GEANEY
Contract type name	GDS Contract
Purpose of contract	General
Contract start date	01/04/2006
Contract end date	

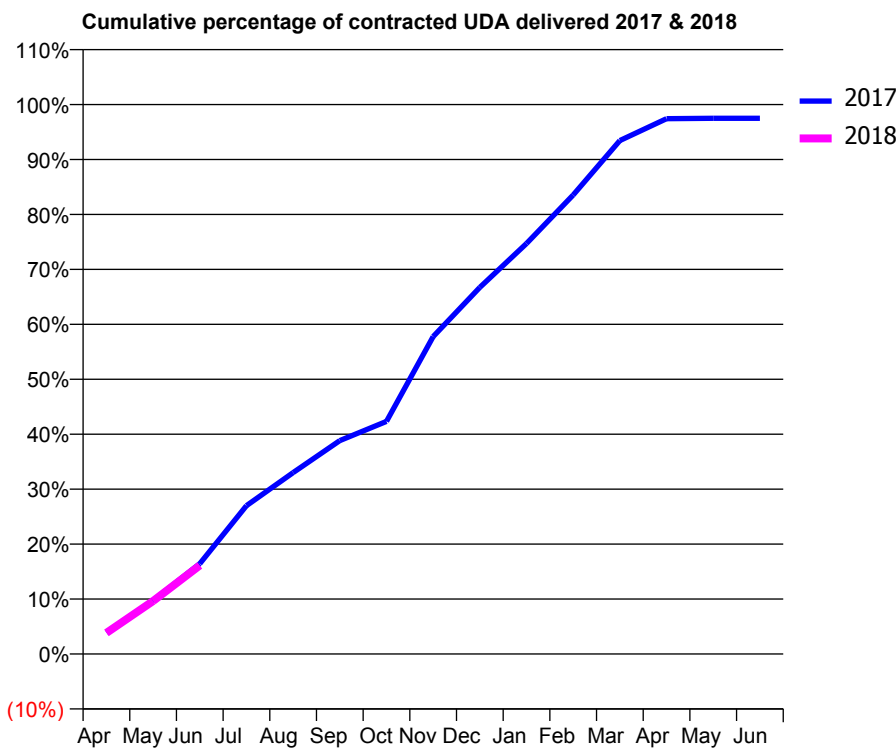
17/18 Contracted general activity (UDA)	11,118
Carry forward general activity (UDA)	0
17/18 Contracted orthodontic activity (UOA)	0
Carry forward orthodontic activity (UOA)	0
Baseline contract value	£250,054.13

ACCESS*

Patients seen in 24 months	Total	Change since previous quarter
Quarter ending June 2016	5,276	
Quarter ending September 2016	5,177	↓
Quarter ending December 2016	5,274	→
Quarter ending March 2017	5,474	↑
Quarter ending June 2017	5,490	→
Variance since June 2016	4.1%	↑



ACTIVITY



Month	Adjusted Scheduled Activity (UDA)	
	2017	2018
April	436	427
May	1,084	1,072
June	1,828	1,792
July	3,001	
August	3,672	
September	4,318	
October	4,706	
November	6,422	
December	7,419	
January	8,306	
February	9,288	
March	10,389	
April	10,831	
May	10,839	
June	10,840	

QUALITY

	Quantity	Base Number	Contract	AT	Region	England
% of FP17s for the same patient ID Re-attending within 3 months - Children	24	478	5.0%	11.0%	11.7%	12.0%
% of FP17s for the same patient ID Re-attending within 3 months - Adults	156	1,236	12.6%	14.6%	15.2%	16.0%
% of FP17s for the same patient ID Re-attending between 3 & 9 months - Children	296	478	61.9%	59.1%	59.1%	58.0%
% of FP17s for the same patient ID Re-attending between 3 & 9 months - Adults	594	1,236	48.1%	49.1%	52.2%	50.9%
% of FP17s for Band 1 Urgent Courses	68	1,067	6.4%	9.4%	7.9%	9.1%
% of FP17s Relating to Free Repair or Replacements	10	1,067	0.9%	0.8%	0.8%	0.8%
% of FP17s Relating to Continuations	0	1,067	0.0%	1.1%	1.1%	1.1%
% of Patients satisfied with the dentistry they have received	4	4	N/A	91.3%	91.8%	91.7%
% of Patients satisfied with the time they had to wait for an appointment	4	4	N/A	86.3%	88.4%	88.0%

* This is based on patients treated on this contract for their most recent course of treatment. Figures in italics indicate the base number of FP17s or Patient Questionnaire responses are less than 100. N/A is shown where the base number of responses is less than 10 during the period. % is calculated as Quantity/Base number*100

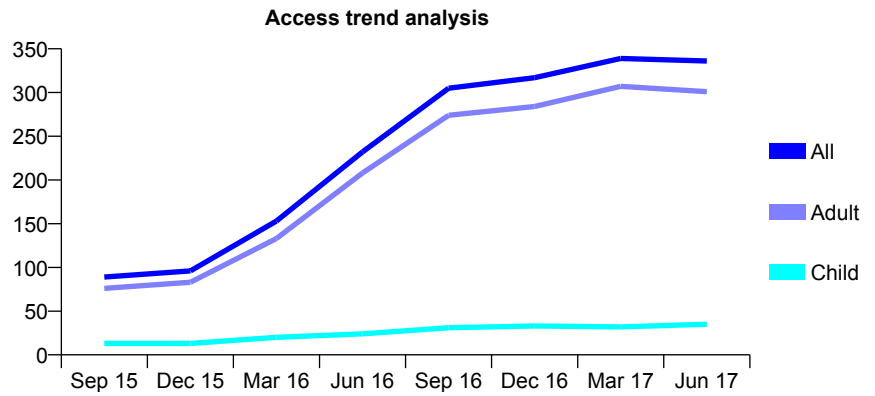
Q56 - Vital Signs At a Glance Contract Report for 648558/0001 - June 2017

Name or company name	MISS K RUSTAGE
Contract type name	GDS Contract
Purpose of contract	General
Contract start date	01/04/2006
Contract end date	

17/18 Contracted general activity (UDA)	1,414
Carry forward general activity (UDA)	0
17/18 Contracted orthodontic activity (UOA)	0
Carry forward orthodontic activity (UOA)	0
Baseline contract value	£43,994.24

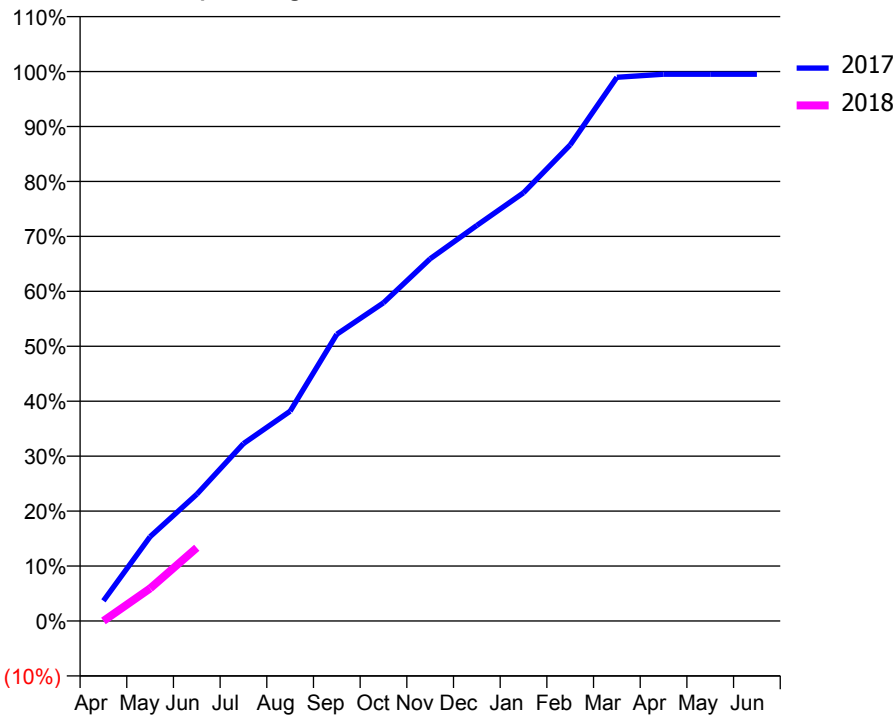
ACCESS*

Patients seen in 24 months	Total	Change since previous quarter
Quarter ending June 2016	232	
Quarter ending September 2016	305	↑
Quarter ending December 2016	317	↑
Quarter ending March 2017	339	↑
Quarter ending June 2017	336	→
Variance since June 2016	44.8%	↑



ACTIVITY

Cumulative percentage of contracted UDA delivered 2017 & 2018



Month	Adjusted Scheduled Activity (UDA)	
	2017	2018
April	52	0
May	217	84
June	326	189
July	456	
August	540	
September	738	
October	819	
November	932	
December	1,018	
January	1,102	
February	1,225	
March	1,399	
April	1,407	
May	1,407	
June	1,407	

QUALITY

	Quantity	Base Number	Contract	AT	Region	England
% of FP17s for the same patient ID Re-attending within 3 months - Children	0	6	0.0%	11.0%	11.7%	12.0%
% of FP17s for the same patient ID Re-attending within 3 months - Adults	1	72	1.4%	14.6%	15.2%	16.0%
% of FP17s for the same patient ID Re-attending between 3 & 9 months - Children	0	6	0.0%	59.1%	59.1%	58.0%
% of FP17s for the same patient ID Re-attending between 3 & 9 months - Adults	1	72	1.4%	49.1%	52.2%	50.9%
% of FP17s for Band 1 Urgent Courses	3	74	4.1%	9.4%	7.9%	9.1%
% of FP17s Relating to Free Repair or Replacements	0	74	0.0%	0.8%	0.8%	0.8%
% of FP17s Relating to Continuations	0	74	0.0%	1.1%	1.1%	1.1%
% of Patients satisfied with the dentistry they have received	0	0	N/A	91.3%	91.8%	91.7%
% of Patients satisfied with the time they had to wait for an appointment	0	0	N/A	86.3%	88.4%	88.0%

* This is based on patients treated on this contract for their most recent course of treatment. Figures in italics indicate the base number of FP17s or Patient Questionnaire responses are less than 100. N/A is shown where the base number of responses is less than 10 during the period. % is calculated as Quantity/Base number*100

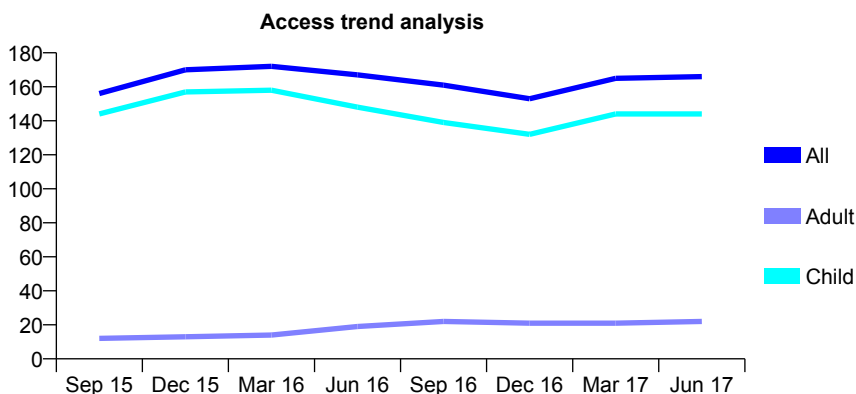
Q56 - Vital Signs At a Glance Contract Report for 657409/0001 - June 2017

Name or company name	MR JS FROST
Contract type name	GDS Contract
Purpose of contract	General
Contract start date	01/04/2006
Contract end date	

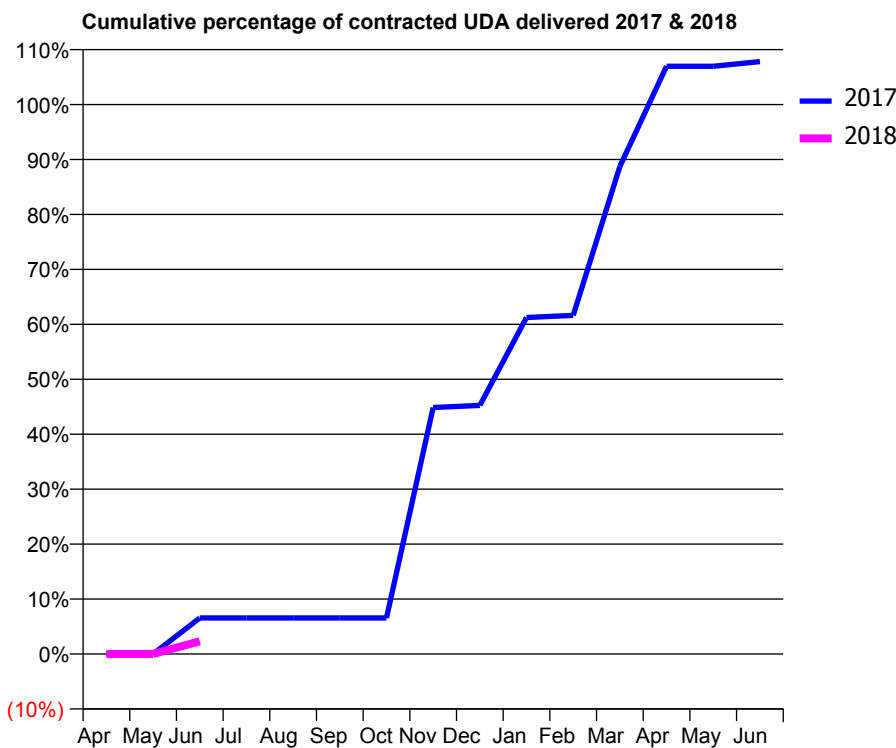
17/18 Contracted general activity (UDA)	259
Carry forward general activity (UDA)	0
17/18 Contracted orthodontic activity (UOA)	0
Carry forward orthodontic activity (UOA)	0
Baseline contract value	£5,914.02

ACCESS*

Patients seen in 24 months	Total	Change since previous quarter
Quarter ending June 2016	167	
Quarter ending September 2016	161	↓
Quarter ending December 2016	153	↓
Quarter ending March 2017	165	↑
Quarter ending June 2017	166	→
Variance since June 2016	(0.6%)	→



ACTIVITY



Month	Adjusted Scheduled Activity (UDA)	
	2017	2018
April	0	0
May	0	0
June	17	6
July	17	
August	17	
September	17	
October	17	
November	116	
December	117	
January	159	
February	160	
March	230	
April	277	
May	277	
June	279	

QUALITY

	Quantity	Base Number	Contract	AT	Region	England
% of FP17s for the same patient ID Re-attending within 3 months - Children	5	44	11.4%	11.0%	11.7%	12.0%
% of FP17s for the same patient ID Re-attending within 3 months - Adults	0	1	0.0%	14.6%	15.2%	16.0%
% of FP17s for the same patient ID Re-attending between 3 & 9 months - Children	26	44	59.1%	59.1%	59.1%	58.0%
% of FP17s for the same patient ID Re-attending between 3 & 9 months - Adults	0	1	0.0%	49.1%	52.2%	50.9%
% of FP17s for Band 1 Urgent Courses	0	6	0.0%	9.4%	7.9%	9.1%
% of FP17s Relating to Free Repair or Replacements	0	6	0.0%	0.8%	0.8%	0.8%
% of FP17s Relating to Continuations	0	6	0.0%	1.1%	1.1%	1.1%
% of Patients satisfied with the dentistry they have received	0	0	N/A	91.3%	91.8%	91.7%
% of Patients satisfied with the time they had to wait for an appointment	0	0	N/A	86.3%	88.4%	88.0%

* This is based on patients treated on this contract for their most recent course of treatment. Figures in italics indicate the base number of FP17s or Patient Questionnaire responses are less than 100. N/A is shown where the base number of responses is less than 10 during the period. % is calculated as Quantity/Base number*100

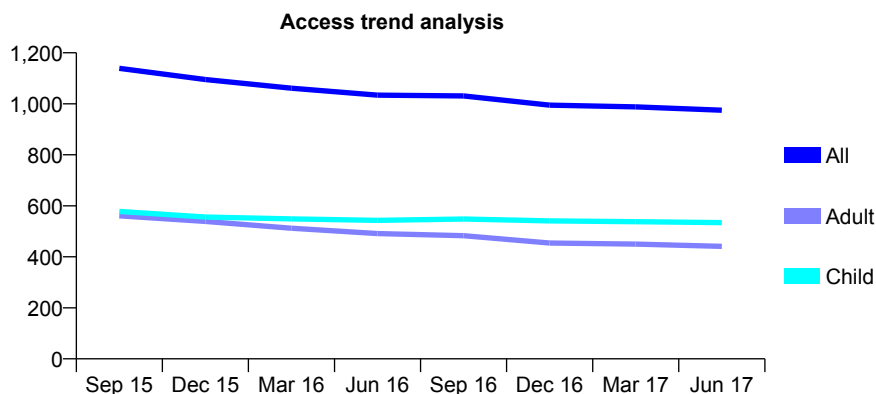
Q56 - Vital Signs At a Glance Contract Report for 657719/0001 - June 2017

Name or company name	MR IS MALHERBE
Contract type name	GDS Contract
Purpose of contract	General and Orthodontic
Contract start date	01/04/2006
Contract end date	

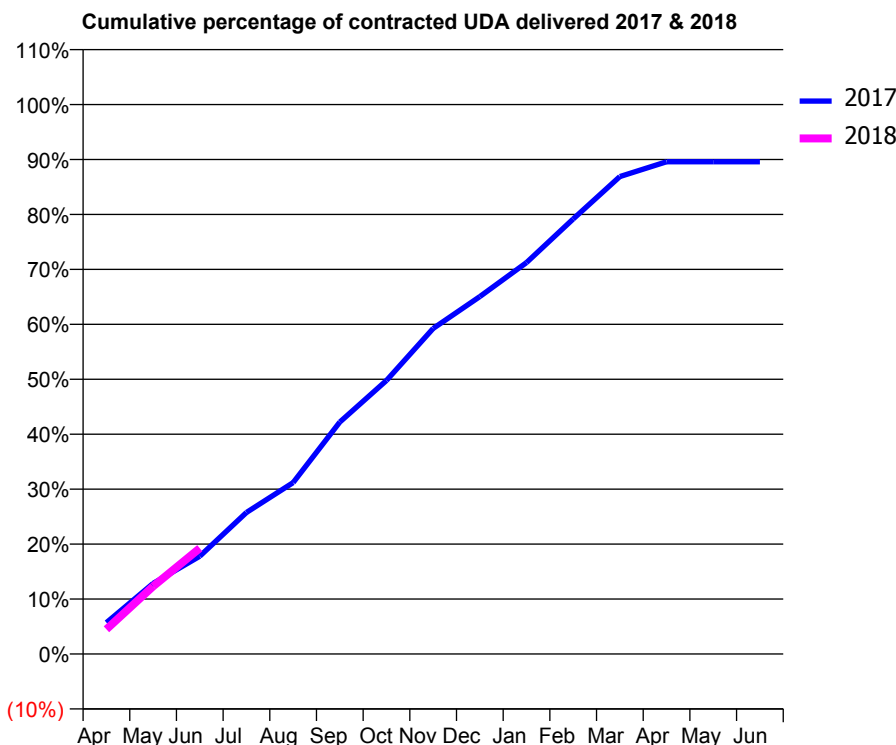
17/18 Contracted general activity (UDA)	3,200
Carry forward general activity (UDA)	0
17/18 Contracted orthodontic activity (UOA)	579
Carry forward orthodontic activity (UOA)	0
Baseline contract value	£83,057.17

ACCESS*

Patients seen in 24 months	Total	Change since previous quarter
Quarter ending June 2016	1,034	
Quarter ending September 2016	1,031	→
Quarter ending December 2016	995	↓
Quarter ending March 2017	988	→
Quarter ending June 2017	975	↓
Variance since June 2016	(5.7%)	↓



ACTIVITY



Adjusted Scheduled Activity (UDA)		
Month	2017	2018
April	183	144
May	411	394
June	570	616
July	824	
August	998	
September	1,351	
October	1,593	
November	1,896	
December	2,082	
January	2,280	
February	2,533	
March	2,780	
April	2,866	
May	2,866	
June	2,866	

QUALITY

	Quantity	Base Number	Contract	AT	Region	England
% of FP17s for the same patient ID Re-attending within 3 months - Children	3	197	1.5%	11.0%	11.7%	12.0%
% of FP17s for the same patient ID Re-attending within 3 months - Adults	31	117	26.5%	14.6%	15.2%	16.0%
% of FP17s for the same patient ID Re-attending between 3 & 9 months - Children	151	197	76.6%	59.1%	59.1%	58.0%
% of FP17s for the same patient ID Re-attending between 3 & 9 months - Adults	61	117	52.1%	49.1%	52.2%	50.9%
% of FP17s for Band 1 Urgent Courses	10	278	3.6%	9.4%	7.9%	9.1%
% of FP17s Relating to Free Repair or Replacements	0	278	0.0%	0.8%	0.8%	0.8%
% of FP17s Relating to Continuations	10	278	3.6%	1.1%	1.1%	1.1%
% of Patients satisfied with the dentistry they have received	0	0	N/A	91.3%	91.8%	91.7%
% of Patients satisfied with the time they had to wait for an appointment	0	0	N/A	86.3%	88.4%	88.0%

* This is based on patients treated on this contract for their most recent course of treatment. Figures in italics indicate the base number of FP17s or Patient Questionnaire responses are less than 100. N/A is shown where the base number of responses is less than 10 during the period. % is calculated as Quantity/Base number*100

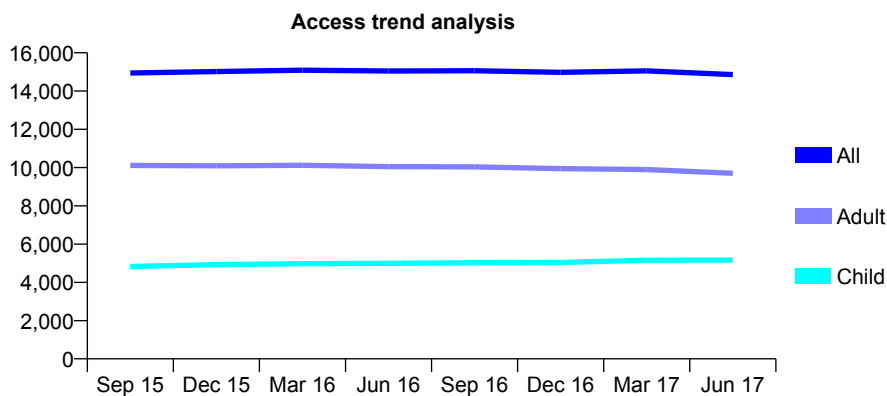
Q56 - Vital Signs At a Glance Contract Report for 659606/0002 - June 2017

Name or company name	MR RM WADHWANI
Contract type name	GDS Contract
Purpose of contract	General
Contract start date	01/04/2006
Contract end date	

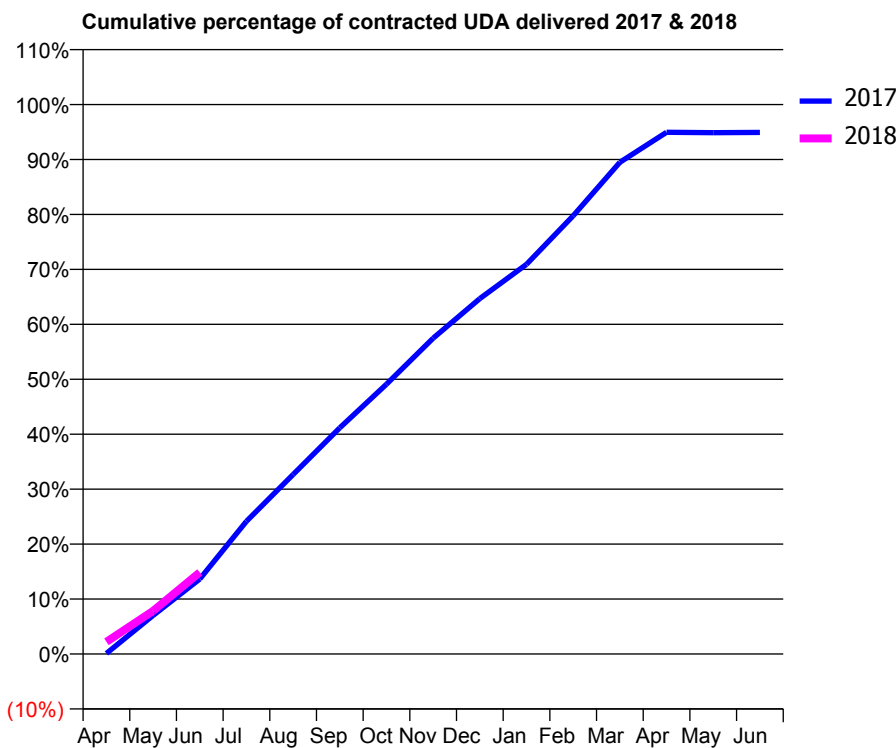
17/18 Contracted general activity (UDA)	31,500
Carry forward general activity (UDA)	0
17/18 Contracted orthodontic activity (UOA)	0
Carry forward orthodontic activity (UOA)	0
Baseline contract value	£900,258.57

ACCESS*

Patients seen in 24 months	Total	Change since previous quarter
Quarter ending June 2016	15,048	
Quarter ending September 2016	15,060	→
Quarter ending December 2016	14,979	→
Quarter ending March 2017	15,052	→
Quarter ending June 2017	14,863	↓
Variance since June 2016	(1.2%)	↓



ACTIVITY



Month	Adjusted Scheduled Activity (UDA)	
	2017	2018
April	35	696
May	2,210	2,470
June	4,303	4,683
July	7,610	
August	10,290	
September	12,966	
October	15,465	
November	18,102	
December	20,375	
January	22,338	
February	25,122	
March	28,191	
April	29,910	
May	29,883	
June	29,901	

QUALITY

	Quantity	Base Number	Contract	AT	Region	England
% of FP17s for the same patient ID Re-attending within 3 months - Children	152	1,731	8.8%	11.0%	11.7%	12.0%
% of FP17s for the same patient ID Re-attending within 3 months - Adults	359	2,583	13.9%	14.6%	15.2%	16.0%
% of FP17s for the same patient ID Re-attending between 3 & 9 months - Children	898	1,731	51.9%	59.1%	59.1%	58.0%
% of FP17s for the same patient ID Re-attending between 3 & 9 months - Adults	1,173	2,583	45.4%	49.1%	52.2%	50.9%
% of FP17s for Band 1 Urgent Courses	236	2,986	7.9%	9.4%	7.9%	9.1%
% of FP17s Relating to Free Repair or Replacements	22	2,986	0.7%	0.8%	0.8%	0.8%
% of FP17s Relating to Continuations	7	2,986	0.2%	1.1%	1.1%	1.1%
% of Patients satisfied with the dentistry they have received	11	15	73.3%	91.3%	91.8%	91.7%
% of Patients satisfied with the time they had to wait for an appointment	8	15	53.3%	86.3%	88.4%	88.0%

* This is based on patients treated on this contract for their most recent course of treatment. Figures in italics indicate the base number of FP17s or Patient Questionnaire responses are less than 100. N/A is shown where the base number of responses is less than 10 during the period. % is calculated as Quantity/Base number*100

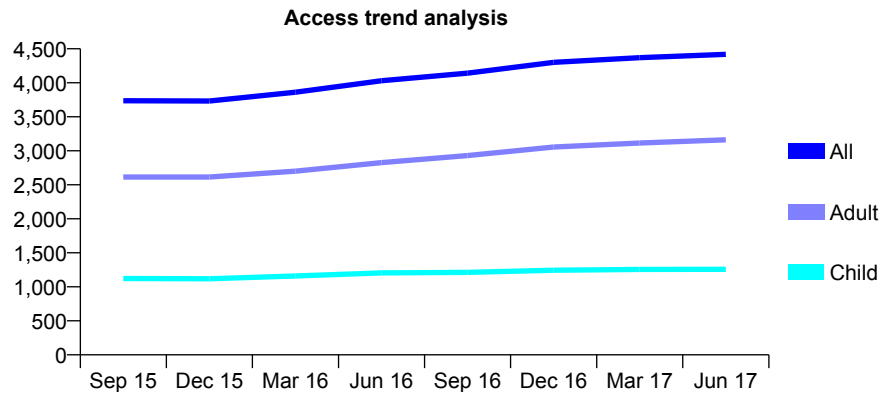
Q56 - Vital Signs At a Glance Contract Report for 659606/0006 - June 2017

Name or company name	MR RM WADHWANI
Contract type name	GDS Contract
Purpose of contract	General
Contract start date	03/12/2007
Contract end date	

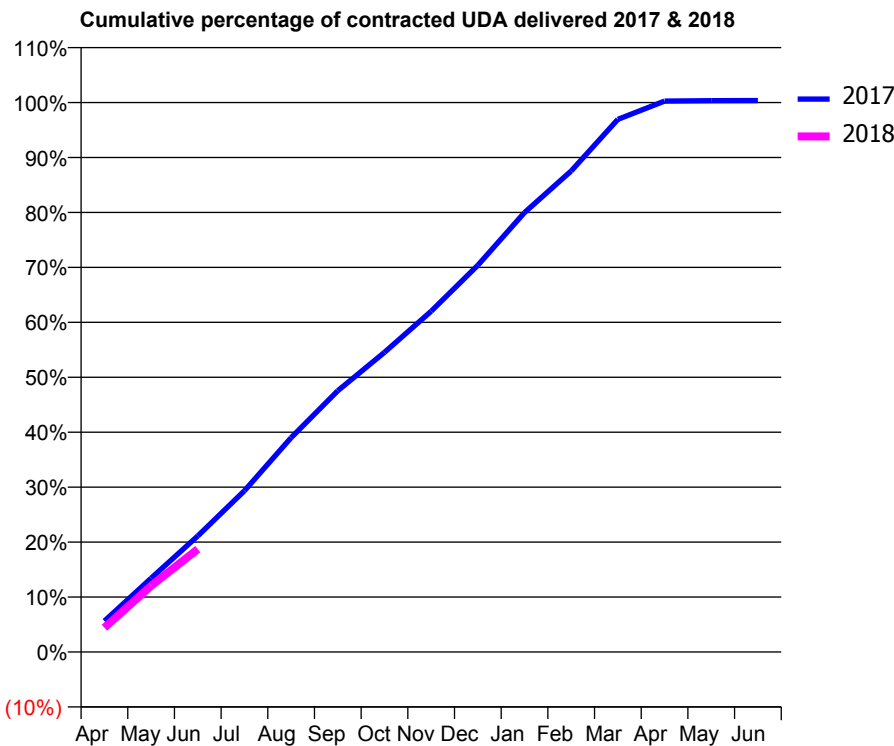
17/18 Contracted general activity (UDA)	10,000
Carry forward general activity (UDA)	0
17/18 Contracted orthodontic activity (UOA)	0
Carry forward orthodontic activity (UOA)	0
Baseline contract value	£246,704.67

ACCESS*

Patients seen in 24 months	Total	Change since previous quarter
Quarter ending June 2016	4,031	
Quarter ending September 2016	4,143	↑
Quarter ending December 2016	4,300	↑
Quarter ending March 2017	4,370	→
Quarter ending June 2017	4,419	→
Variance since June 2016	9.6%	↑



ACTIVITY



Month	Adjusted Scheduled Activity (UDA)	
	2017	2018
April	565	442
May	1,344	1,205
June	2,112	1,872
July	2,936	
August	3,901	
September	4,756	
October	5,455	
November	6,200	
December	7,038	
January	7,996	
February	8,754	
March	9,694	
April	10,027	
May	10,033	
June	10,035	

QUALITY

	Quantity	Base Number	Contract	AT	Region	England
% of FP17s for the same patient ID Re-attending within 3 months - Children	19	410	4.6%	11.0%	11.7%	12.0%
% of FP17s for the same patient ID Re-attending within 3 months - Adults	136	1,001	13.6%	14.6%	15.2%	16.0%
% of FP17s for the same patient ID Re-attending between 3 & 9 months - Children	272	410	66.3%	59.1%	59.1%	58.0%
% of FP17s for the same patient ID Re-attending between 3 & 9 months - Adults	563	1,001	56.2%	49.1%	52.2%	50.9%
% of FP17s for Band 1 Urgent Courses	97	1,199	8.1%	9.4%	7.9%	9.1%
% of FP17s Relating to Free Repair or Replacements	9	1,199	0.8%	0.8%	0.8%	0.8%
% of FP17s Relating to Continuations	4	1,199	0.3%	1.1%	1.1%	1.1%
% of Patients satisfied with the dentistry they have received	8	8	N/A	91.3%	91.8%	91.7%
% of Patients satisfied with the time they had to wait for an appointment	7	8	N/A	86.3%	88.4%	88.0%

* This is based on patients treated on this contract for their most recent course of treatment. Figures in italics indicate the base number of FP17s or Patient Questionnaire responses are less than 100. N/A is shown where the base number of responses is less than 10 during the period. % is calculated as Quantity/Base number*100

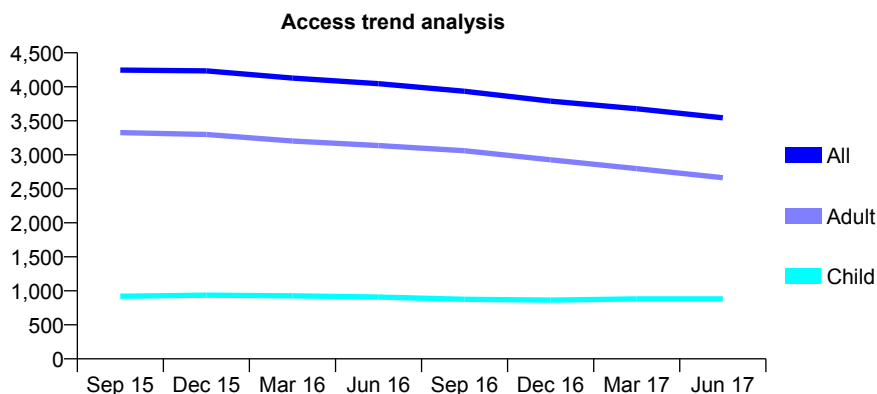
Q56 - Vital Signs At a Glance Contract Report for 664197/0003 - June 2017

Name or company name	Mobeen Ahmed
Contract type name	GDS Contract
Purpose of contract	General
Contract start date	01/04/2006
Contract end date	

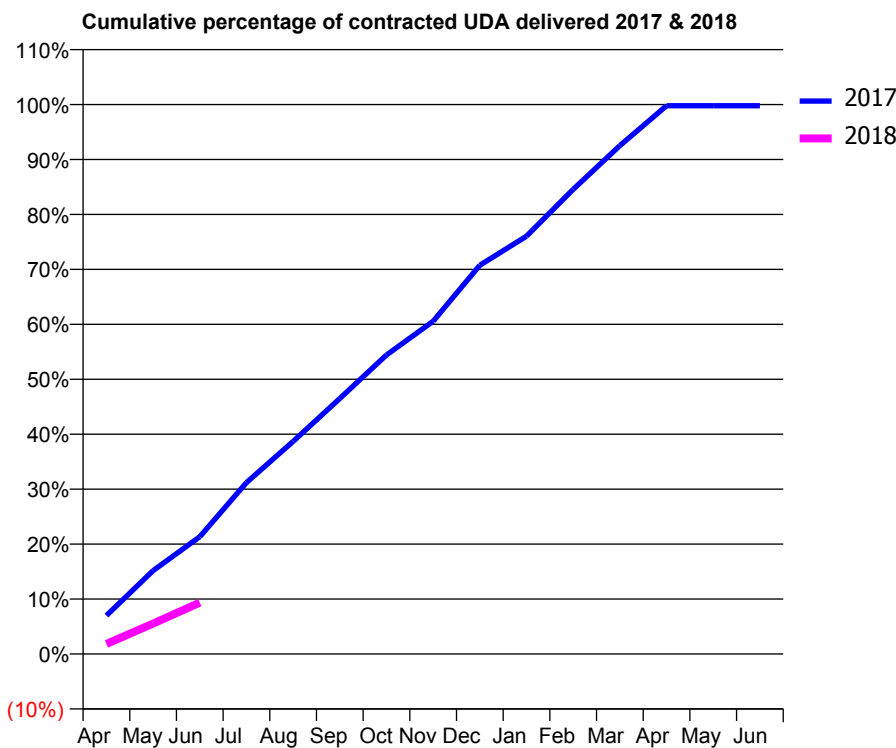
17/18 Contracted general activity (UDA)	10,082
Carry forward general activity (UDA)	0
17/18 Contracted orthodontic activity (UOA)	0
Carry forward orthodontic activity (UOA)	0
Baseline contract value	£253,418.50

ACCESS*

Patients seen in 24 months	Total	Change since previous quarter
Quarter ending June 2016	4,046	
Quarter ending September 2016	3,935	↓
Quarter ending December 2016	3,790	↓
Quarter ending March 2017	3,678	↓
Quarter ending June 2017	3,545	↓
Variance since June 2016	(12.4%)	↓



ACTIVITY



Month	Adjusted Scheduled Activity (UDA)	
	2017	2018
April	707	185
May	1,530	559
June	2,151	943
July	3,146	
August	3,901	
September	4,688	
October	5,486	
November	6,106	
December	7,132	
January	7,667	
February	8,526	
March	9,327	
April	10,058	
May	10,059	
June	10,059	

QUALITY

	Quantity	Base Number	Contract	AT	Region	England
% of FP17s for the same patient ID Re-attending within 3 months - Children	17	232	7.3%	11.0%	11.7%	12.0%
% of FP17s for the same patient ID Re-attending within 3 months - Adults	64	472	13.6%	14.6%	15.2%	16.0%
% of FP17s for the same patient ID Re-attending between 3 & 9 months - Children	85	232	36.6%	59.1%	59.1%	58.0%
% of FP17s for the same patient ID Re-attending between 3 & 9 months - Adults	226	472	47.9%	49.1%	52.2%	50.9%
% of FP17s for Band 1 Urgent Courses	39	425	9.2%	9.4%	7.9%	9.1%
% of FP17s Relating to Free Repair or Replacements	0	425	0.0%	0.8%	0.8%	0.8%
% of FP17s Relating to Continuations	0	425	0.0%	1.1%	1.1%	1.1%
% of Patients satisfied with the dentistry they have received	3	3	N/A	91.3%	91.8%	91.7%
% of Patients satisfied with the time they had to wait for an appointment	3	3	N/A	86.3%	88.4%	88.0%

* This is based on patients treated on this contract for their most recent course of treatment. Figures in italics indicate the base number of FP17s or Patient Questionnaire responses are less than 100. N/A is shown where the base number of responses is less than 10 during the period. % is calculated as Quantity/Base number*100

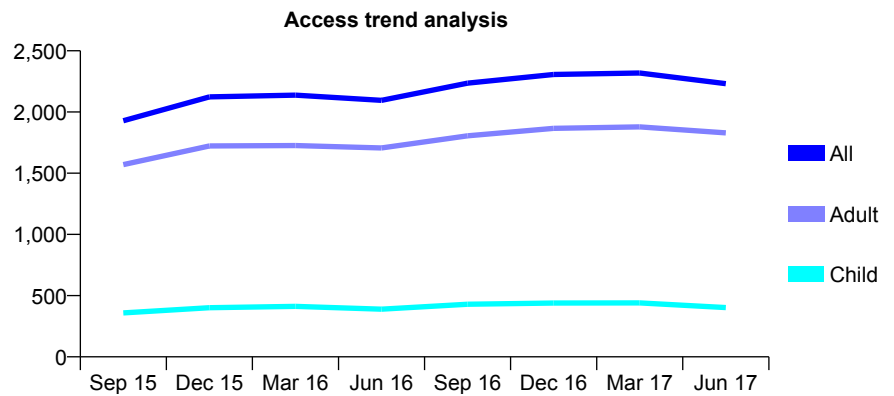
Q56 - Vital Signs At a Glance Contract Report for 673358/0001 - June 2017

Name or company name	MISS SM WEINACHT
Contract type name	GDS Contract
Purpose of contract	General
Contract start date	01/04/2006
Contract end date	

17/18 Contracted general activity (UDA)	6,271
Carry forward general activity (UDA)	0
17/18 Contracted orthodontic activity (UOA)	0
Carry forward orthodontic activity (UOA)	0
Baseline contract value	£160,374.58

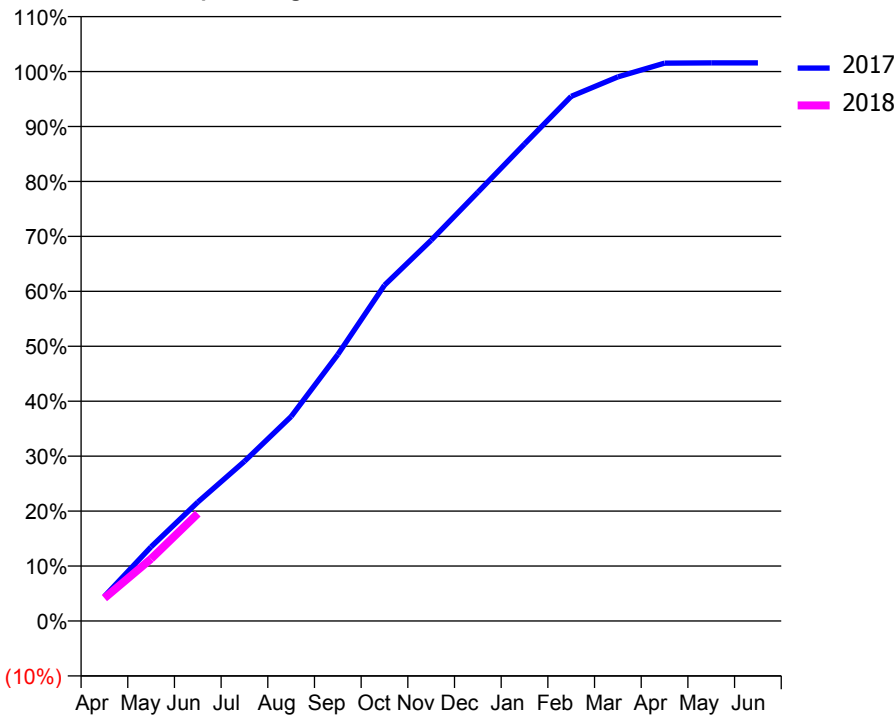
ACCESS*

Patients seen in 24 months	Total	Change since previous quarter
Quarter ending June 2016	2,095	
Quarter ending September 2016	2,236	↑
Quarter ending December 2016	2,307	↑
Quarter ending March 2017	2,319	→
Quarter ending June 2017	2,232	↓
Variance since June 2016	6.5%	↑



ACTIVITY

Cumulative percentage of contracted UDA delivered 2017 & 2018



Month	Adjusted Scheduled Activity (UDA)	
	2017	2018
April	280	261
May	846	709
June	1,356	1,226
July	1,823	
August	2,334	
September	3,042	
October	3,833	
November	4,345	
December	4,893	
January	5,445	
February	5,988	
March	6,210	
April	6,367	
May	6,369	
June	6,369	

QUALITY

	Quantity	Base Number	Contract	AT	Region	England
% of FP17s for the same patient ID Re-attending within 3 months - Children	3	132	2.3%	11.0%	11.7%	12.0%
% of FP17s for the same patient ID Re-attending within 3 months - Adults	49	572	8.6%	14.6%	15.2%	16.0%
% of FP17s for the same patient ID Re-attending between 3 & 9 months - Children	80	132	60.6%	59.1%	59.1%	58.0%
% of FP17s for the same patient ID Re-attending between 3 & 9 months - Adults	264	572	46.2%	49.1%	52.2%	50.9%
% of FP17s for Band 1 Urgent Courses	56	584	9.6%	9.4%	7.9%	9.1%
% of FP17s Relating to Free Repair or Replacements	1	584	0.2%	0.8%	0.8%	0.8%
% of FP17s Relating to Continuations	4	584	0.7%	1.1%	1.1%	1.1%
% of Patients satisfied with the dentistry they have received	15	15	100.0%	91.3%	91.8%	91.7%
% of Patients satisfied with the time they had to wait for an appointment	15	15	100.0%	86.3%	88.4%	88.0%

* This is based on patients treated on this contract for their most recent course of treatment. Figures in italics indicate the base number of FP17s or Patient Questionnaire responses are less than 100. N/A is shown where the base number of responses is less than 10 during the period. % is calculated as Quantity/Base number*100

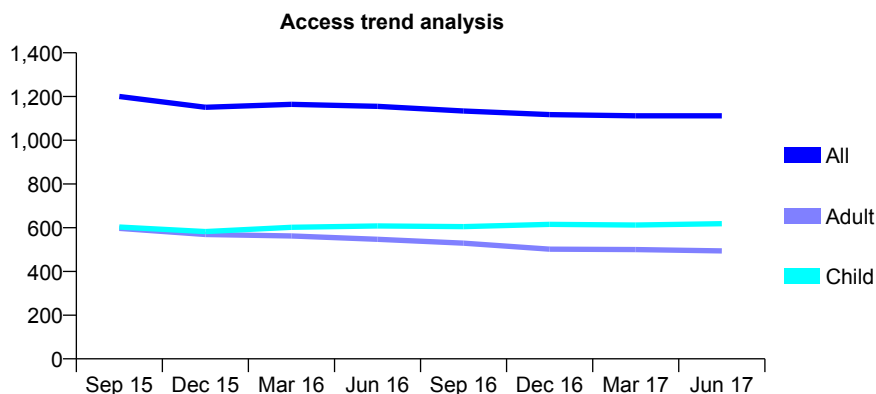
Q56 - Vital Signs At a Glance Contract Report for 676934/0001 - June 2017

Name or company name	MR C DE LUCCHI
Contract type name	GDS Contract
Purpose of contract	General
Contract start date	01/04/2006
Contract end date	

17/18 Contracted general activity (UDA)	3,925
Carry forward general activity (UDA)	0
17/18 Contracted orthodontic activity (UOA)	0
Carry forward orthodontic activity (UOA)	0
Baseline contract value	£89,801.76

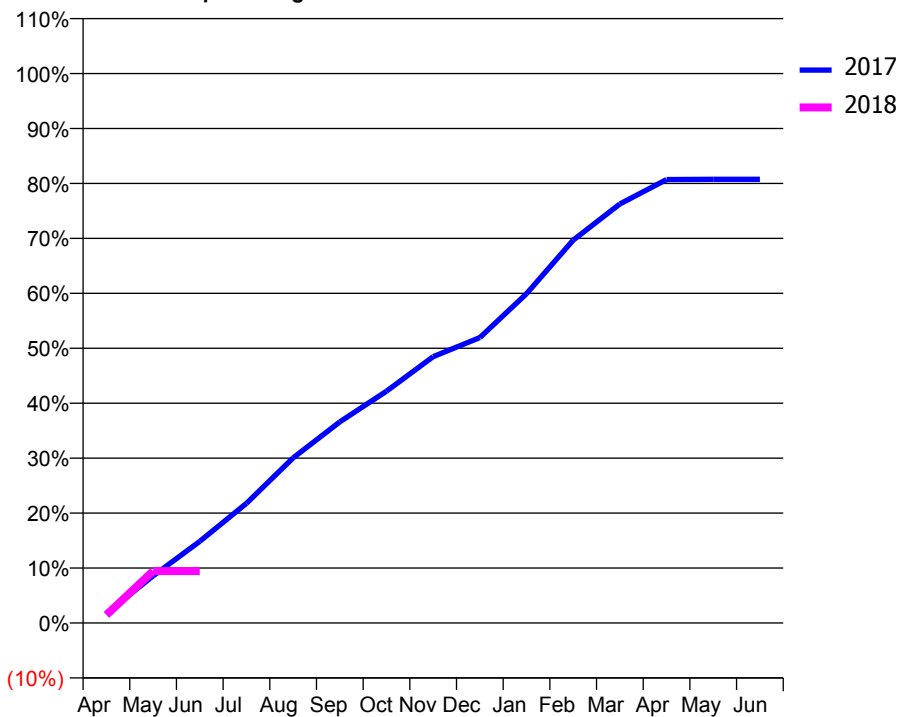
ACCESS*

Patients seen in 24 months	Total	Change since previous quarter
Quarter ending June 2016	1,155	
Quarter ending September 2016	1,134	↓
Quarter ending December 2016	1,117	↓
Quarter ending March 2017	1,112	→
Quarter ending June 2017	1,112	→
Variance since June 2016	(3.7%)	↓



ACTIVITY

Cumulative percentage of contracted UDA delivered 2017 & 2018



Adjusted Scheduled Activity (UDA)

Month	2017	2018
April	70	57
May	337	371
June	583	371
July	855	
August	1,180	
September	1,437	
October	1,656	
November	1,903	
December	2,038	
January	2,353	
February	2,735	
March	2,993	
April	3,168	
May	3,169	
June	3,169	

QUALITY

	Quantity	Base Number	Contract	AT	Region	England
% of FP17s for the same patient ID Re-attending within 3 months - Children	20	171	11.7%	11.0%	11.7%	12.0%
% of FP17s for the same patient ID Re-attending within 3 months - Adults	21	111	18.9%	14.6%	15.2%	16.0%
% of FP17s for the same patient ID Re-attending between 3 & 9 months - Children	105	171	61.4%	59.1%	59.1%	58.0%
% of FP17s for the same patient ID Re-attending between 3 & 9 months - Adults	56	111	50.5%	49.1%	52.2%	50.9%
% of FP17s for Band 1 Urgent Courses	16	185	8.6%	9.4%	7.9%	9.1%
% of FP17s Relating to Free Repair or Replacements	0	185	0.0%	0.8%	0.8%	0.8%
% of FP17s Relating to Continuations	1	185	0.5%	1.1%	1.1%	1.1%
% of Patients satisfied with the dentistry they have received	1	1	N/A	91.3%	91.8%	91.7%
% of Patients satisfied with the time they had to wait for an appointment	1	1	N/A	86.3%	88.4%	88.0%

* This is based on patients treated on this contract for their most recent course of treatment. Figures in italics indicate the base number of FP17s or Patient Questionnaire responses are less than 100. N/A is shown where the base number of responses is less than 10 during the period. % is calculated as Quantity/Base number*100

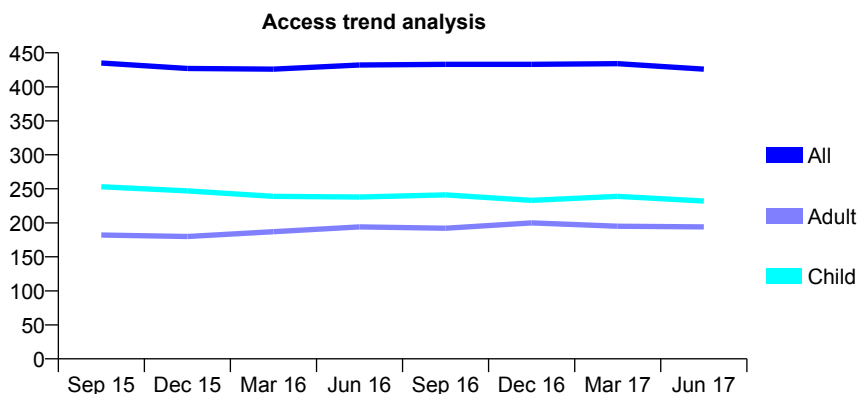
Q56 - Vital Signs At a Glance Contract Report for 729159/0001 - June 2017

Name or company name	MRS AM RAE
Contract type name	GDS Contract
Purpose of contract	General and Orthodontic
Contract start date	01/04/2006
Contract end date	

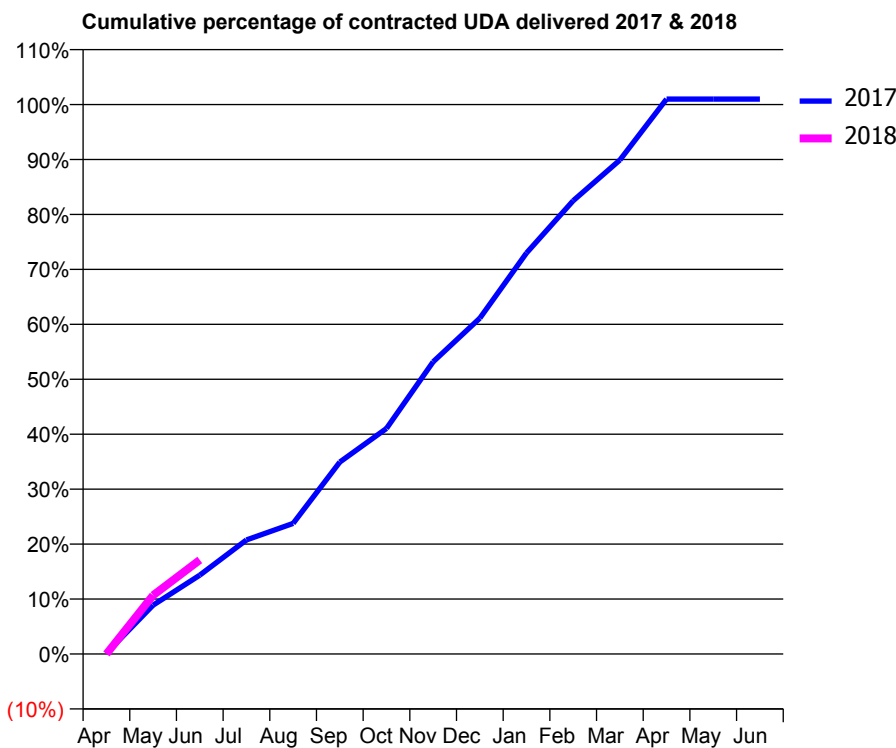
17/18 Contracted general activity (UDA)	612
Carry forward general activity (UDA)	0
17/18 Contracted orthodontic activity (UOA)	709
Carry forward orthodontic activity (UOA)	0
Baseline contract value	£60,508.61

ACCESS*

Patients seen in 24 months	Total	Change since previous quarter
Quarter ending June 2016	432	
Quarter ending September 2016	433	→
Quarter ending December 2016	433	→
Quarter ending March 2017	434	→
Quarter ending June 2017	426	↓
Variance since June 2016	(1.4%)	↓



ACTIVITY



Month	Adjusted Scheduled Activity (UDA)	
	2017	2018
April	1	0
May	54	65
June	88	105
July	127	
August	145	
September	214	
October	251	
November	325	
December	374	
January	447	
February	505	
March	550	
April	618	
May	618	
June	618	

QUALITY

	Quantity	Base Number	Contract	AT	Region	England
% of FP17s for the same patient ID Re-attending within 3 months - Children	4	103	3.9%	11.0%	11.7%	12.0%
% of FP17s for the same patient ID Re-attending within 3 months - Adults	2	49	4.1%	14.6%	15.2%	16.0%
% of FP17s for the same patient ID Re-attending between 3 & 9 months - Children	46	103	44.7%	59.1%	59.1%	58.0%
% of FP17s for the same patient ID Re-attending between 3 & 9 months - Adults	19	49	38.8%	49.1%	52.2%	50.9%
% of FP17s for Band 1 Urgent Courses	4	84	4.8%	9.4%	7.9%	9.1%
% of FP17s Relating to Free Repair or Replacements	0	84	0.0%	0.8%	0.8%	0.8%
% of FP17s Relating to Continuations	0	84	0.0%	1.1%	1.1%	1.1%
% of Patients satisfied with the dentistry they have received	0	0	N/A	91.3%	91.8%	91.7%
% of Patients satisfied with the time they had to wait for an appointment	0	0	N/A	86.3%	88.4%	88.0%

* This is based on patients treated on this contract for their most recent course of treatment. Figures in italics indicate the base number of FP17s or Patient Questionnaire responses are less than 100. N/A is shown where the base number of responses is less than 10 during the period. % is calculated as Quantity/Base number*100

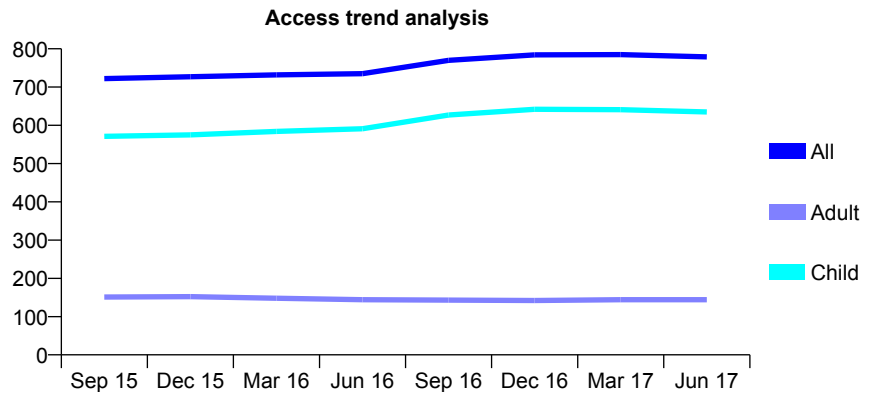
Q56 - Vital Signs At a Glance Contract Report for 731692/0001 - June 2017

Name or company name	MR MC ACKERMAN
Contract type name	GDS Contract
Purpose of contract	General
Contract start date	01/04/2006
Contract end date	

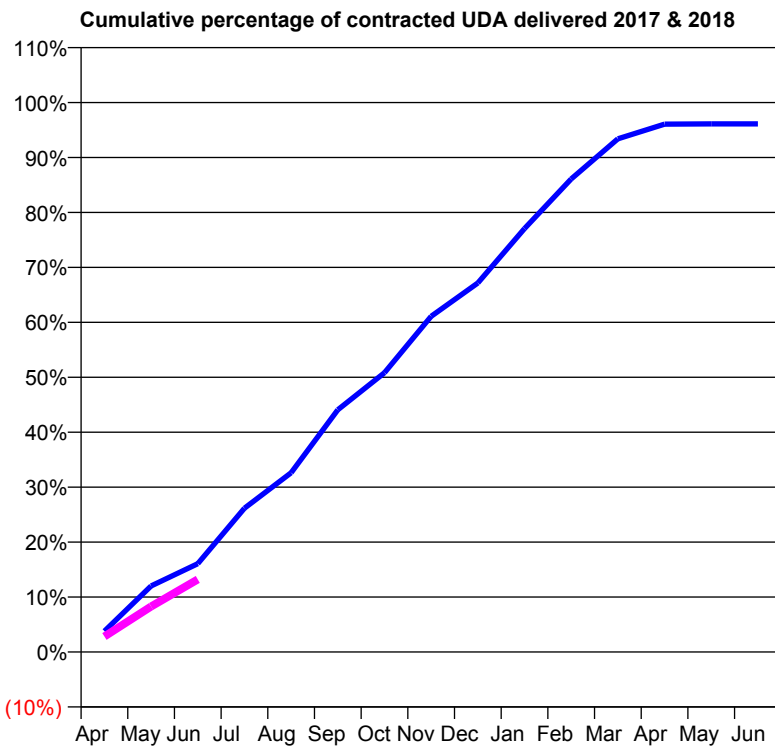
17/18 Contracted general activity (UDA)	1,721
Carry forward general activity (UDA)	0
17/18 Contracted orthodontic activity (UOA)	0
Carry forward orthodontic activity (UOA)	0
Baseline contract value	£35,563.50

ACCESS*

Patients seen in 24 months	Total	Change since previous quarter
Quarter ending June 2016	735	
Quarter ending September 2016	770	↑
Quarter ending December 2016	784	→
Quarter ending March 2017	785	→
Quarter ending June 2017	779	→
Variance since June 2016	6.0%	↑



ACTIVITY



Month	Adjusted Scheduled Activity (UDA)	
	2017	2018
April	65	49
May	207	143
June	277	227
July	451	
August	561	
September	759	
October	875	
November	1,052	
December	1,156	
January	1,326	
February	1,481	
March	1,607	
April	1,653	
May	1,654	
June	1,654	

QUALITY

	Quantity	Base Number	Contract	AT	Region	England
% of FP17s for the same patient ID Re-attending within 3 months - Children	9	197	4.6%	11.0%	11.7%	12.0%
% of FP17s for the same patient ID Re-attending within 3 months - Adults	2	21	9.5%	14.6%	15.2%	16.0%
% of FP17s for the same patient ID Re-attending between 3 & 9 months - Children	134	197	68.0%	59.1%	59.1%	58.0%
% of FP17s for the same patient ID Re-attending between 3 & 9 months - Adults	15	21	71.4%	49.1%	52.2%	50.9%
% of FP17s for Band 1 Urgent Courses	11	185	5.9%	9.4%	7.9%	9.1%
% of FP17s Relating to Free Repair or Replacements	0	185	0.0%	0.8%	0.8%	0.8%
% of FP17s Relating to Continuations	0	185	0.0%	1.1%	1.1%	1.1%
% of Patients satisfied with the dentistry they have received	1	1	N/A	91.3%	91.8%	91.7%
% of Patients satisfied with the time they had to wait for an appointment	1	1	N/A	86.3%	88.4%	88.0%

* This is based on patients treated on this contract for their most recent course of treatment. Figures in italics indicate the base number of FP17s or Patient Questionnaire responses are less than 100. N/A is shown where the base number of responses is less than 10 during the period. % is calculated as Quantity/Base number*100

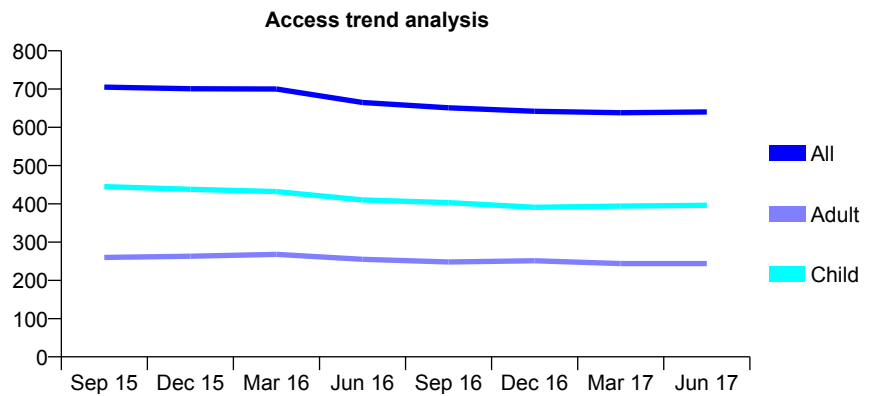
Q56 - Vital Signs At a Glance Contract Report for 732184/0001 - June 2017

Name or company name	Mr PK McMenemy
Contract type name	GDS Contract
Purpose of contract	General
Contract start date	01/04/2006
Contract end date	

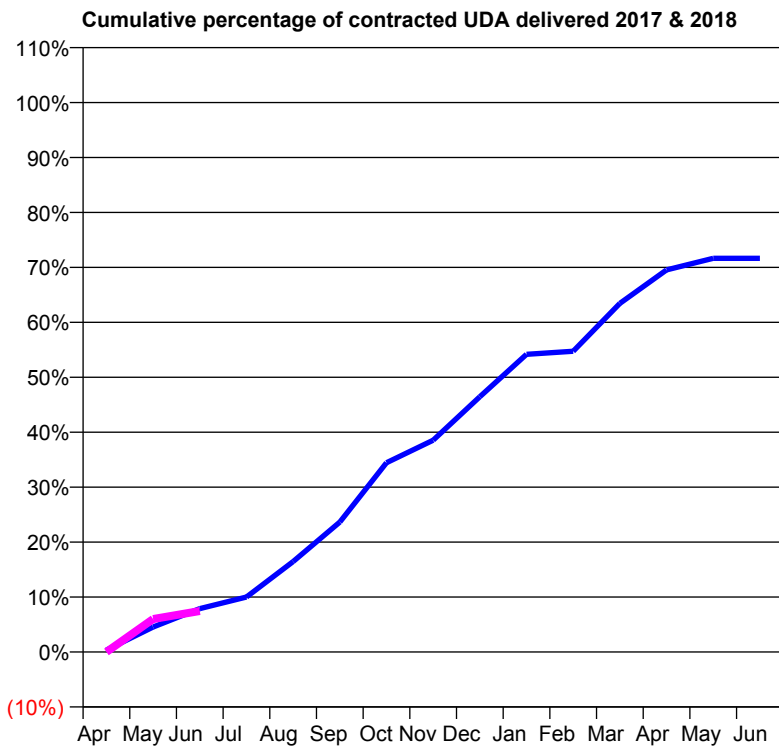
17/18 Contracted general activity (UDA)	1,100
Carry forward general activity (UDA)	0
17/18 Contracted orthodontic activity (UOA)	0
Carry forward orthodontic activity (UOA)	0
Baseline contract value	£28,891.83

ACCESS*

Patients seen in 24 months	Total	Change since previous quarter
Quarter ending June 2016	665	
Quarter ending September 2016	651	↓
Quarter ending December 2016	642	↓
Quarter ending March 2017	638	→
Quarter ending June 2017	640	→
Variance since June 2016	(3.8%)	↓



ACTIVITY



Month	Adjusted Scheduled Activity (UDA)	
	2017	2018
April	4	0
May	50	66
June	87	82
July	110	
August	181	
September	260	
October	379	
November	424	
December	511	
January	596	
February	602	
March	698	
April	765	
May	788	
June	788	

QUALITY

	Quantity	Base Number	Contract	AT	Region	England
% of FP17s for the same patient ID Re-attending within 3 months - Children	6	118	5.1%	11.0%	11.7%	12.0%
% of FP17s for the same patient ID Re-attending within 3 months - Adults	0	38	0.0%	14.6%	15.2%	16.0%
% of FP17s for the same patient ID Re-attending between 3 & 9 months - Children	56	118	47.5%	59.1%	59.1%	58.0%
% of FP17s for the same patient ID Re-attending between 3 & 9 months - Adults	19	38	50.0%	49.1%	52.2%	50.9%
% of FP17s for Band 1 Urgent Courses	0	80	0.0%	9.4%	7.9%	9.1%
% of FP17s Relating to Free Repair or Replacements	0	80	0.0%	0.8%	0.8%	0.8%
% of FP17s Relating to Continuations	0	80	0.0%	1.1%	1.1%	1.1%
% of Patients satisfied with the dentistry they have received	0	0	N/A	91.3%	91.8%	91.7%
% of Patients satisfied with the time they had to wait for an appointment	0	0	N/A	86.3%	88.4%	88.0%

* This is based on patients treated on this contract for their most recent course of treatment. Figures in italics indicate the base number of FP17s or Patient Questionnaire responses are less than 100. N/A is shown where the base number of responses is less than 10 during the period. % is calculated as Quantity/Base number*100

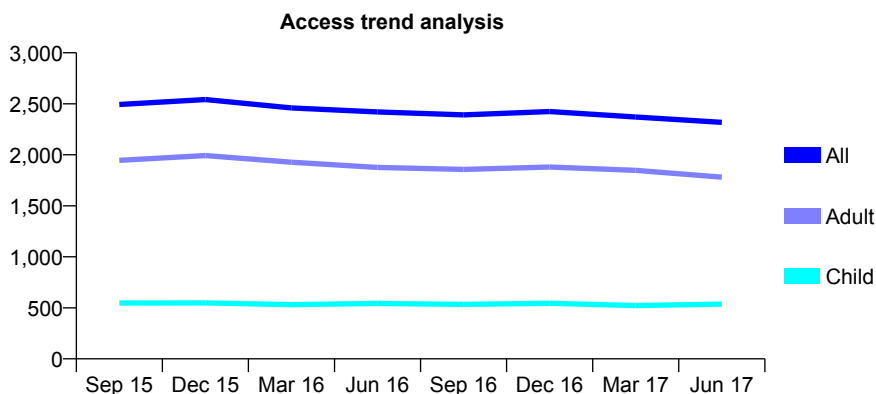
Q56 - Vital Signs At a Glance Contract Report for 732524/0001 - June 2017

Name or company name	MR PG MULLINS
Contract type name	GDS Contract
Purpose of contract	General
Contract start date	01/04/2006
Contract end date	

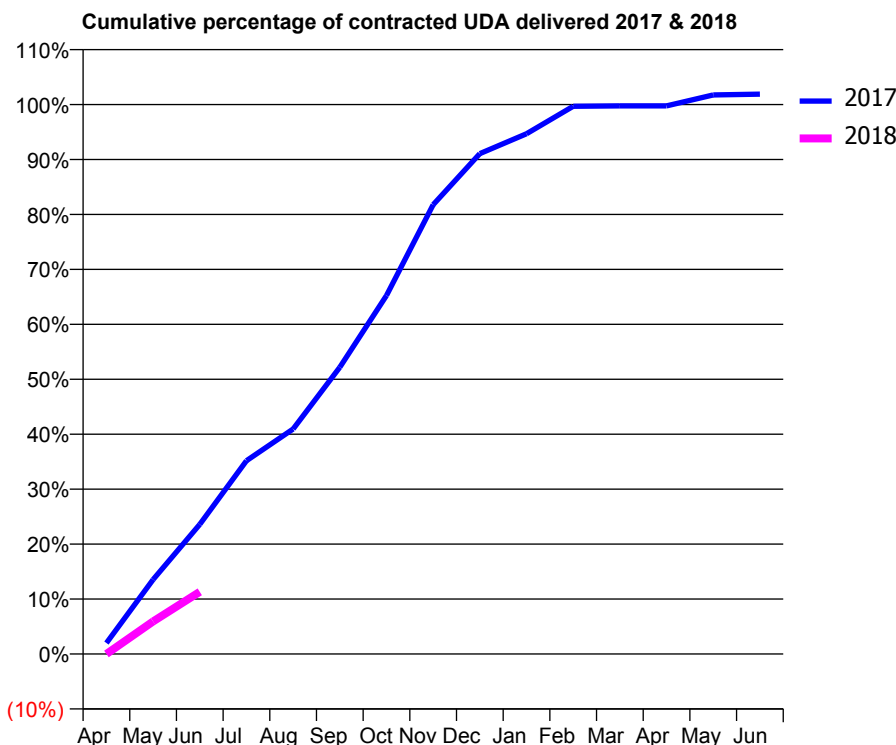
17/18 Contracted general activity (UDA)	5,240
Carry forward general activity (UDA)	0
17/18 Contracted orthodontic activity (UOA)	0
Carry forward orthodontic activity (UOA)	0
Baseline contract value	£167,727.71

ACCESS*

Patients seen in 24 months	Total	Change since previous quarter
Quarter ending June 2016	2,420	
Quarter ending September 2016	2,391	↓
Quarter ending December 2016	2,424	→
Quarter ending March 2017	2,370	↓
Quarter ending June 2017	2,318	↓
Variance since June 2016	(4.2%)	↓



ACTIVITY



Month	Adjusted Scheduled Activity (UDA)	
	2017	2018
April	105	0
May	711	311
June	1,236	593
July	1,843	
August	2,146	
September	2,735	
October	3,418	
November	4,284	
December	4,772	
January	4,961	
February	5,223	
March	5,227	
April	5,227	
May	5,331	
June	5,339	

QUALITY

	Quantity	Base Number	Contract	AT	Region	England
% of FP17s for the same patient ID Re-attending within 3 months - Children	7	182	3.8%	11.0%	11.7%	12.0%
% of FP17s for the same patient ID Re-attending within 3 months - Adults	27	171	15.8%	14.6%	15.2%	16.0%
% of FP17s for the same patient ID Re-attending between 3 & 9 months - Children	140	182	76.9%	59.1%	59.1%	58.0%
% of FP17s for the same patient ID Re-attending between 3 & 9 months - Adults	91	171	53.2%	49.1%	52.2%	50.9%
% of FP17s for Band 1 Urgent Courses	10	320	3.1%	9.4%	7.9%	9.1%
% of FP17s Relating to Free Repair or Replacements	9	320	2.8%	0.8%	0.8%	0.8%
% of FP17s Relating to Continuations	0	320	0.0%	1.1%	1.1%	1.1%
% of Patients satisfied with the dentistry they have received	12	12	100.0%	91.3%	91.8%	91.7%
% of Patients satisfied with the time they had to wait for an appointment	11	12	91.7%	86.3%	88.4%	88.0%

* This is based on patients treated on this contract for their most recent course of treatment. Figures in italics indicate the base number of FP17s or Patient Questionnaire responses are less than 100. N/A is shown where the base number of responses is less than 10 during the period. % is calculated as Quantity/Base number*100

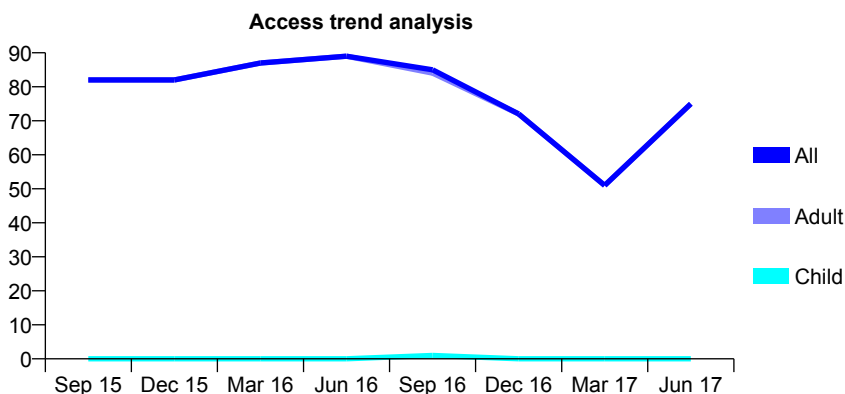
Q56 - Vital Signs At a Glance Contract Report for 732524/0002 - June 2017

Name or company name	MR PG MULLINS
Contract type name	PDS Contract
Purpose of contract	General
Contract start date	18/05/2006
Contract end date	31/03/2020

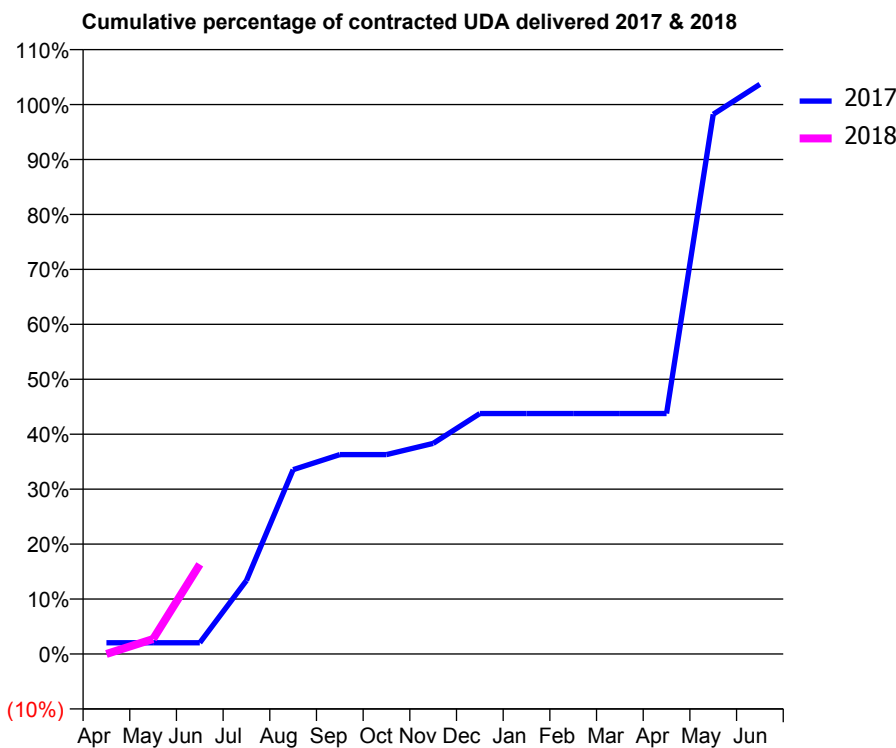
17/18 Contracted general activity (UDA)	441
Carry forward general activity (UDA)	0
17/18 Contracted orthodontic activity (UOA)	0
Carry forward orthodontic activity (UOA)	0
Baseline contract value	£32,027.77

ACCESS*

Patients seen in 24 months	Total	Change since previous quarter
Quarter ending June 2016	89	
Quarter ending September 2016	85	↓
Quarter ending December 2016	72	↓
Quarter ending March 2017	51	↓
Quarter ending June 2017	75	↑
Variance since June 2016	(15.7%)	↓



ACTIVITY



Month	Adjusted Scheduled Activity (UDA)	
	2017	2018
April	9	0
May	9	12
June	9	72
July	59	
August	148	
September	160	
October	160	
November	169	
December	193	
January	193	
February	193	
March	193	
April	193	
May	433	
June	457	

QUALITY

	Quantity	Base Number	Contract	AT	Region	England
% of FP17s for the same patient ID Re-attending within 3 months - Children	0	0	N/A	11.0%	11.7%	12.0%
% of FP17s for the same patient ID Re-attending within 3 months - Adults	10	49	20.4%	14.6%	15.2%	16.0%
% of FP17s for the same patient ID Re-attending between 3 & 9 months - Children	0	0	N/A	59.1%	59.1%	58.0%
% of FP17s for the same patient ID Re-attending between 3 & 9 months - Adults	6	49	12.2%	49.1%	52.2%	50.9%
% of FP17s for Band 1 Urgent Courses	0	6	0.0%	9.4%	7.9%	9.1%
% of FP17s Relating to Free Repair or Replacements	0	6	0.0%	0.8%	0.8%	0.8%
% of FP17s Relating to Continuations	0	6	0.0%	1.1%	1.1%	1.1%
% of Patients satisfied with the dentistry they have received	0	0	N/A	91.3%	91.8%	91.7%
% of Patients satisfied with the time they had to wait for an appointment	0	0	N/A	86.3%	88.4%	88.0%

* This is based on patients treated on this contract for their most recent course of treatment. Figures in italics indicate the base number of FP17s or Patient Questionnaire responses are less than 100. N/A is shown where the base number of responses is less than 10 during the period. % is calculated as Quantity/Base number*100

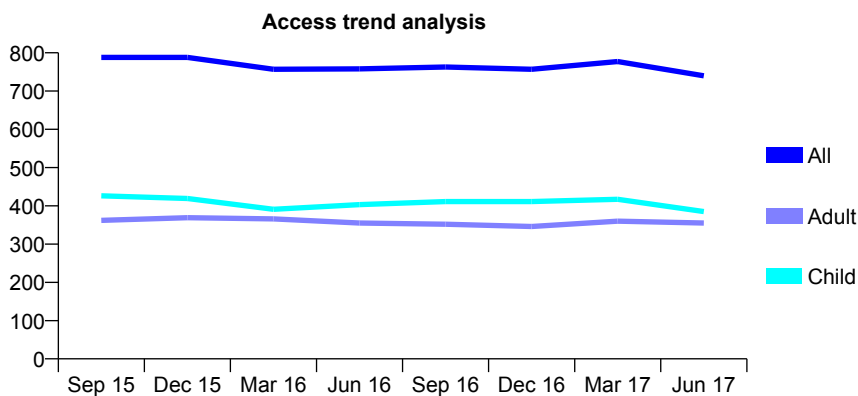
Q56 - Vital Signs At a Glance Contract Report for 736619/0001 - June 2017

Name or company name	MR DB BUCHANAN
Contract type name	PDS Contract
Purpose of contract	General and Orthodontic
Contract start date	01/08/2010
Contract end date	31/03/2018

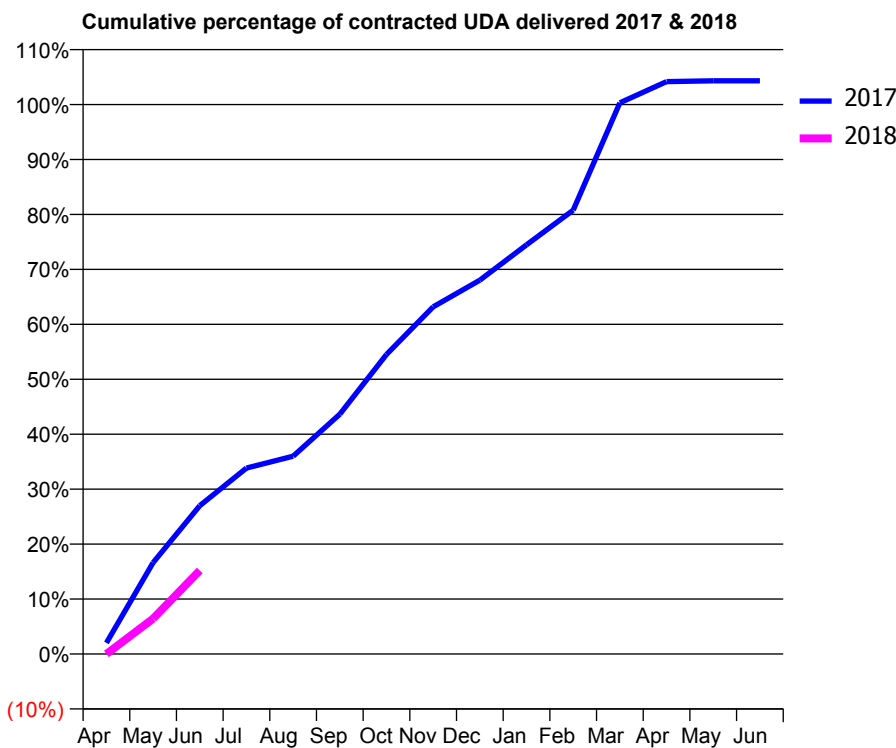
17/18 Contracted general activity (UDA)	1,628
Carry forward general activity (UDA)	0
17/18 Contracted orthodontic activity (UOA)	1,257
Carry forward orthodontic activity (UOA)	0
Baseline contract value	£126,117.41

ACCESS*

Patients seen in 24 months	Total	Change since previous quarter
Quarter ending June 2016	758	
Quarter ending September 2016	763	→
Quarter ending December 2016	757	→
Quarter ending March 2017	777	↑
Quarter ending June 2017	740	↓
Variance since June 2016	(2.4%)	↓



ACTIVITY



Month	Adjusted Scheduled Activity (UDA)	
	2017	2018
April	33	0
May	271	105
June	440	247
July	551	
August	586	
September	711	
October	887	
November	1,028	
December	1,108	
January	1,212	
February	1,315	
March	1,633	
April	1,696	
May	1,698	
June	1,698	

QUALITY

	Quantity	Base Number	Contract	AT	Region	England
% of FP17s for the same patient ID Re-attending within 3 months - Children	19	134	14.2%	11.0%	11.7%	12.0%
% of FP17s for the same patient ID Re-attending within 3 months - Adults	7	82	8.5%	14.6%	15.2%	16.0%
% of FP17s for the same patient ID Re-attending between 3 & 9 months - Children	90	134	67.2%	59.1%	59.1%	58.0%
% of FP17s for the same patient ID Re-attending between 3 & 9 months - Adults	30	82	36.6%	49.1%	52.2%	50.9%
% of FP17s for Band 1 Urgent Courses	12	169	7.1%	9.4%	7.9%	9.1%
% of FP17s Relating to Free Repair or Replacements	0	169	0.0%	0.8%	0.8%	0.8%
% of FP17s Relating to Continuations	2	169	1.2%	1.1%	1.1%	1.1%
% of Patients satisfied with the dentistry they have received	0	0	N/A	91.3%	91.8%	91.7%
% of Patients satisfied with the time they had to wait for an appointment	0	0	N/A	86.3%	88.4%	88.0%

* This is based on patients treated on this contract for their most recent course of treatment. Figures in italics indicate the base number of FP17s or Patient Questionnaire responses are less than 100. N/A is shown where the base number of responses is less than 10 during the period. % is calculated as Quantity/Base number*100

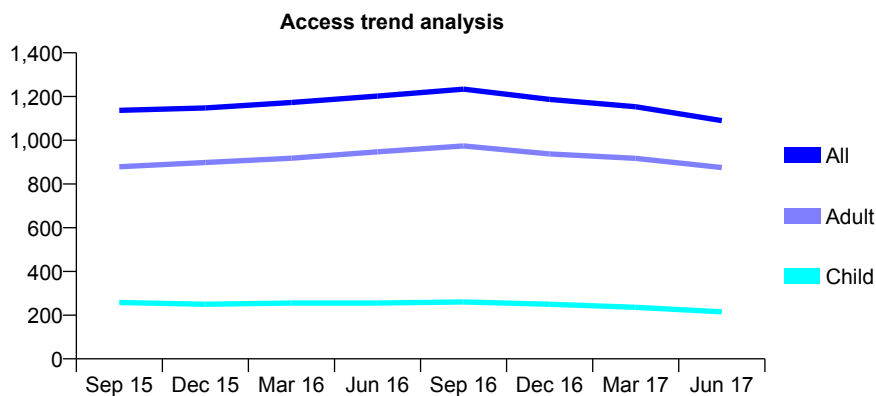
Q56 - Vital Signs At a Glance Contract Report for 740233/0001 - June 2017

Name or company name	MR ML CROWE
Contract type name	GDS Contract
Purpose of contract	General
Contract start date	01/04/2006
Contract end date	

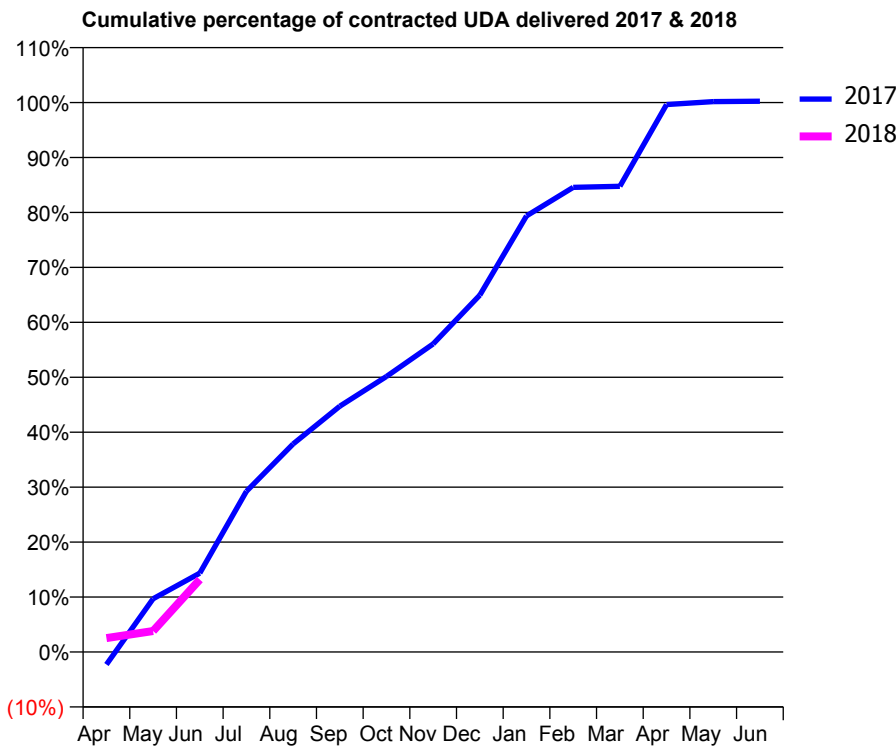
17/18 Contracted general activity (UDA)	3,547
Carry forward general activity (UDA)	0
17/18 Contracted orthodontic activity (UOA)	0
Carry forward orthodontic activity (UOA)	0
Baseline contract value	£87,945.17

ACCESS*

Patients seen in 24 months	Total	Change since previous quarter
Quarter ending June 2016	1,202	
Quarter ending September 2016	1,234	↑
Quarter ending December 2016	1,187	↓
Quarter ending March 2017	1,153	↓
Quarter ending June 2017	1,090	↓
Variance since June 2016	(9.3%)	↓



ACTIVITY



Month	Adjusted Scheduled Activity (UDA)	
	2017	2018
April	-81	90
May	344	136
June	509	468
July	1,038	
August	1,343	
September	1,587	
October	1,778	
November	1,989	
December	2,304	
January	2,815	
February	2,999	
March	3,006	
April	3,534	
May	3,553	
June	3,556	

QUALITY

	Quantity	Base Number	Contract	AT	Region	England
% of FP17s for the same patient ID Re-attending within 3 months - Children	1	64	1.6%	11.0%	11.7%	12.0%
% of FP17s for the same patient ID Re-attending within 3 months - Adults	12	220	5.5%	14.6%	15.2%	16.0%
% of FP17s for the same patient ID Re-attending between 3 & 9 months - Children	7	64	10.9%	59.1%	59.1%	58.0%
% of FP17s for the same patient ID Re-attending between 3 & 9 months - Adults	36	220	16.4%	49.1%	52.2%	50.9%
% of FP17s for Band 1 Urgent Courses	38	130	29.2%	9.4%	7.9%	9.1%
% of FP17s Relating to Free Repair or Replacements	1	130	0.8%	0.8%	0.8%	0.8%
% of FP17s Relating to Continuations	0	130	0.0%	1.1%	1.1%	1.1%
% of Patients satisfied with the dentistry they have received	10	10	100.0%	91.3%	91.8%	91.7%
% of Patients satisfied with the time they had to wait for an appointment	8	10	80.0%	86.3%	88.4%	88.0%

* This is based on patients treated on this contract for their most recent course of treatment. Figures in italics indicate the base number of FP17s or Patient Questionnaire responses are less than 100. N/A is shown where the base number of responses is less than 10 during the period. % is calculated as Quantity/Base number*100

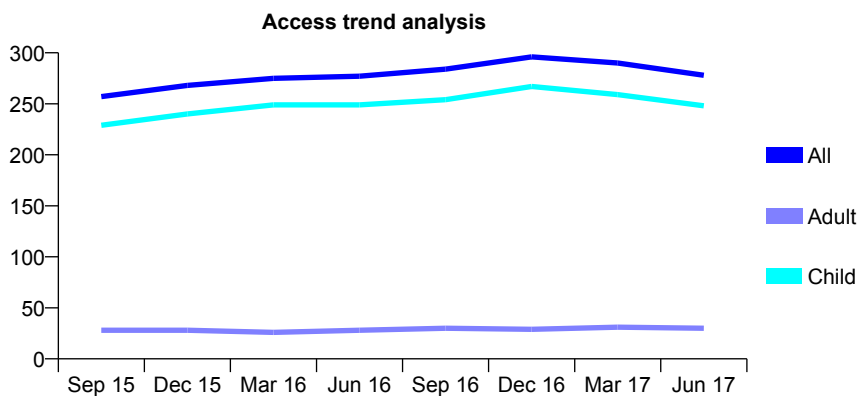
Q56 - Vital Signs At a Glance Contract Report for 740985/0001 - June 2017

Name or company name	MR B WILKINSON
Contract type name	GDS Contract
Purpose of contract	General
Contract start date	01/04/2006
Contract end date	

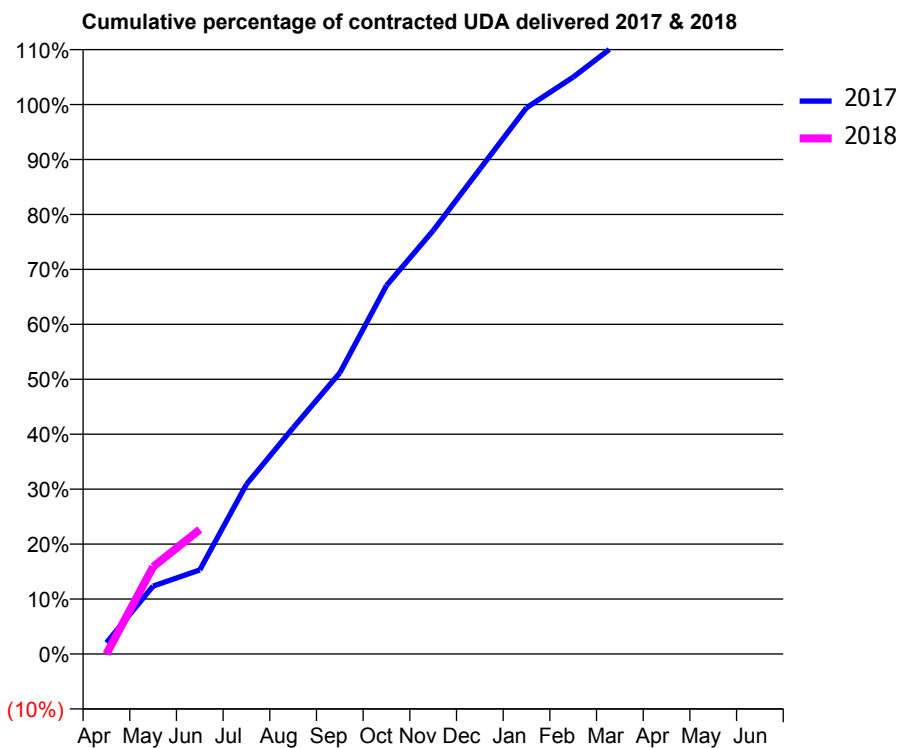
17/18 Contracted general activity (UDA)	340
Carry forward general activity (UDA)	0
17/18 Contracted orthodontic activity (UOA)	0
Carry forward orthodontic activity (UOA)	0
Baseline contract value	£7,528.26

ACCESS*

Patients seen in 24 months	Total	Change since previous quarter
Quarter ending June 2016	277	
Quarter ending September 2016	284	↑
Quarter ending December 2016	296	↑
Quarter ending March 2017	290	↓
Quarter ending June 2017	278	↓
Variance since June 2016	0.4%	→



ACTIVITY



Month	Adjusted Scheduled Activity (UDA)	
	2017	2018
April	7	0
May	42	54
June	52	77
July	105	
August	140	
September	174	
October	228	
November	262	
December	300	
January	338	
February	357	
March	379	
April	384	
May	402	
June	402	

QUALITY

	Quantity	Base Number	Contract	AT	Region	England
% of FP17s for the same patient ID Re-attending within 3 months - Children	4	92	4.3%	11.0%	11.7%	12.0%
% of FP17s for the same patient ID Re-attending within 3 months - Adults	0	2	0.0%	14.6%	15.2%	16.0%
% of FP17s for the same patient ID Re-attending between 3 & 9 months - Children	69	92	75.0%	59.1%	59.1%	58.0%
% of FP17s for the same patient ID Re-attending between 3 & 9 months - Adults	2	2	100.0%	49.1%	52.2%	50.9%
% of FP17s for Band 1 Urgent Courses	0	71	0.0%	9.4%	7.9%	9.1%
% of FP17s Relating to Free Repair or Replacements	0	71	0.0%	0.8%	0.8%	0.8%
% of FP17s Relating to Continuations	0	71	0.0%	1.1%	1.1%	1.1%
% of Patients satisfied with the dentistry they have received	0	0	N/A	91.3%	91.8%	91.7%
% of Patients satisfied with the time they had to wait for an appointment	0	0	N/A	86.3%	88.4%	88.0%

* This is based on patients treated on this contract for their most recent course of treatment. Figures in italics indicate the base number of FP17s or Patient Questionnaire responses are less than 100. N/A is shown where the base number of responses is less than 10 during the period. % is calculated as Quantity/Base number*100

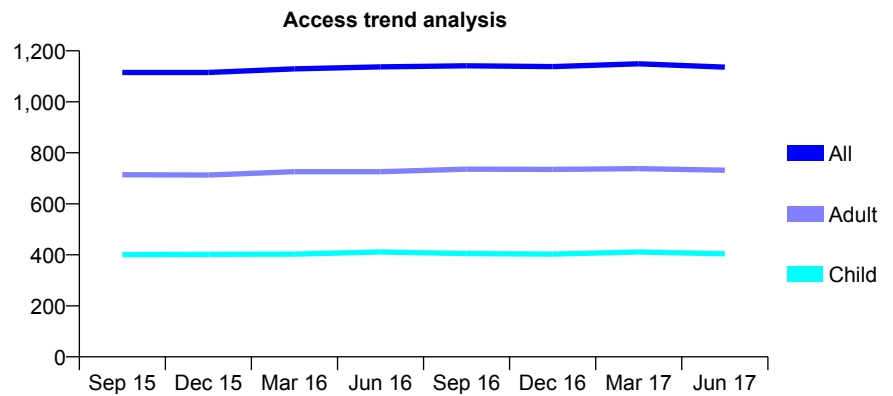
Q56 - Vital Signs At a Glance Contract Report for 741965/0001 - June 2017

Name or company name	MR SR ELPHICK
Contract type name	GDS Contract
Purpose of contract	General
Contract start date	01/04/2006
Contract end date	

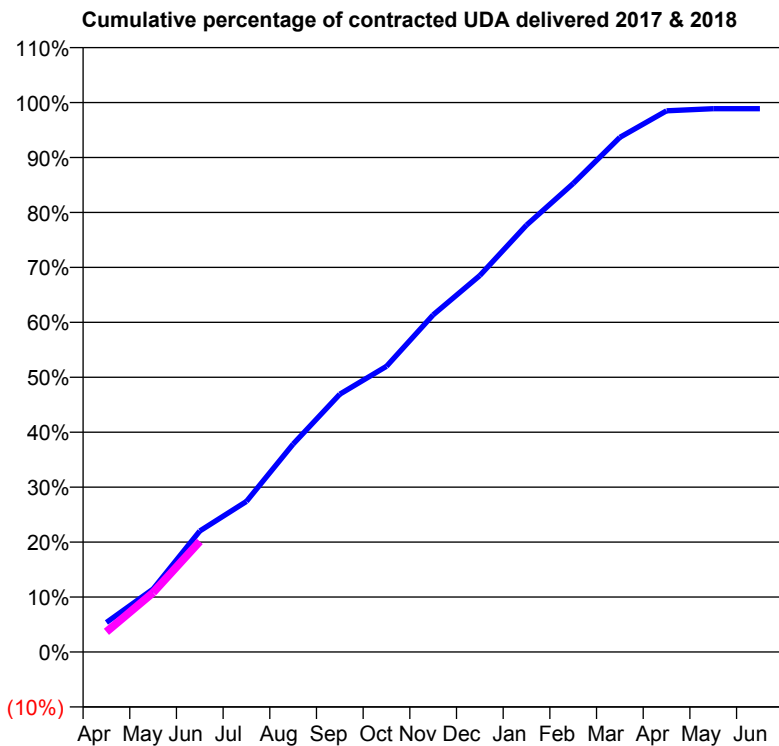
17/18 Contracted general activity (UDA)	3,000
Carry forward general activity (UDA)	0
17/18 Contracted orthodontic activity (UOA)	0
Carry forward orthodontic activity (UOA)	0
Baseline contract value	£67,972.42

ACCESS*

Patients seen in 24 months	Total	Change since previous quarter
Quarter ending June 2016	1,137	
Quarter ending September 2016	1,141	→
Quarter ending December 2016	1,138	→
Quarter ending March 2017	1,149	→
Quarter ending June 2017	1,136	↓
Variance since June 2016	(0.1%)	→



ACTIVITY



Month	Adjusted Scheduled Activity (UDA)	
	2017	2018
April	161	110
May	344	324
June	661	604
July	823	
August	1,135	
September	1,407	
October	1,560	
November	1,841	
December	2,056	
January	2,331	
February	2,558	
March	2,810	
April	2,955	
May	2,967	
June	2,967	

QUALITY

	Quantity	Base Number	Contract	AT	Region	England
% of FP17s for the same patient ID Re-attending within 3 months - Children	10	151	6.6%	11.0%	11.7%	12.0%
% of FP17s for the same patient ID Re-attending within 3 months - Adults	43	285	15.1%	14.6%	15.2%	16.0%
% of FP17s for the same patient ID Re-attending between 3 & 9 months - Children	99	151	65.6%	59.1%	59.1%	58.0%
% of FP17s for the same patient ID Re-attending between 3 & 9 months - Adults	188	285	66.0%	49.1%	52.2%	50.9%
% of FP17s for Band 1 Urgent Courses	10	344	2.9%	9.4%	7.9%	9.1%
% of FP17s Relating to Free Repair or Replacements	0	344	0.0%	0.8%	0.8%	0.8%
% of FP17s Relating to Continuations	5	344	1.5%	1.1%	1.1%	1.1%
% of Patients satisfied with the dentistry they have received	1	1	N/A	91.3%	91.8%	91.7%
% of Patients satisfied with the time they had to wait for an appointment	1	1	N/A	86.3%	88.4%	88.0%

* This is based on patients treated on this contract for their most recent course of treatment. Figures in italics indicate the base number of FP17s or Patient Questionnaire responses are less than 100. N/A is shown where the base number of responses is less than 10 during the period. % is calculated as Quantity/Base number*100

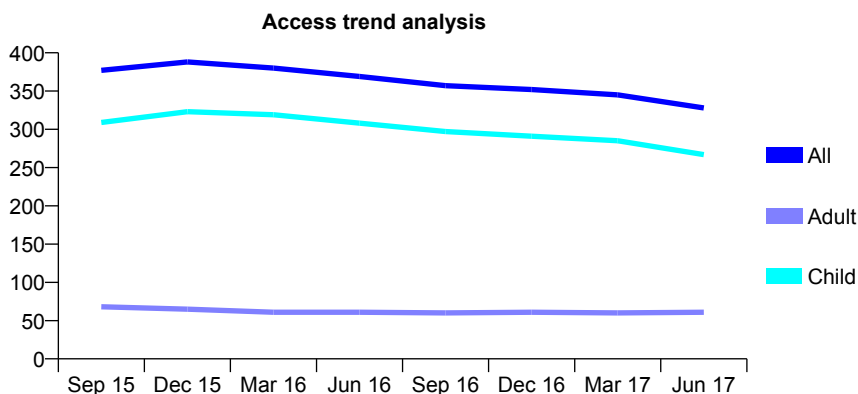
Q56 - Vital Signs At a Glance Contract Report for 749885/0001 - June 2017

Name or company name	MR CN TAYLOR
Contract type name	GDS Contract
Purpose of contract	General
Contract start date	01/04/2006
Contract end date	

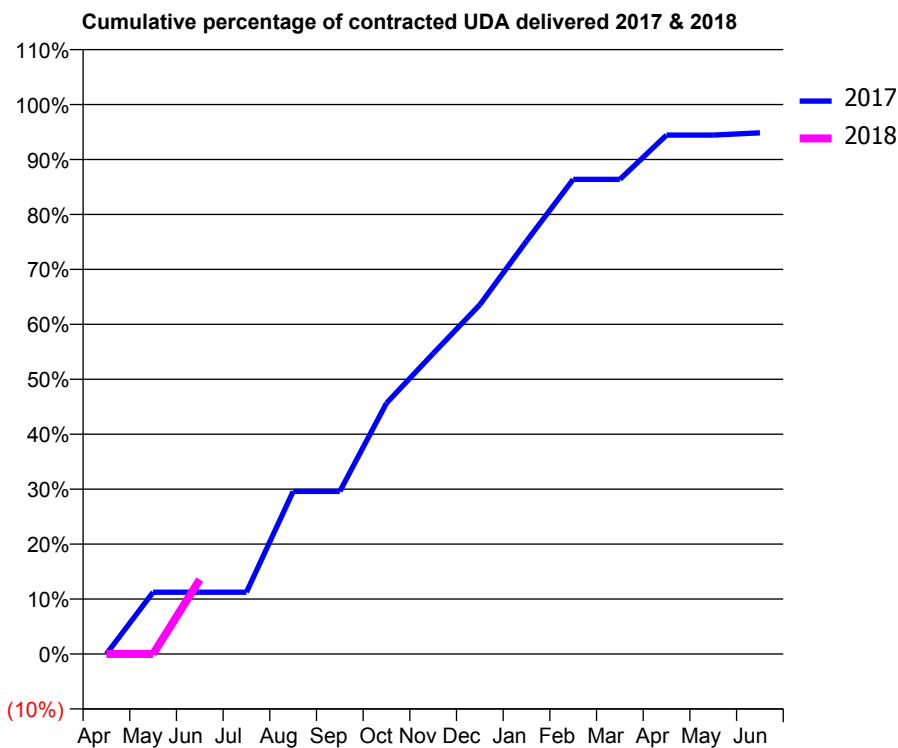
17/18 Contracted general activity (UDA)	700
Carry forward general activity (UDA)	0
17/18 Contracted orthodontic activity (UOA)	0
Carry forward orthodontic activity (UOA)	0
Baseline contract value	£19,930.24

ACCESS*

Patients seen in 24 months	Total	Change since previous quarter
Quarter ending June 2016	369	
Quarter ending September 2016	357	↓
Quarter ending December 2016	352	↓
Quarter ending March 2017	345	↓
Quarter ending June 2017	328	↓
Variance since June 2016	(11.1%)	↓



ACTIVITY



Month	Adjusted Scheduled Activity (UDA)	
	2017	2018
April	0	0
May	79	0
June	79	95
July	79	
August	207	
September	207	
October	320	
November	383	
December	445	
January	526	
February	605	
March	605	
April	661	
May	661	
June	664	

QUALITY

	Quantity	Base Number	Contract	AT	Region	England
% of FP17s for the same patient ID Re-attending within 3 months - Children	8	120	6.7%	11.0%	11.7%	12.0%
% of FP17s for the same patient ID Re-attending within 3 months - Adults	0	9	0.0%	14.6%	15.2%	16.0%
% of FP17s for the same patient ID Re-attending between 3 & 9 months - Children	92	120	76.7%	59.1%	59.1%	58.0%
% of FP17s for the same patient ID Re-attending between 3 & 9 months - Adults	8	9	88.9%	49.1%	52.2%	50.9%
% of FP17s for Band 1 Urgent Courses	4	82	4.9%	9.4%	7.9%	9.1%
% of FP17s Relating to Free Repair or Replacements	0	82	0.0%	0.8%	0.8%	0.8%
% of FP17s Relating to Continuations	0	82	0.0%	1.1%	1.1%	1.1%
% of Patients satisfied with the dentistry they have received	0	0	N/A	91.3%	91.8%	91.7%
% of Patients satisfied with the time they had to wait for an appointment	0	0	N/A	86.3%	88.4%	88.0%

* This is based on patients treated on this contract for their most recent course of treatment. Figures in italics indicate the base number of FP17s or Patient Questionnaire responses are less than 100. N/A is shown where the base number of responses is less than 10 during the period. % is calculated as Quantity/Base number*100

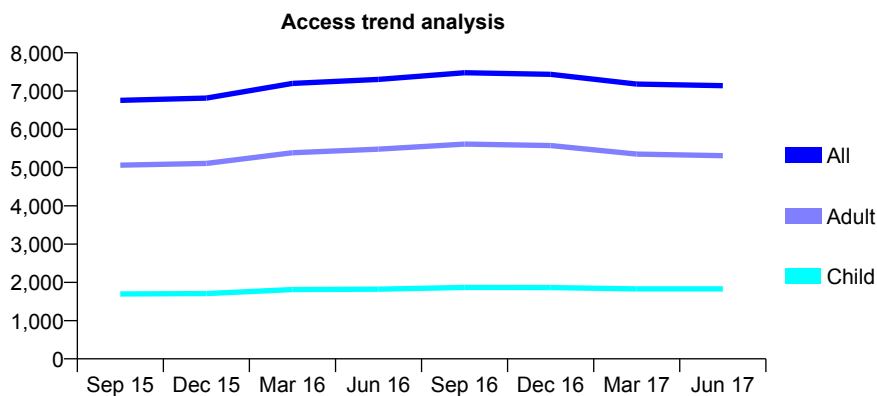
Q56 - Vital Signs At a Glance Contract Report for 754609/0001 - June 2017

Name or company name	MISS M DE VOS
Contract type name	GDS Contract
Purpose of contract	General
Contract start date	01/04/2006
Contract end date	

17/18 Contracted general activity (UDA)	18,640
Carry forward general activity (UDA)	0
17/18 Contracted orthodontic activity (UOA)	0
Carry forward orthodontic activity (UOA)	0
Baseline contract value	£499,780.52

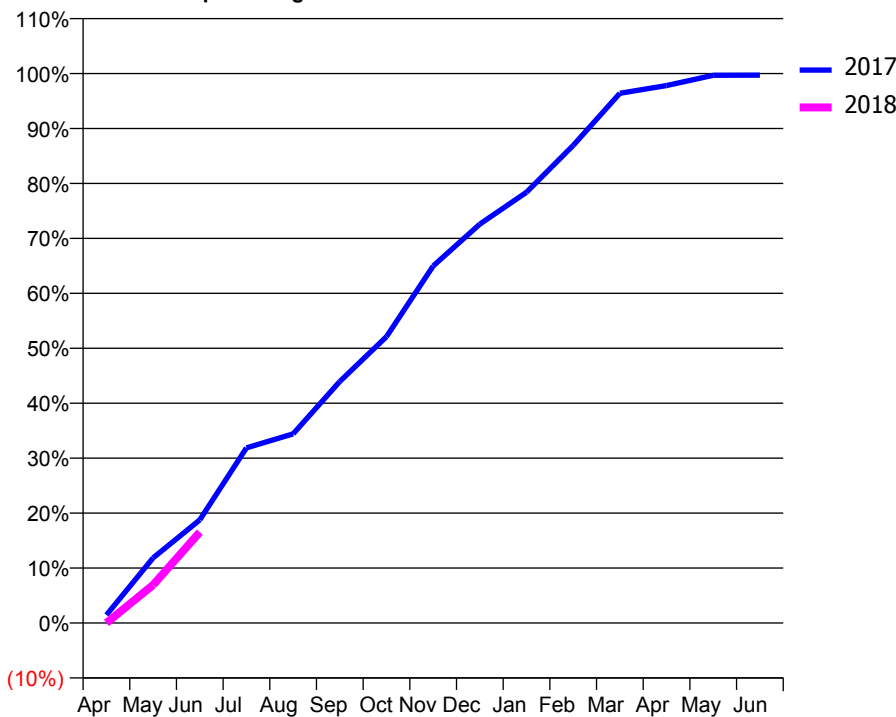
ACCESS*

Patients seen in 24 months	Total	Change since previous quarter
Quarter ending June 2016	7,306	
Quarter ending September 2016	7,480	↑
Quarter ending December 2016	7,437	→
Quarter ending March 2017	7,182	↓
Quarter ending June 2017	7,140	→
Variance since June 2016	(2.3%)	↓



ACTIVITY

Cumulative percentage of contracted UDA delivered 2017 & 2018



Month	Adjusted Scheduled Activity (UDA)	
	2017	2018
April	274	0
May	2,209	1,293
June	3,501	3,084
July	5,940	
August	6,417	
September	8,192	
October	9,712	
November	12,113	
December	13,534	
January	14,614	
February	16,200	
March	17,969	
April	18,230	
May	18,581	
June	18,585	

QUALITY

	Quantity	Base Number	Contract	AT	Region	England
% of FP17s for the same patient ID Re-attending within 3 months - Children	44	629	7.0%	11.0%	11.7%	12.0%
% of FP17s for the same patient ID Re-attending within 3 months - Adults	184	1,497	12.3%	14.6%	15.2%	16.0%
% of FP17s for the same patient ID Re-attending between 3 & 9 months - Children	430	629	68.4%	59.1%	59.1%	58.0%
% of FP17s for the same patient ID Re-attending between 3 & 9 months - Adults	828	1,497	55.3%	49.1%	52.2%	50.9%
% of FP17s for Band 1 Urgent Courses	187	1,855	10.1%	9.4%	7.9%	9.1%
% of FP17s Relating to Free Repair or Replacements	15	1,855	0.8%	0.8%	0.8%	0.8%
% of FP17s Relating to Continuations	1	1,855	0.1%	1.1%	1.1%	1.1%
% of Patients satisfied with the dentistry they have received	24	24	100.0%	91.3%	91.8%	91.7%
% of Patients satisfied with the time they had to wait for an appointment	21	24	87.5%	86.3%	88.4%	88.0%

* This is based on patients treated on this contract for their most recent course of treatment. Figures in italics indicate the base number of FP17s or Patient Questionnaire responses are less than 100. N/A is shown where the base number of responses is less than 10 during the period. % is calculated as Quantity/Base number*100

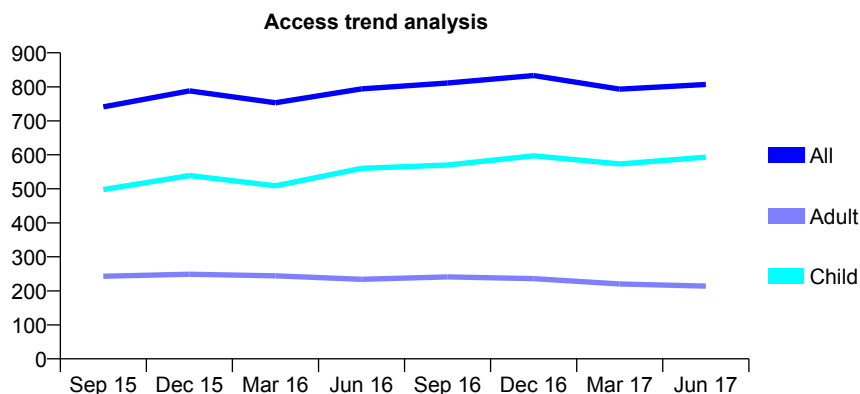
Q56 - Vital Signs At a Glance Contract Report for 761249/0001 - June 2017

Name or company name	MISS H NGUYEN
Contract type name	GDS Contract
Purpose of contract	General
Contract start date	01/04/2006
Contract end date	

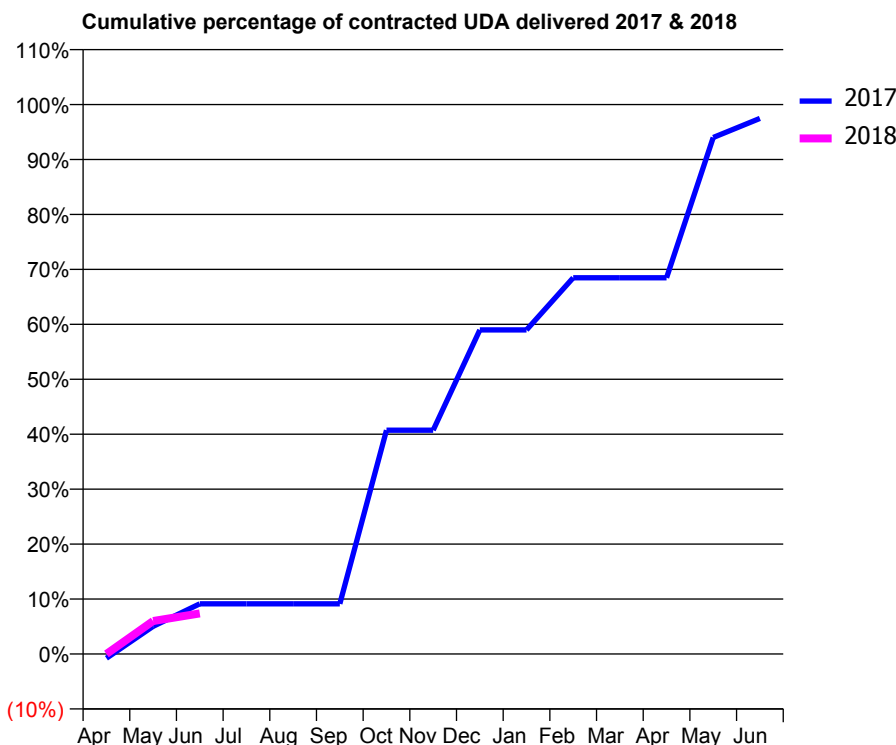
17/18 Contracted general activity (UDA)	2,042
Carry forward general activity (UDA)	0
17/18 Contracted orthodontic activity (UOA)	0
Carry forward orthodontic activity (UOA)	0
Baseline contract value	£81,226.54

ACCESS*

Patients seen in 24 months	Total	Change since previous quarter
Quarter ending June 2016	794	
Quarter ending September 2016	811	↑
Quarter ending December 2016	833	↑
Quarter ending March 2017	793	↓
Quarter ending June 2017	807	→
Variance since June 2016	1.6%	→



ACTIVITY



Month	Adjusted Scheduled Activity (UDA)	
	2017	2018
April	-16	0
May	103	123
June	187	151
July	187	
August	187	
September	187	
October	832	
November	832	
December	1,205	
January	1,205	
February	1,398	
March	1,398	
April	1,398	
May	1,919	
June	1,990	

QUALITY

	Quantity	Base Number	Contract	AT	Region	England
% of FP17s for the same patient ID Re-attending within 3 months - Children	30	293	10.2%	11.0%	11.7%	12.0%
% of FP17s for the same patient ID Re-attending within 3 months - Adults	23	88	26.1%	14.6%	15.2%	16.0%
% of FP17s for the same patient ID Re-attending between 3 & 9 months - Children	166	293	56.7%	59.1%	59.1%	58.0%
% of FP17s for the same patient ID Re-attending between 3 & 9 months - Adults	43	88	48.9%	49.1%	52.2%	50.9%
% of FP17s for Band 1 Urgent Courses	4	83	4.8%	9.4%	7.9%	9.1%
% of FP17s Relating to Free Repair or Replacements	0	83	0.0%	0.8%	0.8%	0.8%
% of FP17s Relating to Continuations	0	83	0.0%	1.1%	1.1%	1.1%
% of Patients satisfied with the dentistry they have received	0	0	N/A	91.3%	91.8%	91.7%
% of Patients satisfied with the time they had to wait for an appointment	0	0	N/A	86.3%	88.4%	88.0%

* This is based on patients treated on this contract for their most recent course of treatment. Figures in italics indicate the base number of FP17s or Patient Questionnaire responses are less than 100. N/A is shown where the base number of responses is less than 10 during the period. % is calculated as Quantity/Base number*100

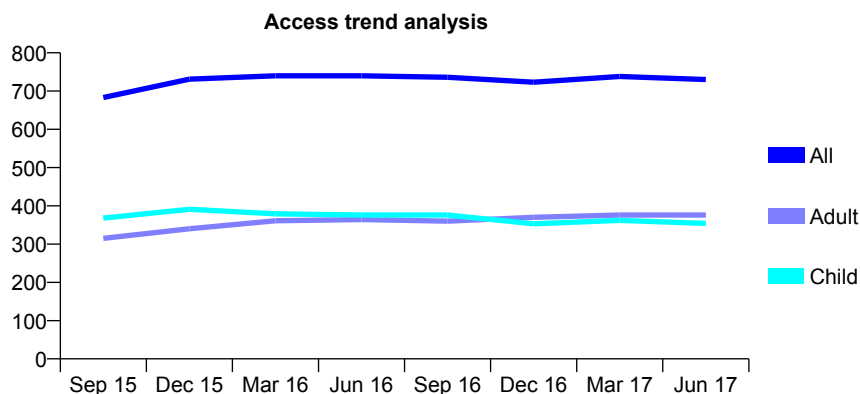
Q56 - Vital Signs At a Glance Contract Report for 762296/0001 - June 2017

Name or company name	MR BC TOCCA
Contract type name	GDS Contract
Purpose of contract	General
Contract start date	01/05/2007
Contract end date	

17/18 Contracted general activity (UDA)	2,102
Carry forward general activity (UDA)	0
17/18 Contracted orthodontic activity (UOA)	0
Carry forward orthodontic activity (UOA)	0
Baseline contract value	£44,942.15

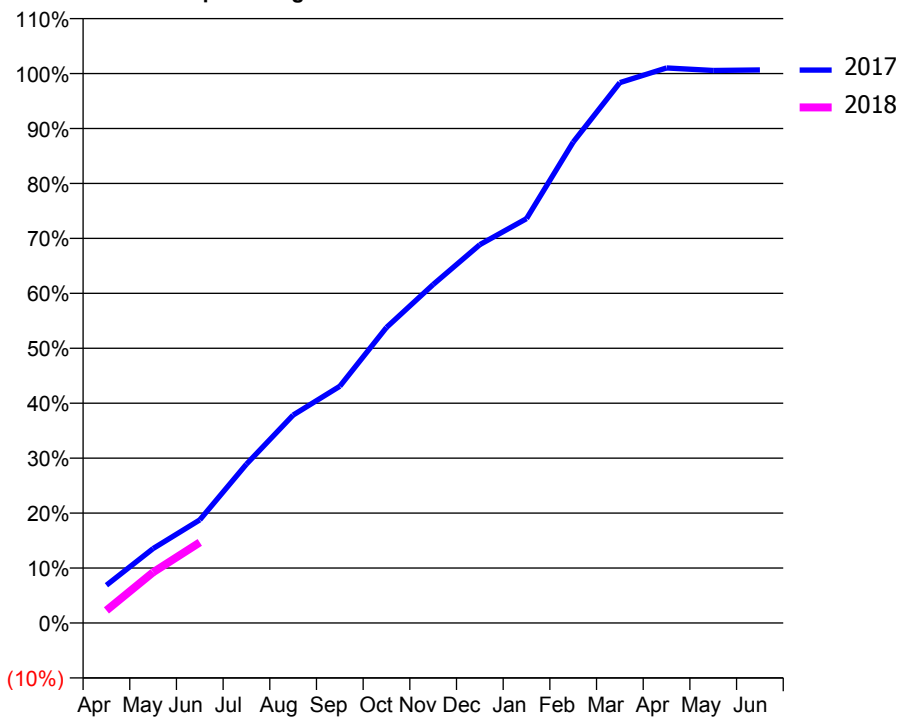
ACCESS*

Patients seen in 24 months	Total	Change since previous quarter
Quarter ending June 2016	740	
Quarter ending September 2016	736	→
Quarter ending December 2016	723	↓
Quarter ending March 2017	738	↑
Quarter ending June 2017	730	↓
Variance since June 2016	(1.4%)	↓



ACTIVITY

Cumulative percentage of contracted UDA delivered 2017 & 2018



Adjusted Scheduled Activity (UDA)		
Month	2017	2018
April	145	48
May	285	194
June	394	308
July	608	
August	795	
September	906	
October	1,130	
November	1,295	
December	1,447	
January	1,547	
February	1,840	
March	2,067	
April	2,123	
May	2,114	
June	2,116	

QUALITY

	Quantity	Base Number	Contract	AT	Region	England
% of FP17s for the same patient ID Re-attending within 3 months - Children	11	110	10.0%	11.0%	11.7%	12.0%
% of FP17s for the same patient ID Re-attending within 3 months - Adults	20	106	18.9%	14.6%	15.2%	16.0%
% of FP17s for the same patient ID Re-attending between 3 & 9 months - Children	85	110	77.3%	59.1%	59.1%	58.0%
% of FP17s for the same patient ID Re-attending between 3 & 9 months - Adults	54	106	50.9%	49.1%	52.2%	50.9%
% of FP17s for Band 1 Urgent Courses	17	183	9.3%	9.4%	7.9%	9.1%
% of FP17s Relating to Free Repair or Replacements	0	183	0.0%	0.8%	0.8%	0.8%
% of FP17s Relating to Continuations	1	183	0.5%	1.1%	1.1%	1.1%
% of Patients satisfied with the dentistry they have received	0	0	N/A	91.3%	91.8%	91.7%
% of Patients satisfied with the time they had to wait for an appointment	0	0	N/A	86.3%	88.4%	88.0%

* This is based on patients treated on this contract for their most recent course of treatment. Figures in italics indicate the base number of FP17s or Patient Questionnaire responses are less than 100. N/A is shown where the base number of responses is less than 10 during the period. % is calculated as Quantity/Base number*100

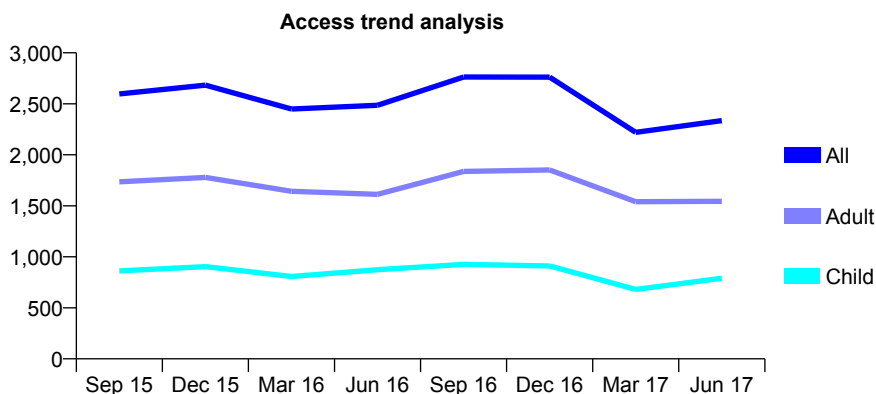
Q56 - Vital Signs At a Glance Contract Report for 763438/0002 - June 2017

Name or company name	MR M SALEEM
Contract type name	GDS Contract
Purpose of contract	General
Contract start date	01/04/2006
Contract end date	

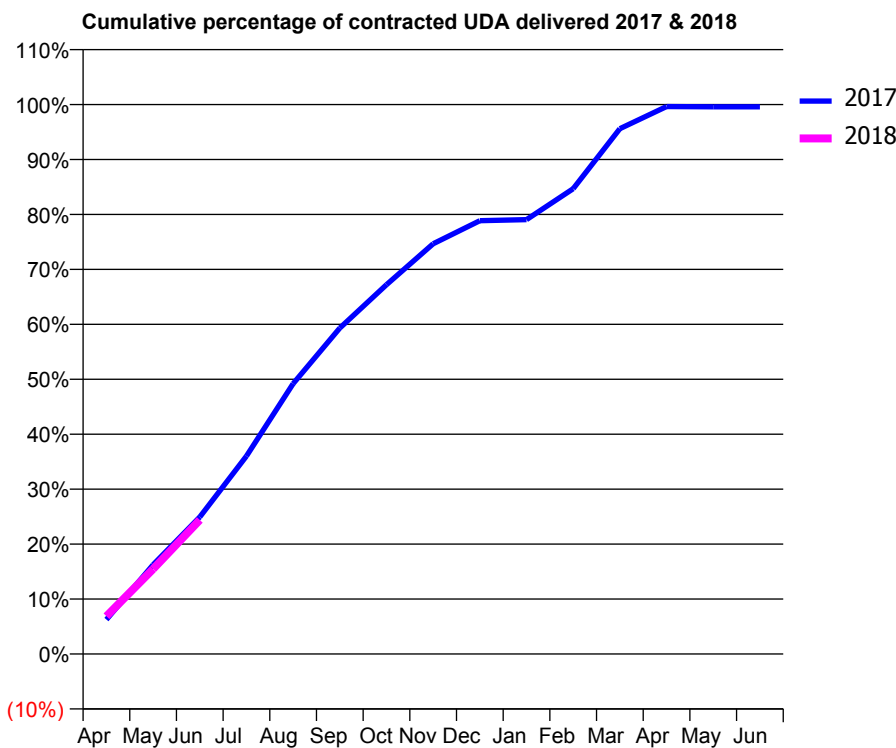
17/18 Contracted general activity (UDA)	6,805
Carry forward general activity (UDA)	0
17/18 Contracted orthodontic activity (UOA)	0
Carry forward orthodontic activity (UOA)	0
Baseline contract value	£165,054.97

ACCESS*

Patients seen in 24 months	Total	Change since previous quarter
Quarter ending June 2016	2,486	
Quarter ending September 2016	2,763	↑
Quarter ending December 2016	2,761	→
Quarter ending March 2017	2,220	↓
Quarter ending June 2017	2,335	↑
Variance since June 2016	(6.1%)	↓



ACTIVITY



Month	Adjusted Scheduled Activity (UDA)	
	2017	2018
April	428	469
May	1,106	1,052
June	1,697	1,660
July	2,451	
August	3,348	
September	4,036	
October	4,573	
November	5,080	
December	5,366	
January	5,379	
February	5,762	
March	6,505	
April	6,780	
May	6,776	
June	6,776	

QUALITY

	Quantity	Base Number	Contract	AT	Region	England
% of FP17s for the same patient ID Re-attending within 3 months - Children	10	447	2.2%	11.0%	11.7%	12.0%
% of FP17s for the same patient ID Re-attending within 3 months - Adults	71	729	9.7%	14.6%	15.2%	16.0%
% of FP17s for the same patient ID Re-attending between 3 & 9 months - Children	200	447	44.7%	59.1%	59.1%	58.0%
% of FP17s for the same patient ID Re-attending between 3 & 9 months - Adults	242	729	33.2%	49.1%	52.2%	50.9%
% of FP17s for Band 1 Urgent Courses	62	1,022	6.1%	9.4%	7.9%	9.1%
% of FP17s Relating to Free Repair or Replacements	6	1,022	0.6%	0.8%	0.8%	0.8%
% of FP17s Relating to Continuations	2	1,022	0.2%	1.1%	1.1%	1.1%
% of Patients satisfied with the dentistry they have received	8	8	N/A	91.3%	91.8%	91.7%
% of Patients satisfied with the time they had to wait for an appointment	6	8	N/A	86.3%	88.4%	88.0%

* This is based on patients treated on this contract for their most recent course of treatment. Figures in italics indicate the base number of FP17s or Patient Questionnaire responses are less than 100. N/A is shown where the base number of responses is less than 10 during the period. % is calculated as Quantity/Base number*100

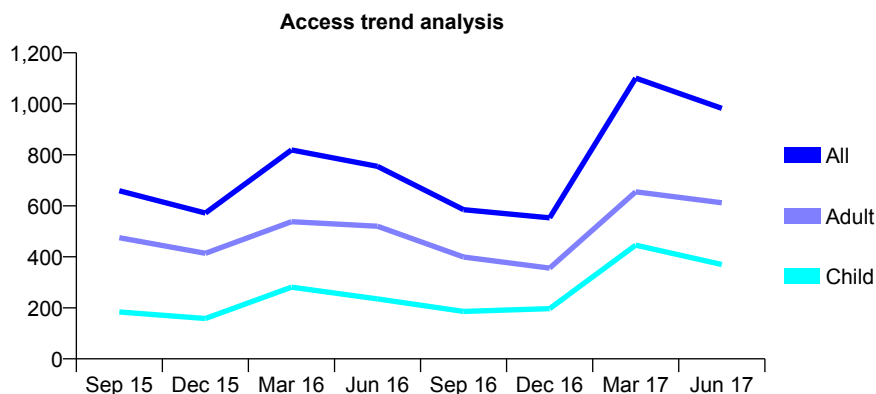
Q56 - Vital Signs At a Glance Contract Report for 763438/0003 - June 2017

Name or company name	MR M SALEEM
Contract type name	GDS Contract
Purpose of contract	General
Contract start date	01/04/2008
Contract end date	

17/18 Contracted general activity (UDA)	3,000
Carry forward general activity (UDA)	0
17/18 Contracted orthodontic activity (UOA)	0
Carry forward orthodontic activity (UOA)	0
Baseline contract value	£74,705.35

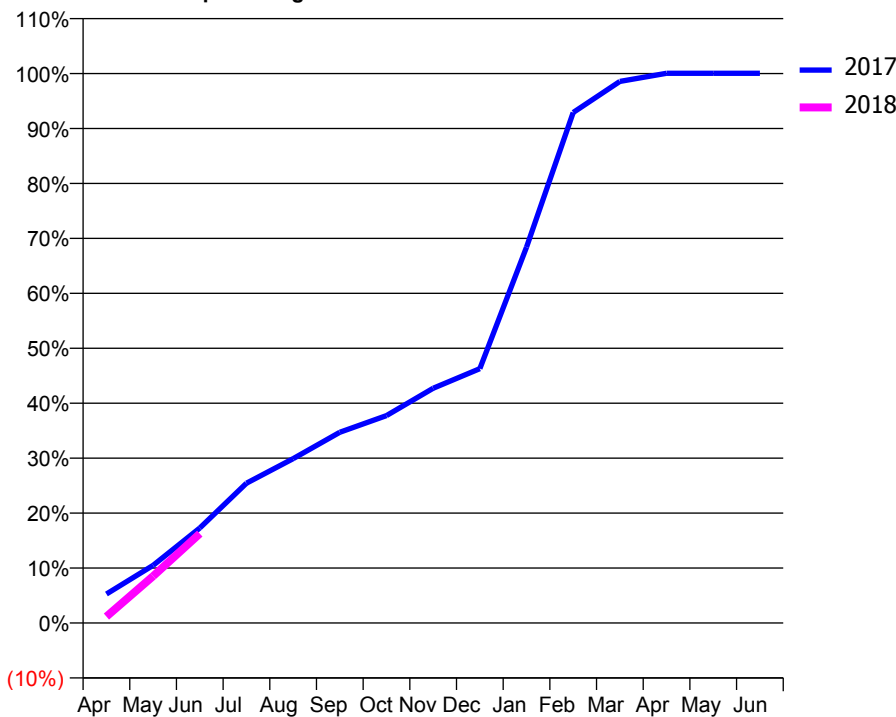
ACCESS*

Patients seen in 24 months	Total	Change since previous quarter
Quarter ending June 2016	755	
Quarter ending September 2016	585	↓
Quarter ending December 2016	553	↓
Quarter ending March 2017	1,101	↑
Quarter ending June 2017	982	↓
Variance since June 2016	30.1%	↑



ACTIVITY

Cumulative percentage of contracted UDA delivered 2017 & 2018



Month	Adjusted Scheduled Activity (UDA)	
	2017	2018
April	158	36
May	315	256
June	518	488
July	764	
August	897	
September	1,041	
October	1,133	
November	1,282	
December	1,389	
January	2,052	
February	2,787	
March	2,957	
April	3,001	
May	3,001	
June	3,001	

QUALITY

	Quantity	Base Number	Contract	AT	Region	England
% of FP17s for the same patient ID Re-attending within 3 months - Children	10	67	14.9%	11.0%	11.7%	12.0%
% of FP17s for the same patient ID Re-attending within 3 months - Adults	12	118	10.2%	14.6%	15.2%	16.0%
% of FP17s for the same patient ID Re-attending between 3 & 9 months - Children	19	67	28.4%	59.1%	59.1%	58.0%
% of FP17s for the same patient ID Re-attending between 3 & 9 months - Adults	14	118	11.9%	49.1%	52.2%	50.9%
% of FP17s for Band 1 Urgent Courses	10	152	6.6%	9.4%	7.9%	9.1%
% of FP17s Relating to Free Repair or Replacements	1	152	0.7%	0.8%	0.8%	0.8%
% of FP17s Relating to Continuations	0	152	0.0%	1.1%	1.1%	1.1%
% of Patients satisfied with the dentistry they have received	1	2	N/A	91.3%	91.8%	91.7%
% of Patients satisfied with the time they had to wait for an appointment	2	2	N/A	86.3%	88.4%	88.0%

* This is based on patients treated on this contract for their most recent course of treatment. Figures in italics indicate the base number of FP17s or Patient Questionnaire responses are less than 100. N/A is shown where the base number of responses is less than 10 during the period. % is calculated as Quantity/Base number*100

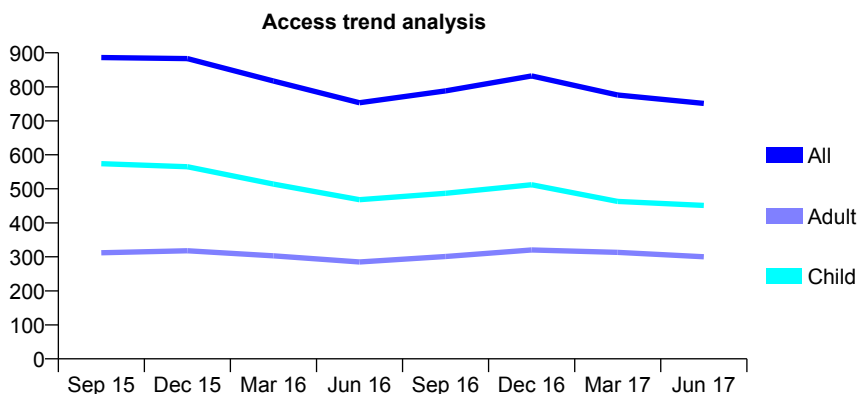
Q56 - Vital Signs At a Glance Contract Report for 767123/0001 - June 2017

Name or company name	MISS Z WIESE
Contract type name	GDS Contract
Purpose of contract	General
Contract start date	01/04/2006
Contract end date	

17/18 Contracted general activity (UDA)	2,160
Carry forward general activity (UDA)	0
17/18 Contracted orthodontic activity (UOA)	0
Carry forward orthodontic activity (UOA)	0
Baseline contract value	£82,300.53

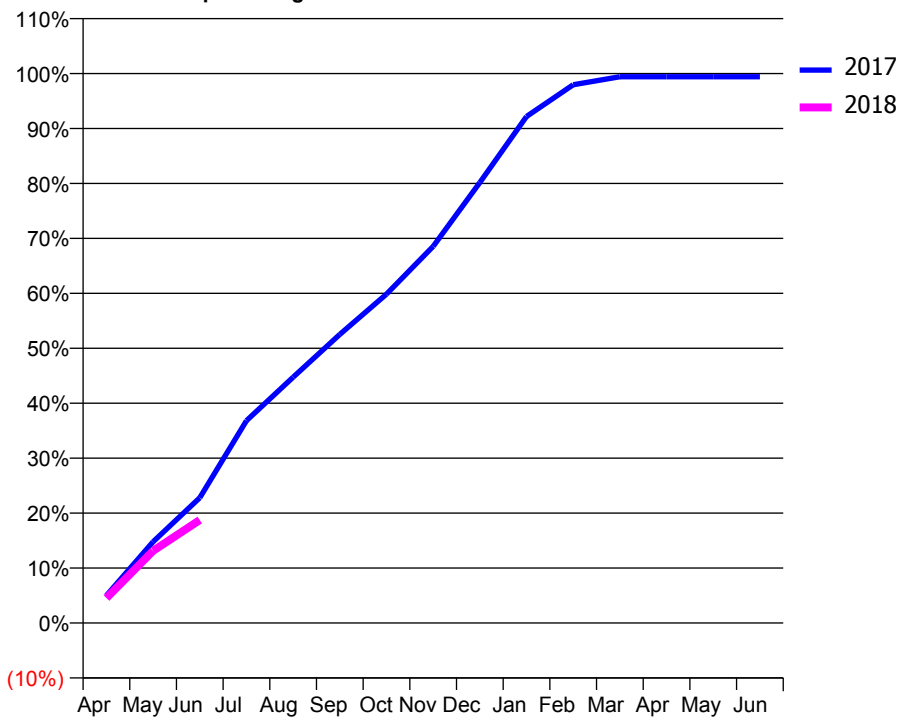
ACCESS*

Patients seen in 24 months	Total	Change since previous quarter
Quarter ending June 2016	753	
Quarter ending September 2016	788	↑
Quarter ending December 2016	832	↑
Quarter ending March 2017	776	↓
Quarter ending June 2017	751	↓
Variance since June 2016	(0.3%)	→



ACTIVITY

Cumulative percentage of contracted UDA delivered 2017 & 2018



Month	Adjusted Scheduled Activity (UDA)	
	2017	2018
April	108	98
May	319	284
June	492	405
July	795	
August	966	
September	1,134	
October	1,293	
November	1,481	
December	1,732	
January	1,991	
February	2,116	
March	2,147	
April	2,147	
May	2,147	
June	2,147	

QUALITY

	Quantity	Base Number	Contract	AT	Region	England
% of FP17s for the same patient ID Re-attending within 3 months - Children	2	143	1.4%	11.0%	11.7%	12.0%
% of FP17s for the same patient ID Re-attending within 3 months - Adults	10	56	17.9%	14.6%	15.2%	16.0%
% of FP17s for the same patient ID Re-attending between 3 & 9 months - Children	69	143	48.3%	59.1%	59.1%	58.0%
% of FP17s for the same patient ID Re-attending between 3 & 9 months - Adults	21	56	37.5%	49.1%	52.2%	50.9%
% of FP17s for Band 1 Urgent Courses	10	198	5.1%	9.4%	7.9%	9.1%
% of FP17s Relating to Free Repair or Replacements	0	198	0.0%	0.8%	0.8%	0.8%
% of FP17s Relating to Continuations	0	198	0.0%	1.1%	1.1%	1.1%
% of Patients satisfied with the dentistry they have received	1	1	N/A	91.3%	91.8%	91.7%
% of Patients satisfied with the time they had to wait for an appointment	1	1	N/A	86.3%	88.4%	88.0%

* This is based on patients treated on this contract for their most recent course of treatment. Figures in italics indicate the base number of FP17s or Patient Questionnaire responses are less than 100. N/A is shown where the base number of responses is less than 10 during the period. % is calculated as Quantity/Base number*100

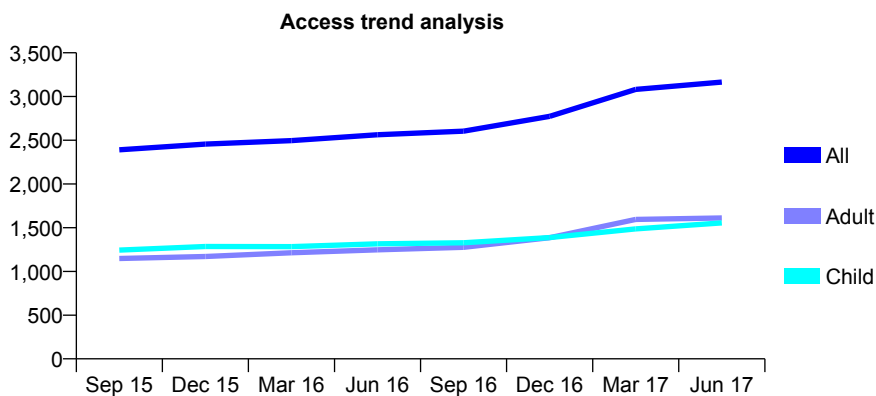
Q56 - Vital Signs At a Glance Contract Report for 767123/0002 - June 2017

Name or company name	MISS Z WIESE
Contract type name	GDS Contract
Purpose of contract	General
Contract start date	01/04/2006
Contract end date	

17/18 Contracted general activity (UDA)	7,400
Carry forward general activity (UDA)	0
17/18 Contracted orthodontic activity (UOA)	0
Carry forward orthodontic activity (UOA)	0
Baseline contract value	£196,590.74

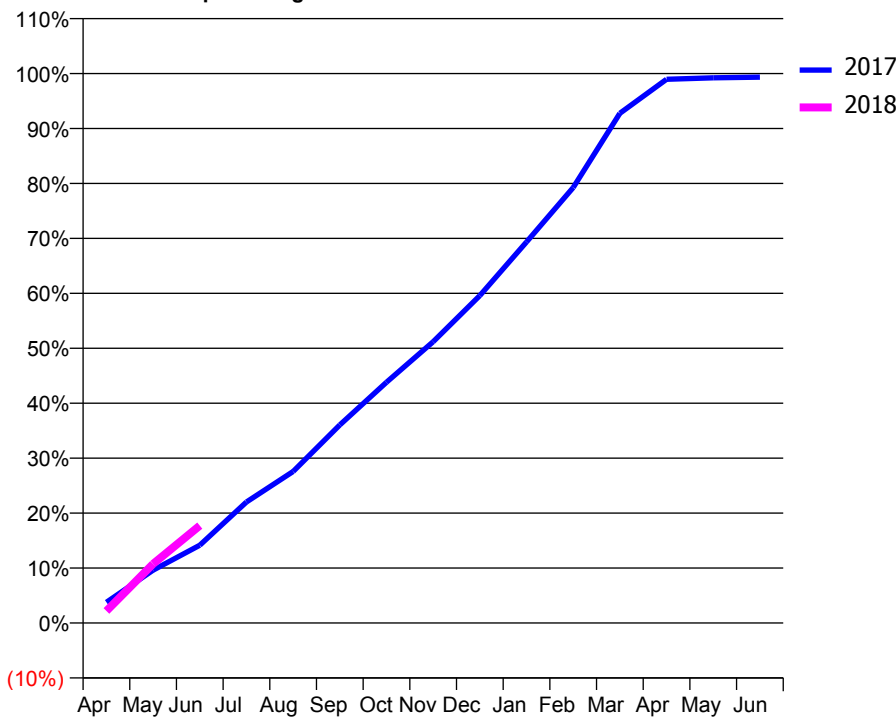
ACCESS*

Patients seen in 24 months	Total	Change since previous quarter
Quarter ending June 2016	2,563	
Quarter ending September 2016	2,604	→
Quarter ending December 2016	2,773	↑
Quarter ending March 2017	3,081	↑
Quarter ending June 2017	3,166	↑
Variance since June 2016	23.5%	↑



ACTIVITY

Cumulative percentage of contracted UDA delivered 2017 & 2018



Adjusted Scheduled Activity (UDA)		
Month	2017	2018
April	280	163
May	712	797
June	1,047	1,312
July	1,630	
August	2,040	
September	2,667	
October	3,242	
November	3,789	
December	4,409	
January	5,131	
February	5,864	
March	6,865	
April	7,323	
May	7,342	
June	7,351	

QUALITY

	Quantity	Base Number	Contract	AT	Region	England
% of FP17s for the same patient ID Re-attending within 3 months - Children	28	513	5.5%	11.0%	11.7%	12.0%
% of FP17s for the same patient ID Re-attending within 3 months - Adults	63	370	17.0%	14.6%	15.2%	16.0%
% of FP17s for the same patient ID Re-attending between 3 & 9 months - Children	224	513	43.7%	59.1%	59.1%	58.0%
% of FP17s for the same patient ID Re-attending between 3 & 9 months - Adults	128	370	34.6%	49.1%	52.2%	50.9%
% of FP17s for Band 1 Urgent Courses	44	623	7.1%	9.4%	7.9%	9.1%
% of FP17s Relating to Free Repair or Replacements	0	623	0.0%	0.8%	0.8%	0.8%
% of FP17s Relating to Continuations	1	623	0.2%	1.1%	1.1%	1.1%
% of Patients satisfied with the dentistry they have received	1	1	N/A	91.3%	91.8%	91.7%
% of Patients satisfied with the time they had to wait for an appointment	1	1	N/A	86.3%	88.4%	88.0%

* This is based on patients treated on this contract for their most recent course of treatment. Figures in italics indicate the base number of FP17s or Patient Questionnaire responses are less than 100. N/A is shown where the base number of responses is less than 10 during the period. % is calculated as Quantity/Base number*100

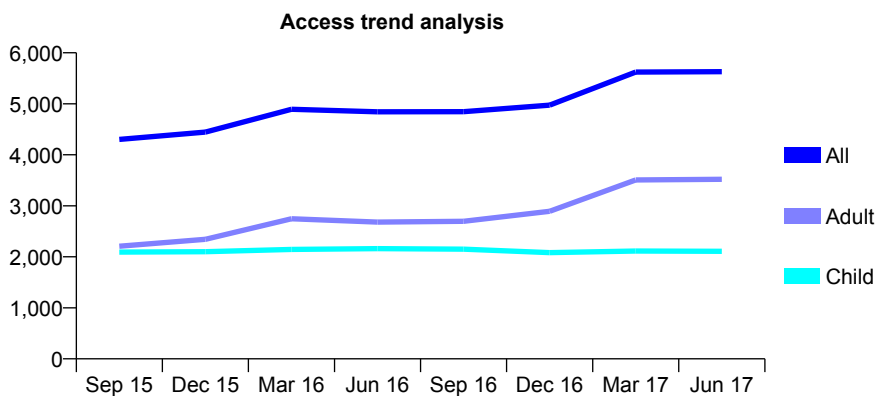
Q56 - Vital Signs At a Glance Contract Report for 767123/0003 - June 2017

Name or company name	MISS Z WIESE
Contract type name	GDS Contract
Purpose of contract	General
Contract start date	01/10/2007
Contract end date	

17/18 Contracted general activity (UDA)	13,400
Carry forward general activity (UDA)	0
17/18 Contracted orthodontic activity (UOA)	0
Carry forward orthodontic activity (UOA)	0
Baseline contract value	£380,977.90

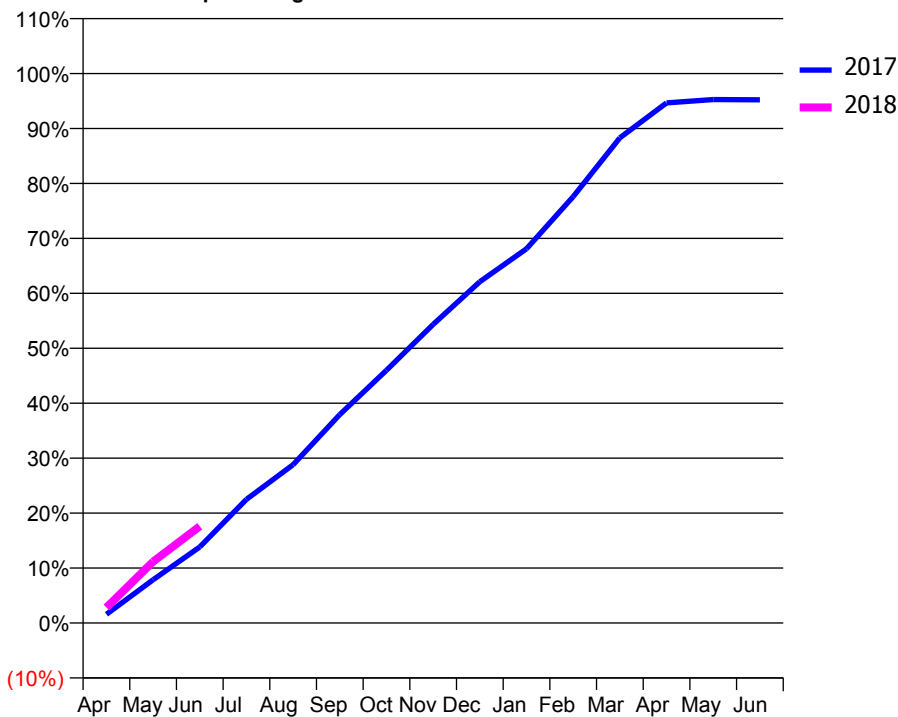
ACCESS*

Patients seen in 24 months	Total	Change since previous quarter
Quarter ending June 2016	4,842	
Quarter ending September 2016	4,847	→
Quarter ending December 2016	4,974	↑
Quarter ending March 2017	5,621	↑
Quarter ending June 2017	5,629	→
Variance since June 2016	16.3%	↑



ACTIVITY

Cumulative percentage of contracted UDA delivered 2017 & 2018



Month	Adjusted Scheduled Activity (UDA)	
	2017	2018
April	212	378
May	1,056	1,497
June	1,857	2,360
July	3,017	
August	3,861	
September	5,084	
October	6,165	
November	7,283	
December	8,324	
January	9,125	
February	10,399	
March	11,830	
April	12,684	
May	12,764	
June	12,759	

QUALITY

	Quantity	Base Number	Contract	AT	Region	England
% of FP17s for the same patient ID Re-attending within 3 months - Children	69	769	9.0%	11.0%	11.7%	12.0%
% of FP17s for the same patient ID Re-attending within 3 months - Adults	105	789	13.3%	14.6%	15.2%	16.0%
% of FP17s for the same patient ID Re-attending between 3 & 9 months - Children	429	769	55.8%	59.1%	59.1%	58.0%
% of FP17s for the same patient ID Re-attending between 3 & 9 months - Adults	292	789	37.0%	49.1%	52.2%	50.9%
% of FP17s for Band 1 Urgent Courses	90	1,050	8.6%	9.4%	7.9%	9.1%
% of FP17s Relating to Free Repair or Replacements	0	1,050	0.0%	0.8%	0.8%	0.8%
% of FP17s Relating to Continuations	1	1,050	0.1%	1.1%	1.1%	1.1%
% of Patients satisfied with the dentistry they have received	9	11	81.8%	91.3%	91.8%	91.7%
% of Patients satisfied with the time they had to wait for an appointment	10	11	90.9%	86.3%	88.4%	88.0%

* This is based on patients treated on this contract for their most recent course of treatment. Figures in italics indicate the base number of FP17s or Patient Questionnaire responses are less than 100. N/A is shown where the base number of responses is less than 10 during the period. % is calculated as Quantity/Base number*100

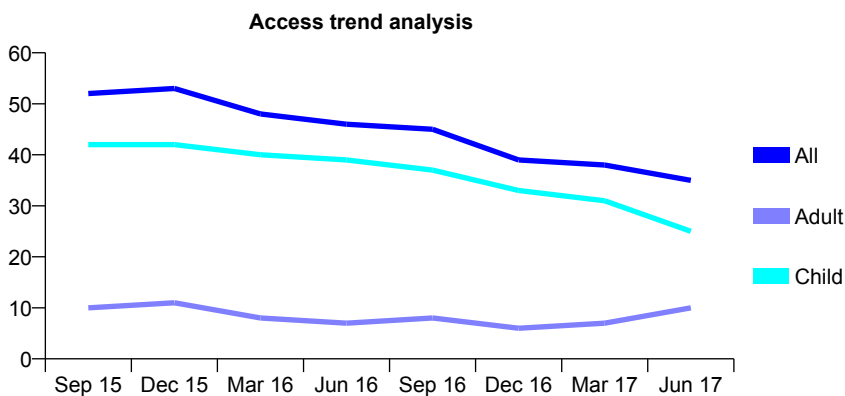
Q56 - Vital Signs At a Glance Contract Report for 768316/0001 - June 2017

Name or company name	MR A MOBLI
Contract type name	GDS Contract
Purpose of contract	General
Contract start date	01/04/2006
Contract end date	

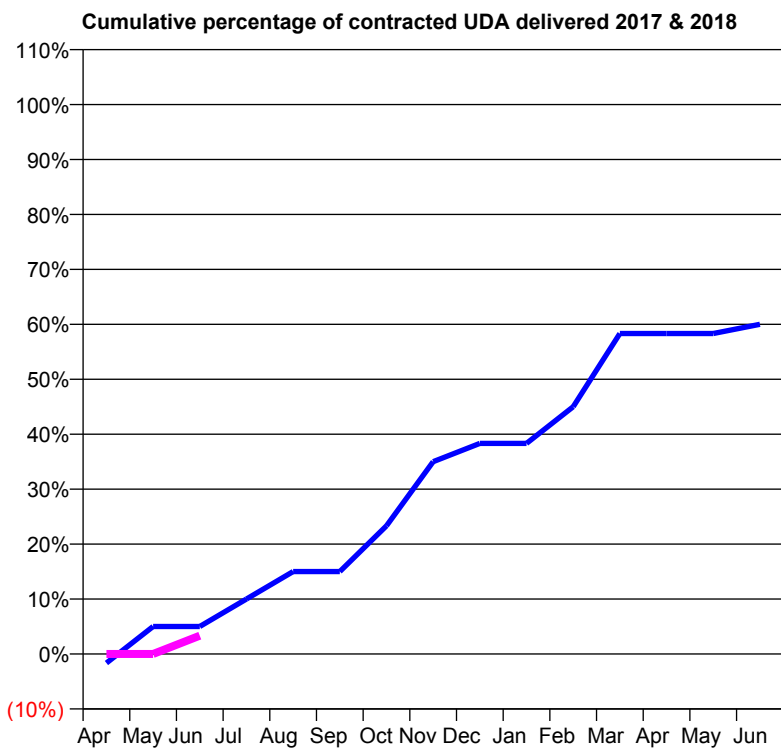
17/18 Contracted general activity (UDA)	60
Carry forward general activity (UDA)	0
17/18 Contracted orthodontic activity (UOA)	0
Carry forward orthodontic activity (UOA)	0
Baseline contract value	£1,342.33

ACCESS*

Patients seen in 24 months	Total	Change since previous quarter
Quarter ending June 2016	46	
Quarter ending September 2016	45	↓
Quarter ending December 2016	39	↓
Quarter ending March 2017	38	↓
Quarter ending June 2017	35	↓
Variance since June 2016	(23.9%)	↓



ACTIVITY



Month	Adjusted Scheduled Activity (UDA)	
	2017	2018
April	-1	0
May	3	0
June	3	2
July	6	
August	9	
September	9	
October	14	
November	21	
December	23	
January	23	
February	27	
March	35	
April	35	
May	35	
June	36	

QUALITY

	Quantity	Base Number	Contract	AT	Region	England
% of FP17s for the same patient ID Re-attending within 3 months - Children	0	3	0.0%	11.0%	11.7%	12.0%
% of FP17s for the same patient ID Re-attending within 3 months - Adults	0	0	N/A	14.6%	15.2%	16.0%
% of FP17s for the same patient ID Re-attending between 3 & 9 months - Children	2	3	66.7%	59.1%	59.1%	58.0%
% of FP17s for the same patient ID Re-attending between 3 & 9 months - Adults	0	0	N/A	49.1%	52.2%	50.9%
% of FP17s for Band 1 Urgent Courses	0	2	0.0%	9.4%	7.9%	9.1%
% of FP17s Relating to Free Repair or Replacements	0	2	0.0%	0.8%	0.8%	0.8%
% of FP17s Relating to Continuations	0	2	0.0%	1.1%	1.1%	1.1%
% of Patients satisfied with the dentistry they have received	0	0	N/A	91.3%	91.8%	91.7%
% of Patients satisfied with the time they had to wait for an appointment	0	0	N/A	86.3%	88.4%	88.0%

* This is based on patients treated on this contract for their most recent course of treatment. Figures in italics indicate the base number of FP17s or Patient Questionnaire responses are less than 100. N/A is shown where the base number of responses is less than 10 during the period. % is calculated as Quantity/Base number*100

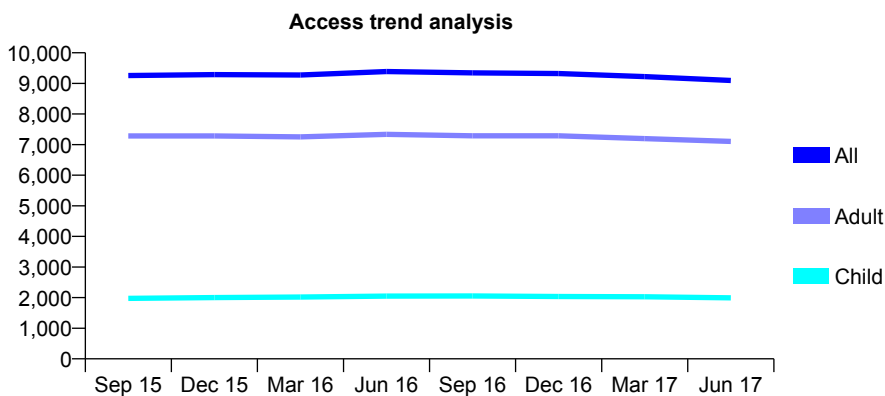
Q56 - Vital Signs At a Glance Contract Report for 771708/0001 - June 2017

Name or company name	MR AC HUNTER
Contract type name	GDS Contract
Purpose of contract	General
Contract start date	01/03/2008
Contract end date	

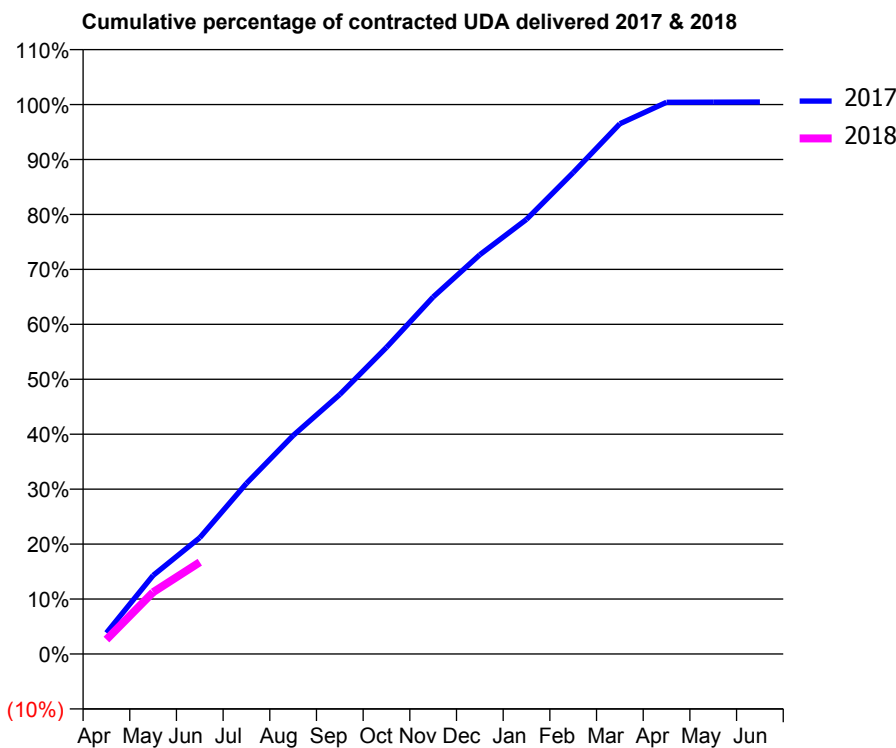
17/18 Contracted general activity (UDA)	24,346
Carry forward general activity (UDA)	0
17/18 Contracted orthodontic activity (UOA)	0
Carry forward orthodontic activity (UOA)	0
Baseline contract value	£585,793.86

ACCESS*

Patients seen in 24 months	Total	Change since previous quarter
Quarter ending June 2016	9,386	
Quarter ending September 2016	9,343	→
Quarter ending December 2016	9,324	→
Quarter ending March 2017	9,224	↓
Quarter ending June 2017	9,097	↓
Variance since June 2016	(3.1%)	↓



ACTIVITY



Month	Adjusted Scheduled Activity (UDA)	
	2017	2018
April	939	640
May	3,486	2,736
June	5,152	4,066
July	7,558	
August	9,680	
September	11,500	
October	13,583	
November	15,816	
December	17,693	
January	19,260	
February	21,333	
March	23,495	
April	24,447	
May	24,453	
June	24,456	

QUALITY

	Quantity	Base Number	Contract	AT	Region	England
% of FP17s for the same patient ID Re-attending within 3 months - Children	65	785	8.3%	11.0%	11.7%	12.0%
% of FP17s for the same patient ID Re-attending within 3 months - Adults	335	2,218	15.1%	14.6%	15.2%	16.0%
% of FP17s for the same patient ID Re-attending between 3 & 9 months - Children	525	785	66.9%	59.1%	59.1%	58.0%
% of FP17s for the same patient ID Re-attending between 3 & 9 months - Adults	1,119	2,218	50.5%	49.1%	52.2%	50.9%
% of FP17s for Band 1 Urgent Courses	200	2,237	8.9%	9.4%	7.9%	9.1%
% of FP17s Relating to Free Repair or Replacements	13	2,237	0.6%	0.8%	0.8%	0.8%
% of FP17s Relating to Continuations	26	2,237	1.2%	1.1%	1.1%	1.1%
% of Patients satisfied with the dentistry they have received	16	17	94.1%	91.3%	91.8%	91.7%
% of Patients satisfied with the time they had to wait for an appointment	14	17	82.4%	86.3%	88.4%	88.0%

* This is based on patients treated on this contract for their most recent course of treatment. Figures in italics indicate the base number of FP17s or Patient Questionnaire responses are less than 100. N/A is shown where the base number of responses is less than 10 during the period. % is calculated as Quantity/Base number*100

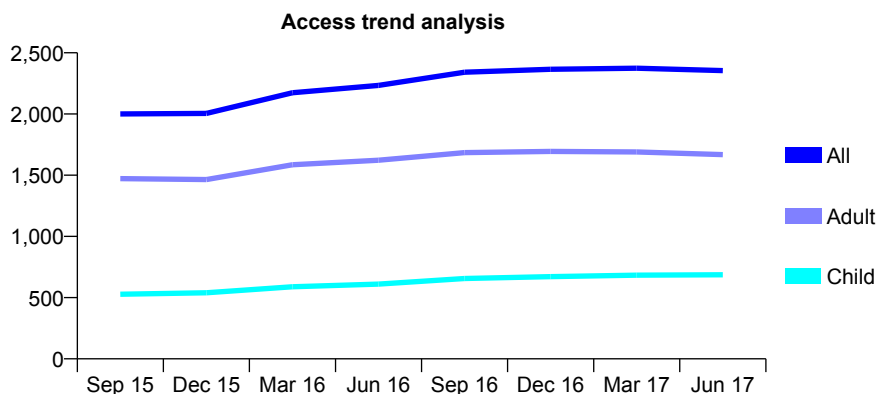
Q56 - Vital Signs At a Glance Contract Report for 773840/0001 - June 2017

Name or company name	MRS JA HASSAN
Contract type name	GDS Contract
Purpose of contract	General
Contract start date	01/04/2006
Contract end date	

17/18 Contracted general activity (UDA)	6,000
Carry forward general activity (UDA)	0
17/18 Contracted orthodontic activity (UOA)	0
Carry forward orthodontic activity (UOA)	0
Baseline contract value	£133,356.83

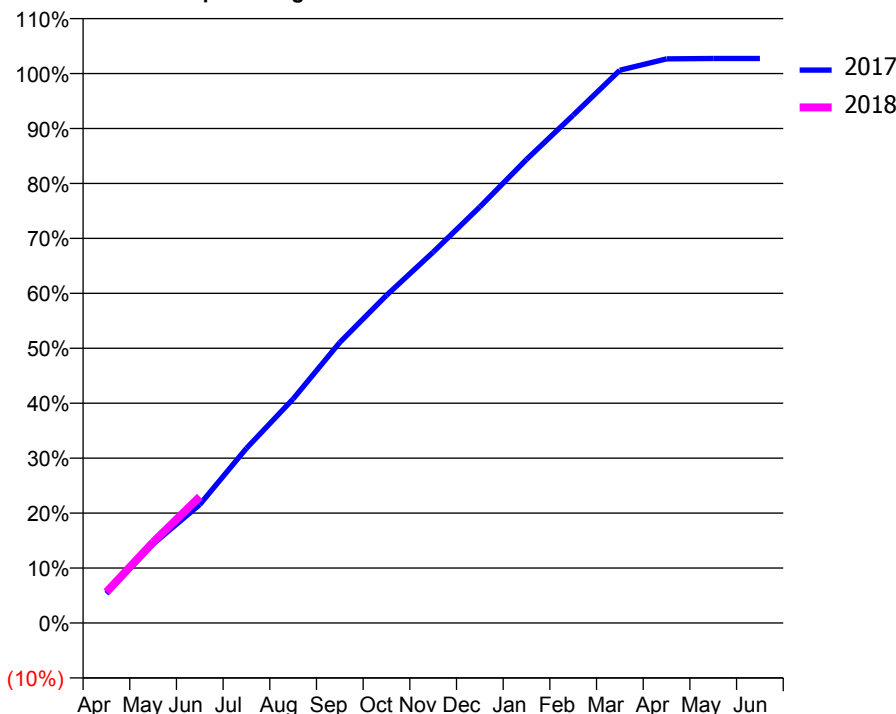
ACCESS*

Patients seen in 24 months	Total	Change since previous quarter
Quarter ending June 2016	2,234	
Quarter ending September 2016	2,341	↑
Quarter ending December 2016	2,366	→
Quarter ending March 2017	2,374	→
Quarter ending June 2017	2,355	→
Variance since June 2016	5.4%	↑



ACTIVITY

Cumulative percentage of contracted UDA delivered 2017 & 2018



Month	Adjusted Scheduled Activity (UDA)	
	2017	2018
April	321	338
May	863	883
June	1,294	1,379
July	1,909	
August	2,447	
September	3,065	
October	3,578	
November	4,050	
December	4,543	
January	5,062	
February	5,545	
March	6,035	
April	6,160	
May	6,163	
June	6,163	

QUALITY

	Quantity	Base Number	Contract	AT	Region	England
% of FP17s for the same patient ID Re-attending within 3 months - Children	10	261	3.8%	11.0%	11.7%	12.0%
% of FP17s for the same patient ID Re-attending within 3 months - Adults	93	541	17.2%	14.6%	15.2%	16.0%
% of FP17s for the same patient ID Re-attending between 3 & 9 months - Children	185	261	70.9%	59.1%	59.1%	58.0%
% of FP17s for the same patient ID Re-attending between 3 & 9 months - Adults	219	541	40.5%	49.1%	52.2%	50.9%
% of FP17s for Band 1 Urgent Courses	87	731	11.9%	9.4%	7.9%	9.1%
% of FP17s Relating to Free Repair or Replacements	2	731	0.3%	0.8%	0.8%	0.8%
% of FP17s Relating to Continuations	3	731	0.4%	1.1%	1.1%	1.1%
% of Patients satisfied with the dentistry they have received	2	2	N/A	91.3%	91.8%	91.7%
% of Patients satisfied with the time they had to wait for an appointment	2	2	N/A	86.3%	88.4%	88.0%

* This is based on patients treated on this contract for their most recent course of treatment. Figures in italics indicate the base number of FP17s or Patient Questionnaire responses are less than 100. N/A is shown where the base number of responses is less than 10 during the period. % is calculated as Quantity/Base number*100

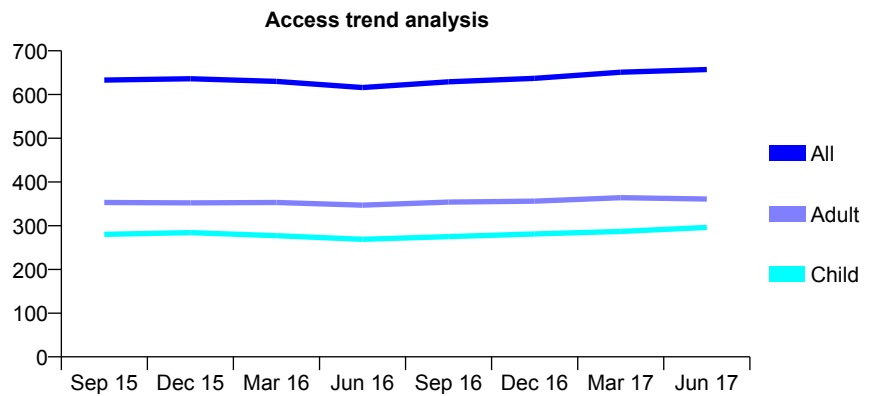
Q56 - Vital Signs At a Glance Contract Report for 800759/0002 - June 2017

Name or company name	MR D JONES
Contract type name	GDS Contract
Purpose of contract	General
Contract start date	28/07/2011
Contract end date	

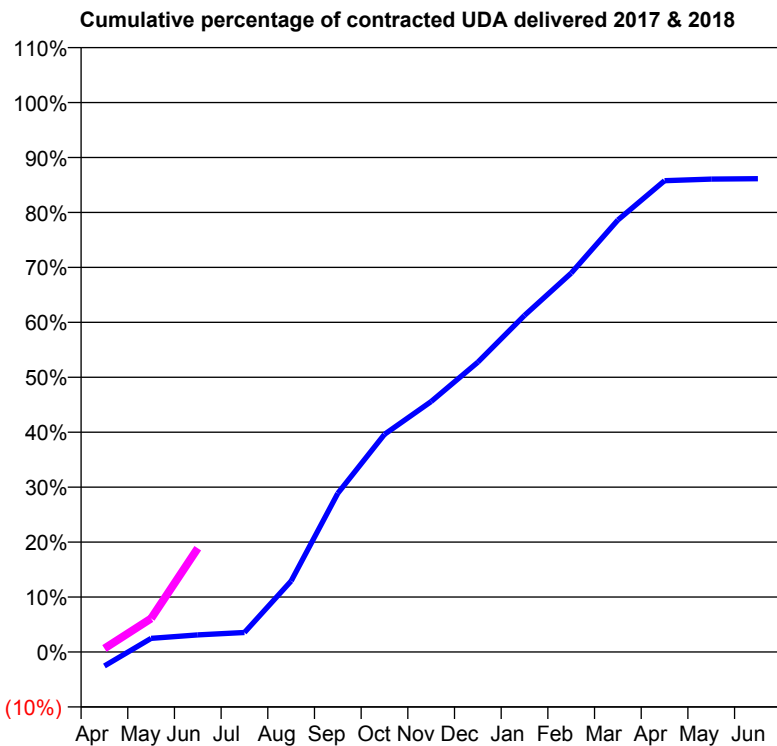
17/18 Contracted general activity (UDA)	1,409
Carry forward general activity (UDA)	0
17/18 Contracted orthodontic activity (UOA)	0
Carry forward orthodontic activity (UOA)	0
Baseline contract value	£27,079.79

ACCESS*

Patients seen in 24 months	Total	Change since previous quarter
Quarter ending June 2016	616	
Quarter ending September 2016	629	↑
Quarter ending December 2016	637	→
Quarter ending March 2017	651	↑
Quarter ending June 2017	657	→
Variance since June 2016	6.7%	↑



ACTIVITY



Month	Adjusted Scheduled Activity (UDA)	
	2017	2018
April	-36	9
May	35	86
June	44	266
July	50	
August	182	
September	407	
October	558	
November	642	
December	743	
January	863	
February	972	
March	1,108	
April	1,209	
May	1,213	
June	1,214	

QUALITY

	Quantity	Base Number	Contract	AT	Region	England
% of FP17s for the same patient ID Re-attending within 3 months - Children	6	118	5.1%	11.0%	11.7%	12.0%
% of FP17s for the same patient ID Re-attending within 3 months - Adults	13	126	10.3%	14.6%	15.2%	16.0%
% of FP17s for the same patient ID Re-attending between 3 & 9 months - Children	71	118	60.2%	59.1%	59.1%	58.0%
% of FP17s for the same patient ID Re-attending between 3 & 9 months - Adults	87	126	69.0%	49.1%	52.2%	50.9%
% of FP17s for Band 1 Urgent Courses	1	155	0.6%	9.4%	7.9%	9.1%
% of FP17s Relating to Free Repair or Replacements	1	155	0.6%	0.8%	0.8%	0.8%
% of FP17s Relating to Continuations	0	155	0.0%	1.1%	1.1%	1.1%
% of Patients satisfied with the dentistry they have received	0	0	N/A	91.3%	91.8%	91.7%
% of Patients satisfied with the time they had to wait for an appointment	0	0	N/A	86.3%	88.4%	88.0%

* This is based on patients treated on this contract for their most recent course of treatment. Figures in italics indicate the base number of FP17s or Patient Questionnaire responses are less than 100. N/A is shown where the base number of responses is less than 10 during the period. % is calculated as Quantity/Base number*100

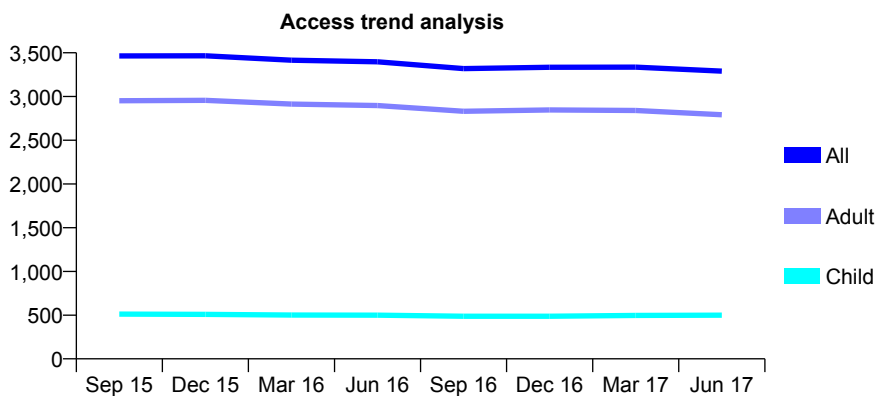
Q56 - Vital Signs At a Glance Contract Report for 809268/0001 - June 2017

Name or company name	MR DW FERNS
Contract type name	GDS Contract
Purpose of contract	General
Contract start date	01/04/2006
Contract end date	

17/18 Contracted general activity (UDA)	9,437
Carry forward general activity (UDA)	0
17/18 Contracted orthodontic activity (UOA)	0
Carry forward orthodontic activity (UOA)	0
Baseline contract value	£225,897.90

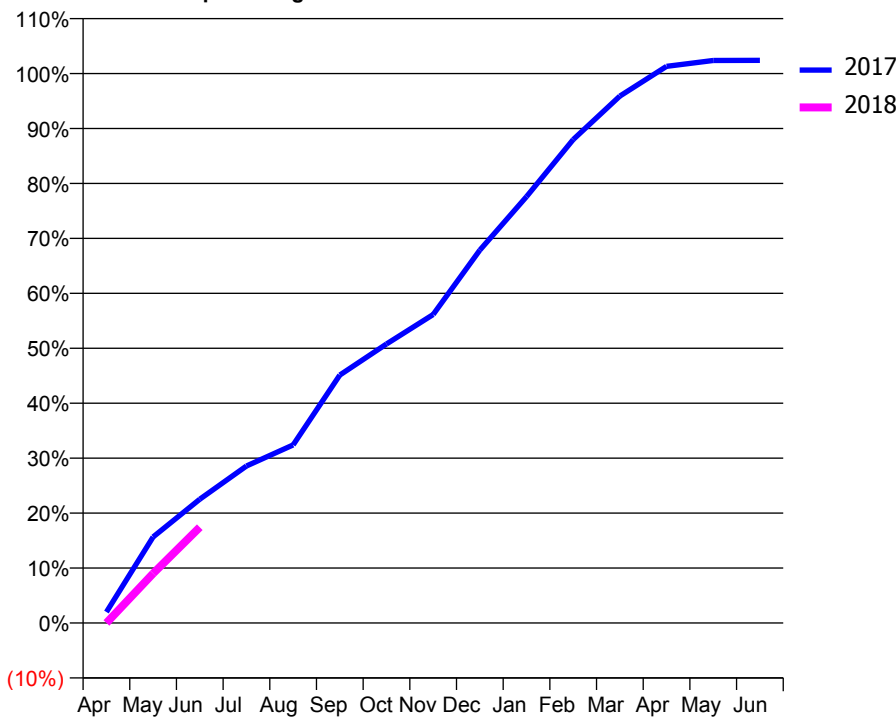
ACCESS*

Patients seen in 24 months	Total	Change since previous quarter
Quarter ending June 2016	3,397	
Quarter ending September 2016	3,319	↓
Quarter ending December 2016	3,334	→
Quarter ending March 2017	3,336	→
Quarter ending June 2017	3,291	↓
Variance since June 2016	(3.1%)	↓



ACTIVITY

Cumulative percentage of contracted UDA delivered 2017 & 2018



Month	Adjusted Scheduled Activity (UDA)	
	2017	2018
April	189	0
May	1,479	852
June	2,125	1,646
July	2,697	
August	3,058	
September	4,259	
October	4,792	
November	5,298	
December	6,405	
January	7,322	
February	8,302	
March	9,049	
April	9,561	
May	9,661	
June	9,662	

QUALITY

	Quantity	Base Number	Contract	AT	Region	England
% of FP17s for the same patient ID Re-attending within 3 months - Children	7	127	5.5%	11.0%	11.7%	12.0%
% of FP17s for the same patient ID Re-attending within 3 months - Adults	146	796	18.3%	14.6%	15.2%	16.0%
% of FP17s for the same patient ID Re-attending between 3 & 9 months - Children	23	127	18.1%	59.1%	59.1%	58.0%
% of FP17s for the same patient ID Re-attending between 3 & 9 months - Adults	229	796	28.8%	49.1%	52.2%	50.9%
% of FP17s for Band 1 Urgent Courses	124	671	18.5%	9.4%	7.9%	9.1%
% of FP17s Relating to Free Repair or Replacements	10	671	1.5%	0.8%	0.8%	0.8%
% of FP17s Relating to Continuations	15	671	2.2%	1.1%	1.1%	1.1%
% of Patients satisfied with the dentistry they have received	10	10	100.0%	91.3%	91.8%	91.7%
% of Patients satisfied with the time they had to wait for an appointment	10	10	100.0%	86.3%	88.4%	88.0%

* This is based on patients treated on this contract for their most recent course of treatment. Figures in italics indicate the base number of FP17s or Patient Questionnaire responses are less than 100. N/A is shown where the base number of responses is less than 10 during the period. % is calculated as Quantity/Base number*100

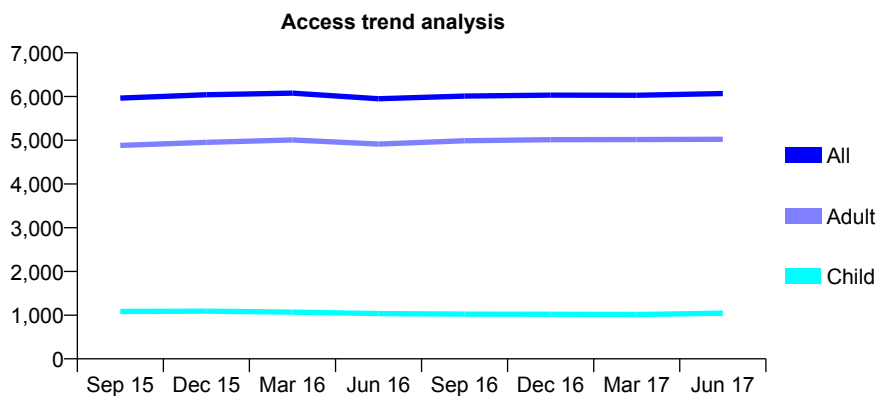
Q56 - Vital Signs At a Glance Contract Report for 812072/0001 - June 2017

Name or company name	MR JD WITHERLEY
Contract type name	GDS Contract
Purpose of contract	General
Contract start date	01/04/2006
Contract end date	

17/18 Contracted general activity (UDA)	14,528
Carry forward general activity (UDA)	0
17/18 Contracted orthodontic activity (UOA)	0
Carry forward orthodontic activity (UOA)	0
Baseline contract value	£328,603.03

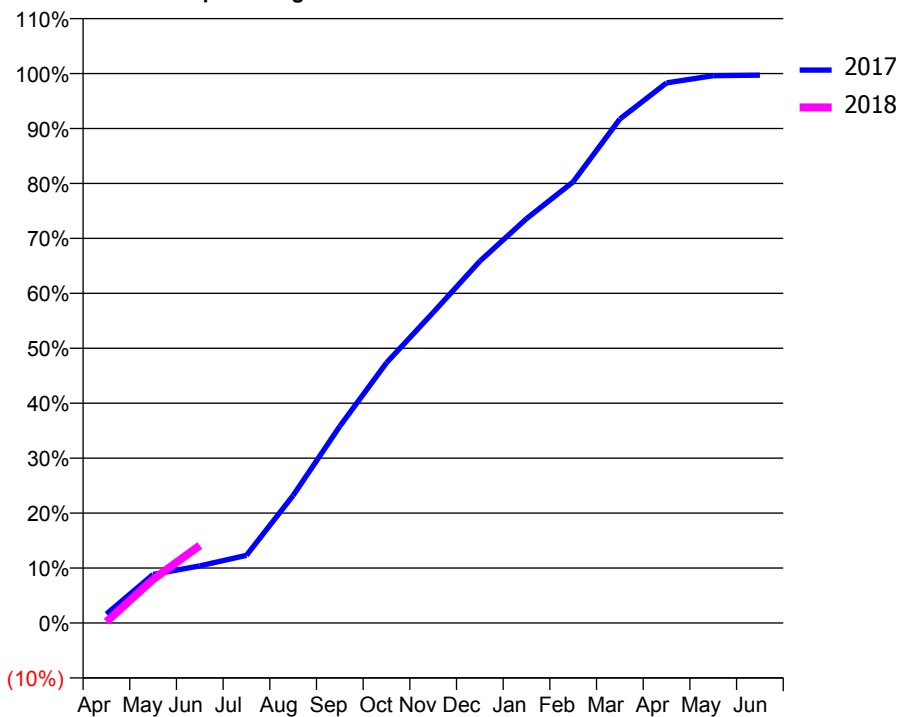
ACCESS*

Patients seen in 24 months	Total	Change since previous quarter
Quarter ending June 2016	5,948	
Quarter ending September 2016	6,010	→
Quarter ending December 2016	6,031	→
Quarter ending March 2017	6,029	→
Quarter ending June 2017	6,067	→
Variance since June 2016	2.0%	↑



ACTIVITY

Cumulative percentage of contracted UDA delivered 2017 & 2018



Month	Adjusted Scheduled Activity (UDA)	
	2017	2018
April	238	33
May	1,284	1,153
June	1,512	2,051
July	1,788	
August	3,374	
September	5,203	
October	6,881	
November	8,210	
December	9,565	
January	10,693	
February	11,663	
March	13,324	
April	14,280	
May	14,472	
June	14,486	

QUALITY

	Quantity	Base Number	Contract	AT	Region	England
% of FP17s for the same patient ID Re-attending within 3 months - Children	5	253	2.0%	11.0%	11.7%	12.0%
% of FP17s for the same patient ID Re-attending within 3 months - Adults	109	1,203	9.1%	14.6%	15.2%	16.0%
% of FP17s for the same patient ID Re-attending between 3 & 9 months - Children	46	253	18.2%	59.1%	59.1%	58.0%
% of FP17s for the same patient ID Re-attending between 3 & 9 months - Adults	335	1,203	27.8%	49.1%	52.2%	50.9%
% of FP17s for Band 1 Urgent Courses	70	1,006	7.0%	9.4%	7.9%	9.1%
% of FP17s Relating to Free Repair or Replacements	8	1,006	0.8%	0.8%	0.8%	0.8%
% of FP17s Relating to Continuations	16	1,006	1.6%	1.1%	1.1%	1.1%
% of Patients satisfied with the dentistry they have received	14	15	93.3%	91.3%	91.8%	91.7%
% of Patients satisfied with the time they had to wait for an appointment	14	15	93.3%	86.3%	88.4%	88.0%

* This is based on patients treated on this contract for their most recent course of treatment. Figures in italics indicate the base number of FP17s or Patient Questionnaire responses are less than 100. N/A is shown where the base number of responses is less than 10 during the period. % is calculated as Quantity/Base number*100

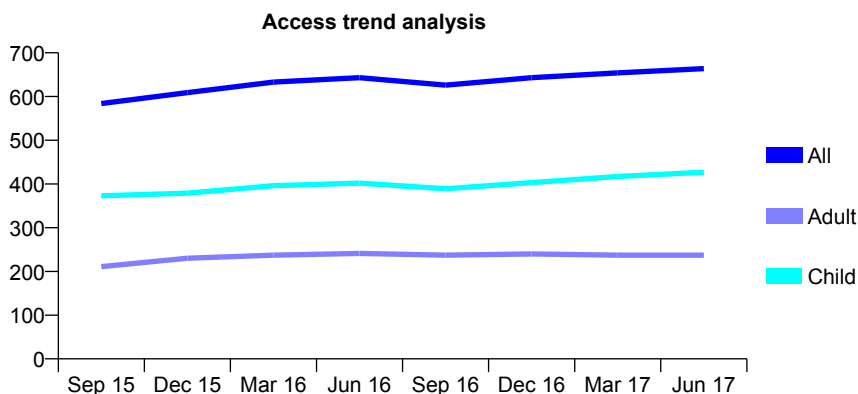
Q56 - Vital Signs At a Glance Contract Report for 812897/0001 - June 2017

Name or company name	MR WK DRYDEN
Contract type name	GDS Contract
Purpose of contract	General
Contract start date	01/04/2006
Contract end date	

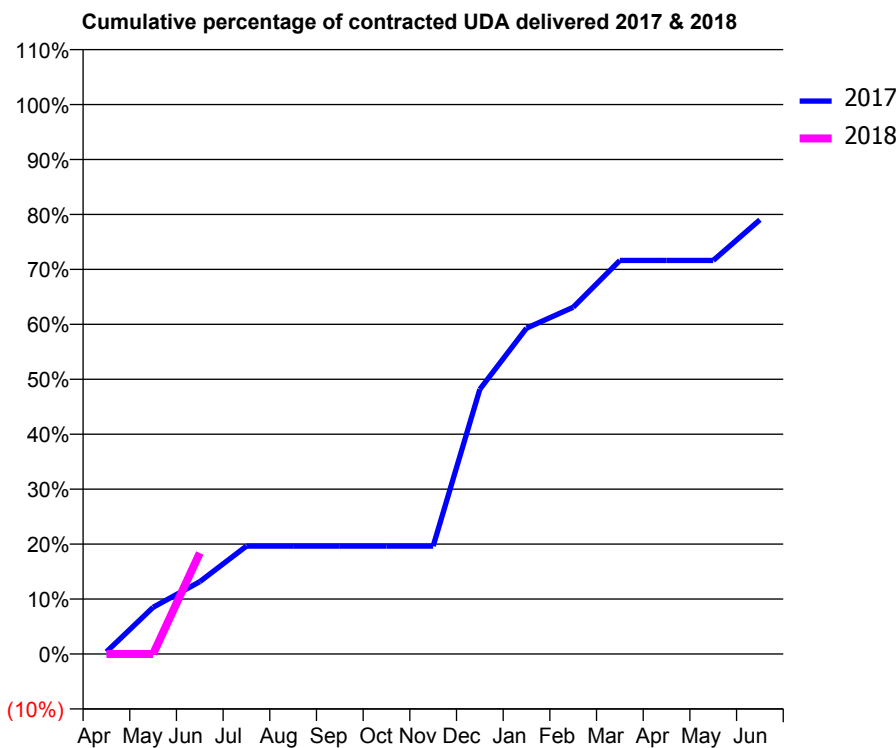
17/18 Contracted general activity (UDA)	1,529
Carry forward general activity (UDA)	0
17/18 Contracted orthodontic activity (UOA)	0
Carry forward orthodontic activity (UOA)	0
Baseline contract value	£48,214.95

ACCESS*

Patients seen in 24 months	Total	Change since previous quarter
Quarter ending June 2016	643	
Quarter ending September 2016	626	↓
Quarter ending December 2016	643	↑
Quarter ending March 2017	654	→
Quarter ending June 2017	664	→
Variance since June 2016	3.3%	↑



ACTIVITY



Adjusted Scheduled Activity (UDA)		
Month	2017	2018
April	6	0
May	130	0
June	201	281
July	300	
August	300	
September	300	
October	300	
November	300	
December	737	
January	907	
February	965	
March	1,095	
April	1,095	
May	1,095	
June	1,208	

QUALITY

	Quantity	Base Number	Contract	AT	Region	England
% of FP17s for the same patient ID Re-attending within 3 months - Children	8	175	4.6%	11.0%	11.7%	12.0%
% of FP17s for the same patient ID Re-attending within 3 months - Adults	4	54	7.4%	14.6%	15.2%	16.0%
% of FP17s for the same patient ID Re-attending between 3 & 9 months - Children	103	175	58.9%	59.1%	59.1%	58.0%
% of FP17s for the same patient ID Re-attending between 3 & 9 months - Adults	25	54	46.3%	49.1%	52.2%	50.9%
% of FP17s for Band 1 Urgent Courses	6	163	3.7%	9.4%	7.9%	9.1%
% of FP17s Relating to Free Repair or Replacements	0	163	0.0%	0.8%	0.8%	0.8%
% of FP17s Relating to Continuations	0	163	0.0%	1.1%	1.1%	1.1%
% of Patients satisfied with the dentistry they have received	0	0	N/A	91.3%	91.8%	91.7%
% of Patients satisfied with the time they had to wait for an appointment	0	0	N/A	86.3%	88.4%	88.0%

* This is based on patients treated on this contract for their most recent course of treatment. Figures in italics indicate the base number of FP17s or Patient Questionnaire responses are less than 100. N/A is shown where the base number of responses is less than 10 during the period. % is calculated as Quantity/Base number*100

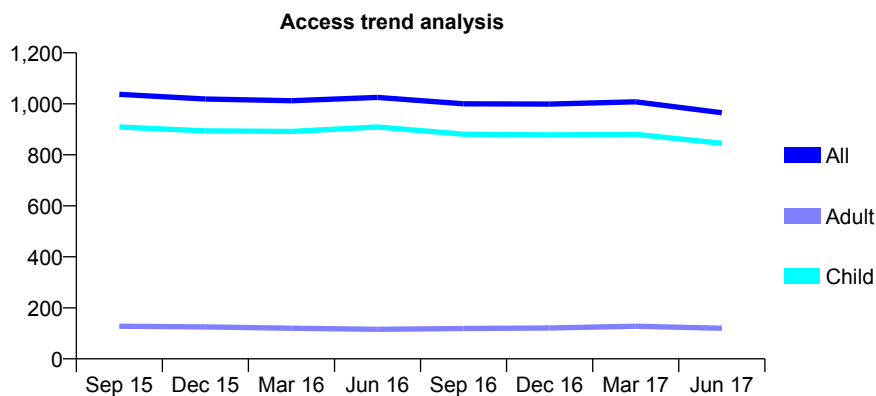
Q56 - Vital Signs At a Glance Contract Report for 819948/0001 - June 2017

Name or company name	MRS D STOKES
Contract type name	PDS Contract
Purpose of contract	General
Contract start date	01/06/2008
Contract end date	31/03/2018

17/18 Contracted general activity (UDA)	2,129
Carry forward general activity (UDA)	0
17/18 Contracted orthodontic activity (UOA)	0
Carry forward orthodontic activity (UOA)	0
Baseline contract value	£48,064.13

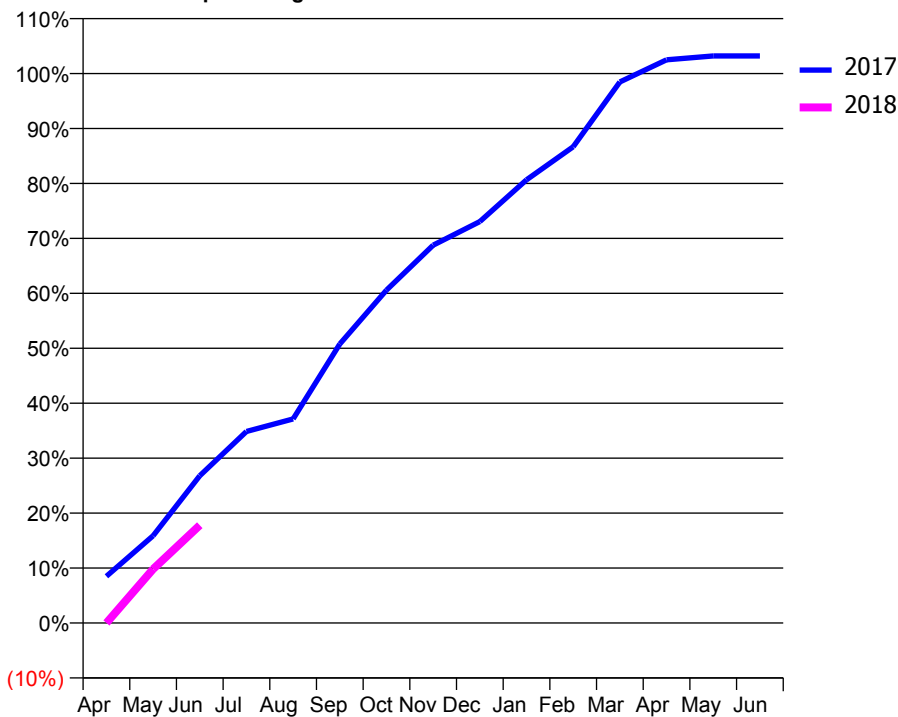
ACCESS*

Patients seen in 24 months	Total	Change since previous quarter
Quarter ending June 2016	1,025	
Quarter ending September 2016	1,000	↓
Quarter ending December 2016	999	→
Quarter ending March 2017	1,008	→
Quarter ending June 2017	965	↓
Variance since June 2016	(5.9%)	↓



ACTIVITY

Cumulative percentage of contracted UDA delivered 2017 & 2018



Adjusted Scheduled Activity (UDA)		
Month	2017	2018
April	181	0
May	338	209
June	571	379
July	742	
August	791	
September	1,081	
October	1,290	
November	1,464	
December	1,555	
January	1,717	
February	1,845	
March	2,096	
April	2,182	
May	2,197	
June	2,197	

QUALITY

	Quantity	Base Number	Contract	AT	Region	England
% of FP17s for the same patient ID Re-attending within 3 months - Children	15	313	4.8%	11.0%	11.7%	12.0%
% of FP17s for the same patient ID Re-attending within 3 months - Adults	0	16	0.0%	14.6%	15.2%	16.0%
% of FP17s for the same patient ID Re-attending between 3 & 9 months - Children	217	313	69.3%	59.1%	59.1%	58.0%
% of FP17s for the same patient ID Re-attending between 3 & 9 months - Adults	12	16	75.0%	49.1%	52.2%	50.9%
% of FP17s for Band 1 Urgent Courses	6	259	2.3%	9.4%	7.9%	9.1%
% of FP17s Relating to Free Repair or Replacements	0	259	0.0%	0.8%	0.8%	0.8%
% of FP17s Relating to Continuations	0	259	0.0%	1.1%	1.1%	1.1%
% of Patients satisfied with the dentistry they have received	4	4	N/A	91.3%	91.8%	91.7%
% of Patients satisfied with the time they had to wait for an appointment	3	4	N/A	86.3%	88.4%	88.0%

* This is based on patients treated on this contract for their most recent course of treatment. Figures in italics indicate the base number of FP17s or Patient Questionnaire responses are less than 100. N/A is shown where the base number of responses is less than 10 during the period. % is calculated as Quantity/Base number*100

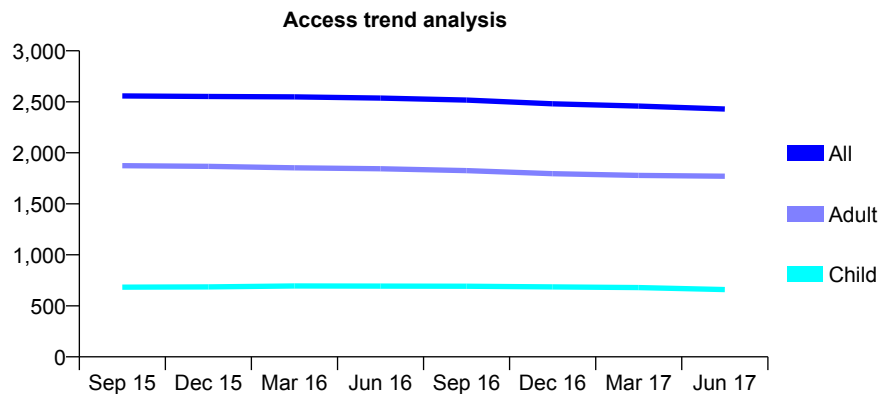
Q56 - Vital Signs At a Glance Contract Report for 825115/0001 - June 2017

Name or company name	MRS A RICKETTS
Contract type name	PDS Contract
Purpose of contract	General
Contract start date	01/05/2010
Contract end date	31/03/2018

17/18 Contracted general activity (UDA)	9,691
Carry forward general activity (UDA)	0
17/18 Contracted orthodontic activity (UOA)	0
Carry forward orthodontic activity (UOA)	0
Baseline contract value	£227,491.99

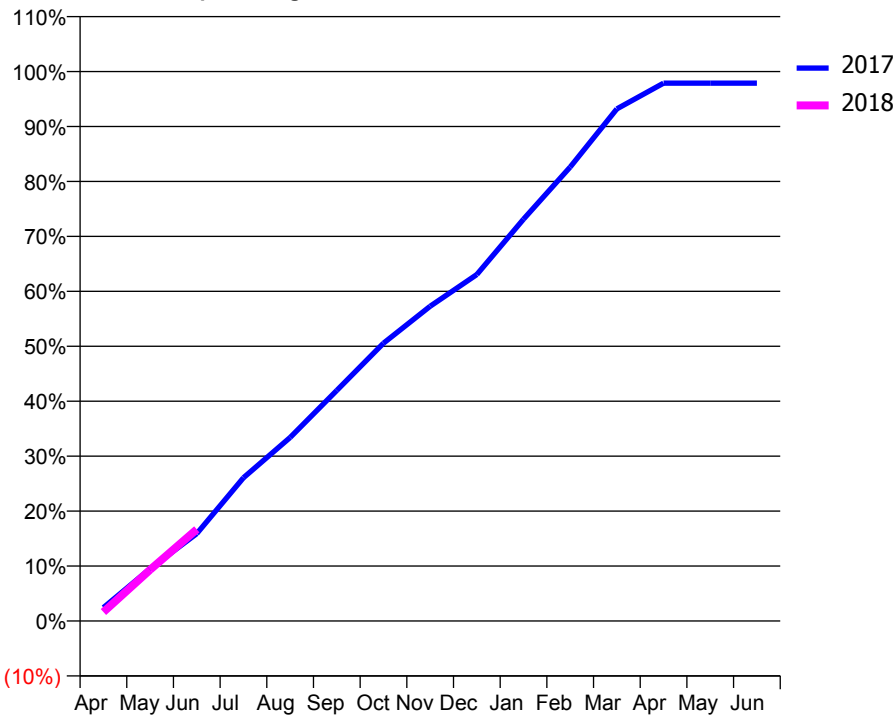
ACCESS*

Patients seen in 24 months	Total	Change since previous quarter
Quarter ending June 2016	2,537	
Quarter ending September 2016	2,517	→
Quarter ending December 2016	2,481	↓
Quarter ending March 2017	2,458	→
Quarter ending June 2017	2,430	↓
Variance since June 2016	(4.2%)	↓



ACTIVITY

Cumulative percentage of contracted UDA delivered 2017 & 2018



Month	Adjusted Scheduled Activity (UDA)	
	2017	2018
April	237	158
May	923	905
June	1,541	1,616
July	2,527	
August	3,237	
September	4,068	
October	4,899	
November	5,552	
December	6,111	
January	7,087	
February	8,006	
March	9,032	
April	9,487	
May	9,487	
June	9,487	

QUALITY

	Quantity	Base Number	Contract	AT	Region	England
% of FP17s for the same patient ID Re-attending within 3 months - Children	79	420	18.8%	11.0%	11.7%	12.0%
% of FP17s for the same patient ID Re-attending within 3 months - Adults	158	779	20.3%	14.6%	15.2%	16.0%
% of FP17s for the same patient ID Re-attending between 3 & 9 months - Children	293	420	69.8%	59.1%	59.1%	58.0%
% of FP17s for the same patient ID Re-attending between 3 & 9 months - Adults	518	779	66.5%	49.1%	52.2%	50.9%
% of FP17s for Band 1 Urgent Courses	60	1,006	6.0%	9.4%	7.9%	9.1%
% of FP17s Relating to Free Repair or Replacements	10	1,006	1.0%	0.8%	0.8%	0.8%
% of FP17s Relating to Continuations	5	1,006	0.5%	1.1%	1.1%	1.1%
% of Patients satisfied with the dentistry they have received	8	8	N/A	91.3%	91.8%	91.7%
% of Patients satisfied with the time they had to wait for an appointment	8	8	N/A	86.3%	88.4%	88.0%

* This is based on patients treated on this contract for their most recent course of treatment. Figures in italics indicate the base number of FP17s or Patient Questionnaire responses are less than 100. N/A is shown where the base number of responses is less than 10 during the period. % is calculated as Quantity/Base number*100

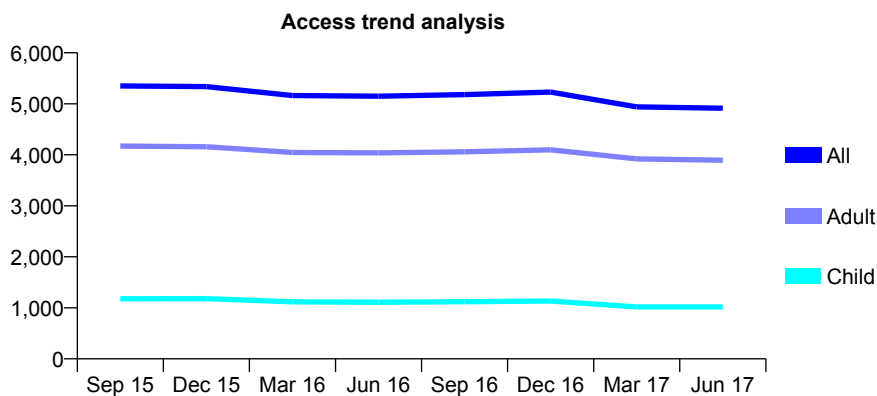
Q56 - Vital Signs At a Glance Contract Report for 827134/0006 - June 2017

Name or company name	MR JG PLUMMER
Contract type name	GDS Contract
Purpose of contract	General and Orthodontic
Contract start date	01/04/2006
Contract end date	

17/18 Contracted general activity (UDA)	13,778
Carry forward general activity (UDA)	0
17/18 Contracted orthodontic activity (UOA)	1,408
Carry forward orthodontic activity (UOA)	0
Baseline contract value	£554,633.23

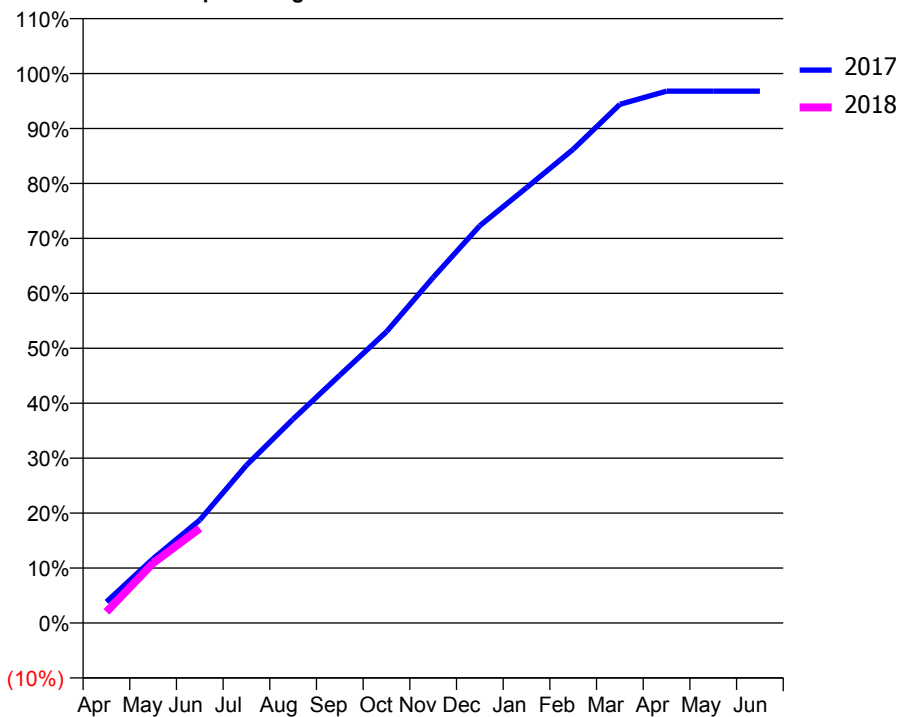
ACCESS*

Patients seen in 24 months	Total	Change since previous quarter
Quarter ending June 2016	5,149	
Quarter ending September 2016	5,181	→
Quarter ending December 2016	5,231	→
Quarter ending March 2017	4,940	↓
Quarter ending June 2017	4,913	→
Variance since June 2016	(4.6%)	↓



ACTIVITY

Cumulative percentage of contracted UDA delivered 2017 & 2018



Adjusted Scheduled Activity (UDA)

Month	2017	2018
April	529	280
May	1,614	1,502
June	2,583	2,372
July	3,956	
August	5,115	
September	6,215	
October	7,305	
November	8,666	
December	9,961	
January	10,915	
February	11,878	
March	13,005	
April	13,335	
May	13,336	
June	13,336	

QUALITY

	Quantity	Base Number	Contract	AT	Region	England
% of FP17s for the same patient ID Re-attending within 3 months - Children	19	380	5.0%	11.0%	11.7%	12.0%
% of FP17s for the same patient ID Re-attending within 3 months - Adults	125	1,096	11.4%	14.6%	15.2%	16.0%
% of FP17s for the same patient ID Re-attending between 3 & 9 months - Children	182	380	47.9%	59.1%	59.1%	58.0%
% of FP17s for the same patient ID Re-attending between 3 & 9 months - Adults	381	1,096	34.8%	49.1%	52.2%	50.9%
% of FP17s for Band 1 Urgent Courses	166	1,225	13.6%	9.4%	7.9%	9.1%
% of FP17s Relating to Free Repair or Replacements	30	1,225	2.4%	0.8%	0.8%	0.8%
% of FP17s Relating to Continuations	9	1,225	0.7%	1.1%	1.1%	1.1%
% of Patients satisfied with the dentistry they have received	10	10	100.0%	91.3%	91.8%	91.7%
% of Patients satisfied with the time they had to wait for an appointment	10	10	100.0%	86.3%	88.4%	88.0%

* This is based on patients treated on this contract for their most recent course of treatment. Figures in italics indicate the base number of FP17s or Patient Questionnaire responses are less than 100. N/A is shown where the base number of responses is less than 10 during the period. % is calculated as Quantity/Base number*100

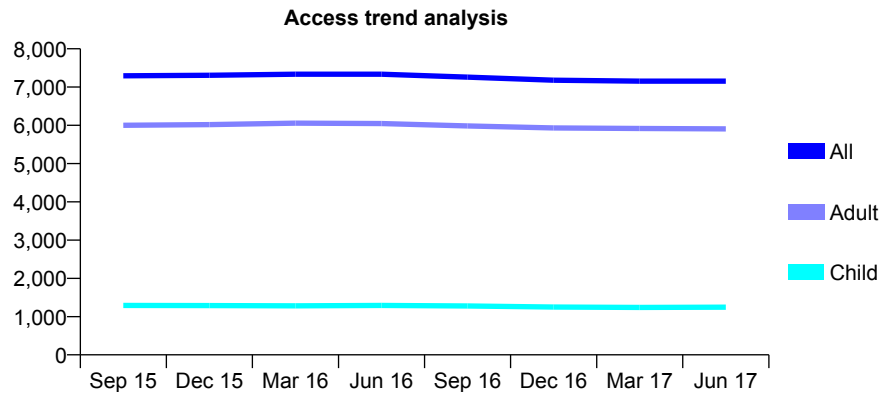
Q56 - Vital Signs At a Glance Contract Report for 827134/0007 - June 2017

Name or company name	MR JG PLUMMER
Contract type name	GDS Contract
Purpose of contract	General and Orthodontic
Contract start date	01/04/2006
Contract end date	

17/18 Contracted general activity (UDA)	17,482
Carry forward general activity (UDA)	0
17/18 Contracted orthodontic activity (UOA)	1,430
Carry forward orthodontic activity (UOA)	0
Baseline contract value	£697,818.48

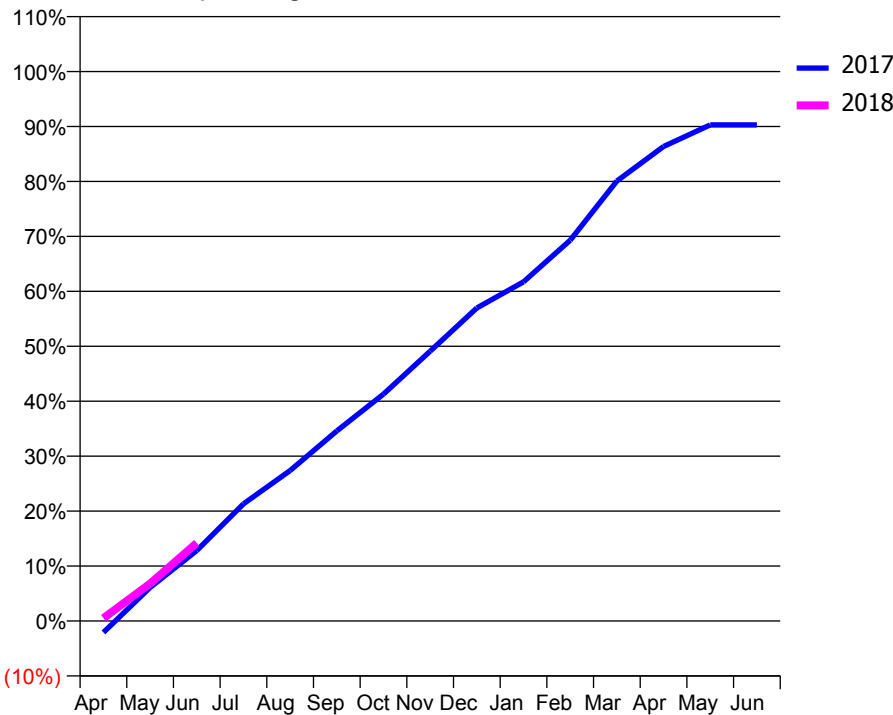
ACCESS*

Patients seen in 24 months	Total	Change since previous quarter
Quarter ending June 2016	7,336	
Quarter ending September 2016	7,260	↓
Quarter ending December 2016	7,178	↓
Quarter ending March 2017	7,155	→
Quarter ending June 2017	7,153	→
Variance since June 2016	(2.5%)	↓



ACTIVITY

Cumulative percentage of contracted UDA delivered 2017 & 2018



Month	Adjusted Scheduled Activity (UDA)	
	2017	2018
April	-366	90
May	1,069	1,192
June	2,241	2,482
July	3,726	
August	4,789	
September	6,049	
October	7,220	
November	8,586	
December	9,959	
January	10,791	
February	12,115	
March	13,996	
April	15,098	
May	15,782	
June	15,782	

QUALITY

	Quantity	Base Number	Contract	AT	Region	England
% of FP17s for the same patient ID Re-attending within 3 months - Children	42	452	9.3%	11.0%	11.7%	12.0%
% of FP17s for the same patient ID Re-attending within 3 months - Adults	350	2,079	16.8%	14.6%	15.2%	16.0%
% of FP17s for the same patient ID Re-attending between 3 & 9 months - Children	182	452	40.3%	59.1%	59.1%	58.0%
% of FP17s for the same patient ID Re-attending between 3 & 9 months - Adults	727	2,079	35.0%	49.1%	52.2%	50.9%
% of FP17s for Band 1 Urgent Courses	224	1,443	15.5%	9.4%	7.9%	9.1%
% of FP17s Relating to Free Repair or Replacements	24	1,443	1.7%	0.8%	0.8%	0.8%
% of FP17s Relating to Continuations	35	1,443	2.4%	1.1%	1.1%	1.1%
% of Patients satisfied with the dentistry they have received	12	14	85.7%	91.3%	91.8%	91.7%
% of Patients satisfied with the time they had to wait for an appointment	12	14	85.7%	86.3%	88.4%	88.0%

* This is based on patients treated on this contract for their most recent course of treatment. Figures in italics indicate the base number of FP17s or Patient Questionnaire responses are less than 100. N/A is shown where the base number of responses is less than 10 during the period. % is calculated as Quantity/Base number*100

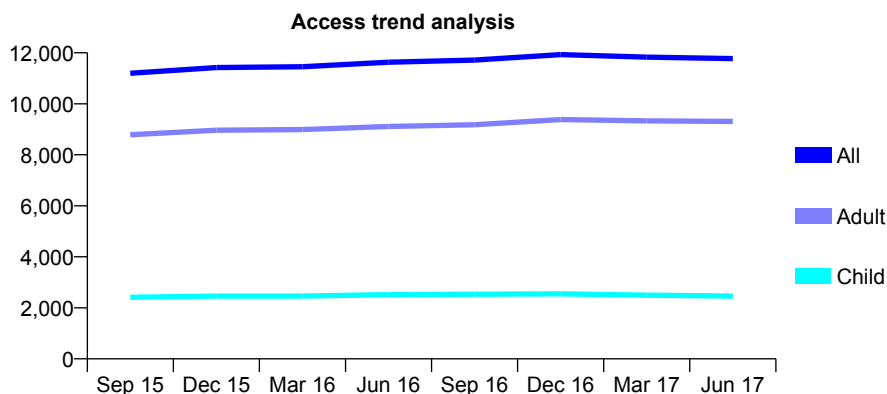
Q56 - Vital Signs At a Glance Contract Report for 827134/0008 - June 2017

Name or company name	MR JG PLUMMER
Contract type name	GDS Contract
Purpose of contract	General and Orthodontic
Contract start date	01/04/2006
Contract end date	

17/18 Contracted general activity (UDA)	25,930
Carry forward general activity (UDA)	0
17/18 Contracted orthodontic activity (UOA)	1,430
Carry forward orthodontic activity (UOA)	0
Baseline contract value	£842,438.28

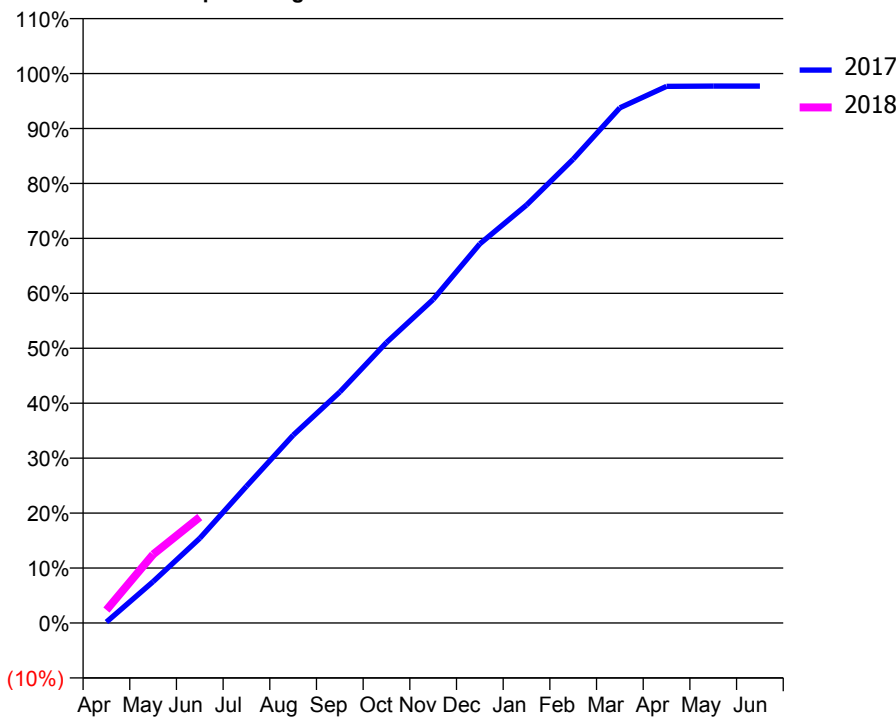
ACCESS*

Patients seen in 24 months	Total	Change since previous quarter
Quarter ending June 2016	11,629	
Quarter ending September 2016	11,713	→
Quarter ending December 2016	11,928	→
Quarter ending March 2017	11,829	→
Quarter ending June 2017	11,771	→
Variance since June 2016	1.2%	→



ACTIVITY

Cumulative percentage of contracted UDA delivered 2017 & 2018



Month	Adjusted Scheduled Activity (UDA)	
	2017	2018
April	47	614
May	1,955	3,237
June	3,998	4,996
July	6,452	
August	8,862	
September	10,904	
October	13,236	
November	15,268	
December	17,894	
January	19,721	
February	21,885	
March	24,309	
April	25,321	
May	25,336	
June	25,338	

QUALITY

	Quantity	Base Number	Contract	AT	Region	England
% of FP17s for the same patient ID Re-attending within 3 months - Children	67	880	7.6%	11.0%	11.7%	12.0%
% of FP17s for the same patient ID Re-attending within 3 months - Adults	393	2,965	13.3%	14.6%	15.2%	16.0%
% of FP17s for the same patient ID Re-attending between 3 & 9 months - Children	482	880	54.8%	59.1%	59.1%	58.0%
% of FP17s for the same patient ID Re-attending between 3 & 9 months - Adults	1,073	2,965	36.2%	49.1%	52.2%	50.9%
% of FP17s for Band 1 Urgent Courses	441	2,979	14.8%	9.4%	7.9%	9.1%
% of FP17s Relating to Free Repair or Replacements	37	2,979	1.2%	0.8%	0.8%	0.8%
% of FP17s Relating to Continuations	8	2,979	0.3%	1.1%	1.1%	1.1%
% of Patients satisfied with the dentistry they have received	21	22	95.5%	91.3%	91.8%	91.7%
% of Patients satisfied with the time they had to wait for an appointment	20	22	90.9%	86.3%	88.4%	88.0%

* This is based on patients treated on this contract for their most recent course of treatment. Figures in italics indicate the base number of FP17s or Patient Questionnaire responses are less than 100. N/A is shown where the base number of responses is less than 10 during the period. % is calculated as Quantity/Base number*100

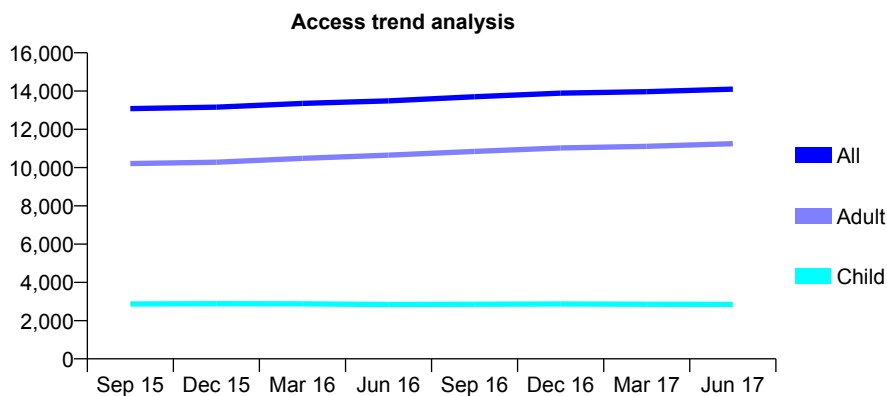
Q56 - Vital Signs At a Glance Contract Report for 827134/0009 - June 2017

Name or company name	MR JG PLUMMER
Contract type name	GDS Contract
Purpose of contract	General and Orthodontic
Contract start date	01/04/2006
Contract end date	

17/18 Contracted general activity (UDA)	32,392
Carry forward general activity (UDA)	0
17/18 Contracted orthodontic activity (UOA)	1,980
Carry forward orthodontic activity (UOA)	0
Baseline contract value	£1,068,301.66

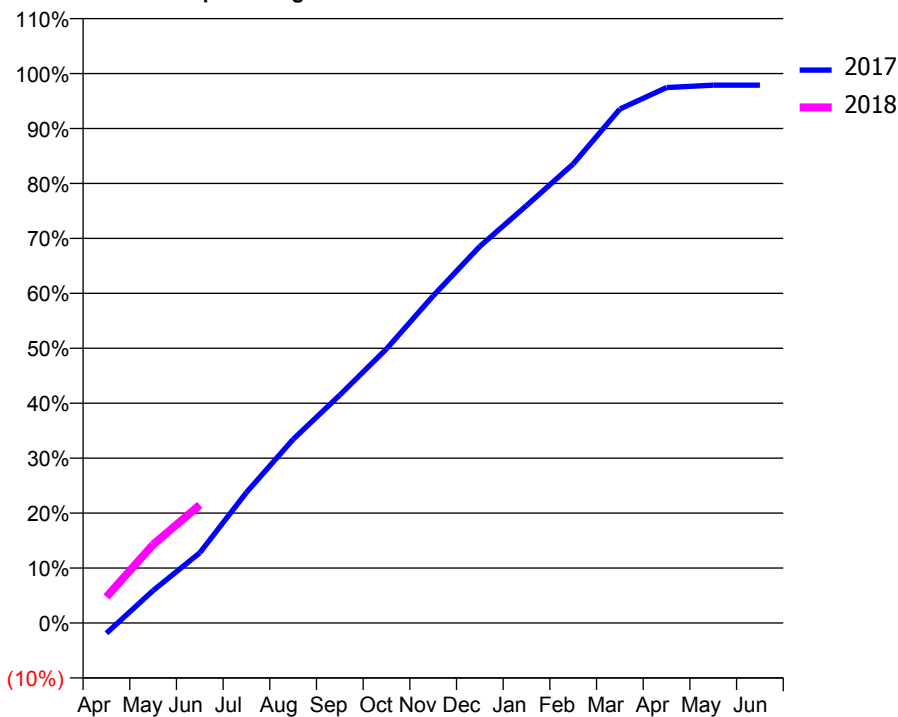
ACCESS*

Patients seen in 24 months	Total	Change since previous quarter
Quarter ending June 2016	13,486	
Quarter ending September 2016	13,700	→
Quarter ending December 2016	13,893	→
Quarter ending March 2017	13,969	→
Quarter ending June 2017	14,100	→
Variance since June 2016	4.6%	↑



ACTIVITY

Cumulative percentage of contracted UDA delivered 2017 & 2018



Month	Adjusted Scheduled Activity (UDA)	
	2017	2018
April	-609	1,540
May	1,917	4,624
June	4,138	6,961
July	7,703	
August	10,828	
September	13,439	
October	16,157	
November	19,286	
December	22,202	
January	24,604	
February	27,061	
March	30,300	
April	31,561	
May	31,702	
June	31,702	

QUALITY

	Quantity	Base Number	Contract	AT	Region	England
% of FP17s for the same patient ID Re-attending within 3 months - Children	65	1,094	5.9%	11.0%	11.7%	12.0%
% of FP17s for the same patient ID Re-attending within 3 months - Adults	555	3,969	14.0%	14.6%	15.2%	16.0%
% of FP17s for the same patient ID Re-attending between 3 & 9 months - Children	643	1,094	58.8%	59.1%	59.1%	58.0%
% of FP17s for the same patient ID Re-attending between 3 & 9 months - Adults	1,548	3,969	39.0%	49.1%	52.2%	50.9%
% of FP17s for Band 1 Urgent Courses	565	4,200	13.5%	9.4%	7.9%	9.1%
% of FP17s Relating to Free Repair or Replacements	53	4,200	1.3%	0.8%	0.8%	0.8%
% of FP17s Relating to Continuations	37	4,200	0.9%	1.1%	1.1%	1.1%
% of Patients satisfied with the dentistry they have received	21	22	95.5%	91.3%	91.8%	91.7%
% of Patients satisfied with the time they had to wait for an appointment	18	22	81.8%	86.3%	88.4%	88.0%

* This is based on patients treated on this contract for their most recent course of treatment. Figures in italics indicate the base number of FP17s or Patient Questionnaire responses are less than 100. N/A is shown where the base number of responses is less than 10 during the period. % is calculated as Quantity/Base number*100

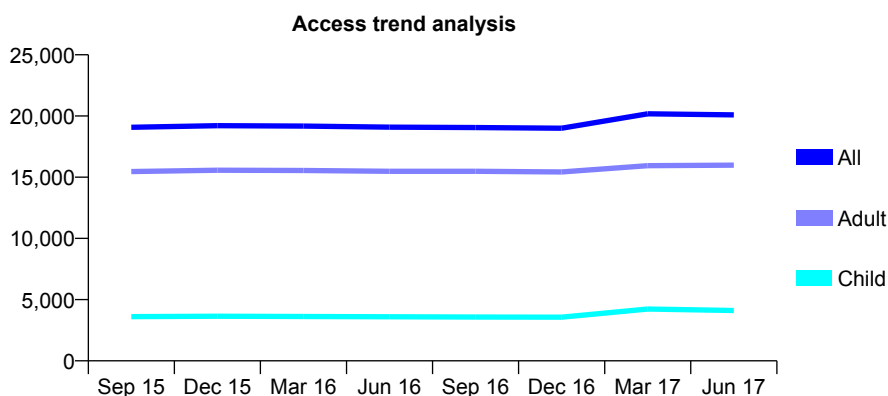
Q56 - Vital Signs At a Glance Contract Report for 827134/0010 - June 2017

Name or company name	MR JG PLUMMER
Contract type name	Pilot Contract
Purpose of contract	General and Orthodontic
Contract start date	01/04/2006
Contract end date	

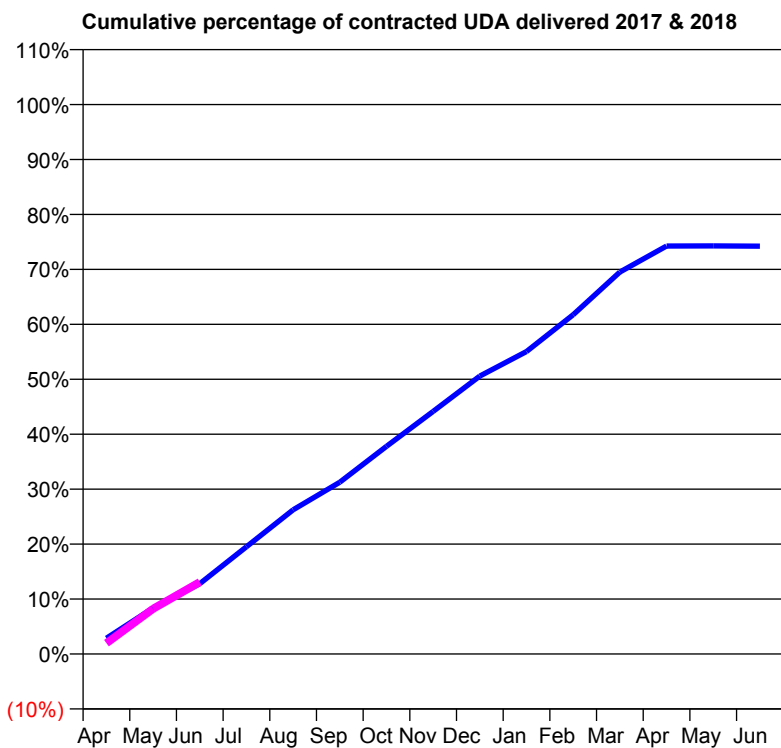
17/18 Contracted general activity (UDA)	51,443
Carry forward general activity (UDA)	0
17/18 Contracted orthodontic activity (UOA)	2,750
Carry forward orthodontic activity (UOA)	0
Baseline contract value	£1,645,053.02

ACCESS*

Patients seen in 24 months	Total	Change since previous quarter
Quarter ending June 2016	19,090	
Quarter ending September 2016	19,063	→
Quarter ending December 2016	19,002	→
Quarter ending March 2017	20,177	↑
Quarter ending June 2017	20,094	→
Variance since June 2016	5.3%	↑



ACTIVITY



Month	Adjusted Scheduled Activity (UDA)	
	2017	2018
April	1,485	1,020
May	4,308	4,234
June	6,583	6,733
July	10,049	
August	13,502	
September	16,079	
October	19,446	
November	22,710	
December	26,028	
January	28,318	
February	31,766	
March	35,761	
April	38,198	
May	38,202	
June	38,183	

QUALITY

	Quantity	Base Number	Contract	AT	Region	England
% of FP17s for the same patient ID Re-attending within 3 months - Children	100	1,556	6.4%	11.0%	11.7%	12.0%
% of FP17s for the same patient ID Re-attending within 3 months - Adults	429	4,307	10.0%	14.6%	15.2%	16.0%
% of FP17s for the same patient ID Re-attending between 3 & 9 months - Children	586	1,556	37.7%	59.1%	59.1%	58.0%
% of FP17s for the same patient ID Re-attending between 3 & 9 months - Adults	1,324	4,307	30.7%	49.1%	52.2%	50.9%
% of FP17s for Band 1 Urgent Courses	360	3,812	9.4%	9.4%	7.9%	9.1%
% of FP17s Relating to Free Repair or Replacements	36	3,812	0.9%	0.8%	0.8%	0.8%
% of FP17s Relating to Continuations	23	3,812	0.6%	1.1%	1.1%	1.1%
% of Patients satisfied with the dentistry they have received	49	53	92.5%	91.3%	91.8%	91.7%
% of Patients satisfied with the time they had to wait for an appointment	42	53	79.2%	86.3%	88.4%	88.0%

* This is based on patients treated on this contract for their most recent course of treatment. Figures in italics indicate the base number of FP17s or Patient Questionnaire responses are less than 100. N/A is shown where the base number of responses is less than 10 during the period. % is calculated as Quantity/Base number*100

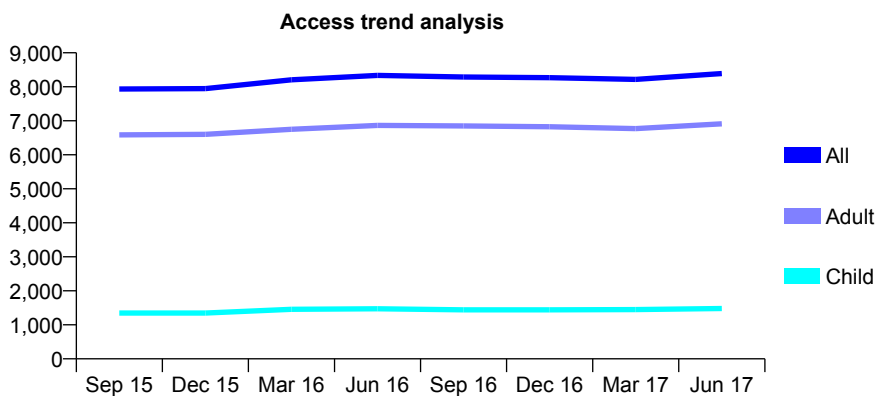
Q56 - Vital Signs At a Glance Contract Report for 827134/0012 - June 2017

Name or company name	MR JG PLUMMER
Contract type name	GDS Contract
Purpose of contract	General and Orthodontic
Contract start date	01/04/2006
Contract end date	

17/18 Contracted general activity (UDA)	22,126
Carry forward general activity (UDA)	0
17/18 Contracted orthodontic activity (UOA)	2,090
Carry forward orthodontic activity (UOA)	0
Baseline contract value	£817,577.63

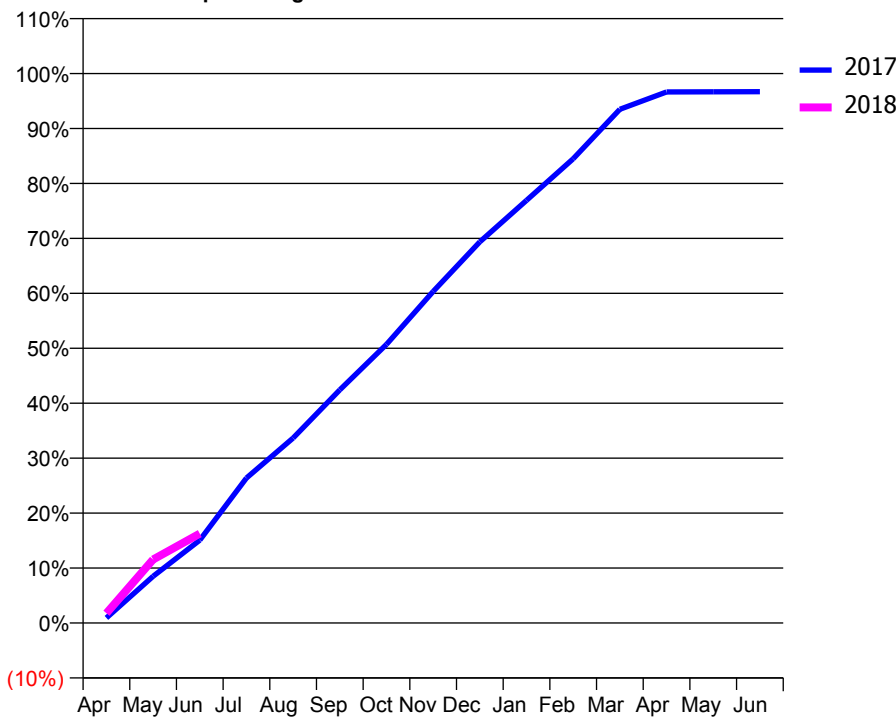
ACCESS*

Patients seen in 24 months	Total	Change since previous quarter
Quarter ending June 2016	8,335	
Quarter ending September 2016	8,290	→
Quarter ending December 2016	8,268	→
Quarter ending March 2017	8,218	→
Quarter ending June 2017	8,391	↑
Variance since June 2016	0.7%	→



ACTIVITY

Cumulative percentage of contracted UDA delivered 2017 & 2018



Month	Adjusted Scheduled Activity (UDA)	
	2017	2018
April	209	394
May	1,880	2,557
June	3,337	3,598
July	5,839	
August	7,450	
September	9,386	
October	11,221	
November	13,349	
December	15,347	
January	17,018	
February	18,696	
March	20,683	
April	21,386	
May	21,391	
June	21,392	

QUALITY

	Quantity	Base Number	Contract	AT	Region	England
% of FP17s for the same patient ID Re-attending within 3 months - Children	37	500	7.4%	11.0%	11.7%	12.0%
% of FP17s for the same patient ID Re-attending within 3 months - Adults	193	1,756	11.0%	14.6%	15.2%	16.0%
% of FP17s for the same patient ID Re-attending between 3 & 9 months - Children	244	500	48.8%	59.1%	59.1%	58.0%
% of FP17s for the same patient ID Re-attending between 3 & 9 months - Adults	522	1,756	29.7%	49.1%	52.2%	50.9%
% of FP17s for Band 1 Urgent Courses	163	1,792	9.1%	9.4%	7.9%	9.1%
% of FP17s Relating to Free Repair or Replacements	69	1,792	3.9%	0.8%	0.8%	0.8%
% of FP17s Relating to Continuations	17	1,792	0.9%	1.1%	1.1%	1.1%
% of Patients satisfied with the dentistry they have received	11	11	100.0%	91.3%	91.8%	91.7%
% of Patients satisfied with the time they had to wait for an appointment	7	11	63.6%	86.3%	88.4%	88.0%

* This is based on patients treated on this contract for their most recent course of treatment. Figures in italics indicate the base number of FP17s or Patient Questionnaire responses are less than 100. N/A is shown where the base number of responses is less than 10 during the period. % is calculated as Quantity/Base number*100

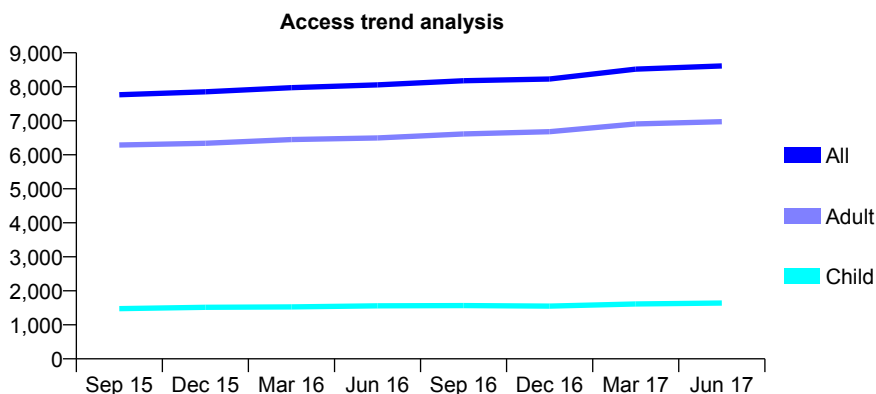
Q56 - Vital Signs At a Glance Contract Report for 827134/0013 - June 2017

Name or company name	MR JG PLUMMER
Contract type name	GDS Contract
Purpose of contract	General and Orthodontic
Contract start date	01/04/2006
Contract end date	

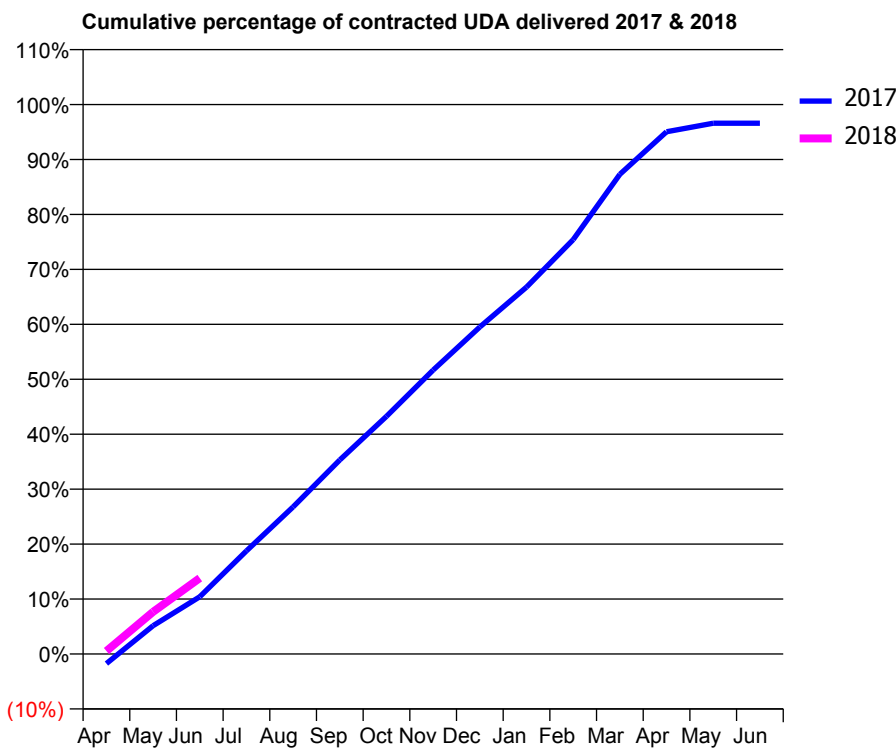
17/18 Contracted general activity (UDA)	24,945
Carry forward general activity (UDA)	0
17/18 Contracted orthodontic activity (UOA)	2,064
Carry forward orthodontic activity (UOA)	0
Baseline contract value	£877,312.34

ACCESS*

Patients seen in 24 months	Total	Change since previous quarter
Quarter ending June 2016	8,057	
Quarter ending September 2016	8,180	→
Quarter ending December 2016	8,231	→
Quarter ending March 2017	8,521	↑
Quarter ending June 2017	8,615	→
Variance since June 2016	6.9%	↑



ACTIVITY



Month	Adjusted Scheduled Activity (UDA)	
	2017	2018
April	-438	136
May	1,289	1,917
June	2,602	3,448
July	4,680	
August	6,681	
September	8,812	
October	10,793	
November	12,888	
December	14,848	
January	16,658	
February	18,814	
March	21,777	
April	23,706	
May	24,094	
June	24,094	

QUALITY

	Quantity	Base Number	Contract	AT	Region	England
% of FP17s for the same patient ID Re-attending within 3 months - Children	60	668	9.0%	11.0%	11.7%	12.0%
% of FP17s for the same patient ID Re-attending within 3 months - Adults	312	2,134	14.6%	14.6%	15.2%	16.0%
% of FP17s for the same patient ID Re-attending between 3 & 9 months - Children	297	668	44.5%	59.1%	59.1%	58.0%
% of FP17s for the same patient ID Re-attending between 3 & 9 months - Adults	841	2,134	39.4%	49.1%	52.2%	50.9%
% of FP17s for Band 1 Urgent Courses	362	1,696	21.3%	9.4%	7.9%	9.1%
% of FP17s Relating to Free Repair or Replacements	31	1,696	1.8%	0.8%	0.8%	0.8%
% of FP17s Relating to Continuations	17	1,696	1.0%	1.1%	1.1%	1.1%
% of Patients satisfied with the dentistry they have received	14	14	100.0%	91.3%	91.8%	91.7%
% of Patients satisfied with the time they had to wait for an appointment	10	14	71.4%	86.3%	88.4%	88.0%

* This is based on patients treated on this contract for their most recent course of treatment. Figures in italics indicate the base number of FP17s or Patient Questionnaire responses are less than 100. N/A is shown where the base number of responses is less than 10 during the period. % is calculated as Quantity/Base number*100

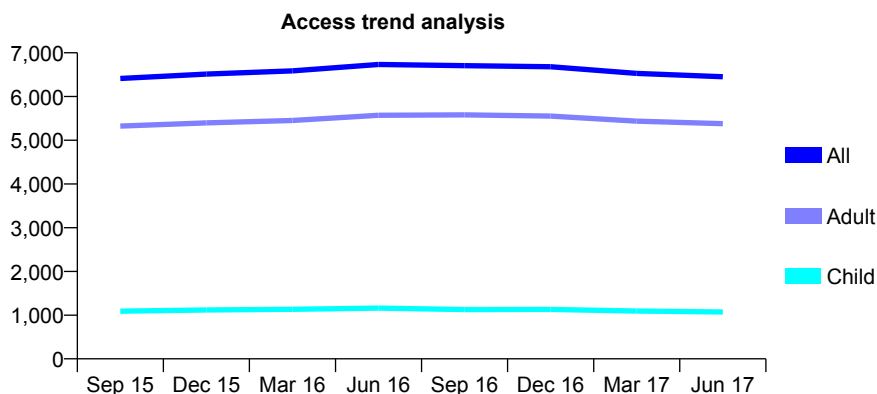
Q56 - Vital Signs At a Glance Contract Report for 827134/0014 - June 2017

Name or company name	MR JG PLUMMER
Contract type name	GDS Contract
Purpose of contract	General and Orthodontic
Contract start date	01/04/2006
Contract end date	

17/18 Contracted general activity (UDA)	15,368
Carry forward general activity (UDA)	0
17/18 Contracted orthodontic activity (UOA)	396
Carry forward orthodontic activity (UOA)	0
Baseline contract value	£511,579.58

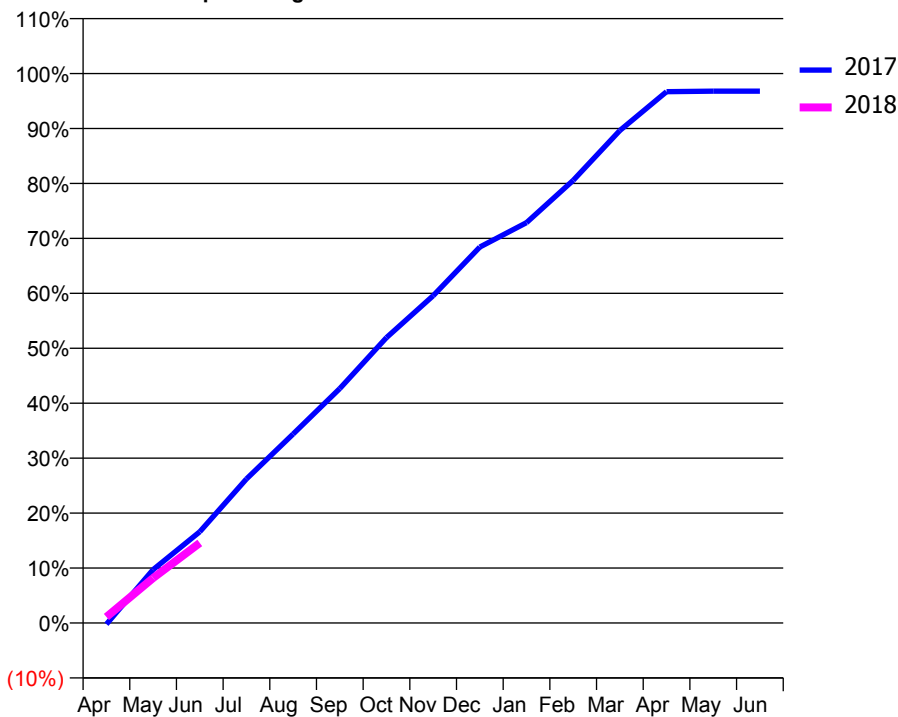
ACCESS*

Patients seen in 24 months	Total	Change since previous quarter
Quarter ending June 2016	6,732	
Quarter ending September 2016	6,707	→
Quarter ending December 2016	6,681	→
Quarter ending March 2017	6,530	↓
Quarter ending June 2017	6,452	↓
Variance since June 2016	(4.2%)	↓



ACTIVITY

Cumulative percentage of contracted UDA delivered 2017 & 2018



Month	Adjusted Scheduled Activity (UDA)	
	2017	2018
April	-36	170
May	1,493	1,260
June	2,553	2,238
July	4,028	
August	5,288	
September	6,557	
October	7,982	
November	9,155	
December	10,515	
January	11,197	
February	12,380	
March	13,773	
April	14,860	
May	14,875	
June	14,875	

QUALITY

	Quantity	Base Number	Contract	AT	Region	England
% of FP17s for the same patient ID Re-attending within 3 months - Children	21	316	6.6%	11.0%	11.7%	12.0%
% of FP17s for the same patient ID Re-attending within 3 months - Adults	215	1,573	13.7%	14.6%	15.2%	16.0%
% of FP17s for the same patient ID Re-attending between 3 & 9 months - Children	99	316	31.3%	59.1%	59.1%	58.0%
% of FP17s for the same patient ID Re-attending between 3 & 9 months - Adults	487	1,573	31.0%	49.1%	52.2%	50.9%
% of FP17s for Band 1 Urgent Courses	250	1,296	19.3%	9.4%	7.9%	9.1%
% of FP17s Relating to Free Repair or Replacements	16	1,296	1.2%	0.8%	0.8%	0.8%
% of FP17s Relating to Continuations	9	1,296	0.7%	1.1%	1.1%	1.1%
% of Patients satisfied with the dentistry they have received	9	10	90.0%	91.3%	91.8%	91.7%
% of Patients satisfied with the time they had to wait for an appointment	8	10	80.0%	86.3%	88.4%	88.0%

* This is based on patients treated on this contract for their most recent course of treatment. Figures in italics indicate the base number of FP17s or Patient Questionnaire responses are less than 100. N/A is shown where the base number of responses is less than 10 during the period. % is calculated as Quantity/Base number*100

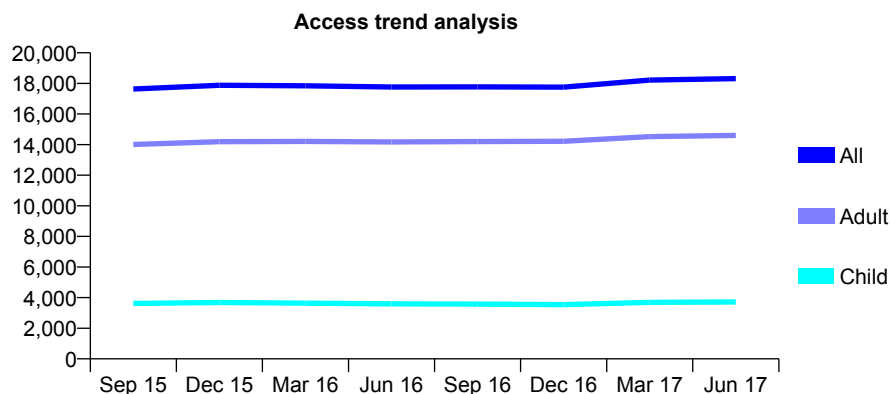
Q56 - Vital Signs At a Glance Contract Report for 827134/0015 - June 2017

Name or company name	MR JG PLUMMER
Contract type name	GDS Contract
Purpose of contract	General and Orthodontic
Contract start date	01/04/2006
Contract end date	

17/18 Contracted general activity (UDA)	51,722
Carry forward general activity (UDA)	0
17/18 Contracted orthodontic activity (UOA)	1,341
Carry forward orthodontic activity (UOA)	0
Baseline contract value	£1,406,848.51

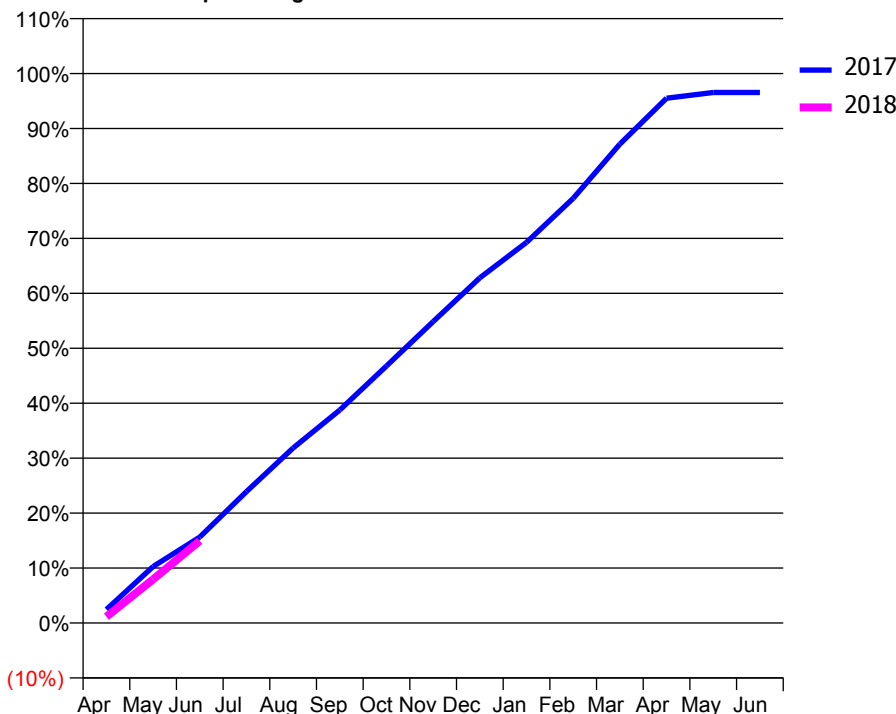
ACCESS*

Patients seen in 24 months	Total	Change since previous quarter
Quarter ending June 2016	17,767	
Quarter ending September 2016	17,773	→
Quarter ending December 2016	17,756	→
Quarter ending March 2017	18,217	↑
Quarter ending June 2017	18,318	→
Variance since June 2016	3.1%	↑



ACTIVITY

Cumulative percentage of contracted UDA delivered 2017 & 2018



Month	Adjusted Scheduled Activity (UDA)	
	2017	2018
April	1,271	600
May	5,318	4,105
June	8,095	7,735
July	12,368	
August	16,473	
September	20,045	
October	24,196	
November	28,373	
December	32,492	
January	35,833	
February	39,973	
March	45,072	
April	49,392	
May	49,930	
June	49,931	

QUALITY

	Quantity	Base Number	Contract	AT	Region	England
% of FP17s for the same patient ID Re-attending within 3 months - Children	99	1,446	6.8%	11.0%	11.7%	12.0%
% of FP17s for the same patient ID Re-attending within 3 months - Adults	948	5,367	17.7%	14.6%	15.2%	16.0%
% of FP17s for the same patient ID Re-attending between 3 & 9 months - Children	726	1,446	50.2%	59.1%	59.1%	58.0%
% of FP17s for the same patient ID Re-attending between 3 & 9 months - Adults	2,085	5,367	38.8%	49.1%	52.2%	50.9%
% of FP17s for Band 1 Urgent Courses	658	4,260	15.4%	9.4%	7.9%	9.1%
% of FP17s Relating to Free Repair or Replacements	30	4,260	0.7%	0.8%	0.8%	0.8%
% of FP17s Relating to Continuations	56	4,260	1.3%	1.1%	1.1%	1.1%
% of Patients satisfied with the dentistry they have received	42	44	95.5%	91.3%	91.8%	91.7%
% of Patients satisfied with the time they had to wait for an appointment	42	44	95.5%	86.3%	88.4%	88.0%

* This is based on patients treated on this contract for their most recent course of treatment. Figures in italics indicate the base number of FP17s or Patient Questionnaire responses are less than 100. N/A is shown where the base number of responses is less than 10 during the period. % is calculated as Quantity/Base number*100

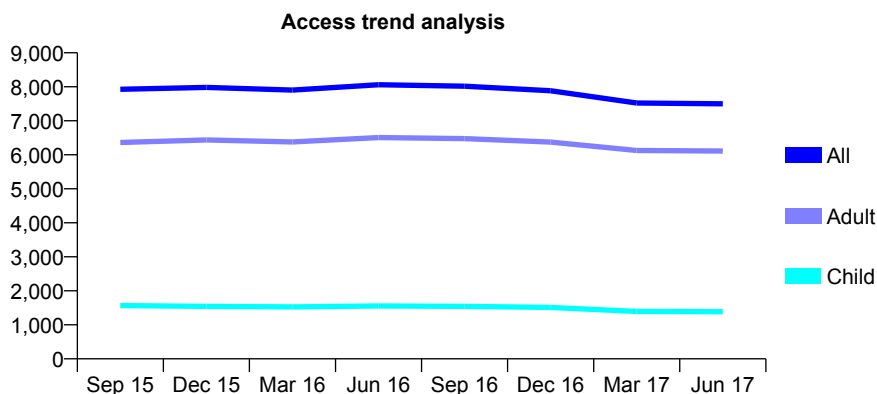
Q56 - Vital Signs At a Glance Contract Report for 827134/0016 - June 2017

Name or company name	MR JG PLUMMER
Contract type name	GDS Contract
Purpose of contract	General and Orthodontic
Contract start date	01/04/2006
Contract end date	

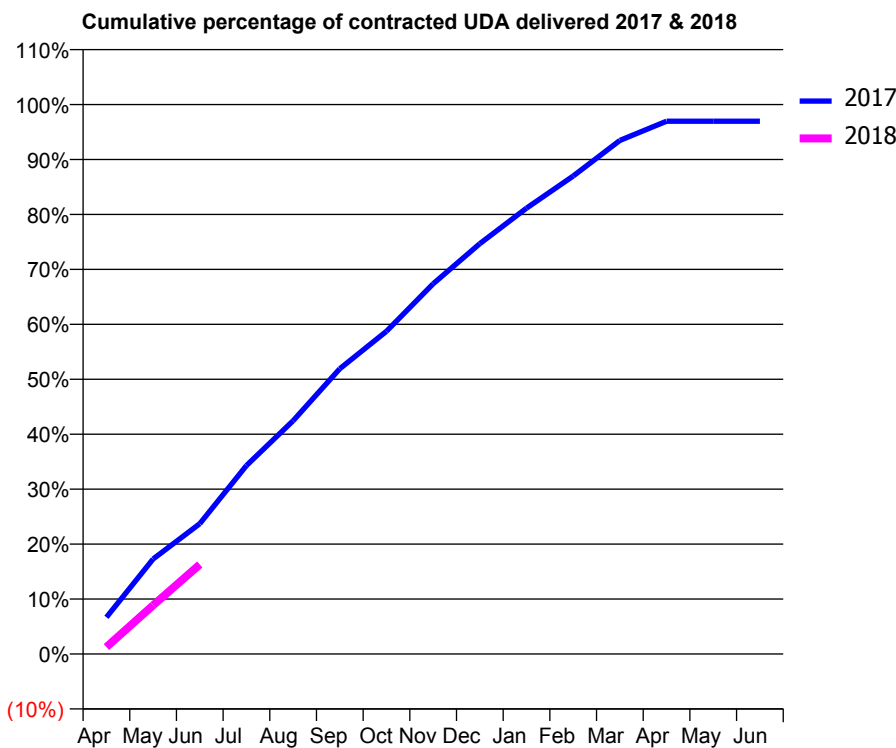
17/18 Contracted general activity (UDA)	20,424
Carry forward general activity (UDA)	0
17/18 Contracted orthodontic activity (UOA)	500
Carry forward orthodontic activity (UOA)	0
Baseline contract value	£624,811.22

ACCESS*

Patients seen in 24 months	Total	Change since previous quarter
Quarter ending June 2016	8,059	
Quarter ending September 2016	8,018	→
Quarter ending December 2016	7,886	↓
Quarter ending March 2017	7,525	↓
Quarter ending June 2017	7,499	→
Variance since June 2016	(6.9%)	↓



ACTIVITY



Adjusted Scheduled Activity (UDA)		
Month	2017	2018
April	1,364	260
May	3,534	1,811
June	4,843	3,329
July	7,006	
August	8,669	
September	10,605	
October	11,997	
November	13,759	
December	15,253	
January	16,573	
February	17,764	
March	19,088	
April	19,801	
May	19,803	
June	19,804	

QUALITY

	Quantity	Base Number	Contract	AT	Region	England
% of FP17s for the same patient ID Re-attending within 3 months - Children	24	454	5.3%	11.0%	11.7%	12.0%
% of FP17s for the same patient ID Re-attending within 3 months - Adults	220	1,907	11.5%	14.6%	15.2%	16.0%
% of FP17s for the same patient ID Re-attending between 3 & 9 months - Children	227	454	50.0%	59.1%	59.1%	58.0%
% of FP17s for the same patient ID Re-attending between 3 & 9 months - Adults	715	1,907	37.5%	49.1%	52.2%	50.9%
% of FP17s for Band 1 Urgent Courses	230	1,839	12.5%	9.4%	7.9%	9.1%
% of FP17s Relating to Free Repair or Replacements	25	1,839	1.4%	0.8%	0.8%	0.8%
% of FP17s Relating to Continuations	13	1,839	0.7%	1.1%	1.1%	1.1%
% of Patients satisfied with the dentistry they have received	6	6	N/A	91.3%	91.8%	91.7%
% of Patients satisfied with the time they had to wait for an appointment	5	6	N/A	86.3%	88.4%	88.0%

* This is based on patients treated on this contract for their most recent course of treatment. Figures in italics indicate the base number of FP17s or Patient Questionnaire responses are less than 100. N/A is shown where the base number of responses is less than 10 during the period. % is calculated as Quantity/Base number*100

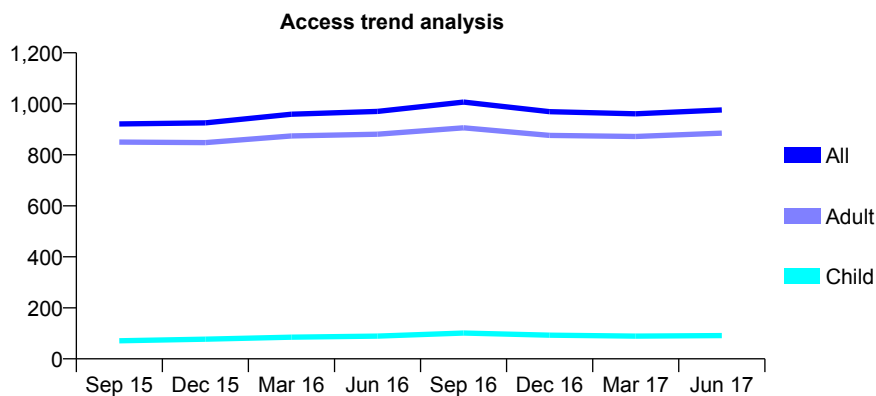
Q56 - Vital Signs At a Glance Contract Report for 827134/0017 - June 2017

Name or company name	MR JG PLUMMER
Contract type name	PDS Contract
Purpose of contract	General
Contract start date	01/02/2008
Contract end date	31/03/2018

17/18 Contracted general activity (UDA)	2,800
Carry forward general activity (UDA)	0
17/18 Contracted orthodontic activity (UOA)	0
Carry forward orthodontic activity (UOA)	0
Baseline contract value	£152,795.30

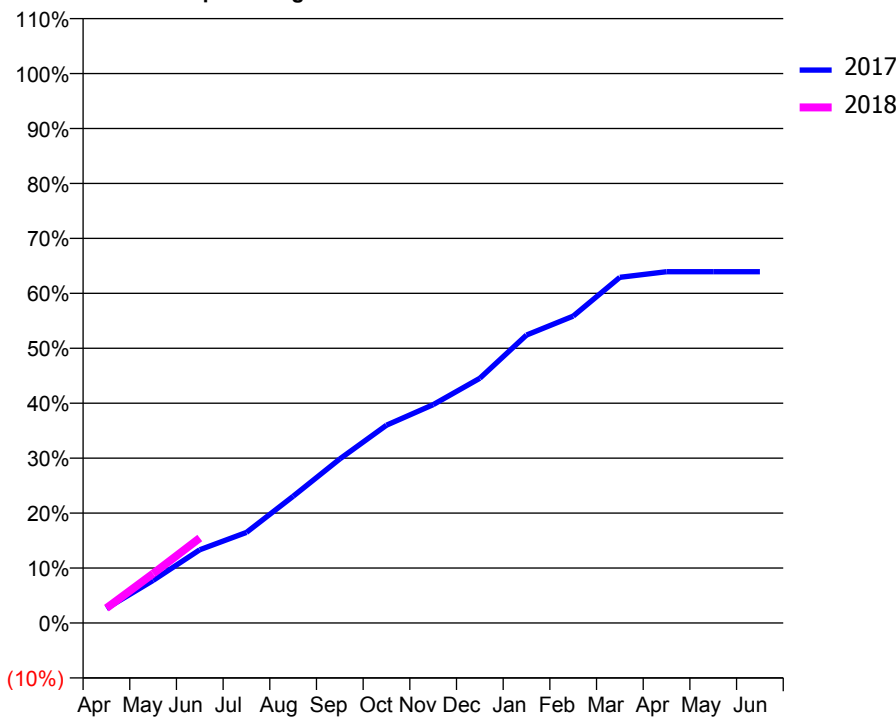
ACCESS*

Patients seen in 24 months	Total	Change since previous quarter
Quarter ending June 2016	970	
Quarter ending September 2016	1,007	↑
Quarter ending December 2016	969	↓
Quarter ending March 2017	961	→
Quarter ending June 2017	976	→
Variance since June 2016	0.6%	→



ACTIVITY

Cumulative percentage of contracted UDA delivered 2017 & 2018



Month	Adjusted Scheduled Activity (UDA)	
	2017	2018
April	74	76
May	217	252
June	373	433
July	462	
August	646	
September	836	
October	1,008	
November	1,112	
December	1,247	
January	1,467	
February	1,564	
March	1,762	
April	1,790	
May	1,790	
June	1,790	

QUALITY

	Quantity	Base Number	Contract	AT	Region	England
% of FP17s for the same patient ID Re-attending within 3 months - Children	1	50	2.0%	11.0%	11.7%	12.0%
% of FP17s for the same patient ID Re-attending within 3 months - Adults	4	338	1.2%	14.6%	15.2%	16.0%
% of FP17s for the same patient ID Re-attending between 3 & 9 months - Children	0	50	0.0%	59.1%	59.1%	58.0%
% of FP17s for the same patient ID Re-attending between 3 & 9 months - Adults	4	338	1.2%	49.1%	52.2%	50.9%
% of FP17s for Band 1 Urgent Courses	361	364	99.2%	9.4%	7.9%	9.1%
% of FP17s Relating to Free Repair or Replacements	0	364	0.0%	0.8%	0.8%	0.8%
% of FP17s Relating to Continuations	0	364	0.0%	1.1%	1.1%	1.1%
% of Patients satisfied with the dentistry they have received	7	7	N/A	91.3%	91.8%	91.7%
% of Patients satisfied with the time they had to wait for an appointment	7	7	N/A	86.3%	88.4%	88.0%

* This is based on patients treated on this contract for their most recent course of treatment. Figures in italics indicate the base number of FP17s or Patient Questionnaire responses are less than 100. N/A is shown where the base number of responses is less than 10 during the period. % is calculated as Quantity/Base number*100

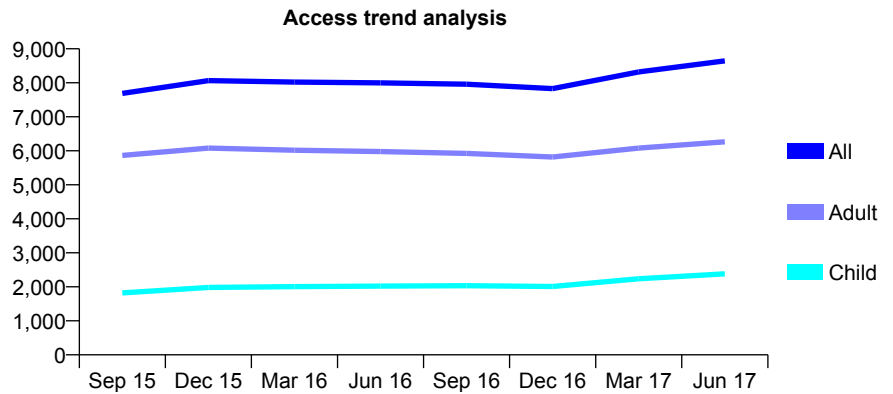
Q56 - Vital Signs At a Glance Contract Report for 836036/0001 - June 2017

Name or company name	MR BS SANGHERA
Contract type name	GDS Contract
Purpose of contract	General
Contract start date	01/04/2006
Contract end date	

17/18 Contracted general activity (UDA)	31,345
Carry forward general activity (UDA)	0
17/18 Contracted orthodontic activity (UOA)	0
Carry forward orthodontic activity (UOA)	0
Baseline contract value	£767,704.78

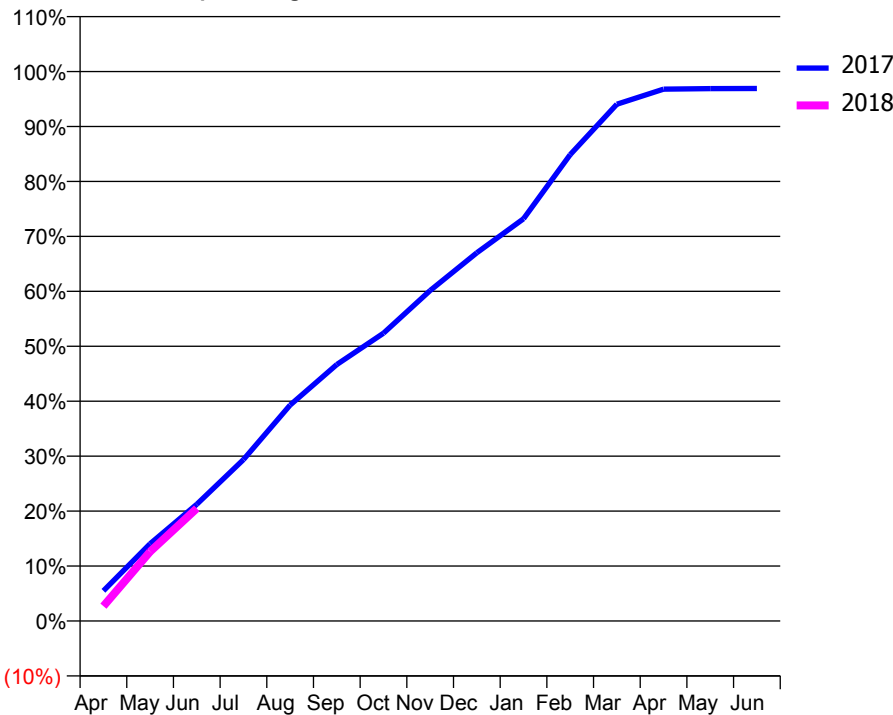
ACCESS*

Patients seen in 24 months	Total	Change since previous quarter
Quarter ending June 2016	7,999	
Quarter ending September 2016	7,957	→
Quarter ending December 2016	7,828	↓
Quarter ending March 2017	8,319	↑
Quarter ending June 2017	8,647	↑
Variance since June 2016	8.1%	↑



ACTIVITY

Cumulative percentage of contracted UDA delivered 2017 & 2018



Month	Adjusted Scheduled Activity (UDA)	
	2017	2018
April	1,722	849
May	4,405	3,961
June	6,663	6,427
July	9,204	
August	12,318	
September	14,634	
October	16,415	
November	18,855	
December	21,002	
January	22,943	
February	26,602	
March	29,478	
April	30,339	
May	30,369	
June	30,373	

QUALITY

	Quantity	Base Number	Contract	AT	Region	England
% of FP17s for the same patient ID Re-attending within 3 months - Children	93	971	9.6%	11.0%	11.7%	12.0%
% of FP17s for the same patient ID Re-attending within 3 months - Adults	370	2,334	15.9%	14.6%	15.2%	16.0%
% of FP17s for the same patient ID Re-attending between 3 & 9 months - Children	591	971	60.9%	59.1%	59.1%	58.0%
% of FP17s for the same patient ID Re-attending between 3 & 9 months - Adults	1,143	2,334	49.0%	49.1%	52.2%	50.9%
% of FP17s for Band 1 Urgent Courses	264	2,871	9.2%	9.4%	7.9%	9.1%
% of FP17s Relating to Free Repair or Replacements	3	2,871	0.1%	0.8%	0.8%	0.8%
% of FP17s Relating to Continuations	46	2,871	1.6%	1.1%	1.1%	1.1%
% of Patients satisfied with the dentistry they have received	11	12	91.7%	91.3%	91.8%	91.7%
% of Patients satisfied with the time they had to wait for an appointment	11	12	91.7%	86.3%	88.4%	88.0%

* This is based on patients treated on this contract for their most recent course of treatment. Figures in italics indicate the base number of FP17s or Patient Questionnaire responses are less than 100. N/A is shown where the base number of responses is less than 10 during the period. % is calculated as Quantity/Base number*100

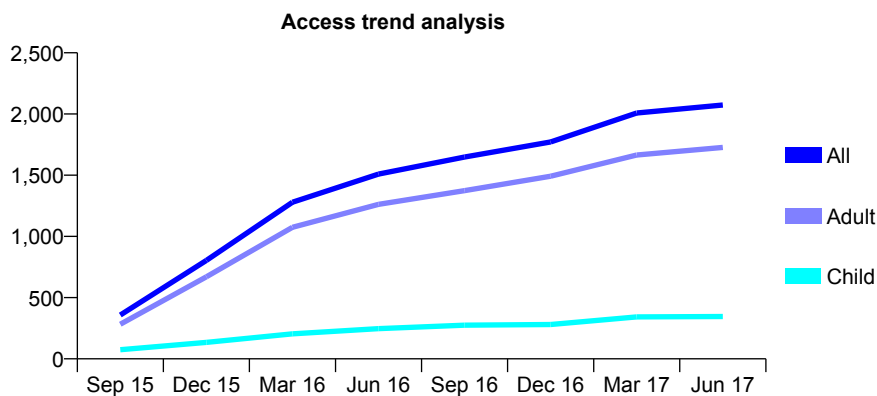
Q56 - Vital Signs At a Glance Contract Report for 836036/0003 - June 2017

Name or company name	MR BS SANGHERA
Contract type name	GDS Contract
Purpose of contract	General
Contract start date	01/07/2015
Contract end date	

17/18 Contracted general activity (UDA)	4,123
Carry forward general activity (UDA)	0
17/18 Contracted orthodontic activity (UOA)	0
Carry forward orthodontic activity (UOA)	0
Baseline contract value	£147,417.77

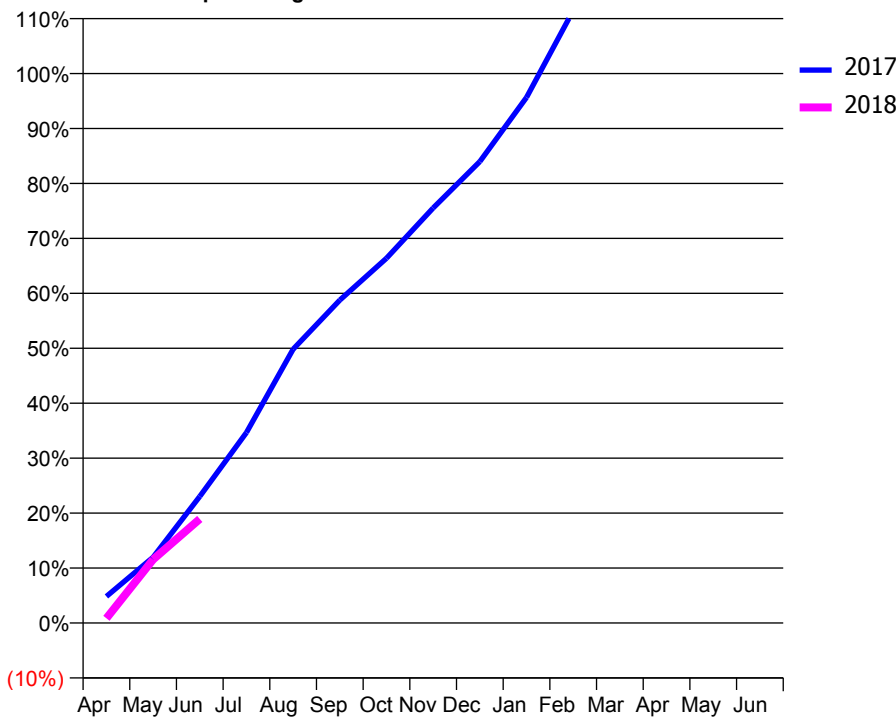
ACCESS*

Patients seen in 24 months	Total	Change since previous quarter
Quarter ending June 2016	1,509	
Quarter ending September 2016	1,649	↑
Quarter ending December 2016	1,772	↑
Quarter ending March 2017	2,008	↑
Quarter ending June 2017	2,073	↑
Variance since June 2016	37.4%	↑



ACTIVITY

Cumulative percentage of contracted UDA delivered 2017 & 2018



Month	Adjusted Scheduled Activity (UDA)	
	2017	2018
April	200	36
May	493	477
June	950	781
July	1,429	
August	2,054	
September	2,423	
October	2,737	
November	3,114	
December	3,462	
January	3,943	
February	4,595	
March	5,305	
April	5,504	
May	5,504	
June	5,505	

QUALITY

	Quantity	Base Number	Contract	AT	Region	England
% of FP17s for the same patient ID Re-attending within 3 months - Children	3	88	3.4%	11.0%	11.7%	12.0%
% of FP17s for the same patient ID Re-attending within 3 months - Adults	55	459	12.0%	14.6%	15.2%	16.0%
% of FP17s for the same patient ID Re-attending between 3 & 9 months - Children	43	88	48.9%	59.1%	59.1%	58.0%
% of FP17s for the same patient ID Re-attending between 3 & 9 months - Adults	247	459	53.8%	49.1%	52.2%	50.9%
% of FP17s for Band 1 Urgent Courses	4	456	0.9%	9.4%	7.9%	9.1%
% of FP17s Relating to Free Repair or Replacements	6	456	1.3%	0.8%	0.8%	0.8%
% of FP17s Relating to Continuations	8	456	1.8%	1.1%	1.1%	1.1%
% of Patients satisfied with the dentistry they have received	5	6	N/A	91.3%	91.8%	91.7%
% of Patients satisfied with the time they had to wait for an appointment	6	6	N/A	86.3%	88.4%	88.0%

* This is based on patients treated on this contract for their most recent course of treatment. Figures in italics indicate the base number of FP17s or Patient Questionnaire responses are less than 100. N/A is shown where the base number of responses is less than 10 during the period. % is calculated as Quantity/Base number*100

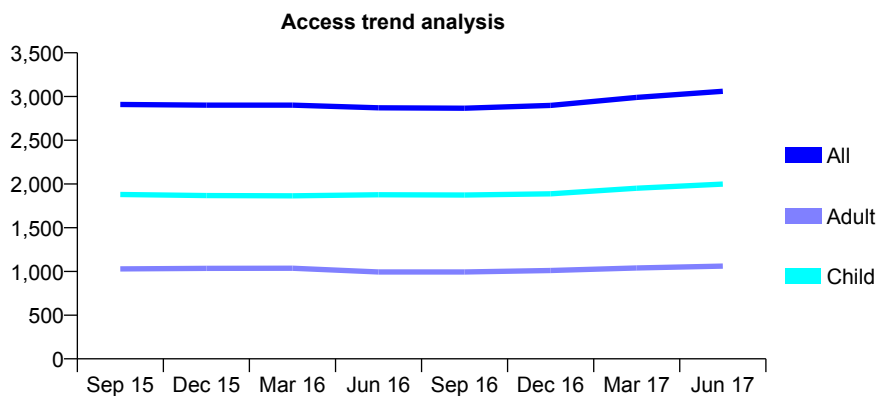
Q56 - Vital Signs At a Glance Contract Report for 839841/0003 - June 2017

Name or company name	MISS GM O'CALLAGHAN
Contract type name	GDS Contract
Purpose of contract	General
Contract start date	01/04/2006
Contract end date	

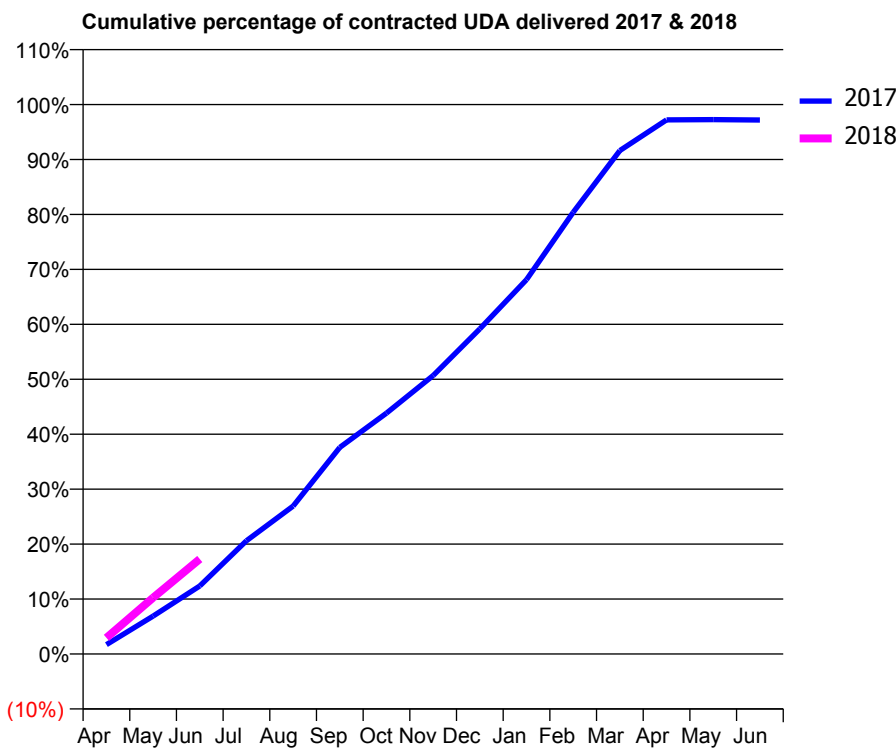
17/18 Contracted general activity (UDA)	9,313
Carry forward general activity (UDA)	0
17/18 Contracted orthodontic activity (UOA)	0
Carry forward orthodontic activity (UOA)	0
Baseline contract value	£227,694.65

ACCESS*

Patients seen in 24 months	Total	Change since previous quarter
Quarter ending June 2016	2,871	
Quarter ending September 2016	2,867	→
Quarter ending December 2016	2,898	→
Quarter ending March 2017	2,990	↑
Quarter ending June 2017	3,060	↑
Variance since June 2016	6.6%	↑



ACTIVITY



Month	Adjusted Scheduled Activity (UDA)	
	2017	2018
April	160	275
May	642	955
June	1,154	1,611
July	1,920	
August	2,508	
September	3,502	
October	4,082	
November	4,721	
December	5,510	
January	6,345	
February	7,485	
March	8,532	
April	9,051	
May	9,058	
June	9,050	

QUALITY

	Quantity	Base Number	Contract	AT	Region	England
% of FP17s for the same patient ID Re-attending within 3 months - Children	82	815	10.1%	11.0%	11.7%	12.0%
% of FP17s for the same patient ID Re-attending within 3 months - Adults	72	304	23.7%	14.6%	15.2%	16.0%
% of FP17s for the same patient ID Re-attending between 3 & 9 months - Children	547	815	67.1%	59.1%	59.1%	58.0%
% of FP17s for the same patient ID Re-attending between 3 & 9 months - Adults	153	304	50.3%	49.1%	52.2%	50.9%
% of FP17s for Band 1 Urgent Courses	68	910	7.5%	9.4%	7.9%	9.1%
% of FP17s Relating to Free Repair or Replacements	3	910	0.3%	0.8%	0.8%	0.8%
% of FP17s Relating to Continuations	0	910	0.0%	1.1%	1.1%	1.1%
% of Patients satisfied with the dentistry they have received	4	4	N/A	91.3%	91.8%	91.7%
% of Patients satisfied with the time they had to wait for an appointment	4	4	N/A	86.3%	88.4%	88.0%

* This is based on patients treated on this contract for their most recent course of treatment. Figures in italics indicate the base number of FP17s or Patient Questionnaire responses are less than 100. N/A is shown where the base number of responses is less than 10 during the period. % is calculated as Quantity/Base number*100

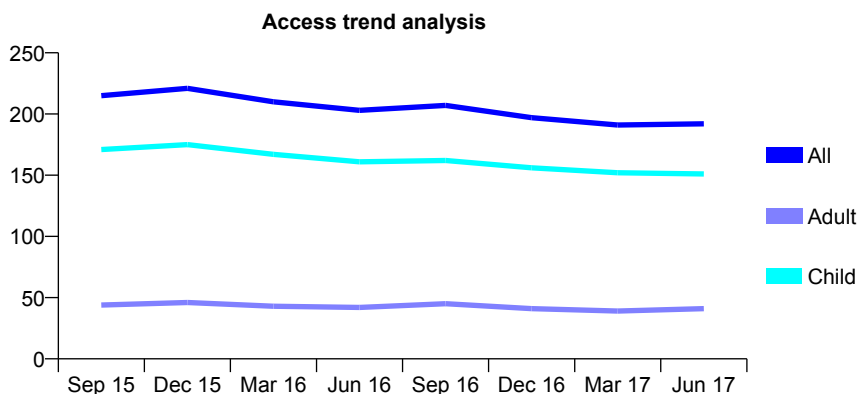
Q56 - Vital Signs At a Glance Contract Report for 840718/0001 - June 2017

Name or company name	MR LS KHANGURA
Contract type name	GDS Contract
Purpose of contract	General
Contract start date	01/04/2006
Contract end date	

17/18 Contracted general activity (UDA)	430
Carry forward general activity (UDA)	0
17/18 Contracted orthodontic activity (UOA)	0
Carry forward orthodontic activity (UOA)	0
Baseline contract value	£11,228.80

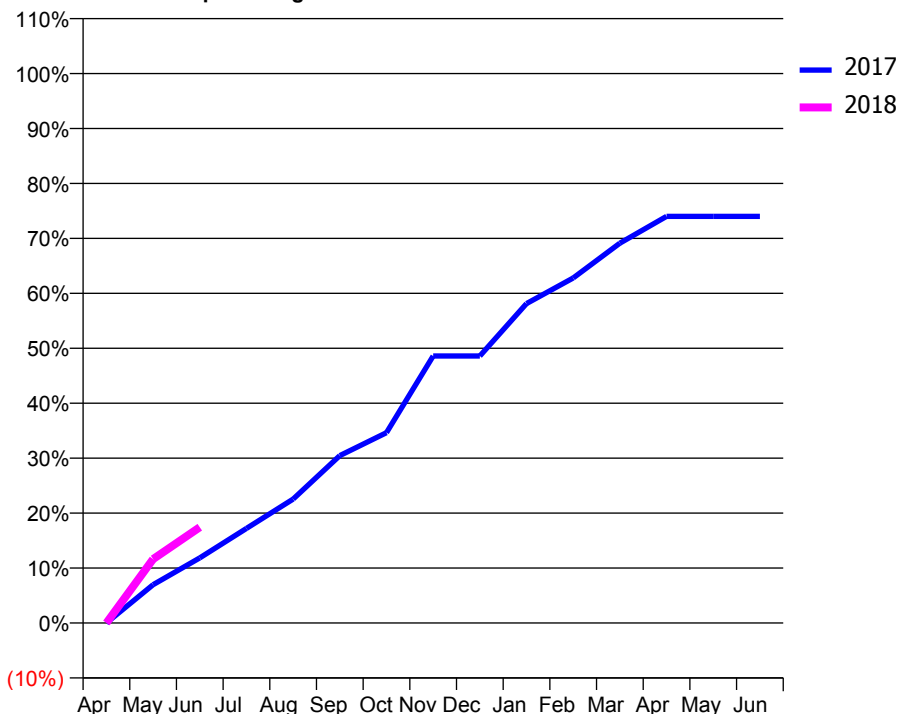
ACCESS*

Patients seen in 24 months	Total	Change since previous quarter
Quarter ending June 2016	203	
Quarter ending September 2016	207	→
Quarter ending December 2016	197	↓
Quarter ending March 2017	191	↓
Quarter ending June 2017	192	→
Variance since June 2016	(5.4%)	↓



ACTIVITY

Cumulative percentage of contracted UDA delivered 2017 & 2018



Adjusted Scheduled Activity (UDA)

Month	2017	2018
April	0	0
May	30	50
June	51	75
July	74	
August	97	
September	131	
October	149	
November	209	
December	209	
January	250	
February	270	
March	297	
April	318	
May	318	
June	318	

QUALITY

	Quantity	Base Number	Contract	AT	Region	England
% of FP17s for the same patient ID Re-attending within 3 months - Children	0	66	0.0%	11.0%	11.7%	12.0%
% of FP17s for the same patient ID Re-attending within 3 months - Adults	0	5	0.0%	14.6%	15.2%	16.0%
% of FP17s for the same patient ID Re-attending between 3 & 9 months - Children	47	66	71.2%	59.1%	59.1%	58.0%
% of FP17s for the same patient ID Re-attending between 3 & 9 months - Adults	3	5	60.0%	49.1%	52.2%	50.9%
% of FP17s for Band 1 Urgent Courses	0	54	0.0%	9.4%	7.9%	9.1%
% of FP17s Relating to Free Repair or Replacements	0	54	0.0%	0.8%	0.8%	0.8%
% of FP17s Relating to Continuations	0	54	0.0%	1.1%	1.1%	1.1%
% of Patients satisfied with the dentistry they have received	0	0	N/A	91.3%	91.8%	91.7%
% of Patients satisfied with the time they had to wait for an appointment	0	0	N/A	86.3%	88.4%	88.0%

* This is based on patients treated on this contract for their most recent course of treatment. Figures in italics indicate the base number of FP17s or Patient Questionnaire responses are less than 100. N/A is shown where the base number of responses is less than 10 during the period. % is calculated as Quantity/Base number*100

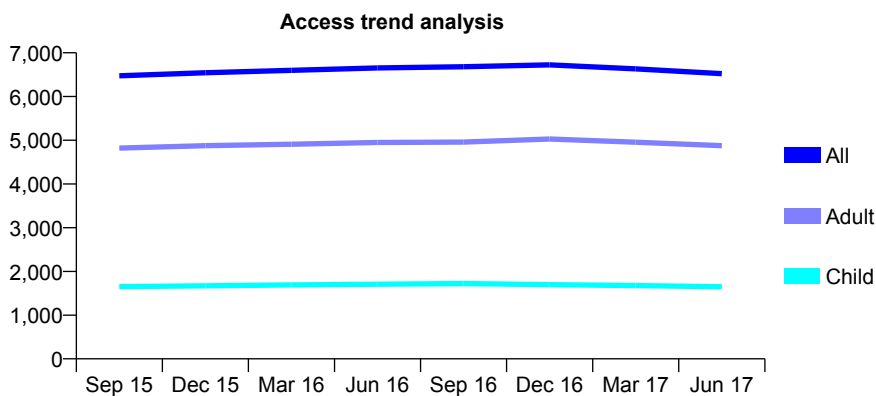
Q56 - Vital Signs At a Glance Contract Report for 842281/0002 - June 2017

Name or company name	MR PS ROLFE
Contract type name	GDS Contract
Purpose of contract	General
Contract start date	16/12/2007
Contract end date	

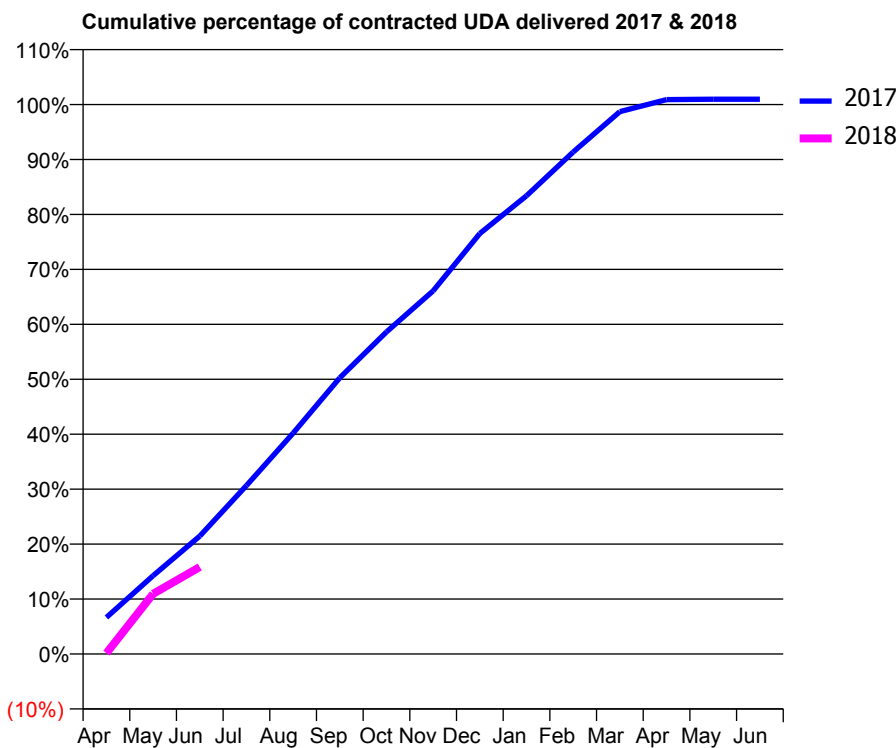
17/18 Contracted general activity (UDA)	19,749
Carry forward general activity (UDA)	0
17/18 Contracted orthodontic activity (UOA)	0
Carry forward orthodontic activity (UOA)	0
Baseline contract value	£525,450.92

ACCESS*

Patients seen in 24 months	Total	Change since previous quarter
Quarter ending June 2016	6,655	
Quarter ending September 2016	6,681	→
Quarter ending December 2016	6,725	→
Quarter ending March 2017	6,631	↓
Quarter ending June 2017	6,524	↓
Variance since June 2016	(2.0%)	↓



ACTIVITY



Month	Adjusted Scheduled Activity (UDA)	
	2017	2018
April	1,281	31
May	2,741	2,164
June	4,124	3,129
July	5,895	
August	7,730	
September	9,663	
October	11,268	
November	12,706	
December	14,711	
January	16,033	
February	17,559	
March	18,974	
April	19,396	
May	19,409	
June	19,411	

QUALITY

	Quantity	Base Number	Contract	AT	Region	England
% of FP17s for the same patient ID Re-attending within 3 months - Children	69	621	11.1%	11.0%	11.7%	12.0%
% of FP17s for the same patient ID Re-attending within 3 months - Adults	242	1,387	17.4%	14.6%	15.2%	16.0%
% of FP17s for the same patient ID Re-attending between 3 & 9 months - Children	404	621	65.1%	59.1%	59.1%	58.0%
% of FP17s for the same patient ID Re-attending between 3 & 9 months - Adults	724	1,387	52.2%	49.1%	52.2%	50.9%
% of FP17s for Band 1 Urgent Courses	181	1,774	10.2%	9.4%	7.9%	9.1%
% of FP17s Relating to Free Repair or Replacements	7	1,774	0.4%	0.8%	0.8%	0.8%
% of FP17s Relating to Continuations	10	1,774	0.6%	1.1%	1.1%	1.1%
% of Patients satisfied with the dentistry they have received	12	13	92.3%	91.3%	91.8%	91.7%
% of Patients satisfied with the time they had to wait for an appointment	13	13	100.0%	86.3%	88.4%	88.0%

* This is based on patients treated on this contract for their most recent course of treatment. Figures in italics indicate the base number of FP17s or Patient Questionnaire responses are less than 100. N/A is shown where the base number of responses is less than 10 during the period. % is calculated as Quantity/Base number*100

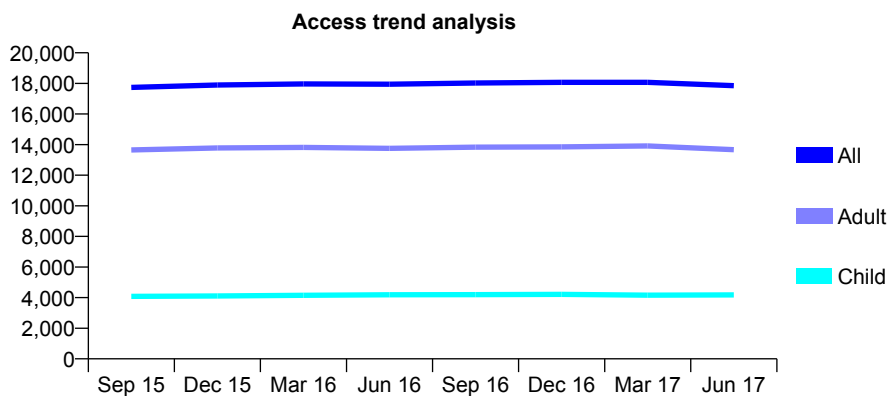
Q56 - Vital Signs At a Glance Contract Report for 843059/0001 - June 2017

Name or company name	Mr S Camderman and M Birgani
Contract type name	GDS Contract
Purpose of contract	General
Contract start date	01/04/2006
Contract end date	

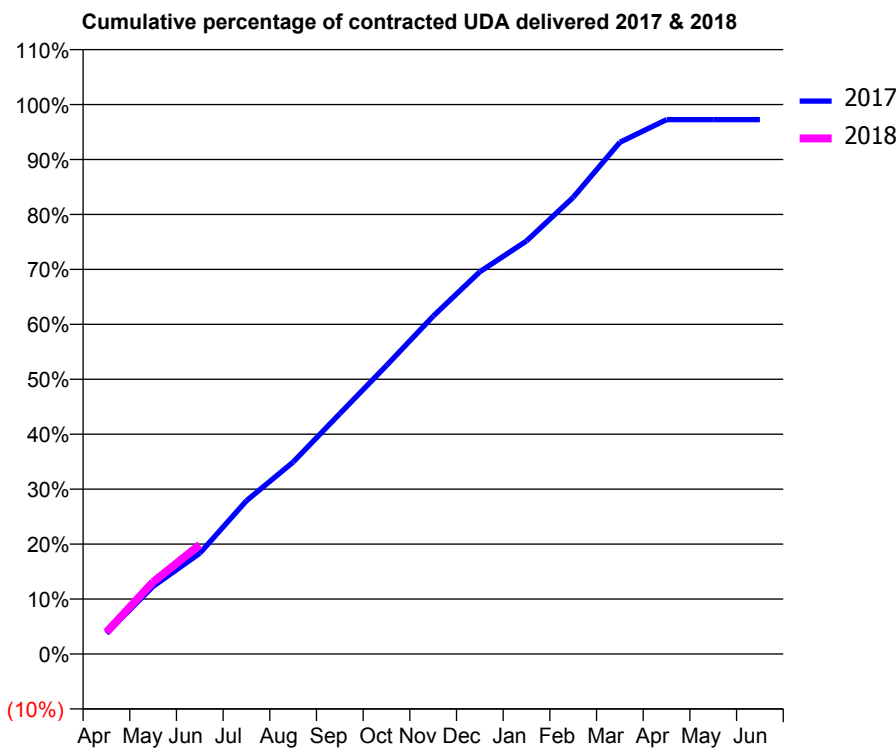
17/18 Contracted general activity (UDA)	46,679
Carry forward general activity (UDA)	0
17/18 Contracted orthodontic activity (UOA)	0
Carry forward orthodontic activity (UOA)	0
Baseline contract value	£1,267,776.30

ACCESS*

Patients seen in 24 months	Total	Change since previous quarter
Quarter ending June 2016	17,950	
Quarter ending September 2016	18,026	→
Quarter ending December 2016	18,066	→
Quarter ending March 2017	18,069	→
Quarter ending June 2017	17,849	↓
Variance since June 2016	(0.6%)	→



ACTIVITY



Month	Adjusted Scheduled Activity (UDA)	
	2017	2018
April	1,766	1,854
May	5,746	6,121
June	8,560	9,282
July	13,020	
August	16,306	
September	20,416	
October	24,510	
November	28,700	
December	32,474	
January	35,092	
February	38,786	
March	43,473	
April	45,390	
May	45,397	
June	45,399	

QUALITY

	Quantity	Base Number	Contract	AT	Region	England
% of FP17s for the same patient ID Re-attending within 3 months - Children	103	1,519	6.8%	11.0%	11.7%	12.0%
% of FP17s for the same patient ID Re-attending within 3 months - Adults	544	4,470	12.2%	14.6%	15.2%	16.0%
% of FP17s for the same patient ID Re-attending between 3 & 9 months - Children	869	1,519	57.2%	59.1%	59.1%	58.0%
% of FP17s for the same patient ID Re-attending between 3 & 9 months - Adults	2,537	4,470	56.8%	49.1%	52.2%	50.9%
% of FP17s for Band 1 Urgent Courses	253	5,116	4.9%	9.4%	7.9%	9.1%
% of FP17s Relating to Free Repair or Replacements	37	5,116	0.7%	0.8%	0.8%	0.8%
% of FP17s Relating to Continuations	45	5,116	0.9%	1.1%	1.1%	1.1%
% of Patients satisfied with the dentistry they have received	21	22	95.5%	91.3%	91.8%	91.7%
% of Patients satisfied with the time they had to wait for an appointment	22	22	100.0%	86.3%	88.4%	88.0%

* This is based on patients treated on this contract for their most recent course of treatment. Figures in italics indicate the base number of FP17s or Patient Questionnaire responses are less than 100. N/A is shown where the base number of responses is less than 10 during the period. % is calculated as Quantity/Base number*100

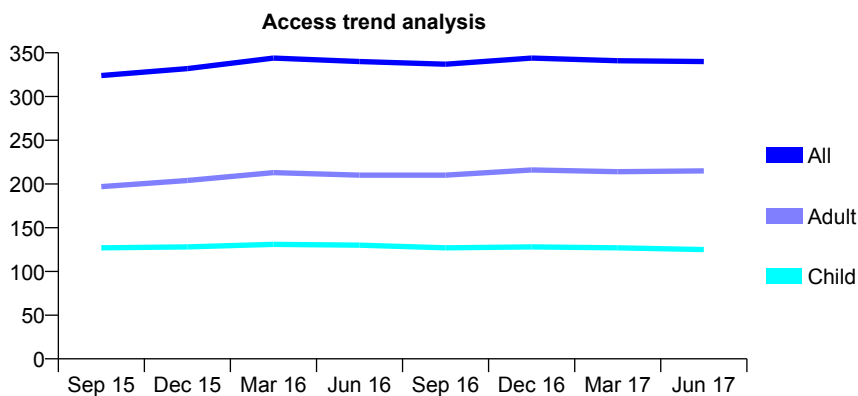
Q56 - Vital Signs At a Glance Contract Report for 847151/0001 - June 2017

Name or company name	MR RB DE VILLIERS
Contract type name	GDS Contract
Purpose of contract	General
Contract start date	01/04/2006
Contract end date	

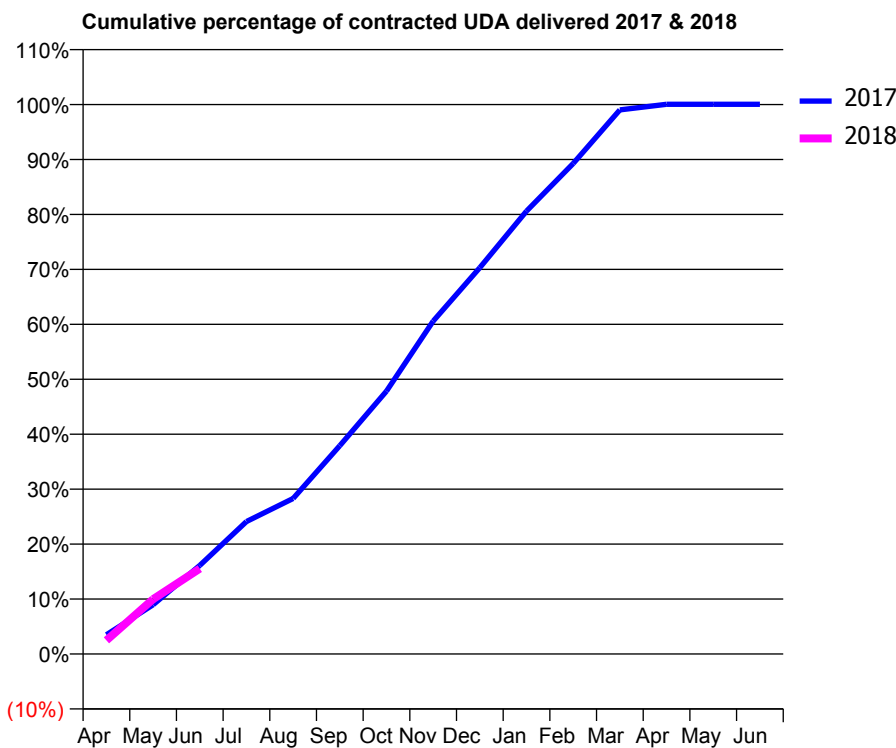
17/18 Contracted general activity (UDA)	1,081
Carry forward general activity (UDA)	0
17/18 Contracted orthodontic activity (UOA)	0
Carry forward orthodontic activity (UOA)	0
Baseline contract value	£24,815.79

ACCESS*

Patients seen in 24 months	Total	Change since previous quarter
Quarter ending June 2016	340	
Quarter ending September 2016	337	→
Quarter ending December 2016	344	↑
Quarter ending March 2017	341	→
Quarter ending June 2017	340	→
Variance since June 2016	0.0%	→



ACTIVITY



Month	Adjusted Scheduled Activity (UDA)	
	2017	2018
April	38	27
May	97	108
June	174	168
July	261	
August	306	
September	410	
October	517	
November	655	
December	760	
January	871	
February	965	
March	1,070	
April	1,081	
May	1,081	
June	1,081	

QUALITY

	Quantity	Base Number	Contract	AT	Region	England
% of FP17s for the same patient ID Re-attending within 3 months - Children	3	50	6.0%	11.0%	11.7%	12.0%
% of FP17s for the same patient ID Re-attending within 3 months - Adults	6	76	7.9%	14.6%	15.2%	16.0%
% of FP17s for the same patient ID Re-attending between 3 & 9 months - Children	38	50	76.0%	59.1%	59.1%	58.0%
% of FP17s for the same patient ID Re-attending between 3 & 9 months - Adults	60	76	78.9%	49.1%	52.2%	50.9%
% of FP17s for Band 1 Urgent Courses	0	119	0.0%	9.4%	7.9%	9.1%
% of FP17s Relating to Free Repair or Replacements	0	119	0.0%	0.8%	0.8%	0.8%
% of FP17s Relating to Continuations	2	119	1.7%	1.1%	1.1%	1.1%
% of Patients satisfied with the dentistry they have received	2	2	N/A	91.3%	91.8%	91.7%
% of Patients satisfied with the time they had to wait for an appointment	2	2	N/A	86.3%	88.4%	88.0%

* This is based on patients treated on this contract for their most recent course of treatment. Figures in italics indicate the base number of FP17s or Patient Questionnaire responses are less than 100. N/A is shown where the base number of responses is less than 10 during the period. % is calculated as Quantity/Base number*100

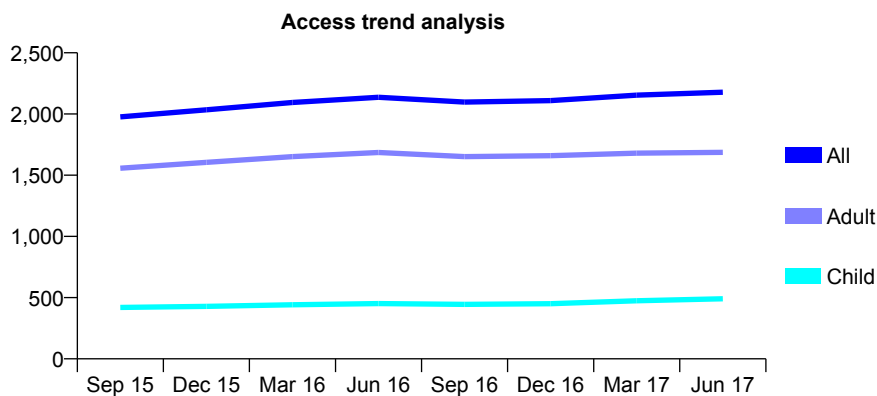
Q56 - Vital Signs At a Glance Contract Report for 855847/0001 - June 2017

Name or company name	MR A BEHNIA
Contract type name	GDS Contract
Purpose of contract	General
Contract start date	01/08/2006
Contract end date	

17/18 Contracted general activity (UDA)	5,679
Carry forward general activity (UDA)	0
17/18 Contracted orthodontic activity (UOA)	0
Carry forward orthodontic activity (UOA)	0
Baseline contract value	£130,669.39

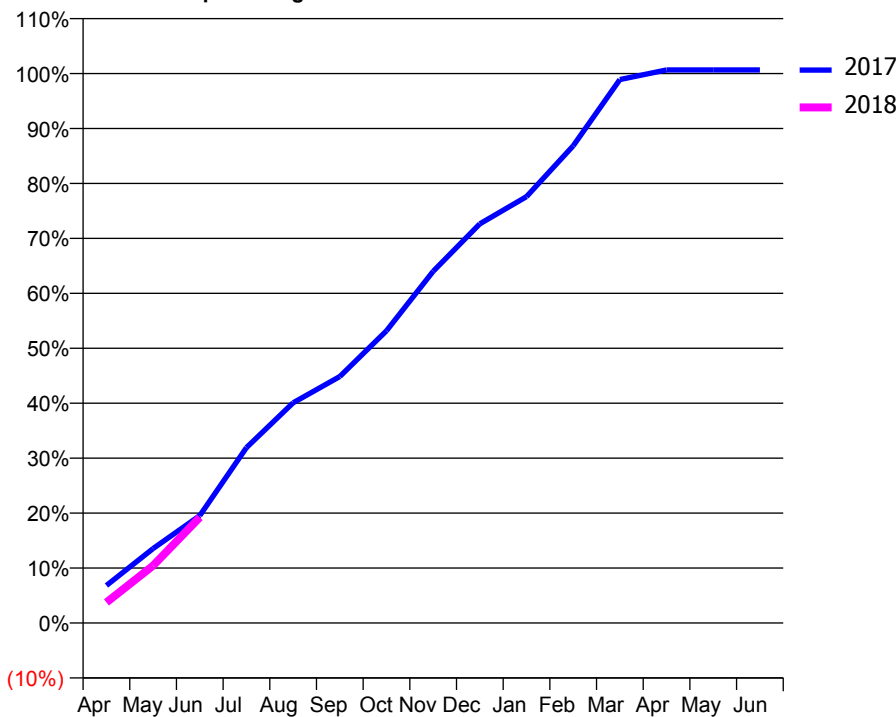
ACCESS*

Patients seen in 24 months	Total	Change since previous quarter
Quarter ending June 2016	2,137	
Quarter ending September 2016	2,097	↓
Quarter ending December 2016	2,110	→
Quarter ending March 2017	2,154	↑
Quarter ending June 2017	2,178	→
Variance since June 2016	1.9%	→



ACTIVITY

Cumulative percentage of contracted UDA delivered 2017 & 2018



Month	Adjusted Scheduled Activity (UDA)	
	2017	2018
April	388	214
May	770	593
June	1,110	1,093
July	1,813	
August	2,276	
September	2,548	
October	3,020	
November	3,634	
December	4,125	
January	4,406	
February	4,932	
March	5,616	
April	5,716	
May	5,716	
June	5,716	

QUALITY

	Quantity	Base Number	Contract	AT	Region	England
% of FP17s for the same patient ID Re-attending within 3 months - Children	6	168	3.6%	11.0%	11.7%	12.0%
% of FP17s for the same patient ID Re-attending within 3 months - Adults	26	508	5.1%	14.6%	15.2%	16.0%
% of FP17s for the same patient ID Re-attending between 3 & 9 months - Children	105	168	62.5%	59.1%	59.1%	58.0%
% of FP17s for the same patient ID Re-attending between 3 & 9 months - Adults	319	508	62.8%	49.1%	52.2%	50.9%
% of FP17s for Band 1 Urgent Courses	8	631	1.3%	9.4%	7.9%	9.1%
% of FP17s Relating to Free Repair or Replacements	0	631	0.0%	0.8%	0.8%	0.8%
% of FP17s Relating to Continuations	0	631	0.0%	1.1%	1.1%	1.1%
% of Patients satisfied with the dentistry they have received	5	5	N/A	91.3%	91.8%	91.7%
% of Patients satisfied with the time they had to wait for an appointment	5	5	N/A	86.3%	88.4%	88.0%

* This is based on patients treated on this contract for their most recent course of treatment. Figures in italics indicate the base number of FP17s or Patient Questionnaire responses are less than 100. N/A is shown where the base number of responses is less than 10 during the period. % is calculated as Quantity/Base number*100

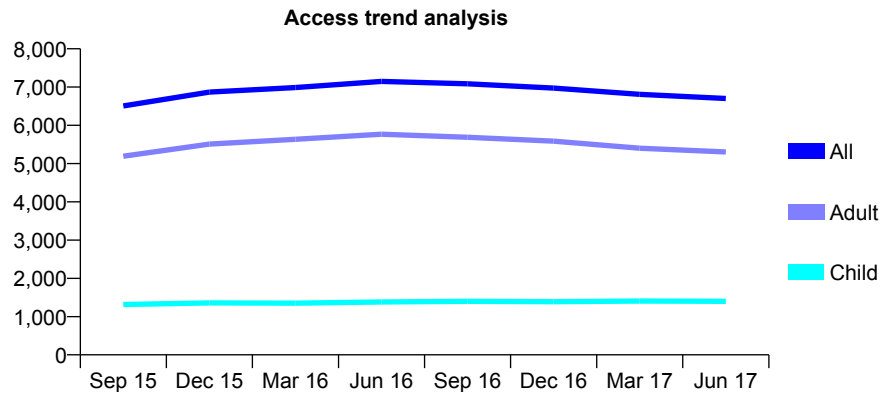
Q56 - Vital Signs At a Glance Contract Report for 883840/0001 - June 2017

Name or company name	MS I PODDAR
Contract type name	GDS Contract
Purpose of contract	General
Contract start date	01/08/2014
Contract end date	

17/18 Contracted general activity (UDA)	21,000
Carry forward general activity (UDA)	0
17/18 Contracted orthodontic activity (UOA)	0
Carry forward orthodontic activity (UOA)	0
Baseline contract value	£446,638.06

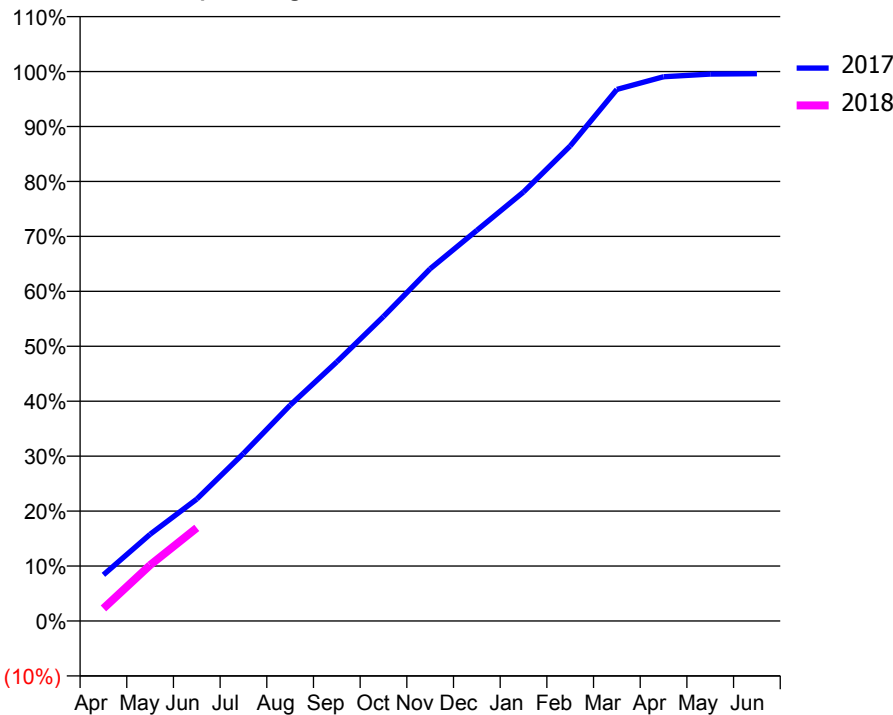
ACCESS*

Patients seen in 24 months	Total	Change since previous quarter
Quarter ending June 2016	7,148	
Quarter ending September 2016	7,085	→
Quarter ending December 2016	6,975	↓
Quarter ending March 2017	6,808	↓
Quarter ending June 2017	6,703	↓
Variance since June 2016	(6.2%)	↓



ACTIVITY

Cumulative percentage of contracted UDA delivered 2017 & 2018



Month	Adjusted Scheduled Activity (UDA)	
	2017	2018
April	1,764	481
May	3,313	2,135
June	4,662	3,562
July	6,403	
August	8,246	
September	9,904	
October	11,639	
November	13,460	
December	14,927	
January	16,397	
February	18,153	
March	20,316	
April	20,800	
May	20,899	
June	20,915	

QUALITY

	Quantity	Base Number	Contract	AT	Region	England
% of FP17s for the same patient ID Re-attending within 3 months - Children	15	397	3.8%	11.0%	11.7%	12.0%
% of FP17s for the same patient ID Re-attending within 3 months - Adults	182	1,503	12.1%	14.6%	15.2%	16.0%
% of FP17s for the same patient ID Re-attending between 3 & 9 months - Children	240	397	60.5%	59.1%	59.1%	58.0%
% of FP17s for the same patient ID Re-attending between 3 & 9 months - Adults	768	1,503	51.1%	49.1%	52.2%	50.9%
% of FP17s for Band 1 Urgent Courses	50	1,635	3.1%	9.4%	7.9%	9.1%
% of FP17s Relating to Free Repair or Replacements	15	1,635	0.9%	0.8%	0.8%	0.8%
% of FP17s Relating to Continuations	14	1,635	0.9%	1.1%	1.1%	1.1%
% of Patients satisfied with the dentistry they have received	5	6	N/A	91.3%	91.8%	91.7%
% of Patients satisfied with the time they had to wait for an appointment	3	6	N/A	86.3%	88.4%	88.0%

* This is based on patients treated on this contract for their most recent course of treatment. Figures in italics indicate the base number of FP17s or Patient Questionnaire responses are less than 100. N/A is shown where the base number of responses is less than 10 during the period. % is calculated as Quantity/Base number*100

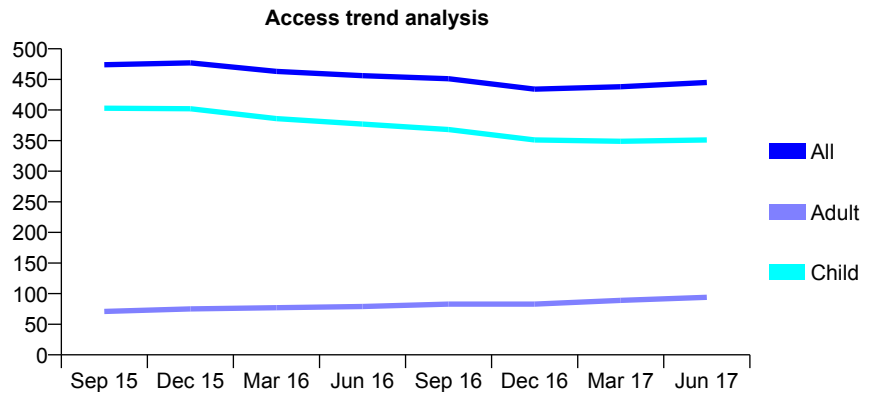
Q56 - Vital Signs At a Glance Contract Report for 904945/0001 - June 2017

Name or company name	MR GV SHAW
Contract type name	GDS Contract
Purpose of contract	General
Contract start date	01/04/2006
Contract end date	

17/18 Contracted general activity (UDA)	1,586
Carry forward general activity (UDA)	0
17/18 Contracted orthodontic activity (UOA)	0
Carry forward orthodontic activity (UOA)	0
Baseline contract value	£40,943.09

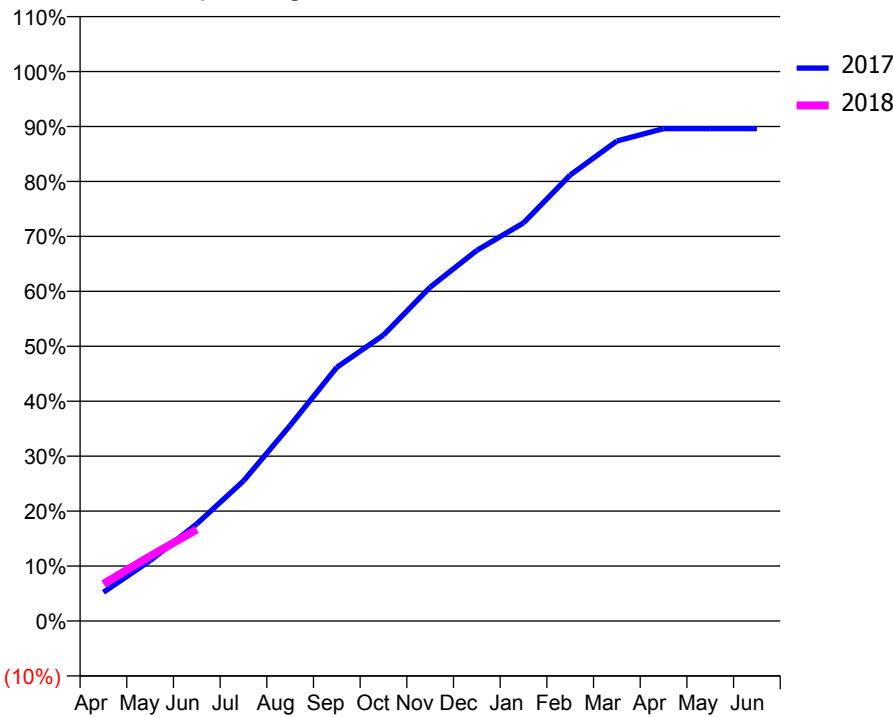
ACCESS*

Patients seen in 24 months	Total	Change since previous quarter
Quarter ending June 2016	456	
Quarter ending September 2016	451	↓
Quarter ending December 2016	434	↓
Quarter ending March 2017	438	→
Quarter ending June 2017	445	→
Variance since June 2016	(2.4%)	↓



ACTIVITY

Cumulative percentage of contracted UDA delivered 2017 & 2018



Month	Adjusted Scheduled Activity (UDA)	
	2017	2018
April	83	107
May	174	187
June	280	264
July	404	
August	564	
September	732	
October	825	
November	964	
December	1,070	
January	1,149	
February	1,287	
March	1,385	
April	1,421	
May	1,421	
June	1,421	

QUALITY

	Quantity	Base Number	Contract	AT	Region	England
% of FP17s for the same patient ID Re-attending within 3 months - Children	13	170	7.6%	11.0%	11.7%	12.0%
% of FP17s for the same patient ID Re-attending within 3 months - Adults	0	9	0.0%	14.6%	15.2%	16.0%
% of FP17s for the same patient ID Re-attending between 3 & 9 months - Children	111	170	65.3%	59.1%	59.1%	58.0%
% of FP17s for the same patient ID Re-attending between 3 & 9 months - Adults	5	9	55.6%	49.1%	52.2%	50.9%
% of FP17s for Band 1 Urgent Courses	2	158	1.3%	9.4%	7.9%	9.1%
% of FP17s Relating to Free Repair or Replacements	0	158	0.0%	0.8%	0.8%	0.8%
% of FP17s Relating to Continuations	2	158	1.3%	1.1%	1.1%	1.1%
% of Patients satisfied with the dentistry they have received	0	0	N/A	91.3%	91.8%	91.7%
% of Patients satisfied with the time they had to wait for an appointment	0	0	N/A	86.3%	88.4%	88.0%

* This is based on patients treated on this contract for their most recent course of treatment. Figures in italics indicate the base number of FP17s or Patient Questionnaire responses are less than 100. N/A is shown where the base number of responses is less than 10 during the period. % is calculated as Quantity/Base number*100

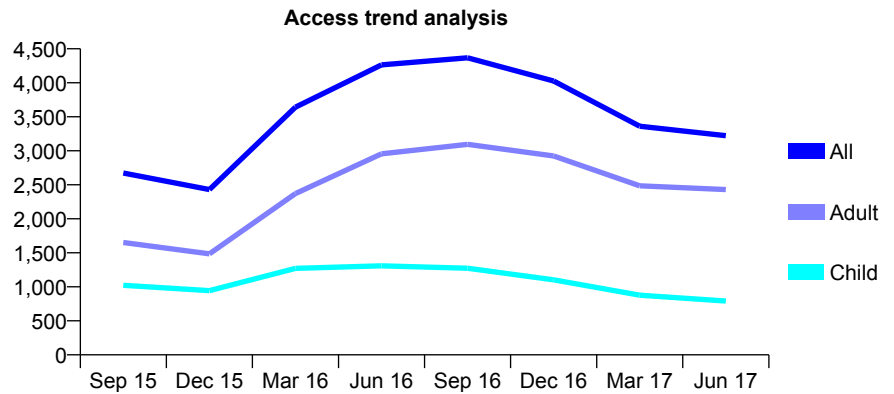
Q56 - Vital Signs At a Glance Contract Report for 905941/0001 - June 2017

Name or company name	MR JQ PEIRSON
Contract type name	GDS Contract
Purpose of contract	General and Orthodontic
Contract start date	01/04/2006
Contract end date	

17/18 Contracted general activity (UDA)	10,641
Carry forward general activity (UDA)	0
17/18 Contracted orthodontic activity (UOA)	68
Carry forward orthodontic activity (UOA)	0
Baseline contract value	£314,850.98

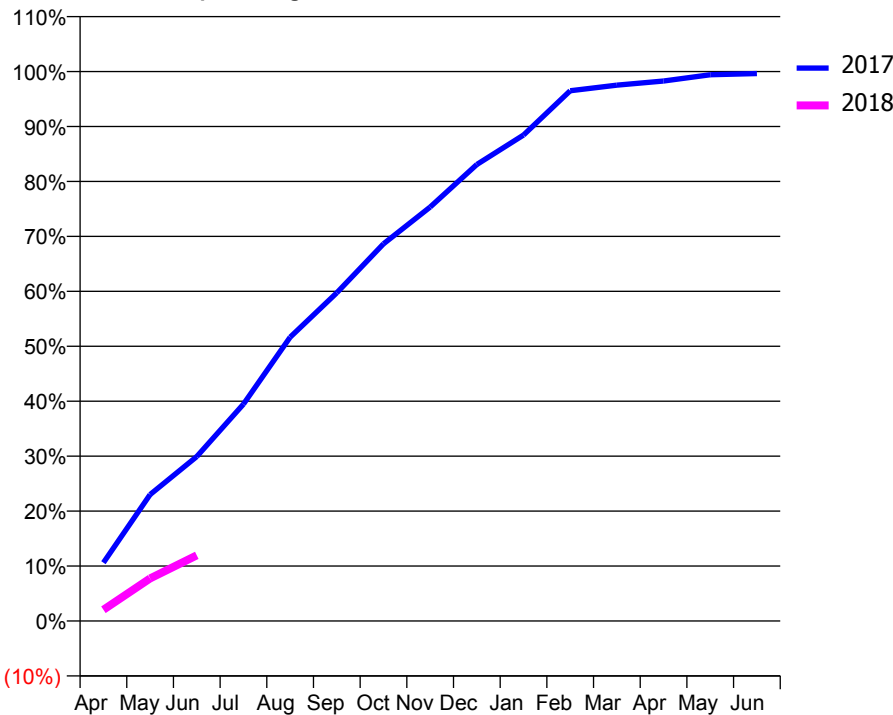
ACCESS*

Patients seen in 24 months	Total	Change since previous quarter
Quarter ending June 2016	4,264	
Quarter ending September 2016	4,368	↑
Quarter ending December 2016	4,027	↓
Quarter ending March 2017	3,362	↓
Quarter ending June 2017	3,223	↓
Variance since June 2016	(24.4%)	↓



ACTIVITY

Cumulative percentage of contracted UDA delivered 2017 & 2018



Month	Adjusted Scheduled Activity (UDA)	
	2017	2018
April	1,131	217
May	2,449	825
June	3,186	1,272
July	4,201	
August	5,496	
September	6,355	
October	7,304	
November	8,016	
December	8,839	
January	9,411	
February	10,267	
March	10,378	
April	10,458	
May	10,577	
June	10,600	

QUALITY

	Quantity	Base Number	Contract	AT	Region	England
% of FP17s for the same patient ID Re-attending within 3 months - Children	8	174	4.6%	11.0%	11.7%	12.0%
% of FP17s for the same patient ID Re-attending within 3 months - Adults	35	543	6.4%	14.6%	15.2%	16.0%
% of FP17s for the same patient ID Re-attending between 3 & 9 months - Children	115	174	66.1%	59.1%	59.1%	58.0%
% of FP17s for the same patient ID Re-attending between 3 & 9 months - Adults	292	543	53.8%	49.1%	52.2%	50.9%
% of FP17s for Band 1 Urgent Courses	50	617	8.1%	9.4%	7.9%	9.1%
% of FP17s Relating to Free Repair or Replacements	1	617	0.2%	0.8%	0.8%	0.8%
% of FP17s Relating to Continuations	1	617	0.2%	1.1%	1.1%	1.1%
% of Patients satisfied with the dentistry they have received	5	6	N/A	91.3%	91.8%	91.7%
% of Patients satisfied with the time they had to wait for an appointment	5	6	N/A	86.3%	88.4%	88.0%

* This is based on patients treated on this contract for their most recent course of treatment. Figures in italics indicate the base number of FP17s or Patient Questionnaire responses are less than 100. N/A is shown where the base number of responses is less than 10 during the period. % is calculated as Quantity/Base number*100

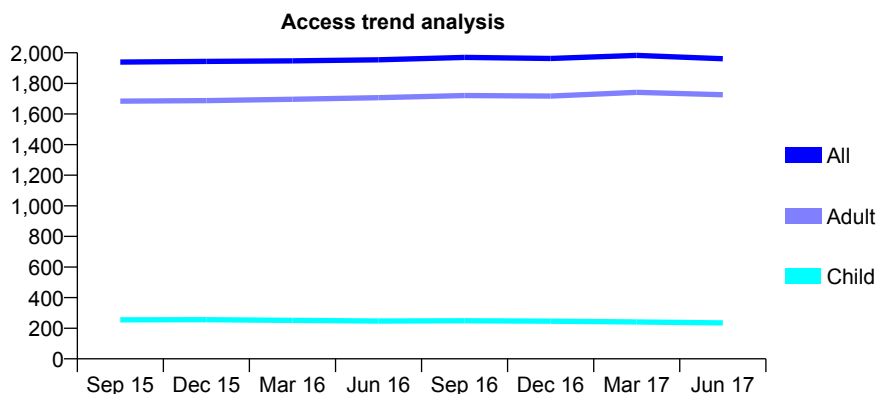
Q56 - Vital Signs At a Glance Contract Report for 906247/0001 - June 2017

Name or company name	The Dental Surgery
Contract type name	GDS Contract
Purpose of contract	General
Contract start date	01/04/2006
Contract end date	

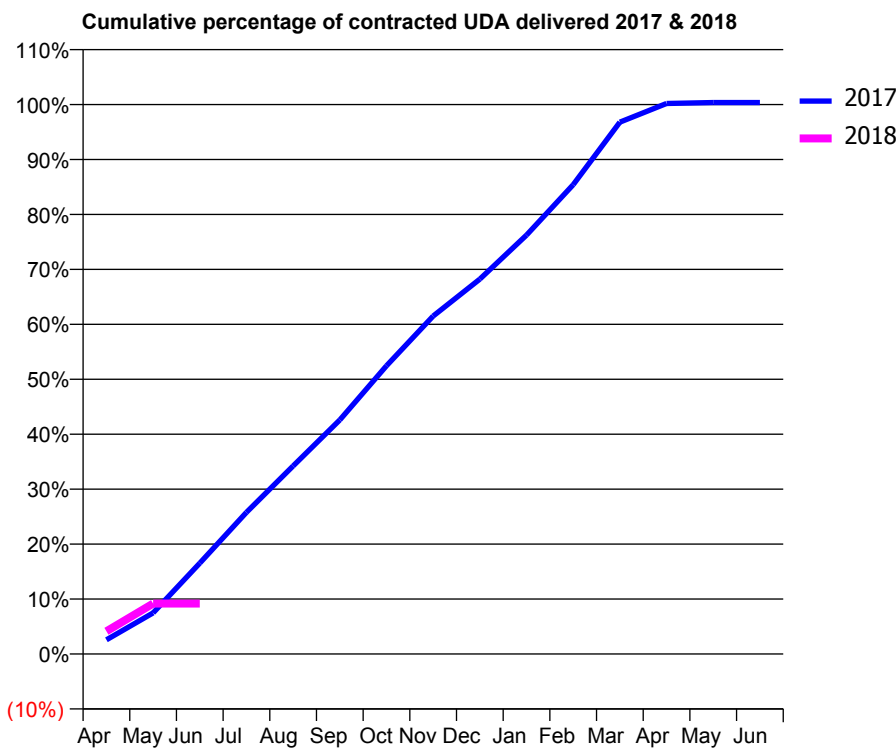
17/18 Contracted general activity (UDA)	5,493
Carry forward general activity (UDA)	0
17/18 Contracted orthodontic activity (UOA)	0
Carry forward orthodontic activity (UOA)	0
Baseline contract value	£116,772.84

ACCESS*

Patients seen in 24 months	Total	Change since previous quarter
Quarter ending June 2016	1,954	
Quarter ending September 2016	1,970	→
Quarter ending December 2016	1,963	→
Quarter ending March 2017	1,983	→
Quarter ending June 2017	1,961	↓
Variance since June 2016	0.4%	→



ACTIVITY



Month	Adjusted Scheduled Activity (UDA)	
	2017	2018
April	141	227
May	411	505
June	908	505
July	1,416	
August	1,880	
September	2,340	
October	2,881	
November	3,378	
December	3,747	
January	4,187	
February	4,691	
March	5,316	
April	5,503	
May	5,512	
June	5,512	

QUALITY

	Quantity	Base Number	Contract	AT	Region	England
% of FP17s for the same patient ID Re-attending within 3 months - Children	3	55	5.5%	11.0%	11.7%	12.0%
% of FP17s for the same patient ID Re-attending within 3 months - Adults	57	352	16.2%	14.6%	15.2%	16.0%
% of FP17s for the same patient ID Re-attending between 3 & 9 months - Children	42	55	76.4%	59.1%	59.1%	58.0%
% of FP17s for the same patient ID Re-attending between 3 & 9 months - Adults	219	352	62.2%	49.1%	52.2%	50.9%
% of FP17s for Band 1 Urgent Courses	18	310	5.8%	9.4%	7.9%	9.1%
% of FP17s Relating to Free Repair or Replacements	5	310	1.6%	0.8%	0.8%	0.8%
% of FP17s Relating to Continuations	6	310	1.9%	1.1%	1.1%	1.1%
% of Patients satisfied with the dentistry they have received	11	12	91.7%	91.3%	91.8%	91.7%
% of Patients satisfied with the time they had to wait for an appointment	11	12	91.7%	86.3%	88.4%	88.0%

* This is based on patients treated on this contract for their most recent course of treatment. Figures in italics indicate the base number of FP17s or Patient Questionnaire responses are less than 100. N/A is shown where the base number of responses is less than 10 during the period. % is calculated as Quantity/Base number*100

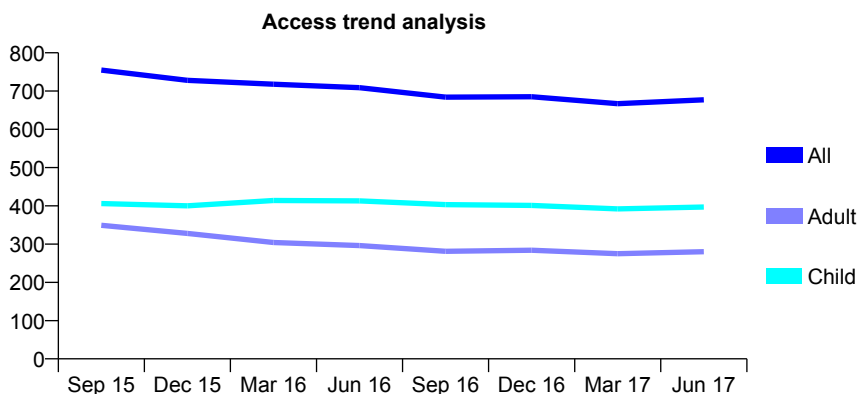
Q56 - Vital Signs At a Glance Contract Report for 907332/0001 - June 2017

Name or company name	MR HJ DHANJI
Contract type name	GDS Contract
Purpose of contract	General
Contract start date	01/04/2006
Contract end date	

17/18 Contracted general activity (UDA)	1,400
Carry forward general activity (UDA)	0
17/18 Contracted orthodontic activity (UOA)	0
Carry forward orthodontic activity (UOA)	0
Baseline contract value	£32,172.58

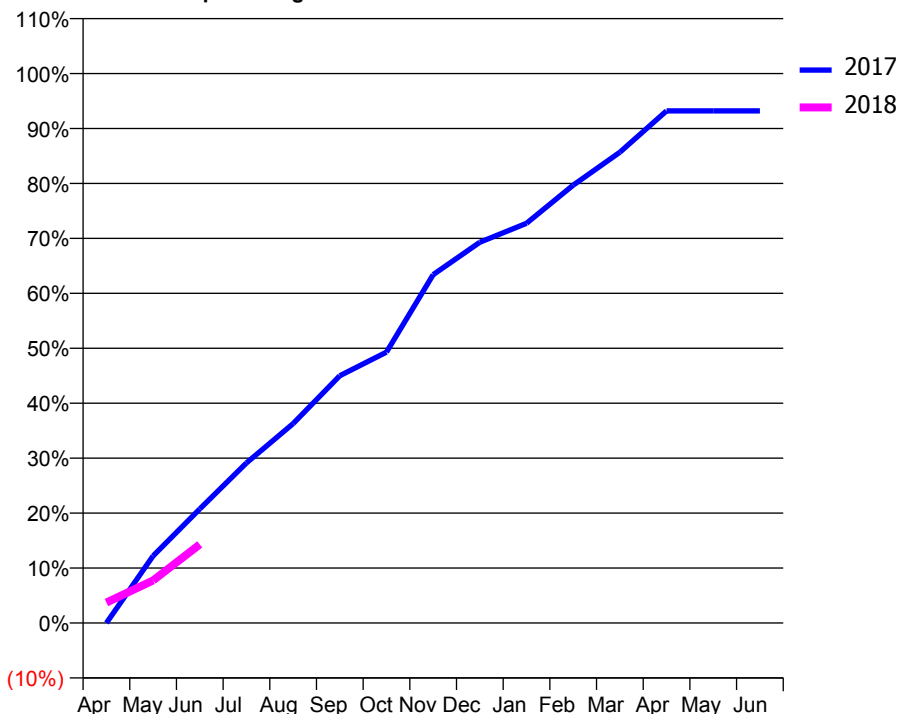
ACCESS*

Patients seen in 24 months	Total	Change since previous quarter
Quarter ending June 2016	709	
Quarter ending September 2016	684	↓
Quarter ending December 2016	685	→
Quarter ending March 2017	667	↓
Quarter ending June 2017	677	→
Variance since June 2016	(4.5%)	↓



ACTIVITY

Cumulative percentage of contracted UDA delivered 2017 & 2018



Adjusted Scheduled Activity (UDA)

Month	2017	2018
April	0	52
May	171	108
June	291	200
July	408	
August	508	
September	630	
October	690	
November	887	
December	970	
January	1,018	
February	1,115	
March	1,199	
April	1,305	
May	1,305	
June	1,305	

QUALITY

	Quantity	Base Number	Contract	AT	Region	England
% of FP17s for the same patient ID Re-attending within 3 months - Children	2	120	1.7%	11.0%	11.7%	12.0%
% of FP17s for the same patient ID Re-attending within 3 months - Adults	4	68	5.9%	14.6%	15.2%	16.0%
% of FP17s for the same patient ID Re-attending between 3 & 9 months - Children	21	120	17.5%	59.1%	59.1%	58.0%
% of FP17s for the same patient ID Re-attending between 3 & 9 months - Adults	32	68	47.1%	49.1%	52.2%	50.9%
% of FP17s for Band 1 Urgent Courses	2	131	1.5%	9.4%	7.9%	9.1%
% of FP17s Relating to Free Repair or Replacements	0	131	0.0%	0.8%	0.8%	0.8%
% of FP17s Relating to Continuations	0	131	0.0%	1.1%	1.1%	1.1%
% of Patients satisfied with the dentistry they have received	1	1	N/A	91.3%	91.8%	91.7%
% of Patients satisfied with the time they had to wait for an appointment	1	1	N/A	86.3%	88.4%	88.0%

* This is based on patients treated on this contract for their most recent course of treatment. Figures in italics indicate the base number of FP17s or Patient Questionnaire responses are less than 100. N/A is shown where the base number of responses is less than 10 during the period. % is calculated as Quantity/Base number*100

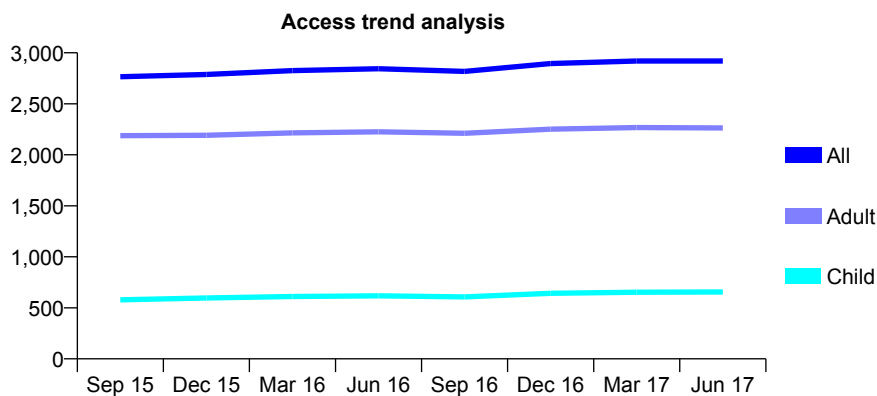
Q56 - Vital Signs At a Glance Contract Report for 908002/0001 - June 2017

Name or company name	MR DC TRENT
Contract type name	GDS Contract
Purpose of contract	General
Contract start date	01/04/2006
Contract end date	

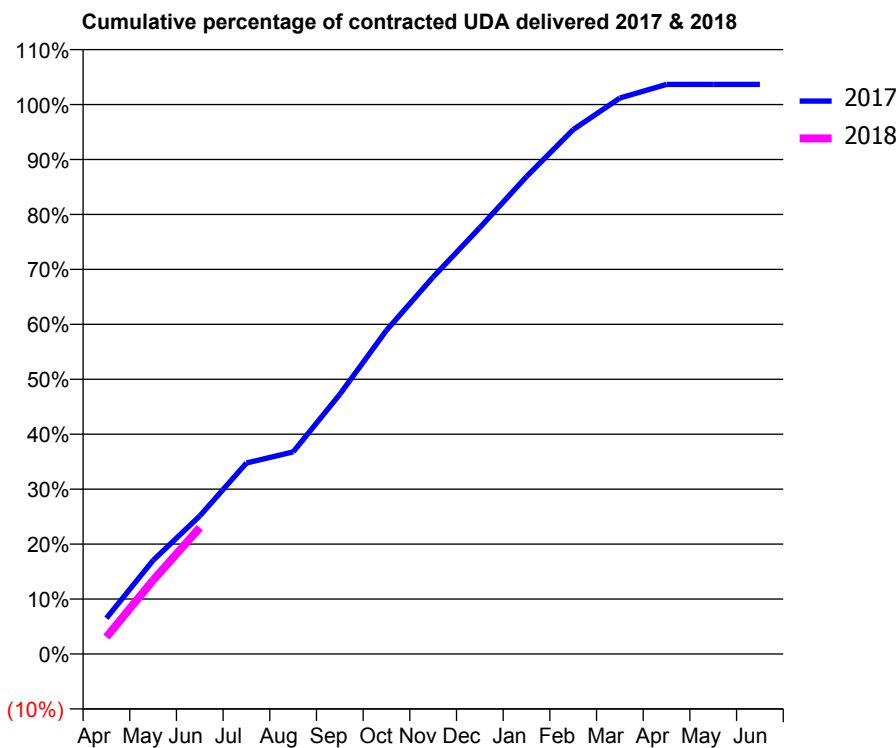
17/18 Contracted general activity (UDA)	8,137
Carry forward general activity (UDA)	0
17/18 Contracted orthodontic activity (UOA)	0
Carry forward orthodontic activity (UOA)	0
Baseline contract value	£169,291.11

ACCESS*

Patients seen in 24 months	Total	Change since previous quarter
Quarter ending June 2016	2,844	
Quarter ending September 2016	2,818	→
Quarter ending December 2016	2,895	↑
Quarter ending March 2017	2,920	→
Quarter ending June 2017	2,919	→
Variance since June 2016	2.6%	↑



ACTIVITY



Month	Adjusted Scheduled Activity (UDA)	
	2017	2018
April	531	251
May	1,388	1,093
June	2,046	1,871
July	2,828	
August	2,992	
September	3,846	
October	4,794	
November	5,584	
December	6,315	
January	7,070	
February	7,764	
March	8,233	
April	8,435	
May	8,435	
June	8,435	

QUALITY

	Quantity	Base Number	Contract	AT	Region	England
% of FP17s for the same patient ID Re-attending within 3 months - Children	16	237	6.8%	11.0%	11.7%	12.0%
% of FP17s for the same patient ID Re-attending within 3 months - Adults	88	702	12.5%	14.6%	15.2%	16.0%
% of FP17s for the same patient ID Re-attending between 3 & 9 months - Children	128	237	54.0%	59.1%	59.1%	58.0%
% of FP17s for the same patient ID Re-attending between 3 & 9 months - Adults	362	702	51.6%	49.1%	52.2%	50.9%
% of FP17s for Band 1 Urgent Courses	54	789	6.8%	9.4%	7.9%	9.1%
% of FP17s Relating to Free Repair or Replacements	0	789	0.0%	0.8%	0.8%	0.8%
% of FP17s Relating to Continuations	6	789	0.8%	1.1%	1.1%	1.1%
% of Patients satisfied with the dentistry they have received	9	9	N/A	91.3%	91.8%	91.7%
% of Patients satisfied with the time they had to wait for an appointment	8	9	N/A	86.3%	88.4%	88.0%

* This is based on patients treated on this contract for their most recent course of treatment. Figures in italics indicate the base number of FP17s or Patient Questionnaire responses are less than 100. N/A is shown where the base number of responses is less than 10 during the period. % is calculated as Quantity/Base number*100

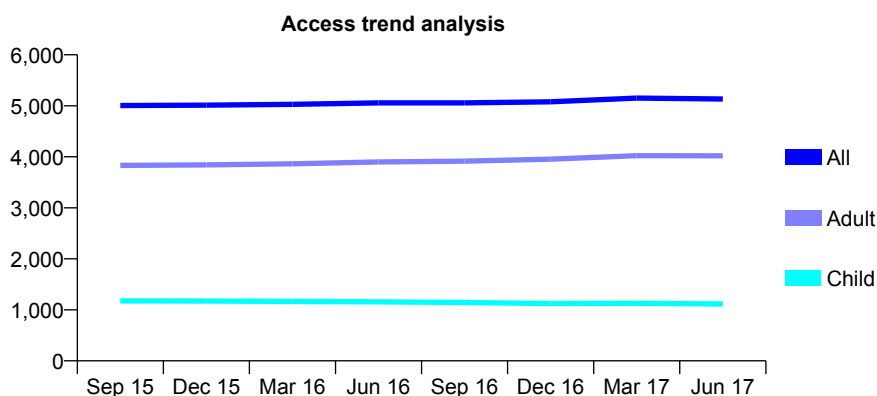
Q56 - Vital Signs At a Glance Contract Report for 910201/0001 - June 2017

Name or company name	Denise Taylor, Cheerag Raval, Gemma Ra
Contract type name	GDS Contract
Purpose of contract	General
Contract start date	01/04/2006
Contract end date	

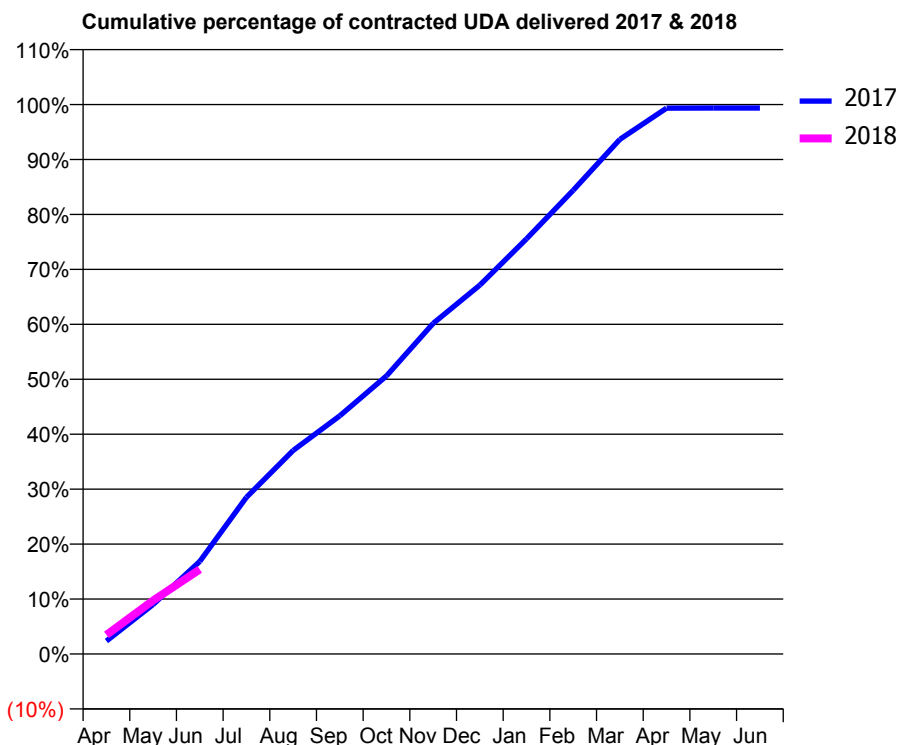
17/18 Contracted general activity (UDA)	14,239
Carry forward general activity (UDA)	0
17/18 Contracted orthodontic activity (UOA)	0
Carry forward orthodontic activity (UOA)	0
Baseline contract value	£302,699.52

ACCESS*

Patients seen in 24 months	Total	Change since previous quarter
Quarter ending June 2016	5,057	
Quarter ending September 2016	5,058	→
Quarter ending December 2016	5,078	→
Quarter ending March 2017	5,151	→
Quarter ending June 2017	5,133	→
Variance since June 2016	1.5%	→



ACTIVITY



Month	Adjusted Scheduled Activity (UDA)	
	2017	2018
April	337	496
May	1,284	1,388
June	2,399	2,194
July	4,061	
August	5,275	
September	6,173	
October	7,206	
November	8,568	
December	9,558	
January	10,758	
February	12,017	
March	13,335	
April	14,145	
May	14,147	
June	14,147	

QUALITY

	Quantity	Base Number	Contract	AT	Region	England
% of FP17s for the same patient ID Re-attending within 3 months - Children	42	456	9.2%	11.0%	11.7%	12.0%
% of FP17s for the same patient ID Re-attending within 3 months - Adults	231	1,270	18.2%	14.6%	15.2%	16.0%
% of FP17s for the same patient ID Re-attending between 3 & 9 months - Children	334	456	73.2%	59.1%	59.1%	58.0%
% of FP17s for the same patient ID Re-attending between 3 & 9 months - Adults	505	1,270	39.8%	49.1%	52.2%	50.9%
% of FP17s for Band 1 Urgent Courses	95	1,369	6.9%	9.4%	7.9%	9.1%
% of FP17s Relating to Free Repair or Replacements	3	1,369	0.2%	0.8%	0.8%	0.8%
% of FP17s Relating to Continuations	29	1,369	2.1%	1.1%	1.1%	1.1%
% of Patients satisfied with the dentistry they have received	6	8	N/A	91.3%	91.8%	91.7%
% of Patients satisfied with the time they had to wait for an appointment	8	8	N/A	86.3%	88.4%	88.0%

* This is based on patients treated on this contract for their most recent course of treatment. Figures in italics indicate the base number of FP17s or Patient Questionnaire responses are less than 100. N/A is shown where the base number of responses is less than 10 during the period. % is calculated as Quantity/Base number*100

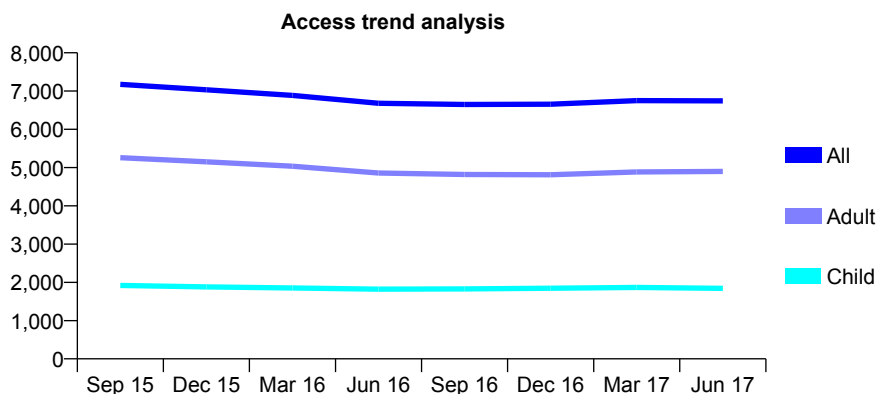
Q56 - Vital Signs At a Glance Contract Report for 915246/0001 - June 2017

Name or company name	MRS CH JACKMAN
Contract type name	GDS Contract
Purpose of contract	General
Contract start date	01/04/2006
Contract end date	

17/18 Contracted general activity (UDA)	20,400
Carry forward general activity (UDA)	0
17/18 Contracted orthodontic activity (UOA)	0
Carry forward orthodontic activity (UOA)	0
Baseline contract value	£536,030.70

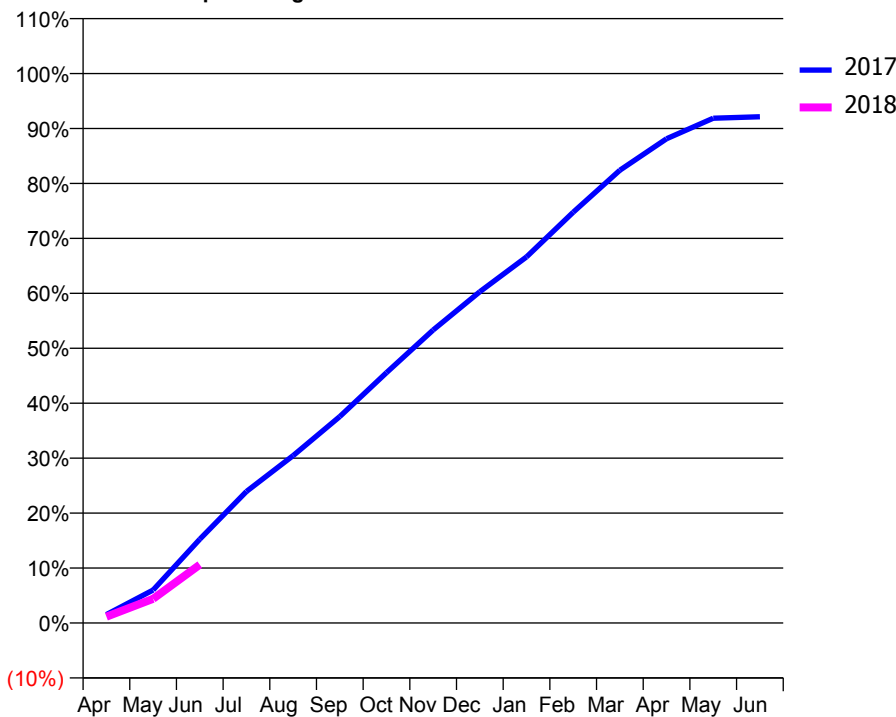
ACCESS*

Patients seen in 24 months	Total	Change since previous quarter
Quarter ending June 2016	6,682	
Quarter ending September 2016	6,648	→
Quarter ending December 2016	6,657	→
Quarter ending March 2017	6,752	→
Quarter ending June 2017	6,743	→
Variance since June 2016	0.9%	→



ACTIVITY

Cumulative percentage of contracted UDA delivered 2017 & 2018



Month	Adjusted Scheduled Activity (UDA)	
	2017	2018
April	313	237
May	1,225	896
June	3,110	2,166
July	4,884	
August	6,214	
September	7,664	
October	9,293	
November	10,876	
December	12,299	
January	13,590	
February	15,249	
March	16,810	
April	17,980	
May	18,738	
June	18,794	

QUALITY

	Quantity	Base Number	Contract	AT	Region	England
% of FP17s for the same patient ID Re-attending within 3 months - Children	44	693	6.3%	11.0%	11.7%	12.0%
% of FP17s for the same patient ID Re-attending within 3 months - Adults	208	1,598	13.0%	14.6%	15.2%	16.0%
% of FP17s for the same patient ID Re-attending between 3 & 9 months - Children	472	693	68.1%	59.1%	59.1%	58.0%
% of FP17s for the same patient ID Re-attending between 3 & 9 months - Adults	829	1,598	51.9%	49.1%	52.2%	50.9%
% of FP17s for Band 1 Urgent Courses	112	1,383	8.1%	9.4%	7.9%	9.1%
% of FP17s Relating to Free Repair or Replacements	13	1,383	0.9%	0.8%	0.8%	0.8%
% of FP17s Relating to Continuations	28	1,383	2.0%	1.1%	1.1%	1.1%
% of Patients satisfied with the dentistry they have received	24	26	92.3%	91.3%	91.8%	91.7%
% of Patients satisfied with the time they had to wait for an appointment	21	26	80.8%	86.3%	88.4%	88.0%

* This is based on patients treated on this contract for their most recent course of treatment. Figures in italics indicate the base number of FP17s or Patient Questionnaire responses are less than 100. N/A is shown where the base number of responses is less than 10 during the period. % is calculated as Quantity/Base number*100

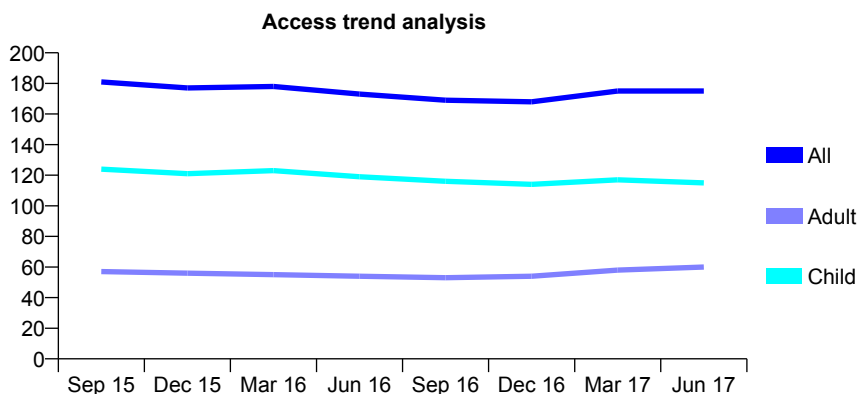
Q56 - Vital Signs At a Glance Contract Report for 920924/0001 - June 2017

Name or company name	MR JM STOKES
Contract type name	GDS Contract
Purpose of contract	General
Contract start date	01/01/2007
Contract end date	

17/18 Contracted general activity (UDA)	473
Carry forward general activity (UDA)	0
17/18 Contracted orthodontic activity (UOA)	0
Carry forward orthodontic activity (UOA)	0
Baseline contract value	£13,813.66

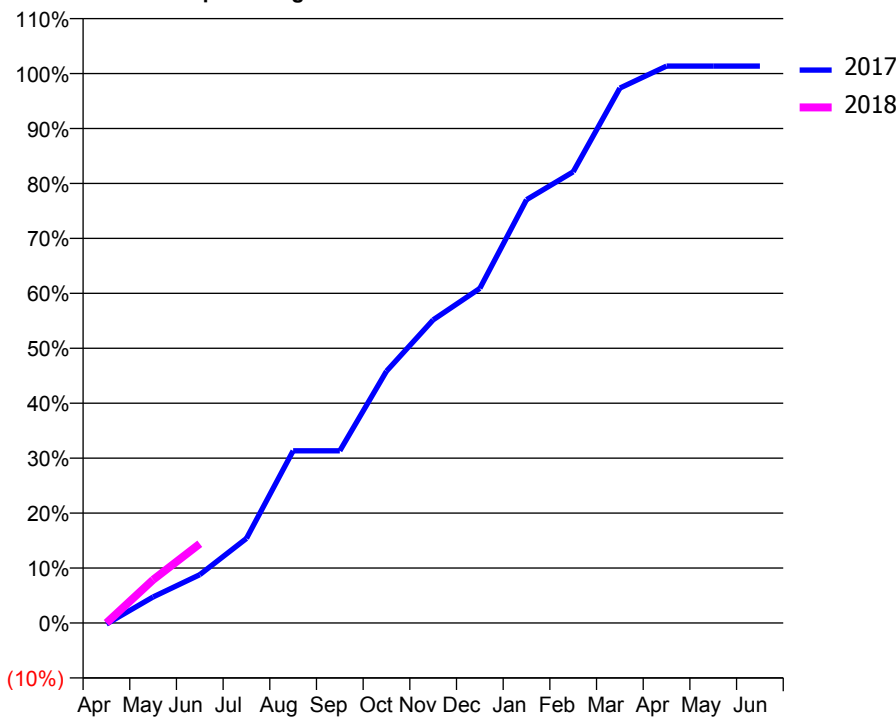
ACCESS*

Patients seen in 24 months	Total	Change since previous quarter
Quarter ending June 2016	173	
Quarter ending September 2016	169	↓
Quarter ending December 2016	168	→
Quarter ending March 2017	175	↑
Quarter ending June 2017	175	→
Variance since June 2016	1.2%	→



ACTIVITY

Cumulative percentage of contracted UDA delivered 2017 & 2018



Month	Adjusted Scheduled Activity (UDA)	
	2017	2018
April	-1	0
May	22	37
June	42	68
July	73	
August	148	
September	148	
October	217	
November	261	
December	288	
January	364	
February	388	
March	460	
April	479	
May	479	
June	479	

QUALITY

	Quantity	Base Number	Contract	AT	Region	England
% of FP17s for the same patient ID Re-attending within 3 months - Children	0	26	0.0%	11.0%	11.7%	12.0%
% of FP17s for the same patient ID Re-attending within 3 months - Adults	2	14	14.3%	14.6%	15.2%	16.0%
% of FP17s for the same patient ID Re-attending between 3 & 9 months - Children	20	26	76.9%	59.1%	59.1%	58.0%
% of FP17s for the same patient ID Re-attending between 3 & 9 months - Adults	8	14	57.1%	49.1%	52.2%	50.9%
% of FP17s for Band 1 Urgent Courses	1	34	2.9%	9.4%	7.9%	9.1%
% of FP17s Relating to Free Repair or Replacements	0	34	0.0%	0.8%	0.8%	0.8%
% of FP17s Relating to Continuations	0	34	0.0%	1.1%	1.1%	1.1%
% of Patients satisfied with the dentistry they have received	0	0	N/A	91.3%	91.8%	91.7%
% of Patients satisfied with the time they had to wait for an appointment	0	0	N/A	86.3%	88.4%	88.0%

* This is based on patients treated on this contract for their most recent course of treatment. Figures in italics indicate the base number of FP17s or Patient Questionnaire responses are less than 100. N/A is shown where the base number of responses is less than 10 during the period. % is calculated as Quantity/Base number*100

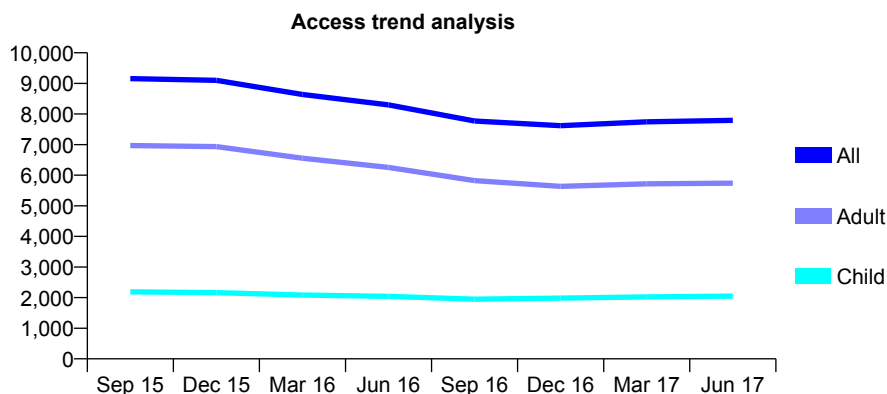
Q56 - Vital Signs At a Glance Contract Report for 920959/0001 - June 2017

Name or company name	MR OB QURESHI
Contract type name	GDS Contract
Purpose of contract	General
Contract start date	01/04/2006
Contract end date	

17/18 Contracted general activity (UDA)	22,001
Carry forward general activity (UDA)	0
17/18 Contracted orthodontic activity (UOA)	0
Carry forward orthodontic activity (UOA)	0
Baseline contract value	£660,889.29

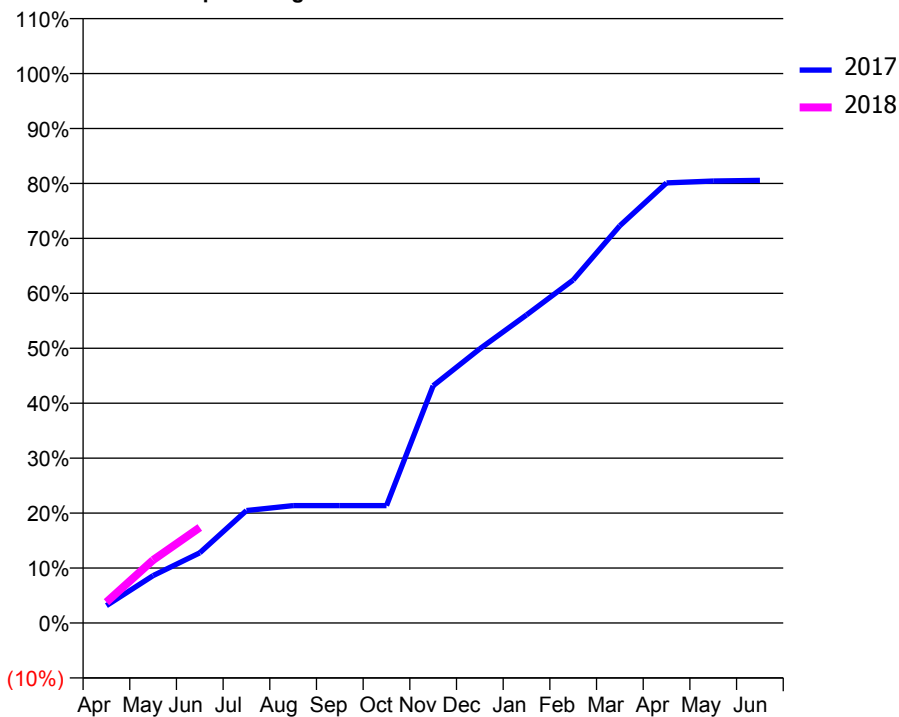
ACCESS*

Patients seen in 24 months	Total	Change since previous quarter
Quarter ending June 2016	8,298	
Quarter ending September 2016	7,773	↓
Quarter ending December 2016	7,620	↓
Quarter ending March 2017	7,743	→
Quarter ending June 2017	7,791	→
Variance since June 2016	(6.1%)	↓



ACTIVITY

Cumulative percentage of contracted UDA delivered 2017 & 2018



Month	Adjusted Scheduled Activity (UDA)	
	2017	2018
April	695	835
May	1,897	2,520
June	2,812	3,826
July	4,502	
August	4,699	
September	4,699	
October	4,699	
November	9,498	
December	10,977	
January	12,337	
February	13,734	
March	15,906	
April	17,621	
May	17,698	
June	17,725	

QUALITY

	Quantity	Base Number	Contract	AT	Region	England
% of FP17s for the same patient ID Re-attending within 3 months - Children	40	809	4.9%	11.0%	11.7%	12.0%
% of FP17s for the same patient ID Re-attending within 3 months - Adults	150	1,953	7.7%	14.6%	15.2%	16.0%
% of FP17s for the same patient ID Re-attending between 3 & 9 months - Children	399	809	49.3%	59.1%	59.1%	58.0%
% of FP17s for the same patient ID Re-attending between 3 & 9 months - Adults	727	1,953	37.2%	49.1%	52.2%	50.9%
% of FP17s for Band 1 Urgent Courses	130	1,776	7.3%	9.4%	7.9%	9.1%
% of FP17s Relating to Free Repair or Replacements	7	1,776	0.4%	0.8%	0.8%	0.8%
% of FP17s Relating to Continuations	0	1,776	0.0%	1.1%	1.1%	1.1%
% of Patients satisfied with the dentistry they have received	4	6	N/A	91.3%	91.8%	91.7%
% of Patients satisfied with the time they had to wait for an appointment	4	6	N/A	86.3%	88.4%	88.0%

* This is based on patients treated on this contract for their most recent course of treatment. Figures in italics indicate the base number of FP17s or Patient Questionnaire responses are less than 100. N/A is shown where the base number of responses is less than 10 during the period. % is calculated as Quantity/Base number*100

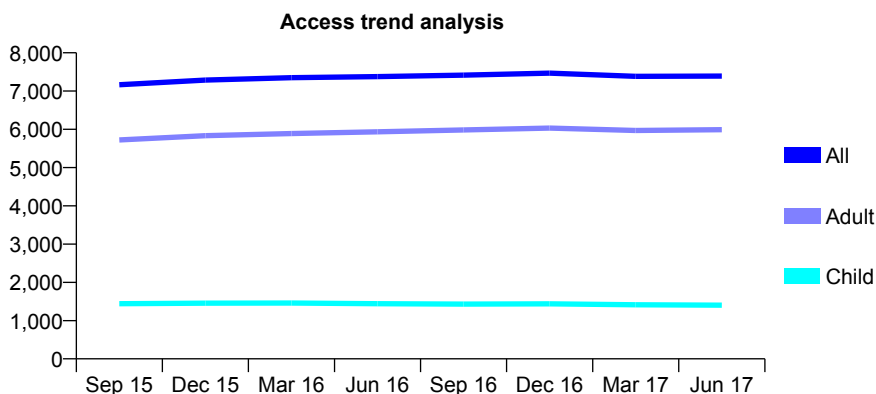
Q56 - Vital Signs At a Glance Contract Report for 927937/0001 - June 2017

Name or company name	MR NJ SUMSER-LUPSON
Contract type name	GDS Contract
Purpose of contract	General
Contract start date	01/04/2006
Contract end date	

17/18 Contracted general activity (UDA)	15,939
Carry forward general activity (UDA)	0
17/18 Contracted orthodontic activity (UOA)	0
Carry forward orthodontic activity (UOA)	0
Baseline contract value	£357,275.77

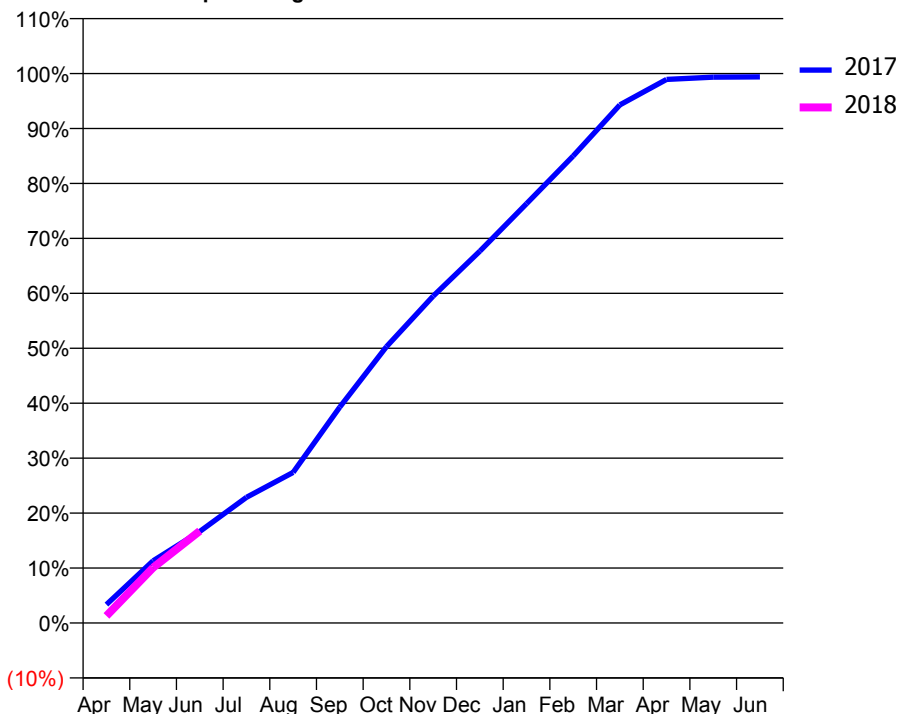
ACCESS*

Patients seen in 24 months	Total	Change since previous quarter
Quarter ending June 2016	7,377	
Quarter ending September 2016	7,415	→
Quarter ending December 2016	7,468	→
Quarter ending March 2017	7,386	↓
Quarter ending June 2017	7,392	→
Variance since June 2016	0.2%	→



ACTIVITY

Cumulative percentage of contracted UDA delivered 2017 & 2018



Month	Adjusted Scheduled Activity (UDA)	
	2017	2018
April	535	208
May	1,805	1,605
June	2,654	2,672
July	3,645	
August	4,369	
September	6,264	
October	8,018	
November	9,483	
December	10,787	
January	12,161	
February	13,546	
March	15,027	
April	15,768	
May	15,834	
June	15,839	

QUALITY

	Quantity	Base Number	Contract	AT	Region	England
% of FP17s for the same patient ID Re-attending within 3 months - Children	30	435	6.9%	11.0%	11.7%	12.0%
% of FP17s for the same patient ID Re-attending within 3 months - Adults	241	1,735	13.9%	14.6%	15.2%	16.0%
% of FP17s for the same patient ID Re-attending between 3 & 9 months - Children	270	435	62.1%	59.1%	59.1%	58.0%
% of FP17s for the same patient ID Re-attending between 3 & 9 months - Adults	788	1,735	45.4%	49.1%	52.2%	50.9%
% of FP17s for Band 1 Urgent Courses	144	1,672	8.6%	9.4%	7.9%	9.1%
% of FP17s Relating to Free Repair or Replacements	9	1,672	0.5%	0.8%	0.8%	0.8%
% of FP17s Relating to Continuations	17	1,672	1.0%	1.1%	1.1%	1.1%
% of Patients satisfied with the dentistry they have received	10	13	76.9%	91.3%	91.8%	91.7%
% of Patients satisfied with the time they had to wait for an appointment	12	13	92.3%	86.3%	88.4%	88.0%

* This is based on patients treated on this contract for their most recent course of treatment. Figures in italics indicate the base number of FP17s or Patient Questionnaire responses are less than 100. N/A is shown where the base number of responses is less than 10 during the period. % is calculated as Quantity/Base number*100

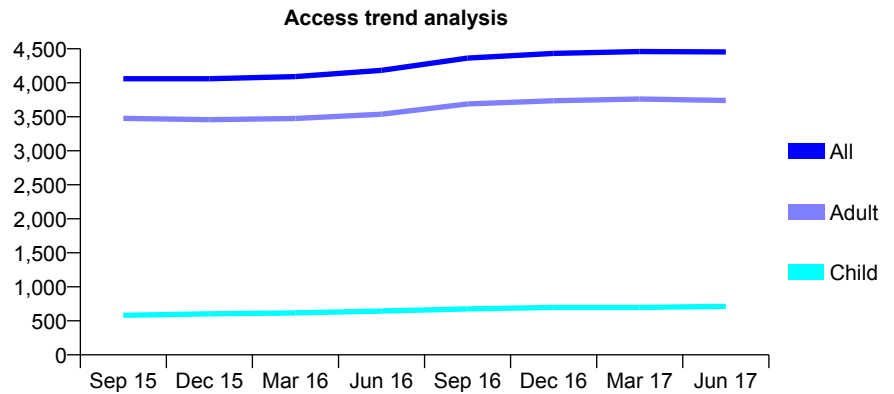
Q56 - Vital Signs At a Glance Contract Report for 929824/0001 - June 2017

Name or company name	MR B GHALEKHANY
Contract type name	GDS Contract
Purpose of contract	General
Contract start date	01/04/2006
Contract end date	

17/18 Contracted general activity (UDA)	10,295
Carry forward general activity (UDA)	0
17/18 Contracted orthodontic activity (UOA)	0
Carry forward orthodontic activity (UOA)	0
Baseline contract value	£249,940.53

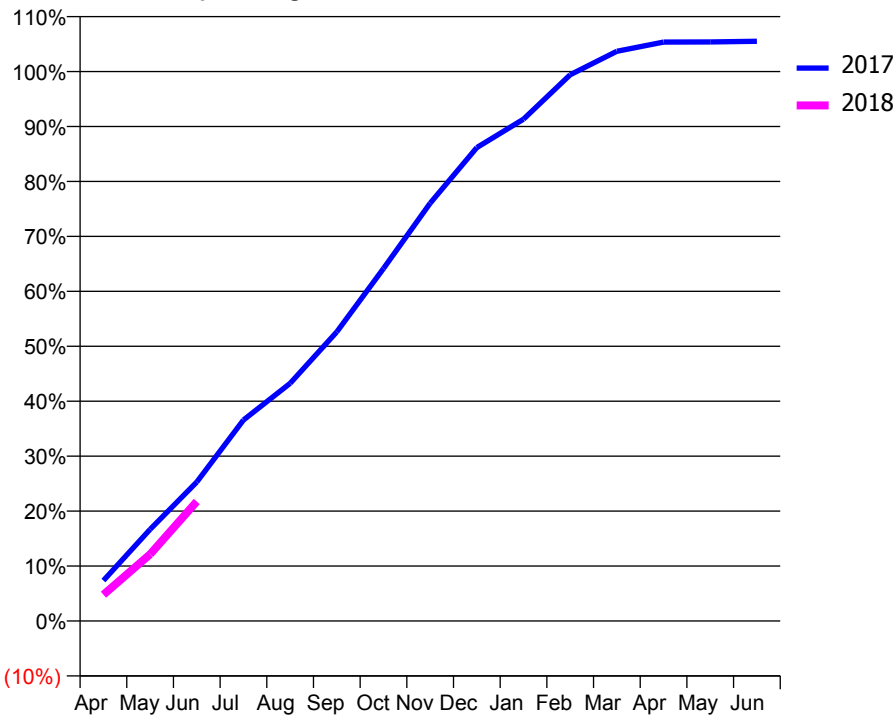
ACCESS*

Patients seen in 24 months	Total	Change since previous quarter
Quarter ending June 2016	4,183	
Quarter ending September 2016	4,364	↑
Quarter ending December 2016	4,433	→
Quarter ending March 2017	4,460	→
Quarter ending June 2017	4,453	→
Variance since June 2016	6.5%	↑



ACTIVITY

Cumulative percentage of contracted UDA delivered 2017 & 2018



Month	Adjusted Scheduled Activity (UDA)	
	2017	2018
April	758	494
May	1,716	1,249
June	2,605	2,240
July	3,767	
August	4,453	
September	5,418	
October	6,603	
November	7,828	
December	8,869	
January	9,402	
February	10,235	
March	10,673	
April	10,846	
May	10,849	
June	10,861	

QUALITY

	Quantity	Base Number	Contract	AT	Region	England
% of FP17s for the same patient ID Re-attending within 3 months - Children	14	311	4.5%	11.0%	11.7%	12.0%
% of FP17s for the same patient ID Re-attending within 3 months - Adults	114	1,278	8.9%	14.6%	15.2%	16.0%
% of FP17s for the same patient ID Re-attending between 3 & 9 months - Children	174	311	55.9%	59.1%	59.1%	58.0%
% of FP17s for the same patient ID Re-attending between 3 & 9 months - Adults	824	1,278	64.5%	49.1%	52.2%	50.9%
% of FP17s for Band 1 Urgent Courses	57	1,502	3.8%	9.4%	7.9%	9.1%
% of FP17s Relating to Free Repair or Replacements	5	1,502	0.3%	0.8%	0.8%	0.8%
% of FP17s Relating to Continuations	8	1,502	0.5%	1.1%	1.1%	1.1%
% of Patients satisfied with the dentistry they have received	5	5	N/A	91.3%	91.8%	91.7%
% of Patients satisfied with the time they had to wait for an appointment	3	5	N/A	86.3%	88.4%	88.0%

* This is based on patients treated on this contract for their most recent course of treatment. Figures in italics indicate the base number of FP17s or Patient Questionnaire responses are less than 100. N/A is shown where the base number of responses is less than 10 during the period. % is calculated as Quantity/Base number*100

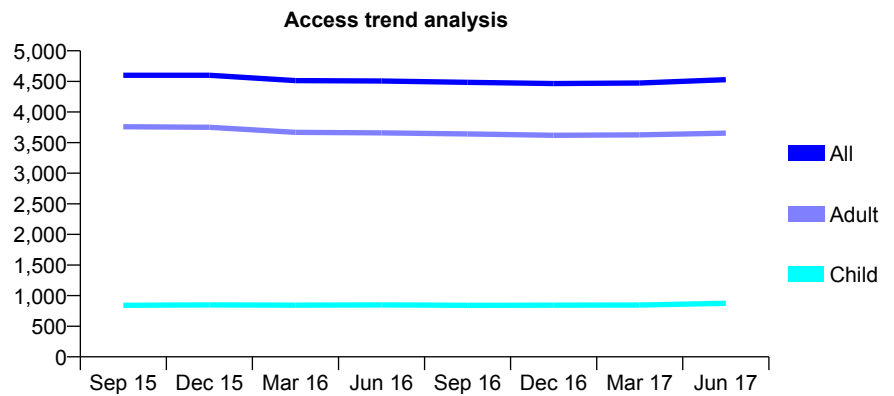
Q56 - Vital Signs At a Glance Contract Report for 931411/0003 - June 2017

Name or company name	MR M PATEL
Contract type name	GDS Contract
Purpose of contract	General
Contract start date	01/07/2012
Contract end date	

17/18 Contracted general activity (UDA)	15,000
Carry forward general activity (UDA)	0
17/18 Contracted orthodontic activity (UOA)	0
Carry forward orthodontic activity (UOA)	0
Baseline contract value	£377,268.75

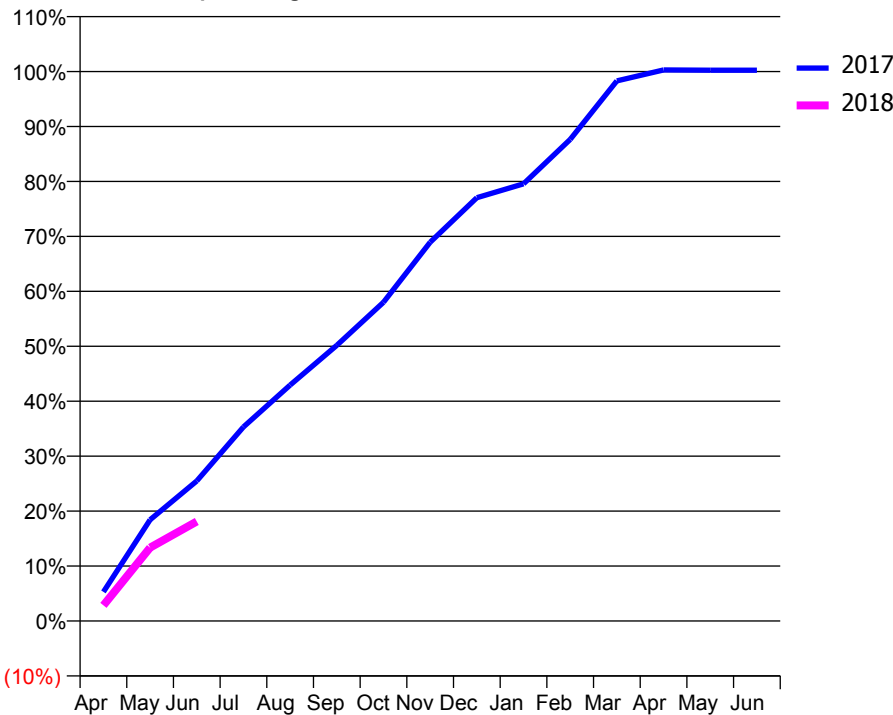
ACCESS*

Patients seen in 24 months	Total	Change since previous quarter
Quarter ending June 2016	4,507	
Quarter ending September 2016	4,485	→
Quarter ending December 2016	4,465	→
Quarter ending March 2017	4,474	→
Quarter ending June 2017	4,529	→
Variance since June 2016	0.5%	→



ACTIVITY

Cumulative percentage of contracted UDA delivered 2017 & 2018



Month	Adjusted Scheduled Activity (UDA)	
	2017	2018
April	796	428
May	2,763	2,004
June	3,822	2,718
July	5,298	
August	6,439	
September	7,526	
October	8,700	
November	10,338	
December	11,555	
January	11,932	
February	13,148	
March	14,743	
April	15,043	
May	15,034	
June	15,034	

QUALITY

	Quantity	Base Number	Contract	AT	Region	England
% of FP17s for the same patient ID Re-attending within 3 months - Children	26	348	7.5%	11.0%	11.7%	12.0%
% of FP17s for the same patient ID Re-attending within 3 months - Adults	179	1,185	15.1%	14.6%	15.2%	16.0%
% of FP17s for the same patient ID Re-attending between 3 & 9 months - Children	239	348	68.7%	59.1%	59.1%	58.0%
% of FP17s for the same patient ID Re-attending between 3 & 9 months - Adults	658	1,185	55.5%	49.1%	52.2%	50.9%
% of FP17s for Band 1 Urgent Courses	127	1,325	9.6%	9.4%	7.9%	9.1%
% of FP17s Relating to Free Repair or Replacements	7	1,325	0.5%	0.8%	0.8%	0.8%
% of FP17s Relating to Continuations	12	1,325	0.9%	1.1%	1.1%	1.1%
% of Patients satisfied with the dentistry they have received	15	15	100.0%	91.3%	91.8%	91.7%
% of Patients satisfied with the time they had to wait for an appointment	15	15	100.0%	86.3%	88.4%	88.0%

* This is based on patients treated on this contract for their most recent course of treatment. Figures in italics indicate the base number of FP17s or Patient Questionnaire responses are less than 100. N/A is shown where the base number of responses is less than 10 during the period. % is calculated as Quantity/Base number*100

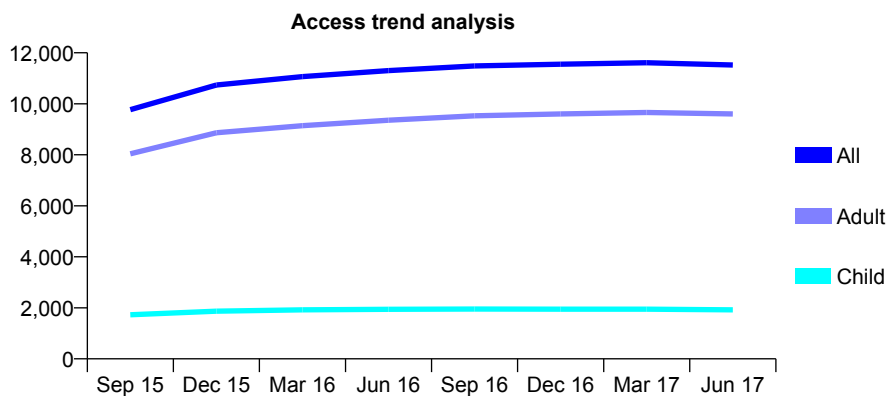
Q56 - Vital Signs At a Glance Contract Report for 931764/0001 - June 2017

Name or company name	MR MF BERGENDAL
Contract type name	GDS Contract
Purpose of contract	General
Contract start date	01/12/2014
Contract end date	

17/18 Contracted general activity (UDA)	28,637
Carry forward general activity (UDA)	0
17/18 Contracted orthodontic activity (UOA)	0
Carry forward orthodontic activity (UOA)	0
Baseline contract value	£617,803.51

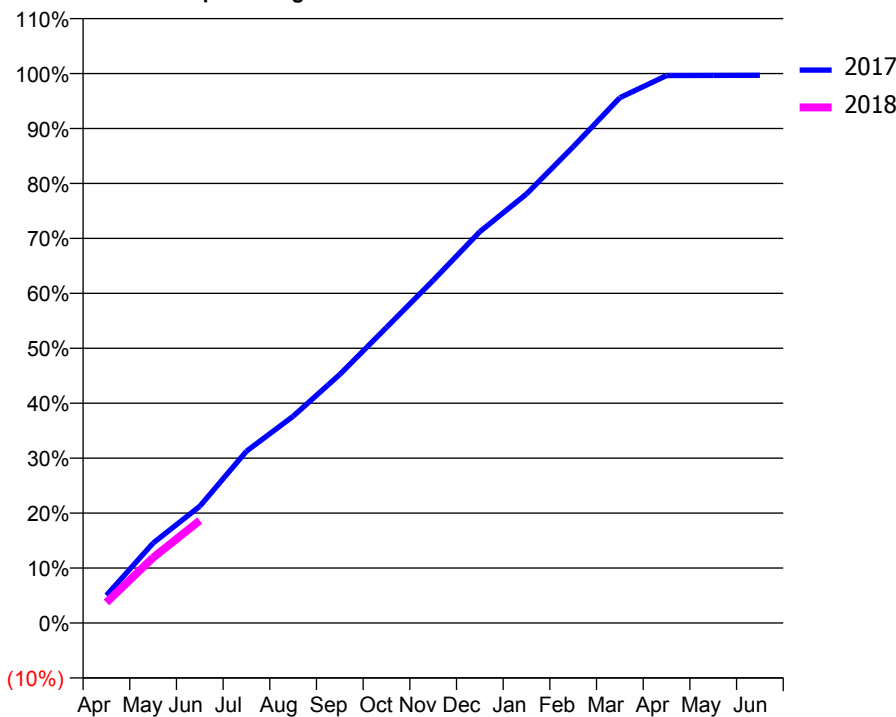
ACCESS*

Patients seen in 24 months	Total	Change since previous quarter
Quarter ending June 2016	11,300	
Quarter ending September 2016	11,486	→
Quarter ending December 2016	11,552	→
Quarter ending March 2017	11,608	→
Quarter ending June 2017	11,524	→
Variance since June 2016	2.0%	→



ACTIVITY

Cumulative percentage of contracted UDA delivered 2017 & 2018



Adjusted Scheduled Activity (UDA)

Month	2017	2018
April	1,441	1,073
May	4,168	3,409
June	6,082	5,341
July	8,957	
August	10,775	
September	12,959	
October	15,406	
November	17,855	
December	20,391	
January	22,359	
February	24,818	
March	27,378	
April	28,533	
May	28,541	
June	28,546	

QUALITY

	Quantity	Base Number	Contract	AT	Region	England
% of FP17s for the same patient ID Re-attending within 3 months - Children	22	615	3.6%	11.0%	11.7%	12.0%
% of FP17s for the same patient ID Re-attending within 3 months - Adults	380	3,243	11.7%	14.6%	15.2%	16.0%
% of FP17s for the same patient ID Re-attending between 3 & 9 months - Children	381	615	62.0%	59.1%	59.1%	58.0%
% of FP17s for the same patient ID Re-attending between 3 & 9 months - Adults	1,777	3,243	54.8%	49.1%	52.2%	50.9%
% of FP17s for Band 1 Urgent Courses	172	3,294	5.2%	9.4%	7.9%	9.1%
% of FP17s Relating to Free Repair or Replacements	22	3,294	0.7%	0.8%	0.8%	0.8%
% of FP17s Relating to Continuations	38	3,294	1.2%	1.1%	1.1%	1.1%
% of Patients satisfied with the dentistry they have received	19	20	95.0%	91.3%	91.8%	91.7%
% of Patients satisfied with the time they had to wait for an appointment	19	20	95.0%	86.3%	88.4%	88.0%

* This is based on patients treated on this contract for their most recent course of treatment. Figures in italics indicate the base number of FP17s or Patient Questionnaire responses are less than 100. N/A is shown where the base number of responses is less than 10 during the period. % is calculated as Quantity/Base number*100

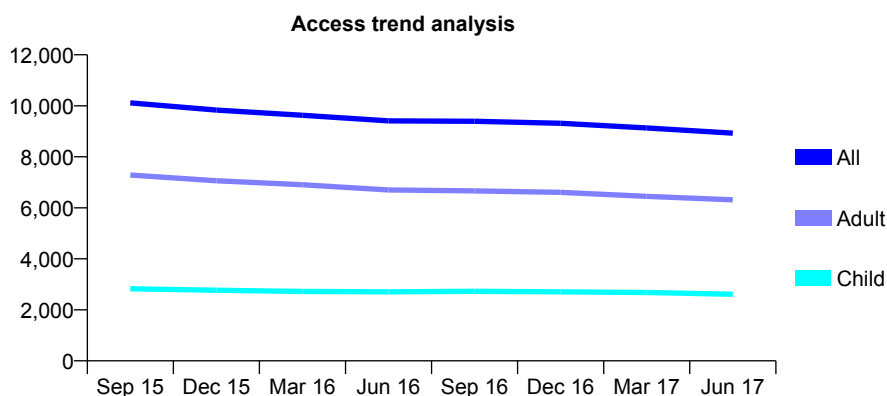
Q56 - Vital Signs At a Glance Contract Report for 933902/0001 - June 2017

Name or company name	MR KG MAKWANA
Contract type name	PDS Contract
Purpose of contract	General
Contract start date	01/04/2006
Contract end date	31/03/2018

17/18 Contracted general activity (UDA)	25,000
Carry forward general activity (UDA)	0
17/18 Contracted orthodontic activity (UOA)	0
Carry forward orthodontic activity (UOA)	0
Baseline contract value	£676,741.44

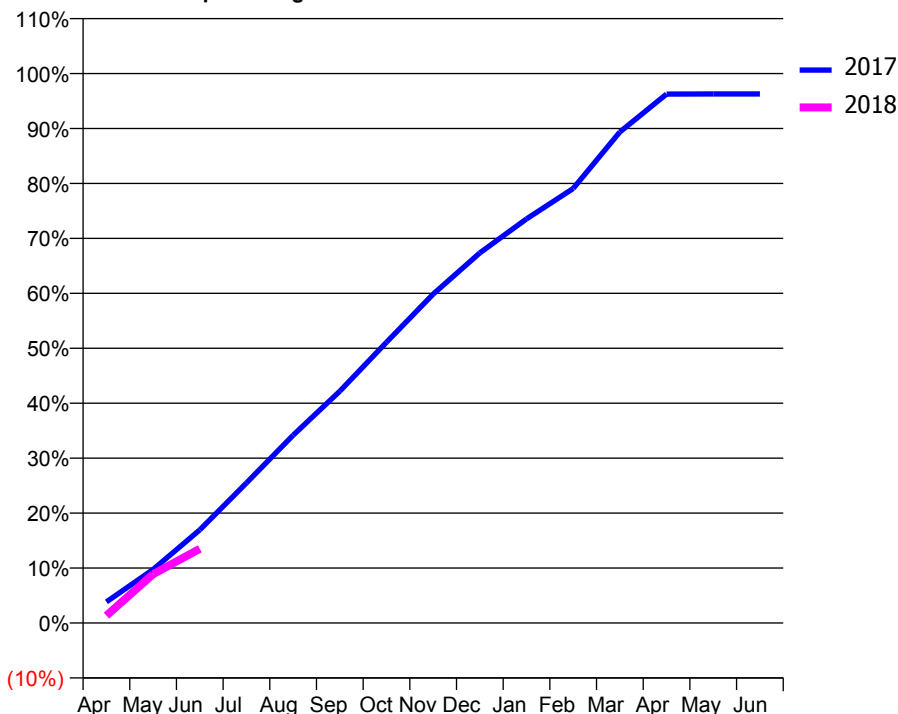
ACCESS*

Patients seen in 24 months	Total	Change since previous quarter
Quarter ending June 2016	9,407	
Quarter ending September 2016	9,391	→
Quarter ending December 2016	9,314	→
Quarter ending March 2017	9,130	↓
Quarter ending June 2017	8,926	↓
Variance since June 2016	(5.1%)	↓



ACTIVITY

Cumulative percentage of contracted UDA delivered 2017 & 2018



Month	Adjusted Scheduled Activity (UDA)	
	2017	2018
April	964	336
May	2,434	2,222
June	4,239	3,375
July	6,374	
August	8,545	
September	10,546	
October	12,773	
November	14,967	
December	16,841	
January	18,388	
February	19,769	
March	22,342	
April	24,066	
May	24,072	
June	24,072	

QUALITY

	Quantity	Base Number	Contract	AT	Region	England
% of FP17s for the same patient ID Re-attending within 3 months - Children	64	842	7.6%	11.0%	11.7%	12.0%
% of FP17s for the same patient ID Re-attending within 3 months - Adults	264	1,964	13.4%	14.6%	15.2%	16.0%
% of FP17s for the same patient ID Re-attending between 3 & 9 months - Children	536	842	63.7%	59.1%	59.1%	58.0%
% of FP17s for the same patient ID Re-attending between 3 & 9 months - Adults	1,269	1,964	64.6%	49.1%	52.2%	50.9%
% of FP17s for Band 1 Urgent Courses	204	2,074	9.8%	9.4%	7.9%	9.1%
% of FP17s Relating to Free Repair or Replacements	29	2,074	1.4%	0.8%	0.8%	0.8%
% of FP17s Relating to Continuations	10	2,074	0.5%	1.1%	1.1%	1.1%
% of Patients satisfied with the dentistry they have received	9	10	90.0%	91.3%	91.8%	91.7%
% of Patients satisfied with the time they had to wait for an appointment	9	10	90.0%	86.3%	88.4%	88.0%

* This is based on patients treated on this contract for their most recent course of treatment. Figures in italics indicate the base number of FP17s or Patient Questionnaire responses are less than 100. N/A is shown where the base number of responses is less than 10 during the period. % is calculated as Quantity/Base number*100

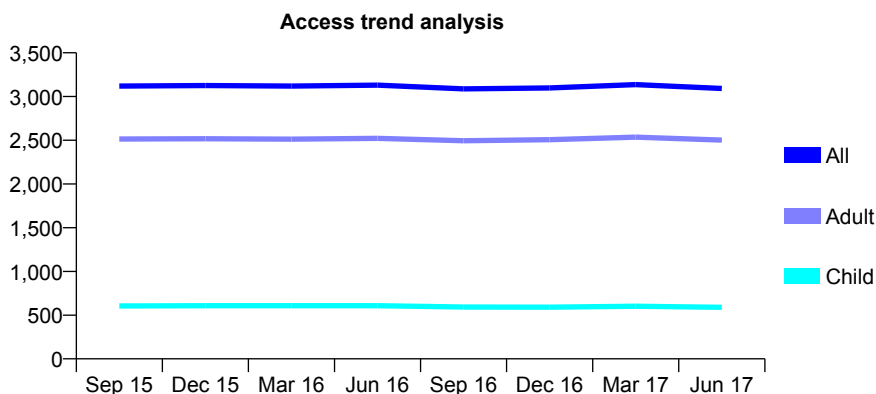
Q56 - Vital Signs At a Glance Contract Report for 936618/0001 - June 2017

Name or company name	MR MR GOODARZI
Contract type name	GDS Contract
Purpose of contract	General
Contract start date	01/04/2006
Contract end date	

17/18 Contracted general activity (UDA)	10,000
Carry forward general activity (UDA)	0
17/18 Contracted orthodontic activity (UOA)	0
Carry forward orthodontic activity (UOA)	0
Baseline contract value	£255,945.80

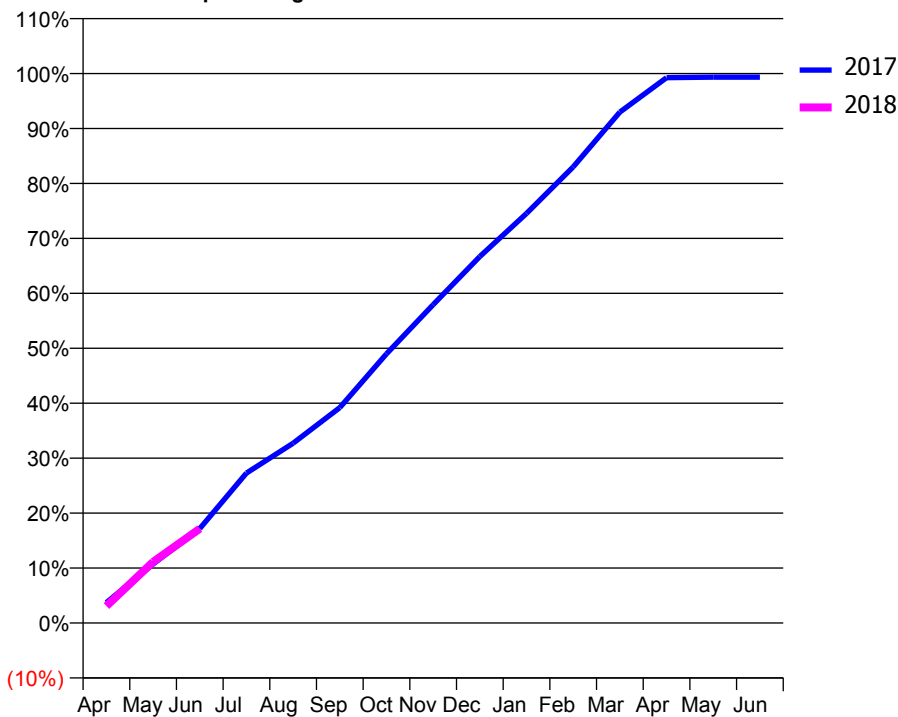
ACCESS*

Patients seen in 24 months	Total	Change since previous quarter
Quarter ending June 2016	3,130	
Quarter ending September 2016	3,087	↓
Quarter ending December 2016	3,098	→
Quarter ending March 2017	3,136	→
Quarter ending June 2017	3,092	↓
Variance since June 2016	(1.2%)	↓



ACTIVITY

Cumulative percentage of contracted UDA delivered 2017 & 2018



Adjusted Scheduled Activity (UDA)

Month	2017	2018
April	373	310
May	1,074	1,112
June	1,720	1,717
July	2,730	
August	3,272	
September	3,920	
October	4,897	
November	5,794	
December	6,670	
January	7,453	
February	8,300	
March	9,297	
April	9,925	
May	9,934	
June	9,934	

QUALITY

	Quantity	Base Number	Contract	AT	Region	England
% of FP17s for the same patient ID Re-attending within 3 months - Children	6	206	2.9%	11.0%	11.7%	12.0%
% of FP17s for the same patient ID Re-attending within 3 months - Adults	144	823	17.5%	14.6%	15.2%	16.0%
% of FP17s for the same patient ID Re-attending between 3 & 9 months - Children	120	206	58.3%	59.1%	59.1%	58.0%
% of FP17s for the same patient ID Re-attending between 3 & 9 months - Adults	401	823	48.7%	49.1%	52.2%	50.9%
% of FP17s for Band 1 Urgent Courses	71	855	8.3%	9.4%	7.9%	9.1%
% of FP17s Relating to Free Repair or Replacements	6	855	0.7%	0.8%	0.8%	0.8%
% of FP17s Relating to Continuations	16	855	1.9%	1.1%	1.1%	1.1%
% of Patients satisfied with the dentistry they have received	7	9	N/A	91.3%	91.8%	91.7%
% of Patients satisfied with the time they had to wait for an appointment	8	9	N/A	86.3%	88.4%	88.0%

* This is based on patients treated on this contract for their most recent course of treatment. Figures in italics indicate the base number of FP17s or Patient Questionnaire responses are less than 100. N/A is shown where the base number of responses is less than 10 during the period. % is calculated as Quantity/Base number*100

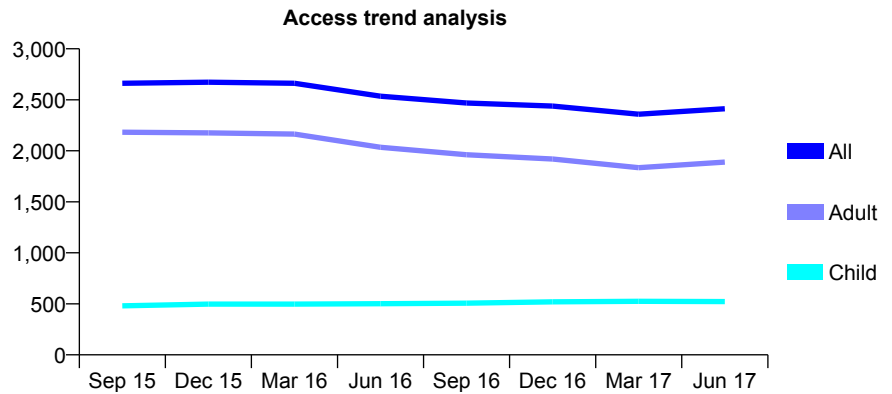
Q56 - Vital Signs At a Glance Contract Report for 943509/0001 - June 2017

Name or company name	MR A ABDOLLAHI
Contract type name	GDS Contract
Purpose of contract	General
Contract start date	01/04/2006
Contract end date	

17/18 Contracted general activity (UDA)	11,000
Carry forward general activity (UDA)	0
17/18 Contracted orthodontic activity (UOA)	0
Carry forward orthodontic activity (UOA)	0
Baseline contract value	£290,017.45

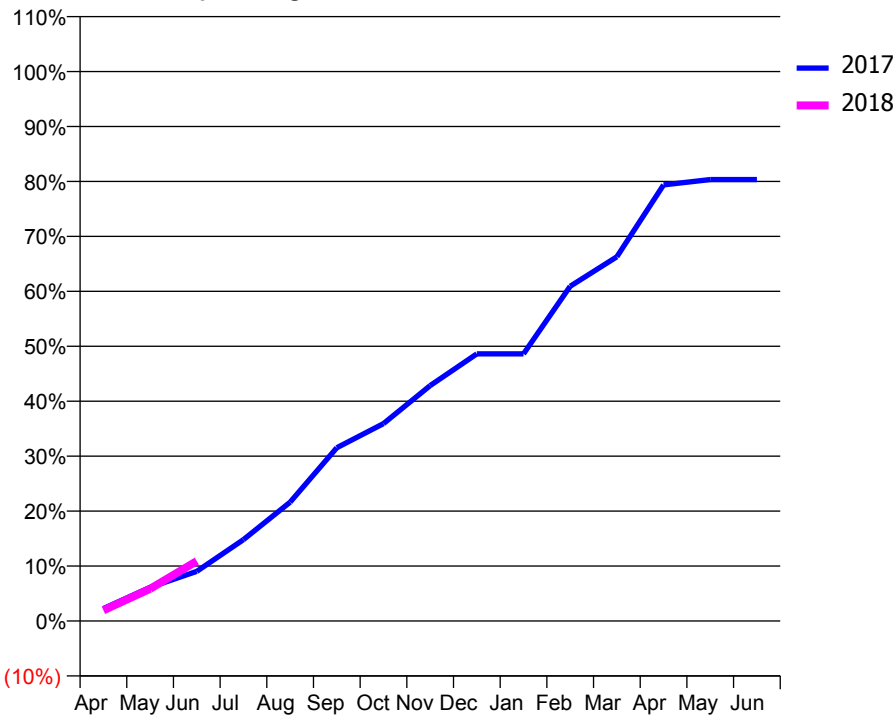
ACCESS*

Patients seen in 24 months	Total	Change since previous quarter
Quarter ending June 2016	2,535	
Quarter ending September 2016	2,469	↓
Quarter ending December 2016	2,439	↓
Quarter ending March 2017	2,359	↓
Quarter ending June 2017	2,412	↑
Variance since June 2016	(4.9%)	↓



ACTIVITY

Cumulative percentage of contracted UDA delivered 2017 & 2018



Month	Adjusted Scheduled Activity (UDA)	
	2017	2018
April	249	214
May	673	643
June	993	1,199
July	1,629	
August	2,381	
September	3,470	
October	3,953	
November	4,713	
December	5,349	
January	5,349	
February	6,700	
March	7,291	
April	8,730	
May	8,838	
June	8,838	

QUALITY

	Quantity	Base Number	Contract	AT	Region	England
% of FP17s for the same patient ID Re-attending within 3 months - Children	8	191	4.2%	11.0%	11.7%	12.0%
% of FP17s for the same patient ID Re-attending within 3 months - Adults	49	736	6.7%	14.6%	15.2%	16.0%
% of FP17s for the same patient ID Re-attending between 3 & 9 months - Children	118	191	61.8%	59.1%	59.1%	58.0%
% of FP17s for the same patient ID Re-attending between 3 & 9 months - Adults	417	736	56.7%	49.1%	52.2%	50.9%
% of FP17s for Band 1 Urgent Courses	42	466	9.0%	9.4%	7.9%	9.1%
% of FP17s Relating to Free Repair or Replacements	0	466	0.0%	0.8%	0.8%	0.8%
% of FP17s Relating to Continuations	0	466	0.0%	1.1%	1.1%	1.1%
% of Patients satisfied with the dentistry they have received	5	5	N/A	91.3%	91.8%	91.7%
% of Patients satisfied with the time they had to wait for an appointment	5	5	N/A	86.3%	88.4%	88.0%

* This is based on patients treated on this contract for their most recent course of treatment. Figures in italics indicate the base number of FP17s or Patient Questionnaire responses are less than 100. N/A is shown where the base number of responses is less than 10 during the period. % is calculated as Quantity/Base number*100

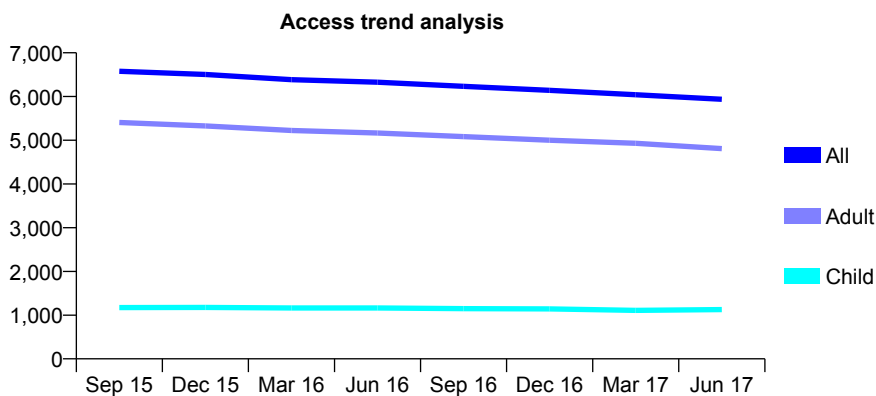
Q56 - Vital Signs At a Glance Contract Report for 949558/0001 - June 2017

Name or company name	MR DF EVANS
Contract type name	GDS Contract
Purpose of contract	General
Contract start date	02/11/2007
Contract end date	

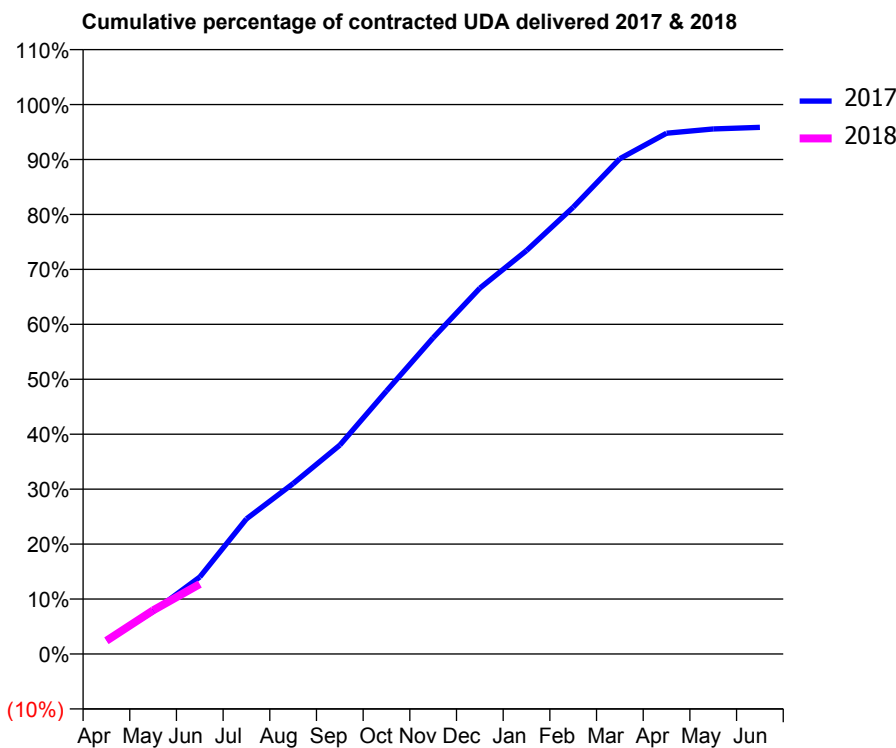
17/18 Contracted general activity (UDA)	19,076
Carry forward general activity (UDA)	0
17/18 Contracted orthodontic activity (UOA)	0
Carry forward orthodontic activity (UOA)	0
Baseline contract value	£450,258.51

ACCESS*

Patients seen in 24 months	Total	Change since previous quarter
Quarter ending June 2016	6,328	
Quarter ending September 2016	6,233	↓
Quarter ending December 2016	6,142	↓
Quarter ending March 2017	6,040	↓
Quarter ending June 2017	5,936	↓
Variance since June 2016	(6.2%)	↓



ACTIVITY



Month	Adjusted Scheduled Activity (UDA)	
	2017	2018
April	486	463
May	1,475	1,515
June	2,675	2,427
July	4,693	
August	5,918	
September	7,254	
October	9,132	
November	10,979	
December	12,701	
January	14,007	
February	15,512	
March	17,195	
April	18,079	
May	18,226	
June	18,284	

QUALITY

	Quantity	Base Number	Contract	AT	Region	England
% of FP17s for the same patient ID Re-attending within 3 months - Children	25	346	7.2%	11.0%	11.7%	12.0%
% of FP17s for the same patient ID Re-attending within 3 months - Adults	299	1,504	19.9%	14.6%	15.2%	16.0%
% of FP17s for the same patient ID Re-attending between 3 & 9 months - Children	179	346	51.7%	59.1%	59.1%	58.0%
% of FP17s for the same patient ID Re-attending between 3 & 9 months - Adults	619	1,504	41.2%	49.1%	52.2%	50.9%
% of FP17s for Band 1 Urgent Courses	130	1,272	10.2%	9.4%	7.9%	9.1%
% of FP17s Relating to Free Repair or Replacements	12	1,272	0.9%	0.8%	0.8%	0.8%
% of FP17s Relating to Continuations	43	1,272	3.4%	1.1%	1.1%	1.1%
% of Patients satisfied with the dentistry they have received	19	20	95.0%	91.3%	91.8%	91.7%
% of Patients satisfied with the time they had to wait for an appointment	15	20	75.0%	86.3%	88.4%	88.0%

* This is based on patients treated on this contract for their most recent course of treatment. Figures in italics indicate the base number of FP17s or Patient Questionnaire responses are less than 100. N/A is shown where the base number of responses is less than 10 during the period. % is calculated as Quantity/Base number*100

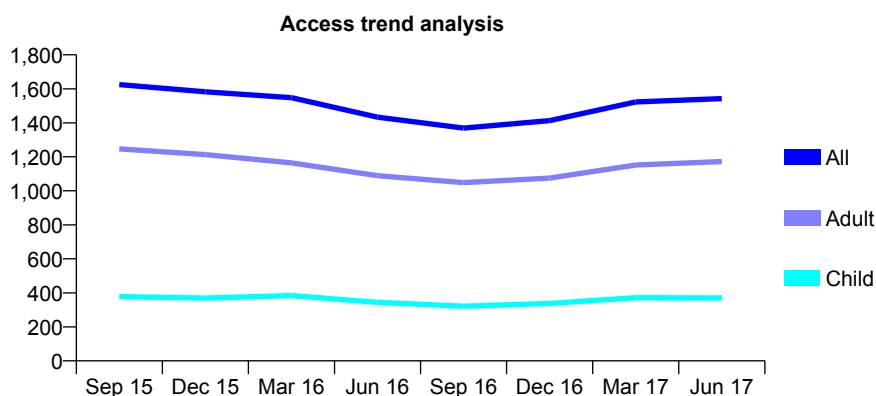
Q56 - Vital Signs At a Glance Contract Report for 949558/0002 - June 2017

Name or company name	MR DF EVANS
Contract type name	GDS Contract
Purpose of contract	General
Contract start date	01/02/2012
Contract end date	

17/18 Contracted general activity (UDA)	4,241
Carry forward general activity (UDA)	0
17/18 Contracted orthodontic activity (UOA)	0
Carry forward orthodontic activity (UOA)	0
Baseline contract value	£86,584.35

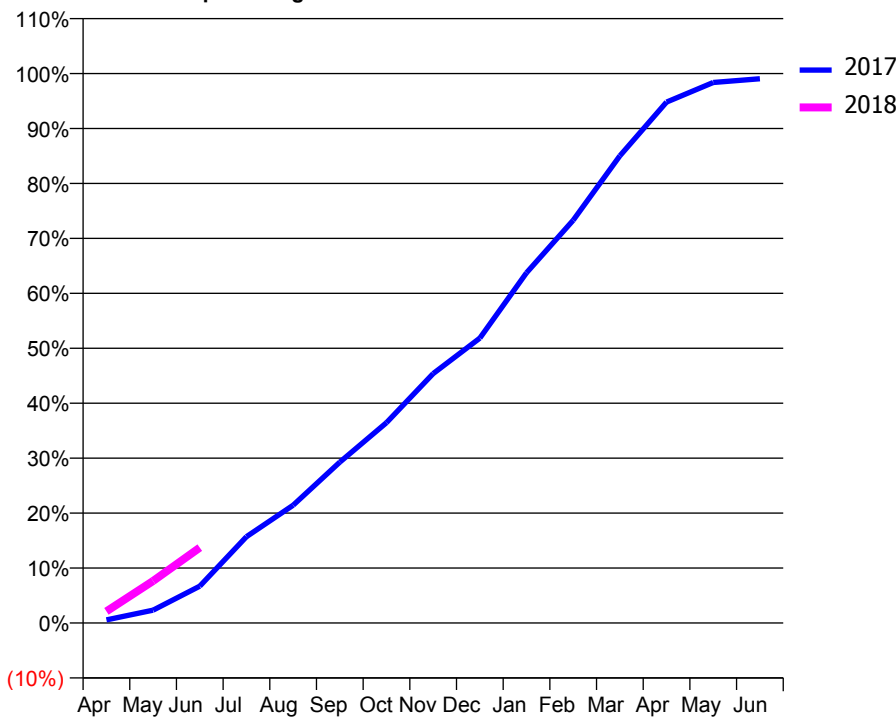
ACCESS*

Patients seen in 24 months	Total	Change since previous quarter
Quarter ending June 2016	1,433	
Quarter ending September 2016	1,369	↓
Quarter ending December 2016	1,413	↑
Quarter ending March 2017	1,523	↑
Quarter ending June 2017	1,542	→
Variance since June 2016	7.6%	↑



ACTIVITY

Cumulative percentage of contracted UDA delivered 2017 & 2018



Month	Adjusted Scheduled Activity (UDA)	
	2017	2018
April	25	90
May	100	324
June	284	582
July	666	
August	910	
September	1,241	
October	1,546	
November	1,925	
December	2,198	
January	2,703	
February	3,109	
March	3,606	
April	4,021	
May	4,172	
June	4,201	

QUALITY

	Quantity	Base Number	Contract	AT	Region	England
% of FP17s for the same patient ID Re-attending within 3 months - Children	2	121	1.7%	11.0%	11.7%	12.0%
% of FP17s for the same patient ID Re-attending within 3 months - Adults	59	399	14.8%	14.6%	15.2%	16.0%
% of FP17s for the same patient ID Re-attending between 3 & 9 months - Children	53	121	43.8%	59.1%	59.1%	58.0%
% of FP17s for the same patient ID Re-attending between 3 & 9 months - Adults	123	399	30.8%	49.1%	52.2%	50.9%
% of FP17s for Band 1 Urgent Courses	30	275	10.9%	9.4%	7.9%	9.1%
% of FP17s Relating to Free Repair or Replacements	4	275	1.5%	0.8%	0.8%	0.8%
% of FP17s Relating to Continuations	5	275	1.8%	1.1%	1.1%	1.1%
% of Patients satisfied with the dentistry they have received	0	0	N/A	91.3%	91.8%	91.7%
% of Patients satisfied with the time they had to wait for an appointment	0	0	N/A	86.3%	88.4%	88.0%

* This is based on patients treated on this contract for their most recent course of treatment. Figures in italics indicate the base number of FP17s or Patient Questionnaire responses are less than 100. N/A is shown where the base number of responses is less than 10 during the period. % is calculated as Quantity/Base number*100

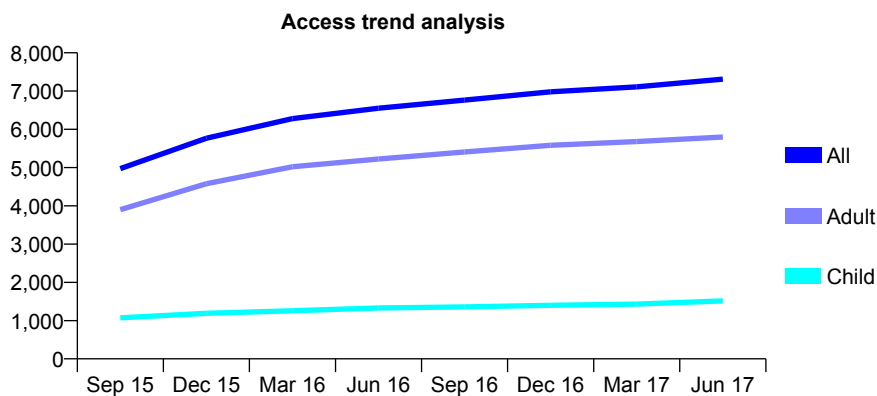
Q56 - Vital Signs At a Glance Contract Report for 962988/0001 - June 2017

Name or company name	MR HS PABARI
Contract type name	GDS Contract
Purpose of contract	General
Contract start date	01/01/2015
Contract end date	

17/18 Contracted general activity (UDA)	21,687
Carry forward general activity (UDA)	0
17/18 Contracted orthodontic activity (UOA)	0
Carry forward orthodontic activity (UOA)	0
Baseline contract value	£504,147.53

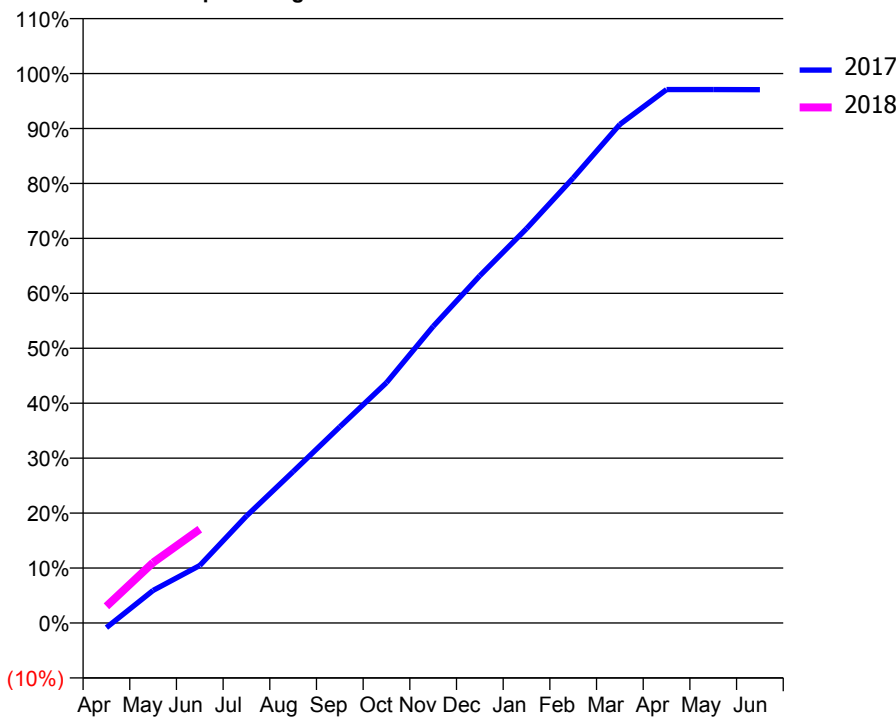
ACCESS*

Patients seen in 24 months	Total	Change since previous quarter
Quarter ending June 2016	6,553	
Quarter ending September 2016	6,764	↑
Quarter ending December 2016	6,981	↑
Quarter ending March 2017	7,110	→
Quarter ending June 2017	7,313	↑
Variance since June 2016	11.6%	↑



ACTIVITY

Cumulative percentage of contracted UDA delivered 2017 & 2018



Month	Adjusted Scheduled Activity (UDA)	
	2017	2018
April	-188	660
May	1,287	2,388
June	2,269	3,700
July	4,222	
August	5,977	
September	7,745	
October	9,486	
November	11,709	
December	13,705	
January	15,565	
February	17,564	
March	19,681	
April	21,052	
May	21,052	
June	21,051	

QUALITY

	Quantity	Base Number	Contract	AT	Region	England
% of FP17s for the same patient ID Re-attending within 3 months - Children	38	513	7.4%	11.0%	11.7%	12.0%
% of FP17s for the same patient ID Re-attending within 3 months - Adults	166	1,724	9.6%	14.6%	15.2%	16.0%
% of FP17s for the same patient ID Re-attending between 3 & 9 months - Children	255	513	49.7%	59.1%	59.1%	58.0%
% of FP17s for the same patient ID Re-attending between 3 & 9 months - Adults	796	1,724	46.2%	49.1%	52.2%	50.9%
% of FP17s for Band 1 Urgent Courses	105	1,759	6.0%	9.4%	7.9%	9.1%
% of FP17s Relating to Free Repair or Replacements	12	1,759	0.7%	0.8%	0.8%	0.8%
% of FP17s Relating to Continuations	9	1,759	0.5%	1.1%	1.1%	1.1%
% of Patients satisfied with the dentistry they have received	9	9	N/A	91.3%	91.8%	91.7%
% of Patients satisfied with the time they had to wait for an appointment	9	9	N/A	86.3%	88.4%	88.0%

* This is based on patients treated on this contract for their most recent course of treatment. Figures in italics indicate the base number of FP17s or Patient Questionnaire responses are less than 100. N/A is shown where the base number of responses is less than 10 during the period. % is calculated as Quantity/Base number*100

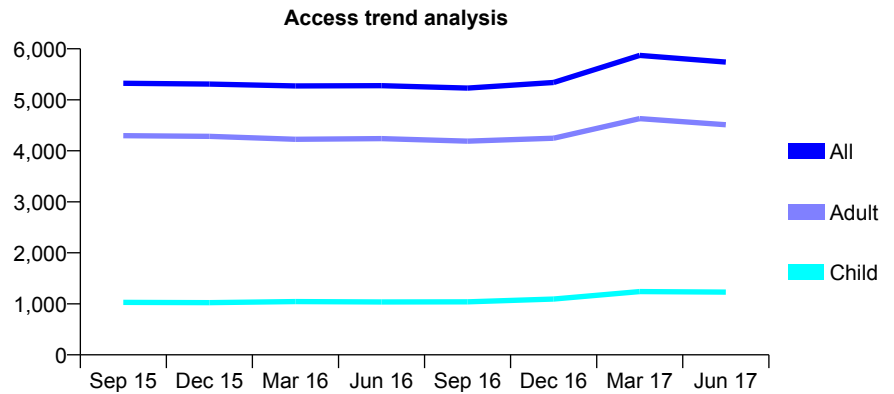
Q56 - Vital Signs At a Glance Contract Report for 966215/0001 - June 2017

Name or company name	Mr AA KHANNA, A KAUR, A KOUR
Contract type name	GDS Contract
Purpose of contract	General
Contract start date	13/07/2010
Contract end date	

17/18 Contracted general activity (UDA)	17,220
Carry forward general activity (UDA)	0
17/18 Contracted orthodontic activity (UOA)	0
Carry forward orthodontic activity (UOA)	0
Baseline contract value	£422,360.66

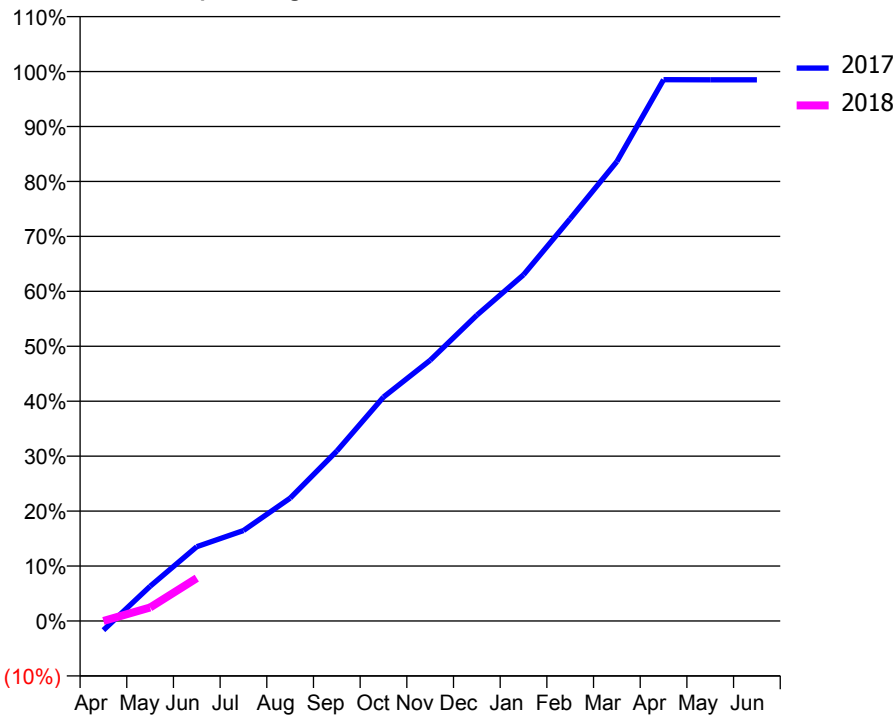
ACCESS*

Patients seen in 24 months	Total	Change since previous quarter
Quarter ending June 2016	5,277	
Quarter ending September 2016	5,230	→
Quarter ending December 2016	5,339	↑
Quarter ending March 2017	5,871	↑
Quarter ending June 2017	5,741	↓
Variance since June 2016	8.8%	↑



ACTIVITY

Cumulative percentage of contracted UDA delivered 2017 & 2018



Month	Adjusted Scheduled Activity (UDA)	
	2017	2018
April	-290	0
May	1,088	424
June	2,331	1,345
July	2,835	
August	3,853	
September	5,324	
October	7,018	
November	8,172	
December	9,584	
January	10,850	
February	12,605	
March	14,397	
April	16,963	
May	16,960	
June	16,959	

QUALITY

	Quantity	Base Number	Contract	AT	Region	England
% of FP17s for the same patient ID Re-attending within 3 months - Children	26	404	6.4%	11.0%	11.7%	12.0%
% of FP17s for the same patient ID Re-attending within 3 months - Adults	143	1,432	10.0%	14.6%	15.2%	16.0%
% of FP17s for the same patient ID Re-attending between 3 & 9 months - Children	175	404	43.3%	59.1%	59.1%	58.0%
% of FP17s for the same patient ID Re-attending between 3 & 9 months - Adults	705	1,432	49.2%	49.1%	52.2%	50.9%
% of FP17s for Band 1 Urgent Courses	80	800	10.0%	9.4%	7.9%	9.1%
% of FP17s Relating to Free Repair or Replacements	6	800	0.8%	0.8%	0.8%	0.8%
% of FP17s Relating to Continuations	0	800	0.0%	1.1%	1.1%	1.1%
% of Patients satisfied with the dentistry they have received	8	11	72.7%	91.3%	91.8%	91.7%
% of Patients satisfied with the time they had to wait for an appointment	9	11	81.8%	86.3%	88.4%	88.0%

* This is based on patients treated on this contract for their most recent course of treatment. Figures in italics indicate the base number of FP17s or Patient Questionnaire responses are less than 100. N/A is shown where the base number of responses is less than 10 during the period. % is calculated as Quantity/Base number*100

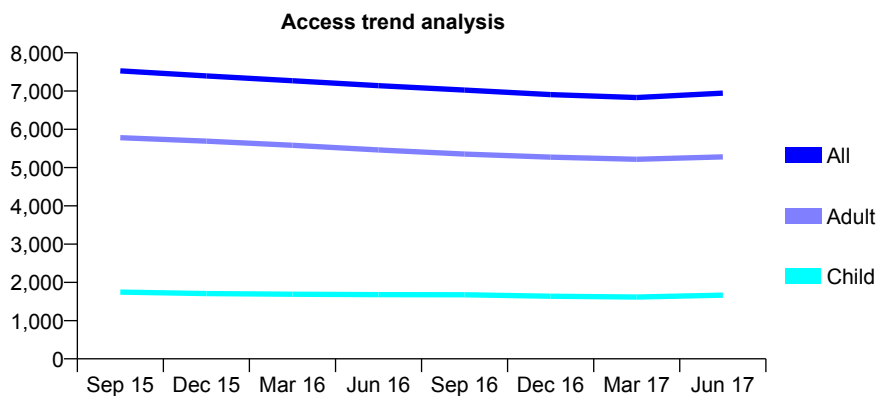
Q56 - Vital Signs At a Glance Contract Report for 968269/0002 - June 2017

Name or company name	MR IS LEIGHTON-SCOTT
Contract type name	GDS Contract
Purpose of contract	General
Contract start date	17/01/2013
Contract end date	

17/18 Contracted general activity (UDA)	17,000
Carry forward general activity (UDA)	0
17/18 Contracted orthodontic activity (UOA)	0
Carry forward orthodontic activity (UOA)	0
Baseline contract value	£387,207.35

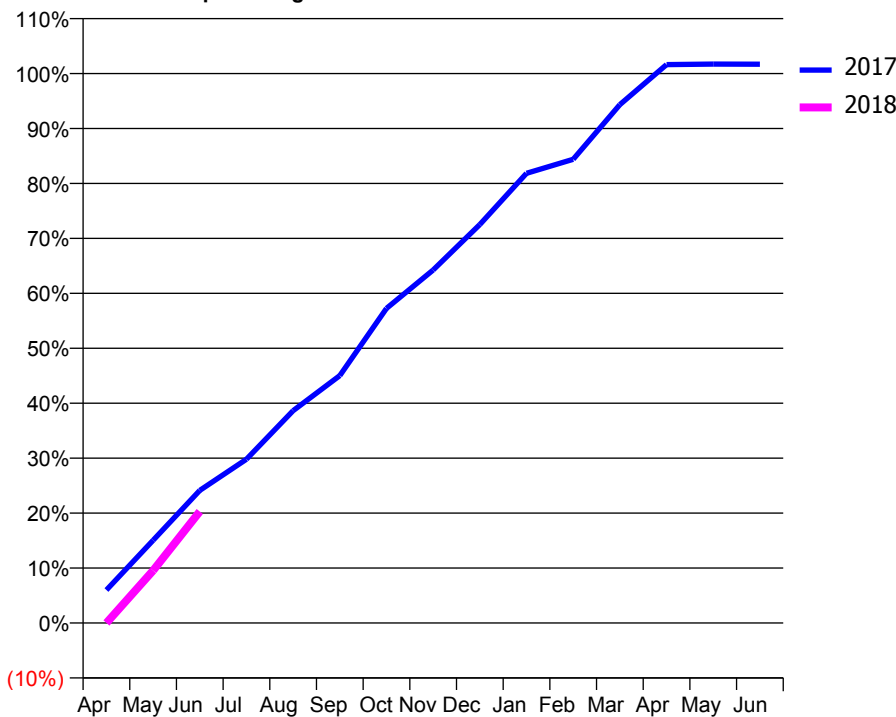
ACCESS*

Patients seen in 24 months	Total	Change since previous quarter
Quarter ending June 2016	7,139	
Quarter ending September 2016	7,026	↓
Quarter ending December 2016	6,908	↓
Quarter ending March 2017	6,832	↓
Quarter ending June 2017	6,944	→
Variance since June 2016	(2.7%)	↓



ACTIVITY

Cumulative percentage of contracted UDA delivered 2017 & 2018



Adjusted Scheduled Activity (UDA)

Month	2017	2018
April	1,022	0
May	2,560	1,624
June	4,101	3,452
July	5,069	
August	6,569	
September	7,654	
October	9,735	
November	10,920	
December	12,329	
January	13,911	
February	14,348	
March	16,038	
April	17,275	
May	17,293	
June	17,289	

QUALITY

	Quantity	Base Number	Contract	AT	Region	England
% of FP17s for the same patient ID Re-attending within 3 months - Children	56	740	7.6%	11.0%	11.7%	12.0%
% of FP17s for the same patient ID Re-attending within 3 months - Adults	179	2,089	8.6%	14.6%	15.2%	16.0%
% of FP17s for the same patient ID Re-attending between 3 & 9 months - Children	427	740	57.7%	59.1%	59.1%	58.0%
% of FP17s for the same patient ID Re-attending between 3 & 9 months - Adults	1,128	2,089	54.0%	49.1%	52.2%	50.9%
% of FP17s for Band 1 Urgent Courses	149	2,081	7.2%	9.4%	7.9%	9.1%
% of FP17s Relating to Free Repair or Replacements	8	2,081	0.4%	0.8%	0.8%	0.8%
% of FP17s Relating to Continuations	4	2,081	0.2%	1.1%	1.1%	1.1%
% of Patients satisfied with the dentistry they have received	14	14	100.0%	91.3%	91.8%	91.7%
% of Patients satisfied with the time they had to wait for an appointment	14	14	100.0%	86.3%	88.4%	88.0%

* This is based on patients treated on this contract for their most recent course of treatment. Figures in italics indicate the base number of FP17s or Patient Questionnaire responses are less than 100. N/A is shown where the base number of responses is less than 10 during the period. % is calculated as Quantity/Base number*100

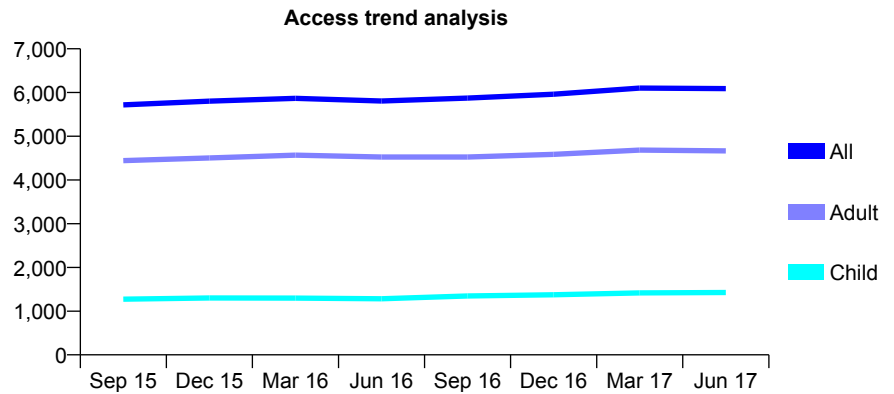
Q56 - Vital Signs At a Glance Contract Report for 982881/0001 - June 2017

Name or company name	MR JC HOLMES
Contract type name	Pilot Contract
Purpose of contract	General
Contract start date	01/04/2006
Contract end date	

17/18 Contracted general activity (UDA)	19,052
Carry forward general activity (UDA)	0
17/18 Contracted orthodontic activity (UOA)	0
Carry forward orthodontic activity (UOA)	0
Baseline contract value	£571,985.62

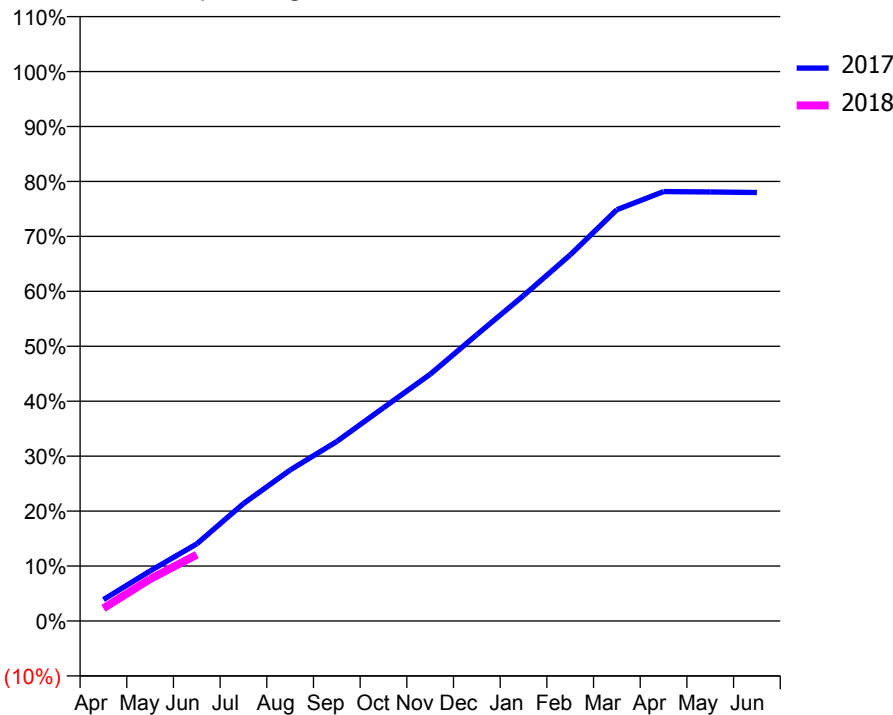
ACCESS*

Patients seen in 24 months	Total	Change since previous quarter
Quarter ending June 2016	5,807	
Quarter ending September 2016	5,872	→
Quarter ending December 2016	5,961	→
Quarter ending March 2017	6,101	↑
Quarter ending June 2017	6,090	→
Variance since June 2016	4.9%	↑



ACTIVITY

Cumulative percentage of contracted UDA delivered 2017 & 2018



Month	Adjusted Scheduled Activity (UDA)	
	2017	2018
April	743	443
May	1,736	1,453
June	2,673	2,300
July	4,069	
August	5,238	
September	6,224	
October	7,397	
November	8,555	
December	9,930	
January	11,283	
February	12,695	
March	14,262	
April	14,890	
May	14,874	
June	14,859	

QUALITY

	Quantity	Base Number	Contract	AT	Region	England
% of FP17s for the same patient ID Re-attending within 3 months - Children	24	409	5.9%	11.0%	11.7%	12.0%
% of FP17s for the same patient ID Re-attending within 3 months - Adults	162	1,176	13.8%	14.6%	15.2%	16.0%
% of FP17s for the same patient ID Re-attending between 3 & 9 months - Children	209	409	51.1%	59.1%	59.1%	58.0%
% of FP17s for the same patient ID Re-attending between 3 & 9 months - Adults	408	1,176	34.7%	49.1%	52.2%	50.9%
% of FP17s for Band 1 Urgent Courses	126	1,305	9.7%	9.4%	7.9%	9.1%
% of FP17s Relating to Free Repair or Replacements	21	1,305	1.6%	0.8%	0.8%	0.8%
% of FP17s Relating to Continuations	2	1,305	0.2%	1.1%	1.1%	1.1%
% of Patients satisfied with the dentistry they have received	2	4	N/A	91.3%	91.8%	91.7%
% of Patients satisfied with the time they had to wait for an appointment	3	4	N/A	86.3%	88.4%	88.0%

* This is based on patients treated on this contract for their most recent course of treatment. Figures in italics indicate the base number of FP17s or Patient Questionnaire responses are less than 100. N/A is shown where the base number of responses is less than 10 during the period. % is calculated as Quantity/Base number*100

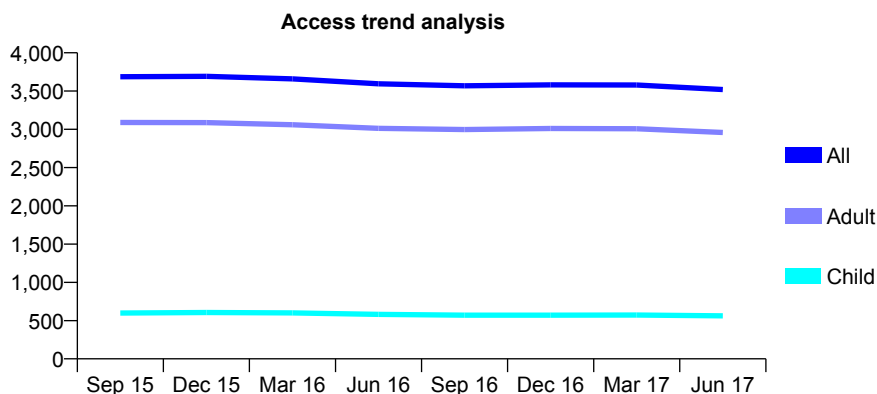
Q56 - Vital Signs At a Glance Contract Report for 997730/0001 - June 2017

Name or company name	MR AP YAXLEY
Contract type name	GDS Contract
Purpose of contract	General
Contract start date	01/04/2006
Contract end date	

17/18 Contracted general activity (UDA)	10,970
Carry forward general activity (UDA)	0
17/18 Contracted orthodontic activity (UOA)	0
Carry forward orthodontic activity (UOA)	0
Baseline contract value	£246,321.13

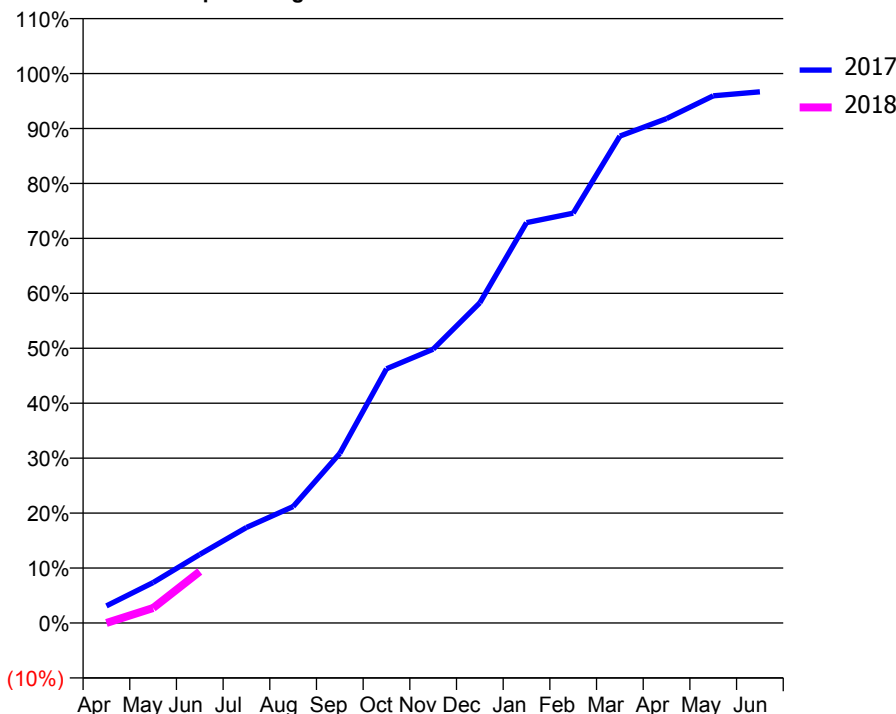
ACCESS*

Patients seen in 24 months	Total	Change since previous quarter
Quarter ending June 2016	3,595	
Quarter ending September 2016	3,568	→
Quarter ending December 2016	3,581	→
Quarter ending March 2017	3,579	→
Quarter ending June 2017	3,520	↓
Variance since June 2016	(2.1%)	↓



ACTIVITY

Cumulative percentage of contracted UDA delivered 2017 & 2018



Month	Adjusted Scheduled Activity (UDA)	
	2017	2018
April	343	0
May	808	298
June	1,371	1,028
July	1,907	
August	2,325	
September	3,389	
October	5,074	
November	5,468	
December	6,393	
January	7,993	
February	8,182	
March	9,720	
April	10,070	
May	10,524	
June	10,605	

QUALITY

	Quantity	Base Number	Contract	AT	Region	England
% of FP17s for the same patient ID Re-attending within 3 months - Children	12	113	10.6%	11.0%	11.7%	12.0%
% of FP17s for the same patient ID Re-attending within 3 months - Adults	151	710	21.3%	14.6%	15.2%	16.0%
% of FP17s for the same patient ID Re-attending between 3 & 9 months - Children	30	113	26.5%	59.1%	59.1%	58.0%
% of FP17s for the same patient ID Re-attending between 3 & 9 months - Adults	233	710	32.8%	49.1%	52.2%	50.9%
% of FP17s for Band 1 Urgent Courses	61	488	12.5%	9.4%	7.9%	9.1%
% of FP17s Relating to Free Repair or Replacements	15	488	3.1%	0.8%	0.8%	0.8%
% of FP17s Relating to Continuations	15	488	3.1%	1.1%	1.1%	1.1%
% of Patients satisfied with the dentistry they have received	6	6	N/A	91.3%	91.8%	91.7%
% of Patients satisfied with the time they had to wait for an appointment	6	6	N/A	86.3%	88.4%	88.0%

* This is based on patients treated on this contract for their most recent course of treatment. Figures in italics indicate the base number of FP17s or Patient Questionnaire responses are less than 100. N/A is shown where the base number of responses is less than 10 during the period. % is calculated as Quantity/Base number*100