

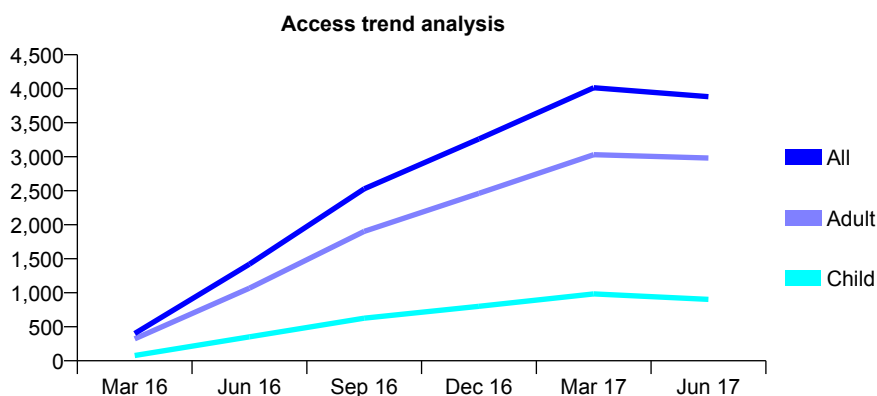
Q57 - Vital Signs At a Glance Contract Report for 100021/0000 - June 2017

Name or company name	Mr S Shah, Mr P Vaid & Mr S Radia
Contract type name	PDS Plus Contract
Purpose of contract	General
Contract start date	01/03/2016
Contract end date	31/03/2018

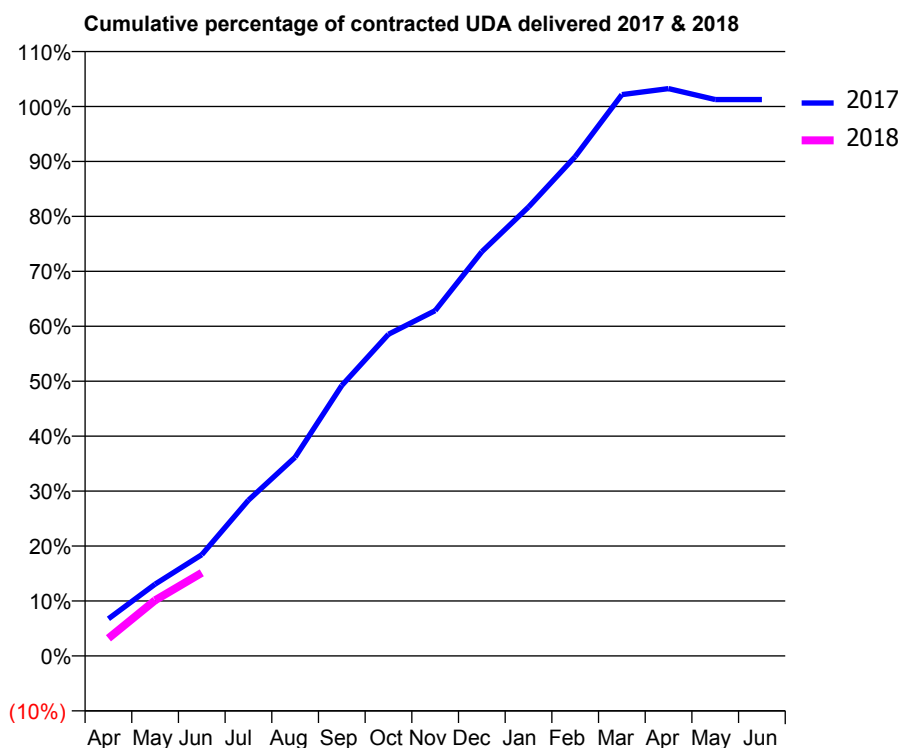
17/18 Contracted general activity (UDA)	15,000
Carry forward general activity (UDA)	0
17/18 Contracted orthodontic activity (UOA)	0
Carry forward orthodontic activity (UOA)	0
Baseline contract value	£406,568.46

ACCESS*

Patients seen in 24 months	Total	Change since previous quarter
Quarter ending June 2016	1,420	
Quarter ending September 2016	2,529	↑
Quarter ending December 2016	3,262	↑
Quarter ending March 2017	4,015	↑
Quarter ending June 2017	3,884	↓
Variance since June 2016	173.5%	↑



ACTIVITY



Month	Adjusted Scheduled Activity (UDA)	
	2017	2018
April	1,014	483
May	1,959	1,521
June	2,763	2,269
July	4,255	
August	5,426	
September	7,385	
October	8,780	
November	9,424	
December	11,033	
January	12,252	
February	13,629	
March	15,322	
April	15,485	
May	15,187	
June	15,190	

QUALITY

	Quantity	Base Number	Contract	AT	Region	England
% of FP17s for the same patient ID Re-attending within 3 months - Children	5	225	2.2%	10.0%	11.7%	12.0%
% of FP17s for the same patient ID Re-attending within 3 months - Adults	45	579	7.8%	14.3%	15.2%	16.0%
% of FP17s for the same patient ID Re-attending between 3 & 9 months - Children	69	225	30.7%	55.8%	59.1%	58.0%
% of FP17s for the same patient ID Re-attending between 3 & 9 months - Adults	151	579	26.1%	49.7%	52.2%	50.9%
% of FP17s for Band 1 Urgent Courses	134	785	17.1%	8.3%	7.9%	9.1%
% of FP17s Relating to Free Repair or Replacements	4	785	0.5%	0.8%	0.8%	0.8%
% of FP17s Relating to Continuations	4	785	0.5%	0.9%	1.1%	1.1%
% of Patients satisfied with the dentistry they have received	7	7	N/A	92.5%	91.8%	91.7%
% of Patients satisfied with the time they had to wait for an appointment	5	7	N/A	89.5%	88.4%	88.0%

* This is based on patients treated on this contract for their most recent course of treatment. Figures in italics indicate the base number of FP17s or Patient Questionnaire responses are less than 100. N/A is shown where the base number of responses is less than 10 during the period. % is calculated as Quantity/Base number*100

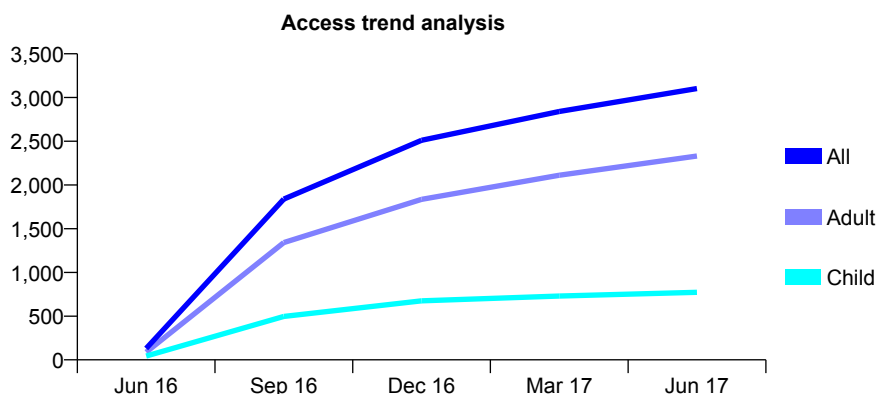
Q57 - Vital Signs At a Glance Contract Report for 100052/0000 - June 2017

Name or company name	Chigwell Dental Practice
Contract type name	GDS Contract
Purpose of contract	General
Contract start date	01/04/2016
Contract end date	

17/18 Contracted general activity (UDA)	9,244
Carry forward general activity (UDA)	0
17/18 Contracted orthodontic activity (UOA)	0
Carry forward orthodontic activity (UOA)	0
Baseline contract value	£291,780.83

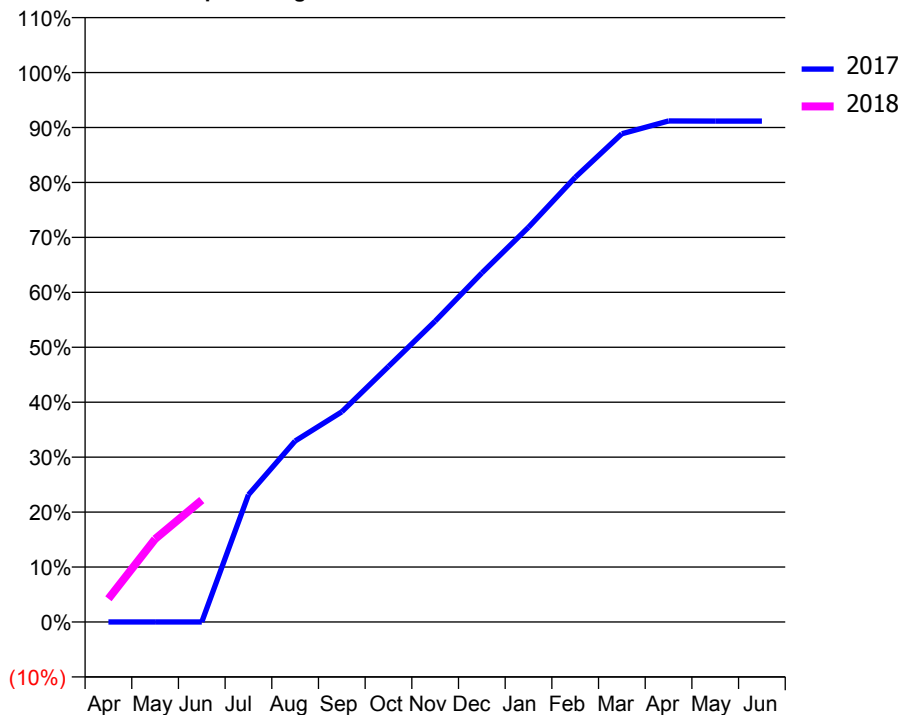
ACCESS*

Patients seen in 24 months	Total	Change since previous quarter
Quarter ending June 2016	131	
Quarter ending September 2016	1,838	↑
Quarter ending December 2016	2,511	↑
Quarter ending March 2017	2,840	↑
Quarter ending June 2017	3,103	↑
Variance since June 2016	2268.7%	↑



ACTIVITY

Cumulative percentage of contracted UDA delivered 2017 & 2018



Month	Adjusted Scheduled Activity (UDA)	
	2017	2018
April	0	390
May	0	1,396
June	0	2,052
July	2,109	
August	2,999	
September	3,482	
October	4,234	
November	4,986	
December	5,783	
January	6,540	
February	7,368	
March	8,089	
April	8,302	
May	8,299	
June	8,299	

QUALITY

	Quantity	Base Number	Contract	AT	Region	England
% of FP17s for the same patient ID Re-attending within 3 months - Children	17	283	6.0%	10.0%	11.7%	12.0%
% of FP17s for the same patient ID Re-attending within 3 months - Adults	63	731	8.6%	14.3%	15.2%	16.0%
% of FP17s for the same patient ID Re-attending between 3 & 9 months - Children	158	283	55.8%	55.8%	59.1%	58.0%
% of FP17s for the same patient ID Re-attending between 3 & 9 months - Adults	372	731	50.9%	49.7%	52.2%	50.9%
% of FP17s for Band 1 Urgent Courses	34	897	3.8%	8.3%	7.9%	9.1%
% of FP17s Relating to Free Repair or Replacements	3	897	0.3%	0.8%	0.8%	0.8%
% of FP17s Relating to Continuations	1	897	0.1%	0.9%	1.1%	1.1%
% of Patients satisfied with the dentistry they have received	10	12	83.3%	92.5%	91.8%	91.7%
% of Patients satisfied with the time they had to wait for an appointment	12	12	100.0%	89.5%	88.4%	88.0%

* This is based on patients treated on this contract for their most recent course of treatment. Figures in italics indicate the base number of FP17s or Patient Questionnaire responses are less than 100. N/A is shown where the base number of responses is less than 10 during the period. % is calculated as Quantity/Base number*100

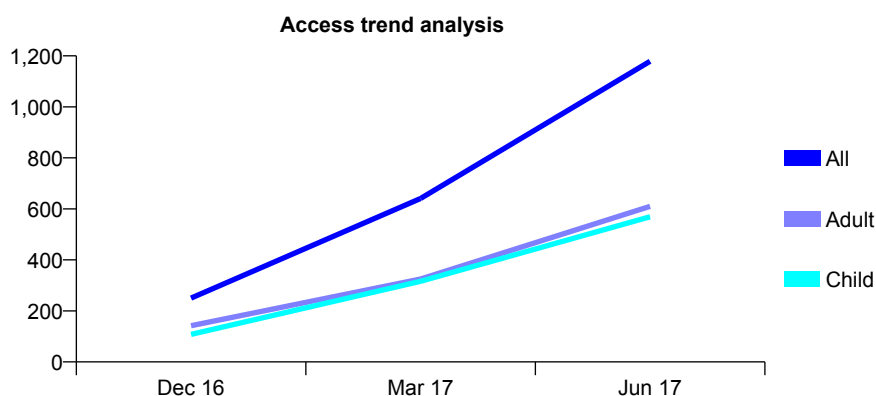
Q57 - Vital Signs At a Glance Contract Report for 100212/0000 - June 2017

Name or company name	Community Dental Services - CDS CIC Ess
Contract type name	PDS Contract
Purpose of contract	General
Contract start date	01/10/2016
Contract end date	30/09/2019

17/18 Contracted general activity (UDA)	9,775
Carry forward general activity (UDA)	0
17/18 Contracted orthodontic activity (UOA)	0
Carry forward orthodontic activity (UOA)	0
Baseline contract value	£1,480,251.75

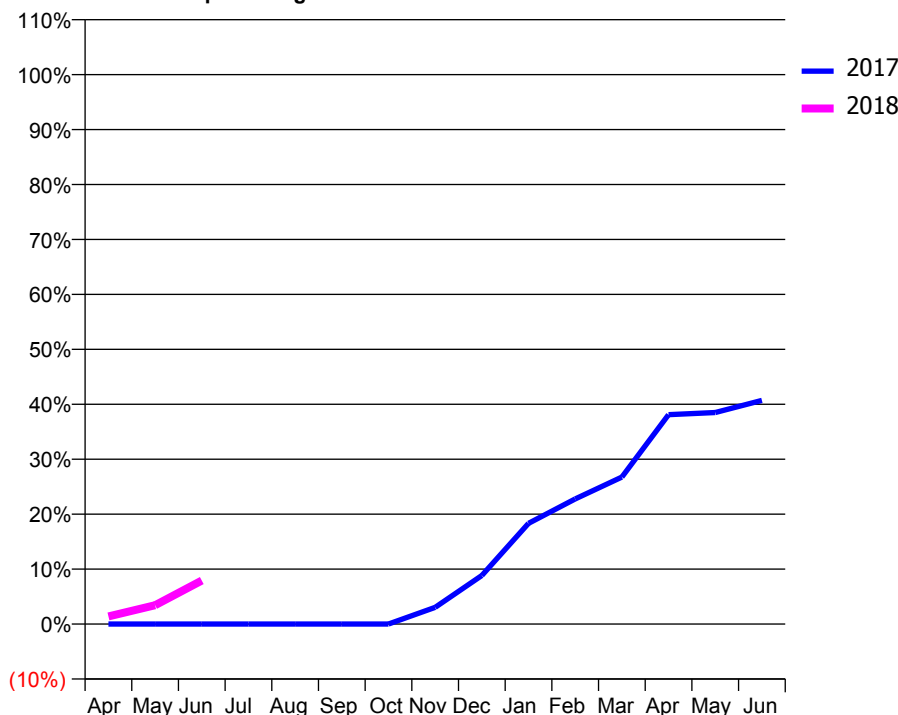
ACCESS*

Patients seen in 24 months	Total	Change since previous quarter
Quarter ending June 2016	0	
Quarter ending September 2016	0	
Quarter ending December 2016	250	↑
Quarter ending March 2017	641	↑
Quarter ending June 2017	1,179	↑
Variance since June 2016	N/A	



ACTIVITY

Cumulative percentage of contracted UDA delivered 2017 & 2018



Adjusted Scheduled Activity (UDA)

Month	2017	2018
April	0	137
May	0	337
June	0	776
July	0	
August	0	
September	0	
October	0	
November	149	
December	432	
January	896	
February	1,113	
March	1,308	
April	1,862	
May	1,882	
June	1,990	

QUALITY

	Quantity	Base Number	Contract	AT	Region	England
% of FP17s for the same patient ID Re-attending within 3 months - Children	24	441	5.4%	10.0%	11.7%	12.0%
% of FP17s for the same patient ID Re-attending within 3 months - Adults	30	405	7.4%	14.3%	15.2%	16.0%
% of FP17s for the same patient ID Re-attending between 3 & 9 months - Children	23	441	5.2%	55.8%	59.1%	58.0%
% of FP17s for the same patient ID Re-attending between 3 & 9 months - Adults	36	405	8.9%	49.7%	52.2%	50.9%
% of FP17s for Band 1 Urgent Courses	18	458	3.9%	8.3%	7.9%	9.1%
% of FP17s Relating to Free Repair or Replacements	0	458	0.0%	0.8%	0.8%	0.8%
% of FP17s Relating to Continuations	4	458	0.9%	0.9%	1.1%	1.1%
% of Patients satisfied with the dentistry they have received	1	2	N/A	92.5%	91.8%	91.7%
% of Patients satisfied with the time they had to wait for an appointment	0	2	N/A	89.5%	88.4%	88.0%

* This is based on patients treated on this contract for their most recent course of treatment. Figures in italics indicate the base number of FP17s or Patient Questionnaire responses are less than 100. N/A is shown where the base number of responses is less than 10 during the period. % is calculated as Quantity/Base number*100

Q57 - Vital Signs At a Glance Contract Report for 100348/0000 - June 2017


Name or company name	E Harunani, M Kanani & M N Harunani
Contract type name	GDS Contract
Purpose of contract	General
Contract start date	01/04/2017
Contract end date	

17/18 Contracted general activity (UDA)	15,247
Carry forward general activity (UDA)	0
17/18 Contracted orthodontic activity (UOA)	0
Carry forward orthodontic activity (UOA)	0
Baseline contract value	£326,729.11

ACCESS*

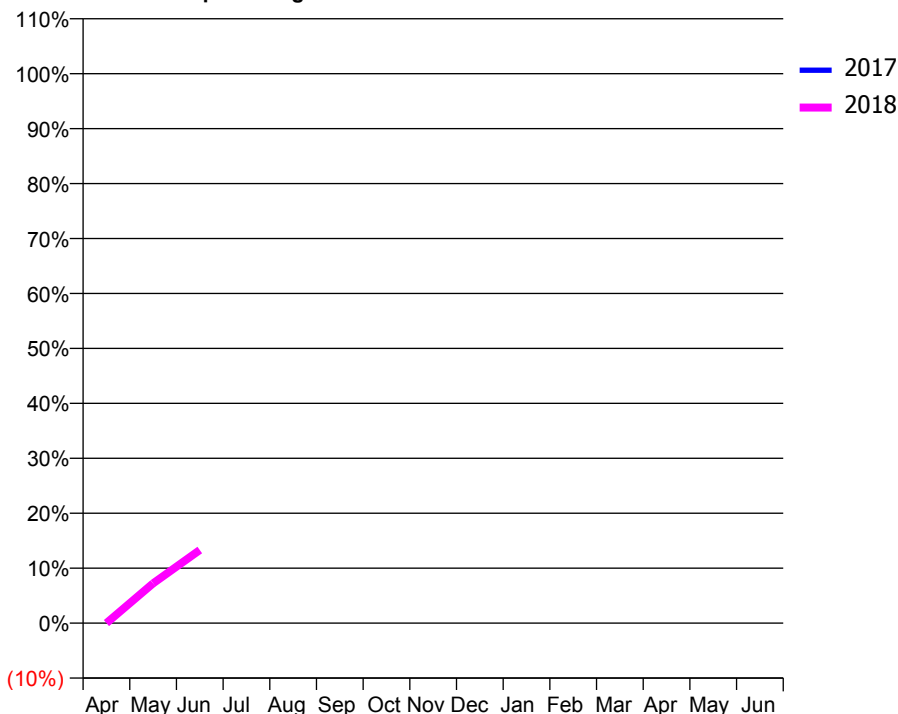
Patients seen in 24 months	Total	Change since previous quarter
Quarter ending June 2016	0	
Quarter ending September 2016	0	
Quarter ending December 2016	0	
Quarter ending March 2017	0	
Quarter ending June 2017	1,322	↑
Variance since June 2016	N/A	

Access trend analysis



ACTIVITY

Cumulative percentage of contracted UDA delivered 2017 & 2018



Adjusted Scheduled Activity (UDA)

Month	2017	2018
April	0	0
May	0	1,105
June	0	2,028
July	0	
August	0	
September	0	
October	0	
November	0	
December	0	
January	0	
February	0	
March	0	
April	0	
May	0	
June	0	

QUALITY

	Quantity	Base Number	Contract	AT	Region	England
% of FP17s for the same patient ID Re-attending within 3 months - Children	5	345	1.4%	10.0%	11.7%	12.0%
% of FP17s for the same patient ID Re-attending within 3 months - Adults	39	809	4.8%	14.3%	15.2%	16.0%
% of FP17s for the same patient ID Re-attending between 3 & 9 months - Children	0	345	0.0%	55.8%	59.1%	58.0%
% of FP17s for the same patient ID Re-attending between 3 & 9 months - Adults	0	809	0.0%	49.7%	52.2%	50.9%
% of FP17s for Band 1 Urgent Courses	103	1,154	8.9%	8.3%	7.9%	9.1%
% of FP17s Relating to Free Repair or Replacements	1	1,154	0.1%	0.8%	0.8%	0.8%
% of FP17s Relating to Continuations	15	1,154	1.3%	0.9%	1.1%	1.1%
% of Patients satisfied with the dentistry they have received	1	2	N/A	92.5%	91.8%	91.7%
% of Patients satisfied with the time they had to wait for an appointment	1	2	N/A	89.5%	88.4%	88.0%

* This is based on patients treated on this contract for their most recent course of treatment. Figures in italics indicate the base number of FP17s or Patient Questionnaire responses are less than 100. N/A is shown where the base number of responses is less than 10 during the period. % is calculated as Quantity/Base number*100

Q57 - Vital Signs At a Glance Contract Report for 100349/0000 - June 2017


Name or company name	E Harunani, M Kanani & M N Harunani
Contract type name	GDS Contract
Purpose of contract	General
Contract start date	01/04/2017
Contract end date	

17/18 Contracted general activity (UDA)	15,247
Carry forward general activity (UDA)	0
17/18 Contracted orthodontic activity (UOA)	0
Carry forward orthodontic activity (UOA)	0
Baseline contract value	£326,729.11

ACCESS*

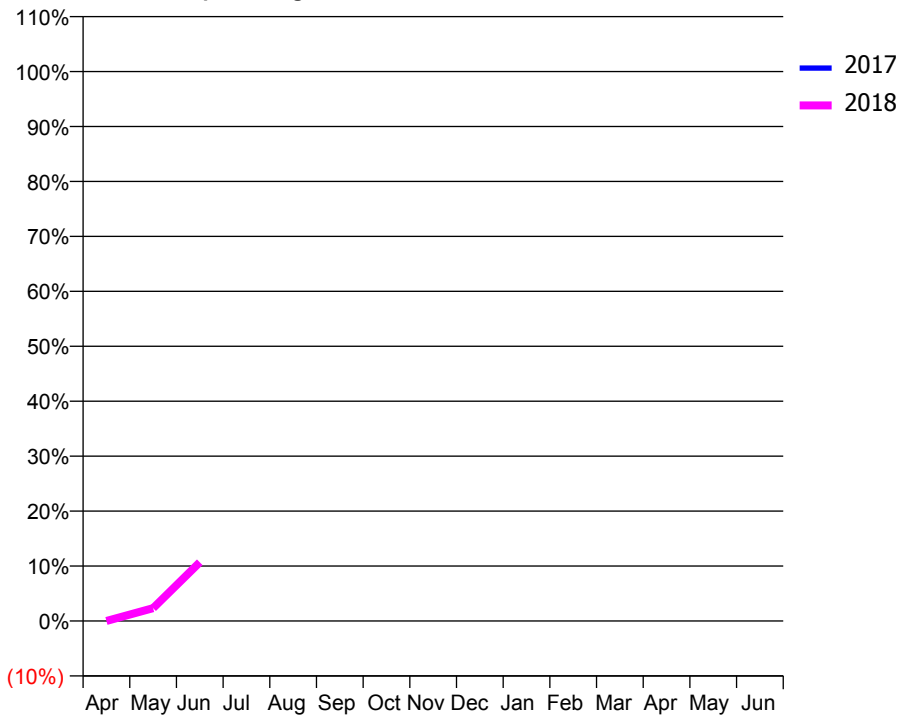
Patients seen in 24 months	Total	Change since previous quarter
Quarter ending June 2016	0	
Quarter ending September 2016	0	
Quarter ending December 2016	0	
Quarter ending March 2017	0	
Quarter ending June 2017	804	↑
Variance since June 2016	N/A	

Access trend analysis



ACTIVITY

Cumulative percentage of contracted UDA delivered 2017 & 2018



Adjusted Scheduled Activity (UDA)

Month	2017	2018
April	0	0
May	0	355
June	0	1,630
July	0	
August	0	
September	0	
October	0	
November	0	
December	0	
January	0	
February	0	
March	0	
April	0	
May	0	
June	0	

QUALITY

	Quantity	Base Number	Contract	AT	Region	England
% of FP17s for the same patient ID Re-attending within 3 months - Children	4	176	2.3%	10.0%	11.7%	12.0%
% of FP17s for the same patient ID Re-attending within 3 months - Adults	8	446	1.8%	14.3%	15.2%	16.0%
% of FP17s for the same patient ID Re-attending between 3 & 9 months - Children	0	176	0.0%	55.8%	59.1%	58.0%
% of FP17s for the same patient ID Re-attending between 3 & 9 months - Adults	0	446	0.0%	49.7%	52.2%	50.9%
% of FP17s for Band 1 Urgent Courses	88	622	14.1%	8.3%	7.9%	9.1%
% of FP17s Relating to Free Repair or Replacements	1	622	0.2%	0.8%	0.8%	0.8%
% of FP17s Relating to Continuations	9	622	1.4%	0.9%	1.1%	1.1%
% of Patients satisfied with the dentistry they have received	0	0	N/A	92.5%	91.8%	91.7%
% of Patients satisfied with the time they had to wait for an appointment	0	0	N/A	89.5%	88.4%	88.0%

* This is based on patients treated on this contract for their most recent course of treatment. Figures in italics indicate the base number of FP17s or Patient Questionnaire responses are less than 100. N/A is shown where the base number of responses is less than 10 during the period. % is calculated as Quantity/Base number*100

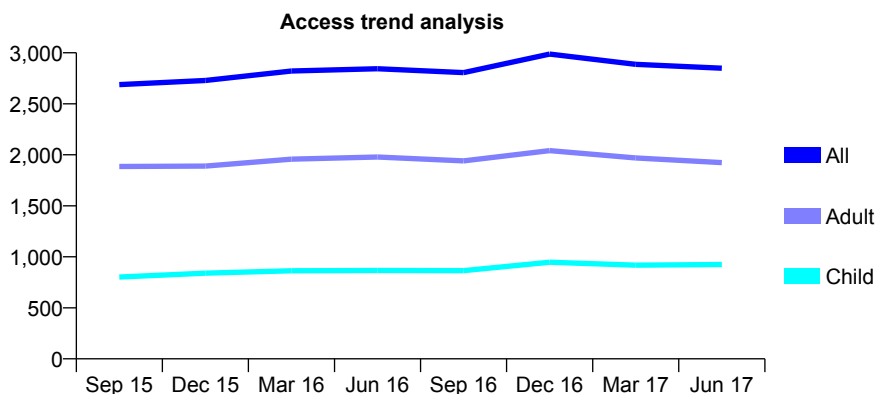
Q57 - Vital Signs At a Glance Contract Report for 101281/0151 - June 2017

Name or company name	OASIS DENTAL CARE LTD
Contract type name	GDS Contract
Purpose of contract	General
Contract start date	02/04/2006
Contract end date	

17/18 Contracted general activity (UDA)	6,594
Carry forward general activity (UDA)	0
17/18 Contracted orthodontic activity (UOA)	0
Carry forward orthodontic activity (UOA)	0
Baseline contract value	£139,447.96

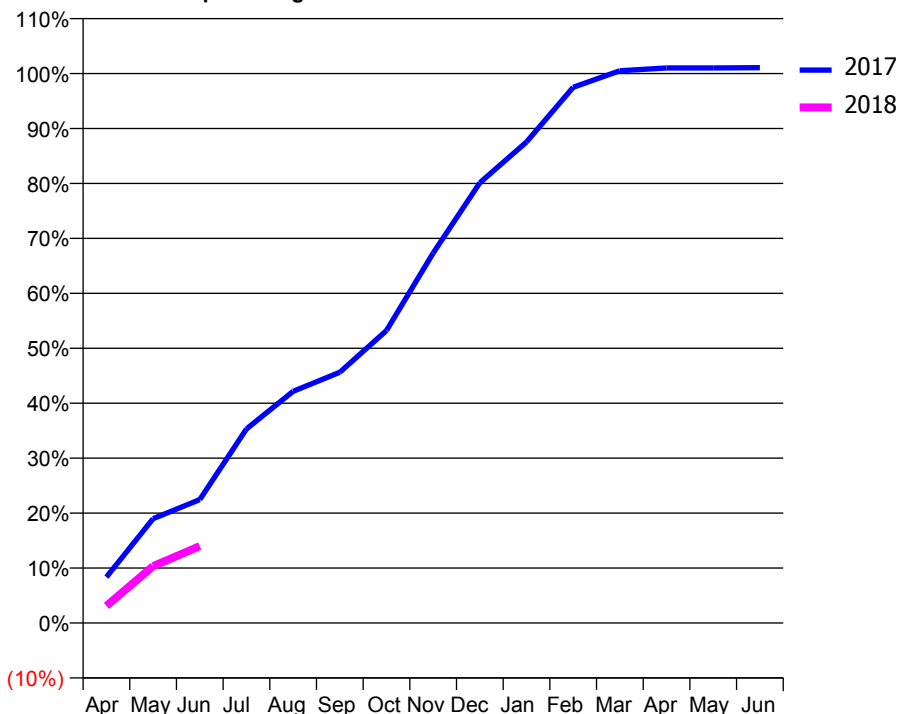
ACCESS*

Patients seen in 24 months	Total	Change since previous quarter
Quarter ending June 2016	2,844	
Quarter ending September 2016	2,806	↓
Quarter ending December 2016	2,988	↑
Quarter ending March 2017	2,887	↓
Quarter ending June 2017	2,849	↓
Variance since June 2016	0.2%	→



ACTIVITY

Cumulative percentage of contracted UDA delivered 2017 & 2018



Adjusted Scheduled Activity (UDA)

Month	2017	2018
April	551	205
May	1,251	682
June	1,481	923
July	2,330	
August	2,780	
September	3,009	
October	3,511	
November	4,440	
December	5,283	
January	5,773	
February	6,429	
March	6,627	
April	6,660	
May	6,661	
June	6,664	

QUALITY

	Quantity	Base Number	Contract	AT	Region	England
% of FP17s for the same patient ID Re-attending within 3 months - Children	12	200	6.0%	10.0%	11.7%	12.0%
% of FP17s for the same patient ID Re-attending within 3 months - Adults	33	317	10.4%	14.3%	15.2%	16.0%
% of FP17s for the same patient ID Re-attending between 3 & 9 months - Children	92	200	46.0%	55.8%	59.1%	58.0%
% of FP17s for the same patient ID Re-attending between 3 & 9 months - Adults	163	317	51.4%	49.7%	52.2%	50.9%
% of FP17s for Band 1 Urgent Courses	31	500	6.2%	8.3%	7.9%	9.1%
% of FP17s Relating to Free Repair or Replacements	2	500	0.4%	0.8%	0.8%	0.8%
% of FP17s Relating to Continuations	3	500	0.6%	0.9%	1.1%	1.1%
% of Patients satisfied with the dentistry they have received	0	0	N/A	92.5%	91.8%	91.7%
% of Patients satisfied with the time they had to wait for an appointment	0	0	N/A	89.5%	88.4%	88.0%

* This is based on patients treated on this contract for their most recent course of treatment. Figures in italics indicate the base number of FP17s or Patient Questionnaire responses are less than 100. N/A is shown where the base number of responses is less than 10 during the period. % is calculated as Quantity/Base number*100

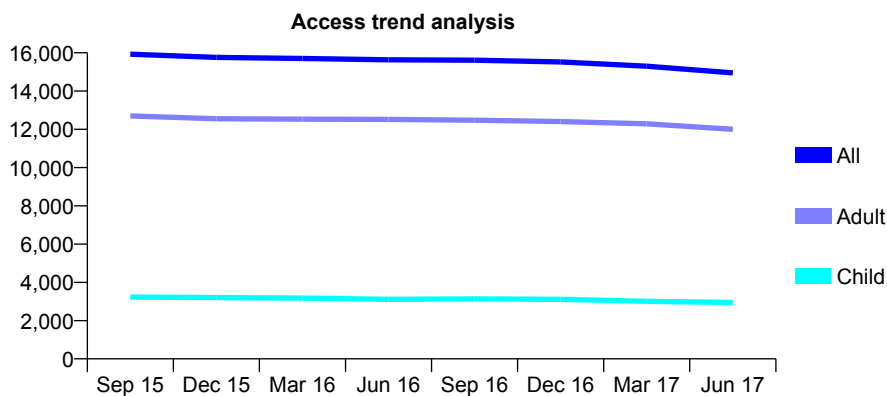
Q57 - Vital Signs At a Glance Contract Report for 101370/0036 - June 2017

Name or company name	Petrie Tucker and Partners Ltd
Contract type name	GDS Contract
Purpose of contract	General
Contract start date	01/04/2006
Contract end date	

17/18 Contracted general activity (UDA)	56,815
Carry forward general activity (UDA)	0
17/18 Contracted orthodontic activity (UOA)	0
Carry forward orthodontic activity (UOA)	0
Baseline contract value	£1,358,932.97

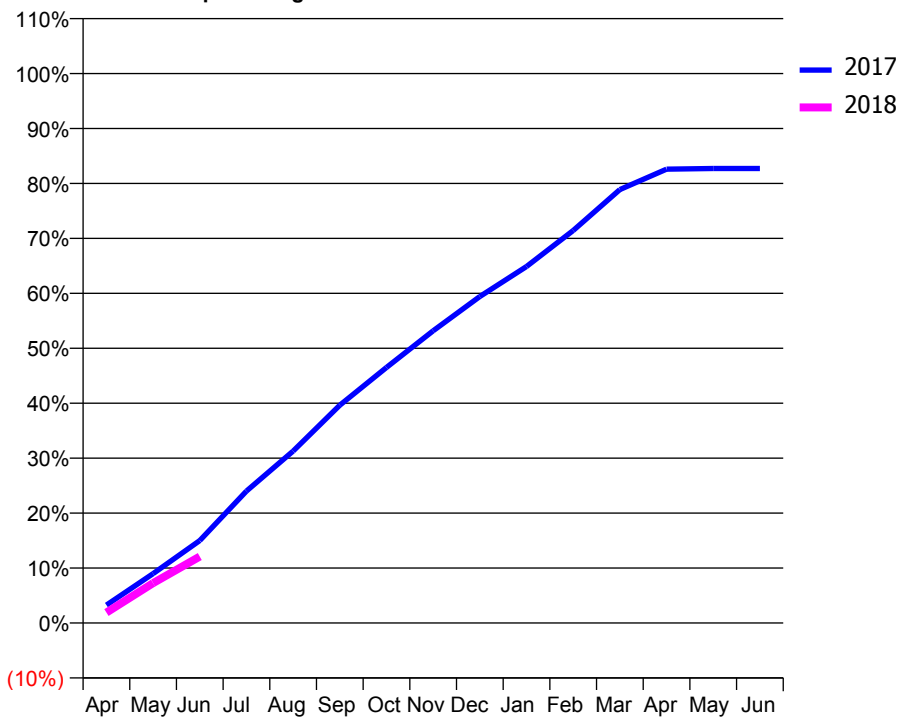
ACCESS*

Patients seen in 24 months	Total	Change since previous quarter
Quarter ending June 2016	15,634	
Quarter ending September 2016	15,611	→
Quarter ending December 2016	15,521	→
Quarter ending March 2017	15,296	↓
Quarter ending June 2017	14,950	↓
Variance since June 2016	(4.4%)	↓



ACTIVITY

Cumulative percentage of contracted UDA delivered 2017 & 2018



Month	Adjusted Scheduled Activity (UDA)	
	2017	2018
April	1,857	1,077
May	5,105	4,130
June	8,523	6,873
July	13,642	
August	17,776	
September	22,518	
October	26,429	
November	30,215	
December	33,761	
January	36,857	
February	40,584	
March	44,818	
April	46,918	
May	46,987	
June	46,995	

QUALITY

	Quantity	Base Number	Contract	AT	Region	England
% of FP17s for the same patient ID Re-attending within 3 months - Children	43	726	5.9%	10.0%	11.7%	12.0%
% of FP17s for the same patient ID Re-attending within 3 months - Adults	373	2,681	13.9%	14.3%	15.2%	16.0%
% of FP17s for the same patient ID Re-attending between 3 & 9 months - Children	333	726	45.9%	55.8%	59.1%	58.0%
% of FP17s for the same patient ID Re-attending between 3 & 9 months - Adults	1,044	2,681	38.9%	49.7%	52.2%	50.9%
% of FP17s for Band 1 Urgent Courses	348	2,734	12.7%	8.3%	7.9%	9.1%
% of FP17s Relating to Free Repair or Replacements	18	2,734	0.7%	0.8%	0.8%	0.8%
% of FP17s Relating to Continuations	38	2,734	1.4%	0.9%	1.1%	1.1%
% of Patients satisfied with the dentistry they have received	29	32	90.6%	92.5%	91.8%	91.7%
% of Patients satisfied with the time they had to wait for an appointment	25	32	78.1%	89.5%	88.4%	88.0%

* This is based on patients treated on this contract for their most recent course of treatment. Figures in italics indicate the base number of FP17s or Patient Questionnaire responses are less than 100. N/A is shown where the base number of responses is less than 10 during the period. % is calculated as Quantity/Base number*100

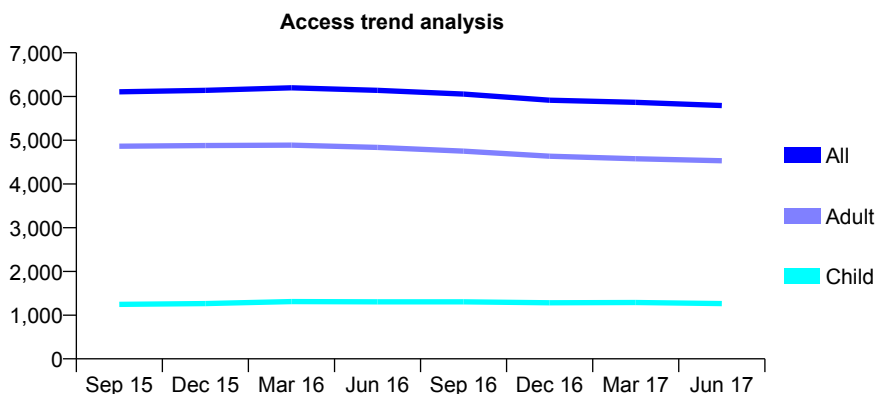
Q57 - Vital Signs At a Glance Contract Report for 101370/0098 - June 2017

Name or company name	Du Toit and BurgerPartnership Ltd (Harwic
Contract type name	GDS Contract
Purpose of contract	General and Orthodontic
Contract start date	01/04/2007
Contract end date	

17/18 Contracted general activity (UDA)	19,884
Carry forward general activity (UDA)	0
17/18 Contracted orthodontic activity (UOA)	1,265
Carry forward orthodontic activity (UOA)	0
Baseline contract value	£658,800.34

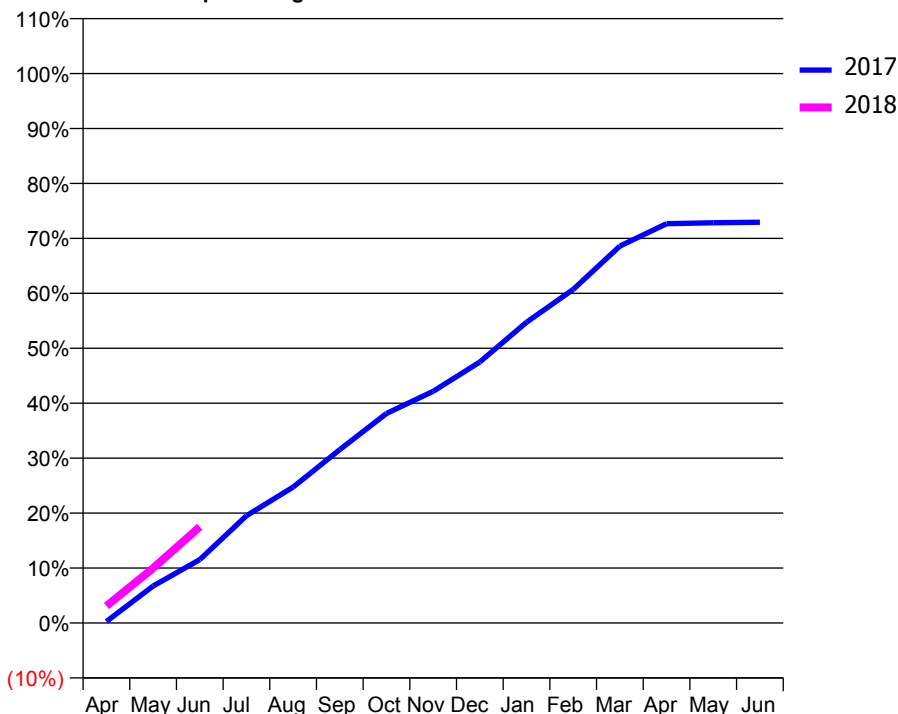
ACCESS*

Patients seen in 24 months	Total	Change since previous quarter
Quarter ending June 2016	6,140	
Quarter ending September 2016	6,055	↓
Quarter ending December 2016	5,917	↓
Quarter ending March 2017	5,866	→
Quarter ending June 2017	5,794	↓
Variance since June 2016	(5.6%)	↓



ACTIVITY

Cumulative percentage of contracted UDA delivered 2017 & 2018



Adjusted Scheduled Activity (UDA)

Month	2017	2018
April	55	615
May	1,340	1,984
June	2,297	3,481
July	3,881	
August	4,917	
September	6,274	
October	7,585	
November	8,383	
December	9,446	
January	10,885	
February	12,068	
March	13,639	
April	14,449	
May	14,482	
June	14,502	

QUALITY

	Quantity	Base Number	Contract	AT	Region	England
% of FP17s for the same patient ID Re-attending within 3 months - Children	26	374	7.0%	10.0%	11.7%	12.0%
% of FP17s for the same patient ID Re-attending within 3 months - Adults	146	1,213	12.0%	14.3%	15.2%	16.0%
% of FP17s for the same patient ID Re-attending between 3 & 9 months - Children	203	374	54.3%	55.8%	59.1%	58.0%
% of FP17s for the same patient ID Re-attending between 3 & 9 months - Adults	506	1,213	41.7%	49.7%	52.2%	50.9%
% of FP17s for Band 1 Urgent Courses	93	1,310	7.1%	8.3%	7.9%	9.1%
% of FP17s Relating to Free Repair or Replacements	5	1,310	0.4%	0.8%	0.8%	0.8%
% of FP17s Relating to Continuations	18	1,310	1.4%	0.9%	1.1%	1.1%
% of Patients satisfied with the dentistry they have received	16	18	88.9%	92.5%	91.8%	91.7%
% of Patients satisfied with the time they had to wait for an appointment	18	18	100.0%	89.5%	88.4%	88.0%

* This is based on patients treated on this contract for their most recent course of treatment. Figures in italics indicate the base number of FP17s or Patient Questionnaire responses are less than 100. N/A is shown where the base number of responses is less than 10 during the period. % is calculated as Quantity/Base number*100

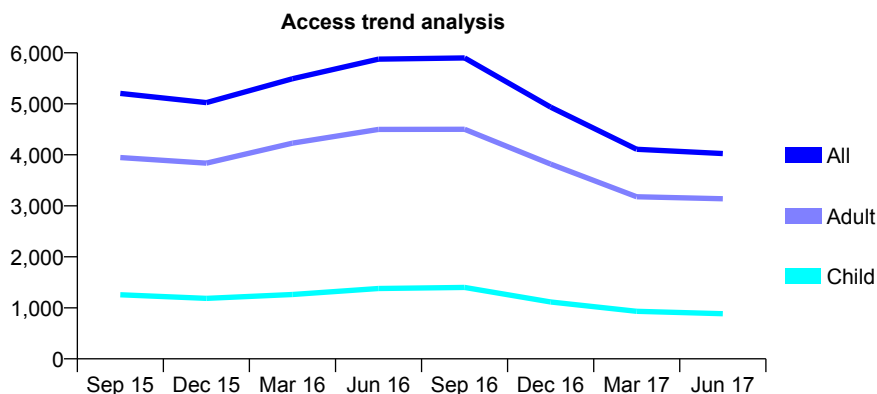
Q57 - Vital Signs At a Glance Contract Report for 104361/0001 - June 2017

Name or company name	Chelmsford Partnership
Contract type name	GDS Contract
Purpose of contract	General
Contract start date	01/02/2013
Contract end date	

17/18 Contracted general activity (UDA)	15,400
Carry forward general activity (UDA)	0
17/18 Contracted orthodontic activity (UOA)	0
Carry forward orthodontic activity (UOA)	0
Baseline contract value	£422,763.39

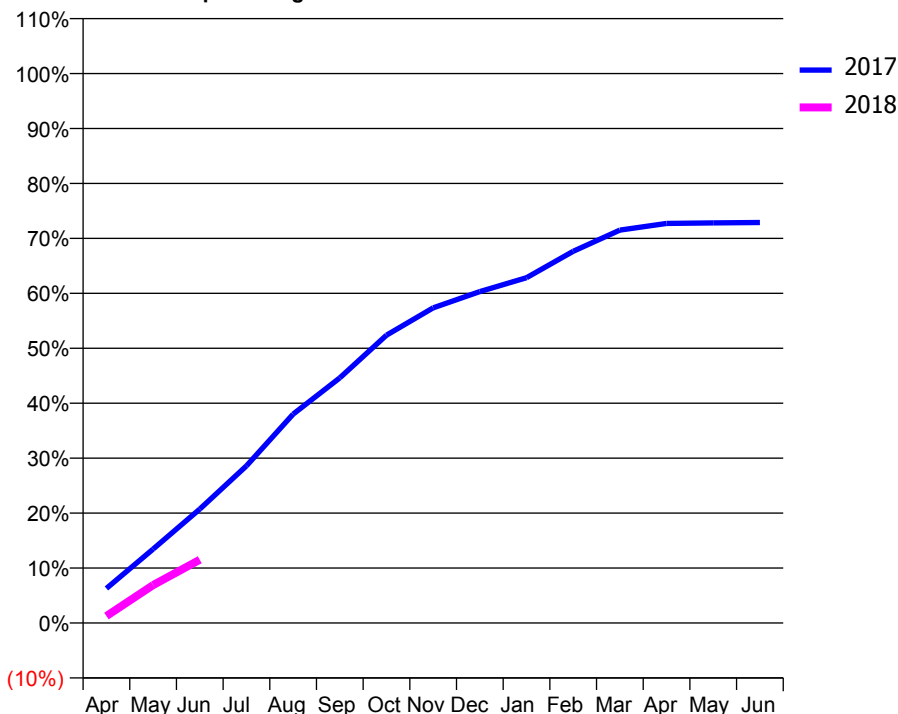
ACCESS*

Patients seen in 24 months	Total	Change since previous quarter
Quarter ending June 2016	5,875	
Quarter ending September 2016	5,900	→
Quarter ending December 2016	4,934	↓
Quarter ending March 2017	4,109	↓
Quarter ending June 2017	4,024	↓
Variance since June 2016	(31.5%)	↓



ACTIVITY

Cumulative percentage of contracted UDA delivered 2017 & 2018



Month	Adjusted Scheduled Activity (UDA)	
	2017	2018
April	970	197
May	2,071	1,065
June	3,192	1,773
July	4,405	
August	5,854	
September	6,872	
October	8,068	
November	8,832	
December	9,289	
January	9,676	
February	10,416	
March	11,010	
April	11,198	
May	11,211	
June	11,223	

QUALITY

	Quantity	Base Number	Contract	AT	Region	England
% of FP17s for the same patient ID Re-attending within 3 months - Children	13	272	4.8%	10.0%	11.7%	12.0%
% of FP17s for the same patient ID Re-attending within 3 months - Adults	28	792	3.5%	14.3%	15.2%	16.0%
% of FP17s for the same patient ID Re-attending between 3 & 9 months - Children	120	272	44.1%	55.8%	59.1%	58.0%
% of FP17s for the same patient ID Re-attending between 3 & 9 months - Adults	284	792	35.9%	49.7%	52.2%	50.9%
% of FP17s for Band 1 Urgent Courses	126	952	13.2%	8.3%	7.9%	9.1%
% of FP17s Relating to Free Repair or Replacements	7	952	0.7%	0.8%	0.8%	0.8%
% of FP17s Relating to Continuations	4	952	0.4%	0.9%	1.1%	1.1%
% of Patients satisfied with the dentistry they have received	13	13	100.0%	92.5%	91.8%	91.7%
% of Patients satisfied with the time they had to wait for an appointment	12	13	92.3%	89.5%	88.4%	88.0%

* This is based on patients treated on this contract for their most recent course of treatment. Figures in italics indicate the base number of FP17s or Patient Questionnaire responses are less than 100. N/A is shown where the base number of responses is less than 10 during the period. % is calculated as Quantity/Base number*100

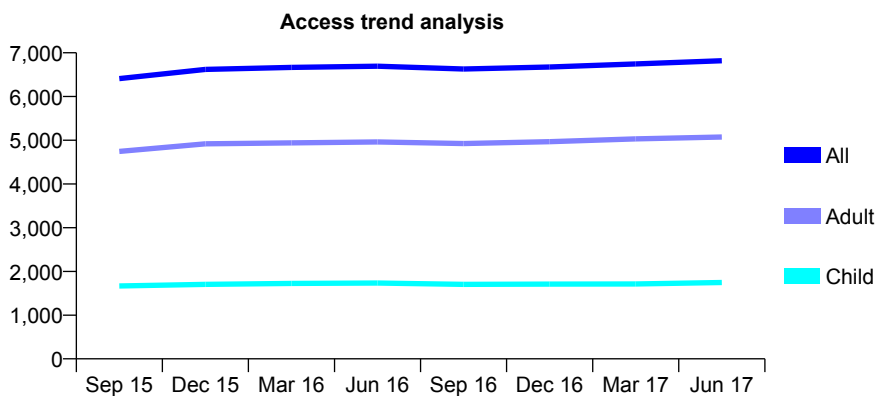
Q57 - Vital Signs At a Glance Contract Report for 104558/0001 - June 2017

Name or company name	Broadway Dental Clinic
Contract type name	GDS Contract
Purpose of contract	General
Contract start date	01/07/2011
Contract end date	

17/18 Contracted general activity (UDA)	17,402
Carry forward general activity (UDA)	0
17/18 Contracted orthodontic activity (UOA)	0
Carry forward orthodontic activity (UOA)	0
Baseline contract value	£493,313.09

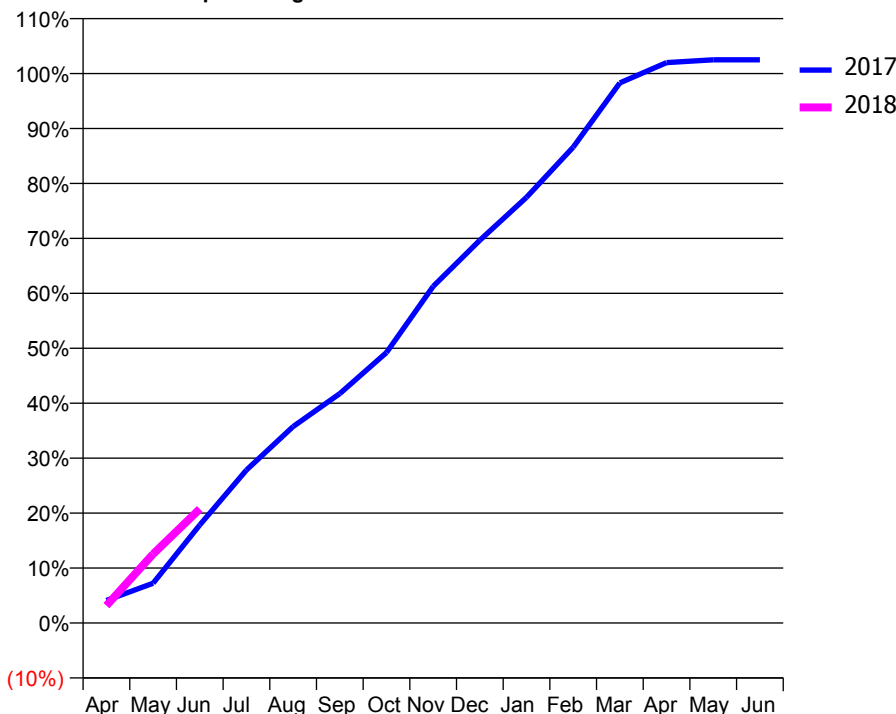
ACCESS*

Patients seen in 24 months	Total	Change since previous quarter
Quarter ending June 2016	6,693	
Quarter ending September 2016	6,630	→
Quarter ending December 2016	6,676	→
Quarter ending March 2017	6,746	→
Quarter ending June 2017	6,819	→
Variance since June 2016	1.9%	→



ACTIVITY

Cumulative percentage of contracted UDA delivered 2017 & 2018



Month	Adjusted Scheduled Activity (UDA)	
	2017	2018
April	715	551
May	1,260	2,186
June	3,107	3,614
July	4,846	
August	6,222	
September	7,264	
October	8,568	
November	10,661	
December	12,121	
January	13,481	
February	15,072	
March	17,104	
April	17,746	
May	17,838	
June	17,838	

QUALITY

	Quantity	Base Number	Contract	AT	Region	England
% of FP17s for the same patient ID Re-attending within 3 months - Children	36	580	6.2%	10.0%	11.7%	12.0%
% of FP17s for the same patient ID Re-attending within 3 months - Adults	164	1,473	11.1%	14.3%	15.2%	16.0%
% of FP17s for the same patient ID Re-attending between 3 & 9 months - Children	293	580	50.5%	55.8%	59.1%	58.0%
% of FP17s for the same patient ID Re-attending between 3 & 9 months - Adults	653	1,473	44.3%	49.7%	52.2%	50.9%
% of FP17s for Band 1 Urgent Courses	75	1,622	4.6%	8.3%	7.9%	9.1%
% of FP17s Relating to Free Repair or Replacements	26	1,622	1.6%	0.8%	0.8%	0.8%
% of FP17s Relating to Continuations	7	1,622	0.4%	0.9%	1.1%	1.1%
% of Patients satisfied with the dentistry they have received	16	16	100.0%	92.5%	91.8%	91.7%
% of Patients satisfied with the time they had to wait for an appointment	15	16	93.8%	89.5%	88.4%	88.0%

* This is based on patients treated on this contract for their most recent course of treatment. Figures in italics indicate the base number of FP17s or Patient Questionnaire responses are less than 100. N/A is shown where the base number of responses is less than 10 during the period. % is calculated as Quantity/Base number*100

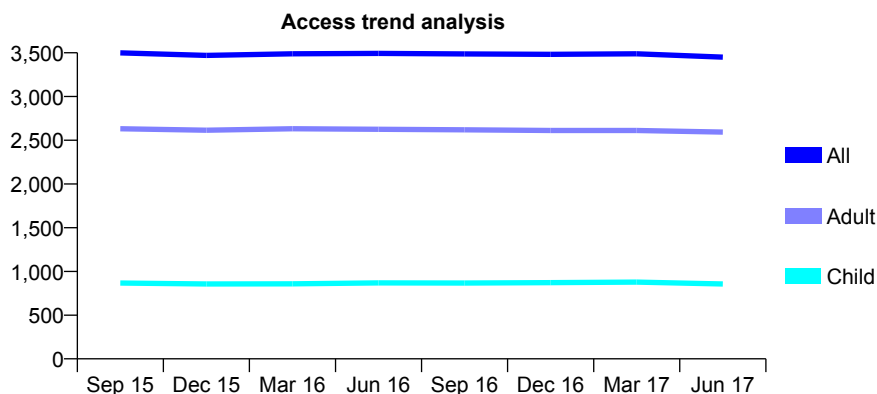
Q57 - Vital Signs At a Glance Contract Report for 104590/0001 - June 2017

Name or company name	Mr H Du Preez & Miss C Fernando
Contract type name	GDS Contract
Purpose of contract	General
Contract start date	01/04/2011
Contract end date	

17/18 Contracted general activity (UDA)	12,031
Carry forward general activity (UDA)	0
17/18 Contracted orthodontic activity (UOA)	0
Carry forward orthodontic activity (UOA)	0
Baseline contract value	£366,748.93

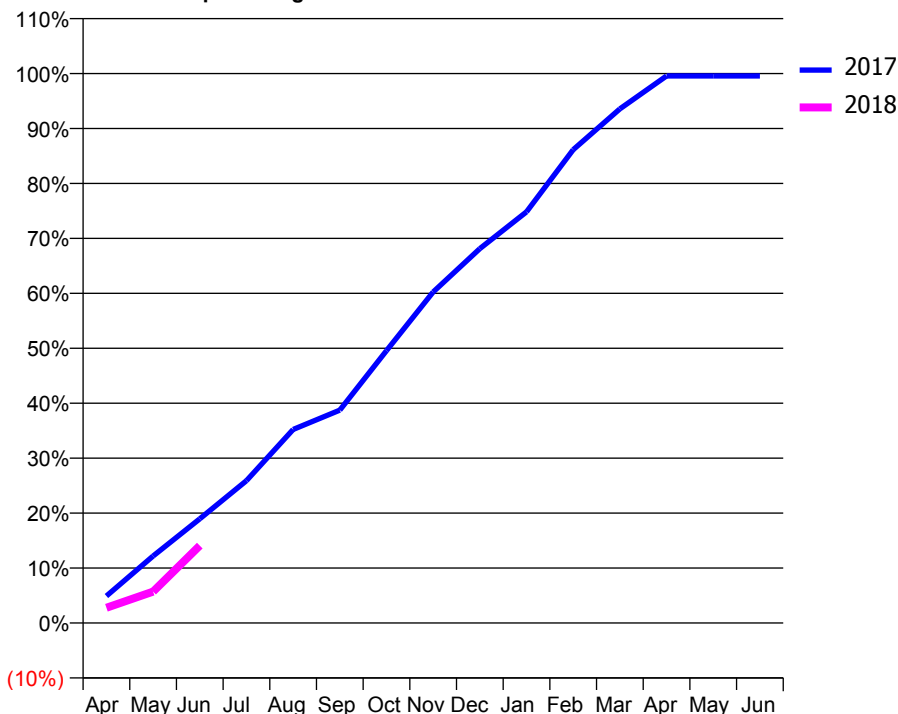
ACCESS*

Patients seen in 24 months	Total	Change since previous quarter
Quarter ending June 2016	3,493	
Quarter ending September 2016	3,487	→
Quarter ending December 2016	3,483	→
Quarter ending March 2017	3,488	→
Quarter ending June 2017	3,450	↓
Variance since June 2016	(1.2%)	↓



ACTIVITY

Cumulative percentage of contracted UDA delivered 2017 & 2018



Month	Adjusted Scheduled Activity (UDA)	
	2017	2018
April	591	334
May	1,468	689
June	2,282	1,696
July	3,115	
August	4,238	
September	4,661	
October	5,962	
November	7,247	
December	8,198	
January	9,003	
February	10,362	
March	11,256	
April	11,978	
May	11,978	
June	11,978	

QUALITY

	Quantity	Base Number	Contract	AT	Region	England
% of FP17s for the same patient ID Re-attending within 3 months - Children	33	331	10.0%	10.0%	11.7%	12.0%
% of FP17s for the same patient ID Re-attending within 3 months - Adults	107	830	12.9%	14.3%	15.2%	16.0%
% of FP17s for the same patient ID Re-attending between 3 & 9 months - Children	209	331	63.1%	55.8%	59.1%	58.0%
% of FP17s for the same patient ID Re-attending between 3 & 9 months - Adults	430	830	51.8%	49.7%	52.2%	50.9%
% of FP17s for Band 1 Urgent Courses	66	844	7.8%	8.3%	7.9%	9.1%
% of FP17s Relating to Free Repair or Replacements	7	844	0.8%	0.8%	0.8%	0.8%
% of FP17s Relating to Continuations	5	844	0.6%	0.9%	1.1%	1.1%
% of Patients satisfied with the dentistry they have received	25	25	100.0%	92.5%	91.8%	91.7%
% of Patients satisfied with the time they had to wait for an appointment	24	25	96.0%	89.5%	88.4%	88.0%

* This is based on patients treated on this contract for their most recent course of treatment. Figures in italics indicate the base number of FP17s or Patient Questionnaire responses are less than 100. N/A is shown where the base number of responses is less than 10 during the period. % is calculated as Quantity/Base number*100

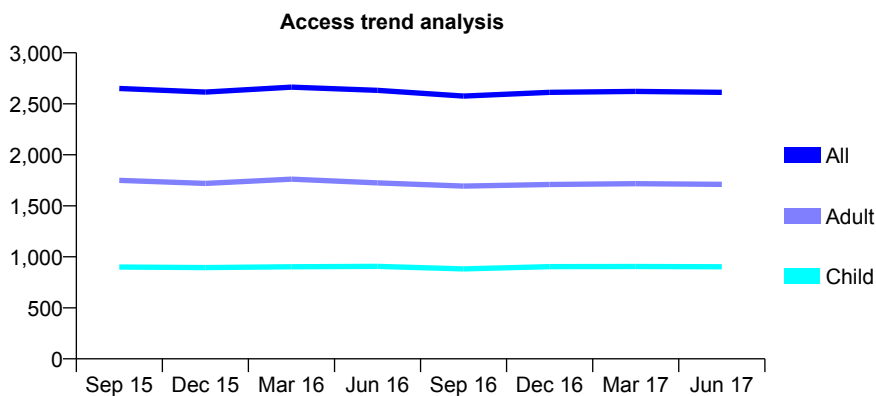
Q57 - Vital Signs At a Glance Contract Report for 105570/0001 - June 2017

Name or company name	Ramsay and Sud
Contract type name	GDS Contract
Purpose of contract	General
Contract start date	01/04/2006
Contract end date	

17/18 Contracted general activity (UDA)	8,500
Carry forward general activity (UDA)	0
17/18 Contracted orthodontic activity (UOA)	0
Carry forward orthodontic activity (UOA)	0
Baseline contract value	£210,718.10

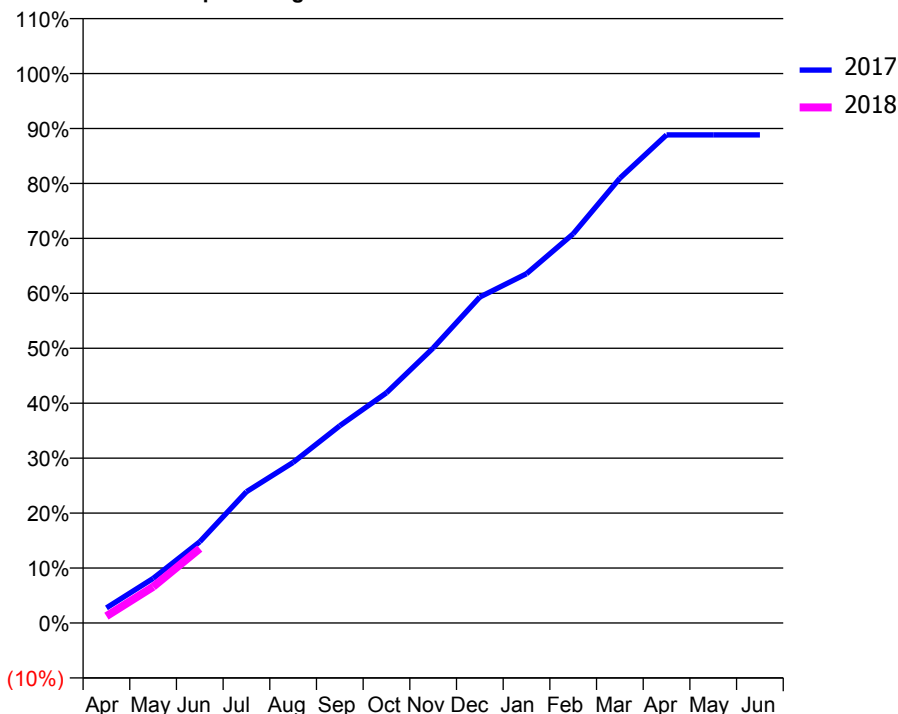
ACCESS*

Patients seen in 24 months	Total	Change since previous quarter
Quarter ending June 2016	2,632	
Quarter ending September 2016	2,576	↓
Quarter ending December 2016	2,613	→
Quarter ending March 2017	2,622	→
Quarter ending June 2017	2,612	→
Variance since June 2016	(0.8%)	→



ACTIVITY

Cumulative percentage of contracted UDA delivered 2017 & 2018



Adjusted Scheduled Activity (UDA)

Month	2017	2018
April	235	106
May	691	560
June	1,258	1,152
July	2,031	
August	2,485	
September	3,052	
October	3,562	
November	4,255	
December	5,041	
January	5,404	
February	6,021	
March	6,880	
April	7,551	
May	7,551	
June	7,551	

QUALITY

	Quantity	Base Number	Contract	AT	Region	England
% of FP17s for the same patient ID Re-attending within 3 months - Children	11	235	4.7%	10.0%	11.7%	12.0%
% of FP17s for the same patient ID Re-attending within 3 months - Adults	83	435	19.1%	14.3%	15.2%	16.0%
% of FP17s for the same patient ID Re-attending between 3 & 9 months - Children	95	235	40.4%	55.8%	59.1%	58.0%
% of FP17s for the same patient ID Re-attending between 3 & 9 months - Adults	149	435	34.3%	49.7%	52.2%	50.9%
% of FP17s for Band 1 Urgent Courses	15	523	2.9%	8.3%	7.9%	9.1%
% of FP17s Relating to Free Repair or Replacements	0	523	0.0%	0.8%	0.8%	0.8%
% of FP17s Relating to Continuations	29	523	5.5%	0.9%	1.1%	1.1%
% of Patients satisfied with the dentistry they have received	6	6	N/A	92.5%	91.8%	91.7%
% of Patients satisfied with the time they had to wait for an appointment	3	6	N/A	89.5%	88.4%	88.0%

* This is based on patients treated on this contract for their most recent course of treatment. Figures in italics indicate the base number of FP17s or Patient Questionnaire responses are less than 100. N/A is shown where the base number of responses is less than 10 during the period. % is calculated as Quantity/Base number*100

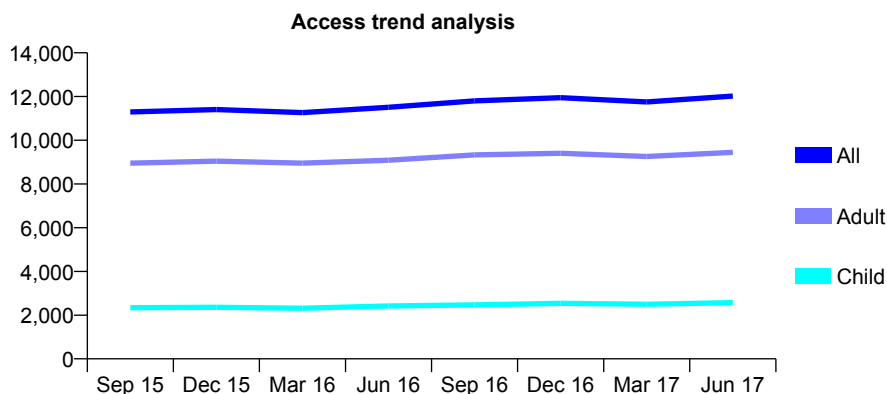
Q57 - Vital Signs At a Glance Contract Report for 107204/0001 - June 2017

Name or company name	A F Clough & T N Clough
Contract type name	GDS Contract
Purpose of contract	General
Contract start date	01/03/2008
Contract end date	

17/18 Contracted general activity (UDA)	29,583
Carry forward general activity (UDA)	0
17/18 Contracted orthodontic activity (UOA)	0
Carry forward orthodontic activity (UOA)	0
Baseline contract value	£835,772.98

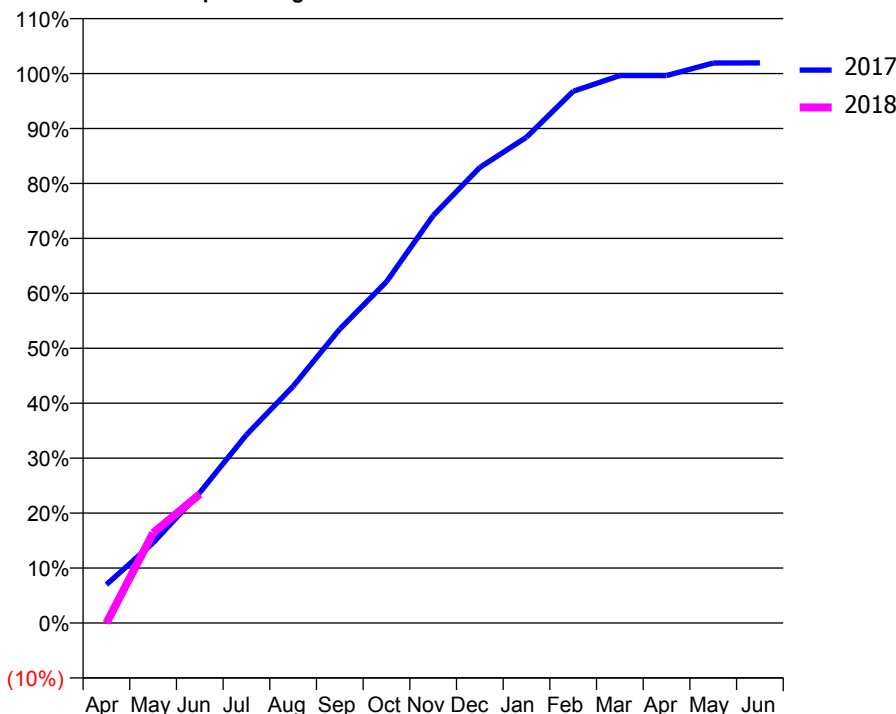
ACCESS*

Patients seen in 24 months	Total	Change since previous quarter
Quarter ending June 2016	11,506	
Quarter ending September 2016	11,800	↑
Quarter ending December 2016	11,947	→
Quarter ending March 2017	11,751	↓
Quarter ending June 2017	12,019	↑
Variance since June 2016	4.5%	↑



ACTIVITY

Cumulative percentage of contracted UDA delivered 2017 & 2018



Month	Adjusted Scheduled Activity (UDA)	
	2017	2018
April	2,074	0
May	4,315	4,850
June	7,028	6,939
July	10,134	
August	12,748	
September	15,829	
October	18,375	
November	21,935	
December	24,528	
January	26,154	
February	28,627	
March	29,471	
April	29,471	
May	30,150	
June	30,152	

QUALITY

	Quantity	Base Number	Contract	AT	Region	England
% of FP17s for the same patient ID Re-attending within 3 months - Children	67	1,121	6.0%	10.0%	11.7%	12.0%
% of FP17s for the same patient ID Re-attending within 3 months - Adults	361	3,027	11.9%	14.3%	15.2%	16.0%
% of FP17s for the same patient ID Re-attending between 3 & 9 months - Children	700	1,121	62.4%	55.8%	59.1%	58.0%
% of FP17s for the same patient ID Re-attending between 3 & 9 months - Adults	1,565	3,027	51.7%	49.7%	52.2%	50.9%
% of FP17s for Band 1 Urgent Courses	441	3,854	11.4%	8.3%	7.9%	9.1%
% of FP17s Relating to Free Repair or Replacements	76	3,854	2.0%	0.8%	0.8%	0.8%
% of FP17s Relating to Continuations	20	3,854	0.5%	0.9%	1.1%	1.1%
% of Patients satisfied with the dentistry they have received	32	35	91.4%	92.5%	91.8%	91.7%
% of Patients satisfied with the time they had to wait for an appointment	30	35	85.7%	89.5%	88.4%	88.0%

* This is based on patients treated on this contract for their most recent course of treatment. Figures in italics indicate the base number of FP17s or Patient Questionnaire responses are less than 100. N/A is shown where the base number of responses is less than 10 during the period. % is calculated as Quantity/Base number*100

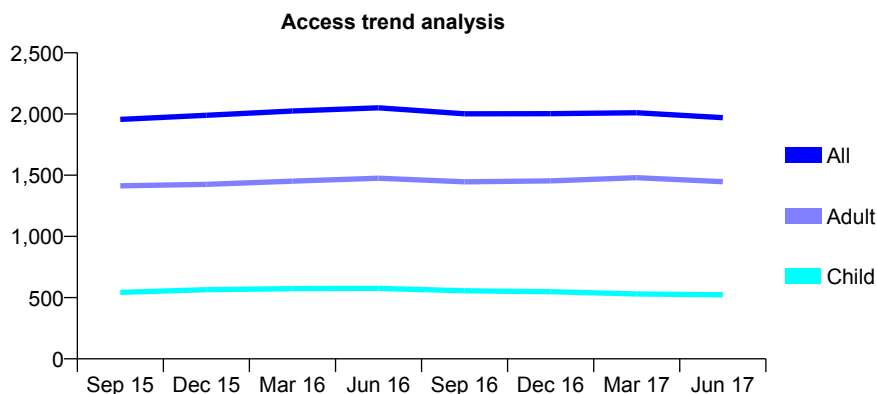
Q57 - Vital Signs At a Glance Contract Report for 108790/0001 - June 2017

Name or company name	Alexander Dental Practice
Contract type name	GDS Contract
Purpose of contract	General
Contract start date	01/09/2010
Contract end date	

17/18 Contracted general activity (UDA)	5,000
Carry forward general activity (UDA)	0
17/18 Contracted orthodontic activity (UOA)	0
Carry forward orthodontic activity (UOA)	0
Baseline contract value	£140,703.57

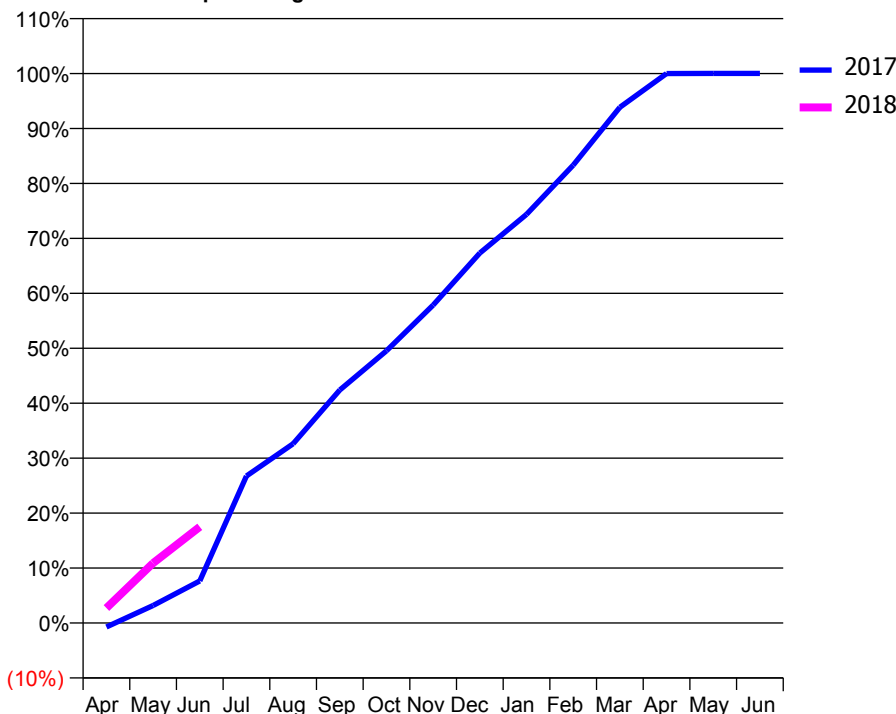
ACCESS*

Patients seen in 24 months	Total	Change since previous quarter
Quarter ending June 2016	2,051	
Quarter ending September 2016	2,002	↓
Quarter ending December 2016	2,003	→
Quarter ending March 2017	2,010	→
Quarter ending June 2017	1,970	↓
Variance since June 2016	(3.9%)	↓



ACTIVITY

Cumulative percentage of contracted UDA delivered 2017 & 2018



Month	Adjusted Scheduled Activity (UDA)	
	2017	2018
April	-37	136
May	159	545
June	382	875
July	1,338	
August	1,632	
September	2,121	
October	2,478	
November	2,893	
December	3,367	
January	3,719	
February	4,166	
March	4,693	
April	5,000	
May	5,001	
June	5,001	

QUALITY

	Quantity	Base Number	Contract	AT	Region	England
% of FP17s for the same patient ID Re-attending within 3 months - Children	8	141	5.7%	10.0%	11.7%	12.0%
% of FP17s for the same patient ID Re-attending within 3 months - Adults	57	389	14.7%	14.3%	15.2%	16.0%
% of FP17s for the same patient ID Re-attending between 3 & 9 months - Children	71	141	50.4%	55.8%	59.1%	58.0%
% of FP17s for the same patient ID Re-attending between 3 & 9 months - Adults	156	389	40.1%	49.7%	52.2%	50.9%
% of FP17s for Band 1 Urgent Courses	97	423	22.9%	8.3%	7.9%	9.1%
% of FP17s Relating to Free Repair or Replacements	0	423	0.0%	0.8%	0.8%	0.8%
% of FP17s Relating to Continuations	2	423	0.5%	0.9%	1.1%	1.1%
% of Patients satisfied with the dentistry they have received	6	6	N/A	92.5%	91.8%	91.7%
% of Patients satisfied with the time they had to wait for an appointment	6	6	N/A	89.5%	88.4%	88.0%

* This is based on patients treated on this contract for their most recent course of treatment. Figures in italics indicate the base number of FP17s or Patient Questionnaire responses are less than 100. N/A is shown where the base number of responses is less than 10 during the period. % is calculated as Quantity/Base number*100

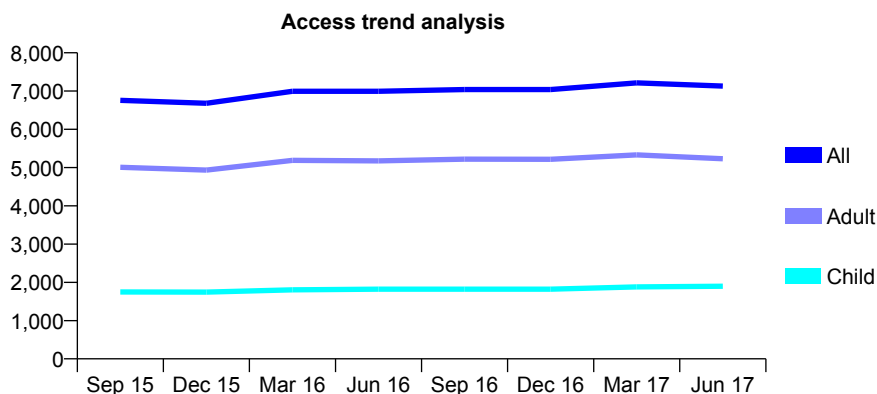
Q57 - Vital Signs At a Glance Contract Report for 109231/0001 - June 2017

Name or company name	E. Harunani & M. Kanani
Contract type name	GDS Contract
Purpose of contract	General
Contract start date	01/07/2010
Contract end date	

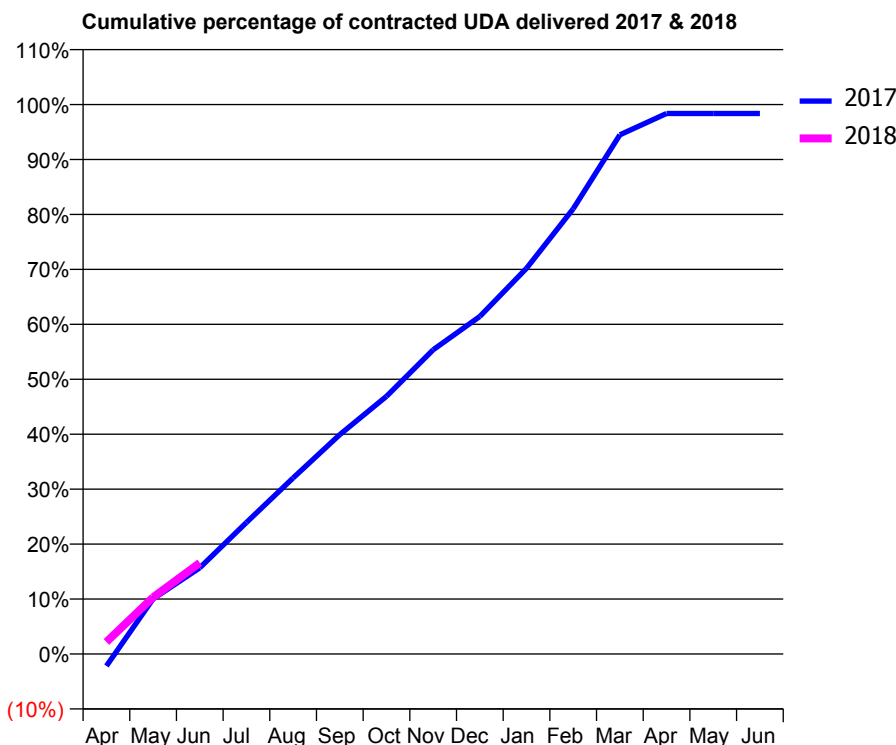
17/18 Contracted general activity (UDA)	20,850
Carry forward general activity (UDA)	0
17/18 Contracted orthodontic activity (UOA)	0
Carry forward orthodontic activity (UOA)	0
Baseline contract value	£514,312.82

ACCESS*

Patients seen in 24 months	Total	Change since previous quarter
Quarter ending June 2016	6,995	
Quarter ending September 2016	7,040	→
Quarter ending December 2016	7,039	→
Quarter ending March 2017	7,213	↑
Quarter ending June 2017	7,131	↓
Variance since June 2016	1.9%	→



ACTIVITY



Month	Adjusted Scheduled Activity (UDA)	
	2017	2018
April	-456	460
May	2,094	2,152
June	3,271	3,456
July	4,993	
August	6,683	
September	8,328	
October	9,780	
November	11,544	
December	12,808	
January	14,637	
February	16,894	
March	19,698	
April	20,509	
May	20,509	
June	20,509	

QUALITY

	Quantity	Base Number	Contract	AT	Region	England
% of FP17s for the same patient ID Re-attending within 3 months - Children	38	620	6.1%	10.0%	11.7%	12.0%
% of FP17s for the same patient ID Re-attending within 3 months - Adults	205	1,411	14.5%	14.3%	15.2%	16.0%
% of FP17s for the same patient ID Re-attending between 3 & 9 months - Children	372	620	60.0%	55.8%	59.1%	58.0%
% of FP17s for the same patient ID Re-attending between 3 & 9 months - Adults	708	1,411	50.2%	49.7%	52.2%	50.9%
% of FP17s for Band 1 Urgent Courses	185	1,696	10.9%	8.3%	7.9%	9.1%
% of FP17s Relating to Free Repair or Replacements	3	1,696	0.2%	0.8%	0.8%	0.8%
% of FP17s Relating to Continuations	21	1,696	1.2%	0.9%	1.1%	1.1%
% of Patients satisfied with the dentistry they have received	7	9	N/A	92.5%	91.8%	91.7%
% of Patients satisfied with the time they had to wait for an appointment	9	9	N/A	89.5%	88.4%	88.0%

* This is based on patients treated on this contract for their most recent course of treatment. Figures in italics indicate the base number of FP17s or Patient Questionnaire responses are less than 100. N/A is shown where the base number of responses is less than 10 during the period. % is calculated as Quantity/Base number*100

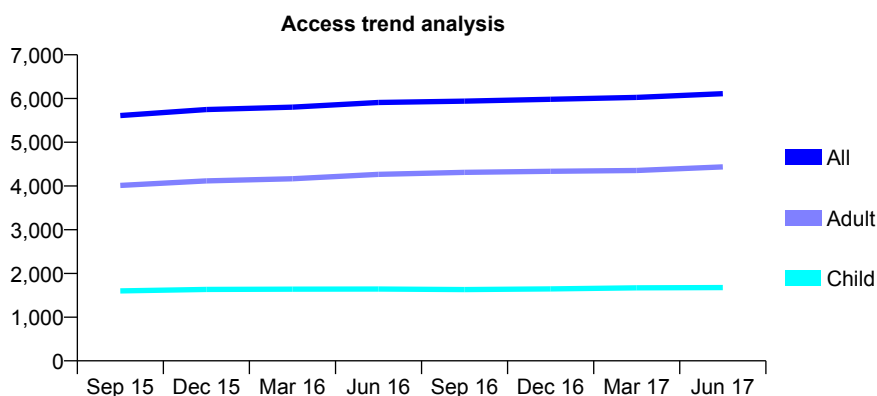
Q57 - Vital Signs At a Glance Contract Report for 109894/0001 - June 2017

Name or company name	Mr T C Patel, Mrs K Patel, Mr A Patel and M
Contract type name	GDS Contract
Purpose of contract	General
Contract start date	01/05/2011
Contract end date	

17/18 Contracted general activity (UDA)	12,494
Carry forward general activity (UDA)	0
17/18 Contracted orthodontic activity (UOA)	0
Carry forward orthodontic activity (UOA)	0
Baseline contract value	£293,755.61

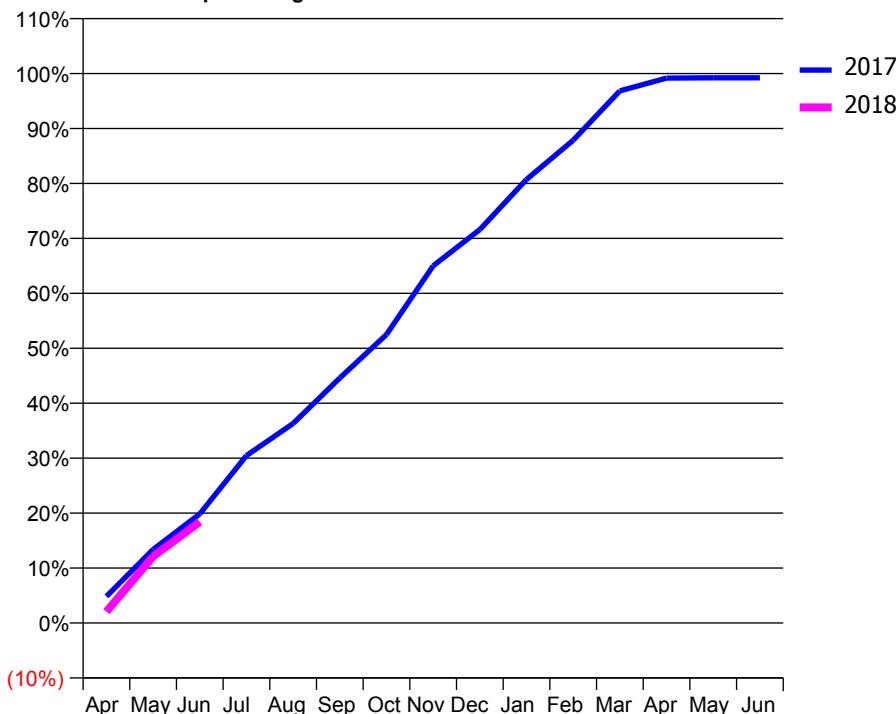
ACCESS*

Patients seen in 24 months	Total	Change since previous quarter
Quarter ending June 2016	5,911	
Quarter ending September 2016	5,939	→
Quarter ending December 2016	5,982	→
Quarter ending March 2017	6,024	→
Quarter ending June 2017	6,112	→
Variance since June 2016	3.4%	↑



ACTIVITY

Cumulative percentage of contracted UDA delivered 2017 & 2018



Adjusted Scheduled Activity (UDA)

Month	2017	2018
April	606	260
May	1,671	1,516
June	2,480	2,301
July	3,808	
August	4,537	
September	5,571	
October	6,561	
November	8,121	
December	8,947	
January	10,085	
February	10,976	
March	12,098	
April	12,391	
May	12,395	
June	12,397	

QUALITY

	Quantity	Base Number	Contract	AT	Region	England
% of FP17s for the same patient ID Re-attending within 3 months - Children	33	574	5.7%	10.0%	11.7%	12.0%
% of FP17s for the same patient ID Re-attending within 3 months - Adults	154	1,235	12.5%	14.3%	15.2%	16.0%
% of FP17s for the same patient ID Re-attending between 3 & 9 months - Children	348	574	60.6%	55.8%	59.1%	58.0%
% of FP17s for the same patient ID Re-attending between 3 & 9 months - Adults	603	1,235	48.8%	49.7%	52.2%	50.9%
% of FP17s for Band 1 Urgent Courses	76	1,354	5.6%	8.3%	7.9%	9.1%
% of FP17s Relating to Free Repair or Replacements	8	1,354	0.6%	0.8%	0.8%	0.8%
% of FP17s Relating to Continuations	1	1,354	0.1%	0.9%	1.1%	1.1%
% of Patients satisfied with the dentistry they have received	13	13	100.0%	92.5%	91.8%	91.7%
% of Patients satisfied with the time they had to wait for an appointment	9	13	69.2%	89.5%	88.4%	88.0%

* This is based on patients treated on this contract for their most recent course of treatment. Figures in italics indicate the base number of FP17s or Patient Questionnaire responses are less than 100. N/A is shown where the base number of responses is less than 10 during the period. % is calculated as Quantity/Base number*100

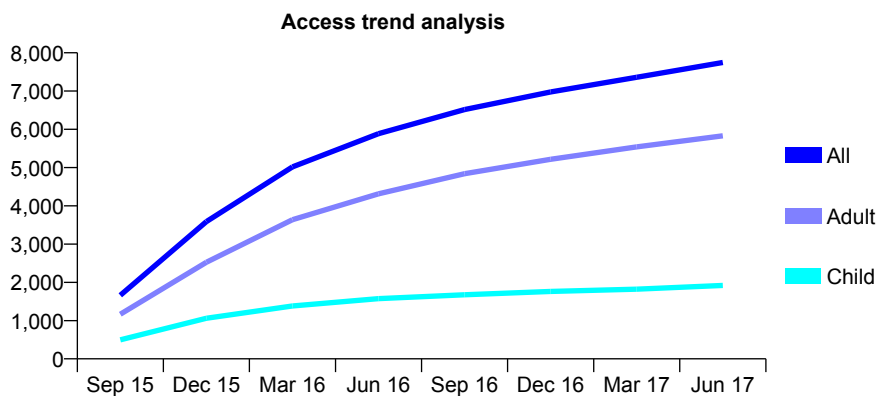
Q57 - Vital Signs At a Glance Contract Report for 110299/0002 - June 2017

Name or company name	Baddow Dental Practice
Contract type name	GDS Contract
Purpose of contract	General
Contract start date	01/07/2015
Contract end date	

17/18 Contracted general activity (UDA)	20,223
Carry forward general activity (UDA)	0
17/18 Contracted orthodontic activity (UOA)	0
Carry forward orthodontic activity (UOA)	0
Baseline contract value	£608,496.44

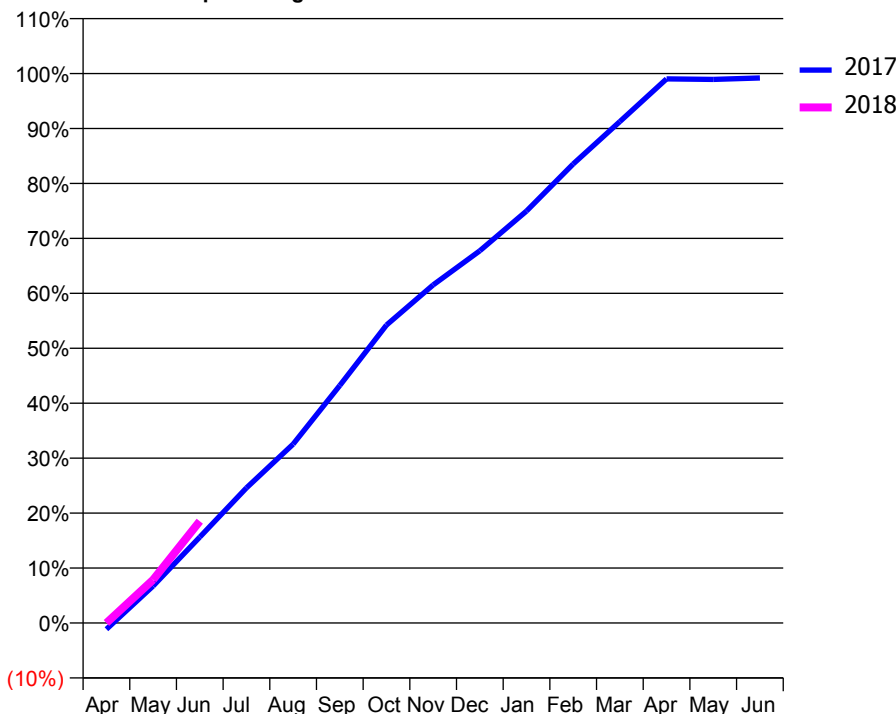
ACCESS*

Patients seen in 24 months	Total	Change since previous quarter
Quarter ending June 2016	5,887	
Quarter ending September 2016	6,516	↑
Quarter ending December 2016	6,977	↑
Quarter ending March 2017	7,360	↑
Quarter ending June 2017	7,748	↑
Variance since June 2016	31.6%	↑



ACTIVITY

Cumulative percentage of contracted UDA delivered 2017 & 2018



Month	Adjusted Scheduled Activity (UDA)	
	2017	2018
April	-233	0
May	1,364	1,595
June	3,161	3,746
July	4,974	
August	6,585	
September	8,741	
October	10,966	
November	12,443	
December	13,700	
January	15,163	
February	16,893	
March	18,457	
April	20,027	
May	20,005	
June	20,059	

QUALITY

	Quantity	Base Number	Contract	AT	Region	England
% of FP17s for the same patient ID Re-attending within 3 months - Children	29	696	4.2%	10.0%	11.7%	12.0%
% of FP17s for the same patient ID Re-attending within 3 months - Adults	186	1,978	9.4%	14.3%	15.2%	16.0%
% of FP17s for the same patient ID Re-attending between 3 & 9 months - Children	329	696	47.3%	55.8%	59.1%	58.0%
% of FP17s for the same patient ID Re-attending between 3 & 9 months - Adults	944	1,978	47.7%	49.7%	52.2%	50.9%
% of FP17s for Band 1 Urgent Courses	110	1,902	5.8%	8.3%	7.9%	9.1%
% of FP17s Relating to Free Repair or Replacements	13	1,902	0.7%	0.8%	0.8%	0.8%
% of FP17s Relating to Continuations	9	1,902	0.5%	0.9%	1.1%	1.1%
% of Patients satisfied with the dentistry they have received	10	10	100.0%	92.5%	91.8%	91.7%
% of Patients satisfied with the time they had to wait for an appointment	9	10	90.0%	89.5%	88.4%	88.0%

* This is based on patients treated on this contract for their most recent course of treatment. Figures in italics indicate the base number of FP17s or Patient Questionnaire responses are less than 100. N/A is shown where the base number of responses is less than 10 during the period. % is calculated as Quantity/Base number*100

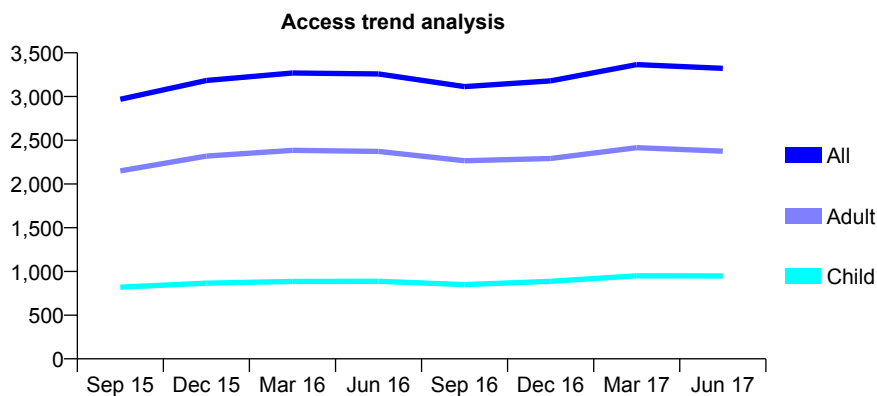
Q57 - Vital Signs At a Glance Contract Report for 110329/0001 - June 2017

Name or company name	Mr Yap & Mr Dhamu
Contract type name	GDS Contract
Purpose of contract	General
Contract start date	01/04/2014
Contract end date	

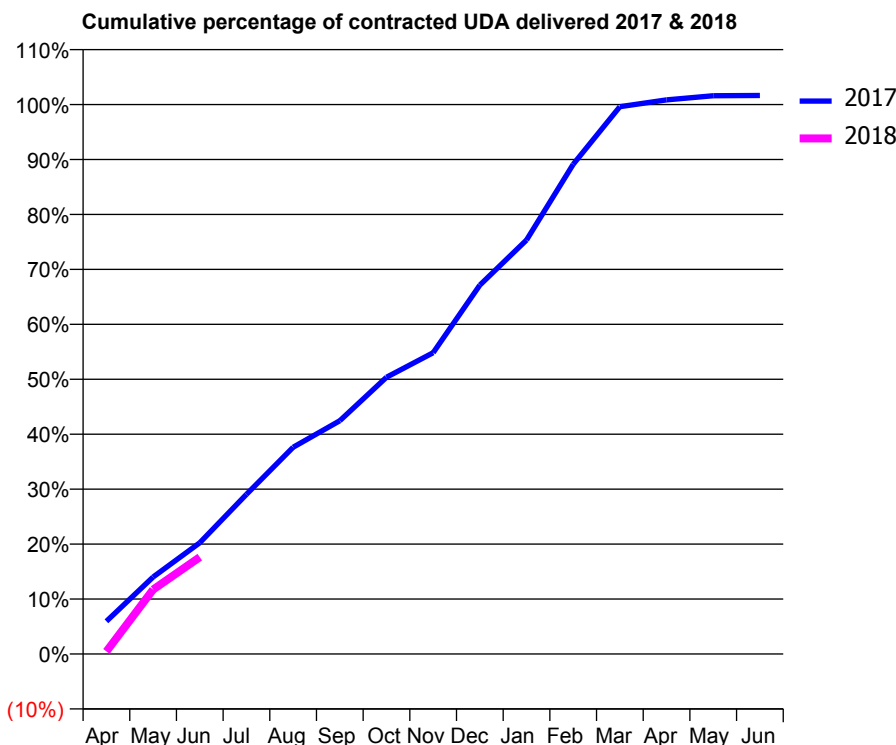
17/18 Contracted general activity (UDA)	9,860
Carry forward general activity (UDA)	0
17/18 Contracted orthodontic activity (UOA)	0
Carry forward orthodontic activity (UOA)	0
Baseline contract value	£312,470.66

ACCESS*

Patients seen in 24 months	Total	Change since previous quarter
Quarter ending June 2016	3,259	
Quarter ending September 2016	3,114	↓
Quarter ending December 2016	3,179	↑
Quarter ending March 2017	3,365	↑
Quarter ending June 2017	3,323	↓
Variance since June 2016	2.0%	→



ACTIVITY



Month	Adjusted Scheduled Activity (UDA)	
	2017	2018
April	586	46
May	1,381	1,157
June	1,996	1,739
July	2,866	
August	3,709	
September	4,185	
October	4,967	
November	5,406	
December	6,619	
January	7,429	
February	8,788	
March	9,821	
April	9,942	
May	10,018	
June	10,022	

QUALITY

	Quantity	Base Number	Contract	AT	Region	England
% of FP17s for the same patient ID Re-attending within 3 months - Children	9	205	4.4%	10.0%	11.7%	12.0%
% of FP17s for the same patient ID Re-attending within 3 months - Adults	45	518	8.7%	14.3%	15.2%	16.0%
% of FP17s for the same patient ID Re-attending between 3 & 9 months - Children	45	205	22.0%	55.8%	59.1%	58.0%
% of FP17s for the same patient ID Re-attending between 3 & 9 months - Adults	169	518	32.6%	49.7%	52.2%	50.9%
% of FP17s for Band 1 Urgent Courses	26	636	4.1%	8.3%	7.9%	9.1%
% of FP17s Relating to Free Repair or Replacements	0	636	0.0%	0.8%	0.8%	0.8%
% of FP17s Relating to Continuations	0	636	0.0%	0.9%	1.1%	1.1%
% of Patients satisfied with the dentistry they have received	16	19	84.2%	92.5%	91.8%	91.7%
% of Patients satisfied with the time they had to wait for an appointment	17	19	89.5%	89.5%	88.4%	88.0%

* This is based on patients treated on this contract for their most recent course of treatment. Figures in italics indicate the base number of FP17s or Patient Questionnaire responses are less than 100. N/A is shown where the base number of responses is less than 10 during the period. % is calculated as Quantity/Base number*100

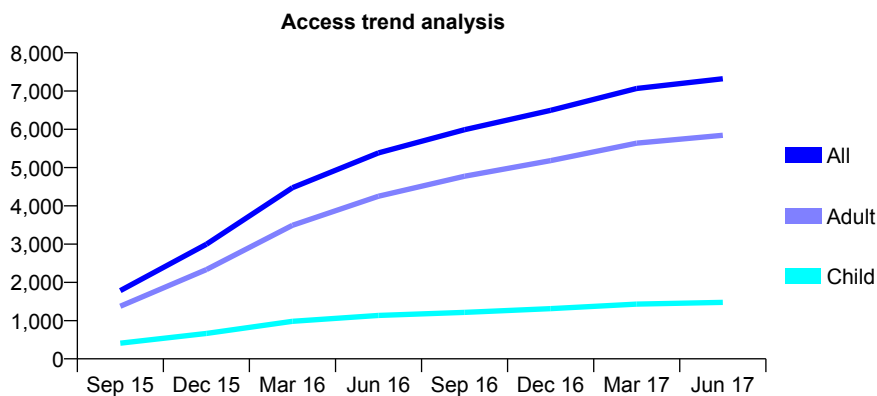
Q57 - Vital Signs At a Glance Contract Report for 111074/0001 - June 2017

Name or company name	Cygnets Dental Practice
Contract type name	GDS Contract
Purpose of contract	General
Contract start date	01/04/2015
Contract end date	

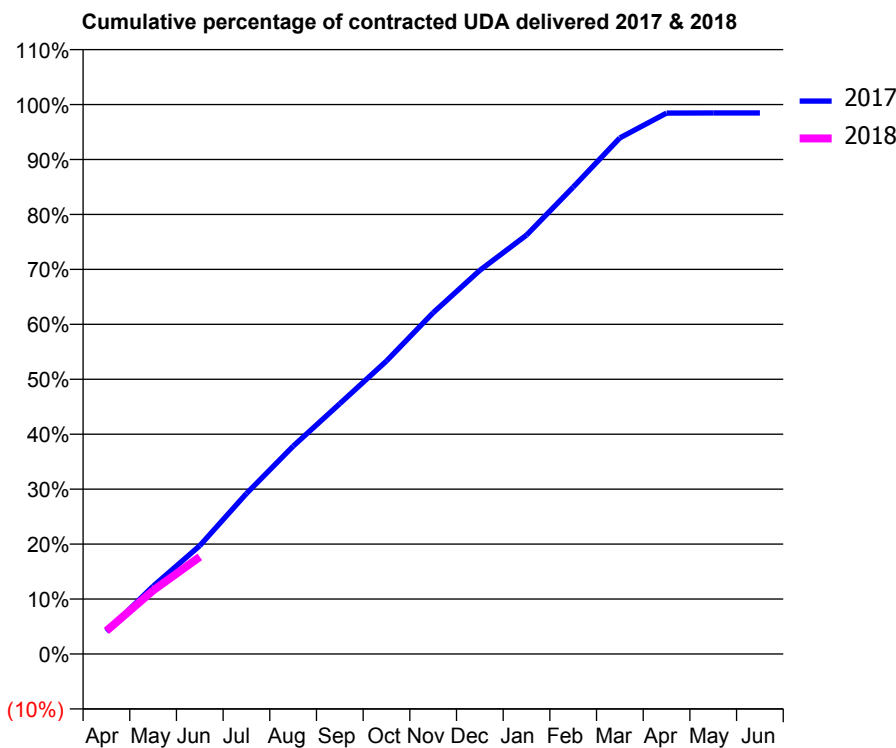
17/18 Contracted general activity (UDA)	21,884
Carry forward general activity (UDA)	0
17/18 Contracted orthodontic activity (UOA)	0
Carry forward orthodontic activity (UOA)	0
Baseline contract value	£526,156.77

ACCESS*

Patients seen in 24 months	Total	Change since previous quarter
Quarter ending June 2016	5,384	
Quarter ending September 2016	5,991	↑
Quarter ending December 2016	6,497	↑
Quarter ending March 2017	7,069	↑
Quarter ending June 2017	7,322	↑
Variance since June 2016	36.0%	↑



ACTIVITY



Month	Adjusted Scheduled Activity (UDA)	
	2017	2018
April	894	920
May	2,702	2,528
June	4,317	3,867
July	6,389	
August	8,276	
September	9,970	
October	11,672	
November	13,593	
December	15,283	
January	16,681	
February	18,598	
March	20,557	
April	21,540	
May	21,549	
June	21,547	

QUALITY

	Quantity	Base Number	Contract	AT	Region	England
% of FP17s for the same patient ID Re-attending within 3 months - Children	52	534	9.7%	10.0%	11.7%	12.0%
% of FP17s for the same patient ID Re-attending within 3 months - Adults	242	1,817	13.3%	14.3%	15.2%	16.0%
% of FP17s for the same patient ID Re-attending between 3 & 9 months - Children	311	534	58.2%	55.8%	59.1%	58.0%
% of FP17s for the same patient ID Re-attending between 3 & 9 months - Adults	1,017	1,817	56.0%	49.7%	52.2%	50.9%
% of FP17s for Band 1 Urgent Courses	161	1,917	8.4%	8.3%	7.9%	9.1%
% of FP17s Relating to Free Repair or Replacements	15	1,917	0.8%	0.8%	0.8%	0.8%
% of FP17s Relating to Continuations	19	1,917	1.0%	0.9%	1.1%	1.1%
% of Patients satisfied with the dentistry they have received	15	17	88.2%	92.5%	91.8%	91.7%
% of Patients satisfied with the time they had to wait for an appointment	14	17	82.4%	89.5%	88.4%	88.0%

* This is based on patients treated on this contract for their most recent course of treatment. Figures in italics indicate the base number of FP17s or Patient Questionnaire responses are less than 100. N/A is shown where the base number of responses is less than 10 during the period. % is calculated as Quantity/Base number*100

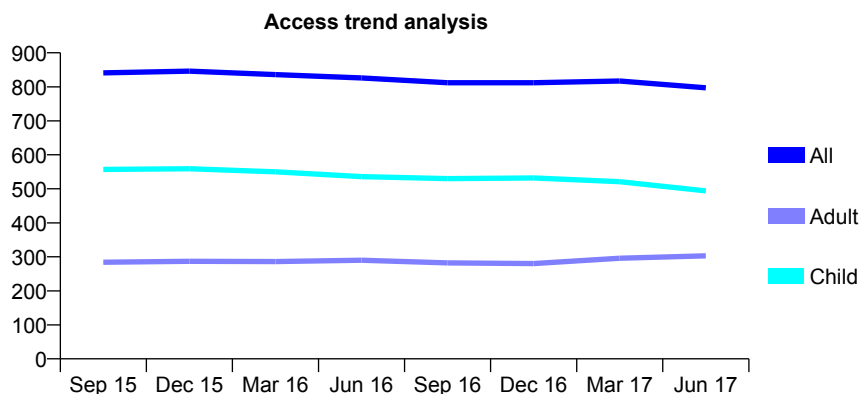
Q57 - Vital Signs At a Glance Contract Report for 112232/0001 - June 2017

Name or company name	M Duncan & K Singh
Contract type name	GDS Contract
Purpose of contract	General
Contract start date	01/04/2009
Contract end date	

17/18 Contracted general activity (UDA)	2,000
Carry forward general activity (UDA)	0
17/18 Contracted orthodontic activity (UOA)	0
Carry forward orthodontic activity (UOA)	0
Baseline contract value	£47,486.94

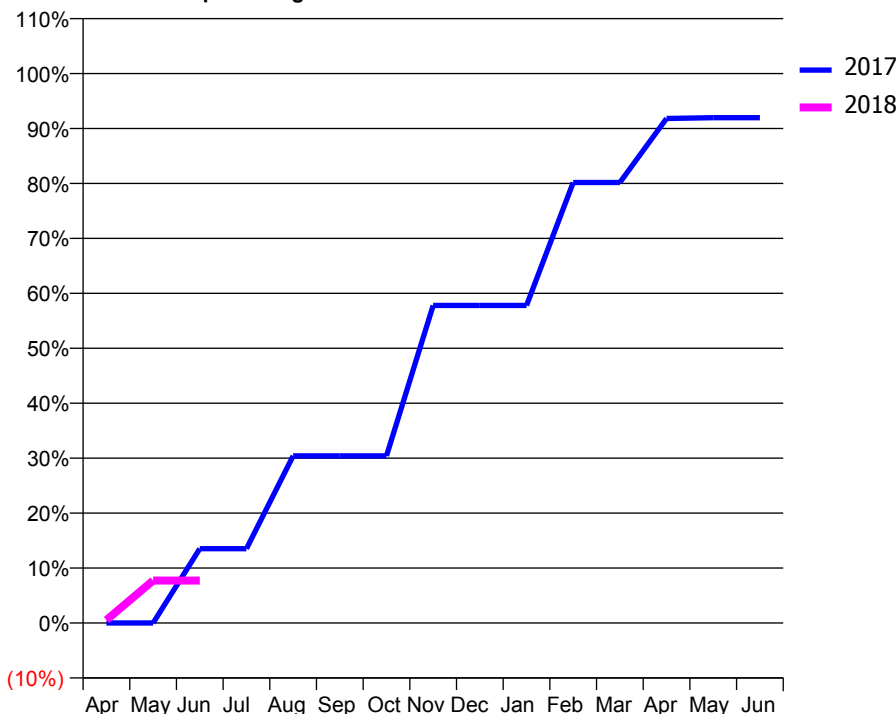
ACCESS*

Patients seen in 24 months	Total	Change since previous quarter
Quarter ending June 2016	826	
Quarter ending September 2016	812	↓
Quarter ending December 2016	812	→
Quarter ending March 2017	817	→
Quarter ending June 2017	797	↓
Variance since June 2016	(3.5%)	↓



ACTIVITY

Cumulative percentage of contracted UDA delivered 2017 & 2018



Adjusted Scheduled Activity (UDA)

Month	2017	2018
April	0	11
May	0	155
June	270	155
July	270	
August	609	
September	609	
October	609	
November	1,156	
December	1,156	
January	1,156	
February	1,603	
March	1,603	
April	1,836	
May	1,839	
June	1,839	

QUALITY

	Quantity	Base Number	Contract	AT	Region	England
% of FP17s for the same patient ID Re-attending within 3 months - Children	13	217	6.0%	10.0%	11.7%	12.0%
% of FP17s for the same patient ID Re-attending within 3 months - Adults	6	51	11.8%	14.3%	15.2%	16.0%
% of FP17s for the same patient ID Re-attending between 3 & 9 months - Children	167	217	77.0%	55.8%	59.1%	58.0%
% of FP17s for the same patient ID Re-attending between 3 & 9 months - Adults	22	51	43.1%	49.7%	52.2%	50.9%
% of FP17s for Band 1 Urgent Courses	8	135	5.9%	8.3%	7.9%	9.1%
% of FP17s Relating to Free Repair or Replacements	0	135	0.0%	0.8%	0.8%	0.8%
% of FP17s Relating to Continuations	1	135	0.7%	0.9%	1.1%	1.1%
% of Patients satisfied with the dentistry they have received	1	1	N/A	92.5%	91.8%	91.7%
% of Patients satisfied with the time they had to wait for an appointment	1	1	N/A	89.5%	88.4%	88.0%

* This is based on patients treated on this contract for their most recent course of treatment. Figures in italics indicate the base number of FP17s or Patient Questionnaire responses are less than 100. N/A is shown where the base number of responses is less than 10 during the period. % is calculated as Quantity/Base number*100

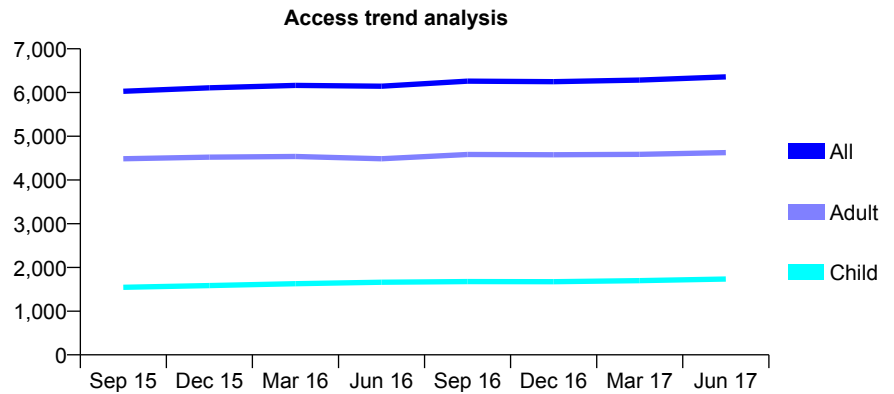
Q57 - Vital Signs At a Glance Contract Report for 114944/0001 - June 2017

Name or company name	Hockley Dental Care
Contract type name	GDS Contract
Purpose of contract	General
Contract start date	01/10/2010
Contract end date	

17/18 Contracted general activity (UDA)	16,000
Carry forward general activity (UDA)	0
17/18 Contracted orthodontic activity (UOA)	0
Carry forward orthodontic activity (UOA)	0
Baseline contract value	£383,616.65

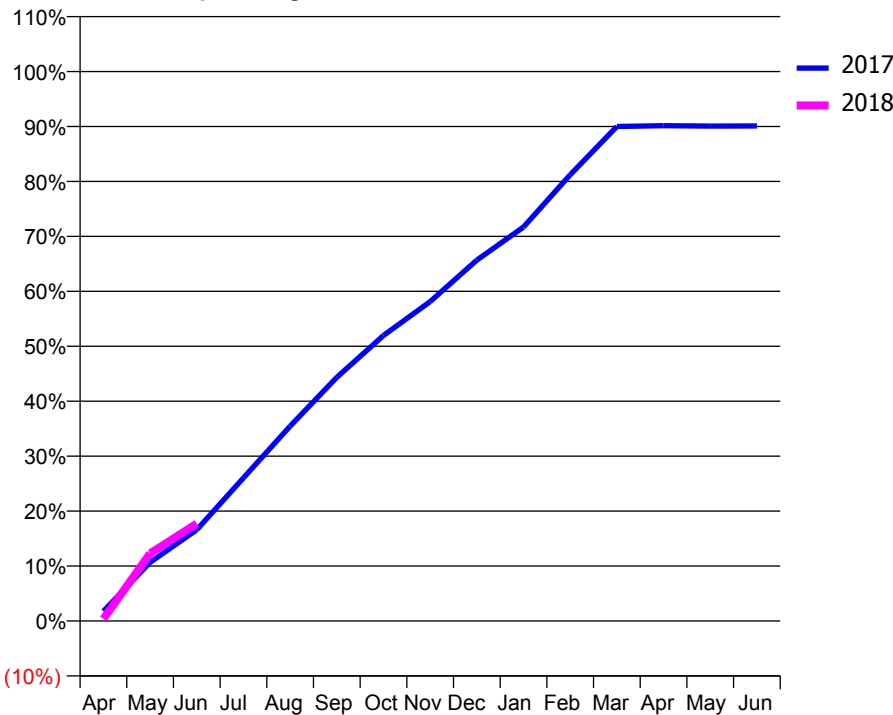
ACCESS*

Patients seen in 24 months	Total	Change since previous quarter
Quarter ending June 2016	6,145	
Quarter ending September 2016	6,260	→
Quarter ending December 2016	6,249	→
Quarter ending March 2017	6,285	→
Quarter ending June 2017	6,359	→
Variance since June 2016	3.5%	↑



ACTIVITY

Cumulative percentage of contracted UDA delivered 2017 & 2018



Month	Adjusted Scheduled Activity (UDA)	
	2017	2018
April	287	66
May	1,709	1,971
June	2,659	2,835
July	4,168	
August	5,676	
September	7,095	
October	8,316	
November	9,299	
December	10,510	
January	11,472	
February	12,995	
March	14,400	
April	14,423	
May	14,411	
June	14,414	

QUALITY

	Quantity	Base Number	Contract	AT	Region	England
% of FP17s for the same patient ID Re-attending within 3 months - Children	17	480	3.5%	10.0%	11.7%	12.0%
% of FP17s for the same patient ID Re-attending within 3 months - Adults	98	1,089	9.0%	14.3%	15.2%	16.0%
% of FP17s for the same patient ID Re-attending between 3 & 9 months - Children	268	480	55.8%	55.8%	59.1%	58.0%
% of FP17s for the same patient ID Re-attending between 3 & 9 months - Adults	548	1,089	50.3%	49.7%	52.2%	50.9%
% of FP17s for Band 1 Urgent Courses	174	1,547	11.2%	8.3%	7.9%	9.1%
% of FP17s Relating to Free Repair or Replacements	2	1,547	0.1%	0.8%	0.8%	0.8%
% of FP17s Relating to Continuations	1	1,547	0.1%	0.9%	1.1%	1.1%
% of Patients satisfied with the dentistry they have received	10	13	76.9%	92.5%	91.8%	91.7%
% of Patients satisfied with the time they had to wait for an appointment	12	13	92.3%	89.5%	88.4%	88.0%

* This is based on patients treated on this contract for their most recent course of treatment. Figures in italics indicate the base number of FP17s or Patient Questionnaire responses are less than 100. N/A is shown where the base number of responses is less than 10 during the period. % is calculated as Quantity/Base number*100

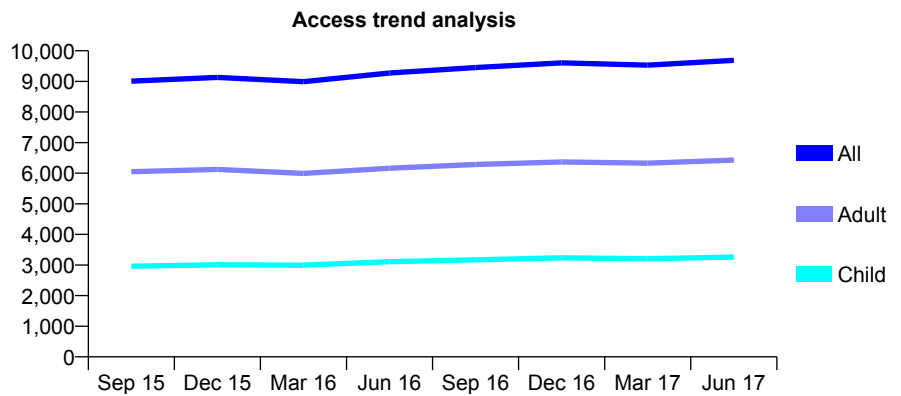
Q57 - Vital Signs At a Glance Contract Report for 116432/0001 - June 2017

Name or company name	Ghabai and Hemmati
Contract type name	GDS Contract
Purpose of contract	General
Contract start date	01/04/2006
Contract end date	

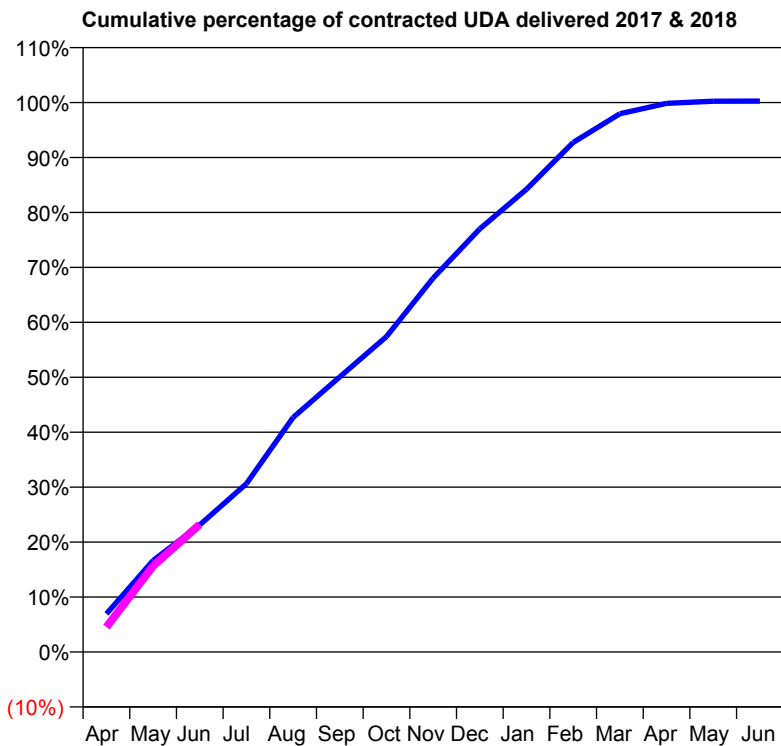
17/18 Contracted general activity (UDA)	26,845
Carry forward general activity (UDA)	0
17/18 Contracted orthodontic activity (UOA)	0
Carry forward orthodontic activity (UOA)	0
Baseline contract value	£867,133.69

ACCESS*

Patients seen in 24 months	Total	Change since previous quarter
Quarter ending June 2016	9,274	
Quarter ending September 2016	9,455	→
Quarter ending December 2016	9,606	→
Quarter ending March 2017	9,531	→
Quarter ending June 2017	9,690	→
Variance since June 2016	4.5%	↑



ACTIVITY



Month	Adjusted Scheduled Activity (UDA)	
	2017	2018
April	1,864	1,223
May	4,473	4,207
June	6,209	6,241
July	8,225	
August	11,462	
September	13,446	
October	15,412	
November	18,267	
December	20,676	
January	22,611	
February	24,897	
March	26,296	
April	26,801	
May	26,909	
June	26,912	

QUALITY

	Quantity	Base Number	Contract	AT	Region	England
% of FP17s for the same patient ID Re-attending within 3 months - Children	50	1,042	4.8%	10.0%	11.7%	12.0%
% of FP17s for the same patient ID Re-attending within 3 months - Adults	156	1,550	10.1%	14.3%	15.2%	16.0%
% of FP17s for the same patient ID Re-attending between 3 & 9 months - Children	535	1,042	51.3%	55.8%	59.1%	58.0%
% of FP17s for the same patient ID Re-attending between 3 & 9 months - Adults	548	1,550	35.4%	49.7%	52.2%	50.9%
% of FP17s for Band 1 Urgent Courses	98	2,261	4.3%	8.3%	7.9%	9.1%
% of FP17s Relating to Free Repair or Replacements	6	2,261	0.3%	0.8%	0.8%	0.8%
% of FP17s Relating to Continuations	5	2,261	0.2%	0.9%	1.1%	1.1%
% of Patients satisfied with the dentistry they have received	13	13	100.0%	92.5%	91.8%	91.7%
% of Patients satisfied with the time they had to wait for an appointment	12	13	92.3%	89.5%	88.4%	88.0%

* This is based on patients treated on this contract for their most recent course of treatment. Figures in italics indicate the base number of FP17s or Patient Questionnaire responses are less than 100. N/A is shown where the base number of responses is less than 10 during the period. % is calculated as Quantity/Base number*100

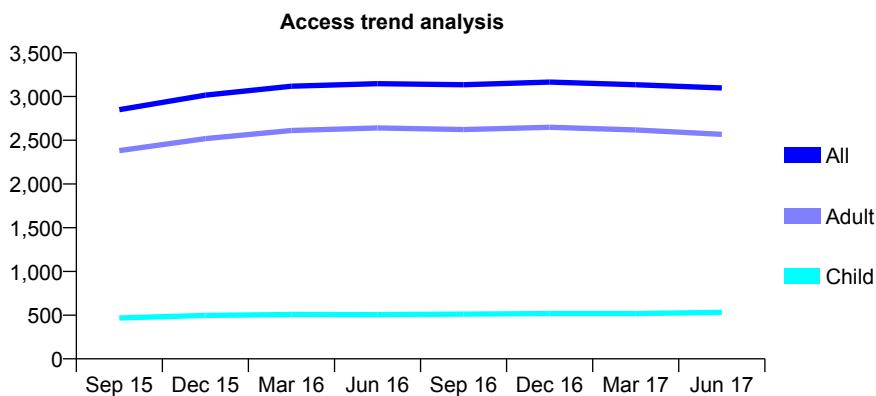
Q57 - Vital Signs At a Glance Contract Report for 116610/0001 - June 2017

Name or company name	M Duncan & KS Singh
Contract type name	GDS Contract
Purpose of contract	General
Contract start date	01/04/2014
Contract end date	

17/18 Contracted general activity (UDA)	9,168
Carry forward general activity (UDA)	0
17/18 Contracted orthodontic activity (UOA)	0
Carry forward orthodontic activity (UOA)	0
Baseline contract value	£247,759.42

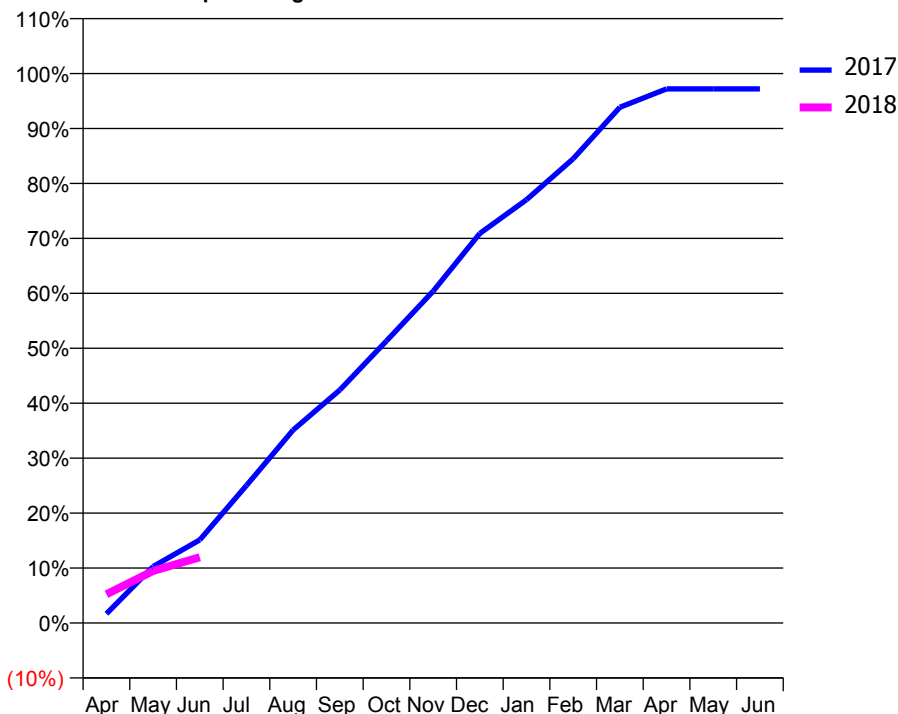
ACCESS*

Patients seen in 24 months	Total	Change since previous quarter
Quarter ending June 2016	3,147	
Quarter ending September 2016	3,135	→
Quarter ending December 2016	3,165	→
Quarter ending March 2017	3,135	→
Quarter ending June 2017	3,098	↓
Variance since June 2016	(1.6%)	↓



ACTIVITY

Cumulative percentage of contracted UDA delivered 2017 & 2018



Month	Adjusted Scheduled Activity (UDA)	
	2017	2018
April	155	479
May	943	870
June	1,387	1,098
July	2,295	
August	3,221	
September	3,888	
October	4,707	
November	5,537	
December	6,499	
January	7,063	
February	7,746	
March	8,605	
April	8,912	
May	8,912	
June	8,912	

QUALITY

	Quantity	Base Number	Contract	AT	Region	England
% of FP17s for the same patient ID Re-attending within 3 months - Children	9	129	7.0%	10.0%	11.7%	12.0%
% of FP17s for the same patient ID Re-attending within 3 months - Adults	89	564	15.8%	14.3%	15.2%	16.0%
% of FP17s for the same patient ID Re-attending between 3 & 9 months - Children	29	129	22.5%	55.8%	59.1%	58.0%
% of FP17s for the same patient ID Re-attending between 3 & 9 months - Adults	200	564	35.5%	49.7%	52.2%	50.9%
% of FP17s for Band 1 Urgent Courses	18	559	3.2%	8.3%	7.9%	9.1%
% of FP17s Relating to Free Repair or Replacements	15	559	2.7%	0.8%	0.8%	0.8%
% of FP17s Relating to Continuations	23	559	4.1%	0.9%	1.1%	1.1%
% of Patients satisfied with the dentistry they have received	4	5	N/A	92.5%	91.8%	91.7%
% of Patients satisfied with the time they had to wait for an appointment	4	5	N/A	89.5%	88.4%	88.0%

* This is based on patients treated on this contract for their most recent course of treatment. Figures in italics indicate the base number of FP17s or Patient Questionnaire responses are less than 100. N/A is shown where the base number of responses is less than 10 during the period. % is calculated as Quantity/Base number*100

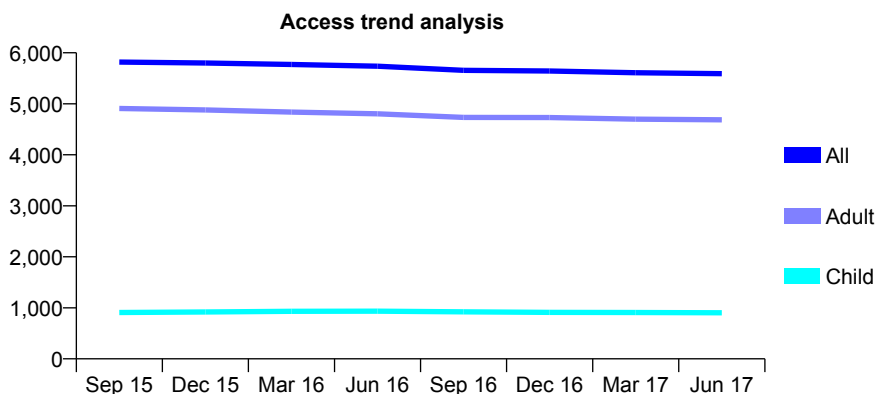
Q57 - Vital Signs At a Glance Contract Report for 117676/0001 - June 2017

Name or company name	Jeremy Atherton, Martin David Shaffron, Tii
Contract type name	GDS Contract
Purpose of contract	General
Contract start date	31/03/2013
Contract end date	

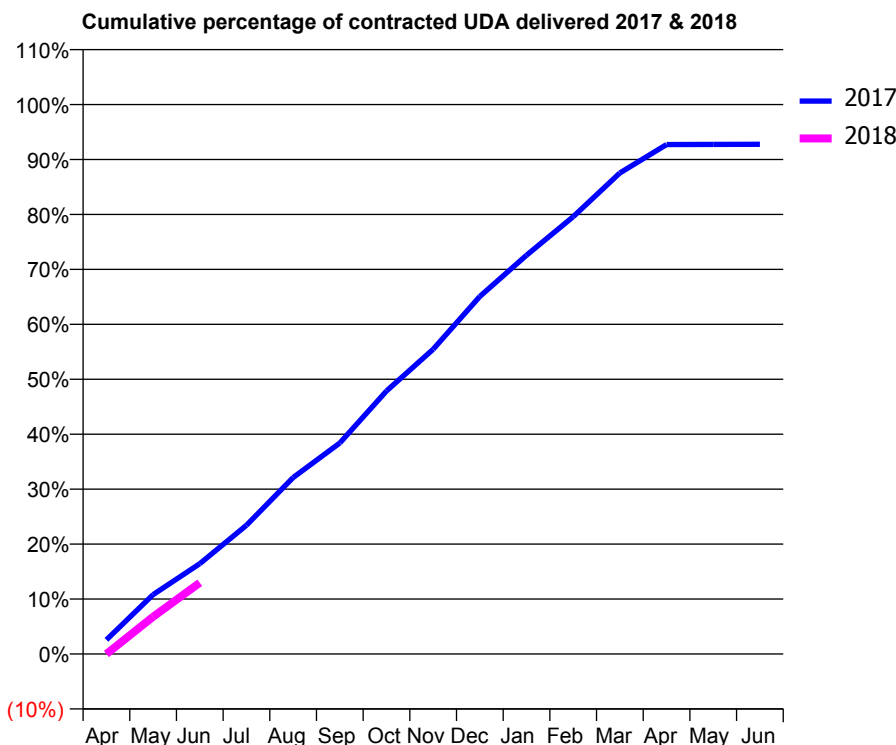
17/18 Contracted general activity (UDA)	16,827
Carry forward general activity (UDA)	0
17/18 Contracted orthodontic activity (UOA)	0
Carry forward orthodontic activity (UOA)	0
Baseline contract value	£416,774.68

ACCESS*

Patients seen in 24 months	Total	Change since previous quarter
Quarter ending June 2016	5,737	
Quarter ending September 2016	5,656	↓
Quarter ending December 2016	5,642	→
Quarter ending March 2017	5,608	→
Quarter ending June 2017	5,590	→
Variance since June 2016	(2.6%)	↓



ACTIVITY



Month	Adjusted Scheduled Activity (UDA)	
	2017	2018
April	435	0
May	1,818	1,142
June	2,765	2,182
July	3,943	
August	5,406	
September	6,461	
October	8,053	
November	9,333	
December	10,949	
January	12,211	
February	13,390	
March	14,731	
April	15,599	
May	15,606	
June	15,607	

QUALITY

	Quantity	Base Number	Contract	AT	Region	England
% of FP17s for the same patient ID Re-attending within 3 months - Children	10	321	3.1%	10.0%	11.7%	12.0%
% of FP17s for the same patient ID Re-attending within 3 months - Adults	148	1,585	9.3%	14.3%	15.2%	16.0%
% of FP17s for the same patient ID Re-attending between 3 & 9 months - Children	217	321	67.6%	55.8%	59.1%	58.0%
% of FP17s for the same patient ID Re-attending between 3 & 9 months - Adults	1,040	1,585	65.6%	49.7%	52.2%	50.9%
% of FP17s for Band 1 Urgent Courses	57	1,408	4.0%	8.3%	7.9%	9.1%
% of FP17s Relating to Free Repair or Replacements	7	1,408	0.5%	0.8%	0.8%	0.8%
% of FP17s Relating to Continuations	10	1,408	0.7%	0.9%	1.1%	1.1%
% of Patients satisfied with the dentistry they have received	25	26	96.2%	92.5%	91.8%	91.7%
% of Patients satisfied with the time they had to wait for an appointment	23	26	88.5%	89.5%	88.4%	88.0%

* This is based on patients treated on this contract for their most recent course of treatment. Figures in italics indicate the base number of FP17s or Patient Questionnaire responses are less than 100. N/A is shown where the base number of responses is less than 10 during the period. % is calculated as Quantity/Base number*100

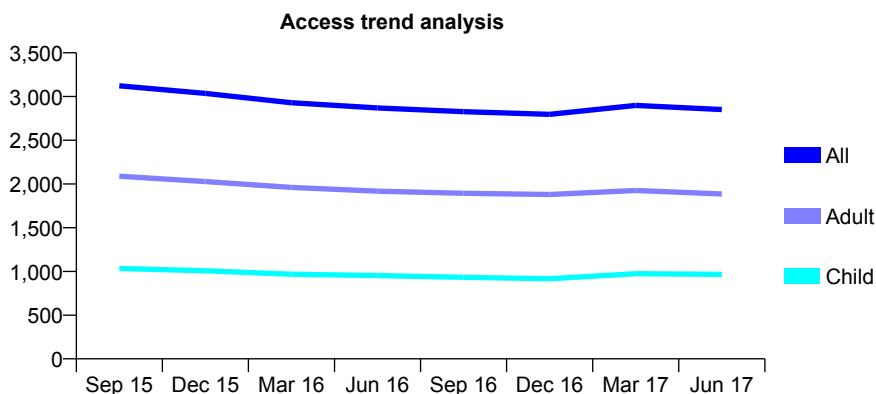
Q57 - Vital Signs At a Glance Contract Report for 118028/0001 - June 2017

Name or company name	Zen Clinic Limited
Contract type name	GDS Contract
Purpose of contract	General
Contract start date	08/06/2010
Contract end date	

17/18 Contracted general activity (UDA)	8,248
Carry forward general activity (UDA)	0
17/18 Contracted orthodontic activity (UOA)	0
Carry forward orthodontic activity (UOA)	0
Baseline contract value	£226,631.12

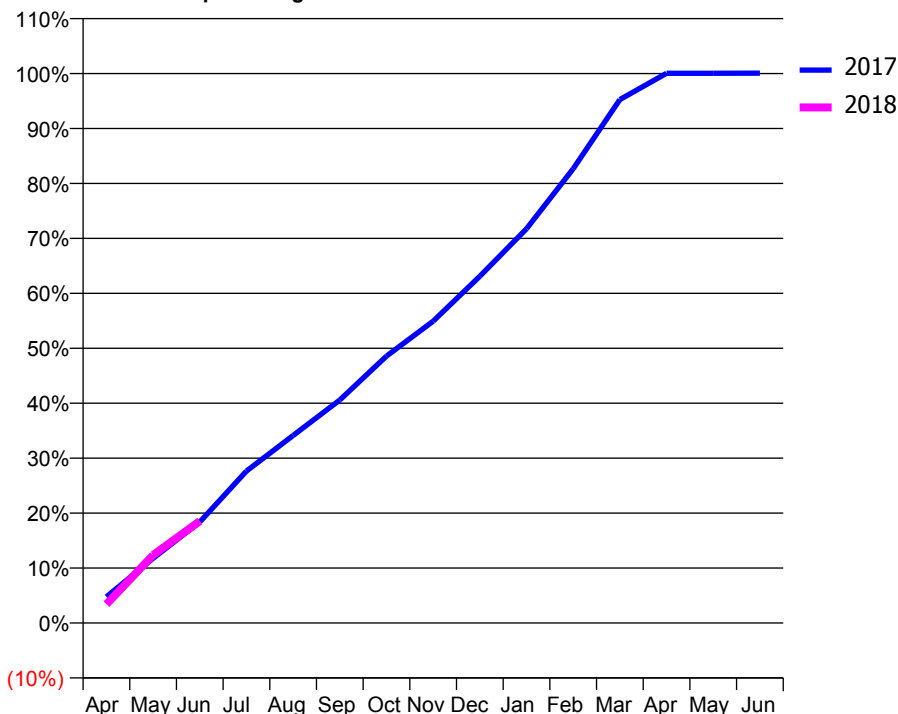
ACCESS*

Patients seen in 24 months	Total	Change since previous quarter
Quarter ending June 2016	2,870	
Quarter ending September 2016	2,827	↓
Quarter ending December 2016	2,796	↓
Quarter ending March 2017	2,898	↑
Quarter ending June 2017	2,851	↓
Variance since June 2016	(0.7%)	→



ACTIVITY

Cumulative percentage of contracted UDA delivered 2017 & 2018



Month	Adjusted Scheduled Activity (UDA)	
	2017	2018
April	394	282
May	972	1,019
June	1,517	1,530
July	2,282	
August	2,814	
September	3,347	
October	4,006	
November	4,531	
December	5,204	
January	5,918	
February	6,819	
March	7,856	
April	8,251	
May	8,251	
June	8,254	

QUALITY

	Quantity	Base Number	Contract	AT	Region	England
% of FP17s for the same patient ID Re-attending within 3 months - Children	17	370	4.6%	10.0%	11.7%	12.0%
% of FP17s for the same patient ID Re-attending within 3 months - Adults	61	648	9.4%	14.3%	15.2%	16.0%
% of FP17s for the same patient ID Re-attending between 3 & 9 months - Children	251	370	67.8%	55.8%	59.1%	58.0%
% of FP17s for the same patient ID Re-attending between 3 & 9 months - Adults	400	648	61.7%	49.7%	52.2%	50.9%
% of FP17s for Band 1 Urgent Courses	31	829	3.7%	8.3%	7.9%	9.1%
% of FP17s Relating to Free Repair or Replacements	5	829	0.6%	0.8%	0.8%	0.8%
% of FP17s Relating to Continuations	3	829	0.4%	0.9%	1.1%	1.1%
% of Patients satisfied with the dentistry they have received	4	5	N/A	92.5%	91.8%	91.7%
% of Patients satisfied with the time they had to wait for an appointment	5	5	N/A	89.5%	88.4%	88.0%

* This is based on patients treated on this contract for their most recent course of treatment. Figures in italics indicate the base number of FP17s or Patient Questionnaire responses are less than 100. N/A is shown where the base number of responses is less than 10 during the period. % is calculated as Quantity/Base number*100

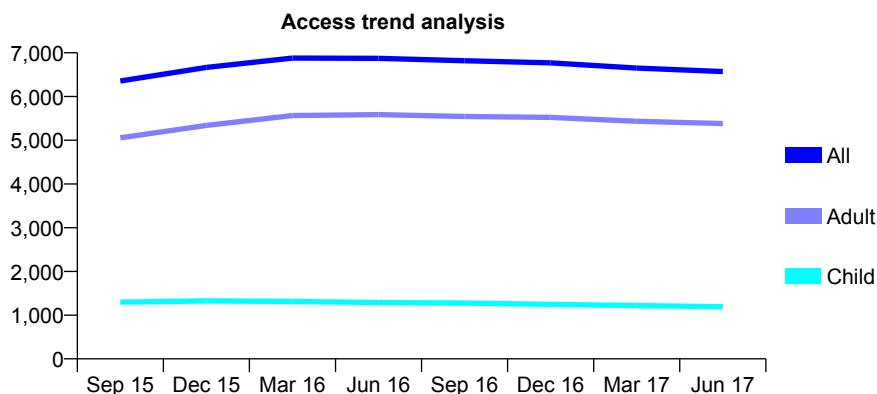
Q57 - Vital Signs At a Glance Contract Report for 119261/0001 - June 2017

Name or company name	Mr Clive Bainbridge, Mr Mark Bainbridge ar
Contract type name	GDS Contract
Purpose of contract	General and Orthodontic
Contract start date	01/05/2014
Contract end date	

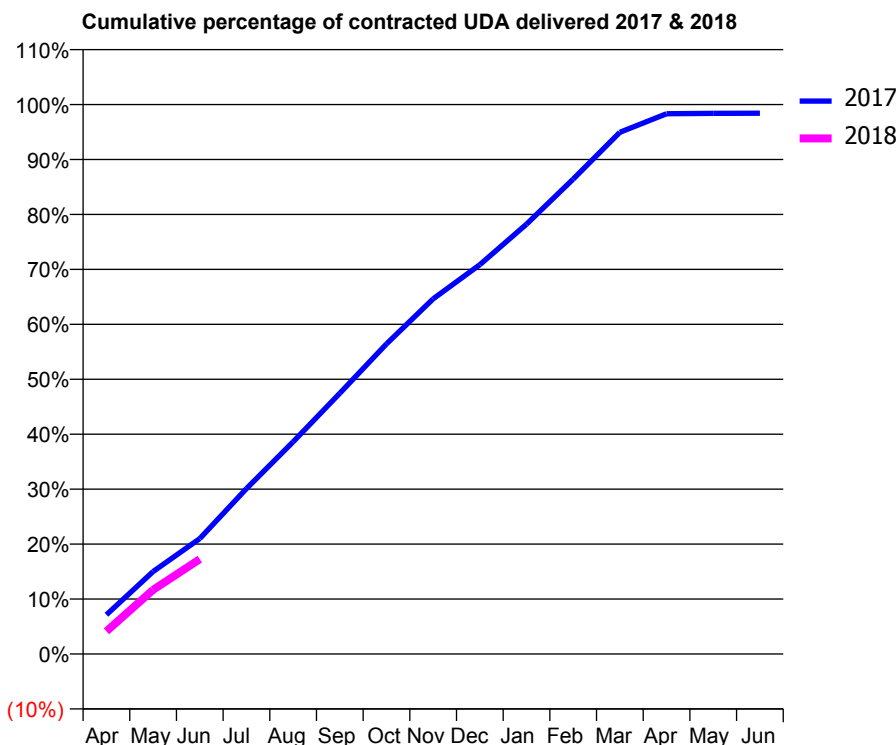
17/18 Contracted general activity (UDA)	17,496
Carry forward general activity (UDA)	0
17/18 Contracted orthodontic activity (UOA)	592
Carry forward orthodontic activity (UOA)	0
Baseline contract value	£799,696.58

ACCESS*

Patients seen in 24 months	Total	Change since previous quarter
Quarter ending June 2016	6,874	
Quarter ending September 2016	6,819	→
Quarter ending December 2016	6,769	→
Quarter ending March 2017	6,651	↓
Quarter ending June 2017	6,572	↓
Variance since June 2016	(4.4%)	↓



ACTIVITY



Month	Adjusted Scheduled Activity (UDA)	
	2017	2018
April	1,251	723
May	2,624	2,044
June	3,676	3,019
July	5,266	
August	6,758	
September	8,304	
October	9,872	
November	11,308	
December	12,395	
January	13,688	
February	15,120	
March	16,612	
April	17,203	
May	17,214	
June	17,217	

QUALITY

	Quantity	Base Number	Contract	AT	Region	England
% of FP17s for the same patient ID Re-attending within 3 months - Children	39	367	10.6%	10.0%	11.7%	12.0%
% of FP17s for the same patient ID Re-attending within 3 months - Adults	197	1,280	15.4%	14.3%	15.2%	16.0%
% of FP17s for the same patient ID Re-attending between 3 & 9 months - Children	225	367	61.3%	55.8%	59.1%	58.0%
% of FP17s for the same patient ID Re-attending between 3 & 9 months - Adults	371	1,280	29.0%	49.7%	52.2%	50.9%
% of FP17s for Band 1 Urgent Courses	161	1,417	11.4%	8.3%	7.9%	9.1%
% of FP17s Relating to Free Repair or Replacements	25	1,417	1.8%	0.8%	0.8%	0.8%
% of FP17s Relating to Continuations	16	1,417	1.1%	0.9%	1.1%	1.1%
% of Patients satisfied with the dentistry they have received	19	20	95.0%	92.5%	91.8%	91.7%
% of Patients satisfied with the time they had to wait for an appointment	17	20	85.0%	89.5%	88.4%	88.0%

* This is based on patients treated on this contract for their most recent course of treatment. Figures in italics indicate the base number of FP17s or Patient Questionnaire responses are less than 100. N/A is shown where the base number of responses is less than 10 during the period. % is calculated as Quantity/Base number*100

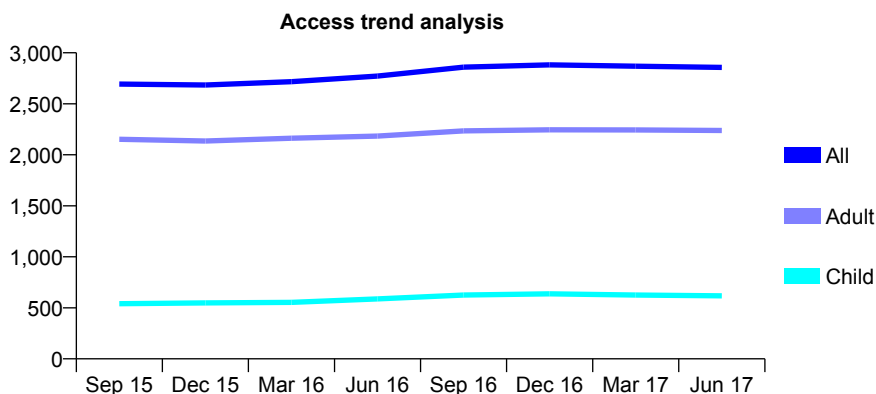
Q57 - Vital Signs At a Glance Contract Report for 119458/0001 - June 2017

Name or company name	Kafian and McNally
Contract type name	GDS Contract
Purpose of contract	General
Contract start date	01/04/2006
Contract end date	

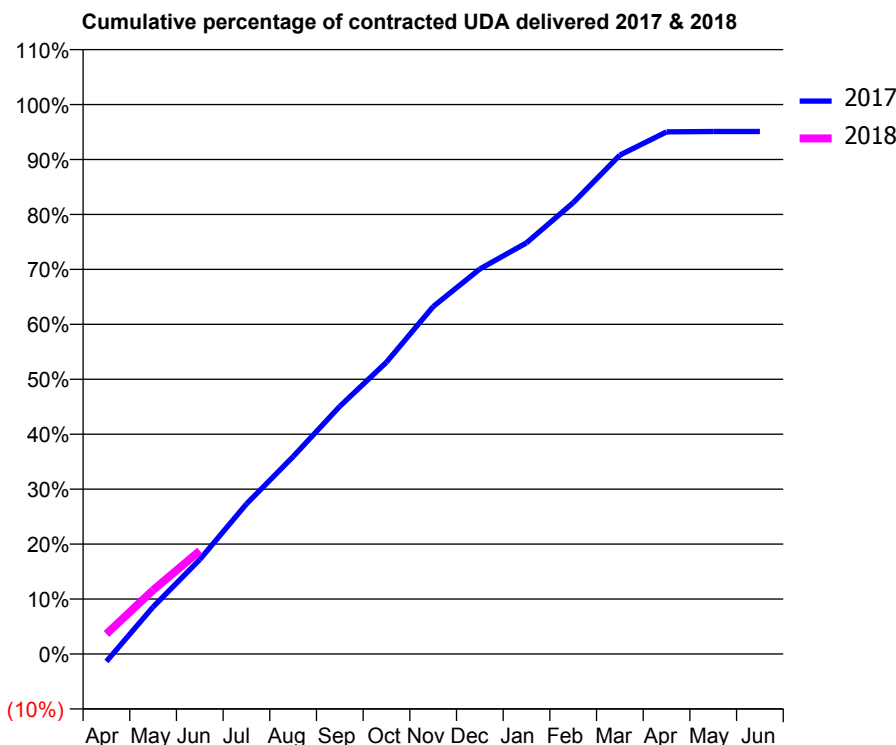
17/18 Contracted general activity (UDA)	9,524
Carry forward general activity (UDA)	0
17/18 Contracted orthodontic activity (UOA)	0
Carry forward orthodontic activity (UOA)	0
Baseline contract value	£243,679.17

ACCESS*

Patients seen in 24 months	Total	Change since previous quarter
Quarter ending June 2016	2,772	
Quarter ending September 2016	2,860	↑
Quarter ending December 2016	2,882	→
Quarter ending March 2017	2,869	→
Quarter ending June 2017	2,857	→
Variance since June 2016	3.1%	↑



ACTIVITY



Month	Adjusted Scheduled Activity (UDA)	
	2017	2018
April	-131	347
May	818	1,109
June	1,638	1,790
July	2,601	
August	3,422	
September	4,292	
October	5,058	
November	6,021	
December	6,673	
January	7,126	
February	7,821	
March	8,648	
April	9,049	
May	9,057	
June	9,057	

QUALITY

	Quantity	Base Number	Contract	AT	Region	England
% of FP17s for the same patient ID Re-attending within 3 months - Children	8	188	4.3%	10.0%	11.7%	12.0%
% of FP17s for the same patient ID Re-attending within 3 months - Adults	86	657	13.1%	14.3%	15.2%	16.0%
% of FP17s for the same patient ID Re-attending between 3 & 9 months - Children	95	188	50.5%	55.8%	59.1%	58.0%
% of FP17s for the same patient ID Re-attending between 3 & 9 months - Adults	309	657	47.0%	49.7%	52.2%	50.9%
% of FP17s for Band 1 Urgent Courses	80	701	11.4%	8.3%	7.9%	9.1%
% of FP17s Relating to Free Repair or Replacements	7	701	1.0%	0.8%	0.8%	0.8%
% of FP17s Relating to Continuations	9	701	1.3%	0.9%	1.1%	1.1%
% of Patients satisfied with the dentistry they have received	6	6	N/A	92.5%	91.8%	91.7%
% of Patients satisfied with the time they had to wait for an appointment	5	6	N/A	89.5%	88.4%	88.0%

* This is based on patients treated on this contract for their most recent course of treatment. Figures in italics indicate the base number of FP17s or Patient Questionnaire responses are less than 100. N/A is shown where the base number of responses is less than 10 during the period. % is calculated as Quantity/Base number*100

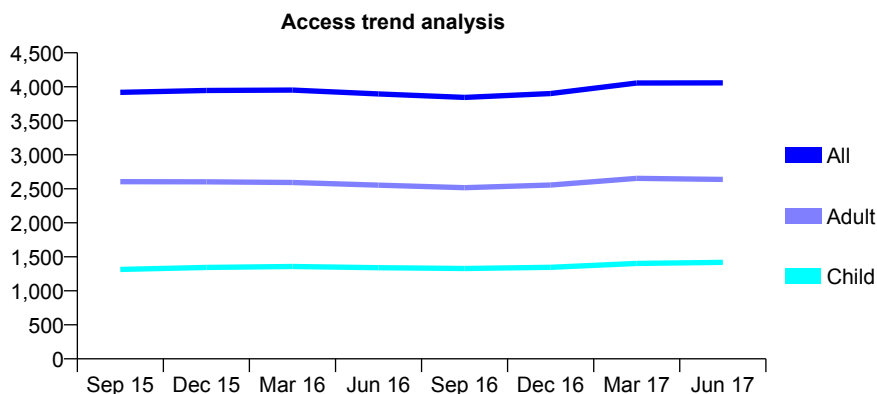
Q57 - Vital Signs At a Glance Contract Report for 121029/0001 - June 2017

Name or company name	Charybdis & Scylla Ltd
Contract type name	GDS Contract
Purpose of contract	General
Contract start date	17/04/2007
Contract end date	

17/18 Contracted general activity (UDA)	9,584
Carry forward general activity (UDA)	0
17/18 Contracted orthodontic activity (UOA)	0
Carry forward orthodontic activity (UOA)	0
Baseline contract value	£288,895.89

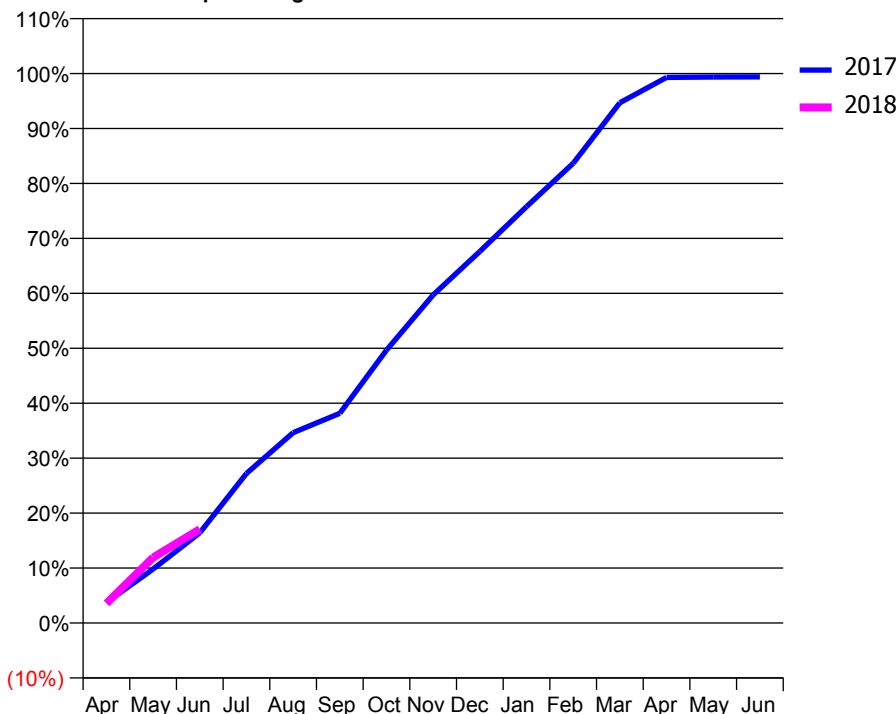
ACCESS*

Patients seen in 24 months	Total	Change since previous quarter
Quarter ending June 2016	3,895	
Quarter ending September 2016	3,844	↓
Quarter ending December 2016	3,901	→
Quarter ending March 2017	4,056	↑
Quarter ending June 2017	4,057	→
Variance since June 2016	4.2%	↑



ACTIVITY

Cumulative percentage of contracted UDA delivered 2017 & 2018



Adjusted Scheduled Activity (UDA)

Month	2017	2018
April	359	343
May	940	1,144
June	1,574	1,637
July	2,608	
August	3,320	
September	3,657	
October	4,759	
November	5,724	
December	6,480	
January	7,262	
February	8,018	
March	9,074	
April	9,516	
May	9,522	
June	9,525	

QUALITY

	Quantity	Base Number	Contract	AT	Region	England
% of FP17s for the same patient ID Re-attending within 3 months - Children	11	342	3.2%	10.0%	11.7%	12.0%
% of FP17s for the same patient ID Re-attending within 3 months - Adults	61	604	10.1%	14.3%	15.2%	16.0%
% of FP17s for the same patient ID Re-attending between 3 & 9 months - Children	117	342	34.2%	55.8%	59.1%	58.0%
% of FP17s for the same patient ID Re-attending between 3 & 9 months - Adults	236	604	39.1%	49.7%	52.2%	50.9%
% of FP17s for Band 1 Urgent Courses	83	729	11.4%	8.3%	7.9%	9.1%
% of FP17s Relating to Free Repair or Replacements	0	729	0.0%	0.8%	0.8%	0.8%
% of FP17s Relating to Continuations	3	729	0.4%	0.9%	1.1%	1.1%
% of Patients satisfied with the dentistry they have received	8	8	N/A	92.5%	91.8%	91.7%
% of Patients satisfied with the time they had to wait for an appointment	8	8	N/A	89.5%	88.4%	88.0%

* This is based on patients treated on this contract for their most recent course of treatment. Figures in italics indicate the base number of FP17s or Patient Questionnaire responses are less than 100. N/A is shown where the base number of responses is less than 10 during the period. % is calculated as Quantity/Base number*100

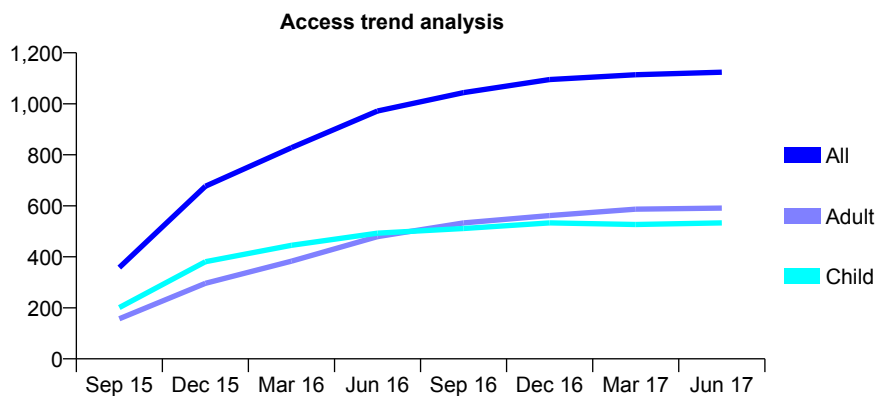
Q57 - Vital Signs At a Glance Contract Report for 121614/0001 - June 2017

Name or company name	Anita Hyare and Manjinder Khroud
Contract type name	GDS Contract
Purpose of contract	General
Contract start date	01/06/2015
Contract end date	

17/18 Contracted general activity (UDA)	2,876
Carry forward general activity (UDA)	0
17/18 Contracted orthodontic activity (UOA)	0
Carry forward orthodontic activity (UOA)	0
Baseline contract value	£69,546.59

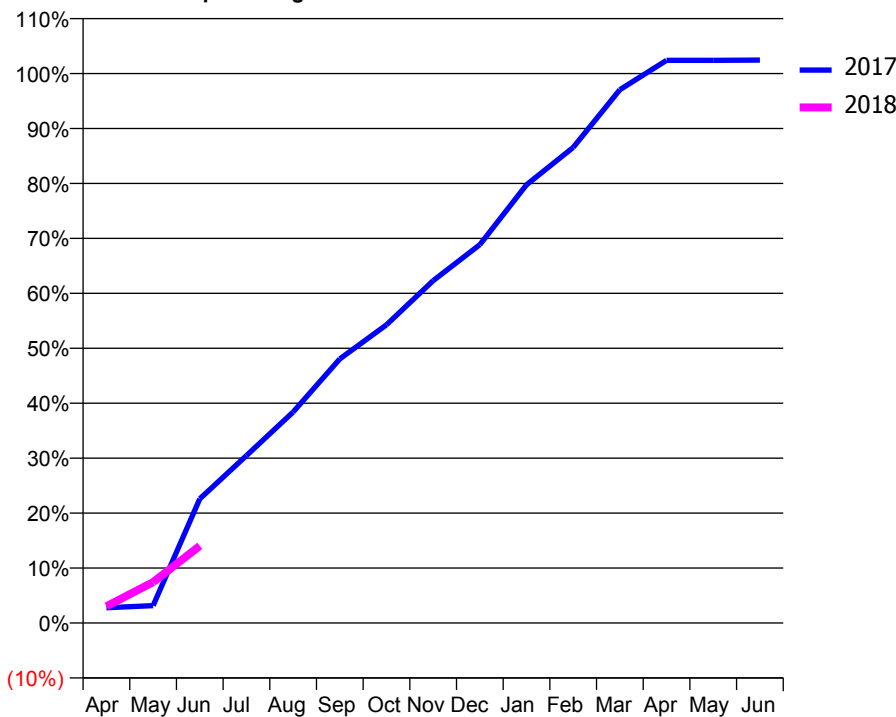
ACCESS*

Patients seen in 24 months	Total	Change since previous quarter
Quarter ending June 2016	972	
Quarter ending September 2016	1,044	↑
Quarter ending December 2016	1,095	↑
Quarter ending March 2017	1,114	→
Quarter ending June 2017	1,124	→
Variance since June 2016	15.6%	↑



ACTIVITY

Cumulative percentage of contracted UDA delivered 2017 & 2018



Month	Adjusted Scheduled Activity (UDA)	
	2017	2018
April	80	88
May	91	214
June	650	404
July	876	
August	1,105	
September	1,382	
October	1,561	
November	1,792	
December	1,981	
January	2,294	
February	2,489	
March	2,791	
April	2,945	
May	2,945	
June	2,946	

QUALITY

	Quantity	Base Number	Contract	AT	Region	England
% of FP17s for the same patient ID Re-attending within 3 months - Children	9	186	4.8%	10.0%	11.7%	12.0%
% of FP17s for the same patient ID Re-attending within 3 months - Adults	17	145	11.7%	14.3%	15.2%	16.0%
% of FP17s for the same patient ID Re-attending between 3 & 9 months - Children	104	186	55.9%	55.8%	59.1%	58.0%
% of FP17s for the same patient ID Re-attending between 3 & 9 months - Adults	71	145	49.0%	49.7%	52.2%	50.9%
% of FP17s for Band 1 Urgent Courses	23	274	8.4%	8.3%	7.9%	9.1%
% of FP17s Relating to Free Repair or Replacements	0	274	0.0%	0.8%	0.8%	0.8%
% of FP17s Relating to Continuations	1	274	0.4%	0.9%	1.1%	1.1%
% of Patients satisfied with the dentistry they have received	3	3	N/A	92.5%	91.8%	91.7%
% of Patients satisfied with the time they had to wait for an appointment	2	3	N/A	89.5%	88.4%	88.0%

* This is based on patients treated on this contract for their most recent course of treatment. Figures in italics indicate the base number of FP17s or Patient Questionnaire responses are less than 100. N/A is shown where the base number of responses is less than 10 during the period. % is calculated as Quantity/Base number*100

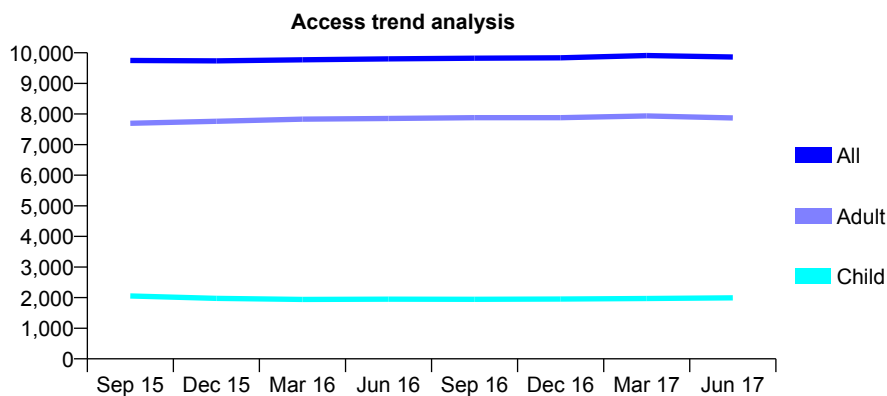
Q57 - Vital Signs At a Glance Contract Report for 124958/0001 - June 2017

Name or company name	Westcliff Dental Practice Ltd
Contract type name	GDS Contract
Purpose of contract	General
Contract start date	01/02/2013
Contract end date	

17/18 Contracted general activity (UDA)	30,788
Carry forward general activity (UDA)	0
17/18 Contracted orthodontic activity (UOA)	0
Carry forward orthodontic activity (UOA)	0
Baseline contract value	£690,242.19

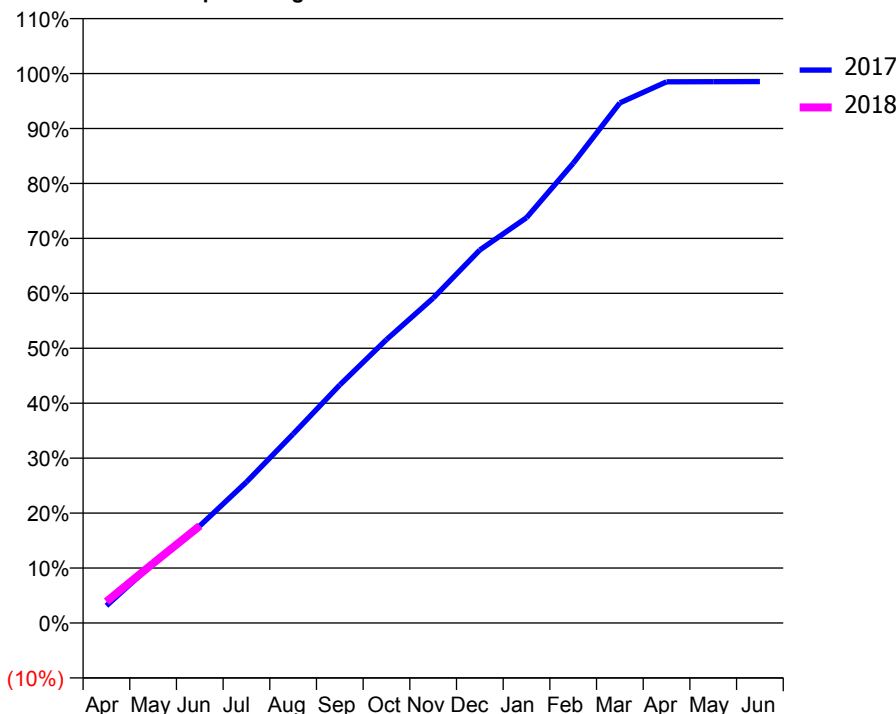
ACCESS*

Patients seen in 24 months	Total	Change since previous quarter
Quarter ending June 2016	9,802	
Quarter ending September 2016	9,824	→
Quarter ending December 2016	9,836	→
Quarter ending March 2017	9,909	→
Quarter ending June 2017	9,864	→
Variance since June 2016	0.6%	→



ACTIVITY

Cumulative percentage of contracted UDA delivered 2017 & 2018



Adjusted Scheduled Activity (UDA)

Month	2017	2018
April	964	1,196
May	3,339	3,347
June	5,443	5,443
July	7,901	
August	10,587	
September	13,340	
October	15,881	
November	18,207	
December	20,898	
January	22,706	
February	25,757	
March	29,142	
April	30,323	
May	30,332	
June	30,334	

QUALITY

	Quantity	Base Number	Contract	AT	Region	England
% of FP17s for the same patient ID Re-attending within 3 months - Children	64	627	10.2%	10.0%	11.7%	12.0%
% of FP17s for the same patient ID Re-attending within 3 months - Adults	392	2,392	16.4%	14.3%	15.2%	16.0%
% of FP17s for the same patient ID Re-attending between 3 & 9 months - Children	345	627	55.0%	55.8%	59.1%	58.0%
% of FP17s for the same patient ID Re-attending between 3 & 9 months - Adults	1,230	2,392	51.4%	49.7%	52.2%	50.9%
% of FP17s for Band 1 Urgent Courses	237	2,518	9.4%	8.3%	7.9%	9.1%
% of FP17s Relating to Free Repair or Replacements	24	2,518	1.0%	0.8%	0.8%	0.8%
% of FP17s Relating to Continuations	31	2,518	1.2%	0.9%	1.1%	1.1%
% of Patients satisfied with the dentistry they have received	19	20	95.0%	92.5%	91.8%	91.7%
% of Patients satisfied with the time they had to wait for an appointment	20	20	100.0%	89.5%	88.4%	88.0%

* This is based on patients treated on this contract for their most recent course of treatment. Figures in italics indicate the base number of FP17s or Patient Questionnaire responses are less than 100. N/A is shown where the base number of responses is less than 10 during the period. % is calculated as Quantity/Base number*100

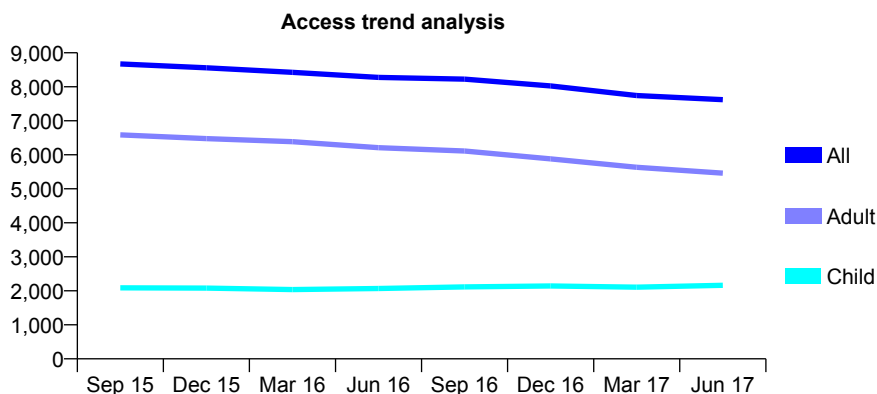
Q57 - Vital Signs At a Glance Contract Report for 125911/0001 - June 2017

Name or company name	Prettygate Dental Practice Limited
Contract type name	GDS Contract
Purpose of contract	General
Contract start date	01/07/2013
Contract end date	

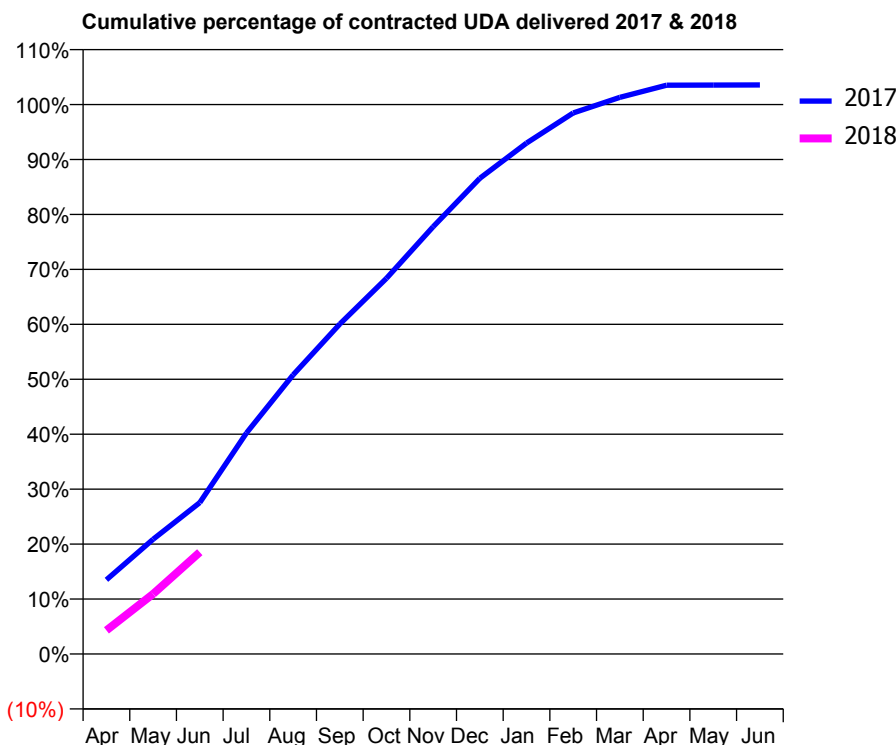
17/18 Contracted general activity (UDA)	20,299
Carry forward general activity (UDA)	0
17/18 Contracted orthodontic activity (UOA)	0
Carry forward orthodontic activity (UOA)	0
Baseline contract value	£485,982.43

ACCESS*

Patients seen in 24 months	Total	Change since previous quarter
Quarter ending June 2016	8,278	
Quarter ending September 2016	8,227	→
Quarter ending December 2016	8,027	↓
Quarter ending March 2017	7,744	↓
Quarter ending June 2017	7,623	↓
Variance since June 2016	(7.9%)	↓



ACTIVITY



Adjusted Scheduled Activity (UDA)		
Month	2017	2018
April	2,742	874
May	4,239	2,219
June	5,594	3,761
July	8,167	
August	10,310	
September	12,191	
October	13,878	
November	15,783	
December	17,574	
January	18,874	
February	19,985	
March	20,565	
April	21,014	
May	21,018	
June	21,020	

QUALITY

	Quantity	Base Number	Contract	AT	Region	England
% of FP17s for the same patient ID Re-attending within 3 months - Children	95	967	9.8%	10.0%	11.7%	12.0%
% of FP17s for the same patient ID Re-attending within 3 months - Adults	186	1,469	12.7%	14.3%	15.2%	16.0%
% of FP17s for the same patient ID Re-attending between 3 & 9 months - Children	464	967	48.0%	55.8%	59.1%	58.0%
% of FP17s for the same patient ID Re-attending between 3 & 9 months - Adults	702	1,469	47.8%	49.7%	52.2%	50.9%
% of FP17s for Band 1 Urgent Courses	180	2,265	7.9%	8.3%	7.9%	9.1%
% of FP17s Relating to Free Repair or Replacements	17	2,265	0.8%	0.8%	0.8%	0.8%
% of FP17s Relating to Continuations	11	2,265	0.5%	0.9%	1.1%	1.1%
% of Patients satisfied with the dentistry they have received	15	16	93.8%	92.5%	91.8%	91.7%
% of Patients satisfied with the time they had to wait for an appointment	10	16	62.5%	89.5%	88.4%	88.0%

* This is based on patients treated on this contract for their most recent course of treatment. Figures in italics indicate the base number of FP17s or Patient Questionnaire responses are less than 100. N/A is shown where the base number of responses is less than 10 during the period. % is calculated as Quantity/Base number*100

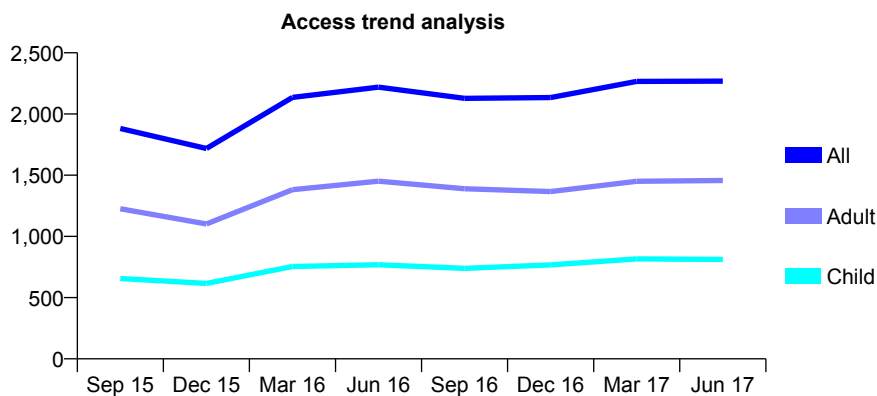
Q57 - Vital Signs At a Glance Contract Report for 125911/0002 - June 2017

Name or company name	Prettygate Dental Practice Limited
Contract type name	GDS Contract
Purpose of contract	General
Contract start date	01/04/2013
Contract end date	

17/18 Contracted general activity (UDA)	4,867
Carry forward general activity (UDA)	0
17/18 Contracted orthodontic activity (UOA)	0
Carry forward orthodontic activity (UOA)	0
Baseline contract value	£114,229.76

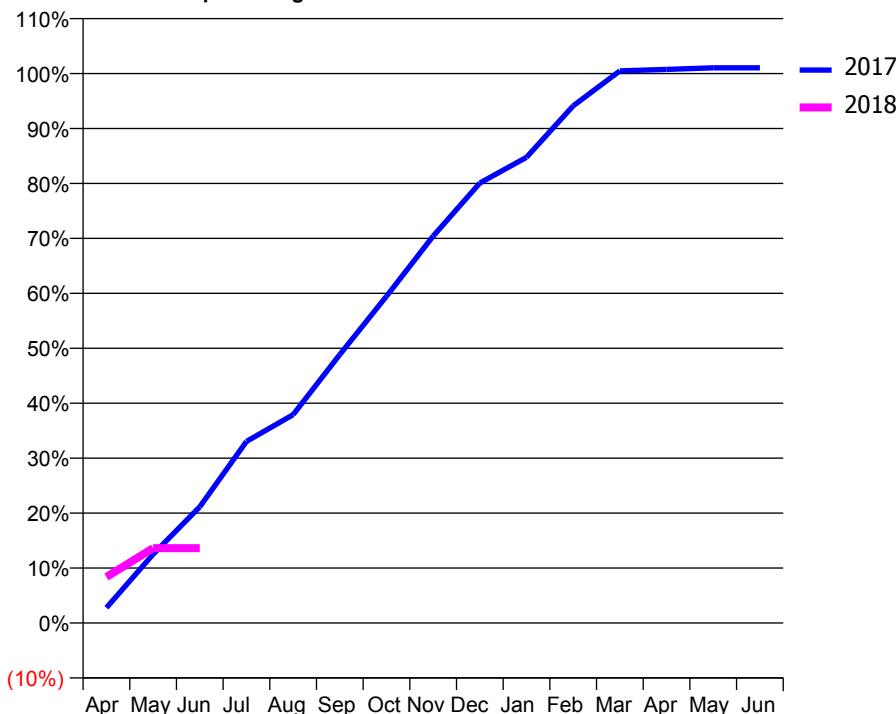
ACCESS*

Patients seen in 24 months	Total	Change since previous quarter
Quarter ending June 2016	2,219	
Quarter ending September 2016	2,128	↓
Quarter ending December 2016	2,134	→
Quarter ending March 2017	2,266	↑
Quarter ending June 2017	2,269	→
Variance since June 2016	2.3%	↑



ACTIVITY

Cumulative percentage of contracted UDA delivered 2017 & 2018



Adjusted Scheduled Activity (UDA)

Month	2017	2018
April	136	409
May	609	663
June	1,029	663
July	1,608	
August	1,846	
September	2,379	
October	2,894	
November	3,427	
December	3,897	
January	4,125	
February	4,581	
March	4,890	
April	4,903	
May	4,917	
June	4,917	

QUALITY

	Quantity	Base Number	Contract	AT	Region	England
% of FP17s for the same patient ID Re-attending within 3 months - Children	16	171	9.4%	10.0%	11.7%	12.0%
% of FP17s for the same patient ID Re-attending within 3 months - Adults	31	221	14.0%	14.3%	15.2%	16.0%
% of FP17s for the same patient ID Re-attending between 3 & 9 months - Children	51	171	29.8%	55.8%	59.1%	58.0%
% of FP17s for the same patient ID Re-attending between 3 & 9 months - Adults	63	221	28.5%	49.7%	52.2%	50.9%
% of FP17s for Band 1 Urgent Courses	38	375	10.1%	8.3%	7.9%	9.1%
% of FP17s Relating to Free Repair or Replacements	4	375	1.1%	0.8%	0.8%	0.8%
% of FP17s Relating to Continuations	6	375	1.6%	0.9%	1.1%	1.1%
% of Patients satisfied with the dentistry they have received	3	3	N/A	92.5%	91.8%	91.7%
% of Patients satisfied with the time they had to wait for an appointment	1	3	N/A	89.5%	88.4%	88.0%

* This is based on patients treated on this contract for their most recent course of treatment. Figures in italics indicate the base number of FP17s or Patient Questionnaire responses are less than 100. N/A is shown where the base number of responses is less than 10 during the period. % is calculated as Quantity/Base number*100

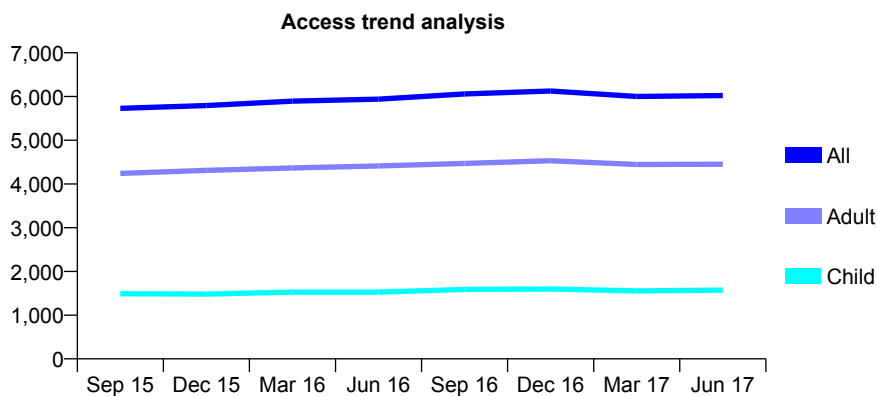
Q57 - Vital Signs At a Glance Contract Report for 127396/0001 - June 2017

Name or company name	Smile Dental Clinic
Contract type name	GDS Contract
Purpose of contract	General
Contract start date	01/08/2013
Contract end date	

17/18 Contracted general activity (UDA)	16,000
Carry forward general activity (UDA)	0
17/18 Contracted orthodontic activity (UOA)	0
Carry forward orthodontic activity (UOA)	0
Baseline contract value	£429,519.54

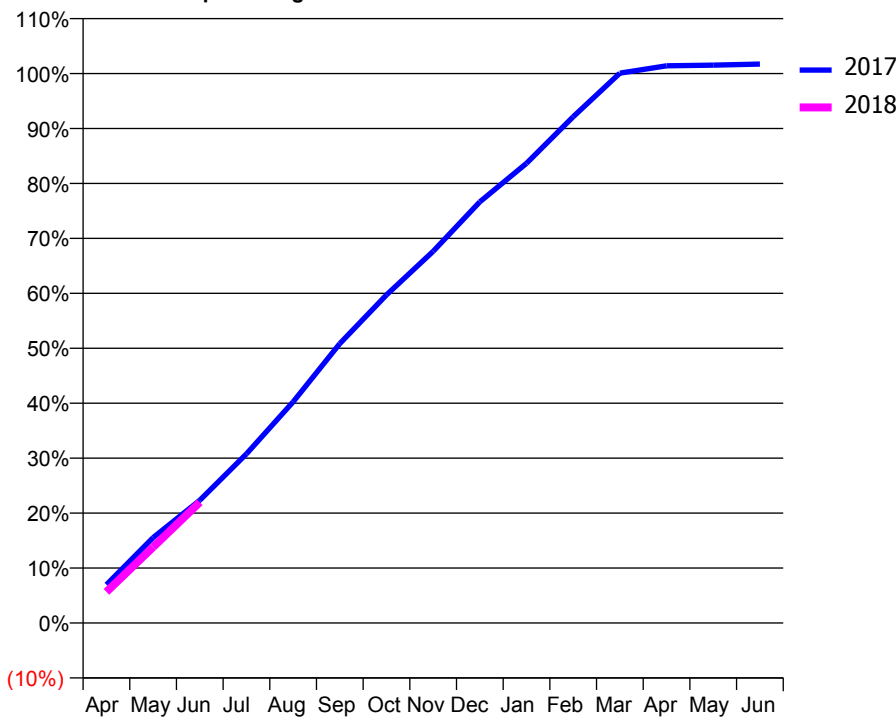
ACCESS*

Patients seen in 24 months	Total	Change since previous quarter
Quarter ending June 2016	5,939	
Quarter ending September 2016	6,059	↑
Quarter ending December 2016	6,126	→
Quarter ending March 2017	6,000	↓
Quarter ending June 2017	6,023	→
Variance since June 2016	1.4%	→



ACTIVITY

Cumulative percentage of contracted UDA delivered 2017 & 2018



Month	Adjusted Scheduled Activity (UDA)	
	2017	2018
April	1,115	907
May	2,488	2,212
June	3,572	3,516
July	4,927	
August	6,438	
September	8,136	
October	9,554	
November	10,821	
December	12,262	
January	13,386	
February	14,742	
March	16,009	
April	16,225	
May	16,242	
June	16,273	

QUALITY

	Quantity	Base Number	Contract	AT	Region	England
% of FP17s for the same patient ID Re-attending within 3 months - Children	11	347	3.2%	10.0%	11.7%	12.0%
% of FP17s for the same patient ID Re-attending within 3 months - Adults	72	939	7.7%	14.3%	15.2%	16.0%
% of FP17s for the same patient ID Re-attending between 3 & 9 months - Children	111	347	32.0%	55.8%	59.1%	58.0%
% of FP17s for the same patient ID Re-attending between 3 & 9 months - Adults	306	939	32.6%	49.7%	52.2%	50.9%
% of FP17s for Band 1 Urgent Courses	45	1,054	4.3%	8.3%	7.9%	9.1%
% of FP17s Relating to Free Repair or Replacements	5	1,054	0.5%	0.8%	0.8%	0.8%
% of FP17s Relating to Continuations	2	1,054	0.2%	0.9%	1.1%	1.1%
% of Patients satisfied with the dentistry they have received	11	13	84.6%	92.5%	91.8%	91.7%
% of Patients satisfied with the time they had to wait for an appointment	12	13	92.3%	89.5%	88.4%	88.0%

* This is based on patients treated on this contract for their most recent course of treatment. Figures in italics indicate the base number of FP17s or Patient Questionnaire responses are less than 100. N/A is shown where the base number of responses is less than 10 during the period. % is calculated as Quantity/Base number*100

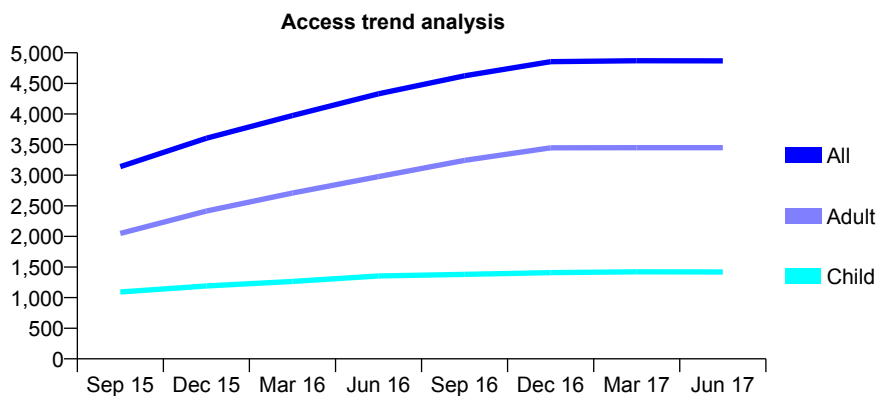
Q57 - Vital Signs At a Glance Contract Report for 128937/0001 - June 2017

Name or company name	Mr. N.R Chappell and Mr A.W Smith
Contract type name	GDS Contract
Purpose of contract	General
Contract start date	01/01/2015
Contract end date	

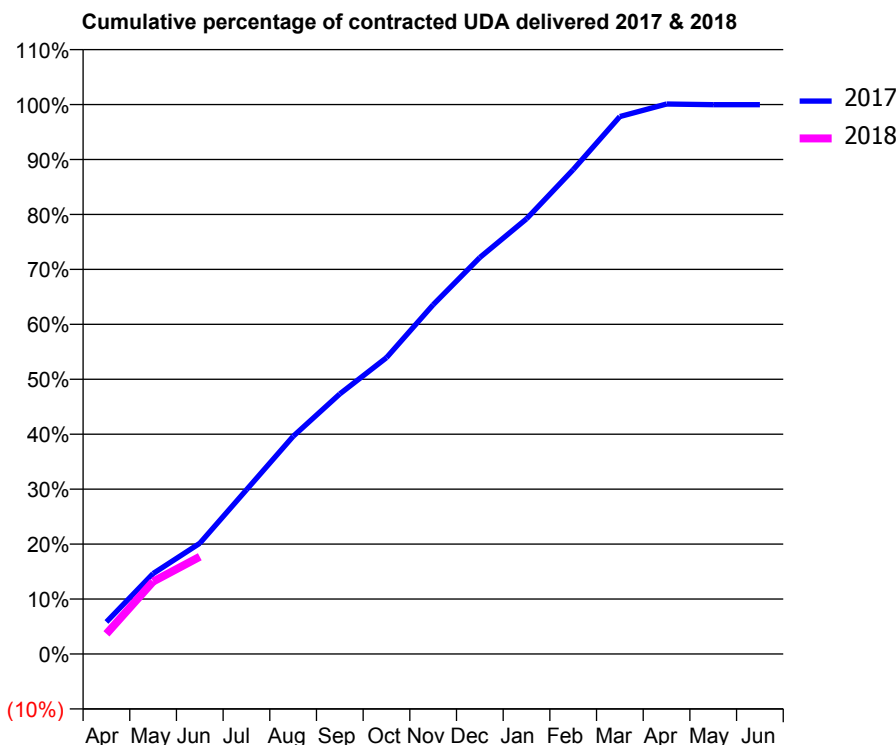
17/18 Contracted general activity (UDA)	14,033
Carry forward general activity (UDA)	0
17/18 Contracted orthodontic activity (UOA)	0
Carry forward orthodontic activity (UOA)	0
Baseline contract value	£338,765.19

ACCESS*

Patients seen in 24 months	Total	Change since previous quarter
Quarter ending June 2016	4,331	
Quarter ending September 2016	4,624	↑
Quarter ending December 2016	4,856	↑
Quarter ending March 2017	4,871	→
Quarter ending June 2017	4,869	→
Variance since June 2016	12.4%	↑



ACTIVITY



Month	Adjusted Scheduled Activity (UDA)	
	2017	2018
April	818	518
May	2,055	1,849
June	2,829	2,483
July	4,193	
August	5,559	
September	6,642	
October	7,569	
November	8,920	
December	10,126	
January	11,113	
February	12,368	
March	13,726	
April	14,047	
May	14,030	
June	14,030	

QUALITY

	Quantity	Base Number	Contract	AT	Region	England
% of FP17s for the same patient ID Re-attending within 3 months - Children	21	410	5.1%	10.0%	11.7%	12.0%
% of FP17s for the same patient ID Re-attending within 3 months - Adults	102	874	11.7%	14.3%	15.2%	16.0%
% of FP17s for the same patient ID Re-attending between 3 & 9 months - Children	243	410	59.3%	55.8%	59.1%	58.0%
% of FP17s for the same patient ID Re-attending between 3 & 9 months - Adults	424	874	48.5%	49.7%	52.2%	50.9%
% of FP17s for Band 1 Urgent Courses	40	1,153	3.5%	8.3%	7.9%	9.1%
% of FP17s Relating to Free Repair or Replacements	1	1,153	0.1%	0.8%	0.8%	0.8%
% of FP17s Relating to Continuations	0	1,153	0.0%	0.9%	1.1%	1.1%
% of Patients satisfied with the dentistry they have received	8	9	N/A	92.5%	91.8%	91.7%
% of Patients satisfied with the time they had to wait for an appointment	9	9	N/A	89.5%	88.4%	88.0%

* This is based on patients treated on this contract for their most recent course of treatment. Figures in italics indicate the base number of FP17s or Patient Questionnaire responses are less than 100. N/A is shown where the base number of responses is less than 10 during the period. % is calculated as Quantity/Base number*100

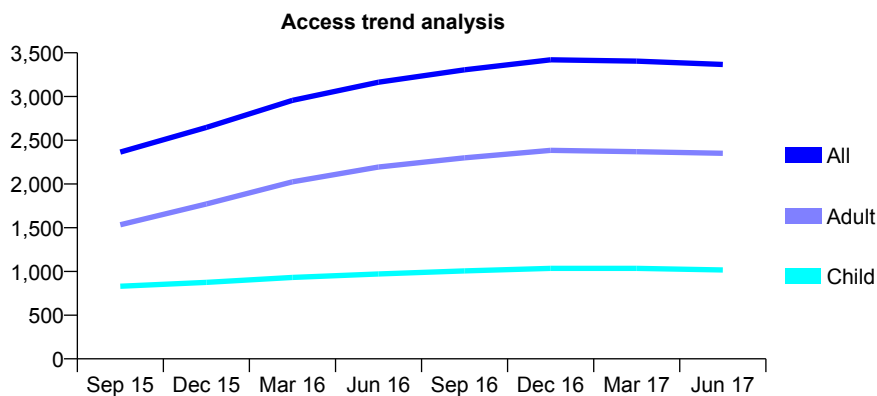
Q57 - Vital Signs At a Glance Contract Report for 129291/0001 - June 2017

Name or company name	The Essex Dental Clinic
Contract type name	GDS Contract
Purpose of contract	General
Contract start date	01/12/2014
Contract end date	

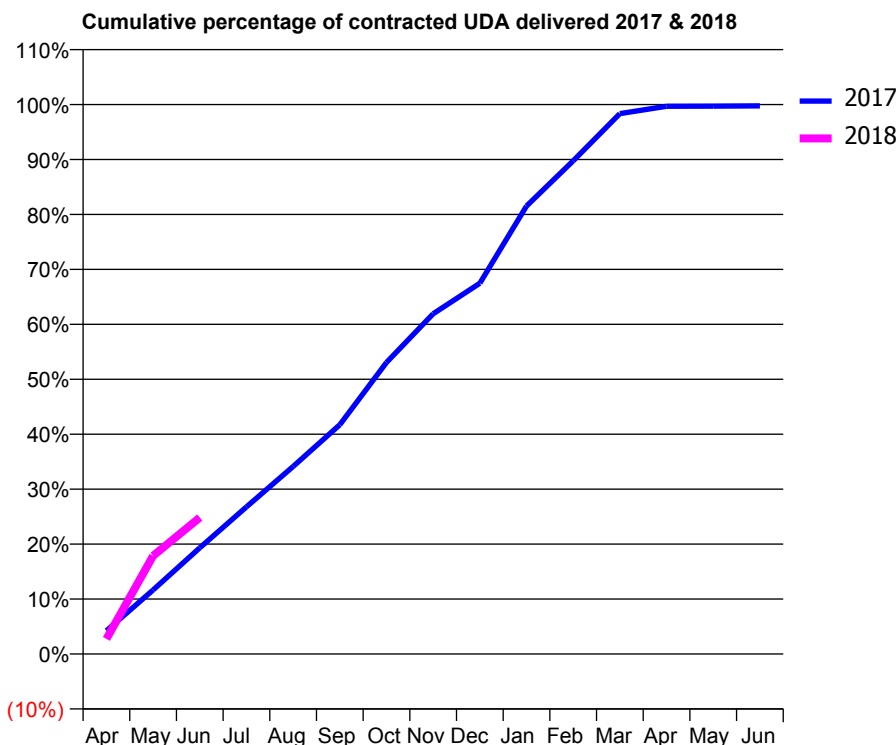
17/18 Contracted general activity (UDA)	8,750
Carry forward general activity (UDA)	0
17/18 Contracted orthodontic activity (UOA)	0
Carry forward orthodontic activity (UOA)	0
Baseline contract value	£189,940.88

ACCESS*

Patients seen in 24 months	Total	Change since previous quarter
Quarter ending June 2016	3,164	
Quarter ending September 2016	3,305	↑
Quarter ending December 2016	3,420	↑
Quarter ending March 2017	3,404	→
Quarter ending June 2017	3,367	↓
Variance since June 2016	6.4%	↑



ACTIVITY



Month	Adjusted Scheduled Activity (UDA)	
	2017	2018
April	371	240
May	1,020	1,563
June	1,692	2,174
July	2,343	
August	2,987	
September	3,652	
October	4,643	
November	5,418	
December	5,904	
January	7,133	
February	7,852	
March	8,605	
April	8,721	
May	8,723	
June	8,727	

QUALITY

	Quantity	Base Number	Contract	AT	Region	England
% of FP17s for the same patient ID Re-attending within 3 months - Children	20	404	5.0%	10.0%	11.7%	12.0%
% of FP17s for the same patient ID Re-attending within 3 months - Adults	72	702	10.3%	14.3%	15.2%	16.0%
% of FP17s for the same patient ID Re-attending between 3 & 9 months - Children	274	404	67.8%	55.8%	59.1%	58.0%
% of FP17s for the same patient ID Re-attending between 3 & 9 months - Adults	369	702	52.6%	49.7%	52.2%	50.9%
% of FP17s for Band 1 Urgent Courses	33	1,060	3.1%	8.3%	7.9%	9.1%
% of FP17s Relating to Free Repair or Replacements	1	1,060	0.1%	0.8%	0.8%	0.8%
% of FP17s Relating to Continuations	1	1,060	0.1%	0.9%	1.1%	1.1%
% of Patients satisfied with the dentistry they have received	14	16	87.5%	92.5%	91.8%	91.7%
% of Patients satisfied with the time they had to wait for an appointment	16	16	100.0%	89.5%	88.4%	88.0%

* This is based on patients treated on this contract for their most recent course of treatment. Figures in italics indicate the base number of FP17s or Patient Questionnaire responses are less than 100. N/A is shown where the base number of responses is less than 10 during the period. % is calculated as Quantity/Base number*100

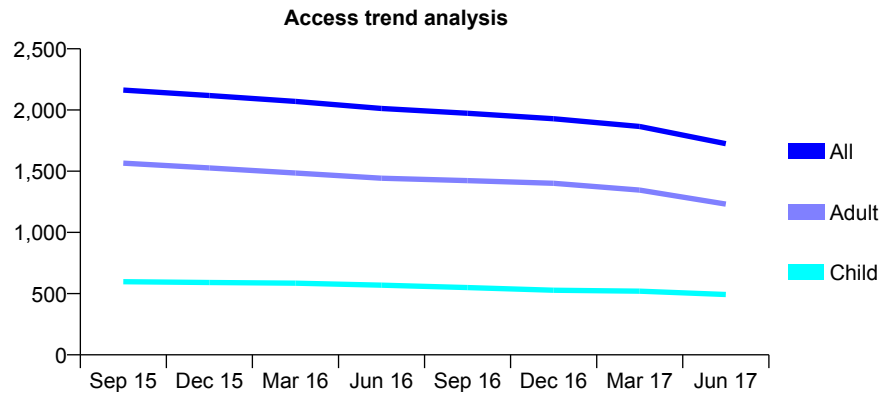
Q57 - Vital Signs At a Glance Contract Report for 130397/0001 - June 2017

Name or company name	Mr I Arbee & Miss Banoo Peer
Contract type name	GDS Contract
Purpose of contract	General
Contract start date	01/05/2010
Contract end date	

17/18 Contracted general activity (UDA)	7,856
Carry forward general activity (UDA)	0
17/18 Contracted orthodontic activity (UOA)	0
Carry forward orthodontic activity (UOA)	0
Baseline contract value	£206,691.36

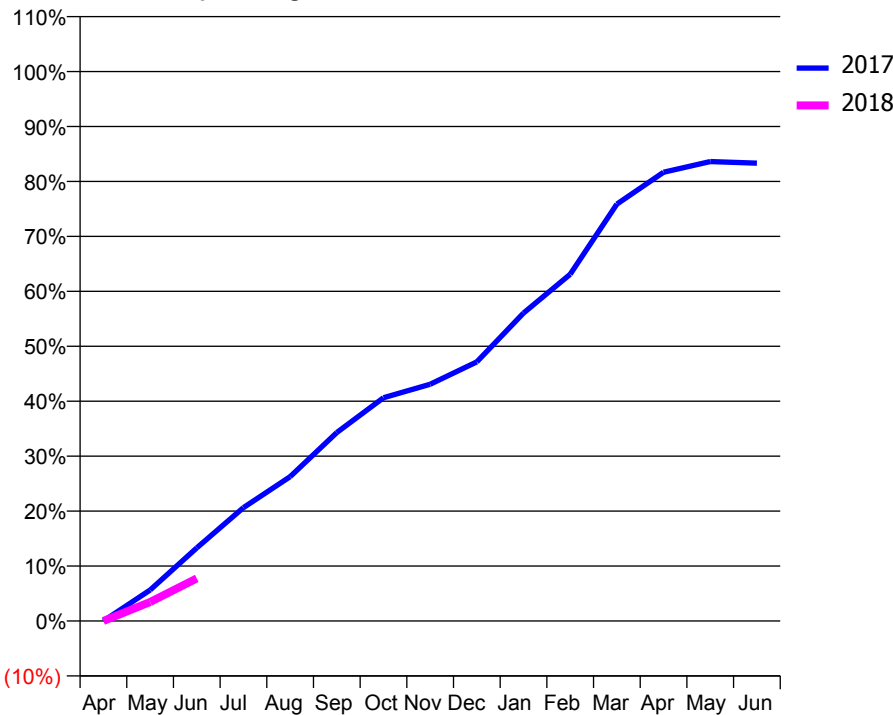
ACCESS*

Patients seen in 24 months	Total	Change since previous quarter
Quarter ending June 2016	2,012	
Quarter ending September 2016	1,973	↓
Quarter ending December 2016	1,929	↓
Quarter ending March 2017	1,866	↓
Quarter ending June 2017	1,725	↓
Variance since June 2016	(14.3%)	↓



ACTIVITY

Cumulative percentage of contracted UDA delivered 2017 & 2018



Month	Adjusted Scheduled Activity (UDA)	
	2017	2018
April	-0	0
May	443	273
June	1,047	610
July	1,621	
August	2,064	
September	2,694	
October	3,192	
November	3,385	
December	3,705	
January	4,403	
February	4,958	
March	5,960	
April	6,416	
May	6,568	
June	6,546	

QUALITY

	Quantity	Base Number	Contract	AT	Region	England
% of FP17s for the same patient ID Re-attending within 3 months - Children	5	135	3.7%	10.0%	11.7%	12.0%
% of FP17s for the same patient ID Re-attending within 3 months - Adults	17	279	6.1%	14.3%	15.2%	16.0%
% of FP17s for the same patient ID Re-attending between 3 & 9 months - Children	96	135	71.1%	55.8%	59.1%	58.0%
% of FP17s for the same patient ID Re-attending between 3 & 9 months - Adults	175	279	62.7%	49.7%	52.2%	50.9%
% of FP17s for Band 1 Urgent Courses	10	292	3.4%	8.3%	7.9%	9.1%
% of FP17s Relating to Free Repair or Replacements	0	292	0.0%	0.8%	0.8%	0.8%
% of FP17s Relating to Continuations	0	292	0.0%	0.9%	1.1%	1.1%
% of Patients satisfied with the dentistry they have received	9	9	N/A	92.5%	91.8%	91.7%
% of Patients satisfied with the time they had to wait for an appointment	9	9	N/A	89.5%	88.4%	88.0%

* This is based on patients treated on this contract for their most recent course of treatment. Figures in italics indicate the base number of FP17s or Patient Questionnaire responses are less than 100. N/A is shown where the base number of responses is less than 10 during the period. % is calculated as Quantity/Base number*100

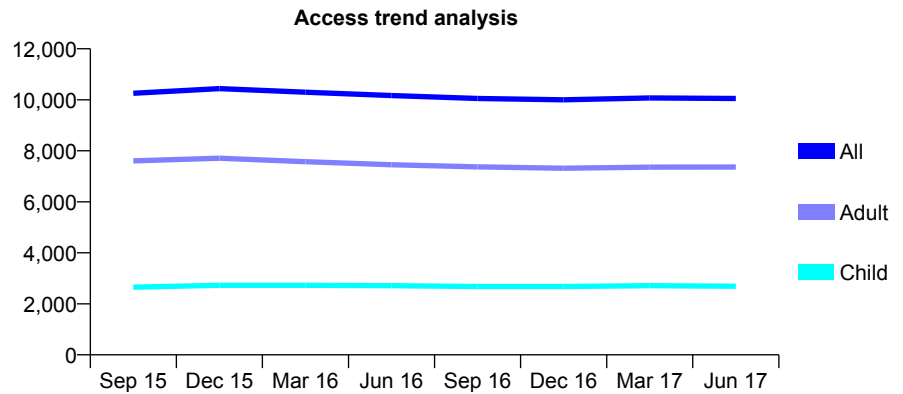
Q57 - Vital Signs At a Glance Contract Report for 131083/0001 - June 2017

Name or company name	Highwoods & St Johns Limited
Contract type name	GDS Contract
Purpose of contract	General
Contract start date	12/11/2007
Contract end date	

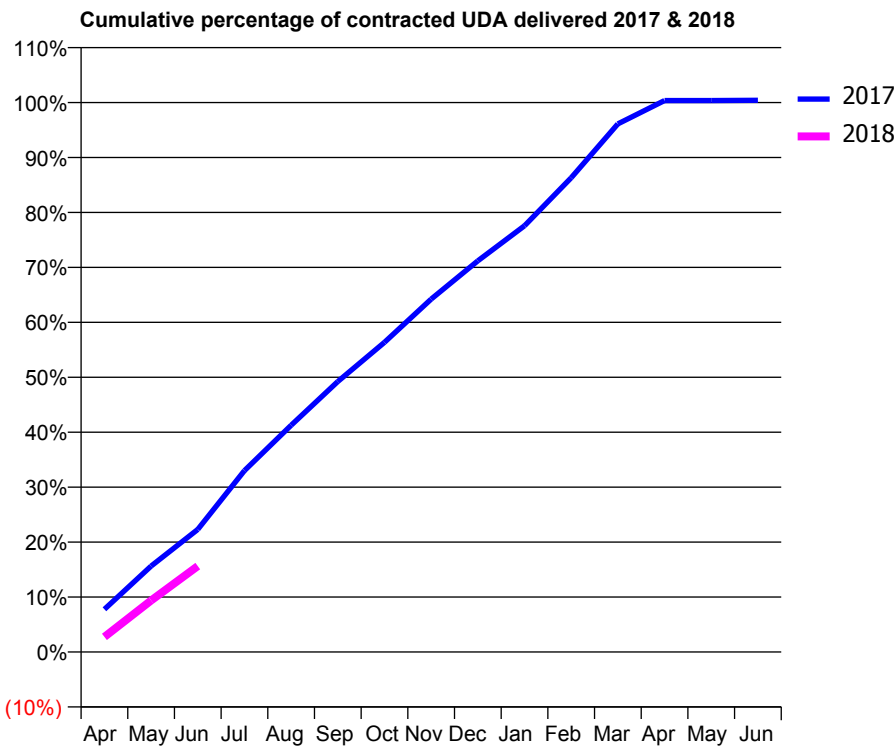
17/18 Contracted general activity (UDA)	29,084
Carry forward general activity (UDA)	0
17/18 Contracted orthodontic activity (UOA)	0
Carry forward orthodontic activity (UOA)	0
Baseline contract value	£919,104.33

ACCESS*

Patients seen in 24 months	Total	Change since previous quarter
Quarter ending June 2016	10,165	
Quarter ending September 2016	10,050	↓
Quarter ending December 2016	9,999	→
Quarter ending March 2017	10,073	→
Quarter ending June 2017	10,053	→
Variance since June 2016	(1.1%)	↓



ACTIVITY



Month	Adjusted Scheduled Activity (UDA)	
	2017	2018
April	2,264	798
May	4,549	2,731
June	6,489	4,552
July	9,603	
August	12,004	
September	14,315	
October	16,391	
November	18,679	
December	20,707	
January	22,560	
February	25,098	
March	27,951	
April	29,187	
May	29,191	
June	29,201	

QUALITY

	Quantity	Base Number	Contract	AT	Region	England
% of FP17s for the same patient ID Re-attending within 3 months - Children	65	895	7.3%	10.0%	11.7%	12.0%
% of FP17s for the same patient ID Re-attending within 3 months - Adults	328	2,274	14.4%	14.3%	15.2%	16.0%
% of FP17s for the same patient ID Re-attending between 3 & 9 months - Children	513	895	57.3%	55.8%	59.1%	58.0%
% of FP17s for the same patient ID Re-attending between 3 & 9 months - Adults	1,105	2,274	48.6%	49.7%	52.2%	50.9%
% of FP17s for Band 1 Urgent Courses	298	2,547	11.7%	8.3%	7.9%	9.1%
% of FP17s Relating to Free Repair or Replacements	12	2,547	0.5%	0.8%	0.8%	0.8%
% of FP17s Relating to Continuations	4	2,547	0.2%	0.9%	1.1%	1.1%
% of Patients satisfied with the dentistry they have received	22	27	81.5%	92.5%	91.8%	91.7%
% of Patients satisfied with the time they had to wait for an appointment	20	27	74.1%	89.5%	88.4%	88.0%

* This is based on patients treated on this contract for their most recent course of treatment. Figures in italics indicate the base number of FP17s or Patient Questionnaire responses are less than 100. N/A is shown where the base number of responses is less than 10 during the period. % is calculated as Quantity/Base number*100

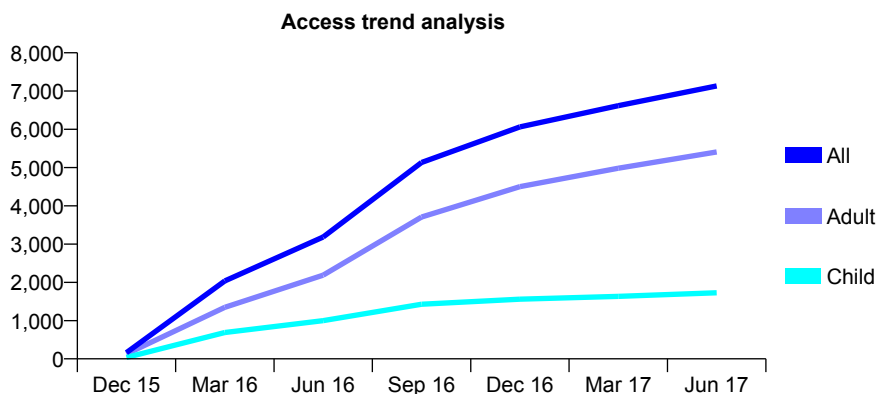
Q57 - Vital Signs At a Glance Contract Report for 131903/0001 - June 2017

Name or company name	Penhaligon Witham Partnership
Contract type name	GDS Contract
Purpose of contract	General
Contract start date	01/12/2015
Contract end date	

17/18 Contracted general activity (UDA)	19,500
Carry forward general activity (UDA)	0
17/18 Contracted orthodontic activity (UOA)	0
Carry forward orthodontic activity (UOA)	0
Baseline contract value	£564,782.00

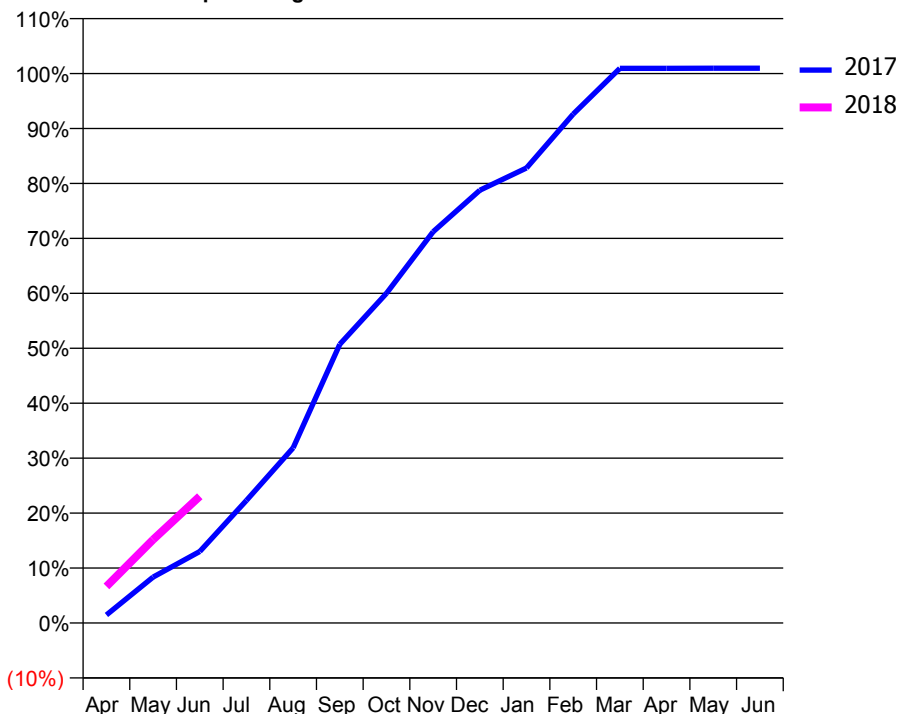
ACCESS*

Patients seen in 24 months	Total	Change since previous quarter
Quarter ending June 2016	3,185	
Quarter ending September 2016	5,134	↑
Quarter ending December 2016	6,063	↑
Quarter ending March 2017	6,617	↑
Quarter ending June 2017	7,134	↑
Variance since June 2016	124.0%	↑



ACTIVITY

Cumulative percentage of contracted UDA delivered 2017 & 2018



Month	Adjusted Scheduled Activity (UDA)	
	2017	2018
April	285	1,297
May	1,629	2,962
June	2,537	4,496
July	4,352	
August	6,217	
September	9,893	
October	11,699	
November	13,888	
December	15,359	
January	16,146	
February	18,062	
March	19,681	
April	19,682	
May	19,685	
June	19,689	

QUALITY

	Quantity	Base Number	Contract	AT	Region	England
% of FP17s for the same patient ID Re-attending within 3 months - Children	17	466	3.6%	10.0%	11.7%	12.0%
% of FP17s for the same patient ID Re-attending within 3 months - Adults	100	1,452	6.9%	14.3%	15.2%	16.0%
% of FP17s for the same patient ID Re-attending between 3 & 9 months - Children	108	466	23.2%	55.8%	59.1%	58.0%
% of FP17s for the same patient ID Re-attending between 3 & 9 months - Adults	446	1,452	30.7%	49.7%	52.2%	50.9%
% of FP17s for Band 1 Urgent Courses	106	1,914	5.5%	8.3%	7.9%	9.1%
% of FP17s Relating to Free Repair or Replacements	4	1,914	0.2%	0.8%	0.8%	0.8%
% of FP17s Relating to Continuations	4	1,914	0.2%	0.9%	1.1%	1.1%
% of Patients satisfied with the dentistry they have received	22	23	95.7%	92.5%	91.8%	91.7%
% of Patients satisfied with the time they had to wait for an appointment	23	23	100.0%	89.5%	88.4%	88.0%

* This is based on patients treated on this contract for their most recent course of treatment. Figures in italics indicate the base number of FP17s or Patient Questionnaire responses are less than 100. N/A is shown where the base number of responses is less than 10 during the period. % is calculated as Quantity/Base number*100

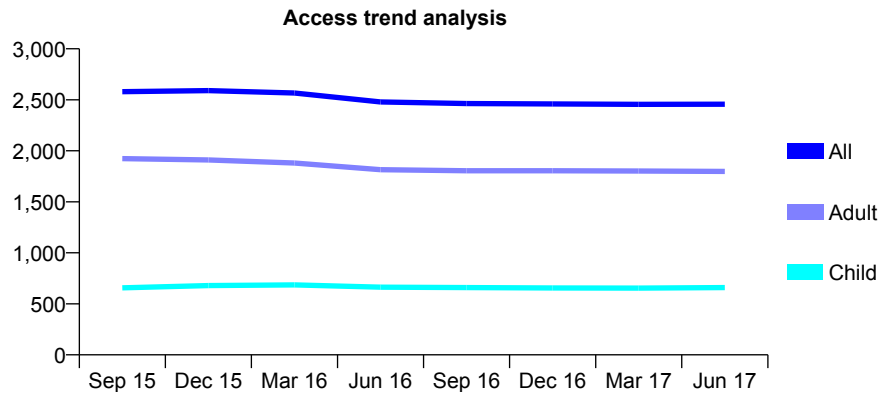
Q57 - Vital Signs At a Glance Contract Report for 133590/0001 - June 2017

Name or company name	Laindon Health Centre Dental Practice
Contract type name	GDS Contract
Purpose of contract	General
Contract start date	01/07/2006
Contract end date	

17/18 Contracted general activity (UDA)	7,926
Carry forward general activity (UDA)	0
17/18 Contracted orthodontic activity (UOA)	0
Carry forward orthodontic activity (UOA)	0
Baseline contract value	£213,955.03

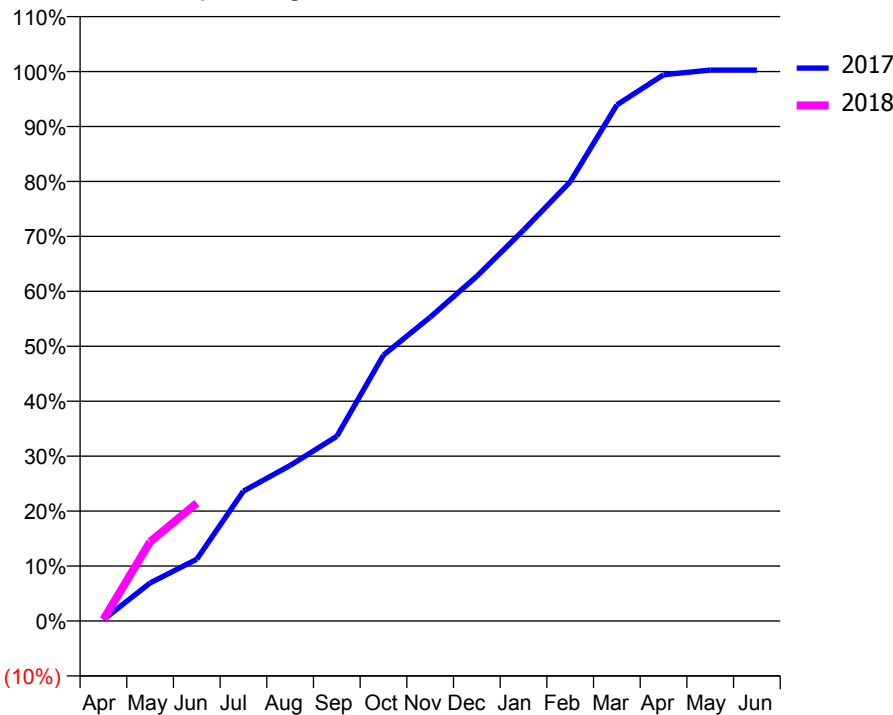
ACCESS*

Patients seen in 24 months	Total	Change since previous quarter
Quarter ending June 2016	2,479	
Quarter ending September 2016	2,464	→
Quarter ending December 2016	2,460	→
Quarter ending March 2017	2,456	→
Quarter ending June 2017	2,457	→
Variance since June 2016	(0.9%)	→



ACTIVITY

Cumulative percentage of contracted UDA delivered 2017 & 2018



Month	Adjusted Scheduled Activity (UDA)	
	2017	2018
April	20	24
May	550	1,143
June	892	1,701
July	1,874	
August	2,244	
September	2,664	
October	3,837	
November	4,382	
December	4,973	
January	5,639	
February	6,336	
March	7,444	
April	7,879	
May	7,947	
June	7,947	

QUALITY

	Quantity	Base Number	Contract	AT	Region	England
% of FP17s for the same patient ID Re-attending within 3 months - Children	15	201	7.5%	10.0%	11.7%	12.0%
% of FP17s for the same patient ID Re-attending within 3 months - Adults	107	611	17.5%	14.3%	15.2%	16.0%
% of FP17s for the same patient ID Re-attending between 3 & 9 months - Children	100	201	49.8%	55.8%	59.1%	58.0%
% of FP17s for the same patient ID Re-attending between 3 & 9 months - Adults	355	611	58.1%	49.7%	52.2%	50.9%
% of FP17s for Band 1 Urgent Courses	46	629	7.3%	8.3%	7.9%	9.1%
% of FP17s Relating to Free Repair or Replacements	15	629	2.4%	0.8%	0.8%	0.8%
% of FP17s Relating to Continuations	14	629	2.2%	0.9%	1.1%	1.1%
% of Patients satisfied with the dentistry they have received	1	1	N/A	92.5%	91.8%	91.7%
% of Patients satisfied with the time they had to wait for an appointment	1	1	N/A	89.5%	88.4%	88.0%

* This is based on patients treated on this contract for their most recent course of treatment. Figures in italics indicate the base number of FP17s or Patient Questionnaire responses are less than 100. N/A is shown where the base number of responses is less than 10 during the period. % is calculated as Quantity/Base number*100

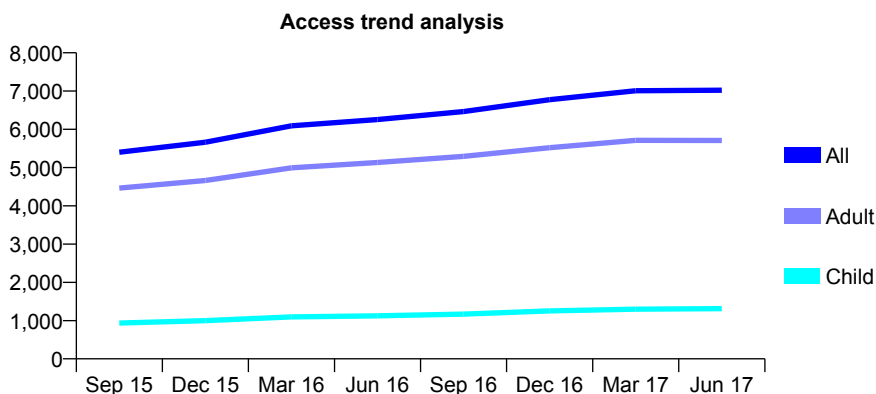
Q57 - Vital Signs At a Glance Contract Report for 133671/0001 - June 2017

Name or company name	One Step By Step Limited
Contract type name	GDS Contract
Purpose of contract	General
Contract start date	27/09/2010
Contract end date	

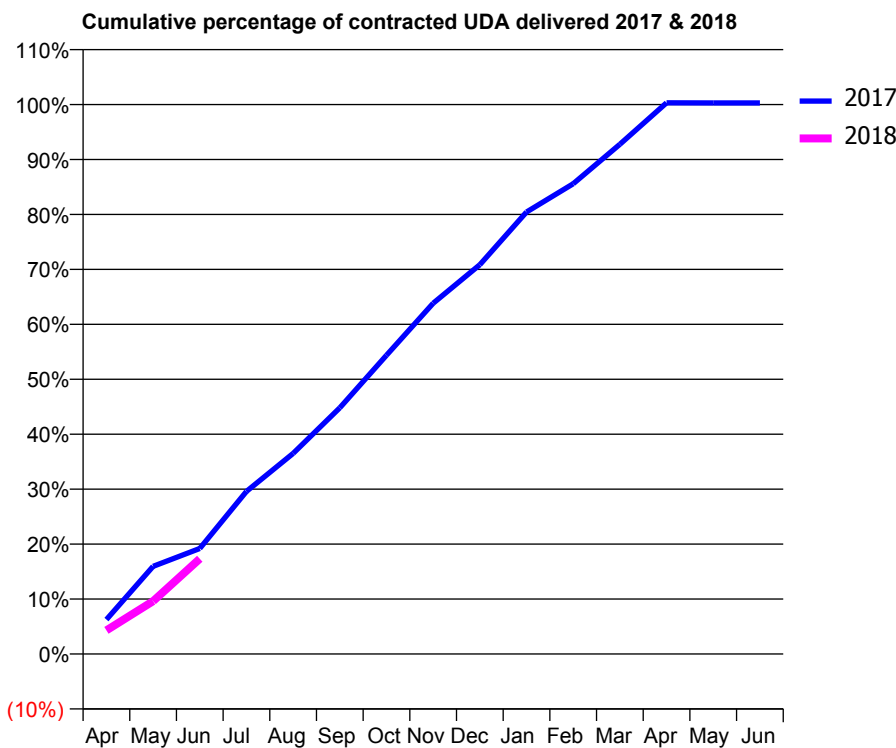
17/18 Contracted general activity (UDA)	15,202
Carry forward general activity (UDA)	0
17/18 Contracted orthodontic activity (UOA)	0
Carry forward orthodontic activity (UOA)	0
Baseline contract value	£380,107.45

ACCESS*

Patients seen in 24 months	Total	Change since previous quarter
Quarter ending June 2016	6,256	
Quarter ending September 2016	6,464	↑
Quarter ending December 2016	6,773	↑
Quarter ending March 2017	7,010	↑
Quarter ending June 2017	7,021	→
Variance since June 2016	12.2%	↑



ACTIVITY



Month	Adjusted Scheduled Activity (UDA)	
	2017	2018
April	954	654
May	2,427	1,462
June	2,919	2,636
July	4,500	
August	5,551	
September	6,811	
October	8,266	
November	9,704	
December	10,770	
January	12,227	
February	13,009	
March	14,101	
April	15,247	
May	15,244	
June	15,244	

QUALITY

	Quantity	Base Number	Contract	AT	Region	England
% of FP17s for the same patient ID Re-attending within 3 months - Children	29	486	6.0%	10.0%	11.7%	12.0%
% of FP17s for the same patient ID Re-attending within 3 months - Adults	203	1,936	10.5%	14.3%	15.2%	16.0%
% of FP17s for the same patient ID Re-attending between 3 & 9 months - Children	232	486	47.7%	55.8%	59.1%	58.0%
% of FP17s for the same patient ID Re-attending between 3 & 9 months - Adults	1,103	1,936	57.0%	49.7%	52.2%	50.9%
% of FP17s for Band 1 Urgent Courses	102	1,484	6.9%	8.3%	7.9%	9.1%
% of FP17s Relating to Free Repair or Replacements	3	1,484	0.2%	0.8%	0.8%	0.8%
% of FP17s Relating to Continuations	0	1,484	0.0%	0.9%	1.1%	1.1%
% of Patients satisfied with the dentistry they have received	27	29	93.1%	92.5%	91.8%	91.7%
% of Patients satisfied with the time they had to wait for an appointment	25	29	86.2%	89.5%	88.4%	88.0%

* This is based on patients treated on this contract for their most recent course of treatment. Figures in italics indicate the base number of FP17s or Patient Questionnaire responses are less than 100. N/A is shown where the base number of responses is less than 10 during the period. % is calculated as Quantity/Base number*100

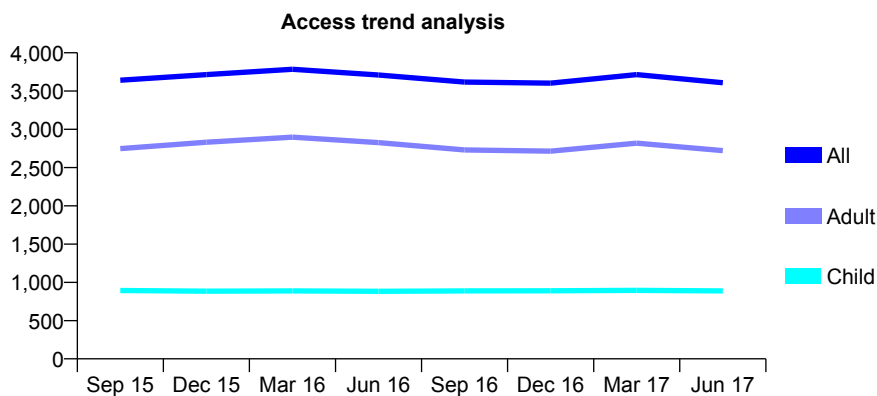
Q57 - Vital Signs At a Glance Contract Report for 134295/0008 - June 2017

Name or company name	The Benfleet Dental Centre
Contract type name	GDS Contract
Purpose of contract	General
Contract start date	01/06/2012
Contract end date	

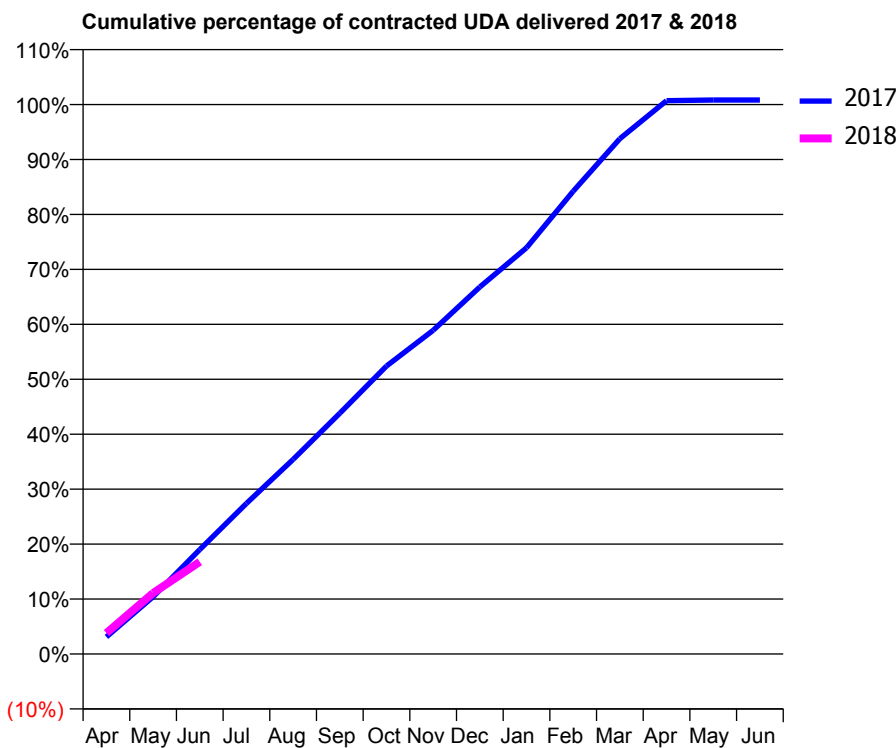
17/18 Contracted general activity (UDA)	9,152
Carry forward general activity (UDA)	0
17/18 Contracted orthodontic activity (UOA)	0
Carry forward orthodontic activity (UOA)	0
Baseline contract value	£238,551.70

ACCESS*

Patients seen in 24 months	Total	Change since previous quarter
Quarter ending June 2016	3,709	
Quarter ending September 2016	3,618	↓
Quarter ending December 2016	3,604	→
Quarter ending March 2017	3,715	↑
Quarter ending June 2017	3,609	↓
Variance since June 2016	(2.7%)	↓



ACTIVITY



Month	Adjusted Scheduled Activity (UDA)	
	2017	2018
April	286	350
May	954	1,017
June	1,740	1,536
July	2,509	
August	3,241	
September	4,009	
October	4,795	
November	5,391	
December	6,113	
January	6,767	
February	7,708	
March	8,584	
April	9,216	
May	9,227	
June	9,228	

QUALITY

	Quantity	Base Number	Contract	AT	Region	England
% of FP17s for the same patient ID Re-attending within 3 months - Children	13	262	5.0%	10.0%	11.7%	12.0%
% of FP17s for the same patient ID Re-attending within 3 months - Adults	89	677	13.1%	14.3%	15.2%	16.0%
% of FP17s for the same patient ID Re-attending between 3 & 9 months - Children	133	262	50.8%	55.8%	59.1%	58.0%
% of FP17s for the same patient ID Re-attending between 3 & 9 months - Adults	326	677	48.2%	49.7%	52.2%	50.9%
% of FP17s for Band 1 Urgent Courses	65	698	9.3%	8.3%	7.9%	9.1%
% of FP17s Relating to Free Repair or Replacements	0	698	0.0%	0.8%	0.8%	0.8%
% of FP17s Relating to Continuations	1	698	0.1%	0.9%	1.1%	1.1%
% of Patients satisfied with the dentistry they have received	4	4	N/A	92.5%	91.8%	91.7%
% of Patients satisfied with the time they had to wait for an appointment	4	4	N/A	89.5%	88.4%	88.0%

* This is based on patients treated on this contract for their most recent course of treatment. Figures in italics indicate the base number of FP17s or Patient Questionnaire responses are less than 100. N/A is shown where the base number of responses is less than 10 during the period. % is calculated as Quantity/Base number*100

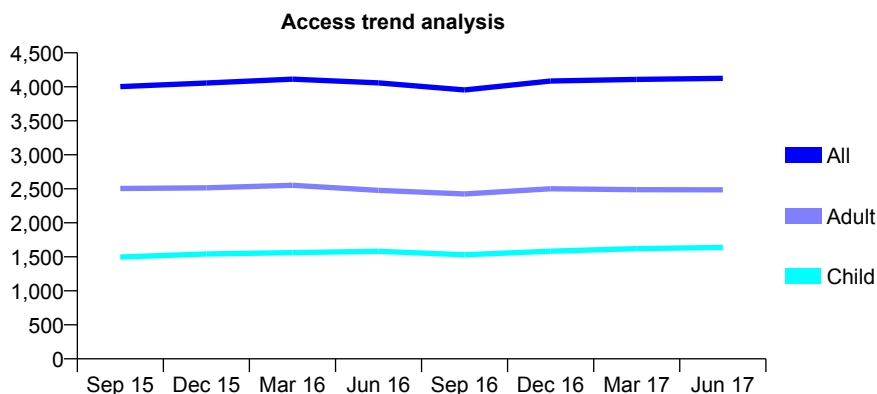
Q57 - Vital Signs At a Glance Contract Report for 134392/0001 - June 2017

Name or company name	Mr E. Harunani, Mr N. Harunani & Mr M. Ka
Contract type name	GDS Contract
Purpose of contract	General
Contract start date	02/10/2012
Contract end date	

17/18 Contracted general activity (UDA)	13,250
Carry forward general activity (UDA)	0
17/18 Contracted orthodontic activity (UOA)	0
Carry forward orthodontic activity (UOA)	0
Baseline contract value	£323,803.19

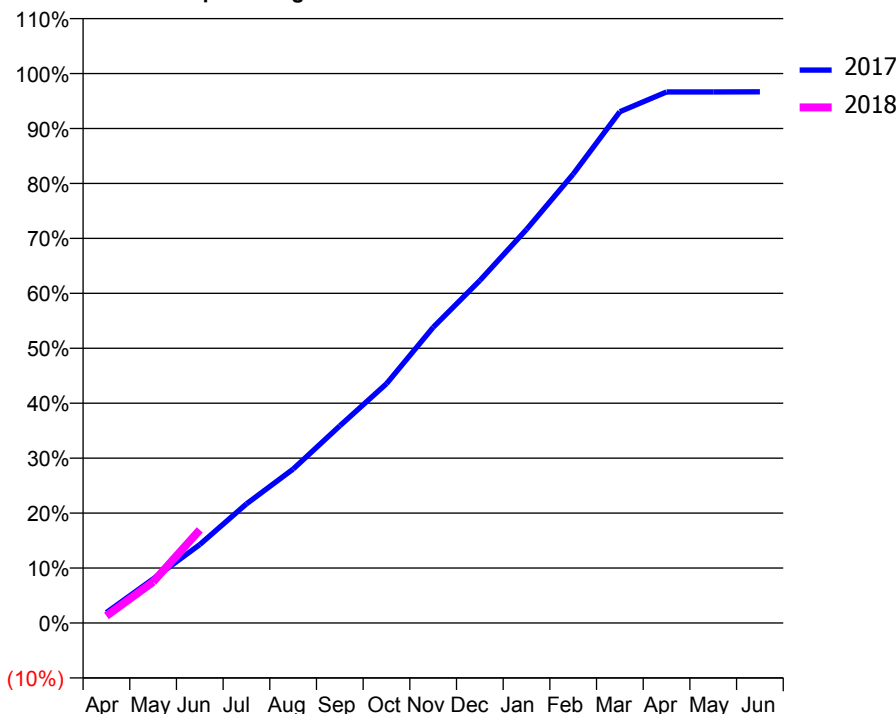
ACCESS*

Patients seen in 24 months	Total	Change since previous quarter
Quarter ending June 2016	4,058	
Quarter ending September 2016	3,954	↓
Quarter ending December 2016	4,085	↑
Quarter ending March 2017	4,108	→
Quarter ending June 2017	4,125	→
Variance since June 2016	1.7%	→



ACTIVITY

Cumulative percentage of contracted UDA delivered 2017 & 2018



Month	Adjusted Scheduled Activity (UDA)	
	2017	2018
April	253	171
May	1,062	991
June	1,894	2,245
July	2,874	
August	3,713	
September	4,754	
October	5,769	
November	7,129	
December	8,259	
January	9,489	
February	10,824	
March	12,328	
April	12,804	
May	12,806	
June	12,809	

QUALITY

	Quantity	Base Number	Contract	AT	Region	England
% of FP17s for the same patient ID Re-attending within 3 months - Children	23	446	5.2%	10.0%	11.7%	12.0%
% of FP17s for the same patient ID Re-attending within 3 months - Adults	86	517	16.6%	14.3%	15.2%	16.0%
% of FP17s for the same patient ID Re-attending between 3 & 9 months - Children	191	446	42.8%	55.8%	59.1%	58.0%
% of FP17s for the same patient ID Re-attending between 3 & 9 months - Adults	169	517	32.7%	49.7%	52.2%	50.9%
% of FP17s for Band 1 Urgent Courses	119	813	14.6%	8.3%	7.9%	9.1%
% of FP17s Relating to Free Repair or Replacements	5	813	0.6%	0.8%	0.8%	0.8%
% of FP17s Relating to Continuations	4	813	0.5%	0.9%	1.1%	1.1%
% of Patients satisfied with the dentistry they have received	10	10	100.0%	92.5%	91.8%	91.7%
% of Patients satisfied with the time they had to wait for an appointment	10	10	100.0%	89.5%	88.4%	88.0%

* This is based on patients treated on this contract for their most recent course of treatment. Figures in italics indicate the base number of FP17s or Patient Questionnaire responses are less than 100. N/A is shown where the base number of responses is less than 10 during the period. % is calculated as Quantity/Base number*100

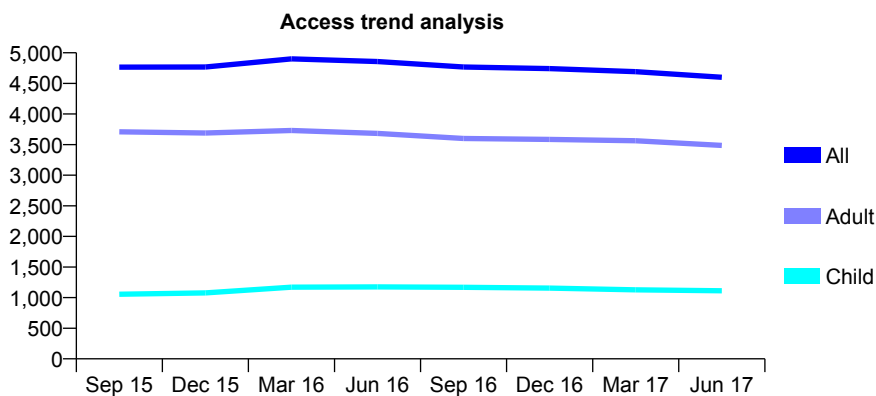
Q57 - Vital Signs At a Glance Contract Report for 136387/0004 - June 2017

Name or company name	Dr Allen
Contract type name	GDS Contract
Purpose of contract	General
Contract start date	01/10/2013
Contract end date	

17/18 Contracted general activity (UDA)	23,406
Carry forward general activity (UDA)	0
17/18 Contracted orthodontic activity (UOA)	0
Carry forward orthodontic activity (UOA)	0
Baseline contract value	£625,148.33

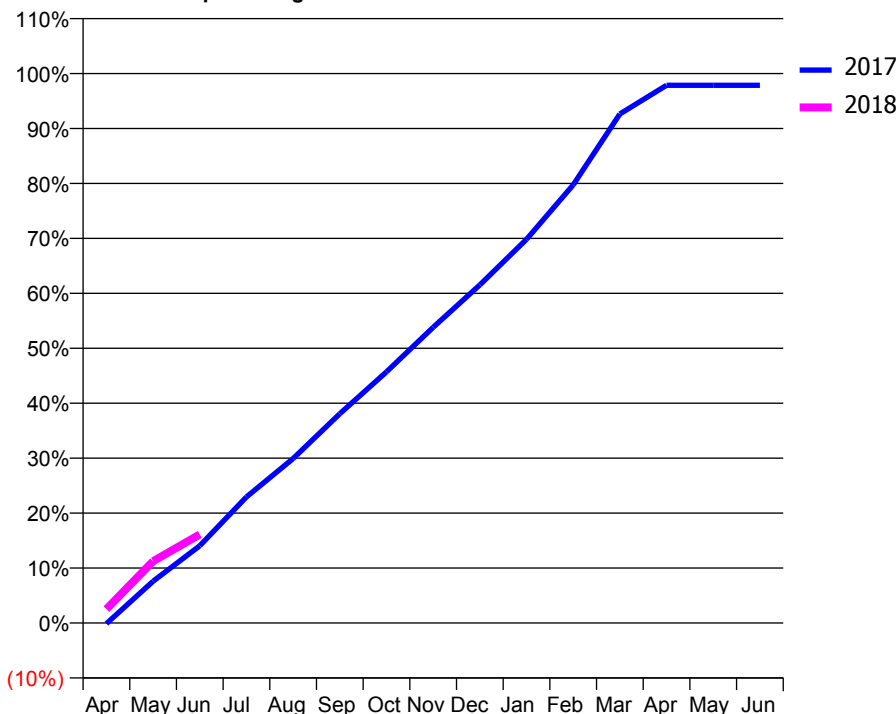
ACCESS*

Patients seen in 24 months	Total	Change since previous quarter
Quarter ending June 2016	4,858	
Quarter ending September 2016	4,768	↓
Quarter ending December 2016	4,741	→
Quarter ending March 2017	4,691	↓
Quarter ending June 2017	4,600	↓
Variance since June 2016	(5.3%)	↓



ACTIVITY

Cumulative percentage of contracted UDA delivered 2017 & 2018



Month	Adjusted Scheduled Activity (UDA)	
	2017	2018
April	-30	596
May	1,782	2,635
June	3,293	3,775
July	5,372	
August	7,009	
September	8,914	
October	10,697	
November	12,597	
December	14,404	
January	16,343	
February	18,663	
March	21,680	
April	22,902	
May	22,905	
June	22,905	

QUALITY

	Quantity	Base Number	Contract	AT	Region	England
% of FP17s for the same patient ID Re-attending within 3 months - Children	27	334	8.1%	10.0%	11.7%	12.0%
% of FP17s for the same patient ID Re-attending within 3 months - Adults	151	934	16.2%	14.3%	15.2%	16.0%
% of FP17s for the same patient ID Re-attending between 3 & 9 months - Children	179	334	53.6%	55.8%	59.1%	58.0%
% of FP17s for the same patient ID Re-attending between 3 & 9 months - Adults	427	934	45.7%	49.7%	52.2%	50.9%
% of FP17s for Band 1 Urgent Courses	71	989	7.2%	8.3%	7.9%	9.1%
% of FP17s Relating to Free Repair or Replacements	2	989	0.2%	0.8%	0.8%	0.8%
% of FP17s Relating to Continuations	12	989	1.2%	0.9%	1.1%	1.1%
% of Patients satisfied with the dentistry they have received	18	20	90.0%	92.5%	91.8%	91.7%
% of Patients satisfied with the time they had to wait for an appointment	19	20	95.0%	89.5%	88.4%	88.0%

* This is based on patients treated on this contract for their most recent course of treatment. Figures in italics indicate the base number of FP17s or Patient Questionnaire responses are less than 100. N/A is shown where the base number of responses is less than 10 during the period. % is calculated as Quantity/Base number*100

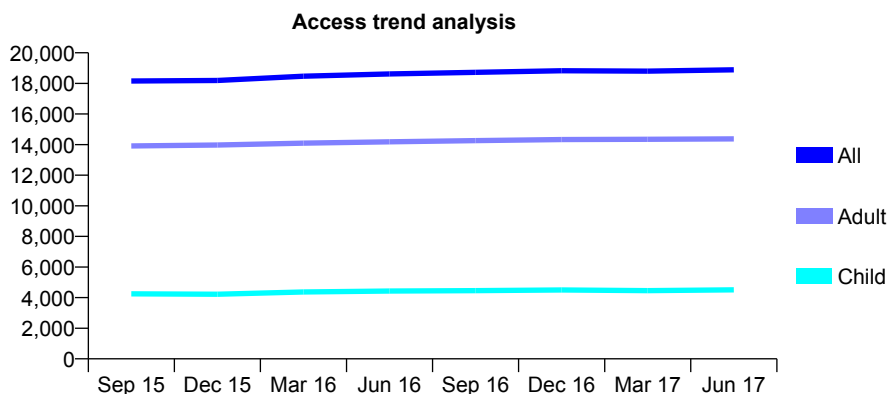
Q57 - Vital Signs At a Glance Contract Report for 136751/0001 - June 2017

Name or company name	Crowstone Dental Centre Limited
Contract type name	GDS Contract
Purpose of contract	General
Contract start date	01/08/2007
Contract end date	

17/18 Contracted general activity (UDA)	57,626
Carry forward general activity (UDA)	0
17/18 Contracted orthodontic activity (UOA)	0
Carry forward orthodontic activity (UOA)	0
Baseline contract value	£1,700,917.87

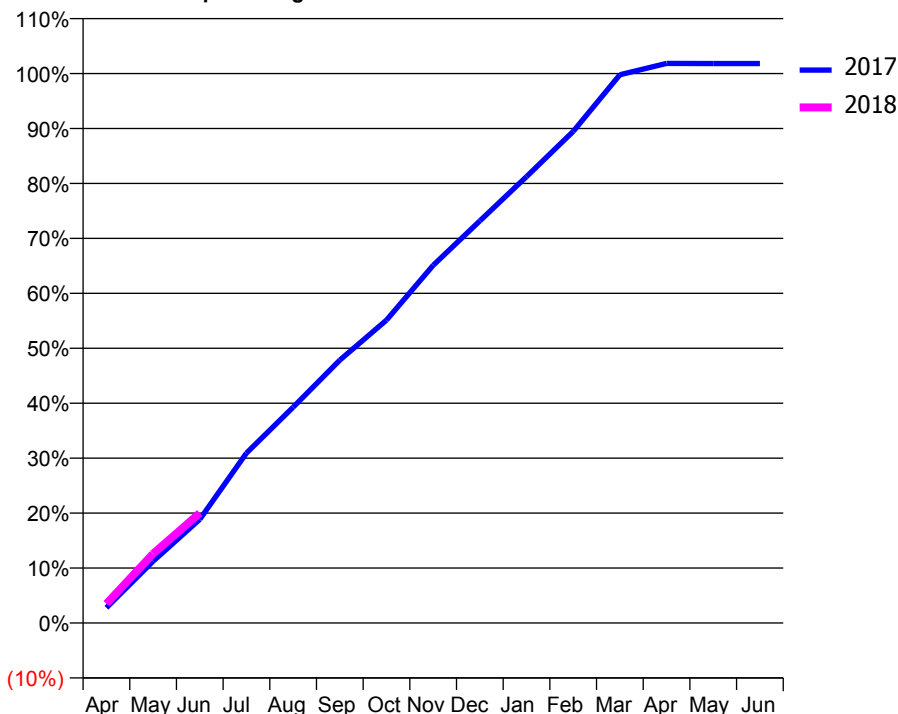
ACCESS*

Patients seen in 24 months	Total	Change since previous quarter
Quarter ending June 2016	18,618	
Quarter ending September 2016	18,722	→
Quarter ending December 2016	18,832	→
Quarter ending March 2017	18,805	→
Quarter ending June 2017	18,888	→
Variance since June 2016	1.5%	→



ACTIVITY

Cumulative percentage of contracted UDA delivered 2017 & 2018



Month	Adjusted Scheduled Activity (UDA)	
	2017	2018
April	1,601	2,021
May	6,480	7,263
June	10,879	11,536
July	17,821	
August	22,633	
September	27,563	
October	31,762	
November	37,514	
December	42,167	
January	46,809	
February	51,551	
March	57,499	
April	58,680	
May	58,668	
June	58,666	

QUALITY

	Quantity	Base Number	Contract	AT	Region	England
% of FP17s for the same patient ID Re-attending within 3 months - Children	57	1,350	4.2%	10.0%	11.7%	12.0%
% of FP17s for the same patient ID Re-attending within 3 months - Adults	410	3,823	10.7%	14.3%	15.2%	16.0%
% of FP17s for the same patient ID Re-attending between 3 & 9 months - Children	761	1,350	56.4%	55.8%	59.1%	58.0%
% of FP17s for the same patient ID Re-attending between 3 & 9 months - Adults	1,960	3,823	51.3%	49.7%	52.2%	50.9%
% of FP17s for Band 1 Urgent Courses	322	4,711	6.8%	8.3%	7.9%	9.1%
% of FP17s Relating to Free Repair or Replacements	33	4,711	0.7%	0.8%	0.8%	0.8%
% of FP17s Relating to Continuations	15	4,711	0.3%	0.9%	1.1%	1.1%
% of Patients satisfied with the dentistry they have received	33	35	94.3%	92.5%	91.8%	91.7%
% of Patients satisfied with the time they had to wait for an appointment	33	35	94.3%	89.5%	88.4%	88.0%

* This is based on patients treated on this contract for their most recent course of treatment. Figures in italics indicate the base number of FP17s or Patient Questionnaire responses are less than 100. N/A is shown where the base number of responses is less than 10 during the period. % is calculated as Quantity/Base number*100

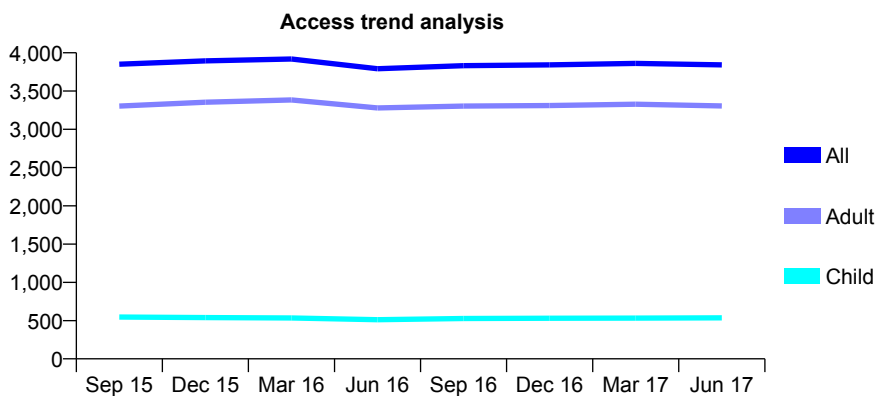
Q57 - Vital Signs At a Glance Contract Report for 137472/0001 - June 2017

Name or company name	Toothcare Limited
Contract type name	GDS Contract
Purpose of contract	General
Contract start date	01/08/2007
Contract end date	

17/18 Contracted general activity (UDA)	12,561
Carry forward general activity (UDA)	0
17/18 Contracted orthodontic activity (UOA)	0
Carry forward orthodontic activity (UOA)	0
Baseline contract value	£283,063.56

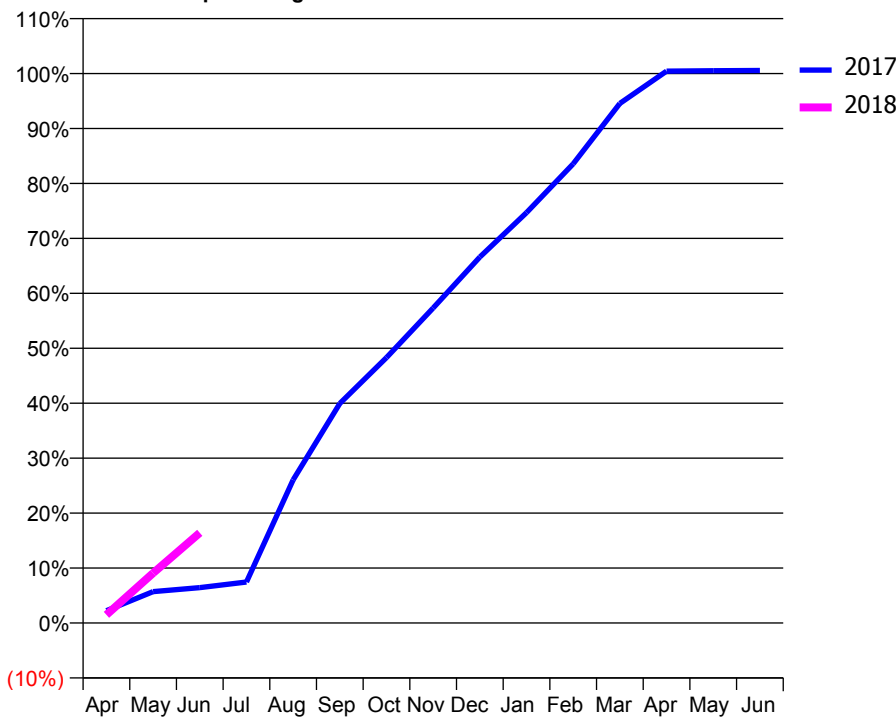
ACCESS*

Patients seen in 24 months	Total	Change since previous quarter
Quarter ending June 2016	3,791	
Quarter ending September 2016	3,831	→
Quarter ending December 2016	3,842	→
Quarter ending March 2017	3,861	→
Quarter ending June 2017	3,842	→
Variance since June 2016	1.3%	→



ACTIVITY

Cumulative percentage of contracted UDA delivered 2017 & 2018



Month	Adjusted Scheduled Activity (UDA)	
	2017	2018
April	283	186
May	718	1,141
June	810	2,062
July	936	
August	3,272	
September	5,020	
October	6,067	
November	7,200	
December	8,366	
January	9,381	
February	10,495	
March	11,878	
April	12,615	
May	12,625	
June	12,629	

QUALITY

	Quantity	Base Number	Contract	AT	Region	England
% of FP17s for the same patient ID Re-attending within 3 months - Children	13	181	7.2%	10.0%	11.7%	12.0%
% of FP17s for the same patient ID Re-attending within 3 months - Adults	166	1,207	13.8%	14.3%	15.2%	16.0%
% of FP17s for the same patient ID Re-attending between 3 & 9 months - Children	118	181	65.2%	55.8%	59.1%	58.0%
% of FP17s for the same patient ID Re-attending between 3 & 9 months - Adults	814	1,207	67.4%	49.7%	52.2%	50.9%
% of FP17s for Band 1 Urgent Courses	74	1,068	6.9%	8.3%	7.9%	9.1%
% of FP17s Relating to Free Repair or Replacements	20	1,068	1.9%	0.8%	0.8%	0.8%
% of FP17s Relating to Continuations	25	1,068	2.3%	0.9%	1.1%	1.1%
% of Patients satisfied with the dentistry they have received	23	24	95.8%	92.5%	91.8%	91.7%
% of Patients satisfied with the time they had to wait for an appointment	23	24	95.8%	89.5%	88.4%	88.0%

* This is based on patients treated on this contract for their most recent course of treatment. Figures in italics indicate the base number of FP17s or Patient Questionnaire responses are less than 100. N/A is shown where the base number of responses is less than 10 during the period. % is calculated as Quantity/Base number*100

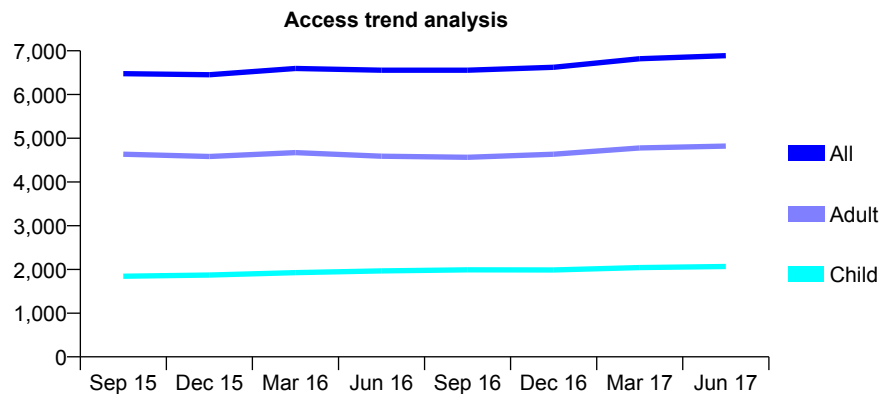
Q57 - Vital Signs At a Glance Contract Report for 138789/0001 - June 2017

Name or company name	Mr S B Radia & Mr P Vaid
Contract type name	GDS Contract
Purpose of contract	General
Contract start date	01/10/2008
Contract end date	

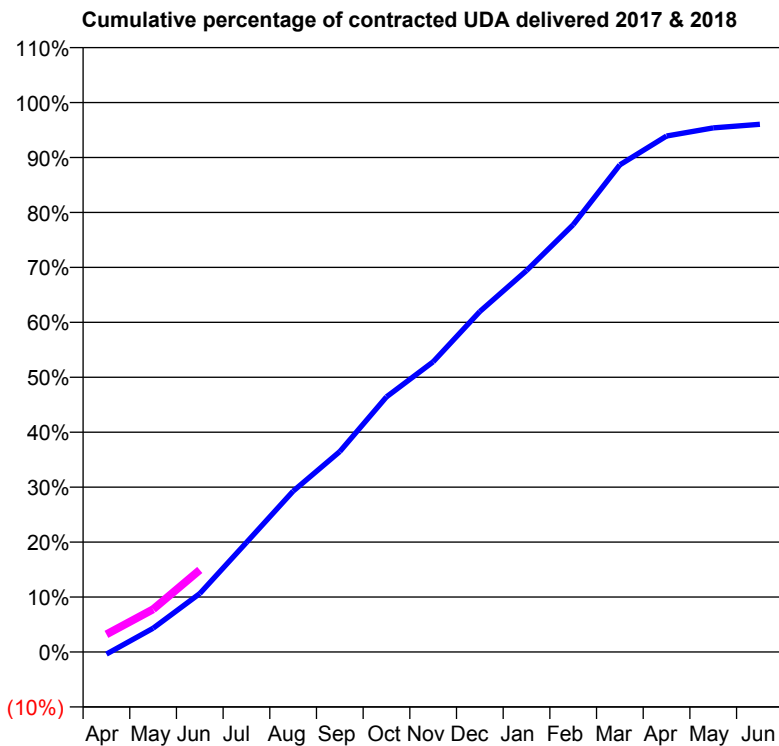
17/18 Contracted general activity (UDA)	25,465
Carry forward general activity (UDA)	0
17/18 Contracted orthodontic activity (UOA)	0
Carry forward orthodontic activity (UOA)	0
Baseline contract value	£746,364.53

ACCESS*

Patients seen in 24 months	Total	Change since previous quarter
Quarter ending June 2016	6,557	
Quarter ending September 2016	6,556	→
Quarter ending December 2016	6,624	→
Quarter ending March 2017	6,819	↑
Quarter ending June 2017	6,888	→
Variance since June 2016	5.0%	↑



ACTIVITY



Month	Adjusted Scheduled Activity (UDA)	
	2017	2018
April	-100	821
May	1,105	1,982
June	2,713	3,804
July	5,077	
August	7,455	
September	9,289	
October	11,823	
November	13,450	
December	15,779	
January	17,675	
February	19,802	
March	22,578	
April	23,912	
May	24,291	
June	24,453	

QUALITY

	Quantity	Base Number	Contract	AT	Region	England
% of FP17s for the same patient ID Re-attending within 3 months - Children	90	724	12.4%	10.0%	11.7%	12.0%
% of FP17s for the same patient ID Re-attending within 3 months - Adults	216	1,435	15.1%	14.3%	15.2%	16.0%
% of FP17s for the same patient ID Re-attending between 3 & 9 months - Children	352	724	48.6%	55.8%	59.1%	58.0%
% of FP17s for the same patient ID Re-attending between 3 & 9 months - Adults	656	1,435	45.7%	49.7%	52.2%	50.9%
% of FP17s for Band 1 Urgent Courses	109	1,611	6.8%	8.3%	7.9%	9.1%
% of FP17s Relating to Free Repair or Replacements	17	1,611	1.1%	0.8%	0.8%	0.8%
% of FP17s Relating to Continuations	4	1,611	0.2%	0.9%	1.1%	1.1%
% of Patients satisfied with the dentistry they have received	9	10	90.0%	92.5%	91.8%	91.7%
% of Patients satisfied with the time they had to wait for an appointment	9	10	90.0%	89.5%	88.4%	88.0%

* This is based on patients treated on this contract for their most recent course of treatment. Figures in italics indicate the base number of FP17s or Patient Questionnaire responses are less than 100. N/A is shown where the base number of responses is less than 10 during the period. % is calculated as Quantity/Base number*100

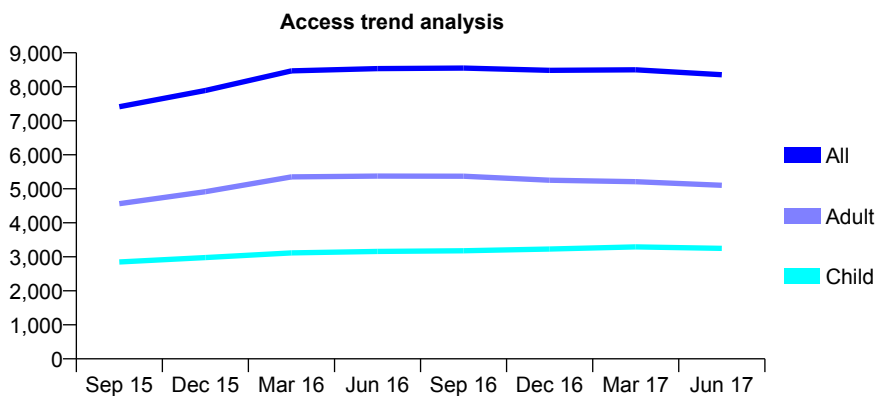
Q57 - Vital Signs At a Glance Contract Report for 139602/0001 - June 2017

Name or company name	Mr P D S N Datta
Contract type name	GDS Contract
Purpose of contract	General
Contract start date	01/04/2014
Contract end date	

17/18 Contracted general activity (UDA)	19,930
Carry forward general activity (UDA)	0
17/18 Contracted orthodontic activity (UOA)	0
Carry forward orthodontic activity (UOA)	0
Baseline contract value	£467,898.84

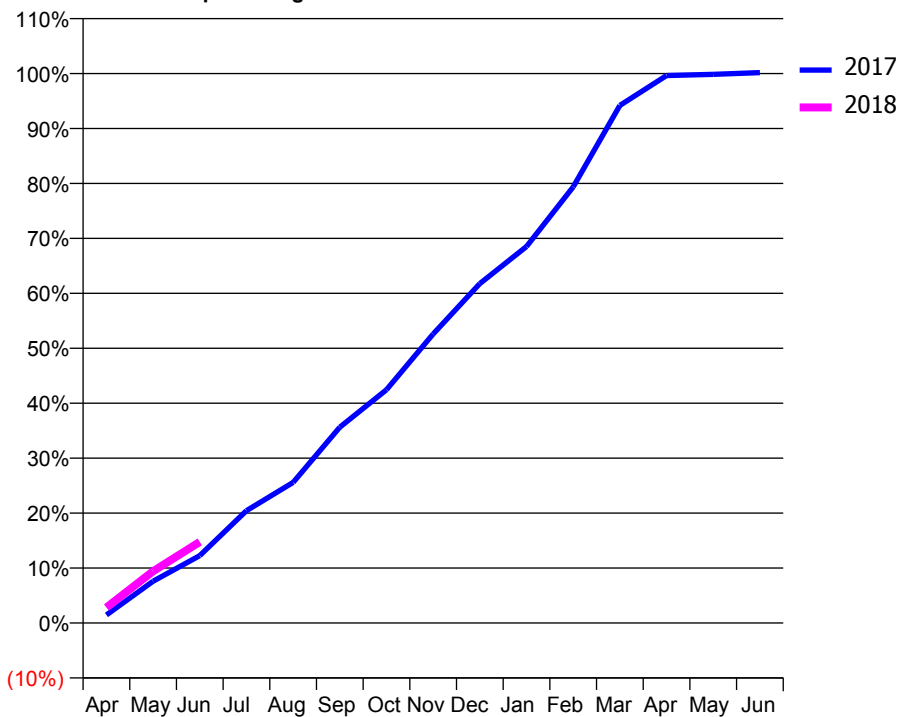
ACCESS*

Patients seen in 24 months	Total	Change since previous quarter
Quarter ending June 2016	8,535	
Quarter ending September 2016	8,552	→
Quarter ending December 2016	8,483	→
Quarter ending March 2017	8,501	→
Quarter ending June 2017	8,353	↓
Variance since June 2016	(2.1%)	↓



ACTIVITY

Cumulative percentage of contracted UDA delivered 2017 & 2018



Month	Adjusted Scheduled Activity (UDA)	
	2017	2018
April	293	562
May	1,514	1,879
June	2,445	2,943
July	4,077	
August	5,098	
September	7,102	
October	8,463	
November	10,481	
December	12,313	
January	13,656	
February	15,819	
March	18,773	
April	19,857	
May	19,899	
June	19,961	

QUALITY

	Quantity	Base Number	Contract	AT	Region	England
% of FP17s for the same patient ID Re-attending within 3 months - Children	52	743	7.0%	10.0%	11.7%	12.0%
% of FP17s for the same patient ID Re-attending within 3 months - Adults	198	1,080	18.3%	14.3%	15.2%	16.0%
% of FP17s for the same patient ID Re-attending between 3 & 9 months - Children	254	743	34.2%	55.8%	59.1%	58.0%
% of FP17s for the same patient ID Re-attending between 3 & 9 months - Adults	344	1,080	31.9%	49.7%	52.2%	50.9%
% of FP17s for Band 1 Urgent Courses	116	1,241	9.3%	8.3%	7.9%	9.1%
% of FP17s Relating to Free Repair or Replacements	7	1,241	0.6%	0.8%	0.8%	0.8%
% of FP17s Relating to Continuations	16	1,241	1.3%	0.9%	1.1%	1.1%
% of Patients satisfied with the dentistry they have received	17	18	94.4%	92.5%	91.8%	91.7%
% of Patients satisfied with the time they had to wait for an appointment	17	18	94.4%	89.5%	88.4%	88.0%

* This is based on patients treated on this contract for their most recent course of treatment. Figures in italics indicate the base number of FP17s or Patient Questionnaire responses are less than 100. N/A is shown where the base number of responses is less than 10 during the period. % is calculated as Quantity/Base number*100

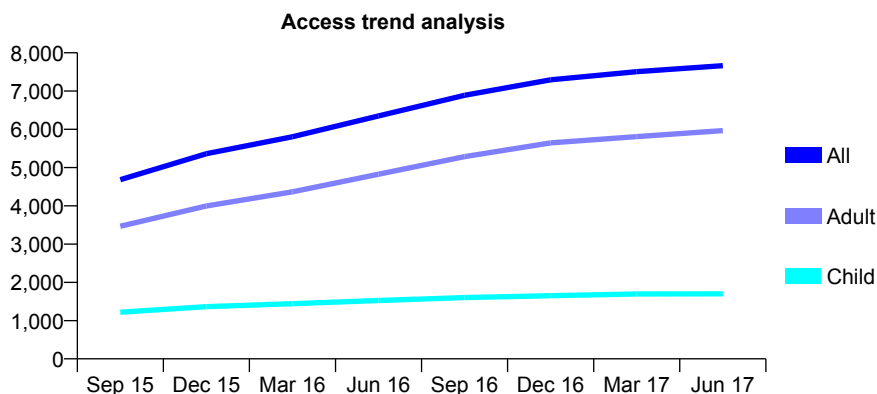
Q57 - Vital Signs At a Glance Contract Report for 139742/0001 - June 2017

Name or company name	Apex Dental Care Ltd
Contract type name	Pilot Contract
Purpose of contract	General
Contract start date	01/01/2015
Contract end date	

17/18 Contracted general activity (UDA)	26,597
Carry forward general activity (UDA)	0
17/18 Contracted orthodontic activity (UOA)	0
Carry forward orthodontic activity (UOA)	0
Baseline contract value	£727,349.70

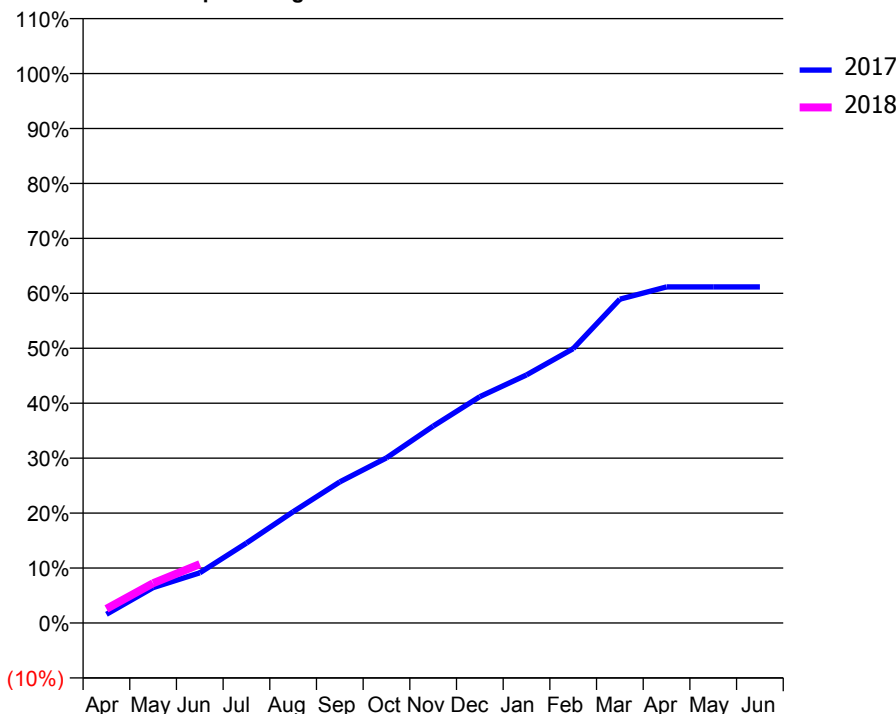
ACCESS*

Patients seen in 24 months	Total	Change since previous quarter
Quarter ending June 2016	6,349	
Quarter ending September 2016	6,889	↑
Quarter ending December 2016	7,293	↑
Quarter ending March 2017	7,506	↑
Quarter ending June 2017	7,665	↑
Variance since June 2016	20.7%	↑



ACTIVITY

Cumulative percentage of contracted UDA delivered 2017 & 2018



Month	Adjusted Scheduled Activity (UDA)	
	2017	2018
April	420	686
May	1,712	1,929
June	2,433	2,847
July	3,871	
August	5,389	
September	6,829	
October	7,995	
November	9,529	
December	10,957	
January	12,010	
February	13,277	
March	15,674	
April	16,268	
May	16,268	
June	16,268	

QUALITY

	Quantity	Base Number	Contract	AT	Region	England
% of FP17s for the same patient ID Re-attending within 3 months - Children	31	459	6.8%	10.0%	11.7%	12.0%
% of FP17s for the same patient ID Re-attending within 3 months - Adults	242	1,469	16.5%	14.3%	15.2%	16.0%
% of FP17s for the same patient ID Re-attending between 3 & 9 months - Children	207	459	45.1%	55.8%	59.1%	58.0%
% of FP17s for the same patient ID Re-attending between 3 & 9 months - Adults	550	1,469	37.4%	49.7%	52.2%	50.9%
% of FP17s for Band 1 Urgent Courses	194	1,592	12.2%	8.3%	7.9%	9.1%
% of FP17s Relating to Free Repair or Replacements	3	1,592	0.2%	0.8%	0.8%	0.8%
% of FP17s Relating to Continuations	26	1,592	1.6%	0.9%	1.1%	1.1%
% of Patients satisfied with the dentistry they have received	14	16	87.5%	92.5%	91.8%	91.7%
% of Patients satisfied with the time they had to wait for an appointment	14	16	87.5%	89.5%	88.4%	88.0%

* This is based on patients treated on this contract for their most recent course of treatment. Figures in italics indicate the base number of FP17s or Patient Questionnaire responses are less than 100. N/A is shown where the base number of responses is less than 10 during the period. % is calculated as Quantity/Base number*100

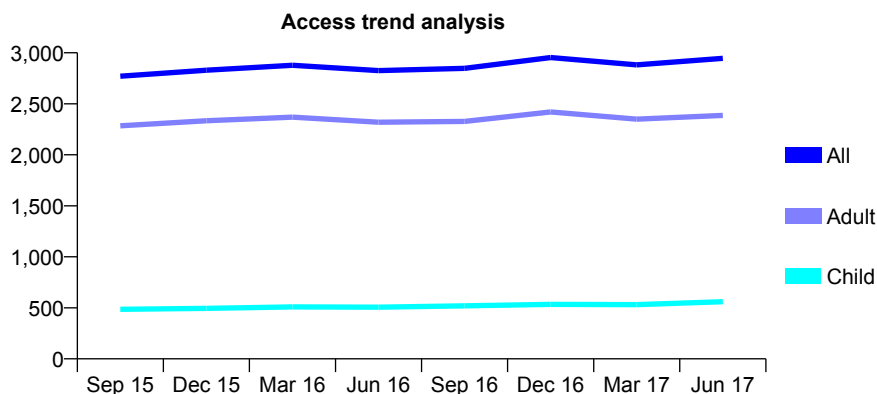
Q57 - Vital Signs At a Glance Contract Report for 140171/0001 - June 2017

Name or company name	The Toothplace Dental Surgery Limited
Contract type name	GDS Contract
Purpose of contract	General
Contract start date	01/12/2010
Contract end date	

17/18 Contracted general activity (UDA)	12,114
Carry forward general activity (UDA)	0
17/18 Contracted orthodontic activity (UOA)	0
Carry forward orthodontic activity (UOA)	0
Baseline contract value	£376,798.80

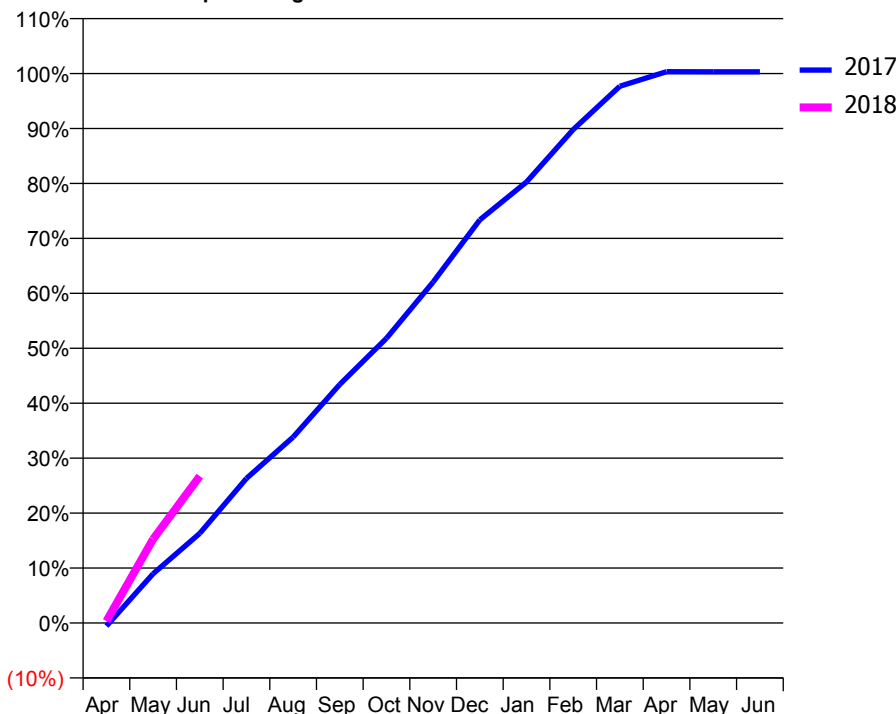
ACCESS*

Patients seen in 24 months	Total	Change since previous quarter
Quarter ending June 2016	2,826	
Quarter ending September 2016	2,848	→
Quarter ending December 2016	2,954	↑
Quarter ending March 2017	2,882	↓
Quarter ending June 2017	2,946	↑
Variance since June 2016	4.2%	↑



ACTIVITY

Cumulative percentage of contracted UDA delivered 2017 & 2018



Month	Adjusted Scheduled Activity (UDA)	
	2017	2018
April	-69	44
May	1,087	1,851
June	1,978	3,238
July	3,189	
August	4,100	
September	5,260	
October	6,278	
November	7,518	
December	8,887	
January	9,724	
February	10,879	
March	11,835	
April	12,153	
May	12,152	
June	12,150	

QUALITY

	Quantity	Base Number	Contract	AT	Region	England
% of FP17s for the same patient ID Re-attending within 3 months - Children	22	223	9.9%	10.0%	11.7%	12.0%
% of FP17s for the same patient ID Re-attending within 3 months - Adults	138	960	14.4%	14.3%	15.2%	16.0%
% of FP17s for the same patient ID Re-attending between 3 & 9 months - Children	132	223	59.2%	55.8%	59.1%	58.0%
% of FP17s for the same patient ID Re-attending between 3 & 9 months - Adults	542	960	56.5%	49.7%	52.2%	50.9%
% of FP17s for Band 1 Urgent Courses	27	965	2.8%	8.3%	7.9%	9.1%
% of FP17s Relating to Free Repair or Replacements	5	965	0.5%	0.8%	0.8%	0.8%
% of FP17s Relating to Continuations	3	965	0.3%	0.9%	1.1%	1.1%
% of Patients satisfied with the dentistry they have received	15	18	83.3%	92.5%	91.8%	91.7%
% of Patients satisfied with the time they had to wait for an appointment	17	18	94.4%	89.5%	88.4%	88.0%

* This is based on patients treated on this contract for their most recent course of treatment. Figures in italics indicate the base number of FP17s or Patient Questionnaire responses are less than 100. N/A is shown where the base number of responses is less than 10 during the period. % is calculated as Quantity/Base number*100

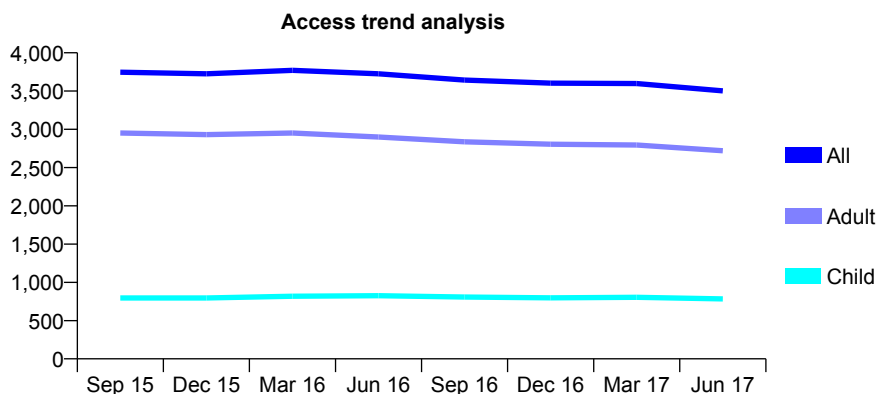
Q57 - Vital Signs At a Glance Contract Report for 142751/0001 - June 2017

Name or company name	Market Square Dental Practice
Contract type name	GDS Contract
Purpose of contract	General
Contract start date	01/09/2010
Contract end date	

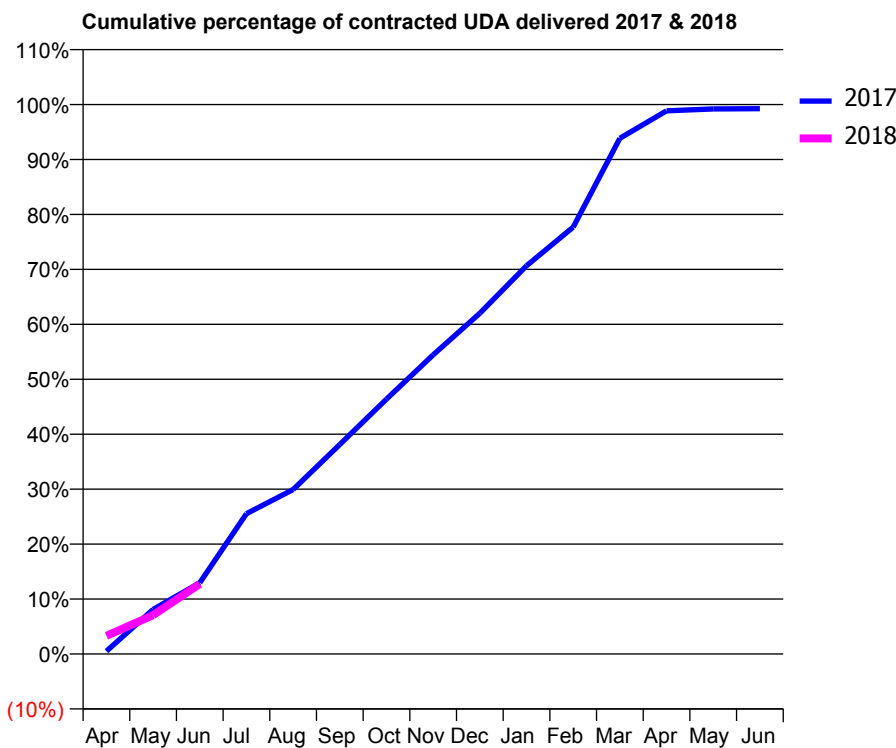
17/18 Contracted general activity (UDA)	10,968
Carry forward general activity (UDA)	0
17/18 Contracted orthodontic activity (UOA)	0
Carry forward orthodontic activity (UOA)	0
Baseline contract value	£292,013.07

ACCESS*

Patients seen in 24 months	Total	Change since previous quarter
Quarter ending June 2016	3,726	
Quarter ending September 2016	3,643	↓
Quarter ending December 2016	3,604	↓
Quarter ending March 2017	3,598	→
Quarter ending June 2017	3,503	↓
Variance since June 2016	(6.0%)	↓



ACTIVITY



Month	Adjusted Scheduled Activity (UDA)	
	2017	2018
April	56	363
May	890	776
June	1,423	1,399
July	2,801	
August	3,282	
September	4,184	
October	5,088	
November	5,972	
December	6,800	
January	7,749	
February	8,520	
March	10,294	
April	10,843	
May	10,880	
June	10,886	

QUALITY

	Quantity	Base Number	Contract	AT	Region	England
% of FP17s for the same patient ID Re-attending within 3 months - Children	9	183	4.9%	10.0%	11.7%	12.0%
% of FP17s for the same patient ID Re-attending within 3 months - Adults	69	568	12.1%	14.3%	15.2%	16.0%
% of FP17s for the same patient ID Re-attending between 3 & 9 months - Children	98	183	53.6%	55.8%	59.1%	58.0%
% of FP17s for the same patient ID Re-attending between 3 & 9 months - Adults	250	568	44.0%	49.7%	52.2%	50.9%
% of FP17s for Band 1 Urgent Courses	16	575	2.8%	8.3%	7.9%	9.1%
% of FP17s Relating to Free Repair or Replacements	3	575	0.5%	0.8%	0.8%	0.8%
% of FP17s Relating to Continuations	16	575	2.8%	0.9%	1.1%	1.1%
% of Patients satisfied with the dentistry they have received	15	15	100.0%	92.5%	91.8%	91.7%
% of Patients satisfied with the time they had to wait for an appointment	15	15	100.0%	89.5%	88.4%	88.0%

* This is based on patients treated on this contract for their most recent course of treatment. Figures in italics indicate the base number of FP17s or Patient Questionnaire responses are less than 100. N/A is shown where the base number of responses is less than 10 during the period. % is calculated as Quantity/Base number*100

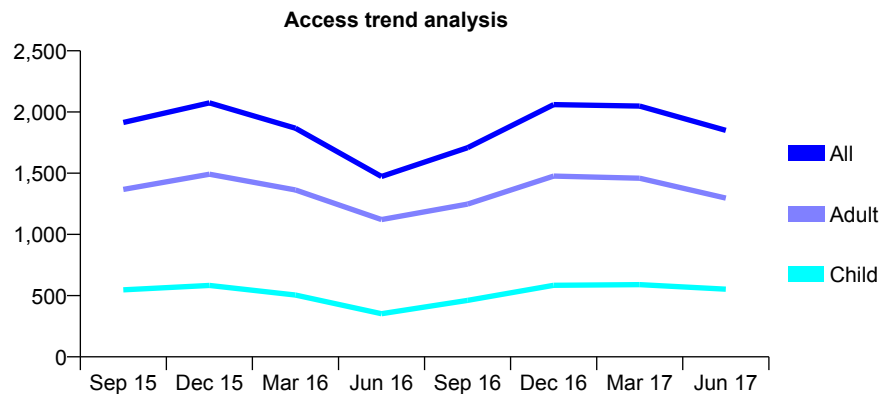
Q57 - Vital Signs At a Glance Contract Report for 143936/0001 - June 2017

Name or company name	Kangi Surgery Ltd
Contract type name	GDS Contract
Purpose of contract	General
Contract start date	01/04/2011
Contract end date	

17/18 Contracted general activity (UDA)	4,813
Carry forward general activity (UDA)	0
17/18 Contracted orthodontic activity (UOA)	0
Carry forward orthodontic activity (UOA)	0
Baseline contract value	£115,266.22

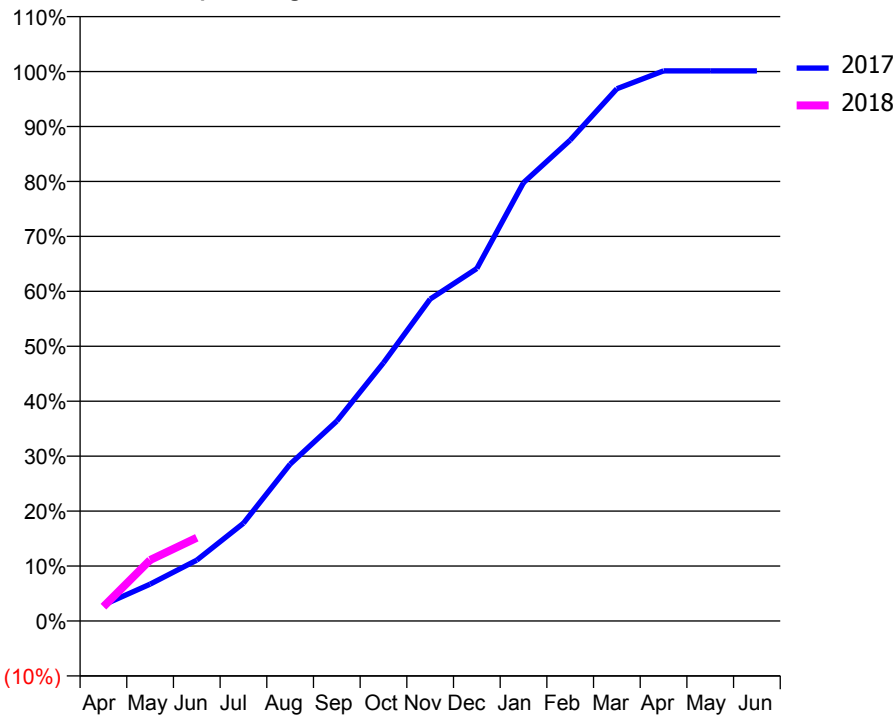
ACCESS*

Patients seen in 24 months	Total	Change since previous quarter
Quarter ending June 2016	1,473	
Quarter ending September 2016	1,709	↑
Quarter ending December 2016	2,061	↑
Quarter ending March 2017	2,049	→
Quarter ending June 2017	1,850	↓
Variance since June 2016	25.6%	↑



ACTIVITY

Cumulative percentage of contracted UDA delivered 2017 & 2018



Month	Adjusted Scheduled Activity (UDA)	
	2017	2018
April	141	125
May	323	535
June	533	730
July	856	
August	1,374	
September	1,751	
October	2,262	
November	2,820	
December	3,088	
January	3,839	
February	4,212	
March	4,662	
April	4,818	
May	4,818	
June	4,818	

QUALITY

	Quantity	Base Number	Contract	AT	Region	England
% of FP17s for the same patient ID Re-attending within 3 months - Children	3	139	2.2%	10.0%	11.7%	12.0%
% of FP17s for the same patient ID Re-attending within 3 months - Adults	11	263	4.2%	14.3%	15.2%	16.0%
% of FP17s for the same patient ID Re-attending between 3 & 9 months - Children	67	139	48.2%	55.8%	59.1%	58.0%
% of FP17s for the same patient ID Re-attending between 3 & 9 months - Adults	118	263	44.9%	49.7%	52.2%	50.9%
% of FP17s for Band 1 Urgent Courses	13	311	4.2%	8.3%	7.9%	9.1%
% of FP17s Relating to Free Repair or Replacements	0	311	0.0%	0.8%	0.8%	0.8%
% of FP17s Relating to Continuations	0	311	0.0%	0.9%	1.1%	1.1%
% of Patients satisfied with the dentistry they have received	15	18	83.3%	92.5%	91.8%	91.7%
% of Patients satisfied with the time they had to wait for an appointment	16	18	88.9%	89.5%	88.4%	88.0%

* This is based on patients treated on this contract for their most recent course of treatment. Figures in italics indicate the base number of FP17s or Patient Questionnaire responses are less than 100. N/A is shown where the base number of responses is less than 10 during the period. % is calculated as Quantity/Base number*100

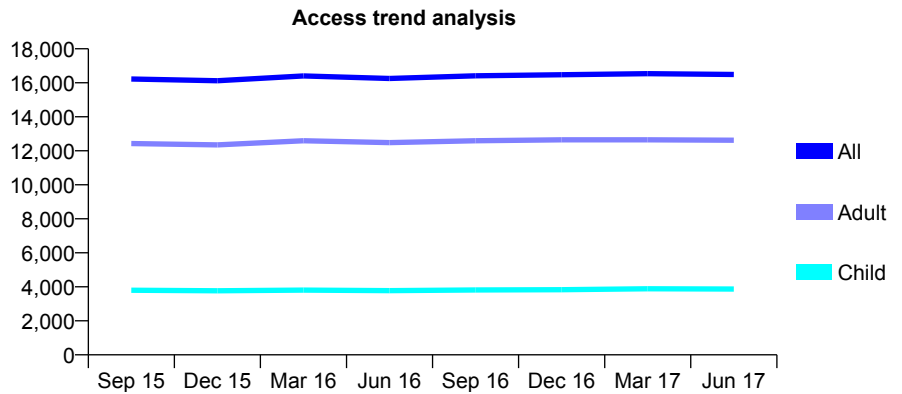
Q57 - Vital Signs At a Glance Contract Report for 145394/0001 - June 2017

Name or company name	Ongar Road Dental Practice
Contract type name	GDS Contract
Purpose of contract	General
Contract start date	01/04/2006
Contract end date	

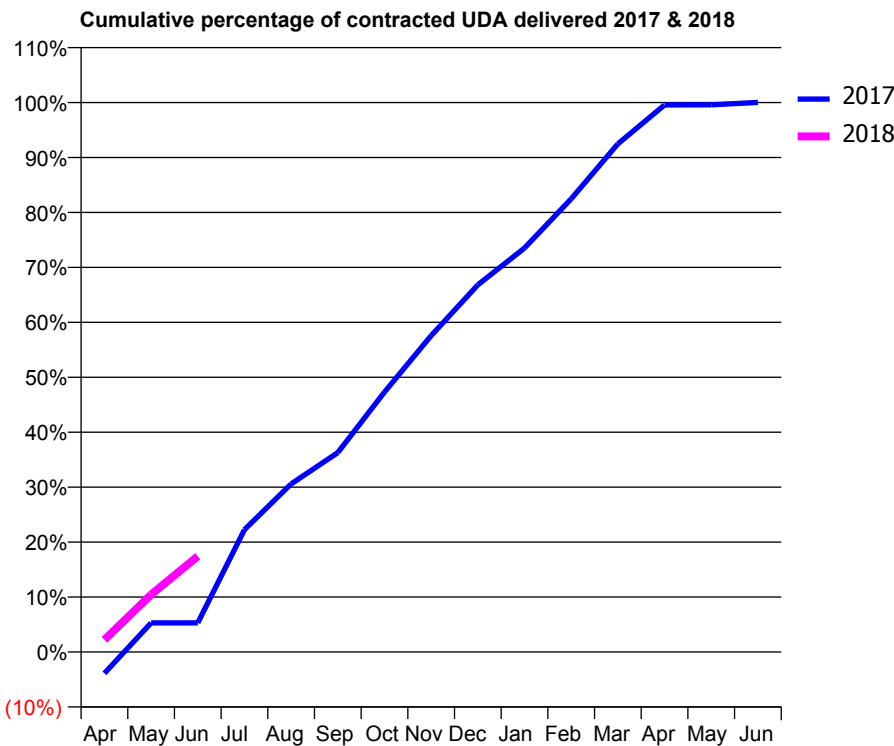
17/18 Contracted general activity (UDA)	43,259
Carry forward general activity (UDA)	0
17/18 Contracted orthodontic activity (UOA)	0
Carry forward orthodontic activity (UOA)	0
Baseline contract value	£1,065,829.09

ACCESS*

Patients seen in 24 months	Total	Change since previous quarter
Quarter ending June 2016	16,257	
Quarter ending September 2016	16,408	→
Quarter ending December 2016	16,475	→
Quarter ending March 2017	16,535	→
Quarter ending June 2017	16,494	→
Variance since June 2016	1.5%	→



ACTIVITY



Month	Adjusted Scheduled Activity (UDA)	
	2017	2018
April	-1,682	963
May	2,298	4,524
June	2,298	7,545
July	9,636	
August	13,229	
September	15,700	
October	20,460	
November	24,900	
December	28,905	
January	31,800	
February	35,677	
March	39,999	
April	43,062	
May	43,073	
June	43,260	

QUALITY

	Quantity	Base Number	Contract	AT	Region	England
% of FP17s for the same patient ID Re-attending within 3 months - Children	65	1,299	5.0%	10.0%	11.7%	12.0%
% of FP17s for the same patient ID Re-attending within 3 months - Adults	463	3,730	12.4%	14.3%	15.2%	16.0%
% of FP17s for the same patient ID Re-attending between 3 & 9 months - Children	782	1,299	60.2%	55.8%	59.1%	58.0%
% of FP17s for the same patient ID Re-attending between 3 & 9 months - Adults	1,925	3,730	51.6%	49.7%	52.2%	50.9%
% of FP17s for Band 1 Urgent Courses	284	3,721	7.6%	8.3%	7.9%	9.1%
% of FP17s Relating to Free Repair or Replacements	50	3,721	1.3%	0.8%	0.8%	0.8%
% of FP17s Relating to Continuations	30	3,721	0.8%	0.9%	1.1%	1.1%
% of Patients satisfied with the dentistry they have received	44	45	97.8%	92.5%	91.8%	91.7%
% of Patients satisfied with the time they had to wait for an appointment	42	45	93.3%	89.5%	88.4%	88.0%

* This is based on patients treated on this contract for their most recent course of treatment. Figures in italics indicate the base number of FP17s or Patient Questionnaire responses are less than 100. N/A is shown where the base number of responses is less than 10 during the period. % is calculated as Quantity/Base number*100

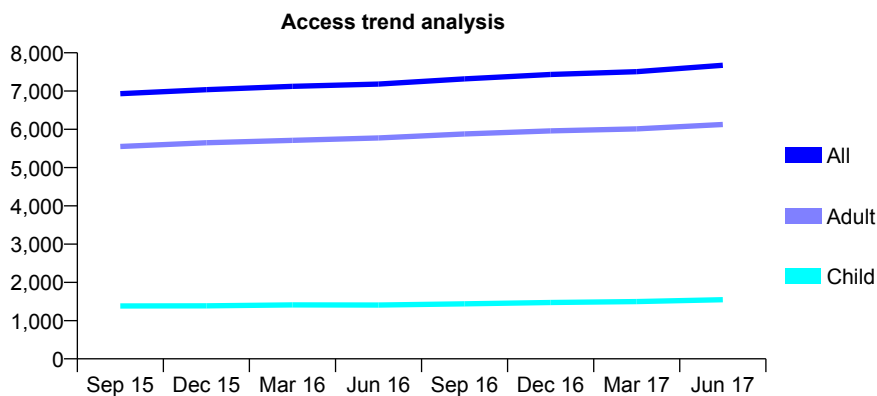
Q57 - Vital Signs At a Glance Contract Report for 146994/0001 - June 2017

Name or company name	Ms N Ahmed
Contract type name	GDS Contract
Purpose of contract	General
Contract start date	01/04/2011
Contract end date	

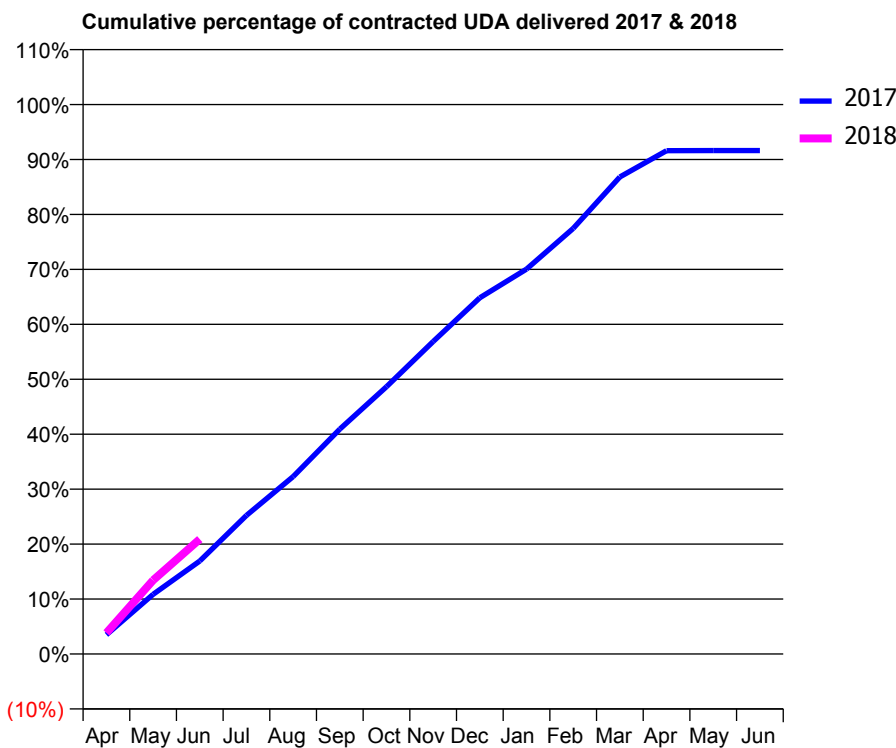
17/18 Contracted general activity (UDA)	20,028
Carry forward general activity (UDA)	0
17/18 Contracted orthodontic activity (UOA)	0
Carry forward orthodontic activity (UOA)	0
Baseline contract value	£485,679.00

ACCESS*

Patients seen in 24 months	Total	Change since previous quarter
Quarter ending June 2016	7,184	
Quarter ending September 2016	7,317	→
Quarter ending December 2016	7,432	→
Quarter ending March 2017	7,508	→
Quarter ending June 2017	7,673	↑
Variance since June 2016	6.8%	↑



ACTIVITY



Month	Adjusted Scheduled Activity (UDA)	
	2017	2018
April	858	771
May	2,665	2,691
June	4,153	4,185
July	6,188	
August	7,918	
September	10,041	
October	11,929	
November	13,948	
December	15,899	
January	17,179	
February	18,996	
March	21,293	
April	22,467	
May	22,470	
June	22,470	

QUALITY

	Quantity	Base Number	Contract	AT	Region	England
% of FP17s for the same patient ID Re-attending within 3 months - Children	43	627	6.9%	10.0%	11.7%	12.0%
% of FP17s for the same patient ID Re-attending within 3 months - Adults	290	2,179	13.3%	14.3%	15.2%	16.0%
% of FP17s for the same patient ID Re-attending between 3 & 9 months - Children	407	627	64.9%	55.8%	59.1%	58.0%
% of FP17s for the same patient ID Re-attending between 3 & 9 months - Adults	1,367	2,179	62.7%	49.7%	52.2%	50.9%
% of FP17s for Band 1 Urgent Courses	140	2,263	6.2%	8.3%	7.9%	9.1%
% of FP17s Relating to Free Repair or Replacements	35	2,263	1.5%	0.8%	0.8%	0.8%
% of FP17s Relating to Continuations	33	2,263	1.5%	0.9%	1.1%	1.1%
% of Patients satisfied with the dentistry they have received	14	15	93.3%	92.5%	91.8%	91.7%
% of Patients satisfied with the time they had to wait for an appointment	14	15	93.3%	89.5%	88.4%	88.0%

* This is based on patients treated on this contract for their most recent course of treatment. Figures in italics indicate the base number of FP17s or Patient Questionnaire responses are less than 100. N/A is shown where the base number of responses is less than 10 during the period. % is calculated as Quantity/Base number*100

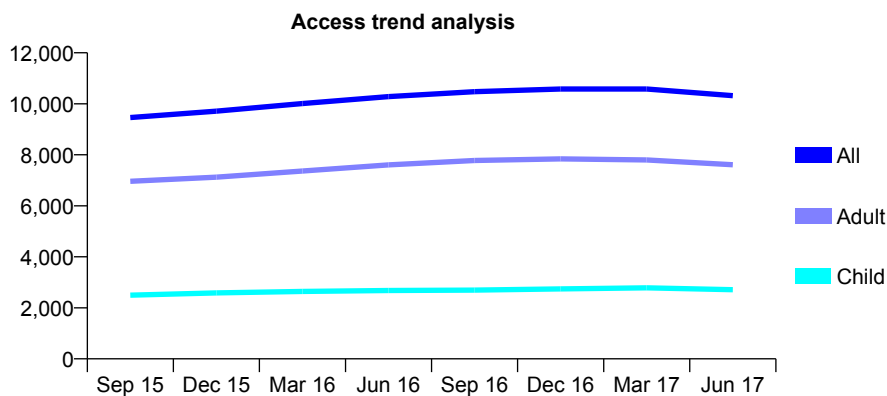
Q57 - Vital Signs At a Glance Contract Report for 147923/0001 - June 2017

Name or company name	Southend Dental Care
Contract type name	PDS Plus Contract
Purpose of contract	General
Contract start date	01/12/2011
Contract end date	31/03/2018

17/18 Contracted general activity (UDA)	28,000
Carry forward general activity (UDA)	0
17/18 Contracted orthodontic activity (UOA)	0
Carry forward orthodontic activity (UOA)	0
Baseline contract value	£634,534.20

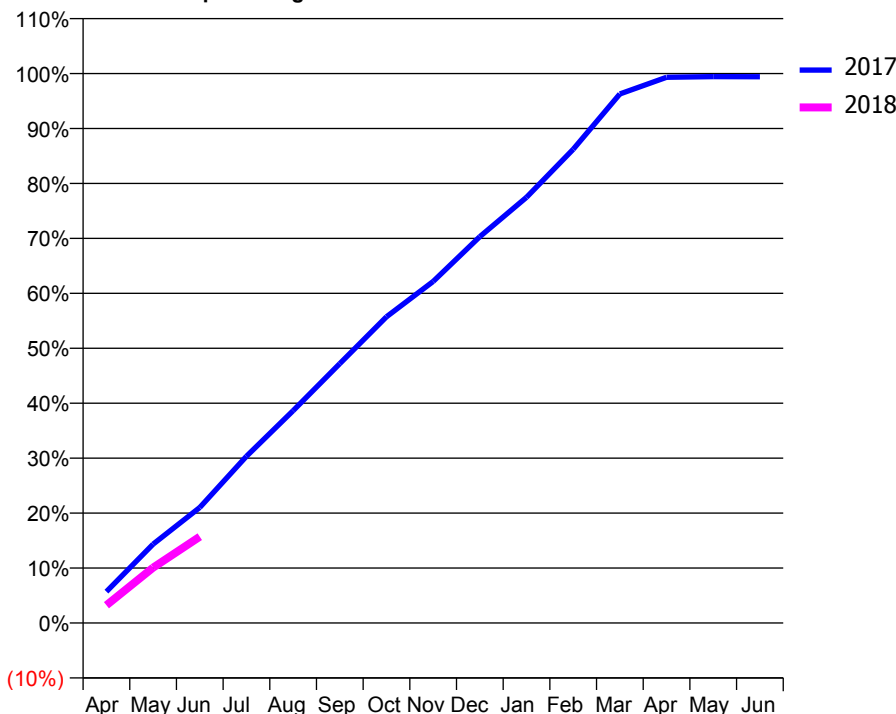
ACCESS*

Patients seen in 24 months	Total	Change since previous quarter
Quarter ending June 2016	10,283	
Quarter ending September 2016	10,478	→
Quarter ending December 2016	10,581	→
Quarter ending March 2017	10,579	→
Quarter ending June 2017	10,318	↓
Variance since June 2016	0.3%	→



ACTIVITY

Cumulative percentage of contracted UDA delivered 2017 & 2018



Adjusted Scheduled Activity (UDA)

Month	2017	2018
April	1,599	905
May	4,022	2,825
June	5,886	4,401
July	8,499	
August	10,818	
September	13,222	
October	15,607	
November	17,401	
December	19,685	
January	21,690	
February	24,142	
March	26,959	
April	27,804	
May	27,843	
June	27,832	

QUALITY

	Quantity	Base Number	Contract	AT	Region	England
% of FP17s for the same patient ID Re-attending within 3 months - Children	92	718	12.8%	10.0%	11.7%	12.0%
% of FP17s for the same patient ID Re-attending within 3 months - Adults	317	1,810	17.5%	14.3%	15.2%	16.0%
% of FP17s for the same patient ID Re-attending between 3 & 9 months - Children	371	718	51.7%	55.8%	59.1%	58.0%
% of FP17s for the same patient ID Re-attending between 3 & 9 months - Adults	820	1,810	45.3%	49.7%	52.2%	50.9%
% of FP17s for Band 1 Urgent Courses	282	2,151	13.1%	8.3%	7.9%	9.1%
% of FP17s Relating to Free Repair or Replacements	3	2,151	0.1%	0.8%	0.8%	0.8%
% of FP17s Relating to Continuations	3	2,151	0.1%	0.9%	1.1%	1.1%
% of Patients satisfied with the dentistry they have received	17	18	94.4%	92.5%	91.8%	91.7%
% of Patients satisfied with the time they had to wait for an appointment	15	18	83.3%	89.5%	88.4%	88.0%

* This is based on patients treated on this contract for their most recent course of treatment. Figures in italics indicate the base number of FP17s or Patient Questionnaire responses are less than 100. N/A is shown where the base number of responses is less than 10 during the period. % is calculated as Quantity/Base number*100

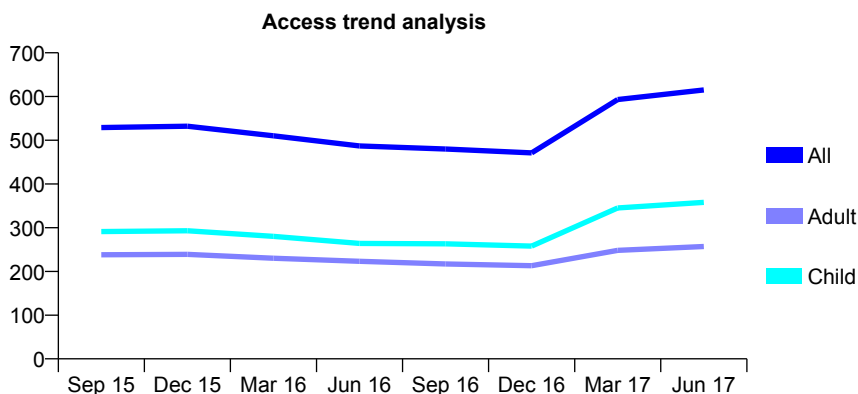
Q57 - Vital Signs At a Glance Contract Report for 150843/0001 - June 2017

Name or company name	MJ Dooley (Dental Surgeon) Ltd
Contract type name	GDS Contract
Purpose of contract	General
Contract start date	01/11/2010
Contract end date	

17/18 Contracted general activity (UDA)	1,100
Carry forward general activity (UDA)	0
17/18 Contracted orthodontic activity (UOA)	0
Carry forward orthodontic activity (UOA)	0
Baseline contract value	£24,144.47

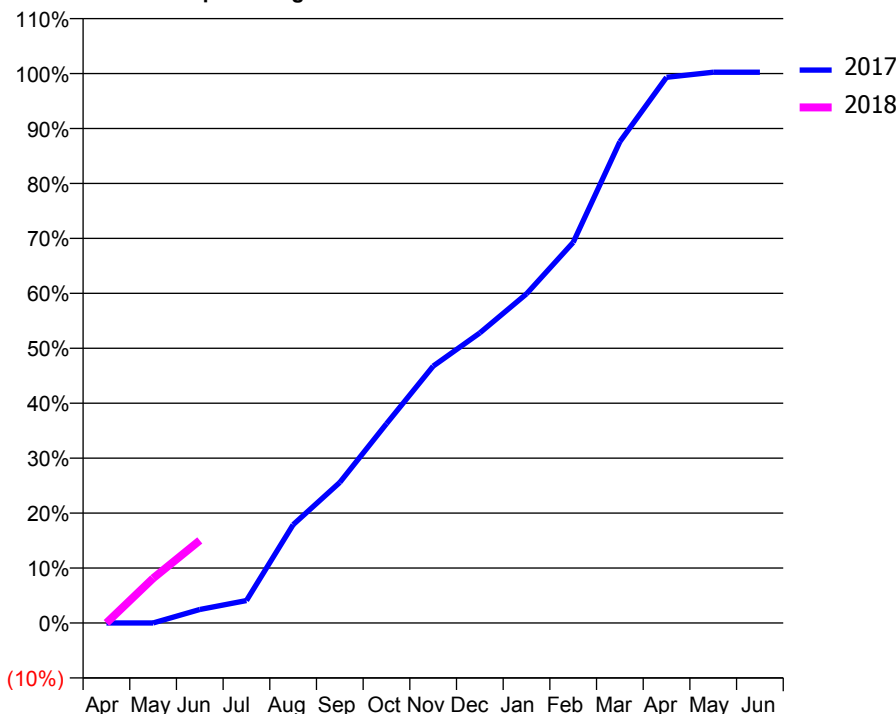
ACCESS*

Patients seen in 24 months	Total	Change since previous quarter
Quarter ending June 2016	487	
Quarter ending September 2016	480	↓
Quarter ending December 2016	471	↓
Quarter ending March 2017	593	↑
Quarter ending June 2017	615	↑
Variance since June 2016	26.3%	↑



ACTIVITY

Cumulative percentage of contracted UDA delivered 2017 & 2018



Month	Adjusted Scheduled Activity (UDA)	
	2017	2018
April	0	0
May	0	90
June	27	165
July	45	
August	197	
September	281	
October	399	
November	514	
December	581	
January	659	
February	762	
March	964	
April	1,092	
May	1,103	
June	1,103	

QUALITY

	Quantity	Base Number	Contract	AT	Region	England
% of FP17s for the same patient ID Re-attending within 3 months - Children	5	118	4.2%	10.0%	11.7%	12.0%
% of FP17s for the same patient ID Re-attending within 3 months - Adults	5	56	8.9%	14.3%	15.2%	16.0%
% of FP17s for the same patient ID Re-attending between 3 & 9 months - Children	46	118	39.0%	55.8%	59.1%	58.0%
% of FP17s for the same patient ID Re-attending between 3 & 9 months - Adults	20	56	35.7%	49.7%	52.2%	50.9%
% of FP17s for Band 1 Urgent Courses	7	88	8.0%	8.3%	7.9%	9.1%
% of FP17s Relating to Free Repair or Replacements	0	88	0.0%	0.8%	0.8%	0.8%
% of FP17s Relating to Continuations	0	88	0.0%	0.9%	1.1%	1.1%
% of Patients satisfied with the dentistry they have received	1	1	N/A	92.5%	91.8%	91.7%
% of Patients satisfied with the time they had to wait for an appointment	1	1	N/A	89.5%	88.4%	88.0%

* This is based on patients treated on this contract for their most recent course of treatment. Figures in italics indicate the base number of FP17s or Patient Questionnaire responses are less than 100. N/A is shown where the base number of responses is less than 10 during the period. % is calculated as Quantity/Base number*100

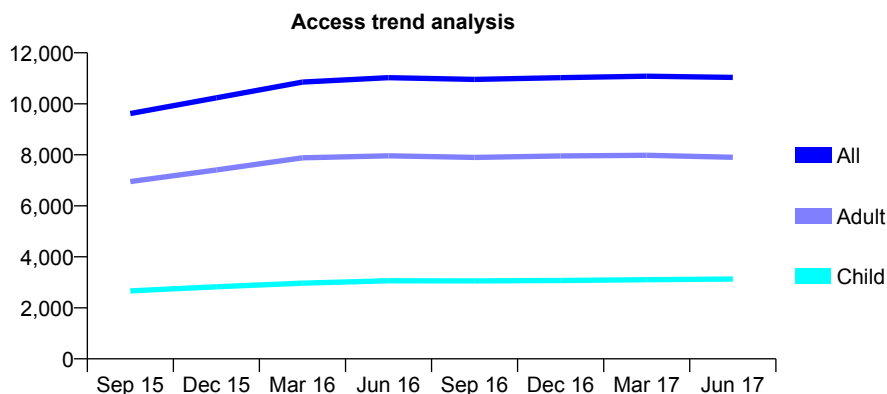
Q57 - Vital Signs At a Glance Contract Report for 155152/0001 - June 2017

Name or company name	Amar Dave and Rahul Patel & Basildon Dei
Contract type name	GDS Contract
Purpose of contract	General
Contract start date	01/04/2014
Contract end date	

17/18 Contracted general activity (UDA)	31,000
Carry forward general activity (UDA)	0
17/18 Contracted orthodontic activity (UOA)	0
Carry forward orthodontic activity (UOA)	0
Baseline contract value	£823,388.63

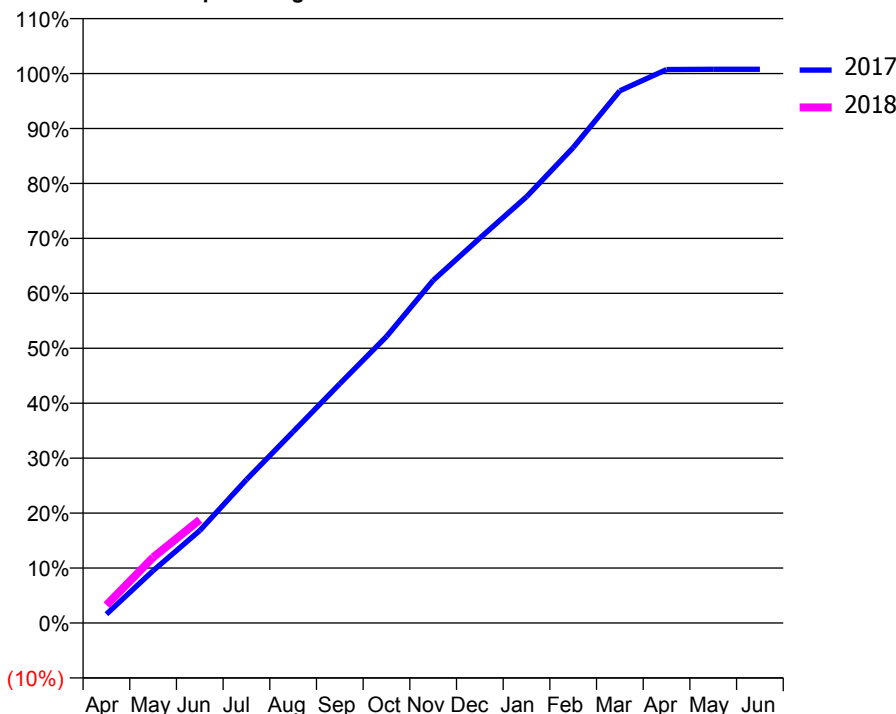
ACCESS*

Patients seen in 24 months	Total	Change since previous quarter
Quarter ending June 2016	11,024	
Quarter ending September 2016	10,955	→
Quarter ending December 2016	11,023	→
Quarter ending March 2017	11,084	→
Quarter ending June 2017	11,037	→
Variance since June 2016	0.1%	→



ACTIVITY

Cumulative percentage of contracted UDA delivered 2017 & 2018



Month	Adjusted Scheduled Activity (UDA)	
	2017	2018
April	501	1,014
May	2,952	3,701
June	5,219	5,828
July	8,089	
August	10,789	
September	13,502	
October	16,162	
November	19,326	
December	21,711	
January	24,047	
February	26,823	
March	30,026	
April	31,222	
May	31,239	
June	31,239	

QUALITY

	Quantity	Base Number	Contract	AT	Region	England
% of FP17s for the same patient ID Re-attending within 3 months - Children	50	1,034	4.8%	10.0%	11.7%	12.0%
% of FP17s for the same patient ID Re-attending within 3 months - Adults	228	2,121	10.7%	14.3%	15.2%	16.0%
% of FP17s for the same patient ID Re-attending between 3 & 9 months - Children	629	1,034	60.8%	55.8%	59.1%	58.0%
% of FP17s for the same patient ID Re-attending between 3 & 9 months - Adults	1,134	2,121	53.5%	49.7%	52.2%	50.9%
% of FP17s for Band 1 Urgent Courses	183	2,735	6.7%	8.3%	7.9%	9.1%
% of FP17s Relating to Free Repair or Replacements	15	2,735	0.5%	0.8%	0.8%	0.8%
% of FP17s Relating to Continuations	24	2,735	0.9%	0.9%	1.1%	1.1%
% of Patients satisfied with the dentistry they have received	26	28	92.9%	92.5%	91.8%	91.7%
% of Patients satisfied with the time they had to wait for an appointment	28	28	100.0%	89.5%	88.4%	88.0%

* This is based on patients treated on this contract for their most recent course of treatment. Figures in italics indicate the base number of FP17s or Patient Questionnaire responses are less than 100. N/A is shown where the base number of responses is less than 10 during the period. % is calculated as Quantity/Base number*100

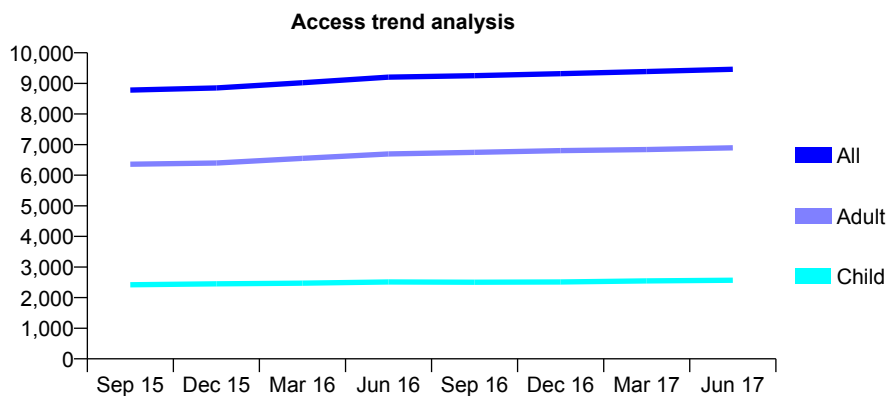
Q57 - Vital Signs At a Glance Contract Report for 157155/0002 - June 2017

Name or company name	Inspire Dental Eastwood Ltd
Contract type name	GDS Contract
Purpose of contract	General
Contract start date	01/09/2007
Contract end date	

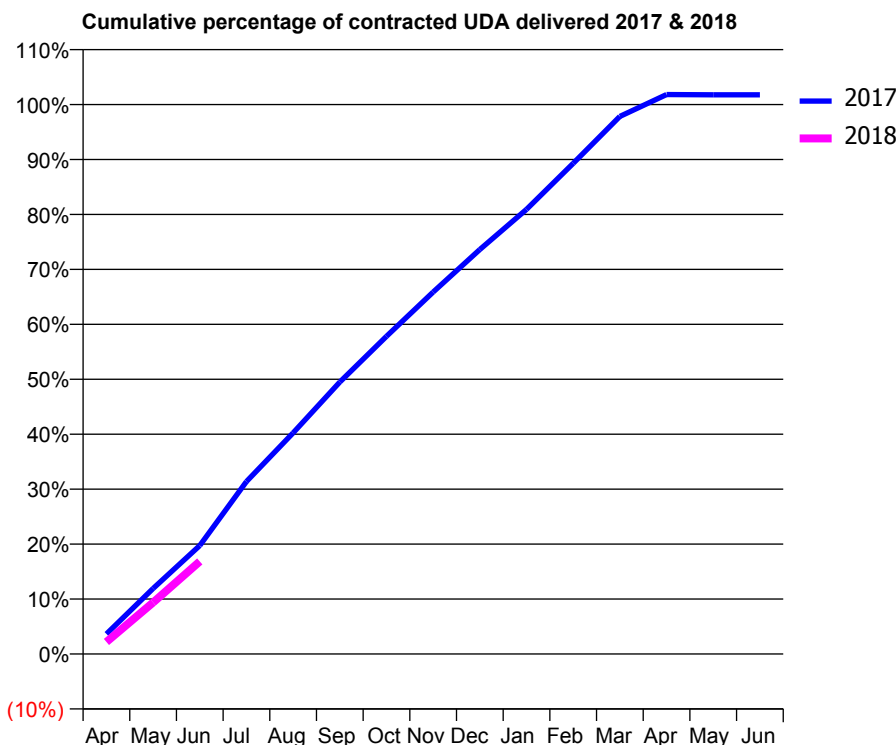
17/18 Contracted general activity (UDA)	32,838
Carry forward general activity (UDA)	0
17/18 Contracted orthodontic activity (UOA)	0
Carry forward orthodontic activity (UOA)	0
Baseline contract value	£913,709.77

ACCESS*

Patients seen in 24 months	Total	Change since previous quarter
Quarter ending June 2016	9,206	
Quarter ending September 2016	9,251	→
Quarter ending December 2016	9,317	→
Quarter ending March 2017	9,386	→
Quarter ending June 2017	9,463	→
Variance since June 2016	2.8%	↑



ACTIVITY



Month	Adjusted Scheduled Activity (UDA)	
	2017	2018
April	1,196	721
May	3,913	3,083
June	6,479	5,538
July	10,308	
August	13,215	
September	16,255	
October	18,982	
November	21,630	
December	24,177	
January	26,570	
February	29,321	
March	32,128	
April	33,436	
May	33,421	
June	33,415	

QUALITY

	Quantity	Base Number	Contract	AT	Region	England
% of FP17s for the same patient ID Re-attending within 3 months - Children	41	783	5.2%	10.0%	11.7%	12.0%
% of FP17s for the same patient ID Re-attending within 3 months - Adults	168	2,021	8.3%	14.3%	15.2%	16.0%
% of FP17s for the same patient ID Re-attending between 3 & 9 months - Children	448	783	57.2%	55.8%	59.1%	58.0%
% of FP17s for the same patient ID Re-attending between 3 & 9 months - Adults	1,118	2,021	55.3%	49.7%	52.2%	50.9%
% of FP17s for Band 1 Urgent Courses	120	2,327	5.2%	8.3%	7.9%	9.1%
% of FP17s Relating to Free Repair or Replacements	12	2,327	0.5%	0.8%	0.8%	0.8%
% of FP17s Relating to Continuations	10	2,327	0.4%	0.9%	1.1%	1.1%
% of Patients satisfied with the dentistry they have received	18	20	90.0%	92.5%	91.8%	91.7%
% of Patients satisfied with the time they had to wait for an appointment	18	20	90.0%	89.5%	88.4%	88.0%

* This is based on patients treated on this contract for their most recent course of treatment. Figures in italics indicate the base number of FP17s or Patient Questionnaire responses are less than 100. N/A is shown where the base number of responses is less than 10 during the period. % is calculated as Quantity/Base number*100

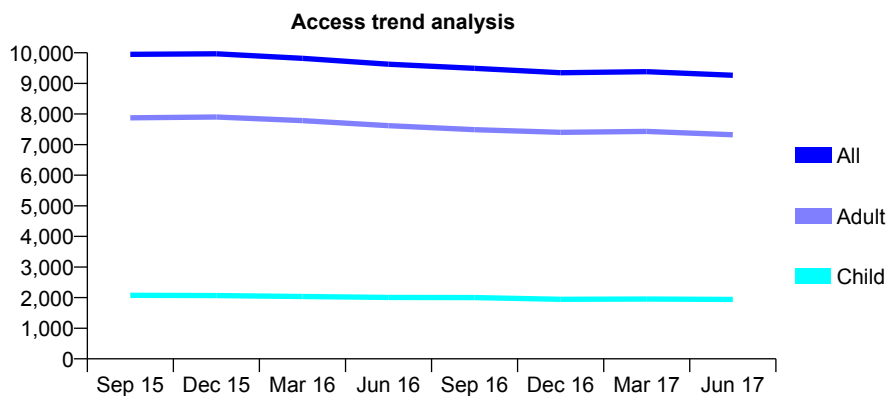
Q57 - Vital Signs At a Glance Contract Report for 157376/0001 - June 2017

Name or company name	Mr R Patel and Associates
Contract type name	GDS Contract
Purpose of contract	General
Contract start date	01/09/2011
Contract end date	

17/18 Contracted general activity (UDA)	27,231
Carry forward general activity (UDA)	0
17/18 Contracted orthodontic activity (UOA)	0
Carry forward orthodontic activity (UOA)	0
Baseline contract value	£845,014.85

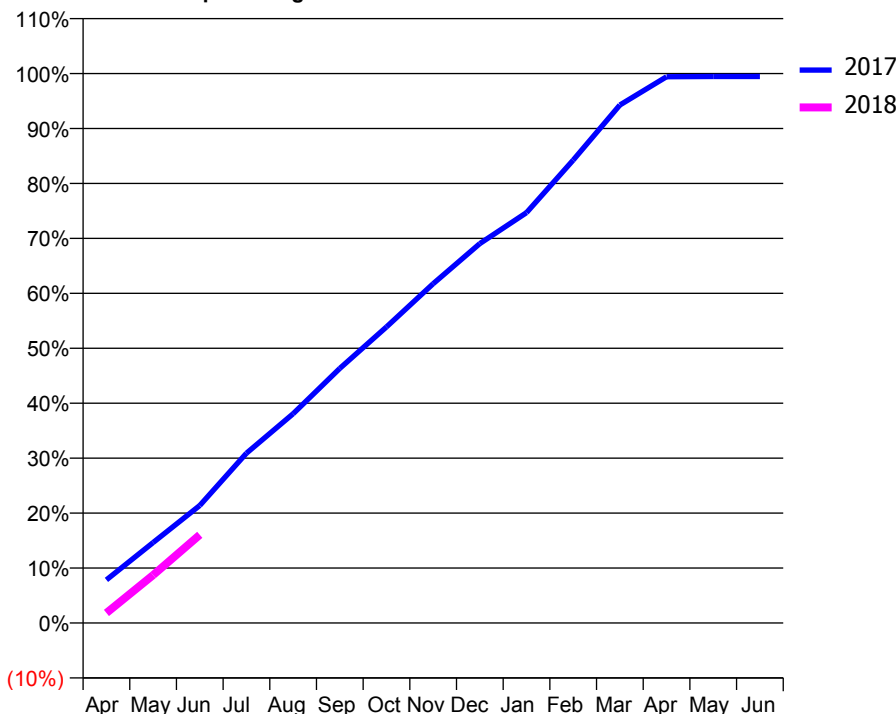
ACCESS*

Patients seen in 24 months	Total	Change since previous quarter
Quarter ending June 2016	9,626	
Quarter ending September 2016	9,491	↓
Quarter ending December 2016	9,349	↓
Quarter ending March 2017	9,385	→
Quarter ending June 2017	9,264	↓
Variance since June 2016	(3.8%)	↓



ACTIVITY

Cumulative percentage of contracted UDA delivered 2017 & 2018



Month	Adjusted Scheduled Activity (UDA)	
	2017	2018
April	2,140	500
May	3,986	2,377
June	5,826	4,369
July	8,416	
August	10,374	
September	12,620	
October	14,671	
November	16,812	
December	18,802	
January	20,338	
February	22,940	
March	25,666	
April	27,072	
May	27,082	
June	27,082	

QUALITY

	Quantity	Base Number	Contract	AT	Region	England
% of FP17s for the same patient ID Re-attending within 3 months - Children	41	722	5.7%	10.0%	11.7%	12.0%
% of FP17s for the same patient ID Re-attending within 3 months - Adults	355	2,647	13.4%	14.3%	15.2%	16.0%
% of FP17s for the same patient ID Re-attending between 3 & 9 months - Children	485	722	67.2%	55.8%	59.1%	58.0%
% of FP17s for the same patient ID Re-attending between 3 & 9 months - Adults	1,654	2,647	62.5%	49.7%	52.2%	50.9%
% of FP17s for Band 1 Urgent Courses	239	2,603	9.2%	8.3%	7.9%	9.1%
% of FP17s Relating to Free Repair or Replacements	10	2,603	0.4%	0.8%	0.8%	0.8%
% of FP17s Relating to Continuations	35	2,603	1.3%	0.9%	1.1%	1.1%
% of Patients satisfied with the dentistry they have received	19	20	95.0%	92.5%	91.8%	91.7%
% of Patients satisfied with the time they had to wait for an appointment	18	20	90.0%	89.5%	88.4%	88.0%

* This is based on patients treated on this contract for their most recent course of treatment. Figures in italics indicate the base number of FP17s or Patient Questionnaire responses are less than 100. N/A is shown where the base number of responses is less than 10 during the period. % is calculated as Quantity/Base number*100

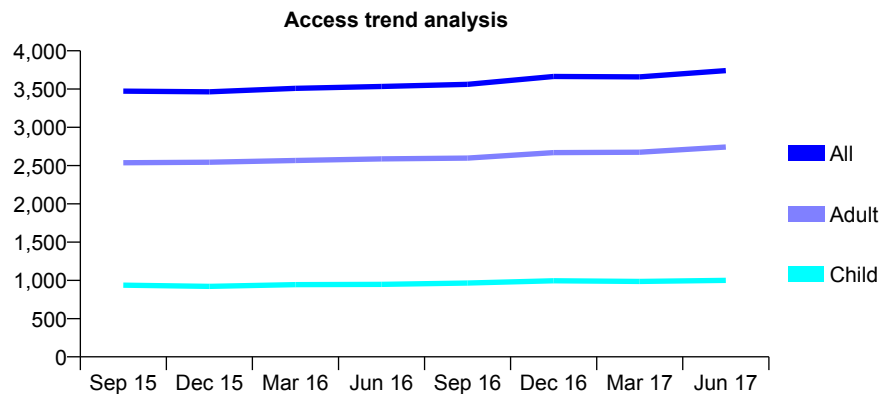
Q57 - Vital Signs At a Glance Contract Report for 157910/0001 - June 2017

Name or company name	Datta and Najefi
Contract type name	GDS Contract
Purpose of contract	General
Contract start date	01/04/2006
Contract end date	

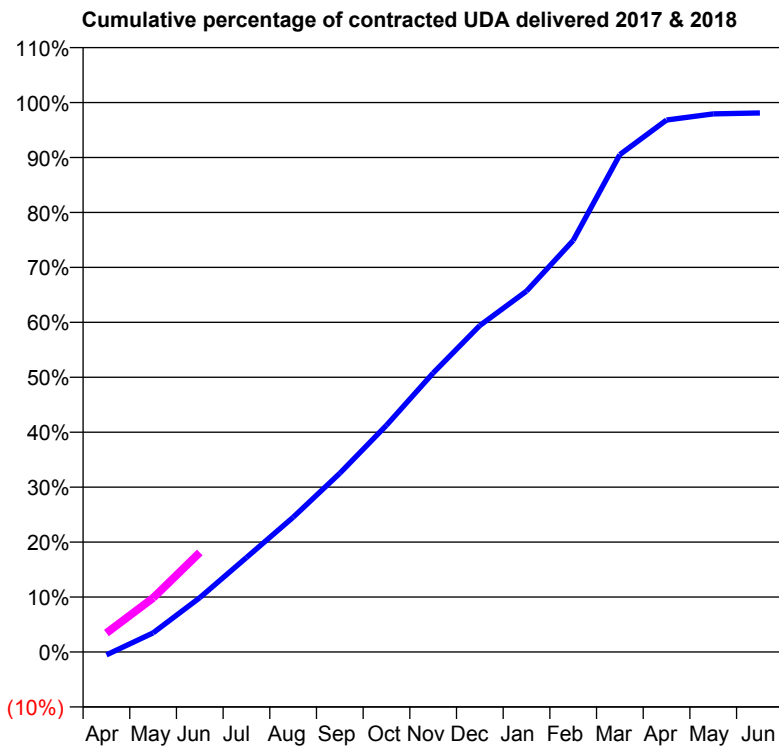
17/18 Contracted general activity (UDA)	9,642
Carry forward general activity (UDA)	0
17/18 Contracted orthodontic activity (UOA)	0
Carry forward orthodontic activity (UOA)	0
Baseline contract value	£237,351.53

ACCESS*

Patients seen in 24 months	Total	Change since previous quarter
Quarter ending June 2016	3,534	
Quarter ending September 2016	3,562	→
Quarter ending December 2016	3,664	↑
Quarter ending March 2017	3,660	→
Quarter ending June 2017	3,741	↑
Variance since June 2016	5.9%	↑



ACTIVITY



Month	Adjusted Scheduled Activity (UDA)	
	2017	2018
April	-54	334
May	336	950
June	953	1,747
July	1,659	
August	2,365	
September	3,138	
October	3,978	
November	4,897	
December	5,729	
January	6,332	
February	7,222	
March	8,728	
April	9,335	
May	9,442	
June	9,459	

QUALITY

	Quantity	Base Number	Contract	AT	Region	England
% of FP17s for the same patient ID Re-attending within 3 months - Children	30	283	10.6%	10.0%	11.7%	12.0%
% of FP17s for the same patient ID Re-attending within 3 months - Adults	126	770	16.4%	14.3%	15.2%	16.0%
% of FP17s for the same patient ID Re-attending between 3 & 9 months - Children	81	283	28.6%	55.8%	59.1%	58.0%
% of FP17s for the same patient ID Re-attending between 3 & 9 months - Adults	200	770	26.0%	49.7%	52.2%	50.9%
% of FP17s for Band 1 Urgent Courses	86	785	11.0%	8.3%	7.9%	9.1%
% of FP17s Relating to Free Repair or Replacements	11	785	1.4%	0.8%	0.8%	0.8%
% of FP17s Relating to Continuations	18	785	2.3%	0.9%	1.1%	1.1%
% of Patients satisfied with the dentistry they have received	8	8	N/A	92.5%	91.8%	91.7%
% of Patients satisfied with the time they had to wait for an appointment	8	8	N/A	89.5%	88.4%	88.0%

* This is based on patients treated on this contract for their most recent course of treatment. Figures in italics indicate the base number of FP17s or Patient Questionnaire responses are less than 100. N/A is shown where the base number of responses is less than 10 during the period. % is calculated as Quantity/Base number*100

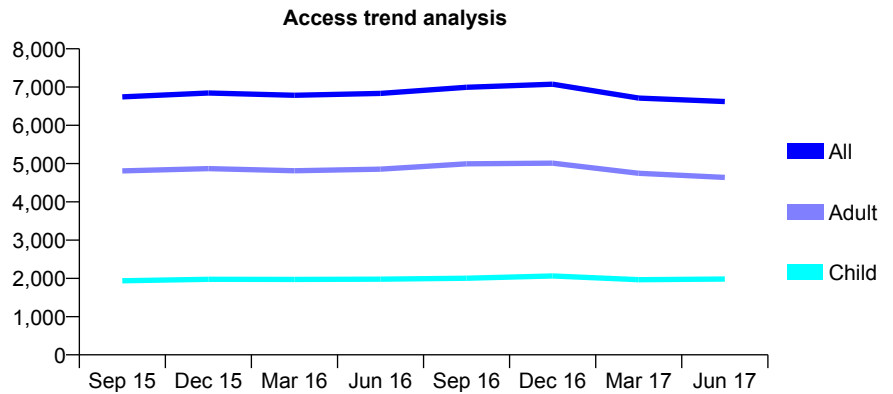
Q57 - Vital Signs At a Glance Contract Report for 158283/0002 - June 2017

Name or company name	Inspire Dental Eastwood Ltd
Contract type name	GDS Contract
Purpose of contract	General
Contract start date	01/09/2007
Contract end date	

17/18 Contracted general activity (UDA)	21,000
Carry forward general activity (UDA)	0
17/18 Contracted orthodontic activity (UOA)	0
Carry forward orthodontic activity (UOA)	0
Baseline contract value	£562,323.99

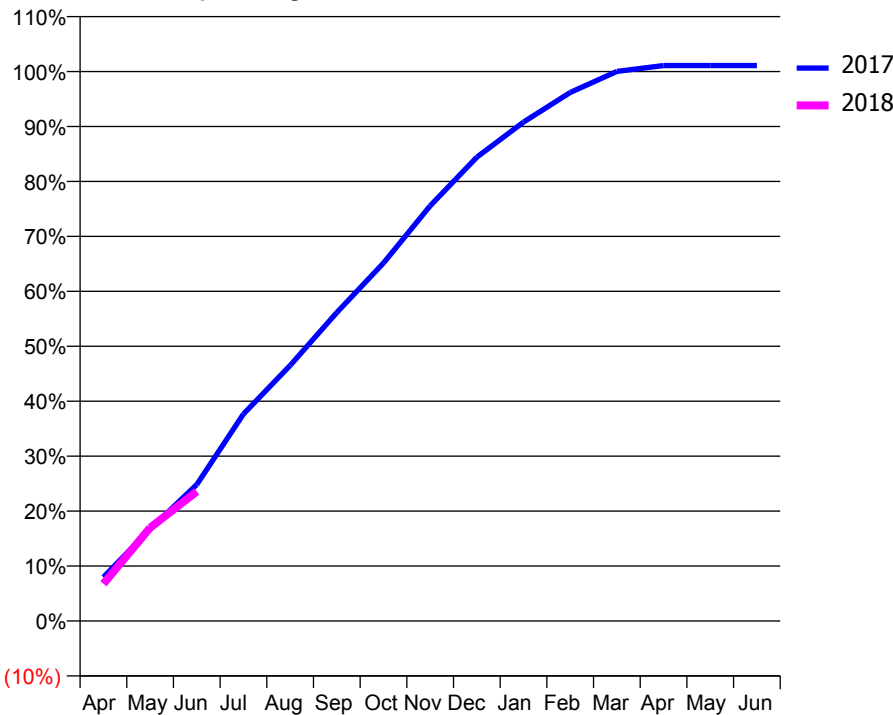
ACCESS*

Patients seen in 24 months	Total	Change since previous quarter
Quarter ending June 2016	6,834	
Quarter ending September 2016	6,994	↑
Quarter ending December 2016	7,073	→
Quarter ending March 2017	6,711	↓
Quarter ending June 2017	6,621	↓
Variance since June 2016	(3.1%)	↓



ACTIVITY

Cumulative percentage of contracted UDA delivered 2017 & 2018



Month	Adjusted Scheduled Activity (UDA)	
	2017	2018
April	1,676	1,425
May	3,512	3,563
June	5,216	4,949
July	7,910	
August	9,767	
September	11,790	
October	13,682	
November	15,868	
December	17,726	
January	19,067	
February	20,199	
March	21,003	
April	21,228	
May	21,228	
June	21,229	

QUALITY

	Quantity	Base Number	Contract	AT	Region	England
% of FP17s for the same patient ID Re-attending within 3 months - Children	29	757	3.8%	10.0%	11.7%	12.0%
% of FP17s for the same patient ID Re-attending within 3 months - Adults	80	1,376	5.8%	14.3%	15.2%	16.0%
% of FP17s for the same patient ID Re-attending between 3 & 9 months - Children	486	757	64.2%	55.8%	59.1%	58.0%
% of FP17s for the same patient ID Re-attending between 3 & 9 months - Adults	915	1,376	66.5%	49.7%	52.2%	50.9%
% of FP17s for Band 1 Urgent Courses	103	2,020	5.1%	8.3%	7.9%	9.1%
% of FP17s Relating to Free Repair or Replacements	5	2,020	0.2%	0.8%	0.8%	0.8%
% of FP17s Relating to Continuations	0	2,020	0.0%	0.9%	1.1%	1.1%
% of Patients satisfied with the dentistry they have received	19	20	95.0%	92.5%	91.8%	91.7%
% of Patients satisfied with the time they had to wait for an appointment	19	20	95.0%	89.5%	88.4%	88.0%

* This is based on patients treated on this contract for their most recent course of treatment. Figures in italics indicate the base number of FP17s or Patient Questionnaire responses are less than 100. N/A is shown where the base number of responses is less than 10 during the period. % is calculated as Quantity/Base number*100

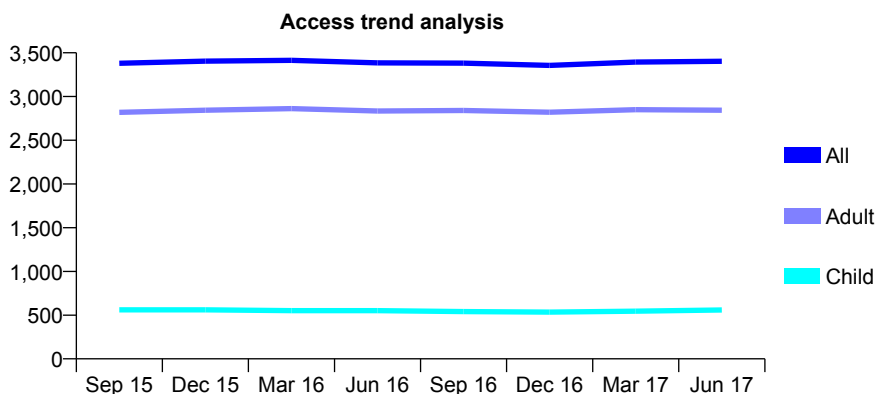
Q57 - Vital Signs At a Glance Contract Report for 158321/0001 - June 2017

Name or company name	Carmelite Dental Practice
Contract type name	GDS Contract
Purpose of contract	General
Contract start date	01/04/2006
Contract end date	

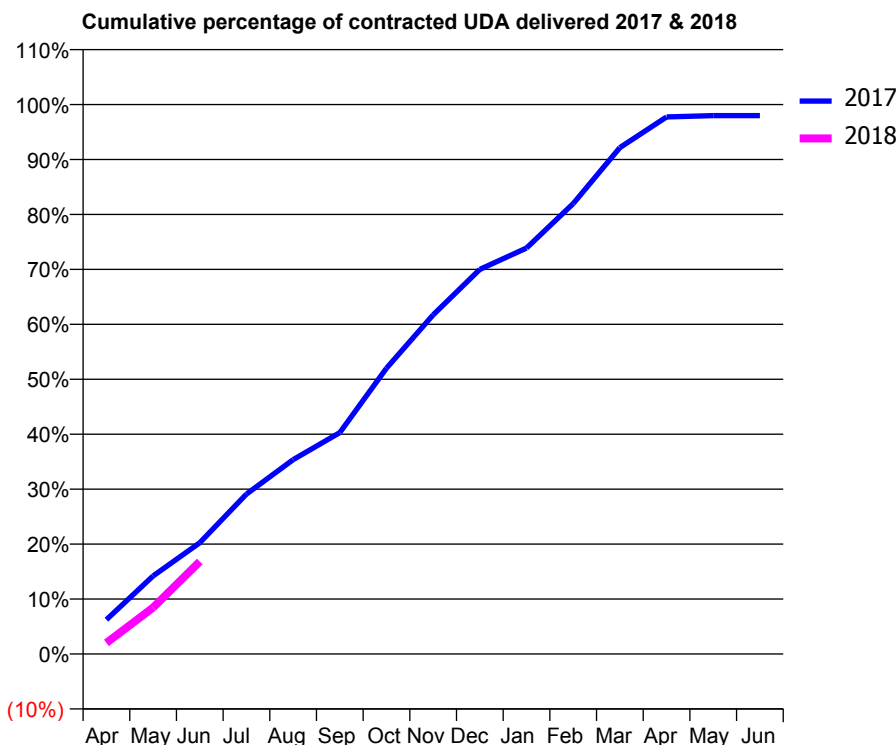
17/18 Contracted general activity (UDA)	10,298
Carry forward general activity (UDA)	0
17/18 Contracted orthodontic activity (UOA)	0
Carry forward orthodontic activity (UOA)	0
Baseline contract value	£249,910.58

ACCESS*

Patients seen in 24 months	Total	Change since previous quarter
Quarter ending June 2016	3,385	
Quarter ending September 2016	3,382	→
Quarter ending December 2016	3,356	→
Quarter ending March 2017	3,394	→
Quarter ending June 2017	3,403	→
Variance since June 2016	0.5%	→



ACTIVITY



Month	Adjusted Scheduled Activity (UDA)	
	2017	2018
April	644	208
May	1,463	872
June	2,085	1,732
July	2,997	
August	3,643	
September	4,150	
October	5,356	
November	6,355	
December	7,207	
January	7,608	
February	8,440	
March	9,489	
April	10,064	
May	10,089	
June	10,090	

QUALITY

	Quantity	Base Number	Contract	AT	Region	England
% of FP17s for the same patient ID Re-attending within 3 months - Children	11	214	5.1%	10.0%	11.7%	12.0%
% of FP17s for the same patient ID Re-attending within 3 months - Adults	128	1,099	11.6%	14.3%	15.2%	16.0%
% of FP17s for the same patient ID Re-attending between 3 & 9 months - Children	141	214	65.9%	55.8%	59.1%	58.0%
% of FP17s for the same patient ID Re-attending between 3 & 9 months - Adults	727	1,099	66.2%	49.7%	52.2%	50.9%
% of FP17s for Band 1 Urgent Courses	64	1,070	6.0%	8.3%	7.9%	9.1%
% of FP17s Relating to Free Repair or Replacements	3	1,070	0.3%	0.8%	0.8%	0.8%
% of FP17s Relating to Continuations	5	1,070	0.5%	0.9%	1.1%	1.1%
% of Patients satisfied with the dentistry they have received	12	12	100.0%	92.5%	91.8%	91.7%
% of Patients satisfied with the time they had to wait for an appointment	11	12	91.7%	89.5%	88.4%	88.0%

* This is based on patients treated on this contract for their most recent course of treatment. Figures in italics indicate the base number of FP17s or Patient Questionnaire responses are less than 100. N/A is shown where the base number of responses is less than 10 during the period. % is calculated as Quantity/Base number*100

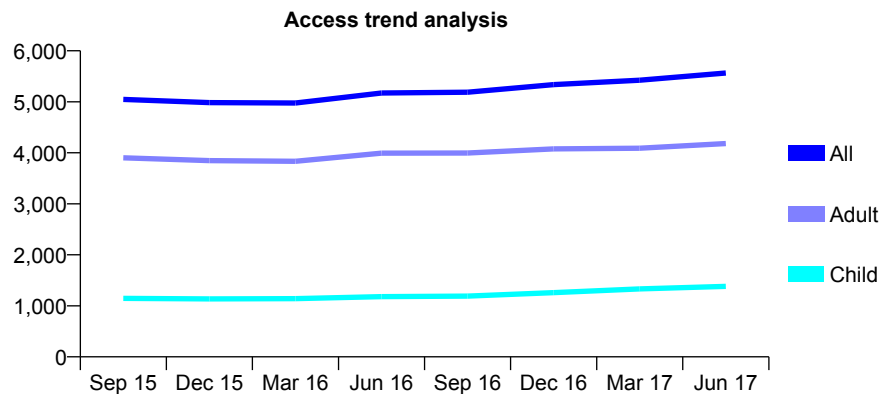
Q57 - Vital Signs At a Glance Contract Report for 159190/0001 - June 2017

Name or company name	Pitsea Dental Care Limited
Contract type name	GDS Contract
Purpose of contract	General
Contract start date	01/12/2007
Contract end date	

17/18 Contracted general activity (UDA)	15,974
Carry forward general activity (UDA)	0
17/18 Contracted orthodontic activity (UOA)	0
Carry forward orthodontic activity (UOA)	0
Baseline contract value	£434,980.50

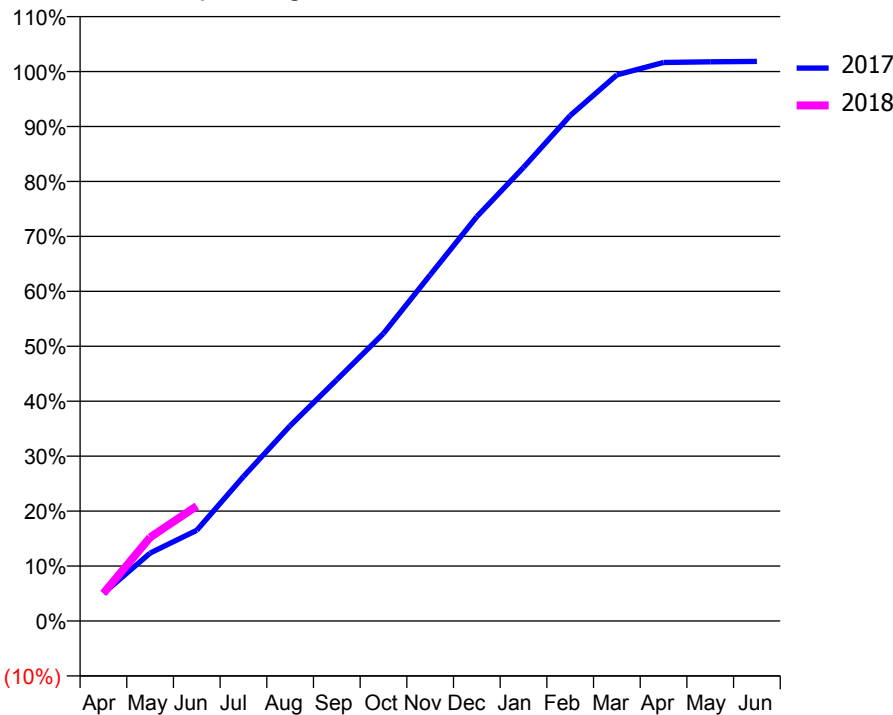
ACCESS*

Patients seen in 24 months	Total	Change since previous quarter
Quarter ending June 2016	5,173	
Quarter ending September 2016	5,187	→
Quarter ending December 2016	5,337	↑
Quarter ending March 2017	5,423	→
Quarter ending June 2017	5,565	↑
Variance since June 2016	7.6%	↑



ACTIVITY

Cumulative percentage of contracted UDA delivered 2017 & 2018



Month	Adjusted Scheduled Activity (UDA)	
	2017	2018
April	803	803
May	1,976	2,431
June	2,636	3,345
July	4,199	
August	5,678	
September	7,015	
October	8,358	
November	10,063	
December	11,754	
January	13,185	
February	14,692	
March	15,876	
April	16,235	
May	16,254	
June	16,269	

QUALITY

	Quantity	Base Number	Contract	AT	Region	England
% of FP17s for the same patient ID Re-attending within 3 months - Children	20	368	5.4%	10.0%	11.7%	12.0%
% of FP17s for the same patient ID Re-attending within 3 months - Adults	154	1,078	14.3%	14.3%	15.2%	16.0%
% of FP17s for the same patient ID Re-attending between 3 & 9 months - Children	119	368	32.3%	55.8%	59.1%	58.0%
% of FP17s for the same patient ID Re-attending between 3 & 9 months - Adults	378	1,078	35.1%	49.7%	52.2%	50.9%
% of FP17s for Band 1 Urgent Courses	133	1,270	10.5%	8.3%	7.9%	9.1%
% of FP17s Relating to Free Repair or Replacements	32	1,270	2.5%	0.8%	0.8%	0.8%
% of FP17s Relating to Continuations	5	1,270	0.4%	0.9%	1.1%	1.1%
% of Patients satisfied with the dentistry they have received	11	12	91.7%	92.5%	91.8%	91.7%
% of Patients satisfied with the time they had to wait for an appointment	12	12	100.0%	89.5%	88.4%	88.0%

* This is based on patients treated on this contract for their most recent course of treatment. Figures in italics indicate the base number of FP17s or Patient Questionnaire responses are less than 100. N/A is shown where the base number of responses is less than 10 during the period. % is calculated as Quantity/Base number*100

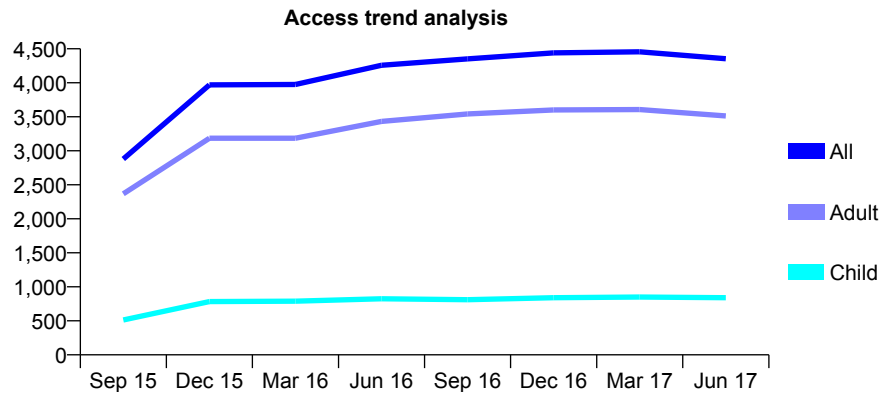
Q57 - Vital Signs At a Glance Contract Report for 160024/0001 - June 2017

Name or company name	Burnham Dental Practice
Contract type name	GDS Contract
Purpose of contract	General
Contract start date	01/04/2015
Contract end date	

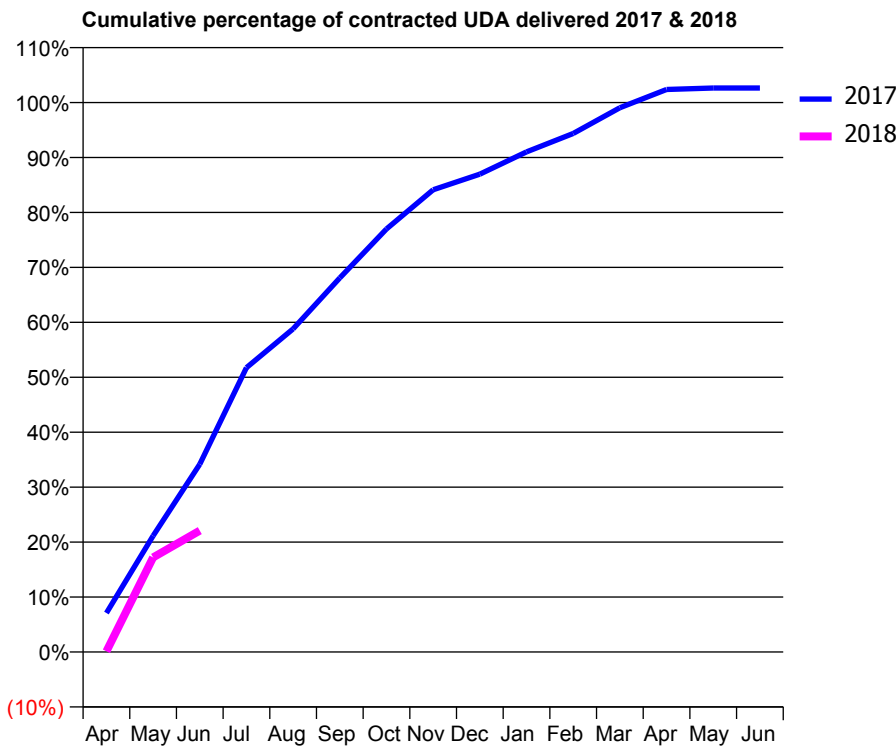
17/18 Contracted general activity (UDA)	14,071
Carry forward general activity (UDA)	0
17/18 Contracted orthodontic activity (UOA)	0
Carry forward orthodontic activity (UOA)	0
Baseline contract value	£422,621.74

ACCESS*

Patients seen in 24 months	Total	Change since previous quarter
Quarter ending June 2016	4,257	
Quarter ending September 2016	4,352	↑
Quarter ending December 2016	4,441	↑
Quarter ending March 2017	4,456	→
Quarter ending June 2017	4,353	↓
Variance since June 2016	2.3%	↑



ACTIVITY



Month	Adjusted Scheduled Activity (UDA)	
	2017	2018
April	999	19
May	2,974	2,423
June	4,808	3,111
July	7,280	
August	8,275	
September	9,581	
October	10,833	
November	11,837	
December	12,238	
January	12,807	
February	13,278	
March	13,937	
April	14,403	
May	14,443	
June	14,443	

QUALITY

	Quantity	Base Number	Contract	AT	Region	England
% of FP17s for the same patient ID Re-attending within 3 months - Children	21	367	5.7%	10.0%	11.7%	12.0%
% of FP17s for the same patient ID Re-attending within 3 months - Adults	60	1,404	4.3%	14.3%	15.2%	16.0%
% of FP17s for the same patient ID Re-attending between 3 & 9 months - Children	264	367	71.9%	55.8%	59.1%	58.0%
% of FP17s for the same patient ID Re-attending between 3 & 9 months - Adults	281	1,404	20.0%	49.7%	52.2%	50.9%
% of FP17s for Band 1 Urgent Courses	43	1,665	2.6%	8.3%	7.9%	9.1%
% of FP17s Relating to Free Repair or Replacements	0	1,665	0.0%	0.8%	0.8%	0.8%
% of FP17s Relating to Continuations	1	1,665	0.1%	0.9%	1.1%	1.1%
% of Patients satisfied with the dentistry they have received	3	3	N/A	92.5%	91.8%	91.7%
% of Patients satisfied with the time they had to wait for an appointment	3	3	N/A	89.5%	88.4%	88.0%

* This is based on patients treated on this contract for their most recent course of treatment. Figures in italics indicate the base number of FP17s or Patient Questionnaire responses are less than 100. N/A is shown where the base number of responses is less than 10 during the period. % is calculated as Quantity/Base number*100

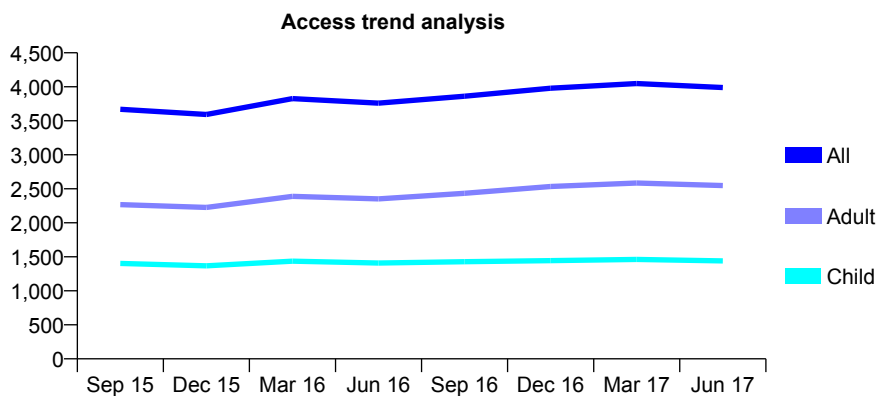
Q57 - Vital Signs At a Glance Contract Report for 164852/0001 - June 2017

Name or company name	Street Farm Dental Practice
Contract type name	GDS Contract
Purpose of contract	General
Contract start date	01/04/2009
Contract end date	

17/18 Contracted general activity (UDA)	11,500
Carry forward general activity (UDA)	0
17/18 Contracted orthodontic activity (UOA)	0
Carry forward orthodontic activity (UOA)	0
Baseline contract value	£277,083.07

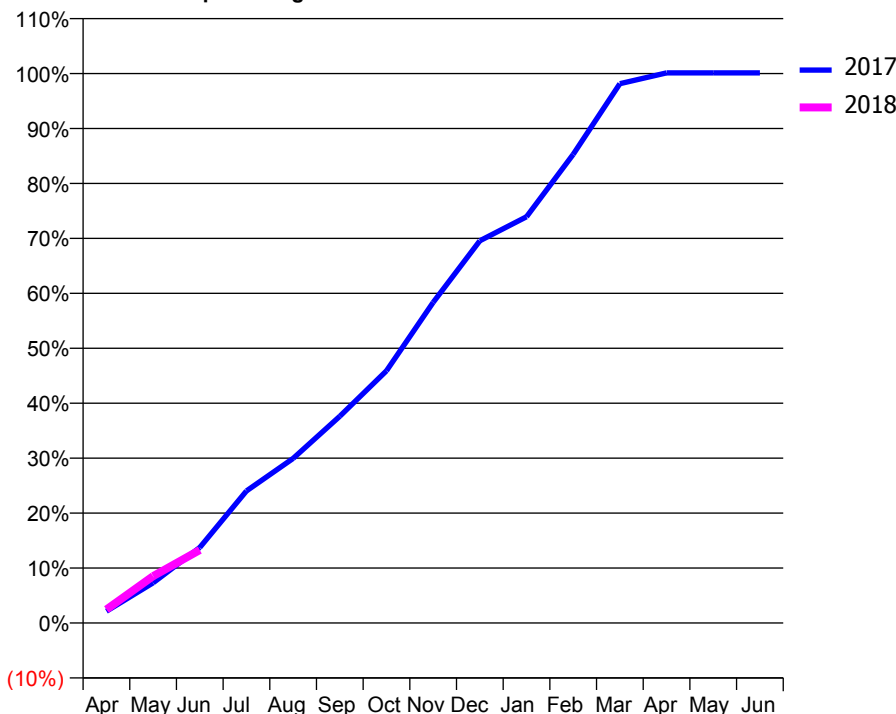
ACCESS*

Patients seen in 24 months	Total	Change since previous quarter
Quarter ending June 2016	3,760	
Quarter ending September 2016	3,862	↑
Quarter ending December 2016	3,979	↑
Quarter ending March 2017	4,048	→
Quarter ending June 2017	3,989	↓
Variance since June 2016	6.1%	↑



ACTIVITY

Cumulative percentage of contracted UDA delivered 2017 & 2018



Month	Adjusted Scheduled Activity (UDA)	
	2017	2018
April	246	284
May	841	982
June	1,580	1,528
July	2,763	
August	3,444	
September	4,326	
October	5,278	
November	6,712	
December	7,999	
January	8,502	
February	9,808	
March	11,287	
April	11,513	
May	11,513	
June	11,512	

QUALITY

	Quantity	Base Number	Contract	AT	Region	England
% of FP17s for the same patient ID Re-attending within 3 months - Children	35	356	9.8%	10.0%	11.7%	12.0%
% of FP17s for the same patient ID Re-attending within 3 months - Adults	121	599	20.2%	14.3%	15.2%	16.0%
% of FP17s for the same patient ID Re-attending between 3 & 9 months - Children	218	356	61.2%	55.8%	59.1%	58.0%
% of FP17s for the same patient ID Re-attending between 3 & 9 months - Adults	321	599	53.6%	49.7%	52.2%	50.9%
% of FP17s for Band 1 Urgent Courses	131	847	15.5%	8.3%	7.9%	9.1%
% of FP17s Relating to Free Repair or Replacements	2	847	0.2%	0.8%	0.8%	0.8%
% of FP17s Relating to Continuations	12	847	1.4%	0.9%	1.1%	1.1%
% of Patients satisfied with the dentistry they have received	8	9	N/A	92.5%	91.8%	91.7%
% of Patients satisfied with the time they had to wait for an appointment	8	9	N/A	89.5%	88.4%	88.0%

* This is based on patients treated on this contract for their most recent course of treatment. Figures in italics indicate the base number of FP17s or Patient Questionnaire responses are less than 100. N/A is shown where the base number of responses is less than 10 during the period. % is calculated as Quantity/Base number*100

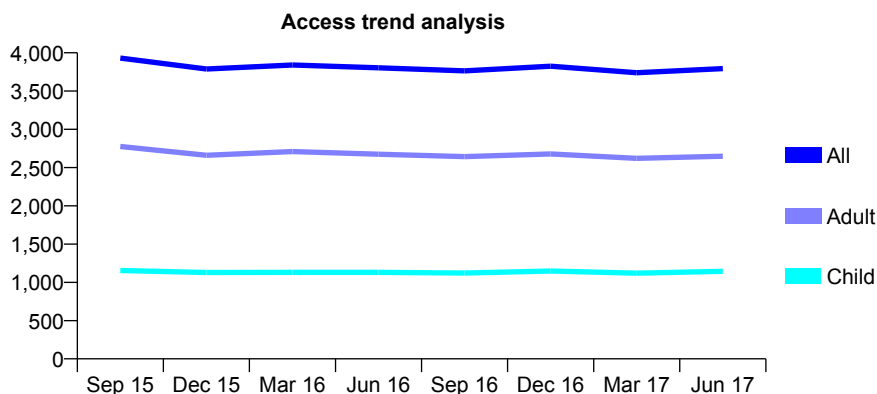
Q57 - Vital Signs At a Glance Contract Report for 165751/0001 - June 2017

Name or company name	Straight Road Dental Practice
Contract type name	GDS Contract
Purpose of contract	General
Contract start date	01/04/2009
Contract end date	

17/18 Contracted general activity (UDA)	10,000
Carry forward general activity (UDA)	0
17/18 Contracted orthodontic activity (UOA)	0
Carry forward orthodontic activity (UOA)	0
Baseline contract value	£260,515.92

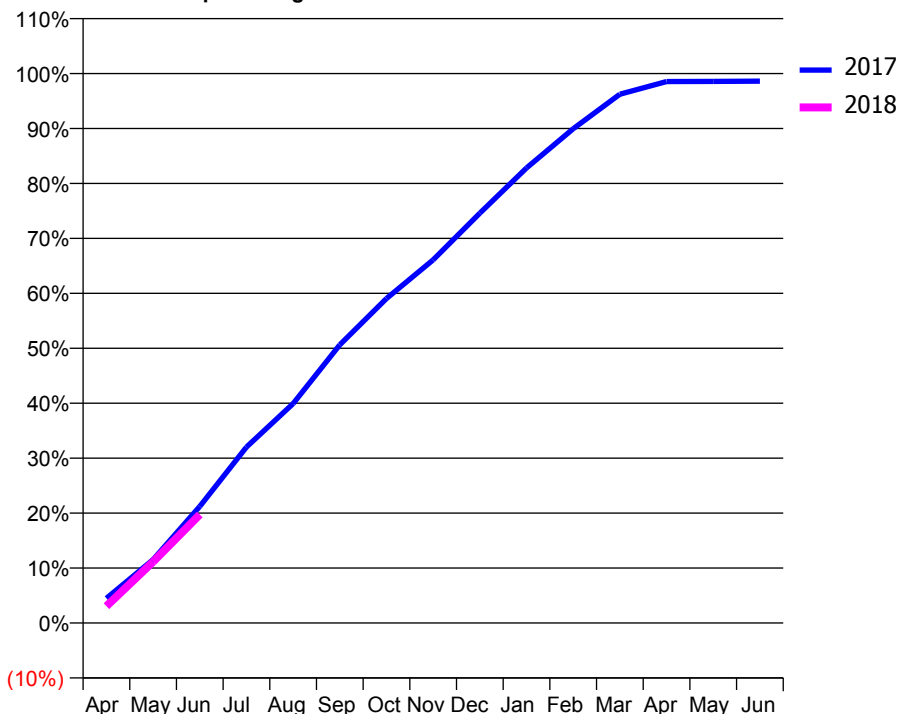
ACCESS*

Patients seen in 24 months	Total	Change since previous quarter
Quarter ending June 2016	3,804	
Quarter ending September 2016	3,764	↓
Quarter ending December 2016	3,825	→
Quarter ending March 2017	3,739	↓
Quarter ending June 2017	3,793	→
Variance since June 2016	(0.3%)	→



ACTIVITY

Cumulative percentage of contracted UDA delivered 2017 & 2018



Month	Adjusted Scheduled Activity (UDA)	
	2017	2018
April	450	306
May	1,154	1,114
June	2,122	1,974
July	3,201	
August	3,992	
September	5,063	
October	5,906	
November	6,608	
December	7,459	
January	8,282	
February	8,994	
March	9,623	
April	9,854	
May	9,855	
June	9,861	

QUALITY

	Quantity	Base Number	Contract	AT	Region	England
% of FP17s for the same patient ID Re-attending within 3 months - Children	24	454	5.3%	10.0%	11.7%	12.0%
% of FP17s for the same patient ID Re-attending within 3 months - Adults	84	742	11.3%	14.3%	15.2%	16.0%
% of FP17s for the same patient ID Re-attending between 3 & 9 months - Children	304	454	67.0%	55.8%	59.1%	58.0%
% of FP17s for the same patient ID Re-attending between 3 & 9 months - Adults	266	742	35.8%	49.7%	52.2%	50.9%
% of FP17s for Band 1 Urgent Courses	24	1,086	2.2%	8.3%	7.9%	9.1%
% of FP17s Relating to Free Repair or Replacements	4	1,086	0.4%	0.8%	0.8%	0.8%
% of FP17s Relating to Continuations	20	1,086	1.8%	0.9%	1.1%	1.1%
% of Patients satisfied with the dentistry they have received	6	6	N/A	92.5%	91.8%	91.7%
% of Patients satisfied with the time they had to wait for an appointment	6	6	N/A	89.5%	88.4%	88.0%

* This is based on patients treated on this contract for their most recent course of treatment. Figures in italics indicate the base number of FP17s or Patient Questionnaire responses are less than 100. N/A is shown where the base number of responses is less than 10 during the period. % is calculated as Quantity/Base number*100

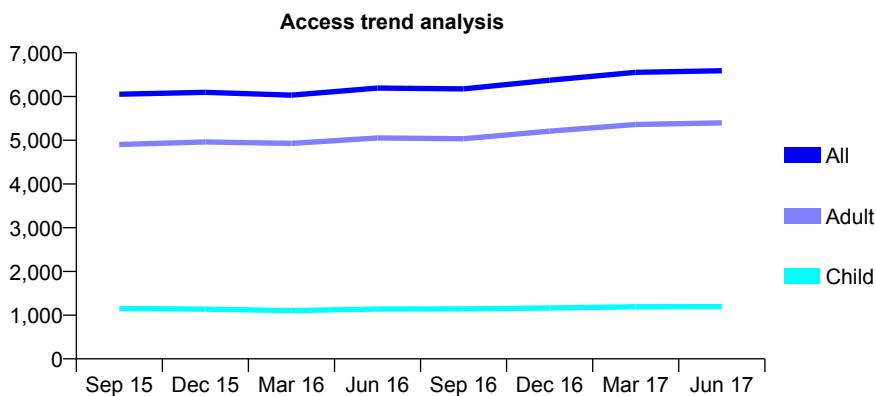
Q57 - Vital Signs At a Glance Contract Report for 169056/0001 - June 2017

Name or company name	Mr. Mazdak Eyrumlu and Honar Shakir
Contract type name	GDS Contract
Purpose of contract	General
Contract start date	09/11/2012
Contract end date	

17/18 Contracted general activity (UDA)	25,845
Carry forward general activity (UDA)	0
17/18 Contracted orthodontic activity (UOA)	0
Carry forward orthodontic activity (UOA)	0
Baseline contract value	£589,732.81

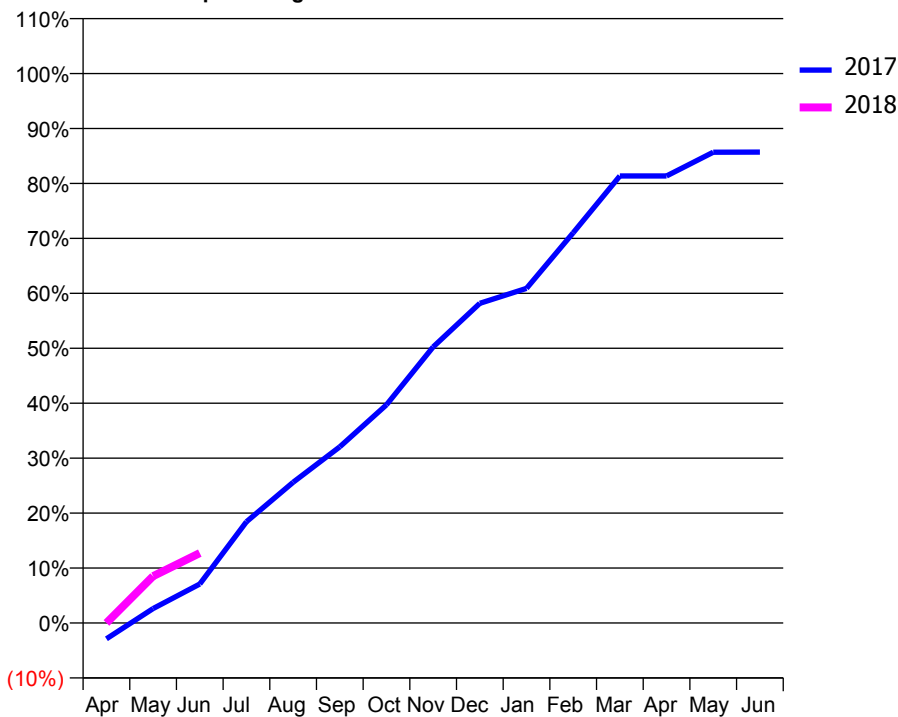
ACCESS*

Patients seen in 24 months	Total	Change since previous quarter
Quarter ending June 2016	6,192	
Quarter ending September 2016	6,176	→
Quarter ending December 2016	6,374	↑
Quarter ending March 2017	6,553	↑
Quarter ending June 2017	6,591	→
Variance since June 2016	6.4%	↑



ACTIVITY

Cumulative percentage of contracted UDA delivered 2017 & 2018



Month	Adjusted Scheduled Activity (UDA)	
	2017	2018
April	-749	0
May	681	2,207
June	1,837	3,288
July	4,761	
August	6,619	
September	8,286	
October	10,264	
November	12,988	
December	15,034	
January	15,738	
February	18,352	
March	21,029	
April	21,029	
May	22,141	
June	22,149	

QUALITY

	Quantity	Base Number	Contract	AT	Region	England
% of FP17s for the same patient ID Re-attending within 3 months - Children	24	321	7.5%	10.0%	11.7%	12.0%
% of FP17s for the same patient ID Re-attending within 3 months - Adults	195	1,402	13.9%	14.3%	15.2%	16.0%
% of FP17s for the same patient ID Re-attending between 3 & 9 months - Children	192	321	59.8%	55.8%	59.1%	58.0%
% of FP17s for the same patient ID Re-attending between 3 & 9 months - Adults	777	1,402	55.4%	49.7%	52.2%	50.9%
% of FP17s for Band 1 Urgent Courses	121	1,319	9.2%	8.3%	7.9%	9.1%
% of FP17s Relating to Free Repair or Replacements	13	1,319	1.0%	0.8%	0.8%	0.8%
% of FP17s Relating to Continuations	33	1,319	2.5%	0.9%	1.1%	1.1%
% of Patients satisfied with the dentistry they have received	18	20	90.0%	92.5%	91.8%	91.7%
% of Patients satisfied with the time they had to wait for an appointment	19	20	95.0%	89.5%	88.4%	88.0%

* This is based on patients treated on this contract for their most recent course of treatment. Figures in italics indicate the base number of FP17s or Patient Questionnaire responses are less than 100. N/A is shown where the base number of responses is less than 10 during the period. % is calculated as Quantity/Base number*100

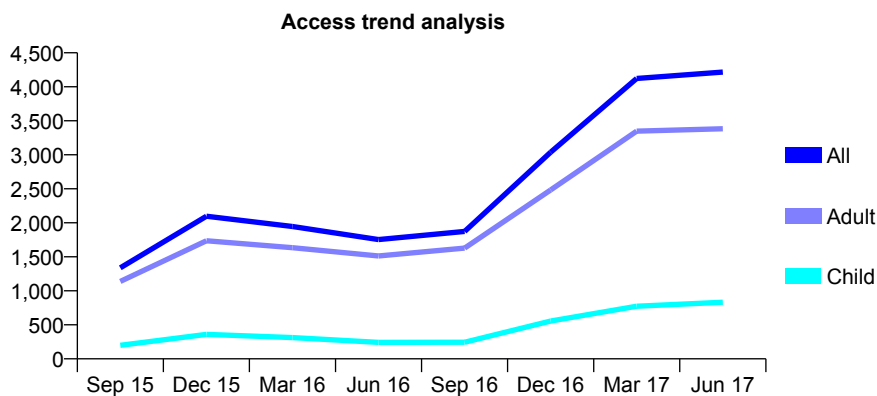
Q57 - Vital Signs At a Glance Contract Report for 169986/0001 - June 2017

Name or company name	Redmayne Partnership
Contract type name	GDS Contract
Purpose of contract	General
Contract start date	01/04/2015
Contract end date	

17/18 Contracted general activity (UDA)	11,401
Carry forward general activity (UDA)	0
17/18 Contracted orthodontic activity (UOA)	0
Carry forward orthodontic activity (UOA)	0
Baseline contract value	£242,380.42

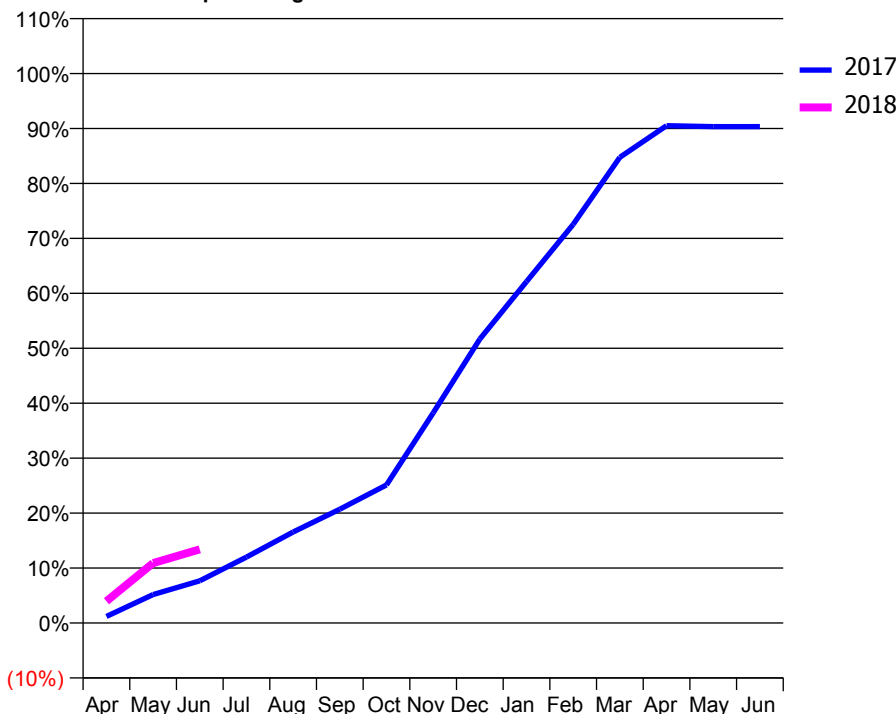
ACCESS*

Patients seen in 24 months	Total	Change since previous quarter
Quarter ending June 2016	1,754	
Quarter ending September 2016	1,873	↑
Quarter ending December 2016	3,038	↑
Quarter ending March 2017	4,122	↑
Quarter ending June 2017	4,216	↑
Variance since June 2016	140.4%	↑



ACTIVITY

Cumulative percentage of contracted UDA delivered 2017 & 2018



Month	Adjusted Scheduled Activity (UDA)	
	2017	2018
April	138	452
May	591	1,243
June	876	1,529
July	1,369	
August	1,889	
September	2,362	
October	2,866	
November	4,359	
December	5,892	
January	7,083	
February	8,271	
March	9,663	
April	10,317	
May	10,298	
June	10,298	

QUALITY

	Quantity	Base Number	Contract	AT	Region	England
% of FP17s for the same patient ID Re-attending within 3 months - Children	9	270	3.3%	10.0%	11.7%	12.0%
% of FP17s for the same patient ID Re-attending within 3 months - Adults	90	947	9.5%	14.3%	15.2%	16.0%
% of FP17s for the same patient ID Re-attending between 3 & 9 months - Children	78	270	28.9%	55.8%	59.1%	58.0%
% of FP17s for the same patient ID Re-attending between 3 & 9 months - Adults	286	947	30.2%	49.7%	52.2%	50.9%
% of FP17s for Band 1 Urgent Courses	108	879	12.3%	8.3%	7.9%	9.1%
% of FP17s Relating to Free Repair or Replacements	6	879	0.7%	0.8%	0.8%	0.8%
% of FP17s Relating to Continuations	4	879	0.5%	0.9%	1.1%	1.1%
% of Patients satisfied with the dentistry they have received	9	9	N/A	92.5%	91.8%	91.7%
% of Patients satisfied with the time they had to wait for an appointment	9	9	N/A	89.5%	88.4%	88.0%

* This is based on patients treated on this contract for their most recent course of treatment. Figures in italics indicate the base number of FP17s or Patient Questionnaire responses are less than 100. N/A is shown where the base number of responses is less than 10 during the period. % is calculated as Quantity/Base number*100

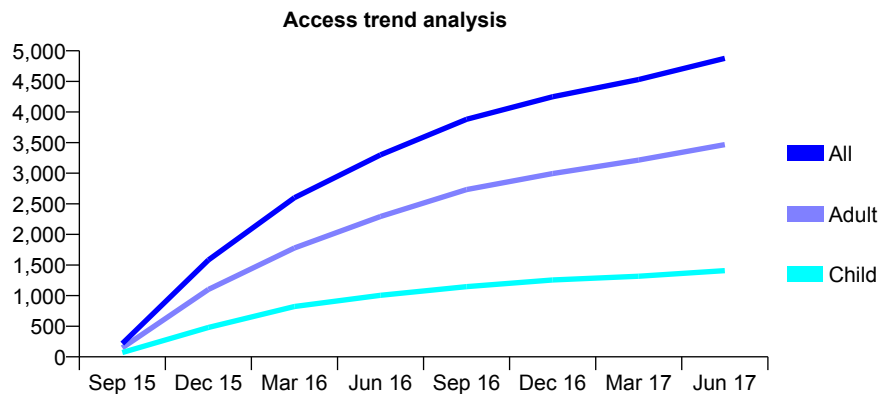
Q57 - Vital Signs At a Glance Contract Report for 172960/0001 - June 2017

Name or company name	Billericay Dental Care
Contract type name	GDS Contract
Purpose of contract	General
Contract start date	01/09/2015
Contract end date	

17/18 Contracted general activity (UDA)	12,616
Carry forward general activity (UDA)	0
17/18 Contracted orthodontic activity (UOA)	0
Carry forward orthodontic activity (UOA)	0
Baseline contract value	£300,398.89

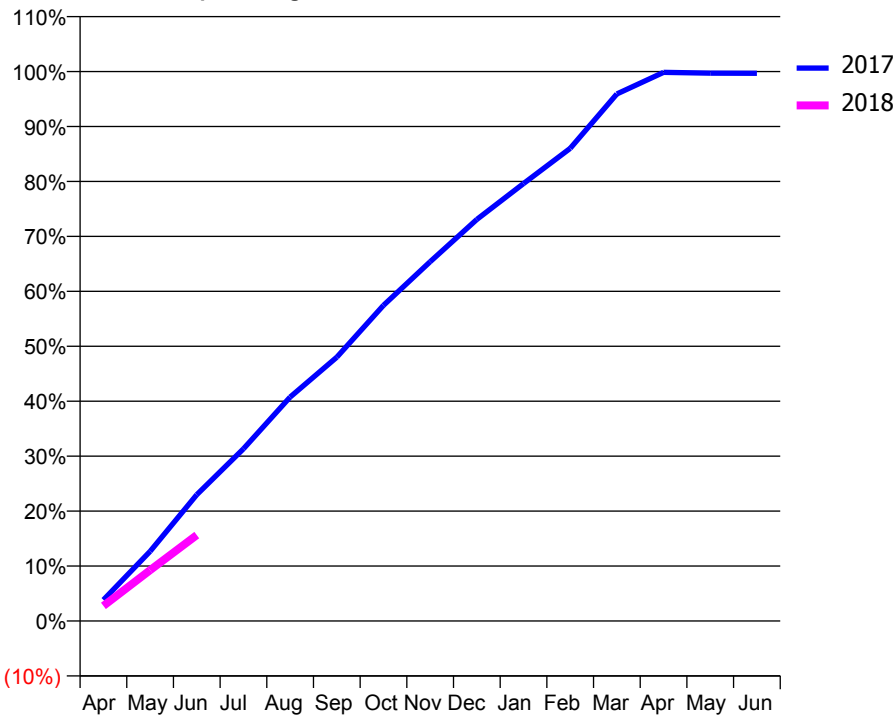
ACCESS*

Patients seen in 24 months	Total	Change since previous quarter
Quarter ending June 2016	3,299	
Quarter ending September 2016	3,881	↑
Quarter ending December 2016	4,250	↑
Quarter ending March 2017	4,530	↑
Quarter ending June 2017	4,876	↑
Variance since June 2016	47.8%	↑



ACTIVITY

Cumulative percentage of contracted UDA delivered 2017 & 2018



Month	Adjusted Scheduled Activity (UDA)	
	2017	2018
April	485	346
May	1,600	1,168
June	2,901	1,974
July	3,953	
August	5,141	
September	6,057	
October	7,248	
November	8,250	
December	9,221	
January	10,043	
February	10,852	
March	12,100	
April	12,596	
May	12,577	
June	12,574	

QUALITY

	Quantity	Base Number	Contract	AT	Region	England
% of FP17s for the same patient ID Re-attending within 3 months - Children	24	420	5.7%	10.0%	11.7%	12.0%
% of FP17s for the same patient ID Re-attending within 3 months - Adults	78	898	8.7%	14.3%	15.2%	16.0%
% of FP17s for the same patient ID Re-attending between 3 & 9 months - Children	192	420	45.7%	55.8%	59.1%	58.0%
% of FP17s for the same patient ID Re-attending between 3 & 9 months - Adults	410	898	45.7%	49.7%	52.2%	50.9%
% of FP17s for Band 1 Urgent Courses	75	1,054	7.1%	8.3%	7.9%	9.1%
% of FP17s Relating to Free Repair or Replacements	6	1,054	0.6%	0.8%	0.8%	0.8%
% of FP17s Relating to Continuations	2	1,054	0.2%	0.9%	1.1%	1.1%
% of Patients satisfied with the dentistry they have received	18	19	94.7%	92.5%	91.8%	91.7%
% of Patients satisfied with the time they had to wait for an appointment	16	19	84.2%	89.5%	88.4%	88.0%

* This is based on patients treated on this contract for their most recent course of treatment. Figures in italics indicate the base number of FP17s or Patient Questionnaire responses are less than 100. N/A is shown where the base number of responses is less than 10 during the period. % is calculated as Quantity/Base number*100

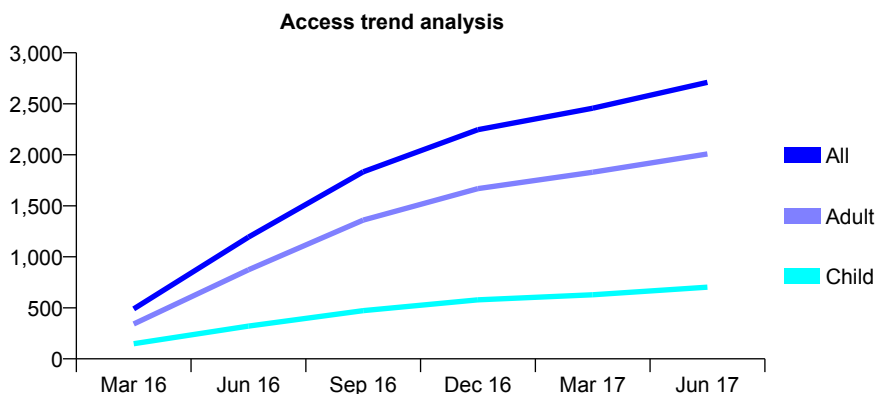
Q57 - Vital Signs At a Glance Contract Report for 173215/0001 - June 2017

Name or company name	Thames Dental Surgery
Contract type name	GDS Contract
Purpose of contract	General
Contract start date	01/02/2016
Contract end date	

17/18 Contracted general activity (UDA)	9,258
Carry forward general activity (UDA)	0
17/18 Contracted orthodontic activity (UOA)	0
Carry forward orthodontic activity (UOA)	0
Baseline contract value	£223,820.78

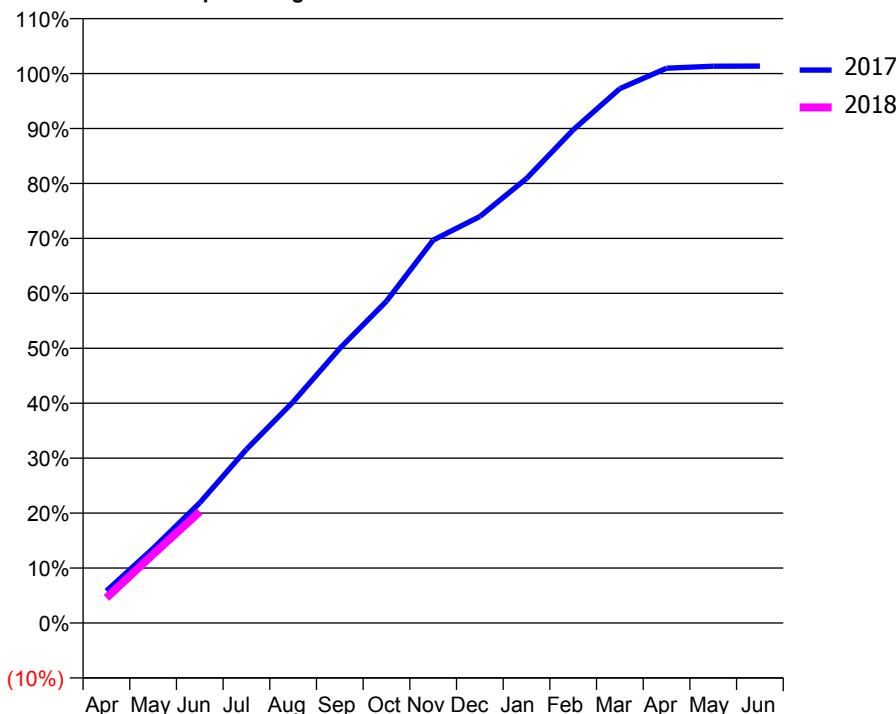
ACCESS*

Patients seen in 24 months	Total	Change since previous quarter
Quarter ending June 2016	1,193	
Quarter ending September 2016	1,833	↑
Quarter ending December 2016	2,247	↑
Quarter ending March 2017	2,457	↑
Quarter ending June 2017	2,710	↑
Variance since June 2016	127.2%	↑



ACTIVITY

Cumulative percentage of contracted UDA delivered 2017 & 2018



Month	Adjusted Scheduled Activity (UDA)	
	2017	2018
April	541	424
May	1,257	1,159
June	2,025	1,875
July	2,925	
August	3,726	
September	4,627	
October	5,423	
November	6,451	
December	6,848	
January	7,490	
February	8,308	
March	9,004	
April	9,347	
May	9,380	
June	9,384	

QUALITY

	Quantity	Base Number	Contract	AT	Region	England
% of FP17s for the same patient ID Re-attending within 3 months - Children	11	242	4.5%	10.0%	11.7%	12.0%
% of FP17s for the same patient ID Re-attending within 3 months - Adults	81	688	11.8%	14.3%	15.2%	16.0%
% of FP17s for the same patient ID Re-attending between 3 & 9 months - Children	104	242	43.0%	55.8%	59.1%	58.0%
% of FP17s for the same patient ID Re-attending between 3 & 9 months - Adults	340	688	49.4%	49.7%	52.2%	50.9%
% of FP17s for Band 1 Urgent Courses	51	784	6.5%	8.3%	7.9%	9.1%
% of FP17s Relating to Free Repair or Replacements	8	784	1.0%	0.8%	0.8%	0.8%
% of FP17s Relating to Continuations	13	784	1.7%	0.9%	1.1%	1.1%
% of Patients satisfied with the dentistry they have received	41	43	95.3%	92.5%	91.8%	91.7%
% of Patients satisfied with the time they had to wait for an appointment	41	43	95.3%	89.5%	88.4%	88.0%

* This is based on patients treated on this contract for their most recent course of treatment. Figures in italics indicate the base number of FP17s or Patient Questionnaire responses are less than 100. N/A is shown where the base number of responses is less than 10 during the period. % is calculated as Quantity/Base number*100

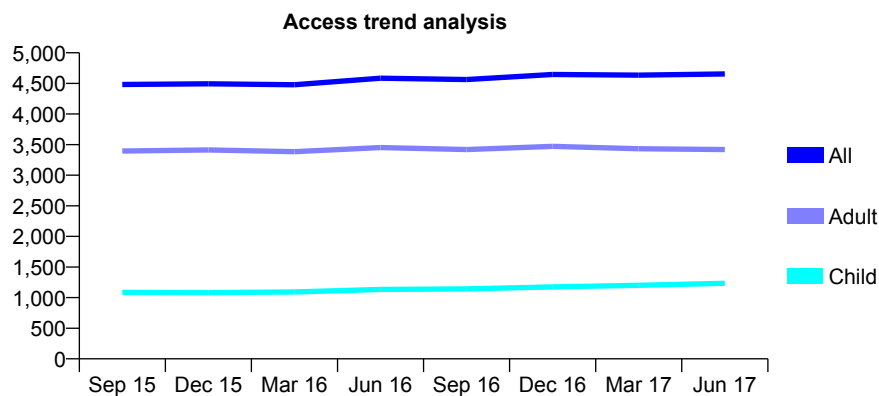
Q57 - Vital Signs At a Glance Contract Report for 173894/0001 - June 2017

Name or company name	Mr R Patel and Associates
Contract type name	GDS Contract
Purpose of contract	General
Contract start date	01/09/2011
Contract end date	

17/18 Contracted general activity (UDA)	12,350
Carry forward general activity (UDA)	0
17/18 Contracted orthodontic activity (UOA)	0
Carry forward orthodontic activity (UOA)	0
Baseline contract value	£377,004.38

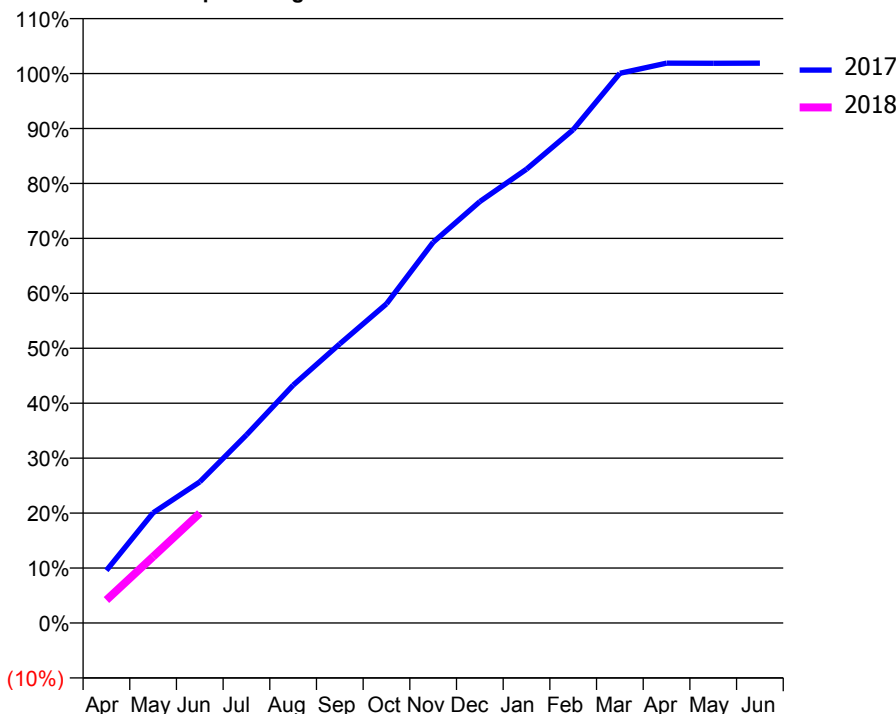
ACCESS*

Patients seen in 24 months	Total	Change since previous quarter
Quarter ending June 2016	4,586	
Quarter ending September 2016	4,563	→
Quarter ending December 2016	4,646	→
Quarter ending March 2017	4,635	→
Quarter ending June 2017	4,655	→
Variance since June 2016	1.5%	→



ACTIVITY

Cumulative percentage of contracted UDA delivered 2017 & 2018



Month	Adjusted Scheduled Activity (UDA)	
	2017	2018
April	1,183	518
May	2,478	1,490
June	3,172	2,467
July	4,227	
August	5,346	
September	6,275	
October	7,173	
November	8,558	
December	9,473	
January	10,200	
February	11,087	
March	12,356	
April	12,584	
May	12,580	
June	12,583	

QUALITY

	Quantity	Base Number	Contract	AT	Region	England
% of FP17s for the same patient ID Re-attending within 3 months - Children	27	452	6.0%	10.0%	11.7%	12.0%
% of FP17s for the same patient ID Re-attending within 3 months - Adults	142	1,141	12.4%	14.3%	15.2%	16.0%
% of FP17s for the same patient ID Re-attending between 3 & 9 months - Children	265	452	58.6%	55.8%	59.1%	58.0%
% of FP17s for the same patient ID Re-attending between 3 & 9 months - Adults	661	1,141	57.9%	49.7%	52.2%	50.9%
% of FP17s for Band 1 Urgent Courses	106	1,460	7.3%	8.3%	7.9%	9.1%
% of FP17s Relating to Free Repair or Replacements	6	1,460	0.4%	0.8%	0.8%	0.8%
% of FP17s Relating to Continuations	13	1,460	0.9%	0.9%	1.1%	1.1%
% of Patients satisfied with the dentistry they have received	6	7	N/A	92.5%	91.8%	91.7%
% of Patients satisfied with the time they had to wait for an appointment	7	7	N/A	89.5%	88.4%	88.0%

* This is based on patients treated on this contract for their most recent course of treatment. Figures in italics indicate the base number of FP17s or Patient Questionnaire responses are less than 100. N/A is shown where the base number of responses is less than 10 during the period. % is calculated as Quantity/Base number*100

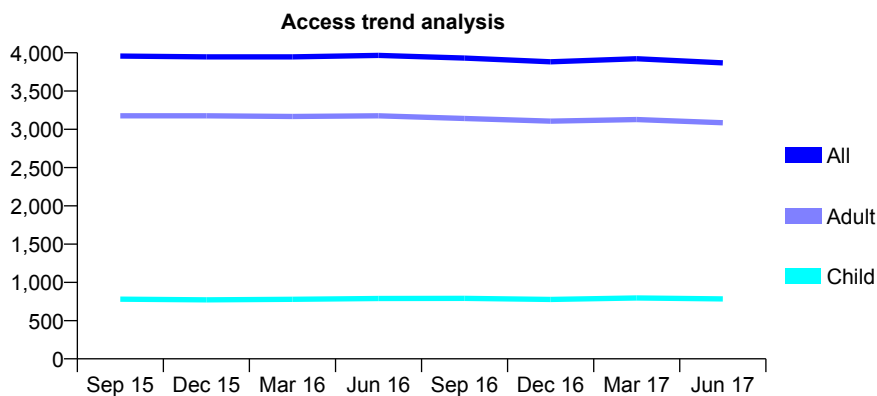
Q57 - Vital Signs At a Glance Contract Report for 174483/0001 - June 2017

Name or company name	Mr R M Karimi & Mr S Abbasi
Contract type name	GDS Contract
Purpose of contract	General
Contract start date	01/10/2008
Contract end date	

17/18 Contracted general activity (UDA)	15,212
Carry forward general activity (UDA)	0
17/18 Contracted orthodontic activity (UOA)	0
Carry forward orthodontic activity (UOA)	0
Baseline contract value	£475,899.77

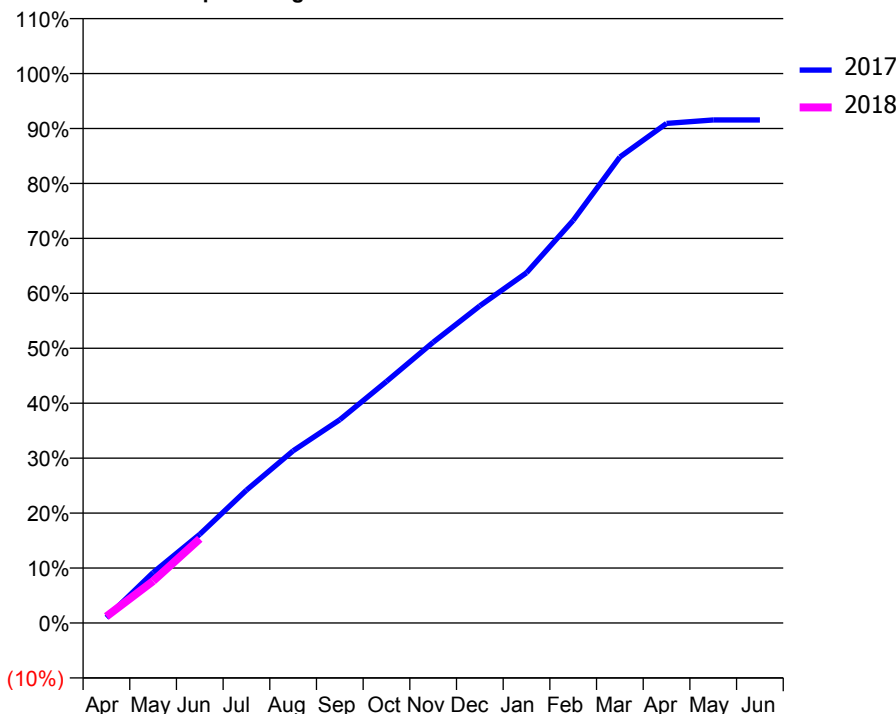
ACCESS*

Patients seen in 24 months	Total	Change since previous quarter
Quarter ending June 2016	3,966	
Quarter ending September 2016	3,932	→
Quarter ending December 2016	3,882	↓
Quarter ending March 2017	3,923	→
Quarter ending June 2017	3,869	↓
Variance since June 2016	(2.4%)	↓



ACTIVITY

Cumulative percentage of contracted UDA delivered 2017 & 2018



Month	Adjusted Scheduled Activity (UDA)	
	2017	2018
April	151	182
May	1,396	1,160
June	2,458	2,333
July	3,679	
August	4,767	
September	5,626	
October	6,688	
November	7,773	
December	8,778	
January	9,696	
February	11,145	
March	12,902	
April	13,829	
May	13,926	
June	13,926	

QUALITY

	Quantity	Base Number	Contract	AT	Region	England
% of FP17s for the same patient ID Re-attending within 3 months - Children	7	211	3.3%	10.0%	11.7%	12.0%
% of FP17s for the same patient ID Re-attending within 3 months - Adults	76	861	8.8%	14.3%	15.2%	16.0%
% of FP17s for the same patient ID Re-attending between 3 & 9 months - Children	107	211	50.7%	55.8%	59.1%	58.0%
% of FP17s for the same patient ID Re-attending between 3 & 9 months - Adults	495	861	57.5%	49.7%	52.2%	50.9%
% of FP17s for Band 1 Urgent Courses	58	887	6.5%	8.3%	7.9%	9.1%
% of FP17s Relating to Free Repair or Replacements	1	887	0.1%	0.8%	0.8%	0.8%
% of FP17s Relating to Continuations	9	887	1.0%	0.9%	1.1%	1.1%
% of Patients satisfied with the dentistry they have received	7	8	N/A	92.5%	91.8%	91.7%
% of Patients satisfied with the time they had to wait for an appointment	7	8	N/A	89.5%	88.4%	88.0%

* This is based on patients treated on this contract for their most recent course of treatment. Figures in italics indicate the base number of FP17s or Patient Questionnaire responses are less than 100. N/A is shown where the base number of responses is less than 10 during the period. % is calculated as Quantity/Base number*100

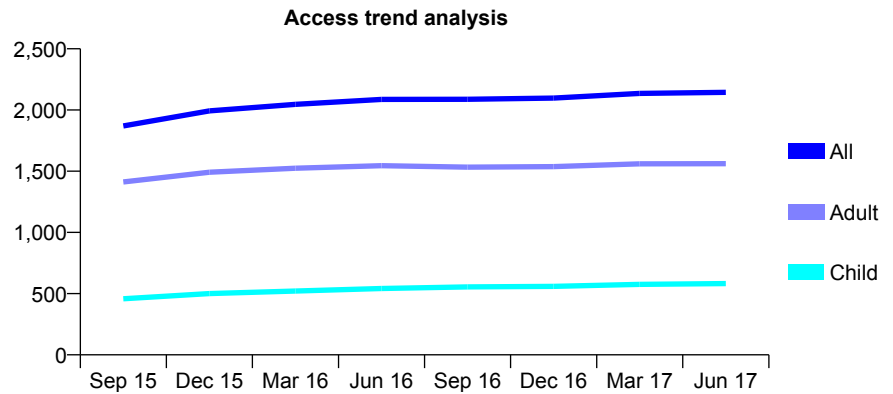
Q57 - Vital Signs At a Glance Contract Report for 174734/0001 - June 2017

Name or company name	Mr Azm Ahmed & Mrs Samira Ahmed
Contract type name	GDS Contract
Purpose of contract	General
Contract start date	01/09/2013
Contract end date	

17/18 Contracted general activity (UDA)	6,000
Carry forward general activity (UDA)	0
17/18 Contracted orthodontic activity (UOA)	0
Carry forward orthodontic activity (UOA)	0
Baseline contract value	£142,266.84

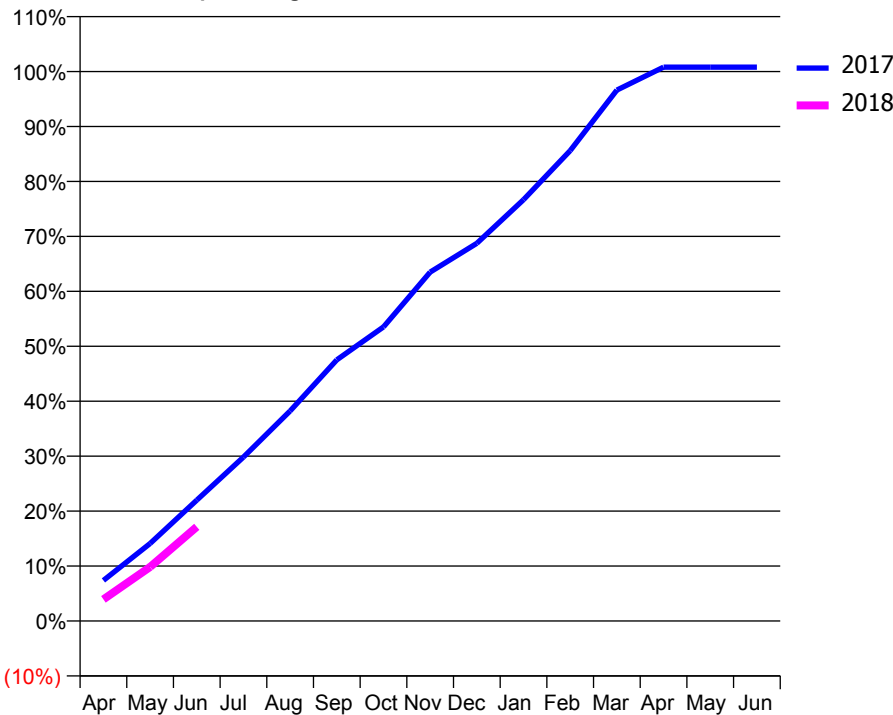
ACCESS*

Patients seen in 24 months	Total	Change since previous quarter
Quarter ending June 2016	2,087	
Quarter ending September 2016	2,088	→
Quarter ending December 2016	2,097	→
Quarter ending March 2017	2,136	→
Quarter ending June 2017	2,144	→
Variance since June 2016	2.7%	↑



ACTIVITY

Cumulative percentage of contracted UDA delivered 2017 & 2018



Month	Adjusted Scheduled Activity (UDA)	
	2017	2018
April	443	237
May	846	590
June	1,320	1,028
July	1,790	
August	2,294	
September	2,852	
October	3,211	
November	3,809	
December	4,124	
January	4,600	
February	5,136	
March	5,797	
April	6,048	
May	6,048	
June	6,048	

QUALITY

	Quantity	Base Number	Contract	AT	Region	England
% of FP17s for the same patient ID Re-attending within 3 months - Children	15	236	6.4%	10.0%	11.7%	12.0%
% of FP17s for the same patient ID Re-attending within 3 months - Adults	77	462	16.7%	14.3%	15.2%	16.0%
% of FP17s for the same patient ID Re-attending between 3 & 9 months - Children	167	236	70.8%	55.8%	59.1%	58.0%
% of FP17s for the same patient ID Re-attending between 3 & 9 months - Adults	312	462	67.5%	49.7%	52.2%	50.9%
% of FP17s for Band 1 Urgent Courses	32	581	5.5%	8.3%	7.9%	9.1%
% of FP17s Relating to Free Repair or Replacements	0	581	0.0%	0.8%	0.8%	0.8%
% of FP17s Relating to Continuations	13	581	2.2%	0.9%	1.1%	1.1%
% of Patients satisfied with the dentistry they have received	4	4	N/A	92.5%	91.8%	91.7%
% of Patients satisfied with the time they had to wait for an appointment	4	4	N/A	89.5%	88.4%	88.0%

* This is based on patients treated on this contract for their most recent course of treatment. Figures in italics indicate the base number of FP17s or Patient Questionnaire responses are less than 100. N/A is shown where the base number of responses is less than 10 during the period. % is calculated as Quantity/Base number*100

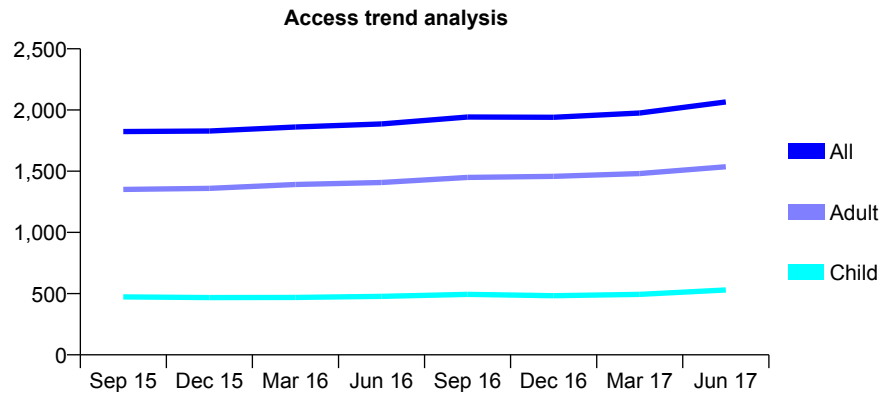
Q57 - Vital Signs At a Glance Contract Report for 175765/0001 - June 2017

Name or company name	Church Hill Dental Practice
Contract type name	GDS Contract
Purpose of contract	General
Contract start date	01/09/2010
Contract end date	

17/18 Contracted general activity (UDA)	6,000
Carry forward general activity (UDA)	0
17/18 Contracted orthodontic activity (UOA)	0
Carry forward orthodontic activity (UOA)	0
Baseline contract value	£144,251.94

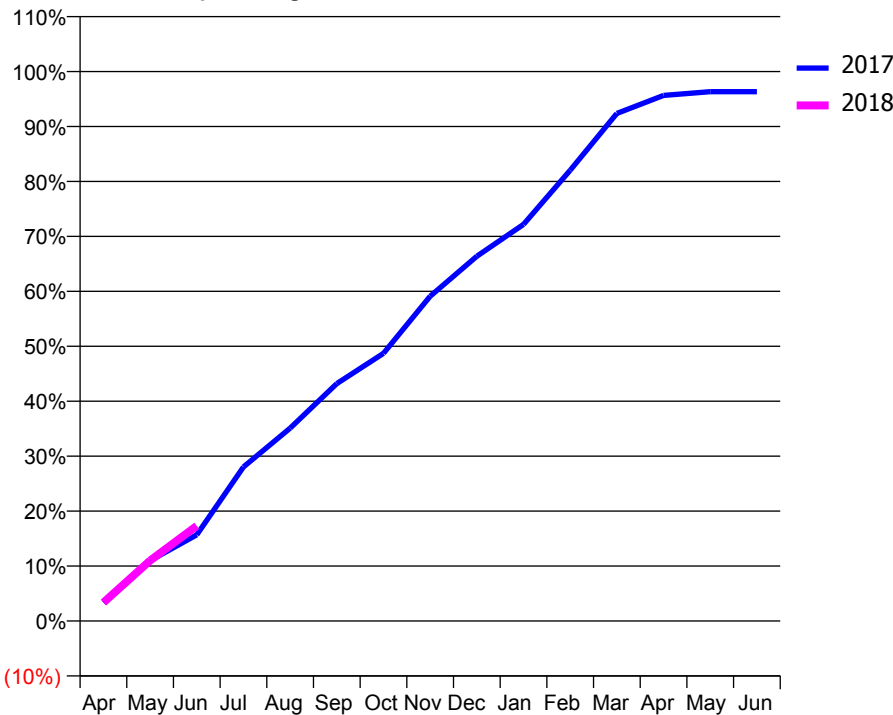
ACCESS*

Patients seen in 24 months	Total	Change since previous quarter
Quarter ending June 2016	1,886	
Quarter ending September 2016	1,943	↑
Quarter ending December 2016	1,941	→
Quarter ending March 2017	1,975	→
Quarter ending June 2017	2,066	↑
Variance since June 2016	9.5%	↑



ACTIVITY

Cumulative percentage of contracted UDA delivered 2017 & 2018



Month	Adjusted Scheduled Activity (UDA)	
	2017	2018
April	202	201
May	658	660
June	942	1,039
July	1,683	
August	2,106	
September	2,592	
October	2,923	
November	3,547	
December	3,982	
January	4,330	
February	4,921	
March	5,542	
April	5,739	
May	5,779	
June	5,779	

QUALITY

	Quantity	Base Number	Contract	AT	Region	England
% of FP17s for the same patient ID Re-attending within 3 months - Children	12	189	6.3%	10.0%	11.7%	12.0%
% of FP17s for the same patient ID Re-attending within 3 months - Adults	95	460	20.7%	14.3%	15.2%	16.0%
% of FP17s for the same patient ID Re-attending between 3 & 9 months - Children	89	189	47.1%	55.8%	59.1%	58.0%
% of FP17s for the same patient ID Re-attending between 3 & 9 months - Adults	167	460	36.3%	49.7%	52.2%	50.9%
% of FP17s for Band 1 Urgent Courses	51	545	9.4%	8.3%	7.9%	9.1%
% of FP17s Relating to Free Repair or Replacements	3	545	0.6%	0.8%	0.8%	0.8%
% of FP17s Relating to Continuations	7	545	1.3%	0.9%	1.1%	1.1%
% of Patients satisfied with the dentistry they have received	2	2	N/A	92.5%	91.8%	91.7%
% of Patients satisfied with the time they had to wait for an appointment	2	2	N/A	89.5%	88.4%	88.0%

* This is based on patients treated on this contract for their most recent course of treatment. Figures in italics indicate the base number of FP17s or Patient Questionnaire responses are less than 100. N/A is shown where the base number of responses is less than 10 during the period. % is calculated as Quantity/Base number*100

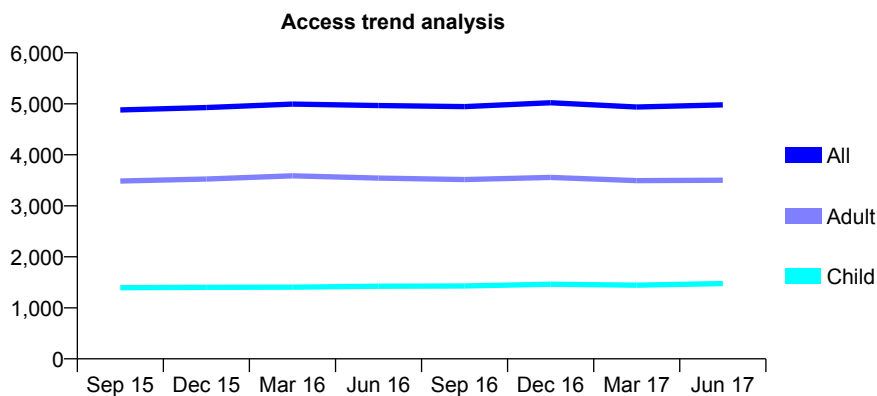
Q57 - Vital Signs At a Glance Contract Report for 177733/0001 - June 2017

Name or company name	Manningtree Practice Limited
Contract type name	GDS Contract
Purpose of contract	General
Contract start date	01/12/2010
Contract end date	

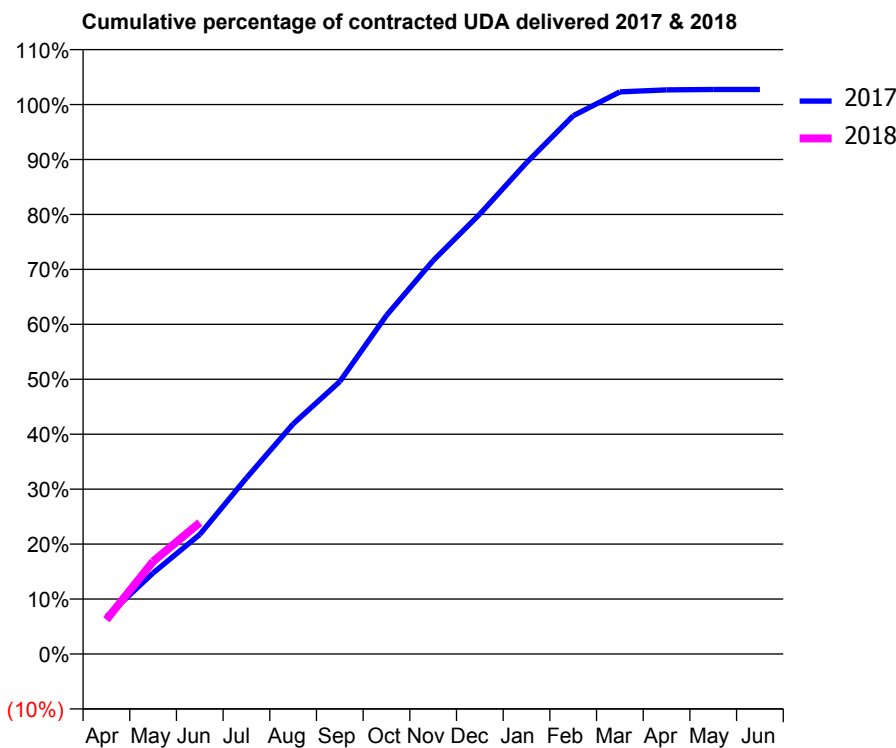
17/18 Contracted general activity (UDA)	10,076
Carry forward general activity (UDA)	0
17/18 Contracted orthodontic activity (UOA)	0
Carry forward orthodontic activity (UOA)	0
Baseline contract value	£278,503.18

ACCESS*

Patients seen in 24 months	Total	Change since previous quarter
Quarter ending June 2016	4,967	
Quarter ending September 2016	4,945	→
Quarter ending December 2016	5,020	→
Quarter ending March 2017	4,938	↓
Quarter ending June 2017	4,978	→
Variance since June 2016	0.2%	→



ACTIVITY



Month	Adjusted Scheduled Activity (UDA)	
	2017	2018
April	686	630
May	1,486	1,698
June	2,191	2,410
July	3,228	
August	4,220	
September	4,996	
October	6,210	
November	7,213	
December	8,067	
January	9,008	
February	9,869	
March	10,308	
April	10,343	
May	10,350	
June	10,352	

QUALITY

	Quantity	Base Number	Contract	AT	Region	England
% of FP17s for the same patient ID Re-attending within 3 months - Children	24	525	4.6%	10.0%	11.7%	12.0%
% of FP17s for the same patient ID Re-attending within 3 months - Adults	115	967	11.9%	14.3%	15.2%	16.0%
% of FP17s for the same patient ID Re-attending between 3 & 9 months - Children	305	525	58.1%	55.8%	59.1%	58.0%
% of FP17s for the same patient ID Re-attending between 3 & 9 months - Adults	464	967	48.0%	49.7%	52.2%	50.9%
% of FP17s for Band 1 Urgent Courses	237	1,455	16.3%	8.3%	7.9%	9.1%
% of FP17s Relating to Free Repair or Replacements	1	1,455	0.1%	0.8%	0.8%	0.8%
% of FP17s Relating to Continuations	3	1,455	0.2%	0.9%	1.1%	1.1%
% of Patients satisfied with the dentistry they have received	14	14	100.0%	92.5%	91.8%	91.7%
% of Patients satisfied with the time they had to wait for an appointment	13	14	92.9%	89.5%	88.4%	88.0%

* This is based on patients treated on this contract for their most recent course of treatment. Figures in italics indicate the base number of FP17s or Patient Questionnaire responses are less than 100. N/A is shown where the base number of responses is less than 10 during the period. % is calculated as Quantity/Base number*100

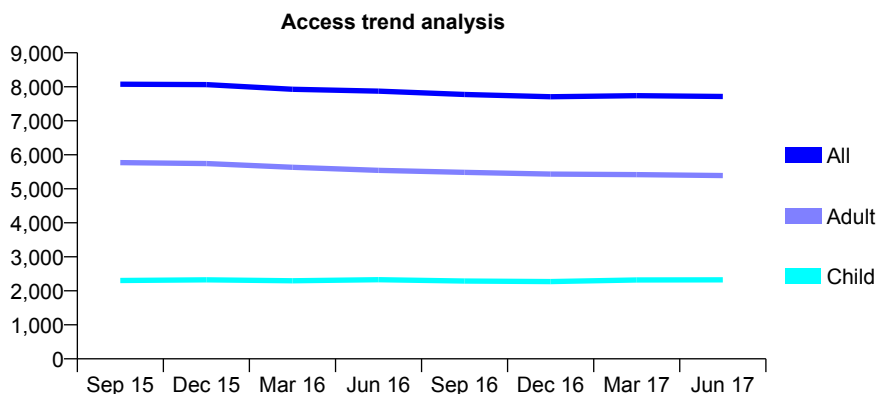
Q57 - Vital Signs At a Glance Contract Report for 179078/0001 - June 2017

Name or company name	Lister House Dental Centre
Contract type name	GDS Contract
Purpose of contract	General
Contract start date	01/04/2013
Contract end date	

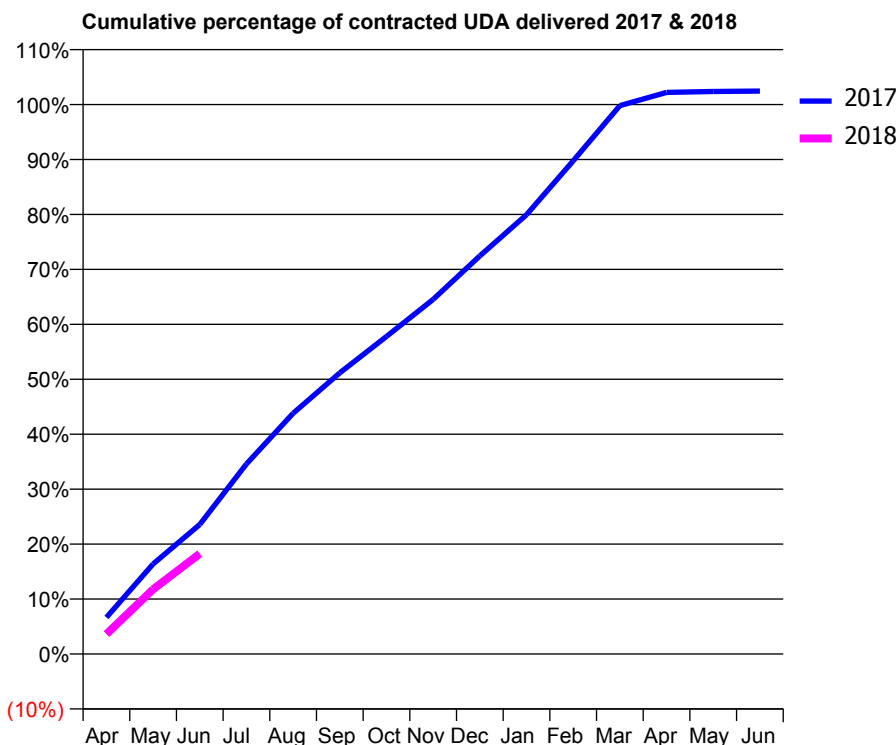
17/18 Contracted general activity (UDA)	19,852
Carry forward general activity (UDA)	0
17/18 Contracted orthodontic activity (UOA)	0
Carry forward orthodontic activity (UOA)	0
Baseline contract value	£559,874.27

ACCESS*

Patients seen in 24 months	Total	Change since previous quarter
Quarter ending June 2016	7,873	
Quarter ending September 2016	7,774	↓
Quarter ending December 2016	7,708	→
Quarter ending March 2017	7,738	→
Quarter ending June 2017	7,714	→
Variance since June 2016	(2.0%)	↓



ACTIVITY



Month	Adjusted Scheduled Activity (UDA)	
	2017	2018
April	1,325	722
May	3,255	2,338
June	4,681	3,623
July	6,869	
August	8,696	
September	10,160	
October	11,472	
November	12,811	
December	14,384	
January	15,869	
February	17,817	
March	19,813	
April	20,290	
May	20,323	
June	20,338	

QUALITY

	Quantity	Base Number	Contract	AT	Region	England
% of FP17s for the same patient ID Re-attending within 3 months - Children	73	715	10.2%	10.0%	11.7%	12.0%
% of FP17s for the same patient ID Re-attending within 3 months - Adults	226	1,437	15.7%	14.3%	15.2%	16.0%
% of FP17s for the same patient ID Re-attending between 3 & 9 months - Children	347	715	48.5%	55.8%	59.1%	58.0%
% of FP17s for the same patient ID Re-attending between 3 & 9 months - Adults	613	1,437	42.7%	49.7%	52.2%	50.9%
% of FP17s for Band 1 Urgent Courses	162	1,687	9.6%	8.3%	7.9%	9.1%
% of FP17s Relating to Free Repair or Replacements	8	1,687	0.5%	0.8%	0.8%	0.8%
% of FP17s Relating to Continuations	8	1,687	0.5%	0.9%	1.1%	1.1%
% of Patients satisfied with the dentistry they have received	16	16	100.0%	92.5%	91.8%	91.7%
% of Patients satisfied with the time they had to wait for an appointment	13	16	81.3%	89.5%	88.4%	88.0%

* This is based on patients treated on this contract for their most recent course of treatment. Figures in italics indicate the base number of FP17s or Patient Questionnaire responses are less than 100. N/A is shown where the base number of responses is less than 10 during the period. % is calculated as Quantity/Base number*100

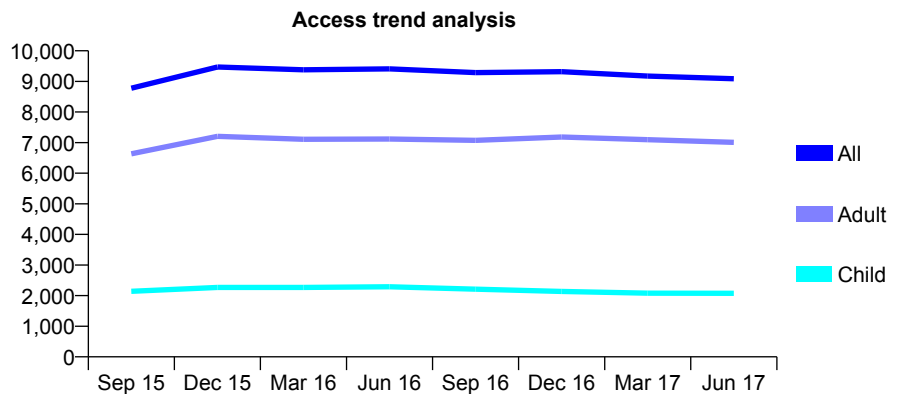
Q57 - Vital Signs At a Glance Contract Report for 180394/0001 - June 2017

Name or company name	Great Knightleys Dental Clinic
Contract type name	GDS Contract
Purpose of contract	General
Contract start date	01/01/2014
Contract end date	

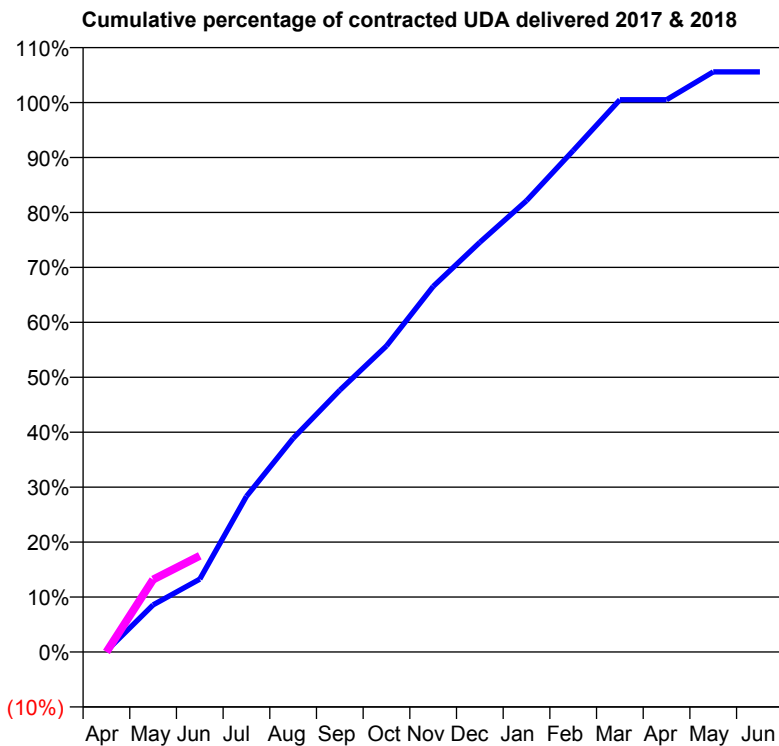
17/18 Contracted general activity (UDA)	36,655
Carry forward general activity (UDA)	0
17/18 Contracted orthodontic activity (UOA)	0
Carry forward orthodontic activity (UOA)	0
Baseline contract value	£1,109,737.23

ACCESS*

Patients seen in 24 months	Total	Change since previous quarter
Quarter ending June 2016	9,408	
Quarter ending September 2016	9,286	↓
Quarter ending December 2016	9,318	→
Quarter ending March 2017	9,173	↓
Quarter ending June 2017	9,087	→
Variance since June 2016	(3.4%)	↓



ACTIVITY



Month	Adjusted Scheduled Activity (UDA)	
	2017	2018
April	71	0
May	3,141	4,836
June	4,858	6,420
July	10,389	
August	14,256	
September	17,466	
October	20,419	
November	24,382	
December	27,329	
January	30,103	
February	33,454	
March	36,839	
April	36,839	
May	38,697	
June	38,697	

QUALITY

	Quantity	Base Number	Contract	AT	Region	England
% of FP17s for the same patient ID Re-attending within 3 months - Children	51	542	9.4%	10.0%	11.7%	12.0%
% of FP17s for the same patient ID Re-attending within 3 months - Adults	389	1,589	24.5%	14.3%	15.2%	16.0%
% of FP17s for the same patient ID Re-attending between 3 & 9 months - Children	206	542	38.0%	55.8%	59.1%	58.0%
% of FP17s for the same patient ID Re-attending between 3 & 9 months - Adults	433	1,589	27.2%	49.7%	52.2%	50.9%
% of FP17s for Band 1 Urgent Courses	211	1,695	12.4%	8.3%	7.9%	9.1%
% of FP17s Relating to Free Repair or Replacements	36	1,695	2.1%	0.8%	0.8%	0.8%
% of FP17s Relating to Continuations	101	1,695	6.0%	0.9%	1.1%	1.1%
% of Patients satisfied with the dentistry they have received	19	19	100.0%	92.5%	91.8%	91.7%
% of Patients satisfied with the time they had to wait for an appointment	17	19	89.5%	89.5%	88.4%	88.0%

* This is based on patients treated on this contract for their most recent course of treatment. Figures in italics indicate the base number of FP17s or Patient Questionnaire responses are less than 100. N/A is shown where the base number of responses is less than 10 during the period. % is calculated as Quantity/Base number*100

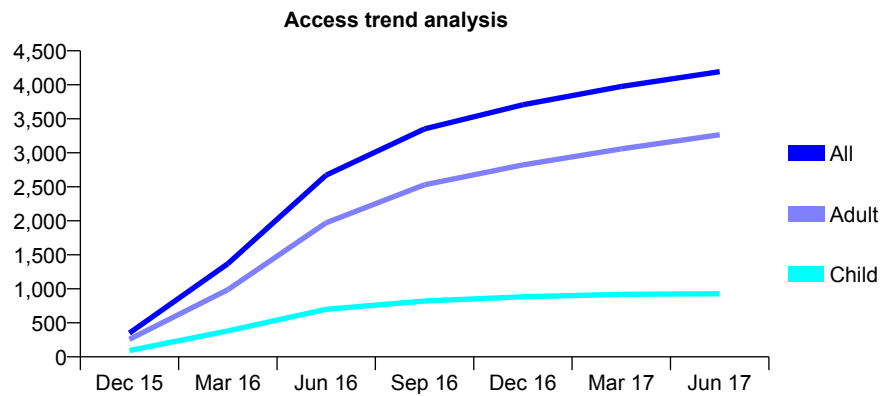
Q57 - Vital Signs At a Glance Contract Report for 181099/0001 - June 2017

Name or company name	Lemar, Lemar & Finn
Contract type name	GDS Contract
Purpose of contract	General
Contract start date	01/12/2015
Contract end date	

17/18 Contracted general activity (UDA)	12,450
Carry forward general activity (UDA)	0
17/18 Contracted orthodontic activity (UOA)	0
Carry forward orthodontic activity (UOA)	0
Baseline contract value	£284,314.64

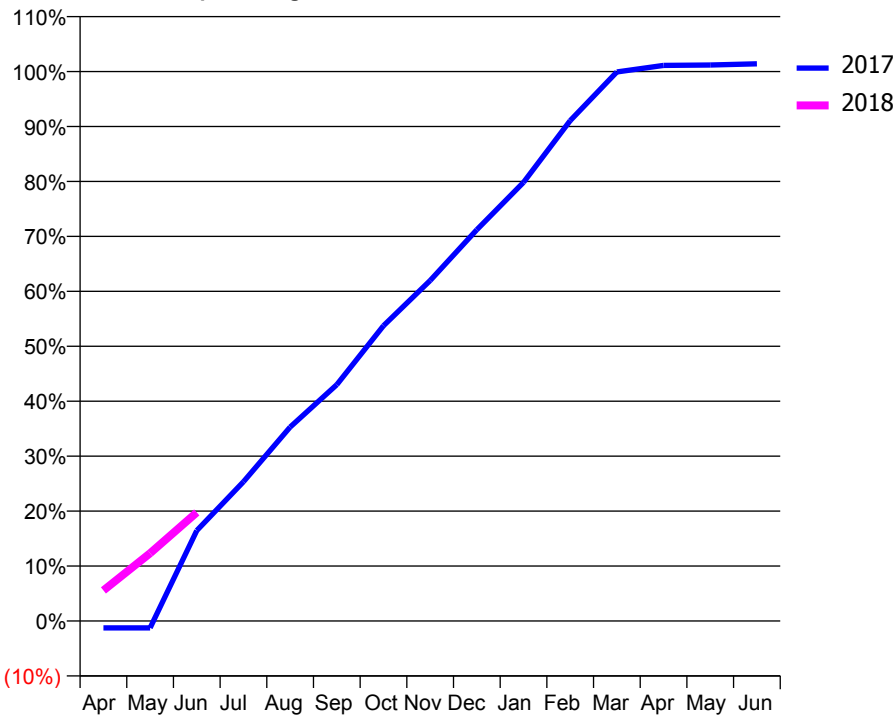
ACCESS*

Patients seen in 24 months	Total	Change since previous quarter
Quarter ending June 2016	2,671	
Quarter ending September 2016	3,352	↑
Quarter ending December 2016	3,706	↑
Quarter ending March 2017	3,976	↑
Quarter ending June 2017	4,194	↑
Variance since June 2016	57.0%	↑



ACTIVITY

Cumulative percentage of contracted UDA delivered 2017 & 2018



Month	Adjusted Scheduled Activity (UDA)	
	2017	2018
April	-160	695
May	-160	1,536
June	2,049	2,462
July	3,155	
August	4,393	
September	5,356	
October	6,692	
November	7,715	
December	8,865	
January	9,940	
February	11,337	
March	12,439	
April	12,587	
May	12,598	
June	12,624	

QUALITY

	Quantity	Base Number	Contract	AT	Region	England
% of FP17s for the same patient ID Re-attending within 3 months - Children	14	261	5.4%	10.0%	11.7%	12.0%
% of FP17s for the same patient ID Re-attending within 3 months - Adults	112	978	11.5%	14.3%	15.2%	16.0%
% of FP17s for the same patient ID Re-attending between 3 & 9 months - Children	146	261	55.9%	55.8%	59.1%	58.0%
% of FP17s for the same patient ID Re-attending between 3 & 9 months - Adults	518	978	53.0%	49.7%	52.2%	50.9%
% of FP17s for Band 1 Urgent Courses	53	1,103	4.8%	8.3%	7.9%	9.1%
% of FP17s Relating to Free Repair or Replacements	8	1,103	0.7%	0.8%	0.8%	0.8%
% of FP17s Relating to Continuations	28	1,103	2.5%	0.9%	1.1%	1.1%
% of Patients satisfied with the dentistry they have received	17	18	94.4%	92.5%	91.8%	91.7%
% of Patients satisfied with the time they had to wait for an appointment	18	18	100.0%	89.5%	88.4%	88.0%

* This is based on patients treated on this contract for their most recent course of treatment. Figures in italics indicate the base number of FP17s or Patient Questionnaire responses are less than 100. N/A is shown where the base number of responses is less than 10 during the period. % is calculated as Quantity/Base number*100

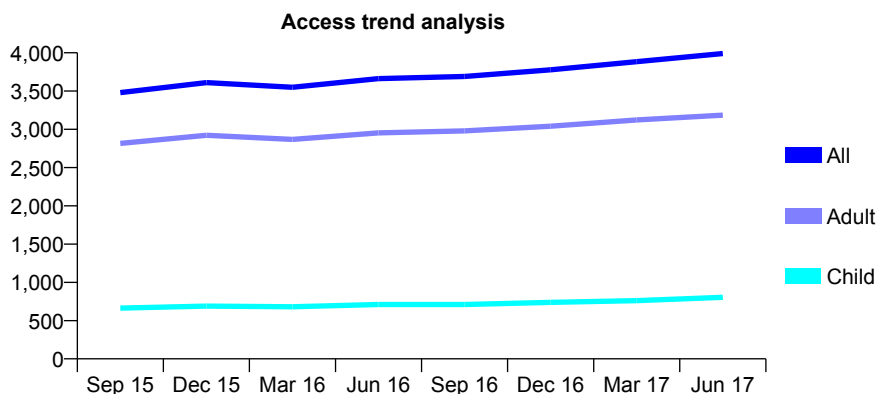
Q57 - Vital Signs At a Glance Contract Report for 181226/0001 - June 2017

Name or company name	Valley Dental Practice
Contract type name	GDS Contract
Purpose of contract	General
Contract start date	01/07/2012
Contract end date	

17/18 Contracted general activity (UDA)	8,028
Carry forward general activity (UDA)	0
17/18 Contracted orthodontic activity (UOA)	0
Carry forward orthodontic activity (UOA)	0
Baseline contract value	£179,378.75

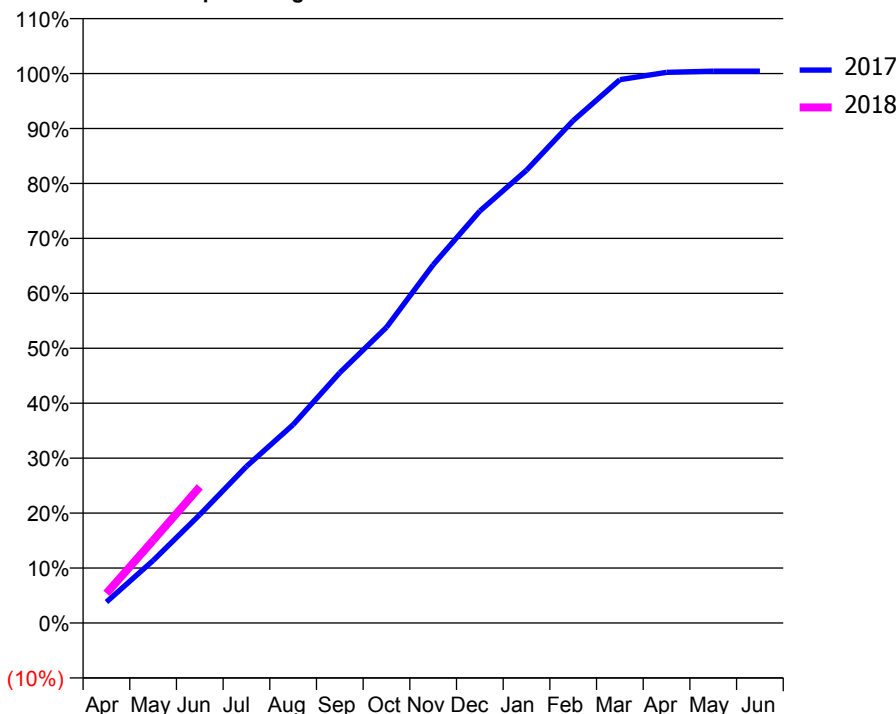
ACCESS*

Patients seen in 24 months	Total	Change since previous quarter
Quarter ending June 2016	3,663	
Quarter ending September 2016	3,690	→
Quarter ending December 2016	3,778	↑
Quarter ending March 2017	3,884	↑
Quarter ending June 2017	3,991	↑
Variance since June 2016	9.0%	↑



ACTIVITY

Cumulative percentage of contracted UDA delivered 2017 & 2018



Adjusted Scheduled Activity (UDA)		
Month	2017	2018
April	307	433
May	913	1,207
June	1,583	1,990
July	2,288	
August	2,898	
September	3,657	
October	4,320	
November	5,233	
December	6,019	
January	6,614	
February	7,339	
March	7,938	
April	8,045	
May	8,063	
June	8,063	

QUALITY

	Quantity	Base Number	Contract	AT	Region	England
% of FP17s for the same patient ID Re-attending within 3 months - Children	9	276	3.3%	10.0%	11.7%	12.0%
% of FP17s for the same patient ID Re-attending within 3 months - Adults	83	902	9.2%	14.3%	15.2%	16.0%
% of FP17s for the same patient ID Re-attending between 3 & 9 months - Children	124	276	44.9%	55.8%	59.1%	58.0%
% of FP17s for the same patient ID Re-attending between 3 & 9 months - Adults	433	902	48.0%	49.7%	52.2%	50.9%
% of FP17s for Band 1 Urgent Courses	53	939	5.6%	8.3%	7.9%	9.1%
% of FP17s Relating to Free Repair or Replacements	7	939	0.7%	0.8%	0.8%	0.8%
% of FP17s Relating to Continuations	4	939	0.4%	0.9%	1.1%	1.1%
% of Patients satisfied with the dentistry they have received	20	21	95.2%	92.5%	91.8%	91.7%
% of Patients satisfied with the time they had to wait for an appointment	19	21	90.5%	89.5%	88.4%	88.0%

* This is based on patients treated on this contract for their most recent course of treatment. Figures in italics indicate the base number of FP17s or Patient Questionnaire responses are less than 100. N/A is shown where the base number of responses is less than 10 during the period. % is calculated as Quantity/Base number*100

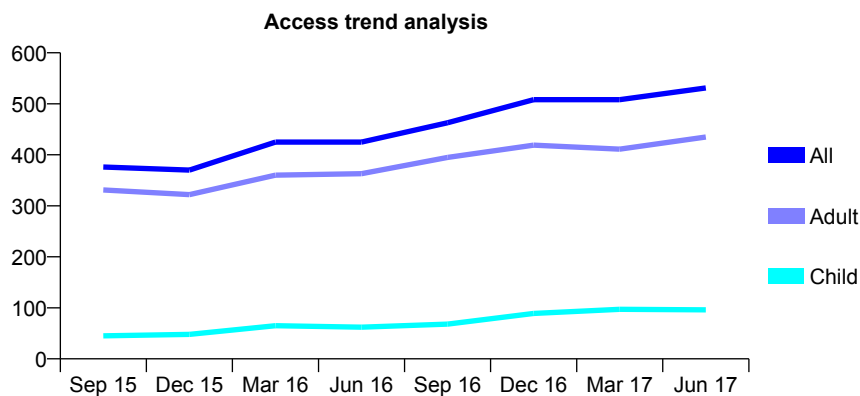
Q57 - Vital Signs At a Glance Contract Report for 181226/0003 - June 2017

Name or company name	Valley Dental Practice
Contract type name	GDS Contract
Purpose of contract	General
Contract start date	01/07/2012
Contract end date	

17/18 Contracted general activity (UDA)	1,279
Carry forward general activity (UDA)	0
17/18 Contracted orthodontic activity (UOA)	0
Carry forward orthodontic activity (UOA)	0
Baseline contract value	£28,681.86

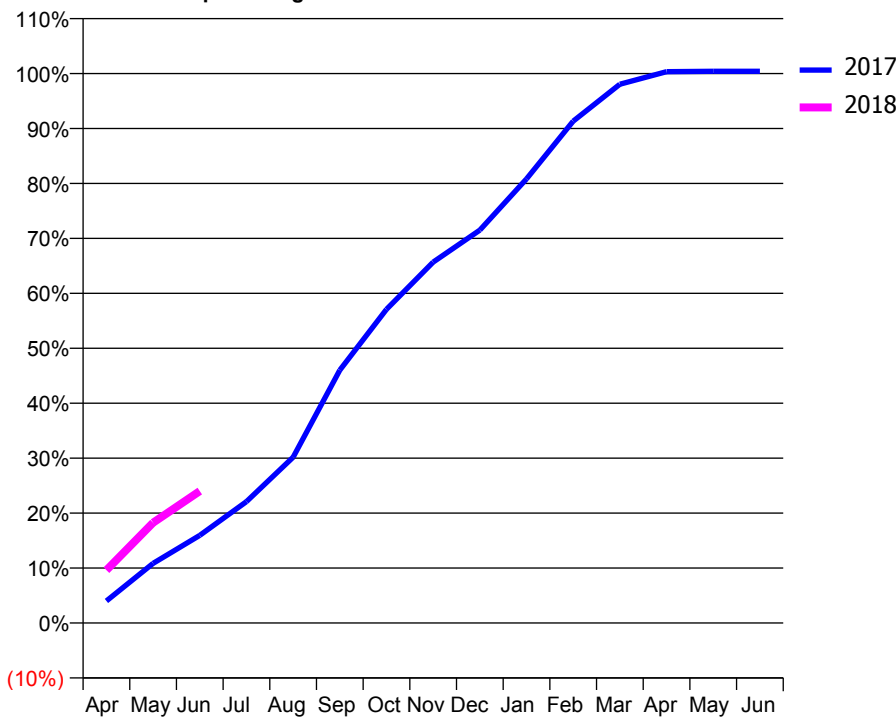
ACCESS*

Patients seen in 24 months	Total	Change since previous quarter
Quarter ending June 2016	425	
Quarter ending September 2016	463	↑
Quarter ending December 2016	508	↑
Quarter ending March 2017	508	→
Quarter ending June 2017	531	↑
Variance since June 2016	24.9%	↑



ACTIVITY

Cumulative percentage of contracted UDA delivered 2017 & 2018



Adjusted Scheduled Activity (UDA)

Month	2017	2018
April	51	123
May	139	234
June	204	307
July	283	
August	386	
September	589	
October	730	
November	840	
December	914	
January	1,034	
February	1,168	
March	1,254	
April	1,283	
May	1,284	
June	1,284	

QUALITY

	Quantity	Base Number	Contract	AT	Region	England
% of FP17s for the same patient ID Re-attending within 3 months - Children	1	32	3.1%	10.0%	11.7%	12.0%
% of FP17s for the same patient ID Re-attending within 3 months - Adults	5	105	4.8%	14.3%	15.2%	16.0%
% of FP17s for the same patient ID Re-attending between 3 & 9 months - Children	9	32	28.1%	55.8%	59.1%	58.0%
% of FP17s for the same patient ID Re-attending between 3 & 9 months - Adults	23	105	21.9%	49.7%	52.2%	50.9%
% of FP17s for Band 1 Urgent Courses	6	126	4.8%	8.3%	7.9%	9.1%
% of FP17s Relating to Free Repair or Replacements	1	126	0.8%	0.8%	0.8%	0.8%
% of FP17s Relating to Continuations	1	126	0.8%	0.9%	1.1%	1.1%
% of Patients satisfied with the dentistry they have received	2	2	N/A	92.5%	91.8%	91.7%
% of Patients satisfied with the time they had to wait for an appointment	2	2	N/A	89.5%	88.4%	88.0%

* This is based on patients treated on this contract for their most recent course of treatment. Figures in italics indicate the base number of FP17s or Patient Questionnaire responses are less than 100. N/A is shown where the base number of responses is less than 10 during the period. % is calculated as Quantity/Base number*100

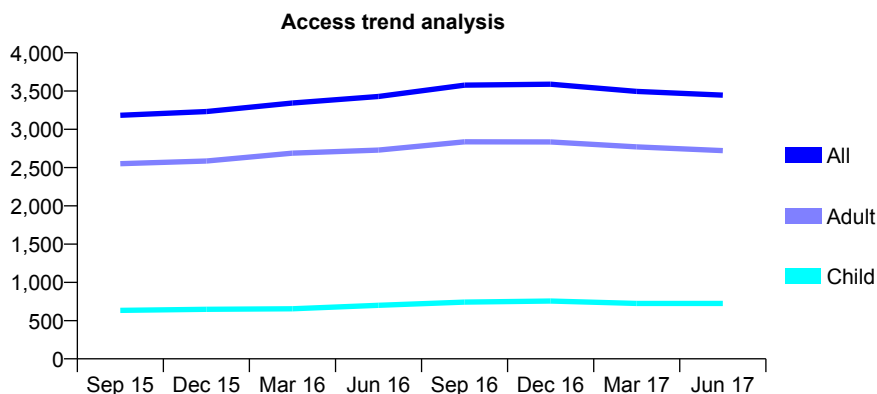
Q57 - Vital Signs At a Glance Contract Report for 181226/0004 - June 2017

Name or company name	Valley Dental Practice
Contract type name	GDS Contract
Purpose of contract	General
Contract start date	01/07/2012
Contract end date	

17/18 Contracted general activity (UDA)	9,238
Carry forward general activity (UDA)	0
17/18 Contracted orthodontic activity (UOA)	0
Carry forward orthodontic activity (UOA)	0
Baseline contract value	£195,505.38

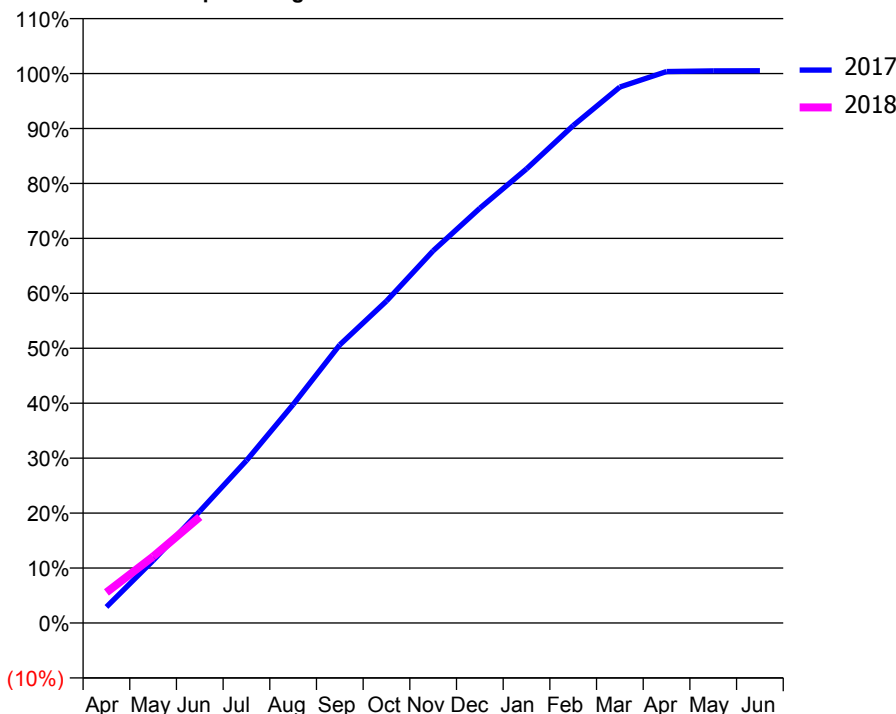
ACCESS*

Patients seen in 24 months	Total	Change since previous quarter
Quarter ending June 2016	3,429	
Quarter ending September 2016	3,578	↑
Quarter ending December 2016	3,589	→
Quarter ending March 2017	3,495	↓
Quarter ending June 2017	3,446	↓
Variance since June 2016	0.5%	→



ACTIVITY

Cumulative percentage of contracted UDA delivered 2017 & 2018



Adjusted Scheduled Activity (UDA)

Month	2017	2018
April	270	515
May	1,050	1,117
June	1,880	1,783
July	2,731	
August	3,674	
September	4,677	
October	5,413	
November	6,258	
December	6,974	
January	7,633	
February	8,362	
March	9,010	
April	9,270	
May	9,281	
June	9,284	

QUALITY

	Quantity	Base Number	Contract	AT	Region	England
% of FP17s for the same patient ID Re-attending within 3 months - Children	7	237	3.0%	10.0%	11.7%	12.0%
% of FP17s for the same patient ID Re-attending within 3 months - Adults	31	772	4.0%	14.3%	15.2%	16.0%
% of FP17s for the same patient ID Re-attending between 3 & 9 months - Children	118	237	49.8%	55.8%	59.1%	58.0%
% of FP17s for the same patient ID Re-attending between 3 & 9 months - Adults	458	772	59.3%	49.7%	52.2%	50.9%
% of FP17s for Band 1 Urgent Courses	22	851	2.6%	8.3%	7.9%	9.1%
% of FP17s Relating to Free Repair or Replacements	5	851	0.6%	0.8%	0.8%	0.8%
% of FP17s Relating to Continuations	5	851	0.6%	0.9%	1.1%	1.1%
% of Patients satisfied with the dentistry they have received	8	8	N/A	92.5%	91.8%	91.7%
% of Patients satisfied with the time they had to wait for an appointment	7	8	N/A	89.5%	88.4%	88.0%

* This is based on patients treated on this contract for their most recent course of treatment. Figures in italics indicate the base number of FP17s or Patient Questionnaire responses are less than 100. N/A is shown where the base number of responses is less than 10 during the period. % is calculated as Quantity/Base number*100

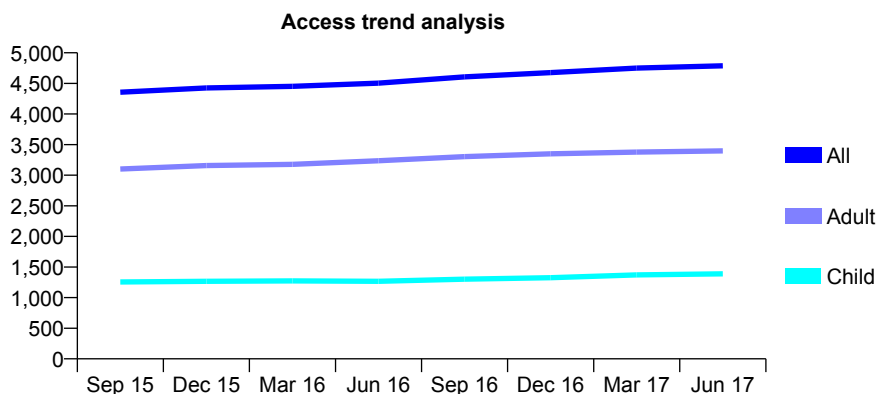
Q57 - Vital Signs At a Glance Contract Report for 184160/0001 - June 2017

Name or company name	S K Pomfret & C Farrell
Contract type name	GDS Contract
Purpose of contract	General
Contract start date	01/02/2008
Contract end date	

17/18 Contracted general activity (UDA)	14,896
Carry forward general activity (UDA)	0
17/18 Contracted orthodontic activity (UOA)	0
Carry forward orthodontic activity (UOA)	0
Baseline contract value	£338,975.64

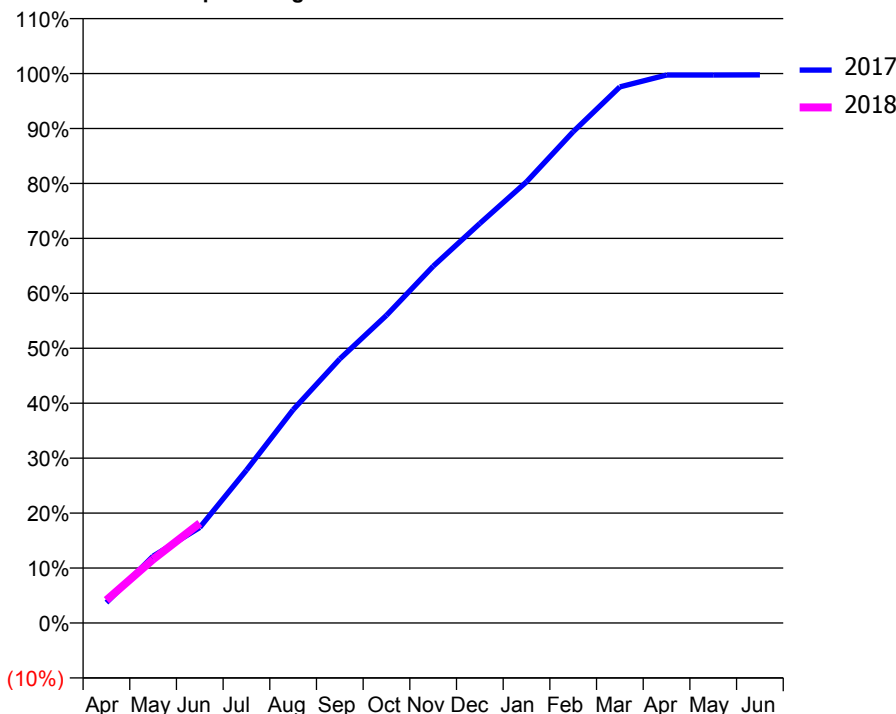
ACCESS*

Patients seen in 24 months	Total	Change since previous quarter
Quarter ending June 2016	4,504	
Quarter ending September 2016	4,606	↑
Quarter ending December 2016	4,676	→
Quarter ending March 2017	4,750	→
Quarter ending June 2017	4,787	→
Variance since June 2016	6.3%	↑



ACTIVITY

Cumulative percentage of contracted UDA delivered 2017 & 2018



Adjusted Scheduled Activity (UDA)

Month	2017	2018
April	555	618
May	1,813	1,727
June	2,589	2,707
July	4,143	
August	5,782	
September	7,160	
October	8,339	
November	9,673	
December	10,833	
January	11,958	
February	13,318	
March	14,535	
April	14,856	
May	14,857	
June	14,859	

QUALITY

	Quantity	Base Number	Contract	AT	Region	England
% of FP17s for the same patient ID Re-attending within 3 months - Children	25	500	5.0%	10.0%	11.7%	12.0%
% of FP17s for the same patient ID Re-attending within 3 months - Adults	140	1,051	13.3%	14.3%	15.2%	16.0%
% of FP17s for the same patient ID Re-attending between 3 & 9 months - Children	340	500	68.0%	55.8%	59.1%	58.0%
% of FP17s for the same patient ID Re-attending between 3 & 9 months - Adults	676	1,051	64.3%	49.7%	52.2%	50.9%
% of FP17s for Band 1 Urgent Courses	74	1,377	5.4%	8.3%	7.9%	9.1%
% of FP17s Relating to Free Repair or Replacements	16	1,377	1.2%	0.8%	0.8%	0.8%
% of FP17s Relating to Continuations	9	1,377	0.7%	0.9%	1.1%	1.1%
% of Patients satisfied with the dentistry they have received	15	17	88.2%	92.5%	91.8%	91.7%
% of Patients satisfied with the time they had to wait for an appointment	17	17	100.0%	89.5%	88.4%	88.0%

* This is based on patients treated on this contract for their most recent course of treatment. Figures in italics indicate the base number of FP17s or Patient Questionnaire responses are less than 100. N/A is shown where the base number of responses is less than 10 during the period. % is calculated as Quantity/Base number*100

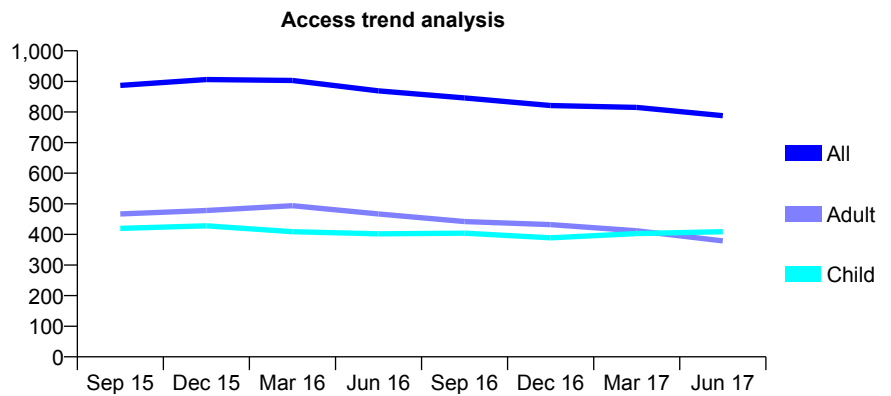
Q57 - Vital Signs At a Glance Contract Report for 185264/0001 - June 2017

Name or company name	Whitehouse Dental Practice
Contract type name	GDS Contract
Purpose of contract	General
Contract start date	17/10/2012
Contract end date	

17/18 Contracted general activity (UDA)	2,138
Carry forward general activity (UDA)	0
17/18 Contracted orthodontic activity (UOA)	0
Carry forward orthodontic activity (UOA)	0
Baseline contract value	£50,099.78

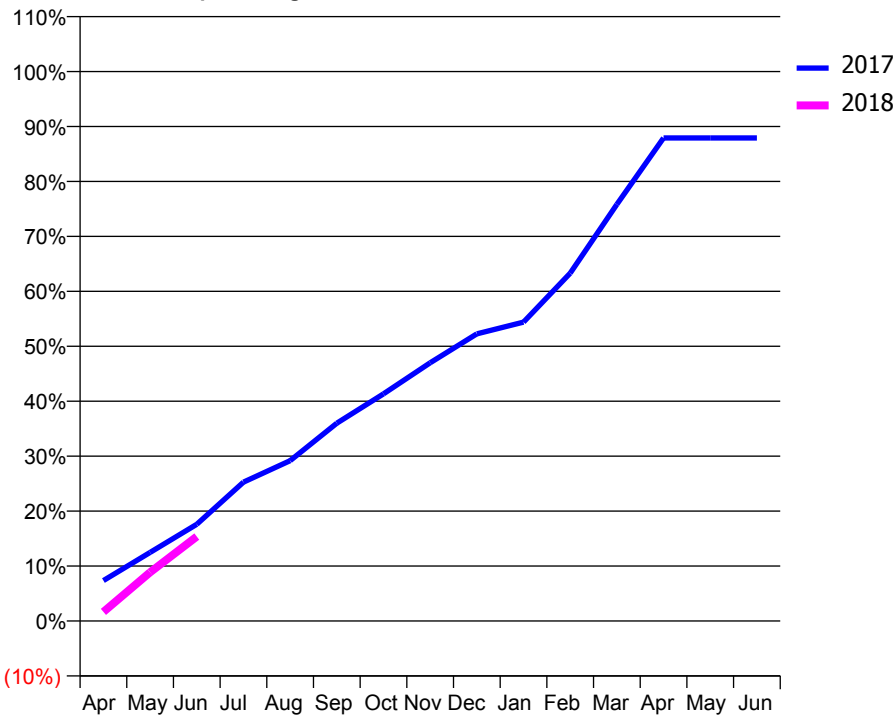
ACCESS*

Patients seen in 24 months	Total	Change since previous quarter
Quarter ending June 2016	869	
Quarter ending September 2016	846	↓
Quarter ending December 2016	821	↓
Quarter ending March 2017	815	→
Quarter ending June 2017	788	↓
Variance since June 2016	(9.3%)	↓



ACTIVITY

Cumulative percentage of contracted UDA delivered 2017 & 2018



Month	Adjusted Scheduled Activity (UDA)	
	2017	2018
April	158	36
May	267	189
June	377	329
July	540	
August	624	
September	770	
October	884	
November	1,005	
December	1,117	
January	1,163	
February	1,354	
March	1,621	
April	1,880	
May	1,880	
June	1,880	

QUALITY

	Quantity	Base Number	Contract	AT	Region	England
% of FP17s for the same patient ID Re-attending within 3 months - Children	14	131	10.7%	10.0%	11.7%	12.0%
% of FP17s for the same patient ID Re-attending within 3 months - Adults	13	99	13.1%	14.3%	15.2%	16.0%
% of FP17s for the same patient ID Re-attending between 3 & 9 months - Children	48	131	36.6%	55.8%	59.1%	58.0%
% of FP17s for the same patient ID Re-attending between 3 & 9 months - Adults	49	99	49.5%	49.7%	52.2%	50.9%
% of FP17s for Band 1 Urgent Courses	18	180	10.0%	8.3%	7.9%	9.1%
% of FP17s Relating to Free Repair or Replacements	1	180	0.6%	0.8%	0.8%	0.8%
% of FP17s Relating to Continuations	0	180	0.0%	0.9%	1.1%	1.1%
% of Patients satisfied with the dentistry they have received	1	1	N/A	92.5%	91.8%	91.7%
% of Patients satisfied with the time they had to wait for an appointment	1	1	N/A	89.5%	88.4%	88.0%

* This is based on patients treated on this contract for their most recent course of treatment. Figures in italics indicate the base number of FP17s or Patient Questionnaire responses are less than 100. N/A is shown where the base number of responses is less than 10 during the period. % is calculated as Quantity/Base number*100

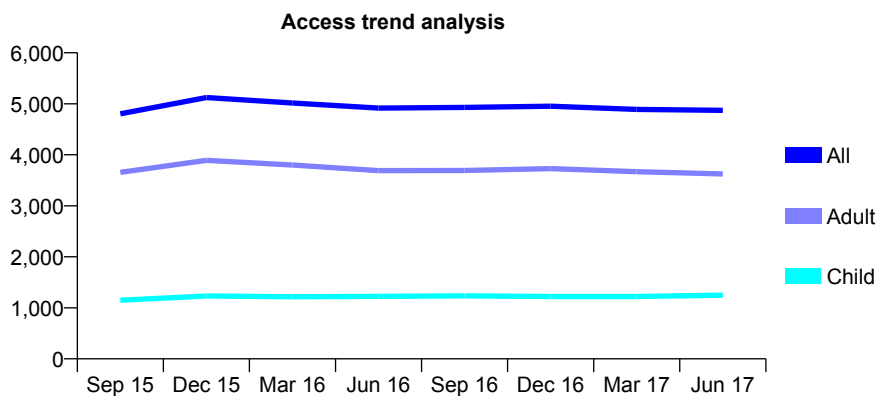
Q57 - Vital Signs At a Glance Contract Report for 187437/0001 - June 2017

Name or company name	Mr H Dhamu and Mr G V Mathew
Contract type name	GDS Contract
Purpose of contract	General
Contract start date	01/12/2013
Contract end date	

17/18 Contracted general activity (UDA)	12,000
Carry forward general activity (UDA)	0
17/18 Contracted orthodontic activity (UOA)	0
Carry forward orthodontic activity (UOA)	0
Baseline contract value	£287,899.33

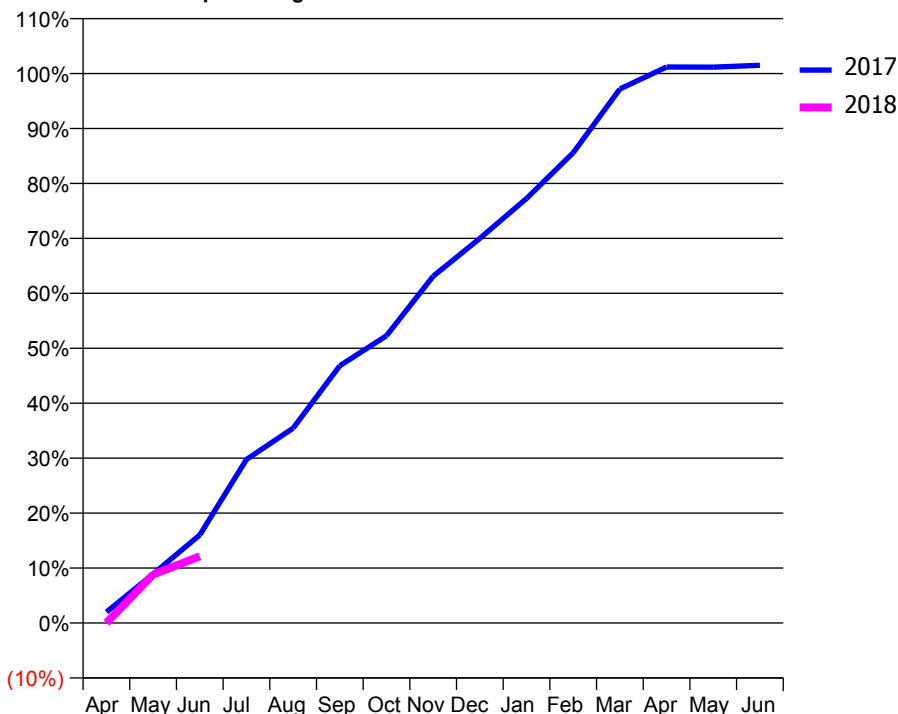
ACCESS*

Patients seen in 24 months	Total	Change since previous quarter
Quarter ending June 2016	4,917	
Quarter ending September 2016	4,930	→
Quarter ending December 2016	4,952	→
Quarter ending March 2017	4,890	↓
Quarter ending June 2017	4,873	→
Variance since June 2016	(0.9%)	→



ACTIVITY

Cumulative percentage of contracted UDA delivered 2017 & 2018



Month	Adjusted Scheduled Activity (UDA)	
	2017	2018
April	240	0
May	1,069	1,058
June	1,924	1,458
July	3,570	
August	4,256	
September	5,619	
October	6,275	
November	7,572	
December	8,400	
January	9,271	
February	10,269	
March	11,660	
April	12,141	
May	12,139	
June	12,179	

QUALITY

	Quantity	Base Number	Contract	AT	Region	England
% of FP17s for the same patient ID Re-attending within 3 months - Children	16	273	5.9%	10.0%	11.7%	12.0%
% of FP17s for the same patient ID Re-attending within 3 months - Adults	115	731	15.7%	14.3%	15.2%	16.0%
% of FP17s for the same patient ID Re-attending between 3 & 9 months - Children	138	273	50.5%	55.8%	59.1%	58.0%
% of FP17s for the same patient ID Re-attending between 3 & 9 months - Adults	269	731	36.8%	49.7%	52.2%	50.9%
% of FP17s for Band 1 Urgent Courses	133	775	17.2%	8.3%	7.9%	9.1%
% of FP17s Relating to Free Repair or Replacements	6	775	0.8%	0.8%	0.8%	0.8%
% of FP17s Relating to Continuations	1	775	0.1%	0.9%	1.1%	1.1%
% of Patients satisfied with the dentistry they have received	3	4	N/A	92.5%	91.8%	91.7%
% of Patients satisfied with the time they had to wait for an appointment	4	4	N/A	89.5%	88.4%	88.0%

* This is based on patients treated on this contract for their most recent course of treatment. Figures in italics indicate the base number of FP17s or Patient Questionnaire responses are less than 100. N/A is shown where the base number of responses is less than 10 during the period. % is calculated as Quantity/Base number*100

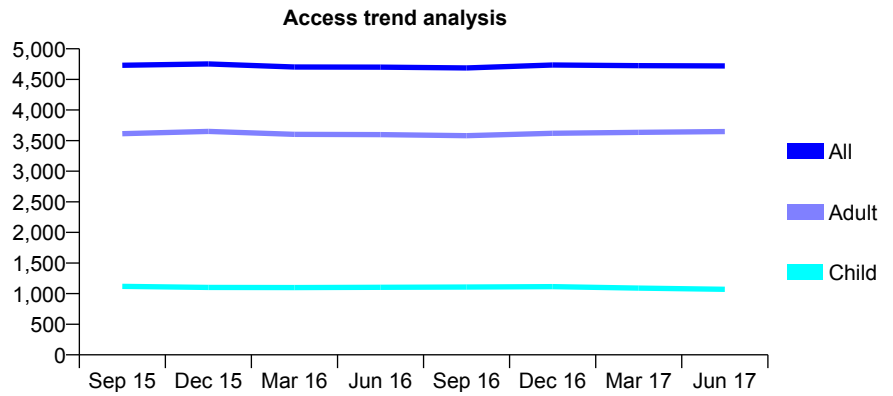
Q57 - Vital Signs At a Glance Contract Report for 187984/0001 - June 2017

Name or company name	Serenity Dental Surgery Partnership
Contract type name	GDS Contract
Purpose of contract	General
Contract start date	01/04/2009
Contract end date	

17/18 Contracted general activity (UDA)	14,354
Carry forward general activity (UDA)	0
17/18 Contracted orthodontic activity (UOA)	0
Carry forward orthodontic activity (UOA)	0
Baseline contract value	£420,035.27

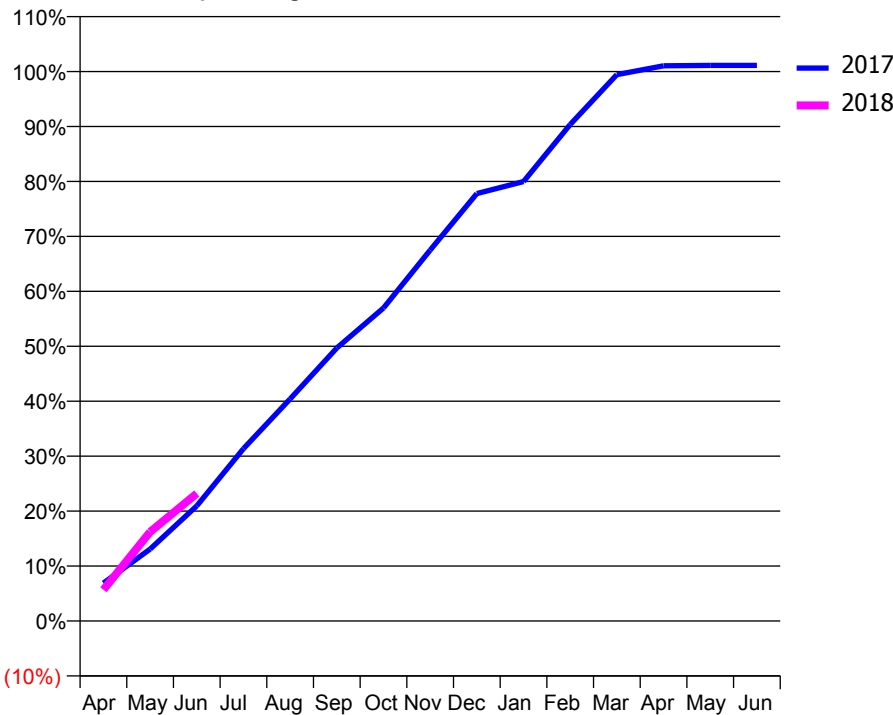
ACCESS*

Patients seen in 24 months	Total	Change since previous quarter
Quarter ending June 2016	4,701	
Quarter ending September 2016	4,688	→
Quarter ending December 2016	4,735	→
Quarter ending March 2017	4,725	→
Quarter ending June 2017	4,720	→
Variance since June 2016	0.4%	→



ACTIVITY

Cumulative percentage of contracted UDA delivered 2017 & 2018



Month	Adjusted Scheduled Activity (UDA)	
	2017	2018
April	990	818
May	1,878	2,327
June	3,008	3,331
July	4,502	
August	5,800	
September	7,131	
October	8,177	
November	9,687	
December	11,165	
January	11,478	
February	12,969	
March	14,272	
April	14,503	
May	14,515	
June	14,515	

QUALITY

	Quantity	Base Number	Contract	AT	Region	England
% of FP17s for the same patient ID Re-attending within 3 months - Children	29	442	6.6%	10.0%	11.7%	12.0%
% of FP17s for the same patient ID Re-attending within 3 months - Adults	248	1,525	16.3%	14.3%	15.2%	16.0%
% of FP17s for the same patient ID Re-attending between 3 & 9 months - Children	315	442	71.3%	55.8%	59.1%	58.0%
% of FP17s for the same patient ID Re-attending between 3 & 9 months - Adults	977	1,525	64.1%	49.7%	52.2%	50.9%
% of FP17s for Band 1 Urgent Courses	96	1,847	5.2%	8.3%	7.9%	9.1%
% of FP17s Relating to Free Repair or Replacements	27	1,847	1.5%	0.8%	0.8%	0.8%
% of FP17s Relating to Continuations	18	1,847	1.0%	0.9%	1.1%	1.1%
% of Patients satisfied with the dentistry they have received	12	16	75.0%	92.5%	91.8%	91.7%
% of Patients satisfied with the time they had to wait for an appointment	13	16	81.3%	89.5%	88.4%	88.0%

* This is based on patients treated on this contract for their most recent course of treatment. Figures in italics indicate the base number of FP17s or Patient Questionnaire responses are less than 100. N/A is shown where the base number of responses is less than 10 during the period. % is calculated as Quantity/Base number*100

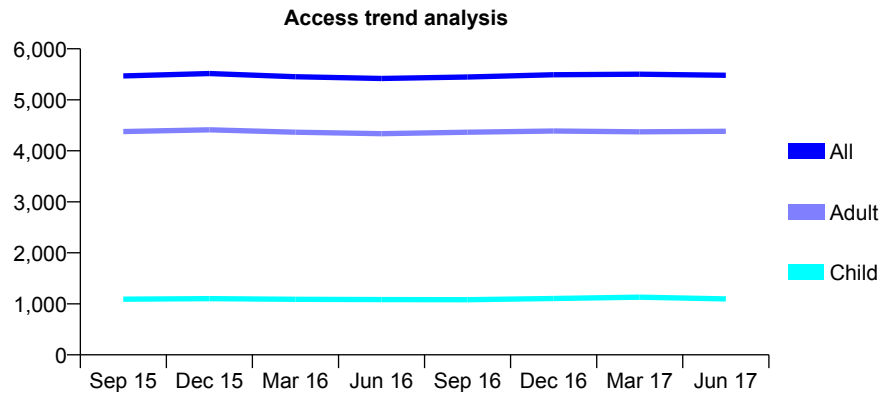
Q57 - Vital Signs At a Glance Contract Report for 188018/0001 - June 2017

Name or company name	Messrs. Lee & Perera
Contract type name	GDS Contract
Purpose of contract	General
Contract start date	01/04/2008
Contract end date	

17/18 Contracted general activity (UDA)	15,000
Carry forward general activity (UDA)	0
17/18 Contracted orthodontic activity (UOA)	0
Carry forward orthodontic activity (UOA)	0
Baseline contract value	£447,634.50

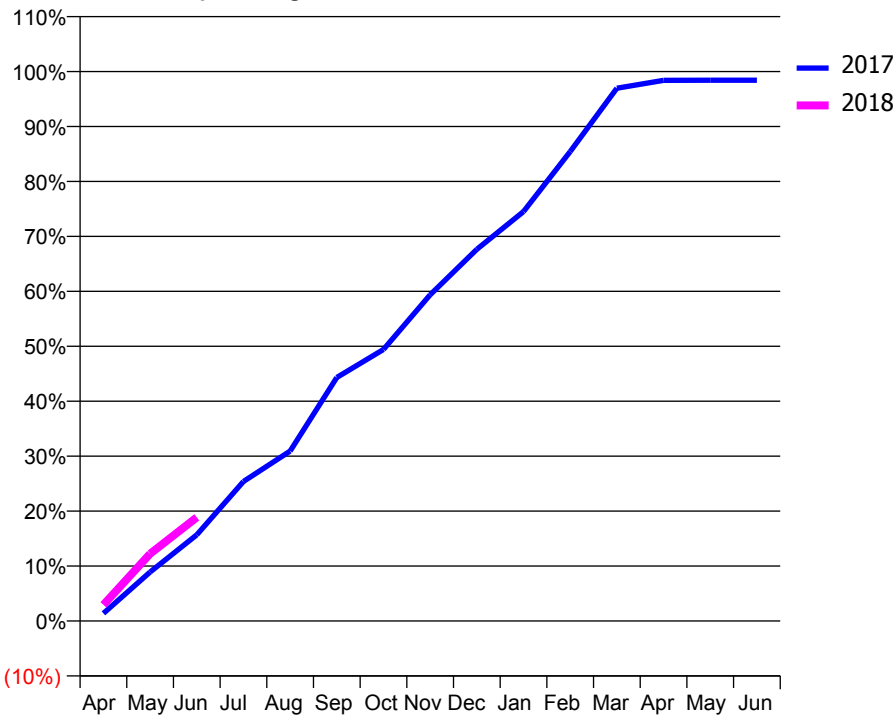
ACCESS*

Patients seen in 24 months	Total	Change since previous quarter
Quarter ending June 2016	5,418	
Quarter ending September 2016	5,446	→
Quarter ending December 2016	5,492	→
Quarter ending March 2017	5,502	→
Quarter ending June 2017	5,481	→
Variance since June 2016	1.2%	→



ACTIVITY

Cumulative percentage of contracted UDA delivered 2017 & 2018



Month	Adjusted Scheduled Activity (UDA)	
	2017	2018
April	209	444
May	1,338	1,837
June	2,354	2,830
July	3,808	
August	4,639	
September	6,647	
October	7,413	
November	8,905	
December	10,146	
January	11,176	
February	12,813	
March	14,543	
April	14,758	
May	14,760	
June	14,760	

QUALITY

	Quantity	Base Number	Contract	AT	Region	England
% of FP17s for the same patient ID Re-attending within 3 months - Children	27	401	6.7%	10.0%	11.7%	12.0%
% of FP17s for the same patient ID Re-attending within 3 months - Adults	151	1,123	13.4%	14.3%	15.2%	16.0%
% of FP17s for the same patient ID Re-attending between 3 & 9 months - Children	288	401	71.8%	55.8%	59.1%	58.0%
% of FP17s for the same patient ID Re-attending between 3 & 9 months - Adults	534	1,123	47.6%	49.7%	52.2%	50.9%
% of FP17s for Band 1 Urgent Courses	126	1,410	8.9%	8.3%	7.9%	9.1%
% of FP17s Relating to Free Repair or Replacements	9	1,410	0.6%	0.8%	0.8%	0.8%
% of FP17s Relating to Continuations	20	1,410	1.4%	0.9%	1.1%	1.1%
% of Patients satisfied with the dentistry they have received	13	13	100.0%	92.5%	91.8%	91.7%
% of Patients satisfied with the time they had to wait for an appointment	11	13	84.6%	89.5%	88.4%	88.0%

* This is based on patients treated on this contract for their most recent course of treatment. Figures in italics indicate the base number of FP17s or Patient Questionnaire responses are less than 100. N/A is shown where the base number of responses is less than 10 during the period. % is calculated as Quantity/Base number*100

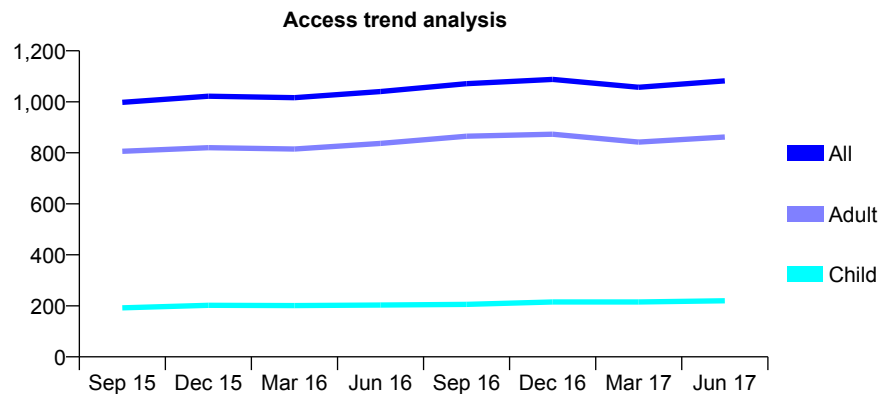
Q57 - Vital Signs At a Glance Contract Report for 188190/0001 - June 2017

Name or company name	J & S Essex
Contract type name	GDS Contract
Purpose of contract	General
Contract start date	01/11/2008
Contract end date	

17/18 Contracted general activity (UDA)	4,000
Carry forward general activity (UDA)	0
17/18 Contracted orthodontic activity (UOA)	0
Carry forward orthodontic activity (UOA)	0
Baseline contract value	£93,877.04

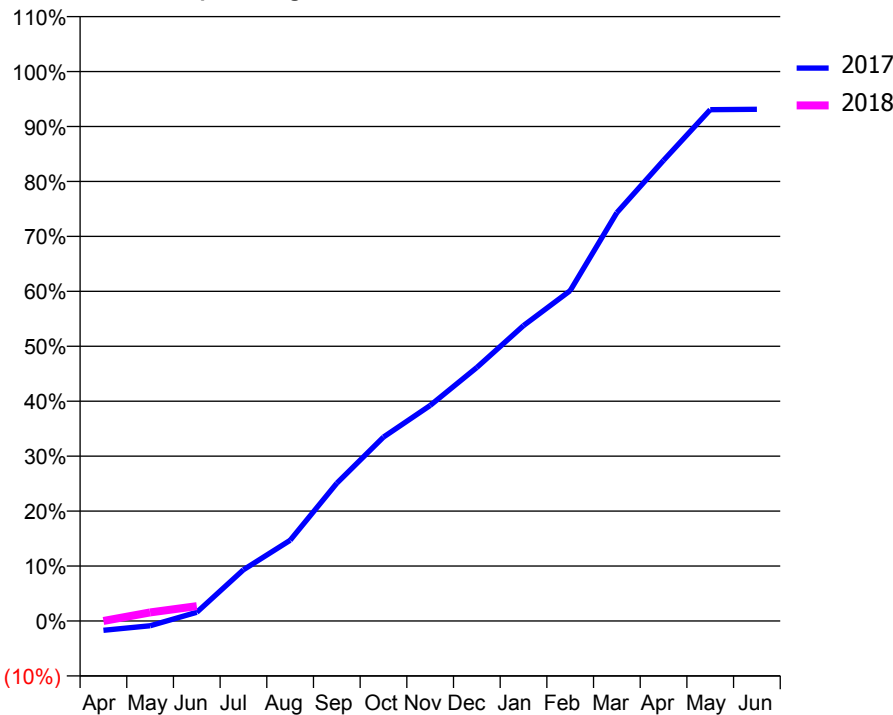
ACCESS*

Patients seen in 24 months	Total	Change since previous quarter
Quarter ending June 2016	1,040	
Quarter ending September 2016	1,071	↑
Quarter ending December 2016	1,088	→
Quarter ending March 2017	1,057	↓
Quarter ending June 2017	1,082	↑
Variance since June 2016	4.0%	↑



ACTIVITY

Cumulative percentage of contracted UDA delivered 2017 & 2018



Month	Adjusted Scheduled Activity (UDA)	
	2017	2018
April	-68	0
May	-36	63
June	64	108
July	373	
August	588	
September	1,004	
October	1,339	
November	1,569	
December	1,846	
January	2,151	
February	2,405	
March	2,972	
April	3,353	
May	3,722	
June	3,725	

QUALITY

	Quantity	Base Number	Contract	AT	Region	England
% of FP17s for the same patient ID Re-attending within 3 months - Children	5	48	10.4%	10.0%	11.7%	12.0%
% of FP17s for the same patient ID Re-attending within 3 months - Adults	28	180	15.6%	14.3%	15.2%	16.0%
% of FP17s for the same patient ID Re-attending between 3 & 9 months - Children	17	48	35.4%	55.8%	59.1%	58.0%
% of FP17s for the same patient ID Re-attending between 3 & 9 months - Adults	83	180	46.1%	49.7%	52.2%	50.9%
% of FP17s for Band 1 Urgent Courses	5	47	10.6%	8.3%	7.9%	9.1%
% of FP17s Relating to Free Repair or Replacements	0	47	0.0%	0.8%	0.8%	0.8%
% of FP17s Relating to Continuations	0	47	0.0%	0.9%	1.1%	1.1%
% of Patients satisfied with the dentistry they have received	2	4	N/A	92.5%	91.8%	91.7%
% of Patients satisfied with the time they had to wait for an appointment	3	4	N/A	89.5%	88.4%	88.0%

* This is based on patients treated on this contract for their most recent course of treatment. Figures in italics indicate the base number of FP17s or Patient Questionnaire responses are less than 100. N/A is shown where the base number of responses is less than 10 during the period. % is calculated as Quantity/Base number*100

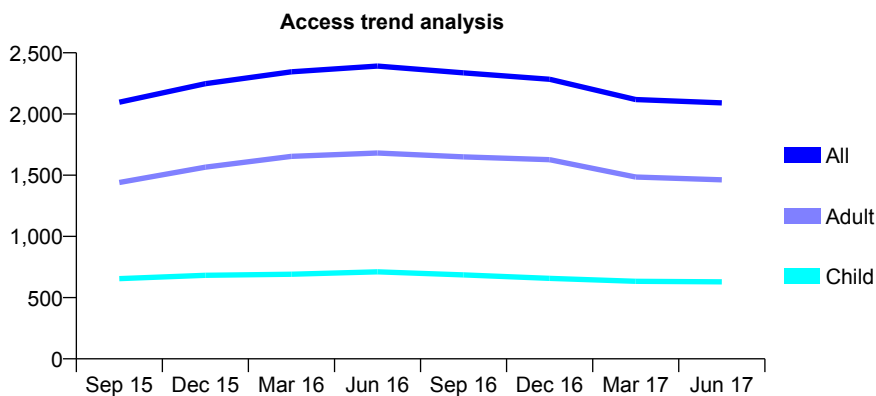
Q57 - Vital Signs At a Glance Contract Report for 188654/0001 - June 2017

Name or company name	Julie Sutton & James Nelson
Contract type name	GDS Contract
Purpose of contract	General
Contract start date	01/05/2014
Contract end date	

17/18 Contracted general activity (UDA)	6,031
Carry forward general activity (UDA)	0
17/18 Contracted orthodontic activity (UOA)	0
Carry forward orthodontic activity (UOA)	0
Baseline contract value	£150,243.85

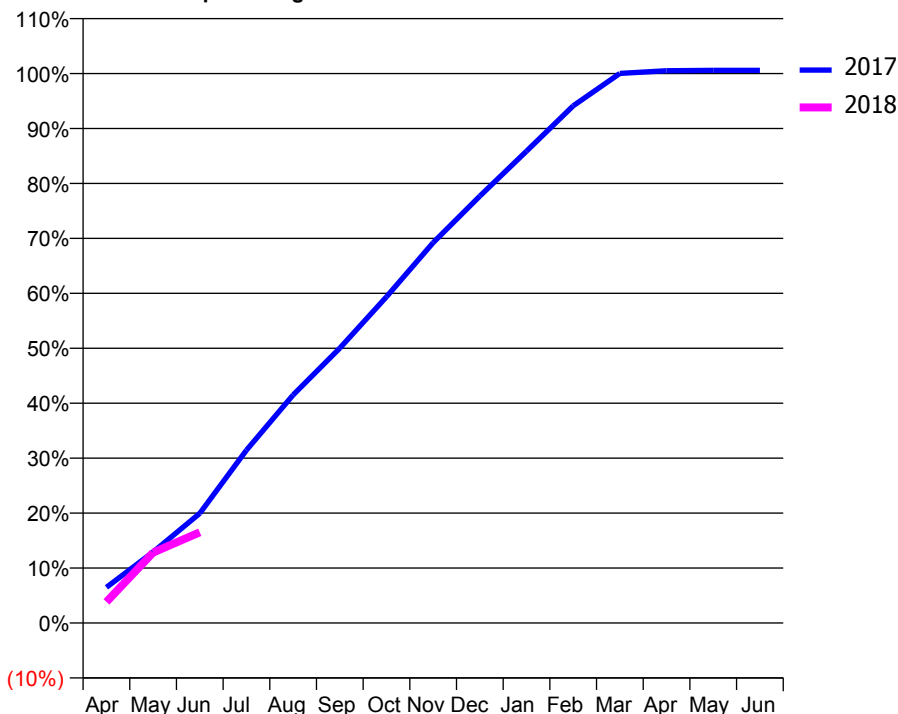
ACCESS*

Patients seen in 24 months	Total	Change since previous quarter
Quarter ending June 2016	2,392	
Quarter ending September 2016	2,336	↓
Quarter ending December 2016	2,284	↓
Quarter ending March 2017	2,118	↓
Quarter ending June 2017	2,091	↓
Variance since June 2016	(12.6%)	↓



ACTIVITY

Cumulative percentage of contracted UDA delivered 2017 & 2018



Month	Adjusted Scheduled Activity (UDA)	
	2017	2018
April	391	232
May	780	774
June	1,204	996
July	1,897	
August	2,503	
September	3,017	
October	3,581	
November	4,174	
December	4,685	
January	5,179	
February	5,677	
March	6,032	
April	6,061	
May	6,065	
June	6,065	

QUALITY

	Quantity	Base Number	Contract	AT	Region	England
% of FP17s for the same patient ID Re-attending within 3 months - Children	10	184	5.4%	10.0%	11.7%	12.0%
% of FP17s for the same patient ID Re-attending within 3 months - Adults	32	348	9.2%	14.3%	15.2%	16.0%
% of FP17s for the same patient ID Re-attending between 3 & 9 months - Children	114	184	62.0%	55.8%	59.1%	58.0%
% of FP17s for the same patient ID Re-attending between 3 & 9 months - Adults	190	348	54.6%	49.7%	52.2%	50.9%
% of FP17s for Band 1 Urgent Courses	36	517	7.0%	8.3%	7.9%	9.1%
% of FP17s Relating to Free Repair or Replacements	1	517	0.2%	0.8%	0.8%	0.8%
% of FP17s Relating to Continuations	1	517	0.2%	0.9%	1.1%	1.1%
% of Patients satisfied with the dentistry they have received	7	7	N/A	92.5%	91.8%	91.7%
% of Patients satisfied with the time they had to wait for an appointment	6	7	N/A	89.5%	88.4%	88.0%

* This is based on patients treated on this contract for their most recent course of treatment. Figures in italics indicate the base number of FP17s or Patient Questionnaire responses are less than 100. N/A is shown where the base number of responses is less than 10 during the period. % is calculated as Quantity/Base number*100

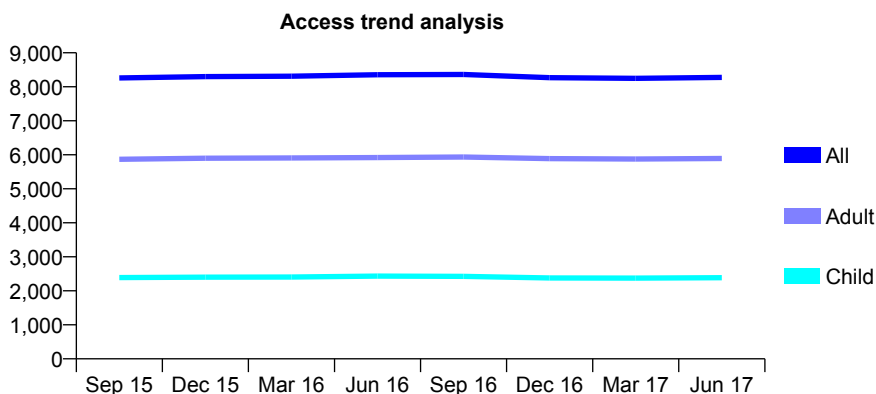
Q57 - Vital Signs At a Glance Contract Report for 191051/0001 - June 2017

Name or company name	Chelmer Village Associates Ltd
Contract type name	GDS Contract
Purpose of contract	General
Contract start date	01/04/2008
Contract end date	

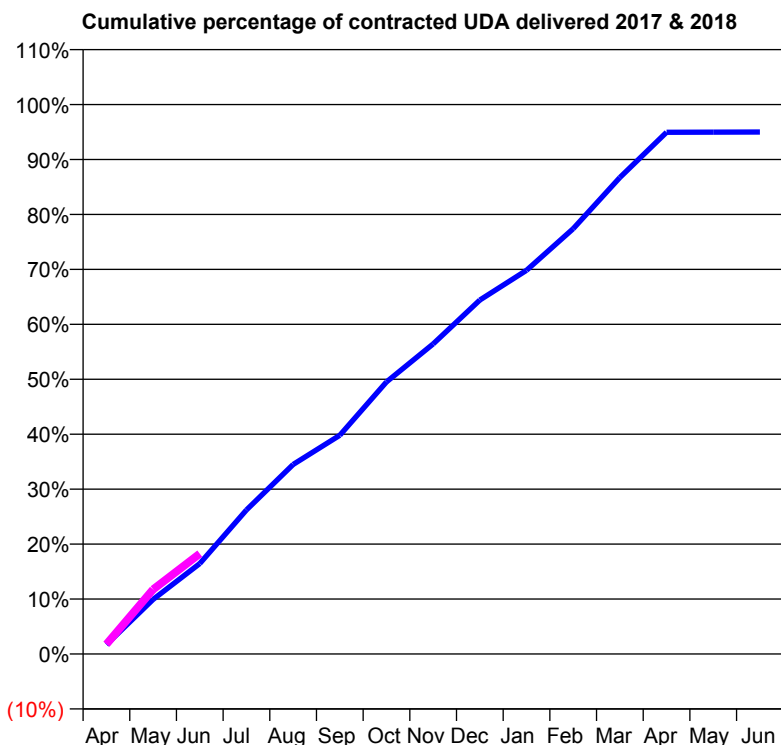
17/18 Contracted general activity (UDA)	20,550
Carry forward general activity (UDA)	0
17/18 Contracted orthodontic activity (UOA)	0
Carry forward orthodontic activity (UOA)	0
Baseline contract value	£535,266.77

ACCESS*

Patients seen in 24 months	Total	Change since previous quarter
Quarter ending June 2016	8,356	
Quarter ending September 2016	8,361	→
Quarter ending December 2016	8,269	↓
Quarter ending March 2017	8,249	→
Quarter ending June 2017	8,277	→
Variance since June 2016	(0.9%)	→



ACTIVITY



Month	Adjusted Scheduled Activity (UDA)	
	2017	2018
April	353	369
May	2,044	2,417
June	3,384	3,751
July	5,387	
August	7,086	
September	8,179	
October	10,176	
November	11,599	
December	13,238	
January	14,351	
February	15,906	
March	17,818	
April	19,512	
May	19,517	
June	19,523	

QUALITY

	Quantity	Base Number	Contract	AT	Region	England
% of FP17s for the same patient ID Re-attending within 3 months - Children	70	788	8.9%	10.0%	11.7%	12.0%
% of FP17s for the same patient ID Re-attending within 3 months - Adults	220	1,604	13.7%	14.3%	15.2%	16.0%
% of FP17s for the same patient ID Re-attending between 3 & 9 months - Children	255	788	32.4%	55.8%	59.1%	58.0%
% of FP17s for the same patient ID Re-attending between 3 & 9 months - Adults	428	1,604	26.7%	49.7%	52.2%	50.9%
% of FP17s for Band 1 Urgent Courses	156	1,743	9.0%	8.3%	7.9%	9.1%
% of FP17s Relating to Free Repair or Replacements	31	1,743	1.8%	0.8%	0.8%	0.8%
% of FP17s Relating to Continuations	20	1,743	1.1%	0.9%	1.1%	1.1%
% of Patients satisfied with the dentistry they have received	11	11	100.0%	92.5%	91.8%	91.7%
% of Patients satisfied with the time they had to wait for an appointment	10	11	90.9%	89.5%	88.4%	88.0%

* This is based on patients treated on this contract for their most recent course of treatment. Figures in italics indicate the base number of FP17s or Patient Questionnaire responses are less than 100. N/A is shown where the base number of responses is less than 10 during the period. % is calculated as Quantity/Base number*100

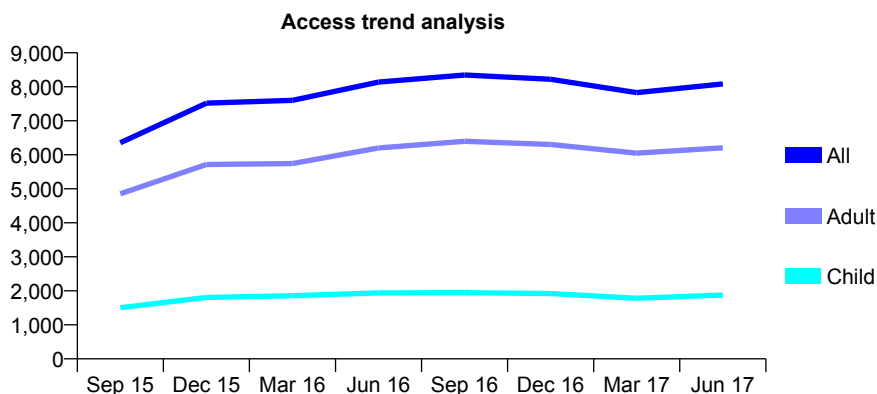
Q57 - Vital Signs At a Glance Contract Report for 195413/0001 - June 2017

Name or company name	Clacton Dental Care
Contract type name	GDS Contract
Purpose of contract	General
Contract start date	01/04/2010
Contract end date	

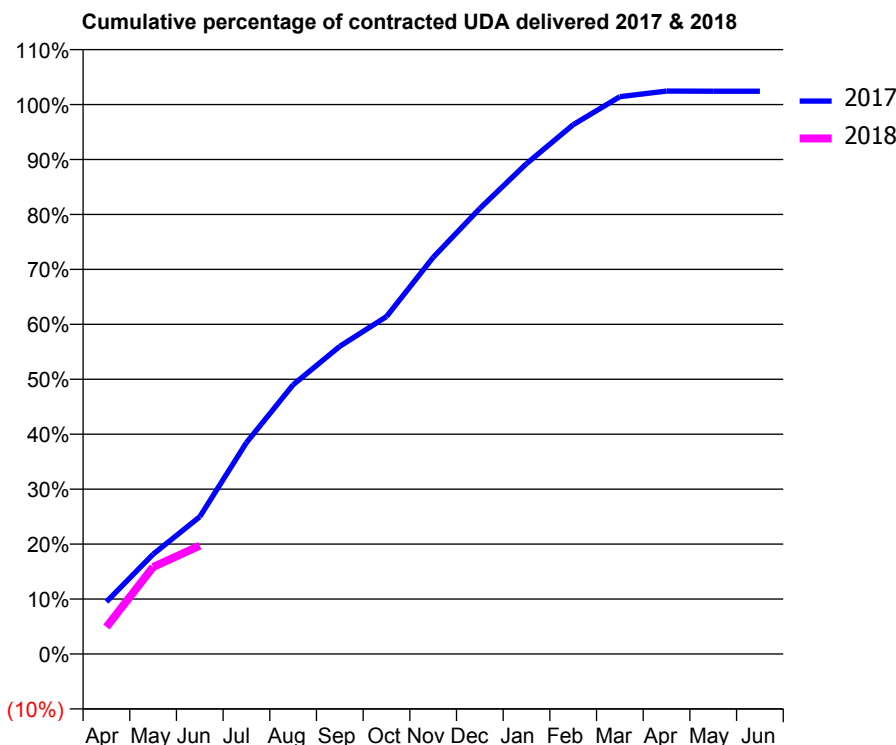
17/18 Contracted general activity (UDA)	25,126
Carry forward general activity (UDA)	0
17/18 Contracted orthodontic activity (UOA)	0
Carry forward orthodontic activity (UOA)	0
Baseline contract value	£679,850.02

ACCESS*

Patients seen in 24 months	Total	Change since previous quarter
Quarter ending June 2016	8,140	
Quarter ending September 2016	8,347	↑
Quarter ending December 2016	8,220	↓
Quarter ending March 2017	7,831	↓
Quarter ending June 2017	8,085	↑
Variance since June 2016	(0.7%)	→



ACTIVITY



Month	Adjusted Scheduled Activity (UDA)	
	2017	2018
April	2,388	1,234
May	4,561	3,981
June	6,275	4,956
July	9,670	
August	12,311	
September	14,067	
October	15,427	
November	18,135	
December	20,376	
January	22,420	
February	24,203	
March	25,484	
April	25,742	
May	25,734	
June	25,736	

QUALITY

	Quantity	Base Number	Contract	AT	Region	England
% of FP17s for the same patient ID Re-attending within 3 months - Children	36	581	6.2%	10.0%	11.7%	12.0%
% of FP17s for the same patient ID Re-attending within 3 months - Adults	203	1,736	11.7%	14.3%	15.2%	16.0%
% of FP17s for the same patient ID Re-attending between 3 & 9 months - Children	194	581	33.4%	55.8%	59.1%	58.0%
% of FP17s for the same patient ID Re-attending between 3 & 9 months - Adults	484	1,736	27.9%	49.7%	52.2%	50.9%
% of FP17s for Band 1 Urgent Courses	342	2,216	15.4%	8.3%	7.9%	9.1%
% of FP17s Relating to Free Repair or Replacements	11	2,216	0.5%	0.8%	0.8%	0.8%
% of FP17s Relating to Continuations	3	2,216	0.1%	0.9%	1.1%	1.1%
% of Patients satisfied with the dentistry they have received	24	26	92.3%	92.5%	91.8%	91.7%
% of Patients satisfied with the time they had to wait for an appointment	22	26	84.6%	89.5%	88.4%	88.0%

* This is based on patients treated on this contract for their most recent course of treatment. Figures in italics indicate the base number of FP17s or Patient Questionnaire responses are less than 100. N/A is shown where the base number of responses is less than 10 during the period. % is calculated as Quantity/Base number*100

Q57 - Vital Signs At a Glance Contract Report for 195413/0004 - June 2017

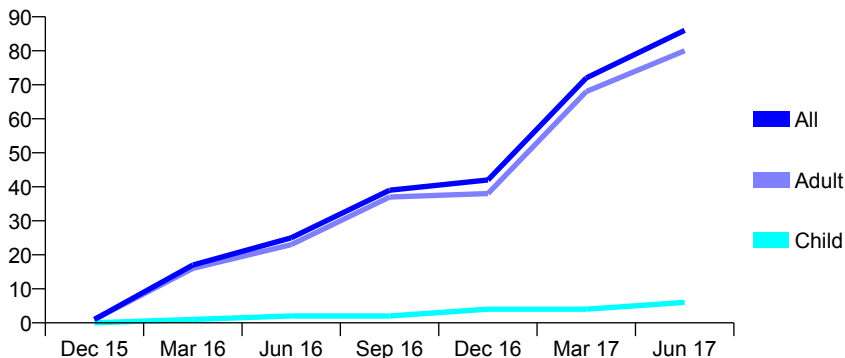
Name or company name	Clacton Dental Care
Contract type name	GDS Contract
Purpose of contract	General
Contract start date	01/04/2015
Contract end date	

17/18 Contracted general activity (UDA)	547
Carry forward general activity (UDA)	0
17/18 Contracted orthodontic activity (UOA)	0
Carry forward orthodontic activity (UOA)	0
Baseline contract value	£14,806.65

ACCESS*

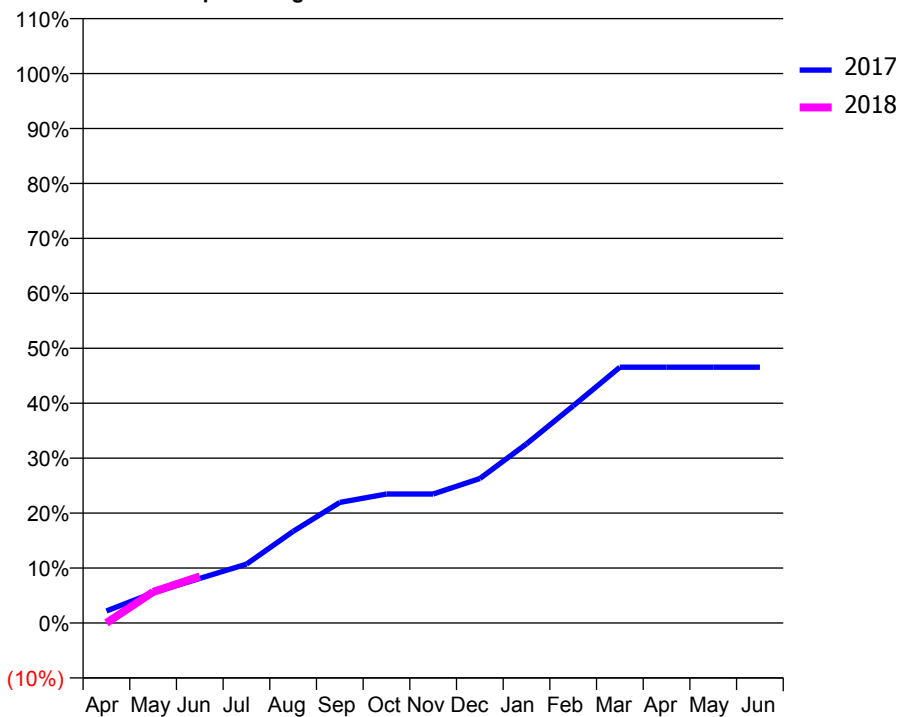
Patients seen in 24 months	Total	Change since previous quarter
Quarter ending June 2016	25	
Quarter ending September 2016	39	↑
Quarter ending December 2016	42	↑
Quarter ending March 2017	72	↑
Quarter ending June 2017	86	↑
Variance since June 2016	244.0%	↑

Access trend analysis



ACTIVITY

Cumulative percentage of contracted UDA delivered 2017 & 2018



Adjusted Scheduled Activity (UDA)

Month	2017	2018
April	12	0
May	30	31
June	44	46
July	59	
August	91	
September	120	
October	128	
November	128	
December	144	
January	178	
February	216	
March	255	
April	255	
May	255	
June	255	

QUALITY

	Quantity	Base Number	Contract	AT	Region	England
% of FP17s for the same patient ID Re-attending within 3 months - Children	1	6	16.7%	10.0%	11.7%	12.0%
% of FP17s for the same patient ID Re-attending within 3 months - Adults	0	33	0.0%	14.3%	15.2%	16.0%
% of FP17s for the same patient ID Re-attending between 3 & 9 months - Children	0	6	0.0%	55.8%	59.1%	58.0%
% of FP17s for the same patient ID Re-attending between 3 & 9 months - Adults	0	33	0.0%	49.7%	52.2%	50.9%
% of FP17s for Band 1 Urgent Courses	37	39	94.9%	8.3%	7.9%	9.1%
% of FP17s Relating to Free Repair or Replacements	0	39	0.0%	0.8%	0.8%	0.8%
% of FP17s Relating to Continuations	0	39	0.0%	0.9%	1.1%	1.1%
% of Patients satisfied with the dentistry they have received	0	0	N/A	92.5%	91.8%	91.7%
% of Patients satisfied with the time they had to wait for an appointment	0	0	N/A	89.5%	88.4%	88.0%

* This is based on patients treated on this contract for their most recent course of treatment. Figures in italics indicate the base number of FP17s or Patient Questionnaire responses are less than 100. N/A is shown where the base number of responses is less than 10 during the period. % is calculated as Quantity/Base number*100

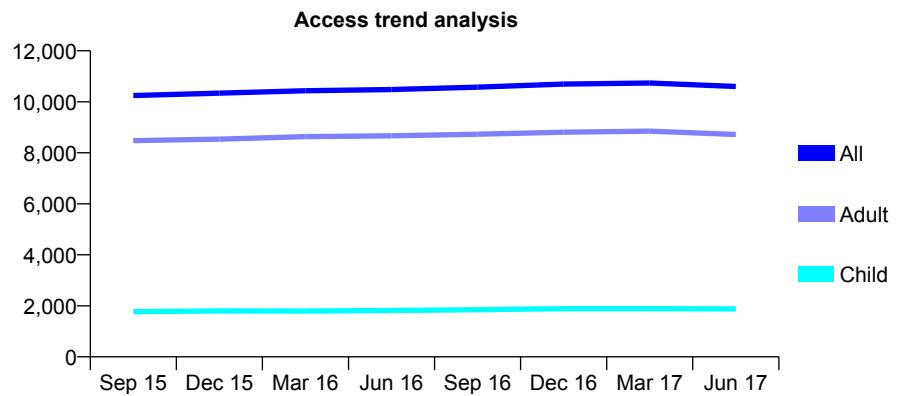
Q57 - Vital Signs At a Glance Contract Report for 195456/0001 - June 2017

Name or company name	M C Dentistry Ltd
Contract type name	GDS Contract
Purpose of contract	General
Contract start date	01/04/2011
Contract end date	

17/18 Contracted general activity (UDA)	33,500
Carry forward general activity (UDA)	0
17/18 Contracted orthodontic activity (UOA)	0
Carry forward orthodontic activity (UOA)	0
Baseline contract value	£845,821.04

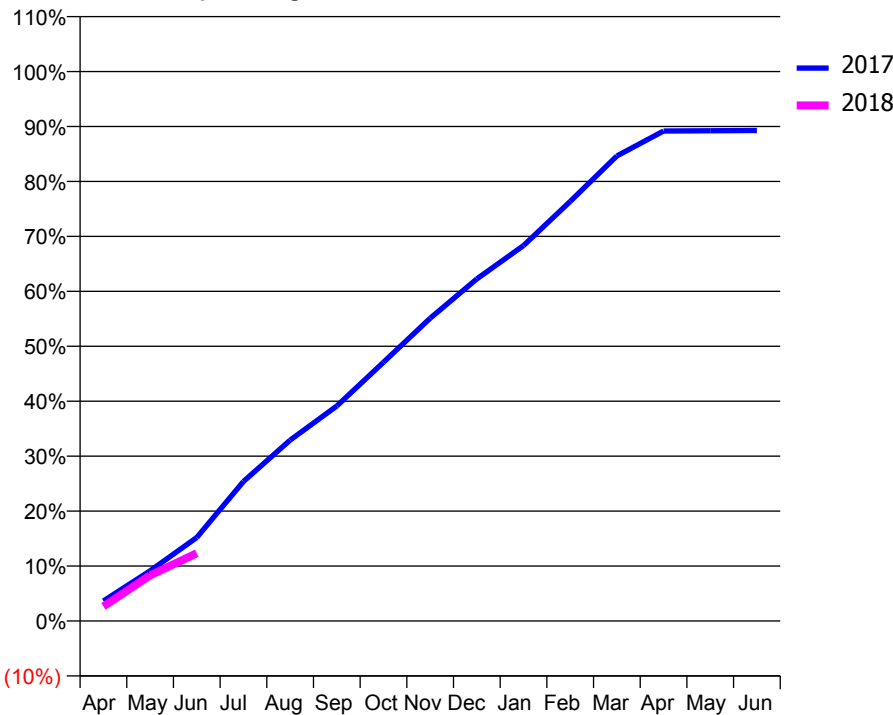
ACCESS*

Patients seen in 24 months	Total	Change since previous quarter
Quarter ending June 2016	10,483	
Quarter ending September 2016	10,577	→
Quarter ending December 2016	10,697	→
Quarter ending March 2017	10,739	→
Quarter ending June 2017	10,601	↓
Variance since June 2016	1.1%	→



ACTIVITY

Cumulative percentage of contracted UDA delivered 2017 & 2018



Month	Adjusted Scheduled Activity (UDA)	
	2017	2018
April	1,224	890
May	3,063	2,787
June	5,092	4,133
July	8,508	
August	11,028	
September	13,108	
October	15,773	
November	18,461	
December	20,857	
January	22,885	
February	25,583	
March	28,355	
April	29,871	
May	29,890	
June	29,906	

QUALITY

	Quantity	Base Number	Contract	AT	Region	England
% of FP17s for the same patient ID Re-attending within 3 months - Children	24	593	4.0%	10.0%	11.7%	12.0%
% of FP17s for the same patient ID Re-attending within 3 months - Adults	289	2,417	12.0%	14.3%	15.2%	16.0%
% of FP17s for the same patient ID Re-attending between 3 & 9 months - Children	397	593	66.9%	55.8%	59.1%	58.0%
% of FP17s for the same patient ID Re-attending between 3 & 9 months - Adults	1,462	2,417	60.5%	49.7%	52.2%	50.9%
% of FP17s for Band 1 Urgent Courses	203	2,358	8.6%	8.3%	7.9%	9.1%
% of FP17s Relating to Free Repair or Replacements	10	2,358	0.4%	0.8%	0.8%	0.8%
% of FP17s Relating to Continuations	20	2,358	0.8%	0.9%	1.1%	1.1%
% of Patients satisfied with the dentistry they have received	34	36	94.4%	92.5%	91.8%	91.7%
% of Patients satisfied with the time they had to wait for an appointment	29	36	80.6%	89.5%	88.4%	88.0%

* This is based on patients treated on this contract for their most recent course of treatment. Figures in italics indicate the base number of FP17s or Patient Questionnaire responses are less than 100. N/A is shown where the base number of responses is less than 10 during the period. % is calculated as Quantity/Base number*100

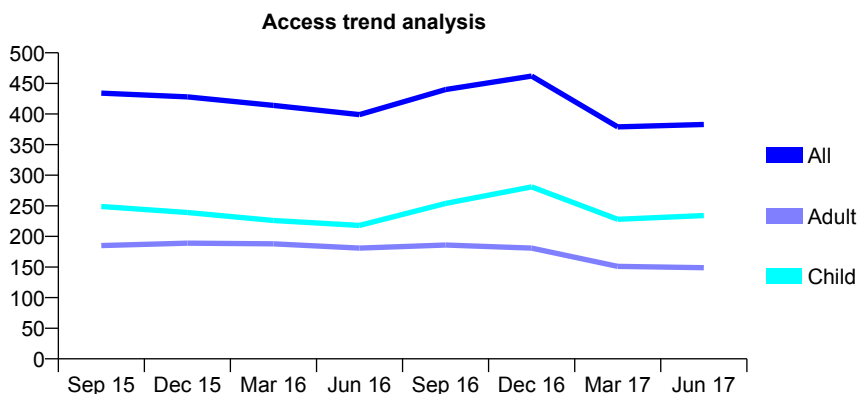
Q57 - Vital Signs At a Glance Contract Report for 195731/0001 - June 2017

Name or company name	David Dundas (Dental Surgeon) Ltd
Contract type name	GDS Contract
Purpose of contract	General
Contract start date	01/11/2010
Contract end date	

17/18 Contracted general activity (UDA)	950
Carry forward general activity (UDA)	0
17/18 Contracted orthodontic activity (UOA)	0
Carry forward orthodontic activity (UOA)	0
Baseline contract value	£21,241.06

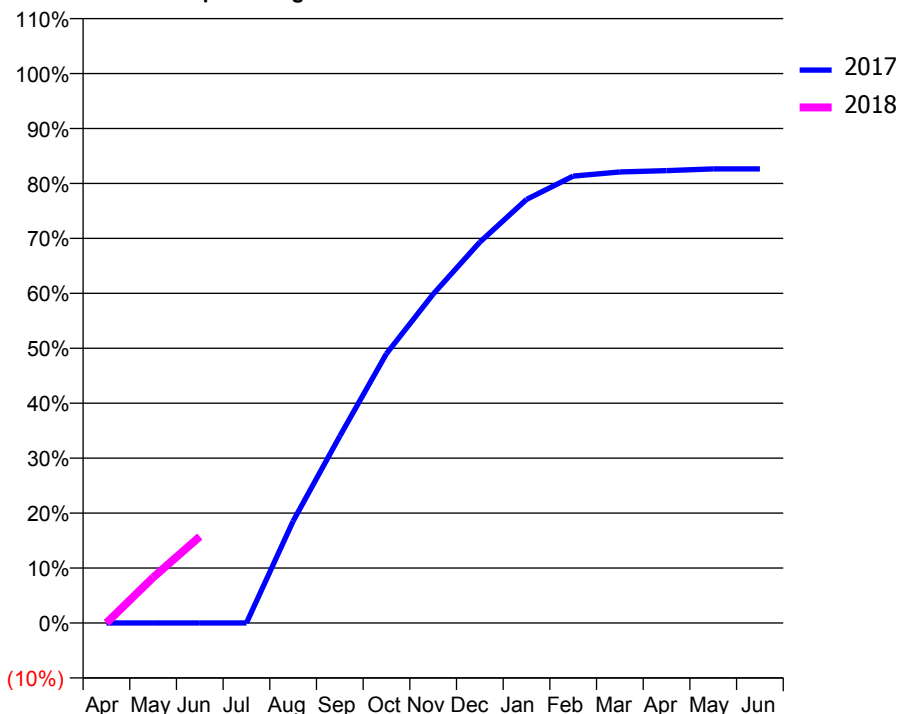
ACCESS*

Patients seen in 24 months	Total	Change since previous quarter
Quarter ending June 2016	399	
Quarter ending September 2016	440	↑
Quarter ending December 2016	462	↑
Quarter ending March 2017	379	↓
Quarter ending June 2017	383	→
Variance since June 2016	(4.0%)	↓



ACTIVITY

Cumulative percentage of contracted UDA delivered 2017 & 2018



Month	Adjusted Scheduled Activity (UDA)	
	2017	2018
April	0	0
May	0	79
June	0	150
July	0	
August	176	
September	323	
October	466	
November	569	
December	659	
January	732	
February	773	
March	780	
April	782	
May	785	
June	785	

QUALITY

	Quantity	Base Number	Contract	AT	Region	England
% of FP17s for the same patient ID Re-attending within 3 months - Children	1	59	1.7%	10.0%	11.7%	12.0%
% of FP17s for the same patient ID Re-attending within 3 months - Adults	1	37	2.7%	14.3%	15.2%	16.0%
% of FP17s for the same patient ID Re-attending between 3 & 9 months - Children	30	59	50.8%	55.8%	59.1%	58.0%
% of FP17s for the same patient ID Re-attending between 3 & 9 months - Adults	18	37	48.6%	49.7%	52.2%	50.9%
% of FP17s for Band 1 Urgent Courses	8	93	8.6%	8.3%	7.9%	9.1%
% of FP17s Relating to Free Repair or Replacements	0	93	0.0%	0.8%	0.8%	0.8%
% of FP17s Relating to Continuations	1	93	1.1%	0.9%	1.1%	1.1%
% of Patients satisfied with the dentistry they have received	1	1	N/A	92.5%	91.8%	91.7%
% of Patients satisfied with the time they had to wait for an appointment	1	1	N/A	89.5%	88.4%	88.0%

* This is based on patients treated on this contract for their most recent course of treatment. Figures in italics indicate the base number of FP17s or Patient Questionnaire responses are less than 100. N/A is shown where the base number of responses is less than 10 during the period. % is calculated as Quantity/Base number*100

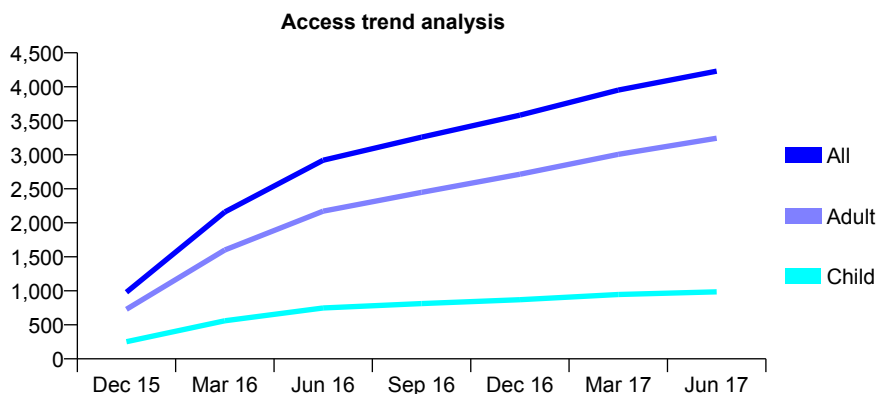
Q57 - Vital Signs At a Glance Contract Report for 198331/0001 - June 2017

Name or company name	Clear Springs Dental Practice
Contract type name	GDS Contract
Purpose of contract	General
Contract start date	16/10/2015
Contract end date	

17/18 Contracted general activity (UDA)	12,445
Carry forward general activity (UDA)	0
17/18 Contracted orthodontic activity (UOA)	0
Carry forward orthodontic activity (UOA)	0
Baseline contract value	£294,988.06

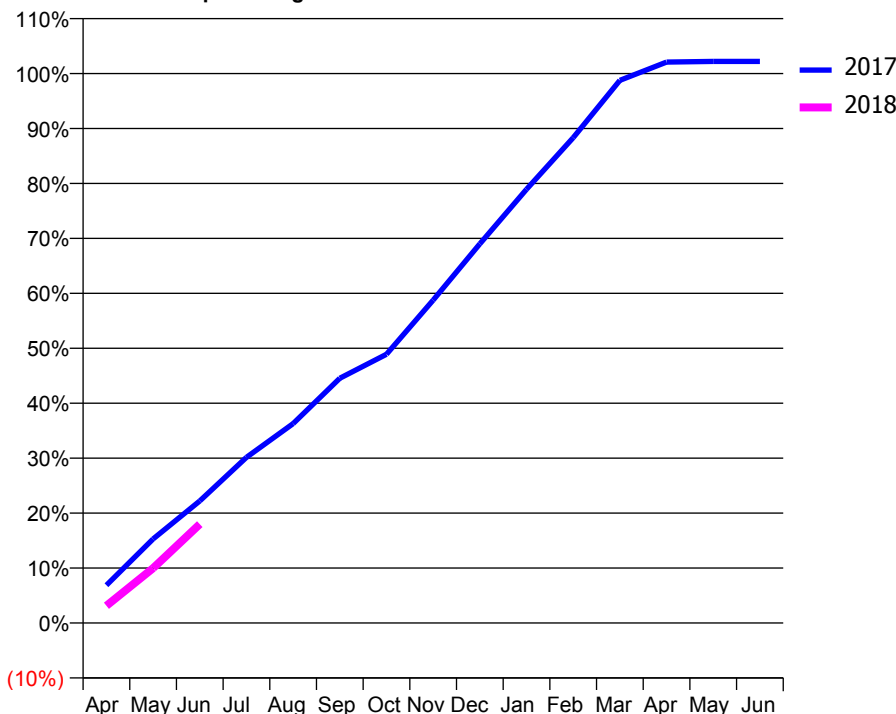
ACCESS*

Patients seen in 24 months	Total	Change since previous quarter
Quarter ending June 2016	2,920	
Quarter ending September 2016	3,260	↑
Quarter ending December 2016	3,584	↑
Quarter ending March 2017	3,952	↑
Quarter ending June 2017	4,231	↑
Variance since June 2016	44.9%	↑



ACTIVITY

Cumulative percentage of contracted UDA delivered 2017 & 2018



Month	Adjusted Scheduled Activity (UDA)	
	2017	2018
April	857	392
May	1,903	1,244
June	2,766	2,239
July	3,751	
August	4,517	
September	5,542	
October	6,086	
November	7,313	
December	8,588	
January	9,822	
February	10,992	
March	12,291	
April	12,704	
May	12,718	
June	12,719	

QUALITY

	Quantity	Base Number	Contract	AT	Region	England
% of FP17s for the same patient ID Re-attending within 3 months - Children	20	250	8.0%	10.0%	11.7%	12.0%
% of FP17s for the same patient ID Re-attending within 3 months - Adults	139	913	15.2%	14.3%	15.2%	16.0%
% of FP17s for the same patient ID Re-attending between 3 & 9 months - Children	120	250	48.0%	55.8%	59.1%	58.0%
% of FP17s for the same patient ID Re-attending between 3 & 9 months - Adults	400	913	43.8%	49.7%	52.2%	50.9%
% of FP17s for Band 1 Urgent Courses	120	971	12.4%	8.3%	7.9%	9.1%
% of FP17s Relating to Free Repair or Replacements	1	971	0.1%	0.8%	0.8%	0.8%
% of FP17s Relating to Continuations	16	971	1.6%	0.9%	1.1%	1.1%
% of Patients satisfied with the dentistry they have received	5	6	N/A	92.5%	91.8%	91.7%
% of Patients satisfied with the time they had to wait for an appointment	4	6	N/A	89.5%	88.4%	88.0%

* This is based on patients treated on this contract for their most recent course of treatment. Figures in italics indicate the base number of FP17s or Patient Questionnaire responses are less than 100. N/A is shown where the base number of responses is less than 10 during the period. % is calculated as Quantity/Base number*100

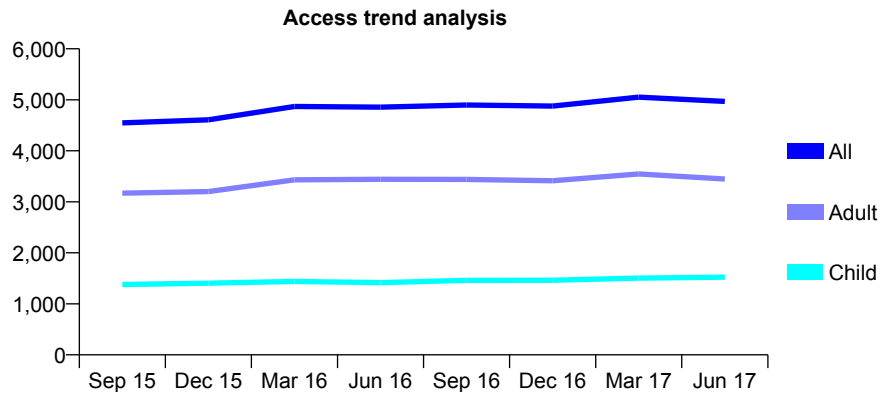
Q57 - Vital Signs At a Glance Contract Report for 198803/0001 - June 2017

Name or company name	Cobbins Brook Dental Practice
Contract type name	GDS Contract
Purpose of contract	General
Contract start date	01/09/2010
Contract end date	

17/18 Contracted general activity (UDA)	13,689
Carry forward general activity (UDA)	0
17/18 Contracted orthodontic activity (UOA)	0
Carry forward orthodontic activity (UOA)	0
Baseline contract value	£361,977.41

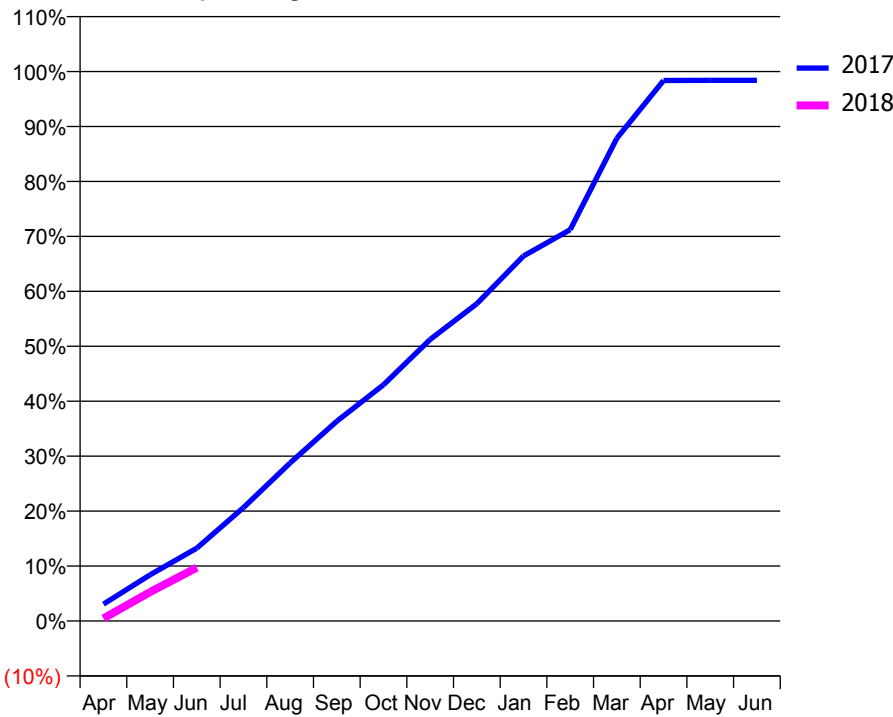
ACCESS*

Patients seen in 24 months	Total	Change since previous quarter
Quarter ending June 2016	4,857	
Quarter ending September 2016	4,897	→
Quarter ending December 2016	4,876	→
Quarter ending March 2017	5,051	↑
Quarter ending June 2017	4,968	↓
Variance since June 2016	2.3%	↑



ACTIVITY

Cumulative percentage of contracted UDA delivered 2017 & 2018



Month	Adjusted Scheduled Activity (UDA)	
	2017	2018
April	422	65
May	1,151	721
June	1,816	1,331
July	2,826	
August	3,939	
September	4,978	
October	5,885	
November	7,014	
December	7,903	
January	9,092	
February	9,749	
March	12,028	
April	13,466	
May	13,468	
June	13,468	

QUALITY

	Quantity	Base Number	Contract	AT	Region	England
% of FP17s for the same patient ID Re-attending within 3 months - Children	41	417	9.8%	10.0%	11.7%	12.0%
% of FP17s for the same patient ID Re-attending within 3 months - Adults	115	749	15.4%	14.3%	15.2%	16.0%
% of FP17s for the same patient ID Re-attending between 3 & 9 months - Children	208	417	49.9%	55.8%	59.1%	58.0%
% of FP17s for the same patient ID Re-attending between 3 & 9 months - Adults	275	749	36.7%	49.7%	52.2%	50.9%
% of FP17s for Band 1 Urgent Courses	55	661	8.3%	8.3%	7.9%	9.1%
% of FP17s Relating to Free Repair or Replacements	4	661	0.6%	0.8%	0.8%	0.8%
% of FP17s Relating to Continuations	2	661	0.3%	0.9%	1.1%	1.1%
% of Patients satisfied with the dentistry they have received	7	7	N/A	92.5%	91.8%	91.7%
% of Patients satisfied with the time they had to wait for an appointment	6	7	N/A	89.5%	88.4%	88.0%

* This is based on patients treated on this contract for their most recent course of treatment. Figures in italics indicate the base number of FP17s or Patient Questionnaire responses are less than 100. N/A is shown where the base number of responses is less than 10 during the period. % is calculated as Quantity/Base number*100

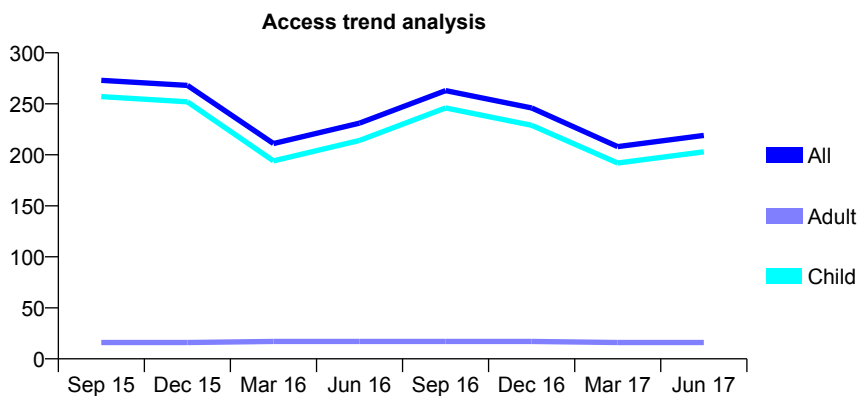
Q57 - Vital Signs At a Glance Contract Report for 199036/0001 - June 2017

Name or company name	North Hill Surgery Ltd
Contract type name	GDS Contract
Purpose of contract	General
Contract start date	01/05/2010
Contract end date	

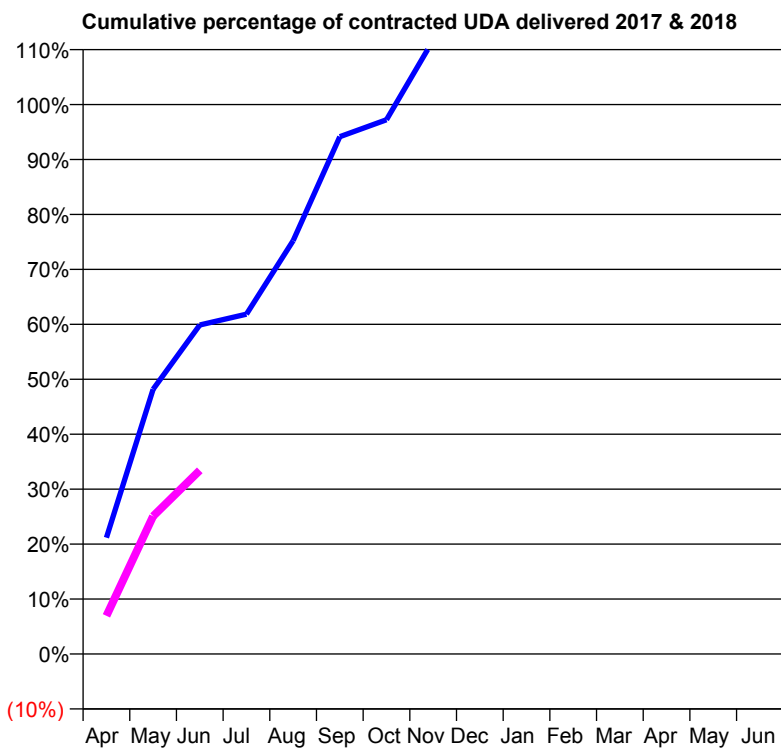
17/18 Contracted general activity (UDA)	359
Carry forward general activity (UDA)	0
17/18 Contracted orthodontic activity (UOA)	0
Carry forward orthodontic activity (UOA)	0
Baseline contract value	£11,955.46

ACCESS*

Patients seen in 24 months	Total	Change since previous quarter
Quarter ending June 2016	231	
Quarter ending September 2016	263	↑
Quarter ending December 2016	246	↓
Quarter ending March 2017	208	↓
Quarter ending June 2017	219	↑
Variance since June 2016	(5.2%)	↓



ACTIVITY



Adjusted Scheduled Activity (UDA)		
Month	2017	2018
April	76	25
May	173	90
June	215	120
July	222	
August	270	
September	338	
October	349	
November	401	
December	415	
January	415	
February	435	
March	436	
April	436	
May	436	
June	436	

QUALITY

	Quantity	Base Number	Contract	AT	Region	England
% of FP17s for the same patient ID Re-attending within 3 months - Children	0	84	0.0%	10.0%	11.7%	12.0%
% of FP17s for the same patient ID Re-attending within 3 months - Adults	0	0	N/A	14.3%	15.2%	16.0%
% of FP17s for the same patient ID Re-attending between 3 & 9 months - Children	26	84	31.0%	55.8%	59.1%	58.0%
% of FP17s for the same patient ID Re-attending between 3 & 9 months - Adults	0	0	N/A	49.7%	52.2%	50.9%
% of FP17s for Band 1 Urgent Courses	0	84	0.0%	8.3%	7.9%	9.1%
% of FP17s Relating to Free Repair or Replacements	0	84	0.0%	0.8%	0.8%	0.8%
% of FP17s Relating to Continuations	0	84	0.0%	0.9%	1.1%	1.1%
% of Patients satisfied with the dentistry they have received	0	0	N/A	92.5%	91.8%	91.7%
% of Patients satisfied with the time they had to wait for an appointment	0	0	N/A	89.5%	88.4%	88.0%

* This is based on patients treated on this contract for their most recent course of treatment. Figures in italics indicate the base number of FP17s or Patient Questionnaire responses are less than 100. N/A is shown where the base number of responses is less than 10 during the period. % is calculated as Quantity/Base number*100

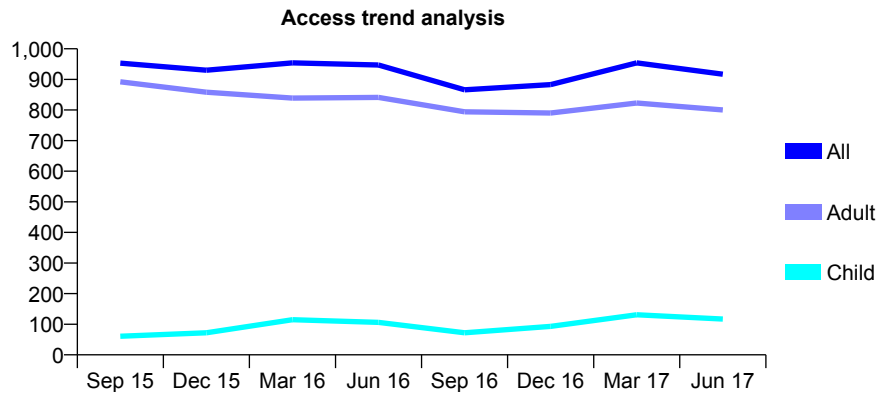
Q57 - Vital Signs At a Glance Contract Report for 199036/0002 - June 2017

Name or company name	North Hill Surgery Ltd
Contract type name	GDS Contract
Purpose of contract	General
Contract start date	01/05/2010
Contract end date	

17/18 Contracted general activity (UDA)	2,500
Carry forward general activity (UDA)	0
17/18 Contracted orthodontic activity (UOA)	0
Carry forward orthodontic activity (UOA)	0
Baseline contract value	£57,775.34

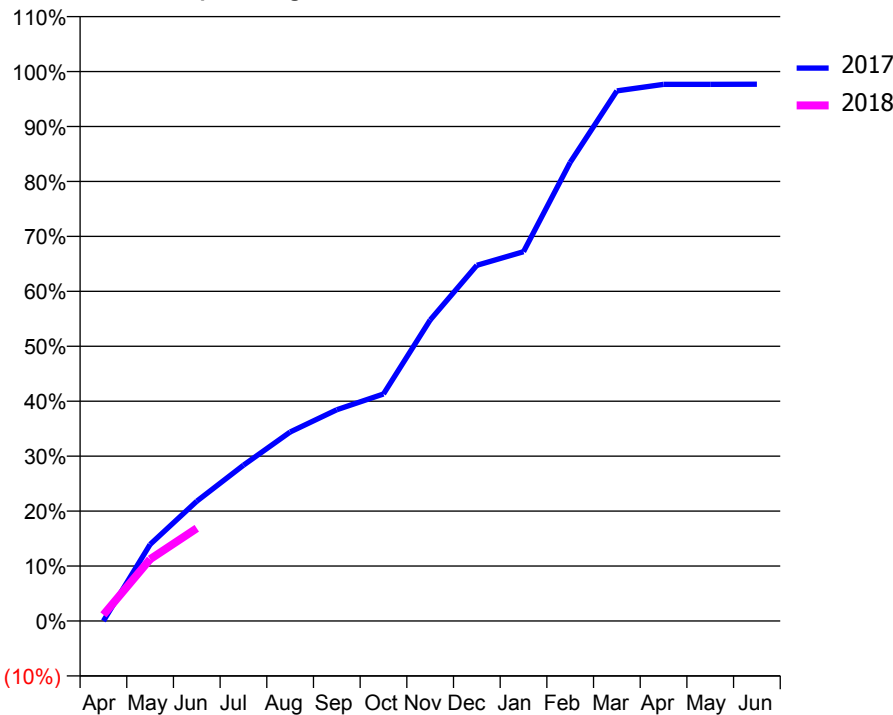
ACCESS*

Patients seen in 24 months	Total	Change since previous quarter
Quarter ending June 2016	947	
Quarter ending September 2016	866	↓
Quarter ending December 2016	883	→
Quarter ending March 2017	954	↑
Quarter ending June 2017	917	↓
Variance since June 2016	(3.2%)	↓



ACTIVITY

Cumulative percentage of contracted UDA delivered 2017 & 2018



Month	Adjusted Scheduled Activity (UDA)	
	2017	2018
April	0	28
May	348	281
June	545	422
July	709	
August	860	
September	961	
October	1,033	
November	1,370	
December	1,618	
January	1,680	
February	2,087	
March	2,412	
April	2,441	
May	2,441	
June	2,442	

QUALITY

	Quantity	Base Number	Contract	AT	Region	England
% of FP17s for the same patient ID Re-attending within 3 months - Children	0	20	0.0%	10.0%	11.7%	12.0%
% of FP17s for the same patient ID Re-attending within 3 months - Adults	18	179	10.1%	14.3%	15.2%	16.0%
% of FP17s for the same patient ID Re-attending between 3 & 9 months - Children	0	20	0.0%	55.8%	59.1%	58.0%
% of FP17s for the same patient ID Re-attending between 3 & 9 months - Adults	47	179	26.3%	49.7%	52.2%	50.9%
% of FP17s for Band 1 Urgent Courses	9	177	5.1%	8.3%	7.9%	9.1%
% of FP17s Relating to Free Repair or Replacements	2	177	1.1%	0.8%	0.8%	0.8%
% of FP17s Relating to Continuations	1	177	0.6%	0.9%	1.1%	1.1%
% of Patients satisfied with the dentistry they have received	3	3	N/A	92.5%	91.8%	91.7%
% of Patients satisfied with the time they had to wait for an appointment	3	3	N/A	89.5%	88.4%	88.0%

* This is based on patients treated on this contract for their most recent course of treatment. Figures in italics indicate the base number of FP17s or Patient Questionnaire responses are less than 100. N/A is shown where the base number of responses is less than 10 during the period. % is calculated as Quantity/Base number*100

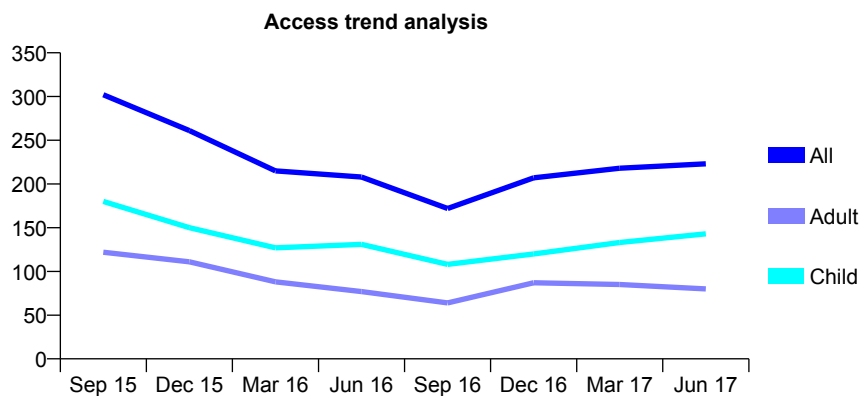
Q57 - Vital Signs At a Glance Contract Report for 199036/0003 - June 2017

Name or company name	North Hill Surgery Ltd
Contract type name	GDS Contract
Purpose of contract	General
Contract start date	01/05/2010
Contract end date	

17/18 Contracted general activity (UDA)	438
Carry forward general activity (UDA)	0
17/18 Contracted orthodontic activity (UOA)	0
Carry forward orthodontic activity (UOA)	0
Baseline contract value	£20,065.76

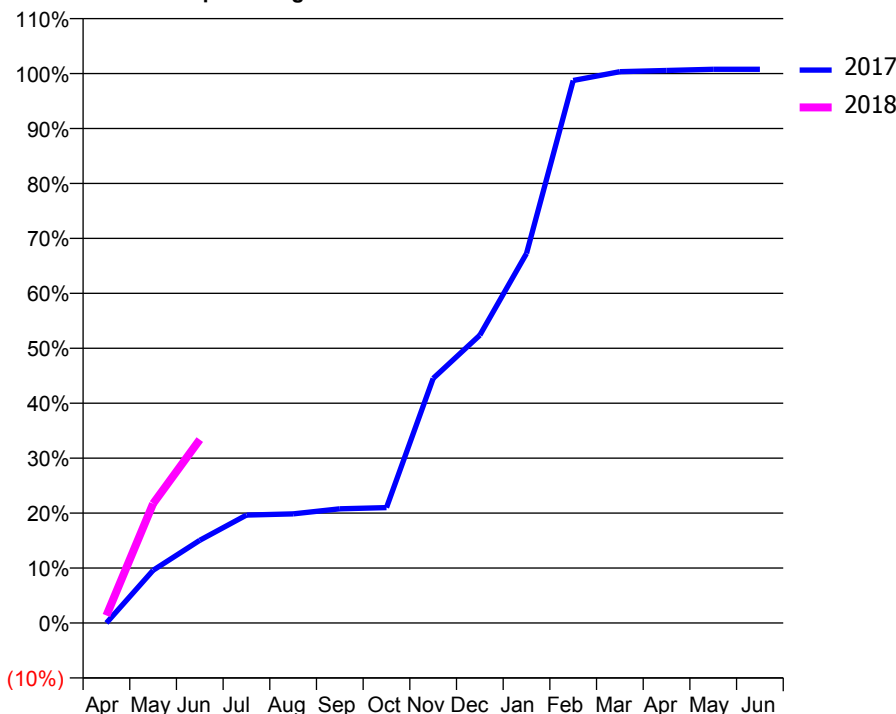
ACCESS*

Patients seen in 24 months	Total	Change since previous quarter
Quarter ending June 2016	208	
Quarter ending September 2016	172	↓
Quarter ending December 2016	207	↑
Quarter ending March 2017	218	↑
Quarter ending June 2017	223	↑
Variance since June 2016	7.2%	↑



ACTIVITY

Cumulative percentage of contracted UDA delivered 2017 & 2018



Month	Adjusted Scheduled Activity (UDA)	
	2017	2018
April	0	6
May	42	95
June	66	146
July	86	
August	87	
September	91	
October	92	
November	195	
December	229	
January	295	
February	432	
March	439	
April	440	
May	441	
June	441	

QUALITY

	Quantity	Base Number	Contract	AT	Region	England
% of FP17s for the same patient ID Re-attending within 3 months - Children	3	61	4.9%	10.0%	11.7%	12.0%
% of FP17s for the same patient ID Re-attending within 3 months - Adults	2	19	10.5%	14.3%	15.2%	16.0%
% of FP17s for the same patient ID Re-attending between 3 & 9 months - Children	23	61	37.7%	55.8%	59.1%	58.0%
% of FP17s for the same patient ID Re-attending between 3 & 9 months - Adults	4	19	21.1%	49.7%	52.2%	50.9%
% of FP17s for Band 1 Urgent Courses	1	78	1.3%	8.3%	7.9%	9.1%
% of FP17s Relating to Free Repair or Replacements	0	78	0.0%	0.8%	0.8%	0.8%
% of FP17s Relating to Continuations	2	78	2.6%	0.9%	1.1%	1.1%
% of Patients satisfied with the dentistry they have received	1	1	N/A	92.5%	91.8%	91.7%
% of Patients satisfied with the time they had to wait for an appointment	1	1	N/A	89.5%	88.4%	88.0%

* This is based on patients treated on this contract for their most recent course of treatment. Figures in italics indicate the base number of FP17s or Patient Questionnaire responses are less than 100. N/A is shown where the base number of responses is less than 10 during the period. % is calculated as Quantity/Base number*100

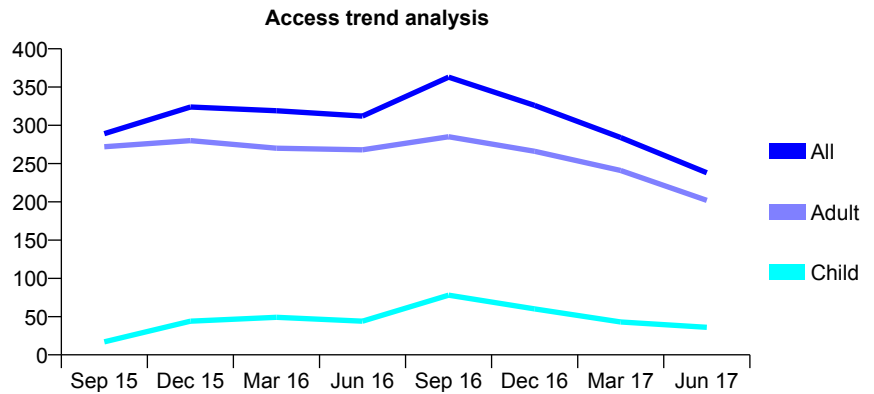
Q57 - Vital Signs At a Glance Contract Report for 199036/0004 - June 2017

Name or company name	North Hill Surgery Ltd
Contract type name	GDS Contract
Purpose of contract	General
Contract start date	01/05/2010
Contract end date	

17/18 Contracted general activity (UDA)	500
Carry forward general activity (UDA)	0
17/18 Contracted orthodontic activity (UOA)	0
Carry forward orthodontic activity (UOA)	0
Baseline contract value	£11,497.19

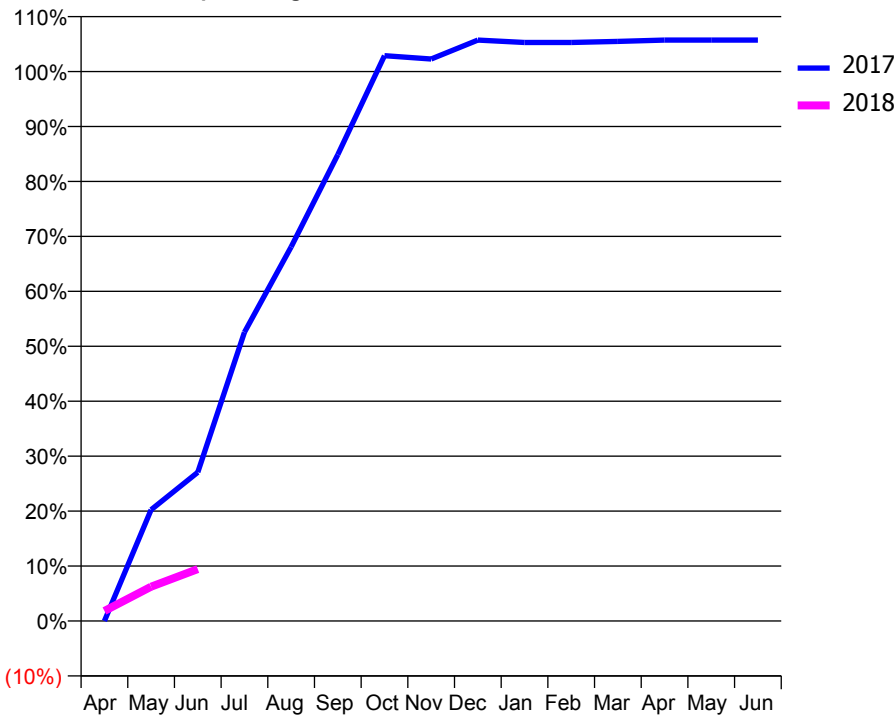
ACCESS*

Patients seen in 24 months	Total	Change since previous quarter
Quarter ending June 2016	312	
Quarter ending September 2016	363	↑
Quarter ending December 2016	326	↓
Quarter ending March 2017	284	↓
Quarter ending June 2017	238	↓
Variance since June 2016	(23.7%)	↓



ACTIVITY

Cumulative percentage of contracted UDA delivered 2017 & 2018



Month	Adjusted Scheduled Activity (UDA)	
	2017	2018
April	0	9
May	101	31
June	135	47
July	263	
August	340	
September	424	
October	514	
November	511	
December	529	
January	526	
February	526	
March	527	
April	529	
May	529	
June	529	

QUALITY

	Quantity	Base Number	Contract	AT	Region	England
% of FP17s for the same patient ID Re-attending within 3 months - Children	0	9	0.0%	10.0%	11.7%	12.0%
% of FP17s for the same patient ID Re-attending within 3 months - Adults	0	16	0.0%	14.3%	15.2%	16.0%
% of FP17s for the same patient ID Re-attending between 3 & 9 months - Children	2	9	22.2%	55.8%	59.1%	58.0%
% of FP17s for the same patient ID Re-attending between 3 & 9 months - Adults	0	16	0.0%	49.7%	52.2%	50.9%
% of FP17s for Band 1 Urgent Courses	1	24	4.2%	8.3%	7.9%	9.1%
% of FP17s Relating to Free Repair or Replacements	0	24	0.0%	0.8%	0.8%	0.8%
% of FP17s Relating to Continuations	0	24	0.0%	0.9%	1.1%	1.1%
% of Patients satisfied with the dentistry they have received	0	0	N/A	92.5%	91.8%	91.7%
% of Patients satisfied with the time they had to wait for an appointment	0	0	N/A	89.5%	88.4%	88.0%

* This is based on patients treated on this contract for their most recent course of treatment. Figures in italics indicate the base number of FP17s or Patient Questionnaire responses are less than 100. N/A is shown where the base number of responses is less than 10 during the period. % is calculated as Quantity/Base number*100

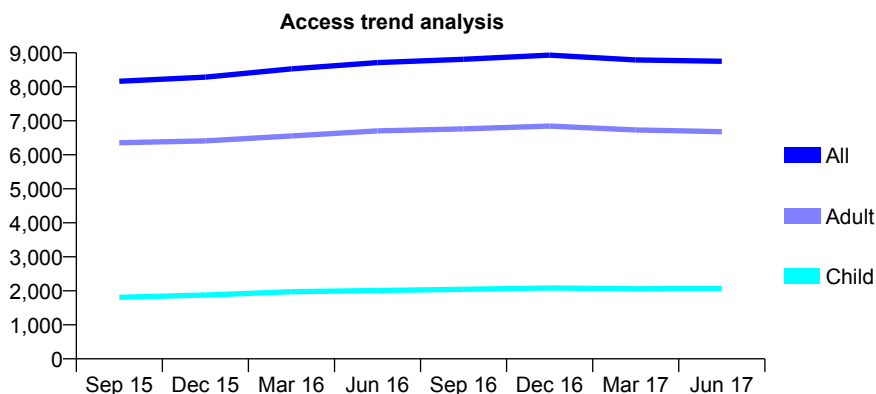
Q57 - Vital Signs At a Glance Contract Report for 199559/0002 - June 2017

Name or company name	Parmar Dental
Contract type name	GDS Contract
Purpose of contract	General
Contract start date	23/08/2011
Contract end date	

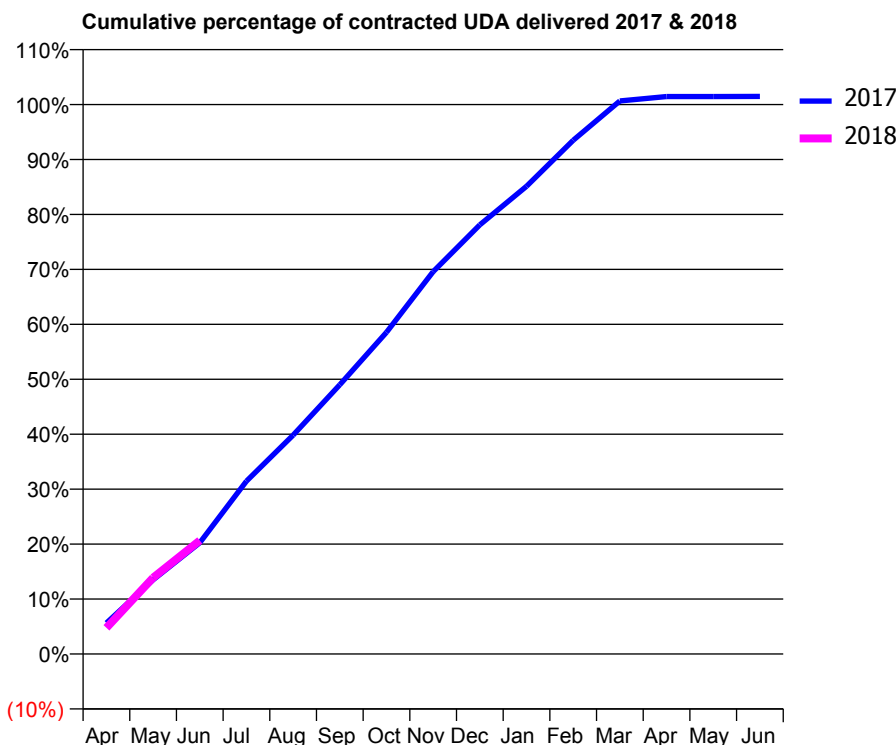
17/18 Contracted general activity (UDA)	24,128
Carry forward general activity (UDA)	0
17/18 Contracted orthodontic activity (UOA)	0
Carry forward orthodontic activity (UOA)	0
Baseline contract value	£609,253.76

ACCESS*

Patients seen in 24 months	Total	Change since previous quarter
Quarter ending June 2016	8,712	
Quarter ending September 2016	8,810	→
Quarter ending December 2016	8,931	→
Quarter ending March 2017	8,790	↓
Quarter ending June 2017	8,751	→
Variance since June 2016	0.4%	→



ACTIVITY



Month	Adjusted Scheduled Activity (UDA)	
	2017	2018
April	1,361	1,149
May	3,261	3,352
June	4,887	4,984
July	7,592	
August	9,614	
September	11,823	
October	14,124	
November	16,790	
December	18,844	
January	20,536	
February	22,557	
March	24,287	
April	24,478	
May	24,478	
June	24,486	

QUALITY

	Quantity	Base Number	Contract	AT	Region	England
% of FP17s for the same patient ID Re-attending within 3 months - Children	47	727	6.5%	10.0%	11.7%	12.0%
% of FP17s for the same patient ID Re-attending within 3 months - Adults	289	2,209	13.1%	14.3%	15.2%	16.0%
% of FP17s for the same patient ID Re-attending between 3 & 9 months - Children	446	727	61.3%	55.8%	59.1%	58.0%
% of FP17s for the same patient ID Re-attending between 3 & 9 months - Adults	1,344	2,209	60.8%	49.7%	52.2%	50.9%
% of FP17s for Band 1 Urgent Courses	265	2,836	9.3%	8.3%	7.9%	9.1%
% of FP17s Relating to Free Repair or Replacements	38	2,836	1.3%	0.8%	0.8%	0.8%
% of FP17s Relating to Continuations	21	2,836	0.7%	0.9%	1.1%	1.1%
% of Patients satisfied with the dentistry they have received	15	16	93.8%	92.5%	91.8%	91.7%
% of Patients satisfied with the time they had to wait for an appointment	15	16	93.8%	89.5%	88.4%	88.0%

* This is based on patients treated on this contract for their most recent course of treatment. Figures in italics indicate the base number of FP17s or Patient Questionnaire responses are less than 100. N/A is shown where the base number of responses is less than 10 during the period. % is calculated as Quantity/Base number*100

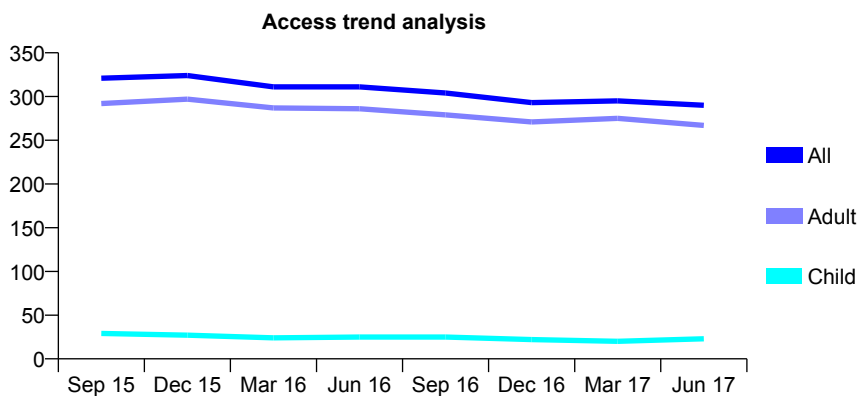
Q57 - Vital Signs At a Glance Contract Report for 207837/0002 - June 2017

Name or company name	MR RK DESAI
Contract type name	GDS Contract
Purpose of contract	General
Contract start date	01/04/2006
Contract end date	

17/18 Contracted general activity (UDA)	800
Carry forward general activity (UDA)	0
17/18 Contracted orthodontic activity (UOA)	0
Carry forward orthodontic activity (UOA)	0
Baseline contract value	£24,494.19

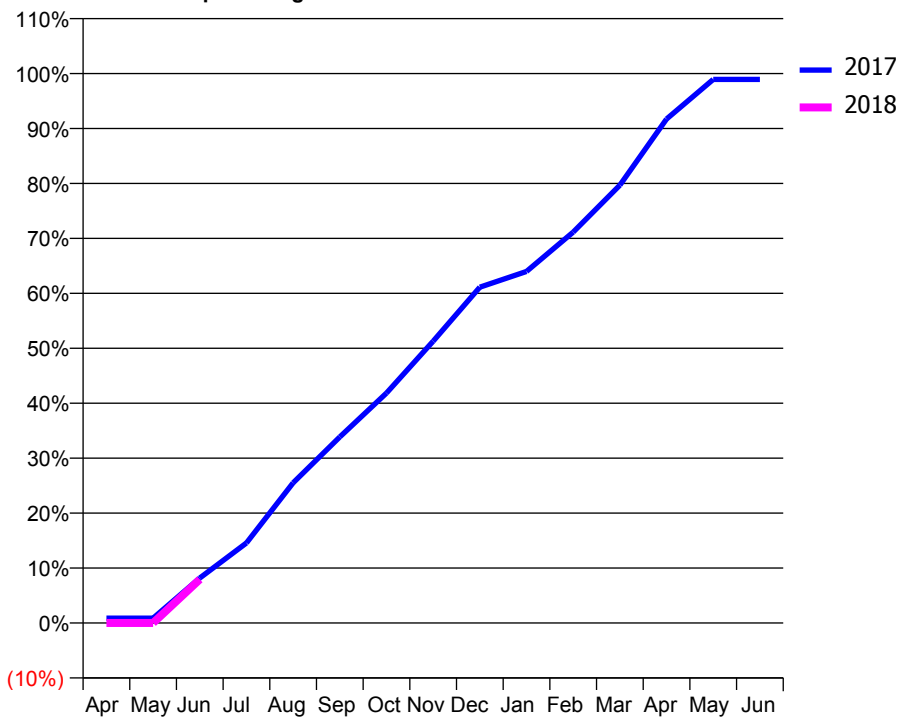
ACCESS*

Patients seen in 24 months	Total	Change since previous quarter
Quarter ending June 2016	311	
Quarter ending September 2016	304	↓
Quarter ending December 2016	293	↓
Quarter ending March 2017	295	→
Quarter ending June 2017	290	↓
Variance since June 2016	(6.8%)	↓



ACTIVITY

Cumulative percentage of contracted UDA delivered 2017 & 2018



Month	Adjusted Scheduled Activity (UDA)	
	2017	2018
April	7	0
May	7	0
June	66	64
July	117	
August	204	
September	271	
October	335	
November	410	
December	489	
January	512	
February	569	
March	637	
April	734	
May	791	
June	791	

QUALITY

	Quantity	Base Number	Contract	AT	Region	England
% of FP17s for the same patient ID Re-attending within 3 months - Children	0	6	0.0%	10.0%	11.7%	12.0%
% of FP17s for the same patient ID Re-attending within 3 months - Adults	10	69	14.5%	14.3%	15.2%	16.0%
% of FP17s for the same patient ID Re-attending between 3 & 9 months - Children	1	6	16.7%	55.8%	59.1%	58.0%
% of FP17s for the same patient ID Re-attending between 3 & 9 months - Adults	22	69	31.9%	49.7%	52.2%	50.9%
% of FP17s for Band 1 Urgent Courses	8	24	33.3%	8.3%	7.9%	9.1%
% of FP17s Relating to Free Repair or Replacements	2	24	8.3%	0.8%	0.8%	0.8%
% of FP17s Relating to Continuations	1	24	4.2%	0.9%	1.1%	1.1%
% of Patients satisfied with the dentistry they have received	1	1	N/A	92.5%	91.8%	91.7%
% of Patients satisfied with the time they had to wait for an appointment	1	1	N/A	89.5%	88.4%	88.0%

* This is based on patients treated on this contract for their most recent course of treatment. Figures in italics indicate the base number of FP17s or Patient Questionnaire responses are less than 100. N/A is shown where the base number of responses is less than 10 during the period. % is calculated as Quantity/Base number*100

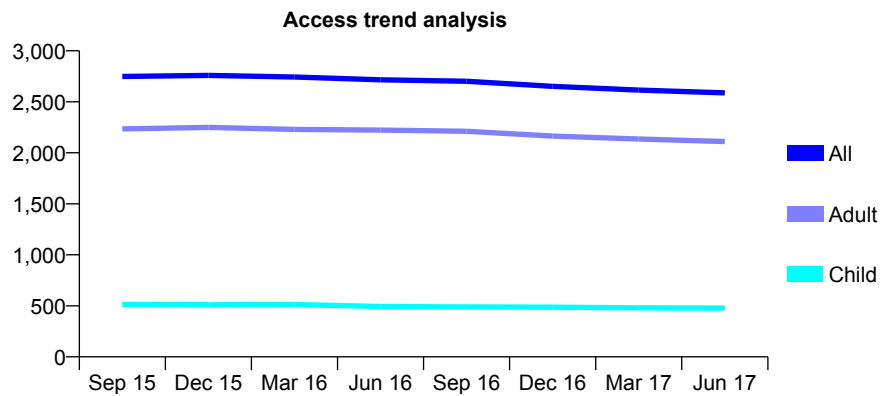
Q57 - Vital Signs At a Glance Contract Report for 209708/0001 - June 2017

Name or company name	Dedham Dental Surgery
Contract type name	GDS Contract
Purpose of contract	General
Contract start date	01/04/2006
Contract end date	

17/18 Contracted general activity (UDA)	6,426
Carry forward general activity (UDA)	0
17/18 Contracted orthodontic activity (UOA)	0
Carry forward orthodontic activity (UOA)	0
Baseline contract value	£188,891.23

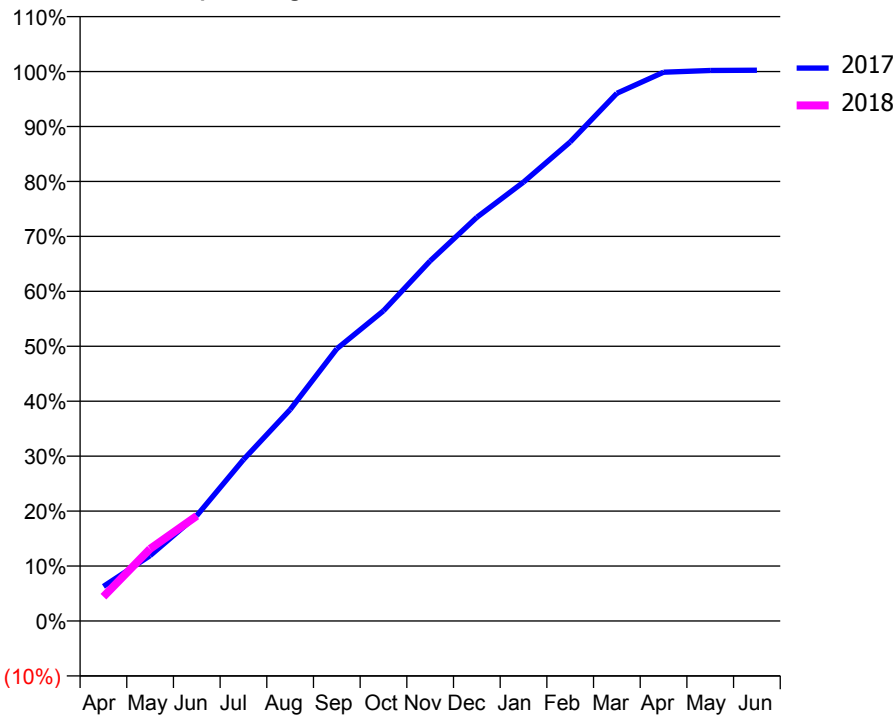
ACCESS*

Patients seen in 24 months	Total	Change since previous quarter
Quarter ending June 2016	2,716	
Quarter ending September 2016	2,701	→
Quarter ending December 2016	2,651	↓
Quarter ending March 2017	2,615	↓
Quarter ending June 2017	2,588	↓
Variance since June 2016	(4.7%)	↓



ACTIVITY

Cumulative percentage of contracted UDA delivered 2017 & 2018



Month	Adjusted Scheduled Activity (UDA)	
	2017	2018
April	404	285
May	764	845
June	1,233	1,229
July	1,888	
August	2,472	
September	3,183	
October	3,628	
November	4,211	
December	4,720	
January	5,133	
February	5,602	
March	6,171	
April	6,418	
May	6,437	
June	6,440	

QUALITY

	Quantity	Base Number	Contract	AT	Region	England
% of FP17s for the same patient ID Re-attending within 3 months - Children	5	156	3.2%	10.0%	11.7%	12.0%
% of FP17s for the same patient ID Re-attending within 3 months - Adults	101	656	15.4%	14.3%	15.2%	16.0%
% of FP17s for the same patient ID Re-attending between 3 & 9 months - Children	80	156	51.3%	55.8%	59.1%	58.0%
% of FP17s for the same patient ID Re-attending between 3 & 9 months - Adults	390	656	59.5%	49.7%	52.2%	50.9%
% of FP17s for Band 1 Urgent Courses	35	668	5.2%	8.3%	7.9%	9.1%
% of FP17s Relating to Free Repair or Replacements	3	668	0.4%	0.8%	0.8%	0.8%
% of FP17s Relating to Continuations	5	668	0.7%	0.9%	1.1%	1.1%
% of Patients satisfied with the dentistry they have received	6	7	N/A	92.5%	91.8%	91.7%
% of Patients satisfied with the time they had to wait for an appointment	5	7	N/A	89.5%	88.4%	88.0%

* This is based on patients treated on this contract for their most recent course of treatment. Figures in italics indicate the base number of FP17s or Patient Questionnaire responses are less than 100. N/A is shown where the base number of responses is less than 10 during the period. % is calculated as Quantity/Base number*100

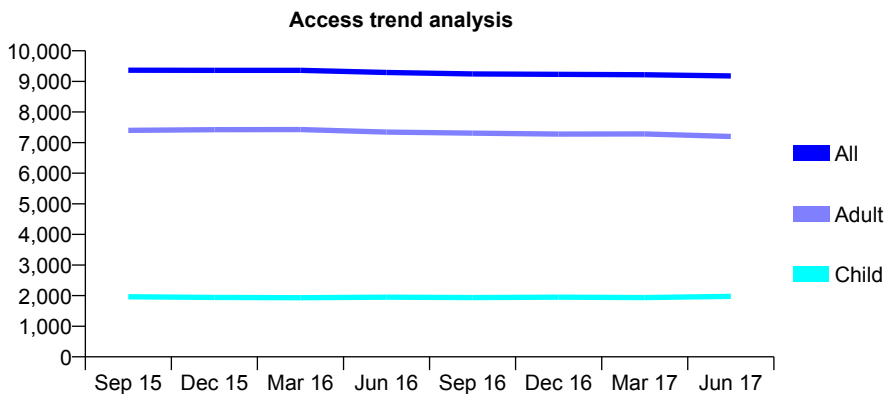
Q57 - Vital Signs At a Glance Contract Report for 219045/0001 - June 2017

Name or company name	MR PJ POWER
Contract type name	GDS Contract
Purpose of contract	General
Contract start date	01/04/2006
Contract end date	

17/18 Contracted general activity (UDA)	26,541
Carry forward general activity (UDA)	0
17/18 Contracted orthodontic activity (UOA)	0
Carry forward orthodontic activity (UOA)	0
Baseline contract value	£736,305.91

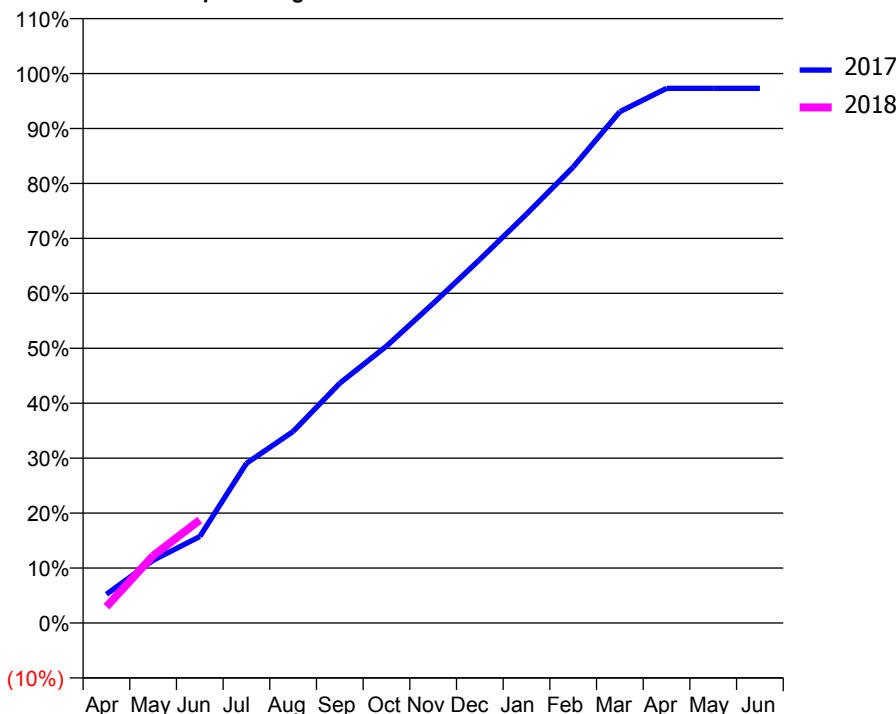
ACCESS*

Patients seen in 24 months	Total	Change since previous quarter
Quarter ending June 2016	9,292	
Quarter ending September 2016	9,246	→
Quarter ending December 2016	9,230	→
Quarter ending March 2017	9,219	→
Quarter ending June 2017	9,177	→
Variance since June 2016	(1.2%)	↓



ACTIVITY

Cumulative percentage of contracted UDA delivered 2017 & 2018



Month	Adjusted Scheduled Activity (UDA)	
	2017	2018
April	1,388	788
May	3,033	3,251
June	4,178	4,976
July	7,715	
August	9,255	
September	11,585	
October	13,373	
November	15,438	
December	17,560	
January	19,752	
February	22,022	
March	24,699	
April	25,825	
May	25,824	
June	25,825	

QUALITY

	Quantity	Base Number	Contract	AT	Region	England
% of FP17s for the same patient ID Re-attending within 3 months - Children	31	668	4.6%	10.0%	11.7%	12.0%
% of FP17s for the same patient ID Re-attending within 3 months - Adults	295	2,229	13.2%	14.3%	15.2%	16.0%
% of FP17s for the same patient ID Re-attending between 3 & 9 months - Children	372	668	55.7%	55.8%	59.1%	58.0%
% of FP17s for the same patient ID Re-attending between 3 & 9 months - Adults	1,077	2,229	48.3%	49.7%	52.2%	50.9%
% of FP17s for Band 1 Urgent Courses	246	2,390	10.3%	8.3%	7.9%	9.1%
% of FP17s Relating to Free Repair or Replacements	17	2,390	0.7%	0.8%	0.8%	0.8%
% of FP17s Relating to Continuations	13	2,390	0.5%	0.9%	1.1%	1.1%
% of Patients satisfied with the dentistry they have received	25	26	96.2%	92.5%	91.8%	91.7%
% of Patients satisfied with the time they had to wait for an appointment	23	26	88.5%	89.5%	88.4%	88.0%

* This is based on patients treated on this contract for their most recent course of treatment. Figures in italics indicate the base number of FP17s or Patient Questionnaire responses are less than 100. N/A is shown where the base number of responses is less than 10 during the period. % is calculated as Quantity/Base number*100

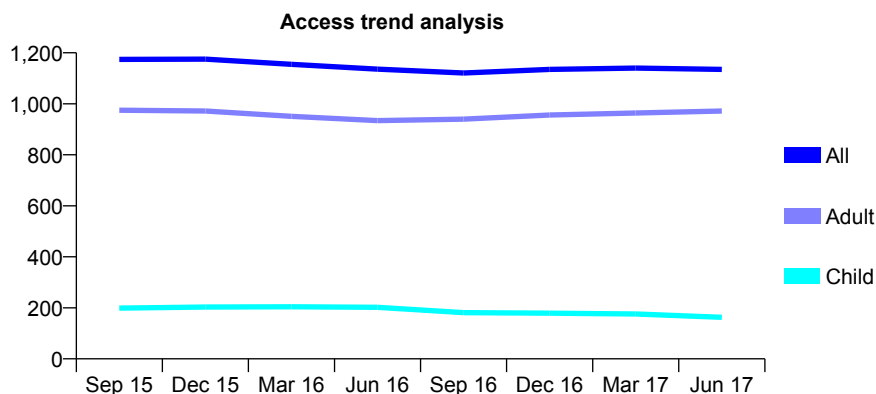
Q57 - Vital Signs At a Glance Contract Report for 22051/0001 - June 2017

Name or company name	MRS SA RANKIN
Contract type name	GDS Contract
Purpose of contract	General
Contract start date	01/04/2006
Contract end date	

17/18 Contracted general activity (UDA)	3,735
Carry forward general activity (UDA)	0
17/18 Contracted orthodontic activity (UOA)	0
Carry forward orthodontic activity (UOA)	0
Baseline contract value	£81,303.77

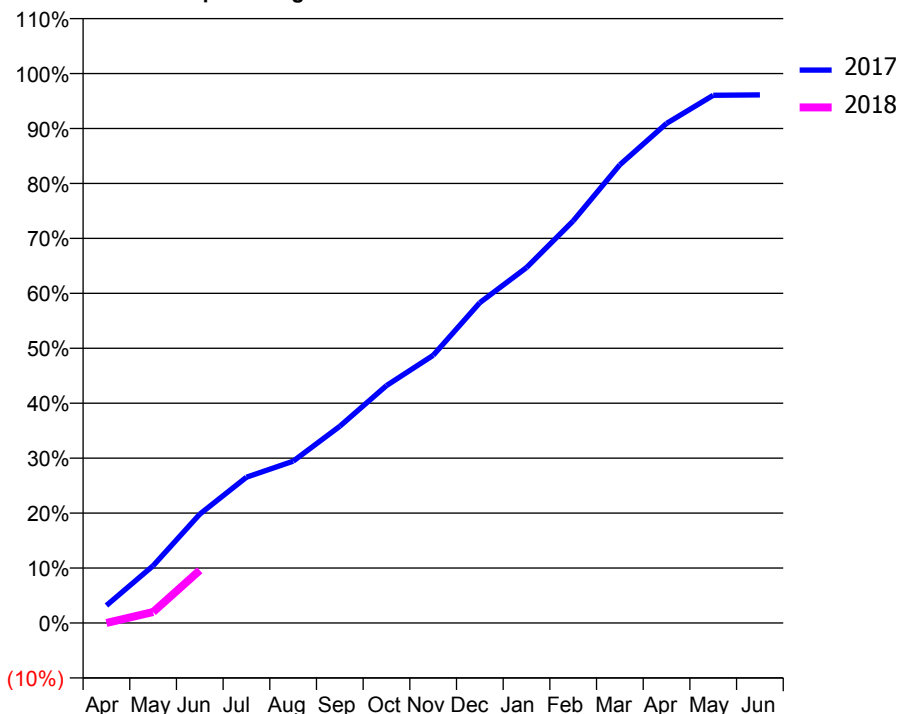
ACCESS*

Patients seen in 24 months	Total	Change since previous quarter
Quarter ending June 2016	1,136	
Quarter ending September 2016	1,121	↓
Quarter ending December 2016	1,135	→
Quarter ending March 2017	1,140	→
Quarter ending June 2017	1,135	→
Variance since June 2016	(0.1%)	→



ACTIVITY

Cumulative percentage of contracted UDA delivered 2017 & 2018



Month	Adjusted Scheduled Activity (UDA)	
	2017	2018
April	119	0
May	389	74
June	740	358
July	991	
August	1,100	
September	1,337	
October	1,614	
November	1,820	
December	2,178	
January	2,416	
February	2,733	
March	3,114	
April	3,396	
May	3,587	
June	3,590	

QUALITY

	Quantity	Base Number	Contract	AT	Region	England
% of FP17s for the same patient ID Re-attending within 3 months - Children	3	51	5.9%	10.0%	11.7%	12.0%
% of FP17s for the same patient ID Re-attending within 3 months - Adults	45	284	15.8%	14.3%	15.2%	16.0%
% of FP17s for the same patient ID Re-attending between 3 & 9 months - Children	26	51	51.0%	55.8%	59.1%	58.0%
% of FP17s for the same patient ID Re-attending between 3 & 9 months - Adults	111	284	39.1%	49.7%	52.2%	50.9%
% of FP17s for Band 1 Urgent Courses	17	175	9.7%	8.3%	7.9%	9.1%
% of FP17s Relating to Free Repair or Replacements	1	175	0.6%	0.8%	0.8%	0.8%
% of FP17s Relating to Continuations	6	175	3.4%	0.9%	1.1%	1.1%
% of Patients satisfied with the dentistry they have received	3	6	N/A	92.5%	91.8%	91.7%
% of Patients satisfied with the time they had to wait for an appointment	2	6	N/A	89.5%	88.4%	88.0%

* This is based on patients treated on this contract for their most recent course of treatment. Figures in italics indicate the base number of FP17s or Patient Questionnaire responses are less than 100. N/A is shown where the base number of responses is less than 10 during the period. % is calculated as Quantity/Base number*100

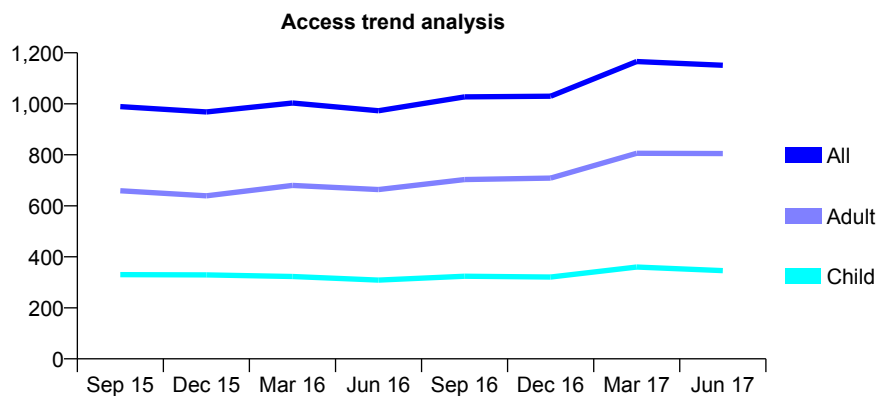
Q57 - Vital Signs At a Glance Contract Report for 221694/0001 - June 2017

Name or company name	MR MP GOODCHILD
Contract type name	GDS Contract
Purpose of contract	General
Contract start date	01/04/2006
Contract end date	

17/18 Contracted general activity (UDA)	2,861
Carry forward general activity (UDA)	0
17/18 Contracted orthodontic activity (UOA)	0
Carry forward orthodontic activity (UOA)	0
Baseline contract value	£70,403.44

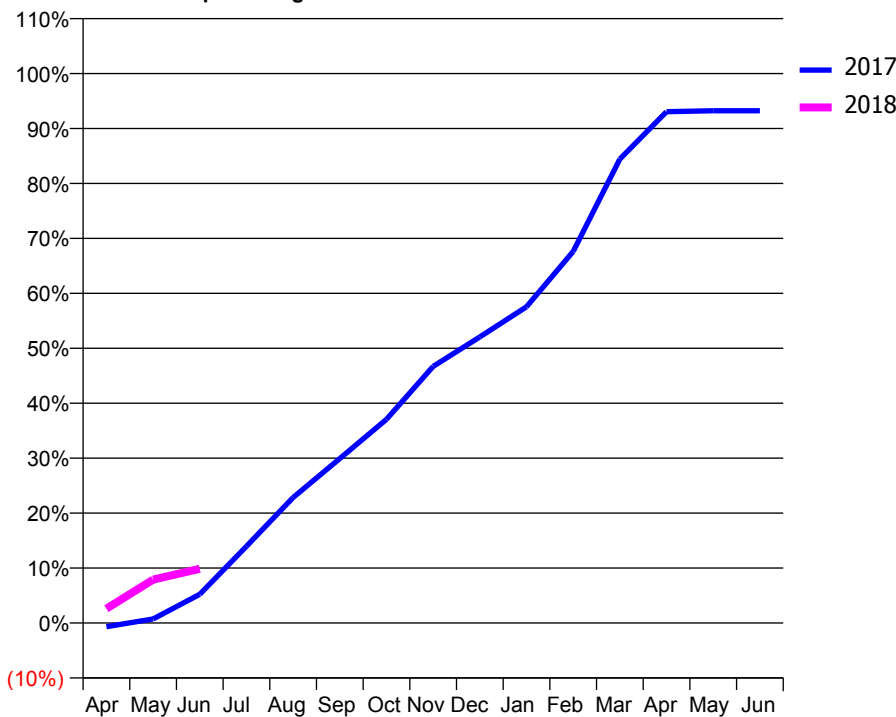
ACCESS*

Patients seen in 24 months	Total	Change since previous quarter
Quarter ending June 2016	973	
Quarter ending September 2016	1,027	↑
Quarter ending December 2016	1,030	→
Quarter ending March 2017	1,166	↑
Quarter ending June 2017	1,151	↓
Variance since June 2016	18.3%	↑



ACTIVITY

Cumulative percentage of contracted UDA delivered 2017 & 2018



Adjusted Scheduled Activity (UDA)

Month	2017	2018
April	-20	75
May	21	226
June	150	282
July	400	
August	653	
September	856	
October	1,061	
November	1,336	
December	1,490	
January	1,646	
February	1,934	
March	2,416	
April	2,662	
May	2,667	
June	2,667	

QUALITY

	Quantity	Base Number	Contract	AT	Region	England
% of FP17s for the same patient ID Re-attending within 3 months - Children	2	82	2.4%	10.0%	11.7%	12.0%
% of FP17s for the same patient ID Re-attending within 3 months - Adults	23	168	13.7%	14.3%	15.2%	16.0%
% of FP17s for the same patient ID Re-attending between 3 & 9 months - Children	51	82	62.2%	55.8%	59.1%	58.0%
% of FP17s for the same patient ID Re-attending between 3 & 9 months - Adults	57	168	33.9%	49.7%	52.2%	50.9%
% of FP17s for Band 1 Urgent Courses	10	144	6.9%	8.3%	7.9%	9.1%
% of FP17s Relating to Free Repair or Replacements	0	144	0.0%	0.8%	0.8%	0.8%
% of FP17s Relating to Continuations	0	144	0.0%	0.9%	1.1%	1.1%
% of Patients satisfied with the dentistry they have received	2	2	N/A	92.5%	91.8%	91.7%
% of Patients satisfied with the time they had to wait for an appointment	2	2	N/A	89.5%	88.4%	88.0%

* This is based on patients treated on this contract for their most recent course of treatment. Figures in italics indicate the base number of FP17s or Patient Questionnaire responses are less than 100. N/A is shown where the base number of responses is less than 10 during the period. % is calculated as Quantity/Base number*100

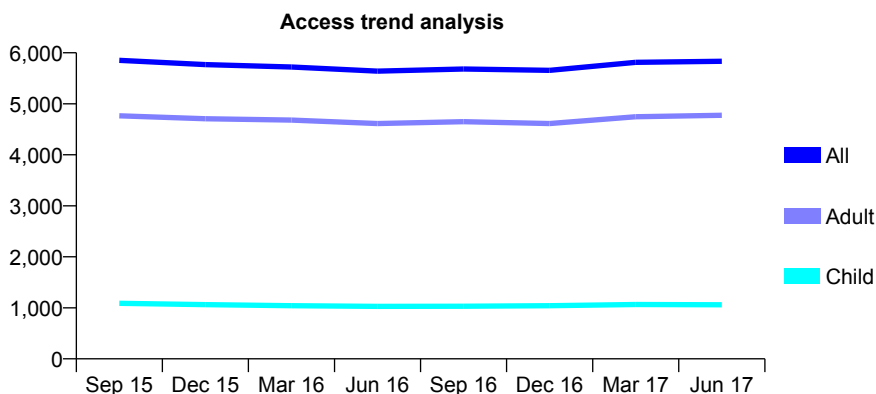
Q57 - Vital Signs At a Glance Contract Report for 229598/0001 - June 2017

Name or company name	Heybridge Dental Practice Partnership
Contract type name	GDS Contract
Purpose of contract	General
Contract start date	01/04/2006
Contract end date	

17/18 Contracted general activity (UDA)	21,357
Carry forward general activity (UDA)	0
17/18 Contracted orthodontic activity (UOA)	0
Carry forward orthodontic activity (UOA)	0
Baseline contract value	£625,857.64

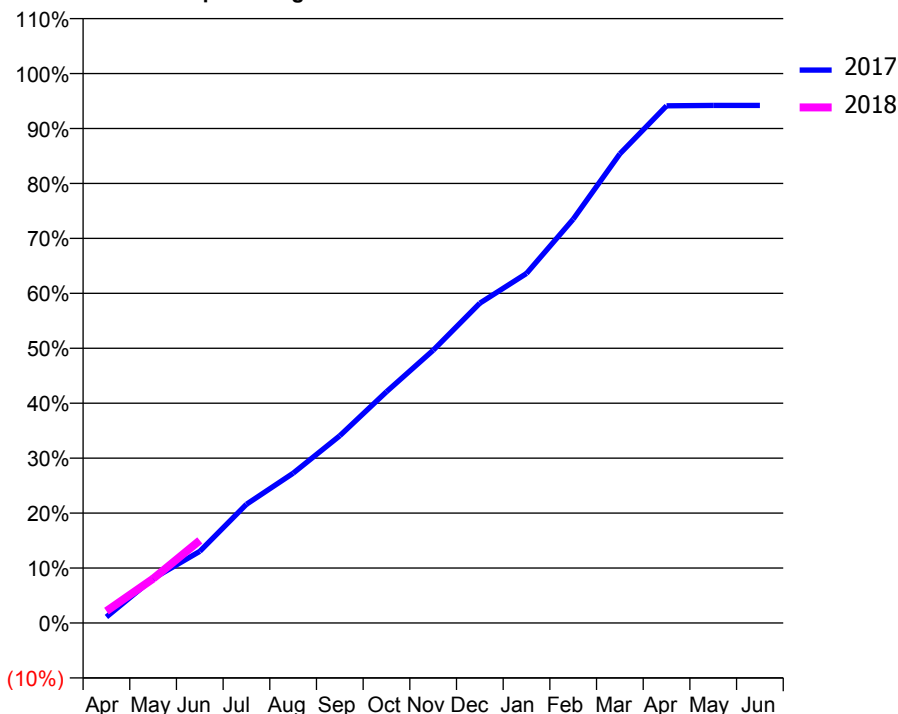
ACCESS*

Patients seen in 24 months	Total	Change since previous quarter
Quarter ending June 2016	5,640	
Quarter ending September 2016	5,682	→
Quarter ending December 2016	5,655	→
Quarter ending March 2017	5,813	↑
Quarter ending June 2017	5,833	→
Variance since June 2016	3.4%	↑



ACTIVITY

Cumulative percentage of contracted UDA delivered 2017 & 2018



Month	Adjusted Scheduled Activity (UDA)	
	2017	2018
April	236	462
May	1,729	1,722
June	2,787	3,209
July	4,616	
August	5,820	
September	7,280	
October	8,991	
November	10,602	
December	12,433	
January	13,588	
February	15,695	
March	18,237	
April	20,103	
May	20,118	
June	20,119	

QUALITY

	Quantity	Base Number	Contract	AT	Region	England
% of FP17s for the same patient ID Re-attending within 3 months - Children	47	412	11.4%	10.0%	11.7%	12.0%
% of FP17s for the same patient ID Re-attending within 3 months - Adults	329	1,814	18.1%	14.3%	15.2%	16.0%
% of FP17s for the same patient ID Re-attending between 3 & 9 months - Children	260	412	63.1%	55.8%	59.1%	58.0%
% of FP17s for the same patient ID Re-attending between 3 & 9 months - Adults	986	1,814	54.4%	49.7%	52.2%	50.9%
% of FP17s for Band 1 Urgent Courses	145	1,611	9.0%	8.3%	7.9%	9.1%
% of FP17s Relating to Free Repair or Replacements	24	1,611	1.5%	0.8%	0.8%	0.8%
% of FP17s Relating to Continuations	24	1,611	1.5%	0.9%	1.1%	1.1%
% of Patients satisfied with the dentistry they have received	20	21	95.2%	92.5%	91.8%	91.7%
% of Patients satisfied with the time they had to wait for an appointment	21	21	100.0%	89.5%	88.4%	88.0%

* This is based on patients treated on this contract for their most recent course of treatment. Figures in italics indicate the base number of FP17s or Patient Questionnaire responses are less than 100. N/A is shown where the base number of responses is less than 10 during the period. % is calculated as Quantity/Base number*100

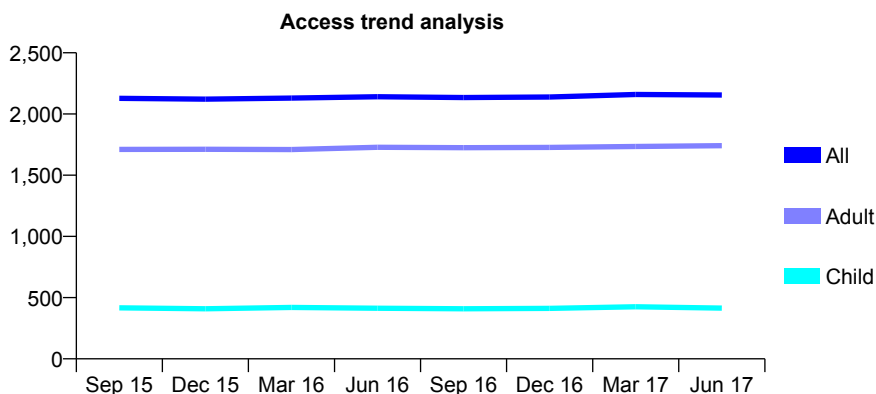
Q57 - Vital Signs At a Glance Contract Report for 237914/0001 - June 2017

Name or company name	MISS S RASHID
Contract type name	GDS Contract
Purpose of contract	General
Contract start date	01/04/2006
Contract end date	

17/18 Contracted general activity (UDA)	6,521
Carry forward general activity (UDA)	0
17/18 Contracted orthodontic activity (UOA)	0
Carry forward orthodontic activity (UOA)	0
Baseline contract value	£149,654.22

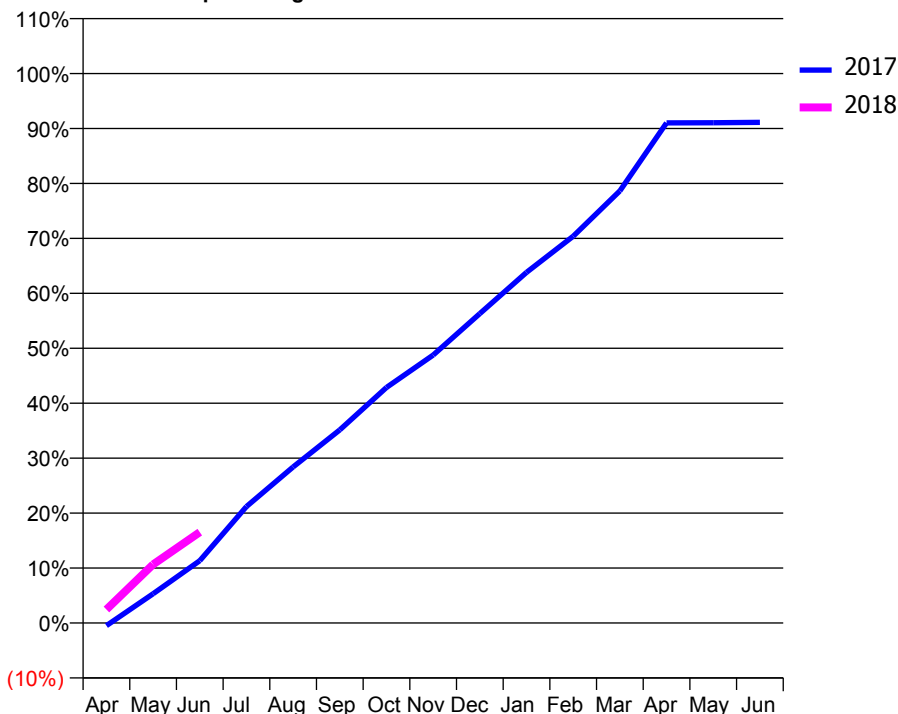
ACCESS*

Patients seen in 24 months	Total	Change since previous quarter
Quarter ending June 2016	2,141	
Quarter ending September 2016	2,134	→
Quarter ending December 2016	2,139	→
Quarter ending March 2017	2,160	→
Quarter ending June 2017	2,155	→
Variance since June 2016	0.7%	→



ACTIVITY

Cumulative percentage of contracted UDA delivered 2017 & 2018



Month	Adjusted Scheduled Activity (UDA)	
	2017	2018
April	-33	161
May	347	695
June	740	1,079
July	1,382	
August	1,852	
September	2,292	
October	2,796	
November	3,180	
December	3,672	
January	4,162	
February	4,591	
March	5,127	
April	5,935	
May	5,936	
June	5,941	

QUALITY

	Quantity	Base Number	Contract	AT	Region	England
% of FP17s for the same patient ID Re-attending within 3 months - Children	8	182	4.4%	10.0%	11.7%	12.0%
% of FP17s for the same patient ID Re-attending within 3 months - Adults	117	809	14.5%	14.3%	15.2%	16.0%
% of FP17s for the same patient ID Re-attending between 3 & 9 months - Children	124	182	68.1%	55.8%	59.1%	58.0%
% of FP17s for the same patient ID Re-attending between 3 & 9 months - Adults	562	809	69.5%	49.7%	52.2%	50.9%
% of FP17s for Band 1 Urgent Courses	14	647	2.2%	8.3%	7.9%	9.1%
% of FP17s Relating to Free Repair or Replacements	4	647	0.6%	0.8%	0.8%	0.8%
% of FP17s Relating to Continuations	0	647	0.0%	0.9%	1.1%	1.1%
% of Patients satisfied with the dentistry they have received	10	10	100.0%	92.5%	91.8%	91.7%
% of Patients satisfied with the time they had to wait for an appointment	10	10	100.0%	89.5%	88.4%	88.0%

* This is based on patients treated on this contract for their most recent course of treatment. Figures in italics indicate the base number of FP17s or Patient Questionnaire responses are less than 100. N/A is shown where the base number of responses is less than 10 during the period. % is calculated as Quantity/Base number*100

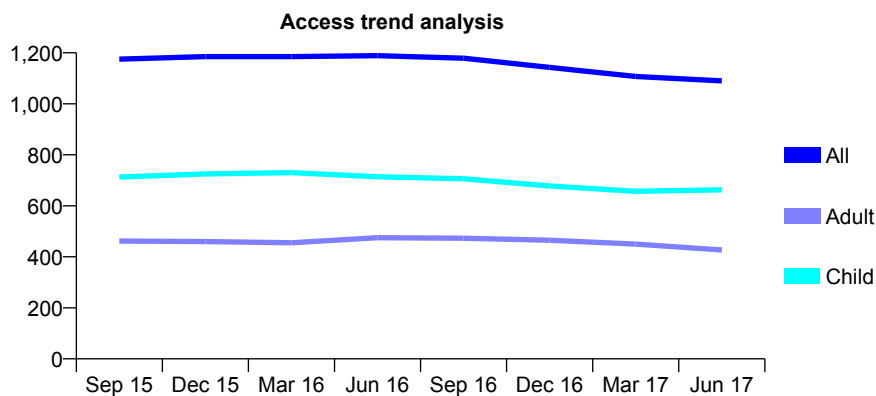
Q57 - Vital Signs At a Glance Contract Report for 239402/0001 - June 2017

Name or company name	MISS CJ COPE
Contract type name	GDS Contract
Purpose of contract	General
Contract start date	01/04/2006
Contract end date	

17/18 Contracted general activity (UDA)	3,000
Carry forward general activity (UDA)	0
17/18 Contracted orthodontic activity (UOA)	0
Carry forward orthodontic activity (UOA)	0
Baseline contract value	£79,466.81

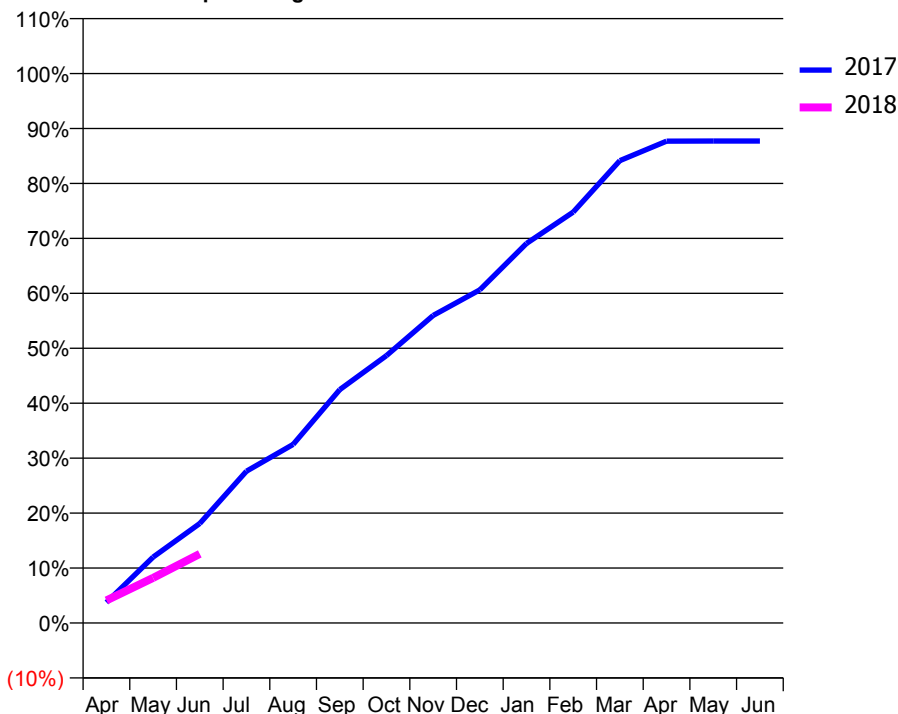
ACCESS*

Patients seen in 24 months	Total	Change since previous quarter
Quarter ending June 2016	1,189	
Quarter ending September 2016	1,179	→
Quarter ending December 2016	1,143	↓
Quarter ending March 2017	1,107	↓
Quarter ending June 2017	1,090	↓
Variance since June 2016	(8.3%)	↓



ACTIVITY

Cumulative percentage of contracted UDA delivered 2017 & 2018



Adjusted Scheduled Activity (UDA)

Month	2017	2018
April	112	123
May	360	247
June	544	377
July	829	
August	975	
September	1,274	
October	1,460	
November	1,679	
December	1,819	
January	2,073	
February	2,244	
March	2,524	
April	2,631	
May	2,632	
June	2,632	

QUALITY

	Quantity	Base Number	Contract	AT	Region	England
% of FP17s for the same patient ID Re-attending within 3 months - Children	21	240	8.8%	10.0%	11.7%	12.0%
% of FP17s for the same patient ID Re-attending within 3 months - Adults	11	96	11.5%	14.3%	15.2%	16.0%
% of FP17s for the same patient ID Re-attending between 3 & 9 months - Children	157	240	65.4%	55.8%	59.1%	58.0%
% of FP17s for the same patient ID Re-attending between 3 & 9 months - Adults	61	96	63.5%	49.7%	52.2%	50.9%
% of FP17s for Band 1 Urgent Courses	12	276	4.3%	8.3%	7.9%	9.1%
% of FP17s Relating to Free Repair or Replacements	0	276	0.0%	0.8%	0.8%	0.8%
% of FP17s Relating to Continuations	0	276	0.0%	0.9%	1.1%	1.1%
% of Patients satisfied with the dentistry they have received	1	1	N/A	92.5%	91.8%	91.7%
% of Patients satisfied with the time they had to wait for an appointment	1	1	N/A	89.5%	88.4%	88.0%

* This is based on patients treated on this contract for their most recent course of treatment. Figures in italics indicate the base number of FP17s or Patient Questionnaire responses are less than 100. N/A is shown where the base number of responses is less than 10 during the period. % is calculated as Quantity/Base number*100

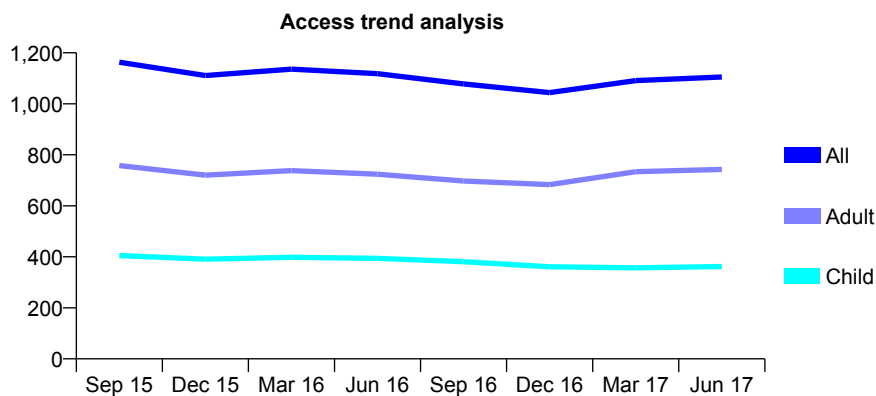
Q57 - Vital Signs At a Glance Contract Report for 243566/0001 - June 2017

Name or company name	MISS M KHANNA
Contract type name	GDS Contract
Purpose of contract	General
Contract start date	01/04/2006
Contract end date	

17/18 Contracted general activity (UDA)	3,000
Carry forward general activity (UDA)	0
17/18 Contracted orthodontic activity (UOA)	0
Carry forward orthodontic activity (UOA)	0
Baseline contract value	£71,077.72

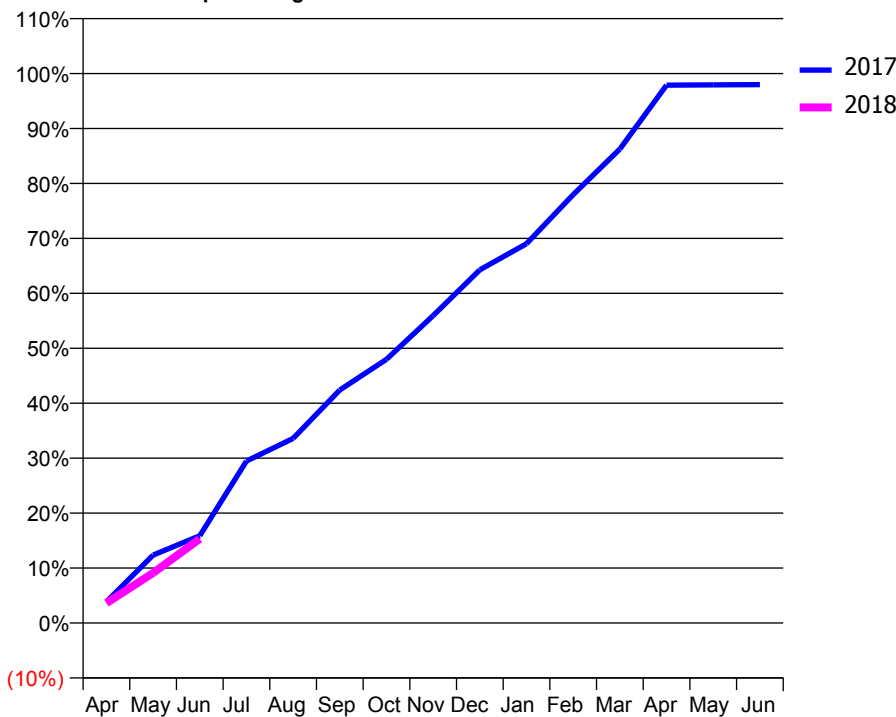
ACCESS*

Patients seen in 24 months	Total	Change since previous quarter
Quarter ending June 2016	1,118	
Quarter ending September 2016	1,078	↓
Quarter ending December 2016	1,044	↓
Quarter ending March 2017	1,091	↑
Quarter ending June 2017	1,105	→
Variance since June 2016	(1.2%)	↓



ACTIVITY

Cumulative percentage of contracted UDA delivered 2017 & 2018



Adjusted Scheduled Activity (UDA)

Month	2017	2018
April	116	109
May	371	274
June	476	460
July	884	
August	1,008	
September	1,272	
October	1,440	
November	1,678	
December	1,928	
January	2,071	
February	2,338	
March	2,588	
April	2,936	
May	2,938	
June	2,939	

QUALITY

	Quantity	Base Number	Contract	AT	Region	England
% of FP17s for the same patient ID Re-attending within 3 months - Children	11	122	9.0%	10.0%	11.7%	12.0%
% of FP17s for the same patient ID Re-attending within 3 months - Adults	29	250	11.6%	14.3%	15.2%	16.0%
% of FP17s for the same patient ID Re-attending between 3 & 9 months - Children	78	122	63.9%	55.8%	59.1%	58.0%
% of FP17s for the same patient ID Re-attending between 3 & 9 months - Adults	135	250	54.0%	49.7%	52.2%	50.9%
% of FP17s for Band 1 Urgent Courses	14	259	5.4%	8.3%	7.9%	9.1%
% of FP17s Relating to Free Repair or Replacements	0	259	0.0%	0.8%	0.8%	0.8%
% of FP17s Relating to Continuations	4	259	1.5%	0.9%	1.1%	1.1%
% of Patients satisfied with the dentistry they have received	1	1	N/A	92.5%	91.8%	91.7%
% of Patients satisfied with the time they had to wait for an appointment	1	1	N/A	89.5%	88.4%	88.0%

* This is based on patients treated on this contract for their most recent course of treatment. Figures in italics indicate the base number of FP17s or Patient Questionnaire responses are less than 100. N/A is shown where the base number of responses is less than 10 during the period. % is calculated as Quantity/Base number*100

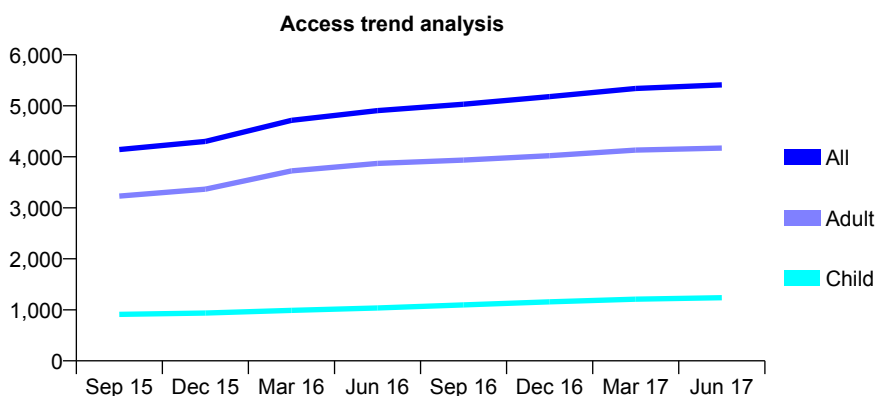
Q57 - Vital Signs At a Glance Contract Report for 251089/0001 - June 2017

Name or company name	MR JC CUDDIGAN
Contract type name	GDS Contract
Purpose of contract	General
Contract start date	01/04/2006
Contract end date	

17/18 Contracted general activity (UDA)	11,799
Carry forward general activity (UDA)	0
17/18 Contracted orthodontic activity (UOA)	0
Carry forward orthodontic activity (UOA)	0
Baseline contract value	£289,356.88

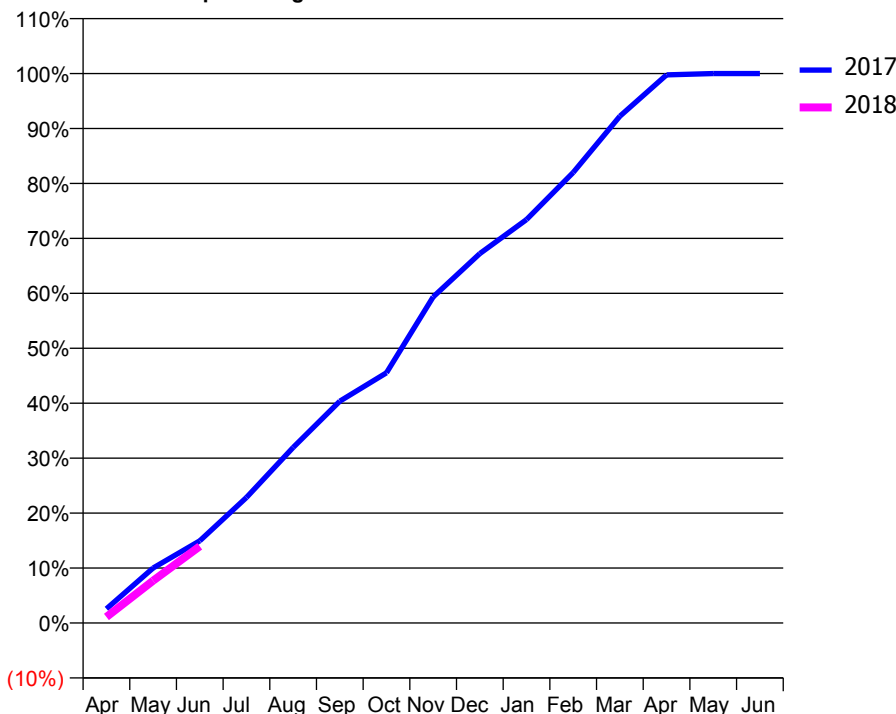
ACCESS*

Patients seen in 24 months	Total	Change since previous quarter
Quarter ending June 2016	4,906	
Quarter ending September 2016	5,031	↑
Quarter ending December 2016	5,181	↑
Quarter ending March 2017	5,339	↑
Quarter ending June 2017	5,410	→
Variance since June 2016	10.3%	↑



ACTIVITY

Cumulative percentage of contracted UDA delivered 2017 & 2018



Month	Adjusted Scheduled Activity (UDA)	
	2017	2018
April	304	131
May	1,182	910
June	1,766	1,646
July	2,697	
August	3,770	
September	4,763	
October	5,372	
November	7,003	
December	7,933	
January	8,662	
February	9,672	
March	10,880	
April	11,768	
May	11,797	
June	11,799	

QUALITY

	Quantity	Base Number	Contract	AT	Region	England
% of FP17s for the same patient ID Re-attending within 3 months - Children	17	345	4.9%	10.0%	11.7%	12.0%
% of FP17s for the same patient ID Re-attending within 3 months - Adults	119	1,036	11.5%	14.3%	15.2%	16.0%
% of FP17s for the same patient ID Re-attending between 3 & 9 months - Children	186	345	53.9%	55.8%	59.1%	58.0%
% of FP17s for the same patient ID Re-attending between 3 & 9 months - Adults	532	1,036	51.4%	49.7%	52.2%	50.9%
% of FP17s for Band 1 Urgent Courses	72	972	7.4%	8.3%	7.9%	9.1%
% of FP17s Relating to Free Repair or Replacements	11	972	1.1%	0.8%	0.8%	0.8%
% of FP17s Relating to Continuations	5	972	0.5%	0.9%	1.1%	1.1%
% of Patients satisfied with the dentistry they have received	22	23	95.7%	92.5%	91.8%	91.7%
% of Patients satisfied with the time they had to wait for an appointment	20	23	87.0%	89.5%	88.4%	88.0%

* This is based on patients treated on this contract for their most recent course of treatment. Figures in italics indicate the base number of FP17s or Patient Questionnaire responses are less than 100. N/A is shown where the base number of responses is less than 10 during the period. % is calculated as Quantity/Base number*100

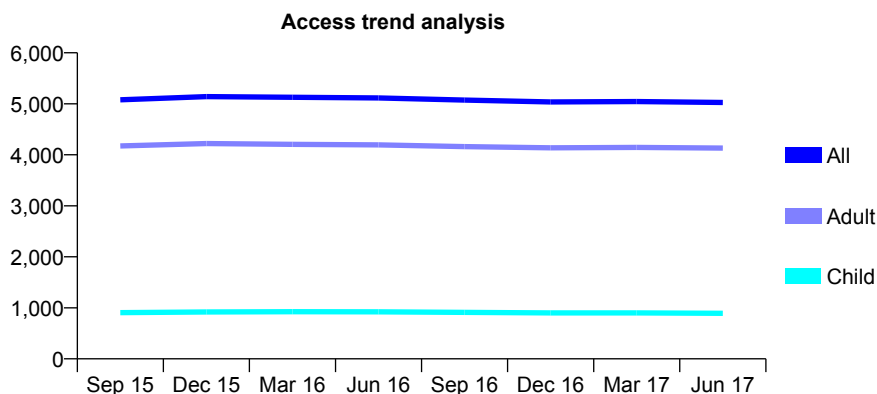
Q57 - Vital Signs At a Glance Contract Report for 253197/0001 - June 2017

Name or company name	MR DG FIGAJI
Contract type name	GDS Contract
Purpose of contract	General
Contract start date	01/04/2006
Contract end date	

17/18 Contracted general activity (UDA)	17,600
Carry forward general activity (UDA)	0
17/18 Contracted orthodontic activity (UOA)	0
Carry forward orthodontic activity (UOA)	0
Baseline contract value	£529,207.72

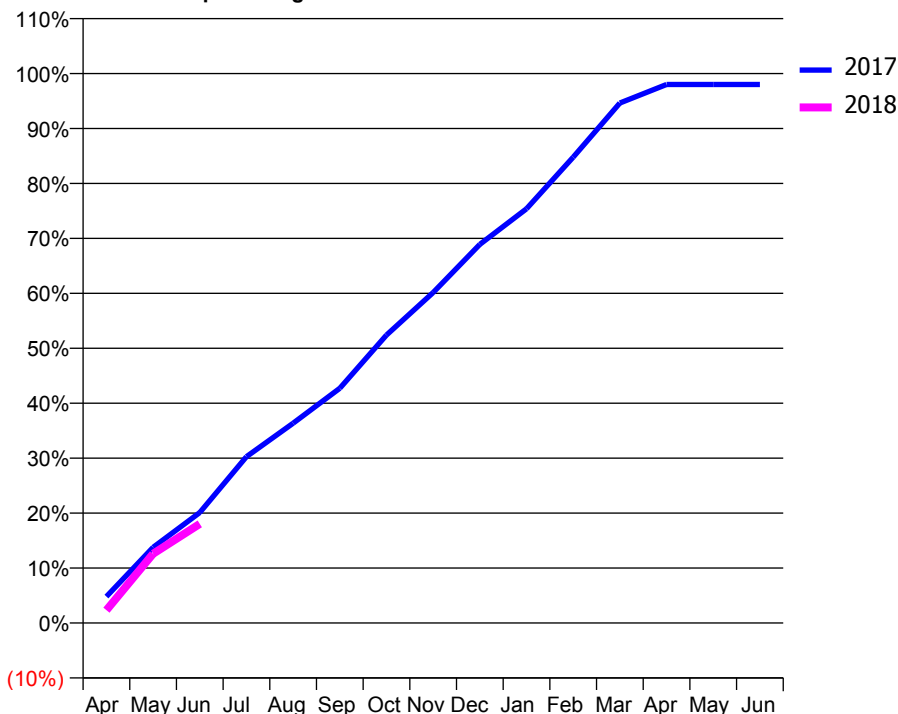
ACCESS*

Patients seen in 24 months	Total	Change since previous quarter
Quarter ending June 2016	5,115	
Quarter ending September 2016	5,072	→
Quarter ending December 2016	5,036	→
Quarter ending March 2017	5,045	→
Quarter ending June 2017	5,025	→
Variance since June 2016	(1.8%)	↓



ACTIVITY

Cumulative percentage of contracted UDA delivered 2017 & 2018



Adjusted Scheduled Activity (UDA)

Month	2017	2018
April	846	413
May	2,424	2,217
June	3,540	3,174
July	5,329	
August	6,400	
September	7,518	
October	9,222	
November	10,585	
December	12,126	
January	13,269	
February	14,921	
March	16,653	
April	17,246	
May	17,250	
June	17,250	

QUALITY

	Quantity	Base Number	Contract	AT	Region	England
% of FP17s for the same patient ID Re-attending within 3 months - Children	17	293	5.8%	10.0%	11.7%	12.0%
% of FP17s for the same patient ID Re-attending within 3 months - Adults	235	1,400	16.8%	14.3%	15.2%	16.0%
% of FP17s for the same patient ID Re-attending between 3 & 9 months - Children	196	293	66.9%	55.8%	59.1%	58.0%
% of FP17s for the same patient ID Re-attending between 3 & 9 months - Adults	844	1,400	60.3%	49.7%	52.2%	50.9%
% of FP17s for Band 1 Urgent Courses	81	1,388	5.8%	8.3%	7.9%	9.1%
% of FP17s Relating to Free Repair or Replacements	12	1,388	0.9%	0.8%	0.8%	0.8%
% of FP17s Relating to Continuations	55	1,388	4.0%	0.9%	1.1%	1.1%
% of Patients satisfied with the dentistry they have received	11	14	78.6%	92.5%	91.8%	91.7%
% of Patients satisfied with the time they had to wait for an appointment	14	14	100.0%	89.5%	88.4%	88.0%

* This is based on patients treated on this contract for their most recent course of treatment. Figures in italics indicate the base number of FP17s or Patient Questionnaire responses are less than 100. N/A is shown where the base number of responses is less than 10 during the period. % is calculated as Quantity/Base number*100

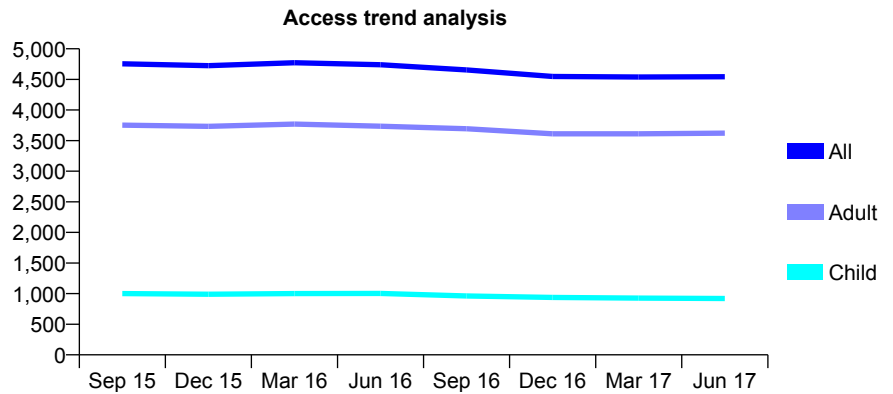
Q57 - Vital Signs At a Glance Contract Report for 253197/0002 - June 2017

Name or company name	MR DG FIGAJI
Contract type name	GDS Contract
Purpose of contract	General
Contract start date	01/04/2007
Contract end date	

17/18 Contracted general activity (UDA)	13,400
Carry forward general activity (UDA)	0
17/18 Contracted orthodontic activity (UOA)	0
Carry forward orthodontic activity (UOA)	0
Baseline contract value	£343,697.65

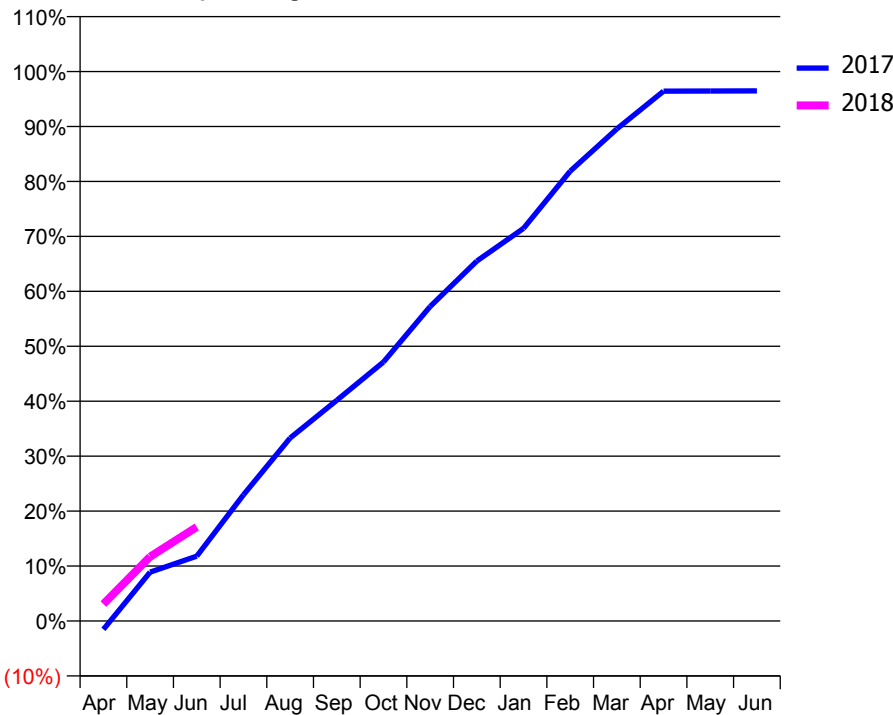
ACCESS*

Patients seen in 24 months	Total	Change since previous quarter
Quarter ending June 2016	4,739	
Quarter ending September 2016	4,654	↓
Quarter ending December 2016	4,549	↓
Quarter ending March 2017	4,539	→
Quarter ending June 2017	4,543	→
Variance since June 2016	(4.1%)	↓



ACTIVITY

Cumulative percentage of contracted UDA delivered 2017 & 2018



Month	Adjusted Scheduled Activity (UDA)	
	2017	2018
April	-206	414
May	1,191	1,569
June	1,583	2,295
July	3,078	
August	4,462	
September	5,383	
October	6,315	
November	7,668	
December	8,777	
January	9,576	
February	10,971	
March	12,000	
April	12,920	
May	12,924	
June	12,927	

QUALITY

	Quantity	Base Number	Contract	AT	Region	England
% of FP17s for the same patient ID Re-attending within 3 months - Children	22	360	6.1%	10.0%	11.7%	12.0%
% of FP17s for the same patient ID Re-attending within 3 months - Adults	204	1,239	16.5%	14.3%	15.2%	16.0%
% of FP17s for the same patient ID Re-attending between 3 & 9 months - Children	254	360	70.6%	55.8%	59.1%	58.0%
% of FP17s for the same patient ID Re-attending between 3 & 9 months - Adults	546	1,239	44.1%	49.7%	52.2%	50.9%
% of FP17s for Band 1 Urgent Courses	45	1,180	3.8%	8.3%	7.9%	9.1%
% of FP17s Relating to Free Repair or Replacements	13	1,180	1.1%	0.8%	0.8%	0.8%
% of FP17s Relating to Continuations	51	1,180	4.3%	0.9%	1.1%	1.1%
% of Patients satisfied with the dentistry they have received	4	6	N/A	92.5%	91.8%	91.7%
% of Patients satisfied with the time they had to wait for an appointment	6	6	N/A	89.5%	88.4%	88.0%

* This is based on patients treated on this contract for their most recent course of treatment. Figures in italics indicate the base number of FP17s or Patient Questionnaire responses are less than 100. N/A is shown where the base number of responses is less than 10 during the period. % is calculated as Quantity/Base number*100

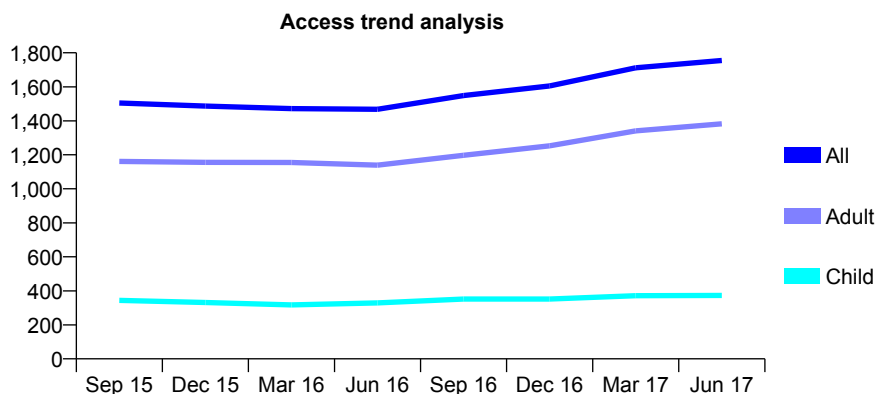
Q57 - Vital Signs At a Glance Contract Report for 253855/0001 - June 2017

Name or company name	Optident Dental Clinic
Contract type name	GDS Contract
Purpose of contract	General
Contract start date	01/04/2006
Contract end date	

17/18 Contracted general activity (UDA)	7,573
Carry forward general activity (UDA)	0
17/18 Contracted orthodontic activity (UOA)	0
Carry forward orthodontic activity (UOA)	0
Baseline contract value	£214,200.56

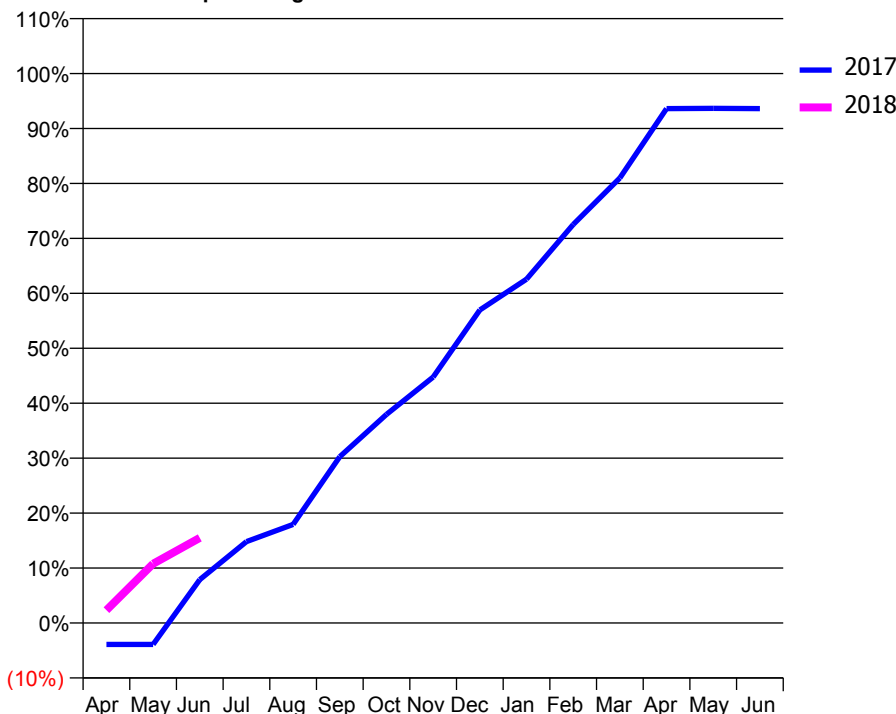
ACCESS*

Patients seen in 24 months	Total	Change since previous quarter
Quarter ending June 2016	1,468	
Quarter ending September 2016	1,549	↑
Quarter ending December 2016	1,605	↑
Quarter ending March 2017	1,712	↑
Quarter ending June 2017	1,755	↑
Variance since June 2016	19.6%	↑



ACTIVITY

Cumulative percentage of contracted UDA delivered 2017 & 2018



Adjusted Scheduled Activity (UDA)

Month	2017	2018
April	-297	178
May	-297	817
June	599	1,174
July	1,122	
August	1,358	
September	2,293	
October	2,875	
November	3,390	
December	4,315	
January	4,738	
February	5,493	
March	6,133	
April	7,089	
May	7,093	
June	7,089	

QUALITY

	Quantity	Base Number	Contract	AT	Region	England
% of FP17s for the same patient ID Re-attending within 3 months - Children	25	134	18.7%	10.0%	11.7%	12.0%
% of FP17s for the same patient ID Re-attending within 3 months - Adults	136	555	24.5%	14.3%	15.2%	16.0%
% of FP17s for the same patient ID Re-attending between 3 & 9 months - Children	57	134	42.5%	55.8%	59.1%	58.0%
% of FP17s for the same patient ID Re-attending between 3 & 9 months - Adults	224	555	40.4%	49.7%	52.2%	50.9%
% of FP17s for Band 1 Urgent Courses	83	447	18.6%	8.3%	7.9%	9.1%
% of FP17s Relating to Free Repair or Replacements	1	447	0.2%	0.8%	0.8%	0.8%
% of FP17s Relating to Continuations	1	447	0.2%	0.9%	1.1%	1.1%
% of Patients satisfied with the dentistry they have received	1	2	N/A	92.5%	91.8%	91.7%
% of Patients satisfied with the time they had to wait for an appointment	1	2	N/A	89.5%	88.4%	88.0%

* This is based on patients treated on this contract for their most recent course of treatment. Figures in italics indicate the base number of FP17s or Patient Questionnaire responses are less than 100. N/A is shown where the base number of responses is less than 10 during the period. % is calculated as Quantity/Base number*100

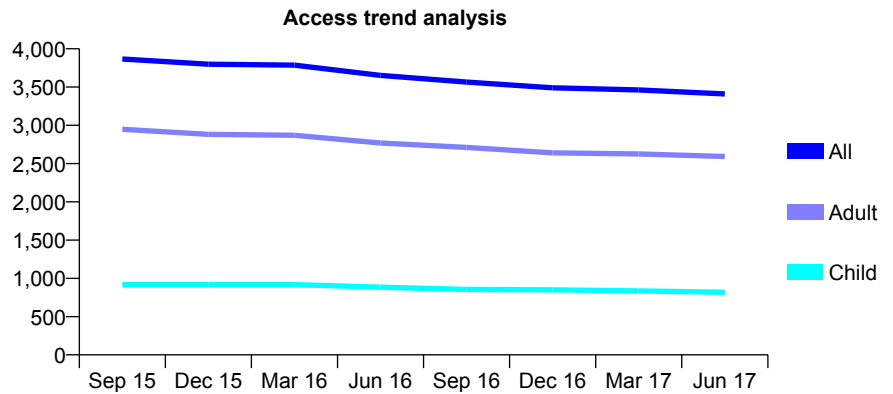
Q57 - Vital Signs At a Glance Contract Report for 257613/0003 - June 2017

Name or company name	MR S NOZOHOOR
Contract type name	GDS Contract
Purpose of contract	General
Contract start date	01/04/2006
Contract end date	

17/18 Contracted general activity (UDA)	12,949
Carry forward general activity (UDA)	0
17/18 Contracted orthodontic activity (UOA)	0
Carry forward orthodontic activity (UOA)	0
Baseline contract value	£319,204.35

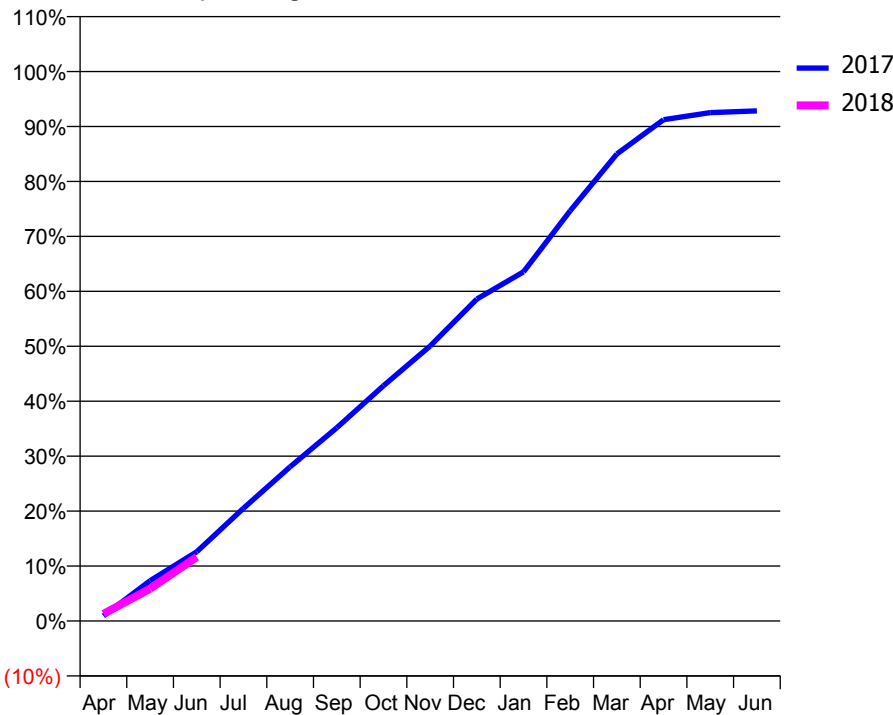
ACCESS*

Patients seen in 24 months	Total	Change since previous quarter
Quarter ending June 2016	3,653	
Quarter ending September 2016	3,566	↓
Quarter ending December 2016	3,490	↓
Quarter ending March 2017	3,462	→
Quarter ending June 2017	3,410	↓
Variance since June 2016	(6.7%)	↓



ACTIVITY

Cumulative percentage of contracted UDA delivered 2017 & 2018



Month	Adjusted Scheduled Activity (UDA)	
	2017	2018
April	120	170
May	951	761
June	1,632	1,509
July	2,657	
August	3,633	
September	4,553	
October	5,544	
November	6,480	
December	7,587	
January	8,230	
February	9,666	
March	11,006	
April	11,813	
May	11,979	
June	12,021	

QUALITY

	Quantity	Base Number	Contract	AT	Region	England
% of FP17s for the same patient ID Re-attending within 3 months - Children	10	169	5.9%	10.0%	11.7%	12.0%
% of FP17s for the same patient ID Re-attending within 3 months - Adults	120	783	15.3%	14.3%	15.2%	16.0%
% of FP17s for the same patient ID Re-attending between 3 & 9 months - Children	69	169	40.8%	55.8%	59.1%	58.0%
% of FP17s for the same patient ID Re-attending between 3 & 9 months - Adults	409	783	52.2%	49.7%	52.2%	50.9%
% of FP17s for Band 1 Urgent Courses	46	710	6.5%	8.3%	7.9%	9.1%
% of FP17s Relating to Free Repair or Replacements	10	710	1.4%	0.8%	0.8%	0.8%
% of FP17s Relating to Continuations	15	710	2.1%	0.9%	1.1%	1.1%
% of Patients satisfied with the dentistry they have received	8	8	N/A	92.5%	91.8%	91.7%
% of Patients satisfied with the time they had to wait for an appointment	8	8	N/A	89.5%	88.4%	88.0%

* This is based on patients treated on this contract for their most recent course of treatment. Figures in italics indicate the base number of FP17s or Patient Questionnaire responses are less than 100. N/A is shown where the base number of responses is less than 10 during the period. % is calculated as Quantity/Base number*100

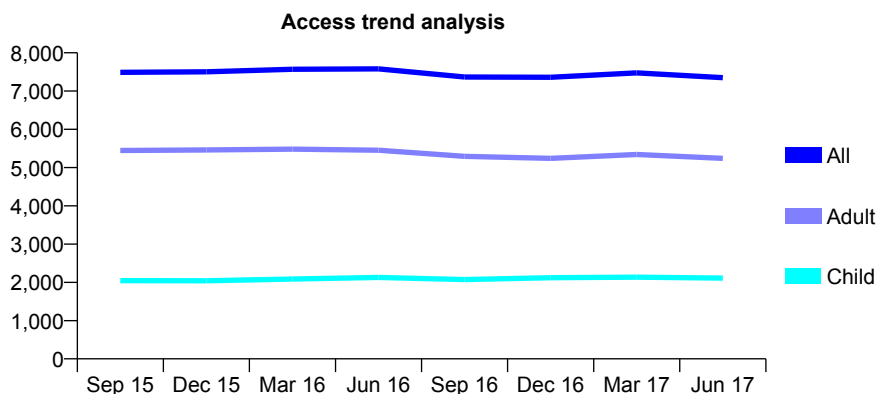
Q57 - Vital Signs At a Glance Contract Report for 258261/0001 - June 2017

Name or company name	MR D REZAIIE DASTJERDI
Contract type name	GDS Contract
Purpose of contract	General
Contract start date	01/04/2006
Contract end date	

17/18 Contracted general activity (UDA)	21,897
Carry forward general activity (UDA)	0
17/18 Contracted orthodontic activity (UOA)	0
Carry forward orthodontic activity (UOA)	0
Baseline contract value	£593,356.80

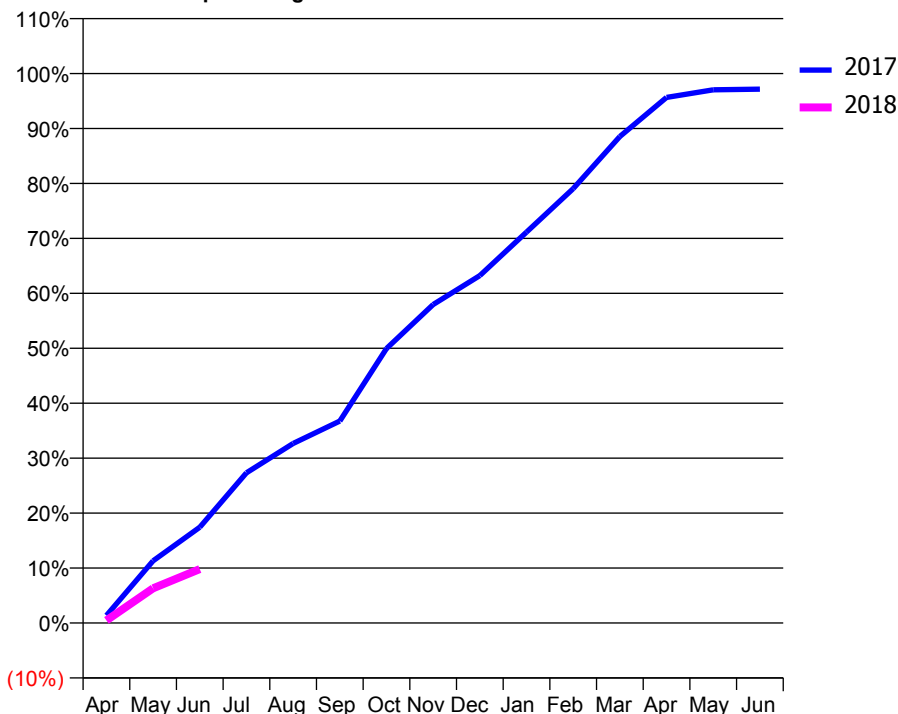
ACCESS*

Patients seen in 24 months	Total	Change since previous quarter
Quarter ending June 2016	7,581	
Quarter ending September 2016	7,366	↓
Quarter ending December 2016	7,362	→
Quarter ending March 2017	7,477	→
Quarter ending June 2017	7,349	↓
Variance since June 2016	(3.1%)	↓



ACTIVITY

Cumulative percentage of contracted UDA delivered 2017 & 2018



Month	Adjusted Scheduled Activity (UDA)	
	2017	2018
April	302	102
May	2,478	1,386
June	3,817	2,151
July	5,988	
August	7,155	
September	8,048	
October	10,937	
November	12,692	
December	13,845	
January	15,577	
February	17,308	
March	19,388	
April	20,944	
May	21,247	
June	21,276	

QUALITY

	Quantity	Base Number	Contract	AT	Region	England
% of FP17s for the same patient ID Re-attending within 3 months - Children	20	516	3.9%	10.0%	11.7%	12.0%
% of FP17s for the same patient ID Re-attending within 3 months - Adults	201	1,320	15.2%	14.3%	15.2%	16.0%
% of FP17s for the same patient ID Re-attending between 3 & 9 months - Children	265	516	51.4%	55.8%	59.1%	58.0%
% of FP17s for the same patient ID Re-attending between 3 & 9 months - Adults	655	1,320	49.6%	49.7%	52.2%	50.9%
% of FP17s for Band 1 Urgent Courses	98	1,150	8.5%	8.3%	7.9%	9.1%
% of FP17s Relating to Free Repair or Replacements	4	1,150	0.3%	0.8%	0.8%	0.8%
% of FP17s Relating to Continuations	8	1,150	0.7%	0.9%	1.1%	1.1%
% of Patients satisfied with the dentistry they have received	11	13	84.6%	92.5%	91.8%	91.7%
% of Patients satisfied with the time they had to wait for an appointment	12	13	92.3%	89.5%	88.4%	88.0%

* This is based on patients treated on this contract for their most recent course of treatment. Figures in italics indicate the base number of FP17s or Patient Questionnaire responses are less than 100. N/A is shown where the base number of responses is less than 10 during the period. % is calculated as Quantity/Base number*100

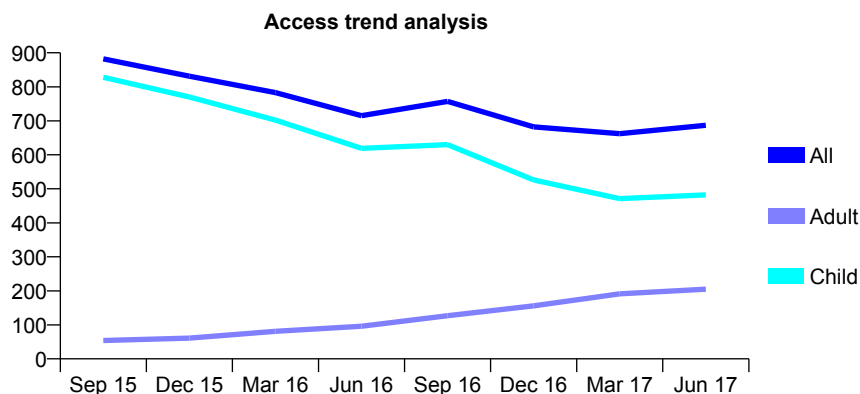
Q57 - Vital Signs At a Glance Contract Report for 261076/0001 - June 2017

Name or company name	MR SA PITT
Contract type name	GDS Contract
Purpose of contract	General
Contract start date	26/07/2006
Contract end date	

17/18 Contracted general activity (UDA)	1,466
Carry forward general activity (UDA)	0
17/18 Contracted orthodontic activity (UOA)	0
Carry forward orthodontic activity (UOA)	0
Baseline contract value	£32,552.72

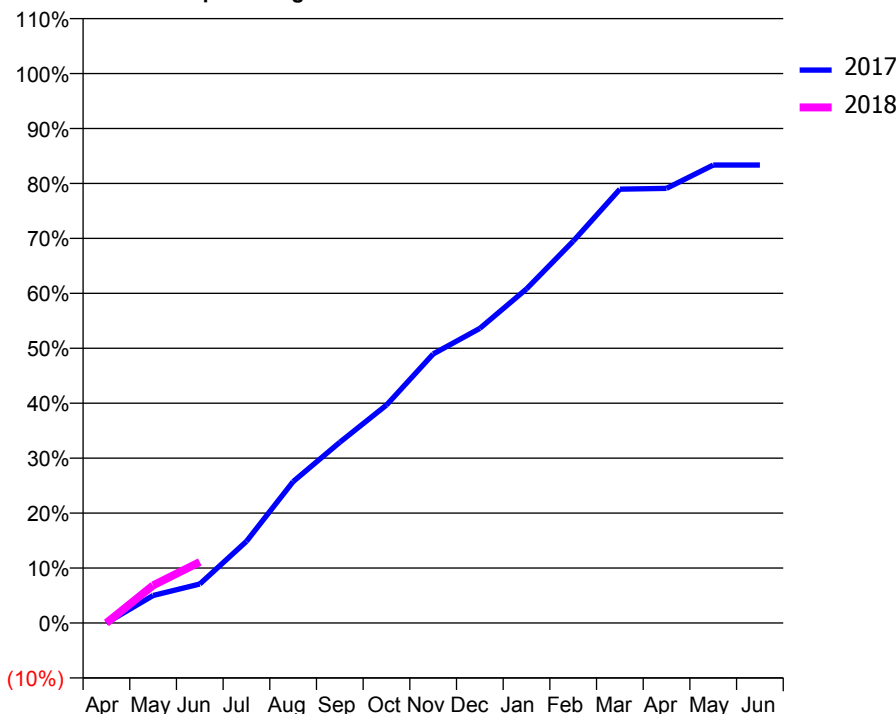
ACCESS*

Patients seen in 24 months	Total	Change since previous quarter
Quarter ending June 2016	715	
Quarter ending September 2016	757	↑
Quarter ending December 2016	682	↓
Quarter ending March 2017	662	↓
Quarter ending June 2017	687	↑
Variance since June 2016	(3.9%)	↓



ACTIVITY

Cumulative percentage of contracted UDA delivered 2017 & 2018



Adjusted Scheduled Activity (UDA)

Month	2017	2018
April	0	0
May	74	100
June	104	163
July	218	
August	377	
September	482	
October	582	
November	718	
December	786	
January	891	
February	1,019	
March	1,158	
April	1,160	
May	1,222	
June	1,222	

QUALITY

	Quantity	Base Number	Contract	AT	Region	England
% of FP17s for the same patient ID Re-attending within 3 months - Children	13	119	10.9%	10.0%	11.7%	12.0%
% of FP17s for the same patient ID Re-attending within 3 months - Adults	7	44	15.9%	14.3%	15.2%	16.0%
% of FP17s for the same patient ID Re-attending between 3 & 9 months - Children	52	119	43.7%	55.8%	59.1%	58.0%
% of FP17s for the same patient ID Re-attending between 3 & 9 months - Adults	12	44	27.3%	49.7%	52.2%	50.9%
% of FP17s for Band 1 Urgent Courses	3	117	2.6%	8.3%	7.9%	9.1%
% of FP17s Relating to Free Repair or Replacements	0	117	0.0%	0.8%	0.8%	0.8%
% of FP17s Relating to Continuations	7	117	6.0%	0.9%	1.1%	1.1%
% of Patients satisfied with the dentistry they have received	1	1	N/A	92.5%	91.8%	91.7%
% of Patients satisfied with the time they had to wait for an appointment	0	1	N/A	89.5%	88.4%	88.0%

* This is based on patients treated on this contract for their most recent course of treatment. Figures in italics indicate the base number of FP17s or Patient Questionnaire responses are less than 100. N/A is shown where the base number of responses is less than 10 during the period. % is calculated as Quantity/Base number*100

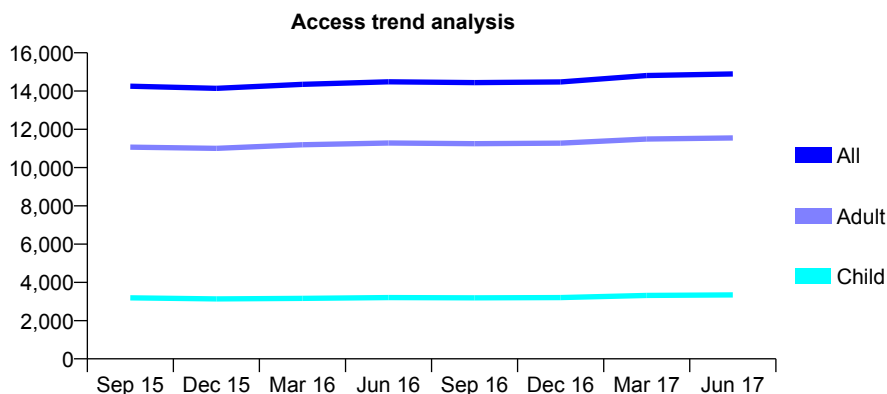
Q57 - Vital Signs At a Glance Contract Report for 268089/0004 - June 2017

Name or company name	Homewood Dental Surgery
Contract type name	GDS Contract
Purpose of contract	General
Contract start date	07/01/2007
Contract end date	

17/18 Contracted general activity (UDA)	28,411
Carry forward general activity (UDA)	0
17/18 Contracted orthodontic activity (UOA)	0
Carry forward orthodontic activity (UOA)	0
Baseline contract value	£693,639.68

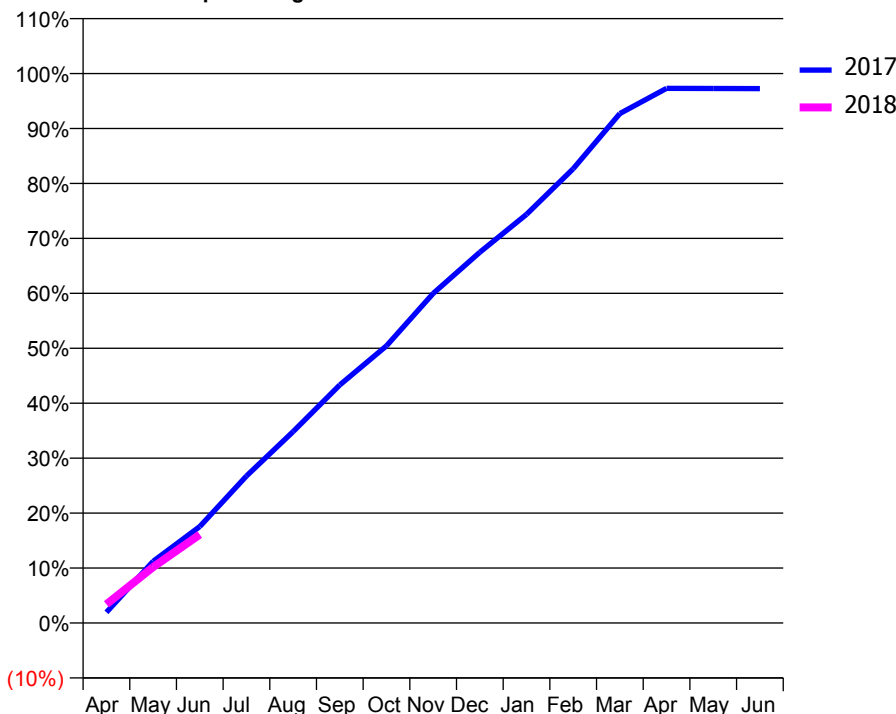
ACCESS*

Patients seen in 24 months	Total	Change since previous quarter
Quarter ending June 2016	14,487	
Quarter ending September 2016	14,443	→
Quarter ending December 2016	14,479	→
Quarter ending March 2017	14,813	↑
Quarter ending June 2017	14,892	→
Variance since June 2016	2.8%	↑



ACTIVITY

Cumulative percentage of contracted UDA delivered 2017 & 2018



Month	Adjusted Scheduled Activity (UDA)	
	2017	2018
April	558	968
May	3,191	2,895
June	4,987	4,574
July	7,604	
August	9,897	
September	12,311	
October	14,333	
November	17,038	
December	19,167	
January	21,130	
February	23,487	
March	26,338	
April	27,643	
May	27,638	
June	27,633	

QUALITY

	Quantity	Base Number	Contract	AT	Region	England
% of FP17s for the same patient ID Re-attending within 3 months - Children	64	980	6.5%	10.0%	11.7%	12.0%
% of FP17s for the same patient ID Re-attending within 3 months - Adults	451	3,322	13.6%	14.3%	15.2%	16.0%
% of FP17s for the same patient ID Re-attending between 3 & 9 months - Children	515	980	52.6%	55.8%	59.1%	58.0%
% of FP17s for the same patient ID Re-attending between 3 & 9 months - Adults	1,078	3,322	32.5%	49.7%	52.2%	50.9%
% of FP17s for Band 1 Urgent Courses	278	2,745	10.1%	8.3%	7.9%	9.1%
% of FP17s Relating to Free Repair or Replacements	14	2,745	0.5%	0.8%	0.8%	0.8%
% of FP17s Relating to Continuations	9	2,745	0.3%	0.9%	1.1%	1.1%
% of Patients satisfied with the dentistry they have received	48	48	100.0%	92.5%	91.8%	91.7%
% of Patients satisfied with the time they had to wait for an appointment	45	48	93.8%	89.5%	88.4%	88.0%

* This is based on patients treated on this contract for their most recent course of treatment. Figures in italics indicate the base number of FP17s or Patient Questionnaire responses are less than 100. N/A is shown where the base number of responses is less than 10 during the period. % is calculated as Quantity/Base number*100

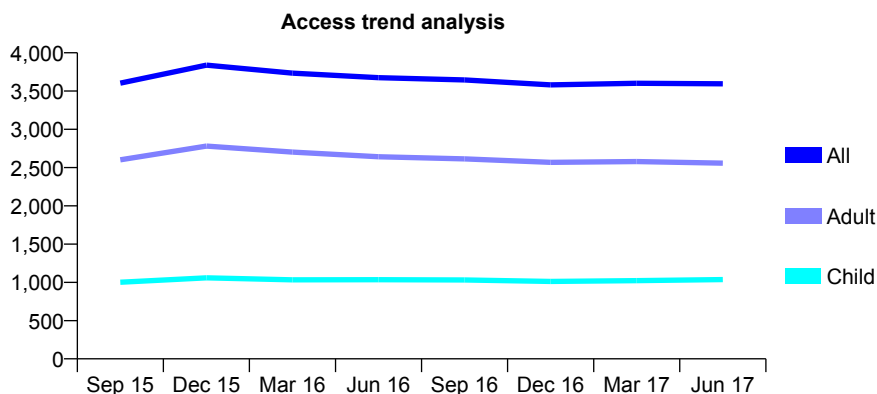
Q57 - Vital Signs At a Glance Contract Report for 270180/0003 - June 2017

Name or company name	MR SS SIHRA
Contract type name	GDS Contract
Purpose of contract	General
Contract start date	01/01/2014
Contract end date	

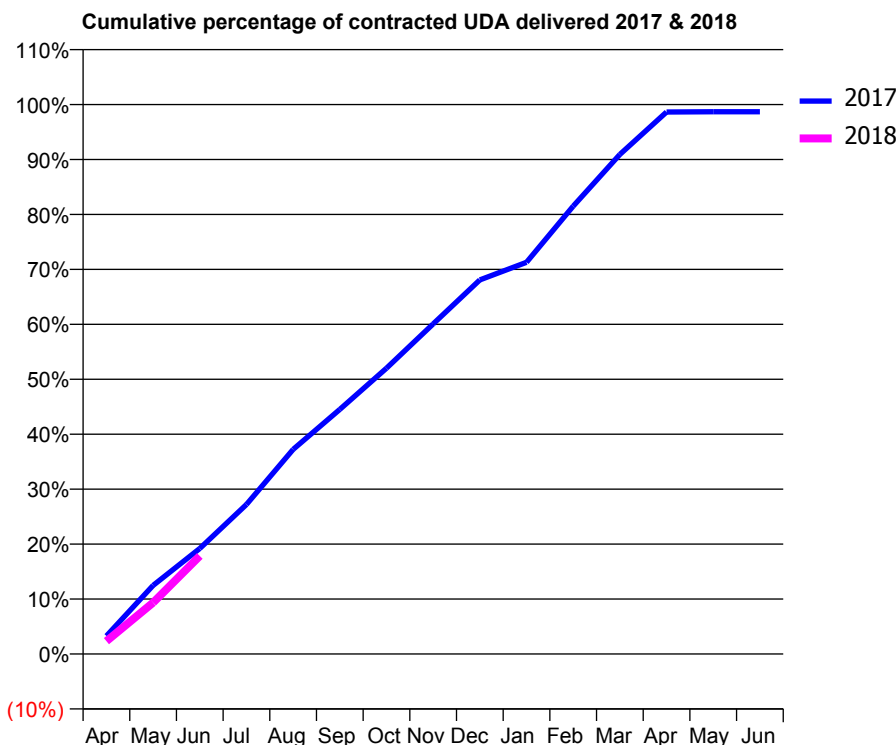
17/18 Contracted general activity (UDA)	11,730
Carry forward general activity (UDA)	0
17/18 Contracted orthodontic activity (UOA)	0
Carry forward orthodontic activity (UOA)	0
Baseline contract value	£323,798.41

ACCESS*

Patients seen in 24 months	Total	Change since previous quarter
Quarter ending June 2016	3,675	
Quarter ending September 2016	3,645	→
Quarter ending December 2016	3,581	↓
Quarter ending March 2017	3,602	→
Quarter ending June 2017	3,595	→
Variance since June 2016	(2.2%)	↓



ACTIVITY



Month	Adjusted Scheduled Activity (UDA)	
	2017	2018
April	384	276
May	1,463	1,098
June	2,254	2,094
July	3,191	
August	4,369	
September	5,221	
October	6,100	
November	7,045	
December	7,985	
January	8,360	
February	9,559	
March	10,665	
April	11,570	
May	11,575	
June	11,575	

QUALITY

	Quantity	Base Number	Contract	AT	Region	England
% of FP17s for the same patient ID Re-attending within 3 months - Children	22	361	6.1%	10.0%	11.7%	12.0%
% of FP17s for the same patient ID Re-attending within 3 months - Adults	132	770	17.1%	14.3%	15.2%	16.0%
% of FP17s for the same patient ID Re-attending between 3 & 9 months - Children	162	361	44.9%	55.8%	59.1%	58.0%
% of FP17s for the same patient ID Re-attending between 3 & 9 months - Adults	301	770	39.1%	49.7%	52.2%	50.9%
% of FP17s for Band 1 Urgent Courses	89	833	10.7%	8.3%	7.9%	9.1%
% of FP17s Relating to Free Repair or Replacements	4	833	0.5%	0.8%	0.8%	0.8%
% of FP17s Relating to Continuations	30	833	3.6%	0.9%	1.1%	1.1%
% of Patients satisfied with the dentistry they have received	7	7	N/A	92.5%	91.8%	91.7%
% of Patients satisfied with the time they had to wait for an appointment	5	7	N/A	89.5%	88.4%	88.0%

* This is based on patients treated on this contract for their most recent course of treatment. Figures in italics indicate the base number of FP17s or Patient Questionnaire responses are less than 100. N/A is shown where the base number of responses is less than 10 during the period. % is calculated as Quantity/Base number*100

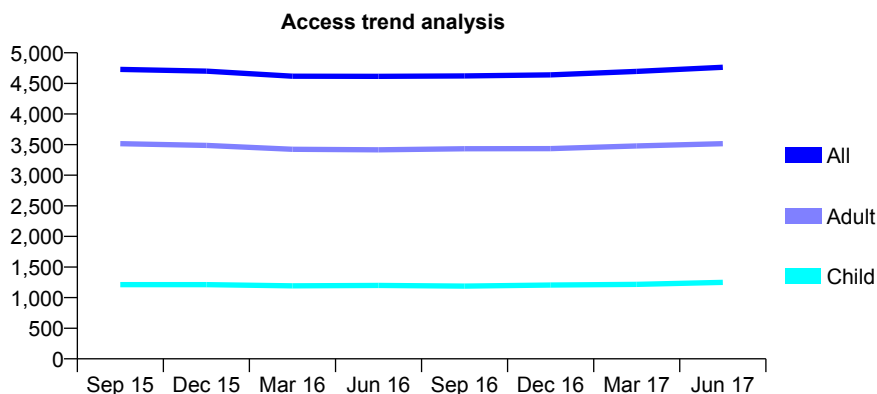
Q57 - Vital Signs At a Glance Contract Report for 270938/0001 - June 2017

Name or company name	MR A ZACHARATOS
Contract type name	GDS Contract
Purpose of contract	General
Contract start date	01/04/2006
Contract end date	

17/18 Contracted general activity (UDA)	12,002
Carry forward general activity (UDA)	0
17/18 Contracted orthodontic activity (UOA)	0
Carry forward orthodontic activity (UOA)	0
Baseline contract value	£365,212.59

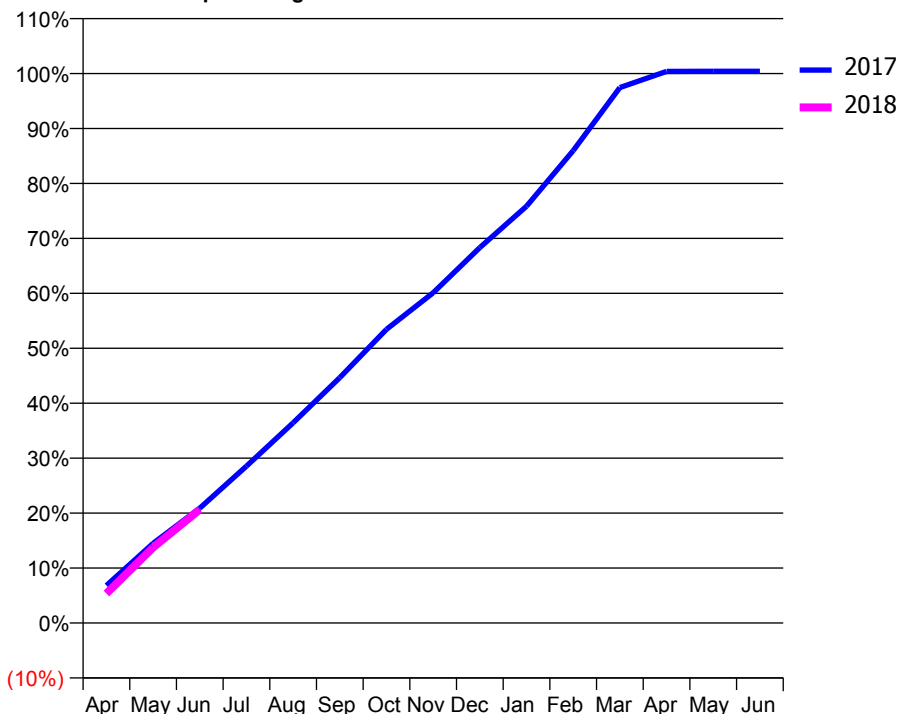
ACCESS*

Patients seen in 24 months	Total	Change since previous quarter
Quarter ending June 2016	4,616	
Quarter ending September 2016	4,622	→
Quarter ending December 2016	4,640	→
Quarter ending March 2017	4,696	→
Quarter ending June 2017	4,764	→
Variance since June 2016	3.2%	↑



ACTIVITY

Cumulative percentage of contracted UDA delivered 2017 & 2018



Month	Adjusted Scheduled Activity (UDA)	
	2017	2018
April	821	644
May	1,739	1,651
June	2,510	2,479
July	3,427	
August	4,373	
September	5,362	
October	6,416	
November	7,214	
December	8,200	
January	9,103	
February	10,318	
March	11,696	
April	12,048	
May	12,050	
June	12,050	

QUALITY

	Quantity	Base Number	Contract	AT	Region	England
% of FP17s for the same patient ID Re-attending within 3 months - Children	19	401	4.7%	10.0%	11.7%	12.0%
% of FP17s for the same patient ID Re-attending within 3 months - Adults	150	1,018	14.7%	14.3%	15.2%	16.0%
% of FP17s for the same patient ID Re-attending between 3 & 9 months - Children	161	401	40.1%	55.8%	59.1%	58.0%
% of FP17s for the same patient ID Re-attending between 3 & 9 months - Adults	428	1,018	42.0%	49.7%	52.2%	50.9%
% of FP17s for Band 1 Urgent Courses	93	1,281	7.3%	8.3%	7.9%	9.1%
% of FP17s Relating to Free Repair or Replacements	8	1,281	0.6%	0.8%	0.8%	0.8%
% of FP17s Relating to Continuations	30	1,281	2.3%	0.9%	1.1%	1.1%
% of Patients satisfied with the dentistry they have received	4	5	N/A	92.5%	91.8%	91.7%
% of Patients satisfied with the time they had to wait for an appointment	5	5	N/A	89.5%	88.4%	88.0%

* This is based on patients treated on this contract for their most recent course of treatment. Figures in italics indicate the base number of FP17s or Patient Questionnaire responses are less than 100. N/A is shown where the base number of responses is less than 10 during the period. % is calculated as Quantity/Base number*100

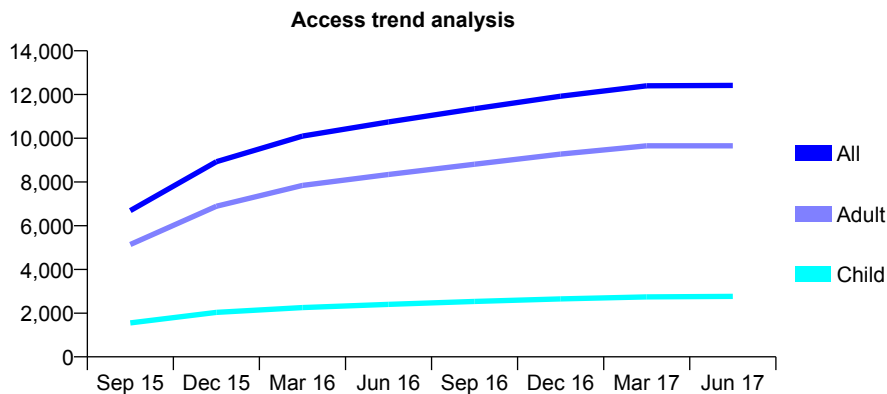
Q57 - Vital Signs At a Glance Contract Report for 271187/0003 - June 2017

Name or company name	Harlow Dental Surgery
Contract type name	GDS Contract
Purpose of contract	General
Contract start date	01/04/2015
Contract end date	

17/18 Contracted general activity (UDA)	36,237
Carry forward general activity (UDA)	0
17/18 Contracted orthodontic activity (UOA)	0
Carry forward orthodontic activity (UOA)	0
Baseline contract value	£804,965.28

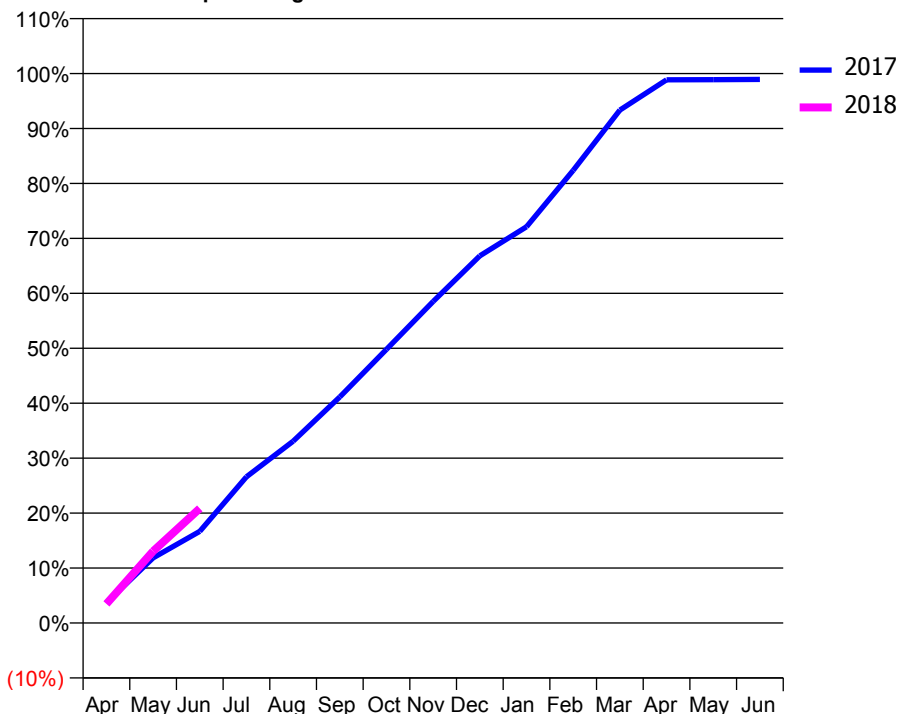
ACCESS*

Patients seen in 24 months	Total	Change since previous quarter
Quarter ending June 2016	10,747	
Quarter ending September 2016	11,348	↑
Quarter ending December 2016	11,923	↑
Quarter ending March 2017	12,399	↑
Quarter ending June 2017	12,419	→
Variance since June 2016	15.6%	↑



ACTIVITY

Cumulative percentage of contracted UDA delivered 2017 & 2018



Month	Adjusted Scheduled Activity (UDA)	
	2017	2018
April	1,333	1,266
May	4,295	4,733
June	6,048	7,559
July	9,644	
August	11,987	
September	14,912	
October	18,053	
November	21,202	
December	24,211	
January	26,131	
February	29,846	
March	33,827	
April	35,821	
May	35,825	
June	35,844	

QUALITY

	Quantity	Base Number	Contract	AT	Region	England
% of FP17s for the same patient ID Re-attending within 3 months - Children	94	950	9.9%	10.0%	11.7%	12.0%
% of FP17s for the same patient ID Re-attending within 3 months - Adults	560	3,315	16.9%	14.3%	15.2%	16.0%
% of FP17s for the same patient ID Re-attending between 3 & 9 months - Children	510	950	53.7%	55.8%	59.1%	58.0%
% of FP17s for the same patient ID Re-attending between 3 & 9 months - Adults	1,637	3,315	49.4%	49.7%	52.2%	50.9%
% of FP17s for Band 1 Urgent Courses	310	3,220	9.6%	8.3%	7.9%	9.1%
% of FP17s Relating to Free Repair or Replacements	34	3,220	1.1%	0.8%	0.8%	0.8%
% of FP17s Relating to Continuations	24	3,220	0.7%	0.9%	1.1%	1.1%
% of Patients satisfied with the dentistry they have received	23	27	85.2%	92.5%	91.8%	91.7%
% of Patients satisfied with the time they had to wait for an appointment	23	27	85.2%	89.5%	88.4%	88.0%

* This is based on patients treated on this contract for their most recent course of treatment. Figures in italics indicate the base number of FP17s or Patient Questionnaire responses are less than 100. N/A is shown where the base number of responses is less than 10 during the period. % is calculated as Quantity/Base number*100

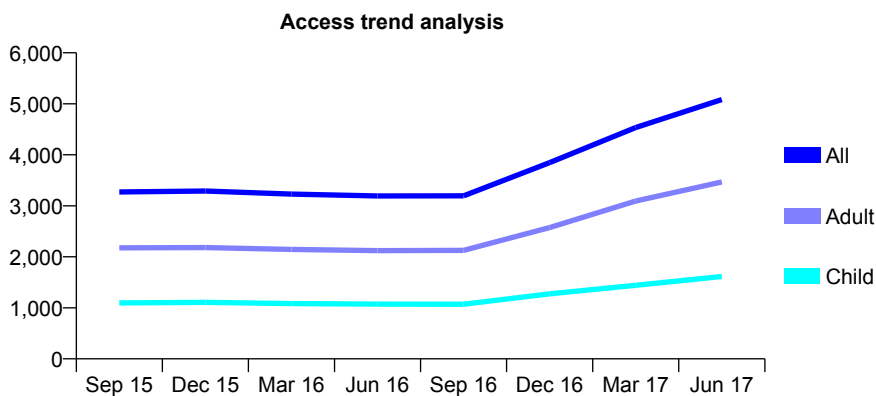
Q57 - Vital Signs At a Glance Contract Report for 273090/0001 - June 2017

Name or company name	MR I ABDUL-GHANI
Contract type name	GDS Contract
Purpose of contract	General
Contract start date	01/12/2006
Contract end date	

17/18 Contracted general activity (UDA)	14,500
Carry forward general activity (UDA)	0
17/18 Contracted orthodontic activity (UOA)	0
Carry forward orthodontic activity (UOA)	0
Baseline contract value	£349,848.20

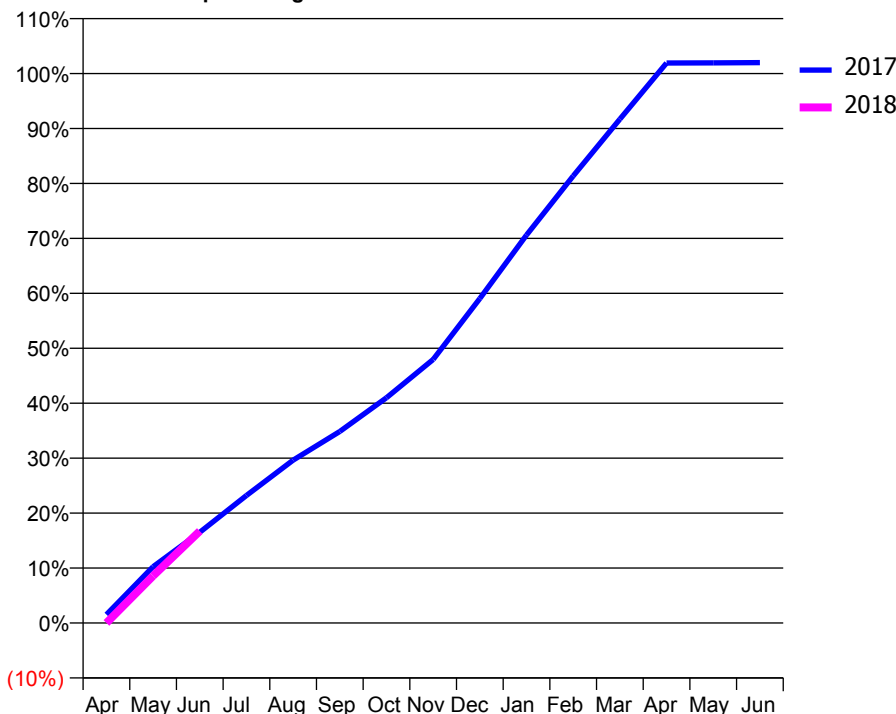
ACCESS*

Patients seen in 24 months	Total	Change since previous quarter
Quarter ending June 2016	3,194	
Quarter ending September 2016	3,196	→
Quarter ending December 2016	3,848	↑
Quarter ending March 2017	4,535	↑
Quarter ending June 2017	5,083	↑
Variance since June 2016	59.1%	↑



ACTIVITY

Cumulative percentage of contracted UDA delivered 2017 & 2018



Month	Adjusted Scheduled Activity (UDA)	
	2017	2018
April	169	0
May	1,127	1,246
June	1,816	2,426
July	2,552	
August	3,261	
September	3,833	
October	4,509	
November	5,276	
December	6,497	
January	7,767	
February	8,948	
March	10,086	
April	11,211	
May	11,213	
June	11,219	

QUALITY

	Quantity	Base Number	Contract	AT	Region	England
% of FP17s for the same patient ID Re-attending within 3 months - Children	52	632	8.2%	10.0%	11.7%	12.0%
% of FP17s for the same patient ID Re-attending within 3 months - Adults	174	1,344	12.9%	14.3%	15.2%	16.0%
% of FP17s for the same patient ID Re-attending between 3 & 9 months - Children	248	632	39.2%	55.8%	59.1%	58.0%
% of FP17s for the same patient ID Re-attending between 3 & 9 months - Adults	519	1,344	38.6%	49.7%	52.2%	50.9%
% of FP17s for Band 1 Urgent Courses	52	1,362	3.8%	8.3%	7.9%	9.1%
% of FP17s Relating to Free Repair or Replacements	4	1,362	0.3%	0.8%	0.8%	0.8%
% of FP17s Relating to Continuations	5	1,362	0.4%	0.9%	1.1%	1.1%
% of Patients satisfied with the dentistry they have received	4	5	N/A	92.5%	91.8%	91.7%
% of Patients satisfied with the time they had to wait for an appointment	4	5	N/A	89.5%	88.4%	88.0%

* This is based on patients treated on this contract for their most recent course of treatment. Figures in italics indicate the base number of FP17s or Patient Questionnaire responses are less than 100. N/A is shown where the base number of responses is less than 10 during the period. % is calculated as Quantity/Base number*100

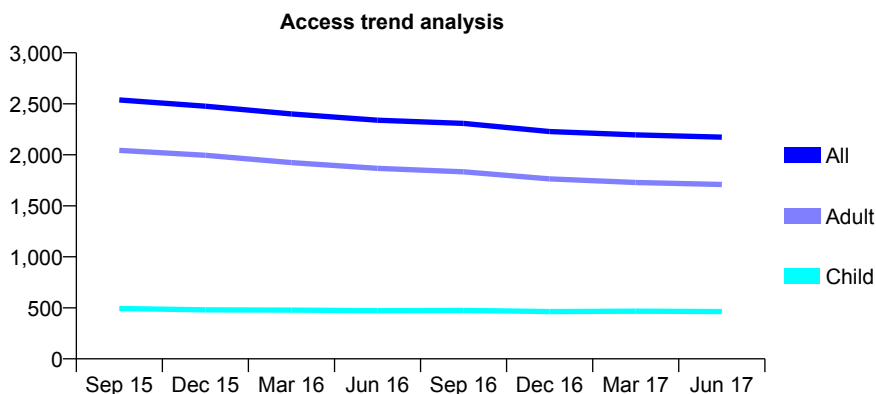
Q57 - Vital Signs At a Glance Contract Report for 274968/0001 - June 2017

Name or company name	MISS S SALIMI CHOKAMI
Contract type name	GDS Contract
Purpose of contract	General
Contract start date	26/12/2010
Contract end date	

17/18 Contracted general activity (UDA)	8,488
Carry forward general activity (UDA)	0
17/18 Contracted orthodontic activity (UOA)	0
Carry forward orthodontic activity (UOA)	0
Baseline contract value	£177,449.62

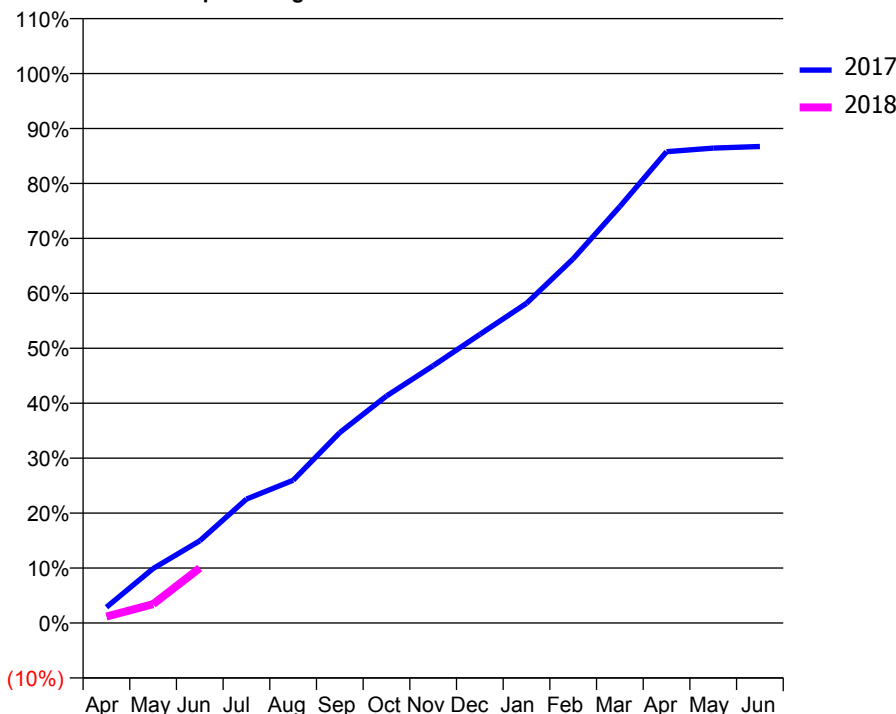
ACCESS*

Patients seen in 24 months	Total	Change since previous quarter
Quarter ending June 2016	2,339	
Quarter ending September 2016	2,308	↓
Quarter ending December 2016	2,228	↓
Quarter ending March 2017	2,196	↓
Quarter ending June 2017	2,173	↓
Variance since June 2016	(7.1%)	↓



ACTIVITY

Cumulative percentage of contracted UDA delivered 2017 & 2018



Month	Adjusted Scheduled Activity (UDA)	
	2017	2018
April	243	100
May	841	291
June	1,269	849
July	1,915	
August	2,206	
September	2,942	
October	3,508	
November	3,975	
December	4,458	
January	4,939	
February	5,626	
March	6,435	
April	7,280	
May	7,335	
June	7,360	

QUALITY

	Quantity	Base Number	Contract	AT	Region	England
% of FP17s for the same patient ID Re-attending within 3 months - Children	7	142	4.9%	10.0%	11.7%	12.0%
% of FP17s for the same patient ID Re-attending within 3 months - Adults	75	497	15.1%	14.3%	15.2%	16.0%
% of FP17s for the same patient ID Re-attending between 3 & 9 months - Children	83	142	58.5%	55.8%	59.1%	58.0%
% of FP17s for the same patient ID Re-attending between 3 & 9 months - Adults	192	497	38.6%	49.7%	52.2%	50.9%
% of FP17s for Band 1 Urgent Courses	41	416	9.9%	8.3%	7.9%	9.1%
% of FP17s Relating to Free Repair or Replacements	6	416	1.4%	0.8%	0.8%	0.8%
% of FP17s Relating to Continuations	7	416	1.7%	0.9%	1.1%	1.1%
% of Patients satisfied with the dentistry they have received	2	3	N/A	92.5%	91.8%	91.7%
% of Patients satisfied with the time they had to wait for an appointment	1	3	N/A	89.5%	88.4%	88.0%

* This is based on patients treated on this contract for their most recent course of treatment. Figures in italics indicate the base number of FP17s or Patient Questionnaire responses are less than 100. N/A is shown where the base number of responses is less than 10 during the period. % is calculated as Quantity/Base number*100

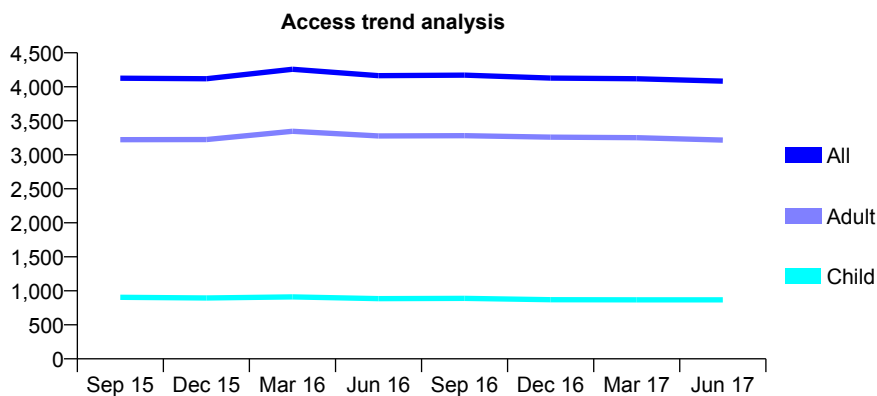
Q57 - Vital Signs At a Glance Contract Report for 277371/0004 - June 2017

Name or company name	MRS K SIVAGURUNATHAN
Contract type name	GDS Contract
Purpose of contract	General
Contract start date	01/07/2013
Contract end date	

17/18 Contracted general activity (UDA)	8,081
Carry forward general activity (UDA)	0
17/18 Contracted orthodontic activity (UOA)	0
Carry forward orthodontic activity (UOA)	0
Baseline contract value	£249,631.05

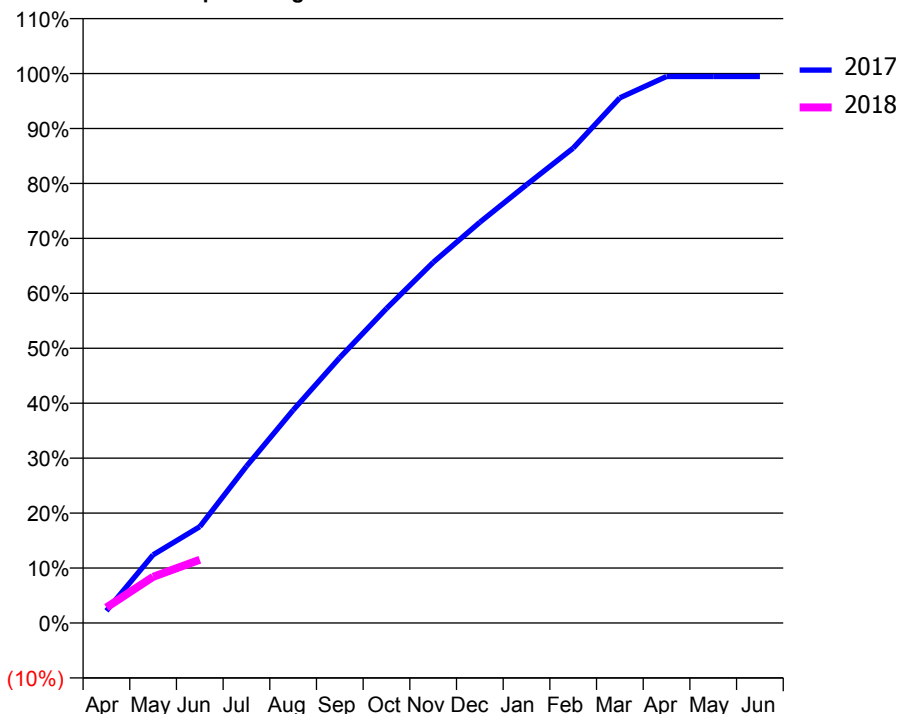
ACCESS*

Patients seen in 24 months	Total	Change since previous quarter
Quarter ending June 2016	4,163	
Quarter ending September 2016	4,171	→
Quarter ending December 2016	4,129	↓
Quarter ending March 2017	4,118	→
Quarter ending June 2017	4,084	→
Variance since June 2016	(1.9%)	↓



ACTIVITY

Cumulative percentage of contracted UDA delivered 2017 & 2018



Month	Adjusted Scheduled Activity (UDA)	
	2017	2018
April	179	228
May	1,003	679
June	1,416	930
July	2,305	
August	3,132	
September	3,904	
October	4,626	
November	5,303	
December	5,894	
January	6,444	
February	6,984	
March	7,724	
April	8,037	
May	8,037	
June	8,037	

QUALITY

	Quantity	Base Number	Contract	AT	Region	England
% of FP17s for the same patient ID Re-attending within 3 months - Children	11	222	5.0%	10.0%	11.7%	12.0%
% of FP17s for the same patient ID Re-attending within 3 months - Adults	23	489	4.7%	14.3%	15.2%	16.0%
% of FP17s for the same patient ID Re-attending between 3 & 9 months - Children	142	222	64.0%	55.8%	59.1%	58.0%
% of FP17s for the same patient ID Re-attending between 3 & 9 months - Adults	147	489	30.1%	49.7%	52.2%	50.9%
% of FP17s for Band 1 Urgent Courses	24	550	4.4%	8.3%	7.9%	9.1%
% of FP17s Relating to Free Repair or Replacements	3	550	0.5%	0.8%	0.8%	0.8%
% of FP17s Relating to Continuations	5	550	0.9%	0.9%	1.1%	1.1%
% of Patients satisfied with the dentistry they have received	2	2	N/A	92.5%	91.8%	91.7%
% of Patients satisfied with the time they had to wait for an appointment	2	2	N/A	89.5%	88.4%	88.0%

* This is based on patients treated on this contract for their most recent course of treatment. Figures in italics indicate the base number of FP17s or Patient Questionnaire responses are less than 100. N/A is shown where the base number of responses is less than 10 during the period. % is calculated as Quantity/Base number*100

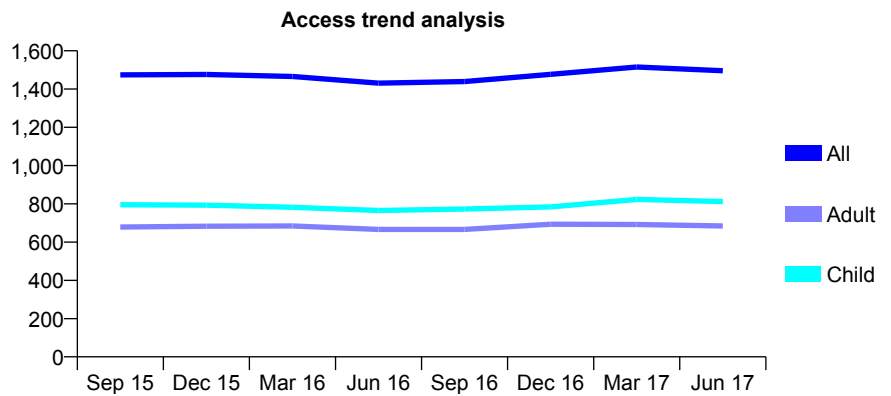
Q57 - Vital Signs At a Glance Contract Report for 304042/0001 - June 2017

Name or company name	Miss N Jayasuriya
Contract type name	GDS Contract
Purpose of contract	General
Contract start date	01/04/2006
Contract end date	

17/18 Contracted general activity (UDA)	3,000
Carry forward general activity (UDA)	0
17/18 Contracted orthodontic activity (UOA)	0
Carry forward orthodontic activity (UOA)	0
Baseline contract value	£74,044.85

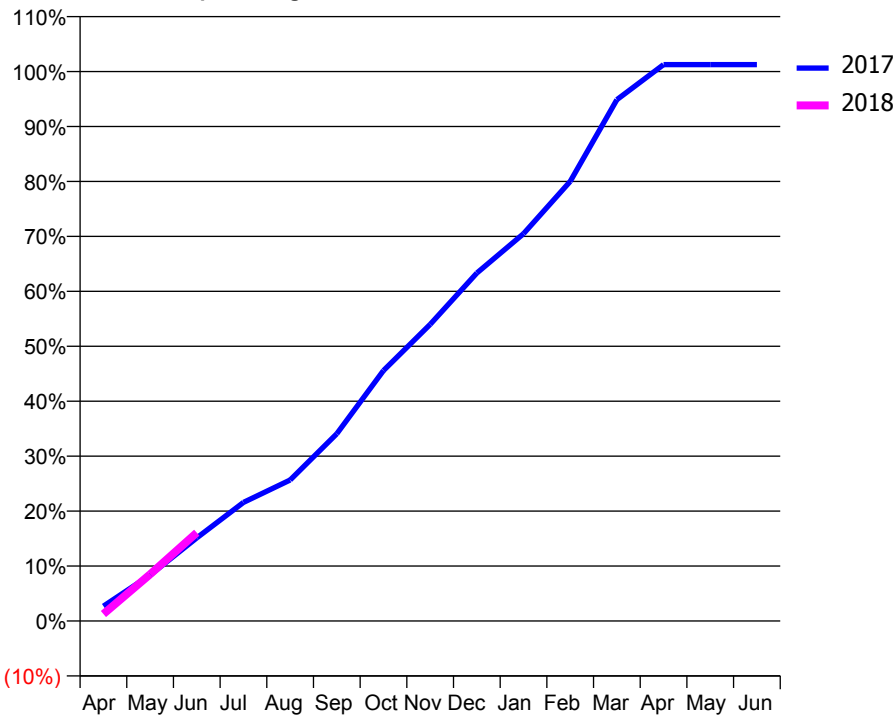
ACCESS*

Patients seen in 24 months	Total	Change since previous quarter
Quarter ending June 2016	1,431	
Quarter ending September 2016	1,439	→
Quarter ending December 2016	1,477	↑
Quarter ending March 2017	1,515	↑
Quarter ending June 2017	1,496	↓
Variance since June 2016	4.5%	↑



ACTIVITY

Cumulative percentage of contracted UDA delivered 2017 & 2018



Adjusted Scheduled Activity (UDA)		
Month	2017	2018
April	81	38
May	251	255
June	454	482
July	648	
August	770	
September	1,022	
October	1,367	
November	1,619	
December	1,900	
January	2,115	
February	2,400	
March	2,846	
April	3,038	
May	3,038	
June	3,038	

QUALITY

	Quantity	Base Number	Contract	AT	Region	England
% of FP17s for the same patient ID Re-attending within 3 months - Children	18	211	8.5%	10.0%	11.7%	12.0%
% of FP17s for the same patient ID Re-attending within 3 months - Adults	41	169	24.3%	14.3%	15.2%	16.0%
% of FP17s for the same patient ID Re-attending between 3 & 9 months - Children	115	211	54.5%	55.8%	59.1%	58.0%
% of FP17s for the same patient ID Re-attending between 3 & 9 months - Adults	49	169	29.0%	49.7%	52.2%	50.9%
% of FP17s for Band 1 Urgent Courses	31	273	11.4%	8.3%	7.9%	9.1%
% of FP17s Relating to Free Repair or Replacements	2	273	0.7%	0.8%	0.8%	0.8%
% of FP17s Relating to Continuations	3	273	1.1%	0.9%	1.1%	1.1%
% of Patients satisfied with the dentistry they have received	0	0	N/A	92.5%	91.8%	91.7%
% of Patients satisfied with the time they had to wait for an appointment	0	0	N/A	89.5%	88.4%	88.0%

* This is based on patients treated on this contract for their most recent course of treatment. Figures in italics indicate the base number of FP17s or Patient Questionnaire responses are less than 100. N/A is shown where the base number of responses is less than 10 during the period. % is calculated as Quantity/Base number*100

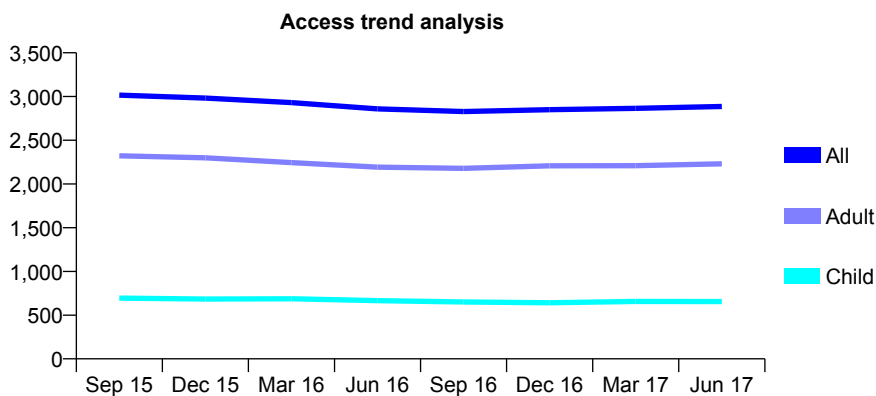
Q57 - Vital Signs At a Glance Contract Report for 305537/0001 - June 2017

Name or company name	MR D RANSOM
Contract type name	GDS Contract
Purpose of contract	General
Contract start date	01/04/2006
Contract end date	

17/18 Contracted general activity (UDA)	7,583
Carry forward general activity (UDA)	0
17/18 Contracted orthodontic activity (UOA)	0
Carry forward orthodontic activity (UOA)	0
Baseline contract value	£166,125.29

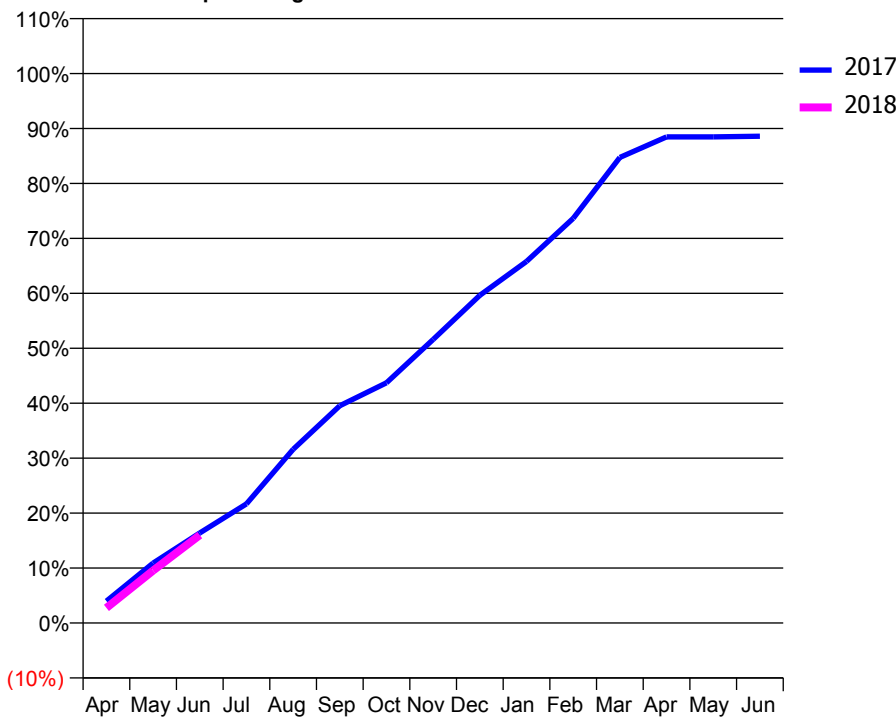
ACCESS*

Patients seen in 24 months	Total	Change since previous quarter
Quarter ending June 2016	2,858	
Quarter ending September 2016	2,828	↓
Quarter ending December 2016	2,849	→
Quarter ending March 2017	2,865	→
Quarter ending June 2017	2,886	→
Variance since June 2016	1.0%	→



ACTIVITY

Cumulative percentage of contracted UDA delivered 2017 & 2018



Month	Adjusted Scheduled Activity (UDA)	
	2017	2018
April	303	209
May	827	724
June	1,242	1,214
July	1,645	
August	2,396	
September	2,998	
October	3,316	
November	3,913	
December	4,522	
January	4,989	
February	5,585	
March	6,425	
April	6,708	
May	6,709	
June	6,717	

QUALITY

	Quantity	Base Number	Contract	AT	Region	England
% of FP17s for the same patient ID Re-attending within 3 months - Children	28	252	11.1%	10.0%	11.7%	12.0%
% of FP17s for the same patient ID Re-attending within 3 months - Adults	121	687	17.6%	14.3%	15.2%	16.0%
% of FP17s for the same patient ID Re-attending between 3 & 9 months - Children	163	252	64.7%	55.8%	59.1%	58.0%
% of FP17s for the same patient ID Re-attending between 3 & 9 months - Adults	349	687	50.8%	49.7%	52.2%	50.9%
% of FP17s for Band 1 Urgent Courses	22	629	3.5%	8.3%	7.9%	9.1%
% of FP17s Relating to Free Repair or Replacements	1	629	0.2%	0.8%	0.8%	0.8%
% of FP17s Relating to Continuations	33	629	5.2%	0.9%	1.1%	1.1%
% of Patients satisfied with the dentistry they have received	17	17	100.0%	92.5%	91.8%	91.7%
% of Patients satisfied with the time they had to wait for an appointment	17	17	100.0%	89.5%	88.4%	88.0%

* This is based on patients treated on this contract for their most recent course of treatment. Figures in italics indicate the base number of FP17s or Patient Questionnaire responses are less than 100. N/A is shown where the base number of responses is less than 10 during the period. % is calculated as Quantity/Base number*100

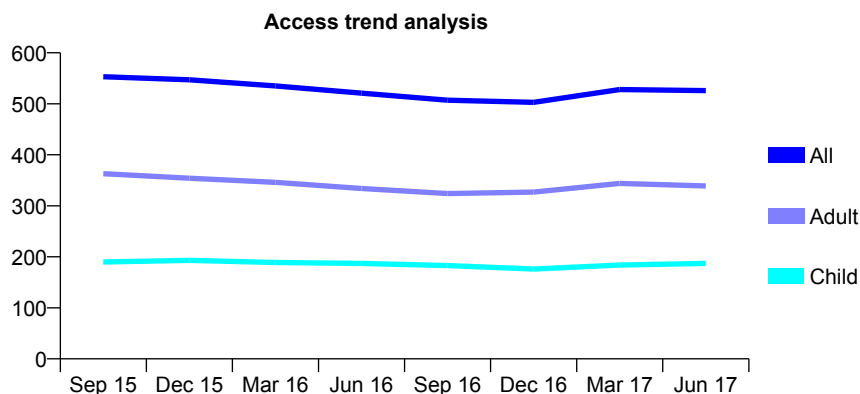
Q57 - Vital Signs At a Glance Contract Report for 306207/0001 - June 2017

Name or company name	The Cosmetic Dental Studio
Contract type name	GDS Contract
Purpose of contract	General
Contract start date	01/04/2006
Contract end date	

17/18 Contracted general activity (UDA)	1,400
Carry forward general activity (UDA)	0
17/18 Contracted orthodontic activity (UOA)	0
Carry forward orthodontic activity (UOA)	0
Baseline contract value	£42,603.57

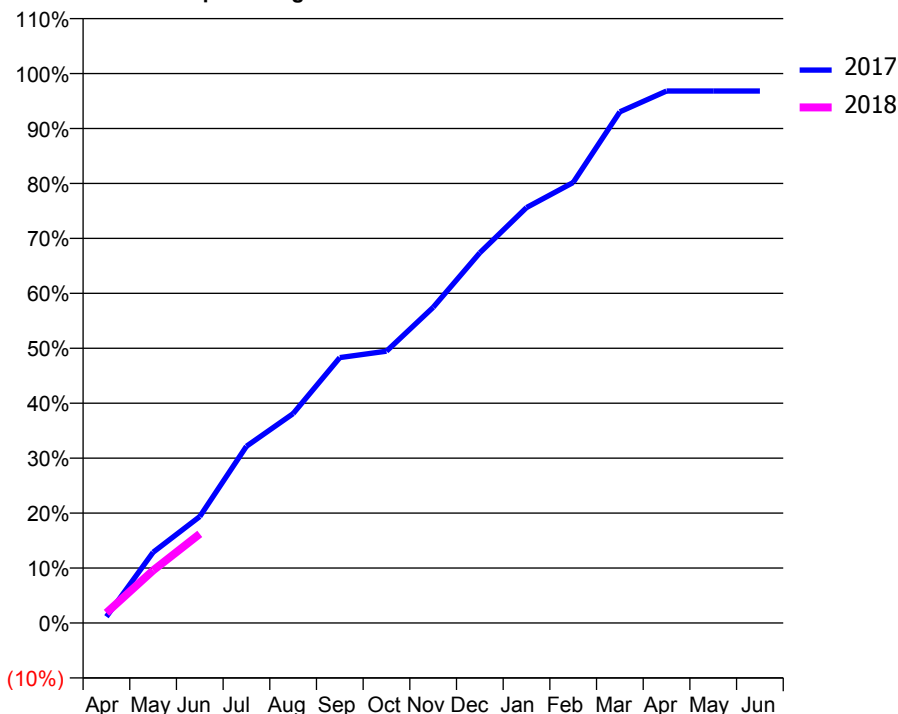
ACCESS*

Patients seen in 24 months	Total	Change since previous quarter
Quarter ending June 2016	521	
Quarter ending September 2016	507	↓
Quarter ending December 2016	503	→
Quarter ending March 2017	528	↑
Quarter ending June 2017	526	→
Variance since June 2016	1.0%	→



ACTIVITY

Cumulative percentage of contracted UDA delivered 2017 & 2018



Adjusted Scheduled Activity (UDA)

Month	2017	2018
April	16	26
May	180	134
June	271	227
July	450	
August	533	
September	676	
October	692	
November	804	
December	943	
January	1,058	
February	1,122	
March	1,302	
April	1,355	
May	1,355	
June	1,355	

QUALITY

	Quantity	Base Number	Contract	AT	Region	England
% of FP17s for the same patient ID Re-attending within 3 months - Children	3	65	4.6%	10.0%	11.7%	12.0%
% of FP17s for the same patient ID Re-attending within 3 months - Adults	12	124	9.7%	14.3%	15.2%	16.0%
% of FP17s for the same patient ID Re-attending between 3 & 9 months - Children	41	65	63.1%	55.8%	59.1%	58.0%
% of FP17s for the same patient ID Re-attending between 3 & 9 months - Adults	79	124	63.7%	49.7%	52.2%	50.9%
% of FP17s for Band 1 Urgent Courses	1	160	0.6%	8.3%	7.9%	9.1%
% of FP17s Relating to Free Repair or Replacements	0	160	0.0%	0.8%	0.8%	0.8%
% of FP17s Relating to Continuations	3	160	1.9%	0.9%	1.1%	1.1%
% of Patients satisfied with the dentistry they have received	3	3	N/A	92.5%	91.8%	91.7%
% of Patients satisfied with the time they had to wait for an appointment	3	3	N/A	89.5%	88.4%	88.0%

* This is based on patients treated on this contract for their most recent course of treatment. Figures in italics indicate the base number of FP17s or Patient Questionnaire responses are less than 100. N/A is shown where the base number of responses is less than 10 during the period. % is calculated as Quantity/Base number*100

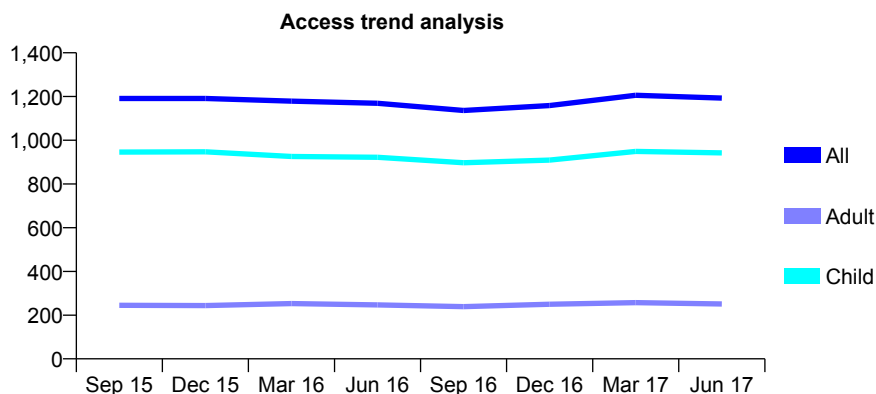
Q57 - Vital Signs At a Glance Contract Report for 306207/0002 - June 2017

Name or company name	The Cosmetic Dental Studio
Contract type name	GDS Contract
Purpose of contract	General
Contract start date	01/04/2006
Contract end date	

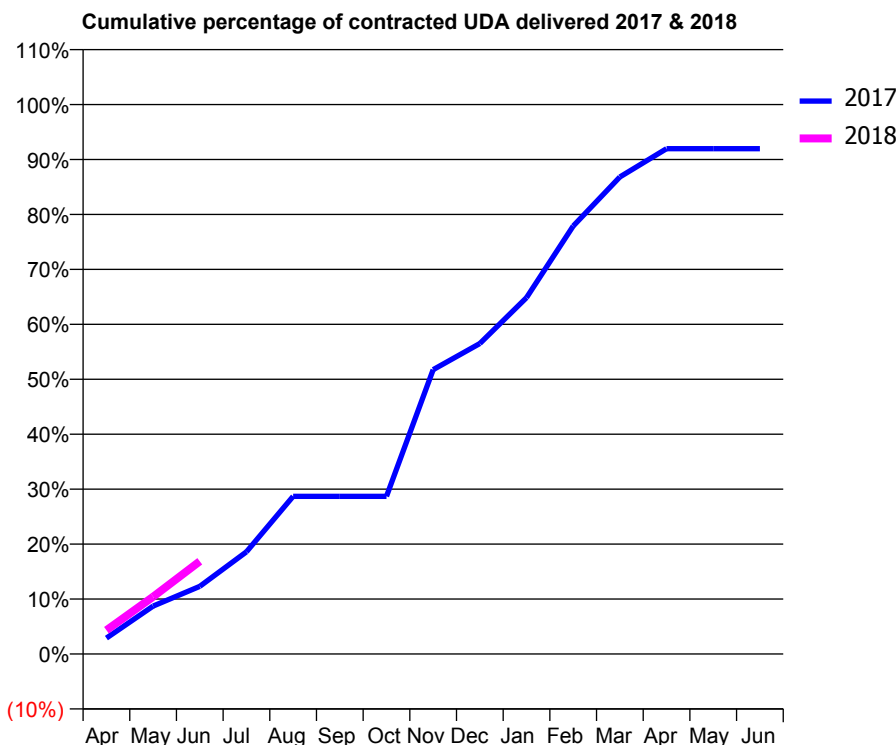
17/18 Contracted general activity (UDA)	3,000
Carry forward general activity (UDA)	0
17/18 Contracted orthodontic activity (UOA)	0
Carry forward orthodontic activity (UOA)	0
Baseline contract value	£84,286.97

ACCESS*

Patients seen in 24 months	Total	Change since previous quarter
Quarter ending June 2016	1,169	
Quarter ending September 2016	1,136	↓
Quarter ending December 2016	1,159	↑
Quarter ending March 2017	1,206	↑
Quarter ending June 2017	1,193	↓
Variance since June 2016	2.1%	↑



ACTIVITY



Month	Adjusted Scheduled Activity (UDA)	
	2017	2018
April	87	130
May	262	313
June	370	506
July	558	
August	861	
September	861	
October	861	
November	1,552	
December	1,695	
January	1,945	
February	2,336	
March	2,604	
April	2,759	
May	2,759	
June	2,759	

QUALITY

	Quantity	Base Number	Contract	AT	Region	England
% of FP17s for the same patient ID Re-attending within 3 months - Children	37	449	8.2%	10.0%	11.7%	12.0%
% of FP17s for the same patient ID Re-attending within 3 months - Adults	2	56	3.6%	14.3%	15.2%	16.0%
% of FP17s for the same patient ID Re-attending between 3 & 9 months - Children	313	449	69.7%	55.8%	59.1%	58.0%
% of FP17s for the same patient ID Re-attending between 3 & 9 months - Adults	41	56	73.2%	49.7%	52.2%	50.9%
% of FP17s for Band 1 Urgent Courses	26	403	6.5%	8.3%	7.9%	9.1%
% of FP17s Relating to Free Repair or Replacements	0	403	0.0%	0.8%	0.8%	0.8%
% of FP17s Relating to Continuations	4	403	1.0%	0.9%	1.1%	1.1%
% of Patients satisfied with the dentistry they have received	2	2	N/A	92.5%	91.8%	91.7%
% of Patients satisfied with the time they had to wait for an appointment	2	2	N/A	89.5%	88.4%	88.0%

* This is based on patients treated on this contract for their most recent course of treatment. Figures in italics indicate the base number of FP17s or Patient Questionnaire responses are less than 100. N/A is shown where the base number of responses is less than 10 during the period. % is calculated as Quantity/Base number*100

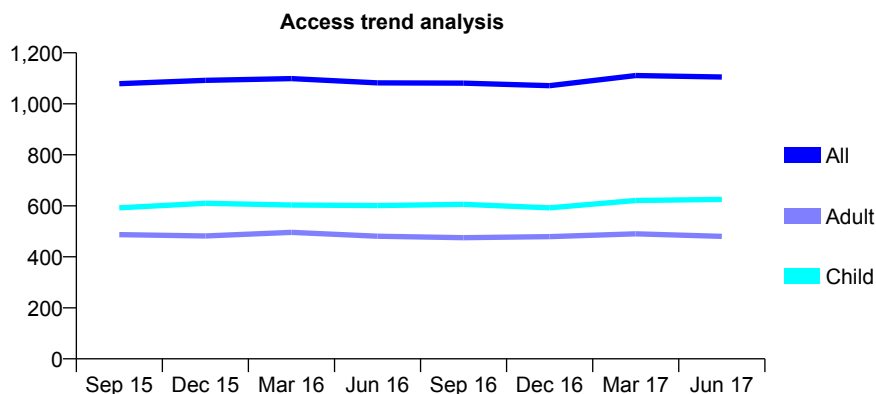
Q57 - Vital Signs At a Glance Contract Report for 320536/0001 - June 2017

Name or company name	MR CY HUANG
Contract type name	GDS Contract
Purpose of contract	General
Contract start date	01/04/2006
Contract end date	

17/18 Contracted general activity (UDA)	2,889
Carry forward general activity (UDA)	0
17/18 Contracted orthodontic activity (UOA)	0
Carry forward orthodontic activity (UOA)	0
Baseline contract value	£73,121.93

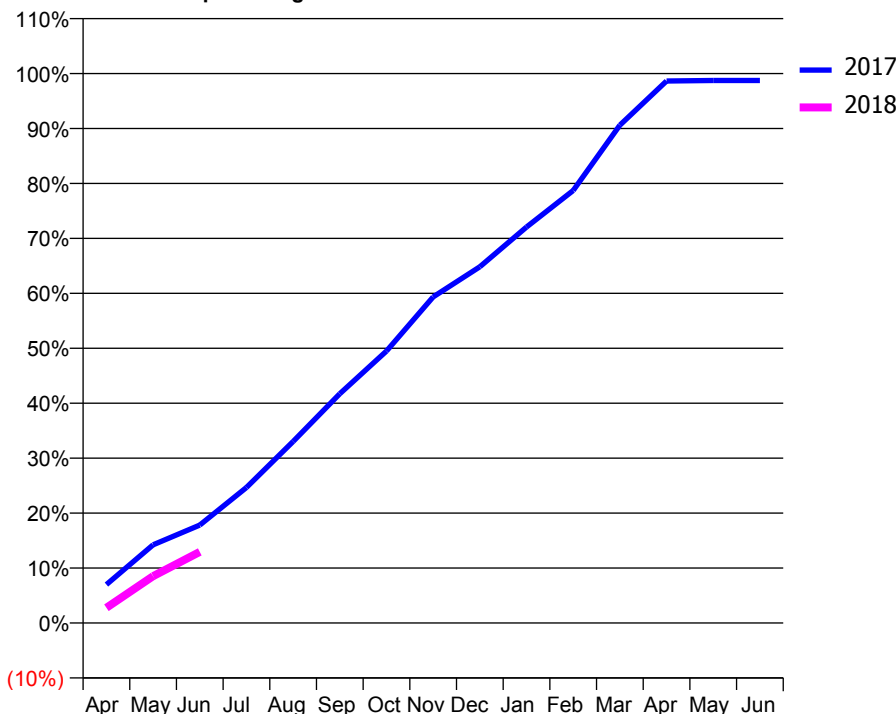
ACCESS*

Patients seen in 24 months	Total	Change since previous quarter
Quarter ending June 2016	1,082	
Quarter ending September 2016	1,081	→
Quarter ending December 2016	1,071	→
Quarter ending March 2017	1,111	↑
Quarter ending June 2017	1,105	→
Variance since June 2016	2.1%	↑



ACTIVITY

Cumulative percentage of contracted UDA delivered 2017 & 2018



Adjusted Scheduled Activity (UDA)		
Month	2017	2018
April	202	80
May	411	246
June	515	374
July	712	
August	954	
September	1,205	
October	1,430	
November	1,715	
December	1,873	
January	2,082	
February	2,274	
March	2,617	
April	2,849	
May	2,852	
June	2,852	

QUALITY

	Quantity	Base Number	Contract	AT	Region	England
% of FP17s for the same patient ID Re-attending within 3 months - Children	14	201	7.0%	10.0%	11.7%	12.0%
% of FP17s for the same patient ID Re-attending within 3 months - Adults	6	128	4.7%	14.3%	15.2%	16.0%
% of FP17s for the same patient ID Re-attending between 3 & 9 months - Children	96	201	47.8%	55.8%	59.1%	58.0%
% of FP17s for the same patient ID Re-attending between 3 & 9 months - Adults	75	128	58.6%	49.7%	52.2%	50.9%
% of FP17s for Band 1 Urgent Courses	5	217	2.3%	8.3%	7.9%	9.1%
% of FP17s Relating to Free Repair or Replacements	0	217	0.0%	0.8%	0.8%	0.8%
% of FP17s Relating to Continuations	0	217	0.0%	0.9%	1.1%	1.1%
% of Patients satisfied with the dentistry they have received	1	1	N/A	92.5%	91.8%	91.7%
% of Patients satisfied with the time they had to wait for an appointment	1	1	N/A	89.5%	88.4%	88.0%

* This is based on patients treated on this contract for their most recent course of treatment. Figures in italics indicate the base number of FP17s or Patient Questionnaire responses are less than 100. N/A is shown where the base number of responses is less than 10 during the period. % is calculated as Quantity/Base number*100

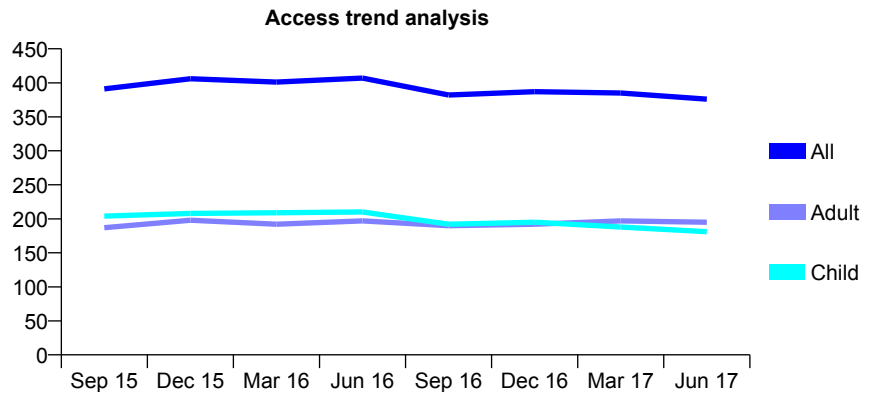
Q57 - Vital Signs At a Glance Contract Report for 321095/0001 - June 2017

Name or company name	MR J STARK
Contract type name	GDS Contract
Purpose of contract	General
Contract start date	01/04/2006
Contract end date	

17/18 Contracted general activity (UDA)	850
Carry forward general activity (UDA)	0
17/18 Contracted orthodontic activity (UOA)	0
Carry forward orthodontic activity (UOA)	0
Baseline contract value	£18,069.27

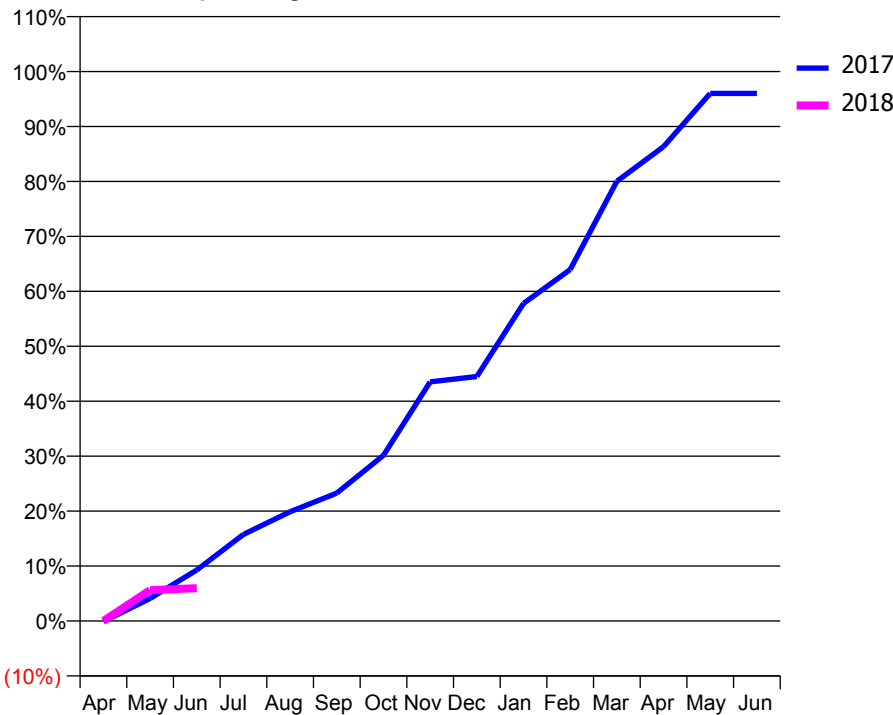
ACCESS*

Patients seen in 24 months	Total	Change since previous quarter
Quarter ending June 2016	407	
Quarter ending September 2016	382	↓
Quarter ending December 2016	387	→
Quarter ending March 2017	385	→
Quarter ending June 2017	376	↓
Variance since June 2016	(7.6%)	↓



ACTIVITY

Cumulative percentage of contracted UDA delivered 2017 & 2018



Month	Adjusted Scheduled Activity (UDA)	
	2017	2018
April	-1	0
May	35	48
June	79	51
July	134	
August	169	
September	198	
October	256	
November	370	
December	378	
January	491	
February	544	
March	680	
April	734	
May	816	
June	816	

QUALITY

	Quantity	Base Number	Contract	AT	Region	England
% of FP17s for the same patient ID Re-attending within 3 months - Children	5	32	15.6%	10.0%	11.7%	12.0%
% of FP17s for the same patient ID Re-attending within 3 months - Adults	11	43	25.6%	14.3%	15.2%	16.0%
% of FP17s for the same patient ID Re-attending between 3 & 9 months - Children	21	32	65.6%	55.8%	59.1%	58.0%
% of FP17s for the same patient ID Re-attending between 3 & 9 months - Adults	16	43	37.2%	49.7%	52.2%	50.9%
% of FP17s for Band 1 Urgent Courses	4	40	10.0%	8.3%	7.9%	9.1%
% of FP17s Relating to Free Repair or Replacements	3	40	7.5%	0.8%	0.8%	0.8%
% of FP17s Relating to Continuations	0	40	0.0%	0.9%	1.1%	1.1%
% of Patients satisfied with the dentistry they have received	1	1	N/A	92.5%	91.8%	91.7%
% of Patients satisfied with the time they had to wait for an appointment	1	1	N/A	89.5%	88.4%	88.0%

* This is based on patients treated on this contract for their most recent course of treatment. Figures in italics indicate the base number of FP17s or Patient Questionnaire responses are less than 100. N/A is shown where the base number of responses is less than 10 during the period. % is calculated as Quantity/Base number*100

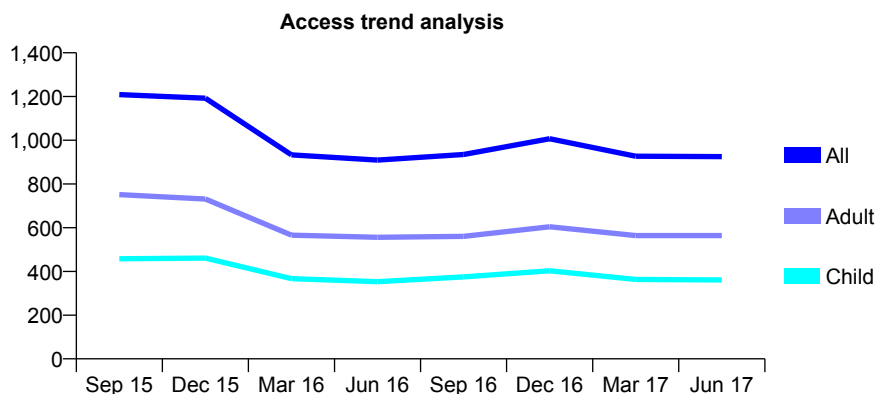
Q57 - Vital Signs At a Glance Contract Report for 321109/0001 - June 2017

Name or company name	MR SI MCKENZIE
Contract type name	GDS Contract
Purpose of contract	General
Contract start date	01/04/2006
Contract end date	

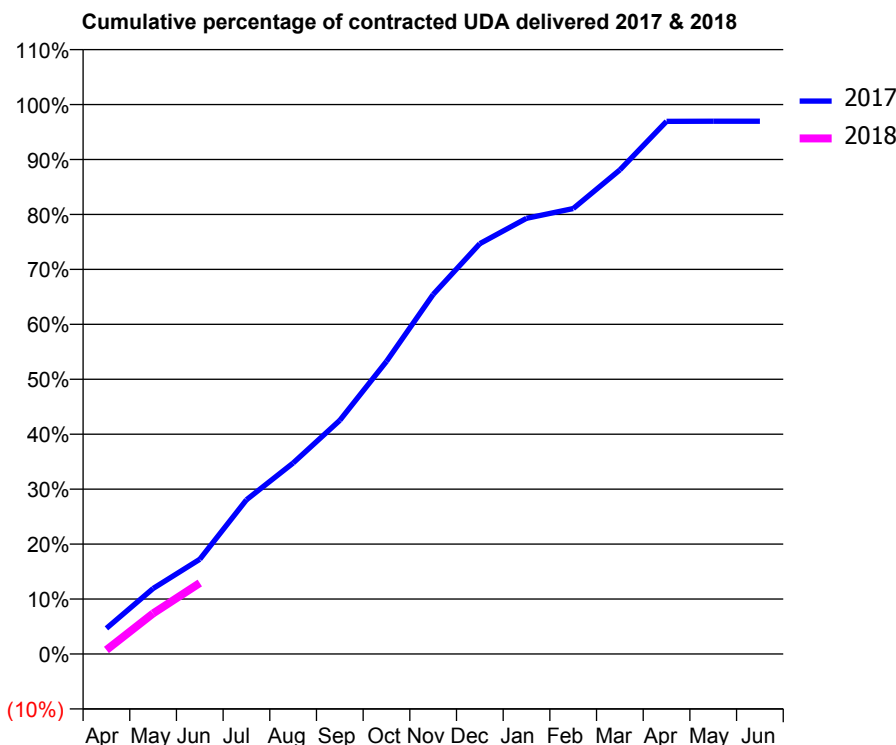
17/18 Contracted general activity (UDA)	2,600
Carry forward general activity (UDA)	0
17/18 Contracted orthodontic activity (UOA)	0
Carry forward orthodontic activity (UOA)	0
Baseline contract value	£78,439.56

ACCESS*

Patients seen in 24 months	Total	Change since previous quarter
Quarter ending June 2016	909	
Quarter ending September 2016	935	↑
Quarter ending December 2016	1,007	↑
Quarter ending March 2017	927	↓
Quarter ending June 2017	925	→
Variance since June 2016	1.8%	→



ACTIVITY



Adjusted Scheduled Activity (UDA)		
Month	2017	2018
April	121	19
May	310	192
June	448	336
July	729	
August	904	
September	1,106	
October	1,384	
November	1,701	
December	1,942	
January	2,062	
February	2,108	
March	2,291	
April	2,520	
May	2,521	
June	2,521	

QUALITY

	Quantity	Base Number	Contract	AT	Region	England
% of FP17s for the same patient ID Re-attending within 3 months - Children	2	125	1.6%	10.0%	11.7%	12.0%
% of FP17s for the same patient ID Re-attending within 3 months - Adults	17	173	9.8%	14.3%	15.2%	16.0%
% of FP17s for the same patient ID Re-attending between 3 & 9 months - Children	60	125	48.0%	55.8%	59.1%	58.0%
% of FP17s for the same patient ID Re-attending between 3 & 9 months - Adults	67	173	38.7%	49.7%	52.2%	50.9%
% of FP17s for Band 1 Urgent Courses	20	214	9.3%	8.3%	7.9%	9.1%
% of FP17s Relating to Free Repair or Replacements	3	214	1.4%	0.8%	0.8%	0.8%
% of FP17s Relating to Continuations	2	214	0.9%	0.9%	1.1%	1.1%
% of Patients satisfied with the dentistry they have received	2	2	N/A	92.5%	91.8%	91.7%
% of Patients satisfied with the time they had to wait for an appointment	2	2	N/A	89.5%	88.4%	88.0%

* This is based on patients treated on this contract for their most recent course of treatment. Figures in italics indicate the base number of FP17s or Patient Questionnaire responses are less than 100. N/A is shown where the base number of responses is less than 10 during the period. % is calculated as Quantity/Base number*100

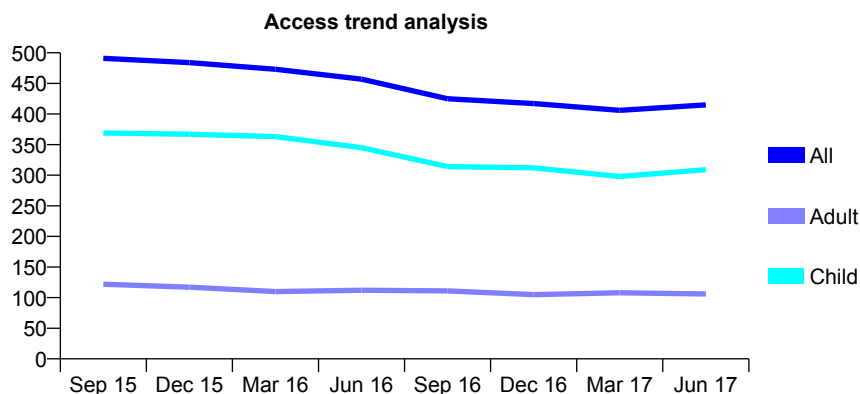
Q57 - Vital Signs At a Glance Contract Report for 323152/0002 - June 2017

Name or company name	MR D DRISCOLL
Contract type name	GDS Contract
Purpose of contract	General
Contract start date	01/04/2009
Contract end date	

17/18 Contracted general activity (UDA)	900
Carry forward general activity (UDA)	0
17/18 Contracted orthodontic activity (UOA)	0
Carry forward orthodontic activity (UOA)	0
Baseline contract value	£21,763.14

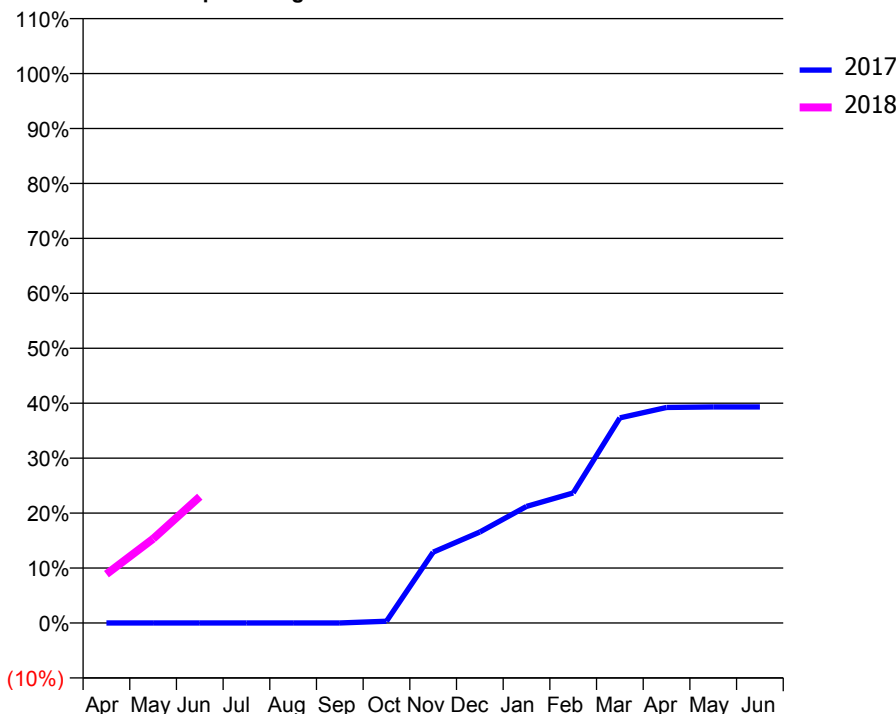
ACCESS*

Patients seen in 24 months	Total	Change since previous quarter
Quarter ending June 2016	457	
Quarter ending September 2016	425	↓
Quarter ending December 2016	417	↓
Quarter ending March 2017	406	↓
Quarter ending June 2017	415	↑
Variance since June 2016	(9.2%)	↓



ACTIVITY

Cumulative percentage of contracted UDA delivered 2017 & 2018



Adjusted Scheduled Activity (UDA)

Month	2017	2018
April	0	80
May	0	138
June	0	207
July	0	
August	0	
September	0	
October	3	
November	116	
December	149	
January	191	
February	213	
March	336	
April	353	
May	354	
June	354	

QUALITY

	Quantity	Base Number	Contract	AT	Region	England
% of FP17s for the same patient ID Re-attending within 3 months - Children	9	136	6.6%	10.0%	11.7%	12.0%
% of FP17s for the same patient ID Re-attending within 3 months - Adults	0	19	0.0%	14.3%	15.2%	16.0%
% of FP17s for the same patient ID Re-attending between 3 & 9 months - Children	53	136	39.0%	55.8%	59.1%	58.0%
% of FP17s for the same patient ID Re-attending between 3 & 9 months - Adults	6	19	31.6%	49.7%	52.2%	50.9%
% of FP17s for Band 1 Urgent Courses	0	143	0.0%	8.3%	7.9%	9.1%
% of FP17s Relating to Free Repair or Replacements	0	143	0.0%	0.8%	0.8%	0.8%
% of FP17s Relating to Continuations	0	143	0.0%	0.9%	1.1%	1.1%
% of Patients satisfied with the dentistry they have received	0	0	N/A	92.5%	91.8%	91.7%
% of Patients satisfied with the time they had to wait for an appointment	0	0	N/A	89.5%	88.4%	88.0%

* This is based on patients treated on this contract for their most recent course of treatment. Figures in italics indicate the base number of FP17s or Patient Questionnaire responses are less than 100. N/A is shown where the base number of responses is less than 10 during the period. % is calculated as Quantity/Base number*100

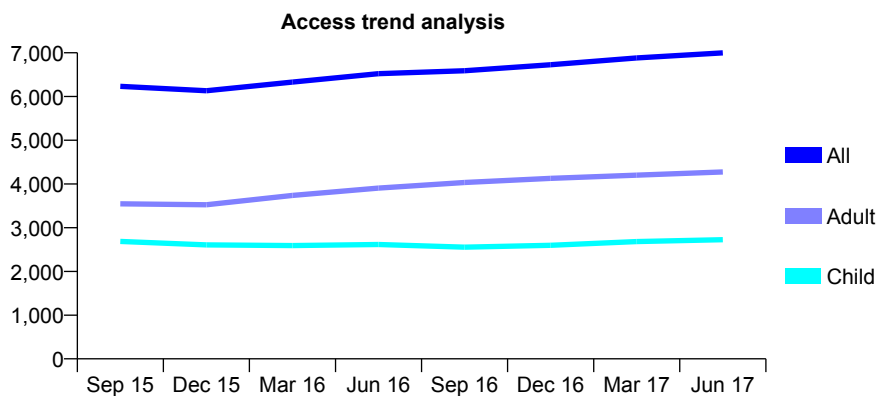
Q57 - Vital Signs At a Glance Contract Report for 336084/0001 - June 2017

Name or company name	MR CA VAN DER MERWE
Contract type name	GDS Contract
Purpose of contract	General
Contract start date	01/04/2006
Contract end date	

17/18 Contracted general activity (UDA)	17,359
Carry forward general activity (UDA)	0
17/18 Contracted orthodontic activity (UOA)	0
Carry forward orthodontic activity (UOA)	0
Baseline contract value	£751,978.79

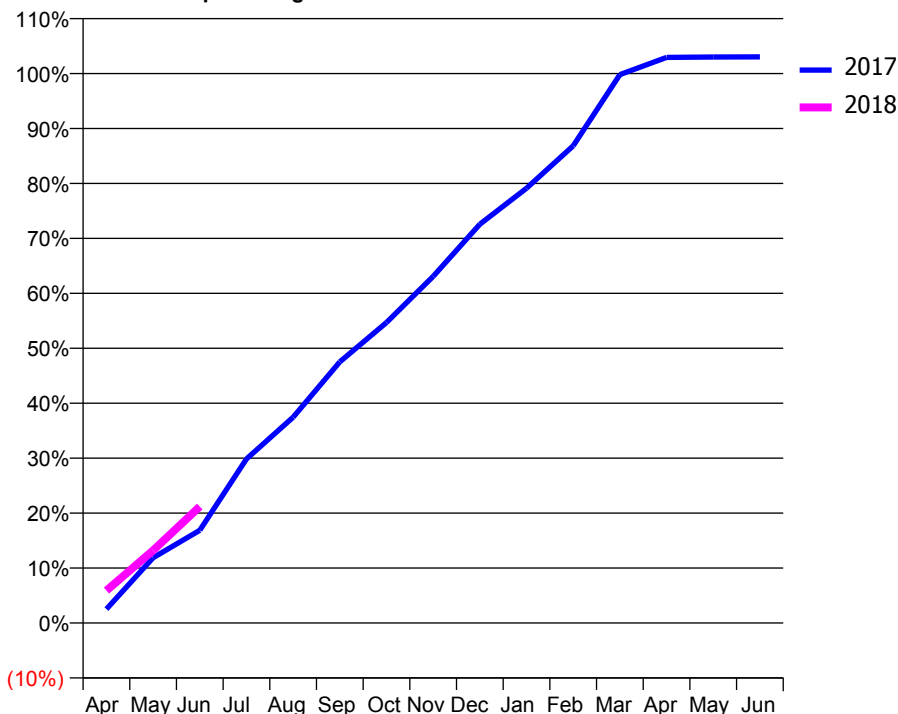
ACCESS*

Patients seen in 24 months	Total	Change since previous quarter
Quarter ending June 2016	6,523	
Quarter ending September 2016	6,589	→
Quarter ending December 2016	6,726	↑
Quarter ending March 2017	6,884	↑
Quarter ending June 2017	6,999	→
Variance since June 2016	7.3%	↑



ACTIVITY

Cumulative percentage of contracted UDA delivered 2017 & 2018



Month	Adjusted Scheduled Activity (UDA)	
	2017	2018
April	439	1,026
May	2,063	2,295
June	2,928	3,680
July	5,181	
August	6,503	
September	8,250	
October	9,491	
November	10,950	
December	12,599	
January	13,735	
February	15,074	
March	17,325	
April	17,867	
May	17,879	
June	17,883	

QUALITY

	Quantity	Base Number	Contract	AT	Region	England
% of FP17s for the same patient ID Re-attending within 3 months - Children	38	864	4.4%	10.0%	11.7%	12.0%
% of FP17s for the same patient ID Re-attending within 3 months - Adults	94	986	9.5%	14.3%	15.2%	16.0%
% of FP17s for the same patient ID Re-attending between 3 & 9 months - Children	235	864	27.2%	55.8%	59.1%	58.0%
% of FP17s for the same patient ID Re-attending between 3 & 9 months - Adults	301	986	30.5%	49.7%	52.2%	50.9%
% of FP17s for Band 1 Urgent Courses	54	1,616	3.3%	8.3%	7.9%	9.1%
% of FP17s Relating to Free Repair or Replacements	4	1,616	0.2%	0.8%	0.8%	0.8%
% of FP17s Relating to Continuations	8	1,616	0.5%	0.9%	1.1%	1.1%
% of Patients satisfied with the dentistry they have received	7	8	N/A	92.5%	91.8%	91.7%
% of Patients satisfied with the time they had to wait for an appointment	7	8	N/A	89.5%	88.4%	88.0%

* This is based on patients treated on this contract for their most recent course of treatment. Figures in italics indicate the base number of FP17s or Patient Questionnaire responses are less than 100. N/A is shown where the base number of responses is less than 10 during the period. % is calculated as Quantity/Base number*100

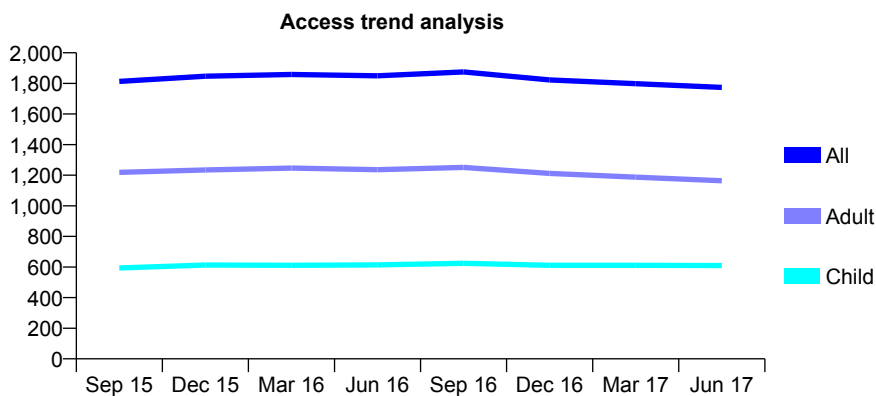
Q57 - Vital Signs At a Glance Contract Report for 341126/0001 - June 2017

Name or company name	MRS OO ARAYOMI
Contract type name	GDS Contract
Purpose of contract	General
Contract start date	01/04/2006
Contract end date	

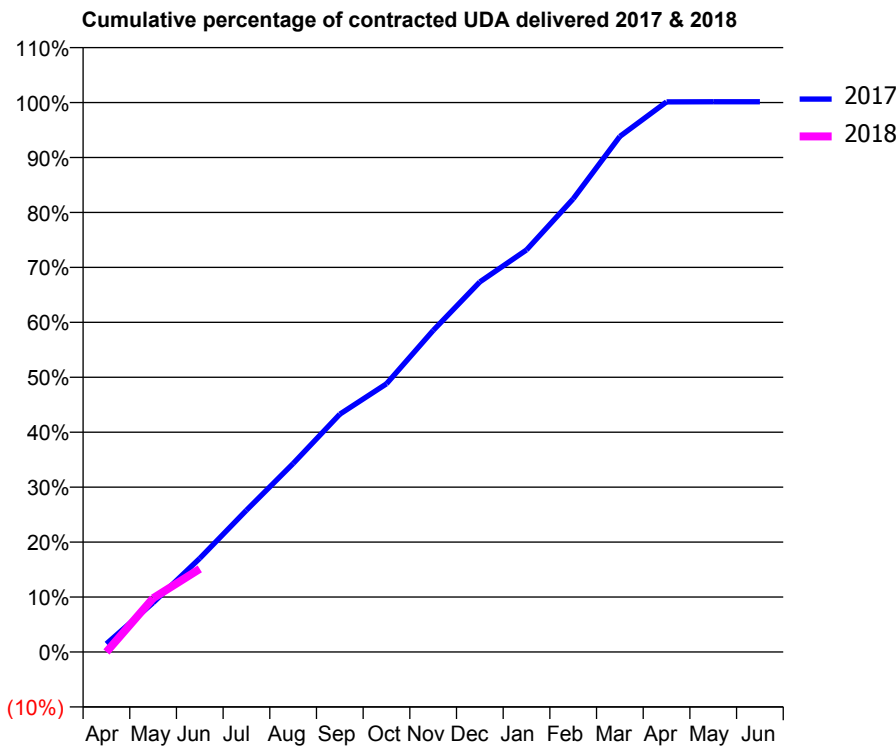
17/18 Contracted general activity (UDA)	4,752
Carry forward general activity (UDA)	0
17/18 Contracted orthodontic activity (UOA)	0
Carry forward orthodontic activity (UOA)	0
Baseline contract value	£125,988.94

ACCESS*

Patients seen in 24 months	Total	Change since previous quarter
Quarter ending June 2016	1,850	
Quarter ending September 2016	1,875	→
Quarter ending December 2016	1,823	↓
Quarter ending March 2017	1,798	↓
Quarter ending June 2017	1,774	↓
Variance since June 2016	(4.1%)	↓



ACTIVITY



Month	Adjusted Scheduled Activity (UDA)	
	2017	2018
April	70	0
May	426	465
June	810	719
July	1,227	
August	1,630	
September	2,057	
October	2,320	
November	2,781	
December	3,200	
January	3,477	
February	3,919	
March	4,458	
April	4,757	
May	4,758	
June	4,758	

QUALITY

	Quantity	Base Number	Contract	AT	Region	England
% of FP17s for the same patient ID Re-attending within 3 months - Children	12	143	8.4%	10.0%	11.7%	12.0%
% of FP17s for the same patient ID Re-attending within 3 months - Adults	48	312	15.4%	14.3%	15.2%	16.0%
% of FP17s for the same patient ID Re-attending between 3 & 9 months - Children	53	143	37.1%	55.8%	59.1%	58.0%
% of FP17s for the same patient ID Re-attending between 3 & 9 months - Adults	134	312	42.9%	49.7%	52.2%	50.9%
% of FP17s for Band 1 Urgent Courses	68	351	19.4%	8.3%	7.9%	9.1%
% of FP17s Relating to Free Repair or Replacements	4	351	1.1%	0.8%	0.8%	0.8%
% of FP17s Relating to Continuations	3	351	0.9%	0.9%	1.1%	1.1%
% of Patients satisfied with the dentistry they have received	3	3	N/A	92.5%	91.8%	91.7%
% of Patients satisfied with the time they had to wait for an appointment	3	3	N/A	89.5%	88.4%	88.0%

* This is based on patients treated on this contract for their most recent course of treatment. Figures in italics indicate the base number of FP17s or Patient Questionnaire responses are less than 100. N/A is shown where the base number of responses is less than 10 during the period. % is calculated as Quantity/Base number*100

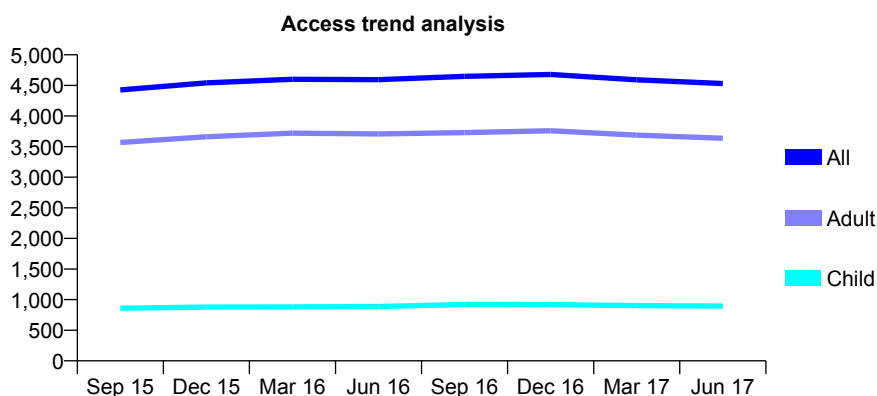
Q57 - Vital Signs At a Glance Contract Report for 342521/0003 - June 2017

Name or company name	MR J AHMED
Contract type name	GDS Contract
Purpose of contract	General
Contract start date	01/04/2006
Contract end date	

17/18 Contracted general activity (UDA)	13,000
Carry forward general activity (UDA)	0
17/18 Contracted orthodontic activity (UOA)	0
Carry forward orthodontic activity (UOA)	0
Baseline contract value	£328,049.32

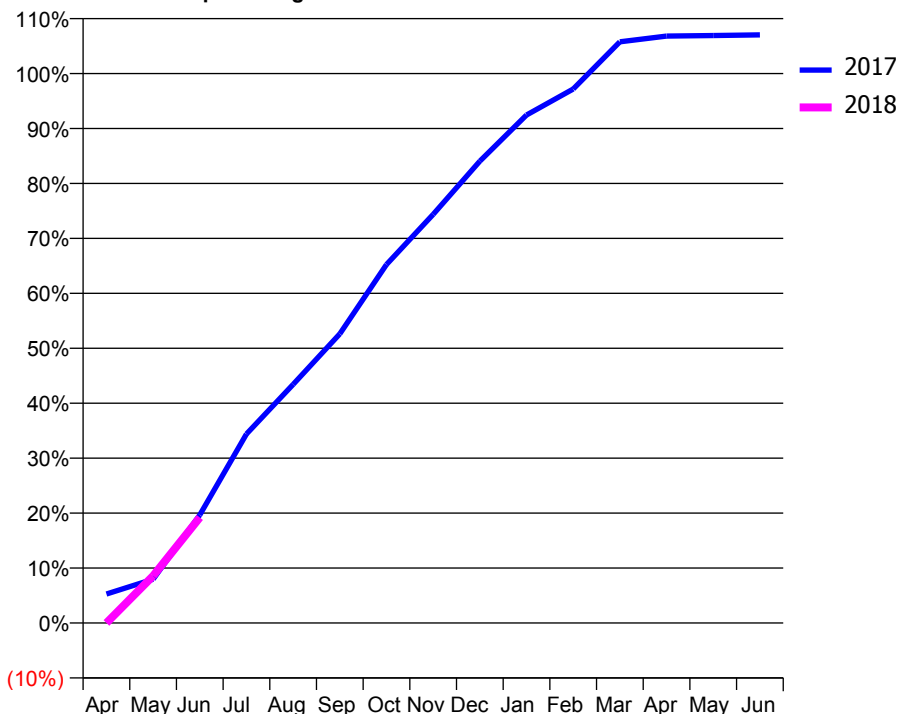
ACCESS*

Patients seen in 24 months	Total	Change since previous quarter
Quarter ending June 2016	4,594	
Quarter ending September 2016	4,649	→
Quarter ending December 2016	4,678	→
Quarter ending March 2017	4,591	↓
Quarter ending June 2017	4,531	↓
Variance since June 2016	(1.4%)	↓



ACTIVITY

Cumulative percentage of contracted UDA delivered 2017 & 2018



Month	Adjusted Scheduled Activity (UDA)	
	2017	2018
April	688	0
May	1,037	1,116
June	2,557	2,498
July	4,471	
August	5,645	
September	6,840	
October	8,483	
November	9,668	
December	10,927	
January	12,018	
February	12,632	
March	13,750	
April	13,885	
May	13,897	
June	13,913	

QUALITY

	Quantity	Base Number	Contract	AT	Region	England
% of FP17s for the same patient ID Re-attending within 3 months - Children	15	238	6.3%	10.0%	11.7%	12.0%
% of FP17s for the same patient ID Re-attending within 3 months - Adults	128	1,081	11.8%	14.3%	15.2%	16.0%
% of FP17s for the same patient ID Re-attending between 3 & 9 months - Children	140	238	58.8%	55.8%	59.1%	58.0%
% of FP17s for the same patient ID Re-attending between 3 & 9 months - Adults	677	1,081	62.6%	49.7%	52.2%	50.9%
% of FP17s for Band 1 Urgent Courses	100	1,248	8.0%	8.3%	7.9%	9.1%
% of FP17s Relating to Free Repair or Replacements	22	1,248	1.8%	0.8%	0.8%	0.8%
% of FP17s Relating to Continuations	16	1,248	1.3%	0.9%	1.1%	1.1%
% of Patients satisfied with the dentistry they have received	13	15	86.7%	92.5%	91.8%	91.7%
% of Patients satisfied with the time they had to wait for an appointment	9	15	60.0%	89.5%	88.4%	88.0%

* This is based on patients treated on this contract for their most recent course of treatment. Figures in italics indicate the base number of FP17s or Patient Questionnaire responses are less than 100. N/A is shown where the base number of responses is less than 10 during the period. % is calculated as Quantity/Base number*100

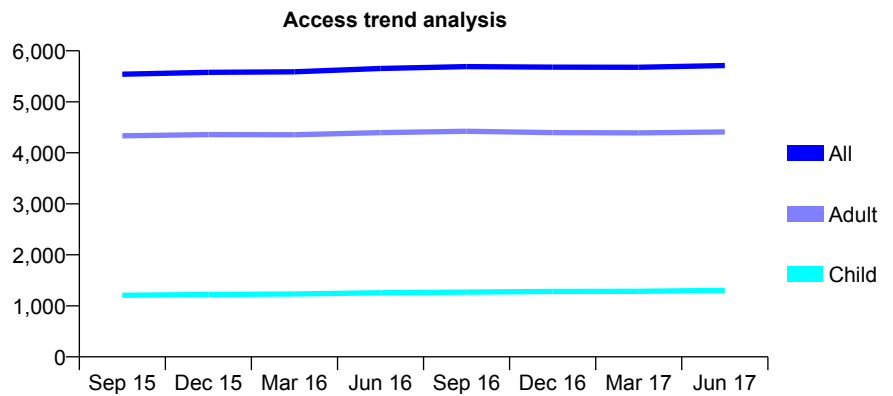
Q57 - Vital Signs At a Glance Contract Report for 356131/0001 - June 2017

Name or company name	MS J HAFTBARADARAN MOHAMMADI
Contract type name	GDS Contract
Purpose of contract	General
Contract start date	01/04/2006
Contract end date	

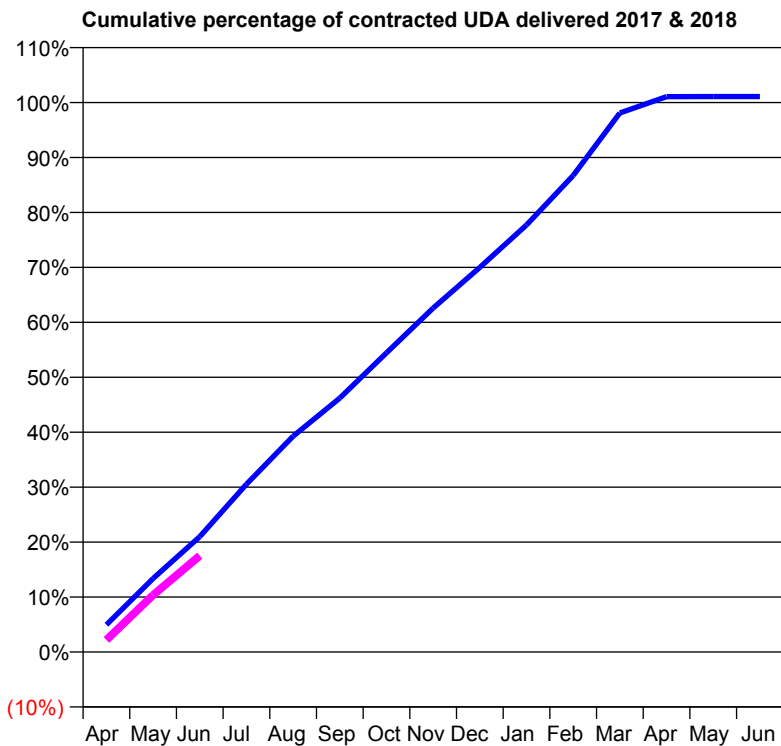
17/18 Contracted general activity (UDA)	20,000
Carry forward general activity (UDA)	0
17/18 Contracted orthodontic activity (UOA)	0
Carry forward orthodontic activity (UOA)	0
Baseline contract value	£487,554.67

ACCESS*

Patients seen in 24 months	Total	Change since previous quarter
Quarter ending June 2016	5,653	
Quarter ending September 2016	5,689	→
Quarter ending December 2016	5,679	→
Quarter ending March 2017	5,678	→
Quarter ending June 2017	5,711	→
Variance since June 2016	1.0%	→



ACTIVITY



Month	Adjusted Scheduled Activity (UDA)	
	2017	2018
April	993	441
May	2,679	2,076
June	4,201	3,507
July	6,107	
August	7,853	
September	9,241	
October	10,888	
November	12,519	
December	13,997	
January	15,541	
February	17,343	
March	19,618	
April	20,214	
May	20,217	
June	20,217	

QUALITY

	Quantity	Base Number	Contract	AT	Region	England
% of FP17s for the same patient ID Re-attending within 3 months - Children	27	399	6.8%	10.0%	11.7%	12.0%
% of FP17s for the same patient ID Re-attending within 3 months - Adults	453	1,699	26.7%	14.3%	15.2%	16.0%
% of FP17s for the same patient ID Re-attending between 3 & 9 months - Children	245	399	61.4%	55.8%	59.1%	58.0%
% of FP17s for the same patient ID Re-attending between 3 & 9 months - Adults	927	1,699	54.6%	49.7%	52.2%	50.9%
% of FP17s for Band 1 Urgent Courses	107	1,829	5.9%	8.3%	7.9%	9.1%
% of FP17s Relating to Free Repair or Replacements	37	1,829	2.0%	0.8%	0.8%	0.8%
% of FP17s Relating to Continuations	36	1,829	2.0%	0.9%	1.1%	1.1%
% of Patients satisfied with the dentistry they have received	18	18	100.0%	92.5%	91.8%	91.7%
% of Patients satisfied with the time they had to wait for an appointment	18	18	100.0%	89.5%	88.4%	88.0%

* This is based on patients treated on this contract for their most recent course of treatment. Figures in italics indicate the base number of FP17s or Patient Questionnaire responses are less than 100. N/A is shown where the base number of responses is less than 10 during the period. % is calculated as Quantity/Base number*100

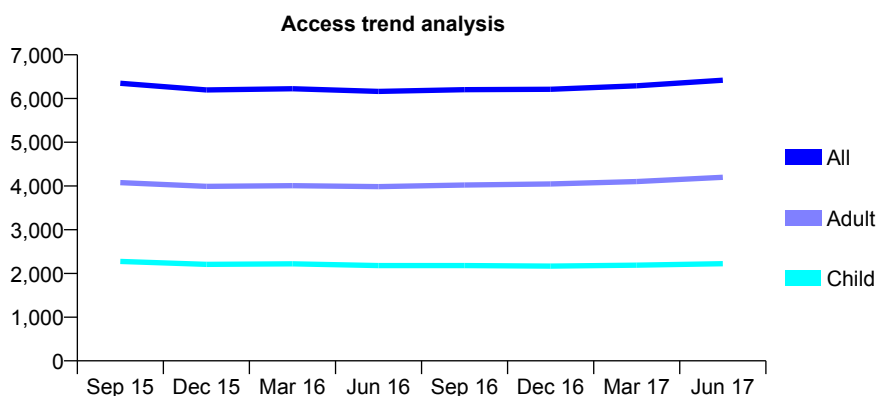
Q57 - Vital Signs At a Glance Contract Report for 357723/0001 - June 2017

Name or company name	MR AG LADVA
Contract type name	GDS Contract
Purpose of contract	General
Contract start date	01/04/2006
Contract end date	

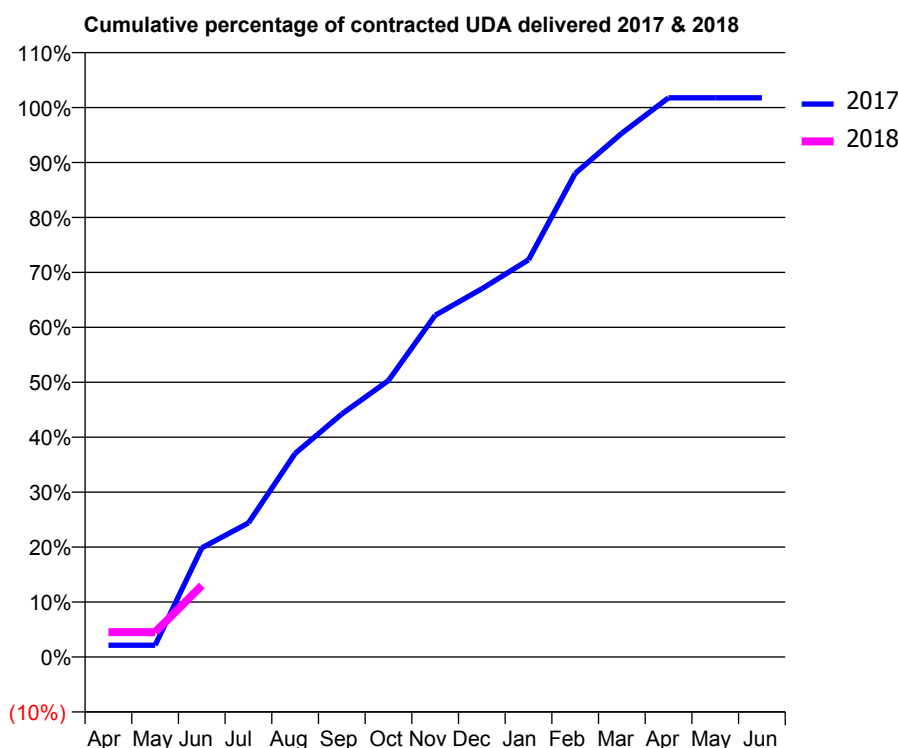
17/18 Contracted general activity (UDA)	13,311
Carry forward general activity (UDA)	0
17/18 Contracted orthodontic activity (UOA)	0
Carry forward orthodontic activity (UOA)	0
Baseline contract value	£376,352.73

ACCESS*

Patients seen in 24 months	Total	Change since previous quarter
Quarter ending June 2016	6,162	
Quarter ending September 2016	6,202	→
Quarter ending December 2016	6,213	→
Quarter ending March 2017	6,291	→
Quarter ending June 2017	6,419	↑
Variance since June 2016	4.2%	↑



ACTIVITY



Month	Adjusted Scheduled Activity (UDA)	
	2017	2018
April	287	604
May	287	604
June	2,644	1,734
July	3,247	
August	4,932	
September	5,889	
October	6,696	
November	8,278	
December	8,919	
January	9,622	
February	11,714	
March	12,688	
April	13,546	
May	13,546	
June	13,546	

QUALITY

	Quantity	Base Number	Contract	AT	Region	England
% of FP17s for the same patient ID Re-attending within 3 months - Children	27	529	5.1%	10.0%	11.7%	12.0%
% of FP17s for the same patient ID Re-attending within 3 months - Adults	99	983	10.1%	14.3%	15.2%	16.0%
% of FP17s for the same patient ID Re-attending between 3 & 9 months - Children	310	529	58.6%	55.8%	59.1%	58.0%
% of FP17s for the same patient ID Re-attending between 3 & 9 months - Adults	418	983	42.5%	49.7%	52.2%	50.9%
% of FP17s for Band 1 Urgent Courses	62	906	6.8%	8.3%	7.9%	9.1%
% of FP17s Relating to Free Repair or Replacements	2	906	0.2%	0.8%	0.8%	0.8%
% of FP17s Relating to Continuations	8	906	0.9%	0.9%	1.1%	1.1%
% of Patients satisfied with the dentistry they have received	11	13	84.6%	92.5%	91.8%	91.7%
% of Patients satisfied with the time they had to wait for an appointment	12	13	92.3%	89.5%	88.4%	88.0%

* This is based on patients treated on this contract for their most recent course of treatment. Figures in italics indicate the base number of FP17s or Patient Questionnaire responses are less than 100. N/A is shown where the base number of responses is less than 10 during the period. % is calculated as Quantity/Base number*100

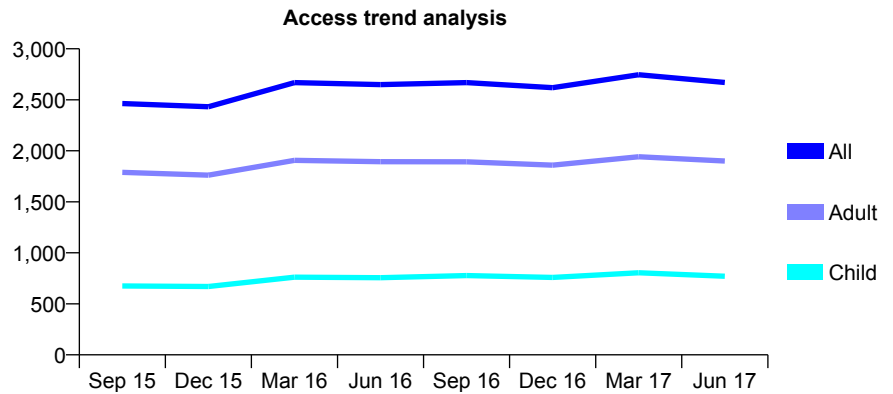
Q57 - Vital Signs At a Glance Contract Report for 358525/0001 - June 2017

Name or company name	MRS OM AROWOJOLU
Contract type name	GDS Contract
Purpose of contract	General
Contract start date	01/04/2006
Contract end date	

17/18 Contracted general activity (UDA)	6,800
Carry forward general activity (UDA)	0
17/18 Contracted orthodontic activity (UOA)	0
Carry forward orthodontic activity (UOA)	0
Baseline contract value	£191,504.40

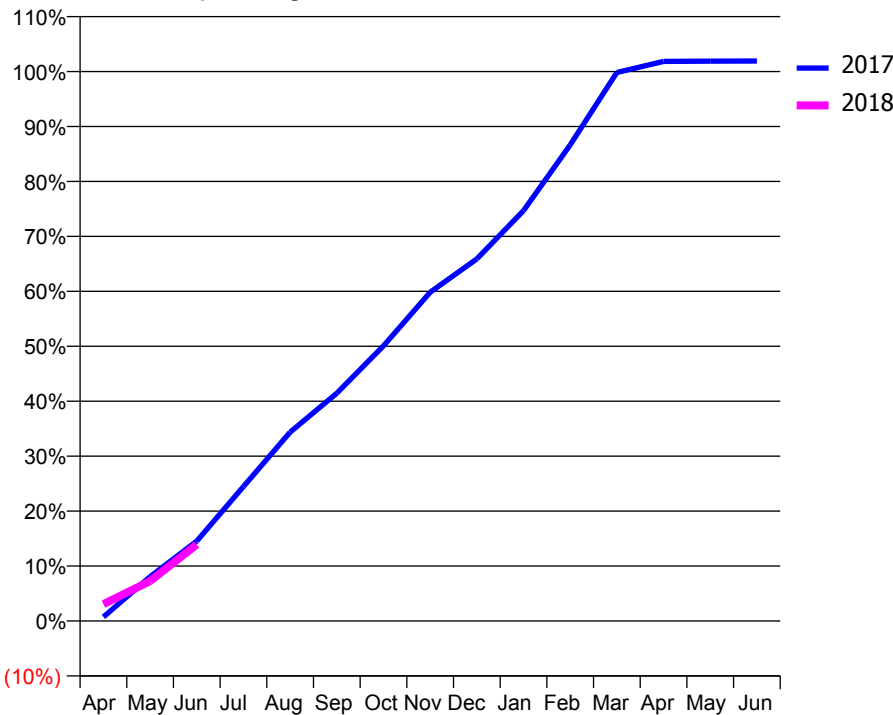
ACCESS*

Patients seen in 24 months	Total	Change since previous quarter
Quarter ending June 2016	2,649	
Quarter ending September 2016	2,669	→
Quarter ending December 2016	2,619	↓
Quarter ending March 2017	2,746	↑
Quarter ending June 2017	2,670	↓
Variance since June 2016	0.8%	→



ACTIVITY

Cumulative percentage of contracted UDA delivered 2017 & 2018



Month	Adjusted Scheduled Activity (UDA)	
	2017	2018
April	50	209
May	548	494
June	989	946
July	1,664	
August	2,338	
September	2,820	
October	3,406	
November	4,068	
December	4,482	
January	5,078	
February	5,892	
March	6,788	
April	6,925	
May	6,928	
June	6,930	

QUALITY

	Quantity	Base Number	Contract	AT	Region	England
% of FP17s for the same patient ID Re-attending within 3 months - Children	4	163	2.5%	10.0%	11.7%	12.0%
% of FP17s for the same patient ID Re-attending within 3 months - Adults	68	385	17.7%	14.3%	15.2%	16.0%
% of FP17s for the same patient ID Re-attending between 3 & 9 months - Children	64	163	39.3%	55.8%	59.1%	58.0%
% of FP17s for the same patient ID Re-attending between 3 & 9 months - Adults	190	385	49.4%	49.7%	52.2%	50.9%
% of FP17s for Band 1 Urgent Courses	25	498	5.0%	8.3%	7.9%	9.1%
% of FP17s Relating to Free Repair or Replacements	9	498	1.8%	0.8%	0.8%	0.8%
% of FP17s Relating to Continuations	13	498	2.6%	0.9%	1.1%	1.1%
% of Patients satisfied with the dentistry they have received	5	5	N/A	92.5%	91.8%	91.7%
% of Patients satisfied with the time they had to wait for an appointment	5	5	N/A	89.5%	88.4%	88.0%

* This is based on patients treated on this contract for their most recent course of treatment. Figures in italics indicate the base number of FP17s or Patient Questionnaire responses are less than 100. N/A is shown where the base number of responses is less than 10 during the period. % is calculated as Quantity/Base number*100

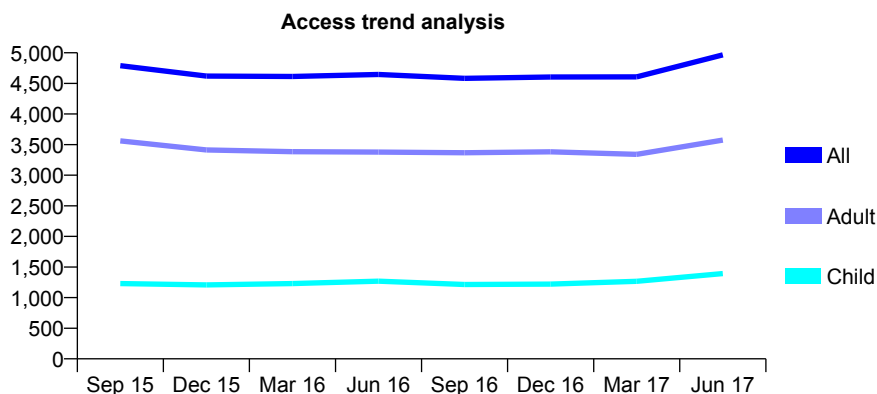
Q57 - Vital Signs At a Glance Contract Report for 359270/0002 - June 2017

Name or company name	MR AF RAI
Contract type name	GDS Contract
Purpose of contract	General
Contract start date	01/02/2009
Contract end date	

17/18 Contracted general activity (UDA)	12,000
Carry forward general activity (UDA)	0
17/18 Contracted orthodontic activity (UOA)	0
Carry forward orthodontic activity (UOA)	0
Baseline contract value	£288,503.91

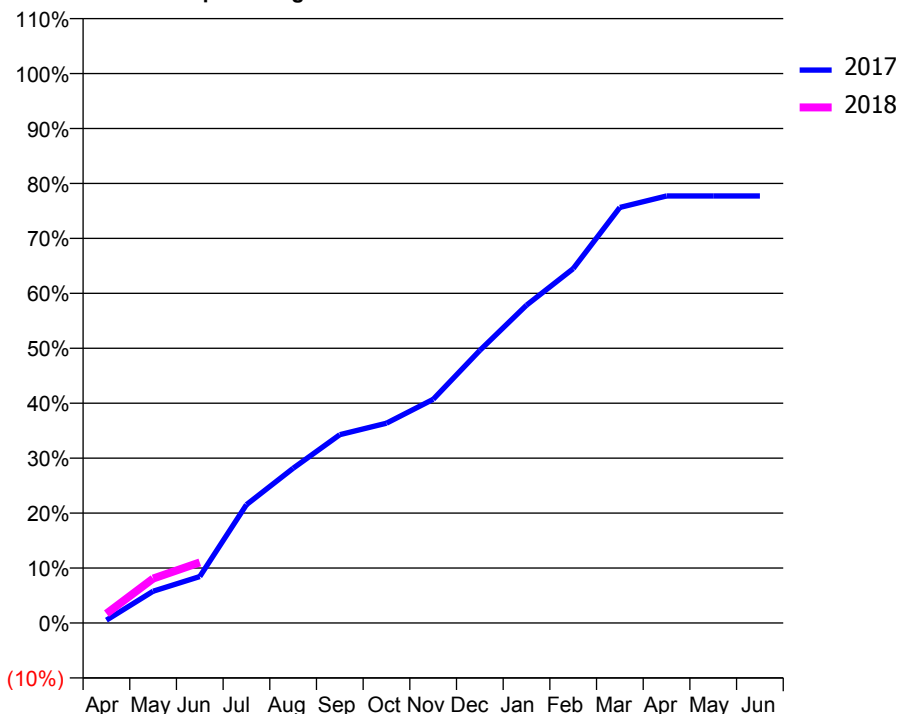
ACCESS*

Patients seen in 24 months	Total	Change since previous quarter
Quarter ending June 2016	4,647	
Quarter ending September 2016	4,583	↓
Quarter ending December 2016	4,604	→
Quarter ending March 2017	4,607	→
Quarter ending June 2017	4,966	↑
Variance since June 2016	6.9%	↑



ACTIVITY

Cumulative percentage of contracted UDA delivered 2017 & 2018



Adjusted Scheduled Activity (UDA)

Month	2017	2018
April	64	205
May	694	972
June	1,015	1,324
July	2,584	
August	3,379	
September	4,114	
October	4,363	
November	4,884	
December	5,954	
January	6,940	
February	7,740	
March	9,074	
April	9,326	
May	9,326	
June	9,326	

QUALITY

	Quantity	Base Number	Contract	AT	Region	England
% of FP17s for the same patient ID Re-attending within 3 months - Children	7	246	2.8%	10.0%	11.7%	12.0%
% of FP17s for the same patient ID Re-attending within 3 months - Adults	47	511	9.2%	14.3%	15.2%	16.0%
% of FP17s for the same patient ID Re-attending between 3 & 9 months - Children	91	246	37.0%	55.8%	59.1%	58.0%
% of FP17s for the same patient ID Re-attending between 3 & 9 months - Adults	199	511	38.9%	49.7%	52.2%	50.9%
% of FP17s for Band 1 Urgent Courses	46	635	7.2%	8.3%	7.9%	9.1%
% of FP17s Relating to Free Repair or Replacements	5	635	0.8%	0.8%	0.8%	0.8%
% of FP17s Relating to Continuations	5	635	0.8%	0.9%	1.1%	1.1%
% of Patients satisfied with the dentistry they have received	8	8	N/A	92.5%	91.8%	91.7%
% of Patients satisfied with the time they had to wait for an appointment	8	8	N/A	89.5%	88.4%	88.0%

* This is based on patients treated on this contract for their most recent course of treatment. Figures in italics indicate the base number of FP17s or Patient Questionnaire responses are less than 100. N/A is shown where the base number of responses is less than 10 during the period. % is calculated as Quantity/Base number*100

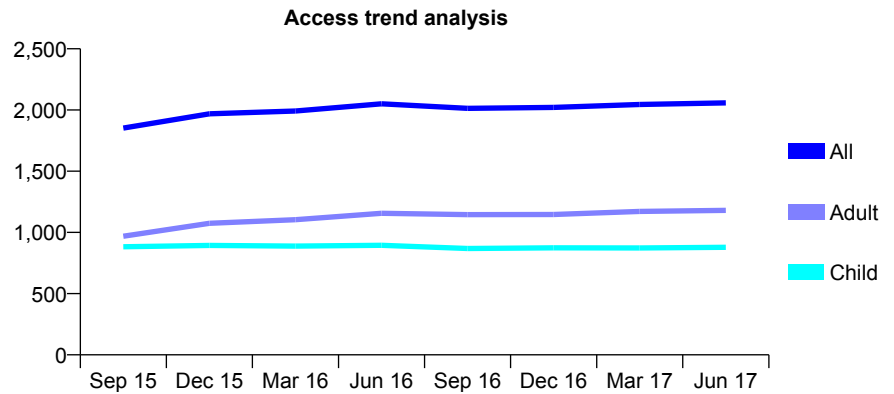
Q57 - Vital Signs At a Glance Contract Report for 366277/0001 - June 2017

Name or company name	MR SV SHAH
Contract type name	GDS Contract
Purpose of contract	General
Contract start date	01/02/2014
Contract end date	

17/18 Contracted general activity (UDA)	4,000
Carry forward general activity (UDA)	0
17/18 Contracted orthodontic activity (UOA)	0
Carry forward orthodontic activity (UOA)	0
Baseline contract value	£100,989.39

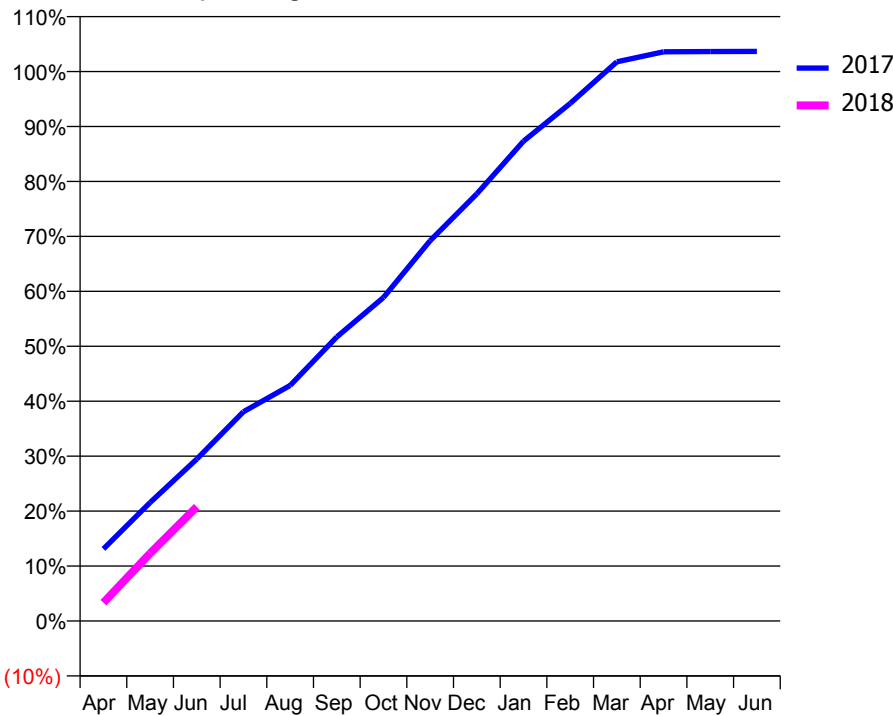
ACCESS*

Patients seen in 24 months	Total	Change since previous quarter
Quarter ending June 2016	2,051	
Quarter ending September 2016	2,014	↓
Quarter ending December 2016	2,021	→
Quarter ending March 2017	2,045	→
Quarter ending June 2017	2,058	→
Variance since June 2016	0.3%	→



ACTIVITY

Cumulative percentage of contracted UDA delivered 2017 & 2018



Adjusted Scheduled Activity (UDA)		
Month	2017	2018
April	525	134
May	863	492
June	1,179	831
July	1,524	
August	1,715	
September	2,068	
October	2,355	
November	2,769	
December	3,109	
January	3,493	
February	3,768	
March	4,071	
April	4,144	
May	4,145	
June	4,146	

QUALITY

	Quantity	Base Number	Contract	AT	Region	England
% of FP17s for the same patient ID Re-attending within 3 months - Children	12	324	3.7%	10.0%	11.7%	12.0%
% of FP17s for the same patient ID Re-attending within 3 months - Adults	21	318	6.6%	14.3%	15.2%	16.0%
% of FP17s for the same patient ID Re-attending between 3 & 9 months - Children	187	324	57.7%	55.8%	59.1%	58.0%
% of FP17s for the same patient ID Re-attending between 3 & 9 months - Adults	166	318	52.2%	49.7%	52.2%	50.9%
% of FP17s for Band 1 Urgent Courses	26	604	4.3%	8.3%	7.9%	9.1%
% of FP17s Relating to Free Repair or Replacements	1	604	0.2%	0.8%	0.8%	0.8%
% of FP17s Relating to Continuations	1	604	0.2%	0.9%	1.1%	1.1%
% of Patients satisfied with the dentistry they have received	5	5	N/A	92.5%	91.8%	91.7%
% of Patients satisfied with the time they had to wait for an appointment	4	5	N/A	89.5%	88.4%	88.0%

* This is based on patients treated on this contract for their most recent course of treatment. Figures in italics indicate the base number of FP17s or Patient Questionnaire responses are less than 100. N/A is shown where the base number of responses is less than 10 during the period. % is calculated as Quantity/Base number*100

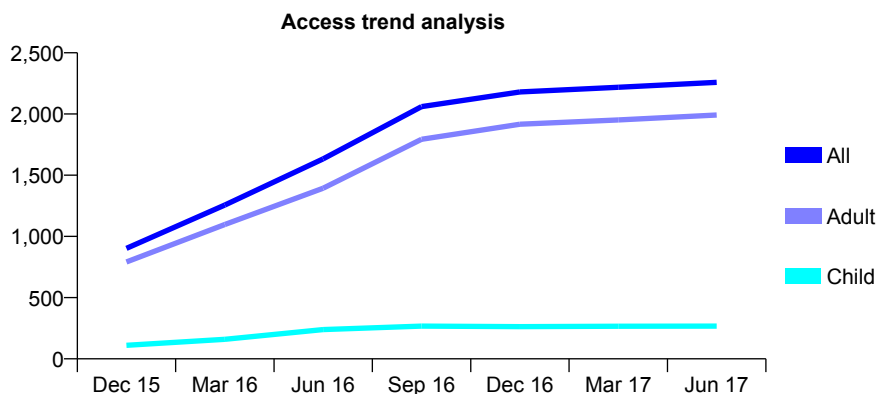
Q57 - Vital Signs At a Glance Contract Report for 398632/0001 - June 2017

Name or company name	MR R PATEL
Contract type name	GDS Contract
Purpose of contract	General
Contract start date	01/10/2015
Contract end date	

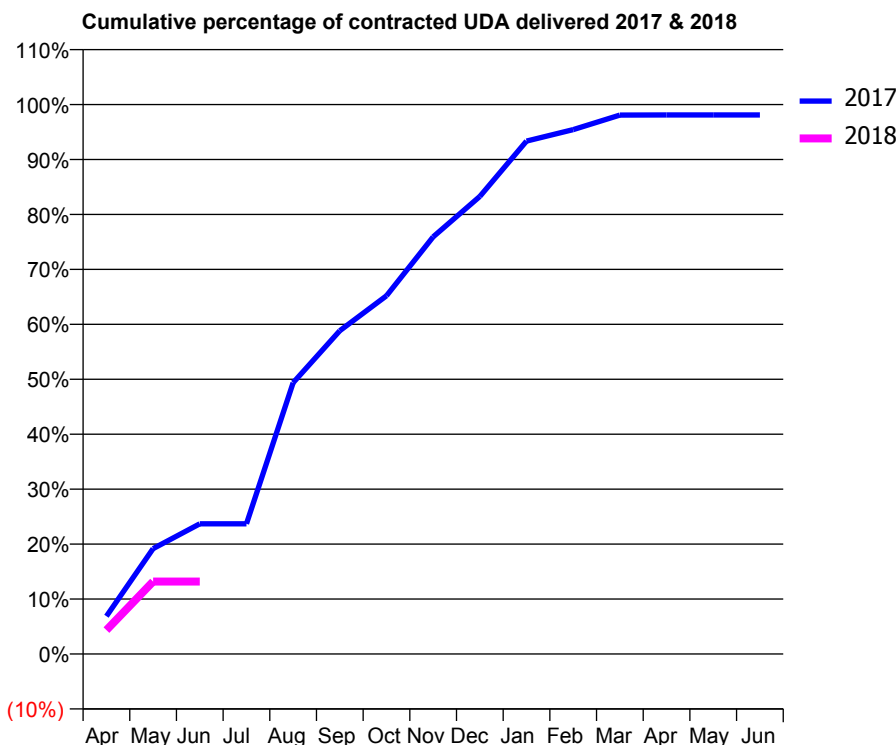
17/18 Contracted general activity (UDA)	8,384
Carry forward general activity (UDA)	0
17/18 Contracted orthodontic activity (UOA)	0
Carry forward orthodontic activity (UOA)	0
Baseline contract value	£187,186.33

ACCESS*

Patients seen in 24 months	Total	Change since previous quarter
Quarter ending June 2016	1,633	
Quarter ending September 2016	2,061	↑
Quarter ending December 2016	2,180	↑
Quarter ending March 2017	2,218	→
Quarter ending June 2017	2,259	→
Variance since June 2016	38.3%	↑



ACTIVITY



Month	Adjusted Scheduled Activity (UDA)	
	2017	2018
April	576	366
May	1,609	1,107
June	1,987	1,107
July	1,987	
August	4,139	
September	4,933	
October	5,465	
November	6,364	
December	6,981	
January	7,827	
February	8,002	
March	8,222	
April	8,225	
May	8,225	
June	8,225	

QUALITY

	Quantity	Base Number	Contract	AT	Region	England
% of FP17s for the same patient ID Re-attending within 3 months - Children	7	89	7.9%	10.0%	11.7%	12.0%
% of FP17s for the same patient ID Re-attending within 3 months - Adults	32	412	7.8%	14.3%	15.2%	16.0%
% of FP17s for the same patient ID Re-attending between 3 & 9 months - Children	67	89	75.3%	55.8%	59.1%	58.0%
% of FP17s for the same patient ID Re-attending between 3 & 9 months - Adults	330	412	80.1%	49.7%	52.2%	50.9%
% of FP17s for Band 1 Urgent Courses	53	500	10.6%	8.3%	7.9%	9.1%
% of FP17s Relating to Free Repair or Replacements	10	500	2.0%	0.8%	0.8%	0.8%
% of FP17s Relating to Continuations	2	500	0.4%	0.9%	1.1%	1.1%
% of Patients satisfied with the dentistry they have received	16	16	100.0%	92.5%	91.8%	91.7%
% of Patients satisfied with the time they had to wait for an appointment	15	16	93.8%	89.5%	88.4%	88.0%

* This is based on patients treated on this contract for their most recent course of treatment. Figures in italics indicate the base number of FP17s or Patient Questionnaire responses are less than 100. N/A is shown where the base number of responses is less than 10 during the period. % is calculated as Quantity/Base number*100

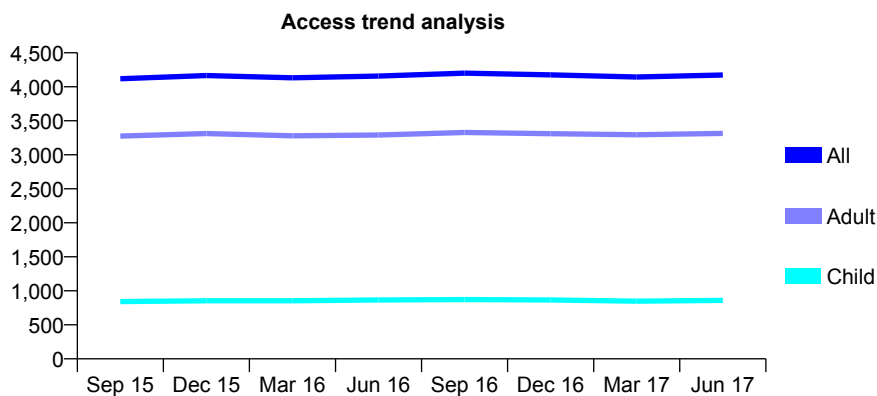
Q57 - Vital Signs At a Glance Contract Report for 567140/0001 - June 2017

Name or company name	MR SA NAJEFI
Contract type name	GDS Contract
Purpose of contract	General
Contract start date	01/04/2006
Contract end date	

17/18 Contracted general activity (UDA)	10,836
Carry forward general activity (UDA)	0
17/18 Contracted orthodontic activity (UOA)	0
Carry forward orthodontic activity (UOA)	0
Baseline contract value	£263,448.43

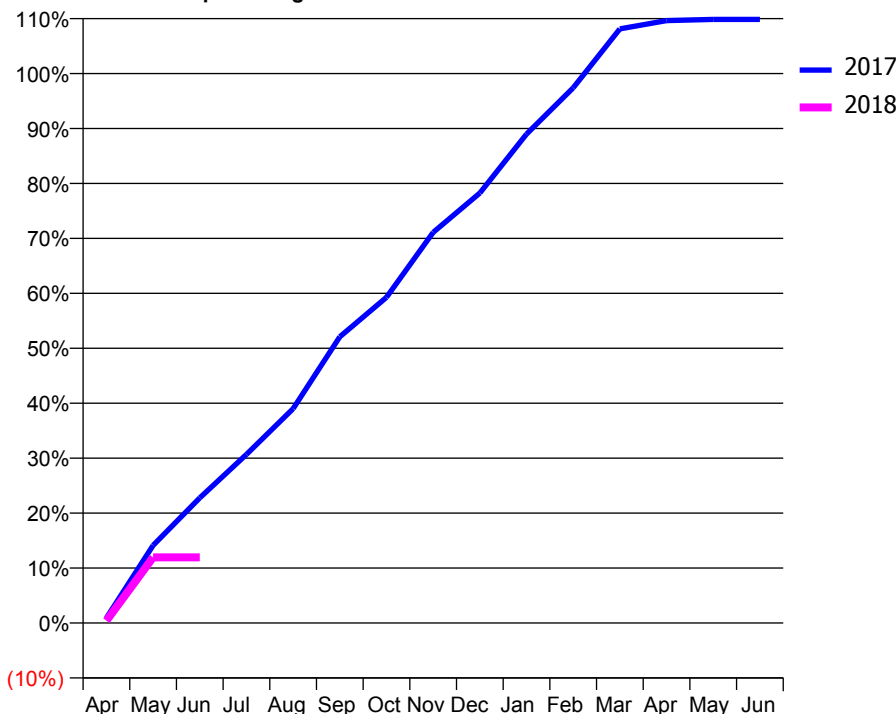
ACCESS*

Patients seen in 24 months	Total	Change since previous quarter
Quarter ending June 2016	4,157	
Quarter ending September 2016	4,200	→
Quarter ending December 2016	4,176	→
Quarter ending March 2017	4,144	→
Quarter ending June 2017	4,173	→
Variance since June 2016	0.4%	→



ACTIVITY

Cumulative percentage of contracted UDA delivered 2017 & 2018



Month	Adjusted Scheduled Activity (UDA)	
	2017	2018
April	102	47
May	1,532	1,295
June	2,468	1,295
July	3,324	
August	4,227	
September	5,645	
October	6,421	
November	7,704	
December	8,480	
January	9,641	
February	10,555	
March	11,716	
April	11,880	
May	11,904	
June	11,904	

QUALITY

	Quantity	Base Number	Contract	AT	Region	England
% of FP17s for the same patient ID Re-attending within 3 months - Children	15	196	7.7%	10.0%	11.7%	12.0%
% of FP17s for the same patient ID Re-attending within 3 months - Adults	112	763	14.7%	14.3%	15.2%	16.0%
% of FP17s for the same patient ID Re-attending between 3 & 9 months - Children	121	196	61.7%	55.8%	59.1%	58.0%
% of FP17s for the same patient ID Re-attending between 3 & 9 months - Adults	474	763	62.1%	49.7%	52.2%	50.9%
% of FP17s for Band 1 Urgent Courses	76	735	10.3%	8.3%	7.9%	9.1%
% of FP17s Relating to Free Repair or Replacements	5	735	0.7%	0.8%	0.8%	0.8%
% of FP17s Relating to Continuations	1	735	0.1%	0.9%	1.1%	1.1%
% of Patients satisfied with the dentistry they have received	8	9	N/A	92.5%	91.8%	91.7%
% of Patients satisfied with the time they had to wait for an appointment	7	9	N/A	89.5%	88.4%	88.0%

* This is based on patients treated on this contract for their most recent course of treatment. Figures in italics indicate the base number of FP17s or Patient Questionnaire responses are less than 100. N/A is shown where the base number of responses is less than 10 during the period. % is calculated as Quantity/Base number*100

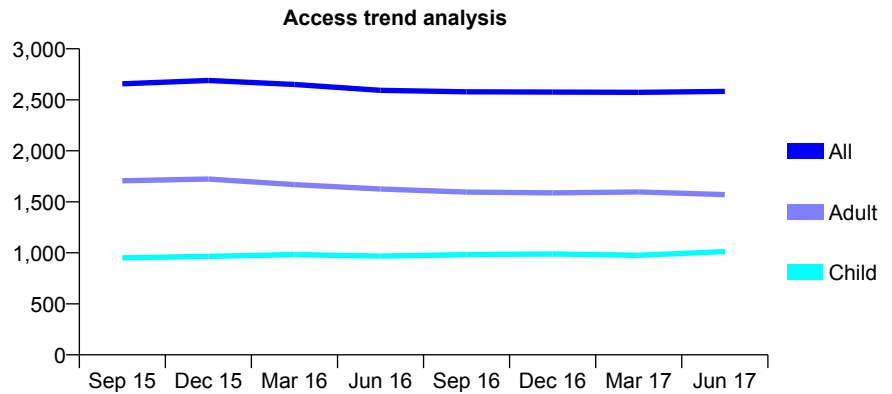
Q57 - Vital Signs At a Glance Contract Report for 570184/0001 - June 2017

Name or company name	MRS BI HELLYAR
Contract type name	GDS Contract
Purpose of contract	General
Contract start date	01/04/2006
Contract end date	

17/18 Contracted general activity (UDA)	7,174
Carry forward general activity (UDA)	0
17/18 Contracted orthodontic activity (UOA)	0
Carry forward orthodontic activity (UOA)	0
Baseline contract value	£182,502.83

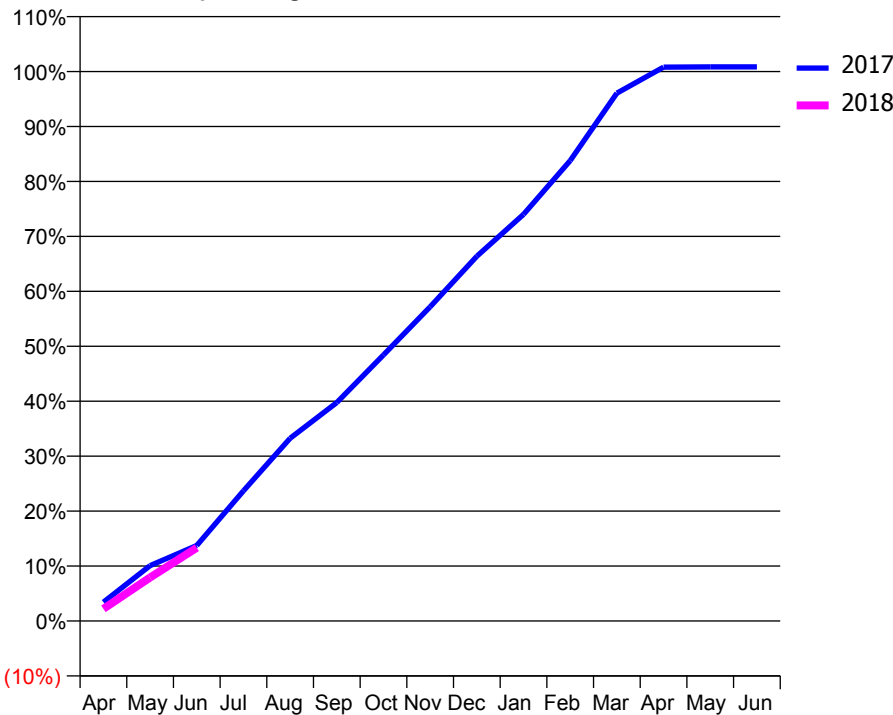
ACCESS*

Patients seen in 24 months	Total	Change since previous quarter
Quarter ending June 2016	2,593	
Quarter ending September 2016	2,578	→
Quarter ending December 2016	2,576	→
Quarter ending March 2017	2,573	→
Quarter ending June 2017	2,582	→
Variance since June 2016	(0.4%)	→



ACTIVITY

Cumulative percentage of contracted UDA delivered 2017 & 2018



Month	Adjusted Scheduled Activity (UDA)	
	2017	2018
April	246	159
May	723	569
June	986	957
July	1,699	
August	2,386	
September	2,853	
October	3,473	
November	4,103	
December	4,762	
January	5,309	
February	6,011	
March	6,891	
April	7,231	
May	7,234	
June	7,234	

QUALITY

	Quantity	Base Number	Contract	AT	Region	England
% of FP17s for the same patient ID Re-attending within 3 months - Children	16	228	7.0%	10.0%	11.7%	12.0%
% of FP17s for the same patient ID Re-attending within 3 months - Adults	61	409	14.9%	14.3%	15.2%	16.0%
% of FP17s for the same patient ID Re-attending between 3 & 9 months - Children	74	228	32.5%	55.8%	59.1%	58.0%
% of FP17s for the same patient ID Re-attending between 3 & 9 months - Adults	187	409	45.7%	49.7%	52.2%	50.9%
% of FP17s for Band 1 Urgent Courses	119	535	22.2%	8.3%	7.9%	9.1%
% of FP17s Relating to Free Repair or Replacements	2	535	0.4%	0.8%	0.8%	0.8%
% of FP17s Relating to Continuations	7	535	1.3%	0.9%	1.1%	1.1%
% of Patients satisfied with the dentistry they have received	2	2	N/A	92.5%	91.8%	91.7%
% of Patients satisfied with the time they had to wait for an appointment	2	2	N/A	89.5%	88.4%	88.0%

* This is based on patients treated on this contract for their most recent course of treatment. Figures in italics indicate the base number of FP17s or Patient Questionnaire responses are less than 100. N/A is shown where the base number of responses is less than 10 during the period. % is calculated as Quantity/Base number*100

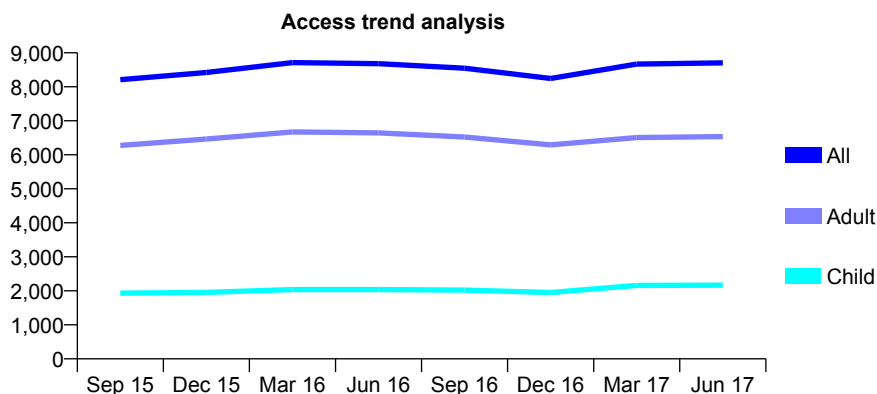
Q57 - Vital Signs At a Glance Contract Report for 573310/0001 - June 2017

Name or company name	MR R PRASHAR
Contract type name	GDS Contract
Purpose of contract	General
Contract start date	01/04/2006
Contract end date	

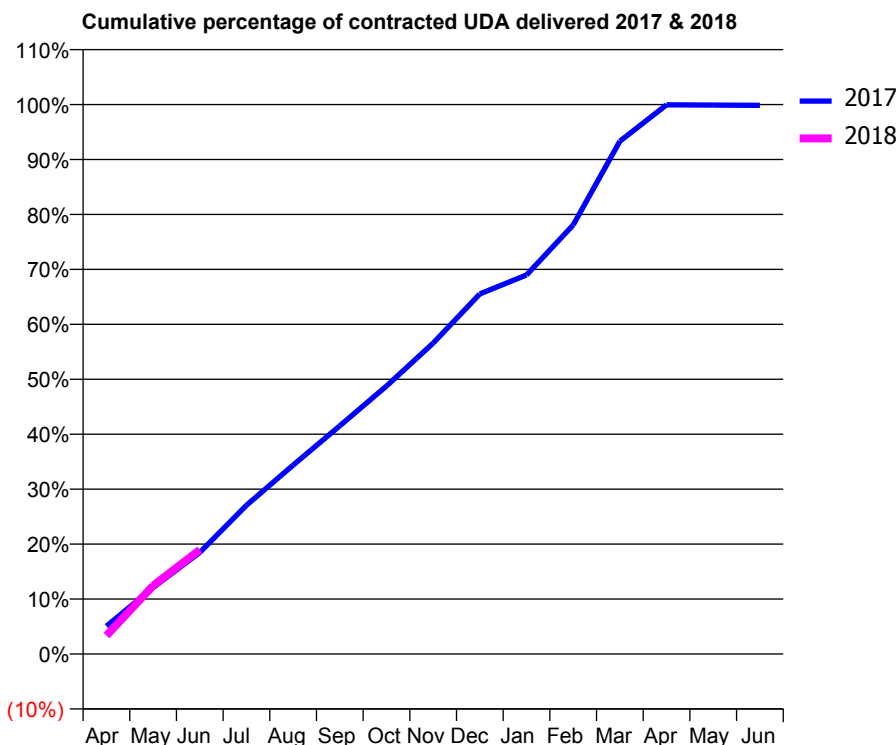
17/18 Contracted general activity (UDA)	22,381
Carry forward general activity (UDA)	0
17/18 Contracted orthodontic activity (UOA)	0
Carry forward orthodontic activity (UOA)	0
Baseline contract value	£589,946.37

ACCESS*

Patients seen in 24 months	Total	Change since previous quarter
Quarter ending June 2016	8,680	
Quarter ending September 2016	8,546	↓
Quarter ending December 2016	8,244	↓
Quarter ending March 2017	8,668	↑
Quarter ending June 2017	8,705	→
Variance since June 2016	0.3%	→



ACTIVITY



Adjusted Scheduled Activity (UDA)		
Month	2017	2018
April	1,134	755
May	2,709	2,781
June	4,138	4,246
July	6,056	
August	7,693	
September	9,297	
October	10,913	
November	12,661	
December	14,669	
January	15,440	
February	17,473	
March	20,887	
April	22,371	
May	22,358	
June	22,347	

QUALITY

	Quantity	Base Number	Contract	AT	Region	England
% of FP17s for the same patient ID Re-attending within 3 months - Children	79	758	10.4%	10.0%	11.7%	12.0%
% of FP17s for the same patient ID Re-attending within 3 months - Adults	329	1,961	16.8%	14.3%	15.2%	16.0%
% of FP17s for the same patient ID Re-attending between 3 & 9 months - Children	405	758	53.4%	55.8%	59.1%	58.0%
% of FP17s for the same patient ID Re-attending between 3 & 9 months - Adults	851	1,961	43.4%	49.7%	52.2%	50.9%
% of FP17s for Band 1 Urgent Courses	353	2,226	15.9%	8.3%	7.9%	9.1%
% of FP17s Relating to Free Repair or Replacements	8	2,226	0.4%	0.8%	0.8%	0.8%
% of FP17s Relating to Continuations	4	2,226	0.2%	0.9%	1.1%	1.1%
% of Patients satisfied with the dentistry they have received	11	12	91.7%	92.5%	91.8%	91.7%
% of Patients satisfied with the time they had to wait for an appointment	11	12	91.7%	89.5%	88.4%	88.0%

* This is based on patients treated on this contract for their most recent course of treatment. Figures in italics indicate the base number of FP17s or Patient Questionnaire responses are less than 100. N/A is shown where the base number of responses is less than 10 during the period. % is calculated as Quantity/Base number*100

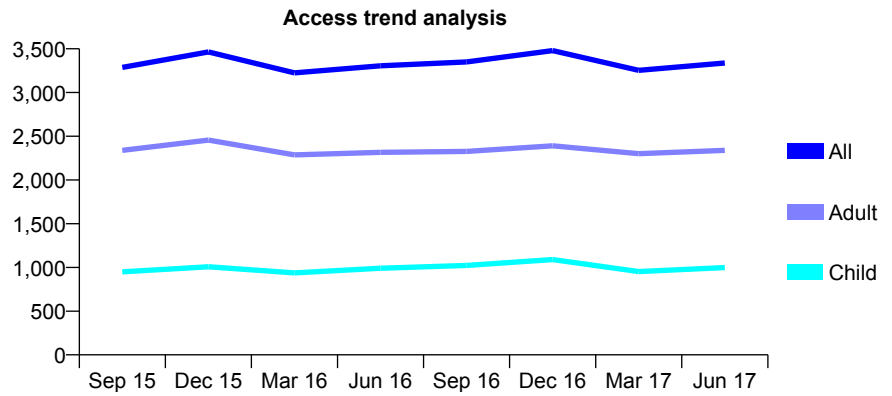
Q57 - Vital Signs At a Glance Contract Report for 573310/0003 - June 2017

Name or company name	MR R PRASHAR
Contract type name	GDS Contract
Purpose of contract	General
Contract start date	01/07/2009
Contract end date	

17/18 Contracted general activity (UDA)	7,000
Carry forward general activity (UDA)	0
17/18 Contracted orthodontic activity (UOA)	0
Carry forward orthodontic activity (UOA)	0
Baseline contract value	£181,175.66

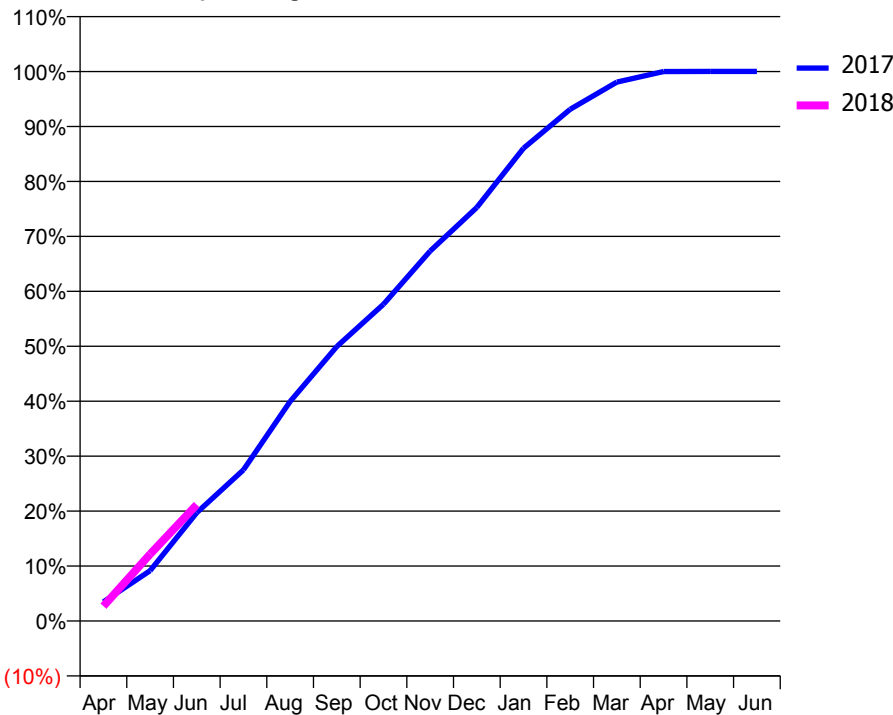
ACCESS*

Patients seen in 24 months	Total	Change since previous quarter
Quarter ending June 2016	3,306	
Quarter ending September 2016	3,350	→
Quarter ending December 2016	3,480	↑
Quarter ending March 2017	3,253	↓
Quarter ending June 2017	3,337	↑
Variance since June 2016	0.9%	→



ACTIVITY

Cumulative percentage of contracted UDA delivered 2017 & 2018



Month	Adjusted Scheduled Activity (UDA)	
	2017	2018
April	244	190
May	641	852
June	1,381	1,482
July	1,926	
August	2,797	
September	3,497	
October	4,035	
November	4,712	
December	5,268	
January	6,022	
February	6,518	
March	6,865	
April	7,000	
May	7,001	
June	7,001	

QUALITY

	Quantity	Base Number	Contract	AT	Region	England
% of FP17s for the same patient ID Re-attending within 3 months - Children	16	307	5.2%	10.0%	11.7%	12.0%
% of FP17s for the same patient ID Re-attending within 3 months - Adults	47	579	8.1%	14.3%	15.2%	16.0%
% of FP17s for the same patient ID Re-attending between 3 & 9 months - Children	142	307	46.3%	55.8%	59.1%	58.0%
% of FP17s for the same patient ID Re-attending between 3 & 9 months - Adults	218	579	37.7%	49.7%	52.2%	50.9%
% of FP17s for Band 1 Urgent Courses	127	834	15.2%	8.3%	7.9%	9.1%
% of FP17s Relating to Free Repair or Replacements	0	834	0.0%	0.8%	0.8%	0.8%
% of FP17s Relating to Continuations	1	834	0.1%	0.9%	1.1%	1.1%
% of Patients satisfied with the dentistry they have received	1	2	N/A	92.5%	91.8%	91.7%
% of Patients satisfied with the time they had to wait for an appointment	1	2	N/A	89.5%	88.4%	88.0%

* This is based on patients treated on this contract for their most recent course of treatment. Figures in italics indicate the base number of FP17s or Patient Questionnaire responses are less than 100. N/A is shown where the base number of responses is less than 10 during the period. % is calculated as Quantity/Base number*100

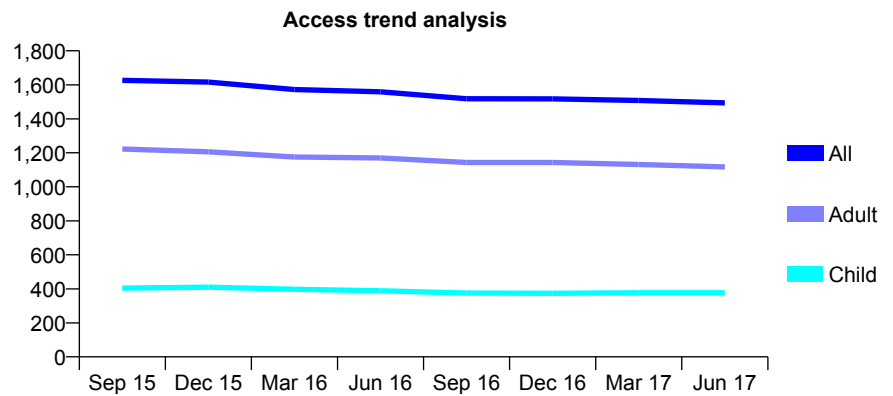
Q57 - Vital Signs At a Glance Contract Report for 574732/0002 - June 2017

Name or company name	MR B LILADHAR
Contract type name	GDS Contract
Purpose of contract	General
Contract start date	01/04/2006
Contract end date	

17/18 Contracted general activity (UDA)	4,500
Carry forward general activity (UDA)	0
17/18 Contracted orthodontic activity (UOA)	0
Carry forward orthodontic activity (UOA)	0
Baseline contract value	£124,219.35

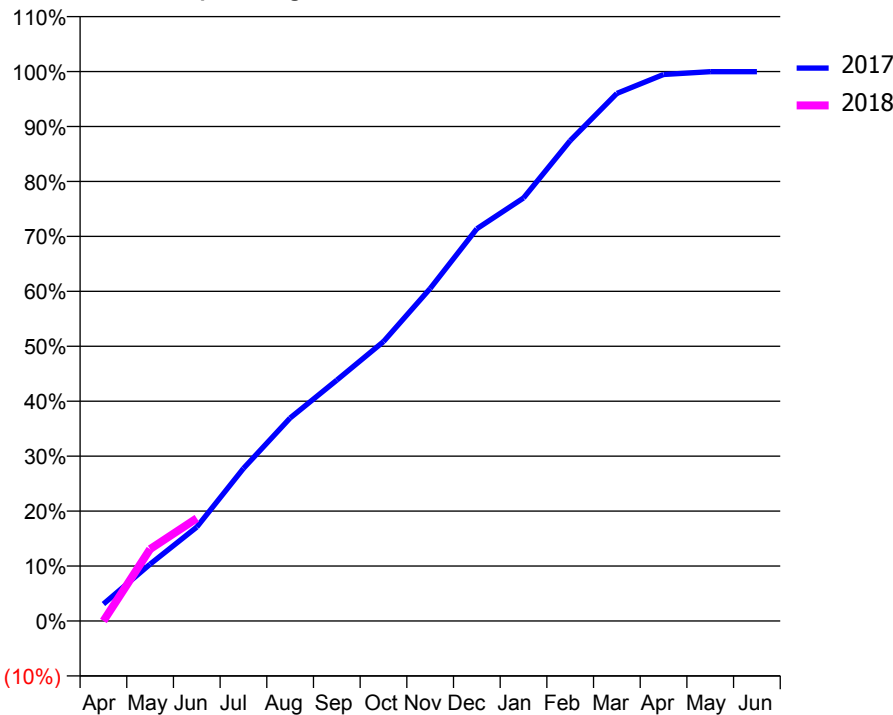
ACCESS*

Patients seen in 24 months	Total	Change since previous quarter
Quarter ending June 2016	1,559	
Quarter ending September 2016	1,518	↓
Quarter ending December 2016	1,517	→
Quarter ending March 2017	1,508	→
Quarter ending June 2017	1,494	→
Variance since June 2016	(4.2%)	↓



ACTIVITY

Cumulative percentage of contracted UDA delivered 2017 & 2018



Month	Adjusted Scheduled Activity (UDA)	
	2017	2018
April	139	0
May	466	589
June	769	841
July	1,250	
August	1,663	
September	1,973	
October	2,289	
November	2,723	
December	3,212	
January	3,464	
February	3,934	
March	4,321	
April	4,476	
May	4,499	
June	4,499	

QUALITY

	Quantity	Base Number	Contract	AT	Region	England
% of FP17s for the same patient ID Re-attending within 3 months - Children	14	136	10.3%	10.0%	11.7%	12.0%
% of FP17s for the same patient ID Re-attending within 3 months - Adults	37	347	10.7%	14.3%	15.2%	16.0%
% of FP17s for the same patient ID Re-attending between 3 & 9 months - Children	90	136	66.2%	55.8%	59.1%	58.0%
% of FP17s for the same patient ID Re-attending between 3 & 9 months - Adults	223	347	64.3%	49.7%	52.2%	50.9%
% of FP17s for Band 1 Urgent Courses	16	412	3.9%	8.3%	7.9%	9.1%
% of FP17s Relating to Free Repair or Replacements	3	412	0.7%	0.8%	0.8%	0.8%
% of FP17s Relating to Continuations	3	412	0.7%	0.9%	1.1%	1.1%
% of Patients satisfied with the dentistry they have received	3	3	N/A	92.5%	91.8%	91.7%
% of Patients satisfied with the time they had to wait for an appointment	3	3	N/A	89.5%	88.4%	88.0%

* This is based on patients treated on this contract for their most recent course of treatment. Figures in italics indicate the base number of FP17s or Patient Questionnaire responses are less than 100. N/A is shown where the base number of responses is less than 10 during the period. % is calculated as Quantity/Base number*100

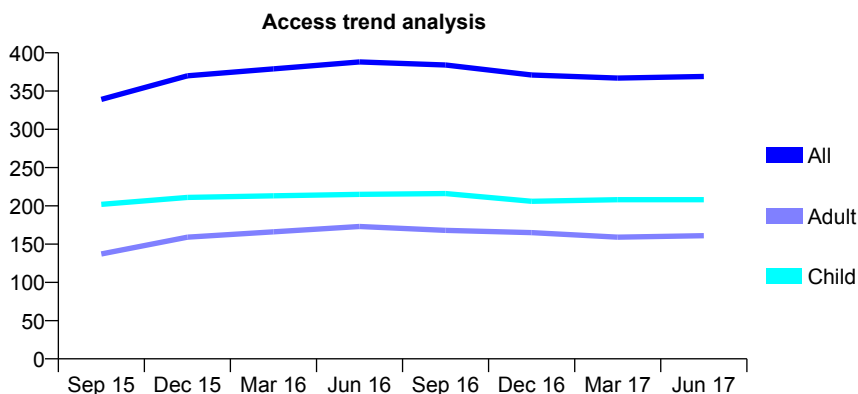
Q57 - Vital Signs At a Glance Contract Report for 575305/0001 - June 2017

Name or company name	MR AA JALEEL
Contract type name	GDS Contract
Purpose of contract	General
Contract start date	01/04/2006
Contract end date	

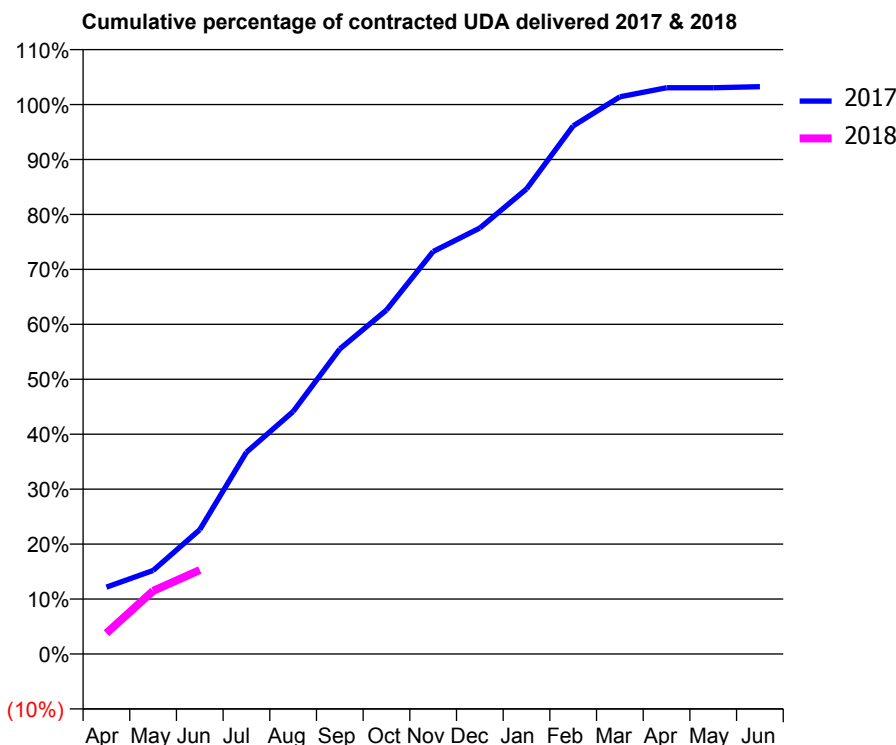
17/18 Contracted general activity (UDA)	500
Carry forward general activity (UDA)	0
17/18 Contracted orthodontic activity (UOA)	0
Carry forward orthodontic activity (UOA)	0
Baseline contract value	£16,398.79

ACCESS*

Patients seen in 24 months	Total	Change since previous quarter
Quarter ending June 2016	388	
Quarter ending September 2016	384	↓
Quarter ending December 2016	371	↓
Quarter ending March 2017	367	↓
Quarter ending June 2017	369	→
Variance since June 2016	(4.9%)	↓



ACTIVITY



Month	Adjusted Scheduled Activity (UDA)	
	2017	2018
April	61	19
May	76	57
June	113	76
July	184	
August	221	
September	278	
October	313	
November	366	
December	388	
January	423	
February	481	
March	507	
April	515	
May	515	
June	516	

QUALITY

	Quantity	Base Number	Contract	AT	Region	England
% of FP17s for the same patient ID Re-attending within 3 months - Children	1	42	2.4%	10.0%	11.7%	12.0%
% of FP17s for the same patient ID Re-attending within 3 months - Adults	1	31	3.2%	14.3%	15.2%	16.0%
% of FP17s for the same patient ID Re-attending between 3 & 9 months - Children	19	42	45.2%	55.8%	59.1%	58.0%
% of FP17s for the same patient ID Re-attending between 3 & 9 months - Adults	11	31	35.5%	49.7%	52.2%	50.9%
% of FP17s for Band 1 Urgent Courses	2	66	3.0%	8.3%	7.9%	9.1%
% of FP17s Relating to Free Repair or Replacements	0	66	0.0%	0.8%	0.8%	0.8%
% of FP17s Relating to Continuations	0	66	0.0%	0.9%	1.1%	1.1%
% of Patients satisfied with the dentistry they have received	5	5	N/A	92.5%	91.8%	91.7%
% of Patients satisfied with the time they had to wait for an appointment	5	5	N/A	89.5%	88.4%	88.0%

* This is based on patients treated on this contract for their most recent course of treatment. Figures in italics indicate the base number of FP17s or Patient Questionnaire responses are less than 100. N/A is shown where the base number of responses is less than 10 during the period. % is calculated as Quantity/Base number*100

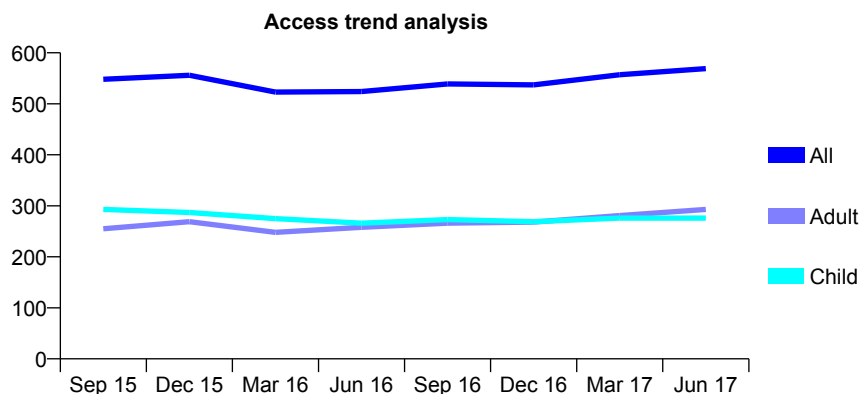
Q57 - Vital Signs At a Glance Contract Report for 577987/0002 - June 2017

Name or company name	MR K SHETH
Contract type name	GDS Contract
Purpose of contract	General
Contract start date	01/05/2007
Contract end date	

17/18 Contracted general activity (UDA)	1,700
Carry forward general activity (UDA)	0
17/18 Contracted orthodontic activity (UOA)	0
Carry forward orthodontic activity (UOA)	0
Baseline contract value	£48,235.46

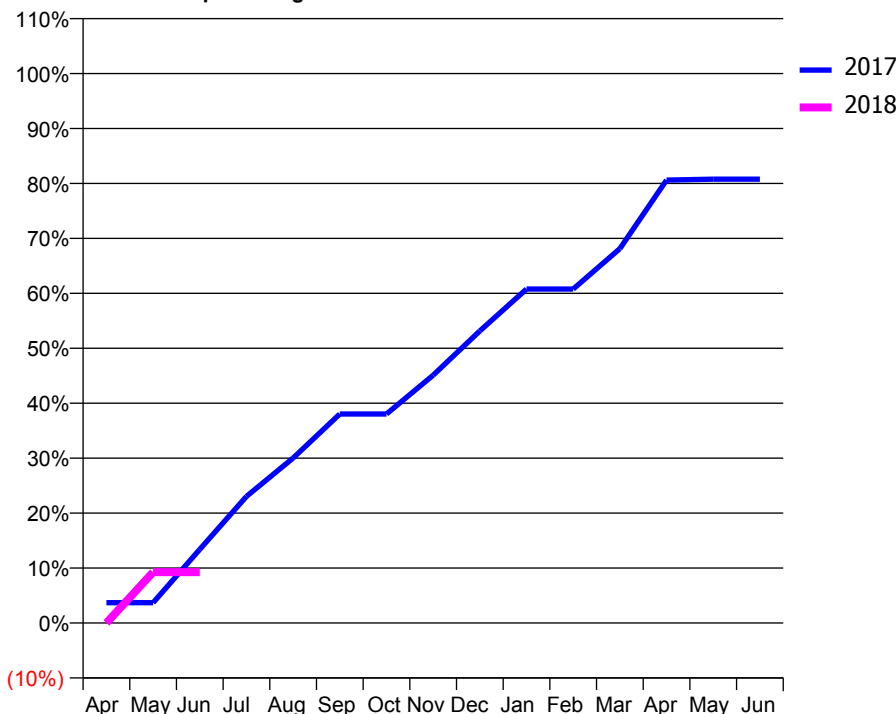
ACCESS*

Patients seen in 24 months	Total	Change since previous quarter
Quarter ending June 2016	524	
Quarter ending September 2016	539	↑
Quarter ending December 2016	537	→
Quarter ending March 2017	557	↑
Quarter ending June 2017	569	↑
Variance since June 2016	8.6%	↑



ACTIVITY

Cumulative percentage of contracted UDA delivered 2017 & 2018



Adjusted Scheduled Activity (UDA)

Month	2017	2018
April	63	0
May	63	157
June	228	157
July	392	
August	510	
September	647	
October	647	
November	767	
December	904	
January	1,033	
February	1,033	
March	1,158	
April	1,370	
May	1,373	
June	1,373	

QUALITY

	Quantity	Base Number	Contract	AT	Region	England
% of FP17s for the same patient ID Re-attending within 3 months - Children	9	101	8.9%	10.0%	11.7%	12.0%
% of FP17s for the same patient ID Re-attending within 3 months - Adults	19	86	22.1%	14.3%	15.2%	16.0%
% of FP17s for the same patient ID Re-attending between 3 & 9 months - Children	49	101	48.5%	55.8%	59.1%	58.0%
% of FP17s for the same patient ID Re-attending between 3 & 9 months - Adults	23	86	26.7%	49.7%	52.2%	50.9%
% of FP17s for Band 1 Urgent Courses	6	77	7.8%	8.3%	7.9%	9.1%
% of FP17s Relating to Free Repair or Replacements	1	77	1.3%	0.8%	0.8%	0.8%
% of FP17s Relating to Continuations	3	77	3.9%	0.9%	1.1%	1.1%
% of Patients satisfied with the dentistry they have received	0	0	N/A	92.5%	91.8%	91.7%
% of Patients satisfied with the time they had to wait for an appointment	0	0	N/A	89.5%	88.4%	88.0%

* This is based on patients treated on this contract for their most recent course of treatment. Figures in italics indicate the base number of FP17s or Patient Questionnaire responses are less than 100. N/A is shown where the base number of responses is less than 10 during the period. % is calculated as Quantity/Base number*100

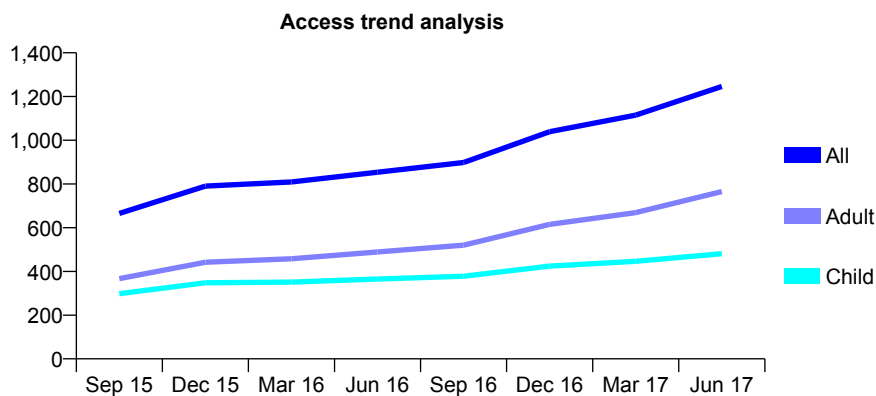
Q57 - Vital Signs At a Glance Contract Report for 616001/0001 - June 2017

Name or company name	MRS P SHARMA
Contract type name	GDS Contract
Purpose of contract	General
Contract start date	01/11/2014
Contract end date	

17/18 Contracted general activity (UDA)	2,738
Carry forward general activity (UDA)	0
17/18 Contracted orthodontic activity (UOA)	0
Carry forward orthodontic activity (UOA)	0
Baseline contract value	£65,957.89

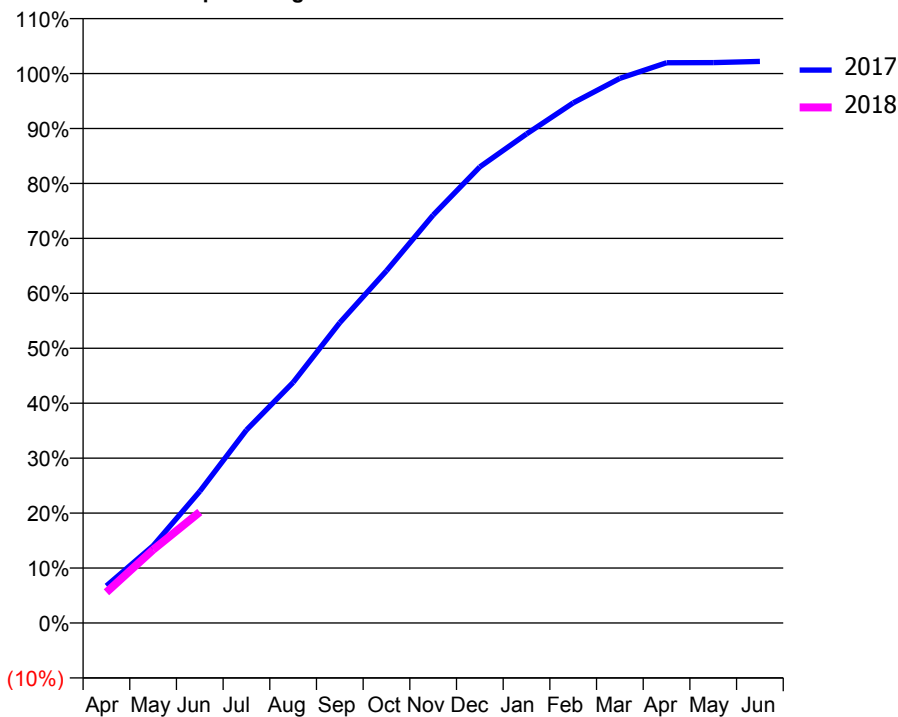
ACCESS*

Patients seen in 24 months	Total	Change since previous quarter
Quarter ending June 2016	854	
Quarter ending September 2016	898	↑
Quarter ending December 2016	1,039	↑
Quarter ending March 2017	1,115	↑
Quarter ending June 2017	1,246	↑
Variance since June 2016	45.9%	↑



ACTIVITY

Cumulative percentage of contracted UDA delivered 2017 & 2018



Month	Adjusted Scheduled Activity (UDA)	
	2017	2018
April	185	153
May	385	365
June	656	553
July	962	
August	1,199	
September	1,497	
October	1,755	
November	2,033	
December	2,273	
January	2,437	
February	2,592	
March	2,714	
April	2,792	
May	2,792	
June	2,798	

QUALITY

	Quantity	Base Number	Contract	AT	Region	England
% of FP17s for the same patient ID Re-attending within 3 months - Children	12	162	7.4%	10.0%	11.7%	12.0%
% of FP17s for the same patient ID Re-attending within 3 months - Adults	18	269	6.7%	14.3%	15.2%	16.0%
% of FP17s for the same patient ID Re-attending between 3 & 9 months - Children	84	162	51.9%	55.8%	59.1%	58.0%
% of FP17s for the same patient ID Re-attending between 3 & 9 months - Adults	127	269	47.2%	49.7%	52.2%	50.9%
% of FP17s for Band 1 Urgent Courses	21	239	8.8%	8.3%	7.9%	9.1%
% of FP17s Relating to Free Repair or Replacements	0	239	0.0%	0.8%	0.8%	0.8%
% of FP17s Relating to Continuations	0	239	0.0%	0.9%	1.1%	1.1%
% of Patients satisfied with the dentistry they have received	1	1	N/A	92.5%	91.8%	91.7%
% of Patients satisfied with the time they had to wait for an appointment	1	1	N/A	89.5%	88.4%	88.0%

* This is based on patients treated on this contract for their most recent course of treatment. Figures in italics indicate the base number of FP17s or Patient Questionnaire responses are less than 100. N/A is shown where the base number of responses is less than 10 during the period. % is calculated as Quantity/Base number*100

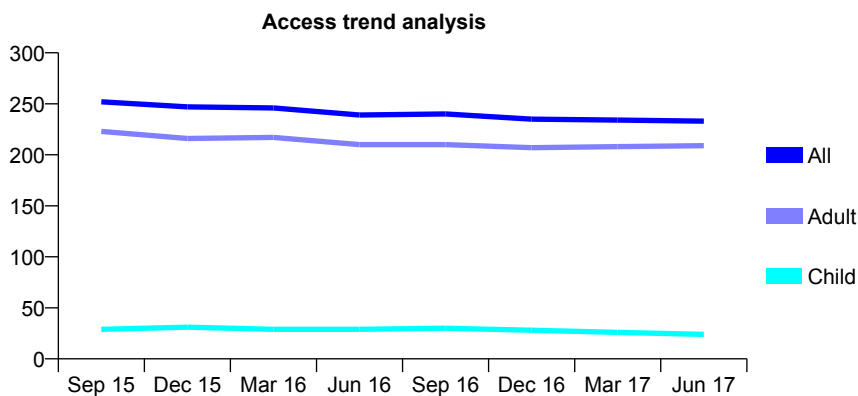
Q57 - Vital Signs At a Glance Contract Report for 618683/0001 - June 2017

Name or company name	Papineni Dental Practice
Contract type name	GDS Contract
Purpose of contract	General
Contract start date	01/04/2006
Contract end date	

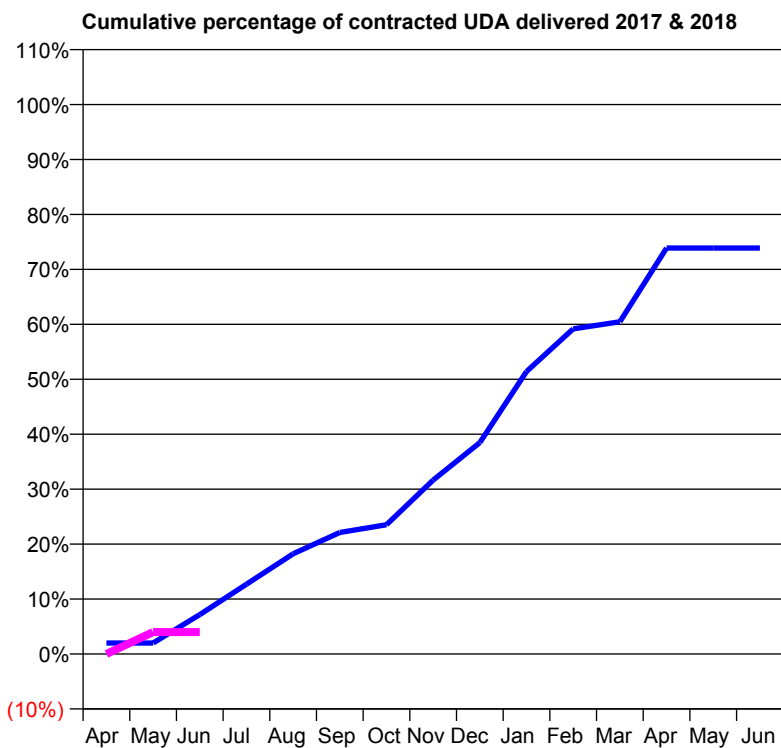
17/18 Contracted general activity (UDA)	850
Carry forward general activity (UDA)	0
17/18 Contracted orthodontic activity (UOA)	0
Carry forward orthodontic activity (UOA)	0
Baseline contract value	£18,117.17

ACCESS*

Patients seen in 24 months	Total	Change since previous quarter
Quarter ending June 2016	239	
Quarter ending September 2016	240	→
Quarter ending December 2016	235	↓
Quarter ending March 2017	234	→
Quarter ending June 2017	233	→
Variance since June 2016	(2.5%)	↓



ACTIVITY



Month	Adjusted Scheduled Activity (UDA)	
	2017	2018
April	17	0
May	17	34
June	61	34
July	108	
August	155	
September	188	
October	200	
November	269	
December	327	
January	437	
February	503	
March	514	
April	628	
May	628	
June	628	

QUALITY

	Quantity	Base Number	Contract	AT	Region	England
% of FP17s for the same patient ID Re-attending within 3 months - Children	0	7	0.0%	10.0%	11.7%	12.0%
% of FP17s for the same patient ID Re-attending within 3 months - Adults	0	84	0.0%	14.3%	15.2%	16.0%
% of FP17s for the same patient ID Re-attending between 3 & 9 months - Children	5	7	71.4%	55.8%	59.1%	58.0%
% of FP17s for the same patient ID Re-attending between 3 & 9 months - Adults	67	84	79.8%	49.7%	52.2%	50.9%
% of FP17s for Band 1 Urgent Courses	0	28	0.0%	8.3%	7.9%	9.1%
% of FP17s Relating to Free Repair or Replacements	0	28	0.0%	0.8%	0.8%	0.8%
% of FP17s Relating to Continuations	0	28	0.0%	0.9%	1.1%	1.1%
% of Patients satisfied with the dentistry they have received	1	1	N/A	92.5%	91.8%	91.7%
% of Patients satisfied with the time they had to wait for an appointment	1	1	N/A	89.5%	88.4%	88.0%

* This is based on patients treated on this contract for their most recent course of treatment. Figures in italics indicate the base number of FP17s or Patient Questionnaire responses are less than 100. N/A is shown where the base number of responses is less than 10 during the period. % is calculated as Quantity/Base number*100

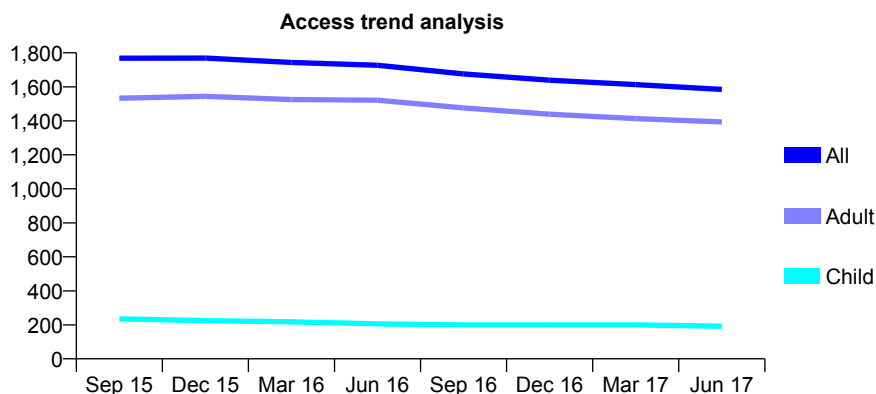
Q57 - Vital Signs At a Glance Contract Report for 618683/0002 - June 2017

Name or company name	Papineni Dental Practice
Contract type name	GDS Contract
Purpose of contract	General
Contract start date	01/04/2006
Contract end date	

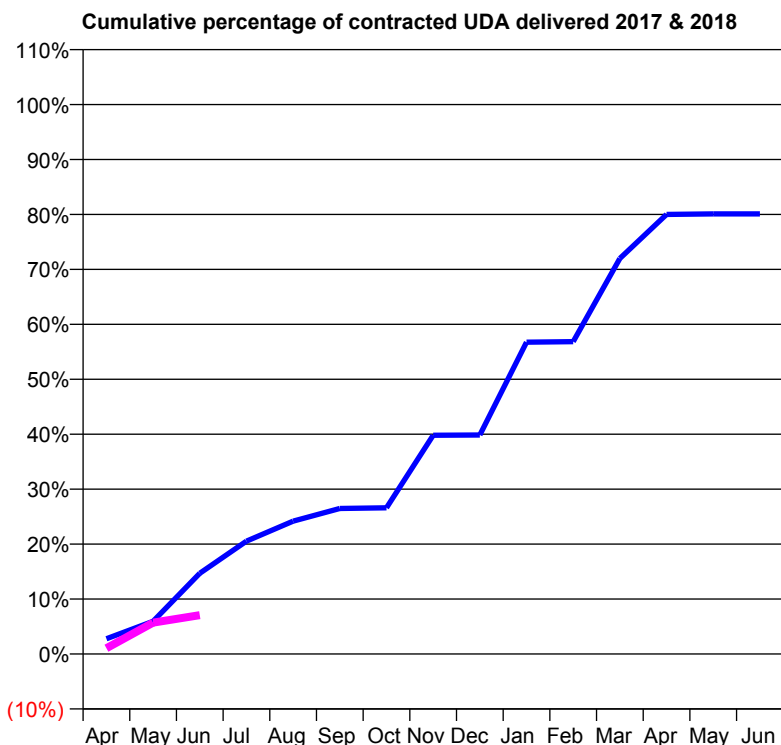
17/18 Contracted general activity (UDA)	5,493
Carry forward general activity (UDA)	0
17/18 Contracted orthodontic activity (UOA)	0
Carry forward orthodontic activity (UOA)	0
Baseline contract value	£108,892.74

ACCESS*

Patients seen in 24 months	Total	Change since previous quarter
Quarter ending June 2016	1,727	
Quarter ending September 2016	1,676	↓
Quarter ending December 2016	1,639	↓
Quarter ending March 2017	1,613	↓
Quarter ending June 2017	1,585	↓
Variance since June 2016	(8.2%)	↓



ACTIVITY



Adjusted Scheduled Activity (UDA)		
Month	2017	2018
April	152	58
May	327	314
June	807	388
July	1,129	
August	1,328	
September	1,455	
October	1,461	
November	2,187	
December	2,189	
January	3,117	
February	3,123	
March	3,954	
April	4,394	
May	4,399	
June	4,399	

QUALITY

	Quantity	Base Number	Contract	AT	Region	England
% of FP17s for the same patient ID Re-attending within 3 months - Children	3	55	5.5%	10.0%	11.7%	12.0%
% of FP17s for the same patient ID Re-attending within 3 months - Adults	14	468	3.0%	14.3%	15.2%	16.0%
% of FP17s for the same patient ID Re-attending between 3 & 9 months - Children	47	55	85.5%	55.8%	59.1%	58.0%
% of FP17s for the same patient ID Re-attending between 3 & 9 months - Adults	396	468	84.6%	49.7%	52.2%	50.9%
% of FP17s for Band 1 Urgent Courses	0	259	0.0%	8.3%	7.9%	9.1%
% of FP17s Relating to Free Repair or Replacements	0	259	0.0%	0.8%	0.8%	0.8%
% of FP17s Relating to Continuations	0	259	0.0%	0.9%	1.1%	1.1%
% of Patients satisfied with the dentistry they have received	9	9	N/A	92.5%	91.8%	91.7%
% of Patients satisfied with the time they had to wait for an appointment	8	9	N/A	89.5%	88.4%	88.0%

* This is based on patients treated on this contract for their most recent course of treatment. Figures in italics indicate the base number of FP17s or Patient Questionnaire responses are less than 100. N/A is shown where the base number of responses is less than 10 during the period. % is calculated as Quantity/Base number*100

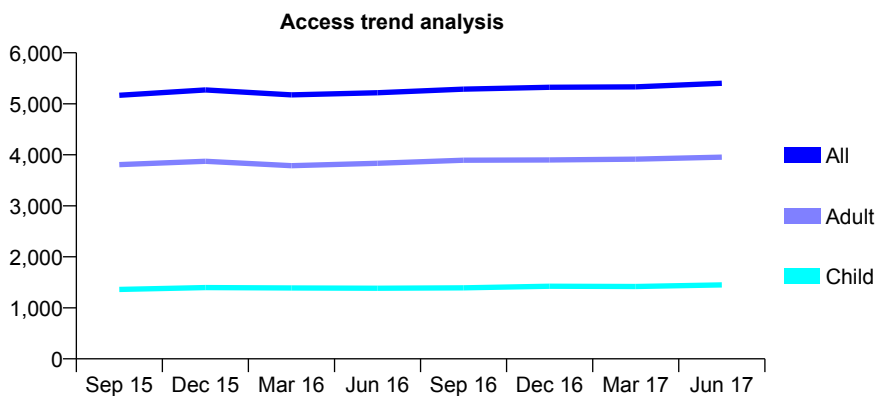
Q57 - Vital Signs At a Glance Contract Report for 631531/0003 - June 2017

Name or company name	MR WA TWEDDELL
Contract type name	GDS Contract
Purpose of contract	General
Contract start date	01/04/2006
Contract end date	

17/18 Contracted general activity (UDA)	11,071
Carry forward general activity (UDA)	0
17/18 Contracted orthodontic activity (UOA)	0
Carry forward orthodontic activity (UOA)	0
Baseline contract value	£247,124.63

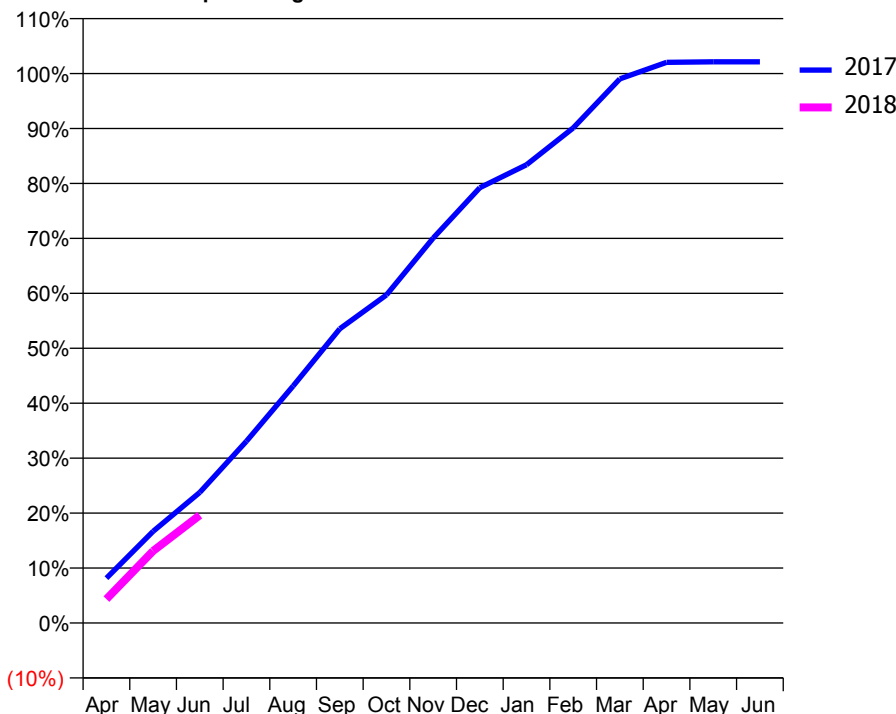
ACCESS*

Patients seen in 24 months	Total	Change since previous quarter
Quarter ending June 2016	5,218	
Quarter ending September 2016	5,287	→
Quarter ending December 2016	5,324	→
Quarter ending March 2017	5,333	→
Quarter ending June 2017	5,403	→
Variance since June 2016	3.5%	↑



ACTIVITY

Cumulative percentage of contracted UDA delivered 2017 & 2018



Month	Adjusted Scheduled Activity (UDA)	
	2017	2018
April	905	482
May	1,846	1,453
June	2,631	2,173
July	3,664	
August	4,774	
September	5,928	
October	6,610	
November	7,755	
December	8,770	
January	9,234	
February	9,973	
March	10,962	
April	11,296	
May	11,306	
June	11,306	

QUALITY

	Quantity	Base Number	Contract	AT	Region	England
% of FP17s for the same patient ID Re-attending within 3 months - Children	23	512	4.5%	10.0%	11.7%	12.0%
% of FP17s for the same patient ID Re-attending within 3 months - Adults	110	1,185	9.3%	14.3%	15.2%	16.0%
% of FP17s for the same patient ID Re-attending between 3 & 9 months - Children	337	512	65.8%	55.8%	59.1%	58.0%
% of FP17s for the same patient ID Re-attending between 3 & 9 months - Adults	677	1,185	57.1%	49.7%	52.2%	50.9%
% of FP17s for Band 1 Urgent Courses	85	1,291	6.6%	8.3%	7.9%	9.1%
% of FP17s Relating to Free Repair or Replacements	3	1,291	0.2%	0.8%	0.8%	0.8%
% of FP17s Relating to Continuations	8	1,291	0.6%	0.9%	1.1%	1.1%
% of Patients satisfied with the dentistry they have received	9	10	90.0%	92.5%	91.8%	91.7%
% of Patients satisfied with the time they had to wait for an appointment	9	10	90.0%	89.5%	88.4%	88.0%

* This is based on patients treated on this contract for their most recent course of treatment. Figures in italics indicate the base number of FP17s or Patient Questionnaire responses are less than 100. N/A is shown where the base number of responses is less than 10 during the period. % is calculated as Quantity/Base number*100

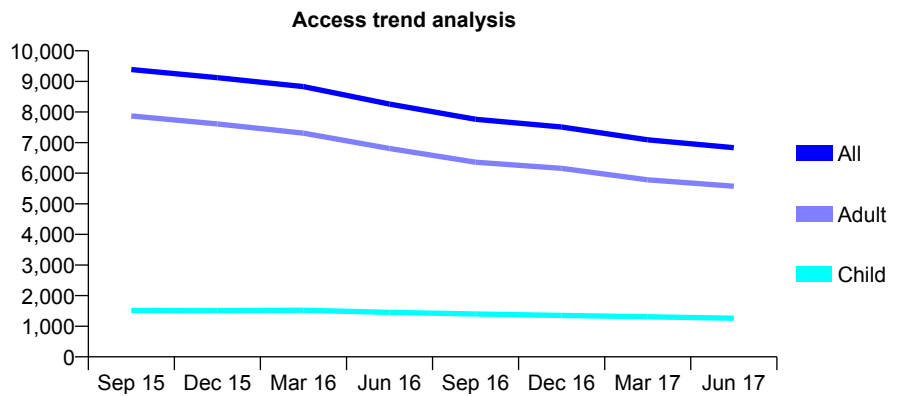
Q57 - Vital Signs At a Glance Contract Report for 635812/0001 - June 2017

Name or company name	Ford Road Dental Surgery
Contract type name	GDS Contract
Purpose of contract	General
Contract start date	01/04/2006
Contract end date	

17/18 Contracted general activity (UDA)	24,500
Carry forward general activity (UDA)	0
17/18 Contracted orthodontic activity (UOA)	0
Carry forward orthodontic activity (UOA)	0
Baseline contract value	£570,297.85

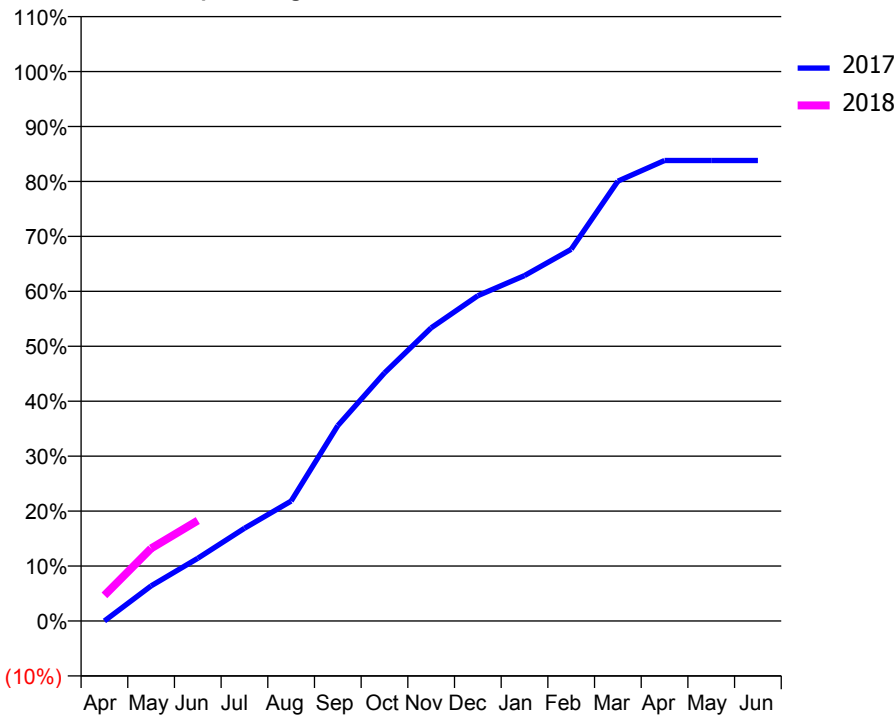
ACCESS*

Patients seen in 24 months	Total	Change since previous quarter
Quarter ending June 2016	8,260	
Quarter ending September 2016	7,764	↓
Quarter ending December 2016	7,510	↓
Quarter ending March 2017	7,092	↓
Quarter ending June 2017	6,836	↓
Variance since June 2016	(17.2%)	↓



ACTIVITY

Cumulative percentage of contracted UDA delivered 2017 & 2018



Month	Adjusted Scheduled Activity (UDA)	
	2017	2018
April	-4	1,145
May	1,567	3,237
June	2,795	4,480
July	4,134	
August	5,349	
September	8,711	
October	11,061	
November	13,070	
December	14,502	
January	15,404	
February	16,572	
March	19,608	
April	20,535	
May	20,535	
June	20,535	

QUALITY

	Quantity	Base Number	Contract	AT	Region	England
% of FP17s for the same patient ID Re-attending within 3 months - Children	16	404	4.0%	10.0%	11.7%	12.0%
% of FP17s for the same patient ID Re-attending within 3 months - Adults	184	1,486	12.4%	14.3%	15.2%	16.0%
% of FP17s for the same patient ID Re-attending between 3 & 9 months - Children	235	404	58.2%	55.8%	59.1%	58.0%
% of FP17s for the same patient ID Re-attending between 3 & 9 months - Adults	777	1,486	52.3%	49.7%	52.2%	50.9%
% of FP17s for Band 1 Urgent Courses	89	1,621	5.5%	8.3%	7.9%	9.1%
% of FP17s Relating to Free Repair or Replacements	9	1,621	0.6%	0.8%	0.8%	0.8%
% of FP17s Relating to Continuations	15	1,621	0.9%	0.9%	1.1%	1.1%
% of Patients satisfied with the dentistry they have received	14	15	93.3%	92.5%	91.8%	91.7%
% of Patients satisfied with the time they had to wait for an appointment	12	15	80.0%	89.5%	88.4%	88.0%

* This is based on patients treated on this contract for their most recent course of treatment. Figures in italics indicate the base number of FP17s or Patient Questionnaire responses are less than 100. N/A is shown where the base number of responses is less than 10 during the period. % is calculated as Quantity/Base number*100

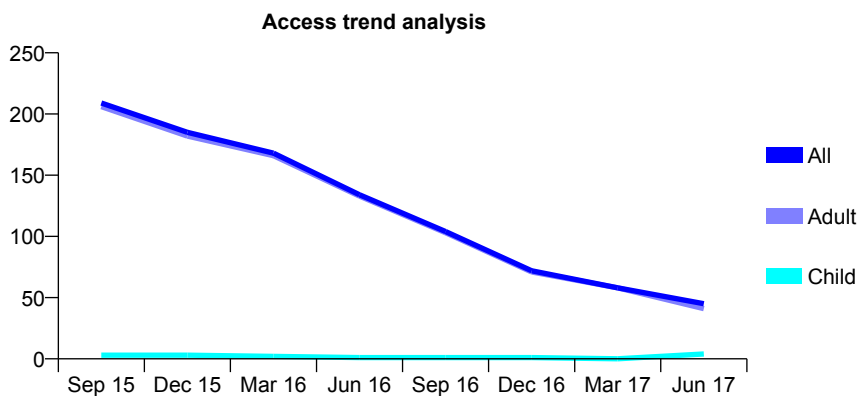
Q57 - Vital Signs At a Glance Contract Report for 649694/0003 - June 2017

Name or company name	MR SB DENNY
Contract type name	GDS Contract
Purpose of contract	General
Contract start date	01/04/2008
Contract end date	

17/18 Contracted general activity (UDA)	1,020
Carry forward general activity (UDA)	0
17/18 Contracted orthodontic activity (UOA)	0
Carry forward orthodontic activity (UOA)	0
Baseline contract value	£28,408.31

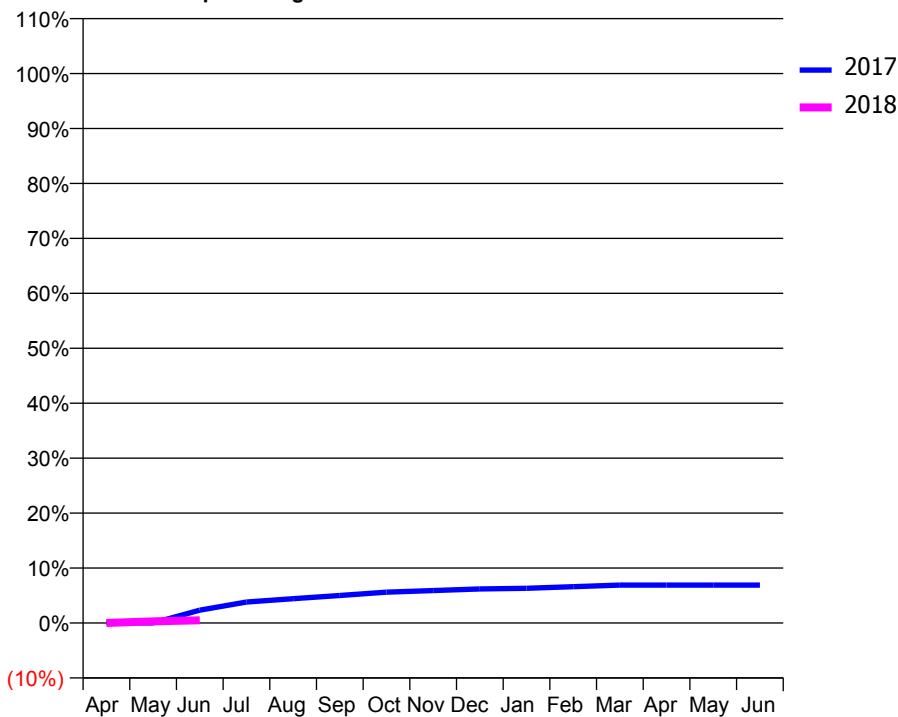
ACCESS*

Patients seen in 24 months	Total	Change since previous quarter
Quarter ending June 2016	134	
Quarter ending September 2016	104	↓
Quarter ending December 2016	72	↓
Quarter ending March 2017	58	↓
Quarter ending June 2017	45	↓
Variance since June 2016	(66.4%)	↓



ACTIVITY

Cumulative percentage of contracted UDA delivered 2017 & 2018



QUALITY

	Quantity	Base Number	Contract	AT	Region	England
% of FP17s for the same patient ID Re-attending within 3 months - Children	0	1	0.0%	10.0%	11.7%	12.0%
% of FP17s for the same patient ID Re-attending within 3 months - Adults	0	4	0.0%	14.3%	15.2%	16.0%
% of FP17s for the same patient ID Re-attending between 3 & 9 months - Children	0	1	0.0%	55.8%	59.1%	58.0%
% of FP17s for the same patient ID Re-attending between 3 & 9 months - Adults	0	4	0.0%	49.7%	52.2%	50.9%
% of FP17s for Band 1 Urgent Courses	0	5	0.0%	8.3%	7.9%	9.1%
% of FP17s Relating to Free Repair or Replacements	0	5	0.0%	0.8%	0.8%	0.8%
% of FP17s Relating to Continuations	0	5	0.0%	0.9%	1.1%	1.1%
% of Patients satisfied with the dentistry they have received	1	1	N/A	92.5%	91.8%	91.7%
% of Patients satisfied with the time they had to wait for an appointment	1	1	N/A	89.5%	88.4%	88.0%

* This is based on patients treated on this contract for their most recent course of treatment. Figures in italics indicate the base number of FP17s or Patient Questionnaire responses are less than 100. N/A is shown where the base number of responses is less than 10 during the period. % is calculated as Quantity/Base number*100

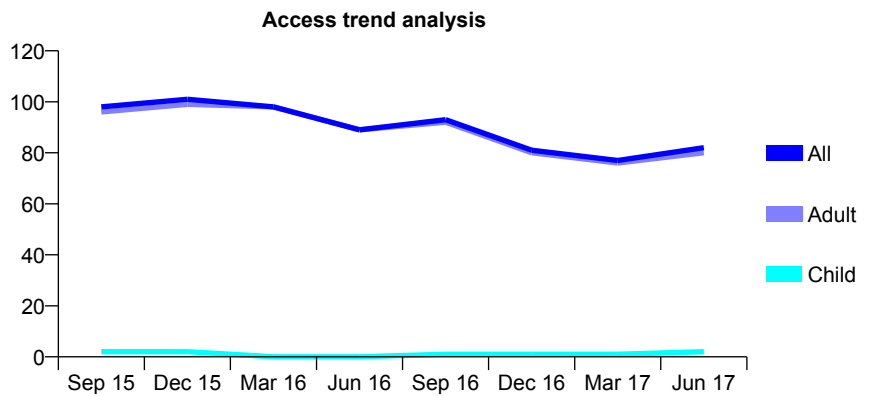
Q57 - Vital Signs At a Glance Contract Report for 649694/0004 - June 2017

Name or company name	MR SB DENNY
Contract type name	GDS Contract
Purpose of contract	General
Contract start date	01/04/2008
Contract end date	

17/18 Contracted general activity (UDA)	720
Carry forward general activity (UDA)	0
17/18 Contracted orthodontic activity (UOA)	0
Carry forward orthodontic activity (UOA)	0
Baseline contract value	£20,052.91

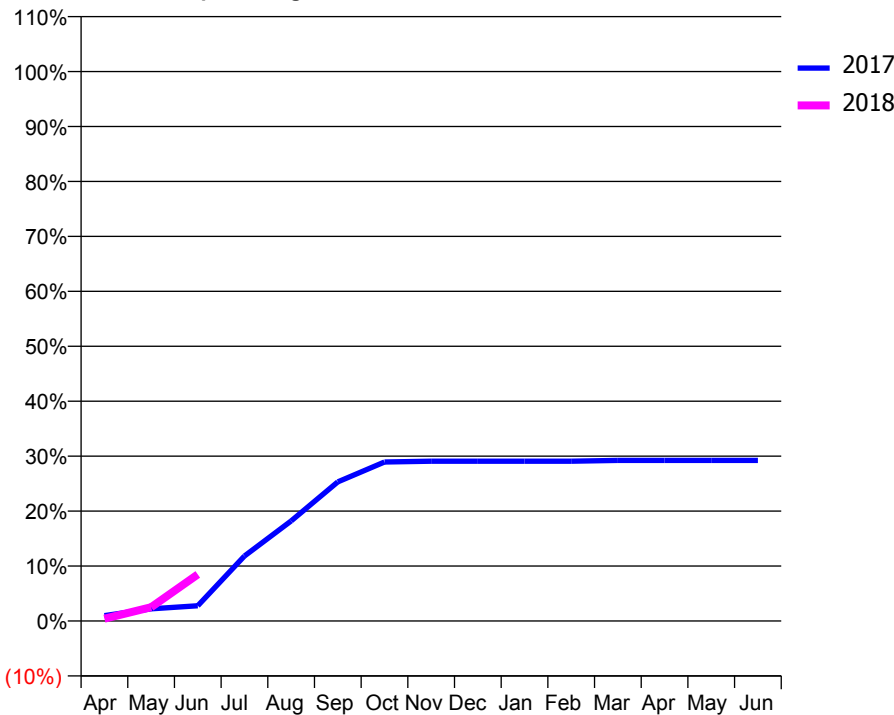
ACCESS*

Patients seen in 24 months	Total	Change since previous quarter
Quarter ending June 2016	89	
Quarter ending September 2016	93	↑
Quarter ending December 2016	81	↓
Quarter ending March 2017	77	↓
Quarter ending June 2017	82	↑
Variance since June 2016	(7.9%)	↓



ACTIVITY

Cumulative percentage of contracted UDA delivered 2017 & 2018



Month	Adjusted Scheduled Activity (UDA)	
	2017	2018
April	7	3
May	16	18
June	20	61
July	85	
August	131	
September	182	
October	208	
November	209	
December	209	
January	209	
February	209	
March	210	
April	210	
May	210	
June	210	

QUALITY

	Quantity	Base Number	Contract	AT	Region	England
% of FP17s for the same patient ID Re-attending within 3 months - Children	0	1	0.0%	10.0%	11.7%	12.0%
% of FP17s for the same patient ID Re-attending within 3 months - Adults	0	25	0.0%	14.3%	15.2%	16.0%
% of FP17s for the same patient ID Re-attending between 3 & 9 months - Children	0	1	0.0%	55.8%	59.1%	58.0%
% of FP17s for the same patient ID Re-attending between 3 & 9 months - Adults	6	25	24.0%	49.7%	52.2%	50.9%
% of FP17s for Band 1 Urgent Courses	0	26	0.0%	8.3%	7.9%	9.1%
% of FP17s Relating to Free Repair or Replacements	0	26	0.0%	0.8%	0.8%	0.8%
% of FP17s Relating to Continuations	0	26	0.0%	0.9%	1.1%	1.1%
% of Patients satisfied with the dentistry they have received	0	0	N/A	92.5%	91.8%	91.7%
% of Patients satisfied with the time they had to wait for an appointment	0	0	N/A	89.5%	88.4%	88.0%

* This is based on patients treated on this contract for their most recent course of treatment. Figures in italics indicate the base number of FP17s or Patient Questionnaire responses are less than 100. N/A is shown where the base number of responses is less than 10 during the period. % is calculated as Quantity/Base number*100

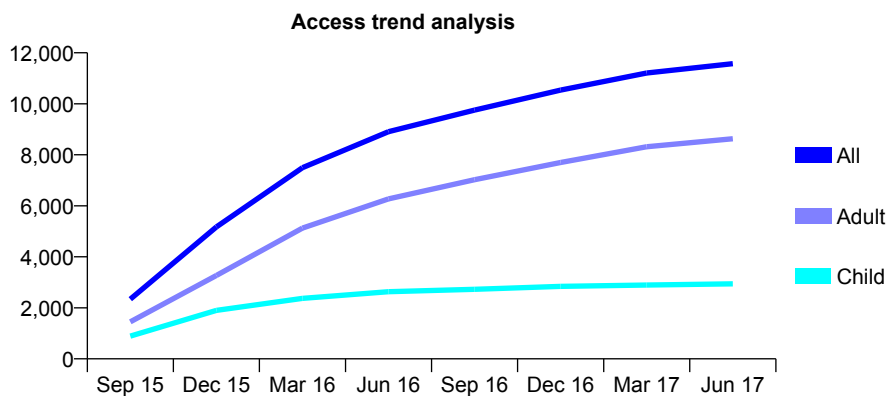
Q57 - Vital Signs At a Glance Contract Report for 649694/0019 - June 2017

Name or company name	MR SB DENNY
Contract type name	GDS Contract
Purpose of contract	General
Contract start date	01/07/2015
Contract end date	

17/18 Contracted general activity (UDA)	27,371
Carry forward general activity (UDA)	0
17/18 Contracted orthodontic activity (UOA)	0
Carry forward orthodontic activity (UOA)	0
Baseline contract value	£731,354.76

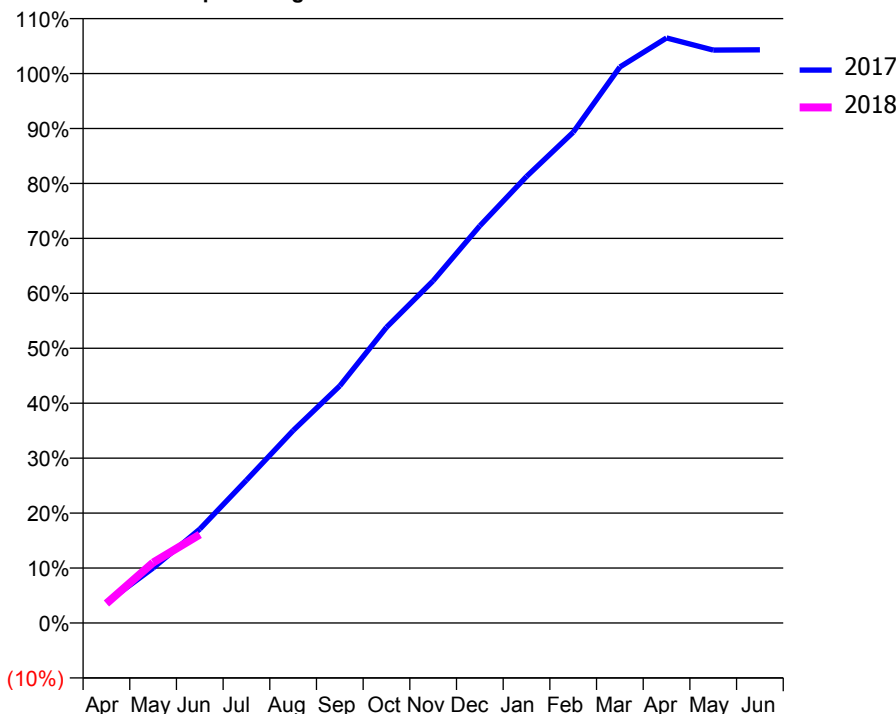
ACCESS*

Patients seen in 24 months	Total	Change since previous quarter
Quarter ending June 2016	8,906	
Quarter ending September 2016	9,755	↑
Quarter ending December 2016	10,540	↑
Quarter ending March 2017	11,206	↑
Quarter ending June 2017	11,575	↑
Variance since June 2016	30.0%	↑



ACTIVITY

Cumulative percentage of contracted UDA delivered 2017 & 2018



Adjusted Scheduled Activity (UDA)

Month	2017	2018
April	1,018	970
May	2,740	3,014
June	4,677	4,405
July	7,116	
August	9,588	
September	11,814	
October	14,727	
November	17,044	
December	19,783	
January	22,242	
February	24,445	
March	27,696	
April	29,142	
May	28,541	
June	28,548	

QUALITY

	Quantity	Base Number	Contract	AT	Region	England
% of FP17s for the same patient ID Re-attending within 3 months - Children	161	1,146	14.0%	10.0%	11.7%	12.0%
% of FP17s for the same patient ID Re-attending within 3 months - Adults	418	1,960	21.3%	14.3%	15.2%	16.0%
% of FP17s for the same patient ID Re-attending between 3 & 9 months - Children	619	1,146	54.0%	55.8%	59.1%	58.0%
% of FP17s for the same patient ID Re-attending between 3 & 9 months - Adults	806	1,960	41.1%	49.7%	52.2%	50.9%
% of FP17s for Band 1 Urgent Courses	330	2,248	14.7%	8.3%	7.9%	9.1%
% of FP17s Relating to Free Repair or Replacements	47	2,248	2.1%	0.8%	0.8%	0.8%
% of FP17s Relating to Continuations	3	2,248	0.1%	0.9%	1.1%	1.1%
% of Patients satisfied with the dentistry they have received	17	20	85.0%	92.5%	91.8%	91.7%
% of Patients satisfied with the time they had to wait for an appointment	17	20	85.0%	89.5%	88.4%	88.0%

* This is based on patients treated on this contract for their most recent course of treatment. Figures in italics indicate the base number of FP17s or Patient Questionnaire responses are less than 100. N/A is shown where the base number of responses is less than 10 during the period. % is calculated as Quantity/Base number*100

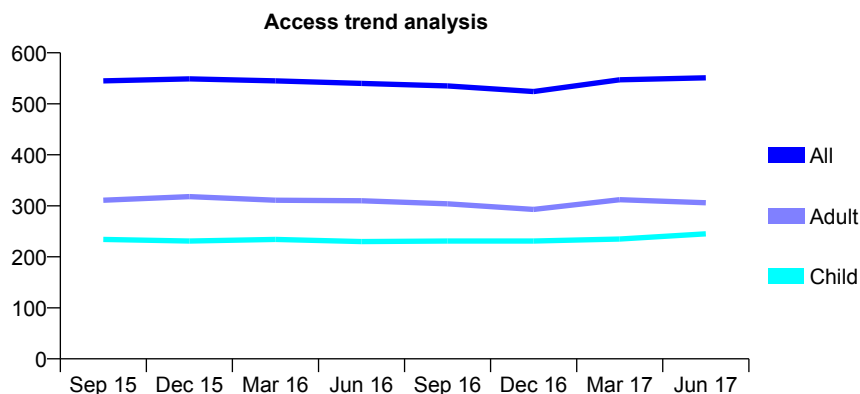
Q57 - Vital Signs At a Glance Contract Report for 651591/0001 - June 2017

Name or company name	MR PJ CANNELL
Contract type name	GDS Contract
Purpose of contract	General
Contract start date	01/04/2006
Contract end date	

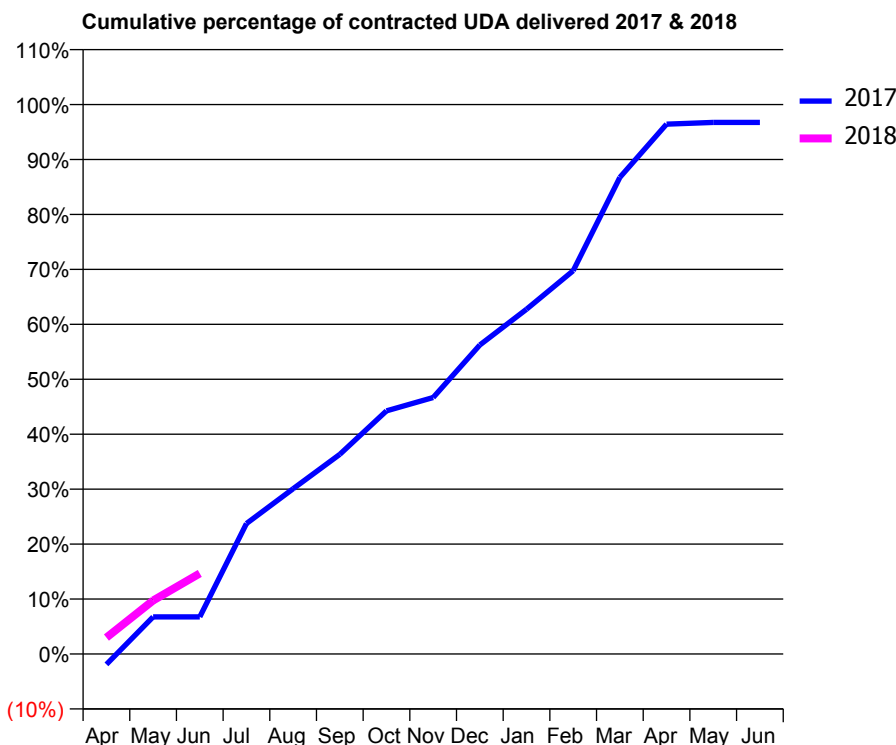
17/18 Contracted general activity (UDA)	1,200
Carry forward general activity (UDA)	0
17/18 Contracted orthodontic activity (UOA)	0
Carry forward orthodontic activity (UOA)	0
Baseline contract value	£27,312.40

ACCESS*

Patients seen in 24 months	Total	Change since previous quarter
Quarter ending June 2016	540	
Quarter ending September 2016	535	→
Quarter ending December 2016	524	↓
Quarter ending March 2017	547	↑
Quarter ending June 2017	551	→
Variance since June 2016	2.0%	↑



ACTIVITY



Month	Adjusted Scheduled Activity (UDA)	
	2017	2018
April	-23	36
May	81	117
June	81	176
July	285	
August	361	
September	436	
October	531	
November	560	
December	675	
January	753	
February	837	
March	1,041	
April	1,157	
May	1,161	
June	1,161	

QUALITY

	Quantity	Base Number	Contract	AT	Region	England
% of FP17s for the same patient ID Re-attending within 3 months - Children	4	82	4.9%	10.0%	11.7%	12.0%
% of FP17s for the same patient ID Re-attending within 3 months - Adults	7	101	6.9%	14.3%	15.2%	16.0%
% of FP17s for the same patient ID Re-attending between 3 & 9 months - Children	52	82	63.4%	55.8%	59.1%	58.0%
% of FP17s for the same patient ID Re-attending between 3 & 9 months - Adults	53	101	52.5%	49.7%	52.2%	50.9%
% of FP17s for Band 1 Urgent Courses	0	129	0.0%	8.3%	7.9%	9.1%
% of FP17s Relating to Free Repair or Replacements	0	129	0.0%	0.8%	0.8%	0.8%
% of FP17s Relating to Continuations	3	129	2.3%	0.9%	1.1%	1.1%
% of Patients satisfied with the dentistry they have received	3	3	N/A	92.5%	91.8%	91.7%
% of Patients satisfied with the time they had to wait for an appointment	3	3	N/A	89.5%	88.4%	88.0%

* This is based on patients treated on this contract for their most recent course of treatment. Figures in italics indicate the base number of FP17s or Patient Questionnaire responses are less than 100. N/A is shown where the base number of responses is less than 10 during the period. % is calculated as Quantity/Base number*100

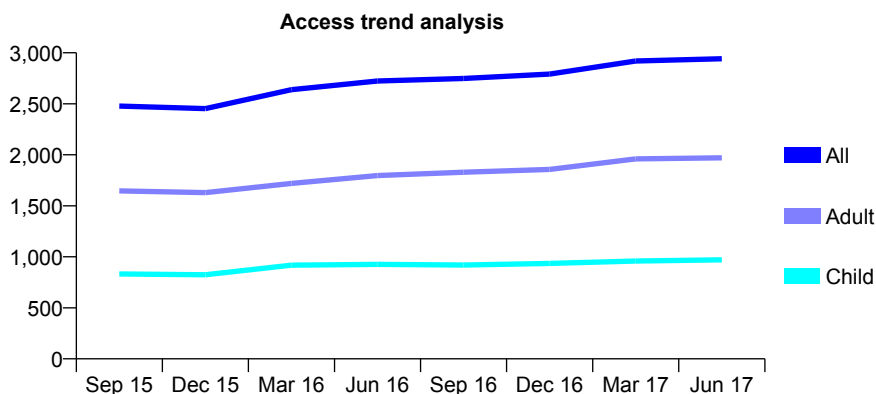
Q57 - Vital Signs At a Glance Contract Report for 652598/0001 - June 2017

Name or company name	MISS CL JONES
Contract type name	GDS Contract
Purpose of contract	General
Contract start date	01/04/2006
Contract end date	

17/18 Contracted general activity (UDA)	8,100
Carry forward general activity (UDA)	0
17/18 Contracted orthodontic activity (UOA)	0
Carry forward orthodontic activity (UOA)	0
Baseline contract value	£203,406.82

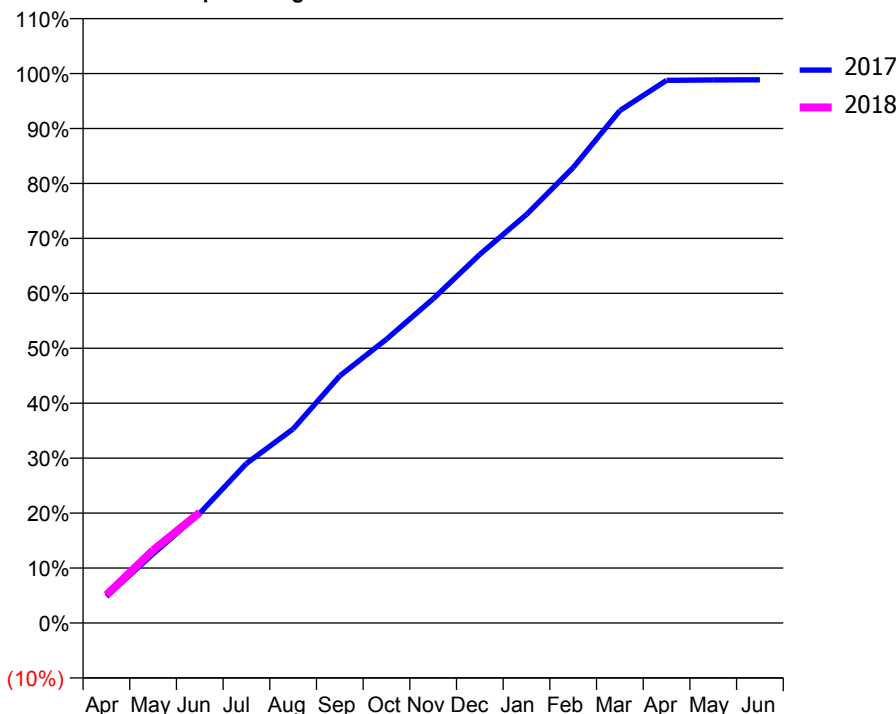
ACCESS*

Patients seen in 24 months	Total	Change since previous quarter
Quarter ending June 2016	2,723	
Quarter ending September 2016	2,749	→
Quarter ending December 2016	2,792	→
Quarter ending March 2017	2,919	↑
Quarter ending June 2017	2,942	→
Variance since June 2016	8.0%	↑



ACTIVITY

Cumulative percentage of contracted UDA delivered 2017 & 2018



Month	Adjusted Scheduled Activity (UDA)	
	2017	2018
April	391	413
May	1,019	1,074
June	1,619	1,631
July	2,353	
August	2,860	
September	3,643	
October	4,183	
November	4,780	
December	5,434	
January	6,022	
February	6,713	
March	7,553	
April	7,999	
May	8,005	
June	8,006	

QUALITY

	Quantity	Base Number	Contract	AT	Region	England
% of FP17s for the same patient ID Re-attending within 3 months - Children	38	415	9.2%	10.0%	11.7%	12.0%
% of FP17s for the same patient ID Re-attending within 3 months - Adults	85	685	12.4%	14.3%	15.2%	16.0%
% of FP17s for the same patient ID Re-attending between 3 & 9 months - Children	290	415	69.9%	55.8%	59.1%	58.0%
% of FP17s for the same patient ID Re-attending between 3 & 9 months - Adults	378	685	55.2%	49.7%	52.2%	50.9%
% of FP17s for Band 1 Urgent Courses	63	878	7.2%	8.3%	7.9%	9.1%
% of FP17s Relating to Free Repair or Replacements	3	878	0.3%	0.8%	0.8%	0.8%
% of FP17s Relating to Continuations	11	878	1.3%	0.9%	1.1%	1.1%
% of Patients satisfied with the dentistry they have received	3	3	N/A	92.5%	91.8%	91.7%
% of Patients satisfied with the time they had to wait for an appointment	3	3	N/A	89.5%	88.4%	88.0%

* This is based on patients treated on this contract for their most recent course of treatment. Figures in italics indicate the base number of FP17s or Patient Questionnaire responses are less than 100. N/A is shown where the base number of responses is less than 10 during the period. % is calculated as Quantity/Base number*100

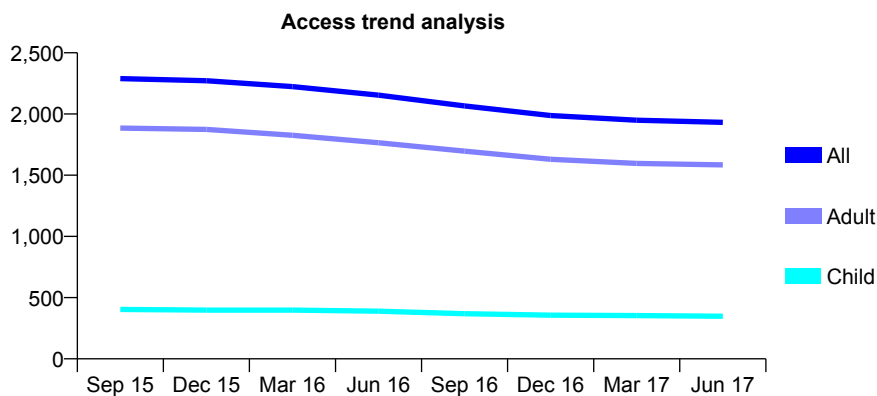
Q57 - Vital Signs At a Glance Contract Report for 656224/0001 - June 2017

Name or company name	MRS PC GOULD
Contract type name	GDS Contract
Purpose of contract	General
Contract start date	01/04/2006
Contract end date	

17/18 Contracted general activity (UDA)	5,871
Carry forward general activity (UDA)	0
17/18 Contracted orthodontic activity (UOA)	0
Carry forward orthodontic activity (UOA)	0
Baseline contract value	£162,881.47

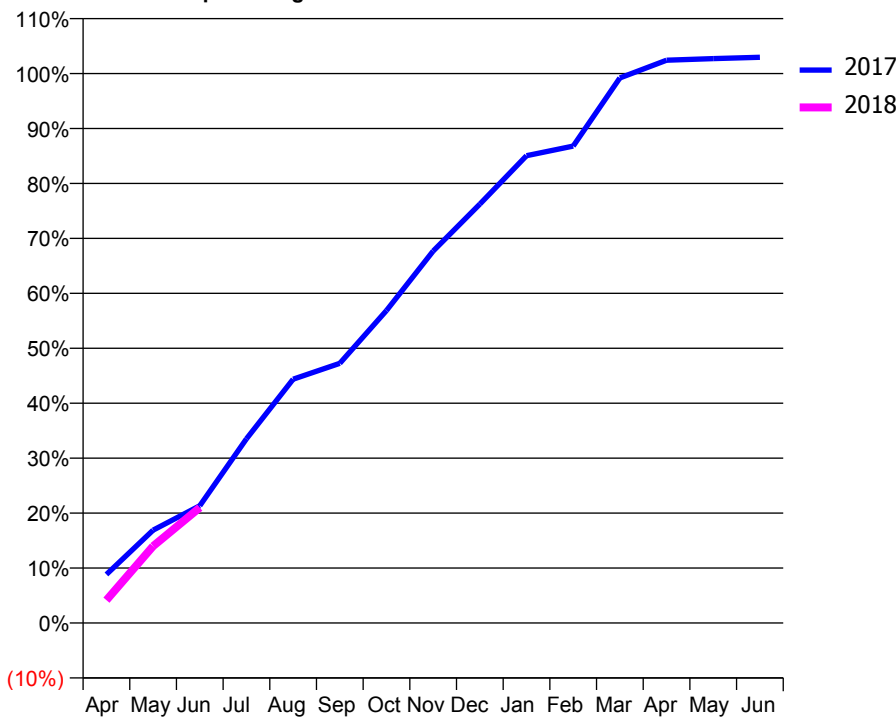
ACCESS*

Patients seen in 24 months	Total	Change since previous quarter
Quarter ending June 2016	2,154	
Quarter ending September 2016	2,066	↓
Quarter ending December 2016	1,987	↓
Quarter ending March 2017	1,949	↓
Quarter ending June 2017	1,932	→
Variance since June 2016	(10.3%)	↓



ACTIVITY

Cumulative percentage of contracted UDA delivered 2017 & 2018



Adjusted Scheduled Activity (UDA)

Month	2017	2018
April	520	245
May	993	822
June	1,253	1,232
July	1,968	
August	2,606	
September	2,774	
October	3,339	
November	3,974	
December	4,476	
January	4,993	
February	5,095	
March	5,823	
April	6,013	
May	6,031	
June	6,045	

QUALITY

	Quantity	Base Number	Contract	AT	Region	England
% of FP17s for the same patient ID Re-attending within 3 months - Children	11	149	7.4%	10.0%	11.7%	12.0%
% of FP17s for the same patient ID Re-attending within 3 months - Adults	70	598	11.7%	14.3%	15.2%	16.0%
% of FP17s for the same patient ID Re-attending between 3 & 9 months - Children	105	149	70.5%	55.8%	59.1%	58.0%
% of FP17s for the same patient ID Re-attending between 3 & 9 months - Adults	392	598	65.6%	49.7%	52.2%	50.9%
% of FP17s for Band 1 Urgent Courses	22	621	3.5%	8.3%	7.9%	9.1%
% of FP17s Relating to Free Repair or Replacements	3	621	0.5%	0.8%	0.8%	0.8%
% of FP17s Relating to Continuations	3	621	0.5%	0.9%	1.1%	1.1%
% of Patients satisfied with the dentistry they have received	14	14	100.0%	92.5%	91.8%	91.7%
% of Patients satisfied with the time they had to wait for an appointment	13	14	92.9%	89.5%	88.4%	88.0%

* This is based on patients treated on this contract for their most recent course of treatment. Figures in italics indicate the base number of FP17s or Patient Questionnaire responses are less than 100. N/A is shown where the base number of responses is less than 10 during the period. % is calculated as Quantity/Base number*100

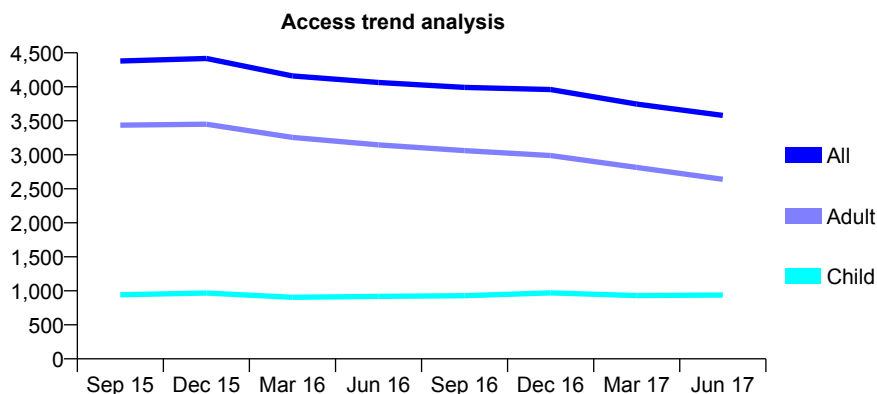
Q57 - Vital Signs At a Glance Contract Report for 678120/0001 - June 2017

Name or company name	Mr R Carbiner, Sanjay Shah and Parish Va
Contract type name	GDS Contract
Purpose of contract	General
Contract start date	01/04/2006
Contract end date	

17/18 Contracted general activity (UDA)	13,838
Carry forward general activity (UDA)	0
17/18 Contracted orthodontic activity (UOA)	0
Carry forward orthodontic activity (UOA)	0
Baseline contract value	£407,077.50

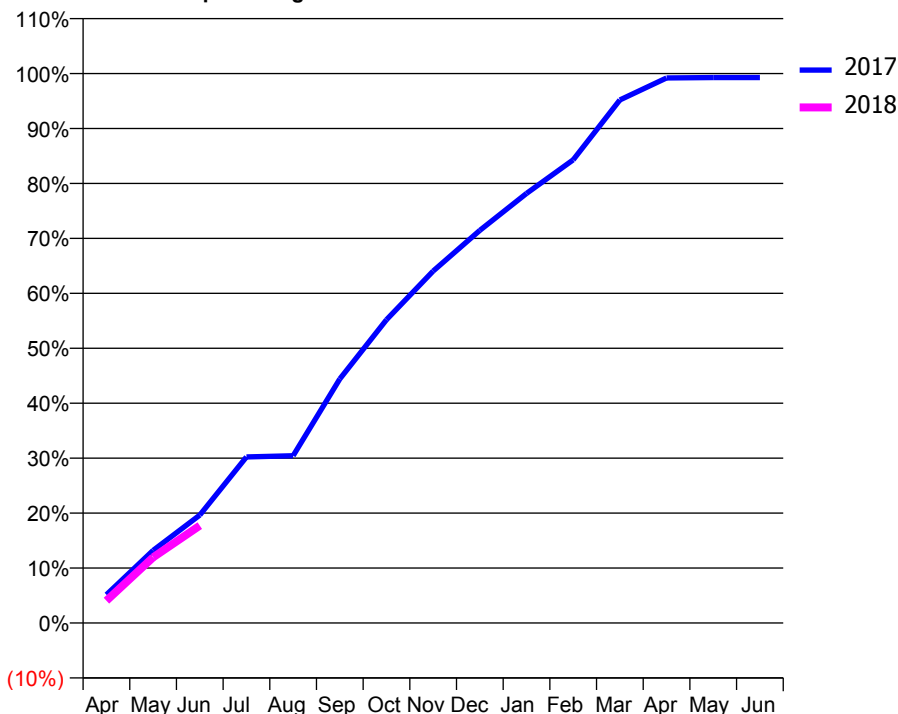
ACCESS*

Patients seen in 24 months	Total	Change since previous quarter
Quarter ending June 2016	4,064	
Quarter ending September 2016	3,991	↓
Quarter ending December 2016	3,959	→
Quarter ending March 2017	3,746	↓
Quarter ending June 2017	3,579	↓
Variance since June 2016	(11.9%)	↓



ACTIVITY

Cumulative percentage of contracted UDA delivered 2017 & 2018



Month	Adjusted Scheduled Activity (UDA)	
	2017	2018
April	715	562
May	1,828	1,654
June	2,720	2,453
July	4,182	
August	4,213	
September	6,146	
October	7,637	
November	8,865	
December	9,889	
January	10,818	
February	11,664	
March	13,171	
April	13,725	
May	13,736	
June	13,735	

QUALITY

	Quantity	Base Number	Contract	AT	Region	England
% of FP17s for the same patient ID Re-attending within 3 months - Children	16	250	6.4%	10.0%	11.7%	12.0%
% of FP17s for the same patient ID Re-attending within 3 months - Adults	44	583	7.5%	14.3%	15.2%	16.0%
% of FP17s for the same patient ID Re-attending between 3 & 9 months - Children	108	250	43.2%	55.8%	59.1%	58.0%
% of FP17s for the same patient ID Re-attending between 3 & 9 months - Adults	254	583	43.6%	49.7%	52.2%	50.9%
% of FP17s for Band 1 Urgent Courses	12	707	1.7%	8.3%	7.9%	9.1%
% of FP17s Relating to Free Repair or Replacements	0	707	0.0%	0.8%	0.8%	0.8%
% of FP17s Relating to Continuations	0	707	0.0%	0.9%	1.1%	1.1%
% of Patients satisfied with the dentistry they have received	14	16	87.5%	92.5%	91.8%	91.7%
% of Patients satisfied with the time they had to wait for an appointment	14	16	87.5%	89.5%	88.4%	88.0%

* This is based on patients treated on this contract for their most recent course of treatment. Figures in italics indicate the base number of FP17s or Patient Questionnaire responses are less than 100. N/A is shown where the base number of responses is less than 10 during the period. % is calculated as Quantity/Base number*100

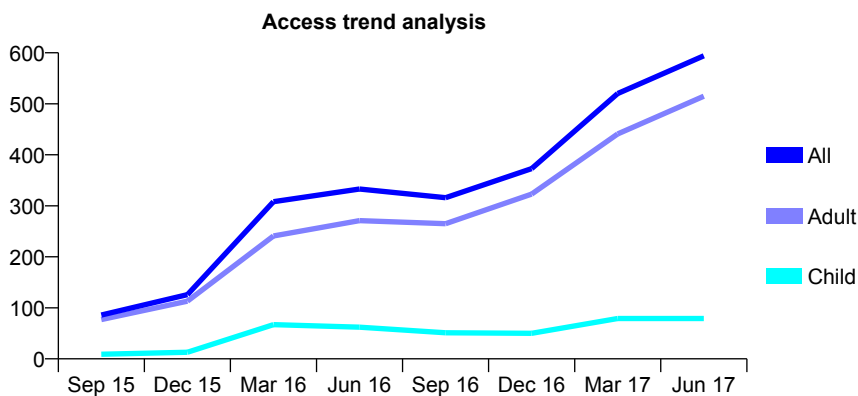
Q57 - Vital Signs At a Glance Contract Report for 678120/0003 - June 2017

Name or company name	Mr R Carbiner, Sanjay Shah and Parish Va
Contract type name	GDS Contract
Purpose of contract	General
Contract start date	01/04/2015
Contract end date	

17/18 Contracted general activity (UDA)	1,287
Carry forward general activity (UDA)	0
17/18 Contracted orthodontic activity (UOA)	0
Carry forward orthodontic activity (UOA)	0
Baseline contract value	£37,860.17

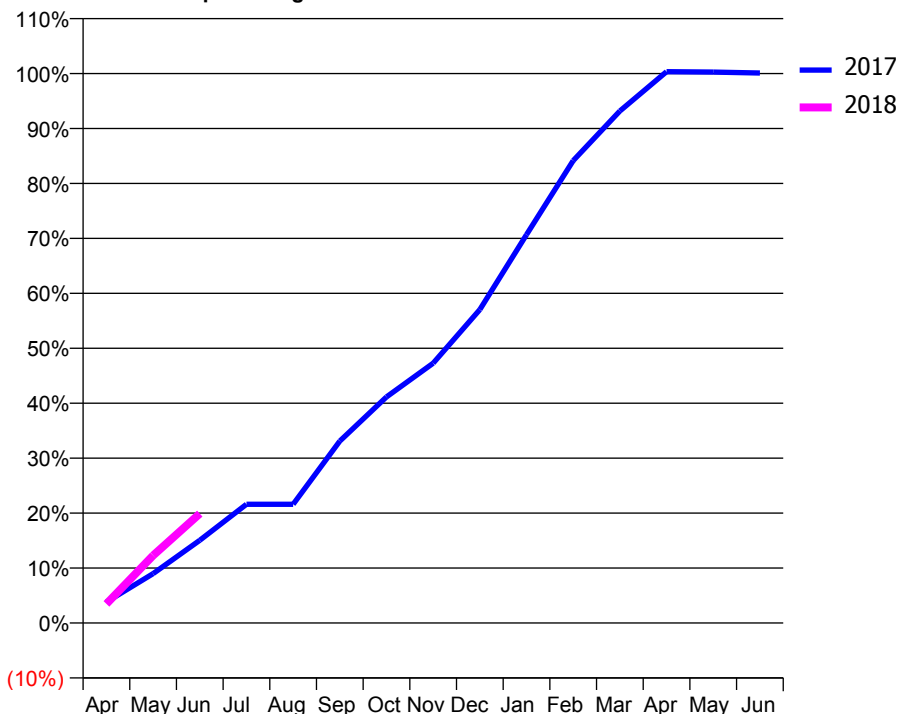
ACCESS*

Patients seen in 24 months	Total	Change since previous quarter
Quarter ending June 2016	333	
Quarter ending September 2016	316	↓
Quarter ending December 2016	373	↑
Quarter ending March 2017	520	↑
Quarter ending June 2017	594	↑
Variance since June 2016	78.4%	↑



ACTIVITY

Cumulative percentage of contracted UDA delivered 2017 & 2018



Month	Adjusted Scheduled Activity (UDA)	
	2017	2018
April	49	45
May	116	158
June	194	256
July	278	
August	278	
September	426	
October	529	
November	609	
December	734	
January	910	
February	1,083	
March	1,199	
April	1,291	
May	1,290	
June	1,288	

QUALITY

	Quantity	Base Number	Contract	AT	Region	England
% of FP17s for the same patient ID Re-attending within 3 months - Children	2	34	5.9%	10.0%	11.7%	12.0%
% of FP17s for the same patient ID Re-attending within 3 months - Adults	5	199	2.5%	14.3%	15.2%	16.0%
% of FP17s for the same patient ID Re-attending between 3 & 9 months - Children	1	34	2.9%	55.8%	59.1%	58.0%
% of FP17s for the same patient ID Re-attending between 3 & 9 months - Adults	4	199	2.0%	49.7%	52.2%	50.9%
% of FP17s for Band 1 Urgent Courses	166	185	89.7%	8.3%	7.9%	9.1%
% of FP17s Relating to Free Repair or Replacements	0	185	0.0%	0.8%	0.8%	0.8%
% of FP17s Relating to Continuations	0	185	0.0%	0.9%	1.1%	1.1%
% of Patients satisfied with the dentistry they have received	2	2	N/A	92.5%	91.8%	91.7%
% of Patients satisfied with the time they had to wait for an appointment	2	2	N/A	89.5%	88.4%	88.0%

* This is based on patients treated on this contract for their most recent course of treatment. Figures in italics indicate the base number of FP17s or Patient Questionnaire responses are less than 100. N/A is shown where the base number of responses is less than 10 during the period. % is calculated as Quantity/Base number*100

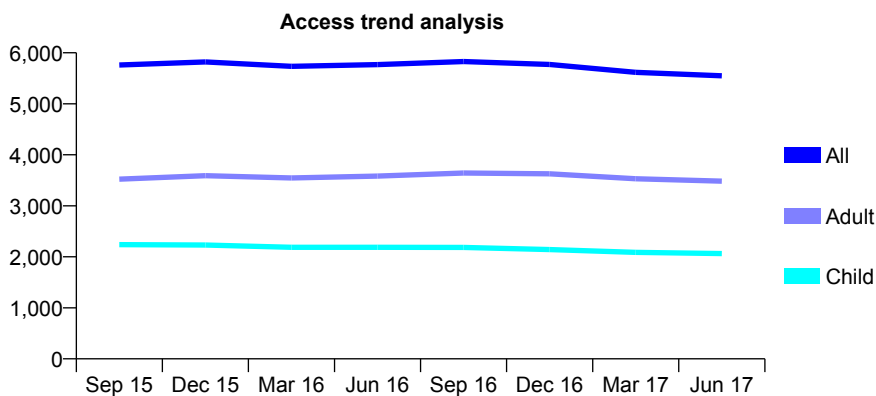
Q57 - Vital Signs At a Glance Contract Report for 678422/0001 - June 2017

Name or company name	MR SK KEANE
Contract type name	GDS Contract
Purpose of contract	General
Contract start date	01/04/2006
Contract end date	

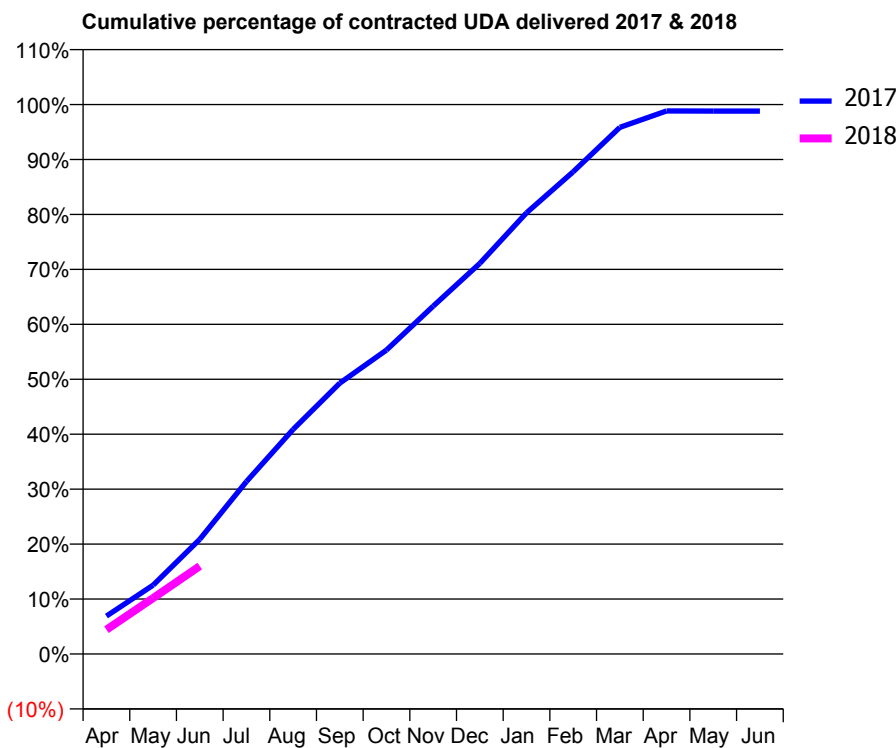
17/18 Contracted general activity (UDA)	14,000
Carry forward general activity (UDA)	0
17/18 Contracted orthodontic activity (UOA)	0
Carry forward orthodontic activity (UOA)	0
Baseline contract value	£471,982.42

ACCESS*

Patients seen in 24 months	Total	Change since previous quarter
Quarter ending June 2016	5,769	
Quarter ending September 2016	5,828	→
Quarter ending December 2016	5,771	→
Quarter ending March 2017	5,618	↓
Quarter ending June 2017	5,548	↓
Variance since June 2016	(3.8%)	↓



ACTIVITY



Month	Adjusted Scheduled Activity (UDA)	
	2017	2018
April	966	620
May	1,754	1,425
June	2,925	2,242
July	4,395	
August	5,723	
September	6,903	
October	7,745	
November	8,861	
December	9,953	
January	11,240	
February	12,288	
March	13,417	
April	13,835	
May	13,831	
June	13,832	

QUALITY

	Quantity	Base Number	Contract	AT	Region	England
% of FP17s for the same patient ID Re-attending within 3 months - Children	43	723	5.9%	10.0%	11.7%	12.0%
% of FP17s for the same patient ID Re-attending within 3 months - Adults	102	903	11.3%	14.3%	15.2%	16.0%
% of FP17s for the same patient ID Re-attending between 3 & 9 months - Children	417	723	57.7%	55.8%	59.1%	58.0%
% of FP17s for the same patient ID Re-attending between 3 & 9 months - Adults	480	903	53.2%	49.7%	52.2%	50.9%
% of FP17s for Band 1 Urgent Courses	90	1,377	6.5%	8.3%	7.9%	9.1%
% of FP17s Relating to Free Repair or Replacements	4	1,377	0.3%	0.8%	0.8%	0.8%
% of FP17s Relating to Continuations	6	1,377	0.4%	0.9%	1.1%	1.1%
% of Patients satisfied with the dentistry they have received	17	17	100.0%	92.5%	91.8%	91.7%
% of Patients satisfied with the time they had to wait for an appointment	17	17	100.0%	89.5%	88.4%	88.0%

* This is based on patients treated on this contract for their most recent course of treatment. Figures in italics indicate the base number of FP17s or Patient Questionnaire responses are less than 100. N/A is shown where the base number of responses is less than 10 during the period. % is calculated as Quantity/Base number*100

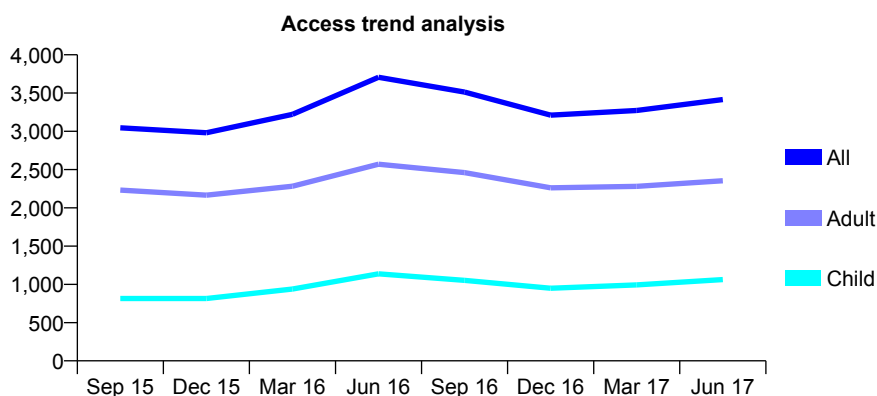
Q57 - Vital Signs At a Glance Contract Report for 679445/0001 - June 2017

Name or company name	MR M KANGI
Contract type name	GDS Contract
Purpose of contract	General
Contract start date	01/04/2006
Contract end date	

17/18 Contracted general activity (UDA)	7,354
Carry forward general activity (UDA)	0
17/18 Contracted orthodontic activity (UOA)	0
Carry forward orthodontic activity (UOA)	0
Baseline contract value	£221,978.27

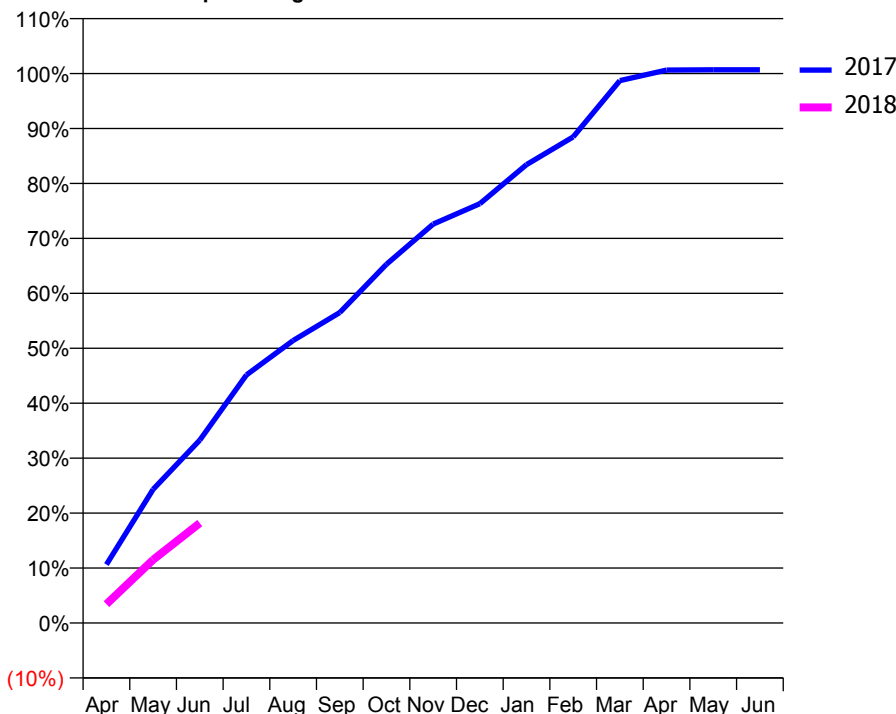
ACCESS*

Patients seen in 24 months	Total	Change since previous quarter
Quarter ending June 2016	3,707	
Quarter ending September 2016	3,512	↓
Quarter ending December 2016	3,211	↓
Quarter ending March 2017	3,272	→
Quarter ending June 2017	3,416	↑
Variance since June 2016	(7.9%)	↓



ACTIVITY

Cumulative percentage of contracted UDA delivered 2017 & 2018



Month	Adjusted Scheduled Activity (UDA)	
	2017	2018
April	782	253
May	1,789	846
June	2,448	1,338
July	3,320	
August	3,781	
September	4,156	
October	4,802	
November	5,339	
December	5,612	
January	6,134	
February	6,505	
March	7,259	
April	7,400	
May	7,404	
June	7,404	

QUALITY

	Quantity	Base Number	Contract	AT	Region	England
% of FP17s for the same patient ID Re-attending within 3 months - Children	10	347	2.9%	10.0%	11.7%	12.0%
% of FP17s for the same patient ID Re-attending within 3 months - Adults	13	559	2.3%	14.3%	15.2%	16.0%
% of FP17s for the same patient ID Re-attending between 3 & 9 months - Children	146	347	42.1%	55.8%	59.1%	58.0%
% of FP17s for the same patient ID Re-attending between 3 & 9 months - Adults	178	559	31.8%	49.7%	52.2%	50.9%
% of FP17s for Band 1 Urgent Courses	38	816	4.7%	8.3%	7.9%	9.1%
% of FP17s Relating to Free Repair or Replacements	0	816	0.0%	0.8%	0.8%	0.8%
% of FP17s Relating to Continuations	1	816	0.1%	0.9%	1.1%	1.1%
% of Patients satisfied with the dentistry they have received	12	16	75.0%	92.5%	91.8%	91.7%
% of Patients satisfied with the time they had to wait for an appointment	12	16	75.0%	89.5%	88.4%	88.0%

* This is based on patients treated on this contract for their most recent course of treatment. Figures in italics indicate the base number of FP17s or Patient Questionnaire responses are less than 100. N/A is shown where the base number of responses is less than 10 during the period. % is calculated as Quantity/Base number*100

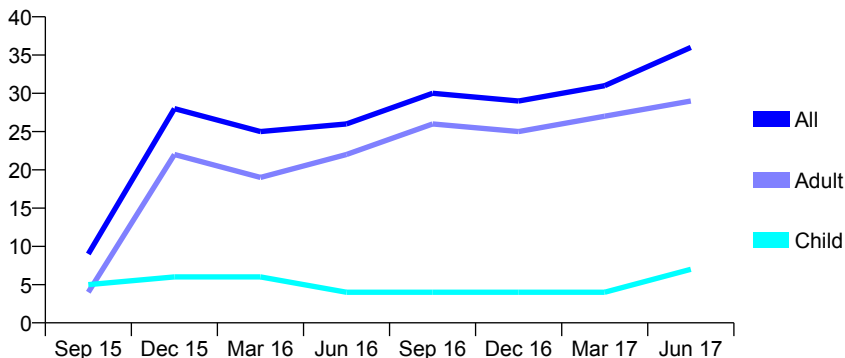
Q57 - Vital Signs At a Glance Contract Report for 679445/0007 - June 2017

Name or company name	MR M KANGI
Contract type name	GDS Contract
Purpose of contract	General
Contract start date	01/04/2015
Contract end date	

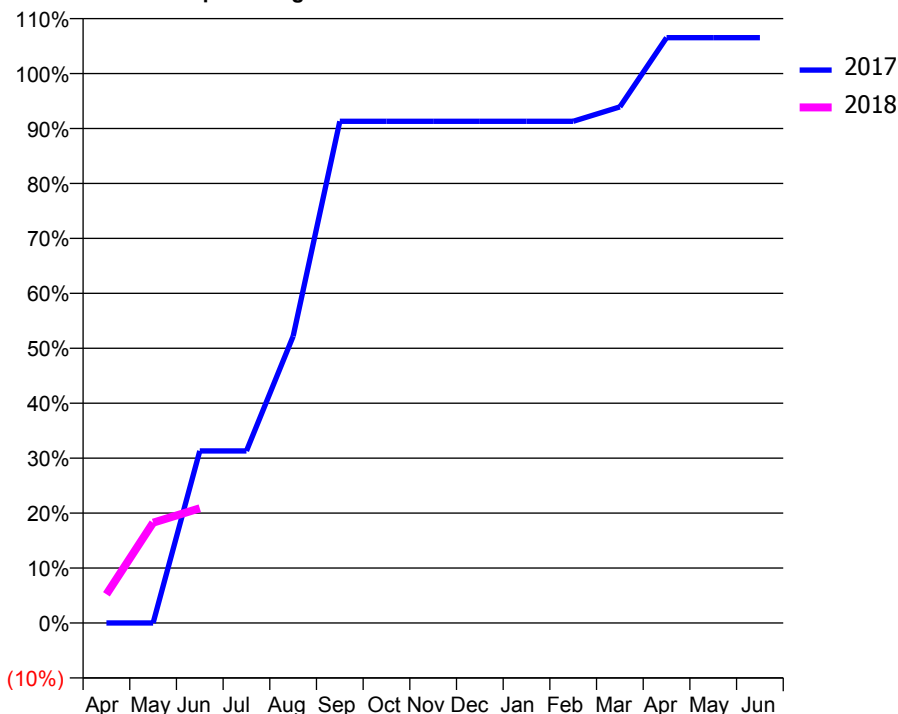
17/18 Contracted general activity (UDA)	46
Carry forward general activity (UDA)	0
17/18 Contracted orthodontic activity (UOA)	0
Carry forward orthodontic activity (UOA)	0
Baseline contract value	£1,395.03

ACCESS*

Patients seen in 24 months	Total	Change since previous quarter
Quarter ending June 2016	26	
Quarter ending September 2016	30	↑
Quarter ending December 2016	29	↓
Quarter ending March 2017	31	↑
Quarter ending June 2017	36	↑
Variance since June 2016	38.5%	↑

Access trend analysis


ACTIVITY

Cumulative percentage of contracted UDA delivered 2017 & 2018

Adjusted Scheduled Activity (UDA)

Month	2017	2018
April	0	2
May	0	8
June	14	10
July	14	
August	24	
September	42	
October	42	
November	42	
December	42	
January	42	
February	42	
March	43	
April	49	
May	49	
June	49	

QUALITY

	Quantity	Base Number	Contract	AT	Region	England
% of FP17s for the same patient ID Re-attending within 3 months - Children	0	4	0.0%	10.0%	11.7%	12.0%
% of FP17s for the same patient ID Re-attending within 3 months - Adults	0	9	0.0%	14.3%	15.2%	16.0%
% of FP17s for the same patient ID Re-attending between 3 & 9 months - Children	0	4	0.0%	55.8%	59.1%	58.0%
% of FP17s for the same patient ID Re-attending between 3 & 9 months - Adults	0	9	0.0%	49.7%	52.2%	50.9%
% of FP17s for Band 1 Urgent Courses	8	8	100.0%	8.3%	7.9%	9.1%
% of FP17s Relating to Free Repair or Replacements	0	8	0.0%	0.8%	0.8%	0.8%
% of FP17s Relating to Continuations	0	8	0.0%	0.9%	1.1%	1.1%
% of Patients satisfied with the dentistry they have received	0	1	N/A	92.5%	91.8%	91.7%
% of Patients satisfied with the time they had to wait for an appointment	1	1	N/A	89.5%	88.4%	88.0%

* This is based on patients treated on this contract for their most recent course of treatment. Figures in italics indicate the base number of FP17s or Patient Questionnaire responses are less than 100. N/A is shown where the base number of responses is less than 10 during the period. % is calculated as Quantity/Base number*100

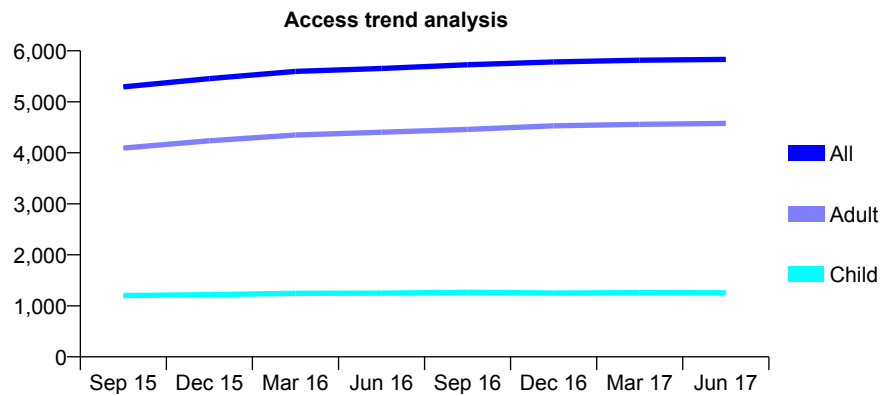
Q57 - Vital Signs At a Glance Contract Report for 684007/0001 - June 2017

Name or company name	MR EL SCHNEL
Contract type name	GDS Contract
Purpose of contract	General
Contract start date	01/04/2006
Contract end date	

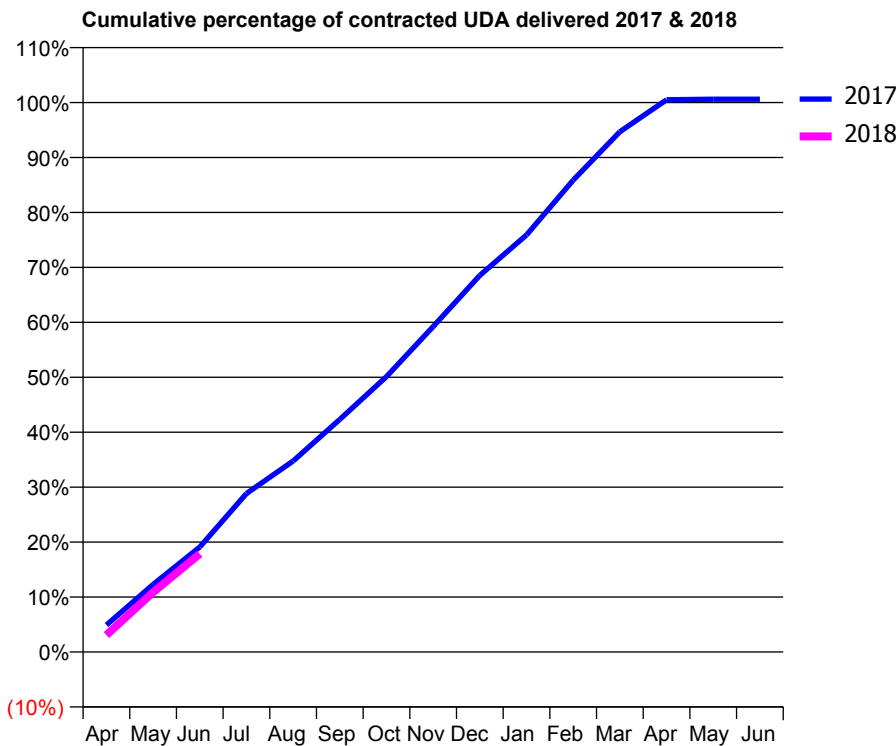
17/18 Contracted general activity (UDA)	16,250
Carry forward general activity (UDA)	0
17/18 Contracted orthodontic activity (UOA)	0
Carry forward orthodontic activity (UOA)	0
Baseline contract value	£509,302.26

ACCESS*

Patients seen in 24 months	Total	Change since previous quarter
Quarter ending June 2016	5,653	
Quarter ending September 2016	5,727	→
Quarter ending December 2016	5,781	→
Quarter ending March 2017	5,816	→
Quarter ending June 2017	5,832	→
Variance since June 2016	3.2%	↑



ACTIVITY



Month	Adjusted Scheduled Activity (UDA)	
	2017	2018
April	797	504
May	1,996	1,768
June	3,107	2,905
July	4,686	
August	5,650	
September	6,879	
October	8,146	
November	9,626	
December	11,138	
January	12,332	
February	13,952	
March	15,386	
April	16,330	
May	16,349	
June	16,349	

QUALITY

	Quantity	Base Number	Contract	AT	Region	England
% of FP17s for the same patient ID Re-attending within 3 months - Children	28	433	6.5%	10.0%	11.7%	12.0%
% of FP17s for the same patient ID Re-attending within 3 months - Adults	212	1,432	14.8%	14.3%	15.2%	16.0%
% of FP17s for the same patient ID Re-attending between 3 & 9 months - Children	266	433	61.4%	55.8%	59.1%	58.0%
% of FP17s for the same patient ID Re-attending between 3 & 9 months - Adults	721	1,432	50.3%	49.7%	52.2%	50.9%
% of FP17s for Band 1 Urgent Courses	76	1,460	5.2%	8.3%	7.9%	9.1%
% of FP17s Relating to Free Repair or Replacements	18	1,460	1.2%	0.8%	0.8%	0.8%
% of FP17s Relating to Continuations	29	1,460	2.0%	0.9%	1.1%	1.1%
% of Patients satisfied with the dentistry they have received	17	17	100.0%	92.5%	91.8%	91.7%
% of Patients satisfied with the time they had to wait for an appointment	15	17	88.2%	89.5%	88.4%	88.0%

* This is based on patients treated on this contract for their most recent course of treatment. Figures in italics indicate the base number of FP17s or Patient Questionnaire responses are less than 100. N/A is shown where the base number of responses is less than 10 during the period. % is calculated as Quantity/Base number*100

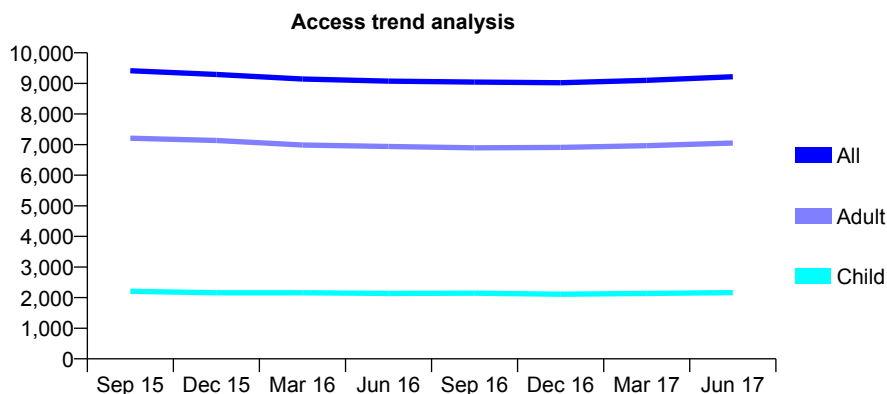
Q57 - Vital Signs At a Glance Contract Report for 685364/0002 - June 2017

Name or company name	MRS G SENNIK
Contract type name	GDS Contract
Purpose of contract	General
Contract start date	01/04/2006
Contract end date	

17/18 Contracted general activity (UDA)	29,000
Carry forward general activity (UDA)	0
17/18 Contracted orthodontic activity (UOA)	0
Carry forward orthodontic activity (UOA)	0
Baseline contract value	£868,260.00

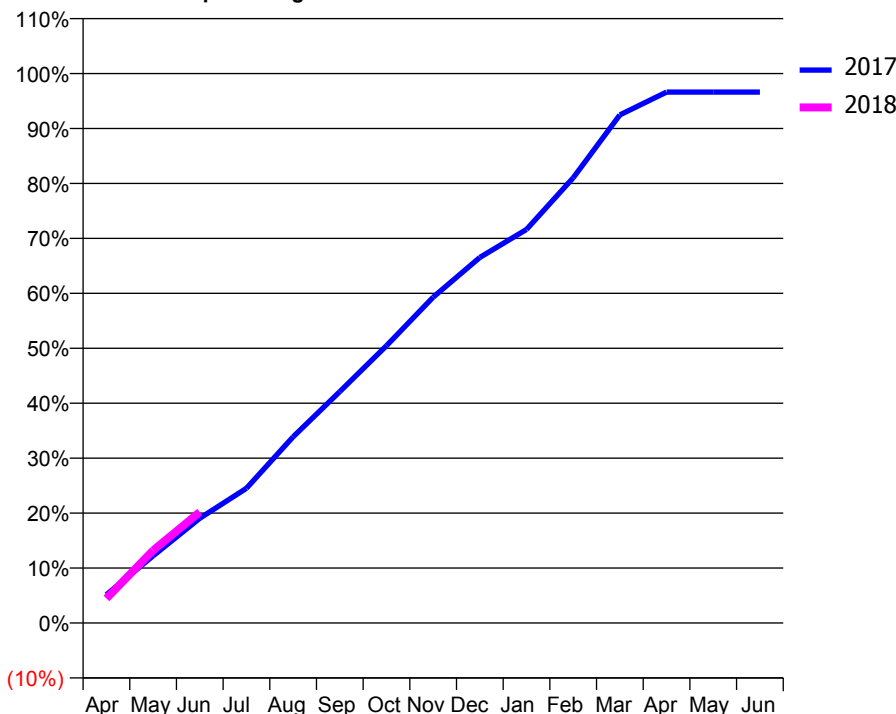
ACCESS*

Patients seen in 24 months	Total	Change since previous quarter
Quarter ending June 2016	9,075	
Quarter ending September 2016	9,042	→
Quarter ending December 2016	9,022	→
Quarter ending March 2017	9,102	→
Quarter ending June 2017	9,217	→
Variance since June 2016	1.6%	→



ACTIVITY

Cumulative percentage of contracted UDA delivered 2017 & 2018



Month	Adjusted Scheduled Activity (UDA)	
	2017	2018
April	1,498	1,297
May	3,541	3,835
June	5,531	5,856
July	7,113	
August	9,825	
September	12,214	
October	14,636	
November	17,192	
December	19,294	
January	20,772	
February	23,498	
March	26,819	
April	28,022	
May	28,017	
June	28,017	

QUALITY

	Quantity	Base Number	Contract	AT	Region	England
% of FP17s for the same patient ID Re-attending within 3 months - Children	27	727	3.7%	10.0%	11.7%	12.0%
% of FP17s for the same patient ID Re-attending within 3 months - Adults	266	2,095	12.7%	14.3%	15.2%	16.0%
% of FP17s for the same patient ID Re-attending between 3 & 9 months - Children	361	727	49.7%	55.8%	59.1%	58.0%
% of FP17s for the same patient ID Re-attending between 3 & 9 months - Adults	920	2,095	43.9%	49.7%	52.2%	50.9%
% of FP17s for Band 1 Urgent Courses	197	2,415	8.2%	8.3%	7.9%	9.1%
% of FP17s Relating to Free Repair or Replacements	29	2,415	1.2%	0.8%	0.8%	0.8%
% of FP17s Relating to Continuations	12	2,415	0.5%	0.9%	1.1%	1.1%
% of Patients satisfied with the dentistry they have received	22	23	95.7%	92.5%	91.8%	91.7%
% of Patients satisfied with the time they had to wait for an appointment	22	23	95.7%	89.5%	88.4%	88.0%

* This is based on patients treated on this contract for their most recent course of treatment. Figures in italics indicate the base number of FP17s or Patient Questionnaire responses are less than 100. N/A is shown where the base number of responses is less than 10 during the period. % is calculated as Quantity/Base number*100

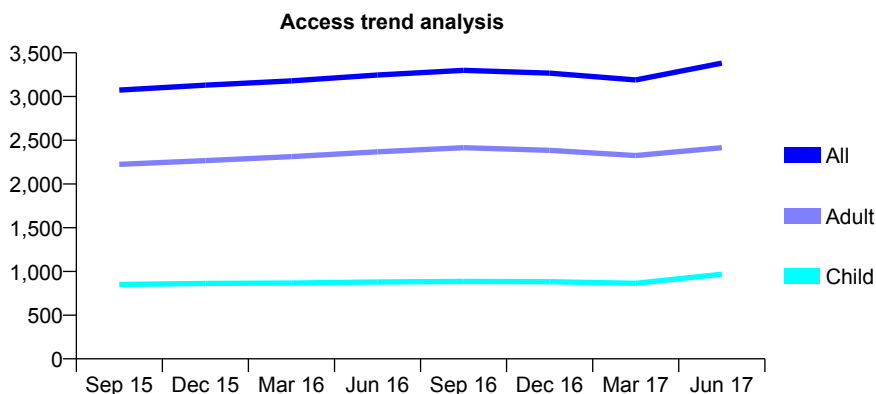
Q57 - Vital Signs At a Glance Contract Report for 686212/0001 - June 2017

Name or company name	MISS IO AMRORE
Contract type name	GDS Contract
Purpose of contract	General
Contract start date	01/04/2006
Contract end date	

17/18 Contracted general activity (UDA)	8,814
Carry forward general activity (UDA)	0
17/18 Contracted orthodontic activity (UOA)	0
Carry forward orthodontic activity (UOA)	0
Baseline contract value	£219,255.02

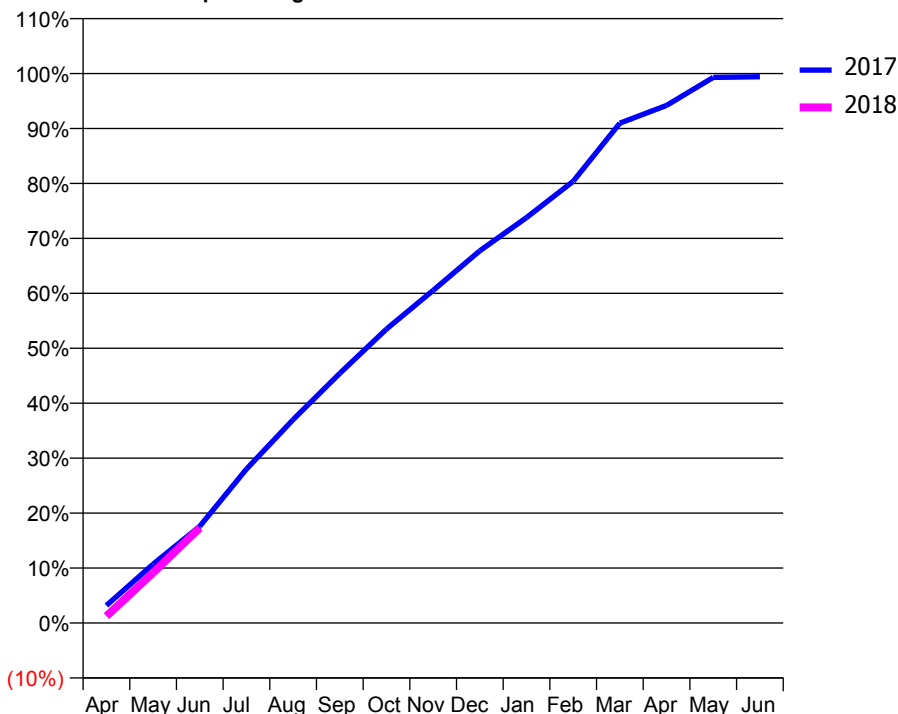
ACCESS*

Patients seen in 24 months	Total	Change since previous quarter
Quarter ending June 2016	3,246	
Quarter ending September 2016	3,300	→
Quarter ending December 2016	3,268	→
Quarter ending March 2017	3,189	↓
Quarter ending June 2017	3,382	↑
Variance since June 2016	4.2%	↑



ACTIVITY

Cumulative percentage of contracted UDA delivered 2017 & 2018



Month	Adjusted Scheduled Activity (UDA)	
	2017	2018
April	282	110
May	944	808
June	1,551	1,525
July	2,470	
August	3,263	
September	4,004	
October	4,716	
November	5,336	
December	5,972	
January	6,503	
February	7,085	
March	8,018	
April	8,302	
May	8,751	
June	8,763	

QUALITY

	Quantity	Base Number	Contract	AT	Region	England
% of FP17s for the same patient ID Re-attending within 3 months - Children	23	363	6.3%	10.0%	11.7%	12.0%
% of FP17s for the same patient ID Re-attending within 3 months - Adults	81	692	11.7%	14.3%	15.2%	16.0%
% of FP17s for the same patient ID Re-attending between 3 & 9 months - Children	104	363	28.7%	55.8%	59.1%	58.0%
% of FP17s for the same patient ID Re-attending between 3 & 9 months - Adults	221	692	31.9%	49.7%	52.2%	50.9%
% of FP17s for Band 1 Urgent Courses	76	746	10.2%	8.3%	7.9%	9.1%
% of FP17s Relating to Free Repair or Replacements	1	746	0.1%	0.8%	0.8%	0.8%
% of FP17s Relating to Continuations	6	746	0.8%	0.9%	1.1%	1.1%
% of Patients satisfied with the dentistry they have received	8	8	N/A	92.5%	91.8%	91.7%
% of Patients satisfied with the time they had to wait for an appointment	6	8	N/A	89.5%	88.4%	88.0%

* This is based on patients treated on this contract for their most recent course of treatment. Figures in italics indicate the base number of FP17s or Patient Questionnaire responses are less than 100. N/A is shown where the base number of responses is less than 10 during the period. % is calculated as Quantity/Base number*100

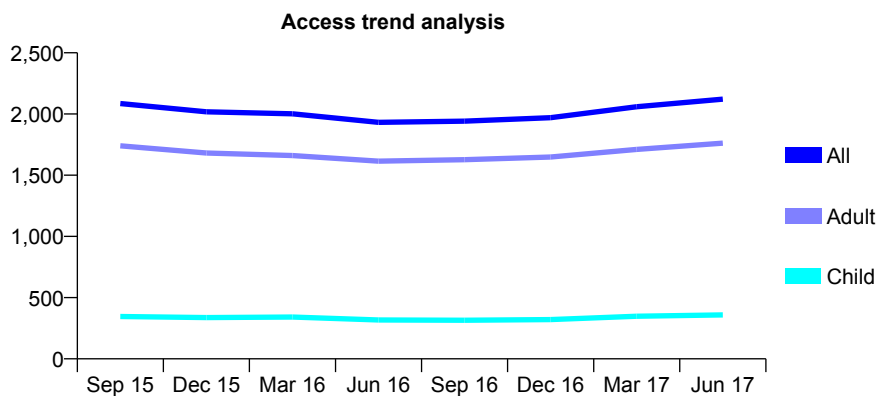
Q57 - Vital Signs At a Glance Contract Report for 691968/0001 - June 2017

Name or company name	The Hollies Dental Practice
Contract type name	GDS Contract
Purpose of contract	General
Contract start date	01/05/2012
Contract end date	

17/18 Contracted general activity (UDA)	8,676
Carry forward general activity (UDA)	0
17/18 Contracted orthodontic activity (UOA)	0
Carry forward orthodontic activity (UOA)	0
Baseline contract value	£198,859.97

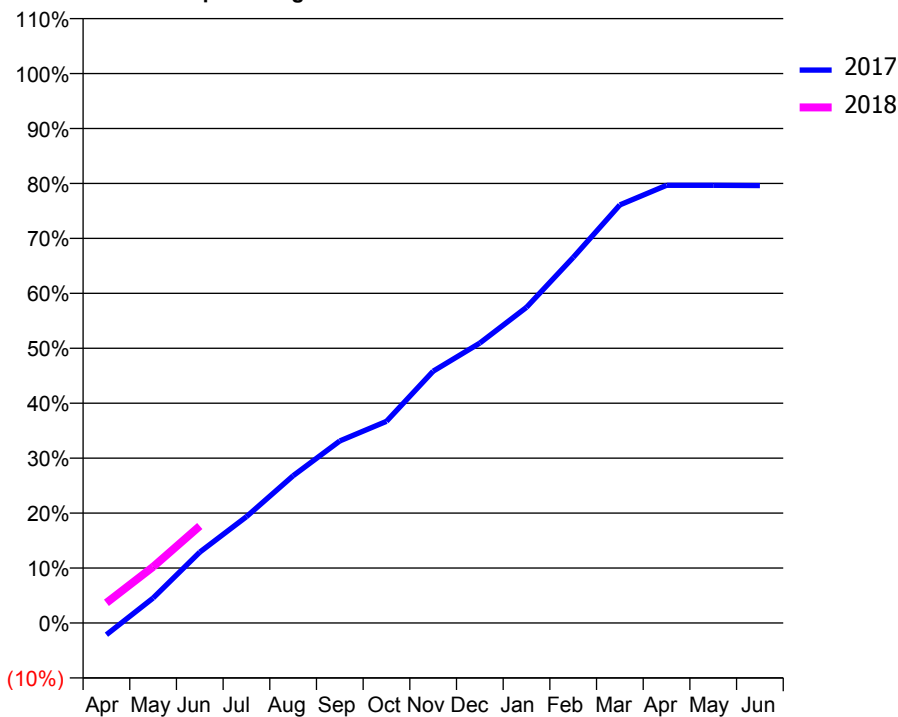
ACCESS*

Patients seen in 24 months	Total	Change since previous quarter
Quarter ending June 2016	1,932	
Quarter ending September 2016	1,942	→
Quarter ending December 2016	1,970	→
Quarter ending March 2017	2,059	↑
Quarter ending June 2017	2,121	↑
Variance since June 2016	9.8%	↑



ACTIVITY

Cumulative percentage of contracted UDA delivered 2017 & 2018



Month	Adjusted Scheduled Activity (UDA)	
	2017	2018
April	-187	319
May	395	887
June	1,120	1,532
July	1,680	
August	2,326	
September	2,875	
October	3,184	
November	3,976	
December	4,420	
January	4,984	
February	5,772	
March	6,602	
April	6,911	
May	6,911	
June	6,908	

QUALITY

	Quantity	Base Number	Contract	AT	Region	England
% of FP17s for the same patient ID Re-attending within 3 months - Children	9	124	7.3%	10.0%	11.7%	12.0%
% of FP17s for the same patient ID Re-attending within 3 months - Adults	104	614	16.9%	14.3%	15.2%	16.0%
% of FP17s for the same patient ID Re-attending between 3 & 9 months - Children	40	124	32.3%	55.8%	59.1%	58.0%
% of FP17s for the same patient ID Re-attending between 3 & 9 months - Adults	311	614	50.7%	49.7%	52.2%	50.9%
% of FP17s for Band 1 Urgent Courses	60	624	9.6%	8.3%	7.9%	9.1%
% of FP17s Relating to Free Repair or Replacements	9	624	1.4%	0.8%	0.8%	0.8%
% of FP17s Relating to Continuations	1	624	0.2%	0.9%	1.1%	1.1%
% of Patients satisfied with the dentistry they have received	8	8	N/A	92.5%	91.8%	91.7%
% of Patients satisfied with the time they had to wait for an appointment	7	8	N/A	89.5%	88.4%	88.0%

* This is based on patients treated on this contract for their most recent course of treatment. Figures in italics indicate the base number of FP17s or Patient Questionnaire responses are less than 100. N/A is shown where the base number of responses is less than 10 during the period. % is calculated as Quantity/Base number*100

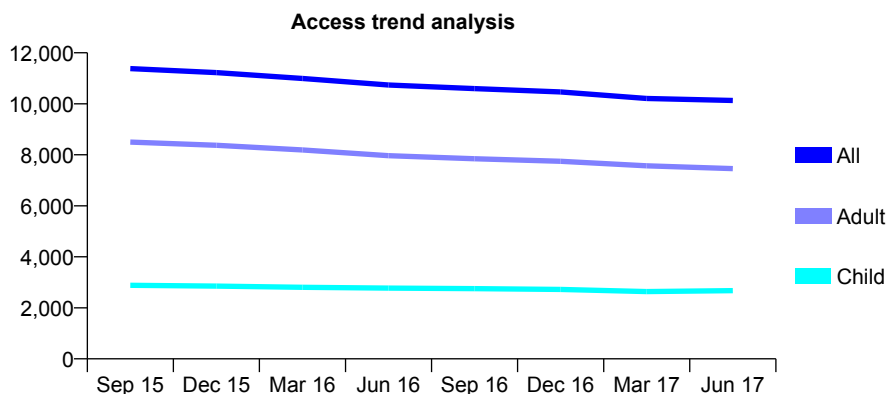
Q57 - Vital Signs At a Glance Contract Report for 694444/0001 - June 2017

Name or company name	MR AA MOHSENI
Contract type name	GDS Contract
Purpose of contract	General
Contract start date	01/11/2007
Contract end date	

17/18 Contracted general activity (UDA)	29,350
Carry forward general activity (UDA)	0
17/18 Contracted orthodontic activity (UOA)	0
Carry forward orthodontic activity (UOA)	0
Baseline contract value	£693,728.12

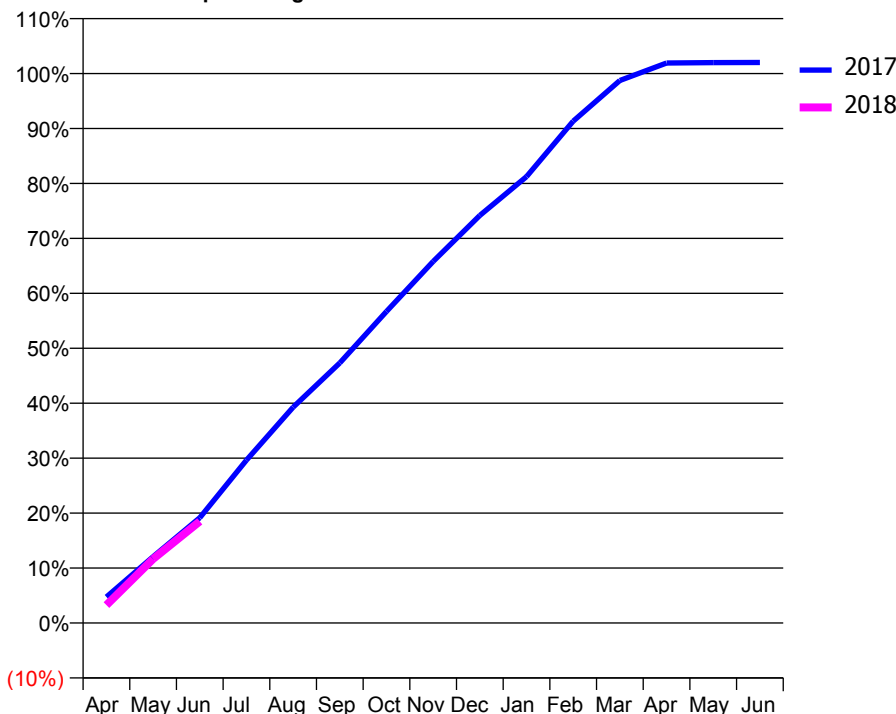
ACCESS*

Patients seen in 24 months	Total	Change since previous quarter
Quarter ending June 2016	10,739	
Quarter ending September 2016	10,595	↓
Quarter ending December 2016	10,467	↓
Quarter ending March 2017	10,209	↓
Quarter ending June 2017	10,132	→
Variance since June 2016	(5.7%)	↓



ACTIVITY

Cumulative percentage of contracted UDA delivered 2017 & 2018



Adjusted Scheduled Activity (UDA)

Month	2017	2018
April	1,394	954
May	3,546	3,420
June	5,625	5,431
July	8,701	
August	11,524	
September	13,891	
October	16,642	
November	19,312	
December	21,770	
January	23,839	
February	26,802	
March	28,976	
April	29,914	
May	29,931	
June	29,938	

QUALITY

	Quantity	Base Number	Contract	AT	Region	England
% of FP17s for the same patient ID Re-attending within 3 months - Children	45	919	4.9%	10.0%	11.7%	12.0%
% of FP17s for the same patient ID Re-attending within 3 months - Adults	354	2,292	15.4%	14.3%	15.2%	16.0%
% of FP17s for the same patient ID Re-attending between 3 & 9 months - Children	613	919	66.7%	55.8%	59.1%	58.0%
% of FP17s for the same patient ID Re-attending between 3 & 9 months - Adults	1,205	2,292	52.6%	49.7%	52.2%	50.9%
% of FP17s for Band 1 Urgent Courses	213	2,731	7.8%	8.3%	7.9%	9.1%
% of FP17s Relating to Free Repair or Replacements	23	2,731	0.8%	0.8%	0.8%	0.8%
% of FP17s Relating to Continuations	52	2,731	1.9%	0.9%	1.1%	1.1%
% of Patients satisfied with the dentistry they have received	29	30	96.7%	92.5%	91.8%	91.7%
% of Patients satisfied with the time they had to wait for an appointment	28	30	93.3%	89.5%	88.4%	88.0%

* This is based on patients treated on this contract for their most recent course of treatment. Figures in italics indicate the base number of FP17s or Patient Questionnaire responses are less than 100. N/A is shown where the base number of responses is less than 10 during the period. % is calculated as Quantity/Base number*100

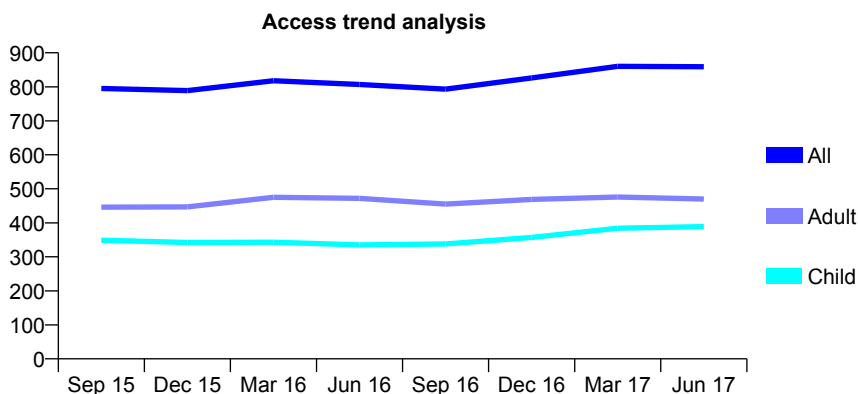
Q57 - Vital Signs At a Glance Contract Report for 731358/0002 - June 2017

Name or company name	MR S VOHRA
Contract type name	GDS Contract
Purpose of contract	General
Contract start date	01/04/2009
Contract end date	

17/18 Contracted general activity (UDA)	1,800
Carry forward general activity (UDA)	0
17/18 Contracted orthodontic activity (UOA)	0
Carry forward orthodontic activity (UOA)	0
Baseline contract value	£43,435.85

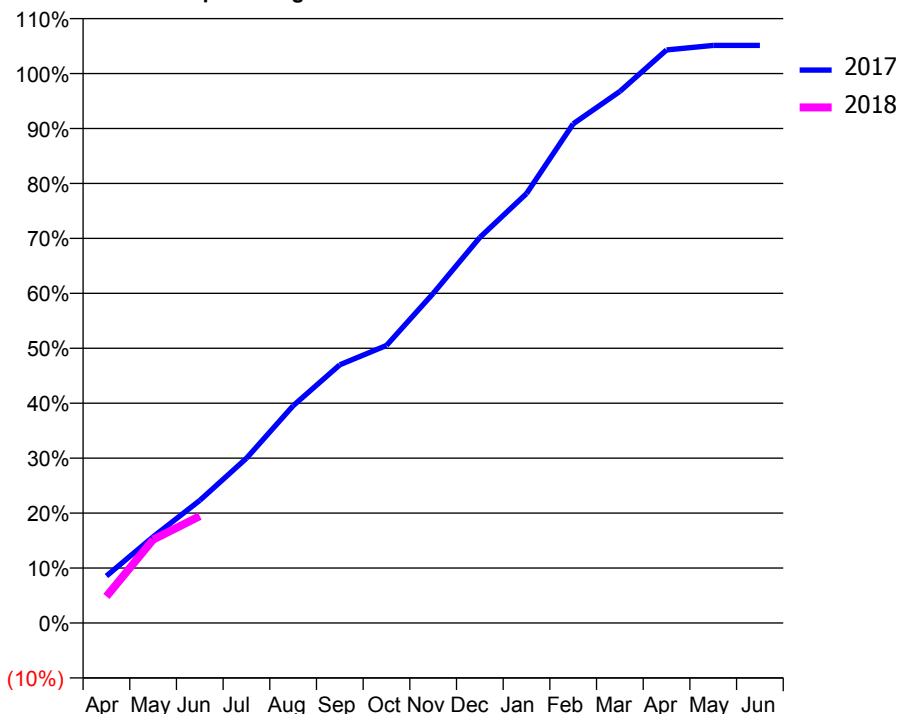
ACCESS*

Patients seen in 24 months	Total	Change since previous quarter
Quarter ending June 2016	807	
Quarter ending September 2016	793	↓
Quarter ending December 2016	826	↑
Quarter ending March 2017	860	↑
Quarter ending June 2017	859	→
Variance since June 2016	6.4%	↑



ACTIVITY

Cumulative percentage of contracted UDA delivered 2017 & 2018



Month	Adjusted Scheduled Activity (UDA)	
	2017	2018
April	154	87
May	283	273
June	402	350
July	540	
August	712	
September	846	
October	909	
November	1,079	
December	1,263	
January	1,407	
February	1,635	
March	1,741	
April	1,877	
May	1,892	
June	1,892	

QUALITY

	Quantity	Base Number	Contract	AT	Region	England
% of FP17s for the same patient ID Re-attending within 3 months - Children	3	98	3.1%	10.0%	11.7%	12.0%
% of FP17s for the same patient ID Re-attending within 3 months - Adults	9	100	9.0%	14.3%	15.2%	16.0%
% of FP17s for the same patient ID Re-attending between 3 & 9 months - Children	17	98	17.3%	55.8%	59.1%	58.0%
% of FP17s for the same patient ID Re-attending between 3 & 9 months - Adults	20	100	20.0%	49.7%	52.2%	50.9%
% of FP17s for Band 1 Urgent Courses	6	142	4.2%	8.3%	7.9%	9.1%
% of FP17s Relating to Free Repair or Replacements	1	142	0.7%	0.8%	0.8%	0.8%
% of FP17s Relating to Continuations	2	142	1.4%	0.9%	1.1%	1.1%
% of Patients satisfied with the dentistry they have received	1	2	N/A	92.5%	91.8%	91.7%
% of Patients satisfied with the time they had to wait for an appointment	2	2	N/A	89.5%	88.4%	88.0%

* This is based on patients treated on this contract for their most recent course of treatment. Figures in italics indicate the base number of FP17s or Patient Questionnaire responses are less than 100. N/A is shown where the base number of responses is less than 10 during the period. % is calculated as Quantity/Base number*100

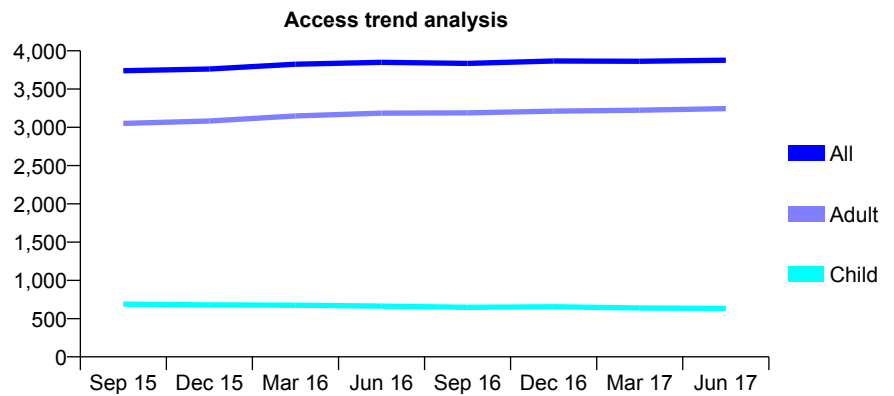
Q57 - Vital Signs At a Glance Contract Report for 732265/0001 - June 2017

Name or company name	MR ND RANKIN
Contract type name	GDS Contract
Purpose of contract	General
Contract start date	01/04/2006
Contract end date	

17/18 Contracted general activity (UDA)	9,401
Carry forward general activity (UDA)	0
17/18 Contracted orthodontic activity (UOA)	0
Carry forward orthodontic activity (UOA)	0
Baseline contract value	£198,972.73

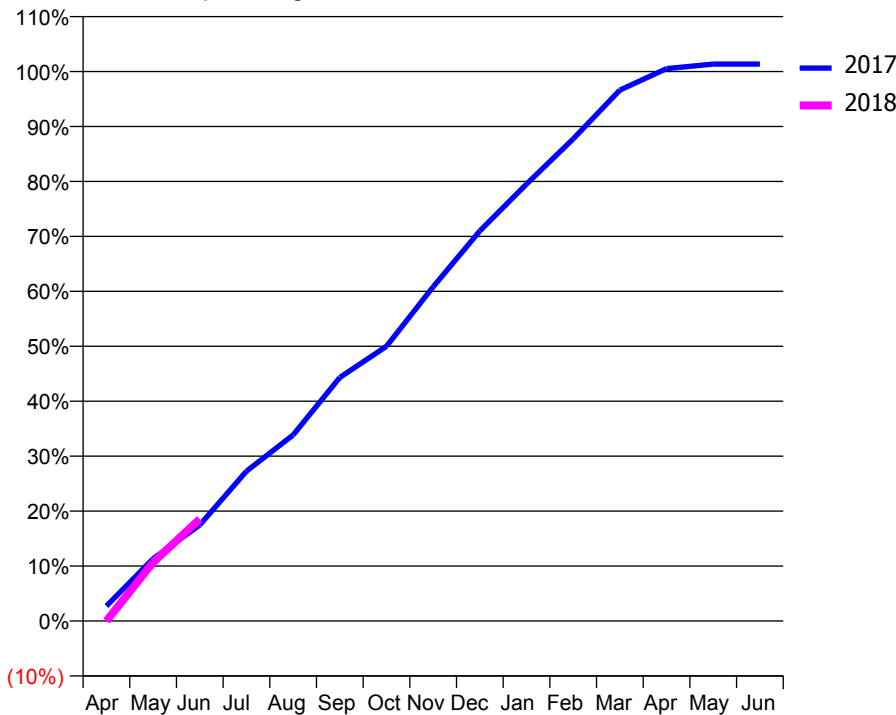
ACCESS*

Patients seen in 24 months	Total	Change since previous quarter
Quarter ending June 2016	3,850	
Quarter ending September 2016	3,836	→
Quarter ending December 2016	3,867	→
Quarter ending March 2017	3,863	→
Quarter ending June 2017	3,877	→
Variance since June 2016	0.7%	→



ACTIVITY

Cumulative percentage of contracted UDA delivered 2017 & 2018



Month	Adjusted Scheduled Activity (UDA)	
	2017	2018
April	256	0
May	1,066	1,006
June	1,643	1,744
July	2,563	
August	3,184	
September	4,166	
October	4,700	
November	5,717	
December	6,675	
January	7,475	
February	8,249	
March	9,083	
April	9,451	
May	9,529	
June	9,529	

QUALITY

	Quantity	Base Number	Contract	AT	Region	England
% of FP17s for the same patient ID Re-attending within 3 months - Children	13	205	6.3%	10.0%	11.7%	12.0%
% of FP17s for the same patient ID Re-attending within 3 months - Adults	133	999	13.3%	14.3%	15.2%	16.0%
% of FP17s for the same patient ID Re-attending between 3 & 9 months - Children	99	205	48.3%	55.8%	59.1%	58.0%
% of FP17s for the same patient ID Re-attending between 3 & 9 months - Adults	429	999	42.9%	49.7%	52.2%	50.9%
% of FP17s for Band 1 Urgent Courses	52	957	5.4%	8.3%	7.9%	9.1%
% of FP17s Relating to Free Repair or Replacements	3	957	0.3%	0.8%	0.8%	0.8%
% of FP17s Relating to Continuations	11	957	1.1%	0.9%	1.1%	1.1%
% of Patients satisfied with the dentistry they have received	14	15	93.3%	92.5%	91.8%	91.7%
% of Patients satisfied with the time they had to wait for an appointment	15	15	100.0%	89.5%	88.4%	88.0%

* This is based on patients treated on this contract for their most recent course of treatment. Figures in italics indicate the base number of FP17s or Patient Questionnaire responses are less than 100. N/A is shown where the base number of responses is less than 10 during the period. % is calculated as Quantity/Base number*100

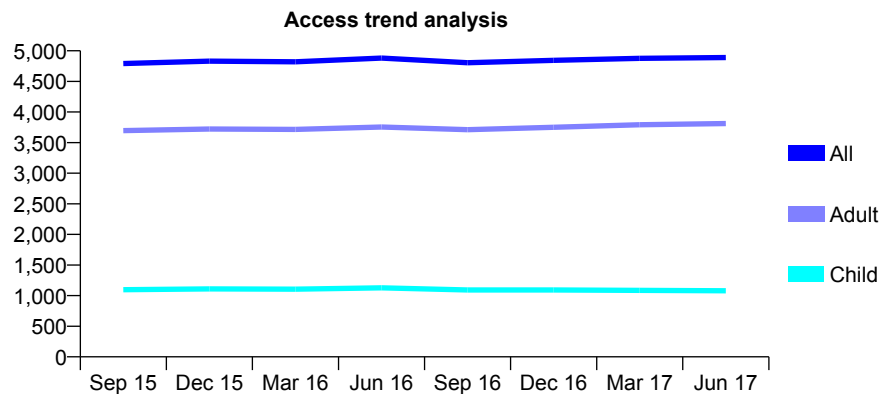
Q57 - Vital Signs At a Glance Contract Report for 738131/0001 - June 2017

Name or company name	MR FM LUTTERODT
Contract type name	GDS Contract
Purpose of contract	General
Contract start date	01/04/2006
Contract end date	

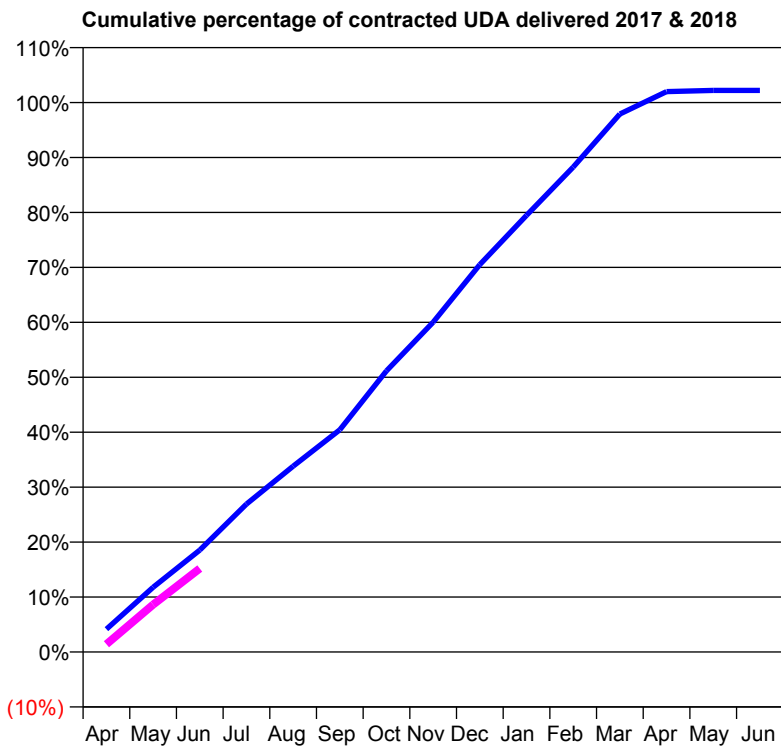
17/18 Contracted general activity (UDA)	13,688
Carry forward general activity (UDA)	0
17/18 Contracted orthodontic activity (UOA)	0
Carry forward orthodontic activity (UOA)	0
Baseline contract value	£448,332.05

ACCESS*

Patients seen in 24 months	Total	Change since previous quarter
Quarter ending June 2016	4,881	
Quarter ending September 2016	4,804	↓
Quarter ending December 2016	4,844	→
Quarter ending March 2017	4,877	→
Quarter ending June 2017	4,891	→
Variance since June 2016	0.2%	→



ACTIVITY



Month	Adjusted Scheduled Activity (UDA)	
	2017	2018
April	570	195
May	1,613	1,179
June	2,538	2,080
July	3,684	
August	4,628	
September	5,535	
October	7,004	
November	8,215	
December	9,650	
January	10,878	
February	12,079	
March	13,402	
April	13,961	
May	13,990	
June	13,990	

QUALITY

	Quantity	Base Number	Contract	AT	Region	England
% of FP17s for the same patient ID Re-attending within 3 months - Children	9	262	3.4%	10.0%	11.7%	12.0%
% of FP17s for the same patient ID Re-attending within 3 months - Adults	137	1,020	13.4%	14.3%	15.2%	16.0%
% of FP17s for the same patient ID Re-attending between 3 & 9 months - Children	95	262	36.3%	55.8%	59.1%	58.0%
% of FP17s for the same patient ID Re-attending between 3 & 9 months - Adults	498	1,020	48.8%	49.7%	52.2%	50.9%
% of FP17s for Band 1 Urgent Courses	96	1,024	9.4%	8.3%	7.9%	9.1%
% of FP17s Relating to Free Repair or Replacements	11	1,024	1.1%	0.8%	0.8%	0.8%
% of FP17s Relating to Continuations	4	1,024	0.4%	0.9%	1.1%	1.1%
% of Patients satisfied with the dentistry they have received	6	6	N/A	92.5%	91.8%	91.7%
% of Patients satisfied with the time they had to wait for an appointment	6	6	N/A	89.5%	88.4%	88.0%

* This is based on patients treated on this contract for their most recent course of treatment. Figures in italics indicate the base number of FP17s or Patient Questionnaire responses are less than 100. N/A is shown where the base number of responses is less than 10 during the period. % is calculated as Quantity/Base number*100

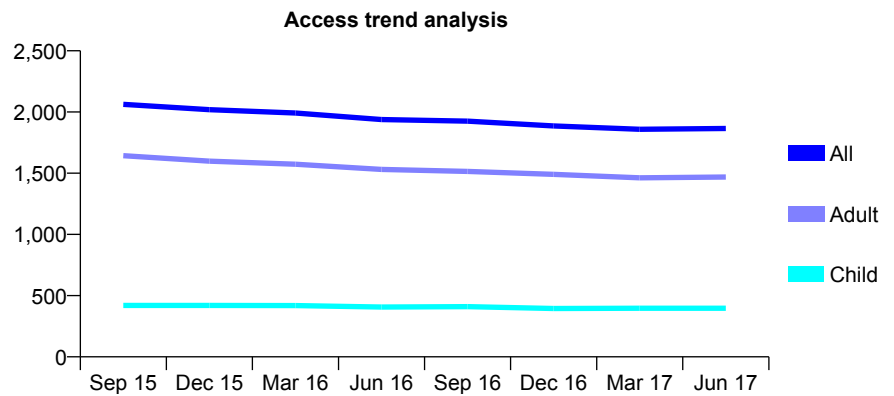
Q57 - Vital Signs At a Glance Contract Report for 738476/0001 - June 2017

Name or company name	MR J VAPIWALA
Contract type name	GDS Contract
Purpose of contract	General
Contract start date	01/04/2006
Contract end date	

17/18 Contracted general activity (UDA)	6,898
Carry forward general activity (UDA)	0
17/18 Contracted orthodontic activity (UOA)	0
Carry forward orthodontic activity (UOA)	0
Baseline contract value	£190,079.81

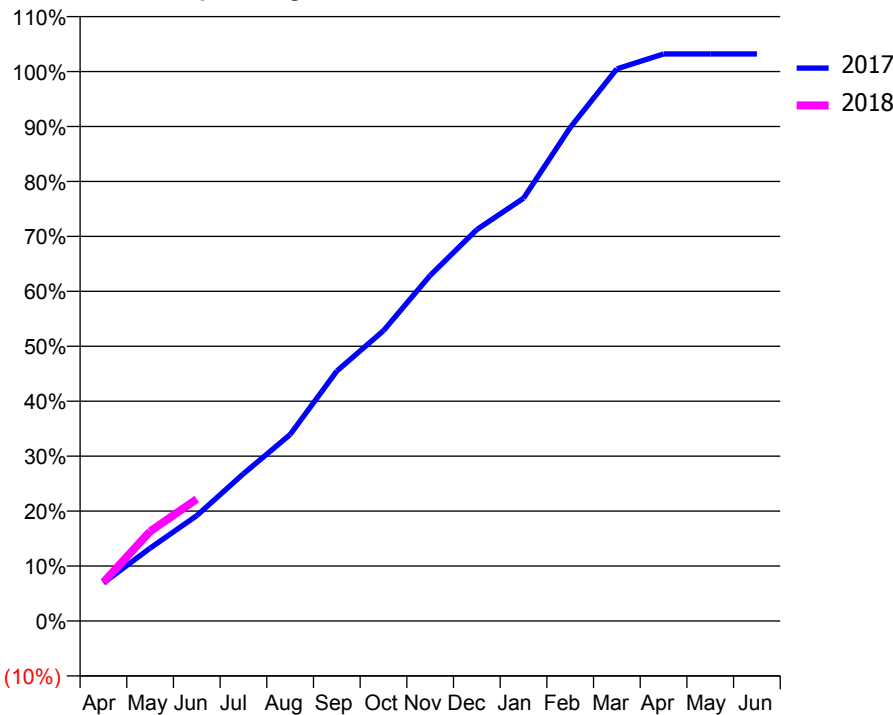
ACCESS*

Patients seen in 24 months	Total	Change since previous quarter
Quarter ending June 2016	1,938	
Quarter ending September 2016	1,925	→
Quarter ending December 2016	1,886	↓
Quarter ending March 2017	1,859	↓
Quarter ending June 2017	1,866	→
Variance since June 2016	(3.7%)	↓



ACTIVITY

Cumulative percentage of contracted UDA delivered 2017 & 2018



Month	Adjusted Scheduled Activity (UDA)	
	2017	2018
April	478	487
May	915	1,126
June	1,323	1,531
July	1,849	
August	2,340	
September	3,138	
October	3,645	
November	4,338	
December	4,913	
January	5,307	
February	6,194	
March	6,931	
April	7,119	
May	7,119	
June	7,119	

QUALITY

	Quantity	Base Number	Contract	AT	Region	England
% of FP17s for the same patient ID Re-attending within 3 months - Children	17	139	12.2%	10.0%	11.7%	12.0%
% of FP17s for the same patient ID Re-attending within 3 months - Adults	112	596	18.8%	14.3%	15.2%	16.0%
% of FP17s for the same patient ID Re-attending between 3 & 9 months - Children	78	139	56.1%	55.8%	59.1%	58.0%
% of FP17s for the same patient ID Re-attending between 3 & 9 months - Adults	359	596	60.2%	49.7%	52.2%	50.9%
% of FP17s for Band 1 Urgent Courses	47	655	7.2%	8.3%	7.9%	9.1%
% of FP17s Relating to Free Repair or Replacements	17	655	2.6%	0.8%	0.8%	0.8%
% of FP17s Relating to Continuations	49	655	7.5%	0.9%	1.1%	1.1%
% of Patients satisfied with the dentistry they have received	6	6	N/A	92.5%	91.8%	91.7%
% of Patients satisfied with the time they had to wait for an appointment	5	6	N/A	89.5%	88.4%	88.0%

* This is based on patients treated on this contract for their most recent course of treatment. Figures in italics indicate the base number of FP17s or Patient Questionnaire responses are less than 100. N/A is shown where the base number of responses is less than 10 during the period. % is calculated as Quantity/Base number*100

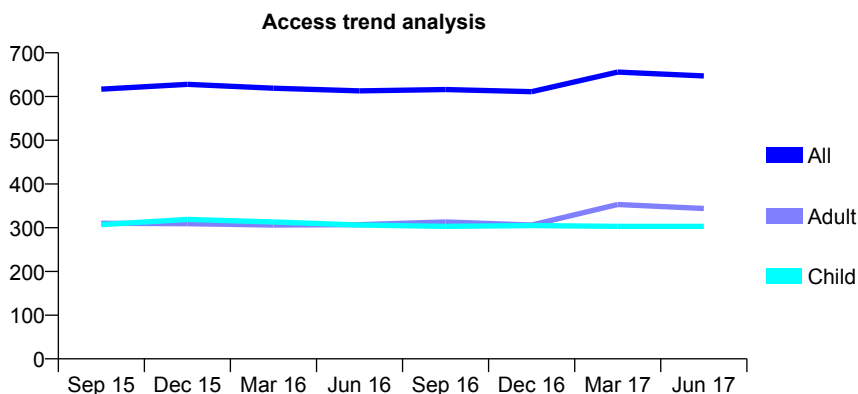
Q57 - Vital Signs At a Glance Contract Report for 741981/0001 - June 2017

Name or company name	MRS K VINCENT
Contract type name	GDS Contract
Purpose of contract	General
Contract start date	01/05/2007
Contract end date	

17/18 Contracted general activity (UDA)	1,912
Carry forward general activity (UDA)	0
17/18 Contracted orthodontic activity (UOA)	0
Carry forward orthodontic activity (UOA)	0
Baseline contract value	£54,250.14

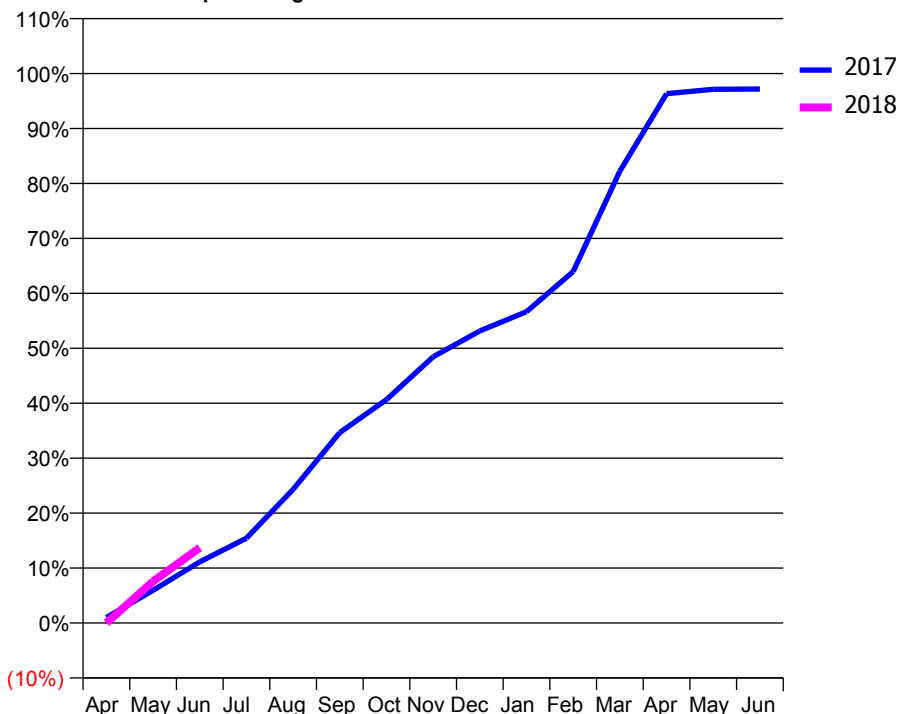
ACCESS*

Patients seen in 24 months	Total	Change since previous quarter
Quarter ending June 2016	613	
Quarter ending September 2016	616	→
Quarter ending December 2016	611	→
Quarter ending March 2017	656	↑
Quarter ending June 2017	647	↓
Variance since June 2016	5.5%	↑



ACTIVITY

Cumulative percentage of contracted UDA delivered 2017 & 2018



Adjusted Scheduled Activity (UDA)		
Month	2017	2018
April	19	0
May	114	145
June	213	262
July	295	
August	465	
September	663	
October	777	
November	926	
December	1,016	
January	1,083	
February	1,223	
March	1,572	
April	1,842	
May	1,857	
June	1,858	

QUALITY

	Quantity	Base Number	Contract	AT	Region	England
% of FP17s for the same patient ID Re-attending within 3 months - Children	2	94	2.1%	10.0%	11.7%	12.0%
% of FP17s for the same patient ID Re-attending within 3 months - Adults	18	116	15.5%	14.3%	15.2%	16.0%
% of FP17s for the same patient ID Re-attending between 3 & 9 months - Children	39	94	41.5%	55.8%	59.1%	58.0%
% of FP17s for the same patient ID Re-attending between 3 & 9 months - Adults	44	116	37.9%	49.7%	52.2%	50.9%
% of FP17s for Band 1 Urgent Courses	14	143	9.8%	8.3%	7.9%	9.1%
% of FP17s Relating to Free Repair or Replacements	0	143	0.0%	0.8%	0.8%	0.8%
% of FP17s Relating to Continuations	0	143	0.0%	0.9%	1.1%	1.1%
% of Patients satisfied with the dentistry they have received	0	0	N/A	92.5%	91.8%	91.7%
% of Patients satisfied with the time they had to wait for an appointment	0	0	N/A	89.5%	88.4%	88.0%

* This is based on patients treated on this contract for their most recent course of treatment. Figures in italics indicate the base number of FP17s or Patient Questionnaire responses are less than 100. N/A is shown where the base number of responses is less than 10 during the period. % is calculated as Quantity/Base number*100

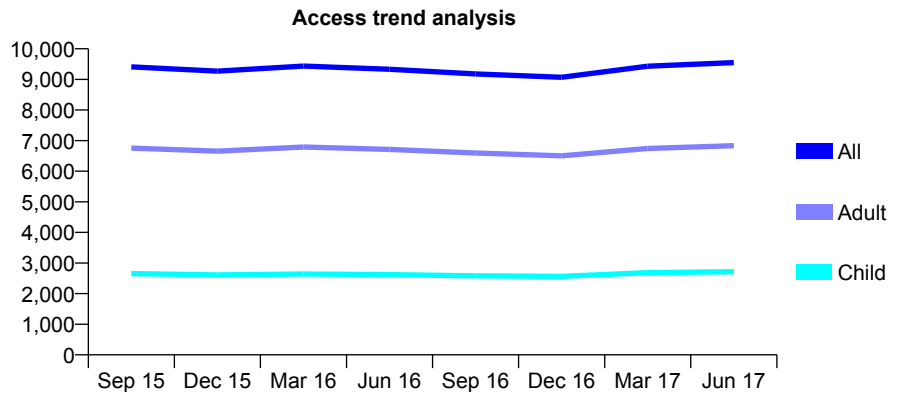
Q57 - Vital Signs At a Glance Contract Report for 749052/0001 - June 2017

Name or company name	MR HW DIXON
Contract type name	GDS Contract
Purpose of contract	General
Contract start date	01/04/2006
Contract end date	

17/18 Contracted general activity (UDA)	25,212
Carry forward general activity (UDA)	0
17/18 Contracted orthodontic activity (UOA)	0
Carry forward orthodontic activity (UOA)	0
Baseline contract value	£684,292.68

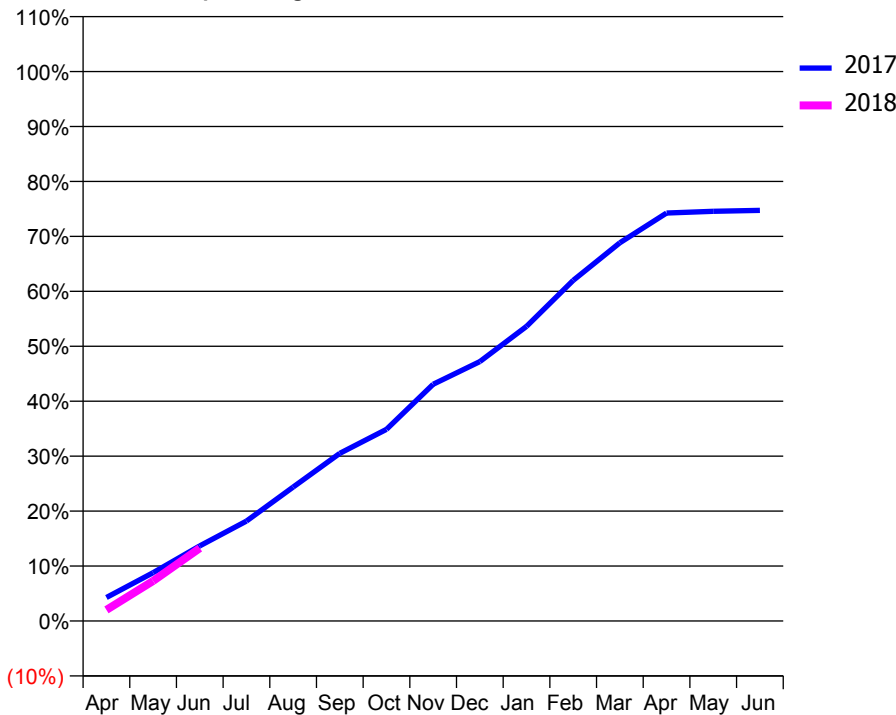
ACCESS*

Patients seen in 24 months	Total	Change since previous quarter
Quarter ending June 2016	9,331	
Quarter ending September 2016	9,178	↓
Quarter ending December 2016	9,069	↓
Quarter ending March 2017	9,432	↑
Quarter ending June 2017	9,550	→
Variance since June 2016	2.3%	↑



ACTIVITY

Cumulative percentage of contracted UDA delivered 2017 & 2018



Month	Adjusted Scheduled Activity (UDA)	
	2017	2018
April	1,078	513
May	2,215	1,838
June	3,446	3,342
July	4,586	
August	6,147	
September	7,693	
October	8,797	
November	10,862	
December	11,900	
January	13,516	
February	15,631	
March	17,353	
April	18,720	
May	18,798	
June	18,843	

QUALITY

	Quantity	Base Number	Contract	AT	Region	England
% of FP17s for the same patient ID Re-attending within 3 months - Children	59	828	7.1%	10.0%	11.7%	12.0%
% of FP17s for the same patient ID Re-attending within 3 months - Adults	312	2,057	15.2%	14.3%	15.2%	16.0%
% of FP17s for the same patient ID Re-attending between 3 & 9 months - Children	423	828	51.1%	55.8%	59.1%	58.0%
% of FP17s for the same patient ID Re-attending between 3 & 9 months - Adults	726	2,057	35.3%	49.7%	52.2%	50.9%
% of FP17s for Band 1 Urgent Courses	221	1,869	11.8%	8.3%	7.9%	9.1%
% of FP17s Relating to Free Repair or Replacements	12	1,869	0.6%	0.8%	0.8%	0.8%
% of FP17s Relating to Continuations	0	1,869	0.0%	0.9%	1.1%	1.1%
% of Patients satisfied with the dentistry they have received	10	13	76.9%	92.5%	91.8%	91.7%
% of Patients satisfied with the time they had to wait for an appointment	11	13	84.6%	89.5%	88.4%	88.0%

* This is based on patients treated on this contract for their most recent course of treatment. Figures in italics indicate the base number of FP17s or Patient Questionnaire responses are less than 100. N/A is shown where the base number of responses is less than 10 during the period. % is calculated as Quantity/Base number*100

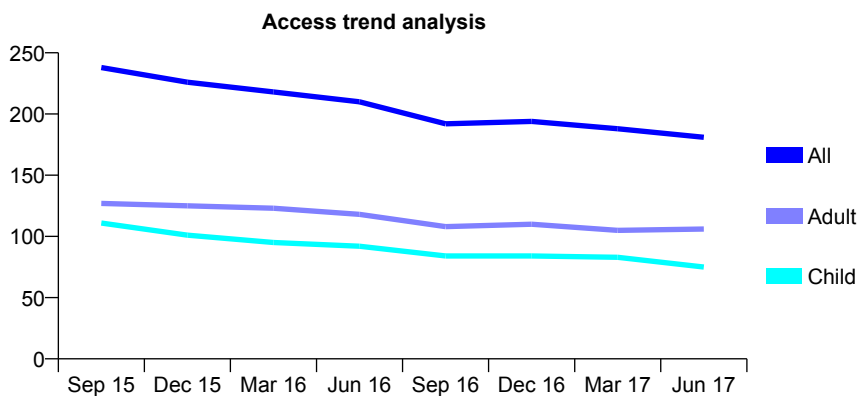
Q57 - Vital Signs At a Glance Contract Report for 754684/0001 - June 2017

Name or company name	MRS SK RANA
Contract type name	GDS Contract
Purpose of contract	General
Contract start date	01/04/2006
Contract end date	

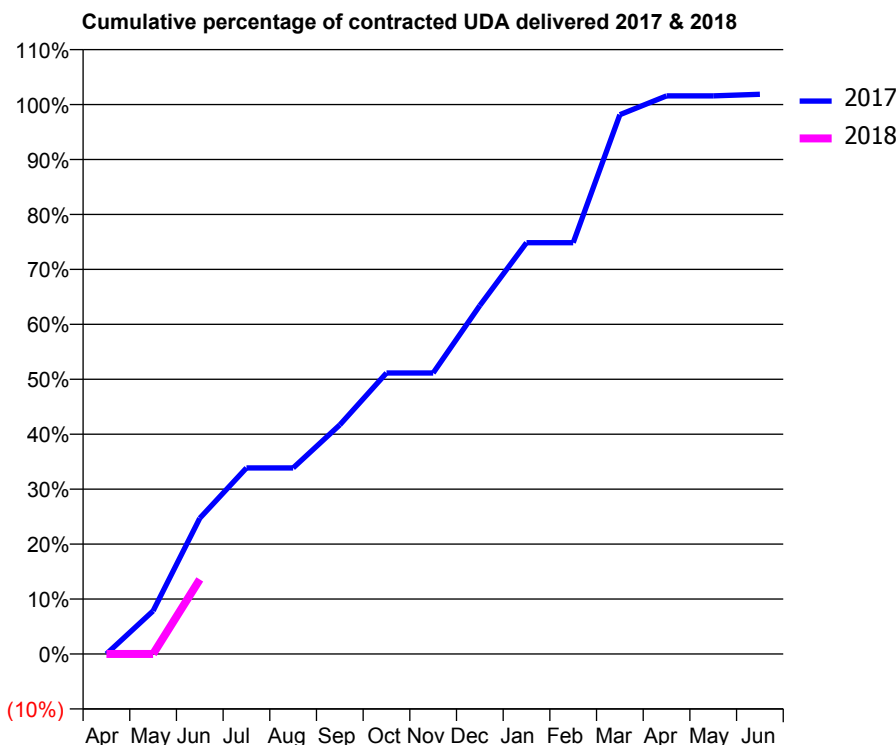
17/18 Contracted general activity (UDA)	700
Carry forward general activity (UDA)	0
17/18 Contracted orthodontic activity (UOA)	0
Carry forward orthodontic activity (UOA)	0
Baseline contract value	£17,717.00

ACCESS*

Patients seen in 24 months	Total	Change since previous quarter
Quarter ending June 2016	210	
Quarter ending September 2016	192	↓
Quarter ending December 2016	194	→
Quarter ending March 2017	188	↓
Quarter ending June 2017	181	↓
Variance since June 2016	(13.8%)	↓



ACTIVITY



Month	Adjusted Scheduled Activity (UDA)	
	2017	2018
April	0	0
May	55	0
June	173	95
July	237	
August	237	
September	292	
October	358	
November	358	
December	444	
January	524	
February	524	
March	687	
April	711	
May	711	
June	713	

QUALITY

	Quantity	Base Number	Contract	AT	Region	England
% of FP17s for the same patient ID Re-attending within 3 months - Children	0	18	0.0%	10.0%	11.7%	12.0%
% of FP17s for the same patient ID Re-attending within 3 months - Adults	1	24	4.2%	14.3%	15.2%	16.0%
% of FP17s for the same patient ID Re-attending between 3 & 9 months - Children	10	18	55.6%	55.8%	59.1%	58.0%
% of FP17s for the same patient ID Re-attending between 3 & 9 months - Adults	19	24	79.2%	49.7%	52.2%	50.9%
% of FP17s for Band 1 Urgent Courses	0	38	0.0%	8.3%	7.9%	9.1%
% of FP17s Relating to Free Repair or Replacements	0	38	0.0%	0.8%	0.8%	0.8%
% of FP17s Relating to Continuations	0	38	0.0%	0.9%	1.1%	1.1%
% of Patients satisfied with the dentistry they have received	0	0	N/A	92.5%	91.8%	91.7%
% of Patients satisfied with the time they had to wait for an appointment	0	0	N/A	89.5%	88.4%	88.0%

* This is based on patients treated on this contract for their most recent course of treatment. Figures in italics indicate the base number of FP17s or Patient Questionnaire responses are less than 100. N/A is shown where the base number of responses is less than 10 during the period. % is calculated as Quantity/Base number*100

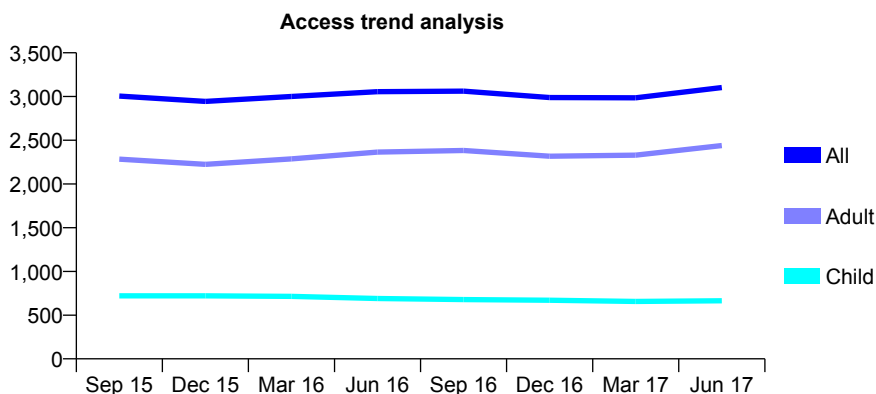
Q57 - Vital Signs At a Glance Contract Report for 755761/0001 - June 2017

Name or company name	MR MD BAILY
Contract type name	GDS Contract
Purpose of contract	General
Contract start date	01/04/2006
Contract end date	

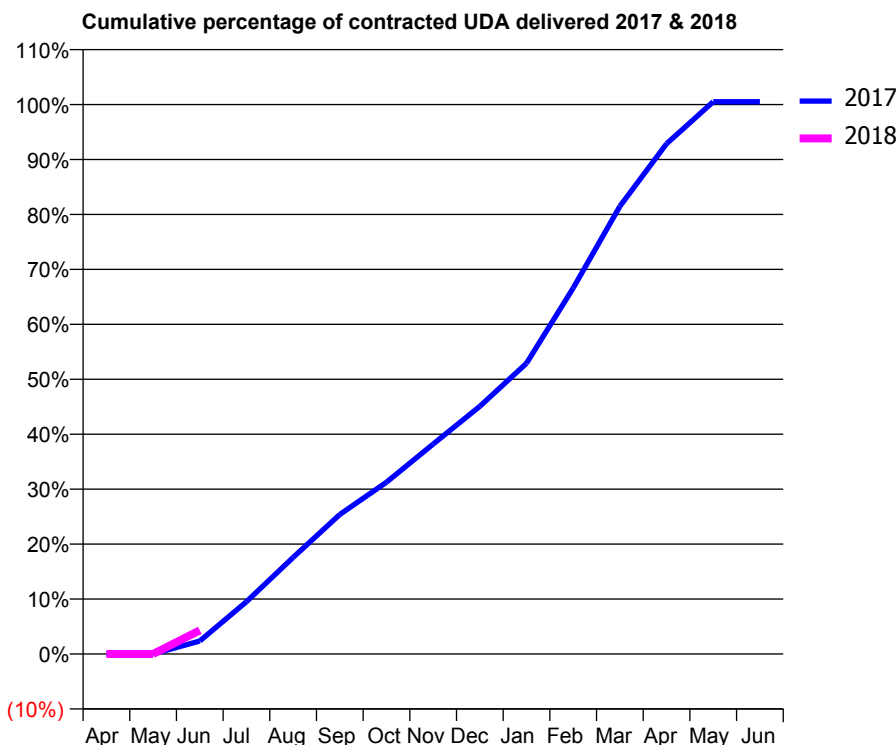
17/18 Contracted general activity (UDA)	8,538
Carry forward general activity (UDA)	0
17/18 Contracted orthodontic activity (UOA)	0
Carry forward orthodontic activity (UOA)	0
Baseline contract value	£212,816.12

ACCESS*

Patients seen in 24 months	Total	Change since previous quarter
Quarter ending June 2016	3,055	
Quarter ending September 2016	3,061	→
Quarter ending December 2016	2,989	↓
Quarter ending March 2017	2,986	→
Quarter ending June 2017	3,103	↑
Variance since June 2016	1.6%	→



ACTIVITY



Month	Adjusted Scheduled Activity (UDA)	
	2017	2018
April	0	0
May	0	0
June	203	369
July	813	
August	1,501	
September	2,168	
October	2,669	
November	3,261	
December	3,848	
January	4,517	
February	5,687	
March	6,957	
April	7,928	
May	8,580	
June	8,581	

QUALITY

	Quantity	Base Number	Contract	AT	Region	England
% of FP17s for the same patient ID Re-attending within 3 months - Children	9	170	5.3%	10.0%	11.7%	12.0%
% of FP17s for the same patient ID Re-attending within 3 months - Adults	105	635	16.5%	14.3%	15.2%	16.0%
% of FP17s for the same patient ID Re-attending between 3 & 9 months - Children	30	170	17.6%	55.8%	59.1%	58.0%
% of FP17s for the same patient ID Re-attending between 3 & 9 months - Adults	122	635	19.2%	49.7%	52.2%	50.9%
% of FP17s for Band 1 Urgent Courses	18	194	9.3%	8.3%	7.9%	9.1%
% of FP17s Relating to Free Repair or Replacements	8	194	4.1%	0.8%	0.8%	0.8%
% of FP17s Relating to Continuations	10	194	5.2%	0.9%	1.1%	1.1%
% of Patients satisfied with the dentistry they have received	6	7	N/A	92.5%	91.8%	91.7%
% of Patients satisfied with the time they had to wait for an appointment	6	7	N/A	89.5%	88.4%	88.0%

* This is based on patients treated on this contract for their most recent course of treatment. Figures in italics indicate the base number of FP17s or Patient Questionnaire responses are less than 100. N/A is shown where the base number of responses is less than 10 during the period. % is calculated as Quantity/Base number*100

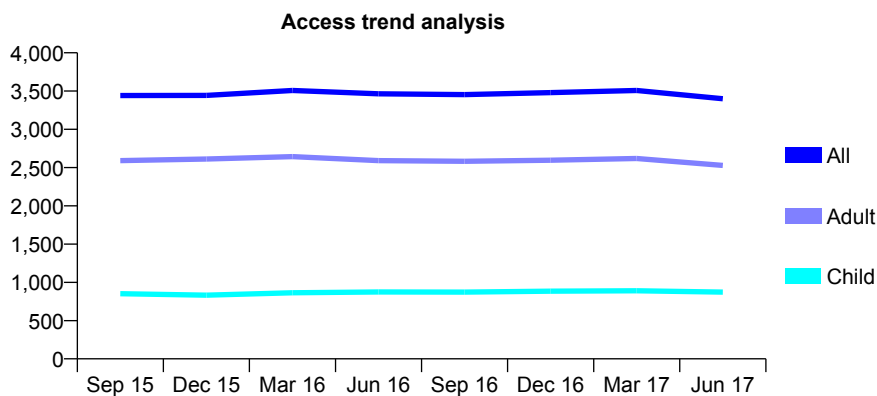
Q57 - Vital Signs At a Glance Contract Report for 755931/0001 - June 2017

Name or company name	MISS R DHARIWAL
Contract type name	GDS Contract
Purpose of contract	General
Contract start date	01/04/2006
Contract end date	

17/18 Contracted general activity (UDA)	9,500
Carry forward general activity (UDA)	0
17/18 Contracted orthodontic activity (UOA)	0
Carry forward orthodontic activity (UOA)	0
Baseline contract value	£251,067.65

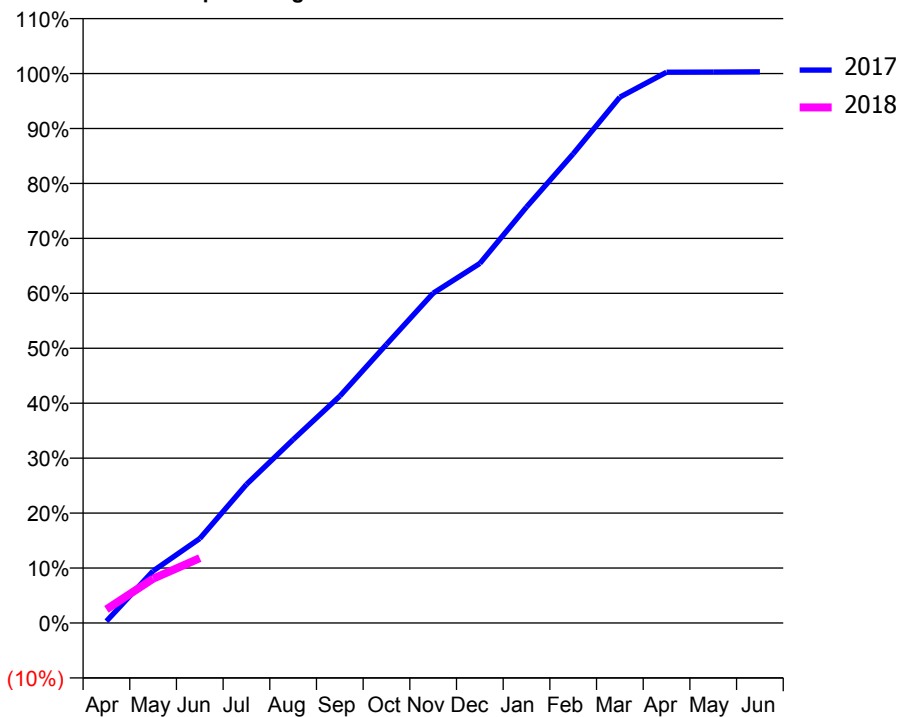
ACCESS*

Patients seen in 24 months	Total	Change since previous quarter
Quarter ending June 2016	3,464	
Quarter ending September 2016	3,454	→
Quarter ending December 2016	3,480	→
Quarter ending March 2017	3,508	→
Quarter ending June 2017	3,400	↓
Variance since June 2016	(1.8%)	↓



ACTIVITY

Cumulative percentage of contracted UDA delivered 2017 & 2018



Adjusted Scheduled Activity (UDA)

Month	2017	2018
April	32	236
May	901	767
June	1,460	1,121
July	2,397	
August	3,170	
September	3,922	
October	4,817	
November	5,701	
December	6,216	
January	7,191	
February	8,112	
March	9,090	
April	9,523	
May	9,525	
June	9,530	

QUALITY

	Quantity	Base Number	Contract	AT	Region	England
% of FP17s for the same patient ID Re-attending within 3 months - Children	20	226	8.8%	10.0%	11.7%	12.0%
% of FP17s for the same patient ID Re-attending within 3 months - Adults	79	532	14.8%	14.3%	15.2%	16.0%
% of FP17s for the same patient ID Re-attending between 3 & 9 months - Children	130	226	57.5%	55.8%	59.1%	58.0%
% of FP17s for the same patient ID Re-attending between 3 & 9 months - Adults	267	532	50.2%	49.7%	52.2%	50.9%
% of FP17s for Band 1 Urgent Courses	46	565	8.1%	8.3%	7.9%	9.1%
% of FP17s Relating to Free Repair or Replacements	8	565	1.4%	0.8%	0.8%	0.8%
% of FP17s Relating to Continuations	4	565	0.7%	0.9%	1.1%	1.1%
% of Patients satisfied with the dentistry they have received	21	21	100.0%	92.5%	91.8%	91.7%
% of Patients satisfied with the time they had to wait for an appointment	17	21	81.0%	89.5%	88.4%	88.0%

* This is based on patients treated on this contract for their most recent course of treatment. Figures in italics indicate the base number of FP17s or Patient Questionnaire responses are less than 100. N/A is shown where the base number of responses is less than 10 during the period. % is calculated as Quantity/Base number*100

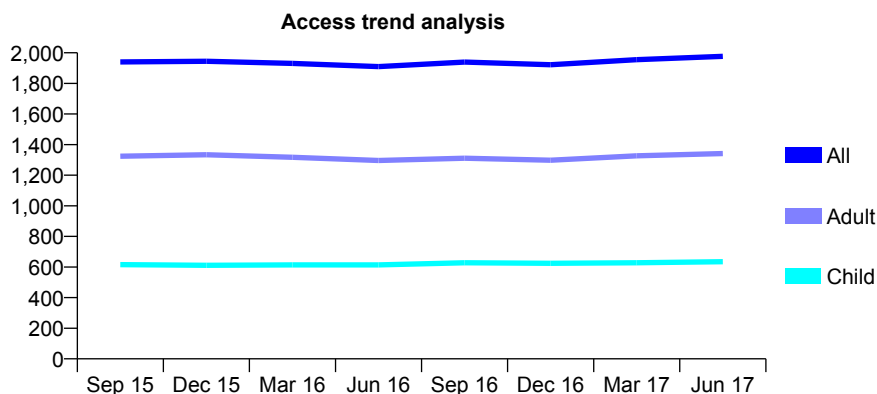
Q57 - Vital Signs At a Glance Contract Report for 764922/0001 - June 2017

Name or company name	MR J GREGORY
Contract type name	GDS Contract
Purpose of contract	General
Contract start date	01/04/2006
Contract end date	

17/18 Contracted general activity (UDA)	6,000
Carry forward general activity (UDA)	0
17/18 Contracted orthodontic activity (UOA)	0
Carry forward orthodontic activity (UOA)	0
Baseline contract value	£152,701.18

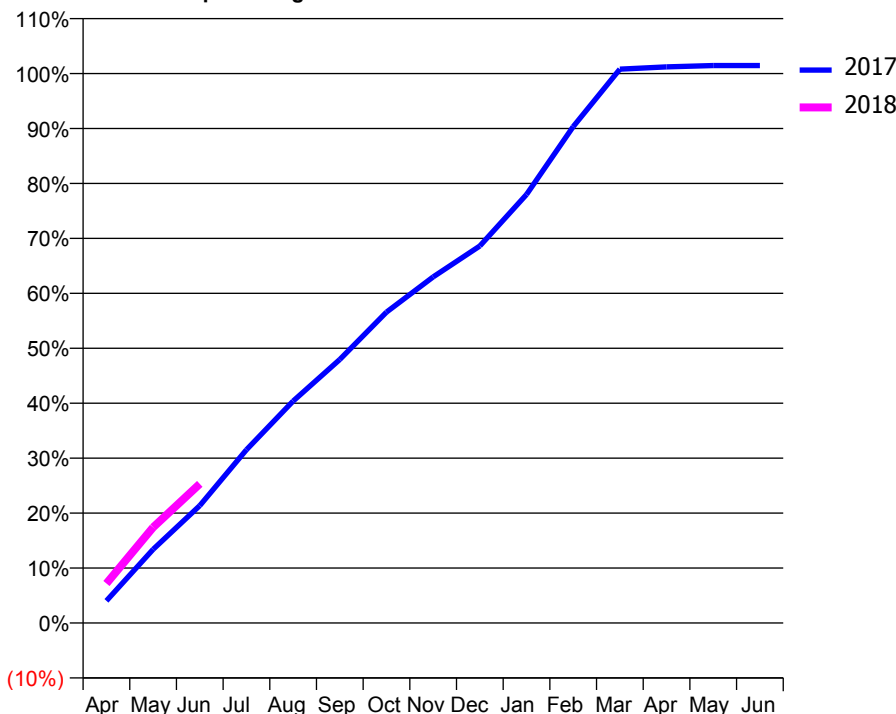
ACCESS*

Patients seen in 24 months	Total	Change since previous quarter
Quarter ending June 2016	1,910	
Quarter ending September 2016	1,939	→
Quarter ending December 2016	1,922	→
Quarter ending March 2017	1,955	→
Quarter ending June 2017	1,977	→
Variance since June 2016	3.5%	↑



ACTIVITY

Cumulative percentage of contracted UDA delivered 2017 & 2018



Adjusted Scheduled Activity (UDA)

Month	2017	2018
April	243	432
May	804	1,045
June	1,282	1,519
July	1,892	
August	2,424	
September	2,878	
October	3,395	
November	3,778	
December	4,116	
January	4,679	
February	5,420	
March	6,047	
April	6,072	
May	6,086	
June	6,086	

QUALITY

	Quantity	Base Number	Contract	AT	Region	England
% of FP17s for the same patient ID Re-attending within 3 months - Children	11	217	5.1%	10.0%	11.7%	12.0%
% of FP17s for the same patient ID Re-attending within 3 months - Adults	67	468	14.3%	14.3%	15.2%	16.0%
% of FP17s for the same patient ID Re-attending between 3 & 9 months - Children	138	217	63.6%	55.8%	59.1%	58.0%
% of FP17s for the same patient ID Re-attending between 3 & 9 months - Adults	311	468	66.5%	49.7%	52.2%	50.9%
% of FP17s for Band 1 Urgent Courses	19	672	2.8%	8.3%	7.9%	9.1%
% of FP17s Relating to Free Repair or Replacements	5	672	0.7%	0.8%	0.8%	0.8%
% of FP17s Relating to Continuations	5	672	0.7%	0.9%	1.1%	1.1%
% of Patients satisfied with the dentistry they have received	5	5	N/A	92.5%	91.8%	91.7%
% of Patients satisfied with the time they had to wait for an appointment	4	5	N/A	89.5%	88.4%	88.0%

* This is based on patients treated on this contract for their most recent course of treatment. Figures in italics indicate the base number of FP17s or Patient Questionnaire responses are less than 100. N/A is shown where the base number of responses is less than 10 during the period. % is calculated as Quantity/Base number*100

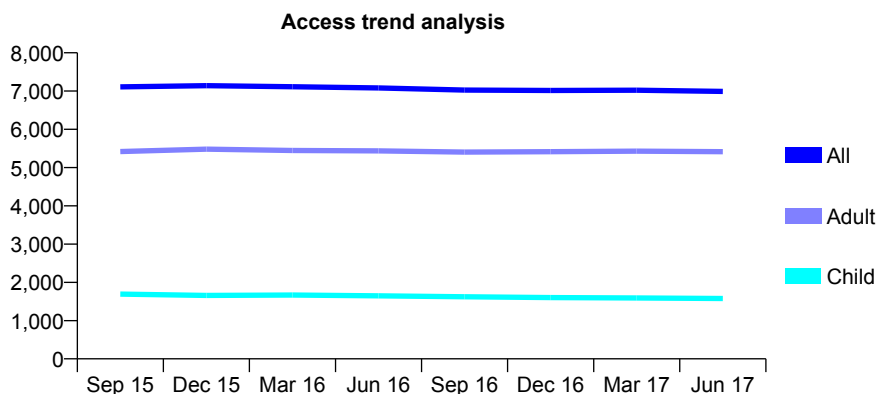
Q57 - Vital Signs At a Glance Contract Report for 768251/0002 - June 2017

Name or company name	MR AM MANUELSSON
Contract type name	GDS Contract
Purpose of contract	General
Contract start date	01/04/2006
Contract end date	

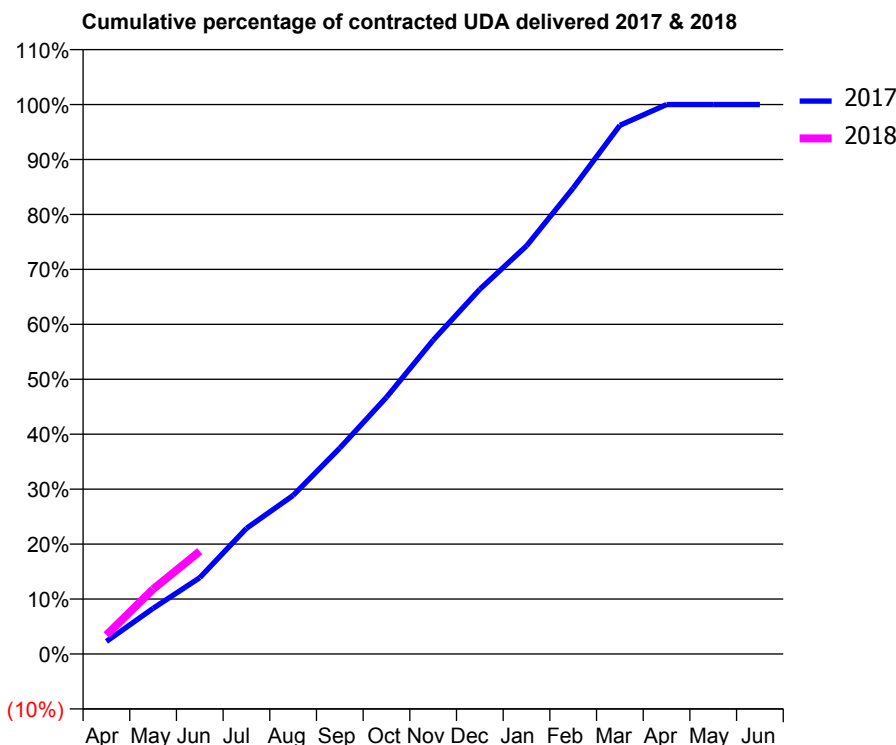
17/18 Contracted general activity (UDA)	21,500
Carry forward general activity (UDA)	0
17/18 Contracted orthodontic activity (UOA)	0
Carry forward orthodontic activity (UOA)	0
Baseline contract value	£603,552.64

ACCESS*

Patients seen in 24 months	Total	Change since previous quarter
Quarter ending June 2016	7,082	
Quarter ending September 2016	7,027	→
Quarter ending December 2016	7,016	→
Quarter ending March 2017	7,022	→
Quarter ending June 2017	6,992	→
Variance since June 2016	(1.3%)	↓



ACTIVITY



Month	Adjusted Scheduled Activity (UDA)	
	2017	2018
April	495	741
May	1,789	2,537
June	2,987	4,021
July	4,917	
August	6,208	
September	8,061	
October	10,047	
November	12,279	
December	14,273	
January	15,966	
February	18,232	
March	20,686	
April	21,500	
May	21,497	
June	21,499	

QUALITY

	Quantity	Base Number	Contract	AT	Region	England
% of FP17s for the same patient ID Re-attending within 3 months - Children	22	423	5.2%	10.0%	11.7%	12.0%
% of FP17s for the same patient ID Re-attending within 3 months - Adults	128	1,398	9.2%	14.3%	15.2%	16.0%
% of FP17s for the same patient ID Re-attending between 3 & 9 months - Children	203	423	48.0%	55.8%	59.1%	58.0%
% of FP17s for the same patient ID Re-attending between 3 & 9 months - Adults	651	1,398	46.6%	49.7%	52.2%	50.9%
% of FP17s for Band 1 Urgent Courses	75	1,509	5.0%	8.3%	7.9%	9.1%
% of FP17s Relating to Free Repair or Replacements	4	1,509	0.3%	0.8%	0.8%	0.8%
% of FP17s Relating to Continuations	28	1,509	1.9%	0.9%	1.1%	1.1%
% of Patients satisfied with the dentistry they have received	31	34	91.2%	92.5%	91.8%	91.7%
% of Patients satisfied with the time they had to wait for an appointment	34	34	100.0%	89.5%	88.4%	88.0%

* This is based on patients treated on this contract for their most recent course of treatment. Figures in italics indicate the base number of FP17s or Patient Questionnaire responses are less than 100. N/A is shown where the base number of responses is less than 10 during the period. % is calculated as Quantity/Base number*100

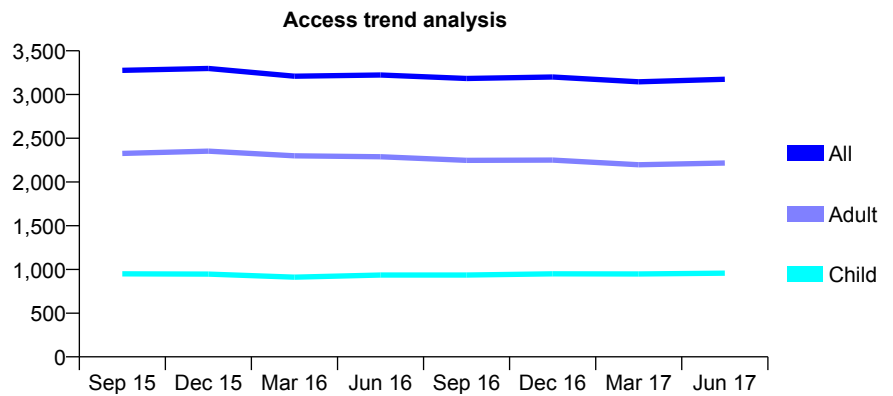
Q57 - Vital Signs At a Glance Contract Report for 776068/0001 - June 2017

Name or company name	MR OO AWOLOLA
Contract type name	GDS Contract
Purpose of contract	General
Contract start date	14/09/2007
Contract end date	

17/18 Contracted general activity (UDA)	8,551
Carry forward general activity (UDA)	0
17/18 Contracted orthodontic activity (UOA)	0
Carry forward orthodontic activity (UOA)	0
Baseline contract value	£202,579.61

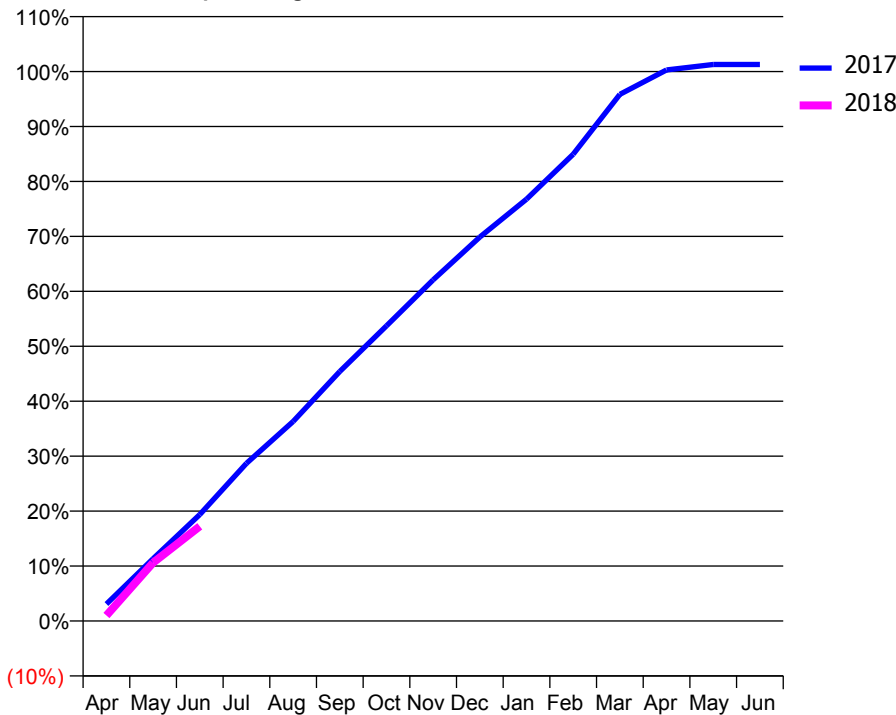
ACCESS*

Patients seen in 24 months	Total	Change since previous quarter
Quarter ending June 2016	3,223	
Quarter ending September 2016	3,183	↓
Quarter ending December 2016	3,200	→
Quarter ending March 2017	3,145	↓
Quarter ending June 2017	3,174	→
Variance since June 2016	(1.5%)	↓



ACTIVITY

Cumulative percentage of contracted UDA delivered 2017 & 2018



Month	Adjusted Scheduled Activity (UDA)	
	2017	2018
April	264	86
May	969	908
June	1,657	1,475
July	2,454	
August	3,106	
September	3,884	
October	4,593	
November	5,310	
December	5,974	
January	6,564	
February	7,263	
March	8,195	
April	8,576	
May	8,660	
June	8,660	

QUALITY

	Quantity	Base Number	Contract	AT	Region	England
% of FP17s for the same patient ID Re-attending within 3 months - Children	12	289	4.2%	10.0%	11.7%	12.0%
% of FP17s for the same patient ID Re-attending within 3 months - Adults	58	692	8.4%	14.3%	15.2%	16.0%
% of FP17s for the same patient ID Re-attending between 3 & 9 months - Children	173	289	59.9%	55.8%	59.1%	58.0%
% of FP17s for the same patient ID Re-attending between 3 & 9 months - Adults	423	692	61.1%	49.7%	52.2%	50.9%
% of FP17s for Band 1 Urgent Courses	38	749	5.1%	8.3%	7.9%	9.1%
% of FP17s Relating to Free Repair or Replacements	2	749	0.3%	0.8%	0.8%	0.8%
% of FP17s Relating to Continuations	3	749	0.4%	0.9%	1.1%	1.1%
% of Patients satisfied with the dentistry they have received	8	10	80.0%	92.5%	91.8%	91.7%
% of Patients satisfied with the time they had to wait for an appointment	8	10	80.0%	89.5%	88.4%	88.0%

* This is based on patients treated on this contract for their most recent course of treatment. Figures in italics indicate the base number of FP17s or Patient Questionnaire responses are less than 100. N/A is shown where the base number of responses is less than 10 during the period. % is calculated as Quantity/Base number*100

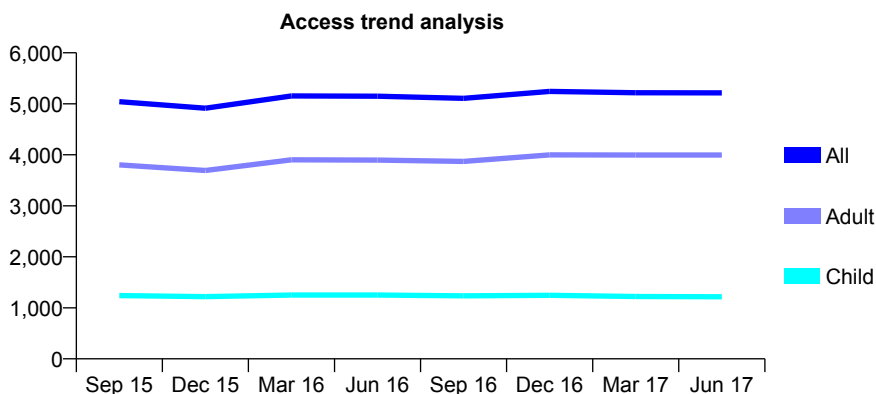
Q57 - Vital Signs At a Glance Contract Report for 781975/0001 - June 2017

Name or company name	MR O AWOLESI
Contract type name	GDS Contract
Purpose of contract	General
Contract start date	01/04/2006
Contract end date	

17/18 Contracted general activity (UDA)	11,500
Carry forward general activity (UDA)	0
17/18 Contracted orthodontic activity (UOA)	0
Carry forward orthodontic activity (UOA)	0
Baseline contract value	£345,928.64

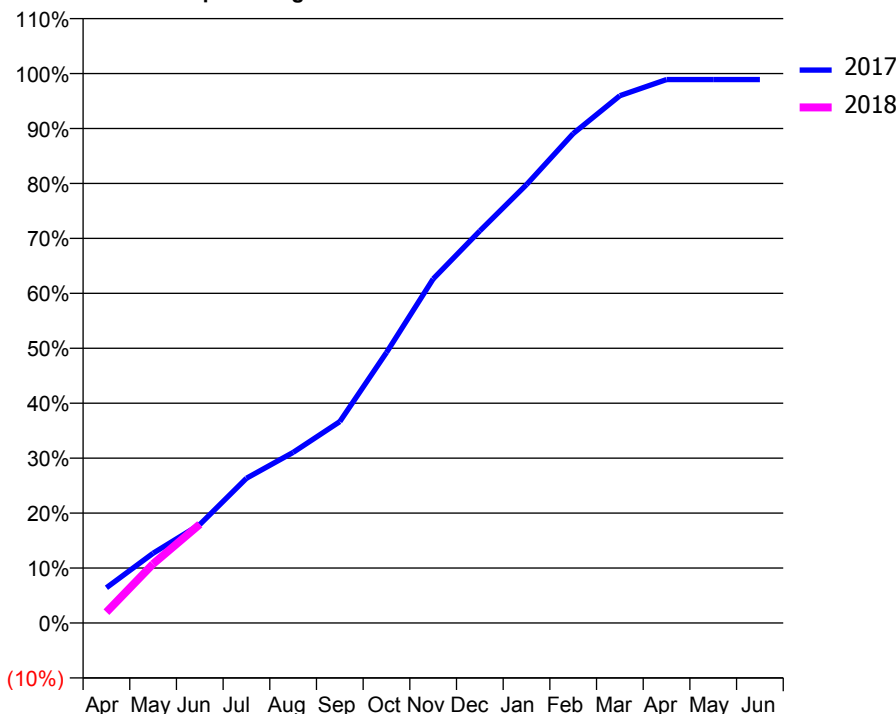
ACCESS*

Patients seen in 24 months	Total	Change since previous quarter
Quarter ending June 2016	5,150	
Quarter ending September 2016	5,106	→
Quarter ending December 2016	5,244	↑
Quarter ending March 2017	5,217	→
Quarter ending June 2017	5,215	→
Variance since June 2016	1.3%	→



ACTIVITY

Cumulative percentage of contracted UDA delivered 2017 & 2018



Adjusted Scheduled Activity (UDA)

Month	2017	2018
April	737	228
May	1,461	1,238
June	2,060	2,067
July	3,030	
August	3,569	
September	4,215	
October	5,662	
November	7,202	
December	8,205	
January	9,174	
February	10,242	
March	11,035	
April	11,374	
May	11,374	
June	11,374	

QUALITY

	Quantity	Base Number	Contract	AT	Region	England
% of FP17s for the same patient ID Re-attending within 3 months - Children	31	376	8.2%	10.0%	11.7%	12.0%
% of FP17s for the same patient ID Re-attending within 3 months - Adults	96	1,122	8.6%	14.3%	15.2%	16.0%
% of FP17s for the same patient ID Re-attending between 3 & 9 months - Children	215	376	57.2%	55.8%	59.1%	58.0%
% of FP17s for the same patient ID Re-attending between 3 & 9 months - Adults	585	1,122	52.1%	49.7%	52.2%	50.9%
% of FP17s for Band 1 Urgent Courses	70	1,024	6.8%	8.3%	7.9%	9.1%
% of FP17s Relating to Free Repair or Replacements	8	1,024	0.8%	0.8%	0.8%	0.8%
% of FP17s Relating to Continuations	3	1,024	0.3%	0.9%	1.1%	1.1%
% of Patients satisfied with the dentistry they have received	9	9	N/A	92.5%	91.8%	91.7%
% of Patients satisfied with the time they had to wait for an appointment	9	9	N/A	89.5%	88.4%	88.0%

* This is based on patients treated on this contract for their most recent course of treatment. Figures in italics indicate the base number of FP17s or Patient Questionnaire responses are less than 100. N/A is shown where the base number of responses is less than 10 during the period. % is calculated as Quantity/Base number*100

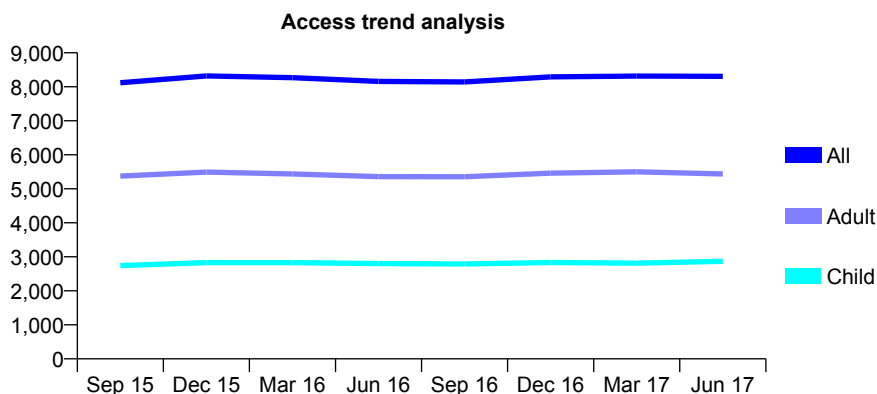
Q57 - Vital Signs At a Glance Contract Report for 787396/0001 - June 2017

Name or company name	MRS SS PATEL
Contract type name	GDS Contract
Purpose of contract	General
Contract start date	01/07/2008
Contract end date	

17/18 Contracted general activity (UDA)	22,000
Carry forward general activity (UDA)	0
17/18 Contracted orthodontic activity (UOA)	0
Carry forward orthodontic activity (UOA)	0
Baseline contract value	£512,476.09

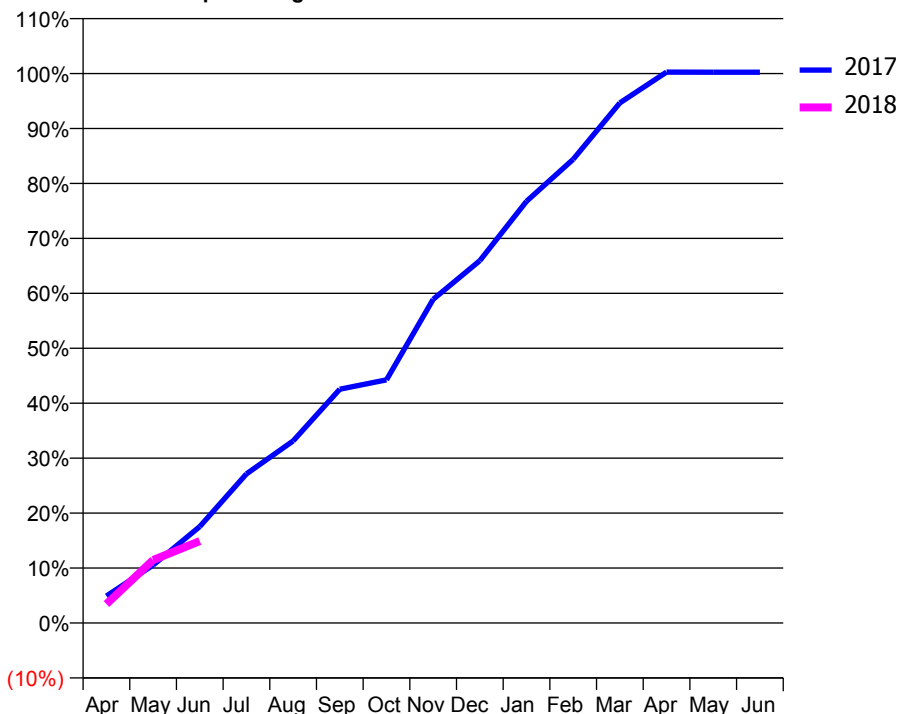
ACCESS*

Patients seen in 24 months	Total	Change since previous quarter
Quarter ending June 2016	8,159	
Quarter ending September 2016	8,145	→
Quarter ending December 2016	8,292	→
Quarter ending March 2017	8,315	→
Quarter ending June 2017	8,308	→
Variance since June 2016	1.8%	→



ACTIVITY

Cumulative percentage of contracted UDA delivered 2017 & 2018



Month	Adjusted Scheduled Activity (UDA)	
	2017	2018
April	1,082	759
May	2,319	2,520
June	3,860	3,283
July	5,969	
August	7,291	
September	9,361	
October	9,736	
November	12,961	
December	14,509	
January	16,884	
February	18,563	
March	20,826	
April	22,057	
May	22,054	
June	22,051	

QUALITY

	Quantity	Base Number	Contract	AT	Region	England
% of FP17s for the same patient ID Re-attending within 3 months - Children	90	822	10.9%	10.0%	11.7%	12.0%
% of FP17s for the same patient ID Re-attending within 3 months - Adults	227	1,252	18.1%	14.3%	15.2%	16.0%
% of FP17s for the same patient ID Re-attending between 3 & 9 months - Children	374	822	45.5%	55.8%	59.1%	58.0%
% of FP17s for the same patient ID Re-attending between 3 & 9 months - Adults	519	1,252	41.5%	49.7%	52.2%	50.9%
% of FP17s for Band 1 Urgent Courses	211	1,593	13.2%	8.3%	7.9%	9.1%
% of FP17s Relating to Free Repair or Replacements	9	1,593	0.6%	0.8%	0.8%	0.8%
% of FP17s Relating to Continuations	4	1,593	0.3%	0.9%	1.1%	1.1%
% of Patients satisfied with the dentistry they have received	8	8	N/A	92.5%	91.8%	91.7%
% of Patients satisfied with the time they had to wait for an appointment	8	8	N/A	89.5%	88.4%	88.0%

* This is based on patients treated on this contract for their most recent course of treatment. Figures in italics indicate the base number of FP17s or Patient Questionnaire responses are less than 100. N/A is shown where the base number of responses is less than 10 during the period. % is calculated as Quantity/Base number*100

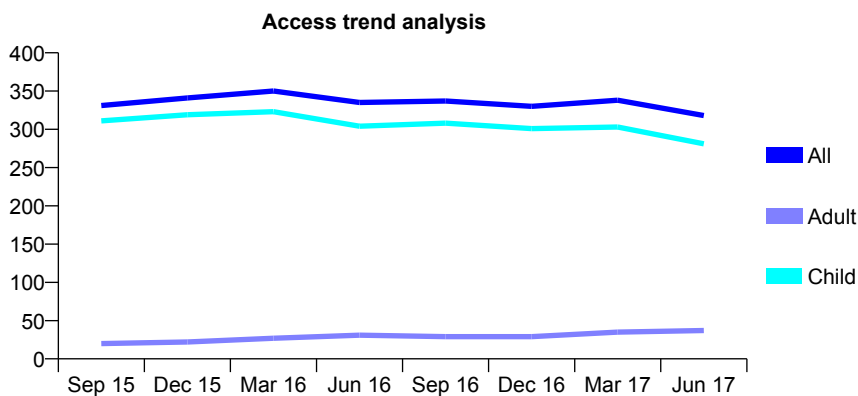
Q57 - Vital Signs At a Glance Contract Report for 807729/0001 - June 2017

Name or company name	MR PL ISAACS
Contract type name	GDS Contract
Purpose of contract	General
Contract start date	01/04/2006
Contract end date	

17/18 Contracted general activity (UDA)	489
Carry forward general activity (UDA)	0
17/18 Contracted orthodontic activity (UOA)	0
Carry forward orthodontic activity (UOA)	0
Baseline contract value	£12,106.80

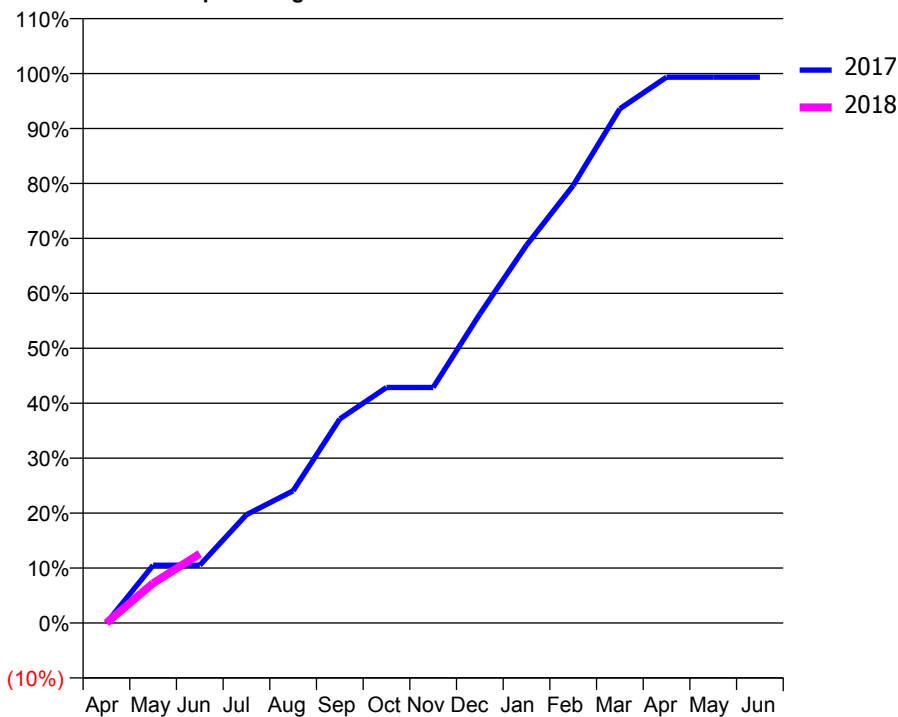
ACCESS*

Patients seen in 24 months	Total	Change since previous quarter
Quarter ending June 2016	335	
Quarter ending September 2016	337	→
Quarter ending December 2016	330	↓
Quarter ending March 2017	338	↑
Quarter ending June 2017	318	↓
Variance since June 2016	(5.1%)	↓



ACTIVITY

Cumulative percentage of contracted UDA delivered 2017 & 2018



Adjusted Scheduled Activity (UDA)

Month	2017	2018
April	0	0
May	51	35
June	51	62
July	96	
August	118	
September	182	
October	210	
November	210	
December	275	
January	336	
February	389	
March	458	
April	486	
May	486	
June	486	

QUALITY

	Quantity	Base Number	Contract	AT	Region	England
% of FP17s for the same patient ID Re-attending within 3 months - Children	10	56	17.9%	10.0%	11.7%	12.0%
% of FP17s for the same patient ID Re-attending within 3 months - Adults	0	1	0.0%	14.3%	15.2%	16.0%
% of FP17s for the same patient ID Re-attending between 3 & 9 months - Children	17	56	30.4%	55.8%	59.1%	58.0%
% of FP17s for the same patient ID Re-attending between 3 & 9 months - Adults	0	1	0.0%	49.7%	52.2%	50.9%
% of FP17s for Band 1 Urgent Courses	3	39	7.7%	8.3%	7.9%	9.1%
% of FP17s Relating to Free Repair or Replacements	0	39	0.0%	0.8%	0.8%	0.8%
% of FP17s Relating to Continuations	0	39	0.0%	0.9%	1.1%	1.1%
% of Patients satisfied with the dentistry they have received	0	0	N/A	92.5%	91.8%	91.7%
% of Patients satisfied with the time they had to wait for an appointment	0	0	N/A	89.5%	88.4%	88.0%

* This is based on patients treated on this contract for their most recent course of treatment. Figures in italics indicate the base number of FP17s or Patient Questionnaire responses are less than 100. N/A is shown where the base number of responses is less than 10 during the period. % is calculated as Quantity/Base number*100

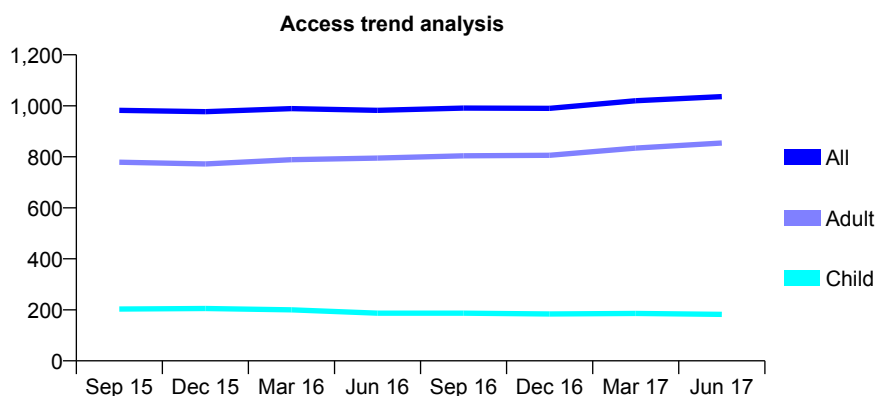
Q57 - Vital Signs At a Glance Contract Report for 812587/0001 - June 2017

Name or company name	MR JB PEEK
Contract type name	GDS Contract
Purpose of contract	General
Contract start date	01/04/2006
Contract end date	

17/18 Contracted general activity (UDA)	5,014
Carry forward general activity (UDA)	0
17/18 Contracted orthodontic activity (UOA)	0
Carry forward orthodontic activity (UOA)	0
Baseline contract value	£131,678.41

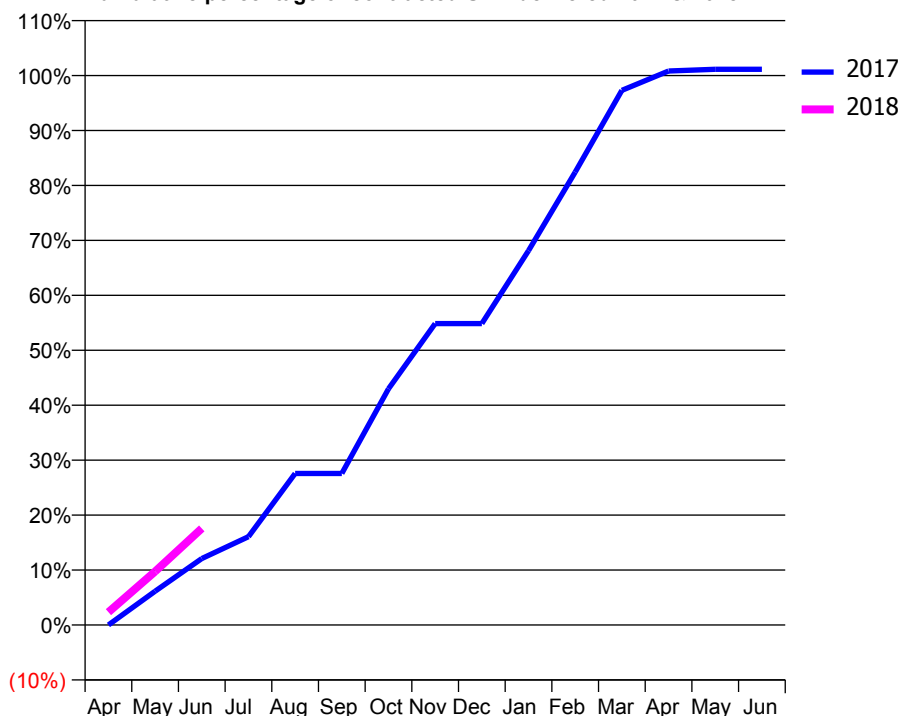
ACCESS*

Patients seen in 24 months	Total	Change since previous quarter
Quarter ending June 2016	982	
Quarter ending September 2016	991	→
Quarter ending December 2016	990	→
Quarter ending March 2017	1,020	↑
Quarter ending June 2017	1,036	→
Variance since June 2016	5.5%	↑



ACTIVITY

Cumulative percentage of contracted UDA delivered 2017 & 2018



Adjusted Scheduled Activity (UDA)

Month	2017	2018
April	0	118
May	309	488
June	606	881
July	806	
August	1,383	
September	1,383	
October	2,156	
November	2,750	
December	2,750	
January	3,416	
February	4,133	
March	4,878	
April	5,055	
May	5,071	
June	5,071	

QUALITY

	Quantity	Base Number	Contract	AT	Region	England
% of FP17s for the same patient ID Re-attending within 3 months - Children	11	76	14.5%	10.0%	11.7%	12.0%
% of FP17s for the same patient ID Re-attending within 3 months - Adults	63	296	21.3%	14.3%	15.2%	16.0%
% of FP17s for the same patient ID Re-attending between 3 & 9 months - Children	48	76	63.2%	55.8%	59.1%	58.0%
% of FP17s for the same patient ID Re-attending between 3 & 9 months - Adults	161	296	54.4%	49.7%	52.2%	50.9%
% of FP17s for Band 1 Urgent Courses	37	329	11.2%	8.3%	7.9%	9.1%
% of FP17s Relating to Free Repair or Replacements	2	329	0.6%	0.8%	0.8%	0.8%
% of FP17s Relating to Continuations	4	329	1.2%	0.9%	1.1%	1.1%
% of Patients satisfied with the dentistry they have received	1	1	N/A	92.5%	91.8%	91.7%
% of Patients satisfied with the time they had to wait for an appointment	1	1	N/A	89.5%	88.4%	88.0%

* This is based on patients treated on this contract for their most recent course of treatment. Figures in italics indicate the base number of FP17s or Patient Questionnaire responses are less than 100. N/A is shown where the base number of responses is less than 10 during the period. % is calculated as Quantity/Base number*100

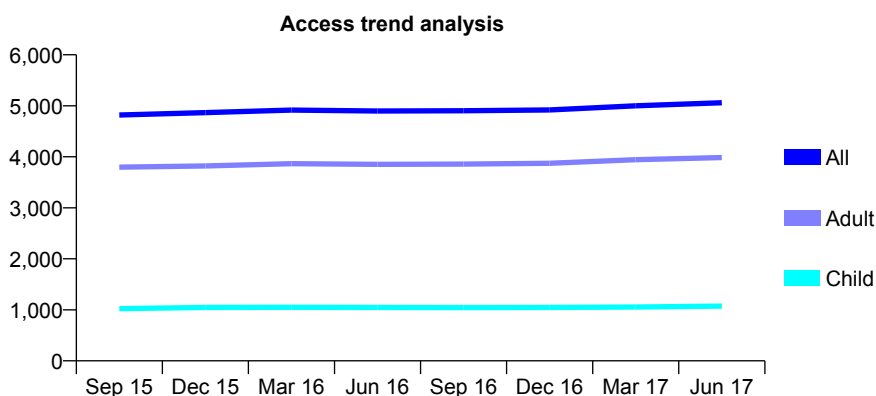
Q57 - Vital Signs At a Glance Contract Report for 822752/0001 - June 2017

Name or company name	MR JJ PATEL
Contract type name	GDS Contract
Purpose of contract	General
Contract start date	01/04/2006
Contract end date	

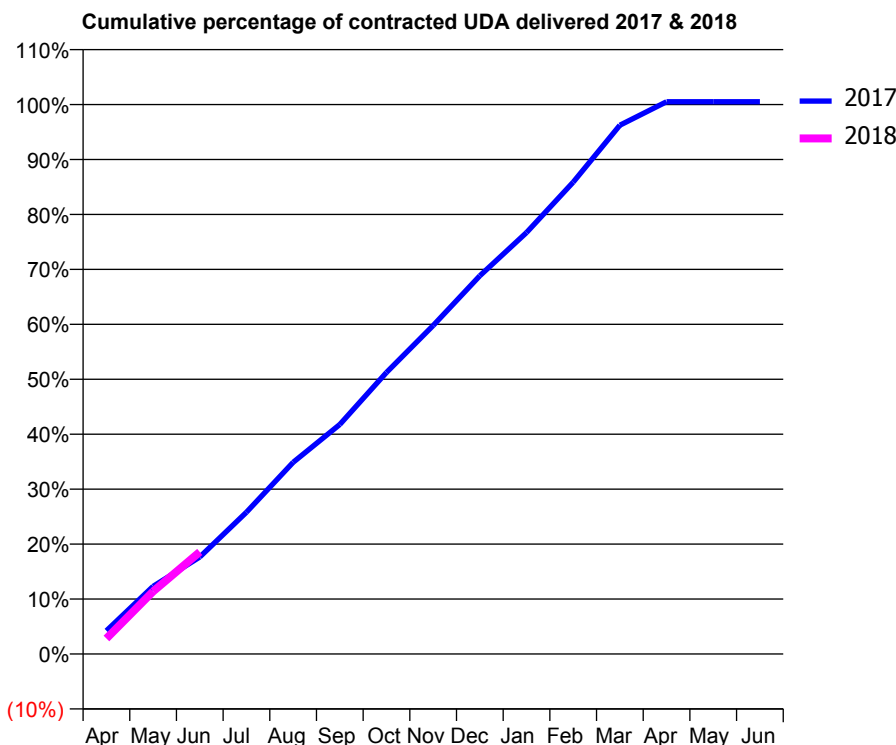
17/18 Contracted general activity (UDA)	17,113
Carry forward general activity (UDA)	0
17/18 Contracted orthodontic activity (UOA)	0
Carry forward orthodontic activity (UOA)	0
Baseline contract value	£437,111.83

ACCESS*

Patients seen in 24 months	Total	Change since previous quarter
Quarter ending June 2016	4,899	
Quarter ending September 2016	4,903	→
Quarter ending December 2016	4,919	→
Quarter ending March 2017	4,999	→
Quarter ending June 2017	5,060	→
Variance since June 2016	3.3%	↑



ACTIVITY



Month	Adjusted Scheduled Activity (UDA)	
	2017	2018
April	723	485
May	2,106	1,950
June	3,021	3,180
July	4,415	
August	5,970	
September	7,147	
October	8,770	
November	10,231	
December	11,781	
January	13,126	
February	14,693	
March	16,469	
April	17,198	
May	17,200	
June	17,201	

QUALITY

	Quantity	Base Number	Contract	AT	Region	England
% of FP17s for the same patient ID Re-attending within 3 months - Children	24	458	5.2%	10.0%	11.7%	12.0%
% of FP17s for the same patient ID Re-attending within 3 months - Adults	214	1,639	13.1%	14.3%	15.2%	16.0%
% of FP17s for the same patient ID Re-attending between 3 & 9 months - Children	327	458	71.4%	55.8%	59.1%	58.0%
% of FP17s for the same patient ID Re-attending between 3 & 9 months - Adults	1,101	1,639	67.2%	49.7%	52.2%	50.9%
% of FP17s for Band 1 Urgent Courses	105	1,759	6.0%	8.3%	7.9%	9.1%
% of FP17s Relating to Free Repair or Replacements	22	1,759	1.3%	0.8%	0.8%	0.8%
% of FP17s Relating to Continuations	20	1,759	1.1%	0.9%	1.1%	1.1%
% of Patients satisfied with the dentistry they have received	19	20	95.0%	92.5%	91.8%	91.7%
% of Patients satisfied with the time they had to wait for an appointment	17	20	85.0%	89.5%	88.4%	88.0%

* This is based on patients treated on this contract for their most recent course of treatment. Figures in italics indicate the base number of FP17s or Patient Questionnaire responses are less than 100. N/A is shown where the base number of responses is less than 10 during the period. % is calculated as Quantity/Base number*100

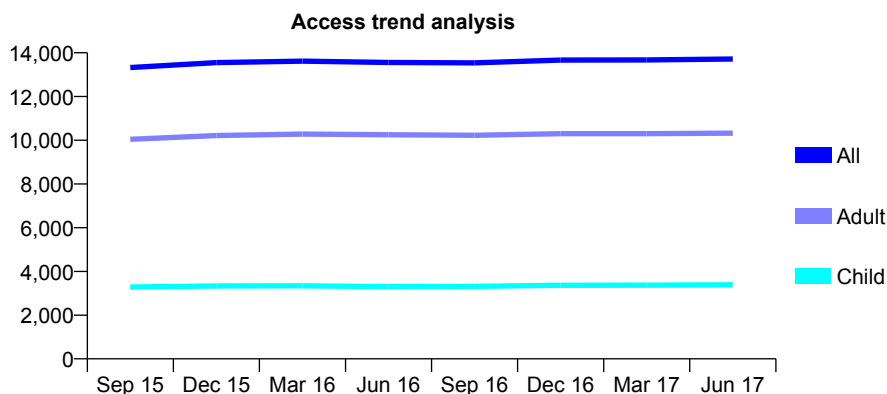
Q57 - Vital Signs At a Glance Contract Report for 825948/0007 - June 2017

Name or company name	MR JK KOTECHEA
Contract type name	GDS Contract
Purpose of contract	General
Contract start date	01/02/2010
Contract end date	

17/18 Contracted general activity (UDA)	41,204
Carry forward general activity (UDA)	0
17/18 Contracted orthodontic activity (UOA)	0
Carry forward orthodontic activity (UOA)	0
Baseline contract value	£1,115,646.78

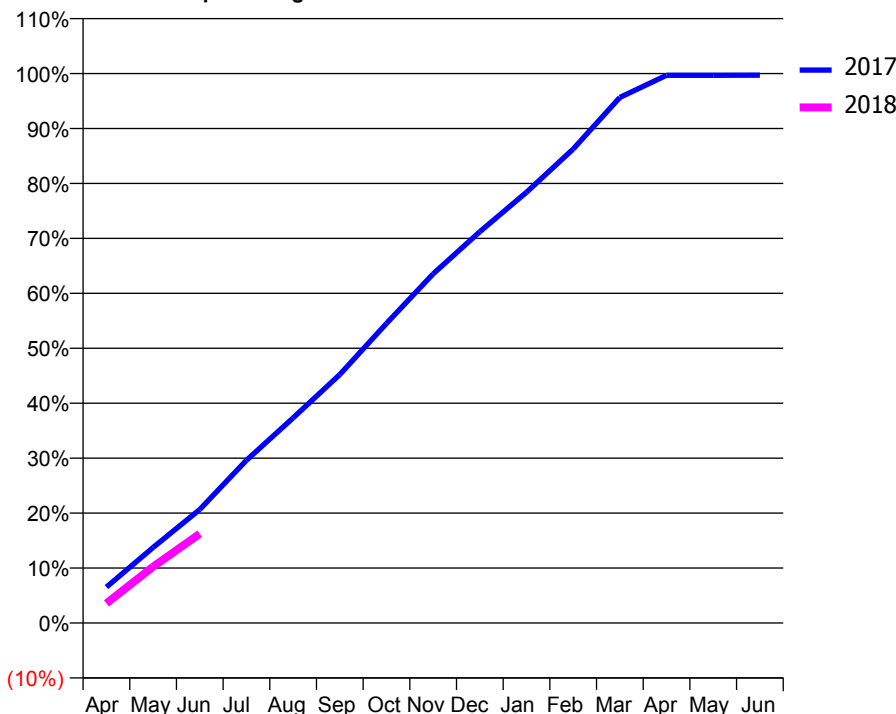
ACCESS*

Patients seen in 24 months	Total	Change since previous quarter
Quarter ending June 2016	13,555	
Quarter ending September 2016	13,542	→
Quarter ending December 2016	13,667	→
Quarter ending March 2017	13,673	→
Quarter ending June 2017	13,717	→
Variance since June 2016	1.2%	→



ACTIVITY

Cumulative percentage of contracted UDA delivered 2017 & 2018



Adjusted Scheduled Activity (UDA)

Month	2017	2018
April	2,698	1,475
May	5,663	4,220
June	8,512	6,697
July	12,205	
August	15,379	
September	18,632	
October	22,462	
November	26,179	
December	29,340	
January	32,301	
February	35,540	
March	39,410	
April	41,075	
May	41,069	
June	41,077	

QUALITY

	Quantity	Base Number	Contract	AT	Region	England
% of FP17s for the same patient ID Re-attending within 3 months - Children	70	1,095	6.4%	10.0%	11.7%	12.0%
% of FP17s for the same patient ID Re-attending within 3 months - Adults	230	2,828	8.1%	14.3%	15.2%	16.0%
% of FP17s for the same patient ID Re-attending between 3 & 9 months - Children	683	1,095	62.4%	55.8%	59.1%	58.0%
% of FP17s for the same patient ID Re-attending between 3 & 9 months - Adults	1,500	2,828	53.0%	49.7%	52.2%	50.9%
% of FP17s for Band 1 Urgent Courses	169	3,253	5.2%	8.3%	7.9%	9.1%
% of FP17s Relating to Free Repair or Replacements	27	3,253	0.8%	0.8%	0.8%	0.8%
% of FP17s Relating to Continuations	12	3,253	0.4%	0.9%	1.1%	1.1%
% of Patients satisfied with the dentistry they have received	19	21	90.5%	92.5%	91.8%	91.7%
% of Patients satisfied with the time they had to wait for an appointment	21	21	100.0%	89.5%	88.4%	88.0%

* This is based on patients treated on this contract for their most recent course of treatment. Figures in italics indicate the base number of FP17s or Patient Questionnaire responses are less than 100. N/A is shown where the base number of responses is less than 10 during the period. % is calculated as Quantity/Base number*100

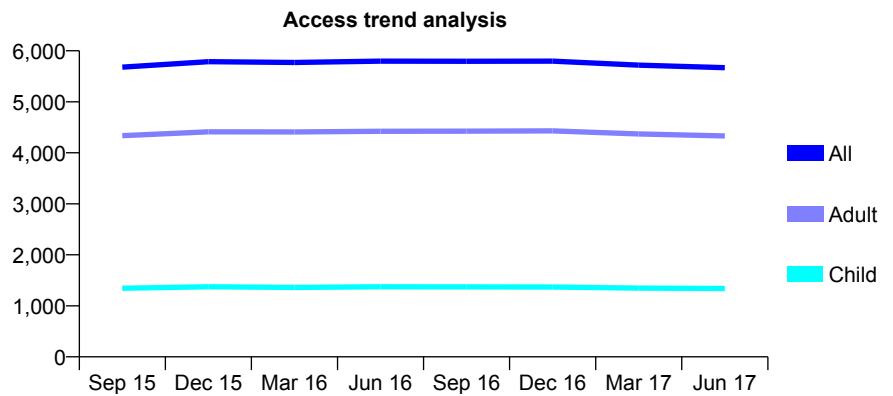
Q57 - Vital Signs At a Glance Contract Report for 825948/0011 - June 2017

Name or company name	MR JK KOTECHA
Contract type name	GDS Contract
Purpose of contract	General
Contract start date	01/07/2013
Contract end date	

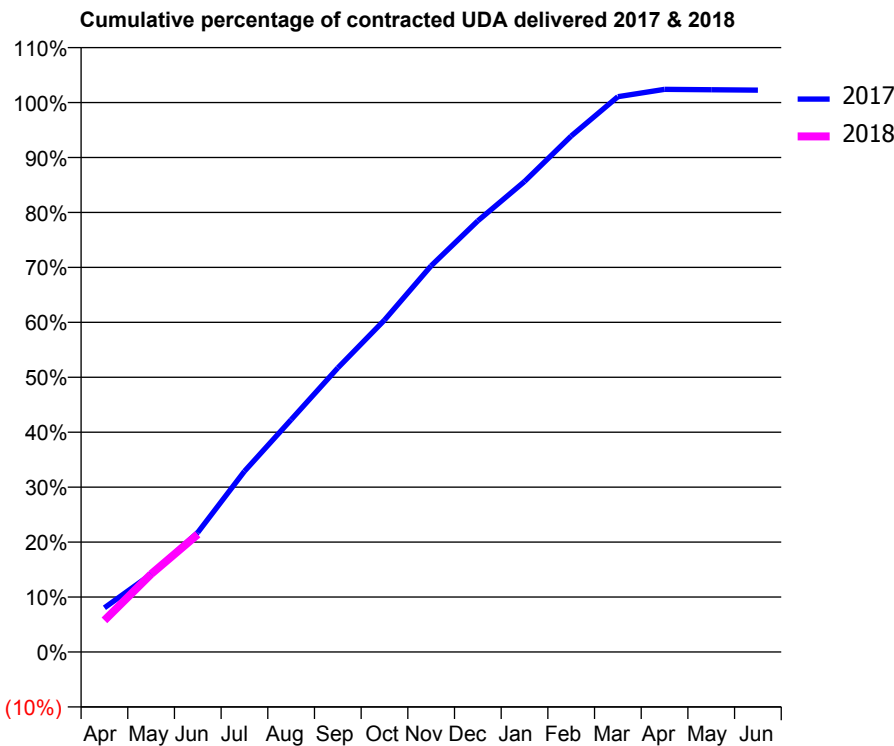
17/18 Contracted general activity (UDA)	14,882
Carry forward general activity (UDA)	0
17/18 Contracted orthodontic activity (UOA)	0
Carry forward orthodontic activity (UOA)	0
Baseline contract value	£416,433.13

ACCESS*

Patients seen in 24 months	Total	Change since previous quarter
Quarter ending June 2016	5,797	
Quarter ending September 2016	5,796	→
Quarter ending December 2016	5,798	→
Quarter ending March 2017	5,718	↓
Quarter ending June 2017	5,669	→
Variance since June 2016	(2.2%)	↓



ACTIVITY



Month	Adjusted Scheduled Activity (UDA)	
	2017	2018
April	1,198	858
May	2,109	2,111
June	3,238	3,186
July	4,897	
August	6,293	
September	7,693	
October	8,992	
November	10,461	
December	11,678	
January	12,743	
February	13,976	
March	15,041	
April	15,239	
May	15,229	
June	15,216	

QUALITY

	Quantity	Base Number	Contract	AT	Region	England
% of FP17s for the same patient ID Re-attending within 3 months - Children	14	440	3.2%	10.0%	11.7%	12.0%
% of FP17s for the same patient ID Re-attending within 3 months - Adults	95	1,429	6.6%	14.3%	15.2%	16.0%
% of FP17s for the same patient ID Re-attending between 3 & 9 months - Children	278	440	63.2%	55.8%	59.1%	58.0%
% of FP17s for the same patient ID Re-attending between 3 & 9 months - Adults	1,035	1,429	72.4%	49.7%	52.2%	50.9%
% of FP17s for Band 1 Urgent Courses	47	1,775	2.6%	8.3%	7.9%	9.1%
% of FP17s Relating to Free Repair or Replacements	18	1,775	1.0%	0.8%	0.8%	0.8%
% of FP17s Relating to Continuations	8	1,775	0.5%	0.9%	1.1%	1.1%
% of Patients satisfied with the dentistry they have received	19	20	95.0%	92.5%	91.8%	91.7%
% of Patients satisfied with the time they had to wait for an appointment	18	20	90.0%	89.5%	88.4%	88.0%

* This is based on patients treated on this contract for their most recent course of treatment. Figures in italics indicate the base number of FP17s or Patient Questionnaire responses are less than 100. N/A is shown where the base number of responses is less than 10 during the period. % is calculated as Quantity/Base number*100

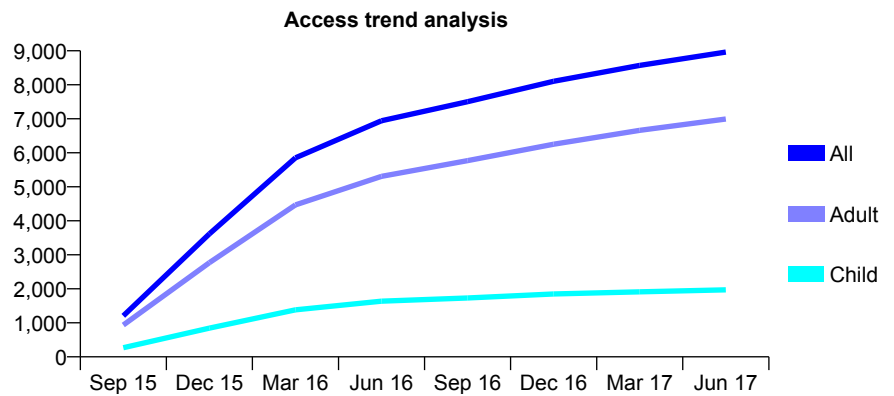
Q57 - Vital Signs At a Glance Contract Report for 825948/0012 - June 2017

Name or company name	MR JK KOTECHA
Contract type name	GDS Contract
Purpose of contract	General
Contract start date	01/08/2015
Contract end date	

17/18 Contracted general activity (UDA)	24,905
Carry forward general activity (UDA)	0
17/18 Contracted orthodontic activity (UOA)	0
Carry forward orthodontic activity (UOA)	0
Baseline contract value	£814,825.33

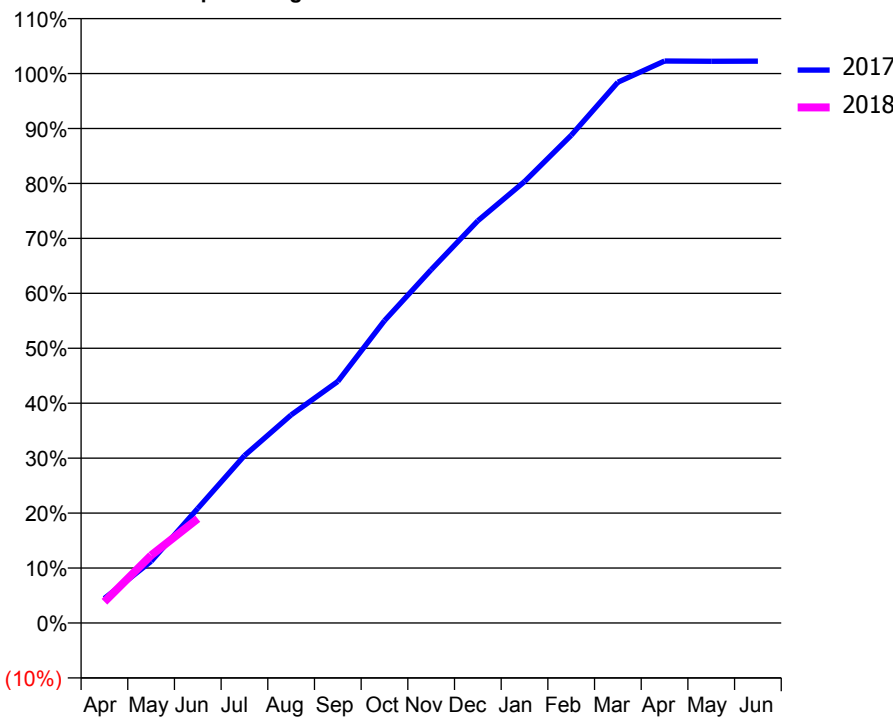
ACCESS*

Patients seen in 24 months	Total	Change since previous quarter
Quarter ending June 2016	6,944	
Quarter ending September 2016	7,503	↑
Quarter ending December 2016	8,102	↑
Quarter ending March 2017	8,572	↑
Quarter ending June 2017	8,962	↑
Variance since June 2016	29.1%	↑



ACTIVITY

Cumulative percentage of contracted UDA delivered 2017 & 2018



Month	Adjusted Scheduled Activity (UDA)	
	2017	2018
April	1,114	963
May	2,795	3,065
June	5,194	4,729
July	7,586	
August	9,430	
September	10,950	
October	13,707	
November	16,011	
December	18,230	
January	20,005	
February	22,105	
March	24,507	
April	25,469	
May	25,462	
June	25,463	

QUALITY

	Quantity	Base Number	Contract	AT	Region	England
% of FP17s for the same patient ID Re-attending within 3 months - Children	28	696	4.0%	10.0%	11.7%	12.0%
% of FP17s for the same patient ID Re-attending within 3 months - Adults	155	2,238	6.9%	14.3%	15.2%	16.0%
% of FP17s for the same patient ID Re-attending between 3 & 9 months - Children	465	696	66.8%	55.8%	59.1%	58.0%
% of FP17s for the same patient ID Re-attending between 3 & 9 months - Adults	1,368	2,238	61.1%	49.7%	52.2%	50.9%
% of FP17s for Band 1 Urgent Courses	167	2,444	6.8%	8.3%	7.9%	9.1%
% of FP17s Relating to Free Repair or Replacements	13	2,444	0.5%	0.8%	0.8%	0.8%
% of FP17s Relating to Continuations	11	2,444	0.5%	0.9%	1.1%	1.1%
% of Patients satisfied with the dentistry they have received	24	29	82.8%	92.5%	91.8%	91.7%
% of Patients satisfied with the time they had to wait for an appointment	23	29	79.3%	89.5%	88.4%	88.0%

* This is based on patients treated on this contract for their most recent course of treatment. Figures in italics indicate the base number of FP17s or Patient Questionnaire responses are less than 100. N/A is shown where the base number of responses is less than 10 during the period. % is calculated as Quantity/Base number*100

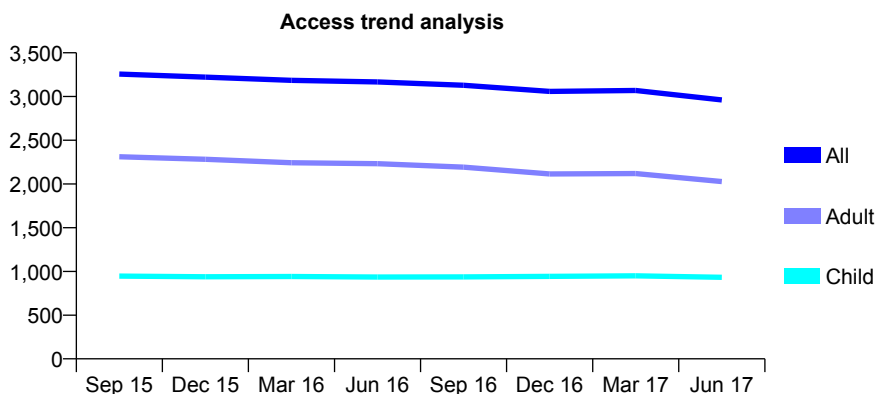
Q57 - Vital Signs At a Glance Contract Report for 843482/0001 - June 2017

Name or company name	Country Park Dental Practice
Contract type name	Pilot Contract
Purpose of contract	General
Contract start date	01/04/2006
Contract end date	

17/18 Contracted general activity (UDA)	11,447
Carry forward general activity (UDA)	0
17/18 Contracted orthodontic activity (UOA)	0
Carry forward orthodontic activity (UOA)	0
Baseline contract value	£282,805.02

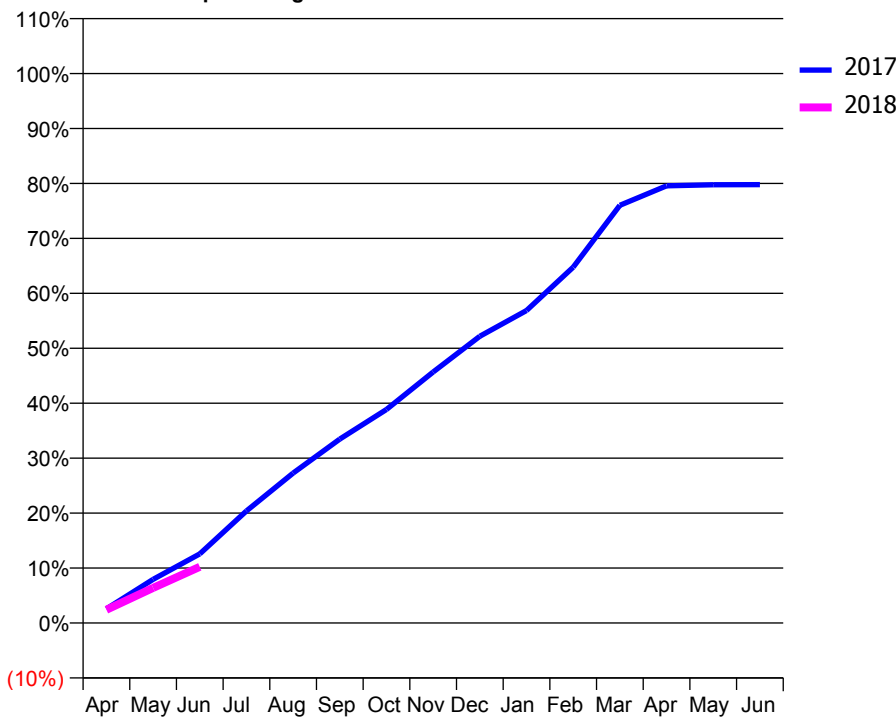
ACCESS*

Patients seen in 24 months	Total	Change since previous quarter
Quarter ending June 2016	3,167	
Quarter ending September 2016	3,129	↓
Quarter ending December 2016	3,058	↓
Quarter ending March 2017	3,069	→
Quarter ending June 2017	2,961	↓
Variance since June 2016	(6.5%)	↓



ACTIVITY

Cumulative percentage of contracted UDA delivered 2017 & 2018



Adjusted Scheduled Activity (UDA)		
Month	2017	2018
April	295	277
May	909	732
June	1,439	1,170
July	2,336	
August	3,124	
September	3,831	
October	4,448	
November	5,228	
December	5,974	
January	6,510	
February	7,412	
March	8,702	
April	9,107	
May	9,129	
June	9,131	

QUALITY

	Quantity	Base Number	Contract	AT	Region	England
% of FP17s for the same patient ID Re-attending within 3 months - Children	15	256	5.9%	10.0%	11.7%	12.0%
% of FP17s for the same patient ID Re-attending within 3 months - Adults	31	438	7.1%	14.3%	15.2%	16.0%
% of FP17s for the same patient ID Re-attending between 3 & 9 months - Children	162	256	63.3%	55.8%	59.1%	58.0%
% of FP17s for the same patient ID Re-attending between 3 & 9 months - Adults	251	438	57.3%	49.7%	52.2%	50.9%
% of FP17s for Band 1 Urgent Courses	16	551	2.9%	8.3%	7.9%	9.1%
% of FP17s Relating to Free Repair or Replacements	2	551	0.4%	0.8%	0.8%	0.8%
% of FP17s Relating to Continuations	1	551	0.2%	0.9%	1.1%	1.1%
% of Patients satisfied with the dentistry they have received	8	10	80.0%	92.5%	91.8%	91.7%
% of Patients satisfied with the time they had to wait for an appointment	7	10	70.0%	89.5%	88.4%	88.0%

* This is based on patients treated on this contract for their most recent course of treatment. Figures in italics indicate the base number of FP17s or Patient Questionnaire responses are less than 100. N/A is shown where the base number of responses is less than 10 during the period. % is calculated as Quantity/Base number*100

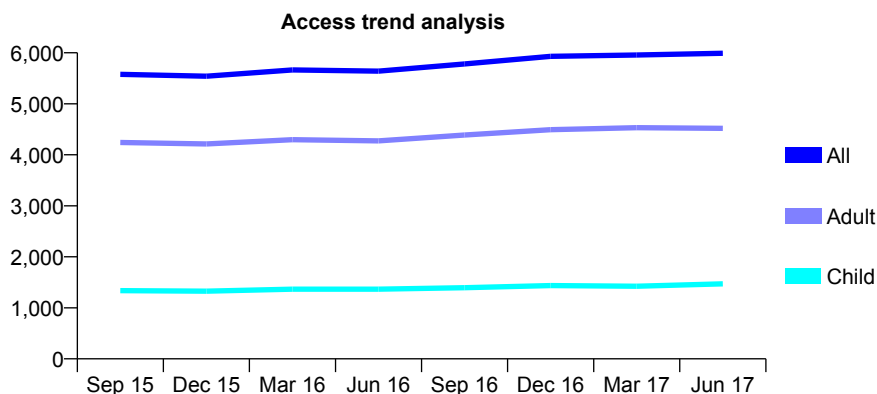
Q57 - Vital Signs At a Glance Contract Report for 843865/0001 - June 2017

Name or company name	MR S MARZBANI
Contract type name	GDS Contract
Purpose of contract	General
Contract start date	01/04/2006
Contract end date	

17/18 Contracted general activity (UDA)	14,715
Carry forward general activity (UDA)	0
17/18 Contracted orthodontic activity (UOA)	0
Carry forward orthodontic activity (UOA)	0
Baseline contract value	£340,536.86

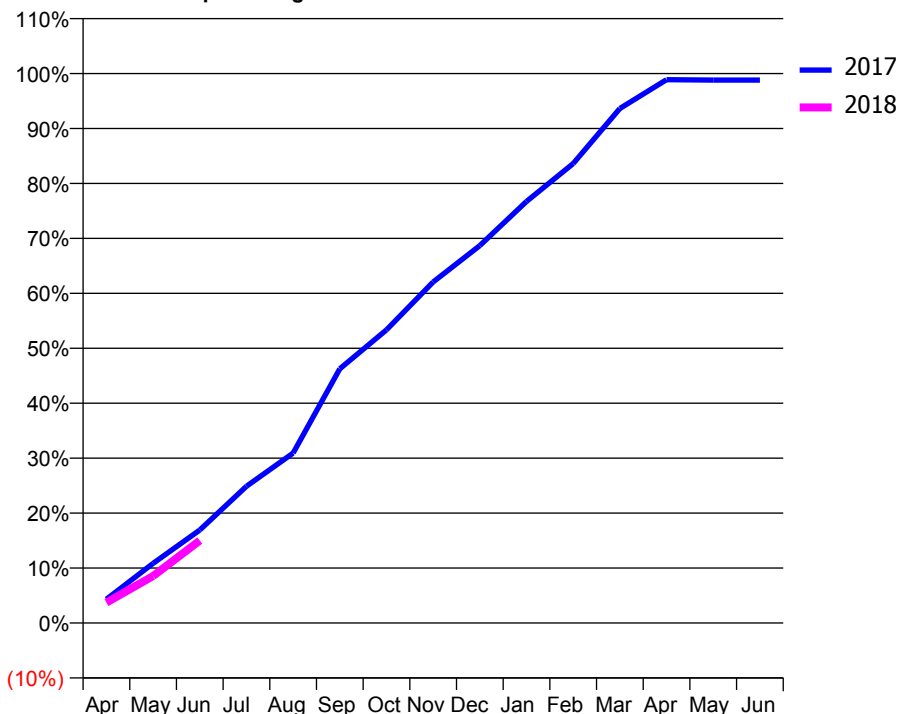
ACCESS*

Patients seen in 24 months	Total	Change since previous quarter
Quarter ending June 2016	5,641	
Quarter ending September 2016	5,782	↑
Quarter ending December 2016	5,931	↑
Quarter ending March 2017	5,957	→
Quarter ending June 2017	5,990	→
Variance since June 2016	6.2%	↑



ACTIVITY

Cumulative percentage of contracted UDA delivered 2017 & 2018



Month	Adjusted Scheduled Activity (UDA)	
	2017	2018
April	636	549
May	1,597	1,260
June	2,491	2,209
July	3,663	
August	4,552	
September	6,807	
October	7,850	
November	9,131	
December	10,106	
January	11,290	
February	12,303	
March	13,779	
April	14,549	
May	14,539	
June	14,539	

QUALITY

	Quantity	Base Number	Contract	AT	Region	England
% of FP17s for the same patient ID Re-attending within 3 months - Children	55	510	10.8%	10.0%	11.7%	12.0%
% of FP17s for the same patient ID Re-attending within 3 months - Adults	115	1,136	10.1%	14.3%	15.2%	16.0%
% of FP17s for the same patient ID Re-attending between 3 & 9 months - Children	257	510	50.4%	55.8%	59.1%	58.0%
% of FP17s for the same patient ID Re-attending between 3 & 9 months - Adults	579	1,136	51.0%	49.7%	52.2%	50.9%
% of FP17s for Band 1 Urgent Courses	26	1,303	2.0%	8.3%	7.9%	9.1%
% of FP17s Relating to Free Repair or Replacements	3	1,303	0.2%	0.8%	0.8%	0.8%
% of FP17s Relating to Continuations	6	1,303	0.5%	0.9%	1.1%	1.1%
% of Patients satisfied with the dentistry they have received	7	7	N/A	92.5%	91.8%	91.7%
% of Patients satisfied with the time they had to wait for an appointment	7	7	N/A	89.5%	88.4%	88.0%

* This is based on patients treated on this contract for their most recent course of treatment. Figures in italics indicate the base number of FP17s or Patient Questionnaire responses are less than 100. N/A is shown where the base number of responses is less than 10 during the period. % is calculated as Quantity/Base number*100

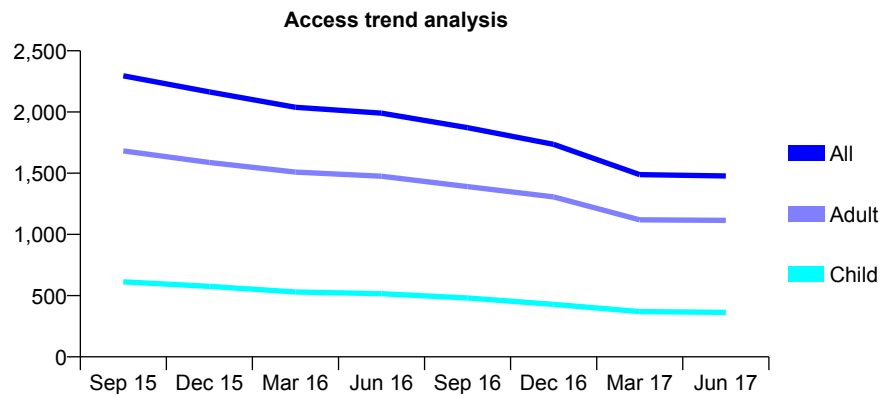
Q57 - Vital Signs At a Glance Contract Report for 854689/0001 - June 2017

Name or company name	MR A RASHID
Contract type name	GDS Contract
Purpose of contract	General
Contract start date	01/04/2006
Contract end date	

17/18 Contracted general activity (UDA)	10,000
Carry forward general activity (UDA)	0
17/18 Contracted orthodontic activity (UOA)	0
Carry forward orthodontic activity (UOA)	0
Baseline contract value	£229,001.42

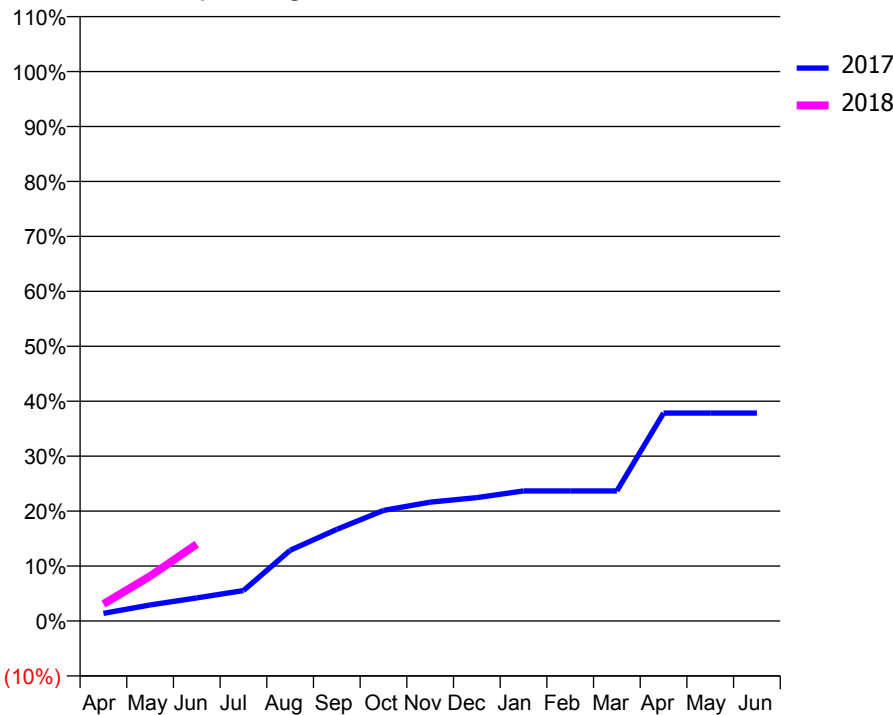
ACCESS*

Patients seen in 24 months	Total	Change since previous quarter
Quarter ending June 2016	1,991	
Quarter ending September 2016	1,872	↓
Quarter ending December 2016	1,736	↓
Quarter ending March 2017	1,489	↓
Quarter ending June 2017	1,478	→
Variance since June 2016	(25.8%)	↓



ACTIVITY

Cumulative percentage of contracted UDA delivered 2017 & 2018



Month	Adjusted Scheduled Activity (UDA)	
	2017	2018
April	140	308
May	293	817
June	422	1,399
July	555	
August	1,287	
September	1,669	
October	2,014	
November	2,162	
December	2,247	
January	2,367	
February	2,367	
March	2,367	
April	3,785	
May	3,785	
June	3,785	

QUALITY

	Quantity	Base Number	Contract	AT	Region	England
% of FP17s for the same patient ID Re-attending within 3 months - Children	12	235	5.1%	10.0%	11.7%	12.0%
% of FP17s for the same patient ID Re-attending within 3 months - Adults	170	766	22.2%	14.3%	15.2%	16.0%
% of FP17s for the same patient ID Re-attending between 3 & 9 months - Children	113	235	48.1%	55.8%	59.1%	58.0%
% of FP17s for the same patient ID Re-attending between 3 & 9 months - Adults	309	766	40.3%	49.7%	52.2%	50.9%
% of FP17s for Band 1 Urgent Courses	72	448	16.1%	8.3%	7.9%	9.1%
% of FP17s Relating to Free Repair or Replacements	8	448	1.8%	0.8%	0.8%	0.8%
% of FP17s Relating to Continuations	4	448	0.9%	0.9%	1.1%	1.1%
% of Patients satisfied with the dentistry they have received	15	16	93.8%	92.5%	91.8%	91.7%
% of Patients satisfied with the time they had to wait for an appointment	10	16	62.5%	89.5%	88.4%	88.0%

* This is based on patients treated on this contract for their most recent course of treatment. Figures in italics indicate the base number of FP17s or Patient Questionnaire responses are less than 100. N/A is shown where the base number of responses is less than 10 during the period. % is calculated as Quantity/Base number*100

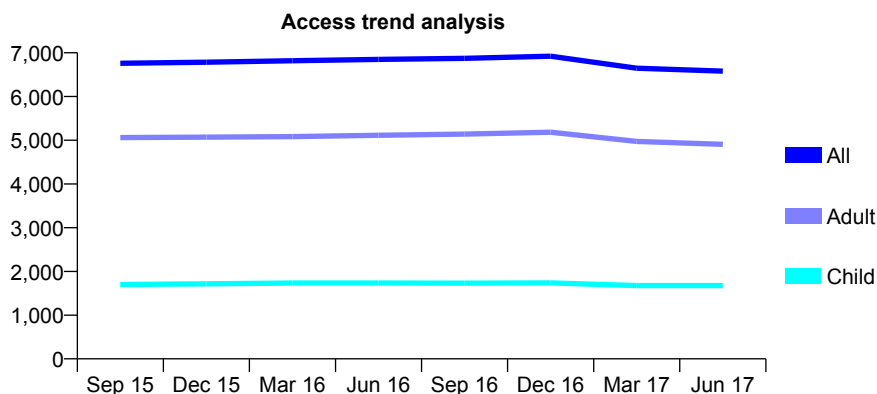
Q57 - Vital Signs At a Glance Contract Report for 855626/0002 - June 2017

Name or company name	Langdon Hills Dental Care
Contract type name	GDS Contract
Purpose of contract	General
Contract start date	13/12/2011
Contract end date	

17/18 Contracted general activity (UDA)	15,588
Carry forward general activity (UDA)	0
17/18 Contracted orthodontic activity (UOA)	0
Carry forward orthodontic activity (UOA)	0
Baseline contract value	£410,806.60

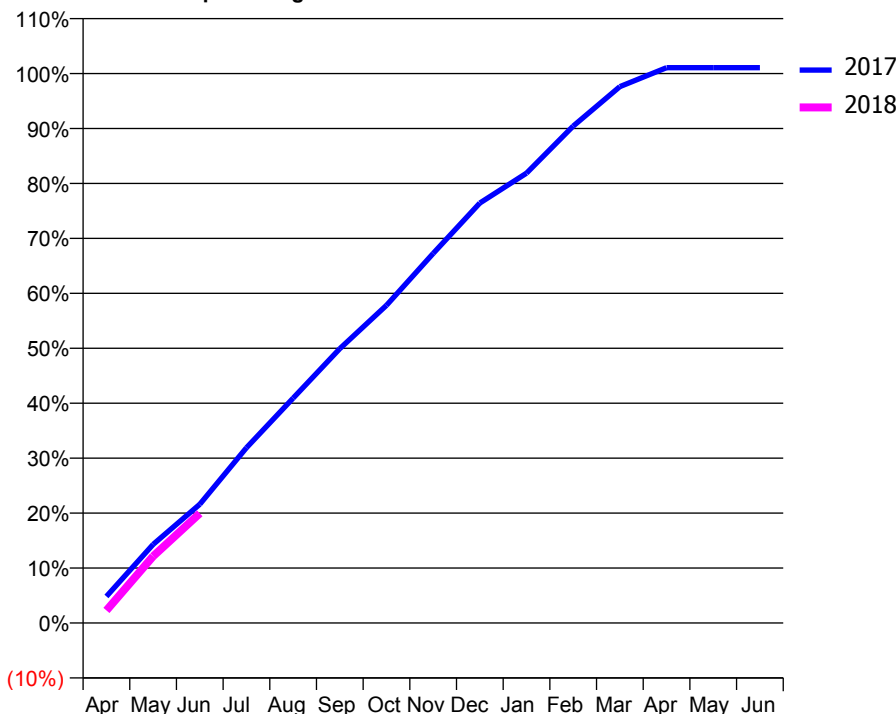
ACCESS*

Patients seen in 24 months	Total	Change since previous quarter
Quarter ending June 2016	6,848	
Quarter ending September 2016	6,872	→
Quarter ending December 2016	6,922	→
Quarter ending March 2017	6,649	↓
Quarter ending June 2017	6,582	↓
Variance since June 2016	(3.9%)	↓



ACTIVITY

Cumulative percentage of contracted UDA delivered 2017 & 2018



Adjusted Scheduled Activity (UDA)

Month	2017	2018
April	754	359
May	2,232	1,892
June	3,369	3,112
July	4,973	
August	6,378	
September	7,782	
October	9,014	
November	10,483	
December	11,914	
January	12,762	
February	14,098	
March	15,217	
April	15,755	
May	15,755	
June	15,753	

QUALITY

	Quantity	Base Number	Contract	AT	Region	England
% of FP17s for the same patient ID Re-attending within 3 months - Children	38	486	7.8%	10.0%	11.7%	12.0%
% of FP17s for the same patient ID Re-attending within 3 months - Adults	241	1,368	17.6%	14.3%	15.2%	16.0%
% of FP17s for the same patient ID Re-attending between 3 & 9 months - Children	195	486	40.1%	55.8%	59.1%	58.0%
% of FP17s for the same patient ID Re-attending between 3 & 9 months - Adults	542	1,368	39.6%	49.7%	52.2%	50.9%
% of FP17s for Band 1 Urgent Courses	213	1,552	13.7%	8.3%	7.9%	9.1%
% of FP17s Relating to Free Repair or Replacements	18	1,552	1.2%	0.8%	0.8%	0.8%
% of FP17s Relating to Continuations	21	1,552	1.4%	0.9%	1.1%	1.1%
% of Patients satisfied with the dentistry they have received	15	17	88.2%	92.5%	91.8%	91.7%
% of Patients satisfied with the time they had to wait for an appointment	11	17	64.7%	89.5%	88.4%	88.0%

* This is based on patients treated on this contract for their most recent course of treatment. Figures in italics indicate the base number of FP17s or Patient Questionnaire responses are less than 100. N/A is shown where the base number of responses is less than 10 during the period. % is calculated as Quantity/Base number*100

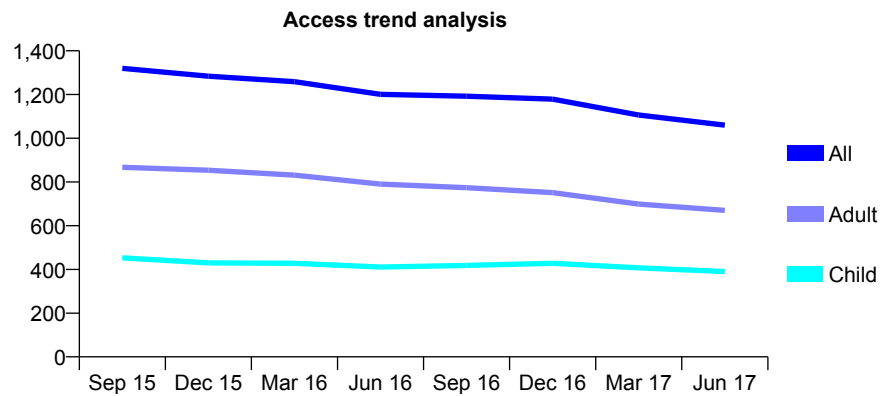
Q57 - Vital Signs At a Glance Contract Report for 861065/0001 - June 2017

Name or company name	MRS DO GAWLEY
Contract type name	GDS Contract
Purpose of contract	General
Contract start date	01/04/2006
Contract end date	

17/18 Contracted general activity (UDA)	4,051
Carry forward general activity (UDA)	0
17/18 Contracted orthodontic activity (UOA)	0
Carry forward orthodontic activity (UOA)	0
Baseline contract value	£98,440.82

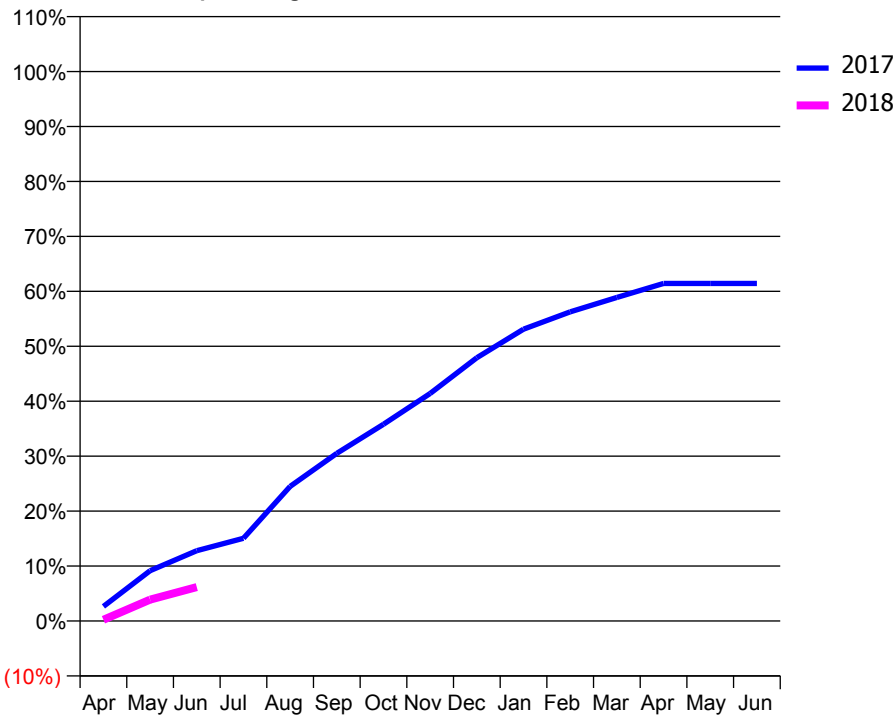
ACCESS*

Patients seen in 24 months	Total	Change since previous quarter
Quarter ending June 2016	1,201	
Quarter ending September 2016	1,192	→
Quarter ending December 2016	1,179	↓
Quarter ending March 2017	1,106	↓
Quarter ending June 2017	1,060	↓
Variance since June 2016	(11.7%)	↓



ACTIVITY

Cumulative percentage of contracted UDA delivered 2017 & 2018



Month	Adjusted Scheduled Activity (UDA)	
	2017	2018
April	107	9
May	371	158
June	518	250
July	610	
August	992	
September	1,236	
October	1,451	
November	1,677	
December	1,941	
January	2,151	
February	2,279	
March	2,385	
April	2,489	
May	2,489	
June	2,489	

QUALITY

	Quantity	Base Number	Contract	AT	Region	England
% of FP17s for the same patient ID Re-attending within 3 months - Children	7	87	8.0%	10.0%	11.7%	12.0%
% of FP17s for the same patient ID Re-attending within 3 months - Adults	18	144	12.5%	14.3%	15.2%	16.0%
% of FP17s for the same patient ID Re-attending between 3 & 9 months - Children	48	87	55.2%	55.8%	59.1%	58.0%
% of FP17s for the same patient ID Re-attending between 3 & 9 months - Adults	86	144	59.7%	49.7%	52.2%	50.9%
% of FP17s for Band 1 Urgent Courses	16	195	8.2%	8.3%	7.9%	9.1%
% of FP17s Relating to Free Repair or Replacements	0	195	0.0%	0.8%	0.8%	0.8%
% of FP17s Relating to Continuations	2	195	1.0%	0.9%	1.1%	1.1%
% of Patients satisfied with the dentistry they have received	1	1	N/A	92.5%	91.8%	91.7%
% of Patients satisfied with the time they had to wait for an appointment	1	1	N/A	89.5%	88.4%	88.0%

* This is based on patients treated on this contract for their most recent course of treatment. Figures in italics indicate the base number of FP17s or Patient Questionnaire responses are less than 100. N/A is shown where the base number of responses is less than 10 during the period. % is calculated as Quantity/Base number*100

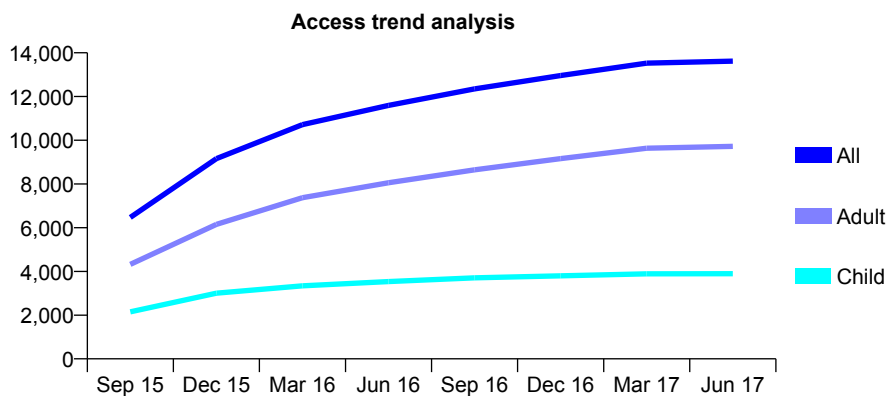
Q57 - Vital Signs At a Glance Contract Report for 866113/0001 - June 2017

Name or company name	MS N KOTTECHA
Contract type name	GDS Contract
Purpose of contract	General
Contract start date	01/05/2015
Contract end date	

17/18 Contracted general activity (UDA)	36,497
Carry forward general activity (UDA)	0
17/18 Contracted orthodontic activity (UOA)	0
Carry forward orthodontic activity (UOA)	0
Baseline contract value	£896,069.88

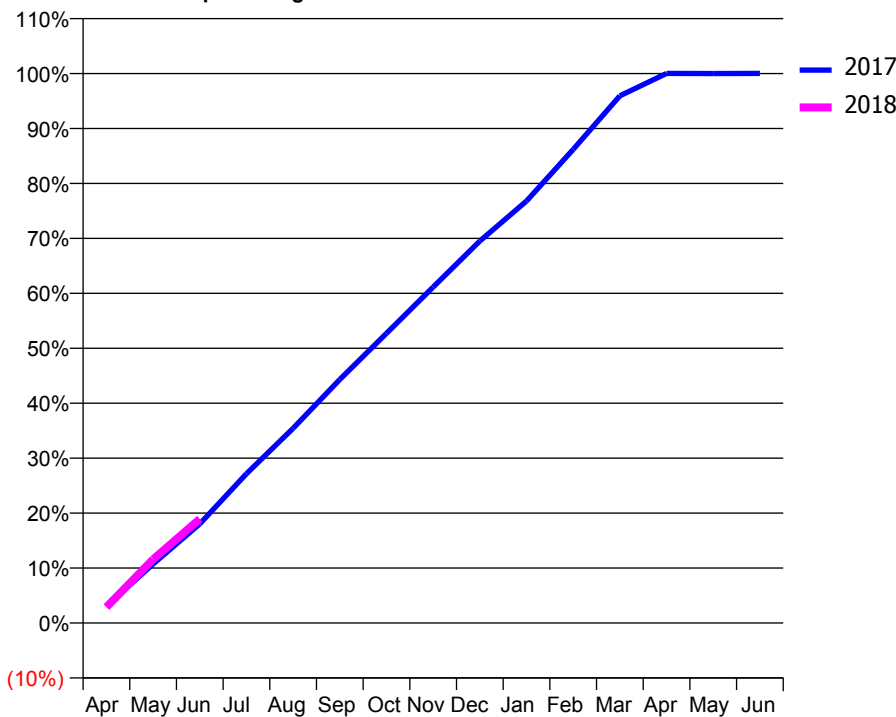
ACCESS*

Patients seen in 24 months	Total	Change since previous quarter
Quarter ending June 2016	11,593	
Quarter ending September 2016	12,348	↑
Quarter ending December 2016	12,957	↑
Quarter ending March 2017	13,525	↑
Quarter ending June 2017	13,616	→
Variance since June 2016	17.5%	↑



ACTIVITY

Cumulative percentage of contracted UDA delivered 2017 & 2018



Month	Adjusted Scheduled Activity (UDA)	
	2017	2018
April	1,122	1,055
May	3,923	4,232
June	6,586	6,914
July	9,913	
August	12,932	
September	16,174	
October	19,237	
November	22,313	
December	25,366	
January	28,031	
February	31,458	
March	35,017	
April	36,499	
May	36,498	
June	36,499	

QUALITY

	Quantity	Base Number	Contract	AT	Region	England
% of FP17s for the same patient ID Re-attending within 3 months - Children	65	1,310	5.0%	10.0%	11.7%	12.0%
% of FP17s for the same patient ID Re-attending within 3 months - Adults	304	2,926	10.4%	14.3%	15.2%	16.0%
% of FP17s for the same patient ID Re-attending between 3 & 9 months - Children	859	1,310	65.6%	55.8%	59.1%	58.0%
% of FP17s for the same patient ID Re-attending between 3 & 9 months - Adults	1,701	2,926	58.1%	49.7%	52.2%	50.9%
% of FP17s for Band 1 Urgent Courses	255	3,603	7.1%	8.3%	7.9%	9.1%
% of FP17s Relating to Free Repair or Replacements	40	3,603	1.1%	0.8%	0.8%	0.8%
% of FP17s Relating to Continuations	11	3,603	0.3%	0.9%	1.1%	1.1%
% of Patients satisfied with the dentistry they have received	29	34	85.3%	92.5%	91.8%	91.7%
% of Patients satisfied with the time they had to wait for an appointment	30	34	88.2%	89.5%	88.4%	88.0%

* This is based on patients treated on this contract for their most recent course of treatment. Figures in italics indicate the base number of FP17s or Patient Questionnaire responses are less than 100. N/A is shown where the base number of responses is less than 10 during the period. % is calculated as Quantity/Base number*100

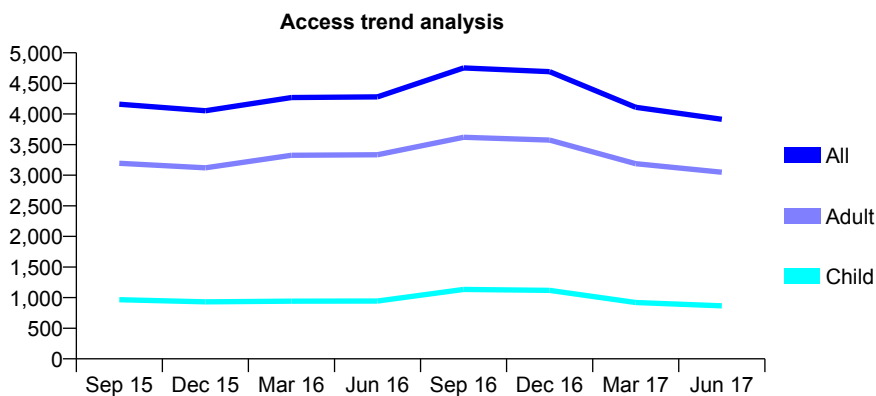
Q57 - Vital Signs At a Glance Contract Report for 890944/0001 - June 2017

Name or company name	MR AF CLOUGH
Contract type name	GDS Contract
Purpose of contract	General
Contract start date	01/04/2006
Contract end date	

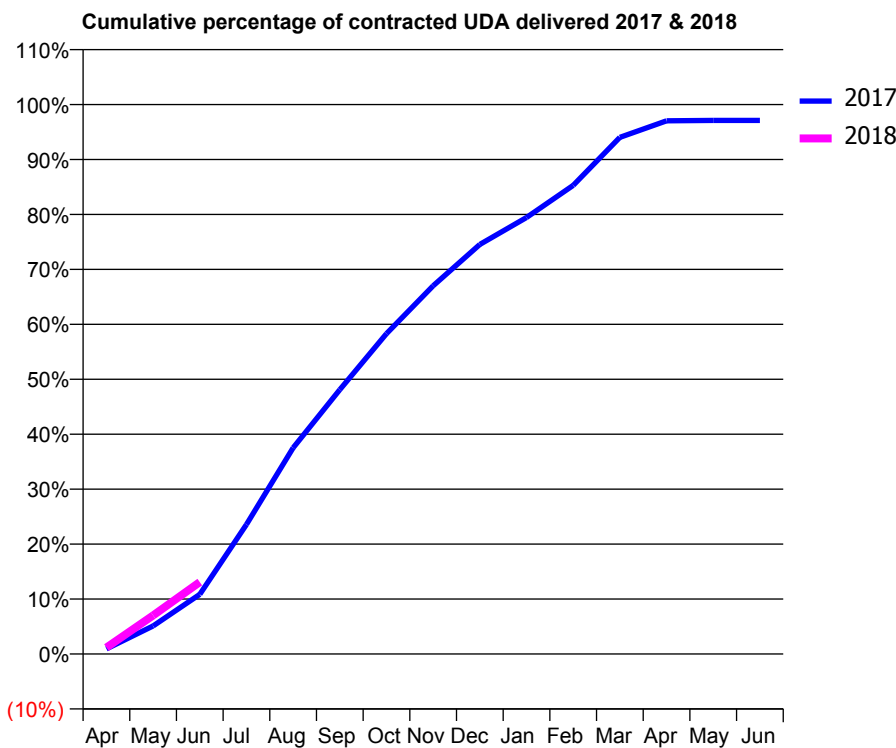
17/18 Contracted general activity (UDA)	11,980
Carry forward general activity (UDA)	0
17/18 Contracted orthodontic activity (UOA)	0
Carry forward orthodontic activity (UOA)	0
Baseline contract value	£334,865.21

ACCESS*

Patients seen in 24 months	Total	Change since previous quarter
Quarter ending June 2016	4,279	
Quarter ending September 2016	4,753	↑
Quarter ending December 2016	4,692	↓
Quarter ending March 2017	4,110	↓
Quarter ending June 2017	3,914	↓
Variance since June 2016	(8.5%)	↓



ACTIVITY



Month	Adjusted Scheduled Activity (UDA)	
	2017	2018
April	111	140
May	612	842
June	1,302	1,569
July	2,825	
August	4,496	
September	5,764	
October	6,986	
November	8,028	
December	8,930	
January	9,517	
February	10,218	
March	11,263	
April	11,624	
May	11,633	
June	11,633	

QUALITY

	Quantity	Base Number	Contract	AT	Region	England
% of FP17s for the same patient ID Re-attending within 3 months - Children	9	232	3.9%	10.0%	11.7%	12.0%
% of FP17s for the same patient ID Re-attending within 3 months - Adults	51	710	7.2%	14.3%	15.2%	16.0%
% of FP17s for the same patient ID Re-attending between 3 & 9 months - Children	109	232	47.0%	55.8%	59.1%	58.0%
% of FP17s for the same patient ID Re-attending between 3 & 9 months - Adults	226	710	31.8%	49.7%	52.2%	50.9%
% of FP17s for Band 1 Urgent Courses	139	815	17.1%	8.3%	7.9%	9.1%
% of FP17s Relating to Free Repair or Replacements	7	815	0.9%	0.8%	0.8%	0.8%
% of FP17s Relating to Continuations	4	815	0.5%	0.9%	1.1%	1.1%
% of Patients satisfied with the dentistry they have received	8	9	N/A	92.5%	91.8%	91.7%
% of Patients satisfied with the time they had to wait for an appointment	7	9	N/A	89.5%	88.4%	88.0%

* This is based on patients treated on this contract for their most recent course of treatment. Figures in italics indicate the base number of FP17s or Patient Questionnaire responses are less than 100. N/A is shown where the base number of responses is less than 10 during the period. % is calculated as Quantity/Base number*100

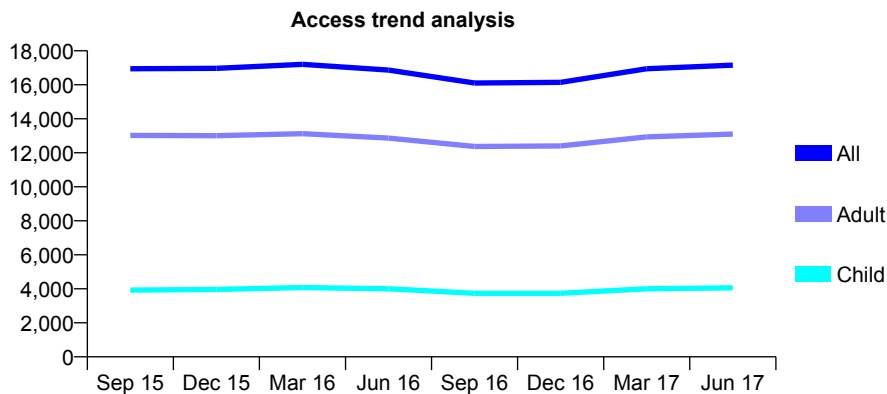
Q57 - Vital Signs At a Glance Contract Report for 890944/0002 - June 2017

Name or company name	MR AF CLOUGH
Contract type name	GDS Contract
Purpose of contract	General
Contract start date	01/04/2006
Contract end date	

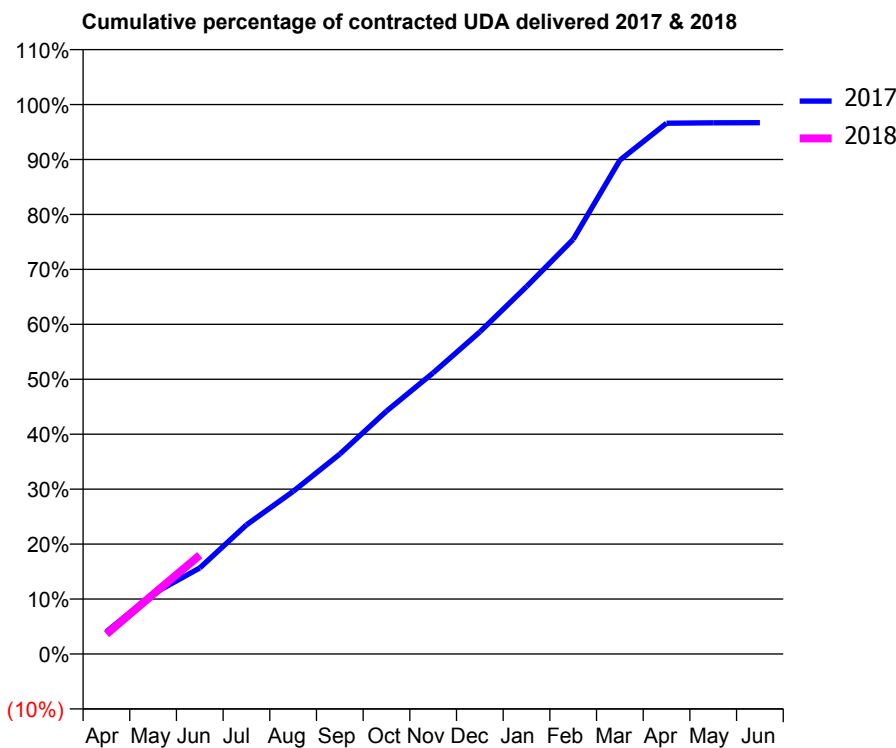
17/18 Contracted general activity (UDA)	45,858
Carry forward general activity (UDA)	0
17/18 Contracted orthodontic activity (UOA)	0
Carry forward orthodontic activity (UOA)	0
Baseline contract value	£1,407,511.53

ACCESS*

Patients seen in 24 months	Total	Change since previous quarter
Quarter ending June 2016	16,868	
Quarter ending September 2016	16,106	↓
Quarter ending December 2016	16,146	→
Quarter ending March 2017	16,944	↑
Quarter ending June 2017	17,160	→
Variance since June 2016	1.7%	→



ACTIVITY



Month	Adjusted Scheduled Activity (UDA)	
	2017	2018
April	1,868	1,664
May	5,024	4,978
June	7,186	8,247
July	10,775	
August	13,568	
September	16,688	
October	20,275	
November	23,470	
December	26,882	
January	30,661	
February	34,601	
March	41,209	
April	44,292	
May	44,334	
June	44,346	

QUALITY

	Quantity	Base Number	Contract	AT	Region	England
% of FP17s for the same patient ID Re-attending within 3 months - Children	103	1,323	7.8%	10.0%	11.7%	12.0%
% of FP17s for the same patient ID Re-attending within 3 months - Adults	704	3,816	18.4%	14.3%	15.2%	16.0%
% of FP17s for the same patient ID Re-attending between 3 & 9 months - Children	571	1,323	43.2%	55.8%	59.1%	58.0%
% of FP17s for the same patient ID Re-attending between 3 & 9 months - Adults	1,233	3,816	32.3%	49.7%	52.2%	50.9%
% of FP17s for Band 1 Urgent Courses	707	3,973	17.8%	8.3%	7.9%	9.1%
% of FP17s Relating to Free Repair or Replacements	54	3,973	1.4%	0.8%	0.8%	0.8%
% of FP17s Relating to Continuations	45	3,973	1.1%	0.9%	1.1%	1.1%
% of Patients satisfied with the dentistry they have received	31	35	88.6%	92.5%	91.8%	91.7%
% of Patients satisfied with the time they had to wait for an appointment	30	35	85.7%	89.5%	88.4%	88.0%

* This is based on patients treated on this contract for their most recent course of treatment. Figures in italics indicate the base number of FP17s or Patient Questionnaire responses are less than 100. N/A is shown where the base number of responses is less than 10 during the period. % is calculated as Quantity/Base number*100

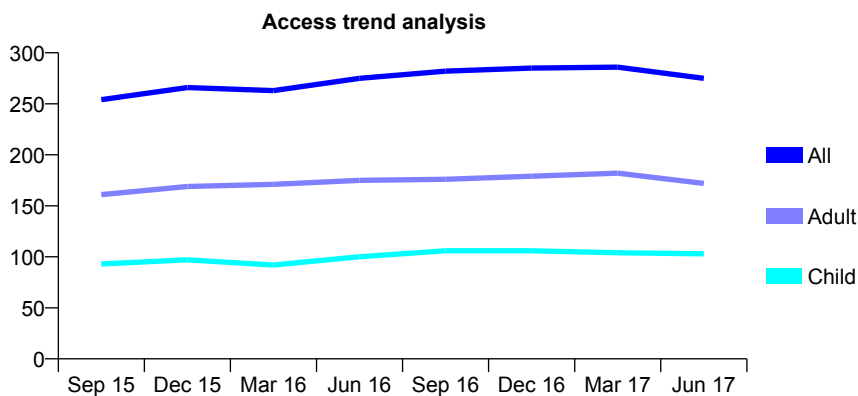
Q57 - Vital Signs At a Glance Contract Report for 907456/0001 - June 2017

Name or company name	MR NV PANDYA
Contract type name	GDS Contract
Purpose of contract	General
Contract start date	01/04/2006
Contract end date	

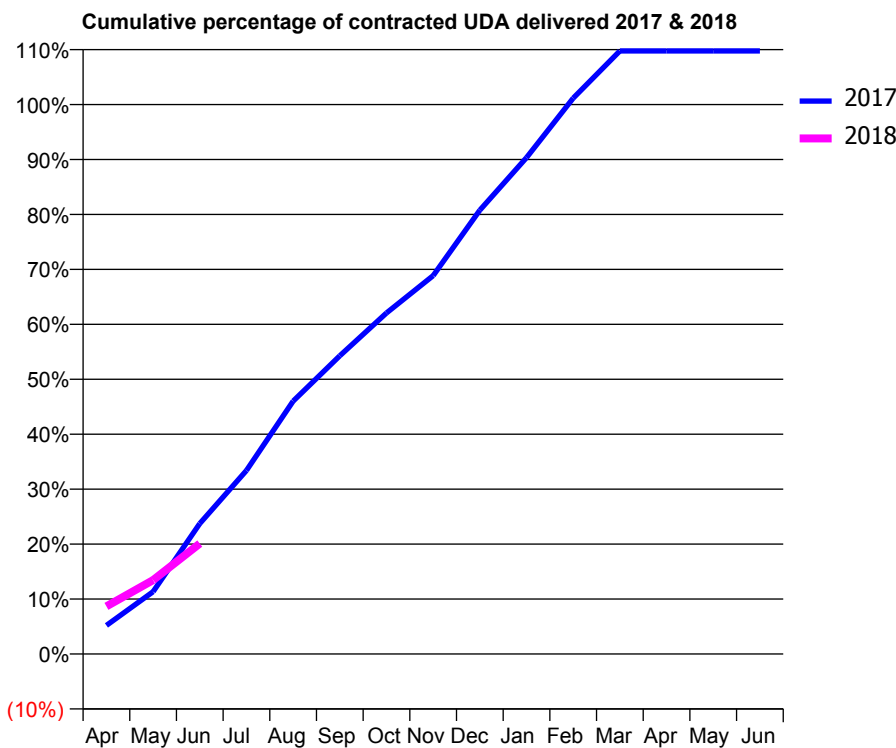
17/18 Contracted general activity (UDA)	621
Carry forward general activity (UDA)	0
17/18 Contracted orthodontic activity (UOA)	0
Carry forward orthodontic activity (UOA)	0
Baseline contract value	£16,304.59

ACCESS*

Patients seen in 24 months	Total	Change since previous quarter
Quarter ending June 2016	275	
Quarter ending September 2016	282	↑
Quarter ending December 2016	285	→
Quarter ending March 2017	286	→
Quarter ending June 2017	275	↓
Variance since June 2016	0.0%	→



ACTIVITY



Month	Adjusted Scheduled Activity (UDA)	
	2017	2018
April	32	54
May	70	84
June	147	125
July	207	
August	286	
September	337	
October	385	
November	428	
December	502	
January	561	
February	628	
March	682	
April	682	
May	682	
June	682	

QUALITY

	Quantity	Base Number	Contract	AT	Region	England
% of FP17s for the same patient ID Re-attending within 3 months - Children	2	35	5.7%	10.0%	11.7%	12.0%
% of FP17s for the same patient ID Re-attending within 3 months - Adults	9	53	17.0%	14.3%	15.2%	16.0%
% of FP17s for the same patient ID Re-attending between 3 & 9 months - Children	20	35	57.1%	55.8%	59.1%	58.0%
% of FP17s for the same patient ID Re-attending between 3 & 9 months - Adults	28	53	52.8%	49.7%	52.2%	50.9%
% of FP17s for Band 1 Urgent Courses	9	88	10.2%	8.3%	7.9%	9.1%
% of FP17s Relating to Free Repair or Replacements	0	88	0.0%	0.8%	0.8%	0.8%
% of FP17s Relating to Continuations	2	88	2.3%	0.9%	1.1%	1.1%
% of Patients satisfied with the dentistry they have received	0	0	N/A	92.5%	91.8%	91.7%
% of Patients satisfied with the time they had to wait for an appointment	0	0	N/A	89.5%	88.4%	88.0%

* This is based on patients treated on this contract for their most recent course of treatment. Figures in italics indicate the base number of FP17s or Patient Questionnaire responses are less than 100. N/A is shown where the base number of responses is less than 10 during the period. % is calculated as Quantity/Base number*100

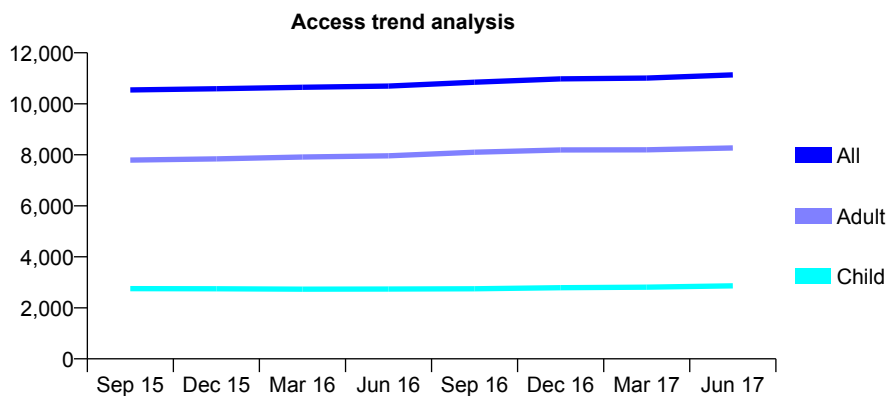
Q57 - Vital Signs At a Glance Contract Report for 911739/0001 - June 2017

Name or company name	The Walden Dental Clinic
Contract type name	GDS Contract
Purpose of contract	General
Contract start date	01/04/2006
Contract end date	

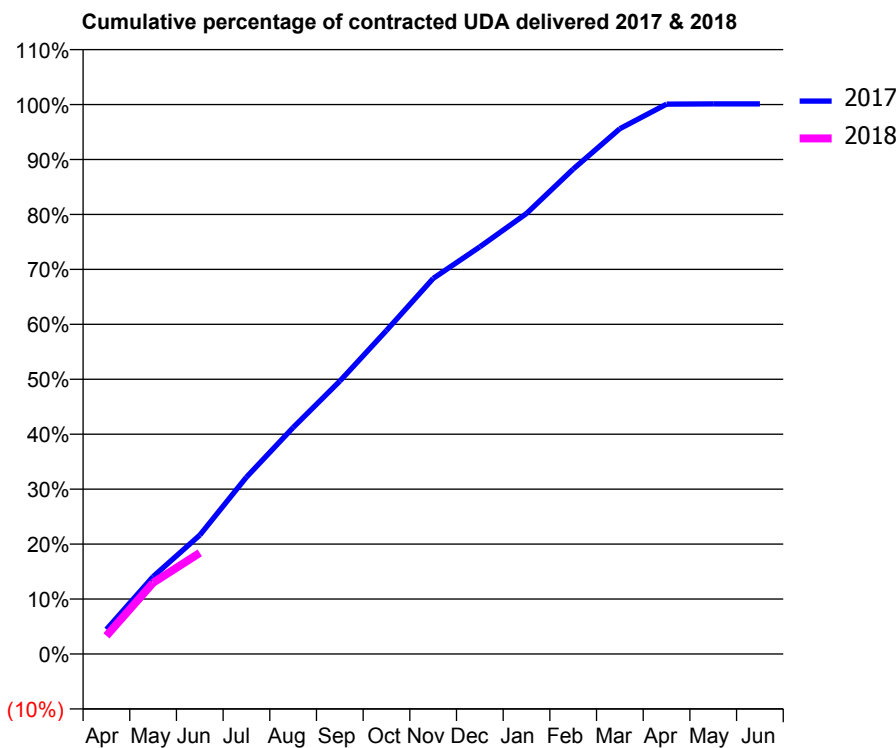
17/18 Contracted general activity (UDA)	28,622
Carry forward general activity (UDA)	0
17/18 Contracted orthodontic activity (UOA)	0
Carry forward orthodontic activity (UOA)	0
Baseline contract value	£706,292.55

ACCESS*

Patients seen in 24 months	Total	Change since previous quarter
Quarter ending June 2016	10,696	
Quarter ending September 2016	10,848	→
Quarter ending December 2016	10,977	→
Quarter ending March 2017	11,008	→
Quarter ending June 2017	11,133	→
Variance since June 2016	4.1%	↑



ACTIVITY



Month	Adjusted Scheduled Activity (UDA)	
	2017	2018
April	1,283	947
May	4,030	3,711
June	6,190	5,270
July	9,212	
August	11,799	
September	14,214	
October	16,851	
November	19,562	
December	21,208	
January	22,945	
February	25,255	
March	27,364	
April	28,643	
May	28,655	
June	28,655	

QUALITY

	Quantity	Base Number	Contract	AT	Region	England
% of FP17s for the same patient ID Re-attending within 3 months - Children	77	1,056	7.3%	10.0%	11.7%	12.0%
% of FP17s for the same patient ID Re-attending within 3 months - Adults	384	2,429	15.8%	14.3%	15.2%	16.0%
% of FP17s for the same patient ID Re-attending between 3 & 9 months - Children	604	1,056	57.2%	55.8%	59.1%	58.0%
% of FP17s for the same patient ID Re-attending between 3 & 9 months - Adults	991	2,429	40.8%	49.7%	52.2%	50.9%
% of FP17s for Band 1 Urgent Courses	248	2,659	9.3%	8.3%	7.9%	9.1%
% of FP17s Relating to Free Repair or Replacements	11	2,659	0.4%	0.8%	0.8%	0.8%
% of FP17s Relating to Continuations	68	2,659	2.6%	0.9%	1.1%	1.1%
% of Patients satisfied with the dentistry they have received	29	30	96.7%	92.5%	91.8%	91.7%
% of Patients satisfied with the time they had to wait for an appointment	30	30	100.0%	89.5%	88.4%	88.0%

* This is based on patients treated on this contract for their most recent course of treatment. Figures in italics indicate the base number of FP17s or Patient Questionnaire responses are less than 100. N/A is shown where the base number of responses is less than 10 during the period. % is calculated as Quantity/Base number*100

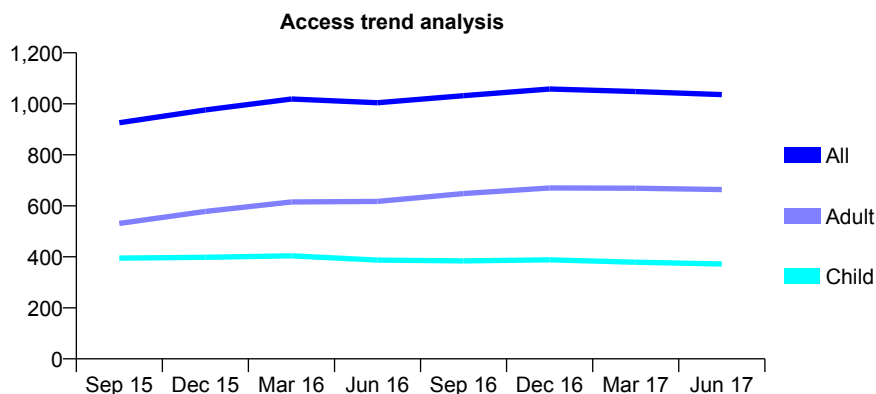
Q57 - Vital Signs At a Glance Contract Report for 913111/0002 - June 2017

Name or company name	MR J SINGH
Contract type name	GDS Contract
Purpose of contract	General
Contract start date	01/04/2009
Contract end date	

17/18 Contracted general activity (UDA)	2,500
Carry forward general activity (UDA)	0
17/18 Contracted orthodontic activity (UOA)	0
Carry forward orthodontic activity (UOA)	0
Baseline contract value	£59,950.99

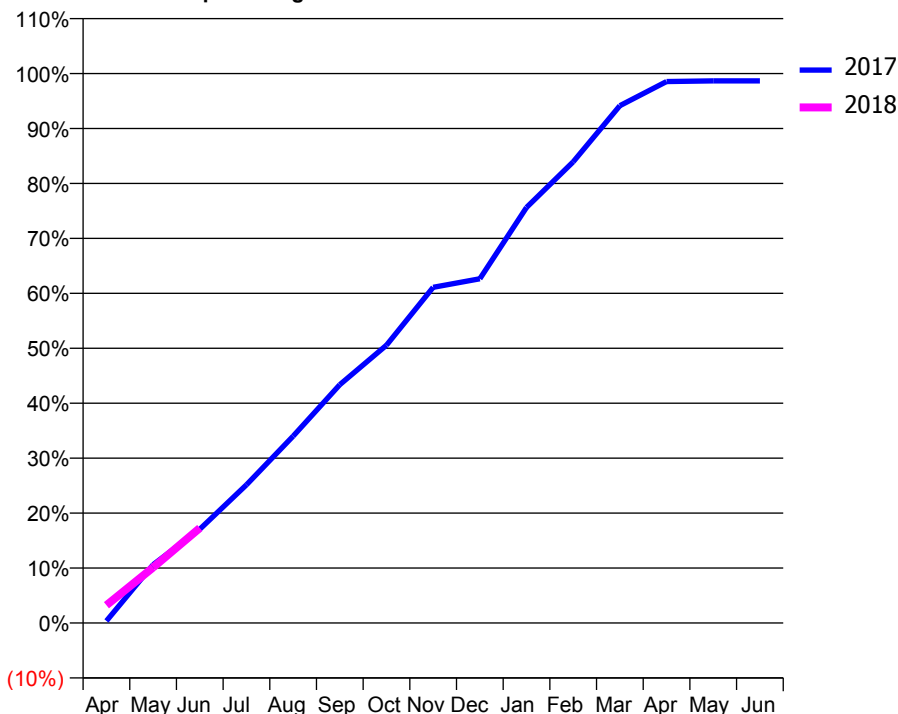
ACCESS*

Patients seen in 24 months	Total	Change since previous quarter
Quarter ending June 2016	1,004	
Quarter ending September 2016	1,032	↑
Quarter ending December 2016	1,058	↑
Quarter ending March 2017	1,048	→
Quarter ending June 2017	1,036	↓
Variance since June 2016	3.2%	↑



ACTIVITY

Cumulative percentage of contracted UDA delivered 2017 & 2018



Adjusted Scheduled Activity (UDA)

Month	2017	2018
April	9	81
May	266	252
June	427	432
July	629	
August	850	
September	1,084	
October	1,264	
November	1,527	
December	1,566	
January	1,891	
February	2,098	
March	2,354	
April	2,463	
May	2,466	
June	2,466	

QUALITY

	Quantity	Base Number	Contract	AT	Region	England
% of FP17s for the same patient ID Re-attending within 3 months - Children	5	119	4.2%	10.0%	11.7%	12.0%
% of FP17s for the same patient ID Re-attending within 3 months - Adults	26	204	12.7%	14.3%	15.2%	16.0%
% of FP17s for the same patient ID Re-attending between 3 & 9 months - Children	78	119	65.5%	55.8%	59.1%	58.0%
% of FP17s for the same patient ID Re-attending between 3 & 9 months - Adults	121	204	59.3%	49.7%	52.2%	50.9%
% of FP17s for Band 1 Urgent Courses	10	262	3.8%	8.3%	7.9%	9.1%
% of FP17s Relating to Free Repair or Replacements	2	262	0.8%	0.8%	0.8%	0.8%
% of FP17s Relating to Continuations	4	262	1.5%	0.9%	1.1%	1.1%
% of Patients satisfied with the dentistry they have received	0	0	N/A	92.5%	91.8%	91.7%
% of Patients satisfied with the time they had to wait for an appointment	0	0	N/A	89.5%	88.4%	88.0%

* This is based on patients treated on this contract for their most recent course of treatment. Figures in italics indicate the base number of FP17s or Patient Questionnaire responses are less than 100. N/A is shown where the base number of responses is less than 10 during the period. % is calculated as Quantity/Base number*100

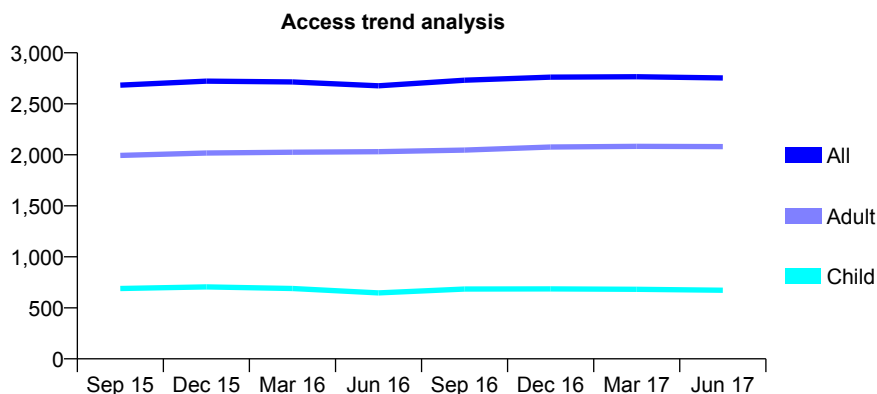
Q57 - Vital Signs At a Glance Contract Report for 913324/0001 - June 2017

Name or company name	MR CR BENTLEY
Contract type name	GDS Contract
Purpose of contract	General
Contract start date	01/04/2006
Contract end date	

17/18 Contracted general activity (UDA)	6,366
Carry forward general activity (UDA)	0
17/18 Contracted orthodontic activity (UOA)	0
Carry forward orthodontic activity (UOA)	0
Baseline contract value	£158,994.48

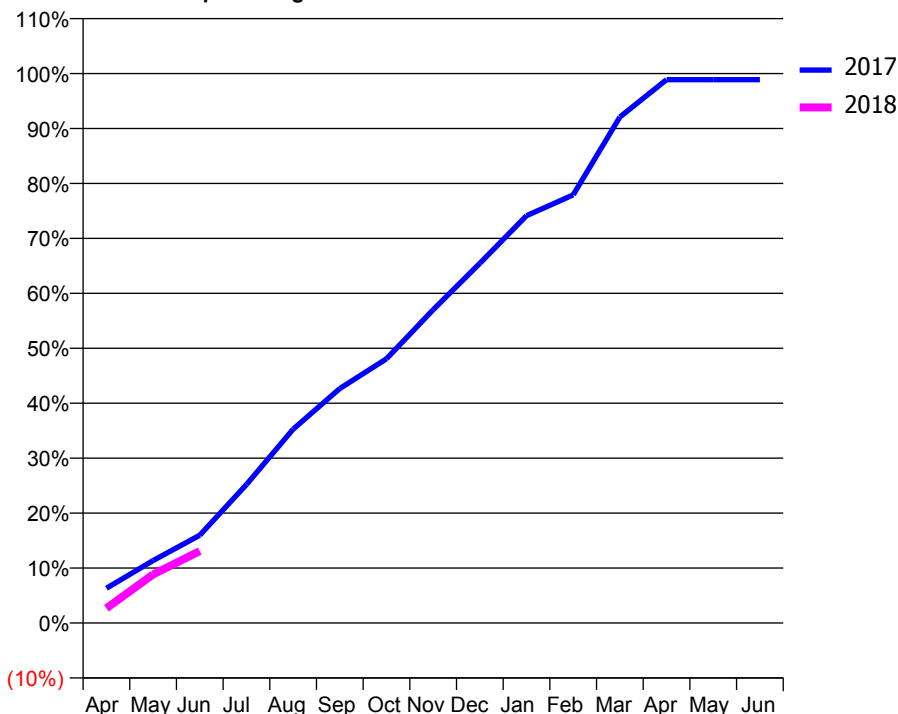
ACCESS*

Patients seen in 24 months	Total	Change since previous quarter
Quarter ending June 2016	2,677	
Quarter ending September 2016	2,731	↑
Quarter ending December 2016	2,761	→
Quarter ending March 2017	2,765	→
Quarter ending June 2017	2,754	→
Variance since June 2016	2.9%	↑



ACTIVITY

Cumulative percentage of contracted UDA delivered 2017 & 2018



Adjusted Scheduled Activity (UDA)

Month	2017	2018
April	403	170
May	723	564
June	1,018	834
July	1,605	
August	2,245	
September	2,717	
October	3,061	
November	3,630	
December	4,167	
January	4,719	
February	4,960	
March	5,862	
April	6,294	
May	6,294	
June	6,295	

QUALITY

	Quantity	Base Number	Contract	AT	Region	England
% of FP17s for the same patient ID Re-attending within 3 months - Children	17	149	11.4%	10.0%	11.7%	12.0%
% of FP17s for the same patient ID Re-attending within 3 months - Adults	65	495	13.1%	14.3%	15.2%	16.0%
% of FP17s for the same patient ID Re-attending between 3 & 9 months - Children	30	149	20.1%	55.8%	59.1%	58.0%
% of FP17s for the same patient ID Re-attending between 3 & 9 months - Adults	142	495	28.7%	49.7%	52.2%	50.9%
% of FP17s for Band 1 Urgent Courses	36	420	8.6%	8.3%	7.9%	9.1%
% of FP17s Relating to Free Repair or Replacements	6	420	1.4%	0.8%	0.8%	0.8%
% of FP17s Relating to Continuations	6	420	1.4%	0.9%	1.1%	1.1%
% of Patients satisfied with the dentistry they have received	3	3	N/A	92.5%	91.8%	91.7%
% of Patients satisfied with the time they had to wait for an appointment	3	3	N/A	89.5%	88.4%	88.0%

* This is based on patients treated on this contract for their most recent course of treatment. Figures in italics indicate the base number of FP17s or Patient Questionnaire responses are less than 100. N/A is shown where the base number of responses is less than 10 during the period. % is calculated as Quantity/Base number*100

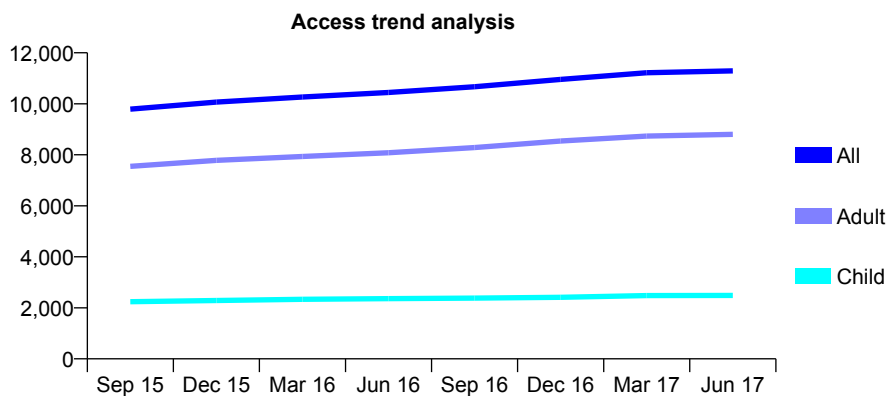
Q57 - Vital Signs At a Glance Contract Report for 918628/0003 - June 2017

Name or company name	MR P VAID
Contract type name	GDS Contract
Purpose of contract	General
Contract start date	01/11/2007
Contract end date	

17/18 Contracted general activity (UDA)	38,130
Carry forward general activity (UDA)	0
17/18 Contracted orthodontic activity (UOA)	0
Carry forward orthodontic activity (UOA)	0
Baseline contract value	£904,965.22

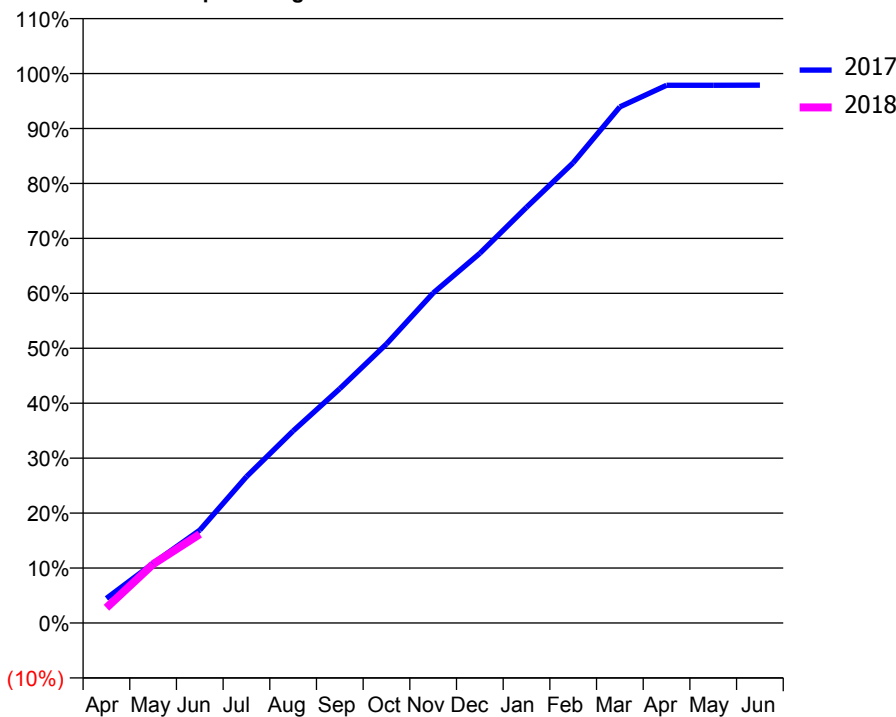
ACCESS*

Patients seen in 24 months	Total	Change since previous quarter
Quarter ending June 2016	10,442	
Quarter ending September 2016	10,667	↑
Quarter ending December 2016	10,956	↑
Quarter ending March 2017	11,216	↑
Quarter ending June 2017	11,289	→
Variance since June 2016	8.1%	↑



ACTIVITY

Cumulative percentage of contracted UDA delivered 2017 & 2018



Month	Adjusted Scheduled Activity (UDA)	
	2017	2018
April	1,703	1,057
May	4,140	4,085
June	6,447	6,170
July	10,154	
August	13,331	
September	16,260	
October	19,360	
November	22,899	
December	25,650	
January	28,847	
February	31,936	
March	35,813	
April	37,309	
May	37,312	
June	37,325	

QUALITY

	Quantity	Base Number	Contract	AT	Region	England
% of FP17s for the same patient ID Re-attending within 3 months - Children	67	881	7.6%	10.0%	11.7%	12.0%
% of FP17s for the same patient ID Re-attending within 3 months - Adults	398	2,952	13.5%	14.3%	15.2%	16.0%
% of FP17s for the same patient ID Re-attending between 3 & 9 months - Children	555	881	63.0%	55.8%	59.1%	58.0%
% of FP17s for the same patient ID Re-attending between 3 & 9 months - Adults	1,857	2,952	62.9%	49.7%	52.2%	50.9%
% of FP17s for Band 1 Urgent Courses	269	3,133	8.6%	8.3%	7.9%	9.1%
% of FP17s Relating to Free Repair or Replacements	22	3,133	0.7%	0.8%	0.8%	0.8%
% of FP17s Relating to Continuations	13	3,133	0.4%	0.9%	1.1%	1.1%
% of Patients satisfied with the dentistry they have received	24	26	92.3%	92.5%	91.8%	91.7%
% of Patients satisfied with the time they had to wait for an appointment	22	26	84.6%	89.5%	88.4%	88.0%

* This is based on patients treated on this contract for their most recent course of treatment. Figures in italics indicate the base number of FP17s or Patient Questionnaire responses are less than 100. N/A is shown where the base number of responses is less than 10 during the period. % is calculated as Quantity/Base number*100

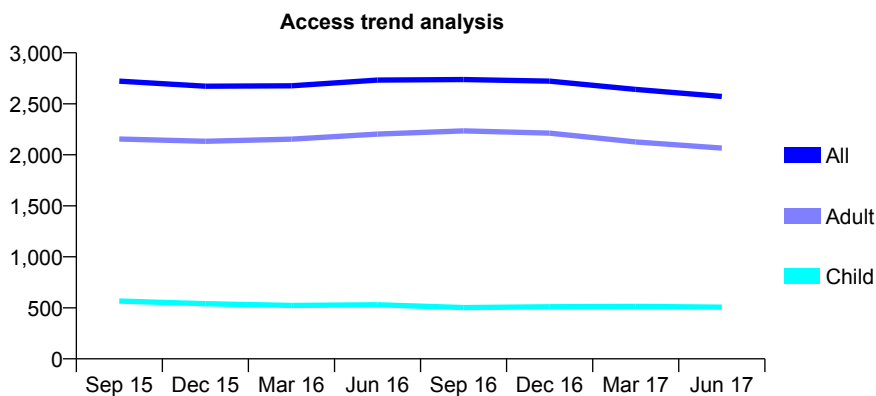
Q57 - Vital Signs At a Glance Contract Report for 925721/0001 - June 2017

Name or company name	MR I GIBBONS
Contract type name	GDS Contract
Purpose of contract	General
Contract start date	01/04/2006
Contract end date	

17/18 Contracted general activity (UDA)	7,000
Carry forward general activity (UDA)	0
17/18 Contracted orthodontic activity (UOA)	0
Carry forward orthodontic activity (UOA)	0
Baseline contract value	£174,480.30

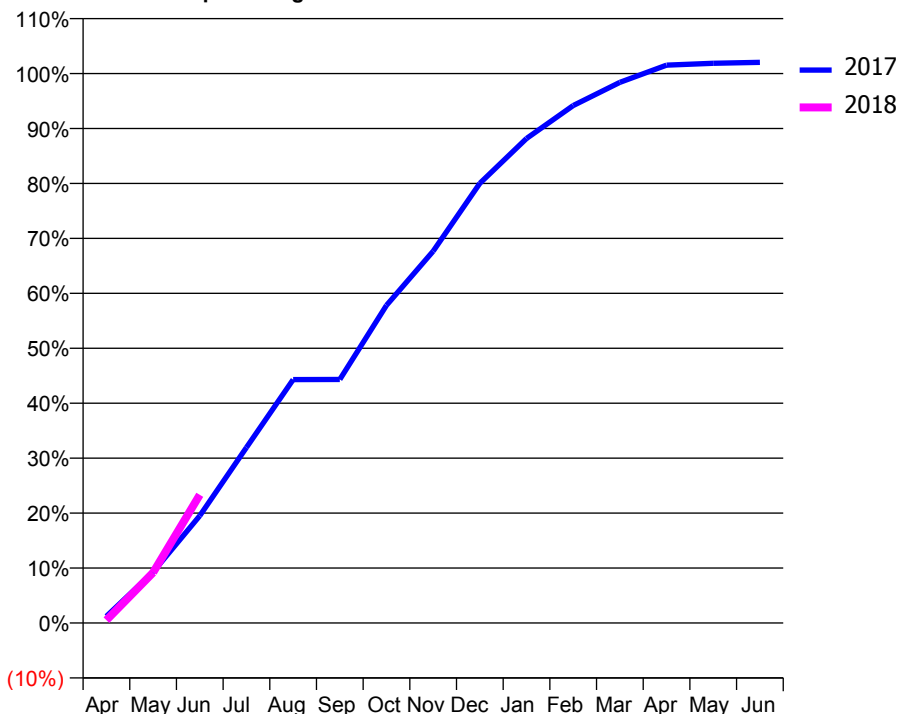
ACCESS*

Patients seen in 24 months	Total	Change since previous quarter
Quarter ending June 2016	2,733	
Quarter ending September 2016	2,738	→
Quarter ending December 2016	2,722	→
Quarter ending March 2017	2,641	↓
Quarter ending June 2017	2,572	↓
Variance since June 2016	(5.9%)	↓



ACTIVITY

Cumulative percentage of contracted UDA delivered 2017 & 2018



Month	Adjusted Scheduled Activity (UDA)	
	2017	2018
April	85	36
May	650	643
June	1,366	1,633
July	2,236	
August	3,102	
September	3,103	
October	4,047	
November	4,737	
December	5,602	
January	6,172	
February	6,591	
March	6,887	
April	7,107	
May	7,130	
June	7,142	

QUALITY

	Quantity	Base Number	Contract	AT	Region	England
% of FP17s for the same patient ID Re-attending within 3 months - Children	6	124	4.8%	10.0%	11.7%	12.0%
% of FP17s for the same patient ID Re-attending within 3 months - Adults	94	580	16.2%	14.3%	15.2%	16.0%
% of FP17s for the same patient ID Re-attending between 3 & 9 months - Children	27	124	21.8%	55.8%	59.1%	58.0%
% of FP17s for the same patient ID Re-attending between 3 & 9 months - Adults	172	580	29.7%	49.7%	52.2%	50.9%
% of FP17s for Band 1 Urgent Courses	94	594	15.8%	8.3%	7.9%	9.1%
% of FP17s Relating to Free Repair or Replacements	13	594	2.2%	0.8%	0.8%	0.8%
% of FP17s Relating to Continuations	6	594	1.0%	0.9%	1.1%	1.1%
% of Patients satisfied with the dentistry they have received	5	6	N/A	92.5%	91.8%	91.7%
% of Patients satisfied with the time they had to wait for an appointment	6	6	N/A	89.5%	88.4%	88.0%

* This is based on patients treated on this contract for their most recent course of treatment. Figures in italics indicate the base number of FP17s or Patient Questionnaire responses are less than 100. N/A is shown where the base number of responses is less than 10 during the period. % is calculated as Quantity/Base number*100

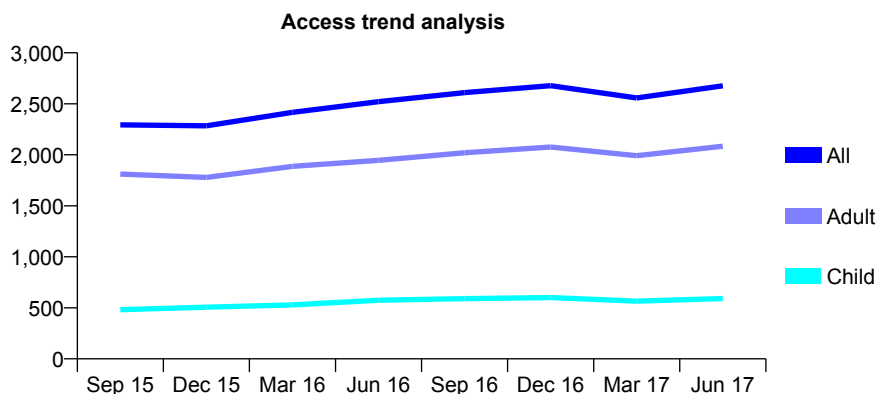
Q57 - Vital Signs At a Glance Contract Report for 925993/0001 - June 2017

Name or company name	MR M VYAS
Contract type name	GDS Contract
Purpose of contract	General
Contract start date	01/04/2006
Contract end date	

17/18 Contracted general activity (UDA)	6,637
Carry forward general activity (UDA)	0
17/18 Contracted orthodontic activity (UOA)	0
Carry forward orthodontic activity (UOA)	0
Baseline contract value	£268,151.50

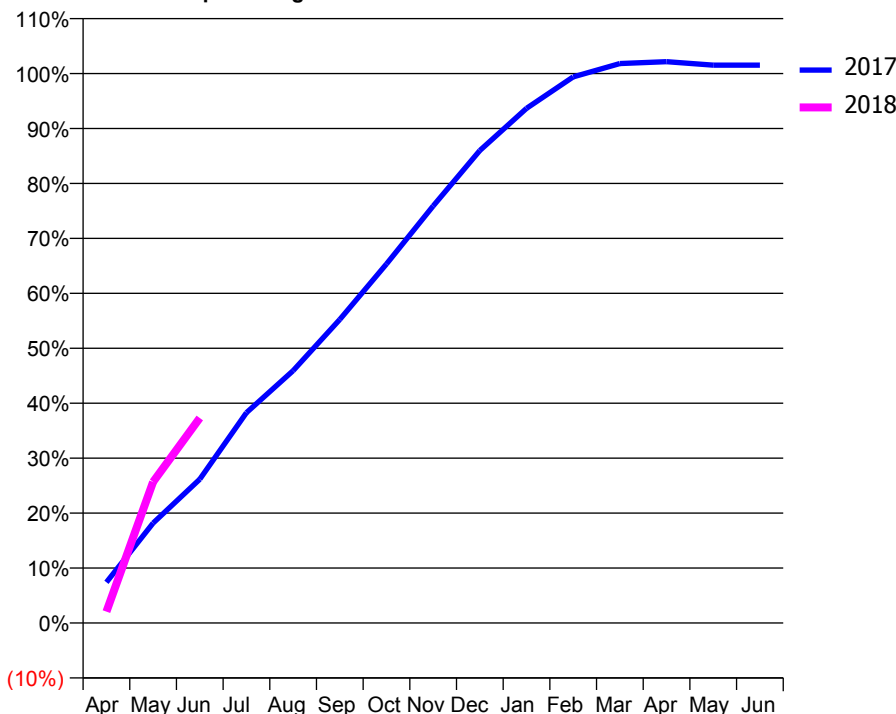
ACCESS*

Patients seen in 24 months	Total	Change since previous quarter
Quarter ending June 2016	2,521	
Quarter ending September 2016	2,610	↑
Quarter ending December 2016	2,678	↑
Quarter ending March 2017	2,557	↓
Quarter ending June 2017	2,676	↑
Variance since June 2016	6.1%	↑



ACTIVITY

Cumulative percentage of contracted UDA delivered 2017 & 2018



Month	Adjusted Scheduled Activity (UDA)	
	2017	2018
April	493	137
May	1,207	1,705
June	1,737	2,476
July	2,541	
August	3,048	
September	3,666	
October	4,337	
November	5,037	
December	5,707	
January	6,216	
February	6,596	
March	6,757	
April	6,780	
May	6,738	
June	6,738	

QUALITY

	Quantity	Base Number	Contract	AT	Region	England
% of FP17s for the same patient ID Re-attending within 3 months - Children	6	246	2.4%	10.0%	11.7%	12.0%
% of FP17s for the same patient ID Re-attending within 3 months - Adults	53	816	6.5%	14.3%	15.2%	16.0%
% of FP17s for the same patient ID Re-attending between 3 & 9 months - Children	107	246	43.5%	55.8%	59.1%	58.0%
% of FP17s for the same patient ID Re-attending between 3 & 9 months - Adults	339	816	41.5%	49.7%	52.2%	50.9%
% of FP17s for Band 1 Urgent Courses	13	1,066	1.2%	8.3%	7.9%	9.1%
% of FP17s Relating to Free Repair or Replacements	2	1,066	0.2%	0.8%	0.8%	0.8%
% of FP17s Relating to Continuations	2	1,066	0.2%	0.9%	1.1%	1.1%
% of Patients satisfied with the dentistry they have received	5	7	N/A	92.5%	91.8%	91.7%
% of Patients satisfied with the time they had to wait for an appointment	7	7	N/A	89.5%	88.4%	88.0%

* This is based on patients treated on this contract for their most recent course of treatment. Figures in italics indicate the base number of FP17s or Patient Questionnaire responses are less than 100. N/A is shown where the base number of responses is less than 10 during the period. % is calculated as Quantity/Base number*100

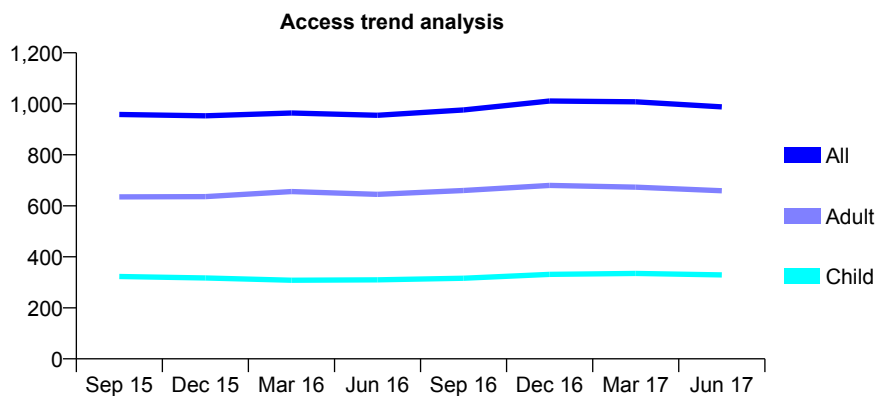
Q57 - Vital Signs At a Glance Contract Report for 926175/0001 - June 2017

Name or company name	MR GC ECKSTEIN
Contract type name	GDS Contract
Purpose of contract	General
Contract start date	01/04/2006
Contract end date	

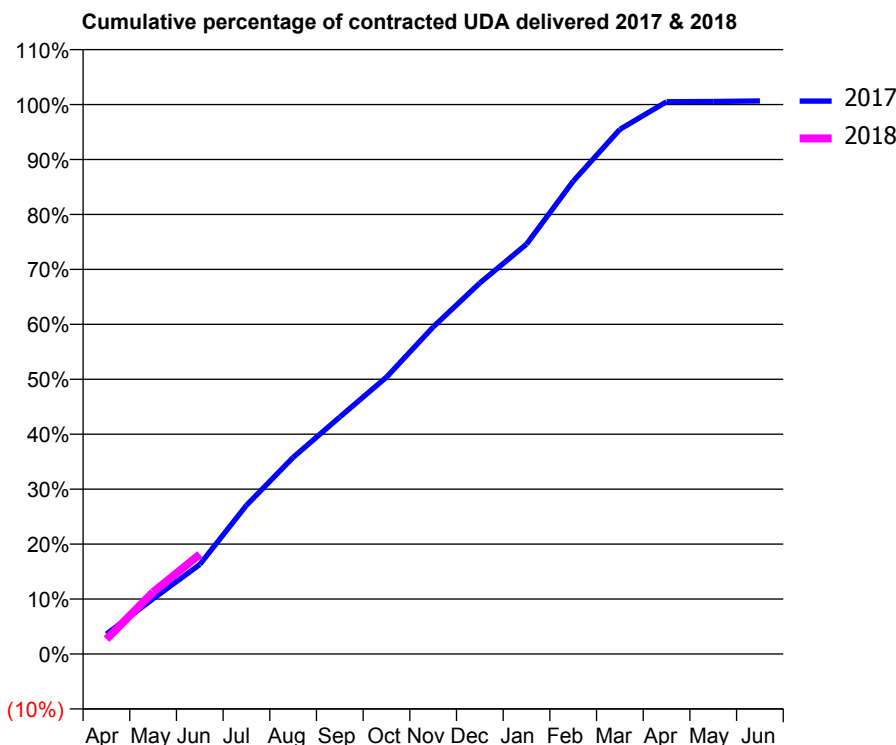
17/18 Contracted general activity (UDA)	2,086
Carry forward general activity (UDA)	0
17/18 Contracted orthodontic activity (UOA)	0
Carry forward orthodontic activity (UOA)	0
Baseline contract value	£47,338.44

ACCESS*

Patients seen in 24 months	Total	Change since previous quarter
Quarter ending June 2016	955	
Quarter ending September 2016	976	↑
Quarter ending December 2016	1,011	↑
Quarter ending March 2017	1,008	→
Quarter ending June 2017	988	↓
Variance since June 2016	3.5%	↑



ACTIVITY



Month	Adjusted Scheduled Activity (UDA)	
	2017	2018
April	76	56
May	210	235
June	340	379
July	565	
August	746	
September	900	
October	1,051	
November	1,242	
December	1,409	
January	1,556	
February	1,795	
March	1,992	
April	2,097	
May	2,098	
June	2,100	

QUALITY

	Quantity	Base Number	Contract	AT	Region	England
% of FP17s for the same patient ID Re-attending within 3 months - Children	8	115	7.0%	10.0%	11.7%	12.0%
% of FP17s for the same patient ID Re-attending within 3 months - Adults	14	189	7.4%	14.3%	15.2%	16.0%
% of FP17s for the same patient ID Re-attending between 3 & 9 months - Children	85	115	73.9%	55.8%	59.1%	58.0%
% of FP17s for the same patient ID Re-attending between 3 & 9 months - Adults	87	189	46.0%	49.7%	52.2%	50.9%
% of FP17s for Band 1 Urgent Courses	18	244	7.4%	8.3%	7.9%	9.1%
% of FP17s Relating to Free Repair or Replacements	1	244	0.4%	0.8%	0.8%	0.8%
% of FP17s Relating to Continuations	0	244	0.0%	0.9%	1.1%	1.1%
% of Patients satisfied with the dentistry they have received	2	2	N/A	92.5%	91.8%	91.7%
% of Patients satisfied with the time they had to wait for an appointment	2	2	N/A	89.5%	88.4%	88.0%

* This is based on patients treated on this contract for their most recent course of treatment. Figures in italics indicate the base number of FP17s or Patient Questionnaire responses are less than 100. N/A is shown where the base number of responses is less than 10 during the period. % is calculated as Quantity/Base number*100

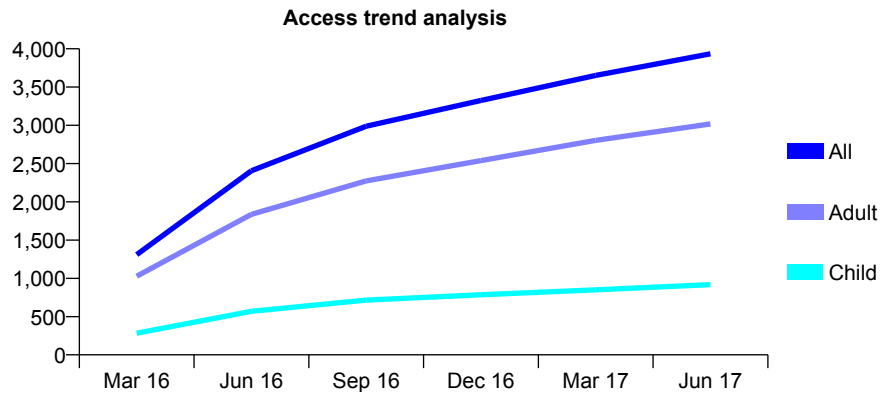
Q57 - Vital Signs At a Glance Contract Report for 927481/0001 - June 2017

Name or company name	MR A SAID
Contract type name	GDS Contract
Purpose of contract	General
Contract start date	01/12/2015
Contract end date	

17/18 Contracted general activity (UDA)	14,958
Carry forward general activity (UDA)	0
17/18 Contracted orthodontic activity (UOA)	0
Carry forward orthodontic activity (UOA)	0
Baseline contract value	£401,542.46

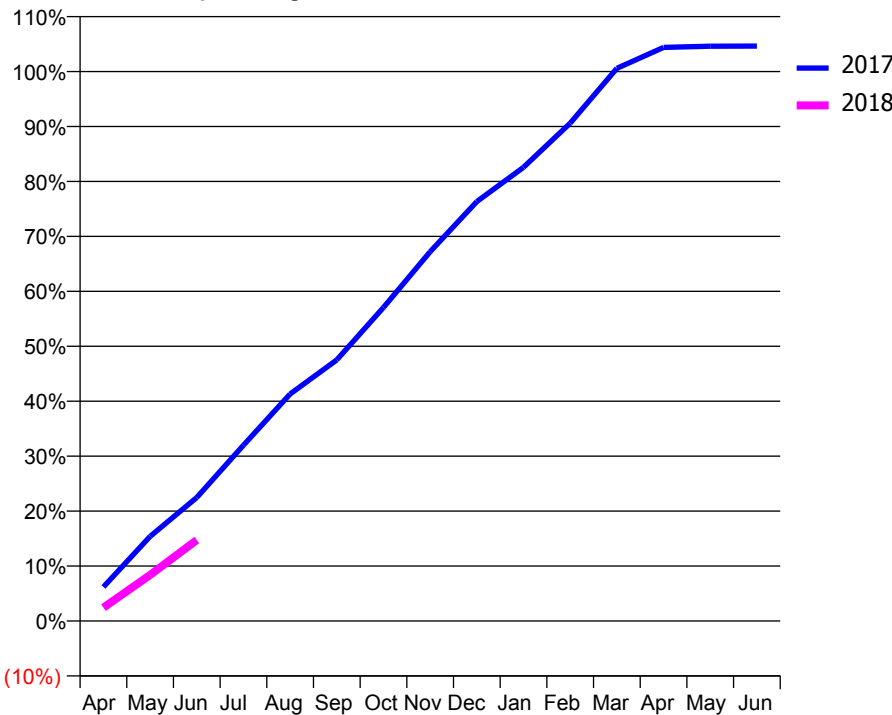
ACCESS*

Patients seen in 24 months	Total	Change since previous quarter
Quarter ending June 2016	2,406	
Quarter ending September 2016	2,989	↑
Quarter ending December 2016	3,324	↑
Quarter ending March 2017	3,653	↑
Quarter ending June 2017	3,935	↑
Variance since June 2016	63.5%	↑



ACTIVITY

Cumulative percentage of contracted UDA delivered 2017 & 2018



Month	Adjusted Scheduled Activity (UDA)	
	2017	2018
April	928	363
May	2,304	1,255
June	3,362	2,207
July	4,785	
August	6,181	
September	7,110	
October	8,535	
November	10,052	
December	11,416	
January	12,351	
February	13,551	
March	15,046	
April	15,614	
May	15,648	
June	15,652	

QUALITY

	Quantity	Base Number	Contract	AT	Region	England
% of FP17s for the same patient ID Re-attending within 3 months - Children	9	240	3.8%	10.0%	11.7%	12.0%
% of FP17s for the same patient ID Re-attending within 3 months - Adults	156	850	18.4%	14.3%	15.2%	16.0%
% of FP17s for the same patient ID Re-attending between 3 & 9 months - Children	134	240	55.8%	55.8%	59.1%	58.0%
% of FP17s for the same patient ID Re-attending between 3 & 9 months - Adults	423	850	49.8%	49.7%	52.2%	50.9%
% of FP17s for Band 1 Urgent Courses	14	852	1.6%	8.3%	7.9%	9.1%
% of FP17s Relating to Free Repair or Replacements	1	852	0.1%	0.8%	0.8%	0.8%
% of FP17s Relating to Continuations	29	852	3.4%	0.9%	1.1%	1.1%
% of Patients satisfied with the dentistry they have received	10	11	90.9%	92.5%	91.8%	91.7%
% of Patients satisfied with the time they had to wait for an appointment	11	11	100.0%	89.5%	88.4%	88.0%

* This is based on patients treated on this contract for their most recent course of treatment. Figures in italics indicate the base number of FP17s or Patient Questionnaire responses are less than 100. N/A is shown where the base number of responses is less than 10 during the period. % is calculated as Quantity/Base number*100

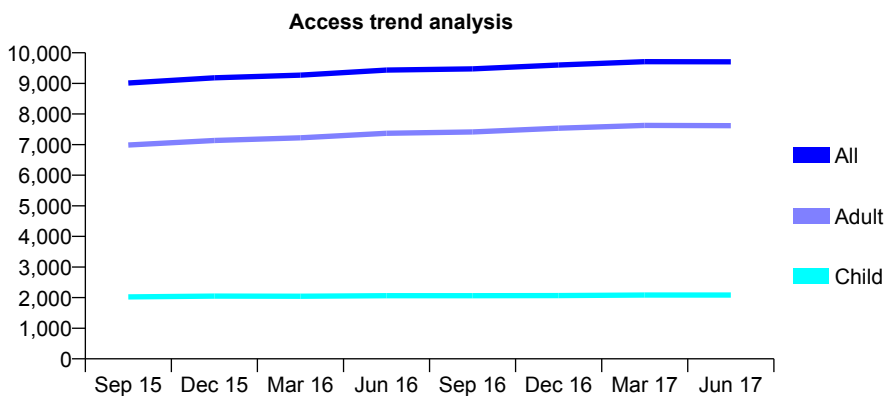
Q57 - Vital Signs At a Glance Contract Report for 929131/0001 - June 2017

Name or company name	MR MJ PERKINS
Contract type name	GDS Contract
Purpose of contract	General
Contract start date	01/04/2006
Contract end date	

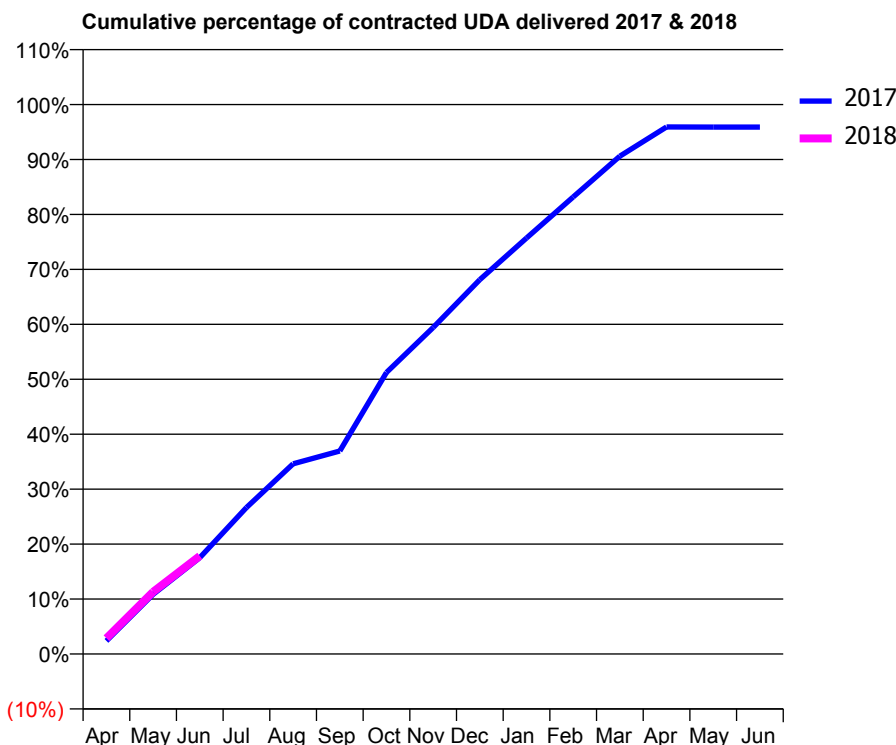
17/18 Contracted general activity (UDA)	24,000
Carry forward general activity (UDA)	0
17/18 Contracted orthodontic activity (UOA)	0
Carry forward orthodontic activity (UOA)	0
Baseline contract value	£531,979.19

ACCESS*

Patients seen in 24 months	Total	Change since previous quarter
Quarter ending June 2016	9,434	
Quarter ending September 2016	9,476	→
Quarter ending December 2016	9,602	→
Quarter ending March 2017	9,709	→
Quarter ending June 2017	9,705	→
Variance since June 2016	2.9%	↑



ACTIVITY



Month	Adjusted Scheduled Activity (UDA)	
	2017	2018
April	571	690
May	2,605	2,717
June	4,206	4,281
July	6,398	
August	8,309	
September	8,870	
October	12,299	
November	14,262	
December	16,348	
January	18,167	
February	19,962	
March	21,744	
April	23,018	
May	23,015	
June	23,015	

QUALITY

	Quantity	Base Number	Contract	AT	Region	England
% of FP17s for the same patient ID Re-attending within 3 months - Children	46	772	6.0%	10.0%	11.7%	12.0%
% of FP17s for the same patient ID Re-attending within 3 months - Adults	309	2,350	13.1%	14.3%	15.2%	16.0%
% of FP17s for the same patient ID Re-attending between 3 & 9 months - Children	474	772	61.4%	55.8%	59.1%	58.0%
% of FP17s for the same patient ID Re-attending between 3 & 9 months - Adults	978	2,350	41.6%	49.7%	52.2%	50.9%
% of FP17s for Band 1 Urgent Courses	203	2,408	8.4%	8.3%	7.9%	9.1%
% of FP17s Relating to Free Repair or Replacements	27	2,408	1.1%	0.8%	0.8%	0.8%
% of FP17s Relating to Continuations	77	2,408	3.2%	0.9%	1.1%	1.1%
% of Patients satisfied with the dentistry they have received	15	15	100.0%	92.5%	91.8%	91.7%
% of Patients satisfied with the time they had to wait for an appointment	15	15	100.0%	89.5%	88.4%	88.0%

* This is based on patients treated on this contract for their most recent course of treatment. Figures in italics indicate the base number of FP17s or Patient Questionnaire responses are less than 100. N/A is shown where the base number of responses is less than 10 during the period. % is calculated as Quantity/Base number*100

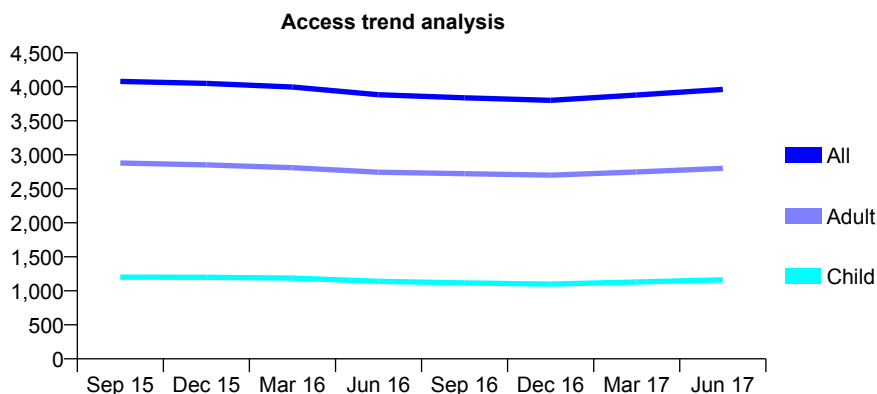
Q57 - Vital Signs At a Glance Contract Report for 934771/0001 - June 2017

Name or company name	MISS NA PATEL
Contract type name	GDS Contract
Purpose of contract	General
Contract start date	07/05/2012
Contract end date	

17/18 Contracted general activity (UDA)	11,878
Carry forward general activity (UDA)	0
17/18 Contracted orthodontic activity (UOA)	0
Carry forward orthodontic activity (UOA)	0
Baseline contract value	£329,534.82

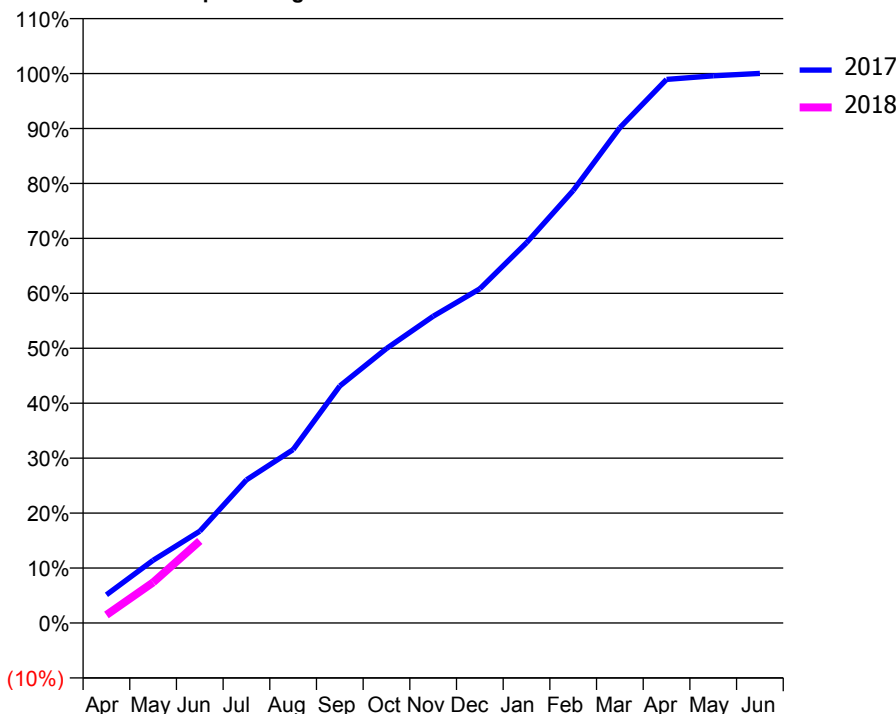
ACCESS*

Patients seen in 24 months	Total	Change since previous quarter
Quarter ending June 2016	3,884	
Quarter ending September 2016	3,839	↓
Quarter ending December 2016	3,800	↓
Quarter ending March 2017	3,879	↑
Quarter ending June 2017	3,962	↑
Variance since June 2016	2.0%	↑



ACTIVITY

Cumulative percentage of contracted UDA delivered 2017 & 2018



Month	Adjusted Scheduled Activity (UDA)	
	2017	2018
April	611	175
May	1,356	879
June	1,986	1,775
July	3,095	
August	3,749	
September	5,124	
October	5,935	
November	6,632	
December	7,225	
January	8,218	
February	9,348	
March	10,707	
April	11,752	
May	11,828	
June	11,881	

QUALITY

	Quantity	Base Number	Contract	AT	Region	England
% of FP17s for the same patient ID Re-attending within 3 months - Children	17	290	5.9%	10.0%	11.7%	12.0%
% of FP17s for the same patient ID Re-attending within 3 months - Adults	130	692	18.8%	14.3%	15.2%	16.0%
% of FP17s for the same patient ID Re-attending between 3 & 9 months - Children	87	290	30.0%	55.8%	59.1%	58.0%
% of FP17s for the same patient ID Re-attending between 3 & 9 months - Adults	203	692	29.3%	49.7%	52.2%	50.9%
% of FP17s for Band 1 Urgent Courses	25	669	3.7%	8.3%	7.9%	9.1%
% of FP17s Relating to Free Repair or Replacements	12	669	1.8%	0.8%	0.8%	0.8%
% of FP17s Relating to Continuations	6	669	0.9%	0.9%	1.1%	1.1%
% of Patients satisfied with the dentistry they have received	9	9	N/A	92.5%	91.8%	91.7%
% of Patients satisfied with the time they had to wait for an appointment	7	9	N/A	89.5%	88.4%	88.0%

* This is based on patients treated on this contract for their most recent course of treatment. Figures in italics indicate the base number of FP17s or Patient Questionnaire responses are less than 100. N/A is shown where the base number of responses is less than 10 during the period. % is calculated as Quantity/Base number*100

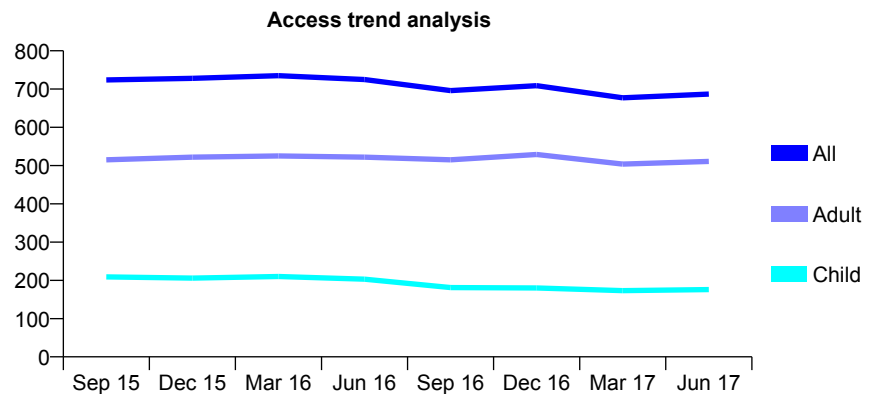
Q57 - Vital Signs At a Glance Contract Report for 943991/0001 - June 2017

Name or company name	MISS M SHAH
Contract type name	GDS Contract
Purpose of contract	General
Contract start date	01/04/2006
Contract end date	

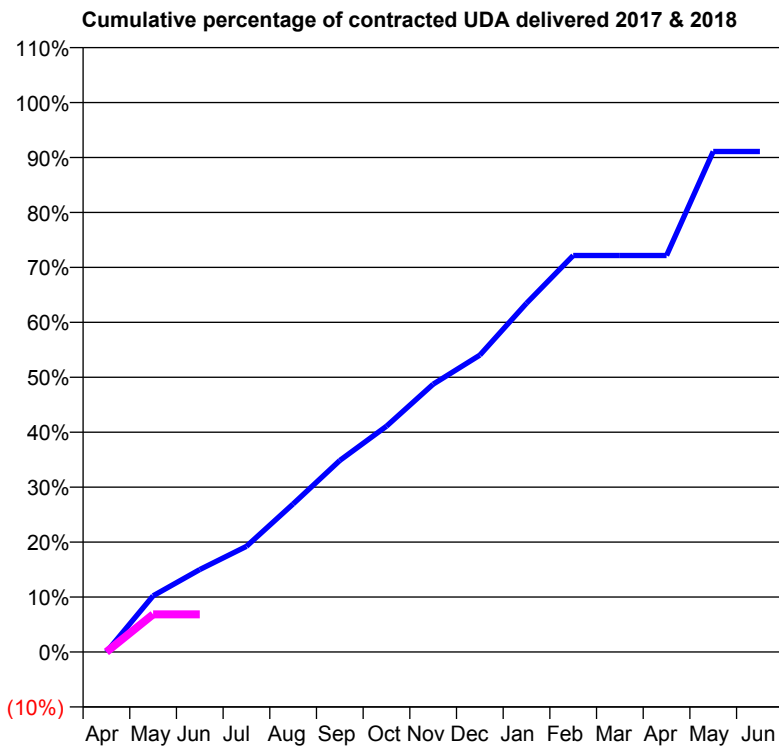
17/18 Contracted general activity (UDA)	2,333
Carry forward general activity (UDA)	0
17/18 Contracted orthodontic activity (UOA)	0
Carry forward orthodontic activity (UOA)	0
Baseline contract value	£55,039.93

ACCESS*

Patients seen in 24 months	Total	Change since previous quarter
Quarter ending June 2016	725	
Quarter ending September 2016	696	↓
Quarter ending December 2016	709	→
Quarter ending March 2017	677	↓
Quarter ending June 2017	687	→
Variance since June 2016	(5.2%)	↓



ACTIVITY



Month	Adjusted Scheduled Activity (UDA)	
	2017	2018
April	0	0
May	239	160
June	350	160
July	449	
August	629	
September	813	
October	959	
November	1,137	
December	1,260	
January	1,481	
February	1,683	
March	1,683	
April	1,683	
May	2,125	
June	2,125	

QUALITY

	Quantity	Base Number	Contract	AT	Region	England
% of FP17s for the same patient ID Re-attending within 3 months - Children	2	87	2.3%	10.0%	11.7%	12.0%
% of FP17s for the same patient ID Re-attending within 3 months - Adults	20	161	12.4%	14.3%	15.2%	16.0%
% of FP17s for the same patient ID Re-attending between 3 & 9 months - Children	57	87	65.5%	55.8%	59.1%	58.0%
% of FP17s for the same patient ID Re-attending between 3 & 9 months - Adults	83	161	51.6%	49.7%	52.2%	50.9%
% of FP17s for Band 1 Urgent Courses	5	75	6.7%	8.3%	7.9%	9.1%
% of FP17s Relating to Free Repair or Replacements	1	75	1.3%	0.8%	0.8%	0.8%
% of FP17s Relating to Continuations	0	75	0.0%	0.9%	1.1%	1.1%
% of Patients satisfied with the dentistry they have received	0	0	N/A	92.5%	91.8%	91.7%
% of Patients satisfied with the time they had to wait for an appointment	0	0	N/A	89.5%	88.4%	88.0%

* This is based on patients treated on this contract for their most recent course of treatment. Figures in italics indicate the base number of FP17s or Patient Questionnaire responses are less than 100. N/A is shown where the base number of responses is less than 10 during the period. % is calculated as Quantity/Base number*100

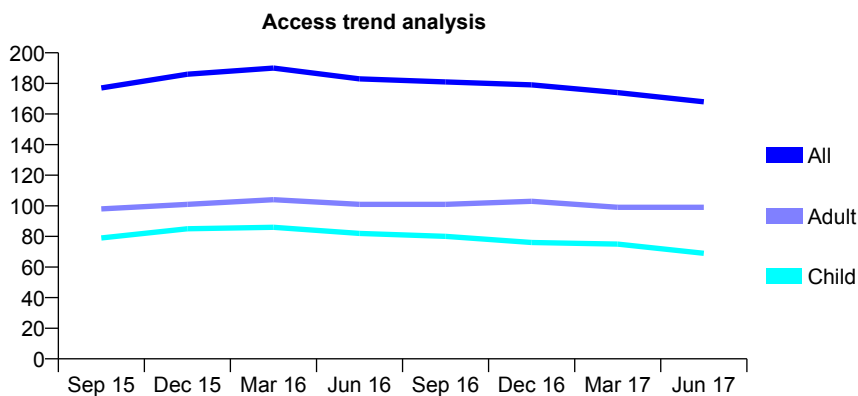
Q57 - Vital Signs At a Glance Contract Report for 946206/0001 - June 2017

Name or company name	MR S GOVENDER
Contract type name	GDS Contract
Purpose of contract	General
Contract start date	01/05/2007
Contract end date	

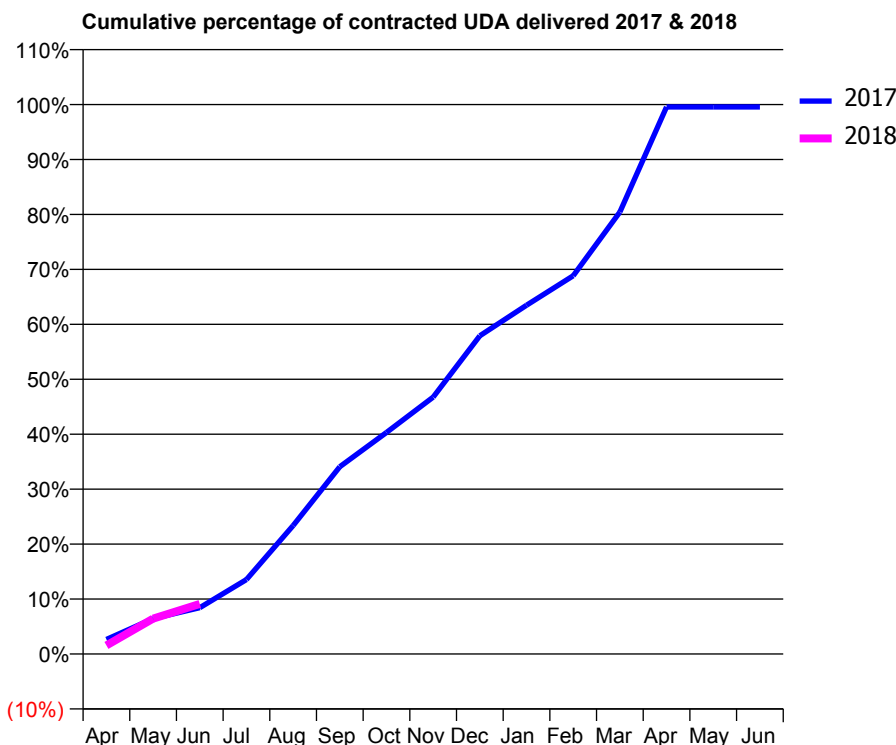
17/18 Contracted general activity (UDA)	450
Carry forward general activity (UDA)	0
17/18 Contracted orthodontic activity (UOA)	0
Carry forward orthodontic activity (UOA)	0
Baseline contract value	£11,906.83

ACCESS*

Patients seen in 24 months	Total	Change since previous quarter
Quarter ending June 2016	183	
Quarter ending September 2016	181	↓
Quarter ending December 2016	179	↓
Quarter ending March 2017	174	↓
Quarter ending June 2017	168	↓
Variance since June 2016	(8.2%)	↓



ACTIVITY



Month	Adjusted Scheduled Activity (UDA)	
	2017	2018
April	12	7
May	29	29
June	38	41
July	61	
August	105	
September	153	
October	181	
November	210	
December	261	
January	286	
February	310	
March	362	
April	448	
May	448	
June	448	

QUALITY

	Quantity	Base Number	Contract	AT	Region	England
% of FP17s for the same patient ID Re-attending within 3 months - Children	0	20	0.0%	10.0%	11.7%	12.0%
% of FP17s for the same patient ID Re-attending within 3 months - Adults	3	30	10.0%	14.3%	15.2%	16.0%
% of FP17s for the same patient ID Re-attending between 3 & 9 months - Children	19	20	95.0%	55.8%	59.1%	58.0%
% of FP17s for the same patient ID Re-attending between 3 & 9 months - Adults	19	30	63.3%	49.7%	52.2%	50.9%
% of FP17s for Band 1 Urgent Courses	0	29	0.0%	8.3%	7.9%	9.1%
% of FP17s Relating to Free Repair or Replacements	0	29	0.0%	0.8%	0.8%	0.8%
% of FP17s Relating to Continuations	0	29	0.0%	0.9%	1.1%	1.1%
% of Patients satisfied with the dentistry they have received	0	0	N/A	92.5%	91.8%	91.7%
% of Patients satisfied with the time they had to wait for an appointment	0	0	N/A	89.5%	88.4%	88.0%

* This is based on patients treated on this contract for their most recent course of treatment. Figures in italics indicate the base number of FP17s or Patient Questionnaire responses are less than 100. N/A is shown where the base number of responses is less than 10 during the period. % is calculated as Quantity/Base number*100

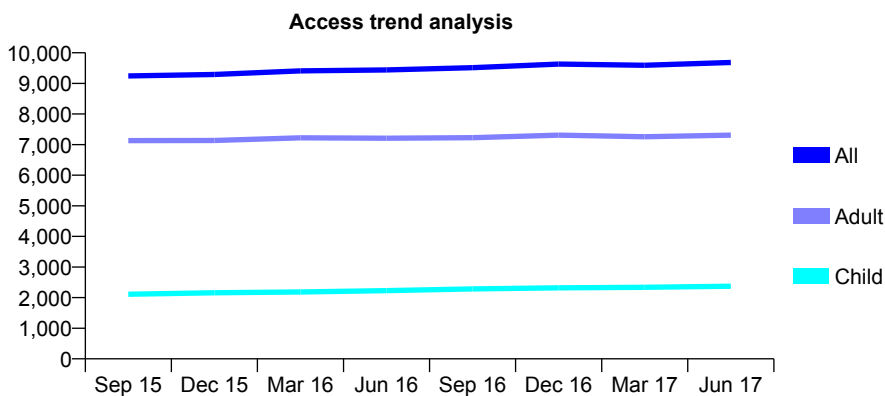
Q57 - Vital Signs At a Glance Contract Report for 946613/0001 - June 2017

Name or company name	MR M GOLJ
Contract type name	GDS Contract
Purpose of contract	General
Contract start date	01/04/2006
Contract end date	

17/18 Contracted general activity (UDA)	27,535
Carry forward general activity (UDA)	0
17/18 Contracted orthodontic activity (UOA)	0
Carry forward orthodontic activity (UOA)	0
Baseline contract value	£735,621.93

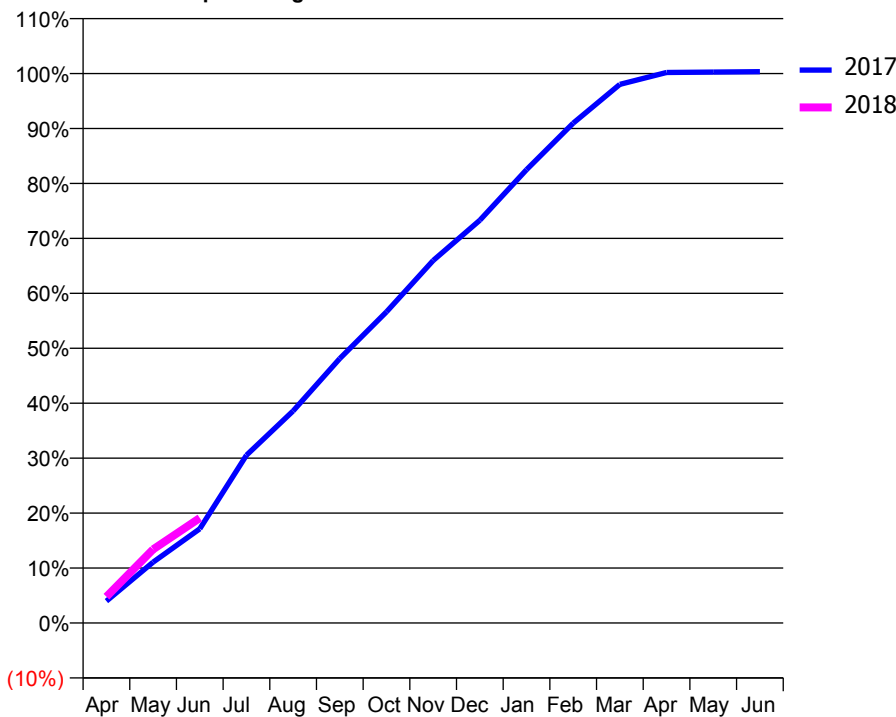
ACCESS*

Patients seen in 24 months	Total	Change since previous quarter
Quarter ending June 2016	9,439	
Quarter ending September 2016	9,513	→
Quarter ending December 2016	9,631	→
Quarter ending March 2017	9,594	→
Quarter ending June 2017	9,682	→
Variance since June 2016	2.6%	↑



ACTIVITY

Cumulative percentage of contracted UDA delivered 2017 & 2018



Adjusted Scheduled Activity (UDA)		
Month	2017	2018
April	1,102	1,317
May	3,054	3,693
June	4,722	5,263
July	8,410	
August	10,625	
September	13,253	
October	15,595	
November	18,165	
December	20,185	
January	22,715	
February	25,049	
March	26,994	
April	27,584	
May	27,604	
June	27,624	

QUALITY

	Quantity	Base Number	Contract	AT	Region	England
% of FP17s for the same patient ID Re-attending within 3 months - Children	37	727	5.1%	10.0%	11.7%	12.0%
% of FP17s for the same patient ID Re-attending within 3 months - Adults	196	1,877	10.4%	14.3%	15.2%	16.0%
% of FP17s for the same patient ID Re-attending between 3 & 9 months - Children	441	727	60.7%	55.8%	59.1%	58.0%
% of FP17s for the same patient ID Re-attending between 3 & 9 months - Adults	1,019	1,877	54.3%	49.7%	52.2%	50.9%
% of FP17s for Band 1 Urgent Courses	173	2,344	7.4%	8.3%	7.9%	9.1%
% of FP17s Relating to Free Repair or Replacements	7	2,344	0.3%	0.8%	0.8%	0.8%
% of FP17s Relating to Continuations	14	2,344	0.6%	0.9%	1.1%	1.1%
% of Patients satisfied with the dentistry they have received	23	25	92.0%	92.5%	91.8%	91.7%
% of Patients satisfied with the time they had to wait for an appointment	23	25	92.0%	89.5%	88.4%	88.0%

* This is based on patients treated on this contract for their most recent course of treatment. Figures in italics indicate the base number of FP17s or Patient Questionnaire responses are less than 100. N/A is shown where the base number of responses is less than 10 during the period. % is calculated as Quantity/Base number*100

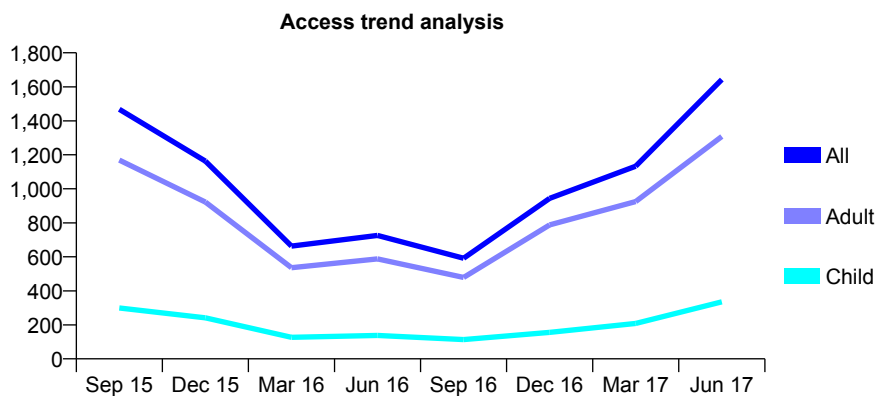
Q57 - Vital Signs At a Glance Contract Report for 972932/0001 - June 2017

Name or company name	MR CP ELMES
Contract type name	GDS Contract
Purpose of contract	General
Contract start date	01/08/2013
Contract end date	

17/18 Contracted general activity (UDA)	3,282
Carry forward general activity (UDA)	0
17/18 Contracted orthodontic activity (UOA)	0
Carry forward orthodontic activity (UOA)	0
Baseline contract value	£80,257.10

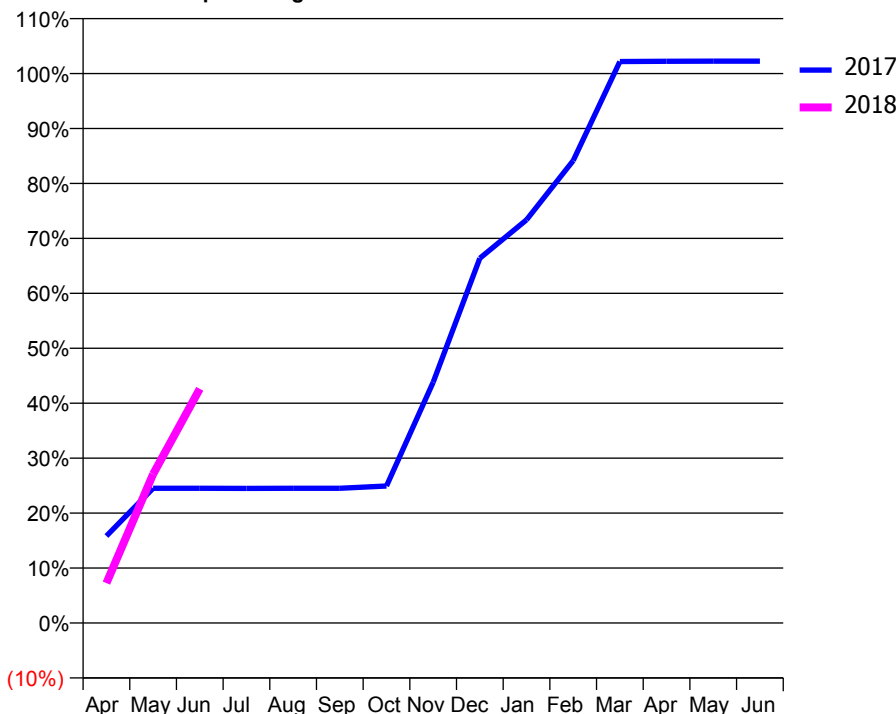
ACCESS*

Patients seen in 24 months	Total	Change since previous quarter
Quarter ending June 2016	726	
Quarter ending September 2016	592	↓
Quarter ending December 2016	944	↑
Quarter ending March 2017	1,133	↑
Quarter ending June 2017	1,643	↑
Variance since June 2016	126.3%	↑



ACTIVITY

Cumulative percentage of contracted UDA delivered 2017 & 2018



Month	Adjusted Scheduled Activity (UDA)	
	2017	2018
April	520	238
May	805	890
June	805	1,399
July	804	
August	805	
September	805	
October	818	
November	1,438	
December	2,178	
January	2,408	
February	2,762	
March	3,353	
April	3,355	
May	3,356	
June	3,356	

QUALITY

	Quantity	Base Number	Contract	AT	Region	England
% of FP17s for the same patient ID Re-attending within 3 months - Children	4	167	2.4%	10.0%	11.7%	12.0%
% of FP17s for the same patient ID Re-attending within 3 months - Adults	42	596	7.0%	14.3%	15.2%	16.0%
% of FP17s for the same patient ID Re-attending between 3 & 9 months - Children	32	167	19.2%	55.8%	59.1%	58.0%
% of FP17s for the same patient ID Re-attending between 3 & 9 months - Adults	150	596	25.2%	49.7%	52.2%	50.9%
% of FP17s for Band 1 Urgent Courses	14	760	1.8%	8.3%	7.9%	9.1%
% of FP17s Relating to Free Repair or Replacements	2	760	0.3%	0.8%	0.8%	0.8%
% of FP17s Relating to Continuations	0	760	0.0%	0.9%	1.1%	1.1%
% of Patients satisfied with the dentistry they have received	4	4	N/A	92.5%	91.8%	91.7%
% of Patients satisfied with the time they had to wait for an appointment	2	4	N/A	89.5%	88.4%	88.0%

* This is based on patients treated on this contract for their most recent course of treatment. Figures in italics indicate the base number of FP17s or Patient Questionnaire responses are less than 100. N/A is shown where the base number of responses is less than 10 during the period. % is calculated as Quantity/Base number*100

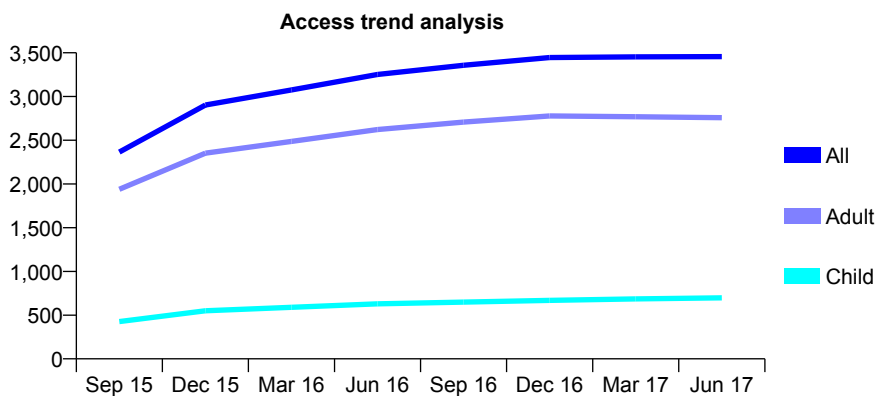
Q57 - Vital Signs At a Glance Contract Report for 991163/0001 - June 2017

Name or company name	MR S DITTA
Contract type name	GDS Contract
Purpose of contract	General
Contract start date	01/12/2014
Contract end date	

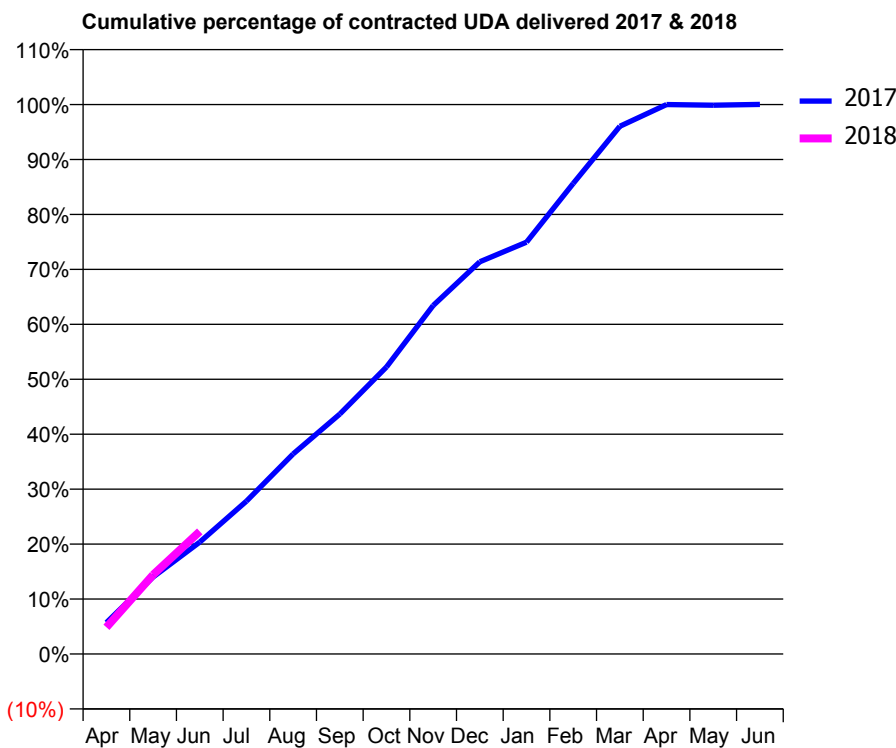
17/18 Contracted general activity (UDA)	9,500
Carry forward general activity (UDA)	0
17/18 Contracted orthodontic activity (UOA)	0
Carry forward orthodontic activity (UOA)	0
Baseline contract value	£227,207.08

ACCESS*

Patients seen in 24 months	Total	Change since previous quarter
Quarter ending June 2016	3,252	
Quarter ending September 2016	3,357	↑
Quarter ending December 2016	3,446	↑
Quarter ending March 2017	3,453	→
Quarter ending June 2017	3,456	→
Variance since June 2016	6.3%	↑



ACTIVITY



Month	Adjusted Scheduled Activity (UDA)	
	2017	2018
April	543	462
May	1,330	1,372
June	1,936	2,120
July	2,644	
August	3,459	
September	4,149	
October	4,961	
November	6,025	
December	6,782	
January	7,121	
February	8,136	
March	9,123	
April	9,500	
May	9,487	
June	9,502	

QUALITY

	Quantity	Base Number	Contract	AT	Region	England
% of FP17s for the same patient ID Re-attending within 3 months - Children	2	222	0.9%	10.0%	11.7%	12.0%
% of FP17s for the same patient ID Re-attending within 3 months - Adults	11	764	1.4%	14.3%	15.2%	16.0%
% of FP17s for the same patient ID Re-attending between 3 & 9 months - Children	79	222	35.6%	55.8%	59.1%	58.0%
% of FP17s for the same patient ID Re-attending between 3 & 9 months - Adults	408	764	53.4%	49.7%	52.2%	50.9%
% of FP17s for Band 1 Urgent Courses	28	861	3.3%	8.3%	7.9%	9.1%
% of FP17s Relating to Free Repair or Replacements	0	861	0.0%	0.8%	0.8%	0.8%
% of FP17s Relating to Continuations	0	861	0.0%	0.9%	1.1%	1.1%
% of Patients satisfied with the dentistry they have received	9	11	81.8%	92.5%	91.8%	91.7%
% of Patients satisfied with the time they had to wait for an appointment	7	11	63.6%	89.5%	88.4%	88.0%

* This is based on patients treated on this contract for their most recent course of treatment. Figures in italics indicate the base number of FP17s or Patient Questionnaire responses are less than 100. N/A is shown where the base number of responses is less than 10 during the period. % is calculated as Quantity/Base number*100

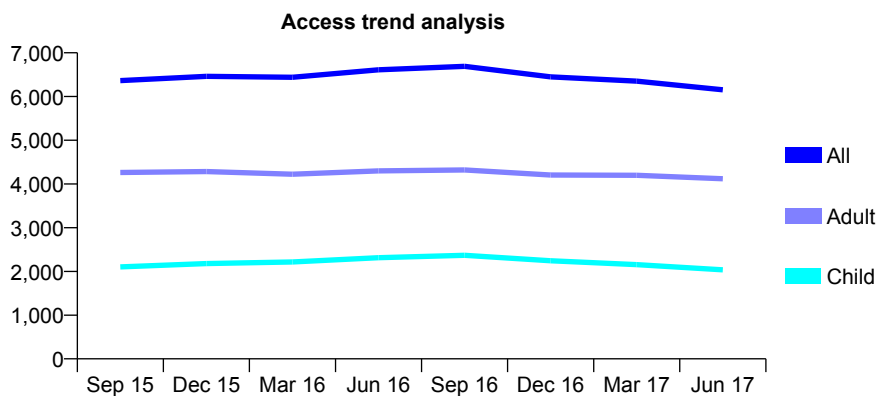
Q57 - Vital Signs At a Glance Contract Report for 993662/0001 - June 2017

Name or company name	MRS JA JORDAN
Contract type name	GDS Contract
Purpose of contract	General
Contract start date	01/04/2006
Contract end date	

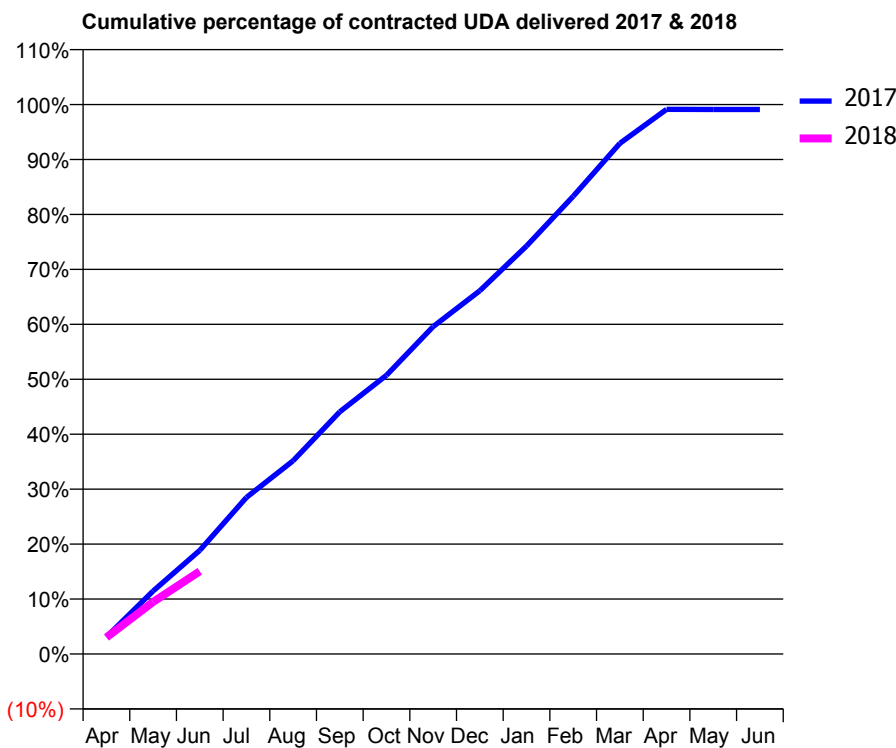
17/18 Contracted general activity (UDA)	13,700
Carry forward general activity (UDA)	0
17/18 Contracted orthodontic activity (UOA)	0
Carry forward orthodontic activity (UOA)	0
Baseline contract value	£399,542.79

ACCESS*

Patients seen in 24 months	Total	Change since previous quarter
Quarter ending June 2016	6,611	
Quarter ending September 2016	6,690	→
Quarter ending December 2016	6,449	↓
Quarter ending March 2017	6,353	↓
Quarter ending June 2017	6,155	↓
Variance since June 2016	(6.9%)	↓



ACTIVITY



Month	Adjusted Scheduled Activity (UDA)	
	2017	2018
April	427	413
May	1,571	1,298
June	2,586	2,064
July	3,906	
August	4,817	
September	6,041	
October	6,950	
November	8,164	
December	9,057	
January	10,173	
February	11,411	
March	12,732	
April	13,580	
May	13,576	
June	13,576	

QUALITY

	Quantity	Base Number	Contract	AT	Region	England
% of FP17s for the same patient ID Re-attending within 3 months - Children	29	605	4.8%	10.0%	11.7%	12.0%
% of FP17s for the same patient ID Re-attending within 3 months - Adults	105	1,016	10.3%	14.3%	15.2%	16.0%
% of FP17s for the same patient ID Re-attending between 3 & 9 months - Children	330	605	54.5%	55.8%	59.1%	58.0%
% of FP17s for the same patient ID Re-attending between 3 & 9 months - Adults	426	1,016	41.9%	49.7%	52.2%	50.9%
% of FP17s for Band 1 Urgent Courses	65	1,210	5.4%	8.3%	7.9%	9.1%
% of FP17s Relating to Free Repair or Replacements	4	1,210	0.3%	0.8%	0.8%	0.8%
% of FP17s Relating to Continuations	4	1,210	0.3%	0.9%	1.1%	1.1%
% of Patients satisfied with the dentistry they have received	7	7	N/A	92.5%	91.8%	91.7%
% of Patients satisfied with the time they had to wait for an appointment	7	7	N/A	89.5%	88.4%	88.0%

* This is based on patients treated on this contract for their most recent course of treatment. Figures in italics indicate the base number of FP17s or Patient Questionnaire responses are less than 100. N/A is shown where the base number of responses is less than 10 during the period. % is calculated as Quantity/Base number*100

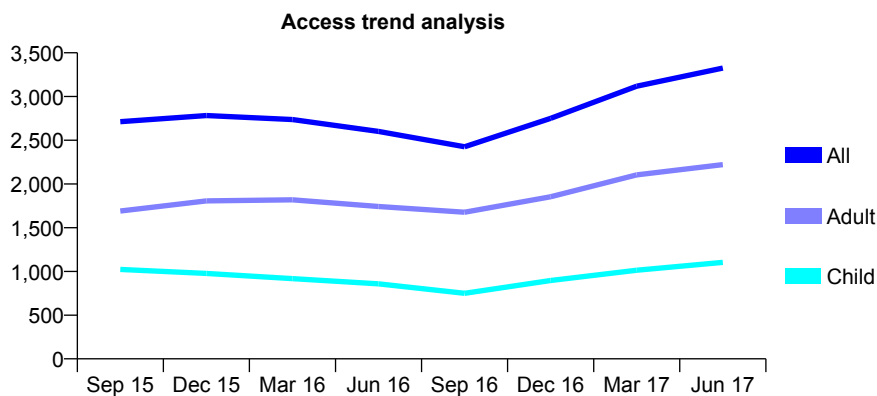
Q57 - Vital Signs At a Glance Contract Report for 993662/0002 - June 2017

Name or company name	MRS JA JORDAN
Contract type name	GDS Contract
Purpose of contract	General
Contract start date	01/04/2006
Contract end date	

17/18 Contracted general activity (UDA)	6,000
Carry forward general activity (UDA)	0
17/18 Contracted orthodontic activity (UOA)	0
Carry forward orthodontic activity (UOA)	0
Baseline contract value	£148,549.56

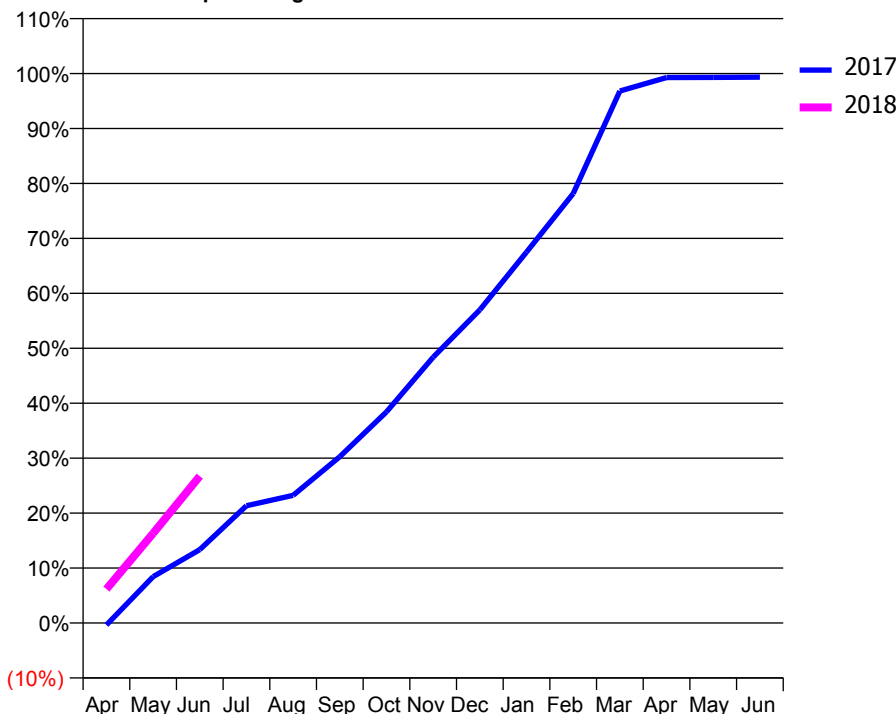
ACCESS*

Patients seen in 24 months	Total	Change since previous quarter
Quarter ending June 2016	2,601	
Quarter ending September 2016	2,426	↓
Quarter ending December 2016	2,750	↑
Quarter ending March 2017	3,118	↑
Quarter ending June 2017	3,326	↑
Variance since June 2016	27.9%	↑



ACTIVITY

Cumulative percentage of contracted UDA delivered 2017 & 2018



Month	Adjusted Scheduled Activity (UDA)	
	2017	2018
April	-22	370
May	506	979
June	802	1,604
July	1,281	
August	1,395	
September	1,817	
October	2,305	
November	2,903	
December	3,420	
January	4,051	
February	4,689	
March	5,809	
April	5,955	
May	5,958	
June	5,960	

QUALITY

	Quantity	Base Number	Contract	AT	Region	England
% of FP17s for the same patient ID Re-attending within 3 months - Children	11	379	2.9%	10.0%	11.7%	12.0%
% of FP17s for the same patient ID Re-attending within 3 months - Adults	71	603	11.8%	14.3%	15.2%	16.0%
% of FP17s for the same patient ID Re-attending between 3 & 9 months - Children	147	379	38.8%	55.8%	59.1%	58.0%
% of FP17s for the same patient ID Re-attending between 3 & 9 months - Adults	186	603	30.8%	49.7%	52.2%	50.9%
% of FP17s for Band 1 Urgent Courses	110	893	12.3%	8.3%	7.9%	9.1%
% of FP17s Relating to Free Repair or Replacements	5	893	0.6%	0.8%	0.8%	0.8%
% of FP17s Relating to Continuations	0	893	0.0%	0.9%	1.1%	1.1%
% of Patients satisfied with the dentistry they have received	3	3	N/A	92.5%	91.8%	91.7%
% of Patients satisfied with the time they had to wait for an appointment	3	3	N/A	89.5%	88.4%	88.0%

* This is based on patients treated on this contract for their most recent course of treatment. Figures in italics indicate the base number of FP17s or Patient Questionnaire responses are less than 100. N/A is shown where the base number of responses is less than 10 during the period. % is calculated as Quantity/Base number*100

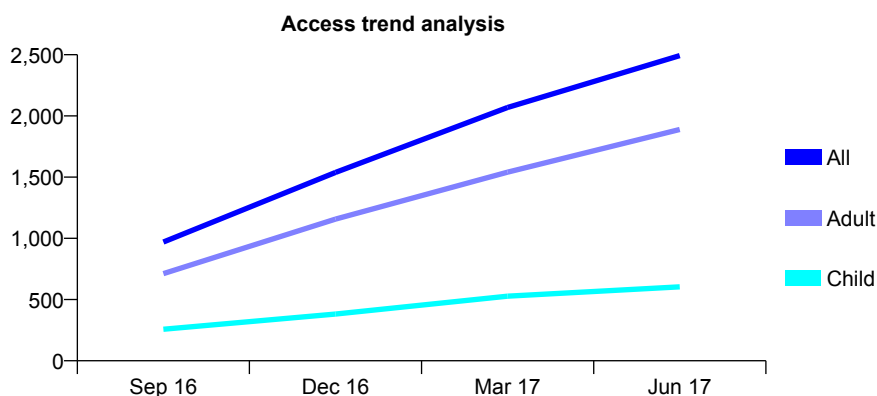
Q58 - Vital Signs At a Glance Contract Report for 100039/0000 - June 2017

Name or company name	Damira Dental Studios Ltd
Contract type name	PDS Contract
Purpose of contract	General
Contract start date	01/04/2016
Contract end date	31/03/2021

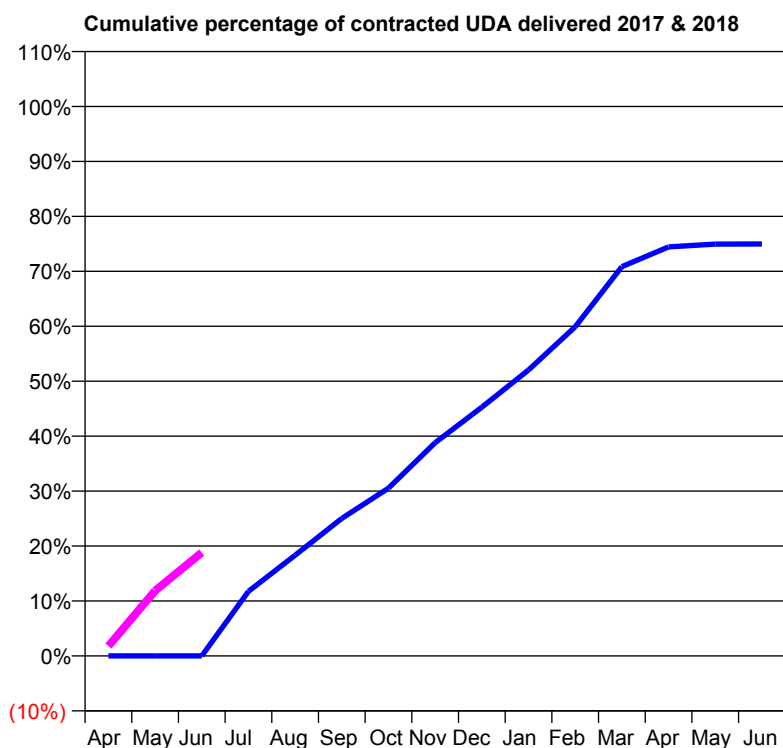
17/18 Contracted general activity (UDA)	10,255
Carry forward general activity (UDA)	0
17/18 Contracted orthodontic activity (UOA)	0
Carry forward orthodontic activity (UOA)	0
Baseline contract value	£257,650.00

ACCESS*

Patients seen in 24 months	Total	Change since previous quarter
Quarter ending June 2016	0	
Quarter ending September 2016	970	↑
Quarter ending December 2016	1,539	↑
Quarter ending March 2017	2,069	↑
Quarter ending June 2017	2,493	↑
Variance since June 2016	N/A	



ACTIVITY



Month	Adjusted Scheduled Activity (UDA)	
	2017	2018
April	0	186
May	0	1,219
June	0	1,931
July	1,205	
August	1,879	
September	2,566	
October	3,133	
November	3,981	
December	4,641	
January	5,336	
February	6,143	
March	7,265	
April	7,635	
May	7,686	
June	7,689	

QUALITY

	Quantity	Base Number	Contract	AT	Region	England
% of FP17s for the same patient ID Re-attending within 3 months - Children	21	209	10.0%	11.0%	11.7%	12.0%
% of FP17s for the same patient ID Re-attending within 3 months - Adults	129	785	16.4%	14.4%	15.2%	16.0%
% of FP17s for the same patient ID Re-attending between 3 & 9 months - Children	87	209	41.6%	56.8%	59.1%	58.0%
% of FP17s for the same patient ID Re-attending between 3 & 9 months - Adults	241	785	30.7%	49.2%	52.2%	50.9%
% of FP17s for Band 1 Urgent Courses	148	831	17.8%	8.3%	7.9%	9.1%
% of FP17s Relating to Free Repair or Replacements	3	831	0.4%	0.7%	0.8%	0.8%
% of FP17s Relating to Continuations	3	831	0.4%	0.9%	1.1%	1.1%
% of Patients satisfied with the dentistry they have received	4	4	N/A	91.4%	91.8%	91.7%
% of Patients satisfied with the time they had to wait for an appointment	4	4	N/A	87.1%	88.4%	88.0%

* This is based on patients treated on this contract for their most recent course of treatment. Figures in italics indicate the base number of FP17s or Patient Questionnaire responses are less than 100. N/A is shown where the base number of responses is less than 10 during the period. % is calculated as Quantity/Base number*100

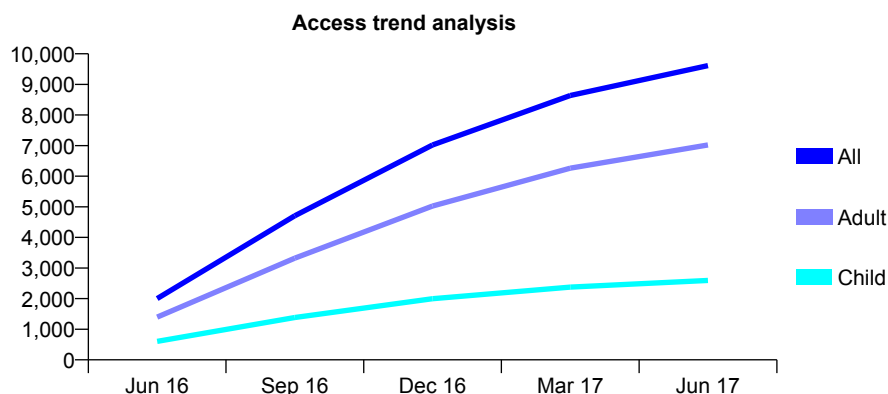
Q58 - Vital Signs At a Glance Contract Report for 100041/0000 - June 2017

Name or company name	2:30 Ltd
Contract type name	GDS Contract
Purpose of contract	General and Orthodontic
Contract start date	01/04/2016
Contract end date	

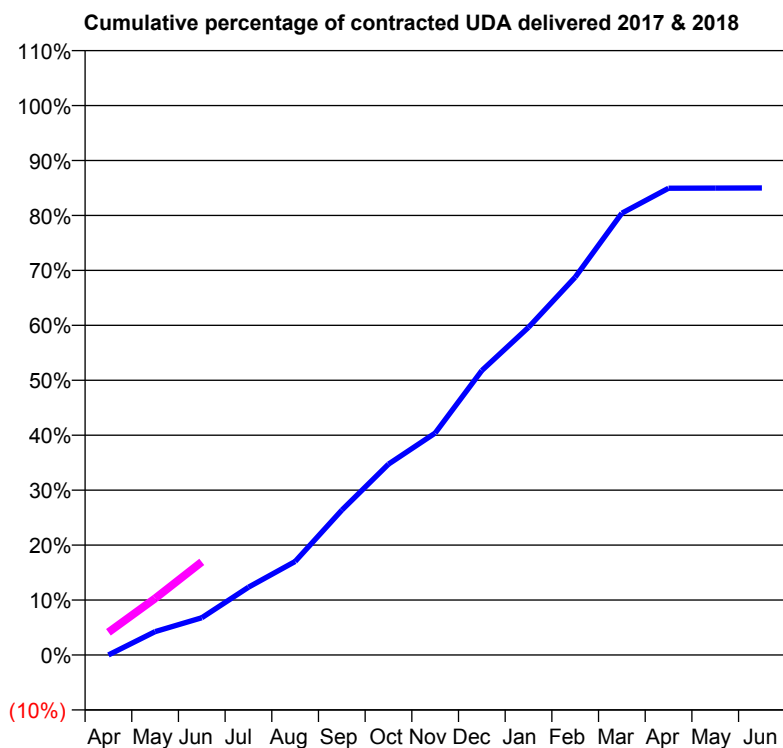
17/18 Contracted general activity (UDA)	31,550
Carry forward general activity (UDA)	0
17/18 Contracted orthodontic activity (UOA)	785
Carry forward orthodontic activity (UOA)	0
Baseline contract value	£932,405.69

ACCESS*

Patients seen in 24 months	Total	Change since previous quarter
Quarter ending June 2016	2,001	
Quarter ending September 2016	4,709	↑
Quarter ending December 2016	7,023	↑
Quarter ending March 2017	8,638	↑
Quarter ending June 2017	9,615	↑
Variance since June 2016	380.5%	↑



ACTIVITY



Month	Adjusted Scheduled Activity (UDA)	
	2017	2018
April	0	1,303
May	1,343	3,248
June	2,142	5,345
July	3,889	
August	5,375	
September	8,320	
October	10,963	
November	12,745	
December	16,337	
January	18,812	
February	21,696	
March	25,370	
April	26,803	
May	26,811	
June	26,816	

QUALITY

	Quantity	Base Number	Contract	AT	Region	England
% of FP17s for the same patient ID Re-attending within 3 months - Children	119	945	12.6%	11.0%	11.7%	12.0%
% of FP17s for the same patient ID Re-attending within 3 months - Adults	373	2,500	14.9%	14.4%	15.2%	16.0%
% of FP17s for the same patient ID Re-attending between 3 & 9 months - Children	513	945	54.3%	56.8%	59.1%	58.0%
% of FP17s for the same patient ID Re-attending between 3 & 9 months - Adults	1,261	2,500	50.4%	49.2%	52.2%	50.9%
% of FP17s for Band 1 Urgent Courses	274	2,636	10.4%	8.3%	7.9%	9.1%
% of FP17s Relating to Free Repair or Replacements	37	2,636	1.4%	0.7%	0.8%	0.8%
% of FP17s Relating to Continuations	23	2,636	0.9%	0.9%	1.1%	1.1%
% of Patients satisfied with the dentistry they have received	7	9	N/A	91.4%	91.8%	91.7%
% of Patients satisfied with the time they had to wait for an appointment	8	9	N/A	87.1%	88.4%	88.0%

* This is based on patients treated on this contract for their most recent course of treatment. Figures in italics indicate the base number of FP17s or Patient Questionnaire responses are less than 100. N/A is shown where the base number of responses is less than 10 during the period. % is calculated as Quantity/Base number*100

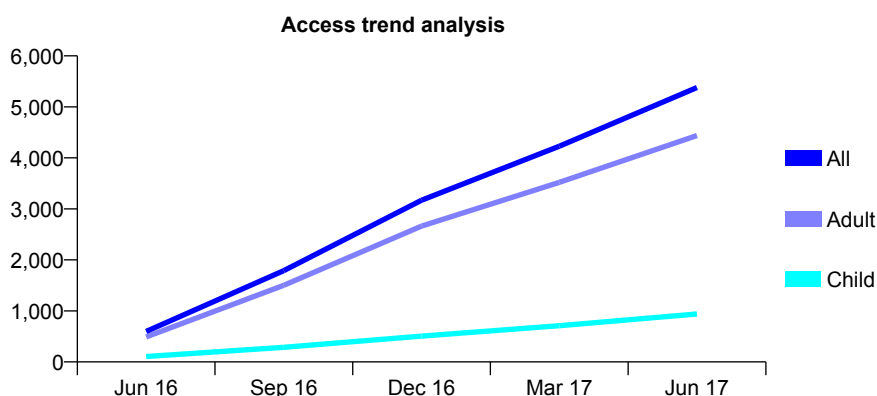
Q58 - Vital Signs At a Glance Contract Report for 100079/0000 - June 2017

Name or company name	Rodericks Dental Limited
Contract type name	PDS Contract
Purpose of contract	General
Contract start date	01/04/2016
Contract end date	31/03/2021

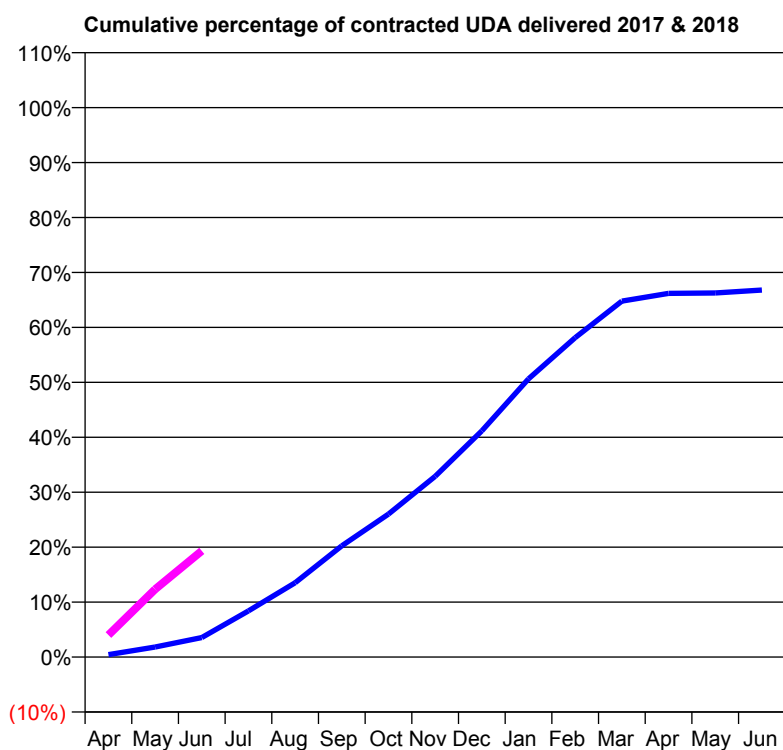
17/18 Contracted general activity (UDA)	25,000
Carry forward general activity (UDA)	0
17/18 Contracted orthodontic activity (UOA)	0
Carry forward orthodontic activity (UOA)	0
Baseline contract value	£631,076.00

ACCESS*

Patients seen in 24 months	Total	Change since previous quarter
Quarter ending June 2016	597	
Quarter ending September 2016	1,790	↑
Quarter ending December 2016	3,169	↑
Quarter ending March 2017	4,229	↑
Quarter ending June 2017	5,380	↑
Variance since June 2016	801.2%	↑



ACTIVITY



Month	Adjusted Scheduled Activity (UDA)	
	2017	2018
April	102	1,006
May	421	3,087
June	816	4,833
July	1,933	
August	3,105	
September	4,649	
October	5,975	
November	7,552	
December	9,451	
January	11,622	
February	13,349	
March	14,870	
April	15,198	
May	15,215	
June	15,336	

QUALITY

	Quantity	Base Number	Contract	AT	Region	England
% of FP17s for the same patient ID Re-attending within 3 months - Children	78	492	15.9%	11.0%	11.7%	12.0%
% of FP17s for the same patient ID Re-attending within 3 months - Adults	424	1,943	21.8%	14.4%	15.2%	16.0%
% of FP17s for the same patient ID Re-attending between 3 & 9 months - Children	137	492	27.8%	56.8%	59.1%	58.0%
% of FP17s for the same patient ID Re-attending between 3 & 9 months - Adults	414	1,943	21.3%	49.2%	52.2%	50.9%
% of FP17s for Band 1 Urgent Courses	815	2,173	37.5%	8.3%	7.9%	9.1%
% of FP17s Relating to Free Repair or Replacements	9	2,173	0.4%	0.7%	0.8%	0.8%
% of FP17s Relating to Continuations	4	2,173	0.2%	0.9%	1.1%	1.1%
% of Patients satisfied with the dentistry they have received	3	4	N/A	91.4%	91.8%	91.7%
% of Patients satisfied with the time they had to wait for an appointment	4	4	N/A	87.1%	88.4%	88.0%

* This is based on patients treated on this contract for their most recent course of treatment. Figures in italics indicate the base number of FP17s or Patient Questionnaire responses are less than 100. N/A is shown where the base number of responses is less than 10 during the period. % is calculated as Quantity/Base number*100

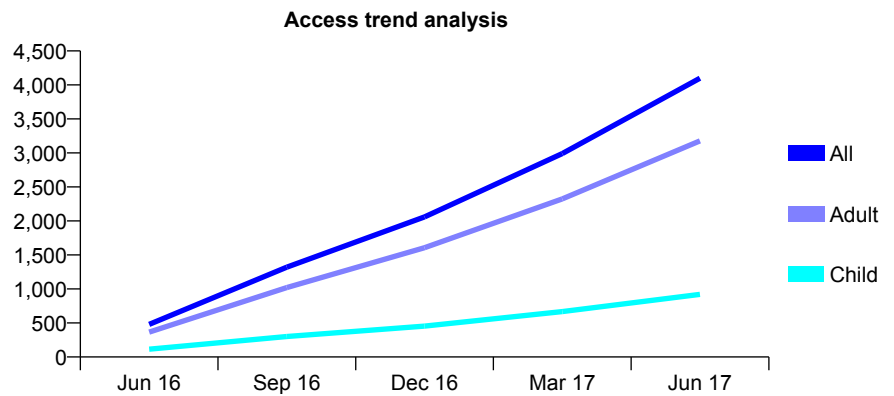
Q58 - Vital Signs At a Glance Contract Report for 100081/0000 - June 2017

Name or company name	Rodericks Dental Limited
Contract type name	PDS Contract
Purpose of contract	General
Contract start date	01/04/2016
Contract end date	31/03/2021

17/18 Contracted general activity (UDA)	25,000
Carry forward general activity (UDA)	0
17/18 Contracted orthodontic activity (UOA)	0
Carry forward orthodontic activity (UOA)	0
Baseline contract value	£617,060.20

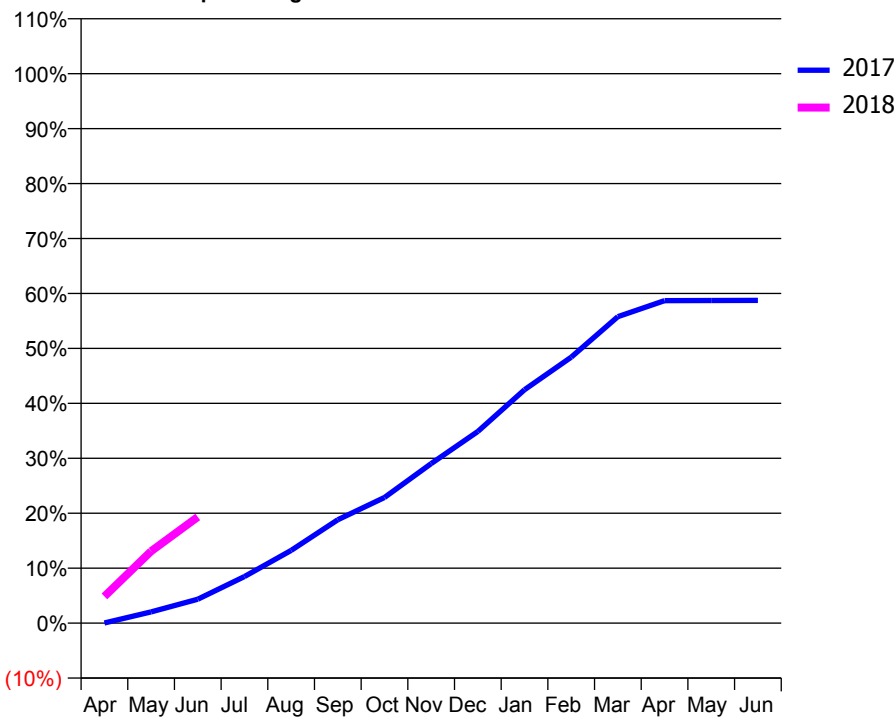
ACCESS*

Patients seen in 24 months	Total	Change since previous quarter
Quarter ending June 2016	480	
Quarter ending September 2016	1,321	↑
Quarter ending December 2016	2,059	↑
Quarter ending March 2017	2,991	↑
Quarter ending June 2017	4,099	↑
Variance since June 2016	754.0%	↑



ACTIVITY

Cumulative percentage of contracted UDA delivered 2017 & 2018



Month	Adjusted Scheduled Activity (UDA)	
	2017	2018
April	11	1,217
May	492	3,275
June	1,052	4,832
July	2,042	
August	3,189	
September	4,535	
October	5,508	
November	6,994	
December	8,401	
January	10,232	
February	11,660	
March	13,439	
April	14,141	
May	14,142	
June	14,148	

QUALITY

	Quantity	Base Number	Contract	AT	Region	England
% of FP17s for the same patient ID Re-attending within 3 months - Children	74	505	14.7%	11.0%	11.7%	12.0%
% of FP17s for the same patient ID Re-attending within 3 months - Adults	284	1,454	19.5%	14.4%	15.2%	16.0%
% of FP17s for the same patient ID Re-attending between 3 & 9 months - Children	130	505	25.7%	56.8%	59.1%	58.0%
% of FP17s for the same patient ID Re-attending between 3 & 9 months - Adults	239	1,454	16.4%	49.2%	52.2%	50.9%
% of FP17s for Band 1 Urgent Courses	632	1,689	37.4%	8.3%	7.9%	9.1%
% of FP17s Relating to Free Repair or Replacements	3	1,689	0.2%	0.7%	0.8%	0.8%
% of FP17s Relating to Continuations	5	1,689	0.3%	0.9%	1.1%	1.1%
% of Patients satisfied with the dentistry they have received	5	6	N/A	91.4%	91.8%	91.7%
% of Patients satisfied with the time they had to wait for an appointment	3	6	N/A	87.1%	88.4%	88.0%

* This is based on patients treated on this contract for their most recent course of treatment. Figures in italics indicate the base number of FP17s or Patient Questionnaire responses are less than 100. N/A is shown where the base number of responses is less than 10 during the period. % is calculated as Quantity/Base number*100

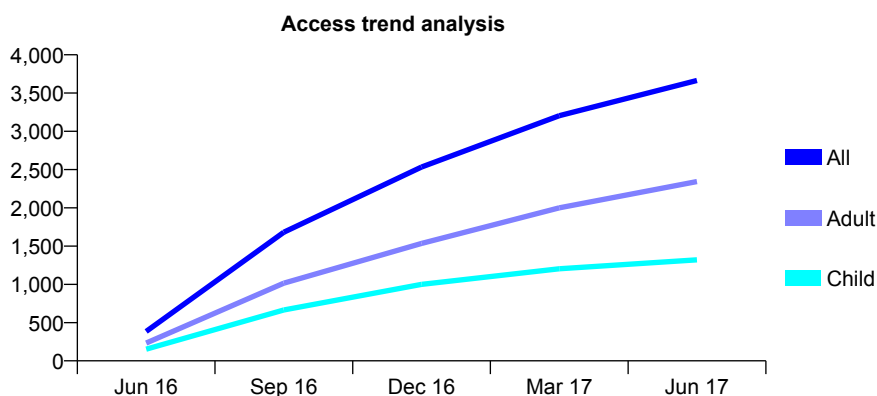
Q58 - Vital Signs At a Glance Contract Report for 100082/0000 - June 2017

Name or company name	Rodericks Dental Limited
Contract type name	PDS Contract
Purpose of contract	General
Contract start date	01/04/2016
Contract end date	31/03/2021

17/18 Contracted general activity (UDA)	14,000
Carry forward general activity (UDA)	0
17/18 Contracted orthodontic activity (UOA)	0
Carry forward orthodontic activity (UOA)	0
Baseline contract value	£351,772.00

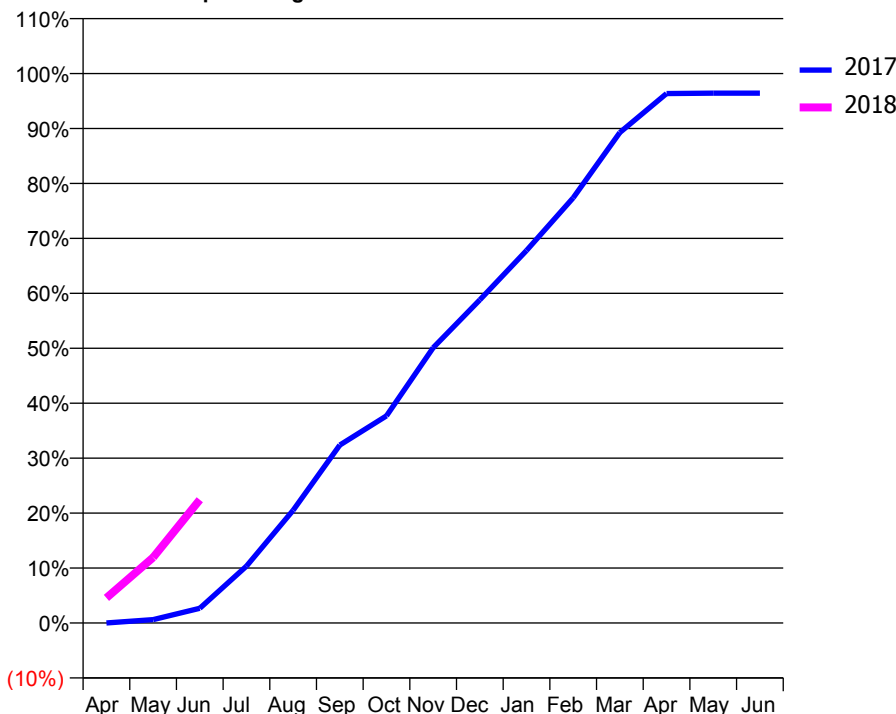
ACCESS*

Patients seen in 24 months	Total	Change since previous quarter
Quarter ending June 2016	384	
Quarter ending September 2016	1,681	↑
Quarter ending December 2016	2,534	↑
Quarter ending March 2017	3,204	↑
Quarter ending June 2017	3,665	↑
Variance since June 2016	854.4%	↑



ACTIVITY

Cumulative percentage of contracted UDA delivered 2017 & 2018



Month	Adjusted Scheduled Activity (UDA)	
	2017	2018
April	0	639
May	82	1,669
June	350	3,140
July	1,349	
August	2,675	
September	4,222	
October	4,916	
November	6,533	
December	7,670	
January	8,841	
February	10,090	
March	11,642	
April	12,564	
May	12,574	
June	12,575	

QUALITY

	Quantity	Base Number	Contract	AT	Region	England
% of FP17s for the same patient ID Re-attending within 3 months - Children	55	555	9.9%	11.0%	11.7%	12.0%
% of FP17s for the same patient ID Re-attending within 3 months - Adults	118	935	12.6%	14.4%	15.2%	16.0%
% of FP17s for the same patient ID Re-attending between 3 & 9 months - Children	326	555	58.7%	56.8%	59.1%	58.0%
% of FP17s for the same patient ID Re-attending between 3 & 9 months - Adults	394	935	42.1%	49.2%	52.2%	50.9%
% of FP17s for Band 1 Urgent Courses	89	1,208	7.4%	8.3%	7.9%	9.1%
% of FP17s Relating to Free Repair or Replacements	3	1,208	0.2%	0.7%	0.8%	0.8%
% of FP17s Relating to Continuations	0	1,208	0.0%	0.9%	1.1%	1.1%
% of Patients satisfied with the dentistry they have received	4	6	N/A	91.4%	91.8%	91.7%
% of Patients satisfied with the time they had to wait for an appointment	6	6	N/A	87.1%	88.4%	88.0%

* This is based on patients treated on this contract for their most recent course of treatment. Figures in italics indicate the base number of FP17s or Patient Questionnaire responses are less than 100. N/A is shown where the base number of responses is less than 10 during the period. % is calculated as Quantity/Base number*100

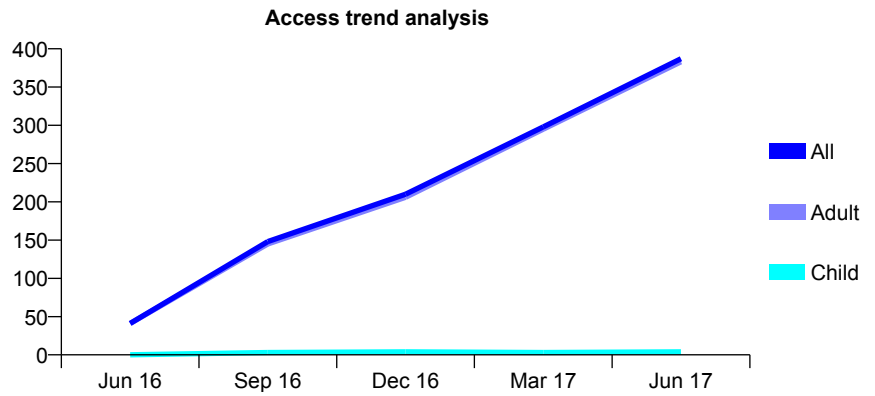
Q58 - Vital Signs At a Glance Contract Report for 100084/0000 - June 2017

Name or company name	MR RF COLIN
Contract type name	Pilot Contract
Purpose of contract	General
Contract start date	01/04/2016
Contract end date	31/08/2017

17/18 Contracted general activity (UDA)	745
Carry forward general activity (UDA)	0
17/18 Contracted orthodontic activity (UOA)	0
Carry forward orthodontic activity (UOA)	0
Baseline contract value	£28,101.40

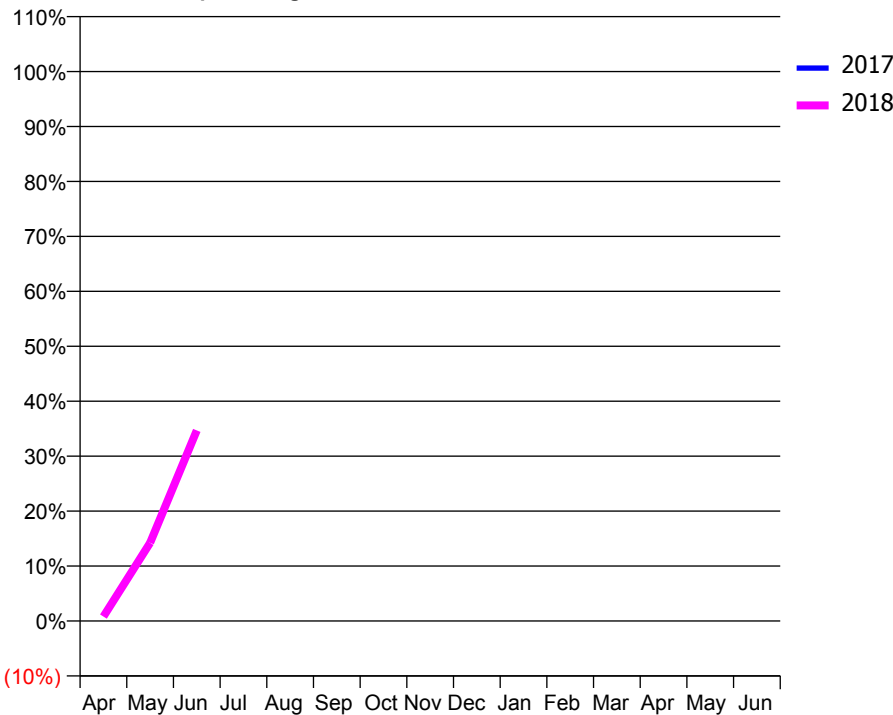
ACCESS*

Patients seen in 24 months	Total	Change since previous quarter
Quarter ending June 2016	41	
Quarter ending September 2016	148	↑
Quarter ending December 2016	210	↑
Quarter ending March 2017	298	↑
Quarter ending June 2017	387	↑
Variance since June 2016	843.9%	↑



ACTIVITY

Cumulative percentage of contracted UDA delivered 2017 & 2018



Month	Adjusted Scheduled Activity (UDA)	
	2017	2018
April	0	6
May	52	106
June	195	258
July	430	
August	578	
September	652	
October	705	
November	821	
December	984	
January	1,076	
February	1,206	
March	1,451	
April	1,488	
May	1,533	
June	1,534	

QUALITY

	Quantity	Base Number	Contract	AT	Region	England
% of FP17s for the same patient ID Re-attending within 3 months - Children	0	1	0.0%	11.0%	11.7%	12.0%
% of FP17s for the same patient ID Re-attending within 3 months - Adults	8	116	6.9%	14.4%	15.2%	16.0%
% of FP17s for the same patient ID Re-attending between 3 & 9 months - Children	0	1	0.0%	56.8%	59.1%	58.0%
% of FP17s for the same patient ID Re-attending between 3 & 9 months - Adults	14	116	12.1%	49.2%	52.2%	50.9%
% of FP17s for Band 1 Urgent Courses	2	90	2.2%	8.3%	7.9%	9.1%
% of FP17s Relating to Free Repair or Replacements	0	90	0.0%	0.7%	0.8%	0.8%
% of FP17s Relating to Continuations	0	90	0.0%	0.9%	1.1%	1.1%
% of Patients satisfied with the dentistry they have received	2	2	N/A	91.4%	91.8%	91.7%
% of Patients satisfied with the time they had to wait for an appointment	2	2	N/A	87.1%	88.4%	88.0%

* This is based on patients treated on this contract for their most recent course of treatment. Figures in italics indicate the base number of FP17s or Patient Questionnaire responses are less than 100. N/A is shown where the base number of responses is less than 10 during the period. % is calculated as Quantity/Base number*100

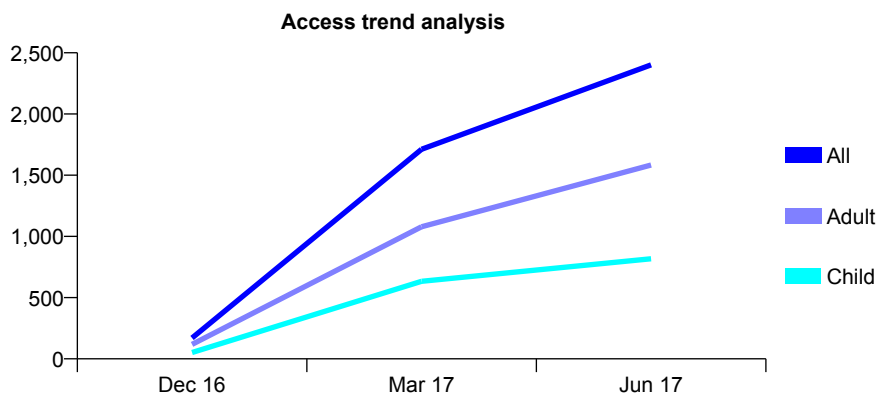
Q58 - Vital Signs At a Glance Contract Report for 100232/0000 - June 2017

Name or company name	Mr R Naidoo and Mrs S Naidoo
Contract type name	GDS Contract
Purpose of contract	General
Contract start date	01/11/2016
Contract end date	

17/18 Contracted general activity (UDA)	7,404
Carry forward general activity (UDA)	0
17/18 Contracted orthodontic activity (UOA)	0
Carry forward orthodontic activity (UOA)	0
Baseline contract value	£188,741.13

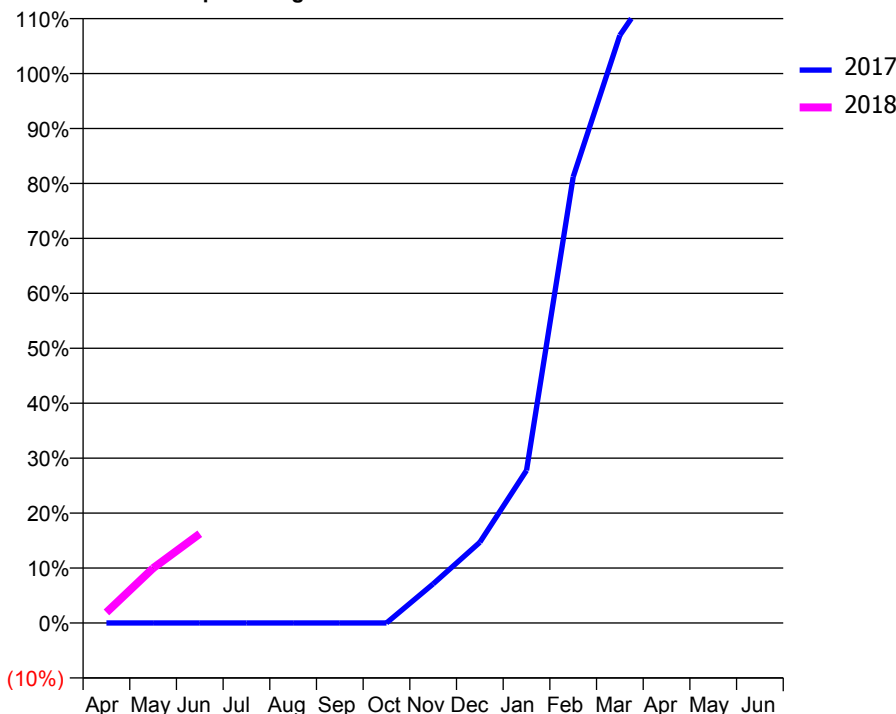
ACCESS*

Patients seen in 24 months	Total	Change since previous quarter
Quarter ending June 2016	0	
Quarter ending September 2016	0	
Quarter ending December 2016	170	↑
Quarter ending March 2017	1,712	↑
Quarter ending June 2017	2,401	↑
Variance since June 2016	N/A	



ACTIVITY

Cumulative percentage of contracted UDA delivered 2017 & 2018



Month	Adjusted Scheduled Activity (UDA)	
	2017	2018
April	0	143
May	0	739
June	0	1,203
July	0	
August	0	
September	0	
October	0	
November	220	
December	453	
January	857	
February	2,505	
March	3,300	
April	3,682	
May	3,796	
June	3,796	

QUALITY

	Quantity	Base Number	Contract	AT	Region	England
% of FP17s for the same patient ID Re-attending within 3 months - Children	51	357	14.3%	11.0%	11.7%	12.0%
% of FP17s for the same patient ID Re-attending within 3 months - Adults	98	688	14.2%	14.4%	15.2%	16.0%
% of FP17s for the same patient ID Re-attending between 3 & 9 months - Children	78	357	21.8%	56.8%	59.1%	58.0%
% of FP17s for the same patient ID Re-attending between 3 & 9 months - Adults	87	688	12.6%	49.2%	52.2%	50.9%
% of FP17s for Band 1 Urgent Courses	30	549	5.5%	8.3%	7.9%	9.1%
% of FP17s Relating to Free Repair or Replacements	6	549	1.1%	0.7%	0.8%	0.8%
% of FP17s Relating to Continuations	0	549	0.0%	0.9%	1.1%	1.1%
% of Patients satisfied with the dentistry they have received	0	1	N/A	91.4%	91.8%	91.7%
% of Patients satisfied with the time they had to wait for an appointment	0	1	N/A	87.1%	88.4%	88.0%

* This is based on patients treated on this contract for their most recent course of treatment. Figures in italics indicate the base number of FP17s or Patient Questionnaire responses are less than 100. N/A is shown where the base number of responses is less than 10 during the period. % is calculated as Quantity/Base number*100

Q58 - Vital Signs At a Glance Contract Report for 100345/0000 - June 2017


Name or company name	Oradi Ltd.
Contract type name	GDS Contract
Purpose of contract	General
Contract start date	01/04/2017
Contract end date	

17/18 Contracted general activity (UDA)	52,783
Carry forward general activity (UDA)	0
17/18 Contracted orthodontic activity (UOA)	0
Carry forward orthodontic activity (UOA)	0
Baseline contract value	£1,290,319.86

ACCESS*

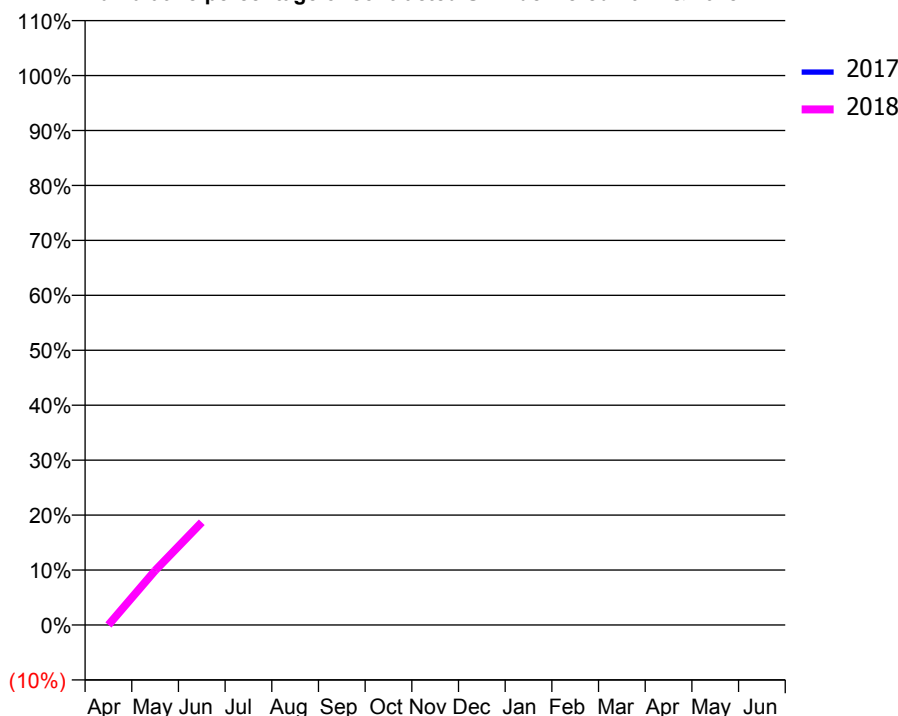
Patients seen in 24 months	Total	Change since previous quarter
Quarter ending June 2016	0	
Quarter ending September 2016	0	
Quarter ending December 2016	0	
Quarter ending March 2017	0	
Quarter ending June 2017	6,797	↑
Variance since June 2016	N/A	

Access trend analysis



ACTIVITY

Cumulative percentage of contracted UDA delivered 2017 & 2018



Month	Adjusted Scheduled Activity (UDA)	
	2017	2018
April	0	0
May	0	5,231
June	0	9,872
July	0	
August	0	
September	0	
October	0	
November	0	
December	0	
January	0	
February	0	
March	0	
April	0	
May	0	
June	0	

QUALITY

	Quantity	Base Number	Contract	AT	Region	England
% of FP17s for the same patient ID Re-attending within 3 months - Children	54	2,081	2.6%	11.0%	11.7%	12.0%
% of FP17s for the same patient ID Re-attending within 3 months - Adults	118	3,780	3.1%	14.4%	15.2%	16.0%
% of FP17s for the same patient ID Re-attending between 3 & 9 months - Children	0	2,081	0.0%	56.8%	59.1%	58.0%
% of FP17s for the same patient ID Re-attending between 3 & 9 months - Adults	0	3,780	0.0%	49.2%	52.2%	50.9%
% of FP17s for Band 1 Urgent Courses	316	5,861	5.4%	8.3%	7.9%	9.1%
% of FP17s Relating to Free Repair or Replacements	9	5,861	0.2%	0.7%	0.8%	0.8%
% of FP17s Relating to Continuations	15	5,861	0.3%	0.9%	1.1%	1.1%
% of Patients satisfied with the dentistry they have received	2	2	N/A	91.4%	91.8%	91.7%
% of Patients satisfied with the time they had to wait for an appointment	2	2	N/A	87.1%	88.4%	88.0%

* This is based on patients treated on this contract for their most recent course of treatment. Figures in italics indicate the base number of FP17s or Patient Questionnaire responses are less than 100. N/A is shown where the base number of responses is less than 10 during the period. % is calculated as Quantity/Base number*100

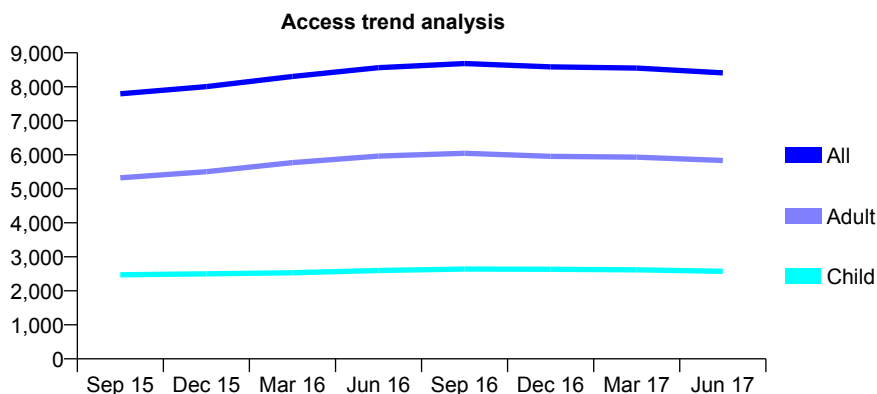
Q58 - Vital Signs At a Glance Contract Report for 101281/0053 - June 2017

Name or company name	OASIS DENTAL CARE LTD
Contract type name	GDS Contract
Purpose of contract	General
Contract start date	01/04/2006
Contract end date	

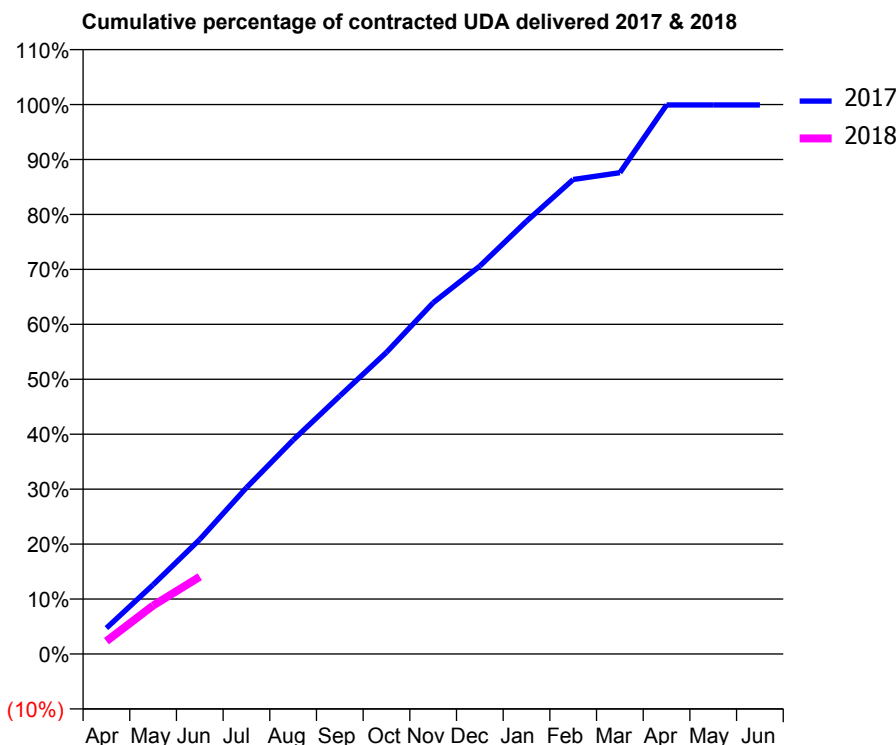
17/18 Contracted general activity (UDA)	22,735
Carry forward general activity (UDA)	0
17/18 Contracted orthodontic activity (UOA)	0
Carry forward orthodontic activity (UOA)	0
Baseline contract value	£570,910.95

ACCESS*

Patients seen in 24 months	Total	Change since previous quarter
Quarter ending June 2016	8,561	
Quarter ending September 2016	8,685	→
Quarter ending December 2016	8,588	↓
Quarter ending March 2017	8,552	→
Quarter ending June 2017	8,408	↓
Variance since June 2016	(1.8%)	↓



ACTIVITY



Month	Adjusted Scheduled Activity (UDA)	
	2017	2018
April	1,072	534
May	2,866	2,004
June	4,742	3,199
July	6,885	
August	8,852	
September	10,680	
October	12,483	
November	14,535	
December	16,055	
January	17,906	
February	19,634	
March	19,915	
April	22,716	
May	22,715	
June	22,715	

QUALITY

	Quantity	Base Number	Contract	AT	Region	England
% of FP17s for the same patient ID Re-attending within 3 months - Children	86	1,092	7.9%	11.0%	11.7%	12.0%
% of FP17s for the same patient ID Re-attending within 3 months - Adults	412	2,263	18.2%	14.4%	15.2%	16.0%
% of FP17s for the same patient ID Re-attending between 3 & 9 months - Children	770	1,092	70.5%	56.8%	59.1%	58.0%
% of FP17s for the same patient ID Re-attending between 3 & 9 months - Adults	1,247	2,263	55.1%	49.2%	52.2%	50.9%
% of FP17s for Band 1 Urgent Courses	213	1,902	11.2%	8.3%	7.9%	9.1%
% of FP17s Relating to Free Repair or Replacements	8	1,902	0.4%	0.7%	0.8%	0.8%
% of FP17s Relating to Continuations	11	1,902	0.6%	0.9%	1.1%	1.1%
% of Patients satisfied with the dentistry they have received	15	15	100.0%	91.4%	91.8%	91.7%
% of Patients satisfied with the time they had to wait for an appointment	14	15	93.3%	87.1%	88.4%	88.0%

* This is based on patients treated on this contract for their most recent course of treatment. Figures in italics indicate the base number of FP17s or Patient Questionnaire responses are less than 100. N/A is shown where the base number of responses is less than 10 during the period. % is calculated as Quantity/Base number*100

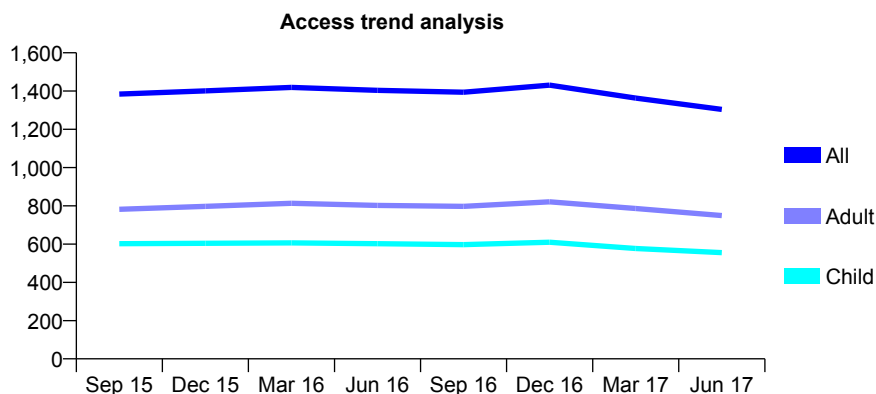
Q58 - Vital Signs At a Glance Contract Report for 101281/0075 - June 2017

Name or company name	OASIS DENTAL CARE LTD
Contract type name	GDS Contract
Purpose of contract	General
Contract start date	01/04/2006
Contract end date	

17/18 Contracted general activity (UDA)	3,032
Carry forward general activity (UDA)	0
17/18 Contracted orthodontic activity (UOA)	0
Carry forward orthodontic activity (UOA)	0
Baseline contract value	£63,428.57

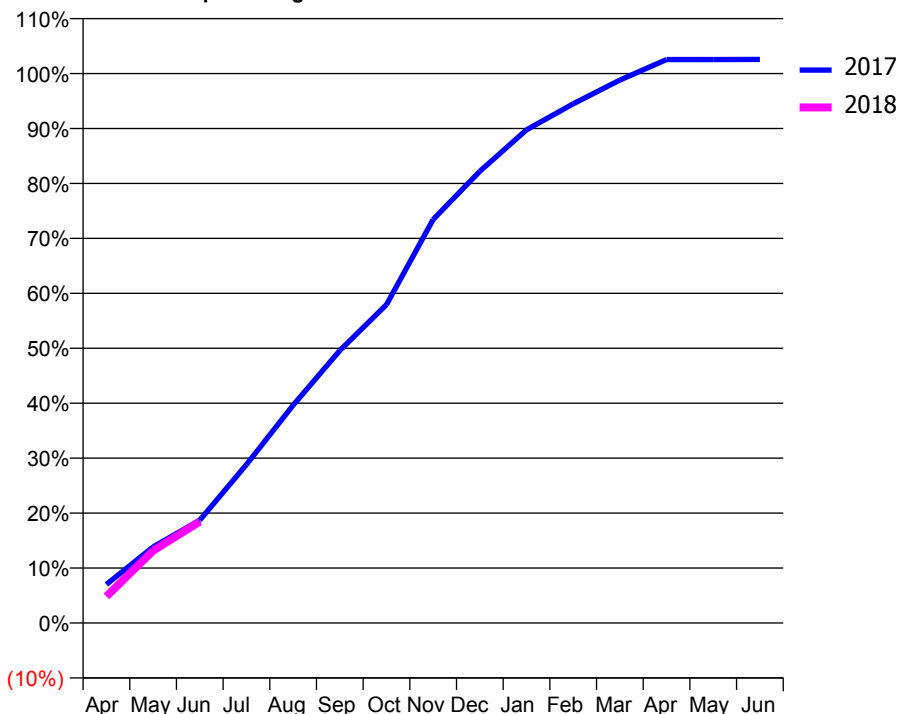
ACCESS*

Patients seen in 24 months	Total	Change since previous quarter
Quarter ending June 2016	1,404	
Quarter ending September 2016	1,394	→
Quarter ending December 2016	1,431	↑
Quarter ending March 2017	1,363	↓
Quarter ending June 2017	1,304	↓
Variance since June 2016	(7.1%)	↓



ACTIVITY

Cumulative percentage of contracted UDA delivered 2017 & 2018



Adjusted Scheduled Activity (UDA)		
Month	2017	2018
April	213	147
May	420	399
June	568	560
July	874	
August	1,202	
September	1,503	
October	1,757	
November	2,227	
December	2,493	
January	2,721	
February	2,865	
March	2,995	
April	3,109	
May	3,109	
June	3,110	

QUALITY

	Quantity	Base Number	Contract	AT	Region	England
% of FP17s for the same patient ID Re-attending within 3 months - Children	10	199	5.0%	11.0%	11.7%	12.0%
% of FP17s for the same patient ID Re-attending within 3 months - Adults	33	244	13.5%	14.4%	15.2%	16.0%
% of FP17s for the same patient ID Re-attending between 3 & 9 months - Children	123	199	61.8%	56.8%	59.1%	58.0%
% of FP17s for the same patient ID Re-attending between 3 & 9 months - Adults	145	244	59.4%	49.2%	52.2%	50.9%
% of FP17s for Band 1 Urgent Courses	19	383	5.0%	8.3%	7.9%	9.1%
% of FP17s Relating to Free Repair or Replacements	0	383	0.0%	0.7%	0.8%	0.8%
% of FP17s Relating to Continuations	2	383	0.5%	0.9%	1.1%	1.1%
% of Patients satisfied with the dentistry they have received	4	4	N/A	91.4%	91.8%	91.7%
% of Patients satisfied with the time they had to wait for an appointment	4	4	N/A	87.1%	88.4%	88.0%

* This is based on patients treated on this contract for their most recent course of treatment. Figures in italics indicate the base number of FP17s or Patient Questionnaire responses are less than 100. N/A is shown where the base number of responses is less than 10 during the period. % is calculated as Quantity/Base number*100

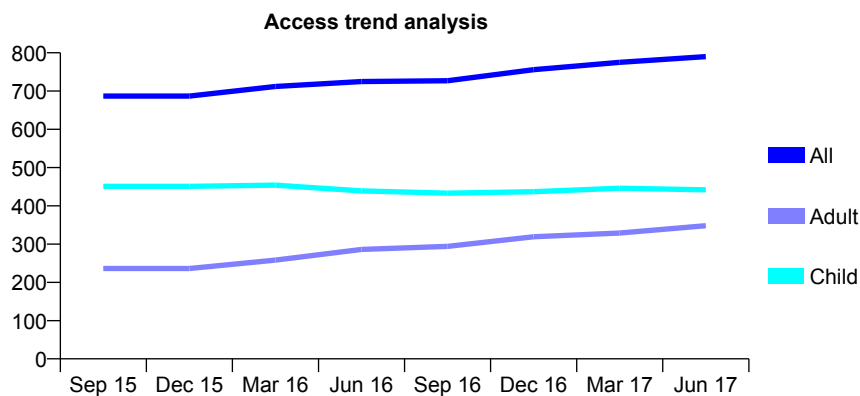
Q58 - Vital Signs At a Glance Contract Report for 101281/0091 - June 2017

Name or company name	OASIS DENTAL CARE LTD
Contract type name	GDS Contract
Purpose of contract	General
Contract start date	01/04/2006
Contract end date	

17/18 Contracted general activity (UDA)	1,300
Carry forward general activity (UDA)	0
17/18 Contracted orthodontic activity (UOA)	0
Carry forward orthodontic activity (UOA)	0
Baseline contract value	£33,935.50

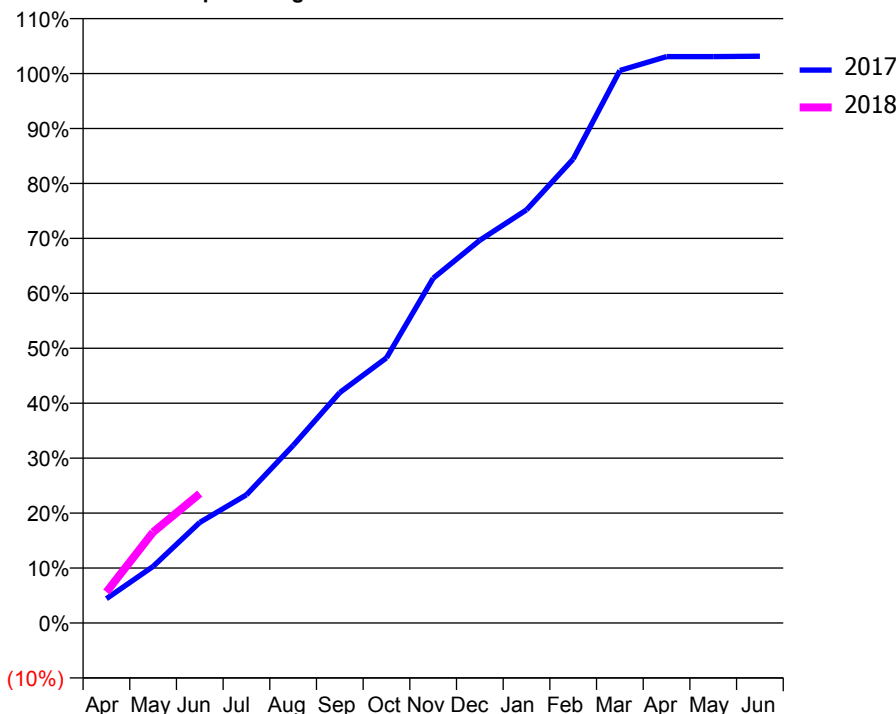
ACCESS*

Patients seen in 24 months	Total	Change since previous quarter
Quarter ending June 2016	725	
Quarter ending September 2016	727	→
Quarter ending December 2016	756	↑
Quarter ending March 2017	775	↑
Quarter ending June 2017	790	→
Variance since June 2016	9.0%	↑



ACTIVITY

Cumulative percentage of contracted UDA delivered 2017 & 2018



Month	Adjusted Scheduled Activity (UDA)	
	2017	2018
April	58	73
May	134	215
June	238	306
July	303	
August	420	
September	545	
October	627	
November	816	
December	905	
January	978	
February	1,098	
March	1,307	
April	1,340	
May	1,340	
June	1,341	

QUALITY

	Quantity	Base Number	Contract	AT	Region	England
% of FP17s for the same patient ID Re-attending within 3 months - Children	7	160	4.4%	11.0%	11.7%	12.0%
% of FP17s for the same patient ID Re-attending within 3 months - Adults	5	72	6.9%	14.4%	15.2%	16.0%
% of FP17s for the same patient ID Re-attending between 3 & 9 months - Children	86	160	53.8%	56.8%	59.1%	58.0%
% of FP17s for the same patient ID Re-attending between 3 & 9 months - Adults	29	72	40.3%	49.2%	52.2%	50.9%
% of FP17s for Band 1 Urgent Courses	6	204	2.9%	8.3%	7.9%	9.1%
% of FP17s Relating to Free Repair or Replacements	0	204	0.0%	0.7%	0.8%	0.8%
% of FP17s Relating to Continuations	1	204	0.5%	0.9%	1.1%	1.1%
% of Patients satisfied with the dentistry they have received	2	2	N/A	91.4%	91.8%	91.7%
% of Patients satisfied with the time they had to wait for an appointment	2	2	N/A	87.1%	88.4%	88.0%

* This is based on patients treated on this contract for their most recent course of treatment. Figures in italics indicate the base number of FP17s or Patient Questionnaire responses are less than 100. N/A is shown where the base number of responses is less than 10 during the period. % is calculated as Quantity/Base number*100

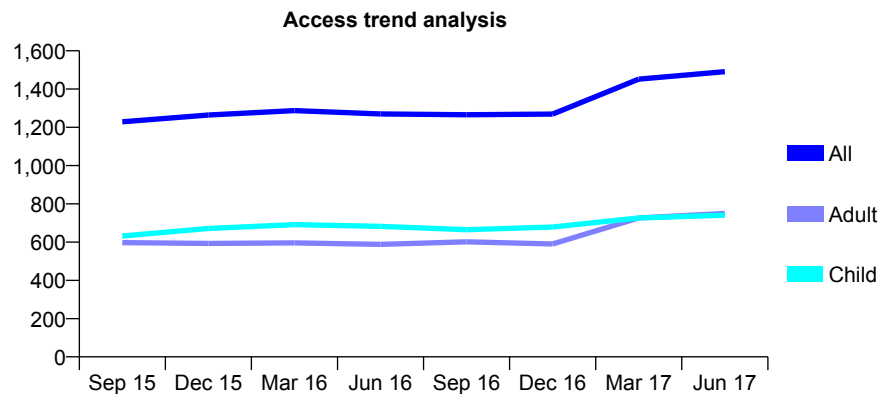
Q58 - Vital Signs At a Glance Contract Report for 101281/0125 - June 2017

Name or company name	OASIS DENTAL CARE LTD
Contract type name	GDS Contract
Purpose of contract	General
Contract start date	01/04/2006
Contract end date	

17/18 Contracted general activity (UDA)	3,558
Carry forward general activity (UDA)	0
17/18 Contracted orthodontic activity (UOA)	0
Carry forward orthodontic activity (UOA)	0
Baseline contract value	£84,190.73

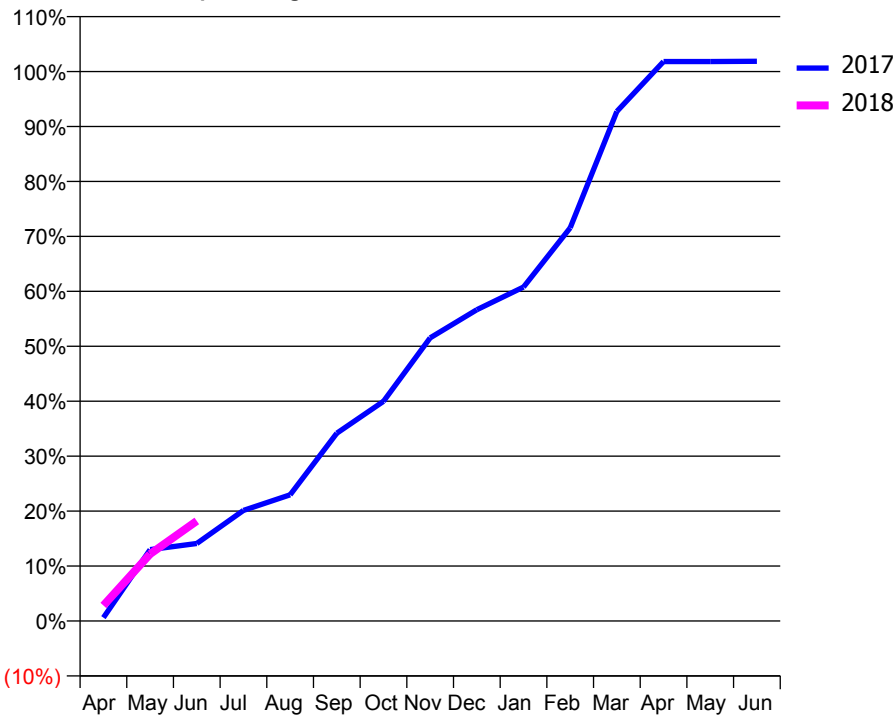
ACCESS*

Patients seen in 24 months	Total	Change since previous quarter
Quarter ending June 2016	1,270	
Quarter ending September 2016	1,266	→
Quarter ending December 2016	1,269	→
Quarter ending March 2017	1,452	↑
Quarter ending June 2017	1,491	↑
Variance since June 2016	17.4%	↑



ACTIVITY

Cumulative percentage of contracted UDA delivered 2017 & 2018



Adjusted Scheduled Activity (UDA)		
Month	2017	2018
April	22	101
May	462	434
June	502	648
July	716	
August	817	
September	1,216	
October	1,422	
November	1,834	
December	2,016	
January	2,163	
February	2,546	
March	3,299	
April	3,623	
May	3,623	
June	3,624	

QUALITY

	Quantity	Base Number	Contract	AT	Region	England
% of FP17s for the same patient ID Re-attending within 3 months - Children	19	294	6.5%	11.0%	11.7%	12.0%
% of FP17s for the same patient ID Re-attending within 3 months - Adults	25	272	9.2%	14.4%	15.2%	16.0%
% of FP17s for the same patient ID Re-attending between 3 & 9 months - Children	175	294	59.5%	56.8%	59.1%	58.0%
% of FP17s for the same patient ID Re-attending between 3 & 9 months - Adults	98	272	36.0%	49.2%	52.2%	50.9%
% of FP17s for Band 1 Urgent Courses	21	376	5.6%	8.3%	7.9%	9.1%
% of FP17s Relating to Free Repair or Replacements	1	376	0.3%	0.7%	0.8%	0.8%
% of FP17s Relating to Continuations	3	376	0.8%	0.9%	1.1%	1.1%
% of Patients satisfied with the dentistry they have received	3	3	N/A	91.4%	91.8%	91.7%
% of Patients satisfied with the time they had to wait for an appointment	3	3	N/A	87.1%	88.4%	88.0%

* This is based on patients treated on this contract for their most recent course of treatment. Figures in italics indicate the base number of FP17s or Patient Questionnaire responses are less than 100. N/A is shown where the base number of responses is less than 10 during the period. % is calculated as Quantity/Base number*100

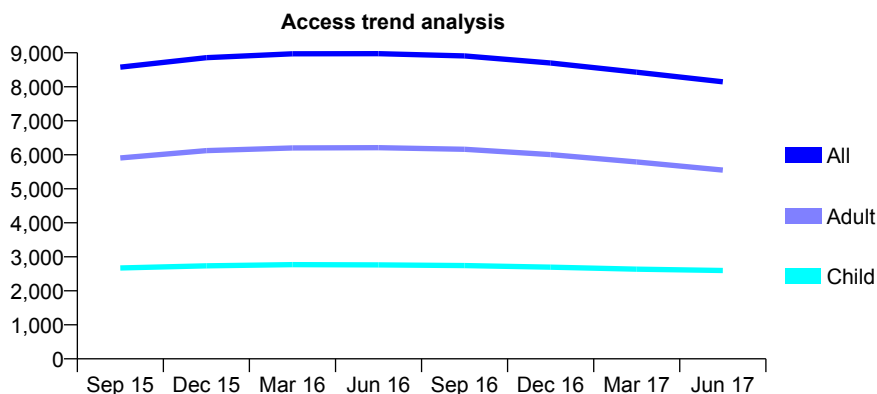
Q58 - Vital Signs At a Glance Contract Report for 101281/0162 - June 2017

Name or company name	OASIS DENTAL CARE LTD
Contract type name	GDS Contract
Purpose of contract	General
Contract start date	23/10/2006
Contract end date	

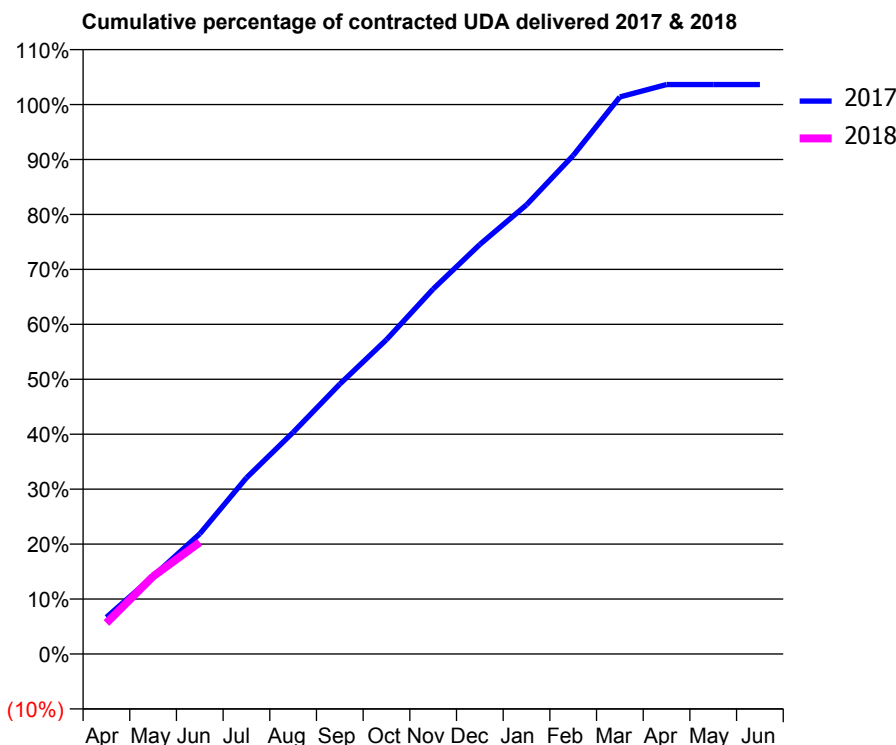
17/18 Contracted general activity (UDA)	26,700
Carry forward general activity (UDA)	0
17/18 Contracted orthodontic activity (UOA)	0
Carry forward orthodontic activity (UOA)	0
Baseline contract value	£669,947.42

ACCESS*

Patients seen in 24 months	Total	Change since previous quarter
Quarter ending June 2016	8,973	
Quarter ending September 2016	8,907	→
Quarter ending December 2016	8,699	↓
Quarter ending March 2017	8,430	↓
Quarter ending June 2017	8,148	↓
Variance since June 2016	(9.2%)	↓



ACTIVITY



Month	Adjusted Scheduled Activity (UDA)	
	2017	2018
April	1,785	1,505
May	3,778	3,773
June	5,839	5,425
July	8,565	
August	10,773	
September	13,119	
October	15,274	
November	17,737	
December	19,901	
January	21,824	
February	24,221	
March	27,067	
April	27,671	
May	27,671	
June	27,671	

QUALITY

	Quantity	Base Number	Contract	AT	Region	England
% of FP17s for the same patient ID Re-attending within 3 months - Children	91	907	10.0%	11.0%	11.7%	12.0%
% of FP17s for the same patient ID Re-attending within 3 months - Adults	408	1,736	23.5%	14.4%	15.2%	16.0%
% of FP17s for the same patient ID Re-attending between 3 & 9 months - Children	560	907	61.7%	56.8%	59.1%	58.0%
% of FP17s for the same patient ID Re-attending between 3 & 9 months - Adults	925	1,736	53.3%	49.2%	52.2%	50.9%
% of FP17s for Band 1 Urgent Courses	229	2,413	9.5%	8.3%	7.9%	9.1%
% of FP17s Relating to Free Repair or Replacements	60	2,413	2.5%	0.7%	0.8%	0.8%
% of FP17s Relating to Continuations	97	2,413	4.0%	0.9%	1.1%	1.1%
% of Patients satisfied with the dentistry they have received	5	6	N/A	91.4%	91.8%	91.7%
% of Patients satisfied with the time they had to wait for an appointment	4	6	N/A	87.1%	88.4%	88.0%

* This is based on patients treated on this contract for their most recent course of treatment. Figures in italics indicate the base number of FP17s or Patient Questionnaire responses are less than 100. N/A is shown where the base number of responses is less than 10 during the period. % is calculated as Quantity/Base number*100

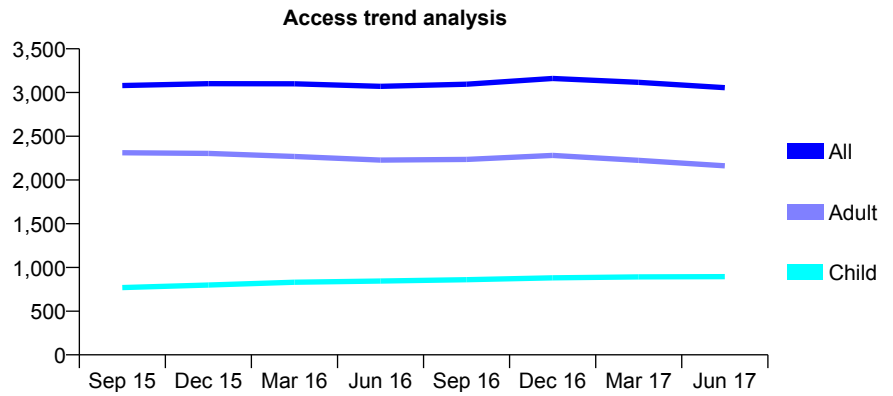
Q58 - Vital Signs At a Glance Contract Report for 101281/0192 - June 2017

Name or company name	OASIS DENTAL CARE LTD
Contract type name	GDS Contract
Purpose of contract	General
Contract start date	01/11/2008
Contract end date	

17/18 Contracted general activity (UDA)	9,273
Carry forward general activity (UDA)	0
17/18 Contracted orthodontic activity (UOA)	0
Carry forward orthodontic activity (UOA)	0
Baseline contract value	£242,064.53

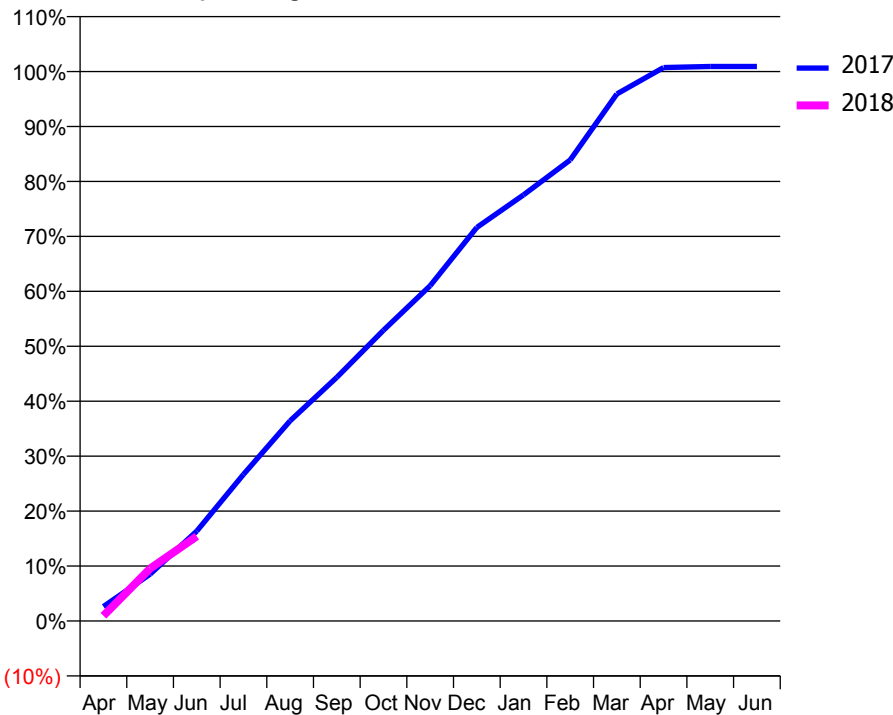
ACCESS*

Patients seen in 24 months	Total	Change since previous quarter
Quarter ending June 2016	3,071	
Quarter ending September 2016	3,095	→
Quarter ending December 2016	3,160	↑
Quarter ending March 2017	3,116	↓
Quarter ending June 2017	3,056	↓
Variance since June 2016	(0.5%)	→



ACTIVITY

Cumulative percentage of contracted UDA delivered 2017 & 2018



Month	Adjusted Scheduled Activity (UDA)	
	2017	2018
April	244	88
May	791	886
June	1,518	1,430
July	2,475	
August	3,378	
September	4,113	
October	4,907	
November	5,659	
December	6,643	
January	7,190	
February	7,779	
March	8,893	
April	9,341	
May	9,359	
June	9,359	

QUALITY

	Quantity	Base Number	Contract	AT	Region	England
% of FP17s for the same patient ID Re-attending within 3 months - Children	18	284	6.3%	11.0%	11.7%	12.0%
% of FP17s for the same patient ID Re-attending within 3 months - Adults	82	516	15.9%	14.4%	15.2%	16.0%
% of FP17s for the same patient ID Re-attending between 3 & 9 months - Children	164	284	57.7%	56.8%	59.1%	58.0%
% of FP17s for the same patient ID Re-attending between 3 & 9 months - Adults	232	516	45.0%	49.2%	52.2%	50.9%
% of FP17s for Band 1 Urgent Courses	46	635	7.2%	8.3%	7.9%	9.1%
% of FP17s Relating to Free Repair or Replacements	6	635	0.9%	0.7%	0.8%	0.8%
% of FP17s Relating to Continuations	2	635	0.3%	0.9%	1.1%	1.1%
% of Patients satisfied with the dentistry they have received	0	1	N/A	91.4%	91.8%	91.7%
% of Patients satisfied with the time they had to wait for an appointment	0	1	N/A	87.1%	88.4%	88.0%

* This is based on patients treated on this contract for their most recent course of treatment. Figures in italics indicate the base number of FP17s or Patient Questionnaire responses are less than 100. N/A is shown where the base number of responses is less than 10 during the period. % is calculated as Quantity/Base number*100

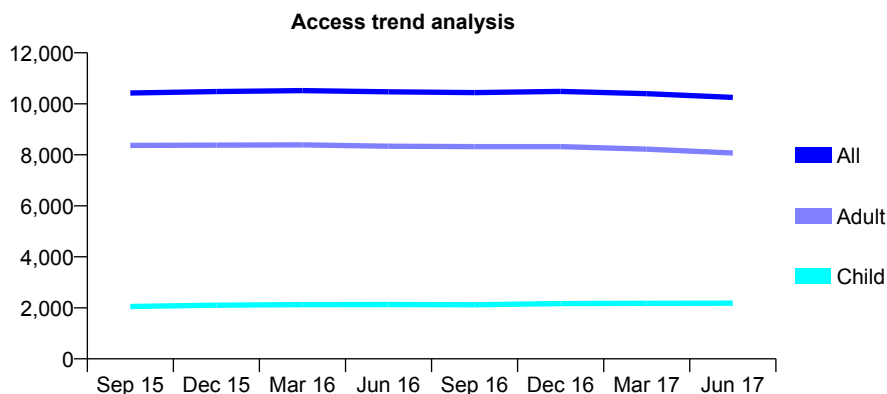
Q58 - Vital Signs At a Glance Contract Report for 101281/0229 - June 2017

Name or company name	OASIS DENTAL CARE LTD
Contract type name	PDS Contract
Purpose of contract	General
Contract start date	13/12/2010
Contract end date	30/09/2020

17/18 Contracted general activity (UDA)	28,900
Carry forward general activity (UDA)	0
17/18 Contracted orthodontic activity (UOA)	0
Carry forward orthodontic activity (UOA)	0
Baseline contract value	£779,941.61

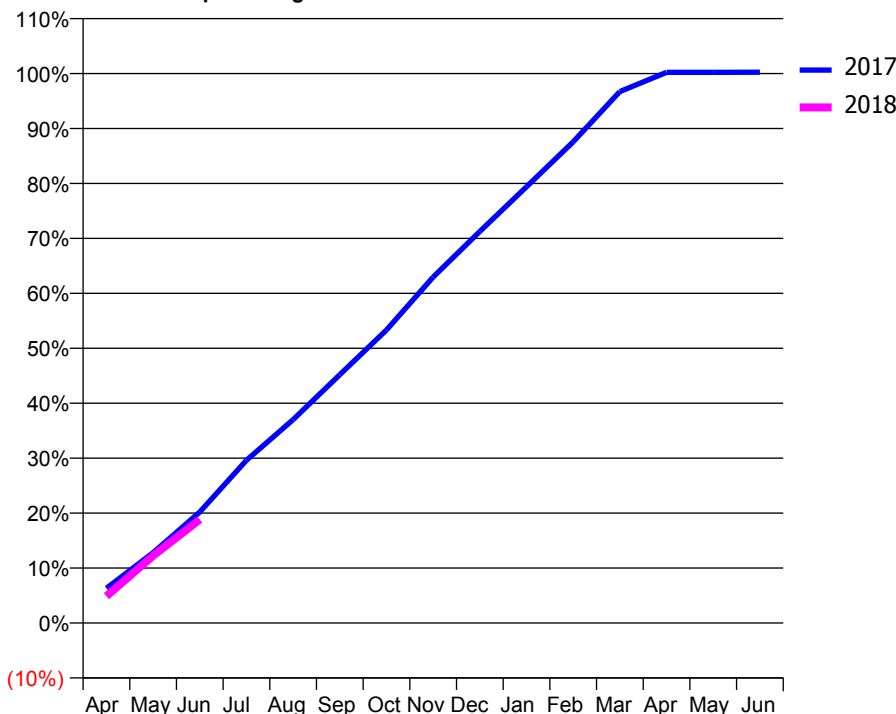
ACCESS*

Patients seen in 24 months	Total	Change since previous quarter
Quarter ending June 2016	10,468	
Quarter ending September 2016	10,440	→
Quarter ending December 2016	10,488	→
Quarter ending March 2017	10,397	→
Quarter ending June 2017	10,253	↓
Variance since June 2016	(2.1%)	↓



ACTIVITY

Cumulative percentage of contracted UDA delivered 2017 & 2018



Month	Adjusted Scheduled Activity (UDA)	
	2017	2018
April	1,827	1,415
May	3,700	3,538
June	5,840	5,446
July	8,562	
August	10,697	
September	13,060	
October	15,414	
November	18,194	
December	20,596	
January	22,941	
February	25,306	
March	27,954	
April	28,963	
May	28,964	
June	28,967	

QUALITY

	Quantity	Base Number	Contract	AT	Region	England
% of FP17s for the same patient ID Re-attending within 3 months - Children	135	748	18.0%	11.0%	11.7%	12.0%
% of FP17s for the same patient ID Re-attending within 3 months - Adults	522	2,243	23.3%	14.4%	15.2%	16.0%
% of FP17s for the same patient ID Re-attending between 3 & 9 months - Children	352	748	47.1%	56.8%	59.1%	58.0%
% of FP17s for the same patient ID Re-attending between 3 & 9 months - Adults	823	2,243	36.7%	49.2%	52.2%	50.9%
% of FP17s for Band 1 Urgent Courses	789	2,522	31.3%	8.3%	7.9%	9.1%
% of FP17s Relating to Free Repair or Replacements	72	2,522	2.9%	0.7%	0.8%	0.8%
% of FP17s Relating to Continuations	34	2,522	1.3%	0.9%	1.1%	1.1%
% of Patients satisfied with the dentistry they have received	25	29	86.2%	91.4%	91.8%	91.7%
% of Patients satisfied with the time they had to wait for an appointment	25	29	86.2%	87.1%	88.4%	88.0%

* This is based on patients treated on this contract for their most recent course of treatment. Figures in italics indicate the base number of FP17s or Patient Questionnaire responses are less than 100. N/A is shown where the base number of responses is less than 10 during the period. % is calculated as Quantity/Base number*100

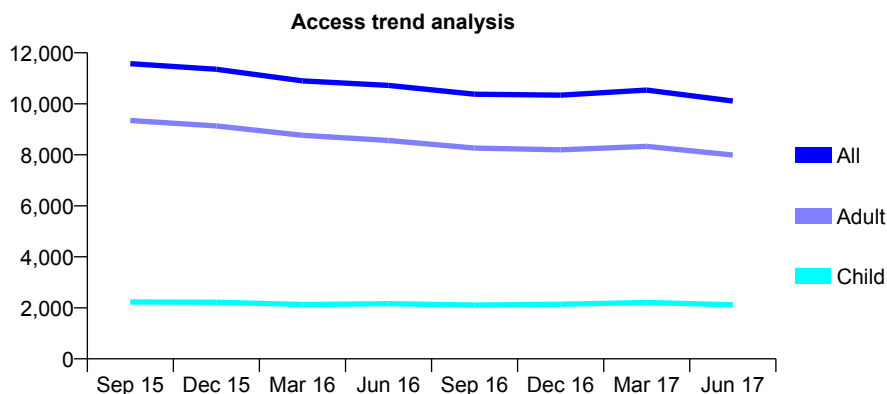
Q58 - Vital Signs At a Glance Contract Report for 101281/0234 - June 2017

Name or company name	OASIS DENTAL CARE LTD
Contract type name	PDS Contract
Purpose of contract	General
Contract start date	30/03/2011
Contract end date	30/09/2020

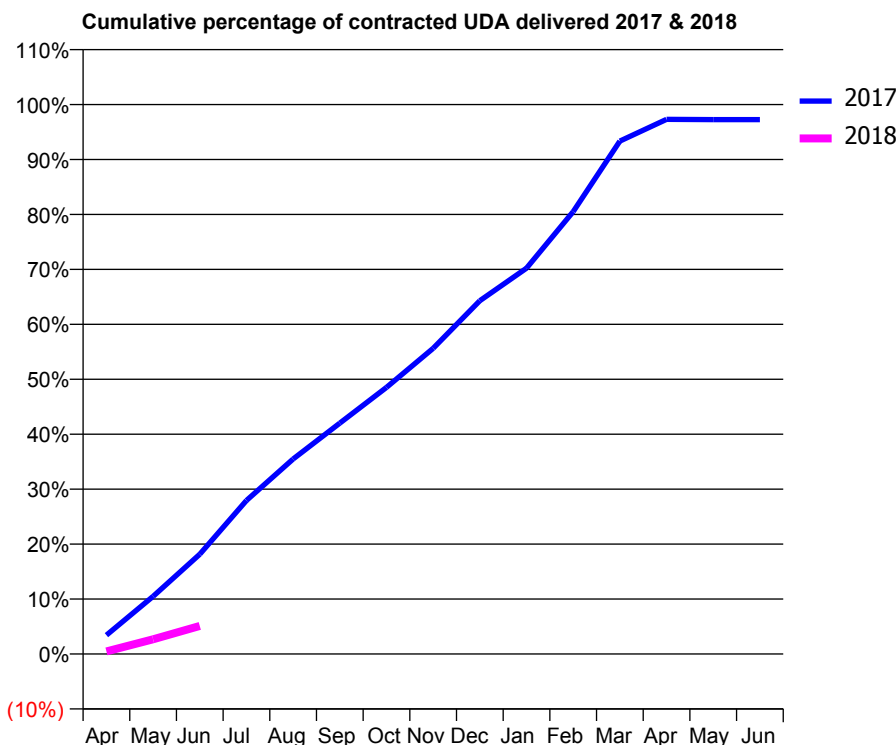
17/18 Contracted general activity (UDA)	26,363
Carry forward general activity (UDA)	0
17/18 Contracted orthodontic activity (UOA)	0
Carry forward orthodontic activity (UOA)	0
Baseline contract value	£711,441.58

ACCESS*

Patients seen in 24 months	Total	Change since previous quarter
Quarter ending June 2016	10,723	
Quarter ending September 2016	10,374	↓
Quarter ending December 2016	10,340	→
Quarter ending March 2017	10,541	→
Quarter ending June 2017	10,111	↓
Variance since June 2016	(5.7%)	↓



ACTIVITY



Month	Adjusted Scheduled Activity (UDA)	
	2017	2018
April	907	123
May	2,769	708
June	4,788	1,346
July	7,367	
August	9,353	
September	11,080	
October	12,793	
November	14,665	
December	16,951	
January	18,510	
February	21,223	
March	24,605	
April	25,650	
May	25,637	
June	25,637	

QUALITY

	Quantity	Base Number	Contract	AT	Region	England
% of FP17s for the same patient ID Re-attending within 3 months - Children	31	247	12.6%	11.0%	11.7%	12.0%
% of FP17s for the same patient ID Re-attending within 3 months - Adults	144	855	16.8%	14.4%	15.2%	16.0%
% of FP17s for the same patient ID Re-attending between 3 & 9 months - Children	129	247	52.2%	56.8%	59.1%	58.0%
% of FP17s for the same patient ID Re-attending between 3 & 9 months - Adults	295	855	34.5%	49.2%	52.2%	50.9%
% of FP17s for Band 1 Urgent Courses	264	698	37.8%	8.3%	7.9%	9.1%
% of FP17s Relating to Free Repair or Replacements	6	698	0.9%	0.7%	0.8%	0.8%
% of FP17s Relating to Continuations	4	698	0.6%	0.9%	1.1%	1.1%
% of Patients satisfied with the dentistry they have received	6	7	N/A	91.4%	91.8%	91.7%
% of Patients satisfied with the time they had to wait for an appointment	7	7	N/A	87.1%	88.4%	88.0%

* This is based on patients treated on this contract for their most recent course of treatment. Figures in italics indicate the base number of FP17s or Patient Questionnaire responses are less than 100. N/A is shown where the base number of responses is less than 10 during the period. % is calculated as Quantity/Base number*100

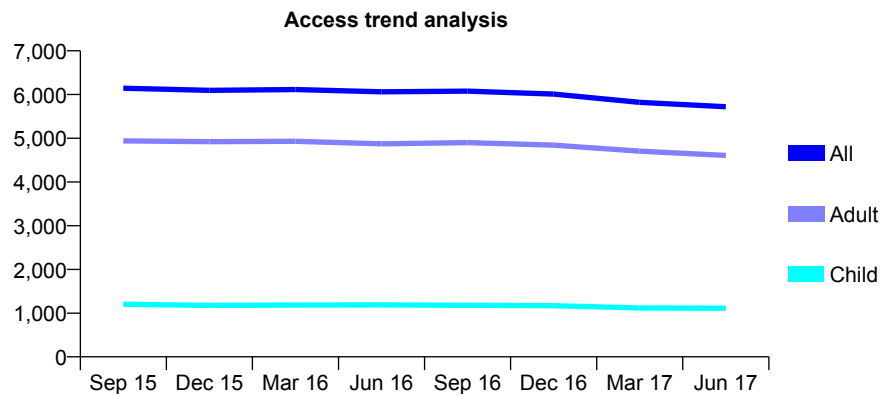
Q58 - Vital Signs At a Glance Contract Report for 101281/0236 - June 2017

Name or company name	OASIS DENTAL CARE LTD
Contract type name	PDS Contract
Purpose of contract	General
Contract start date	16/05/2011
Contract end date	30/09/2020

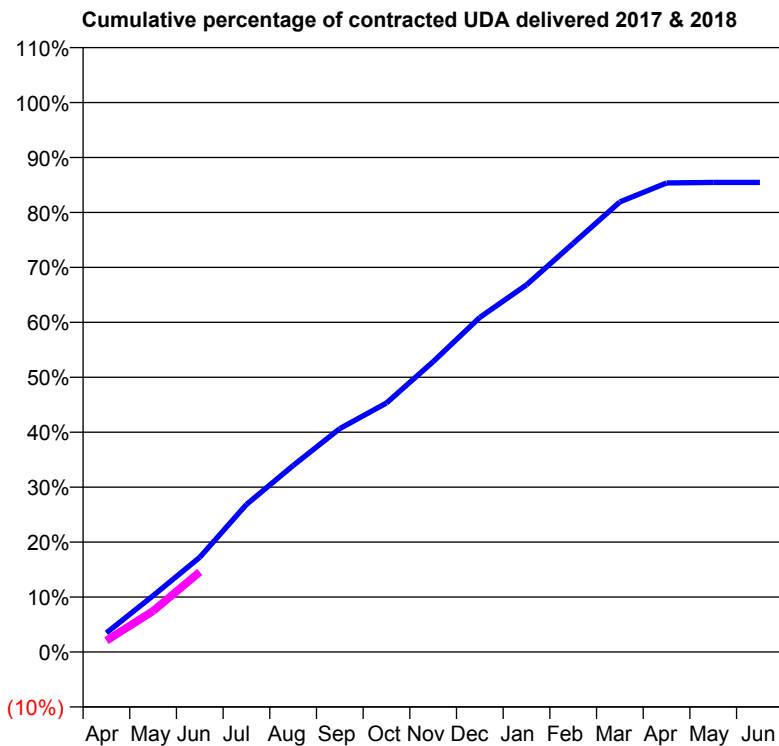
17/18 Contracted general activity (UDA)	21,600
Carry forward general activity (UDA)	0
17/18 Contracted orthodontic activity (UOA)	0
Carry forward orthodontic activity (UOA)	0
Baseline contract value	£582,932.16

ACCESS*

Patients seen in 24 months	Total	Change since previous quarter
Quarter ending June 2016	6,061	
Quarter ending September 2016	6,078	→
Quarter ending December 2016	6,011	↓
Quarter ending March 2017	5,822	↓
Quarter ending June 2017	5,720	↓
Variance since June 2016	(5.6%)	↓



ACTIVITY



Month	Adjusted Scheduled Activity (UDA)	
	2017	2018
April	750	450
May	2,212	1,614
June	3,726	3,148
July	5,801	
August	7,331	
September	8,782	
October	9,791	
November	11,415	
December	13,153	
January	14,432	
February	16,062	
March	17,693	
April	18,439	
May	18,460	
June	18,461	

QUALITY

	Quantity	Base Number	Contract	AT	Region	England
% of FP17s for the same patient ID Re-attending within 3 months - Children	40	359	11.1%	11.0%	11.7%	12.0%
% of FP17s for the same patient ID Re-attending within 3 months - Adults	249	1,412	17.6%	14.4%	15.2%	16.0%
% of FP17s for the same patient ID Re-attending between 3 & 9 months - Children	163	359	45.4%	56.8%	59.1%	58.0%
% of FP17s for the same patient ID Re-attending between 3 & 9 months - Adults	682	1,412	48.3%	49.2%	52.2%	50.9%
% of FP17s for Band 1 Urgent Courses	289	1,431	20.2%	8.3%	7.9%	9.1%
% of FP17s Relating to Free Repair or Replacements	19	1,431	1.3%	0.7%	0.8%	0.8%
% of FP17s Relating to Continuations	17	1,431	1.2%	0.9%	1.1%	1.1%
% of Patients satisfied with the dentistry they have received	21	21	100.0%	91.4%	91.8%	91.7%
% of Patients satisfied with the time they had to wait for an appointment	20	21	95.2%	87.1%	88.4%	88.0%

* This is based on patients treated on this contract for their most recent course of treatment. Figures in italics indicate the base number of FP17s or Patient Questionnaire responses are less than 100. N/A is shown where the base number of responses is less than 10 during the period. % is calculated as Quantity/Base number*100

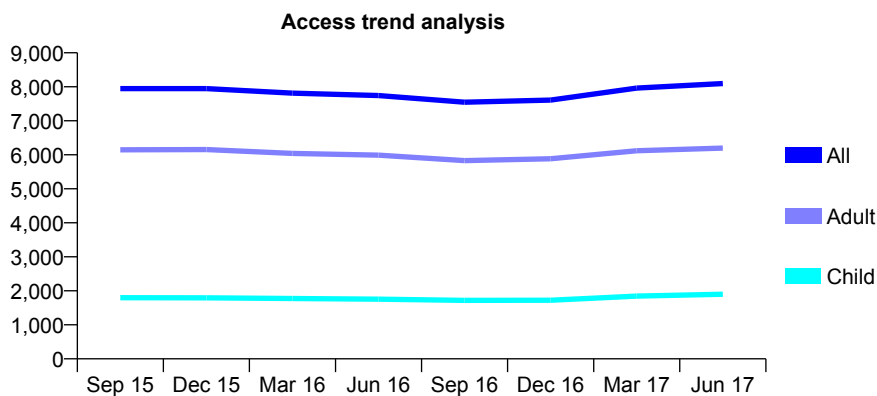
Q58 - Vital Signs At a Glance Contract Report for 101281/0238 - June 2017

Name or company name	OASIS DENTAL CARE LTD
Contract type name	PDS Contract
Purpose of contract	General
Contract start date	24/11/2011
Contract end date	30/09/2020

17/18 Contracted general activity (UDA)	23,250
Carry forward general activity (UDA)	0
17/18 Contracted orthodontic activity (UOA)	0
Carry forward orthodontic activity (UOA)	0
Baseline contract value	£627,433.03

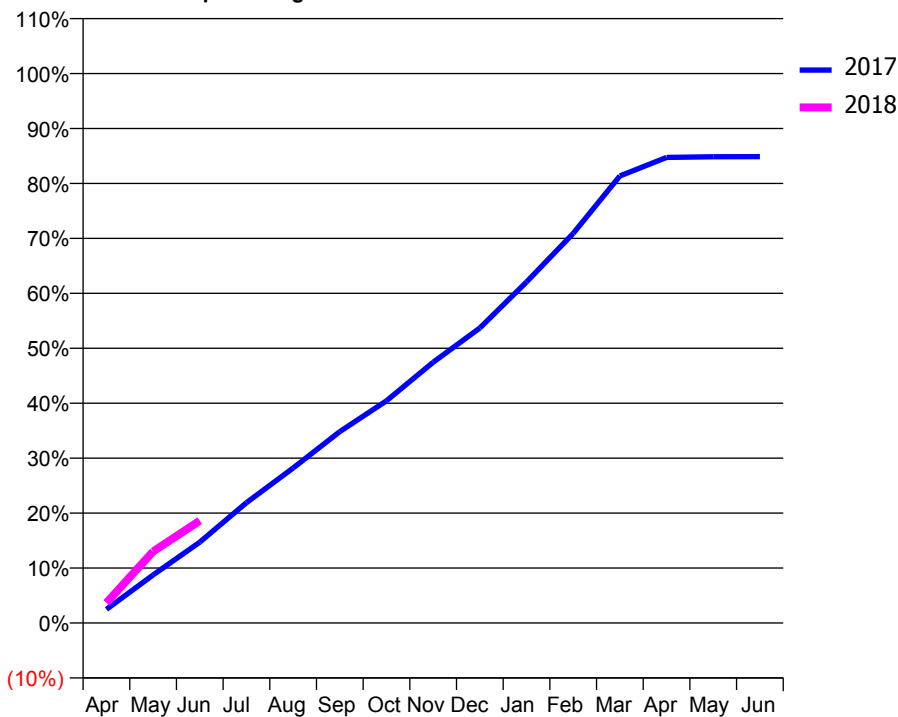
ACCESS*

Patients seen in 24 months	Total	Change since previous quarter
Quarter ending June 2016	7,744	
Quarter ending September 2016	7,547	↓
Quarter ending December 2016	7,610	→
Quarter ending March 2017	7,964	↑
Quarter ending June 2017	8,098	→
Variance since June 2016	4.6%	↑



ACTIVITY

Cumulative percentage of contracted UDA delivered 2017 & 2018



Month	Adjusted Scheduled Activity (UDA)	
	2017	2018
April	577	857
May	2,032	3,028
June	3,422	4,328
July	5,093	
August	6,559	
September	8,097	
October	9,403	
November	11,036	
December	12,484	
January	14,429	
February	16,481	
March	18,914	
April	19,697	
May	19,730	
June	19,731	

QUALITY

	Quantity	Base Number	Contract	AT	Region	England
% of FP17s for the same patient ID Re-attending within 3 months - Children	56	645	8.7%	11.0%	11.7%	12.0%
% of FP17s for the same patient ID Re-attending within 3 months - Adults	300	1,831	16.4%	14.4%	15.2%	16.0%
% of FP17s for the same patient ID Re-attending between 3 & 9 months - Children	273	645	42.3%	56.8%	59.1%	58.0%
% of FP17s for the same patient ID Re-attending between 3 & 9 months - Adults	713	1,831	38.9%	49.2%	52.2%	50.9%
% of FP17s for Band 1 Urgent Courses	511	2,061	24.8%	8.3%	7.9%	9.1%
% of FP17s Relating to Free Repair or Replacements	14	2,061	0.7%	0.7%	0.8%	0.8%
% of FP17s Relating to Continuations	16	2,061	0.8%	0.9%	1.1%	1.1%
% of Patients satisfied with the dentistry they have received	18	21	85.7%	91.4%	91.8%	91.7%
% of Patients satisfied with the time they had to wait for an appointment	17	21	81.0%	87.1%	88.4%	88.0%

* This is based on patients treated on this contract for their most recent course of treatment. Figures in italics indicate the base number of FP17s or Patient Questionnaire responses are less than 100. N/A is shown where the base number of responses is less than 10 during the period. % is calculated as Quantity/Base number*100

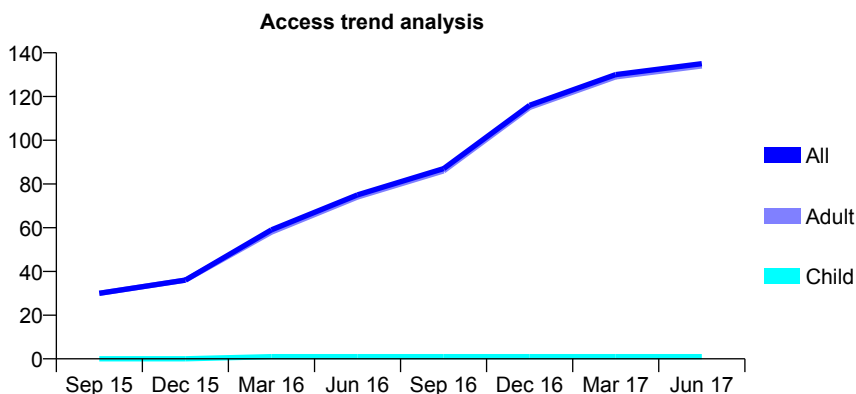
Q58 - Vital Signs At a Glance Contract Report for 101281/0255 - June 2017

Name or company name	OASIS DENTAL CARE LTD
Contract type name	PDS Contract
Purpose of contract	General
Contract start date	01/01/2014
Contract end date	31/03/2018

17/18 Contracted general activity (UDA)	408
Carry forward general activity (UDA)	0
17/18 Contracted orthodontic activity (UOA)	0
Carry forward orthodontic activity (UOA)	0
Baseline contract value	£6,201.01

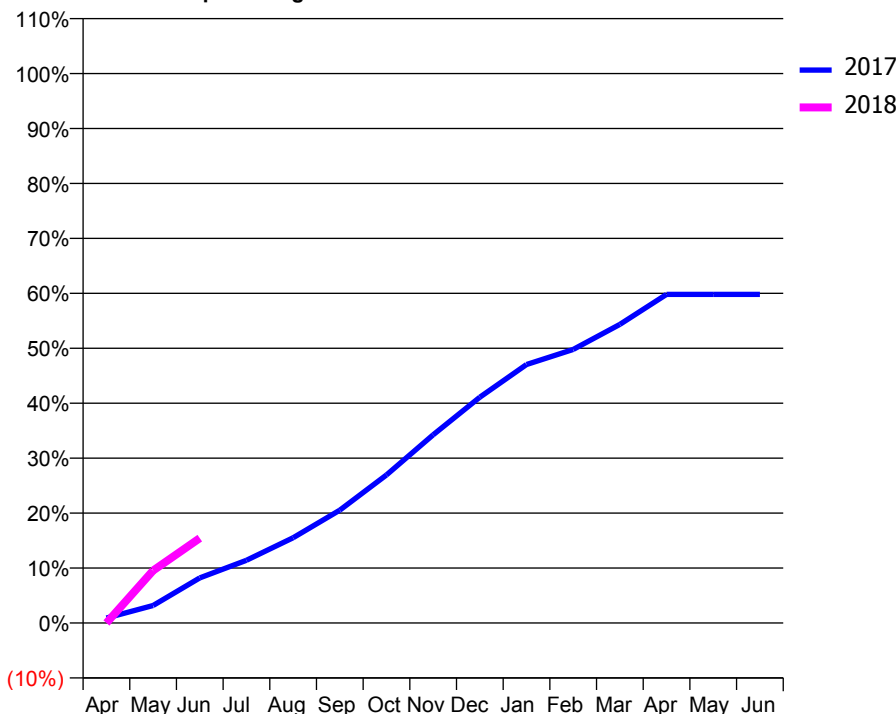
ACCESS*

Patients seen in 24 months	Total	Change since previous quarter
Quarter ending June 2016	75	
Quarter ending September 2016	87	↑
Quarter ending December 2016	116	↑
Quarter ending March 2017	130	↑
Quarter ending June 2017	135	↑
Variance since June 2016	80.0%	↑



ACTIVITY

Cumulative percentage of contracted UDA delivered 2017 & 2018



Month	Adjusted Scheduled Activity (UDA)	
	2017	2018
April	6	0
May	21	39
June	54	63
July	75	
August	102	
September	135	
October	177	
November	225	
December	270	
January	309	
February	327	
March	357	
April	393	
May	393	
June	393	

QUALITY

	Quantity	Base Number	Contract	AT	Region	England
% of FP17s for the same patient ID Re-attending within 3 months - Children	0	0	N/A	11.0%	11.7%	12.0%
% of FP17s for the same patient ID Re-attending within 3 months - Adults	0	33	0.0%	14.4%	15.2%	16.0%
% of FP17s for the same patient ID Re-attending between 3 & 9 months - Children	0	0	N/A	56.8%	59.1%	58.0%
% of FP17s for the same patient ID Re-attending between 3 & 9 months - Adults	0	33	0.0%	49.2%	52.2%	50.9%
% of FP17s for Band 1 Urgent Courses	0	21	0.0%	8.3%	7.9%	9.1%
% of FP17s Relating to Free Repair or Replacements	0	21	0.0%	0.7%	0.8%	0.8%
% of FP17s Relating to Continuations	0	21	0.0%	0.9%	1.1%	1.1%
% of Patients satisfied with the dentistry they have received	0	0	N/A	91.4%	91.8%	91.7%
% of Patients satisfied with the time they had to wait for an appointment	0	0	N/A	87.1%	88.4%	88.0%

* This is based on patients treated on this contract for their most recent course of treatment. Figures in italics indicate the base number of FP17s or Patient Questionnaire responses are less than 100. N/A is shown where the base number of responses is less than 10 during the period. % is calculated as Quantity/Base number*100

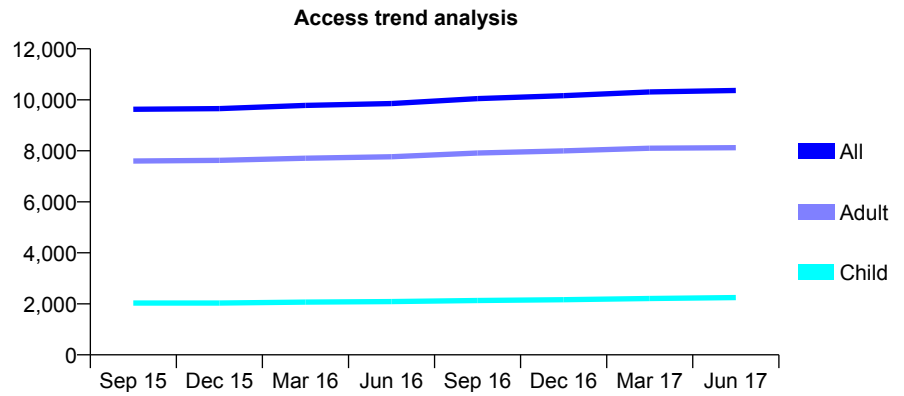
Q58 - Vital Signs At a Glance Contract Report for 101338/0048 - June 2017

Name or company name	Whitecross Dental Care Limited
Contract type name	Pilot Contract
Purpose of contract	General
Contract start date	01/04/2007
Contract end date	

17/18 Contracted general activity (UDA)	41,400
Carry forward general activity (UDA)	0
17/18 Contracted orthodontic activity (UOA)	0
Carry forward orthodontic activity (UOA)	0
Baseline contract value	£1,135,128.59

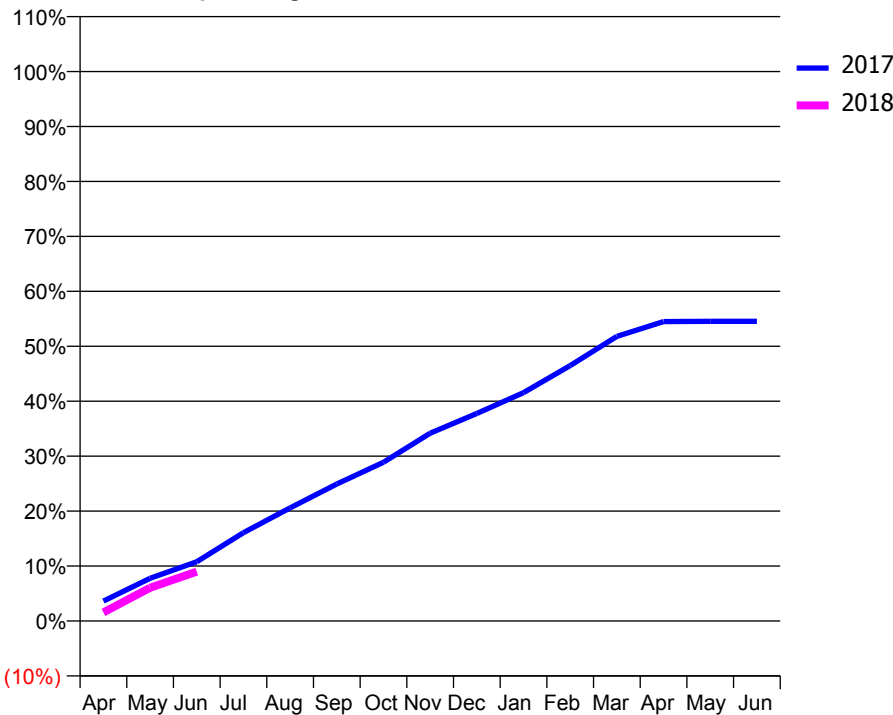
ACCESS*

Patients seen in 24 months	Total	Change since previous quarter
Quarter ending June 2016	9,854	
Quarter ending September 2016	10,047	→
Quarter ending December 2016	10,162	→
Quarter ending March 2017	10,310	→
Quarter ending June 2017	10,368	→
Variance since June 2016	5.2%	↑



ACTIVITY

Cumulative percentage of contracted UDA delivered 2017 & 2018



Month	Adjusted Scheduled Activity (UDA)	
	2017	2018
April	1,498	650
May	3,222	2,502
June	4,465	3,718
July	6,656	
August	8,527	
September	10,328	
October	11,962	
November	14,150	
December	15,633	
January	17,206	
February	19,249	
March	21,443	
April	22,563	
May	22,581	
June	22,583	

QUALITY

	Quantity	Base Number	Contract	AT	Region	England
% of FP17s for the same patient ID Re-attending within 3 months - Children	12	527	2.3%	11.0%	11.7%	12.0%
% of FP17s for the same patient ID Re-attending within 3 months - Adults	95	1,767	5.4%	14.4%	15.2%	16.0%
% of FP17s for the same patient ID Re-attending between 3 & 9 months - Children	256	527	48.6%	56.8%	59.1%	58.0%
% of FP17s for the same patient ID Re-attending between 3 & 9 months - Adults	552	1,767	31.2%	49.2%	52.2%	50.9%
% of FP17s for Band 1 Urgent Courses	97	1,863	5.2%	8.3%	7.9%	9.1%
% of FP17s Relating to Free Repair or Replacements	3	1,863	0.2%	0.7%	0.8%	0.8%
% of FP17s Relating to Continuations	15	1,863	0.8%	0.9%	1.1%	1.1%
% of Patients satisfied with the dentistry they have received	18	18	100.0%	91.4%	91.8%	91.7%
% of Patients satisfied with the time they had to wait for an appointment	14	18	77.8%	87.1%	88.4%	88.0%

* This is based on patients treated on this contract for their most recent course of treatment. Figures in italics indicate the base number of FP17s or Patient Questionnaire responses are less than 100. N/A is shown where the base number of responses is less than 10 during the period. % is calculated as Quantity/Base number*100

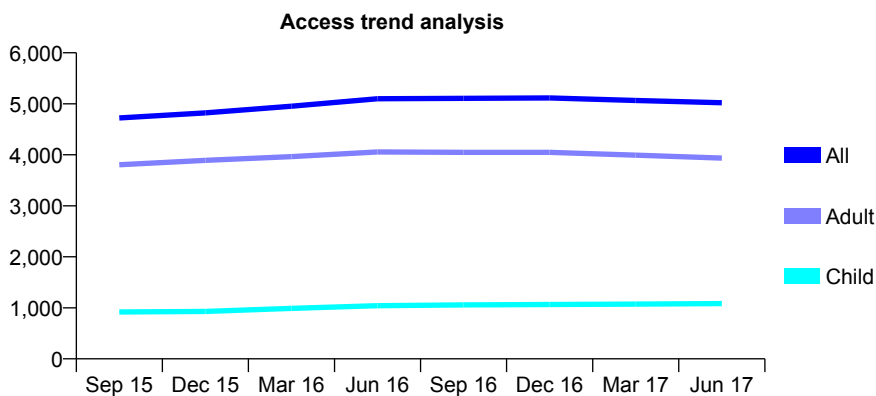
Q58 - Vital Signs At a Glance Contract Report for 101338/0065 - June 2017

Name or company name	Whitecross Dental Care Limited
Contract type name	GDS Contract
Purpose of contract	General
Contract start date	01/06/2008
Contract end date	

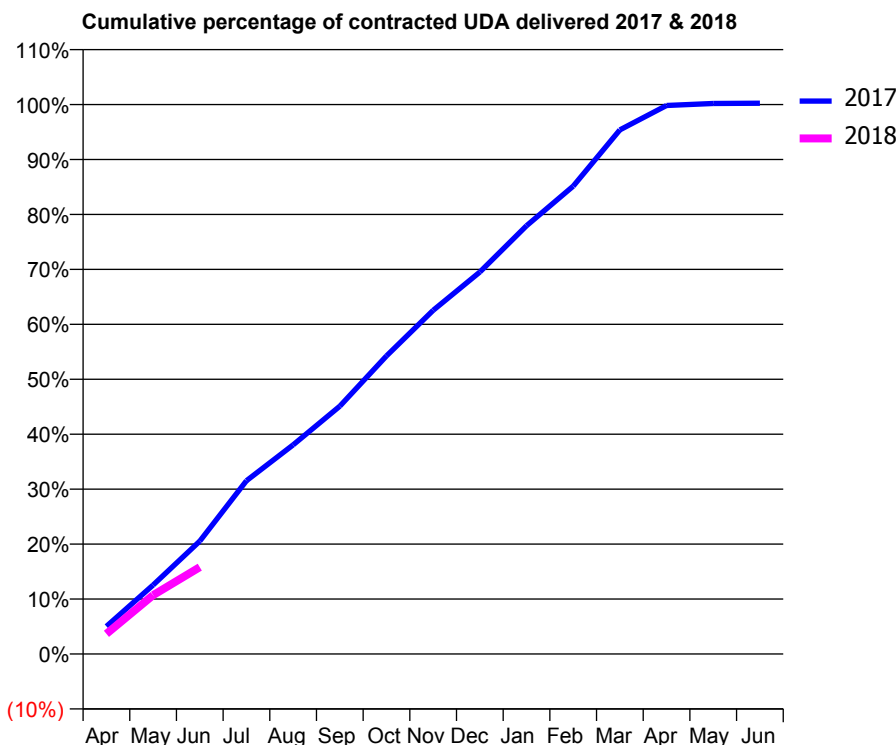
17/18 Contracted general activity (UDA)	13,500
Carry forward general activity (UDA)	0
17/18 Contracted orthodontic activity (UOA)	0
Carry forward orthodontic activity (UOA)	0
Baseline contract value	£316,728.39

ACCESS*

Patients seen in 24 months	Total	Change since previous quarter
Quarter ending June 2016	5,099	
Quarter ending September 2016	5,106	→
Quarter ending December 2016	5,114	→
Quarter ending March 2017	5,066	→
Quarter ending June 2017	5,020	→
Variance since June 2016	(1.5%)	↓



ACTIVITY



Month	Adjusted Scheduled Activity (UDA)	
	2017	2018
April	679	497
May	1,695	1,446
June	2,774	2,135
July	4,256	
August	5,137	
September	6,087	
October	7,325	
November	8,444	
December	9,384	
January	10,520	
February	11,494	
March	12,875	
April	13,477	
May	13,525	
June	13,532	

QUALITY

	Quantity	Base Number	Contract	AT	Region	England
% of FP17s for the same patient ID Re-attending within 3 months - Children	24	342	7.0%	11.0%	11.7%	12.0%
% of FP17s for the same patient ID Re-attending within 3 months - Adults	117	915	12.8%	14.4%	15.2%	16.0%
% of FP17s for the same patient ID Re-attending between 3 & 9 months - Children	158	342	46.2%	56.8%	59.1%	58.0%
% of FP17s for the same patient ID Re-attending between 3 & 9 months - Adults	389	915	42.5%	49.2%	52.2%	50.9%
% of FP17s for Band 1 Urgent Courses	53	1,001	5.3%	8.3%	7.9%	9.1%
% of FP17s Relating to Free Repair or Replacements	1	1,001	0.1%	0.7%	0.8%	0.8%
% of FP17s Relating to Continuations	13	1,001	1.3%	0.9%	1.1%	1.1%
% of Patients satisfied with the dentistry they have received	4	4	N/A	91.4%	91.8%	91.7%
% of Patients satisfied with the time they had to wait for an appointment	4	4	N/A	87.1%	88.4%	88.0%

* This is based on patients treated on this contract for their most recent course of treatment. Figures in italics indicate the base number of FP17s or Patient Questionnaire responses are less than 100. N/A is shown where the base number of responses is less than 10 during the period. % is calculated as Quantity/Base number*100

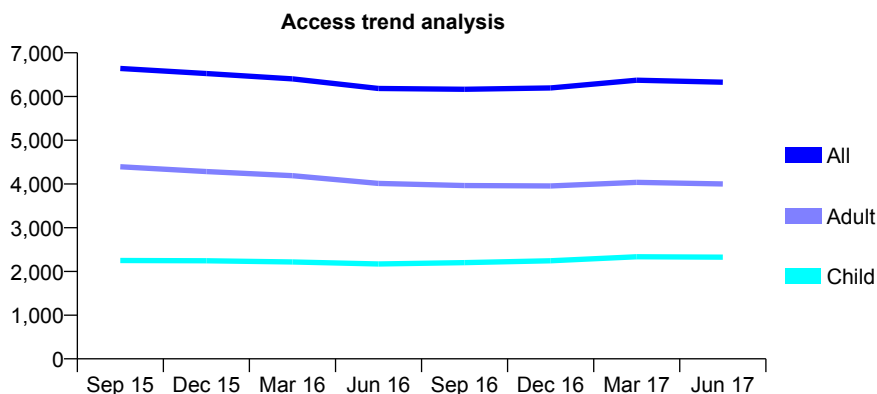
Q58 - Vital Signs At a Glance Contract Report for 101362/0001 - June 2017

Name or company name	Rodericks Dental Limited
Contract type name	Pilot Contract
Purpose of contract	General
Contract start date	01/04/2006
Contract end date	

17/18 Contracted general activity (UDA)	18,000
Carry forward general activity (UDA)	0
17/18 Contracted orthodontic activity (UOA)	0
Carry forward orthodontic activity (UOA)	0
Baseline contract value	£603,305.78

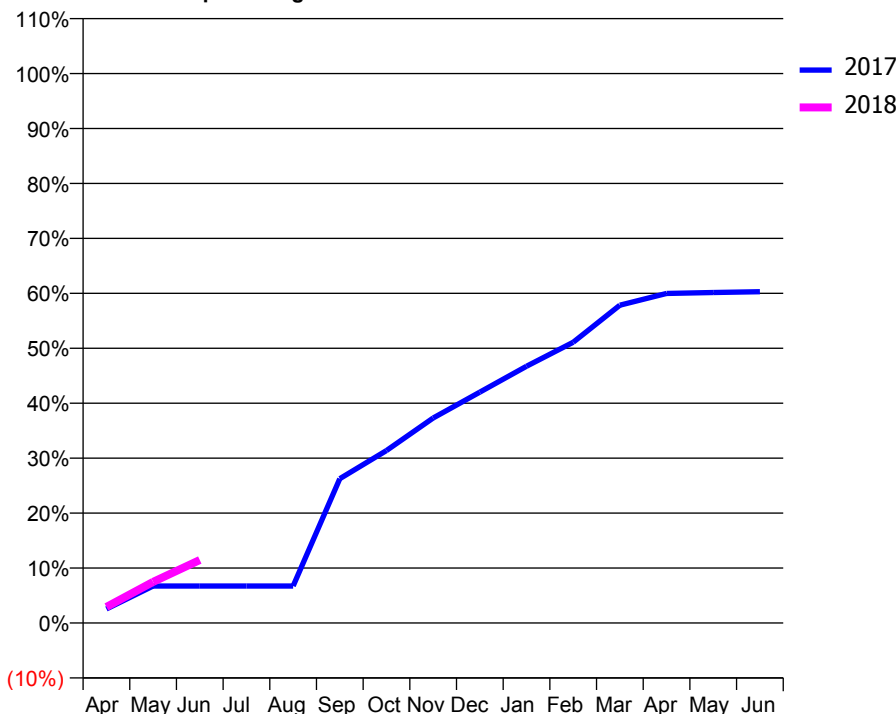
ACCESS*

Patients seen in 24 months	Total	Change since previous quarter
Quarter ending June 2016	6,183	
Quarter ending September 2016	6,165	→
Quarter ending December 2016	6,197	→
Quarter ending March 2017	6,374	↑
Quarter ending June 2017	6,328	→
Variance since June 2016	2.3%	↑



ACTIVITY

Cumulative percentage of contracted UDA delivered 2017 & 2018



Month	Adjusted Scheduled Activity (UDA)	
	2017	2018
April	460	527
May	1,211	1,349
June	1,211	2,066
July	1,211	
August	1,211	
September	4,727	
October	5,651	
November	6,716	
December	7,565	
January	8,411	
February	9,198	
March	10,410	
April	10,794	
May	10,827	
June	10,852	

QUALITY

	Quantity	Base Number	Contract	AT	Region	England
% of FP17s for the same patient ID Re-attending within 3 months - Children	33	741	4.5%	11.0%	11.7%	12.0%
% of FP17s for the same patient ID Re-attending within 3 months - Adults	96	1,028	9.3%	14.4%	15.2%	16.0%
% of FP17s for the same patient ID Re-attending between 3 & 9 months - Children	490	741	66.1%	56.8%	59.1%	58.0%
% of FP17s for the same patient ID Re-attending between 3 & 9 months - Adults	481	1,028	46.8%	49.2%	52.2%	50.9%
% of FP17s for Band 1 Urgent Courses	64	1,373	4.7%	8.3%	7.9%	9.1%
% of FP17s Relating to Free Repair or Replacements	2	1,373	0.1%	0.7%	0.8%	0.8%
% of FP17s Relating to Continuations	0	1,373	0.0%	0.9%	1.1%	1.1%
% of Patients satisfied with the dentistry they have received	4	4	N/A	91.4%	91.8%	91.7%
% of Patients satisfied with the time they had to wait for an appointment	2	4	N/A	87.1%	88.4%	88.0%

* This is based on patients treated on this contract for their most recent course of treatment. Figures in italics indicate the base number of FP17s or Patient Questionnaire responses are less than 100. N/A is shown where the base number of responses is less than 10 during the period. % is calculated as Quantity/Base number*100

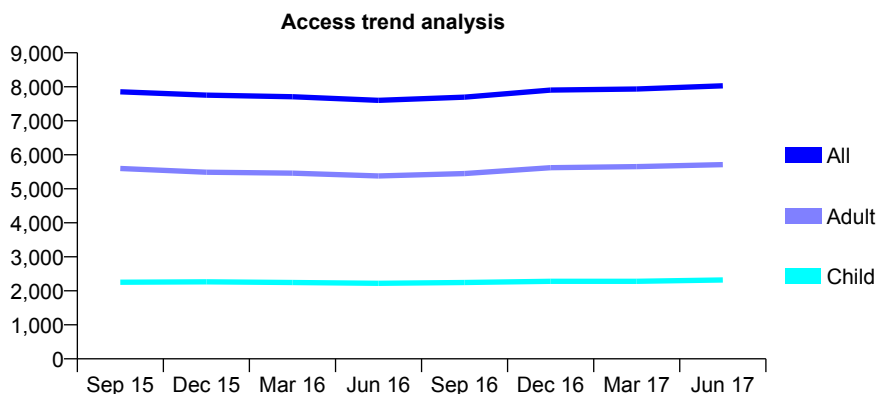
Q58 - Vital Signs At a Glance Contract Report for 101362/0002 - June 2017

Name or company name	Rodericks Dental Limited
Contract type name	GDS Contract
Purpose of contract	General
Contract start date	02/10/2006
Contract end date	

17/18 Contracted general activity (UDA)	21,795
Carry forward general activity (UDA)	0
17/18 Contracted orthodontic activity (UOA)	0
Carry forward orthodontic activity (UOA)	0
Baseline contract value	£486,466.09

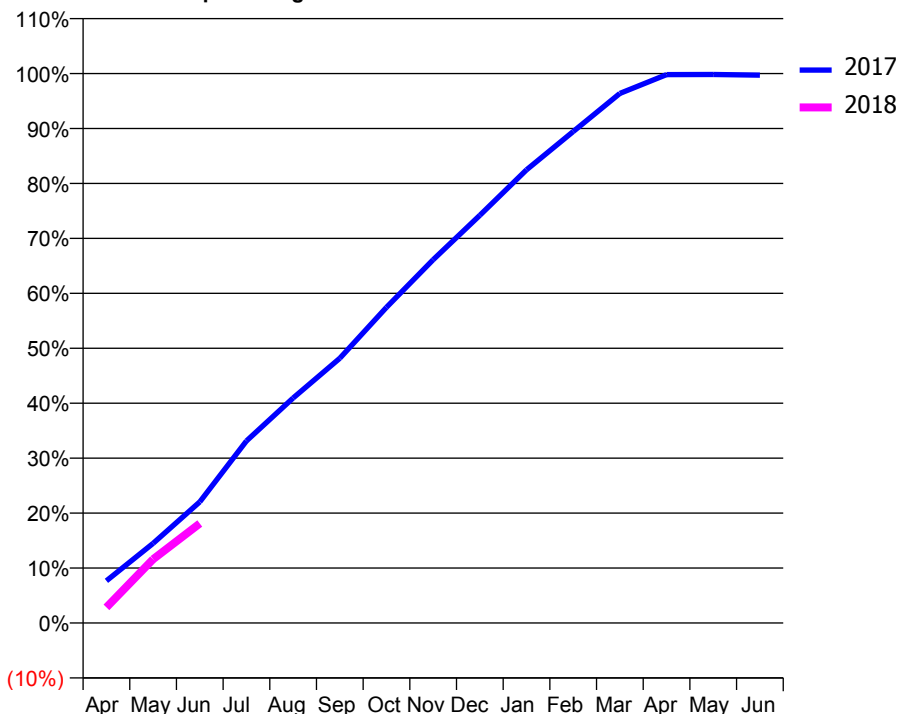
ACCESS*

Patients seen in 24 months	Total	Change since previous quarter
Quarter ending June 2016	7,602	
Quarter ending September 2016	7,695	→
Quarter ending December 2016	7,905	↑
Quarter ending March 2017	7,934	→
Quarter ending June 2017	8,031	→
Variance since June 2016	5.6%	↑



ACTIVITY

Cumulative percentage of contracted UDA delivered 2017 & 2018



Adjusted Scheduled Activity (UDA)

Month	2017	2018
April	1,672	622
May	3,161	2,530
June	4,806	3,951
July	7,225	
August	8,926	
September	10,499	
October	12,524	
November	14,409	
December	16,170	
January	17,973	
February	19,492	
March	21,004	
April	21,750	
May	21,755	
June	21,731	

QUALITY

	Quantity	Base Number	Contract	AT	Region	England
% of FP17s for the same patient ID Re-attending within 3 months - Children	46	846	5.4%	11.0%	11.7%	12.0%
% of FP17s for the same patient ID Re-attending within 3 months - Adults	238	1,918	12.4%	14.4%	15.2%	16.0%
% of FP17s for the same patient ID Re-attending between 3 & 9 months - Children	547	846	64.7%	56.8%	59.1%	58.0%
% of FP17s for the same patient ID Re-attending between 3 & 9 months - Adults	1,134	1,918	59.1%	49.2%	52.2%	50.9%
% of FP17s for Band 1 Urgent Courses	184	2,343	7.9%	8.3%	7.9%	9.1%
% of FP17s Relating to Free Repair or Replacements	18	2,343	0.8%	0.7%	0.8%	0.8%
% of FP17s Relating to Continuations	6	2,343	0.3%	0.9%	1.1%	1.1%
% of Patients satisfied with the dentistry they have received	5	6	N/A	91.4%	91.8%	91.7%
% of Patients satisfied with the time they had to wait for an appointment	3	6	N/A	87.1%	88.4%	88.0%

* This is based on patients treated on this contract for their most recent course of treatment. Figures in italics indicate the base number of FP17s or Patient Questionnaire responses are less than 100. N/A is shown where the base number of responses is less than 10 during the period. % is calculated as Quantity/Base number*100

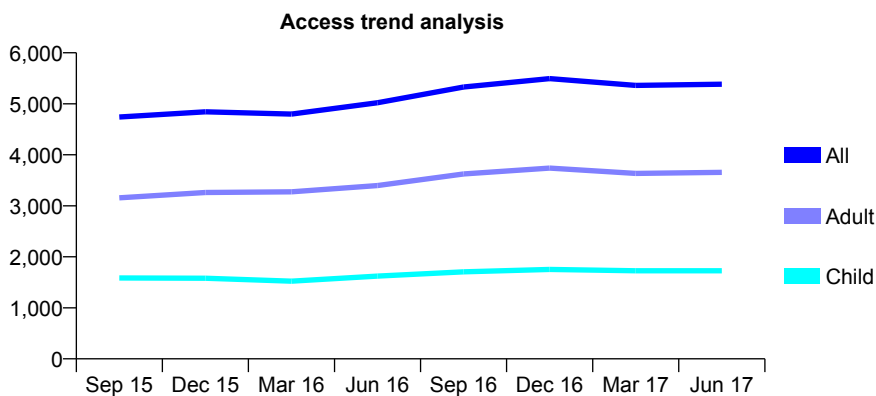
Q58 - Vital Signs At a Glance Contract Report for 101362/0009 - June 2017

Name or company name	Rodericks Dental Limited
Contract type name	GDS Contract
Purpose of contract	General
Contract start date	01/06/2008
Contract end date	

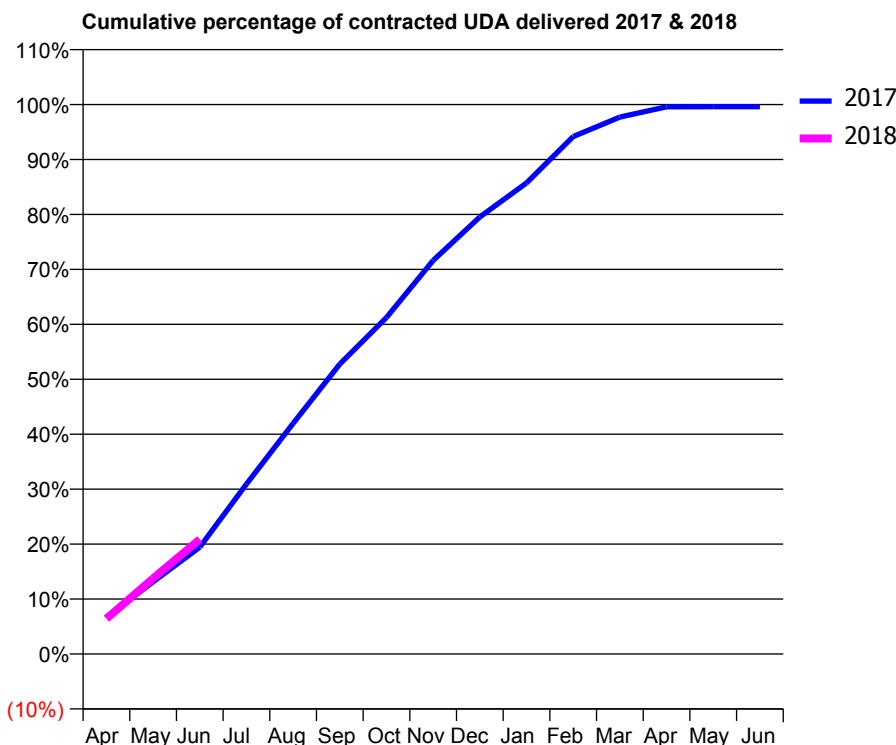
17/18 Contracted general activity (UDA)	12,918
Carry forward general activity (UDA)	0
17/18 Contracted orthodontic activity (UOA)	0
Carry forward orthodontic activity (UOA)	0
Baseline contract value	£290,180.50

ACCESS*

Patients seen in 24 months	Total	Change since previous quarter
Quarter ending June 2016	5,020	
Quarter ending September 2016	5,330	↑
Quarter ending December 2016	5,493	↑
Quarter ending March 2017	5,362	↓
Quarter ending June 2017	5,384	→
Variance since June 2016	7.3%	↑



ACTIVITY



Month	Adjusted Scheduled Activity (UDA)	
	2017	2018
April	869	831
May	1,697	1,780
June	2,512	2,698
July	3,996	
August	5,423	
September	6,816	
October	7,911	
November	9,252	
December	10,275	
January	11,075	
February	12,164	
March	12,623	
April	12,864	
May	12,865	
June	12,867	

QUALITY

	Quantity	Base Number	Contract	AT	Region	England
% of FP17s for the same patient ID Re-attending within 3 months - Children	41	567	7.2%	11.0%	11.7%	12.0%
% of FP17s for the same patient ID Re-attending within 3 months - Adults	129	877	14.7%	14.4%	15.2%	16.0%
% of FP17s for the same patient ID Re-attending between 3 & 9 months - Children	295	567	52.0%	56.8%	59.1%	58.0%
% of FP17s for the same patient ID Re-attending between 3 & 9 months - Adults	358	877	40.8%	49.2%	52.2%	50.9%
% of FP17s for Band 1 Urgent Courses	136	1,352	10.1%	8.3%	7.9%	9.1%
% of FP17s Relating to Free Repair or Replacements	8	1,352	0.6%	0.7%	0.8%	0.8%
% of FP17s Relating to Continuations	1	1,352	0.1%	0.9%	1.1%	1.1%
% of Patients satisfied with the dentistry they have received	2	2	N/A	91.4%	91.8%	91.7%
% of Patients satisfied with the time they had to wait for an appointment	2	2	N/A	87.1%	88.4%	88.0%

* This is based on patients treated on this contract for their most recent course of treatment. Figures in italics indicate the base number of FP17s or Patient Questionnaire responses are less than 100. N/A is shown where the base number of responses is less than 10 during the period. % is calculated as Quantity/Base number*100

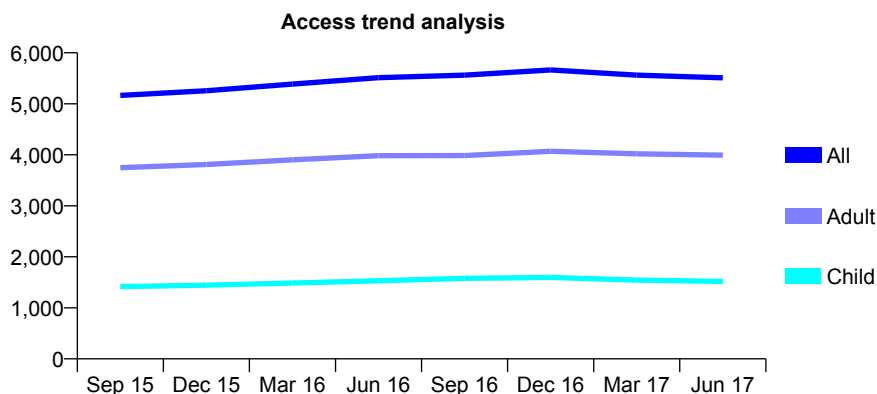
Q58 - Vital Signs At a Glance Contract Report for 101362/0020 - June 2017

Name or company name	Rodericks Dental Limited
Contract type name	GDS Contract
Purpose of contract	General
Contract start date	20/08/2009
Contract end date	

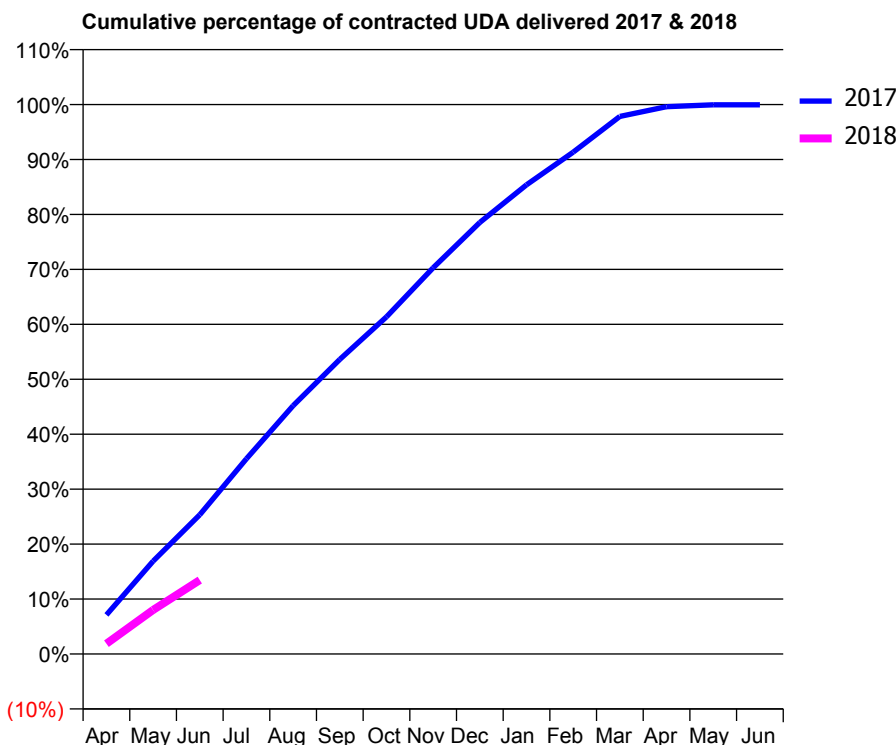
17/18 Contracted general activity (UDA)	14,000
Carry forward general activity (UDA)	0
17/18 Contracted orthodontic activity (UOA)	0
Carry forward orthodontic activity (UOA)	0
Baseline contract value	£360,356.77

ACCESS*

Patients seen in 24 months	Total	Change since previous quarter
Quarter ending June 2016	5,513	
Quarter ending September 2016	5,563	→
Quarter ending December 2016	5,664	→
Quarter ending March 2017	5,563	↓
Quarter ending June 2017	5,511	→
Variance since June 2016	(0.0%)	→



ACTIVITY



Month	Adjusted Scheduled Activity (UDA)	
	2017	2018
April	996	263
May	2,365	1,123
June	3,550	1,883
July	4,976	
August	6,328	
September	7,506	
October	8,589	
November	9,840	
December	10,997	
January	11,953	
February	12,787	
March	13,698	
April	13,945	
May	13,990	
June	13,993	

QUALITY

	Quantity	Base Number	Contract	AT	Region	England
% of FP17s for the same patient ID Re-attending within 3 months - Children	22	451	4.9%	11.0%	11.7%	12.0%
% of FP17s for the same patient ID Re-attending within 3 months - Adults	102	980	10.4%	14.4%	15.2%	16.0%
% of FP17s for the same patient ID Re-attending between 3 & 9 months - Children	312	451	69.2%	56.8%	59.1%	58.0%
% of FP17s for the same patient ID Re-attending between 3 & 9 months - Adults	560	980	57.1%	49.2%	52.2%	50.9%
% of FP17s for Band 1 Urgent Courses	110	1,289	8.5%	8.3%	7.9%	9.1%
% of FP17s Relating to Free Repair or Replacements	6	1,289	0.5%	0.7%	0.8%	0.8%
% of FP17s Relating to Continuations	1	1,289	0.1%	0.9%	1.1%	1.1%
% of Patients satisfied with the dentistry they have received	8	9	N/A	91.4%	91.8%	91.7%
% of Patients satisfied with the time they had to wait for an appointment	7	9	N/A	87.1%	88.4%	88.0%

* This is based on patients treated on this contract for their most recent course of treatment. Figures in italics indicate the base number of FP17s or Patient Questionnaire responses are less than 100. N/A is shown where the base number of responses is less than 10 during the period. % is calculated as Quantity/Base number*100

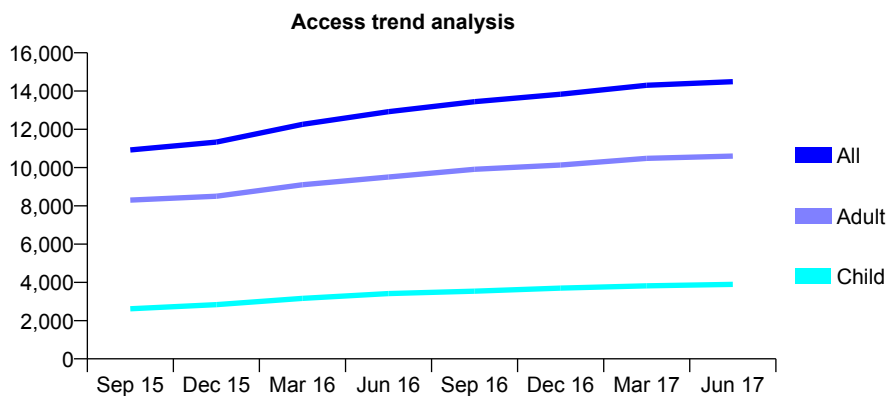
Q58 - Vital Signs At a Glance Contract Report for 101362/0021 - June 2017

Name or company name	Rodericks Dental Limited
Contract type name	GDS Contract
Purpose of contract	General
Contract start date	01/10/2009
Contract end date	

17/18 Contracted general activity (UDA)	40,147
Carry forward general activity (UDA)	0
17/18 Contracted orthodontic activity (UOA)	0
Carry forward orthodontic activity (UOA)	0
Baseline contract value	£1,169,325.16

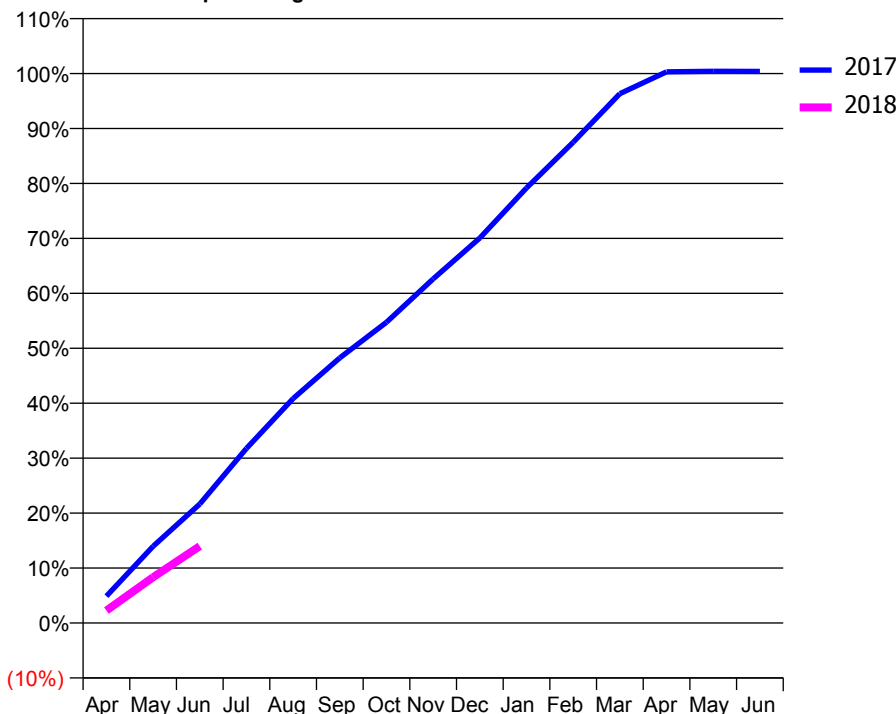
ACCESS*

Patients seen in 24 months	Total	Change since previous quarter
Quarter ending June 2016	12,919	
Quarter ending September 2016	13,447	↑
Quarter ending December 2016	13,832	↑
Quarter ending March 2017	14,302	↑
Quarter ending June 2017	14,491	→
Variance since June 2016	12.2%	↑



ACTIVITY

Cumulative percentage of contracted UDA delivered 2017 & 2018



Month	Adjusted Scheduled Activity (UDA)	
	2017	2018
April	1,966	909
May	5,611	3,345
June	8,695	5,620
July	12,763	
August	16,404	
September	19,368	
October	21,971	
November	25,139	
December	28,127	
January	31,789	
February	35,125	
March	38,674	
April	40,271	
May	40,309	
June	40,303	

QUALITY

	Quantity	Base Number	Contract	AT	Region	England
% of FP17s for the same patient ID Re-attending within 3 months - Children	117	1,236	9.5%	11.0%	11.7%	12.0%
% of FP17s for the same patient ID Re-attending within 3 months - Adults	440	2,764	15.9%	14.4%	15.2%	16.0%
% of FP17s for the same patient ID Re-attending between 3 & 9 months - Children	775	1,236	62.7%	56.8%	59.1%	58.0%
% of FP17s for the same patient ID Re-attending between 3 & 9 months - Adults	1,414	2,764	51.2%	49.2%	52.2%	50.9%
% of FP17s for Band 1 Urgent Courses	728	3,307	22.0%	8.3%	7.9%	9.1%
% of FP17s Relating to Free Repair or Replacements	14	3,307	0.4%	0.7%	0.8%	0.8%
% of FP17s Relating to Continuations	2	3,307	0.1%	0.9%	1.1%	1.1%
% of Patients satisfied with the dentistry they have received	11	13	84.6%	91.4%	91.8%	91.7%
% of Patients satisfied with the time they had to wait for an appointment	11	13	84.6%	87.1%	88.4%	88.0%

* This is based on patients treated on this contract for their most recent course of treatment. Figures in italics indicate the base number of FP17s or Patient Questionnaire responses are less than 100. N/A is shown where the base number of responses is less than 10 during the period. % is calculated as Quantity/Base number*100

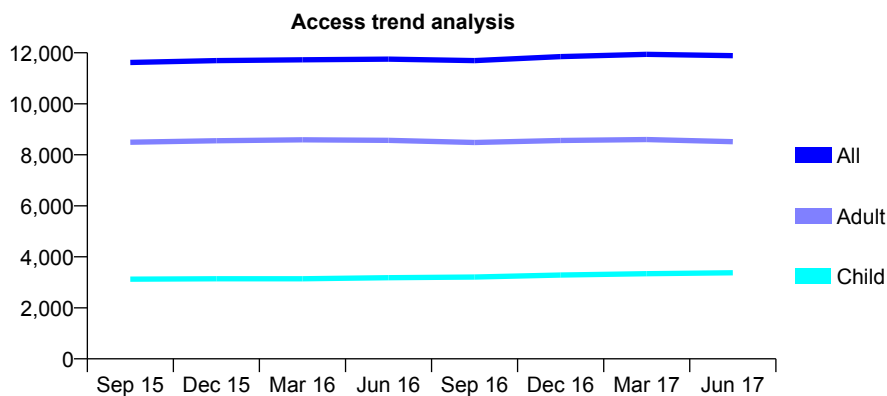
Q58 - Vital Signs At a Glance Contract Report for 101370/0047 - June 2017

Name or company name	Petrie Tucker and Partners Ltd
Contract type name	GDS Contract
Purpose of contract	General
Contract start date	01/04/2006
Contract end date	

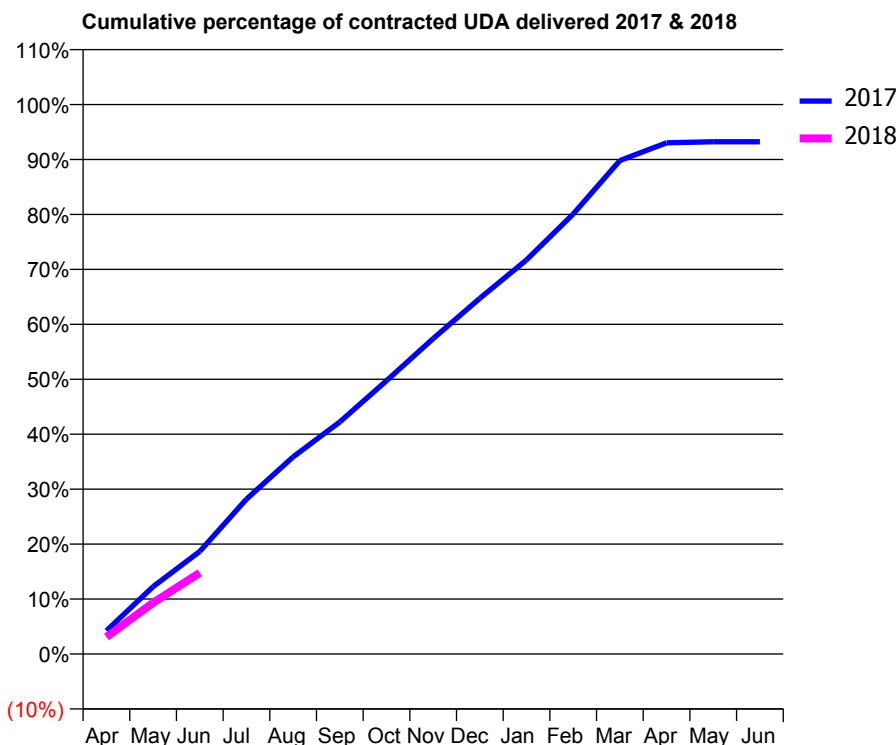
17/18 Contracted general activity (UDA)	29,673
Carry forward general activity (UDA)	0
17/18 Contracted orthodontic activity (UOA)	0
Carry forward orthodontic activity (UOA)	0
Baseline contract value	£803,494.71

ACCESS*

Patients seen in 24 months	Total	Change since previous quarter
Quarter ending June 2016	11,753	
Quarter ending September 2016	11,692	→
Quarter ending December 2016	11,849	→
Quarter ending March 2017	11,939	→
Quarter ending June 2017	11,890	→
Variance since June 2016	1.2%	→



ACTIVITY



Month	Adjusted Scheduled Activity (UDA)	
	2017	2018
April	1,256	916
May	3,641	2,769
June	5,541	4,388
July	8,361	
August	10,645	
September	12,531	
October	14,755	
November	17,031	
December	19,206	
January	21,280	
February	23,760	
March	26,648	
April	27,605	
May	27,660	
June	27,661	

QUALITY

	Quantity	Base Number	Contract	AT	Region	England
% of FP17s for the same patient ID Re-attending within 3 months - Children	26	996	2.6%	11.0%	11.7%	12.0%
% of FP17s for the same patient ID Re-attending within 3 months - Adults	153	2,007	7.6%	14.4%	15.2%	16.0%
% of FP17s for the same patient ID Re-attending between 3 & 9 months - Children	456	996	45.8%	56.8%	59.1%	58.0%
% of FP17s for the same patient ID Re-attending between 3 & 9 months - Adults	872	2,007	43.4%	49.2%	52.2%	50.9%
% of FP17s for Band 1 Urgent Courses	74	2,572	2.9%	8.3%	7.9%	9.1%
% of FP17s Relating to Free Repair or Replacements	6	2,572	0.2%	0.7%	0.8%	0.8%
% of FP17s Relating to Continuations	32	2,572	1.2%	0.9%	1.1%	1.1%
% of Patients satisfied with the dentistry they have received	15	16	93.8%	91.4%	91.8%	91.7%
% of Patients satisfied with the time they had to wait for an appointment	14	16	87.5%	87.1%	88.4%	88.0%

* This is based on patients treated on this contract for their most recent course of treatment. Figures in italics indicate the base number of FP17s or Patient Questionnaire responses are less than 100. N/A is shown where the base number of responses is less than 10 during the period. % is calculated as Quantity/Base number*100

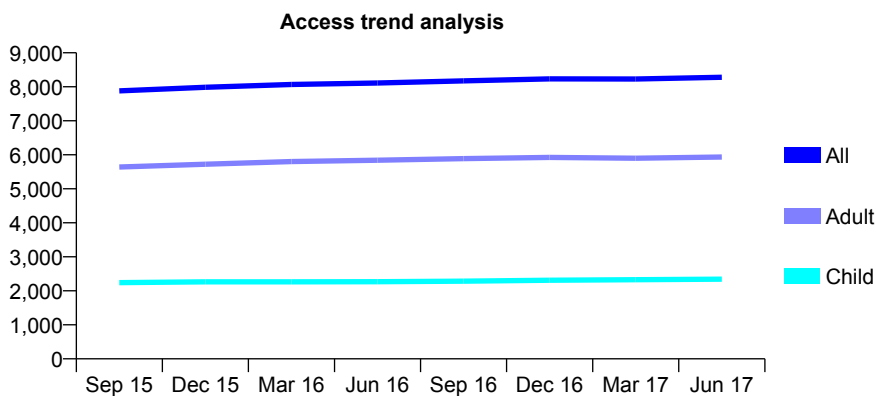
Q58 - Vital Signs At a Glance Contract Report for 101370/0057 - June 2017

Name or company name	Petrie Tucker and Partners Ltd
Contract type name	GDS Contract
Purpose of contract	General
Contract start date	01/04/2006
Contract end date	

17/18 Contracted general activity (UDA)	24,667
Carry forward general activity (UDA)	0
17/18 Contracted orthodontic activity (UOA)	0
Carry forward orthodontic activity (UOA)	0
Baseline contract value	£610,703.79

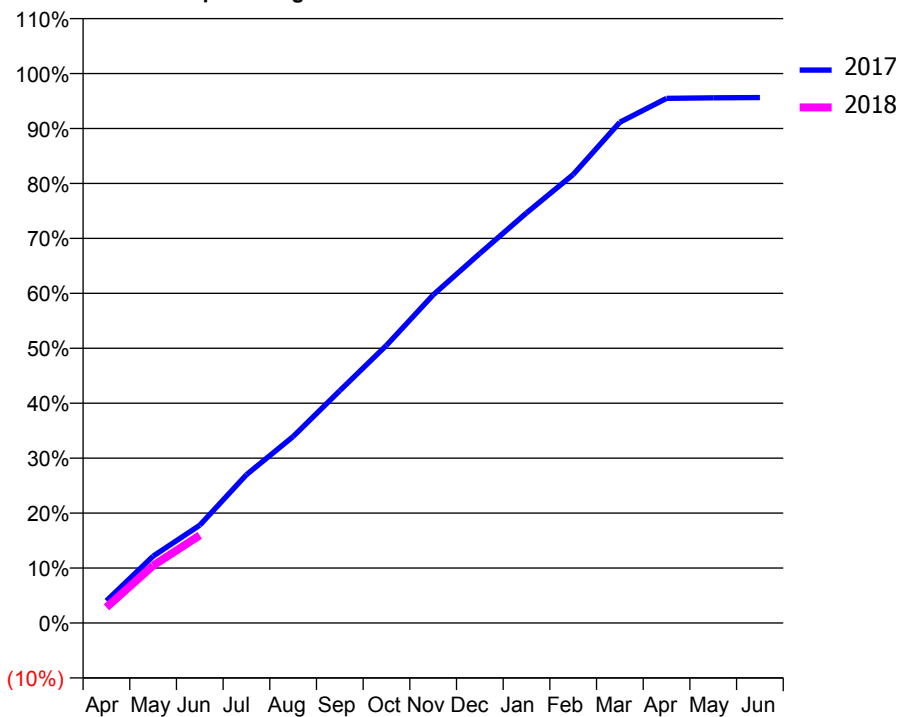
ACCESS*

Patients seen in 24 months	Total	Change since previous quarter
Quarter ending June 2016	8,112	
Quarter ending September 2016	8,174	→
Quarter ending December 2016	8,232	→
Quarter ending March 2017	8,228	→
Quarter ending June 2017	8,279	→
Variance since June 2016	2.1%	↑



ACTIVITY

Cumulative percentage of contracted UDA delivered 2017 & 2018



Month	Adjusted Scheduled Activity (UDA)	
	2017	2018
April	998	706
May	3,004	2,579
June	4,391	3,938
July	6,662	
August	8,372	
September	10,429	
October	12,467	
November	14,726	
December	16,589	
January	18,408	
February	20,131	
March	22,480	
April	23,552	
May	23,573	
June	23,585	

QUALITY

	Quantity	Base Number	Contract	AT	Region	England
% of FP17s for the same patient ID Re-attending within 3 months - Children	19	796	2.4%	11.0%	11.7%	12.0%
% of FP17s for the same patient ID Re-attending within 3 months - Adults	146	1,681	8.7%	14.4%	15.2%	16.0%
% of FP17s for the same patient ID Re-attending between 3 & 9 months - Children	445	796	55.9%	56.8%	59.1%	58.0%
% of FP17s for the same patient ID Re-attending between 3 & 9 months - Adults	826	1,681	49.1%	49.2%	52.2%	50.9%
% of FP17s for Band 1 Urgent Courses	87	2,035	4.3%	8.3%	7.9%	9.1%
% of FP17s Relating to Free Repair or Replacements	23	2,035	1.1%	0.7%	0.8%	0.8%
% of FP17s Relating to Continuations	30	2,035	1.5%	0.9%	1.1%	1.1%
% of Patients satisfied with the dentistry they have received	12	12	100.0%	91.4%	91.8%	91.7%
% of Patients satisfied with the time they had to wait for an appointment	11	12	91.7%	87.1%	88.4%	88.0%

* This is based on patients treated on this contract for their most recent course of treatment. Figures in italics indicate the base number of FP17s or Patient Questionnaire responses are less than 100. N/A is shown where the base number of responses is less than 10 during the period. % is calculated as Quantity/Base number*100

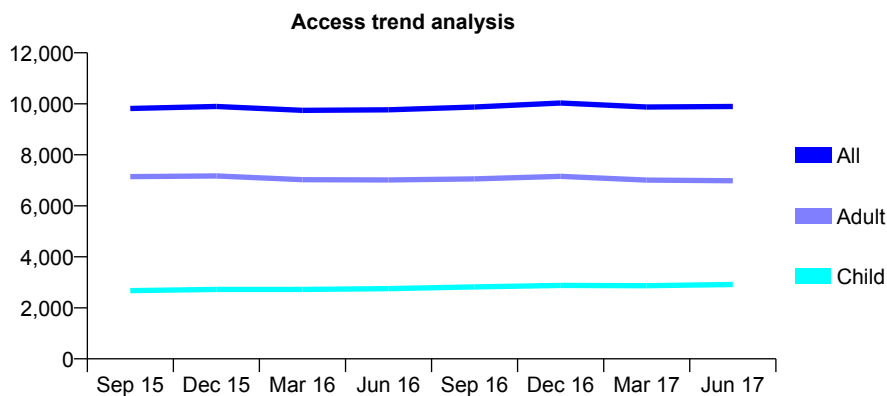
Q58 - Vital Signs At a Glance Contract Report for 101370/0064 - June 2017

Name or company name	Petrie Tucker and Partners Ltd
Contract type name	GDS Contract
Purpose of contract	General
Contract start date	01/04/2006
Contract end date	

17/18 Contracted general activity (UDA)	31,719
Carry forward general activity (UDA)	0
17/18 Contracted orthodontic activity (UOA)	0
Carry forward orthodontic activity (UOA)	0
Baseline contract value	£832,339.69

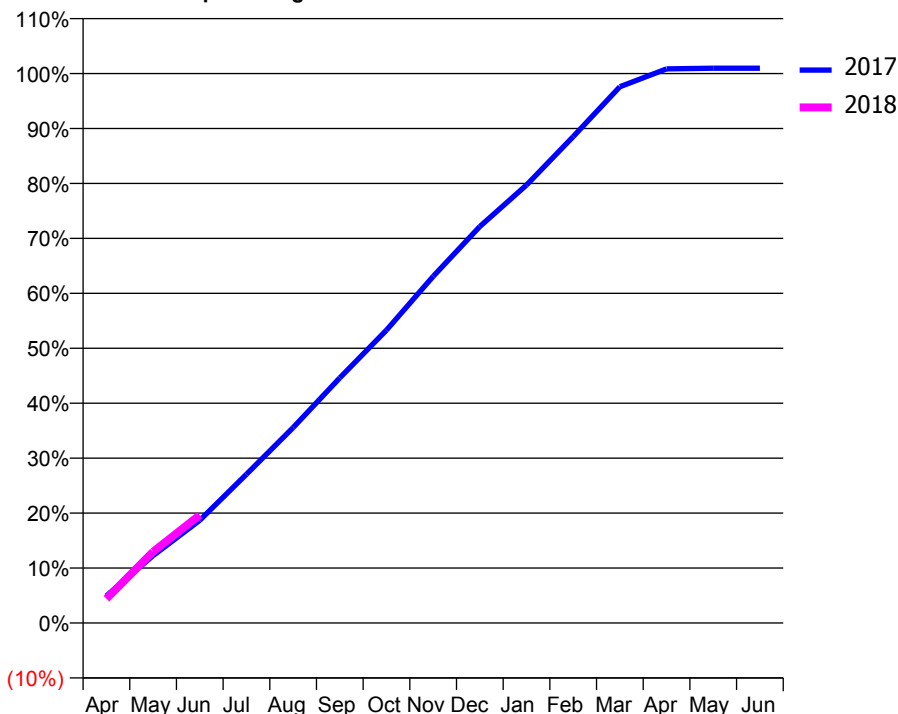
ACCESS*

Patients seen in 24 months	Total	Change since previous quarter
Quarter ending June 2016	9,764	
Quarter ending September 2016	9,874	→
Quarter ending December 2016	10,031	→
Quarter ending March 2017	9,875	↓
Quarter ending June 2017	9,897	→
Variance since June 2016	1.4%	→



ACTIVITY

Cumulative percentage of contracted UDA delivered 2017 & 2018



Month	Adjusted Scheduled Activity (UDA)	
	2017	2018
April	1,566	1,402
May	3,888	4,118
June	5,934	6,233
July	8,589	
August	11,281	
September	14,150	
October	16,911	
November	20,008	
December	22,889	
January	25,281	
February	28,079	
March	30,955	
April	31,986	
May	32,021	
June	32,022	

QUALITY

	Quantity	Base Number	Contract	AT	Region	England
% of FP17s for the same patient ID Re-attending within 3 months - Children	89	1,124	7.9%	11.0%	11.7%	12.0%
% of FP17s for the same patient ID Re-attending within 3 months - Adults	234	1,946	12.0%	14.4%	15.2%	16.0%
% of FP17s for the same patient ID Re-attending between 3 & 9 months - Children	605	1,124	53.8%	56.8%	59.1%	58.0%
% of FP17s for the same patient ID Re-attending between 3 & 9 months - Adults	1,014	1,946	52.1%	49.2%	52.2%	50.9%
% of FP17s for Band 1 Urgent Courses	199	2,677	7.4%	8.3%	7.9%	9.1%
% of FP17s Relating to Free Repair or Replacements	18	2,677	0.7%	0.7%	0.8%	0.8%
% of FP17s Relating to Continuations	23	2,677	0.9%	0.9%	1.1%	1.1%
% of Patients satisfied with the dentistry they have received	12	13	92.3%	91.4%	91.8%	91.7%
% of Patients satisfied with the time they had to wait for an appointment	11	13	84.6%	87.1%	88.4%	88.0%

* This is based on patients treated on this contract for their most recent course of treatment. Figures in italics indicate the base number of FP17s or Patient Questionnaire responses are less than 100. N/A is shown where the base number of responses is less than 10 during the period. % is calculated as Quantity/Base number*100

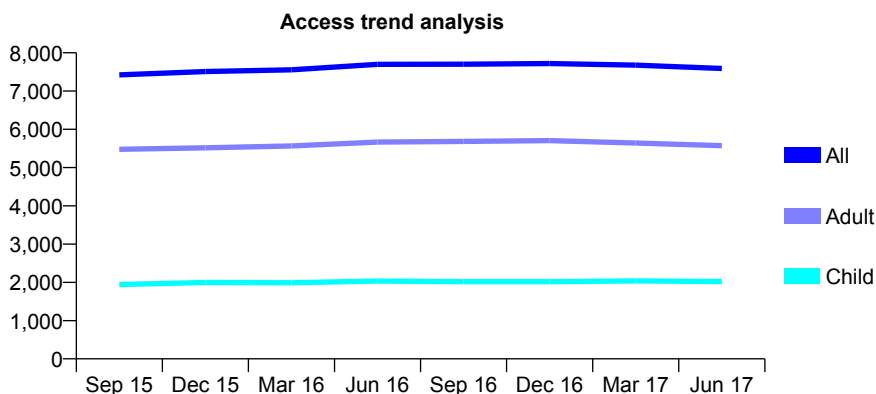
Q58 - Vital Signs At a Glance Contract Report for 101370/0065 - June 2017

Name or company name	Petrie Tucker and Partners Ltd
Contract type name	GDS Contract
Purpose of contract	General
Contract start date	01/04/2006
Contract end date	

17/18 Contracted general activity (UDA)	21,251
Carry forward general activity (UDA)	0
17/18 Contracted orthodontic activity (UOA)	0
Carry forward orthodontic activity (UOA)	0
Baseline contract value	£505,962.60

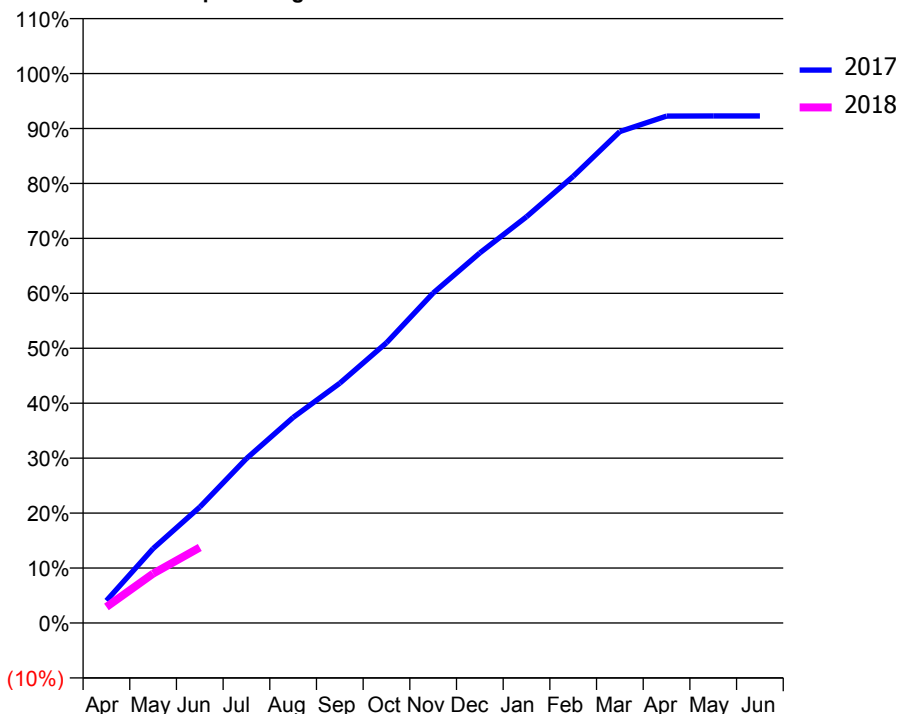
ACCESS*

Patients seen in 24 months	Total	Change since previous quarter
Quarter ending June 2016	7,699	
Quarter ending September 2016	7,703	→
Quarter ending December 2016	7,721	→
Quarter ending March 2017	7,679	→
Quarter ending June 2017	7,592	↓
Variance since June 2016	(1.4%)	↓



ACTIVITY

Cumulative percentage of contracted UDA delivered 2017 & 2018



Adjusted Scheduled Activity (UDA)

Month	2017	2018
April	863	621
May	2,881	1,913
June	4,482	2,923
July	6,362	
August	7,951	
September	9,273	
October	10,839	
November	12,762	
December	14,313	
January	15,709	
February	17,275	
March	19,004	
April	19,605	
May	19,610	
June	19,611	

QUALITY

	Quantity	Base Number	Contract	AT	Region	England
% of FP17s for the same patient ID Re-attending within 3 months - Children	53	570	9.3%	11.0%	11.7%	12.0%
% of FP17s for the same patient ID Re-attending within 3 months - Adults	212	1,321	16.0%	14.4%	15.2%	16.0%
% of FP17s for the same patient ID Re-attending between 3 & 9 months - Children	259	570	45.4%	56.8%	59.1%	58.0%
% of FP17s for the same patient ID Re-attending between 3 & 9 months - Adults	560	1,321	42.4%	49.2%	52.2%	50.9%
% of FP17s for Band 1 Urgent Courses	212	1,607	13.2%	8.3%	7.9%	9.1%
% of FP17s Relating to Free Repair or Replacements	1	1,607	0.1%	0.7%	0.8%	0.8%
% of FP17s Relating to Continuations	31	1,607	1.9%	0.9%	1.1%	1.1%
% of Patients satisfied with the dentistry they have received	5	5	N/A	91.4%	91.8%	91.7%
% of Patients satisfied with the time they had to wait for an appointment	4	5	N/A	87.1%	88.4%	88.0%

* This is based on patients treated on this contract for their most recent course of treatment. Figures in italics indicate the base number of FP17s or Patient Questionnaire responses are less than 100. N/A is shown where the base number of responses is less than 10 during the period. % is calculated as Quantity/Base number*100

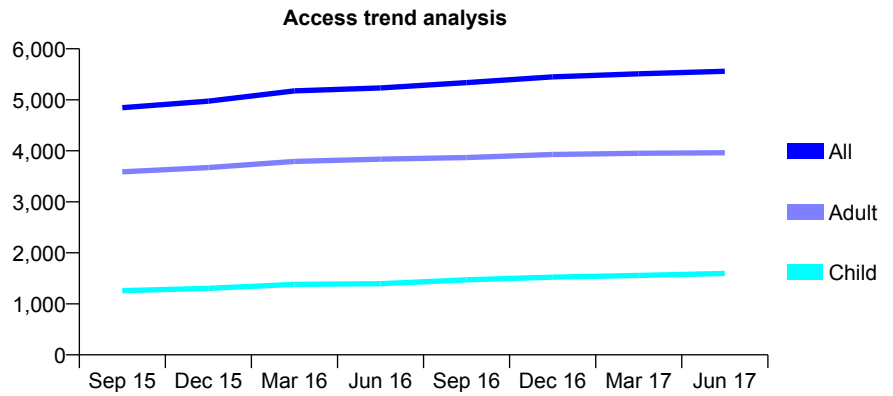
Q58 - Vital Signs At a Glance Contract Report for 101435/0003 - June 2017

Name or company name	IDH Limited
Contract type name	GDS Contract
Purpose of contract	General and Orthodontic
Contract start date	01/04/2006
Contract end date	

17/18 Contracted general activity (UDA)	15,825
Carry forward general activity (UDA)	0
17/18 Contracted orthodontic activity (UOA)	428
Carry forward orthodontic activity (UOA)	0
Baseline contract value	£414,553.51

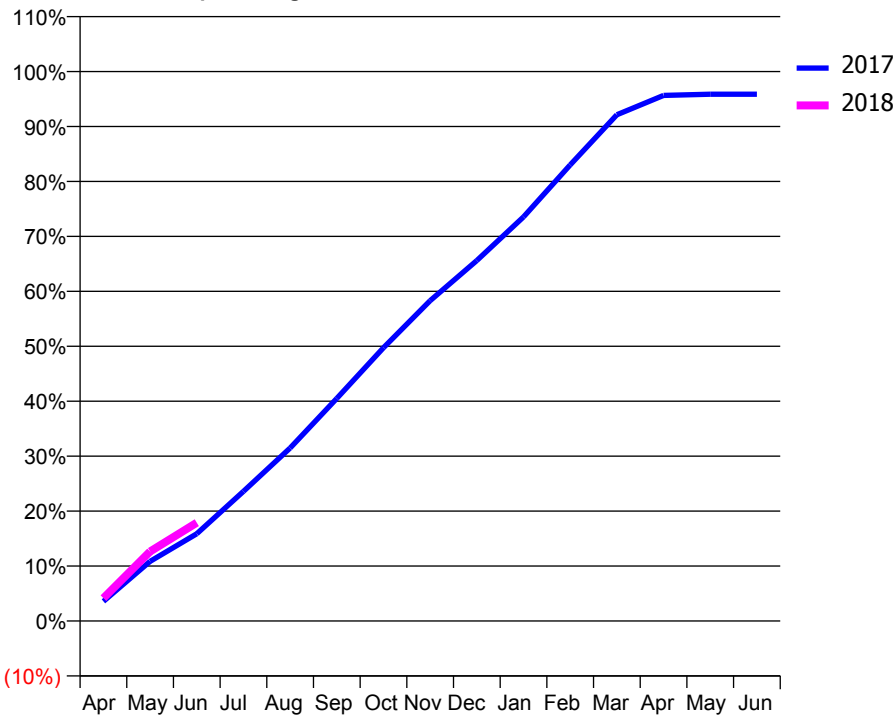
ACCESS*

Patients seen in 24 months	Total	Change since previous quarter
Quarter ending June 2016	5,232	
Quarter ending September 2016	5,337	↑
Quarter ending December 2016	5,450	↑
Quarter ending March 2017	5,509	→
Quarter ending June 2017	5,560	→
Variance since June 2016	6.3%	↑



ACTIVITY

Cumulative percentage of contracted UDA delivered 2017 & 2018



Month	Adjusted Scheduled Activity (UDA)	
	2017	2018
April	567	657
May	1,720	2,002
June	2,513	2,831
July	3,734	
August	4,984	
September	6,411	
October	7,871	
November	9,224	
December	10,381	
January	11,638	
February	13,134	
March	14,581	
April	15,137	
May	15,171	
June	15,171	

QUALITY

	Quantity	Base Number	Contract	AT	Region	England
% of FP17s for the same patient ID Re-attending within 3 months - Children	40	471	8.5%	11.0%	11.7%	12.0%
% of FP17s for the same patient ID Re-attending within 3 months - Adults	129	942	13.7%	14.4%	15.2%	16.0%
% of FP17s for the same patient ID Re-attending between 3 & 9 months - Children	215	471	45.6%	56.8%	59.1%	58.0%
% of FP17s for the same patient ID Re-attending between 3 & 9 months - Adults	331	942	35.1%	49.2%	52.2%	50.9%
% of FP17s for Band 1 Urgent Courses	124	1,173	10.6%	8.3%	7.9%	9.1%
% of FP17s Relating to Free Repair or Replacements	3	1,173	0.3%	0.7%	0.8%	0.8%
% of FP17s Relating to Continuations	14	1,173	1.2%	0.9%	1.1%	1.1%
% of Patients satisfied with the dentistry they have received	7	8	N/A	91.4%	91.8%	91.7%
% of Patients satisfied with the time they had to wait for an appointment	7	8	N/A	87.1%	88.4%	88.0%

* This is based on patients treated on this contract for their most recent course of treatment. Figures in italics indicate the base number of FP17s or Patient Questionnaire responses are less than 100. N/A is shown where the base number of responses is less than 10 during the period. % is calculated as Quantity/Base number*100

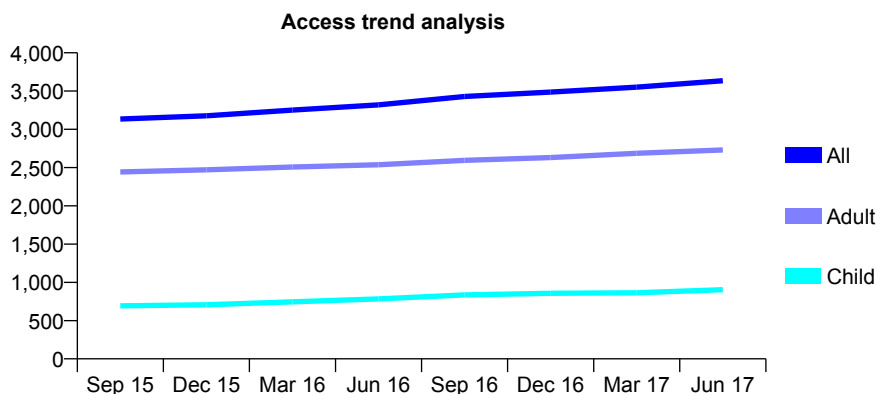
Q58 - Vital Signs At a Glance Contract Report for 101435/0081 - June 2017

Name or company name	IDH Limited
Contract type name	GDS Contract
Purpose of contract	General
Contract start date	01/02/2008
Contract end date	

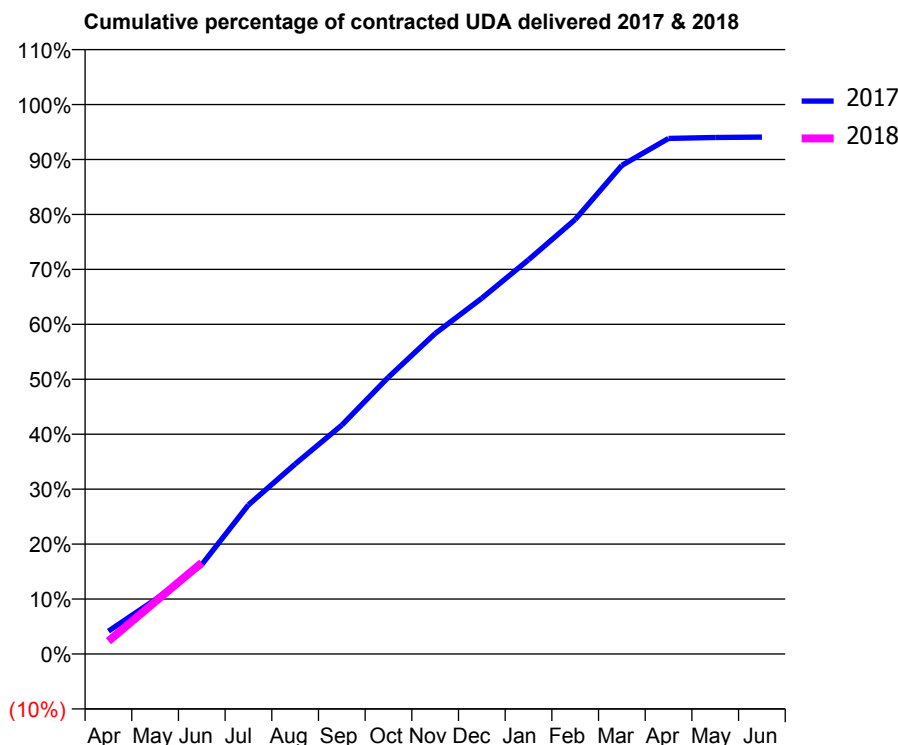
17/18 Contracted general activity (UDA)	11,105
Carry forward general activity (UDA)	0
17/18 Contracted orthodontic activity (UOA)	0
Carry forward orthodontic activity (UOA)	0
Baseline contract value	£284,853.35

ACCESS*

Patients seen in 24 months	Total	Change since previous quarter
Quarter ending June 2016	3,319	
Quarter ending September 2016	3,430	↑
Quarter ending December 2016	3,487	→
Quarter ending March 2017	3,551	→
Quarter ending June 2017	3,634	↑
Variance since June 2016	9.5%	↑



ACTIVITY



Month	Adjusted Scheduled Activity (UDA)	
	2017	2018
April	462	260
May	1,099	1,054
June	1,806	1,846
July	3,014	
August	3,838	
September	4,625	
October	5,596	
November	6,476	
December	7,191	
January	7,968	
February	8,782	
March	9,874	
April	10,420	
May	10,438	
June	10,447	

QUALITY

	Quantity	Base Number	Contract	AT	Region	England
% of FP17s for the same patient ID Re-attending within 3 months - Children	9	305	3.0%	11.0%	11.7%	12.0%
% of FP17s for the same patient ID Re-attending within 3 months - Adults	87	765	11.4%	14.4%	15.2%	16.0%
% of FP17s for the same patient ID Re-attending between 3 & 9 months - Children	149	305	48.9%	56.8%	59.1%	58.0%
% of FP17s for the same patient ID Re-attending between 3 & 9 months - Adults	300	765	39.2%	49.2%	52.2%	50.9%
% of FP17s for Band 1 Urgent Courses	58	857	6.8%	8.3%	7.9%	9.1%
% of FP17s Relating to Free Repair or Replacements	6	857	0.7%	0.7%	0.8%	0.8%
% of FP17s Relating to Continuations	7	857	0.8%	0.9%	1.1%	1.1%
% of Patients satisfied with the dentistry they have received	5	6	N/A	91.4%	91.8%	91.7%
% of Patients satisfied with the time they had to wait for an appointment	6	6	N/A	87.1%	88.4%	88.0%

* This is based on patients treated on this contract for their most recent course of treatment. Figures in italics indicate the base number of FP17s or Patient Questionnaire responses are less than 100. N/A is shown where the base number of responses is less than 10 during the period. % is calculated as Quantity/Base number*100

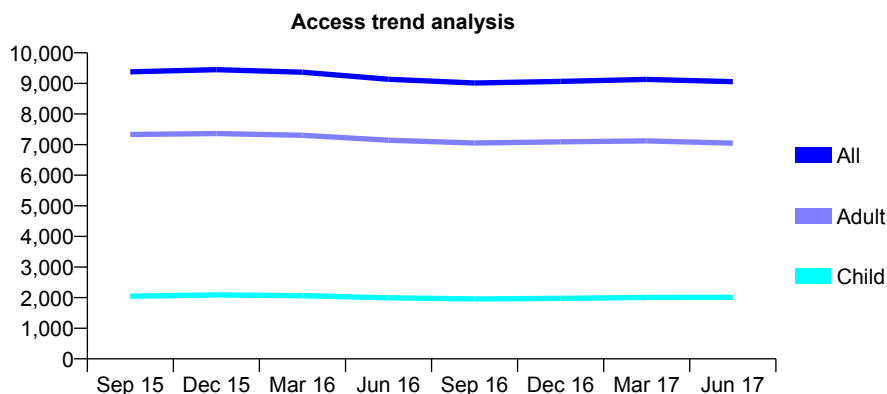
Q58 - Vital Signs At a Glance Contract Report for 101435/0082 - June 2017

Name or company name	IDH Limited
Contract type name	GDS Contract
Purpose of contract	General
Contract start date	01/02/2008
Contract end date	

17/18 Contracted general activity (UDA)	25,924
Carry forward general activity (UDA)	0
17/18 Contracted orthodontic activity (UOA)	0
Carry forward orthodontic activity (UOA)	0
Baseline contract value	£598,694.24

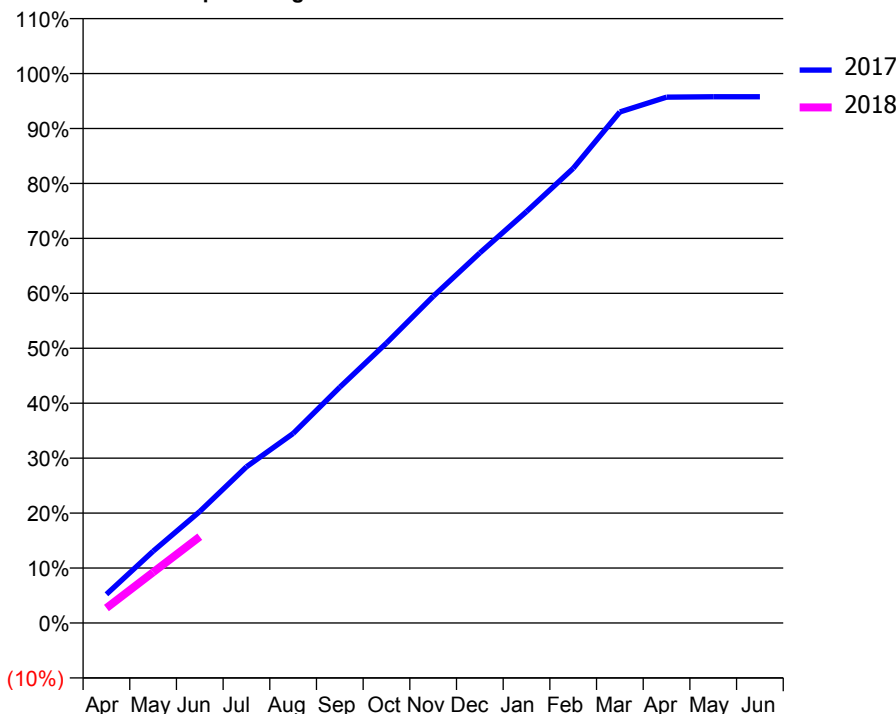
ACCESS*

Patients seen in 24 months	Total	Change since previous quarter
Quarter ending June 2016	9,136	
Quarter ending September 2016	9,011	↓
Quarter ending December 2016	9,067	→
Quarter ending March 2017	9,130	→
Quarter ending June 2017	9,058	→
Variance since June 2016	(0.9%)	→



ACTIVITY

Cumulative percentage of contracted UDA delivered 2017 & 2018



Month	Adjusted Scheduled Activity (UDA)	
	2017	2018
April	1,358	705
May	3,386	2,396
June	5,264	4,071
July	7,370	
August	8,941	
September	11,123	
October	13,208	
November	15,408	
December	17,464	
January	19,413	
February	21,452	
March	24,107	
April	24,810	
May	24,826	
June	24,826	

QUALITY

	Quantity	Base Number	Contract	AT	Region	England
% of FP17s for the same patient ID Re-attending within 3 months - Children	35	646	5.4%	11.0%	11.7%	12.0%
% of FP17s for the same patient ID Re-attending within 3 months - Adults	298	2,197	13.6%	14.4%	15.2%	16.0%
% of FP17s for the same patient ID Re-attending between 3 & 9 months - Children	391	646	60.5%	56.8%	59.1%	58.0%
% of FP17s for the same patient ID Re-attending between 3 & 9 months - Adults	1,304	2,197	59.4%	49.2%	52.2%	50.9%
% of FP17s for Band 1 Urgent Courses	184	2,453	7.5%	8.3%	7.9%	9.1%
% of FP17s Relating to Free Repair or Replacements	34	2,453	1.4%	0.7%	0.8%	0.8%
% of FP17s Relating to Continuations	40	2,453	1.6%	0.9%	1.1%	1.1%
% of Patients satisfied with the dentistry they have received	16	16	100.0%	91.4%	91.8%	91.7%
% of Patients satisfied with the time they had to wait for an appointment	15	16	93.8%	87.1%	88.4%	88.0%

* This is based on patients treated on this contract for their most recent course of treatment. Figures in italics indicate the base number of FP17s or Patient Questionnaire responses are less than 100. N/A is shown where the base number of responses is less than 10 during the period. % is calculated as Quantity/Base number*100

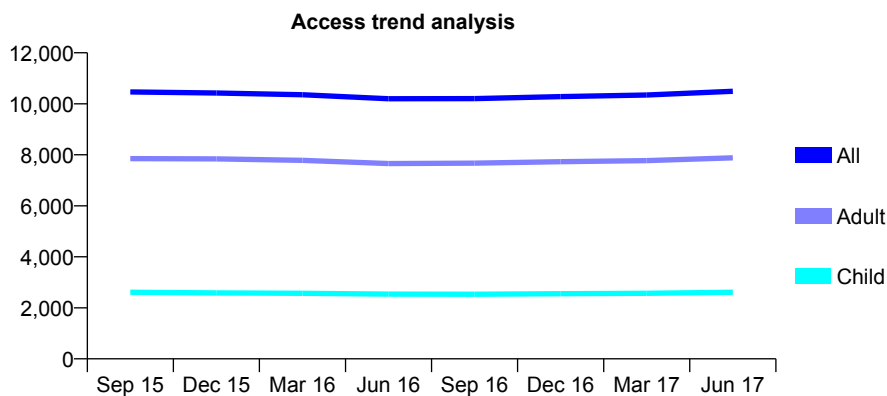
Q58 - Vital Signs At a Glance Contract Report for 101435/0088 - June 2017

Name or company name	IDH Limited
Contract type name	GDS Contract
Purpose of contract	General
Contract start date	23/02/2008
Contract end date	

17/18 Contracted general activity (UDA)	29,108
Carry forward general activity (UDA)	0
17/18 Contracted orthodontic activity (UOA)	0
Carry forward orthodontic activity (UOA)	0
Baseline contract value	£808,055.73

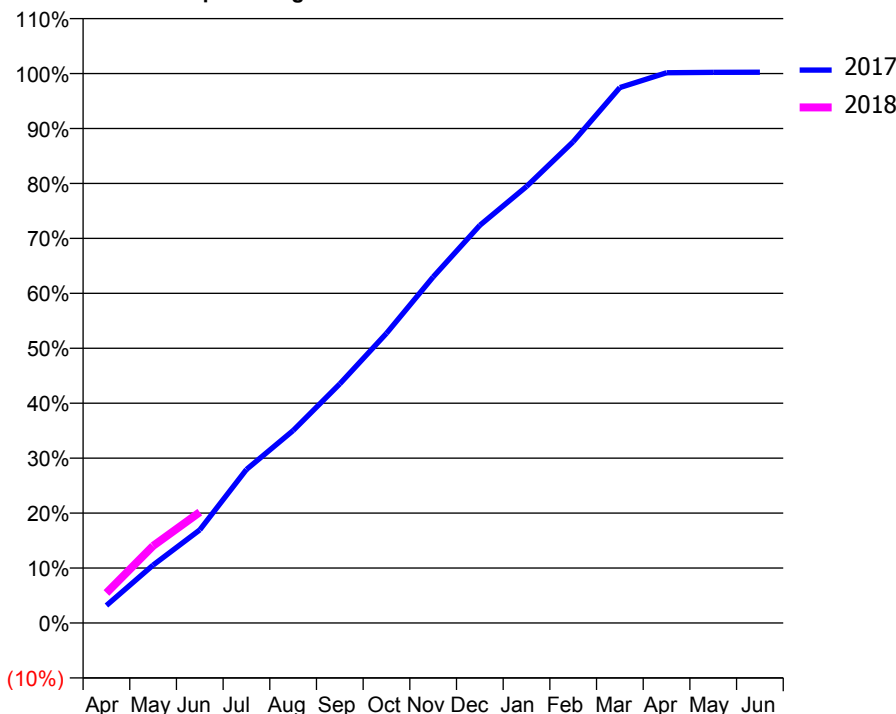
ACCESS*

Patients seen in 24 months	Total	Change since previous quarter
Quarter ending June 2016	10,198	
Quarter ending September 2016	10,206	→
Quarter ending December 2016	10,281	→
Quarter ending March 2017	10,344	→
Quarter ending June 2017	10,491	→
Variance since June 2016	2.9%	↑



ACTIVITY

Cumulative percentage of contracted UDA delivered 2017 & 2018



Adjusted Scheduled Activity (UDA)

Month	2017	2018
April	930	1,591
May	3,068	4,083
June	4,935	5,874
July	8,137	
August	10,193	
September	12,666	
October	15,348	
November	18,335	
December	21,069	
January	23,123	
February	25,493	
March	28,361	
April	29,148	
May	29,170	
June	29,173	

QUALITY

	Quantity	Base Number	Contract	AT	Region	England
% of FP17s for the same patient ID Re-attending within 3 months - Children	53	958	5.5%	11.0%	11.7%	12.0%
% of FP17s for the same patient ID Re-attending within 3 months - Adults	313	2,578	12.1%	14.4%	15.2%	16.0%
% of FP17s for the same patient ID Re-attending between 3 & 9 months - Children	657	958	68.6%	56.8%	59.1%	58.0%
% of FP17s for the same patient ID Re-attending between 3 & 9 months - Adults	1,541	2,578	59.8%	49.2%	52.2%	50.9%
% of FP17s for Band 1 Urgent Courses	180	3,110	5.8%	8.3%	7.9%	9.1%
% of FP17s Relating to Free Repair or Replacements	19	3,110	0.6%	0.7%	0.8%	0.8%
% of FP17s Relating to Continuations	44	3,110	1.4%	0.9%	1.1%	1.1%
% of Patients satisfied with the dentistry they have received	23	23	100.0%	91.4%	91.8%	91.7%
% of Patients satisfied with the time they had to wait for an appointment	21	23	91.3%	87.1%	88.4%	88.0%

* This is based on patients treated on this contract for their most recent course of treatment. Figures in italics indicate the base number of FP17s or Patient Questionnaire responses are less than 100. N/A is shown where the base number of responses is less than 10 during the period. % is calculated as Quantity/Base number*100

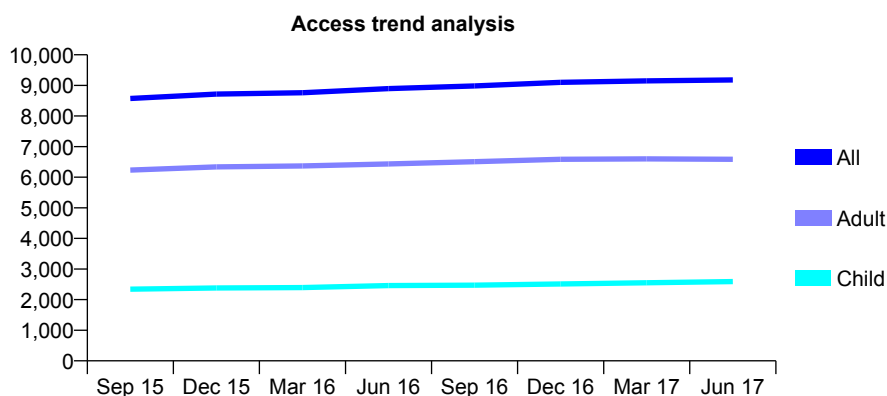
Q58 - Vital Signs At a Glance Contract Report for 101435/0089 - June 2017

Name or company name	IDH Limited
Contract type name	GDS Contract
Purpose of contract	General
Contract start date	23/02/2008
Contract end date	

17/18 Contracted general activity (UDA)	21,831
Carry forward general activity (UDA)	0
17/18 Contracted orthodontic activity (UOA)	0
Carry forward orthodontic activity (UOA)	0
Baseline contract value	£606,040.89

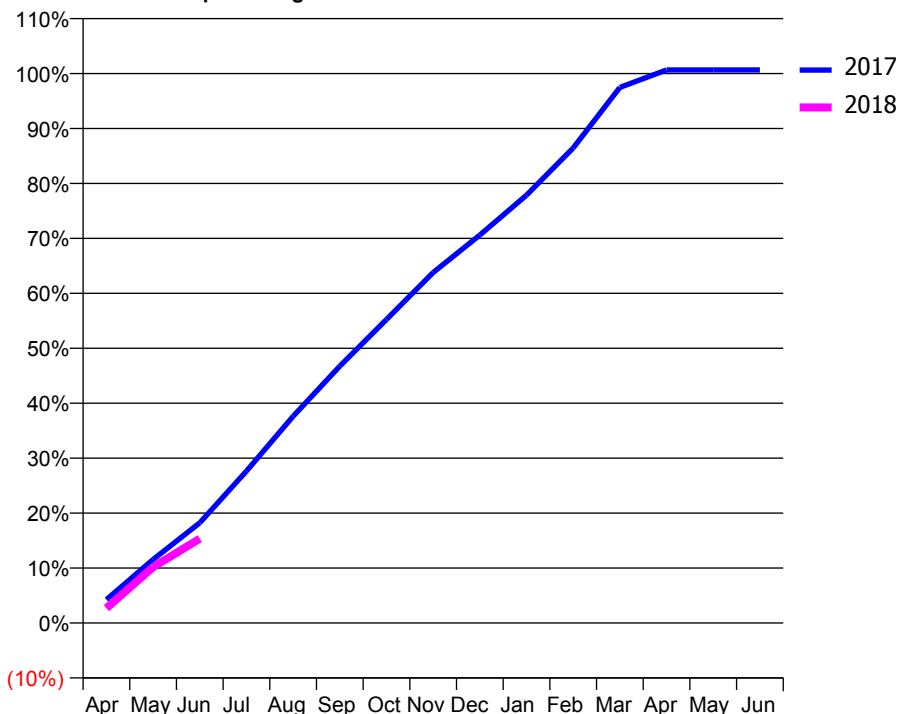
ACCESS*

Patients seen in 24 months	Total	Change since previous quarter
Quarter ending June 2016	8,894	
Quarter ending September 2016	8,981	→
Quarter ending December 2016	9,099	→
Quarter ending March 2017	9,149	→
Quarter ending June 2017	9,178	→
Variance since June 2016	3.2%	↑



ACTIVITY

Cumulative percentage of contracted UDA delivered 2017 & 2018



Month	Adjusted Scheduled Activity (UDA)	
	2017	2018
April	931	588
May	2,526	2,220
June	3,984	3,351
July	6,037	
August	8,214	
September	10,207	
October	12,058	
November	13,925	
December	15,415	
January	16,997	
February	18,871	
March	21,278	
April	21,974	
May	21,974	
June	21,974	

QUALITY

	Quantity	Base Number	Contract	AT	Region	England
% of FP17s for the same patient ID Re-attending within 3 months - Children	35	813	4.3%	11.0%	11.7%	12.0%
% of FP17s for the same patient ID Re-attending within 3 months - Adults	132	1,512	8.7%	14.4%	15.2%	16.0%
% of FP17s for the same patient ID Re-attending between 3 & 9 months - Children	472	813	58.1%	56.8%	59.1%	58.0%
% of FP17s for the same patient ID Re-attending between 3 & 9 months - Adults	552	1,512	36.5%	49.2%	52.2%	50.9%
% of FP17s for Band 1 Urgent Courses	107	1,985	5.4%	8.3%	7.9%	9.1%
% of FP17s Relating to Free Repair or Replacements	3	1,985	0.2%	0.7%	0.8%	0.8%
% of FP17s Relating to Continuations	18	1,985	0.9%	0.9%	1.1%	1.1%
% of Patients satisfied with the dentistry they have received	10	10	100.0%	91.4%	91.8%	91.7%
% of Patients satisfied with the time they had to wait for an appointment	10	10	100.0%	87.1%	88.4%	88.0%

* This is based on patients treated on this contract for their most recent course of treatment. Figures in italics indicate the base number of FP17s or Patient Questionnaire responses are less than 100. N/A is shown where the base number of responses is less than 10 during the period. % is calculated as Quantity/Base number*100

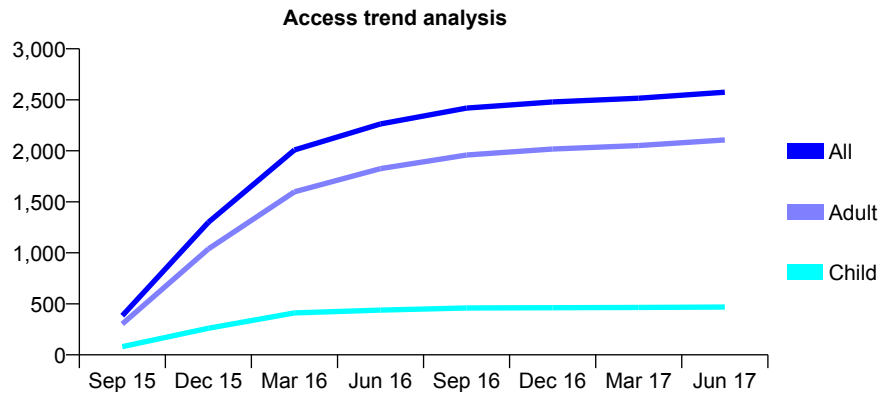
Q58 - Vital Signs At a Glance Contract Report for 102024/0001 - June 2017

Name or company name	Teamcare Dental Practice
Contract type name	GDS Contract
Purpose of contract	General
Contract start date	18/08/2015
Contract end date	

17/18 Contracted general activity (UDA)	7,400
Carry forward general activity (UDA)	0
17/18 Contracted orthodontic activity (UOA)	0
Carry forward orthodontic activity (UOA)	0
Baseline contract value	£170,659.62

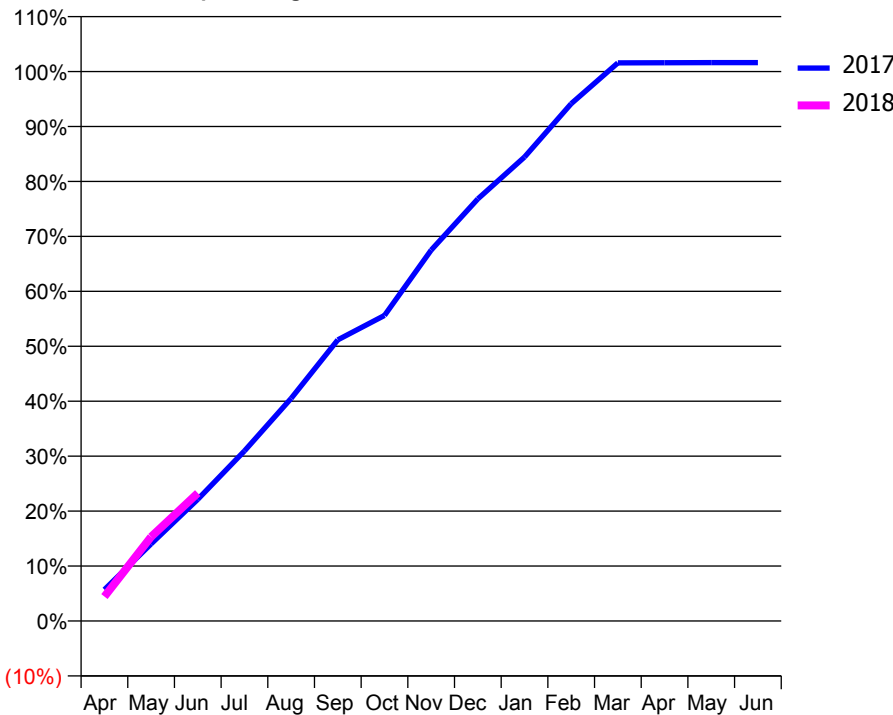
ACCESS*

Patients seen in 24 months	Total	Change since previous quarter
Quarter ending June 2016	2,264	
Quarter ending September 2016	2,419	↑
Quarter ending December 2016	2,479	↑
Quarter ending March 2017	2,516	→
Quarter ending June 2017	2,575	↑
Variance since June 2016	13.7%	↑



ACTIVITY

Cumulative percentage of contracted UDA delivered 2017 & 2018



Month	Adjusted Scheduled Activity (UDA)	
	2017	2018
April	422	329
May	1,038	1,134
June	1,638	1,723
July	2,290	
August	2,997	
September	3,786	
October	4,116	
November	4,994	
December	5,685	
January	6,248	
February	6,967	
March	7,517	
April	7,518	
May	7,520	
June	7,520	

QUALITY

	Quantity	Base Number	Contract	AT	Region	England
% of FP17s for the same patient ID Re-attending within 3 months - Children	7	159	4.4%	11.0%	11.7%	12.0%
% of FP17s for the same patient ID Re-attending within 3 months - Adults	112	796	14.1%	14.4%	15.2%	16.0%
% of FP17s for the same patient ID Re-attending between 3 & 9 months - Children	115	159	72.3%	56.8%	59.1%	58.0%
% of FP17s for the same patient ID Re-attending between 3 & 9 months - Adults	512	796	64.3%	49.2%	52.2%	50.9%
% of FP17s for Band 1 Urgent Courses	25	952	2.6%	8.3%	7.9%	9.1%
% of FP17s Relating to Free Repair or Replacements	3	952	0.3%	0.7%	0.8%	0.8%
% of FP17s Relating to Continuations	29	952	3.0%	0.9%	1.1%	1.1%
% of Patients satisfied with the dentistry they have received	2	2	N/A	91.4%	91.8%	91.7%
% of Patients satisfied with the time they had to wait for an appointment	2	2	N/A	87.1%	88.4%	88.0%

* This is based on patients treated on this contract for their most recent course of treatment. Figures in italics indicate the base number of FP17s or Patient Questionnaire responses are less than 100. N/A is shown where the base number of responses is less than 10 during the period. % is calculated as Quantity/Base number*100

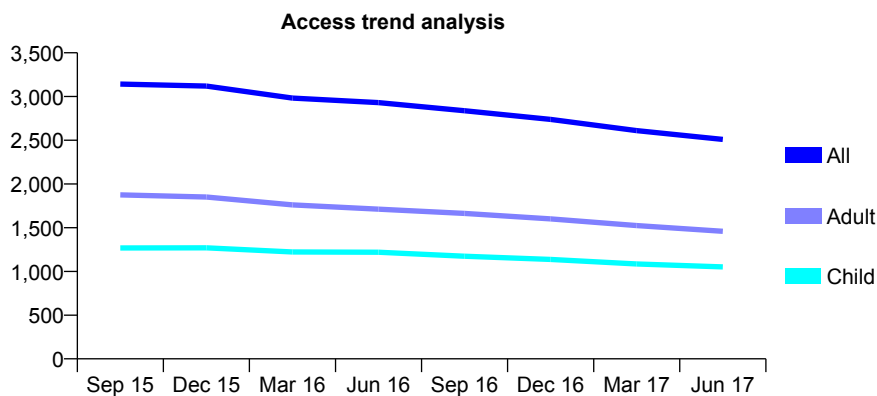
Q58 - Vital Signs At a Glance Contract Report for 102857/0001 - June 2017

Name or company name	PANSHANGER DENTAL PRACTICE
Contract type name	GDS Contract
Purpose of contract	General
Contract start date	01/12/2012
Contract end date	

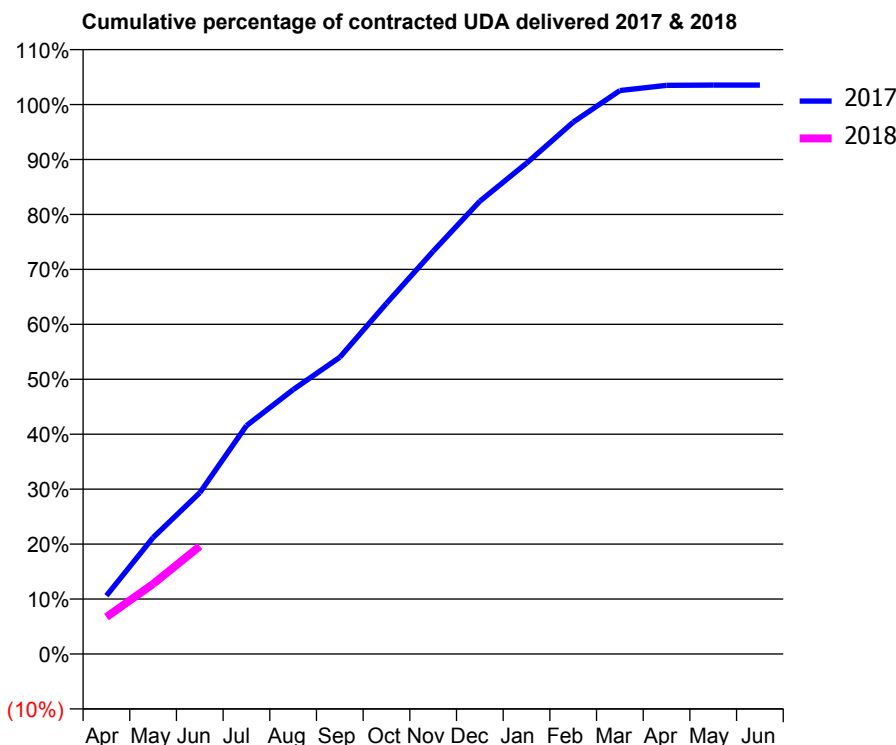
17/18 Contracted general activity (UDA)	7,192
Carry forward general activity (UDA)	0
17/18 Contracted orthodontic activity (UOA)	0
Carry forward orthodontic activity (UOA)	0
Baseline contract value	£169,494.33

ACCESS*

Patients seen in 24 months	Total	Change since previous quarter
Quarter ending June 2016	2,931	
Quarter ending September 2016	2,837	↓
Quarter ending December 2016	2,738	↓
Quarter ending March 2017	2,610	↓
Quarter ending June 2017	2,509	↓
Variance since June 2016	(14.4%)	↓



ACTIVITY



Month	Adjusted Scheduled Activity (UDA)	
	2017	2018
April	763	484
May	1,525	918
June	2,111	1,411
July	2,989	
August	3,461	
September	3,884	
October	4,589	
November	5,272	
December	5,927	
January	6,423	
February	6,961	
March	7,374	
April	7,443	
May	7,446	
June	7,446	

QUALITY

	Quantity	Base Number	Contract	AT	Region	England
% of FP17s for the same patient ID Re-attending within 3 months - Children	21	386	5.4%	11.0%	11.7%	12.0%
% of FP17s for the same patient ID Re-attending within 3 months - Adults	39	417	9.4%	14.4%	15.2%	16.0%
% of FP17s for the same patient ID Re-attending between 3 & 9 months - Children	297	386	76.9%	56.8%	59.1%	58.0%
% of FP17s for the same patient ID Re-attending between 3 & 9 months - Adults	291	417	69.8%	49.2%	52.2%	50.9%
% of FP17s for Band 1 Urgent Courses	37	783	4.7%	8.3%	7.9%	9.1%
% of FP17s Relating to Free Repair or Replacements	2	783	0.3%	0.7%	0.8%	0.8%
% of FP17s Relating to Continuations	0	783	0.0%	0.9%	1.1%	1.1%
% of Patients satisfied with the dentistry they have received	2	2	N/A	91.4%	91.8%	91.7%
% of Patients satisfied with the time they had to wait for an appointment	2	2	N/A	87.1%	88.4%	88.0%

* This is based on patients treated on this contract for their most recent course of treatment. Figures in italics indicate the base number of FP17s or Patient Questionnaire responses are less than 100. N/A is shown where the base number of responses is less than 10 during the period. % is calculated as Quantity/Base number*100

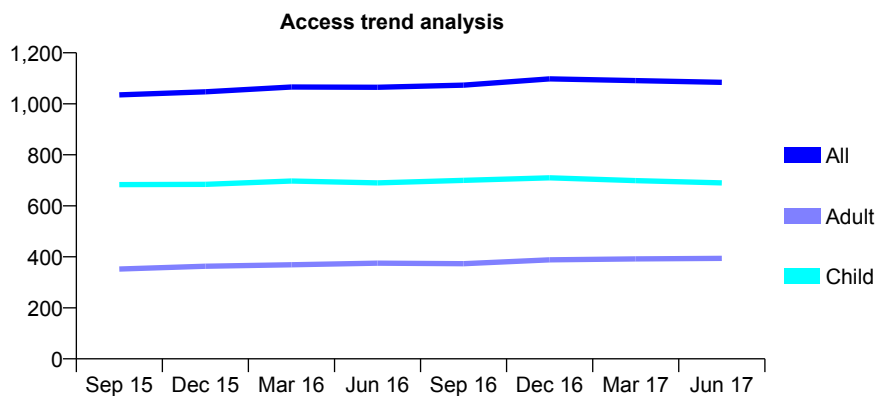
Q58 - Vital Signs At a Glance Contract Report for 104191/0001 - June 2017

Name or company name	Village Dental Practice Ltd
Contract type name	GDS Contract
Purpose of contract	General
Contract start date	01/09/2009
Contract end date	

17/18 Contracted general activity (UDA)	2,700
Carry forward general activity (UDA)	0
17/18 Contracted orthodontic activity (UOA)	0
Carry forward orthodontic activity (UOA)	0
Baseline contract value	£67,031.69

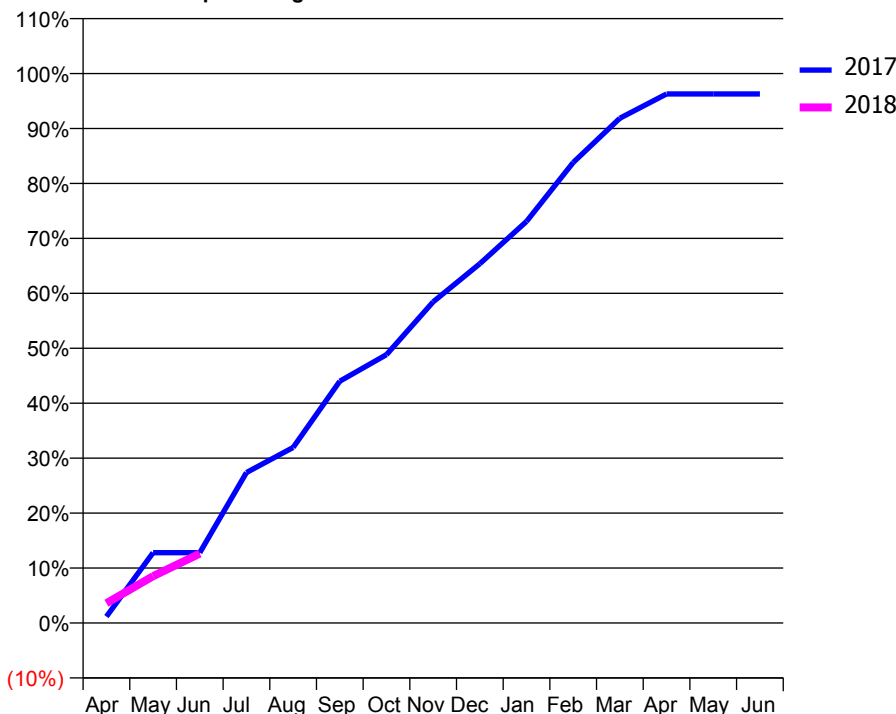
ACCESS*

Patients seen in 24 months	Total	Change since previous quarter
Quarter ending June 2016	1,065	
Quarter ending September 2016	1,073	→
Quarter ending December 2016	1,098	↑
Quarter ending March 2017	1,091	→
Quarter ending June 2017	1,084	→
Variance since June 2016	1.8%	→



ACTIVITY

Cumulative percentage of contracted UDA delivered 2017 & 2018



Adjusted Scheduled Activity (UDA)

Month	2017	2018
April	32	97
May	346	230
June	346	341
July	740	
August	863	
September	1,188	
October	1,318	
November	1,578	
December	1,765	
January	1,973	
February	2,263	
March	2,480	
April	2,600	
May	2,600	
June	2,600	

QUALITY

	Quantity	Base Number	Contract	AT	Region	England
% of FP17s for the same patient ID Re-attending within 3 months - Children	21	219	9.6%	11.0%	11.7%	12.0%
% of FP17s for the same patient ID Re-attending within 3 months - Adults	5	65	7.7%	14.4%	15.2%	16.0%
% of FP17s for the same patient ID Re-attending between 3 & 9 months - Children	131	219	59.8%	56.8%	59.1%	58.0%
% of FP17s for the same patient ID Re-attending between 3 & 9 months - Adults	28	65	43.1%	49.2%	52.2%	50.9%
% of FP17s for Band 1 Urgent Courses	6	236	2.5%	8.3%	7.9%	9.1%
% of FP17s Relating to Free Repair or Replacements	0	236	0.0%	0.7%	0.8%	0.8%
% of FP17s Relating to Continuations	5	236	2.1%	0.9%	1.1%	1.1%
% of Patients satisfied with the dentistry they have received	1	1	N/A	91.4%	91.8%	91.7%
% of Patients satisfied with the time they had to wait for an appointment	1	1	N/A	87.1%	88.4%	88.0%

* This is based on patients treated on this contract for their most recent course of treatment. Figures in italics indicate the base number of FP17s or Patient Questionnaire responses are less than 100. N/A is shown where the base number of responses is less than 10 during the period. % is calculated as Quantity/Base number*100

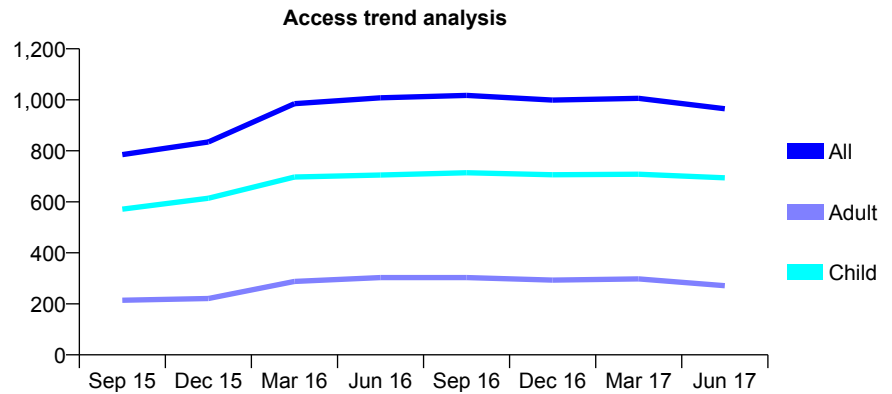
Q58 - Vital Signs At a Glance Contract Report for 104884/0001 - June 2017

Name or company name	Abacus Dental Care
Contract type name	GDS Contract
Purpose of contract	General
Contract start date	01/12/2014
Contract end date	

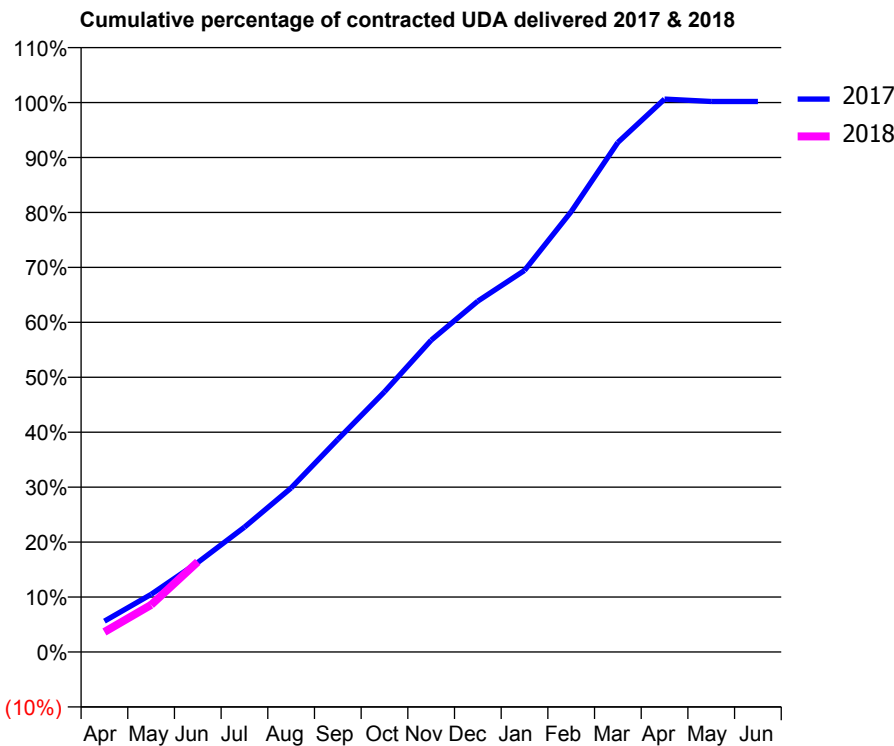
17/18 Contracted general activity (UDA)	2,777
Carry forward general activity (UDA)	0
17/18 Contracted orthodontic activity (UOA)	0
Carry forward orthodontic activity (UOA)	0
Baseline contract value	£57,231.32

ACCESS*

Patients seen in 24 months	Total	Change since previous quarter
Quarter ending June 2016	1,008	
Quarter ending September 2016	1,017	→
Quarter ending December 2016	999	↓
Quarter ending March 2017	1,006	→
Quarter ending June 2017	965	↓
Variance since June 2016	(4.3%)	↓



ACTIVITY



Month	Adjusted Scheduled Activity (UDA)	
	2017	2018
April	156	101
May	291	238
June	452	456
July	631	
August	829	
September	1,075	
October	1,315	
November	1,576	
December	1,773	
January	1,928	
February	2,225	
March	2,575	
April	2,794	
May	2,782	
June	2,782	

QUALITY

	Quantity	Base Number	Contract	AT	Region	England
% of FP17s for the same patient ID Re-attending within 3 months - Children	27	248	10.9%	11.0%	11.7%	12.0%
% of FP17s for the same patient ID Re-attending within 3 months - Adults	14	71	19.7%	14.4%	15.2%	16.0%
% of FP17s for the same patient ID Re-attending between 3 & 9 months - Children	142	248	57.3%	56.8%	59.1%	58.0%
% of FP17s for the same patient ID Re-attending between 3 & 9 months - Adults	38	71	53.5%	49.2%	52.2%	50.9%
% of FP17s for Band 1 Urgent Courses	14	259	5.4%	8.3%	7.9%	9.1%
% of FP17s Relating to Free Repair or Replacements	0	259	0.0%	0.7%	0.8%	0.8%
% of FP17s Relating to Continuations	3	259	1.2%	0.9%	1.1%	1.1%
% of Patients satisfied with the dentistry they have received	0	0	N/A	91.4%	91.8%	91.7%
% of Patients satisfied with the time they had to wait for an appointment	0	0	N/A	87.1%	88.4%	88.0%

* This is based on patients treated on this contract for their most recent course of treatment. Figures in italics indicate the base number of FP17s or Patient Questionnaire responses are less than 100. N/A is shown where the base number of responses is less than 10 during the period. % is calculated as Quantity/Base number*100

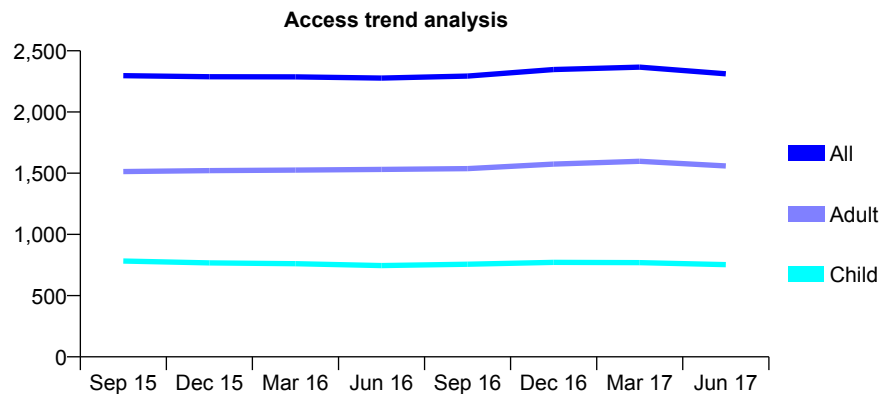
Q58 - Vital Signs At a Glance Contract Report for 105228/0001 - June 2017

Name or company name	Bancroft Dental Limited
Contract type name	GDS Contract
Purpose of contract	General
Contract start date	01/04/2009
Contract end date	

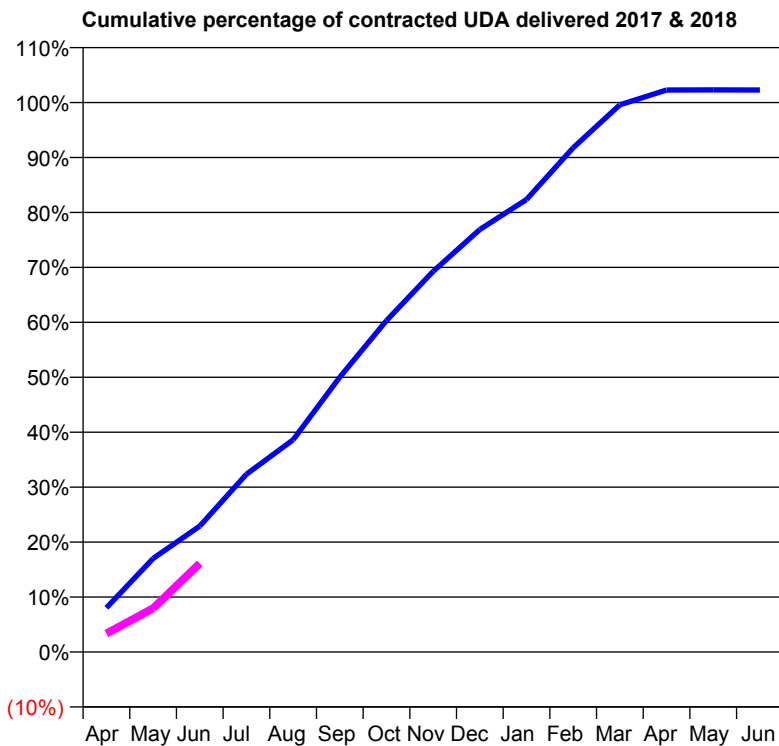
17/18 Contracted general activity (UDA)	6,300
Carry forward general activity (UDA)	0
17/18 Contracted orthodontic activity (UOA)	0
Carry forward orthodontic activity (UOA)	0
Baseline contract value	£175,230.34

ACCESS*

Patients seen in 24 months	Total	Change since previous quarter
Quarter ending June 2016	2,277	
Quarter ending September 2016	2,294	→
Quarter ending December 2016	2,347	↑
Quarter ending March 2017	2,367	→
Quarter ending June 2017	2,312	↓
Variance since June 2016	1.5%	→



ACTIVITY



Adjusted Scheduled Activity (UDA)		
Month	2017	2018
April	507	212
May	1,072	501
June	1,445	1,017
July	2,039	
August	2,432	
September	3,152	
October	3,800	
November	4,363	
December	4,844	
January	5,188	
February	5,781	
March	6,273	
April	6,443	
May	6,444	
June	6,443	

QUALITY

	Quantity	Base Number	Contract	AT	Region	England
% of FP17s for the same patient ID Re-attending within 3 months - Children	8	192	4.2%	11.0%	11.7%	12.0%
% of FP17s for the same patient ID Re-attending within 3 months - Adults	31	321	9.7%	14.4%	15.2%	16.0%
% of FP17s for the same patient ID Re-attending between 3 & 9 months - Children	97	192	50.5%	56.8%	59.1%	58.0%
% of FP17s for the same patient ID Re-attending between 3 & 9 months - Adults	130	321	40.5%	49.2%	52.2%	50.9%
% of FP17s for Band 1 Urgent Courses	28	447	6.3%	8.3%	7.9%	9.1%
% of FP17s Relating to Free Repair or Replacements	4	447	0.9%	0.7%	0.8%	0.8%
% of FP17s Relating to Continuations	0	447	0.0%	0.9%	1.1%	1.1%
% of Patients satisfied with the dentistry they have received	1	2	N/A	91.4%	91.8%	91.7%
% of Patients satisfied with the time they had to wait for an appointment	1	2	N/A	87.1%	88.4%	88.0%

* This is based on patients treated on this contract for their most recent course of treatment. Figures in italics indicate the base number of FP17s or Patient Questionnaire responses are less than 100. N/A is shown where the base number of responses is less than 10 during the period. % is calculated as Quantity/Base number*100

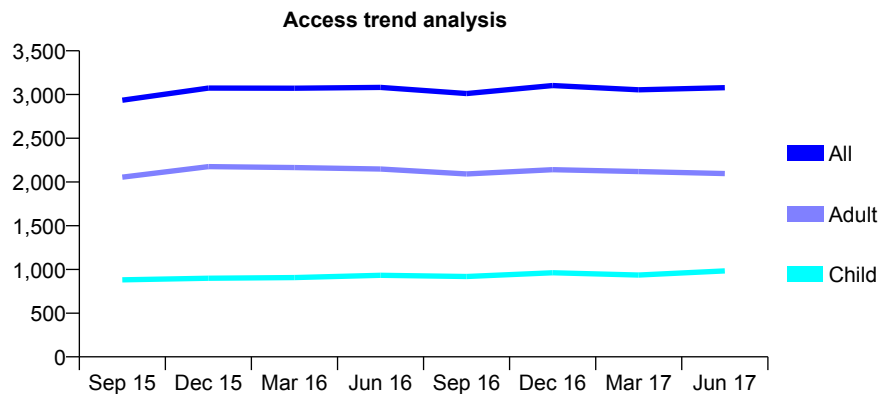
Q58 - Vital Signs At a Glance Contract Report for 105597/0001 - June 2017

Name or company name	Karz Ltd
Contract type name	GDS Contract
Purpose of contract	General
Contract start date	01/04/2007
Contract end date	

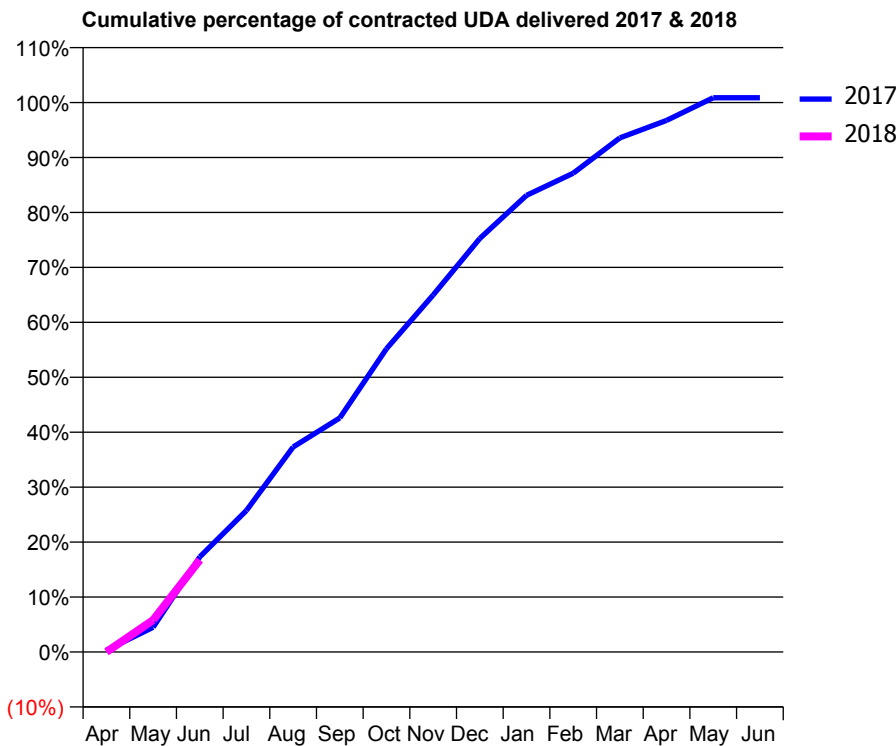
17/18 Contracted general activity (UDA)	7,100
Carry forward general activity (UDA)	0
17/18 Contracted orthodontic activity (UOA)	0
Carry forward orthodontic activity (UOA)	0
Baseline contract value	£200,133.33

ACCESS*

Patients seen in 24 months	Total	Change since previous quarter
Quarter ending June 2016	3,081	
Quarter ending September 2016	3,011	↓
Quarter ending December 2016	3,103	↑
Quarter ending March 2017	3,054	↓
Quarter ending June 2017	3,079	→
Variance since June 2016	(0.1%)	→



ACTIVITY



Month	Adjusted Scheduled Activity (UDA)	
	2017	2018
April	23	0
May	319	412
June	1,230	1,190
July	1,829	
August	2,650	
September	3,025	
October	3,918	
November	4,612	
December	5,344	
January	5,899	
February	6,185	
March	6,642	
April	6,869	
May	7,161	
June	7,162	

QUALITY

	Quantity	Base Number	Contract	AT	Region	England
% of FP17s for the same patient ID Re-attending within 3 months - Children	34	474	7.2%	11.0%	11.7%	12.0%
% of FP17s for the same patient ID Re-attending within 3 months - Adults	113	620	18.2%	14.4%	15.2%	16.0%
% of FP17s for the same patient ID Re-attending between 3 & 9 months - Children	289	474	61.0%	56.8%	59.1%	58.0%
% of FP17s for the same patient ID Re-attending between 3 & 9 months - Adults	281	620	45.3%	49.2%	52.2%	50.9%
% of FP17s for Band 1 Urgent Courses	67	624	10.7%	8.3%	7.9%	9.1%
% of FP17s Relating to Free Repair or Replacements	2	624	0.3%	0.7%	0.8%	0.8%
% of FP17s Relating to Continuations	2	624	0.3%	0.9%	1.1%	1.1%
% of Patients satisfied with the dentistry they have received	1	2	N/A	91.4%	91.8%	91.7%
% of Patients satisfied with the time they had to wait for an appointment	2	2	N/A	87.1%	88.4%	88.0%

* This is based on patients treated on this contract for their most recent course of treatment. Figures in italics indicate the base number of FP17s or Patient Questionnaire responses are less than 100. N/A is shown where the base number of responses is less than 10 during the period. % is calculated as Quantity/Base number*100

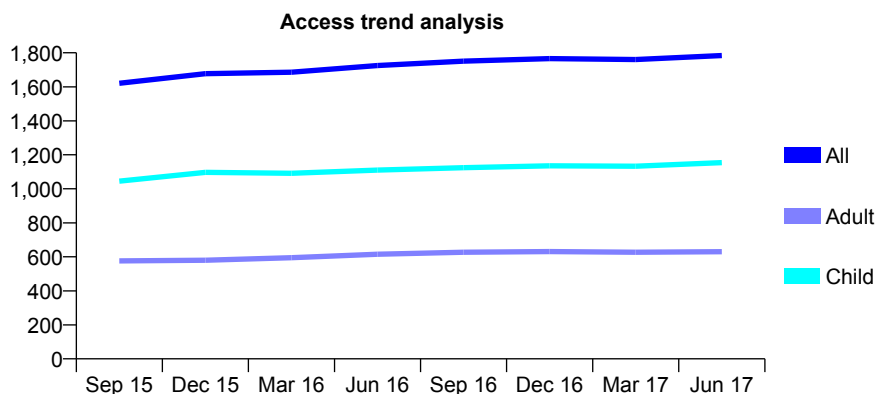
Q58 - Vital Signs At a Glance Contract Report for 105600/0001 - June 2017

Name or company name	The Shefford Dental Practice Ltd
Contract type name	GDS Contract
Purpose of contract	General
Contract start date	01/02/2013
Contract end date	

17/18 Contracted general activity (UDA)	3,592
Carry forward general activity (UDA)	0
17/18 Contracted orthodontic activity (UOA)	0
Carry forward orthodontic activity (UOA)	0
Baseline contract value	£79,525.90

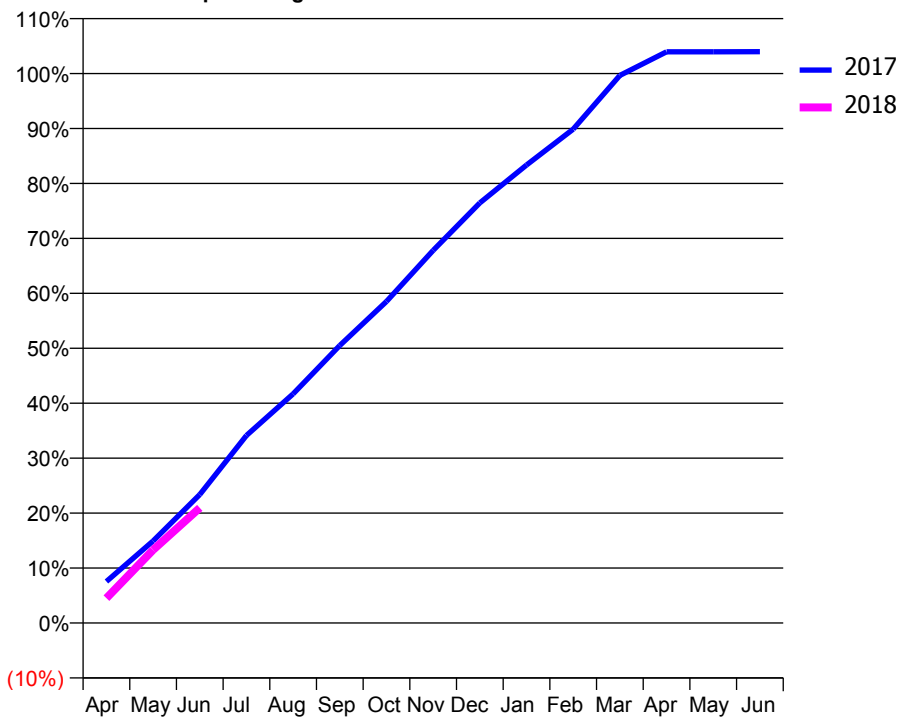
ACCESS*

Patients seen in 24 months	Total	Change since previous quarter
Quarter ending June 2016	1,725	
Quarter ending September 2016	1,751	→
Quarter ending December 2016	1,766	→
Quarter ending March 2017	1,760	→
Quarter ending June 2017	1,784	→
Variance since June 2016	3.4%	↑



ACTIVITY

Cumulative percentage of contracted UDA delivered 2017 & 2018



Month	Adjusted Scheduled Activity (UDA)	
	2017	2018
April	272	163
May	536	478
June	840	753
July	1,226	
August	1,498	
September	1,814	
October	2,102	
November	2,436	
December	2,747	
January	2,994	
February	3,228	
March	3,579	
April	3,734	
May	3,734	
June	3,735	

QUALITY

	Quantity	Base Number	Contract	AT	Region	England
% of FP17s for the same patient ID Re-attending within 3 months - Children	40	499	8.0%	11.0%	11.7%	12.0%
% of FP17s for the same patient ID Re-attending within 3 months - Adults	17	179	9.5%	14.4%	15.2%	16.0%
% of FP17s for the same patient ID Re-attending between 3 & 9 months - Children	335	499	67.1%	56.8%	59.1%	58.0%
% of FP17s for the same patient ID Re-attending between 3 & 9 months - Adults	99	179	55.3%	49.2%	52.2%	50.9%
% of FP17s for Band 1 Urgent Courses	25	580	4.3%	8.3%	7.9%	9.1%
% of FP17s Relating to Free Repair or Replacements	0	580	0.0%	0.7%	0.8%	0.8%
% of FP17s Relating to Continuations	0	580	0.0%	0.9%	1.1%	1.1%
% of Patients satisfied with the dentistry they have received	2	2	N/A	91.4%	91.8%	91.7%
% of Patients satisfied with the time they had to wait for an appointment	2	2	N/A	87.1%	88.4%	88.0%

* This is based on patients treated on this contract for their most recent course of treatment. Figures in italics indicate the base number of FP17s or Patient Questionnaire responses are less than 100. N/A is shown where the base number of responses is less than 10 during the period. % is calculated as Quantity/Base number*100

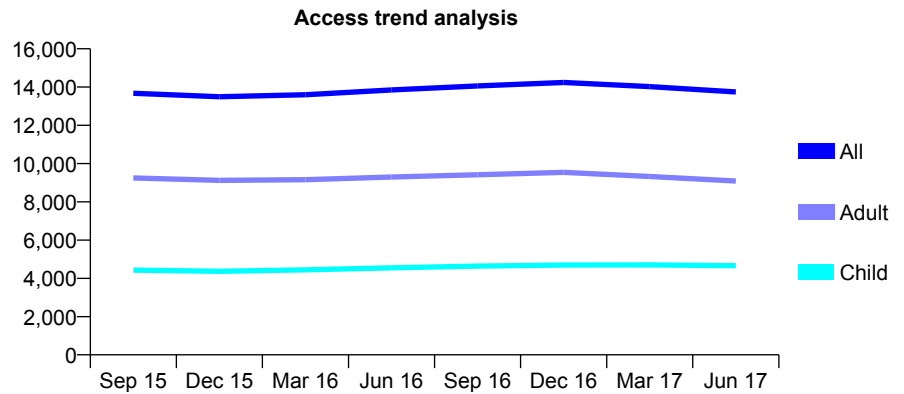
Q58 - Vital Signs At a Glance Contract Report for 106194/0001 - June 2017

Name or company name	Weston Favell Dental Surgery
Contract type name	GDS Contract
Purpose of contract	General
Contract start date	01/04/2006
Contract end date	

17/18 Contracted general activity (UDA)	42,552
Carry forward general activity (UDA)	0
17/18 Contracted orthodontic activity (UOA)	0
Carry forward orthodontic activity (UOA)	0
Baseline contract value	£1,121,956.61

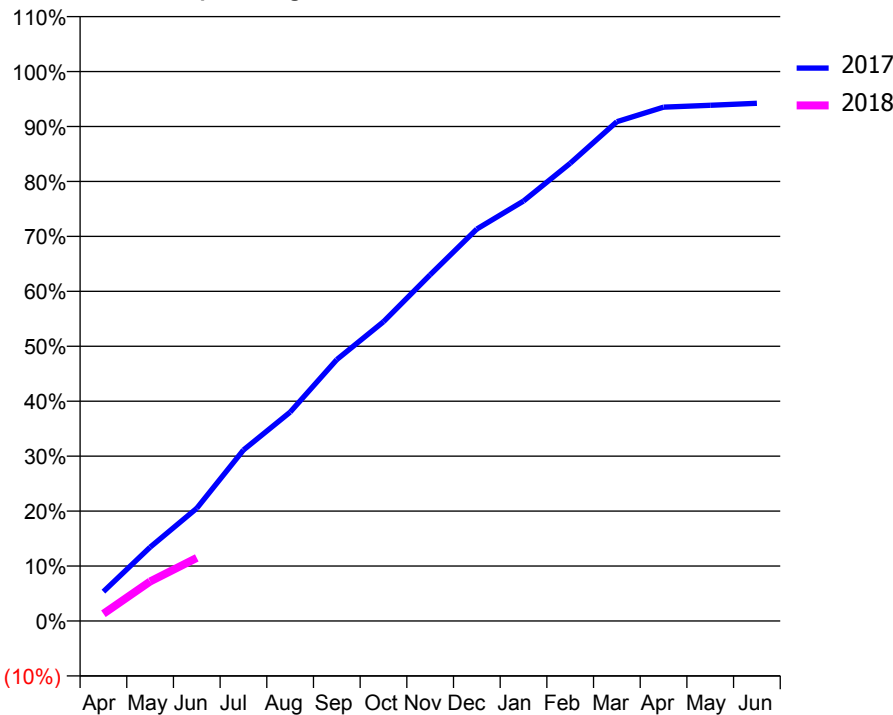
ACCESS*

Patients seen in 24 months	Total	Change since previous quarter
Quarter ending June 2016	13,847	
Quarter ending September 2016	14,056	→
Quarter ending December 2016	14,237	→
Quarter ending March 2017	14,026	↓
Quarter ending June 2017	13,744	↓
Variance since June 2016	(0.7%)	→



ACTIVITY

Cumulative percentage of contracted UDA delivered 2017 & 2018



Month	Adjusted Scheduled Activity (UDA)	
	2017	2018
April	2,272	560
May	5,711	3,062
June	8,729	4,886
July	13,243	
August	16,174	
September	20,244	
October	23,177	
November	26,808	
December	30,356	
January	32,517	
February	35,439	
March	38,670	
April	39,795	
May	39,934	
June	40,093	

QUALITY

	Quantity	Base Number	Contract	AT	Region	England
% of FP17s for the same patient ID Re-attending within 3 months - Children	98	1,194	8.2%	11.0%	11.7%	12.0%
% of FP17s for the same patient ID Re-attending within 3 months - Adults	308	2,039	15.1%	14.4%	15.2%	16.0%
% of FP17s for the same patient ID Re-attending between 3 & 9 months - Children	675	1,194	56.5%	56.8%	59.1%	58.0%
% of FP17s for the same patient ID Re-attending between 3 & 9 months - Adults	1,136	2,039	55.7%	49.2%	52.2%	50.9%
% of FP17s for Band 1 Urgent Courses	248	2,433	10.2%	8.3%	7.9%	9.1%
% of FP17s Relating to Free Repair or Replacements	24	2,433	1.0%	0.7%	0.8%	0.8%
% of FP17s Relating to Continuations	8	2,433	0.3%	0.9%	1.1%	1.1%
% of Patients satisfied with the dentistry they have received	14	18	77.8%	91.4%	91.8%	91.7%
% of Patients satisfied with the time they had to wait for an appointment	13	18	72.2%	87.1%	88.4%	88.0%

* This is based on patients treated on this contract for their most recent course of treatment. Figures in italics indicate the base number of FP17s or Patient Questionnaire responses are less than 100. N/A is shown where the base number of responses is less than 10 during the period. % is calculated as Quantity/Base number*100

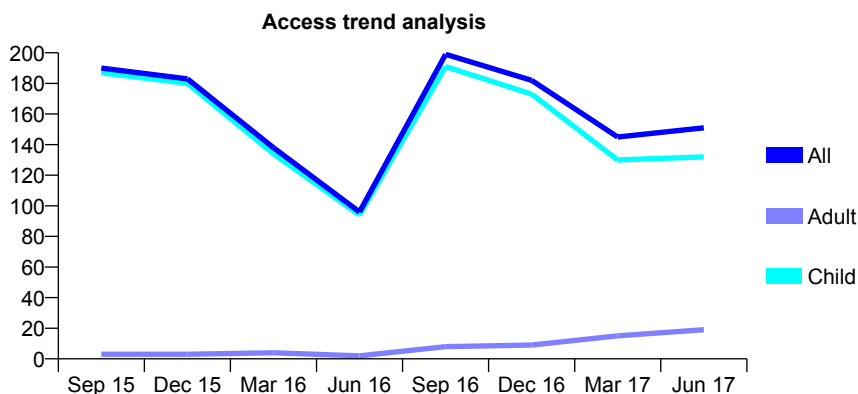
Q58 - Vital Signs At a Glance Contract Report for 106194/0002 - June 2017

Name or company name	Weston Favell Dental Surgery
Contract type name	GDS Contract
Purpose of contract	General
Contract start date	01/04/2006
Contract end date	

17/18 Contracted general activity (UDA)	4,500
Carry forward general activity (UDA)	0
17/18 Contracted orthodontic activity (UOA)	0
Carry forward orthodontic activity (UOA)	0
Baseline contract value	£164,391.16

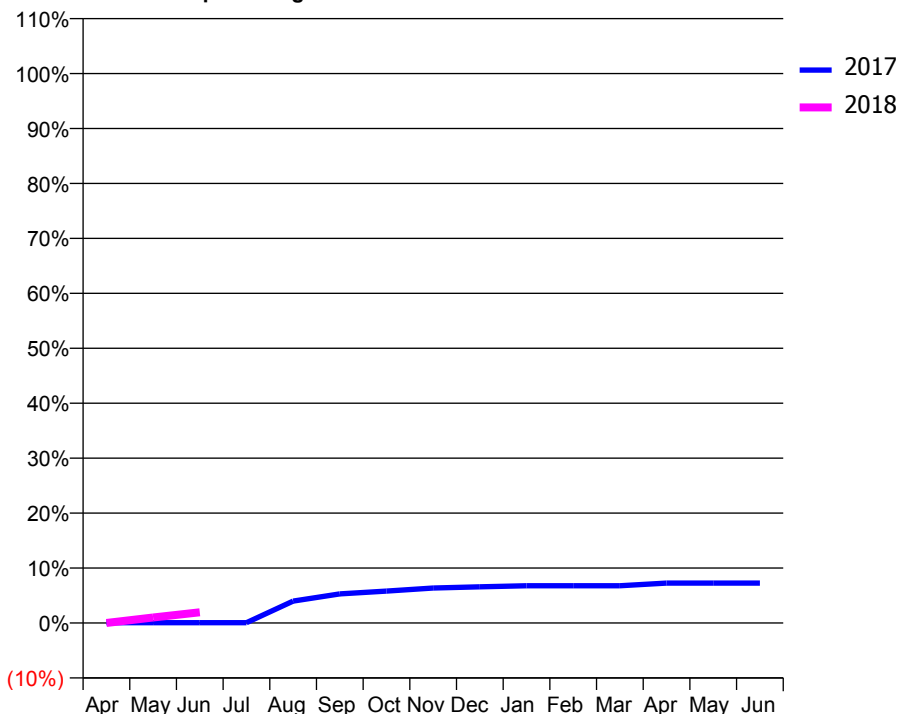
ACCESS*

Patients seen in 24 months	Total	Change since previous quarter
Quarter ending June 2016	96	
Quarter ending September 2016	199	↑
Quarter ending December 2016	182	↓
Quarter ending March 2017	145	↓
Quarter ending June 2017	151	↑
Variance since June 2016	57.3%	↑



ACTIVITY

Cumulative percentage of contracted UDA delivered 2017 & 2018



Adjusted Scheduled Activity (UDA)

Month	2017	2018
April	3	0
May	3	45
June	3	88
July	3	
August	180	
September	239	
October	261	
November	287	
December	297	
January	305	
February	305	
March	305	
April	327	
May	327	
June	327	

QUALITY

	Quantity	Base Number	Contract	AT	Region	England
% of FP17s for the same patient ID Re-attending within 3 months - Children	1	52	1.9%	11.0%	11.7%	12.0%
% of FP17s for the same patient ID Re-attending within 3 months - Adults	0	0	N/A	14.4%	15.2%	16.0%
% of FP17s for the same patient ID Re-attending between 3 & 9 months - Children	4	52	7.7%	56.8%	59.1%	58.0%
% of FP17s for the same patient ID Re-attending between 3 & 9 months - Adults	0	0	N/A	49.2%	52.2%	50.9%
% of FP17s for Band 1 Urgent Courses	0	36	0.0%	8.3%	7.9%	9.1%
% of FP17s Relating to Free Repair or Replacements	0	36	0.0%	0.7%	0.8%	0.8%
% of FP17s Relating to Continuations	0	36	0.0%	0.9%	1.1%	1.1%
% of Patients satisfied with the dentistry they have received	0	0	N/A	91.4%	91.8%	91.7%
% of Patients satisfied with the time they had to wait for an appointment	0	0	N/A	87.1%	88.4%	88.0%

* This is based on patients treated on this contract for their most recent course of treatment. Figures in italics indicate the base number of FP17s or Patient Questionnaire responses are less than 100. N/A is shown where the base number of responses is less than 10 during the period. % is calculated as Quantity/Base number*100

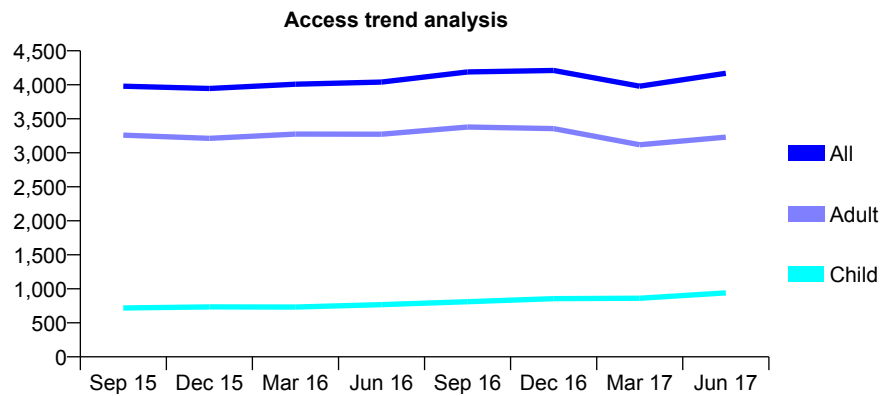
Q58 - Vital Signs At a Glance Contract Report for 106259/0001 - June 2017

Name or company name	Mr S Mehra and Mr A Khetia
Contract type name	GDS Contract
Purpose of contract	General
Contract start date	28/05/2014
Contract end date	

17/18 Contracted general activity (UDA)	11,262
Carry forward general activity (UDA)	0
17/18 Contracted orthodontic activity (UOA)	0
Carry forward orthodontic activity (UOA)	0
Baseline contract value	£210,508.37

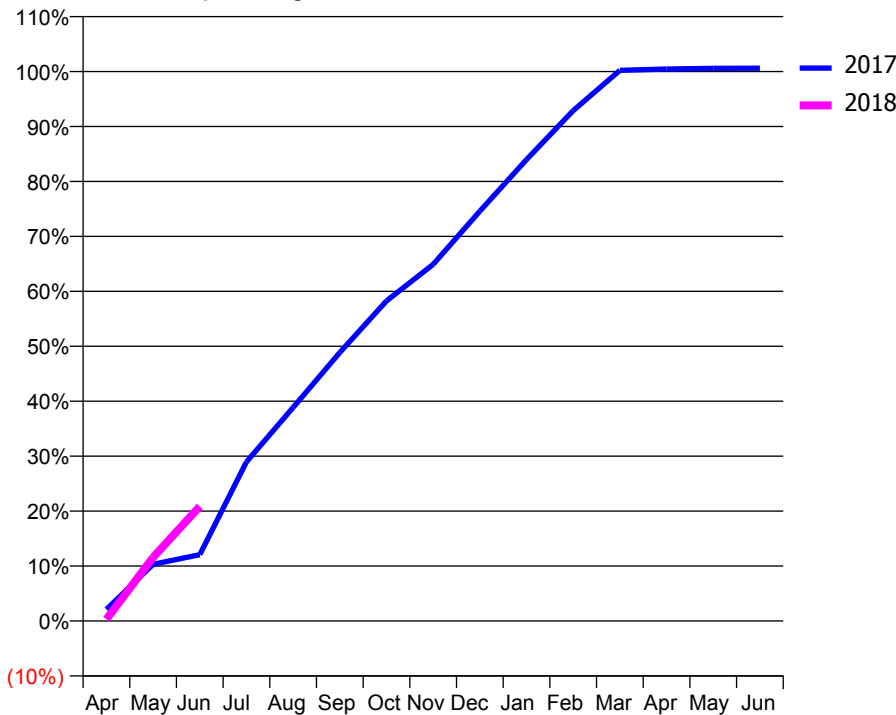
ACCESS*

Patients seen in 24 months	Total	Change since previous quarter
Quarter ending June 2016	4,041	
Quarter ending September 2016	4,190	↑
Quarter ending December 2016	4,211	→
Quarter ending March 2017	3,979	↓
Quarter ending June 2017	4,170	↑
Variance since June 2016	3.2%	↑



ACTIVITY

Cumulative percentage of contracted UDA delivered 2017 & 2018



Month	Adjusted Scheduled Activity (UDA)	
	2017	2018
April	238	36
May	1,163	1,306
June	1,361	2,350
July	3,261	
August	4,377	
September	5,502	
October	6,560	
November	7,310	
December	8,399	
January	9,458	
February	10,462	
March	11,286	
April	11,313	
May	11,328	
June	11,331	

QUALITY

	Quantity	Base Number	Contract	AT	Region	England
% of FP17s for the same patient ID Re-attending within 3 months - Children	18	328	5.5%	11.0%	11.7%	12.0%
% of FP17s for the same patient ID Re-attending within 3 months - Adults	78	1,044	7.5%	14.4%	15.2%	16.0%
% of FP17s for the same patient ID Re-attending between 3 & 9 months - Children	156	328	47.6%	56.8%	59.1%	58.0%
% of FP17s for the same patient ID Re-attending between 3 & 9 months - Adults	511	1,044	48.9%	49.2%	52.2%	50.9%
% of FP17s for Band 1 Urgent Courses	109	1,352	8.1%	8.3%	7.9%	9.1%
% of FP17s Relating to Free Repair or Replacements	20	1,352	1.5%	0.7%	0.8%	0.8%
% of FP17s Relating to Continuations	2	1,352	0.1%	0.9%	1.1%	1.1%
% of Patients satisfied with the dentistry they have received	11	11	100.0%	91.4%	91.8%	91.7%
% of Patients satisfied with the time they had to wait for an appointment	10	11	90.9%	87.1%	88.4%	88.0%

* This is based on patients treated on this contract for their most recent course of treatment. Figures in italics indicate the base number of FP17s or Patient Questionnaire responses are less than 100. N/A is shown where the base number of responses is less than 10 during the period. % is calculated as Quantity/Base number*100

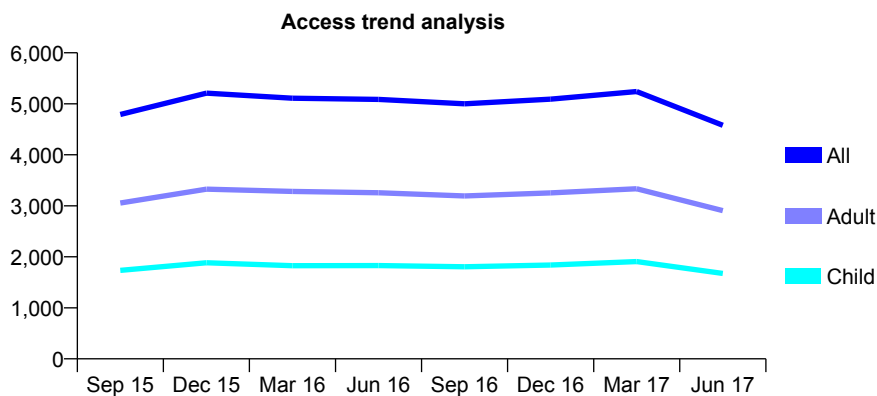
Q58 - Vital Signs At a Glance Contract Report for 107573/0001 - June 2017

Name or company name	Mr S Bhandal
Contract type name	GDS Contract
Purpose of contract	General
Contract start date	11/02/2014
Contract end date	

17/18 Contracted general activity (UDA)	12,924
Carry forward general activity (UDA)	0
17/18 Contracted orthodontic activity (UOA)	0
Carry forward orthodontic activity (UOA)	0
Baseline contract value	£371,449.19

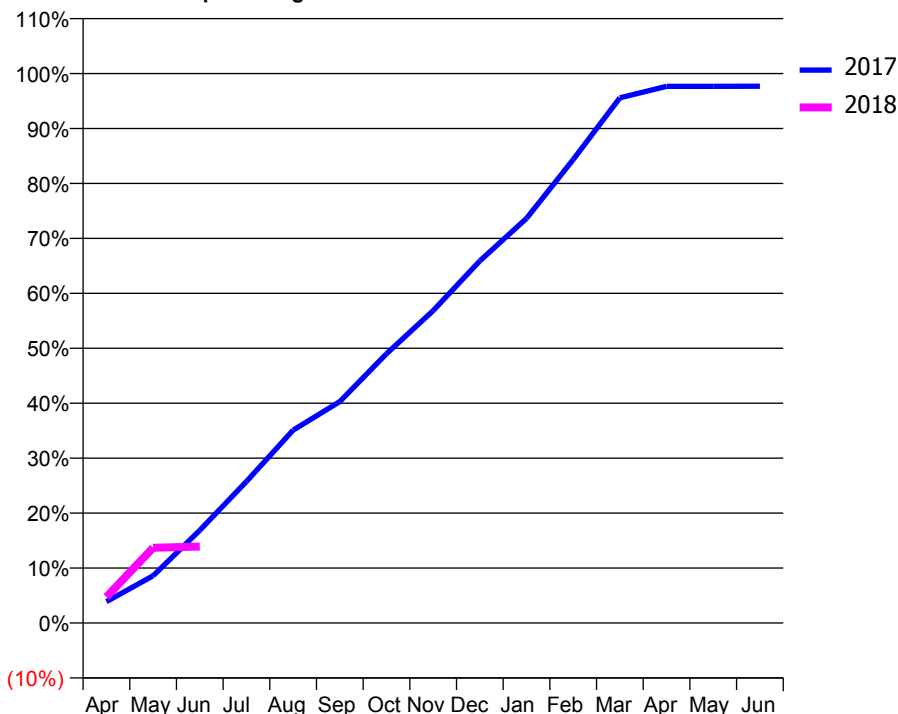
ACCESS*

Patients seen in 24 months	Total	Change since previous quarter
Quarter ending June 2016	5,085	
Quarter ending September 2016	4,999	↓
Quarter ending December 2016	5,092	→
Quarter ending March 2017	5,240	↑
Quarter ending June 2017	4,580	↓
Variance since June 2016	(9.9%)	↓



ACTIVITY

Cumulative percentage of contracted UDA delivered 2017 & 2018



Month	Adjusted Scheduled Activity (UDA)	
	2017	2018
April	505	612
May	1,111	1,771
June	2,180	1,800
July	3,330	
August	4,537	
September	5,208	
October	6,333	
November	7,348	
December	8,518	
January	9,516	
February	10,899	
March	12,353	
April	12,621	
May	12,622	
June	12,624	

QUALITY

	Quantity	Base Number	Contract	AT	Region	England
% of FP17s for the same patient ID Re-attending within 3 months - Children	22	394	5.6%	11.0%	11.7%	12.0%
% of FP17s for the same patient ID Re-attending within 3 months - Adults	58	534	10.9%	14.4%	15.2%	16.0%
% of FP17s for the same patient ID Re-attending between 3 & 9 months - Children	135	394	34.3%	56.8%	59.1%	58.0%
% of FP17s for the same patient ID Re-attending between 3 & 9 months - Adults	183	534	34.3%	49.2%	52.2%	50.9%
% of FP17s for Band 1 Urgent Courses	60	847	7.1%	8.3%	7.9%	9.1%
% of FP17s Relating to Free Repair or Replacements	2	847	0.2%	0.7%	0.8%	0.8%
% of FP17s Relating to Continuations	3	847	0.4%	0.9%	1.1%	1.1%
% of Patients satisfied with the dentistry they have received	0	1	N/A	91.4%	91.8%	91.7%
% of Patients satisfied with the time they had to wait for an appointment	0	1	N/A	87.1%	88.4%	88.0%

* This is based on patients treated on this contract for their most recent course of treatment. Figures in italics indicate the base number of FP17s or Patient Questionnaire responses are less than 100. N/A is shown where the base number of responses is less than 10 during the period. % is calculated as Quantity/Base number*100

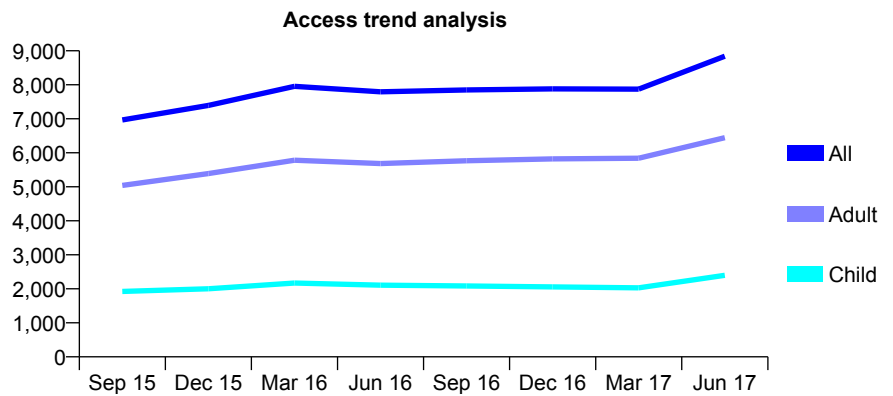
Q58 - Vital Signs At a Glance Contract Report for 107573/0002 - June 2017

Name or company name	Mr S Bhandal
Contract type name	GDS Contract
Purpose of contract	General
Contract start date	11/02/2014
Contract end date	

17/18 Contracted general activity (UDA)	38,646
Carry forward general activity (UDA)	0
17/18 Contracted orthodontic activity (UOA)	0
Carry forward orthodontic activity (UOA)	0
Baseline contract value	£1,227,951.11

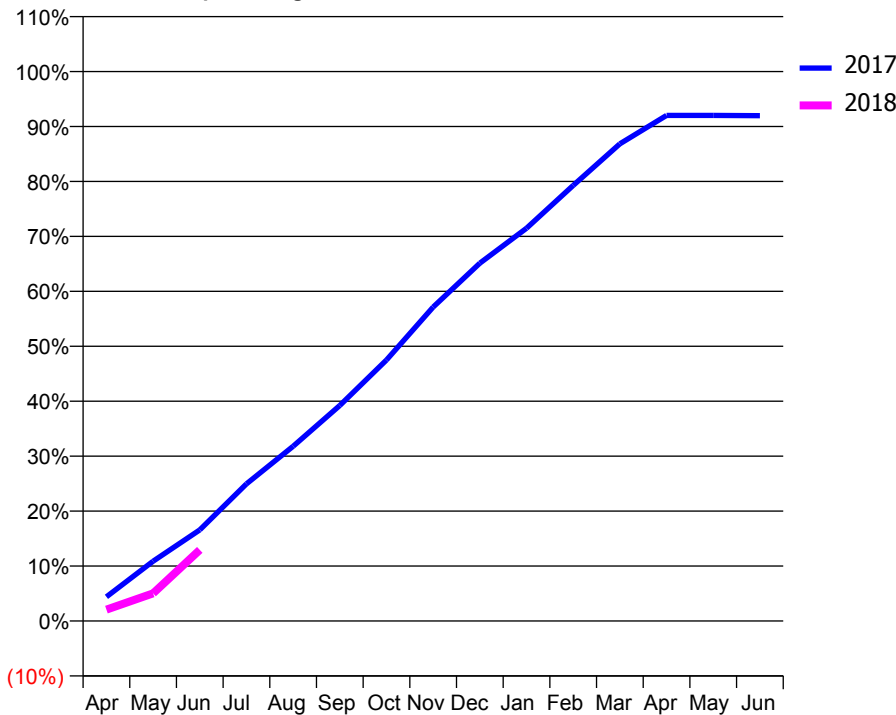
ACCESS*

Patients seen in 24 months	Total	Change since previous quarter
Quarter ending June 2016	7,793	
Quarter ending September 2016	7,849	→
Quarter ending December 2016	7,879	→
Quarter ending March 2017	7,873	→
Quarter ending June 2017	8,843	↑
Variance since June 2016	13.5%	↑



ACTIVITY

Cumulative percentage of contracted UDA delivered 2017 & 2018



Month	Adjusted Scheduled Activity (UDA)	
	2017	2018
April	944	801
May	2,333	1,949
June	3,554	5,005
July	5,353	
August	6,820	
September	8,412	
October	10,186	
November	12,254	
December	13,964	
January	15,329	
February	16,998	
March	18,621	
April	19,731	
May	19,730	
June	19,719	

QUALITY

	Quantity	Base Number	Contract	AT	Region	England
% of FP17s for the same patient ID Re-attending within 3 months - Children	32	892	3.6%	11.0%	11.7%	12.0%
% of FP17s for the same patient ID Re-attending within 3 months - Adults	128	1,898	6.7%	14.4%	15.2%	16.0%
% of FP17s for the same patient ID Re-attending between 3 & 9 months - Children	268	892	30.0%	56.8%	59.1%	58.0%
% of FP17s for the same patient ID Re-attending between 3 & 9 months - Adults	592	1,898	31.2%	49.2%	52.2%	50.9%
% of FP17s for Band 1 Urgent Courses	182	2,350	7.7%	8.3%	7.9%	9.1%
% of FP17s Relating to Free Repair or Replacements	26	2,350	1.1%	0.7%	0.8%	0.8%
% of FP17s Relating to Continuations	4	2,350	0.2%	0.9%	1.1%	1.1%
% of Patients satisfied with the dentistry they have received	10	11	90.9%	91.4%	91.8%	91.7%
% of Patients satisfied with the time they had to wait for an appointment	7	11	63.6%	87.1%	88.4%	88.0%

* This is based on patients treated on this contract for their most recent course of treatment. Figures in italics indicate the base number of FP17s or Patient Questionnaire responses are less than 100. N/A is shown where the base number of responses is less than 10 during the period. % is calculated as Quantity/Base number*100

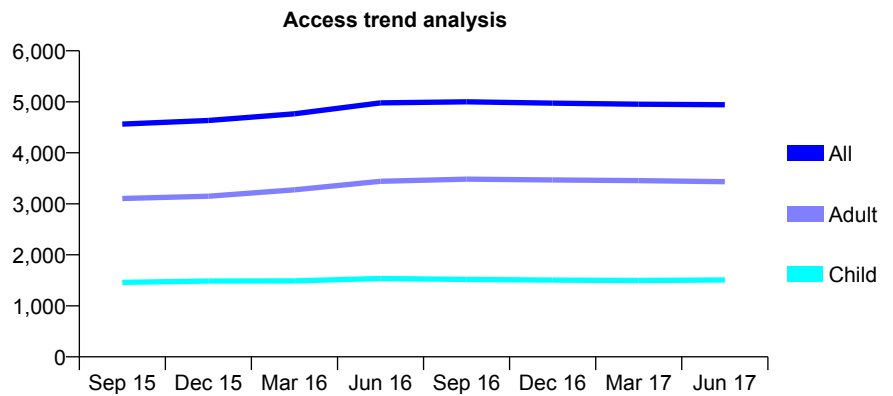
Q58 - Vital Signs At a Glance Contract Report for 107581/0001 - June 2017

Name or company name	Mr R Naidoo and Mrs S Naidoo
Contract type name	GDS Contract
Purpose of contract	General
Contract start date	01/04/2006
Contract end date	

17/18 Contracted general activity (UDA)	7,404
Carry forward general activity (UDA)	0
17/18 Contracted orthodontic activity (UOA)	0
Carry forward orthodontic activity (UOA)	0
Baseline contract value	£188,741.13

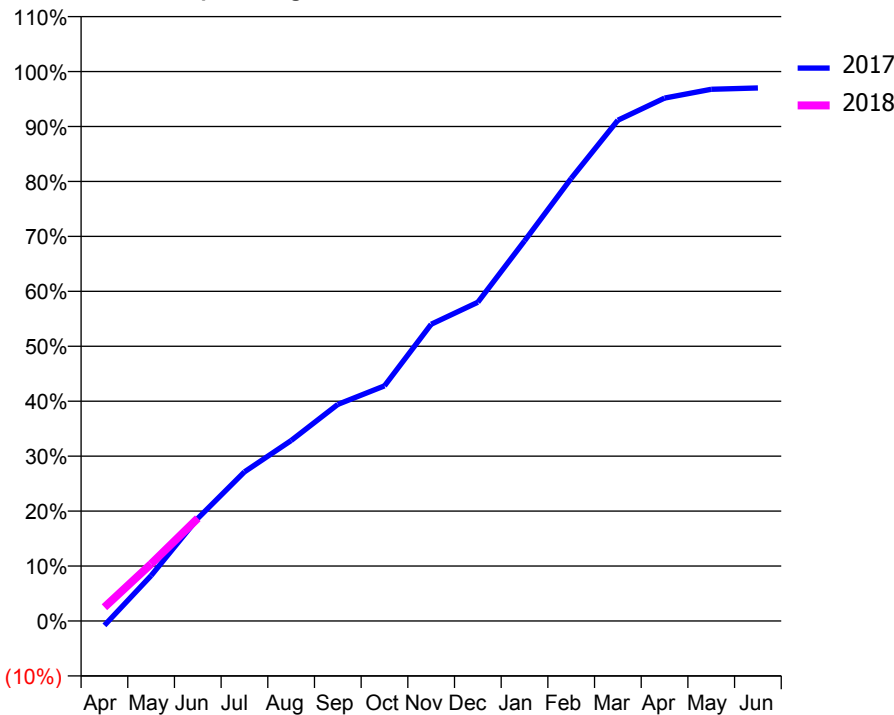
ACCESS*

Patients seen in 24 months	Total	Change since previous quarter
Quarter ending June 2016	4,978	
Quarter ending September 2016	5,001	→
Quarter ending December 2016	4,973	→
Quarter ending March 2017	4,953	→
Quarter ending June 2017	4,942	→
Variance since June 2016	(0.7%)	→



ACTIVITY

Cumulative percentage of contracted UDA delivered 2017 & 2018



Month	Adjusted Scheduled Activity (UDA)	
	2017	2018
April	-60	186
May	612	769
June	1,383	1,385
July	2,010	
August	2,432	
September	2,919	
October	3,169	
November	3,999	
December	4,295	
January	5,121	
February	5,963	
March	6,748	
April	7,046	
May	7,165	
June	7,182	

QUALITY

	Quantity	Base Number	Contract	AT	Region	England
% of FP17s for the same patient ID Re-attending within 3 months - Children	36	366	9.8%	11.0%	11.7%	12.0%
% of FP17s for the same patient ID Re-attending within 3 months - Adults	83	761	10.9%	14.4%	15.2%	16.0%
% of FP17s for the same patient ID Re-attending between 3 & 9 months - Children	125	366	34.2%	56.8%	59.1%	58.0%
% of FP17s for the same patient ID Re-attending between 3 & 9 months - Adults	263	761	34.6%	49.2%	52.2%	50.9%
% of FP17s for Band 1 Urgent Courses	30	684	4.4%	8.3%	7.9%	9.1%
% of FP17s Relating to Free Repair or Replacements	4	684	0.6%	0.7%	0.8%	0.8%
% of FP17s Relating to Continuations	0	684	0.0%	0.9%	1.1%	1.1%
% of Patients satisfied with the dentistry they have received	3	3	N/A	91.4%	91.8%	91.7%
% of Patients satisfied with the time they had to wait for an appointment	3	3	N/A	87.1%	88.4%	88.0%

* This is based on patients treated on this contract for their most recent course of treatment. Figures in italics indicate the base number of FP17s or Patient Questionnaire responses are less than 100. N/A is shown where the base number of responses is less than 10 during the period. % is calculated as Quantity/Base number*100

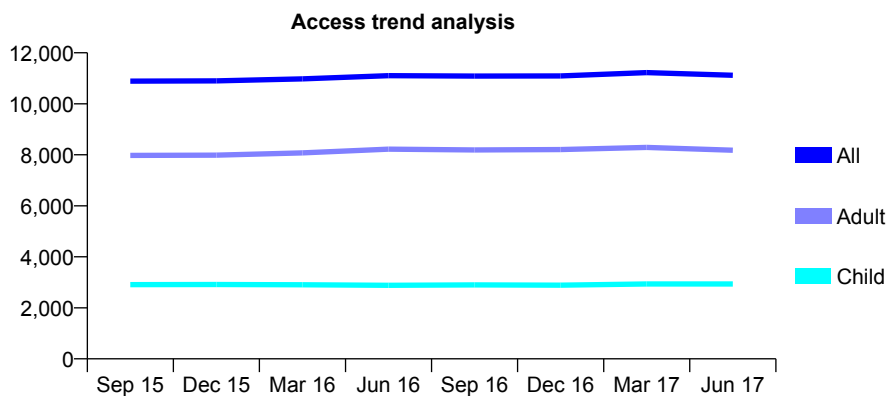
Q58 - Vital Signs At a Glance Contract Report for 108561/0001 - June 2017

Name or company name	Stevenage Dental Practice
Contract type name	GDS Contract
Purpose of contract	General
Contract start date	01/04/2006
Contract end date	

17/18 Contracted general activity (UDA)	28,940
Carry forward general activity (UDA)	0
17/18 Contracted orthodontic activity (UOA)	0
Carry forward orthodontic activity (UOA)	0
Baseline contract value	£784,571.57

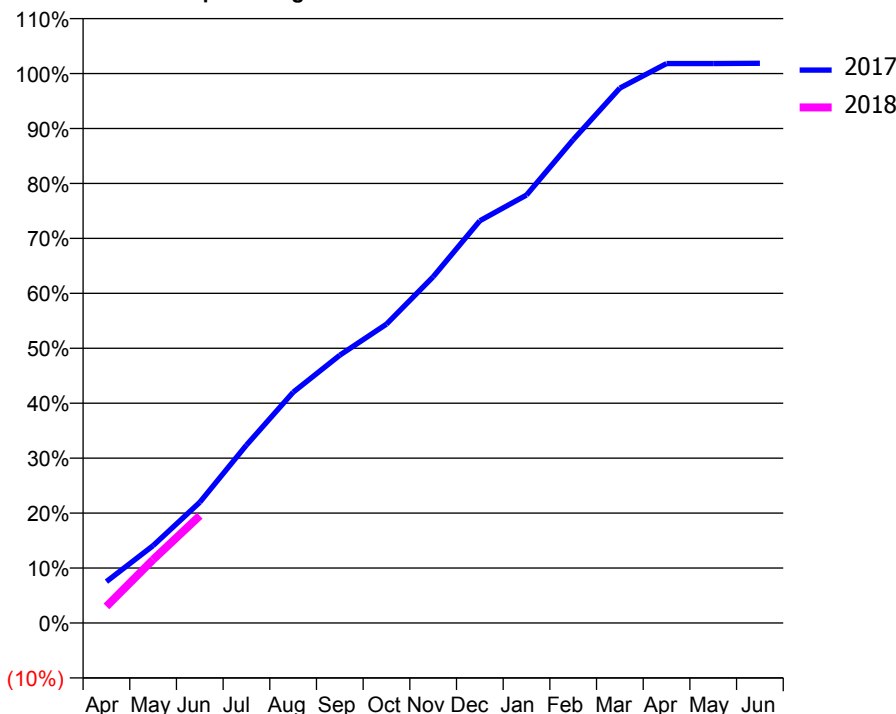
ACCESS*

Patients seen in 24 months	Total	Change since previous quarter
Quarter ending June 2016	11,105	
Quarter ending September 2016	11,089	→
Quarter ending December 2016	11,094	→
Quarter ending March 2017	11,222	→
Quarter ending June 2017	11,118	→
Variance since June 2016	0.1%	→



ACTIVITY

Cumulative percentage of contracted UDA delivered 2017 & 2018



Adjusted Scheduled Activity (UDA)

Month	2017	2018
April	2,180	874
May	4,079	3,339
June	6,360	5,652
July	9,369	
August	12,155	
September	14,107	
October	15,741	
November	18,237	
December	21,185	
January	22,542	
February	25,458	
March	28,175	
April	29,464	
May	29,461	
June	29,479	

QUALITY

	Quantity	Base Number	Contract	AT	Region	England
% of FP17s for the same patient ID Re-attending within 3 months - Children	49	883	5.5%	11.0%	11.7%	12.0%
% of FP17s for the same patient ID Re-attending within 3 months - Adults	311	2,186	14.2%	14.4%	15.2%	16.0%
% of FP17s for the same patient ID Re-attending between 3 & 9 months - Children	421	883	47.7%	56.8%	59.1%	58.0%
% of FP17s for the same patient ID Re-attending between 3 & 9 months - Adults	833	2,186	38.1%	49.2%	52.2%	50.9%
% of FP17s for Band 1 Urgent Courses	286	2,486	11.5%	8.3%	7.9%	9.1%
% of FP17s Relating to Free Repair or Replacements	5	2,486	0.2%	0.7%	0.8%	0.8%
% of FP17s Relating to Continuations	21	2,486	0.8%	0.9%	1.1%	1.1%
% of Patients satisfied with the dentistry they have received	13	15	86.7%	91.4%	91.8%	91.7%
% of Patients satisfied with the time they had to wait for an appointment	12	15	80.0%	87.1%	88.4%	88.0%

* This is based on patients treated on this contract for their most recent course of treatment. Figures in italics indicate the base number of FP17s or Patient Questionnaire responses are less than 100. N/A is shown where the base number of responses is less than 10 during the period. % is calculated as Quantity/Base number*100

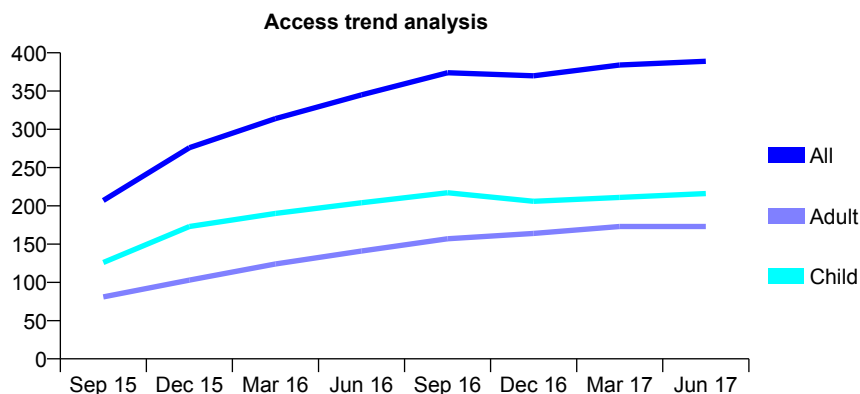
Q58 - Vital Signs At a Glance Contract Report for 109908/0001 - June 2017

Name or company name	Tailored Dental Care
Contract type name	GDS Contract
Purpose of contract	General
Contract start date	01/05/2015
Contract end date	

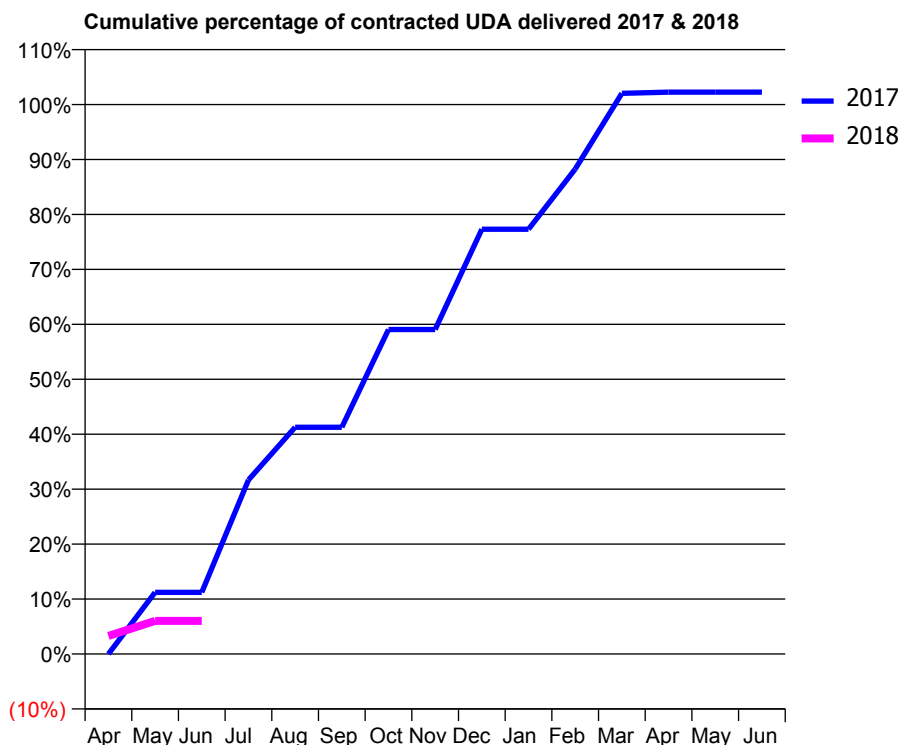
17/18 Contracted general activity (UDA)	1,524
Carry forward general activity (UDA)	0
17/18 Contracted orthodontic activity (UOA)	0
Carry forward orthodontic activity (UOA)	0
Baseline contract value	£36,022.22

ACCESS*

Patients seen in 24 months	Total	Change since previous quarter
Quarter ending June 2016	345	
Quarter ending September 2016	374	↑
Quarter ending December 2016	370	↓
Quarter ending March 2017	384	↑
Quarter ending June 2017	389	→
Variance since June 2016	12.8%	↑



ACTIVITY



Month	Adjusted Scheduled Activity (UDA)	
	2017	2018
April	0	50
May	112	92
June	112	92
July	317	
August	413	
September	413	
October	591	
November	591	
December	773	
January	773	
February	882	
March	1,020	
April	1,022	
May	1,022	
June	1,022	

QUALITY

	Quantity	Base Number	Contract	AT	Region	England
% of FP17s for the same patient ID Re-attending within 3 months - Children	2	44	4.5%	11.0%	11.7%	12.0%
% of FP17s for the same patient ID Re-attending within 3 months - Adults	1	23	4.3%	14.4%	15.2%	16.0%
% of FP17s for the same patient ID Re-attending between 3 & 9 months - Children	29	44	65.9%	56.8%	59.1%	58.0%
% of FP17s for the same patient ID Re-attending between 3 & 9 months - Adults	16	23	69.6%	49.2%	52.2%	50.9%
% of FP17s for Band 1 Urgent Courses	0	65	0.0%	8.3%	7.9%	9.1%
% of FP17s Relating to Free Repair or Replacements	0	65	0.0%	0.7%	0.8%	0.8%
% of FP17s Relating to Continuations	0	65	0.0%	0.9%	1.1%	1.1%
% of Patients satisfied with the dentistry they have received	0	0	N/A	91.4%	91.8%	91.7%
% of Patients satisfied with the time they had to wait for an appointment	0	0	N/A	87.1%	88.4%	88.0%

* This is based on patients treated on this contract for their most recent course of treatment. Figures in italics indicate the base number of FP17s or Patient Questionnaire responses are less than 100. N/A is shown where the base number of responses is less than 10 during the period. % is calculated as Quantity/Base number*100

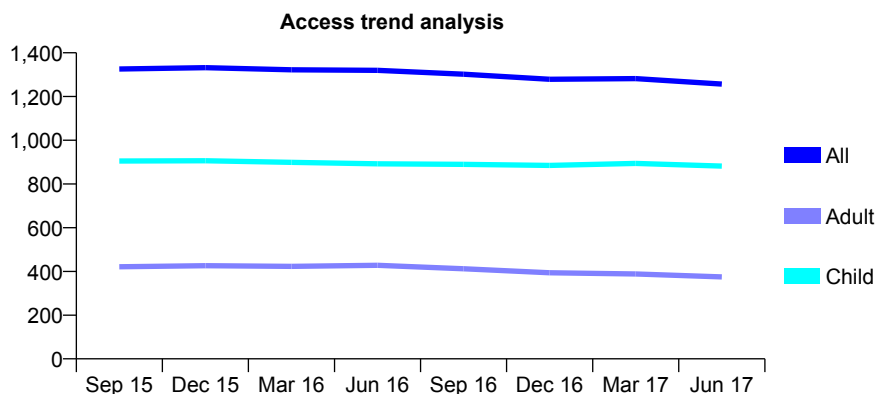
Q58 - Vital Signs At a Glance Contract Report for 110280/0001 - June 2017

Name or company name	Purleys Dental Care
Contract type name	GDS Contract
Purpose of contract	General
Contract start date	01/04/2006
Contract end date	

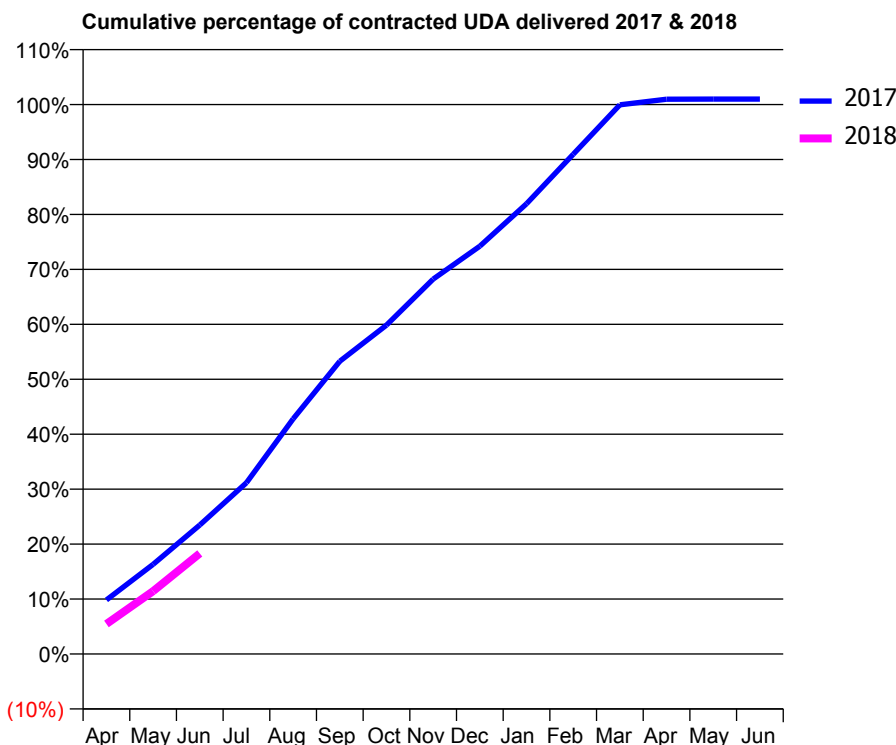
17/18 Contracted general activity (UDA)	5,890
Carry forward general activity (UDA)	0
17/18 Contracted orthodontic activity (UOA)	0
Carry forward orthodontic activity (UOA)	0
Baseline contract value	£168,042.56

ACCESS*

Patients seen in 24 months	Total	Change since previous quarter
Quarter ending June 2016	1,320	
Quarter ending September 2016	1,302	↓
Quarter ending December 2016	1,279	↓
Quarter ending March 2017	1,282	→
Quarter ending June 2017	1,257	↓
Variance since June 2016	(4.8%)	↓



ACTIVITY



Month	Adjusted Scheduled Activity (UDA)	
	2017	2018
April	580	322
May	961	674
June	1,383	1,079
July	1,836	
August	2,521	
September	3,139	
October	3,525	
November	4,018	
December	4,372	
January	4,827	
February	5,357	
March	5,886	
April	5,947	
May	5,948	
June	5,948	

QUALITY

	Quantity	Base Number	Contract	AT	Region	England
% of FP17s for the same patient ID Re-attending within 3 months - Children	31	387	8.0%	11.0%	11.7%	12.0%
% of FP17s for the same patient ID Re-attending within 3 months - Adults	8	93	8.6%	14.4%	15.2%	16.0%
% of FP17s for the same patient ID Re-attending between 3 & 9 months - Children	292	387	75.5%	56.8%	59.1%	58.0%
% of FP17s for the same patient ID Re-attending between 3 & 9 months - Adults	73	93	78.5%	49.2%	52.2%	50.9%
% of FP17s for Band 1 Urgent Courses	13	452	2.9%	8.3%	7.9%	9.1%
% of FP17s Relating to Free Repair or Replacements	0	452	0.0%	0.7%	0.8%	0.8%
% of FP17s Relating to Continuations	4	452	0.9%	0.9%	1.1%	1.1%
% of Patients satisfied with the dentistry they have received	3	3	N/A	91.4%	91.8%	91.7%
% of Patients satisfied with the time they had to wait for an appointment	3	3	N/A	87.1%	88.4%	88.0%

* This is based on patients treated on this contract for their most recent course of treatment. Figures in italics indicate the base number of FP17s or Patient Questionnaire responses are less than 100. N/A is shown where the base number of responses is less than 10 during the period. % is calculated as Quantity/Base number*100

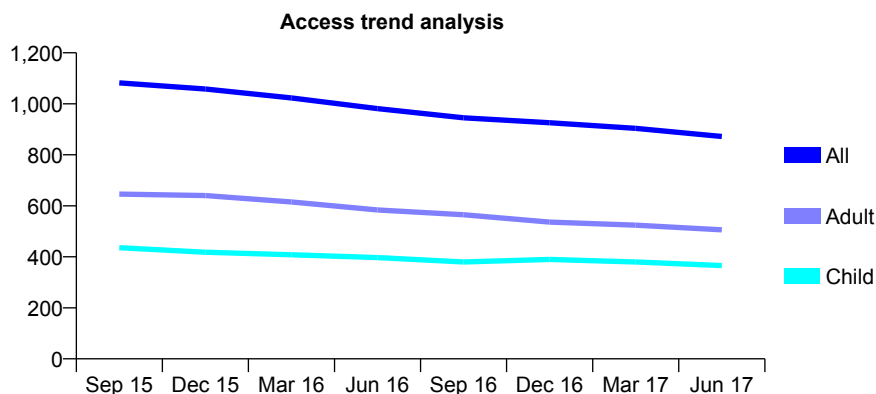
Q58 - Vital Signs At a Glance Contract Report for 113492/0001 - June 2017

Name or company name	Bucklersbury Dental Surgery
Contract type name	GDS Contract
Purpose of contract	General
Contract start date	01/08/2011
Contract end date	

17/18 Contracted general activity (UDA)	3,832
Carry forward general activity (UDA)	0
17/18 Contracted orthodontic activity (UOA)	0
Carry forward orthodontic activity (UOA)	0
Baseline contract value	£94,901.97

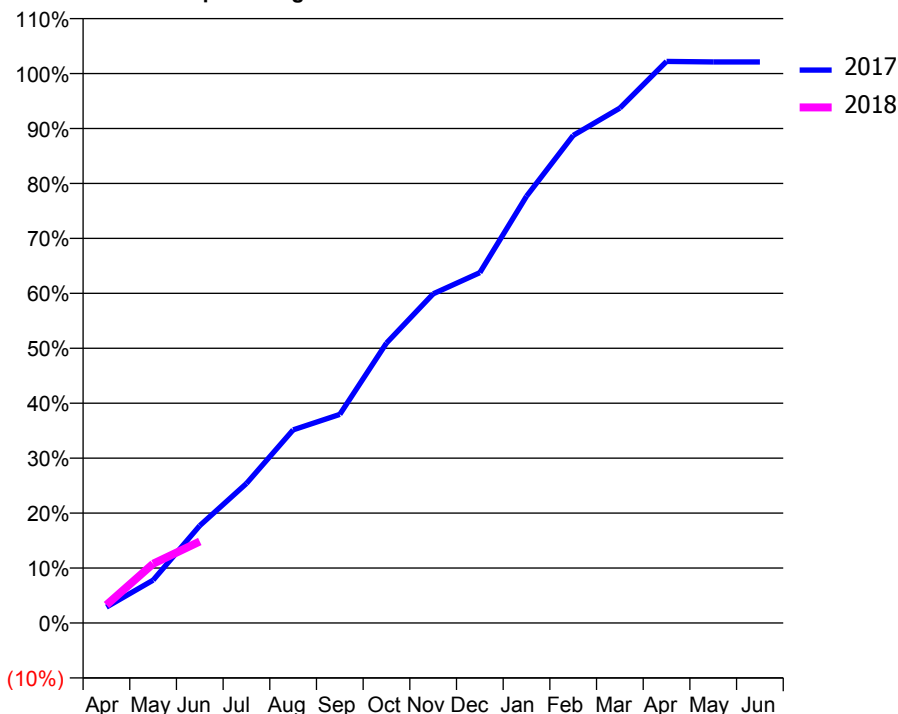
ACCESS*

Patients seen in 24 months	Total	Change since previous quarter
Quarter ending June 2016	981	
Quarter ending September 2016	945	↓
Quarter ending December 2016	926	↓
Quarter ending March 2017	904	↓
Quarter ending June 2017	872	↓
Variance since June 2016	(11.1%)	↓



ACTIVITY

Cumulative percentage of contracted UDA delivered 2017 & 2018



Month	Adjusted Scheduled Activity (UDA)	
	2017	2018
April	64	126
May	171	413
June	390	568
July	559	
August	773	
September	835	
October	1,121	
November	1,318	
December	1,403	
January	1,708	
February	1,952	
March	2,062	
April	2,248	
May	2,246	
June	2,246	

QUALITY

	Quantity	Base Number	Contract	AT	Region	England
% of FP17s for the same patient ID Re-attending within 3 months - Children	12	136	8.8%	11.0%	11.7%	12.0%
% of FP17s for the same patient ID Re-attending within 3 months - Adults	25	153	16.3%	14.4%	15.2%	16.0%
% of FP17s for the same patient ID Re-attending between 3 & 9 months - Children	72	136	52.9%	56.8%	59.1%	58.0%
% of FP17s for the same patient ID Re-attending between 3 & 9 months - Adults	52	153	34.0%	49.2%	52.2%	50.9%
% of FP17s for Band 1 Urgent Courses	16	212	7.5%	8.3%	7.9%	9.1%
% of FP17s Relating to Free Repair or Replacements	1	212	0.5%	0.7%	0.8%	0.8%
% of FP17s Relating to Continuations	0	212	0.0%	0.9%	1.1%	1.1%
% of Patients satisfied with the dentistry they have received	0	0	N/A	91.4%	91.8%	91.7%
% of Patients satisfied with the time they had to wait for an appointment	0	0	N/A	87.1%	88.4%	88.0%

* This is based on patients treated on this contract for their most recent course of treatment. Figures in italics indicate the base number of FP17s or Patient Questionnaire responses are less than 100. N/A is shown where the base number of responses is less than 10 during the period. % is calculated as Quantity/Base number*100

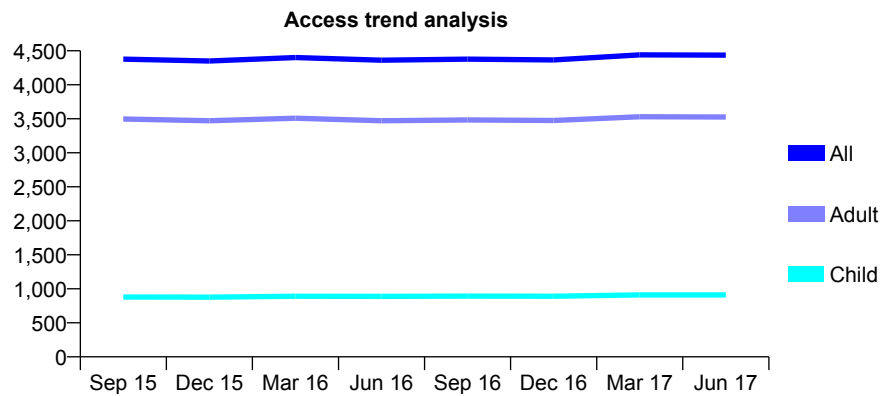
Q58 - Vital Signs At a Glance Contract Report for 113506/0001 - June 2017

Name or company name	Leighton House Practice Limited
Contract type name	GDS Contract
Purpose of contract	General
Contract start date	01/04/2009
Contract end date	

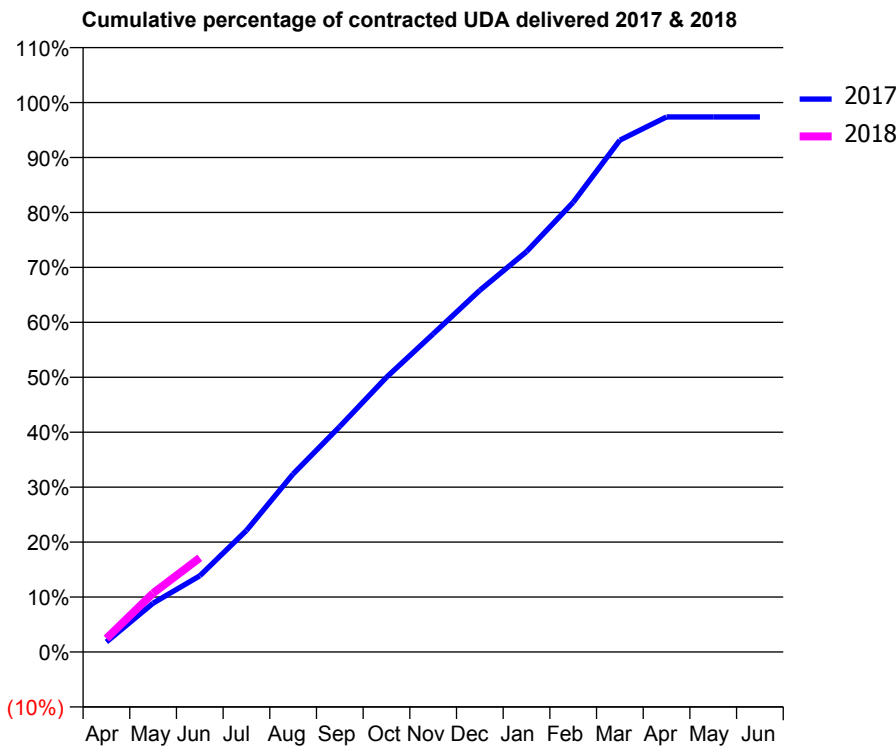
17/18 Contracted general activity (UDA)	14,865
Carry forward general activity (UDA)	0
17/18 Contracted orthodontic activity (UOA)	0
Carry forward orthodontic activity (UOA)	0
Baseline contract value	£409,006.85

ACCESS*

Patients seen in 24 months	Total	Change since previous quarter
Quarter ending June 2016	4,362	
Quarter ending September 2016	4,377	→
Quarter ending December 2016	4,366	→
Quarter ending March 2017	4,441	→
Quarter ending June 2017	4,437	→
Variance since June 2016	1.7%	→



ACTIVITY



Month	Adjusted Scheduled Activity (UDA)	
	2017	2018
April	274	366
May	1,321	1,592
June	2,063	2,548
July	3,286	
August	4,819	
September	6,101	
October	7,431	
November	8,604	
December	9,784	
January	10,832	
February	12,167	
March	13,848	
April	14,474	
May	14,475	
June	14,475	

QUALITY

	Quantity	Base Number	Contract	AT	Region	England
% of FP17s for the same patient ID Re-attending within 3 months - Children	47	319	14.7%	11.0%	11.7%	12.0%
% of FP17s for the same patient ID Re-attending within 3 months - Adults	178	1,024	17.4%	14.4%	15.2%	16.0%
% of FP17s for the same patient ID Re-attending between 3 & 9 months - Children	152	319	47.6%	56.8%	59.1%	58.0%
% of FP17s for the same patient ID Re-attending between 3 & 9 months - Adults	486	1,024	47.5%	49.2%	52.2%	50.9%
% of FP17s for Band 1 Urgent Courses	123	1,124	10.9%	8.3%	7.9%	9.1%
% of FP17s Relating to Free Repair or Replacements	8	1,124	0.7%	0.7%	0.8%	0.8%
% of FP17s Relating to Continuations	23	1,124	2.0%	0.9%	1.1%	1.1%
% of Patients satisfied with the dentistry they have received	5	5	N/A	91.4%	91.8%	91.7%
% of Patients satisfied with the time they had to wait for an appointment	3	5	N/A	87.1%	88.4%	88.0%

* This is based on patients treated on this contract for their most recent course of treatment. Figures in italics indicate the base number of FP17s or Patient Questionnaire responses are less than 100. N/A is shown where the base number of responses is less than 10 during the period. % is calculated as Quantity/Base number*100

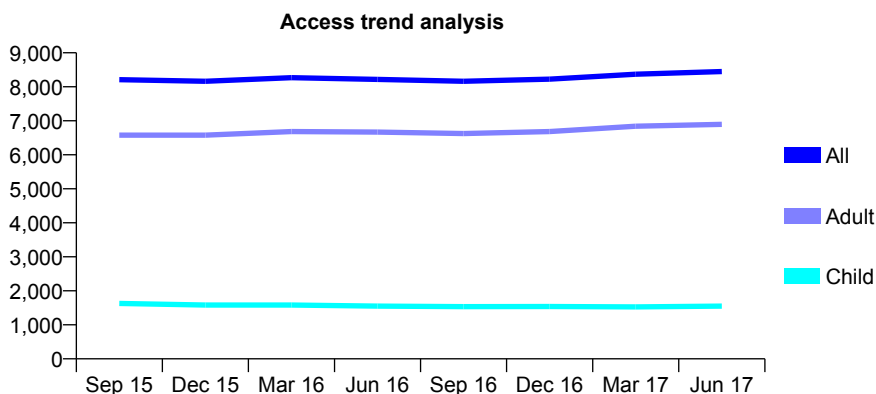
Q58 - Vital Signs At a Glance Contract Report for 114170/0001 - June 2017

Name or company name	King Gaigher & Chastell
Contract type name	GDS Contract
Purpose of contract	General
Contract start date	01/04/2008
Contract end date	

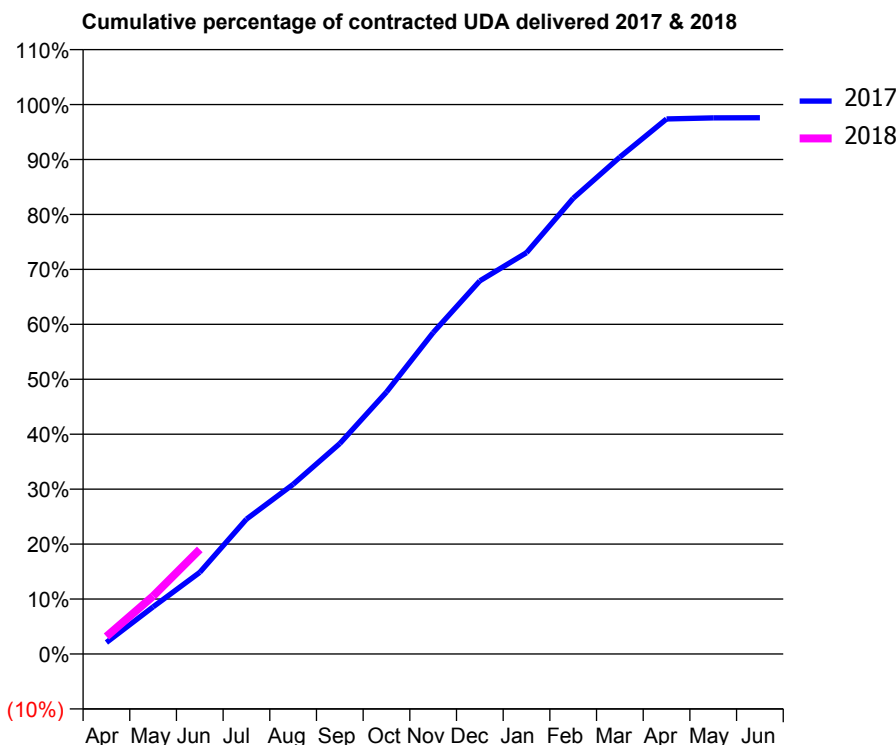
17/18 Contracted general activity (UDA)	20,194
Carry forward general activity (UDA)	0
17/18 Contracted orthodontic activity (UOA)	0
Carry forward orthodontic activity (UOA)	0
Baseline contract value	£485,933.29

ACCESS*

Patients seen in 24 months	Total	Change since previous quarter
Quarter ending June 2016	8,219	
Quarter ending September 2016	8,162	→
Quarter ending December 2016	8,224	→
Quarter ending March 2017	8,371	→
Quarter ending June 2017	8,448	→
Variance since June 2016	2.8%	↑



ACTIVITY



Month	Adjusted Scheduled Activity (UDA)	
	2017	2018
April	425	644
May	1,734	2,131
June	3,001	3,846
July	4,956	
August	6,235	
September	7,736	
October	9,628	
November	11,811	
December	13,715	
January	14,748	
February	16,748	
March	18,261	
April	19,663	
May	19,704	
June	19,708	

QUALITY

	Quantity	Base Number	Contract	AT	Region	England
% of FP17s for the same patient ID Re-attending within 3 months - Children	16	476	3.4%	11.0%	11.7%	12.0%
% of FP17s for the same patient ID Re-attending within 3 months - Adults	283	1,863	15.2%	14.4%	15.2%	16.0%
% of FP17s for the same patient ID Re-attending between 3 & 9 months - Children	169	476	35.5%	56.8%	59.1%	58.0%
% of FP17s for the same patient ID Re-attending between 3 & 9 months - Adults	522	1,863	28.0%	49.2%	52.2%	50.9%
% of FP17s for Band 1 Urgent Courses	145	1,719	8.4%	8.3%	7.9%	9.1%
% of FP17s Relating to Free Repair or Replacements	13	1,719	0.8%	0.7%	0.8%	0.8%
% of FP17s Relating to Continuations	54	1,719	3.1%	0.9%	1.1%	1.1%
% of Patients satisfied with the dentistry they have received	17	18	94.4%	91.4%	91.8%	91.7%
% of Patients satisfied with the time they had to wait for an appointment	15	18	83.3%	87.1%	88.4%	88.0%

* This is based on patients treated on this contract for their most recent course of treatment. Figures in italics indicate the base number of FP17s or Patient Questionnaire responses are less than 100. N/A is shown where the base number of responses is less than 10 during the period. % is calculated as Quantity/Base number*100

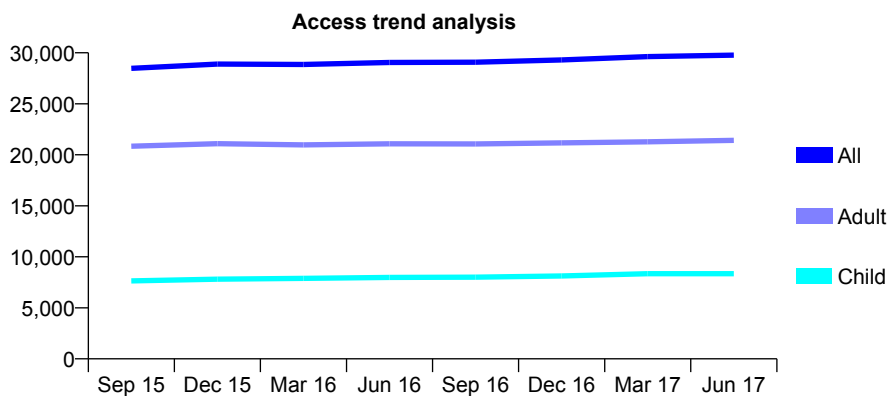
Q58 - Vital Signs At a Glance Contract Report for 114189/0001 - June 2017

Name or company name	Distal Point Limited
Contract type name	GDS Contract
Purpose of contract	General
Contract start date	01/11/2007
Contract end date	

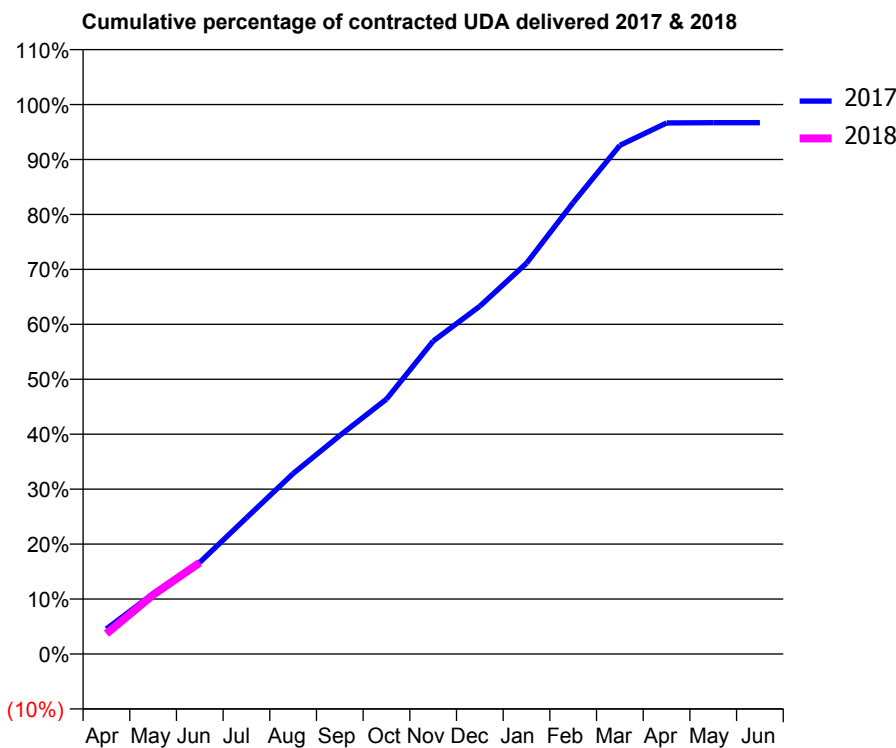
17/18 Contracted general activity (UDA)	73,034
Carry forward general activity (UDA)	0
17/18 Contracted orthodontic activity (UOA)	0
Carry forward orthodontic activity (UOA)	0
Baseline contract value	£1,885,422.80

ACCESS*

Patients seen in 24 months	Total	Change since previous quarter
Quarter ending June 2016	29,055	
Quarter ending September 2016	29,080	→
Quarter ending December 2016	29,297	→
Quarter ending March 2017	29,621	→
Quarter ending June 2017	29,767	→
Variance since June 2016	2.5%	↑



ACTIVITY



Month	Adjusted Scheduled Activity (UDA)	
	2017	2018
April	3,338	2,699
May	8,016	7,858
June	12,176	12,156
July	18,096	
August	23,997	
September	29,036	
October	33,872	
November	41,579	
December	46,226	
January	51,939	
February	60,001	
March	67,611	
April	70,574	
May	70,617	
June	70,624	

QUALITY

	Quantity	Base Number	Contract	AT	Region	England
% of FP17s for the same patient ID Re-attending within 3 months - Children	170	2,525	6.7%	11.0%	11.7%	12.0%
% of FP17s for the same patient ID Re-attending within 3 months - Adults	541	5,658	9.6%	14.4%	15.2%	16.0%
% of FP17s for the same patient ID Re-attending between 3 & 9 months - Children	1,781	2,525	70.5%	56.8%	59.1%	58.0%
% of FP17s for the same patient ID Re-attending between 3 & 9 months - Adults	2,822	5,658	49.9%	49.2%	52.2%	50.9%
% of FP17s for Band 1 Urgent Courses	401	6,821	5.9%	8.3%	7.9%	9.1%
% of FP17s Relating to Free Repair or Replacements	20	6,821	0.3%	0.7%	0.8%	0.8%
% of FP17s Relating to Continuations	17	6,821	0.2%	0.9%	1.1%	1.1%
% of Patients satisfied with the dentistry they have received	33	35	94.3%	91.4%	91.8%	91.7%
% of Patients satisfied with the time they had to wait for an appointment	30	35	85.7%	87.1%	88.4%	88.0%

* This is based on patients treated on this contract for their most recent course of treatment. Figures in italics indicate the base number of FP17s or Patient Questionnaire responses are less than 100. N/A is shown where the base number of responses is less than 10 during the period. % is calculated as Quantity/Base number*100

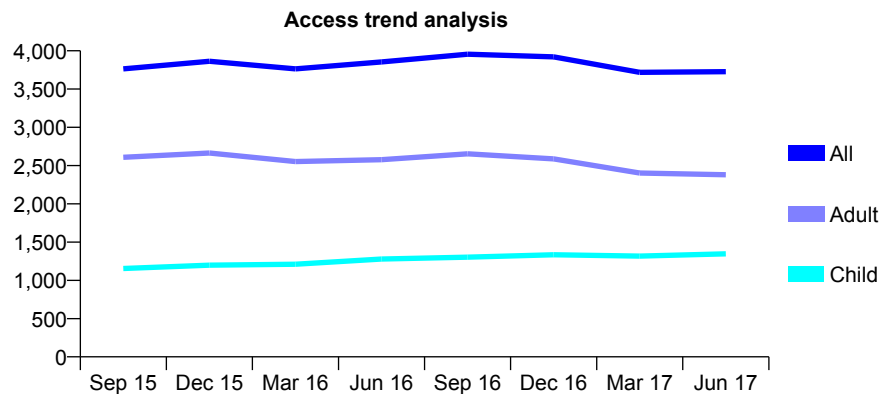
Q58 - Vital Signs At a Glance Contract Report for 116076/0001 - June 2017

Name or company name	Ace Dental Care Limited
Contract type name	GDS Contract
Purpose of contract	General
Contract start date	01/04/2010
Contract end date	

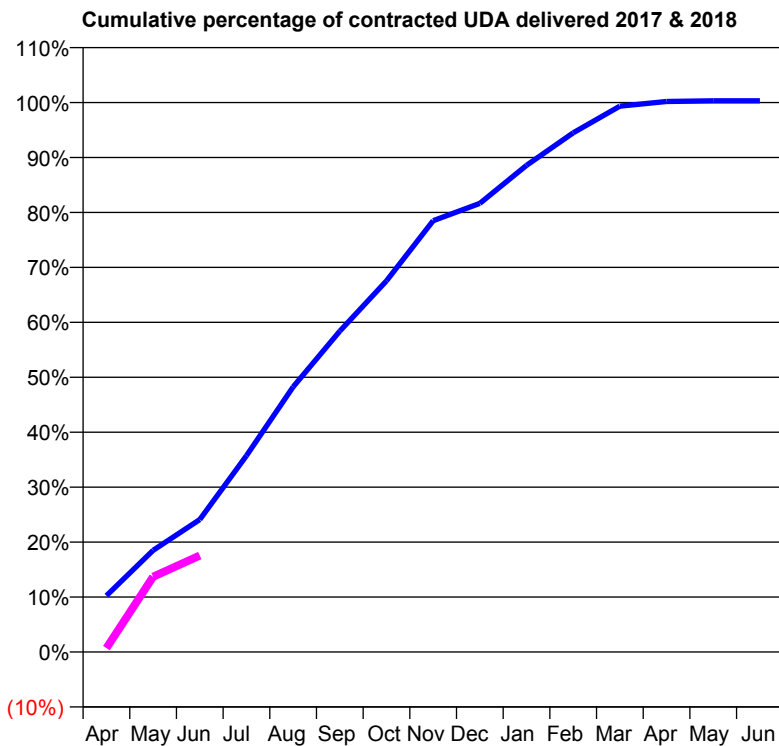
17/18 Contracted general activity (UDA)	9,163
Carry forward general activity (UDA)	0
17/18 Contracted orthodontic activity (UOA)	0
Carry forward orthodontic activity (UOA)	0
Baseline contract value	£224,584.72

ACCESS*

Patients seen in 24 months	Total	Change since previous quarter
Quarter ending June 2016	3,855	
Quarter ending September 2016	3,956	↑
Quarter ending December 2016	3,921	→
Quarter ending March 2017	3,719	↓
Quarter ending June 2017	3,727	→
Variance since June 2016	(3.3%)	↓



ACTIVITY



Month	Adjusted Scheduled Activity (UDA)	
	2017	2018
April	938	66
May	1,696	1,256
June	2,210	1,609
July	3,274	
August	4,422	
September	5,351	
October	6,190	
November	7,192	
December	7,480	
January	8,114	
February	8,656	
March	9,102	
April	9,180	
May	9,190	
June	9,190	

QUALITY

	Quantity	Base Number	Contract	AT	Region	England
% of FP17s for the same patient ID Re-attending within 3 months - Children	35	399	8.8%	11.0%	11.7%	12.0%
% of FP17s for the same patient ID Re-attending within 3 months - Adults	31	465	6.7%	14.4%	15.2%	16.0%
% of FP17s for the same patient ID Re-attending between 3 & 9 months - Children	219	399	54.9%	56.8%	59.1%	58.0%
% of FP17s for the same patient ID Re-attending between 3 & 9 months - Adults	195	465	41.9%	49.2%	52.2%	50.9%
% of FP17s for Band 1 Urgent Courses	77	811	9.5%	8.3%	7.9%	9.1%
% of FP17s Relating to Free Repair or Replacements	3	811	0.4%	0.7%	0.8%	0.8%
% of FP17s Relating to Continuations	3	811	0.4%	0.9%	1.1%	1.1%
% of Patients satisfied with the dentistry they have received	4	4	N/A	91.4%	91.8%	91.7%
% of Patients satisfied with the time they had to wait for an appointment	3	4	N/A	87.1%	88.4%	88.0%

* This is based on patients treated on this contract for their most recent course of treatment. Figures in italics indicate the base number of FP17s or Patient Questionnaire responses are less than 100. N/A is shown where the base number of responses is less than 10 during the period. % is calculated as Quantity/Base number*100

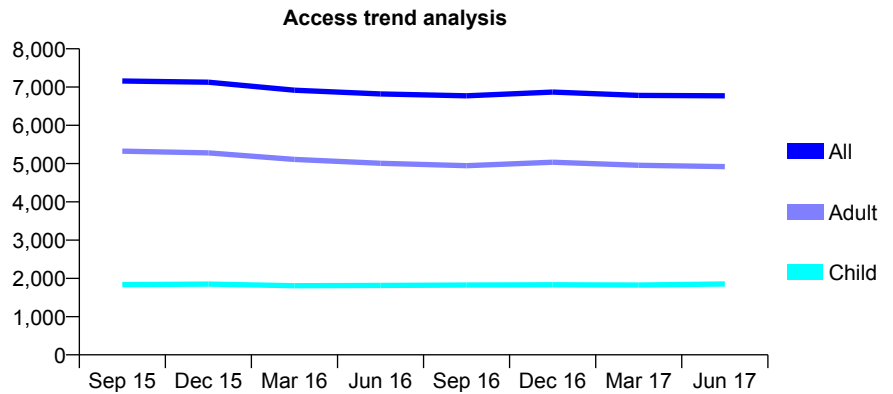
Q58 - Vital Signs At a Glance Contract Report for 117803/0001 - June 2017

Name or company name	St Albans Dental Centre
Contract type name	GDS Contract
Purpose of contract	General
Contract start date	01/03/2013
Contract end date	

17/18 Contracted general activity (UDA)	22,592
Carry forward general activity (UDA)	0
17/18 Contracted orthodontic activity (UOA)	0
Carry forward orthodontic activity (UOA)	0
Baseline contract value	£599,497.30

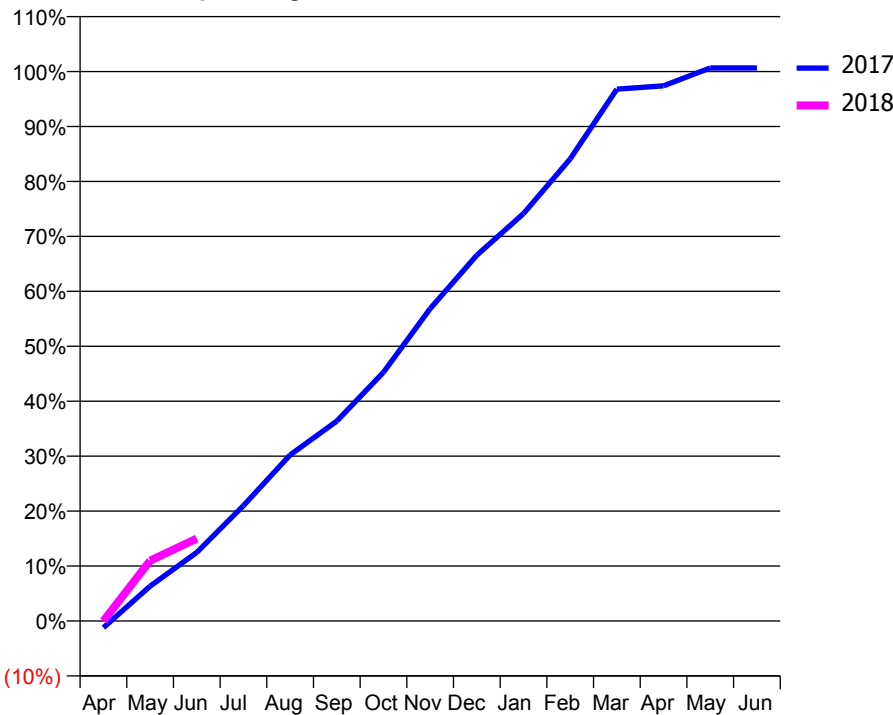
ACCESS*

Patients seen in 24 months	Total	Change since previous quarter
Quarter ending June 2016	6,819	
Quarter ending September 2016	6,771	→
Quarter ending December 2016	6,868	→
Quarter ending March 2017	6,782	↓
Quarter ending June 2017	6,771	→
Variance since June 2016	(0.7%)	→



ACTIVITY

Cumulative percentage of contracted UDA delivered 2017 & 2018



Month	Adjusted Scheduled Activity (UDA)	
	2017	2018
April	-276	0
May	1,431	2,481
June	2,819	3,392
July	4,746	
August	6,827	
September	8,222	
October	10,226	
November	12,841	
December	15,041	
January	16,751	
February	19,000	
March	21,866	
April	22,003	
May	22,738	
June	22,738	

QUALITY

	Quantity	Base Number	Contract	AT	Region	England
% of FP17s for the same patient ID Re-attending within 3 months - Children	36	463	7.8%	11.0%	11.7%	12.0%
% of FP17s for the same patient ID Re-attending within 3 months - Adults	162	1,037	15.6%	14.4%	15.2%	16.0%
% of FP17s for the same patient ID Re-attending between 3 & 9 months - Children	198	463	42.8%	56.8%	59.1%	58.0%
% of FP17s for the same patient ID Re-attending between 3 & 9 months - Adults	366	1,037	35.3%	49.2%	52.2%	50.9%
% of FP17s for Band 1 Urgent Courses	127	1,227	10.4%	8.3%	7.9%	9.1%
% of FP17s Relating to Free Repair or Replacements	19	1,227	1.5%	0.7%	0.8%	0.8%
% of FP17s Relating to Continuations	29	1,227	2.4%	0.9%	1.1%	1.1%
% of Patients satisfied with the dentistry they have received	12	12	100.0%	91.4%	91.8%	91.7%
% of Patients satisfied with the time they had to wait for an appointment	12	12	100.0%	87.1%	88.4%	88.0%

* This is based on patients treated on this contract for their most recent course of treatment. Figures in italics indicate the base number of FP17s or Patient Questionnaire responses are less than 100. N/A is shown where the base number of responses is less than 10 during the period. % is calculated as Quantity/Base number*100

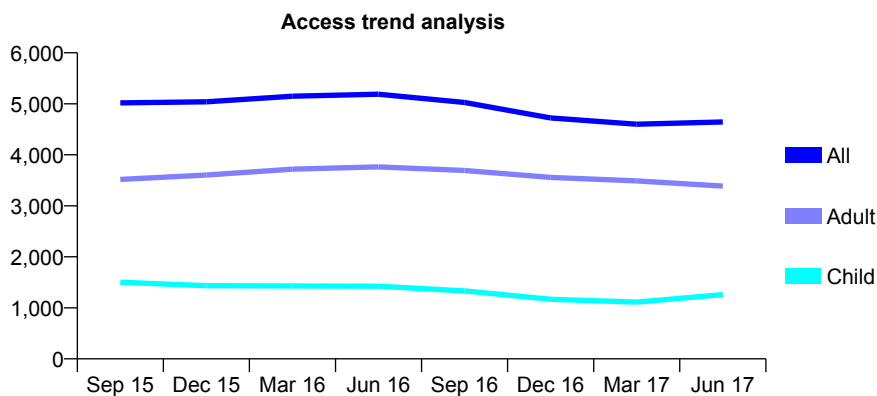
Q58 - Vital Signs At a Glance Contract Report for 117846/0001 - June 2017

Name or company name	Woodview Dental Clinic
Contract type name	GDS Contract
Purpose of contract	General
Contract start date	01/04/2006
Contract end date	

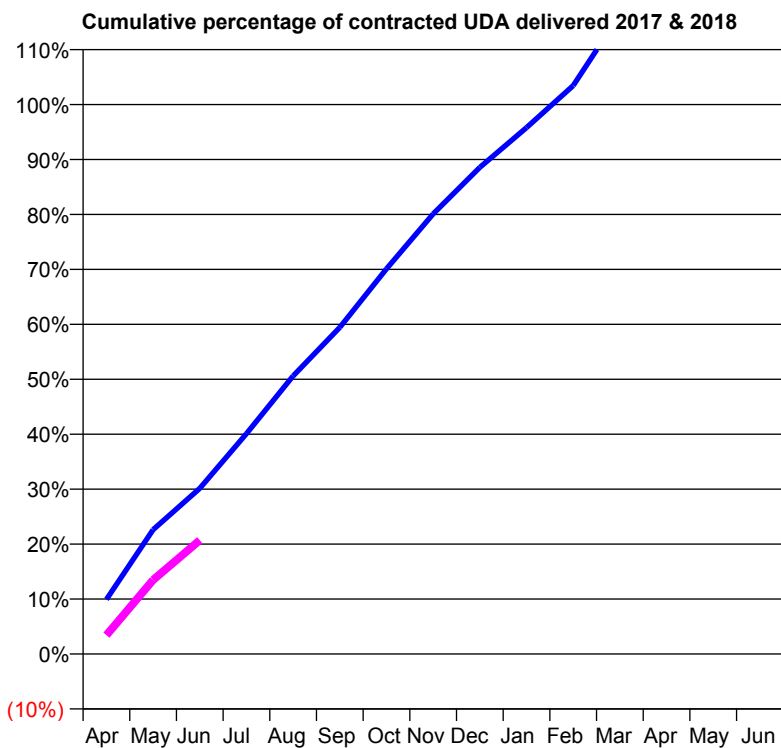
17/18 Contracted general activity (UDA)	9,943
Carry forward general activity (UDA)	0
17/18 Contracted orthodontic activity (UOA)	0
Carry forward orthodontic activity (UOA)	0
Baseline contract value	£262,164.29

ACCESS*

Patients seen in 24 months	Total	Change since previous quarter
Quarter ending June 2016	5,188	
Quarter ending September 2016	5,025	↓
Quarter ending December 2016	4,723	↓
Quarter ending March 2017	4,600	↓
Quarter ending June 2017	4,645	→
Variance since June 2016	(10.5%)	↓



ACTIVITY



Month	Adjusted Scheduled Activity (UDA)	
	2017	2018
April	989	340
May	2,249	1,340
June	2,997	2,059
July	3,987	
August	5,032	
September	5,909	
October	6,971	
November	7,963	
December	8,805	
January	9,525	
February	10,285	
March	11,567	
April	11,900	
May	11,903	
June	11,933	

QUALITY

	Quantity	Base Number	Contract	AT	Region	England
% of FP17s for the same patient ID Re-attending within 3 months - Children	31	461	6.7%	11.0%	11.7%	12.0%
% of FP17s for the same patient ID Re-attending within 3 months - Adults	97	702	13.8%	14.4%	15.2%	16.0%
% of FP17s for the same patient ID Re-attending between 3 & 9 months - Children	137	461	29.7%	56.8%	59.1%	58.0%
% of FP17s for the same patient ID Re-attending between 3 & 9 months - Adults	385	702	54.8%	49.2%	52.2%	50.9%
% of FP17s for Band 1 Urgent Courses	103	1,018	10.1%	8.3%	7.9%	9.1%
% of FP17s Relating to Free Repair or Replacements	22	1,018	2.2%	0.7%	0.8%	0.8%
% of FP17s Relating to Continuations	0	1,018	0.0%	0.9%	1.1%	1.1%
% of Patients satisfied with the dentistry they have received	1	3	N/A	91.4%	91.8%	91.7%
% of Patients satisfied with the time they had to wait for an appointment	2	3	N/A	87.1%	88.4%	88.0%

* This is based on patients treated on this contract for their most recent course of treatment. Figures in italics indicate the base number of FP17s or Patient Questionnaire responses are less than 100. N/A is shown where the base number of responses is less than 10 during the period. % is calculated as Quantity/Base number*100

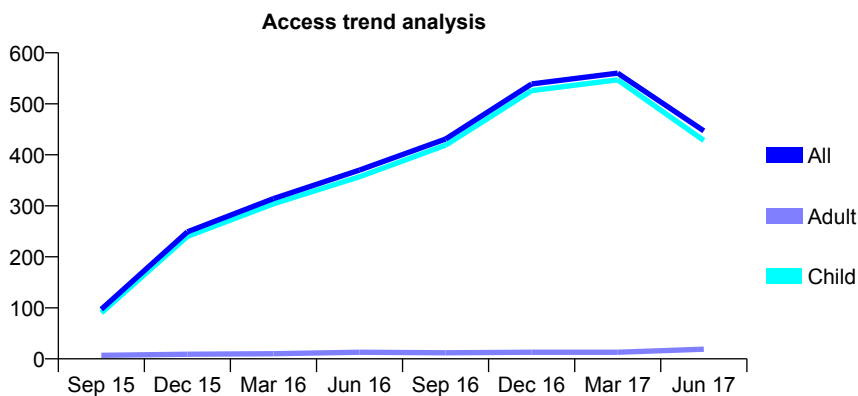
Q58 - Vital Signs At a Glance Contract Report for 117846/0003 - June 2017

Name or company name	Woodview Dental Clinic
Contract type name	GDS Contract
Purpose of contract	General
Contract start date	01/04/2006
Contract end date	

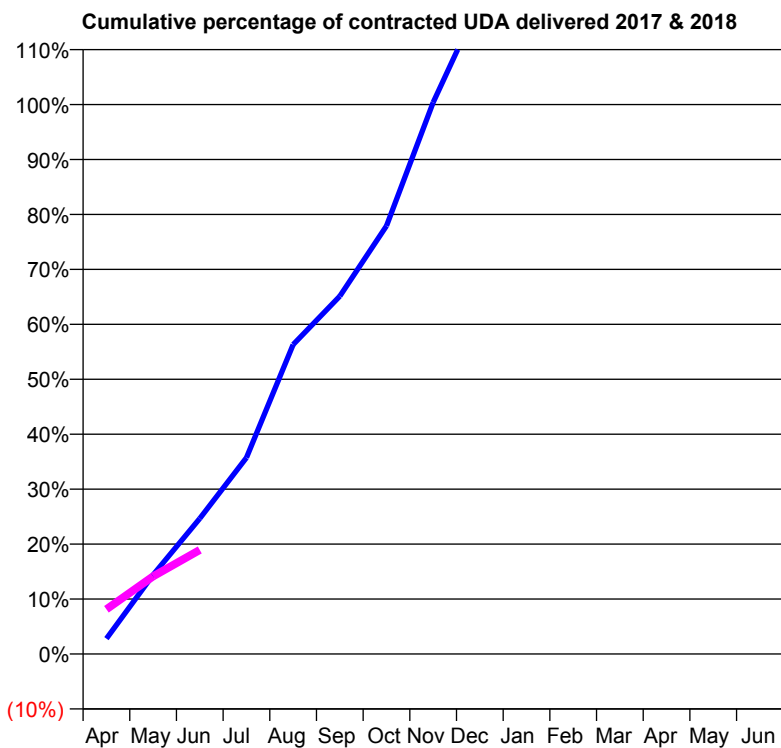
17/18 Contracted general activity (UDA)	750
Carry forward general activity (UDA)	0
17/18 Contracted orthodontic activity (UOA)	0
Carry forward orthodontic activity (UOA)	0
Baseline contract value	£27,398.58

ACCESS*

Patients seen in 24 months	Total	Change since previous quarter
Quarter ending June 2016	370	
Quarter ending September 2016	431	↑
Quarter ending December 2016	539	↑
Quarter ending March 2017	560	↑
Quarter ending June 2017	447	↓
Variance since June 2016	20.8%	↑



ACTIVITY



Month	Adjusted Scheduled Activity (UDA)	
	2017	2018
April	21	61
May	108	106
June	185	142
July	268	
August	422	
September	488	
October	584	
November	753	
December	890	
January	957	
February	1,085	
March	1,190	
April	1,228	
May	1,228	
June	1,233	

QUALITY

	Quantity	Base Number	Contract	AT	Region	England
% of FP17s for the same patient ID Re-attending within 3 months - Children	3	114	2.6%	11.0%	11.7%	12.0%
% of FP17s for the same patient ID Re-attending within 3 months - Adults	0	0	N/A	14.4%	15.2%	16.0%
% of FP17s for the same patient ID Re-attending between 3 & 9 months - Children	44	114	38.6%	56.8%	59.1%	58.0%
% of FP17s for the same patient ID Re-attending between 3 & 9 months - Adults	0	0	N/A	49.2%	52.2%	50.9%
% of FP17s for Band 1 Urgent Courses	0	81	0.0%	8.3%	7.9%	9.1%
% of FP17s Relating to Free Repair or Replacements	0	81	0.0%	0.7%	0.8%	0.8%
% of FP17s Relating to Continuations	0	81	0.0%	0.9%	1.1%	1.1%
% of Patients satisfied with the dentistry they have received	0	0	N/A	91.4%	91.8%	91.7%
% of Patients satisfied with the time they had to wait for an appointment	0	0	N/A	87.1%	88.4%	88.0%

* This is based on patients treated on this contract for their most recent course of treatment. Figures in italics indicate the base number of FP17s or Patient Questionnaire responses are less than 100. N/A is shown where the base number of responses is less than 10 during the period. % is calculated as Quantity/Base number*100

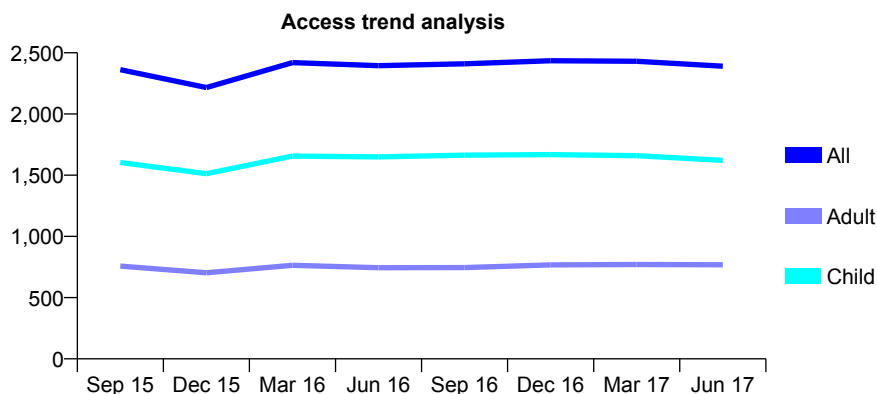
Q58 - Vital Signs At a Glance Contract Report for 118354/0001 - June 2017

Name or company name	King's Road Dental Practice Ltd
Contract type name	GDS Contract
Purpose of contract	General
Contract start date	01/04/2010
Contract end date	

17/18 Contracted general activity (UDA)	4,360
Carry forward general activity (UDA)	0
17/18 Contracted orthodontic activity (UOA)	0
Carry forward orthodontic activity (UOA)	0
Baseline contract value	£100,055.60

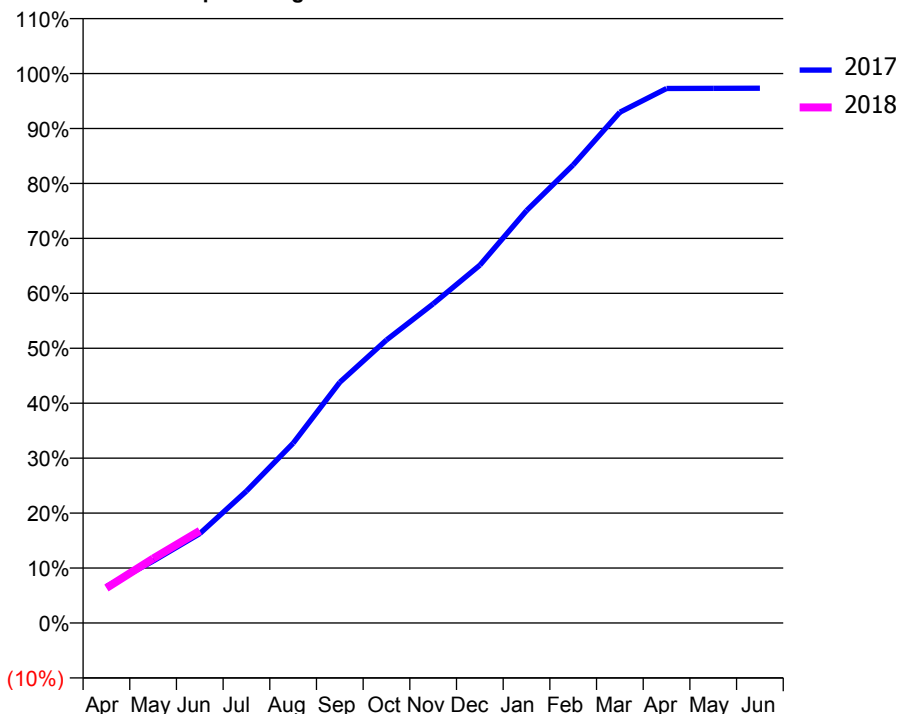
ACCESS*

Patients seen in 24 months	Total	Change since previous quarter
Quarter ending June 2016	2,395	
Quarter ending September 2016	2,410	→
Quarter ending December 2016	2,435	→
Quarter ending March 2017	2,431	→
Quarter ending June 2017	2,390	↓
Variance since June 2016	(0.2%)	→



ACTIVITY

Cumulative percentage of contracted UDA delivered 2017 & 2018



Month	Adjusted Scheduled Activity (UDA)	
	2017	2018
April	289	278
May	492	512
June	709	731
July	1,047	
August	1,427	
September	1,910	
October	2,245	
November	2,533	
December	2,839	
January	3,272	
February	3,635	
March	4,053	
April	4,241	
May	4,242	
June	4,243	

QUALITY

	Quantity	Base Number	Contract	AT	Region	England
% of FP17s for the same patient ID Re-attending within 3 months - Children	27	483	5.6%	11.0%	11.7%	12.0%
% of FP17s for the same patient ID Re-attending within 3 months - Adults	18	145	12.4%	14.4%	15.2%	16.0%
% of FP17s for the same patient ID Re-attending between 3 & 9 months - Children	264	483	54.7%	56.8%	59.1%	58.0%
% of FP17s for the same patient ID Re-attending between 3 & 9 months - Adults	62	145	42.8%	49.2%	52.2%	50.9%
% of FP17s for Band 1 Urgent Courses	11	501	2.2%	8.3%	7.9%	9.1%
% of FP17s Relating to Free Repair or Replacements	0	501	0.0%	0.7%	0.8%	0.8%
% of FP17s Relating to Continuations	1	501	0.2%	0.9%	1.1%	1.1%
% of Patients satisfied with the dentistry they have received	3	3	N/A	91.4%	91.8%	91.7%
% of Patients satisfied with the time they had to wait for an appointment	3	3	N/A	87.1%	88.4%	88.0%

* This is based on patients treated on this contract for their most recent course of treatment. Figures in italics indicate the base number of FP17s or Patient Questionnaire responses are less than 100. N/A is shown where the base number of responses is less than 10 during the period. % is calculated as Quantity/Base number*100

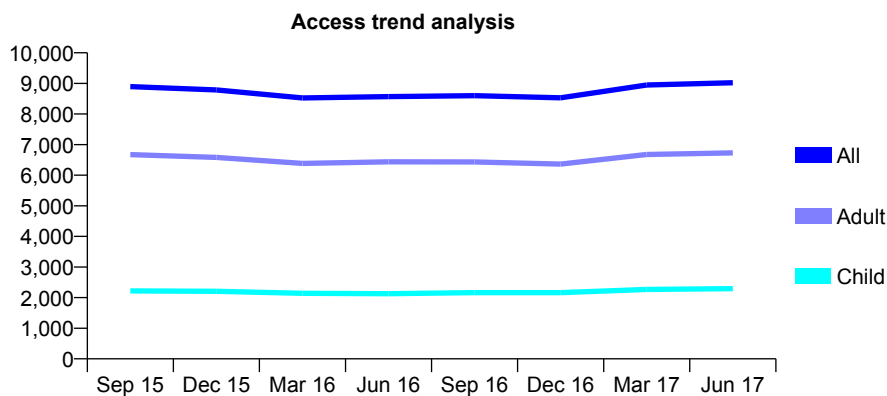
Q58 - Vital Signs At a Glance Contract Report for 118702/0001 - June 2017

Name or company name	Hertford Dental Care
Contract type name	GDS Contract
Purpose of contract	General
Contract start date	01/04/2008
Contract end date	

17/18 Contracted general activity (UDA)	21,000
Carry forward general activity (UDA)	0
17/18 Contracted orthodontic activity (UOA)	0
Carry forward orthodontic activity (UOA)	0
Baseline contract value	£481,298.37

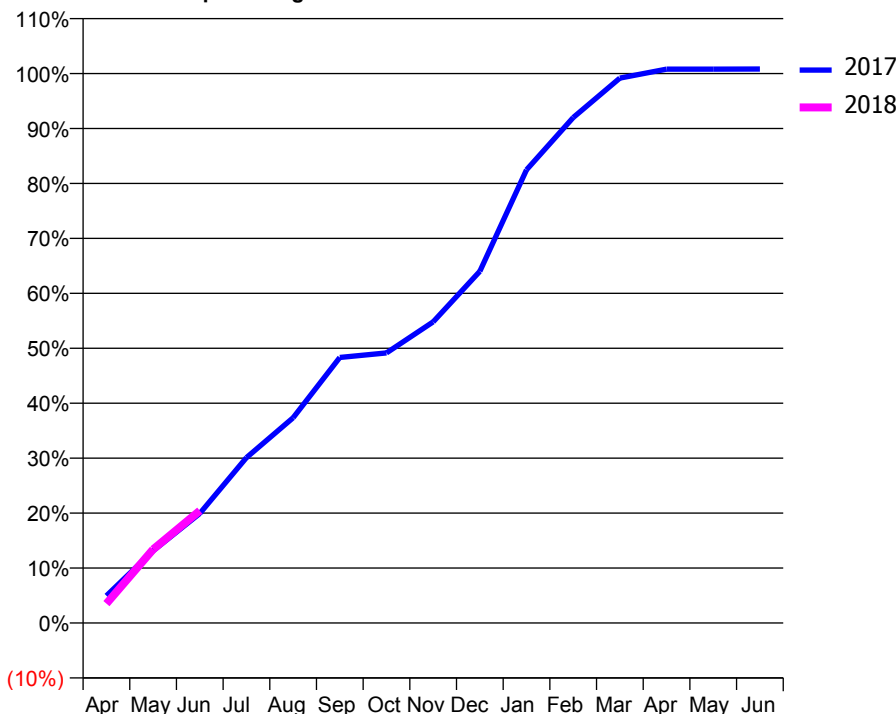
ACCESS*

Patients seen in 24 months	Total	Change since previous quarter
Quarter ending June 2016	8,567	
Quarter ending September 2016	8,598	→
Quarter ending December 2016	8,531	→
Quarter ending March 2017	8,946	↑
Quarter ending June 2017	9,023	→
Variance since June 2016	5.3%	↑



ACTIVITY

Cumulative percentage of contracted UDA delivered 2017 & 2018



Adjusted Scheduled Activity (UDA)

Month	2017	2018
April	1,041	743
May	2,759	2,818
June	4,185	4,294
July	6,321	
August	7,844	
September	10,147	
October	10,324	
November	11,509	
December	13,438	
January	17,318	
February	19,318	
March	20,827	
April	21,164	
May	21,167	
June	21,169	

QUALITY

	Quantity	Base Number	Contract	AT	Region	England
% of FP17s for the same patient ID Re-attending within 3 months - Children	59	893	6.6%	11.0%	11.7%	12.0%
% of FP17s for the same patient ID Re-attending within 3 months - Adults	229	2,212	10.4%	14.4%	15.2%	16.0%
% of FP17s for the same patient ID Re-attending between 3 & 9 months - Children	626	893	70.1%	56.8%	59.1%	58.0%
% of FP17s for the same patient ID Re-attending between 3 & 9 months - Adults	1,412	2,212	63.8%	49.2%	52.2%	50.9%
% of FP17s for Band 1 Urgent Courses	268	2,908	9.2%	8.3%	7.9%	9.1%
% of FP17s Relating to Free Repair or Replacements	8	2,908	0.3%	0.7%	0.8%	0.8%
% of FP17s Relating to Continuations	2	2,908	0.1%	0.9%	1.1%	1.1%
% of Patients satisfied with the dentistry they have received	14	14	100.0%	91.4%	91.8%	91.7%
% of Patients satisfied with the time they had to wait for an appointment	13	14	92.9%	87.1%	88.4%	88.0%

* This is based on patients treated on this contract for their most recent course of treatment. Figures in italics indicate the base number of FP17s or Patient Questionnaire responses are less than 100. N/A is shown where the base number of responses is less than 10 during the period. % is calculated as Quantity/Base number*100

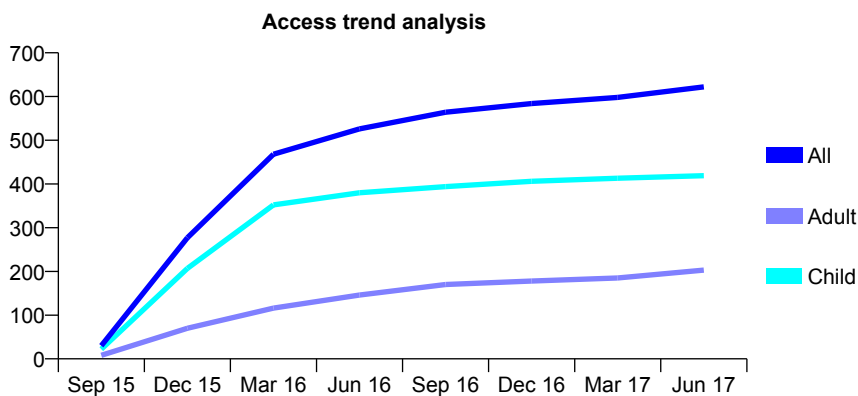
Q58 - Vital Signs At a Glance Contract Report for 118893/0001 - June 2017

Name or company name	The Dental Surgery
Contract type name	GDS Contract
Purpose of contract	General
Contract start date	30/06/2015
Contract end date	

17/18 Contracted general activity (UDA)	1,800
Carry forward general activity (UDA)	0
17/18 Contracted orthodontic activity (UOA)	0
Carry forward orthodontic activity (UOA)	0
Baseline contract value	£42,771.90

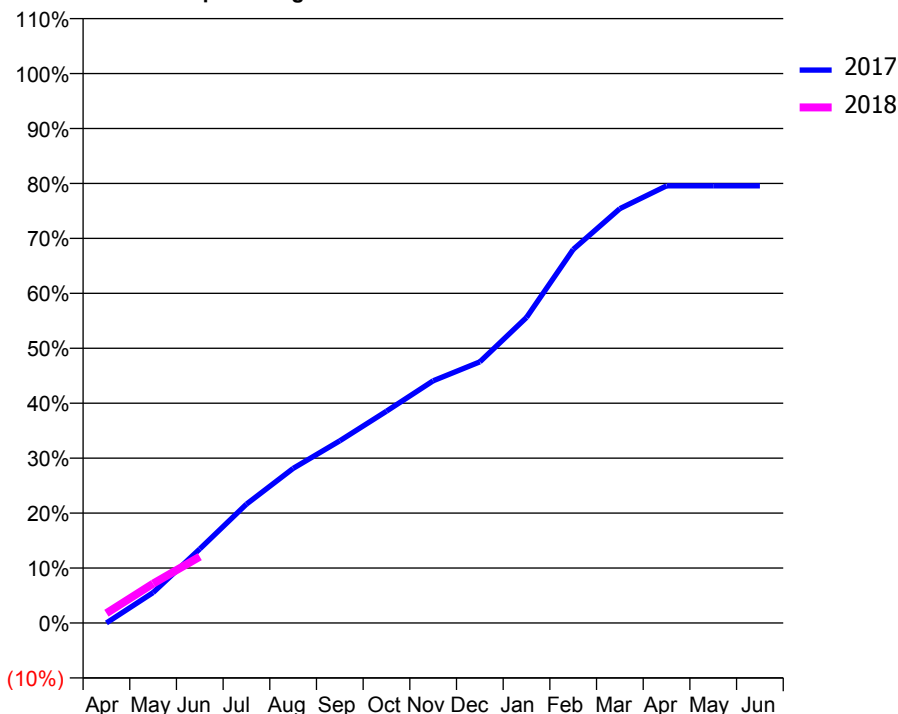
ACCESS*

Patients seen in 24 months	Total	Change since previous quarter
Quarter ending June 2016	526	
Quarter ending September 2016	564	↑
Quarter ending December 2016	584	↑
Quarter ending March 2017	598	↑
Quarter ending June 2017	622	↑
Variance since June 2016	18.3%	↑



ACTIVITY

Cumulative percentage of contracted UDA delivered 2017 & 2018



Adjusted Scheduled Activity (UDA)

Month	2017	2018
April	0	32
May	100	129
June	243	217
July	390	
August	506	
September	597	
October	694	
November	794	
December	856	
January	1,001	
February	1,224	
March	1,357	
April	1,432	
May	1,432	
June	1,432	

QUALITY

	Quantity	Base Number	Contract	AT	Region	England
% of FP17s for the same patient ID Re-attending within 3 months - Children	5	144	3.5%	11.0%	11.7%	12.0%
% of FP17s for the same patient ID Re-attending within 3 months - Adults	1	33	3.0%	14.4%	15.2%	16.0%
% of FP17s for the same patient ID Re-attending between 3 & 9 months - Children	95	144	66.0%	56.8%	59.1%	58.0%
% of FP17s for the same patient ID Re-attending between 3 & 9 months - Adults	19	33	57.6%	49.2%	52.2%	50.9%
% of FP17s for Band 1 Urgent Courses	1	145	0.7%	8.3%	7.9%	9.1%
% of FP17s Relating to Free Repair or Replacements	1	145	0.7%	0.7%	0.8%	0.8%
% of FP17s Relating to Continuations	0	145	0.0%	0.9%	1.1%	1.1%
% of Patients satisfied with the dentistry they have received	0	0	N/A	91.4%	91.8%	91.7%
% of Patients satisfied with the time they had to wait for an appointment	0	0	N/A	87.1%	88.4%	88.0%

* This is based on patients treated on this contract for their most recent course of treatment. Figures in italics indicate the base number of FP17s or Patient Questionnaire responses are less than 100. N/A is shown where the base number of responses is less than 10 during the period. % is calculated as Quantity/Base number*100

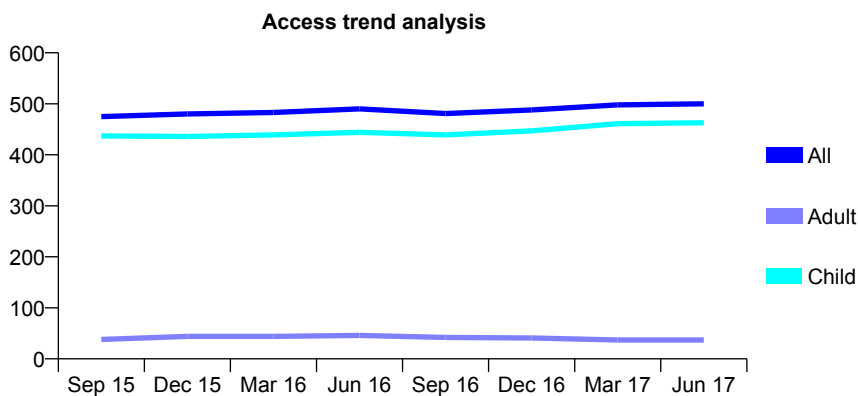
Q58 - Vital Signs At a Glance Contract Report for 118982/0001 - June 2017

Name or company name	St Peter's Lodge Dental Practice
Contract type name	GDS Contract
Purpose of contract	General
Contract start date	01/08/2010
Contract end date	

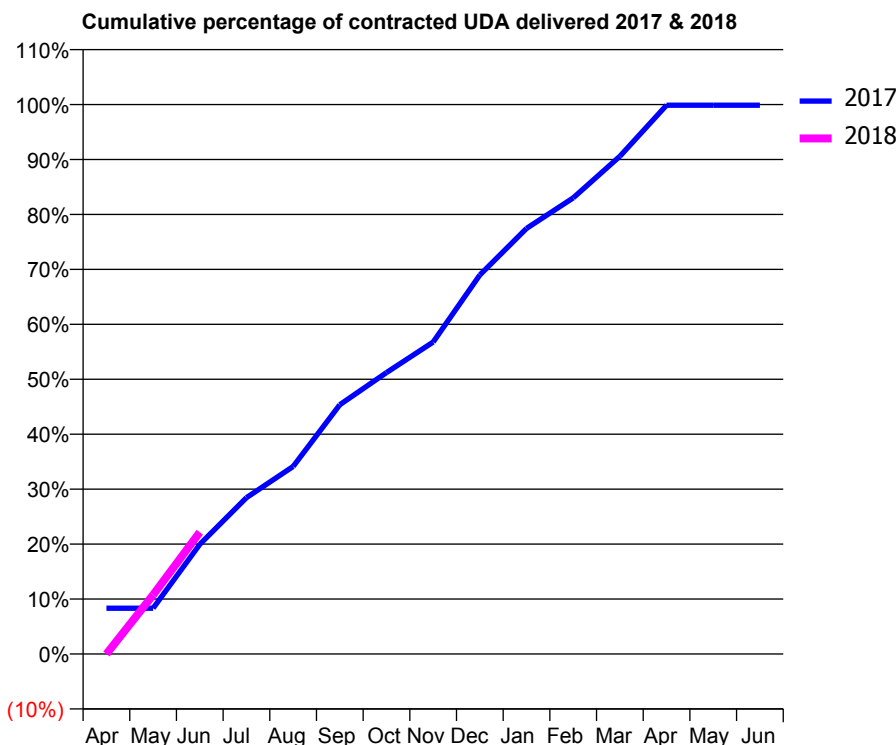
17/18 Contracted general activity (UDA)	810
Carry forward general activity (UDA)	0
17/18 Contracted orthodontic activity (UOA)	0
Carry forward orthodontic activity (UOA)	0
Baseline contract value	£17,652.63

ACCESS*

Patients seen in 24 months	Total	Change since previous quarter
Quarter ending June 2016	490	
Quarter ending September 2016	481	↓
Quarter ending December 2016	488	→
Quarter ending March 2017	498	↑
Quarter ending June 2017	500	→
Variance since June 2016	2.0%	↑



ACTIVITY



Month	Adjusted Scheduled Activity (UDA)	
	2017	2018
April	68	0
May	68	87
June	162	180
July	230	
August	276	
September	367	
October	415	
November	460	
December	559	
January	627	
February	672	
March	734	
April	809	
May	809	
June	809	

QUALITY

	Quantity	Base Number	Contract	AT	Region	England
% of FP17s for the same patient ID Re-attending within 3 months - Children	7	172	4.1%	11.0%	11.7%	12.0%
% of FP17s for the same patient ID Re-attending within 3 months - Adults	0	7	0.0%	14.4%	15.2%	16.0%
% of FP17s for the same patient ID Re-attending between 3 & 9 months - Children	103	172	59.9%	56.8%	59.1%	58.0%
% of FP17s for the same patient ID Re-attending between 3 & 9 months - Adults	3	7	42.9%	49.2%	52.2%	50.9%
% of FP17s for Band 1 Urgent Courses	3	134	2.2%	8.3%	7.9%	9.1%
% of FP17s Relating to Free Repair or Replacements	0	134	0.0%	0.7%	0.8%	0.8%
% of FP17s Relating to Continuations	0	134	0.0%	0.9%	1.1%	1.1%
% of Patients satisfied with the dentistry they have received	0	0	N/A	91.4%	91.8%	91.7%
% of Patients satisfied with the time they had to wait for an appointment	0	0	N/A	87.1%	88.4%	88.0%

* This is based on patients treated on this contract for their most recent course of treatment. Figures in italics indicate the base number of FP17s or Patient Questionnaire responses are less than 100. N/A is shown where the base number of responses is less than 10 during the period. % is calculated as Quantity/Base number*100

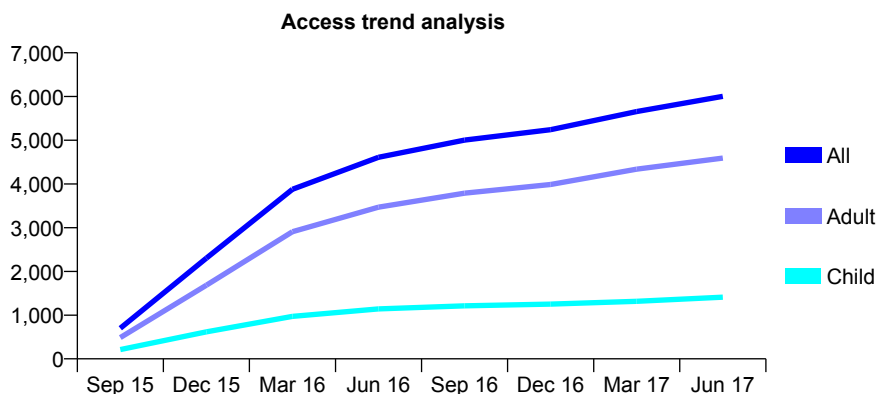
Q58 - Vital Signs At a Glance Contract Report for 120480/0001 - June 2017

Name or company name	Park View Dental Care
Contract type name	GDS Contract
Purpose of contract	General
Contract start date	01/08/2015
Contract end date	

17/18 Contracted general activity (UDA)	19,576
Carry forward general activity (UDA)	0
17/18 Contracted orthodontic activity (UOA)	0
Carry forward orthodontic activity (UOA)	0
Baseline contract value	£500,243.09

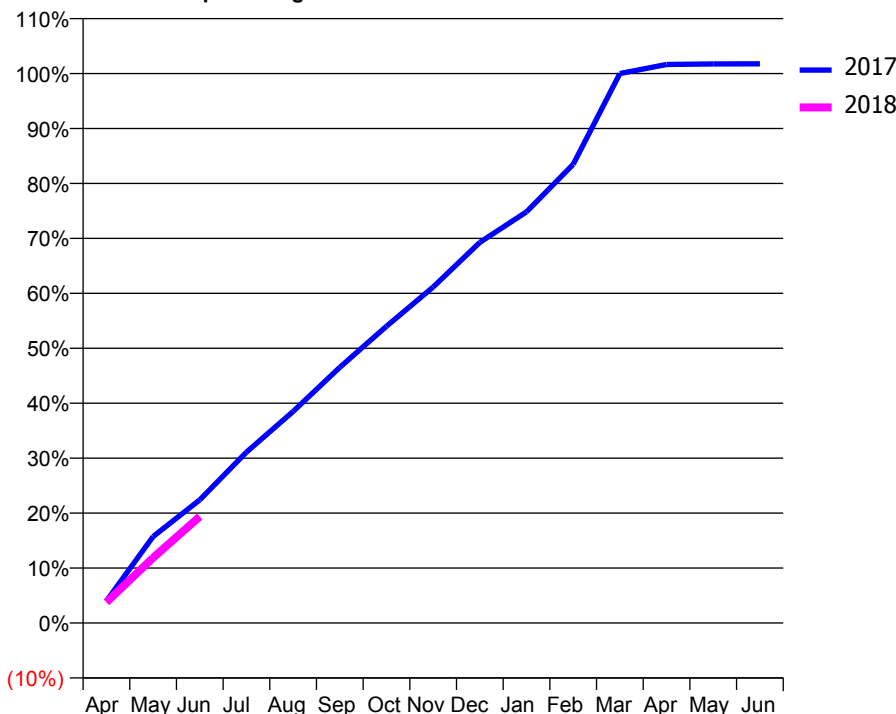
ACCESS*

Patients seen in 24 months	Total	Change since previous quarter
Quarter ending June 2016	4,609	
Quarter ending September 2016	5,003	↑
Quarter ending December 2016	5,242	↑
Quarter ending March 2017	5,656	↑
Quarter ending June 2017	6,003	↑
Variance since June 2016	30.2%	↑



ACTIVITY

Cumulative percentage of contracted UDA delivered 2017 & 2018



Adjusted Scheduled Activity (UDA)

Month	2017	2018
April	785	740
May	3,082	2,327
June	4,389	3,794
July	6,088	
August	7,535	
September	9,111	
October	10,571	
November	11,968	
December	13,562	
January	14,647	
February	16,337	
March	19,572	
April	19,895	
May	19,918	
June	19,922	

QUALITY

	Quantity	Base Number	Contract	AT	Region	England
% of FP17s for the same patient ID Re-attending within 3 months - Children	28	398	7.0%	11.0%	11.7%	12.0%
% of FP17s for the same patient ID Re-attending within 3 months - Adults	222	1,314	16.9%	14.4%	15.2%	16.0%
% of FP17s for the same patient ID Re-attending between 3 & 9 months - Children	120	398	30.2%	56.8%	59.1%	58.0%
% of FP17s for the same patient ID Re-attending between 3 & 9 months - Adults	525	1,314	40.0%	49.2%	52.2%	50.9%
% of FP17s for Band 1 Urgent Courses	172	1,562	11.0%	8.3%	7.9%	9.1%
% of FP17s Relating to Free Repair or Replacements	14	1,562	0.9%	0.7%	0.8%	0.8%
% of FP17s Relating to Continuations	35	1,562	2.2%	0.9%	1.1%	1.1%
% of Patients satisfied with the dentistry they have received	8	8	N/A	91.4%	91.8%	91.7%
% of Patients satisfied with the time they had to wait for an appointment	8	8	N/A	87.1%	88.4%	88.0%

* This is based on patients treated on this contract for their most recent course of treatment. Figures in italics indicate the base number of FP17s or Patient Questionnaire responses are less than 100. N/A is shown where the base number of responses is less than 10 during the period. % is calculated as Quantity/Base number*100

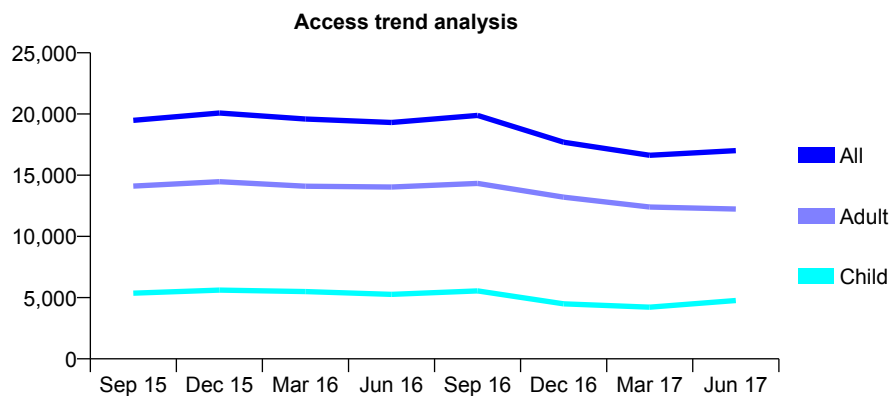
Q58 - Vital Signs At a Glance Contract Report for 121096/0001 - June 2017

Name or company name	Luton Centre Limited
Contract type name	GDS Contract
Purpose of contract	General
Contract start date	01/12/2007
Contract end date	

17/18 Contracted general activity (UDA)	47,677
Carry forward general activity (UDA)	0
17/18 Contracted orthodontic activity (UOA)	0
Carry forward orthodontic activity (UOA)	0
Baseline contract value	£1,300,859.34

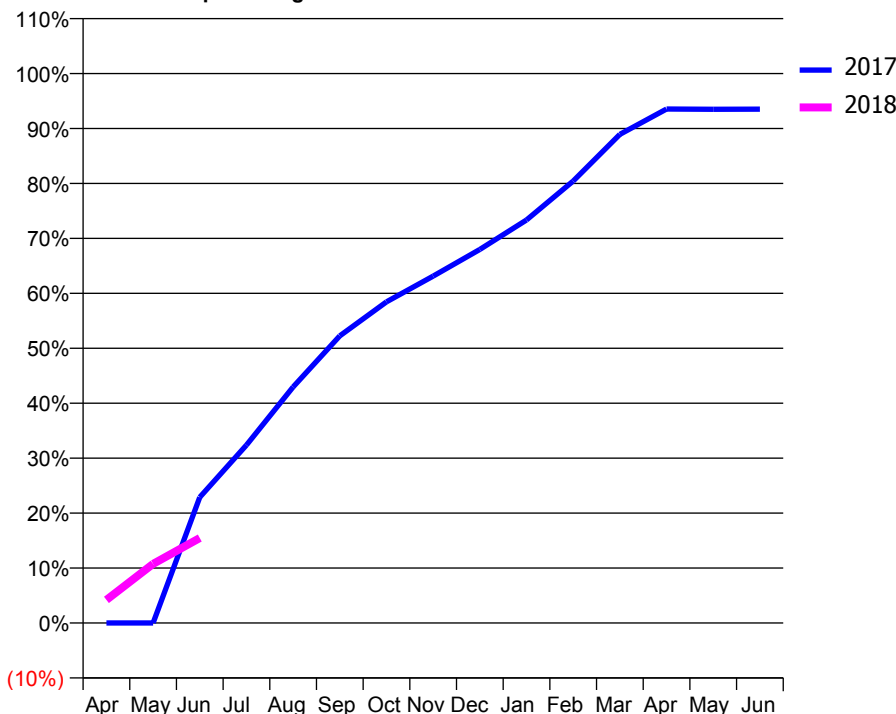
ACCESS*

Patients seen in 24 months	Total	Change since previous quarter
Quarter ending June 2016	19,310	
Quarter ending September 2016	19,884	↑
Quarter ending December 2016	17,696	↓
Quarter ending March 2017	16,624	↓
Quarter ending June 2017	17,009	↑
Variance since June 2016	(11.9%)	↓



ACTIVITY

Cumulative percentage of contracted UDA delivered 2017 & 2018



Month	Adjusted Scheduled Activity (UDA)	
	2017	2018
April	0	2,007
May	0	5,130
June	10,920	7,374
July	15,435	
August	20,479	
September	24,912	
October	27,865	
November	30,095	
December	32,407	
January	34,967	
February	38,342	
March	42,397	
April	44,595	
May	44,577	
June	44,583	

QUALITY

	Quantity	Base Number	Contract	AT	Region	England
% of FP17s for the same patient ID Re-attending within 3 months - Children	65	1,801	3.6%	11.0%	11.7%	12.0%
% of FP17s for the same patient ID Re-attending within 3 months - Adults	153	2,923	5.2%	14.4%	15.2%	16.0%
% of FP17s for the same patient ID Re-attending between 3 & 9 months - Children	554	1,801	30.8%	56.8%	59.1%	58.0%
% of FP17s for the same patient ID Re-attending between 3 & 9 months - Adults	967	2,923	33.1%	49.2%	52.2%	50.9%
% of FP17s for Band 1 Urgent Courses	107	3,674	2.9%	8.3%	7.9%	9.1%
% of FP17s Relating to Free Repair or Replacements	16	3,674	0.4%	0.7%	0.8%	0.8%
% of FP17s Relating to Continuations	17	3,674	0.5%	0.9%	1.1%	1.1%
% of Patients satisfied with the dentistry they have received	10	12	83.3%	91.4%	91.8%	91.7%
% of Patients satisfied with the time they had to wait for an appointment	9	12	75.0%	87.1%	88.4%	88.0%

* This is based on patients treated on this contract for their most recent course of treatment. Figures in italics indicate the base number of FP17s or Patient Questionnaire responses are less than 100. N/A is shown where the base number of responses is less than 10 during the period. % is calculated as Quantity/Base number*100

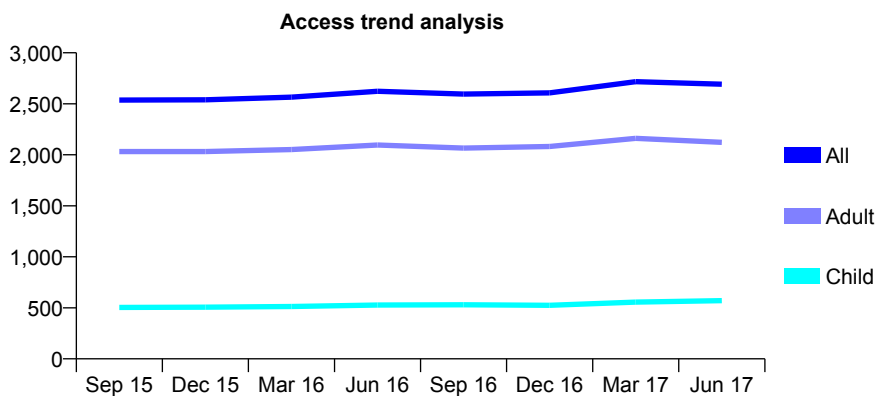
Q58 - Vital Signs At a Glance Contract Report for 121339/0001 - June 2017

Name or company name	Mr and Mrs Desai
Contract type name	GDS Contract
Purpose of contract	General
Contract start date	01/02/2013
Contract end date	

17/18 Contracted general activity (UDA)	6,300
Carry forward general activity (UDA)	0
17/18 Contracted orthodontic activity (UOA)	0
Carry forward orthodontic activity (UOA)	0
Baseline contract value	£139,925.22

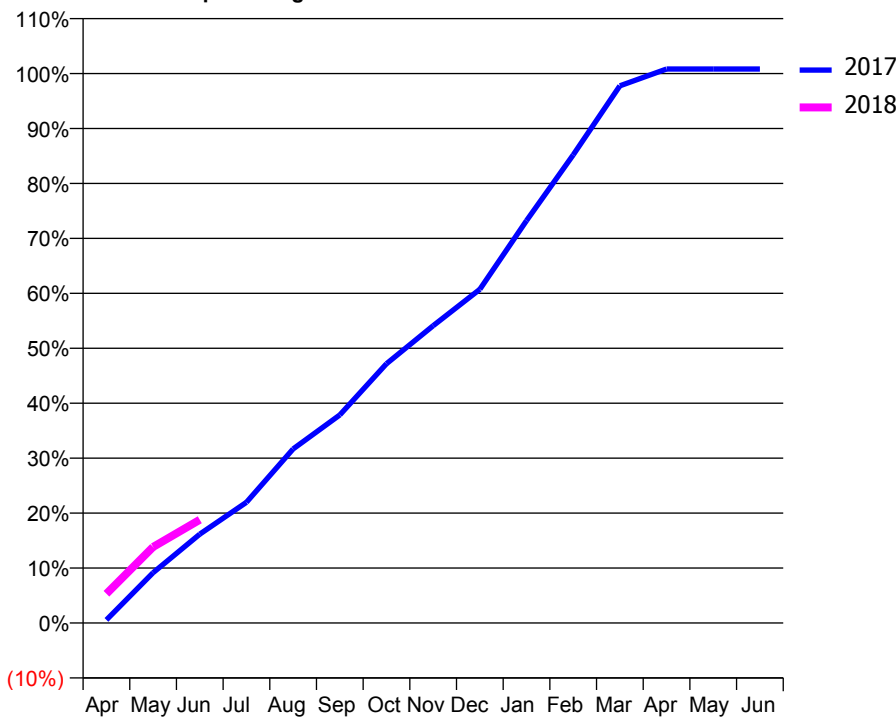
ACCESS*

Patients seen in 24 months	Total	Change since previous quarter
Quarter ending June 2016	2,623	
Quarter ending September 2016	2,596	↓
Quarter ending December 2016	2,607	→
Quarter ending March 2017	2,717	↑
Quarter ending June 2017	2,692	→
Variance since June 2016	2.6%	↑



ACTIVITY

Cumulative percentage of contracted UDA delivered 2017 & 2018



Adjusted Scheduled Activity (UDA)

Month	2017	2018
April	36	336
May	576	872
June	1,019	1,184
July	1,384	
August	1,996	
September	2,386	
October	2,973	
November	3,408	
December	3,826	
January	4,613	
February	5,367	
March	6,159	
April	6,351	
May	6,351	
June	6,351	

QUALITY

	Quantity	Base Number	Contract	AT	Region	England
% of FP17s for the same patient ID Re-attending within 3 months - Children	10	179	5.6%	11.0%	11.7%	12.0%
% of FP17s for the same patient ID Re-attending within 3 months - Adults	55	510	10.8%	14.4%	15.2%	16.0%
% of FP17s for the same patient ID Re-attending between 3 & 9 months - Children	86	179	48.0%	56.8%	59.1%	58.0%
% of FP17s for the same patient ID Re-attending between 3 & 9 months - Adults	234	510	45.9%	49.2%	52.2%	50.9%
% of FP17s for Band 1 Urgent Courses	11	599	1.8%	8.3%	7.9%	9.1%
% of FP17s Relating to Free Repair or Replacements	2	599	0.3%	0.7%	0.8%	0.8%
% of FP17s Relating to Continuations	6	599	1.0%	0.9%	1.1%	1.1%
% of Patients satisfied with the dentistry they have received	3	3	N/A	91.4%	91.8%	91.7%
% of Patients satisfied with the time they had to wait for an appointment	3	3	N/A	87.1%	88.4%	88.0%

* This is based on patients treated on this contract for their most recent course of treatment. Figures in italics indicate the base number of FP17s or Patient Questionnaire responses are less than 100. N/A is shown where the base number of responses is less than 10 during the period. % is calculated as Quantity/Base number*100

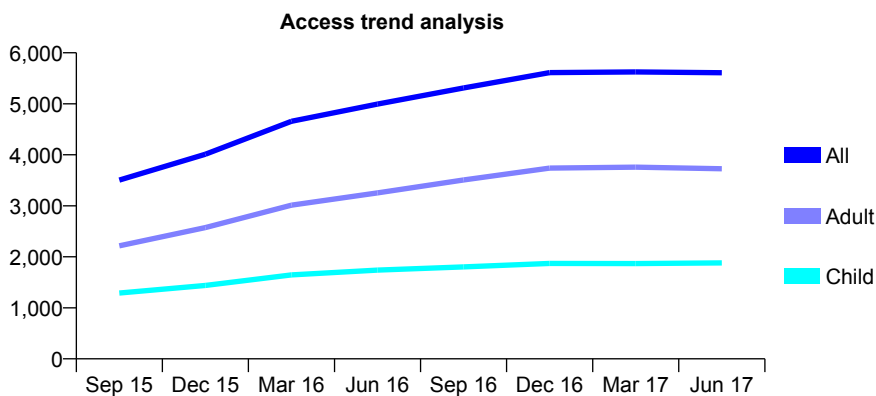
Q58 - Vital Signs At a Glance Contract Report for 122114/0001 - June 2017

Name or company name	Hudson's Dental Care
Contract type name	GDS Contract
Purpose of contract	General
Contract start date	01/01/2015
Contract end date	

17/18 Contracted general activity (UDA)	12,720
Carry forward general activity (UDA)	0
17/18 Contracted orthodontic activity (UOA)	0
Carry forward orthodontic activity (UOA)	0
Baseline contract value	£267,739.81

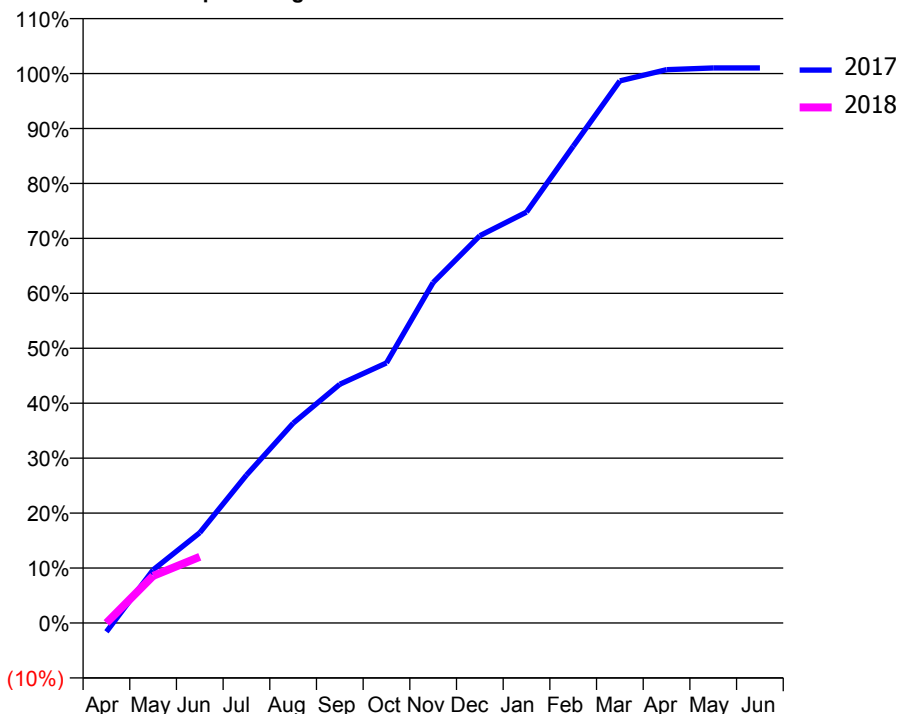
ACCESS*

Patients seen in 24 months	Total	Change since previous quarter
Quarter ending June 2016	4,994	
Quarter ending September 2016	5,310	↑
Quarter ending December 2016	5,612	↑
Quarter ending March 2017	5,624	→
Quarter ending June 2017	5,608	→
Variance since June 2016	12.3%	↑



ACTIVITY

Cumulative percentage of contracted UDA delivered 2017 & 2018



Month	Adjusted Scheduled Activity (UDA)	
	2017	2018
April	-206	0
May	1,229	1,092
June	2,093	1,531
July	3,423	
August	4,626	
September	5,527	
October	6,022	
November	7,882	
December	8,966	
January	9,513	
February	11,035	
March	12,550	
April	12,807	
May	12,847	
June	12,847	

QUALITY

	Quantity	Base Number	Contract	AT	Region	England
% of FP17s for the same patient ID Re-attending within 3 months - Children	26	376	6.9%	11.0%	11.7%	12.0%
% of FP17s for the same patient ID Re-attending within 3 months - Adults	74	672	11.0%	14.4%	15.2%	16.0%
% of FP17s for the same patient ID Re-attending between 3 & 9 months - Children	190	376	50.5%	56.8%	59.1%	58.0%
% of FP17s for the same patient ID Re-attending between 3 & 9 months - Adults	349	672	51.9%	49.2%	52.2%	50.9%
% of FP17s for Band 1 Urgent Courses	47	875	5.4%	8.3%	7.9%	9.1%
% of FP17s Relating to Free Repair or Replacements	5	875	0.6%	0.7%	0.8%	0.8%
% of FP17s Relating to Continuations	17	875	1.9%	0.9%	1.1%	1.1%
% of Patients satisfied with the dentistry they have received	13	16	81.3%	91.4%	91.8%	91.7%
% of Patients satisfied with the time they had to wait for an appointment	11	16	68.8%	87.1%	88.4%	88.0%

* This is based on patients treated on this contract for their most recent course of treatment. Figures in italics indicate the base number of FP17s or Patient Questionnaire responses are less than 100. N/A is shown where the base number of responses is less than 10 during the period. % is calculated as Quantity/Base number*100

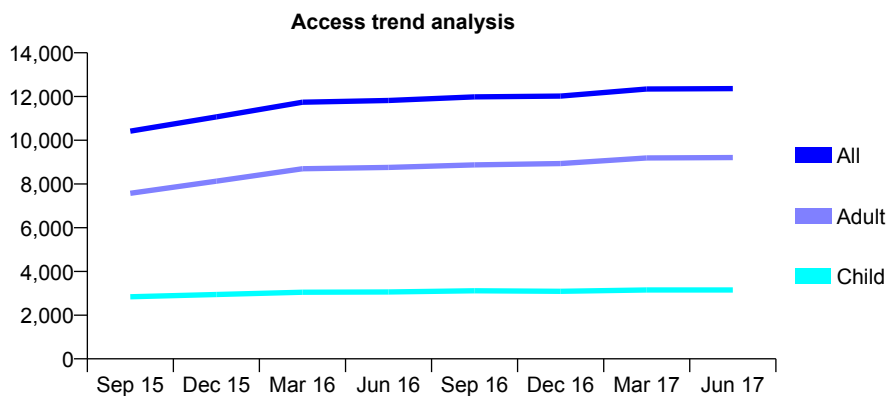
Q58 - Vital Signs At a Glance Contract Report for 122378/0001 - June 2017

Name or company name	Mr A Pangotra & Dr P Taneja
Contract type name	GDS Contract
Purpose of contract	General
Contract start date	01/04/2014
Contract end date	

17/18 Contracted general activity (UDA)	41,404
Carry forward general activity (UDA)	0
17/18 Contracted orthodontic activity (UOA)	0
Carry forward orthodontic activity (UOA)	0
Baseline contract value	£1,116,142.71

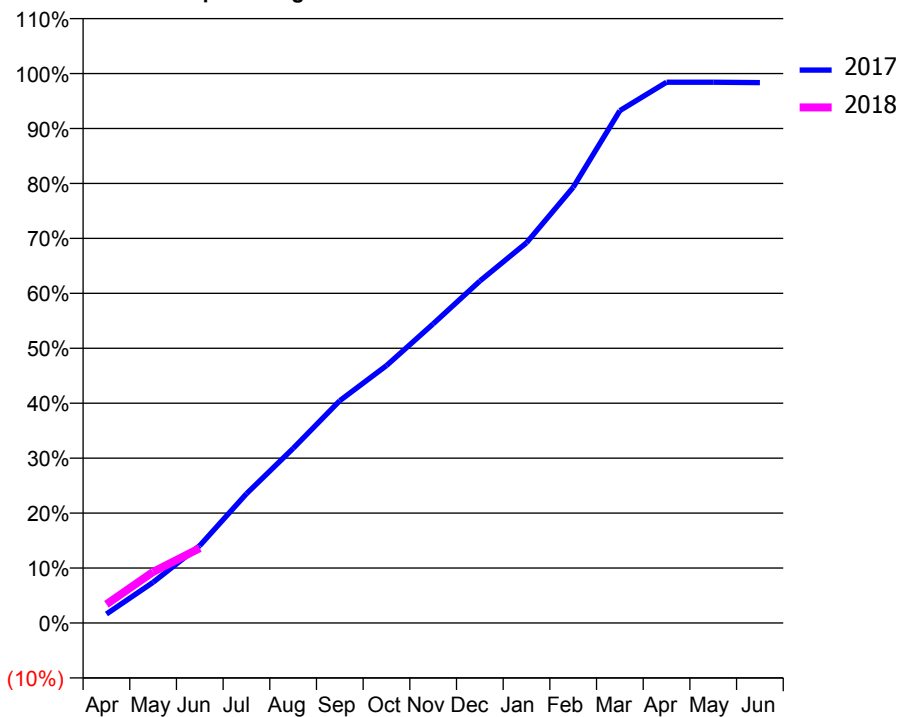
ACCESS*

Patients seen in 24 months	Total	Change since previous quarter
Quarter ending June 2016	11,820	
Quarter ending September 2016	11,985	→
Quarter ending December 2016	12,020	→
Quarter ending March 2017	12,342	↑
Quarter ending June 2017	12,360	→
Variance since June 2016	4.6%	↑



ACTIVITY

Cumulative percentage of contracted UDA delivered 2017 & 2018



Month	Adjusted Scheduled Activity (UDA)	
	2017	2018
April	681	1,413
May	3,067	3,850
June	5,829	5,640
July	9,736	
August	13,162	
September	16,754	
October	19,392	
November	22,537	
December	25,766	
January	28,648	
February	32,826	
March	38,609	
April	40,748	
May	40,748	
June	40,722	

QUALITY

	Quantity	Base Number	Contract	AT	Region	England
% of FP17s for the same patient ID Re-attending within 3 months - Children	71	946	7.5%	11.0%	11.7%	12.0%
% of FP17s for the same patient ID Re-attending within 3 months - Adults	339	2,334	14.5%	14.4%	15.2%	16.0%
% of FP17s for the same patient ID Re-attending between 3 & 9 months - Children	601	946	63.5%	56.8%	59.1%	58.0%
% of FP17s for the same patient ID Re-attending between 3 & 9 months - Adults	1,127	2,334	48.3%	49.2%	52.2%	50.9%
% of FP17s for Band 1 Urgent Courses	305	2,535	12.0%	8.3%	7.9%	9.1%
% of FP17s Relating to Free Repair or Replacements	7	2,535	0.3%	0.7%	0.8%	0.8%
% of FP17s Relating to Continuations	39	2,535	1.5%	0.9%	1.1%	1.1%
% of Patients satisfied with the dentistry they have received	11	11	100.0%	91.4%	91.8%	91.7%
% of Patients satisfied with the time they had to wait for an appointment	11	11	100.0%	87.1%	88.4%	88.0%

* This is based on patients treated on this contract for their most recent course of treatment. Figures in italics indicate the base number of FP17s or Patient Questionnaire responses are less than 100. N/A is shown where the base number of responses is less than 10 during the period. % is calculated as Quantity/Base number*100

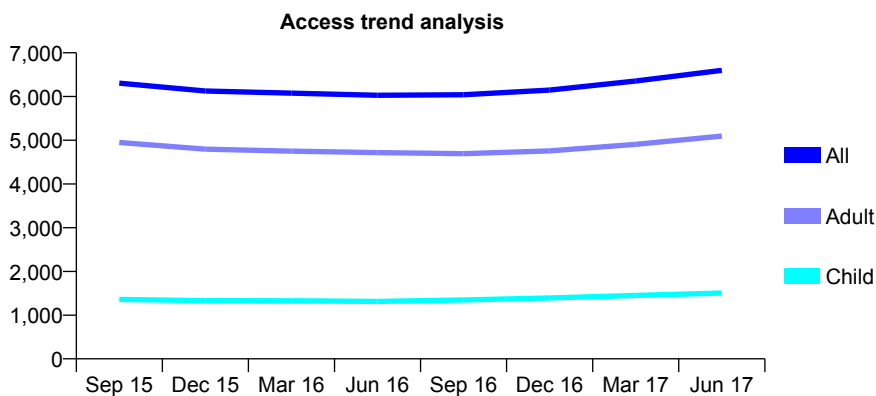
Q58 - Vital Signs At a Glance Contract Report for 124311/0001 - June 2017

Name or company name	Victoria Promenade Dental Practice
Contract type name	GDS Contract
Purpose of contract	General
Contract start date	01/04/2006
Contract end date	

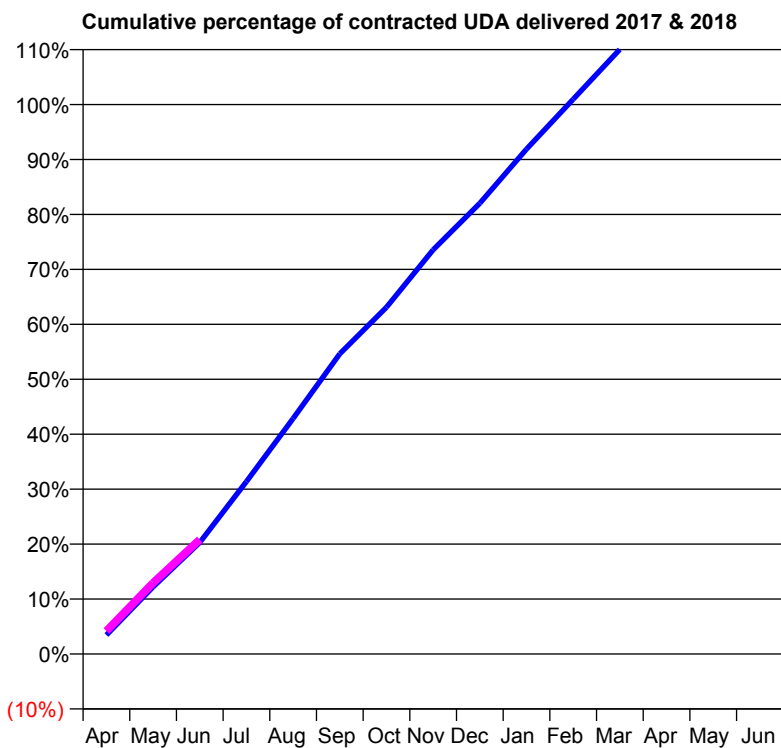
17/18 Contracted general activity (UDA)	18,742
Carry forward general activity (UDA)	0
17/18 Contracted orthodontic activity (UOA)	0
Carry forward orthodontic activity (UOA)	0
Baseline contract value	£494,165.05

ACCESS*

Patients seen in 24 months	Total	Change since previous quarter
Quarter ending June 2016	6,030	
Quarter ending September 2016	6,041	→
Quarter ending December 2016	6,149	→
Quarter ending March 2017	6,355	↑
Quarter ending June 2017	6,599	↑
Variance since June 2016	9.4%	↑



ACTIVITY



Month	Adjusted Scheduled Activity (UDA)	
	2017	2018
April	650	784
May	2,289	2,425
June	3,806	3,906
July	5,884	
August	8,033	
September	10,238	
October	11,827	
November	13,789	
December	15,376	
January	17,224	
February	18,922	
March	20,625	
April	21,661	
May	21,700	
June	21,710	

QUALITY

	Quantity	Base Number	Contract	AT	Region	England
% of FP17s for the same patient ID Re-attending within 3 months - Children	42	523	8.0%	11.0%	11.7%	12.0%
% of FP17s for the same patient ID Re-attending within 3 months - Adults	171	1,744	9.8%	14.4%	15.2%	16.0%
% of FP17s for the same patient ID Re-attending between 3 & 9 months - Children	297	523	56.8%	56.8%	59.1%	58.0%
% of FP17s for the same patient ID Re-attending between 3 & 9 months - Adults	1,011	1,744	58.0%	49.2%	52.2%	50.9%
% of FP17s for Band 1 Urgent Courses	112	1,673	6.7%	8.3%	7.9%	9.1%
% of FP17s Relating to Free Repair or Replacements	29	1,673	1.7%	0.7%	0.8%	0.8%
% of FP17s Relating to Continuations	5	1,673	0.3%	0.9%	1.1%	1.1%
% of Patients satisfied with the dentistry they have received	7	7	N/A	91.4%	91.8%	91.7%
% of Patients satisfied with the time they had to wait for an appointment	7	7	N/A	87.1%	88.4%	88.0%

* This is based on patients treated on this contract for their most recent course of treatment. Figures in italics indicate the base number of FP17s or Patient Questionnaire responses are less than 100. N/A is shown where the base number of responses is less than 10 during the period. % is calculated as Quantity/Base number*100

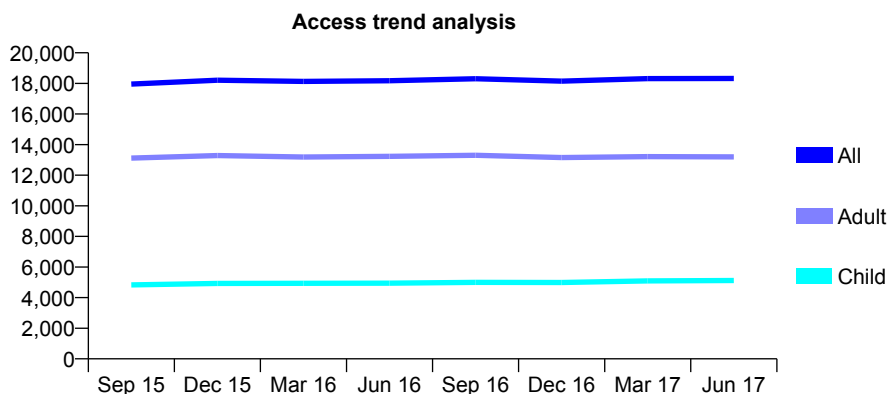
Q58 - Vital Signs At a Glance Contract Report for 126047/0001 - June 2017

Name or company name	Conation Partners Ltd
Contract type name	GDS Contract
Purpose of contract	General
Contract start date	01/11/2007
Contract end date	

17/18 Contracted general activity (UDA)	47,407
Carry forward general activity (UDA)	0
17/18 Contracted orthodontic activity (UOA)	0
Carry forward orthodontic activity (UOA)	0
Baseline contract value	£1,426,616.57

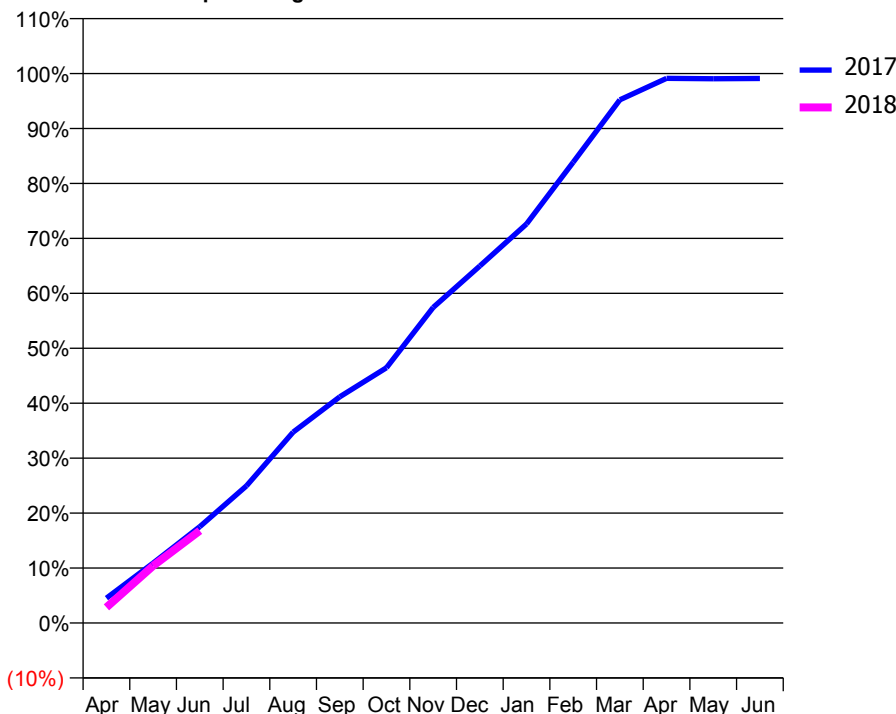
ACCESS*

Patients seen in 24 months	Total	Change since previous quarter
Quarter ending June 2016	18,178	
Quarter ending September 2016	18,301	→
Quarter ending December 2016	18,144	→
Quarter ending March 2017	18,310	→
Quarter ending June 2017	18,319	→
Variance since June 2016	0.8%	→



ACTIVITY

Cumulative percentage of contracted UDA delivered 2017 & 2018



Adjusted Scheduled Activity (UDA)

Month	2017	2018
April	2,148	1,356
May	5,172	4,934
June	8,314	7,961
July	11,827	
August	16,468	
September	19,516	
October	22,021	
November	27,224	
December	30,800	
January	34,425	
February	39,751	
March	45,139	
April	46,987	
May	46,953	
June	46,976	

QUALITY

	Quantity	Base Number	Contract	AT	Region	England
% of FP17s for the same patient ID Re-attending within 3 months - Children	110	1,473	7.5%	11.0%	11.7%	12.0%
% of FP17s for the same patient ID Re-attending within 3 months - Adults	297	3,346	8.9%	14.4%	15.2%	16.0%
% of FP17s for the same patient ID Re-attending between 3 & 9 months - Children	931	1,473	63.2%	56.8%	59.1%	58.0%
% of FP17s for the same patient ID Re-attending between 3 & 9 months - Adults	1,697	3,346	50.7%	49.2%	52.2%	50.9%
% of FP17s for Band 1 Urgent Courses	271	4,145	6.5%	8.3%	7.9%	9.1%
% of FP17s Relating to Free Repair or Replacements	25	4,145	0.6%	0.7%	0.8%	0.8%
% of FP17s Relating to Continuations	10	4,145	0.2%	0.9%	1.1%	1.1%
% of Patients satisfied with the dentistry they have received	23	24	95.8%	91.4%	91.8%	91.7%
% of Patients satisfied with the time they had to wait for an appointment	22	24	91.7%	87.1%	88.4%	88.0%

* This is based on patients treated on this contract for their most recent course of treatment. Figures in italics indicate the base number of FP17s or Patient Questionnaire responses are less than 100. N/A is shown where the base number of responses is less than 10 during the period. % is calculated as Quantity/Base number*100

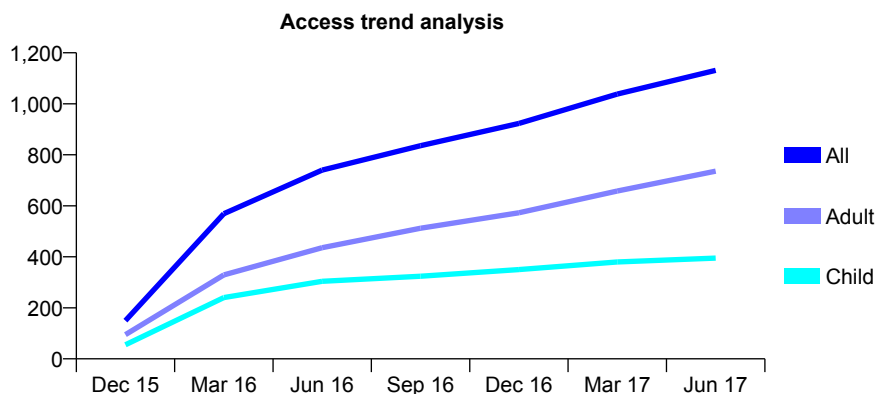
Q58 - Vital Signs At a Glance Contract Report for 127140/0001 - June 2017

Name or company name	Queen Street Dental Practice
Contract type name	GDS Contract
Purpose of contract	General
Contract start date	01/11/2015
Contract end date	

17/18 Contracted general activity (UDA)	3,550
Carry forward general activity (UDA)	0
17/18 Contracted orthodontic activity (UOA)	0
Carry forward orthodontic activity (UOA)	0
Baseline contract value	£89,624.80

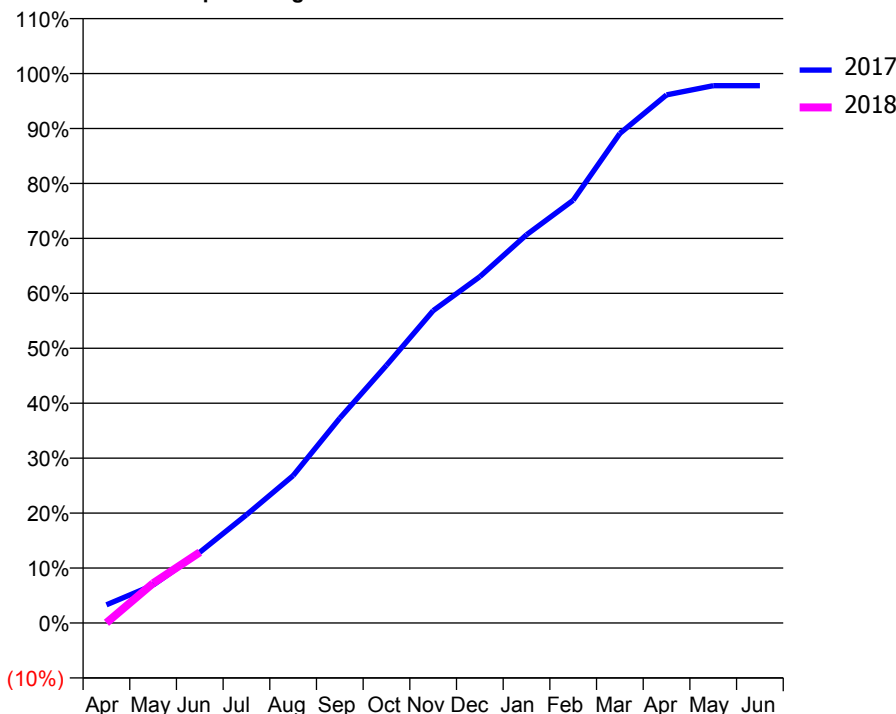
ACCESS*

Patients seen in 24 months	Total	Change since previous quarter
Quarter ending June 2016	740	
Quarter ending September 2016	836	↑
Quarter ending December 2016	923	↑
Quarter ending March 2017	1,038	↑
Quarter ending June 2017	1,131	↑
Variance since June 2016	52.8%	↑



ACTIVITY

Cumulative percentage of contracted UDA delivered 2017 & 2018



Adjusted Scheduled Activity (UDA)

Month	2017	2018
April	118	1
May	245	257
June	457	457
July	699	
August	952	
September	1,324	
October	1,665	
November	2,018	
December	2,238	
January	2,508	
February	2,732	
March	3,163	
April	3,412	
May	3,471	
June	3,471	

QUALITY

	Quantity	Base Number	Contract	AT	Region	England
% of FP17s for the same patient ID Re-attending within 3 months - Children	10	135	7.4%	11.0%	11.7%	12.0%
% of FP17s for the same patient ID Re-attending within 3 months - Adults	36	265	13.6%	14.4%	15.2%	16.0%
% of FP17s for the same patient ID Re-attending between 3 & 9 months - Children	87	135	64.4%	56.8%	59.1%	58.0%
% of FP17s for the same patient ID Re-attending between 3 & 9 months - Adults	130	265	49.1%	49.2%	52.2%	50.9%
% of FP17s for Band 1 Urgent Courses	22	286	7.7%	8.3%	7.9%	9.1%
% of FP17s Relating to Free Repair or Replacements	1	286	0.3%	0.7%	0.8%	0.8%
% of FP17s Relating to Continuations	2	286	0.7%	0.9%	1.1%	1.1%
% of Patients satisfied with the dentistry they have received	1	1	N/A	91.4%	91.8%	91.7%
% of Patients satisfied with the time they had to wait for an appointment	1	1	N/A	87.1%	88.4%	88.0%

* This is based on patients treated on this contract for their most recent course of treatment. Figures in italics indicate the base number of FP17s or Patient Questionnaire responses are less than 100. N/A is shown where the base number of responses is less than 10 during the period. % is calculated as Quantity/Base number*100

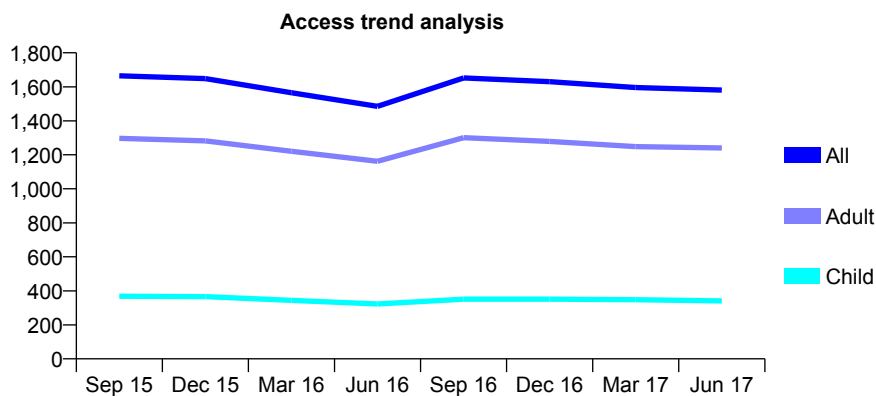
Q58 - Vital Signs At a Glance Contract Report for 127914/0001 - June 2017

Name or company name	Mr L Khiroya & Mr R Khiroya
Contract type name	GDS Contract
Purpose of contract	General
Contract start date	01/01/2012
Contract end date	

17/18 Contracted general activity (UDA)	2,841
Carry forward general activity (UDA)	0
17/18 Contracted orthodontic activity (UOA)	0
Carry forward orthodontic activity (UOA)	0
Baseline contract value	£75,302.85

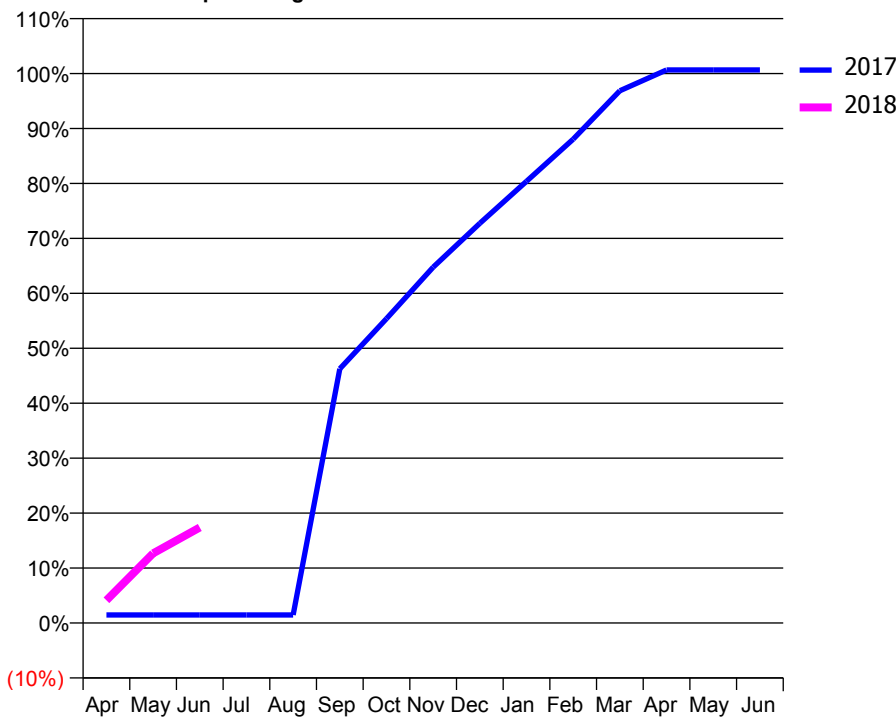
ACCESS*

Patients seen in 24 months	Total	Change since previous quarter
Quarter ending June 2016	1,485	
Quarter ending September 2016	1,652	↑
Quarter ending December 2016	1,630	↓
Quarter ending March 2017	1,596	↓
Quarter ending June 2017	1,581	→
Variance since June 2016	6.5%	↑



ACTIVITY

Cumulative percentage of contracted UDA delivered 2017 & 2018



Month	Adjusted Scheduled Activity (UDA)	
	2017	2018
April	42	118
May	42	360
June	42	494
July	42	
August	42	
September	1,314	
October	1,574	
November	1,839	
December	2,066	
January	2,284	
February	2,502	
March	2,752	
April	2,859	
May	2,859	
June	2,859	

QUALITY

	Quantity	Base Number	Contract	AT	Region	England
% of FP17s for the same patient ID Re-attending within 3 months - Children	2	74	2.7%	11.0%	11.7%	12.0%
% of FP17s for the same patient ID Re-attending within 3 months - Adults	17	241	7.1%	14.4%	15.2%	16.0%
% of FP17s for the same patient ID Re-attending between 3 & 9 months - Children	36	74	48.6%	56.8%	59.1%	58.0%
% of FP17s for the same patient ID Re-attending between 3 & 9 months - Adults	69	241	28.6%	49.2%	52.2%	50.9%
% of FP17s for Band 1 Urgent Courses	21	261	8.0%	8.3%	7.9%	9.1%
% of FP17s Relating to Free Repair or Replacements	0	261	0.0%	0.7%	0.8%	0.8%
% of FP17s Relating to Continuations	0	261	0.0%	0.9%	1.1%	1.1%
% of Patients satisfied with the dentistry they have received	5	5	N/A	91.4%	91.8%	91.7%
% of Patients satisfied with the time they had to wait for an appointment	5	5	N/A	87.1%	88.4%	88.0%

* This is based on patients treated on this contract for their most recent course of treatment. Figures in italics indicate the base number of FP17s or Patient Questionnaire responses are less than 100. N/A is shown where the base number of responses is less than 10 during the period. % is calculated as Quantity/Base number*100

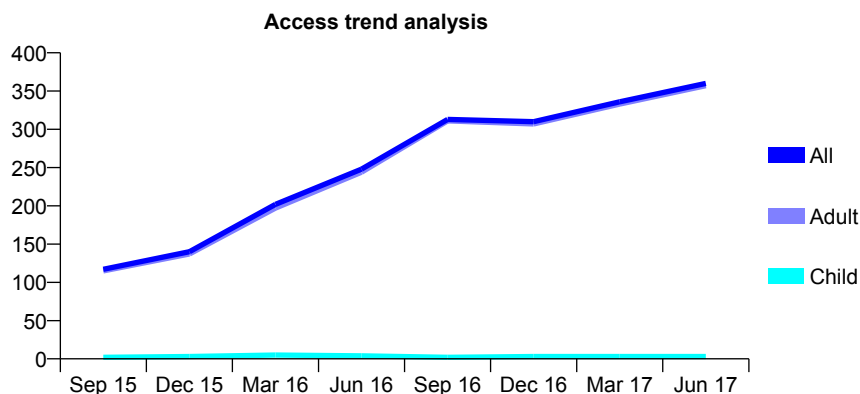
Q58 - Vital Signs At a Glance Contract Report for 128775/0001 - June 2017

Name or company name	MOS Hertfordshire LTD
Contract type name	PDS Contract
Purpose of contract	General
Contract start date	01/11/2012
Contract end date	31/03/2018

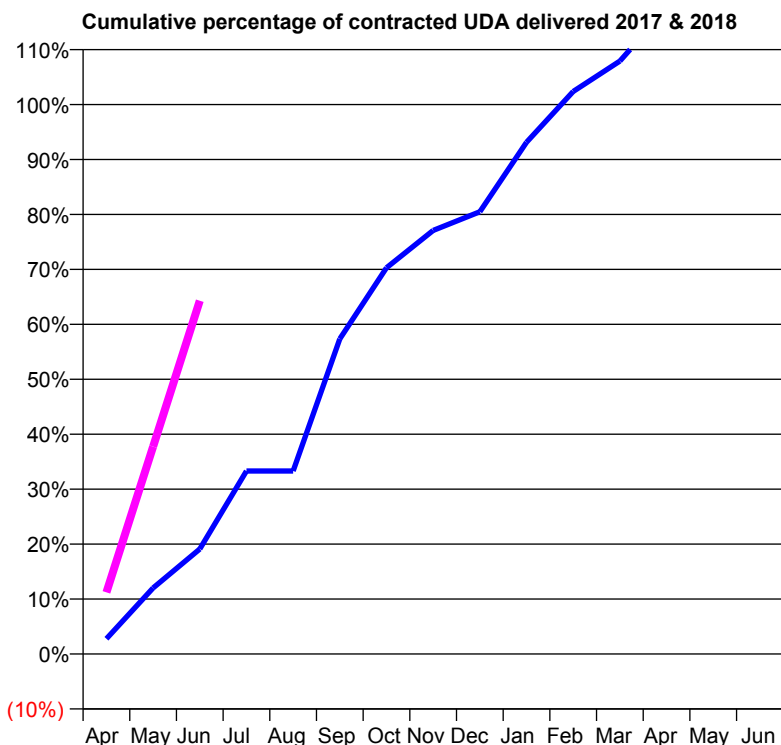
17/18 Contracted general activity (UDA)	294
Carry forward general activity (UDA)	0
17/18 Contracted orthodontic activity (UOA)	0
Carry forward orthodontic activity (UOA)	0
Baseline contract value	£19,601.01

ACCESS*

Patients seen in 24 months	Total	Change since previous quarter
Quarter ending June 2016	248	
Quarter ending September 2016	313	↑
Quarter ending December 2016	310	→
Quarter ending March 2017	336	↑
Quarter ending June 2017	360	↑
Variance since June 2016	45.2%	↑



ACTIVITY



Adjusted Scheduled Activity (UDA)		
Month	2017	2018
April	27	33
May	117	111
June	186	189
July	324	
August	324	
September	558	
October	684	
November	750	
December	783	
January	906	
February	996	
March	1,050	
April	1,143	
May	1,146	
June	1,146	

QUALITY

	Quantity	Base Number	Contract	AT	Region	England
% of FP17s for the same patient ID Re-attending within 3 months - Children	0	1	0.0%	11.0%	11.7%	12.0%
% of FP17s for the same patient ID Re-attending within 3 months - Adults	0	94	0.0%	14.4%	15.2%	16.0%
% of FP17s for the same patient ID Re-attending between 3 & 9 months - Children	0	1	0.0%	56.8%	59.1%	58.0%
% of FP17s for the same patient ID Re-attending between 3 & 9 months - Adults	1	94	1.1%	49.2%	52.2%	50.9%
% of FP17s for Band 1 Urgent Courses	0	63	0.0%	8.3%	7.9%	9.1%
% of FP17s Relating to Free Repair or Replacements	0	63	0.0%	0.7%	0.8%	0.8%
% of FP17s Relating to Continuations	0	63	0.0%	0.9%	1.1%	1.1%
% of Patients satisfied with the dentistry they have received	2	2	N/A	91.4%	91.8%	91.7%
% of Patients satisfied with the time they had to wait for an appointment	2	2	N/A	87.1%	88.4%	88.0%

* This is based on patients treated on this contract for their most recent course of treatment. Figures in italics indicate the base number of FP17s or Patient Questionnaire responses are less than 100. N/A is shown where the base number of responses is less than 10 during the period. % is calculated as Quantity/Base number*100

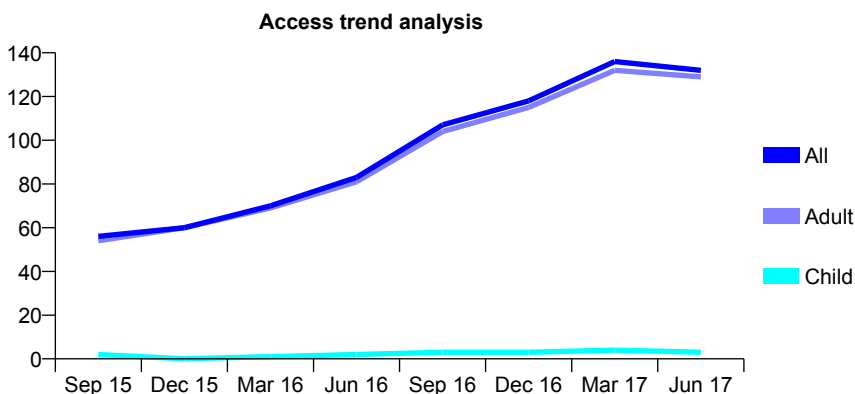
Q58 - Vital Signs At a Glance Contract Report for 128775/0002 - June 2017

Name or company name	MOS Hertfordshire LTD
Contract type name	PDS Contract
Purpose of contract	General
Contract start date	01/11/2012
Contract end date	31/03/2018

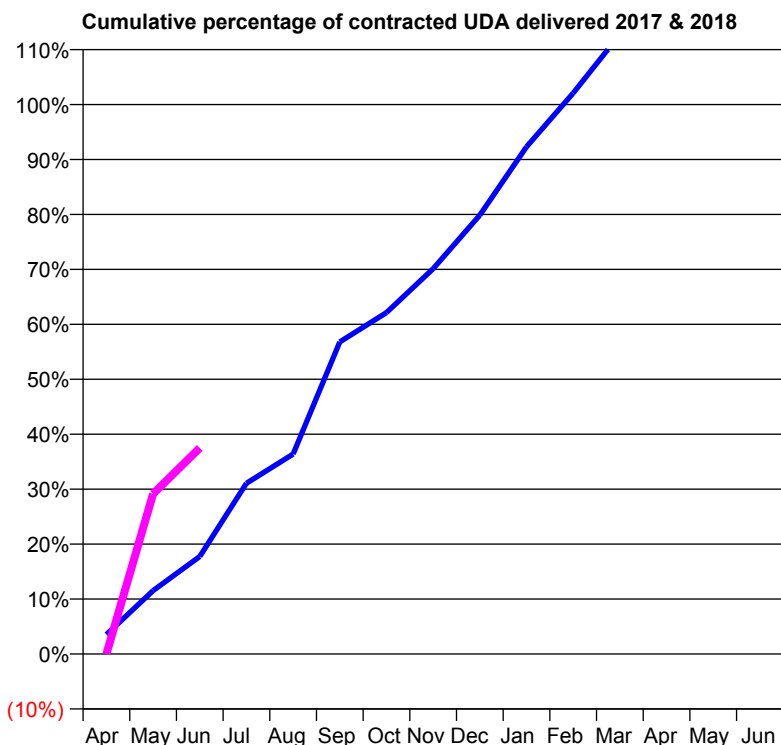
17/18 Contracted general activity (UDA)	72
Carry forward general activity (UDA)	0
17/18 Contracted orthodontic activity (UOA)	0
Carry forward orthodontic activity (UOA)	0
Baseline contract value	£4,801.01

ACCESS*

Patients seen in 24 months	Total	Change since previous quarter
Quarter ending June 2016	83	
Quarter ending September 2016	107	↑
Quarter ending December 2016	118	↑
Quarter ending March 2017	136	↑
Quarter ending June 2017	132	↓
Variance since June 2016	59.0%	↑



ACTIVITY



Adjusted Scheduled Activity (UDA)		
Month	2017	2018
April	12	0
May	39	21
June	60	27
July	105	
August	123	
September	192	
October	210	
November	237	
December	270	
January	312	
February	345	
March	381	
April	399	
May	399	
June	399	

QUALITY

	Quantity	Base Number	Contract	AT	Region	England
% of FP17s for the same patient ID Re-attending within 3 months - Children	0	0	N/A	11.0%	11.7%	12.0%
% of FP17s for the same patient ID Re-attending within 3 months - Adults	0	15	0.0%	14.4%	15.2%	16.0%
% of FP17s for the same patient ID Re-attending between 3 & 9 months - Children	0	0	N/A	56.8%	59.1%	58.0%
% of FP17s for the same patient ID Re-attending between 3 & 9 months - Adults	0	15	0.0%	49.2%	52.2%	50.9%
% of FP17s for Band 1 Urgent Courses	0	9	0.0%	8.3%	7.9%	9.1%
% of FP17s Relating to Free Repair or Replacements	0	9	0.0%	0.7%	0.8%	0.8%
% of FP17s Relating to Continuations	0	9	0.0%	0.9%	1.1%	1.1%
% of Patients satisfied with the dentistry they have received	0	0	N/A	91.4%	91.8%	91.7%
% of Patients satisfied with the time they had to wait for an appointment	0	0	N/A	87.1%	88.4%	88.0%

* This is based on patients treated on this contract for their most recent course of treatment. Figures in italics indicate the base number of FP17s or Patient Questionnaire responses are less than 100. N/A is shown where the base number of responses is less than 10 during the period. % is calculated as Quantity/Base number*100

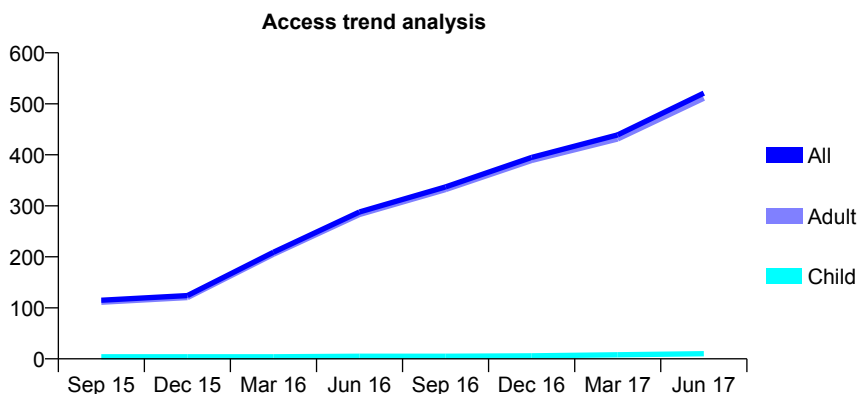
Q58 - Vital Signs At a Glance Contract Report for 128775/0003 - June 2017

Name or company name	MOS Hertfordshire LTD
Contract type name	PDS Contract
Purpose of contract	General
Contract start date	01/11/2012
Contract end date	31/03/2018

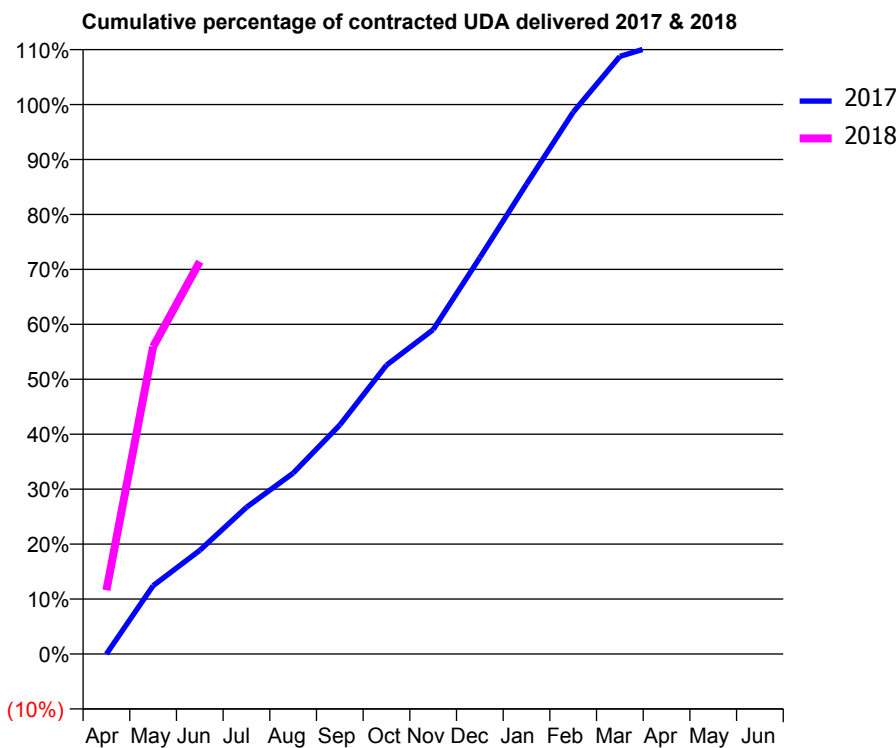
17/18 Contracted general activity (UDA)	465
Carry forward general activity (UDA)	0
17/18 Contracted orthodontic activity (UOA)	0
Carry forward orthodontic activity (UOA)	0
Baseline contract value	£31,001.01

ACCESS*

Patients seen in 24 months	Total	Change since previous quarter
Quarter ending June 2016	288	
Quarter ending September 2016	337	↑
Quarter ending December 2016	395	↑
Quarter ending March 2017	439	↑
Quarter ending June 2017	521	↑
Variance since June 2016	80.9%	↑



ACTIVITY



Month	Adjusted Scheduled Activity (UDA)	
	2017	2018
April	0	54
May	162	260
June	246	332
July	348	
August	429	
September	543	
October	685	
November	769	
December	940	
January	1,114	
February	1,285	
March	1,417	
April	1,451	
May	1,457	
June	1,457	

QUALITY

	Quantity	Base Number	Contract	AT	Region	England
% of FP17s for the same patient ID Re-attending within 3 months - Children	0	5	0.0%	11.0%	11.7%	12.0%
% of FP17s for the same patient ID Re-attending within 3 months - Adults	0	121	0.0%	14.4%	15.2%	16.0%
% of FP17s for the same patient ID Re-attending between 3 & 9 months - Children	0	5	0.0%	56.8%	59.1%	58.0%
% of FP17s for the same patient ID Re-attending between 3 & 9 months - Adults	2	121	1.7%	49.2%	52.2%	50.9%
% of FP17s for Band 1 Urgent Courses	0	112	0.0%	8.3%	7.9%	9.1%
% of FP17s Relating to Free Repair or Replacements	0	112	0.0%	0.7%	0.8%	0.8%
% of FP17s Relating to Continuations	0	112	0.0%	0.9%	1.1%	1.1%
% of Patients satisfied with the dentistry they have received	0	0	N/A	91.4%	91.8%	91.7%
% of Patients satisfied with the time they had to wait for an appointment	0	0	N/A	87.1%	88.4%	88.0%

* This is based on patients treated on this contract for their most recent course of treatment. Figures in italics indicate the base number of FP17s or Patient Questionnaire responses are less than 100. N/A is shown where the base number of responses is less than 10 during the period. % is calculated as Quantity/Base number*100

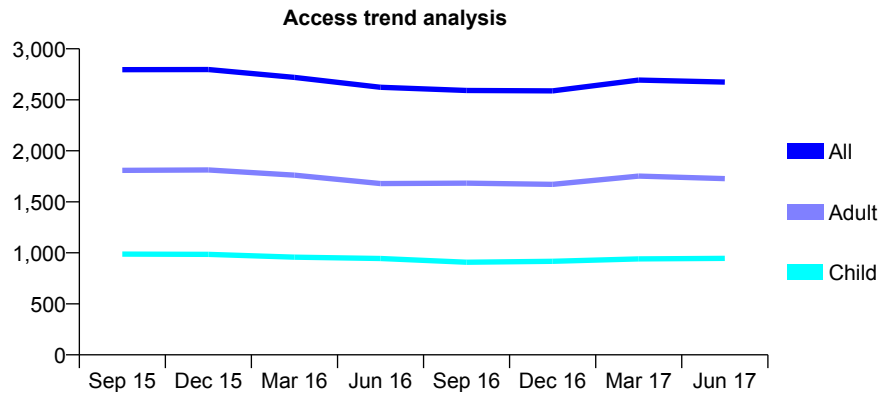
Q58 - Vital Signs At a Glance Contract Report for 129151/0002 - June 2017

Name or company name	Bargain Dentist.Com Limited
Contract type name	GDS Contract
Purpose of contract	General
Contract start date	01/04/2009
Contract end date	

17/18 Contracted general activity (UDA)	7,808
Carry forward general activity (UDA)	0
17/18 Contracted orthodontic activity (UOA)	0
Carry forward orthodontic activity (UOA)	0
Baseline contract value	£230,139.83

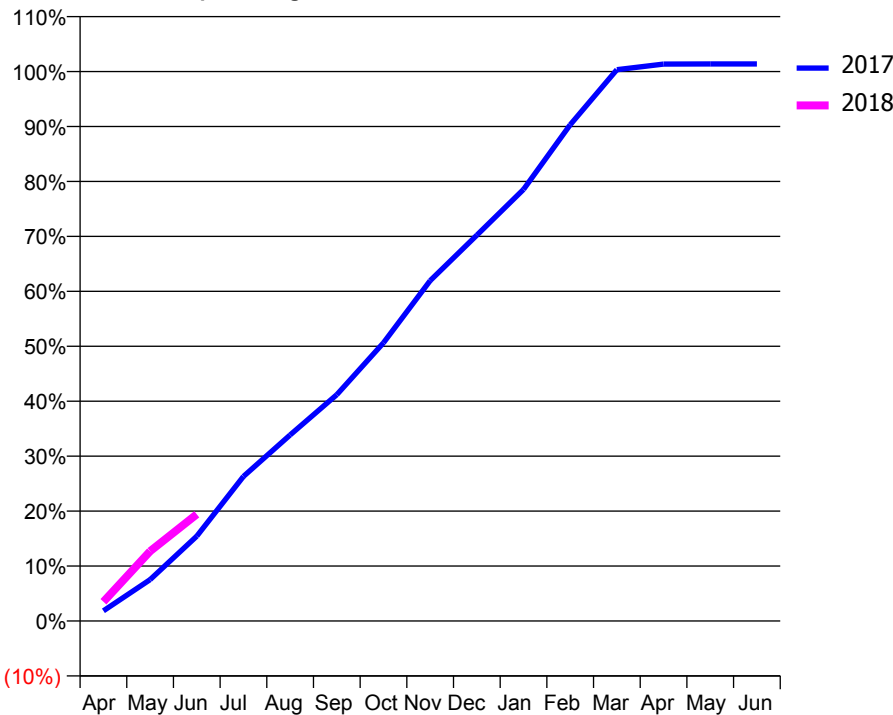
ACCESS*

Patients seen in 24 months	Total	Change since previous quarter
Quarter ending June 2016	2,623	
Quarter ending September 2016	2,591	↓
Quarter ending December 2016	2,588	→
Quarter ending March 2017	2,693	↑
Quarter ending June 2017	2,674	→
Variance since June 2016	1.9%	→



ACTIVITY

Cumulative percentage of contracted UDA delivered 2017 & 2018



Adjusted Scheduled Activity (UDA)		
Month	2017	2018
April	145	274
May	588	993
June	1,205	1,517
July	2,054	
August	2,644	
September	3,217	
October	3,953	
November	4,836	
December	5,483	
January	6,133	
February	7,051	
March	7,835	
April	7,914	
May	7,916	
June	7,916	

QUALITY

	Quantity	Base Number	Contract	AT	Region	England
% of FP17s for the same patient ID Re-attending within 3 months - Children	12	321	3.7%	11.0%	11.7%	12.0%
% of FP17s for the same patient ID Re-attending within 3 months - Adults	30	342	8.8%	14.4%	15.2%	16.0%
% of FP17s for the same patient ID Re-attending between 3 & 9 months - Children	188	321	58.6%	56.8%	59.1%	58.0%
% of FP17s for the same patient ID Re-attending between 3 & 9 months - Adults	123	342	36.0%	49.2%	52.2%	50.9%
% of FP17s for Band 1 Urgent Courses	34	647	5.3%	8.3%	7.9%	9.1%
% of FP17s Relating to Free Repair or Replacements	2	647	0.3%	0.7%	0.8%	0.8%
% of FP17s Relating to Continuations	9	647	1.4%	0.9%	1.1%	1.1%
% of Patients satisfied with the dentistry they have received	3	3	N/A	91.4%	91.8%	91.7%
% of Patients satisfied with the time they had to wait for an appointment	3	3	N/A	87.1%	88.4%	88.0%

* This is based on patients treated on this contract for their most recent course of treatment. Figures in italics indicate the base number of FP17s or Patient Questionnaire responses are less than 100. N/A is shown where the base number of responses is less than 10 during the period. % is calculated as Quantity/Base number*100

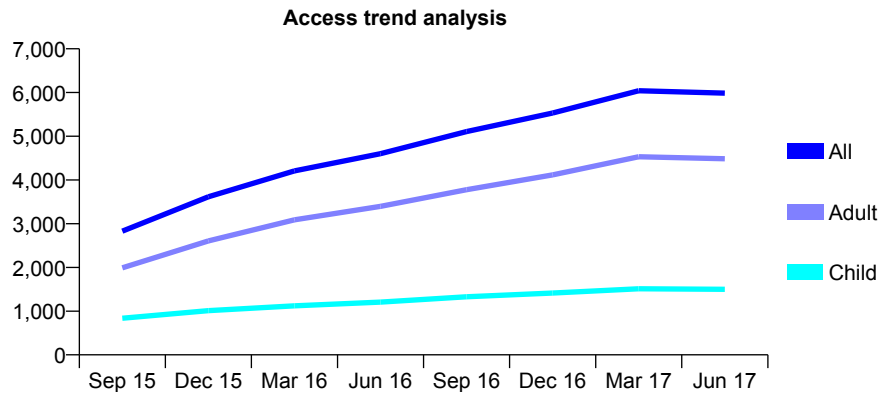
Q58 - Vital Signs At a Glance Contract Report for 129755/0003 - June 2017

Name or company name	Experdental Limited
Contract type name	GDS Contract
Purpose of contract	General
Contract start date	01/04/2015
Contract end date	

17/18 Contracted general activity (UDA)	25,000
Carry forward general activity (UDA)	0
17/18 Contracted orthodontic activity (UOA)	0
Carry forward orthodontic activity (UOA)	0
Baseline contract value	£652,391.47

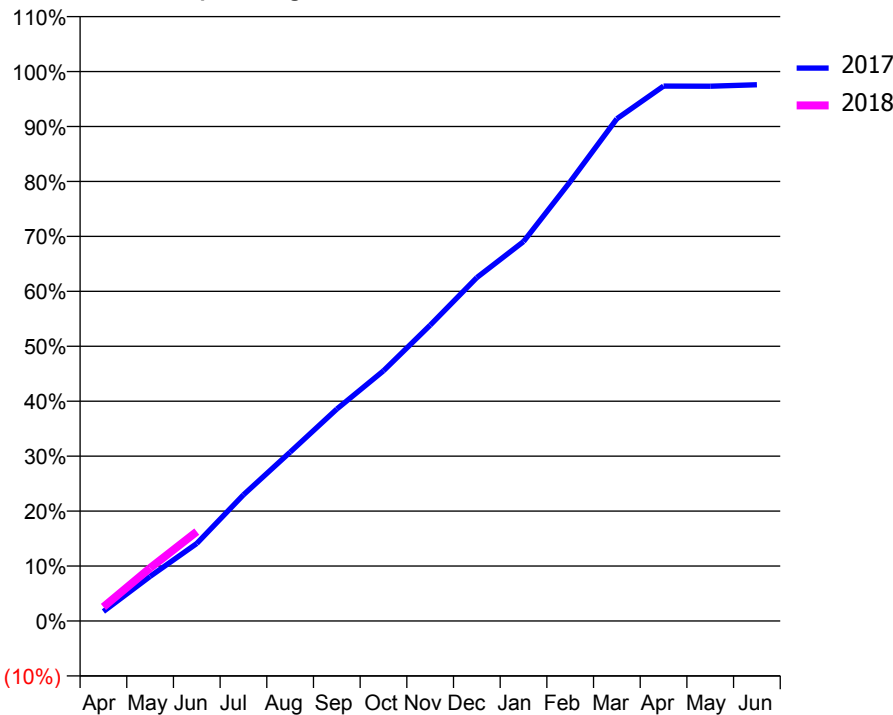
ACCESS*

Patients seen in 24 months	Total	Change since previous quarter
Quarter ending June 2016	4,602	
Quarter ending September 2016	5,106	↑
Quarter ending December 2016	5,530	↑
Quarter ending March 2017	6,041	↑
Quarter ending June 2017	5,986	→
Variance since June 2016	30.1%	↑



ACTIVITY

Cumulative percentage of contracted UDA delivered 2017 & 2018



Month	Adjusted Scheduled Activity (UDA)	
	2017	2018
April	433	642
May	2,029	2,411
June	3,525	4,066
July	5,740	
August	7,682	
September	9,646	
October	11,381	
November	13,459	
December	15,627	
January	17,263	
February	19,984	
March	22,851	
April	24,338	
May	24,332	
June	24,395	

QUALITY

	Quantity	Base Number	Contract	AT	Region	England
% of FP17s for the same patient ID Re-attending within 3 months - Children	18	419	4.3%	11.0%	11.7%	12.0%
% of FP17s for the same patient ID Re-attending within 3 months - Adults	64	1,046	6.1%	14.4%	15.2%	16.0%
% of FP17s for the same patient ID Re-attending between 3 & 9 months - Children	182	419	43.4%	56.8%	59.1%	58.0%
% of FP17s for the same patient ID Re-attending between 3 & 9 months - Adults	362	1,046	34.6%	49.2%	52.2%	50.9%
% of FP17s for Band 1 Urgent Courses	75	1,163	6.4%	8.3%	7.9%	9.1%
% of FP17s Relating to Free Repair or Replacements	9	1,163	0.8%	0.7%	0.8%	0.8%
% of FP17s Relating to Continuations	4	1,163	0.3%	0.9%	1.1%	1.1%
% of Patients satisfied with the dentistry they have received	7	7	N/A	91.4%	91.8%	91.7%
% of Patients satisfied with the time they had to wait for an appointment	6	7	N/A	87.1%	88.4%	88.0%

* This is based on patients treated on this contract for their most recent course of treatment. Figures in italics indicate the base number of FP17s or Patient Questionnaire responses are less than 100. N/A is shown where the base number of responses is less than 10 during the period. % is calculated as Quantity/Base number*100

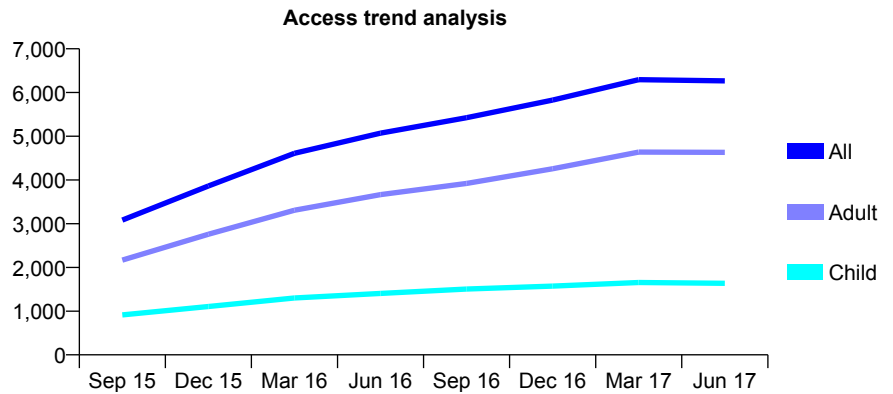
Q58 - Vital Signs At a Glance Contract Report for 129755/0004 - June 2017

Name or company name	Experdental Limited
Contract type name	GDS Contract
Purpose of contract	General
Contract start date	01/04/2015
Contract end date	

17/18 Contracted general activity (UDA)	23,755
Carry forward general activity (UDA)	0
17/18 Contracted orthodontic activity (UOA)	0
Carry forward orthodontic activity (UOA)	0
Baseline contract value	£607,864.79

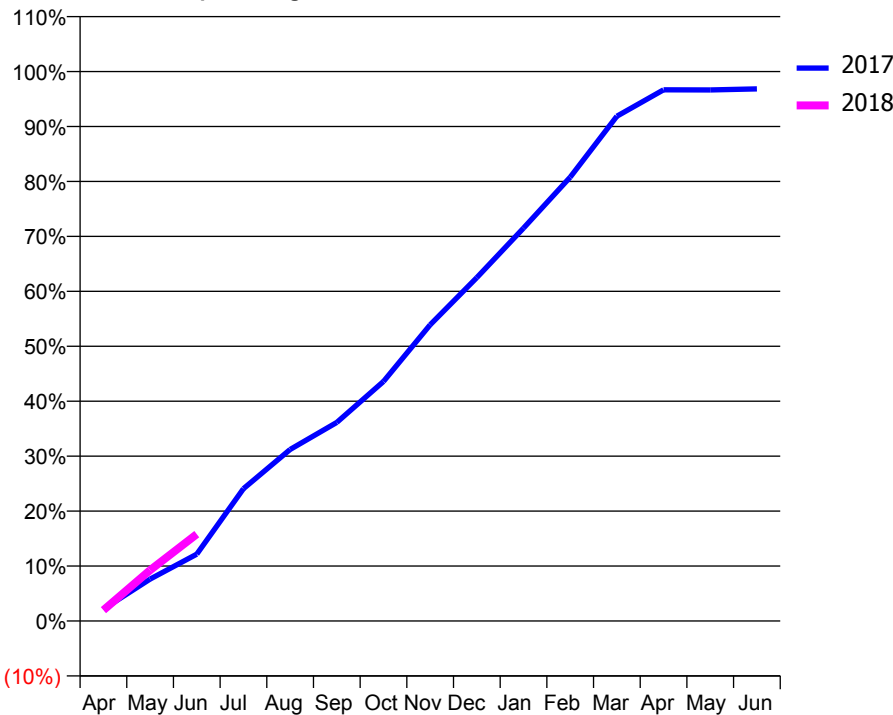
ACCESS*

Patients seen in 24 months	Total	Change since previous quarter
Quarter ending June 2016	5,071	
Quarter ending September 2016	5,425	↑
Quarter ending December 2016	5,827	↑
Quarter ending March 2017	6,293	↑
Quarter ending June 2017	6,266	→
Variance since June 2016	23.6%	↑



ACTIVITY

Cumulative percentage of contracted UDA delivered 2017 & 2018



Month	Adjusted Scheduled Activity (UDA)	
	2017	2018
April	519	470
May	1,811	2,202
June	2,892	3,758
July	5,720	
August	7,415	
September	8,587	
October	10,355	
November	12,807	
December	14,846	
January	16,988	
February	19,188	
March	21,823	
April	22,963	
May	22,958	
June	23,005	

QUALITY

	Quantity	Base Number	Contract	AT	Region	England
% of FP17s for the same patient ID Re-attending within 3 months - Children	23	456	5.0%	11.0%	11.7%	12.0%
% of FP17s for the same patient ID Re-attending within 3 months - Adults	80	1,120	7.1%	14.4%	15.2%	16.0%
% of FP17s for the same patient ID Re-attending between 3 & 9 months - Children	279	456	61.2%	56.8%	59.1%	58.0%
% of FP17s for the same patient ID Re-attending between 3 & 9 months - Adults	479	1,120	42.8%	49.2%	52.2%	50.9%
% of FP17s for Band 1 Urgent Courses	54	1,292	4.2%	8.3%	7.9%	9.1%
% of FP17s Relating to Free Repair or Replacements	3	1,292	0.2%	0.7%	0.8%	0.8%
% of FP17s Relating to Continuations	8	1,292	0.6%	0.9%	1.1%	1.1%
% of Patients satisfied with the dentistry they have received	11	12	91.7%	91.4%	91.8%	91.7%
% of Patients satisfied with the time they had to wait for an appointment	9	12	75.0%	87.1%	88.4%	88.0%

* This is based on patients treated on this contract for their most recent course of treatment. Figures in italics indicate the base number of FP17s or Patient Questionnaire responses are less than 100. N/A is shown where the base number of responses is less than 10 during the period. % is calculated as Quantity/Base number*100

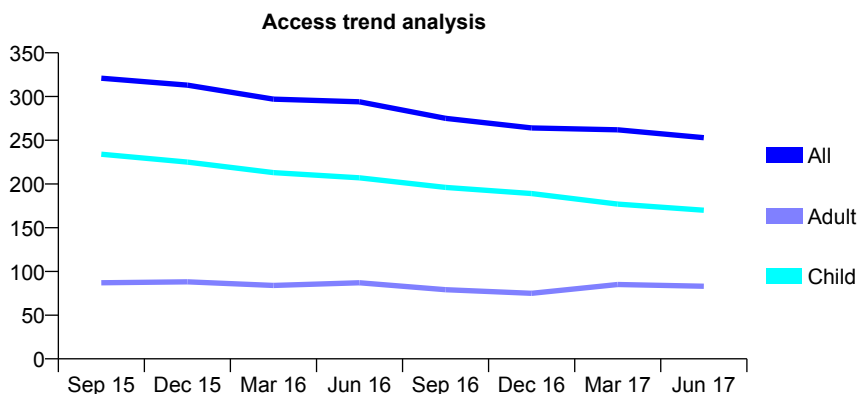
Q58 - Vital Signs At a Glance Contract Report for 130338/0001 - June 2017

Name or company name	Berkhamsted Dental Practice
Contract type name	GDS Contract
Purpose of contract	General
Contract start date	01/11/2007
Contract end date	

17/18 Contracted general activity (UDA)	540
Carry forward general activity (UDA)	0
17/18 Contracted orthodontic activity (UOA)	0
Carry forward orthodontic activity (UOA)	0
Baseline contract value	£11,405.55

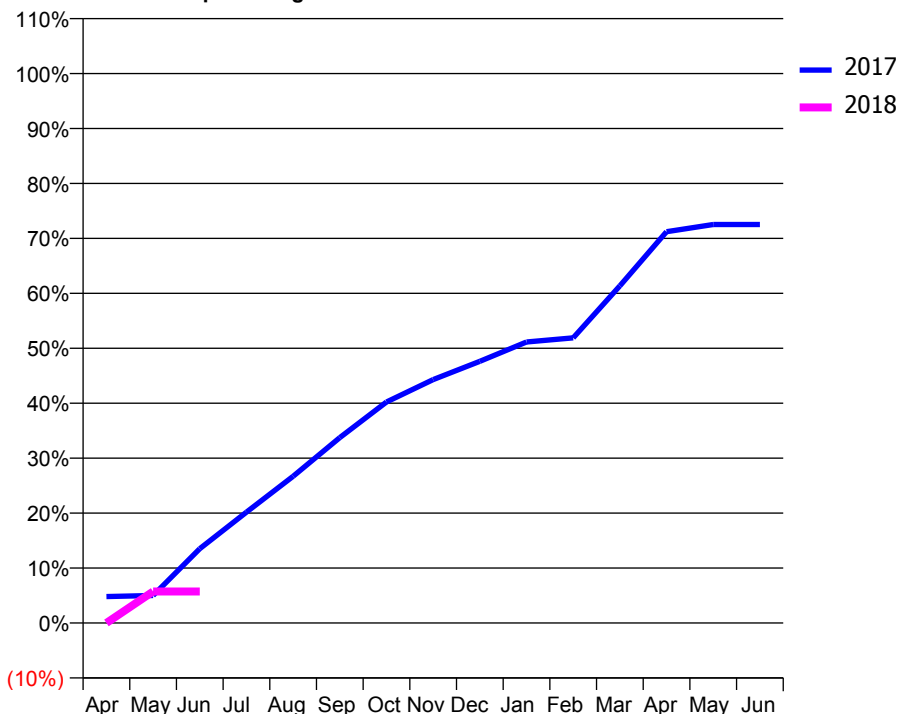
ACCESS*

Patients seen in 24 months	Total	Change since previous quarter
Quarter ending June 2016	294	
Quarter ending September 2016	275	↓
Quarter ending December 2016	264	↓
Quarter ending March 2017	262	→
Quarter ending June 2017	253	↓
Variance since June 2016	(13.9%)	↓



ACTIVITY

Cumulative percentage of contracted UDA delivered 2017 & 2018



Adjusted Scheduled Activity (UDA)

Month	2017	2018
April	26	0
May	27	31
June	73	31
July	109	
August	144	
September	182	
October	217	
November	239	
December	257	
January	276	
February	280	
March	331	
April	385	
May	392	
June	392	

QUALITY

	Quantity	Base Number	Contract	AT	Region	England
% of FP17s for the same patient ID Re-attending within 3 months - Children	0	65	0.0%	11.0%	11.7%	12.0%
% of FP17s for the same patient ID Re-attending within 3 months - Adults	0	12	0.0%	14.4%	15.2%	16.0%
% of FP17s for the same patient ID Re-attending between 3 & 9 months - Children	52	65	80.0%	56.8%	59.1%	58.0%
% of FP17s for the same patient ID Re-attending between 3 & 9 months - Adults	9	12	75.0%	49.2%	52.2%	50.9%
% of FP17s for Band 1 Urgent Courses	0	27	0.0%	8.3%	7.9%	9.1%
% of FP17s Relating to Free Repair or Replacements	0	27	0.0%	0.7%	0.8%	0.8%
% of FP17s Relating to Continuations	0	27	0.0%	0.9%	1.1%	1.1%
% of Patients satisfied with the dentistry they have received	0	0	N/A	91.4%	91.8%	91.7%
% of Patients satisfied with the time they had to wait for an appointment	0	0	N/A	87.1%	88.4%	88.0%

* This is based on patients treated on this contract for their most recent course of treatment. Figures in italics indicate the base number of FP17s or Patient Questionnaire responses are less than 100. N/A is shown where the base number of responses is less than 10 during the period. % is calculated as Quantity/Base number*100

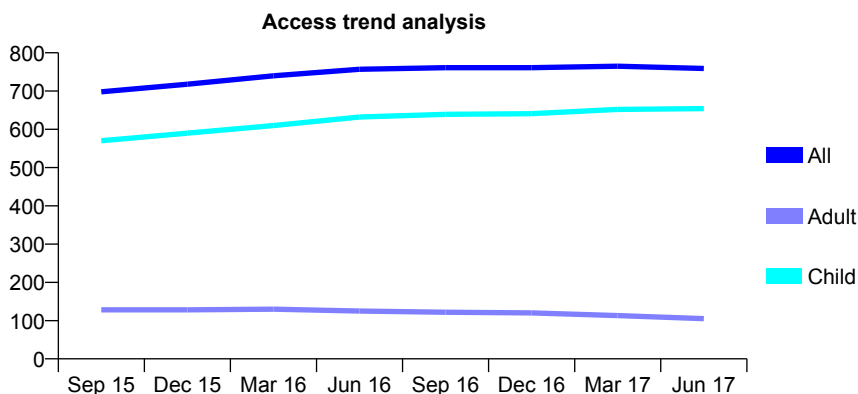
Q58 - Vital Signs At a Glance Contract Report for 130605/0001 - June 2017

Name or company name	Admiral House Dental Practice
Contract type name	GDS Contract
Purpose of contract	General
Contract start date	01/07/2010
Contract end date	

17/18 Contracted general activity (UDA)	1,240
Carry forward general activity (UDA)	0
17/18 Contracted orthodontic activity (UOA)	0
Carry forward orthodontic activity (UOA)	0
Baseline contract value	£34,536.63

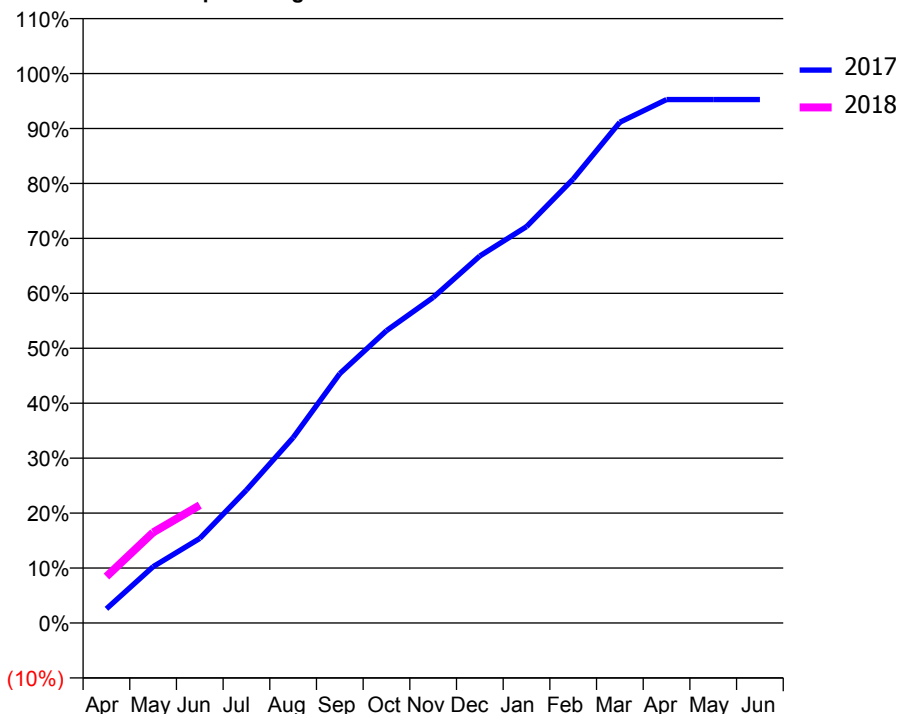
ACCESS*

Patients seen in 24 months	Total	Change since previous quarter
Quarter ending June 2016	757	
Quarter ending September 2016	761	→
Quarter ending December 2016	761	→
Quarter ending March 2017	765	→
Quarter ending June 2017	759	→
Variance since June 2016	0.3%	→



ACTIVITY

Cumulative percentage of contracted UDA delivered 2017 & 2018



Month	Adjusted Scheduled Activity (UDA)	
	2017	2018
April	32	105
May	127	205
June	191	266
July	300	
August	418	
September	563	
October	660	
November	735	
December	828	
January	895	
February	1,002	
March	1,130	
April	1,181	
May	1,181	
June	1,181	

QUALITY

	Quantity	Base Number	Contract	AT	Region	England
% of FP17s for the same patient ID Re-attending within 3 months - Children	13	219	5.9%	11.0%	11.7%	12.0%
% of FP17s for the same patient ID Re-attending within 3 months - Adults	1	14	7.1%	14.4%	15.2%	16.0%
% of FP17s for the same patient ID Re-attending between 3 & 9 months - Children	135	219	61.6%	56.8%	59.1%	58.0%
% of FP17s for the same patient ID Re-attending between 3 & 9 months - Adults	9	14	64.3%	49.2%	52.2%	50.9%
% of FP17s for Band 1 Urgent Courses	10	198	5.1%	8.3%	7.9%	9.1%
% of FP17s Relating to Free Repair or Replacements	0	198	0.0%	0.7%	0.8%	0.8%
% of FP17s Relating to Continuations	0	198	0.0%	0.9%	1.1%	1.1%
% of Patients satisfied with the dentistry they have received	2	2	N/A	91.4%	91.8%	91.7%
% of Patients satisfied with the time they had to wait for an appointment	2	2	N/A	87.1%	88.4%	88.0%

* This is based on patients treated on this contract for their most recent course of treatment. Figures in italics indicate the base number of FP17s or Patient Questionnaire responses are less than 100. N/A is shown where the base number of responses is less than 10 during the period. % is calculated as Quantity/Base number*100

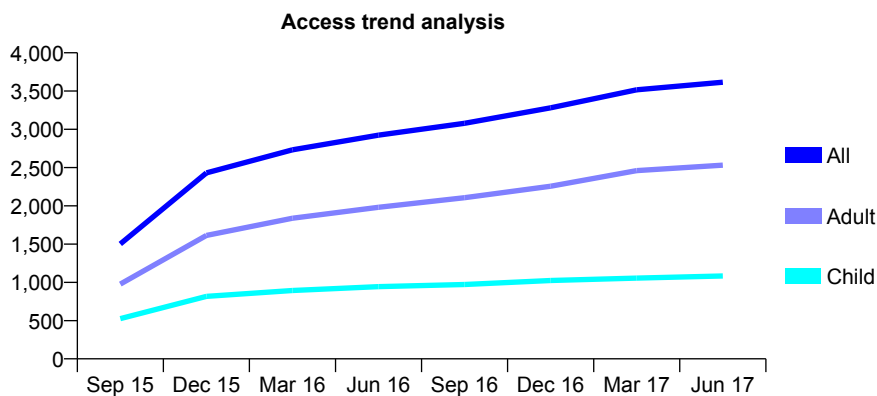
Q58 - Vital Signs At a Glance Contract Report for 130737/0001 - June 2017

Name or company name	Chartwell Dental Practice Limited
Contract type name	GDS Contract
Purpose of contract	General
Contract start date	01/04/2015
Contract end date	

17/18 Contracted general activity (UDA)	11,100
Carry forward general activity (UDA)	0
17/18 Contracted orthodontic activity (UOA)	0
Carry forward orthodontic activity (UOA)	0
Baseline contract value	£299,669.02

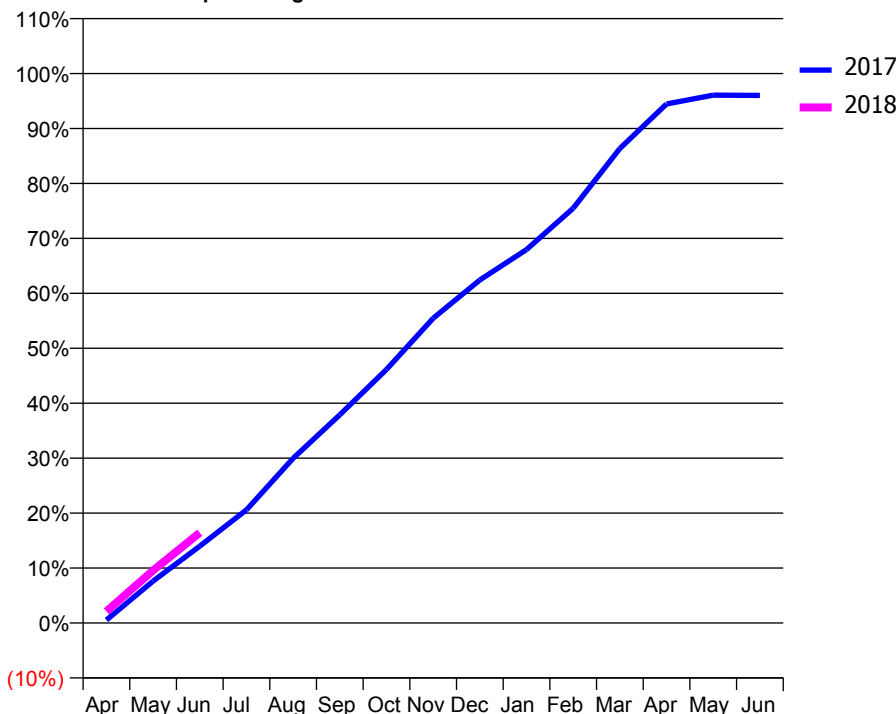
ACCESS*

Patients seen in 24 months	Total	Change since previous quarter
Quarter ending June 2016	2,924	
Quarter ending September 2016	3,078	↑
Quarter ending December 2016	3,281	↑
Quarter ending March 2017	3,517	↑
Quarter ending June 2017	3,615	↑
Variance since June 2016	23.6%	↑



ACTIVITY

Cumulative percentage of contracted UDA delivered 2017 & 2018



Month	Adjusted Scheduled Activity (UDA)	
	2017	2018
April	61	235
May	846	1,062
June	1,552	1,824
July	2,287	
August	3,328	
September	4,207	
October	5,121	
November	6,157	
December	6,929	
January	7,544	
February	8,379	
March	9,586	
April	10,484	
May	10,663	
June	10,657	

QUALITY

	Quantity	Base Number	Contract	AT	Region	England
% of FP17s for the same patient ID Re-attending within 3 months - Children	31	455	6.8%	11.0%	11.7%	12.0%
% of FP17s for the same patient ID Re-attending within 3 months - Adults	93	979	9.5%	14.4%	15.2%	16.0%
% of FP17s for the same patient ID Re-attending between 3 & 9 months - Children	264	455	58.0%	56.8%	59.1%	58.0%
% of FP17s for the same patient ID Re-attending between 3 & 9 months - Adults	576	979	58.8%	49.2%	52.2%	50.9%
% of FP17s for Band 1 Urgent Courses	37	1,039	3.6%	8.3%	7.9%	9.1%
% of FP17s Relating to Free Repair or Replacements	1	1,039	0.1%	0.7%	0.8%	0.8%
% of FP17s Relating to Continuations	22	1,039	2.1%	0.9%	1.1%	1.1%
% of Patients satisfied with the dentistry they have received	5	5	N/A	91.4%	91.8%	91.7%
% of Patients satisfied with the time they had to wait for an appointment	5	5	N/A	87.1%	88.4%	88.0%

* This is based on patients treated on this contract for their most recent course of treatment. Figures in italics indicate the base number of FP17s or Patient Questionnaire responses are less than 100. N/A is shown where the base number of responses is less than 10 during the period. % is calculated as Quantity/Base number*100

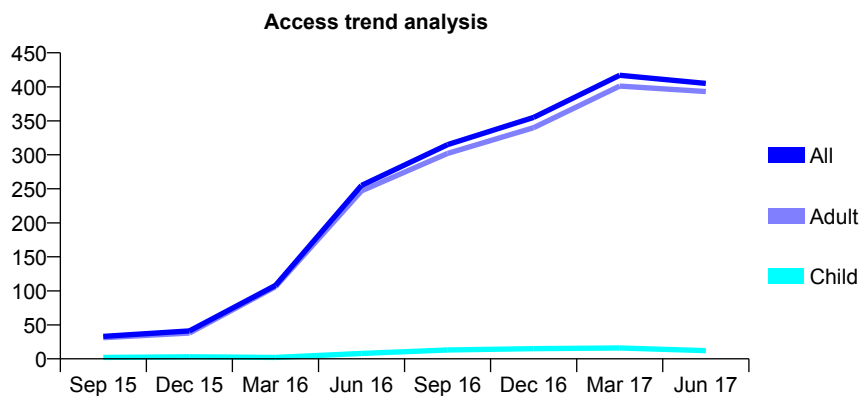
Q58 - Vital Signs At a Glance Contract Report for 130737/0003 - June 2017

Name or company name	Chartwell Dental Practice Limited
Contract type name	PDS Contract
Purpose of contract	General
Contract start date	01/04/2015
Contract end date	31/03/2018

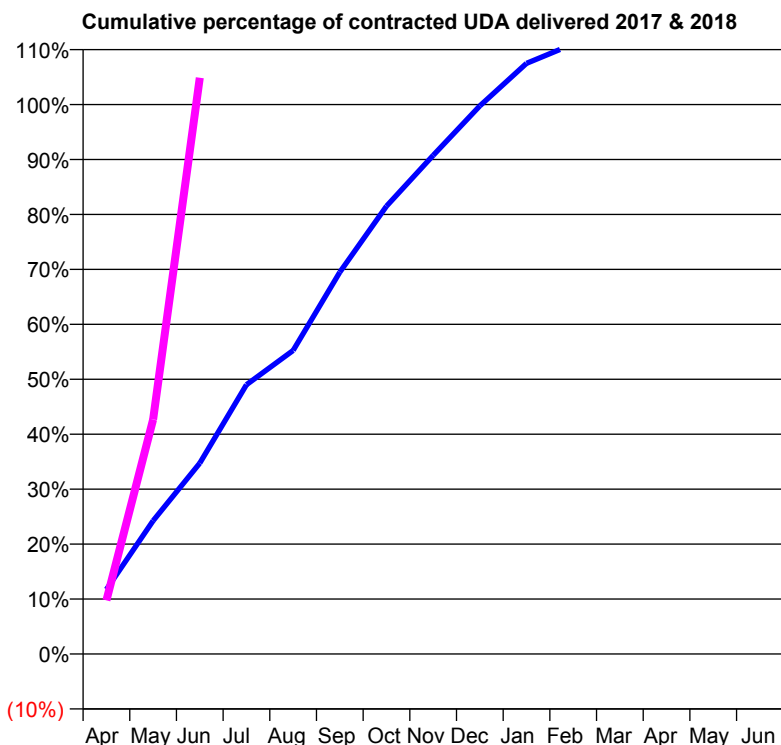
17/18 Contracted general activity (UDA)	246
Carry forward general activity (UDA)	0
17/18 Contracted orthodontic activity (UOA)	0
Carry forward orthodontic activity (UOA)	0
Baseline contract value	£16,401.00

ACCESS*

Patients seen in 24 months	Total	Change since previous quarter
Quarter ending June 2016	255	
Quarter ending September 2016	315	↑
Quarter ending December 2016	355	↑
Quarter ending March 2017	417	↑
Quarter ending June 2017	405	↓
Variance since June 2016	58.8%	↑



ACTIVITY



Month	Adjusted Scheduled Activity (UDA)	
	2017	2018
April	141	24
May	291	105
June	417	258
July	588	
August	663	
September	834	
October	978	
November	1,089	
December	1,197	
January	1,290	
February	1,332	
March	1,470	
April	1,569	
May	1,569	
June	1,569	

QUALITY

	Quantity	Base Number	Contract	AT	Region	England
% of FP17s for the same patient ID Re-attending within 3 months - Children	0	4	0.0%	11.0%	11.7%	12.0%
% of FP17s for the same patient ID Re-attending within 3 months - Adults	2	115	1.7%	14.4%	15.2%	16.0%
% of FP17s for the same patient ID Re-attending between 3 & 9 months - Children	0	4	0.0%	56.8%	59.1%	58.0%
% of FP17s for the same patient ID Re-attending between 3 & 9 months - Adults	0	115	0.0%	49.2%	52.2%	50.9%
% of FP17s for Band 1 Urgent Courses	0	86	0.0%	8.3%	7.9%	9.1%
% of FP17s Relating to Free Repair or Replacements	0	86	0.0%	0.7%	0.8%	0.8%
% of FP17s Relating to Continuations	0	86	0.0%	0.9%	1.1%	1.1%
% of Patients satisfied with the dentistry they have received	0	0	N/A	91.4%	91.8%	91.7%
% of Patients satisfied with the time they had to wait for an appointment	0	0	N/A	87.1%	88.4%	88.0%

* This is based on patients treated on this contract for their most recent course of treatment. Figures in italics indicate the base number of FP17s or Patient Questionnaire responses are less than 100. N/A is shown where the base number of responses is less than 10 during the period. % is calculated as Quantity/Base number*100

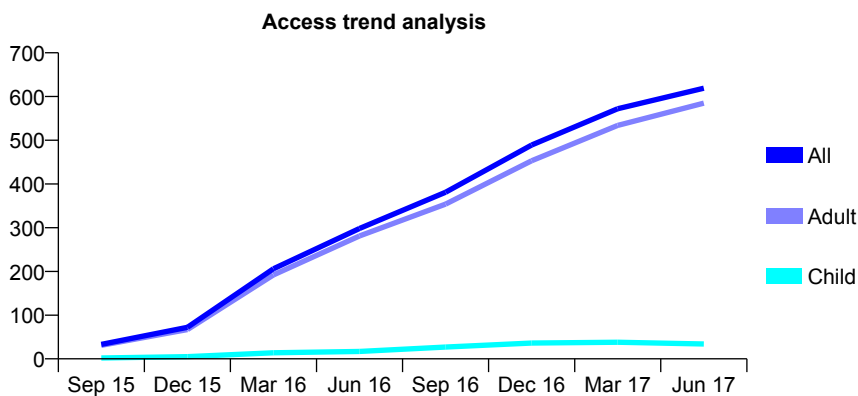
Q58 - Vital Signs At a Glance Contract Report for 130737/0004 - June 2017

Name or company name	Chartwell Dental Practice Limited
Contract type name	PDS Contract
Purpose of contract	General
Contract start date	01/04/2015
Contract end date	31/03/2018

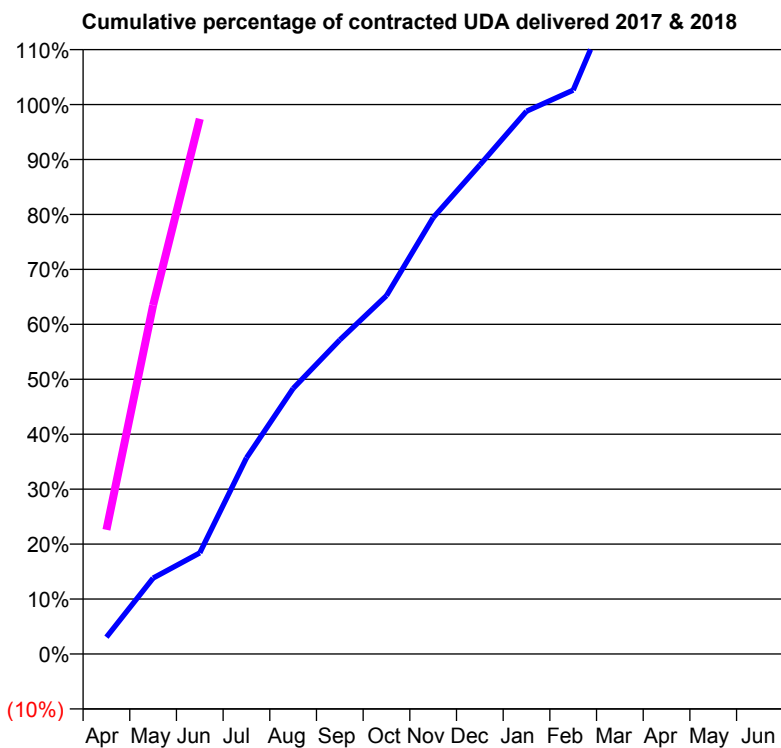
17/18 Contracted general activity (UDA)	345
Carry forward general activity (UDA)	0
17/18 Contracted orthodontic activity (UOA)	0
Carry forward orthodontic activity (UOA)	0
Baseline contract value	£43,126.00

ACCESS*

Patients seen in 24 months	Total	Change since previous quarter
Quarter ending June 2016	298	
Quarter ending September 2016	381	↑
Quarter ending December 2016	489	↑
Quarter ending March 2017	572	↑
Quarter ending June 2017	619	↑
Variance since June 2016	107.7%	↑



ACTIVITY



Month	Adjusted Scheduled Activity (UDA)	
	2017	2018
April	48	78
May	216	219
June	288	336
July	558	
August	756	
September	894	
October	1,020	
November	1,242	
December	1,392	
January	1,545	
February	1,605	
March	1,915	
April	1,981	
May	2,008	
June	2,008	

QUALITY

	Quantity	Base Number	Contract	AT	Region	England
% of FP17s for the same patient ID Re-attending within 3 months - Children	0	7	0.0%	11.0%	11.7%	12.0%
% of FP17s for the same patient ID Re-attending within 3 months - Adults	1	136	0.7%	14.4%	15.2%	16.0%
% of FP17s for the same patient ID Re-attending between 3 & 9 months - Children	0	7	0.0%	56.8%	59.1%	58.0%
% of FP17s for the same patient ID Re-attending between 3 & 9 months - Adults	0	136	0.0%	49.2%	52.2%	50.9%
% of FP17s for Band 1 Urgent Courses	0	112	0.0%	8.3%	7.9%	9.1%
% of FP17s Relating to Free Repair or Replacements	0	112	0.0%	0.7%	0.8%	0.8%
% of FP17s Relating to Continuations	0	112	0.0%	0.9%	1.1%	1.1%
% of Patients satisfied with the dentistry they have received	0	0	N/A	91.4%	91.8%	91.7%
% of Patients satisfied with the time they had to wait for an appointment	0	0	N/A	87.1%	88.4%	88.0%

* This is based on patients treated on this contract for their most recent course of treatment. Figures in italics indicate the base number of FP17s or Patient Questionnaire responses are less than 100. N/A is shown where the base number of responses is less than 10 during the period. % is calculated as Quantity/Base number*100

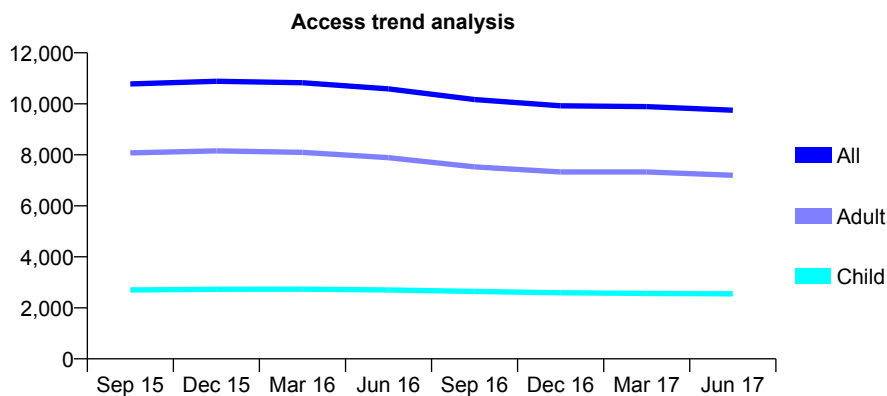
Q58 - Vital Signs At a Glance Contract Report for 131881/0001 - June 2017

Name or company name	Basudev Enterprise Ltd
Contract type name	GDS Contract
Purpose of contract	General
Contract start date	01/02/2012
Contract end date	

17/18 Contracted general activity (UDA)	28,259
Carry forward general activity (UDA)	0
17/18 Contracted orthodontic activity (UOA)	0
Carry forward orthodontic activity (UOA)	0
Baseline contract value	£645,010.08

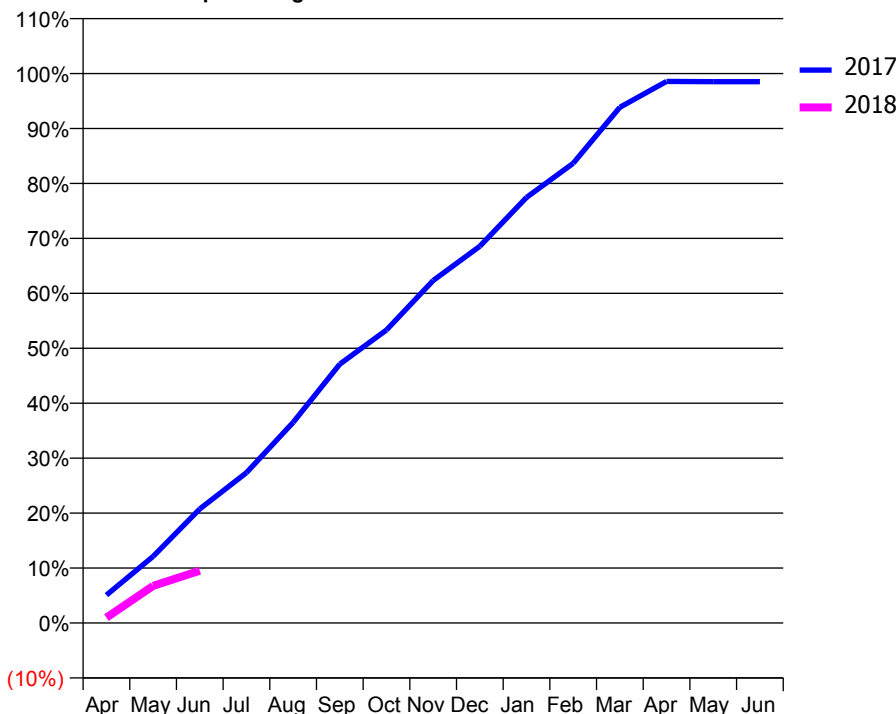
ACCESS*

Patients seen in 24 months	Total	Change since previous quarter
Quarter ending June 2016	10,585	
Quarter ending September 2016	10,169	↓
Quarter ending December 2016	9,919	↓
Quarter ending March 2017	9,892	→
Quarter ending June 2017	9,750	↓
Variance since June 2016	(7.9%)	↓



ACTIVITY

Cumulative percentage of contracted UDA delivered 2017 & 2018



Month	Adjusted Scheduled Activity (UDA)	
	2017	2018
April	1,437	278
May	3,425	1,907
June	5,869	2,693
July	7,733	
August	10,319	
September	13,317	
October	15,068	
November	17,616	
December	19,375	
January	21,887	
February	23,645	
March	26,523	
April	27,853	
May	27,837	
June	27,839	

QUALITY

	Quantity	Base Number	Contract	AT	Region	England
% of FP17s for the same patient ID Re-attending within 3 months - Children	52	631	8.2%	11.0%	11.7%	12.0%
% of FP17s for the same patient ID Re-attending within 3 months - Adults	222	1,634	13.6%	14.4%	15.2%	16.0%
% of FP17s for the same patient ID Re-attending between 3 & 9 months - Children	392	631	62.1%	56.8%	59.1%	58.0%
% of FP17s for the same patient ID Re-attending between 3 & 9 months - Adults	886	1,634	54.2%	49.2%	52.2%	50.9%
% of FP17s for Band 1 Urgent Courses	157	1,667	9.4%	8.3%	7.9%	9.1%
% of FP17s Relating to Free Repair or Replacements	26	1,667	1.6%	0.7%	0.8%	0.8%
% of FP17s Relating to Continuations	5	1,667	0.3%	0.9%	1.1%	1.1%
% of Patients satisfied with the dentistry they have received	17	21	81.0%	91.4%	91.8%	91.7%
% of Patients satisfied with the time they had to wait for an appointment	17	21	81.0%	87.1%	88.4%	88.0%

* This is based on patients treated on this contract for their most recent course of treatment. Figures in italics indicate the base number of FP17s or Patient Questionnaire responses are less than 100. N/A is shown where the base number of responses is less than 10 during the period. % is calculated as Quantity/Base number*100

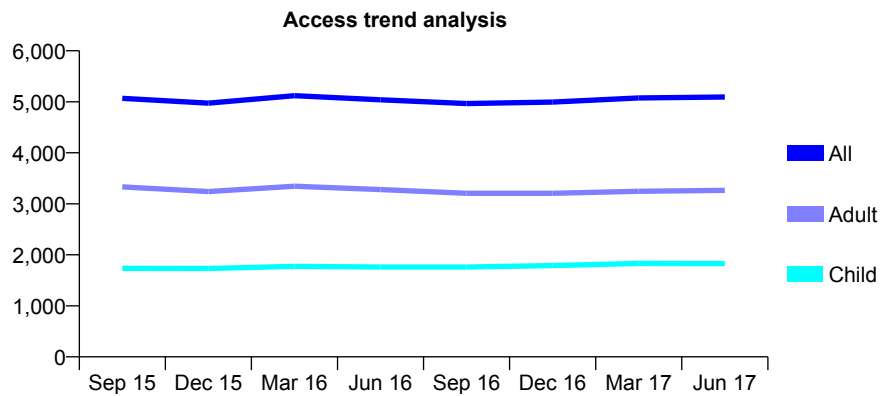
Q58 - Vital Signs At a Glance Contract Report for 134139/0001 - June 2017

Name or company name	The Green Bushey Partnership
Contract type name	GDS Contract
Purpose of contract	General
Contract start date	01/11/2007
Contract end date	

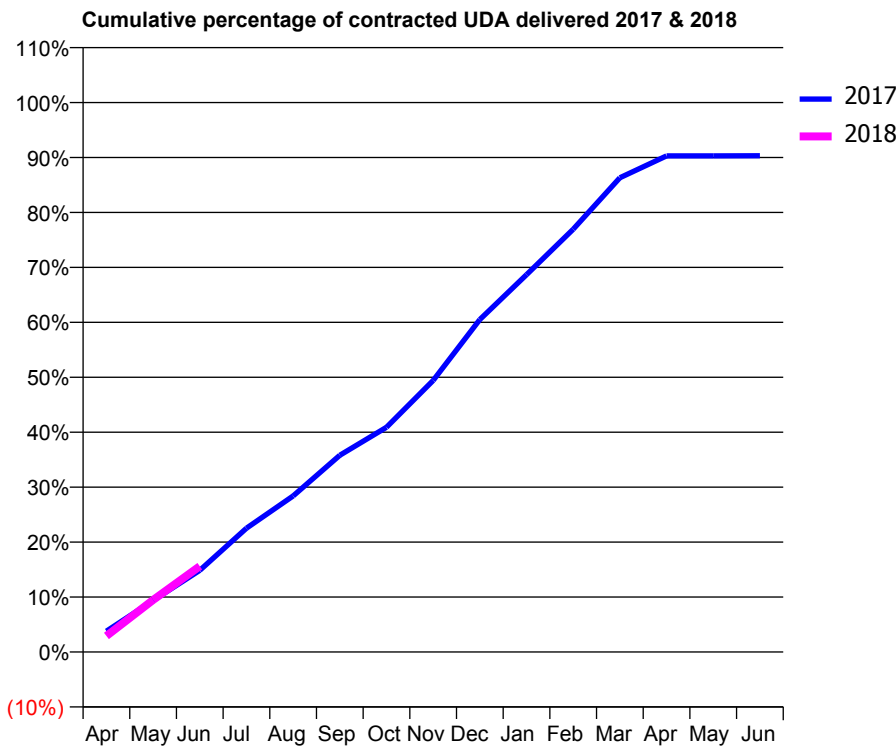
17/18 Contracted general activity (UDA)	12,423
Carry forward general activity (UDA)	0
17/18 Contracted orthodontic activity (UOA)	0
Carry forward orthodontic activity (UOA)	0
Baseline contract value	£385,043.90

ACCESS*

Patients seen in 24 months	Total	Change since previous quarter
Quarter ending June 2016	5,040	
Quarter ending September 2016	4,966	↓
Quarter ending December 2016	4,995	→
Quarter ending March 2017	5,077	→
Quarter ending June 2017	5,094	→
Variance since June 2016	1.1%	→



ACTIVITY



Month	Adjusted Scheduled Activity (UDA)	
	2017	2018
April	473	363
May	1,165	1,178
June	1,847	1,941
July	2,800	
August	3,529	
September	4,448	
October	5,082	
November	6,139	
December	7,517	
January	8,530	
February	9,559	
March	10,721	
April	11,218	
May	11,218	
June	11,219	

QUALITY

	Quantity	Base Number	Contract	AT	Region	England
% of FP17s for the same patient ID Re-attending within 3 months - Children	27	550	4.9%	11.0%	11.7%	12.0%
% of FP17s for the same patient ID Re-attending within 3 months - Adults	127	858	14.8%	14.4%	15.2%	16.0%
% of FP17s for the same patient ID Re-attending between 3 & 9 months - Children	276	550	50.2%	56.8%	59.1%	58.0%
% of FP17s for the same patient ID Re-attending between 3 & 9 months - Adults	363	858	42.3%	49.2%	52.2%	50.9%
% of FP17s for Band 1 Urgent Courses	154	1,134	13.6%	8.3%	7.9%	9.1%
% of FP17s Relating to Free Repair or Replacements	1	1,134	0.1%	0.7%	0.8%	0.8%
% of FP17s Relating to Continuations	8	1,134	0.7%	0.9%	1.1%	1.1%
% of Patients satisfied with the dentistry they have received	5	5	N/A	91.4%	91.8%	91.7%
% of Patients satisfied with the time they had to wait for an appointment	5	5	N/A	87.1%	88.4%	88.0%

* This is based on patients treated on this contract for their most recent course of treatment. Figures in italics indicate the base number of FP17s or Patient Questionnaire responses are less than 100. N/A is shown where the base number of responses is less than 10 during the period. % is calculated as Quantity/Base number*100

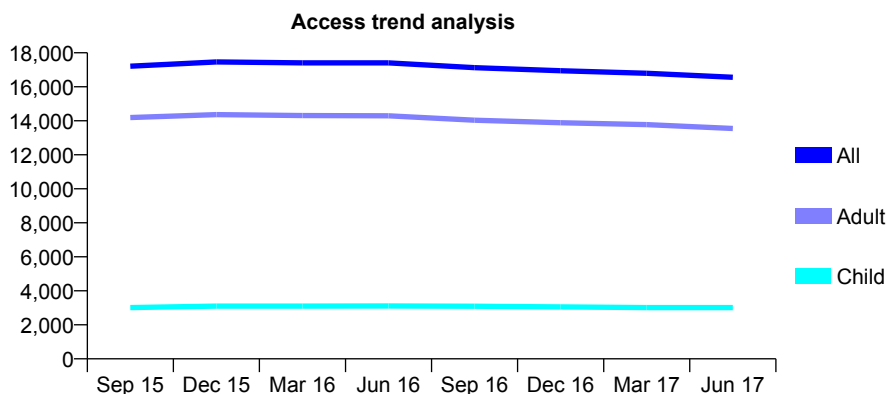
Q58 - Vital Signs At a Glance Contract Report for 134368/0001 - June 2017

Name or company name	The Elms Dental Practice
Contract type name	GDS Contract
Purpose of contract	General
Contract start date	01/04/2006
Contract end date	

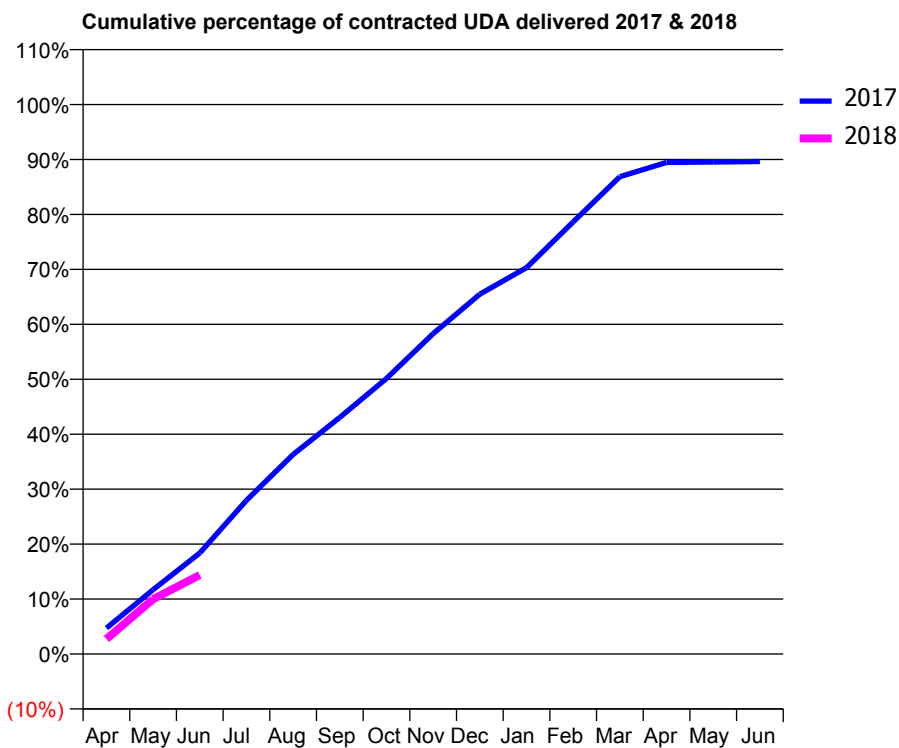
17/18 Contracted general activity (UDA)	53,046
Carry forward general activity (UDA)	0
17/18 Contracted orthodontic activity (UOA)	0
Carry forward orthodontic activity (UOA)	0
Baseline contract value	£1,398,648.99

ACCESS*

Patients seen in 24 months	Total	Change since previous quarter
Quarter ending June 2016	17,409	
Quarter ending September 2016	17,127	↓
Quarter ending December 2016	16,942	↓
Quarter ending March 2017	16,796	→
Quarter ending June 2017	16,561	↓
Variance since June 2016	(4.9%)	↓



ACTIVITY



Month	Adjusted Scheduled Activity (UDA)	
	2017	2018
April	2,498	1,444
May	6,216	5,291
June	9,746	7,626
July	14,832	
August	19,264	
September	22,848	
October	26,595	
November	30,930	
December	34,738	
January	37,299	
February	41,717	
March	46,080	
April	47,459	
May	47,498	
June	47,551	

QUALITY

	Quantity	Base Number	Contract	AT	Region	England
% of FP17s for the same patient ID Re-attending within 3 months - Children	54	1,051	5.1%	11.0%	11.7%	12.0%
% of FP17s for the same patient ID Re-attending within 3 months - Adults	483	4,176	11.6%	14.4%	15.2%	16.0%
% of FP17s for the same patient ID Re-attending between 3 & 9 months - Children	717	1,051	68.2%	56.8%	59.1%	58.0%
% of FP17s for the same patient ID Re-attending between 3 & 9 months - Adults	2,643	4,176	63.3%	49.2%	52.2%	50.9%
% of FP17s for Band 1 Urgent Courses	251	4,171	6.0%	8.3%	7.9%	9.1%
% of FP17s Relating to Free Repair or Replacements	68	4,171	1.6%	0.7%	0.8%	0.8%
% of FP17s Relating to Continuations	11	4,171	0.3%	0.9%	1.1%	1.1%
% of Patients satisfied with the dentistry they have received	16	17	94.1%	91.4%	91.8%	91.7%
% of Patients satisfied with the time they had to wait for an appointment	14	17	82.4%	87.1%	88.4%	88.0%

* This is based on patients treated on this contract for their most recent course of treatment. Figures in italics indicate the base number of FP17s or Patient Questionnaire responses are less than 100. N/A is shown where the base number of responses is less than 10 during the period. % is calculated as Quantity/Base number*100

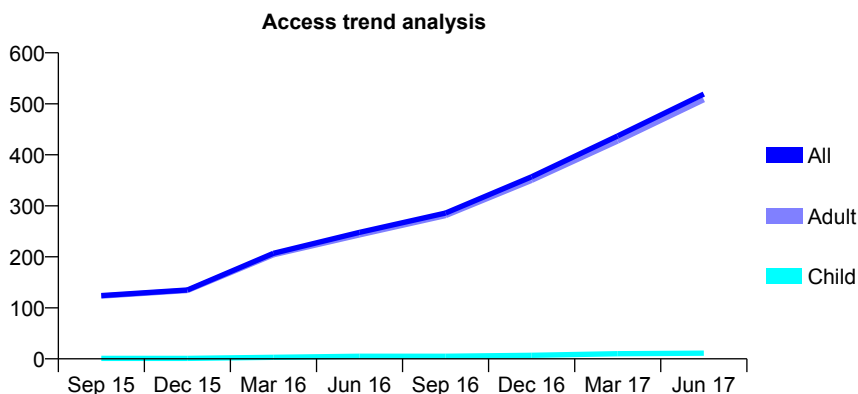
Q58 - Vital Signs At a Glance Contract Report for 135143/0001 - June 2017

Name or company name	GOFFS OAK DENTAL CARE
Contract type name	PDS Contract
Purpose of contract	General
Contract start date	25/02/2013
Contract end date	31/03/2018

17/18 Contracted general activity (UDA)	1,178
Carry forward general activity (UDA)	0
17/18 Contracted orthodontic activity (UOA)	0
Carry forward orthodontic activity (UOA)	0
Baseline contract value	£31,001.01

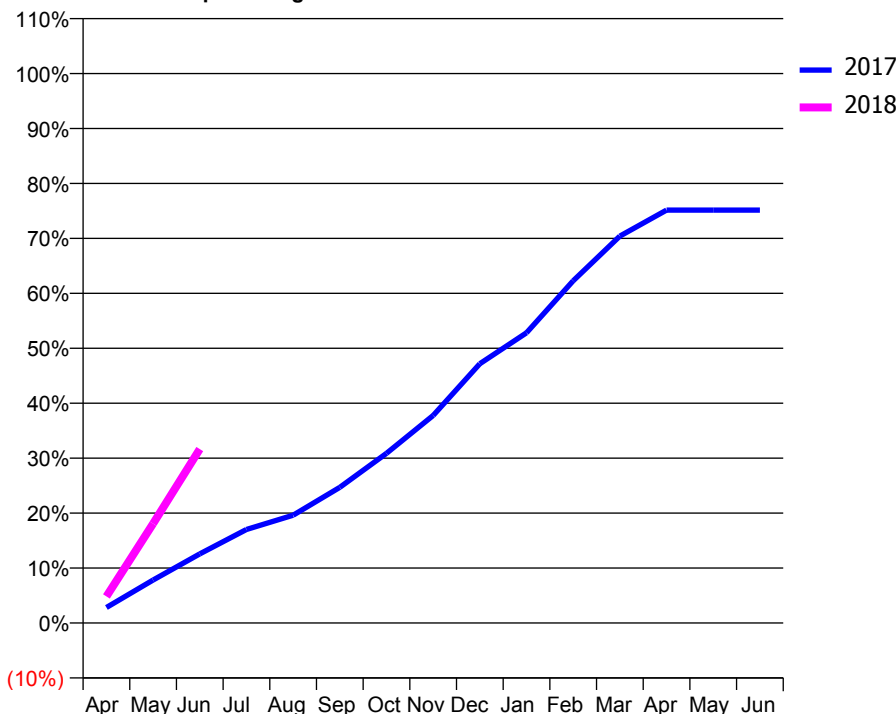
ACCESS*

Patients seen in 24 months	Total	Change since previous quarter
Quarter ending June 2016	248	
Quarter ending September 2016	286	↑
Quarter ending December 2016	357	↑
Quarter ending March 2017	437	↑
Quarter ending June 2017	519	↑
Variance since June 2016	109.3%	↑



ACTIVITY

Cumulative percentage of contracted UDA delivered 2017 & 2018



Adjusted Scheduled Activity (UDA)

Month	2017	2018
April	50	57
May	139	213
June	223	373
July	302	
August	348	
September	438	
October	548	
November	670	
December	837	
January	937	
February	1,105	
March	1,249	
April	1,333	
May	1,333	
June	1,333	

QUALITY

	Quantity	Base Number	Contract	AT	Region	England
% of FP17s for the same patient ID Re-attending within 3 months - Children	0	6	0.0%	11.0%	11.7%	12.0%
% of FP17s for the same patient ID Re-attending within 3 months - Adults	1	147	0.7%	14.4%	15.2%	16.0%
% of FP17s for the same patient ID Re-attending between 3 & 9 months - Children	0	6	0.0%	56.8%	59.1%	58.0%
% of FP17s for the same patient ID Re-attending between 3 & 9 months - Adults	1	147	0.7%	49.2%	52.2%	50.9%
% of FP17s for Band 1 Urgent Courses	0	125	0.0%	8.3%	7.9%	9.1%
% of FP17s Relating to Free Repair or Replacements	0	125	0.0%	0.7%	0.8%	0.8%
% of FP17s Relating to Continuations	0	125	0.0%	0.9%	1.1%	1.1%
% of Patients satisfied with the dentistry they have received	1	1	N/A	91.4%	91.8%	91.7%
% of Patients satisfied with the time they had to wait for an appointment	0	1	N/A	87.1%	88.4%	88.0%

* This is based on patients treated on this contract for their most recent course of treatment. Figures in italics indicate the base number of FP17s or Patient Questionnaire responses are less than 100. N/A is shown where the base number of responses is less than 10 during the period. % is calculated as Quantity/Base number*100

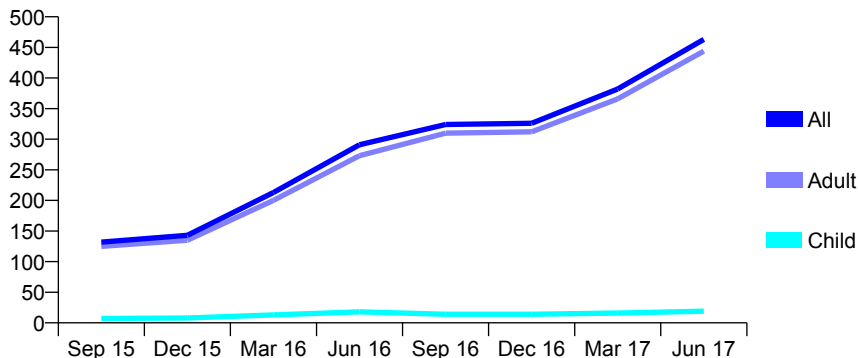
Q58 - Vital Signs At a Glance Contract Report for 135143/0002 - June 2017

Name or company name	GOFFS OAK DENTAL CARE
Contract type name	PDS Contract
Purpose of contract	General
Contract start date	25/02/2013
Contract end date	31/03/2018

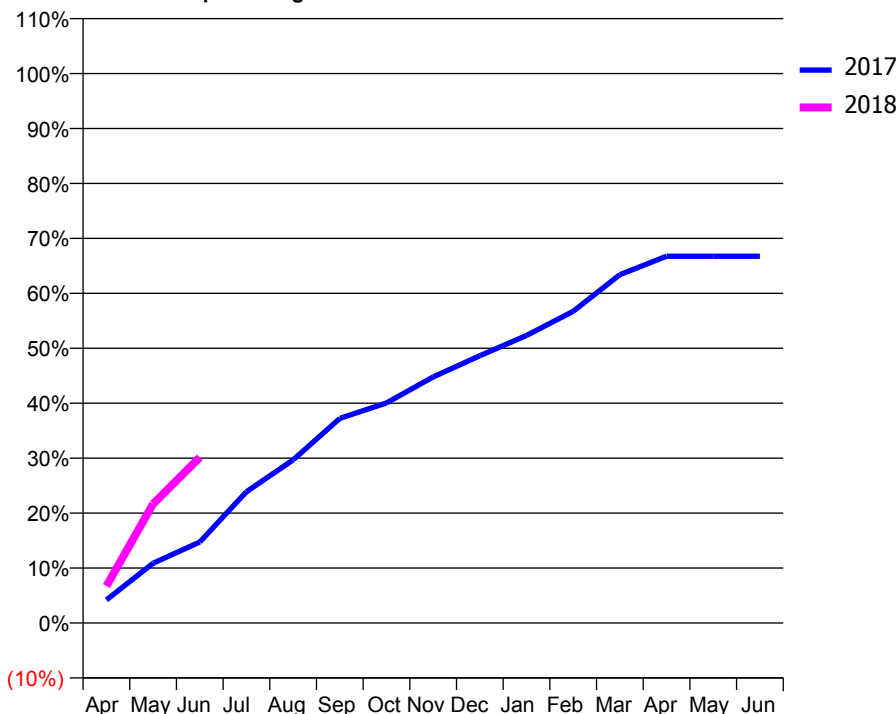
17/18 Contracted general activity (UDA)	1,204
Carry forward general activity (UDA)	0
17/18 Contracted orthodontic activity (UOA)	0
Carry forward orthodontic activity (UOA)	0
Baseline contract value	£49,126.01

ACCESS*

Patients seen in 24 months	Total	Change since previous quarter
Quarter ending June 2016	291	
Quarter ending September 2016	324	↑
Quarter ending December 2016	326	→
Quarter ending March 2017	382	↑
Quarter ending June 2017	463	↑
Variance since June 2016	59.1%	↑

Access trend analysis


ACTIVITY

Cumulative percentage of contracted UDA delivered 2017 & 2018


Month	Adjusted Scheduled Activity (UDA)	
	2017	2018
April	72	81
May	186	261
June	252	363
July	408	
August	507	
September	636	
October	684	
November	765	
December	831	
January	894	
February	969	
March	1,083	
April	1,140	
May	1,140	
June	1,140	

QUALITY

	Quantity	Base Number	Contract	AT	Region	England
% of FP17s for the same patient ID Re-attending within 3 months - Children	0	6	0.0%	11.0%	11.7%	12.0%
% of FP17s for the same patient ID Re-attending within 3 months - Adults	1	134	0.7%	14.4%	15.2%	16.0%
% of FP17s for the same patient ID Re-attending between 3 & 9 months - Children	0	6	0.0%	56.8%	59.1%	58.0%
% of FP17s for the same patient ID Re-attending between 3 & 9 months - Adults	0	134	0.0%	49.2%	52.2%	50.9%
% of FP17s for Band 1 Urgent Courses	0	121	0.0%	8.3%	7.9%	9.1%
% of FP17s Relating to Free Repair or Replacements	0	121	0.0%	0.7%	0.8%	0.8%
% of FP17s Relating to Continuations	0	121	0.0%	0.9%	1.1%	1.1%
% of Patients satisfied with the dentistry they have received	1	1	N/A	91.4%	91.8%	91.7%
% of Patients satisfied with the time they had to wait for an appointment	1	1	N/A	87.1%	88.4%	88.0%

* This is based on patients treated on this contract for their most recent course of treatment. Figures in italics indicate the base number of FP17s or Patient Questionnaire responses are less than 100. N/A is shown where the base number of responses is less than 10 during the period. % is calculated as Quantity/Base number*100

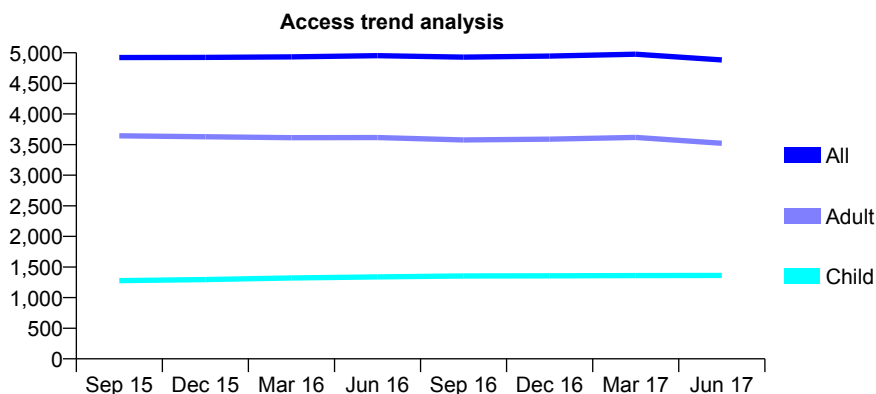
Q58 - Vital Signs At a Glance Contract Report for 135380/0001 - June 2017

Name or company name	Borehamwood Dental Practice Ltd
Contract type name	GDS Contract
Purpose of contract	General
Contract start date	19/11/2007
Contract end date	

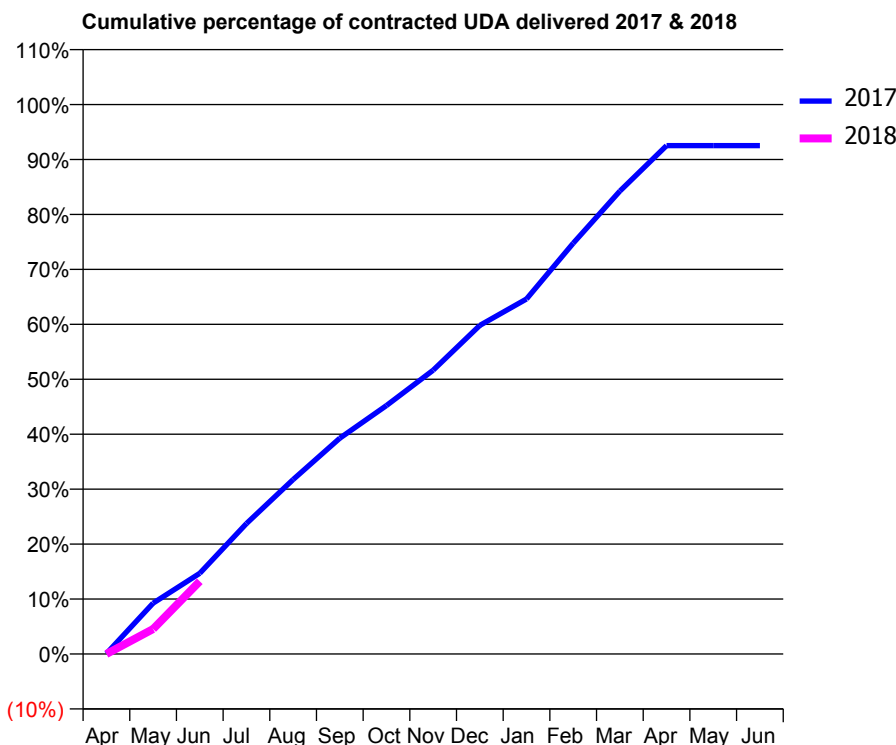
17/18 Contracted general activity (UDA)	13,845
Carry forward general activity (UDA)	0
17/18 Contracted orthodontic activity (UOA)	0
Carry forward orthodontic activity (UOA)	0
Baseline contract value	£409,761.83

ACCESS*

Patients seen in 24 months	Total	Change since previous quarter
Quarter ending June 2016	4,954	
Quarter ending September 2016	4,930	→
Quarter ending December 2016	4,947	→
Quarter ending March 2017	4,978	→
Quarter ending June 2017	4,884	↓
Variance since June 2016	(1.4%)	↓



ACTIVITY



Month	Adjusted Scheduled Activity (UDA)	
	2017	2018
April	13	0
May	1,282	629
June	2,035	1,833
July	3,287	
August	4,396	
September	5,438	
October	6,261	
November	7,152	
December	8,279	
January	8,945	
February	10,348	
March	11,662	
April	12,809	
May	12,809	
June	12,809	

QUALITY

	Quantity	Base Number	Contract	AT	Region	England
% of FP17s for the same patient ID Re-attending within 3 months - Children	40	447	8.9%	11.0%	11.7%	12.0%
% of FP17s for the same patient ID Re-attending within 3 months - Adults	161	1,046	15.4%	14.4%	15.2%	16.0%
% of FP17s for the same patient ID Re-attending between 3 & 9 months - Children	248	447	55.5%	56.8%	59.1%	58.0%
% of FP17s for the same patient ID Re-attending between 3 & 9 months - Adults	511	1,046	48.9%	49.2%	52.2%	50.9%
% of FP17s for Band 1 Urgent Courses	104	1,044	10.0%	8.3%	7.9%	9.1%
% of FP17s Relating to Free Repair or Replacements	2	1,044	0.2%	0.7%	0.8%	0.8%
% of FP17s Relating to Continuations	29	1,044	2.8%	0.9%	1.1%	1.1%
% of Patients satisfied with the dentistry they have received	6	6	N/A	91.4%	91.8%	91.7%
% of Patients satisfied with the time they had to wait for an appointment	6	6	N/A	87.1%	88.4%	88.0%

* This is based on patients treated on this contract for their most recent course of treatment. Figures in italics indicate the base number of FP17s or Patient Questionnaire responses are less than 100. N/A is shown where the base number of responses is less than 10 during the period. % is calculated as Quantity/Base number*100

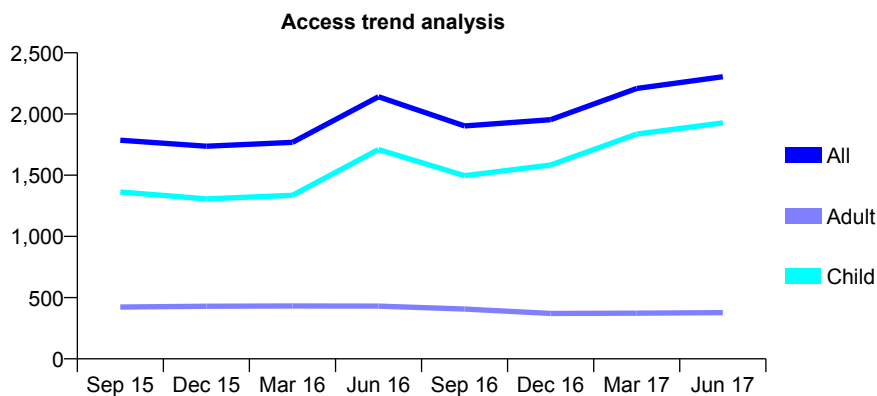
Q58 - Vital Signs At a Glance Contract Report for 137677/0003 - June 2017

Name or company name	Leagrave Clinic Ltd
Contract type name	GDS Contract
Purpose of contract	General
Contract start date	01/04/2014
Contract end date	31/03/2018

17/18 Contracted general activity (UDA)	900
Carry forward general activity (UDA)	0
17/18 Contracted orthodontic activity (UOA)	0
Carry forward orthodontic activity (UOA)	0
Baseline contract value	£564,510.33

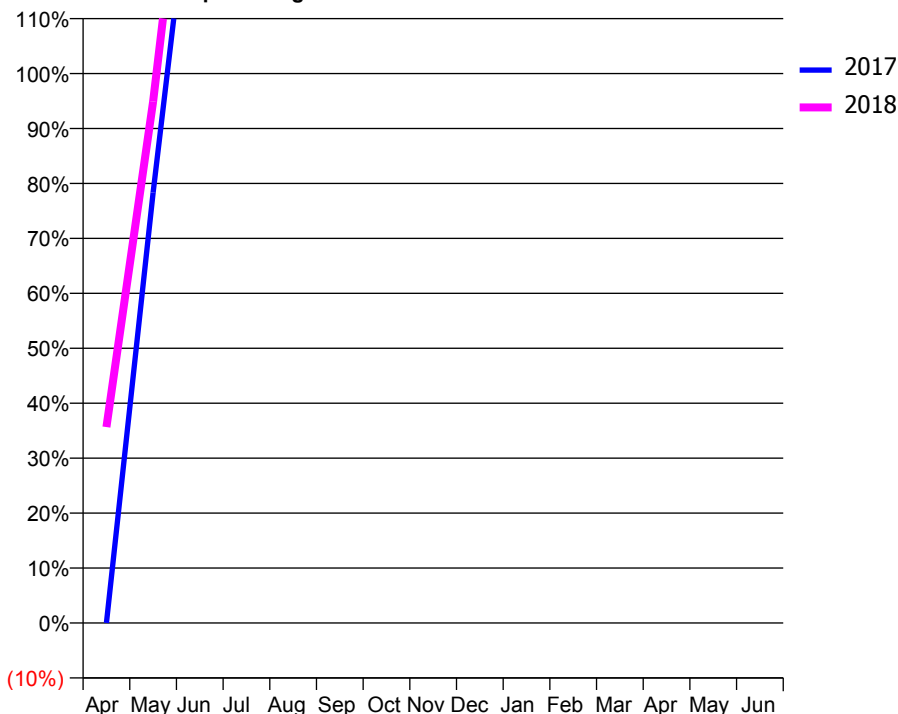
ACCESS*

Patients seen in 24 months	Total	Change since previous quarter
Quarter ending June 2016	2,141	
Quarter ending September 2016	1,903	↓
Quarter ending December 2016	1,954	↑
Quarter ending March 2017	2,209	↑
Quarter ending June 2017	2,305	↑
Variance since June 2016	7.7%	↑



ACTIVITY

Cumulative percentage of contracted UDA delivered 2017 & 2018



Month	Adjusted Scheduled Activity (UDA)	
	2017	2018
April	0	321
May	705	854
June	1,349	1,497
July	2,311	
August	2,753	
September	3,222	
October	3,717	
November	4,357	
December	5,029	
January	5,150	
February	5,736	
March	7,348	
April	7,914	
May	8,391	
June	8,393	

QUALITY

	Quantity	Base Number	Contract	AT	Region	England
% of FP17s for the same patient ID Re-attending within 3 months - Children	166	930	17.8%	11.0%	11.7%	12.0%
% of FP17s for the same patient ID Re-attending within 3 months - Adults	8	109	7.3%	14.4%	15.2%	16.0%
% of FP17s for the same patient ID Re-attending between 3 & 9 months - Children	11	930	1.2%	56.8%	59.1%	58.0%
% of FP17s for the same patient ID Re-attending between 3 & 9 months - Adults	0	109	0.0%	49.2%	52.2%	50.9%
% of FP17s for Band 1 Urgent Courses	0	549	0.0%	8.3%	7.9%	9.1%
% of FP17s Relating to Free Repair or Replacements	0	549	0.0%	0.7%	0.8%	0.8%
% of FP17s Relating to Continuations	9	549	1.6%	0.9%	1.1%	1.1%
% of Patients satisfied with the dentistry they have received	0	0	N/A	91.4%	91.8%	91.7%
% of Patients satisfied with the time they had to wait for an appointment	0	0	N/A	87.1%	88.4%	88.0%

* This is based on patients treated on this contract for their most recent course of treatment. Figures in italics indicate the base number of FP17s or Patient Questionnaire responses are less than 100. N/A is shown where the base number of responses is less than 10 during the period. % is calculated as Quantity/Base number*100

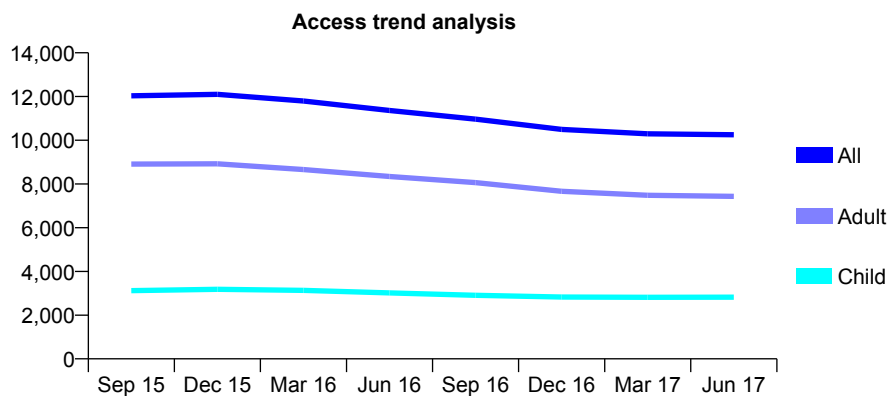
Q58 - Vital Signs At a Glance Contract Report for 138703/0002 - June 2017

Name or company name	Palladium Services Limited
Contract type name	GDS Contract
Purpose of contract	General
Contract start date	05/08/2011
Contract end date	

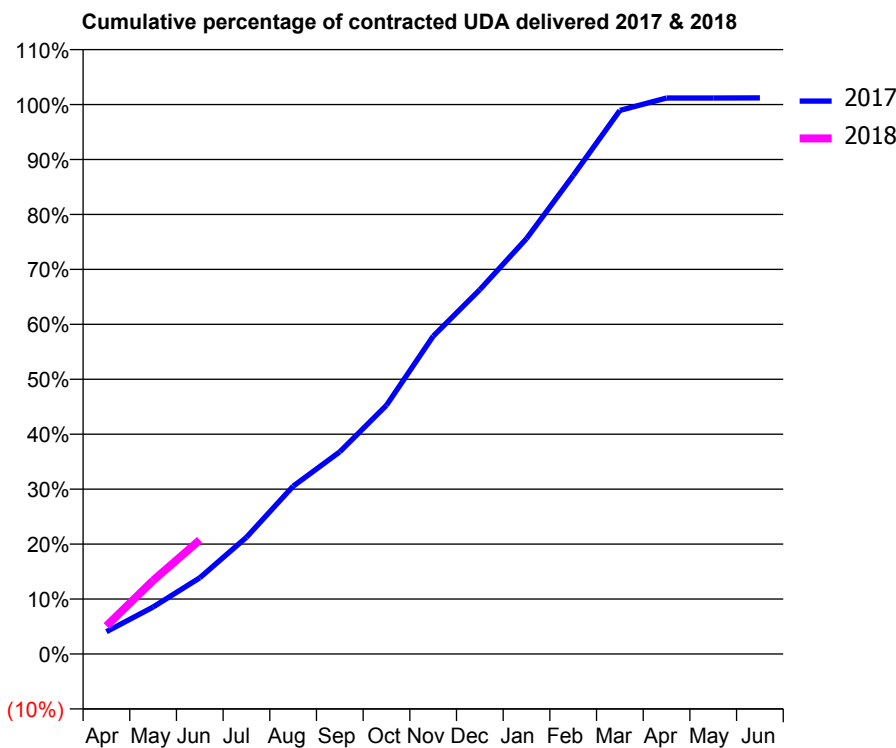
17/18 Contracted general activity (UDA)	24,913
Carry forward general activity (UDA)	0
17/18 Contracted orthodontic activity (UOA)	0
Carry forward orthodontic activity (UOA)	0
Baseline contract value	£628,033.74

ACCESS*

Patients seen in 24 months	Total	Change since previous quarter
Quarter ending June 2016	11,362	
Quarter ending September 2016	10,968	↓
Quarter ending December 2016	10,495	↓
Quarter ending March 2017	10,294	↓
Quarter ending June 2017	10,254	→
Variance since June 2016	(9.8%)	↓



ACTIVITY



Month	Adjusted Scheduled Activity (UDA)	
	2017	2018
April	1,012	1,271
May	2,134	3,333
June	3,457	5,174
July	5,292	
August	7,609	
September	9,170	
October	11,279	
November	14,411	
December	16,519	
January	18,833	
February	21,695	
March	24,646	
April	25,205	
May	25,209	
June	25,211	

QUALITY

	Quantity	Base Number	Contract	AT	Region	England
% of FP17s for the same patient ID Re-attending within 3 months - Children	81	892	9.1%	11.0%	11.7%	12.0%
% of FP17s for the same patient ID Re-attending within 3 months - Adults	173	2,163	8.0%	14.4%	15.2%	16.0%
% of FP17s for the same patient ID Re-attending between 3 & 9 months - Children	585	892	65.6%	56.8%	59.1%	58.0%
% of FP17s for the same patient ID Re-attending between 3 & 9 months - Adults	1,280	2,163	59.2%	49.2%	52.2%	50.9%
% of FP17s for Band 1 Urgent Courses	167	2,854	5.9%	8.3%	7.9%	9.1%
% of FP17s Relating to Free Repair or Replacements	5	2,854	0.2%	0.7%	0.8%	0.8%
% of FP17s Relating to Continuations	18	2,854	0.6%	0.9%	1.1%	1.1%
% of Patients satisfied with the dentistry they have received	18	21	85.7%	91.4%	91.8%	91.7%
% of Patients satisfied with the time they had to wait for an appointment	11	21	52.4%	87.1%	88.4%	88.0%

* This is based on patients treated on this contract for their most recent course of treatment. Figures in italics indicate the base number of FP17s or Patient Questionnaire responses are less than 100. N/A is shown where the base number of responses is less than 10 during the period. % is calculated as Quantity/Base number*100

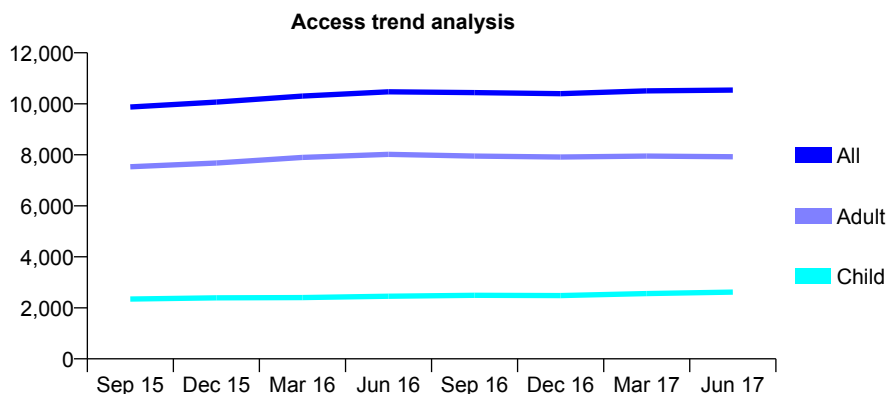
Q58 - Vital Signs At a Glance Contract Report for 140732/0001 - June 2017

Name or company name	The Watford Dental Partnership Ltd
Contract type name	GDS Contract
Purpose of contract	General
Contract start date	01/10/2011
Contract end date	

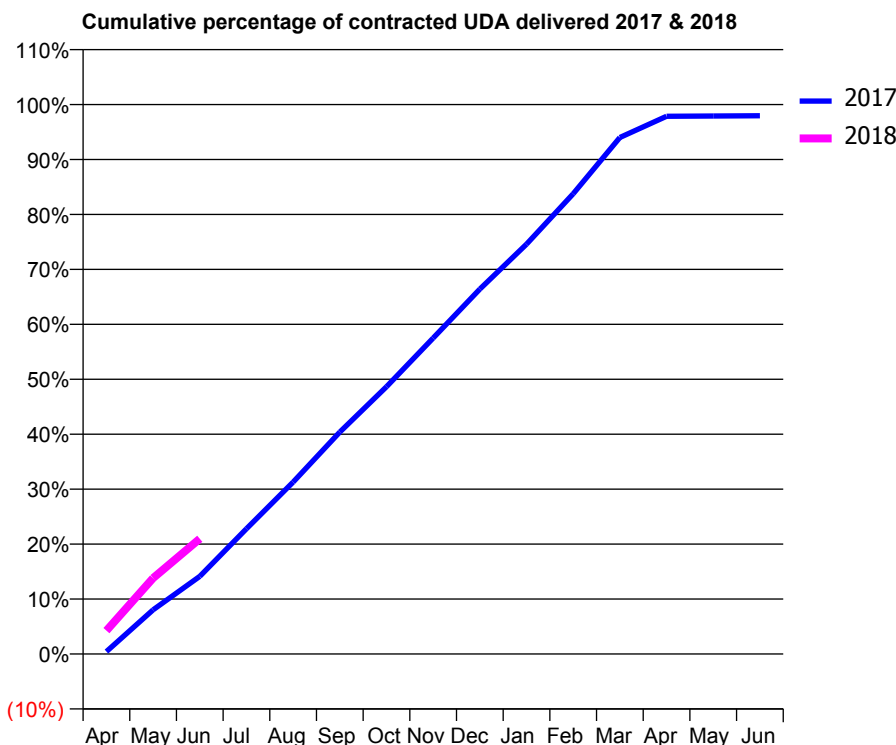
17/18 Contracted general activity (UDA)	22,916
Carry forward general activity (UDA)	0
17/18 Contracted orthodontic activity (UOA)	0
Carry forward orthodontic activity (UOA)	0
Baseline contract value	£530,730.63

ACCESS*

Patients seen in 24 months	Total	Change since previous quarter
Quarter ending June 2016	10,473	
Quarter ending September 2016	10,438	→
Quarter ending December 2016	10,395	→
Quarter ending March 2017	10,509	→
Quarter ending June 2017	10,541	→
Variance since June 2016	0.6%	→



ACTIVITY



Month	Adjusted Scheduled Activity (UDA)	
	2017	2018
April	102	976
May	1,846	3,165
June	3,238	4,809
July	5,225	
August	7,170	
September	9,254	
October	11,146	
November	13,178	
December	15,216	
January	17,094	
February	19,196	
March	21,541	
April	22,425	
May	22,438	
June	22,446	

QUALITY

	Quantity	Base Number	Contract	AT	Region	England
% of FP17s for the same patient ID Re-attending within 3 months - Children	52	850	6.1%	11.0%	11.7%	12.0%
% of FP17s for the same patient ID Re-attending within 3 months - Adults	319	2,314	13.8%	14.4%	15.2%	16.0%
% of FP17s for the same patient ID Re-attending between 3 & 9 months - Children	489	850	57.5%	56.8%	59.1%	58.0%
% of FP17s for the same patient ID Re-attending between 3 & 9 months - Adults	1,029	2,314	44.5%	49.2%	52.2%	50.9%
% of FP17s for Band 1 Urgent Courses	238	2,415	9.9%	8.3%	7.9%	9.1%
% of FP17s Relating to Free Repair or Replacements	16	2,415	0.7%	0.7%	0.8%	0.8%
% of FP17s Relating to Continuations	16	2,415	0.7%	0.9%	1.1%	1.1%
% of Patients satisfied with the dentistry they have received	11	11	100.0%	91.4%	91.8%	91.7%
% of Patients satisfied with the time they had to wait for an appointment	8	11	72.7%	87.1%	88.4%	88.0%

* This is based on patients treated on this contract for their most recent course of treatment. Figures in italics indicate the base number of FP17s or Patient Questionnaire responses are less than 100. N/A is shown where the base number of responses is less than 10 during the period. % is calculated as Quantity/Base number*100

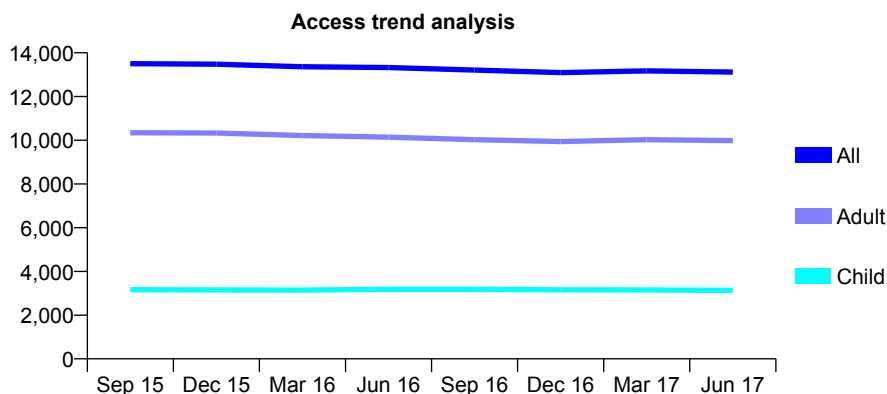
Q58 - Vital Signs At a Glance Contract Report for 141607/0001 - June 2017

Name or company name	Ware Dental Care
Contract type name	GDS Contract
Purpose of contract	General
Contract start date	01/06/2007
Contract end date	

17/18 Contracted general activity (UDA)	35,500
Carry forward general activity (UDA)	0
17/18 Contracted orthodontic activity (UOA)	0
Carry forward orthodontic activity (UOA)	0
Baseline contract value	£911,088.56

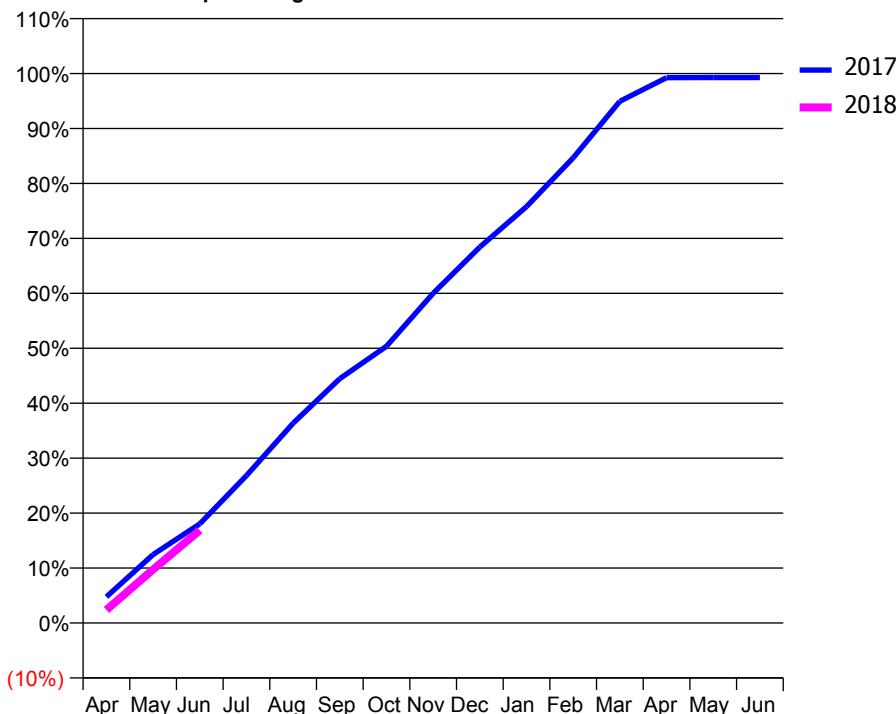
ACCESS*

Patients seen in 24 months	Total	Change since previous quarter
Quarter ending June 2016	13,323	
Quarter ending September 2016	13,208	→
Quarter ending December 2016	13,097	→
Quarter ending March 2017	13,175	→
Quarter ending June 2017	13,118	→
Variance since June 2016	(1.5%)	↓



ACTIVITY

Cumulative percentage of contracted UDA delivered 2017 & 2018



Month	Adjusted Scheduled Activity (UDA)	
	2017	2018
April	1,696	853
May	4,424	3,461
June	6,404	5,988
July	9,527	
August	12,910	
September	15,788	
October	17,878	
November	21,297	
December	24,289	
January	26,904	
February	30,054	
March	33,703	
April	35,234	
May	35,242	
June	35,238	

QUALITY

	Quantity	Base Number	Contract	AT	Region	England
% of FP17s for the same patient ID Re-attending within 3 months - Children	66	1,148	5.7%	11.0%	11.7%	12.0%
% of FP17s for the same patient ID Re-attending within 3 months - Adults	383	3,452	11.1%	14.4%	15.2%	16.0%
% of FP17s for the same patient ID Re-attending between 3 & 9 months - Children	754	1,148	65.7%	56.8%	59.1%	58.0%
% of FP17s for the same patient ID Re-attending between 3 & 9 months - Adults	2,167	3,452	62.8%	49.2%	52.2%	50.9%
% of FP17s for Band 1 Urgent Courses	300	3,831	7.8%	8.3%	7.9%	9.1%
% of FP17s Relating to Free Repair or Replacements	10	3,831	0.3%	0.7%	0.8%	0.8%
% of FP17s Relating to Continuations	18	3,831	0.5%	0.9%	1.1%	1.1%
% of Patients satisfied with the dentistry they have received	29	32	90.6%	91.4%	91.8%	91.7%
% of Patients satisfied with the time they had to wait for an appointment	29	32	90.6%	87.1%	88.4%	88.0%

* This is based on patients treated on this contract for their most recent course of treatment. Figures in italics indicate the base number of FP17s or Patient Questionnaire responses are less than 100. N/A is shown where the base number of responses is less than 10 during the period. % is calculated as Quantity/Base number*100

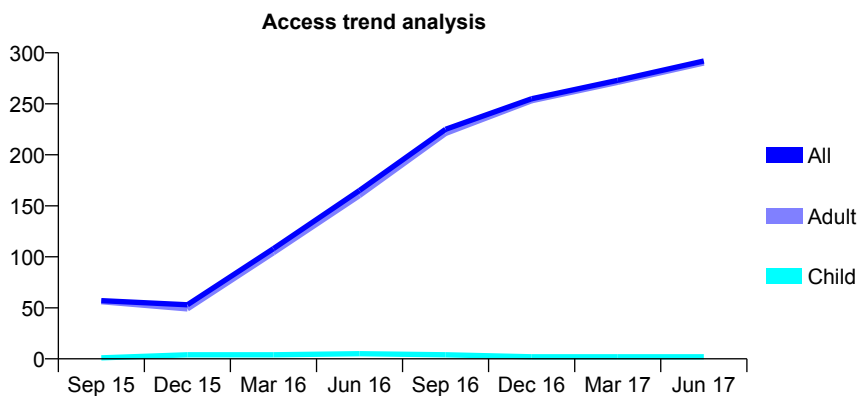
Q58 - Vital Signs At a Glance Contract Report for 141607/0002 - June 2017

Name or company name	Ware Dental Care
Contract type name	PDS Contract
Purpose of contract	General
Contract start date	21/01/2013
Contract end date	31/03/2018

17/18 Contracted general activity (UDA)	1,190
Carry forward general activity (UDA)	0
17/18 Contracted orthodontic activity (UOA)	0
Carry forward orthodontic activity (UOA)	0
Baseline contract value	£14,201.01

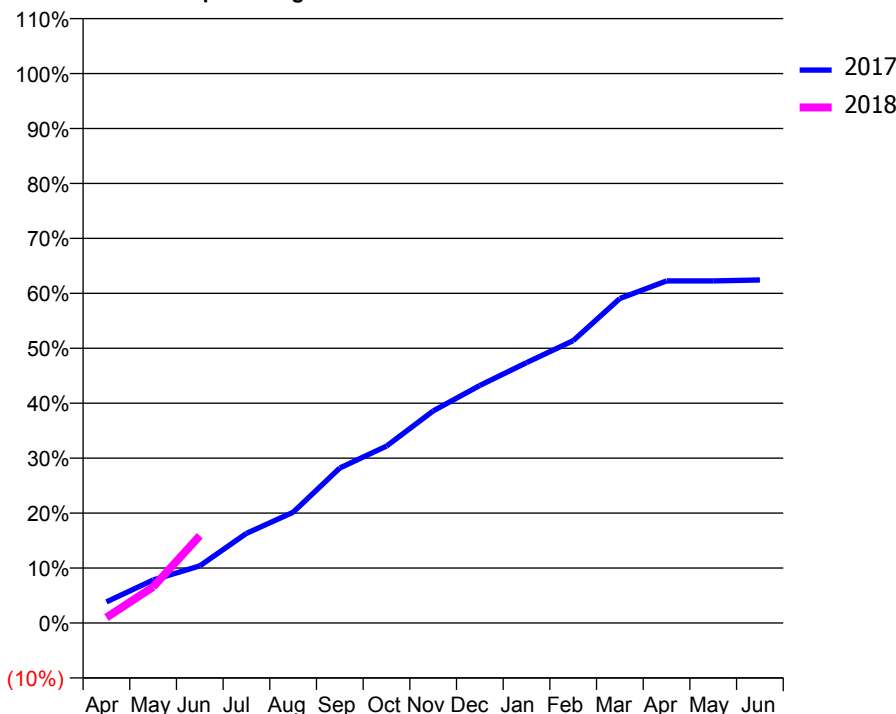
ACCESS*

Patients seen in 24 months	Total	Change since previous quarter
Quarter ending June 2016	165	
Quarter ending September 2016	225	↑
Quarter ending December 2016	255	↑
Quarter ending March 2017	273	↑
Quarter ending June 2017	292	↑
Variance since June 2016	77.0%	↑



ACTIVITY

Cumulative percentage of contracted UDA delivered 2017 & 2018



Adjusted Scheduled Activity (UDA)

Month	2017	2018
April	72	12
May	147	78
June	195	189
July	306	
August	378	
September	529	
October	604	
November	724	
December	811	
January	889	
February	964	
March	1,108	
April	1,168	
May	1,168	
June	1,171	

QUALITY

	Quantity	Base Number	Contract	AT	Region	England
% of FP17s for the same patient ID Re-attending within 3 months - Children	0	1	0.0%	11.0%	11.7%	12.0%
% of FP17s for the same patient ID Re-attending within 3 months - Adults	3	83	3.6%	14.4%	15.2%	16.0%
% of FP17s for the same patient ID Re-attending between 3 & 9 months - Children	0	1	0.0%	56.8%	59.1%	58.0%
% of FP17s for the same patient ID Re-attending between 3 & 9 months - Adults	0	83	0.0%	49.2%	52.2%	50.9%
% of FP17s for Band 1 Urgent Courses	0	63	0.0%	8.3%	7.9%	9.1%
% of FP17s Relating to Free Repair or Replacements	0	63	0.0%	0.7%	0.8%	0.8%
% of FP17s Relating to Continuations	0	63	0.0%	0.9%	1.1%	1.1%
% of Patients satisfied with the dentistry they have received	0	0	N/A	91.4%	91.8%	91.7%
% of Patients satisfied with the time they had to wait for an appointment	0	0	N/A	87.1%	88.4%	88.0%

* This is based on patients treated on this contract for their most recent course of treatment. Figures in italics indicate the base number of FP17s or Patient Questionnaire responses are less than 100. N/A is shown where the base number of responses is less than 10 during the period. % is calculated as Quantity/Base number*100

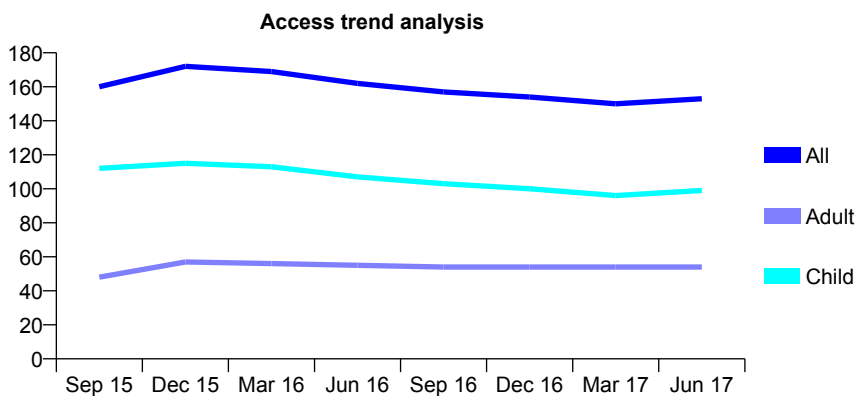
Q58 - Vital Signs At a Glance Contract Report for 144401/0001 - June 2017

Name or company name	Berkeley Clinic
Contract type name	GDS Contract
Purpose of contract	General
Contract start date	01/04/2014
Contract end date	

17/18 Contracted general activity (UDA)	375
Carry forward general activity (UDA)	0
17/18 Contracted orthodontic activity (UOA)	0
Carry forward orthodontic activity (UOA)	0
Baseline contract value	£9,308.52

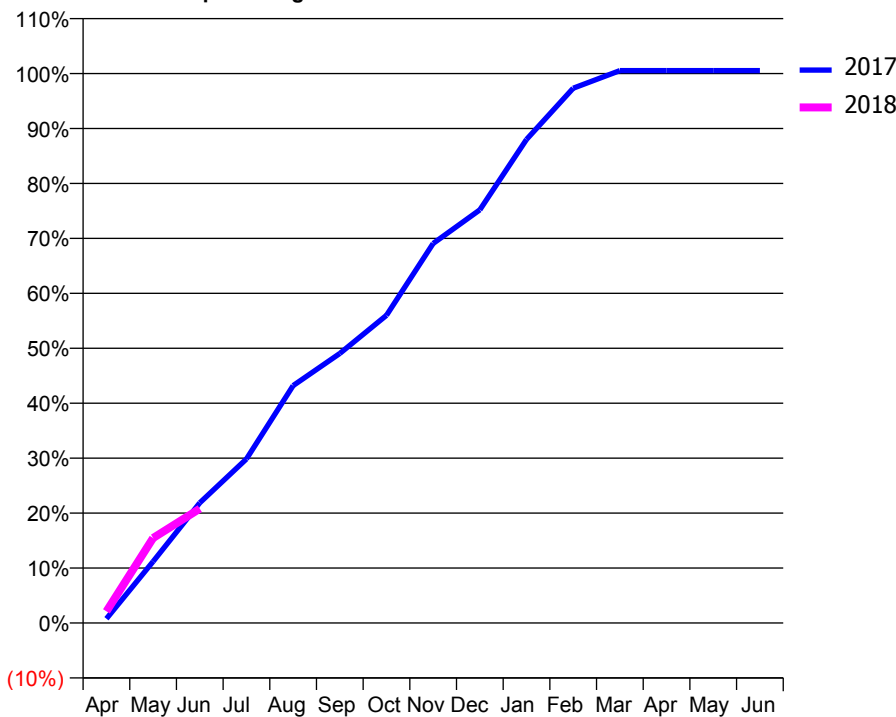
ACCESS*

Patients seen in 24 months	Total	Change since previous quarter
Quarter ending June 2016	162	
Quarter ending September 2016	157	↓
Quarter ending December 2016	154	↓
Quarter ending March 2017	150	↓
Quarter ending June 2017	153	↑
Variance since June 2016	(5.6%)	↓



ACTIVITY

Cumulative percentage of contracted UDA delivered 2017 & 2018



Month	Adjusted Scheduled Activity (UDA)	
	2017	2018
April	3	8
May	42	58
June	82	78
July	112	
August	162	
September	184	
October	210	
November	259	
December	282	
January	330	
February	365	
March	377	
April	377	
May	377	
June	377	

QUALITY

	Quantity	Base Number	Contract	AT	Region	England
% of FP17s for the same patient ID Re-attending within 3 months - Children	2	34	5.9%	11.0%	11.7%	12.0%
% of FP17s for the same patient ID Re-attending within 3 months - Adults	0	6	0.0%	14.4%	15.2%	16.0%
% of FP17s for the same patient ID Re-attending between 3 & 9 months - Children	17	34	50.0%	56.8%	59.1%	58.0%
% of FP17s for the same patient ID Re-attending between 3 & 9 months - Adults	5	6	83.3%	49.2%	52.2%	50.9%
% of FP17s for Band 1 Urgent Courses	0	40	0.0%	8.3%	7.9%	9.1%
% of FP17s Relating to Free Repair or Replacements	0	40	0.0%	0.7%	0.8%	0.8%
% of FP17s Relating to Continuations	0	40	0.0%	0.9%	1.1%	1.1%
% of Patients satisfied with the dentistry they have received	0	0	N/A	91.4%	91.8%	91.7%
% of Patients satisfied with the time they had to wait for an appointment	0	0	N/A	87.1%	88.4%	88.0%

* This is based on patients treated on this contract for their most recent course of treatment. Figures in italics indicate the base number of FP17s or Patient Questionnaire responses are less than 100. N/A is shown where the base number of responses is less than 10 during the period. % is calculated as Quantity/Base number*100

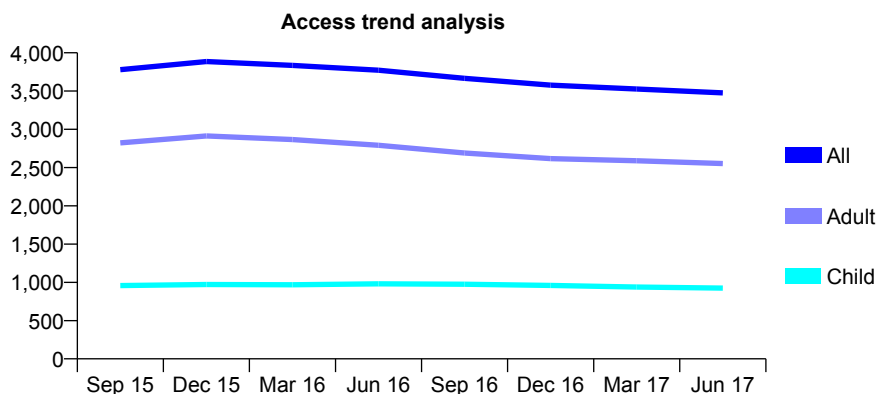
Q58 - Vital Signs At a Glance Contract Report for 144789/0001 - June 2017

Name or company name	SAAB Professional Ltd
Contract type name	GDS Contract
Purpose of contract	General
Contract start date	01/01/2011
Contract end date	

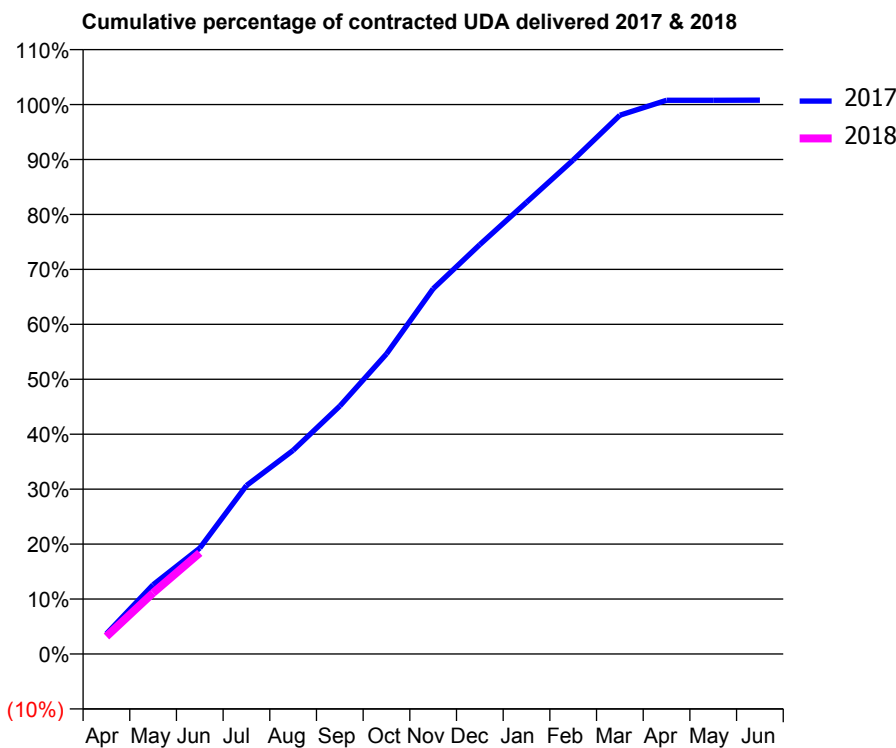
17/18 Contracted general activity (UDA)	7,343
Carry forward general activity (UDA)	0
17/18 Contracted orthodontic activity (UOA)	0
Carry forward orthodontic activity (UOA)	0
Baseline contract value	£178,623.07

ACCESS*

Patients seen in 24 months	Total	Change since previous quarter
Quarter ending June 2016	3,772	
Quarter ending September 2016	3,666	↓
Quarter ending December 2016	3,577	↓
Quarter ending March 2017	3,527	↓
Quarter ending June 2017	3,476	↓
Variance since June 2016	(7.8%)	↓



ACTIVITY



Month	Adjusted Scheduled Activity (UDA)	
	2017	2018
April	270	235
May	926	817
June	1,415	1,351
July	2,252	
August	2,722	
September	3,313	
October	4,010	
November	4,882	
December	5,471	
January	6,036	
February	6,602	
March	7,201	
April	7,399	
May	7,399	
June	7,401	

QUALITY

	Quantity	Base Number	Contract	AT	Region	England
% of FP17s for the same patient ID Re-attending within 3 months - Children	12	290	4.1%	11.0%	11.7%	12.0%
% of FP17s for the same patient ID Re-attending within 3 months - Adults	22	730	3.0%	14.4%	15.2%	16.0%
% of FP17s for the same patient ID Re-attending between 3 & 9 months - Children	185	290	63.8%	56.8%	59.1%	58.0%
% of FP17s for the same patient ID Re-attending between 3 & 9 months - Adults	476	730	65.2%	49.2%	52.2%	50.9%
% of FP17s for Band 1 Urgent Courses	50	878	5.7%	8.3%	7.9%	9.1%
% of FP17s Relating to Free Repair or Replacements	0	878	0.0%	0.7%	0.8%	0.8%
% of FP17s Relating to Continuations	0	878	0.0%	0.9%	1.1%	1.1%
% of Patients satisfied with the dentistry they have received	4	4	N/A	91.4%	91.8%	91.7%
% of Patients satisfied with the time they had to wait for an appointment	3	4	N/A	87.1%	88.4%	88.0%

* This is based on patients treated on this contract for their most recent course of treatment. Figures in italics indicate the base number of FP17s or Patient Questionnaire responses are less than 100. N/A is shown where the base number of responses is less than 10 during the period. % is calculated as Quantity/Base number*100

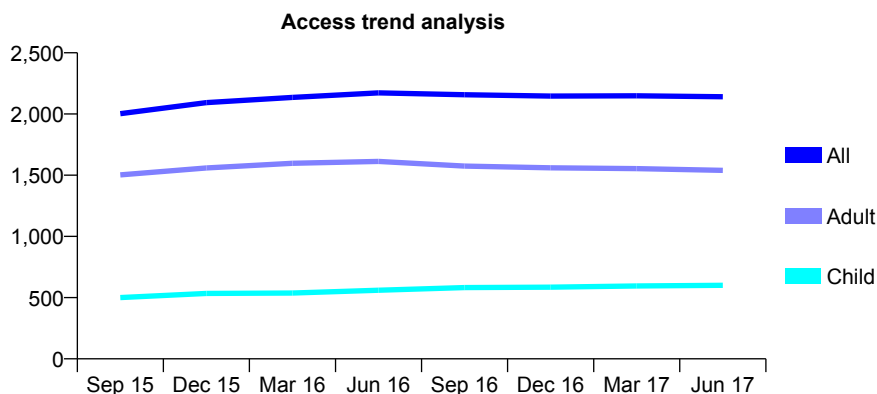
Q58 - Vital Signs At a Glance Contract Report for 145246/0001 - June 2017

Name or company name	Mr M Eyrumlu and Mr A Eyrumlu
Contract type name	GDS Contract
Purpose of contract	General
Contract start date	07/05/2014
Contract end date	

17/18 Contracted general activity (UDA)	9,500
Carry forward general activity (UDA)	0
17/18 Contracted orthodontic activity (UOA)	0
Carry forward orthodontic activity (UOA)	0
Baseline contract value	£325,501.59

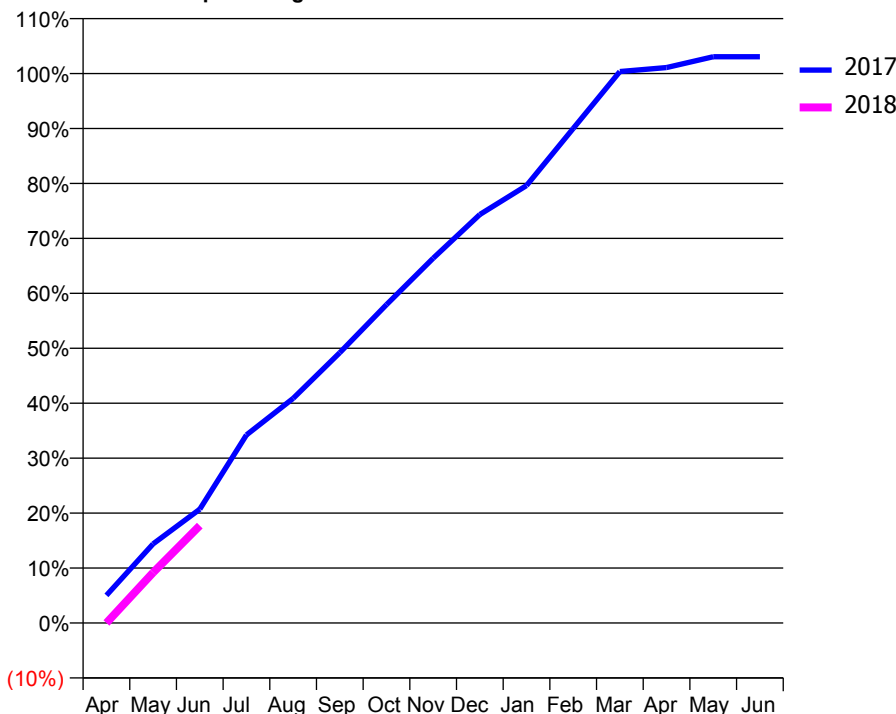
ACCESS*

Patients seen in 24 months	Total	Change since previous quarter
Quarter ending June 2016	2,173	
Quarter ending September 2016	2,157	→
Quarter ending December 2016	2,147	→
Quarter ending March 2017	2,149	→
Quarter ending June 2017	2,141	→
Variance since June 2016	(1.5%)	↓



ACTIVITY

Cumulative percentage of contracted UDA delivered 2017 & 2018



Month	Adjusted Scheduled Activity (UDA)	
	2017	2018
April	478	0
May	1,367	873
June	1,968	1,684
July	3,253	
August	3,884	
September	4,675	
October	5,505	
November	6,306	
December	7,063	
January	7,562	
February	8,549	
March	9,534	
April	9,604	
May	9,790	
June	9,790	

QUALITY

	Quantity	Base Number	Contract	AT	Region	England
% of FP17s for the same patient ID Re-attending within 3 months - Children	8	203	3.9%	11.0%	11.7%	12.0%
% of FP17s for the same patient ID Re-attending within 3 months - Adults	47	490	9.6%	14.4%	15.2%	16.0%
% of FP17s for the same patient ID Re-attending between 3 & 9 months - Children	138	203	68.0%	56.8%	59.1%	58.0%
% of FP17s for the same patient ID Re-attending between 3 & 9 months - Adults	325	490	66.3%	49.2%	52.2%	50.9%
% of FP17s for Band 1 Urgent Courses	29	591	4.9%	8.3%	7.9%	9.1%
% of FP17s Relating to Free Repair or Replacements	8	591	1.4%	0.7%	0.8%	0.8%
% of FP17s Relating to Continuations	4	591	0.7%	0.9%	1.1%	1.1%
% of Patients satisfied with the dentistry they have received	8	8	N/A	91.4%	91.8%	91.7%
% of Patients satisfied with the time they had to wait for an appointment	6	8	N/A	87.1%	88.4%	88.0%

* This is based on patients treated on this contract for their most recent course of treatment. Figures in italics indicate the base number of FP17s or Patient Questionnaire responses are less than 100. N/A is shown where the base number of responses is less than 10 during the period. % is calculated as Quantity/Base number*100

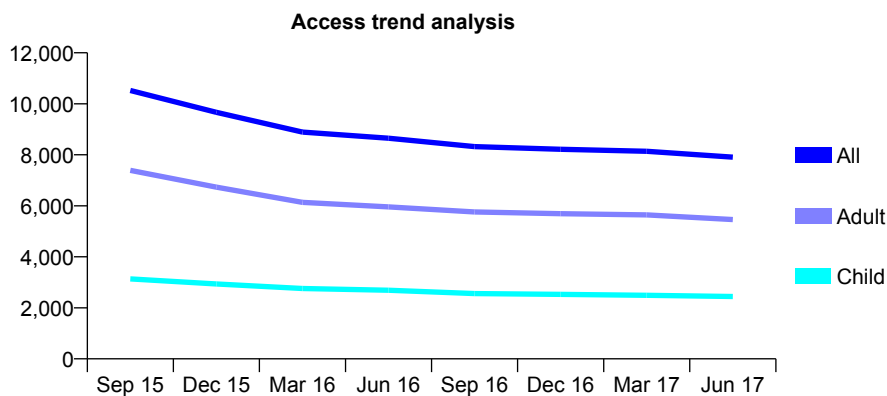
Q58 - Vital Signs At a Glance Contract Report for 145742/0001 - June 2017

Name or company name	Southdown Dental Practice
Contract type name	GDS Contract
Purpose of contract	General
Contract start date	01/12/2011
Contract end date	

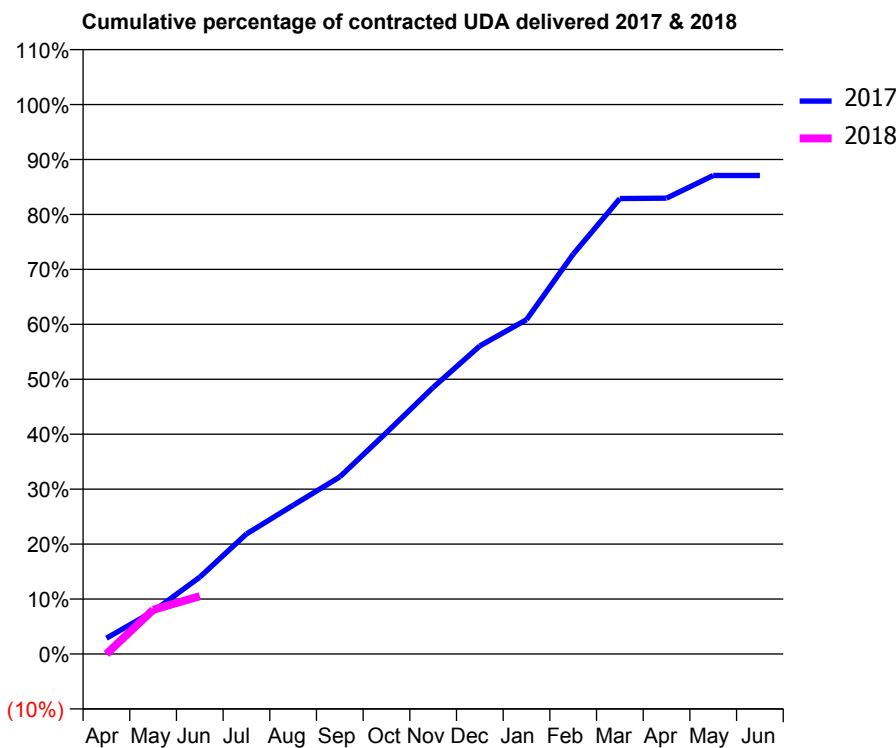
17/18 Contracted general activity (UDA)	37,862
Carry forward general activity (UDA)	0
17/18 Contracted orthodontic activity (UOA)	0
Carry forward orthodontic activity (UOA)	0
Baseline contract value	£1,023,130.85

ACCESS*

Patients seen in 24 months	Total	Change since previous quarter
Quarter ending June 2016	8,650	
Quarter ending September 2016	8,319	↓
Quarter ending December 2016	8,216	↓
Quarter ending March 2017	8,138	→
Quarter ending June 2017	7,907	↓
Variance since June 2016	(8.6%)	↓



ACTIVITY



Month	Adjusted Scheduled Activity (UDA)	
	2017	2018
April	1,086	0
May	2,937	3,049
June	5,297	3,979
July	8,275	
August	10,246	
September	12,207	
October	15,253	
November	18,370	
December	21,231	
January	23,035	
February	27,546	
March	31,383	
April	31,411	
May	32,974	
June	32,973	

QUALITY

	Quantity	Base Number	Contract	AT	Region	England
% of FP17s for the same patient ID Re-attending within 3 months - Children	47	603	7.8%	11.0%	11.7%	12.0%
% of FP17s for the same patient ID Re-attending within 3 months - Adults	168	1,105	15.2%	14.4%	15.2%	16.0%
% of FP17s for the same patient ID Re-attending between 3 & 9 months - Children	371	603	61.5%	56.8%	59.1%	58.0%
% of FP17s for the same patient ID Re-attending between 3 & 9 months - Adults	588	1,105	53.2%	49.2%	52.2%	50.9%
% of FP17s for Band 1 Urgent Courses	98	1,305	7.5%	8.3%	7.9%	9.1%
% of FP17s Relating to Free Repair or Replacements	18	1,305	1.4%	0.7%	0.8%	0.8%
% of FP17s Relating to Continuations	39	1,305	3.0%	0.9%	1.1%	1.1%
% of Patients satisfied with the dentistry they have received	9	12	75.0%	91.4%	91.8%	91.7%
% of Patients satisfied with the time they had to wait for an appointment	8	12	66.7%	87.1%	88.4%	88.0%

* This is based on patients treated on this contract for their most recent course of treatment. Figures in italics indicate the base number of FP17s or Patient Questionnaire responses are less than 100. N/A is shown where the base number of responses is less than 10 during the period. % is calculated as Quantity/Base number*100

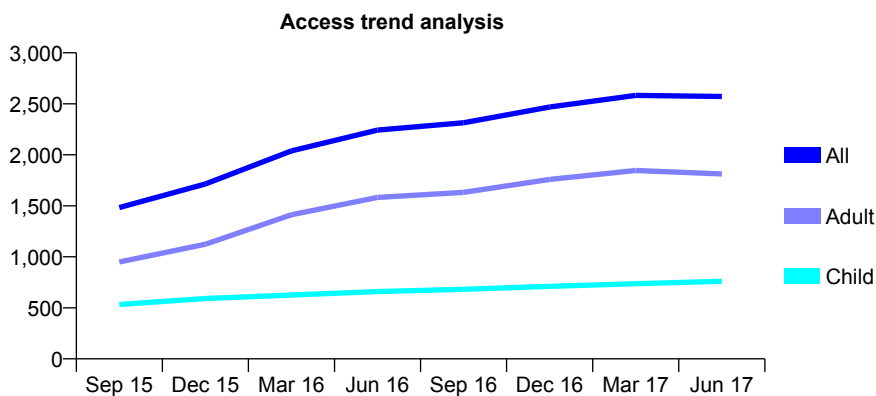
Q58 - Vital Signs At a Glance Contract Report for 146552/0001 - June 2017

Name or company name	Nadeem Rathore
Contract type name	GDS Contract
Purpose of contract	General
Contract start date	23/02/2015
Contract end date	

17/18 Contracted general activity (UDA)	6,279
Carry forward general activity (UDA)	0
17/18 Contracted orthodontic activity (UOA)	0
Carry forward orthodontic activity (UOA)	0
Baseline contract value	£138,007.06

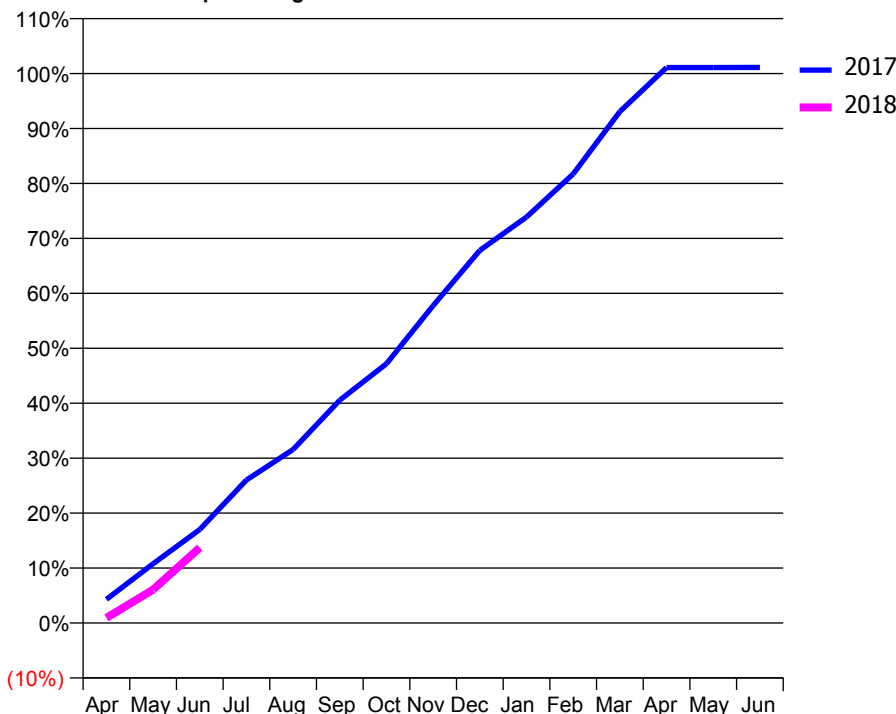
ACCESS*

Patients seen in 24 months	Total	Change since previous quarter
Quarter ending June 2016	2,242	
Quarter ending September 2016	2,314	↑
Quarter ending December 2016	2,469	↑
Quarter ending March 2017	2,582	↑
Quarter ending June 2017	2,572	→
Variance since June 2016	14.7%	↑



ACTIVITY

Cumulative percentage of contracted UDA delivered 2017 & 2018



Adjusted Scheduled Activity (UDA)

Month	2017	2018
April	271	58
May	677	382
June	1,070	862
July	1,634	
August	1,982	
September	2,547	
October	2,963	
November	3,628	
December	4,258	
January	4,639	
February	5,130	
March	5,844	
April	6,346	
May	6,348	
June	6,349	

QUALITY

	Quantity	Base Number	Contract	AT	Region	England
% of FP17s for the same patient ID Re-attending within 3 months - Children	17	298	5.7%	11.0%	11.7%	12.0%
% of FP17s for the same patient ID Re-attending within 3 months - Adults	40	314	12.7%	14.4%	15.2%	16.0%
% of FP17s for the same patient ID Re-attending between 3 & 9 months - Children	193	298	64.8%	56.8%	59.1%	58.0%
% of FP17s for the same patient ID Re-attending between 3 & 9 months - Adults	130	314	41.4%	49.2%	52.2%	50.9%
% of FP17s for Band 1 Urgent Courses	40	395	10.1%	8.3%	7.9%	9.1%
% of FP17s Relating to Free Repair or Replacements	3	395	0.8%	0.7%	0.8%	0.8%
% of FP17s Relating to Continuations	0	395	0.0%	0.9%	1.1%	1.1%
% of Patients satisfied with the dentistry they have received	4	4	N/A	91.4%	91.8%	91.7%
% of Patients satisfied with the time they had to wait for an appointment	4	4	N/A	87.1%	88.4%	88.0%

* This is based on patients treated on this contract for their most recent course of treatment. Figures in italics indicate the base number of FP17s or Patient Questionnaire responses are less than 100. N/A is shown where the base number of responses is less than 10 during the period. % is calculated as Quantity/Base number*100

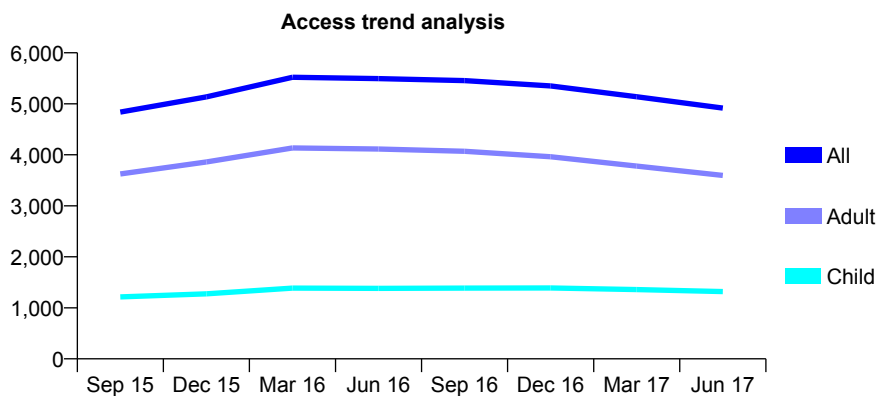
Q58 - Vital Signs At a Glance Contract Report for 147311/0001 - June 2017

Name or company name	Abington Dental Practice
Contract type name	GDS Contract
Purpose of contract	General
Contract start date	01/04/2014
Contract end date	

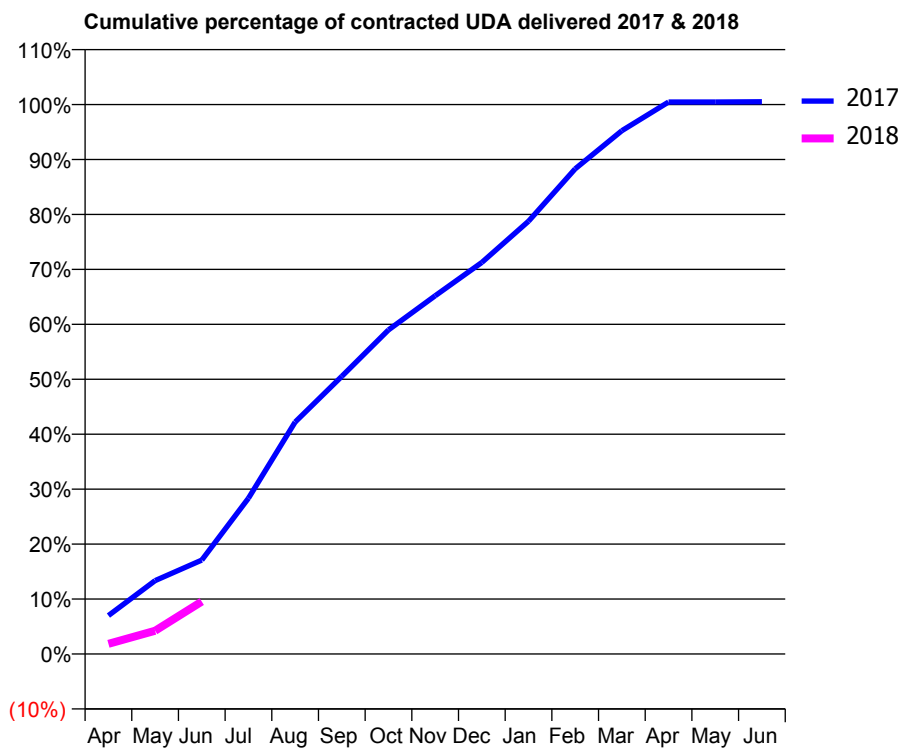
17/18 Contracted general activity (UDA)	15,504
Carry forward general activity (UDA)	0
17/18 Contracted orthodontic activity (UOA)	0
Carry forward orthodontic activity (UOA)	0
Baseline contract value	£390,576.26

ACCESS*

Patients seen in 24 months	Total	Change since previous quarter
Quarter ending June 2016	5,494	
Quarter ending September 2016	5,455	→
Quarter ending December 2016	5,350	↓
Quarter ending March 2017	5,138	↓
Quarter ending June 2017	4,917	↓
Variance since June 2016	(10.5%)	↓



ACTIVITY



Month	Adjusted Scheduled Activity (UDA)	
	2017	2018
April	1,087	289
May	2,073	656
June	2,651	1,481
July	4,396	
August	6,545	
September	7,836	
October	9,143	
November	10,108	
December	11,046	
January	12,211	
February	13,690	
March	14,766	
April	15,575	
May	15,576	
June	15,581	

QUALITY

	Quantity	Base Number	Contract	AT	Region	England
% of FP17s for the same patient ID Re-attending within 3 months - Children	36	410	8.8%	11.0%	11.7%	12.0%
% of FP17s for the same patient ID Re-attending within 3 months - Adults	127	926	13.7%	14.4%	15.2%	16.0%
% of FP17s for the same patient ID Re-attending between 3 & 9 months - Children	285	410	69.5%	56.8%	59.1%	58.0%
% of FP17s for the same patient ID Re-attending between 3 & 9 months - Adults	665	926	71.8%	49.2%	52.2%	50.9%
% of FP17s for Band 1 Urgent Courses	75	854	8.8%	8.3%	7.9%	9.1%
% of FP17s Relating to Free Repair or Replacements	0	854	0.0%	0.7%	0.8%	0.8%
% of FP17s Relating to Continuations	2	854	0.2%	0.9%	1.1%	1.1%
% of Patients satisfied with the dentistry they have received	10	11	90.9%	91.4%	91.8%	91.7%
% of Patients satisfied with the time they had to wait for an appointment	11	11	100.0%	87.1%	88.4%	88.0%

* This is based on patients treated on this contract for their most recent course of treatment. Figures in italics indicate the base number of FP17s or Patient Questionnaire responses are less than 100. N/A is shown where the base number of responses is less than 10 during the period. % is calculated as Quantity/Base number*100

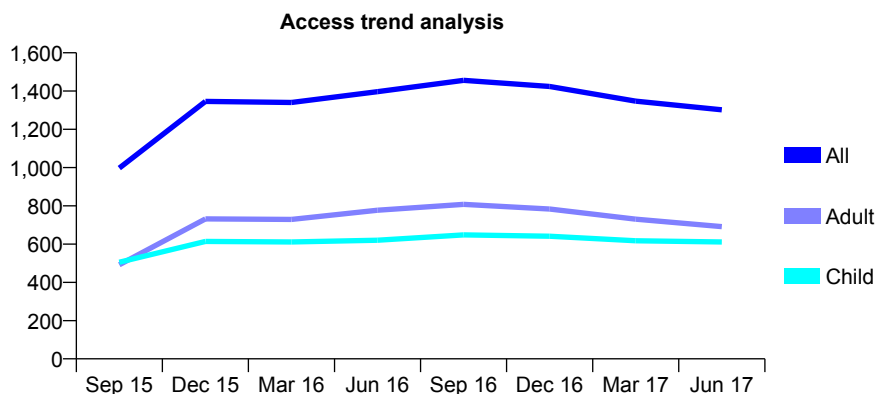
Q58 - Vital Signs At a Glance Contract Report for 147893/0001 - June 2017

Name or company name	Hockerill Dental Practice
Contract type name	GDS Contract
Purpose of contract	General
Contract start date	01/10/2013
Contract end date	

17/18 Contracted general activity (UDA)	2,475
Carry forward general activity (UDA)	0
17/18 Contracted orthodontic activity (UOA)	0
Carry forward orthodontic activity (UOA)	0
Baseline contract value	£69,901.02

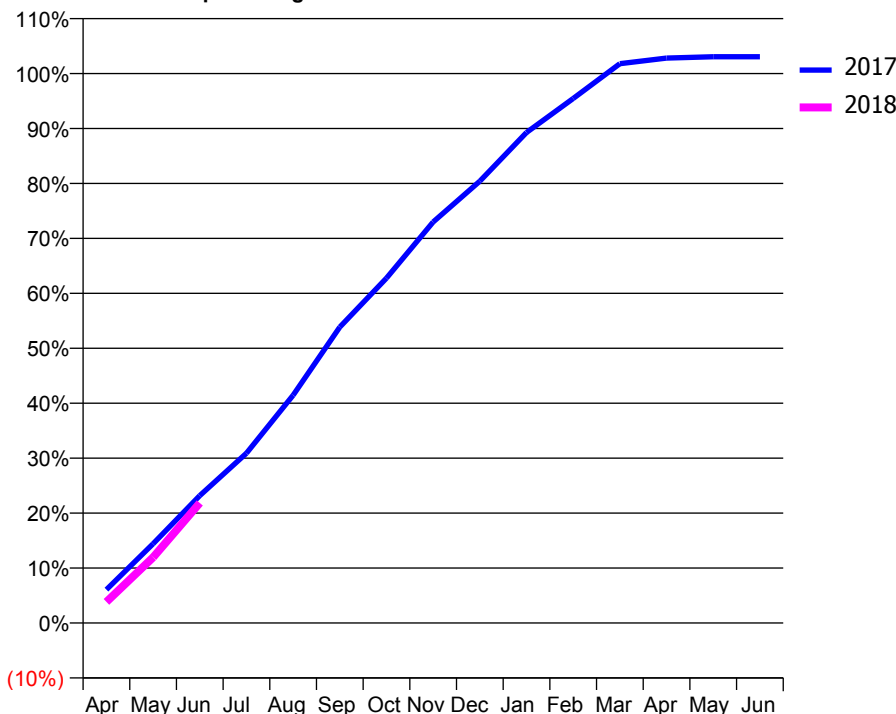
ACCESS*

Patients seen in 24 months	Total	Change since previous quarter
Quarter ending June 2016	1,397	
Quarter ending September 2016	1,456	↑
Quarter ending December 2016	1,424	↓
Quarter ending March 2017	1,347	↓
Quarter ending June 2017	1,302	↓
Variance since June 2016	(6.8%)	↓



ACTIVITY

Cumulative percentage of contracted UDA delivered 2017 & 2018



Adjusted Scheduled Activity (UDA)

Month	2017	2018
April	150	95
May	357	296
June	574	541
July	765	
August	1,026	
September	1,333	
October	1,553	
November	1,806	
December	1,990	
January	2,209	
February	2,363	
March	2,519	
April	2,544	
May	2,550	
June	2,550	

QUALITY

	Quantity	Base Number	Contract	AT	Region	England
% of FP17s for the same patient ID Re-attending within 3 months - Children	15	199	7.5%	11.0%	11.7%	12.0%
% of FP17s for the same patient ID Re-attending within 3 months - Adults	13	138	9.4%	14.4%	15.2%	16.0%
% of FP17s for the same patient ID Re-attending between 3 & 9 months - Children	121	199	60.8%	56.8%	59.1%	58.0%
% of FP17s for the same patient ID Re-attending between 3 & 9 months - Adults	75	138	54.3%	49.2%	52.2%	50.9%
% of FP17s for Band 1 Urgent Courses	13	318	4.1%	8.3%	7.9%	9.1%
% of FP17s Relating to Free Repair or Replacements	0	318	0.0%	0.7%	0.8%	0.8%
% of FP17s Relating to Continuations	1	318	0.3%	0.9%	1.1%	1.1%
% of Patients satisfied with the dentistry they have received	0	0	N/A	91.4%	91.8%	91.7%
% of Patients satisfied with the time they had to wait for an appointment	0	0	N/A	87.1%	88.4%	88.0%

* This is based on patients treated on this contract for their most recent course of treatment. Figures in italics indicate the base number of FP17s or Patient Questionnaire responses are less than 100. N/A is shown where the base number of responses is less than 10 during the period. % is calculated as Quantity/Base number*100

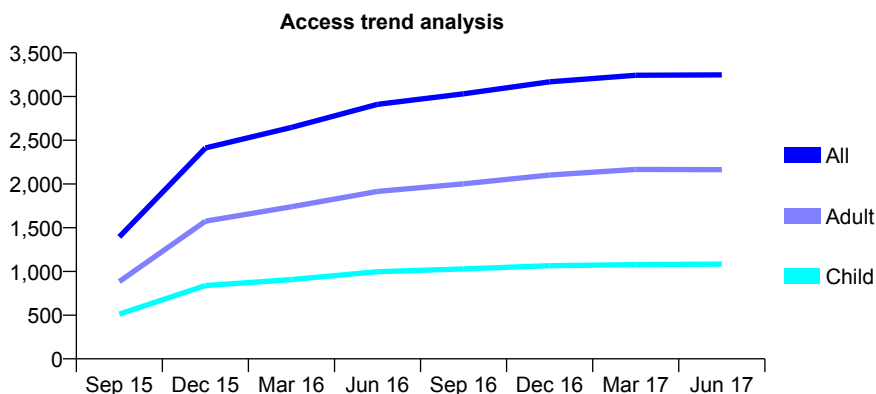
Q58 - Vital Signs At a Glance Contract Report for 147915/0001 - June 2017

Name or company name	Marford Dental Practice
Contract type name	GDS Contract
Purpose of contract	General
Contract start date	13/05/2015
Contract end date	

17/18 Contracted general activity (UDA)	9,281
Carry forward general activity (UDA)	0
17/18 Contracted orthodontic activity (UOA)	0
Carry forward orthodontic activity (UOA)	0
Baseline contract value	£256,861.42

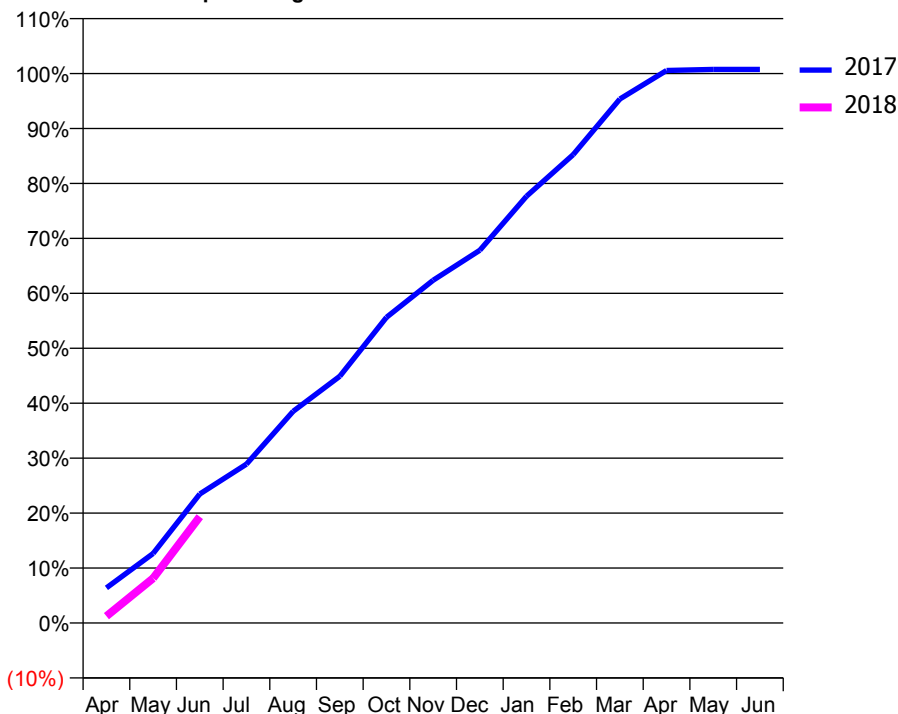
ACCESS*

Patients seen in 24 months	Total	Change since previous quarter
Quarter ending June 2016	2,910	
Quarter ending September 2016	3,031	↑
Quarter ending December 2016	3,168	↑
Quarter ending March 2017	3,243	↑
Quarter ending June 2017	3,247	→
Variance since June 2016	11.6%	↑



ACTIVITY

Cumulative percentage of contracted UDA delivered 2017 & 2018



Month	Adjusted Scheduled Activity (UDA)	
	2017	2018
April	593	116
May	1,174	755
June	2,180	1,796
July	2,683	
August	3,574	
September	4,167	
October	5,164	
November	5,790	
December	6,296	
January	7,209	
February	7,912	
March	8,850	
April	9,332	
May	9,351	
June	9,351	

QUALITY

	Quantity	Base Number	Contract	AT	Region	England
% of FP17s for the same patient ID Re-attending within 3 months - Children	26	371	7.0%	11.0%	11.7%	12.0%
% of FP17s for the same patient ID Re-attending within 3 months - Adults	131	693	18.9%	14.4%	15.2%	16.0%
% of FP17s for the same patient ID Re-attending between 3 & 9 months - Children	202	371	54.4%	56.8%	59.1%	58.0%
% of FP17s for the same patient ID Re-attending between 3 & 9 months - Adults	345	693	49.8%	49.2%	52.2%	50.9%
% of FP17s for Band 1 Urgent Courses	61	846	7.2%	8.3%	7.9%	9.1%
% of FP17s Relating to Free Repair or Replacements	5	846	0.6%	0.7%	0.8%	0.8%
% of FP17s Relating to Continuations	23	846	2.7%	0.9%	1.1%	1.1%
% of Patients satisfied with the dentistry they have received	2	2	N/A	91.4%	91.8%	91.7%
% of Patients satisfied with the time they had to wait for an appointment	2	2	N/A	87.1%	88.4%	88.0%

* This is based on patients treated on this contract for their most recent course of treatment. Figures in italics indicate the base number of FP17s or Patient Questionnaire responses are less than 100. N/A is shown where the base number of responses is less than 10 during the period. % is calculated as Quantity/Base number*100

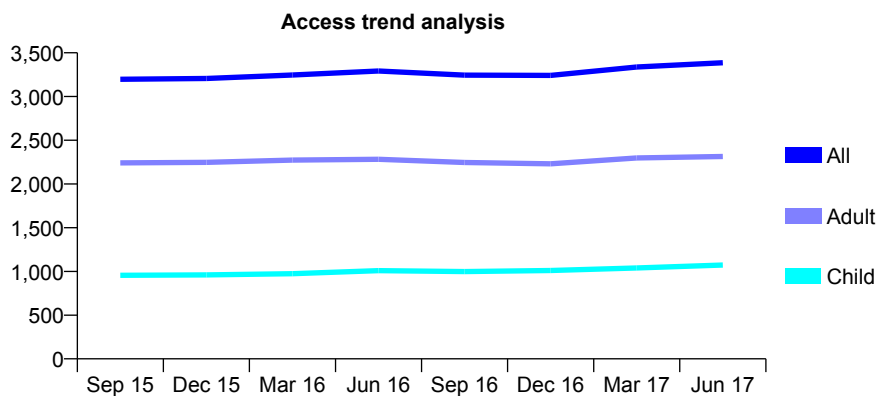
Q58 - Vital Signs At a Glance Contract Report for 149004/0002 - June 2017

Name or company name	Greenleaves Dental Practice
Contract type name	GDS Contract
Purpose of contract	General
Contract start date	01/02/2009
Contract end date	

17/18 Contracted general activity (UDA)	7,150
Carry forward general activity (UDA)	0
17/18 Contracted orthodontic activity (UOA)	0
Carry forward orthodontic activity (UOA)	0
Baseline contract value	£176,908.76

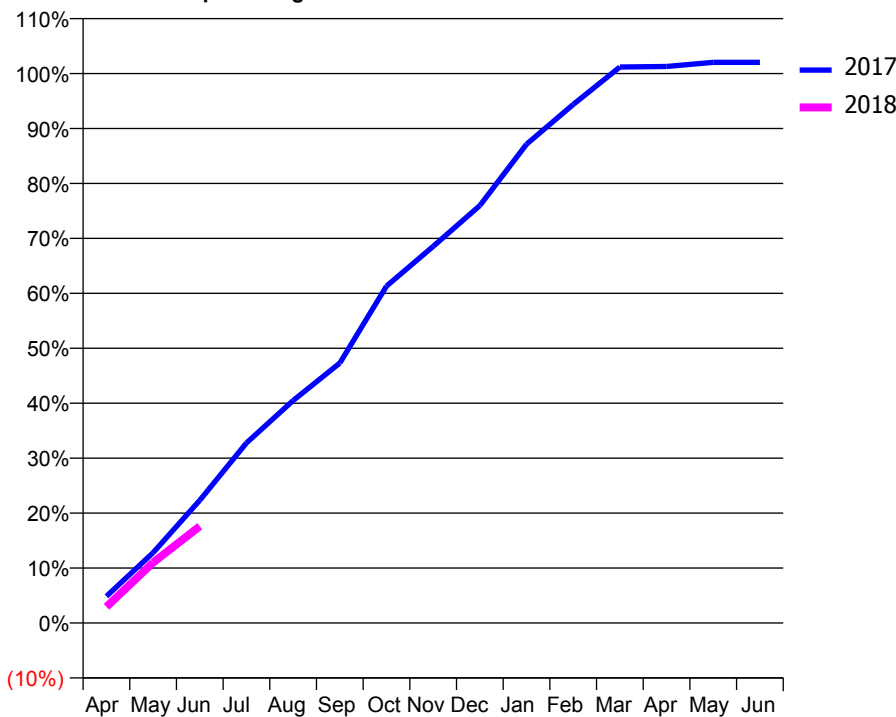
ACCESS*

Patients seen in 24 months	Total	Change since previous quarter
Quarter ending June 2016	3,292	
Quarter ending September 2016	3,244	↓
Quarter ending December 2016	3,241	→
Quarter ending March 2017	3,338	↑
Quarter ending June 2017	3,387	→
Variance since June 2016	2.9%	↑



ACTIVITY

Cumulative percentage of contracted UDA delivered 2017 & 2018



Month	Adjusted Scheduled Activity (UDA)	
	2017	2018
April	348	211
May	915	786
June	1,598	1,258
July	2,343	
August	2,895	
September	3,383	
October	4,383	
November	4,900	
December	5,432	
January	6,229	
February	6,747	
March	7,235	
April	7,242	
May	7,295	
June	7,295	

QUALITY

	Quantity	Base Number	Contract	AT	Region	England
% of FP17s for the same patient ID Re-attending within 3 months - Children	15	329	4.6%	11.0%	11.7%	12.0%
% of FP17s for the same patient ID Re-attending within 3 months - Adults	45	514	8.8%	14.4%	15.2%	16.0%
% of FP17s for the same patient ID Re-attending between 3 & 9 months - Children	181	329	55.0%	56.8%	59.1%	58.0%
% of FP17s for the same patient ID Re-attending between 3 & 9 months - Adults	235	514	45.7%	49.2%	52.2%	50.9%
% of FP17s for Band 1 Urgent Courses	57	720	7.9%	8.3%	7.9%	9.1%
% of FP17s Relating to Free Repair or Replacements	0	720	0.0%	0.7%	0.8%	0.8%
% of FP17s Relating to Continuations	6	720	0.8%	0.9%	1.1%	1.1%
% of Patients satisfied with the dentistry they have received	10	13	76.9%	91.4%	91.8%	91.7%
% of Patients satisfied with the time they had to wait for an appointment	10	13	76.9%	87.1%	88.4%	88.0%

* This is based on patients treated on this contract for their most recent course of treatment. Figures in italics indicate the base number of FP17s or Patient Questionnaire responses are less than 100. N/A is shown where the base number of responses is less than 10 during the period. % is calculated as Quantity/Base number*100

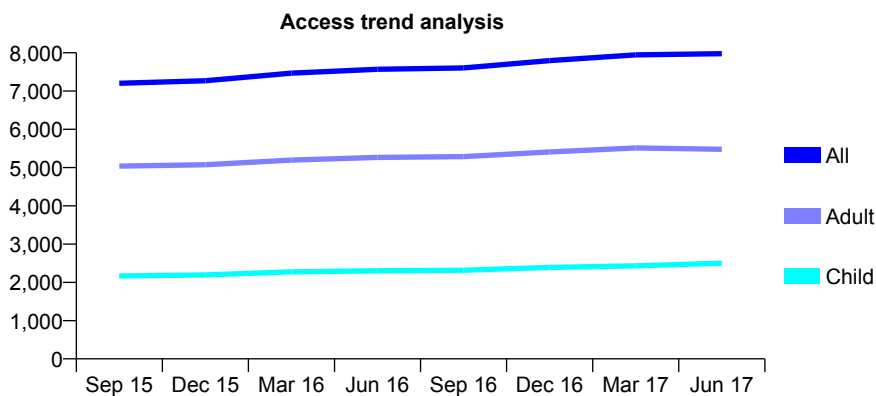
Q58 - Vital Signs At a Glance Contract Report for 149772/0001 - June 2017

Name or company name	Vogue Dental Care
Contract type name	GDS Contract
Purpose of contract	General
Contract start date	01/11/2010
Contract end date	

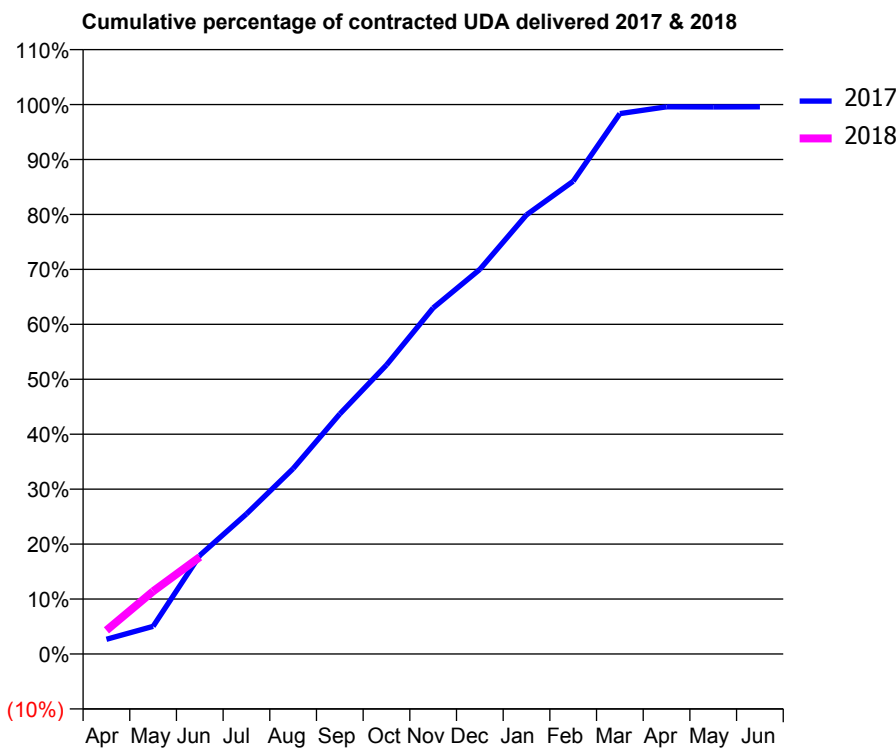
17/18 Contracted general activity (UDA)	19,156
Carry forward general activity (UDA)	0
17/18 Contracted orthodontic activity (UOA)	0
Carry forward orthodontic activity (UOA)	0
Baseline contract value	£648,738.10

ACCESS*

Patients seen in 24 months	Total	Change since previous quarter
Quarter ending June 2016	7,568	
Quarter ending September 2016	7,603	→
Quarter ending December 2016	7,797	↑
Quarter ending March 2017	7,947	→
Quarter ending June 2017	7,978	→
Variance since June 2016	5.4%	↑



ACTIVITY



Month	Adjusted Scheduled Activity (UDA)	
	2017	2018
April	516	825
May	965	2,187
June	3,439	3,381
July	4,885	
August	6,464	
September	8,368	
October	10,075	
November	12,064	
December	13,410	
January	15,311	
February	16,481	
March	18,839	
April	19,076	
May	19,073	
June	19,075	

QUALITY

	Quantity	Base Number	Contract	AT	Region	England
% of FP17s for the same patient ID Re-attending within 3 months - Children	67	826	8.1%	11.0%	11.7%	12.0%
% of FP17s for the same patient ID Re-attending within 3 months - Adults	233	1,439	16.2%	14.4%	15.2%	16.0%
% of FP17s for the same patient ID Re-attending between 3 & 9 months - Children	518	826	62.7%	56.8%	59.1%	58.0%
% of FP17s for the same patient ID Re-attending between 3 & 9 months - Adults	797	1,439	55.4%	49.2%	52.2%	50.9%
% of FP17s for Band 1 Urgent Courses	143	1,927	7.4%	8.3%	7.9%	9.1%
% of FP17s Relating to Free Repair or Replacements	9	1,927	0.5%	0.7%	0.8%	0.8%
% of FP17s Relating to Continuations	1	1,927	0.1%	0.9%	1.1%	1.1%
% of Patients satisfied with the dentistry they have received	22	22	100.0%	91.4%	91.8%	91.7%
% of Patients satisfied with the time they had to wait for an appointment	22	22	100.0%	87.1%	88.4%	88.0%

* This is based on patients treated on this contract for their most recent course of treatment. Figures in italics indicate the base number of FP17s or Patient Questionnaire responses are less than 100. N/A is shown where the base number of responses is less than 10 during the period. % is calculated as Quantity/Base number*100

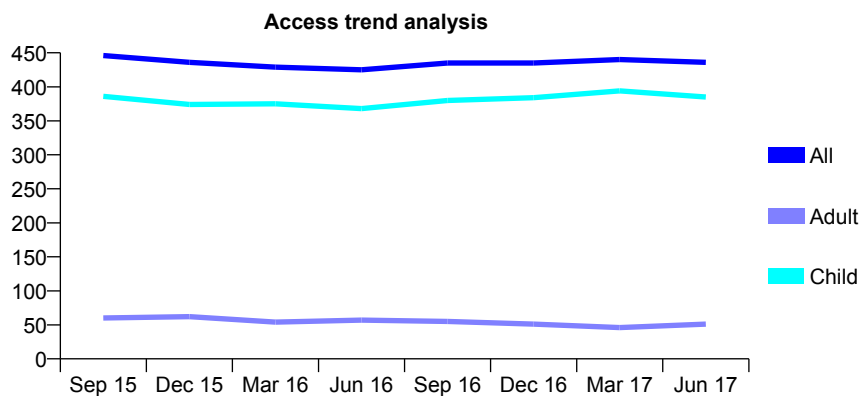
Q58 - Vital Signs At a Glance Contract Report for 150002/0001 - June 2017

Name or company name	Smilecraft Dental Care
Contract type name	GDS Contract
Purpose of contract	General
Contract start date	01/09/2012
Contract end date	

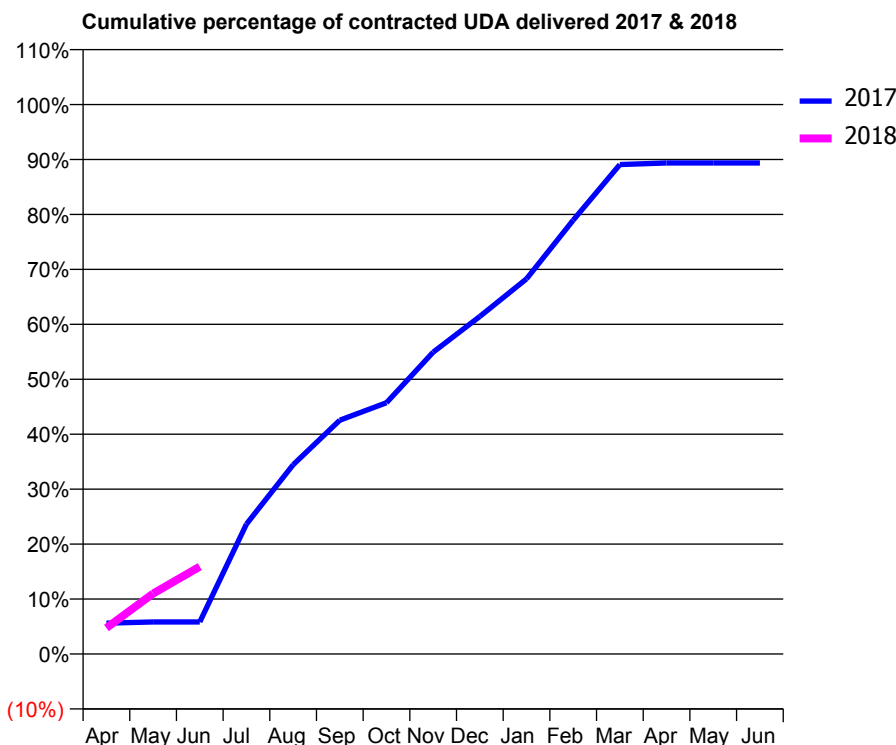
17/18 Contracted general activity (UDA)	1,800
Carry forward general activity (UDA)	0
17/18 Contracted orthodontic activity (UOA)	0
Carry forward orthodontic activity (UOA)	0
Baseline contract value	£45,822.65

ACCESS*

Patients seen in 24 months	Total	Change since previous quarter
Quarter ending June 2016	425	
Quarter ending September 2016	435	↑
Quarter ending December 2016	435	→
Quarter ending March 2017	440	→
Quarter ending June 2017	436	→
Variance since June 2016	2.6%	↑



ACTIVITY



Month	Adjusted Scheduled Activity (UDA)	
	2017	2018
April	101	85
May	105	198
June	105	286
July	426	
August	620	
September	766	
October	823	
November	989	
December	1,106	
January	1,229	
February	1,421	
March	1,603	
April	1,608	
May	1,608	
June	1,608	

QUALITY

	Quantity	Base Number	Contract	AT	Region	England
% of FP17s for the same patient ID Re-attending within 3 months - Children	10	178	5.6%	11.0%	11.7%	12.0%
% of FP17s for the same patient ID Re-attending within 3 months - Adults	0	0	N/A	14.4%	15.2%	16.0%
% of FP17s for the same patient ID Re-attending between 3 & 9 months - Children	136	178	76.4%	56.8%	59.1%	58.0%
% of FP17s for the same patient ID Re-attending between 3 & 9 months - Adults	0	0	N/A	49.2%	52.2%	50.9%
% of FP17s for Band 1 Urgent Courses	2	175	1.1%	8.3%	7.9%	9.1%
% of FP17s Relating to Free Repair or Replacements	0	175	0.0%	0.7%	0.8%	0.8%
% of FP17s Relating to Continuations	0	175	0.0%	0.9%	1.1%	1.1%
% of Patients satisfied with the dentistry they have received	0	1	N/A	91.4%	91.8%	91.7%
% of Patients satisfied with the time they had to wait for an appointment	0	1	N/A	87.1%	88.4%	88.0%

* This is based on patients treated on this contract for their most recent course of treatment. Figures in italics indicate the base number of FP17s or Patient Questionnaire responses are less than 100. N/A is shown where the base number of responses is less than 10 during the period. % is calculated as Quantity/Base number*100

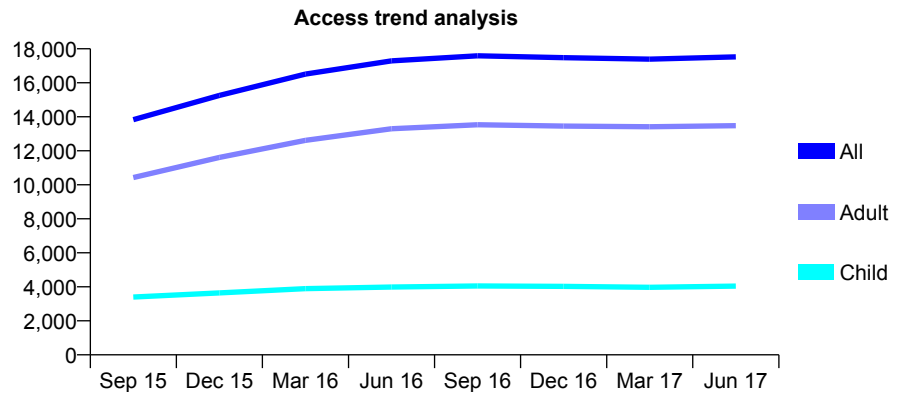
Q58 - Vital Signs At a Glance Contract Report for 150592/0001 - June 2017

Name or company name	Flitwick Dental Group
Contract type name	GDS Contract
Purpose of contract	General
Contract start date	14/08/2014
Contract end date	

17/18 Contracted general activity (UDA)	40,361
Carry forward general activity (UDA)	0
17/18 Contracted orthodontic activity (UOA)	0
Carry forward orthodontic activity (UOA)	0
Baseline contract value	£896,432.09

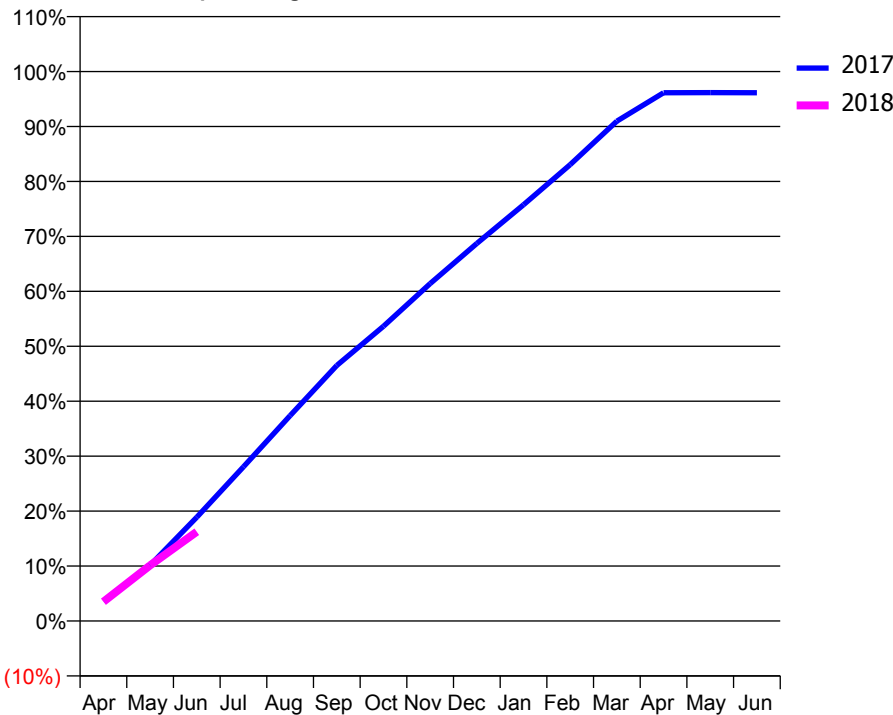
ACCESS*

Patients seen in 24 months	Total	Change since previous quarter
Quarter ending June 2016	17,289	
Quarter ending September 2016	17,585	→
Quarter ending December 2016	17,476	→
Quarter ending March 2017	17,389	→
Quarter ending June 2017	17,522	→
Variance since June 2016	1.3%	→



ACTIVITY

Cumulative percentage of contracted UDA delivered 2017 & 2018



Month	Adjusted Scheduled Activity (UDA)	
	2017	2018
April	1,475	1,411
May	4,098	4,085
June	7,622	6,558
July	11,326	
August	15,091	
September	18,775	
October	21,654	
November	24,783	
December	27,732	
January	30,575	
February	33,522	
March	36,713	
April	38,805	
May	38,815	
June	38,802	

QUALITY

	Quantity	Base Number	Contract	AT	Region	England
% of FP17s for the same patient ID Re-attending within 3 months - Children	79	1,345	5.9%	11.0%	11.7%	12.0%
% of FP17s for the same patient ID Re-attending within 3 months - Adults	376	3,155	11.9%	14.4%	15.2%	16.0%
% of FP17s for the same patient ID Re-attending between 3 & 9 months - Children	696	1,345	51.7%	56.8%	59.1%	58.0%
% of FP17s for the same patient ID Re-attending between 3 & 9 months - Adults	978	3,155	31.0%	49.2%	52.2%	50.9%
% of FP17s for Band 1 Urgent Courses	341	3,674	9.3%	8.3%	7.9%	9.1%
% of FP17s Relating to Free Repair or Replacements	43	3,674	1.2%	0.7%	0.8%	0.8%
% of FP17s Relating to Continuations	24	3,674	0.7%	0.9%	1.1%	1.1%
% of Patients satisfied with the dentistry they have received	17	22	77.3%	91.4%	91.8%	91.7%
% of Patients satisfied with the time they had to wait for an appointment	20	22	90.9%	87.1%	88.4%	88.0%

* This is based on patients treated on this contract for their most recent course of treatment. Figures in italics indicate the base number of FP17s or Patient Questionnaire responses are less than 100. N/A is shown where the base number of responses is less than 10 during the period. % is calculated as Quantity/Base number*100

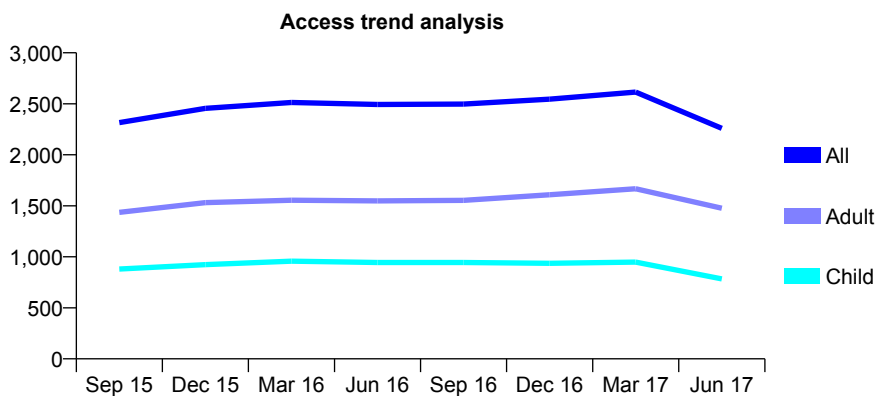
Q58 - Vital Signs At a Glance Contract Report for 151432/0001 - June 2017

Name or company name	Mr S Bhandal
Contract type name	GDS Contract
Purpose of contract	General
Contract start date	11/02/2014
Contract end date	18/05/2017

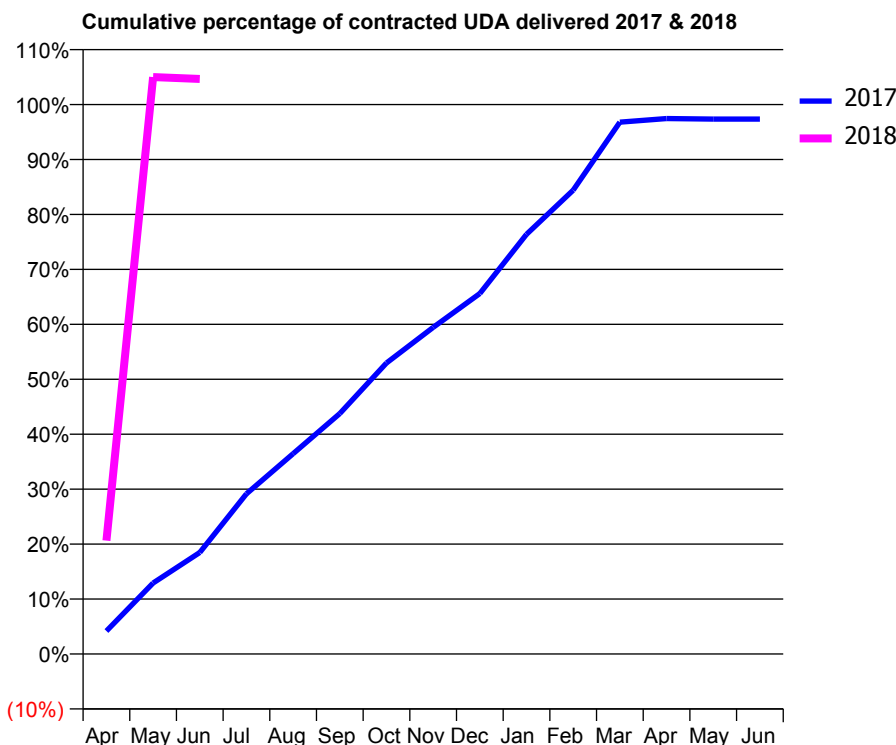
17/18 Contracted general activity (UDA)	907
Carry forward general activity (UDA)	0
17/18 Contracted orthodontic activity (UOA)	0
Carry forward orthodontic activity (UOA)	0
Baseline contract value	£30,857.74

ACCESS*

Patients seen in 24 months	Total	Change since previous quarter
Quarter ending June 2016	2,493	
Quarter ending September 2016	2,497	→
Quarter ending December 2016	2,546	→
Quarter ending March 2017	2,615	↑
Quarter ending June 2017	2,260	↓
Variance since June 2016	(9.3%)	↓



ACTIVITY



Month	Adjusted Scheduled Activity (UDA)	
	2017	2018
April	288	187
May	890	952
June	1,273	949
July	2,008	
August	2,512	
September	3,014	
October	3,649	
November	4,094	
December	4,519	
January	5,260	
February	5,814	
March	6,666	
April	6,712	
May	6,705	
June	6,705	

QUALITY

	Quantity	Base Number	Contract	AT	Region	England
% of FP17s for the same patient ID Re-attending within 3 months - Children	7	142	4.9%	11.0%	11.7%	12.0%
% of FP17s for the same patient ID Re-attending within 3 months - Adults	20	261	7.7%	14.4%	15.2%	16.0%
% of FP17s for the same patient ID Re-attending between 3 & 9 months - Children	47	142	33.1%	56.8%	59.1%	58.0%
% of FP17s for the same patient ID Re-attending between 3 & 9 months - Adults	86	261	33.0%	49.2%	52.2%	50.9%
% of FP17s for Band 1 Urgent Courses	21	399	5.3%	8.3%	7.9%	9.1%
% of FP17s Relating to Free Repair or Replacements	2	399	0.5%	0.7%	0.8%	0.8%
% of FP17s Relating to Continuations	0	399	0.0%	0.9%	1.1%	1.1%
% of Patients satisfied with the dentistry they have received	2	2	N/A	91.4%	91.8%	91.7%
% of Patients satisfied with the time they had to wait for an appointment	2	2	N/A	87.1%	88.4%	88.0%

* This is based on patients treated on this contract for their most recent course of treatment. Figures in italics indicate the base number of FP17s or Patient Questionnaire responses are less than 100. N/A is shown where the base number of responses is less than 10 during the period. % is calculated as Quantity/Base number*100

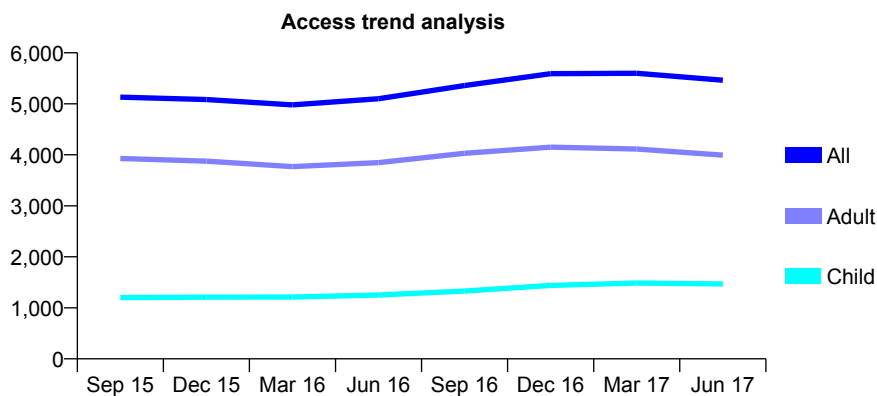
Q58 - Vital Signs At a Glance Contract Report for 151440/0001 - June 2017

Name or company name	Obex Partners Ltd
Contract type name	GDS Contract
Purpose of contract	General
Contract start date	01/11/2007
Contract end date	

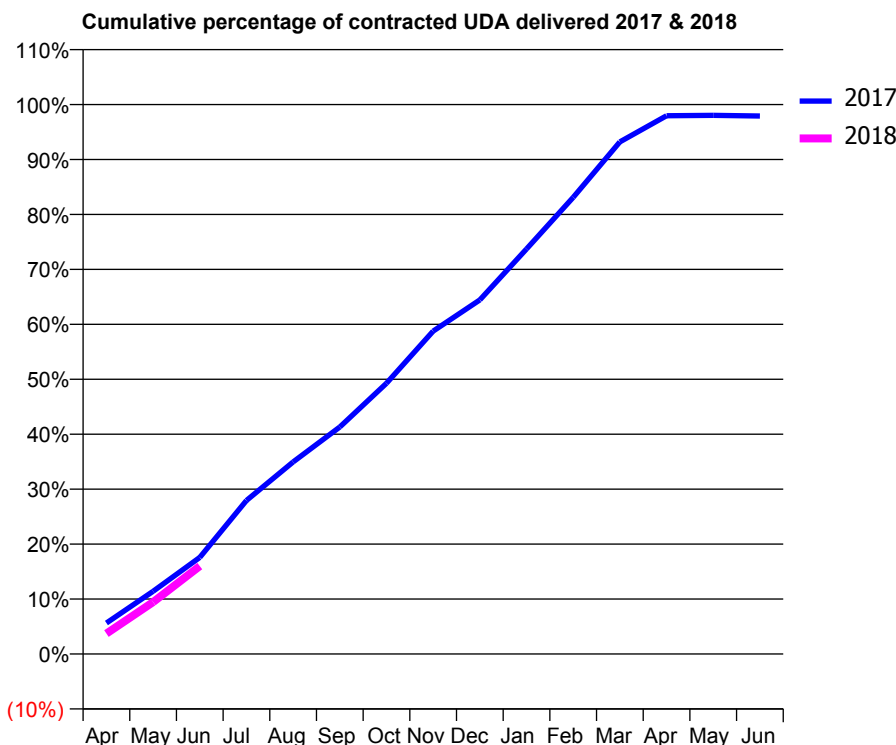
17/18 Contracted general activity (UDA)	12,324
Carry forward general activity (UDA)	0
17/18 Contracted orthodontic activity (UOA)	0
Carry forward orthodontic activity (UOA)	0
Baseline contract value	£355,436.48

ACCESS*

Patients seen in 24 months	Total	Change since previous quarter
Quarter ending June 2016	5,099	
Quarter ending September 2016	5,359	↑
Quarter ending December 2016	5,591	↑
Quarter ending March 2017	5,599	→
Quarter ending June 2017	5,463	↓
Variance since June 2016	7.1%	↑



ACTIVITY



Month	Adjusted Scheduled Activity (UDA)	
	2017	2018
April	694	459
May	1,407	1,166
June	2,168	1,972
July	3,442	
August	4,308	
September	5,091	
October	6,072	
November	7,243	
December	7,943	
January	9,084	
February	10,243	
March	11,486	
April	12,071	
May	12,080	
June	12,066	

QUALITY

	Quantity	Base Number	Contract	AT	Region	England
% of FP17s for the same patient ID Re-attending within 3 months - Children	27	455	5.9%	11.0%	11.7%	12.0%
% of FP17s for the same patient ID Re-attending within 3 months - Adults	62	974	6.4%	14.4%	15.2%	16.0%
% of FP17s for the same patient ID Re-attending between 3 & 9 months - Children	300	455	65.9%	56.8%	59.1%	58.0%
% of FP17s for the same patient ID Re-attending between 3 & 9 months - Adults	479	974	49.2%	49.2%	52.2%	50.9%
% of FP17s for Band 1 Urgent Courses	62	1,172	5.3%	8.3%	7.9%	9.1%
% of FP17s Relating to Free Repair or Replacements	6	1,172	0.5%	0.7%	0.8%	0.8%
% of FP17s Relating to Continuations	4	1,172	0.3%	0.9%	1.1%	1.1%
% of Patients satisfied with the dentistry they have received	5	6	N/A	91.4%	91.8%	91.7%
% of Patients satisfied with the time they had to wait for an appointment	6	6	N/A	87.1%	88.4%	88.0%

* This is based on patients treated on this contract for their most recent course of treatment. Figures in italics indicate the base number of FP17s or Patient Questionnaire responses are less than 100. N/A is shown where the base number of responses is less than 10 during the period. % is calculated as Quantity/Base number*100

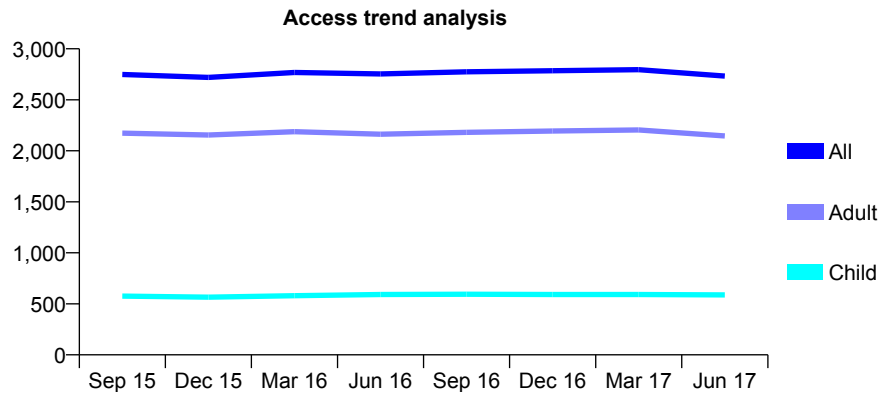
Q58 - Vital Signs At a Glance Contract Report for 152706/0001 - June 2017

Name or company name	R Patel & Associate
Contract type name	GDS Contract
Purpose of contract	General
Contract start date	01/04/2008
Contract end date	

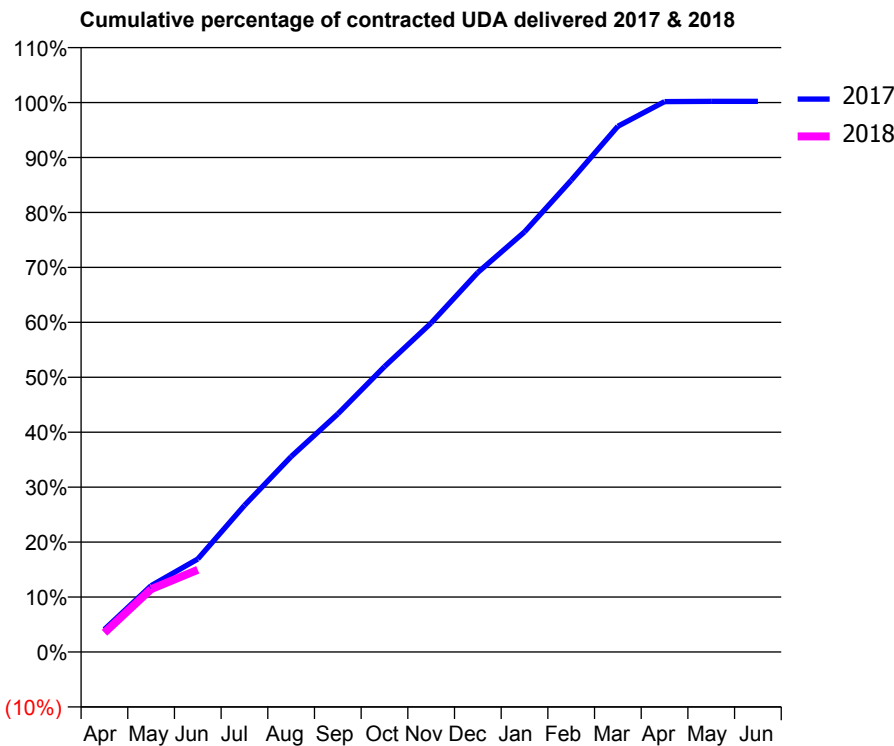
17/18 Contracted general activity (UDA)	6,257
Carry forward general activity (UDA)	0
17/18 Contracted orthodontic activity (UOA)	0
Carry forward orthodontic activity (UOA)	0
Baseline contract value	£164,369.98

ACCESS*

Patients seen in 24 months	Total	Change since previous quarter
Quarter ending June 2016	2,754	
Quarter ending September 2016	2,775	→
Quarter ending December 2016	2,785	→
Quarter ending March 2017	2,795	→
Quarter ending June 2017	2,733	↓
Variance since June 2016	(0.8%)	→



ACTIVITY



Month	Adjusted Scheduled Activity (UDA)	
	2017	2018
April	257	219
May	755	716
June	1,060	936
July	1,669	
August	2,225	
September	2,711	
October	3,251	
November	3,746	
December	4,322	
January	4,783	
February	5,371	
March	5,986	
April	6,267	
May	6,270	
June	6,270	

QUALITY

	Quantity	Base Number	Contract	AT	Region	England
% of FP17s for the same patient ID Re-attending within 3 months - Children	12	164	7.3%	11.0%	11.7%	12.0%
% of FP17s for the same patient ID Re-attending within 3 months - Adults	43	576	7.5%	14.4%	15.2%	16.0%
% of FP17s for the same patient ID Re-attending between 3 & 9 months - Children	108	164	65.9%	56.8%	59.1%	58.0%
% of FP17s for the same patient ID Re-attending between 3 & 9 months - Adults	356	576	61.8%	49.2%	52.2%	50.9%
% of FP17s for Band 1 Urgent Courses	29	590	4.9%	8.3%	7.9%	9.1%
% of FP17s Relating to Free Repair or Replacements	0	590	0.0%	0.7%	0.8%	0.8%
% of FP17s Relating to Continuations	0	590	0.0%	0.9%	1.1%	1.1%
% of Patients satisfied with the dentistry they have received	2	3	N/A	91.4%	91.8%	91.7%
% of Patients satisfied with the time they had to wait for an appointment	3	3	N/A	87.1%	88.4%	88.0%

* This is based on patients treated on this contract for their most recent course of treatment. Figures in italics indicate the base number of FP17s or Patient Questionnaire responses are less than 100. N/A is shown where the base number of responses is less than 10 during the period. % is calculated as Quantity/Base number*100

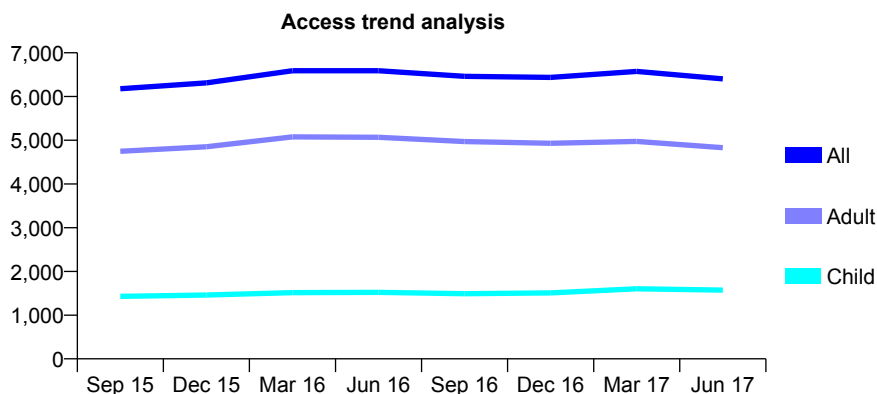
Q58 - Vital Signs At a Glance Contract Report for 153052/0002 - June 2017

Name or company name	Dentalcare (Southern) Limited
Contract type name	PDS Contract
Purpose of contract	General
Contract start date	01/04/2013
Contract end date	31/03/2018

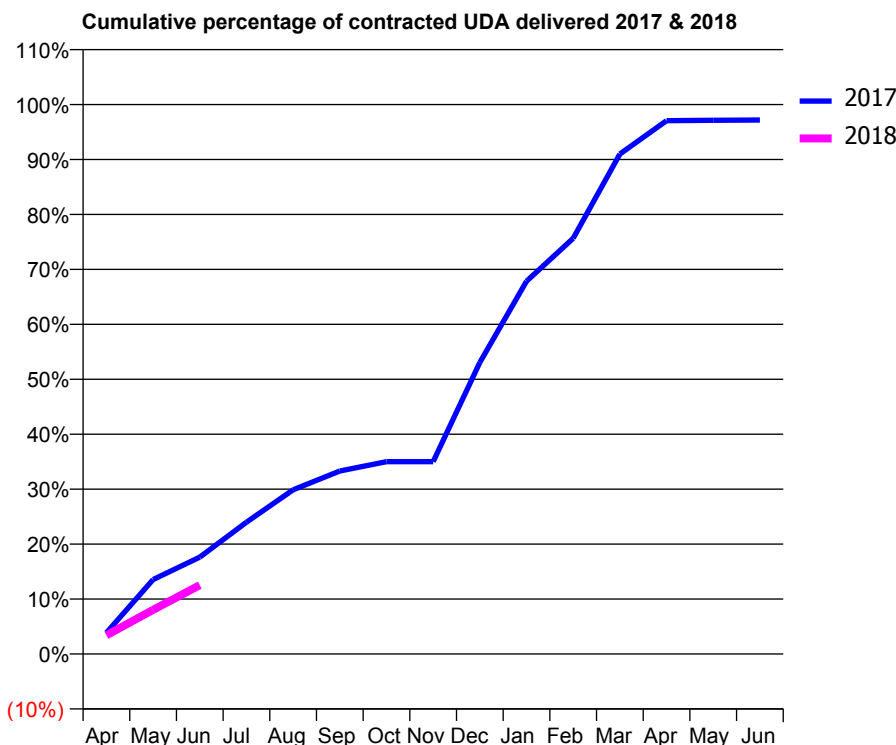
17/18 Contracted general activity (UDA)	15,000
Carry forward general activity (UDA)	0
17/18 Contracted orthodontic activity (UOA)	0
Carry forward orthodontic activity (UOA)	0
Baseline contract value	£357,703.49

ACCESS*

Patients seen in 24 months	Total	Change since previous quarter
Quarter ending June 2016	6,590	
Quarter ending September 2016	6,462	↓
Quarter ending December 2016	6,438	→
Quarter ending March 2017	6,576	↑
Quarter ending June 2017	6,404	↓
Variance since June 2016	(2.8%)	↓



ACTIVITY



Month	Adjusted Scheduled Activity (UDA)	
	2017	2018
April	580	513
May	2,032	1,206
June	2,644	1,879
July	3,597	
August	4,484	
September	4,996	
October	5,252	
November	5,252	
December	7,958	
January	10,177	
February	11,348	
March	13,647	
April	14,559	
May	14,568	
June	14,577	

QUALITY

	Quantity	Base Number	Contract	AT	Region	England
% of FP17s for the same patient ID Re-attending within 3 months - Children	25	429	5.8%	11.0%	11.7%	12.0%
% of FP17s for the same patient ID Re-attending within 3 months - Adults	140	1,190	11.8%	14.4%	15.2%	16.0%
% of FP17s for the same patient ID Re-attending between 3 & 9 months - Children	217	429	50.6%	56.8%	59.1%	58.0%
% of FP17s for the same patient ID Re-attending between 3 & 9 months - Adults	643	1,190	54.0%	49.2%	52.2%	50.9%
% of FP17s for Band 1 Urgent Courses	111	1,186	9.4%	8.3%	7.9%	9.1%
% of FP17s Relating to Free Repair or Replacements	12	1,186	1.0%	0.7%	0.8%	0.8%
% of FP17s Relating to Continuations	1	1,186	0.1%	0.9%	1.1%	1.1%
% of Patients satisfied with the dentistry they have received	7	7	N/A	91.4%	91.8%	91.7%
% of Patients satisfied with the time they had to wait for an appointment	5	7	N/A	87.1%	88.4%	88.0%

* This is based on patients treated on this contract for their most recent course of treatment. Figures in italics indicate the base number of FP17s or Patient Questionnaire responses are less than 100. N/A is shown where the base number of responses is less than 10 during the period. % is calculated as Quantity/Base number*100

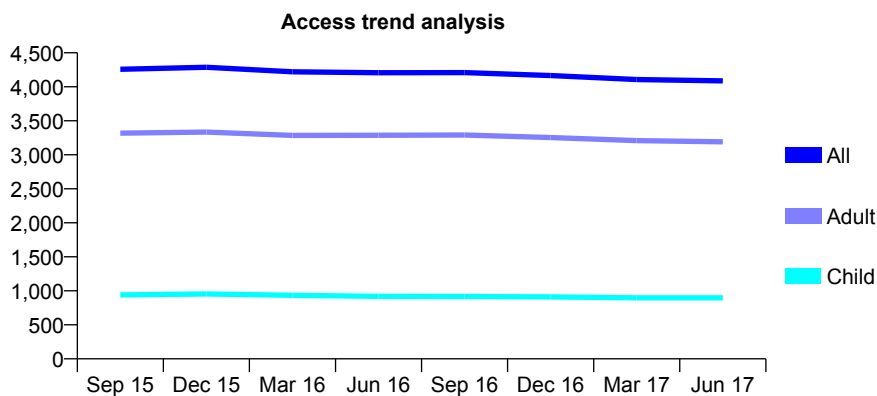
Q58 - Vital Signs At a Glance Contract Report for 154571/0001 - June 2017

Name or company name	Cheshunt Dental Care
Contract type name	GDS Contract
Purpose of contract	General
Contract start date	01/04/2007
Contract end date	

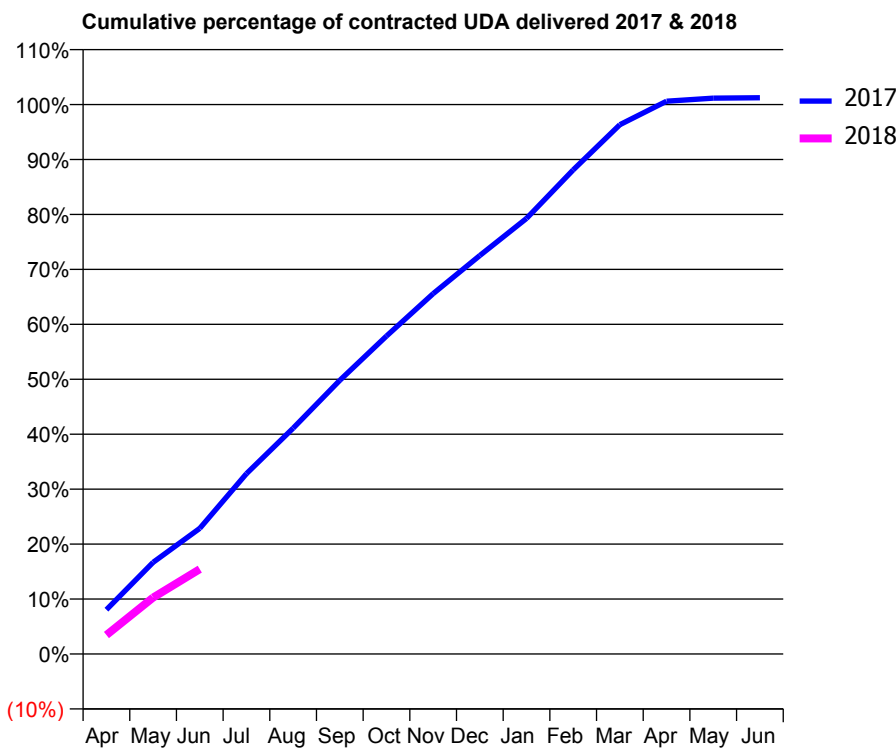
17/18 Contracted general activity (UDA)	15,790
Carry forward general activity (UDA)	0
17/18 Contracted orthodontic activity (UOA)	0
Carry forward orthodontic activity (UOA)	0
Baseline contract value	£488,778.72

ACCESS*

Patients seen in 24 months	Total	Change since previous quarter
Quarter ending June 2016	4,206	
Quarter ending September 2016	4,208	→
Quarter ending December 2016	4,165	↓
Quarter ending March 2017	4,107	↓
Quarter ending June 2017	4,088	→
Variance since June 2016	(2.8%)	↓



ACTIVITY



Month	Adjusted Scheduled Activity (UDA)	
	2017	2018
April	1,275	545
May	2,633	1,622
June	3,610	2,440
July	5,183	
August	6,491	
September	7,863	
October	9,136	
November	10,353	
December	11,453	
January	12,517	
February	13,910	
March	15,212	
April	15,885	
May	15,972	
June	15,984	

QUALITY

	Quantity	Base Number	Contract	AT	Region	England
% of FP17s for the same patient ID Re-attending within 3 months - Children	24	301	8.0%	11.0%	11.7%	12.0%
% of FP17s for the same patient ID Re-attending within 3 months - Adults	128	894	14.3%	14.4%	15.2%	16.0%
% of FP17s for the same patient ID Re-attending between 3 & 9 months - Children	154	301	51.2%	56.8%	59.1%	58.0%
% of FP17s for the same patient ID Re-attending between 3 & 9 months - Adults	397	894	44.4%	49.2%	52.2%	50.9%
% of FP17s for Band 1 Urgent Courses	93	955	9.7%	8.3%	7.9%	9.1%
% of FP17s Relating to Free Repair or Replacements	13	955	1.4%	0.7%	0.8%	0.8%
% of FP17s Relating to Continuations	2	955	0.2%	0.9%	1.1%	1.1%
% of Patients satisfied with the dentistry they have received	4	4	N/A	91.4%	91.8%	91.7%
% of Patients satisfied with the time they had to wait for an appointment	4	4	N/A	87.1%	88.4%	88.0%

* This is based on patients treated on this contract for their most recent course of treatment. Figures in italics indicate the base number of FP17s or Patient Questionnaire responses are less than 100. N/A is shown where the base number of responses is less than 10 during the period. % is calculated as Quantity/Base number*100

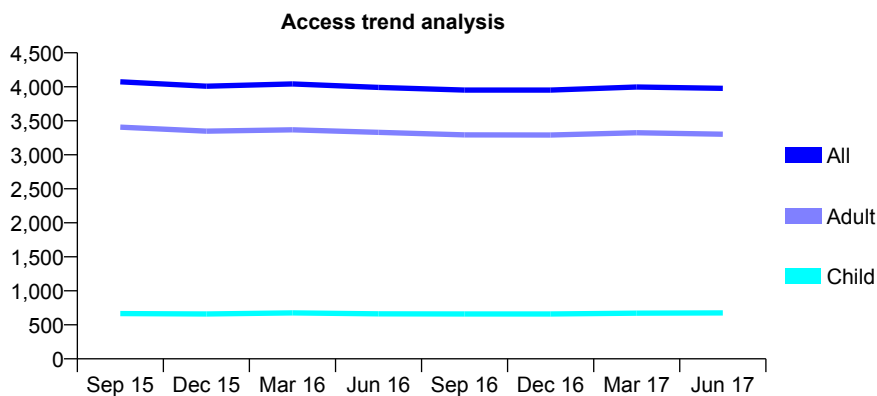
Q58 - Vital Signs At a Glance Contract Report for 154598/0001 - June 2017

Name or company name	Broxbourne Dental Smile Clinic
Contract type name	GDS Contract
Purpose of contract	General
Contract start date	01/12/2010
Contract end date	

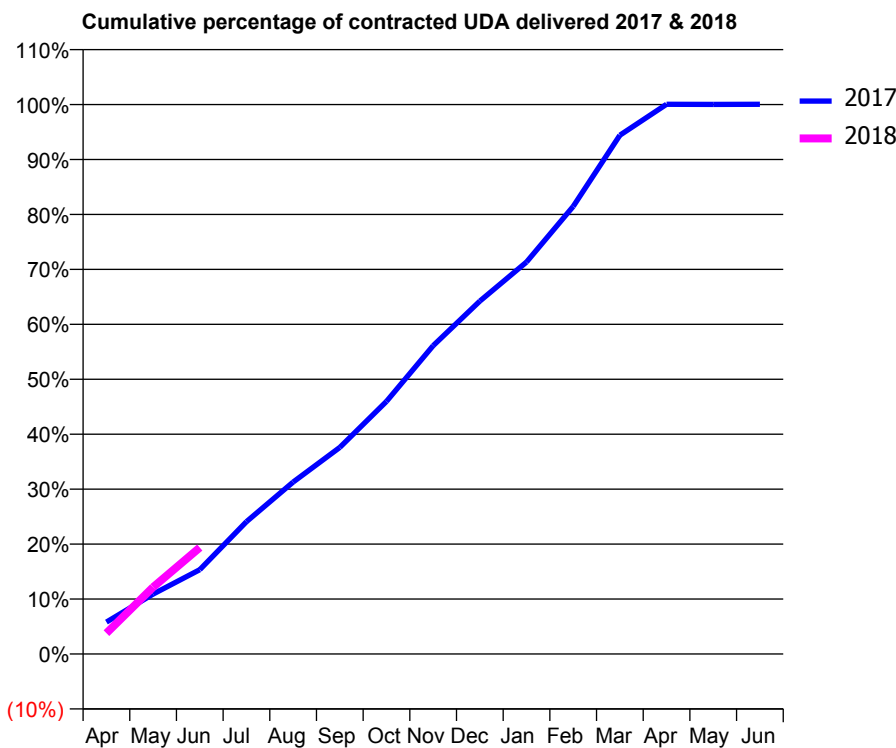
17/18 Contracted general activity (UDA)	10,484
Carry forward general activity (UDA)	0
17/18 Contracted orthodontic activity (UOA)	0
Carry forward orthodontic activity (UOA)	0
Baseline contract value	£291,573.60

ACCESS*

Patients seen in 24 months	Total	Change since previous quarter
Quarter ending June 2016	3,992	
Quarter ending September 2016	3,952	↓
Quarter ending December 2016	3,952	→
Quarter ending March 2017	3,997	→
Quarter ending June 2017	3,977	→
Variance since June 2016	(0.4%)	→



ACTIVITY



Month	Adjusted Scheduled Activity (UDA)	
	2017	2018
April	610	398
May	1,143	1,275
June	1,608	2,032
July	2,526	
August	3,281	
September	3,943	
October	4,821	
November	5,883	
December	6,734	
January	7,479	
February	8,538	
March	9,898	
April	10,488	
May	10,486	
June	10,488	

QUALITY

	Quantity	Base Number	Contract	AT	Region	England
% of FP17s for the same patient ID Re-attending within 3 months - Children	17	252	6.7%	11.0%	11.7%	12.0%
% of FP17s for the same patient ID Re-attending within 3 months - Adults	181	1,097	16.5%	14.4%	15.2%	16.0%
% of FP17s for the same patient ID Re-attending between 3 & 9 months - Children	147	252	58.3%	56.8%	59.1%	58.0%
% of FP17s for the same patient ID Re-attending between 3 & 9 months - Adults	631	1,097	57.5%	49.2%	52.2%	50.9%
% of FP17s for Band 1 Urgent Courses	88	1,102	8.0%	8.3%	7.9%	9.1%
% of FP17s Relating to Free Repair or Replacements	10	1,102	0.9%	0.7%	0.8%	0.8%
% of FP17s Relating to Continuations	19	1,102	1.7%	0.9%	1.1%	1.1%
% of Patients satisfied with the dentistry they have received	13	14	92.9%	91.4%	91.8%	91.7%
% of Patients satisfied with the time they had to wait for an appointment	12	14	85.7%	87.1%	88.4%	88.0%

* This is based on patients treated on this contract for their most recent course of treatment. Figures in italics indicate the base number of FP17s or Patient Questionnaire responses are less than 100. N/A is shown where the base number of responses is less than 10 during the period. % is calculated as Quantity/Base number*100

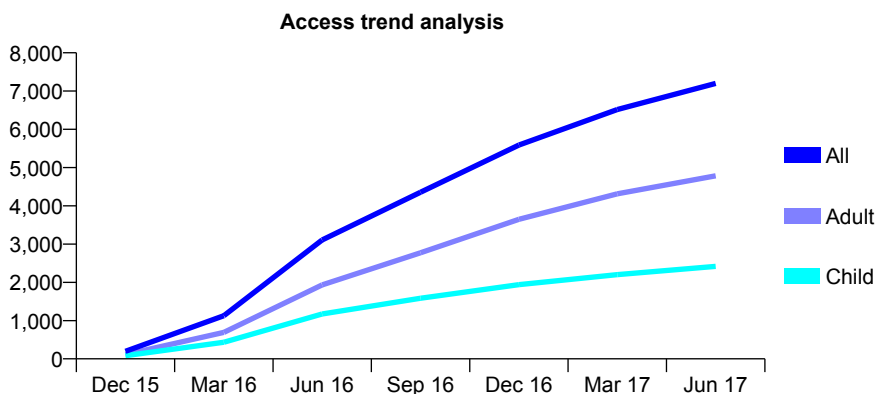
Q58 - Vital Signs At a Glance Contract Report for 154709/0001 - June 2017

Name or company name	Citident Dental Centre
Contract type name	GDS Contract
Purpose of contract	General
Contract start date	01/12/2015
Contract end date	

17/18 Contracted general activity (UDA)	24,141
Carry forward general activity (UDA)	0
17/18 Contracted orthodontic activity (UOA)	0
Carry forward orthodontic activity (UOA)	0
Baseline contract value	£636,927.18

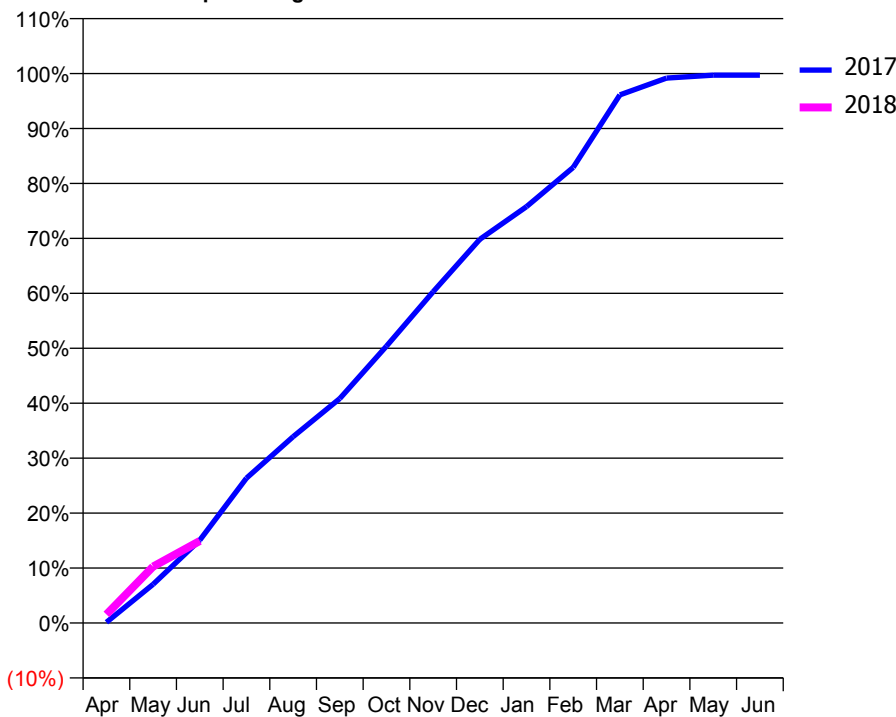
ACCESS*

Patients seen in 24 months	Total	Change since previous quarter
Quarter ending June 2016	3,106	
Quarter ending September 2016	4,357	↑
Quarter ending December 2016	5,588	↑
Quarter ending March 2017	6,516	↑
Quarter ending June 2017	7,201	↑
Variance since June 2016	131.8%	↑



ACTIVITY

Cumulative percentage of contracted UDA delivered 2017 & 2018



Month	Adjusted Scheduled Activity (UDA)	
	2017	2018
April	34	380
May	1,700	2,482
June	3,639	3,606
July	6,367	
August	8,190	
September	9,860	
October	12,165	
November	14,557	
December	16,857	
January	18,292	
February	20,012	
March	23,202	
April	23,942	
May	24,067	
June	24,069	

QUALITY

	Quantity	Base Number	Contract	AT	Region	England
% of FP17s for the same patient ID Re-attending within 3 months - Children	31	590	5.3%	11.0%	11.7%	12.0%
% of FP17s for the same patient ID Re-attending within 3 months - Adults	194	1,180	16.4%	14.4%	15.2%	16.0%
% of FP17s for the same patient ID Re-attending between 3 & 9 months - Children	189	590	32.0%	56.8%	59.1%	58.0%
% of FP17s for the same patient ID Re-attending between 3 & 9 months - Adults	402	1,180	34.1%	49.2%	52.2%	50.9%
% of FP17s for Band 1 Urgent Courses	142	1,471	9.7%	8.3%	7.9%	9.1%
% of FP17s Relating to Free Repair or Replacements	6	1,471	0.4%	0.7%	0.8%	0.8%
% of FP17s Relating to Continuations	5	1,471	0.3%	0.9%	1.1%	1.1%
% of Patients satisfied with the dentistry they have received	4	4	N/A	91.4%	91.8%	91.7%
% of Patients satisfied with the time they had to wait for an appointment	4	4	N/A	87.1%	88.4%	88.0%

* This is based on patients treated on this contract for their most recent course of treatment. Figures in italics indicate the base number of FP17s or Patient Questionnaire responses are less than 100. N/A is shown where the base number of responses is less than 10 during the period. % is calculated as Quantity/Base number*100

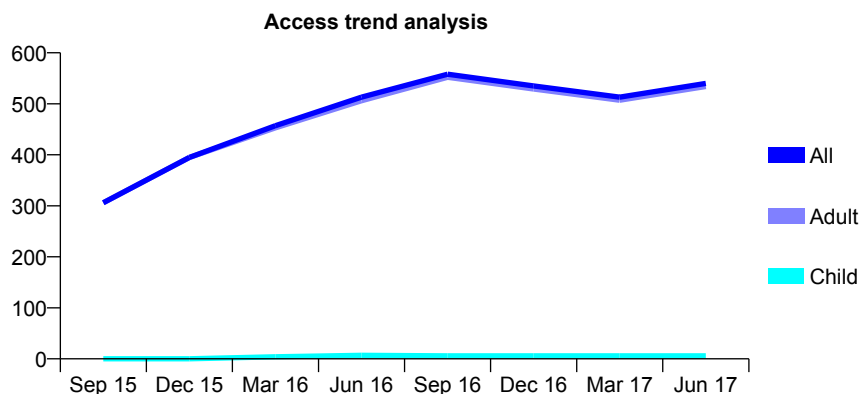
Q58 - Vital Signs At a Glance Contract Report for 154911/0003 - June 2017

Name or company name	Herts Community NHS Trust
Contract type name	PDS Contract
Purpose of contract	General
Contract start date	01/09/2014
Contract end date	31/08/2017

17/18 Contracted general activity (UDA)	325
Carry forward general activity (UDA)	0
17/18 Contracted orthodontic activity (UOA)	0
Carry forward orthodontic activity (UOA)	0
Baseline contract value	£20,333.00

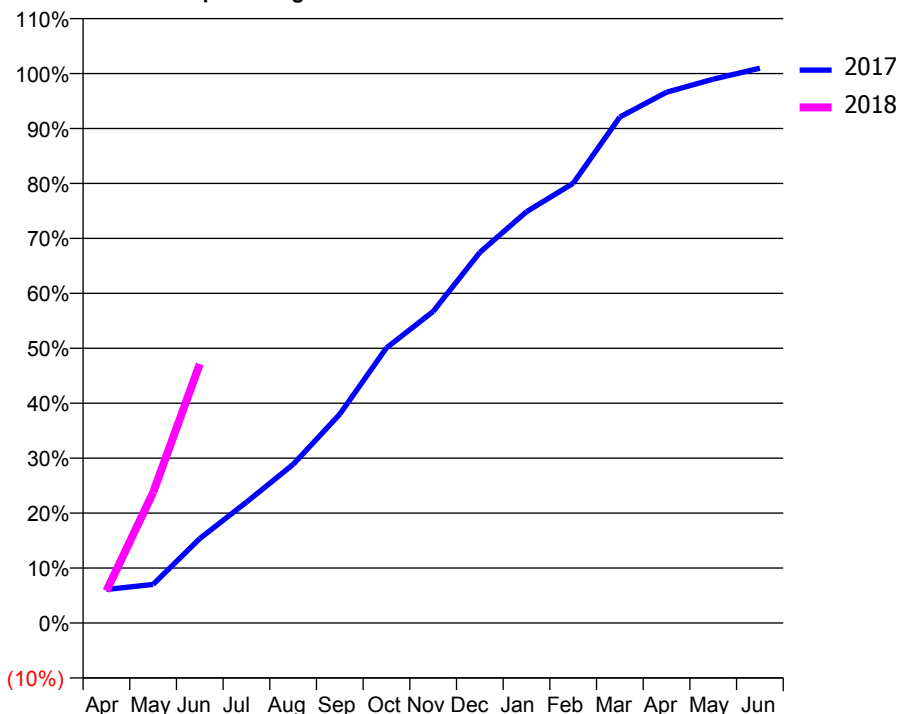
ACCESS*

Patients seen in 24 months	Total	Change since previous quarter
Quarter ending June 2016	513	
Quarter ending September 2016	558	↑
Quarter ending December 2016	535	↓
Quarter ending March 2017	513	↓
Quarter ending June 2017	540	↑
Variance since June 2016	5.3%	↑



ACTIVITY

Cumulative percentage of contracted UDA delivered 2017 & 2018



Month	Adjusted Scheduled Activity (UDA)	
	2017	2018
April	46	19
May	53	77
June	116	153
July	166	
August	218	
September	287	
October	378	
November	428	
December	509	
January	565	
February	604	
March	695	
April	729	
May	747	
June	762	

QUALITY

	Quantity	Base Number	Contract	AT	Region	England
% of FP17s for the same patient ID Re-attending within 3 months - Children	0	7	0.0%	11.0%	11.7%	12.0%
% of FP17s for the same patient ID Re-attending within 3 months - Adults	5	83	6.0%	14.4%	15.2%	16.0%
% of FP17s for the same patient ID Re-attending between 3 & 9 months - Children	3	7	42.9%	56.8%	59.1%	58.0%
% of FP17s for the same patient ID Re-attending between 3 & 9 months - Adults	10	83	12.0%	49.2%	52.2%	50.9%
% of FP17s for Band 1 Urgent Courses	1	71	1.4%	8.3%	7.9%	9.1%
% of FP17s Relating to Free Repair or Replacements	0	71	0.0%	0.7%	0.8%	0.8%
% of FP17s Relating to Continuations	0	71	0.0%	0.9%	1.1%	1.1%
% of Patients satisfied with the dentistry they have received	2	2	N/A	91.4%	91.8%	91.7%
% of Patients satisfied with the time they had to wait for an appointment	0	2	N/A	87.1%	88.4%	88.0%

* This is based on patients treated on this contract for their most recent course of treatment. Figures in italics indicate the base number of FP17s or Patient Questionnaire responses are less than 100. N/A is shown where the base number of responses is less than 10 during the period. % is calculated as Quantity/Base number*100

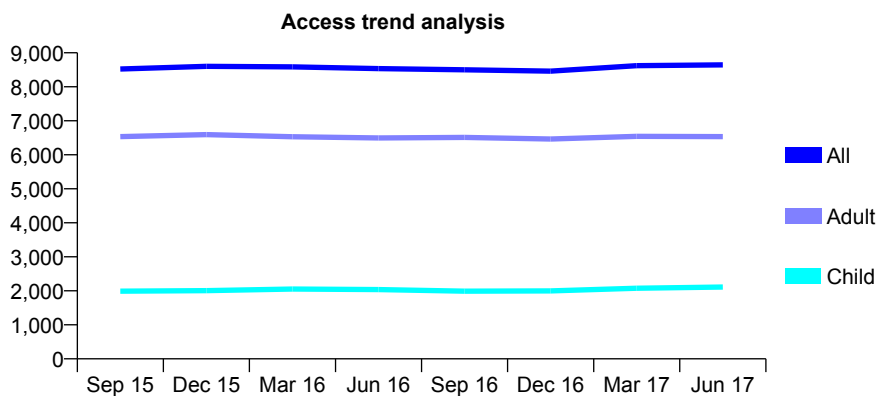
Q58 - Vital Signs At a Glance Contract Report for 155438/0003 - June 2017

Name or company name	Syteldent Ltd
Contract type name	GDS Contract
Purpose of contract	General and Orthodontic
Contract start date	01/08/2008
Contract end date	

17/18 Contracted general activity (UDA)	23,050
Carry forward general activity (UDA)	0
17/18 Contracted orthodontic activity (UOA)	648
Carry forward orthodontic activity (UOA)	0
Baseline contract value	£616,295.73

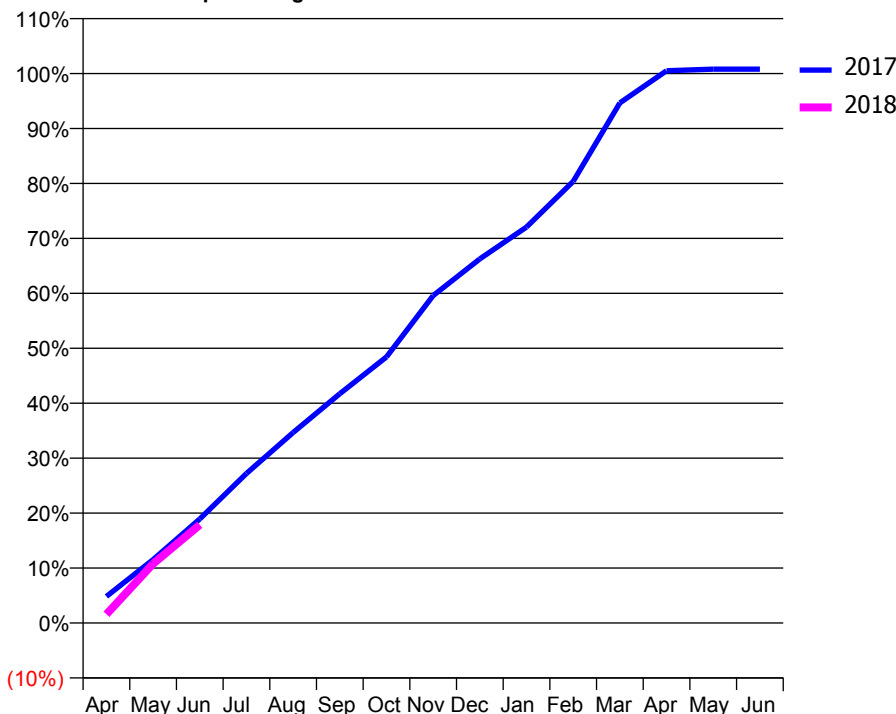
ACCESS*

Patients seen in 24 months	Total	Change since previous quarter
Quarter ending June 2016	8,535	
Quarter ending September 2016	8,500	→
Quarter ending December 2016	8,462	→
Quarter ending March 2017	8,621	→
Quarter ending June 2017	8,645	→
Variance since June 2016	1.3%	→



ACTIVITY

Cumulative percentage of contracted UDA delivered 2017 & 2018



Month	Adjusted Scheduled Activity (UDA)	
	2017	2018
April	1,114	365
May	2,658	2,485
June	4,368	4,122
July	6,274	
August	7,990	
September	9,618	
October	11,165	
November	13,735	
December	15,270	
January	16,607	
February	18,524	
March	21,819	
April	23,166	
May	23,235	
June	23,235	

QUALITY

	Quantity	Base Number	Contract	AT	Region	England
% of FP17s for the same patient ID Re-attending within 3 months - Children	48	627	7.7%	11.0%	11.7%	12.0%
% of FP17s for the same patient ID Re-attending within 3 months - Adults	299	1,665	18.0%	14.4%	15.2%	16.0%
% of FP17s for the same patient ID Re-attending between 3 & 9 months - Children	258	627	41.1%	56.8%	59.1%	58.0%
% of FP17s for the same patient ID Re-attending between 3 & 9 months - Adults	556	1,665	33.4%	49.2%	52.2%	50.9%
% of FP17s for Band 1 Urgent Courses	245	1,732	14.1%	8.3%	7.9%	9.1%
% of FP17s Relating to Free Repair or Replacements	3	1,732	0.2%	0.7%	0.8%	0.8%
% of FP17s Relating to Continuations	29	1,732	1.7%	0.9%	1.1%	1.1%
% of Patients satisfied with the dentistry they have received	19	19	100.0%	91.4%	91.8%	91.7%
% of Patients satisfied with the time they had to wait for an appointment	15	19	78.9%	87.1%	88.4%	88.0%

* This is based on patients treated on this contract for their most recent course of treatment. Figures in italics indicate the base number of FP17s or Patient Questionnaire responses are less than 100. N/A is shown where the base number of responses is less than 10 during the period. % is calculated as Quantity/Base number*100

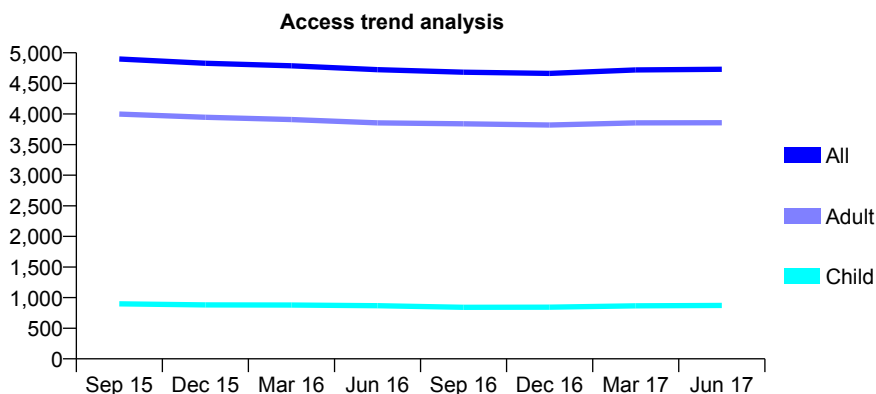
Q58 - Vital Signs At a Glance Contract Report for 156302/0001 - June 2017

Name or company name	A P Smith & A J Luck
Contract type name	GDS Contract
Purpose of contract	General
Contract start date	01/08/2010
Contract end date	

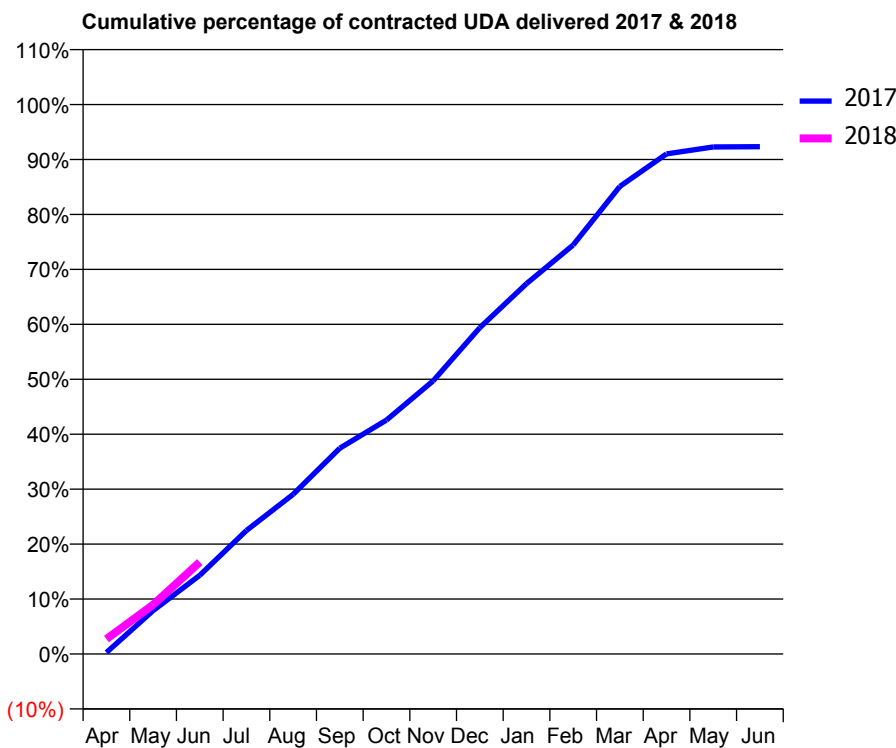
17/18 Contracted general activity (UDA)	12,300
Carry forward general activity (UDA)	0
17/18 Contracted orthodontic activity (UOA)	0
Carry forward orthodontic activity (UOA)	0
Baseline contract value	£321,619.56

ACCESS*

Patients seen in 24 months	Total	Change since previous quarter
Quarter ending June 2016	4,724	
Quarter ending September 2016	4,682	→
Quarter ending December 2016	4,664	→
Quarter ending March 2017	4,721	→
Quarter ending June 2017	4,730	→
Variance since June 2016	0.1%	→



ACTIVITY



Month	Adjusted Scheduled Activity (UDA)	
	2017	2018
April	33	337
May	970	1,103
June	1,763	2,058
July	2,766	
August	3,574	
September	4,608	
October	5,236	
November	6,115	
December	7,304	
January	8,291	
February	9,156	
March	10,465	
April	11,194	
May	11,351	
June	11,355	

QUALITY

	Quantity	Base Number	Contract	AT	Region	England
% of FP17s for the same patient ID Re-attending within 3 months - Children	30	334	9.0%	11.0%	11.7%	12.0%
% of FP17s for the same patient ID Re-attending within 3 months - Adults	237	1,515	15.6%	14.4%	15.2%	16.0%
% of FP17s for the same patient ID Re-attending between 3 & 9 months - Children	207	334	62.0%	56.8%	59.1%	58.0%
% of FP17s for the same patient ID Re-attending between 3 & 9 months - Adults	871	1,515	57.5%	49.2%	52.2%	50.9%
% of FP17s for Band 1 Urgent Courses	86	1,177	7.3%	8.3%	7.9%	9.1%
% of FP17s Relating to Free Repair or Replacements	14	1,177	1.2%	0.7%	0.8%	0.8%
% of FP17s Relating to Continuations	10	1,177	0.8%	0.9%	1.1%	1.1%
% of Patients satisfied with the dentistry they have received	11	11	100.0%	91.4%	91.8%	91.7%
% of Patients satisfied with the time they had to wait for an appointment	11	11	100.0%	87.1%	88.4%	88.0%

* This is based on patients treated on this contract for their most recent course of treatment. Figures in italics indicate the base number of FP17s or Patient Questionnaire responses are less than 100. N/A is shown where the base number of responses is less than 10 during the period. % is calculated as Quantity/Base number*100

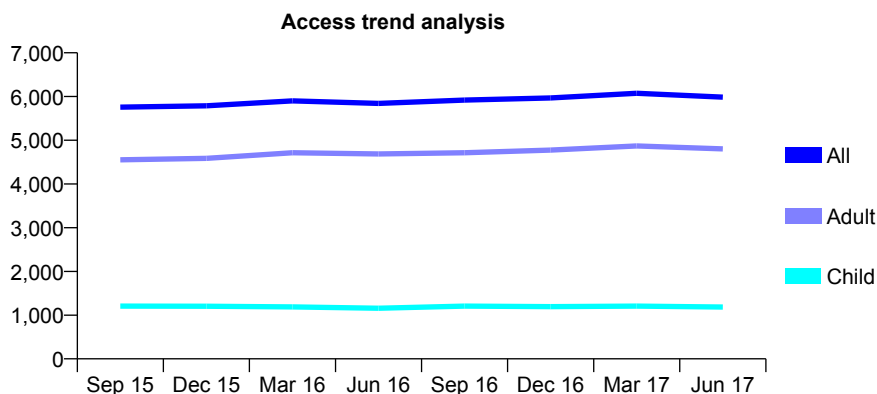
Q58 - Vital Signs At a Glance Contract Report for 158305/0001 - June 2017

Name or company name	Chrysalis Dental Practice Ltd
Contract type name	GDS Contract
Purpose of contract	General
Contract start date	01/08/2011
Contract end date	

17/18 Contracted general activity (UDA)	13,276
Carry forward general activity (UDA)	0
17/18 Contracted orthodontic activity (UOA)	0
Carry forward orthodontic activity (UOA)	0
Baseline contract value	£339,308.88

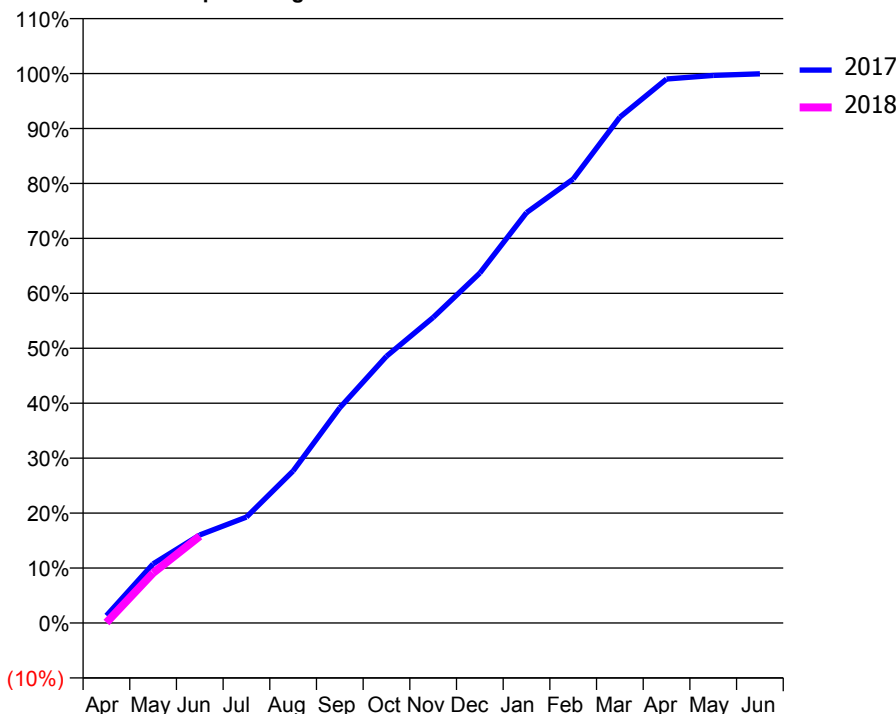
ACCESS*

Patients seen in 24 months	Total	Change since previous quarter
Quarter ending June 2016	5,843	
Quarter ending September 2016	5,920	→
Quarter ending December 2016	5,969	→
Quarter ending March 2017	6,075	→
Quarter ending June 2017	5,986	↓
Variance since June 2016	2.4%	↑



ACTIVITY

Cumulative percentage of contracted UDA delivered 2017 & 2018



Month	Adjusted Scheduled Activity (UDA)	
	2017	2018
April	179	12
May	1,430	1,209
June	2,129	2,098
July	2,559	
August	3,675	
September	5,201	
October	6,445	
November	7,383	
December	8,457	
January	9,916	
February	10,727	
March	12,221	
April	13,142	
May	13,229	
June	13,269	

QUALITY

	Quantity	Base Number	Contract	AT	Region	England
% of FP17s for the same patient ID Re-attending within 3 months - Children	21	320	6.6%	11.0%	11.7%	12.0%
% of FP17s for the same patient ID Re-attending within 3 months - Adults	246	1,483	16.6%	14.4%	15.2%	16.0%
% of FP17s for the same patient ID Re-attending between 3 & 9 months - Children	177	320	55.3%	56.8%	59.1%	58.0%
% of FP17s for the same patient ID Re-attending between 3 & 9 months - Adults	795	1,483	53.6%	49.2%	52.2%	50.9%
% of FP17s for Band 1 Urgent Courses	122	1,163	10.5%	8.3%	7.9%	9.1%
% of FP17s Relating to Free Repair or Replacements	9	1,163	0.8%	0.7%	0.8%	0.8%
% of FP17s Relating to Continuations	3	1,163	0.3%	0.9%	1.1%	1.1%
% of Patients satisfied with the dentistry they have received	5	6	N/A	91.4%	91.8%	91.7%
% of Patients satisfied with the time they had to wait for an appointment	4	6	N/A	87.1%	88.4%	88.0%

* This is based on patients treated on this contract for their most recent course of treatment. Figures in italics indicate the base number of FP17s or Patient Questionnaire responses are less than 100. N/A is shown where the base number of responses is less than 10 during the period. % is calculated as Quantity/Base number*100

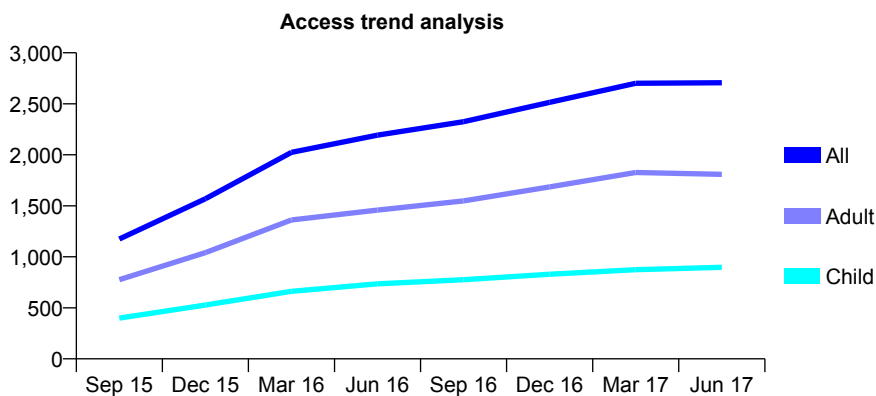
Q58 - Vital Signs At a Glance Contract Report for 158704/0001 - June 2017

Name or company name	Ivory Dental Clinic
Contract type name	GDS Contract
Purpose of contract	General
Contract start date	01/04/2015
Contract end date	

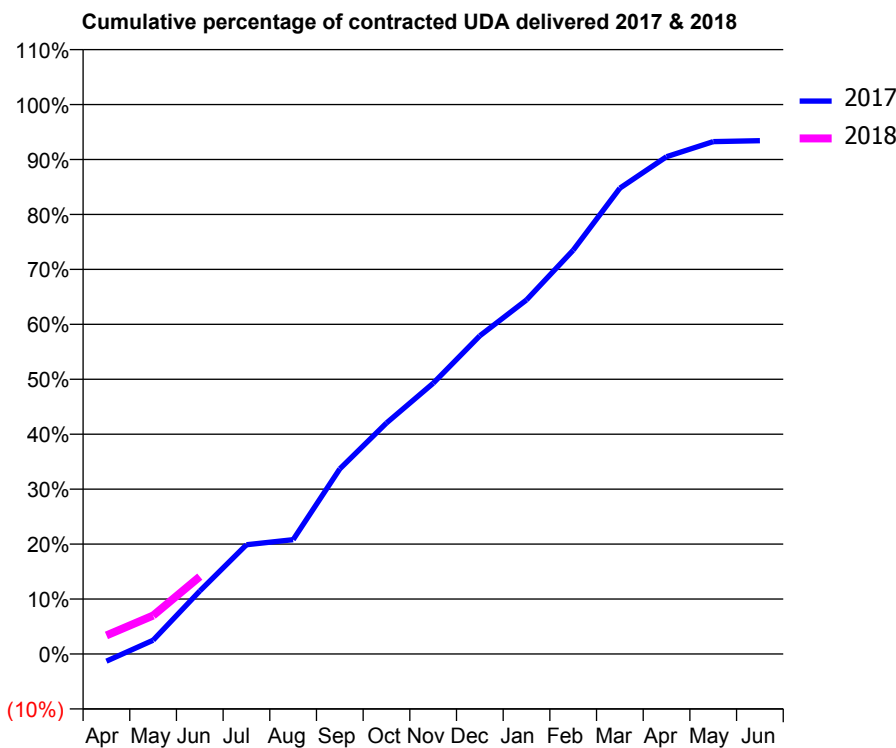
17/18 Contracted general activity (UDA)	6,292
Carry forward general activity (UDA)	0
17/18 Contracted orthodontic activity (UOA)	0
Carry forward orthodontic activity (UOA)	0
Baseline contract value	£180,104.80

ACCESS*

Patients seen in 24 months	Total	Change since previous quarter
Quarter ending June 2016	2,193	
Quarter ending September 2016	2,325	↑
Quarter ending December 2016	2,515	↑
Quarter ending March 2017	2,701	↑
Quarter ending June 2017	2,707	→
Variance since June 2016	23.4%	↑



ACTIVITY



Month	Adjusted Scheduled Activity (UDA)	
	2017	2018
April	-83	213
May	159	441
June	722	887
July	1,252	
August	1,309	
September	2,121	
October	2,645	
November	3,100	
December	3,643	
January	4,054	
February	4,624	
March	5,334	
April	5,694	
May	5,867	
June	5,877	

QUALITY

	Quantity	Base Number	Contract	AT	Region	England
% of FP17s for the same patient ID Re-attending within 3 months - Children	22	251	8.8%	11.0%	11.7%	12.0%
% of FP17s for the same patient ID Re-attending within 3 months - Adults	55	417	13.2%	14.4%	15.2%	16.0%
% of FP17s for the same patient ID Re-attending between 3 & 9 months - Children	85	251	33.9%	56.8%	59.1%	58.0%
% of FP17s for the same patient ID Re-attending between 3 & 9 months - Adults	155	417	37.2%	49.2%	52.2%	50.9%
% of FP17s for Band 1 Urgent Courses	53	448	11.8%	8.3%	7.9%	9.1%
% of FP17s Relating to Free Repair or Replacements	1	448	0.2%	0.7%	0.8%	0.8%
% of FP17s Relating to Continuations	11	448	2.5%	0.9%	1.1%	1.1%
% of Patients satisfied with the dentistry they have received	2	2	N/A	91.4%	91.8%	91.7%
% of Patients satisfied with the time they had to wait for an appointment	2	2	N/A	87.1%	88.4%	88.0%

* This is based on patients treated on this contract for their most recent course of treatment. Figures in italics indicate the base number of FP17s or Patient Questionnaire responses are less than 100. N/A is shown where the base number of responses is less than 10 during the period. % is calculated as Quantity/Base number*100

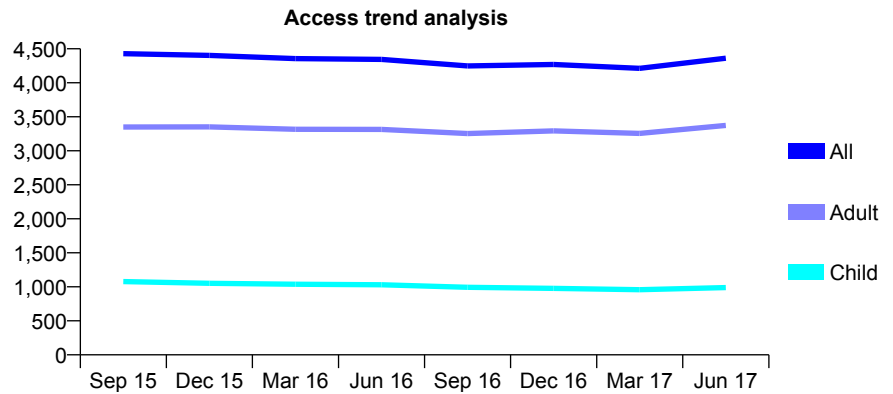
Q58 - Vital Signs At a Glance Contract Report for 159719/0001 - June 2017

Name or company name	Stanstead Abbots Dental Care
Contract type name	GDS Contract
Purpose of contract	General
Contract start date	01/12/2008
Contract end date	

17/18 Contracted general activity (UDA)	11,336
Carry forward general activity (UDA)	0
17/18 Contracted orthodontic activity (UOA)	0
Carry forward orthodontic activity (UOA)	0
Baseline contract value	£258,867.68

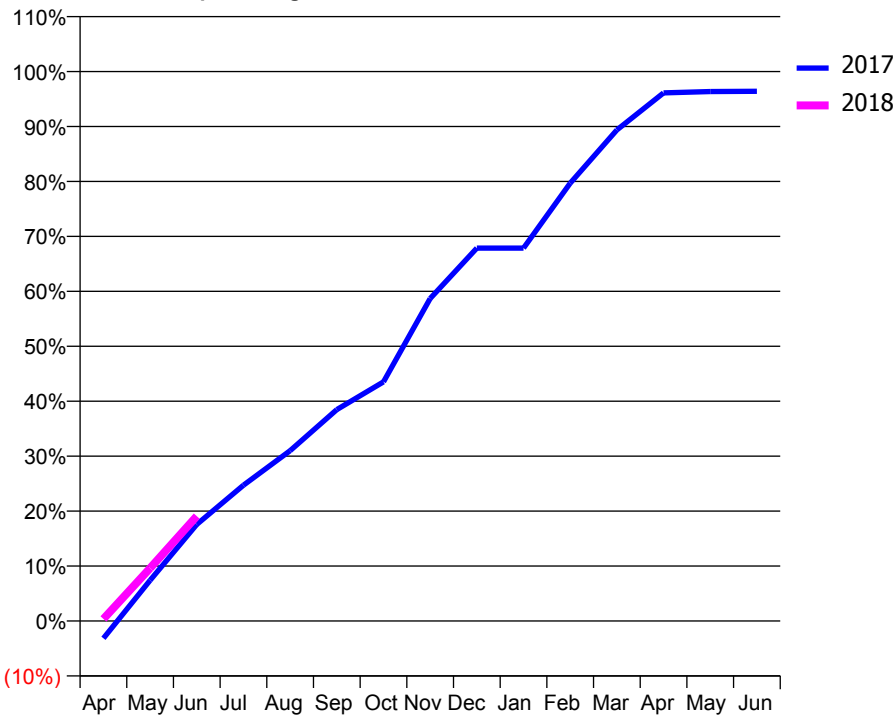
ACCESS*

Patients seen in 24 months	Total	Change since previous quarter
Quarter ending June 2016	4,345	
Quarter ending September 2016	4,248	↓
Quarter ending December 2016	4,270	→
Quarter ending March 2017	4,213	↓
Quarter ending June 2017	4,362	↑
Variance since June 2016	0.4%	→



ACTIVITY

Cumulative percentage of contracted UDA delivered 2017 & 2018



Month	Adjusted Scheduled Activity (UDA)	
	2017	2018
April	-359	44
May	840	1,091
June	1,993	2,163
July	2,803	
August	3,515	
September	4,361	
October	4,934	
November	6,653	
December	7,693	
January	7,693	
February	9,033	
March	10,130	
April	10,896	
May	10,922	
June	10,927	

QUALITY

	Quantity	Base Number	Contract	AT	Region	England
% of FP17s for the same patient ID Re-attending within 3 months - Children	49	495	9.9%	11.0%	11.7%	12.0%
% of FP17s for the same patient ID Re-attending within 3 months - Adults	223	1,387	16.1%	14.4%	15.2%	16.0%
% of FP17s for the same patient ID Re-attending between 3 & 9 months - Children	226	495	45.7%	56.8%	59.1%	58.0%
% of FP17s for the same patient ID Re-attending between 3 & 9 months - Adults	570	1,387	41.1%	49.2%	52.2%	50.9%
% of FP17s for Band 1 Urgent Courses	108	1,006	10.7%	8.3%	7.9%	9.1%
% of FP17s Relating to Free Repair or Replacements	11	1,006	1.1%	0.7%	0.8%	0.8%
% of FP17s Relating to Continuations	8	1,006	0.8%	0.9%	1.1%	1.1%
% of Patients satisfied with the dentistry they have received	7	7	N/A	91.4%	91.8%	91.7%
% of Patients satisfied with the time they had to wait for an appointment	5	7	N/A	87.1%	88.4%	88.0%

* This is based on patients treated on this contract for their most recent course of treatment. Figures in italics indicate the base number of FP17s or Patient Questionnaire responses are less than 100. N/A is shown where the base number of responses is less than 10 during the period. % is calculated as Quantity/Base number*100

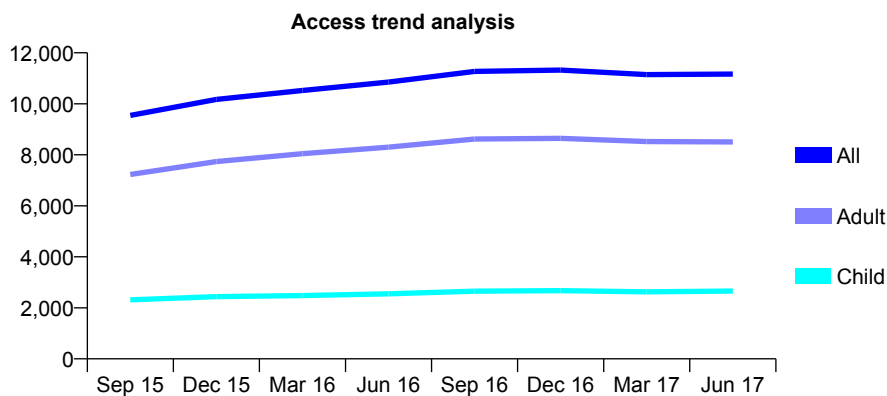
Q58 - Vital Signs At a Glance Contract Report for 160644/0001 - June 2017

Name or company name	Mr K Hanji and Mr V Vipin
Contract type name	GDS Contract
Purpose of contract	General
Contract start date	16/07/2014
Contract end date	

17/18 Contracted general activity (UDA)	30,486
Carry forward general activity (UDA)	0
17/18 Contracted orthodontic activity (UOA)	0
Carry forward orthodontic activity (UOA)	0
Baseline contract value	£935,746.52

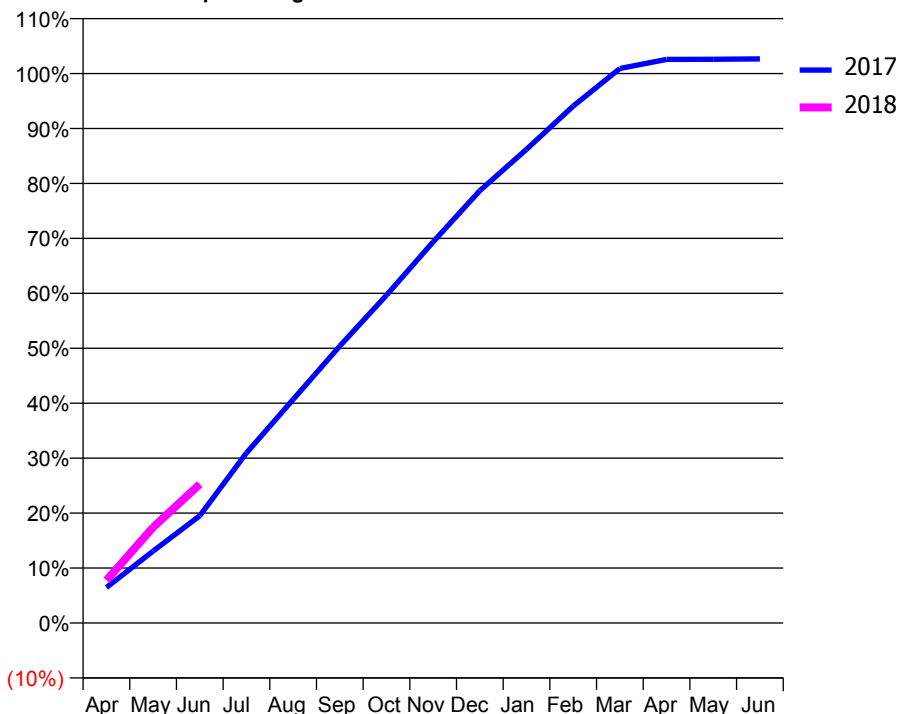
ACCESS*

Patients seen in 24 months	Total	Change since previous quarter
Quarter ending June 2016	10,852	
Quarter ending September 2016	11,272	↑
Quarter ending December 2016	11,325	→
Quarter ending March 2017	11,146	↓
Quarter ending June 2017	11,164	→
Variance since June 2016	2.9%	↑



ACTIVITY

Cumulative percentage of contracted UDA delivered 2017 & 2018



Adjusted Scheduled Activity (UDA)

Month	2017	2018
April	1,975	2,372
May	3,993	5,319
June	5,952	7,702
July	9,439	
August	12,406	
September	15,372	
October	18,186	
November	21,148	
December	23,988	
January	26,281	
February	28,676	
March	30,763	
April	31,265	
May	31,272	
June	31,294	

QUALITY

	Quantity	Base Number	Contract	AT	Region	England
% of FP17s for the same patient ID Re-attending within 3 months - Children	76	1,057	7.2%	11.0%	11.7%	12.0%
% of FP17s for the same patient ID Re-attending within 3 months - Adults	274	2,897	9.5%	14.4%	15.2%	16.0%
% of FP17s for the same patient ID Re-attending between 3 & 9 months - Children	634	1,057	60.0%	56.8%	59.1%	58.0%
% of FP17s for the same patient ID Re-attending between 3 & 9 months - Adults	1,635	2,897	56.4%	49.2%	52.2%	50.9%
% of FP17s for Band 1 Urgent Courses	195	3,661	5.3%	8.3%	7.9%	9.1%
% of FP17s Relating to Free Repair or Replacements	15	3,661	0.4%	0.7%	0.8%	0.8%
% of FP17s Relating to Continuations	9	3,661	0.2%	0.9%	1.1%	1.1%
% of Patients satisfied with the dentistry they have received	13	17	76.5%	91.4%	91.8%	91.7%
% of Patients satisfied with the time they had to wait for an appointment	14	17	82.4%	87.1%	88.4%	88.0%

* This is based on patients treated on this contract for their most recent course of treatment. Figures in italics indicate the base number of FP17s or Patient Questionnaire responses are less than 100. N/A is shown where the base number of responses is less than 10 during the period. % is calculated as Quantity/Base number*100

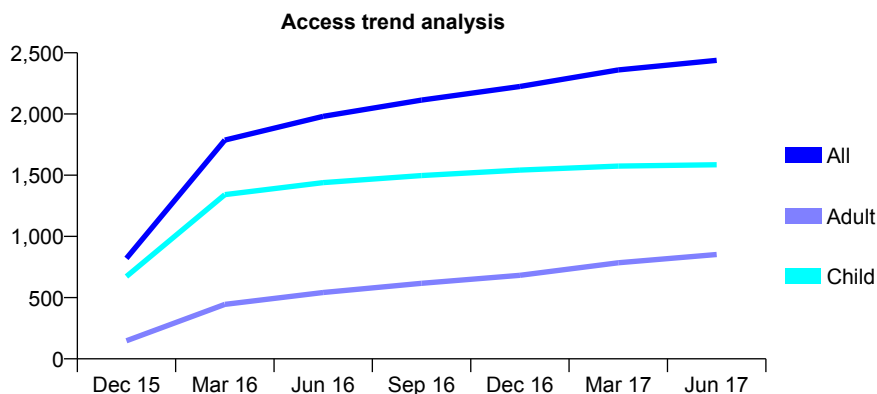
Q58 - Vital Signs At a Glance Contract Report for 160792/0001 - June 2017

Name or company name	Oxford House Dental Practice
Contract type name	GDS Contract
Purpose of contract	General
Contract start date	02/10/2015
Contract end date	

17/18 Contracted general activity (UDA)	6,000
Carry forward general activity (UDA)	0
17/18 Contracted orthodontic activity (UOA)	0
Carry forward orthodontic activity (UOA)	0
Baseline contract value	£122,174.75

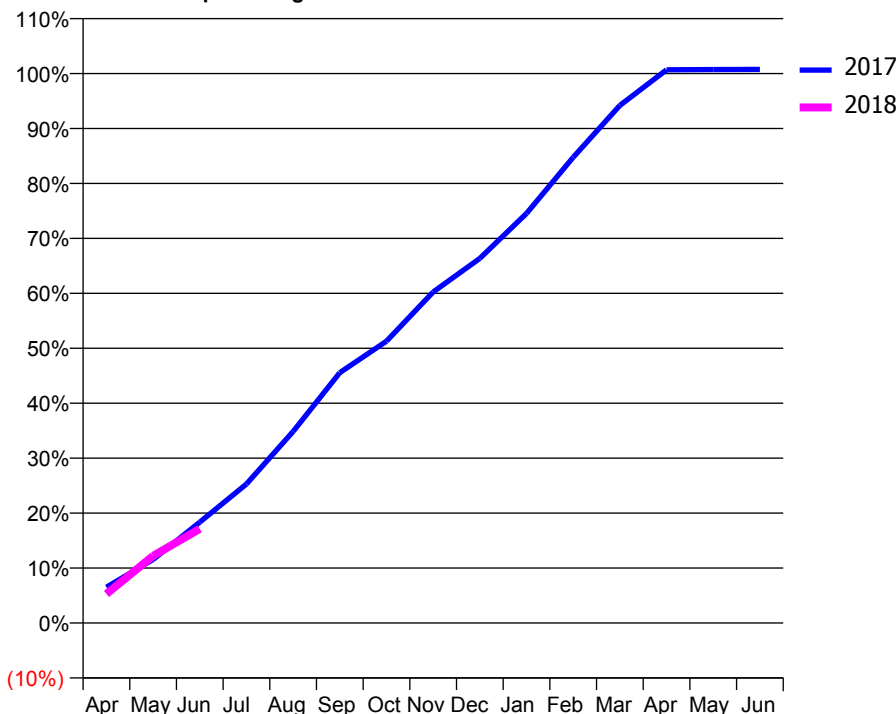
ACCESS*

Patients seen in 24 months	Total	Change since previous quarter
Quarter ending June 2016	1,981	
Quarter ending September 2016	2,114	↑
Quarter ending December 2016	2,225	↑
Quarter ending March 2017	2,360	↑
Quarter ending June 2017	2,438	↑
Variance since June 2016	23.1%	↑



ACTIVITY

Cumulative percentage of contracted UDA delivered 2017 & 2018



Month	Adjusted Scheduled Activity (UDA)	
	2017	2018
April	391	318
May	694	733
June	1,102	1,029
July	1,518	
August	2,092	
September	2,734	
October	3,078	
November	3,615	
December	3,982	
January	4,472	
February	5,085	
March	5,652	
April	6,040	
May	6,043	
June	6,044	

QUALITY

	Quantity	Base Number	Contract	AT	Region	England
% of FP17s for the same patient ID Re-attending within 3 months - Children	55	668	8.2%	11.0%	11.7%	12.0%
% of FP17s for the same patient ID Re-attending within 3 months - Adults	26	188	13.8%	14.4%	15.2%	16.0%
% of FP17s for the same patient ID Re-attending between 3 & 9 months - Children	487	668	72.9%	56.8%	59.1%	58.0%
% of FP17s for the same patient ID Re-attending between 3 & 9 months - Adults	79	188	42.0%	49.2%	52.2%	50.9%
% of FP17s for Band 1 Urgent Courses	30	667	4.5%	8.3%	7.9%	9.1%
% of FP17s Relating to Free Repair or Replacements	0	667	0.0%	0.7%	0.8%	0.8%
% of FP17s Relating to Continuations	1	667	0.1%	0.9%	1.1%	1.1%
% of Patients satisfied with the dentistry they have received	4	4	N/A	91.4%	91.8%	91.7%
% of Patients satisfied with the time they had to wait for an appointment	3	4	N/A	87.1%	88.4%	88.0%

* This is based on patients treated on this contract for their most recent course of treatment. Figures in italics indicate the base number of FP17s or Patient Questionnaire responses are less than 100. N/A is shown where the base number of responses is less than 10 during the period. % is calculated as Quantity/Base number*100

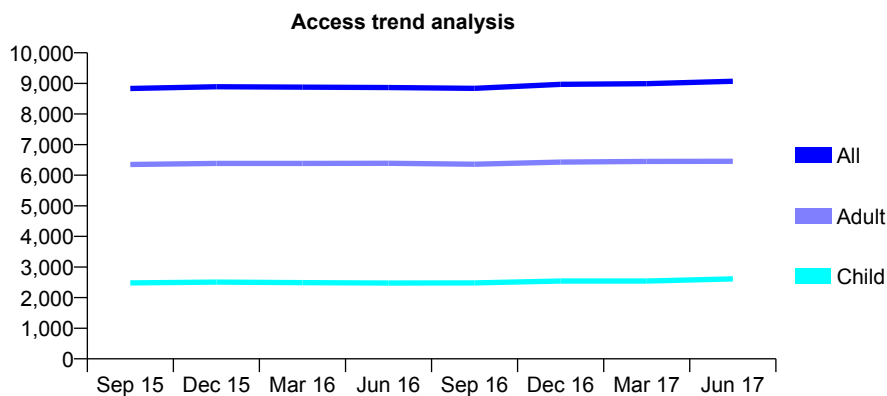
Q58 - Vital Signs At a Glance Contract Report for 160873/0001 - June 2017

Name or company name	Bramingham Dental Clinic
Contract type name	GDS Contract
Purpose of contract	General
Contract start date	01/05/2010
Contract end date	

17/18 Contracted general activity (UDA)	26,015
Carry forward general activity (UDA)	0
17/18 Contracted orthodontic activity (UOA)	0
Carry forward orthodontic activity (UOA)	0
Baseline contract value	£715,206.65

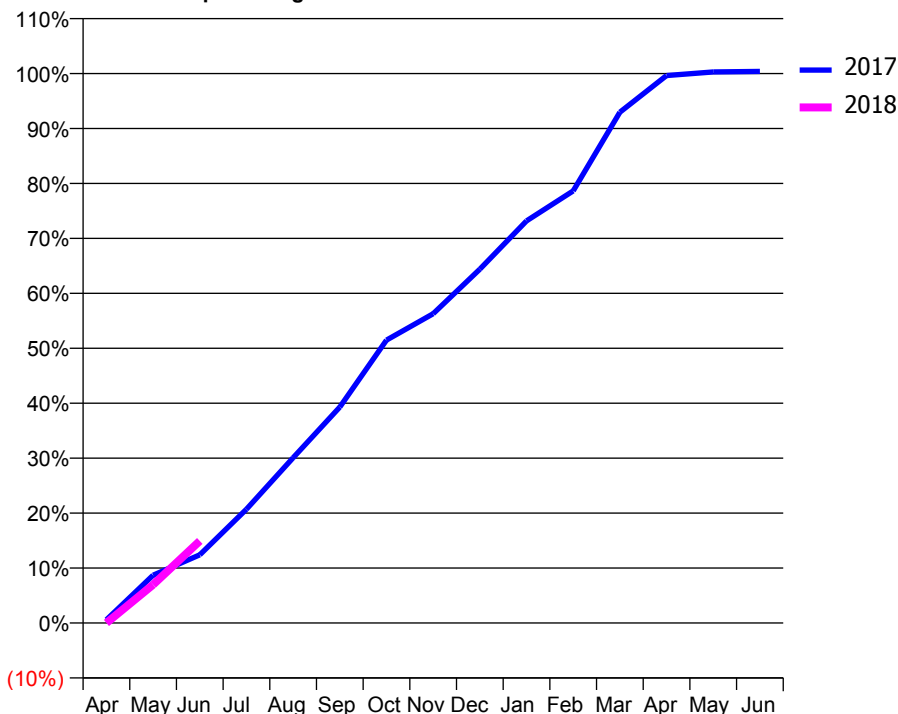
ACCESS*

Patients seen in 24 months	Total	Change since previous quarter
Quarter ending June 2016	8,867	
Quarter ending September 2016	8,839	→
Quarter ending December 2016	8,970	→
Quarter ending March 2017	8,991	→
Quarter ending June 2017	9,068	→
Variance since June 2016	2.3%	↑



ACTIVITY

Cumulative percentage of contracted UDA delivered 2017 & 2018



Month	Adjusted Scheduled Activity (UDA)	
	2017	2018
April	152	0
May	2,263	1,816
June	3,229	3,885
July	5,387	
August	7,828	
September	10,222	
October	13,390	
November	14,642	
December	16,749	
January	19,035	
February	20,457	
March	24,184	
April	25,916	
May	26,086	
June	26,114	

QUALITY

	Quantity	Base Number	Contract	AT	Region	England
% of FP17s for the same patient ID Re-attending within 3 months - Children	67	858	7.8%	11.0%	11.7%	12.0%
% of FP17s for the same patient ID Re-attending within 3 months - Adults	293	1,919	15.3%	14.4%	15.2%	16.0%
% of FP17s for the same patient ID Re-attending between 3 & 9 months - Children	468	858	54.5%	56.8%	59.1%	58.0%
% of FP17s for the same patient ID Re-attending between 3 & 9 months - Adults	970	1,919	50.5%	49.2%	52.2%	50.9%
% of FP17s for Band 1 Urgent Courses	110	1,921	5.7%	8.3%	7.9%	9.1%
% of FP17s Relating to Free Repair or Replacements	16	1,921	0.8%	0.7%	0.8%	0.8%
% of FP17s Relating to Continuations	61	1,921	3.2%	0.9%	1.1%	1.1%
% of Patients satisfied with the dentistry they have received	11	13	84.6%	91.4%	91.8%	91.7%
% of Patients satisfied with the time they had to wait for an appointment	10	13	76.9%	87.1%	88.4%	88.0%

* This is based on patients treated on this contract for their most recent course of treatment. Figures in italics indicate the base number of FP17s or Patient Questionnaire responses are less than 100. N/A is shown where the base number of responses is less than 10 during the period. % is calculated as Quantity/Base number*100

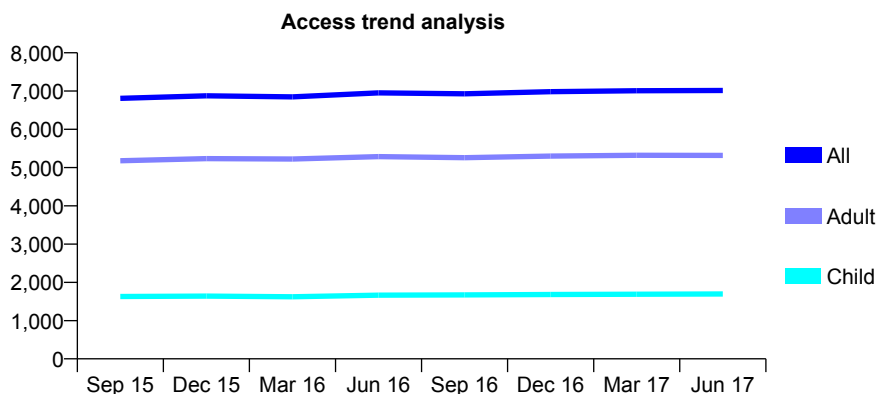
Q58 - Vital Signs At a Glance Contract Report for 162051/0001 - June 2017

Name or company name	Much Hadham Dental Care Limited
Contract type name	GDS Contract
Purpose of contract	General
Contract start date	01/05/2009
Contract end date	

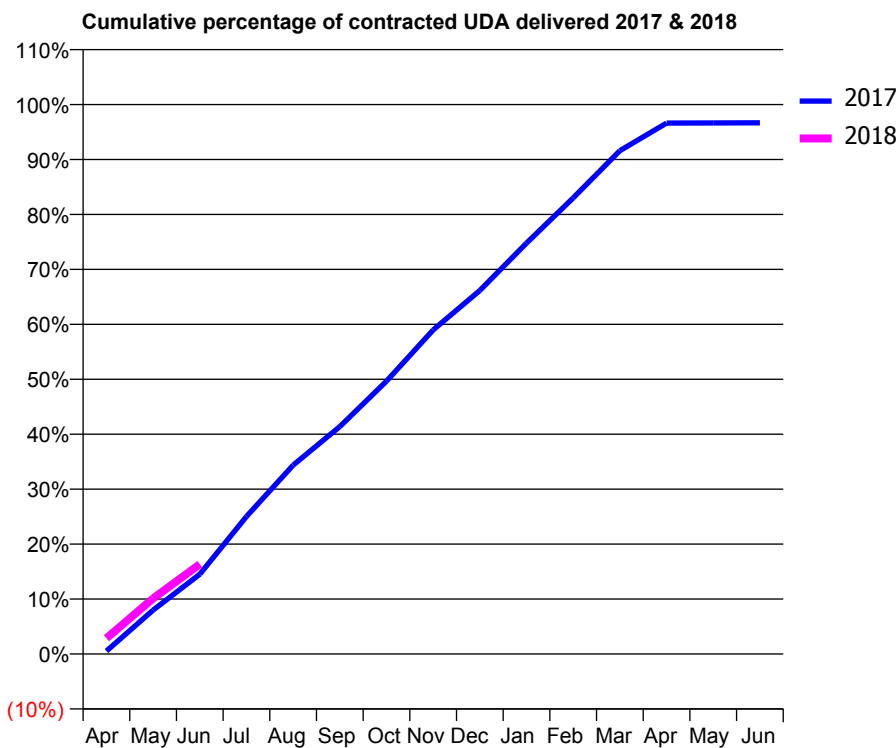
17/18 Contracted general activity (UDA)	19,191
Carry forward general activity (UDA)	0
17/18 Contracted orthodontic activity (UOA)	0
Carry forward orthodontic activity (UOA)	0
Baseline contract value	£432,572.73

ACCESS*

Patients seen in 24 months	Total	Change since previous quarter
Quarter ending June 2016	6,951	
Quarter ending September 2016	6,929	→
Quarter ending December 2016	6,983	→
Quarter ending March 2017	7,010	→
Quarter ending June 2017	7,015	→
Variance since June 2016	0.9%	→



ACTIVITY



Month	Adjusted Scheduled Activity (UDA)	
	2017	2018
April	107	550
May	1,535	1,946
June	2,785	3,135
July	4,804	
August	6,595	
September	7,941	
October	9,532	
November	11,320	
December	12,699	
January	14,350	
February	15,931	
March	17,580	
April	18,543	
May	18,548	
June	18,549	

QUALITY

	Quantity	Base Number	Contract	AT	Region	England
% of FP17s for the same patient ID Re-attending within 3 months - Children	30	631	4.8%	11.0%	11.7%	12.0%
% of FP17s for the same patient ID Re-attending within 3 months - Adults	211	1,702	12.4%	14.4%	15.2%	16.0%
% of FP17s for the same patient ID Re-attending between 3 & 9 months - Children	394	631	62.4%	56.8%	59.1%	58.0%
% of FP17s for the same patient ID Re-attending between 3 & 9 months - Adults	936	1,702	55.0%	49.2%	52.2%	50.9%
% of FP17s for Band 1 Urgent Courses	132	1,875	7.0%	8.3%	7.9%	9.1%
% of FP17s Relating to Free Repair or Replacements	10	1,875	0.5%	0.7%	0.8%	0.8%
% of FP17s Relating to Continuations	0	1,875	0.0%	0.9%	1.1%	1.1%
% of Patients satisfied with the dentistry they have received	4	5	N/A	91.4%	91.8%	91.7%
% of Patients satisfied with the time they had to wait for an appointment	5	5	N/A	87.1%	88.4%	88.0%

* This is based on patients treated on this contract for their most recent course of treatment. Figures in italics indicate the base number of FP17s or Patient Questionnaire responses are less than 100. N/A is shown where the base number of responses is less than 10 during the period. % is calculated as Quantity/Base number*100

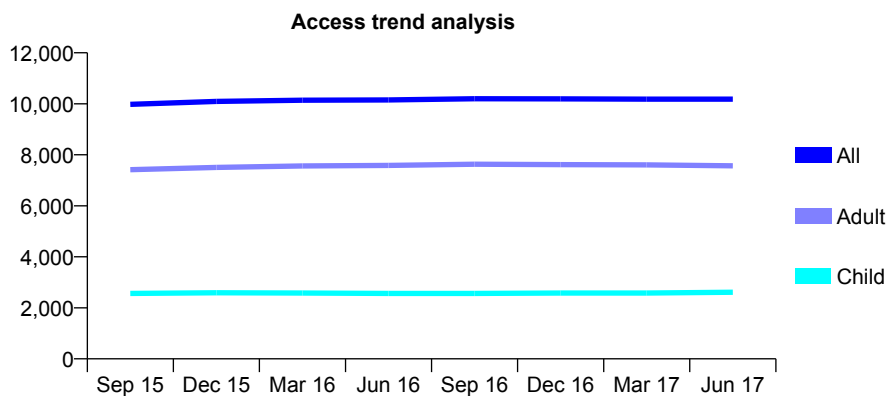
Q58 - Vital Signs At a Glance Contract Report for 162167/0001 - June 2017

Name or company name	A Gatrads Dental Surgey
Contract type name	GDS Contract
Purpose of contract	General
Contract start date	01/04/2011
Contract end date	

17/18 Contracted general activity (UDA)	28,325
Carry forward general activity (UDA)	0
17/18 Contracted orthodontic activity (UOA)	0
Carry forward orthodontic activity (UOA)	0
Baseline contract value	£710,833.85

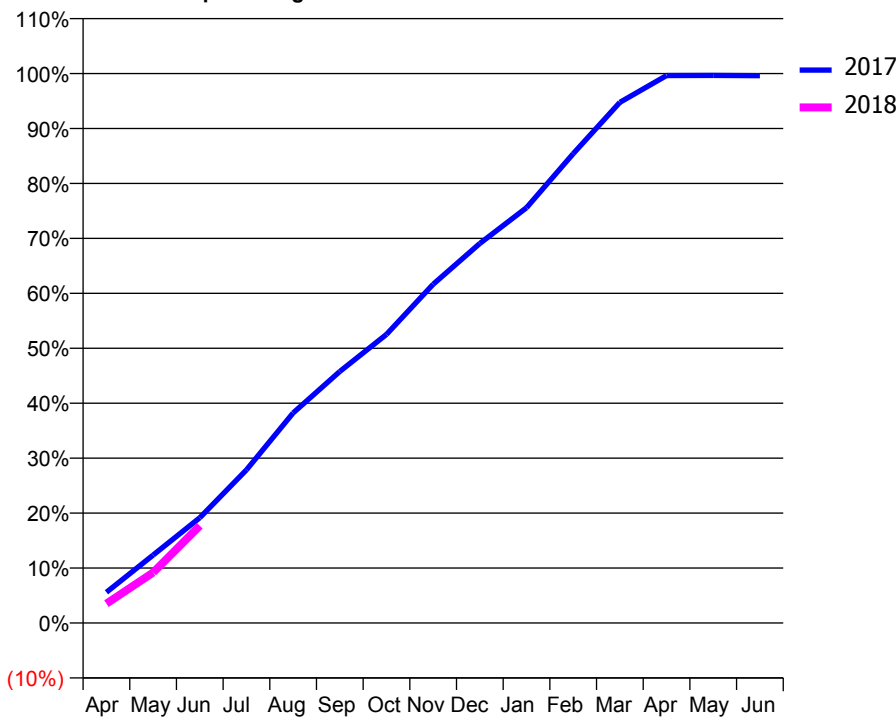
ACCESS*

Patients seen in 24 months	Total	Change since previous quarter
Quarter ending June 2016	10,153	
Quarter ending September 2016	10,197	→
Quarter ending December 2016	10,196	→
Quarter ending March 2017	10,183	→
Quarter ending June 2017	10,183	→
Variance since June 2016	0.3%	→



ACTIVITY

Cumulative percentage of contracted UDA delivered 2017 & 2018



Adjusted Scheduled Activity (UDA)

Month	2017	2018
April	1,587	1,001
May	3,505	2,605
June	5,429	5,017
July	7,892	
August	10,827	
September	12,965	
October	14,880	
November	17,462	
December	19,568	
January	21,411	
February	24,193	
March	26,841	
April	28,221	
May	28,224	
June	28,213	

QUALITY

	Quantity	Base Number	Contract	AT	Region	England
% of FP17s for the same patient ID Re-attending within 3 months - Children	63	795	7.9%	11.0%	11.7%	12.0%
% of FP17s for the same patient ID Re-attending within 3 months - Adults	314	2,050	15.3%	14.4%	15.2%	16.0%
% of FP17s for the same patient ID Re-attending between 3 & 9 months - Children	382	795	48.1%	56.8%	59.1%	58.0%
% of FP17s for the same patient ID Re-attending between 3 & 9 months - Adults	836	2,050	40.8%	49.2%	52.2%	50.9%
% of FP17s for Band 1 Urgent Courses	227	2,354	9.6%	8.3%	7.9%	9.1%
% of FP17s Relating to Free Repair or Replacements	11	2,354	0.5%	0.7%	0.8%	0.8%
% of FP17s Relating to Continuations	48	2,354	2.0%	0.9%	1.1%	1.1%
% of Patients satisfied with the dentistry they have received	20	20	100.0%	91.4%	91.8%	91.7%
% of Patients satisfied with the time they had to wait for an appointment	18	20	90.0%	87.1%	88.4%	88.0%

* This is based on patients treated on this contract for their most recent course of treatment. Figures in italics indicate the base number of FP17s or Patient Questionnaire responses are less than 100. N/A is shown where the base number of responses is less than 10 during the period. % is calculated as Quantity/Base number*100

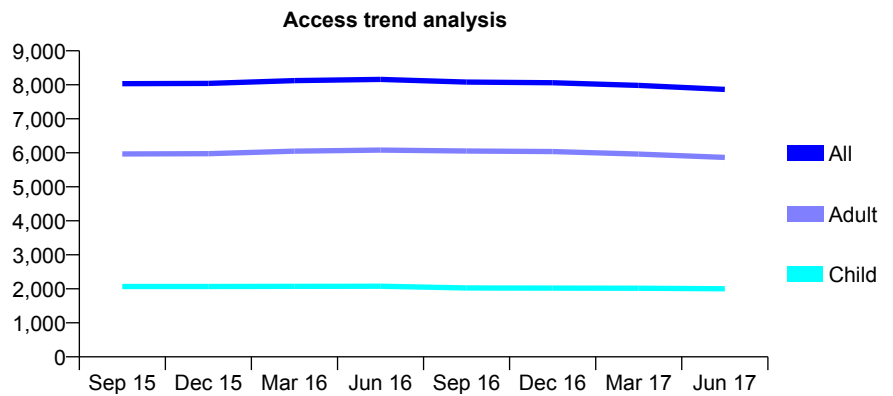
Q58 - Vital Signs At a Glance Contract Report for 163473/0001 - June 2017

Name or company name	Kettering Central Dental Practice
Contract type name	GDS Contract
Purpose of contract	General
Contract start date	05/10/2012
Contract end date	

17/18 Contracted general activity (UDA)	23,018
Carry forward general activity (UDA)	0
17/18 Contracted orthodontic activity (UOA)	0
Carry forward orthodontic activity (UOA)	0
Baseline contract value	£801,377.23

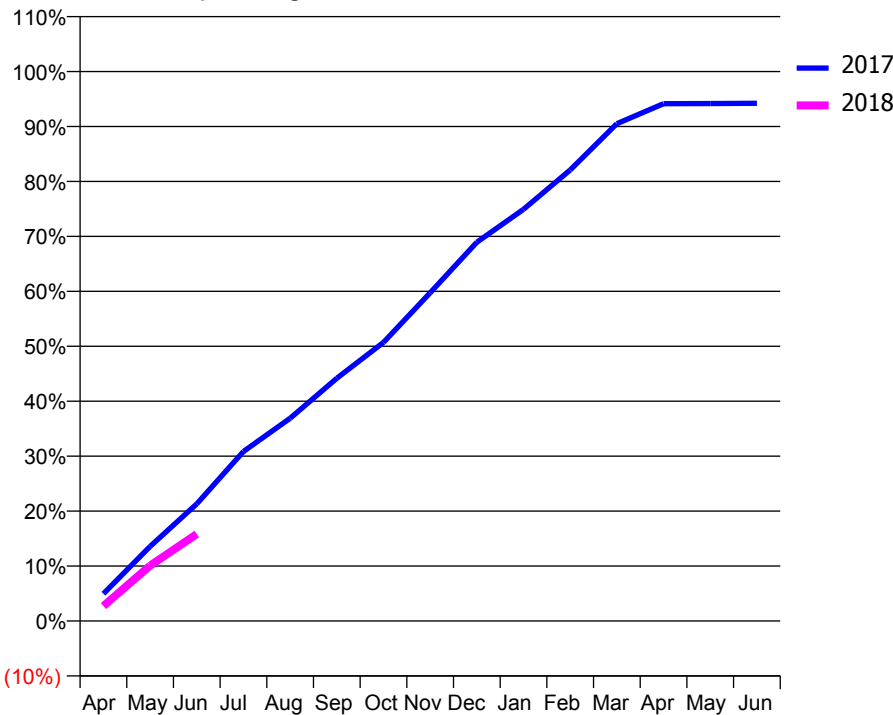
ACCESS*

Patients seen in 24 months	Total	Change since previous quarter
Quarter ending June 2016	8,160	
Quarter ending September 2016	8,079	→
Quarter ending December 2016	8,059	→
Quarter ending March 2017	7,981	→
Quarter ending June 2017	7,866	↓
Variance since June 2016	(3.6%)	↓



ACTIVITY

Cumulative percentage of contracted UDA delivered 2017 & 2018



Month	Adjusted Scheduled Activity (UDA)	
	2017	2018
April	1,145	631
May	3,127	2,321
June	4,907	3,642
July	7,104	
August	8,494	
September	10,168	
October	11,670	
November	13,749	
December	15,866	
January	17,245	
February	18,894	
March	20,835	
April	21,669	
May	21,678	
June	21,685	

QUALITY

	Quantity	Base Number	Contract	AT	Region	England
% of FP17s for the same patient ID Re-attending within 3 months - Children	35	544	6.4%	11.0%	11.7%	12.0%
% of FP17s for the same patient ID Re-attending within 3 months - Adults	196	1,537	12.8%	14.4%	15.2%	16.0%
% of FP17s for the same patient ID Re-attending between 3 & 9 months - Children	261	544	48.0%	56.8%	59.1%	58.0%
% of FP17s for the same patient ID Re-attending between 3 & 9 months - Adults	639	1,537	41.6%	49.2%	52.2%	50.9%
% of FP17s for Band 1 Urgent Courses	101	1,744	5.8%	8.3%	7.9%	9.1%
% of FP17s Relating to Free Repair or Replacements	9	1,744	0.5%	0.7%	0.8%	0.8%
% of FP17s Relating to Continuations	18	1,744	1.0%	0.9%	1.1%	1.1%
% of Patients satisfied with the dentistry they have received	9	10	90.0%	91.4%	91.8%	91.7%
% of Patients satisfied with the time they had to wait for an appointment	10	10	100.0%	87.1%	88.4%	88.0%

* This is based on patients treated on this contract for their most recent course of treatment. Figures in italics indicate the base number of FP17s or Patient Questionnaire responses are less than 100. N/A is shown where the base number of responses is less than 10 during the period. % is calculated as Quantity/Base number*100

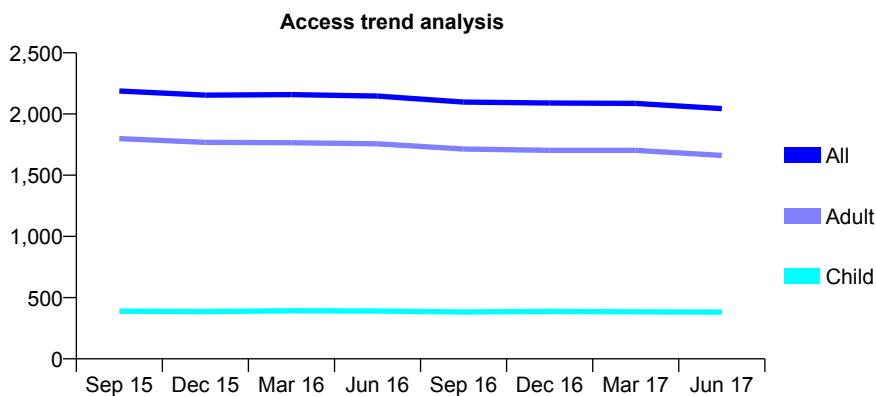
Q58 - Vital Signs At a Glance Contract Report for 164585/0001 - June 2017

Name or company name	MR A MCGREGOR AND DR M MOKHTAR
Contract type name	GDS Contract
Purpose of contract	General
Contract start date	01/04/2007
Contract end date	

17/18 Contracted general activity (UDA)	6,316
Carry forward general activity (UDA)	0
17/18 Contracted orthodontic activity (UOA)	0
Carry forward orthodontic activity (UOA)	0
Baseline contract value	£139,327.19

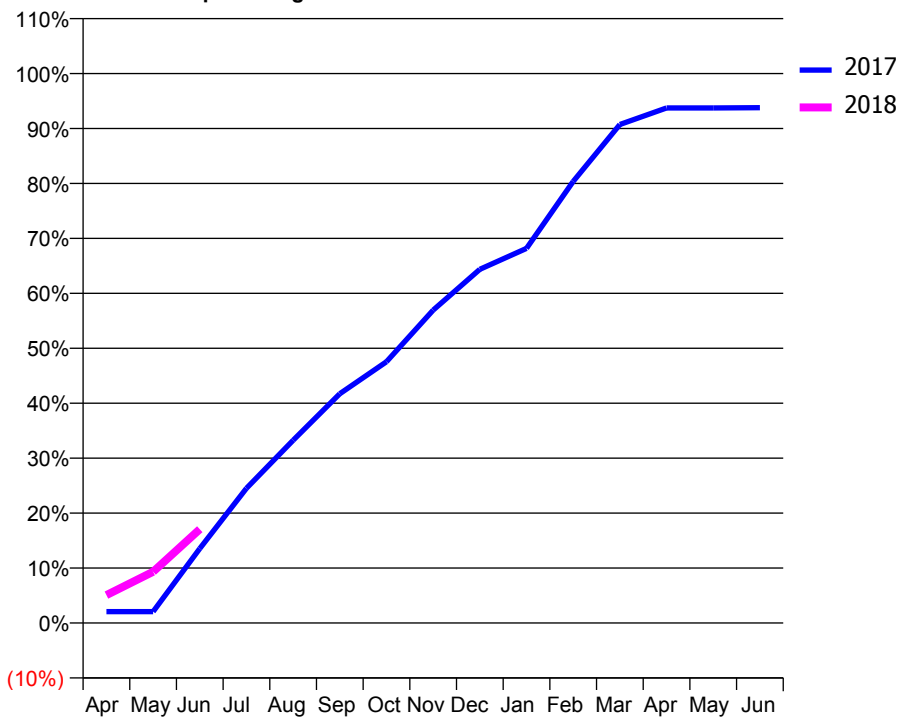
ACCESS*

Patients seen in 24 months	Total	Change since previous quarter
Quarter ending June 2016	2,147	
Quarter ending September 2016	2,097	↓
Quarter ending December 2016	2,090	→
Quarter ending March 2017	2,087	→
Quarter ending June 2017	2,044	↓
Variance since June 2016	(4.8%)	↓



ACTIVITY

Cumulative percentage of contracted UDA delivered 2017 & 2018



Adjusted Scheduled Activity (UDA)		
Month	2017	2018
April	130	322
May	130	589
June	856	1,079
July	1,549	
August	2,101	
September	2,636	
October	3,003	
November	3,596	
December	4,065	
January	4,306	
February	5,075	
March	5,730	
April	5,919	
May	5,919	
June	5,922	

QUALITY

	Quantity	Base Number	Contract	AT	Region	England
% of FP17s for the same patient ID Re-attending within 3 months - Children	14	138	10.1%	11.0%	11.7%	12.0%
% of FP17s for the same patient ID Re-attending within 3 months - Adults	90	548	16.4%	14.4%	15.2%	16.0%
% of FP17s for the same patient ID Re-attending between 3 & 9 months - Children	77	138	55.8%	56.8%	59.1%	58.0%
% of FP17s for the same patient ID Re-attending between 3 & 9 months - Adults	366	548	66.8%	49.2%	52.2%	50.9%
% of FP17s for Band 1 Urgent Courses	8	609	1.3%	8.3%	7.9%	9.1%
% of FP17s Relating to Free Repair or Replacements	10	609	1.6%	0.7%	0.8%	0.8%
% of FP17s Relating to Continuations	5	609	0.8%	0.9%	1.1%	1.1%
% of Patients satisfied with the dentistry they have received	1	1	N/A	91.4%	91.8%	91.7%
% of Patients satisfied with the time they had to wait for an appointment	1	1	N/A	87.1%	88.4%	88.0%

* This is based on patients treated on this contract for their most recent course of treatment. Figures in italics indicate the base number of FP17s or Patient Questionnaire responses are less than 100. N/A is shown where the base number of responses is less than 10 during the period. % is calculated as Quantity/Base number*100

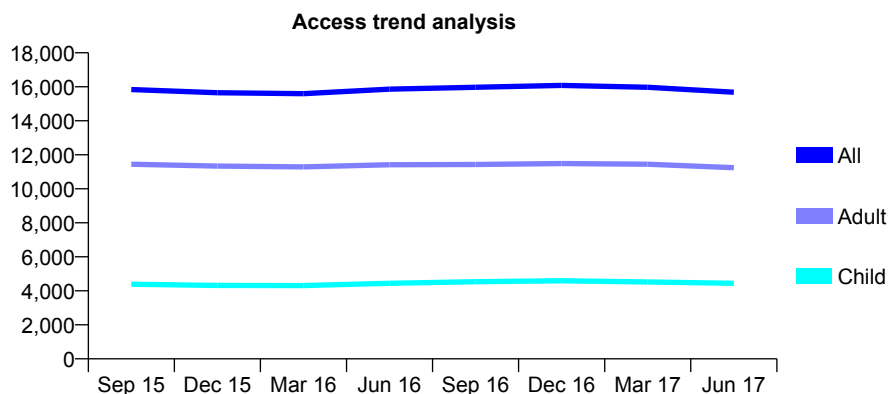
Q58 - Vital Signs At a Glance Contract Report for 164593/0001 - June 2017

Name or company name	Dental Suite Ltd
Contract type name	GDS Contract
Purpose of contract	General
Contract start date	01/04/2007
Contract end date	

17/18 Contracted general activity (UDA)	37,656
Carry forward general activity (UDA)	0
17/18 Contracted orthodontic activity (UOA)	0
Carry forward orthodontic activity (UOA)	0
Baseline contract value	£904,760.52

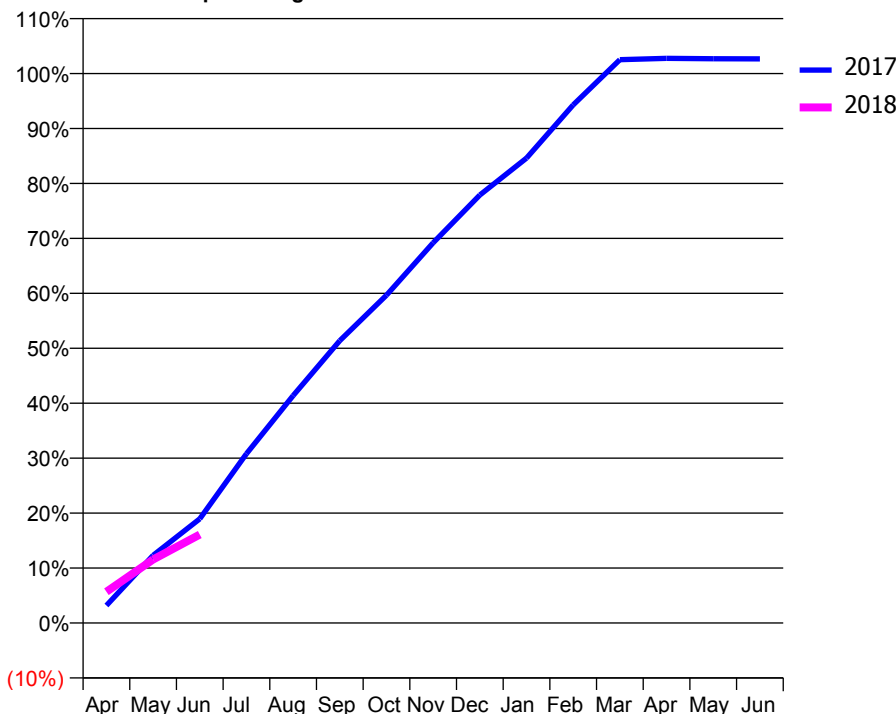
ACCESS*

Patients seen in 24 months	Total	Change since previous quarter
Quarter ending June 2016	15,863	
Quarter ending September 2016	15,974	→
Quarter ending December 2016	16,083	→
Quarter ending March 2017	15,971	→
Quarter ending June 2017	15,682	↓
Variance since June 2016	(1.1%)	↓



ACTIVITY

Cumulative percentage of contracted UDA delivered 2017 & 2018



Month	Adjusted Scheduled Activity (UDA)	
	2017	2018
April	1,198	2,142
May	4,640	4,356
June	7,143	6,060
July	11,596	
August	15,586	
September	19,351	
October	22,468	
November	26,055	
December	29,328	
January	31,858	
February	35,504	
March	38,605	
April	38,694	
May	38,671	
June	38,660	

QUALITY

	Quantity	Base Number	Contract	AT	Region	England
% of FP17s for the same patient ID Re-attending within 3 months - Children	45	1,174	3.8%	11.0%	11.7%	12.0%
% of FP17s for the same patient ID Re-attending within 3 months - Adults	139	2,433	5.7%	14.4%	15.2%	16.0%
% of FP17s for the same patient ID Re-attending between 3 & 9 months - Children	838	1,174	71.4%	56.8%	59.1%	58.0%
% of FP17s for the same patient ID Re-attending between 3 & 9 months - Adults	1,718	2,433	70.6%	49.2%	52.2%	50.9%
% of FP17s for Band 1 Urgent Courses	236	3,552	6.6%	8.3%	7.9%	9.1%
% of FP17s Relating to Free Repair or Replacements	3	3,552	0.1%	0.7%	0.8%	0.8%
% of FP17s Relating to Continuations	1	3,552	0.0%	0.9%	1.1%	1.1%
% of Patients satisfied with the dentistry they have received	19	20	95.0%	91.4%	91.8%	91.7%
% of Patients satisfied with the time they had to wait for an appointment	18	20	90.0%	87.1%	88.4%	88.0%

* This is based on patients treated on this contract for their most recent course of treatment. Figures in italics indicate the base number of FP17s or Patient Questionnaire responses are less than 100. N/A is shown where the base number of responses is less than 10 during the period. % is calculated as Quantity/Base number*100

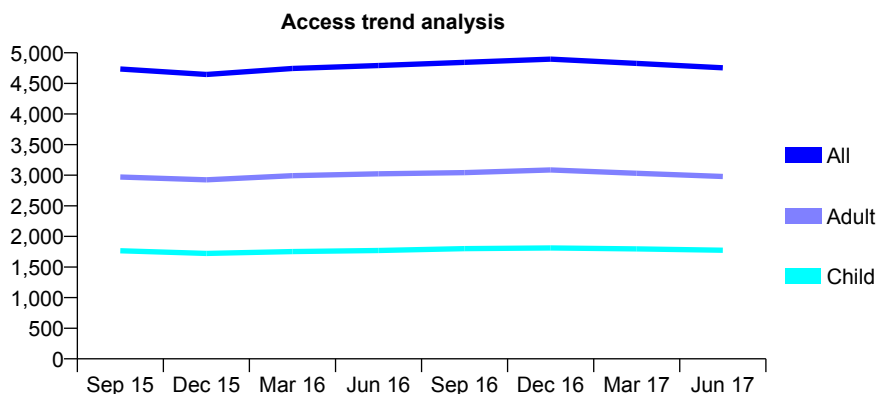
Q58 - Vital Signs At a Glance Contract Report for 165034/0001 - June 2017

Name or company name	Ross, Hirschowitz & Videlefsky
Contract type name	GDS Contract
Purpose of contract	General
Contract start date	01/04/2009
Contract end date	

17/18 Contracted general activity (UDA)	12,500
Carry forward general activity (UDA)	0
17/18 Contracted orthodontic activity (UOA)	0
Carry forward orthodontic activity (UOA)	0
Baseline contract value	£297,872.00

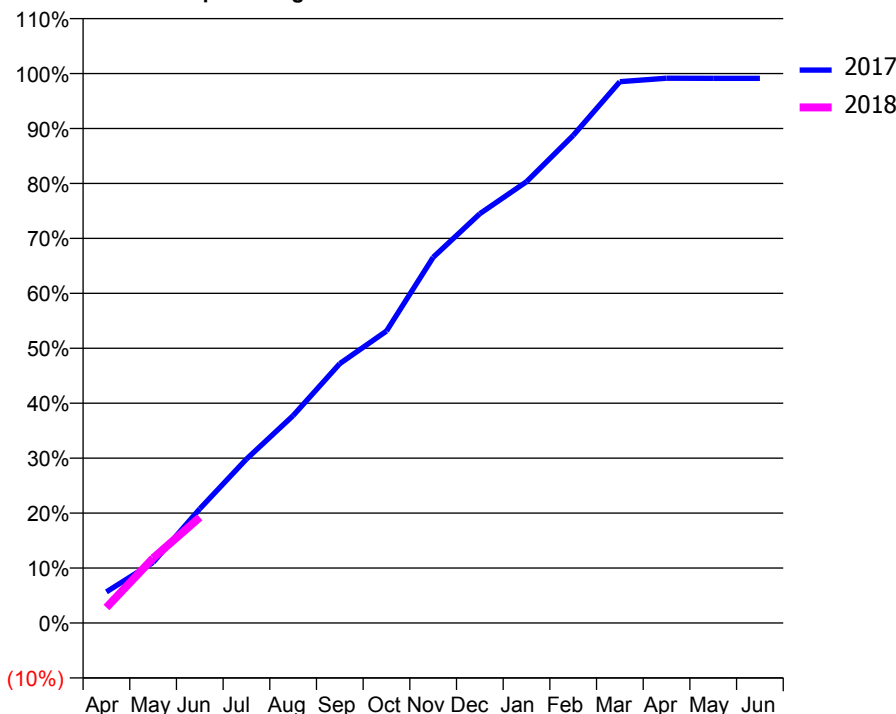
ACCESS*

Patients seen in 24 months	Total	Change since previous quarter
Quarter ending June 2016	4,792	
Quarter ending September 2016	4,844	→
Quarter ending December 2016	4,897	→
Quarter ending March 2017	4,827	↓
Quarter ending June 2017	4,754	↓
Variance since June 2016	(0.8%)	→



ACTIVITY

Cumulative percentage of contracted UDA delivered 2017 & 2018



Month	Adjusted Scheduled Activity (UDA)	
	2017	2018
April	707	352
May	1,378	1,474
June	2,599	2,405
July	3,729	
August	4,720	
September	5,902	
October	6,641	
November	8,320	
December	9,310	
January	10,039	
February	11,092	
March	12,313	
April	12,391	
May	12,388	
June	12,388	

QUALITY

	Quantity	Base Number	Contract	AT	Region	England
% of FP17s for the same patient ID Re-attending within 3 months - Children	55	652	8.4%	11.0%	11.7%	12.0%
% of FP17s for the same patient ID Re-attending within 3 months - Adults	96	740	13.0%	14.4%	15.2%	16.0%
% of FP17s for the same patient ID Re-attending between 3 & 9 months - Children	461	652	70.7%	56.8%	59.1%	58.0%
% of FP17s for the same patient ID Re-attending between 3 & 9 months - Adults	434	740	58.6%	49.2%	52.2%	50.9%
% of FP17s for Band 1 Urgent Courses	119	1,348	8.8%	8.3%	7.9%	9.1%
% of FP17s Relating to Free Repair or Replacements	2	1,348	0.1%	0.7%	0.8%	0.8%
% of FP17s Relating to Continuations	1	1,348	0.1%	0.9%	1.1%	1.1%
% of Patients satisfied with the dentistry they have received	8	8	N/A	91.4%	91.8%	91.7%
% of Patients satisfied with the time they had to wait for an appointment	7	8	N/A	87.1%	88.4%	88.0%

* This is based on patients treated on this contract for their most recent course of treatment. Figures in italics indicate the base number of FP17s or Patient Questionnaire responses are less than 100. N/A is shown where the base number of responses is less than 10 during the period. % is calculated as Quantity/Base number*100

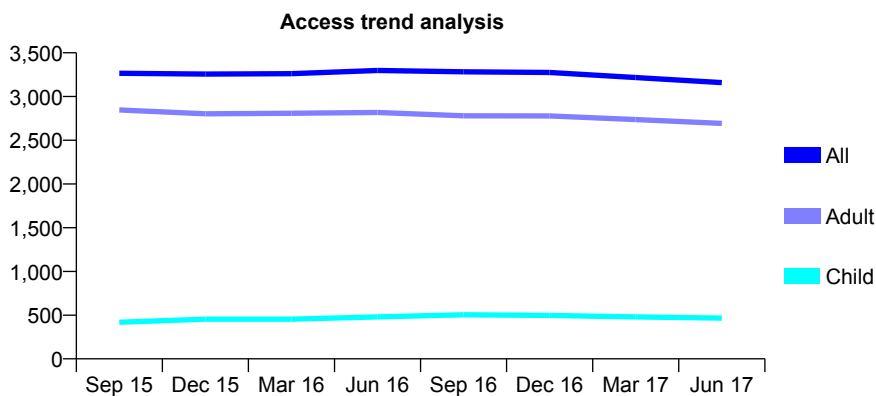
Q58 - Vital Signs At a Glance Contract Report for 165220/0001 - June 2017

Name or company name	Beech Hill Dental Practice Limited
Contract type name	GDS Contract
Purpose of contract	General
Contract start date	01/10/2010
Contract end date	

17/18 Contracted general activity (UDA)	11,000
Carry forward general activity (UDA)	0
17/18 Contracted orthodontic activity (UOA)	0
Carry forward orthodontic activity (UOA)	0
Baseline contract value	£272,592.05

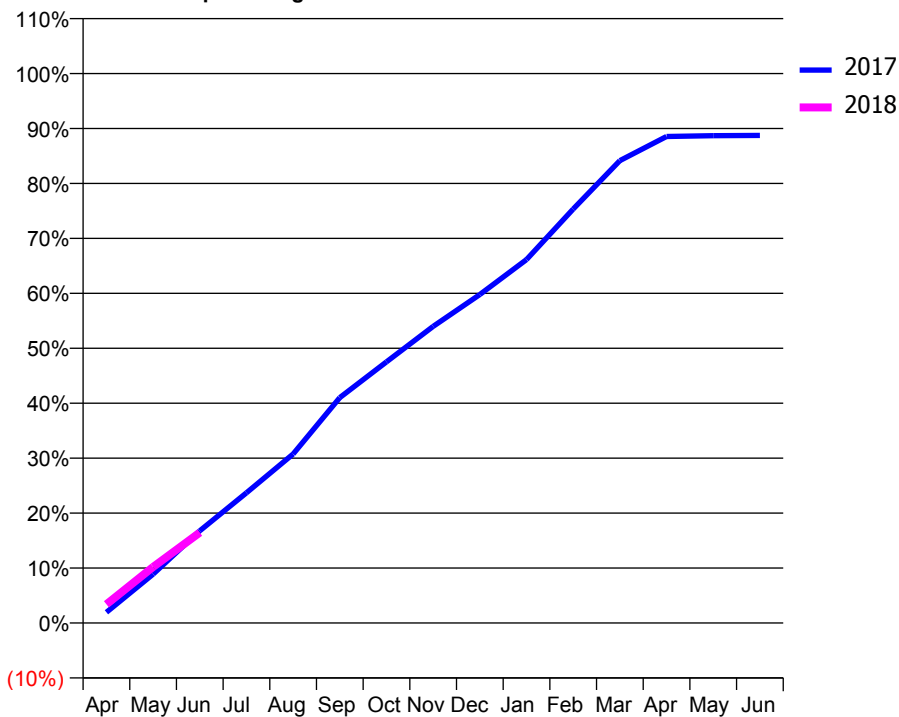
ACCESS*

Patients seen in 24 months	Total	Change since previous quarter
Quarter ending June 2016	3,298	
Quarter ending September 2016	3,283	→
Quarter ending December 2016	3,275	→
Quarter ending March 2017	3,217	↓
Quarter ending June 2017	3,159	↓
Variance since June 2016	(4.2%)	↓



ACTIVITY

Cumulative percentage of contracted UDA delivered 2017 & 2018



Month	Adjusted Scheduled Activity (UDA)	
	2017	2018
April	214	374
May	979	1,122
June	1,845	1,811
July	2,607	
August	3,383	
September	4,511	
October	5,228	
November	5,939	
December	6,576	
January	7,276	
February	8,286	
March	9,256	
April	9,740	
May	9,755	
June	9,759	

QUALITY

	Quantity	Base Number	Contract	AT	Region	England
% of FP17s for the same patient ID Re-attending within 3 months - Children	10	115	8.7%	11.0%	11.7%	12.0%
% of FP17s for the same patient ID Re-attending within 3 months - Adults	88	674	13.1%	14.4%	15.2%	16.0%
% of FP17s for the same patient ID Re-attending between 3 & 9 months - Children	30	115	26.1%	56.8%	59.1%	58.0%
% of FP17s for the same patient ID Re-attending between 3 & 9 months - Adults	215	674	31.9%	49.2%	52.2%	50.9%
% of FP17s for Band 1 Urgent Courses	73	662	11.0%	8.3%	7.9%	9.1%
% of FP17s Relating to Free Repair or Replacements	1	662	0.2%	0.7%	0.8%	0.8%
% of FP17s Relating to Continuations	7	662	1.1%	0.9%	1.1%	1.1%
% of Patients satisfied with the dentistry they have received	10	10	100.0%	91.4%	91.8%	91.7%
% of Patients satisfied with the time they had to wait for an appointment	10	10	100.0%	87.1%	88.4%	88.0%

* This is based on patients treated on this contract for their most recent course of treatment. Figures in italics indicate the base number of FP17s or Patient Questionnaire responses are less than 100. N/A is shown where the base number of responses is less than 10 during the period. % is calculated as Quantity/Base number*100

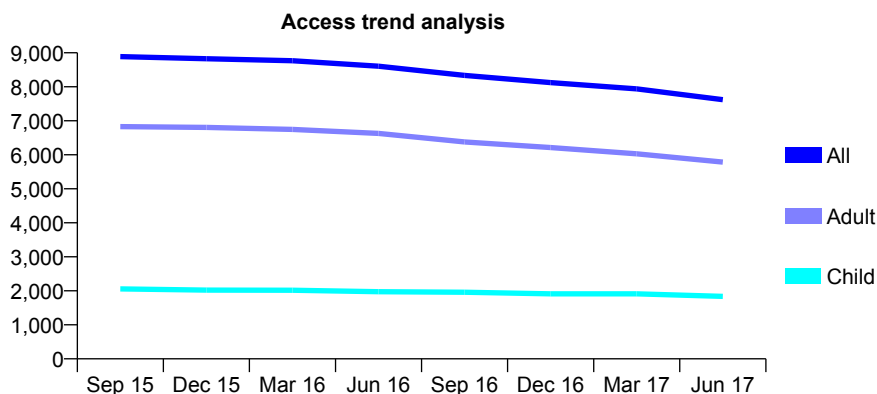
Q58 - Vital Signs At a Glance Contract Report for 167045/0001 - June 2017

Name or company name	QUALITY DENTAL CARE LIMITED
Contract type name	GDS Contract
Purpose of contract	General and Orthodontic
Contract start date	05/02/2008
Contract end date	

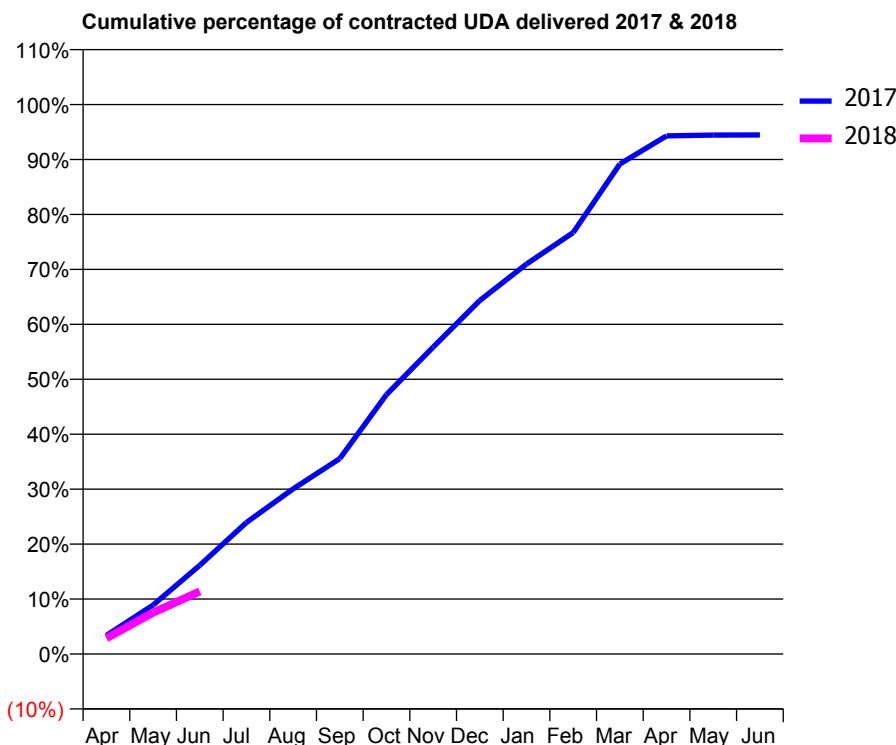
17/18 Contracted general activity (UDA)	18,500
Carry forward general activity (UDA)	0
17/18 Contracted orthodontic activity (UOA)	4,389
Carry forward orthodontic activity (UOA)	0
Baseline contract value	£700,913.72

ACCESS*

Patients seen in 24 months	Total	Change since previous quarter
Quarter ending June 2016	8,607	
Quarter ending September 2016	8,336	↓
Quarter ending December 2016	8,124	↓
Quarter ending March 2017	7,940	↓
Quarter ending June 2017	7,623	↓
Variance since June 2016	(11.4%)	↓



ACTIVITY



Month	Adjusted Scheduled Activity (UDA)	
	2017	2018
April	626	530
May	1,649	1,394
June	2,989	2,106
July	4,430	
August	5,559	
September	6,580	
October	8,733	
November	10,331	
December	11,905	
January	13,127	
February	14,189	
March	16,498	
April	17,442	
May	17,469	
June	17,473	

QUALITY

	Quantity	Base Number	Contract	AT	Region	England
% of FP17s for the same patient ID Re-attending within 3 months - Children	50	471	10.6%	11.0%	11.7%	12.0%
% of FP17s for the same patient ID Re-attending within 3 months - Adults	199	1,082	18.4%	14.4%	15.2%	16.0%
% of FP17s for the same patient ID Re-attending between 3 & 9 months - Children	170	471	36.1%	56.8%	59.1%	58.0%
% of FP17s for the same patient ID Re-attending between 3 & 9 months - Adults	385	1,082	35.6%	49.2%	52.2%	50.9%
% of FP17s for Band 1 Urgent Courses	108	1,079	10.0%	8.3%	7.9%	9.1%
% of FP17s Relating to Free Repair or Replacements	16	1,079	1.5%	0.7%	0.8%	0.8%
% of FP17s Relating to Continuations	14	1,079	1.3%	0.9%	1.1%	1.1%
% of Patients satisfied with the dentistry they have received	6	7	N/A	91.4%	91.8%	91.7%
% of Patients satisfied with the time they had to wait for an appointment	7	7	N/A	87.1%	88.4%	88.0%

* This is based on patients treated on this contract for their most recent course of treatment. Figures in italics indicate the base number of FP17s or Patient Questionnaire responses are less than 100. N/A is shown where the base number of responses is less than 10 during the period. % is calculated as Quantity/Base number*100

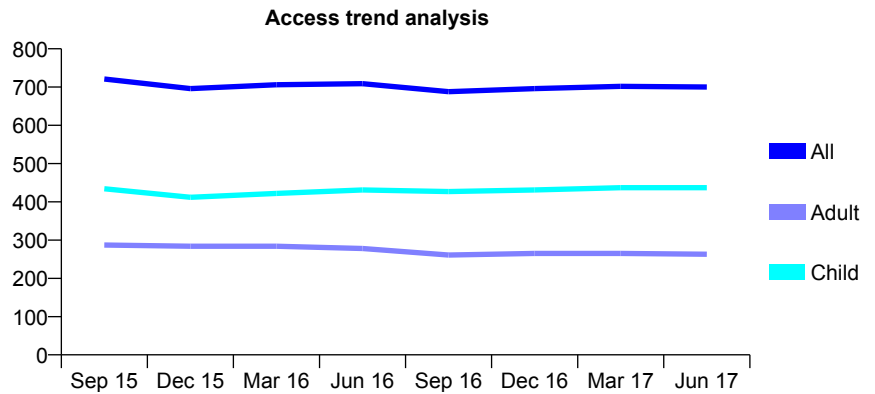
Q58 - Vital Signs At a Glance Contract Report for 167703/0001 - June 2017

Name or company name	Red House Dental
Contract type name	GDS Contract
Purpose of contract	General
Contract start date	01/12/2011
Contract end date	

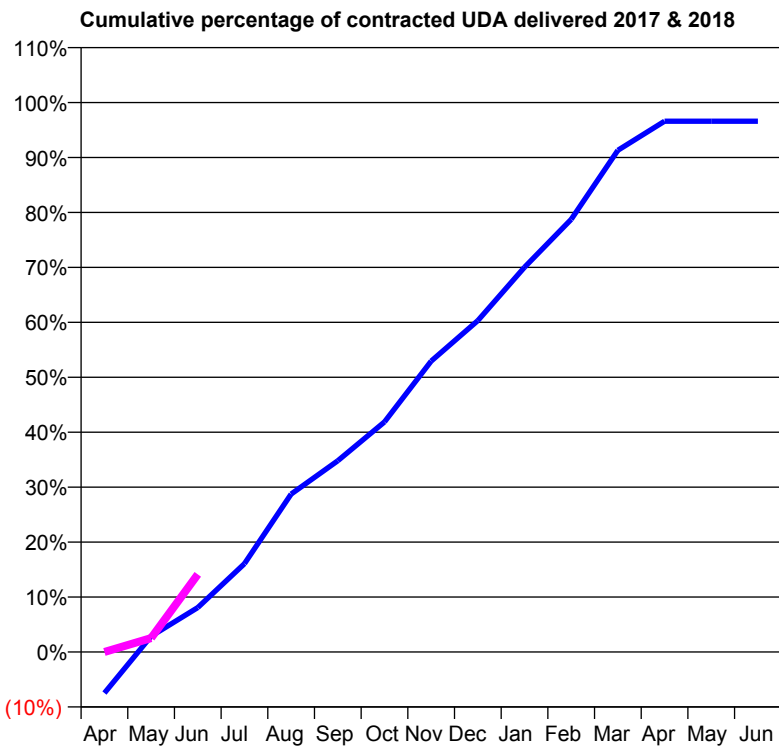
17/18 Contracted general activity (UDA)	1,668
Carry forward general activity (UDA)	0
17/18 Contracted orthodontic activity (UOA)	0
Carry forward orthodontic activity (UOA)	0
Baseline contract value	£40,393.69

ACCESS*

Patients seen in 24 months	Total	Change since previous quarter
Quarter ending June 2016	709	
Quarter ending September 2016	688	↓
Quarter ending December 2016	696	→
Quarter ending March 2017	702	→
Quarter ending June 2017	700	→
Variance since June 2016	(1.3%)	↓



ACTIVITY



Month	Adjusted Scheduled Activity (UDA)	
	2017	2018
April	-125	0
May	48	42
June	135	236
July	268	
August	479	
September	581	
October	699	
November	883	
December	1,006	
January	1,168	
February	1,313	
March	1,523	
April	1,611	
May	1,611	
June	1,611	

QUALITY

	Quantity	Base Number	Contract	AT	Region	England
% of FP17s for the same patient ID Re-attending within 3 months - Children	9	135	6.7%	11.0%	11.7%	12.0%
% of FP17s for the same patient ID Re-attending within 3 months - Adults	12	72	16.7%	14.4%	15.2%	16.0%
% of FP17s for the same patient ID Re-attending between 3 & 9 months - Children	83	135	61.5%	56.8%	59.1%	58.0%
% of FP17s for the same patient ID Re-attending between 3 & 9 months - Adults	42	72	58.3%	49.2%	52.2%	50.9%
% of FP17s for Band 1 Urgent Courses	3	152	2.0%	8.3%	7.9%	9.1%
% of FP17s Relating to Free Repair or Replacements	1	152	0.7%	0.7%	0.8%	0.8%
% of FP17s Relating to Continuations	8	152	5.3%	0.9%	1.1%	1.1%
% of Patients satisfied with the dentistry they have received	2	2	N/A	91.4%	91.8%	91.7%
% of Patients satisfied with the time they had to wait for an appointment	2	2	N/A	87.1%	88.4%	88.0%

* This is based on patients treated on this contract for their most recent course of treatment. Figures in italics indicate the base number of FP17s or Patient Questionnaire responses are less than 100. N/A is shown where the base number of responses is less than 10 during the period. % is calculated as Quantity/Base number*100

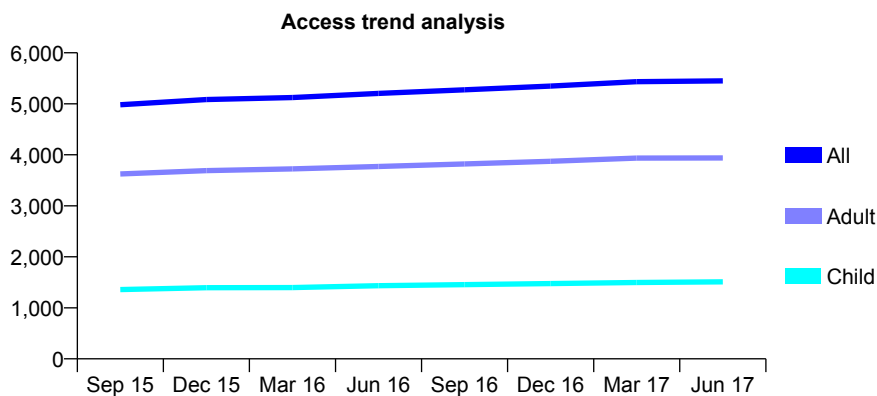
Q58 - Vital Signs At a Glance Contract Report for 168335/0001 - June 2017

Name or company name	Darius G-Sair & Associates Limited
Contract type name	GDS Contract
Purpose of contract	General
Contract start date	01/04/2009
Contract end date	

17/18 Contracted general activity (UDA)	18,357
Carry forward general activity (UDA)	0
17/18 Contracted orthodontic activity (UOA)	0
Carry forward orthodontic activity (UOA)	0
Baseline contract value	£535,389.22

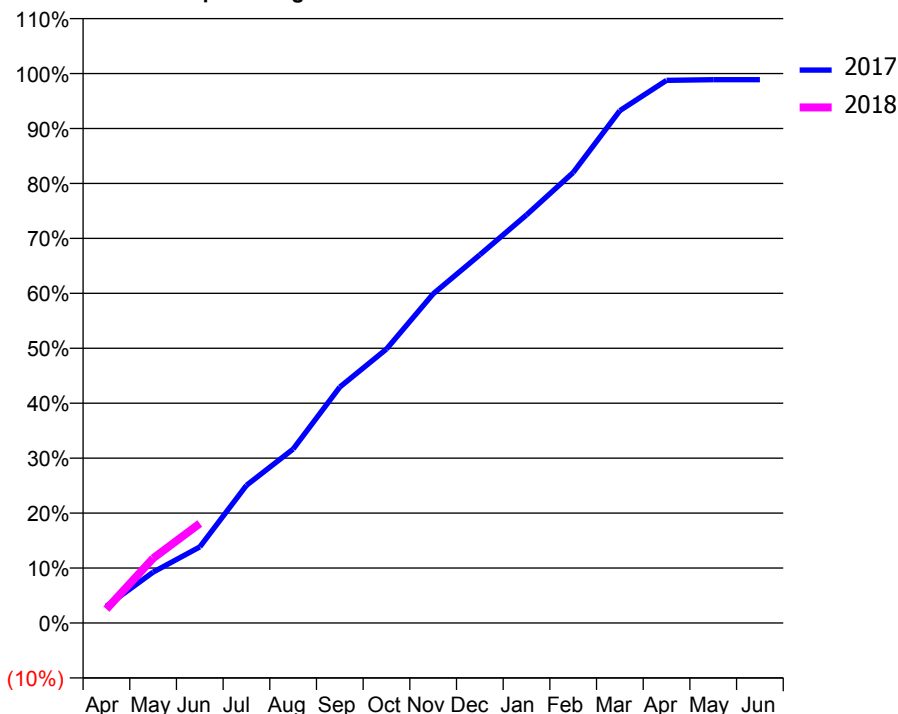
ACCESS*

Patients seen in 24 months	Total	Change since previous quarter
Quarter ending June 2016	5,204	
Quarter ending September 2016	5,274	→
Quarter ending December 2016	5,347	→
Quarter ending March 2017	5,435	→
Quarter ending June 2017	5,450	→
Variance since June 2016	4.7%	↑



ACTIVITY

Cumulative percentage of contracted UDA delivered 2017 & 2018



Month	Adjusted Scheduled Activity (UDA)	
	2017	2018
April	565	463
May	1,699	2,163
June	2,543	3,323
July	4,601	
August	5,812	
September	7,882	
October	9,150	
November	10,996	
December	12,303	
January	13,634	
February	15,051	
March	17,116	
April	18,130	
May	18,152	
June	18,152	

QUALITY

	Quantity	Base Number	Contract	AT	Region	England
% of FP17s for the same patient ID Re-attending within 3 months - Children	64	517	12.4%	11.0%	11.7%	12.0%
% of FP17s for the same patient ID Re-attending within 3 months - Adults	219	1,196	18.3%	14.4%	15.2%	16.0%
% of FP17s for the same patient ID Re-attending between 3 & 9 months - Children	298	517	57.6%	56.8%	59.1%	58.0%
% of FP17s for the same patient ID Re-attending between 3 & 9 months - Adults	586	1,196	49.0%	49.2%	52.2%	50.9%
% of FP17s for Band 1 Urgent Courses	241	1,372	17.6%	8.3%	7.9%	9.1%
% of FP17s Relating to Free Repair or Replacements	20	1,372	1.5%	0.7%	0.8%	0.8%
% of FP17s Relating to Continuations	10	1,372	0.7%	0.9%	1.1%	1.1%
% of Patients satisfied with the dentistry they have received	8	8	N/A	91.4%	91.8%	91.7%
% of Patients satisfied with the time they had to wait for an appointment	8	8	N/A	87.1%	88.4%	88.0%

* This is based on patients treated on this contract for their most recent course of treatment. Figures in italics indicate the base number of FP17s or Patient Questionnaire responses are less than 100. N/A is shown where the base number of responses is less than 10 during the period. % is calculated as Quantity/Base number*100

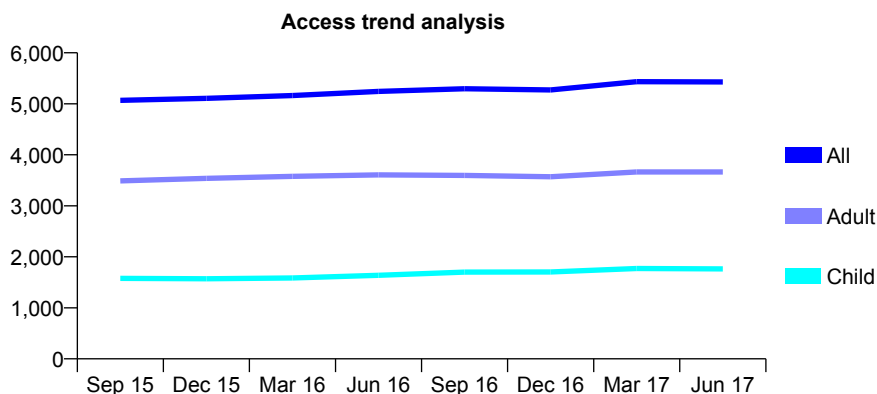
Q58 - Vital Signs At a Glance Contract Report for 168343/0001 - June 2017

Name or company name	INSPIRE DENTAL CARE
Contract type name	GDS Contract
Purpose of contract	General
Contract start date	01/02/2008
Contract end date	

17/18 Contracted general activity (UDA)	17,816
Carry forward general activity (UDA)	0
17/18 Contracted orthodontic activity (UOA)	0
Carry forward orthodontic activity (UOA)	0
Baseline contract value	£430,870.50

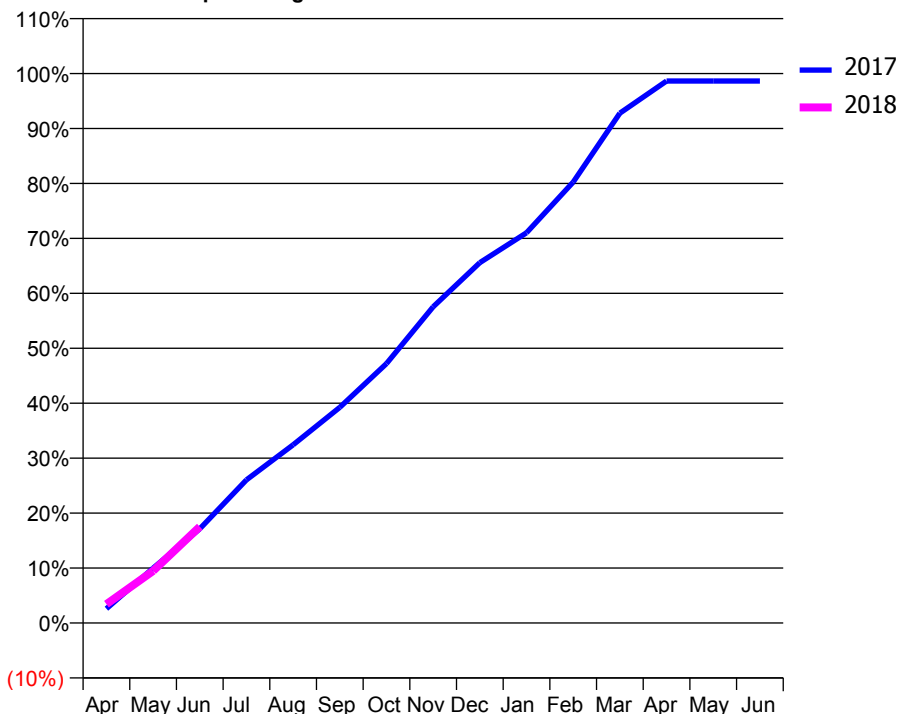
ACCESS*

Patients seen in 24 months	Total	Change since previous quarter
Quarter ending June 2016	5,244	
Quarter ending September 2016	5,295	→
Quarter ending December 2016	5,273	→
Quarter ending March 2017	5,433	↑
Quarter ending June 2017	5,428	→
Variance since June 2016	3.5%	↑



ACTIVITY

Cumulative percentage of contracted UDA delivered 2017 & 2018



Month	Adjusted Scheduled Activity (UDA)	
	2017	2018
April	465	610
May	1,779	1,686
June	3,054	3,126
July	4,640	
August	5,778	
September	6,993	
October	8,412	
November	10,252	
December	11,683	
January	12,652	
February	14,295	
March	16,531	
April	17,574	
May	17,574	
June	17,574	

QUALITY

	Quantity	Base Number	Contract	AT	Region	England
% of FP17s for the same patient ID Re-attending within 3 months - Children	44	547	8.0%	11.0%	11.7%	12.0%
% of FP17s for the same patient ID Re-attending within 3 months - Adults	119	987	12.1%	14.4%	15.2%	16.0%
% of FP17s for the same patient ID Re-attending between 3 & 9 months - Children	235	547	43.0%	56.8%	59.1%	58.0%
% of FP17s for the same patient ID Re-attending between 3 & 9 months - Adults	325	987	32.9%	49.2%	52.2%	50.9%
% of FP17s for Band 1 Urgent Courses	79	1,208	6.5%	8.3%	7.9%	9.1%
% of FP17s Relating to Free Repair or Replacements	11	1,208	0.9%	0.7%	0.8%	0.8%
% of FP17s Relating to Continuations	12	1,208	1.0%	0.9%	1.1%	1.1%
% of Patients satisfied with the dentistry they have received	6	7	N/A	91.4%	91.8%	91.7%
% of Patients satisfied with the time they had to wait for an appointment	6	7	N/A	87.1%	88.4%	88.0%

* This is based on patients treated on this contract for their most recent course of treatment. Figures in italics indicate the base number of FP17s or Patient Questionnaire responses are less than 100. N/A is shown where the base number of responses is less than 10 during the period. % is calculated as Quantity/Base number*100

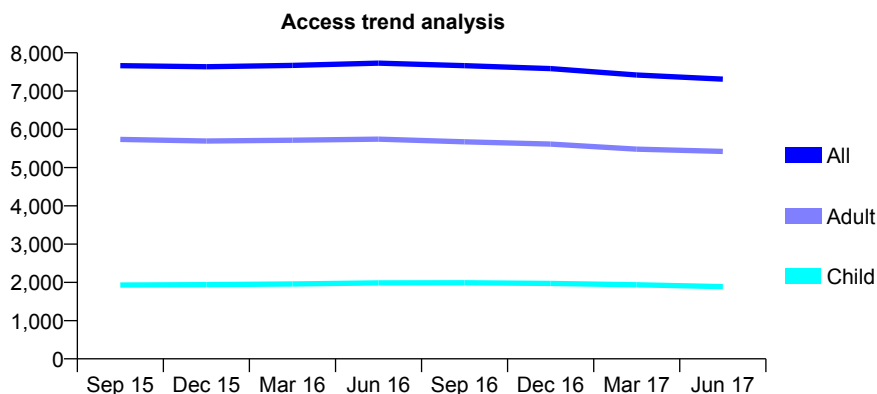
Q58 - Vital Signs At a Glance Contract Report for 169471/0001 - June 2017

Name or company name	Sawbridgeworth Dental Practice Limited
Contract type name	GDS Contract
Purpose of contract	General
Contract start date	01/04/2009
Contract end date	

17/18 Contracted general activity (UDA)	18,155
Carry forward general activity (UDA)	0
17/18 Contracted orthodontic activity (UOA)	0
Carry forward orthodontic activity (UOA)	0
Baseline contract value	£439,016.91

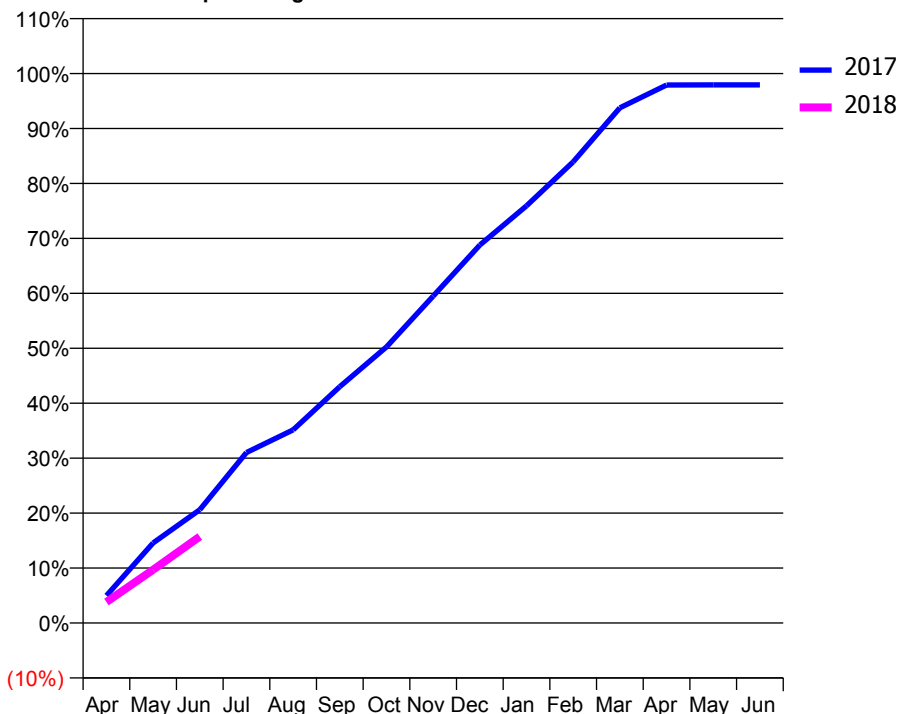
ACCESS*

Patients seen in 24 months	Total	Change since previous quarter
Quarter ending June 2016	7,730	
Quarter ending September 2016	7,662	→
Quarter ending December 2016	7,586	→
Quarter ending March 2017	7,421	↓
Quarter ending June 2017	7,310	↓
Variance since June 2016	(5.4%)	↓



ACTIVITY

Cumulative percentage of contracted UDA delivered 2017 & 2018



Adjusted Scheduled Activity (UDA)

Month	2017	2018
April	789	692
May	2,312	1,760
June	3,268	2,858
July	4,919	
August	5,572	
September	6,821	
October	7,968	
November	9,433	
December	10,906	
January	12,039	
February	13,305	
March	14,867	
April	15,524	
May	15,527	
June	15,527	

QUALITY

	Quantity	Base Number	Contract	AT	Region	England
% of FP17s for the same patient ID Re-attending within 3 months - Children	33	570	5.8%	11.0%	11.7%	12.0%
% of FP17s for the same patient ID Re-attending within 3 months - Adults	198	1,456	13.6%	14.4%	15.2%	16.0%
% of FP17s for the same patient ID Re-attending between 3 & 9 months - Children	306	570	53.7%	56.8%	59.1%	58.0%
% of FP17s for the same patient ID Re-attending between 3 & 9 months - Adults	614	1,456	42.2%	49.2%	52.2%	50.9%
% of FP17s for Band 1 Urgent Courses	189	1,709	11.1%	8.3%	7.9%	9.1%
% of FP17s Relating to Free Repair or Replacements	11	1,709	0.6%	0.7%	0.8%	0.8%
% of FP17s Relating to Continuations	27	1,709	1.6%	0.9%	1.1%	1.1%
% of Patients satisfied with the dentistry they have received	10	12	83.3%	91.4%	91.8%	91.7%
% of Patients satisfied with the time they had to wait for an appointment	8	12	66.7%	87.1%	88.4%	88.0%

* This is based on patients treated on this contract for their most recent course of treatment. Figures in italics indicate the base number of FP17s or Patient Questionnaire responses are less than 100. N/A is shown where the base number of responses is less than 10 during the period. % is calculated as Quantity/Base number*100

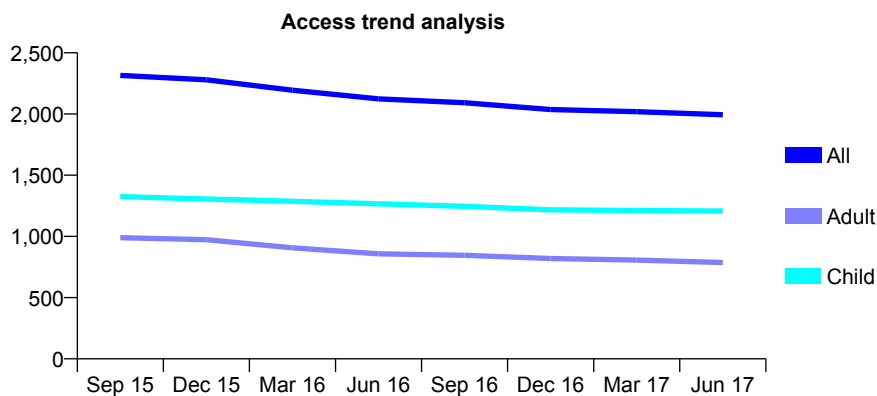
Q58 - Vital Signs At a Glance Contract Report for 169684/0001 - June 2017

Name or company name	Beehive Dental Practice
Contract type name	GDS Contract
Purpose of contract	General
Contract start date	01/04/2006
Contract end date	

17/18 Contracted general activity (UDA)	7,550
Carry forward general activity (UDA)	0
17/18 Contracted orthodontic activity (UOA)	0
Carry forward orthodontic activity (UOA)	0
Baseline contract value	£182,008.74

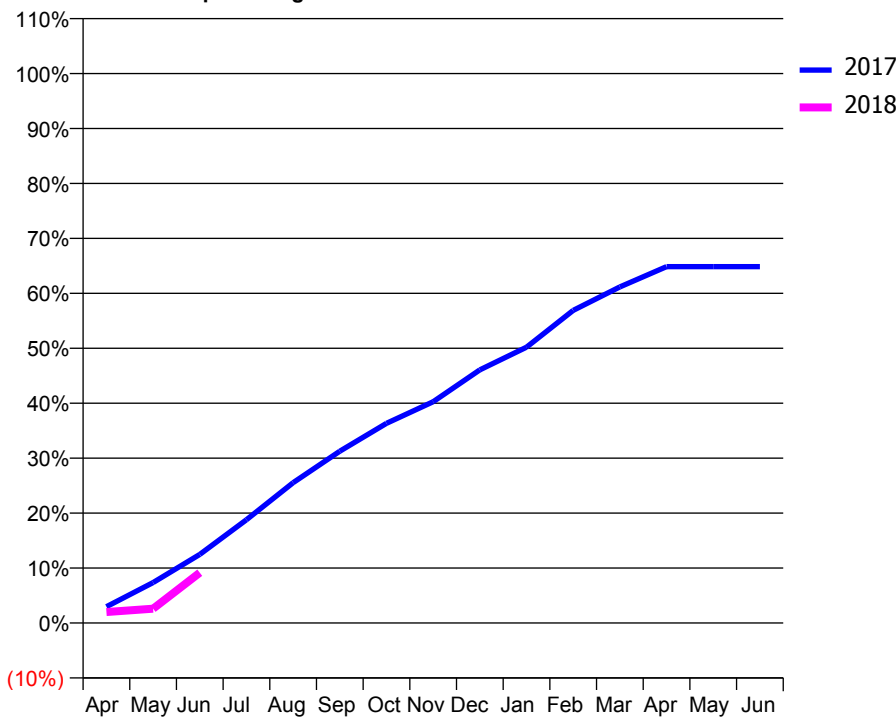
ACCESS*

Patients seen in 24 months	Total	Change since previous quarter
Quarter ending June 2016	2,124	
Quarter ending September 2016	2,092	↓
Quarter ending December 2016	2,037	↓
Quarter ending March 2017	2,019	→
Quarter ending June 2017	1,994	↓
Variance since June 2016	(6.1%)	↓



ACTIVITY

Cumulative percentage of contracted UDA delivered 2017 & 2018



Adjusted Scheduled Activity (UDA)

Month	2017	2018
April	225	150
May	556	198
June	943	692
July	1,420	
August	1,929	
September	2,361	
October	2,744	
November	3,040	
December	3,478	
January	3,790	
February	4,296	
March	4,618	
April	4,896	
May	4,896	
June	4,896	

QUALITY

	Quantity	Base Number	Contract	AT	Region	England
% of FP17s for the same patient ID Re-attending within 3 months - Children	25	432	5.8%	11.0%	11.7%	12.0%
% of FP17s for the same patient ID Re-attending within 3 months - Adults	27	185	14.6%	14.4%	15.2%	16.0%
% of FP17s for the same patient ID Re-attending between 3 & 9 months - Children	307	432	71.1%	56.8%	59.1%	58.0%
% of FP17s for the same patient ID Re-attending between 3 & 9 months - Adults	107	185	57.8%	49.2%	52.2%	50.9%
% of FP17s for Band 1 Urgent Courses	42	459	9.2%	8.3%	7.9%	9.1%
% of FP17s Relating to Free Repair or Replacements	0	459	0.0%	0.7%	0.8%	0.8%
% of FP17s Relating to Continuations	2	459	0.4%	0.9%	1.1%	1.1%
% of Patients satisfied with the dentistry they have received	1	1	N/A	91.4%	91.8%	91.7%
% of Patients satisfied with the time they had to wait for an appointment	1	1	N/A	87.1%	88.4%	88.0%

* This is based on patients treated on this contract for their most recent course of treatment. Figures in italics indicate the base number of FP17s or Patient Questionnaire responses are less than 100. N/A is shown where the base number of responses is less than 10 during the period. % is calculated as Quantity/Base number*100

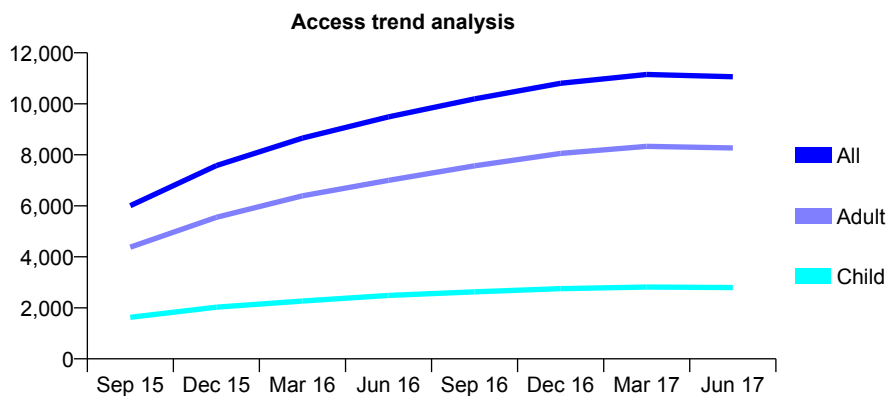
Q58 - Vital Signs At a Glance Contract Report for 170518/0001 - June 2017

Name or company name	Pondental Surgery
Contract type name	GDS Contract
Purpose of contract	General
Contract start date	01/03/2015
Contract end date	

17/18 Contracted general activity (UDA)	38,927
Carry forward general activity (UDA)	0
17/18 Contracted orthodontic activity (UOA)	0
Carry forward orthodontic activity (UOA)	0
Baseline contract value	£856,497.39

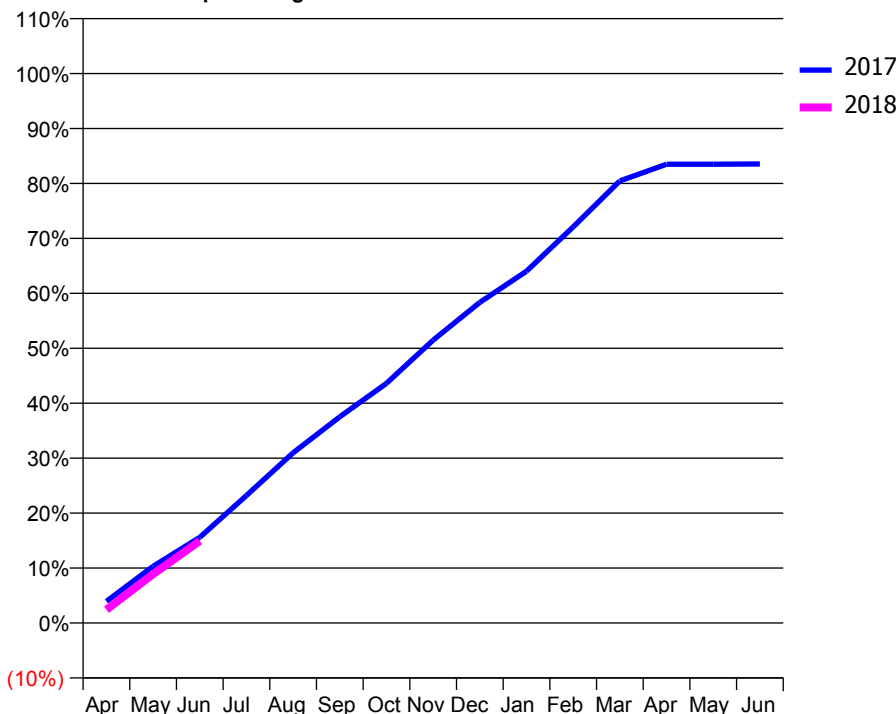
ACCESS*

Patients seen in 24 months	Total	Change since previous quarter
Quarter ending June 2016	9,486	
Quarter ending September 2016	10,195	↑
Quarter ending December 2016	10,806	↑
Quarter ending March 2017	11,149	↑
Quarter ending June 2017	11,064	→
Variance since June 2016	16.6%	↑



ACTIVITY

Cumulative percentage of contracted UDA delivered 2017 & 2018



Adjusted Scheduled Activity (UDA)		
Month	2017	2018
April	1,539	939
May	4,015	3,465
June	6,065	5,816
July	9,037	
August	12,057	
September	14,613	
October	16,983	
November	20,043	
December	22,710	
January	24,927	
February	28,056	
March	31,324	
April	32,500	
May	32,500	
June	32,519	

QUALITY

	Quantity	Base Number	Contract	AT	Region	England
% of FP17s for the same patient ID Re-attending within 3 months - Children	42	919	4.6%	11.0%	11.7%	12.0%
% of FP17s for the same patient ID Re-attending within 3 months - Adults	218	2,216	9.8%	14.4%	15.2%	16.0%
% of FP17s for the same patient ID Re-attending between 3 & 9 months - Children	469	919	51.0%	56.8%	59.1%	58.0%
% of FP17s for the same patient ID Re-attending between 3 & 9 months - Adults	911	2,216	41.1%	49.2%	52.2%	50.9%
% of FP17s for Band 1 Urgent Courses	156	2,597	6.0%	8.3%	7.9%	9.1%
% of FP17s Relating to Free Repair or Replacements	27	2,597	1.0%	0.7%	0.8%	0.8%
% of FP17s Relating to Continuations	33	2,597	1.3%	0.9%	1.1%	1.1%
% of Patients satisfied with the dentistry they have received	12	14	85.7%	91.4%	91.8%	91.7%
% of Patients satisfied with the time they had to wait for an appointment	13	14	92.9%	87.1%	88.4%	88.0%

* This is based on patients treated on this contract for their most recent course of treatment. Figures in italics indicate the base number of FP17s or Patient Questionnaire responses are less than 100. N/A is shown where the base number of responses is less than 10 during the period. % is calculated as Quantity/Base number*100

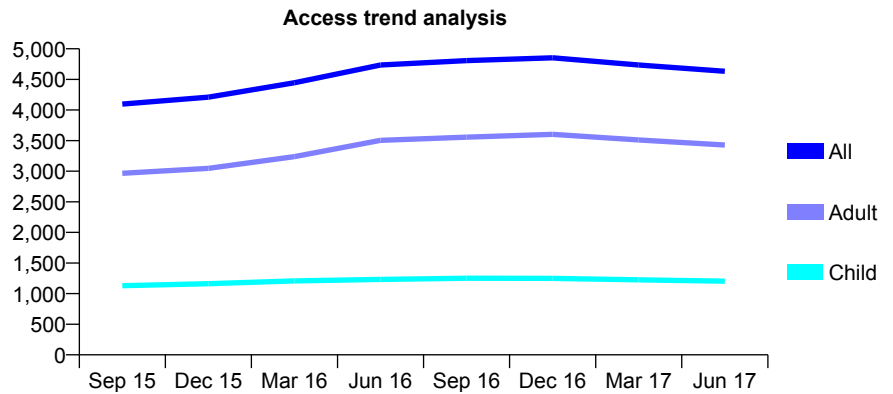
Q58 - Vital Signs At a Glance Contract Report for 171042/0001 - June 2017

Name or company name	Mr M Eyrumlu and Mr A Eyrumlu
Contract type name	GDS Contract
Purpose of contract	General
Contract start date	01/06/2014
Contract end date	

17/18 Contracted general activity (UDA)	21,768
Carry forward general activity (UDA)	0
17/18 Contracted orthodontic activity (UOA)	0
Carry forward orthodontic activity (UOA)	0
Baseline contract value	£528,322.83

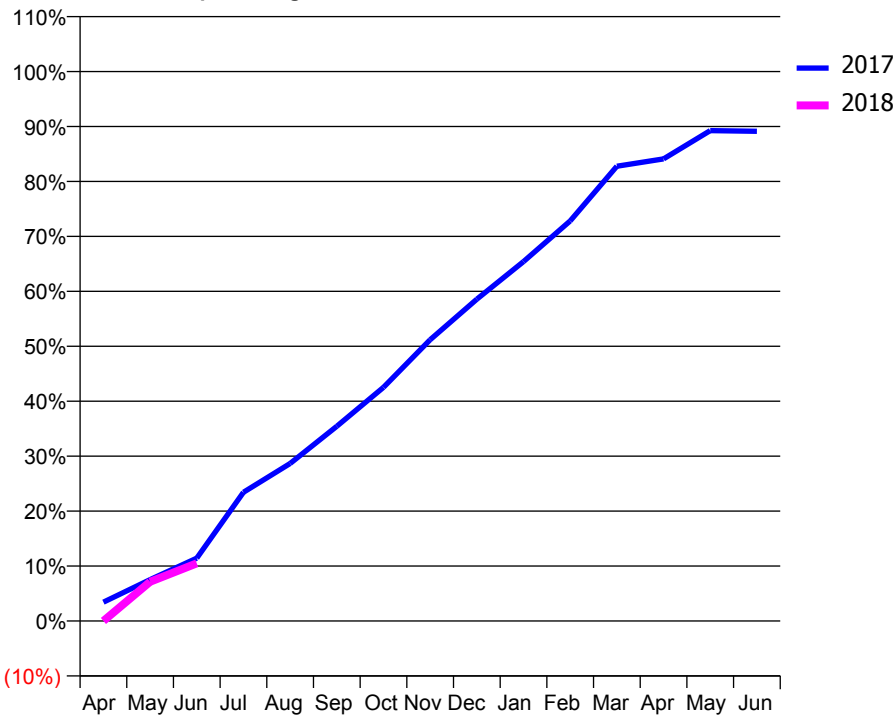
ACCESS*

Patients seen in 24 months	Total	Change since previous quarter
Quarter ending June 2016	4,736	
Quarter ending September 2016	4,808	→
Quarter ending December 2016	4,852	→
Quarter ending March 2017	4,736	↓
Quarter ending June 2017	4,632	↓
Variance since June 2016	(2.2%)	↓



ACTIVITY

Cumulative percentage of contracted UDA delivered 2017 & 2018



Month	Adjusted Scheduled Activity (UDA)	
	2017	2018
April	745	0
May	1,642	1,554
June	2,489	2,287
July	5,099	
August	6,242	
September	7,717	
October	9,260	
November	11,143	
December	12,748	
January	14,236	
February	15,849	
March	18,013	
April	18,306	
May	19,427	
June	19,400	

QUALITY

	Quantity	Base Number	Contract	AT	Region	England
% of FP17s for the same patient ID Re-attending within 3 months - Children	29	321	9.0%	11.0%	11.7%	12.0%
% of FP17s for the same patient ID Re-attending within 3 months - Adults	151	850	17.8%	14.4%	15.2%	16.0%
% of FP17s for the same patient ID Re-attending between 3 & 9 months - Children	175	321	54.5%	56.8%	59.1%	58.0%
% of FP17s for the same patient ID Re-attending between 3 & 9 months - Adults	398	850	46.8%	49.2%	52.2%	50.9%
% of FP17s for Band 1 Urgent Courses	60	732	8.2%	8.3%	7.9%	9.1%
% of FP17s Relating to Free Repair or Replacements	15	732	2.0%	0.7%	0.8%	0.8%
% of FP17s Relating to Continuations	40	732	5.5%	0.9%	1.1%	1.1%
% of Patients satisfied with the dentistry they have received	12	16	75.0%	91.4%	91.8%	91.7%
% of Patients satisfied with the time they had to wait for an appointment	14	16	87.5%	87.1%	88.4%	88.0%

* This is based on patients treated on this contract for their most recent course of treatment. Figures in italics indicate the base number of FP17s or Patient Questionnaire responses are less than 100. N/A is shown where the base number of responses is less than 10 during the period. % is calculated as Quantity/Base number*100

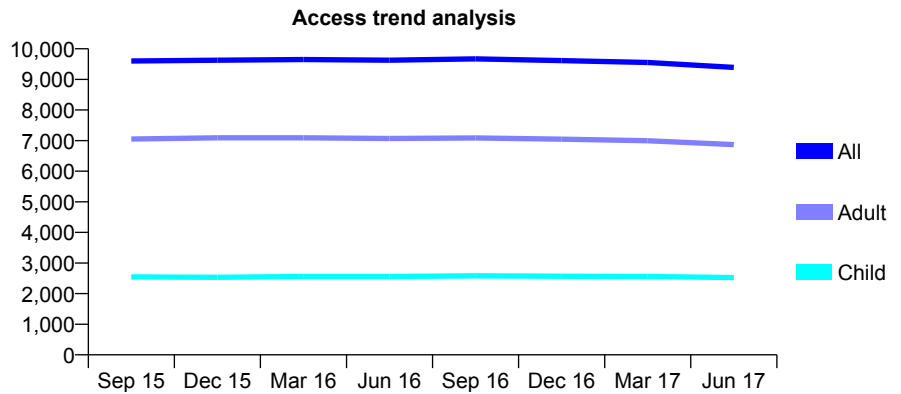
Q58 - Vital Signs At a Glance Contract Report for 171557/0001 - June 2017

Name or company name	Kletz and Sher
Contract type name	GDS Contract
Purpose of contract	General
Contract start date	01/04/2009
Contract end date	

17/18 Contracted general activity (UDA)	23,797
Carry forward general activity (UDA)	0
17/18 Contracted orthodontic activity (UOA)	0
Carry forward orthodontic activity (UOA)	0
Baseline contract value	£575,625.53

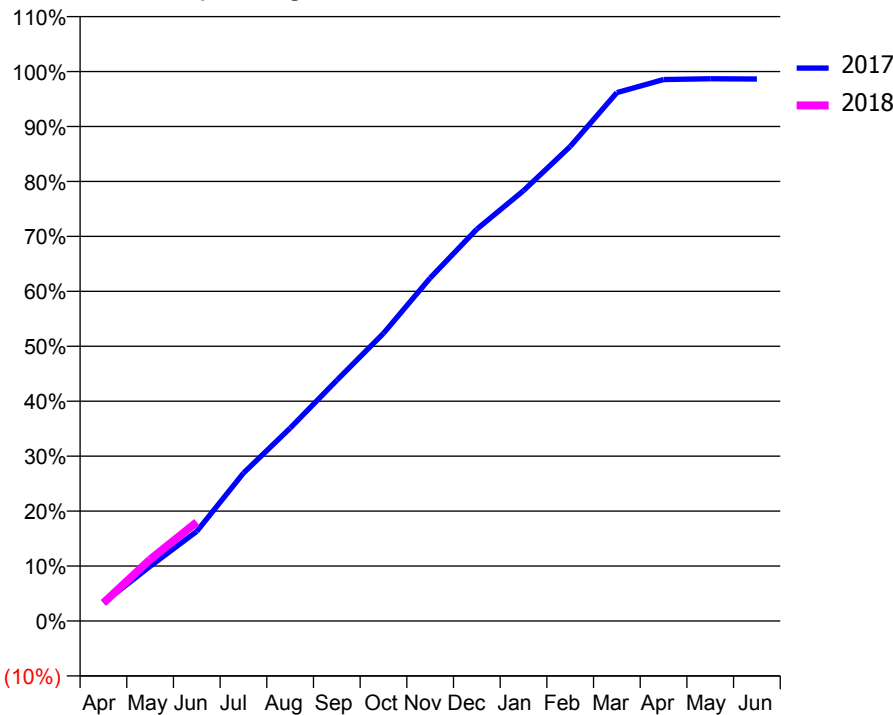
ACCESS*

Patients seen in 24 months	Total	Change since previous quarter
Quarter ending June 2016	9,629	
Quarter ending September 2016	9,669	→
Quarter ending December 2016	9,614	→
Quarter ending March 2017	9,554	→
Quarter ending June 2017	9,394	↓
Variance since June 2016	(2.4%)	↓



ACTIVITY

Cumulative percentage of contracted UDA delivered 2017 & 2018



Month	Adjusted Scheduled Activity (UDA)	
	2017	2018
April	789	784
May	2,371	2,664
June	3,886	4,280
July	6,408	
August	8,352	
September	10,429	
October	12,460	
November	14,857	
December	16,968	
January	18,635	
February	20,551	
March	22,882	
April	23,447	
May	23,481	
June	23,471	

QUALITY

	Quantity	Base Number	Contract	AT	Region	England
% of FP17s for the same patient ID Re-attending within 3 months - Children	38	769	4.9%	11.0%	11.7%	12.0%
% of FP17s for the same patient ID Re-attending within 3 months - Adults	242	1,804	13.4%	14.4%	15.2%	16.0%
% of FP17s for the same patient ID Re-attending between 3 & 9 months - Children	444	769	57.7%	56.8%	59.1%	58.0%
% of FP17s for the same patient ID Re-attending between 3 & 9 months - Adults	834	1,804	46.2%	49.2%	52.2%	50.9%
% of FP17s for Band 1 Urgent Courses	214	2,223	9.6%	8.3%	7.9%	9.1%
% of FP17s Relating to Free Repair or Replacements	21	2,223	0.9%	0.7%	0.8%	0.8%
% of FP17s Relating to Continuations	11	2,223	0.5%	0.9%	1.1%	1.1%
% of Patients satisfied with the dentistry they have received	10	13	76.9%	91.4%	91.8%	91.7%
% of Patients satisfied with the time they had to wait for an appointment	12	13	92.3%	87.1%	88.4%	88.0%

* This is based on patients treated on this contract for their most recent course of treatment. Figures in italics indicate the base number of FP17s or Patient Questionnaire responses are less than 100. N/A is shown where the base number of responses is less than 10 during the period. % is calculated as Quantity/Base number*100

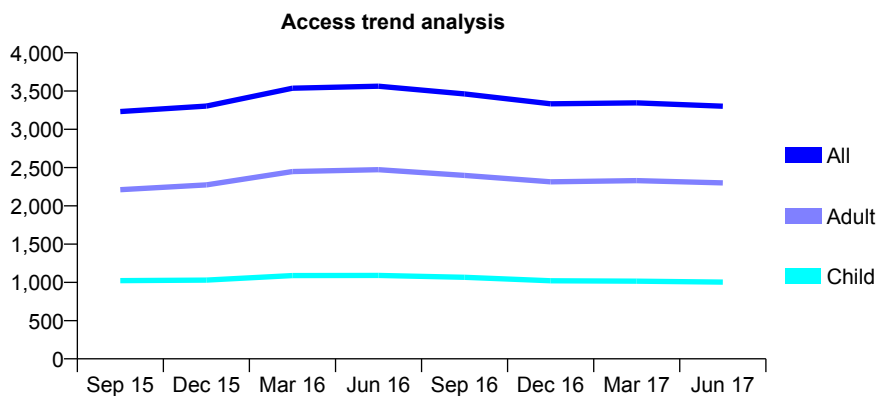
Q58 - Vital Signs At a Glance Contract Report for 171646/0001 - June 2017

Name or company name	The Dental Suite
Contract type name	GDS Contract
Purpose of contract	General
Contract start date	01/05/2014
Contract end date	

17/18 Contracted general activity (UDA)	8,937
Carry forward general activity (UDA)	0
17/18 Contracted orthodontic activity (UOA)	0
Carry forward orthodontic activity (UOA)	0
Baseline contract value	£242,465.68

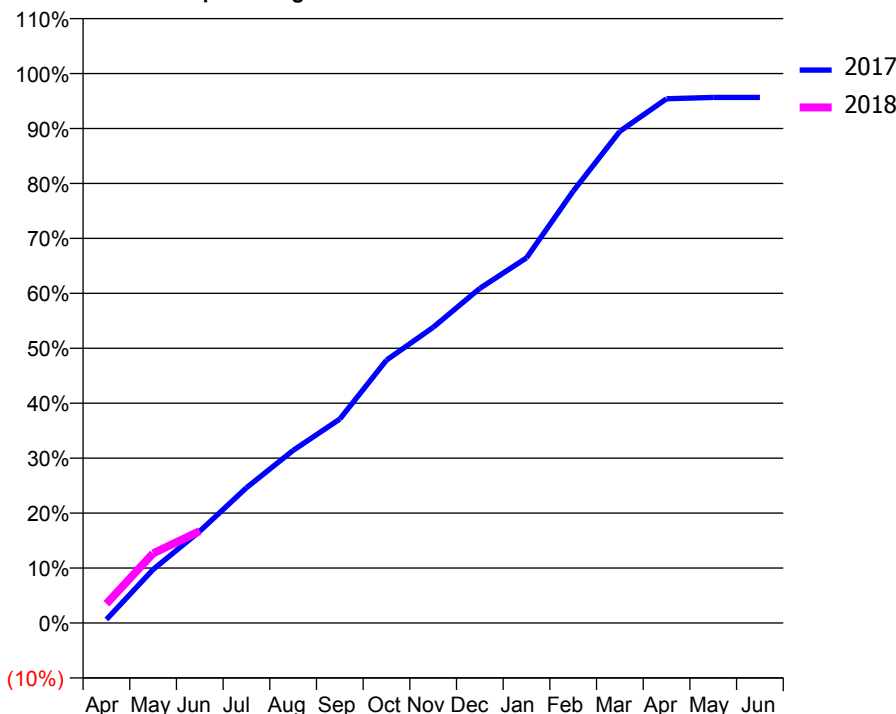
ACCESS*

Patients seen in 24 months	Total	Change since previous quarter
Quarter ending June 2016	3,563	
Quarter ending September 2016	3,462	↓
Quarter ending December 2016	3,333	↓
Quarter ending March 2017	3,345	→
Quarter ending June 2017	3,302	↓
Variance since June 2016	(7.3%)	↓



ACTIVITY

Cumulative percentage of contracted UDA delivered 2017 & 2018



Month	Adjusted Scheduled Activity (UDA)	
	2017	2018
April	58	313
May	870	1,134
June	1,493	1,496
July	2,200	
August	2,808	
September	3,317	
October	4,276	
November	4,809	
December	5,443	
January	5,940	
February	7,024	
March	7,998	
April	8,527	
May	8,547	
June	8,547	

QUALITY

	Quantity	Base Number	Contract	AT	Region	England
% of FP17s for the same patient ID Re-attending within 3 months - Children	18	340	5.3%	11.0%	11.7%	12.0%
% of FP17s for the same patient ID Re-attending within 3 months - Adults	78	662	11.8%	14.4%	15.2%	16.0%
% of FP17s for the same patient ID Re-attending between 3 & 9 months - Children	200	340	58.8%	56.8%	59.1%	58.0%
% of FP17s for the same patient ID Re-attending between 3 & 9 months - Adults	376	662	56.8%	49.2%	52.2%	50.9%
% of FP17s for Band 1 Urgent Courses	58	776	7.5%	8.3%	7.9%	9.1%
% of FP17s Relating to Free Repair or Replacements	17	776	2.2%	0.7%	0.8%	0.8%
% of FP17s Relating to Continuations	0	776	0.0%	0.9%	1.1%	1.1%
% of Patients satisfied with the dentistry they have received	14	20	70.0%	91.4%	91.8%	91.7%
% of Patients satisfied with the time they had to wait for an appointment	18	20	90.0%	87.1%	88.4%	88.0%

* This is based on patients treated on this contract for their most recent course of treatment. Figures in italics indicate the base number of FP17s or Patient Questionnaire responses are less than 100. N/A is shown where the base number of responses is less than 10 during the period. % is calculated as Quantity/Base number*100

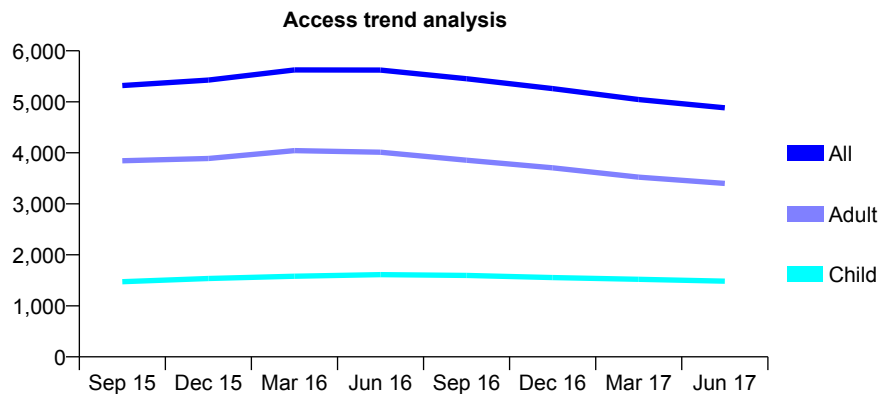
Q58 - Vital Signs At a Glance Contract Report for 171697/0002 - June 2017

Name or company name	New road Dental Ltd
Contract type name	GDS Contract
Purpose of contract	General
Contract start date	01/11/2007
Contract end date	

17/18 Contracted general activity (UDA)	11,277
Carry forward general activity (UDA)	0
17/18 Contracted orthodontic activity (UOA)	0
Carry forward orthodontic activity (UOA)	0
Baseline contract value	£313,626.13

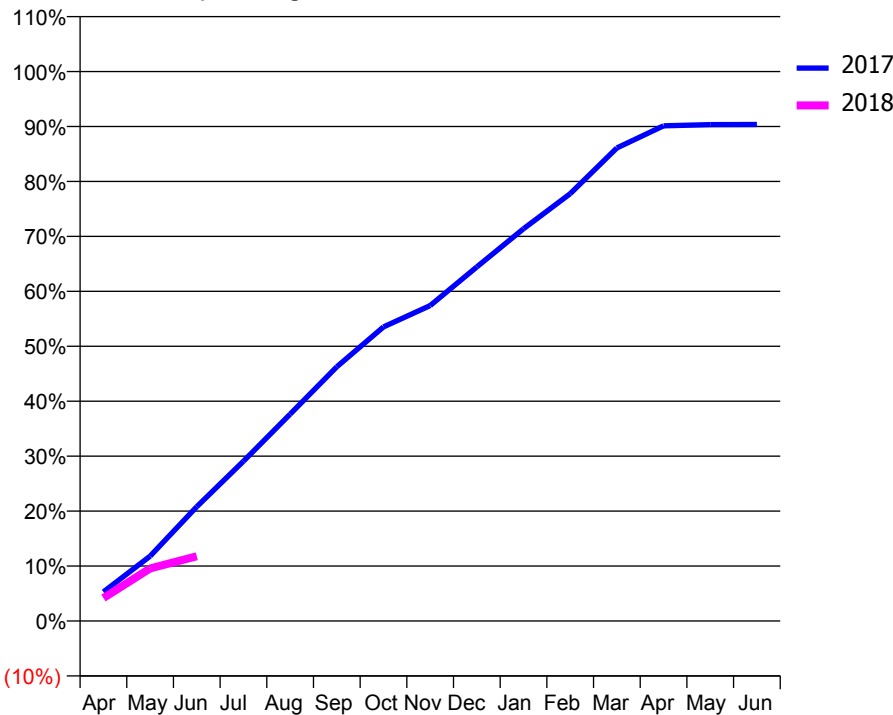
ACCESS*

Patients seen in 24 months	Total	Change since previous quarter
Quarter ending June 2016	5,623	
Quarter ending September 2016	5,452	↓
Quarter ending December 2016	5,259	↓
Quarter ending March 2017	5,044	↓
Quarter ending June 2017	4,882	↓
Variance since June 2016	(13.2%)	↓



ACTIVITY

Cumulative percentage of contracted UDA delivered 2017 & 2018



Month	Adjusted Scheduled Activity (UDA)	
	2017	2018
April	597	471
May	1,330	1,080
June	2,346	1,327
July	3,279	
August	4,245	
September	5,218	
October	6,035	
November	6,473	
December	7,267	
January	8,049	
February	8,770	
March	9,708	
April	10,162	
May	10,186	
June	10,189	

QUALITY

	Quantity	Base Number	Contract	AT	Region	England
% of FP17s for the same patient ID Re-attending within 3 months - Children	41	455	9.0%	11.0%	11.7%	12.0%
% of FP17s for the same patient ID Re-attending within 3 months - Adults	155	869	17.8%	14.4%	15.2%	16.0%
% of FP17s for the same patient ID Re-attending between 3 & 9 months - Children	312	455	68.6%	56.8%	59.1%	58.0%
% of FP17s for the same patient ID Re-attending between 3 & 9 months - Adults	512	869	58.9%	49.2%	52.2%	50.9%
% of FP17s for Band 1 Urgent Courses	102	928	11.0%	8.3%	7.9%	9.1%
% of FP17s Relating to Free Repair or Replacements	6	928	0.6%	0.7%	0.8%	0.8%
% of FP17s Relating to Continuations	0	928	0.0%	0.9%	1.1%	1.1%
% of Patients satisfied with the dentistry they have received	2	2	N/A	91.4%	91.8%	91.7%
% of Patients satisfied with the time they had to wait for an appointment	1	2	N/A	87.1%	88.4%	88.0%

* This is based on patients treated on this contract for their most recent course of treatment. Figures in italics indicate the base number of FP17s or Patient Questionnaire responses are less than 100. N/A is shown where the base number of responses is less than 10 during the period. % is calculated as Quantity/Base number*100

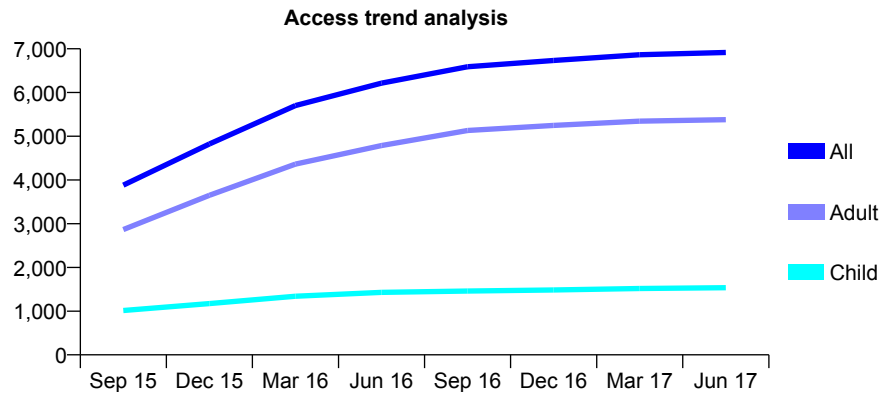
Q58 - Vital Signs At a Glance Contract Report for 172219/0001 - June 2017

Name or company name	Handside Dental Surgery Limited
Contract type name	GDS Contract
Purpose of contract	General
Contract start date	01/10/2014
Contract end date	

17/18 Contracted general activity (UDA)	18,306
Carry forward general activity (UDA)	0
17/18 Contracted orthodontic activity (UOA)	0
Carry forward orthodontic activity (UOA)	0
Baseline contract value	£442,008.86

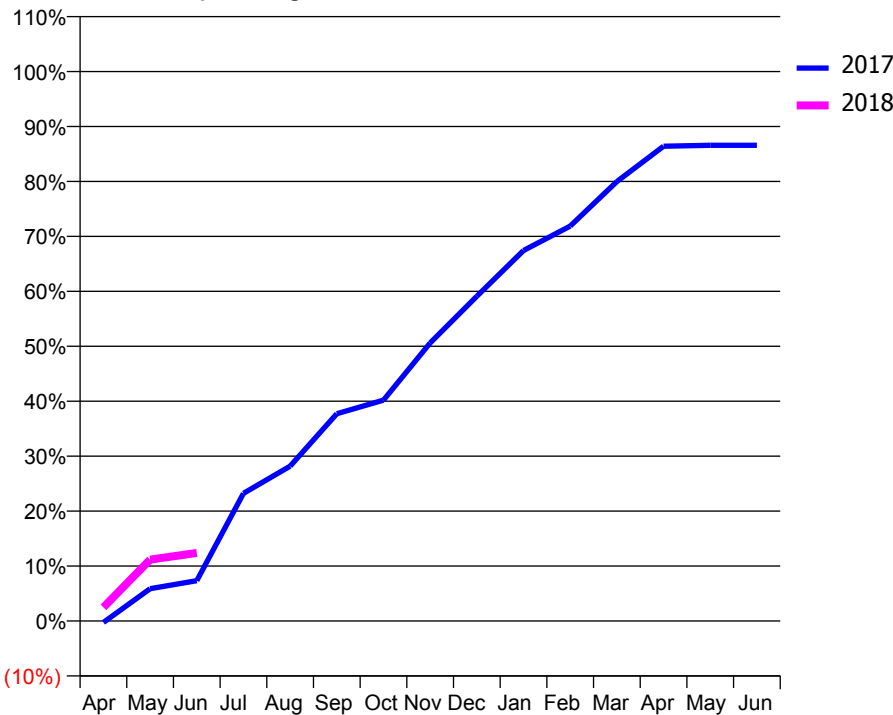
ACCESS*

Patients seen in 24 months	Total	Change since previous quarter
Quarter ending June 2016	6,216	
Quarter ending September 2016	6,591	↑
Quarter ending December 2016	6,733	↑
Quarter ending March 2017	6,863	→
Quarter ending June 2017	6,916	→
Variance since June 2016	11.3%	↑



ACTIVITY

Cumulative percentage of contracted UDA delivered 2017 & 2018



Month	Adjusted Scheduled Activity (UDA)	
	2017	2018
April	-51	457
May	1,078	2,046
June	1,343	2,266
July	4,252	
August	5,159	
September	6,906	
October	7,360	
November	9,265	
December	10,818	
January	12,344	
February	13,156	
March	14,637	
April	15,818	
May	15,849	
June	15,849	

QUALITY

	Quantity	Base Number	Contract	AT	Region	England
% of FP17s for the same patient ID Re-attending within 3 months - Children	37	523	7.1%	11.0%	11.7%	12.0%
% of FP17s for the same patient ID Re-attending within 3 months - Adults	165	1,628	10.1%	14.4%	15.2%	16.0%
% of FP17s for the same patient ID Re-attending between 3 & 9 months - Children	284	523	54.3%	56.8%	59.1%	58.0%
% of FP17s for the same patient ID Re-attending between 3 & 9 months - Adults	857	1,628	52.6%	49.2%	52.2%	50.9%
% of FP17s for Band 1 Urgent Courses	88	1,488	5.9%	8.3%	7.9%	9.1%
% of FP17s Relating to Free Repair or Replacements	13	1,488	0.9%	0.7%	0.8%	0.8%
% of FP17s Relating to Continuations	10	1,488	0.7%	0.9%	1.1%	1.1%
% of Patients satisfied with the dentistry they have received	20	20	100.0%	91.4%	91.8%	91.7%
% of Patients satisfied with the time they had to wait for an appointment	19	20	95.0%	87.1%	88.4%	88.0%

* This is based on patients treated on this contract for their most recent course of treatment. Figures in italics indicate the base number of FP17s or Patient Questionnaire responses are less than 100. N/A is shown where the base number of responses is less than 10 during the period. % is calculated as Quantity/Base number*100

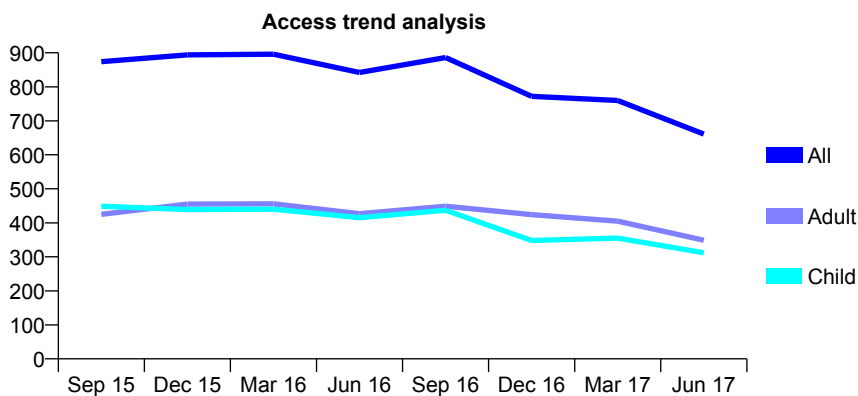
Q58 - Vital Signs At a Glance Contract Report for 173657/0001 - June 2017

Name or company name	Mr A Patel
Contract type name	GDS Contract
Purpose of contract	General
Contract start date	17/01/2014
Contract end date	

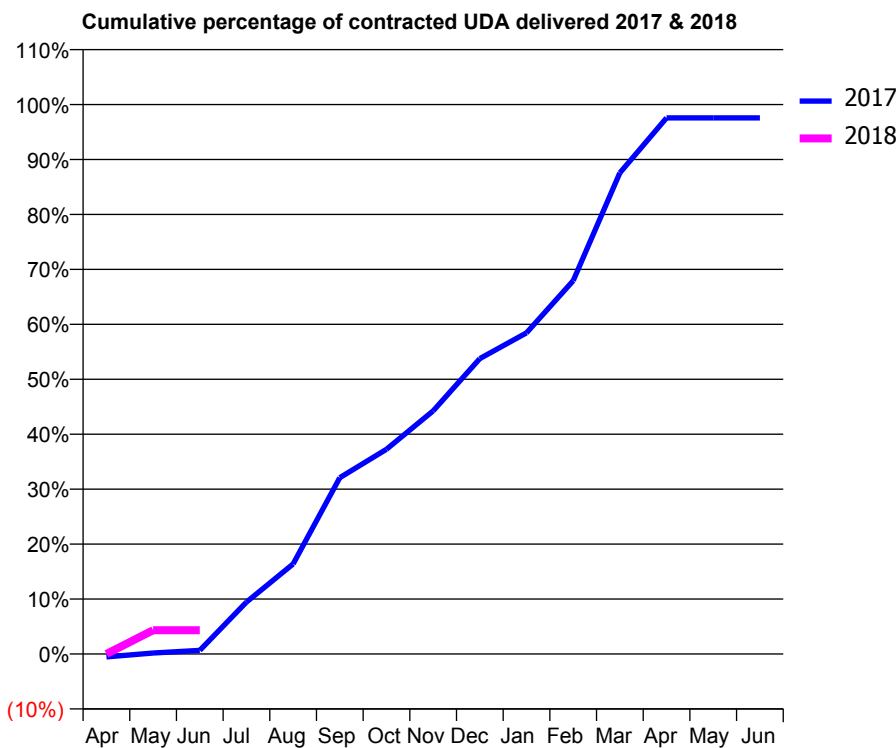
17/18 Contracted general activity (UDA)	2,088
Carry forward general activity (UDA)	0
17/18 Contracted orthodontic activity (UOA)	0
Carry forward orthodontic activity (UOA)	0
Baseline contract value	£84,885.45

ACCESS*

Patients seen in 24 months	Total	Change since previous quarter
Quarter ending June 2016	842	
Quarter ending September 2016	886	↑
Quarter ending December 2016	772	↓
Quarter ending March 2017	760	↓
Quarter ending June 2017	661	↓
Variance since June 2016	(21.5%)	↓



ACTIVITY



Month	Adjusted Scheduled Activity (UDA)	
	2017	2018
April	-11	0
May	4	90
June	14	90
July	197	
August	342	
September	670	
October	778	
November	924	
December	1,123	
January	1,220	
February	1,418	
March	1,829	
April	2,037	
May	2,037	
June	2,037	

QUALITY

	Quantity	Base Number	Contract	AT	Region	England
% of FP17s for the same patient ID Re-attending within 3 months - Children	9	55	16.4%	11.0%	11.7%	12.0%
% of FP17s for the same patient ID Re-attending within 3 months - Adults	8	39	20.5%	14.4%	15.2%	16.0%
% of FP17s for the same patient ID Re-attending between 3 & 9 months - Children	25	55	45.5%	56.8%	59.1%	58.0%
% of FP17s for the same patient ID Re-attending between 3 & 9 months - Adults	11	39	28.2%	49.2%	52.2%	50.9%
% of FP17s for Band 1 Urgent Courses	2	36	5.6%	8.3%	7.9%	9.1%
% of FP17s Relating to Free Repair or Replacements	0	36	0.0%	0.7%	0.8%	0.8%
% of FP17s Relating to Continuations	0	36	0.0%	0.9%	1.1%	1.1%
% of Patients satisfied with the dentistry they have received	0	0	N/A	91.4%	91.8%	91.7%
% of Patients satisfied with the time they had to wait for an appointment	0	0	N/A	87.1%	88.4%	88.0%

* This is based on patients treated on this contract for their most recent course of treatment. Figures in italics indicate the base number of FP17s or Patient Questionnaire responses are less than 100. N/A is shown where the base number of responses is less than 10 during the period. % is calculated as Quantity/Base number*100

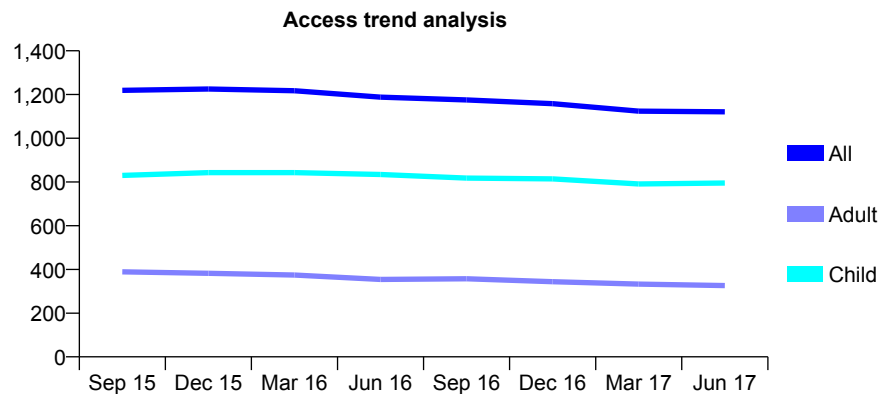
Q58 - Vital Signs At a Glance Contract Report for 174149/0001 - June 2017

Name or company name	East Park Dental Practice Ltd
Contract type name	GDS Contract
Purpose of contract	General
Contract start date	20/07/2007
Contract end date	

17/18 Contracted general activity (UDA)	2,450
Carry forward general activity (UDA)	0
17/18 Contracted orthodontic activity (UOA)	0
Carry forward orthodontic activity (UOA)	0
Baseline contract value	£56,651.08

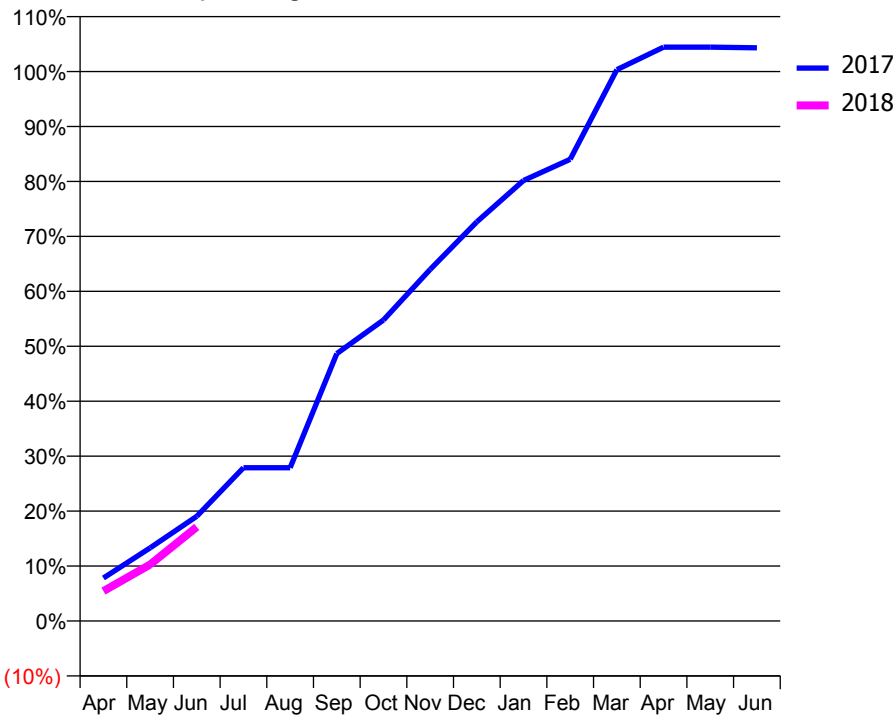
ACCESS*

Patients seen in 24 months	Total	Change since previous quarter
Quarter ending June 2016	1,188	
Quarter ending September 2016	1,175	↓
Quarter ending December 2016	1,158	↓
Quarter ending March 2017	1,124	↓
Quarter ending June 2017	1,121	→
Variance since June 2016	(5.6%)	↓



ACTIVITY

Cumulative percentage of contracted UDA delivered 2017 & 2018



Month	Adjusted Scheduled Activity (UDA)	
	2017	2018
April	192	133
May	326	252
June	467	419
July	683	
August	683	
September	1,193	
October	1,342	
November	1,568	
December	1,780	
January	1,964	
February	2,059	
March	2,458	
April	2,559	
May	2,559	
June	2,556	

QUALITY

	Quantity	Base Number	Contract	AT	Region	England
% of FP17s for the same patient ID Re-attending within 3 months - Children	27	302	8.9%	11.0%	11.7%	12.0%
% of FP17s for the same patient ID Re-attending within 3 months - Adults	9	67	13.4%	14.4%	15.2%	16.0%
% of FP17s for the same patient ID Re-attending between 3 & 9 months - Children	222	302	73.5%	56.8%	59.1%	58.0%
% of FP17s for the same patient ID Re-attending between 3 & 9 months - Adults	52	67	77.6%	49.2%	52.2%	50.9%
% of FP17s for Band 1 Urgent Courses	6	301	2.0%	8.3%	7.9%	9.1%
% of FP17s Relating to Free Repair or Replacements	0	301	0.0%	0.7%	0.8%	0.8%
% of FP17s Relating to Continuations	0	301	0.0%	0.9%	1.1%	1.1%
% of Patients satisfied with the dentistry they have received	1	2	N/A	91.4%	91.8%	91.7%
% of Patients satisfied with the time they had to wait for an appointment	2	2	N/A	87.1%	88.4%	88.0%

* This is based on patients treated on this contract for their most recent course of treatment. Figures in italics indicate the base number of FP17s or Patient Questionnaire responses are less than 100. N/A is shown where the base number of responses is less than 10 during the period. % is calculated as Quantity/Base number*100

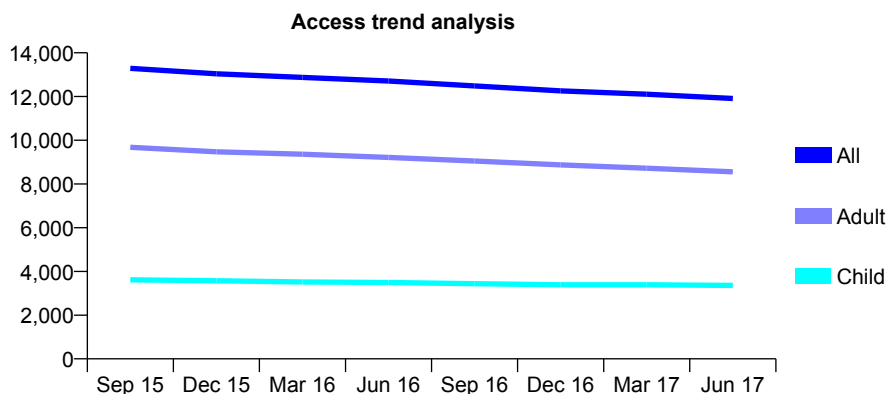
Q58 - Vital Signs At a Glance Contract Report for 175250/0001 - June 2017

Name or company name	Mawsley Dental Clinic
Contract type name	GDS Contract
Purpose of contract	General
Contract start date	01/10/2007
Contract end date	

17/18 Contracted general activity (UDA)	30,511
Carry forward general activity (UDA)	0
17/18 Contracted orthodontic activity (UOA)	0
Carry forward orthodontic activity (UOA)	0
Baseline contract value	£927,895.29

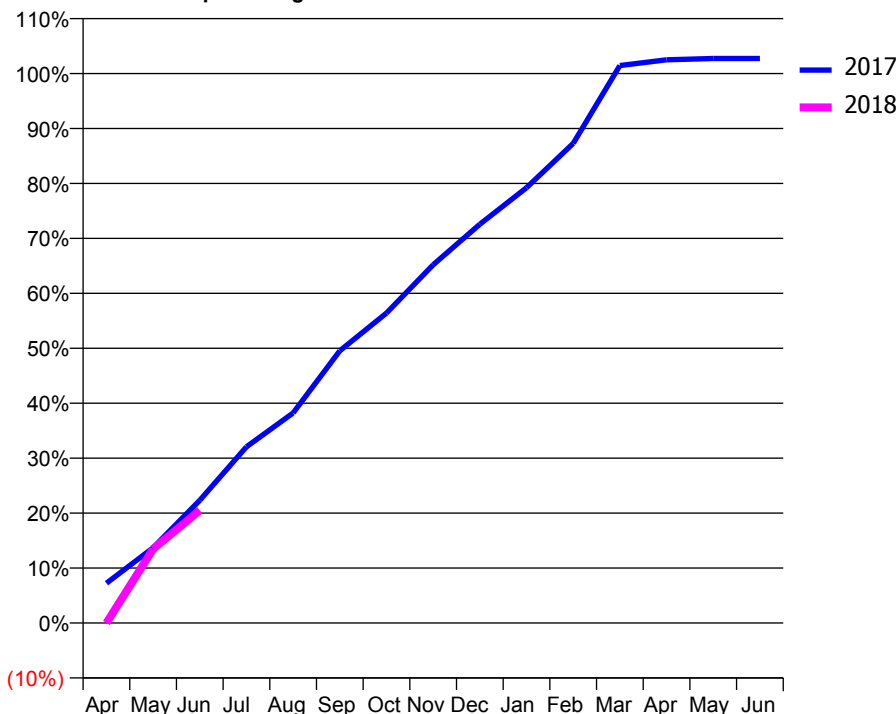
ACCESS*

Patients seen in 24 months	Total	Change since previous quarter
Quarter ending June 2016	12,709	
Quarter ending September 2016	12,486	↓
Quarter ending December 2016	12,257	↓
Quarter ending March 2017	12,105	↓
Quarter ending June 2017	11,909	↓
Variance since June 2016	(6.3%)	↓



ACTIVITY

Cumulative percentage of contracted UDA delivered 2017 & 2018



Adjusted Scheduled Activity (UDA)

Month	2017	2018
April	2,210	0
May	4,179	4,114
June	6,813	6,261
July	9,788	
August	11,662	
September	15,116	
October	17,210	
November	19,891	
December	22,145	
January	24,168	
February	26,631	
March	30,954	
April	31,272	
May	31,348	
June	31,347	

QUALITY

	Quantity	Base Number	Contract	AT	Region	England
% of FP17s for the same patient ID Re-attending within 3 months - Children	92	1,160	7.9%	11.0%	11.7%	12.0%
% of FP17s for the same patient ID Re-attending within 3 months - Adults	444	2,396	18.5%	14.4%	15.2%	16.0%
% of FP17s for the same patient ID Re-attending between 3 & 9 months - Children	753	1,160	64.9%	56.8%	59.1%	58.0%
% of FP17s for the same patient ID Re-attending between 3 & 9 months - Adults	1,093	2,396	45.6%	49.2%	52.2%	50.9%
% of FP17s for Band 1 Urgent Courses	244	3,339	7.3%	8.3%	7.9%	9.1%
% of FP17s Relating to Free Repair or Replacements	23	3,339	0.7%	0.7%	0.8%	0.8%
% of FP17s Relating to Continuations	116	3,339	3.5%	0.9%	1.1%	1.1%
% of Patients satisfied with the dentistry they have received	11	12	91.7%	91.4%	91.8%	91.7%
% of Patients satisfied with the time they had to wait for an appointment	12	12	100.0%	87.1%	88.4%	88.0%

* This is based on patients treated on this contract for their most recent course of treatment. Figures in italics indicate the base number of FP17s or Patient Questionnaire responses are less than 100. N/A is shown where the base number of responses is less than 10 during the period. % is calculated as Quantity/Base number*100

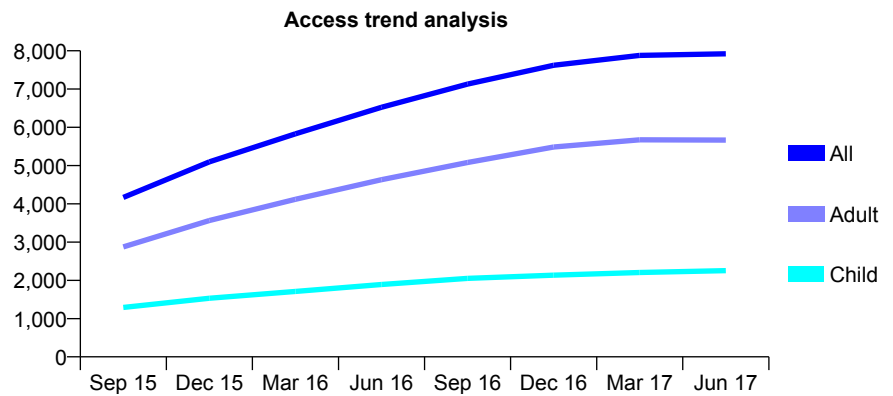
Q58 - Vital Signs At a Glance Contract Report for 175749/0001 - June 2017

Name or company name	Waltham Cross Partnership
Contract type name	GDS Contract
Purpose of contract	General
Contract start date	01/02/2015
Contract end date	

17/18 Contracted general activity (UDA)	30,003
Carry forward general activity (UDA)	0
17/18 Contracted orthodontic activity (UOA)	0
Carry forward orthodontic activity (UOA)	0
Baseline contract value	£751,700.41

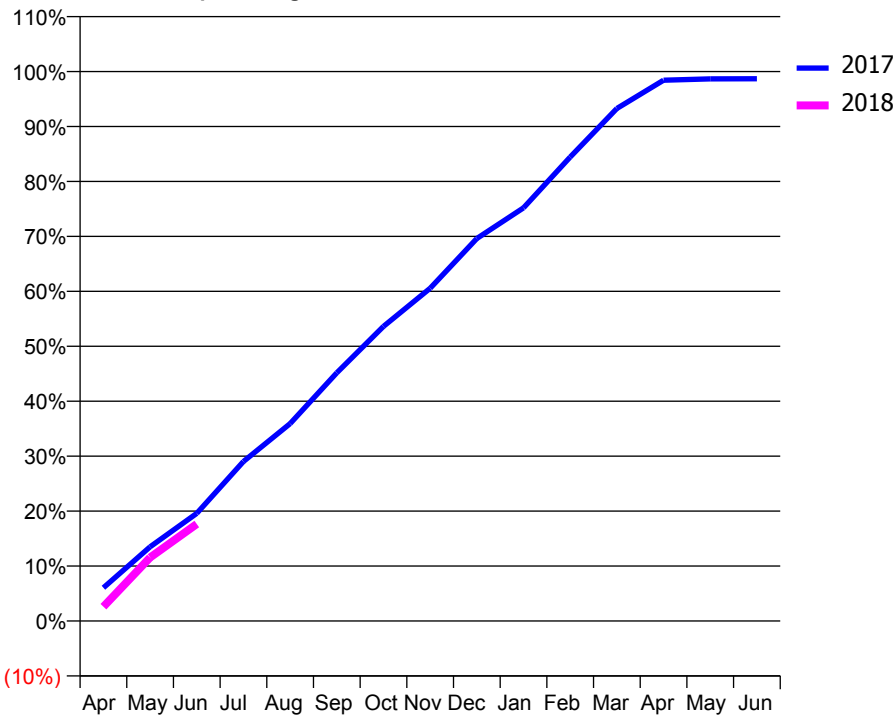
ACCESS*

Patients seen in 24 months	Total	Change since previous quarter
Quarter ending June 2016	6,524	
Quarter ending September 2016	7,131	↑
Quarter ending December 2016	7,621	↑
Quarter ending March 2017	7,878	↑
Quarter ending June 2017	7,922	→
Variance since June 2016	21.4%	↑



ACTIVITY

Cumulative percentage of contracted UDA delivered 2017 & 2018



Month	Adjusted Scheduled Activity (UDA)	
	2017	2018
April	1,815	783
May	4,051	3,468
June	5,879	5,295
July	8,710	
August	10,777	
September	13,557	
October	16,084	
November	18,172	
December	20,884	
January	22,557	
February	25,334	
March	27,987	
April	29,529	
May	29,598	
June	29,607	

QUALITY

	Quantity	Base Number	Contract	AT	Region	England
% of FP17s for the same patient ID Re-attending within 3 months - Children	114	751	15.2%	11.0%	11.7%	12.0%
% of FP17s for the same patient ID Re-attending within 3 months - Adults	408	1,658	24.6%	14.4%	15.2%	16.0%
% of FP17s for the same patient ID Re-attending between 3 & 9 months - Children	285	751	37.9%	56.8%	59.1%	58.0%
% of FP17s for the same patient ID Re-attending between 3 & 9 months - Adults	575	1,658	34.7%	49.2%	52.2%	50.9%
% of FP17s for Band 1 Urgent Courses	256	1,897	13.5%	8.3%	7.9%	9.1%
% of FP17s Relating to Free Repair or Replacements	18	1,897	0.9%	0.7%	0.8%	0.8%
% of FP17s Relating to Continuations	74	1,897	3.9%	0.9%	1.1%	1.1%
% of Patients satisfied with the dentistry they have received	14	16	87.5%	91.4%	91.8%	91.7%
% of Patients satisfied with the time they had to wait for an appointment	16	16	100.0%	87.1%	88.4%	88.0%

* This is based on patients treated on this contract for their most recent course of treatment. Figures in italics indicate the base number of FP17s or Patient Questionnaire responses are less than 100. N/A is shown where the base number of responses is less than 10 during the period. % is calculated as Quantity/Base number*100

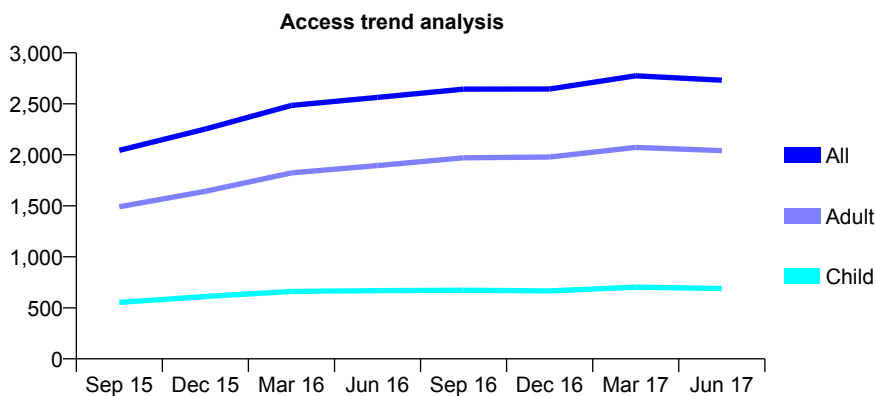
Q58 - Vital Signs At a Glance Contract Report for 176826/0001 - June 2017

Name or company name	Tooth Logic Limited
Contract type name	GDS Contract
Purpose of contract	General
Contract start date	03/11/2014
Contract end date	

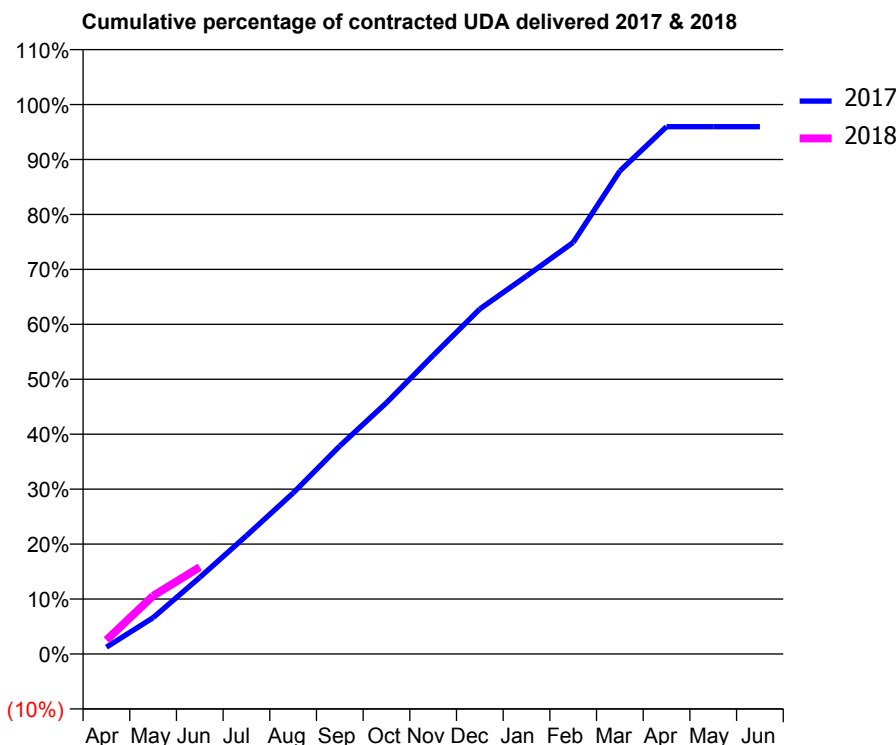
17/18 Contracted general activity (UDA)	10,000
Carry forward general activity (UDA)	0
17/18 Contracted orthodontic activity (UOA)	0
Carry forward orthodontic activity (UOA)	0
Baseline contract value	£241,815.23

ACCESS*

Patients seen in 24 months	Total	Change since previous quarter
Quarter ending June 2016	2,563	
Quarter ending September 2016	2,644	↑
Quarter ending December 2016	2,645	→
Quarter ending March 2017	2,774	↑
Quarter ending June 2017	2,731	↓
Variance since June 2016	6.6%	↑



ACTIVITY



Month	Adjusted Scheduled Activity (UDA)	
	2017	2018
April	126	254
May	661	1,059
June	1,395	1,580
July	2,154	
August	2,930	
September	3,786	
October	4,574	
November	5,435	
December	6,279	
January	6,877	
February	7,490	
March	8,792	
April	9,597	
May	9,597	
June	9,597	

QUALITY

	Quantity	Base Number	Contract	AT	Region	England
% of FP17s for the same patient ID Re-attending within 3 months - Children	20	222	9.0%	11.0%	11.7%	12.0%
% of FP17s for the same patient ID Re-attending within 3 months - Adults	162	727	22.3%	14.4%	15.2%	16.0%
% of FP17s for the same patient ID Re-attending between 3 & 9 months - Children	101	222	45.5%	56.8%	59.1%	58.0%
% of FP17s for the same patient ID Re-attending between 3 & 9 months - Adults	298	727	41.0%	49.2%	52.2%	50.9%
% of FP17s for Band 1 Urgent Courses	75	703	10.7%	8.3%	7.9%	9.1%
% of FP17s Relating to Free Repair or Replacements	14	703	2.0%	0.7%	0.8%	0.8%
% of FP17s Relating to Continuations	45	703	6.4%	0.9%	1.1%	1.1%
% of Patients satisfied with the dentistry they have received	3	3	N/A	91.4%	91.8%	91.7%
% of Patients satisfied with the time they had to wait for an appointment	2	3	N/A	87.1%	88.4%	88.0%

* This is based on patients treated on this contract for their most recent course of treatment. Figures in italics indicate the base number of FP17s or Patient Questionnaire responses are less than 100. N/A is shown where the base number of responses is less than 10 during the period. % is calculated as Quantity/Base number*100

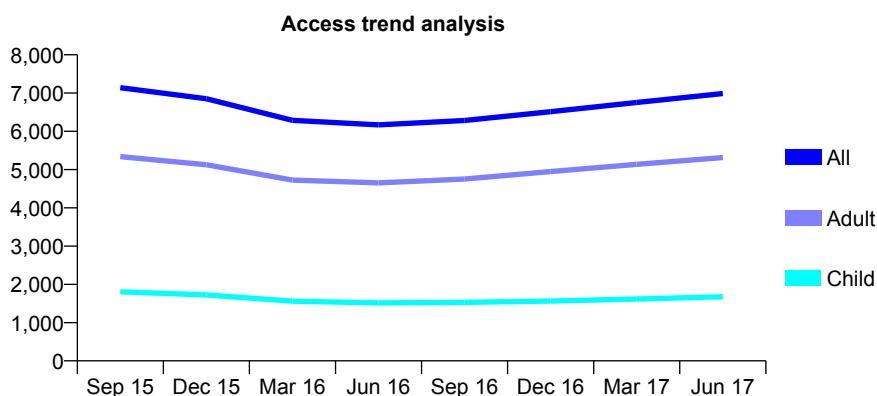
Q58 - Vital Signs At a Glance Contract Report for 176893/0003 - June 2017

Name or company name	Knape Ltd
Contract type name	GDS Contract
Purpose of contract	General
Contract start date	01/04/2007
Contract end date	

17/18 Contracted general activity (UDA)	18,713
Carry forward general activity (UDA)	0
17/18 Contracted orthodontic activity (UOA)	0
Carry forward orthodontic activity (UOA)	0
Baseline contract value	£658,333.99

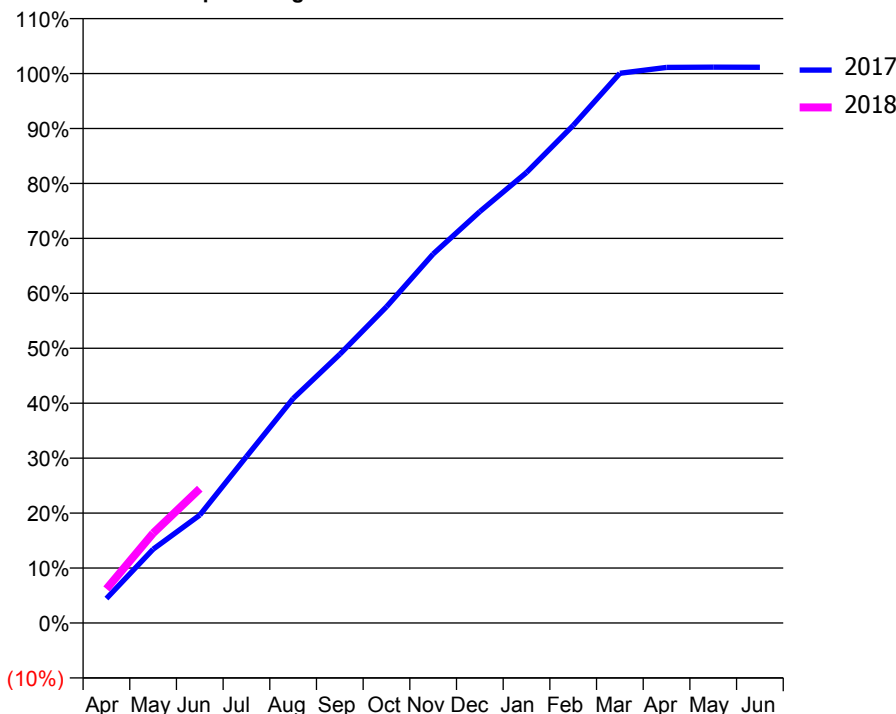
ACCESS*

Patients seen in 24 months	Total	Change since previous quarter
Quarter ending June 2016	6,167	
Quarter ending September 2016	6,283	→
Quarter ending December 2016	6,512	↑
Quarter ending March 2017	6,753	↑
Quarter ending June 2017	6,987	↑
Variance since June 2016	13.3%	↑



ACTIVITY

Cumulative percentage of contracted UDA delivered 2017 & 2018



Adjusted Scheduled Activity (UDA)

Month	2017	2018
April	832	1,162
May	2,512	3,059
June	3,674	4,575
July	5,670	
August	7,646	
September	9,155	
October	10,770	
November	12,567	
December	14,013	
January	15,342	
February	16,945	
March	18,719	
April	18,919	
May	18,930	
June	18,927	

QUALITY

	Quantity	Base Number	Contract	AT	Region	England
% of FP17s for the same patient ID Re-attending within 3 months - Children	11	559	2.0%	11.0%	11.7%	12.0%
% of FP17s for the same patient ID Re-attending within 3 months - Adults	73	1,687	4.3%	14.4%	15.2%	16.0%
% of FP17s for the same patient ID Re-attending between 3 & 9 months - Children	345	559	61.7%	56.8%	59.1%	58.0%
% of FP17s for the same patient ID Re-attending between 3 & 9 months - Adults	1,013	1,687	60.0%	49.2%	52.2%	50.9%
% of FP17s for Band 1 Urgent Courses	127	2,138	5.9%	8.3%	7.9%	9.1%
% of FP17s Relating to Free Repair or Replacements	3	2,138	0.1%	0.7%	0.8%	0.8%
% of FP17s Relating to Continuations	0	2,138	0.0%	0.9%	1.1%	1.1%
% of Patients satisfied with the dentistry they have received	9	9	N/A	91.4%	91.8%	91.7%
% of Patients satisfied with the time they had to wait for an appointment	9	9	N/A	87.1%	88.4%	88.0%

* This is based on patients treated on this contract for their most recent course of treatment. Figures in italics indicate the base number of FP17s or Patient Questionnaire responses are less than 100. N/A is shown where the base number of responses is less than 10 during the period. % is calculated as Quantity/Base number*100

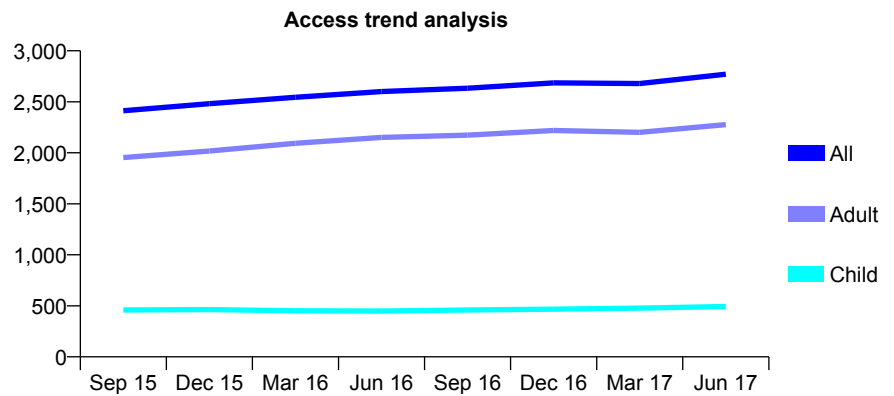
Q58 - Vital Signs At a Glance Contract Report for 177288/0001 - June 2017

Name or company name	Mr P Cranfield and Mr V Gehani
Contract type name	GDS Contract
Purpose of contract	General
Contract start date	01/12/2013
Contract end date	

17/18 Contracted general activity (UDA)	6,698
Carry forward general activity (UDA)	0
17/18 Contracted orthodontic activity (UOA)	0
Carry forward orthodontic activity (UOA)	0
Baseline contract value	£152,560.30

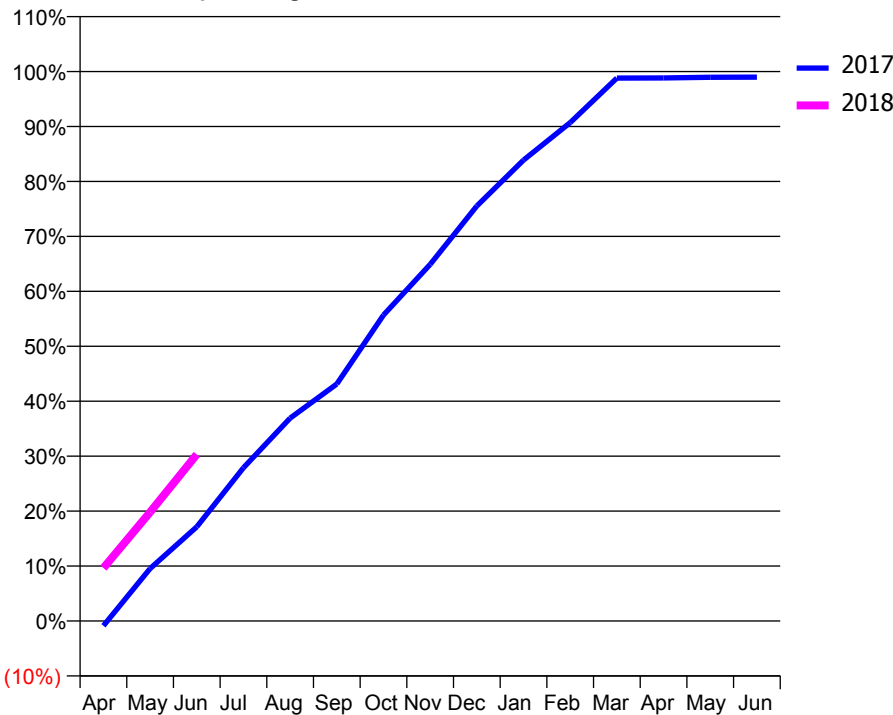
ACCESS*

Patients seen in 24 months	Total	Change since previous quarter
Quarter ending June 2016	2,600	
Quarter ending September 2016	2,633	→
Quarter ending December 2016	2,686	↑
Quarter ending March 2017	2,679	→
Quarter ending June 2017	2,771	↑
Variance since June 2016	6.6%	↑



ACTIVITY

Cumulative percentage of contracted UDA delivered 2017 & 2018



Month	Adjusted Scheduled Activity (UDA)	
	2017	2018
April	-60	646
May	640	1,327
June	1,148	2,030
July	1,868	
August	2,474	
September	2,889	
October	3,730	
November	4,347	
December	5,058	
January	5,617	
February	6,075	
March	6,618	
April	6,620	
May	6,627	
June	6,630	

QUALITY

	Quantity	Base Number	Contract	AT	Region	England
% of FP17s for the same patient ID Re-attending within 3 months - Children	11	191	5.8%	11.0%	11.7%	12.0%
% of FP17s for the same patient ID Re-attending within 3 months - Adults	93	969	9.6%	14.4%	15.2%	16.0%
% of FP17s for the same patient ID Re-attending between 3 & 9 months - Children	121	191	63.4%	56.8%	59.1%	58.0%
% of FP17s for the same patient ID Re-attending between 3 & 9 months - Adults	650	969	67.1%	49.2%	52.2%	50.9%
% of FP17s for Band 1 Urgent Courses	52	1,152	4.5%	8.3%	7.9%	9.1%
% of FP17s Relating to Free Repair or Replacements	12	1,152	1.0%	0.7%	0.8%	0.8%
% of FP17s Relating to Continuations	6	1,152	0.5%	0.9%	1.1%	1.1%
% of Patients satisfied with the dentistry they have received	9	9	N/A	91.4%	91.8%	91.7%
% of Patients satisfied with the time they had to wait for an appointment	8	9	N/A	87.1%	88.4%	88.0%

* This is based on patients treated on this contract for their most recent course of treatment. Figures in italics indicate the base number of FP17s or Patient Questionnaire responses are less than 100. N/A is shown where the base number of responses is less than 10 during the period. % is calculated as Quantity/Base number*100

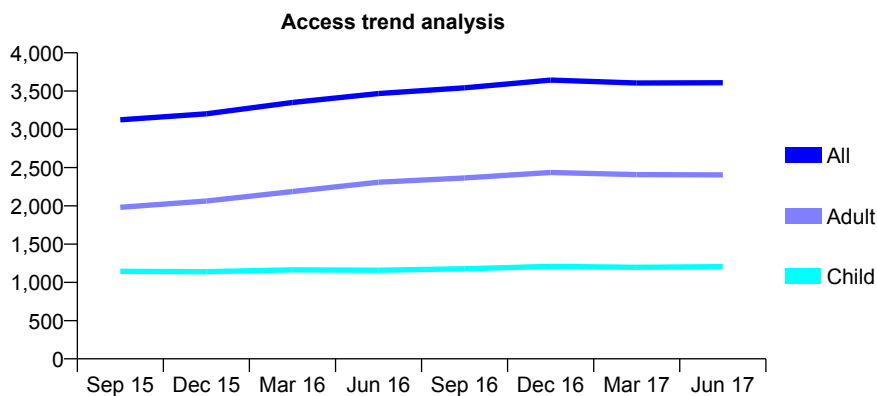
Q58 - Vital Signs At a Glance Contract Report for 180386/0001 - June 2017

Name or company name	Hoddesdon Dental Surgery Limited
Contract type name	GDS Contract
Purpose of contract	General
Contract start date	01/04/2007
Contract end date	

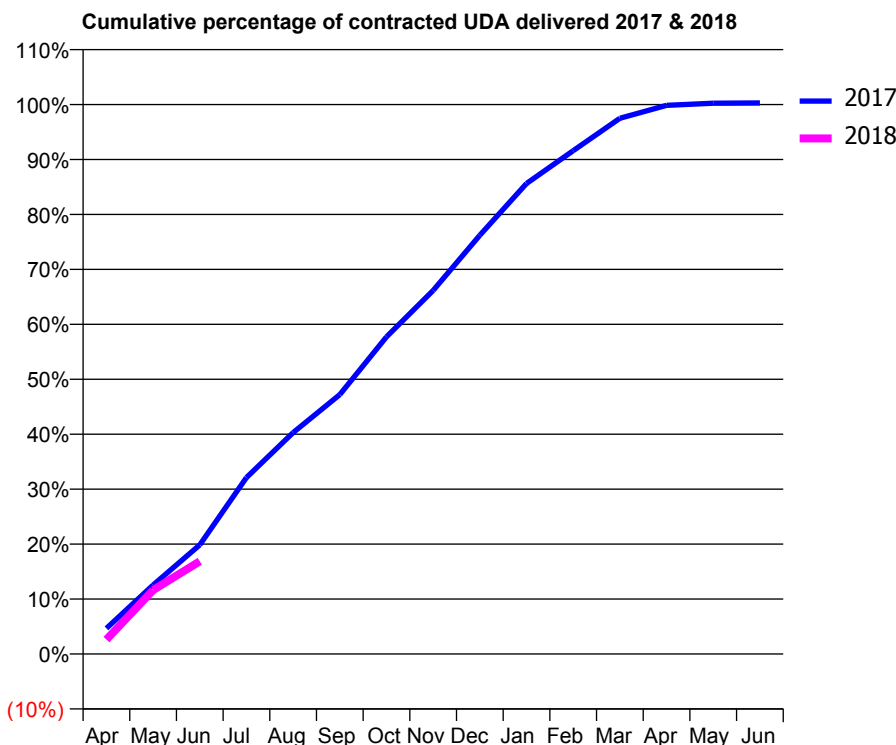
17/18 Contracted general activity (UDA)	6,370
Carry forward general activity (UDA)	0
17/18 Contracted orthodontic activity (UOA)	0
Carry forward orthodontic activity (UOA)	0
Baseline contract value	£157,500.94

ACCESS*

Patients seen in 24 months	Total	Change since previous quarter
Quarter ending June 2016	3,468	
Quarter ending September 2016	3,542	↑
Quarter ending December 2016	3,643	↑
Quarter ending March 2017	3,605	↓
Quarter ending June 2017	3,609	→
Variance since June 2016	4.1%	↑



ACTIVITY



Month	Adjusted Scheduled Activity (UDA)	
	2017	2018
April	297	168
May	801	742
June	1,266	1,075
July	2,047	
August	2,567	
September	3,007	
October	3,676	
November	4,215	
December	4,854	
January	5,454	
February	5,834	
March	6,210	
April	6,361	
May	6,385	
June	6,388	

QUALITY

	Quantity	Base Number	Contract	AT	Region	England
% of FP17s for the same patient ID Re-attending within 3 months - Children	27	367	7.4%	11.0%	11.7%	12.0%
% of FP17s for the same patient ID Re-attending within 3 months - Adults	79	665	11.9%	14.4%	15.2%	16.0%
% of FP17s for the same patient ID Re-attending between 3 & 9 months - Children	192	367	52.3%	56.8%	59.1%	58.0%
% of FP17s for the same patient ID Re-attending between 3 & 9 months - Adults	313	665	47.1%	49.2%	52.2%	50.9%
% of FP17s for Band 1 Urgent Courses	63	587	10.7%	8.3%	7.9%	9.1%
% of FP17s Relating to Free Repair or Replacements	4	587	0.7%	0.7%	0.8%	0.8%
% of FP17s Relating to Continuations	2	587	0.3%	0.9%	1.1%	1.1%
% of Patients satisfied with the dentistry they have received	7	7	N/A	91.4%	91.8%	91.7%
% of Patients satisfied with the time they had to wait for an appointment	6	7	N/A	87.1%	88.4%	88.0%

* This is based on patients treated on this contract for their most recent course of treatment. Figures in italics indicate the base number of FP17s or Patient Questionnaire responses are less than 100. N/A is shown where the base number of responses is less than 10 during the period. % is calculated as Quantity/Base number*100

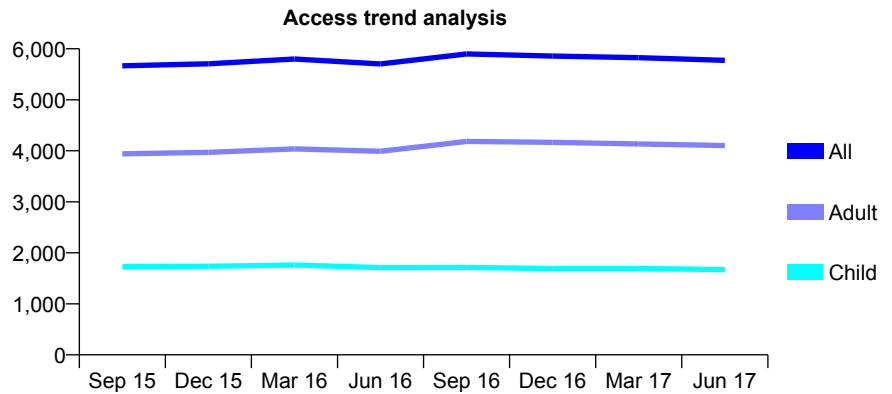
Q58 - Vital Signs At a Glance Contract Report for 181153/0001 - June 2017

Name or company name	Katherine Place Dental Practice
Contract type name	GDS Contract
Purpose of contract	General
Contract start date	01/07/2007
Contract end date	

17/18 Contracted general activity (UDA)	13,580
Carry forward general activity (UDA)	0
17/18 Contracted orthodontic activity (UOA)	0
Carry forward orthodontic activity (UOA)	0
Baseline contract value	£350,487.99

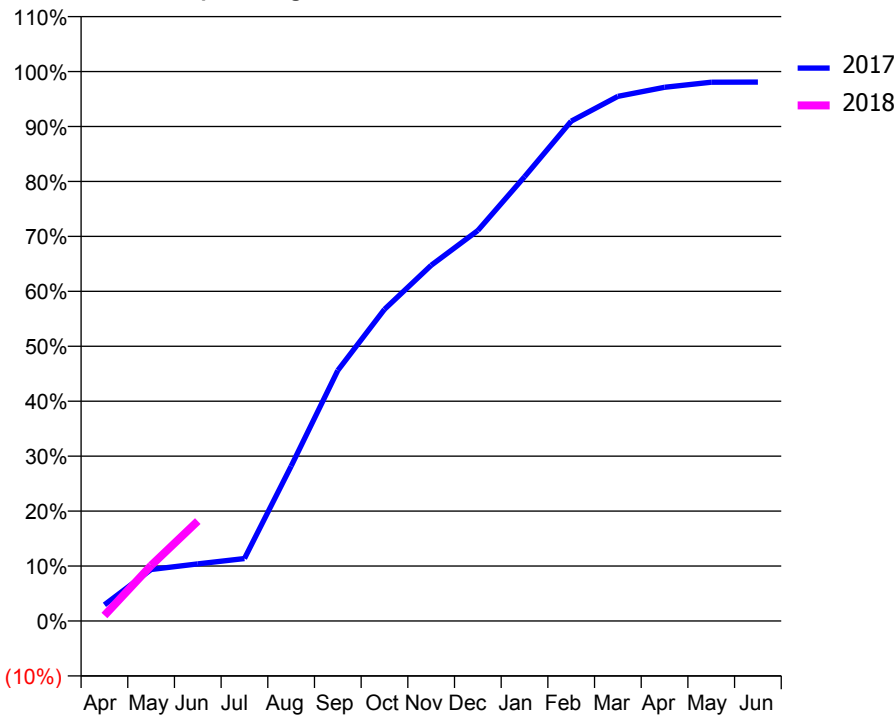
ACCESS*

Patients seen in 24 months	Total	Change since previous quarter
Quarter ending June 2016	5,702	
Quarter ending September 2016	5,899	↑
Quarter ending December 2016	5,858	→
Quarter ending March 2017	5,827	→
Quarter ending June 2017	5,774	→
Variance since June 2016	1.3%	→



ACTIVITY

Cumulative percentage of contracted UDA delivered 2017 & 2018



Month	Adjusted Scheduled Activity (UDA)	
	2017	2018
April	402	136
May	1,274	1,373
June	1,413	2,469
July	1,543	
August	3,828	
September	6,195	
October	7,703	
November	8,789	
December	9,651	
January	10,979	
February	12,352	
March	12,965	
April	13,190	
May	13,314	
June	13,318	

QUALITY

	Quantity	Base Number	Contract	AT	Region	England
% of FP17s for the same patient ID Re-attending within 3 months - Children	22	463	4.8%	11.0%	11.7%	12.0%
% of FP17s for the same patient ID Re-attending within 3 months - Adults	150	1,148	13.1%	14.4%	15.2%	16.0%
% of FP17s for the same patient ID Re-attending between 3 & 9 months - Children	209	463	45.1%	56.8%	59.1%	58.0%
% of FP17s for the same patient ID Re-attending between 3 & 9 months - Adults	524	1,148	45.6%	49.2%	52.2%	50.9%
% of FP17s for Band 1 Urgent Courses	116	1,428	8.1%	8.3%	7.9%	9.1%
% of FP17s Relating to Free Repair or Replacements	9	1,428	0.6%	0.7%	0.8%	0.8%
% of FP17s Relating to Continuations	9	1,428	0.6%	0.9%	1.1%	1.1%
% of Patients satisfied with the dentistry they have received	8	9	N/A	91.4%	91.8%	91.7%
% of Patients satisfied with the time they had to wait for an appointment	7	9	N/A	87.1%	88.4%	88.0%

* This is based on patients treated on this contract for their most recent course of treatment. Figures in italics indicate the base number of FP17s or Patient Questionnaire responses are less than 100. N/A is shown where the base number of responses is less than 10 during the period. % is calculated as Quantity/Base number*100

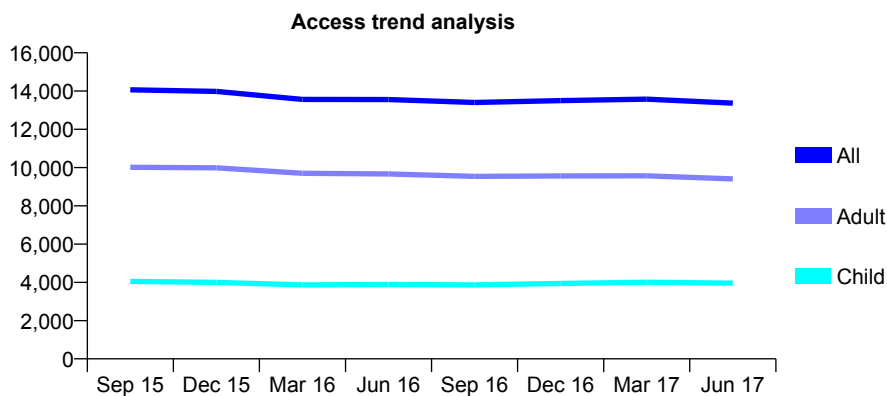
Q58 - Vital Signs At a Glance Contract Report for 182877/0001 - June 2017

Name or company name	Smileright Limited
Contract type name	GDS Contract
Purpose of contract	General
Contract start date	01/04/2011
Contract end date	

17/18 Contracted general activity (UDA)	35,830
Carry forward general activity (UDA)	0
17/18 Contracted orthodontic activity (UOA)	0
Carry forward orthodontic activity (UOA)	0
Baseline contract value	£979,278.72

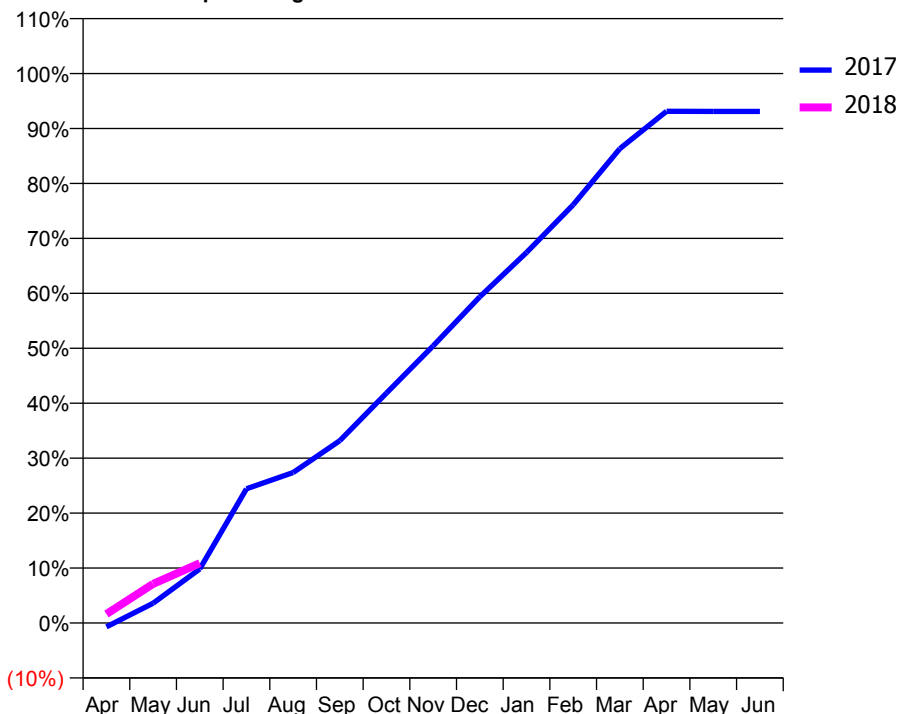
ACCESS*

Patients seen in 24 months	Total	Change since previous quarter
Quarter ending June 2016	13,556	
Quarter ending September 2016	13,406	↓
Quarter ending December 2016	13,502	→
Quarter ending March 2017	13,576	→
Quarter ending June 2017	13,368	↓
Variance since June 2016	(1.4%)	↓



ACTIVITY

Cumulative percentage of contracted UDA delivered 2017 & 2018



Month	Adjusted Scheduled Activity (UDA)	
	2017	2018
April	-258	583
May	1,293	2,550
June	3,527	3,897
July	8,755	
August	9,815	
September	11,893	
October	14,995	
November	18,075	
December	21,268	
January	24,158	
February	27,272	
March	30,932	
April	33,364	
May	33,361	
June	33,361	

QUALITY

	Quantity	Base Number	Contract	AT	Region	England
% of FP17s for the same patient ID Re-attending within 3 months - Children	66	1,023	6.5%	11.0%	11.7%	12.0%
% of FP17s for the same patient ID Re-attending within 3 months - Adults	195	2,163	9.0%	14.4%	15.2%	16.0%
% of FP17s for the same patient ID Re-attending between 3 & 9 months - Children	465	1,023	45.5%	56.8%	59.1%	58.0%
% of FP17s for the same patient ID Re-attending between 3 & 9 months - Adults	950	2,163	43.9%	49.2%	52.2%	50.9%
% of FP17s for Band 1 Urgent Courses	115	2,052	5.6%	8.3%	7.9%	9.1%
% of FP17s Relating to Free Repair or Replacements	15	2,052	0.7%	0.7%	0.8%	0.8%
% of FP17s Relating to Continuations	7	2,052	0.3%	0.9%	1.1%	1.1%
% of Patients satisfied with the dentistry they have received	20	20	100.0%	91.4%	91.8%	91.7%
% of Patients satisfied with the time they had to wait for an appointment	17	20	85.0%	87.1%	88.4%	88.0%

* This is based on patients treated on this contract for their most recent course of treatment. Figures in italics indicate the base number of FP17s or Patient Questionnaire responses are less than 100. N/A is shown where the base number of responses is less than 10 during the period. % is calculated as Quantity/Base number*100

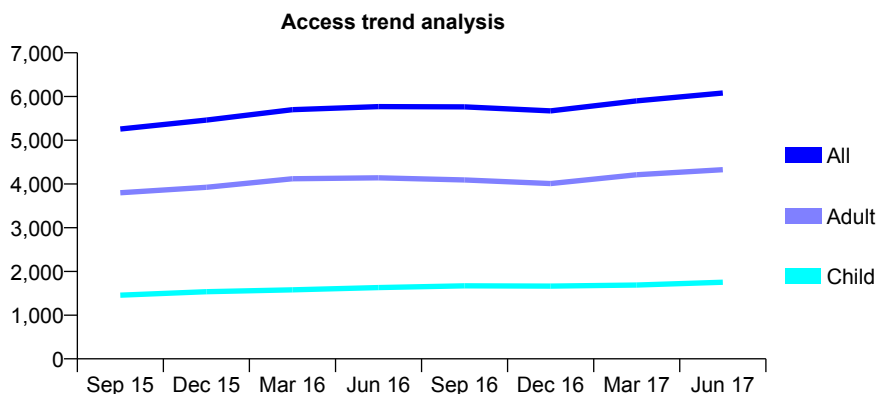
Q58 - Vital Signs At a Glance Contract Report for 183598/0001 - June 2017

Name or company name	Birchwood Dental Practice
Contract type name	GDS Contract
Purpose of contract	General
Contract start date	01/04/2010
Contract end date	

17/18 Contracted general activity (UDA)	11,894
Carry forward general activity (UDA)	0
17/18 Contracted orthodontic activity (UOA)	0
Carry forward orthodontic activity (UOA)	0
Baseline contract value	£280,316.52

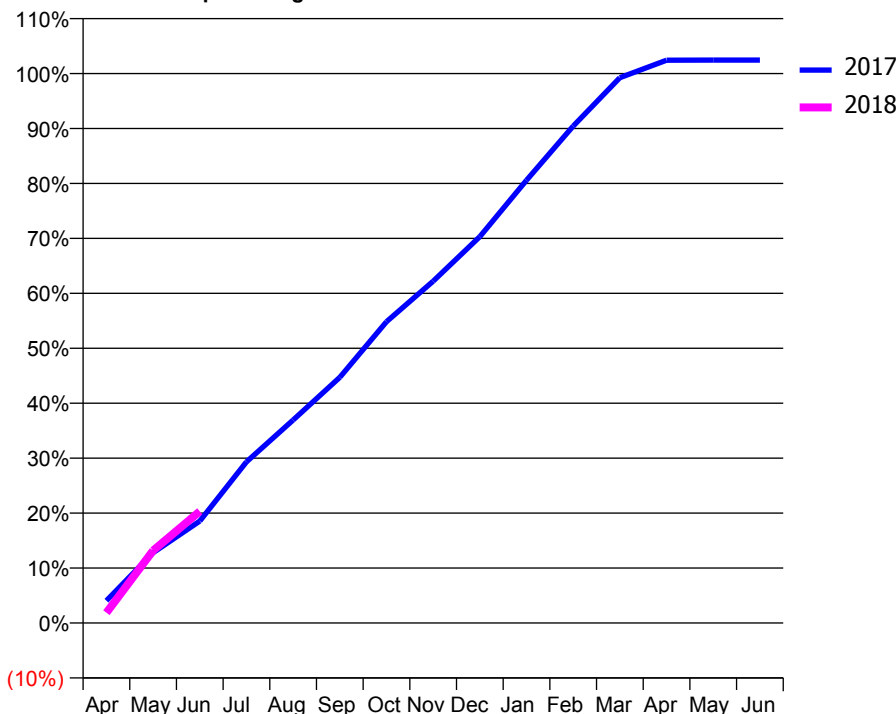
ACCESS*

Patients seen in 24 months	Total	Change since previous quarter
Quarter ending June 2016	5,770	
Quarter ending September 2016	5,763	→
Quarter ending December 2016	5,673	↓
Quarter ending March 2017	5,899	↑
Quarter ending June 2017	6,079	↑
Variance since June 2016	5.4%	↑



ACTIVITY

Cumulative percentage of contracted UDA delivered 2017 & 2018



Adjusted Scheduled Activity (UDA)

Month	2017	2018
April	483	223
May	1,523	1,568
June	2,206	2,418
July	3,488	
August	4,395	
September	5,318	
October	6,523	
November	7,400	
December	8,362	
January	9,585	
February	10,757	
March	11,803	
April	12,181	
May	12,183	
June	12,183	

QUALITY

	Quantity	Base Number	Contract	AT	Region	England
% of FP17s for the same patient ID Re-attending within 3 months - Children	43	554	7.8%	11.0%	11.7%	12.0%
% of FP17s for the same patient ID Re-attending within 3 months - Adults	103	870	11.8%	14.4%	15.2%	16.0%
% of FP17s for the same patient ID Re-attending between 3 & 9 months - Children	251	554	45.3%	56.8%	59.1%	58.0%
% of FP17s for the same patient ID Re-attending between 3 & 9 months - Adults	255	870	29.3%	49.2%	52.2%	50.9%
% of FP17s for Band 1 Urgent Courses	50	1,024	4.9%	8.3%	7.9%	9.1%
% of FP17s Relating to Free Repair or Replacements	10	1,024	1.0%	0.7%	0.8%	0.8%
% of FP17s Relating to Continuations	11	1,024	1.1%	0.9%	1.1%	1.1%
% of Patients satisfied with the dentistry they have received	8	10	80.0%	91.4%	91.8%	91.7%
% of Patients satisfied with the time they had to wait for an appointment	10	10	100.0%	87.1%	88.4%	88.0%

* This is based on patients treated on this contract for their most recent course of treatment. Figures in italics indicate the base number of FP17s or Patient Questionnaire responses are less than 100. N/A is shown where the base number of responses is less than 10 during the period. % is calculated as Quantity/Base number*100

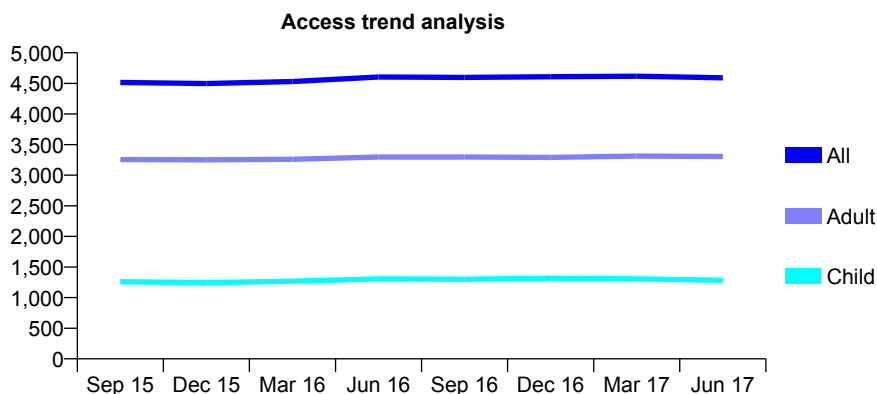
Q58 - Vital Signs At a Glance Contract Report for 186376/0001 - June 2017

Name or company name	Saxby and Doherty
Contract type name	GDS Contract
Purpose of contract	General
Contract start date	03/09/2012
Contract end date	

17/18 Contracted general activity (UDA)	14,757
Carry forward general activity (UDA)	0
17/18 Contracted orthodontic activity (UOA)	0
Carry forward orthodontic activity (UOA)	0
Baseline contract value	£299,648.93

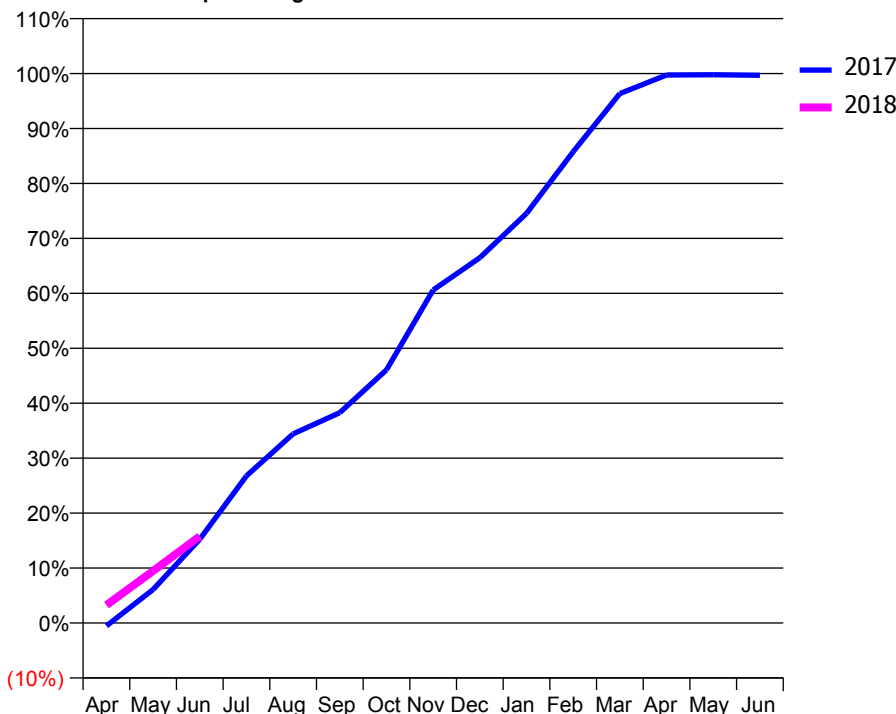
ACCESS*

Patients seen in 24 months	Total	Change since previous quarter
Quarter ending June 2016	4,605	
Quarter ending September 2016	4,597	→
Quarter ending December 2016	4,608	→
Quarter ending March 2017	4,618	→
Quarter ending June 2017	4,591	→
Variance since June 2016	(0.3%)	→



ACTIVITY

Cumulative percentage of contracted UDA delivered 2017 & 2018



Adjusted Scheduled Activity (UDA)

Month	2017	2018
April	-80	482
May	902	1,397
June	2,252	2,329
July	3,953	
August	5,080	
September	5,648	
October	6,798	
November	8,943	
December	9,810	
January	10,998	
February	12,656	
March	14,218	
April	14,716	
May	14,722	
June	14,710	

QUALITY

	Quantity	Base Number	Contract	AT	Region	England
% of FP17s for the same patient ID Re-attending within 3 months - Children	34	466	7.3%	11.0%	11.7%	12.0%
% of FP17s for the same patient ID Re-attending within 3 months - Adults	156	1,201	13.0%	14.4%	15.2%	16.0%
% of FP17s for the same patient ID Re-attending between 3 & 9 months - Children	353	466	75.8%	56.8%	59.1%	58.0%
% of FP17s for the same patient ID Re-attending between 3 & 9 months - Adults	878	1,201	73.1%	49.2%	52.2%	50.9%
% of FP17s for Band 1 Urgent Courses	94	1,343	7.0%	8.3%	7.9%	9.1%
% of FP17s Relating to Free Repair or Replacements	12	1,343	0.9%	0.7%	0.8%	0.8%
% of FP17s Relating to Continuations	9	1,343	0.7%	0.9%	1.1%	1.1%
% of Patients satisfied with the dentistry they have received	9	10	90.0%	91.4%	91.8%	91.7%
% of Patients satisfied with the time they had to wait for an appointment	10	10	100.0%	87.1%	88.4%	88.0%

* This is based on patients treated on this contract for their most recent course of treatment. Figures in italics indicate the base number of FP17s or Patient Questionnaire responses are less than 100. N/A is shown where the base number of responses is less than 10 during the period. % is calculated as Quantity/Base number*100

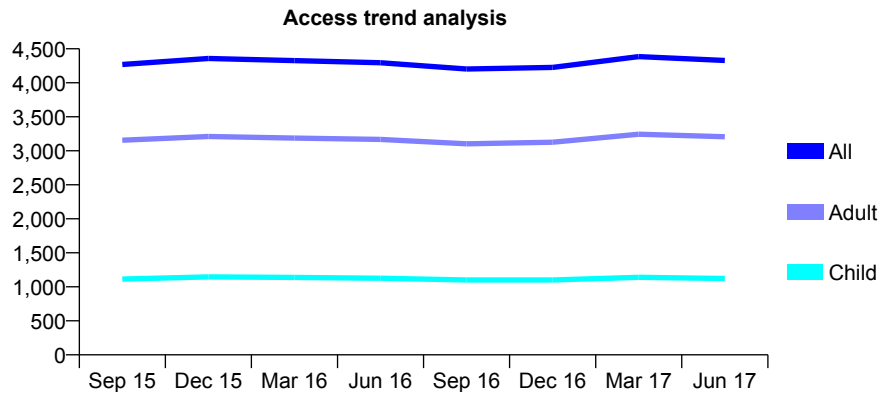
Q58 - Vital Signs At a Glance Contract Report for 186430/0001 - June 2017

Name or company name	Cherry Tree Dental Care
Contract type name	GDS Contract
Purpose of contract	General
Contract start date	01/04/2010
Contract end date	

17/18 Contracted general activity (UDA)	14,000
Carry forward general activity (UDA)	0
17/18 Contracted orthodontic activity (UOA)	0
Carry forward orthodontic activity (UOA)	0
Baseline contract value	£461,805.33

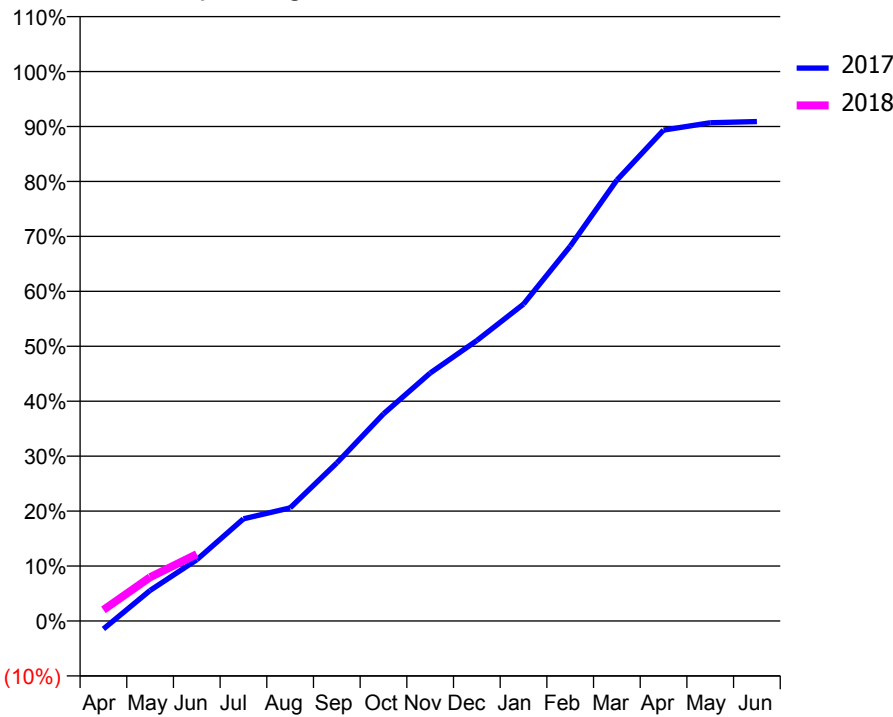
ACCESS*

Patients seen in 24 months	Total	Change since previous quarter
Quarter ending June 2016	4,295	
Quarter ending September 2016	4,203	↓
Quarter ending December 2016	4,227	→
Quarter ending March 2017	4,385	↑
Quarter ending June 2017	4,328	↓
Variance since June 2016	0.8%	→



ACTIVITY

Cumulative percentage of contracted UDA delivered 2017 & 2018



Month	Adjusted Scheduled Activity (UDA)	
	2017	2018
April	-206	283
May	778	1,116
June	1,562	1,705
July	2,603	
August	2,883	
September	4,028	
October	5,276	
November	6,316	
December	7,145	
January	8,074	
February	9,547	
March	11,233	
April	12,509	
May	12,694	
June	12,726	

QUALITY

	Quantity	Base Number	Contract	AT	Region	England
% of FP17s for the same patient ID Re-attending within 3 months - Children	23	227	10.1%	11.0%	11.7%	12.0%
% of FP17s for the same patient ID Re-attending within 3 months - Adults	116	765	15.2%	14.4%	15.2%	16.0%
% of FP17s for the same patient ID Re-attending between 3 & 9 months - Children	69	227	30.4%	56.8%	59.1%	58.0%
% of FP17s for the same patient ID Re-attending between 3 & 9 months - Adults	223	765	29.2%	49.2%	52.2%	50.9%
% of FP17s for Band 1 Urgent Courses	105	722	14.5%	8.3%	7.9%	9.1%
% of FP17s Relating to Free Repair or Replacements	4	722	0.6%	0.7%	0.8%	0.8%
% of FP17s Relating to Continuations	11	722	1.5%	0.9%	1.1%	1.1%
% of Patients satisfied with the dentistry they have received	4	4	N/A	91.4%	91.8%	91.7%
% of Patients satisfied with the time they had to wait for an appointment	4	4	N/A	87.1%	88.4%	88.0%

* This is based on patients treated on this contract for their most recent course of treatment. Figures in italics indicate the base number of FP17s or Patient Questionnaire responses are less than 100. N/A is shown where the base number of responses is less than 10 during the period. % is calculated as Quantity/Base number*100

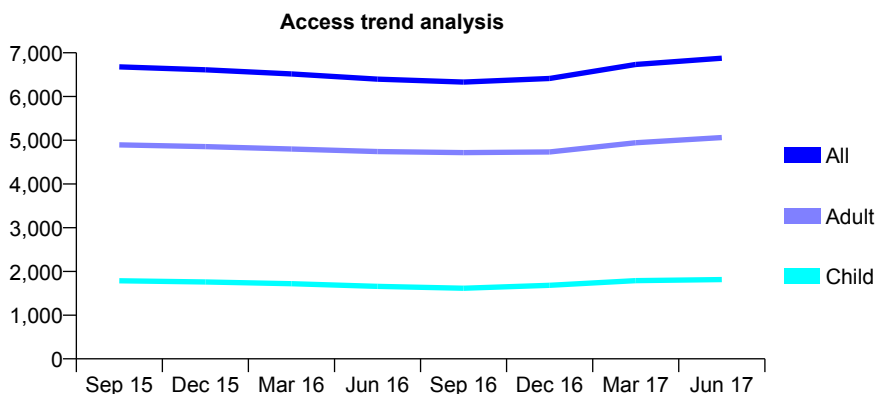
Q58 - Vital Signs At a Glance Contract Report for 186546/0001 - June 2017

Name or company name	The Partners of St Andrews Dental Practice
Contract type name	GDS Contract
Purpose of contract	General
Contract start date	01/07/2012
Contract end date	

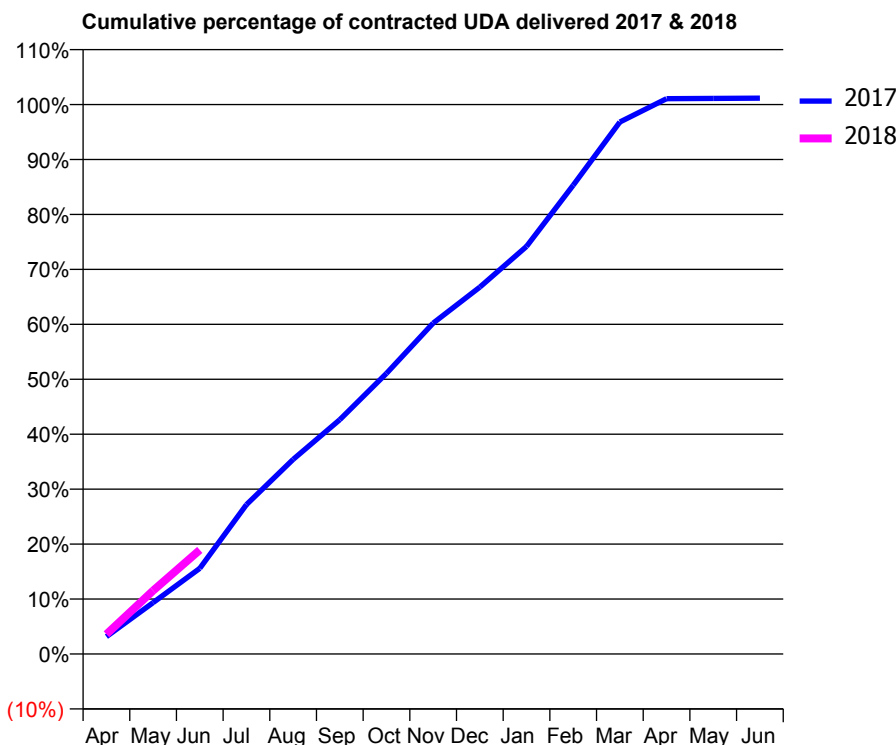
17/18 Contracted general activity (UDA)	18,367
Carry forward general activity (UDA)	0
17/18 Contracted orthodontic activity (UOA)	0
Carry forward orthodontic activity (UOA)	0
Baseline contract value	£434,647.78

ACCESS*

Patients seen in 24 months	Total	Change since previous quarter
Quarter ending June 2016	6,398	
Quarter ending September 2016	6,330	↓
Quarter ending December 2016	6,414	→
Quarter ending March 2017	6,734	↑
Quarter ending June 2017	6,876	↑
Variance since June 2016	7.5%	↑



ACTIVITY



Month	Adjusted Scheduled Activity (UDA)	
	2017	2018
April	580	661
May	1,718	2,121
June	2,866	3,478
July	4,995	
August	6,504	
September	7,835	
October	9,381	
November	11,059	
December	12,262	
January	13,622	
February	15,669	
March	17,780	
April	18,563	
May	18,570	
June	18,581	

QUALITY

	Quantity	Base Number	Contract	AT	Region	England
% of FP17s for the same patient ID Re-attending within 3 months - Children	46	660	7.0%	11.0%	11.7%	12.0%
% of FP17s for the same patient ID Re-attending within 3 months - Adults	190	1,509	12.6%	14.4%	15.2%	16.0%
% of FP17s for the same patient ID Re-attending between 3 & 9 months - Children	386	660	58.5%	56.8%	59.1%	58.0%
% of FP17s for the same patient ID Re-attending between 3 & 9 months - Adults	769	1,509	51.0%	49.2%	52.2%	50.9%
% of FP17s for Band 1 Urgent Courses	138	1,853	7.4%	8.3%	7.9%	9.1%
% of FP17s Relating to Free Repair or Replacements	10	1,853	0.5%	0.7%	0.8%	0.8%
% of FP17s Relating to Continuations	6	1,853	0.3%	0.9%	1.1%	1.1%
% of Patients satisfied with the dentistry they have received	10	12	83.3%	91.4%	91.8%	91.7%
% of Patients satisfied with the time they had to wait for an appointment	11	12	91.7%	87.1%	88.4%	88.0%

* This is based on patients treated on this contract for their most recent course of treatment. Figures in italics indicate the base number of FP17s or Patient Questionnaire responses are less than 100. N/A is shown where the base number of responses is less than 10 during the period. % is calculated as Quantity/Base number*100

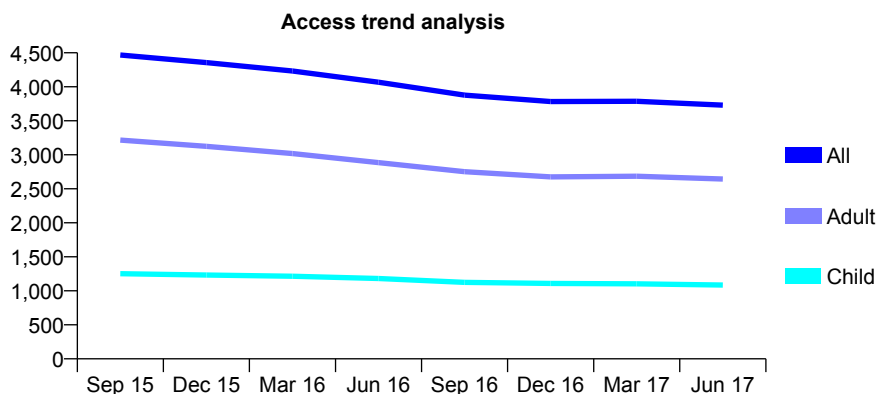
Q58 - Vital Signs At a Glance Contract Report for 187402/0001 - June 2017

Name or company name	Moopen Dental Care
Contract type name	GDS Contract
Purpose of contract	General
Contract start date	01/10/2011
Contract end date	

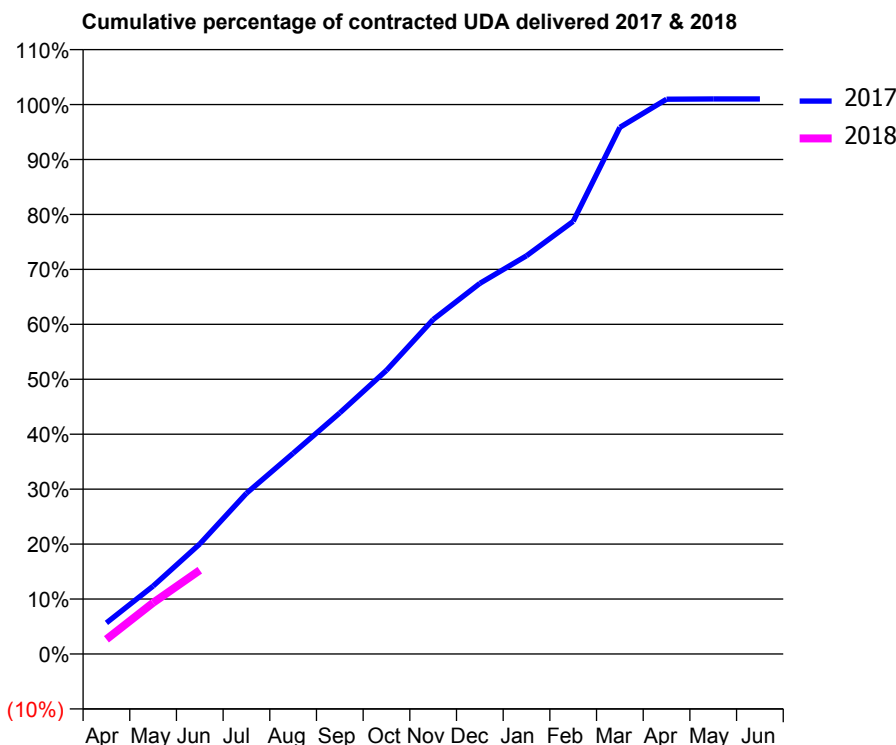
17/18 Contracted general activity (UDA)	14,324
Carry forward general activity (UDA)	0
17/18 Contracted orthodontic activity (UOA)	0
Carry forward orthodontic activity (UOA)	0
Baseline contract value	£373,673.24

ACCESS*

Patients seen in 24 months	Total	Change since previous quarter
Quarter ending June 2016	4,067	
Quarter ending September 2016	3,877	↓
Quarter ending December 2016	3,784	↓
Quarter ending March 2017	3,787	→
Quarter ending June 2017	3,731	↓
Variance since June 2016	(8.3%)	↓



ACTIVITY



Month	Adjusted Scheduled Activity (UDA)	
	2017	2018
April	585	383
May	1,276	1,338
June	2,067	2,185
July	3,021	
August	3,772	
September	4,532	
October	5,329	
November	6,286	
December	6,965	
January	7,481	
February	8,128	
March	9,894	
April	10,422	
May	10,429	
June	10,429	

QUALITY

	Quantity	Base Number	Contract	AT	Region	England
% of FP17s for the same patient ID Re-attending within 3 months - Children	18	350	5.1%	11.0%	11.7%	12.0%
% of FP17s for the same patient ID Re-attending within 3 months - Adults	113	769	14.7%	14.4%	15.2%	16.0%
% of FP17s for the same patient ID Re-attending between 3 & 9 months - Children	159	350	45.4%	56.8%	59.1%	58.0%
% of FP17s for the same patient ID Re-attending between 3 & 9 months - Adults	350	769	45.5%	49.2%	52.2%	50.9%
% of FP17s for Band 1 Urgent Courses	101	929	10.9%	8.3%	7.9%	9.1%
% of FP17s Relating to Free Repair or Replacements	1	929	0.1%	0.7%	0.8%	0.8%
% of FP17s Relating to Continuations	3	929	0.3%	0.9%	1.1%	1.1%
% of Patients satisfied with the dentistry they have received	4	5	N/A	91.4%	91.8%	91.7%
% of Patients satisfied with the time they had to wait for an appointment	4	5	N/A	87.1%	88.4%	88.0%

* This is based on patients treated on this contract for their most recent course of treatment. Figures in italics indicate the base number of FP17s or Patient Questionnaire responses are less than 100. N/A is shown where the base number of responses is less than 10 during the period. % is calculated as Quantity/Base number*100

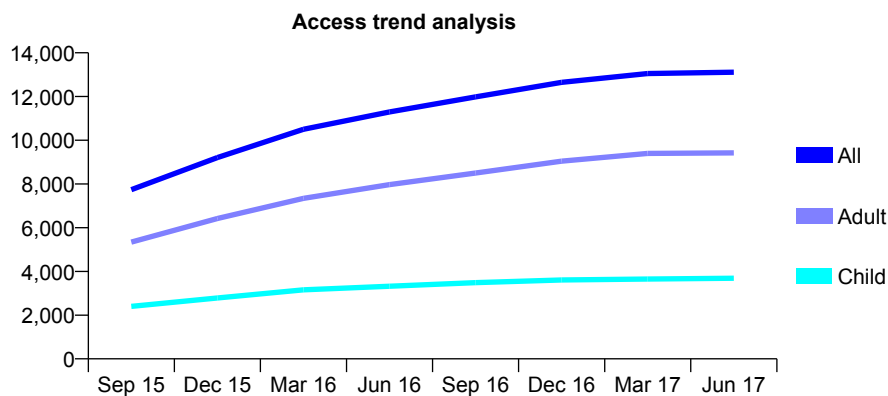
Q58 - Vital Signs At a Glance Contract Report for 187402/0003 - June 2017

Name or company name	Moopen Dental Care
Contract type name	GDS Contract
Purpose of contract	General and Orthodontic
Contract start date	01/02/2015
Contract end date	

17/18 Contracted general activity (UDA)	44,871
Carry forward general activity (UDA)	0
17/18 Contracted orthodontic activity (UOA)	2,926
Carry forward orthodontic activity (UOA)	0
Baseline contract value	£1,398,573.89

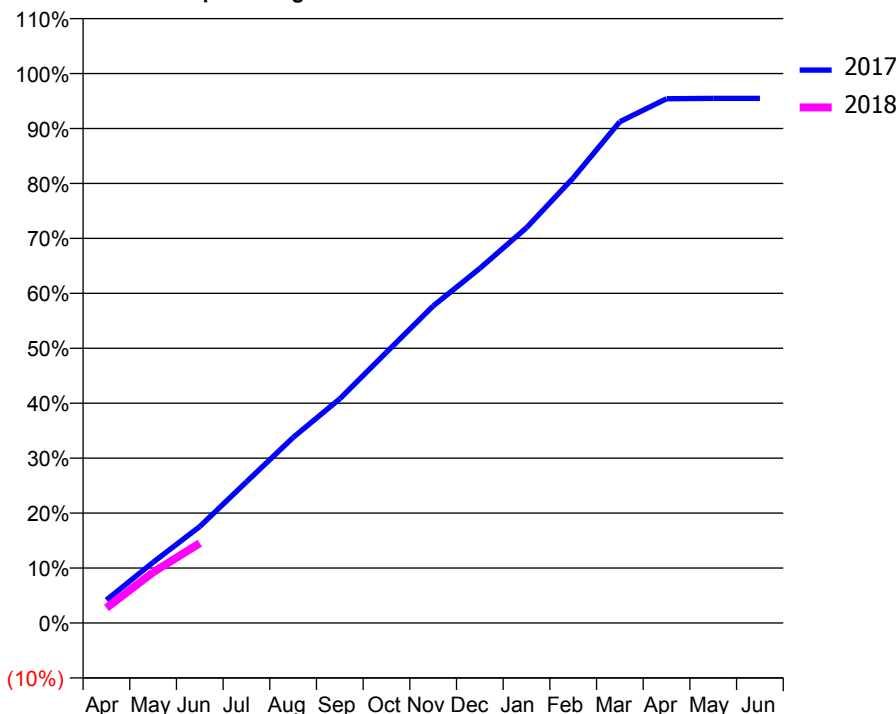
ACCESS*

Patients seen in 24 months	Total	Change since previous quarter
Quarter ending June 2016	11,293	
Quarter ending September 2016	11,984	↑
Quarter ending December 2016	12,651	↑
Quarter ending March 2017	13,049	↑
Quarter ending June 2017	13,110	→
Variance since June 2016	16.1%	↑



ACTIVITY

Cumulative percentage of contracted UDA delivered 2017 & 2018



Month	Adjusted Scheduled Activity (UDA)	
	2017	2018
April	1,882	1,238
May	4,959	4,144
June	7,881	6,520
July	11,531	
August	15,152	
September	18,314	
October	22,106	
November	25,885	
December	28,955	
January	32,282	
February	36,338	
March	40,938	
April	42,810	
May	42,838	
June	42,842	

QUALITY

	Quantity	Base Number	Contract	AT	Region	England
% of FP17s for the same patient ID Re-attending within 3 months - Children	246	1,166	21.1%	11.0%	11.7%	12.0%
% of FP17s for the same patient ID Re-attending within 3 months - Adults	334	2,225	15.0%	14.4%	15.2%	16.0%
% of FP17s for the same patient ID Re-attending between 3 & 9 months - Children	578	1,166	49.6%	56.8%	59.1%	58.0%
% of FP17s for the same patient ID Re-attending between 3 & 9 months - Adults	996	2,225	44.8%	49.2%	52.2%	50.9%
% of FP17s for Band 1 Urgent Courses	168	2,577	6.5%	8.3%	7.9%	9.1%
% of FP17s Relating to Free Repair or Replacements	57	2,577	2.2%	0.7%	0.8%	0.8%
% of FP17s Relating to Continuations	33	2,577	1.3%	0.9%	1.1%	1.1%
% of Patients satisfied with the dentistry they have received	10	11	90.9%	91.4%	91.8%	91.7%
% of Patients satisfied with the time they had to wait for an appointment	11	11	100.0%	87.1%	88.4%	88.0%

* This is based on patients treated on this contract for their most recent course of treatment. Figures in italics indicate the base number of FP17s or Patient Questionnaire responses are less than 100. N/A is shown where the base number of responses is less than 10 during the period. % is calculated as Quantity/Base number*100

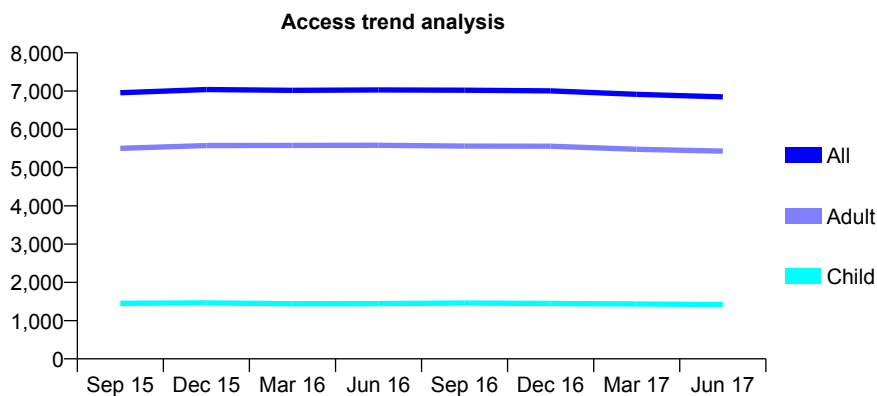
Q58 - Vital Signs At a Glance Contract Report for 187550/0001 - June 2017

Name or company name	Alexander House Dental Practice
Contract type name	GDS Contract
Purpose of contract	General
Contract start date	01/01/2011
Contract end date	

17/18 Contracted general activity (UDA)	16,000
Carry forward general activity (UDA)	0
17/18 Contracted orthodontic activity (UOA)	0
Carry forward orthodontic activity (UOA)	0
Baseline contract value	£408,162.84

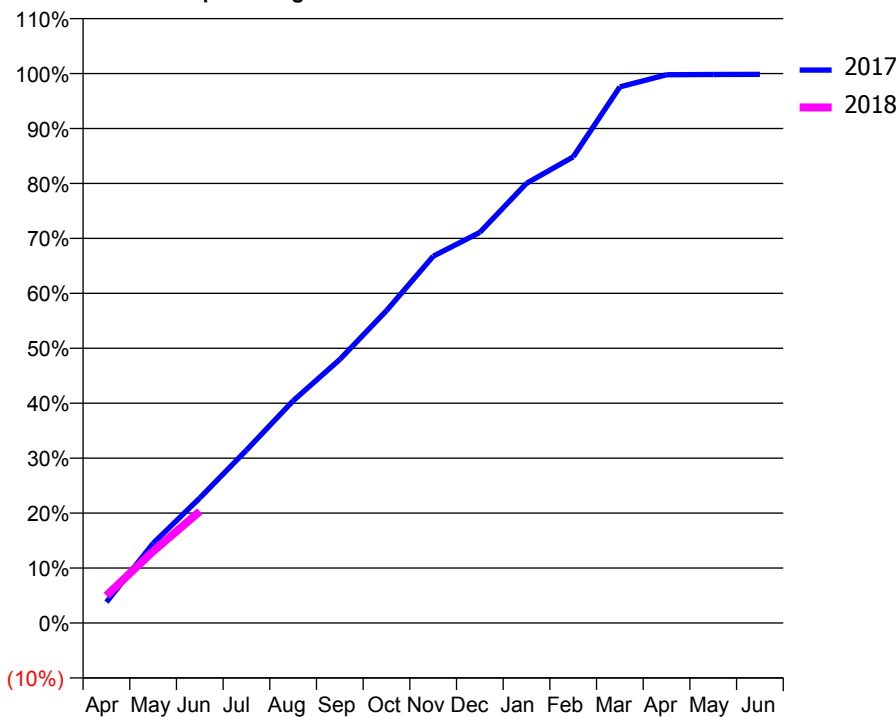
ACCESS*

Patients seen in 24 months	Total	Change since previous quarter
Quarter ending June 2016	7,029	
Quarter ending September 2016	7,021	→
Quarter ending December 2016	7,006	→
Quarter ending March 2017	6,913	↓
Quarter ending June 2017	6,848	→
Variance since June 2016	(2.6%)	↓



ACTIVITY

Cumulative percentage of contracted UDA delivered 2017 & 2018



Month	Adjusted Scheduled Activity (UDA)	
	2017	2018
April	607	799
May	2,319	2,087
June	3,639	3,250
July	5,033	
August	6,472	
September	7,673	
October	9,096	
November	10,681	
December	11,375	
January	12,802	
February	13,574	
March	15,612	
April	15,965	
May	15,971	
June	15,974	

QUALITY

	Quantity	Base Number	Contract	AT	Region	England
% of FP17s for the same patient ID Re-attending within 3 months - Children	27	518	5.2%	11.0%	11.7%	12.0%
% of FP17s for the same patient ID Re-attending within 3 months - Adults	197	1,576	12.5%	14.4%	15.2%	16.0%
% of FP17s for the same patient ID Re-attending between 3 & 9 months - Children	361	518	69.7%	56.8%	59.1%	58.0%
% of FP17s for the same patient ID Re-attending between 3 & 9 months - Adults	938	1,576	59.5%	49.2%	52.2%	50.9%
% of FP17s for Band 1 Urgent Courses	146	1,844	7.9%	8.3%	7.9%	9.1%
% of FP17s Relating to Free Repair or Replacements	13	1,844	0.7%	0.7%	0.8%	0.8%
% of FP17s Relating to Continuations	6	1,844	0.3%	0.9%	1.1%	1.1%
% of Patients satisfied with the dentistry they have received	6	6	N/A	91.4%	91.8%	91.7%
% of Patients satisfied with the time they had to wait for an appointment	6	6	N/A	87.1%	88.4%	88.0%

* This is based on patients treated on this contract for their most recent course of treatment. Figures in italics indicate the base number of FP17s or Patient Questionnaire responses are less than 100. N/A is shown where the base number of responses is less than 10 during the period. % is calculated as Quantity/Base number*100

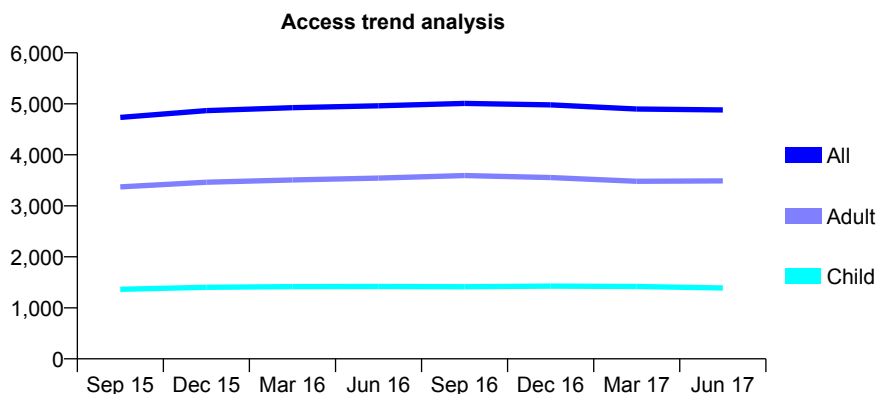
Q58 - Vital Signs At a Glance Contract Report for 188662/0001 - June 2017

Name or company name	Ashwell Dental Surgery Limited
Contract type name	GDS Contract
Purpose of contract	General
Contract start date	01/04/2010
Contract end date	

17/18 Contracted general activity (UDA)	11,432
Carry forward general activity (UDA)	0
17/18 Contracted orthodontic activity (UOA)	0
Carry forward orthodontic activity (UOA)	0
Baseline contract value	£295,315.82

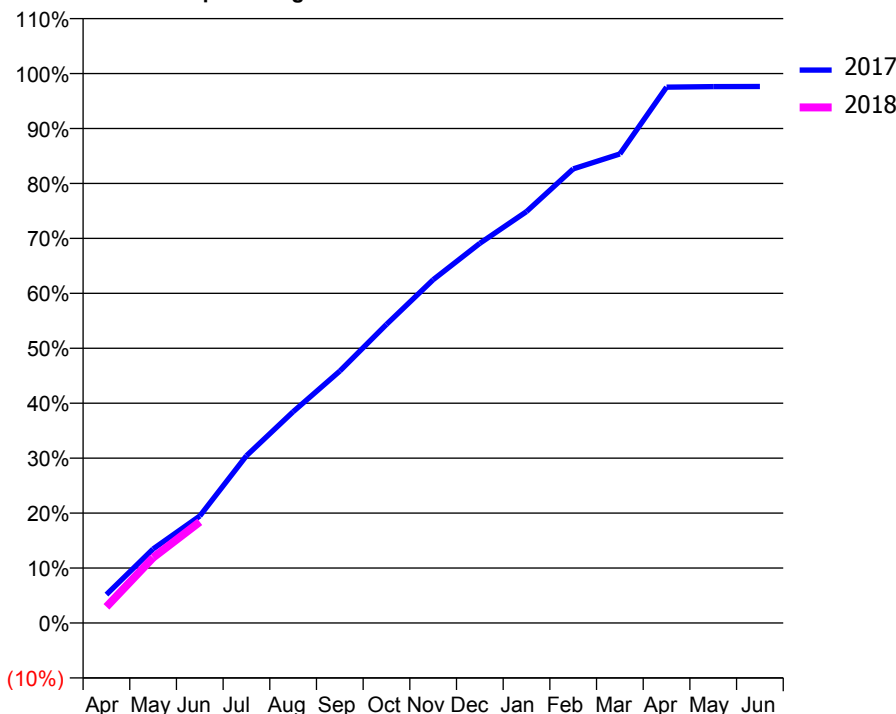
ACCESS*

Patients seen in 24 months	Total	Change since previous quarter
Quarter ending June 2016	4,961	
Quarter ending September 2016	5,008	→
Quarter ending December 2016	4,979	→
Quarter ending March 2017	4,899	↓
Quarter ending June 2017	4,879	→
Variance since June 2016	(1.7%)	↓



ACTIVITY

Cumulative percentage of contracted UDA delivered 2017 & 2018



Month	Adjusted Scheduled Activity (UDA)	
	2017	2018
April	592	337
May	1,541	1,361
June	2,226	2,103
July	3,480	
August	4,395	
September	5,242	
October	6,213	
November	7,143	
December	7,900	
January	8,561	
February	9,447	
March	9,757	
April	11,148	
May	11,159	
June	11,161	

QUALITY

	Quantity	Base Number	Contract	AT	Region	England
% of FP17s for the same patient ID Re-attending within 3 months - Children	47	662	7.1%	11.0%	11.7%	12.0%
% of FP17s for the same patient ID Re-attending within 3 months - Adults	197	1,477	13.3%	14.4%	15.2%	16.0%
% of FP17s for the same patient ID Re-attending between 3 & 9 months - Children	364	662	55.0%	56.8%	59.1%	58.0%
% of FP17s for the same patient ID Re-attending between 3 & 9 months - Adults	753	1,477	51.0%	49.2%	52.2%	50.9%
% of FP17s for Band 1 Urgent Courses	122	1,289	9.5%	8.3%	7.9%	9.1%
% of FP17s Relating to Free Repair or Replacements	10	1,289	0.8%	0.7%	0.8%	0.8%
% of FP17s Relating to Continuations	9	1,289	0.7%	0.9%	1.1%	1.1%
% of Patients satisfied with the dentistry they have received	11	12	91.7%	91.4%	91.8%	91.7%
% of Patients satisfied with the time they had to wait for an appointment	12	12	100.0%	87.1%	88.4%	88.0%

* This is based on patients treated on this contract for their most recent course of treatment. Figures in italics indicate the base number of FP17s or Patient Questionnaire responses are less than 100. N/A is shown where the base number of responses is less than 10 during the period. % is calculated as Quantity/Base number*100

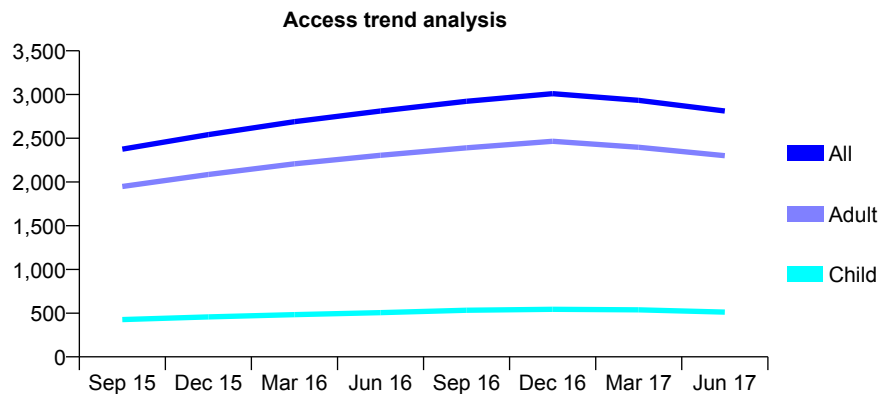
Q58 - Vital Signs At a Glance Contract Report for 192961/0002 - June 2017

Name or company name	Mrs P Hadj-Bagheri, Mr M Eyrumlu and Mr
Contract type name	GDS Contract
Purpose of contract	General
Contract start date	01/12/2014
Contract end date	

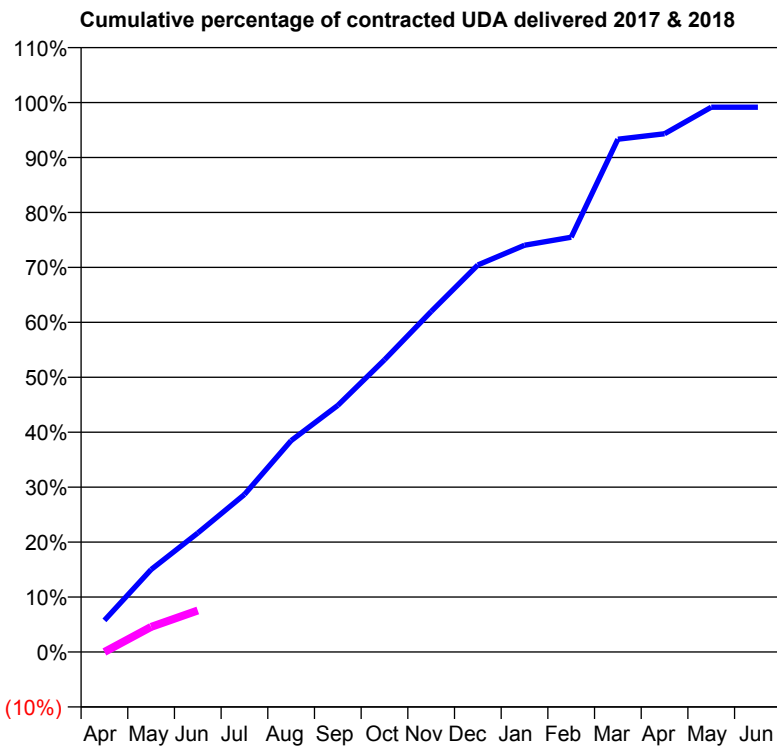
17/18 Contracted general activity (UDA)	9,743
Carry forward general activity (UDA)	0
17/18 Contracted orthodontic activity (UOA)	0
Carry forward orthodontic activity (UOA)	0
Baseline contract value	£232,340.56

ACCESS*

Patients seen in 24 months	Total	Change since previous quarter
Quarter ending June 2016	2,811	
Quarter ending September 2016	2,923	↑
Quarter ending December 2016	3,010	↑
Quarter ending March 2017	2,934	↓
Quarter ending June 2017	2,812	↓
Variance since June 2016	0.0%	→



ACTIVITY



Month	Adjusted Scheduled Activity (UDA)	
	2017	2018
April	561	0
May	1,462	445
June	2,111	737
July	2,793	
August	3,749	
September	4,374	
October	5,182	
November	6,036	
December	6,862	
January	7,211	
February	7,354	
March	9,093	
April	9,189	
May	9,659	
June	9,659	

QUALITY

	Quantity	Base Number	Contract	AT	Region	England
% of FP17s for the same patient ID Re-attending within 3 months - Children	11	97	11.3%	11.0%	11.7%	12.0%
% of FP17s for the same patient ID Re-attending within 3 months - Adults	67	493	13.6%	14.4%	15.2%	16.0%
% of FP17s for the same patient ID Re-attending between 3 & 9 months - Children	47	97	48.5%	56.8%	59.1%	58.0%
% of FP17s for the same patient ID Re-attending between 3 & 9 months - Adults	331	493	67.1%	49.2%	52.2%	50.9%
% of FP17s for Band 1 Urgent Courses	25	409	6.1%	8.3%	7.9%	9.1%
% of FP17s Relating to Free Repair or Replacements	7	409	1.7%	0.7%	0.8%	0.8%
% of FP17s Relating to Continuations	17	409	4.2%	0.9%	1.1%	1.1%
% of Patients satisfied with the dentistry they have received	4	4	N/A	91.4%	91.8%	91.7%
% of Patients satisfied with the time they had to wait for an appointment	4	4	N/A	87.1%	88.4%	88.0%

* This is based on patients treated on this contract for their most recent course of treatment. Figures in italics indicate the base number of FP17s or Patient Questionnaire responses are less than 100. N/A is shown where the base number of responses is less than 10 during the period. % is calculated as Quantity/Base number*100

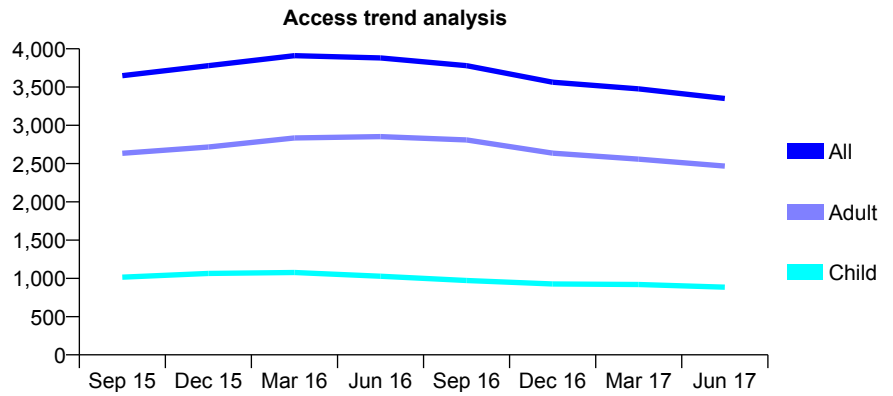
Q58 - Vital Signs At a Glance Contract Report for 193534/0001 - June 2017

Name or company name	Community Dental Services CIC
Contract type name	PDS Contract
Purpose of contract	General
Contract start date	01/04/2011
Contract end date	31/03/2021

17/18 Contracted general activity (UDA)	13,170
Carry forward general activity (UDA)	0
17/18 Contracted orthodontic activity (UOA)	0
Carry forward orthodontic activity (UOA)	0
Baseline contract value	£360,353.91

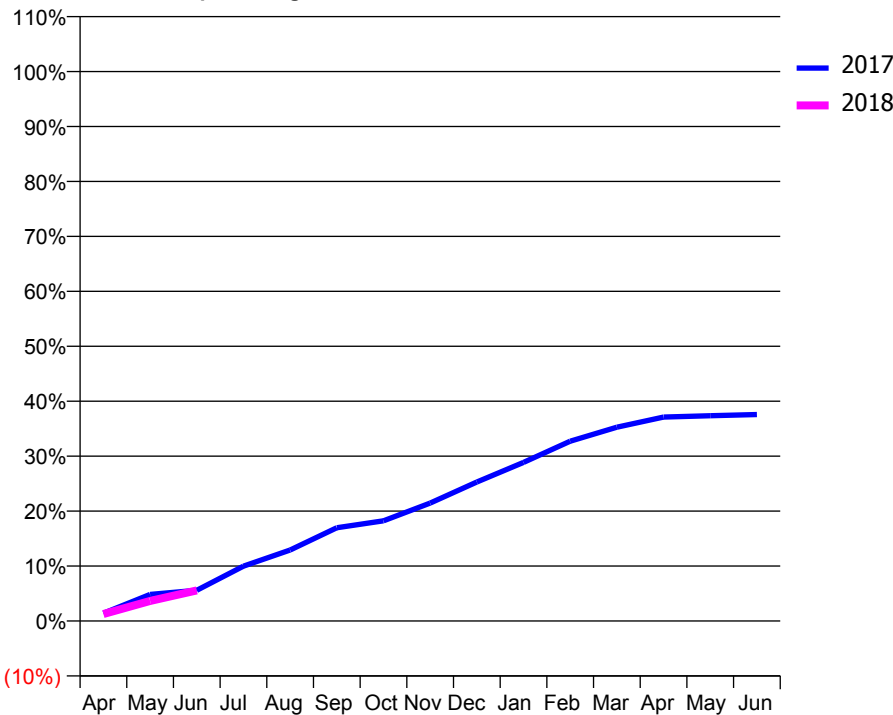
ACCESS*

Patients seen in 24 months	Total	Change since previous quarter
Quarter ending June 2016	3,880	
Quarter ending September 2016	3,780	↓
Quarter ending December 2016	3,563	↓
Quarter ending March 2017	3,477	↓
Quarter ending June 2017	3,351	↓
Variance since June 2016	(13.6%)	↓



ACTIVITY

Cumulative percentage of contracted UDA delivered 2017 & 2018



Month	Adjusted Scheduled Activity (UDA)	
	2017	2018
April	186	169
May	636	480
June	738	733
July	1,316	
August	1,701	
September	2,235	
October	2,401	
November	2,828	
December	3,333	
January	3,801	
February	4,311	
March	4,644	
April	4,889	
May	4,920	
June	4,948	

QUALITY

	Quantity	Base Number	Contract	AT	Region	England
% of FP17s for the same patient ID Re-attending within 3 months - Children	18	309	5.8%	11.0%	11.7%	12.0%
% of FP17s for the same patient ID Re-attending within 3 months - Adults	61	538	11.3%	14.4%	15.2%	16.0%
% of FP17s for the same patient ID Re-attending between 3 & 9 months - Children	134	309	43.4%	56.8%	59.1%	58.0%
% of FP17s for the same patient ID Re-attending between 3 & 9 months - Adults	185	538	34.4%	49.2%	52.2%	50.9%
% of FP17s for Band 1 Urgent Courses	90	403	22.3%	8.3%	7.9%	9.1%
% of FP17s Relating to Free Repair or Replacements	1	403	0.2%	0.7%	0.8%	0.8%
% of FP17s Relating to Continuations	1	403	0.2%	0.9%	1.1%	1.1%
% of Patients satisfied with the dentistry they have received	7	7	N/A	91.4%	91.8%	91.7%
% of Patients satisfied with the time they had to wait for an appointment	5	7	N/A	87.1%	88.4%	88.0%

* This is based on patients treated on this contract for their most recent course of treatment. Figures in italics indicate the base number of FP17s or Patient Questionnaire responses are less than 100. N/A is shown where the base number of responses is less than 10 during the period. % is calculated as Quantity/Base number*100

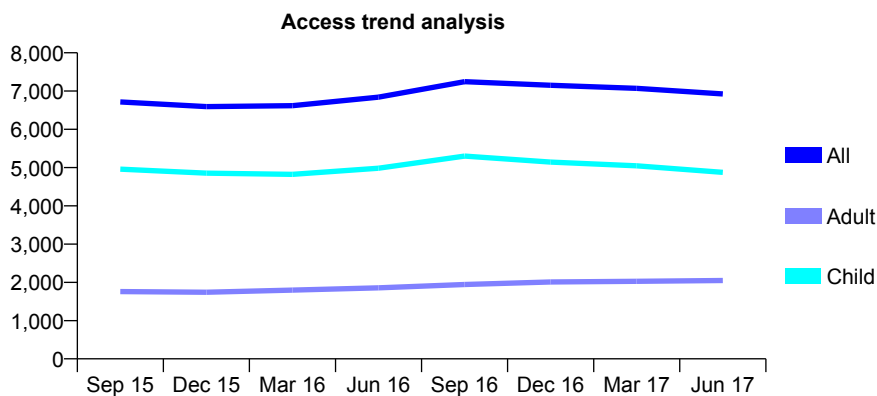
Q58 - Vital Signs At a Glance Contract Report for 193534/0002 - June 2017

Name or company name	Community Dental Services CIC
Contract type name	PDS Contract
Purpose of contract	General
Contract start date	01/04/2011
Contract end date	31/03/2021

17/18 Contracted general activity (UDA)	18,917
Carry forward general activity (UDA)	0
17/18 Contracted orthodontic activity (UOA)	0
Carry forward orthodontic activity (UOA)	0
Baseline contract value	£2,329,085.89

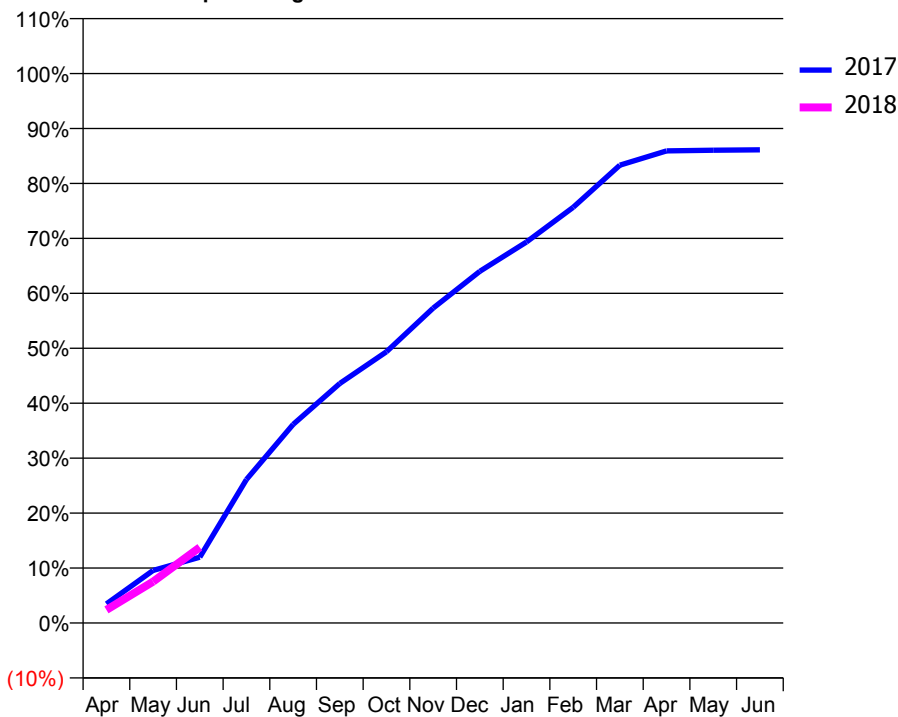
ACCESS*

Patients seen in 24 months	Total	Change since previous quarter
Quarter ending June 2016	6,840	
Quarter ending September 2016	7,246	↑
Quarter ending December 2016	7,151	↓
Quarter ending March 2017	7,072	↓
Quarter ending June 2017	6,924	↓
Variance since June 2016	1.2%	→



ACTIVITY

Cumulative percentage of contracted UDA delivered 2017 & 2018



Month	Adjusted Scheduled Activity (UDA)	
	2017	2018
April	657	451
May	1,811	1,425
June	2,268	2,603
July	4,943	
August	6,836	
September	8,247	
October	9,340	
November	10,841	
December	12,109	
January	13,117	
February	14,313	
March	15,764	
April	16,253	
May	16,274	
June	16,290	

QUALITY

	Quantity	Base Number	Contract	AT	Region	England
% of FP17s for the same patient ID Re-attending within 3 months - Children	105	1,342	7.8%	11.0%	11.7%	12.0%
% of FP17s for the same patient ID Re-attending within 3 months - Adults	45	518	8.7%	14.4%	15.2%	16.0%
% of FP17s for the same patient ID Re-attending between 3 & 9 months - Children	607	1,342	45.2%	56.8%	59.1%	58.0%
% of FP17s for the same patient ID Re-attending between 3 & 9 months - Adults	144	518	27.8%	49.2%	52.2%	50.9%
% of FP17s for Band 1 Urgent Courses	81	1,473	5.5%	8.3%	7.9%	9.1%
% of FP17s Relating to Free Repair or Replacements	0	1,473	0.0%	0.7%	0.8%	0.8%
% of FP17s Relating to Continuations	36	1,473	2.4%	0.9%	1.1%	1.1%
% of Patients satisfied with the dentistry they have received	6	6	N/A	91.4%	91.8%	91.7%
% of Patients satisfied with the time they had to wait for an appointment	3	6	N/A	87.1%	88.4%	88.0%

* This is based on patients treated on this contract for their most recent course of treatment. Figures in italics indicate the base number of FP17s or Patient Questionnaire responses are less than 100. N/A is shown where the base number of responses is less than 10 during the period. % is calculated as Quantity/Base number*100

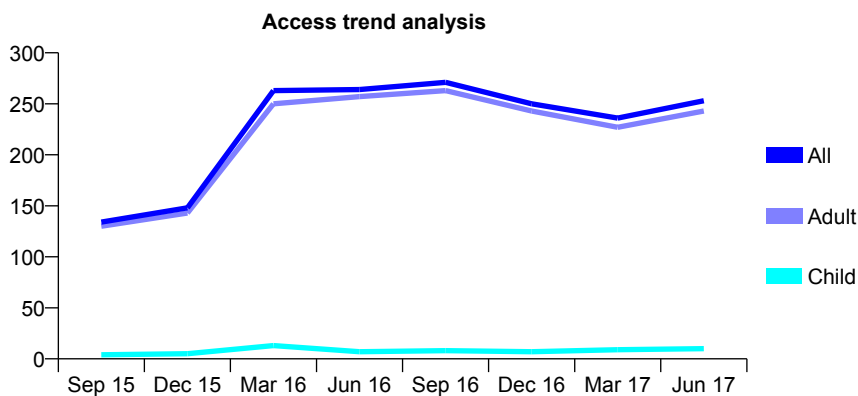
Q58 - Vital Signs At a Glance Contract Report for 193534/0003 - June 2017

Name or company name	Community Dental Services CIC
Contract type name	PDS Contract
Purpose of contract	General
Contract start date	01/04/2011
Contract end date	31/03/2021

17/18 Contracted general activity (UDA)	1,090
Carry forward general activity (UDA)	0
17/18 Contracted orthodontic activity (UOA)	0
Carry forward orthodontic activity (UOA)	0
Baseline contract value	£146,451.06

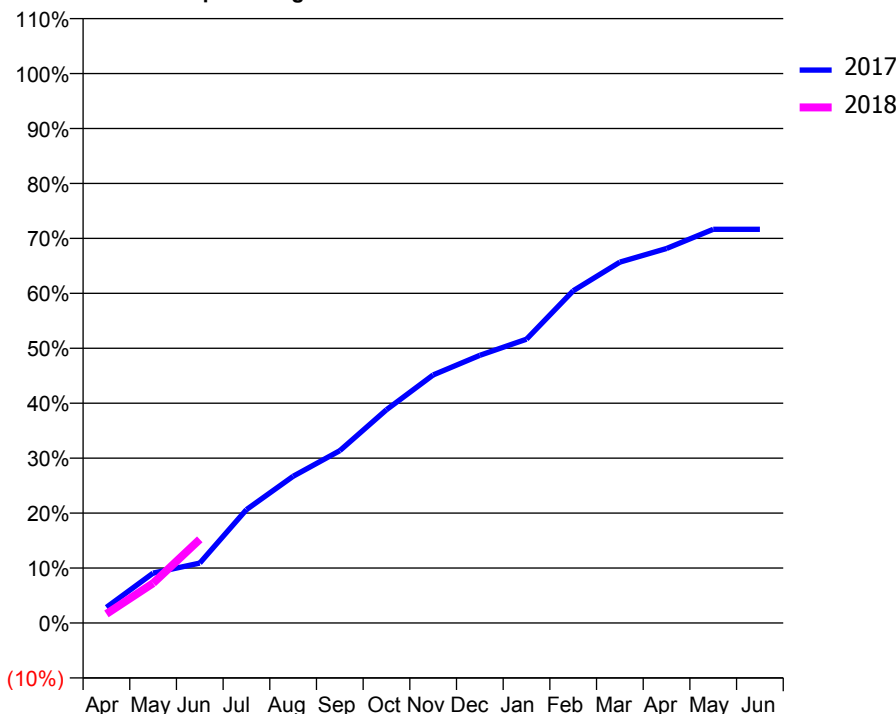
ACCESS*

Patients seen in 24 months	Total	Change since previous quarter
Quarter ending June 2016	264	
Quarter ending September 2016	271	↑
Quarter ending December 2016	250	↓
Quarter ending March 2017	236	↓
Quarter ending June 2017	253	↑
Variance since June 2016	(4.2%)	↓



ACTIVITY

Cumulative percentage of contracted UDA delivered 2017 & 2018



Adjusted Scheduled Activity (UDA)

Month	2017	2018
April	31	18
May	99	79
June	119	166
July	225	
August	291	
September	342	
October	423	
November	492	
December	531	
January	563	
February	659	
March	716	
April	743	
May	781	
June	781	

QUALITY

	Quantity	Base Number	Contract	AT	Region	England
% of FP17s for the same patient ID Re-attending within 3 months - Children	0	9	0.0%	11.0%	11.7%	12.0%
% of FP17s for the same patient ID Re-attending within 3 months - Adults	2	88	2.3%	14.4%	15.2%	16.0%
% of FP17s for the same patient ID Re-attending between 3 & 9 months - Children	0	9	0.0%	56.8%	59.1%	58.0%
% of FP17s for the same patient ID Re-attending between 3 & 9 months - Adults	1	88	1.1%	49.2%	52.2%	50.9%
% of FP17s for Band 1 Urgent Courses	0	64	0.0%	8.3%	7.9%	9.1%
% of FP17s Relating to Free Repair or Replacements	0	64	0.0%	0.7%	0.8%	0.8%
% of FP17s Relating to Continuations	0	64	0.0%	0.9%	1.1%	1.1%
% of Patients satisfied with the dentistry they have received	0	0	N/A	91.4%	91.8%	91.7%
% of Patients satisfied with the time they had to wait for an appointment	0	0	N/A	87.1%	88.4%	88.0%

* This is based on patients treated on this contract for their most recent course of treatment. Figures in italics indicate the base number of FP17s or Patient Questionnaire responses are less than 100. N/A is shown where the base number of responses is less than 10 during the period. % is calculated as Quantity/Base number*100

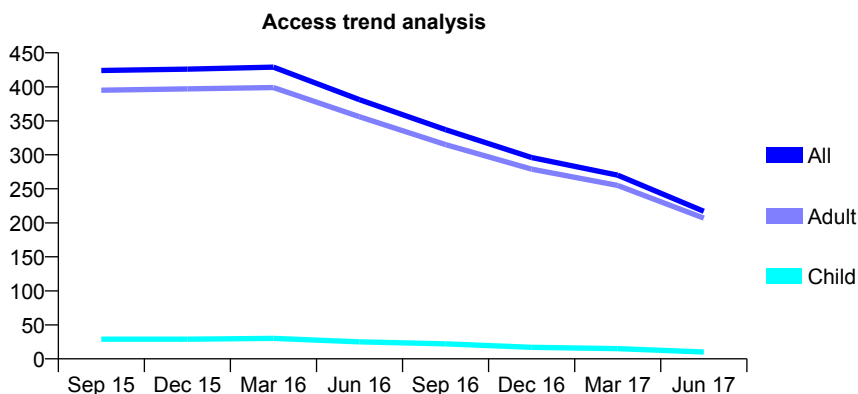
Q58 - Vital Signs At a Glance Contract Report for 193534/0004 - June 2017

Name or company name	Community Dental Services CIC
Contract type name	PDS Contract
Purpose of contract	General
Contract start date	01/04/2011
Contract end date	31/03/2021

17/18 Contracted general activity (UDA)	740
Carry forward general activity (UDA)	0
17/18 Contracted orthodontic activity (UOA)	0
Carry forward orthodontic activity (UOA)	0
Baseline contract value	£79,601.99

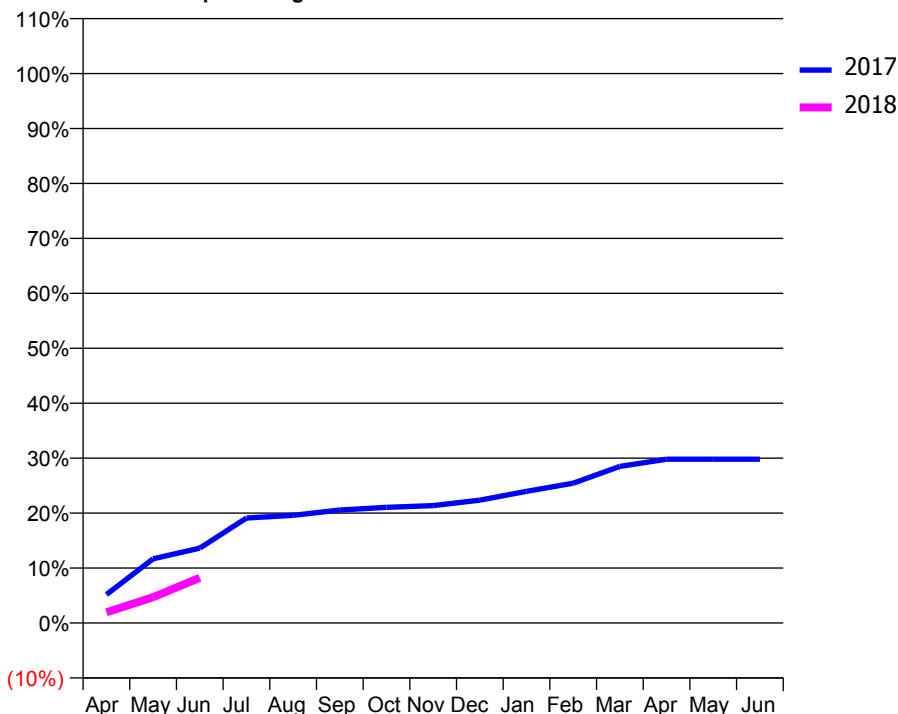
ACCESS*

Patients seen in 24 months	Total	Change since previous quarter
Quarter ending June 2016	381	
Quarter ending September 2016	337	↓
Quarter ending December 2016	296	↓
Quarter ending March 2017	270	↓
Quarter ending June 2017	217	↓
Variance since June 2016	(43.0%)	↓



ACTIVITY

Cumulative percentage of contracted UDA delivered 2017 & 2018



Adjusted Scheduled Activity (UDA)

Month	2017	2018
April	38	14
May	86	35
June	101	61
July	141	
August	145	
September	152	
October	156	
November	158	
December	165	
January	177	
February	188	
March	211	
April	221	
May	221	
June	221	

QUALITY

	Quantity	Base Number	Contract	AT	Region	England
% of FP17s for the same patient ID Re-attending within 3 months - Children	0	1	0.0%	11.0%	11.7%	12.0%
% of FP17s for the same patient ID Re-attending within 3 months - Adults	1	58	1.7%	14.4%	15.2%	16.0%
% of FP17s for the same patient ID Re-attending between 3 & 9 months - Children	0	1	0.0%	56.8%	59.1%	58.0%
% of FP17s for the same patient ID Re-attending between 3 & 9 months - Adults	0	58	0.0%	49.2%	52.2%	50.9%
% of FP17s for Band 1 Urgent Courses	50	51	98.0%	8.3%	7.9%	9.1%
% of FP17s Relating to Free Repair or Replacements	0	51	0.0%	0.7%	0.8%	0.8%
% of FP17s Relating to Continuations	0	51	0.0%	0.9%	1.1%	1.1%
% of Patients satisfied with the dentistry they have received	0	0	N/A	91.4%	91.8%	91.7%
% of Patients satisfied with the time they had to wait for an appointment	0	0	N/A	87.1%	88.4%	88.0%

* This is based on patients treated on this contract for their most recent course of treatment. Figures in italics indicate the base number of FP17s or Patient Questionnaire responses are less than 100. N/A is shown where the base number of responses is less than 10 during the period. % is calculated as Quantity/Base number*100

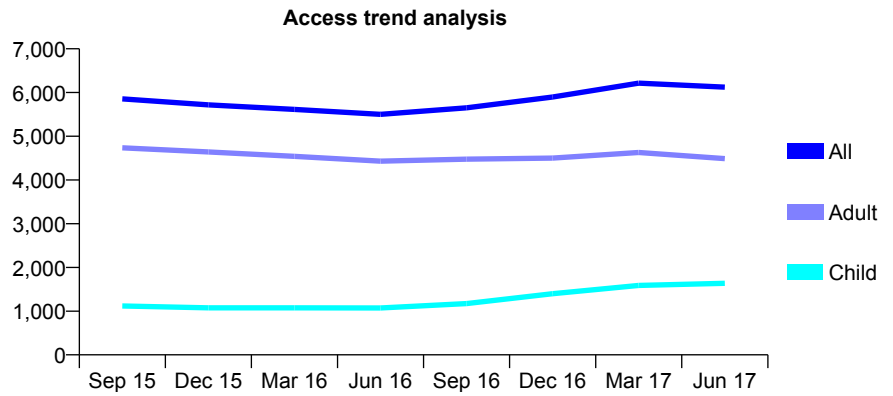
Q58 - Vital Signs At a Glance Contract Report for 196630/0001 - June 2017

Name or company name	Cedar Road Dental Practice
Contract type name	GDS Contract
Purpose of contract	General
Contract start date	01/04/2006
Contract end date	

17/18 Contracted general activity (UDA)	14,190
Carry forward general activity (UDA)	0
17/18 Contracted orthodontic activity (UOA)	0
Carry forward orthodontic activity (UOA)	0
Baseline contract value	£374,143.73

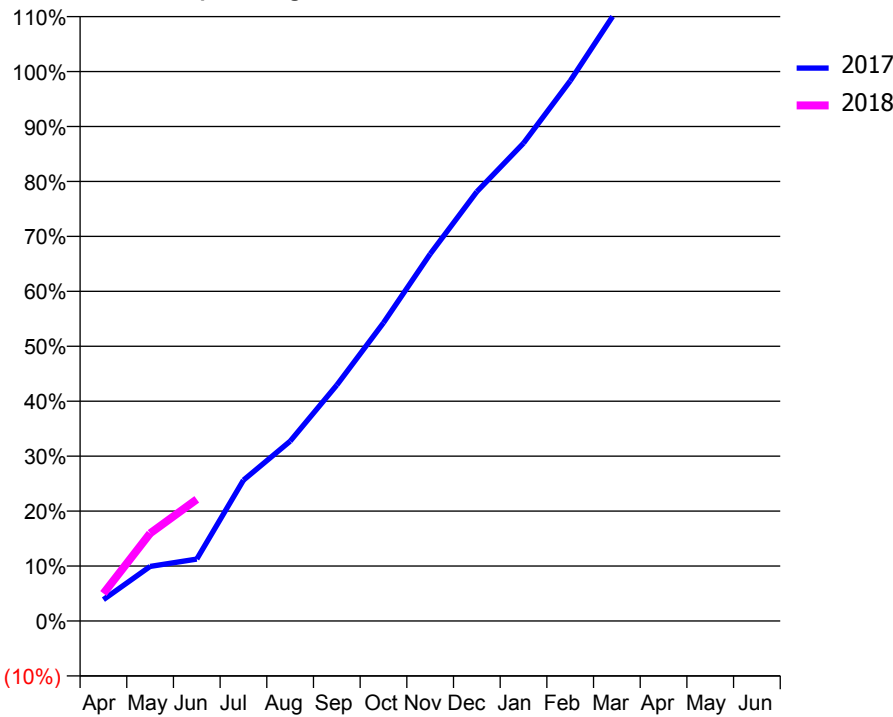
ACCESS*

Patients seen in 24 months	Total	Change since previous quarter
Quarter ending June 2016	5,501	
Quarter ending September 2016	5,651	↑
Quarter ending December 2016	5,897	↑
Quarter ending March 2017	6,216	↑
Quarter ending June 2017	6,124	↓
Variance since June 2016	11.3%	↑



ACTIVITY

Cumulative percentage of contracted UDA delivered 2017 & 2018



Month	Adjusted Scheduled Activity (UDA)	
	2017	2018
April	552	710
May	1,409	2,263
June	1,600	3,142
July	3,637	
August	4,643	
September	6,095	
October	7,700	
November	9,478	
December	11,085	
January	12,341	
February	13,949	
March	15,777	
April	16,846	
May	16,848	
June	16,853	

QUALITY

	Quantity	Base Number	Contract	AT	Region	England
% of FP17s for the same patient ID Re-attending within 3 months - Children	42	752	5.6%	11.0%	11.7%	12.0%
% of FP17s for the same patient ID Re-attending within 3 months - Adults	177	1,571	11.3%	14.4%	15.2%	16.0%
% of FP17s for the same patient ID Re-attending between 3 & 9 months - Children	441	752	58.6%	56.8%	59.1%	58.0%
% of FP17s for the same patient ID Re-attending between 3 & 9 months - Adults	842	1,571	53.6%	49.2%	52.2%	50.9%
% of FP17s for Band 1 Urgent Courses	125	1,717	7.3%	8.3%	7.9%	9.1%
% of FP17s Relating to Free Repair or Replacements	28	1,717	1.6%	0.7%	0.8%	0.8%
% of FP17s Relating to Continuations	13	1,717	0.8%	0.9%	1.1%	1.1%
% of Patients satisfied with the dentistry they have received	9	9	N/A	91.4%	91.8%	91.7%
% of Patients satisfied with the time they had to wait for an appointment	9	9	N/A	87.1%	88.4%	88.0%

* This is based on patients treated on this contract for their most recent course of treatment. Figures in italics indicate the base number of FP17s or Patient Questionnaire responses are less than 100. N/A is shown where the base number of responses is less than 10 during the period. % is calculated as Quantity/Base number*100

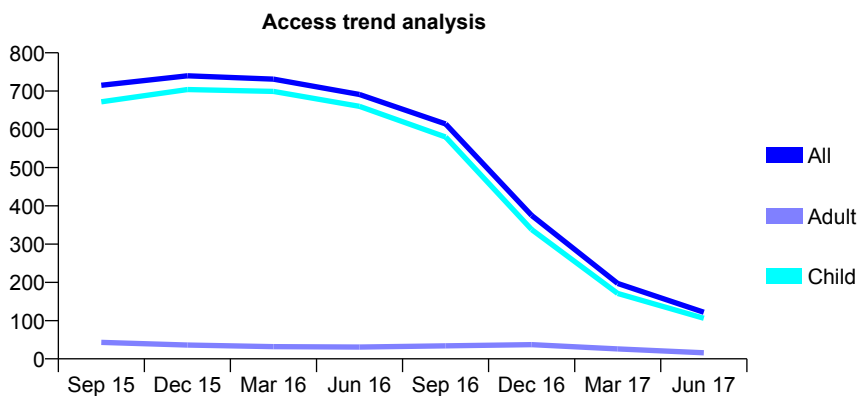
Q58 - Vital Signs At a Glance Contract Report for 196630/0003 - June 2017

Name or company name	Cedar Road Dental Practice
Contract type name	GDS Contract
Purpose of contract	General
Contract start date	01/04/2006
Contract end date	

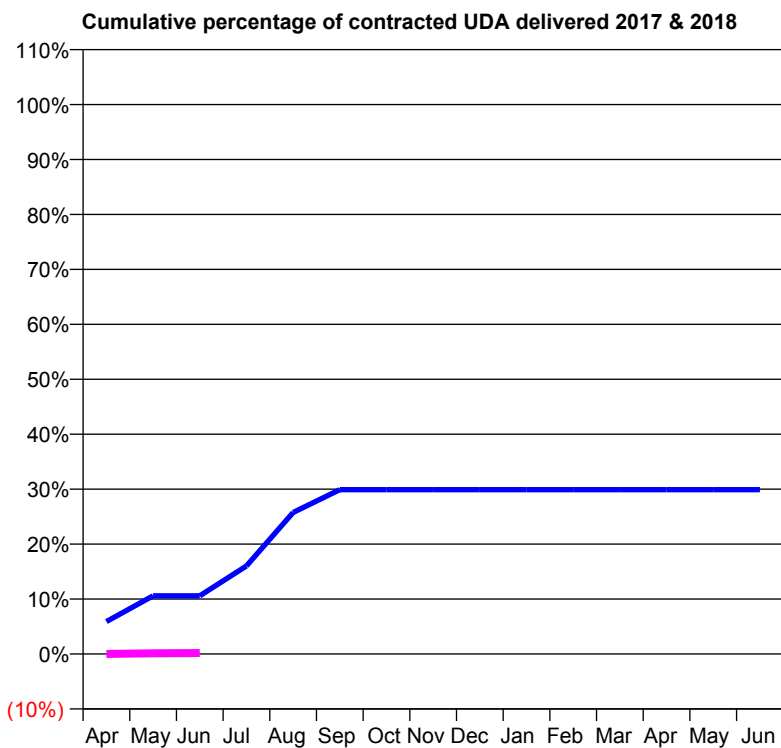
17/18 Contracted general activity (UDA)	2,250
Carry forward general activity (UDA)	0
17/18 Contracted orthodontic activity (UOA)	0
Carry forward orthodontic activity (UOA)	0
Baseline contract value	£82,195.70

ACCESS*

Patients seen in 24 months	Total	Change since previous quarter
Quarter ending June 2016	691	
Quarter ending September 2016	614	↓
Quarter ending December 2016	375	↓
Quarter ending March 2017	197	↓
Quarter ending June 2017	122	↓
Variance since June 2016	(82.3%)	↓



ACTIVITY



Month	Adjusted Scheduled Activity (UDA)	
	2017	2018
April	133	0
May	238	3
June	238	4
July	361	
August	580	
September	673	
October	673	
November	673	
December	673	
January	673	
February	673	
March	673	
April	673	
May	673	
June	673	

QUALITY

	Quantity	Base Number	Contract	AT	Region	England
% of FP17s for the same patient ID Re-attending within 3 months - Children	0	2	0.0%	11.0%	11.7%	12.0%
% of FP17s for the same patient ID Re-attending within 3 months - Adults	0	0	N/A	14.4%	15.2%	16.0%
% of FP17s for the same patient ID Re-attending between 3 & 9 months - Children	0	2	0.0%	56.8%	59.1%	58.0%
% of FP17s for the same patient ID Re-attending between 3 & 9 months - Adults	0	0	N/A	49.2%	52.2%	50.9%
% of FP17s for Band 1 Urgent Courses	0	2	0.0%	8.3%	7.9%	9.1%
% of FP17s Relating to Free Repair or Replacements	0	2	0.0%	0.7%	0.8%	0.8%
% of FP17s Relating to Continuations	0	2	0.0%	0.9%	1.1%	1.1%
% of Patients satisfied with the dentistry they have received	0	0	N/A	91.4%	91.8%	91.7%
% of Patients satisfied with the time they had to wait for an appointment	0	0	N/A	87.1%	88.4%	88.0%

* This is based on patients treated on this contract for their most recent course of treatment. Figures in italics indicate the base number of FP17s or Patient Questionnaire responses are less than 100. N/A is shown where the base number of responses is less than 10 during the period. % is calculated as Quantity/Base number*100

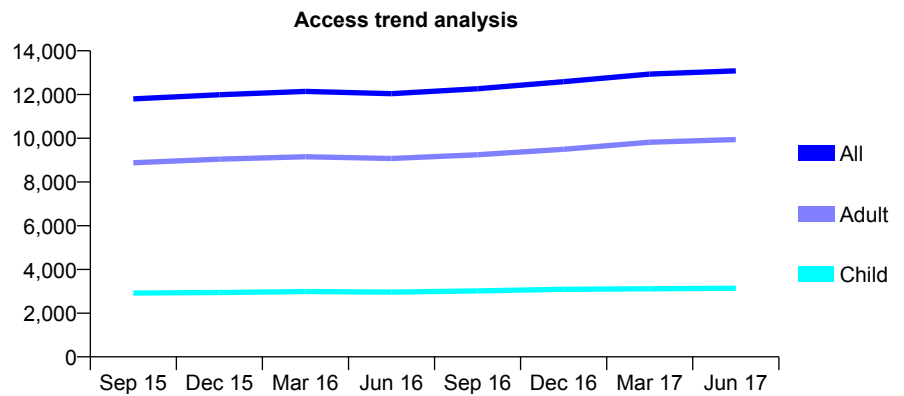
Q58 - Vital Signs At a Glance Contract Report for 197874/0001 - June 2017

Name or company name	Oradi Ltd
Contract type name	Pilot Contract
Purpose of contract	General and Orthodontic
Contract start date	01/04/2008
Contract end date	

17/18 Contracted general activity (UDA)	47,659
Carry forward general activity (UDA)	0
17/18 Contracted orthodontic activity (UOA)	0
Carry forward orthodontic activity (UOA)	0
Baseline contract value	£1,275,376.63

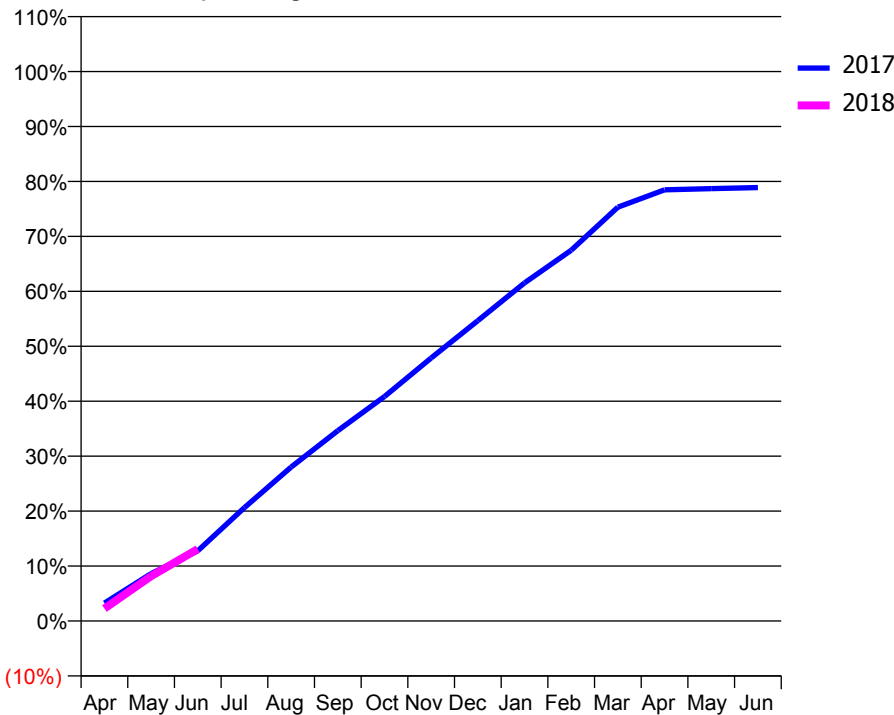
ACCESS*

Patients seen in 24 months	Total	Change since previous quarter
Quarter ending June 2016	12,037	
Quarter ending September 2016	12,264	→
Quarter ending December 2016	12,587	↑
Quarter ending March 2017	12,934	↑
Quarter ending June 2017	13,080	→
Variance since June 2016	8.7%	↑



ACTIVITY

Cumulative percentage of contracted UDA delivered 2017 & 2018



Month	Adjusted Scheduled Activity (UDA)	
	2017	2018
April	1,551	1,084
May	4,107	3,895
June	6,084	6,240
July	9,840	
August	13,355	
September	16,507	
October	19,466	
November	22,818	
December	26,053	
January	29,319	
February	32,154	
March	35,897	
April	37,399	
May	37,499	
June	37,588	

QUALITY

	Quantity	Base Number	Contract	AT	Region	England
% of FP17s for the same patient ID Re-attending within 3 months - Children	85	1,056	8.0%	11.0%	11.7%	12.0%
% of FP17s for the same patient ID Re-attending within 3 months - Adults	355	2,912	12.2%	14.4%	15.2%	16.0%
% of FP17s for the same patient ID Re-attending between 3 & 9 months - Children	669	1,056	63.4%	56.8%	59.1%	58.0%
% of FP17s for the same patient ID Re-attending between 3 & 9 months - Adults	1,684	2,912	57.8%	49.2%	52.2%	50.9%
% of FP17s for Band 1 Urgent Courses	123	3,186	3.9%	8.3%	7.9%	9.1%
% of FP17s Relating to Free Repair or Replacements	29	3,186	0.9%	0.7%	0.8%	0.8%
% of FP17s Relating to Continuations	11	3,186	0.3%	0.9%	1.1%	1.1%
% of Patients satisfied with the dentistry they have received	12	13	92.3%	91.4%	91.8%	91.7%
% of Patients satisfied with the time they had to wait for an appointment	11	13	84.6%	87.1%	88.4%	88.0%

* This is based on patients treated on this contract for their most recent course of treatment. Figures in italics indicate the base number of FP17s or Patient Questionnaire responses are less than 100. N/A is shown where the base number of responses is less than 10 during the period. % is calculated as Quantity/Base number*100

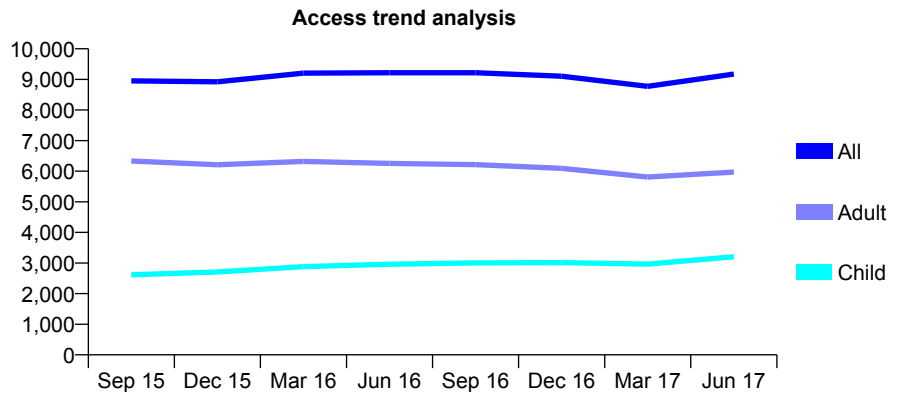
Q58 - Vital Signs At a Glance Contract Report for 198900/0001 - June 2017

Name or company name	MARAH Limited
Contract type name	GDS Contract
Purpose of contract	General
Contract start date	01/12/2011
Contract end date	

17/18 Contracted general activity (UDA)	21,838
Carry forward general activity (UDA)	0
17/18 Contracted orthodontic activity (UOA)	0
Carry forward orthodontic activity (UOA)	0
Baseline contract value	£609,069.56

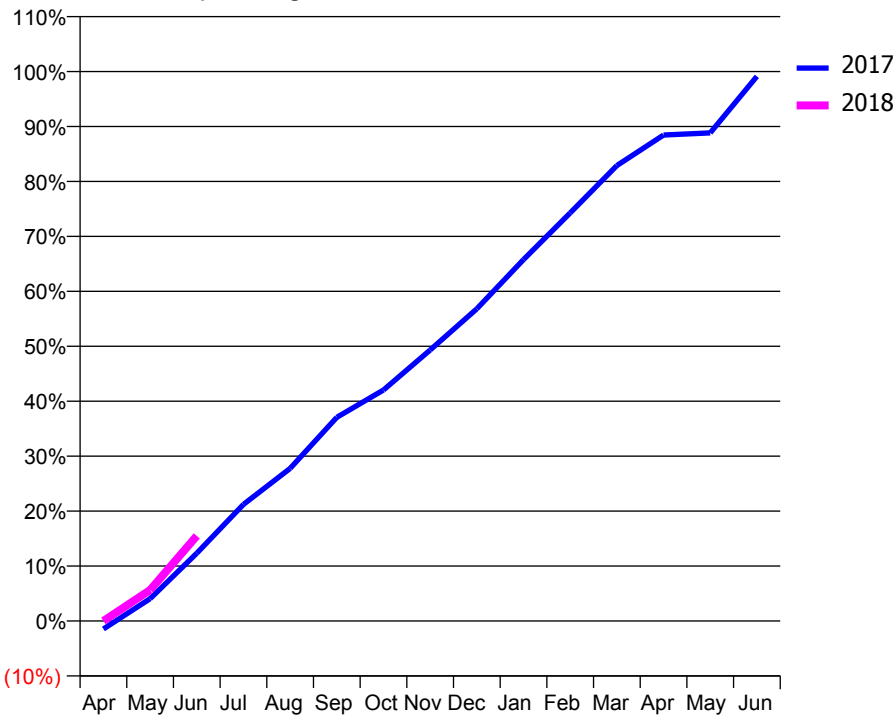
ACCESS*

Patients seen in 24 months	Total	Change since previous quarter
Quarter ending June 2016	9,216	
Quarter ending September 2016	9,217	→
Quarter ending December 2016	9,106	↓
Quarter ending March 2017	8,772	↓
Quarter ending June 2017	9,175	↑
Variance since June 2016	(0.4%)	→



ACTIVITY

Cumulative percentage of contracted UDA delivered 2017 & 2018



Month	Adjusted Scheduled Activity (UDA)	
	2017	2018
April	-322	0
May	888	1,232
June	2,697	3,384
July	4,634	
August	6,067	
September	8,096	
October	9,182	
November	10,769	
December	12,408	
January	14,364	
February	16,217	
March	18,102	
April	19,313	
May	19,398	
June	21,647	

QUALITY

	Quantity	Base Number	Contract	AT	Region	England
% of FP17s for the same patient ID Re-attending within 3 months - Children	122	1,713	7.1%	11.0%	11.7%	12.0%
% of FP17s for the same patient ID Re-attending within 3 months - Adults	242	2,137	11.3%	14.4%	15.2%	16.0%
% of FP17s for the same patient ID Re-attending between 3 & 9 months - Children	909	1,713	53.1%	56.8%	59.1%	58.0%
% of FP17s for the same patient ID Re-attending between 3 & 9 months - Adults	934	2,137	43.7%	49.2%	52.2%	50.9%
% of FP17s for Band 1 Urgent Courses	82	1,827	4.5%	8.3%	7.9%	9.1%
% of FP17s Relating to Free Repair or Replacements	4	1,827	0.2%	0.7%	0.8%	0.8%
% of FP17s Relating to Continuations	29	1,827	1.6%	0.9%	1.1%	1.1%
% of Patients satisfied with the dentistry they have received	3	3	N/A	91.4%	91.8%	91.7%
% of Patients satisfied with the time they had to wait for an appointment	3	3	N/A	87.1%	88.4%	88.0%

* This is based on patients treated on this contract for their most recent course of treatment. Figures in italics indicate the base number of FP17s or Patient Questionnaire responses are less than 100. N/A is shown where the base number of responses is less than 10 during the period. % is calculated as Quantity/Base number*100

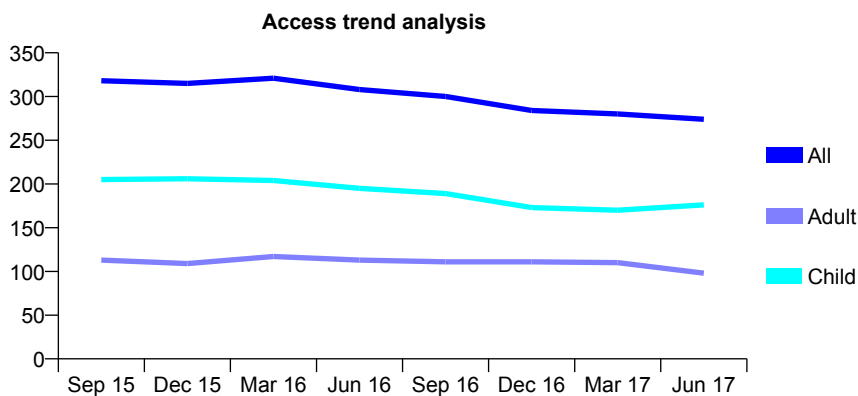
Q58 - Vital Signs At a Glance Contract Report for 201162/0003 - June 2017

Name or company name	MR JG MCKEON
Contract type name	GDS Contract
Purpose of contract	General
Contract start date	01/04/2010
Contract end date	

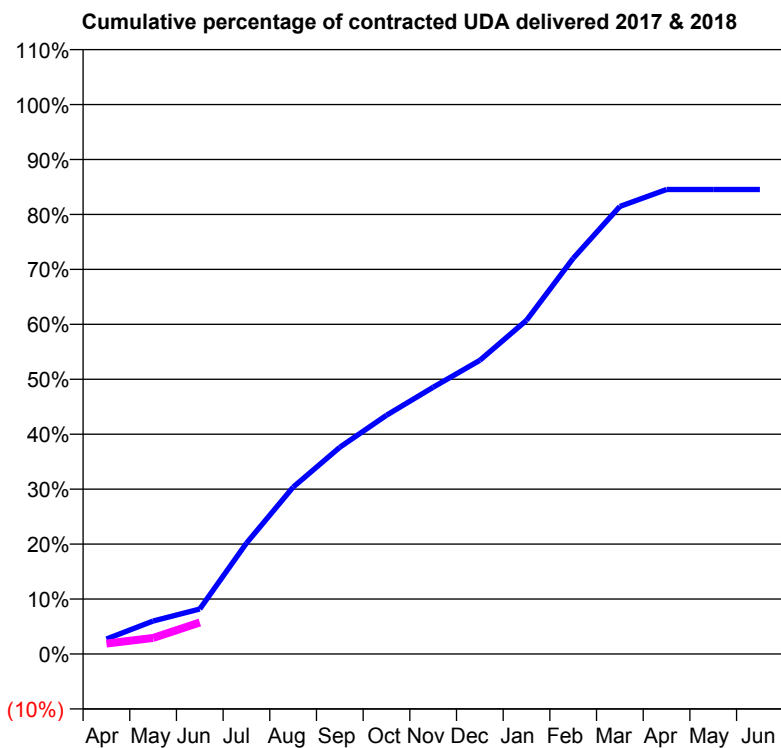
17/18 Contracted general activity (UDA)	1,200
Carry forward general activity (UDA)	0
17/18 Contracted orthodontic activity (UOA)	0
Carry forward orthodontic activity (UOA)	0
Baseline contract value	£33,152.44

ACCESS*

Patients seen in 24 months	Total	Change since previous quarter
Quarter ending June 2016	308	
Quarter ending September 2016	300	↓
Quarter ending December 2016	284	↓
Quarter ending March 2017	280	↓
Quarter ending June 2017	274	↓
Variance since June 2016	(11.0%)	↓



ACTIVITY



Adjusted Scheduled Activity (UDA)		
Month	2017	2018
April	15	23
May	33	35
June	45	69
July	111	
August	167	
September	207	
October	239	
November	267	
December	294	
January	334	
February	396	
March	448	
April	465	
May	465	
June	465	

QUALITY

	Quantity	Base Number	Contract	AT	Region	England
% of FP17s for the same patient ID Re-attending within 3 months - Children	2	45	4.4%	11.0%	11.7%	12.0%
% of FP17s for the same patient ID Re-attending within 3 months - Adults	1	9	11.1%	14.4%	15.2%	16.0%
% of FP17s for the same patient ID Re-attending between 3 & 9 months - Children	10	45	22.2%	56.8%	59.1%	58.0%
% of FP17s for the same patient ID Re-attending between 3 & 9 months - Adults	4	9	44.4%	49.2%	52.2%	50.9%
% of FP17s for Band 1 Urgent Courses	0	47	0.0%	8.3%	7.9%	9.1%
% of FP17s Relating to Free Repair or Replacements	0	47	0.0%	0.7%	0.8%	0.8%
% of FP17s Relating to Continuations	0	47	0.0%	0.9%	1.1%	1.1%
% of Patients satisfied with the dentistry they have received	0	0	N/A	91.4%	91.8%	91.7%
% of Patients satisfied with the time they had to wait for an appointment	0	0	N/A	87.1%	88.4%	88.0%

* This is based on patients treated on this contract for their most recent course of treatment. Figures in italics indicate the base number of FP17s or Patient Questionnaire responses are less than 100. N/A is shown where the base number of responses is less than 10 during the period. % is calculated as Quantity/Base number*100

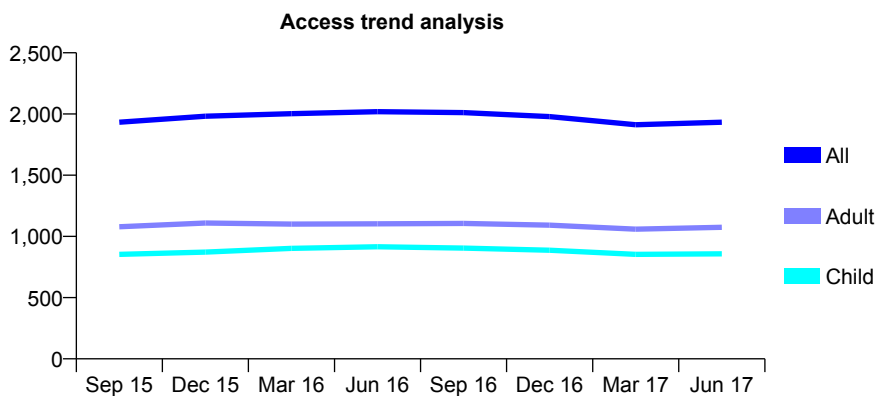
Q58 - Vital Signs At a Glance Contract Report for 207837/0001 - June 2017

Name or company name	MR RK DESAI
Contract type name	GDS Contract
Purpose of contract	General
Contract start date	01/04/2006
Contract end date	

17/18 Contracted general activity (UDA)	4,943
Carry forward general activity (UDA)	0
17/18 Contracted orthodontic activity (UOA)	0
Carry forward orthodontic activity (UOA)	0
Baseline contract value	£156,341.34

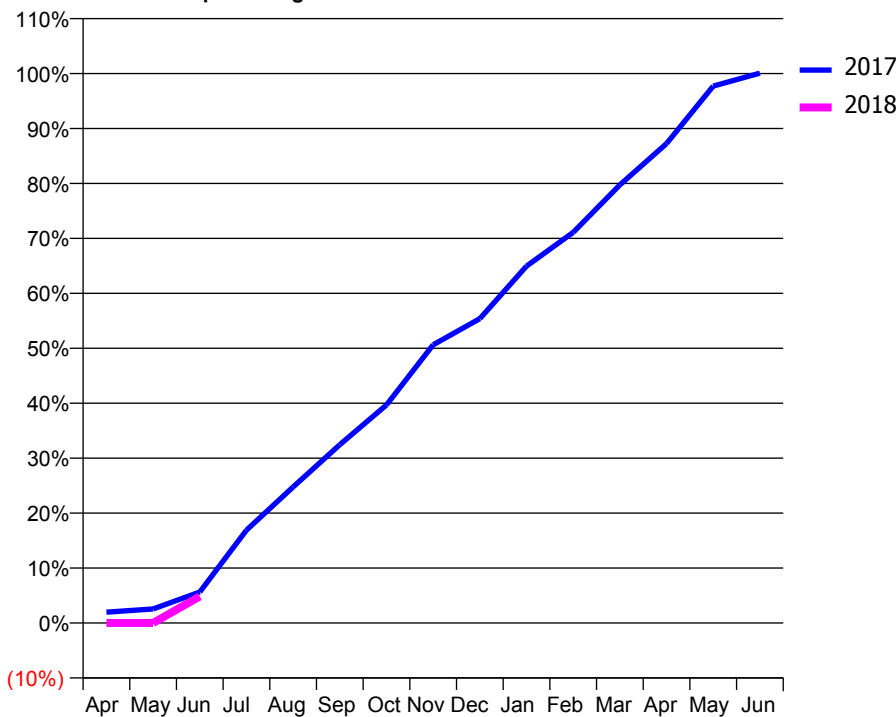
ACCESS*

Patients seen in 24 months	Total	Change since previous quarter
Quarter ending June 2016	2,019	
Quarter ending September 2016	2,011	→
Quarter ending December 2016	1,979	↓
Quarter ending March 2017	1,912	↓
Quarter ending June 2017	1,933	→
Variance since June 2016	(4.3%)	↓



ACTIVITY

Cumulative percentage of contracted UDA delivered 2017 & 2018



Adjusted Scheduled Activity (UDA)		
Month	2017	2018
April	98	0
May	126	0
June	279	240
July	835	
August	1,224	
September	1,604	
October	1,962	
November	2,503	
December	2,738	
January	3,211	
February	3,514	
March	3,941	
April	4,312	
May	4,829	
June	4,946	

QUALITY

	Quantity	Base Number	Contract	AT	Region	England
% of FP17s for the same patient ID Re-attending within 3 months - Children	12	236	5.1%	11.0%	11.7%	12.0%
% of FP17s for the same patient ID Re-attending within 3 months - Adults	21	236	8.9%	14.4%	15.2%	16.0%
% of FP17s for the same patient ID Re-attending between 3 & 9 months - Children	91	236	38.6%	56.8%	59.1%	58.0%
% of FP17s for the same patient ID Re-attending between 3 & 9 months - Adults	62	236	26.3%	49.2%	52.2%	50.9%
% of FP17s for Band 1 Urgent Courses	13	114	11.4%	8.3%	7.9%	9.1%
% of FP17s Relating to Free Repair or Replacements	2	114	1.8%	0.7%	0.8%	0.8%
% of FP17s Relating to Continuations	2	114	1.8%	0.9%	1.1%	1.1%
% of Patients satisfied with the dentistry they have received	0	0	N/A	91.4%	91.8%	91.7%
% of Patients satisfied with the time they had to wait for an appointment	0	0	N/A	87.1%	88.4%	88.0%

* This is based on patients treated on this contract for their most recent course of treatment. Figures in italics indicate the base number of FP17s or Patient Questionnaire responses are less than 100. N/A is shown where the base number of responses is less than 10 during the period. % is calculated as Quantity/Base number*100

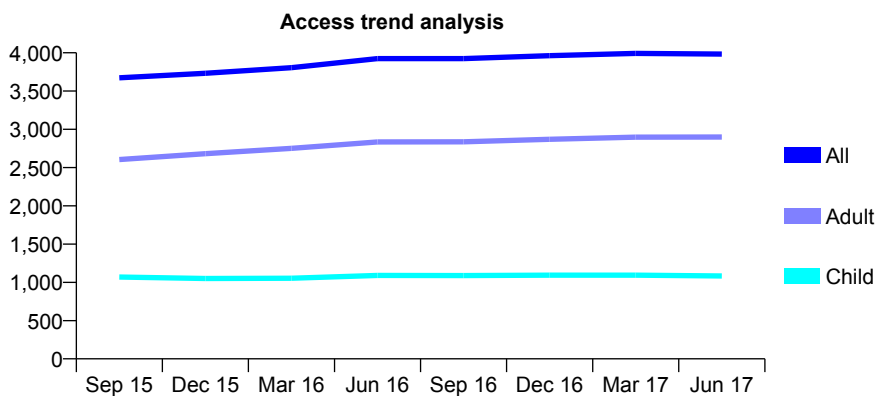
Q58 - Vital Signs At a Glance Contract Report for 213632/0001 - June 2017

Name or company name	MR HW CHAN
Contract type name	GDS Contract
Purpose of contract	General
Contract start date	01/04/2006
Contract end date	

17/18 Contracted general activity (UDA)	12,000
Carry forward general activity (UDA)	0
17/18 Contracted orthodontic activity (UOA)	0
Carry forward orthodontic activity (UOA)	0
Baseline contract value	£290,874.22

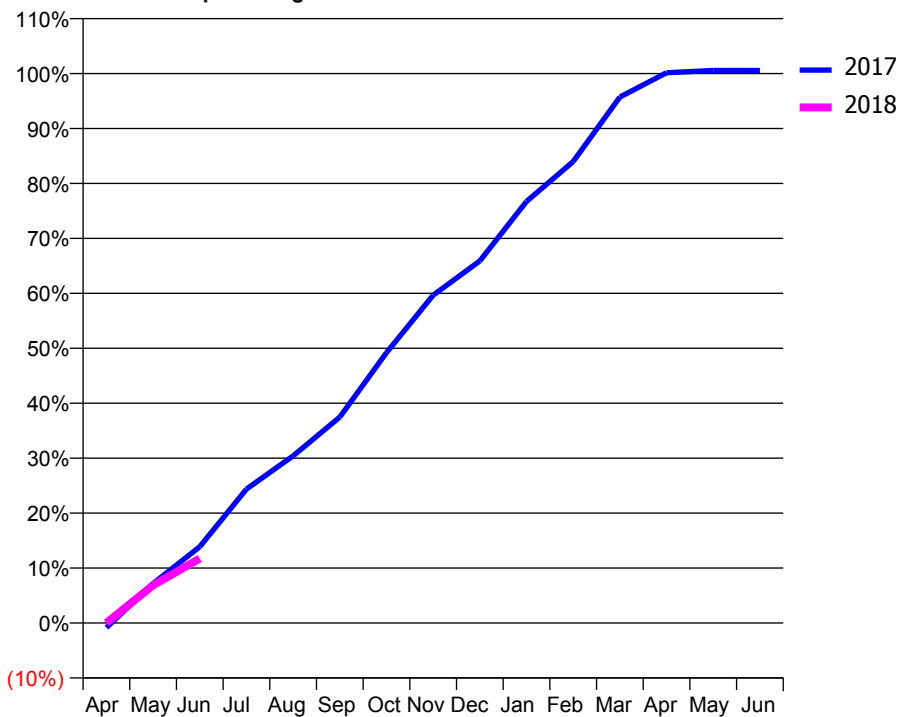
ACCESS*

Patients seen in 24 months	Total	Change since previous quarter
Quarter ending June 2016	3,925	
Quarter ending September 2016	3,925	→
Quarter ending December 2016	3,963	→
Quarter ending March 2017	3,992	→
Quarter ending June 2017	3,983	→
Variance since June 2016	1.5%	→



ACTIVITY

Cumulative percentage of contracted UDA delivered 2017 & 2018



Month	Adjusted Scheduled Activity (UDA)	
	2017	2018
April	-102	0
May	863	826
June	1,667	1,409
July	2,926	
August	3,650	
September	4,499	
October	5,903	
November	7,158	
December	7,907	
January	9,205	
February	10,077	
March	11,487	
April	12,017	
May	12,065	
June	12,065	

QUALITY

	Quantity	Base Number	Contract	AT	Region	England
% of FP17s for the same patient ID Re-attending within 3 months - Children	6	344	1.7%	11.0%	11.7%	12.0%
% of FP17s for the same patient ID Re-attending within 3 months - Adults	37	598	6.2%	14.4%	15.2%	16.0%
% of FP17s for the same patient ID Re-attending between 3 & 9 months - Children	235	344	68.3%	56.8%	59.1%	58.0%
% of FP17s for the same patient ID Re-attending between 3 & 9 months - Adults	374	598	62.5%	49.2%	52.2%	50.9%
% of FP17s for Band 1 Urgent Courses	0	647	0.0%	8.3%	7.9%	9.1%
% of FP17s Relating to Free Repair or Replacements	2	647	0.3%	0.7%	0.8%	0.8%
% of FP17s Relating to Continuations	0	647	0.0%	0.9%	1.1%	1.1%
% of Patients satisfied with the dentistry they have received	7	9	N/A	91.4%	91.8%	91.7%
% of Patients satisfied with the time they had to wait for an appointment	9	9	N/A	87.1%	88.4%	88.0%

* This is based on patients treated on this contract for their most recent course of treatment. Figures in italics indicate the base number of FP17s or Patient Questionnaire responses are less than 100. N/A is shown where the base number of responses is less than 10 during the period. % is calculated as Quantity/Base number*100

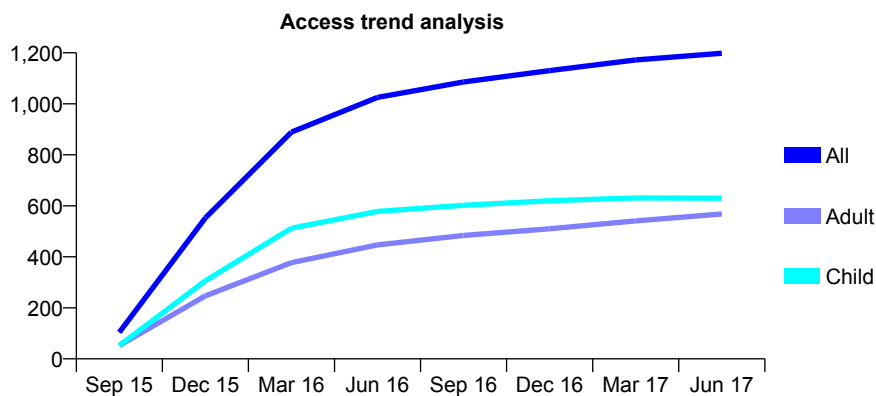
Q58 - Vital Signs At a Glance Contract Report for 214248/0002 - June 2017

Name or company name	Alexandra Dental Practice
Contract type name	GDS Contract
Purpose of contract	General
Contract start date	01/09/2015
Contract end date	

17/18 Contracted general activity (UDA)	2,754
Carry forward general activity (UDA)	0
17/18 Contracted orthodontic activity (UOA)	0
Carry forward orthodontic activity (UOA)	0
Baseline contract value	£66,433.47

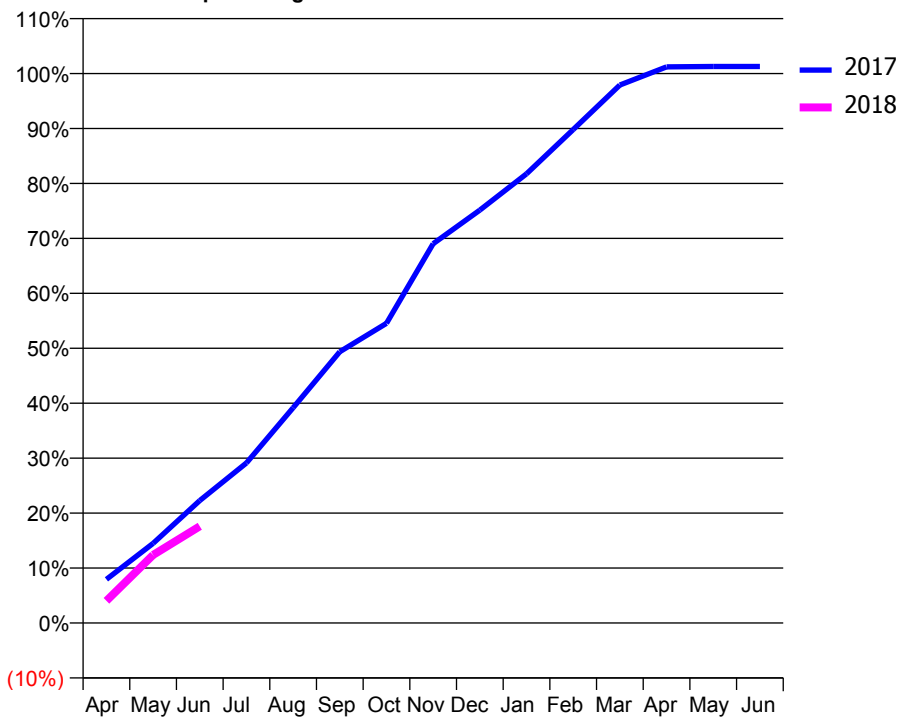
ACCESS*

Patients seen in 24 months	Total	Change since previous quarter
Quarter ending June 2016	1,025	
Quarter ending September 2016	1,086	↑
Quarter ending December 2016	1,130	↑
Quarter ending March 2017	1,172	↑
Quarter ending June 2017	1,198	↑
Variance since June 2016	16.9%	↑



ACTIVITY

Cumulative percentage of contracted UDA delivered 2017 & 2018



Month	Adjusted Scheduled Activity (UDA)	
	2017	2018
April	219	111
May	399	341
June	614	485
July	802	
August	1,079	
September	1,359	
October	1,502	
November	1,901	
December	2,069	
January	2,251	
February	2,473	
March	2,697	
April	2,787	
May	2,789	
June	2,789	

QUALITY

	Quantity	Base Number	Contract	AT	Region	England
% of FP17s for the same patient ID Re-attending within 3 months - Children	12	205	5.9%	11.0%	11.7%	12.0%
% of FP17s for the same patient ID Re-attending within 3 months - Adults	16	193	8.3%	14.4%	15.2%	16.0%
% of FP17s for the same patient ID Re-attending between 3 & 9 months - Children	136	205	66.3%	56.8%	59.1%	58.0%
% of FP17s for the same patient ID Re-attending between 3 & 9 months - Adults	139	193	72.0%	49.2%	52.2%	50.9%
% of FP17s for Band 1 Urgent Courses	15	339	4.4%	8.3%	7.9%	9.1%
% of FP17s Relating to Free Repair or Replacements	0	339	0.0%	0.7%	0.8%	0.8%
% of FP17s Relating to Continuations	5	339	1.5%	0.9%	1.1%	1.1%
% of Patients satisfied with the dentistry they have received	4	4	N/A	91.4%	91.8%	91.7%
% of Patients satisfied with the time they had to wait for an appointment	4	4	N/A	87.1%	88.4%	88.0%

* This is based on patients treated on this contract for their most recent course of treatment. Figures in italics indicate the base number of FP17s or Patient Questionnaire responses are less than 100. N/A is shown where the base number of responses is less than 10 during the period. % is calculated as Quantity/Base number*100

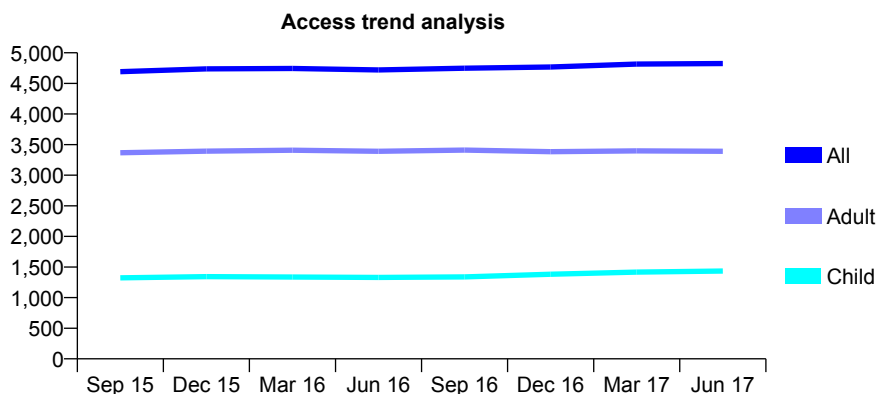
Q58 - Vital Signs At a Glance Contract Report for 215090/0001 - June 2017

Name or company name	MR SJ GORAN
Contract type name	GDS Contract
Purpose of contract	General
Contract start date	01/04/2006
Contract end date	

17/18 Contracted general activity (UDA)	13,270
Carry forward general activity (UDA)	0
17/18 Contracted orthodontic activity (UOA)	0
Carry forward orthodontic activity (UOA)	0
Baseline contract value	£351,163.46

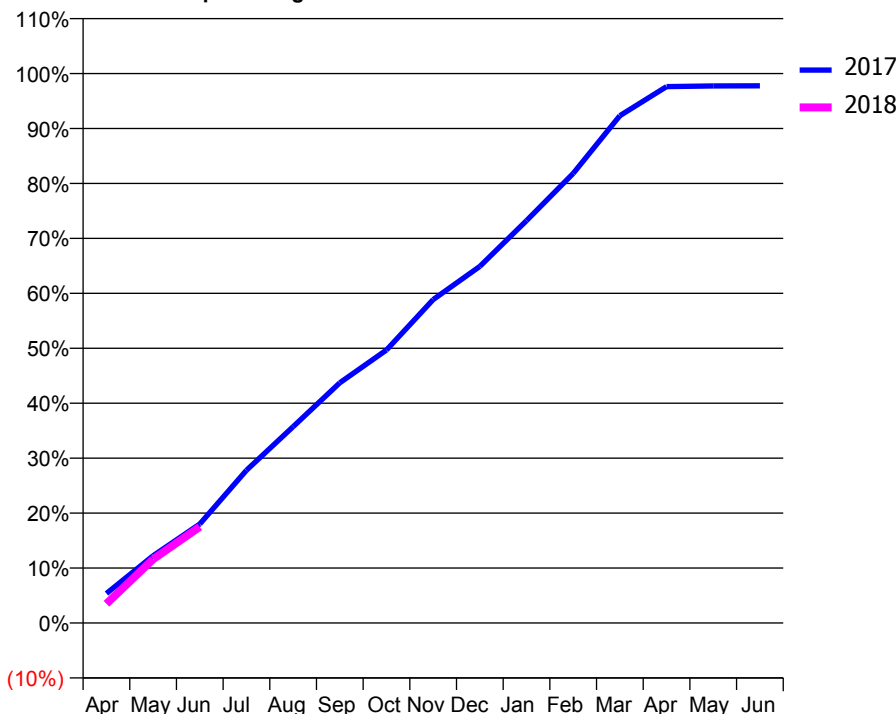
ACCESS*

Patients seen in 24 months	Total	Change since previous quarter
Quarter ending June 2016	4,720	
Quarter ending September 2016	4,749	→
Quarter ending December 2016	4,767	→
Quarter ending March 2017	4,815	→
Quarter ending June 2017	4,824	→
Variance since June 2016	2.2%	↑



ACTIVITY

Cumulative percentage of contracted UDA delivered 2017 & 2018



Month	Adjusted Scheduled Activity (UDA)	
	2017	2018
April	714	465
May	1,626	1,541
June	2,391	2,323
July	3,689	
August	4,742	
September	5,801	
October	6,592	
November	7,809	
December	8,611	
January	9,717	
February	10,858	
March	12,251	
April	12,954	
May	12,969	
June	12,972	

QUALITY

	Quantity	Base Number	Contract	AT	Region	England
% of FP17s for the same patient ID Re-attending within 3 months - Children	43	460	9.3%	11.0%	11.7%	12.0%
% of FP17s for the same patient ID Re-attending within 3 months - Adults	196	1,004	19.5%	14.4%	15.2%	16.0%
% of FP17s for the same patient ID Re-attending between 3 & 9 months - Children	243	460	52.8%	56.8%	59.1%	58.0%
% of FP17s for the same patient ID Re-attending between 3 & 9 months - Adults	381	1,004	37.9%	49.2%	52.2%	50.9%
% of FP17s for Band 1 Urgent Courses	248	1,225	20.2%	8.3%	7.9%	9.1%
% of FP17s Relating to Free Repair or Replacements	4	1,225	0.3%	0.7%	0.8%	0.8%
% of FP17s Relating to Continuations	2	1,225	0.2%	0.9%	1.1%	1.1%
% of Patients satisfied with the dentistry they have received	12	12	100.0%	91.4%	91.8%	91.7%
% of Patients satisfied with the time they had to wait for an appointment	11	12	91.7%	87.1%	88.4%	88.0%

* This is based on patients treated on this contract for their most recent course of treatment. Figures in italics indicate the base number of FP17s or Patient Questionnaire responses are less than 100. N/A is shown where the base number of responses is less than 10 during the period. % is calculated as Quantity/Base number*100

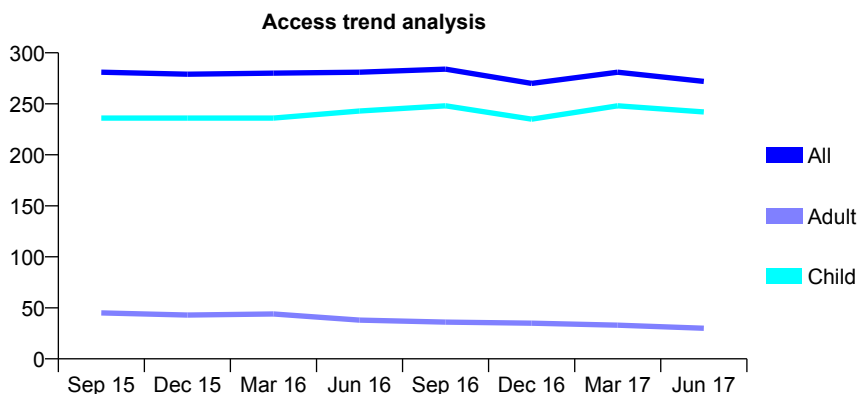
Q58 - Vital Signs At a Glance Contract Report for 221643/0002 - June 2017

Name or company name	MR R MISTRY
Contract type name	GDS Contract
Purpose of contract	General
Contract start date	01/04/2006
Contract end date	

17/18 Contracted general activity (UDA)	490
Carry forward general activity (UDA)	0
17/18 Contracted orthodontic activity (UOA)	0
Carry forward orthodontic activity (UOA)	0
Baseline contract value	£14,374.64

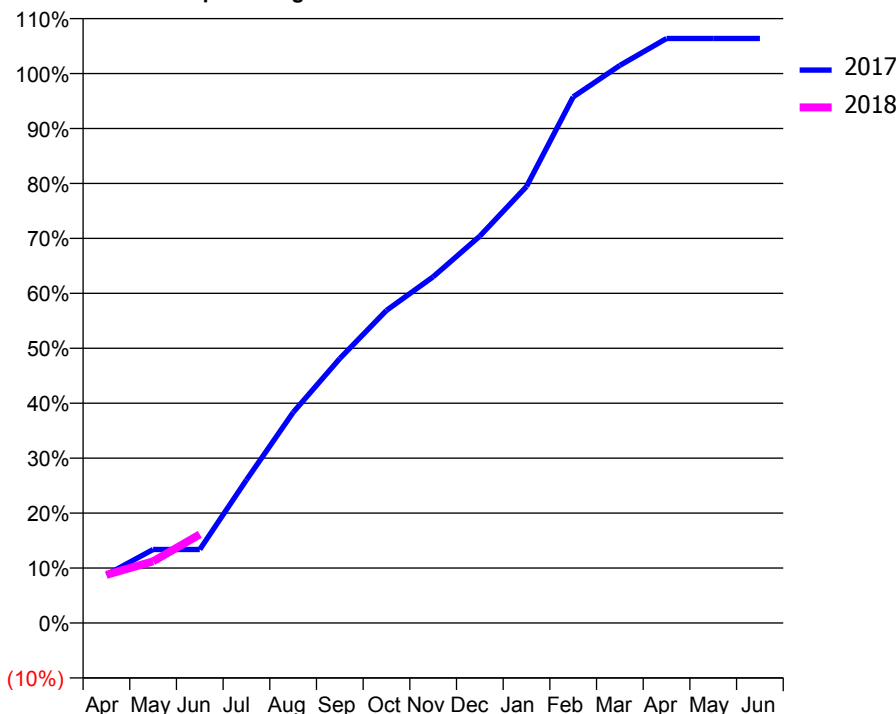
ACCESS*

Patients seen in 24 months	Total	Change since previous quarter
Quarter ending June 2016	281	
Quarter ending September 2016	284	→
Quarter ending December 2016	270	↓
Quarter ending March 2017	281	↑
Quarter ending June 2017	272	↓
Variance since June 2016	(3.2%)	↓



ACTIVITY

Cumulative percentage of contracted UDA delivered 2017 & 2018



Adjusted Scheduled Activity (UDA)

Month	2017	2018
April	43	43
May	66	55
June	66	79
July	128	
August	188	
September	236	
October	279	
November	309	
December	345	
January	389	
February	469	
March	497	
April	521	
May	521	
June	521	

QUALITY

	Quantity	Base Number	Contract	AT	Region	England
% of FP17s for the same patient ID Re-attending within 3 months - Children	3	69	4.3%	11.0%	11.7%	12.0%
% of FP17s for the same patient ID Re-attending within 3 months - Adults	1	6	16.7%	14.4%	15.2%	16.0%
% of FP17s for the same patient ID Re-attending between 3 & 9 months - Children	35	69	50.7%	56.8%	59.1%	58.0%
% of FP17s for the same patient ID Re-attending between 3 & 9 months - Adults	3	6	50.0%	49.2%	52.2%	50.9%
% of FP17s for Band 1 Urgent Courses	0	61	0.0%	8.3%	7.9%	9.1%
% of FP17s Relating to Free Repair or Replacements	0	61	0.0%	0.7%	0.8%	0.8%
% of FP17s Relating to Continuations	0	61	0.0%	0.9%	1.1%	1.1%
% of Patients satisfied with the dentistry they have received	0	0	N/A	91.4%	91.8%	91.7%
% of Patients satisfied with the time they had to wait for an appointment	0	0	N/A	87.1%	88.4%	88.0%

* This is based on patients treated on this contract for their most recent course of treatment. Figures in italics indicate the base number of FP17s or Patient Questionnaire responses are less than 100. N/A is shown where the base number of responses is less than 10 during the period. % is calculated as Quantity/Base number*100

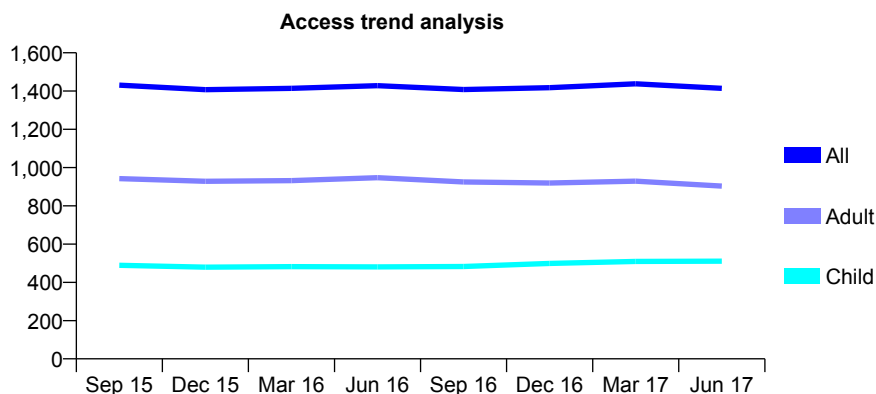
Q58 - Vital Signs At a Glance Contract Report for 222135/0001 - June 2017

Name or company name	MR NM PATEL
Contract type name	GDS Contract
Purpose of contract	General
Contract start date	01/04/2006
Contract end date	

17/18 Contracted general activity (UDA)	3,562
Carry forward general activity (UDA)	0
17/18 Contracted orthodontic activity (UOA)	0
Carry forward orthodontic activity (UOA)	0
Baseline contract value	£85,500.90

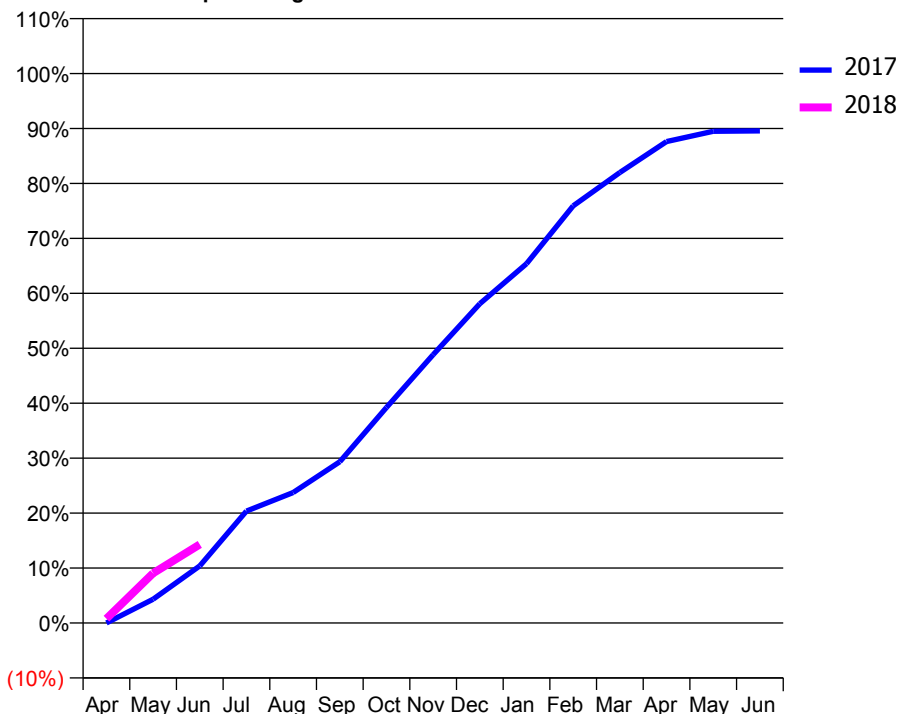
ACCESS*

Patients seen in 24 months	Total	Change since previous quarter
Quarter ending June 2016	1,428	
Quarter ending September 2016	1,408	↓
Quarter ending December 2016	1,418	→
Quarter ending March 2017	1,438	→
Quarter ending June 2017	1,414	↓
Variance since June 2016	(1.0%)	→



ACTIVITY

Cumulative percentage of contracted UDA delivered 2017 & 2018



Month	Adjusted Scheduled Activity (UDA)	
	2017	2018
April	0	28
May	154	323
June	370	510
July	726	
August	846	
September	1,045	
October	1,397	
November	1,740	
December	2,070	
January	2,329	
February	2,704	
March	2,920	
April	3,121	
May	3,188	
June	3,190	

QUALITY

	Quantity	Base Number	Contract	AT	Region	England
% of FP17s for the same patient ID Re-attending within 3 months - Children	16	159	10.1%	11.0%	11.7%	12.0%
% of FP17s for the same patient ID Re-attending within 3 months - Adults	37	272	13.6%	14.4%	15.2%	16.0%
% of FP17s for the same patient ID Re-attending between 3 & 9 months - Children	51	159	32.1%	56.8%	59.1%	58.0%
% of FP17s for the same patient ID Re-attending between 3 & 9 months - Adults	106	272	39.0%	49.2%	52.2%	50.9%
% of FP17s for Band 1 Urgent Courses	28	302	9.3%	8.3%	7.9%	9.1%
% of FP17s Relating to Free Repair or Replacements	1	302	0.3%	0.7%	0.8%	0.8%
% of FP17s Relating to Continuations	2	302	0.7%	0.9%	1.1%	1.1%
% of Patients satisfied with the dentistry they have received	1	1	N/A	91.4%	91.8%	91.7%
% of Patients satisfied with the time they had to wait for an appointment	1	1	N/A	87.1%	88.4%	88.0%

* This is based on patients treated on this contract for their most recent course of treatment. Figures in italics indicate the base number of FP17s or Patient Questionnaire responses are less than 100. N/A is shown where the base number of responses is less than 10 during the period. % is calculated as Quantity/Base number*100

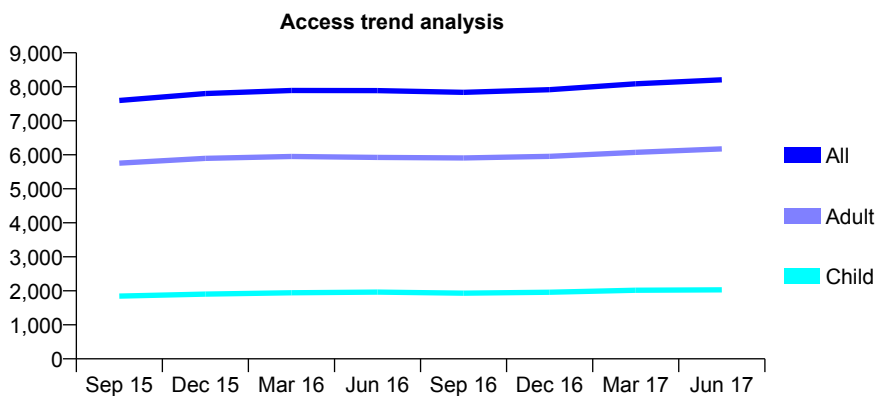
Q58 - Vital Signs At a Glance Contract Report for 224618/0001 - June 2017

Name or company name	MR UH PATEL
Contract type name	GDS Contract
Purpose of contract	General
Contract start date	01/04/2006
Contract end date	

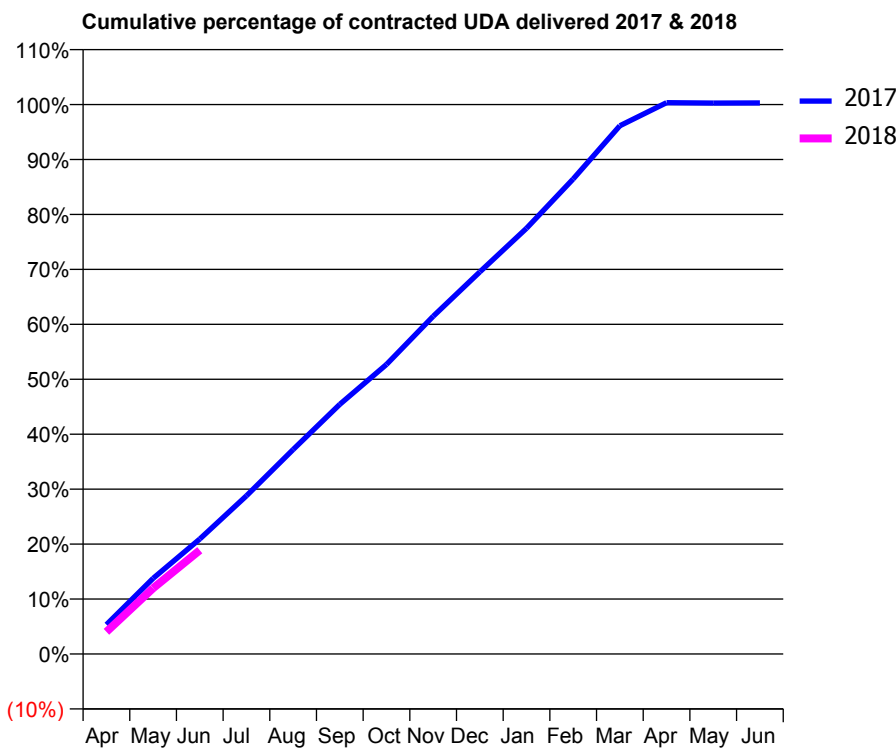
17/18 Contracted general activity (UDA)	18,367
Carry forward general activity (UDA)	0
17/18 Contracted orthodontic activity (UOA)	0
Carry forward orthodontic activity (UOA)	0
Baseline contract value	£422,886.65

ACCESS*

Patients seen in 24 months	Total	Change since previous quarter
Quarter ending June 2016	7,887	
Quarter ending September 2016	7,838	→
Quarter ending December 2016	7,915	→
Quarter ending March 2017	8,088	↑
Quarter ending June 2017	8,205	→
Variance since June 2016	4.0%	↑



ACTIVITY



Month	Adjusted Scheduled Activity (UDA)	
	2017	2018
April	984	742
May	2,529	2,202
June	3,845	3,469
July	5,289	
August	6,835	
September	8,346	
October	9,678	
November	11,287	
December	12,770	
January	14,227	
February	15,879	
March	17,655	
April	18,428	
May	18,415	
June	18,420	

QUALITY

	Quantity	Base Number	Contract	AT	Region	England
% of FP17s for the same patient ID Re-attending within 3 months - Children	31	751	4.1%	11.0%	11.7%	12.0%
% of FP17s for the same patient ID Re-attending within 3 months - Adults	197	2,118	9.3%	14.4%	15.2%	16.0%
% of FP17s for the same patient ID Re-attending between 3 & 9 months - Children	509	751	67.8%	56.8%	59.1%	58.0%
% of FP17s for the same patient ID Re-attending between 3 & 9 months - Adults	1,294	2,118	61.1%	49.2%	52.2%	50.9%
% of FP17s for Band 1 Urgent Courses	119	2,131	5.6%	8.3%	7.9%	9.1%
% of FP17s Relating to Free Repair or Replacements	16	2,131	0.8%	0.7%	0.8%	0.8%
% of FP17s Relating to Continuations	11	2,131	0.5%	0.9%	1.1%	1.1%
% of Patients satisfied with the dentistry they have received	14	15	93.3%	91.4%	91.8%	91.7%
% of Patients satisfied with the time they had to wait for an appointment	14	15	93.3%	87.1%	88.4%	88.0%

* This is based on patients treated on this contract for their most recent course of treatment. Figures in italics indicate the base number of FP17s or Patient Questionnaire responses are less than 100. N/A is shown where the base number of responses is less than 10 during the period. % is calculated as Quantity/Base number*100

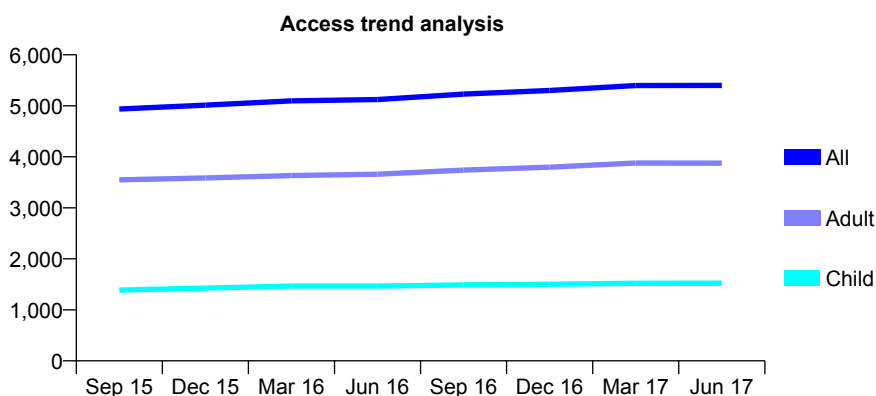
Q58 - Vital Signs At a Glance Contract Report for 224618/0002 - June 2017

Name or company name	MR UH PATEL
Contract type name	GDS Contract
Purpose of contract	General
Contract start date	01/04/2006
Contract end date	

17/18 Contracted general activity (UDA)	13,311
Carry forward general activity (UDA)	0
17/18 Contracted orthodontic activity (UOA)	0
Carry forward orthodontic activity (UOA)	0
Baseline contract value	£315,287.35

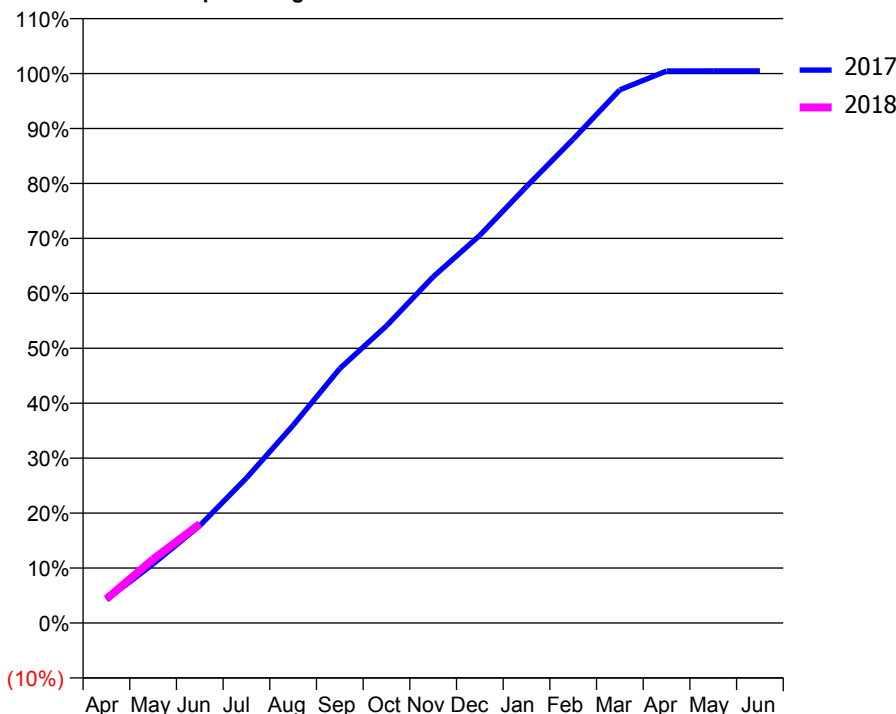
ACCESS*

Patients seen in 24 months	Total	Change since previous quarter
Quarter ending June 2016	5,124	
Quarter ending September 2016	5,229	↑
Quarter ending December 2016	5,300	→
Quarter ending March 2017	5,398	→
Quarter ending June 2017	5,400	→
Variance since June 2016	5.4%	↑



ACTIVITY

Cumulative percentage of contracted UDA delivered 2017 & 2018



Adjusted Scheduled Activity (UDA)

Month	2017	2018
April	566	583
May	1,428	1,545
June	2,361	2,399
July	3,514	
August	4,788	
September	6,166	
October	7,199	
November	8,386	
December	9,392	
January	10,574	
February	11,719	
March	12,917	
April	13,370	
May	13,376	
June	13,374	

QUALITY

	Quantity	Base Number	Contract	AT	Region	England
% of FP17s for the same patient ID Re-attending within 3 months - Children	46	600	7.7%	11.0%	11.7%	12.0%
% of FP17s for the same patient ID Re-attending within 3 months - Adults	89	1,199	7.4%	14.4%	15.2%	16.0%
% of FP17s for the same patient ID Re-attending between 3 & 9 months - Children	427	600	71.2%	56.8%	59.1%	58.0%
% of FP17s for the same patient ID Re-attending between 3 & 9 months - Adults	790	1,199	65.9%	49.2%	52.2%	50.9%
% of FP17s for Band 1 Urgent Courses	81	1,577	5.1%	8.3%	7.9%	9.1%
% of FP17s Relating to Free Repair or Replacements	9	1,577	0.6%	0.7%	0.8%	0.8%
% of FP17s Relating to Continuations	2	1,577	0.1%	0.9%	1.1%	1.1%
% of Patients satisfied with the dentistry they have received	5	5	N/A	91.4%	91.8%	91.7%
% of Patients satisfied with the time they had to wait for an appointment	5	5	N/A	87.1%	88.4%	88.0%

* This is based on patients treated on this contract for their most recent course of treatment. Figures in italics indicate the base number of FP17s or Patient Questionnaire responses are less than 100. N/A is shown where the base number of responses is less than 10 during the period. % is calculated as Quantity/Base number*100

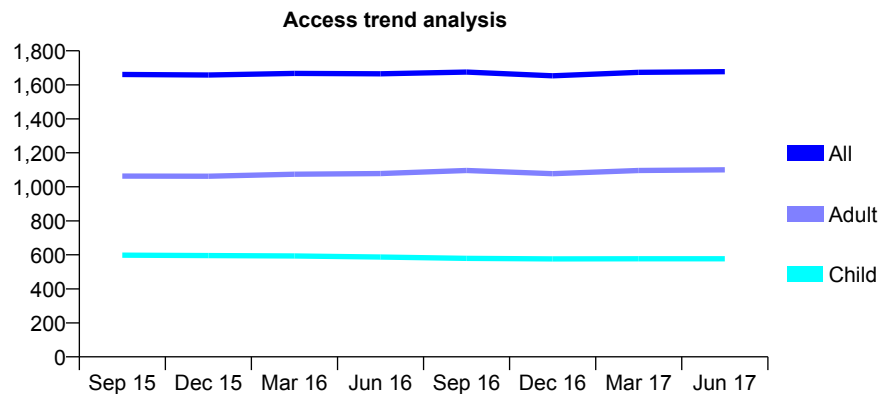
Q58 - Vital Signs At a Glance Contract Report for 234478/0001 - June 2017

Name or company name	MR SR WOODHOUSE
Contract type name	GDS Contract
Purpose of contract	General
Contract start date	01/04/2006
Contract end date	

17/18 Contracted general activity (UDA)	4,150
Carry forward general activity (UDA)	0
17/18 Contracted orthodontic activity (UOA)	0
Carry forward orthodontic activity (UOA)	0
Baseline contract value	£95,102.20

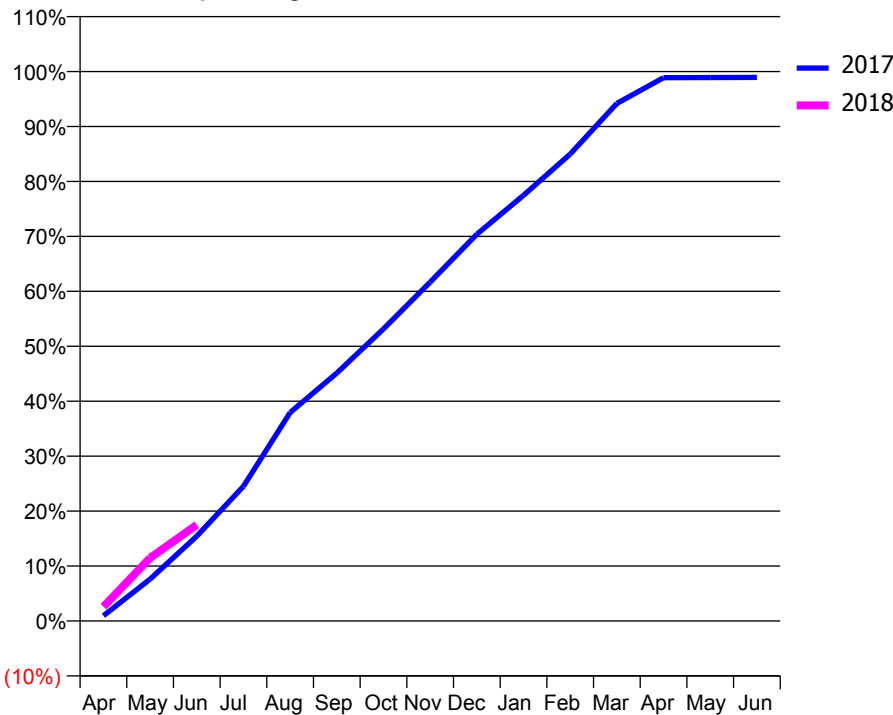
ACCESS*

Patients seen in 24 months	Total	Change since previous quarter
Quarter ending June 2016	1,665	
Quarter ending September 2016	1,675	→
Quarter ending December 2016	1,653	↓
Quarter ending March 2017	1,673	→
Quarter ending June 2017	1,677	→
Variance since June 2016	0.7%	→



ACTIVITY

Cumulative percentage of contracted UDA delivered 2017 & 2018



Month	Adjusted Scheduled Activity (UDA)	
	2017	2018
April	40	109
May	317	477
June	641	726
July	1,017	
August	1,574	
September	1,872	
October	2,206	
November	2,560	
December	2,921	
January	3,215	
February	3,526	
March	3,909	
April	4,103	
May	4,104	
June	4,105	

QUALITY

	Quantity	Base Number	Contract	AT	Region	England
% of FP17s for the same patient ID Re-attending within 3 months - Children	10	216	4.6%	11.0%	11.7%	12.0%
% of FP17s for the same patient ID Re-attending within 3 months - Adults	29	299	9.7%	14.4%	15.2%	16.0%
% of FP17s for the same patient ID Re-attending between 3 & 9 months - Children	140	216	64.8%	56.8%	59.1%	58.0%
% of FP17s for the same patient ID Re-attending between 3 & 9 months - Adults	169	299	56.5%	49.2%	52.2%	50.9%
% of FP17s for Band 1 Urgent Courses	21	419	5.0%	8.3%	7.9%	9.1%
% of FP17s Relating to Free Repair or Replacements	3	419	0.7%	0.7%	0.8%	0.8%
% of FP17s Relating to Continuations	0	419	0.0%	0.9%	1.1%	1.1%
% of Patients satisfied with the dentistry they have received	3	3	N/A	91.4%	91.8%	91.7%
% of Patients satisfied with the time they had to wait for an appointment	3	3	N/A	87.1%	88.4%	88.0%

* This is based on patients treated on this contract for their most recent course of treatment. Figures in italics indicate the base number of FP17s or Patient Questionnaire responses are less than 100. N/A is shown where the base number of responses is less than 10 during the period. % is calculated as Quantity/Base number*100

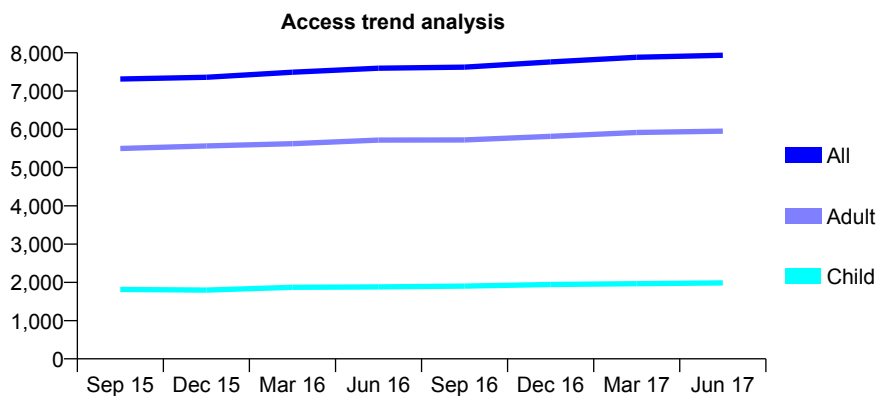
Q58 - Vital Signs At a Glance Contract Report for 239348/0001 - June 2017

Name or company name	MR M PATEL
Contract type name	GDS Contract
Purpose of contract	General
Contract start date	01/04/2006
Contract end date	

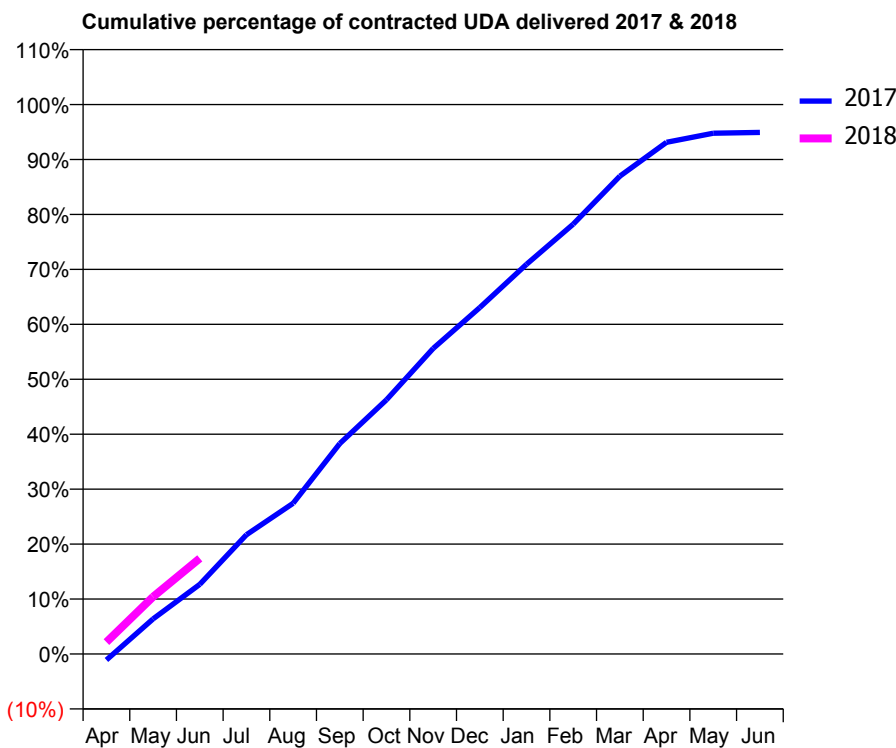
17/18 Contracted general activity (UDA)	22,500
Carry forward general activity (UDA)	0
17/18 Contracted orthodontic activity (UOA)	0
Carry forward orthodontic activity (UOA)	0
Baseline contract value	£636,048.84

ACCESS*

Patients seen in 24 months	Total	Change since previous quarter
Quarter ending June 2016	7,596	
Quarter ending September 2016	7,625	→
Quarter ending December 2016	7,762	→
Quarter ending March 2017	7,884	→
Quarter ending June 2017	7,937	→
Variance since June 2016	4.5%	↑



ACTIVITY



Month	Adjusted Scheduled Activity (UDA)	
	2017	2018
April	-251	489
May	1,441	2,345
June	2,851	3,920
July	4,885	
August	6,175	
September	8,620	
October	10,411	
November	12,509	
December	14,189	
January	15,956	
February	17,600	
March	19,565	
April	20,951	
May	21,322	
June	21,355	

QUALITY

	Quantity	Base Number	Contract	AT	Region	England
% of FP17s for the same patient ID Re-attending within 3 months - Children	56	659	8.5%	11.0%	11.7%	12.0%
% of FP17s for the same patient ID Re-attending within 3 months - Adults	306	1,736	17.6%	14.4%	15.2%	16.0%
% of FP17s for the same patient ID Re-attending between 3 & 9 months - Children	281	659	42.6%	56.8%	59.1%	58.0%
% of FP17s for the same patient ID Re-attending between 3 & 9 months - Adults	604	1,736	34.8%	49.2%	52.2%	50.9%
% of FP17s for Band 1 Urgent Courses	83	1,727	4.8%	8.3%	7.9%	9.1%
% of FP17s Relating to Free Repair or Replacements	39	1,727	2.3%	0.7%	0.8%	0.8%
% of FP17s Relating to Continuations	95	1,727	5.5%	0.9%	1.1%	1.1%
% of Patients satisfied with the dentistry they have received	3	4	N/A	91.4%	91.8%	91.7%
% of Patients satisfied with the time they had to wait for an appointment	2	4	N/A	87.1%	88.4%	88.0%

* This is based on patients treated on this contract for their most recent course of treatment. Figures in italics indicate the base number of FP17s or Patient Questionnaire responses are less than 100. N/A is shown where the base number of responses is less than 10 during the period. % is calculated as Quantity/Base number*100

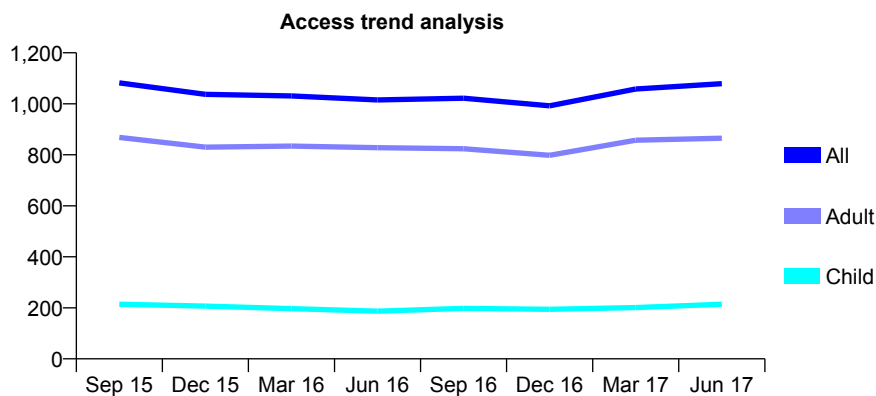
Q58 - Vital Signs At a Glance Contract Report for 239682/0001 - June 2017

Name or company name	MISS DM PATEL
Contract type name	GDS Contract
Purpose of contract	General
Contract start date	01/04/2006
Contract end date	

17/18 Contracted general activity (UDA)	4,600
Carry forward general activity (UDA)	0
17/18 Contracted orthodontic activity (UOA)	0
Carry forward orthodontic activity (UOA)	0
Baseline contract value	£131,026.34

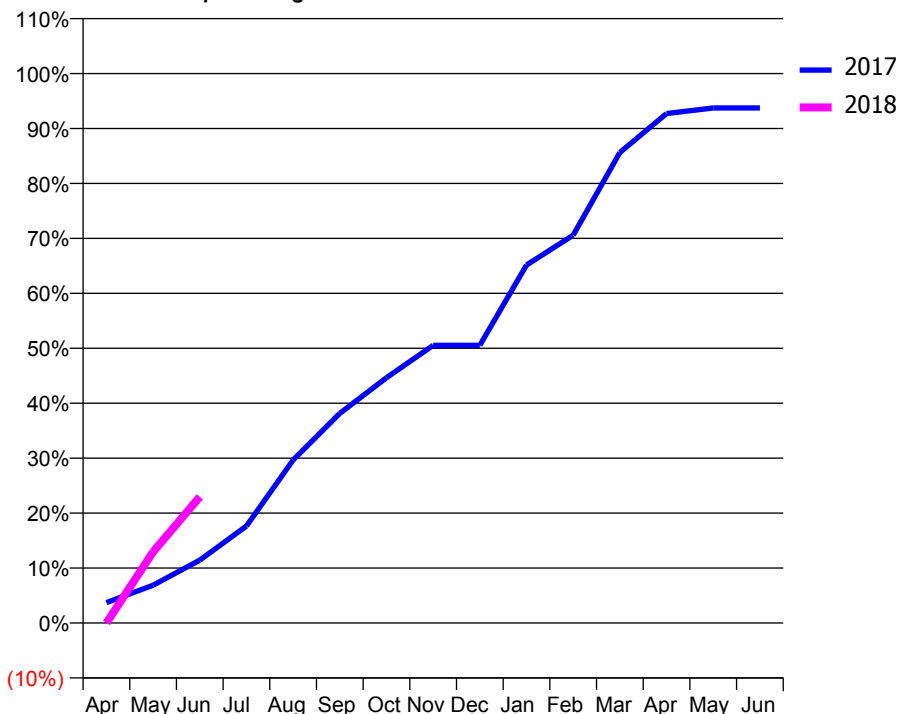
ACCESS*

Patients seen in 24 months	Total	Change since previous quarter
Quarter ending June 2016	1,015	
Quarter ending September 2016	1,022	→
Quarter ending December 2016	992	↓
Quarter ending March 2017	1,058	↑
Quarter ending June 2017	1,079	→
Variance since June 2016	6.3%	↑



ACTIVITY

Cumulative percentage of contracted UDA delivered 2017 & 2018



Month	Adjusted Scheduled Activity (UDA)	
	2017	2018
April	172	0
May	316	596
June	526	1,056
July	812	
August	1,365	
September	1,755	
October	2,053	
November	2,324	
December	2,324	
January	2,997	
February	3,247	
March	3,938	
April	4,264	
May	4,311	
June	4,311	

QUALITY

	Quantity	Base Number	Contract	AT	Region	England
% of FP17s for the same patient ID Re-attending within 3 months - Children	12	110	10.9%	11.0%	11.7%	12.0%
% of FP17s for the same patient ID Re-attending within 3 months - Adults	98	362	27.1%	14.4%	15.2%	16.0%
% of FP17s for the same patient ID Re-attending between 3 & 9 months - Children	58	110	52.7%	56.8%	59.1%	58.0%
% of FP17s for the same patient ID Re-attending between 3 & 9 months - Adults	151	362	41.7%	49.2%	52.2%	50.9%
% of FP17s for Band 1 Urgent Courses	37	379	9.8%	8.3%	7.9%	9.1%
% of FP17s Relating to Free Repair or Replacements	4	379	1.1%	0.7%	0.8%	0.8%
% of FP17s Relating to Continuations	0	379	0.0%	0.9%	1.1%	1.1%
% of Patients satisfied with the dentistry they have received	1	2	N/A	91.4%	91.8%	91.7%
% of Patients satisfied with the time they had to wait for an appointment	2	2	N/A	87.1%	88.4%	88.0%

* This is based on patients treated on this contract for their most recent course of treatment. Figures in italics indicate the base number of FP17s or Patient Questionnaire responses are less than 100. N/A is shown where the base number of responses is less than 10 during the period. % is calculated as Quantity/Base number*100

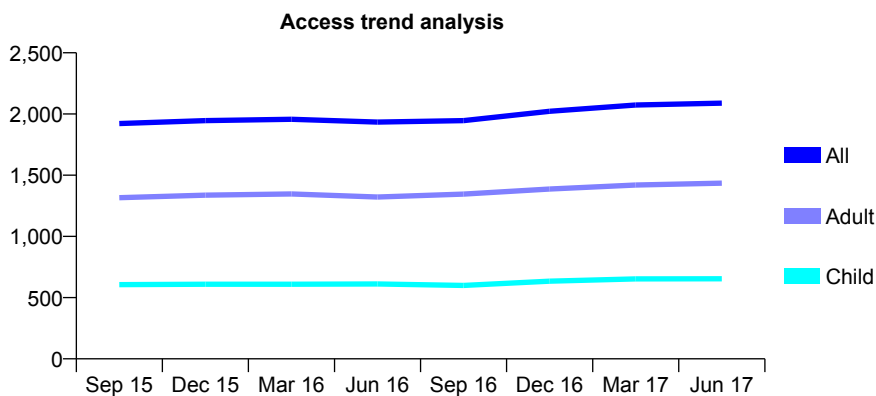
Q58 - Vital Signs At a Glance Contract Report for 241393/0002 - June 2017

Name or company name	MR SH ALI
Contract type name	GDS Contract
Purpose of contract	General
Contract start date	01/10/2009
Contract end date	

17/18 Contracted general activity (UDA)	6,500
Carry forward general activity (UDA)	0
17/18 Contracted orthodontic activity (UOA)	0
Carry forward orthodontic activity (UOA)	0
Baseline contract value	£187,028.51

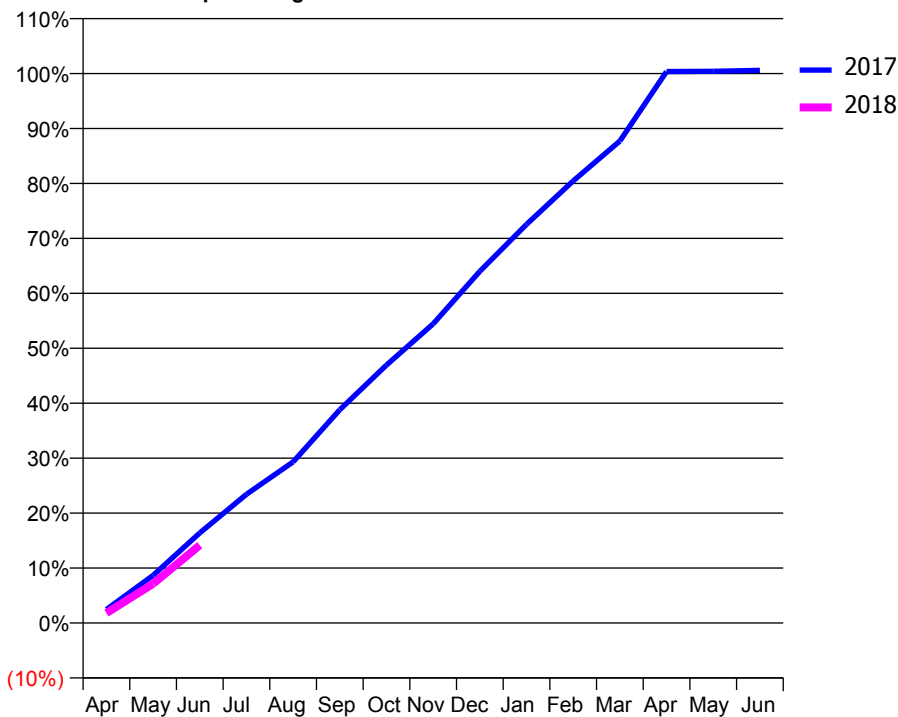
ACCESS*

Patients seen in 24 months	Total	Change since previous quarter
Quarter ending June 2016	1,934	
Quarter ending September 2016	1,946	→
Quarter ending December 2016	2,022	↑
Quarter ending March 2017	2,073	↑
Quarter ending June 2017	2,089	→
Variance since June 2016	8.0%	↑



ACTIVITY

Cumulative percentage of contracted UDA delivered 2017 & 2018



Month	Adjusted Scheduled Activity (UDA)	
	2017	2018
April	160	118
May	563	465
June	1,065	920
July	1,523	
August	1,906	
September	2,523	
October	3,051	
November	3,539	
December	4,160	
January	4,716	
February	5,229	
March	5,701	
April	6,523	
May	6,526	
June	6,538	

QUALITY

	Quantity	Base Number	Contract	AT	Region	England
% of FP17s for the same patient ID Re-attending within 3 months - Children	20	211	9.5%	11.0%	11.7%	12.0%
% of FP17s for the same patient ID Re-attending within 3 months - Adults	81	396	20.5%	14.4%	15.2%	16.0%
% of FP17s for the same patient ID Re-attending between 3 & 9 months - Children	118	211	55.9%	56.8%	59.1%	58.0%
% of FP17s for the same patient ID Re-attending between 3 & 9 months - Adults	72	396	18.2%	49.2%	52.2%	50.9%
% of FP17s for Band 1 Urgent Courses	63	378	16.7%	8.3%	7.9%	9.1%
% of FP17s Relating to Free Repair or Replacements	6	378	1.6%	0.7%	0.8%	0.8%
% of FP17s Relating to Continuations	8	378	2.1%	0.9%	1.1%	1.1%
% of Patients satisfied with the dentistry they have received	7	8	N/A	91.4%	91.8%	91.7%
% of Patients satisfied with the time they had to wait for an appointment	6	8	N/A	87.1%	88.4%	88.0%

* This is based on patients treated on this contract for their most recent course of treatment. Figures in italics indicate the base number of FP17s or Patient Questionnaire responses are less than 100. N/A is shown where the base number of responses is less than 10 during the period. % is calculated as Quantity/Base number*100

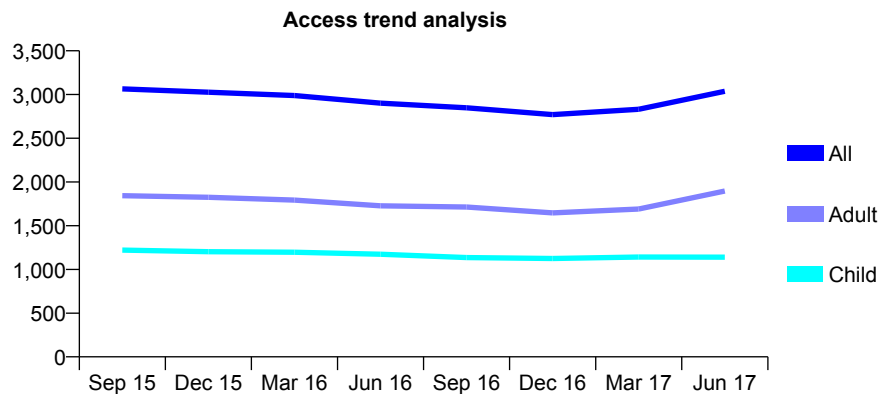
Q58 - Vital Signs At a Glance Contract Report for 243760/0002 - June 2017

Name or company name	MRS U SINGANAYAGAM
Contract type name	GDS Contract
Purpose of contract	General
Contract start date	01/04/2007
Contract end date	

17/18 Contracted general activity (UDA)	6,964
Carry forward general activity (UDA)	0
17/18 Contracted orthodontic activity (UOA)	0
Carry forward orthodontic activity (UOA)	0
Baseline contract value	£156,528.76

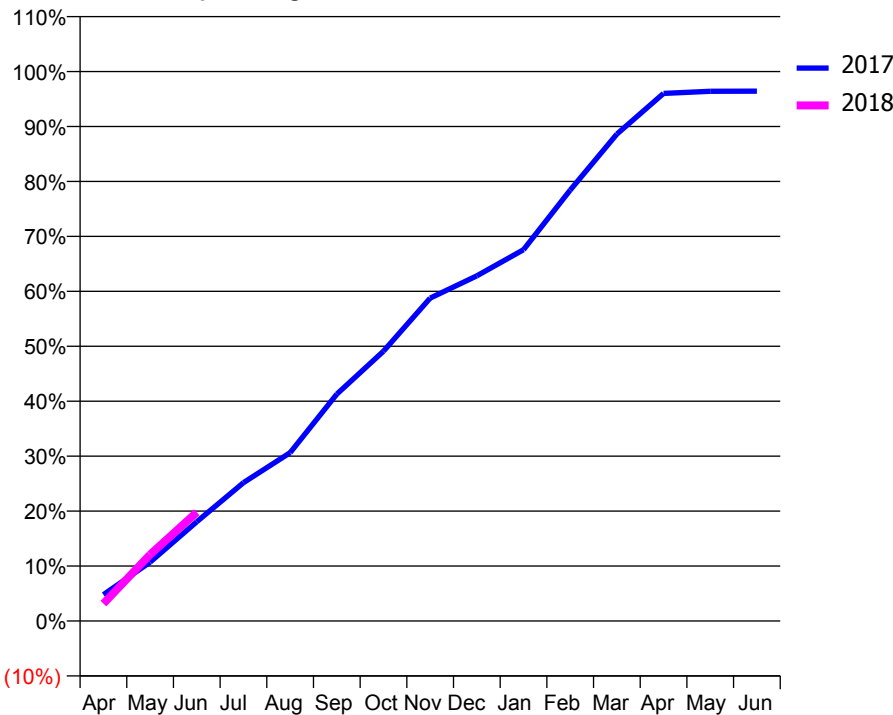
ACCESS*

Patients seen in 24 months	Total	Change since previous quarter
Quarter ending June 2016	2,901	
Quarter ending September 2016	2,848	↓
Quarter ending December 2016	2,771	↓
Quarter ending March 2017	2,831	↑
Quarter ending June 2017	3,037	↑
Variance since June 2016	4.7%	↑



ACTIVITY

Cumulative percentage of contracted UDA delivered 2017 & 2018



Month	Adjusted Scheduled Activity (UDA)	
	2017	2018
April	334	220
May	747	843
June	1,258	1,378
July	1,753	
August	2,133	
September	2,876	
October	3,420	
November	4,093	
December	4,375	
January	4,705	
February	5,460	
March	6,172	
April	6,687	
May	6,714	
June	6,715	

QUALITY

	Quantity	Base Number	Contract	AT	Region	England
% of FP17s for the same patient ID Re-attending within 3 months - Children	18	357	5.0%	11.0%	11.7%	12.0%
% of FP17s for the same patient ID Re-attending within 3 months - Adults	69	704	9.8%	14.4%	15.2%	16.0%
% of FP17s for the same patient ID Re-attending between 3 & 9 months - Children	163	357	45.7%	56.8%	59.1%	58.0%
% of FP17s for the same patient ID Re-attending between 3 & 9 months - Adults	145	704	20.6%	49.2%	52.2%	50.9%
% of FP17s for Band 1 Urgent Courses	37	861	4.3%	8.3%	7.9%	9.1%
% of FP17s Relating to Free Repair or Replacements	7	861	0.8%	0.7%	0.8%	0.8%
% of FP17s Relating to Continuations	4	861	0.5%	0.9%	1.1%	1.1%
% of Patients satisfied with the dentistry they have received	3	3	N/A	91.4%	91.8%	91.7%
% of Patients satisfied with the time they had to wait for an appointment	3	3	N/A	87.1%	88.4%	88.0%

* This is based on patients treated on this contract for their most recent course of treatment. Figures in italics indicate the base number of FP17s or Patient Questionnaire responses are less than 100. N/A is shown where the base number of responses is less than 10 during the period. % is calculated as Quantity/Base number*100

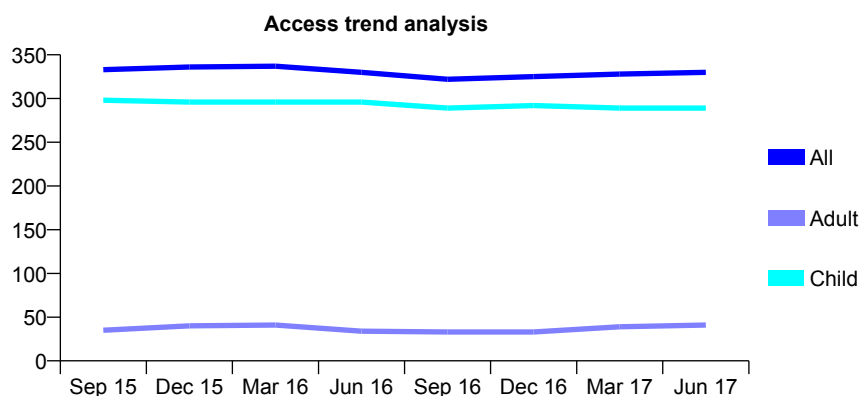
Q58 - Vital Signs At a Glance Contract Report for 244740/0001 - June 2017

Name or company name	MR AN FLATTERS
Contract type name	GDS Contract
Purpose of contract	General
Contract start date	01/04/2006
Contract end date	

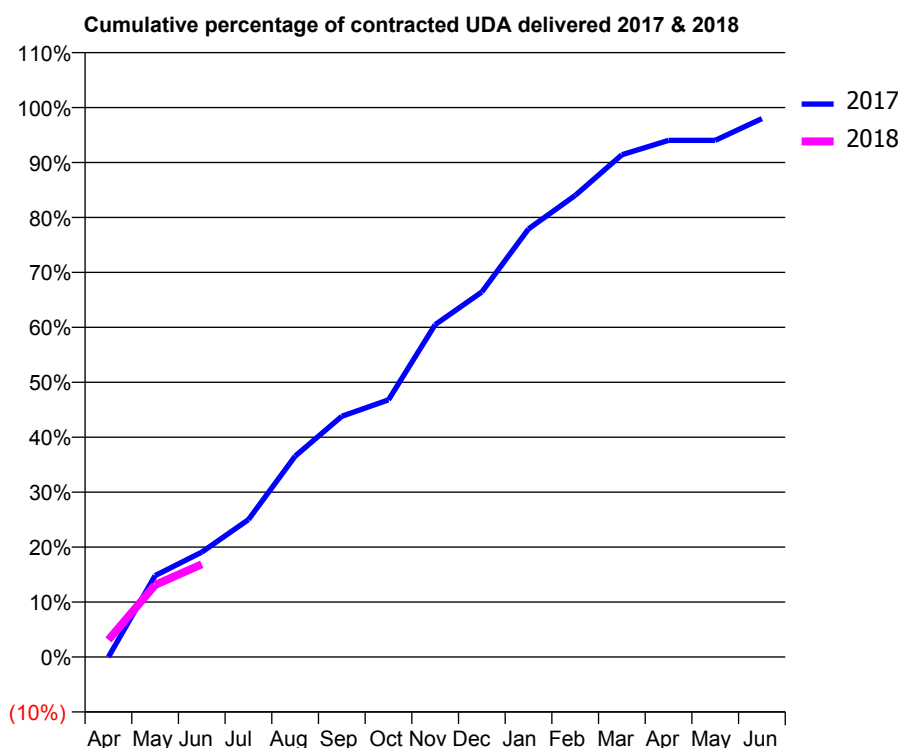
17/18 Contracted general activity (UDA)	610
Carry forward general activity (UDA)	0
17/18 Contracted orthodontic activity (UOA)	0
Carry forward orthodontic activity (UOA)	0
Baseline contract value	£15,096.48

ACCESS*

Patients seen in 24 months	Total	Change since previous quarter
Quarter ending June 2016	330	
Quarter ending September 2016	322	↓
Quarter ending December 2016	325	→
Quarter ending March 2017	328	→
Quarter ending June 2017	330	→
Variance since June 2016	0.0%	→



ACTIVITY



Month	Adjusted Scheduled Activity (UDA)	
	2017	2018
April	0	19
May	90	80
June	116	103
July	153	
August	223	
September	267	
October	285	
November	369	
December	405	
January	475	
February	512	
March	558	
April	574	
May	574	
June	598	

QUALITY

	Quantity	Base Number	Contract	AT	Region	England
% of FP17s for the same patient ID Re-attending within 3 months - Children	10	108	9.3%	11.0%	11.7%	12.0%
% of FP17s for the same patient ID Re-attending within 3 months - Adults	0	6	0.0%	14.4%	15.2%	16.0%
% of FP17s for the same patient ID Re-attending between 3 & 9 months - Children	62	108	57.4%	56.8%	59.1%	58.0%
% of FP17s for the same patient ID Re-attending between 3 & 9 months - Adults	5	6	83.3%	49.2%	52.2%	50.9%
% of FP17s for Band 1 Urgent Courses	5	84	6.0%	8.3%	7.9%	9.1%
% of FP17s Relating to Free Repair or Replacements	0	84	0.0%	0.7%	0.8%	0.8%
% of FP17s Relating to Continuations	1	84	1.2%	0.9%	1.1%	1.1%
% of Patients satisfied with the dentistry they have received	0	0	N/A	91.4%	91.8%	91.7%
% of Patients satisfied with the time they had to wait for an appointment	0	0	N/A	87.1%	88.4%	88.0%

* This is based on patients treated on this contract for their most recent course of treatment. Figures in italics indicate the base number of FP17s or Patient Questionnaire responses are less than 100. N/A is shown where the base number of responses is less than 10 during the period. % is calculated as Quantity/Base number*100

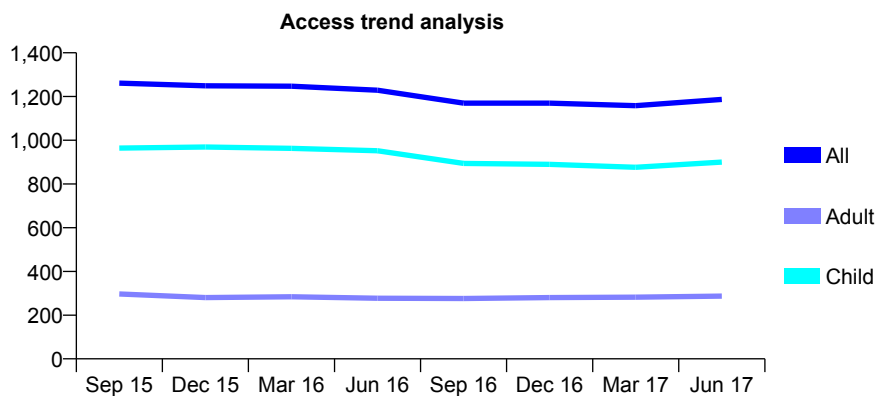
Q58 - Vital Signs At a Glance Contract Report for 244961/0001 - June 2017

Name or company name	MR RF COLIN
Contract type name	GDS Contract
Purpose of contract	General
Contract start date	01/04/2006
Contract end date	

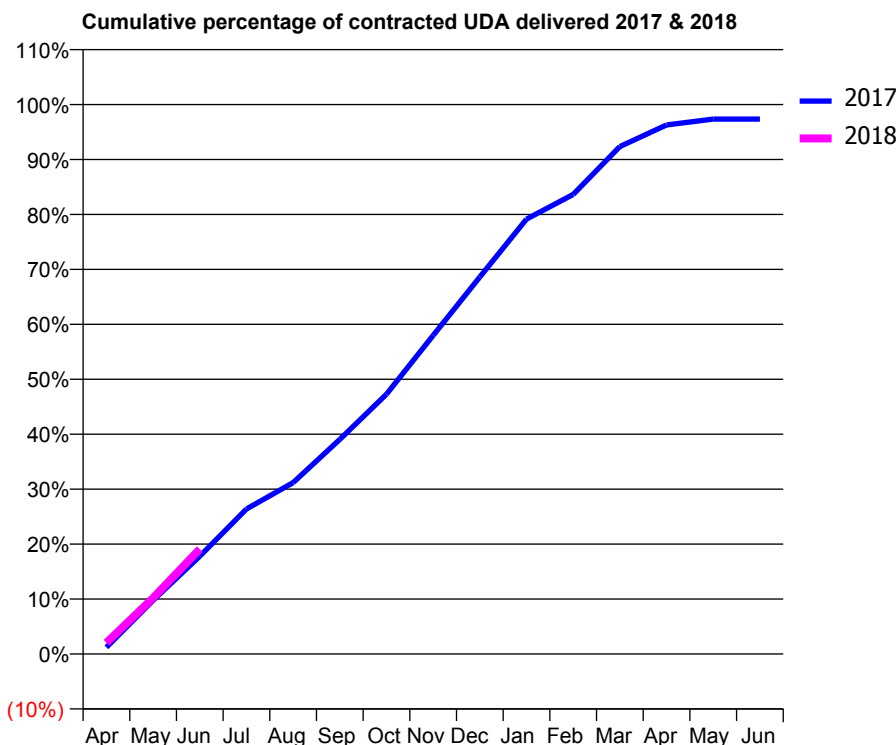
17/18 Contracted general activity (UDA)	1,850
Carry forward general activity (UDA)	0
17/18 Contracted orthodontic activity (UOA)	0
Carry forward orthodontic activity (UOA)	0
Baseline contract value	£44,941.78

ACCESS*

Patients seen in 24 months	Total	Change since previous quarter
Quarter ending June 2016	1,229	
Quarter ending September 2016	1,170	↓
Quarter ending December 2016	1,170	→
Quarter ending March 2017	1,158	↓
Quarter ending June 2017	1,187	↑
Variance since June 2016	(3.4%)	↓



ACTIVITY



Month	Adjusted Scheduled Activity (UDA)	
	2017	2018
April	23	38
May	185	189
June	338	353
July	502	
August	593	
September	742	
October	898	
November	1,102	
December	1,304	
January	1,504	
February	1,589	
March	1,754	
April	1,829	
May	1,850	
June	1,850	

QUALITY

	Quantity	Base Number	Contract	AT	Region	England
% of FP17s for the same patient ID Re-attending within 3 months - Children	16	333	4.8%	11.0%	11.7%	12.0%
% of FP17s for the same patient ID Re-attending within 3 months - Adults	1	39	2.6%	14.4%	15.2%	16.0%
% of FP17s for the same patient ID Re-attending between 3 & 9 months - Children	176	333	52.9%	56.8%	59.1%	58.0%
% of FP17s for the same patient ID Re-attending between 3 & 9 months - Adults	24	39	61.5%	49.2%	52.2%	50.9%
% of FP17s for Band 1 Urgent Courses	2	289	0.7%	8.3%	7.9%	9.1%
% of FP17s Relating to Free Repair or Replacements	0	289	0.0%	0.7%	0.8%	0.8%
% of FP17s Relating to Continuations	0	289	0.0%	0.9%	1.1%	1.1%
% of Patients satisfied with the dentistry they have received	0	0	N/A	91.4%	91.8%	91.7%
% of Patients satisfied with the time they had to wait for an appointment	0	0	N/A	87.1%	88.4%	88.0%

* This is based on patients treated on this contract for their most recent course of treatment. Figures in italics indicate the base number of FP17s or Patient Questionnaire responses are less than 100. N/A is shown where the base number of responses is less than 10 during the period. % is calculated as Quantity/Base number*100

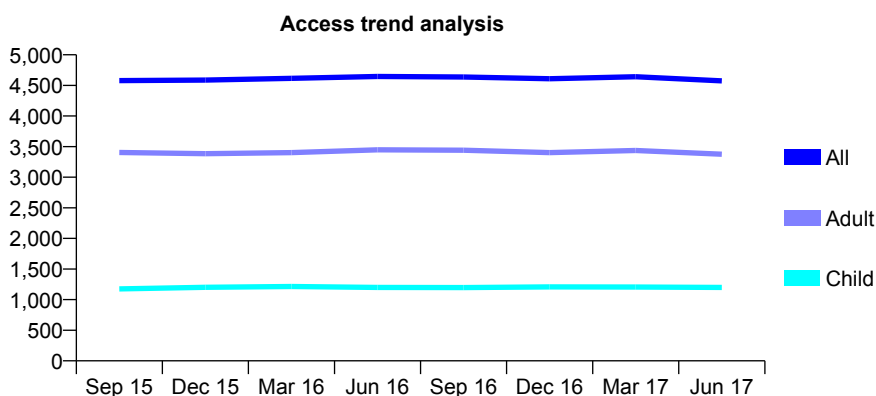
Q58 - Vital Signs At a Glance Contract Report for 245240/0001 - June 2017

Name or company name	MR A PELUSO
Contract type name	GDS Contract
Purpose of contract	General
Contract start date	01/04/2006
Contract end date	

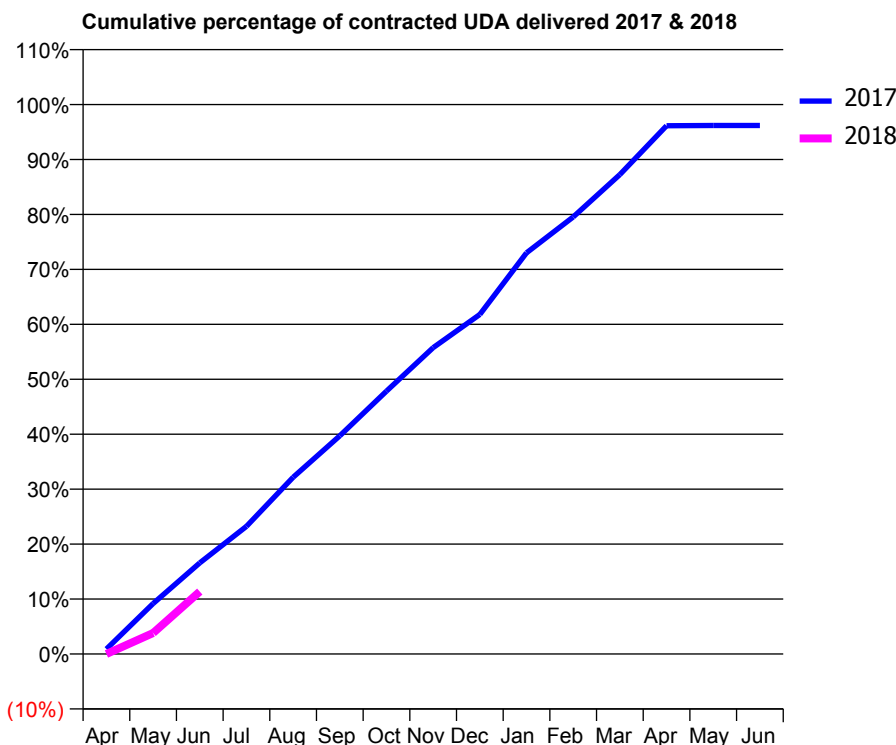
17/18 Contracted general activity (UDA)	11,200
Carry forward general activity (UDA)	0
17/18 Contracted orthodontic activity (UOA)	0
Carry forward orthodontic activity (UOA)	0
Baseline contract value	£330,110.15

ACCESS*

Patients seen in 24 months	Total	Change since previous quarter
Quarter ending June 2016	4,647	
Quarter ending September 2016	4,638	→
Quarter ending December 2016	4,609	→
Quarter ending March 2017	4,641	→
Quarter ending June 2017	4,575	↓
Variance since June 2016	(1.5%)	↓



ACTIVITY



Month	Adjusted Scheduled Activity (UDA)	
	2017	2018
April	101	0
May	1,029	429
June	1,859	1,272
July	2,603	
August	3,601	
September	4,449	
October	5,359	
November	6,244	
December	6,920	
January	8,178	
February	8,907	
March	9,773	
April	10,766	
May	10,773	
June	10,772	

QUALITY

	Quantity	Base Number	Contract	AT	Region	England
% of FP17s for the same patient ID Re-attending within 3 months - Children	48	369	13.0%	11.0%	11.7%	12.0%
% of FP17s for the same patient ID Re-attending within 3 months - Adults	160	967	16.5%	14.4%	15.2%	16.0%
% of FP17s for the same patient ID Re-attending between 3 & 9 months - Children	173	369	46.9%	56.8%	59.1%	58.0%
% of FP17s for the same patient ID Re-attending between 3 & 9 months - Adults	421	967	43.5%	49.2%	52.2%	50.9%
% of FP17s for Band 1 Urgent Courses	101	709	14.2%	8.3%	7.9%	9.1%
% of FP17s Relating to Free Repair or Replacements	5	709	0.7%	0.7%	0.8%	0.8%
% of FP17s Relating to Continuations	6	709	0.8%	0.9%	1.1%	1.1%
% of Patients satisfied with the dentistry they have received	13	13	100.0%	91.4%	91.8%	91.7%
% of Patients satisfied with the time they had to wait for an appointment	11	13	84.6%	87.1%	88.4%	88.0%

* This is based on patients treated on this contract for their most recent course of treatment. Figures in italics indicate the base number of FP17s or Patient Questionnaire responses are less than 100. N/A is shown where the base number of responses is less than 10 during the period. % is calculated as Quantity/Base number*100

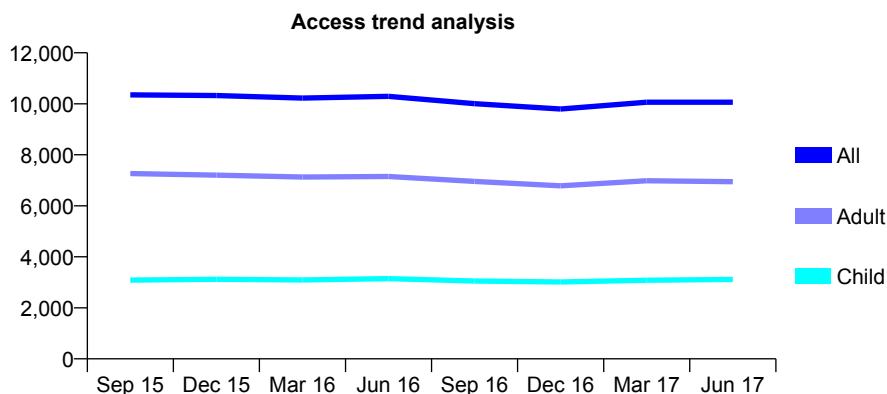
Q58 - Vital Signs At a Glance Contract Report for 245240/0002 - June 2017

Name or company name	MR A PELUSO
Contract type name	GDS Contract
Purpose of contract	General
Contract start date	01/04/2006
Contract end date	

17/18 Contracted general activity (UDA)	22,415
Carry forward general activity (UDA)	0
17/18 Contracted orthodontic activity (UOA)	0
Carry forward orthodontic activity (UOA)	0
Baseline contract value	£583,120.60

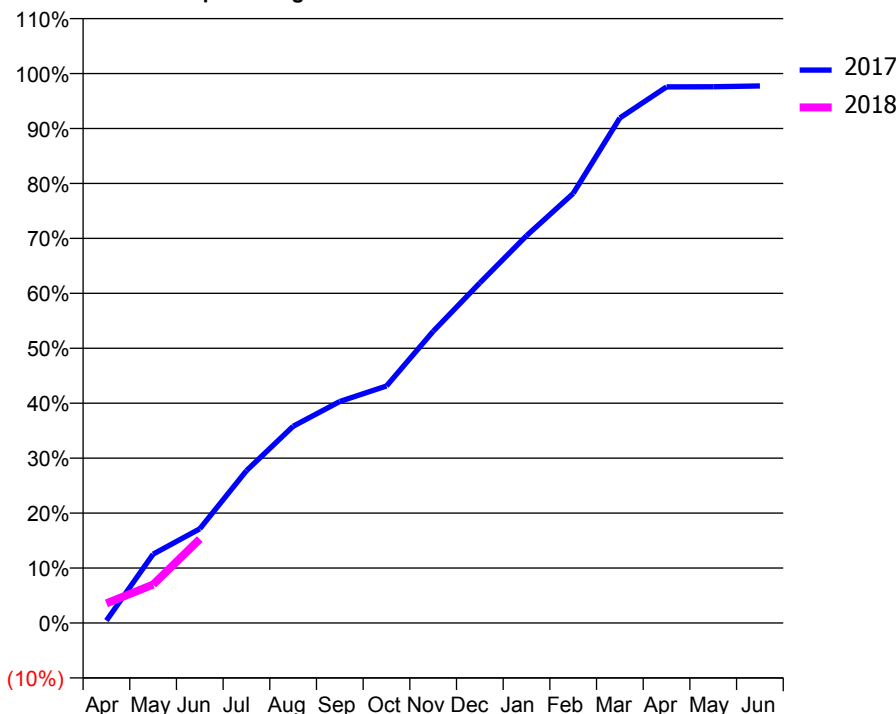
ACCESS*

Patients seen in 24 months	Total	Change since previous quarter
Quarter ending June 2016	10,294	
Quarter ending September 2016	10,006	↓
Quarter ending December 2016	9,798	↓
Quarter ending March 2017	10,064	↑
Quarter ending June 2017	10,063	→
Variance since June 2016	(2.2%)	↓



ACTIVITY

Cumulative percentage of contracted UDA delivered 2017 & 2018



Adjusted Scheduled Activity (UDA)

Month	2017	2018
April	100	803
May	2,810	1,567
June	3,843	3,423
July	6,215	
August	8,025	
September	9,035	
October	9,667	
November	11,901	
December	13,875	
January	15,801	
February	17,521	
March	20,601	
April	21,872	
May	21,872	
June	21,906	

QUALITY

	Quantity	Base Number	Contract	AT	Region	England
% of FP17s for the same patient ID Re-attending within 3 months - Children	117	1,192	9.8%	11.0%	11.7%	12.0%
% of FP17s for the same patient ID Re-attending within 3 months - Adults	379	2,307	16.4%	14.4%	15.2%	16.0%
% of FP17s for the same patient ID Re-attending between 3 & 9 months - Children	615	1,192	51.6%	56.8%	59.1%	58.0%
% of FP17s for the same patient ID Re-attending between 3 & 9 months - Adults	1,135	2,307	49.2%	49.2%	52.2%	50.9%
% of FP17s for Band 1 Urgent Courses	182	2,063	8.8%	8.3%	7.9%	9.1%
% of FP17s Relating to Free Repair or Replacements	20	2,063	1.0%	0.7%	0.8%	0.8%
% of FP17s Relating to Continuations	9	2,063	0.4%	0.9%	1.1%	1.1%
% of Patients satisfied with the dentistry they have received	8	10	80.0%	91.4%	91.8%	91.7%
% of Patients satisfied with the time they had to wait for an appointment	10	10	100.0%	87.1%	88.4%	88.0%

* This is based on patients treated on this contract for their most recent course of treatment. Figures in italics indicate the base number of FP17s or Patient Questionnaire responses are less than 100. N/A is shown where the base number of responses is less than 10 during the period. % is calculated as Quantity/Base number*100

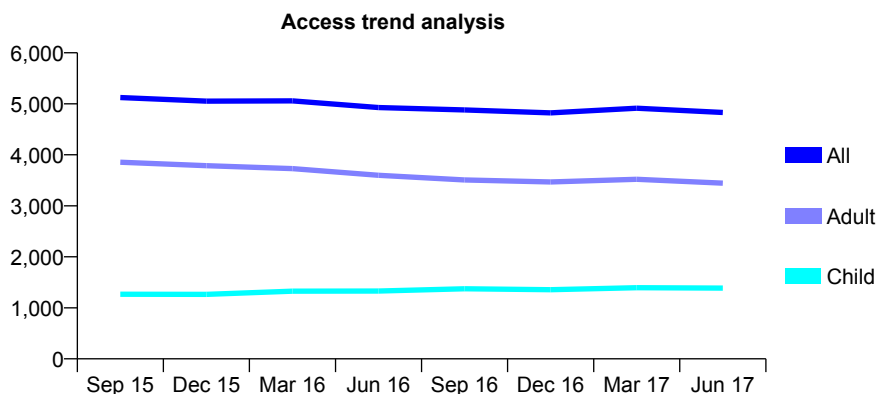
Q58 - Vital Signs At a Glance Contract Report for 245240/0007 - June 2017

Name or company name	MR A PELUSO
Contract type name	GDS Contract
Purpose of contract	General
Contract start date	18/08/2012
Contract end date	

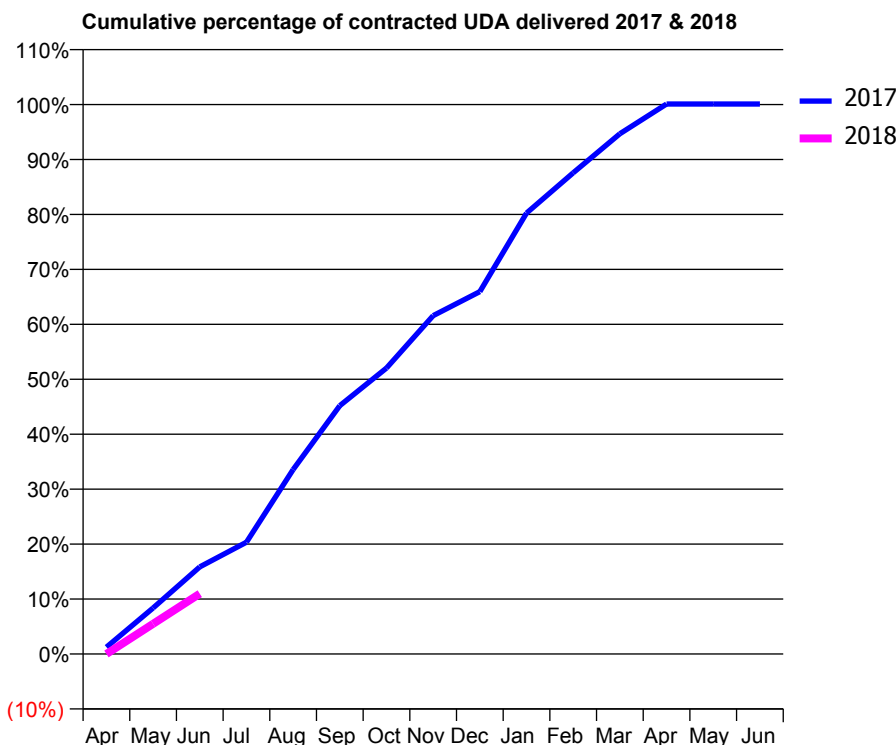
17/18 Contracted general activity (UDA)	10,145
Carry forward general activity (UDA)	0
17/18 Contracted orthodontic activity (UOA)	0
Carry forward orthodontic activity (UOA)	0
Baseline contract value	£223,596.61

ACCESS*

Patients seen in 24 months	Total	Change since previous quarter
Quarter ending June 2016	4,927	
Quarter ending September 2016	4,881	→
Quarter ending December 2016	4,822	↓
Quarter ending March 2017	4,915	→
Quarter ending June 2017	4,830	↓
Variance since June 2016	(2.0%)	↓



ACTIVITY



Month	Adjusted Scheduled Activity (UDA)	
	2017	2018
April	126	0
May	850	559
June	1,609	1,114
July	2,063	
August	3,406	
September	4,585	
October	5,279	
November	6,248	
December	6,690	
January	8,141	
February	8,885	
March	9,604	
April	10,155	
May	10,154	
June	10,155	

QUALITY

	Quantity	Base Number	Contract	AT	Region	England
% of FP17s for the same patient ID Re-attending within 3 months - Children	17	370	4.6%	11.0%	11.7%	12.0%
% of FP17s for the same patient ID Re-attending within 3 months - Adults	63	614	10.3%	14.4%	15.2%	16.0%
% of FP17s for the same patient ID Re-attending between 3 & 9 months - Children	218	370	58.9%	56.8%	59.1%	58.0%
% of FP17s for the same patient ID Re-attending between 3 & 9 months - Adults	254	614	41.4%	49.2%	52.2%	50.9%
% of FP17s for Band 1 Urgent Courses	58	680	8.5%	8.3%	7.9%	9.1%
% of FP17s Relating to Free Repair or Replacements	9	680	1.3%	0.7%	0.8%	0.8%
% of FP17s Relating to Continuations	5	680	0.7%	0.9%	1.1%	1.1%
% of Patients satisfied with the dentistry they have received	4	4	N/A	91.4%	91.8%	91.7%
% of Patients satisfied with the time they had to wait for an appointment	4	4	N/A	87.1%	88.4%	88.0%

* This is based on patients treated on this contract for their most recent course of treatment. Figures in italics indicate the base number of FP17s or Patient Questionnaire responses are less than 100. N/A is shown where the base number of responses is less than 10 during the period. % is calculated as Quantity/Base number*100

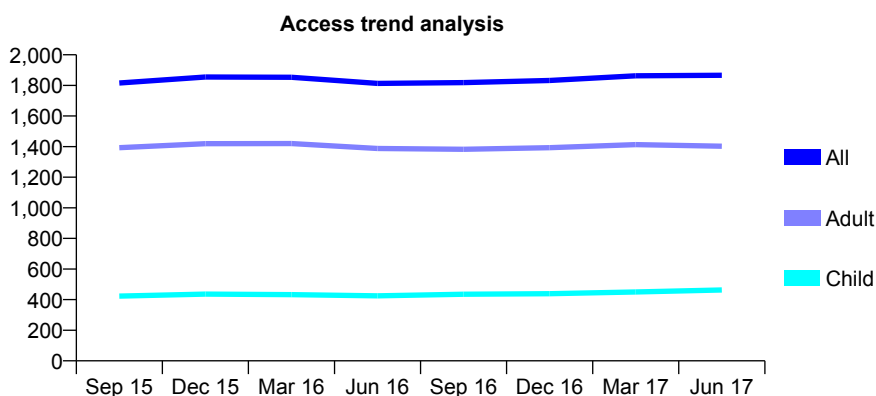
Q58 - Vital Signs At a Glance Contract Report for 246263/0001 - June 2017

Name or company name	MR NF FARYAD
Contract type name	GDS Contract
Purpose of contract	General
Contract start date	01/04/2006
Contract end date	

17/18 Contracted general activity (UDA)	8,525
Carry forward general activity (UDA)	0
17/18 Contracted orthodontic activity (UOA)	0
Carry forward orthodontic activity (UOA)	0
Baseline contract value	£237,294.82

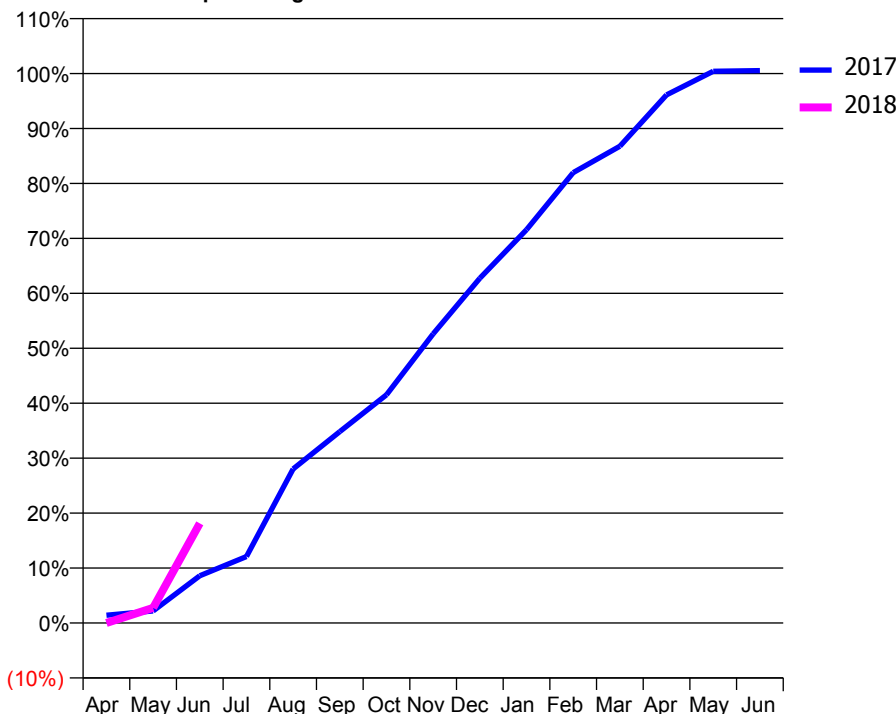
ACCESS*

Patients seen in 24 months	Total	Change since previous quarter
Quarter ending June 2016	1,813	
Quarter ending September 2016	1,818	→
Quarter ending December 2016	1,832	→
Quarter ending March 2017	1,863	→
Quarter ending June 2017	1,866	→
Variance since June 2016	2.9%	↑



ACTIVITY

Cumulative percentage of contracted UDA delivered 2017 & 2018



Month	Adjusted Scheduled Activity (UDA)	
	2017	2018
April	122	0
May	188	235
June	733	1,546
July	1,031	
August	2,390	
September	2,970	
October	3,540	
November	4,486	
December	5,349	
January	6,101	
February	6,986	
March	7,398	
April	8,194	
May	8,559	
June	8,569	

QUALITY

	Quantity	Base Number	Contract	AT	Region	England
% of FP17s for the same patient ID Re-attending within 3 months - Children	11	209	5.3%	11.0%	11.7%	12.0%
% of FP17s for the same patient ID Re-attending within 3 months - Adults	78	595	13.1%	14.4%	15.2%	16.0%
% of FP17s for the same patient ID Re-attending between 3 & 9 months - Children	130	209	62.2%	56.8%	59.1%	58.0%
% of FP17s for the same patient ID Re-attending between 3 & 9 months - Adults	327	595	55.0%	49.2%	52.2%	50.9%
% of FP17s for Band 1 Urgent Courses	5	455	1.1%	8.3%	7.9%	9.1%
% of FP17s Relating to Free Repair or Replacements	0	455	0.0%	0.7%	0.8%	0.8%
% of FP17s Relating to Continuations	3	455	0.7%	0.9%	1.1%	1.1%
% of Patients satisfied with the dentistry they have received	0	0	N/A	91.4%	91.8%	91.7%
% of Patients satisfied with the time they had to wait for an appointment	0	0	N/A	87.1%	88.4%	88.0%

* This is based on patients treated on this contract for their most recent course of treatment. Figures in italics indicate the base number of FP17s or Patient Questionnaire responses are less than 100. N/A is shown where the base number of responses is less than 10 during the period. % is calculated as Quantity/Base number*100

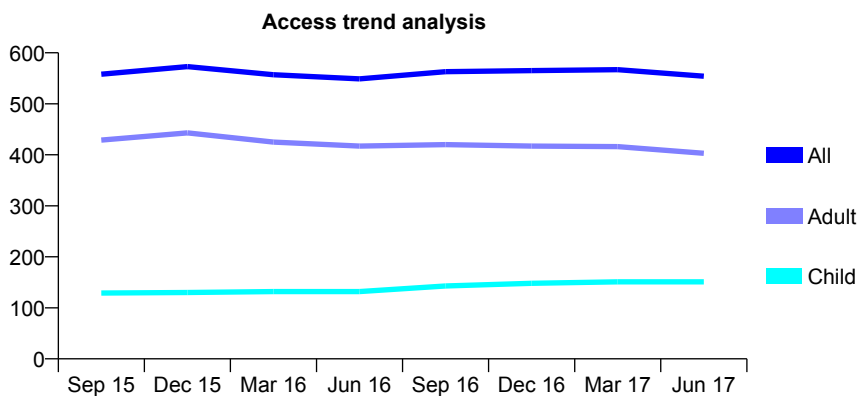
Q58 - Vital Signs At a Glance Contract Report for 251240/0001 - June 2017

Name or company name	MISS NB YELLA
Contract type name	GDS Contract
Purpose of contract	General
Contract start date	01/02/2008
Contract end date	

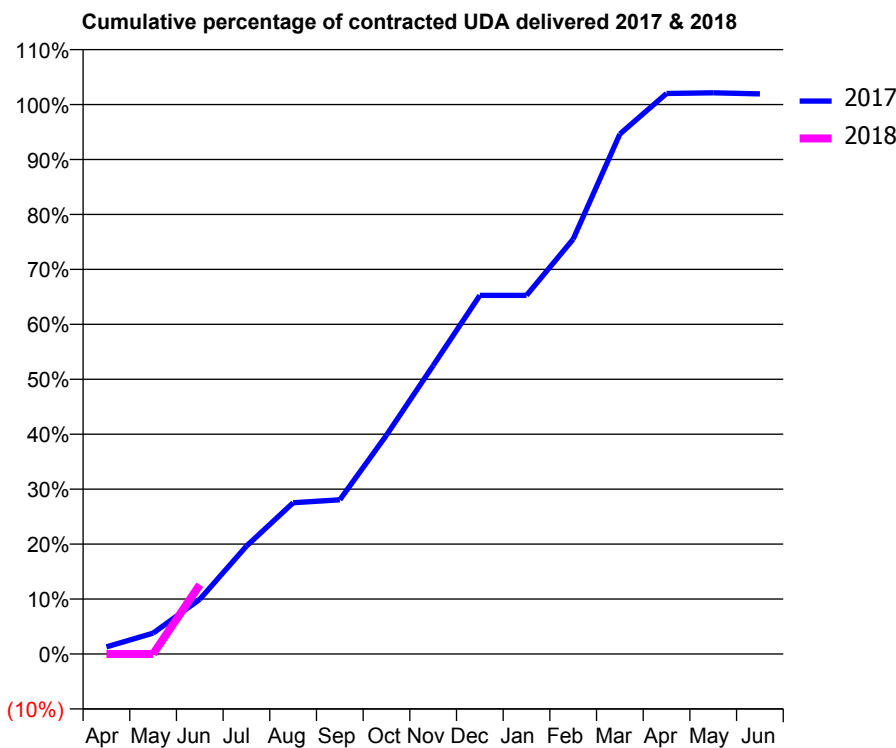
17/18 Contracted general activity (UDA)	1,679
Carry forward general activity (UDA)	0
17/18 Contracted orthodontic activity (UOA)	0
Carry forward orthodontic activity (UOA)	0
Baseline contract value	£47,645.51

ACCESS*

Patients seen in 24 months	Total	Change since previous quarter
Quarter ending June 2016	549	
Quarter ending September 2016	563	↑
Quarter ending December 2016	565	→
Quarter ending March 2017	567	→
Quarter ending June 2017	554	↓
Variance since June 2016	0.9%	→



ACTIVITY



Month	Adjusted Scheduled Activity (UDA)	
	2017	2018
April	22	0
May	64	0
June	167	212
July	330	
August	462	
September	471	
October	669	
November	881	
December	1,096	
January	1,096	
February	1,268	
March	1,589	
April	1,713	
May	1,715	
June	1,712	

QUALITY

	Quantity	Base Number	Contract	AT	Region	England
% of FP17s for the same patient ID Re-attending within 3 months - Children	6	39	15.4%	11.0%	11.7%	12.0%
% of FP17s for the same patient ID Re-attending within 3 months - Adults	8	54	14.8%	14.4%	15.2%	16.0%
% of FP17s for the same patient ID Re-attending between 3 & 9 months - Children	18	39	46.2%	56.8%	59.1%	58.0%
% of FP17s for the same patient ID Re-attending between 3 & 9 months - Adults	18	54	33.3%	49.2%	52.2%	50.9%
% of FP17s for Band 1 Urgent Courses	9	54	16.7%	8.3%	7.9%	9.1%
% of FP17s Relating to Free Repair or Replacements	2	54	3.7%	0.7%	0.8%	0.8%
% of FP17s Relating to Continuations	0	54	0.0%	0.9%	1.1%	1.1%
% of Patients satisfied with the dentistry they have received	2	2	N/A	91.4%	91.8%	91.7%
% of Patients satisfied with the time they had to wait for an appointment	2	2	N/A	87.1%	88.4%	88.0%

* This is based on patients treated on this contract for their most recent course of treatment. Figures in italics indicate the base number of FP17s or Patient Questionnaire responses are less than 100. N/A is shown where the base number of responses is less than 10 during the period. % is calculated as Quantity/Base number*100

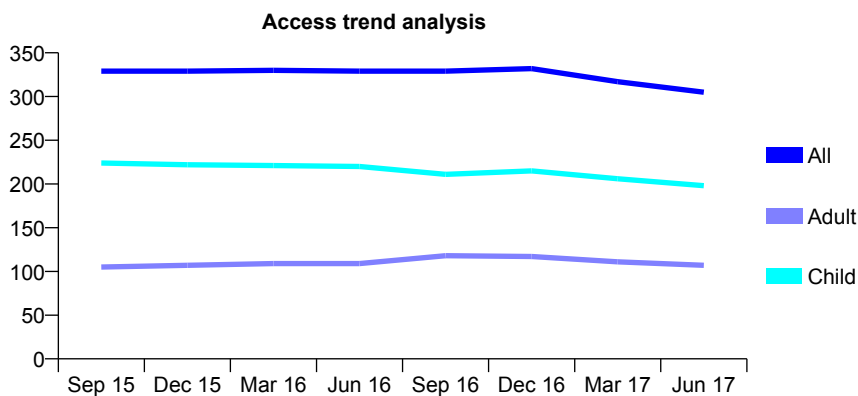
Q58 - Vital Signs At a Glance Contract Report for 256528/0001 - June 2017

Name or company name	MR JW BRAZIER
Contract type name	GDS Contract
Purpose of contract	General
Contract start date	01/04/2006
Contract end date	

17/18 Contracted general activity (UDA)	800
Carry forward general activity (UDA)	0
17/18 Contracted orthodontic activity (UOA)	0
Carry forward orthodontic activity (UOA)	0
Baseline contract value	£18,188.60

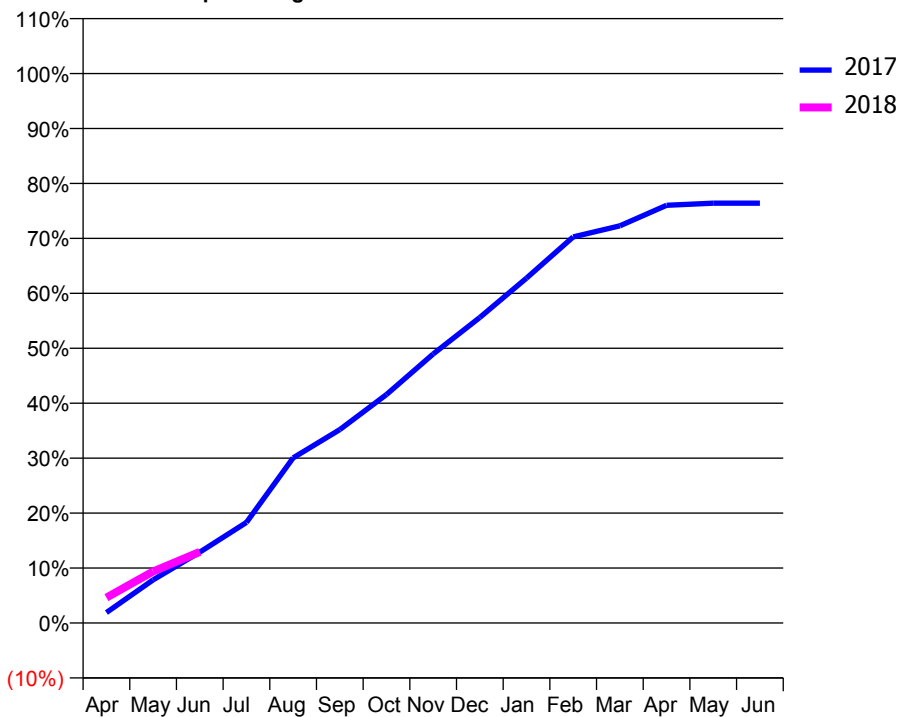
ACCESS*

Patients seen in 24 months	Total	Change since previous quarter
Quarter ending June 2016	329	
Quarter ending September 2016	329	→
Quarter ending December 2016	332	→
Quarter ending March 2017	317	↓
Quarter ending June 2017	305	↓
Variance since June 2016	(7.3%)	↓



ACTIVITY

Cumulative percentage of contracted UDA delivered 2017 & 2018



Adjusted Scheduled Activity (UDA)

Month	2017	2018
April	15	37
May	63	75
June	103	104
July	146	
August	240	
September	282	
October	333	
November	392	
December	445	
January	502	
February	562	
March	578	
April	608	
May	611	
June	611	

QUALITY

	Quantity	Base Number	Contract	AT	Region	England
% of FP17s for the same patient ID Re-attending within 3 months - Children	9	68	13.2%	11.0%	11.7%	12.0%
% of FP17s for the same patient ID Re-attending within 3 months - Adults	5	21	23.8%	14.4%	15.2%	16.0%
% of FP17s for the same patient ID Re-attending between 3 & 9 months - Children	40	68	58.8%	56.8%	59.1%	58.0%
% of FP17s for the same patient ID Re-attending between 3 & 9 months - Adults	12	21	57.1%	49.2%	52.2%	50.9%
% of FP17s for Band 1 Urgent Courses	3	70	4.3%	8.3%	7.9%	9.1%
% of FP17s Relating to Free Repair or Replacements	0	70	0.0%	0.7%	0.8%	0.8%
% of FP17s Relating to Continuations	0	70	0.0%	0.9%	1.1%	1.1%
% of Patients satisfied with the dentistry they have received	1	1	N/A	91.4%	91.8%	91.7%
% of Patients satisfied with the time they had to wait for an appointment	1	1	N/A	87.1%	88.4%	88.0%

* This is based on patients treated on this contract for their most recent course of treatment. Figures in italics indicate the base number of FP17s or Patient Questionnaire responses are less than 100. N/A is shown where the base number of responses is less than 10 during the period. % is calculated as Quantity/Base number*100

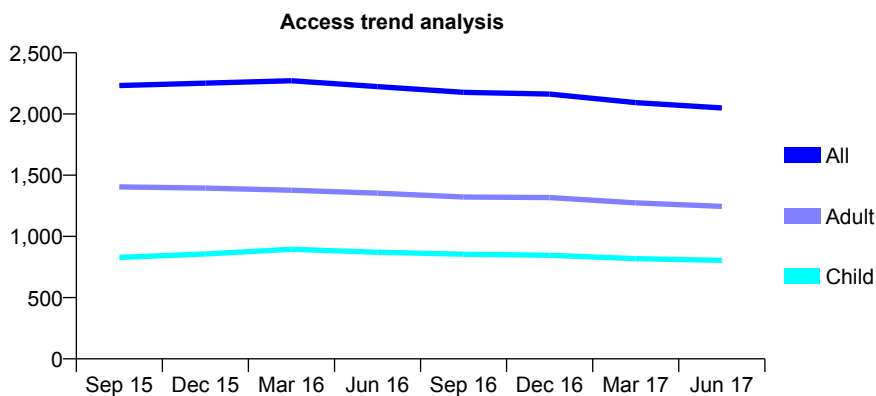
Q58 - Vital Signs At a Glance Contract Report for 257141/0002 - June 2017

Name or company name	MR J CRAIG
Contract type name	GDS Contract
Purpose of contract	General
Contract start date	01/07/2012
Contract end date	

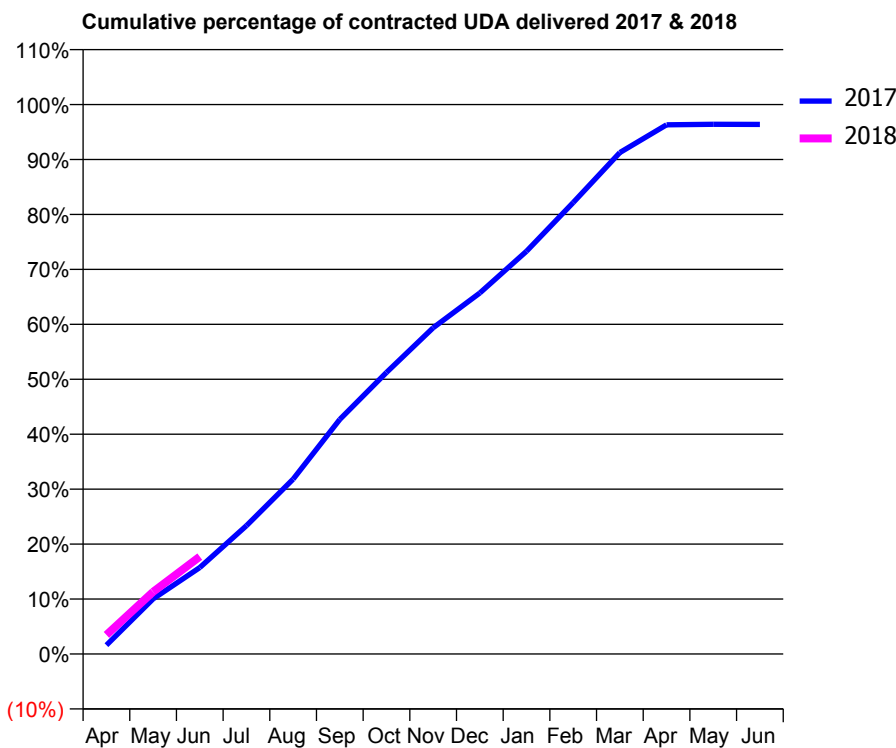
17/18 Contracted general activity (UDA)	7,200
Carry forward general activity (UDA)	0
17/18 Contracted orthodontic activity (UOA)	0
Carry forward orthodontic activity (UOA)	0
Baseline contract value	£161,760.55

ACCESS*

Patients seen in 24 months	Total	Change since previous quarter
Quarter ending June 2016	2,224	
Quarter ending September 2016	2,177	↓
Quarter ending December 2016	2,163	→
Quarter ending March 2017	2,093	↓
Quarter ending June 2017	2,050	↓
Variance since June 2016	(7.8%)	↓



ACTIVITY



Month	Adjusted Scheduled Activity (UDA)	
	2017	2018
April	115	251
May	722	815
June	1,132	1,276
July	1,682	
August	2,292	
September	3,074	
October	3,689	
November	4,275	
December	4,731	
January	5,277	
February	5,916	
March	6,571	
April	6,935	
May	6,941	
June	6,940	

QUALITY

	Quantity	Base Number	Contract	AT	Region	England
% of FP17s for the same patient ID Re-attending within 3 months - Children	25	368	6.8%	11.0%	11.7%	12.0%
% of FP17s for the same patient ID Re-attending within 3 months - Adults	78	527	14.8%	14.4%	15.2%	16.0%
% of FP17s for the same patient ID Re-attending between 3 & 9 months - Children	271	368	73.6%	56.8%	59.1%	58.0%
% of FP17s for the same patient ID Re-attending between 3 & 9 months - Adults	369	527	70.0%	49.2%	52.2%	50.9%
% of FP17s for Band 1 Urgent Courses	52	733	7.1%	8.3%	7.9%	9.1%
% of FP17s Relating to Free Repair or Replacements	1	733	0.1%	0.7%	0.8%	0.8%
% of FP17s Relating to Continuations	0	733	0.0%	0.9%	1.1%	1.1%
% of Patients satisfied with the dentistry they have received	4	4	N/A	91.4%	91.8%	91.7%
% of Patients satisfied with the time they had to wait for an appointment	4	4	N/A	87.1%	88.4%	88.0%

* This is based on patients treated on this contract for their most recent course of treatment. Figures in italics indicate the base number of FP17s or Patient Questionnaire responses are less than 100. N/A is shown where the base number of responses is less than 10 during the period. % is calculated as Quantity/Base number*100

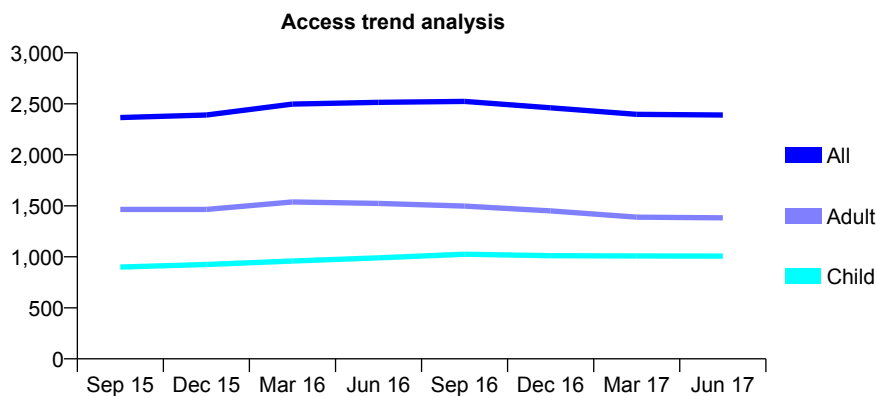
Q58 - Vital Signs At a Glance Contract Report for 258598/0001 - June 2017

Name or company name	MR S OLDHAM
Contract type name	GDS Contract
Purpose of contract	General
Contract start date	01/04/2007
Contract end date	

17/18 Contracted general activity (UDA)	4,667
Carry forward general activity (UDA)	0
17/18 Contracted orthodontic activity (UOA)	0
Carry forward orthodontic activity (UOA)	0
Baseline contract value	£115,880.67

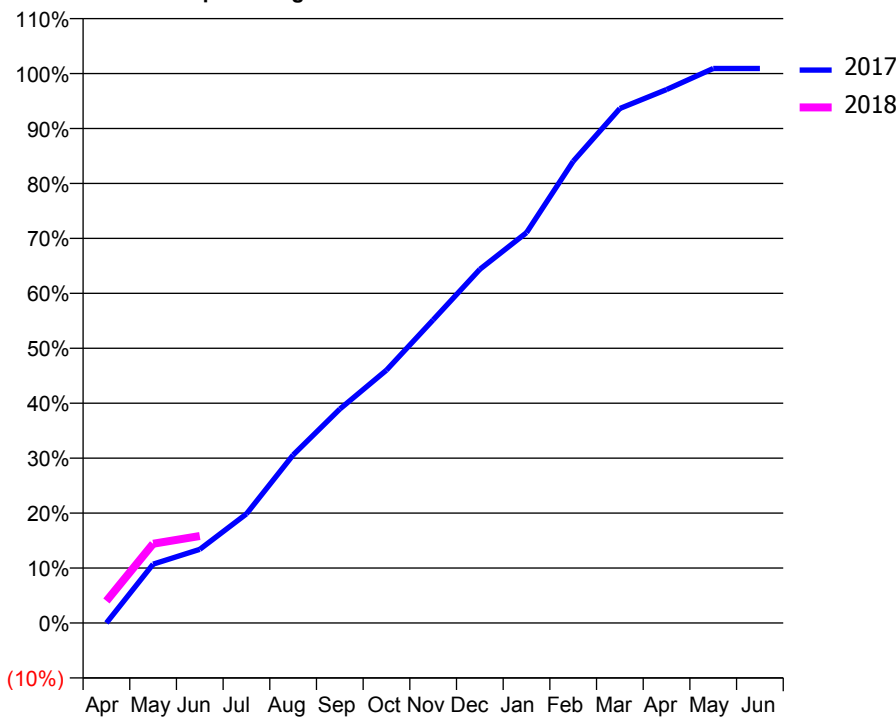
ACCESS*

Patients seen in 24 months	Total	Change since previous quarter
Quarter ending June 2016	2,514	
Quarter ending September 2016	2,524	→
Quarter ending December 2016	2,461	↓
Quarter ending March 2017	2,397	↓
Quarter ending June 2017	2,390	→
Variance since June 2016	(4.9%)	↓



ACTIVITY

Cumulative percentage of contracted UDA delivered 2017 & 2018



Adjusted Scheduled Activity (UDA)

Month	2017	2018
April	0	188
May	500	674
June	626	739
July	927	
August	1,427	
September	1,817	
October	2,148	
November	2,575	
December	3,004	
January	3,316	
February	3,921	
March	4,370	
April	4,531	
May	4,710	
June	4,710	

QUALITY

	Quantity	Base Number	Contract	AT	Region	England
% of FP17s for the same patient ID Re-attending within 3 months - Children	28	270	10.4%	11.0%	11.7%	12.0%
% of FP17s for the same patient ID Re-attending within 3 months - Adults	59	334	17.7%	14.4%	15.2%	16.0%
% of FP17s for the same patient ID Re-attending between 3 & 9 months - Children	155	270	57.4%	56.8%	59.1%	58.0%
% of FP17s for the same patient ID Re-attending between 3 & 9 months - Adults	134	334	40.1%	49.2%	52.2%	50.9%
% of FP17s for Band 1 Urgent Courses	47	398	11.8%	8.3%	7.9%	9.1%
% of FP17s Relating to Free Repair or Replacements	0	398	0.0%	0.7%	0.8%	0.8%
% of FP17s Relating to Continuations	6	398	1.5%	0.9%	1.1%	1.1%
% of Patients satisfied with the dentistry they have received	1	1	N/A	91.4%	91.8%	91.7%
% of Patients satisfied with the time they had to wait for an appointment	1	1	N/A	87.1%	88.4%	88.0%

* This is based on patients treated on this contract for their most recent course of treatment. Figures in italics indicate the base number of FP17s or Patient Questionnaire responses are less than 100. N/A is shown where the base number of responses is less than 10 during the period. % is calculated as Quantity/Base number*100

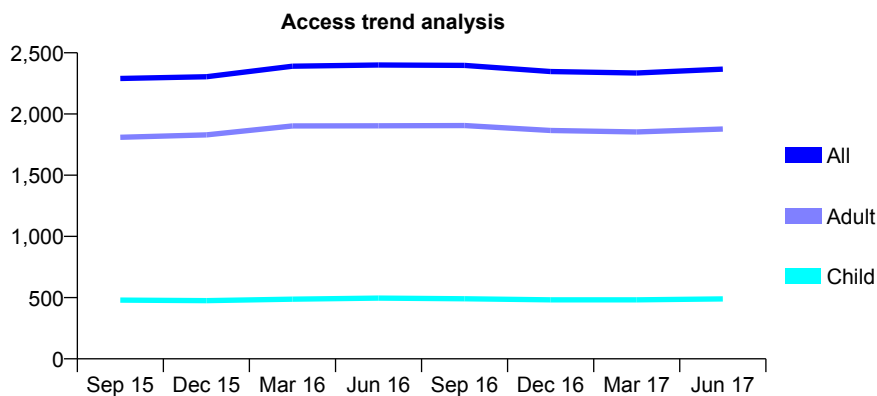
Q58 - Vital Signs At a Glance Contract Report for 261483/0001 - June 2017

Name or company name	MR BP PATEL
Contract type name	GDS Contract
Purpose of contract	General
Contract start date	01/04/2006
Contract end date	

17/18 Contracted general activity (UDA)	6,200
Carry forward general activity (UDA)	0
17/18 Contracted orthodontic activity (UOA)	0
Carry forward orthodontic activity (UOA)	0
Baseline contract value	£151,045.76

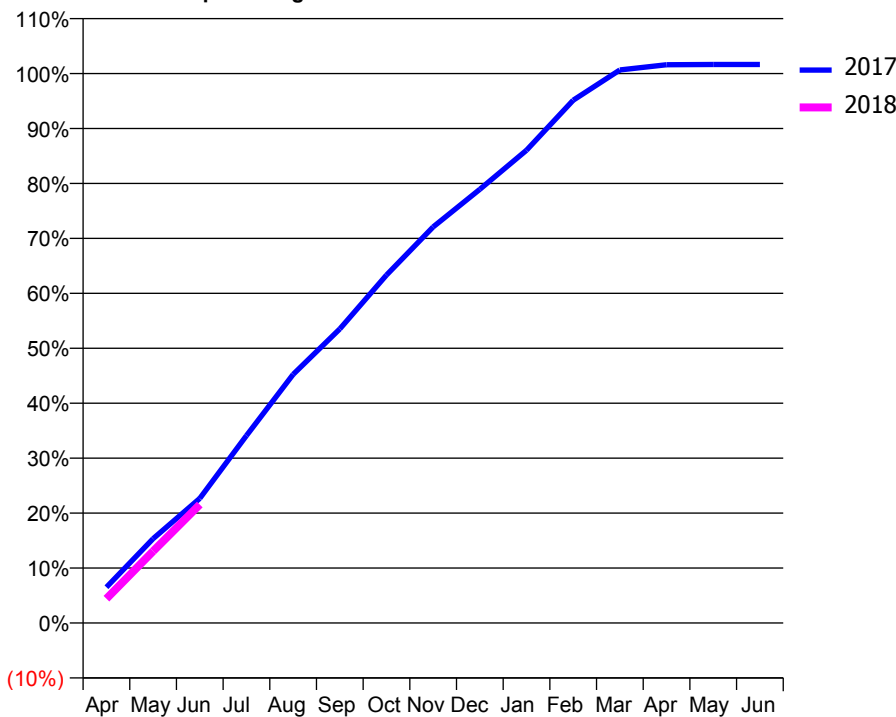
ACCESS*

Patients seen in 24 months	Total	Change since previous quarter
Quarter ending June 2016	2,400	
Quarter ending September 2016	2,397	→
Quarter ending December 2016	2,347	↓
Quarter ending March 2017	2,335	→
Quarter ending June 2017	2,367	→
Variance since June 2016	(1.4%)	↓



ACTIVITY

Cumulative percentage of contracted UDA delivered 2017 & 2018



Adjusted Scheduled Activity (UDA)

Month	2017	2018
April	404	274
May	952	810
June	1,407	1,337
July	2,115	
August	2,805	
September	3,319	
October	3,926	
November	4,470	
December	4,893	
January	5,334	
February	5,898	
March	6,240	
April	6,298	
May	6,301	
June	6,301	

QUALITY

	Quantity	Base Number	Contract	AT	Region	England
% of FP17s for the same patient ID Re-attending within 3 months - Children	11	170	6.5%	11.0%	11.7%	12.0%
% of FP17s for the same patient ID Re-attending within 3 months - Adults	106	713	14.9%	14.4%	15.2%	16.0%
% of FP17s for the same patient ID Re-attending between 3 & 9 months - Children	85	170	50.0%	56.8%	59.1%	58.0%
% of FP17s for the same patient ID Re-attending between 3 & 9 months - Adults	404	713	56.7%	49.2%	52.2%	50.9%
% of FP17s for Band 1 Urgent Courses	86	693	12.4%	8.3%	7.9%	9.1%
% of FP17s Relating to Free Repair or Replacements	3	693	0.4%	0.7%	0.8%	0.8%
% of FP17s Relating to Continuations	3	693	0.4%	0.9%	1.1%	1.1%
% of Patients satisfied with the dentistry they have received	10	10	100.0%	91.4%	91.8%	91.7%
% of Patients satisfied with the time they had to wait for an appointment	10	10	100.0%	87.1%	88.4%	88.0%

* This is based on patients treated on this contract for their most recent course of treatment. Figures in italics indicate the base number of FP17s or Patient Questionnaire responses are less than 100. N/A is shown where the base number of responses is less than 10 during the period. % is calculated as Quantity/Base number*100

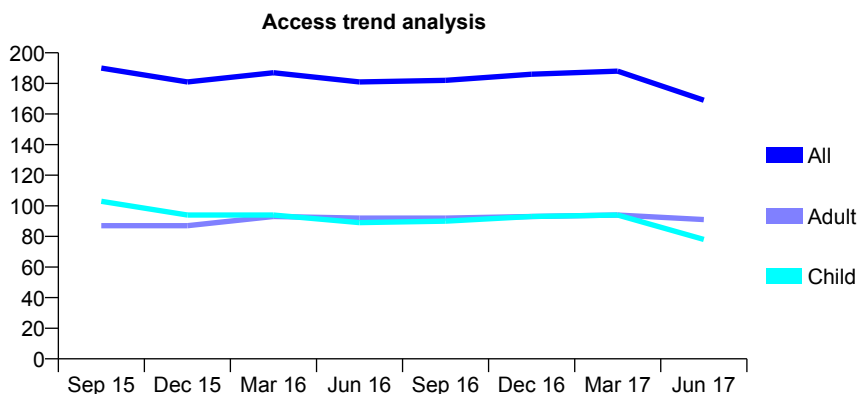
Q58 - Vital Signs At a Glance Contract Report for 261785/0001 - June 2017

Name or company name	MR P SABHARWAL
Contract type name	GDS Contract
Purpose of contract	General
Contract start date	01/04/2006
Contract end date	

17/18 Contracted general activity (UDA)	658
Carry forward general activity (UDA)	0
17/18 Contracted orthodontic activity (UOA)	0
Carry forward orthodontic activity (UOA)	0
Baseline contract value	£19,435.23

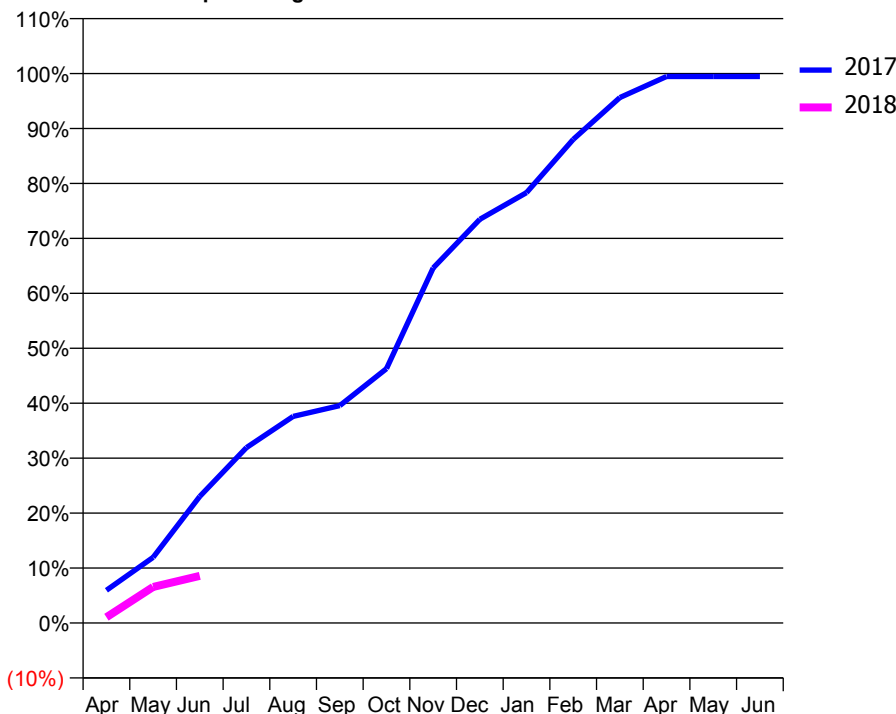
ACCESS*

Patients seen in 24 months	Total	Change since previous quarter
Quarter ending June 2016	181	
Quarter ending September 2016	182	→
Quarter ending December 2016	186	↑
Quarter ending March 2017	188	→
Quarter ending June 2017	169	↓
Variance since June 2016	(6.6%)	↓



ACTIVITY

Cumulative percentage of contracted UDA delivered 2017 & 2018



Month	Adjusted Scheduled Activity (UDA)	
	2017	2018
April	39	7
May	79	43
June	152	56
July	210	
August	247	
September	260	
October	305	
November	425	
December	483	
January	515	
February	579	
March	629	
April	654	
May	654	
June	654	

QUALITY

	Quantity	Base Number	Contract	AT	Region	England
% of FP17s for the same patient ID Re-attending within 3 months - Children	0	22	0.0%	11.0%	11.7%	12.0%
% of FP17s for the same patient ID Re-attending within 3 months - Adults	0	17	0.0%	14.4%	15.2%	16.0%
% of FP17s for the same patient ID Re-attending between 3 & 9 months - Children	12	22	54.5%	56.8%	59.1%	58.0%
% of FP17s for the same patient ID Re-attending between 3 & 9 months - Adults	8	17	47.1%	49.2%	52.2%	50.9%
% of FP17s for Band 1 Urgent Courses	2	29	6.9%	8.3%	7.9%	9.1%
% of FP17s Relating to Free Repair or Replacements	0	29	0.0%	0.7%	0.8%	0.8%
% of FP17s Relating to Continuations	0	29	0.0%	0.9%	1.1%	1.1%
% of Patients satisfied with the dentistry they have received	1	1	N/A	91.4%	91.8%	91.7%
% of Patients satisfied with the time they had to wait for an appointment	1	1	N/A	87.1%	88.4%	88.0%

* This is based on patients treated on this contract for their most recent course of treatment. Figures in italics indicate the base number of FP17s or Patient Questionnaire responses are less than 100. N/A is shown where the base number of responses is less than 10 during the period. % is calculated as Quantity/Base number*100

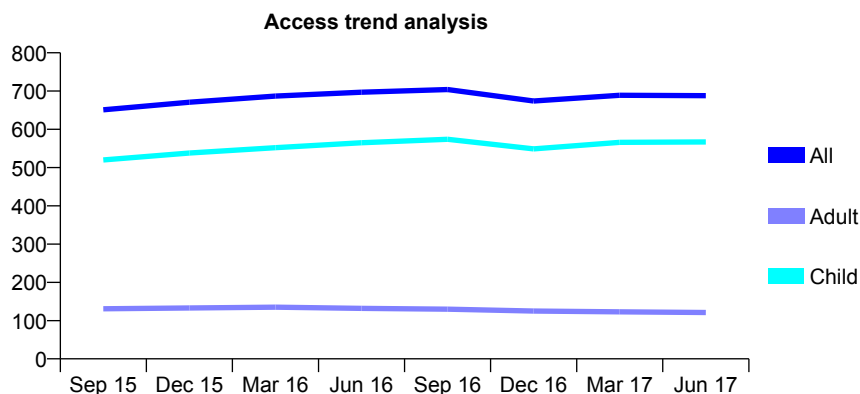
Q58 - Vital Signs At a Glance Contract Report for 263605/0002 - June 2017

Name or company name	MR MD VERNON
Contract type name	GDS Contract
Purpose of contract	General
Contract start date	01/02/2010
Contract end date	

17/18 Contracted general activity (UDA)	1,184
Carry forward general activity (UDA)	0
17/18 Contracted orthodontic activity (UOA)	0
Carry forward orthodontic activity (UOA)	0
Baseline contract value	£31,456.78

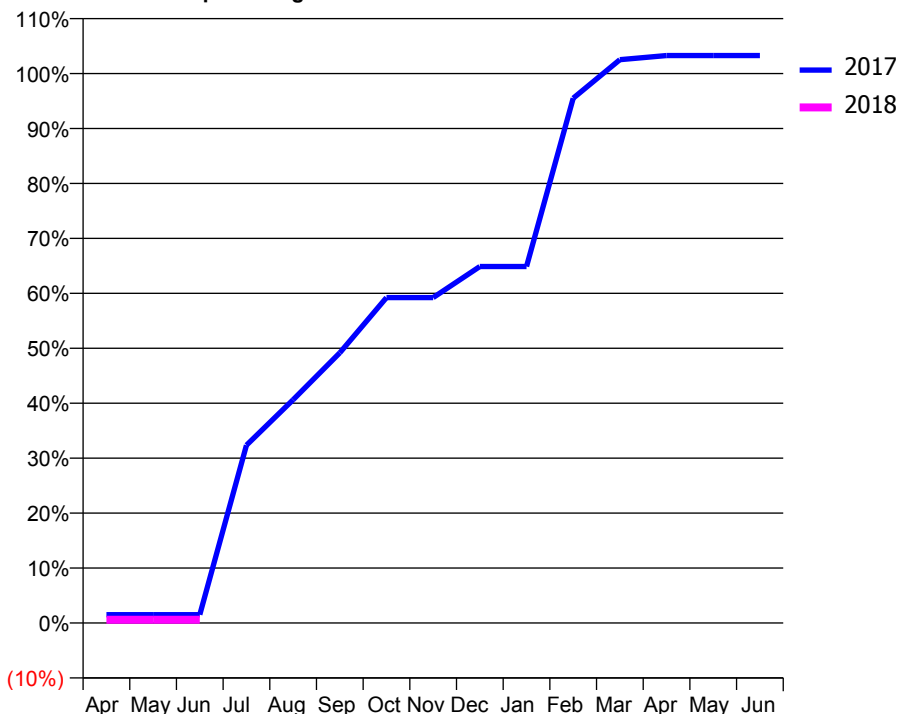
ACCESS*

Patients seen in 24 months	Total	Change since previous quarter
Quarter ending June 2016	697	
Quarter ending September 2016	704	→
Quarter ending December 2016	674	↓
Quarter ending March 2017	689	↑
Quarter ending June 2017	688	→
Variance since June 2016	(1.3%)	↓



ACTIVITY

Cumulative percentage of contracted UDA delivered 2017 & 2018



Month	Adjusted Scheduled Activity (UDA)	
	2017	2018
April	18	7
May	18	7
June	18	7
July	383	
August	481	
September	582	
October	701	
November	701	
December	768	
January	768	
February	1,131	
March	1,214	
April	1,223	
May	1,223	
June	1,223	

QUALITY

	Quantity	Base Number	Contract	AT	Region	England
% of FP17s for the same patient ID Re-attending within 3 months - Children	1	14	7.1%	11.0%	11.7%	12.0%
% of FP17s for the same patient ID Re-attending within 3 months - Adults	0	0	N/A	14.4%	15.2%	16.0%
% of FP17s for the same patient ID Re-attending between 3 & 9 months - Children	5	14	35.7%	56.8%	59.1%	58.0%
% of FP17s for the same patient ID Re-attending between 3 & 9 months - Adults	0	0	N/A	49.2%	52.2%	50.9%
% of FP17s for Band 1 Urgent Courses	0	7	0.0%	8.3%	7.9%	9.1%
% of FP17s Relating to Free Repair or Replacements	0	7	0.0%	0.7%	0.8%	0.8%
% of FP17s Relating to Continuations	0	7	0.0%	0.9%	1.1%	1.1%
% of Patients satisfied with the dentistry they have received	0	0	N/A	91.4%	91.8%	91.7%
% of Patients satisfied with the time they had to wait for an appointment	0	0	N/A	87.1%	88.4%	88.0%

* This is based on patients treated on this contract for their most recent course of treatment. Figures in italics indicate the base number of FP17s or Patient Questionnaire responses are less than 100. N/A is shown where the base number of responses is less than 10 during the period. % is calculated as Quantity/Base number*100

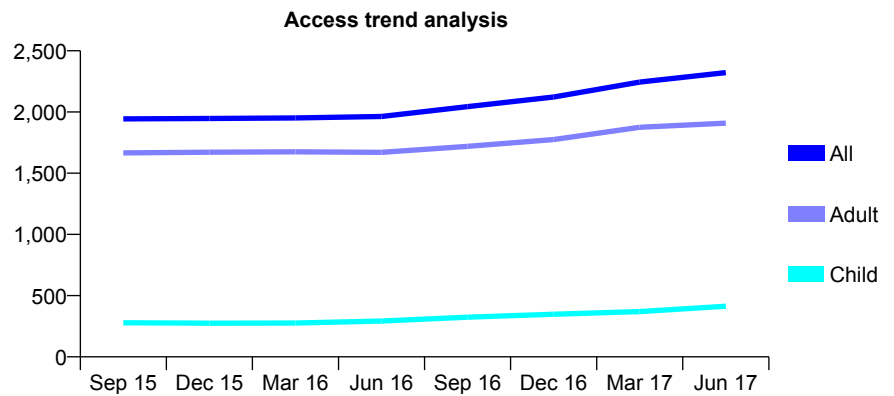
Q58 - Vital Signs At a Glance Contract Report for 264245/0002 - June 2017

Name or company name	MR P PATEL
Contract type name	GDS Contract
Purpose of contract	General
Contract start date	01/04/2012
Contract end date	

17/18 Contracted general activity (UDA)	8,709
Carry forward general activity (UDA)	0
17/18 Contracted orthodontic activity (UOA)	0
Carry forward orthodontic activity (UOA)	0
Baseline contract value	£180,531.64

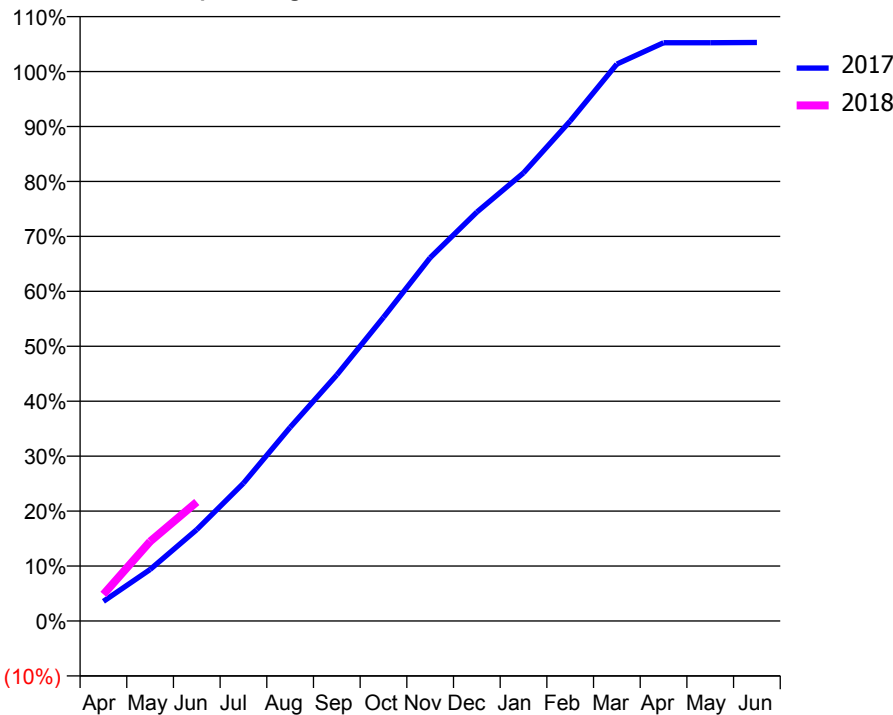
ACCESS*

Patients seen in 24 months	Total	Change since previous quarter
Quarter ending June 2016	1,963	
Quarter ending September 2016	2,044	↑
Quarter ending December 2016	2,123	↑
Quarter ending March 2017	2,245	↑
Quarter ending June 2017	2,322	↑
Variance since June 2016	18.3%	↑



ACTIVITY

Cumulative percentage of contracted UDA delivered 2017 & 2018



Month	Adjusted Scheduled Activity (UDA)	
	2017	2018
April	311	421
May	818	1,261
June	1,450	1,887
July	2,183	
August	3,069	
September	3,899	
October	4,814	
November	5,757	
December	6,480	
January	7,103	
February	7,925	
March	8,827	
April	9,166	
May	9,166	
June	9,169	

QUALITY

	Quantity	Base Number	Contract	AT	Region	England
% of FP17s for the same patient ID Re-attending within 3 months - Children	8	155	5.2%	11.0%	11.7%	12.0%
% of FP17s for the same patient ID Re-attending within 3 months - Adults	151	809	18.7%	14.4%	15.2%	16.0%
% of FP17s for the same patient ID Re-attending between 3 & 9 months - Children	88	155	56.8%	56.8%	59.1%	58.0%
% of FP17s for the same patient ID Re-attending between 3 & 9 months - Adults	491	809	60.7%	49.2%	52.2%	50.9%
% of FP17s for Band 1 Urgent Courses	39	845	4.6%	8.3%	7.9%	9.1%
% of FP17s Relating to Free Repair or Replacements	31	845	3.7%	0.7%	0.8%	0.8%
% of FP17s Relating to Continuations	21	845	2.5%	0.9%	1.1%	1.1%
% of Patients satisfied with the dentistry they have received	4	4	N/A	91.4%	91.8%	91.7%
% of Patients satisfied with the time they had to wait for an appointment	4	4	N/A	87.1%	88.4%	88.0%

* This is based on patients treated on this contract for their most recent course of treatment. Figures in italics indicate the base number of FP17s or Patient Questionnaire responses are less than 100. N/A is shown where the base number of responses is less than 10 during the period. % is calculated as Quantity/Base number*100

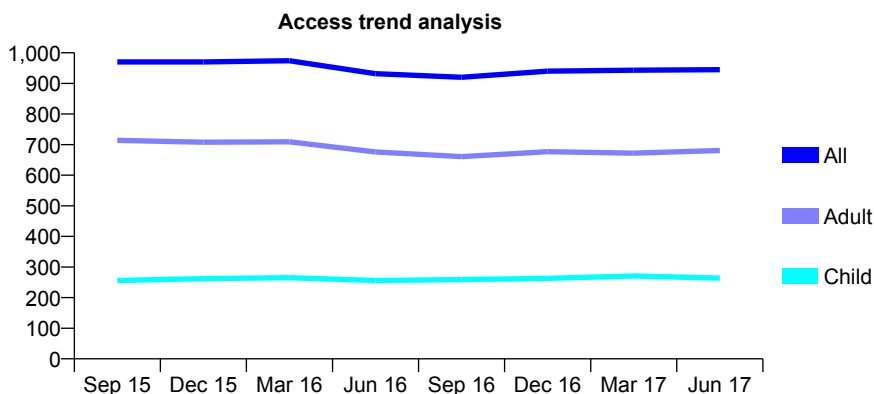
Q58 - Vital Signs At a Glance Contract Report for 264512/0001 - June 2017

Name or company name	MRS MO FASANYA
Contract type name	GDS Contract
Purpose of contract	General
Contract start date	01/04/2006
Contract end date	

17/18 Contracted general activity (UDA)	2,800
Carry forward general activity (UDA)	0
17/18 Contracted orthodontic activity (UOA)	0
Carry forward orthodontic activity (UOA)	0
Baseline contract value	£71,758.92

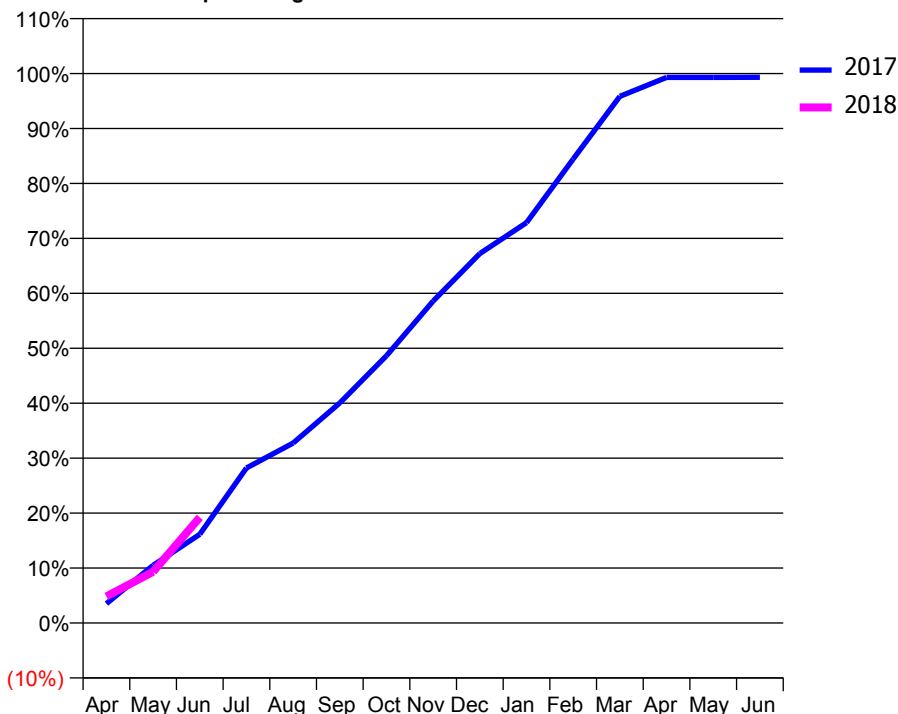
ACCESS*

Patients seen in 24 months	Total	Change since previous quarter
Quarter ending June 2016	932	
Quarter ending September 2016	920	↓
Quarter ending December 2016	940	↑
Quarter ending March 2017	943	→
Quarter ending June 2017	945	→
Variance since June 2016	1.4%	→



ACTIVITY

Cumulative percentage of contracted UDA delivered 2017 & 2018



Month	Adjusted Scheduled Activity (UDA)	
	2017	2018
April	99	136
May	294	261
June	452	538
July	790	
August	917	
September	1,122	
October	1,362	
November	1,640	
December	1,882	
January	2,040	
February	2,364	
March	2,684	
April	2,780	
May	2,780	
June	2,781	

QUALITY

	Quantity	Base Number	Contract	AT	Region	England
% of FP17s for the same patient ID Re-attending within 3 months - Children	8	87	9.2%	11.0%	11.7%	12.0%
% of FP17s for the same patient ID Re-attending within 3 months - Adults	35	195	17.9%	14.4%	15.2%	16.0%
% of FP17s for the same patient ID Re-attending between 3 & 9 months - Children	58	87	66.7%	56.8%	59.1%	58.0%
% of FP17s for the same patient ID Re-attending between 3 & 9 months - Adults	75	195	38.5%	49.2%	52.2%	50.9%
% of FP17s for Band 1 Urgent Courses	16	246	6.5%	8.3%	7.9%	9.1%
% of FP17s Relating to Free Repair or Replacements	0	246	0.0%	0.7%	0.8%	0.8%
% of FP17s Relating to Continuations	16	246	6.5%	0.9%	1.1%	1.1%
% of Patients satisfied with the dentistry they have received	1	1	N/A	91.4%	91.8%	91.7%
% of Patients satisfied with the time they had to wait for an appointment	1	1	N/A	87.1%	88.4%	88.0%

* This is based on patients treated on this contract for their most recent course of treatment. Figures in italics indicate the base number of FP17s or Patient Questionnaire responses are less than 100. N/A is shown where the base number of responses is less than 10 during the period. % is calculated as Quantity/Base number*100

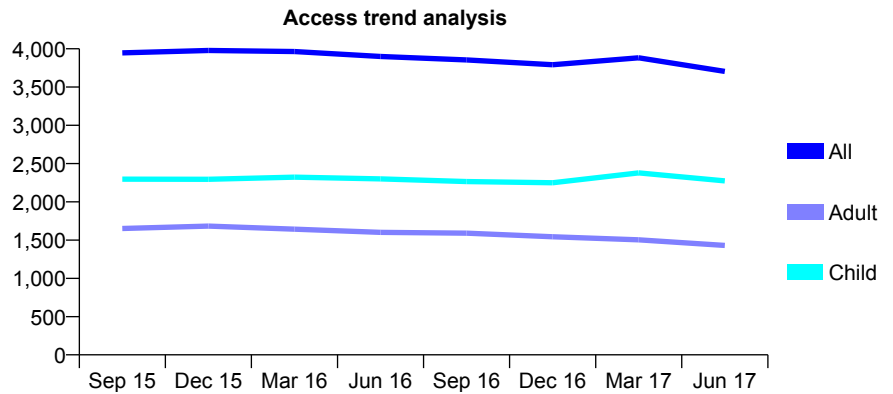
Q58 - Vital Signs At a Glance Contract Report for 269735/0001 - June 2017

Name or company name	MR JS CHADHA
Contract type name	GDS Contract
Purpose of contract	General
Contract start date	01/08/2007
Contract end date	

17/18 Contracted general activity (UDA)	14,113
Carry forward general activity (UDA)	0
17/18 Contracted orthodontic activity (UOA)	0
Carry forward orthodontic activity (UOA)	0
Baseline contract value	£260,299.54

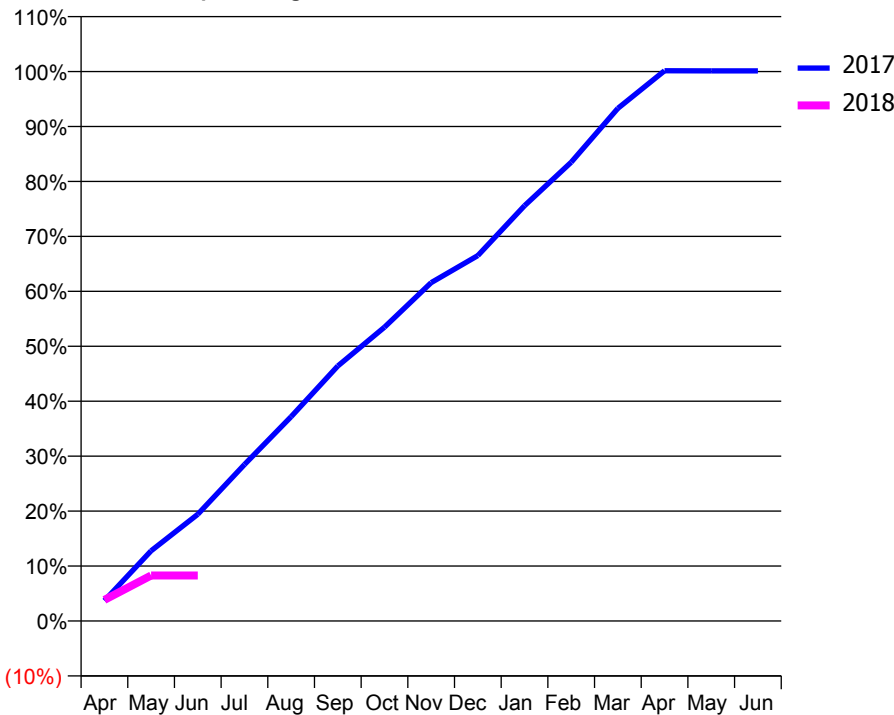
ACCESS*

Patients seen in 24 months	Total	Change since previous quarter
Quarter ending June 2016	3,900	
Quarter ending September 2016	3,855	↓
Quarter ending December 2016	3,792	↓
Quarter ending March 2017	3,882	↑
Quarter ending June 2017	3,704	↓
Variance since June 2016	(5.0%)	↓



ACTIVITY

Cumulative percentage of contracted UDA delivered 2017 & 2018



Month	Adjusted Scheduled Activity (UDA)	
	2017	2018
April	521	542
May	1,802	1,170
June	2,741	1,170
July	4,020	
August	5,250	
September	6,550	
October	7,547	
November	8,691	
December	9,385	
January	10,666	
February	11,784	
March	13,167	
April	14,131	
May	14,129	
June	14,129	

QUALITY

	Quantity	Base Number	Contract	AT	Region	England
% of FP17s for the same patient ID Re-attending within 3 months - Children	90	612	14.7%	11.0%	11.7%	12.0%
% of FP17s for the same patient ID Re-attending within 3 months - Adults	74	264	28.0%	14.4%	15.2%	16.0%
% of FP17s for the same patient ID Re-attending between 3 & 9 months - Children	333	612	54.4%	56.8%	59.1%	58.0%
% of FP17s for the same patient ID Re-attending between 3 & 9 months - Adults	127	264	48.1%	49.2%	52.2%	50.9%
% of FP17s for Band 1 Urgent Courses	65	536	12.1%	8.3%	7.9%	9.1%
% of FP17s Relating to Free Repair or Replacements	1	536	0.2%	0.7%	0.8%	0.8%
% of FP17s Relating to Continuations	1	536	0.2%	0.9%	1.1%	1.1%
% of Patients satisfied with the dentistry they have received	7	8	N/A	91.4%	91.8%	91.7%
% of Patients satisfied with the time they had to wait for an appointment	8	8	N/A	87.1%	88.4%	88.0%

* This is based on patients treated on this contract for their most recent course of treatment. Figures in italics indicate the base number of FP17s or Patient Questionnaire responses are less than 100. N/A is shown where the base number of responses is less than 10 during the period. % is calculated as Quantity/Base number*100

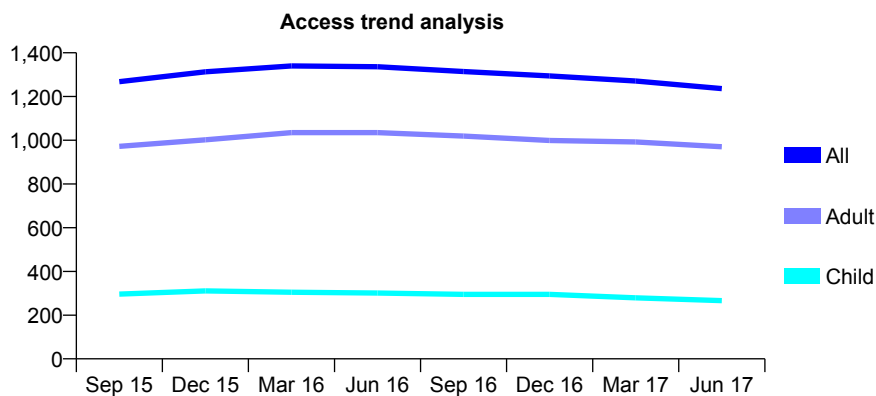
Q58 - Vital Signs At a Glance Contract Report for 270946/0001 - June 2017

Name or company name	MISS M AFKHAMI MADANI
Contract type name	GDS Contract
Purpose of contract	General
Contract start date	01/04/2006
Contract end date	

17/18 Contracted general activity (UDA)	3,481
Carry forward general activity (UDA)	0
17/18 Contracted orthodontic activity (UOA)	0
Carry forward orthodontic activity (UOA)	0
Baseline contract value	£92,771.55

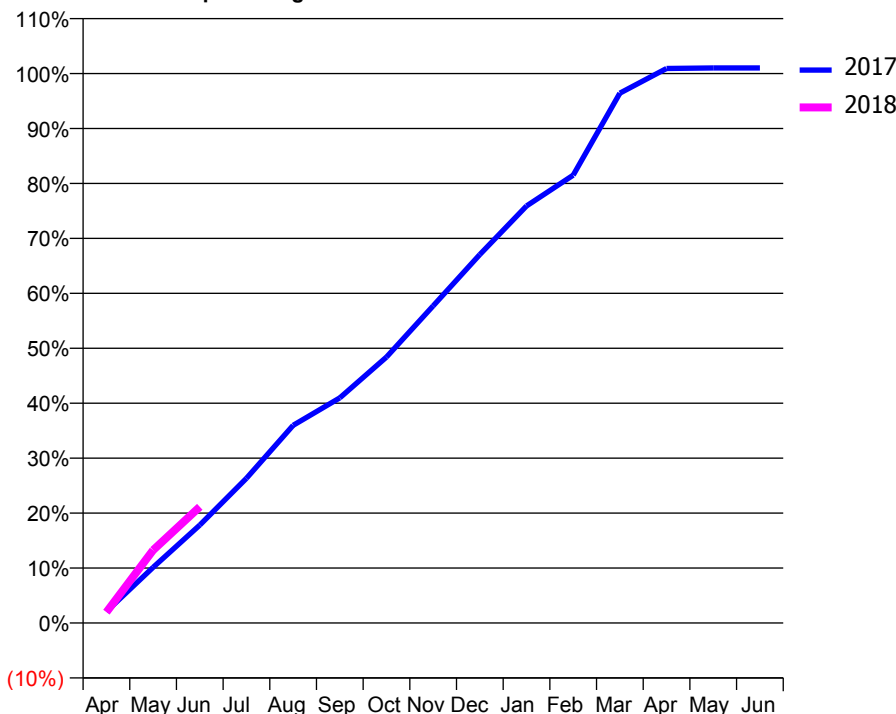
ACCESS*

Patients seen in 24 months	Total	Change since previous quarter
Quarter ending June 2016	1,336	
Quarter ending September 2016	1,314	↓
Quarter ending December 2016	1,294	↓
Quarter ending March 2017	1,271	↓
Quarter ending June 2017	1,236	↓
Variance since June 2016	(7.5%)	↓



ACTIVITY

Cumulative percentage of contracted UDA delivered 2017 & 2018



Month	Adjusted Scheduled Activity (UDA)	
	2017	2018
April	73	69
May	352	462
June	621	736
July	917	
August	1,252	
September	1,427	
October	1,685	
November	2,009	
December	2,334	
January	2,642	
February	2,837	
March	3,356	
April	3,512	
May	3,517	
June	3,517	

QUALITY

	Quantity	Base Number	Contract	AT	Region	England
% of FP17s for the same patient ID Re-attending within 3 months - Children	4	66	6.1%	11.0%	11.7%	12.0%
% of FP17s for the same patient ID Re-attending within 3 months - Adults	27	295	9.2%	14.4%	15.2%	16.0%
% of FP17s for the same patient ID Re-attending between 3 & 9 months - Children	33	66	50.0%	56.8%	59.1%	58.0%
% of FP17s for the same patient ID Re-attending between 3 & 9 months - Adults	162	295	54.9%	49.2%	52.2%	50.9%
% of FP17s for Band 1 Urgent Courses	12	305	3.9%	8.3%	7.9%	9.1%
% of FP17s Relating to Free Repair or Replacements	3	305	1.0%	0.7%	0.8%	0.8%
% of FP17s Relating to Continuations	3	305	1.0%	0.9%	1.1%	1.1%
% of Patients satisfied with the dentistry they have received	2	3	N/A	91.4%	91.8%	91.7%
% of Patients satisfied with the time they had to wait for an appointment	3	3	N/A	87.1%	88.4%	88.0%

* This is based on patients treated on this contract for their most recent course of treatment. Figures in italics indicate the base number of FP17s or Patient Questionnaire responses are less than 100. N/A is shown where the base number of responses is less than 10 during the period. % is calculated as Quantity/Base number*100

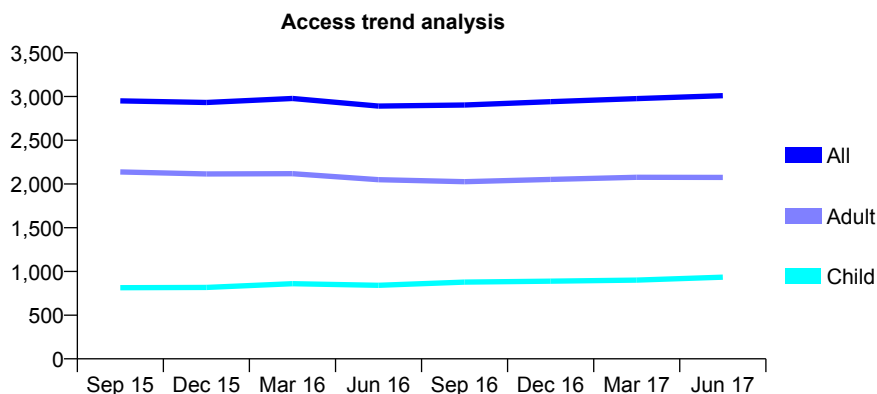
Q58 - Vital Signs At a Glance Contract Report for 273767/0001 - June 2017

Name or company name	MR V GEHANI
Contract type name	GDS Contract
Purpose of contract	General
Contract start date	01/04/2006
Contract end date	

17/18 Contracted general activity (UDA)	6,854
Carry forward general activity (UDA)	0
17/18 Contracted orthodontic activity (UOA)	0
Carry forward orthodontic activity (UOA)	0
Baseline contract value	£173,714.07

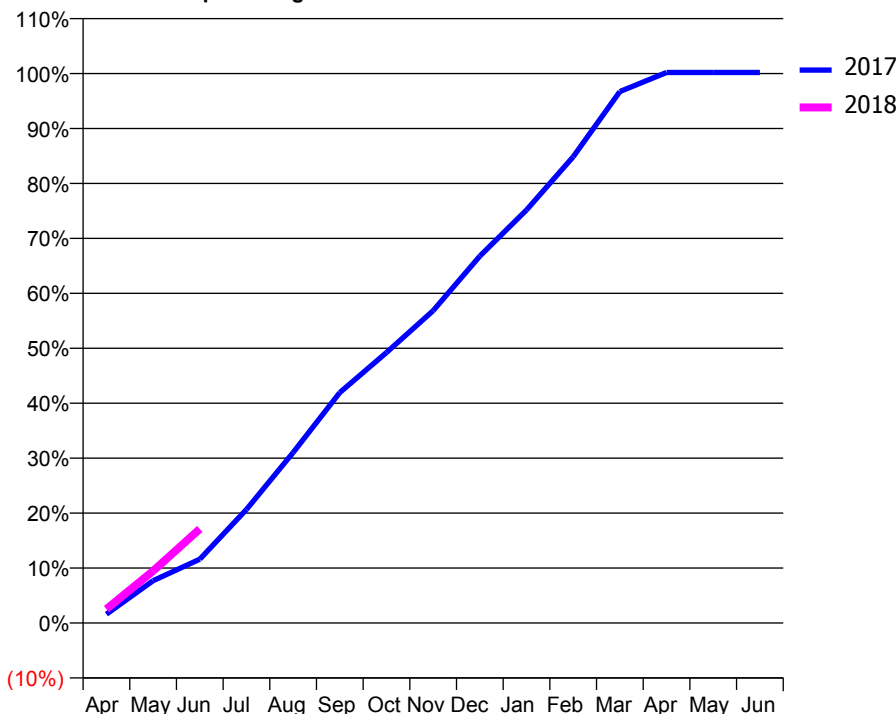
ACCESS*

Patients seen in 24 months	Total	Change since previous quarter
Quarter ending June 2016	2,890	
Quarter ending September 2016	2,903	→
Quarter ending December 2016	2,941	→
Quarter ending March 2017	2,976	→
Quarter ending June 2017	3,009	→
Variance since June 2016	4.1%	↑



ACTIVITY

Cumulative percentage of contracted UDA delivered 2017 & 2018



Adjusted Scheduled Activity (UDA)

Month	2017	2018
April	111	173
May	529	650
June	796	1,174
July	1,416	
August	2,127	
September	2,874	
October	3,374	
November	3,896	
December	4,576	
January	5,152	
February	5,815	
March	6,629	
April	6,866	
May	6,866	
June	6,867	

QUALITY

	Quantity	Base Number	Contract	AT	Region	England
% of FP17s for the same patient ID Re-attending within 3 months - Children	12	300	4.0%	11.0%	11.7%	12.0%
% of FP17s for the same patient ID Re-attending within 3 months - Adults	54	586	9.2%	14.4%	15.2%	16.0%
% of FP17s for the same patient ID Re-attending between 3 & 9 months - Children	102	300	34.0%	56.8%	59.1%	58.0%
% of FP17s for the same patient ID Re-attending between 3 & 9 months - Adults	204	586	34.8%	49.2%	52.2%	50.9%
% of FP17s for Band 1 Urgent Courses	41	589	7.0%	8.3%	7.9%	9.1%
% of FP17s Relating to Free Repair or Replacements	5	589	0.8%	0.7%	0.8%	0.8%
% of FP17s Relating to Continuations	3	589	0.5%	0.9%	1.1%	1.1%
% of Patients satisfied with the dentistry they have received	4	4	N/A	91.4%	91.8%	91.7%
% of Patients satisfied with the time they had to wait for an appointment	2	4	N/A	87.1%	88.4%	88.0%

* This is based on patients treated on this contract for their most recent course of treatment. Figures in italics indicate the base number of FP17s or Patient Questionnaire responses are less than 100. N/A is shown where the base number of responses is less than 10 during the period. % is calculated as Quantity/Base number*100

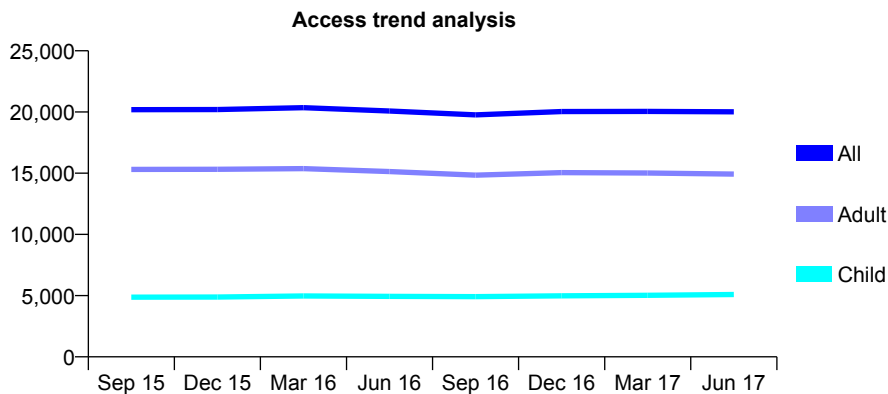
Q58 - Vital Signs At a Glance Contract Report for 273848/0001 - June 2017

Name or company name	MR AT LAMB
Contract type name	GDS Contract
Purpose of contract	General
Contract start date	01/07/2007
Contract end date	

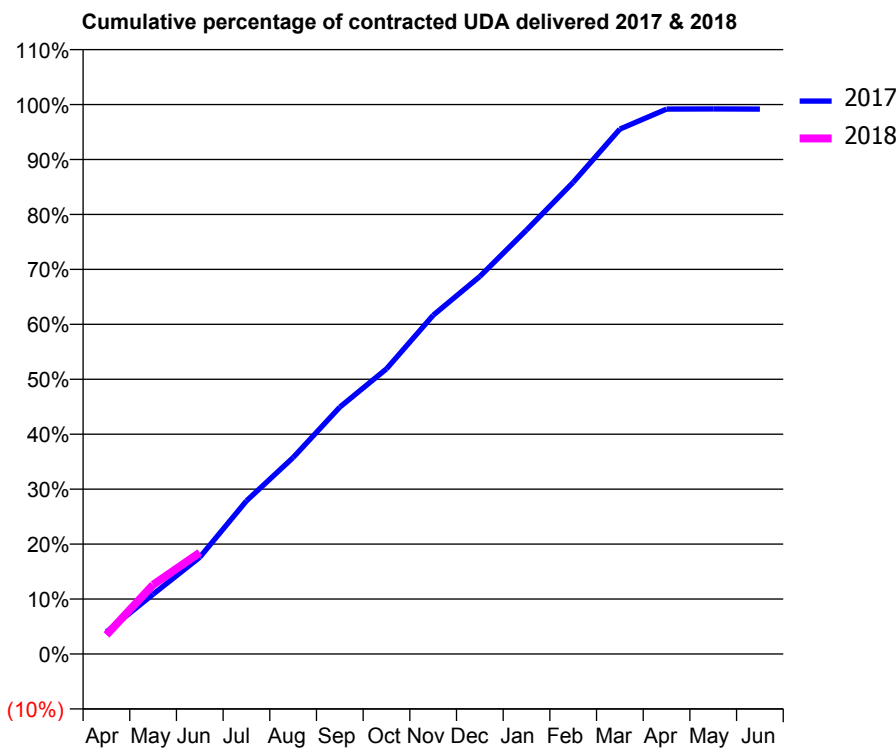
17/18 Contracted general activity (UDA)	44,684
Carry forward general activity (UDA)	0
17/18 Contracted orthodontic activity (UOA)	0
Carry forward orthodontic activity (UOA)	0
Baseline contract value	£1,102,241.32

ACCESS*

Patients seen in 24 months	Total	Change since previous quarter
Quarter ending June 2016	20,079	
Quarter ending September 2016	19,766	↓
Quarter ending December 2016	20,036	→
Quarter ending March 2017	20,046	→
Quarter ending June 2017	20,018	→
Variance since June 2016	(0.3%)	→



ACTIVITY



Month	Adjusted Scheduled Activity (UDA)	
	2017	2018
April	1,793	1,555
May	4,868	5,631
June	7,872	8,242
July	12,455	
August	15,977	
September	20,080	
October	23,189	
November	27,544	
December	30,704	
January	34,477	
February	38,355	
March	42,687	
April	44,317	
May	44,317	
June	44,312	

QUALITY

	Quantity	Base Number	Contract	AT	Region	England
% of FP17s for the same patient ID Re-attending within 3 months - Children	89	1,682	5.3%	11.0%	11.7%	12.0%
% of FP17s for the same patient ID Re-attending within 3 months - Adults	368	3,956	9.3%	14.4%	15.2%	16.0%
% of FP17s for the same patient ID Re-attending between 3 & 9 months - Children	908	1,682	54.0%	56.8%	59.1%	58.0%
% of FP17s for the same patient ID Re-attending between 3 & 9 months - Adults	1,854	3,956	46.9%	49.2%	52.2%	50.9%
% of FP17s for Band 1 Urgent Courses	162	4,554	3.6%	8.3%	7.9%	9.1%
% of FP17s Relating to Free Repair or Replacements	42	4,554	0.9%	0.7%	0.8%	0.8%
% of FP17s Relating to Continuations	17	4,554	0.4%	0.9%	1.1%	1.1%
% of Patients satisfied with the dentistry they have received	23	23	100.0%	91.4%	91.8%	91.7%
% of Patients satisfied with the time they had to wait for an appointment	22	23	95.7%	87.1%	88.4%	88.0%

* This is based on patients treated on this contract for their most recent course of treatment. Figures in italics indicate the base number of FP17s or Patient Questionnaire responses are less than 100. N/A is shown where the base number of responses is less than 10 during the period. % is calculated as Quantity/Base number*100

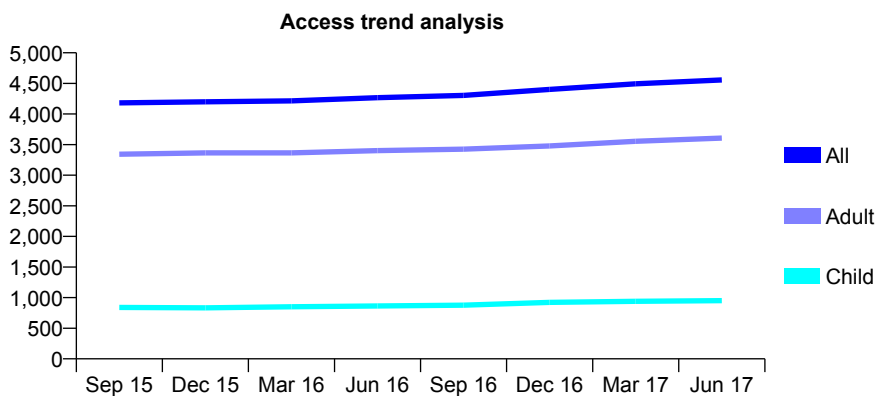
Q58 - Vital Signs At a Glance Contract Report for 274275/0001 - June 2017

Name or company name	MR A SHAH
Contract type name	GDS Contract
Purpose of contract	General
Contract start date	01/10/2010
Contract end date	

17/18 Contracted general activity (UDA)	11,715
Carry forward general activity (UDA)	0
17/18 Contracted orthodontic activity (UOA)	0
Carry forward orthodontic activity (UOA)	0
Baseline contract value	£295,181.89

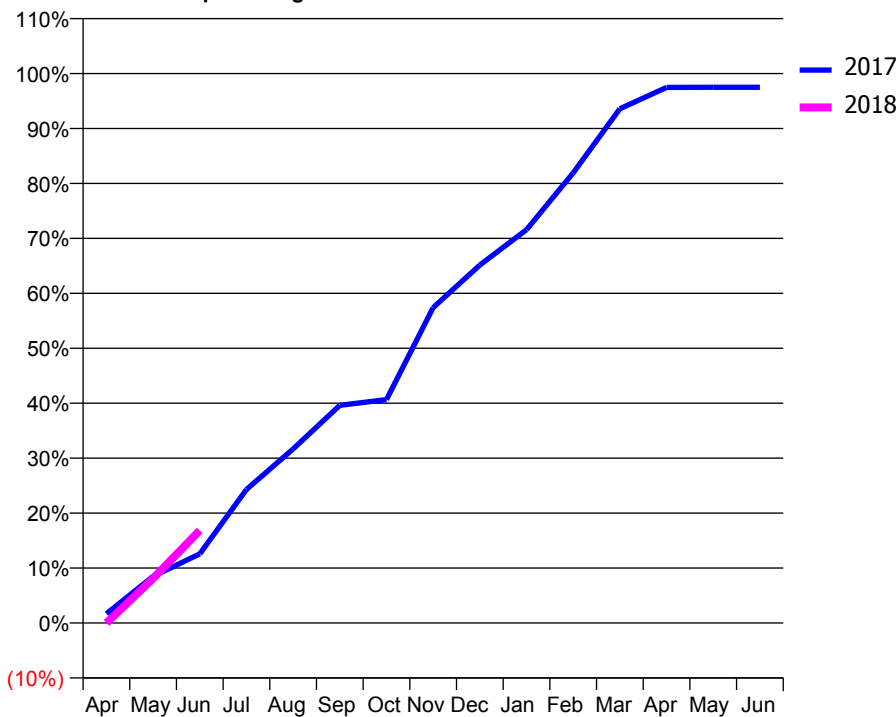
ACCESS*

Patients seen in 24 months	Total	Change since previous quarter
Quarter ending June 2016	4,267	
Quarter ending September 2016	4,304	→
Quarter ending December 2016	4,401	↑
Quarter ending March 2017	4,493	↑
Quarter ending June 2017	4,557	→
Variance since June 2016	6.8%	↑



ACTIVITY

Cumulative percentage of contracted UDA delivered 2017 & 2018



Month	Adjusted Scheduled Activity (UDA)	
	2017	2018
April	197	0
May	998	950
June	1,474	1,974
July	2,847	
August	3,712	
September	4,642	
October	4,762	
November	6,726	
December	7,633	
January	8,385	
February	9,596	
March	10,963	
April	11,418	
May	11,420	
June	11,420	

QUALITY

	Quantity	Base Number	Contract	AT	Region	England
% of FP17s for the same patient ID Re-attending within 3 months - Children	26	294	8.8%	11.0%	11.7%	12.0%
% of FP17s for the same patient ID Re-attending within 3 months - Adults	128	1,211	10.6%	14.4%	15.2%	16.0%
% of FP17s for the same patient ID Re-attending between 3 & 9 months - Children	183	294	62.2%	56.8%	59.1%	58.0%
% of FP17s for the same patient ID Re-attending between 3 & 9 months - Adults	792	1,211	65.4%	49.2%	52.2%	50.9%
% of FP17s for Band 1 Urgent Courses	45	1,131	4.0%	8.3%	7.9%	9.1%
% of FP17s Relating to Free Repair or Replacements	11	1,131	1.0%	0.7%	0.8%	0.8%
% of FP17s Relating to Continuations	2	1,131	0.2%	0.9%	1.1%	1.1%
% of Patients satisfied with the dentistry they have received	6	7	N/A	91.4%	91.8%	91.7%
% of Patients satisfied with the time they had to wait for an appointment	6	7	N/A	87.1%	88.4%	88.0%

* This is based on patients treated on this contract for their most recent course of treatment. Figures in italics indicate the base number of FP17s or Patient Questionnaire responses are less than 100. N/A is shown where the base number of responses is less than 10 during the period. % is calculated as Quantity/Base number*100

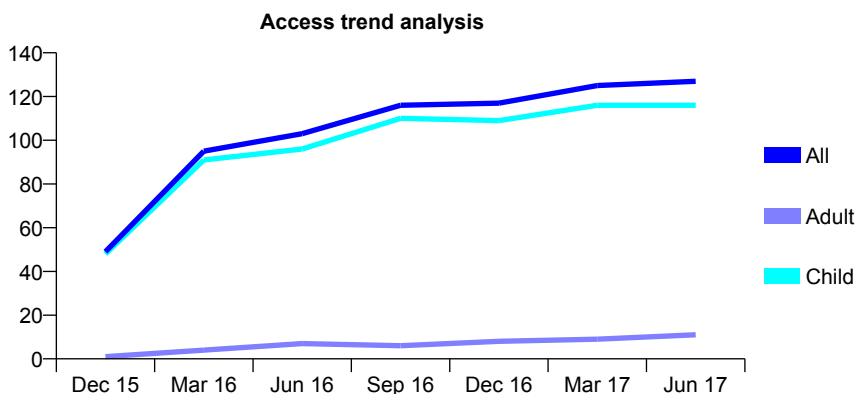
Q58 - Vital Signs At a Glance Contract Report for 274658/0001 - June 2017

Name or company name	MS D FERATI
Contract type name	GDS Contract
Purpose of contract	General
Contract start date	08/10/2015
Contract end date	

17/18 Contracted general activity (UDA)	238
Carry forward general activity (UDA)	0
17/18 Contracted orthodontic activity (UOA)	0
Carry forward orthodontic activity (UOA)	0
Baseline contract value	£6,076.21

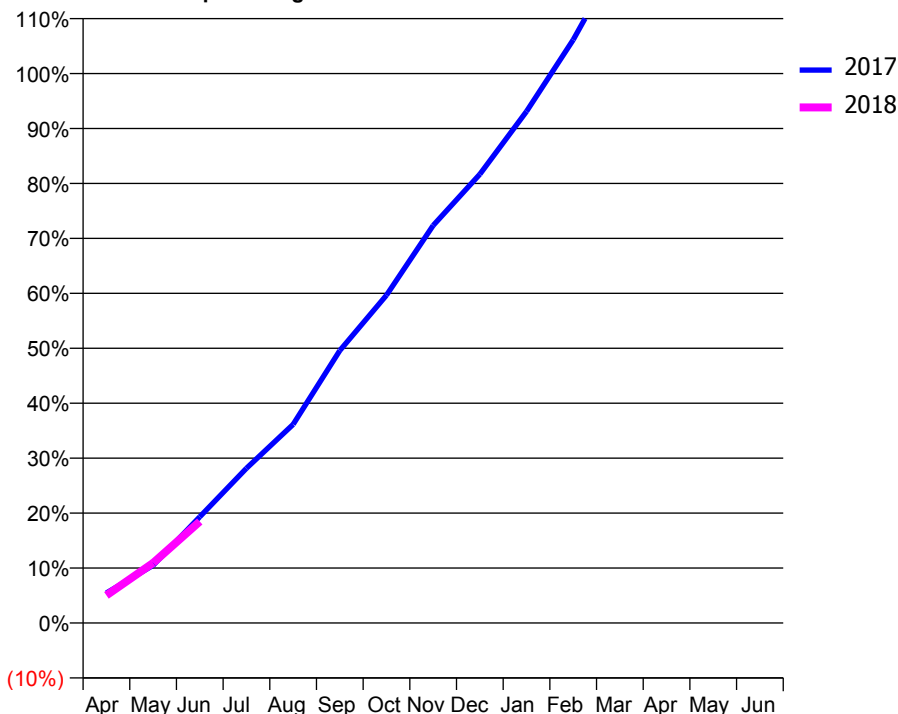
ACCESS*

Patients seen in 24 months	Total	Change since previous quarter
Quarter ending June 2016	103	
Quarter ending September 2016	116	↑
Quarter ending December 2016	117	→
Quarter ending March 2017	125	↑
Quarter ending June 2017	127	→
Variance since June 2016	23.3%	↑



ACTIVITY

Cumulative percentage of contracted UDA delivered 2017 & 2018



Adjusted Scheduled Activity (UDA)		
Month	2017	2018
April	13	12
May	25	26
June	46	44
July	67	
August	86	
September	118	
October	142	
November	172	
December	194	
January	222	
February	253	
March	289	
April	296	
May	296	
June	296	

QUALITY

	Quantity	Base Number	Contract	AT	Region	England
% of FP17s for the same patient ID Re-attending within 3 months - Children	4	39	10.3%	11.0%	11.7%	12.0%
% of FP17s for the same patient ID Re-attending within 3 months - Adults	0	0	N/A	14.4%	15.2%	16.0%
% of FP17s for the same patient ID Re-attending between 3 & 9 months - Children	30	39	76.9%	56.8%	59.1%	58.0%
% of FP17s for the same patient ID Re-attending between 3 & 9 months - Adults	0	0	N/A	49.2%	52.2%	50.9%
% of FP17s for Band 1 Urgent Courses	0	32	0.0%	8.3%	7.9%	9.1%
% of FP17s Relating to Free Repair or Replacements	0	32	0.0%	0.7%	0.8%	0.8%
% of FP17s Relating to Continuations	0	32	0.0%	0.9%	1.1%	1.1%
% of Patients satisfied with the dentistry they have received	0	0	N/A	91.4%	91.8%	91.7%
% of Patients satisfied with the time they had to wait for an appointment	0	0	N/A	87.1%	88.4%	88.0%

* This is based on patients treated on this contract for their most recent course of treatment. Figures in italics indicate the base number of FP17s or Patient Questionnaire responses are less than 100. N/A is shown where the base number of responses is less than 10 during the period. % is calculated as Quantity/Base number*100

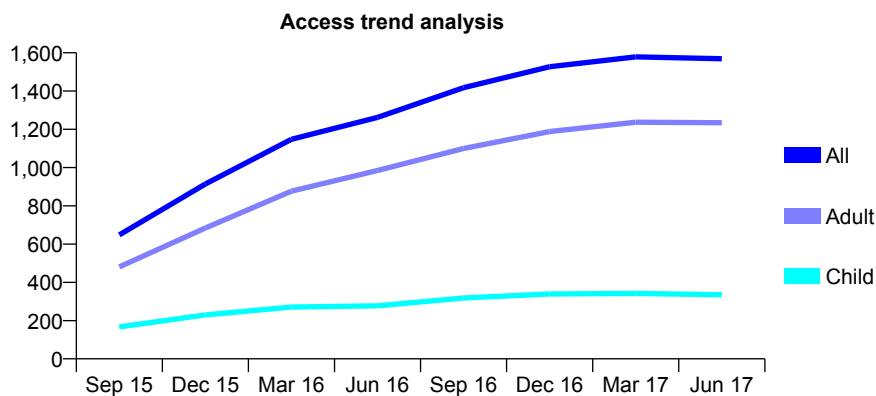
Q58 - Vital Signs At a Glance Contract Report for 278610/0001 - June 2017

Name or company name	MR SK SHAH
Contract type name	GDS Contract
Purpose of contract	General
Contract start date	01/04/2015
Contract end date	

17/18 Contracted general activity (UDA)	3,739
Carry forward general activity (UDA)	0
17/18 Contracted orthodontic activity (UOA)	0
Carry forward orthodontic activity (UOA)	0
Baseline contract value	£92,090.12

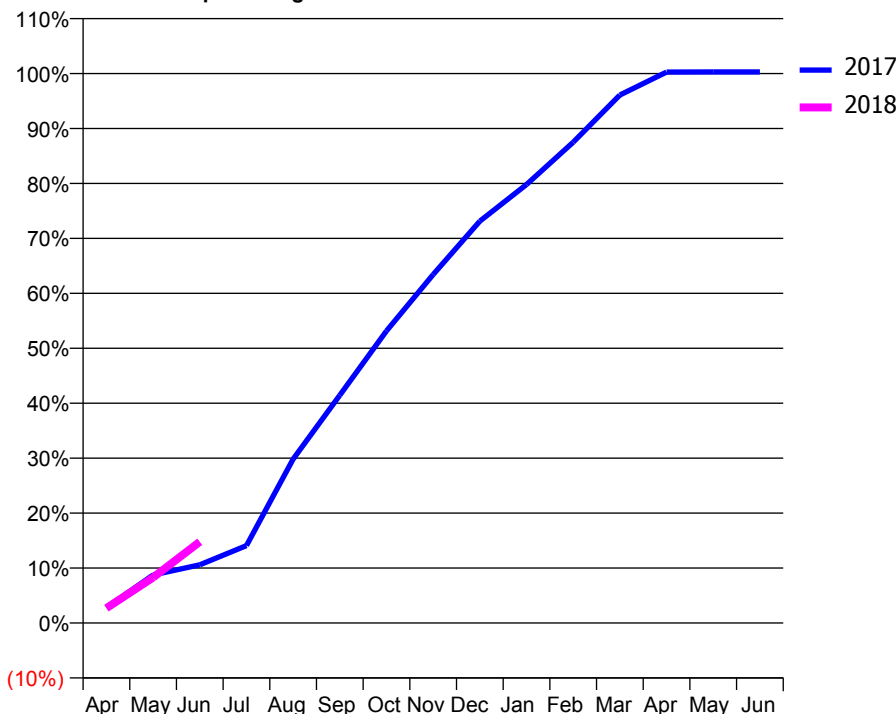
ACCESS*

Patients seen in 24 months	Total	Change since previous quarter
Quarter ending June 2016	1,262	
Quarter ending September 2016	1,418	↑
Quarter ending December 2016	1,527	↑
Quarter ending March 2017	1,579	↑
Quarter ending June 2017	1,569	→
Variance since June 2016	24.3%	↑



ACTIVITY

Cumulative percentage of contracted UDA delivered 2017 & 2018



Month	Adjusted Scheduled Activity (UDA)	
	2017	2018
April	105	102
May	327	310
June	396	553
July	527	
August	1,116	
September	1,550	
October	1,988	
November	2,371	
December	2,734	
January	2,984	
February	3,272	
March	3,592	
April	3,749	
May	3,750	
June	3,750	

QUALITY

	Quantity	Base Number	Contract	AT	Region	England
% of FP17s for the same patient ID Re-attending within 3 months - Children	3	120	2.5%	11.0%	11.7%	12.0%
% of FP17s for the same patient ID Re-attending within 3 months - Adults	28	310	9.0%	14.4%	15.2%	16.0%
% of FP17s for the same patient ID Re-attending between 3 & 9 months - Children	83	120	69.2%	56.8%	59.1%	58.0%
% of FP17s for the same patient ID Re-attending between 3 & 9 months - Adults	139	310	44.8%	49.2%	52.2%	50.9%
% of FP17s for Band 1 Urgent Courses	18	347	5.2%	8.3%	7.9%	9.1%
% of FP17s Relating to Free Repair or Replacements	1	347	0.3%	0.7%	0.8%	0.8%
% of FP17s Relating to Continuations	5	347	1.4%	0.9%	1.1%	1.1%
% of Patients satisfied with the dentistry they have received	1	1	N/A	91.4%	91.8%	91.7%
% of Patients satisfied with the time they had to wait for an appointment	1	1	N/A	87.1%	88.4%	88.0%

* This is based on patients treated on this contract for their most recent course of treatment. Figures in italics indicate the base number of FP17s or Patient Questionnaire responses are less than 100. N/A is shown where the base number of responses is less than 10 during the period. % is calculated as Quantity/Base number*100

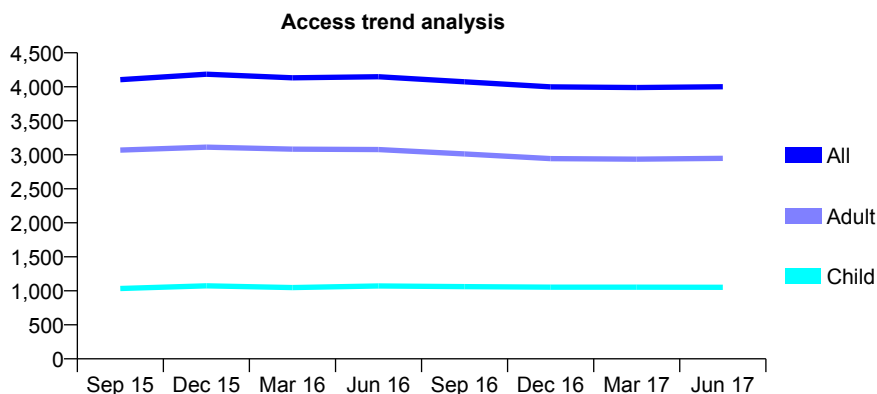
Q58 - Vital Signs At a Glance Contract Report for 278629/0001 - June 2017

Name or company name	MR A PATEL
Contract type name	GDS Contract
Purpose of contract	General
Contract start date	01/02/2010
Contract end date	

17/18 Contracted general activity (UDA)	11,165
Carry forward general activity (UDA)	0
17/18 Contracted orthodontic activity (UOA)	0
Carry forward orthodontic activity (UOA)	0
Baseline contract value	£277,673.92

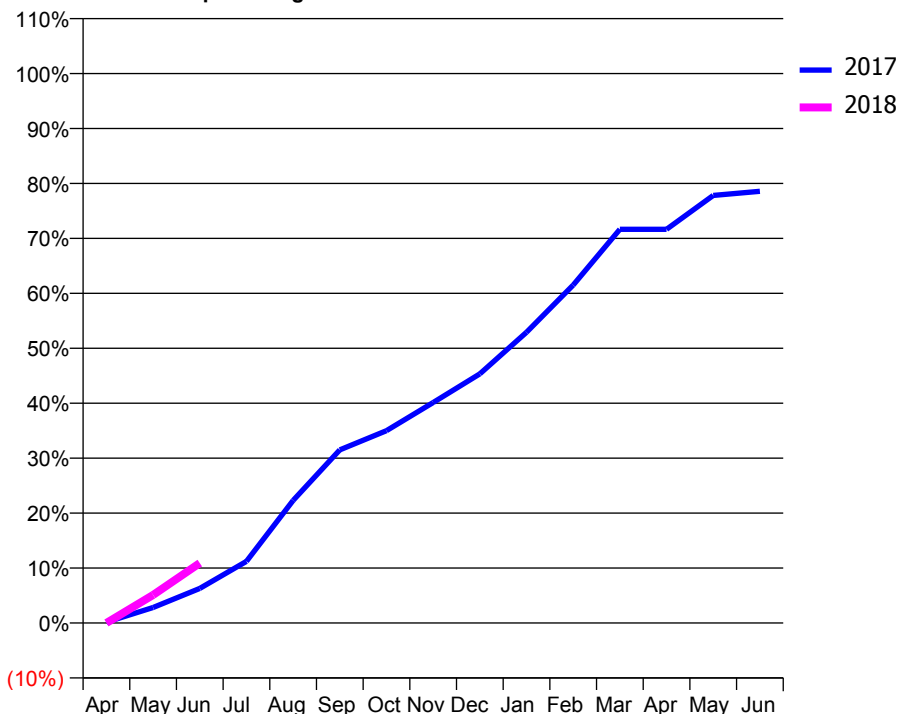
ACCESS*

Patients seen in 24 months	Total	Change since previous quarter
Quarter ending June 2016	4,148	
Quarter ending September 2016	4,073	↓
Quarter ending December 2016	3,999	↓
Quarter ending March 2017	3,990	→
Quarter ending June 2017	4,000	→
Variance since June 2016	(3.6%)	↓



ACTIVITY

Cumulative percentage of contracted UDA delivered 2017 & 2018



Adjusted Scheduled Activity (UDA)

Month	2017	2018
April	17	0
May	316	570
June	703	1,217
July	1,252	
August	2,492	
September	3,517	
October	3,910	
November	4,481	
December	5,064	
January	5,907	
February	6,867	
March	8,000	
April	8,000	
May	8,689	
June	8,772	

QUALITY

	Quantity	Base Number	Contract	AT	Region	England
% of FP17s for the same patient ID Re-attending within 3 months - Children	18	262	6.9%	11.0%	11.7%	12.0%
% of FP17s for the same patient ID Re-attending within 3 months - Adults	90	775	11.6%	14.4%	15.2%	16.0%
% of FP17s for the same patient ID Re-attending between 3 & 9 months - Children	103	262	39.3%	56.8%	59.1%	58.0%
% of FP17s for the same patient ID Re-attending between 3 & 9 months - Adults	358	775	46.2%	49.2%	52.2%	50.9%
% of FP17s for Band 1 Urgent Courses	42	622	6.8%	8.3%	7.9%	9.1%
% of FP17s Relating to Free Repair or Replacements	4	622	0.6%	0.7%	0.8%	0.8%
% of FP17s Relating to Continuations	4	622	0.6%	0.9%	1.1%	1.1%
% of Patients satisfied with the dentistry they have received	4	4	N/A	91.4%	91.8%	91.7%
% of Patients satisfied with the time they had to wait for an appointment	3	4	N/A	87.1%	88.4%	88.0%

* This is based on patients treated on this contract for their most recent course of treatment. Figures in italics indicate the base number of FP17s or Patient Questionnaire responses are less than 100. N/A is shown where the base number of responses is less than 10 during the period. % is calculated as Quantity/Base number*100

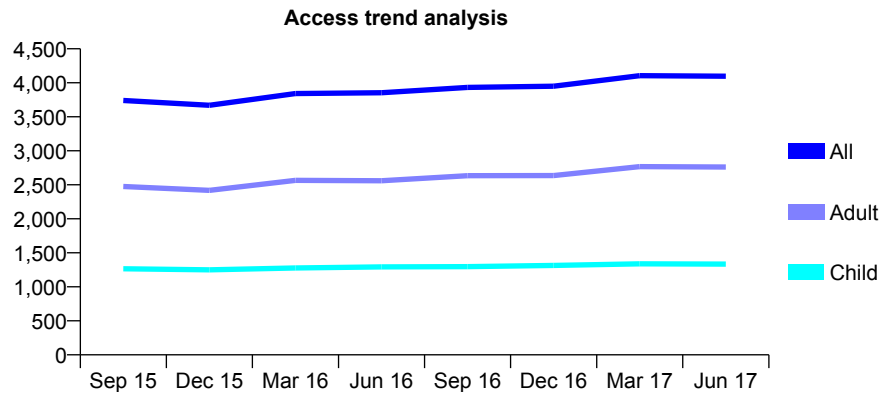
Q58 - Vital Signs At a Glance Contract Report for 279625/0001 - June 2017

Name or company name	MR BS SIDHU
Contract type name	GDS Contract
Purpose of contract	General
Contract start date	10/01/2008
Contract end date	

17/18 Contracted general activity (UDA)	12,384
Carry forward general activity (UDA)	0
17/18 Contracted orthodontic activity (UOA)	0
Carry forward orthodontic activity (UOA)	0
Baseline contract value	£297,737.35

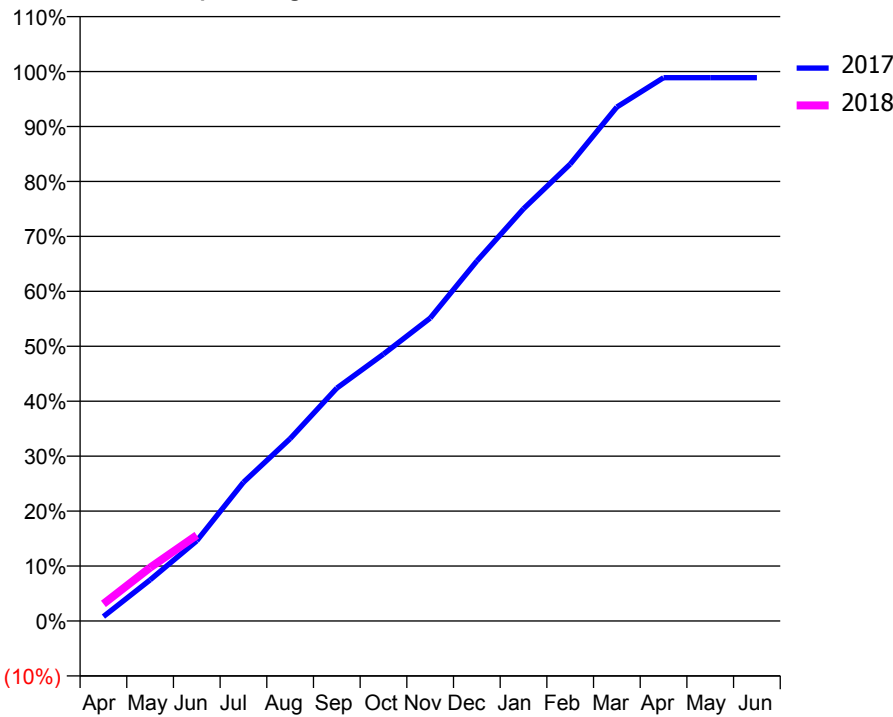
ACCESS*

Patients seen in 24 months	Total	Change since previous quarter
Quarter ending June 2016	3,853	
Quarter ending September 2016	3,933	↑
Quarter ending December 2016	3,950	→
Quarter ending March 2017	4,105	↑
Quarter ending June 2017	4,097	→
Variance since June 2016	6.3%	↑



ACTIVITY

Cumulative percentage of contracted UDA delivered 2017 & 2018



Month	Adjusted Scheduled Activity (UDA)	
	2017	2018
April	100	385
May	926	1,203
June	1,808	1,934
July	3,126	
August	4,109	
September	5,249	
October	6,014	
November	6,827	
December	8,113	
January	9,290	
February	10,298	
March	11,584	
April	12,243	
May	12,244	
June	12,244	

QUALITY

	Quantity	Base Number	Contract	AT	Region	England
% of FP17s for the same patient ID Re-attending within 3 months - Children	49	437	11.2%	11.0%	11.7%	12.0%
% of FP17s for the same patient ID Re-attending within 3 months - Adults	192	851	22.6%	14.4%	15.2%	16.0%
% of FP17s for the same patient ID Re-attending between 3 & 9 months - Children	244	437	55.8%	56.8%	59.1%	58.0%
% of FP17s for the same patient ID Re-attending between 3 & 9 months - Adults	400	851	47.0%	49.2%	52.2%	50.9%
% of FP17s for Band 1 Urgent Courses	170	1,031	16.5%	8.3%	7.9%	9.1%
% of FP17s Relating to Free Repair or Replacements	17	1,031	1.6%	0.7%	0.8%	0.8%
% of FP17s Relating to Continuations	4	1,031	0.4%	0.9%	1.1%	1.1%
% of Patients satisfied with the dentistry they have received	7	7	N/A	91.4%	91.8%	91.7%
% of Patients satisfied with the time they had to wait for an appointment	7	7	N/A	87.1%	88.4%	88.0%

* This is based on patients treated on this contract for their most recent course of treatment. Figures in italics indicate the base number of FP17s or Patient Questionnaire responses are less than 100. N/A is shown where the base number of responses is less than 10 during the period. % is calculated as Quantity/Base number*100

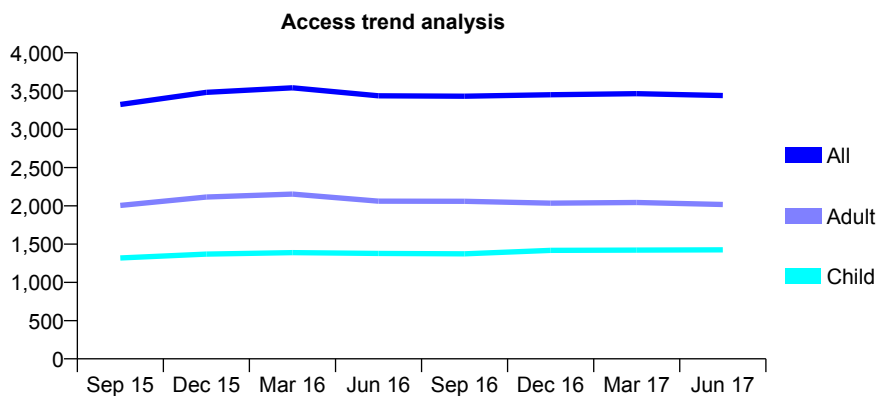
Q58 - Vital Signs At a Glance Contract Report for 288470/0001 - June 2017

Name or company name	MR VB PATEL
Contract type name	GDS Contract
Purpose of contract	General
Contract start date	17/01/2014
Contract end date	

17/18 Contracted general activity (UDA)	9,850
Carry forward general activity (UDA)	0
17/18 Contracted orthodontic activity (UOA)	0
Carry forward orthodontic activity (UOA)	0
Baseline contract value	£254,069.16

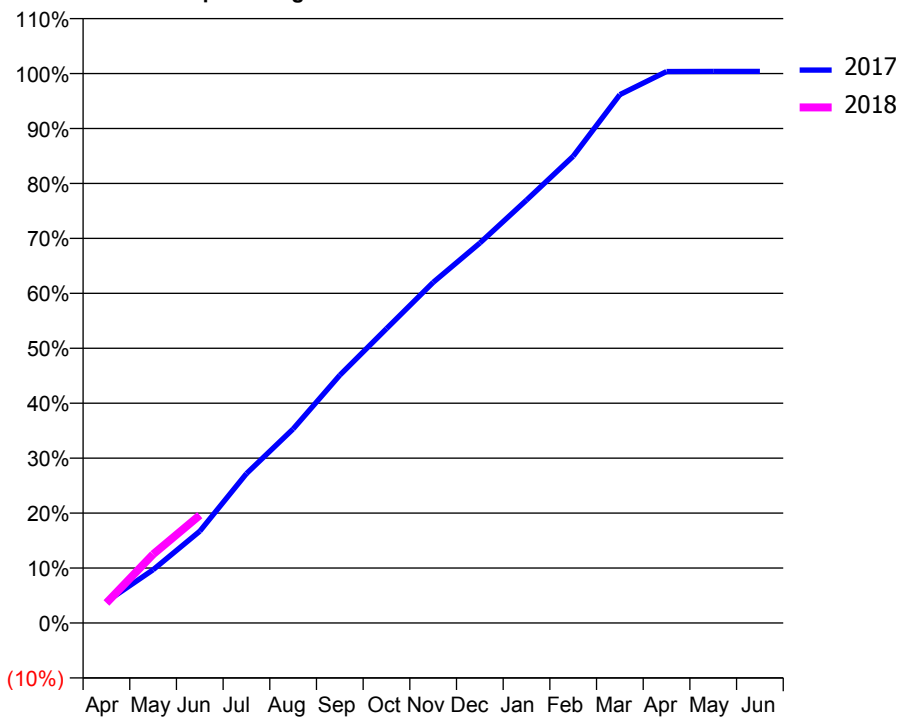
ACCESS*

Patients seen in 24 months	Total	Change since previous quarter
Quarter ending June 2016	3,438	
Quarter ending September 2016	3,432	→
Quarter ending December 2016	3,452	→
Quarter ending March 2017	3,465	→
Quarter ending June 2017	3,442	→
Variance since June 2016	0.1%	→



ACTIVITY

Cumulative percentage of contracted UDA delivered 2017 & 2018



Month	Adjusted Scheduled Activity (UDA)	
	2017	2018
April	385	359
May	955	1,233
June	1,645	1,931
July	2,677	
August	3,480	
September	4,443	
October	5,276	
November	6,106	
December	6,811	
January	7,580	
February	8,368	
March	9,472	
April	9,886	
May	9,887	
June	9,887	

QUALITY

	Quantity	Base Number	Contract	AT	Region	England
% of FP17s for the same patient ID Re-attending within 3 months - Children	43	594	7.2%	11.0%	11.7%	12.0%
% of FP17s for the same patient ID Re-attending within 3 months - Adults	68	659	10.3%	14.4%	15.2%	16.0%
% of FP17s for the same patient ID Re-attending between 3 & 9 months - Children	411	594	69.2%	56.8%	59.1%	58.0%
% of FP17s for the same patient ID Re-attending between 3 & 9 months - Adults	406	659	61.6%	49.2%	52.2%	50.9%
% of FP17s for Band 1 Urgent Courses	67	1,076	6.2%	8.3%	7.9%	9.1%
% of FP17s Relating to Free Repair or Replacements	6	1,076	0.6%	0.7%	0.8%	0.8%
% of FP17s Relating to Continuations	4	1,076	0.4%	0.9%	1.1%	1.1%
% of Patients satisfied with the dentistry they have received	5	5	N/A	91.4%	91.8%	91.7%
% of Patients satisfied with the time they had to wait for an appointment	5	5	N/A	87.1%	88.4%	88.0%

* This is based on patients treated on this contract for their most recent course of treatment. Figures in italics indicate the base number of FP17s or Patient Questionnaire responses are less than 100. N/A is shown where the base number of responses is less than 10 during the period. % is calculated as Quantity/Base number*100

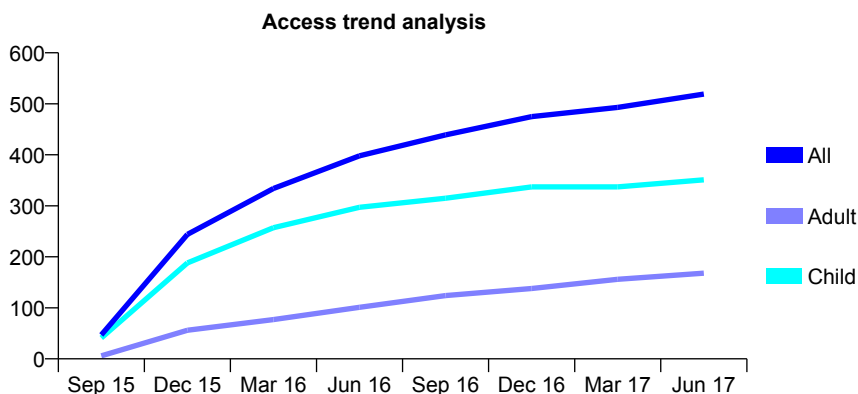
Q58 - Vital Signs At a Glance Contract Report for 295698/0001 - June 2017

Name or company name	MISS A PETKEVICA
Contract type name	GDS Contract
Purpose of contract	General
Contract start date	20/06/2015
Contract end date	

17/18 Contracted general activity (UDA)	1,370
Carry forward general activity (UDA)	0
17/18 Contracted orthodontic activity (UOA)	0
Carry forward orthodontic activity (UOA)	0
Baseline contract value	£37,863.63

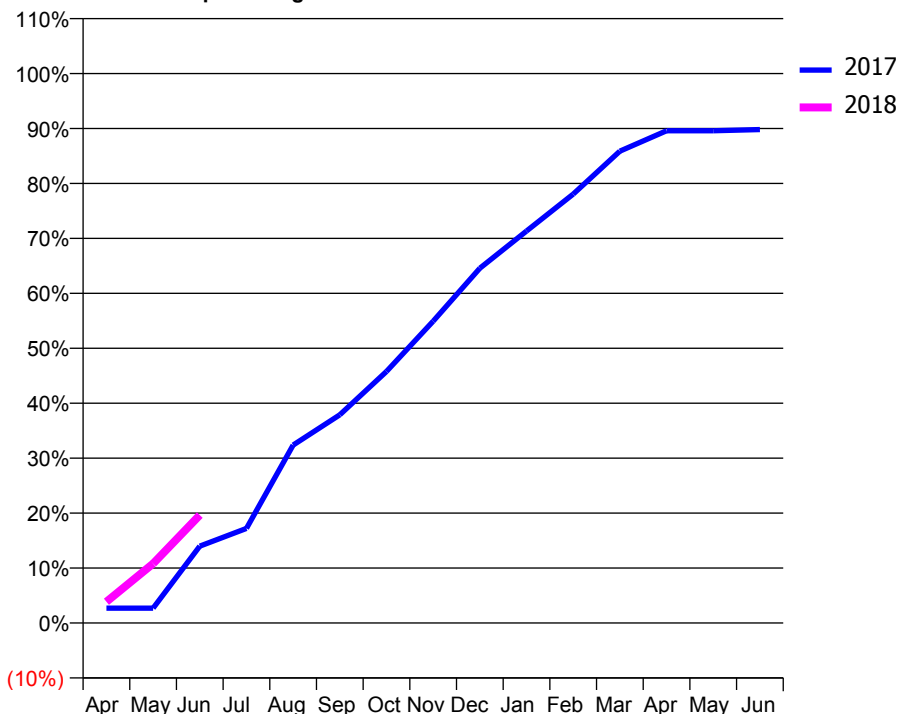
ACCESS*

Patients seen in 24 months	Total	Change since previous quarter
Quarter ending June 2016	398	
Quarter ending September 2016	439	↑
Quarter ending December 2016	475	↑
Quarter ending March 2017	493	↑
Quarter ending June 2017	519	↑
Variance since June 2016	30.4%	↑



ACTIVITY

Cumulative percentage of contracted UDA delivered 2017 & 2018



Month	Adjusted Scheduled Activity (UDA)	
	2017	2018
April	37	53
May	37	148
June	192	269
July	236	
August	444	
September	519	
October	627	
November	752	
December	884	
January	977	
February	1,069	
March	1,176	
April	1,227	
May	1,227	
June	1,230	

QUALITY

	Quantity	Base Number	Contract	AT	Region	England
% of FP17s for the same patient ID Re-attending within 3 months - Children	2	113	1.8%	11.0%	11.7%	12.0%
% of FP17s for the same patient ID Re-attending within 3 months - Adults	2	29	6.9%	14.4%	15.2%	16.0%
% of FP17s for the same patient ID Re-attending between 3 & 9 months - Children	53	113	46.9%	56.8%	59.1%	58.0%
% of FP17s for the same patient ID Re-attending between 3 & 9 months - Adults	7	29	24.1%	49.2%	52.2%	50.9%
% of FP17s for Band 1 Urgent Courses	1	120	0.8%	8.3%	7.9%	9.1%
% of FP17s Relating to Free Repair or Replacements	0	120	0.0%	0.7%	0.8%	0.8%
% of FP17s Relating to Continuations	0	120	0.0%	0.9%	1.1%	1.1%
% of Patients satisfied with the dentistry they have received	1	1	N/A	91.4%	91.8%	91.7%
% of Patients satisfied with the time they had to wait for an appointment	1	1	N/A	87.1%	88.4%	88.0%

* This is based on patients treated on this contract for their most recent course of treatment. Figures in italics indicate the base number of FP17s or Patient Questionnaire responses are less than 100. N/A is shown where the base number of responses is less than 10 during the period. % is calculated as Quantity/Base number*100

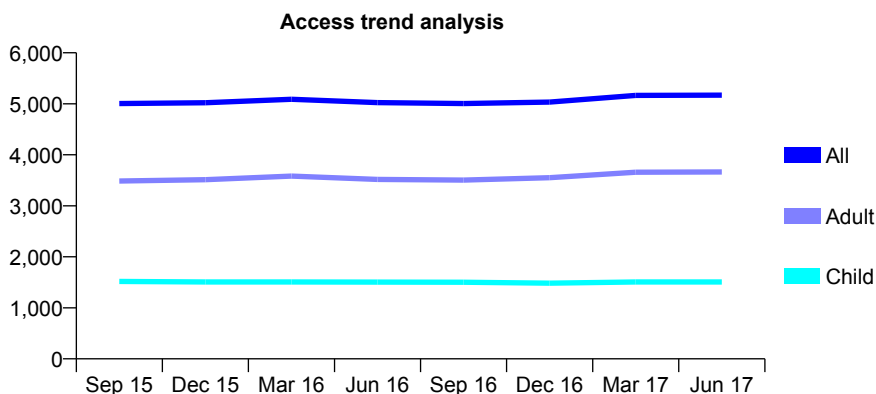
Q58 - Vital Signs At a Glance Contract Report for 306509/0001 - June 2017

Name or company name	Manor Way Dental Practice
Contract type name	GDS Contract
Purpose of contract	General
Contract start date	01/04/2006
Contract end date	

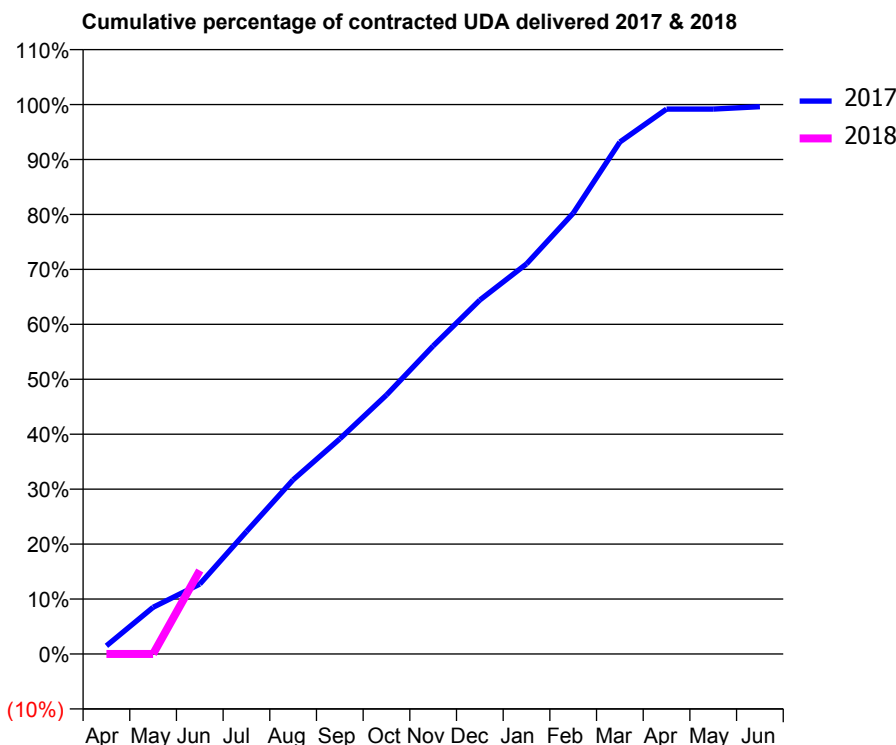
17/18 Contracted general activity (UDA)	12,942
Carry forward general activity (UDA)	0
17/18 Contracted orthodontic activity (UOA)	0
Carry forward orthodontic activity (UOA)	0
Baseline contract value	£367,141.67

ACCESS*

Patients seen in 24 months	Total	Change since previous quarter
Quarter ending June 2016	5,023	
Quarter ending September 2016	5,006	→
Quarter ending December 2016	5,035	→
Quarter ending March 2017	5,166	↑
Quarter ending June 2017	5,170	→
Variance since June 2016	2.9%	↑



ACTIVITY



Month	Adjusted Scheduled Activity (UDA)	
	2017	2018
April	192	0
May	1,102	0
June	1,649	1,967
July	2,883	
August	4,103	
September	5,066	
October	6,100	
November	7,256	
December	8,336	
January	9,187	
February	10,382	
March	12,059	
April	12,835	
May	12,835	
June	12,890	

QUALITY

	Quantity	Base Number	Contract	AT	Region	England
% of FP17s for the same patient ID Re-attending within 3 months - Children	27	308	8.8%	11.0%	11.7%	12.0%
% of FP17s for the same patient ID Re-attending within 3 months - Adults	120	758	15.8%	14.4%	15.2%	16.0%
% of FP17s for the same patient ID Re-attending between 3 & 9 months - Children	94	308	30.5%	56.8%	59.1%	58.0%
% of FP17s for the same patient ID Re-attending between 3 & 9 months - Adults	207	758	27.3%	49.2%	52.2%	50.9%
% of FP17s for Band 1 Urgent Courses	208	813	25.6%	8.3%	7.9%	9.1%
% of FP17s Relating to Free Repair or Replacements	8	813	1.0%	0.7%	0.8%	0.8%
% of FP17s Relating to Continuations	1	813	0.1%	0.9%	1.1%	1.1%
% of Patients satisfied with the dentistry they have received	2	2	N/A	91.4%	91.8%	91.7%
% of Patients satisfied with the time they had to wait for an appointment	2	2	N/A	87.1%	88.4%	88.0%

* This is based on patients treated on this contract for their most recent course of treatment. Figures in italics indicate the base number of FP17s or Patient Questionnaire responses are less than 100. N/A is shown where the base number of responses is less than 10 during the period. % is calculated as Quantity/Base number*100

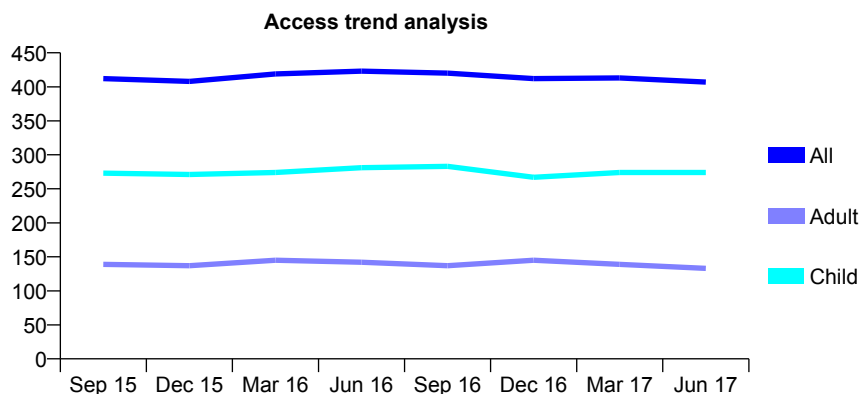
Q58 - Vital Signs At a Glance Contract Report for 309508/0001 - June 2017

Name or company name	MR AR MULLISH
Contract type name	GDS Contract
Purpose of contract	General
Contract start date	01/04/2006
Contract end date	

17/18 Contracted general activity (UDA)	773
Carry forward general activity (UDA)	0
17/18 Contracted orthodontic activity (UOA)	0
Carry forward orthodontic activity (UOA)	0
Baseline contract value	£21,276.39

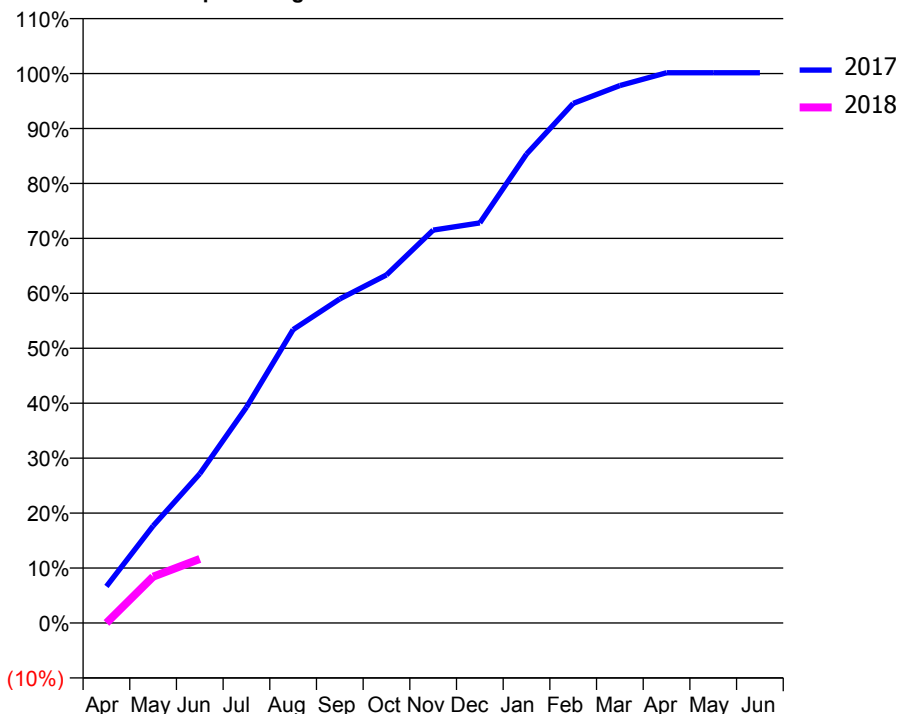
ACCESS*

Patients seen in 24 months	Total	Change since previous quarter
Quarter ending June 2016	423	
Quarter ending September 2016	420	→
Quarter ending December 2016	412	↓
Quarter ending March 2017	413	→
Quarter ending June 2017	407	↓
Variance since June 2016	(3.8%)	↓



ACTIVITY

Cumulative percentage of contracted UDA delivered 2017 & 2018



Adjusted Scheduled Activity (UDA)

Month	2017	2018
April	51	0
May	137	65
June	210	90
July	304	
August	413	
September	456	
October	490	
November	553	
December	563	
January	660	
February	731	
March	756	
April	774	
May	774	
June	774	

QUALITY

	Quantity	Base Number	Contract	AT	Region	England
% of FP17s for the same patient ID Re-attending within 3 months - Children	5	57	8.8%	11.0%	11.7%	12.0%
% of FP17s for the same patient ID Re-attending within 3 months - Adults	2	22	9.1%	14.4%	15.2%	16.0%
% of FP17s for the same patient ID Re-attending between 3 & 9 months - Children	25	57	43.9%	56.8%	59.1%	58.0%
% of FP17s for the same patient ID Re-attending between 3 & 9 months - Adults	9	22	40.9%	49.2%	52.2%	50.9%
% of FP17s for Band 1 Urgent Courses	1	63	1.6%	8.3%	7.9%	9.1%
% of FP17s Relating to Free Repair or Replacements	0	63	0.0%	0.7%	0.8%	0.8%
% of FP17s Relating to Continuations	0	63	0.0%	0.9%	1.1%	1.1%
% of Patients satisfied with the dentistry they have received	0	0	N/A	91.4%	91.8%	91.7%
% of Patients satisfied with the time they had to wait for an appointment	0	0	N/A	87.1%	88.4%	88.0%

* This is based on patients treated on this contract for their most recent course of treatment. Figures in italics indicate the base number of FP17s or Patient Questionnaire responses are less than 100. N/A is shown where the base number of responses is less than 10 during the period. % is calculated as Quantity/Base number*100

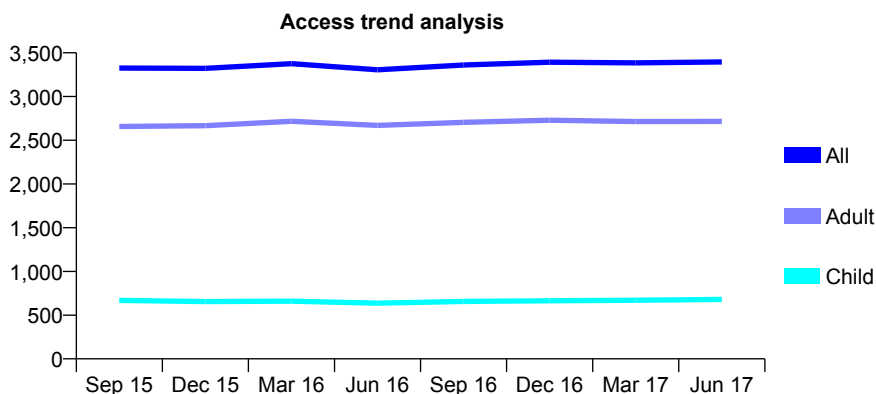
Q58 - Vital Signs At a Glance Contract Report for 310026/0001 - June 2017

Name or company name	MR HK CHAN
Contract type name	GDS Contract
Purpose of contract	General
Contract start date	01/04/2006
Contract end date	

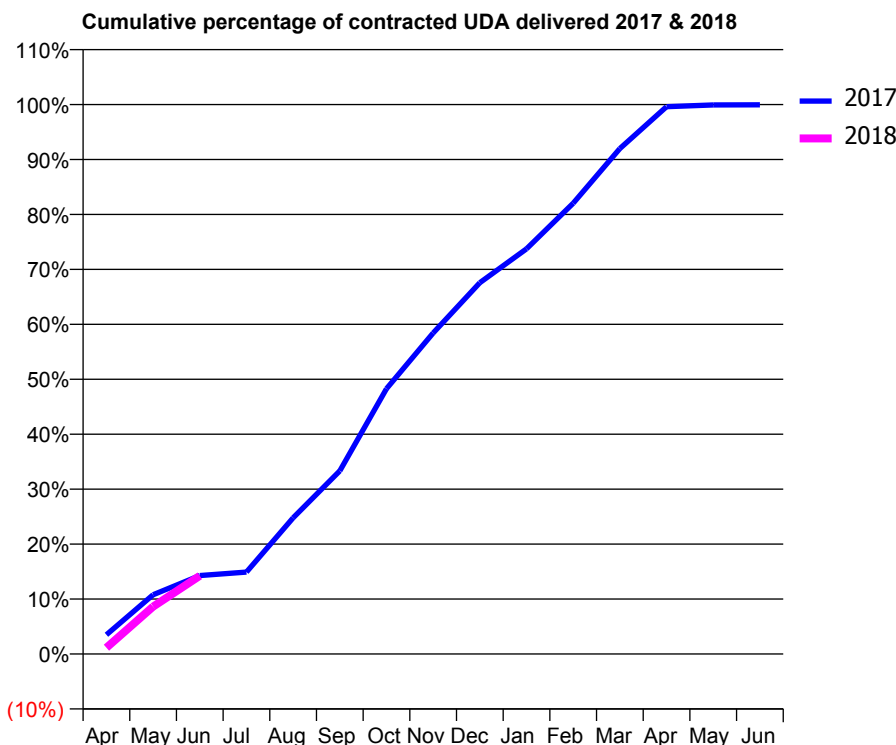
17/18 Contracted general activity (UDA)	8,414
Carry forward general activity (UDA)	0
17/18 Contracted orthodontic activity (UOA)	0
Carry forward orthodontic activity (UOA)	0
Baseline contract value	£243,686.15

ACCESS*

Patients seen in 24 months	Total	Change since previous quarter
Quarter ending June 2016	3,305	
Quarter ending September 2016	3,361	→
Quarter ending December 2016	3,393	→
Quarter ending March 2017	3,385	→
Quarter ending June 2017	3,395	→
Variance since June 2016	2.7%	↑



ACTIVITY



Month	Adjusted Scheduled Activity (UDA)	
	2017	2018
April	295	96
May	908	725
June	1,202	1,197
July	1,255	
August	2,086	
September	2,805	
October	4,062	
November	4,916	
December	5,686	
January	6,203	
February	6,902	
March	7,739	
April	8,380	
May	8,407	
June	8,409	

QUALITY

	Quantity	Base Number	Contract	AT	Region	England
% of FP17s for the same patient ID Re-attending within 3 months - Children	6	185	3.2%	11.0%	11.7%	12.0%
% of FP17s for the same patient ID Re-attending within 3 months - Adults	89	780	11.4%	14.4%	15.2%	16.0%
% of FP17s for the same patient ID Re-attending between 3 & 9 months - Children	82	185	44.3%	56.8%	59.1%	58.0%
% of FP17s for the same patient ID Re-attending between 3 & 9 months - Adults	357	780	45.8%	49.2%	52.2%	50.9%
% of FP17s for Band 1 Urgent Courses	18	623	2.9%	8.3%	7.9%	9.1%
% of FP17s Relating to Free Repair or Replacements	7	623	1.1%	0.7%	0.8%	0.8%
% of FP17s Relating to Continuations	6	623	1.0%	0.9%	1.1%	1.1%
% of Patients satisfied with the dentistry they have received	4	4	N/A	91.4%	91.8%	91.7%
% of Patients satisfied with the time they had to wait for an appointment	4	4	N/A	87.1%	88.4%	88.0%

* This is based on patients treated on this contract for their most recent course of treatment. Figures in italics indicate the base number of FP17s or Patient Questionnaire responses are less than 100. N/A is shown where the base number of responses is less than 10 during the period. % is calculated as Quantity/Base number*100

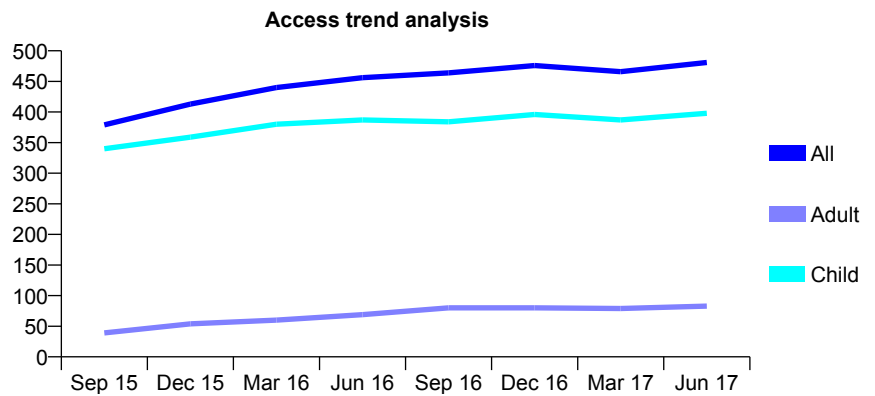
Q58 - Vital Signs At a Glance Contract Report for 318981/0001 - June 2017

Name or company name	MR A CHARLES-KARIEL
Contract type name	GDS Contract
Purpose of contract	General
Contract start date	01/04/2006
Contract end date	

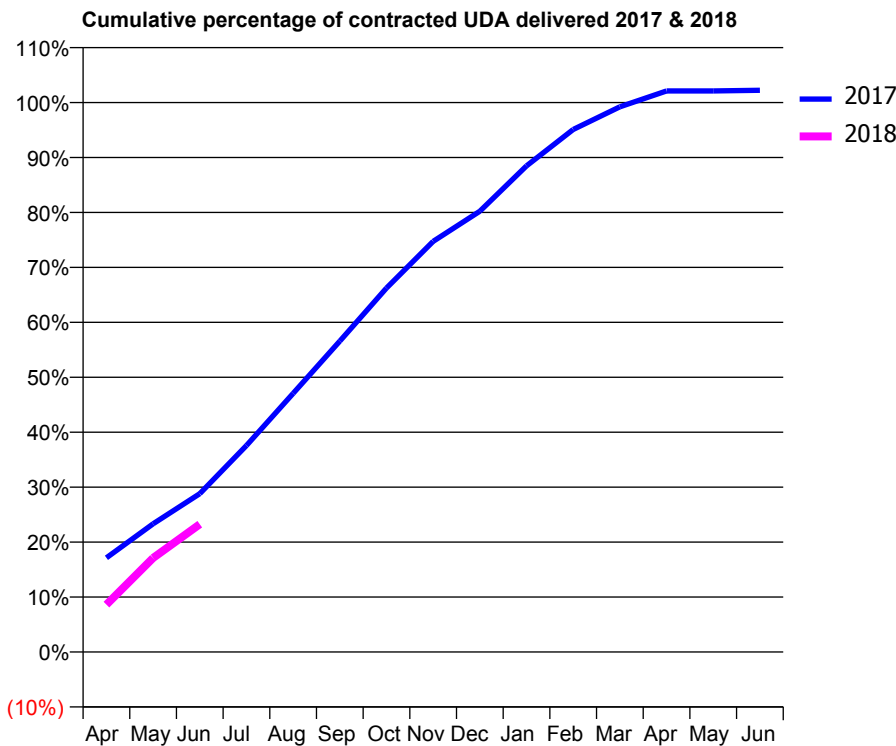
17/18 Contracted general activity (UDA)	800
Carry forward general activity (UDA)	0
17/18 Contracted orthodontic activity (UOA)	0
Carry forward orthodontic activity (UOA)	0
Baseline contract value	£27,416.50

ACCESS*

Patients seen in 24 months	Total	Change since previous quarter
Quarter ending June 2016	456	
Quarter ending September 2016	464	→
Quarter ending December 2016	476	↑
Quarter ending March 2017	466	↓
Quarter ending June 2017	481	↑
Variance since June 2016	5.5%	↑



ACTIVITY



Month	Adjusted Scheduled Activity (UDA)	
	2017	2018
April	137	69
May	187	137
June	231	186
July	301	
August	377	
September	453	
October	530	
November	598	
December	642	
January	708	
February	761	
March	794	
April	817	
May	817	
June	818	

QUALITY

	Quantity	Base Number	Contract	AT	Region	England
% of FP17s for the same patient ID Re-attending within 3 months - Children	8	152	5.3%	11.0%	11.7%	12.0%
% of FP17s for the same patient ID Re-attending within 3 months - Adults	2	6	33.3%	14.4%	15.2%	16.0%
% of FP17s for the same patient ID Re-attending between 3 & 9 months - Children	85	152	55.9%	56.8%	59.1%	58.0%
% of FP17s for the same patient ID Re-attending between 3 & 9 months - Adults	2	6	33.3%	49.2%	52.2%	50.9%
% of FP17s for Band 1 Urgent Courses	0	140	0.0%	8.3%	7.9%	9.1%
% of FP17s Relating to Free Repair or Replacements	0	140	0.0%	0.7%	0.8%	0.8%
% of FP17s Relating to Continuations	0	140	0.0%	0.9%	1.1%	1.1%
% of Patients satisfied with the dentistry they have received	0	0	N/A	91.4%	91.8%	91.7%
% of Patients satisfied with the time they had to wait for an appointment	0	0	N/A	87.1%	88.4%	88.0%

* This is based on patients treated on this contract for their most recent course of treatment. Figures in italics indicate the base number of FP17s or Patient Questionnaire responses are less than 100. N/A is shown where the base number of responses is less than 10 during the period. % is calculated as Quantity/Base number*100

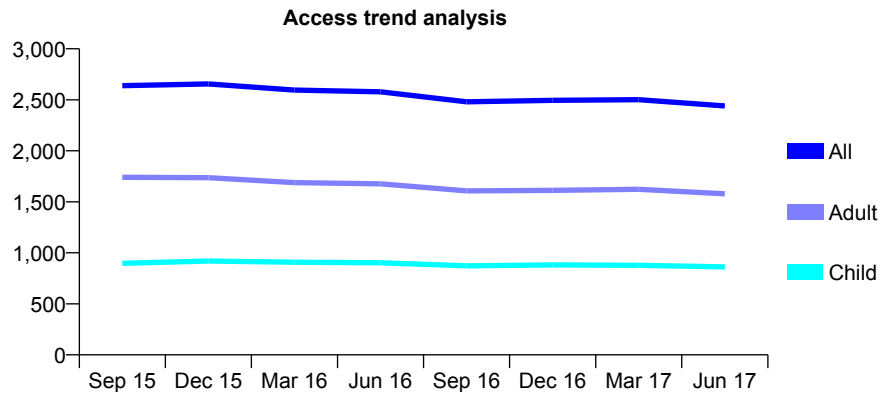
Q58 - Vital Signs At a Glance Contract Report for 327034/0001 - June 2017

Name or company name	MRS Y RATANSHI
Contract type name	GDS Contract
Purpose of contract	General
Contract start date	01/04/2006
Contract end date	

17/18 Contracted general activity (UDA)	6,500
Carry forward general activity (UDA)	0
17/18 Contracted orthodontic activity (UOA)	0
Carry forward orthodontic activity (UOA)	0
Baseline contract value	£164,470.07

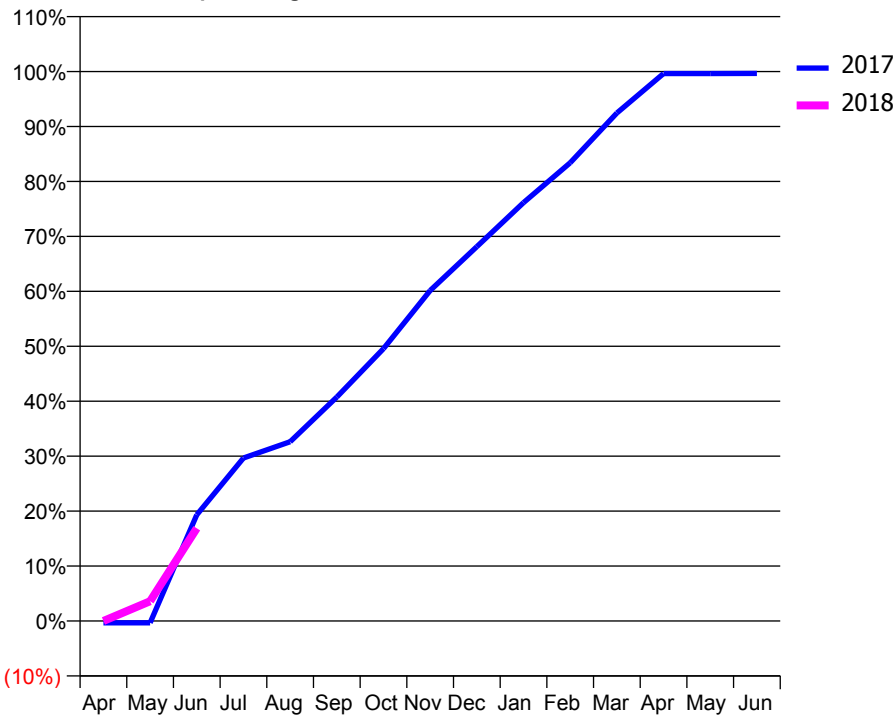
ACCESS*

Patients seen in 24 months	Total	Change since previous quarter
Quarter ending June 2016	2,579	
Quarter ending September 2016	2,480	↓
Quarter ending December 2016	2,495	→
Quarter ending March 2017	2,501	→
Quarter ending June 2017	2,440	↓
Variance since June 2016	(5.4%)	↓



ACTIVITY

Cumulative percentage of contracted UDA delivered 2017 & 2018



Month	Adjusted Scheduled Activity (UDA)	
	2017	2018
April	-23	0
May	-23	235
June	1,256	1,097
July	1,928	
August	2,120	
September	2,649	
October	3,221	
November	3,909	
December	4,429	
January	4,949	
February	5,421	
March	6,009	
April	6,476	
May	6,476	
June	6,477	

QUALITY

	Quantity	Base Number	Contract	AT	Region	England
% of FP17s for the same patient ID Re-attending within 3 months - Children	16	335	4.8%	11.0%	11.7%	12.0%
% of FP17s for the same patient ID Re-attending within 3 months - Adults	67	532	12.6%	14.4%	15.2%	16.0%
% of FP17s for the same patient ID Re-attending between 3 & 9 months - Children	262	335	78.2%	56.8%	59.1%	58.0%
% of FP17s for the same patient ID Re-attending between 3 & 9 months - Adults	219	532	41.2%	49.2%	52.2%	50.9%
% of FP17s for Band 1 Urgent Courses	51	649	7.9%	8.3%	7.9%	9.1%
% of FP17s Relating to Free Repair or Replacements	1	649	0.2%	0.7%	0.8%	0.8%
% of FP17s Relating to Continuations	4	649	0.6%	0.9%	1.1%	1.1%
% of Patients satisfied with the dentistry they have received	2	2	N/A	91.4%	91.8%	91.7%
% of Patients satisfied with the time they had to wait for an appointment	2	2	N/A	87.1%	88.4%	88.0%

* This is based on patients treated on this contract for their most recent course of treatment. Figures in italics indicate the base number of FP17s or Patient Questionnaire responses are less than 100. N/A is shown where the base number of responses is less than 10 during the period. % is calculated as Quantity/Base number*100

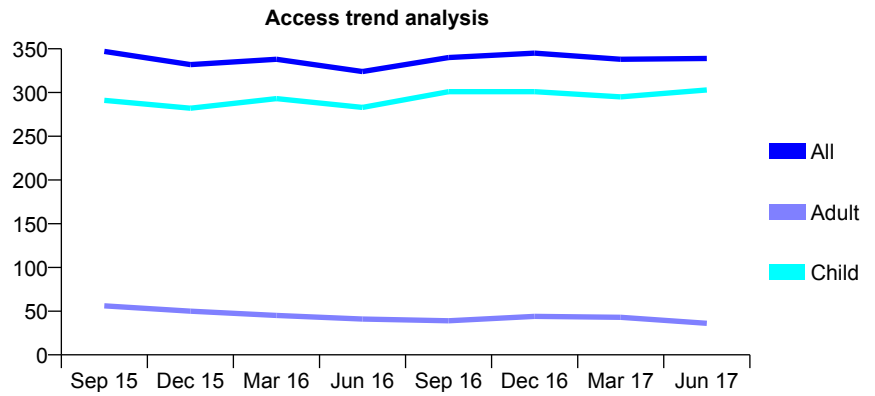
Q58 - Vital Signs At a Glance Contract Report for 328103/0001 - June 2017

Name or company name	MR MD ELVINS
Contract type name	GDS Contract
Purpose of contract	General
Contract start date	01/04/2006
Contract end date	

17/18 Contracted general activity (UDA)	550
Carry forward general activity (UDA)	0
17/18 Contracted orthodontic activity (UOA)	0
Carry forward orthodontic activity (UOA)	0
Baseline contract value	£13,177.00

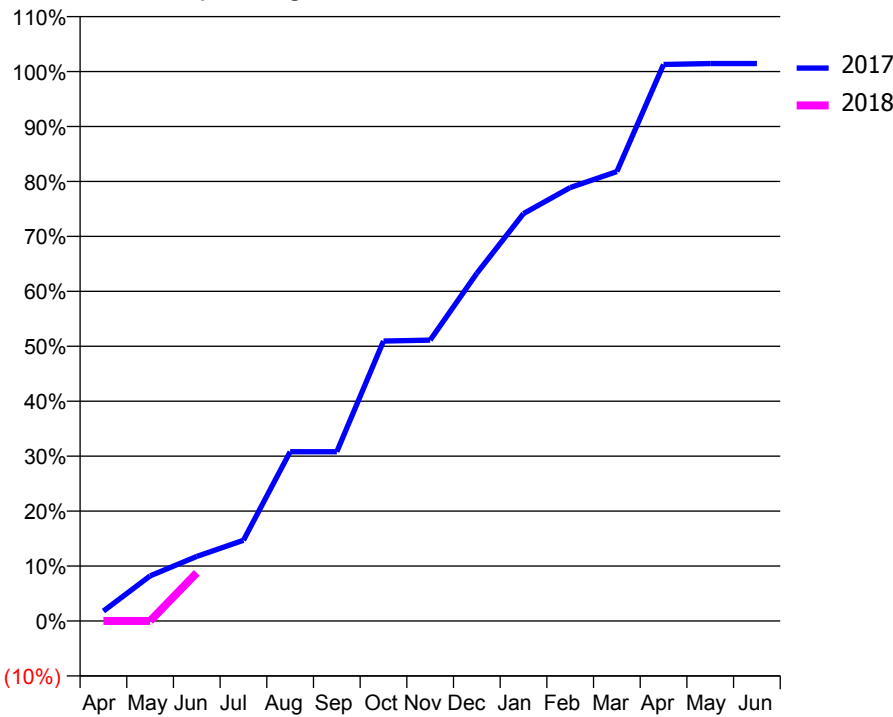
ACCESS*

Patients seen in 24 months	Total	Change since previous quarter
Quarter ending June 2016	324	
Quarter ending September 2016	340	↑
Quarter ending December 2016	345	→
Quarter ending March 2017	338	↓
Quarter ending June 2017	339	→
Variance since June 2016	4.6%	↑



ACTIVITY

Cumulative percentage of contracted UDA delivered 2017 & 2018



Month	Adjusted Scheduled Activity (UDA)	
	2017	2018
April	10	0
May	45	0
June	65	48
July	81	
August	169	
September	169	
October	280	
November	281	
December	348	
January	408	
February	434	
March	450	
April	557	
May	558	
June	558	

QUALITY

	Quantity	Base Number	Contract	AT	Region	England
% of FP17s for the same patient ID Re-attending within 3 months - Children	4	117	3.4%	11.0%	11.7%	12.0%
% of FP17s for the same patient ID Re-attending within 3 months - Adults	0	7	0.0%	14.4%	15.2%	16.0%
% of FP17s for the same patient ID Re-attending between 3 & 9 months - Children	55	117	47.0%	56.8%	59.1%	58.0%
% of FP17s for the same patient ID Re-attending between 3 & 9 months - Adults	4	7	57.1%	49.2%	52.2%	50.9%
% of FP17s for Band 1 Urgent Courses	1	40	2.5%	8.3%	7.9%	9.1%
% of FP17s Relating to Free Repair or Replacements	0	40	0.0%	0.7%	0.8%	0.8%
% of FP17s Relating to Continuations	0	40	0.0%	0.9%	1.1%	1.1%
% of Patients satisfied with the dentistry they have received	0	0	N/A	91.4%	91.8%	91.7%
% of Patients satisfied with the time they had to wait for an appointment	0	0	N/A	87.1%	88.4%	88.0%

* This is based on patients treated on this contract for their most recent course of treatment. Figures in italics indicate the base number of FP17s or Patient Questionnaire responses are less than 100. N/A is shown where the base number of responses is less than 10 during the period. % is calculated as Quantity/Base number*100

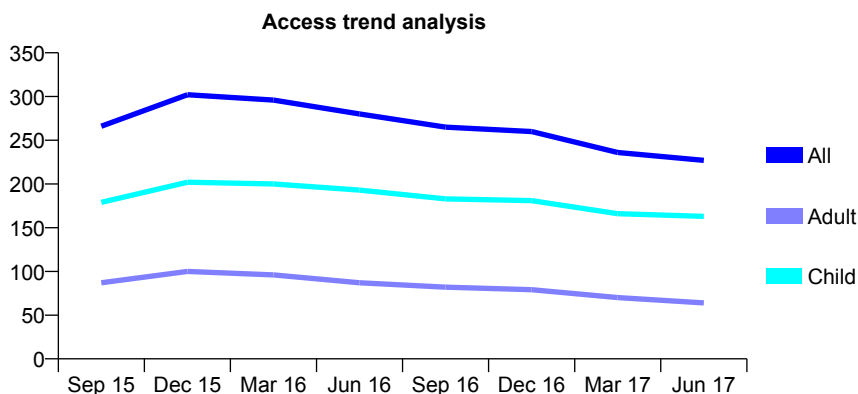
Q58 - Vital Signs At a Glance Contract Report for 328111/0003 - June 2017

Name or company name	MR NA GHULAM
Contract type name	GDS Contract
Purpose of contract	General
Contract start date	04/05/2012
Contract end date	

17/18 Contracted general activity (UDA)	650
Carry forward general activity (UDA)	0
17/18 Contracted orthodontic activity (UOA)	0
Carry forward orthodontic activity (UOA)	0
Baseline contract value	£14,951.13

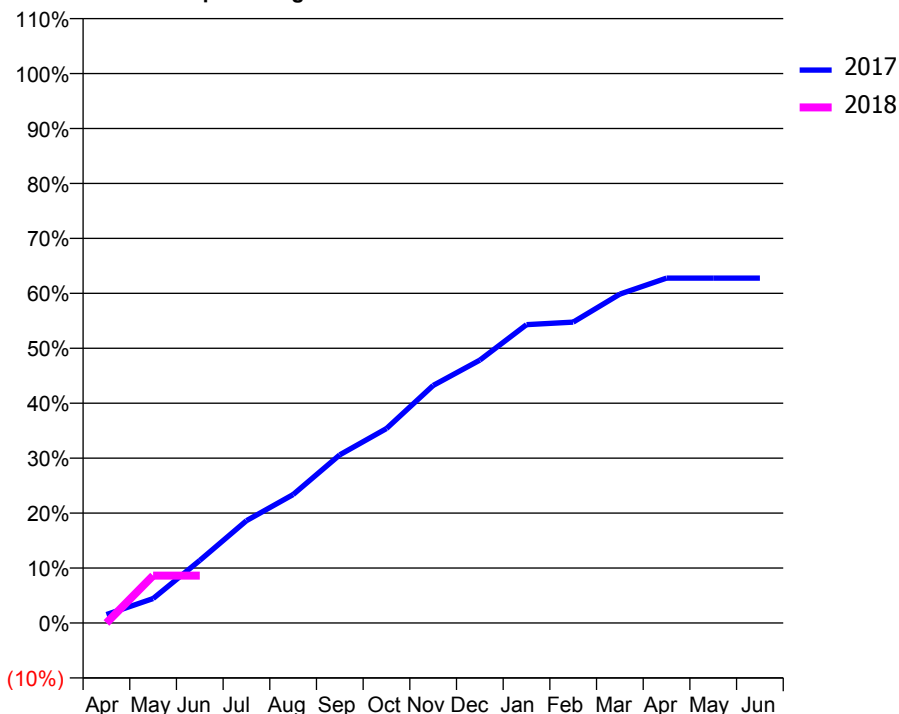
ACCESS*

Patients seen in 24 months	Total	Change since previous quarter
Quarter ending June 2016	280	
Quarter ending September 2016	265	↓
Quarter ending December 2016	260	↓
Quarter ending March 2017	236	↓
Quarter ending June 2017	227	↓
Variance since June 2016	(18.9%)	↓



ACTIVITY

Cumulative percentage of contracted UDA delivered 2017 & 2018



Month	Adjusted Scheduled Activity (UDA)	
	2017	2018
April	10	0
May	29	56
June	74	56
July	121	
August	152	
September	199	
October	230	
November	281	
December	311	
January	353	
February	356	
March	389	
April	408	
May	408	
June	408	

QUALITY

	Quantity	Base Number	Contract	AT	Region	England
% of FP17s for the same patient ID Re-attending within 3 months - Children	3	45	6.7%	11.0%	11.7%	12.0%
% of FP17s for the same patient ID Re-attending within 3 months - Adults	1	6	16.7%	14.4%	15.2%	16.0%
% of FP17s for the same patient ID Re-attending between 3 & 9 months - Children	17	45	37.8%	56.8%	59.1%	58.0%
% of FP17s for the same patient ID Re-attending between 3 & 9 months - Adults	2	6	33.3%	49.2%	52.2%	50.9%
% of FP17s for Band 1 Urgent Courses	0	38	0.0%	8.3%	7.9%	9.1%
% of FP17s Relating to Free Repair or Replacements	0	38	0.0%	0.7%	0.8%	0.8%
% of FP17s Relating to Continuations	0	38	0.0%	0.9%	1.1%	1.1%
% of Patients satisfied with the dentistry they have received	1	1	N/A	91.4%	91.8%	91.7%
% of Patients satisfied with the time they had to wait for an appointment	1	1	N/A	87.1%	88.4%	88.0%

* This is based on patients treated on this contract for their most recent course of treatment. Figures in italics indicate the base number of FP17s or Patient Questionnaire responses are less than 100. N/A is shown where the base number of responses is less than 10 during the period. % is calculated as Quantity/Base number*100

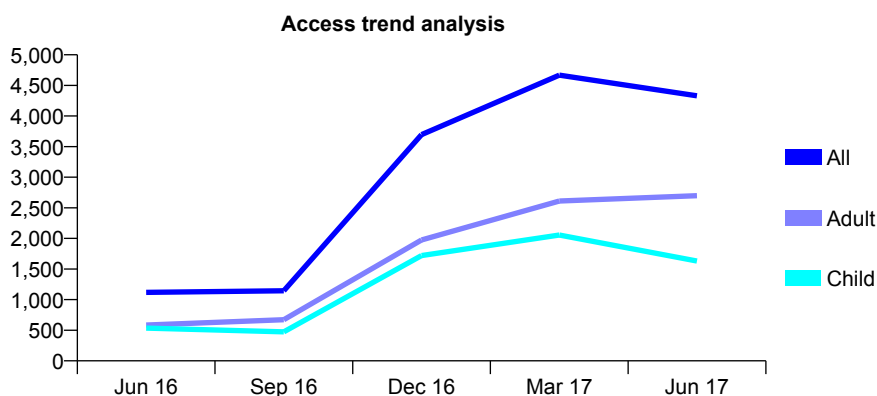
Q58 - Vital Signs At a Glance Contract Report for 333107/0006 - June 2017

Name or company name	MR SS BHANDAL
Contract type name	GDS Contract
Purpose of contract	General
Contract start date	01/01/2015
Contract end date	

17/18 Contracted general activity (UDA)	11,341
Carry forward general activity (UDA)	0
17/18 Contracted orthodontic activity (UOA)	0
Carry forward orthodontic activity (UOA)	0
Baseline contract value	£314,781.25

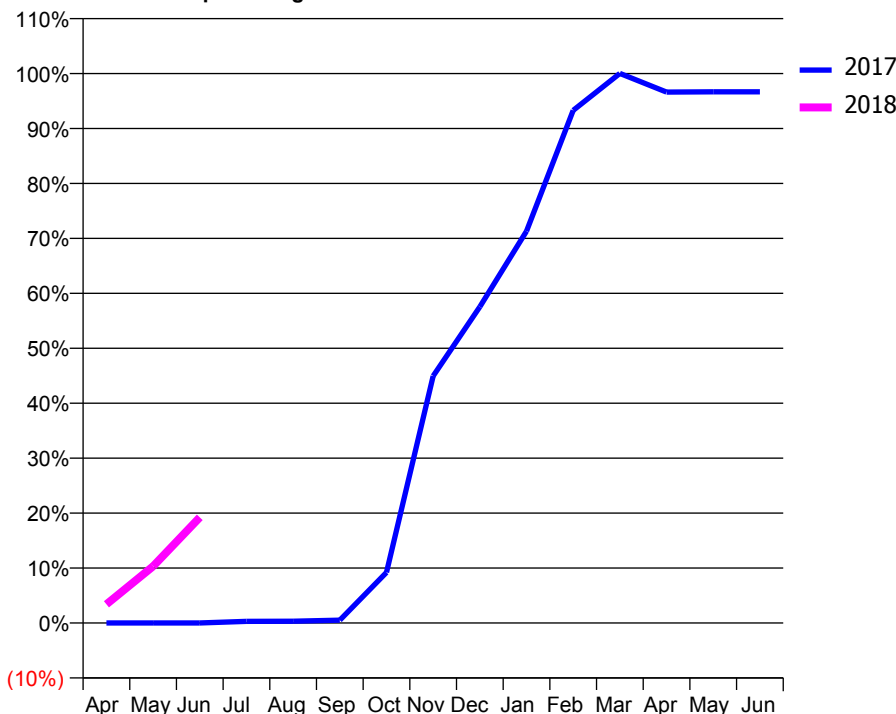
ACCESS*

Patients seen in 24 months	Total	Change since previous quarter
Quarter ending June 2016	1,119	
Quarter ending September 2016	1,145	↑
Quarter ending December 2016	3,696	↑
Quarter ending March 2017	4,667	↑
Quarter ending June 2017	4,330	↓
Variance since June 2016	287.0%	↑



ACTIVITY

Cumulative percentage of contracted UDA delivered 2017 & 2018



Month	Adjusted Scheduled Activity (UDA)	
	2017	2018
April	0	387
May	0	1,171
June	0	2,180
July	34	
August	38	
September	60	
October	1,045	
November	5,098	
December	6,527	
January	8,087	
February	10,579	
March	11,342	
April	10,956	
May	10,962	
June	10,962	

QUALITY

	Quantity	Base Number	Contract	AT	Region	England
% of FP17s for the same patient ID Re-attending within 3 months - Children	4	229	1.7%	11.0%	11.7%	12.0%
% of FP17s for the same patient ID Re-attending within 3 months - Adults	0	538	0.0%	14.4%	15.2%	16.0%
% of FP17s for the same patient ID Re-attending between 3 & 9 months - Children	73	229	31.9%	56.8%	59.1%	58.0%
% of FP17s for the same patient ID Re-attending between 3 & 9 months - Adults	64	538	11.9%	49.2%	52.2%	50.9%
% of FP17s for Band 1 Urgent Courses	56	983	5.7%	8.3%	7.9%	9.1%
% of FP17s Relating to Free Repair or Replacements	0	983	0.0%	0.7%	0.8%	0.8%
% of FP17s Relating to Continuations	0	983	0.0%	0.9%	1.1%	1.1%
% of Patients satisfied with the dentistry they have received	4	4	N/A	91.4%	91.8%	91.7%
% of Patients satisfied with the time they had to wait for an appointment	3	4	N/A	87.1%	88.4%	88.0%

* This is based on patients treated on this contract for their most recent course of treatment. Figures in italics indicate the base number of FP17s or Patient Questionnaire responses are less than 100. N/A is shown where the base number of responses is less than 10 during the period. % is calculated as Quantity/Base number*100

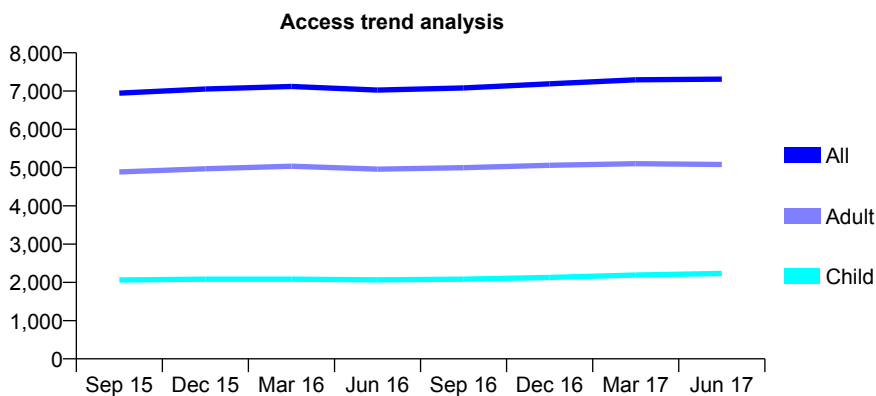
Q58 - Vital Signs At a Glance Contract Report for 333875/0001 - June 2017

Name or company name	MR A SHAH
Contract type name	GDS Contract
Purpose of contract	General
Contract start date	01/04/2006
Contract end date	

17/18 Contracted general activity (UDA)	19,211
Carry forward general activity (UDA)	0
17/18 Contracted orthodontic activity (UOA)	0
Carry forward orthodontic activity (UOA)	0
Baseline contract value	£591,574.66

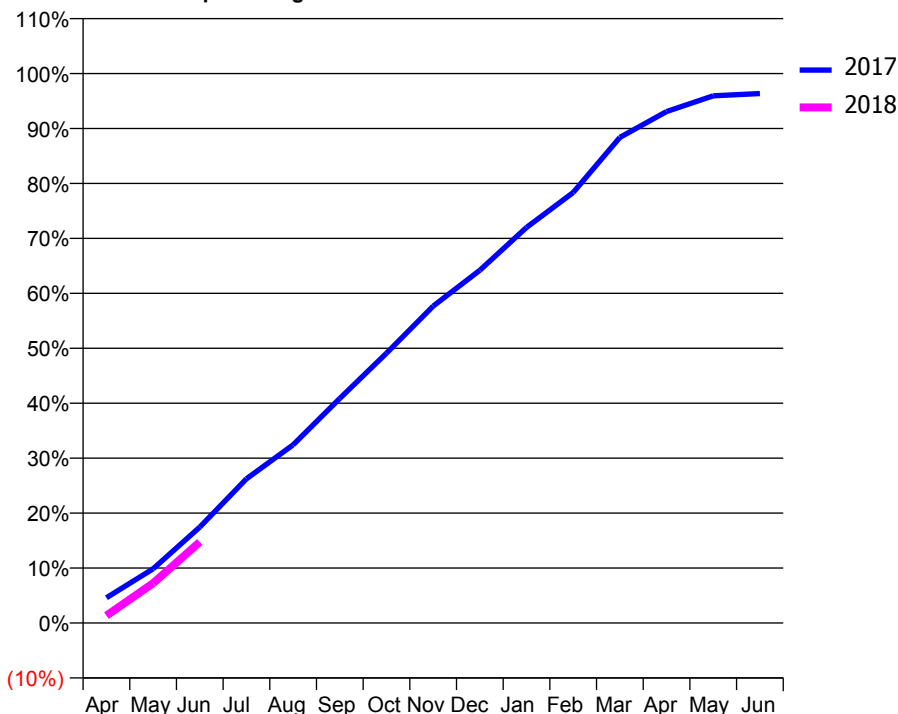
ACCESS*

Patients seen in 24 months	Total	Change since previous quarter
Quarter ending June 2016	7,024	
Quarter ending September 2016	7,082	→
Quarter ending December 2016	7,188	→
Quarter ending March 2017	7,295	→
Quarter ending June 2017	7,312	→
Variance since June 2016	4.1%	↑



ACTIVITY

Cumulative percentage of contracted UDA delivered 2017 & 2018



Month	Adjusted Scheduled Activity (UDA)	
	2017	2018
April	882	258
May	1,895	1,392
June	3,355	2,830
July	5,043	
August	6,231	
September	7,852	
October	9,434	
November	11,077	
December	12,331	
January	13,831	
February	15,050	
March	16,978	
April	17,881	
May	18,432	
June	18,512	

QUALITY

	Quantity	Base Number	Contract	AT	Region	England
% of FP17s for the same patient ID Re-attending within 3 months - Children	37	756	4.9%	11.0%	11.7%	12.0%
% of FP17s for the same patient ID Re-attending within 3 months - Adults	238	1,432	16.6%	14.4%	15.2%	16.0%
% of FP17s for the same patient ID Re-attending between 3 & 9 months - Children	322	756	42.6%	56.8%	59.1%	58.0%
% of FP17s for the same patient ID Re-attending between 3 & 9 months - Adults	505	1,432	35.3%	49.2%	52.2%	50.9%
% of FP17s for Band 1 Urgent Courses	97	1,562	6.2%	8.3%	7.9%	9.1%
% of FP17s Relating to Free Repair or Replacements	7	1,562	0.4%	0.7%	0.8%	0.8%
% of FP17s Relating to Continuations	58	1,562	3.7%	0.9%	1.1%	1.1%
% of Patients satisfied with the dentistry they have received	6	7	N/A	91.4%	91.8%	91.7%
% of Patients satisfied with the time they had to wait for an appointment	4	7	N/A	87.1%	88.4%	88.0%

* This is based on patients treated on this contract for their most recent course of treatment. Figures in italics indicate the base number of FP17s or Patient Questionnaire responses are less than 100. N/A is shown where the base number of responses is less than 10 during the period. % is calculated as Quantity/Base number*100

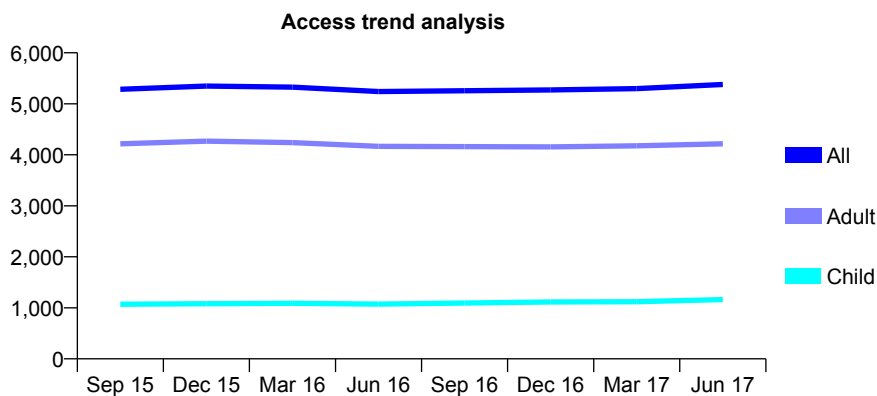
Q58 - Vital Signs At a Glance Contract Report for 335088/0001 - June 2017

Name or company name	MR N DADHANIA
Contract type name	GDS Contract
Purpose of contract	General
Contract start date	01/04/2006
Contract end date	

17/18 Contracted general activity (UDA)	16,668
Carry forward general activity (UDA)	0
17/18 Contracted orthodontic activity (UOA)	0
Carry forward orthodontic activity (UOA)	0
Baseline contract value	£452,632.92

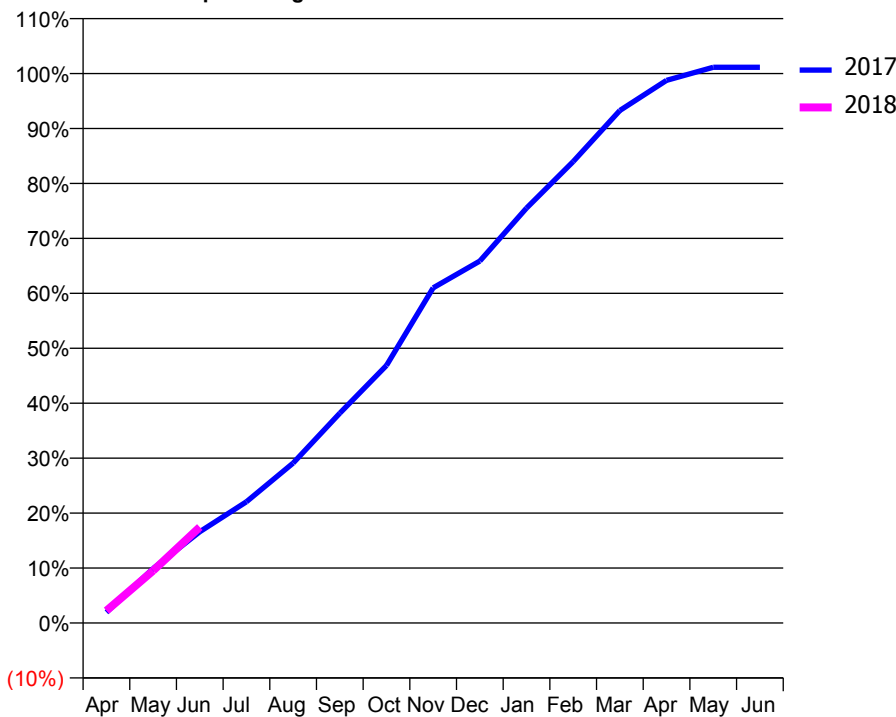
ACCESS*

Patients seen in 24 months	Total	Change since previous quarter
Quarter ending June 2016	5,240	
Quarter ending September 2016	5,256	→
Quarter ending December 2016	5,271	→
Quarter ending March 2017	5,298	→
Quarter ending June 2017	5,379	→
Variance since June 2016	2.7%	↑



ACTIVITY

Cumulative percentage of contracted UDA delivered 2017 & 2018



Month	Adjusted Scheduled Activity (UDA)	
	2017	2018
April	328	376
May	1,652	1,586
June	2,770	2,910
July	3,678	
August	4,853	
September	6,366	
October	7,812	
November	10,165	
December	10,981	
January	12,584	
February	13,998	
March	15,548	
April	16,462	
May	16,856	
June	16,858	

QUALITY

	Quantity	Base Number	Contract	AT	Region	England
% of FP17s for the same patient ID Re-attending within 3 months - Children	25	411	6.1%	11.0%	11.7%	12.0%
% of FP17s for the same patient ID Re-attending within 3 months - Adults	193	1,675	11.5%	14.4%	15.2%	16.0%
% of FP17s for the same patient ID Re-attending between 3 & 9 months - Children	221	411	53.8%	56.8%	59.1%	58.0%
% of FP17s for the same patient ID Re-attending between 3 & 9 months - Adults	1,084	1,675	64.7%	49.2%	52.2%	50.9%
% of FP17s for Band 1 Urgent Courses	66	1,491	4.4%	8.3%	7.9%	9.1%
% of FP17s Relating to Free Repair or Replacements	12	1,491	0.8%	0.7%	0.8%	0.8%
% of FP17s Relating to Continuations	12	1,491	0.8%	0.9%	1.1%	1.1%
% of Patients satisfied with the dentistry they have received	7	7	N/A	91.4%	91.8%	91.7%
% of Patients satisfied with the time they had to wait for an appointment	7	7	N/A	87.1%	88.4%	88.0%

* This is based on patients treated on this contract for their most recent course of treatment. Figures in italics indicate the base number of FP17s or Patient Questionnaire responses are less than 100. N/A is shown where the base number of responses is less than 10 during the period. % is calculated as Quantity/Base number*100

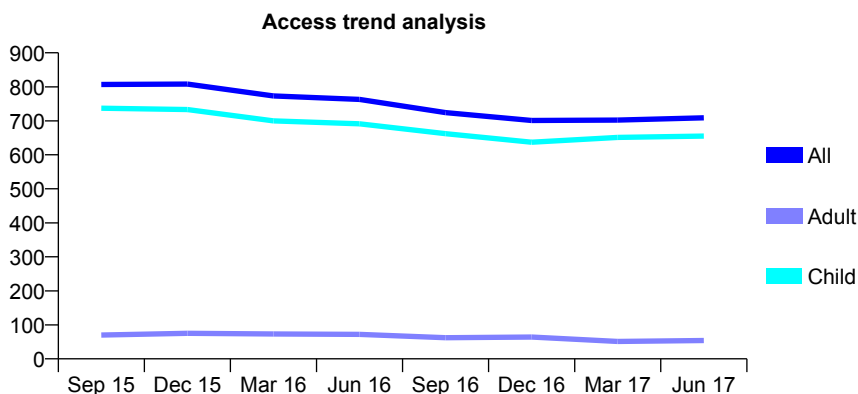
Q58 - Vital Signs At a Glance Contract Report for 335290/0001 - June 2017

Name or company name	MR VA PATEL
Contract type name	GDS Contract
Purpose of contract	General
Contract start date	01/04/2006
Contract end date	

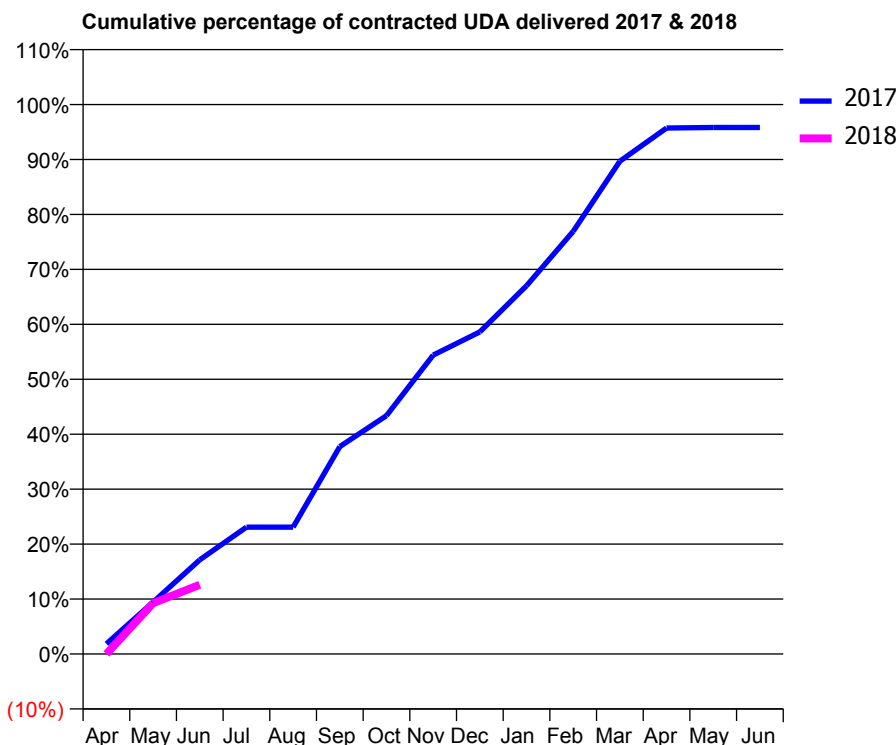
17/18 Contracted general activity (UDA)	1,293
Carry forward general activity (UDA)	0
17/18 Contracted orthodontic activity (UOA)	0
Carry forward orthodontic activity (UOA)	0
Baseline contract value	£35,491.70

ACCESS*

Patients seen in 24 months	Total	Change since previous quarter
Quarter ending June 2016	763	
Quarter ending September 2016	724	↓
Quarter ending December 2016	701	↓
Quarter ending March 2017	702	→
Quarter ending June 2017	709	→
Variance since June 2016	(7.1%)	↓



ACTIVITY



Month	Adjusted Scheduled Activity (UDA)	
	2017	2018
April	24	0
May	122	120
June	222	163
July	298	
August	298	
September	488	
October	561	
November	703	
December	758	
January	867	
February	995	
March	1,159	
April	1,238	
May	1,239	
June	1,239	

QUALITY

	Quantity	Base Number	Contract	AT	Region	England
% of FP17s for the same patient ID Re-attending within 3 months - Children	13	197	6.6%	11.0%	11.7%	12.0%
% of FP17s for the same patient ID Re-attending within 3 months - Adults	0	0	N/A	14.4%	15.2%	16.0%
% of FP17s for the same patient ID Re-attending between 3 & 9 months - Children	101	197	51.3%	56.8%	59.1%	58.0%
% of FP17s for the same patient ID Re-attending between 3 & 9 months - Adults	0	0	N/A	49.2%	52.2%	50.9%
% of FP17s for Band 1 Urgent Courses	5	138	3.6%	8.3%	7.9%	9.1%
% of FP17s Relating to Free Repair or Replacements	0	138	0.0%	0.7%	0.8%	0.8%
% of FP17s Relating to Continuations	0	138	0.0%	0.9%	1.1%	1.1%
% of Patients satisfied with the dentistry they have received	0	0	N/A	91.4%	91.8%	91.7%
% of Patients satisfied with the time they had to wait for an appointment	0	0	N/A	87.1%	88.4%	88.0%

* This is based on patients treated on this contract for their most recent course of treatment. Figures in italics indicate the base number of FP17s or Patient Questionnaire responses are less than 100. N/A is shown where the base number of responses is less than 10 during the period. % is calculated as Quantity/Base number*100

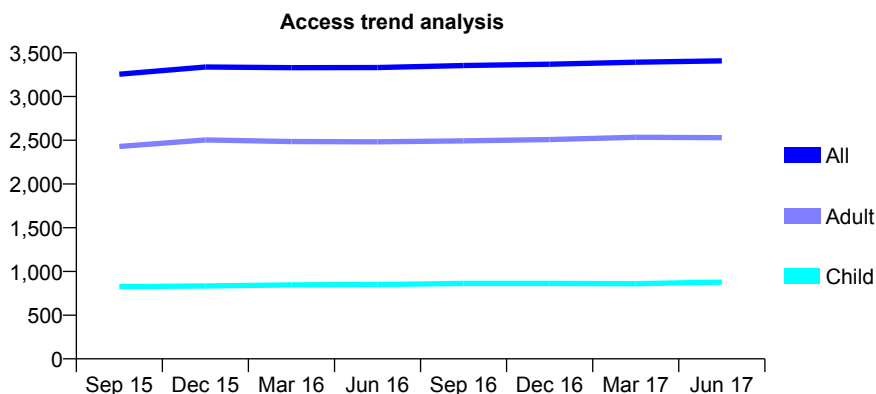
Q58 - Vital Signs At a Glance Contract Report for 339113/0001 - June 2017

Name or company name	MR A BALKHI
Contract type name	GDS Contract
Purpose of contract	General
Contract start date	01/04/2006
Contract end date	

17/18 Contracted general activity (UDA)	7,361
Carry forward general activity (UDA)	0
17/18 Contracted orthodontic activity (UOA)	0
Carry forward orthodontic activity (UOA)	0
Baseline contract value	£213,489.32

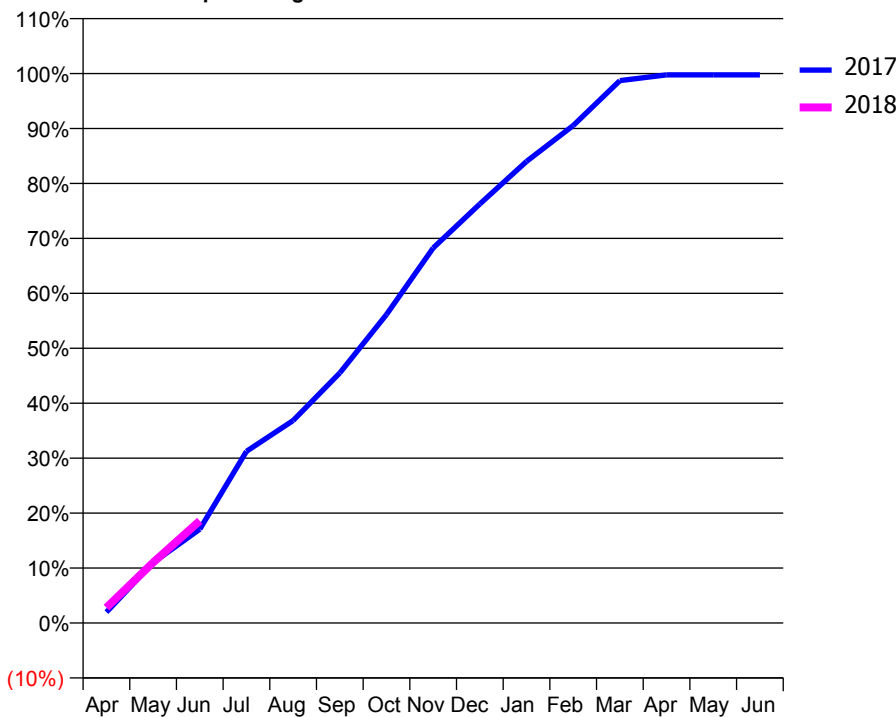
ACCESS*

Patients seen in 24 months	Total	Change since previous quarter
Quarter ending June 2016	3,332	
Quarter ending September 2016	3,354	→
Quarter ending December 2016	3,370	→
Quarter ending March 2017	3,393	→
Quarter ending June 2017	3,407	→
Variance since June 2016	2.3%	↑



ACTIVITY

Cumulative percentage of contracted UDA delivered 2017 & 2018



Month	Adjusted Scheduled Activity (UDA)	
	2017	2018
April	145	206
May	808	810
June	1,256	1,369
July	2,299	
August	2,712	
September	3,350	
October	4,133	
November	5,023	
December	5,614	
January	6,184	
February	6,663	
March	7,266	
April	7,342	
May	7,342	
June	7,342	

QUALITY

	Quantity	Base Number	Contract	AT	Region	England
% of FP17s for the same patient ID Re-attending within 3 months - Children	3	280	1.1%	11.0%	11.7%	12.0%
% of FP17s for the same patient ID Re-attending within 3 months - Adults	9	405	2.2%	14.4%	15.2%	16.0%
% of FP17s for the same patient ID Re-attending between 3 & 9 months - Children	192	280	68.6%	56.8%	59.1%	58.0%
% of FP17s for the same patient ID Re-attending between 3 & 9 months - Adults	138	405	34.1%	49.2%	52.2%	50.9%
% of FP17s for Band 1 Urgent Courses	6	647	0.9%	8.3%	7.9%	9.1%
% of FP17s Relating to Free Repair or Replacements	0	647	0.0%	0.7%	0.8%	0.8%
% of FP17s Relating to Continuations	1	647	0.2%	0.9%	1.1%	1.1%
% of Patients satisfied with the dentistry they have received	6	6	N/A	91.4%	91.8%	91.7%
% of Patients satisfied with the time they had to wait for an appointment	6	6	N/A	87.1%	88.4%	88.0%

* This is based on patients treated on this contract for their most recent course of treatment. Figures in italics indicate the base number of FP17s or Patient Questionnaire responses are less than 100. N/A is shown where the base number of responses is less than 10 during the period. % is calculated as Quantity/Base number*100

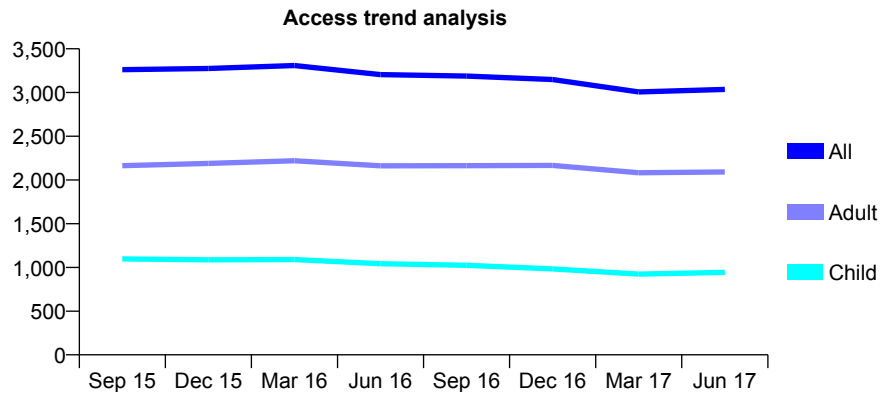
Q58 - Vital Signs At a Glance Contract Report for 341088/0001 - June 2017

Name or company name	MR A ZAKHARIA
Contract type name	GDS Contract
Purpose of contract	General
Contract start date	01/04/2012
Contract end date	

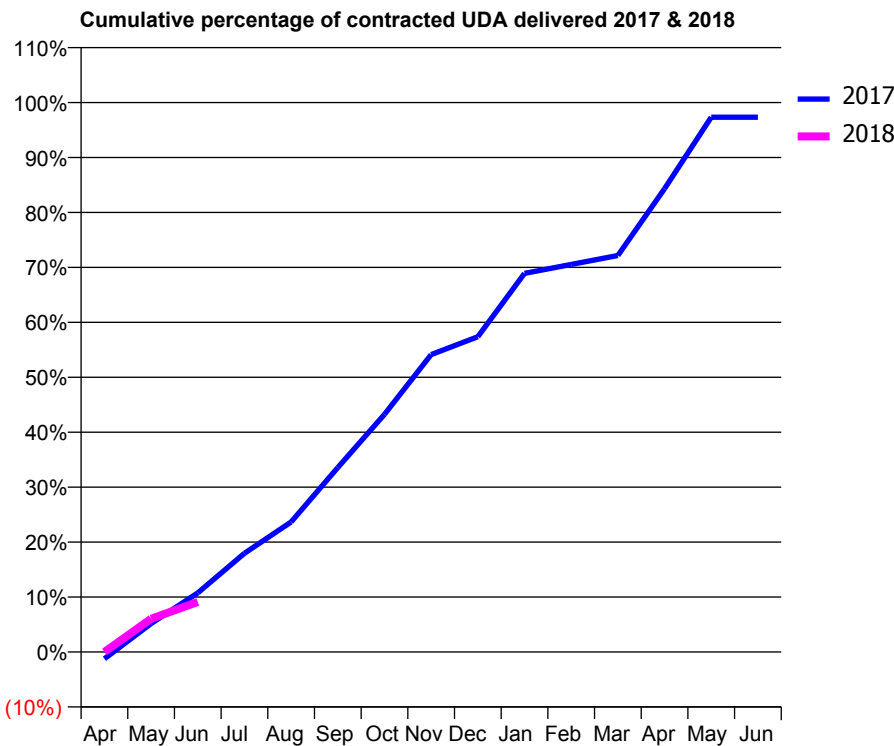
17/18 Contracted general activity (UDA)	8,322
Carry forward general activity (UDA)	0
17/18 Contracted orthodontic activity (UOA)	0
Carry forward orthodontic activity (UOA)	0
Baseline contract value	£218,779.01

ACCESS*

Patients seen in 24 months	Total	Change since previous quarter
Quarter ending June 2016	3,205	
Quarter ending September 2016	3,188	→
Quarter ending December 2016	3,149	↓
Quarter ending March 2017	3,007	↓
Quarter ending June 2017	3,036	→
Variance since June 2016	(5.3%)	↓



ACTIVITY



Month	Adjusted Scheduled Activity (UDA)	
	2017	2018
April	-103	0
May	432	504
June	896	758
July	1,495	
August	1,969	
September	2,794	
October	3,600	
November	4,504	
December	4,776	
January	5,734	
February	5,869	
March	6,005	
April	7,017	
May	8,099	
June	8,099	

QUALITY

	Quantity	Base Number	Contract	AT	Region	England
% of FP17s for the same patient ID Re-attending within 3 months - Children	15	461	3.3%	11.0%	11.7%	12.0%
% of FP17s for the same patient ID Re-attending within 3 months - Adults	107	914	11.7%	14.4%	15.2%	16.0%
% of FP17s for the same patient ID Re-attending between 3 & 9 months - Children	312	461	67.7%	56.8%	59.1%	58.0%
% of FP17s for the same patient ID Re-attending between 3 & 9 months - Adults	595	914	65.1%	49.2%	52.2%	50.9%
% of FP17s for Band 1 Urgent Courses	17	468	3.6%	8.3%	7.9%	9.1%
% of FP17s Relating to Free Repair or Replacements	1	468	0.2%	0.7%	0.8%	0.8%
% of FP17s Relating to Continuations	0	468	0.0%	0.9%	1.1%	1.1%
% of Patients satisfied with the dentistry they have received	3	3	N/A	91.4%	91.8%	91.7%
% of Patients satisfied with the time they had to wait for an appointment	2	3	N/A	87.1%	88.4%	88.0%

* This is based on patients treated on this contract for their most recent course of treatment. Figures in italics indicate the base number of FP17s or Patient Questionnaire responses are less than 100. N/A is shown where the base number of responses is less than 10 during the period. % is calculated as Quantity/Base number*100

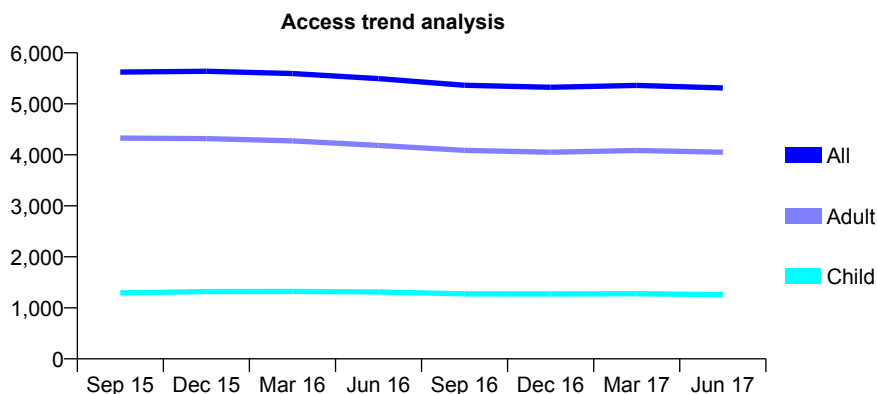
Q58 - Vital Signs At a Glance Contract Report for 341576/0002 - June 2017

Name or company name	MR J NASSERI TAHERI
Contract type name	GDS Contract
Purpose of contract	General
Contract start date	01/04/2008
Contract end date	

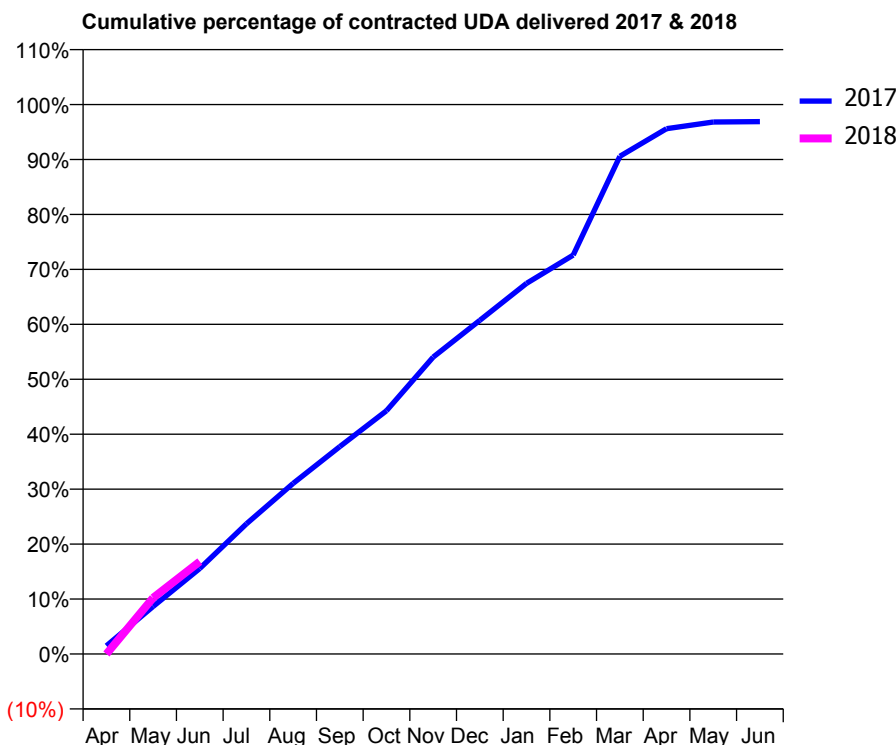
17/18 Contracted general activity (UDA)	18,364
Carry forward general activity (UDA)	0
17/18 Contracted orthodontic activity (UOA)	0
Carry forward orthodontic activity (UOA)	0
Baseline contract value	£428,603.34

ACCESS*

Patients seen in 24 months	Total	Change since previous quarter
Quarter ending June 2016	5,494	
Quarter ending September 2016	5,363	↓
Quarter ending December 2016	5,323	→
Quarter ending March 2017	5,361	→
Quarter ending June 2017	5,310	→
Variance since June 2016	(3.3%)	↓



ACTIVITY



Month	Adjusted Scheduled Activity (UDA)	
	2017	2018
April	274	0
May	1,588	1,878
June	2,860	3,088
July	4,352	
August	5,702	
September	6,930	
October	8,132	
November	9,922	
December	11,153	
January	12,387	
February	13,332	
March	16,632	
April	17,555	
May	17,780	
June	17,792	

QUALITY

	Quantity	Base Number	Contract	AT	Region	England
% of FP17s for the same patient ID Re-attending within 3 months - Children	30	380	7.9%	11.0%	11.7%	12.0%
% of FP17s for the same patient ID Re-attending within 3 months - Adults	156	1,131	13.8%	14.4%	15.2%	16.0%
% of FP17s for the same patient ID Re-attending between 3 & 9 months - Children	204	380	53.7%	56.8%	59.1%	58.0%
% of FP17s for the same patient ID Re-attending between 3 & 9 months - Adults	548	1,131	48.5%	49.2%	52.2%	50.9%
% of FP17s for Band 1 Urgent Courses	132	1,170	11.3%	8.3%	7.9%	9.1%
% of FP17s Relating to Free Repair or Replacements	16	1,170	1.4%	0.7%	0.8%	0.8%
% of FP17s Relating to Continuations	13	1,170	1.1%	0.9%	1.1%	1.1%
% of Patients satisfied with the dentistry they have received	6	10	60.0%	91.4%	91.8%	91.7%
% of Patients satisfied with the time they had to wait for an appointment	8	10	80.0%	87.1%	88.4%	88.0%

* This is based on patients treated on this contract for their most recent course of treatment. Figures in italics indicate the base number of FP17s or Patient Questionnaire responses are less than 100. N/A is shown where the base number of responses is less than 10 during the period. % is calculated as Quantity/Base number*100

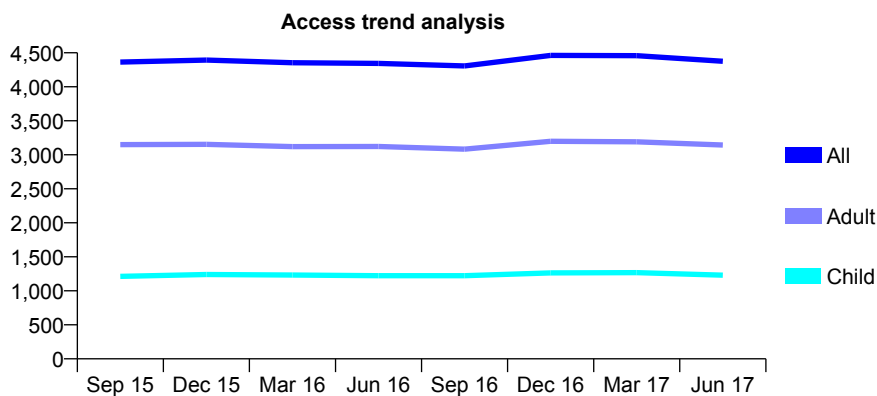
Q58 - Vital Signs At a Glance Contract Report for 341975/0001 - June 2017

Name or company name	MRS R ARUN
Contract type name	GDS Contract
Purpose of contract	General
Contract start date	01/04/2006
Contract end date	

17/18 Contracted general activity (UDA)	9,748
Carry forward general activity (UDA)	0
17/18 Contracted orthodontic activity (UOA)	0
Carry forward orthodontic activity (UOA)	0
Baseline contract value	£207,023.94

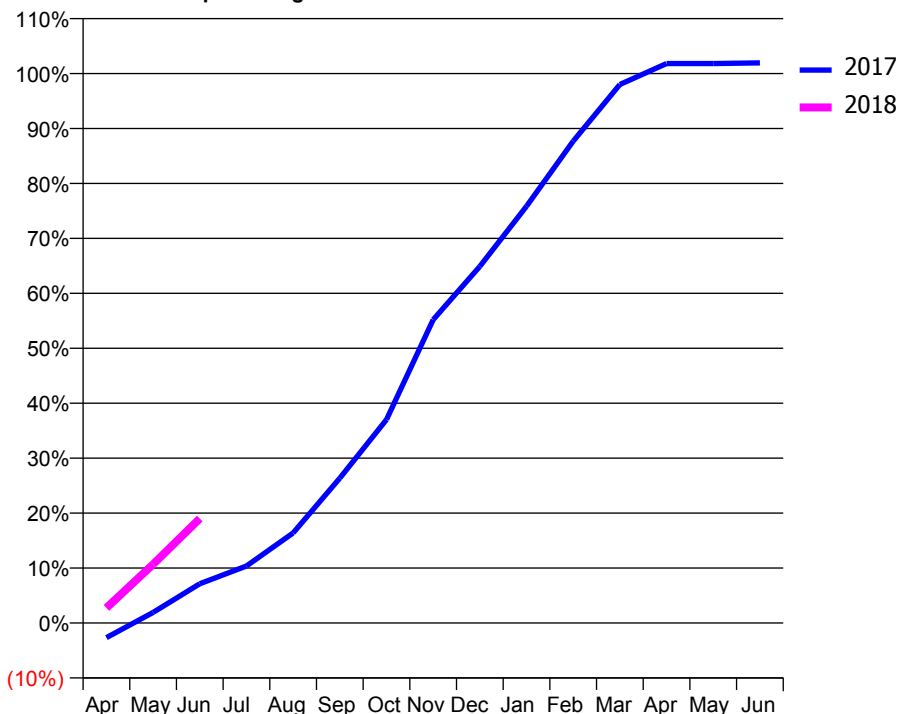
ACCESS*

Patients seen in 24 months	Total	Change since previous quarter
Quarter ending June 2016	4,344	
Quarter ending September 2016	4,306	→
Quarter ending December 2016	4,462	↑
Quarter ending March 2017	4,458	→
Quarter ending June 2017	4,375	↓
Variance since June 2016	0.7%	→



ACTIVITY

Cumulative percentage of contracted UDA delivered 2017 & 2018



Month	Adjusted Scheduled Activity (UDA)	
	2017	2018
April	-262	267
May	189	1,042
June	697	1,854
July	1,012	
August	1,598	
September	2,570	
October	3,609	
November	5,380	
December	6,326	
January	7,394	
February	8,548	
March	9,552	
April	9,925	
May	9,925	
June	9,937	

QUALITY

	Quantity	Base Number	Contract	AT	Region	England
% of FP17s for the same patient ID Re-attending within 3 months - Children	10	295	3.4%	11.0%	11.7%	12.0%
% of FP17s for the same patient ID Re-attending within 3 months - Adults	54	559	9.7%	14.4%	15.2%	16.0%
% of FP17s for the same patient ID Re-attending between 3 & 9 months - Children	137	295	46.4%	56.8%	59.1%	58.0%
% of FP17s for the same patient ID Re-attending between 3 & 9 months - Adults	159	559	28.4%	49.2%	52.2%	50.9%
% of FP17s for Band 1 Urgent Courses	44	727	6.1%	8.3%	7.9%	9.1%
% of FP17s Relating to Free Repair or Replacements	4	727	0.6%	0.7%	0.8%	0.8%
% of FP17s Relating to Continuations	2	727	0.3%	0.9%	1.1%	1.1%
% of Patients satisfied with the dentistry they have received	2	3	N/A	91.4%	91.8%	91.7%
% of Patients satisfied with the time they had to wait for an appointment	3	3	N/A	87.1%	88.4%	88.0%

* This is based on patients treated on this contract for their most recent course of treatment. Figures in italics indicate the base number of FP17s or Patient Questionnaire responses are less than 100. N/A is shown where the base number of responses is less than 10 during the period. % is calculated as Quantity/Base number*100

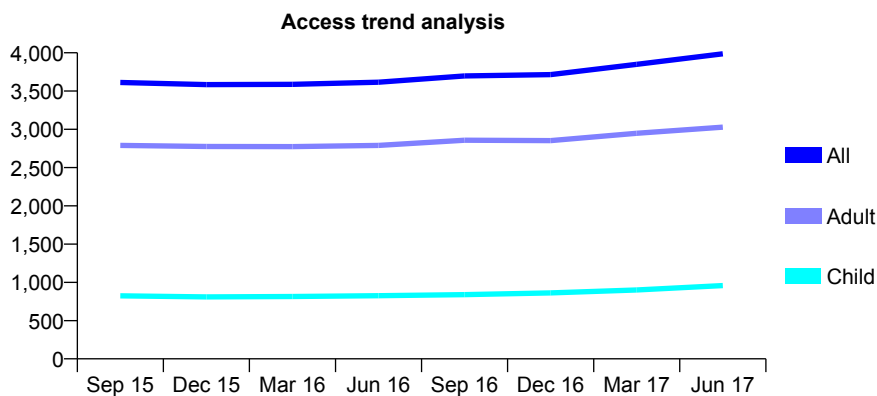
Q58 - Vital Signs At a Glance Contract Report for 342432/0001 - June 2017

Name or company name	MS RK GILL
Contract type name	GDS Contract
Purpose of contract	General
Contract start date	01/04/2006
Contract end date	

17/18 Contracted general activity (UDA)	9,141
Carry forward general activity (UDA)	0
17/18 Contracted orthodontic activity (UOA)	0
Carry forward orthodontic activity (UOA)	0
Baseline contract value	£179,239.97

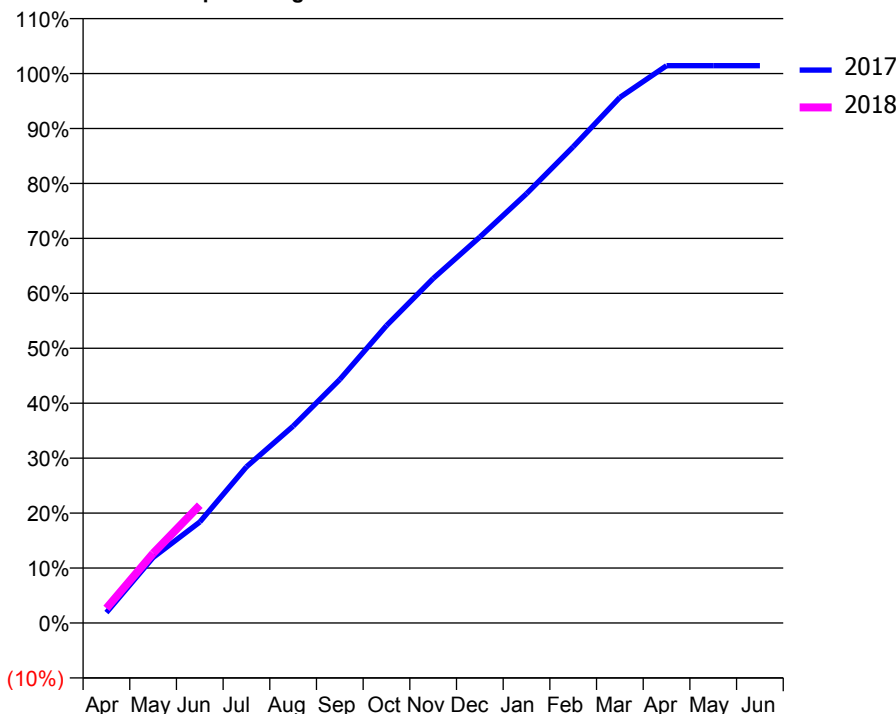
ACCESS*

Patients seen in 24 months	Total	Change since previous quarter
Quarter ending June 2016	3,615	
Quarter ending September 2016	3,697	↑
Quarter ending December 2016	3,715	→
Quarter ending March 2017	3,849	↑
Quarter ending June 2017	3,987	↑
Variance since June 2016	10.3%	↑



ACTIVITY

Cumulative percentage of contracted UDA delivered 2017 & 2018



Adjusted Scheduled Activity (UDA)

Month	2017	2018
April	174	245
May	1,091	1,158
June	1,680	1,959
July	2,598	
August	3,274	
September	4,051	
October	4,947	
November	5,732	
December	6,421	
January	7,142	
February	7,923	
March	8,744	
April	9,271	
May	9,271	
June	9,271	

QUALITY

	Quantity	Base Number	Contract	AT	Region	England
% of FP17s for the same patient ID Re-attending within 3 months - Children	11	352	3.1%	11.0%	11.7%	12.0%
% of FP17s for the same patient ID Re-attending within 3 months - Adults	66	936	7.1%	14.4%	15.2%	16.0%
% of FP17s for the same patient ID Re-attending between 3 & 9 months - Children	141	352	40.1%	56.8%	59.1%	58.0%
% of FP17s for the same patient ID Re-attending between 3 & 9 months - Adults	387	936	41.3%	49.2%	52.2%	50.9%
% of FP17s for Band 1 Urgent Courses	46	995	4.6%	8.3%	7.9%	9.1%
% of FP17s Relating to Free Repair or Replacements	5	995	0.5%	0.7%	0.8%	0.8%
% of FP17s Relating to Continuations	4	995	0.4%	0.9%	1.1%	1.1%
% of Patients satisfied with the dentistry they have received	6	6	N/A	91.4%	91.8%	91.7%
% of Patients satisfied with the time they had to wait for an appointment	5	6	N/A	87.1%	88.4%	88.0%

* This is based on patients treated on this contract for their most recent course of treatment. Figures in italics indicate the base number of FP17s or Patient Questionnaire responses are less than 100. N/A is shown where the base number of responses is less than 10 during the period. % is calculated as Quantity/Base number*100

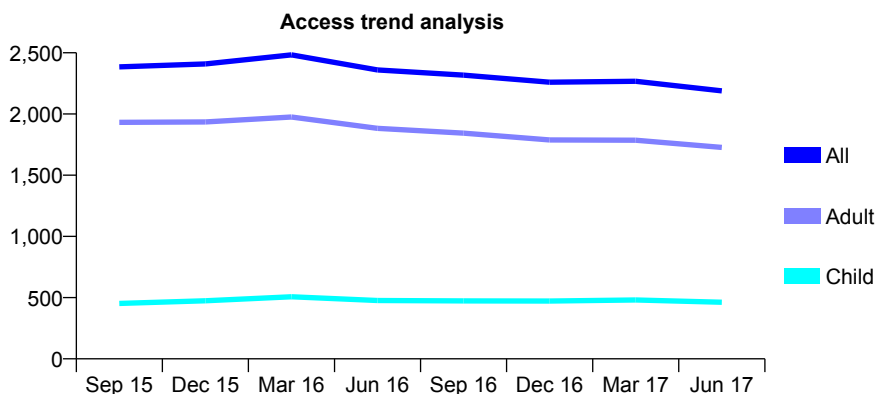
Q58 - Vital Signs At a Glance Contract Report for 343633/0001 - June 2017

Name or company name	MISS S AMPAH
Contract type name	GDS Contract
Purpose of contract	General
Contract start date	01/04/2006
Contract end date	

17/18 Contracted general activity (UDA)	6,500
Carry forward general activity (UDA)	0
17/18 Contracted orthodontic activity (UOA)	0
Carry forward orthodontic activity (UOA)	0
Baseline contract value	£179,748.52

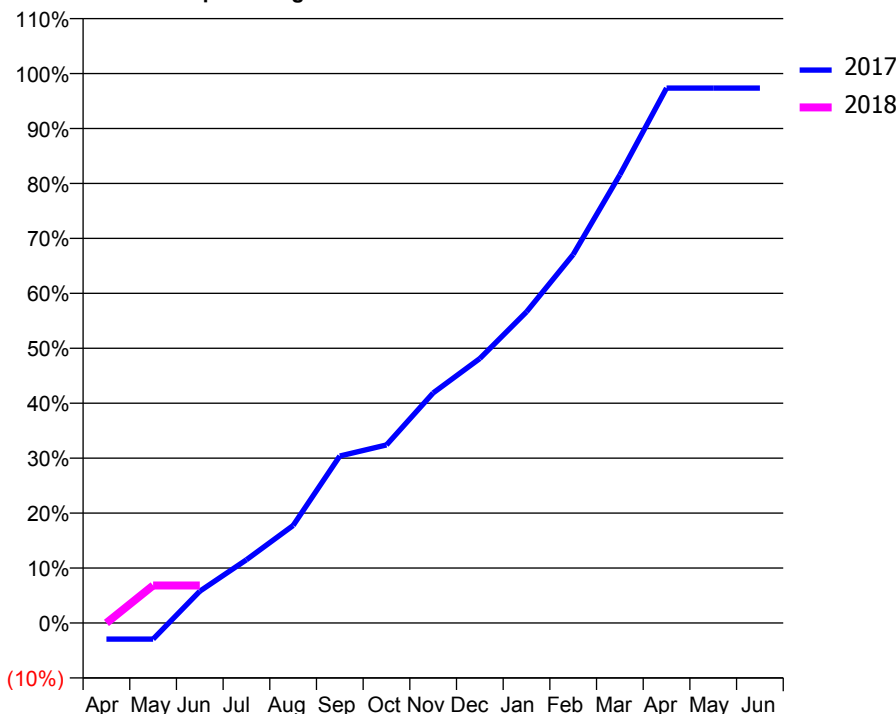
ACCESS*

Patients seen in 24 months	Total	Change since previous quarter
Quarter ending June 2016	2,360	
Quarter ending September 2016	2,317	↓
Quarter ending December 2016	2,260	↓
Quarter ending March 2017	2,267	→
Quarter ending June 2017	2,189	↓
Variance since June 2016	(7.2%)	↓



ACTIVITY

Cumulative percentage of contracted UDA delivered 2017 & 2018



Adjusted Scheduled Activity (UDA)

Month	2017	2018
April	-192	0
May	-192	444
June	376	444
July	748	
August	1,155	
September	1,976	
October	2,107	
November	2,721	
December	3,129	
January	3,681	
February	4,359	
March	5,302	
April	6,327	
May	6,327	
June	6,327	

QUALITY

	Quantity	Base Number	Contract	AT	Region	England
% of FP17s for the same patient ID Re-attending within 3 months - Children	10	85	11.8%	11.0%	11.7%	12.0%
% of FP17s for the same patient ID Re-attending within 3 months - Adults	44	367	12.0%	14.4%	15.2%	16.0%
% of FP17s for the same patient ID Re-attending between 3 & 9 months - Children	31	85	36.5%	56.8%	59.1%	58.0%
% of FP17s for the same patient ID Re-attending between 3 & 9 months - Adults	167	367	45.5%	49.2%	52.2%	50.9%
% of FP17s for Band 1 Urgent Courses	6	208	2.9%	8.3%	7.9%	9.1%
% of FP17s Relating to Free Repair or Replacements	0	208	0.0%	0.7%	0.8%	0.8%
% of FP17s Relating to Continuations	5	208	2.4%	0.9%	1.1%	1.1%
% of Patients satisfied with the dentistry they have received	3	3	N/A	91.4%	91.8%	91.7%
% of Patients satisfied with the time they had to wait for an appointment	2	3	N/A	87.1%	88.4%	88.0%

* This is based on patients treated on this contract for their most recent course of treatment. Figures in italics indicate the base number of FP17s or Patient Questionnaire responses are less than 100. N/A is shown where the base number of responses is less than 10 during the period. % is calculated as Quantity/Base number*100

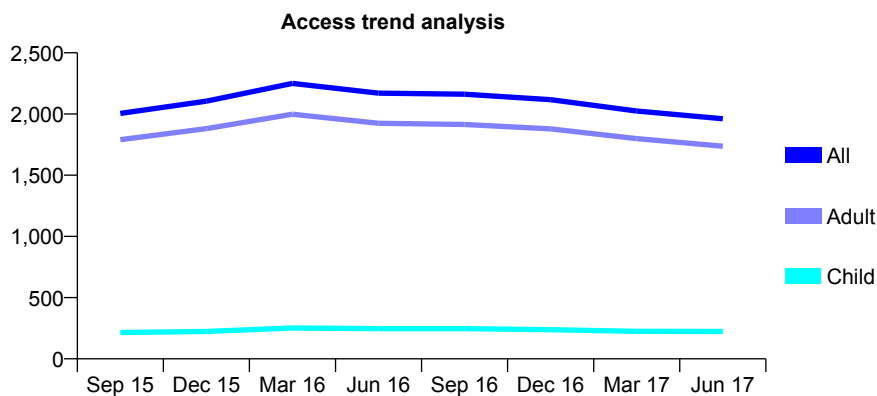
Q58 - Vital Signs At a Glance Contract Report for 343633/0003 - June 2017

Name or company name	MISS S AMPAH
Contract type name	GDS Contract
Purpose of contract	General
Contract start date	21/02/2014
Contract end date	

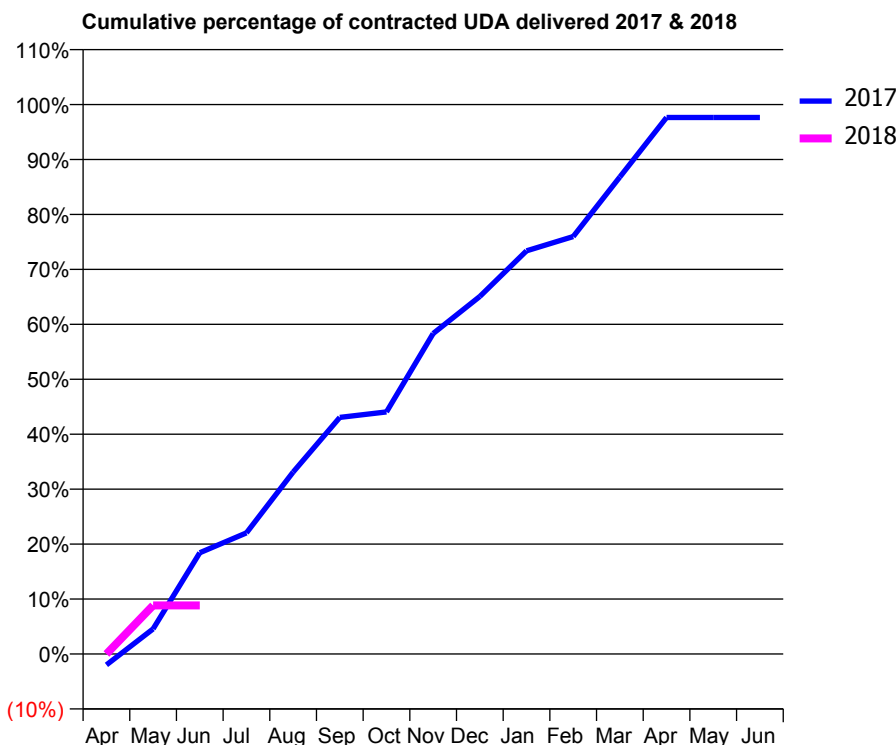
17/18 Contracted general activity (UDA)	6,505
Carry forward general activity (UDA)	0
17/18 Contracted orthodontic activity (UOA)	0
Carry forward orthodontic activity (UOA)	0
Baseline contract value	£156,841.88

ACCESS*

Patients seen in 24 months	Total	Change since previous quarter
Quarter ending June 2016	2,171	
Quarter ending September 2016	2,162	→
Quarter ending December 2016	2,117	↓
Quarter ending March 2017	2,024	↓
Quarter ending June 2017	1,961	↓
Variance since June 2016	(9.7%)	↓



ACTIVITY



Month	Adjusted Scheduled Activity (UDA)	
	2017	2018
April	-131	0
May	298	576
June	1,198	576
July	1,433	
August	2,155	
September	2,802	
October	2,866	
November	3,794	
December	4,232	
January	4,773	
February	4,941	
March	5,648	
April	6,351	
May	6,351	
June	6,351	

QUALITY

	Quantity	Base Number	Contract	AT	Region	England
% of FP17s for the same patient ID Re-attending within 3 months - Children	4	48	8.3%	11.0%	11.7%	12.0%
% of FP17s for the same patient ID Re-attending within 3 months - Adults	67	478	14.0%	14.4%	15.2%	16.0%
% of FP17s for the same patient ID Re-attending between 3 & 9 months - Children	7	48	14.6%	56.8%	59.1%	58.0%
% of FP17s for the same patient ID Re-attending between 3 & 9 months - Adults	201	478	42.1%	49.2%	52.2%	50.9%
% of FP17s for Band 1 Urgent Courses	19	297	6.4%	8.3%	7.9%	9.1%
% of FP17s Relating to Free Repair or Replacements	0	297	0.0%	0.7%	0.8%	0.8%
% of FP17s Relating to Continuations	9	297	3.0%	0.9%	1.1%	1.1%
% of Patients satisfied with the dentistry they have received	2	2	N/A	91.4%	91.8%	91.7%
% of Patients satisfied with the time they had to wait for an appointment	2	2	N/A	87.1%	88.4%	88.0%

* This is based on patients treated on this contract for their most recent course of treatment. Figures in italics indicate the base number of FP17s or Patient Questionnaire responses are less than 100. N/A is shown where the base number of responses is less than 10 during the period. % is calculated as Quantity/Base number*100

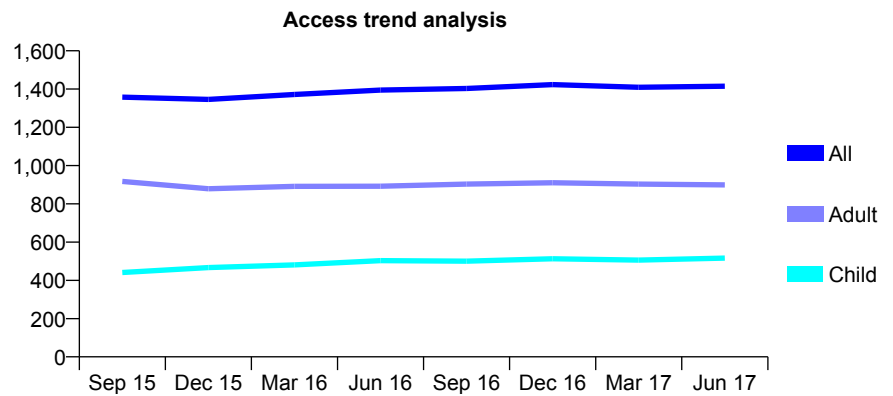
Q58 - Vital Signs At a Glance Contract Report for 344508/0001 - June 2017

Name or company name	MR SM AARON
Contract type name	GDS Contract
Purpose of contract	General
Contract start date	31/07/2006
Contract end date	

17/18 Contracted general activity (UDA)	3,901
Carry forward general activity (UDA)	0
17/18 Contracted orthodontic activity (UOA)	0
Carry forward orthodontic activity (UOA)	0
Baseline contract value	£101,819.36

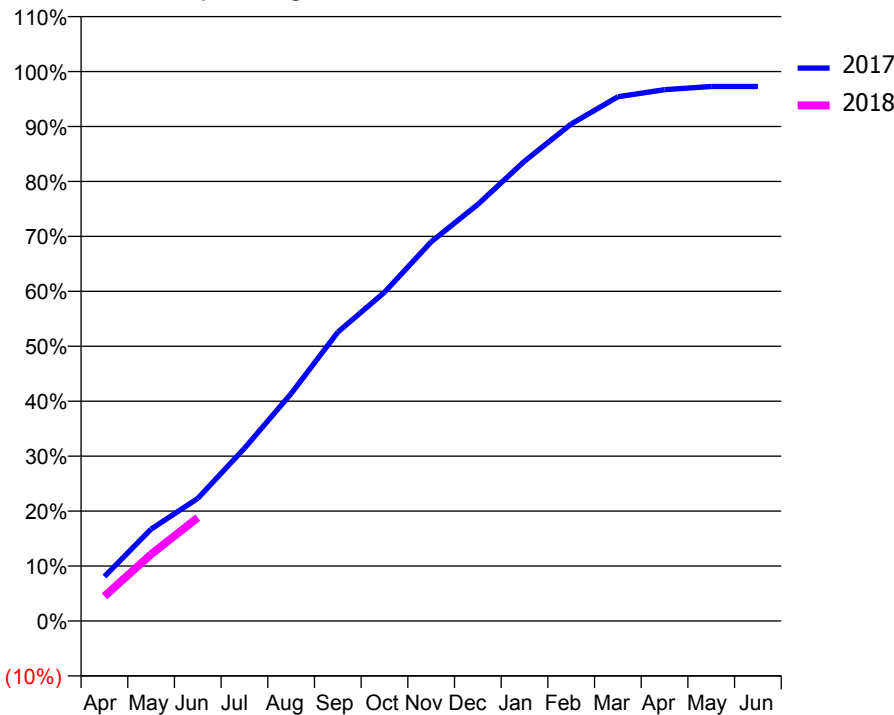
ACCESS*

Patients seen in 24 months	Total	Change since previous quarter
Quarter ending June 2016	1,395	
Quarter ending September 2016	1,403	→
Quarter ending December 2016	1,423	→
Quarter ending March 2017	1,409	→
Quarter ending June 2017	1,415	→
Variance since June 2016	1.4%	→



ACTIVITY

Cumulative percentage of contracted UDA delivered 2017 & 2018



Month	Adjusted Scheduled Activity (UDA)	
	2017	2018
April	315	175
May	653	474
June	870	734
July	1,226	
August	1,614	
September	2,051	
October	2,334	
November	2,692	
December	2,957	
January	3,265	
February	3,529	
March	3,722	
April	3,772	
May	3,794	
June	3,794	

QUALITY

	Quantity	Base Number	Contract	AT	Region	England
% of FP17s for the same patient ID Re-attending within 3 months - Children	5	203	2.5%	11.0%	11.7%	12.0%
% of FP17s for the same patient ID Re-attending within 3 months - Adults	27	232	11.6%	14.4%	15.2%	16.0%
% of FP17s for the same patient ID Re-attending between 3 & 9 months - Children	142	203	70.0%	56.8%	59.1%	58.0%
% of FP17s for the same patient ID Re-attending between 3 & 9 months - Adults	119	232	51.3%	49.2%	52.2%	50.9%
% of FP17s for Band 1 Urgent Courses	24	383	6.3%	8.3%	7.9%	9.1%
% of FP17s Relating to Free Repair or Replacements	1	383	0.3%	0.7%	0.8%	0.8%
% of FP17s Relating to Continuations	0	383	0.0%	0.9%	1.1%	1.1%
% of Patients satisfied with the dentistry they have received	3	4	N/A	91.4%	91.8%	91.7%
% of Patients satisfied with the time they had to wait for an appointment	3	4	N/A	87.1%	88.4%	88.0%

* This is based on patients treated on this contract for their most recent course of treatment. Figures in italics indicate the base number of FP17s or Patient Questionnaire responses are less than 100. N/A is shown where the base number of responses is less than 10 during the period. % is calculated as Quantity/Base number*100

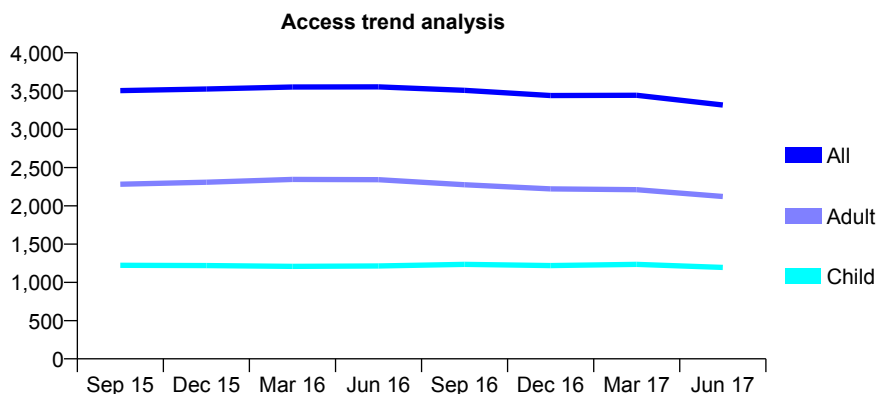
Q58 - Vital Signs At a Glance Contract Report for 345253/0001 - June 2017

Name or company name	MR O OLUSANYA
Contract type name	GDS Contract
Purpose of contract	General
Contract start date	01/04/2006
Contract end date	

17/18 Contracted general activity (UDA)	9,083
Carry forward general activity (UDA)	0
17/18 Contracted orthodontic activity (UOA)	0
Carry forward orthodontic activity (UOA)	0
Baseline contract value	£266,668.70

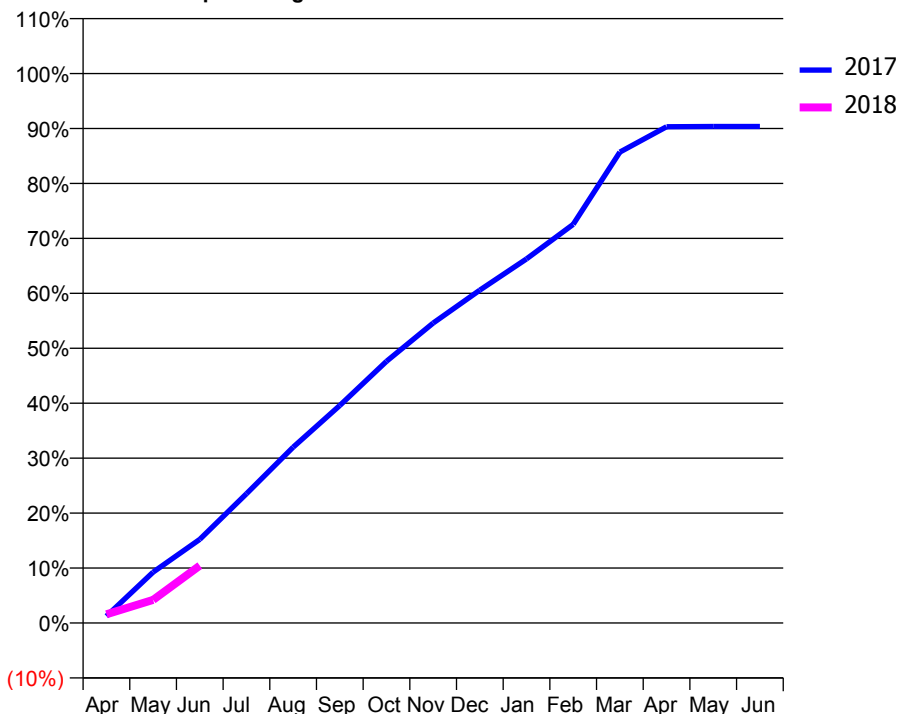
ACCESS*

Patients seen in 24 months	Total	Change since previous quarter
Quarter ending June 2016	3,555	
Quarter ending September 2016	3,509	↓
Quarter ending December 2016	3,441	↓
Quarter ending March 2017	3,445	→
Quarter ending June 2017	3,317	↓
Variance since June 2016	(6.7%)	↓



ACTIVITY

Cumulative percentage of contracted UDA delivered 2017 & 2018



Adjusted Scheduled Activity (UDA)		
Month	2017	2018
April	114	145
May	842	383
June	1,383	948
July	2,137	
August	2,906	
September	3,596	
October	4,325	
November	4,959	
December	5,502	
January	6,017	
February	6,590	
March	7,784	
April	8,203	
May	8,207	
June	8,207	

QUALITY

	Quantity	Base Number	Contract	AT	Region	England
% of FP17s for the same patient ID Re-attending within 3 months - Children	10	172	5.8%	11.0%	11.7%	12.0%
% of FP17s for the same patient ID Re-attending within 3 months - Adults	37	288	12.8%	14.4%	15.2%	16.0%
% of FP17s for the same patient ID Re-attending between 3 & 9 months - Children	65	172	37.8%	56.8%	59.1%	58.0%
% of FP17s for the same patient ID Re-attending between 3 & 9 months - Adults	77	288	26.7%	49.2%	52.2%	50.9%
% of FP17s for Band 1 Urgent Courses	22	331	6.6%	8.3%	7.9%	9.1%
% of FP17s Relating to Free Repair or Replacements	2	331	0.6%	0.7%	0.8%	0.8%
% of FP17s Relating to Continuations	13	331	3.9%	0.9%	1.1%	1.1%
% of Patients satisfied with the dentistry they have received	1	1	N/A	91.4%	91.8%	91.7%
% of Patients satisfied with the time they had to wait for an appointment	1	1	N/A	87.1%	88.4%	88.0%

* This is based on patients treated on this contract for their most recent course of treatment. Figures in italics indicate the base number of FP17s or Patient Questionnaire responses are less than 100. N/A is shown where the base number of responses is less than 10 during the period. % is calculated as Quantity/Base number*100

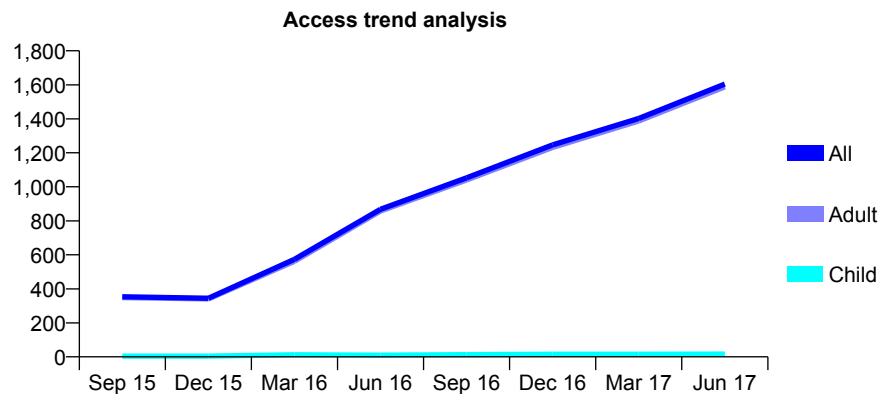
Q58 - Vital Signs At a Glance Contract Report for 345253/0002 - June 2017

Name or company name	MR O OLUSANYA
Contract type name	PDS Contract
Purpose of contract	General
Contract start date	01/04/2010
Contract end date	31/03/2020

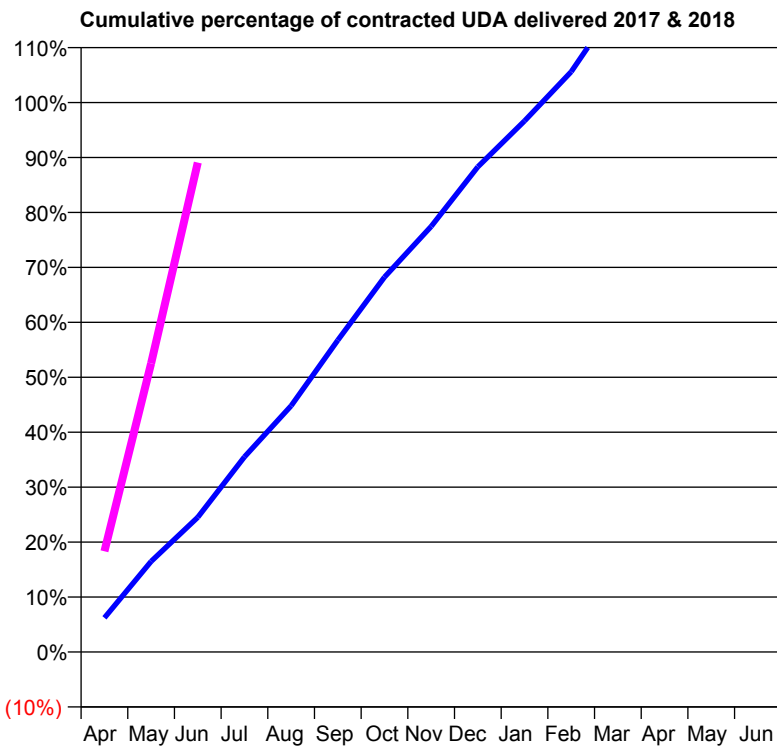
17/18 Contracted general activity (UDA)	971
Carry forward general activity (UDA)	0
17/18 Contracted orthodontic activity (UOA)	0
Carry forward orthodontic activity (UOA)	0
Baseline contract value	£63,934.34

ACCESS*

Patients seen in 24 months	Total	Change since previous quarter
Quarter ending June 2016	868	
Quarter ending September 2016	1,053	↑
Quarter ending December 2016	1,247	↑
Quarter ending March 2017	1,402	↑
Quarter ending June 2017	1,604	↑
Variance since June 2016	84.8%	↑



ACTIVITY



Month	Adjusted Scheduled Activity (UDA)	
	2017	2018
April	226	178
May	598	510
June	890	865
July	1,289	
August	1,626	
September	2,059	
October	2,476	
November	2,811	
December	3,204	
January	3,507	
February	3,832	
March	4,282	
April	4,418	
May	4,418	
June	4,418	

QUALITY

	Quantity	Base Number	Contract	AT	Region	England
% of FP17s for the same patient ID Re-attending within 3 months - Children	0	2	0.0%	11.0%	11.7%	12.0%
% of FP17s for the same patient ID Re-attending within 3 months - Adults	3	341	0.9%	14.4%	15.2%	16.0%
% of FP17s for the same patient ID Re-attending between 3 & 9 months - Children	0	2	0.0%	56.8%	59.1%	58.0%
% of FP17s for the same patient ID Re-attending between 3 & 9 months - Adults	0	341	0.0%	49.2%	52.2%	50.9%
% of FP17s for Band 1 Urgent Courses	0	297	0.0%	8.3%	7.9%	9.1%
% of FP17s Relating to Free Repair or Replacements	0	297	0.0%	0.7%	0.8%	0.8%
% of FP17s Relating to Continuations	0	297	0.0%	0.9%	1.1%	1.1%
% of Patients satisfied with the dentistry they have received	0	0	N/A	91.4%	91.8%	91.7%
% of Patients satisfied with the time they had to wait for an appointment	0	0	N/A	87.1%	88.4%	88.0%

* This is based on patients treated on this contract for their most recent course of treatment. Figures in italics indicate the base number of FP17s or Patient Questionnaire responses are less than 100. N/A is shown where the base number of responses is less than 10 during the period. % is calculated as Quantity/Base number*100

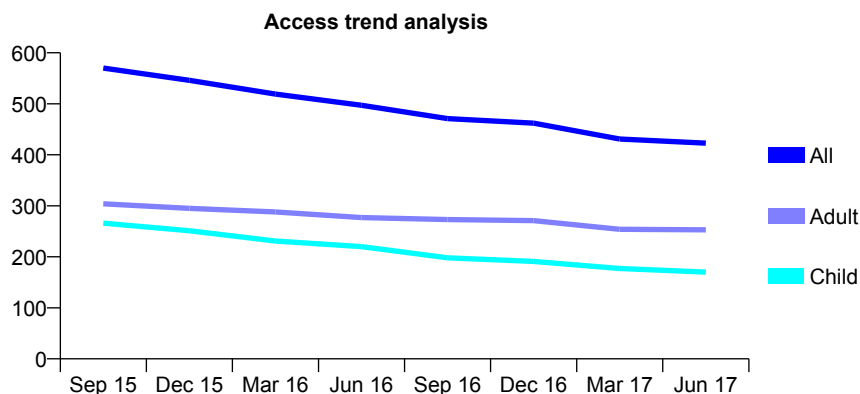
Q58 - Vital Signs At a Glance Contract Report for 352675/0001 - June 2017

Name or company name	MR AJ AMERY
Contract type name	GDS Contract
Purpose of contract	General
Contract start date	01/04/2006
Contract end date	

17/18 Contracted general activity (UDA)	1,000
Carry forward general activity (UDA)	0
17/18 Contracted orthodontic activity (UOA)	0
Carry forward orthodontic activity (UOA)	0
Baseline contract value	£24,251.58

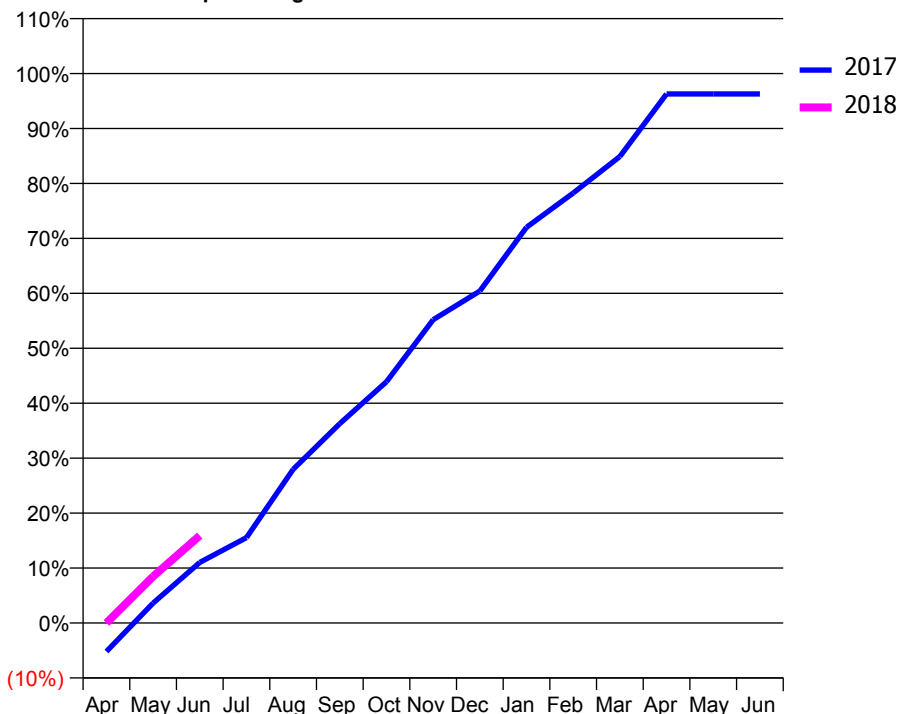
ACCESS*

Patients seen in 24 months	Total	Change since previous quarter
Quarter ending June 2016	497	
Quarter ending September 2016	471	↓
Quarter ending December 2016	462	↓
Quarter ending March 2017	431	↓
Quarter ending June 2017	423	↓
Variance since June 2016	(14.9%)	↓



ACTIVITY

Cumulative percentage of contracted UDA delivered 2017 & 2018



Adjusted Scheduled Activity (UDA)

Month	2017	2018
April	-52	0
May	36	85
June	110	159
July	155	
August	280	
September	363	
October	439	
November	552	
December	604	
January	720	
February	782	
March	849	
April	963	
May	963	
June	963	

QUALITY

	Quantity	Base Number	Contract	AT	Region	England
% of FP17s for the same patient ID Re-attending within 3 months - Children	3	44	6.8%	11.0%	11.7%	12.0%
% of FP17s for the same patient ID Re-attending within 3 months - Adults	9	70	12.9%	14.4%	15.2%	16.0%
% of FP17s for the same patient ID Re-attending between 3 & 9 months - Children	10	44	22.7%	56.8%	59.1%	58.0%
% of FP17s for the same patient ID Re-attending between 3 & 9 months - Adults	15	70	21.4%	49.2%	52.2%	50.9%
% of FP17s for Band 1 Urgent Courses	5	63	7.9%	8.3%	7.9%	9.1%
% of FP17s Relating to Free Repair or Replacements	0	63	0.0%	0.7%	0.8%	0.8%
% of FP17s Relating to Continuations	0	63	0.0%	0.9%	1.1%	1.1%
% of Patients satisfied with the dentistry they have received	0	0	N/A	91.4%	91.8%	91.7%
% of Patients satisfied with the time they had to wait for an appointment	0	0	N/A	87.1%	88.4%	88.0%

* This is based on patients treated on this contract for their most recent course of treatment. Figures in italics indicate the base number of FP17s or Patient Questionnaire responses are less than 100. N/A is shown where the base number of responses is less than 10 during the period. % is calculated as Quantity/Base number*100

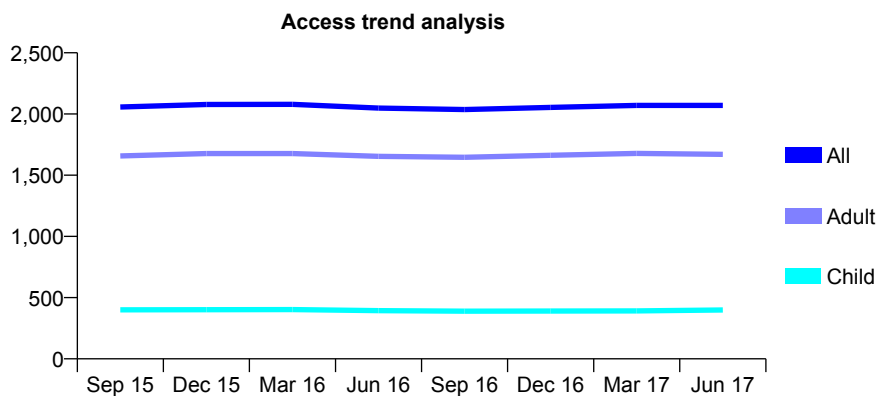
Q58 - Vital Signs At a Glance Contract Report for 357758/0001 - June 2017

Name or company name	MR OO OSISANYA
Contract type name	GDS Contract
Purpose of contract	General
Contract start date	08/01/2012
Contract end date	

17/18 Contracted general activity (UDA)	5,317
Carry forward general activity (UDA)	0
17/18 Contracted orthodontic activity (UOA)	0
Carry forward orthodontic activity (UOA)	0
Baseline contract value	£164,023.49

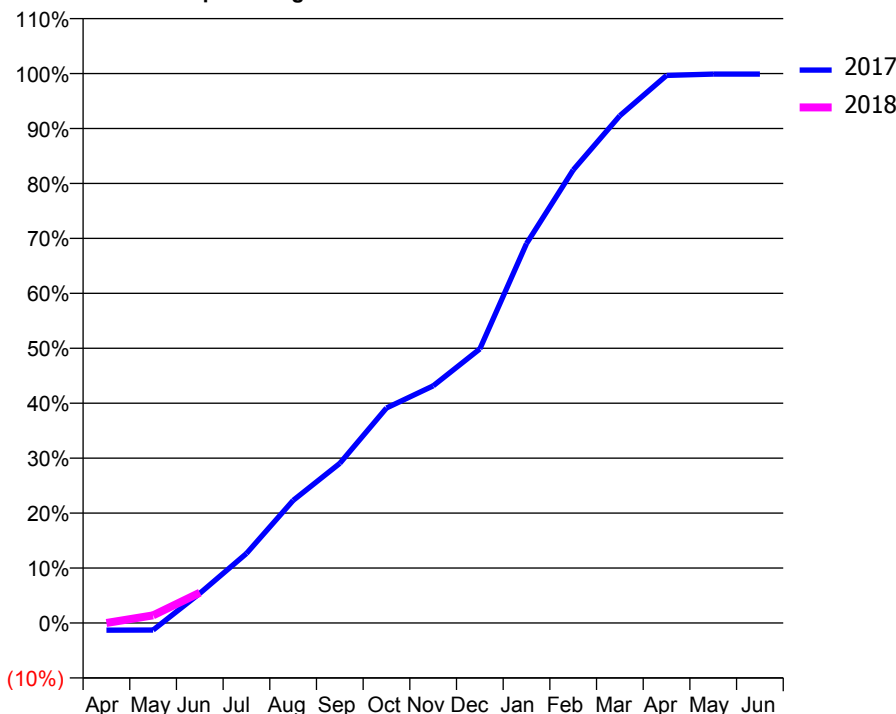
ACCESS*

Patients seen in 24 months	Total	Change since previous quarter
Quarter ending June 2016	2,048	
Quarter ending September 2016	2,036	→
Quarter ending December 2016	2,054	→
Quarter ending March 2017	2,070	→
Quarter ending June 2017	2,070	→
Variance since June 2016	1.1%	→



ACTIVITY

Cumulative percentage of contracted UDA delivered 2017 & 2018



Month	Adjusted Scheduled Activity (UDA)	
	2017	2018
April	-70	0
May	-69	75
June	288	293
July	673	
August	1,187	
September	1,546	
October	2,081	
November	2,295	
December	2,652	
January	3,671	
February	4,384	
March	4,909	
April	5,299	
May	5,311	
June	5,311	

QUALITY

	Quantity	Base Number	Contract	AT	Region	England
% of FP17s for the same patient ID Re-attending within 3 months - Children	10	67	14.9%	11.0%	11.7%	12.0%
% of FP17s for the same patient ID Re-attending within 3 months - Adults	42	226	18.6%	14.4%	15.2%	16.0%
% of FP17s for the same patient ID Re-attending between 3 & 9 months - Children	17	67	25.4%	56.8%	59.1%	58.0%
% of FP17s for the same patient ID Re-attending between 3 & 9 months - Adults	83	226	36.7%	49.2%	52.2%	50.9%
% of FP17s for Band 1 Urgent Courses	16	142	11.3%	8.3%	7.9%	9.1%
% of FP17s Relating to Free Repair or Replacements	1	142	0.7%	0.7%	0.8%	0.8%
% of FP17s Relating to Continuations	2	142	1.4%	0.9%	1.1%	1.1%
% of Patients satisfied with the dentistry they have received	1	1	N/A	91.4%	91.8%	91.7%
% of Patients satisfied with the time they had to wait for an appointment	0	1	N/A	87.1%	88.4%	88.0%

* This is based on patients treated on this contract for their most recent course of treatment. Figures in italics indicate the base number of FP17s or Patient Questionnaire responses are less than 100. N/A is shown where the base number of responses is less than 10 during the period. % is calculated as Quantity/Base number*100

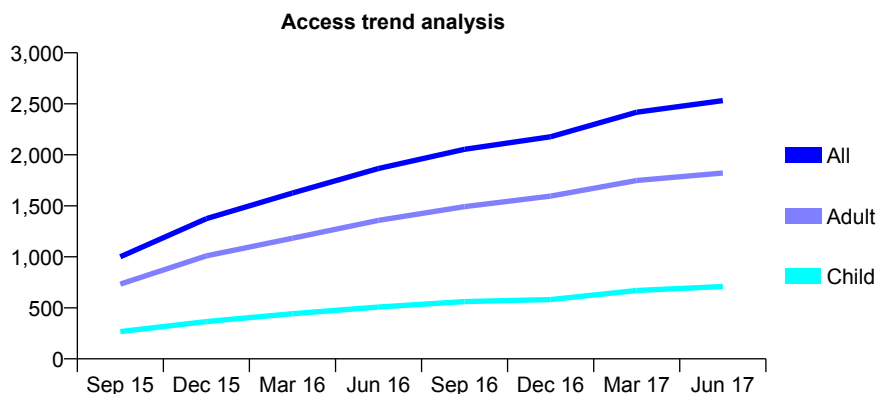
Q58 - Vital Signs At a Glance Contract Report for 357820/0001 - June 2017

Name or company name	133 Dental
Contract type name	GDS Contract
Purpose of contract	General
Contract start date	01/03/2015
Contract end date	

17/18 Contracted general activity (UDA)	7,000
Carry forward general activity (UDA)	0
17/18 Contracted orthodontic activity (UOA)	0
Carry forward orthodontic activity (UOA)	0
Baseline contract value	£195,048.77

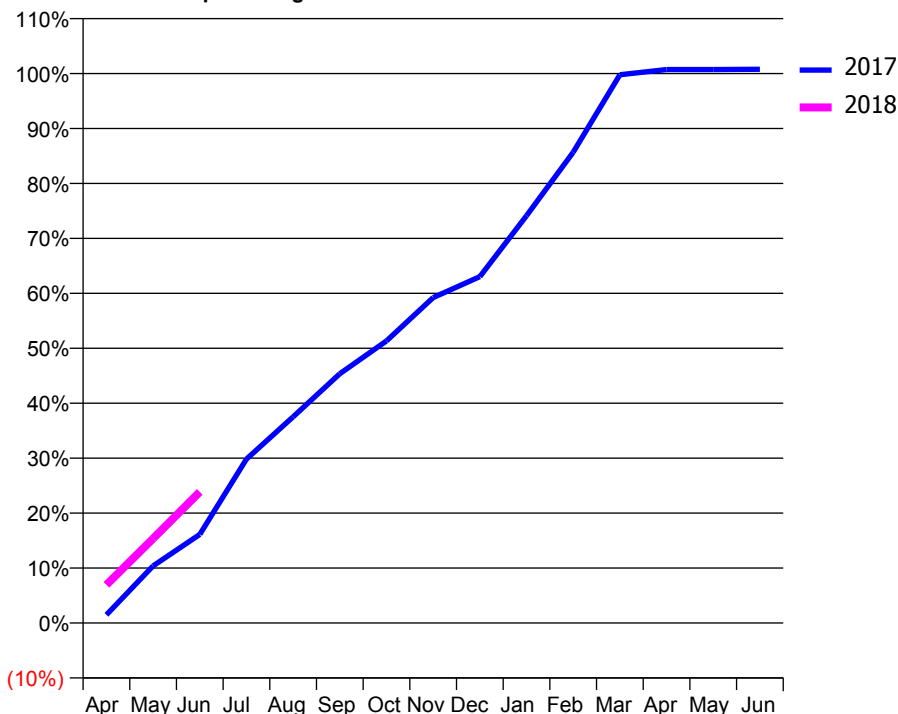
ACCESS*

Patients seen in 24 months	Total	Change since previous quarter
Quarter ending June 2016	1,866	
Quarter ending September 2016	2,054	↑
Quarter ending December 2016	2,177	↑
Quarter ending March 2017	2,418	↑
Quarter ending June 2017	2,531	↑
Variance since June 2016	35.6%	↑



ACTIVITY

Cumulative percentage of contracted UDA delivered 2017 & 2018



Month	Adjusted Scheduled Activity (UDA)	
	2017	2018
April	105	486
May	727	1,077
June	1,130	1,671
July	2,088	
August	2,627	
September	3,176	
October	3,593	
November	4,146	
December	4,412	
January	5,188	
February	5,998	
March	6,984	
April	7,051	
May	7,051	
June	7,055	

QUALITY

	Quantity	Base Number	Contract	AT	Region	England
% of FP17s for the same patient ID Re-attending within 3 months - Children	36	259	13.9%	11.0%	11.7%	12.0%
% of FP17s for the same patient ID Re-attending within 3 months - Adults	128	534	24.0%	14.4%	15.2%	16.0%
% of FP17s for the same patient ID Re-attending between 3 & 9 months - Children	87	259	33.6%	56.8%	59.1%	58.0%
% of FP17s for the same patient ID Re-attending between 3 & 9 months - Adults	174	534	32.6%	49.2%	52.2%	50.9%
% of FP17s for Band 1 Urgent Courses	96	747	12.9%	8.3%	7.9%	9.1%
% of FP17s Relating to Free Repair or Replacements	0	747	0.0%	0.7%	0.8%	0.8%
% of FP17s Relating to Continuations	5	747	0.7%	0.9%	1.1%	1.1%
% of Patients satisfied with the dentistry they have received	2	3	N/A	91.4%	91.8%	91.7%
% of Patients satisfied with the time they had to wait for an appointment	2	3	N/A	87.1%	88.4%	88.0%

* This is based on patients treated on this contract for their most recent course of treatment. Figures in italics indicate the base number of FP17s or Patient Questionnaire responses are less than 100. N/A is shown where the base number of responses is less than 10 during the period. % is calculated as Quantity/Base number*100

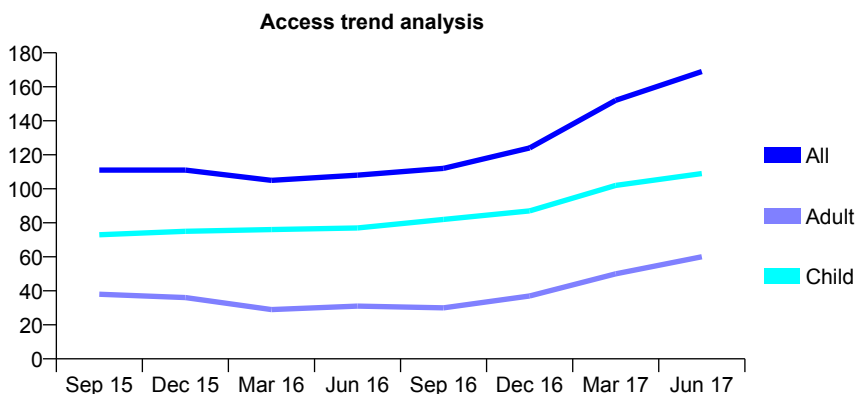
Q58 - Vital Signs At a Glance Contract Report for 360597/0001 - June 2017

Name or company name	MRS N VASFI
Contract type name	GDS Contract
Purpose of contract	General
Contract start date	01/03/2009
Contract end date	

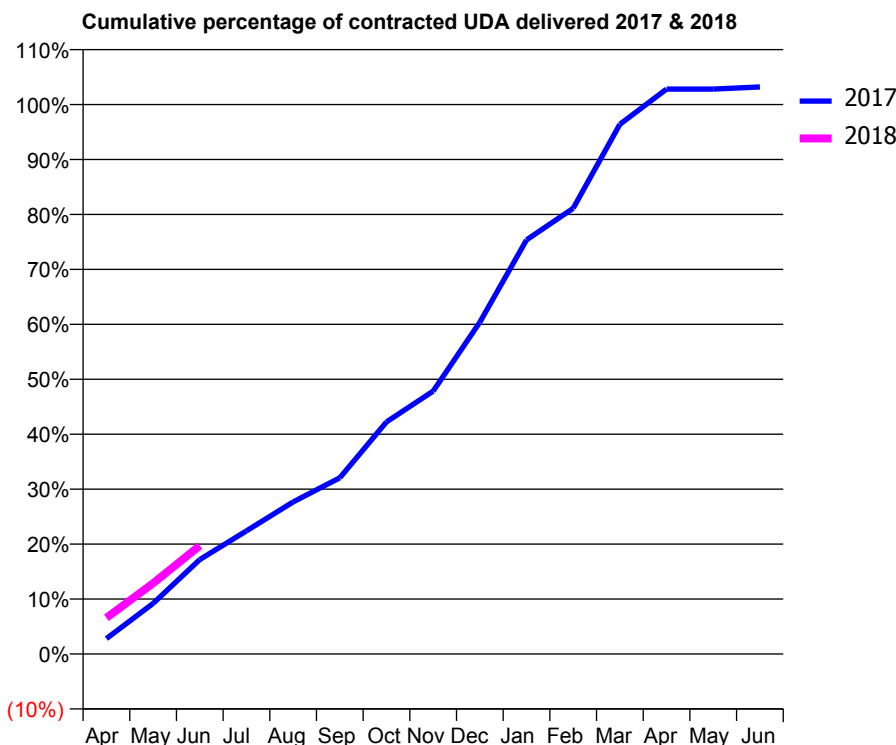
17/18 Contracted general activity (UDA)	500
Carry forward general activity (UDA)	0
17/18 Contracted orthodontic activity (UOA)	0
Carry forward orthodontic activity (UOA)	0
Baseline contract value	£11,598.99

ACCESS*

Patients seen in 24 months	Total	Change since previous quarter
Quarter ending June 2016	108	
Quarter ending September 2016	112	↑
Quarter ending December 2016	124	↑
Quarter ending March 2017	152	↑
Quarter ending June 2017	169	↑
Variance since June 2016	56.5%	↑



ACTIVITY



Adjusted Scheduled Activity (UDA)		
Month	2017	2018
April	7	33
May	23	64
June	43	99
July	56	
August	69	
September	80	
October	106	
November	120	
December	151	
January	188	
February	203	
March	241	
April	257	
May	257	
June	258	

QUALITY

	Quantity	Base Number	Contract	AT	Region	England
% of FP17s for the same patient ID Re-attending within 3 months - Children	3	36	8.3%	11.0%	11.7%	12.0%
% of FP17s for the same patient ID Re-attending within 3 months - Adults	3	30	10.0%	14.4%	15.2%	16.0%
% of FP17s for the same patient ID Re-attending between 3 & 9 months - Children	16	36	44.4%	56.8%	59.1%	58.0%
% of FP17s for the same patient ID Re-attending between 3 & 9 months - Adults	6	30	20.0%	49.2%	52.2%	50.9%
% of FP17s for Band 1 Urgent Courses	8	53	15.1%	8.3%	7.9%	9.1%
% of FP17s Relating to Free Repair or Replacements	0	53	0.0%	0.7%	0.8%	0.8%
% of FP17s Relating to Continuations	0	53	0.0%	0.9%	1.1%	1.1%
% of Patients satisfied with the dentistry they have received	0	0	N/A	91.4%	91.8%	91.7%
% of Patients satisfied with the time they had to wait for an appointment	0	0	N/A	87.1%	88.4%	88.0%

* This is based on patients treated on this contract for their most recent course of treatment. Figures in italics indicate the base number of FP17s or Patient Questionnaire responses are less than 100. N/A is shown where the base number of responses is less than 10 during the period. % is calculated as Quantity/Base number*100

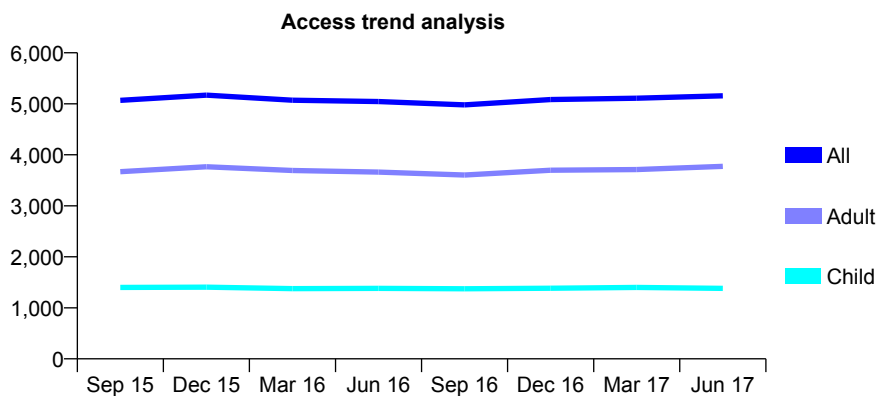
Q58 - Vital Signs At a Glance Contract Report for 360961/0001 - June 2017

Name or company name	MR V SHAH
Contract type name	GDS Contract
Purpose of contract	General
Contract start date	01/01/2010
Contract end date	

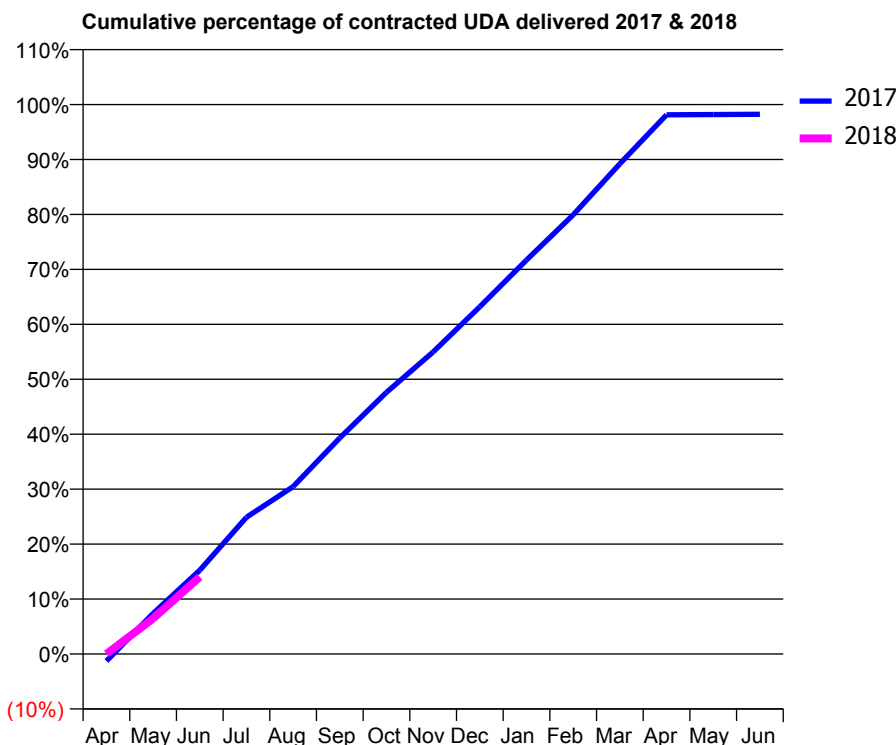
17/18 Contracted general activity (UDA)	12,725
Carry forward general activity (UDA)	0
17/18 Contracted orthodontic activity (UOA)	0
Carry forward orthodontic activity (UOA)	0
Baseline contract value	£457,505.50

ACCESS*

Patients seen in 24 months	Total	Change since previous quarter
Quarter ending June 2016	5,045	
Quarter ending September 2016	4,979	↓
Quarter ending December 2016	5,084	↑
Quarter ending March 2017	5,110	→
Quarter ending June 2017	5,156	→
Variance since June 2016	2.2%	↑



ACTIVITY



Month	Adjusted Scheduled Activity (UDA)	
	2017	2018
April	-166	3
May	940	824
June	1,940	1,786
July	3,168	
August	3,876	
September	5,003	
October	6,060	
November	6,994	
December	8,041	
January	9,125	
February	10,170	
March	11,353	
April	12,487	
May	12,491	
June	12,499	

QUALITY

	Quantity	Base Number	Contract	AT	Region	England
% of FP17s for the same patient ID Re-attending within 3 months - Children	26	468	5.6%	11.0%	11.7%	12.0%
% of FP17s for the same patient ID Re-attending within 3 months - Adults	197	1,295	15.2%	14.4%	15.2%	16.0%
% of FP17s for the same patient ID Re-attending between 3 & 9 months - Children	311	468	66.5%	56.8%	59.1%	58.0%
% of FP17s for the same patient ID Re-attending between 3 & 9 months - Adults	635	1,295	49.0%	49.2%	52.2%	50.9%
% of FP17s for Band 1 Urgent Courses	62	993	6.2%	8.3%	7.9%	9.1%
% of FP17s Relating to Free Repair or Replacements	6	993	0.6%	0.7%	0.8%	0.8%
% of FP17s Relating to Continuations	24	993	2.4%	0.9%	1.1%	1.1%
% of Patients satisfied with the dentistry they have received	3	3	N/A	91.4%	91.8%	91.7%
% of Patients satisfied with the time they had to wait for an appointment	3	3	N/A	87.1%	88.4%	88.0%

* This is based on patients treated on this contract for their most recent course of treatment. Figures in italics indicate the base number of FP17s or Patient Questionnaire responses are less than 100. N/A is shown where the base number of responses is less than 10 during the period. % is calculated as Quantity/Base number*100

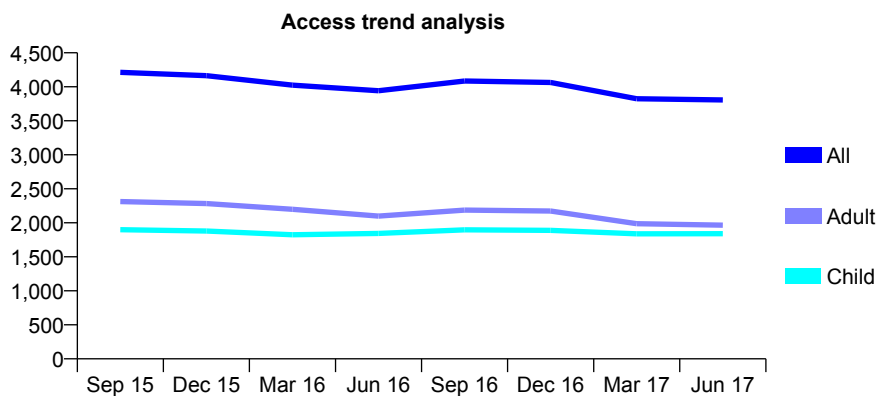
Q58 - Vital Signs At a Glance Contract Report for 363456/0001 - June 2017

Name or company name	Ballard & Tucker
Contract type name	GDS Contract
Purpose of contract	General
Contract start date	01/04/2006
Contract end date	

17/18 Contracted general activity (UDA)	8,899
Carry forward general activity (UDA)	0
17/18 Contracted orthodontic activity (UOA)	0
Carry forward orthodontic activity (UOA)	0
Baseline contract value	£201,523.96

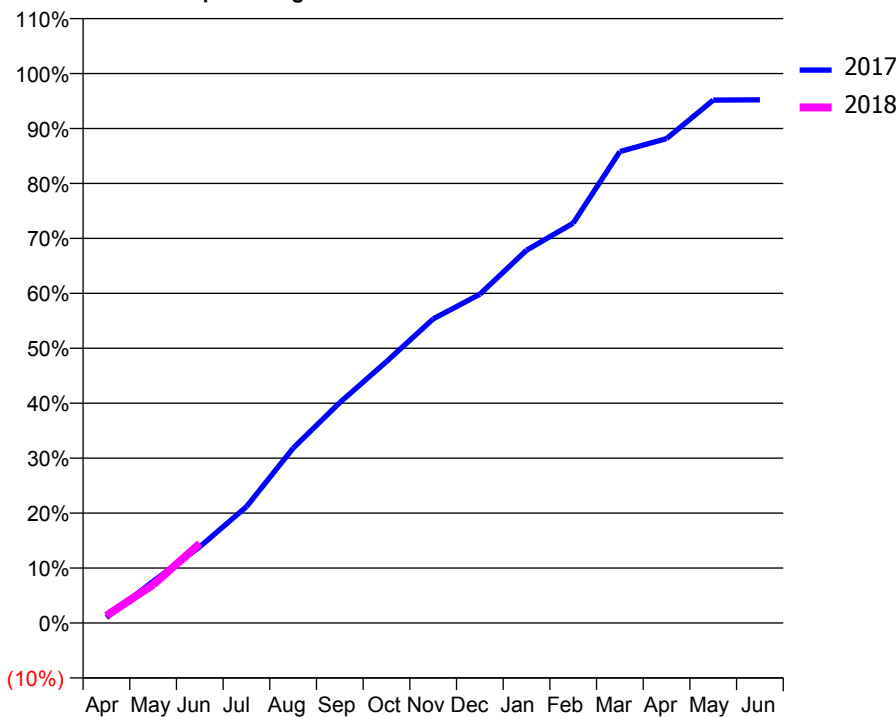
ACCESS*

Patients seen in 24 months	Total	Change since previous quarter
Quarter ending June 2016	3,943	
Quarter ending September 2016	4,086	↑
Quarter ending December 2016	4,063	→
Quarter ending March 2017	3,825	↓
Quarter ending June 2017	3,806	→
Variance since June 2016	(3.5%)	↓



ACTIVITY

Cumulative percentage of contracted UDA delivered 2017 & 2018



Month	Adjusted Scheduled Activity (UDA)	
	2017	2018
April	90	121
May	674	622
June	1,234	1,286
July	1,884	
August	2,832	
September	3,572	
October	4,233	
November	4,925	
December	5,324	
January	6,037	
February	6,476	
March	7,634	
April	7,845	
May	8,469	
June	8,472	

QUALITY

	Quantity	Base Number	Contract	AT	Region	England
% of FP17s for the same patient ID Re-attending within 3 months - Children	42	717	5.9%	11.0%	11.7%	12.0%
% of FP17s for the same patient ID Re-attending within 3 months - Adults	55	455	12.1%	14.4%	15.2%	16.0%
% of FP17s for the same patient ID Re-attending between 3 & 9 months - Children	403	717	56.2%	56.8%	59.1%	58.0%
% of FP17s for the same patient ID Re-attending between 3 & 9 months - Adults	181	455	39.8%	49.2%	52.2%	50.9%
% of FP17s for Band 1 Urgent Courses	47	756	6.2%	8.3%	7.9%	9.1%
% of FP17s Relating to Free Repair or Replacements	1	756	0.1%	0.7%	0.8%	0.8%
% of FP17s Relating to Continuations	2	756	0.3%	0.9%	1.1%	1.1%
% of Patients satisfied with the dentistry they have received	2	2	N/A	91.4%	91.8%	91.7%
% of Patients satisfied with the time they had to wait for an appointment	2	2	N/A	87.1%	88.4%	88.0%

* This is based on patients treated on this contract for their most recent course of treatment. Figures in italics indicate the base number of FP17s or Patient Questionnaire responses are less than 100. N/A is shown where the base number of responses is less than 10 during the period. % is calculated as Quantity/Base number*100

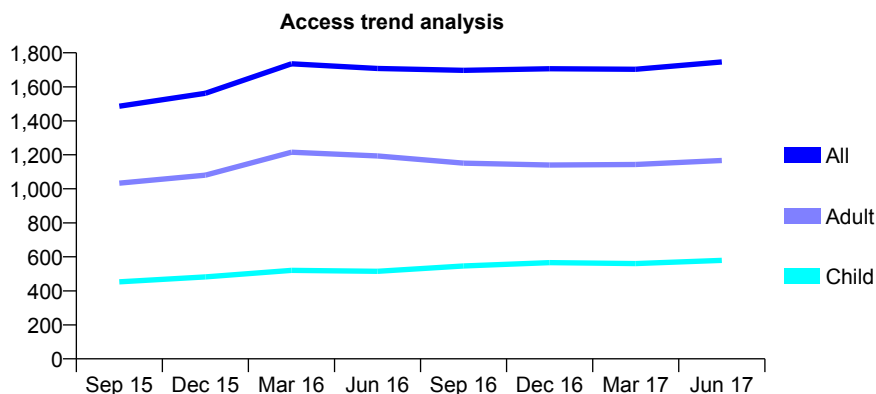
Q58 - Vital Signs At a Glance Contract Report for 366080/0001 - June 2017

Name or company name	MR R KENANI
Contract type name	GDS Contract
Purpose of contract	General
Contract start date	05/12/2009
Contract end date	

17/18 Contracted general activity (UDA)	5,473
Carry forward general activity (UDA)	0
17/18 Contracted orthodontic activity (UOA)	0
Carry forward orthodontic activity (UOA)	0
Baseline contract value	£180,550.21

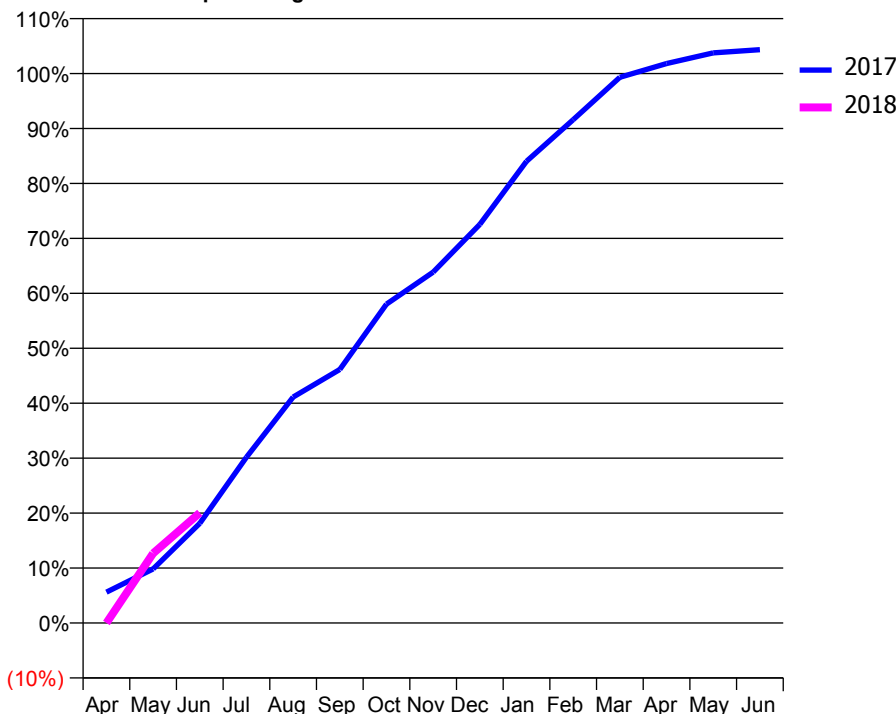
ACCESS*

Patients seen in 24 months	Total	Change since previous quarter
Quarter ending June 2016	1,708	
Quarter ending September 2016	1,697	→
Quarter ending December 2016	1,706	→
Quarter ending March 2017	1,703	→
Quarter ending June 2017	1,746	↑
Variance since June 2016	2.2%	↑



ACTIVITY

Cumulative percentage of contracted UDA delivered 2017 & 2018



Month	Adjusted Scheduled Activity (UDA)	
	2017	2018
April	307	0
May	539	694
June	993	1,098
July	1,651	
August	2,251	
September	2,526	
October	3,177	
November	3,494	
December	3,970	
January	4,599	
February	5,013	
March	5,436	
April	5,572	
May	5,678	
June	5,710	

QUALITY

	Quantity	Base Number	Contract	AT	Region	England
% of FP17s for the same patient ID Re-attending within 3 months - Children	40	253	15.8%	11.0%	11.7%	12.0%
% of FP17s for the same patient ID Re-attending within 3 months - Adults	59	372	15.9%	14.4%	15.2%	16.0%
% of FP17s for the same patient ID Re-attending between 3 & 9 months - Children	129	253	51.0%	56.8%	59.1%	58.0%
% of FP17s for the same patient ID Re-attending between 3 & 9 months - Adults	181	372	48.7%	49.2%	52.2%	50.9%
% of FP17s for Band 1 Urgent Courses	76	511	14.9%	8.3%	7.9%	9.1%
% of FP17s Relating to Free Repair or Replacements	1	511	0.2%	0.7%	0.8%	0.8%
% of FP17s Relating to Continuations	0	511	0.0%	0.9%	1.1%	1.1%
% of Patients satisfied with the dentistry they have received	2	2	N/A	91.4%	91.8%	91.7%
% of Patients satisfied with the time they had to wait for an appointment	2	2	N/A	87.1%	88.4%	88.0%

* This is based on patients treated on this contract for their most recent course of treatment. Figures in italics indicate the base number of FP17s or Patient Questionnaire responses are less than 100. N/A is shown where the base number of responses is less than 10 during the period. % is calculated as Quantity/Base number*100

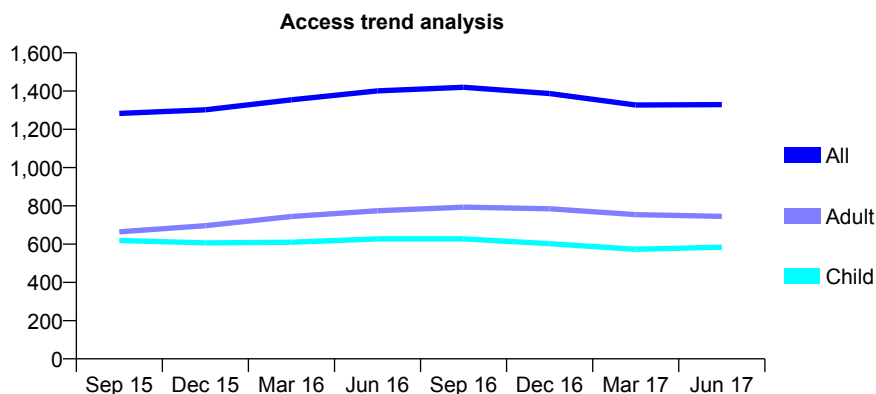
Q58 - Vital Signs At a Glance Contract Report for 395404/0002 - June 2017

Name or company name	Carlo Vitiello & Jay Joshi
Contract type name	GDS Contract
Purpose of contract	General
Contract start date	01/04/2006
Contract end date	

17/18 Contracted general activity (UDA)	3,000
Carry forward general activity (UDA)	0
17/18 Contracted orthodontic activity (UOA)	0
Carry forward orthodontic activity (UOA)	0
Baseline contract value	£65,889.79

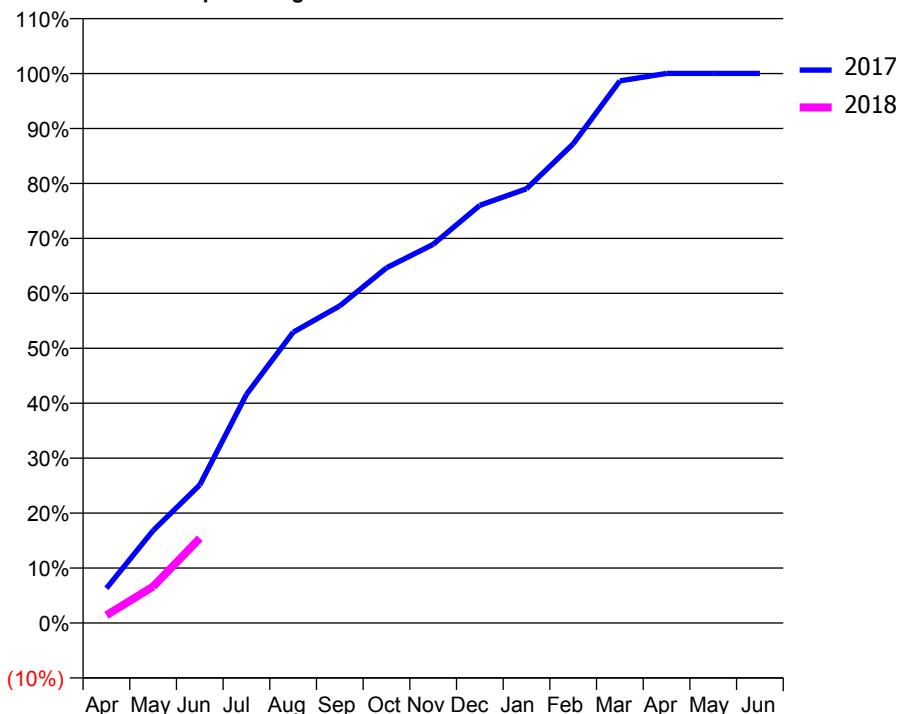
ACCESS*

Patients seen in 24 months	Total	Change since previous quarter
Quarter ending June 2016	1,401	
Quarter ending September 2016	1,420	→
Quarter ending December 2016	1,387	↓
Quarter ending March 2017	1,327	↓
Quarter ending June 2017	1,329	→
Variance since June 2016	(5.1%)	↓



ACTIVITY

Cumulative percentage of contracted UDA delivered 2017 & 2018



Adjusted Scheduled Activity (UDA)

Month	2017	2018
April	189	42
May	505	199
June	754	463
July	1,248	
August	1,587	
September	1,732	
October	1,939	
November	2,067	
December	2,281	
January	2,371	
February	2,616	
March	2,960	
April	3,001	
May	3,001	
June	3,001	

QUALITY

	Quantity	Base Number	Contract	AT	Region	England
% of FP17s for the same patient ID Re-attending within 3 months - Children	7	133	5.3%	11.0%	11.7%	12.0%
% of FP17s for the same patient ID Re-attending within 3 months - Adults	16	156	10.3%	14.4%	15.2%	16.0%
% of FP17s for the same patient ID Re-attending between 3 & 9 months - Children	30	133	22.6%	56.8%	59.1%	58.0%
% of FP17s for the same patient ID Re-attending between 3 & 9 months - Adults	54	156	34.6%	49.2%	52.2%	50.9%
% of FP17s for Band 1 Urgent Courses	39	267	14.6%	8.3%	7.9%	9.1%
% of FP17s Relating to Free Repair or Replacements	0	267	0.0%	0.7%	0.8%	0.8%
% of FP17s Relating to Continuations	0	267	0.0%	0.9%	1.1%	1.1%
% of Patients satisfied with the dentistry they have received	1	1	N/A	91.4%	91.8%	91.7%
% of Patients satisfied with the time they had to wait for an appointment	1	1	N/A	87.1%	88.4%	88.0%

* This is based on patients treated on this contract for their most recent course of treatment. Figures in italics indicate the base number of FP17s or Patient Questionnaire responses are less than 100. N/A is shown where the base number of responses is less than 10 during the period. % is calculated as Quantity/Base number*100

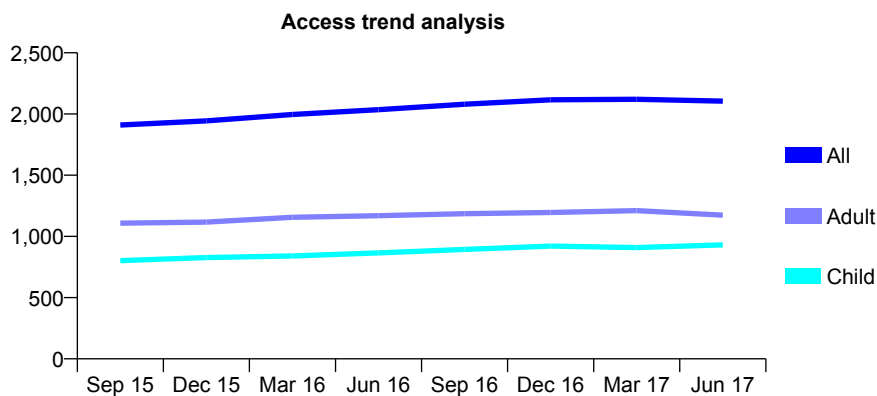
Q58 - Vital Signs At a Glance Contract Report for 558265/0002 - June 2017

Name or company name	Reena Parmar
Contract type name	GDS Contract
Purpose of contract	General
Contract start date	06/01/2007
Contract end date	

17/18 Contracted general activity (UDA)	5,896
Carry forward general activity (UDA)	0
17/18 Contracted orthodontic activity (UOA)	0
Carry forward orthodontic activity (UOA)	0
Baseline contract value	£162,077.24

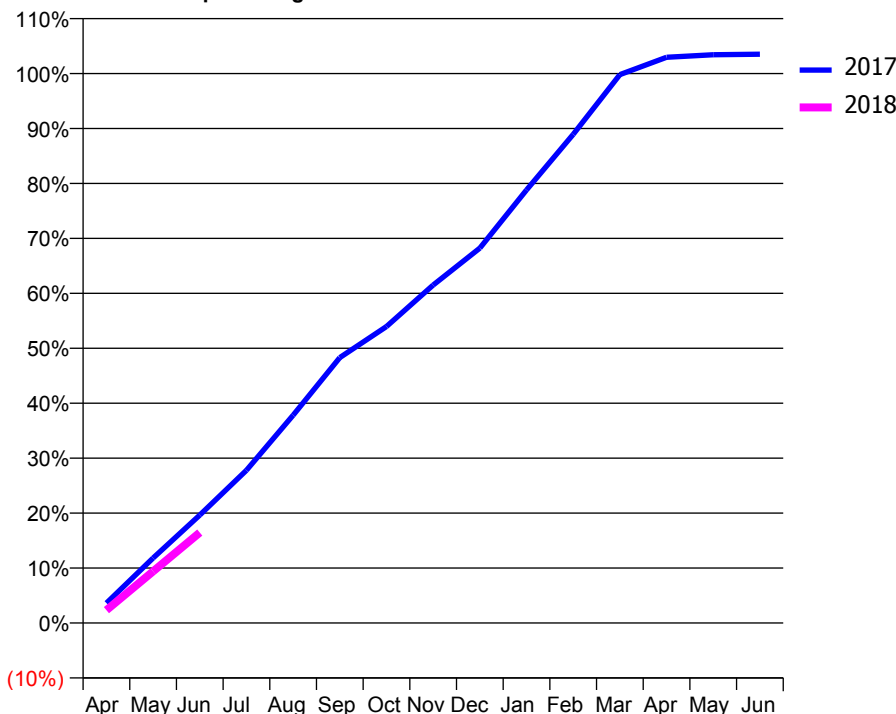
ACCESS*

Patients seen in 24 months	Total	Change since previous quarter
Quarter ending June 2016	2,035	
Quarter ending September 2016	2,080	↑
Quarter ending December 2016	2,116	→
Quarter ending March 2017	2,120	→
Quarter ending June 2017	2,105	→
Variance since June 2016	3.4%	↑



ACTIVITY

Cumulative percentage of contracted UDA delivered 2017 & 2018



Adjusted Scheduled Activity (UDA)

Month	2017	2018
April	214	138
May	697	555
June	1,158	971
July	1,640	
August	2,230	
September	2,848	
October	3,182	
November	3,626	
December	4,022	
January	4,647	
February	5,243	
March	5,884	
April	6,070	
May	6,097	
June	6,102	

QUALITY

	Quantity	Base Number	Contract	AT	Region	England
% of FP17s for the same patient ID Re-attending within 3 months - Children	12	287	4.2%	11.0%	11.7%	12.0%
% of FP17s for the same patient ID Re-attending within 3 months - Adults	30	240	12.5%	14.4%	15.2%	16.0%
% of FP17s for the same patient ID Re-attending between 3 & 9 months - Children	122	287	42.5%	56.8%	59.1%	58.0%
% of FP17s for the same patient ID Re-attending between 3 & 9 months - Adults	86	240	35.8%	49.2%	52.2%	50.9%
% of FP17s for Band 1 Urgent Courses	41	443	9.3%	8.3%	7.9%	9.1%
% of FP17s Relating to Free Repair or Replacements	7	443	1.6%	0.7%	0.8%	0.8%
% of FP17s Relating to Continuations	1	443	0.2%	0.9%	1.1%	1.1%
% of Patients satisfied with the dentistry they have received	4	4	N/A	91.4%	91.8%	91.7%
% of Patients satisfied with the time they had to wait for an appointment	4	4	N/A	87.1%	88.4%	88.0%

* This is based on patients treated on this contract for their most recent course of treatment. Figures in italics indicate the base number of FP17s or Patient Questionnaire responses are less than 100. N/A is shown where the base number of responses is less than 10 during the period. % is calculated as Quantity/Base number*100

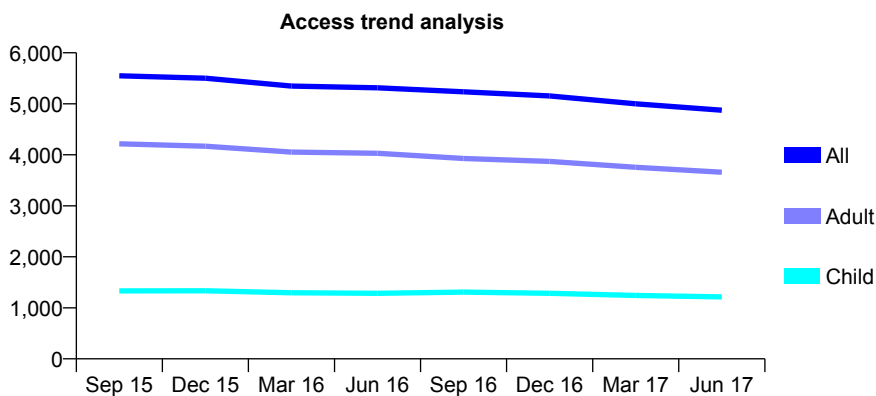
Q58 - Vital Signs At a Glance Contract Report for 558850/0002 - June 2017

Name or company name	MR PG PATEL
Contract type name	GDS Contract
Purpose of contract	General
Contract start date	08/01/2010
Contract end date	

17/18 Contracted general activity (UDA)	12,296
Carry forward general activity (UDA)	0
17/18 Contracted orthodontic activity (UOA)	0
Carry forward orthodontic activity (UOA)	0
Baseline contract value	£313,173.84

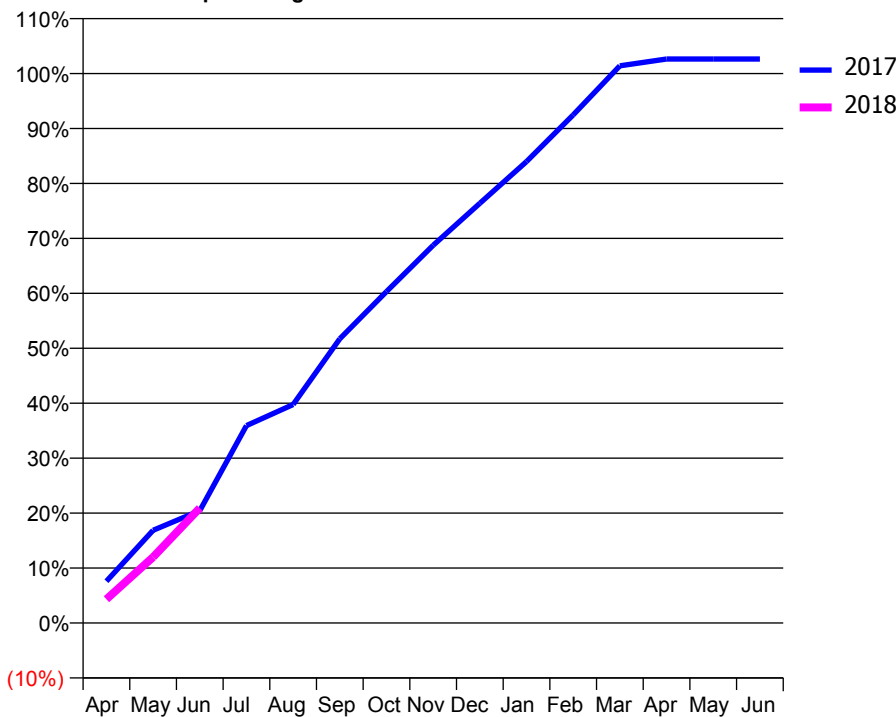
ACCESS*

Patients seen in 24 months	Total	Change since previous quarter
Quarter ending June 2016	5,314	
Quarter ending September 2016	5,236	↓
Quarter ending December 2016	5,155	↓
Quarter ending March 2017	4,999	↓
Quarter ending June 2017	4,874	↓
Variance since June 2016	(8.3%)	↓



ACTIVITY

Cumulative percentage of contracted UDA delivered 2017 & 2018



Month	Adjusted Scheduled Activity (UDA)	
	2017	2018
April	935	531
May	2,074	1,476
June	2,515	2,575
July	4,417	
August	4,888	
September	6,361	
October	7,416	
November	8,453	
December	9,393	
January	10,327	
February	11,371	
March	12,469	
April	12,620	
May	12,621	
June	12,621	

QUALITY

	Quantity	Base Number	Contract	AT	Region	England
% of FP17s for the same patient ID Re-attending within 3 months - Children	7	366	1.9%	11.0%	11.7%	12.0%
% of FP17s for the same patient ID Re-attending within 3 months - Adults	92	928	9.9%	14.4%	15.2%	16.0%
% of FP17s for the same patient ID Re-attending between 3 & 9 months - Children	138	366	37.7%	56.8%	59.1%	58.0%
% of FP17s for the same patient ID Re-attending between 3 & 9 months - Adults	388	928	41.8%	49.2%	52.2%	50.9%
% of FP17s for Band 1 Urgent Courses	60	1,221	4.9%	8.3%	7.9%	9.1%
% of FP17s Relating to Free Repair or Replacements	2	1,221	0.2%	0.7%	0.8%	0.8%
% of FP17s Relating to Continuations	12	1,221	1.0%	0.9%	1.1%	1.1%
% of Patients satisfied with the dentistry they have received	7	7	N/A	91.4%	91.8%	91.7%
% of Patients satisfied with the time they had to wait for an appointment	7	7	N/A	87.1%	88.4%	88.0%

* This is based on patients treated on this contract for their most recent course of treatment. Figures in italics indicate the base number of FP17s or Patient Questionnaire responses are less than 100. N/A is shown where the base number of responses is less than 10 during the period. % is calculated as Quantity/Base number*100

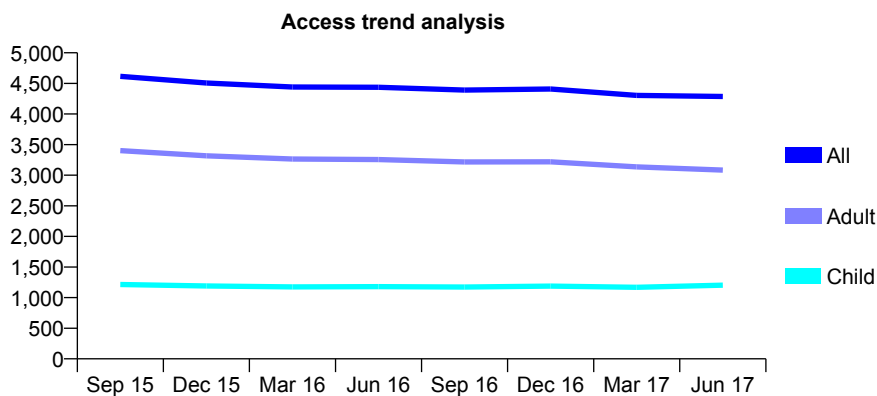
Q58 - Vital Signs At a Glance Contract Report for 570230/0001 - June 2017

Name or company name	MR RM ALLEN
Contract type name	GDS Contract
Purpose of contract	General
Contract start date	01/04/2006
Contract end date	

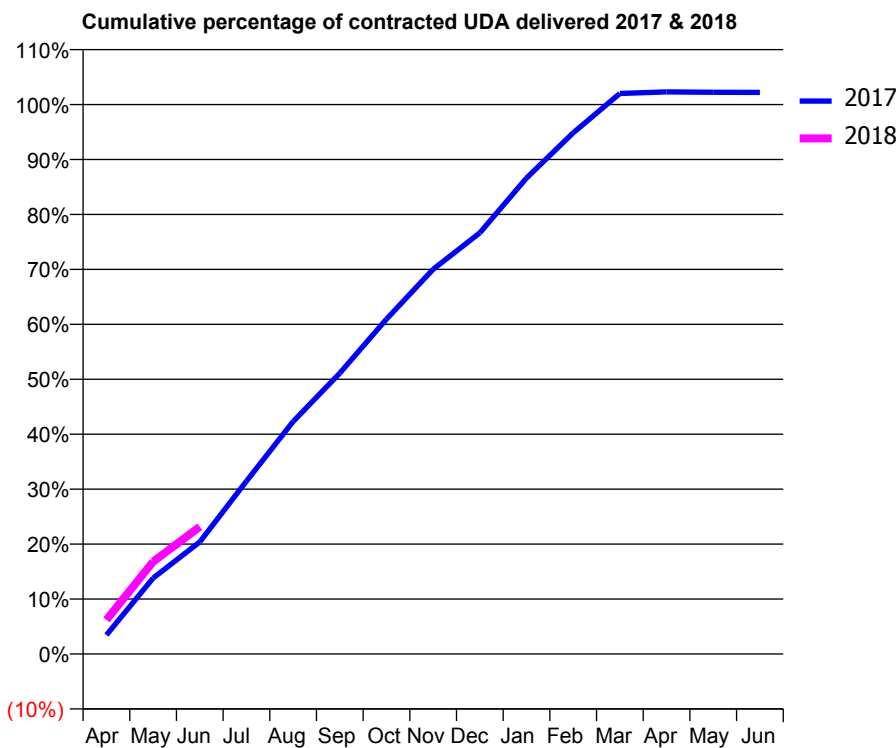
17/18 Contracted general activity (UDA)	10,000
Carry forward general activity (UDA)	0
17/18 Contracted orthodontic activity (UOA)	0
Carry forward orthodontic activity (UOA)	0
Baseline contract value	£346,587.90

ACCESS*

Patients seen in 24 months	Total	Change since previous quarter
Quarter ending June 2016	4,436	
Quarter ending September 2016	4,391	↓
Quarter ending December 2016	4,408	→
Quarter ending March 2017	4,304	↓
Quarter ending June 2017	4,286	→
Variance since June 2016	(3.4%)	↓



ACTIVITY



Month	Adjusted Scheduled Activity (UDA)	
	2017	2018
April	345	623
May	1,383	1,681
June	2,039	2,316
July	3,145	
August	4,231	
September	5,111	
October	6,094	
November	7,002	
December	7,665	
January	8,662	
February	9,485	
March	10,200	
April	10,229	
May	10,224	
June	10,221	

QUALITY

	Quantity	Base Number	Contract	AT	Region	England
% of FP17s for the same patient ID Re-attending within 3 months - Children	7	408	1.7%	11.0%	11.7%	12.0%
% of FP17s for the same patient ID Re-attending within 3 months - Adults	44	571	7.7%	14.4%	15.2%	16.0%
% of FP17s for the same patient ID Re-attending between 3 & 9 months - Children	268	408	65.7%	56.8%	59.1%	58.0%
% of FP17s for the same patient ID Re-attending between 3 & 9 months - Adults	264	571	46.2%	49.2%	52.2%	50.9%
% of FP17s for Band 1 Urgent Courses	62	971	6.4%	8.3%	7.9%	9.1%
% of FP17s Relating to Free Repair or Replacements	4	971	0.4%	0.7%	0.8%	0.8%
% of FP17s Relating to Continuations	0	971	0.0%	0.9%	1.1%	1.1%
% of Patients satisfied with the dentistry they have received	6	7	N/A	91.4%	91.8%	91.7%
% of Patients satisfied with the time they had to wait for an appointment	6	7	N/A	87.1%	88.4%	88.0%

* This is based on patients treated on this contract for their most recent course of treatment. Figures in italics indicate the base number of FP17s or Patient Questionnaire responses are less than 100. N/A is shown where the base number of responses is less than 10 during the period. % is calculated as Quantity/Base number*100

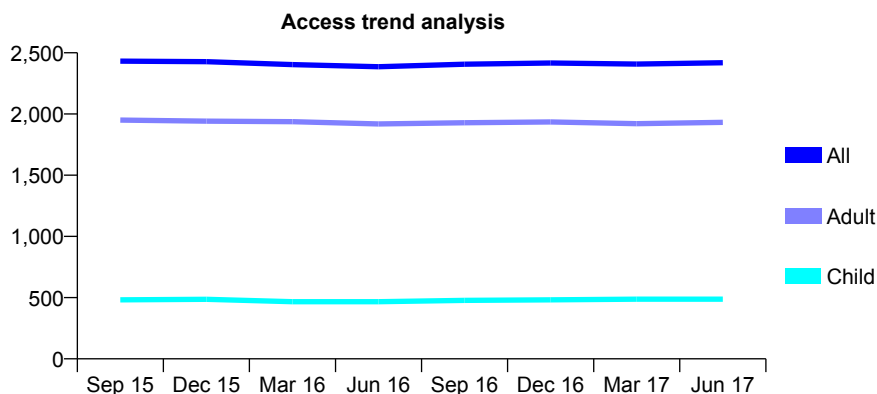
Q58 - Vital Signs At a Glance Contract Report for 570540/0001 - June 2017

Name or company name	Noorali Bhatia and Riyaz Abdulrasul Pradh
Contract type name	GDS Contract
Purpose of contract	General
Contract start date	01/04/2006
Contract end date	

17/18 Contracted general activity (UDA)	7,430
Carry forward general activity (UDA)	0
17/18 Contracted orthodontic activity (UOA)	0
Carry forward orthodontic activity (UOA)	0
Baseline contract value	£204,636.32

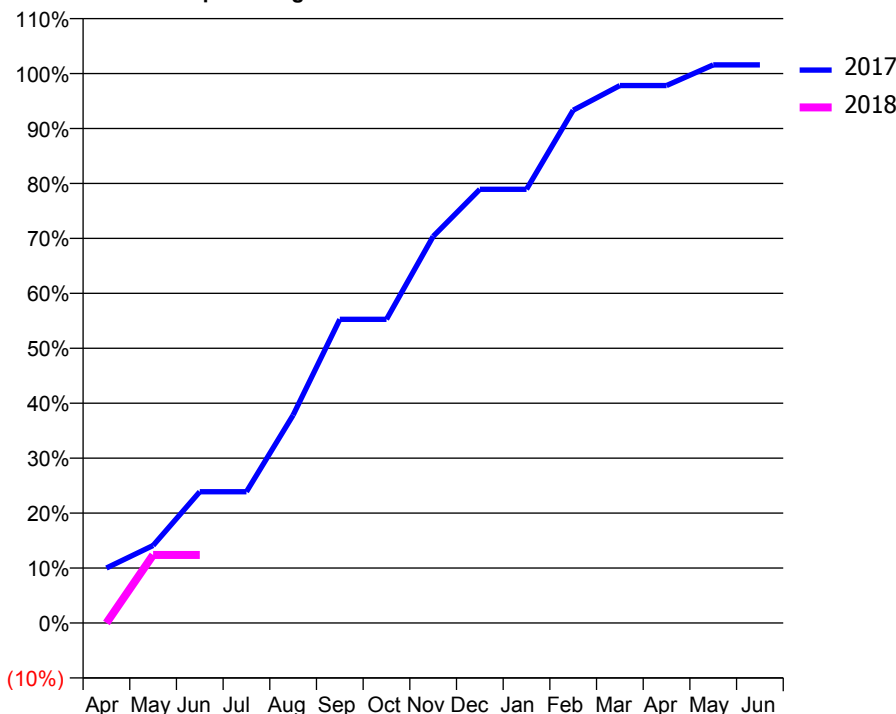
ACCESS*

Patients seen in 24 months	Total	Change since previous quarter
Quarter ending June 2016	2,386	
Quarter ending September 2016	2,407	→
Quarter ending December 2016	2,417	→
Quarter ending March 2017	2,408	→
Quarter ending June 2017	2,419	→
Variance since June 2016	1.4%	→



ACTIVITY

Cumulative percentage of contracted UDA delivered 2017 & 2018



Adjusted Scheduled Activity (UDA)

Month	2017	2018
April	744	0
May	1,049	921
June	1,776	921
July	1,776	
August	2,812	
September	4,106	
October	4,106	
November	5,228	
December	5,865	
January	5,865	
February	6,934	
March	7,268	
April	7,268	
May	7,547	
June	7,547	

QUALITY

	Quantity	Base Number	Contract	AT	Region	England
% of FP17s for the same patient ID Re-attending within 3 months - Children	6	112	5.4%	11.0%	11.7%	12.0%
% of FP17s for the same patient ID Re-attending within 3 months - Adults	35	388	9.0%	14.4%	15.2%	16.0%
% of FP17s for the same patient ID Re-attending between 3 & 9 months - Children	50	112	44.6%	56.8%	59.1%	58.0%
% of FP17s for the same patient ID Re-attending between 3 & 9 months - Adults	171	388	44.1%	49.2%	52.2%	50.9%
% of FP17s for Band 1 Urgent Courses	28	394	7.1%	8.3%	7.9%	9.1%
% of FP17s Relating to Free Repair or Replacements	3	394	0.8%	0.7%	0.8%	0.8%
% of FP17s Relating to Continuations	5	394	1.3%	0.9%	1.1%	1.1%
% of Patients satisfied with the dentistry they have received	4	4	N/A	91.4%	91.8%	91.7%
% of Patients satisfied with the time they had to wait for an appointment	4	4	N/A	87.1%	88.4%	88.0%

* This is based on patients treated on this contract for their most recent course of treatment. Figures in italics indicate the base number of FP17s or Patient Questionnaire responses are less than 100. N/A is shown where the base number of responses is less than 10 during the period. % is calculated as Quantity/Base number*100

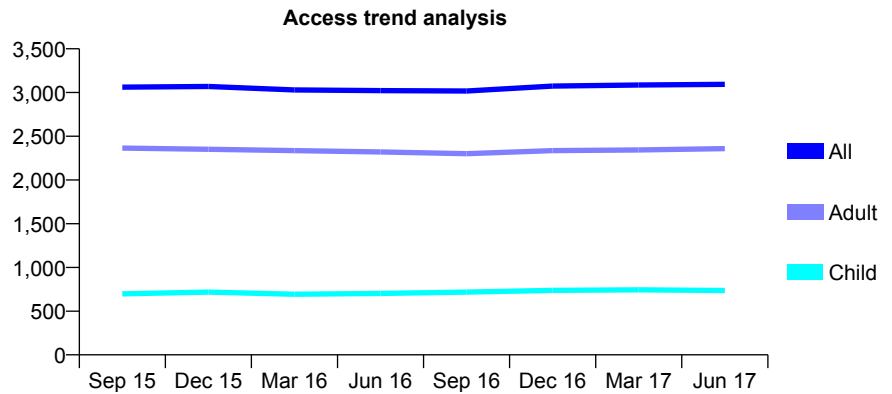
Q58 - Vital Signs At a Glance Contract Report for 572225/0001 - June 2017

Name or company name	MR CK DE BONO
Contract type name	GDS Contract
Purpose of contract	General
Contract start date	01/04/2006
Contract end date	

17/18 Contracted general activity (UDA)	8,383
Carry forward general activity (UDA)	0
17/18 Contracted orthodontic activity (UOA)	0
Carry forward orthodontic activity (UOA)	0
Baseline contract value	£255,649.51

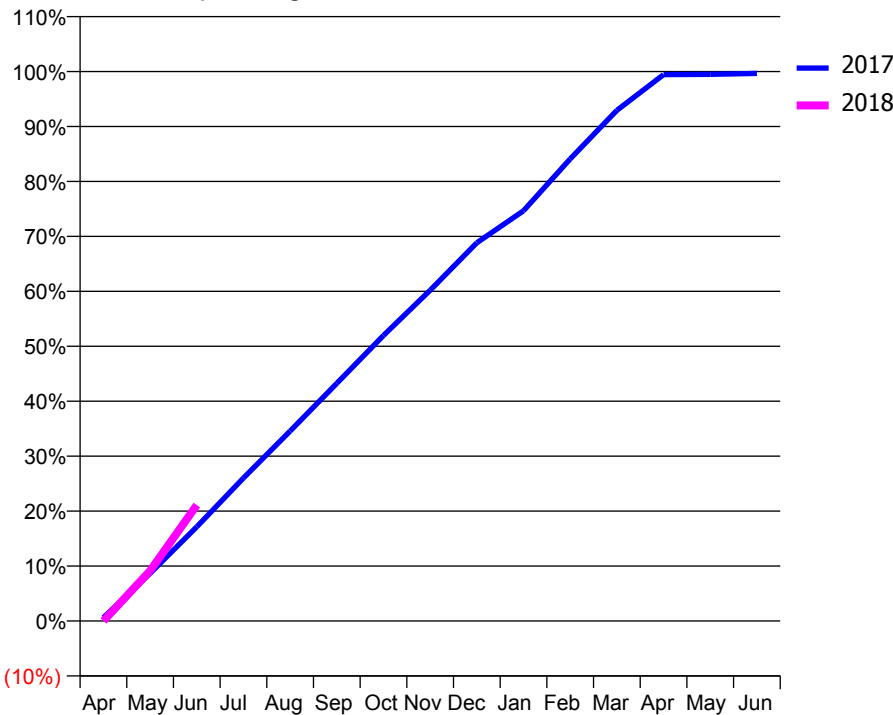
ACCESS*

Patients seen in 24 months	Total	Change since previous quarter
Quarter ending June 2016	3,022	
Quarter ending September 2016	3,018	→
Quarter ending December 2016	3,073	→
Quarter ending March 2017	3,086	→
Quarter ending June 2017	3,094	→
Variance since June 2016	2.4%	↑



ACTIVITY

Cumulative percentage of contracted UDA delivered 2017 & 2018



Month	Adjusted Scheduled Activity (UDA)	
	2017	2018
April	51	0
May	728	766
June	1,437	1,769
July	2,183	
August	2,898	
September	3,627	
October	4,356	
November	5,045	
December	5,770	
January	6,259	
February	7,050	
March	7,790	
April	8,336	
May	8,339	
June	8,353	

QUALITY

	Quantity	Base Number	Contract	AT	Region	England
% of FP17s for the same patient ID Re-attending within 3 months - Children	11	286	3.8%	11.0%	11.7%	12.0%
% of FP17s for the same patient ID Re-attending within 3 months - Adults	64	817	7.8%	14.4%	15.2%	16.0%
% of FP17s for the same patient ID Re-attending between 3 & 9 months - Children	157	286	54.9%	56.8%	59.1%	58.0%
% of FP17s for the same patient ID Re-attending between 3 & 9 months - Adults	401	817	49.1%	49.2%	52.2%	50.9%
% of FP17s for Band 1 Urgent Courses	0	807	0.0%	8.3%	7.9%	9.1%
% of FP17s Relating to Free Repair or Replacements	0	807	0.0%	0.7%	0.8%	0.8%
% of FP17s Relating to Continuations	3	807	0.4%	0.9%	1.1%	1.1%
% of Patients satisfied with the dentistry they have received	4	4	N/A	91.4%	91.8%	91.7%
% of Patients satisfied with the time they had to wait for an appointment	3	4	N/A	87.1%	88.4%	88.0%

* This is based on patients treated on this contract for their most recent course of treatment. Figures in italics indicate the base number of FP17s or Patient Questionnaire responses are less than 100. N/A is shown where the base number of responses is less than 10 during the period. % is calculated as Quantity/Base number*100

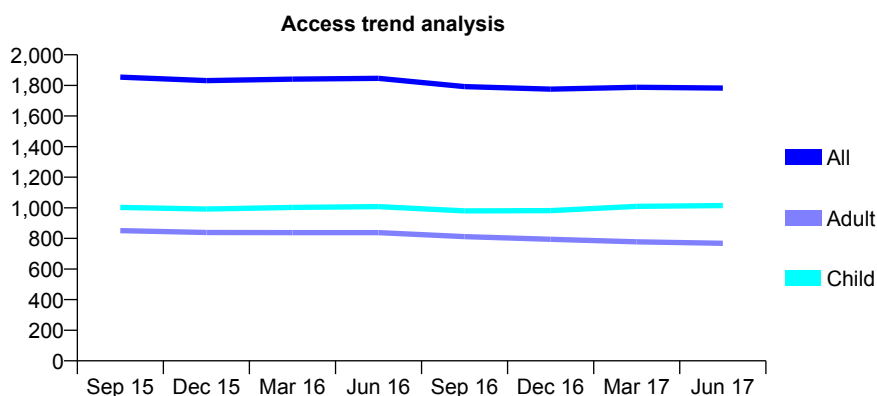
Q58 - Vital Signs At a Glance Contract Report for 573949/0001 - June 2017

Name or company name	MR IJ DIBBLE
Contract type name	GDS Contract
Purpose of contract	General and Orthodontic
Contract start date	01/04/2006
Contract end date	

17/18 Contracted general activity (UDA)	4,055
Carry forward general activity (UDA)	0
17/18 Contracted orthodontic activity (UOA)	1,050
Carry forward orthodontic activity (UOA)	0
Baseline contract value	£213,179.99

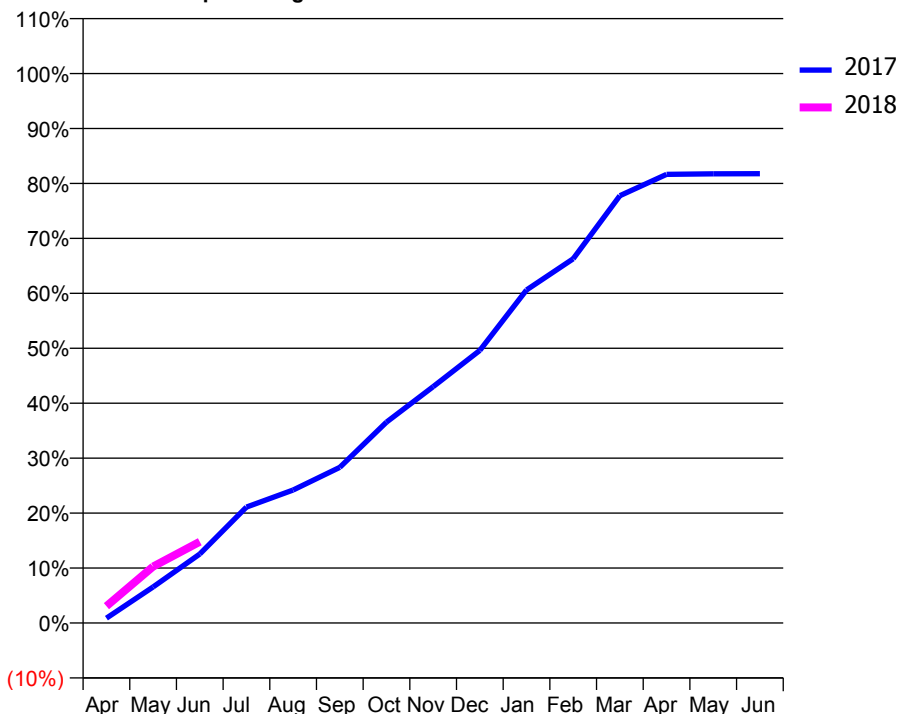
ACCESS*

Patients seen in 24 months	Total	Change since previous quarter
Quarter ending June 2016	1,846	
Quarter ending September 2016	1,792	↓
Quarter ending December 2016	1,776	→
Quarter ending March 2017	1,788	→
Quarter ending June 2017	1,783	→
Variance since June 2016	(3.4%)	↓



ACTIVITY

Cumulative percentage of contracted UDA delivered 2017 & 2018



Month	Adjusted Scheduled Activity (UDA)	
	2017	2018
April	36	124
May	266	416
June	509	600
July	856	
August	982	
September	1,149	
October	1,482	
November	1,744	
December	2,011	
January	2,458	
February	2,688	
March	3,153	
April	3,311	
May	3,315	
June	3,316	

QUALITY

	Quantity	Base Number	Contract	AT	Region	England
% of FP17s for the same patient ID Re-attending within 3 months - Children	21	372	5.6%	11.0%	11.7%	12.0%
% of FP17s for the same patient ID Re-attending within 3 months - Adults	11	180	6.1%	14.4%	15.2%	16.0%
% of FP17s for the same patient ID Re-attending between 3 & 9 months - Children	275	372	73.9%	56.8%	59.1%	58.0%
% of FP17s for the same patient ID Re-attending between 3 & 9 months - Adults	102	180	56.7%	49.2%	52.2%	50.9%
% of FP17s for Band 1 Urgent Courses	3	422	0.7%	8.3%	7.9%	9.1%
% of FP17s Relating to Free Repair or Replacements	0	422	0.0%	0.7%	0.8%	0.8%
% of FP17s Relating to Continuations	0	422	0.0%	0.9%	1.1%	1.1%
% of Patients satisfied with the dentistry they have received	1	1	N/A	91.4%	91.8%	91.7%
% of Patients satisfied with the time they had to wait for an appointment	1	1	N/A	87.1%	88.4%	88.0%

* This is based on patients treated on this contract for their most recent course of treatment. Figures in italics indicate the base number of FP17s or Patient Questionnaire responses are less than 100. N/A is shown where the base number of responses is less than 10 during the period. % is calculated as Quantity/Base number*100

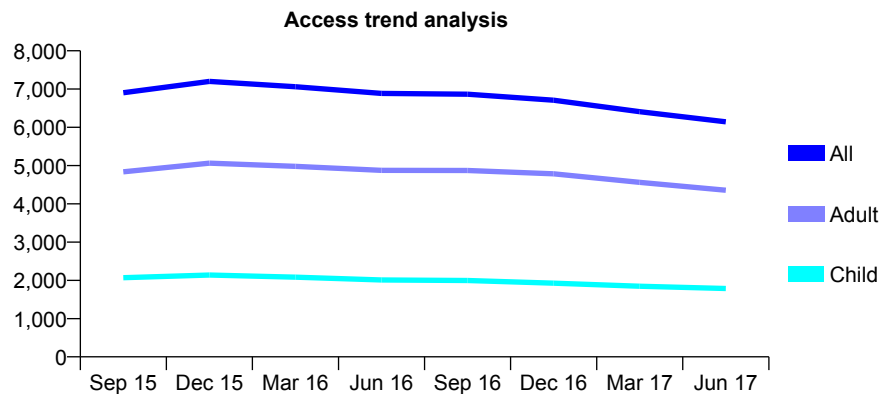
Q58 - Vital Signs At a Glance Contract Report for 575623/0002 - June 2017

Name or company name	MR MK PATEL
Contract type name	GDS Contract
Purpose of contract	General
Contract start date	01/04/2006
Contract end date	

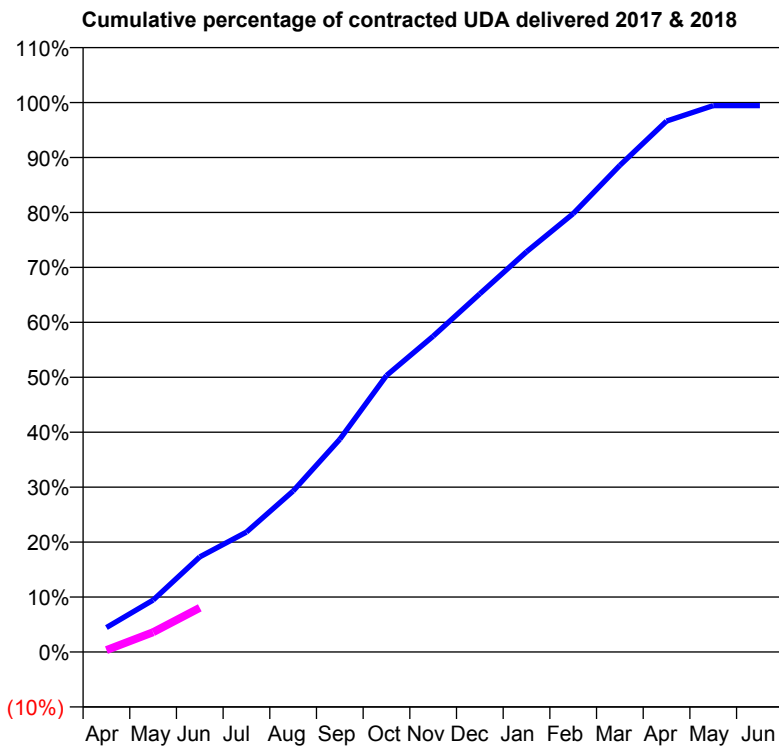
17/18 Contracted general activity (UDA)	14,199
Carry forward general activity (UDA)	0
17/18 Contracted orthodontic activity (UOA)	0
Carry forward orthodontic activity (UOA)	0
Baseline contract value	£335,004.53

ACCESS*

Patients seen in 24 months	Total	Change since previous quarter
Quarter ending June 2016	6,886	
Quarter ending September 2016	6,866	→
Quarter ending December 2016	6,709	↓
Quarter ending March 2017	6,408	↓
Quarter ending June 2017	6,143	↓
Variance since June 2016	(10.8%)	↓



ACTIVITY



Month	Adjusted Scheduled Activity (UDA)	
	2017	2018
April	631	49
May	1,342	511
June	2,459	1,141
July	3,100	
August	4,161	
September	5,496	
October	7,144	
November	8,162	
December	9,257	
January	10,341	
February	11,328	
March	12,575	
April	13,718	
May	14,118	
June	14,119	

QUALITY

	Quantity	Base Number	Contract	AT	Region	England
% of FP17s for the same patient ID Re-attending within 3 months - Children	48	514	9.3%	11.0%	11.7%	12.0%
% of FP17s for the same patient ID Re-attending within 3 months - Adults	122	1,015	12.0%	14.4%	15.2%	16.0%
% of FP17s for the same patient ID Re-attending between 3 & 9 months - Children	277	514	53.9%	56.8%	59.1%	58.0%
% of FP17s for the same patient ID Re-attending between 3 & 9 months - Adults	514	1,015	50.6%	49.2%	52.2%	50.9%
% of FP17s for Band 1 Urgent Courses	57	596	9.6%	8.3%	7.9%	9.1%
% of FP17s Relating to Free Repair or Replacements	6	596	1.0%	0.7%	0.8%	0.8%
% of FP17s Relating to Continuations	1	596	0.2%	0.9%	1.1%	1.1%
% of Patients satisfied with the dentistry they have received	7	7	N/A	91.4%	91.8%	91.7%
% of Patients satisfied with the time they had to wait for an appointment	5	7	N/A	87.1%	88.4%	88.0%

* This is based on patients treated on this contract for their most recent course of treatment. Figures in italics indicate the base number of FP17s or Patient Questionnaire responses are less than 100. N/A is shown where the base number of responses is less than 10 during the period. % is calculated as Quantity/Base number*100

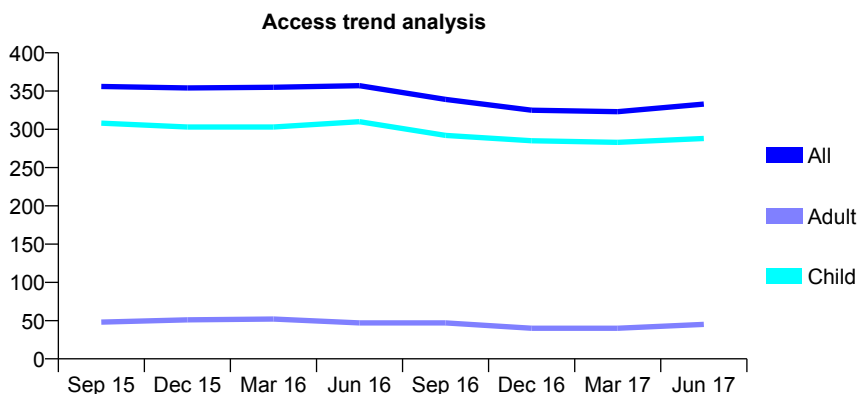
Q58 - Vital Signs At a Glance Contract Report for 575976/0001 - June 2017

Name or company name	MR RJ GOEL
Contract type name	GDS Contract
Purpose of contract	General
Contract start date	01/04/2006
Contract end date	

17/18 Contracted general activity (UDA)	850
Carry forward general activity (UDA)	0
17/18 Contracted orthodontic activity (UOA)	0
Carry forward orthodontic activity (UOA)	0
Baseline contract value	£20,710.22

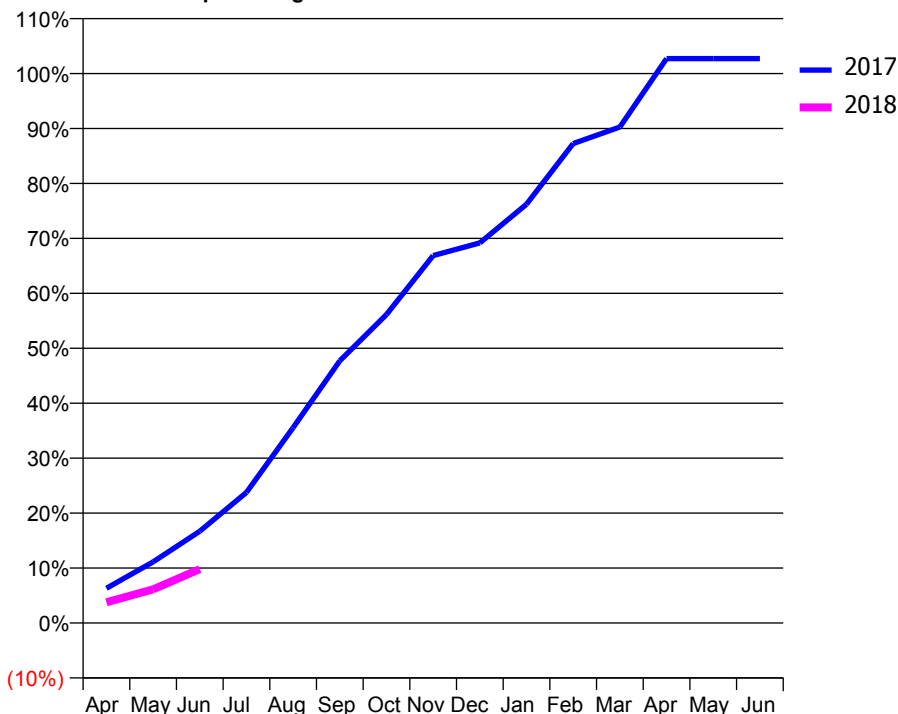
ACCESS*

Patients seen in 24 months	Total	Change since previous quarter
Quarter ending June 2016	357	
Quarter ending September 2016	339	↓
Quarter ending December 2016	325	↓
Quarter ending March 2017	323	→
Quarter ending June 2017	333	↑
Variance since June 2016	(6.7%)	↓



ACTIVITY

Cumulative percentage of contracted UDA delivered 2017 & 2018



Month	Adjusted Scheduled Activity (UDA)	
	2017	2018
April	44	32
May	78	52
June	117	83
July	166	
August	249	
September	334	
October	393	
November	468	
December	484	
January	533	
February	611	
March	632	
April	719	
May	719	
June	719	

QUALITY

	Quantity	Base Number	Contract	AT	Region	England
% of FP17s for the same patient ID Re-attending within 3 months - Children	14	152	9.2%	11.0%	11.7%	12.0%
% of FP17s for the same patient ID Re-attending within 3 months - Adults	0	0	N/A	14.4%	15.2%	16.0%
% of FP17s for the same patient ID Re-attending between 3 & 9 months - Children	98	152	64.5%	56.8%	59.1%	58.0%
% of FP17s for the same patient ID Re-attending between 3 & 9 months - Adults	0	0	N/A	49.2%	52.2%	50.9%
% of FP17s for Band 1 Urgent Courses	2	75	2.7%	8.3%	7.9%	9.1%
% of FP17s Relating to Free Repair or Replacements	0	75	0.0%	0.7%	0.8%	0.8%
% of FP17s Relating to Continuations	1	75	1.3%	0.9%	1.1%	1.1%
% of Patients satisfied with the dentistry they have received	0	0	N/A	91.4%	91.8%	91.7%
% of Patients satisfied with the time they had to wait for an appointment	0	0	N/A	87.1%	88.4%	88.0%

* This is based on patients treated on this contract for their most recent course of treatment. Figures in italics indicate the base number of FP17s or Patient Questionnaire responses are less than 100. N/A is shown where the base number of responses is less than 10 during the period. % is calculated as Quantity/Base number*100

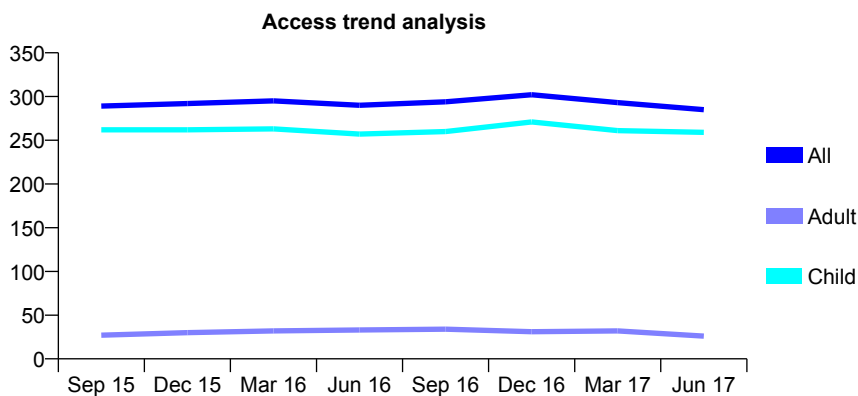
Q58 - Vital Signs At a Glance Contract Report for 576875/0001 - June 2017

Name or company name	MR M GREENSTEIN
Contract type name	GDS Contract
Purpose of contract	General
Contract start date	01/04/2006
Contract end date	

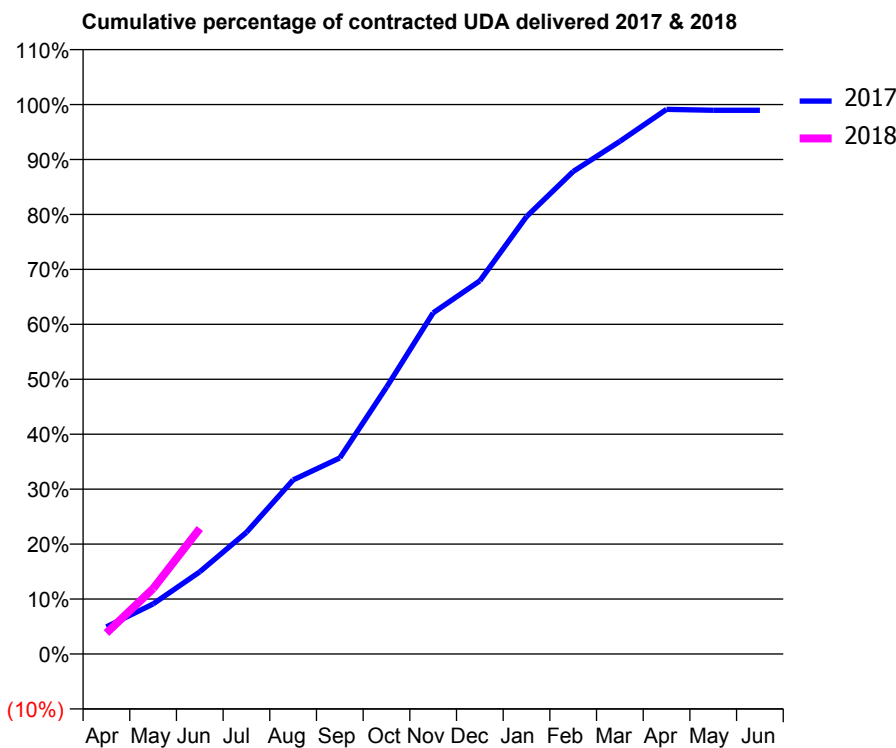
17/18 Contracted general activity (UDA)	548
Carry forward general activity (UDA)	0
17/18 Contracted orthodontic activity (UOA)	0
Carry forward orthodontic activity (UOA)	0
Baseline contract value	£10,861.80

ACCESS*

Patients seen in 24 months	Total	Change since previous quarter
Quarter ending June 2016	290	
Quarter ending September 2016	294	→
Quarter ending December 2016	302	↑
Quarter ending March 2017	293	↓
Quarter ending June 2017	285	↓
Variance since June 2016	(1.7%)	↓



ACTIVITY



Month	Adjusted Scheduled Activity (UDA)	
	2017	2018
April	27	21
May	50	65
June	82	125
July	121	
August	174	
September	196	
October	266	
November	340	
December	372	
January	436	
February	481	
March	511	
April	543	
May	542	
June	542	

QUALITY

	Quantity	Base Number	Contract	AT	Region	England
% of FP17s for the same patient ID Re-attending within 3 months - Children	5	116	4.3%	11.0%	11.7%	12.0%
% of FP17s for the same patient ID Re-attending within 3 months - Adults	0	0	N/A	14.4%	15.2%	16.0%
% of FP17s for the same patient ID Re-attending between 3 & 9 months - Children	86	116	74.1%	56.8%	59.1%	58.0%
% of FP17s for the same patient ID Re-attending between 3 & 9 months - Adults	0	0	N/A	49.2%	52.2%	50.9%
% of FP17s for Band 1 Urgent Courses	1	91	1.1%	8.3%	7.9%	9.1%
% of FP17s Relating to Free Repair or Replacements	0	91	0.0%	0.7%	0.8%	0.8%
% of FP17s Relating to Continuations	1	91	1.1%	0.9%	1.1%	1.1%
% of Patients satisfied with the dentistry they have received	1	1	N/A	91.4%	91.8%	91.7%
% of Patients satisfied with the time they had to wait for an appointment	1	1	N/A	87.1%	88.4%	88.0%

* This is based on patients treated on this contract for their most recent course of treatment. Figures in italics indicate the base number of FP17s or Patient Questionnaire responses are less than 100. N/A is shown where the base number of responses is less than 10 during the period. % is calculated as Quantity/Base number*100

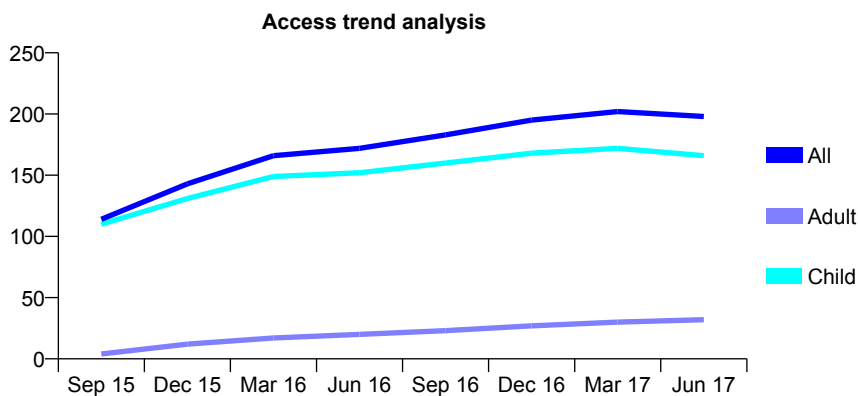
Q58 - Vital Signs At a Glance Contract Report for 624497/0002 - June 2017

Name or company name	Sachin Shah
Contract type name	GDS Contract
Purpose of contract	General
Contract start date	01/03/2015
Contract end date	

17/18 Contracted general activity (UDA)	660
Carry forward general activity (UDA)	0
17/18 Contracted orthodontic activity (UOA)	0
Carry forward orthodontic activity (UOA)	0
Baseline contract value	£15,561.33

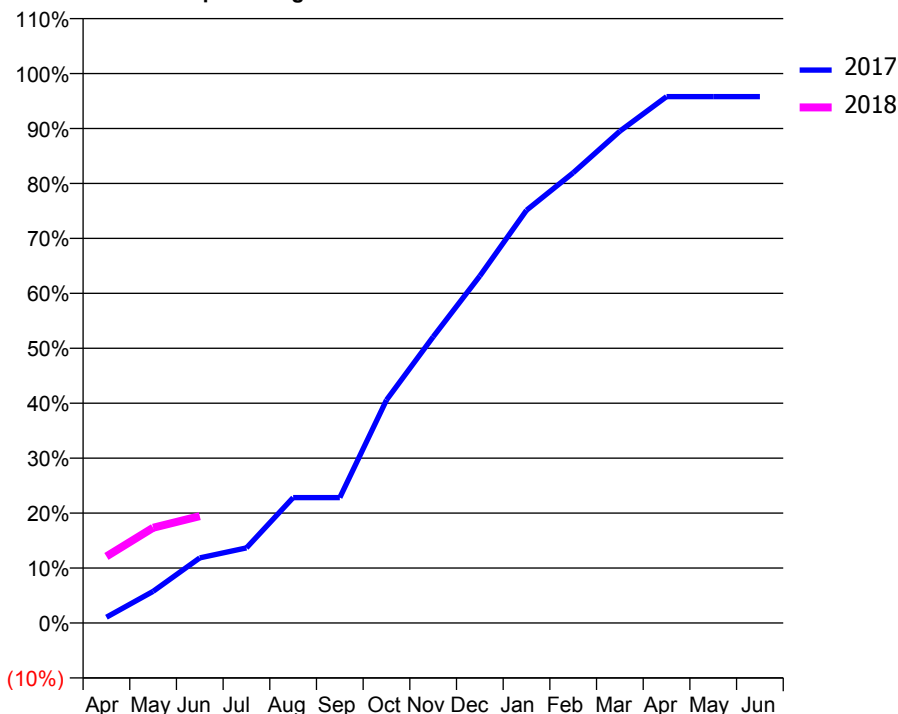
ACCESS*

Patients seen in 24 months	Total	Change since previous quarter
Quarter ending June 2016	172	
Quarter ending September 2016	183	↑
Quarter ending December 2016	195	↑
Quarter ending March 2017	202	↑
Quarter ending June 2017	198	↓
Variance since June 2016	15.1%	↑



ACTIVITY

Cumulative percentage of contracted UDA delivered 2017 & 2018



Month	Adjusted Scheduled Activity (UDA)	
	2017	2018
April	7	80
May	38	114
June	78	128
July	90	
August	151	
September	151	
October	268	
November	344	
December	417	
January	496	
February	541	
March	591	
April	632	
May	632	
June	632	

QUALITY

	Quantity	Base Number	Contract	AT	Region	England
% of FP17s for the same patient ID Re-attending within 3 months - Children	5	62	8.1%	11.0%	11.7%	12.0%
% of FP17s for the same patient ID Re-attending within 3 months - Adults	0	3	0.0%	14.4%	15.2%	16.0%
% of FP17s for the same patient ID Re-attending between 3 & 9 months - Children	40	62	64.5%	56.8%	59.1%	58.0%
% of FP17s for the same patient ID Re-attending between 3 & 9 months - Adults	1	3	33.3%	49.2%	52.2%	50.9%
% of FP17s for Band 1 Urgent Courses	2	49	4.1%	8.3%	7.9%	9.1%
% of FP17s Relating to Free Repair or Replacements	0	49	0.0%	0.7%	0.8%	0.8%
% of FP17s Relating to Continuations	0	49	0.0%	0.9%	1.1%	1.1%
% of Patients satisfied with the dentistry they have received	0	0	N/A	91.4%	91.8%	91.7%
% of Patients satisfied with the time they had to wait for an appointment	0	0	N/A	87.1%	88.4%	88.0%

* This is based on patients treated on this contract for their most recent course of treatment. Figures in italics indicate the base number of FP17s or Patient Questionnaire responses are less than 100. N/A is shown where the base number of responses is less than 10 during the period. % is calculated as Quantity/Base number*100

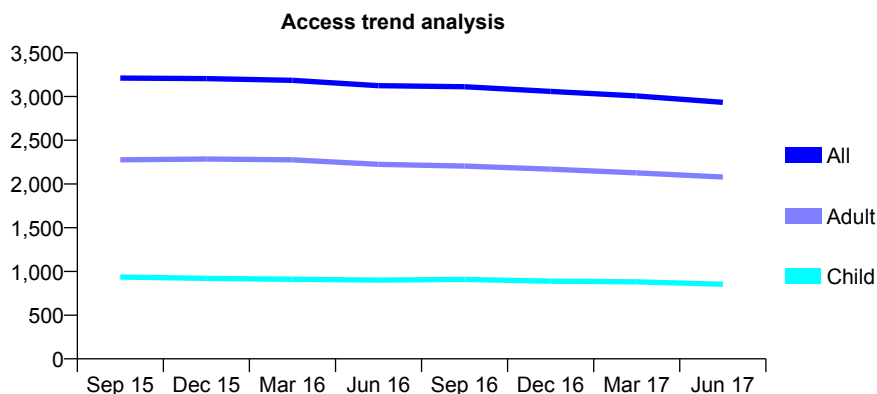
Q58 - Vital Signs At a Glance Contract Report for 624853/0001 - June 2017

Name or company name	MR AV BRAMWELL
Contract type name	GDS Contract
Purpose of contract	General
Contract start date	01/04/2006
Contract end date	

17/18 Contracted general activity (UDA)	7,747
Carry forward general activity (UDA)	0
17/18 Contracted orthodontic activity (UOA)	0
Carry forward orthodontic activity (UOA)	0
Baseline contract value	£174,275.49

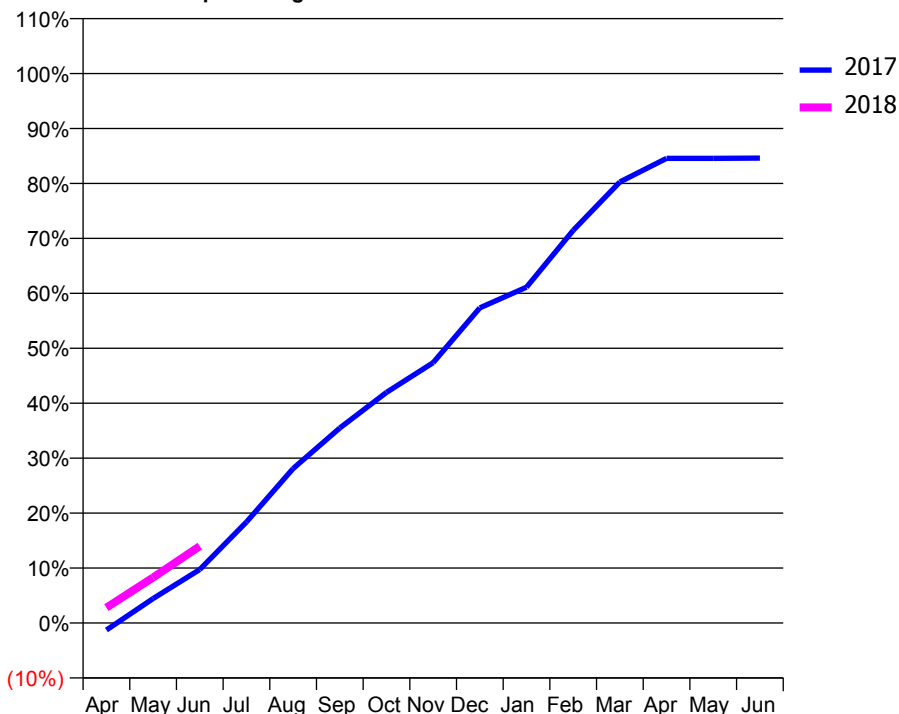
ACCESS*

Patients seen in 24 months	Total	Change since previous quarter
Quarter ending June 2016	3,124	
Quarter ending September 2016	3,112	→
Quarter ending December 2016	3,058	↓
Quarter ending March 2017	3,007	↓
Quarter ending June 2017	2,934	↓
Variance since June 2016	(6.1%)	↓



ACTIVITY

Cumulative percentage of contracted UDA delivered 2017 & 2018



Month	Adjusted Scheduled Activity (UDA)	
	2017	2018
April	-100	217
May	344	642
June	755	1,084
July	1,425	
August	2,177	
September	2,749	
October	3,252	
November	3,670	
December	4,443	
January	4,735	
February	5,536	
March	6,219	
April	6,550	
May	6,551	
June	6,554	

QUALITY

	Quantity	Base Number	Contract	AT	Region	England
% of FP17s for the same patient ID Re-attending within 3 months - Children	14	213	6.6%	11.0%	11.7%	12.0%
% of FP17s for the same patient ID Re-attending within 3 months - Adults	135	589	22.9%	14.4%	15.2%	16.0%
% of FP17s for the same patient ID Re-attending between 3 & 9 months - Children	123	213	57.7%	56.8%	59.1%	58.0%
% of FP17s for the same patient ID Re-attending between 3 & 9 months - Adults	305	589	51.8%	49.2%	52.2%	50.9%
% of FP17s for Band 1 Urgent Courses	32	629	5.1%	8.3%	7.9%	9.1%
% of FP17s Relating to Free Repair or Replacements	11	629	1.7%	0.7%	0.8%	0.8%
% of FP17s Relating to Continuations	45	629	7.2%	0.9%	1.1%	1.1%
% of Patients satisfied with the dentistry they have received	4	6	N/A	91.4%	91.8%	91.7%
% of Patients satisfied with the time they had to wait for an appointment	5	6	N/A	87.1%	88.4%	88.0%

* This is based on patients treated on this contract for their most recent course of treatment. Figures in italics indicate the base number of FP17s or Patient Questionnaire responses are less than 100. N/A is shown where the base number of responses is less than 10 during the period. % is calculated as Quantity/Base number*100

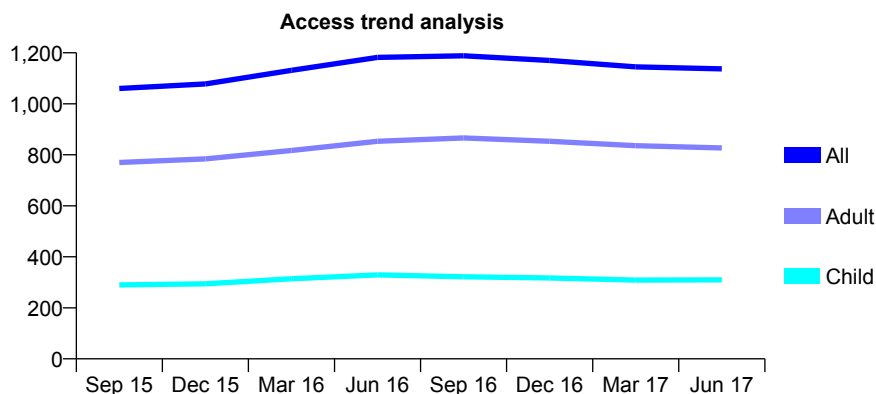
Q58 - Vital Signs At a Glance Contract Report for 625884/0001 - June 2017

Name or company name	MR P JACKSON
Contract type name	GDS Contract
Purpose of contract	General
Contract start date	01/04/2006
Contract end date	

17/18 Contracted general activity (UDA)	2,069
Carry forward general activity (UDA)	0
17/18 Contracted orthodontic activity (UOA)	0
Carry forward orthodontic activity (UOA)	0
Baseline contract value	£50,851.68

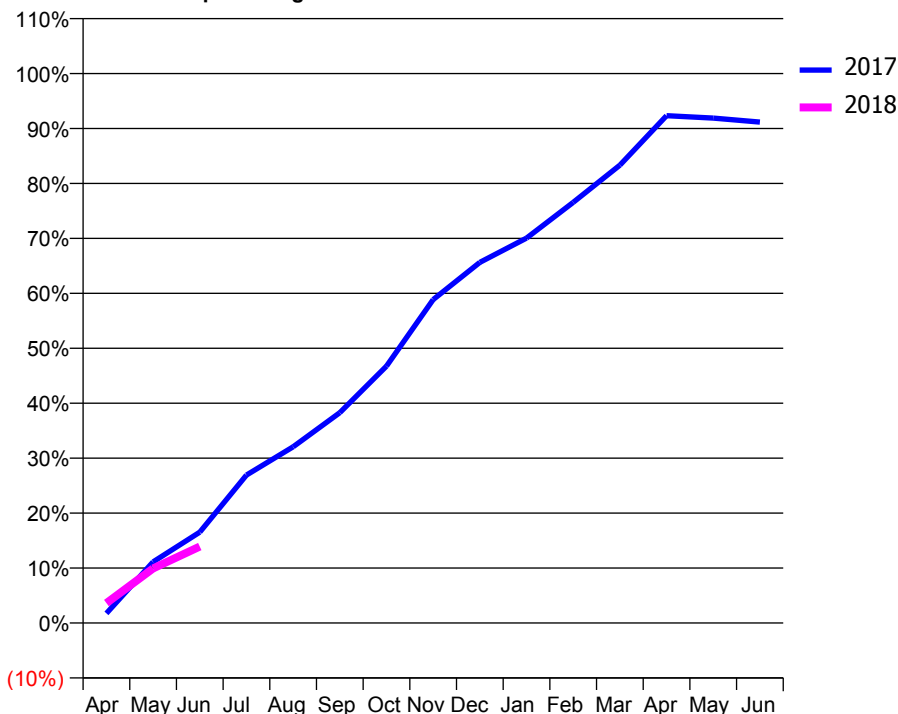
ACCESS*

Patients seen in 24 months	Total	Change since previous quarter
Quarter ending June 2016	1,182	
Quarter ending September 2016	1,188	→
Quarter ending December 2016	1,170	↓
Quarter ending March 2017	1,145	↓
Quarter ending June 2017	1,137	→
Variance since June 2016	(3.8%)	↓



ACTIVITY

Cumulative percentage of contracted UDA delivered 2017 & 2018



Adjusted Scheduled Activity (UDA)

Month	2017	2018
April	36	75
May	230	206
June	342	288
July	557	
August	664	
September	792	
October	967	
November	1,218	
December	1,358	
January	1,449	
February	1,584	
March	1,724	
April	1,910	
May	1,901	
June	1,886	

QUALITY

	Quantity	Base Number	Contract	AT	Region	England
% of FP17s for the same patient ID Re-attending within 3 months - Children	7	82	8.5%	11.0%	11.7%	12.0%
% of FP17s for the same patient ID Re-attending within 3 months - Adults	69	290	23.8%	14.4%	15.2%	16.0%
% of FP17s for the same patient ID Re-attending between 3 & 9 months - Children	53	82	64.6%	56.8%	59.1%	58.0%
% of FP17s for the same patient ID Re-attending between 3 & 9 months - Adults	144	290	49.7%	49.2%	52.2%	50.9%
% of FP17s for Band 1 Urgent Courses	20	115	17.4%	8.3%	7.9%	9.1%
% of FP17s Relating to Free Repair or Replacements	0	115	0.0%	0.7%	0.8%	0.8%
% of FP17s Relating to Continuations	0	115	0.0%	0.9%	1.1%	1.1%
% of Patients satisfied with the dentistry they have received	1	2	N/A	91.4%	91.8%	91.7%
% of Patients satisfied with the time they had to wait for an appointment	2	2	N/A	87.1%	88.4%	88.0%

* This is based on patients treated on this contract for their most recent course of treatment. Figures in italics indicate the base number of FP17s or Patient Questionnaire responses are less than 100. N/A is shown where the base number of responses is less than 10 during the period. % is calculated as Quantity/Base number*100

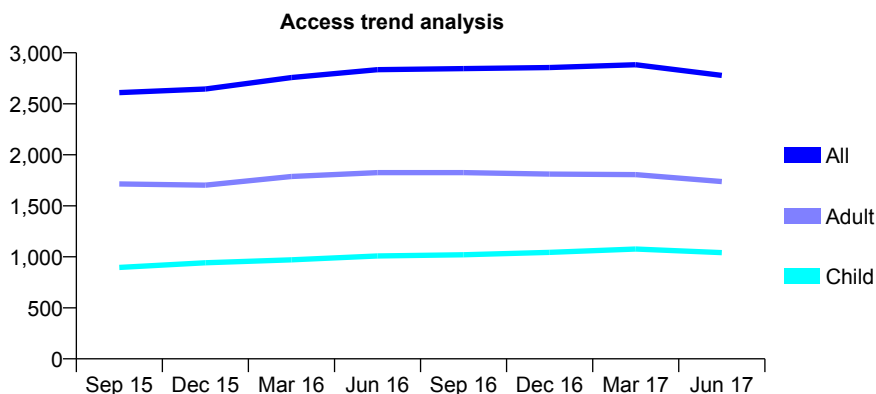
Q58 - Vital Signs At a Glance Contract Report for 631833/0001 - June 2017

Name or company name	MR SM JAGSI
Contract type name	GDS Contract
Purpose of contract	General
Contract start date	01/04/2006
Contract end date	

17/18 Contracted general activity (UDA)	10,312
Carry forward general activity (UDA)	0
17/18 Contracted orthodontic activity (UOA)	0
Carry forward orthodontic activity (UOA)	0
Baseline contract value	£319,420.44

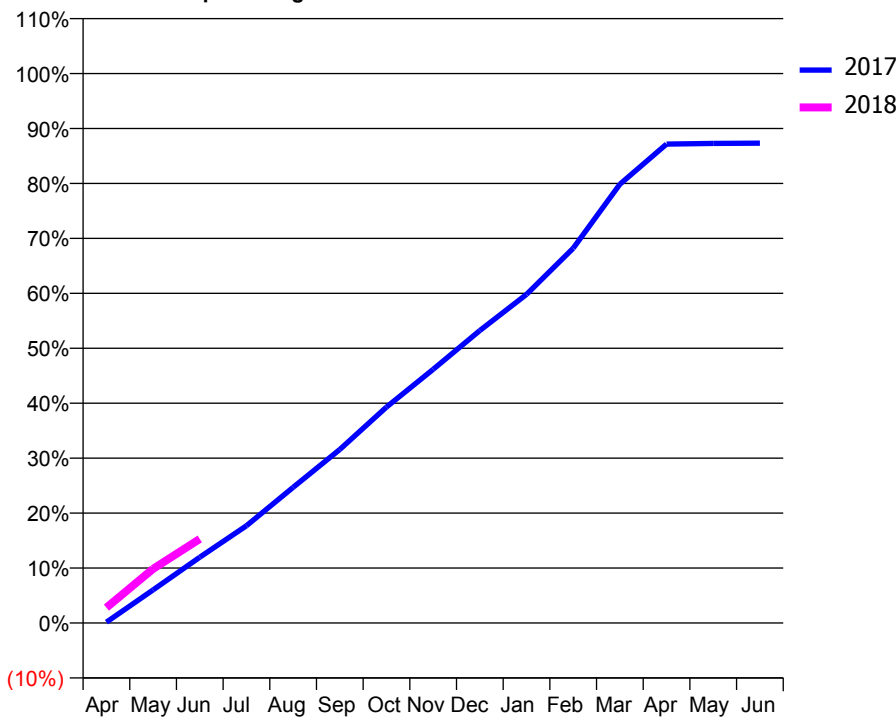
ACCESS*

Patients seen in 24 months	Total	Change since previous quarter
Quarter ending June 2016	2,834	
Quarter ending September 2016	2,845	→
Quarter ending December 2016	2,855	→
Quarter ending March 2017	2,883	→
Quarter ending June 2017	2,779	↓
Variance since June 2016	(1.9%)	↓



ACTIVITY

Cumulative percentage of contracted UDA delivered 2017 & 2018



Month	Adjusted Scheduled Activity (UDA)	
	2017	2018
April	15	288
May	622	1,018
June	1,234	1,579
July	1,827	
August	2,547	
September	3,256	
October	4,052	
November	4,762	
December	5,488	
January	6,168	
February	7,033	
March	8,235	
April	8,987	
May	9,000	
June	9,004	

QUALITY

	Quantity	Base Number	Contract	AT	Region	England
% of FP17s for the same patient ID Re-attending within 3 months - Children	29	322	9.0%	11.0%	11.7%	12.0%
% of FP17s for the same patient ID Re-attending within 3 months - Adults	115	468	24.6%	14.4%	15.2%	16.0%
% of FP17s for the same patient ID Re-attending between 3 & 9 months - Children	173	322	53.7%	56.8%	59.1%	58.0%
% of FP17s for the same patient ID Re-attending between 3 & 9 months - Adults	144	468	30.8%	49.2%	52.2%	50.9%
% of FP17s for Band 1 Urgent Courses	108	593	18.2%	8.3%	7.9%	9.1%
% of FP17s Relating to Free Repair or Replacements	2	593	0.3%	0.7%	0.8%	0.8%
% of FP17s Relating to Continuations	9	593	1.5%	0.9%	1.1%	1.1%
% of Patients satisfied with the dentistry they have received	1	2	N/A	91.4%	91.8%	91.7%
% of Patients satisfied with the time they had to wait for an appointment	1	2	N/A	87.1%	88.4%	88.0%

* This is based on patients treated on this contract for their most recent course of treatment. Figures in italics indicate the base number of FP17s or Patient Questionnaire responses are less than 100. N/A is shown where the base number of responses is less than 10 during the period. % is calculated as Quantity/Base number*100

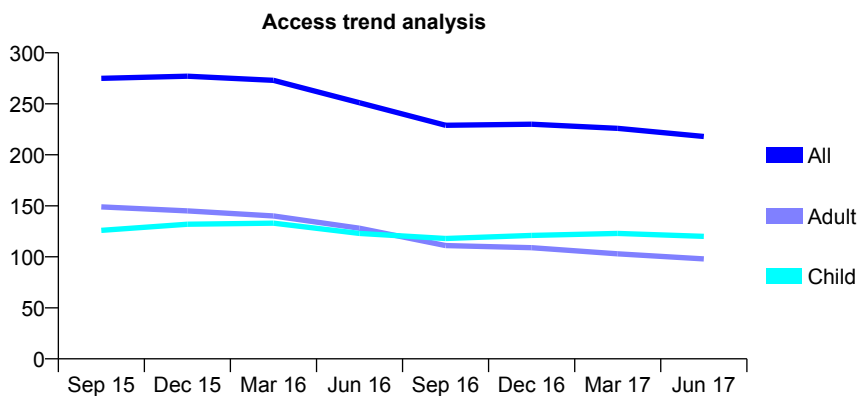
Q58 - Vital Signs At a Glance Contract Report for 636525/0001 - June 2017

Name or company name	MR RH GANATRA
Contract type name	GDS Contract
Purpose of contract	General
Contract start date	01/04/2006
Contract end date	

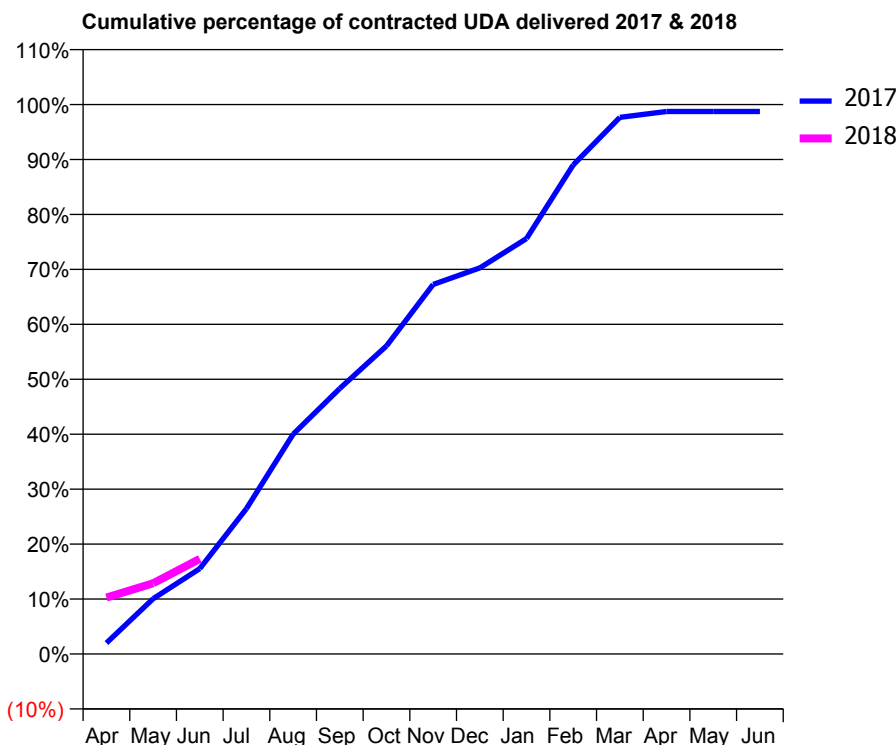
17/18 Contracted general activity (UDA)	500
Carry forward general activity (UDA)	0
17/18 Contracted orthodontic activity (UOA)	0
Carry forward orthodontic activity (UOA)	0
Baseline contract value	£14,137.06

ACCESS*

Patients seen in 24 months	Total	Change since previous quarter
Quarter ending June 2016	251	
Quarter ending September 2016	229	↓
Quarter ending December 2016	230	→
Quarter ending March 2017	226	↓
Quarter ending June 2017	218	↓
Variance since June 2016	(13.1%)	↓



ACTIVITY



Month	Adjusted Scheduled Activity (UDA)	
	2017	2018
April	6	51
May	30	64
June	47	87
July	79	
August	120	
September	145	
October	168	
November	202	
December	211	
January	227	
February	267	
March	293	
April	296	
May	296	
June	296	

QUALITY

	Quantity	Base Number	Contract	AT	Region	England
% of FP17s for the same patient ID Re-attending within 3 months - Children	0	32	0.0%	11.0%	11.7%	12.0%
% of FP17s for the same patient ID Re-attending within 3 months - Adults	0	31	0.0%	14.4%	15.2%	16.0%
% of FP17s for the same patient ID Re-attending between 3 & 9 months - Children	19	32	59.4%	56.8%	59.1%	58.0%
% of FP17s for the same patient ID Re-attending between 3 & 9 months - Adults	14	31	45.2%	49.2%	52.2%	50.9%
% of FP17s for Band 1 Urgent Courses	3	60	5.0%	8.3%	7.9%	9.1%
% of FP17s Relating to Free Repair or Replacements	0	60	0.0%	0.7%	0.8%	0.8%
% of FP17s Relating to Continuations	0	60	0.0%	0.9%	1.1%	1.1%
% of Patients satisfied with the dentistry they have received	0	0	N/A	91.4%	91.8%	91.7%
% of Patients satisfied with the time they had to wait for an appointment	0	0	N/A	87.1%	88.4%	88.0%

* This is based on patients treated on this contract for their most recent course of treatment. Figures in italics indicate the base number of FP17s or Patient Questionnaire responses are less than 100. N/A is shown where the base number of responses is less than 10 during the period. % is calculated as Quantity/Base number*100

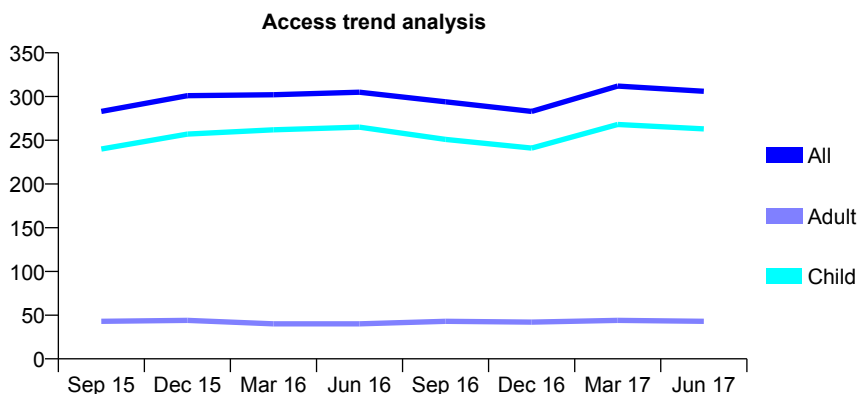
Q58 - Vital Signs At a Glance Contract Report for 638439/0001 - June 2017

Name or company name	MR B MILIJIC
Contract type name	GDS Contract
Purpose of contract	General
Contract start date	01/04/2006
Contract end date	

17/18 Contracted general activity (UDA)	710
Carry forward general activity (UDA)	0
17/18 Contracted orthodontic activity (UOA)	0
Carry forward orthodontic activity (UOA)	0
Baseline contract value	£17,959.64

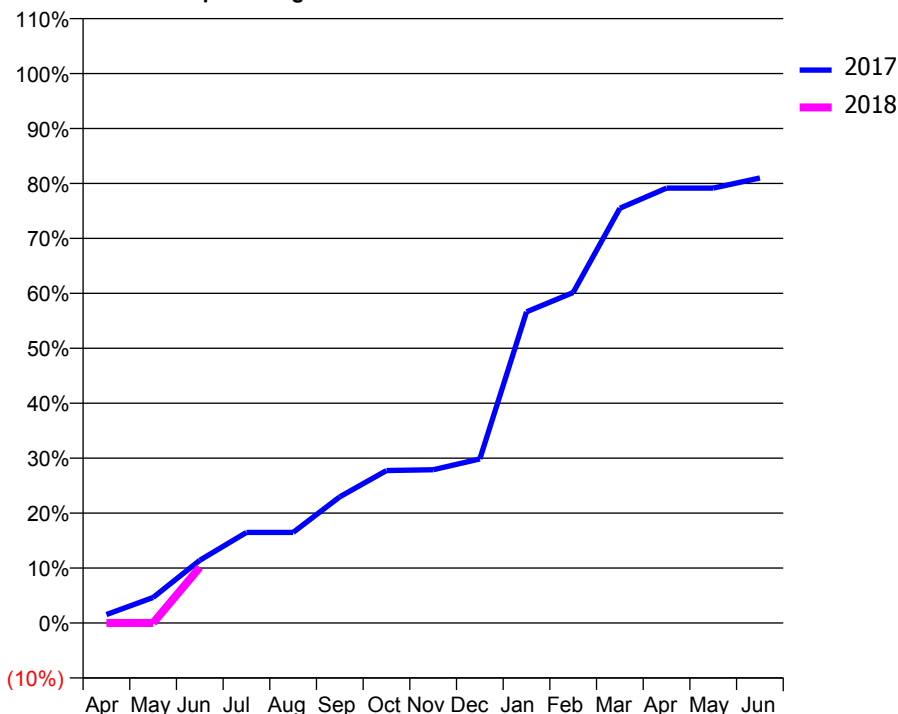
ACCESS*

Patients seen in 24 months	Total	Change since previous quarter
Quarter ending June 2016	305	
Quarter ending September 2016	294	↓
Quarter ending December 2016	283	↓
Quarter ending March 2017	312	↑
Quarter ending June 2017	306	↓
Variance since June 2016	0.3%	→



ACTIVITY

Cumulative percentage of contracted UDA delivered 2017 & 2018



Adjusted Scheduled Activity (UDA)

Month	2017	2018
April	11	0
May	33	0
June	81	72
July	117	
August	117	
September	163	
October	197	
November	198	
December	212	
January	402	
February	427	
March	536	
April	562	
May	562	
June	575	

QUALITY

	Quantity	Base Number	Contract	AT	Region	England
% of FP17s for the same patient ID Re-attending within 3 months - Children	5	75	6.7%	11.0%	11.7%	12.0%
% of FP17s for the same patient ID Re-attending within 3 months - Adults	0	4	0.0%	14.4%	15.2%	16.0%
% of FP17s for the same patient ID Re-attending between 3 & 9 months - Children	36	75	48.0%	56.8%	59.1%	58.0%
% of FP17s for the same patient ID Re-attending between 3 & 9 months - Adults	2	4	50.0%	49.2%	52.2%	50.9%
% of FP17s for Band 1 Urgent Courses	0	60	0.0%	8.3%	7.9%	9.1%
% of FP17s Relating to Free Repair or Replacements	0	60	0.0%	0.7%	0.8%	0.8%
% of FP17s Relating to Continuations	0	60	0.0%	0.9%	1.1%	1.1%
% of Patients satisfied with the dentistry they have received	0	0	N/A	91.4%	91.8%	91.7%
% of Patients satisfied with the time they had to wait for an appointment	0	0	N/A	87.1%	88.4%	88.0%

* This is based on patients treated on this contract for their most recent course of treatment. Figures in italics indicate the base number of FP17s or Patient Questionnaire responses are less than 100. N/A is shown where the base number of responses is less than 10 during the period. % is calculated as Quantity/Base number*100

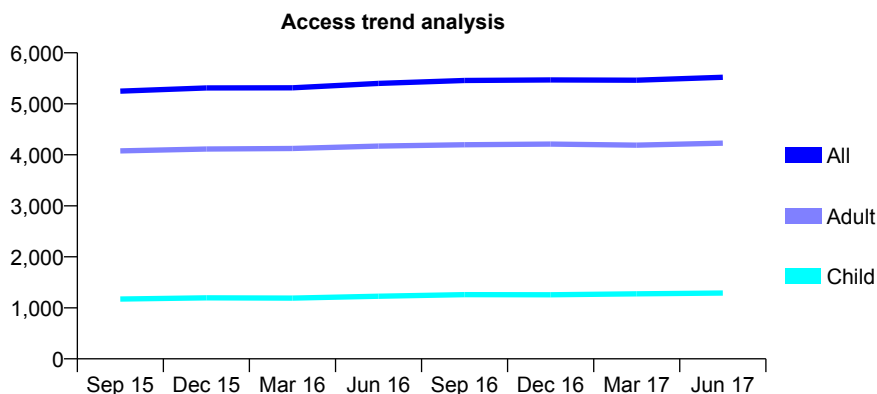
Q58 - Vital Signs At a Glance Contract Report for 643920/0001 - June 2017

Name or company name	MISS TA HAKIMJI
Contract type name	GDS Contract
Purpose of contract	General
Contract start date	01/03/2012
Contract end date	

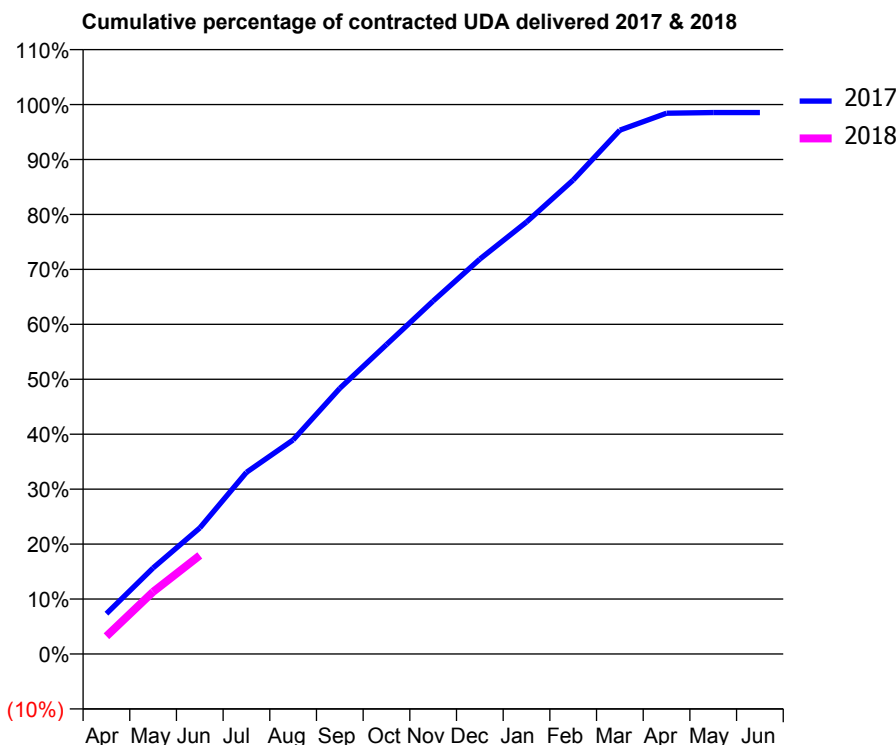
17/18 Contracted general activity (UDA)	18,255
Carry forward general activity (UDA)	0
17/18 Contracted orthodontic activity (UOA)	0
Carry forward orthodontic activity (UOA)	0
Baseline contract value	£411,574.27

ACCESS*

Patients seen in 24 months	Total	Change since previous quarter
Quarter ending June 2016	5,399	
Quarter ending September 2016	5,457	→
Quarter ending December 2016	5,467	→
Quarter ending March 2017	5,464	→
Quarter ending June 2017	5,520	→
Variance since June 2016	2.2%	↑



ACTIVITY



Month	Adjusted Scheduled Activity (UDA)	
	2017	2018
April	1,338	591
May	2,860	2,066
June	4,186	3,276
July	6,035	
August	7,113	
September	8,826	
October	10,279	
November	11,727	
December	13,121	
January	14,352	
February	15,745	
March	17,405	
April	17,965	
May	17,986	
June	17,987	

QUALITY

	Quantity	Base Number	Contract	AT	Region	England
% of FP17s for the same patient ID Re-attending within 3 months - Children	40	518	7.7%	11.0%	11.7%	12.0%
% of FP17s for the same patient ID Re-attending within 3 months - Adults	186	1,571	11.8%	14.4%	15.2%	16.0%
% of FP17s for the same patient ID Re-attending between 3 & 9 months - Children	363	518	70.1%	56.8%	59.1%	58.0%
% of FP17s for the same patient ID Re-attending between 3 & 9 months - Adults	984	1,571	62.6%	49.2%	52.2%	50.9%
% of FP17s for Band 1 Urgent Courses	117	1,793	6.5%	8.3%	7.9%	9.1%
% of FP17s Relating to Free Repair or Replacements	2	1,793	0.1%	0.7%	0.8%	0.8%
% of FP17s Relating to Continuations	31	1,793	1.7%	0.9%	1.1%	1.1%
% of Patients satisfied with the dentistry they have received	9	9	N/A	91.4%	91.8%	91.7%
% of Patients satisfied with the time they had to wait for an appointment	8	9	N/A	87.1%	88.4%	88.0%

* This is based on patients treated on this contract for their most recent course of treatment. Figures in italics indicate the base number of FP17s or Patient Questionnaire responses are less than 100. N/A is shown where the base number of responses is less than 10 during the period. % is calculated as Quantity/Base number*100

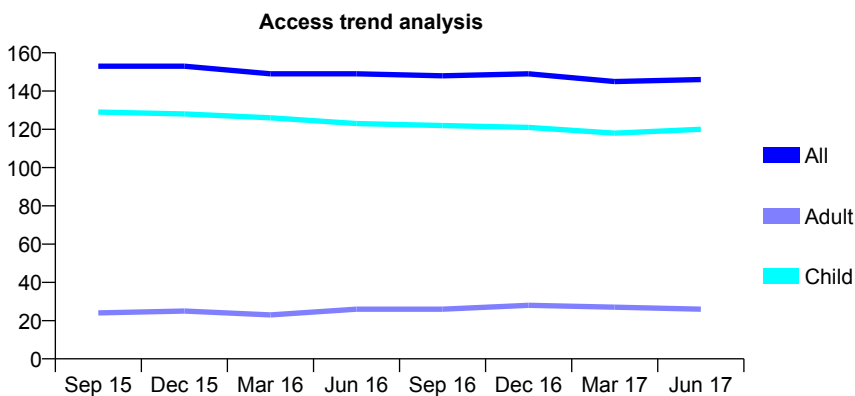
Q58 - Vital Signs At a Glance Contract Report for 649481/0001 - June 2017

Name or company name	MISS M DYTHAM
Contract type name	GDS Contract
Purpose of contract	General
Contract start date	01/04/2006
Contract end date	

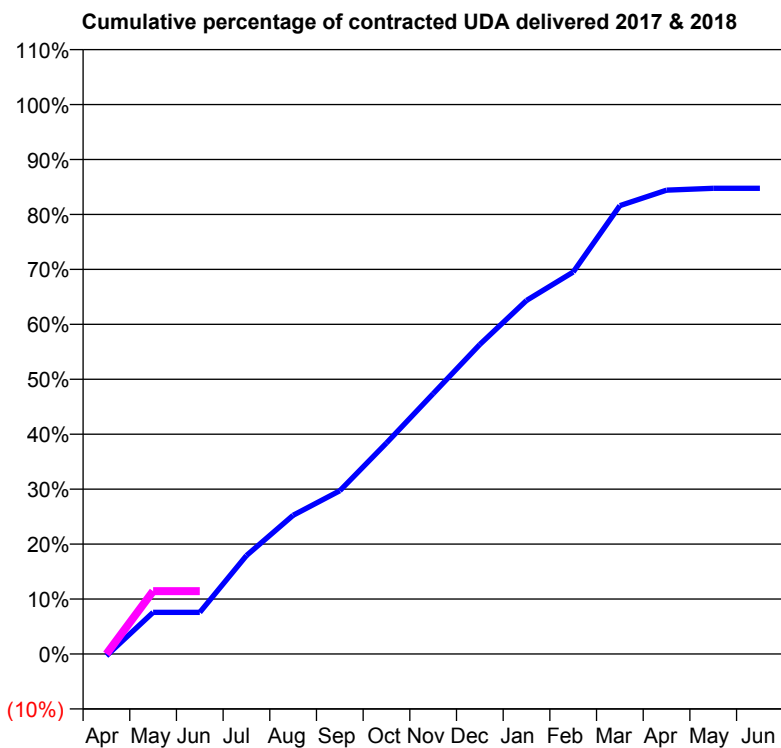
17/18 Contracted general activity (UDA)	290
Carry forward general activity (UDA)	0
17/18 Contracted orthodontic activity (UOA)	0
Carry forward orthodontic activity (UOA)	0
Baseline contract value	£6,370.46

ACCESS*

Patients seen in 24 months	Total	Change since previous quarter
Quarter ending June 2016	149	
Quarter ending September 2016	148	→
Quarter ending December 2016	149	→
Quarter ending March 2017	145	↓
Quarter ending June 2017	146	→
Variance since June 2016	(2.0%)	↓



ACTIVITY



Adjusted Scheduled Activity (UDA)		
Month	2017	2018
April	-1	0
May	22	33
June	22	33
July	52	
August	73	
September	86	
October	111	
November	137	
December	163	
January	187	
February	202	
March	237	
April	245	
May	246	
June	246	

QUALITY

	Quantity	Base Number	Contract	AT	Region	England
% of FP17s for the same patient ID Re-attending within 3 months - Children	2	34	5.9%	11.0%	11.7%	12.0%
% of FP17s for the same patient ID Re-attending within 3 months - Adults	0	4	0.0%	14.4%	15.2%	16.0%
% of FP17s for the same patient ID Re-attending between 3 & 9 months - Children	28	34	82.4%	56.8%	59.1%	58.0%
% of FP17s for the same patient ID Re-attending between 3 & 9 months - Adults	4	4	100.0%	49.2%	52.2%	50.9%
% of FP17s for Band 1 Urgent Courses	1	29	3.4%	8.3%	7.9%	9.1%
% of FP17s Relating to Free Repair or Replacements	0	29	0.0%	0.7%	0.8%	0.8%
% of FP17s Relating to Continuations	0	29	0.0%	0.9%	1.1%	1.1%
% of Patients satisfied with the dentistry they have received	0	0	N/A	91.4%	91.8%	91.7%
% of Patients satisfied with the time they had to wait for an appointment	0	0	N/A	87.1%	88.4%	88.0%

* This is based on patients treated on this contract for their most recent course of treatment. Figures in italics indicate the base number of FP17s or Patient Questionnaire responses are less than 100. N/A is shown where the base number of responses is less than 10 during the period. % is calculated as Quantity/Base number*100

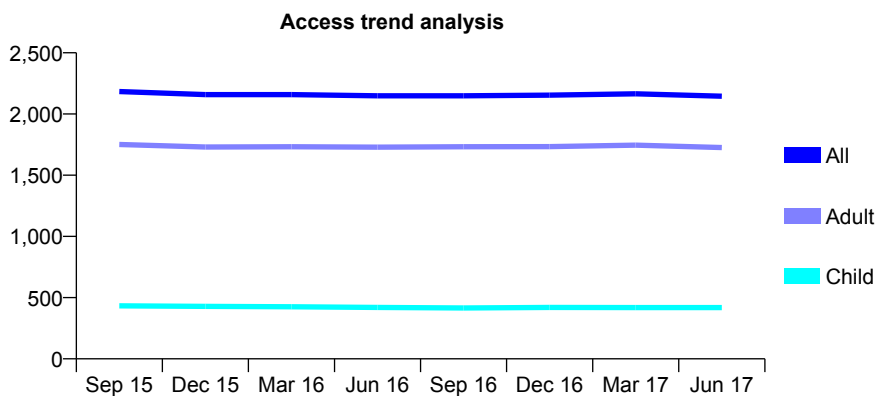
Q58 - Vital Signs At a Glance Contract Report for 650692/0001 - June 2017

Name or company name	MR AE DEITSCH
Contract type name	GDS Contract
Purpose of contract	General
Contract start date	01/04/2006
Contract end date	

17/18 Contracted general activity (UDA)	6,885
Carry forward general activity (UDA)	0
17/18 Contracted orthodontic activity (UOA)	0
Carry forward orthodontic activity (UOA)	0
Baseline contract value	£171,450.96

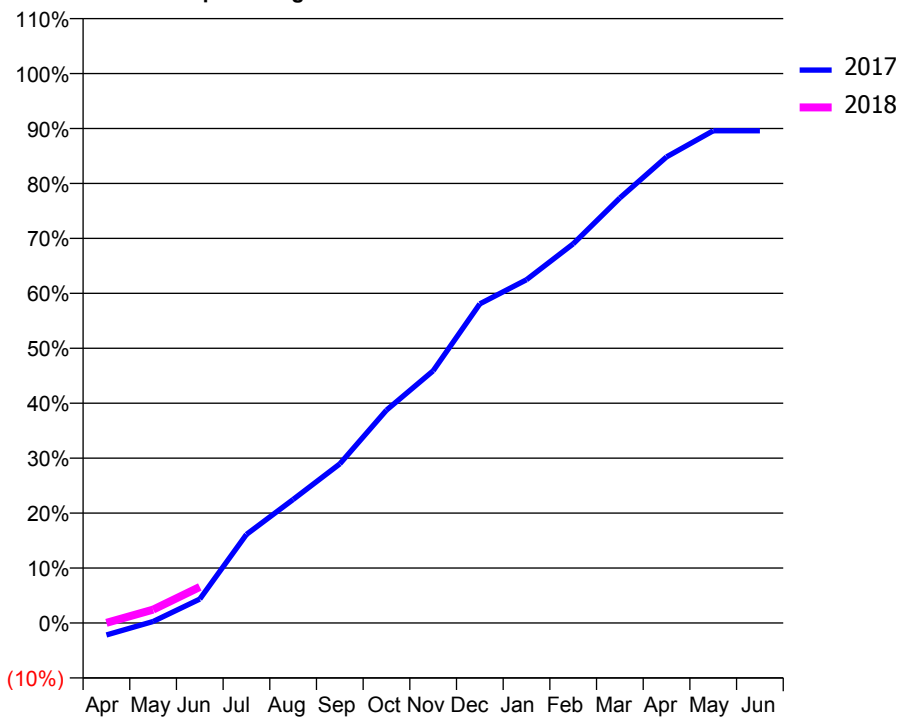
ACCESS*

Patients seen in 24 months	Total	Change since previous quarter
Quarter ending June 2016	2,149	
Quarter ending September 2016	2,149	→
Quarter ending December 2016	2,154	→
Quarter ending March 2017	2,165	→
Quarter ending June 2017	2,145	→
Variance since June 2016	(0.2%)	→



ACTIVITY

Cumulative percentage of contracted UDA delivered 2017 & 2018



Adjusted Scheduled Activity (UDA)

Month	2017	2018
April	-152	3
May	19	168
June	300	452
July	1,111	
August	1,549	
September	1,994	
October	2,668	
November	3,161	
December	3,999	
January	4,301	
February	4,751	
March	5,325	
April	5,839	
May	6,168	
June	6,168	

QUALITY

	Quantity	Base Number	Contract	AT	Region	England
% of FP17s for the same patient ID Re-attending within 3 months - Children	12	136	8.8%	11.0%	11.7%	12.0%
% of FP17s for the same patient ID Re-attending within 3 months - Adults	111	521	21.3%	14.4%	15.2%	16.0%
% of FP17s for the same patient ID Re-attending between 3 & 9 months - Children	66	136	48.5%	56.8%	59.1%	58.0%
% of FP17s for the same patient ID Re-attending between 3 & 9 months - Adults	226	521	43.4%	49.2%	52.2%	50.9%
% of FP17s for Band 1 Urgent Courses	14	190	7.4%	8.3%	7.9%	9.1%
% of FP17s Relating to Free Repair or Replacements	2	190	1.1%	0.7%	0.8%	0.8%
% of FP17s Relating to Continuations	4	190	2.1%	0.9%	1.1%	1.1%
% of Patients satisfied with the dentistry they have received	7	9	N/A	91.4%	91.8%	91.7%
% of Patients satisfied with the time they had to wait for an appointment	7	9	N/A	87.1%	88.4%	88.0%

* This is based on patients treated on this contract for their most recent course of treatment. Figures in italics indicate the base number of FP17s or Patient Questionnaire responses are less than 100. N/A is shown where the base number of responses is less than 10 during the period. % is calculated as Quantity/Base number*100

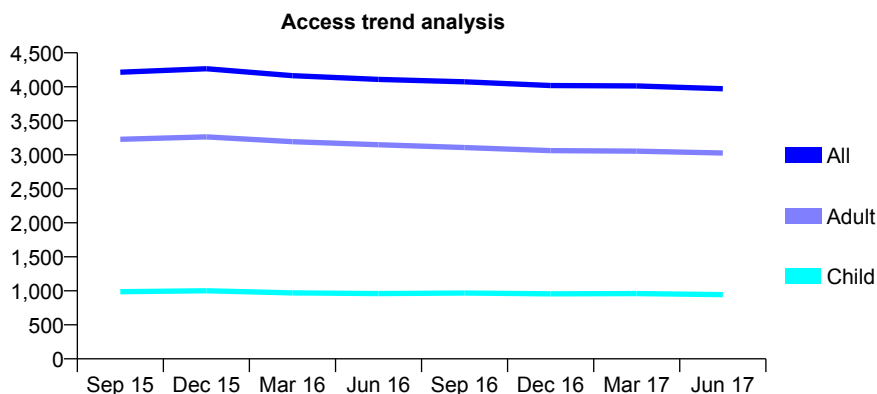
Q58 - Vital Signs At a Glance Contract Report for 657050/0001 - June 2017

Name or company name	MR ME FRIEDMANN
Contract type name	GDS Contract
Purpose of contract	General
Contract start date	01/04/2006
Contract end date	

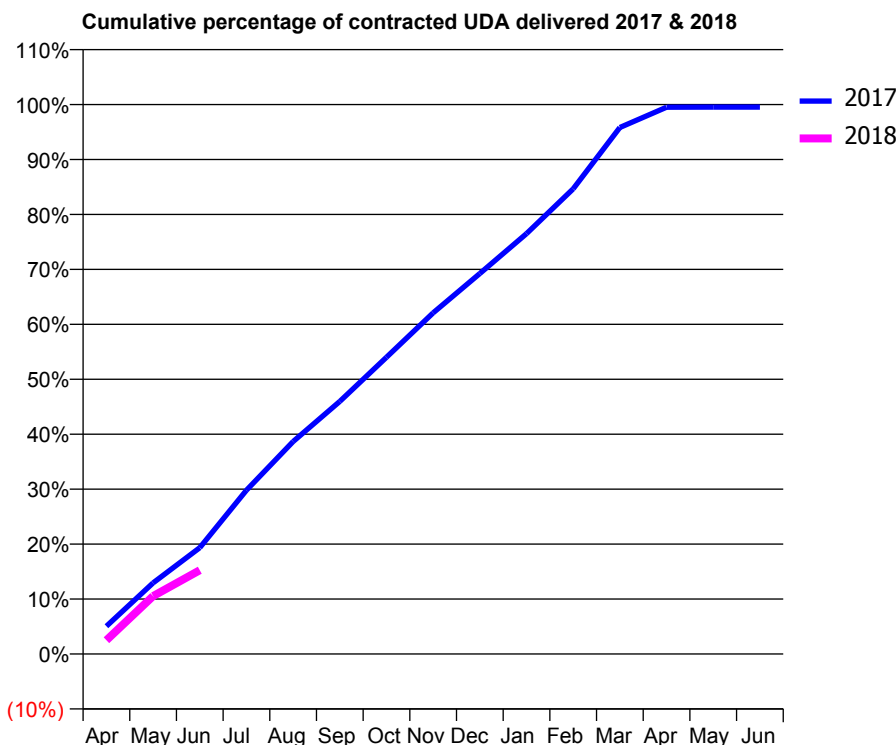
17/18 Contracted general activity (UDA)	11,624
Carry forward general activity (UDA)	0
17/18 Contracted orthodontic activity (UOA)	0
Carry forward orthodontic activity (UOA)	0
Baseline contract value	£279,806.01

ACCESS*

Patients seen in 24 months	Total	Change since previous quarter
Quarter ending June 2016	4,108	
Quarter ending September 2016	4,074	→
Quarter ending December 2016	4,018	↓
Quarter ending March 2017	4,012	→
Quarter ending June 2017	3,971	↓
Variance since June 2016	(3.3%)	↓



ACTIVITY



Month	Adjusted Scheduled Activity (UDA)	
	2017	2018
April	588	293
May	1,505	1,225
June	2,250	1,774
July	3,466	
August	4,494	
September	5,345	
October	6,278	
November	7,217	
December	8,050	
January	8,893	
February	9,842	
March	11,138	
April	11,566	
May	11,569	
June	11,569	

QUALITY

	Quantity	Base Number	Contract	AT	Region	England
% of FP17s for the same patient ID Re-attending within 3 months - Children	24	277	8.7%	11.0%	11.7%	12.0%
% of FP17s for the same patient ID Re-attending within 3 months - Adults	149	916	16.3%	14.4%	15.2%	16.0%
% of FP17s for the same patient ID Re-attending between 3 & 9 months - Children	163	277	58.8%	56.8%	59.1%	58.0%
% of FP17s for the same patient ID Re-attending between 3 & 9 months - Adults	546	916	59.6%	49.2%	52.2%	50.9%
% of FP17s for Band 1 Urgent Courses	125	1,000	12.5%	8.3%	7.9%	9.1%
% of FP17s Relating to Free Repair or Replacements	16	1,000	1.6%	0.7%	0.8%	0.8%
% of FP17s Relating to Continuations	4	1,000	0.4%	0.9%	1.1%	1.1%
% of Patients satisfied with the dentistry they have received	14	14	100.0%	91.4%	91.8%	91.7%
% of Patients satisfied with the time they had to wait for an appointment	13	14	92.9%	87.1%	88.4%	88.0%

* This is based on patients treated on this contract for their most recent course of treatment. Figures in italics indicate the base number of FP17s or Patient Questionnaire responses are less than 100. N/A is shown where the base number of responses is less than 10 during the period. % is calculated as Quantity/Base number*100

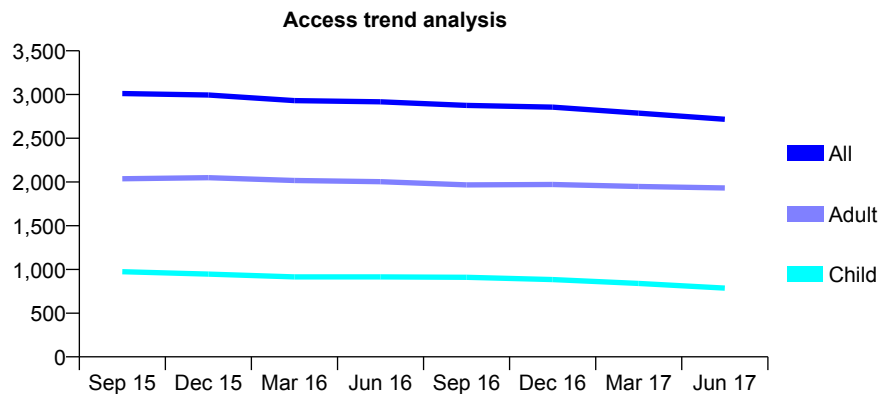
Q58 - Vital Signs At a Glance Contract Report for 658189/0002 - June 2017

Name or company name	MR MP BROOKS
Contract type name	GDS Contract
Purpose of contract	General
Contract start date	01/04/2007
Contract end date	

17/18 Contracted general activity (UDA)	7,883
Carry forward general activity (UDA)	0
17/18 Contracted orthodontic activity (UOA)	0
Carry forward orthodontic activity (UOA)	0
Baseline contract value	£168,656.09

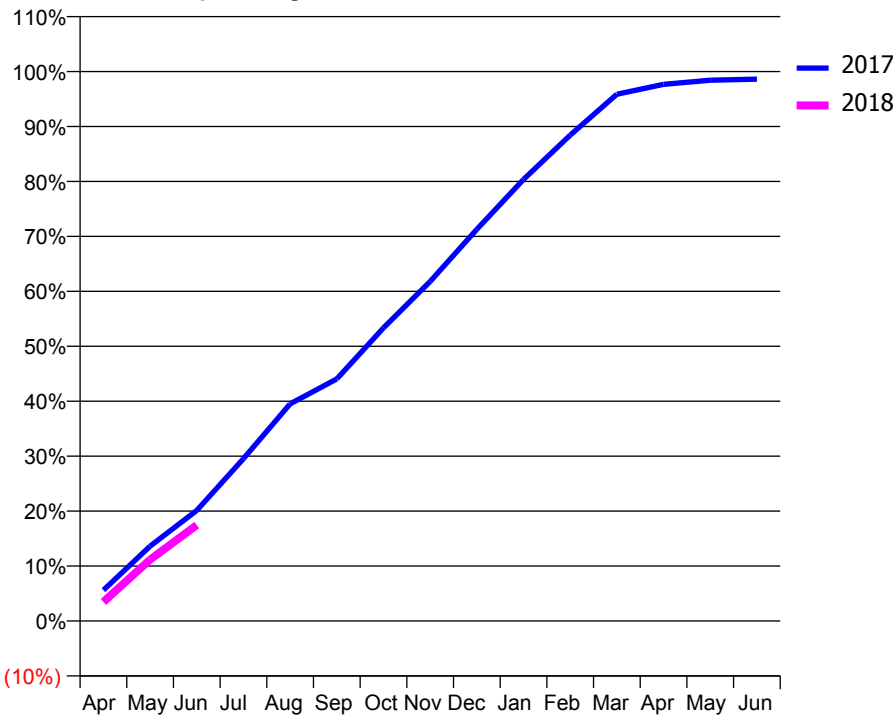
ACCESS*

Patients seen in 24 months	Total	Change since previous quarter
Quarter ending June 2016	2,917	
Quarter ending September 2016	2,875	↓
Quarter ending December 2016	2,855	→
Quarter ending March 2017	2,787	↓
Quarter ending June 2017	2,717	↓
Variance since June 2016	(6.9%)	↓



ACTIVITY

Cumulative percentage of contracted UDA delivered 2017 & 2018



Adjusted Scheduled Activity (UDA)		
Month	2017	2018
April	442	274
May	1,075	882
June	1,587	1,376
July	2,330	
August	3,115	
September	3,472	
October	4,206	
November	4,872	
December	5,620	
January	6,335	
February	6,971	
March	7,558	
April	7,699	
May	7,758	
June	7,774	

QUALITY

	Quantity	Base Number	Contract	AT	Region	England
% of FP17s for the same patient ID Re-attending within 3 months - Children	10	259	3.9%	11.0%	11.7%	12.0%
% of FP17s for the same patient ID Re-attending within 3 months - Adults	117	719	16.3%	14.4%	15.2%	16.0%
% of FP17s for the same patient ID Re-attending between 3 & 9 months - Children	170	259	65.6%	56.8%	59.1%	58.0%
% of FP17s for the same patient ID Re-attending between 3 & 9 months - Adults	462	719	64.3%	49.2%	52.2%	50.9%
% of FP17s for Band 1 Urgent Courses	58	898	6.5%	8.3%	7.9%	9.1%
% of FP17s Relating to Free Repair or Replacements	12	898	1.3%	0.7%	0.8%	0.8%
% of FP17s Relating to Continuations	4	898	0.4%	0.9%	1.1%	1.1%
% of Patients satisfied with the dentistry they have received	2	3	N/A	91.4%	91.8%	91.7%
% of Patients satisfied with the time they had to wait for an appointment	2	3	N/A	87.1%	88.4%	88.0%

* This is based on patients treated on this contract for their most recent course of treatment. Figures in italics indicate the base number of FP17s or Patient Questionnaire responses are less than 100. N/A is shown where the base number of responses is less than 10 during the period. % is calculated as Quantity/Base number*100

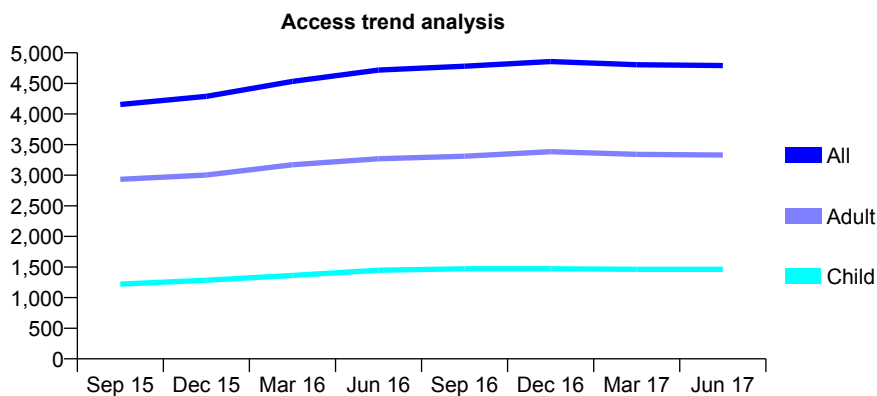
Q58 - Vital Signs At a Glance Contract Report for 658332/0001 - June 2017

Name or company name	MR SN PATEL
Contract type name	GDS Contract
Purpose of contract	General
Contract start date	01/04/2006
Contract end date	

17/18 Contracted general activity (UDA)	13,020
Carry forward general activity (UDA)	0
17/18 Contracted orthodontic activity (UOA)	0
Carry forward orthodontic activity (UOA)	0
Baseline contract value	£384,672.68

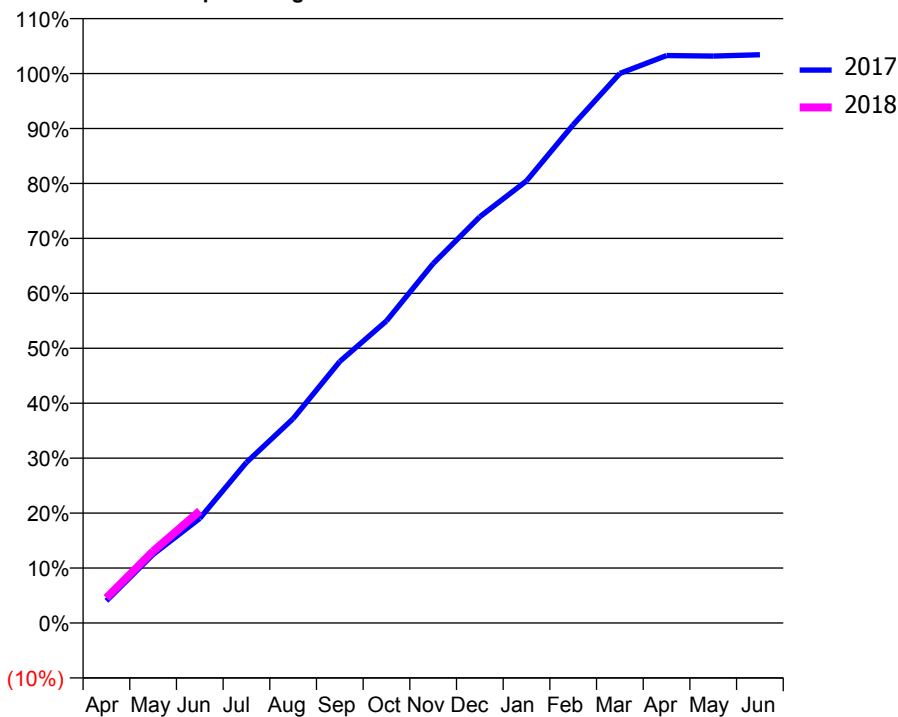
ACCESS*

Patients seen in 24 months	Total	Change since previous quarter
Quarter ending June 2016	4,718	
Quarter ending September 2016	4,782	→
Quarter ending December 2016	4,857	→
Quarter ending March 2017	4,805	↓
Quarter ending June 2017	4,792	→
Variance since June 2016	1.6%	→



ACTIVITY

Cumulative percentage of contracted UDA delivered 2017 & 2018



Month	Adjusted Scheduled Activity (UDA)	
	2017	2018
April	526	594
May	1,626	1,701
June	2,479	2,656
July	3,807	
August	4,842	
September	6,197	
October	7,157	
November	8,517	
December	9,625	
January	10,475	
February	11,807	
March	13,022	
April	13,446	
May	13,431	
June	13,464	

QUALITY

	Quantity	Base Number	Contract	AT	Region	England
% of FP17s for the same patient ID Re-attending within 3 months - Children	31	475	6.5%	11.0%	11.7%	12.0%
% of FP17s for the same patient ID Re-attending within 3 months - Adults	152	959	15.8%	14.4%	15.2%	16.0%
% of FP17s for the same patient ID Re-attending between 3 & 9 months - Children	253	475	53.3%	56.8%	59.1%	58.0%
% of FP17s for the same patient ID Re-attending between 3 & 9 months - Adults	460	959	48.0%	49.2%	52.2%	50.9%
% of FP17s for Band 1 Urgent Courses	166	1,244	13.3%	8.3%	7.9%	9.1%
% of FP17s Relating to Free Repair or Replacements	2	1,244	0.2%	0.7%	0.8%	0.8%
% of FP17s Relating to Continuations	4	1,244	0.3%	0.9%	1.1%	1.1%
% of Patients satisfied with the dentistry they have received	7	9	N/A	91.4%	91.8%	91.7%
% of Patients satisfied with the time they had to wait for an appointment	7	9	N/A	87.1%	88.4%	88.0%

* This is based on patients treated on this contract for their most recent course of treatment. Figures in italics indicate the base number of FP17s or Patient Questionnaire responses are less than 100. N/A is shown where the base number of responses is less than 10 during the period. % is calculated as Quantity/Base number*100

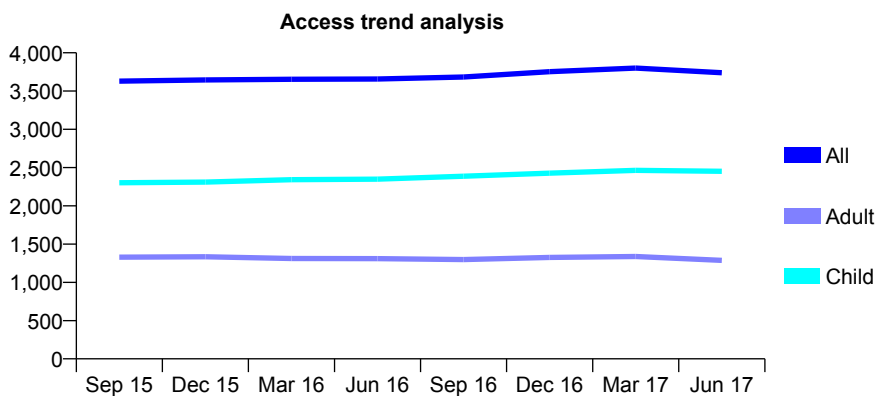
Q58 - Vital Signs At a Glance Contract Report for 660035/0001 - June 2017

Name or company name	MISS PE DESMOND
Contract type name	GDS Contract
Purpose of contract	General
Contract start date	01/04/2006
Contract end date	

17/18 Contracted general activity (UDA)	9,000
Carry forward general activity (UDA)	0
17/18 Contracted orthodontic activity (UOA)	0
Carry forward orthodontic activity (UOA)	0
Baseline contract value	£225,124.16

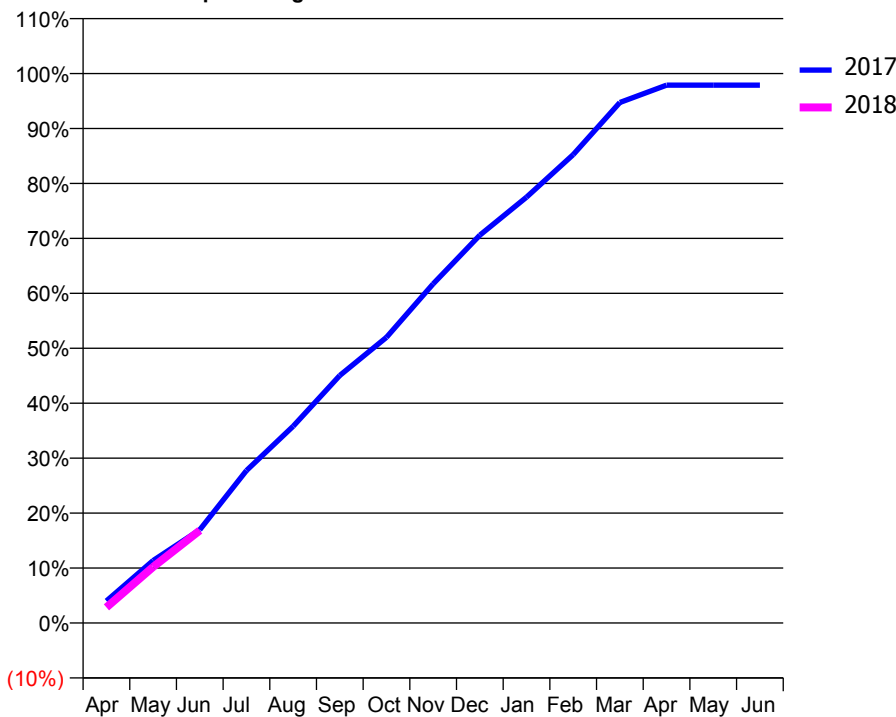
ACCESS*

Patients seen in 24 months	Total	Change since previous quarter
Quarter ending June 2016	3,658	
Quarter ending September 2016	3,684	→
Quarter ending December 2016	3,753	→
Quarter ending March 2017	3,800	→
Quarter ending June 2017	3,740	↓
Variance since June 2016	2.2%	↑



ACTIVITY

Cumulative percentage of contracted UDA delivered 2017 & 2018



Adjusted Scheduled Activity (UDA)

Month	2017	2018
April	360	256
May	1,023	919
June	1,528	1,517
July	2,498	
August	3,222	
September	4,054	
October	4,679	
November	5,555	
December	6,352	
January	6,975	
February	7,672	
March	8,525	
April	8,809	
May	8,810	
June	8,810	

QUALITY

	Quantity	Base Number	Contract	AT	Region	England
% of FP17s for the same patient ID Re-attending within 3 months - Children	57	751	7.6%	11.0%	11.7%	12.0%
% of FP17s for the same patient ID Re-attending within 3 months - Adults	89	367	24.3%	14.4%	15.2%	16.0%
% of FP17s for the same patient ID Re-attending between 3 & 9 months - Children	403	751	53.7%	56.8%	59.1%	58.0%
% of FP17s for the same patient ID Re-attending between 3 & 9 months - Adults	169	367	46.0%	49.2%	52.2%	50.9%
% of FP17s for Band 1 Urgent Courses	48	963	5.0%	8.3%	7.9%	9.1%
% of FP17s Relating to Free Repair or Replacements	0	963	0.0%	0.7%	0.8%	0.8%
% of FP17s Relating to Continuations	29	963	3.0%	0.9%	1.1%	1.1%
% of Patients satisfied with the dentistry they have received	1	1	N/A	91.4%	91.8%	91.7%
% of Patients satisfied with the time they had to wait for an appointment	1	1	N/A	87.1%	88.4%	88.0%

* This is based on patients treated on this contract for their most recent course of treatment. Figures in italics indicate the base number of FP17s or Patient Questionnaire responses are less than 100. N/A is shown where the base number of responses is less than 10 during the period. % is calculated as Quantity/Base number*100

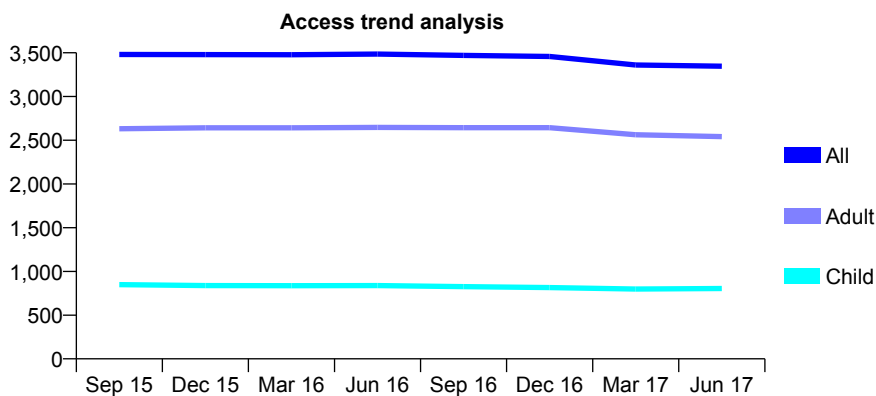
Q58 - Vital Signs At a Glance Contract Report for 660361/0001 - June 2017

Name or company name	MRS SK RAJANI
Contract type name	GDS Contract
Purpose of contract	General
Contract start date	01/04/2006
Contract end date	

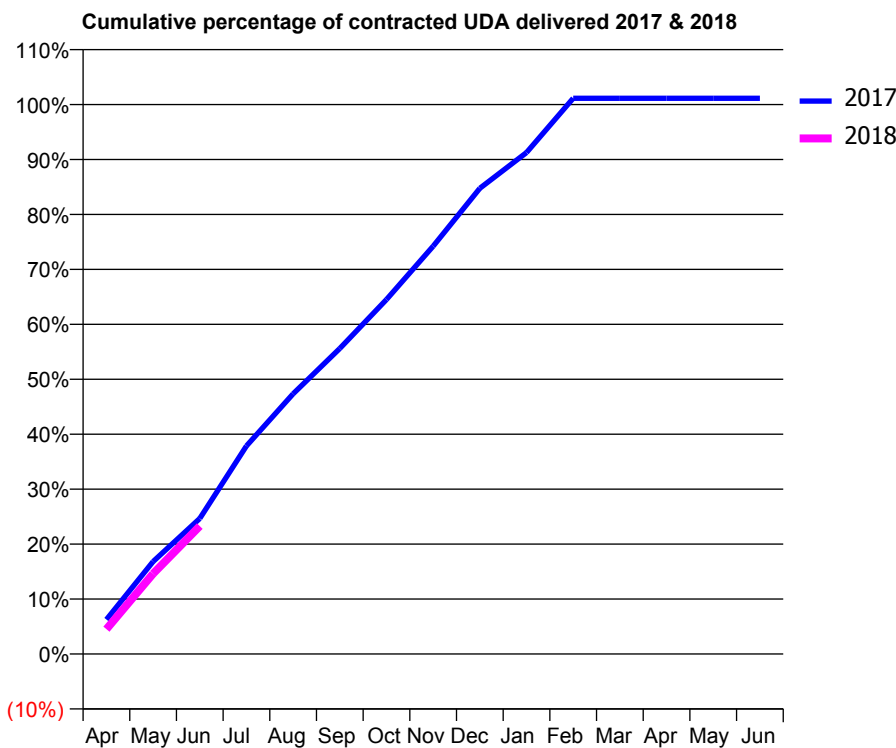
17/18 Contracted general activity (UDA)	11,012
Carry forward general activity (UDA)	0
17/18 Contracted orthodontic activity (UOA)	0
Carry forward orthodontic activity (UOA)	0
Baseline contract value	£277,823.81

ACCESS*

Patients seen in 24 months	Total	Change since previous quarter
Quarter ending June 2016	3,485	
Quarter ending September 2016	3,470	→
Quarter ending December 2016	3,458	→
Quarter ending March 2017	3,361	↓
Quarter ending June 2017	3,346	→
Variance since June 2016	(4.0%)	↓



ACTIVITY



Month	Adjusted Scheduled Activity (UDA)	
	2017	2018
April	690	499
May	1,852	1,609
June	2,716	2,565
July	4,169	
August	5,215	
September	6,122	
October	7,104	
November	8,172	
December	9,332	
January	10,050	
February	11,136	
March	11,136	
April	11,136	
May	11,136	
June	11,136	

QUALITY

	Quantity	Base Number	Contract	AT	Region	England
% of FP17s for the same patient ID Re-attending within 3 months - Children	26	297	8.8%	11.0%	11.7%	12.0%
% of FP17s for the same patient ID Re-attending within 3 months - Adults	93	744	12.5%	14.4%	15.2%	16.0%
% of FP17s for the same patient ID Re-attending between 3 & 9 months - Children	137	297	46.1%	56.8%	59.1%	58.0%
% of FP17s for the same patient ID Re-attending between 3 & 9 months - Adults	393	744	52.8%	49.2%	52.2%	50.9%
% of FP17s for Band 1 Urgent Courses	81	1,041	7.8%	8.3%	7.9%	9.1%
% of FP17s Relating to Free Repair or Replacements	0	1,041	0.0%	0.7%	0.8%	0.8%
% of FP17s Relating to Continuations	15	1,041	1.4%	0.9%	1.1%	1.1%
% of Patients satisfied with the dentistry they have received	8	10	80.0%	91.4%	91.8%	91.7%
% of Patients satisfied with the time they had to wait for an appointment	10	10	100.0%	87.1%	88.4%	88.0%

* This is based on patients treated on this contract for their most recent course of treatment. Figures in italics indicate the base number of FP17s or Patient Questionnaire responses are less than 100. N/A is shown where the base number of responses is less than 10 during the period. % is calculated as Quantity/Base number*100

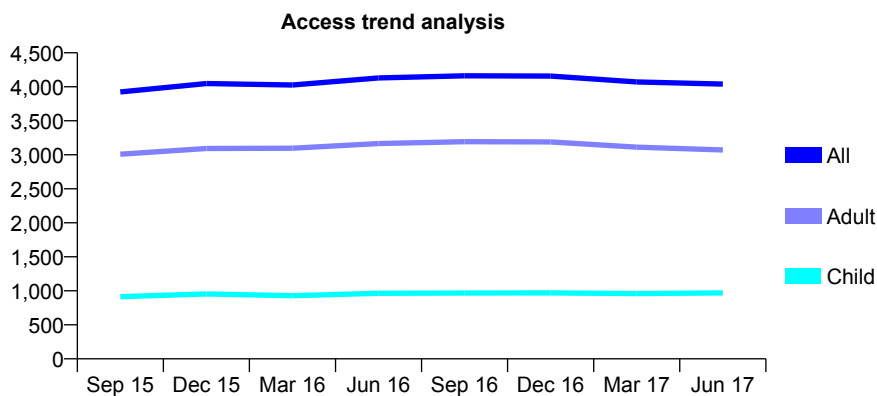
Q58 - Vital Signs At a Glance Contract Report for 673110/0001 - June 2017

Name or company name	MR MH BALKHI
Contract type name	GDS Contract
Purpose of contract	General
Contract start date	01/04/2006
Contract end date	

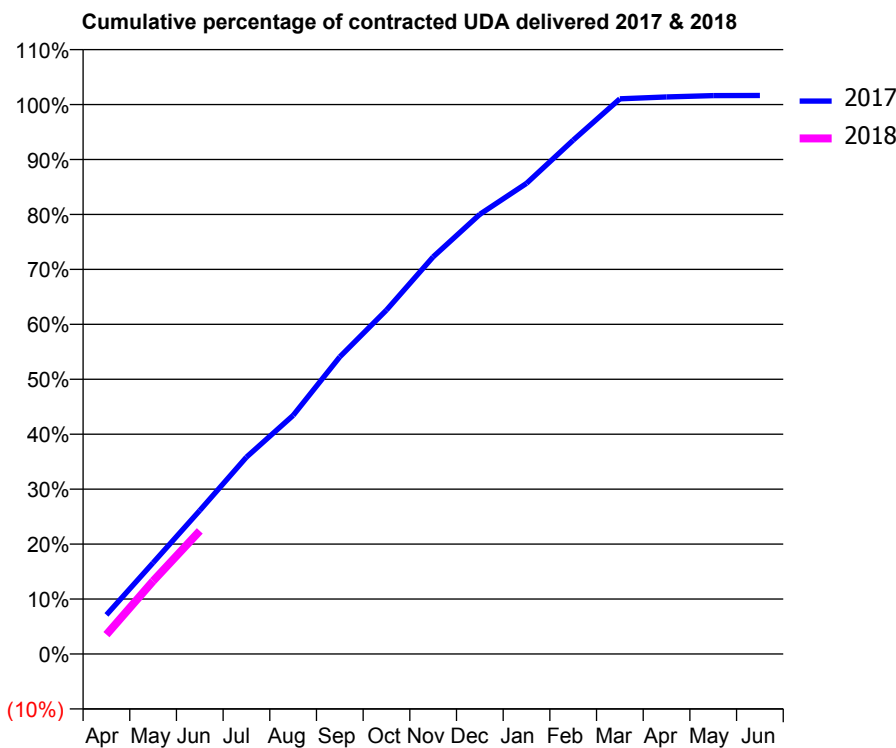
17/18 Contracted general activity (UDA)	8,940
Carry forward general activity (UDA)	0
17/18 Contracted orthodontic activity (UOA)	0
Carry forward orthodontic activity (UOA)	0
Baseline contract value	£220,466.43

ACCESS*

Patients seen in 24 months	Total	Change since previous quarter
Quarter ending June 2016	4,130	
Quarter ending September 2016	4,162	→
Quarter ending December 2016	4,158	→
Quarter ending March 2017	4,072	↓
Quarter ending June 2017	4,040	→
Variance since June 2016	(2.2%)	↓



ACTIVITY



Month	Adjusted Scheduled Activity (UDA)	
	2017	2018
April	637	315
May	1,486	1,187
June	2,335	2,004
July	3,204	
August	3,883	
September	4,836	
October	5,596	
November	6,462	
December	7,155	
January	7,656	
February	8,361	
March	9,032	
April	9,063	
May	9,085	
June	9,087	

QUALITY

	Quantity	Base Number	Contract	AT	Region	England
% of FP17s for the same patient ID Re-attending within 3 months - Children	8	322	2.5%	11.0%	11.7%	12.0%
% of FP17s for the same patient ID Re-attending within 3 months - Adults	51	885	5.8%	14.4%	15.2%	16.0%
% of FP17s for the same patient ID Re-attending between 3 & 9 months - Children	207	322	64.3%	56.8%	59.1%	58.0%
% of FP17s for the same patient ID Re-attending between 3 & 9 months - Adults	503	885	56.8%	49.2%	52.2%	50.9%
% of FP17s for Band 1 Urgent Courses	33	1,183	2.8%	8.3%	7.9%	9.1%
% of FP17s Relating to Free Repair or Replacements	2	1,183	0.2%	0.7%	0.8%	0.8%
% of FP17s Relating to Continuations	0	1,183	0.0%	0.9%	1.1%	1.1%
% of Patients satisfied with the dentistry they have received	3	4	N/A	91.4%	91.8%	91.7%
% of Patients satisfied with the time they had to wait for an appointment	3	4	N/A	87.1%	88.4%	88.0%

* This is based on patients treated on this contract for their most recent course of treatment. Figures in italics indicate the base number of FP17s or Patient Questionnaire responses are less than 100. N/A is shown where the base number of responses is less than 10 during the period. % is calculated as Quantity/Base number*100

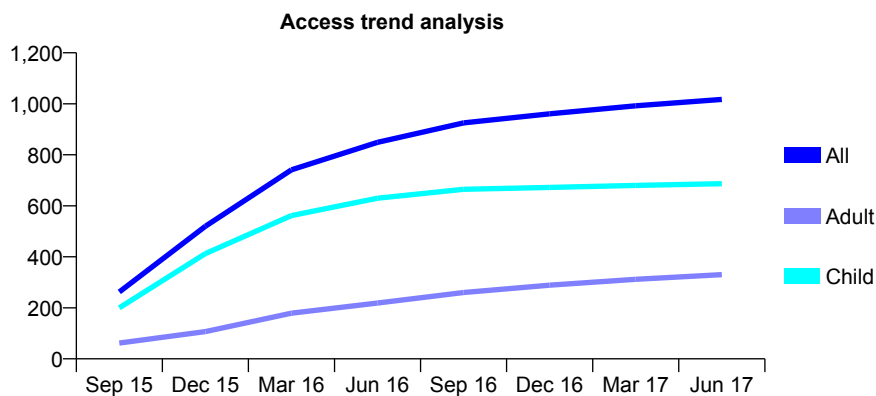
Q58 - Vital Signs At a Glance Contract Report for 674052/0001 - June 2017

Name or company name	MR RL JONES
Contract type name	GDS Contract
Purpose of contract	General
Contract start date	13/07/2015
Contract end date	

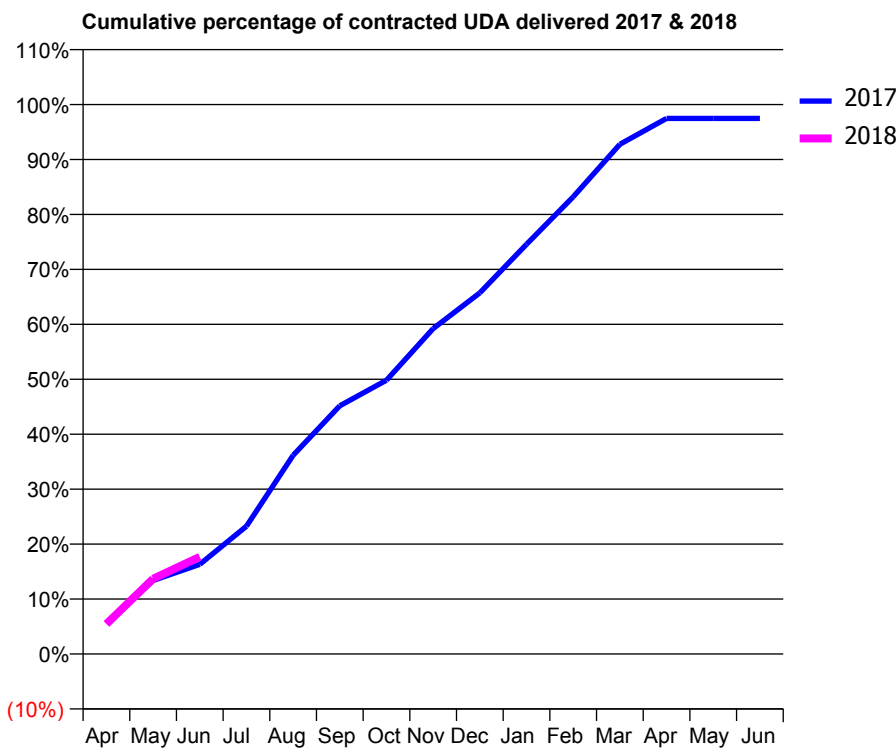
17/18 Contracted general activity (UDA)	1,936
Carry forward general activity (UDA)	0
17/18 Contracted orthodontic activity (UOA)	0
Carry forward orthodontic activity (UOA)	0
Baseline contract value	£45,446.18

ACCESS*

Patients seen in 24 months	Total	Change since previous quarter
Quarter ending June 2016	849	
Quarter ending September 2016	925	↑
Quarter ending December 2016	961	↑
Quarter ending March 2017	992	↑
Quarter ending June 2017	1,017	↑
Variance since June 2016	19.8%	↑



ACTIVITY



Month	Adjusted Scheduled Activity (UDA)	
	2017	2018
April	110	106
May	259	265
June	316	342
July	450	
August	700	
September	875	
October	965	
November	1,147	
December	1,273	
January	1,444	
February	1,611	
March	1,796	
April	1,887	
May	1,887	
June	1,887	

QUALITY

	Quantity	Base Number	Contract	AT	Region	England
% of FP17s for the same patient ID Re-attending within 3 months - Children	12	240	5.0%	11.0%	11.7%	12.0%
% of FP17s for the same patient ID Re-attending within 3 months - Adults	4	53	7.5%	14.4%	15.2%	16.0%
% of FP17s for the same patient ID Re-attending between 3 & 9 months - Children	144	240	60.0%	56.8%	59.1%	58.0%
% of FP17s for the same patient ID Re-attending between 3 & 9 months - Adults	25	53	47.2%	49.2%	52.2%	50.9%
% of FP17s for Band 1 Urgent Courses	1	244	0.4%	8.3%	7.9%	9.1%
% of FP17s Relating to Free Repair or Replacements	0	244	0.0%	0.7%	0.8%	0.8%
% of FP17s Relating to Continuations	0	244	0.0%	0.9%	1.1%	1.1%
% of Patients satisfied with the dentistry they have received	0	0	N/A	91.4%	91.8%	91.7%
% of Patients satisfied with the time they had to wait for an appointment	0	0	N/A	87.1%	88.4%	88.0%

* This is based on patients treated on this contract for their most recent course of treatment. Figures in italics indicate the base number of FP17s or Patient Questionnaire responses are less than 100. N/A is shown where the base number of responses is less than 10 during the period. % is calculated as Quantity/Base number*100

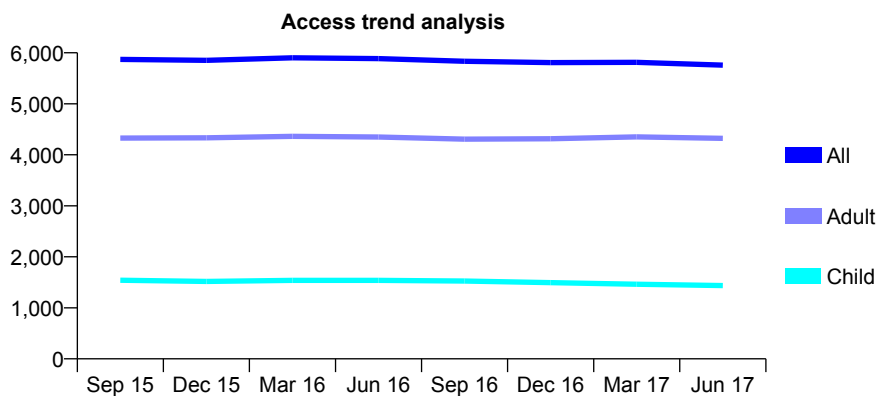
Q58 - Vital Signs At a Glance Contract Report for 674079/0002 - June 2017

Name or company name	MR R KHAN
Contract type name	GDS Contract
Purpose of contract	General
Contract start date	01/06/2009
Contract end date	

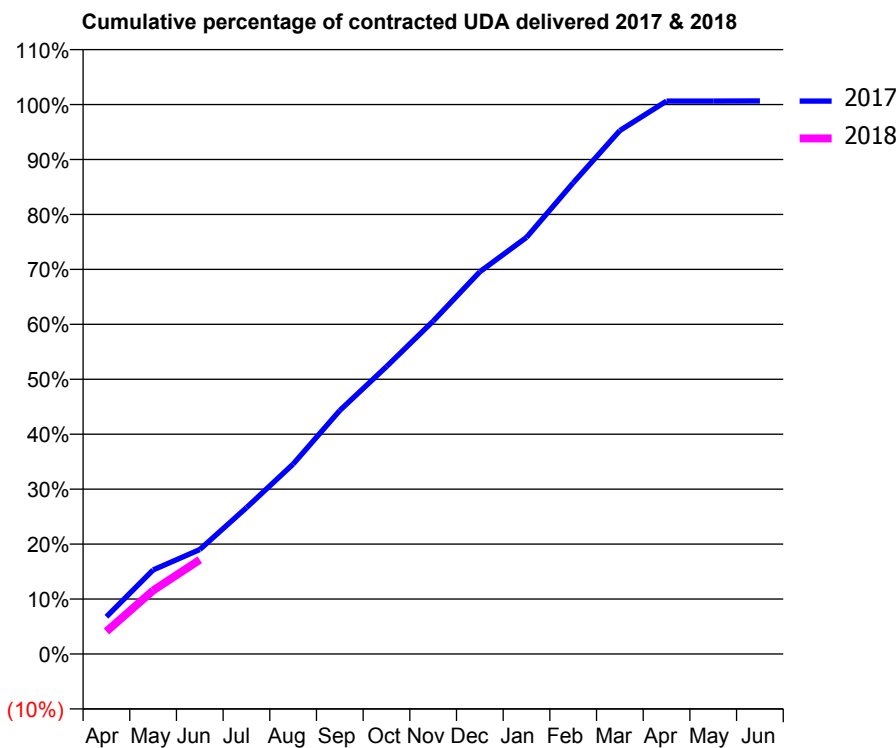
17/18 Contracted general activity (UDA)	17,558
Carry forward general activity (UDA)	0
17/18 Contracted orthodontic activity (UOA)	0
Carry forward orthodontic activity (UOA)	0
Baseline contract value	£460,412.61

ACCESS*

Patients seen in 24 months	Total	Change since previous quarter
Quarter ending June 2016	5,887	
Quarter ending September 2016	5,833	→
Quarter ending December 2016	5,808	→
Quarter ending March 2017	5,814	→
Quarter ending June 2017	5,758	→
Variance since June 2016	(2.2%)	↓



ACTIVITY



Month	Adjusted Scheduled Activity (UDA)	
	2017	2018
April	1,190	724
May	2,686	2,031
June	3,338	3,011
July	4,675	
August	6,069	
September	7,783	
October	9,182	
November	10,635	
December	12,216	
January	13,312	
February	15,054	
March	16,727	
April	17,668	
May	17,669	
June	17,670	

QUALITY

	Quantity	Base Number	Contract	AT	Region	England
% of FP17s for the same patient ID Re-attending within 3 months - Children	20	406	4.9%	11.0%	11.7%	12.0%
% of FP17s for the same patient ID Re-attending within 3 months - Adults	181	1,241	14.6%	14.4%	15.2%	16.0%
% of FP17s for the same patient ID Re-attending between 3 & 9 months - Children	199	406	49.0%	56.8%	59.1%	58.0%
% of FP17s for the same patient ID Re-attending between 3 & 9 months - Adults	612	1,241	49.3%	49.2%	52.2%	50.9%
% of FP17s for Band 1 Urgent Courses	27	1,330	2.0%	8.3%	7.9%	9.1%
% of FP17s Relating to Free Repair or Replacements	29	1,330	2.2%	0.7%	0.8%	0.8%
% of FP17s Relating to Continuations	6	1,330	0.5%	0.9%	1.1%	1.1%
% of Patients satisfied with the dentistry they have received	9	11	81.8%	91.4%	91.8%	91.7%
% of Patients satisfied with the time they had to wait for an appointment	9	11	81.8%	87.1%	88.4%	88.0%

* This is based on patients treated on this contract for their most recent course of treatment. Figures in italics indicate the base number of FP17s or Patient Questionnaire responses are less than 100. N/A is shown where the base number of responses is less than 10 during the period. % is calculated as Quantity/Base number*100

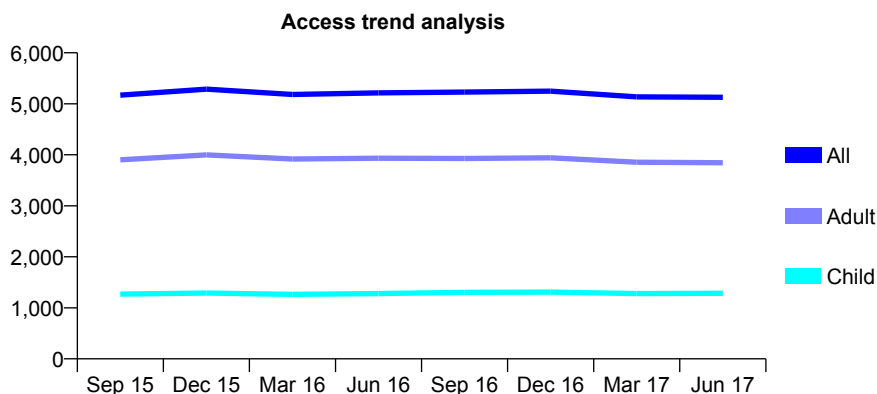
Q58 - Vital Signs At a Glance Contract Report for 676802/0001 - June 2017

Name or company name	MR B MOHAMMAD-AGHAEI
Contract type name	GDS Contract
Purpose of contract	General
Contract start date	01/04/2006
Contract end date	

17/18 Contracted general activity (UDA)	16,076
Carry forward general activity (UDA)	0
17/18 Contracted orthodontic activity (UOA)	0
Carry forward orthodontic activity (UOA)	0
Baseline contract value	£388,054.02

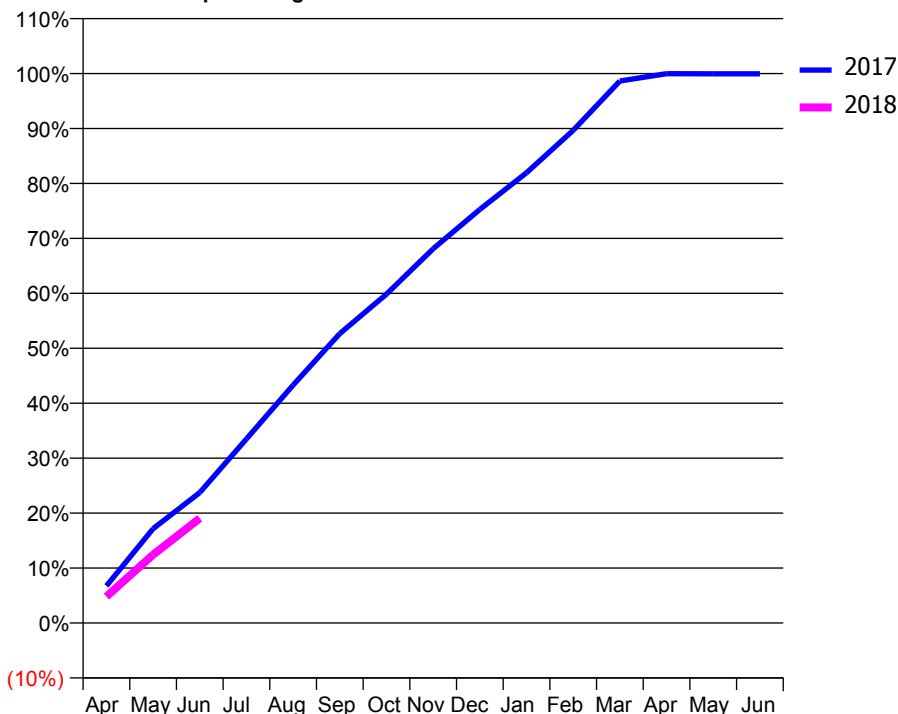
ACCESS*

Patients seen in 24 months	Total	Change since previous quarter
Quarter ending June 2016	5,214	
Quarter ending September 2016	5,229	→
Quarter ending December 2016	5,249	→
Quarter ending March 2017	5,135	↓
Quarter ending June 2017	5,128	→
Variance since June 2016	(1.6%)	↓



ACTIVITY

Cumulative percentage of contracted UDA delivered 2017 & 2018



Month	Adjusted Scheduled Activity (UDA)	
	2017	2018
April	1,085	773
May	2,759	2,000
June	3,816	3,065
July	5,387	
August	6,963	
September	8,468	
October	9,622	
November	10,947	
December	12,101	
January	13,174	
February	14,414	
March	15,857	
April	16,072	
May	16,066	
June	16,066	

QUALITY

	Quantity	Base Number	Contract	AT	Region	England
% of FP17s for the same patient ID Re-attending within 3 months - Children	15	387	3.9%	11.0%	11.7%	12.0%
% of FP17s for the same patient ID Re-attending within 3 months - Adults	105	1,049	10.0%	14.4%	15.2%	16.0%
% of FP17s for the same patient ID Re-attending between 3 & 9 months - Children	204	387	52.7%	56.8%	59.1%	58.0%
% of FP17s for the same patient ID Re-attending between 3 & 9 months - Adults	529	1,049	50.4%	49.2%	52.2%	50.9%
% of FP17s for Band 1 Urgent Courses	81	1,332	6.1%	8.3%	7.9%	9.1%
% of FP17s Relating to Free Repair or Replacements	19	1,332	1.4%	0.7%	0.8%	0.8%
% of FP17s Relating to Continuations	3	1,332	0.2%	0.9%	1.1%	1.1%
% of Patients satisfied with the dentistry they have received	5	7	N/A	91.4%	91.8%	91.7%
% of Patients satisfied with the time they had to wait for an appointment	6	7	N/A	87.1%	88.4%	88.0%

* This is based on patients treated on this contract for their most recent course of treatment. Figures in italics indicate the base number of FP17s or Patient Questionnaire responses are less than 100. N/A is shown where the base number of responses is less than 10 during the period. % is calculated as Quantity/Base number*100

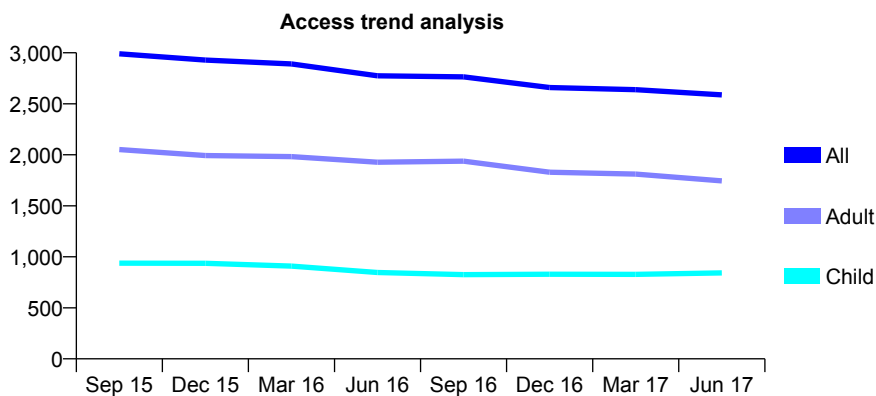
Q58 - Vital Signs At a Glance Contract Report for 688789/0002 - June 2017

Name or company name	MRS N SHAH
Contract type name	GDS Contract
Purpose of contract	General
Contract start date	01/04/2009
Contract end date	

17/18 Contracted general activity (UDA)	4,900
Carry forward general activity (UDA)	0
17/18 Contracted orthodontic activity (UOA)	0
Carry forward orthodontic activity (UOA)	0
Baseline contract value	£126,124.86

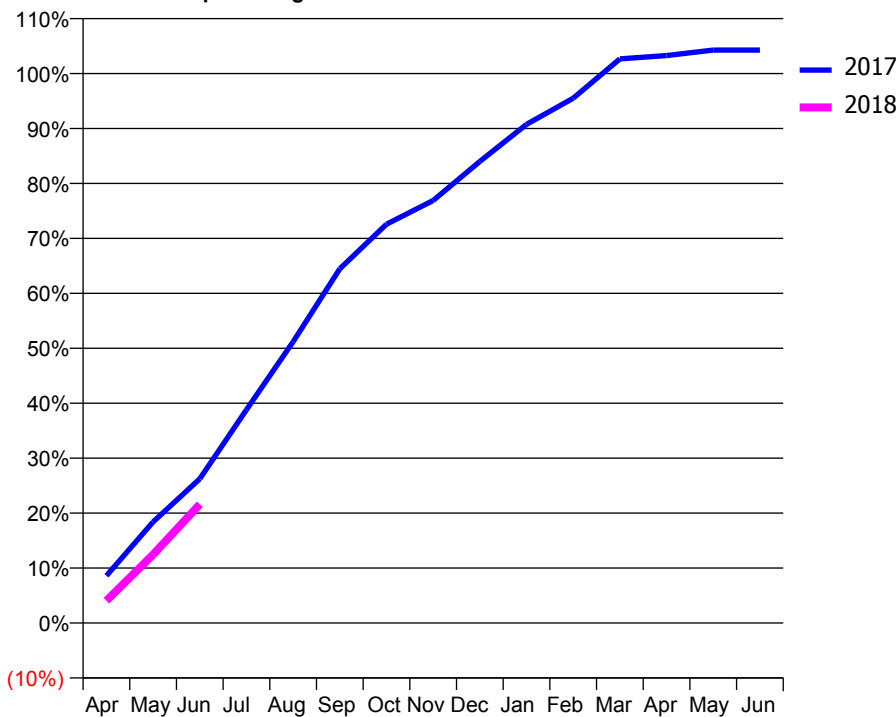
ACCESS*

Patients seen in 24 months	Total	Change since previous quarter
Quarter ending June 2016	2,774	
Quarter ending September 2016	2,764	→
Quarter ending December 2016	2,659	↓
Quarter ending March 2017	2,639	→
Quarter ending June 2017	2,588	↓
Variance since June 2016	(6.7%)	↓



ACTIVITY

Cumulative percentage of contracted UDA delivered 2017 & 2018



Month	Adjusted Scheduled Activity (UDA)	
	2017	2018
April	421	199
May	902	610
June	1,286	1,058
July	1,902	
August	2,508	
September	3,159	
October	3,556	
November	3,768	
December	4,116	
January	4,447	
February	4,679	
March	5,030	
April	5,060	
May	5,109	
June	5,109	

QUALITY

	Quantity	Base Number	Contract	AT	Region	England
% of FP17s for the same patient ID Re-attending within 3 months - Children	9	283	3.2%	11.0%	11.7%	12.0%
% of FP17s for the same patient ID Re-attending within 3 months - Adults	24	299	8.0%	14.4%	15.2%	16.0%
% of FP17s for the same patient ID Re-attending between 3 & 9 months - Children	172	283	60.8%	56.8%	59.1%	58.0%
% of FP17s for the same patient ID Re-attending between 3 & 9 months - Adults	63	299	21.1%	49.2%	52.2%	50.9%
% of FP17s for Band 1 Urgent Courses	47	546	8.6%	8.3%	7.9%	9.1%
% of FP17s Relating to Free Repair or Replacements	0	546	0.0%	0.7%	0.8%	0.8%
% of FP17s Relating to Continuations	1	546	0.2%	0.9%	1.1%	1.1%
% of Patients satisfied with the dentistry they have received	1	1	N/A	91.4%	91.8%	91.7%
% of Patients satisfied with the time they had to wait for an appointment	1	1	N/A	87.1%	88.4%	88.0%

* This is based on patients treated on this contract for their most recent course of treatment. Figures in italics indicate the base number of FP17s or Patient Questionnaire responses are less than 100. N/A is shown where the base number of responses is less than 10 during the period. % is calculated as Quantity/Base number*100

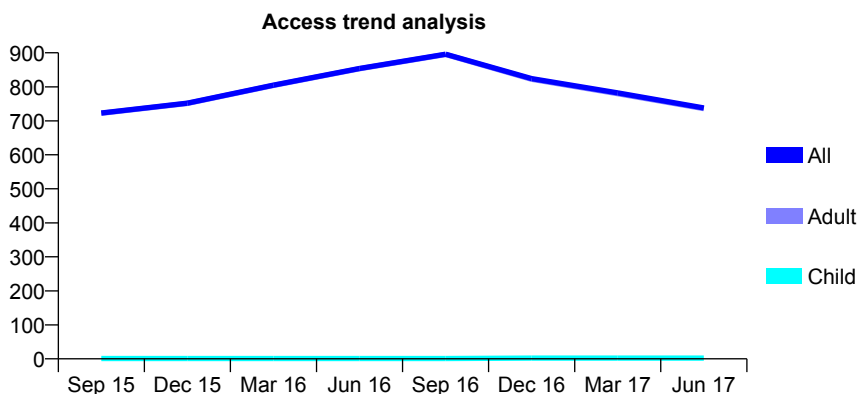
Q58 - Vital Signs At a Glance Contract Report for 688789/0004 - June 2017

Name or company name	MRS N SHAH
Contract type name	PDS Contract
Purpose of contract	General
Contract start date	01/09/2014
Contract end date	31/08/2017

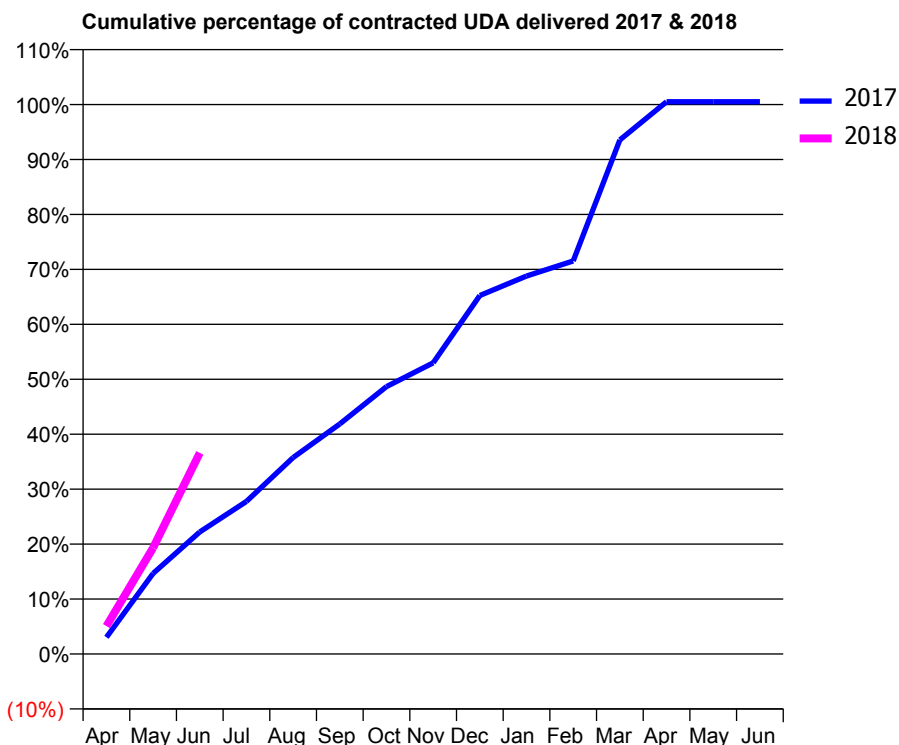
17/18 Contracted general activity (UDA)	767
Carry forward general activity (UDA)	0
17/18 Contracted orthodontic activity (UOA)	0
Carry forward orthodontic activity (UOA)	0
Baseline contract value	£39,374.38

ACCESS*

Patients seen in 24 months	Total	Change since previous quarter
Quarter ending June 2016	854	
Quarter ending September 2016	896	↑
Quarter ending December 2016	824	↓
Quarter ending March 2017	782	↓
Quarter ending June 2017	738	↓
Variance since June 2016	(13.6%)	↓



ACTIVITY



Month	Adjusted Scheduled Activity (UDA)	
	2017	2018
April	52	39
May	252	148
June	382	281
July	478	
August	615	
September	720	
October	837	
November	911	
December	1,121	
January	1,182	
February	1,229	
March	1,608	
April	1,728	
May	1,728	
June	1,728	

QUALITY

	Quantity	Base Number	Contract	AT	Region	England
% of FP17s for the same patient ID Re-attending within 3 months - Children	0	2	0.0%	11.0%	11.7%	12.0%
% of FP17s for the same patient ID Re-attending within 3 months - Adults	17	105	16.2%	14.4%	15.2%	16.0%
% of FP17s for the same patient ID Re-attending between 3 & 9 months - Children	0	2	0.0%	56.8%	59.1%	58.0%
% of FP17s for the same patient ID Re-attending between 3 & 9 months - Adults	33	105	31.4%	49.2%	52.2%	50.9%
% of FP17s for Band 1 Urgent Courses	4	62	6.5%	8.3%	7.9%	9.1%
% of FP17s Relating to Free Repair or Replacements	0	62	0.0%	0.7%	0.8%	0.8%
% of FP17s Relating to Continuations	0	62	0.0%	0.9%	1.1%	1.1%
% of Patients satisfied with the dentistry they have received	0	0	N/A	91.4%	91.8%	91.7%
% of Patients satisfied with the time they had to wait for an appointment	0	0	N/A	87.1%	88.4%	88.0%

* This is based on patients treated on this contract for their most recent course of treatment. Figures in italics indicate the base number of FP17s or Patient Questionnaire responses are less than 100. N/A is shown where the base number of responses is less than 10 during the period. % is calculated as Quantity/Base number*100

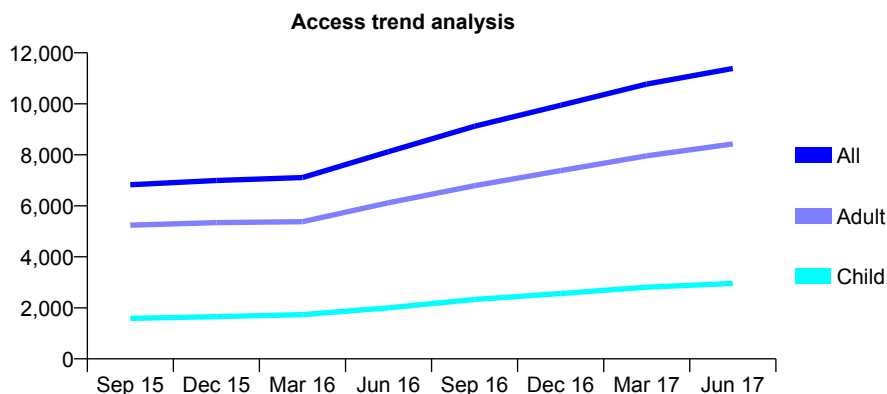
Q58 - Vital Signs At a Glance Contract Report for 689424/0001 - June 2017

Name or company name	MR N SAKERCHAND
Contract type name	GDS Contract
Purpose of contract	General
Contract start date	18/07/2009
Contract end date	

17/18 Contracted general activity (UDA)	23,773
Carry forward general activity (UDA)	0
17/18 Contracted orthodontic activity (UOA)	0
Carry forward orthodontic activity (UOA)	0
Baseline contract value	£537,849.91

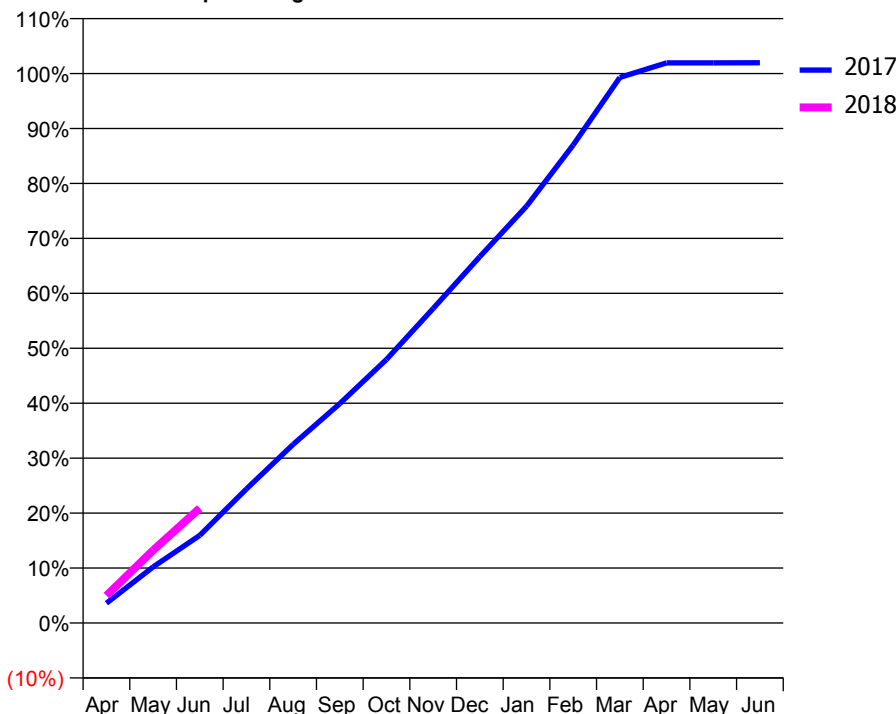
ACCESS*

Patients seen in 24 months	Total	Change since previous quarter
Quarter ending June 2016	8,123	
Quarter ending September 2016	9,120	↑
Quarter ending December 2016	9,941	↑
Quarter ending March 2017	10,774	↑
Quarter ending June 2017	11,386	↑
Variance since June 2016	40.2%	↑



ACTIVITY

Cumulative percentage of contracted UDA delivered 2017 & 2018



Adjusted Scheduled Activity (UDA)

Month	2017	2018
April	859	1,183
May	2,425	3,150
June	3,796	4,972
July	5,799	
August	7,725	
September	9,492	
October	11,400	
November	13,605	
December	15,848	
January	18,032	
February	20,677	
March	23,602	
April	24,231	
May	24,235	
June	24,236	

QUALITY

	Quantity	Base Number	Contract	AT	Region	England
% of FP17s for the same patient ID Re-attending within 3 months - Children	65	918	7.1%	11.0%	11.7%	12.0%
% of FP17s for the same patient ID Re-attending within 3 months - Adults	427	2,311	18.5%	14.4%	15.2%	16.0%
% of FP17s for the same patient ID Re-attending between 3 & 9 months - Children	411	918	44.8%	56.8%	59.1%	58.0%
% of FP17s for the same patient ID Re-attending between 3 & 9 months - Adults	688	2,311	29.8%	49.2%	52.2%	50.9%
% of FP17s for Band 1 Urgent Courses	372	2,548	14.6%	8.3%	7.9%	9.1%
% of FP17s Relating to Free Repair or Replacements	23	2,548	0.9%	0.7%	0.8%	0.8%
% of FP17s Relating to Continuations	14	2,548	0.5%	0.9%	1.1%	1.1%
% of Patients satisfied with the dentistry they have received	12	14	85.7%	91.4%	91.8%	91.7%
% of Patients satisfied with the time they had to wait for an appointment	12	14	85.7%	87.1%	88.4%	88.0%

* This is based on patients treated on this contract for their most recent course of treatment. Figures in italics indicate the base number of FP17s or Patient Questionnaire responses are less than 100. N/A is shown where the base number of responses is less than 10 during the period. % is calculated as Quantity/Base number*100

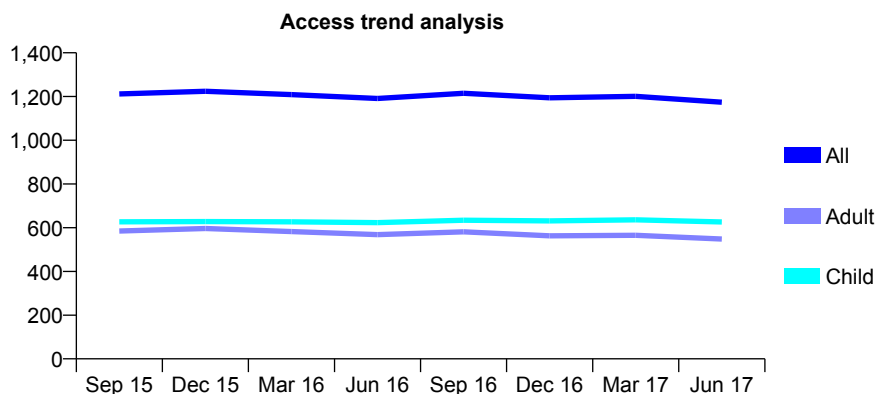
Q58 - Vital Signs At a Glance Contract Report for 723657/0001 - June 2017

Name or company name	MR AG BREE
Contract type name	GDS Contract
Purpose of contract	General
Contract start date	01/04/2006
Contract end date	

17/18 Contracted general activity (UDA)	2,927
Carry forward general activity (UDA)	0
17/18 Contracted orthodontic activity (UOA)	0
Carry forward orthodontic activity (UOA)	0
Baseline contract value	£65,314.22

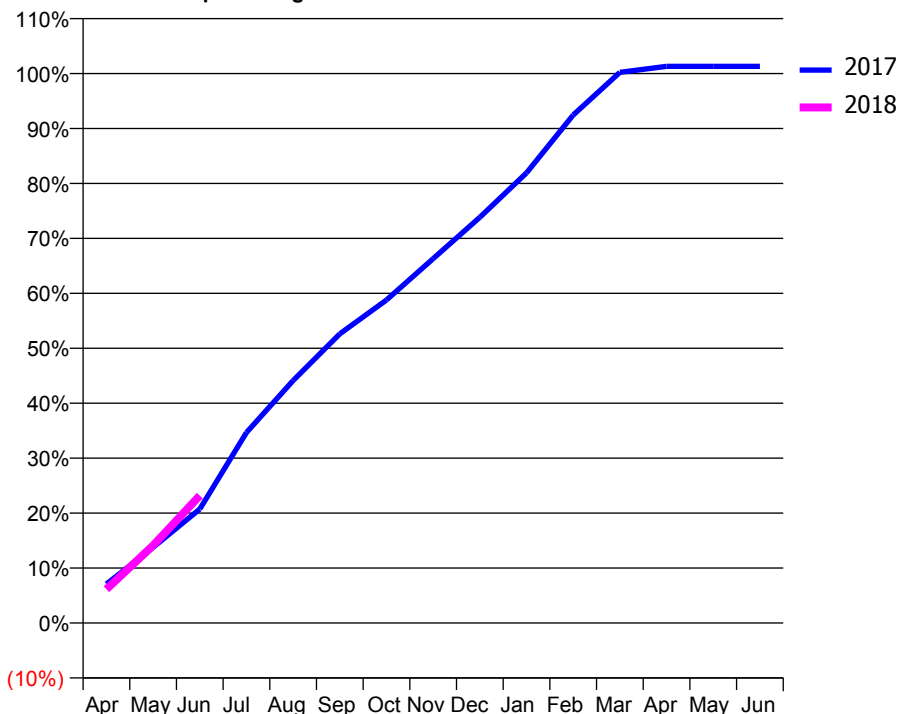
ACCESS*

Patients seen in 24 months	Total	Change since previous quarter
Quarter ending June 2016	1,191	
Quarter ending September 2016	1,215	↑
Quarter ending December 2016	1,194	↓
Quarter ending March 2017	1,201	→
Quarter ending June 2017	1,174	↓
Variance since June 2016	(1.4%)	↓



ACTIVITY

Cumulative percentage of contracted UDA delivered 2017 & 2018



Month	Adjusted Scheduled Activity (UDA)	
	2017	2018
April	208	180
May	403	413
June	607	679
July	1,015	
August	1,292	
September	1,541	
October	1,720	
November	1,941	
December	2,161	
January	2,397	
February	2,706	
March	2,933	
April	2,965	
May	2,965	
June	2,965	

QUALITY

	Quantity	Base Number	Contract	AT	Region	England
% of FP17s for the same patient ID Re-attending within 3 months - Children	6	214	2.8%	11.0%	11.7%	12.0%
% of FP17s for the same patient ID Re-attending within 3 months - Adults	19	148	12.8%	14.4%	15.2%	16.0%
% of FP17s for the same patient ID Re-attending between 3 & 9 months - Children	136	214	63.6%	56.8%	59.1%	58.0%
% of FP17s for the same patient ID Re-attending between 3 & 9 months - Adults	80	148	54.1%	49.2%	52.2%	50.9%
% of FP17s for Band 1 Urgent Courses	10	351	2.8%	8.3%	7.9%	9.1%
% of FP17s Relating to Free Repair or Replacements	0	351	0.0%	0.7%	0.8%	0.8%
% of FP17s Relating to Continuations	2	351	0.6%	0.9%	1.1%	1.1%
% of Patients satisfied with the dentistry they have received	1	1	N/A	91.4%	91.8%	91.7%
% of Patients satisfied with the time they had to wait for an appointment	1	1	N/A	87.1%	88.4%	88.0%

* This is based on patients treated on this contract for their most recent course of treatment. Figures in italics indicate the base number of FP17s or Patient Questionnaire responses are less than 100. N/A is shown where the base number of responses is less than 10 during the period. % is calculated as Quantity/Base number*100

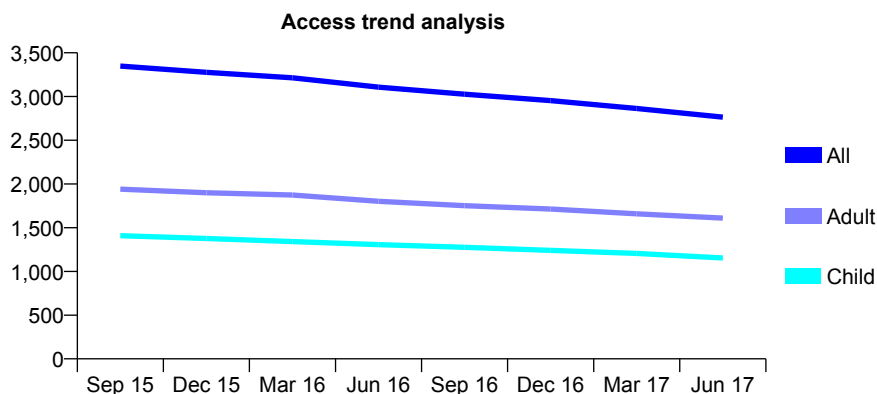
Q58 - Vital Signs At a Glance Contract Report for 731730/0001 - June 2017

Name or company name	MR AS MCKENDRICK
Contract type name	GDS Contract
Purpose of contract	General
Contract start date	01/04/2006
Contract end date	

17/18 Contracted general activity (UDA)	9,412
Carry forward general activity (UDA)	0
17/18 Contracted orthodontic activity (UOA)	0
Carry forward orthodontic activity (UOA)	0
Baseline contract value	£225,895.76

ACCESS*

Patients seen in 24 months	Total	Change since previous quarter
Quarter ending June 2016	3,108	
Quarter ending September 2016	3,027	↓
Quarter ending December 2016	2,953	↓
Quarter ending March 2017	2,864	↓
Quarter ending June 2017	2,764	↓
Variance since June 2016	(11.1%)	↓



ACTIVITY

Cumulative percentage of contracted UDA delivered 2017 & 2018



Month	Adjusted Scheduled Activity (UDA)	
	2017	2018
April	452	364
May	1,015	1,104
June	1,576	1,569
July	2,416	
August	3,245	
September	4,034	
October	4,903	
November	5,729	
December	6,633	
January	7,423	
February	7,979	
March	8,972	
April	9,243	
May	9,243	
June	9,380	

QUALITY

	Quantity	Base Number	Contract	AT	Region	England
% of FP17s for the same patient ID Re-attending within 3 months - Children	29	350	8.3%	11.0%	11.7%	12.0%
% of FP17s for the same patient ID Re-attending within 3 months - Adults	98	587	16.7%	14.4%	15.2%	16.0%
% of FP17s for the same patient ID Re-attending between 3 & 9 months - Children	246	350	70.3%	56.8%	59.1%	58.0%
% of FP17s for the same patient ID Re-attending between 3 & 9 months - Adults	421	587	71.7%	49.2%	52.2%	50.9%
% of FP17s for Band 1 Urgent Courses	27	749	3.6%	8.3%	7.9%	9.1%
% of FP17s Relating to Free Repair or Replacements	0	749	0.0%	0.7%	0.8%	0.8%
% of FP17s Relating to Continuations	28	749	3.7%	0.9%	1.1%	1.1%
% of Patients satisfied with the dentistry they have received	9	9	N/A	91.4%	91.8%	91.7%
% of Patients satisfied with the time they had to wait for an appointment	9	9	N/A	87.1%	88.4%	88.0%

* This is based on patients treated on this contract for their most recent course of treatment. Figures in italics indicate the base number of FP17s or Patient Questionnaire responses are less than 100. N/A is shown where the base number of responses is less than 10 during the period. % is calculated as Quantity/Base number*100

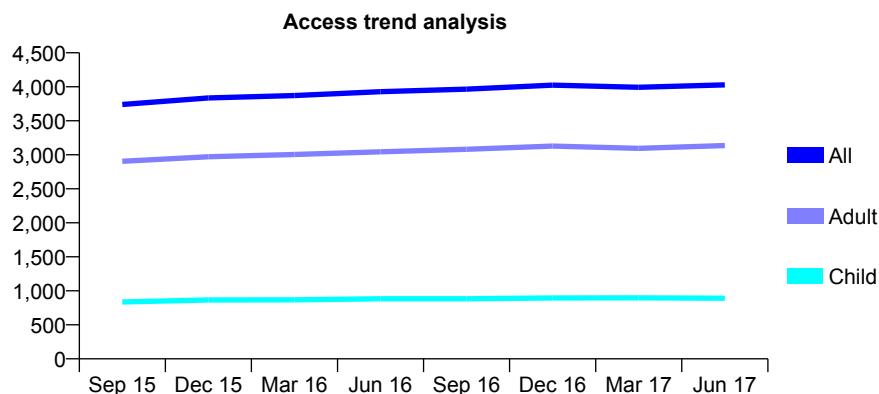
Q58 - Vital Signs At a Glance Contract Report for 732222/0001 - June 2017

Name or company name	MR FP MAGUIRE
Contract type name	GDS Contract
Purpose of contract	General
Contract start date	01/04/2006
Contract end date	

17/18 Contracted general activity (UDA)	12,050
Carry forward general activity (UDA)	0
17/18 Contracted orthodontic activity (UOA)	0
Carry forward orthodontic activity (UOA)	0
Baseline contract value	£293,429.68

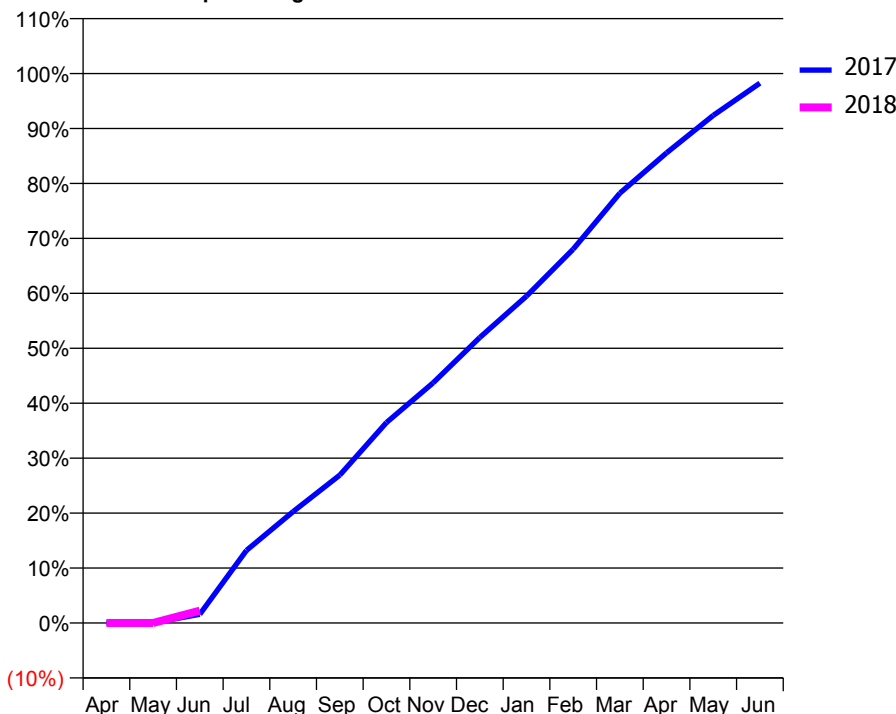
ACCESS*

Patients seen in 24 months	Total	Change since previous quarter
Quarter ending June 2016	3,929	
Quarter ending September 2016	3,965	→
Quarter ending December 2016	4,024	→
Quarter ending March 2017	3,993	→
Quarter ending June 2017	4,028	→
Variance since June 2016	2.5%	↑



ACTIVITY

Cumulative percentage of contracted UDA delivered 2017 & 2018



Adjusted Scheduled Activity (UDA)

Month	2017	2018
April	3	0
May	3	0
June	190	271
July	1,592	
August	2,443	
September	3,244	
October	4,395	
November	5,268	
December	6,262	
January	7,168	
February	8,199	
March	9,426	
April	10,309	
May	11,129	
June	11,838	

QUALITY

	Quantity	Base Number	Contract	AT	Region	England
% of FP17s for the same patient ID Re-attending within 3 months - Children	18	175	10.3%	11.0%	11.7%	12.0%
% of FP17s for the same patient ID Re-attending within 3 months - Adults	268	1,241	21.6%	14.4%	15.2%	16.0%
% of FP17s for the same patient ID Re-attending between 3 & 9 months - Children	113	175	64.6%	56.8%	59.1%	58.0%
% of FP17s for the same patient ID Re-attending between 3 & 9 months - Adults	633	1,241	51.0%	49.2%	52.2%	50.9%
% of FP17s for Band 1 Urgent Courses	5	232	2.2%	8.3%	7.9%	9.1%
% of FP17s Relating to Free Repair or Replacements	1	232	0.4%	0.7%	0.8%	0.8%
% of FP17s Relating to Continuations	6	232	2.6%	0.9%	1.1%	1.1%
% of Patients satisfied with the dentistry they have received	9	10	90.0%	91.4%	91.8%	91.7%
% of Patients satisfied with the time they had to wait for an appointment	10	10	100.0%	87.1%	88.4%	88.0%

* This is based on patients treated on this contract for their most recent course of treatment. Figures in italics indicate the base number of FP17s or Patient Questionnaire responses are less than 100. N/A is shown where the base number of responses is less than 10 during the period. % is calculated as Quantity/Base number*100

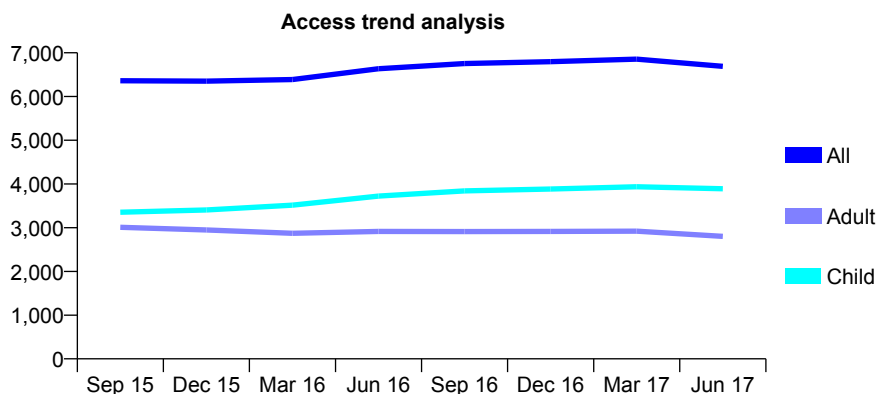
Q58 - Vital Signs At a Glance Contract Report for 736155/0001 - June 2017

Name or company name	MR AW SMITH
Contract type name	GDS Contract
Purpose of contract	General and Orthodontic
Contract start date	01/04/2006
Contract end date	

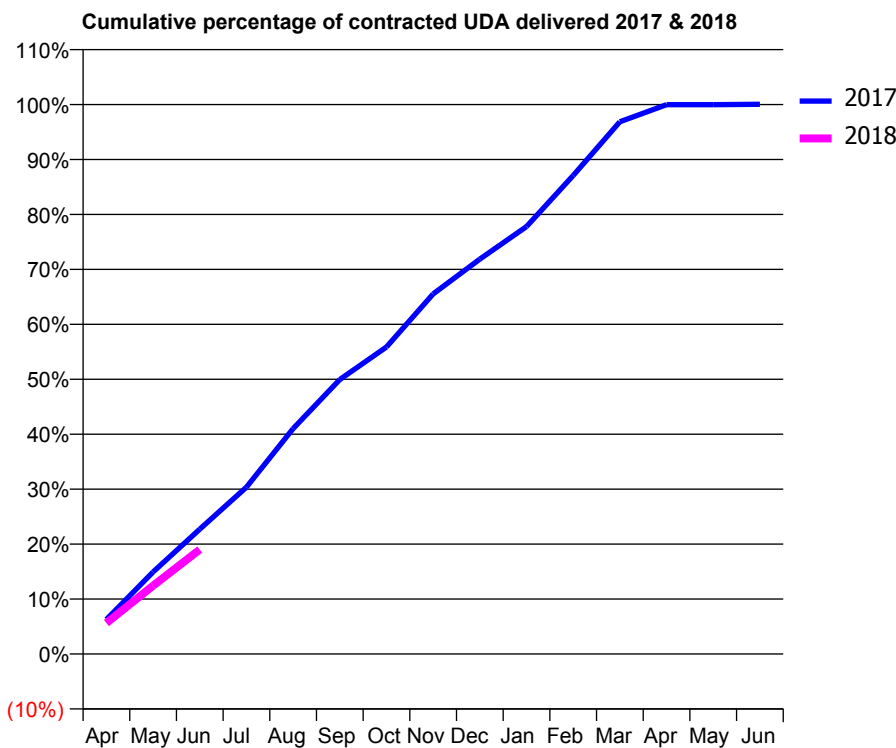
17/18 Contracted general activity (UDA)	22,556
Carry forward general activity (UDA)	0
17/18 Contracted orthodontic activity (UOA)	6,000
Carry forward orthodontic activity (UOA)	0
Baseline contract value	£1,035,143.54

ACCESS*

Patients seen in 24 months	Total	Change since previous quarter
Quarter ending June 2016	6,637	
Quarter ending September 2016	6,754	→
Quarter ending December 2016	6,796	→
Quarter ending March 2017	6,854	→
Quarter ending June 2017	6,690	↓
Variance since June 2016	0.8%	→



ACTIVITY



Month	Adjusted Scheduled Activity (UDA)	
	2017	2018
April	1,419	1,275
May	3,371	2,807
June	5,129	4,287
July	6,848	
August	9,252	
September	11,266	
October	12,601	
November	14,783	
December	16,208	
January	17,544	
February	19,640	
March	21,848	
April	22,550	
May	22,550	
June	22,563	

QUALITY

	Quantity	Base Number	Contract	AT	Region	England
% of FP17s for the same patient ID Re-attending within 3 months - Children	93	1,178	7.9%	11.0%	11.7%	12.0%
% of FP17s for the same patient ID Re-attending within 3 months - Adults	53	545	9.7%	14.4%	15.2%	16.0%
% of FP17s for the same patient ID Re-attending between 3 & 9 months - Children	578	1,178	49.1%	56.8%	59.1%	58.0%
% of FP17s for the same patient ID Re-attending between 3 & 9 months - Adults	232	545	42.6%	49.2%	52.2%	50.9%
% of FP17s for Band 1 Urgent Courses	83	1,418	5.9%	8.3%	7.9%	9.1%
% of FP17s Relating to Free Repair or Replacements	0	1,418	0.0%	0.7%	0.8%	0.8%
% of FP17s Relating to Continuations	0	1,418	0.0%	0.9%	1.1%	1.1%
% of Patients satisfied with the dentistry they have received	6	8	N/A	91.4%	91.8%	91.7%
% of Patients satisfied with the time they had to wait for an appointment	6	8	N/A	87.1%	88.4%	88.0%

* This is based on patients treated on this contract for their most recent course of treatment. Figures in italics indicate the base number of FP17s or Patient Questionnaire responses are less than 100. N/A is shown where the base number of responses is less than 10 during the period. % is calculated as Quantity/Base number*100

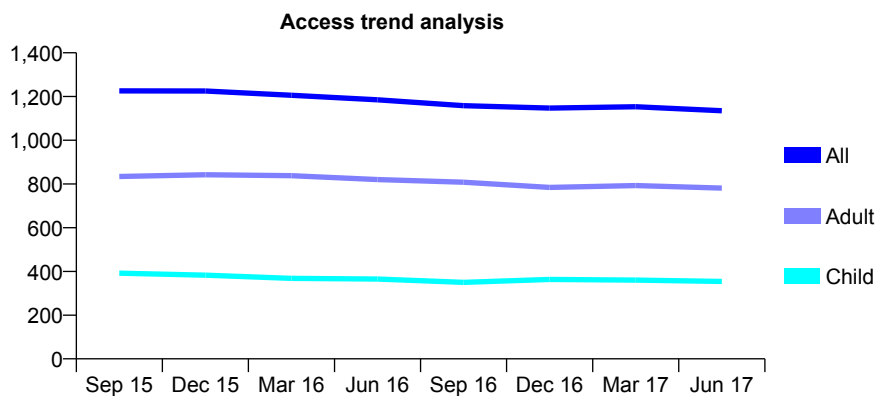
Q58 - Vital Signs At a Glance Contract Report for 736538/0001 - June 2017

Name or company name	MRS G DELLOW
Contract type name	GDS Contract
Purpose of contract	General
Contract start date	01/04/2006
Contract end date	

17/18 Contracted general activity (UDA)	3,393
Carry forward general activity (UDA)	0
17/18 Contracted orthodontic activity (UOA)	0
Carry forward orthodontic activity (UOA)	0
Baseline contract value	£78,813.46

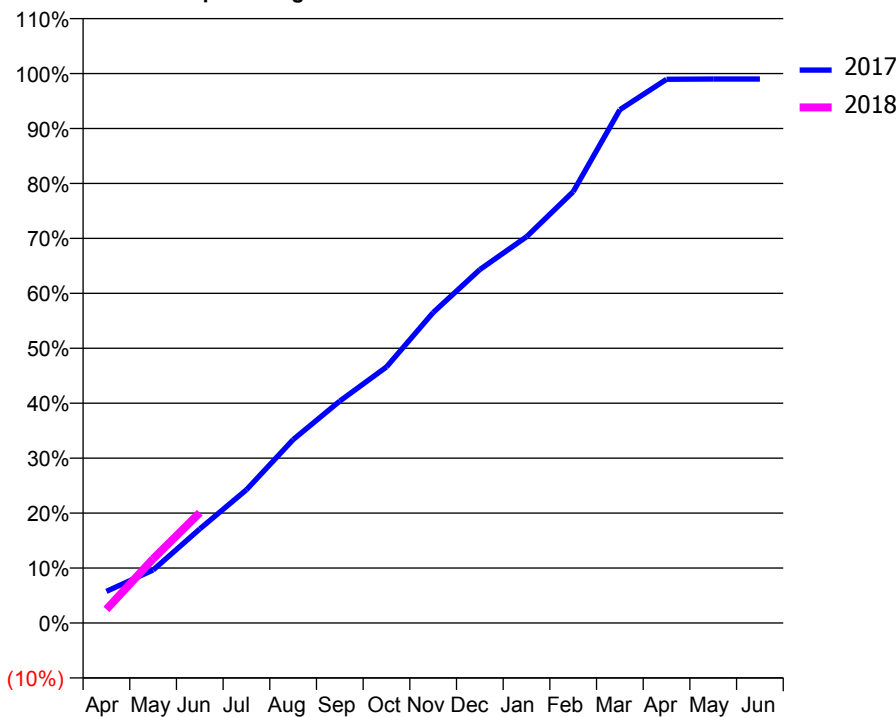
ACCESS*

Patients seen in 24 months	Total	Change since previous quarter
Quarter ending June 2016	1,185	
Quarter ending September 2016	1,158	↓
Quarter ending December 2016	1,147	→
Quarter ending March 2017	1,153	→
Quarter ending June 2017	1,135	↓
Variance since June 2016	(4.2%)	↓



ACTIVITY

Cumulative percentage of contracted UDA delivered 2017 & 2018



Adjusted Scheduled Activity (UDA)

Month	2017	2018
April	195	85
May	328	396
June	581	682
July	823	
August	1,133	
September	1,370	
October	1,581	
November	1,917	
December	2,183	
January	2,385	
February	2,663	
March	3,169	
April	3,357	
May	3,359	
June	3,359	

QUALITY

	Quantity	Base Number	Contract	AT	Region	England
% of FP17s for the same patient ID Re-attending within 3 months - Children	12	140	8.6%	11.0%	11.7%	12.0%
% of FP17s for the same patient ID Re-attending within 3 months - Adults	55	284	19.4%	14.4%	15.2%	16.0%
% of FP17s for the same patient ID Re-attending between 3 & 9 months - Children	82	140	58.6%	56.8%	59.1%	58.0%
% of FP17s for the same patient ID Re-attending between 3 & 9 months - Adults	133	284	46.8%	49.2%	52.2%	50.9%
% of FP17s for Band 1 Urgent Courses	23	357	6.4%	8.3%	7.9%	9.1%
% of FP17s Relating to Free Repair or Replacements	3	357	0.8%	0.7%	0.8%	0.8%
% of FP17s Relating to Continuations	26	357	7.3%	0.9%	1.1%	1.1%
% of Patients satisfied with the dentistry they have received	2	2	N/A	91.4%	91.8%	91.7%
% of Patients satisfied with the time they had to wait for an appointment	2	2	N/A	87.1%	88.4%	88.0%

* This is based on patients treated on this contract for their most recent course of treatment. Figures in italics indicate the base number of FP17s or Patient Questionnaire responses are less than 100. N/A is shown where the base number of responses is less than 10 during the period. % is calculated as Quantity/Base number*100

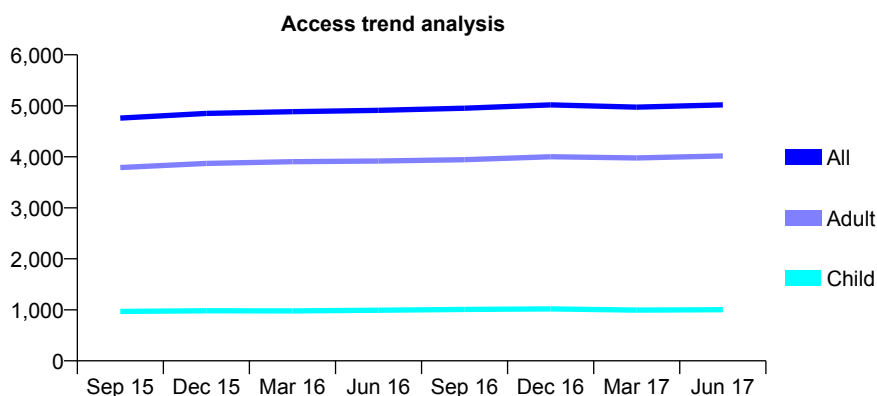
Q58 - Vital Signs At a Glance Contract Report for 738875/0002 - June 2017

Name or company name	MR TM KATCHI
Contract type name	GDS Contract
Purpose of contract	General
Contract start date	01/04/2006
Contract end date	

17/18 Contracted general activity (UDA)	14,540
Carry forward general activity (UDA)	0
17/18 Contracted orthodontic activity (UOA)	0
Carry forward orthodontic activity (UOA)	0
Baseline contract value	£349,609.58

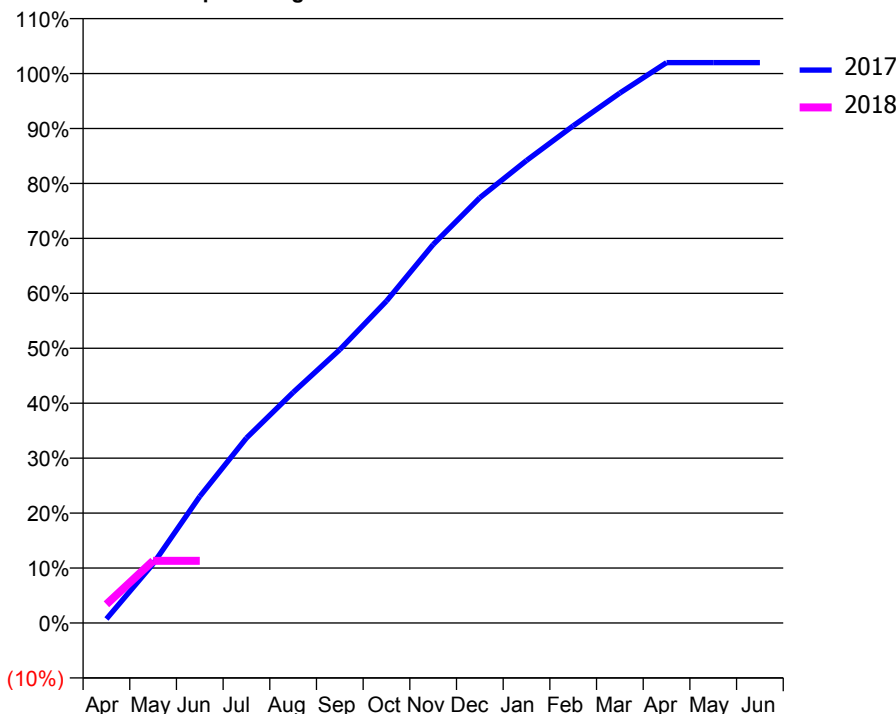
ACCESS*

Patients seen in 24 months	Total	Change since previous quarter
Quarter ending June 2016	4,911	
Quarter ending September 2016	4,953	→
Quarter ending December 2016	5,018	→
Quarter ending March 2017	4,975	→
Quarter ending June 2017	5,019	→
Variance since June 2016	2.2%	↑



ACTIVITY

Cumulative percentage of contracted UDA delivered 2017 & 2018



Month	Adjusted Scheduled Activity (UDA)	
	2017	2018
April	109	496
May	1,565	1,645
June	3,350	1,645
July	4,895	
August	6,103	
September	7,233	
October	8,521	
November	10,014	
December	11,253	
January	12,240	
February	13,157	
March	14,024	
April	14,830	
May	14,830	
June	14,830	

QUALITY

	Quantity	Base Number	Contract	AT	Region	England
% of FP17s for the same patient ID Re-attending within 3 months - Children	3	207	1.4%	11.0%	11.7%	12.0%
% of FP17s for the same patient ID Re-attending within 3 months - Adults	39	782	5.0%	14.4%	15.2%	16.0%
% of FP17s for the same patient ID Re-attending between 3 & 9 months - Children	109	207	52.7%	56.8%	59.1%	58.0%
% of FP17s for the same patient ID Re-attending between 3 & 9 months - Adults	428	782	54.7%	49.2%	52.2%	50.9%
% of FP17s for Band 1 Urgent Courses	22	561	3.9%	8.3%	7.9%	9.1%
% of FP17s Relating to Free Repair or Replacements	5	561	0.9%	0.7%	0.8%	0.8%
% of FP17s Relating to Continuations	2	561	0.4%	0.9%	1.1%	1.1%
% of Patients satisfied with the dentistry they have received	11	12	91.7%	91.4%	91.8%	91.7%
% of Patients satisfied with the time they had to wait for an appointment	12	12	100.0%	87.1%	88.4%	88.0%

* This is based on patients treated on this contract for their most recent course of treatment. Figures in italics indicate the base number of FP17s or Patient Questionnaire responses are less than 100. N/A is shown where the base number of responses is less than 10 during the period. % is calculated as Quantity/Base number*100

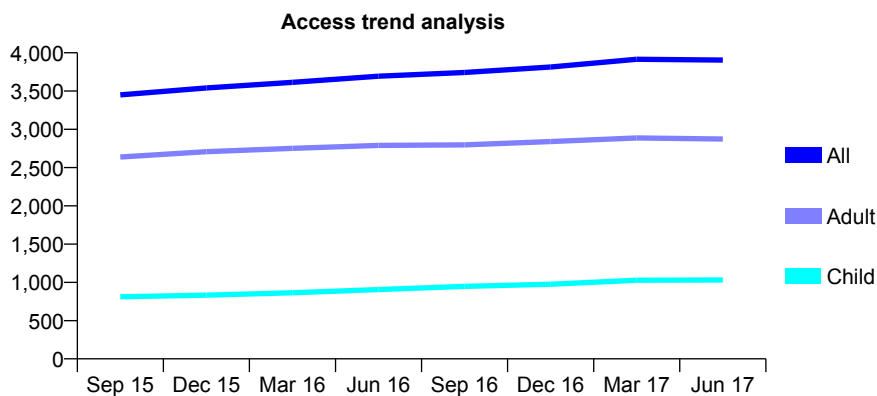
Q58 - Vital Signs At a Glance Contract Report for 741426/0001 - June 2017

Name or company name	MR SD GUNASEELAN
Contract type name	GDS Contract
Purpose of contract	General
Contract start date	01/04/2006
Contract end date	

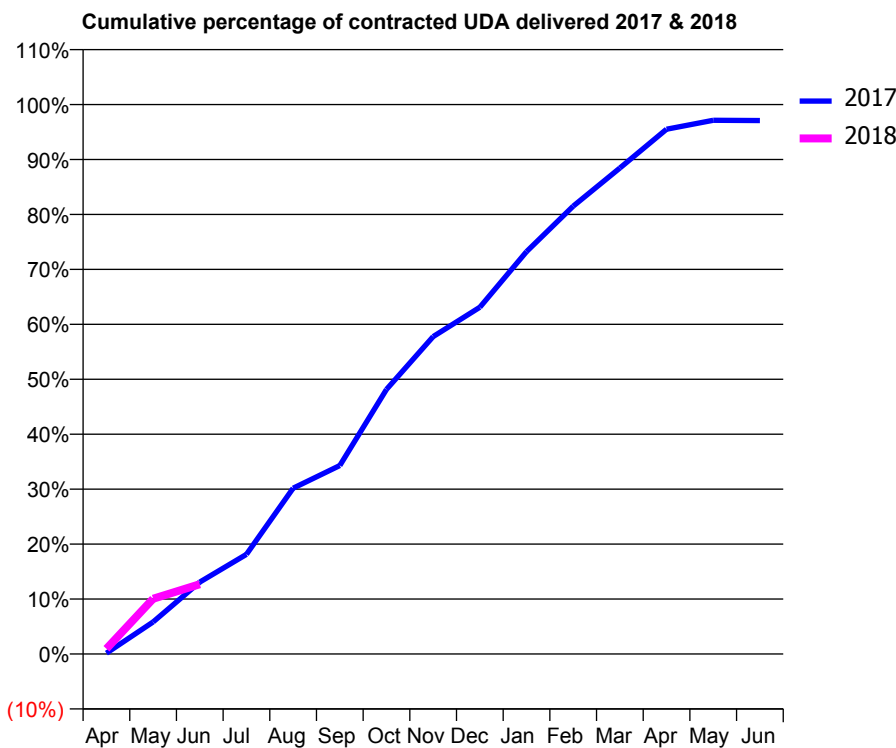
17/18 Contracted general activity (UDA)	11,151
Carry forward general activity (UDA)	0
17/18 Contracted orthodontic activity (UOA)	0
Carry forward orthodontic activity (UOA)	0
Baseline contract value	£277,370.74

ACCESS*

Patients seen in 24 months	Total	Change since previous quarter
Quarter ending June 2016	3,694	
Quarter ending September 2016	3,743	→
Quarter ending December 2016	3,815	→
Quarter ending March 2017	3,916	↑
Quarter ending June 2017	3,905	→
Variance since June 2016	5.7%	↑



ACTIVITY



Month	Adjusted Scheduled Activity (UDA)	
	2017	2018
April	18	106
May	651	1,122
June	1,460	1,417
July	2,022	
August	3,364	
September	3,826	
October	5,371	
November	6,442	
December	7,036	
January	8,167	
February	9,087	
March	9,861	
April	10,650	
May	10,830	
June	10,825	

QUALITY

	Quantity	Base Number	Contract	AT	Region	England
% of FP17s for the same patient ID Re-attending within 3 months - Children	5	302	1.7%	11.0%	11.7%	12.0%
% of FP17s for the same patient ID Re-attending within 3 months - Adults	46	797	5.8%	14.4%	15.2%	16.0%
% of FP17s for the same patient ID Re-attending between 3 & 9 months - Children	175	302	57.9%	56.8%	59.1%	58.0%
% of FP17s for the same patient ID Re-attending between 3 & 9 months - Adults	514	797	64.5%	49.2%	52.2%	50.9%
% of FP17s for Band 1 Urgent Courses	39	694	5.6%	8.3%	7.9%	9.1%
% of FP17s Relating to Free Repair or Replacements	6	694	0.9%	0.7%	0.8%	0.8%
% of FP17s Relating to Continuations	0	694	0.0%	0.9%	1.1%	1.1%
% of Patients satisfied with the dentistry they have received	17	17	100.0%	91.4%	91.8%	91.7%
% of Patients satisfied with the time they had to wait for an appointment	15	17	88.2%	87.1%	88.4%	88.0%

* This is based on patients treated on this contract for their most recent course of treatment. Figures in italics indicate the base number of FP17s or Patient Questionnaire responses are less than 100. N/A is shown where the base number of responses is less than 10 during the period. % is calculated as Quantity/Base number*100

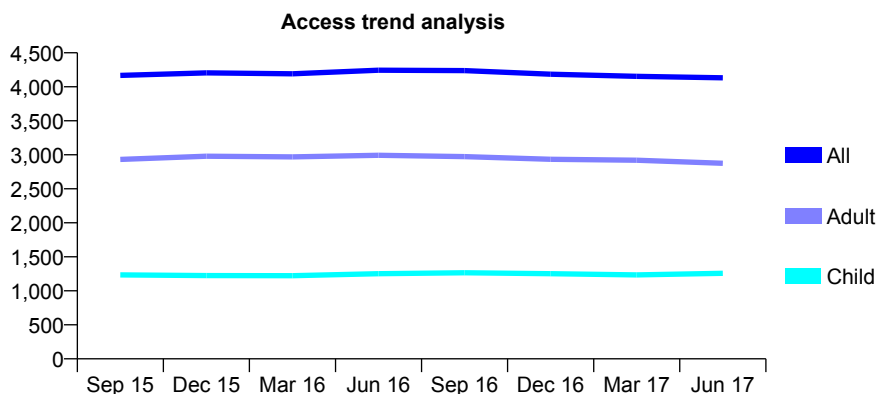
Q58 - Vital Signs At a Glance Contract Report for 741930/0001 - June 2017

Name or company name	MR A PATEL
Contract type name	GDS Contract
Purpose of contract	General
Contract start date	01/04/2006
Contract end date	

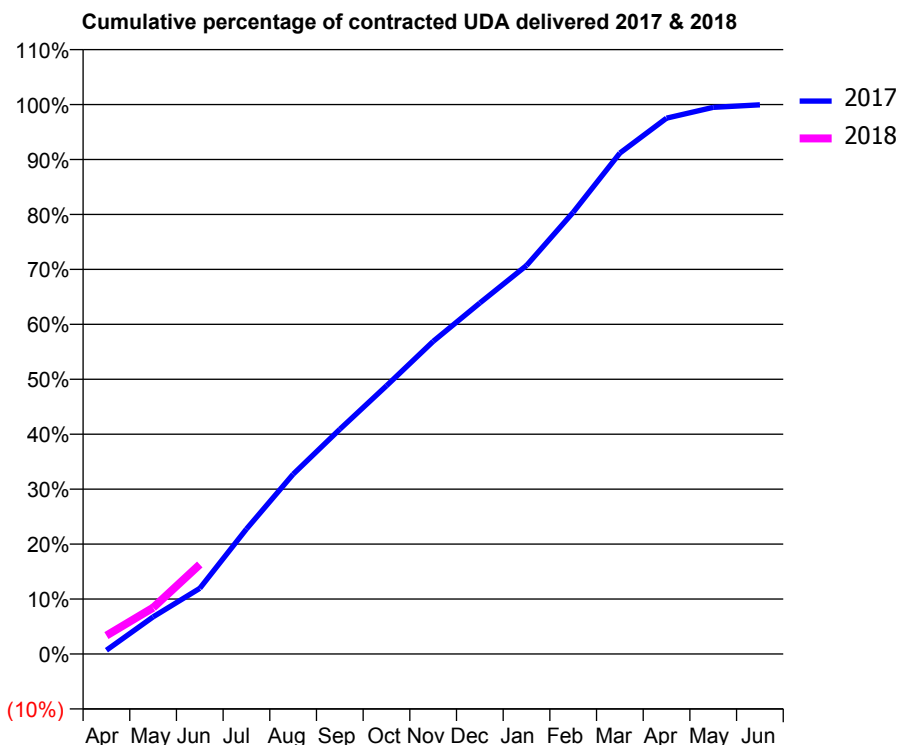
17/18 Contracted general activity (UDA)	6,944
Carry forward general activity (UDA)	0
17/18 Contracted orthodontic activity (UOA)	0
Carry forward orthodontic activity (UOA)	0
Baseline contract value	£158,662.97

ACCESS*

Patients seen in 24 months	Total	Change since previous quarter
Quarter ending June 2016	4,245	
Quarter ending September 2016	4,239	→
Quarter ending December 2016	4,186	↓
Quarter ending March 2017	4,154	→
Quarter ending June 2017	4,133	→
Variance since June 2016	(2.6%)	↓



ACTIVITY



Month	Adjusted Scheduled Activity (UDA)	
	2017	2018
April	48	234
May	470	585
June	830	1,132
July	1,580	
August	2,272	
September	2,841	
October	3,389	
November	3,951	
December	4,436	
January	4,910	
February	5,582	
March	6,330	
April	6,772	
May	6,909	
June	6,940	

QUALITY

	Quantity	Base Number	Contract	AT	Region	England
% of FP17s for the same patient ID Re-attending within 3 months - Children	25	429	5.8%	11.0%	11.7%	12.0%
% of FP17s for the same patient ID Re-attending within 3 months - Adults	84	769	10.9%	14.4%	15.2%	16.0%
% of FP17s for the same patient ID Re-attending between 3 & 9 months - Children	223	429	52.0%	56.8%	59.1%	58.0%
% of FP17s for the same patient ID Re-attending between 3 & 9 months - Adults	333	769	43.3%	49.2%	52.2%	50.9%
% of FP17s for Band 1 Urgent Courses	31	647	4.8%	8.3%	7.9%	9.1%
% of FP17s Relating to Free Repair or Replacements	1	647	0.2%	0.7%	0.8%	0.8%
% of FP17s Relating to Continuations	10	647	1.5%	0.9%	1.1%	1.1%
% of Patients satisfied with the dentistry they have received	4	5	N/A	91.4%	91.8%	91.7%
% of Patients satisfied with the time they had to wait for an appointment	5	5	N/A	87.1%	88.4%	88.0%

* This is based on patients treated on this contract for their most recent course of treatment. Figures in italics indicate the base number of FP17s or Patient Questionnaire responses are less than 100. N/A is shown where the base number of responses is less than 10 during the period. % is calculated as Quantity/Base number*100

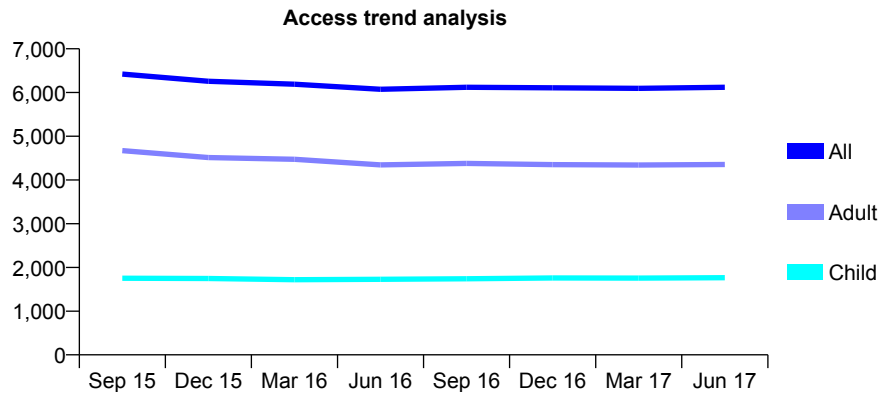
Q58 - Vital Signs At a Glance Contract Report for 741930/0002 - June 2017

Name or company name	MR A PATEL
Contract type name	GDS Contract
Purpose of contract	General
Contract start date	01/04/2006
Contract end date	

17/18 Contracted general activity (UDA)	15,057
Carry forward general activity (UDA)	0
17/18 Contracted orthodontic activity (UOA)	0
Carry forward orthodontic activity (UOA)	0
Baseline contract value	£307,643.81

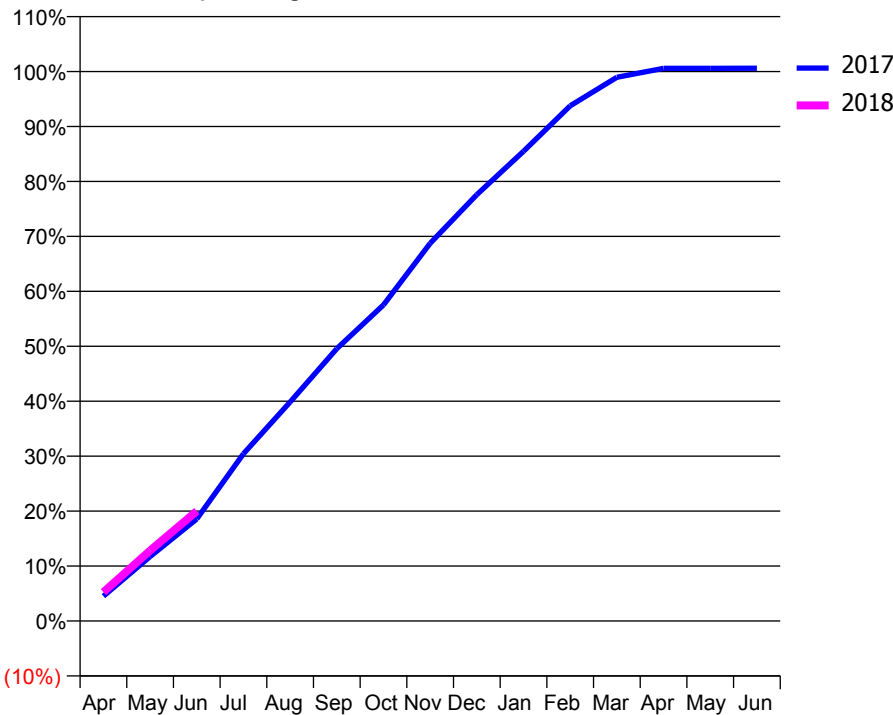
ACCESS*

Patients seen in 24 months	Total	Change since previous quarter
Quarter ending June 2016	6,075	
Quarter ending September 2016	6,119	→
Quarter ending December 2016	6,108	→
Quarter ending March 2017	6,096	→
Quarter ending June 2017	6,120	→
Variance since June 2016	0.7%	→



ACTIVITY

Cumulative percentage of contracted UDA delivered 2017 & 2018



Month	Adjusted Scheduled Activity (UDA)	
	2017	2018
April	680	789
May	1,766	1,931
June	2,797	3,013
July	4,584	
August	6,001	
September	7,463	
October	8,661	
November	10,348	
December	11,684	
January	12,870	
February	14,117	
March	14,898	
April	15,143	
May	15,145	
June	15,148	

QUALITY

	Quantity	Base Number	Contract	AT	Region	England
% of FP17s for the same patient ID Re-attending within 3 months - Children	33	567	5.8%	11.0%	11.7%	12.0%
% of FP17s for the same patient ID Re-attending within 3 months - Adults	85	1,217	7.0%	14.4%	15.2%	16.0%
% of FP17s for the same patient ID Re-attending between 3 & 9 months - Children	327	567	57.7%	56.8%	59.1%	58.0%
% of FP17s for the same patient ID Re-attending between 3 & 9 months - Adults	677	1,217	55.6%	49.2%	52.2%	50.9%
% of FP17s for Band 1 Urgent Courses	56	1,647	3.4%	8.3%	7.9%	9.1%
% of FP17s Relating to Free Repair or Replacements	9	1,647	0.5%	0.7%	0.8%	0.8%
% of FP17s Relating to Continuations	26	1,647	1.6%	0.9%	1.1%	1.1%
% of Patients satisfied with the dentistry they have received	8	8	N/A	91.4%	91.8%	91.7%
% of Patients satisfied with the time they had to wait for an appointment	7	8	N/A	87.1%	88.4%	88.0%

* This is based on patients treated on this contract for their most recent course of treatment. Figures in italics indicate the base number of FP17s or Patient Questionnaire responses are less than 100. N/A is shown where the base number of responses is less than 10 during the period. % is calculated as Quantity/Base number*100

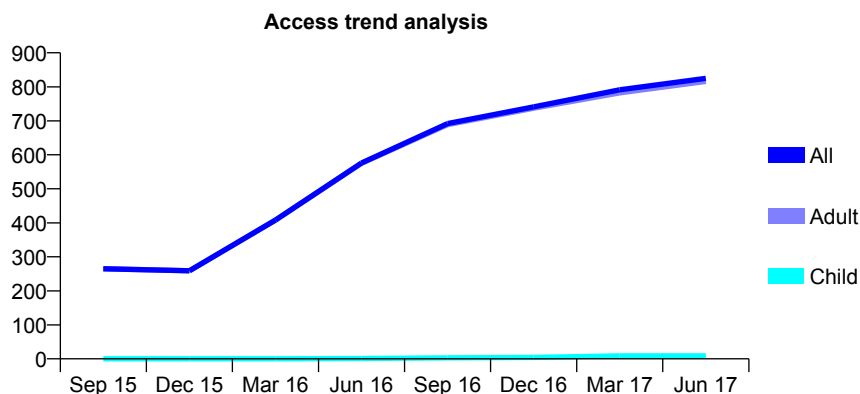
Q58 - Vital Signs At a Glance Contract Report for 741930/0005 - June 2017

Name or company name	MR A PATEL
Contract type name	PDS Contract
Purpose of contract	General
Contract start date	01/01/2013
Contract end date	31/03/2018

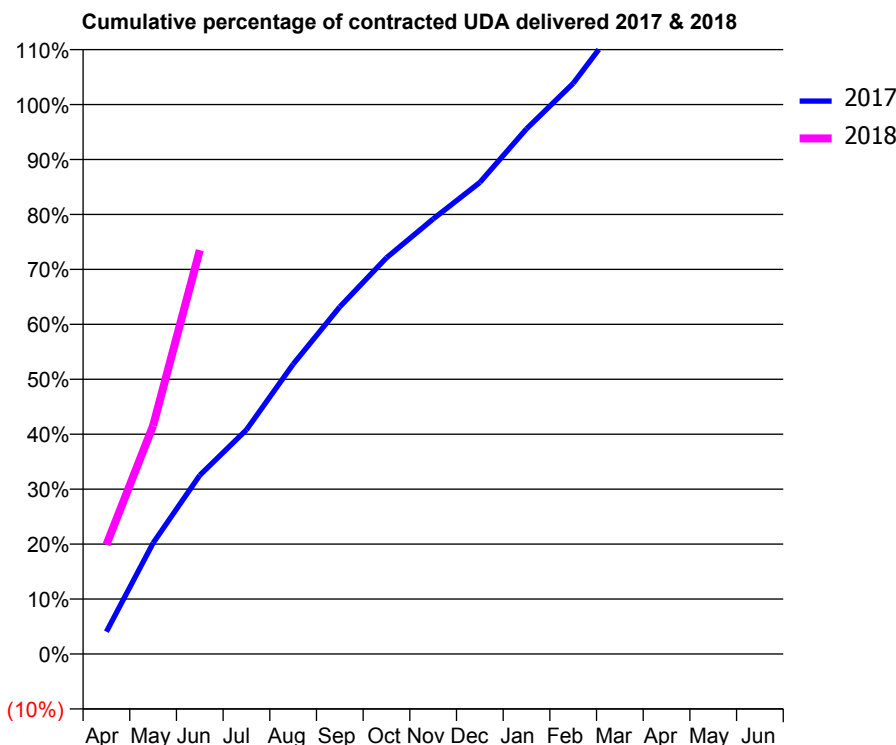
17/18 Contracted general activity (UDA)	498
Carry forward general activity (UDA)	0
17/18 Contracted orthodontic activity (UOA)	0
Carry forward orthodontic activity (UOA)	0
Baseline contract value	£33,201.01

ACCESS*

Patients seen in 24 months	Total	Change since previous quarter
Quarter ending June 2016	576	
Quarter ending September 2016	692	↑
Quarter ending December 2016	741	↑
Quarter ending March 2017	791	↑
Quarter ending June 2017	825	↑
Variance since June 2016	43.2%	↑



ACTIVITY



Month	Adjusted Scheduled Activity (UDA)	
	2017	2018
April	90	99
May	447	207
June	720	366
July	903	
August	1,167	
September	1,398	
October	1,596	
November	1,752	
December	1,899	
January	2,115	
February	2,298	
March	2,547	
April	2,655	
May	2,655	
June	2,655	

QUALITY

	Quantity	Base Number	Contract	AT	Region	England
% of FP17s for the same patient ID Re-attending within 3 months - Children	0	4	0.0%	11.0%	11.7%	12.0%
% of FP17s for the same patient ID Re-attending within 3 months - Adults	3	154	1.9%	14.4%	15.2%	16.0%
% of FP17s for the same patient ID Re-attending between 3 & 9 months - Children	0	4	0.0%	56.8%	59.1%	58.0%
% of FP17s for the same patient ID Re-attending between 3 & 9 months - Adults	3	154	1.9%	49.2%	52.2%	50.9%
% of FP17s for Band 1 Urgent Courses	0	122	0.0%	8.3%	7.9%	9.1%
% of FP17s Relating to Free Repair or Replacements	0	122	0.0%	0.7%	0.8%	0.8%
% of FP17s Relating to Continuations	0	122	0.0%	0.9%	1.1%	1.1%
% of Patients satisfied with the dentistry they have received	0	0	N/A	91.4%	91.8%	91.7%
% of Patients satisfied with the time they had to wait for an appointment	0	0	N/A	87.1%	88.4%	88.0%

* This is based on patients treated on this contract for their most recent course of treatment. Figures in italics indicate the base number of FP17s or Patient Questionnaire responses are less than 100. N/A is shown where the base number of responses is less than 10 during the period. % is calculated as Quantity/Base number*100

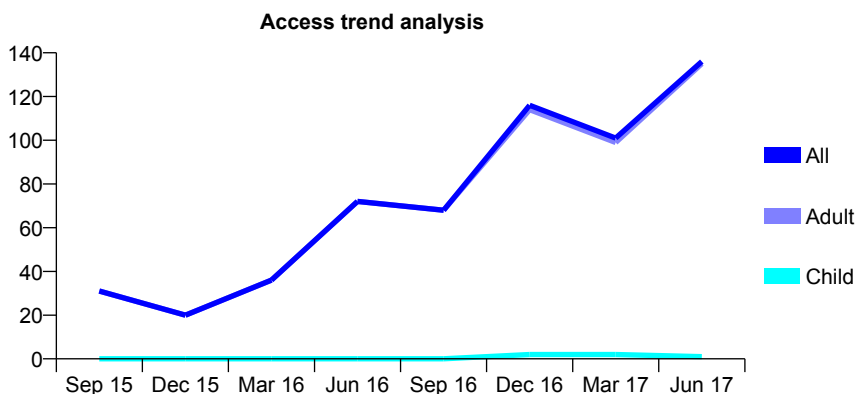
Q58 - Vital Signs At a Glance Contract Report for 741930/0006 - June 2017

Name or company name	MR A PATEL
Contract type name	PDS Contract
Purpose of contract	General
Contract start date	01/01/2013
Contract end date	31/03/2018

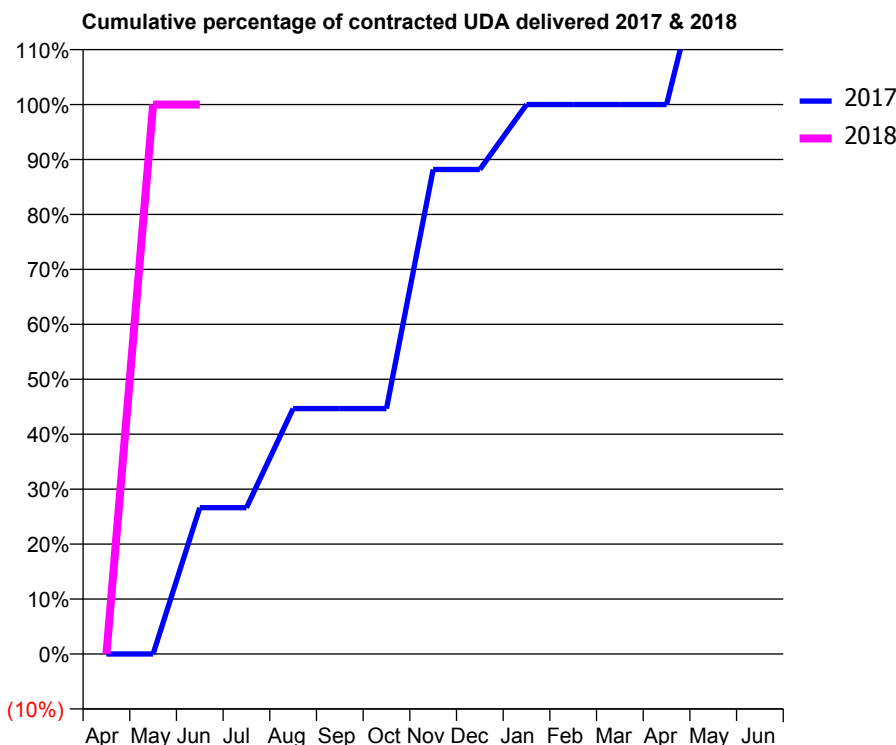
17/18 Contracted general activity (UDA)	60
Carry forward general activity (UDA)	0
17/18 Contracted orthodontic activity (UOA)	0
Carry forward orthodontic activity (UOA)	0
Baseline contract value	£4,001.01

ACCESS*

Patients seen in 24 months	Total	Change since previous quarter
Quarter ending June 2016	72	
Quarter ending September 2016	68	↓
Quarter ending December 2016	116	↑
Quarter ending March 2017	101	↓
Quarter ending June 2017	136	↑
Variance since June 2016	88.9%	↑



ACTIVITY



Month	Adjusted Scheduled Activity (UDA)	
	2017	2018
April	0	0
May	0	60
June	90	60
July	90	
August	151	
September	151	
October	151	
November	298	
December	298	
January	338	
February	338	
March	338	
April	338	
May	453	
June	453	

QUALITY

	Quantity	Base Number	Contract	AT	Region	England
% of FP17s for the same patient ID Re-attending within 3 months - Children	0	0	N/A	11.0%	11.7%	12.0%
% of FP17s for the same patient ID Re-attending within 3 months - Adults	0	59	0.0%	14.4%	15.2%	16.0%
% of FP17s for the same patient ID Re-attending between 3 & 9 months - Children	0	0	N/A	56.8%	59.1%	58.0%
% of FP17s for the same patient ID Re-attending between 3 & 9 months - Adults	0	59	0.0%	49.2%	52.2%	50.9%
% of FP17s for Band 1 Urgent Courses	0	20	0.0%	8.3%	7.9%	9.1%
% of FP17s Relating to Free Repair or Replacements	0	20	0.0%	0.7%	0.8%	0.8%
% of FP17s Relating to Continuations	0	20	0.0%	0.9%	1.1%	1.1%
% of Patients satisfied with the dentistry they have received	0	0	N/A	91.4%	91.8%	91.7%
% of Patients satisfied with the time they had to wait for an appointment	0	0	N/A	87.1%	88.4%	88.0%

* This is based on patients treated on this contract for their most recent course of treatment. Figures in italics indicate the base number of FP17s or Patient Questionnaire responses are less than 100. N/A is shown where the base number of responses is less than 10 during the period. % is calculated as Quantity/Base number*100

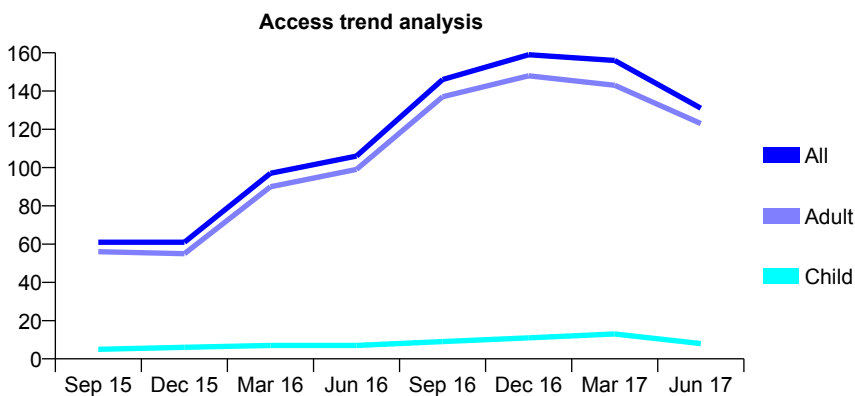
Q58 - Vital Signs At a Glance Contract Report for 741930/0007 - June 2017

Name or company name	MR A PATEL
Contract type name	PDS Contract
Purpose of contract	General
Contract start date	01/01/2013
Contract end date	31/03/2018

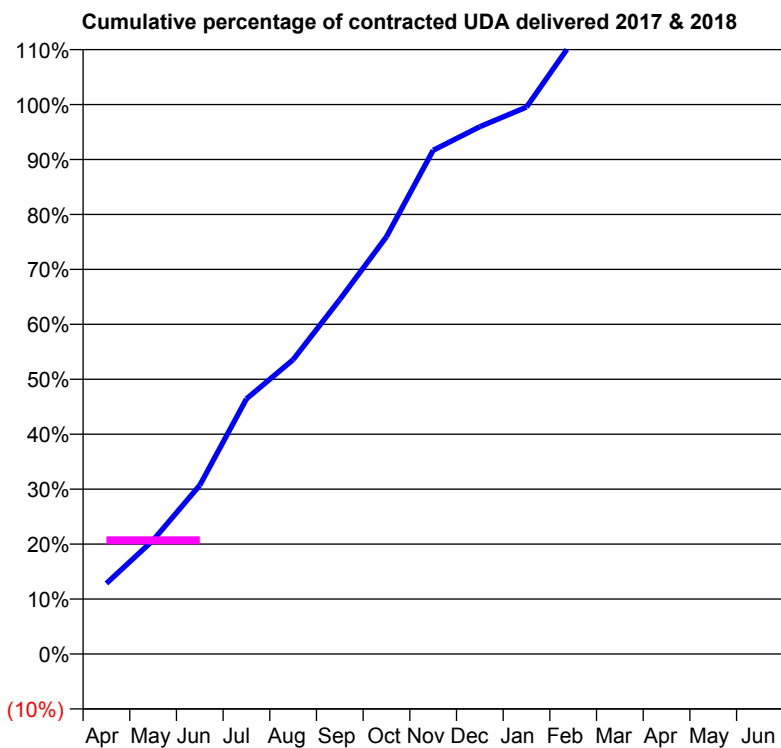
17/18 Contracted general activity (UDA)	87
Carry forward general activity (UDA)	0
17/18 Contracted orthodontic activity (UOA)	0
Carry forward orthodontic activity (UOA)	0
Baseline contract value	£10,876.01

ACCESS*

Patients seen in 24 months	Total	Change since previous quarter
Quarter ending June 2016	106	
Quarter ending September 2016	146	↑
Quarter ending December 2016	159	↑
Quarter ending March 2017	156	↓
Quarter ending June 2017	131	↓
Variance since June 2016	23.6%	↑



ACTIVITY



Adjusted Scheduled Activity (UDA)		
Month	2017	2018
April	54	18
May	87	18
June	129	18
July	195	
August	225	
September	271	
October	319	
November	385	
December	403	
January	418	
February	469	
March	505	
April	523	
May	523	
June	523	

QUALITY

	Quantity	Base Number	Contract	AT	Region	England
% of FP17s for the same patient ID Re-attending within 3 months - Children	0	0	N/A	11.0%	11.7%	12.0%
% of FP17s for the same patient ID Re-attending within 3 months - Adults	0	12	0.0%	14.4%	15.2%	16.0%
% of FP17s for the same patient ID Re-attending between 3 & 9 months - Children	0	0	N/A	56.8%	59.1%	58.0%
% of FP17s for the same patient ID Re-attending between 3 & 9 months - Adults	0	12	0.0%	49.2%	52.2%	50.9%
% of FP17s for Band 1 Urgent Courses	0	6	0.0%	8.3%	7.9%	9.1%
% of FP17s Relating to Free Repair or Replacements	0	6	0.0%	0.7%	0.8%	0.8%
% of FP17s Relating to Continuations	0	6	0.0%	0.9%	1.1%	1.1%
% of Patients satisfied with the dentistry they have received	0	0	N/A	91.4%	91.8%	91.7%
% of Patients satisfied with the time they had to wait for an appointment	0	0	N/A	87.1%	88.4%	88.0%

* This is based on patients treated on this contract for their most recent course of treatment. Figures in italics indicate the base number of FP17s or Patient Questionnaire responses are less than 100. N/A is shown where the base number of responses is less than 10 during the period. % is calculated as Quantity/Base number*100

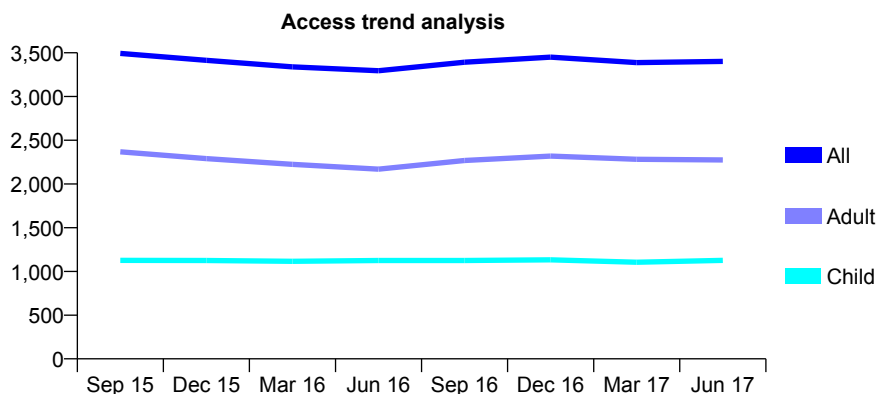
Q58 - Vital Signs At a Glance Contract Report for 742082/0001 - June 2017

Name or company name	MR N BLOOM
Contract type name	GDS Contract
Purpose of contract	General
Contract start date	01/04/2006
Contract end date	

17/18 Contracted general activity (UDA)	8,724
Carry forward general activity (UDA)	0
17/18 Contracted orthodontic activity (UOA)	0
Carry forward orthodontic activity (UOA)	0
Baseline contract value	£277,735.54

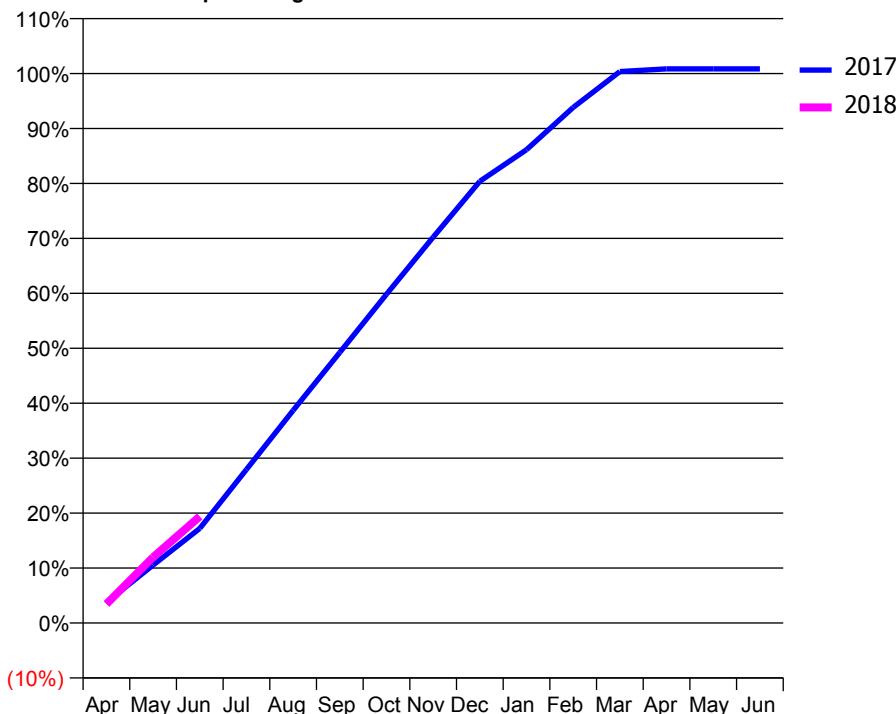
ACCESS*

Patients seen in 24 months	Total	Change since previous quarter
Quarter ending June 2016	3,295	
Quarter ending September 2016	3,392	↑
Quarter ending December 2016	3,451	→
Quarter ending March 2017	3,388	↓
Quarter ending June 2017	3,401	→
Variance since June 2016	3.2%	↑



ACTIVITY

Cumulative percentage of contracted UDA delivered 2017 & 2018



Month	Adjusted Scheduled Activity (UDA)	
	2017	2018
April	327	302
May	920	1,044
June	1,501	1,692
July	2,438	
August	3,375	
September	4,296	
October	5,219	
November	6,125	
December	7,012	
January	7,514	
February	8,185	
March	8,755	
April	8,797	
May	8,797	
June	8,797	

QUALITY

	Quantity	Base Number	Contract	AT	Region	England
% of FP17s for the same patient ID Re-attending within 3 months - Children	16	327	4.9%	11.0%	11.7%	12.0%
% of FP17s for the same patient ID Re-attending within 3 months - Adults	36	440	8.2%	14.4%	15.2%	16.0%
% of FP17s for the same patient ID Re-attending between 3 & 9 months - Children	159	327	48.6%	56.8%	59.1%	58.0%
% of FP17s for the same patient ID Re-attending between 3 & 9 months - Adults	202	440	45.9%	49.2%	52.2%	50.9%
% of FP17s for Band 1 Urgent Courses	70	751	9.3%	8.3%	7.9%	9.1%
% of FP17s Relating to Free Repair or Replacements	0	751	0.0%	0.7%	0.8%	0.8%
% of FP17s Relating to Continuations	3	751	0.4%	0.9%	1.1%	1.1%
% of Patients satisfied with the dentistry they have received	4	6	N/A	91.4%	91.8%	91.7%
% of Patients satisfied with the time they had to wait for an appointment	4	6	N/A	87.1%	88.4%	88.0%

* This is based on patients treated on this contract for their most recent course of treatment. Figures in italics indicate the base number of FP17s or Patient Questionnaire responses are less than 100. N/A is shown where the base number of responses is less than 10 during the period. % is calculated as Quantity/Base number*100

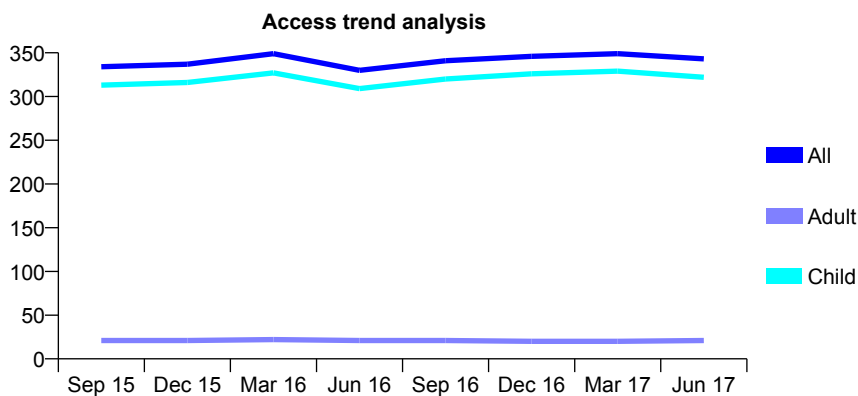
Q58 - Vital Signs At a Glance Contract Report for 746746/0001 - June 2017

Name or company name	MR RJ MILLER-WHITE
Contract type name	GDS Contract
Purpose of contract	General
Contract start date	01/04/2006
Contract end date	

17/18 Contracted general activity (UDA)	800
Carry forward general activity (UDA)	0
17/18 Contracted orthodontic activity (UOA)	0
Carry forward orthodontic activity (UOA)	0
Baseline contract value	£24,464.28

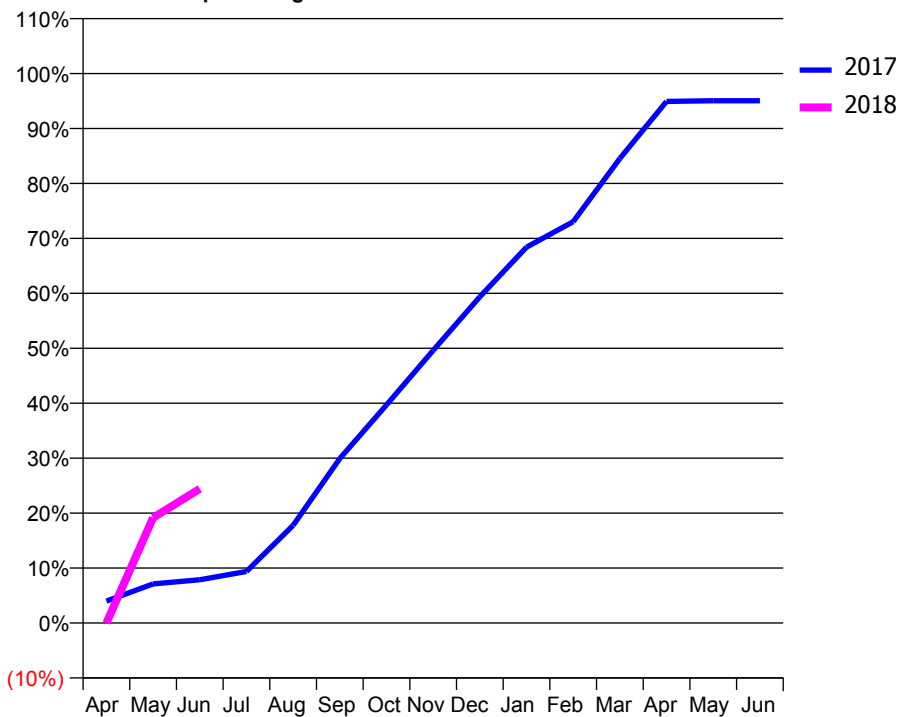
ACCESS*

Patients seen in 24 months	Total	Change since previous quarter
Quarter ending June 2016	330	
Quarter ending September 2016	341	↑
Quarter ending December 2016	346	→
Quarter ending March 2017	349	→
Quarter ending June 2017	343	↓
Variance since June 2016	3.9%	↑



ACTIVITY

Cumulative percentage of contracted UDA delivered 2017 & 2018



Month	Adjusted Scheduled Activity (UDA)	
	2017	2018
April	32	0
May	57	153
June	63	195
July	75	
August	142	
September	239	
October	318	
November	397	
December	475	
January	547	
February	584	
March	676	
April	759	
May	760	
June	760	

QUALITY

	Quantity	Base Number	Contract	AT	Region	England
% of FP17s for the same patient ID Re-attending within 3 months - Children	12	134	9.0%	11.0%	11.7%	12.0%
% of FP17s for the same patient ID Re-attending within 3 months - Adults	0	0	N/A	14.4%	15.2%	16.0%
% of FP17s for the same patient ID Re-attending between 3 & 9 months - Children	81	134	60.4%	56.8%	59.1%	58.0%
% of FP17s for the same patient ID Re-attending between 3 & 9 months - Adults	0	0	N/A	49.2%	52.2%	50.9%
% of FP17s for Band 1 Urgent Courses	2	85	2.4%	8.3%	7.9%	9.1%
% of FP17s Relating to Free Repair or Replacements	0	85	0.0%	0.7%	0.8%	0.8%
% of FP17s Relating to Continuations	0	85	0.0%	0.9%	1.1%	1.1%
% of Patients satisfied with the dentistry they have received	0	0	N/A	91.4%	91.8%	91.7%
% of Patients satisfied with the time they had to wait for an appointment	0	0	N/A	87.1%	88.4%	88.0%

* This is based on patients treated on this contract for their most recent course of treatment. Figures in italics indicate the base number of FP17s or Patient Questionnaire responses are less than 100. N/A is shown where the base number of responses is less than 10 during the period. % is calculated as Quantity/Base number*100

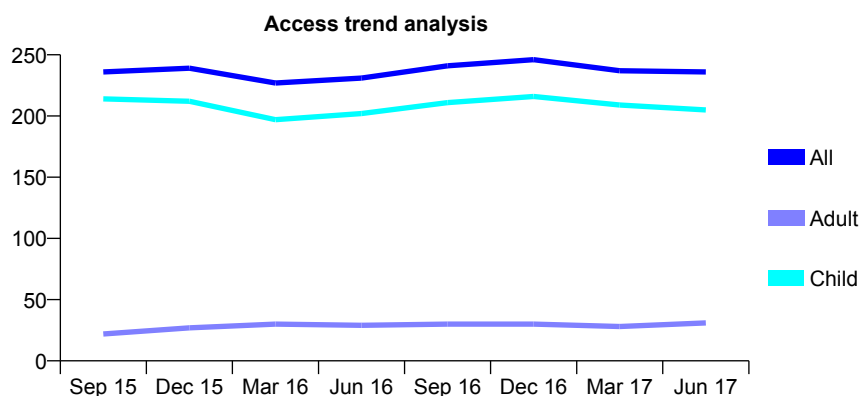
Q58 - Vital Signs At a Glance Contract Report for 751227/0001 - June 2017

Name or company name	MR GK RABIN
Contract type name	GDS Contract
Purpose of contract	General
Contract start date	01/04/2006
Contract end date	

17/18 Contracted general activity (UDA)	600
Carry forward general activity (UDA)	0
17/18 Contracted orthodontic activity (UOA)	0
Carry forward orthodontic activity (UOA)	0
Baseline contract value	£14,308.08

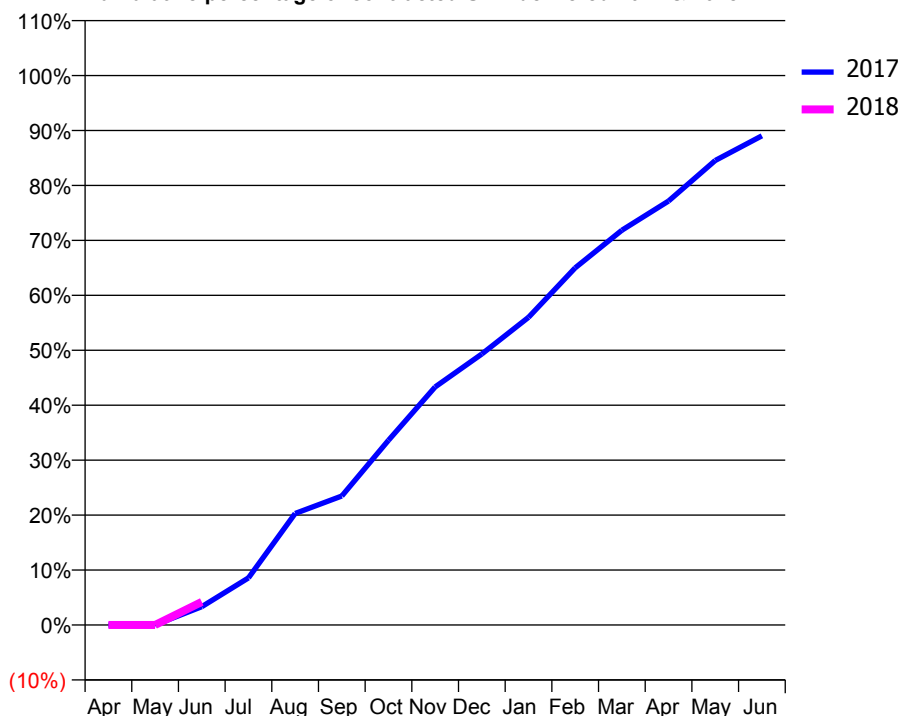
ACCESS*

Patients seen in 24 months	Total	Change since previous quarter
Quarter ending June 2016	231	
Quarter ending September 2016	241	↑
Quarter ending December 2016	246	↑
Quarter ending March 2017	237	↓
Quarter ending June 2017	236	→
Variance since June 2016	2.2%	↑



ACTIVITY

Cumulative percentage of contracted UDA delivered 2017 & 2018



Adjusted Scheduled Activity (UDA)

Month	2017	2018
April	0	0
May	0	0
June	20	25
July	51	
August	122	
September	141	
October	202	
November	260	
December	296	
January	336	
February	390	
March	431	
April	463	
May	507	
June	534	

QUALITY

	Quantity	Base Number	Contract	AT	Region	England
% of FP17s for the same patient ID Re-attending within 3 months - Children	8	80	10.0%	11.0%	11.7%	12.0%
% of FP17s for the same patient ID Re-attending within 3 months - Adults	0	3	0.0%	14.4%	15.2%	16.0%
% of FP17s for the same patient ID Re-attending between 3 & 9 months - Children	54	80	67.5%	56.8%	59.1%	58.0%
% of FP17s for the same patient ID Re-attending between 3 & 9 months - Adults	1	3	33.3%	49.2%	52.2%	50.9%
% of FP17s for Band 1 Urgent Courses	1	23	4.3%	8.3%	7.9%	9.1%
% of FP17s Relating to Free Repair or Replacements	0	23	0.0%	0.7%	0.8%	0.8%
% of FP17s Relating to Continuations	0	23	0.0%	0.9%	1.1%	1.1%
% of Patients satisfied with the dentistry they have received	0	0	N/A	91.4%	91.8%	91.7%
% of Patients satisfied with the time they had to wait for an appointment	0	0	N/A	87.1%	88.4%	88.0%

* This is based on patients treated on this contract for their most recent course of treatment. Figures in italics indicate the base number of FP17s or Patient Questionnaire responses are less than 100. N/A is shown where the base number of responses is less than 10 during the period. % is calculated as Quantity/Base number*100

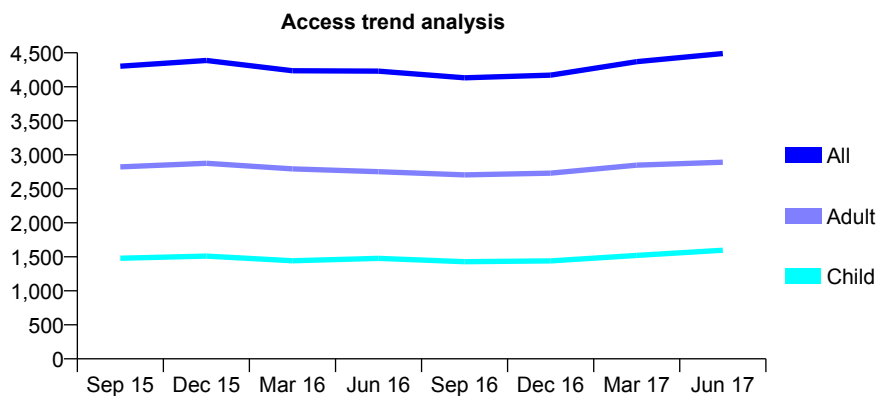
Q58 - Vital Signs At a Glance Contract Report for 753688/0001 - June 2017

Name or company name	MR B KOTECCHA
Contract type name	GDS Contract
Purpose of contract	General
Contract start date	01/04/2006
Contract end date	

17/18 Contracted general activity (UDA)	13,220
Carry forward general activity (UDA)	0
17/18 Contracted orthodontic activity (UOA)	0
Carry forward orthodontic activity (UOA)	0
Baseline contract value	£330,110.16

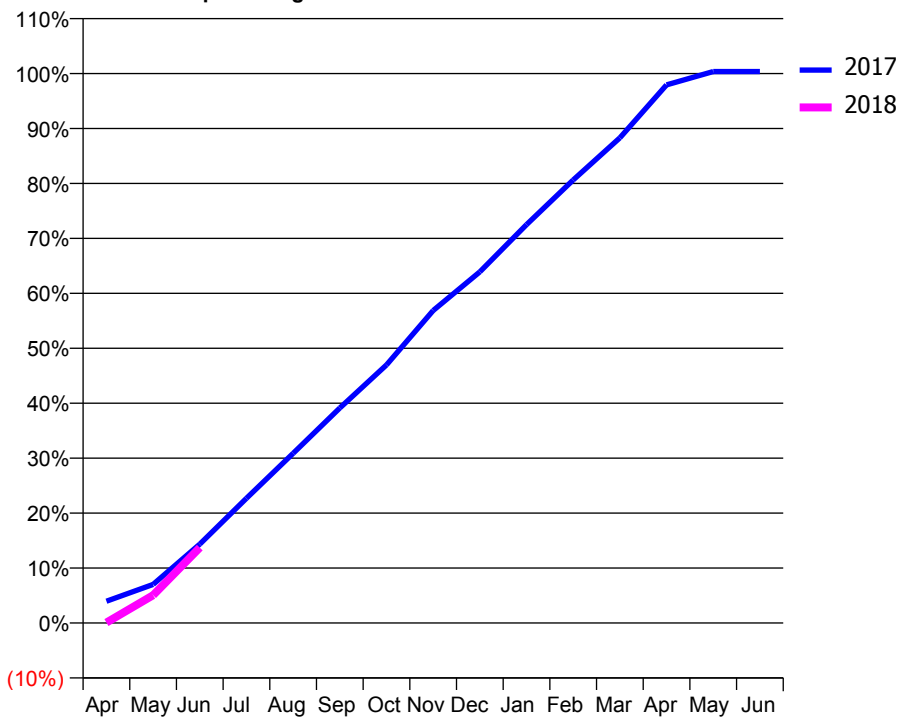
ACCESS*

Patients seen in 24 months	Total	Change since previous quarter
Quarter ending June 2016	4,230	
Quarter ending September 2016	4,133	↓
Quarter ending December 2016	4,171	→
Quarter ending March 2017	4,370	↑
Quarter ending June 2017	4,489	↑
Variance since June 2016	6.1%	↑



ACTIVITY

Cumulative percentage of contracted UDA delivered 2017 & 2018



Month	Adjusted Scheduled Activity (UDA)	
	2017	2018
April	526	12
May	929	668
June	1,897	1,815
July	3,002	
August	4,081	
September	5,174	
October	6,210	
November	7,520	
December	8,447	
January	9,583	
February	10,658	
March	11,673	
April	12,946	
May	13,267	
June	13,267	

QUALITY

	Quantity	Base Number	Contract	AT	Region	England
% of FP17s for the same patient ID Re-attending within 3 months - Children	35	647	5.4%	11.0%	11.7%	12.0%
% of FP17s for the same patient ID Re-attending within 3 months - Adults	123	1,188	10.4%	14.4%	15.2%	16.0%
% of FP17s for the same patient ID Re-attending between 3 & 9 months - Children	392	647	60.6%	56.8%	59.1%	58.0%
% of FP17s for the same patient ID Re-attending between 3 & 9 months - Adults	729	1,188	61.4%	49.2%	52.2%	50.9%
% of FP17s for Band 1 Urgent Courses	84	1,027	8.2%	8.3%	7.9%	9.1%
% of FP17s Relating to Free Repair or Replacements	6	1,027	0.6%	0.7%	0.8%	0.8%
% of FP17s Relating to Continuations	2	1,027	0.2%	0.9%	1.1%	1.1%
% of Patients satisfied with the dentistry they have received	6	7	N/A	91.4%	91.8%	91.7%
% of Patients satisfied with the time they had to wait for an appointment	7	7	N/A	87.1%	88.4%	88.0%

* This is based on patients treated on this contract for their most recent course of treatment. Figures in italics indicate the base number of FP17s or Patient Questionnaire responses are less than 100. N/A is shown where the base number of responses is less than 10 during the period. % is calculated as Quantity/Base number*100

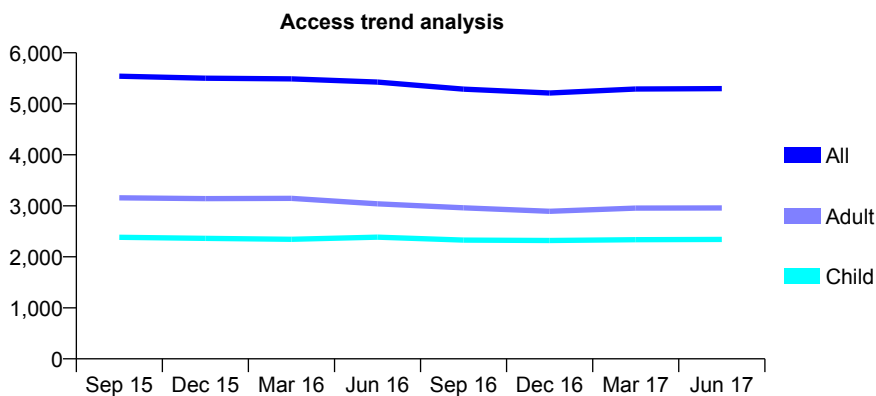
Q58 - Vital Signs At a Glance Contract Report for 755737/0001 - June 2017

Name or company name	MR SK EFSTRATIOU
Contract type name	GDS Contract
Purpose of contract	General
Contract start date	01/04/2006
Contract end date	

17/18 Contracted general activity (UDA)	11,700
Carry forward general activity (UDA)	0
17/18 Contracted orthodontic activity (UOA)	0
Carry forward orthodontic activity (UOA)	0
Baseline contract value	£320,828.12

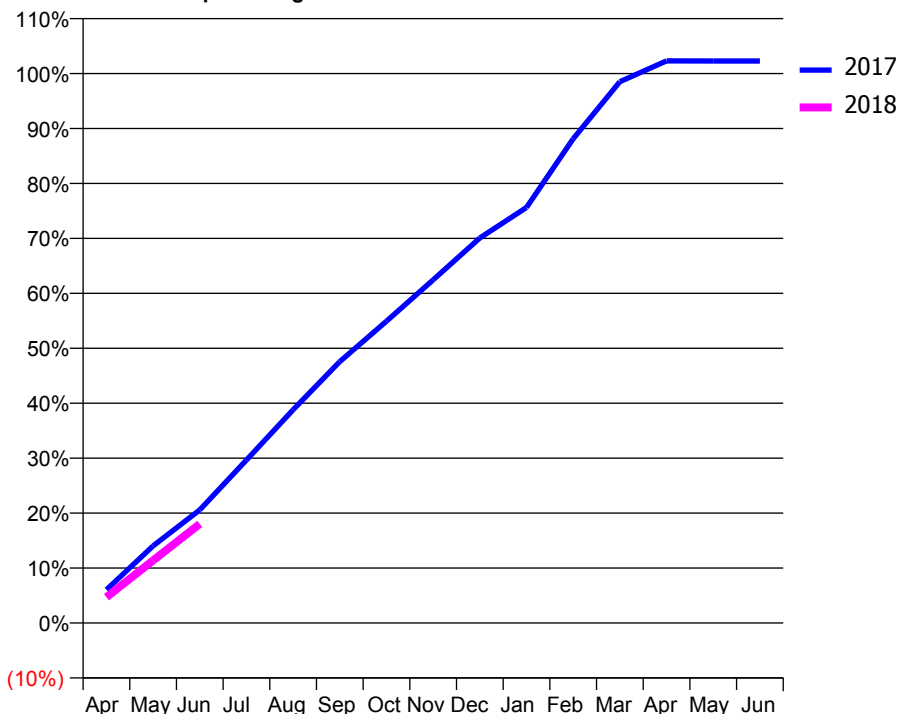
ACCESS*

Patients seen in 24 months	Total	Change since previous quarter
Quarter ending June 2016	5,425	
Quarter ending September 2016	5,287	↓
Quarter ending December 2016	5,211	↓
Quarter ending March 2017	5,291	→
Quarter ending June 2017	5,298	→
Variance since June 2016	(2.3%)	↓



ACTIVITY

Cumulative percentage of contracted UDA delivered 2017 & 2018



Month	Adjusted Scheduled Activity (UDA)	
	2017	2018
April	708	550
May	1,642	1,332
June	2,410	2,111
July	3,472	
August	4,542	
September	5,567	
October	6,426	
November	7,306	
December	8,199	
January	8,848	
February	10,311	
March	11,526	
April	11,967	
May	11,965	
June	11,967	

QUALITY

	Quantity	Base Number	Contract	AT	Region	England
% of FP17s for the same patient ID Re-attending within 3 months - Children	75	841	8.9%	11.0%	11.7%	12.0%
% of FP17s for the same patient ID Re-attending within 3 months - Adults	151	807	18.7%	14.4%	15.2%	16.0%
% of FP17s for the same patient ID Re-attending between 3 & 9 months - Children	492	841	58.5%	56.8%	59.1%	58.0%
% of FP17s for the same patient ID Re-attending between 3 & 9 months - Adults	323	807	40.0%	49.2%	52.2%	50.9%
% of FP17s for Band 1 Urgent Courses	139	1,230	11.3%	8.3%	7.9%	9.1%
% of FP17s Relating to Free Repair or Replacements	5	1,230	0.4%	0.7%	0.8%	0.8%
% of FP17s Relating to Continuations	5	1,230	0.4%	0.9%	1.1%	1.1%
% of Patients satisfied with the dentistry they have received	7	7	N/A	91.4%	91.8%	91.7%
% of Patients satisfied with the time they had to wait for an appointment	7	7	N/A	87.1%	88.4%	88.0%

* This is based on patients treated on this contract for their most recent course of treatment. Figures in italics indicate the base number of FP17s or Patient Questionnaire responses are less than 100. N/A is shown where the base number of responses is less than 10 during the period. % is calculated as Quantity/Base number*100

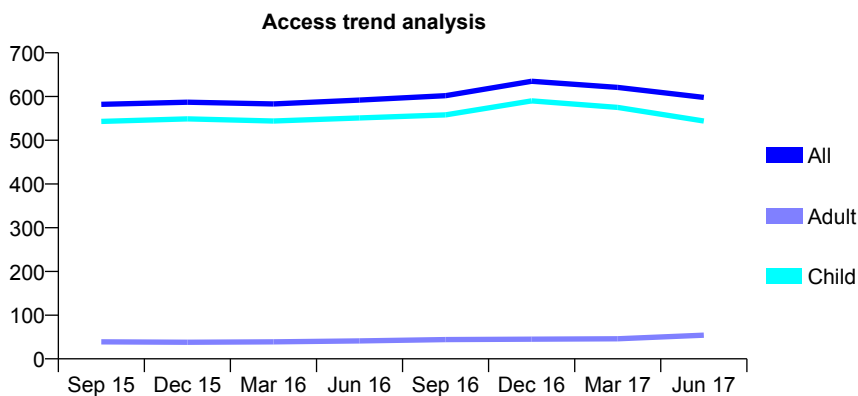
Q58 - Vital Signs At a Glance Contract Report for 762377/0001 - June 2017

Name or company name	MISS AM BROKESHIRE
Contract type name	GDS Contract
Purpose of contract	General
Contract start date	01/04/2006
Contract end date	

17/18 Contracted general activity (UDA)	990
Carry forward general activity (UDA)	0
17/18 Contracted orthodontic activity (UOA)	0
Carry forward orthodontic activity (UOA)	0
Baseline contract value	£22,468.44

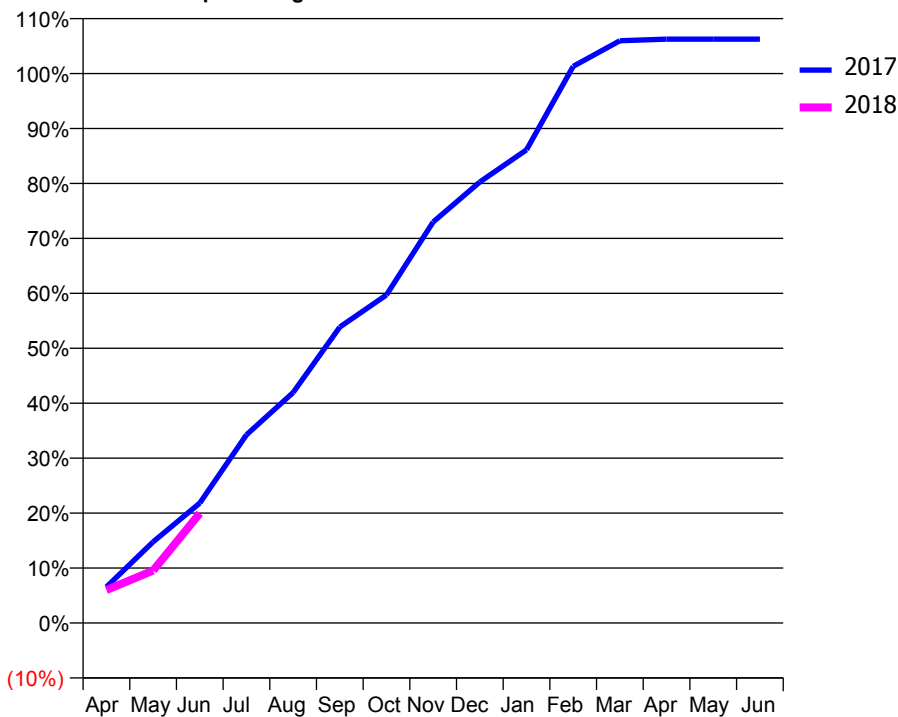
ACCESS*

Patients seen in 24 months	Total	Change since previous quarter
Quarter ending June 2016	592	
Quarter ending September 2016	602	→
Quarter ending December 2016	635	↑
Quarter ending March 2017	621	↓
Quarter ending June 2017	598	↓
Variance since June 2016	1.0%	→



ACTIVITY

Cumulative percentage of contracted UDA delivered 2017 & 2018



Month	Adjusted Scheduled Activity (UDA)	
	2017	2018
April	65	59
May	146	95
June	216	198
July	339	
August	415	
September	533	
October	591	
November	723	
December	795	
January	853	
February	1,003	
March	1,049	
April	1,052	
May	1,052	
June	1,052	

QUALITY

	Quantity	Base Number	Contract	AT	Region	England
% of FP17s for the same patient ID Re-attending within 3 months - Children	5	166	3.0%	11.0%	11.7%	12.0%
% of FP17s for the same patient ID Re-attending within 3 months - Adults	0	0	N/A	14.4%	15.2%	16.0%
% of FP17s for the same patient ID Re-attending between 3 & 9 months - Children	108	166	65.1%	56.8%	59.1%	58.0%
% of FP17s for the same patient ID Re-attending between 3 & 9 months - Adults	0	0	N/A	49.2%	52.2%	50.9%
% of FP17s for Band 1 Urgent Courses	3	163	1.8%	8.3%	7.9%	9.1%
% of FP17s Relating to Free Repair or Replacements	0	163	0.0%	0.7%	0.8%	0.8%
% of FP17s Relating to Continuations	1	163	0.6%	0.9%	1.1%	1.1%
% of Patients satisfied with the dentistry they have received	0	0	N/A	91.4%	91.8%	91.7%
% of Patients satisfied with the time they had to wait for an appointment	0	0	N/A	87.1%	88.4%	88.0%

* This is based on patients treated on this contract for their most recent course of treatment. Figures in italics indicate the base number of FP17s or Patient Questionnaire responses are less than 100. N/A is shown where the base number of responses is less than 10 during the period. % is calculated as Quantity/Base number*100

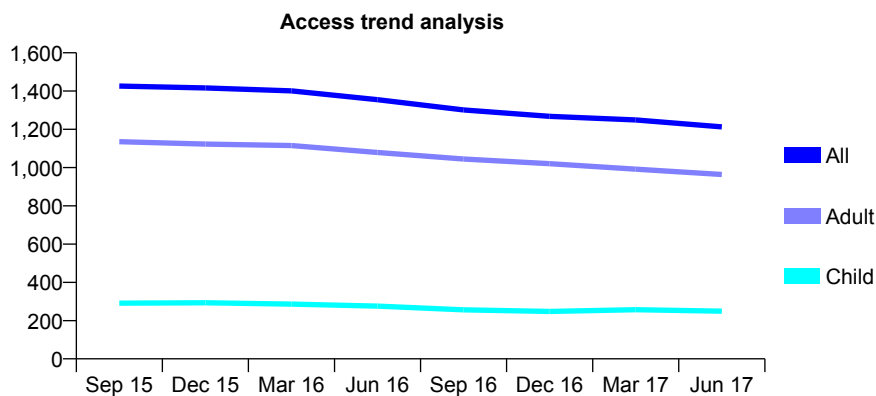
Q58 - Vital Signs At a Glance Contract Report for 763306/0001 - June 2017

Name or company name	MR KR KALHOR SADIGHI
Contract type name	GDS Contract
Purpose of contract	General
Contract start date	01/04/2006
Contract end date	

17/18 Contracted general activity (UDA)	9,850
Carry forward general activity (UDA)	0
17/18 Contracted orthodontic activity (UOA)	0
Carry forward orthodontic activity (UOA)	0
Baseline contract value	£237,928.32

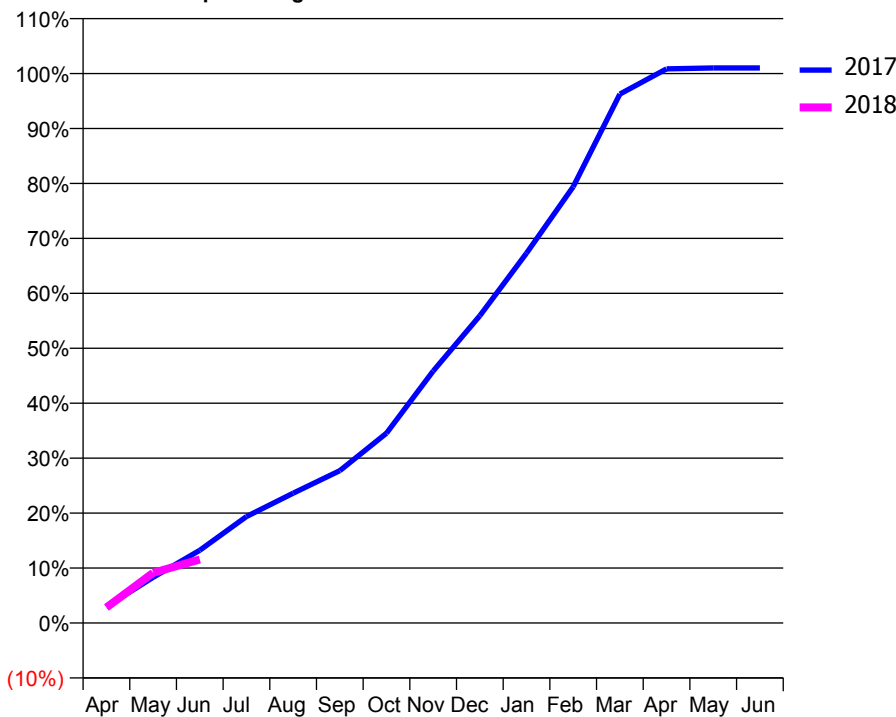
ACCESS*

Patients seen in 24 months	Total	Change since previous quarter
Quarter ending June 2016	1,355	
Quarter ending September 2016	1,301	↓
Quarter ending December 2016	1,268	↓
Quarter ending March 2017	1,249	↓
Quarter ending June 2017	1,213	↓
Variance since June 2016	(10.5%)	↓



ACTIVITY

Cumulative percentage of contracted UDA delivered 2017 & 2018



Month	Adjusted Scheduled Activity (UDA)	
	2017	2018
April	264	279
May	735	900
June	1,172	1,138
July	1,714	
August	2,090	
September	2,453	
October	3,058	
November	4,058	
December	4,950	
January	5,957	
February	7,025	
March	8,518	
April	8,925	
May	8,939	
June	8,939	

QUALITY

	Quantity	Base Number	Contract	AT	Region	England
% of FP17s for the same patient ID Re-attending within 3 months - Children	5	71	7.0%	11.0%	11.7%	12.0%
% of FP17s for the same patient ID Re-attending within 3 months - Adults	60	311	19.3%	14.4%	15.2%	16.0%
% of FP17s for the same patient ID Re-attending between 3 & 9 months - Children	33	71	46.5%	56.8%	59.1%	58.0%
% of FP17s for the same patient ID Re-attending between 3 & 9 months - Adults	170	311	54.7%	49.2%	52.2%	50.9%
% of FP17s for Band 1 Urgent Courses	30	311	9.6%	8.3%	7.9%	9.1%
% of FP17s Relating to Free Repair or Replacements	2	311	0.6%	0.7%	0.8%	0.8%
% of FP17s Relating to Continuations	11	311	3.5%	0.9%	1.1%	1.1%
% of Patients satisfied with the dentistry they have received	6	8	N/A	91.4%	91.8%	91.7%
% of Patients satisfied with the time they had to wait for an appointment	8	8	N/A	87.1%	88.4%	88.0%

* This is based on patients treated on this contract for their most recent course of treatment. Figures in italics indicate the base number of FP17s or Patient Questionnaire responses are less than 100. N/A is shown where the base number of responses is less than 10 during the period. % is calculated as Quantity/Base number*100

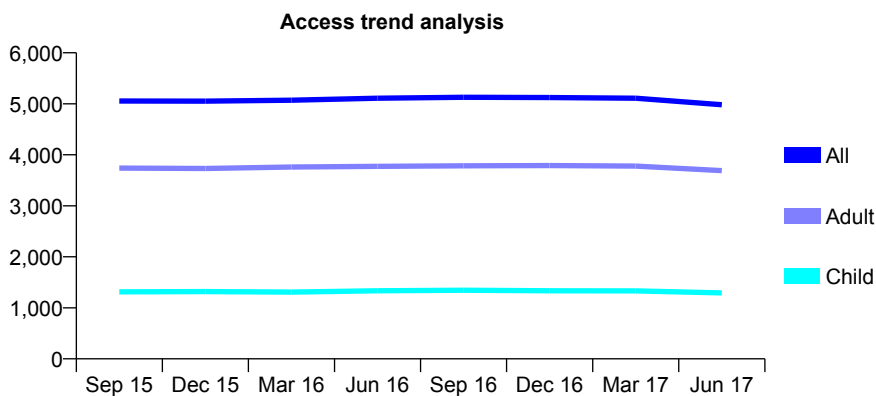
Q58 - Vital Signs At a Glance Contract Report for 764280/0001 - June 2017

Name or company name	MRS AO IYALLA
Contract type name	GDS Contract
Purpose of contract	General
Contract start date	01/04/2006
Contract end date	

17/18 Contracted general activity (UDA)	15,337
Carry forward general activity (UDA)	0
17/18 Contracted orthodontic activity (UOA)	0
Carry forward orthodontic activity (UOA)	0
Baseline contract value	£387,366.25

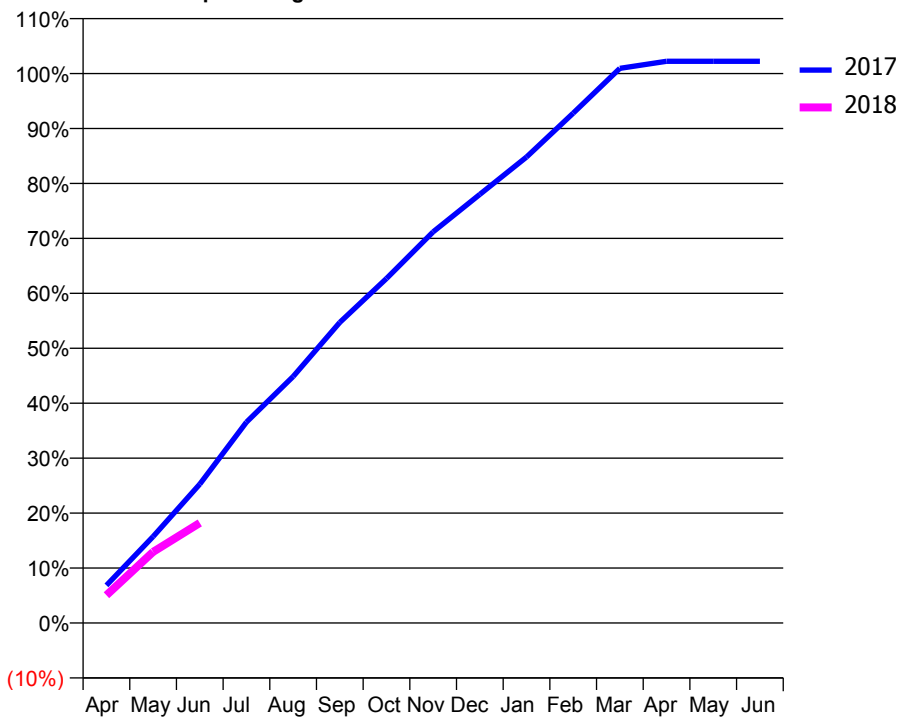
ACCESS*

Patients seen in 24 months	Total	Change since previous quarter
Quarter ending June 2016	5,109	
Quarter ending September 2016	5,129	→
Quarter ending December 2016	5,123	→
Quarter ending March 2017	5,110	→
Quarter ending June 2017	4,983	↓
Variance since June 2016	(2.5%)	↓



ACTIVITY

Cumulative percentage of contracted UDA delivered 2017 & 2018



Month	Adjusted Scheduled Activity (UDA)	
	2017	2018
April	1,050	776
May	2,413	1,984
June	3,876	2,795
July	5,607	
August	6,880	
September	8,390	
October	9,614	
November	10,919	
December	11,965	
January	13,006	
February	14,229	
March	15,481	
April	15,678	
May	15,679	
June	15,679	

QUALITY

	Quantity	Base Number	Contract	AT	Region	England
% of FP17s for the same patient ID Re-attending within 3 months - Children	16	371	4.3%	11.0%	11.7%	12.0%
% of FP17s for the same patient ID Re-attending within 3 months - Adults	62	810	7.7%	14.4%	15.2%	16.0%
% of FP17s for the same patient ID Re-attending between 3 & 9 months - Children	189	371	50.9%	56.8%	59.1%	58.0%
% of FP17s for the same patient ID Re-attending between 3 & 9 months - Adults	391	810	48.3%	49.2%	52.2%	50.9%
% of FP17s for Band 1 Urgent Courses	119	1,117	10.7%	8.3%	7.9%	9.1%
% of FP17s Relating to Free Repair or Replacements	6	1,117	0.5%	0.7%	0.8%	0.8%
% of FP17s Relating to Continuations	0	1,117	0.0%	0.9%	1.1%	1.1%
% of Patients satisfied with the dentistry they have received	6	7	N/A	91.4%	91.8%	91.7%
% of Patients satisfied with the time they had to wait for an appointment	6	7	N/A	87.1%	88.4%	88.0%

* This is based on patients treated on this contract for their most recent course of treatment. Figures in italics indicate the base number of FP17s or Patient Questionnaire responses are less than 100. N/A is shown where the base number of responses is less than 10 during the period. % is calculated as Quantity/Base number*100

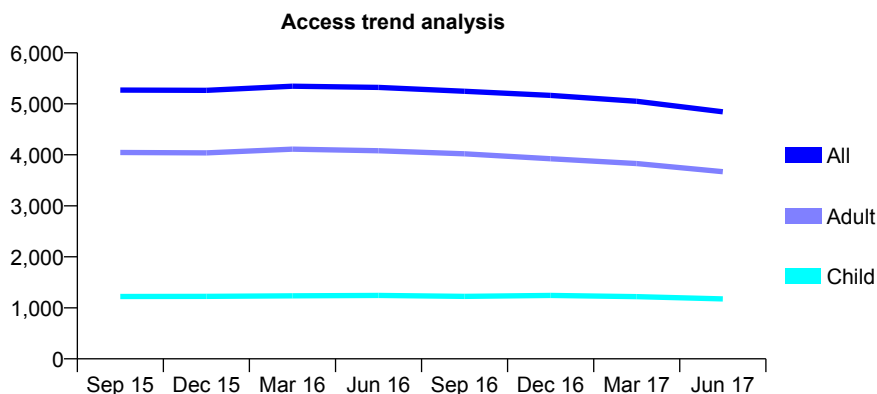
Q58 - Vital Signs At a Glance Contract Report for 764779/0001 - June 2017

Name or company name	MR PD LITCHFIELD
Contract type name	GDS Contract
Purpose of contract	General
Contract start date	01/04/2006
Contract end date	

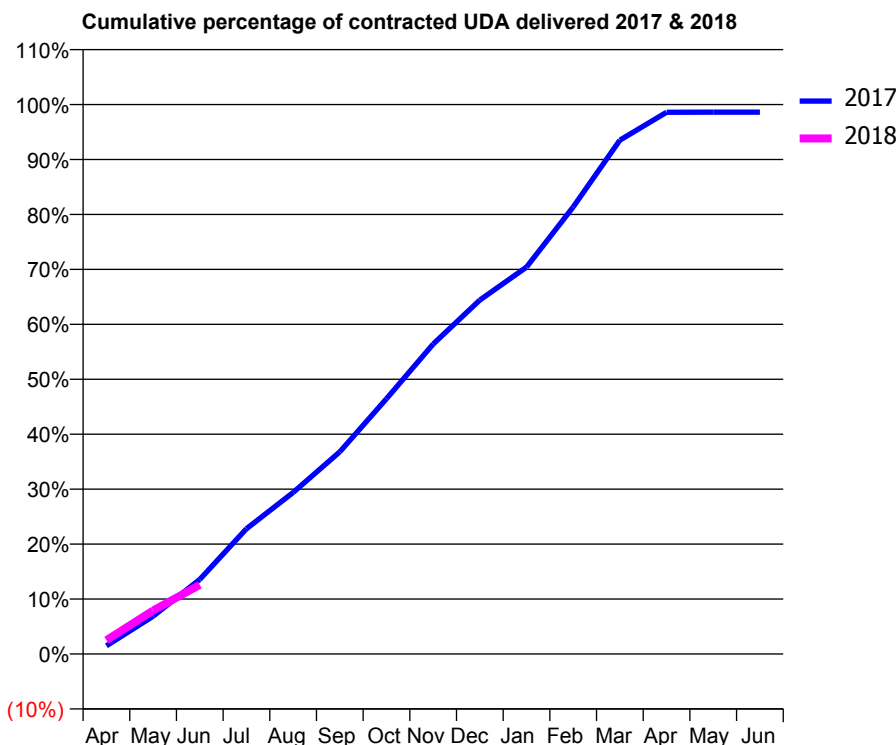
17/18 Contracted general activity (UDA)	13,776
Carry forward general activity (UDA)	0
17/18 Contracted orthodontic activity (UOA)	0
Carry forward orthodontic activity (UOA)	0
Baseline contract value	£352,101.57

ACCESS*

Patients seen in 24 months	Total	Change since previous quarter
Quarter ending June 2016	5,322	
Quarter ending September 2016	5,245	↓
Quarter ending December 2016	5,166	↓
Quarter ending March 2017	5,049	↓
Quarter ending June 2017	4,843	↓
Variance since June 2016	(9.0%)	↓



ACTIVITY



Month	Adjusted Scheduled Activity (UDA)	
	2017	2018
April	205	346
May	946	1,092
June	1,870	1,735
July	3,140	
August	4,049	
September	5,069	
October	6,400	
November	7,769	
December	8,876	
January	9,701	
February	11,209	
March	12,881	
April	13,581	
May	13,584	
June	13,584	

QUALITY

	Quantity	Base Number	Contract	AT	Region	England
% of FP17s for the same patient ID Re-attending within 3 months - Children	23	301	7.6%	11.0%	11.7%	12.0%
% of FP17s for the same patient ID Re-attending within 3 months - Adults	150	758	19.8%	14.4%	15.2%	16.0%
% of FP17s for the same patient ID Re-attending between 3 & 9 months - Children	70	301	23.3%	56.8%	59.1%	58.0%
% of FP17s for the same patient ID Re-attending between 3 & 9 months - Adults	224	758	29.6%	49.2%	52.2%	50.9%
% of FP17s for Band 1 Urgent Courses	180	801	22.5%	8.3%	7.9%	9.1%
% of FP17s Relating to Free Repair or Replacements	13	801	1.6%	0.7%	0.8%	0.8%
% of FP17s Relating to Continuations	21	801	2.6%	0.9%	1.1%	1.1%
% of Patients satisfied with the dentistry they have received	8	8	N/A	91.4%	91.8%	91.7%
% of Patients satisfied with the time they had to wait for an appointment	8	8	N/A	87.1%	88.4%	88.0%

* This is based on patients treated on this contract for their most recent course of treatment. Figures in italics indicate the base number of FP17s or Patient Questionnaire responses are less than 100. N/A is shown where the base number of responses is less than 10 during the period. % is calculated as Quantity/Base number*100

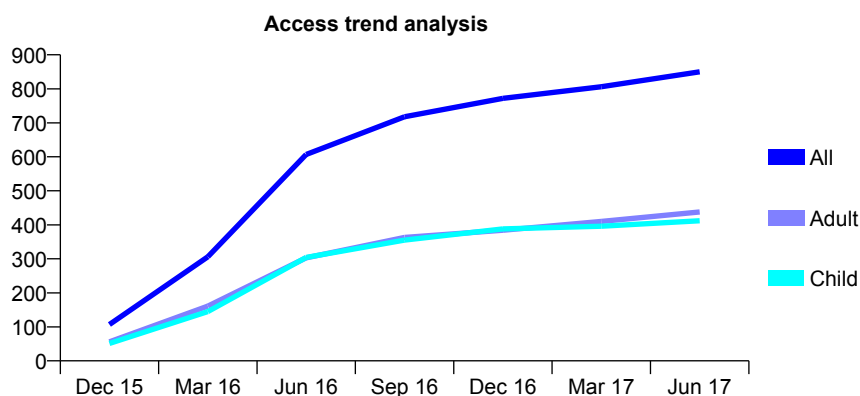
Q58 - Vital Signs At a Glance Contract Report for 765279/0003 - June 2017

Name or company name	MR NS SHAH
Contract type name	GDS Contract
Purpose of contract	General
Contract start date	14/11/2015
Contract end date	

17/18 Contracted general activity (UDA)	2,010
Carry forward general activity (UDA)	0
17/18 Contracted orthodontic activity (UOA)	0
Carry forward orthodontic activity (UOA)	0
Baseline contract value	£58,039.10

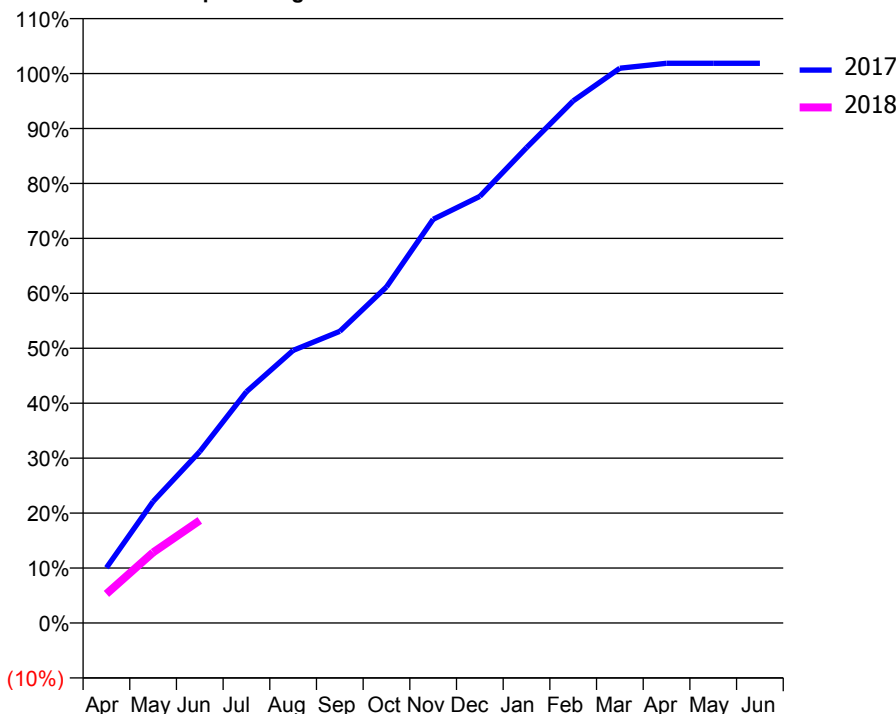
ACCESS*

Patients seen in 24 months	Total	Change since previous quarter
Quarter ending June 2016	607	
Quarter ending September 2016	718	↑
Quarter ending December 2016	772	↑
Quarter ending March 2017	806	↑
Quarter ending June 2017	850	↑
Variance since June 2016	40.0%	↑



ACTIVITY

Cumulative percentage of contracted UDA delivered 2017 & 2018



Month	Adjusted Scheduled Activity (UDA)	
	2017	2018
April	202	107
May	444	258
June	627	375
July	846	
August	997	
September	1,067	
October	1,229	
November	1,477	
December	1,561	
January	1,739	
February	1,910	
March	2,029	
April	2,047	
May	2,047	
June	2,047	

QUALITY

	Quantity	Base Number	Contract	AT	Region	England
% of FP17s for the same patient ID Re-attending within 3 months - Children	7	142	4.9%	11.0%	11.7%	12.0%
% of FP17s for the same patient ID Re-attending within 3 months - Adults	10	124	8.1%	14.4%	15.2%	16.0%
% of FP17s for the same patient ID Re-attending between 3 & 9 months - Children	80	142	56.3%	56.8%	59.1%	58.0%
% of FP17s for the same patient ID Re-attending between 3 & 9 months - Adults	68	124	54.8%	49.2%	52.2%	50.9%
% of FP17s for Band 1 Urgent Courses	17	248	6.9%	8.3%	7.9%	9.1%
% of FP17s Relating to Free Repair or Replacements	0	248	0.0%	0.7%	0.8%	0.8%
% of FP17s Relating to Continuations	1	248	0.4%	0.9%	1.1%	1.1%
% of Patients satisfied with the dentistry they have received	0	0	N/A	91.4%	91.8%	91.7%
% of Patients satisfied with the time they had to wait for an appointment	0	0	N/A	87.1%	88.4%	88.0%

* This is based on patients treated on this contract for their most recent course of treatment. Figures in italics indicate the base number of FP17s or Patient Questionnaire responses are less than 100. N/A is shown where the base number of responses is less than 10 during the period. % is calculated as Quantity/Base number*100

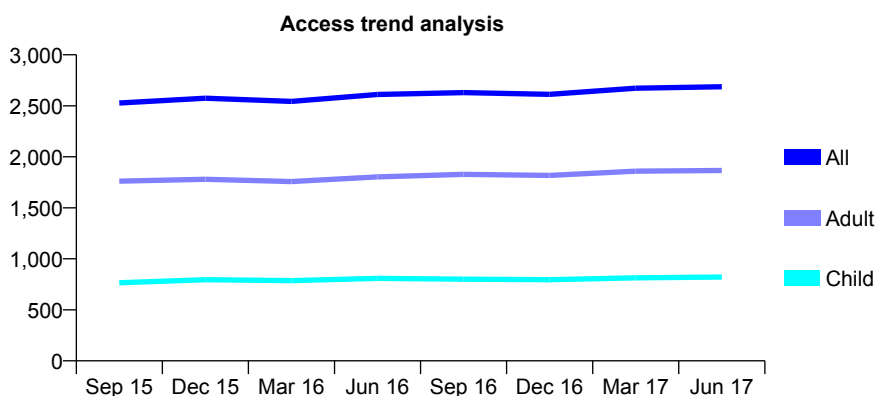
Q58 - Vital Signs At a Glance Contract Report for 767190/0001 - June 2017

Name or company name	MR S BHOGAITA
Contract type name	GDS Contract
Purpose of contract	General
Contract start date	01/04/2006
Contract end date	

17/18 Contracted general activity (UDA)	8,100
Carry forward general activity (UDA)	0
17/18 Contracted orthodontic activity (UOA)	0
Carry forward orthodontic activity (UOA)	0
Baseline contract value	£212,213.69

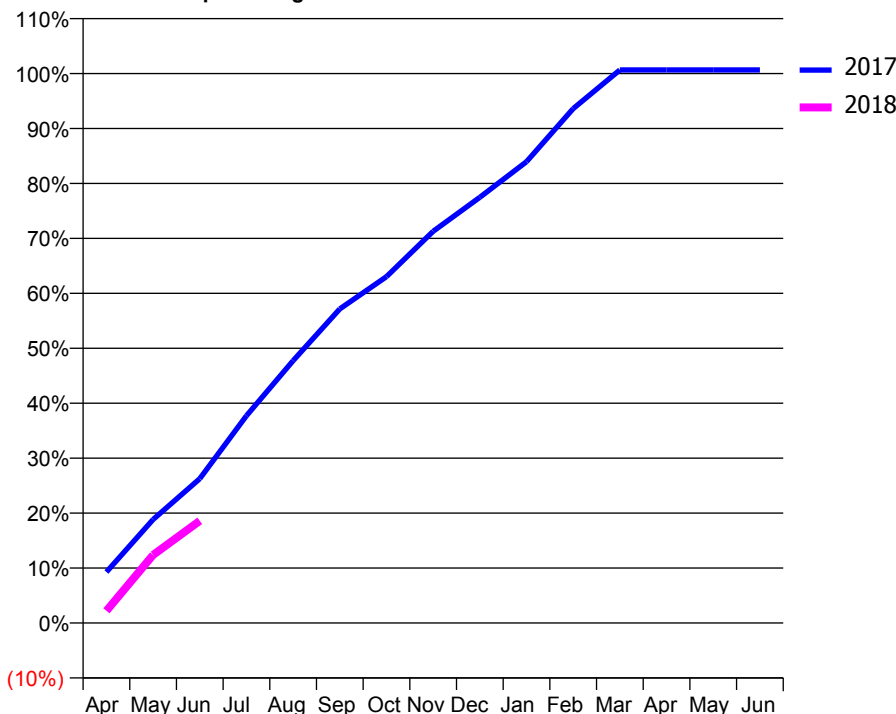
ACCESS*

Patients seen in 24 months	Total	Change since previous quarter
Quarter ending June 2016	2,611	
Quarter ending September 2016	2,629	→
Quarter ending December 2016	2,612	→
Quarter ending March 2017	2,673	↑
Quarter ending June 2017	2,687	→
Variance since June 2016	2.9%	↑



ACTIVITY

Cumulative percentage of contracted UDA delivered 2017 & 2018



Adjusted Scheduled Activity (UDA)

Month	2017	2018
April	752	180
May	1,525	1,003
June	2,129	1,507
July	3,055	
August	3,868	
September	4,630	
October	5,107	
November	5,773	
December	6,274	
January	6,800	
February	7,582	
March	8,153	
April	8,153	
May	8,153	
June	8,153	

QUALITY

	Quantity	Base Number	Contract	AT	Region	England
% of FP17s for the same patient ID Re-attending within 3 months - Children	4	295	1.4%	11.0%	11.7%	12.0%
% of FP17s for the same patient ID Re-attending within 3 months - Adults	28	511	5.5%	14.4%	15.2%	16.0%
% of FP17s for the same patient ID Re-attending between 3 & 9 months - Children	197	295	66.8%	56.8%	59.1%	58.0%
% of FP17s for the same patient ID Re-attending between 3 & 9 months - Adults	270	511	52.8%	49.2%	52.2%	50.9%
% of FP17s for Band 1 Urgent Courses	17	806	2.1%	8.3%	7.9%	9.1%
% of FP17s Relating to Free Repair or Replacements	2	806	0.2%	0.7%	0.8%	0.8%
% of FP17s Relating to Continuations	2	806	0.2%	0.9%	1.1%	1.1%
% of Patients satisfied with the dentistry they have received	0	0	N/A	91.4%	91.8%	91.7%
% of Patients satisfied with the time they had to wait for an appointment	0	0	N/A	87.1%	88.4%	88.0%

* This is based on patients treated on this contract for their most recent course of treatment. Figures in italics indicate the base number of FP17s or Patient Questionnaire responses are less than 100. N/A is shown where the base number of responses is less than 10 during the period. % is calculated as Quantity/Base number*100

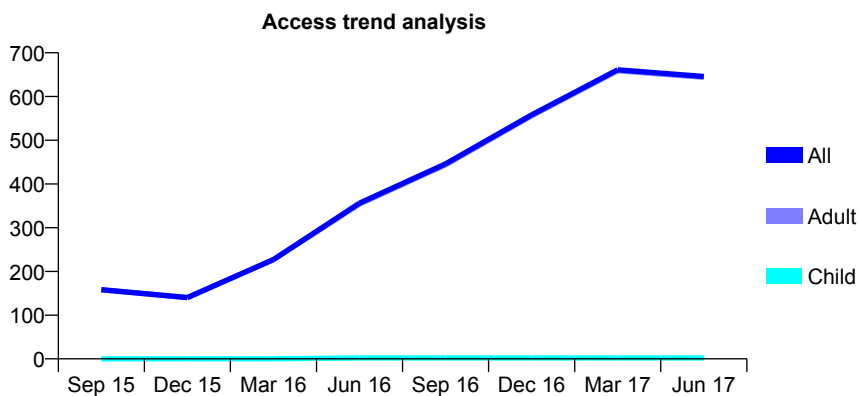
Q58 - Vital Signs At a Glance Contract Report for 767190/0002 - June 2017

Name or company name	MR S BHOGAITA
Contract type name	PDS Contract
Purpose of contract	General
Contract start date	01/11/2006
Contract end date	31/03/2018

17/18 Contracted general activity (UDA)	542
Carry forward general activity (UDA)	0
17/18 Contracted orthodontic activity (UOA)	0
Carry forward orthodontic activity (UOA)	0
Baseline contract value	£36,134.34

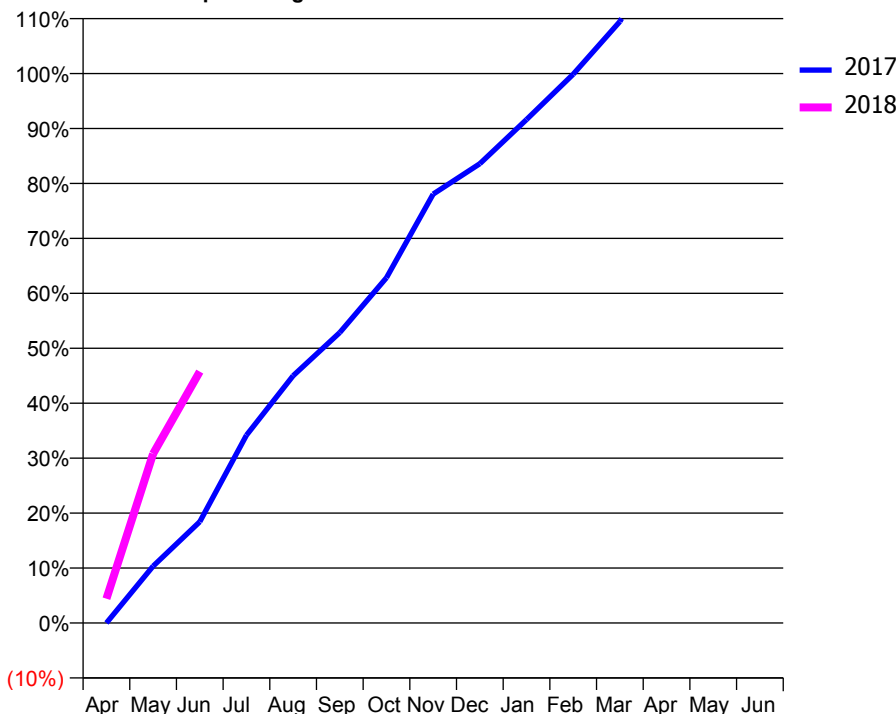
ACCESS*

Patients seen in 24 months	Total	Change since previous quarter
Quarter ending June 2016	356	
Quarter ending September 2016	446	↑
Quarter ending December 2016	558	↑
Quarter ending March 2017	661	↑
Quarter ending June 2017	646	↓
Variance since June 2016	81.5%	↑



ACTIVITY

Cumulative percentage of contracted UDA delivered 2017 & 2018



Adjusted Scheduled Activity (UDA)

Month	2017	2018
April	0	24
May	174	167
June	310	248
July	575	
August	757	
September	889	
October	1,057	
November	1,313	
December	1,406	
January	1,541	
February	1,680	
March	1,841	
April	2,077	
May	2,077	
June	2,077	

QUALITY

	Quantity	Base Number	Contract	AT	Region	England
% of FP17s for the same patient ID Re-attending within 3 months - Children	0	4	0.0%	11.0%	11.7%	12.0%
% of FP17s for the same patient ID Re-attending within 3 months - Adults	0	188	0.0%	14.4%	15.2%	16.0%
% of FP17s for the same patient ID Re-attending between 3 & 9 months - Children	0	4	0.0%	56.8%	59.1%	58.0%
% of FP17s for the same patient ID Re-attending between 3 & 9 months - Adults	1	188	0.5%	49.2%	52.2%	50.9%
% of FP17s for Band 1 Urgent Courses	0	92	0.0%	8.3%	7.9%	9.1%
% of FP17s Relating to Free Repair or Replacements	0	92	0.0%	0.7%	0.8%	0.8%
% of FP17s Relating to Continuations	0	92	0.0%	0.9%	1.1%	1.1%
% of Patients satisfied with the dentistry they have received	0	0	N/A	91.4%	91.8%	91.7%
% of Patients satisfied with the time they had to wait for an appointment	0	0	N/A	87.1%	88.4%	88.0%

* This is based on patients treated on this contract for their most recent course of treatment. Figures in italics indicate the base number of FP17s or Patient Questionnaire responses are less than 100. N/A is shown where the base number of responses is less than 10 during the period. % is calculated as Quantity/Base number*100

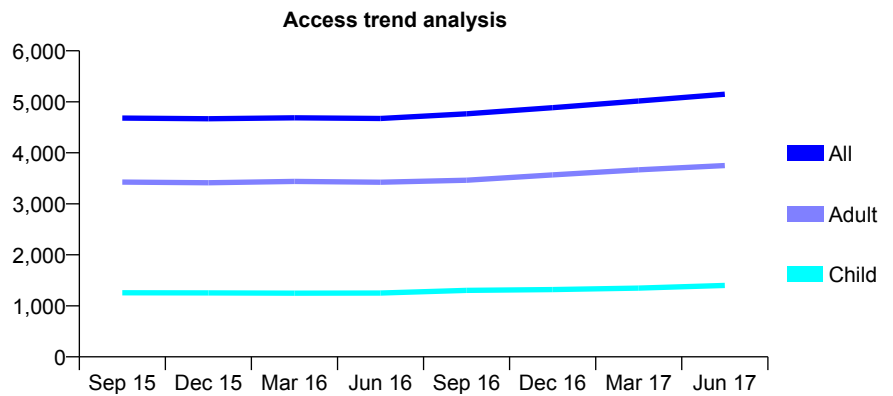
Q58 - Vital Signs At a Glance Contract Report for 767190/0003 - June 2017

Name or company name	MR S BHOGAITA
Contract type name	GDS Contract
Purpose of contract	General
Contract start date	01/10/2009
Contract end date	

17/18 Contracted general activity (UDA)	15,691
Carry forward general activity (UDA)	0
17/18 Contracted orthodontic activity (UOA)	0
Carry forward orthodontic activity (UOA)	0
Baseline contract value	£477,515.56

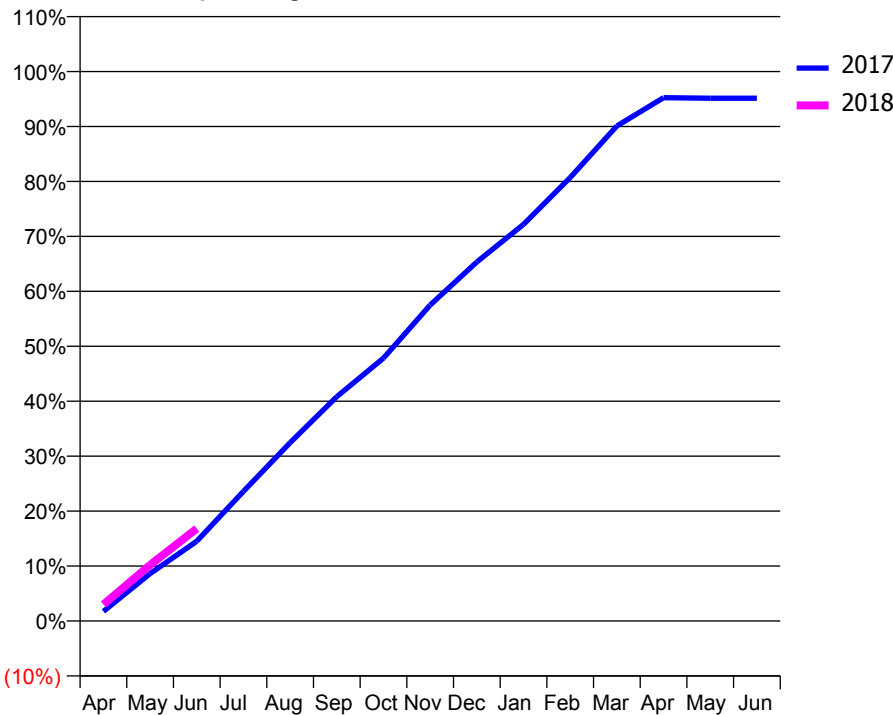
ACCESS*

Patients seen in 24 months	Total	Change since previous quarter
Quarter ending June 2016	4,673	
Quarter ending September 2016	4,765	→
Quarter ending December 2016	4,886	↑
Quarter ending March 2017	5,015	↑
Quarter ending June 2017	5,150	↑
Variance since June 2016	10.2%	↑



ACTIVITY

Cumulative percentage of contracted UDA delivered 2017 & 2018



Month	Adjusted Scheduled Activity (UDA)	
	2017	2018
April	276	470
May	1,352	1,601
June	2,279	2,640
July	3,702	
August	5,094	
September	6,406	
October	7,508	
November	9,021	
December	10,253	
January	11,325	
February	12,664	
March	14,134	
April	14,943	
May	14,927	
June	14,926	

QUALITY

	Quantity	Base Number	Contract	AT	Region	England
% of FP17s for the same patient ID Re-attending within 3 months - Children	14	447	3.1%	11.0%	11.7%	12.0%
% of FP17s for the same patient ID Re-attending within 3 months - Adults	86	1,047	8.2%	14.4%	15.2%	16.0%
% of FP17s for the same patient ID Re-attending between 3 & 9 months - Children	213	447	47.7%	56.8%	59.1%	58.0%
% of FP17s for the same patient ID Re-attending between 3 & 9 months - Adults	454	1,047	43.4%	49.2%	52.2%	50.9%
% of FP17s for Band 1 Urgent Courses	84	1,183	7.1%	8.3%	7.9%	9.1%
% of FP17s Relating to Free Repair or Replacements	5	1,183	0.4%	0.7%	0.8%	0.8%
% of FP17s Relating to Continuations	2	1,183	0.2%	0.9%	1.1%	1.1%
% of Patients satisfied with the dentistry they have received	9	9	N/A	91.4%	91.8%	91.7%
% of Patients satisfied with the time they had to wait for an appointment	7	9	N/A	87.1%	88.4%	88.0%

* This is based on patients treated on this contract for their most recent course of treatment. Figures in italics indicate the base number of FP17s or Patient Questionnaire responses are less than 100. N/A is shown where the base number of responses is less than 10 during the period. % is calculated as Quantity/Base number*100

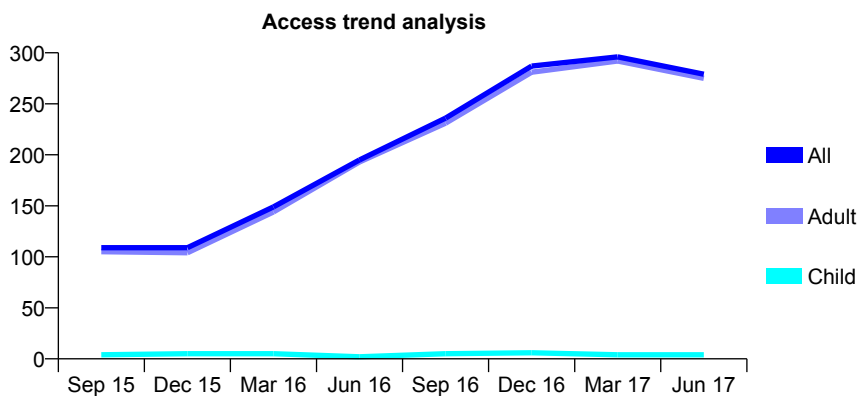
Q58 - Vital Signs At a Glance Contract Report for 767190/0004 - June 2017

Name or company name	MR S BHOGAITA
Contract type name	PDS Contract
Purpose of contract	General
Contract start date	01/11/2006
Contract end date	31/03/2018

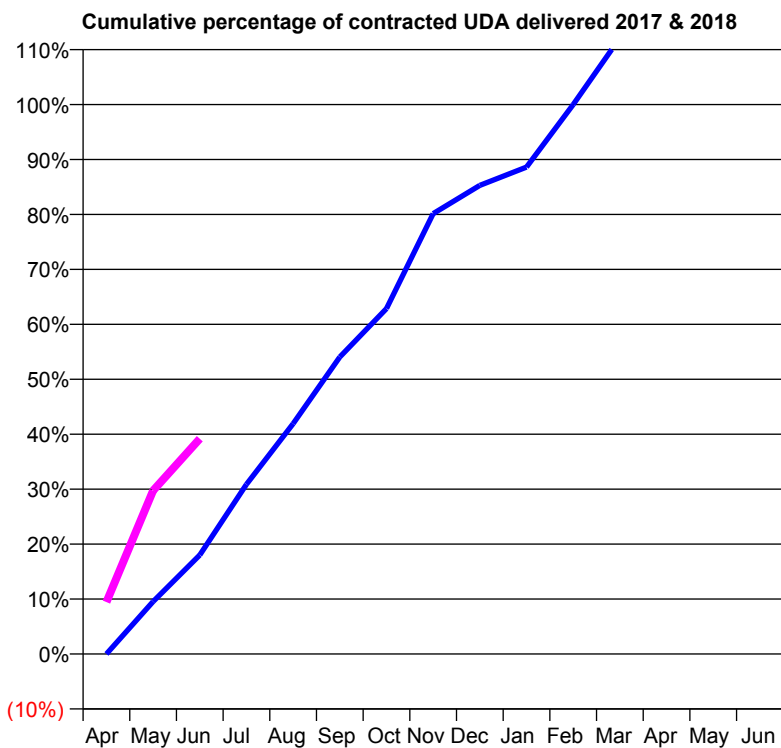
17/18 Contracted general activity (UDA)	222
Carry forward general activity (UDA)	0
17/18 Contracted orthodontic activity (UOA)	0
Carry forward orthodontic activity (UOA)	0
Baseline contract value	£27,751.01

ACCESS*

Patients seen in 24 months	Total	Change since previous quarter
Quarter ending June 2016	195	
Quarter ending September 2016	236	↑
Quarter ending December 2016	287	↑
Quarter ending March 2017	296	↑
Quarter ending June 2017	279	↓
Variance since June 2016	43.1%	↑



ACTIVITY



Adjusted Scheduled Activity (UDA)		
Month	2017	2018
April	0	21
May	78	66
June	147	87
July	252	
August	342	
September	441	
October	513	
November	654	
December	696	
January	723	
February	816	
March	915	
April	978	
May	978	
June	981	

QUALITY

	Quantity	Base Number	Contract	AT	Region	England
% of FP17s for the same patient ID Re-attending within 3 months - Children	0	0	N/A	11.0%	11.7%	12.0%
% of FP17s for the same patient ID Re-attending within 3 months - Adults	0	51	0.0%	14.4%	15.2%	16.0%
% of FP17s for the same patient ID Re-attending between 3 & 9 months - Children	0	0	N/A	56.8%	59.1%	58.0%
% of FP17s for the same patient ID Re-attending between 3 & 9 months - Adults	0	51	0.0%	49.2%	52.2%	50.9%
% of FP17s for Band 1 Urgent Courses	0	29	0.0%	8.3%	7.9%	9.1%
% of FP17s Relating to Free Repair or Replacements	0	29	0.0%	0.7%	0.8%	0.8%
% of FP17s Relating to Continuations	0	29	0.0%	0.9%	1.1%	1.1%
% of Patients satisfied with the dentistry they have received	0	0	N/A	91.4%	91.8%	91.7%
% of Patients satisfied with the time they had to wait for an appointment	0	0	N/A	87.1%	88.4%	88.0%

* This is based on patients treated on this contract for their most recent course of treatment. Figures in italics indicate the base number of FP17s or Patient Questionnaire responses are less than 100. N/A is shown where the base number of responses is less than 10 during the period. % is calculated as Quantity/Base number*100

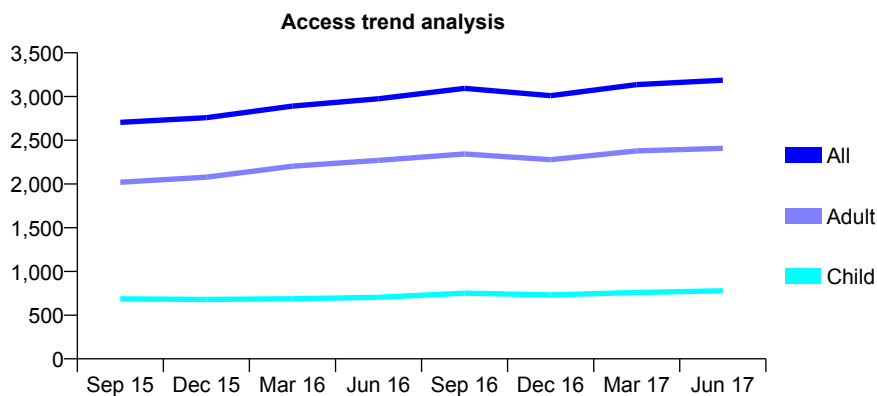
Q58 - Vital Signs At a Glance Contract Report for 768219/0001 - June 2017

Name or company name	MRS N ADL-SOLTANI
Contract type name	GDS Contract
Purpose of contract	General
Contract start date	01/04/2006
Contract end date	

17/18 Contracted general activity (UDA)	8,000
Carry forward general activity (UDA)	0
17/18 Contracted orthodontic activity (UOA)	0
Carry forward orthodontic activity (UOA)	0
Baseline contract value	£236,028.23

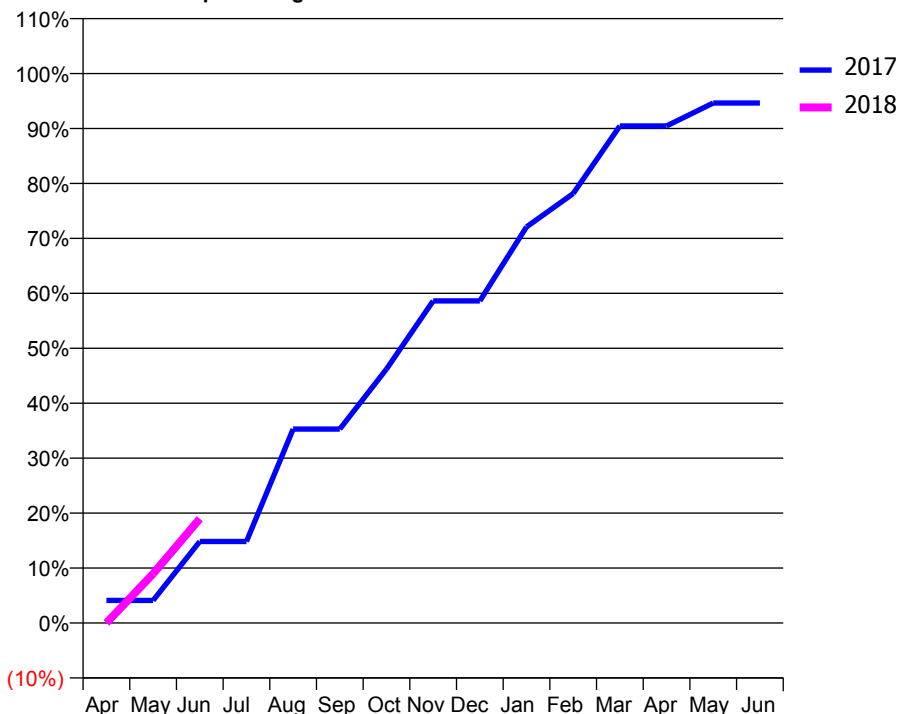
ACCESS*

Patients seen in 24 months	Total	Change since previous quarter
Quarter ending June 2016	2,974	
Quarter ending September 2016	3,094	↑
Quarter ending December 2016	3,009	↓
Quarter ending March 2017	3,137	↑
Quarter ending June 2017	3,187	→
Variance since June 2016	7.2%	↑



ACTIVITY

Cumulative percentage of contracted UDA delivered 2017 & 2018



Month	Adjusted Scheduled Activity (UDA)	
	2017	2018
April	329	0
May	329	717
June	1,187	1,518
July	1,187	
August	2,825	
September	2,825	
October	3,697	
November	4,690	
December	4,690	
January	5,767	
February	6,252	
March	7,237	
April	7,237	
May	7,570	
June	7,570	

QUALITY

	Quantity	Base Number	Contract	AT	Region	England
% of FP17s for the same patient ID Re-attending within 3 months - Children	10	221	4.5%	11.0%	11.7%	12.0%
% of FP17s for the same patient ID Re-attending within 3 months - Adults	47	561	8.4%	14.4%	15.2%	16.0%
% of FP17s for the same patient ID Re-attending between 3 & 9 months - Children	66	221	29.9%	56.8%	59.1%	58.0%
% of FP17s for the same patient ID Re-attending between 3 & 9 months - Adults	173	561	30.8%	49.2%	52.2%	50.9%
% of FP17s for Band 1 Urgent Courses	42	583	7.2%	8.3%	7.9%	9.1%
% of FP17s Relating to Free Repair or Replacements	0	583	0.0%	0.7%	0.8%	0.8%
% of FP17s Relating to Continuations	5	583	0.9%	0.9%	1.1%	1.1%
% of Patients satisfied with the dentistry they have received	1	1	N/A	91.4%	91.8%	91.7%
% of Patients satisfied with the time they had to wait for an appointment	1	1	N/A	87.1%	88.4%	88.0%

* This is based on patients treated on this contract for their most recent course of treatment. Figures in italics indicate the base number of FP17s or Patient Questionnaire responses are less than 100. N/A is shown where the base number of responses is less than 10 during the period. % is calculated as Quantity/Base number*100

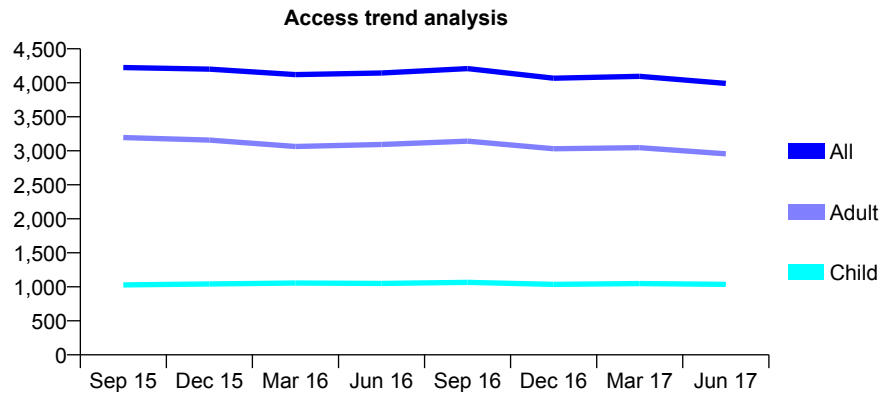
Q58 - Vital Signs At a Glance Contract Report for 768243/0001 - June 2017

Name or company name	MR M VESALI JAFARABADI
Contract type name	GDS Contract
Purpose of contract	General
Contract start date	01/04/2006
Contract end date	

17/18 Contracted general activity (UDA)	8,000
Carry forward general activity (UDA)	0
17/18 Contracted orthodontic activity (UOA)	0
Carry forward orthodontic activity (UOA)	0
Baseline contract value	£252,639.86

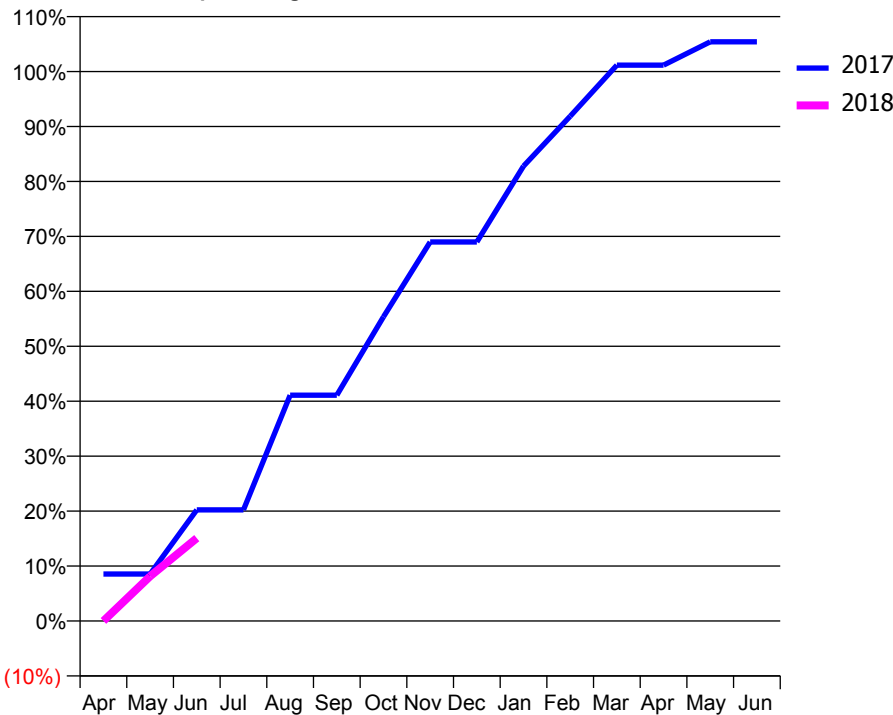
ACCESS*

Patients seen in 24 months	Total	Change since previous quarter
Quarter ending June 2016	4,144	
Quarter ending September 2016	4,208	→
Quarter ending December 2016	4,067	↓
Quarter ending March 2017	4,096	→
Quarter ending June 2017	3,991	↓
Variance since June 2016	(3.7%)	↓



ACTIVITY

Cumulative percentage of contracted UDA delivered 2017 & 2018



Month	Adjusted Scheduled Activity (UDA)	
	2017	2018
April	685	0
May	685	652
June	1,619	1,206
July	1,619	
August	3,288	
September	3,288	
October	4,430	
November	5,518	
December	5,518	
January	6,622	
February	7,350	
March	8,093	
April	8,093	
May	8,433	
June	8,433	

QUALITY

	Quantity	Base Number	Contract	AT	Region	England
% of FP17s for the same patient ID Re-attending within 3 months - Children	1	230	0.4%	11.0%	11.7%	12.0%
% of FP17s for the same patient ID Re-attending within 3 months - Adults	13	597	2.2%	14.4%	15.2%	16.0%
% of FP17s for the same patient ID Re-attending between 3 & 9 months - Children	108	230	47.0%	56.8%	59.1%	58.0%
% of FP17s for the same patient ID Re-attending between 3 & 9 months - Adults	254	597	42.5%	49.2%	52.2%	50.9%
% of FP17s for Band 1 Urgent Courses	34	604	5.6%	8.3%	7.9%	9.1%
% of FP17s Relating to Free Repair or Replacements	1	604	0.2%	0.7%	0.8%	0.8%
% of FP17s Relating to Continuations	0	604	0.0%	0.9%	1.1%	1.1%
% of Patients satisfied with the dentistry they have received	5	5	N/A	91.4%	91.8%	91.7%
% of Patients satisfied with the time they had to wait for an appointment	5	5	N/A	87.1%	88.4%	88.0%

* This is based on patients treated on this contract for their most recent course of treatment. Figures in italics indicate the base number of FP17s or Patient Questionnaire responses are less than 100. N/A is shown where the base number of responses is less than 10 during the period. % is calculated as Quantity/Base number*100

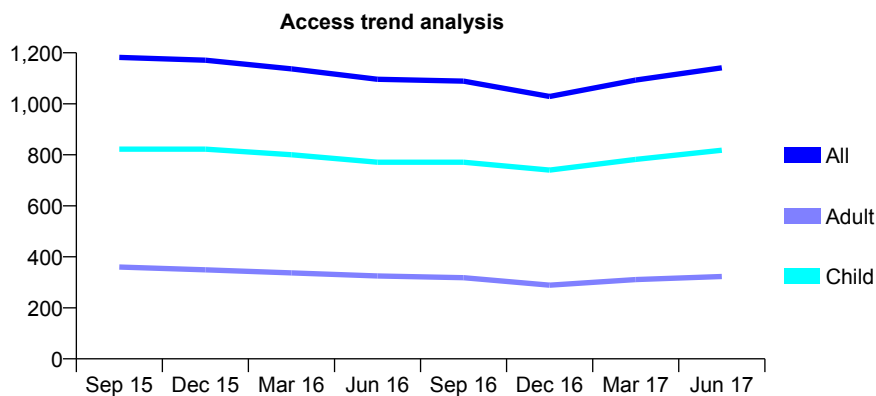
Q58 - Vital Signs At a Glance Contract Report for 770876/0001 - June 2017

Name or company name	MR SP TAILOR
Contract type name	GDS Contract
Purpose of contract	General
Contract start date	04/04/2008
Contract end date	

17/18 Contracted general activity (UDA)	3,400
Carry forward general activity (UDA)	0
17/18 Contracted orthodontic activity (UOA)	0
Carry forward orthodontic activity (UOA)	0
Baseline contract value	£84,695.49

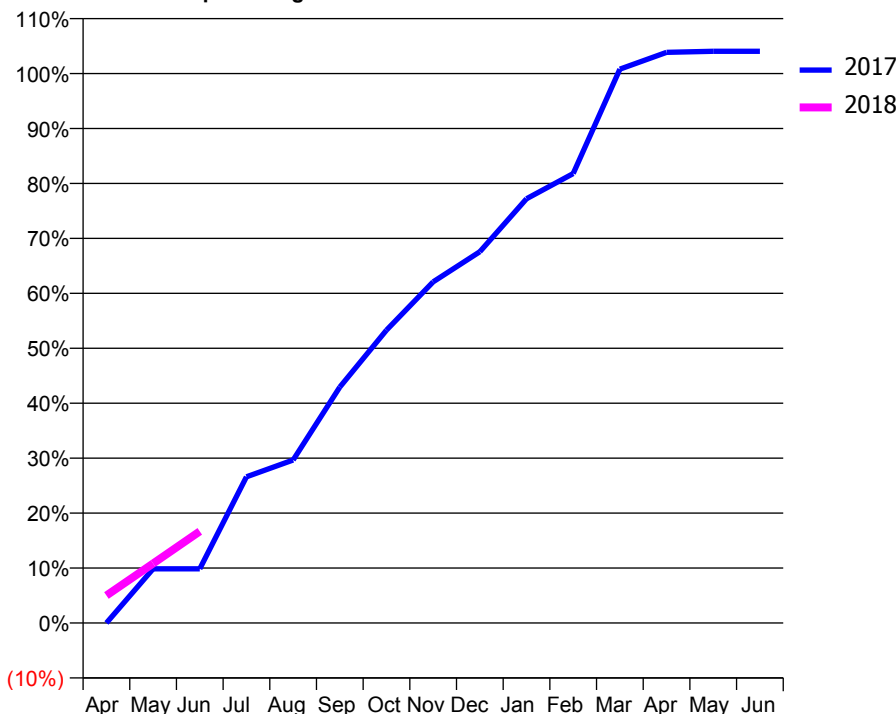
ACCESS*

Patients seen in 24 months	Total	Change since previous quarter
Quarter ending June 2016	1,096	
Quarter ending September 2016	1,089	→
Quarter ending December 2016	1,029	↓
Quarter ending March 2017	1,093	↑
Quarter ending June 2017	1,141	↑
Variance since June 2016	4.1%	↑



ACTIVITY

Cumulative percentage of contracted UDA delivered 2017 & 2018



Month	Adjusted Scheduled Activity (UDA)	
	2017	2018
April	0	171
May	217	368
June	217	568
July	585	
August	653	
September	945	
October	1,172	
November	1,366	
December	1,486	
January	1,698	
February	1,800	
March	2,218	
April	2,285	
May	2,289	
June	2,289	

QUALITY

	Quantity	Base Number	Contract	AT	Region	England
% of FP17s for the same patient ID Re-attending within 3 months - Children	24	329	7.3%	11.0%	11.7%	12.0%
% of FP17s for the same patient ID Re-attending within 3 months - Adults	6	88	6.8%	14.4%	15.2%	16.0%
% of FP17s for the same patient ID Re-attending between 3 & 9 months - Children	183	329	55.6%	56.8%	59.1%	58.0%
% of FP17s for the same patient ID Re-attending between 3 & 9 months - Adults	40	88	45.5%	49.2%	52.2%	50.9%
% of FP17s for Band 1 Urgent Courses	8	368	2.2%	8.3%	7.9%	9.1%
% of FP17s Relating to Free Repair or Replacements	0	368	0.0%	0.7%	0.8%	0.8%
% of FP17s Relating to Continuations	0	368	0.0%	0.9%	1.1%	1.1%
% of Patients satisfied with the dentistry they have received	0	0	N/A	91.4%	91.8%	91.7%
% of Patients satisfied with the time they had to wait for an appointment	0	0	N/A	87.1%	88.4%	88.0%

* This is based on patients treated on this contract for their most recent course of treatment. Figures in italics indicate the base number of FP17s or Patient Questionnaire responses are less than 100. N/A is shown where the base number of responses is less than 10 during the period. % is calculated as Quantity/Base number*100

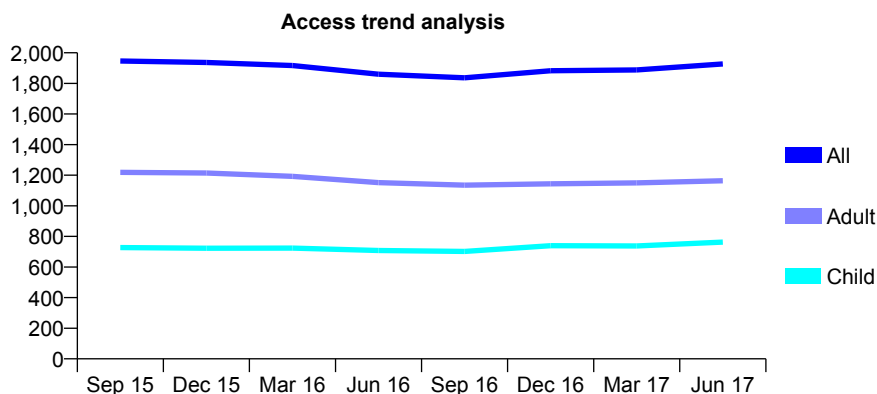
Q58 - Vital Signs At a Glance Contract Report for 771007/0001 - June 2017

Name or company name	MISS SL BENTLEY
Contract type name	GDS Contract
Purpose of contract	General
Contract start date	01/04/2010
Contract end date	

17/18 Contracted general activity (UDA)	4,899
Carry forward general activity (UDA)	0
17/18 Contracted orthodontic activity (UOA)	0
Carry forward orthodontic activity (UOA)	0
Baseline contract value	£127,276.32

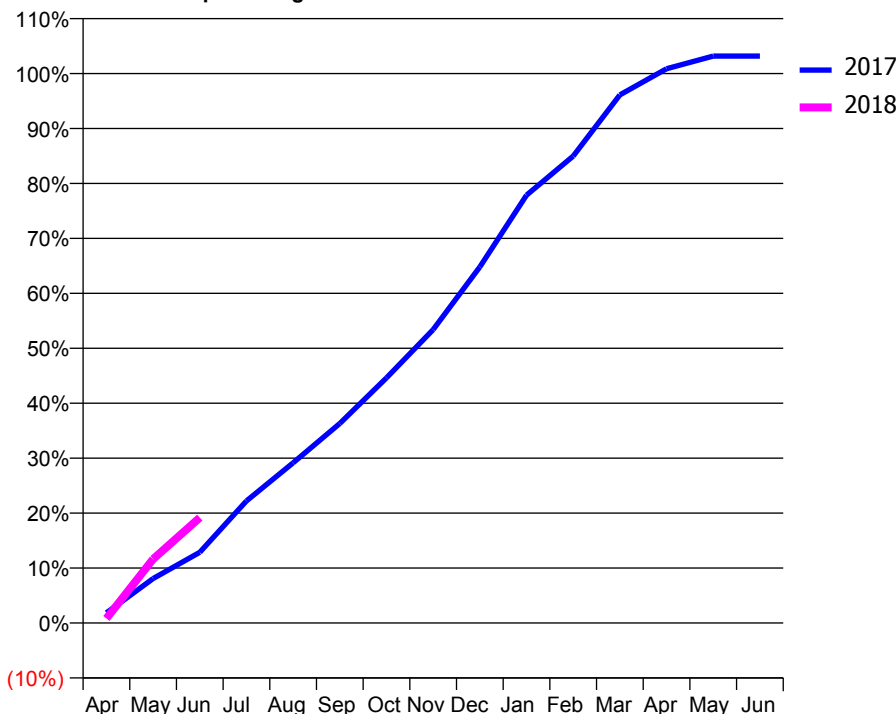
ACCESS*

Patients seen in 24 months	Total	Change since previous quarter
Quarter ending June 2016	1,860	
Quarter ending September 2016	1,837	↓
Quarter ending December 2016	1,883	↑
Quarter ending March 2017	1,888	→
Quarter ending June 2017	1,927	↑
Variance since June 2016	3.6%	↑



ACTIVITY

Cumulative percentage of contracted UDA delivered 2017 & 2018



Adjusted Scheduled Activity (UDA)

Month	2017	2018
April	91	41
May	396	570
June	631	939
July	1,089	
August	1,428	
September	1,779	
October	2,185	
November	2,617	
December	3,174	
January	3,814	
February	4,162	
March	4,708	
April	4,942	
May	5,054	
June	5,054	

QUALITY

	Quantity	Base Number	Contract	AT	Region	England
% of FP17s for the same patient ID Re-attending within 3 months - Children	20	319	6.3%	11.0%	11.7%	12.0%
% of FP17s for the same patient ID Re-attending within 3 months - Adults	45	386	11.7%	14.4%	15.2%	16.0%
% of FP17s for the same patient ID Re-attending between 3 & 9 months - Children	225	319	70.5%	56.8%	59.1%	58.0%
% of FP17s for the same patient ID Re-attending between 3 & 9 months - Adults	229	386	59.3%	49.2%	52.2%	50.9%
% of FP17s for Band 1 Urgent Courses	16	526	3.0%	8.3%	7.9%	9.1%
% of FP17s Relating to Free Repair or Replacements	0	526	0.0%	0.7%	0.8%	0.8%
% of FP17s Relating to Continuations	9	526	1.7%	0.9%	1.1%	1.1%
% of Patients satisfied with the dentistry they have received	1	1	N/A	91.4%	91.8%	91.7%
% of Patients satisfied with the time they had to wait for an appointment	1	1	N/A	87.1%	88.4%	88.0%

* This is based on patients treated on this contract for their most recent course of treatment. Figures in italics indicate the base number of FP17s or Patient Questionnaire responses are less than 100. N/A is shown where the base number of responses is less than 10 during the period. % is calculated as Quantity/Base number*100

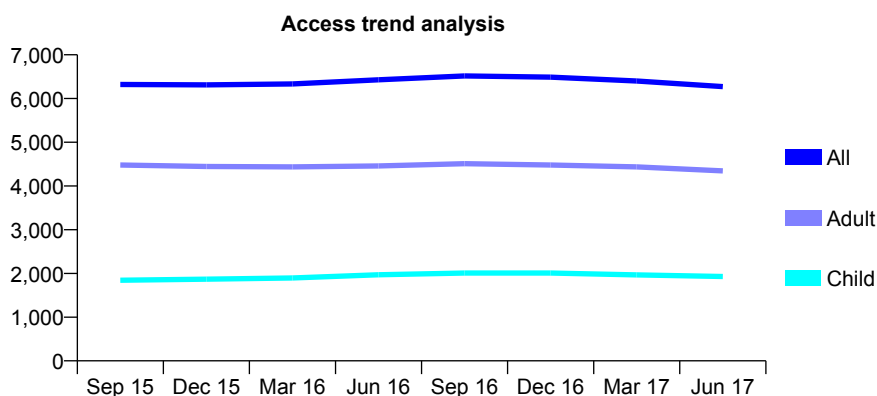
Q58 - Vital Signs At a Glance Contract Report for 772208/0001 - June 2017

Name or company name	MR L GIDARAKOS
Contract type name	GDS Contract
Purpose of contract	General
Contract start date	01/04/2006
Contract end date	

17/18 Contracted general activity (UDA)	14,944
Carry forward general activity (UDA)	0
17/18 Contracted orthodontic activity (UOA)	0
Carry forward orthodontic activity (UOA)	0
Baseline contract value	£412,929.06

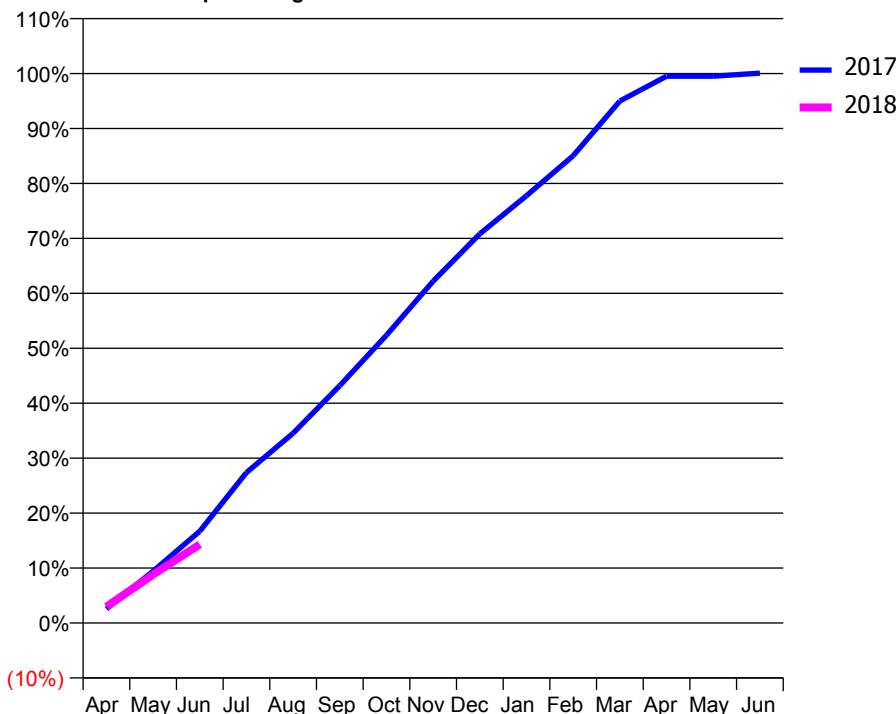
ACCESS*

Patients seen in 24 months	Total	Change since previous quarter
Quarter ending June 2016	6,427	
Quarter ending September 2016	6,518	→
Quarter ending December 2016	6,490	→
Quarter ending March 2017	6,401	↓
Quarter ending June 2017	6,274	↓
Variance since June 2016	(2.4%)	↓



ACTIVITY

Cumulative percentage of contracted UDA delivered 2017 & 2018



Month	Adjusted Scheduled Activity (UDA)	
	2017	2018
April	384	444
May	1,412	1,320
June	2,498	2,139
July	4,094	
August	5,163	
September	6,457	
October	7,827	
November	9,297	
December	10,582	
January	11,620	
February	12,708	
March	14,196	
April	14,870	
May	14,869	
June	14,955	

QUALITY

	Quantity	Base Number	Contract	AT	Region	England
% of FP17s for the same patient ID Re-attending within 3 months - Children	32	605	5.3%	11.0%	11.7%	12.0%
% of FP17s for the same patient ID Re-attending within 3 months - Adults	121	1,137	10.6%	14.4%	15.2%	16.0%
% of FP17s for the same patient ID Re-attending between 3 & 9 months - Children	361	605	59.7%	56.8%	59.1%	58.0%
% of FP17s for the same patient ID Re-attending between 3 & 9 months - Adults	533	1,137	46.9%	49.2%	52.2%	50.9%
% of FP17s for Band 1 Urgent Courses	99	1,363	7.3%	8.3%	7.9%	9.1%
% of FP17s Relating to Free Repair or Replacements	11	1,363	0.8%	0.7%	0.8%	0.8%
% of FP17s Relating to Continuations	5	1,363	0.4%	0.9%	1.1%	1.1%
% of Patients satisfied with the dentistry they have received	16	17	94.1%	91.4%	91.8%	91.7%
% of Patients satisfied with the time they had to wait for an appointment	10	17	58.8%	87.1%	88.4%	88.0%

* This is based on patients treated on this contract for their most recent course of treatment. Figures in italics indicate the base number of FP17s or Patient Questionnaire responses are less than 100. N/A is shown where the base number of responses is less than 10 during the period. % is calculated as Quantity/Base number*100

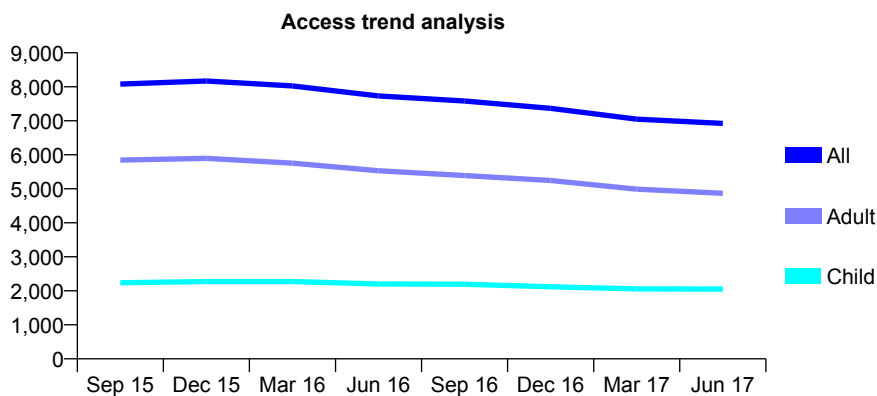
Q58 - Vital Signs At a Glance Contract Report for 780944/0002 - June 2017

Name or company name	MR AA YELLON
Contract type name	GDS Contract
Purpose of contract	General
Contract start date	01/11/2007
Contract end date	

17/18 Contracted general activity (UDA)	28,356
Carry forward general activity (UDA)	0
17/18 Contracted orthodontic activity (UOA)	0
Carry forward orthodontic activity (UOA)	0
Baseline contract value	£775,253.88

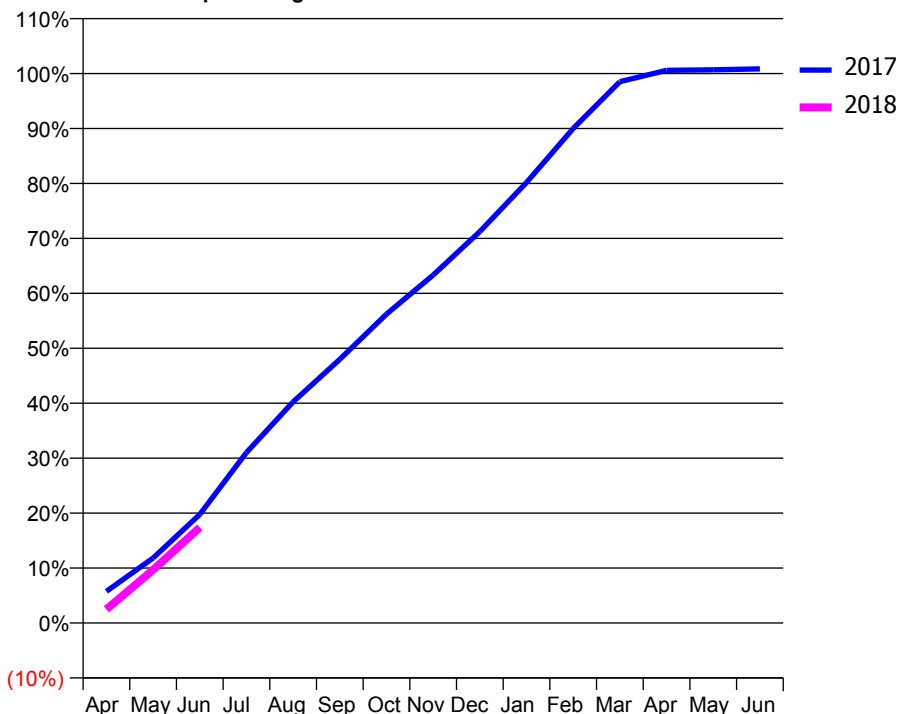
ACCESS*

Patients seen in 24 months	Total	Change since previous quarter
Quarter ending June 2016	7,733	
Quarter ending September 2016	7,584	↓
Quarter ending December 2016	7,366	↓
Quarter ending March 2017	7,048	↓
Quarter ending June 2017	6,922	↓
Variance since June 2016	(10.5%)	↓



ACTIVITY

Cumulative percentage of contracted UDA delivered 2017 & 2018



Month	Adjusted Scheduled Activity (UDA)	
	2017	2018
April	1,637	708
May	3,357	2,744
June	5,604	4,928
July	8,799	
August	11,414	
September	13,606	
October	15,938	
November	17,959	
December	20,198	
January	22,734	
February	25,520	
March	27,932	
April	28,522	
May	28,544	
June	28,595	

QUALITY

	Quantity	Base Number	Contract	AT	Region	England
% of FP17s for the same patient ID Re-attending within 3 months - Children	28	625	4.5%	11.0%	11.7%	12.0%
% of FP17s for the same patient ID Re-attending within 3 months - Adults	144	1,329	10.8%	14.4%	15.2%	16.0%
% of FP17s for the same patient ID Re-attending between 3 & 9 months - Children	338	625	54.1%	56.8%	59.1%	58.0%
% of FP17s for the same patient ID Re-attending between 3 & 9 months - Adults	707	1,329	53.2%	49.2%	52.2%	50.9%
% of FP17s for Band 1 Urgent Courses	70	1,734	4.0%	8.3%	7.9%	9.1%
% of FP17s Relating to Free Repair or Replacements	27	1,734	1.6%	0.7%	0.8%	0.8%
% of FP17s Relating to Continuations	8	1,734	0.5%	0.9%	1.1%	1.1%
% of Patients satisfied with the dentistry they have received	9	10	90.0%	91.4%	91.8%	91.7%
% of Patients satisfied with the time they had to wait for an appointment	9	10	90.0%	87.1%	88.4%	88.0%

* This is based on patients treated on this contract for their most recent course of treatment. Figures in italics indicate the base number of FP17s or Patient Questionnaire responses are less than 100. N/A is shown where the base number of responses is less than 10 during the period. % is calculated as Quantity/Base number*100

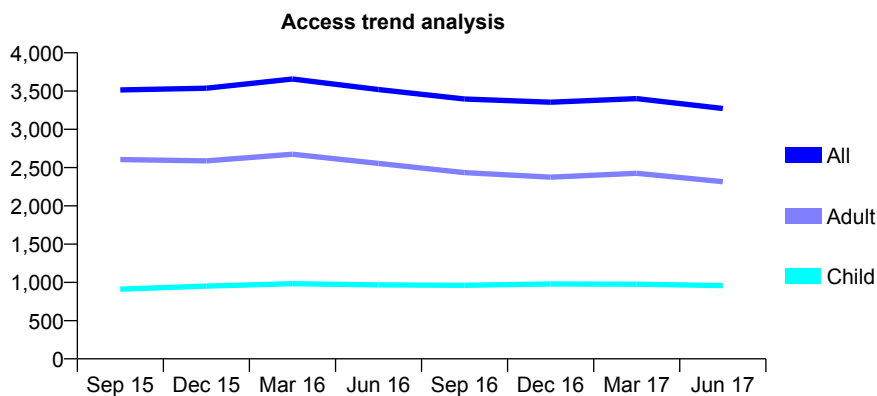
Q58 - Vital Signs At a Glance Contract Report for 781606/0001 - June 2017

Name or company name	MISS PP PATEL
Contract type name	GDS Contract
Purpose of contract	General
Contract start date	01/05/2011
Contract end date	

17/18 Contracted general activity (UDA)	11,038
Carry forward general activity (UDA)	0
17/18 Contracted orthodontic activity (UOA)	0
Carry forward orthodontic activity (UOA)	0
Baseline contract value	£262,091.62

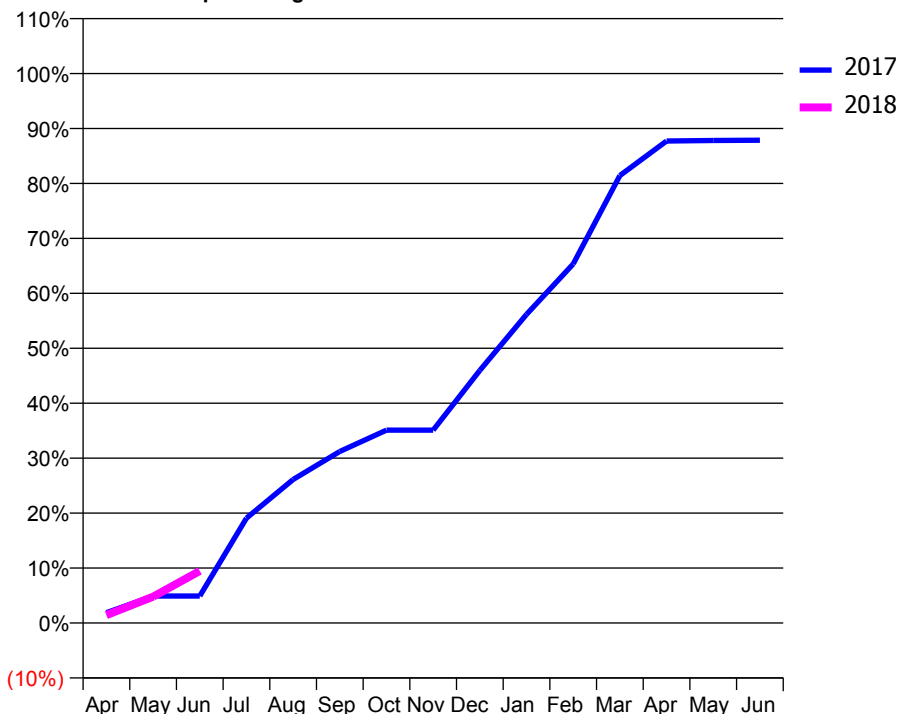
ACCESS*

Patients seen in 24 months	Total	Change since previous quarter
Quarter ending June 2016	3,520	
Quarter ending September 2016	3,396	↓
Quarter ending December 2016	3,354	↓
Quarter ending March 2017	3,401	→
Quarter ending June 2017	3,273	↓
Variance since June 2016	(7.0%)	↓



ACTIVITY

Cumulative percentage of contracted UDA delivered 2017 & 2018



Month	Adjusted Scheduled Activity (UDA)	
	2017	2018
April	208	159
May	543	529
June	543	1,045
July	2,105	
August	2,884	
September	3,445	
October	3,875	
November	3,874	
December	5,075	
January	6,201	
February	7,213	
March	8,987	
April	9,681	
May	9,693	
June	9,697	

QUALITY

	Quantity	Base Number	Contract	AT	Region	England
% of FP17s for the same patient ID Re-attending within 3 months - Children	18	215	8.4%	11.0%	11.7%	12.0%
% of FP17s for the same patient ID Re-attending within 3 months - Adults	117	619	18.9%	14.4%	15.2%	16.0%
% of FP17s for the same patient ID Re-attending between 3 & 9 months - Children	132	215	61.4%	56.8%	59.1%	58.0%
% of FP17s for the same patient ID Re-attending between 3 & 9 months - Adults	321	619	51.9%	49.2%	52.2%	50.9%
% of FP17s for Band 1 Urgent Courses	59	572	10.3%	8.3%	7.9%	9.1%
% of FP17s Relating to Free Repair or Replacements	3	572	0.5%	0.7%	0.8%	0.8%
% of FP17s Relating to Continuations	18	572	3.1%	0.9%	1.1%	1.1%
% of Patients satisfied with the dentistry they have received	3	3	N/A	91.4%	91.8%	91.7%
% of Patients satisfied with the time they had to wait for an appointment	3	3	N/A	87.1%	88.4%	88.0%

* This is based on patients treated on this contract for their most recent course of treatment. Figures in italics indicate the base number of FP17s or Patient Questionnaire responses are less than 100. N/A is shown where the base number of responses is less than 10 during the period. % is calculated as Quantity/Base number*100

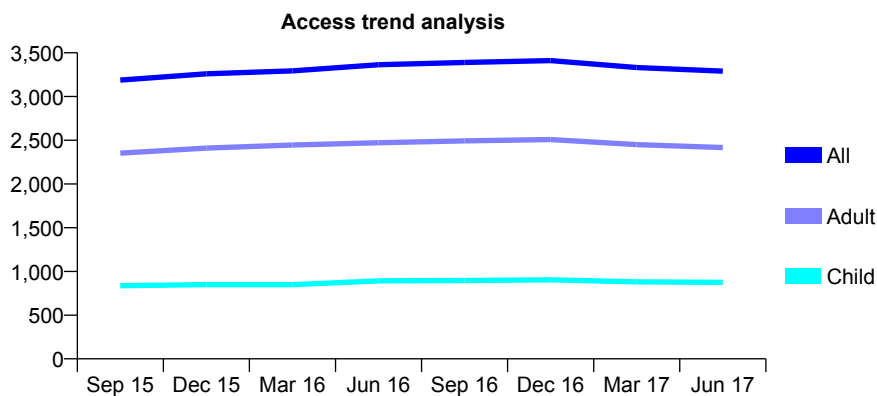
Q58 - Vital Signs At a Glance Contract Report for 785210/0001 - June 2017

Name or company name	MR MP PATEL
Contract type name	GDS Contract
Purpose of contract	General
Contract start date	02/10/2006
Contract end date	

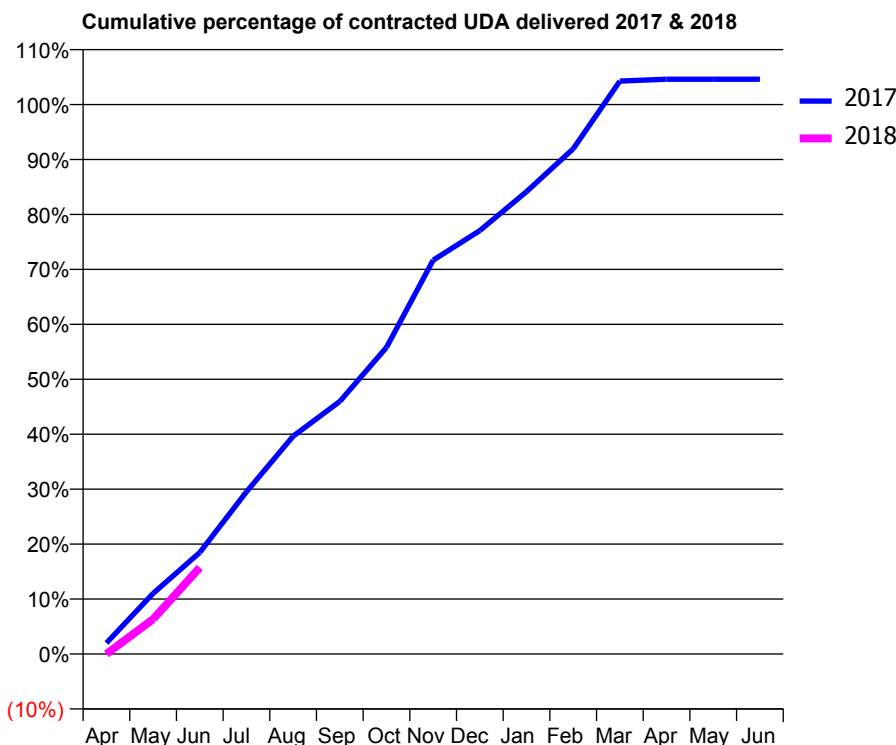
17/18 Contracted general activity (UDA)	7,731
Carry forward general activity (UDA)	0
17/18 Contracted orthodontic activity (UOA)	0
Carry forward orthodontic activity (UOA)	0
Baseline contract value	£182,740.72

ACCESS*

Patients seen in 24 months	Total	Change since previous quarter
Quarter ending June 2016	3,363	
Quarter ending September 2016	3,389	→
Quarter ending December 2016	3,411	→
Quarter ending March 2017	3,331	↓
Quarter ending June 2017	3,290	↓
Variance since June 2016	(2.2%)	↓



ACTIVITY



Month	Adjusted Scheduled Activity (UDA)	
	2017	2018
April	154	0
May	852	491
June	1,428	1,217
July	2,282	
August	3,065	
September	3,553	
October	4,314	
November	5,541	
December	5,958	
January	6,506	
February	7,107	
March	8,060	
April	8,087	
May	8,087	
June	8,087	

QUALITY

	Quantity	Base Number	Contract	AT	Region	England
% of FP17s for the same patient ID Re-attending within 3 months - Children	12	235	5.1%	11.0%	11.7%	12.0%
% of FP17s for the same patient ID Re-attending within 3 months - Adults	36	579	6.2%	14.4%	15.2%	16.0%
% of FP17s for the same patient ID Re-attending between 3 & 9 months - Children	189	235	80.4%	56.8%	59.1%	58.0%
% of FP17s for the same patient ID Re-attending between 3 & 9 months - Adults	408	579	70.5%	49.2%	52.2%	50.9%
% of FP17s for Band 1 Urgent Courses	30	797	3.8%	8.3%	7.9%	9.1%
% of FP17s Relating to Free Repair or Replacements	0	797	0.0%	0.7%	0.8%	0.8%
% of FP17s Relating to Continuations	0	797	0.0%	0.9%	1.1%	1.1%
% of Patients satisfied with the dentistry they have received	4	4	N/A	91.4%	91.8%	91.7%
% of Patients satisfied with the time they had to wait for an appointment	4	4	N/A	87.1%	88.4%	88.0%

* This is based on patients treated on this contract for their most recent course of treatment. Figures in italics indicate the base number of FP17s or Patient Questionnaire responses are less than 100. N/A is shown where the base number of responses is less than 10 during the period. % is calculated as Quantity/Base number*100

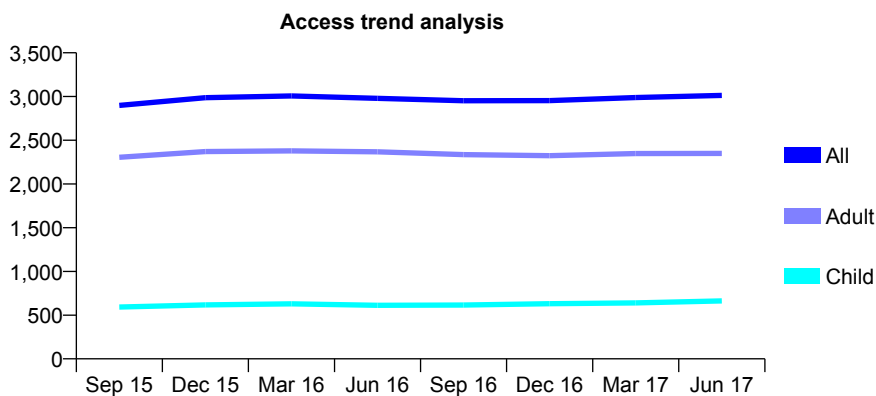
Q58 - Vital Signs At a Glance Contract Report for 786306/0001 - June 2017

Name or company name	MR K OLEJNICZAK
Contract type name	GDS Contract
Purpose of contract	General
Contract start date	01/08/2006
Contract end date	

17/18 Contracted general activity (UDA)	9,500
Carry forward general activity (UDA)	0
17/18 Contracted orthodontic activity (UOA)	0
Carry forward orthodontic activity (UOA)	0
Baseline contract value	£225,016.34

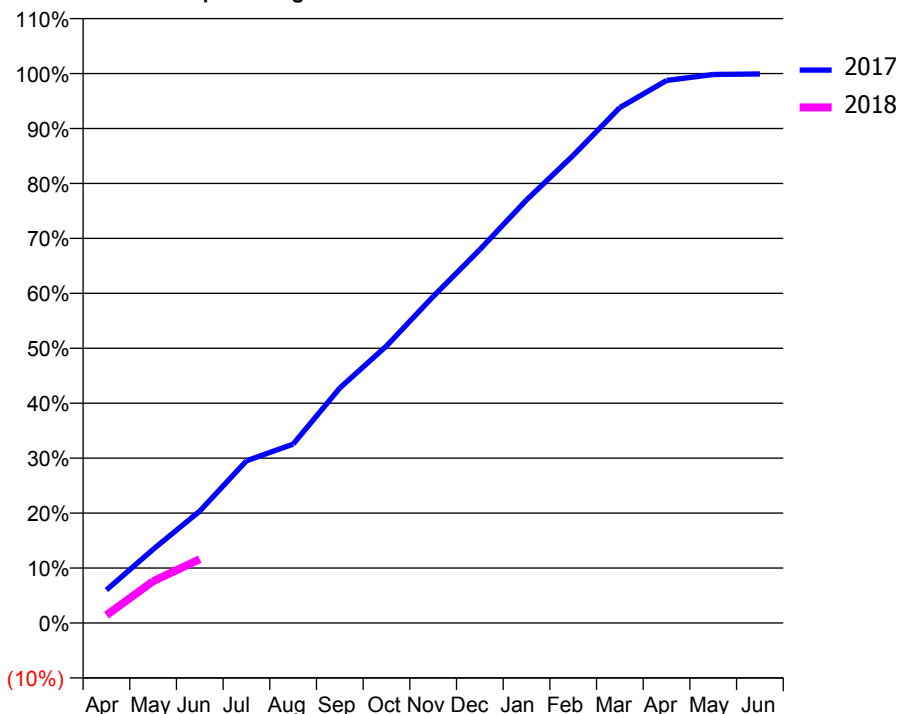
ACCESS*

Patients seen in 24 months	Total	Change since previous quarter
Quarter ending June 2016	2,979	
Quarter ending September 2016	2,951	→
Quarter ending December 2016	2,954	→
Quarter ending March 2017	2,988	→
Quarter ending June 2017	3,012	→
Variance since June 2016	1.1%	→



ACTIVITY

Cumulative percentage of contracted UDA delivered 2017 & 2018



Adjusted Scheduled Activity (UDA)

Month	2017	2018
April	571	135
May	1,273	723
June	1,935	1,104
July	2,805	
August	3,093	
September	4,063	
October	4,789	
November	5,645	
December	6,455	
January	7,314	
February	8,083	
March	8,912	
April	9,380	
May	9,484	
June	9,492	

QUALITY

	Quantity	Base Number	Contract	AT	Region	England
% of FP17s for the same patient ID Re-attending within 3 months - Children	9	228	3.9%	11.0%	11.7%	12.0%
% of FP17s for the same patient ID Re-attending within 3 months - Adults	79	699	11.3%	14.4%	15.2%	16.0%
% of FP17s for the same patient ID Re-attending between 3 & 9 months - Children	145	228	63.6%	56.8%	59.1%	58.0%
% of FP17s for the same patient ID Re-attending between 3 & 9 months - Adults	412	699	58.9%	49.2%	52.2%	50.9%
% of FP17s for Band 1 Urgent Courses	36	670	5.4%	8.3%	7.9%	9.1%
% of FP17s Relating to Free Repair or Replacements	8	670	1.2%	0.7%	0.8%	0.8%
% of FP17s Relating to Continuations	7	670	1.0%	0.9%	1.1%	1.1%
% of Patients satisfied with the dentistry they have received	2	2	N/A	91.4%	91.8%	91.7%
% of Patients satisfied with the time they had to wait for an appointment	2	2	N/A	87.1%	88.4%	88.0%

* This is based on patients treated on this contract for their most recent course of treatment. Figures in italics indicate the base number of FP17s or Patient Questionnaire responses are less than 100. N/A is shown where the base number of responses is less than 10 during the period. % is calculated as Quantity/Base number*100

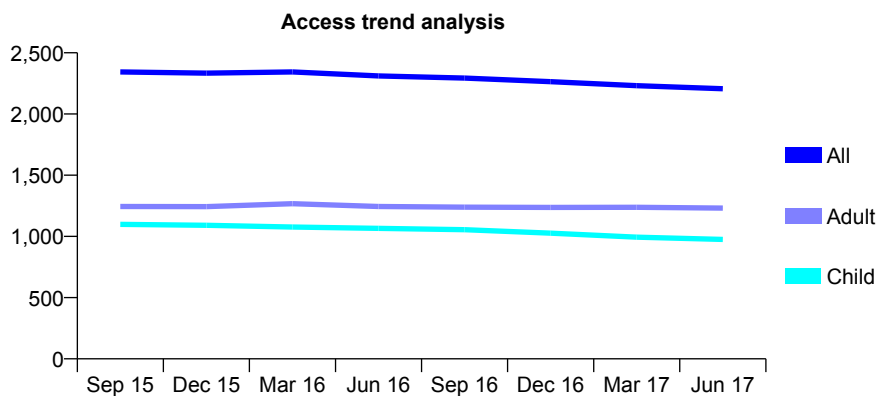
Q58 - Vital Signs At a Glance Contract Report for 788902/0001 - June 2017

Name or company name	MR SS PATEL
Contract type name	GDS Contract
Purpose of contract	General
Contract start date	01/12/2011
Contract end date	

17/18 Contracted general activity (UDA)	9,420
Carry forward general activity (UDA)	0
17/18 Contracted orthodontic activity (UOA)	0
Carry forward orthodontic activity (UOA)	0
Baseline contract value	£248,789.87

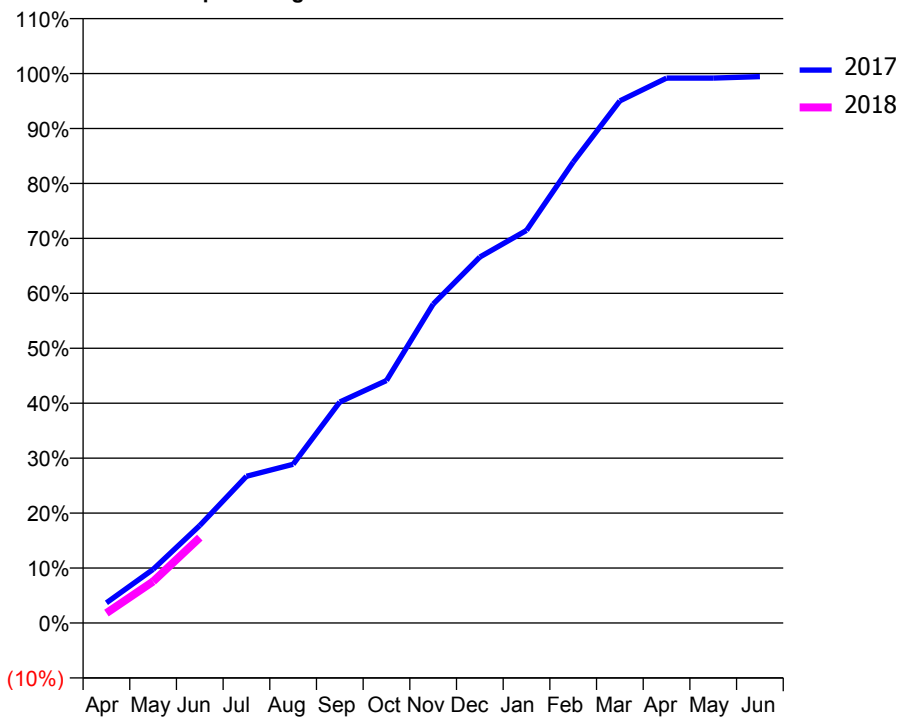
ACCESS*

Patients seen in 24 months	Total	Change since previous quarter
Quarter ending June 2016	2,311	
Quarter ending September 2016	2,294	→
Quarter ending December 2016	2,264	↓
Quarter ending March 2017	2,232	↓
Quarter ending June 2017	2,206	↓
Variance since June 2016	(4.5%)	↓



ACTIVITY

Cumulative percentage of contracted UDA delivered 2017 & 2018



Adjusted Scheduled Activity (UDA)

Month	2017	2018
April	347	170
May	919	713
June	1,673	1,464
July	2,515	
August	2,721	
September	3,789	
October	4,156	
November	5,466	
December	6,275	
January	6,731	
February	7,901	
March	8,950	
April	9,343	
May	9,343	
June	9,368	

QUALITY

	Quantity	Base Number	Contract	AT	Region	England
% of FP17s for the same patient ID Re-attending within 3 months - Children	33	379	8.7%	11.0%	11.7%	12.0%
% of FP17s for the same patient ID Re-attending within 3 months - Adults	68	399	17.0%	14.4%	15.2%	16.0%
% of FP17s for the same patient ID Re-attending between 3 & 9 months - Children	258	379	68.1%	56.8%	59.1%	58.0%
% of FP17s for the same patient ID Re-attending between 3 & 9 months - Adults	240	399	60.2%	49.2%	52.2%	50.9%
% of FP17s for Band 1 Urgent Courses	25	649	3.9%	8.3%	7.9%	9.1%
% of FP17s Relating to Free Repair or Replacements	7	649	1.1%	0.7%	0.8%	0.8%
% of FP17s Relating to Continuations	3	649	0.5%	0.9%	1.1%	1.1%
% of Patients satisfied with the dentistry they have received	20	21	95.2%	91.4%	91.8%	91.7%
% of Patients satisfied with the time they had to wait for an appointment	19	21	90.5%	87.1%	88.4%	88.0%

* This is based on patients treated on this contract for their most recent course of treatment. Figures in italics indicate the base number of FP17s or Patient Questionnaire responses are less than 100. N/A is shown where the base number of responses is less than 10 during the period. % is calculated as Quantity/Base number*100

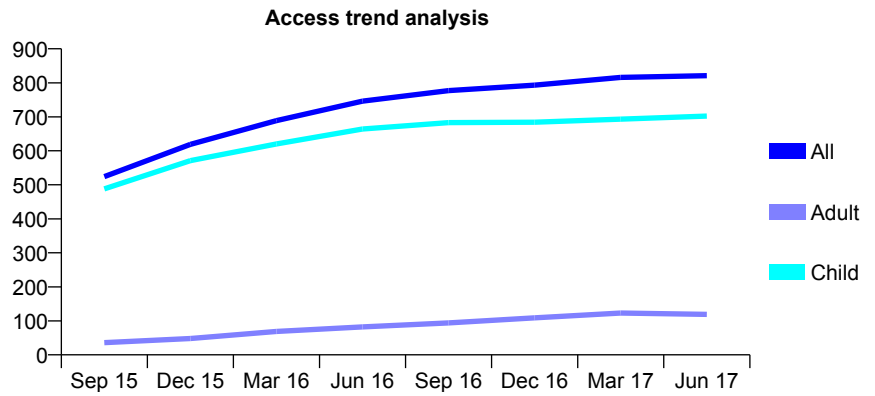
Q58 - Vital Signs At a Glance Contract Report for 788902/0002 - June 2017

Name or company name	MR SS PATEL
Contract type name	GDS Contract
Purpose of contract	General
Contract start date	01/04/2015
Contract end date	

17/18 Contracted general activity (UDA)	2,600
Carry forward general activity (UDA)	0
17/18 Contracted orthodontic activity (UOA)	0
Carry forward orthodontic activity (UOA)	0
Baseline contract value	£59,302.79

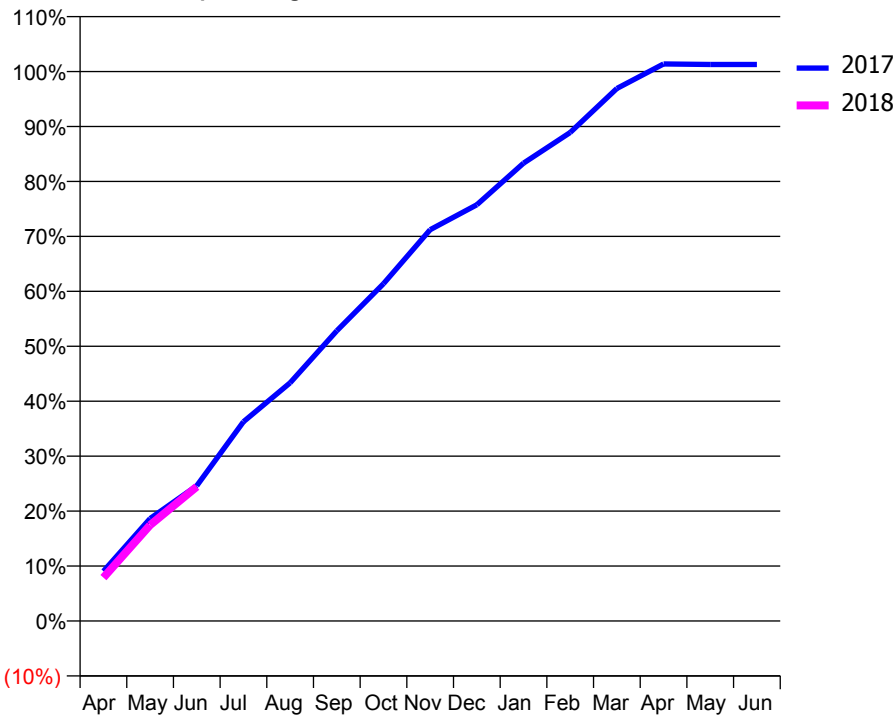
ACCESS*

Patients seen in 24 months	Total	Change since previous quarter
Quarter ending June 2016	746	
Quarter ending September 2016	777	↑
Quarter ending December 2016	793	↑
Quarter ending March 2017	816	↑
Quarter ending June 2017	821	→
Variance since June 2016	10.1%	↑



ACTIVITY

Cumulative percentage of contracted UDA delivered 2017 & 2018



Month	Adjusted Scheduled Activity (UDA)	
	2017	2018
April	235	205
May	485	454
June	640	635
July	943	
August	1,127	
September	1,373	
October	1,596	
November	1,851	
December	1,970	
January	2,167	
February	2,311	
March	2,520	
April	2,636	
May	2,633	
June	2,633	

QUALITY

	Quantity	Base Number	Contract	AT	Region	England
% of FP17s for the same patient ID Re-attending within 3 months - Children	11	332	3.3%	11.0%	11.7%	12.0%
% of FP17s for the same patient ID Re-attending within 3 months - Adults	0	27	0.0%	14.4%	15.2%	16.0%
% of FP17s for the same patient ID Re-attending between 3 & 9 months - Children	251	332	75.6%	56.8%	59.1%	58.0%
% of FP17s for the same patient ID Re-attending between 3 & 9 months - Adults	23	27	85.2%	49.2%	52.2%	50.9%
% of FP17s for Band 1 Urgent Courses	7	309	2.3%	8.3%	7.9%	9.1%
% of FP17s Relating to Free Repair or Replacements	0	309	0.0%	0.7%	0.8%	0.8%
% of FP17s Relating to Continuations	0	309	0.0%	0.9%	1.1%	1.1%
% of Patients satisfied with the dentistry they have received	3	3	N/A	91.4%	91.8%	91.7%
% of Patients satisfied with the time they had to wait for an appointment	2	3	N/A	87.1%	88.4%	88.0%

* This is based on patients treated on this contract for their most recent course of treatment. Figures in italics indicate the base number of FP17s or Patient Questionnaire responses are less than 100. N/A is shown where the base number of responses is less than 10 during the period. % is calculated as Quantity/Base number*100

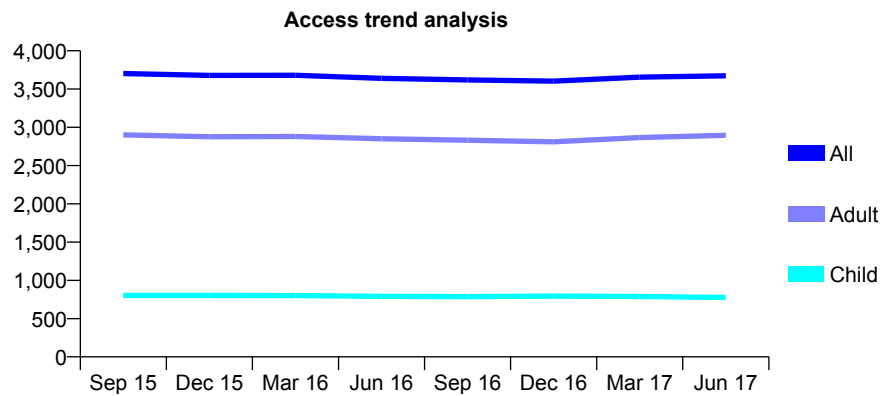
Q58 - Vital Signs At a Glance Contract Report for 795836/0001 - June 2017

Name or company name	Mr Uche Oguike
Contract type name	GDS Contract
Purpose of contract	General
Contract start date	01/04/2006
Contract end date	

17/18 Contracted general activity (UDA)	7,850
Carry forward general activity (UDA)	0
17/18 Contracted orthodontic activity (UOA)	0
Carry forward orthodontic activity (UOA)	0
Baseline contract value	£277,741.74

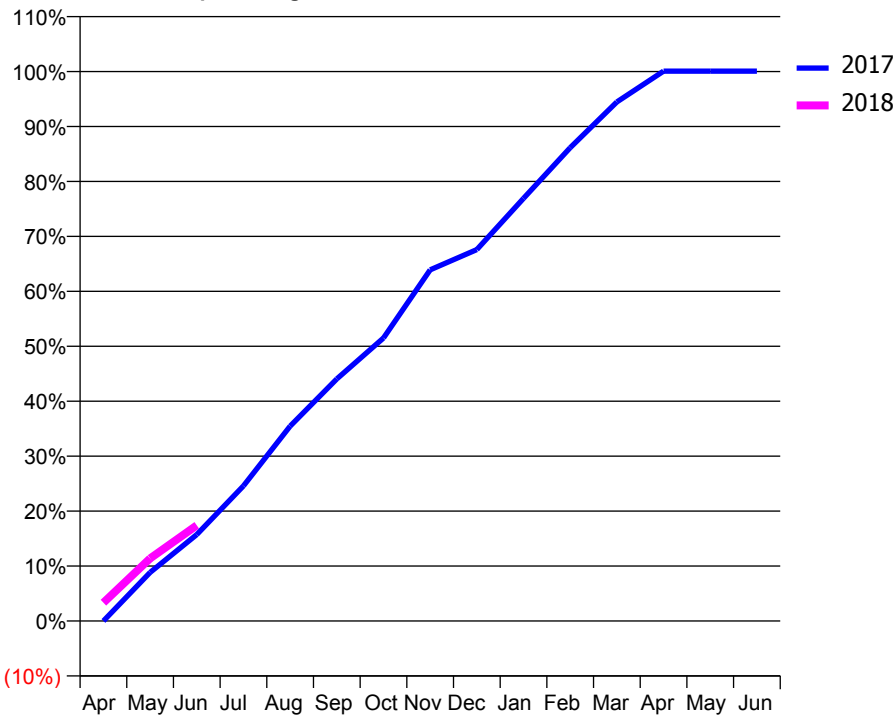
ACCESS*

Patients seen in 24 months	Total	Change since previous quarter
Quarter ending June 2016	3,640	
Quarter ending September 2016	3,619	→
Quarter ending December 2016	3,604	→
Quarter ending March 2017	3,655	→
Quarter ending June 2017	3,673	→
Variance since June 2016	0.9%	→



ACTIVITY

Cumulative percentage of contracted UDA delivered 2017 & 2018



Month	Adjusted Scheduled Activity (UDA)	
	2017	2018
April	0	262
May	694	894
June	1,235	1,368
July	1,931	
August	2,785	
September	3,458	
October	4,043	
November	5,016	
December	5,307	
January	6,037	
February	6,762	
March	7,416	
April	7,855	
May	7,855	
June	7,855	

QUALITY

	Quantity	Base Number	Contract	AT	Region	England
% of FP17s for the same patient ID Re-attending within 3 months - Children	7	179	3.9%	11.0%	11.7%	12.0%
% of FP17s for the same patient ID Re-attending within 3 months - Adults	58	727	8.0%	14.4%	15.2%	16.0%
% of FP17s for the same patient ID Re-attending between 3 & 9 months - Children	72	179	40.2%	56.8%	59.1%	58.0%
% of FP17s for the same patient ID Re-attending between 3 & 9 months - Adults	241	727	33.1%	49.2%	52.2%	50.9%
% of FP17s for Band 1 Urgent Courses	48	734	6.5%	8.3%	7.9%	9.1%
% of FP17s Relating to Free Repair or Replacements	0	734	0.0%	0.7%	0.8%	0.8%
% of FP17s Relating to Continuations	7	734	1.0%	0.9%	1.1%	1.1%
% of Patients satisfied with the dentistry they have received	3	3	N/A	91.4%	91.8%	91.7%
% of Patients satisfied with the time they had to wait for an appointment	3	3	N/A	87.1%	88.4%	88.0%

* This is based on patients treated on this contract for their most recent course of treatment. Figures in italics indicate the base number of FP17s or Patient Questionnaire responses are less than 100. N/A is shown where the base number of responses is less than 10 during the period. % is calculated as Quantity/Base number*100

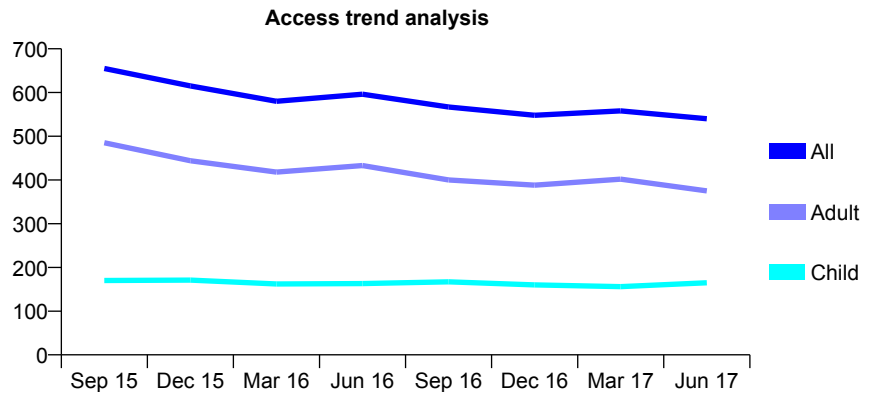
Q58 - Vital Signs At a Glance Contract Report for 807702/0001 - June 2017

Name or company name	MR HK KOCH
Contract type name	GDS Contract
Purpose of contract	General
Contract start date	01/04/2006
Contract end date	

17/18 Contracted general activity (UDA)	1,573
Carry forward general activity (UDA)	0
17/18 Contracted orthodontic activity (UOA)	0
Carry forward orthodontic activity (UOA)	0
Baseline contract value	£55,049.26

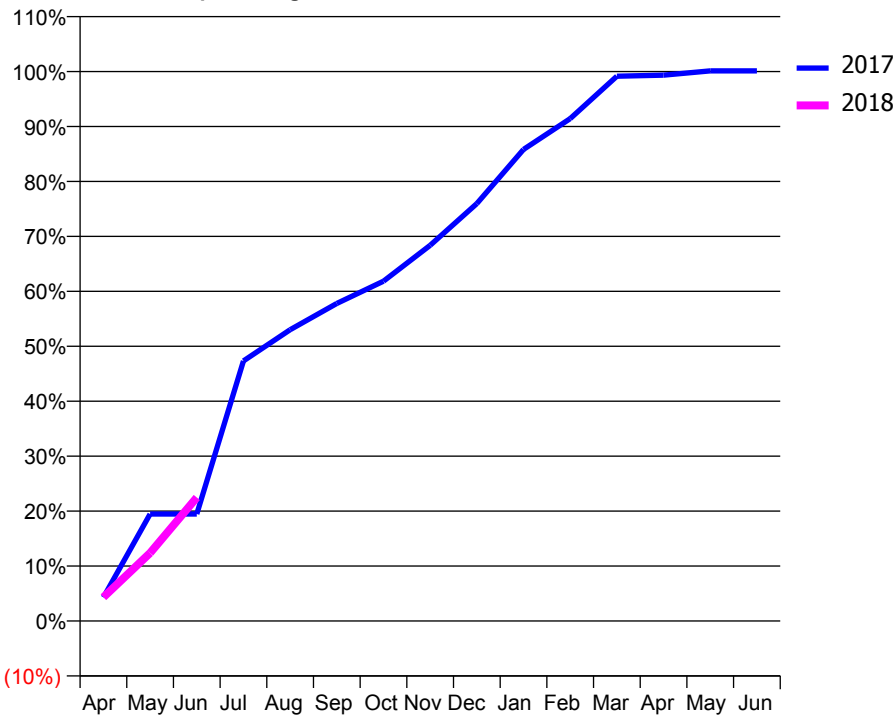
ACCESS*

Patients seen in 24 months	Total	Change since previous quarter
Quarter ending June 2016	596	
Quarter ending September 2016	567	↓
Quarter ending December 2016	548	↓
Quarter ending March 2017	558	→
Quarter ending June 2017	540	↓
Variance since June 2016	(9.4%)	↓



ACTIVITY

Cumulative percentage of contracted UDA delivered 2017 & 2018



Month	Adjusted Scheduled Activity (UDA)	
	2017	2018
April	68	68
May	306	195
June	306	354
July	744	
August	834	
September	909	
October	973	
November	1,075	
December	1,195	
January	1,350	
February	1,438	
March	1,560	
April	1,563	
May	1,575	
June	1,575	

QUALITY

	Quantity	Base Number	Contract	AT	Region	England
% of FP17s for the same patient ID Re-attending within 3 months - Children	3	79	3.8%	11.0%	11.7%	12.0%
% of FP17s for the same patient ID Re-attending within 3 months - Adults	26	147	17.7%	14.4%	15.2%	16.0%
% of FP17s for the same patient ID Re-attending between 3 & 9 months - Children	50	79	63.3%	56.8%	59.1%	58.0%
% of FP17s for the same patient ID Re-attending between 3 & 9 months - Adults	86	147	58.5%	49.2%	52.2%	50.9%
% of FP17s for Band 1 Urgent Courses	4	222	1.8%	8.3%	7.9%	9.1%
% of FP17s Relating to Free Repair or Replacements	0	222	0.0%	0.7%	0.8%	0.8%
% of FP17s Relating to Continuations	0	222	0.0%	0.9%	1.1%	1.1%
% of Patients satisfied with the dentistry they have received	1	1	N/A	91.4%	91.8%	91.7%
% of Patients satisfied with the time they had to wait for an appointment	1	1	N/A	87.1%	88.4%	88.0%

* This is based on patients treated on this contract for their most recent course of treatment. Figures in italics indicate the base number of FP17s or Patient Questionnaire responses are less than 100. N/A is shown where the base number of responses is less than 10 during the period. % is calculated as Quantity/Base number*100

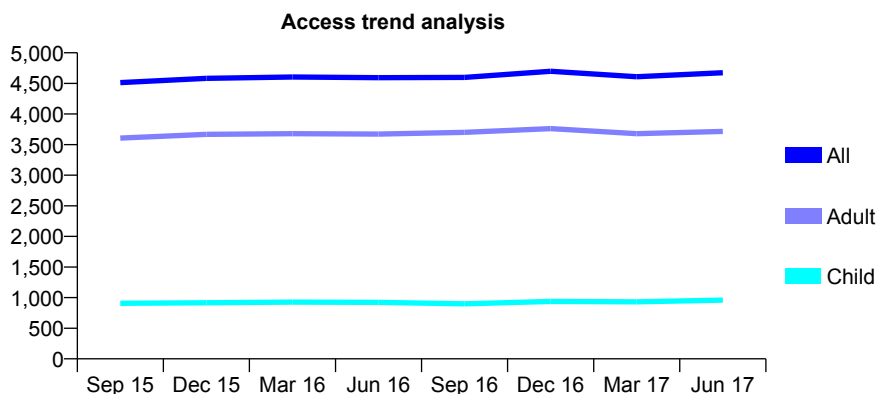
Q58 - Vital Signs At a Glance Contract Report for 810851/0001 - June 2017

Name or company name	Leverstock Green Dental Practice
Contract type name	GDS Contract
Purpose of contract	General
Contract start date	01/04/2006
Contract end date	

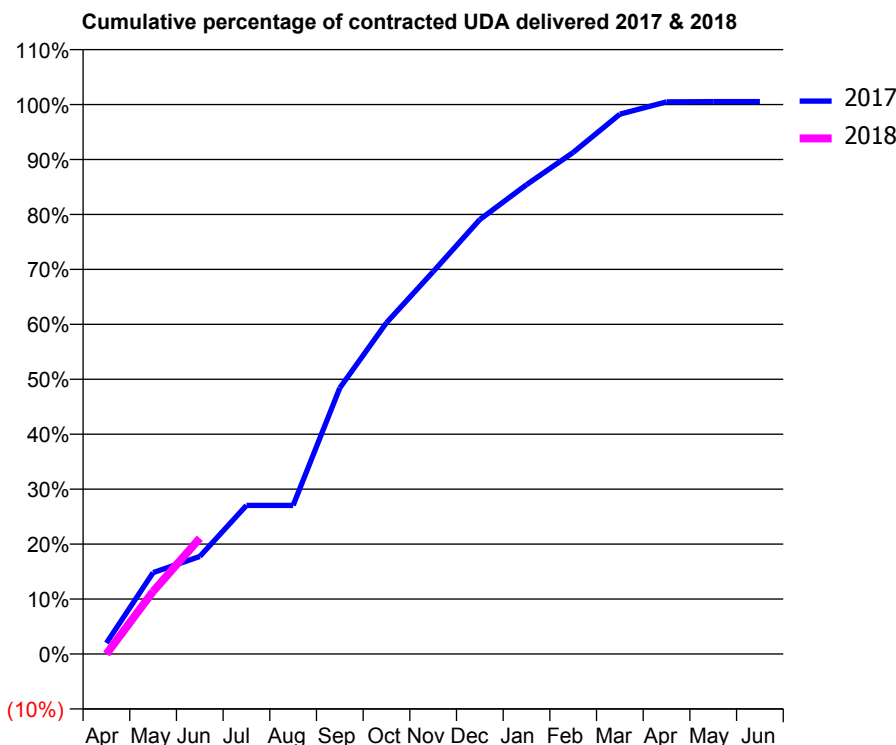
17/18 Contracted general activity (UDA)	11,052
Carry forward general activity (UDA)	0
17/18 Contracted orthodontic activity (UOA)	0
Carry forward orthodontic activity (UOA)	0
Baseline contract value	£299,783.63

ACCESS*

Patients seen in 24 months	Total	Change since previous quarter
Quarter ending June 2016	4,594	
Quarter ending September 2016	4,599	→
Quarter ending December 2016	4,698	↑
Quarter ending March 2017	4,610	↓
Quarter ending June 2017	4,675	→
Variance since June 2016	1.8%	→



ACTIVITY



Month	Adjusted Scheduled Activity (UDA)	
	2017	2018
April	221	0
May	1,638	1,259
June	1,961	2,330
July	2,989	
August	2,989	
September	5,351	
October	6,663	
November	7,691	
December	8,739	
January	9,439	
February	10,087	
March	10,858	
April	11,105	
May	11,110	
June	11,111	

QUALITY

	Quantity	Base Number	Contract	AT	Region	England
% of FP17s for the same patient ID Re-attending within 3 months - Children	32	371	8.6%	11.0%	11.7%	12.0%
% of FP17s for the same patient ID Re-attending within 3 months - Adults	86	1,402	6.1%	14.4%	15.2%	16.0%
% of FP17s for the same patient ID Re-attending between 3 & 9 months - Children	224	371	60.4%	56.8%	59.1%	58.0%
% of FP17s for the same patient ID Re-attending between 3 & 9 months - Adults	986	1,402	70.3%	49.2%	52.2%	50.9%
% of FP17s for Band 1 Urgent Courses	99	1,582	6.3%	8.3%	7.9%	9.1%
% of FP17s Relating to Free Repair or Replacements	17	1,582	1.1%	0.7%	0.8%	0.8%
% of FP17s Relating to Continuations	0	1,582	0.0%	0.9%	1.1%	1.1%
% of Patients satisfied with the dentistry they have received	8	8	N/A	91.4%	91.8%	91.7%
% of Patients satisfied with the time they had to wait for an appointment	6	8	N/A	87.1%	88.4%	88.0%

* This is based on patients treated on this contract for their most recent course of treatment. Figures in italics indicate the base number of FP17s or Patient Questionnaire responses are less than 100. N/A is shown where the base number of responses is less than 10 during the period. % is calculated as Quantity/Base number*100

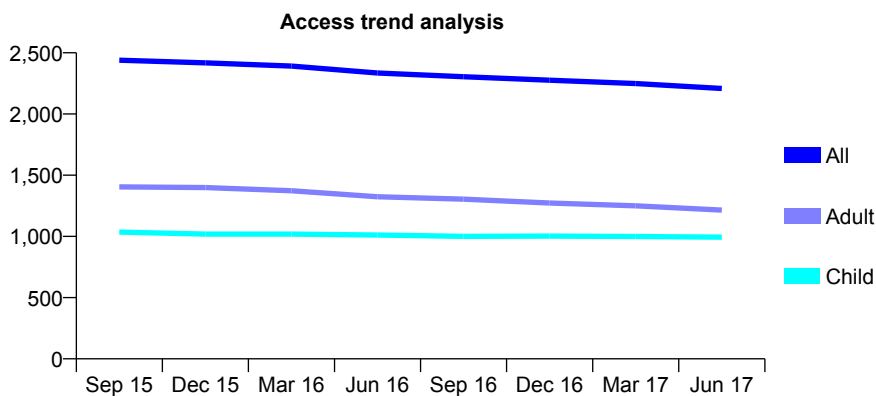
Q58 - Vital Signs At a Glance Contract Report for 811815/0001 - June 2017

Name or company name	MR PS SANSI
Contract type name	GDS Contract
Purpose of contract	General
Contract start date	01/04/2006
Contract end date	

17/18 Contracted general activity (UDA)	4,725
Carry forward general activity (UDA)	0
17/18 Contracted orthodontic activity (UOA)	0
Carry forward orthodontic activity (UOA)	0
Baseline contract value	£131,589.53

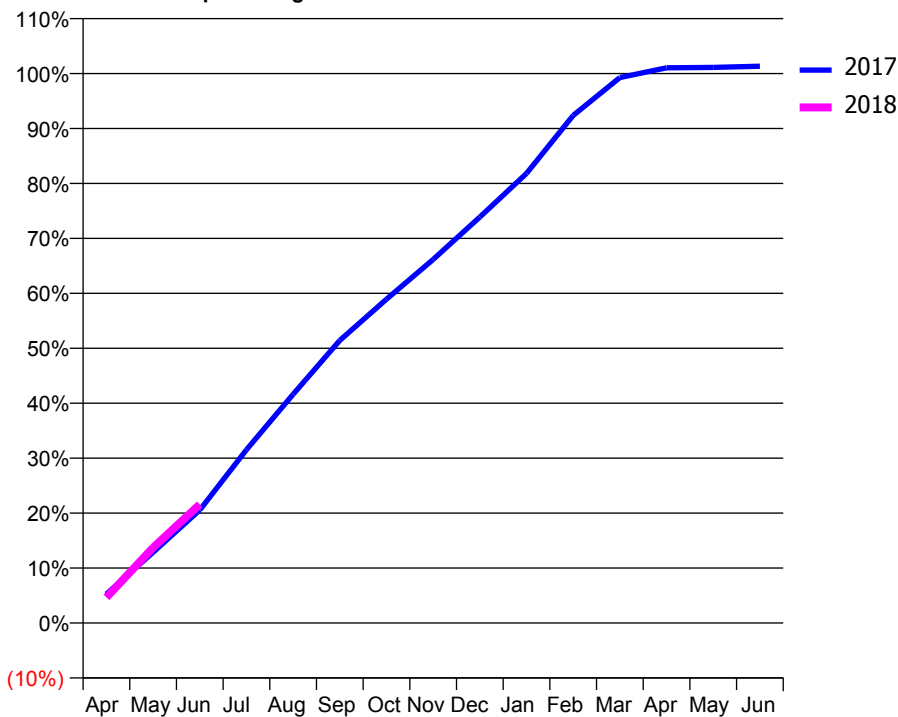
ACCESS*

Patients seen in 24 months	Total	Change since previous quarter
Quarter ending June 2016	2,335	
Quarter ending September 2016	2,305	↓
Quarter ending December 2016	2,276	↓
Quarter ending March 2017	2,249	↓
Quarter ending June 2017	2,209	↓
Variance since June 2016	(5.4%)	↓



ACTIVITY

Cumulative percentage of contracted UDA delivered 2017 & 2018



Month	Adjusted Scheduled Activity (UDA)	
	2017	2018
April	249	220
May	608	649
June	971	1,019
July	1,490	
August	1,967	
September	2,430	
October	2,784	
November	3,127	
December	3,491	
January	3,866	
February	4,365	
March	4,691	
April	4,774	
May	4,777	
June	4,787	

QUALITY

	Quantity	Base Number	Contract	AT	Region	England
% of FP17s for the same patient ID Re-attending within 3 months - Children	13	300	4.3%	11.0%	11.7%	12.0%
% of FP17s for the same patient ID Re-attending within 3 months - Adults	45	338	13.3%	14.4%	15.2%	16.0%
% of FP17s for the same patient ID Re-attending between 3 & 9 months - Children	115	300	38.3%	56.8%	59.1%	58.0%
% of FP17s for the same patient ID Re-attending between 3 & 9 months - Adults	133	338	39.3%	49.2%	52.2%	50.9%
% of FP17s for Band 1 Urgent Courses	57	593	9.6%	8.3%	7.9%	9.1%
% of FP17s Relating to Free Repair or Replacements	4	593	0.7%	0.7%	0.8%	0.8%
% of FP17s Relating to Continuations	3	593	0.5%	0.9%	1.1%	1.1%
% of Patients satisfied with the dentistry they have received	4	4	N/A	91.4%	91.8%	91.7%
% of Patients satisfied with the time they had to wait for an appointment	4	4	N/A	87.1%	88.4%	88.0%

* This is based on patients treated on this contract for their most recent course of treatment. Figures in italics indicate the base number of FP17s or Patient Questionnaire responses are less than 100. N/A is shown where the base number of responses is less than 10 during the period. % is calculated as Quantity/Base number*100

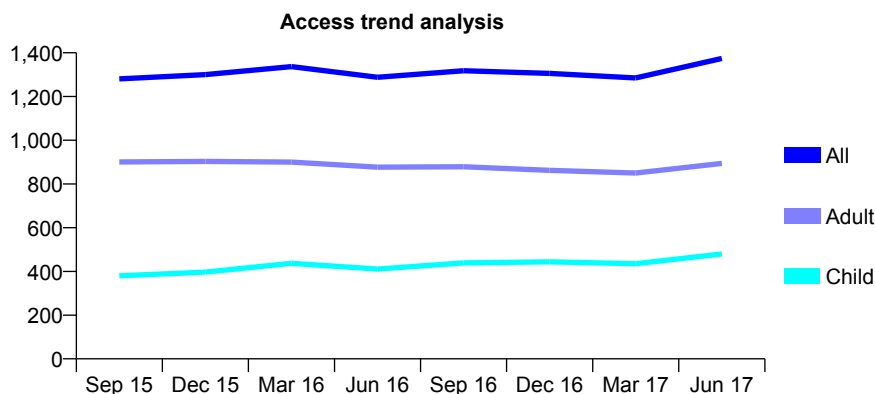
Q58 - Vital Signs At a Glance Contract Report for 813923/0001 - June 2017

Name or company name	MR JS MANDAIR
Contract type name	GDS Contract
Purpose of contract	General
Contract start date	01/04/2006
Contract end date	

17/18 Contracted general activity (UDA)	6,659
Carry forward general activity (UDA)	0
17/18 Contracted orthodontic activity (UOA)	0
Carry forward orthodontic activity (UOA)	0
Baseline contract value	£230,132.77

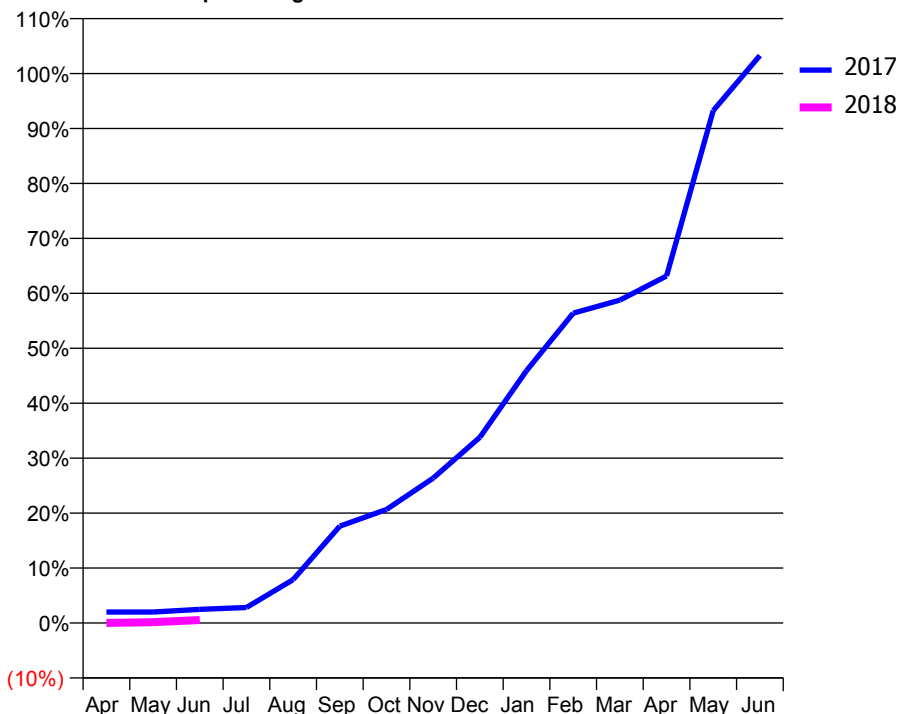
ACCESS*

Patients seen in 24 months	Total	Change since previous quarter
Quarter ending June 2016	1,288	
Quarter ending September 2016	1,318	↑
Quarter ending December 2016	1,306	→
Quarter ending March 2017	1,285	↓
Quarter ending June 2017	1,374	↑
Variance since June 2016	6.7%	↑



ACTIVITY

Cumulative percentage of contracted UDA delivered 2017 & 2018



Adjusted Scheduled Activity (UDA)

Month	2017	2018
April	133	0
May	133	11
June	166	37
July	189	
August	526	
September	1,173	
October	1,376	
November	1,755	
December	2,251	
January	3,058	
February	3,755	
March	3,913	
April	4,205	
May	6,210	
June	6,876	

QUALITY

	Quantity	Base Number	Contract	AT	Region	England
% of FP17s for the same patient ID Re-attending within 3 months - Children	22	153	14.4%	11.0%	11.7%	12.0%
% of FP17s for the same patient ID Re-attending within 3 months - Adults	118	370	31.9%	14.4%	15.2%	16.0%
% of FP17s for the same patient ID Re-attending between 3 & 9 months - Children	25	153	16.3%	56.8%	59.1%	58.0%
% of FP17s for the same patient ID Re-attending between 3 & 9 months - Adults	69	370	18.6%	49.2%	52.2%	50.9%
% of FP17s for Band 1 Urgent Courses	0	12	0.0%	8.3%	7.9%	9.1%
% of FP17s Relating to Free Repair or Replacements	0	12	0.0%	0.7%	0.8%	0.8%
% of FP17s Relating to Continuations	0	12	0.0%	0.9%	1.1%	1.1%
% of Patients satisfied with the dentistry they have received	2	3	N/A	91.4%	91.8%	91.7%
% of Patients satisfied with the time they had to wait for an appointment	2	3	N/A	87.1%	88.4%	88.0%

* This is based on patients treated on this contract for their most recent course of treatment. Figures in italics indicate the base number of FP17s or Patient Questionnaire responses are less than 100. N/A is shown where the base number of responses is less than 10 during the period. % is calculated as Quantity/Base number*100

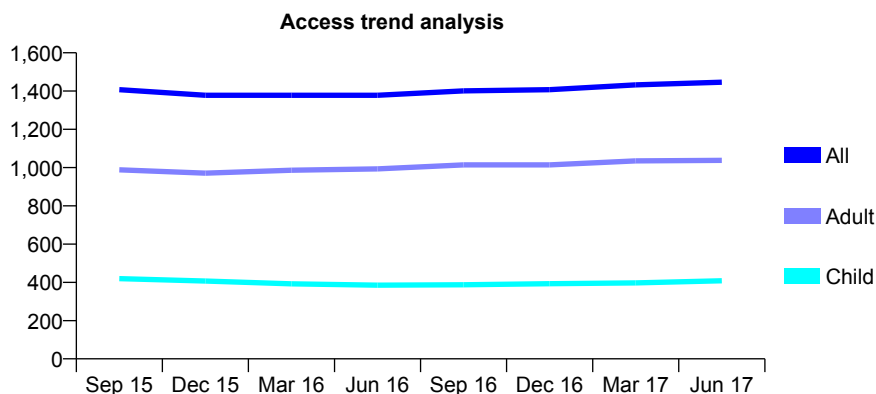
Q58 - Vital Signs At a Glance Contract Report for 815012/0001 - June 2017

Name or company name	MR JP NORRIS
Contract type name	GDS Contract
Purpose of contract	General
Contract start date	01/04/2006
Contract end date	

17/18 Contracted general activity (UDA)	1,399
Carry forward general activity (UDA)	0
17/18 Contracted orthodontic activity (UOA)	0
Carry forward orthodontic activity (UOA)	0
Baseline contract value	£30,174.78

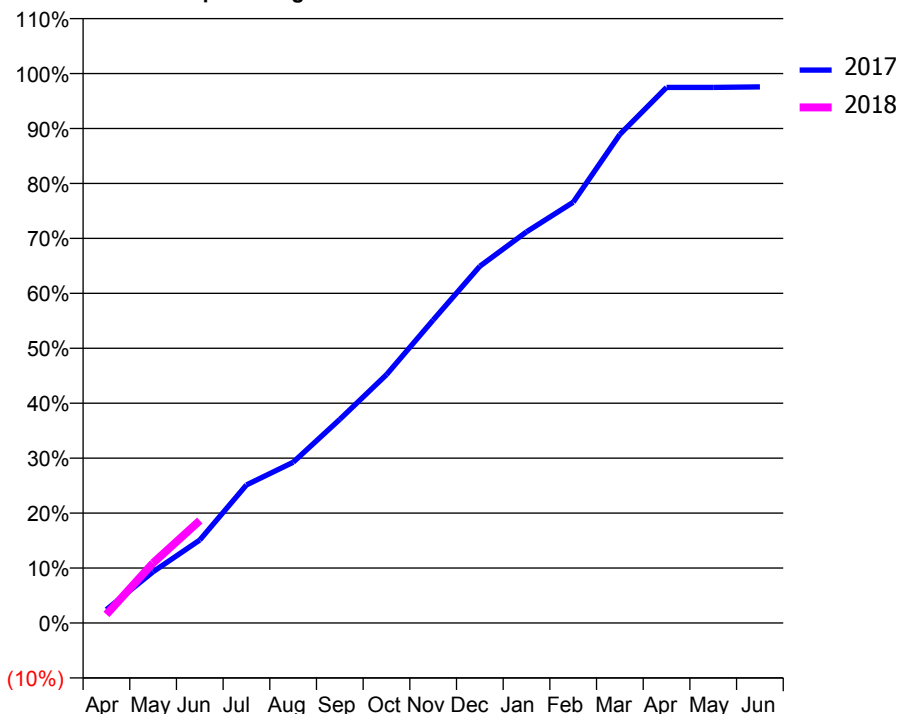
ACCESS*

Patients seen in 24 months	Total	Change since previous quarter
Quarter ending June 2016	1,378	
Quarter ending September 2016	1,401	→
Quarter ending December 2016	1,407	→
Quarter ending March 2017	1,432	→
Quarter ending June 2017	1,446	→
Variance since June 2016	4.9%	↑



ACTIVITY

Cumulative percentage of contracted UDA delivered 2017 & 2018



Adjusted Scheduled Activity (UDA)		
Month	2017	2018
April	34	22
May	130	153
June	211	261
July	352	
August	409	
September	519	
October	632	
November	772	
December	908	
January	996	
February	1,071	
March	1,244	
April	1,364	
May	1,364	
June	1,365	

QUALITY

	Quantity	Base Number	Contract	AT	Region	England
% of FP17s for the same patient ID Re-attending within 3 months - Children	6	165	3.6%	11.0%	11.7%	12.0%
% of FP17s for the same patient ID Re-attending within 3 months - Adults	48	352	13.6%	14.4%	15.2%	16.0%
% of FP17s for the same patient ID Re-attending between 3 & 9 months - Children	103	165	62.4%	56.8%	59.1%	58.0%
% of FP17s for the same patient ID Re-attending between 3 & 9 months - Adults	229	352	65.1%	49.2%	52.2%	50.9%
% of FP17s for Band 1 Urgent Courses	10	177	5.6%	8.3%	7.9%	9.1%
% of FP17s Relating to Free Repair or Replacements	0	177	0.0%	0.7%	0.8%	0.8%
% of FP17s Relating to Continuations	0	177	0.0%	0.9%	1.1%	1.1%
% of Patients satisfied with the dentistry they have received	3	4	N/A	91.4%	91.8%	91.7%
% of Patients satisfied with the time they had to wait for an appointment	4	4	N/A	87.1%	88.4%	88.0%

* This is based on patients treated on this contract for their most recent course of treatment. Figures in italics indicate the base number of FP17s or Patient Questionnaire responses are less than 100. N/A is shown where the base number of responses is less than 10 during the period. % is calculated as Quantity/Base number*100

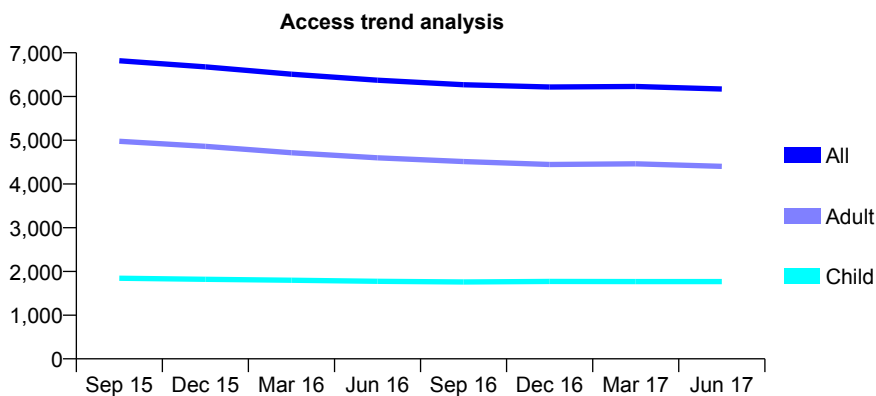
Q58 - Vital Signs At a Glance Contract Report for 819506/0001 - June 2017

Name or company name	Naeha Waterfall
Contract type name	GDS Contract
Purpose of contract	General
Contract start date	01/06/2009
Contract end date	

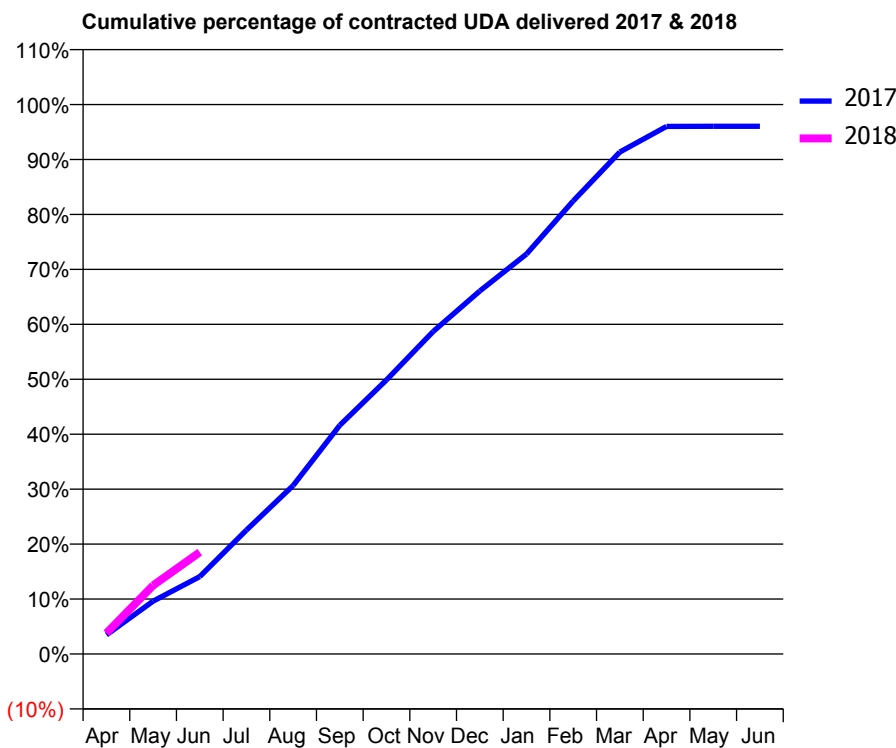
17/18 Contracted general activity (UDA)	15,000
Carry forward general activity (UDA)	0
17/18 Contracted orthodontic activity (UOA)	0
Carry forward orthodontic activity (UOA)	0
Baseline contract value	£422,293.08

ACCESS*

Patients seen in 24 months	Total	Change since previous quarter
Quarter ending June 2016	6,372	
Quarter ending September 2016	6,271	↓
Quarter ending December 2016	6,218	→
Quarter ending March 2017	6,229	→
Quarter ending June 2017	6,171	→
Variance since June 2016	(3.2%)	↓



ACTIVITY



Month	Adjusted Scheduled Activity (UDA)	
	2017	2018
April	521	570
May	1,442	1,874
June	2,113	2,780
July	3,383	
August	4,600	
September	6,245	
October	7,482	
November	8,804	
December	9,910	
January	10,919	
February	12,369	
March	13,702	
April	14,403	
May	14,405	
June	14,407	

QUALITY

	Quantity	Base Number	Contract	AT	Region	England
% of FP17s for the same patient ID Re-attending within 3 months - Children	68	668	10.2%	11.0%	11.7%	12.0%
% of FP17s for the same patient ID Re-attending within 3 months - Adults	190	1,261	15.1%	14.4%	15.2%	16.0%
% of FP17s for the same patient ID Re-attending between 3 & 9 months - Children	427	668	63.9%	56.8%	59.1%	58.0%
% of FP17s for the same patient ID Re-attending between 3 & 9 months - Adults	549	1,261	43.5%	49.2%	52.2%	50.9%
% of FP17s for Band 1 Urgent Courses	179	1,608	11.1%	8.3%	7.9%	9.1%
% of FP17s Relating to Free Repair or Replacements	19	1,608	1.2%	0.7%	0.8%	0.8%
% of FP17s Relating to Continuations	4	1,608	0.2%	0.9%	1.1%	1.1%
% of Patients satisfied with the dentistry they have received	5	5	N/A	91.4%	91.8%	91.7%
% of Patients satisfied with the time they had to wait for an appointment	4	5	N/A	87.1%	88.4%	88.0%

* This is based on patients treated on this contract for their most recent course of treatment. Figures in italics indicate the base number of FP17s or Patient Questionnaire responses are less than 100. N/A is shown where the base number of responses is less than 10 during the period. % is calculated as Quantity/Base number*100

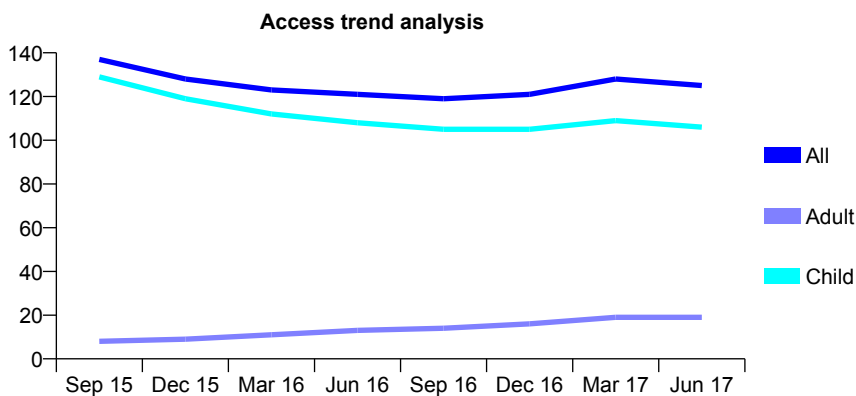
Q58 - Vital Signs At a Glance Contract Report for 824038/0001 - June 2017

Name or company name	MR R BHATIANI
Contract type name	GDS Contract
Purpose of contract	General
Contract start date	01/04/2006
Contract end date	

17/18 Contracted general activity (UDA)	275
Carry forward general activity (UDA)	0
17/18 Contracted orthodontic activity (UOA)	0
Carry forward orthodontic activity (UOA)	0
Baseline contract value	£7,015.31

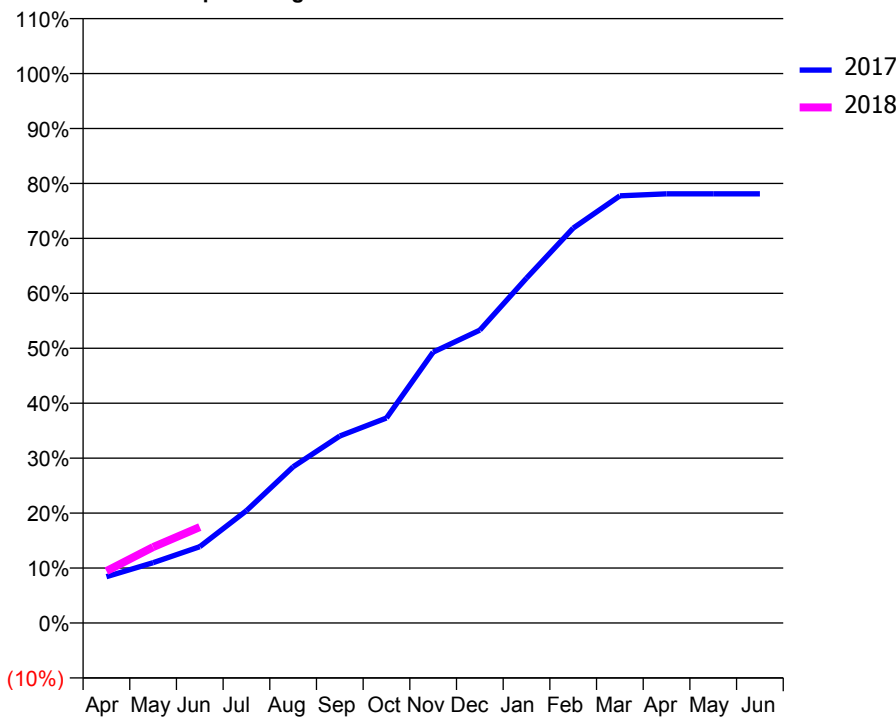
ACCESS*

Patients seen in 24 months	Total	Change since previous quarter
Quarter ending June 2016	121	
Quarter ending September 2016	119	↓
Quarter ending December 2016	121	→
Quarter ending March 2017	128	↑
Quarter ending June 2017	125	↓
Variance since June 2016	3.3%	↑



ACTIVITY

Cumulative percentage of contracted UDA delivered 2017 & 2018



Month	Adjusted Scheduled Activity (UDA)	
	2017	2018
April	23	26
May	30	38
June	38	48
July	56	
August	78	
September	94	
October	103	
November	136	
December	147	
January	173	
February	198	
March	214	
April	215	
May	215	
June	215	

QUALITY

	Quantity	Base Number	Contract	AT	Region	England
% of FP17s for the same patient ID Re-attending within 3 months - Children	1	27	3.7%	11.0%	11.7%	12.0%
% of FP17s for the same patient ID Re-attending within 3 months - Adults	0	5	0.0%	14.4%	15.2%	16.0%
% of FP17s for the same patient ID Re-attending between 3 & 9 months - Children	10	27	37.0%	56.8%	59.1%	58.0%
% of FP17s for the same patient ID Re-attending between 3 & 9 months - Adults	2	5	40.0%	49.2%	52.2%	50.9%
% of FP17s for Band 1 Urgent Courses	0	31	0.0%	8.3%	7.9%	9.1%
% of FP17s Relating to Free Repair or Replacements	0	31	0.0%	0.7%	0.8%	0.8%
% of FP17s Relating to Continuations	0	31	0.0%	0.9%	1.1%	1.1%
% of Patients satisfied with the dentistry they have received	0	0	N/A	91.4%	91.8%	91.7%
% of Patients satisfied with the time they had to wait for an appointment	0	0	N/A	87.1%	88.4%	88.0%

* This is based on patients treated on this contract for their most recent course of treatment. Figures in italics indicate the base number of FP17s or Patient Questionnaire responses are less than 100. N/A is shown where the base number of responses is less than 10 during the period. % is calculated as Quantity/Base number*100

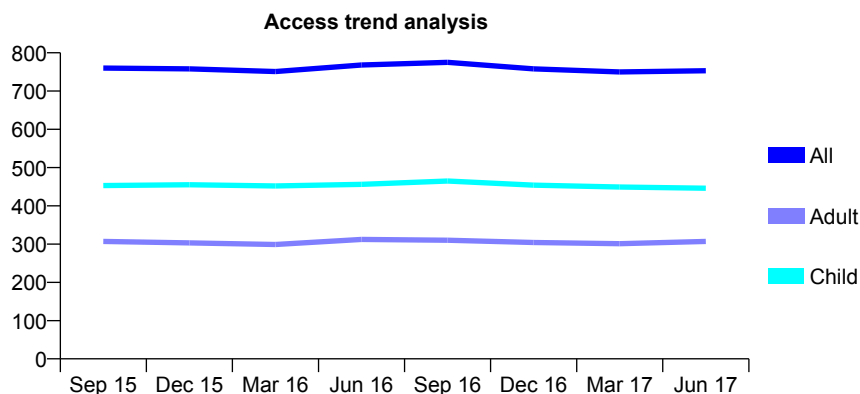
Q58 - Vital Signs At a Glance Contract Report for 825344/0001 - June 2017

Name or company name	MR K PATEL
Contract type name	GDS Contract
Purpose of contract	General
Contract start date	01/04/2006
Contract end date	

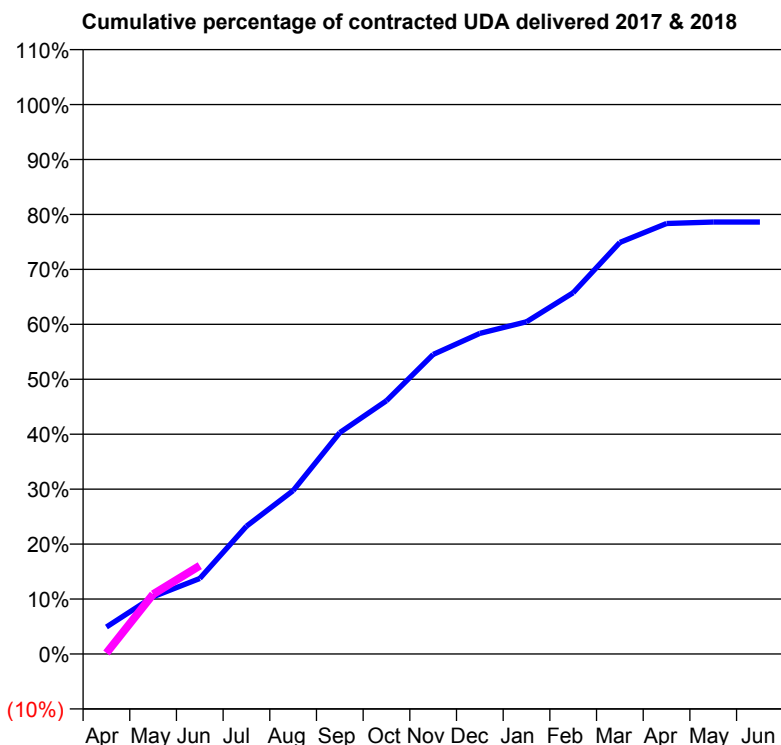
17/18 Contracted general activity (UDA)	2,800
Carry forward general activity (UDA)	0
17/18 Contracted orthodontic activity (UOA)	0
Carry forward orthodontic activity (UOA)	0
Baseline contract value	£79,940.20

ACCESS*

Patients seen in 24 months	Total	Change since previous quarter
Quarter ending June 2016	768	
Quarter ending September 2016	775	→
Quarter ending December 2016	758	↓
Quarter ending March 2017	750	↓
Quarter ending June 2017	753	→
Variance since June 2016	(2.0%)	↓



ACTIVITY



Month	Adjusted Scheduled Activity (UDA)	
	2017	2018
April	137	5
May	292	305
June	385	450
July	651	
August	833	
September	1,128	
October	1,291	
November	1,527	
December	1,634	
January	1,693	
February	1,841	
March	2,097	
April	2,194	
May	2,201	
June	2,201	

QUALITY

	Quantity	Base Number	Contract	AT	Region	England
% of FP17s for the same patient ID Re-attending within 3 months - Children	12	183	6.6%	11.0%	11.7%	12.0%
% of FP17s for the same patient ID Re-attending within 3 months - Adults	10	88	11.4%	14.4%	15.2%	16.0%
% of FP17s for the same patient ID Re-attending between 3 & 9 months - Children	115	183	62.8%	56.8%	59.1%	58.0%
% of FP17s for the same patient ID Re-attending between 3 & 9 months - Adults	48	88	54.5%	49.2%	52.2%	50.9%
% of FP17s for Band 1 Urgent Courses	6	240	2.5%	8.3%	7.9%	9.1%
% of FP17s Relating to Free Repair or Replacements	0	240	0.0%	0.7%	0.8%	0.8%
% of FP17s Relating to Continuations	0	240	0.0%	0.9%	1.1%	1.1%
% of Patients satisfied with the dentistry they have received	1	1	N/A	91.4%	91.8%	91.7%
% of Patients satisfied with the time they had to wait for an appointment	1	1	N/A	87.1%	88.4%	88.0%

* This is based on patients treated on this contract for their most recent course of treatment. Figures in italics indicate the base number of FP17s or Patient Questionnaire responses are less than 100. N/A is shown where the base number of responses is less than 10 during the period. % is calculated as Quantity/Base number*100

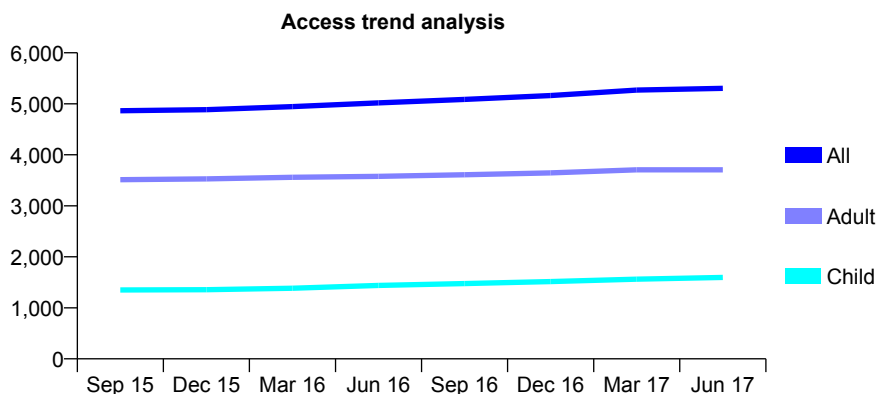
Q58 - Vital Signs At a Glance Contract Report for 825425/0001 - June 2017

Name or company name	MR S SHAH
Contract type name	GDS Contract
Purpose of contract	General
Contract start date	01/04/2006
Contract end date	

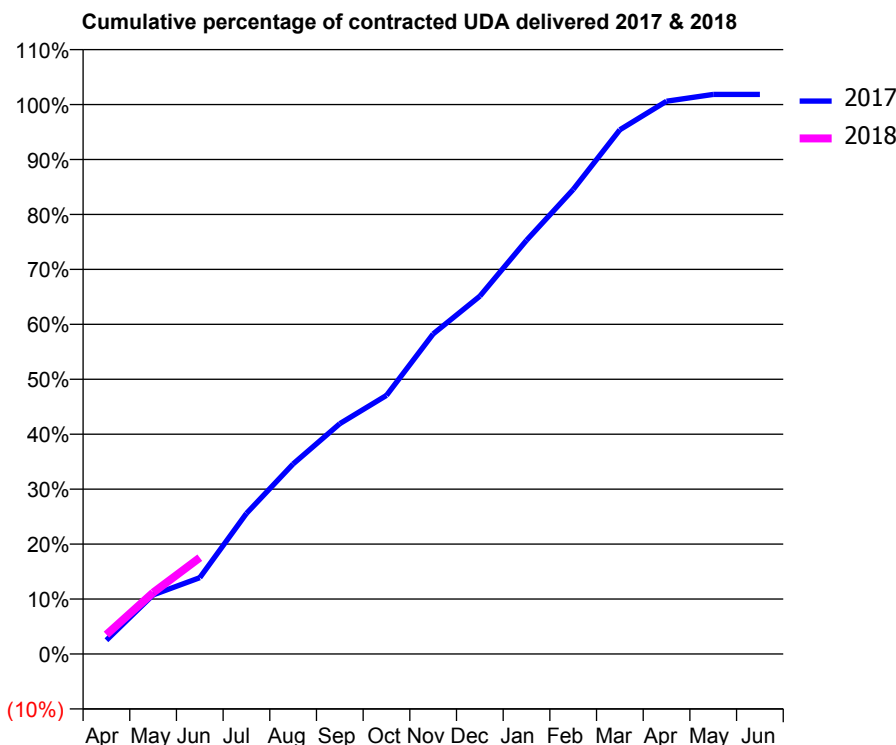
17/18 Contracted general activity (UDA)	13,962
Carry forward general activity (UDA)	0
17/18 Contracted orthodontic activity (UOA)	0
Carry forward orthodontic activity (UOA)	0
Baseline contract value	£354,767.94

ACCESS*

Patients seen in 24 months	Total	Change since previous quarter
Quarter ending June 2016	5,017	
Quarter ending September 2016	5,085	→
Quarter ending December 2016	5,162	→
Quarter ending March 2017	5,269	↑
Quarter ending June 2017	5,303	→
Variance since June 2016	5.7%	↑



ACTIVITY



Month	Adjusted Scheduled Activity (UDA)	
	2017	2018
April	351	493
May	1,503	1,559
June	1,939	2,448
July	3,573	
August	4,829	
September	5,852	
October	6,570	
November	8,132	
December	9,094	
January	10,513	
February	11,801	
March	13,320	
April	14,045	
May	14,218	
June	14,218	

QUALITY

	Quantity	Base Number	Contract	AT	Region	England
% of FP17s for the same patient ID Re-attending within 3 months - Children	63	497	12.7%	11.0%	11.7%	12.0%
% of FP17s for the same patient ID Re-attending within 3 months - Adults	198	1,045	18.9%	14.4%	15.2%	16.0%
% of FP17s for the same patient ID Re-attending between 3 & 9 months - Children	202	497	40.6%	56.8%	59.1%	58.0%
% of FP17s for the same patient ID Re-attending between 3 & 9 months - Adults	396	1,045	37.9%	49.2%	52.2%	50.9%
% of FP17s for Band 1 Urgent Courses	123	1,042	11.8%	8.3%	7.9%	9.1%
% of FP17s Relating to Free Repair or Replacements	11	1,042	1.1%	0.7%	0.8%	0.8%
% of FP17s Relating to Continuations	10	1,042	1.0%	0.9%	1.1%	1.1%
% of Patients satisfied with the dentistry they have received	13	15	86.7%	91.4%	91.8%	91.7%
% of Patients satisfied with the time they had to wait for an appointment	12	15	80.0%	87.1%	88.4%	88.0%

* This is based on patients treated on this contract for their most recent course of treatment. Figures in italics indicate the base number of FP17s or Patient Questionnaire responses are less than 100. N/A is shown where the base number of responses is less than 10 during the period. % is calculated as Quantity/Base number*100

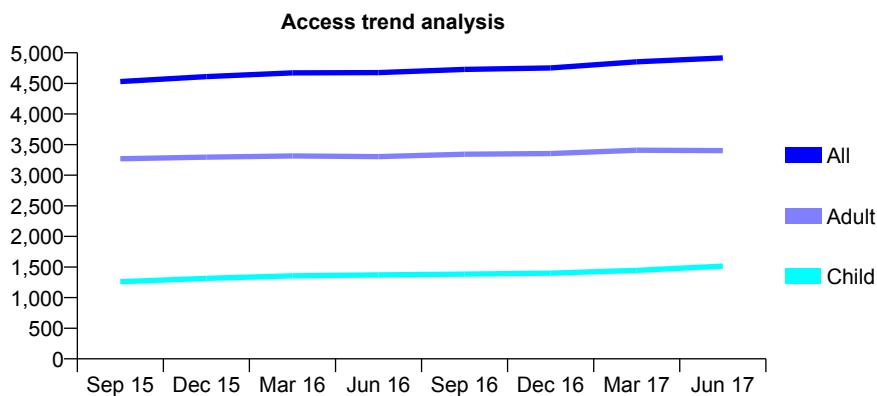
Q58 - Vital Signs At a Glance Contract Report for 825425/0002 - June 2017

Name or company name	MR S SHAH
Contract type name	GDS Contract
Purpose of contract	General
Contract start date	01/04/2006
Contract end date	

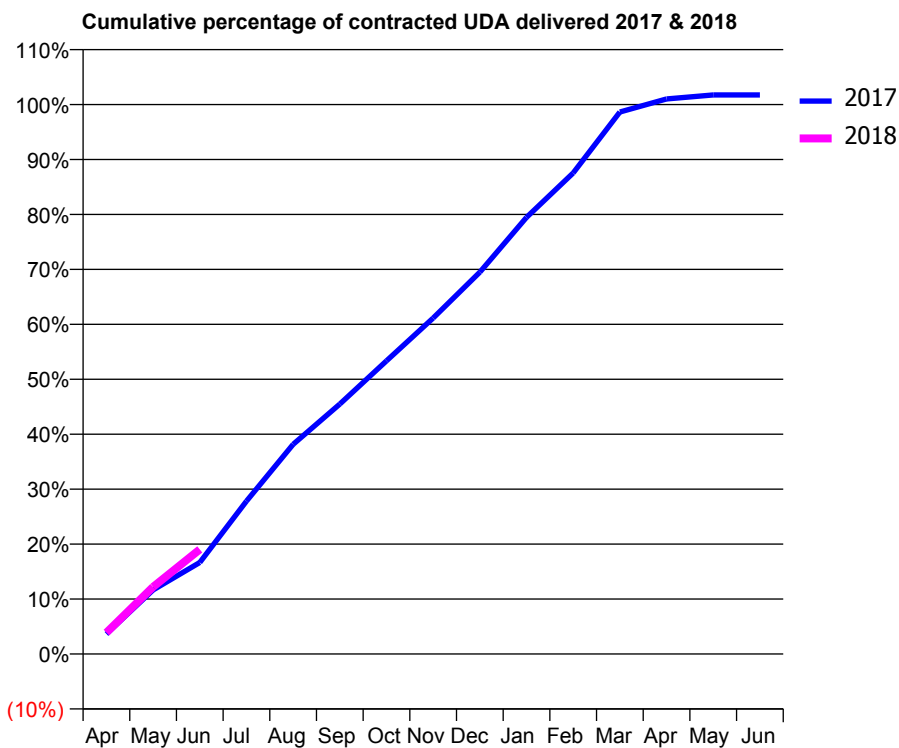
17/18 Contracted general activity (UDA)	11,095
Carry forward general activity (UDA)	0
17/18 Contracted orthodontic activity (UOA)	0
Carry forward orthodontic activity (UOA)	0
Baseline contract value	£269,514.96

ACCESS*

Patients seen in 24 months	Total	Change since previous quarter
Quarter ending June 2016	4,676	
Quarter ending September 2016	4,728	→
Quarter ending December 2016	4,752	→
Quarter ending March 2017	4,853	↑
Quarter ending June 2017	4,917	→
Variance since June 2016	5.2%	↑



ACTIVITY



Month	Adjusted Scheduled Activity (UDA)	
	2017	2018
April	405	433
May	1,295	1,354
June	1,848	2,112
July	3,086	
August	4,234	
September	5,047	
October	5,919	
November	6,784	
December	7,710	
January	8,815	
February	9,714	
March	10,943	
April	11,208	
May	11,288	
June	11,289	

QUALITY

	Quantity	Base Number	Contract	AT	Region	England
% of FP17s for the same patient ID Re-attending within 3 months - Children	35	513	6.8%	11.0%	11.7%	12.0%
% of FP17s for the same patient ID Re-attending within 3 months - Adults	119	854	13.9%	14.4%	15.2%	16.0%
% of FP17s for the same patient ID Re-attending between 3 & 9 months - Children	257	513	50.1%	56.8%	59.1%	58.0%
% of FP17s for the same patient ID Re-attending between 3 & 9 months - Adults	357	854	41.8%	49.2%	52.2%	50.9%
% of FP17s for Band 1 Urgent Courses	105	1,161	9.0%	8.3%	7.9%	9.1%
% of FP17s Relating to Free Repair or Replacements	6	1,161	0.5%	0.7%	0.8%	0.8%
% of FP17s Relating to Continuations	31	1,161	2.7%	0.9%	1.1%	1.1%
% of Patients satisfied with the dentistry they have received	2	3	N/A	91.4%	91.8%	91.7%
% of Patients satisfied with the time they had to wait for an appointment	3	3	N/A	87.1%	88.4%	88.0%

* This is based on patients treated on this contract for their most recent course of treatment. Figures in italics indicate the base number of FP17s or Patient Questionnaire responses are less than 100. N/A is shown where the base number of responses is less than 10 during the period. % is calculated as Quantity/Base number*100

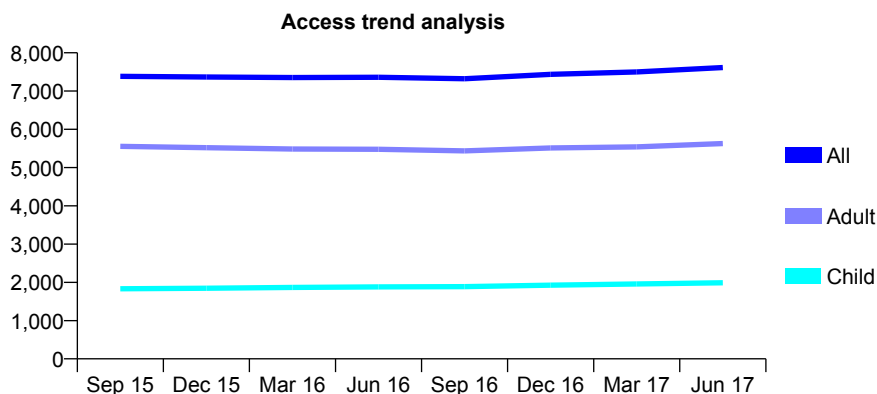
Q58 - Vital Signs At a Glance Contract Report for 825425/0003 - June 2017

Name or company name	MR S SHAH
Contract type name	GDS Contract
Purpose of contract	General
Contract start date	01/03/2013
Contract end date	

17/18 Contracted general activity (UDA)	22,140
Carry forward general activity (UDA)	0
17/18 Contracted orthodontic activity (UOA)	0
Carry forward orthodontic activity (UOA)	0
Baseline contract value	£656,188.29

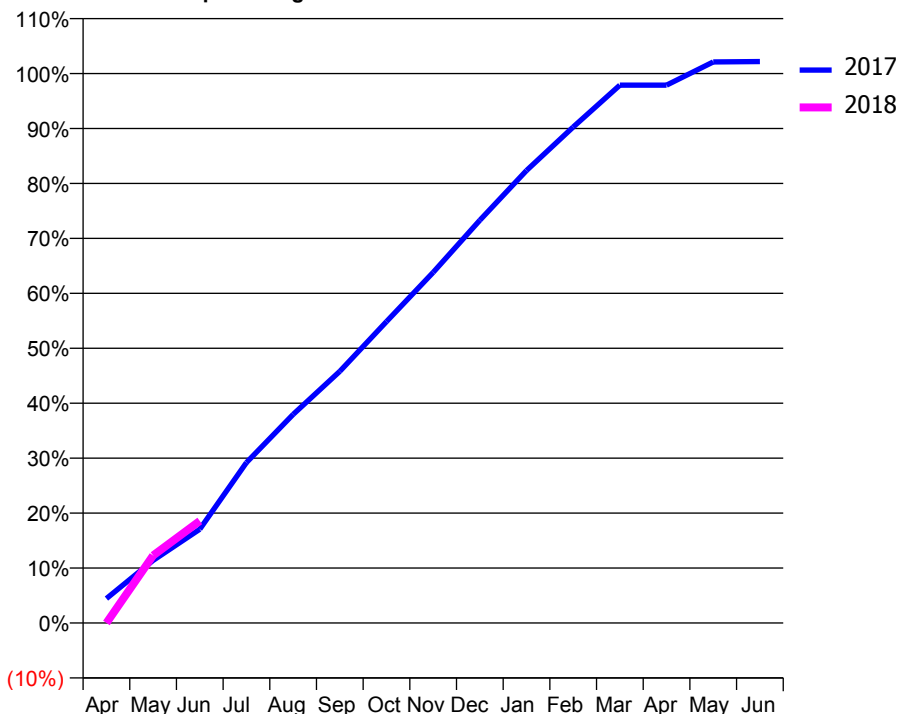
ACCESS*

Patients seen in 24 months	Total	Change since previous quarter
Quarter ending June 2016	7,361	
Quarter ending September 2016	7,323	→
Quarter ending December 2016	7,438	→
Quarter ending March 2017	7,499	→
Quarter ending June 2017	7,615	→
Variance since June 2016	3.5%	↑



ACTIVITY

Cumulative percentage of contracted UDA delivered 2017 & 2018



Adjusted Scheduled Activity (UDA)

Month	2017	2018
April	988	0
May	2,520	2,721
June	3,781	4,112
July	6,467	
August	8,404	
September	10,139	
October	12,145	
November	14,126	
December	16,229	
January	18,233	
February	19,985	
March	21,672	
April	21,672	
May	22,608	
June	22,620	

QUALITY

	Quantity	Base Number	Contract	AT	Region	England
% of FP17s for the same patient ID Re-attending within 3 months - Children	43	556	7.7%	11.0%	11.7%	12.0%
% of FP17s for the same patient ID Re-attending within 3 months - Adults	253	1,457	17.4%	14.4%	15.2%	16.0%
% of FP17s for the same patient ID Re-attending between 3 & 9 months - Children	271	556	48.7%	56.8%	59.1%	58.0%
% of FP17s for the same patient ID Re-attending between 3 & 9 months - Adults	529	1,457	36.3%	49.2%	52.2%	50.9%
% of FP17s for Band 1 Urgent Courses	247	1,627	15.2%	8.3%	7.9%	9.1%
% of FP17s Relating to Free Repair or Replacements	7	1,627	0.4%	0.7%	0.8%	0.8%
% of FP17s Relating to Continuations	26	1,627	1.6%	0.9%	1.1%	1.1%
% of Patients satisfied with the dentistry they have received	7	8	N/A	91.4%	91.8%	91.7%
% of Patients satisfied with the time they had to wait for an appointment	8	8	N/A	87.1%	88.4%	88.0%

* This is based on patients treated on this contract for their most recent course of treatment. Figures in italics indicate the base number of FP17s or Patient Questionnaire responses are less than 100. N/A is shown where the base number of responses is less than 10 during the period. % is calculated as Quantity/Base number*100

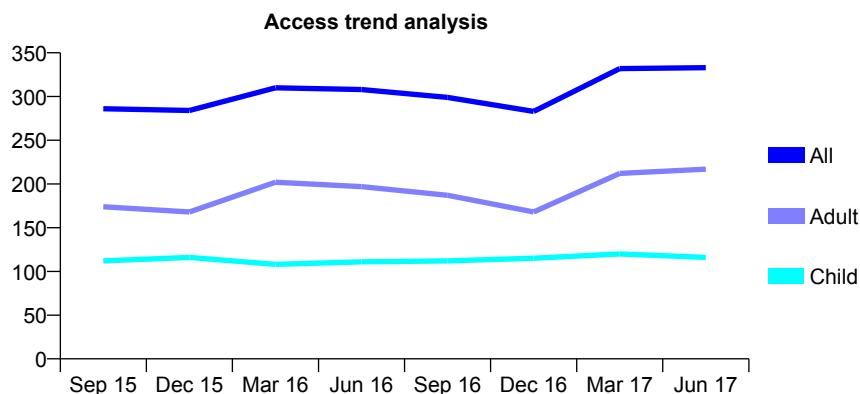
Q58 - Vital Signs At a Glance Contract Report for 825727/0001 - June 2017

Name or company name	MR R CHAUHAN
Contract type name	GDS Contract
Purpose of contract	General
Contract start date	01/04/2006
Contract end date	

17/18 Contracted general activity (UDA)	900
Carry forward general activity (UDA)	0
17/18 Contracted orthodontic activity (UOA)	0
Carry forward orthodontic activity (UOA)	0
Baseline contract value	£29,302.72

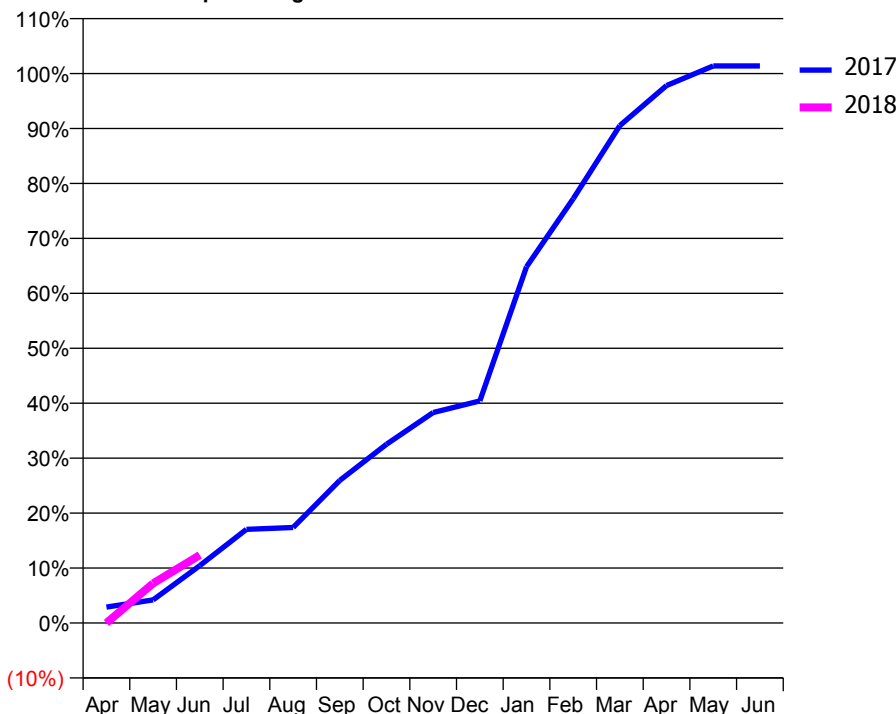
ACCESS*

Patients seen in 24 months	Total	Change since previous quarter
Quarter ending June 2016	308	
Quarter ending September 2016	299	↓
Quarter ending December 2016	283	↓
Quarter ending March 2017	332	↑
Quarter ending June 2017	333	→
Variance since June 2016	8.1%	↑



ACTIVITY

Cumulative percentage of contracted UDA delivered 2017 & 2018



Month	Adjusted Scheduled Activity (UDA)	
	2017	2018
April	26	0
May	38	65
June	94	111
July	153	
August	156	
September	234	
October	293	
November	345	
December	364	
January	583	
February	695	
March	815	
April	880	
May	912	
June	912	

QUALITY

	Quantity	Base Number	Contract	AT	Region	England
% of FP17s for the same patient ID Re-attending within 3 months - Children	3	40	7.5%	11.0%	11.7%	12.0%
% of FP17s for the same patient ID Re-attending within 3 months - Adults	2	53	3.8%	14.4%	15.2%	16.0%
% of FP17s for the same patient ID Re-attending between 3 & 9 months - Children	18	40	45.0%	56.8%	59.1%	58.0%
% of FP17s for the same patient ID Re-attending between 3 & 9 months - Adults	8	53	15.1%	49.2%	52.2%	50.9%
% of FP17s for Band 1 Urgent Courses	1	50	2.0%	8.3%	7.9%	9.1%
% of FP17s Relating to Free Repair or Replacements	0	50	0.0%	0.7%	0.8%	0.8%
% of FP17s Relating to Continuations	1	50	2.0%	0.9%	1.1%	1.1%
% of Patients satisfied with the dentistry they have received	0	0	N/A	91.4%	91.8%	91.7%
% of Patients satisfied with the time they had to wait for an appointment	0	0	N/A	87.1%	88.4%	88.0%

* This is based on patients treated on this contract for their most recent course of treatment. Figures in italics indicate the base number of FP17s or Patient Questionnaire responses are less than 100. N/A is shown where the base number of responses is less than 10 during the period. % is calculated as Quantity/Base number*100

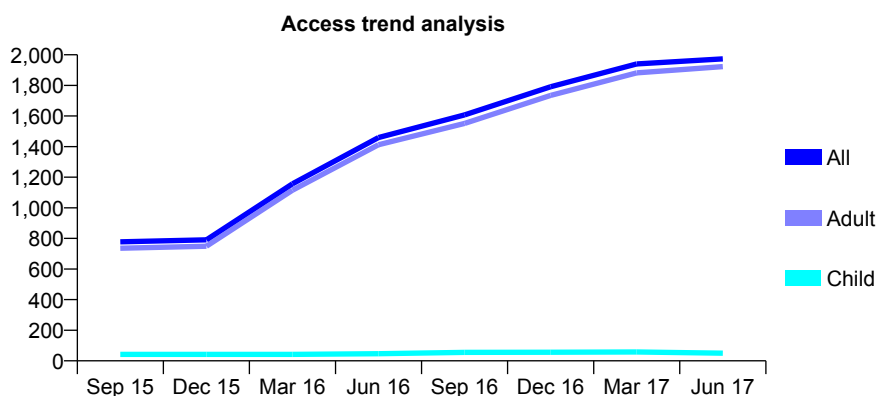
Q58 - Vital Signs At a Glance Contract Report for 825727/0002 - June 2017

Name or company name	MR R CHAUHAN
Contract type name	PDS Contract
Purpose of contract	General
Contract start date	01/11/2006
Contract end date	31/03/2018

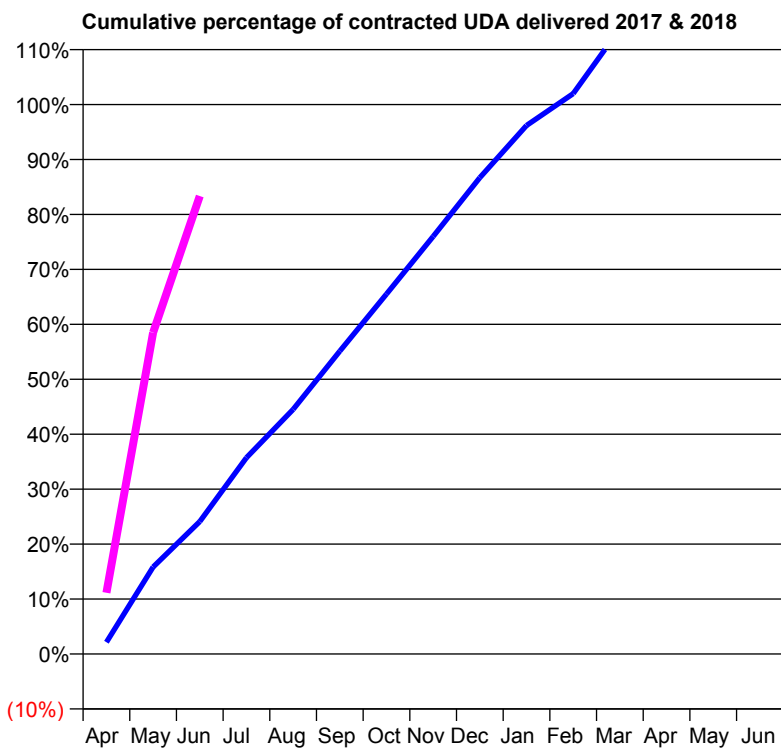
17/18 Contracted general activity (UDA)	1,183
Carry forward general activity (UDA)	0
17/18 Contracted orthodontic activity (UOA)	0
Carry forward orthodontic activity (UOA)	0
Baseline contract value	£78,867.67

ACCESS*

Patients seen in 24 months	Total	Change since previous quarter
Quarter ending June 2016	1,459	
Quarter ending September 2016	1,607	↑
Quarter ending December 2016	1,791	↑
Quarter ending March 2017	1,940	↑
Quarter ending June 2017	1,973	→
Variance since June 2016	35.2%	↑



ACTIVITY



Adjusted Scheduled Activity (UDA)		
Month	2017	2018
April	111	132
May	819	692
June	1,248	986
July	1,849	
August	2,304	
September	2,853	
October	3,390	
November	3,933	
December	4,486	
January	4,978	
February	5,277	
March	5,887	
April	6,079	
May	6,067	
June	6,067	

QUALITY

	Quantity	Base Number	Contract	AT	Region	England
% of FP17s for the same patient ID Re-attending within 3 months - Children	0	11	0.0%	11.0%	11.7%	12.0%
% of FP17s for the same patient ID Re-attending within 3 months - Adults	9	392	2.3%	14.4%	15.2%	16.0%
% of FP17s for the same patient ID Re-attending between 3 & 9 months - Children	0	11	0.0%	56.8%	59.1%	58.0%
% of FP17s for the same patient ID Re-attending between 3 & 9 months - Adults	7	392	1.8%	49.2%	52.2%	50.9%
% of FP17s for Band 1 Urgent Courses	0	336	0.0%	8.3%	7.9%	9.1%
% of FP17s Relating to Free Repair or Replacements	0	336	0.0%	0.7%	0.8%	0.8%
% of FP17s Relating to Continuations	0	336	0.0%	0.9%	1.1%	1.1%
% of Patients satisfied with the dentistry they have received	2	2	N/A	91.4%	91.8%	91.7%
% of Patients satisfied with the time they had to wait for an appointment	2	2	N/A	87.1%	88.4%	88.0%

* This is based on patients treated on this contract for their most recent course of treatment. Figures in italics indicate the base number of FP17s or Patient Questionnaire responses are less than 100. N/A is shown where the base number of responses is less than 10 during the period. % is calculated as Quantity/Base number*100

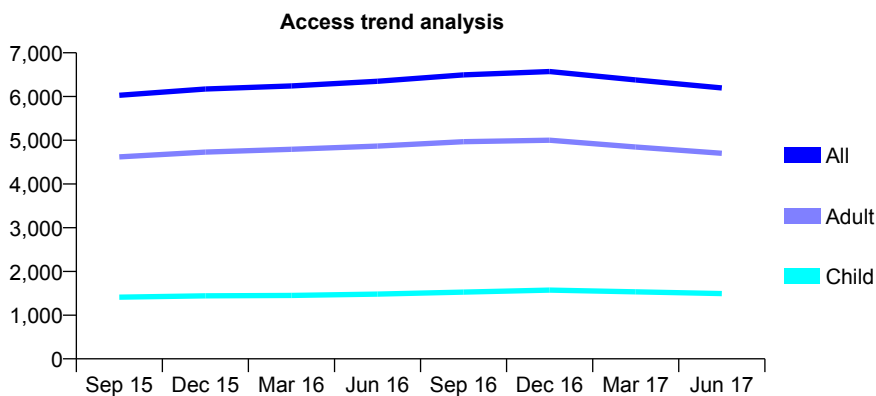
Q58 - Vital Signs At a Glance Contract Report for 826499/0001 - June 2017

Name or company name	Letchworth Dental Surgery
Contract type name	GDS Contract
Purpose of contract	General
Contract start date	01/04/2006
Contract end date	

17/18 Contracted general activity (UDA)	18,006
Carry forward general activity (UDA)	0
17/18 Contracted orthodontic activity (UOA)	0
Carry forward orthodontic activity (UOA)	0
Baseline contract value	£464,341.56

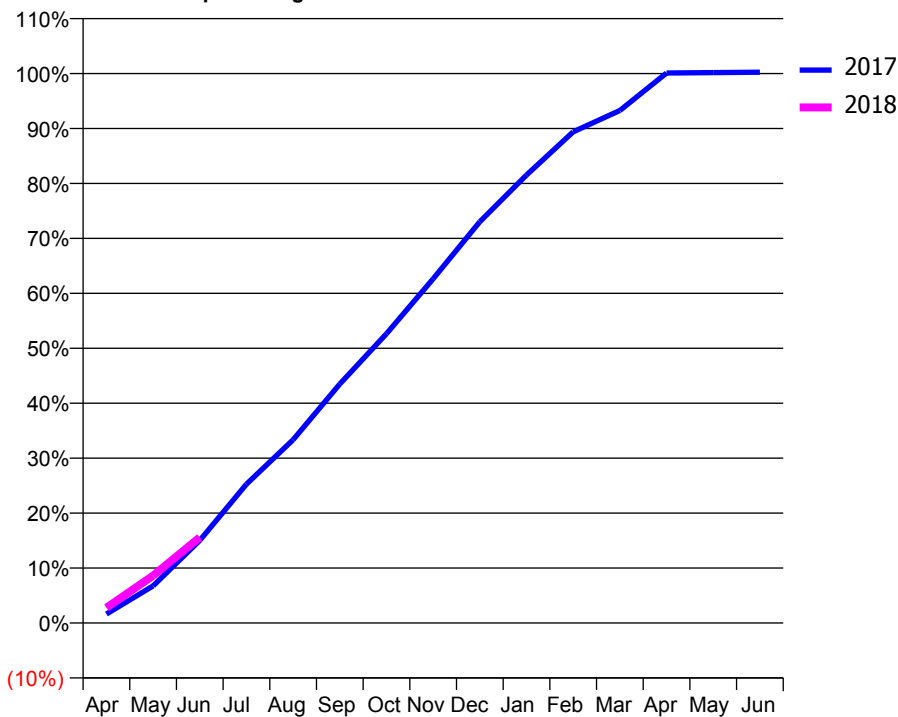
ACCESS*

Patients seen in 24 months	Total	Change since previous quarter
Quarter ending June 2016	6,349	
Quarter ending September 2016	6,494	↑
Quarter ending December 2016	6,572	→
Quarter ending March 2017	6,378	↓
Quarter ending June 2017	6,195	↓
Variance since June 2016	(2.4%)	↓



ACTIVITY

Cumulative percentage of contracted UDA delivered 2017 & 2018



Month	Adjusted Scheduled Activity (UDA)	
	2017	2018
April	294	502
May	1,215	1,552
June	2,708	2,808
July	4,552	
August	6,004	
September	7,834	
October	9,478	
November	11,278	
December	13,151	
January	14,678	
February	16,095	
March	16,795	
April	18,021	
May	18,037	
June	18,048	

QUALITY

	Quantity	Base Number	Contract	AT	Region	England
% of FP17s for the same patient ID Re-attending within 3 months - Children	22	360	6.1%	11.0%	11.7%	12.0%
% of FP17s for the same patient ID Re-attending within 3 months - Adults	164	1,170	14.0%	14.4%	15.2%	16.0%
% of FP17s for the same patient ID Re-attending between 3 & 9 months - Children	166	360	46.1%	56.8%	59.1%	58.0%
% of FP17s for the same patient ID Re-attending between 3 & 9 months - Adults	596	1,170	50.9%	49.2%	52.2%	50.9%
% of FP17s for Band 1 Urgent Courses	128	996	12.9%	8.3%	7.9%	9.1%
% of FP17s Relating to Free Repair or Replacements	16	996	1.6%	0.7%	0.8%	0.8%
% of FP17s Relating to Continuations	4	996	0.4%	0.9%	1.1%	1.1%
% of Patients satisfied with the dentistry they have received	9	11	81.8%	91.4%	91.8%	91.7%
% of Patients satisfied with the time they had to wait for an appointment	8	11	72.7%	87.1%	88.4%	88.0%

* This is based on patients treated on this contract for their most recent course of treatment. Figures in italics indicate the base number of FP17s or Patient Questionnaire responses are less than 100. N/A is shown where the base number of responses is less than 10 during the period. % is calculated as Quantity/Base number*100

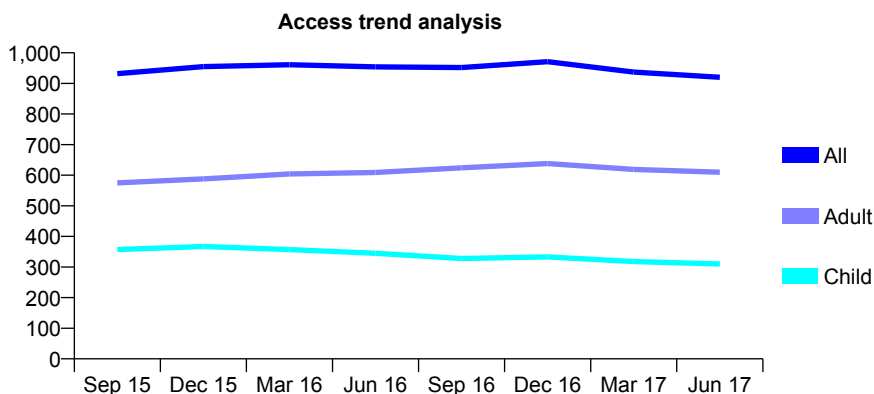
Q58 - Vital Signs At a Glance Contract Report for 829129/0001 - June 2017

Name or company name	MR SC MICHAELS
Contract type name	GDS Contract
Purpose of contract	General
Contract start date	01/04/2006
Contract end date	

17/18 Contracted general activity (UDA)	2,486
Carry forward general activity (UDA)	0
17/18 Contracted orthodontic activity (UOA)	0
Carry forward orthodontic activity (UOA)	0
Baseline contract value	£60,092.82

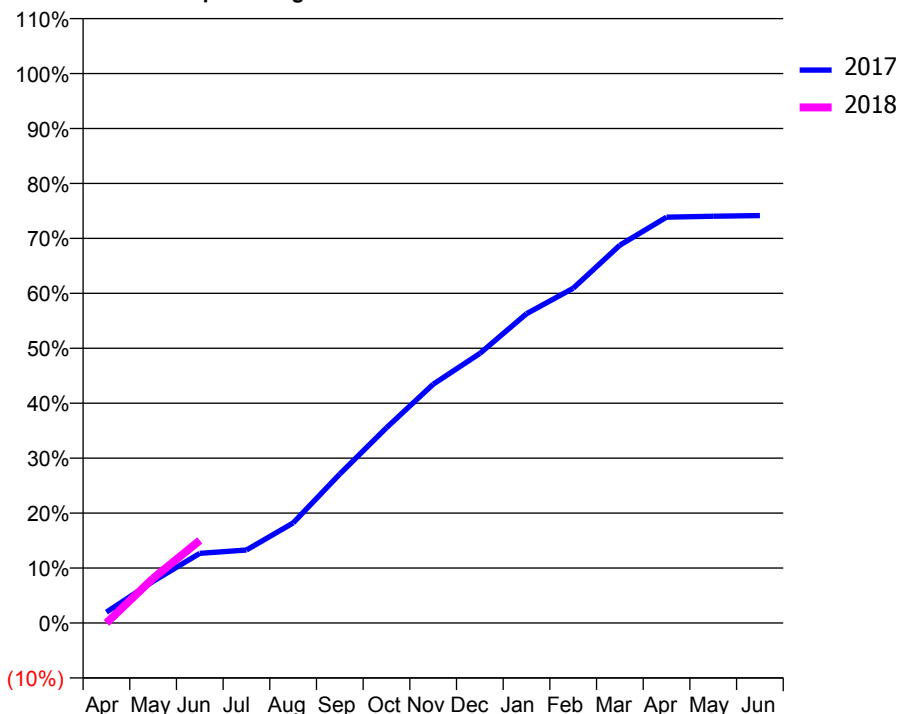
ACCESS*

Patients seen in 24 months	Total	Change since previous quarter
Quarter ending June 2016	954	
Quarter ending September 2016	952	→
Quarter ending December 2016	971	→
Quarter ending March 2017	937	↓
Quarter ending June 2017	920	↓
Variance since June 2016	(3.6%)	↓



ACTIVITY

Cumulative percentage of contracted UDA delivered 2017 & 2018



Adjusted Scheduled Activity (UDA)

Month	2017	2018
April	49	0
May	188	202
June	315	374
July	330	
August	453	
September	674	
October	884	
November	1,080	
December	1,220	
January	1,399	
February	1,515	
March	1,709	
April	1,836	
May	1,840	
June	1,843	

QUALITY

	Quantity	Base Number	Contract	AT	Region	England
% of FP17s for the same patient ID Re-attending within 3 months - Children	2	127	1.6%	11.0%	11.7%	12.0%
% of FP17s for the same patient ID Re-attending within 3 months - Adults	6	189	3.2%	14.4%	15.2%	16.0%
% of FP17s for the same patient ID Re-attending between 3 & 9 months - Children	97	127	76.4%	56.8%	59.1%	58.0%
% of FP17s for the same patient ID Re-attending between 3 & 9 months - Adults	139	189	73.5%	49.2%	52.2%	50.9%
% of FP17s for Band 1 Urgent Courses	4	249	1.6%	8.3%	7.9%	9.1%
% of FP17s Relating to Free Repair or Replacements	1	249	0.4%	0.7%	0.8%	0.8%
% of FP17s Relating to Continuations	0	249	0.0%	0.9%	1.1%	1.1%
% of Patients satisfied with the dentistry they have received	1	1	N/A	91.4%	91.8%	91.7%
% of Patients satisfied with the time they had to wait for an appointment	1	1	N/A	87.1%	88.4%	88.0%

* This is based on patients treated on this contract for their most recent course of treatment. Figures in italics indicate the base number of FP17s or Patient Questionnaire responses are less than 100. N/A is shown where the base number of responses is less than 10 during the period. % is calculated as Quantity/Base number*100

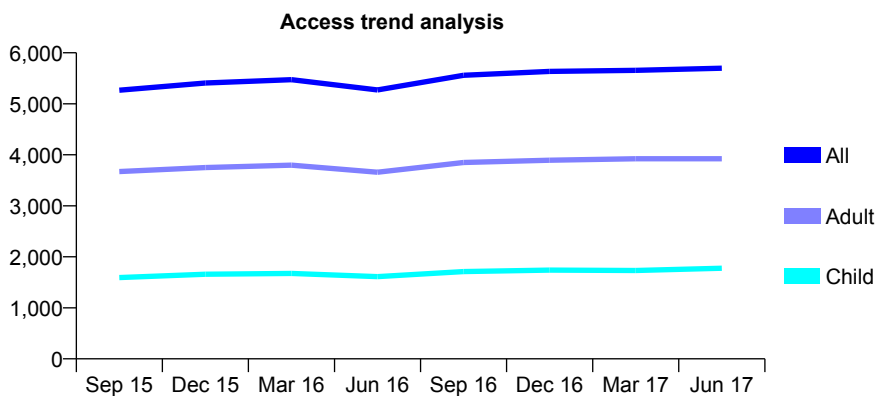
Q58 - Vital Signs At a Glance Contract Report for 835196/0001 - June 2017

Name or company name	MISS SR MUSTAFA
Contract type name	GDS Contract
Purpose of contract	General
Contract start date	01/04/2006
Contract end date	

17/18 Contracted general activity (UDA)	11,319
Carry forward general activity (UDA)	0
17/18 Contracted orthodontic activity (UOA)	0
Carry forward orthodontic activity (UOA)	0
Baseline contract value	£310,901.83

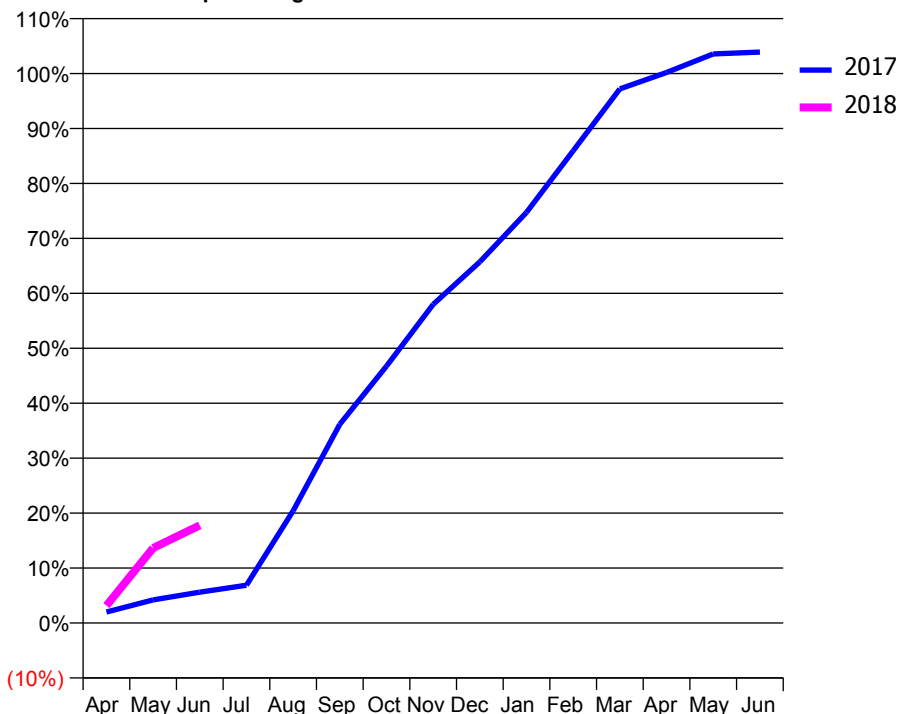
ACCESS*

Patients seen in 24 months	Total	Change since previous quarter
Quarter ending June 2016	5,271	
Quarter ending September 2016	5,560	↑
Quarter ending December 2016	5,634	→
Quarter ending March 2017	5,655	→
Quarter ending June 2017	5,699	→
Variance since June 2016	8.1%	↑



ACTIVITY

Cumulative percentage of contracted UDA delivered 2017 & 2018



Adjusted Scheduled Activity (UDA)

Month	2017	2018
April	226	357
May	476	1,546
June	636	2,012
July	779	
August	2,312	
September	4,094	
October	5,291	
November	6,563	
December	7,439	
January	8,460	
February	9,727	
March	11,002	
April	11,341	
May	11,721	
June	11,759	

QUALITY

	Quantity	Base Number	Contract	AT	Region	England
% of FP17s for the same patient ID Re-attending within 3 months - Children	28	499	5.6%	11.0%	11.7%	12.0%
% of FP17s for the same patient ID Re-attending within 3 months - Adults	147	1,013	14.5%	14.4%	15.2%	16.0%
% of FP17s for the same patient ID Re-attending between 3 & 9 months - Children	174	499	34.9%	56.8%	59.1%	58.0%
% of FP17s for the same patient ID Re-attending between 3 & 9 months - Adults	362	1,013	35.7%	49.2%	52.2%	50.9%
% of FP17s for Band 1 Urgent Courses	112	1,134	9.9%	8.3%	7.9%	9.1%
% of FP17s Relating to Free Repair or Replacements	3	1,134	0.3%	0.7%	0.8%	0.8%
% of FP17s Relating to Continuations	10	1,134	0.9%	0.9%	1.1%	1.1%
% of Patients satisfied with the dentistry they have received	3	3	N/A	91.4%	91.8%	91.7%
% of Patients satisfied with the time they had to wait for an appointment	3	3	N/A	87.1%	88.4%	88.0%

* This is based on patients treated on this contract for their most recent course of treatment. Figures in italics indicate the base number of FP17s or Patient Questionnaire responses are less than 100. N/A is shown where the base number of responses is less than 10 during the period. % is calculated as Quantity/Base number*100

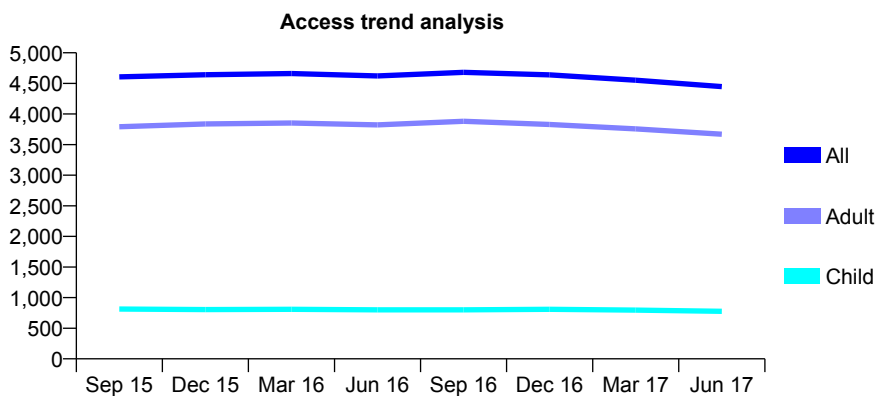
Q58 - Vital Signs At a Glance Contract Report for 836346/0001 - June 2017

Name or company name	MR A BADIANI
Contract type name	GDS Contract
Purpose of contract	General
Contract start date	01/04/2006
Contract end date	

17/18 Contracted general activity (UDA)	10,000
Carry forward general activity (UDA)	0
17/18 Contracted orthodontic activity (UOA)	0
Carry forward orthodontic activity (UOA)	0
Baseline contract value	£227,608.07

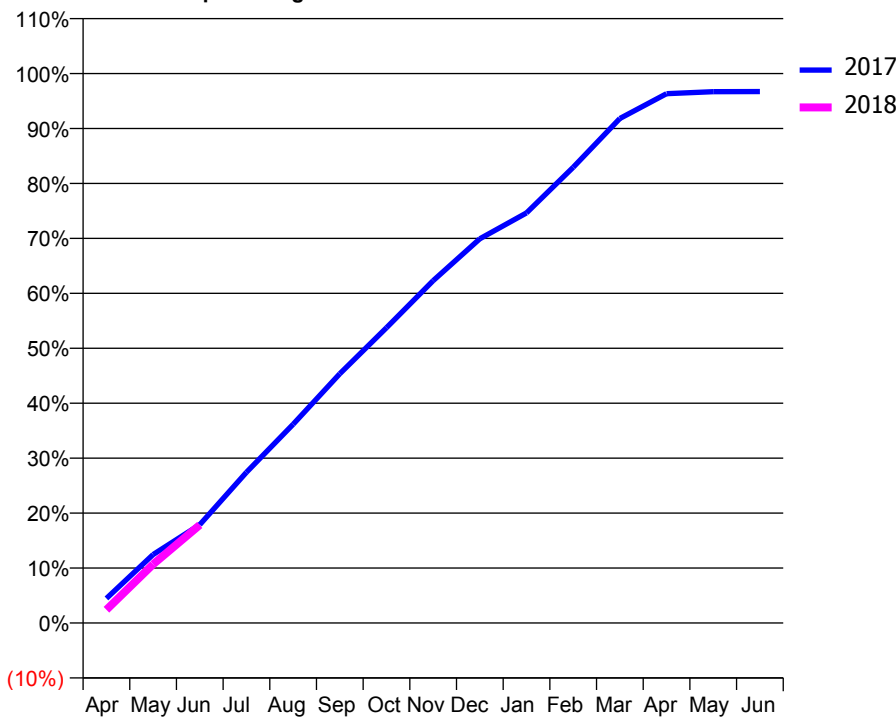
ACCESS*

Patients seen in 24 months	Total	Change since previous quarter
Quarter ending June 2016	4,623	
Quarter ending September 2016	4,681	→
Quarter ending December 2016	4,639	→
Quarter ending March 2017	4,553	↓
Quarter ending June 2017	4,447	↓
Variance since June 2016	(3.8%)	↓



ACTIVITY

Cumulative percentage of contracted UDA delivered 2017 & 2018



Month	Adjusted Scheduled Activity (UDA)	
	2017	2018
April	447	241
May	1,245	1,069
June	1,790	1,785
July	2,742	
August	3,616	
September	4,537	
October	5,374	
November	6,230	
December	6,992	
January	7,464	
February	8,292	
March	9,181	
April	9,632	
May	9,669	
June	9,672	

QUALITY

	Quantity	Base Number	Contract	AT	Region	England
% of FP17s for the same patient ID Re-attending within 3 months - Children	10	244	4.1%	11.0%	11.7%	12.0%
% of FP17s for the same patient ID Re-attending within 3 months - Adults	141	1,157	12.2%	14.4%	15.2%	16.0%
% of FP17s for the same patient ID Re-attending between 3 & 9 months - Children	154	244	63.1%	56.8%	59.1%	58.0%
% of FP17s for the same patient ID Re-attending between 3 & 9 months - Adults	600	1,157	51.9%	49.2%	52.2%	50.9%
% of FP17s for Band 1 Urgent Courses	164	1,147	14.3%	8.3%	7.9%	9.1%
% of FP17s Relating to Free Repair or Replacements	2	1,147	0.2%	0.7%	0.8%	0.8%
% of FP17s Relating to Continuations	3	1,147	0.3%	0.9%	1.1%	1.1%
% of Patients satisfied with the dentistry they have received	8	8	N/A	91.4%	91.8%	91.7%
% of Patients satisfied with the time they had to wait for an appointment	8	8	N/A	87.1%	88.4%	88.0%

* This is based on patients treated on this contract for their most recent course of treatment. Figures in italics indicate the base number of FP17s or Patient Questionnaire responses are less than 100. N/A is shown where the base number of responses is less than 10 during the period. % is calculated as Quantity/Base number*100

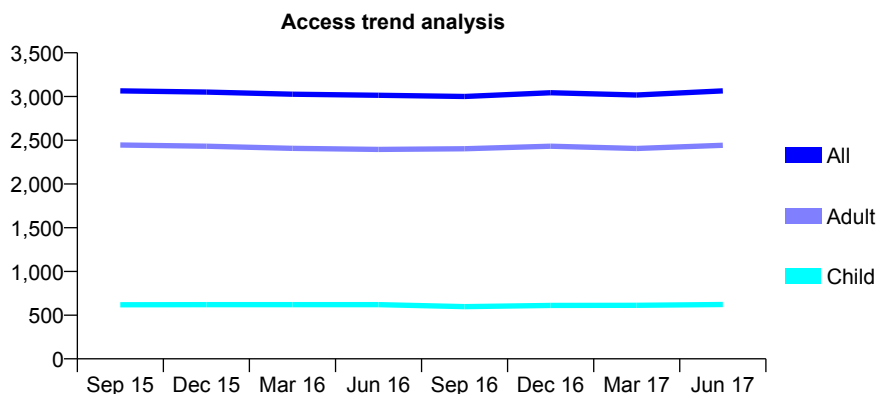
Q58 - Vital Signs At a Glance Contract Report for 846635/0002 - June 2017

Name or company name	MR D GHAMARI SAIR
Contract type name	GDS Contract
Purpose of contract	General
Contract start date	01/08/2011
Contract end date	

17/18 Contracted general activity (UDA)	8,217
Carry forward general activity (UDA)	0
17/18 Contracted orthodontic activity (UOA)	0
Carry forward orthodontic activity (UOA)	0
Baseline contract value	£262,095.66

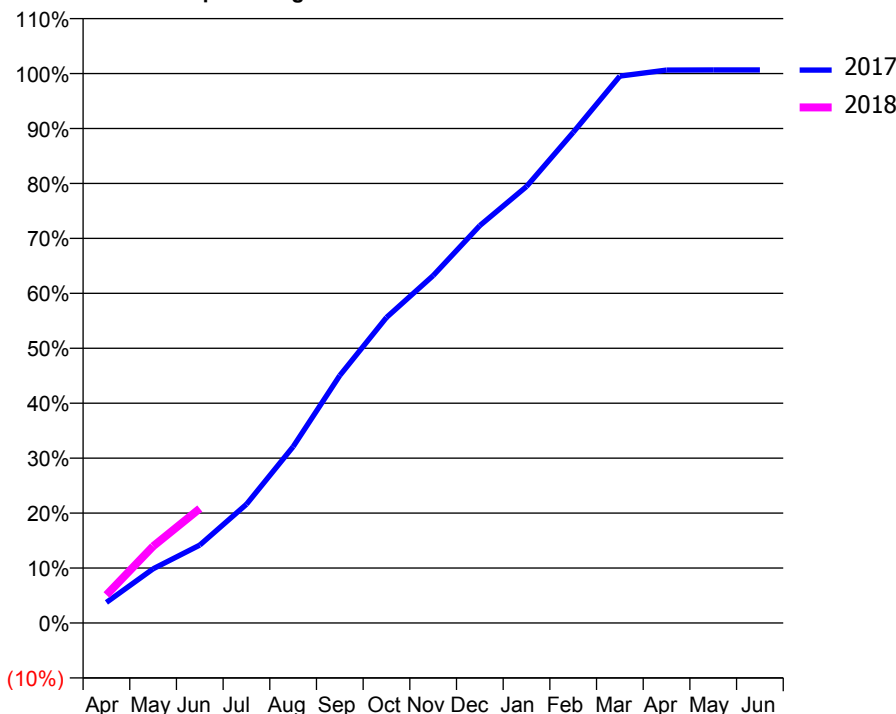
ACCESS*

Patients seen in 24 months	Total	Change since previous quarter
Quarter ending June 2016	3,015	
Quarter ending September 2016	3,000	→
Quarter ending December 2016	3,043	→
Quarter ending March 2017	3,018	→
Quarter ending June 2017	3,065	→
Variance since June 2016	1.7%	→



ACTIVITY

Cumulative percentage of contracted UDA delivered 2017 & 2018



Adjusted Scheduled Activity (UDA)

Month	2017	2018
April	307	420
May	811	1,148
June	1,166	1,712
July	1,776	
August	2,637	
September	3,702	
October	4,569	
November	5,196	
December	5,942	
January	6,527	
February	7,336	
March	8,178	
April	8,268	
May	8,269	
June	8,269	

QUALITY

	Quantity	Base Number	Contract	AT	Region	England
% of FP17s for the same patient ID Re-attending within 3 months - Children	20	235	8.5%	11.0%	11.7%	12.0%
% of FP17s for the same patient ID Re-attending within 3 months - Adults	130	715	18.2%	14.4%	15.2%	16.0%
% of FP17s for the same patient ID Re-attending between 3 & 9 months - Children	127	235	54.0%	56.8%	59.1%	58.0%
% of FP17s for the same patient ID Re-attending between 3 & 9 months - Adults	288	715	40.3%	49.2%	52.2%	50.9%
% of FP17s for Band 1 Urgent Courses	163	911	17.9%	8.3%	7.9%	9.1%
% of FP17s Relating to Free Repair or Replacements	3	911	0.3%	0.7%	0.8%	0.8%
% of FP17s Relating to Continuations	2	911	0.2%	0.9%	1.1%	1.1%
% of Patients satisfied with the dentistry they have received	1	1	N/A	91.4%	91.8%	91.7%
% of Patients satisfied with the time they had to wait for an appointment	1	1	N/A	87.1%	88.4%	88.0%

* This is based on patients treated on this contract for their most recent course of treatment. Figures in italics indicate the base number of FP17s or Patient Questionnaire responses are less than 100. N/A is shown where the base number of responses is less than 10 during the period. % is calculated as Quantity/Base number*100

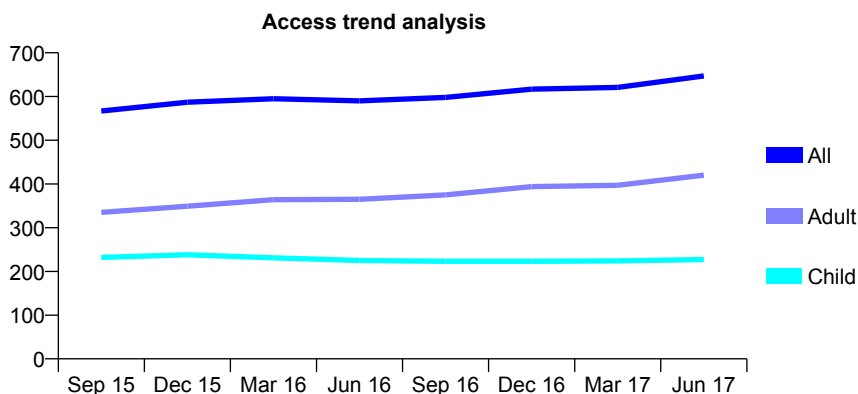
Q58 - Vital Signs At a Glance Contract Report for 852872/0001 - June 2017

Name or company name	MR RK VARMA
Contract type name	GDS Contract
Purpose of contract	General
Contract start date	01/04/2006
Contract end date	

17/18 Contracted general activity (UDA)	1,916
Carry forward general activity (UDA)	0
17/18 Contracted orthodontic activity (UOA)	0
Carry forward orthodontic activity (UOA)	0
Baseline contract value	£44,245.36

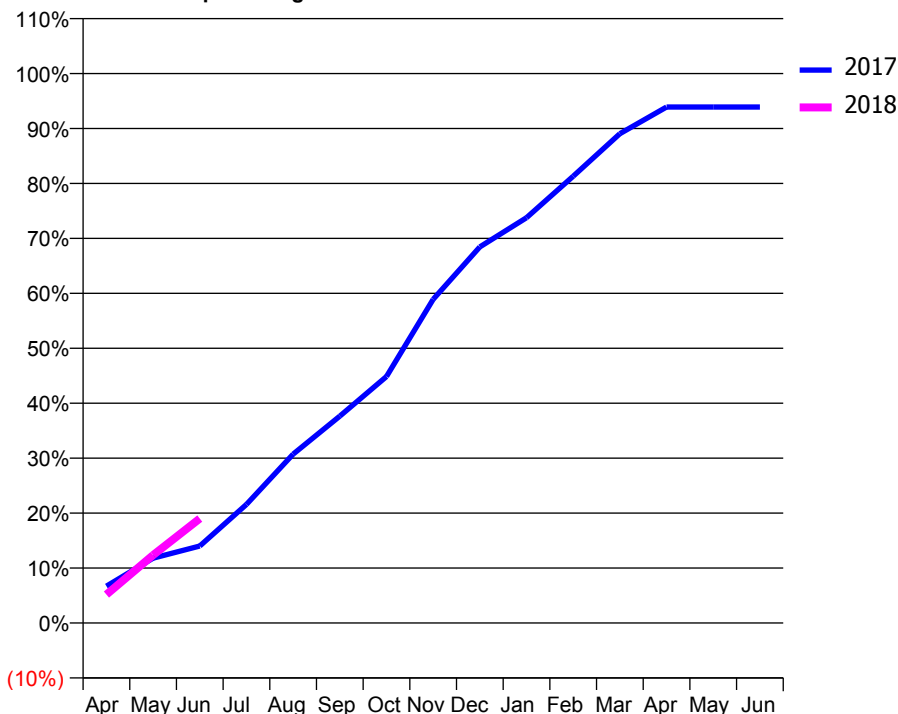
ACCESS*

Patients seen in 24 months	Total	Change since previous quarter
Quarter ending June 2016	590	
Quarter ending September 2016	598	→
Quarter ending December 2016	617	↑
Quarter ending March 2017	621	→
Quarter ending June 2017	647	↑
Variance since June 2016	9.7%	↑



ACTIVITY

Cumulative percentage of contracted UDA delivered 2017 & 2018



Adjusted Scheduled Activity (UDA)

Month	2017	2018
April	128	99
May	226	237
June	268	364
July	414	
August	589	
September	722	
October	859	
November	1,129	
December	1,311	
January	1,413	
February	1,558	
March	1,706	
April	1,799	
May	1,799	
June	1,799	

QUALITY

	Quantity	Base Number	Contract	AT	Region	England
% of FP17s for the same patient ID Re-attending within 3 months - Children	9	106	8.5%	11.0%	11.7%	12.0%
% of FP17s for the same patient ID Re-attending within 3 months - Adults	16	153	10.5%	14.4%	15.2%	16.0%
% of FP17s for the same patient ID Re-attending between 3 & 9 months - Children	70	106	66.0%	56.8%	59.1%	58.0%
% of FP17s for the same patient ID Re-attending between 3 & 9 months - Adults	99	153	64.7%	49.2%	52.2%	50.9%
% of FP17s for Band 1 Urgent Courses	6	226	2.7%	8.3%	7.9%	9.1%
% of FP17s Relating to Free Repair or Replacements	0	226	0.0%	0.7%	0.8%	0.8%
% of FP17s Relating to Continuations	2	226	0.9%	0.9%	1.1%	1.1%
% of Patients satisfied with the dentistry they have received	3	3	N/A	91.4%	91.8%	91.7%
% of Patients satisfied with the time they had to wait for an appointment	3	3	N/A	87.1%	88.4%	88.0%

* This is based on patients treated on this contract for their most recent course of treatment. Figures in italics indicate the base number of FP17s or Patient Questionnaire responses are less than 100. N/A is shown where the base number of responses is less than 10 during the period. % is calculated as Quantity/Base number*100

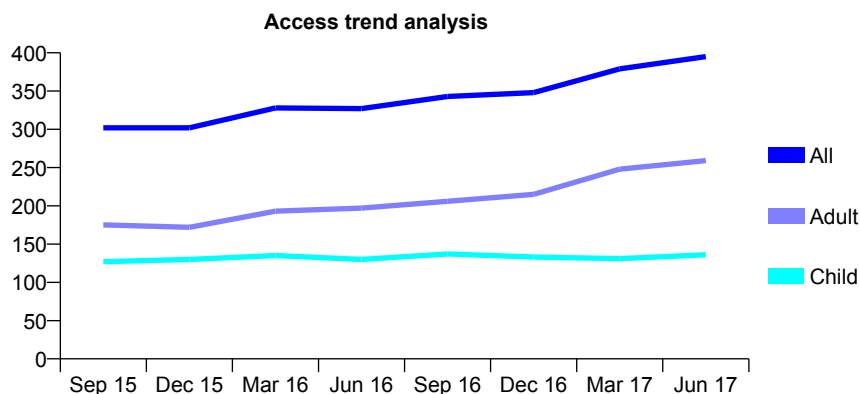
Q58 - Vital Signs At a Glance Contract Report for 854336/0001 - June 2017

Name or company name	MRS N WATERFALL
Contract type name	GDS Contract
Purpose of contract	General
Contract start date	01/06/2012
Contract end date	

17/18 Contracted general activity (UDA)	936
Carry forward general activity (UDA)	0
17/18 Contracted orthodontic activity (UOA)	0
Carry forward orthodontic activity (UOA)	0
Baseline contract value	£24,915.57

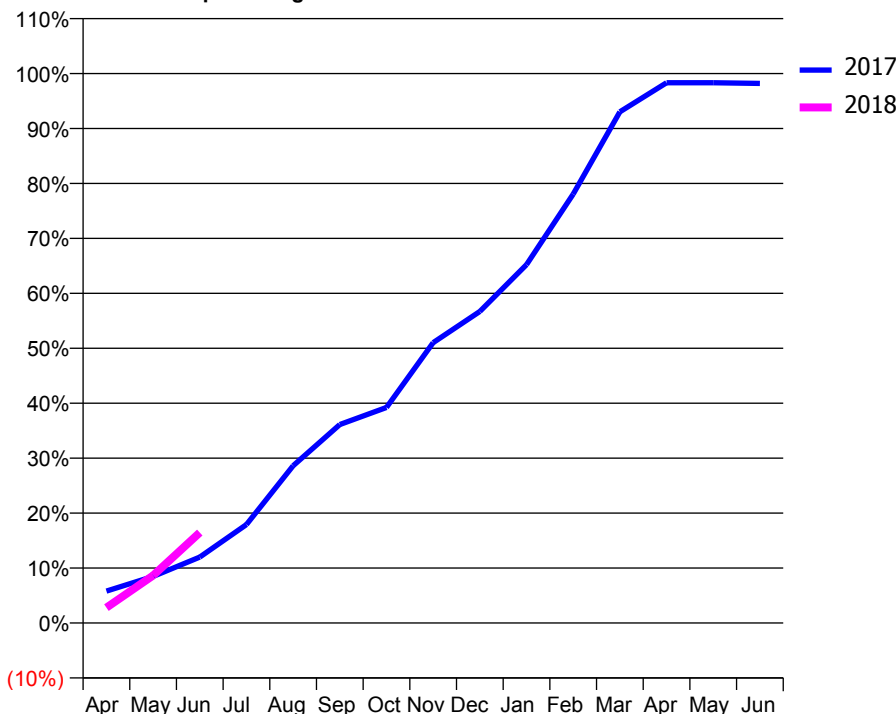
ACCESS*

Patients seen in 24 months	Total	Change since previous quarter
Quarter ending June 2016	327	
Quarter ending September 2016	343	↑
Quarter ending December 2016	348	→
Quarter ending March 2017	379	↑
Quarter ending June 2017	395	↑
Variance since June 2016	20.8%	↑



ACTIVITY

Cumulative percentage of contracted UDA delivered 2017 & 2018



Adjusted Scheduled Activity (UDA)

Month	2017	2018
April	54	26
May	79	81
June	112	154
July	168	
August	268	
September	338	
October	367	
November	478	
December	531	
January	610	
February	731	
March	871	
April	920	
May	920	
June	919	

QUALITY

	Quantity	Base Number	Contract	AT	Region	England
% of FP17s for the same patient ID Re-attending within 3 months - Children	4	50	8.0%	11.0%	11.7%	12.0%
% of FP17s for the same patient ID Re-attending within 3 months - Adults	8	65	12.3%	14.4%	15.2%	16.0%
% of FP17s for the same patient ID Re-attending between 3 & 9 months - Children	37	50	74.0%	56.8%	59.1%	58.0%
% of FP17s for the same patient ID Re-attending between 3 & 9 months - Adults	29	65	44.6%	49.2%	52.2%	50.9%
% of FP17s for Band 1 Urgent Courses	6	84	7.1%	8.3%	7.9%	9.1%
% of FP17s Relating to Free Repair or Replacements	0	84	0.0%	0.7%	0.8%	0.8%
% of FP17s Relating to Continuations	0	84	0.0%	0.9%	1.1%	1.1%
% of Patients satisfied with the dentistry they have received	0	0	N/A	91.4%	91.8%	91.7%
% of Patients satisfied with the time they had to wait for an appointment	0	0	N/A	87.1%	88.4%	88.0%

* This is based on patients treated on this contract for their most recent course of treatment. Figures in italics indicate the base number of FP17s or Patient Questionnaire responses are less than 100. N/A is shown where the base number of responses is less than 10 during the period. % is calculated as Quantity/Base number*100

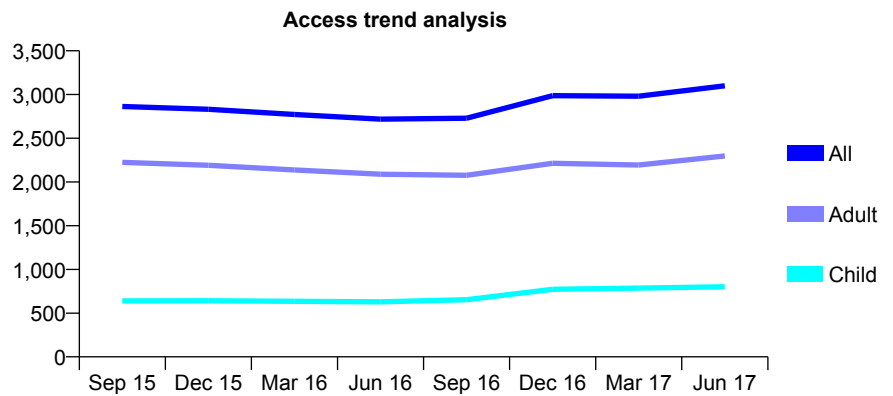
Q58 - Vital Signs At a Glance Contract Report for 856177/0001 - June 2017

Name or company name	MR PK BANERJEE
Contract type name	GDS Contract
Purpose of contract	General
Contract start date	01/06/2012
Contract end date	

17/18 Contracted general activity (UDA)	8,446
Carry forward general activity (UDA)	0
17/18 Contracted orthodontic activity (UOA)	0
Carry forward orthodontic activity (UOA)	0
Baseline contract value	£177,096.55

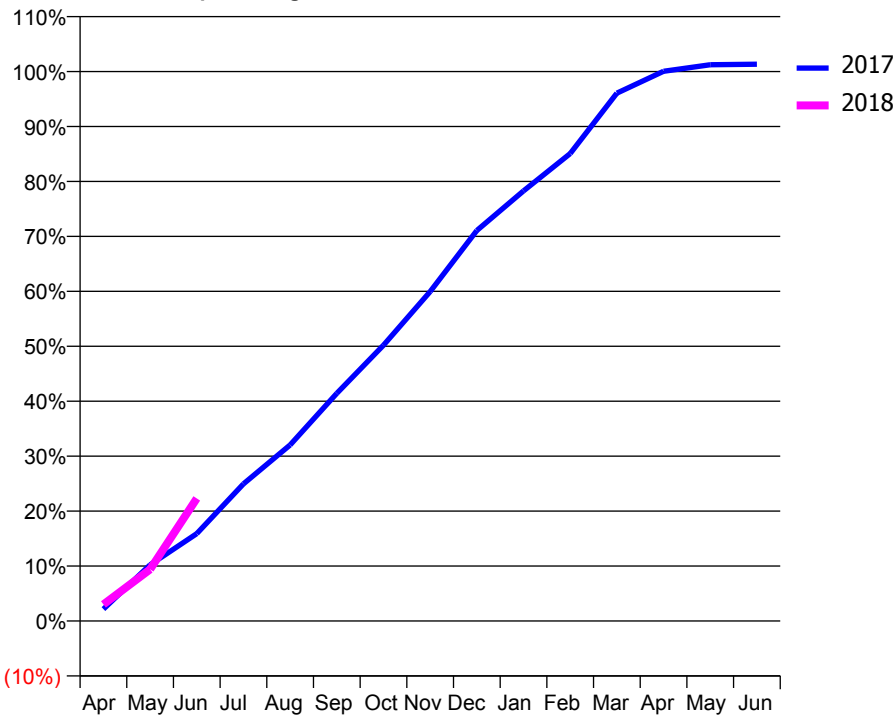
ACCESS*

Patients seen in 24 months	Total	Change since previous quarter
Quarter ending June 2016	2,718	
Quarter ending September 2016	2,729	→
Quarter ending December 2016	2,987	↑
Quarter ending March 2017	2,980	→
Quarter ending June 2017	3,100	↑
Variance since June 2016	14.1%	↑



ACTIVITY

Cumulative percentage of contracted UDA delivered 2017 & 2018



Month	Adjusted Scheduled Activity (UDA)	
	2017	2018
April	184	255
May	863	793
June	1,344	1,884
July	2,108	
August	2,706	
September	3,500	
October	4,240	
November	5,064	
December	6,002	
January	6,610	
February	7,184	
March	8,113	
April	8,449	
May	8,549	
June	8,557	

QUALITY

	Quantity	Base Number	Contract	AT	Region	England
% of FP17s for the same patient ID Re-attending within 3 months - Children	7	261	2.7%	11.0%	11.7%	12.0%
% of FP17s for the same patient ID Re-attending within 3 months - Adults	120	781	15.4%	14.4%	15.2%	16.0%
% of FP17s for the same patient ID Re-attending between 3 & 9 months - Children	92	261	35.2%	56.8%	59.1%	58.0%
% of FP17s for the same patient ID Re-attending between 3 & 9 months - Adults	186	781	23.8%	49.2%	52.2%	50.9%
% of FP17s for Band 1 Urgent Courses	77	856	9.0%	8.3%	7.9%	9.1%
% of FP17s Relating to Free Repair or Replacements	6	856	0.7%	0.7%	0.8%	0.8%
% of FP17s Relating to Continuations	13	856	1.5%	0.9%	1.1%	1.1%
% of Patients satisfied with the dentistry they have received	3	3	N/A	91.4%	91.8%	91.7%
% of Patients satisfied with the time they had to wait for an appointment	3	3	N/A	87.1%	88.4%	88.0%

* This is based on patients treated on this contract for their most recent course of treatment. Figures in italics indicate the base number of FP17s or Patient Questionnaire responses are less than 100. N/A is shown where the base number of responses is less than 10 during the period. % is calculated as Quantity/Base number*100

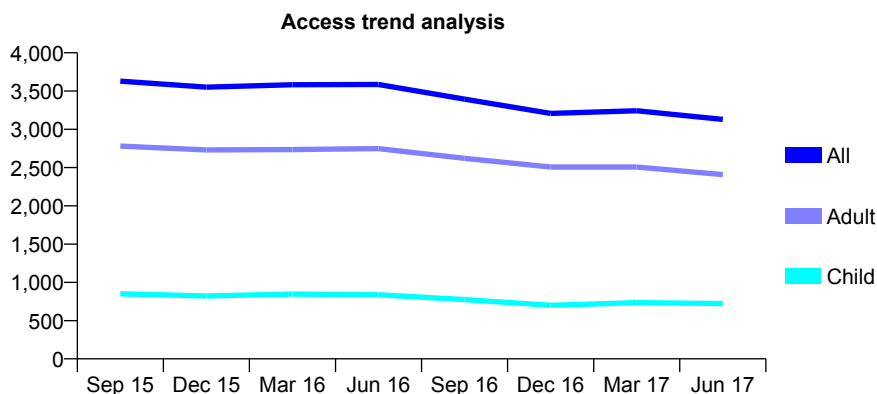
Q58 - Vital Signs At a Glance Contract Report for 856177/0002 - June 2017

Name or company name	MR PK BANERJEE
Contract type name	GDS Contract
Purpose of contract	General
Contract start date	01/06/2012
Contract end date	

17/18 Contracted general activity (UDA)	10,003
Carry forward general activity (UDA)	0
17/18 Contracted orthodontic activity (UOA)	0
Carry forward orthodontic activity (UOA)	0
Baseline contract value	£217,477.81

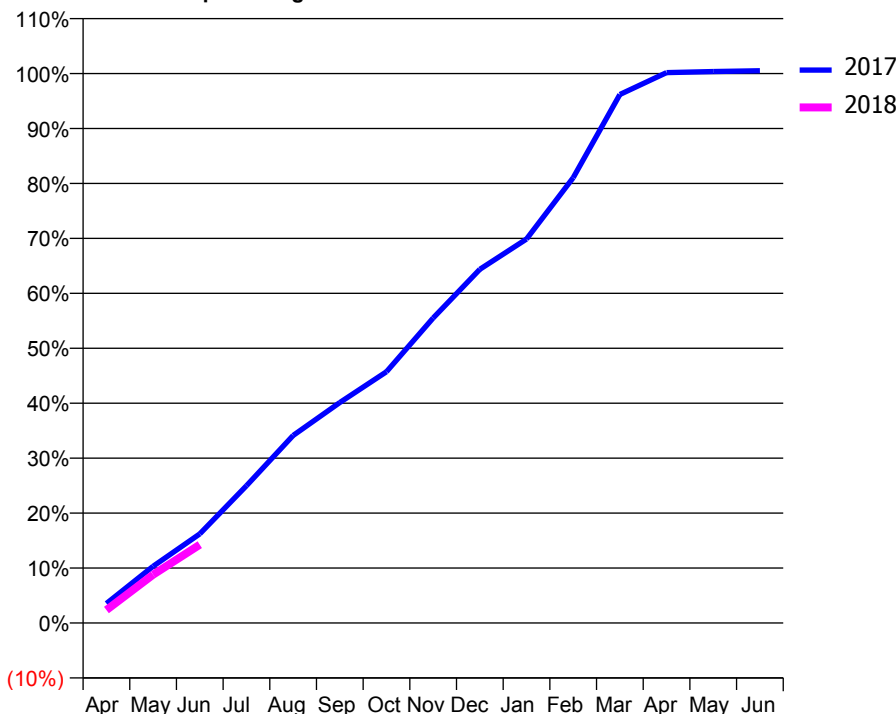
ACCESS*

Patients seen in 24 months	Total	Change since previous quarter
Quarter ending June 2016	3,586	
Quarter ending September 2016	3,395	↓
Quarter ending December 2016	3,207	↓
Quarter ending March 2017	3,243	→
Quarter ending June 2017	3,130	↓
Variance since June 2016	(12.7%)	↓



ACTIVITY

Cumulative percentage of contracted UDA delivered 2017 & 2018



Month	Adjusted Scheduled Activity (UDA)	
	2017	2018
April	355	236
May	1,033	881
June	1,623	1,426
July	2,499	
August	3,415	
September	4,014	
October	4,574	
November	5,554	
December	6,438	
January	6,989	
February	8,106	
March	9,620	
April	10,020	
May	10,040	
June	10,054	

QUALITY

	Quantity	Base Number	Contract	AT	Region	England
% of FP17s for the same patient ID Re-attending within 3 months - Children	7	180	3.9%	11.0%	11.7%	12.0%
% of FP17s for the same patient ID Re-attending within 3 months - Adults	114	568	20.1%	14.4%	15.2%	16.0%
% of FP17s for the same patient ID Re-attending between 3 & 9 months - Children	67	180	37.2%	56.8%	59.1%	58.0%
% of FP17s for the same patient ID Re-attending between 3 & 9 months - Adults	144	568	25.4%	49.2%	52.2%	50.9%
% of FP17s for Band 1 Urgent Courses	53	599	8.8%	8.3%	7.9%	9.1%
% of FP17s Relating to Free Repair or Replacements	6	599	1.0%	0.7%	0.8%	0.8%
% of FP17s Relating to Continuations	20	599	3.3%	0.9%	1.1%	1.1%
% of Patients satisfied with the dentistry they have received	8	9	N/A	91.4%	91.8%	91.7%
% of Patients satisfied with the time they had to wait for an appointment	8	9	N/A	87.1%	88.4%	88.0%

* This is based on patients treated on this contract for their most recent course of treatment. Figures in italics indicate the base number of FP17s or Patient Questionnaire responses are less than 100. N/A is shown where the base number of responses is less than 10 during the period. % is calculated as Quantity/Base number*100

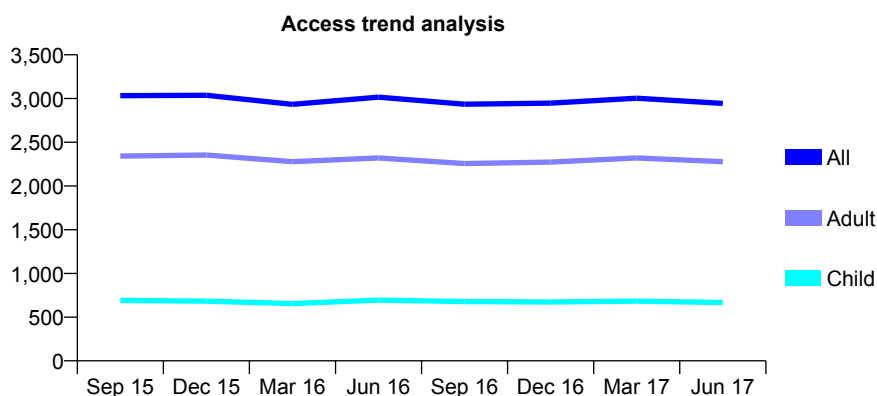
Q58 - Vital Signs At a Glance Contract Report for 857661/0001 - June 2017

Name or company name	MR L GRANHED
Contract type name	GDS Contract
Purpose of contract	General
Contract start date	01/04/2006
Contract end date	

17/18 Contracted general activity (UDA)	6,164
Carry forward general activity (UDA)	0
17/18 Contracted orthodontic activity (UOA)	0
Carry forward orthodontic activity (UOA)	0
Baseline contract value	£154,780.78

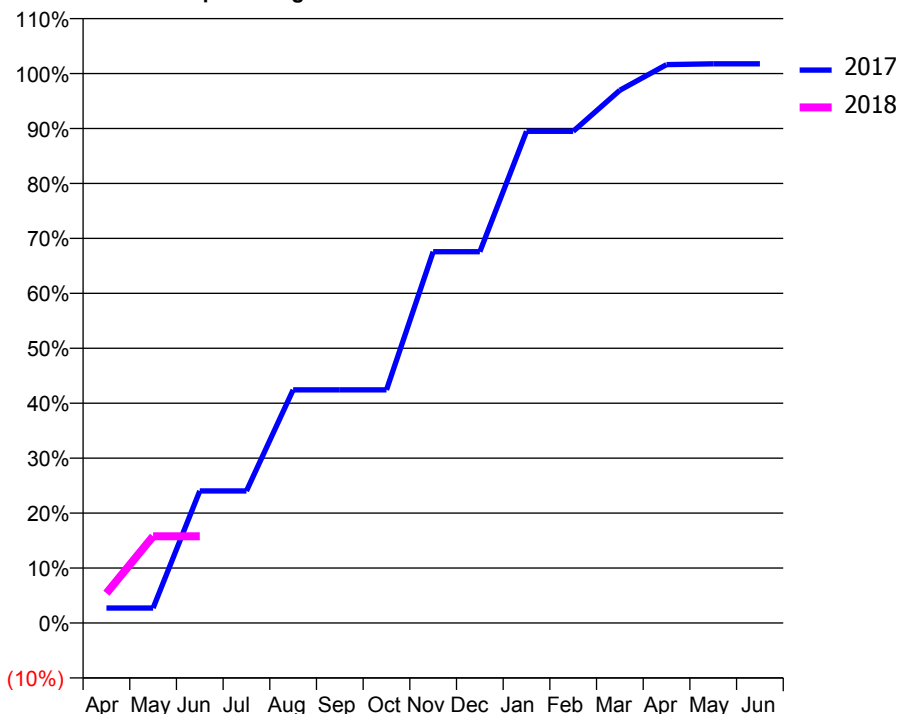
ACCESS*

Patients seen in 24 months	Total	Change since previous quarter
Quarter ending June 2016	3,016	
Quarter ending September 2016	2,935	↓
Quarter ending December 2016	2,947	→
Quarter ending March 2017	3,003	→
Quarter ending June 2017	2,944	↓
Variance since June 2016	(2.4%)	↓



ACTIVITY

Cumulative percentage of contracted UDA delivered 2017 & 2018



Month	Adjusted Scheduled Activity (UDA)	
	2017	2018
April	168	335
May	168	973
June	1,482	973
July	1,482	
August	2,615	
September	2,615	
October	2,615	
November	4,164	
December	4,164	
January	5,516	
February	5,516	
March	5,977	
April	6,264	
May	6,273	
June	6,273	

QUALITY

	Quantity	Base Number	Contract	AT	Region	England
% of FP17s for the same patient ID Re-attending within 3 months - Children	9	245	3.7%	11.0%	11.7%	12.0%
% of FP17s for the same patient ID Re-attending within 3 months - Adults	32	591	5.4%	14.4%	15.2%	16.0%
% of FP17s for the same patient ID Re-attending between 3 & 9 months - Children	153	245	62.4%	56.8%	59.1%	58.0%
% of FP17s for the same patient ID Re-attending between 3 & 9 months - Adults	387	591	65.5%	49.2%	52.2%	50.9%
% of FP17s for Band 1 Urgent Courses	35	674	5.2%	8.3%	7.9%	9.1%
% of FP17s Relating to Free Repair or Replacements	2	674	0.3%	0.7%	0.8%	0.8%
% of FP17s Relating to Continuations	2	674	0.3%	0.9%	1.1%	1.1%
% of Patients satisfied with the dentistry they have received	1	1	N/A	91.4%	91.8%	91.7%
% of Patients satisfied with the time they had to wait for an appointment	1	1	N/A	87.1%	88.4%	88.0%

* This is based on patients treated on this contract for their most recent course of treatment. Figures in italics indicate the base number of FP17s or Patient Questionnaire responses are less than 100. N/A is shown where the base number of responses is less than 10 during the period. % is calculated as Quantity/Base number*100

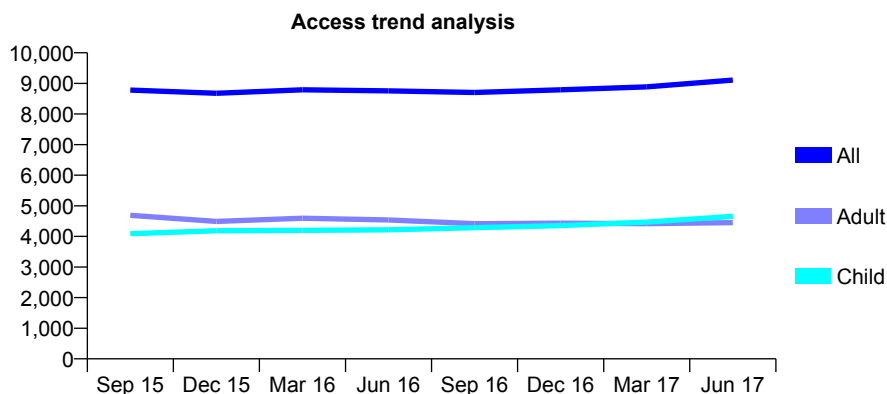
Q58 - Vital Signs At a Glance Contract Report for 859559/0001 - June 2017

Name or company name	MR S NASEEM
Contract type name	GDS Contract
Purpose of contract	General
Contract start date	01/04/2006
Contract end date	

17/18 Contracted general activity (UDA)	18,579
Carry forward general activity (UDA)	0
17/18 Contracted orthodontic activity (UOA)	0
Carry forward orthodontic activity (UOA)	0
Baseline contract value	£500,952.77

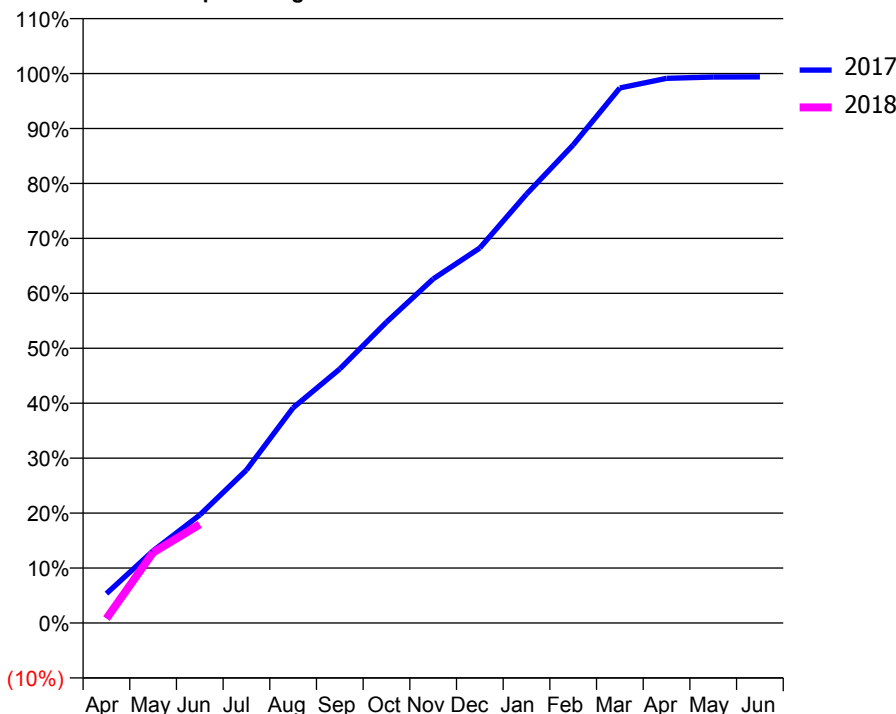
ACCESS*

Patients seen in 24 months	Total	Change since previous quarter
Quarter ending June 2016	8,755	
Quarter ending September 2016	8,705	→
Quarter ending December 2016	8,789	→
Quarter ending March 2017	8,886	→
Quarter ending June 2017	9,107	↑
Variance since June 2016	4.0%	↑



ACTIVITY

Cumulative percentage of contracted UDA delivered 2017 & 2018



Month	2017	2018
April	993	150
May	2,443	2,383
June	3,652	3,333
July	5,175	
August	7,279	
September	8,592	
October	10,175	
November	11,636	
December	12,679	
January	14,502	
February	16,165	
March	18,092	
April	18,417	
May	18,460	
June	18,465	

QUALITY

	Quantity	Base Number	Contract	AT	Region	England
% of FP17s for the same patient ID Re-attending within 3 months - Children	101	1,617	6.2%	11.0%	11.7%	12.0%
% of FP17s for the same patient ID Re-attending within 3 months - Adults	76	745	10.2%	14.4%	15.2%	16.0%
% of FP17s for the same patient ID Re-attending between 3 & 9 months - Children	926	1,617	57.3%	56.8%	59.1%	58.0%
% of FP17s for the same patient ID Re-attending between 3 & 9 months - Adults	327	745	43.9%	49.2%	52.2%	50.9%
% of FP17s for Band 1 Urgent Courses	156	2,139	7.3%	8.3%	7.9%	9.1%
% of FP17s Relating to Free Repair or Replacements	0	2,139	0.0%	0.7%	0.8%	0.8%
% of FP17s Relating to Continuations	0	2,139	0.0%	0.9%	1.1%	1.1%
% of Patients satisfied with the dentistry they have received	10	10	100.0%	91.4%	91.8%	91.7%
% of Patients satisfied with the time they had to wait for an appointment	8	10	80.0%	87.1%	88.4%	88.0%

* This is based on patients treated on this contract for their most recent course of treatment. Figures in italics indicate the base number of FP17s or Patient Questionnaire responses are less than 100. N/A is shown where the base number of responses is less than 10 during the period. % is calculated as Quantity/Base number*100

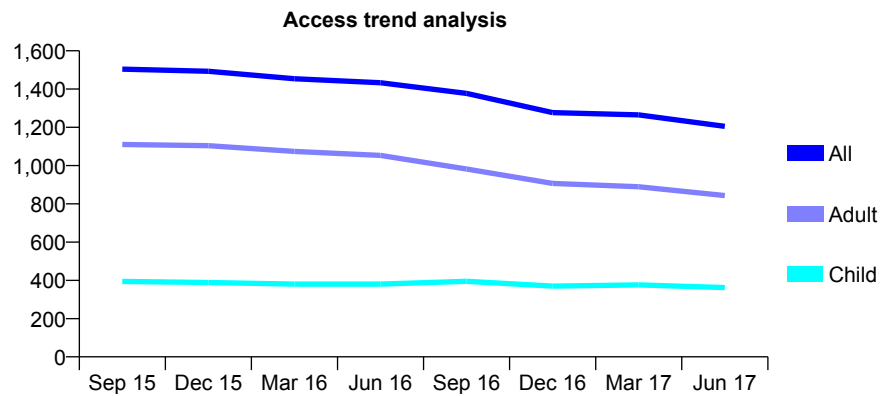
Q58 - Vital Signs At a Glance Contract Report for 860328/0001 - June 2017

Name or company name	MR A VORA
Contract type name	GDS Contract
Purpose of contract	General
Contract start date	08/09/2011
Contract end date	

17/18 Contracted general activity (UDA)	3,330
Carry forward general activity (UDA)	0
17/18 Contracted orthodontic activity (UOA)	0
Carry forward orthodontic activity (UOA)	0
Baseline contract value	£95,112.23

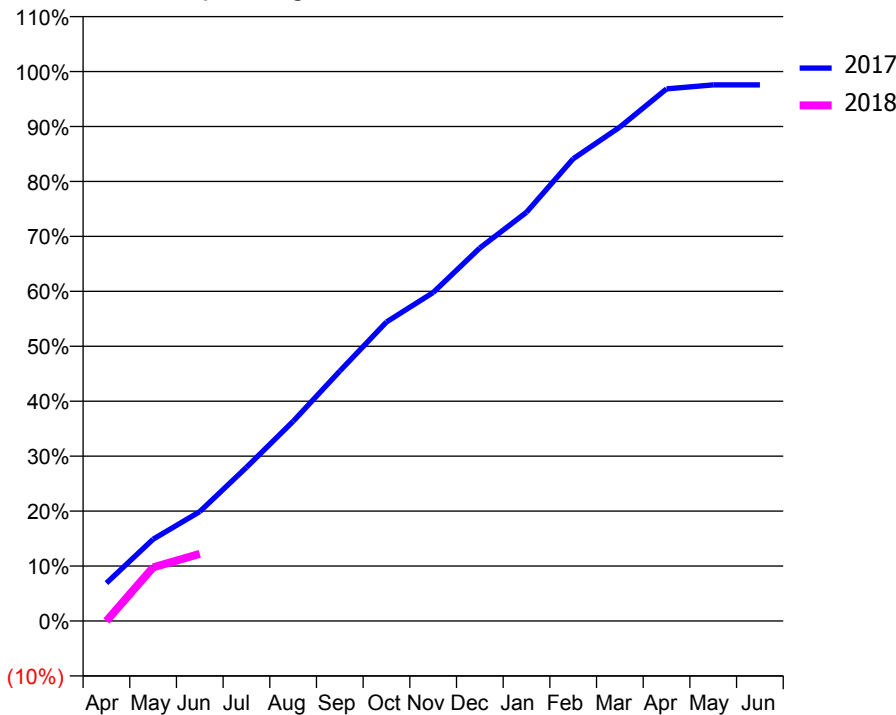
ACCESS*

Patients seen in 24 months	Total	Change since previous quarter
Quarter ending June 2016	1,433	
Quarter ending September 2016	1,377	↓
Quarter ending December 2016	1,277	↓
Quarter ending March 2017	1,265	→
Quarter ending June 2017	1,205	↓
Variance since June 2016	(15.9%)	↓



ACTIVITY

Cumulative percentage of contracted UDA delivered 2017 & 2018



Month	Adjusted Scheduled Activity (UDA)	
	2017	2018
April	230	0
May	496	325
June	663	407
July	931	
August	1,210	
September	1,515	
October	1,812	
November	1,990	
December	2,261	
January	2,477	
February	2,801	
March	2,993	
April	3,225	
May	3,249	
June	3,249	

QUALITY

	Quantity	Base Number	Contract	AT	Region	England
% of FP17s for the same patient ID Re-attending within 3 months - Children	6	91	6.6%	11.0%	11.7%	12.0%
% of FP17s for the same patient ID Re-attending within 3 months - Adults	20	194	10.3%	14.4%	15.2%	16.0%
% of FP17s for the same patient ID Re-attending between 3 & 9 months - Children	47	91	51.6%	56.8%	59.1%	58.0%
% of FP17s for the same patient ID Re-attending between 3 & 9 months - Adults	86	194	44.3%	49.2%	52.2%	50.9%
% of FP17s for Band 1 Urgent Courses	24	213	11.3%	8.3%	7.9%	9.1%
% of FP17s Relating to Free Repair or Replacements	0	213	0.0%	0.7%	0.8%	0.8%
% of FP17s Relating to Continuations	4	213	1.9%	0.9%	1.1%	1.1%
% of Patients satisfied with the dentistry they have received	0	0	N/A	91.4%	91.8%	91.7%
% of Patients satisfied with the time they had to wait for an appointment	0	0	N/A	87.1%	88.4%	88.0%

* This is based on patients treated on this contract for their most recent course of treatment. Figures in italics indicate the base number of FP17s or Patient Questionnaire responses are less than 100. N/A is shown where the base number of responses is less than 10 during the period. % is calculated as Quantity/Base number*100

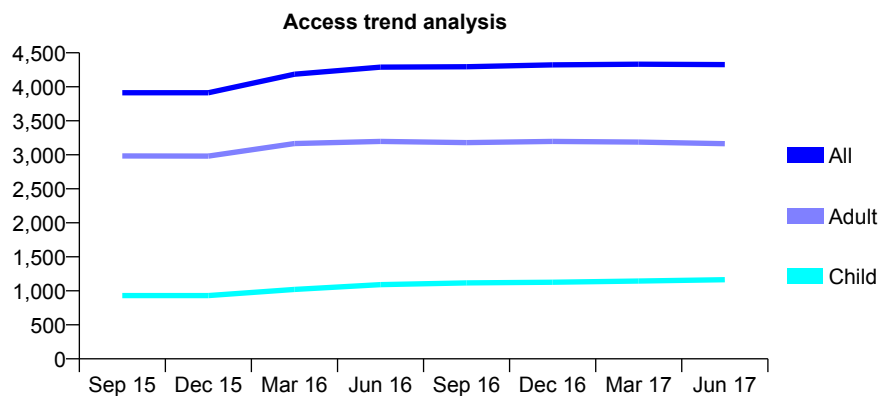
Q58 - Vital Signs At a Glance Contract Report for 897833/0001 - June 2017

Name or company name	MISS MS CHOHAN
Contract type name	GDS Contract
Purpose of contract	General
Contract start date	06/02/2013
Contract end date	

17/18 Contracted general activity (UDA)	9,904
Carry forward general activity (UDA)	0
17/18 Contracted orthodontic activity (UOA)	0
Carry forward orthodontic activity (UOA)	0
Baseline contract value	£268,849.46

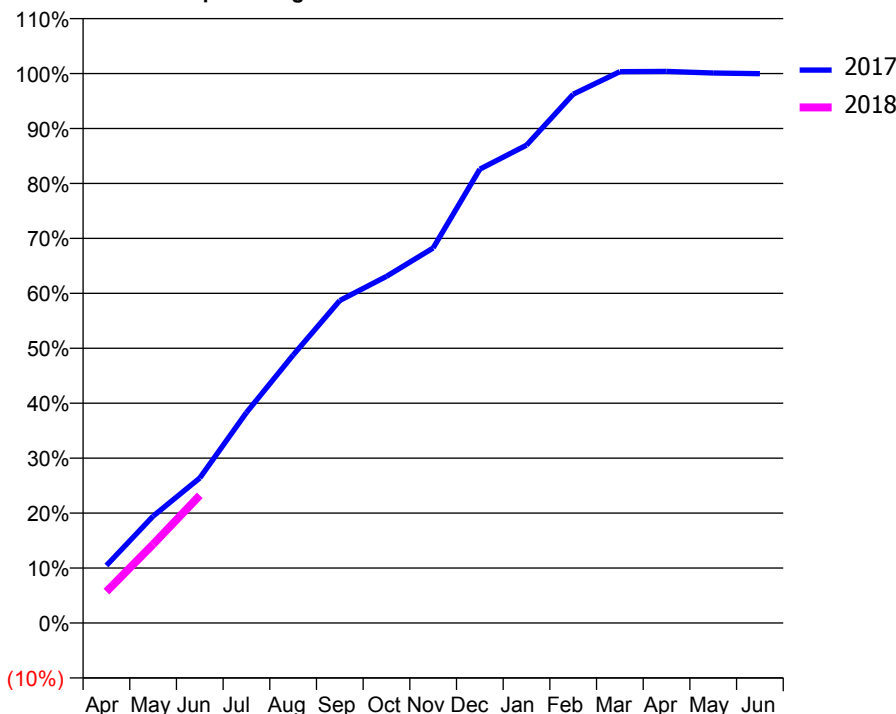
ACCESS*

Patients seen in 24 months	Total	Change since previous quarter
Quarter ending June 2016	4,290	
Quarter ending September 2016	4,296	→
Quarter ending December 2016	4,323	→
Quarter ending March 2017	4,332	→
Quarter ending June 2017	4,327	→
Variance since June 2016	0.9%	→



ACTIVITY

Cumulative percentage of contracted UDA delivered 2017 & 2018



Adjusted Scheduled Activity (UDA)

Month	2017	2018
April	1,037	566
May	1,926	1,419
June	2,614	2,301
July	3,794	
August	4,829	
September	5,812	
October	6,247	
November	6,759	
December	8,180	
January	8,612	
February	9,530	
March	9,936	
April	9,942	
May	9,912	
June	9,901	

QUALITY

	Quantity	Base Number	Contract	AT	Region	England
% of FP17s for the same patient ID Re-attending within 3 months - Children	15	504	3.0%	11.0%	11.7%	12.0%
% of FP17s for the same patient ID Re-attending within 3 months - Adults	52	827	6.3%	14.4%	15.2%	16.0%
% of FP17s for the same patient ID Re-attending between 3 & 9 months - Children	347	504	68.8%	56.8%	59.1%	58.0%
% of FP17s for the same patient ID Re-attending between 3 & 9 months - Adults	513	827	62.0%	49.2%	52.2%	50.9%
% of FP17s for Band 1 Urgent Courses	64	1,338	4.8%	8.3%	7.9%	9.1%
% of FP17s Relating to Free Repair or Replacements	16	1,338	1.2%	0.7%	0.8%	0.8%
% of FP17s Relating to Continuations	0	1,338	0.0%	0.9%	1.1%	1.1%
% of Patients satisfied with the dentistry they have received	4	4	N/A	91.4%	91.8%	91.7%
% of Patients satisfied with the time they had to wait for an appointment	3	4	N/A	87.1%	88.4%	88.0%

* This is based on patients treated on this contract for their most recent course of treatment. Figures in italics indicate the base number of FP17s or Patient Questionnaire responses are less than 100. N/A is shown where the base number of responses is less than 10 during the period. % is calculated as Quantity/Base number*100

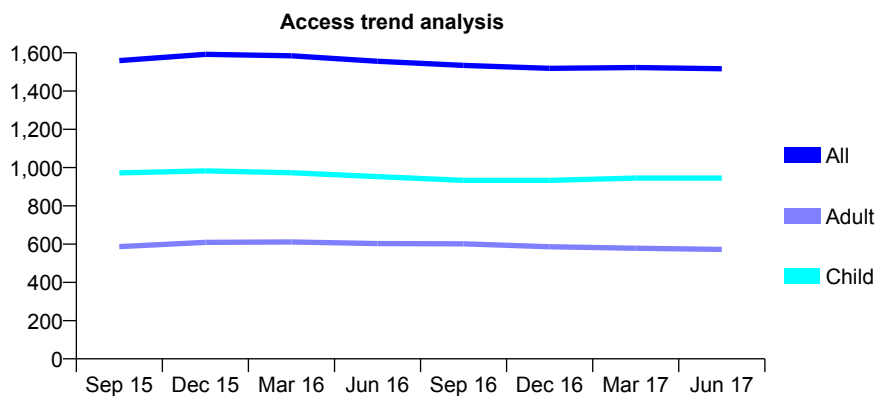
Q58 - Vital Signs At a Glance Contract Report for 901563/0002 - June 2017

Name or company name	MR ES BYRNE
Contract type name	GDS Contract
Purpose of contract	General
Contract start date	10/03/2013
Contract end date	

17/18 Contracted general activity (UDA)	3,327
Carry forward general activity (UDA)	0
17/18 Contracted orthodontic activity (UOA)	0
Carry forward orthodontic activity (UOA)	0
Baseline contract value	£79,616.14

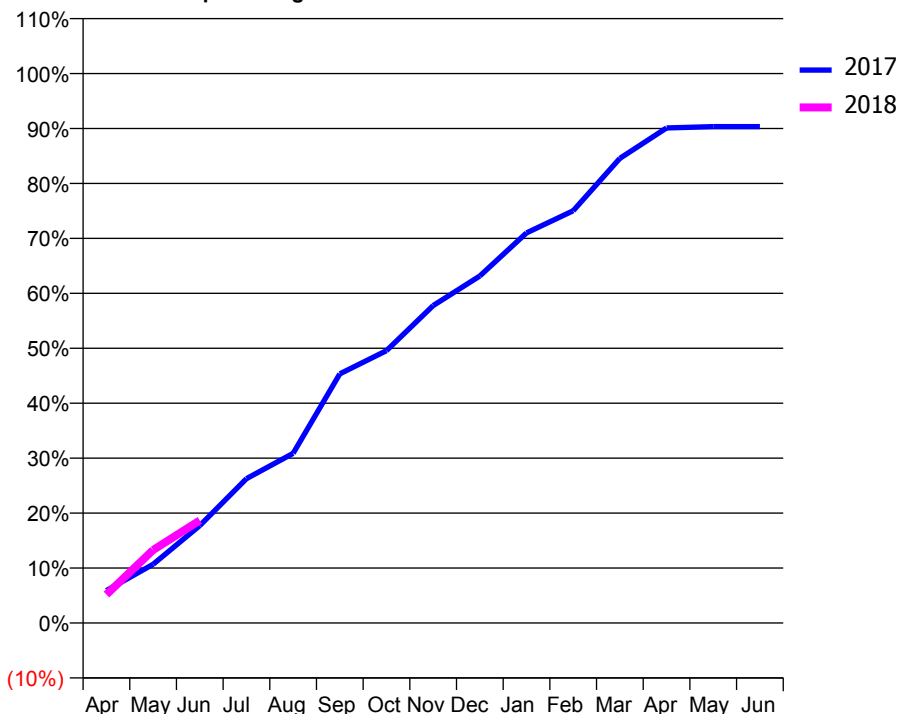
ACCESS*

Patients seen in 24 months	Total	Change since previous quarter
Quarter ending June 2016	1,556	
Quarter ending September 2016	1,534	↓
Quarter ending December 2016	1,519	→
Quarter ending March 2017	1,523	→
Quarter ending June 2017	1,517	→
Variance since June 2016	(2.5%)	↓



ACTIVITY

Cumulative percentage of contracted UDA delivered 2017 & 2018



Adjusted Scheduled Activity (UDA)

Month	2017	2018
April	197	172
May	356	442
June	590	621
July	874	
August	1,027	
September	1,509	
October	1,649	
November	1,922	
December	2,101	
January	2,362	
February	2,496	
March	2,813	
April	2,997	
May	3,005	
June	3,005	

QUALITY

	Quantity	Base Number	Contract	AT	Region	England
% of FP17s for the same patient ID Re-attending within 3 months - Children	22	404	5.4%	11.0%	11.7%	12.0%
% of FP17s for the same patient ID Re-attending within 3 months - Adults	9	135	6.7%	14.4%	15.2%	16.0%
% of FP17s for the same patient ID Re-attending between 3 & 9 months - Children	268	404	66.3%	56.8%	59.1%	58.0%
% of FP17s for the same patient ID Re-attending between 3 & 9 months - Adults	74	135	54.8%	49.2%	52.2%	50.9%
% of FP17s for Band 1 Urgent Courses	22	415	5.3%	8.3%	7.9%	9.1%
% of FP17s Relating to Free Repair or Replacements	0	415	0.0%	0.7%	0.8%	0.8%
% of FP17s Relating to Continuations	2	415	0.5%	0.9%	1.1%	1.1%
% of Patients satisfied with the dentistry they have received	0	0	N/A	91.4%	91.8%	91.7%
% of Patients satisfied with the time they had to wait for an appointment	0	0	N/A	87.1%	88.4%	88.0%

* This is based on patients treated on this contract for their most recent course of treatment. Figures in italics indicate the base number of FP17s or Patient Questionnaire responses are less than 100. N/A is shown where the base number of responses is less than 10 during the period. % is calculated as Quantity/Base number*100

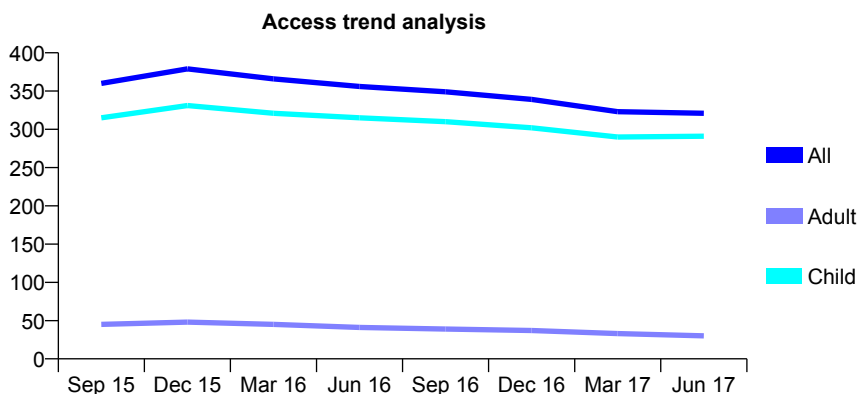
Q58 - Vital Signs At a Glance Contract Report for 908312/0001 - June 2017

Name or company name	MR CW LEWIS
Contract type name	GDS Contract
Purpose of contract	General and Orthodontic
Contract start date	01/04/2006
Contract end date	

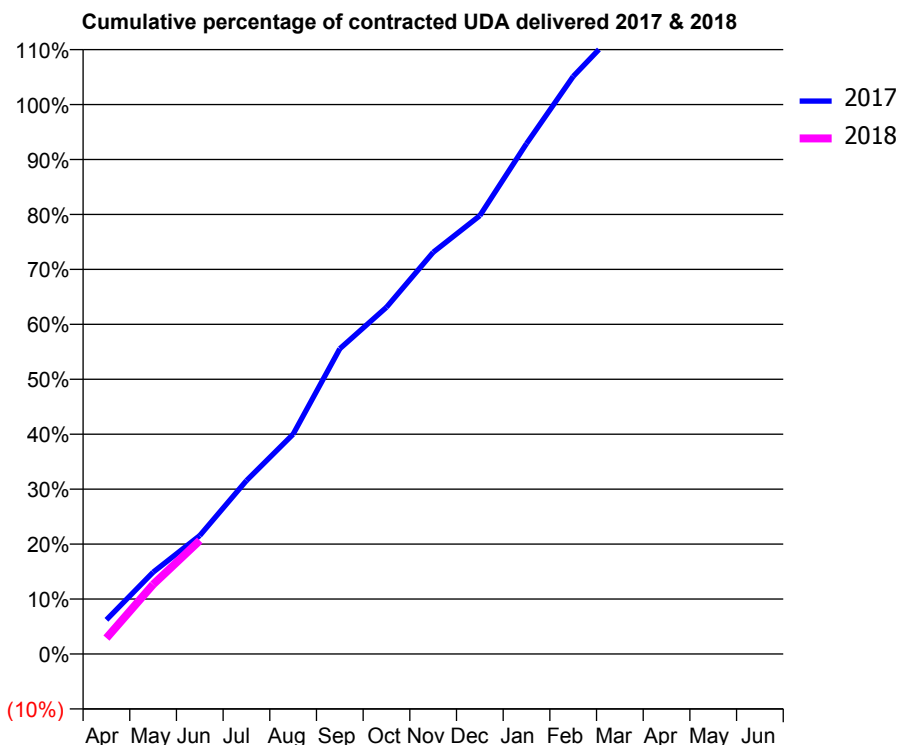
17/18 Contracted general activity (UDA)	450
Carry forward general activity (UDA)	0
17/18 Contracted orthodontic activity (UOA)	871
Carry forward orthodontic activity (UOA)	0
Baseline contract value	£71,902.14

ACCESS*

Patients seen in 24 months	Total	Change since previous quarter
Quarter ending June 2016	356	
Quarter ending September 2016	349	↓
Quarter ending December 2016	339	↓
Quarter ending March 2017	323	↓
Quarter ending June 2017	321	→
Variance since June 2016	(9.8%)	↓



ACTIVITY



Month	Adjusted Scheduled Activity (UDA)	
	2017	2018
April	28	13
May	67	57
June	97	93
July	142	
August	180	
September	250	
October	284	
November	329	
December	359	
January	418	
February	473	
March	513	
April	543	
May	543	
June	543	

QUALITY

	Quantity	Base Number	Contract	AT	Region	England
% of FP17s for the same patient ID Re-attending within 3 months - Children	7	135	5.2%	11.0%	11.7%	12.0%
% of FP17s for the same patient ID Re-attending within 3 months - Adults	1	4	25.0%	14.4%	15.2%	16.0%
% of FP17s for the same patient ID Re-attending between 3 & 9 months - Children	65	135	48.1%	56.8%	59.1%	58.0%
% of FP17s for the same patient ID Re-attending between 3 & 9 months - Adults	3	4	75.0%	49.2%	52.2%	50.9%
% of FP17s for Band 1 Urgent Courses	0	81	0.0%	8.3%	7.9%	9.1%
% of FP17s Relating to Free Repair or Replacements	0	81	0.0%	0.7%	0.8%	0.8%
% of FP17s Relating to Continuations	1	81	1.2%	0.9%	1.1%	1.1%
% of Patients satisfied with the dentistry they have received	0	0	N/A	91.4%	91.8%	91.7%
% of Patients satisfied with the time they had to wait for an appointment	0	0	N/A	87.1%	88.4%	88.0%

* This is based on patients treated on this contract for their most recent course of treatment. Figures in italics indicate the base number of FP17s or Patient Questionnaire responses are less than 100. N/A is shown where the base number of responses is less than 10 during the period. % is calculated as Quantity/Base number*100

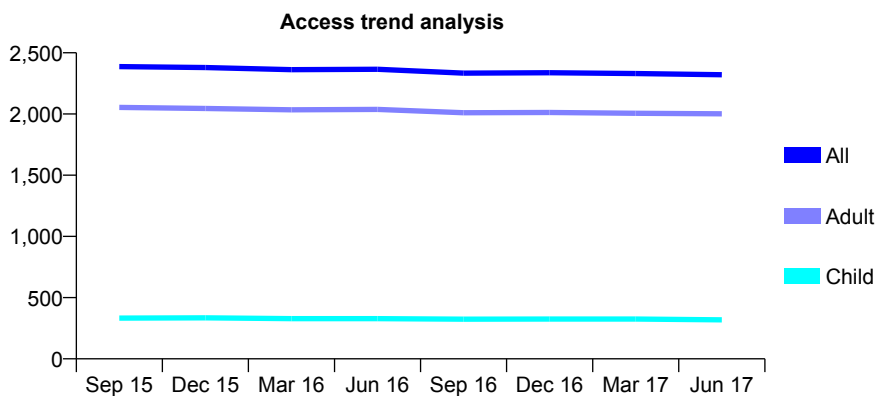
Q58 - Vital Signs At a Glance Contract Report for 908681/0001 - June 2017

Name or company name	MR AM MCGREGOR
Contract type name	GDS Contract
Purpose of contract	General
Contract start date	01/04/2006
Contract end date	

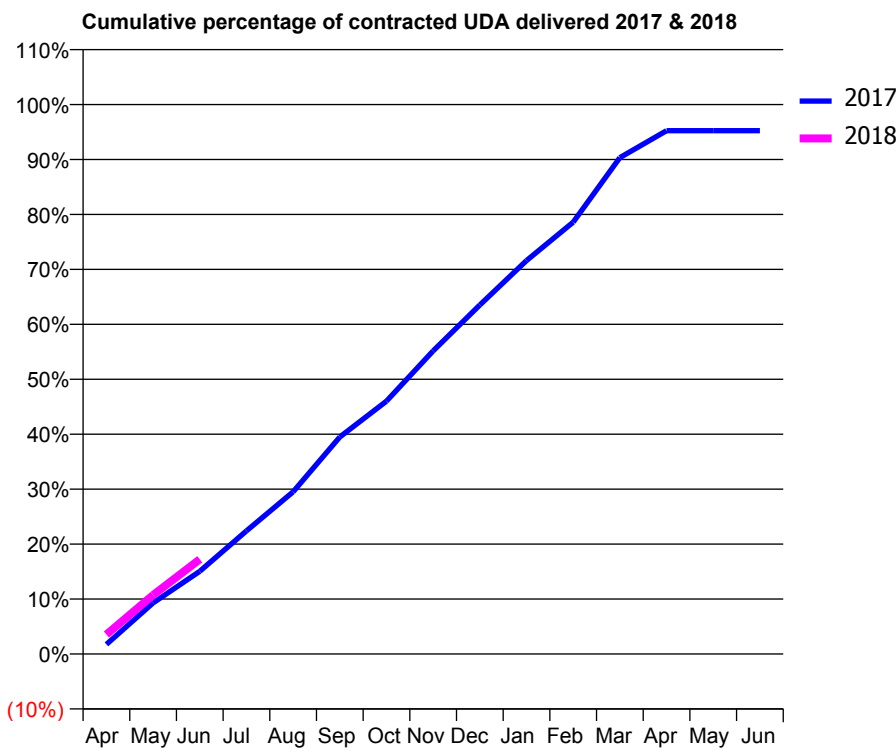
17/18 Contracted general activity (UDA)	6,292
Carry forward general activity (UDA)	0
17/18 Contracted orthodontic activity (UOA)	0
Carry forward orthodontic activity (UOA)	0
Baseline contract value	£144,284.74

ACCESS*

Patients seen in 24 months	Total	Change since previous quarter
Quarter ending June 2016	2,366	
Quarter ending September 2016	2,334	↓
Quarter ending December 2016	2,337	→
Quarter ending March 2017	2,331	→
Quarter ending June 2017	2,321	→
Variance since June 2016	(1.9%)	↓



ACTIVITY



Month	Adjusted Scheduled Activity (UDA)	
	2017	2018
April	110	224
May	586	675
June	948	1,085
July	1,411	
August	1,857	
September	2,485	
October	2,896	
November	3,471	
December	3,997	
January	4,505	
February	4,945	
March	5,683	
April	5,992	
May	5,992	
June	5,992	

QUALITY

	Quantity	Base Number	Contract	AT	Region	England
% of FP17s for the same patient ID Re-attending within 3 months - Children	6	123	4.9%	11.0%	11.7%	12.0%
% of FP17s for the same patient ID Re-attending within 3 months - Adults	114	757	15.1%	14.4%	15.2%	16.0%
% of FP17s for the same patient ID Re-attending between 3 & 9 months - Children	85	123	69.1%	56.8%	59.1%	58.0%
% of FP17s for the same patient ID Re-attending between 3 & 9 months - Adults	494	757	65.3%	49.2%	52.2%	50.9%
% of FP17s for Band 1 Urgent Courses	51	712	7.2%	8.3%	7.9%	9.1%
% of FP17s Relating to Free Repair or Replacements	9	712	1.3%	0.7%	0.8%	0.8%
% of FP17s Relating to Continuations	8	712	1.1%	0.9%	1.1%	1.1%
% of Patients satisfied with the dentistry they have received	3	3	N/A	91.4%	91.8%	91.7%
% of Patients satisfied with the time they had to wait for an appointment	3	3	N/A	87.1%	88.4%	88.0%

* This is based on patients treated on this contract for their most recent course of treatment. Figures in italics indicate the base number of FP17s or Patient Questionnaire responses are less than 100. N/A is shown where the base number of responses is less than 10 during the period. % is calculated as Quantity/Base number*100

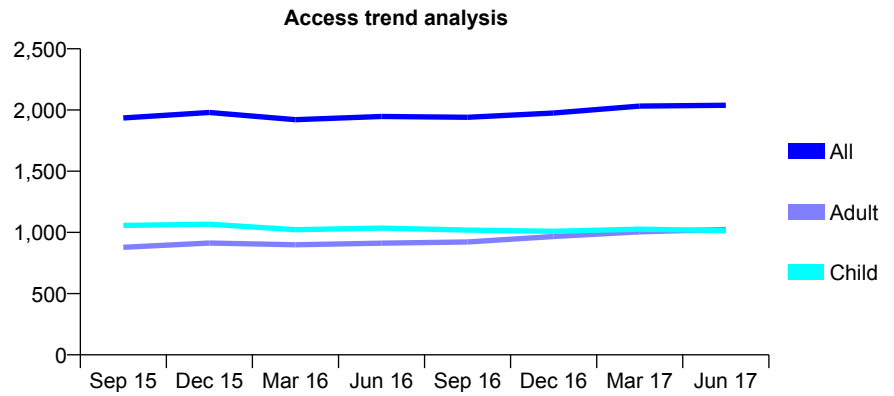
Q58 - Vital Signs At a Glance Contract Report for 908916/0001 - June 2017

Name or company name	Redbourn Dental Care
Contract type name	GDS Contract
Purpose of contract	General
Contract start date	01/04/2006
Contract end date	

17/18 Contracted general activity (UDA)	4,829
Carry forward general activity (UDA)	0
17/18 Contracted orthodontic activity (UOA)	0
Carry forward orthodontic activity (UOA)	0
Baseline contract value	£118,277.30

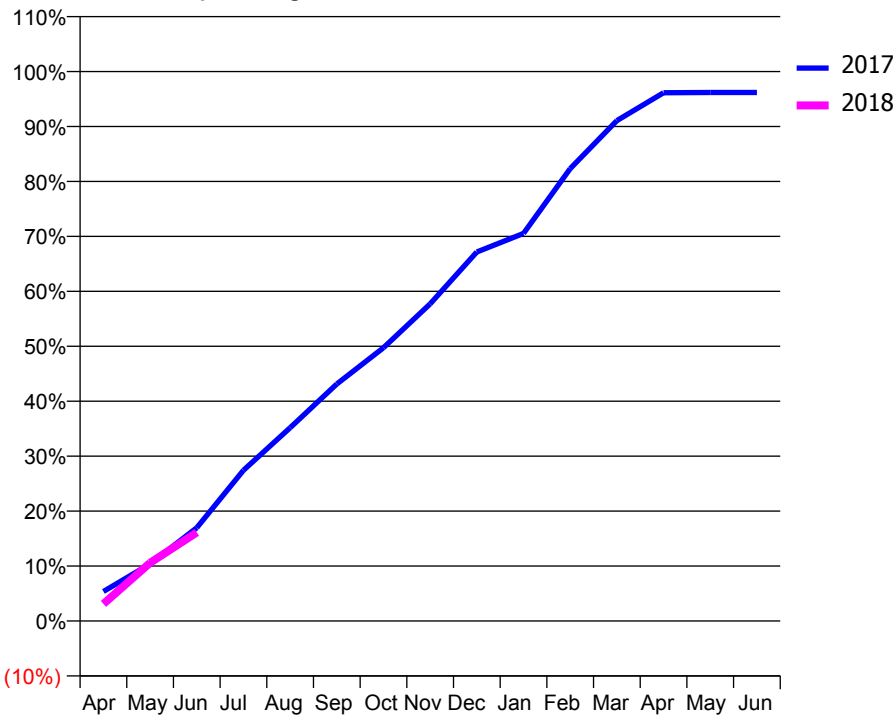
ACCESS*

Patients seen in 24 months	Total	Change since previous quarter
Quarter ending June 2016	1,947	
Quarter ending September 2016	1,941	→
Quarter ending December 2016	1,976	→
Quarter ending March 2017	2,032	↑
Quarter ending June 2017	2,039	→
Variance since June 2016	4.7%	↑



ACTIVITY

Cumulative percentage of contracted UDA delivered 2017 & 2018



Adjusted Scheduled Activity (UDA)		
Month	2017	2018
April	260	150
May	502	511
June	819	779
July	1,325	
August	1,698	
September	2,083	
October	2,402	
November	2,787	
December	3,243	
January	3,406	
February	3,976	
March	4,398	
April	4,643	
May	4,645	
June	4,645	

QUALITY

	Quantity	Base Number	Contract	AT	Region	England
% of FP17s for the same patient ID Re-attending within 3 months - Children	10	280	3.6%	11.0%	11.7%	12.0%
% of FP17s for the same patient ID Re-attending within 3 months - Adults	16	274	5.8%	14.4%	15.2%	16.0%
% of FP17s for the same patient ID Re-attending between 3 & 9 months - Children	137	280	48.9%	56.8%	59.1%	58.0%
% of FP17s for the same patient ID Re-attending between 3 & 9 months - Adults	109	274	39.8%	49.2%	52.2%	50.9%
% of FP17s for Band 1 Urgent Courses	26	426	6.1%	8.3%	7.9%	9.1%
% of FP17s Relating to Free Repair or Replacements	2	426	0.5%	0.7%	0.8%	0.8%
% of FP17s Relating to Continuations	1	426	0.2%	0.9%	1.1%	1.1%
% of Patients satisfied with the dentistry they have received	2	2	N/A	91.4%	91.8%	91.7%
% of Patients satisfied with the time they had to wait for an appointment	2	2	N/A	87.1%	88.4%	88.0%

* This is based on patients treated on this contract for their most recent course of treatment. Figures in italics indicate the base number of FP17s or Patient Questionnaire responses are less than 100. N/A is shown where the base number of responses is less than 10 during the period. % is calculated as Quantity/Base number*100

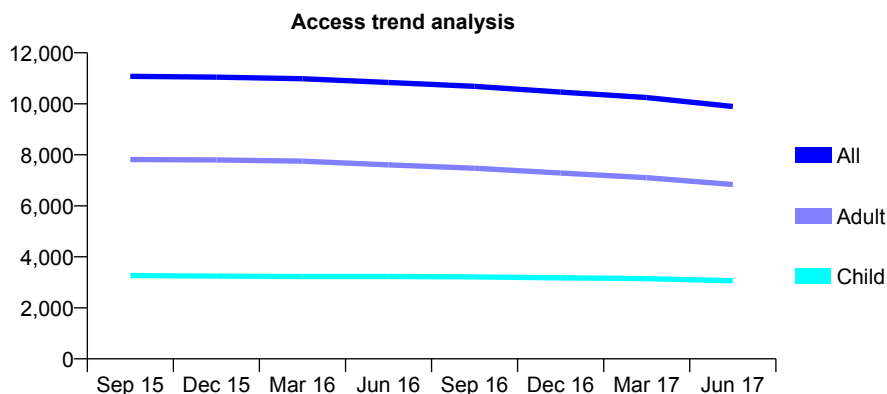
Q58 - Vital Signs At a Glance Contract Report for 910651/0001 - June 2017

Name or company name	MR GR EVANS
Contract type name	GDS Contract
Purpose of contract	General
Contract start date	01/04/2006
Contract end date	

17/18 Contracted general activity (UDA)	22,428
Carry forward general activity (UDA)	0
17/18 Contracted orthodontic activity (UOA)	0
Carry forward orthodontic activity (UOA)	0
Baseline contract value	£538,472.89

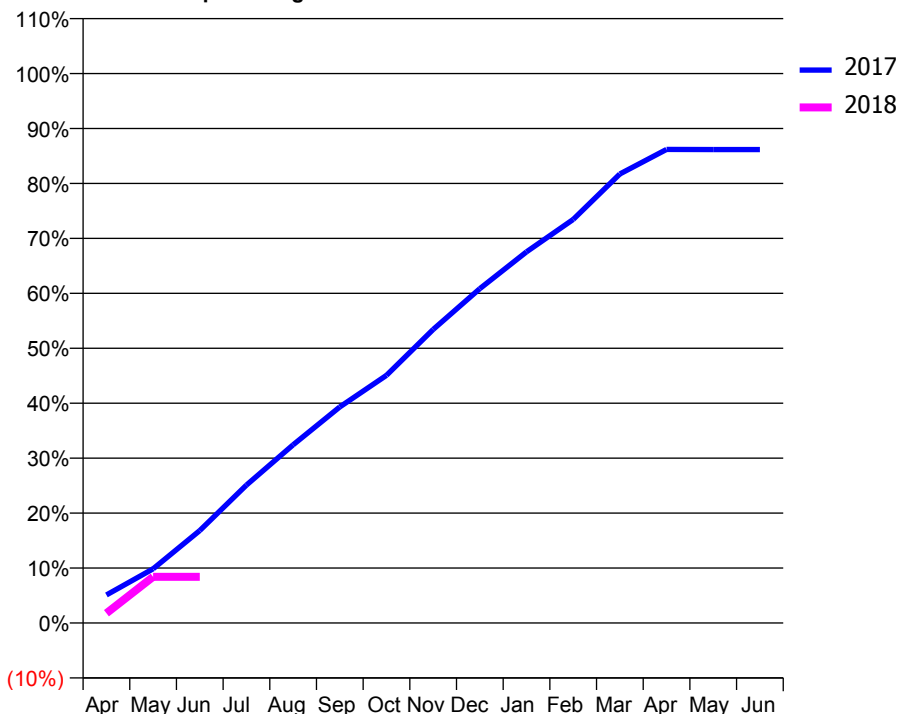
ACCESS*

Patients seen in 24 months	Total	Change since previous quarter
Quarter ending June 2016	10,838	
Quarter ending September 2016	10,684	↓
Quarter ending December 2016	10,460	↓
Quarter ending March 2017	10,248	↓
Quarter ending June 2017	9,894	↓
Variance since June 2016	(8.7%)	↓



ACTIVITY

Cumulative percentage of contracted UDA delivered 2017 & 2018



Month	Adjusted Scheduled Activity (UDA)	
	2017	2018
April	1,148	398
May	2,215	1,888
June	3,773	1,888
July	5,629	
August	7,275	
September	8,820	
October	10,108	
November	11,980	
December	13,648	
January	15,151	
February	16,470	
March	18,327	
April	19,330	
May	19,325	
June	19,325	

QUALITY

	Quantity	Base Number	Contract	AT	Region	England
% of FP17s for the same patient ID Re-attending within 3 months - Children	46	612	7.5%	11.0%	11.7%	12.0%
% of FP17s for the same patient ID Re-attending within 3 months - Adults	141	1,097	12.9%	14.4%	15.2%	16.0%
% of FP17s for the same patient ID Re-attending between 3 & 9 months - Children	350	612	57.2%	56.8%	59.1%	58.0%
% of FP17s for the same patient ID Re-attending between 3 & 9 months - Adults	523	1,097	47.7%	49.2%	52.2%	50.9%
% of FP17s for Band 1 Urgent Courses	94	1,093	8.6%	8.3%	7.9%	9.1%
% of FP17s Relating to Free Repair or Replacements	6	1,093	0.5%	0.7%	0.8%	0.8%
% of FP17s Relating to Continuations	22	1,093	2.0%	0.9%	1.1%	1.1%
% of Patients satisfied with the dentistry they have received	14	14	100.0%	91.4%	91.8%	91.7%
% of Patients satisfied with the time they had to wait for an appointment	13	14	92.9%	87.1%	88.4%	88.0%

* This is based on patients treated on this contract for their most recent course of treatment. Figures in italics indicate the base number of FP17s or Patient Questionnaire responses are less than 100. N/A is shown where the base number of responses is less than 10 during the period. % is calculated as Quantity/Base number*100

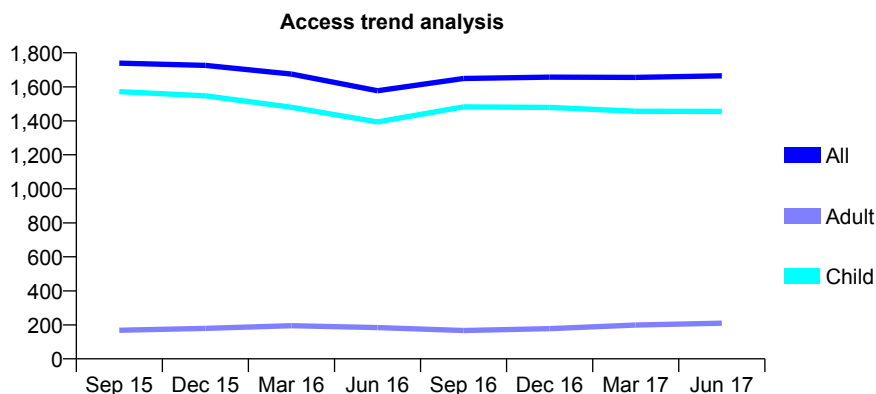
Q58 - Vital Signs At a Glance Contract Report for 911631/0002 - June 2017

Name or company name	MR V RAWAL
Contract type name	GDS Contract
Purpose of contract	General
Contract start date	01/04/2006
Contract end date	

17/18 Contracted general activity (UDA)	2,580
Carry forward general activity (UDA)	0
17/18 Contracted orthodontic activity (UOA)	0
Carry forward orthodontic activity (UOA)	0
Baseline contract value	£49,444.47

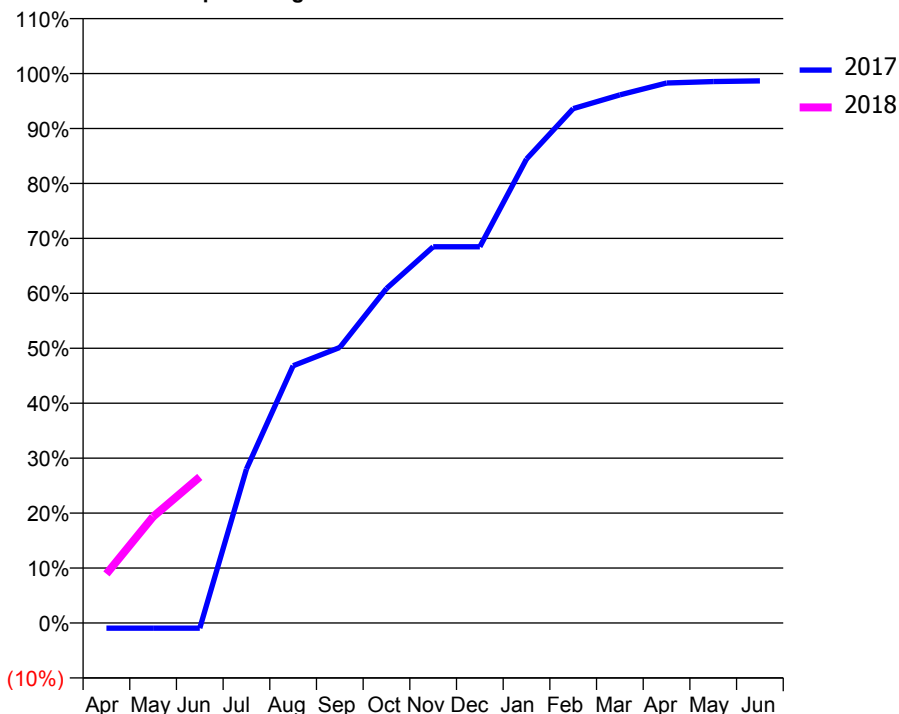
ACCESS*

Patients seen in 24 months	Total	Change since previous quarter
Quarter ending June 2016	1,577	
Quarter ending September 2016	1,649	↑
Quarter ending December 2016	1,657	→
Quarter ending March 2017	1,655	→
Quarter ending June 2017	1,665	→
Variance since June 2016	5.6%	↑



ACTIVITY

Cumulative percentage of contracted UDA delivered 2017 & 2018



Adjusted Scheduled Activity (UDA)		
Month	2017	2018
April	-25	231
May	-25	499
June	-25	686
July	723	
August	1,208	
September	1,294	
October	1,571	
November	1,766	
December	1,766	
January	2,179	
February	2,415	
March	2,480	
April	2,535	
May	2,542	
June	2,545	

QUALITY

	Quantity	Base Number	Contract	AT	Region	England
% of FP17s for the same patient ID Re-attending within 3 months - Children	13	529	2.5%	11.0%	11.7%	12.0%
% of FP17s for the same patient ID Re-attending within 3 months - Adults	4	42	9.5%	14.4%	15.2%	16.0%
% of FP17s for the same patient ID Re-attending between 3 & 9 months - Children	259	529	49.0%	56.8%	59.1%	58.0%
% of FP17s for the same patient ID Re-attending between 3 & 9 months - Adults	10	42	23.8%	49.2%	52.2%	50.9%
% of FP17s for Band 1 Urgent Courses	10	531	1.9%	8.3%	7.9%	9.1%
% of FP17s Relating to Free Repair or Replacements	0	531	0.0%	0.7%	0.8%	0.8%
% of FP17s Relating to Continuations	6	531	1.1%	0.9%	1.1%	1.1%
% of Patients satisfied with the dentistry they have received	2	2	N/A	91.4%	91.8%	91.7%
% of Patients satisfied with the time they had to wait for an appointment	1	2	N/A	87.1%	88.4%	88.0%

* This is based on patients treated on this contract for their most recent course of treatment. Figures in italics indicate the base number of FP17s or Patient Questionnaire responses are less than 100. N/A is shown where the base number of responses is less than 10 during the period. % is calculated as Quantity/Base number*100

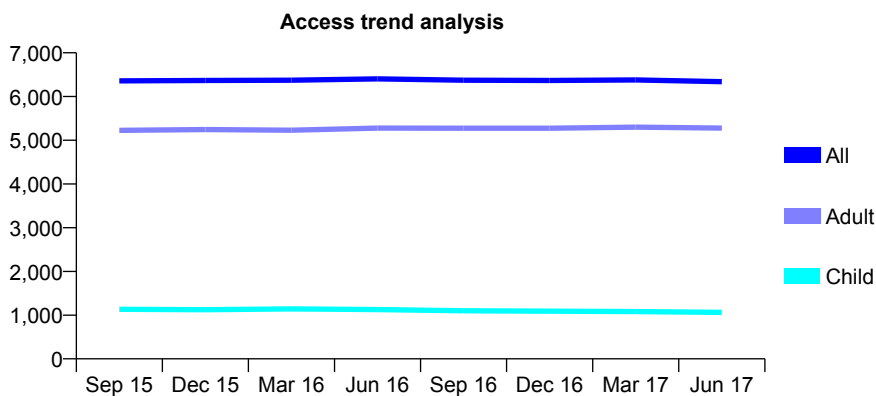
Q58 - Vital Signs At a Glance Contract Report for 917125/0001 - June 2017

Name or company name	Facial Aesthetic (UK) Ltd
Contract type name	GDS Contract
Purpose of contract	General
Contract start date	01/04/2006
Contract end date	

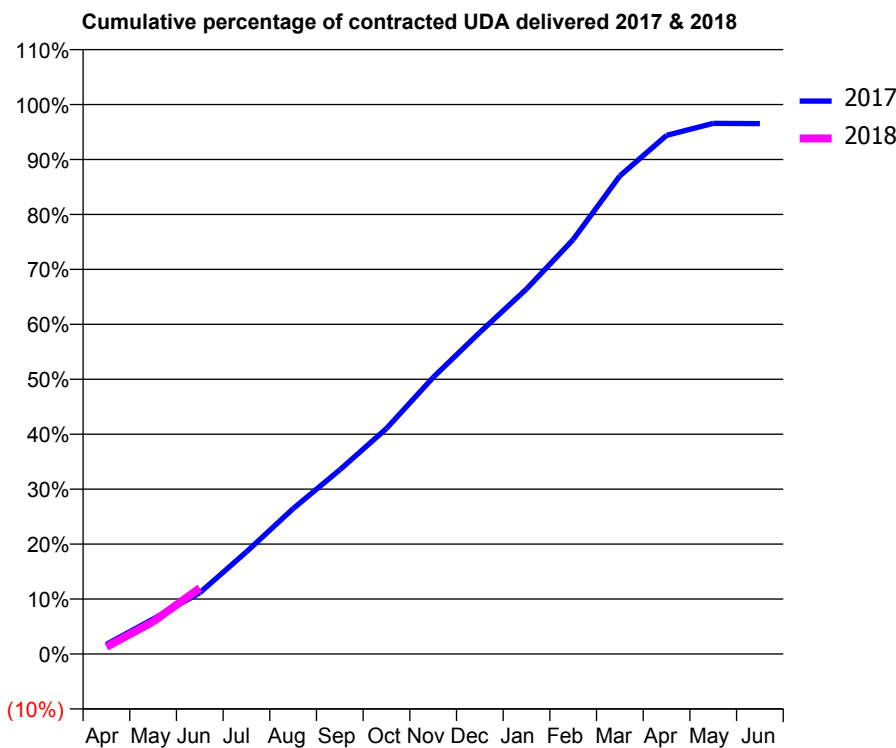
17/18 Contracted general activity (UDA)	25,239
Carry forward general activity (UDA)	0
17/18 Contracted orthodontic activity (UOA)	0
Carry forward orthodontic activity (UOA)	0
Baseline contract value	£610,291.16

ACCESS*

Patients seen in 24 months	Total	Change since previous quarter
Quarter ending June 2016	6,404	
Quarter ending September 2016	6,374	→
Quarter ending December 2016	6,366	→
Quarter ending March 2017	6,380	→
Quarter ending June 2017	6,340	→
Variance since June 2016	(1.0%)	→



ACTIVITY



Month	Adjusted Scheduled Activity (UDA)	
	2017	2018
April	441	329
May	1,607	1,486
June	2,816	3,031
July	4,692	
August	6,679	
September	8,463	
October	10,361	
November	12,705	
December	14,774	
January	16,764	
February	19,040	
March	21,962	
April	23,821	
May	24,371	
June	24,364	

QUALITY

	Quantity	Base Number	Contract	AT	Region	England
% of FP17s for the same patient ID Re-attending within 3 months - Children	26	344	7.6%	11.0%	11.7%	12.0%
% of FP17s for the same patient ID Re-attending within 3 months - Adults	228	1,579	14.4%	14.4%	15.2%	16.0%
% of FP17s for the same patient ID Re-attending between 3 & 9 months - Children	192	344	55.8%	56.8%	59.1%	58.0%
% of FP17s for the same patient ID Re-attending between 3 & 9 months - Adults	898	1,579	56.9%	49.2%	52.2%	50.9%
% of FP17s for Band 1 Urgent Courses	35	1,188	2.9%	8.3%	7.9%	9.1%
% of FP17s Relating to Free Repair or Replacements	20	1,188	1.7%	0.7%	0.8%	0.8%
% of FP17s Relating to Continuations	19	1,188	1.6%	0.9%	1.1%	1.1%
% of Patients satisfied with the dentistry they have received	21	22	95.5%	91.4%	91.8%	91.7%
% of Patients satisfied with the time they had to wait for an appointment	18	22	81.8%	87.1%	88.4%	88.0%

* This is based on patients treated on this contract for their most recent course of treatment. Figures in italics indicate the base number of FP17s or Patient Questionnaire responses are less than 100. N/A is shown where the base number of responses is less than 10 during the period. % is calculated as Quantity/Base number*100

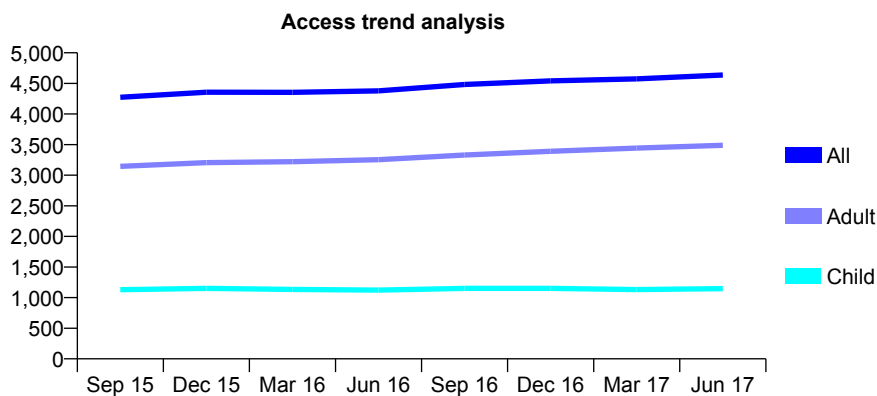
Q58 - Vital Signs At a Glance Contract Report for 917524/0001 - June 2017

Name or company name	MR MA WATTS
Contract type name	GDS Contract
Purpose of contract	General
Contract start date	01/04/2006
Contract end date	

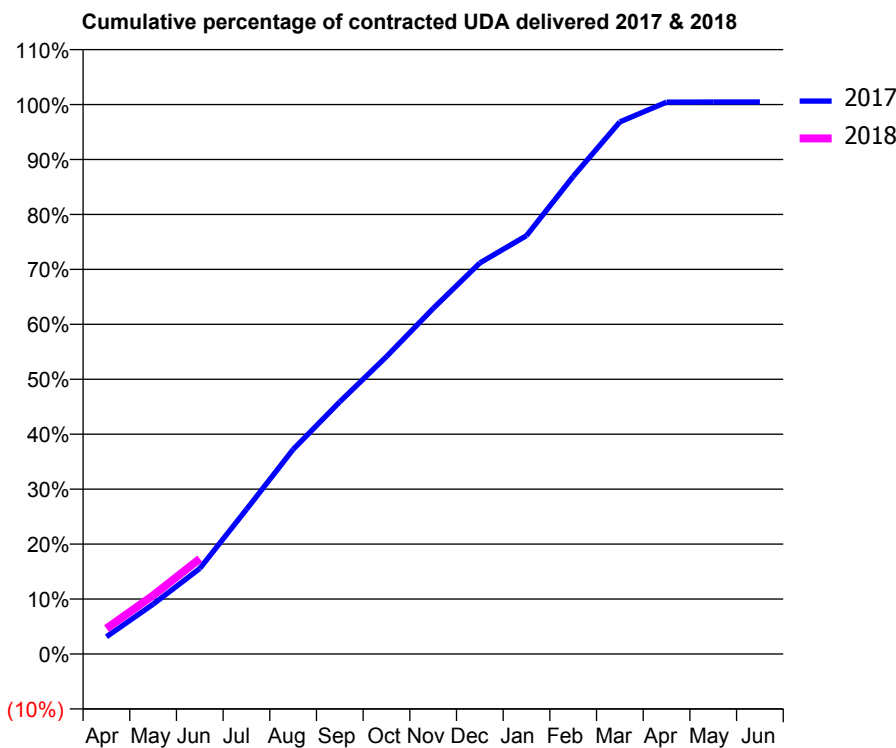
17/18 Contracted general activity (UDA)	15,310
Carry forward general activity (UDA)	0
17/18 Contracted orthodontic activity (UOA)	0
Carry forward orthodontic activity (UOA)	0
Baseline contract value	£423,260.79

ACCESS*

Patients seen in 24 months	Total	Change since previous quarter
Quarter ending June 2016	4,378	
Quarter ending September 2016	4,483	↑
Quarter ending December 2016	4,542	→
Quarter ending March 2017	4,575	→
Quarter ending June 2017	4,637	→
Variance since June 2016	5.9%	↑



ACTIVITY



Month	Adjusted Scheduled Activity (UDA)	
	2017	2018
April	480	711
May	1,388	1,632
June	2,384	2,654
July	4,030	
August	5,702	
September	7,026	
October	8,286	
November	9,628	
December	10,894	
January	11,655	
February	13,305	
March	14,827	
April	15,376	
May	15,379	
June	15,378	

QUALITY

	Quantity	Base Number	Contract	AT	Region	England
% of FP17s for the same patient ID Re-attending within 3 months - Children	18	345	5.2%	11.0%	11.7%	12.0%
% of FP17s for the same patient ID Re-attending within 3 months - Adults	142	852	16.7%	14.4%	15.2%	16.0%
% of FP17s for the same patient ID Re-attending between 3 & 9 months - Children	152	345	44.1%	56.8%	59.1%	58.0%
% of FP17s for the same patient ID Re-attending between 3 & 9 months - Adults	326	852	38.3%	49.2%	52.2%	50.9%
% of FP17s for Band 1 Urgent Courses	116	1,014	11.4%	8.3%	7.9%	9.1%
% of FP17s Relating to Free Repair or Replacements	3	1,014	0.3%	0.7%	0.8%	0.8%
% of FP17s Relating to Continuations	18	1,014	1.8%	0.9%	1.1%	1.1%
% of Patients satisfied with the dentistry they have received	14	14	100.0%	91.4%	91.8%	91.7%
% of Patients satisfied with the time they had to wait for an appointment	14	14	100.0%	87.1%	88.4%	88.0%

* This is based on patients treated on this contract for their most recent course of treatment. Figures in italics indicate the base number of FP17s or Patient Questionnaire responses are less than 100. N/A is shown where the base number of responses is less than 10 during the period. % is calculated as Quantity/Base number*100

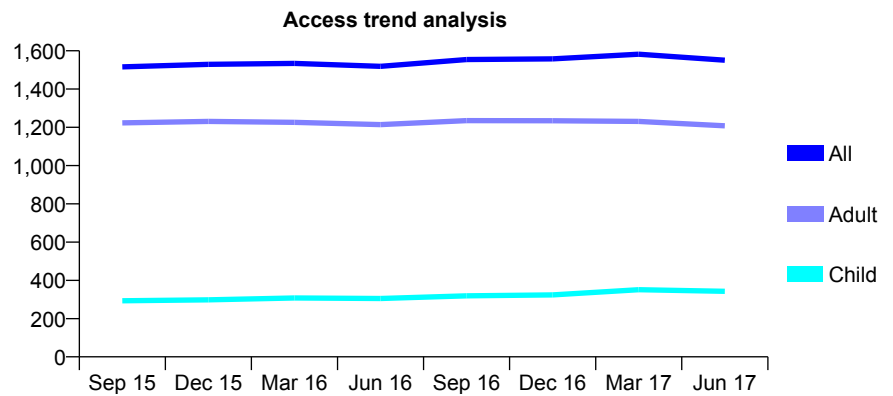
Q58 - Vital Signs At a Glance Contract Report for 927309/0001 - June 2017

Name or company name	MR BM AL-TAHAN
Contract type name	GDS Contract
Purpose of contract	General
Contract start date	01/04/2006
Contract end date	

17/18 Contracted general activity (UDA)	5,500
Carry forward general activity (UDA)	0
17/18 Contracted orthodontic activity (UOA)	0
Carry forward orthodontic activity (UOA)	0
Baseline contract value	£133,407.17

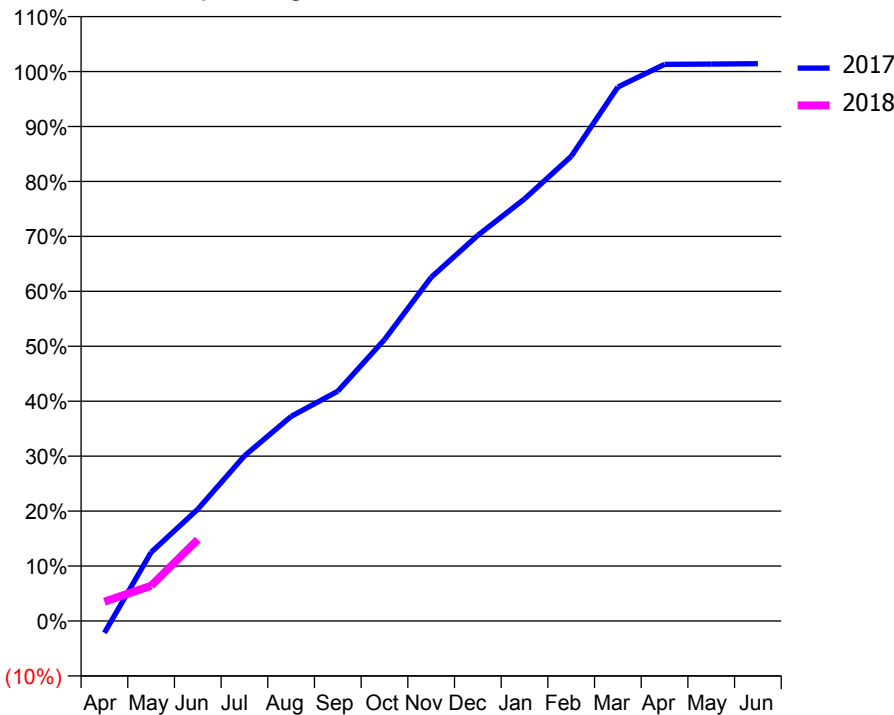
ACCESS*

Patients seen in 24 months	Total	Change since previous quarter
Quarter ending June 2016	1,519	
Quarter ending September 2016	1,554	↑
Quarter ending December 2016	1,558	→
Quarter ending March 2017	1,582	→
Quarter ending June 2017	1,551	↓
Variance since June 2016	2.1%	↑



ACTIVITY

Cumulative percentage of contracted UDA delivered 2017 & 2018



Month	Adjusted Scheduled Activity (UDA)	
	2017	2018
April	-120	194
May	688	353
June	1,119	815
July	1,653	
August	2,048	
September	2,300	
October	2,817	
November	3,440	
December	3,861	
January	4,225	
February	4,650	
March	5,345	
April	5,572	
May	5,575	
June	5,578	

QUALITY

	Quantity	Base Number	Contract	AT	Region	England
% of FP17s for the same patient ID Re-attending within 3 months - Children	2	85	2.4%	11.0%	11.7%	12.0%
% of FP17s for the same patient ID Re-attending within 3 months - Adults	46	337	13.6%	14.4%	15.2%	16.0%
% of FP17s for the same patient ID Re-attending between 3 & 9 months - Children	40	85	47.1%	56.8%	59.1%	58.0%
% of FP17s for the same patient ID Re-attending between 3 & 9 months - Adults	192	337	57.0%	49.2%	52.2%	50.9%
% of FP17s for Band 1 Urgent Courses	20	333	6.0%	8.3%	7.9%	9.1%
% of FP17s Relating to Free Repair or Replacements	0	333	0.0%	0.7%	0.8%	0.8%
% of FP17s Relating to Continuations	0	333	0.0%	0.9%	1.1%	1.1%
% of Patients satisfied with the dentistry they have received	4	4	N/A	91.4%	91.8%	91.7%
% of Patients satisfied with the time they had to wait for an appointment	4	4	N/A	87.1%	88.4%	88.0%

* This is based on patients treated on this contract for their most recent course of treatment. Figures in italics indicate the base number of FP17s or Patient Questionnaire responses are less than 100. N/A is shown where the base number of responses is less than 10 during the period. % is calculated as Quantity/Base number*100

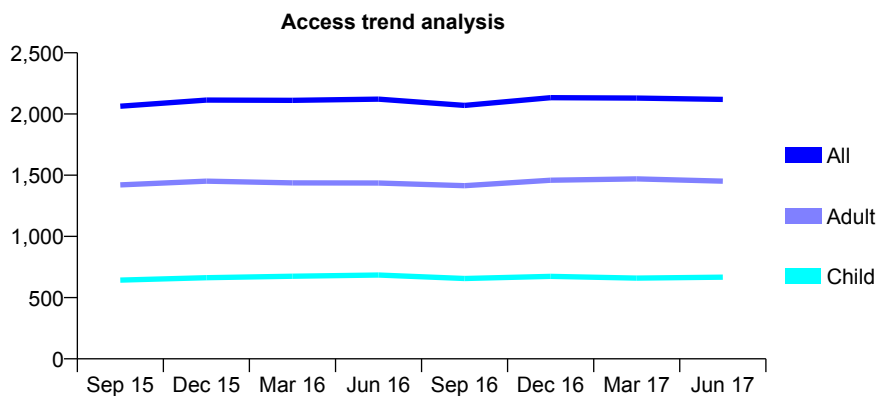
Q58 - Vital Signs At a Glance Contract Report for 927384/0002 - June 2017

Name or company name	MR M SHAH
Contract type name	GDS Contract
Purpose of contract	General
Contract start date	01/04/2006
Contract end date	

17/18 Contracted general activity (UDA)	6,266
Carry forward general activity (UDA)	0
17/18 Contracted orthodontic activity (UOA)	0
Carry forward orthodontic activity (UOA)	0
Baseline contract value	£162,898.91

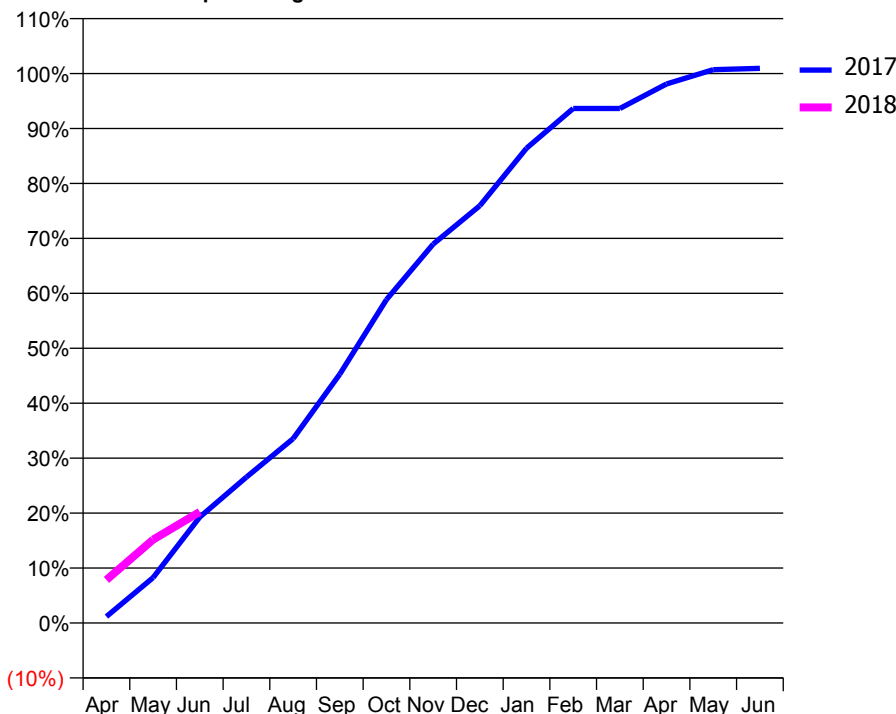
ACCESS*

Patients seen in 24 months	Total	Change since previous quarter
Quarter ending June 2016	2,121	
Quarter ending September 2016	2,070	↓
Quarter ending December 2016	2,133	↑
Quarter ending March 2017	2,130	→
Quarter ending June 2017	2,119	→
Variance since June 2016	(0.1%)	→



ACTIVITY

Cumulative percentage of contracted UDA delivered 2017 & 2018



Month	Adjusted Scheduled Activity (UDA)	
	2017	2018
April	73	492
May	517	950
June	1,208	1,268
July	1,664	
August	2,102	
September	2,838	
October	3,688	
November	4,321	
December	4,759	
January	5,414	
February	5,867	
March	5,867	
April	6,148	
May	6,310	
June	6,324	

QUALITY

	Quantity	Base Number	Contract	AT	Region	England
% of FP17s for the same patient ID Re-attending within 3 months - Children	11	236	4.7%	11.0%	11.7%	12.0%
% of FP17s for the same patient ID Re-attending within 3 months - Adults	48	440	10.9%	14.4%	15.2%	16.0%
% of FP17s for the same patient ID Re-attending between 3 & 9 months - Children	141	236	59.7%	56.8%	59.1%	58.0%
% of FP17s for the same patient ID Re-attending between 3 & 9 months - Adults	251	440	57.0%	49.2%	52.2%	50.9%
% of FP17s for Band 1 Urgent Courses	28	534	5.2%	8.3%	7.9%	9.1%
% of FP17s Relating to Free Repair or Replacements	3	534	0.6%	0.7%	0.8%	0.8%
% of FP17s Relating to Continuations	6	534	1.1%	0.9%	1.1%	1.1%
% of Patients satisfied with the dentistry they have received	1	1	N/A	91.4%	91.8%	91.7%
% of Patients satisfied with the time they had to wait for an appointment	1	1	N/A	87.1%	88.4%	88.0%

* This is based on patients treated on this contract for their most recent course of treatment. Figures in italics indicate the base number of FP17s or Patient Questionnaire responses are less than 100. N/A is shown where the base number of responses is less than 10 during the period. % is calculated as Quantity/Base number*100

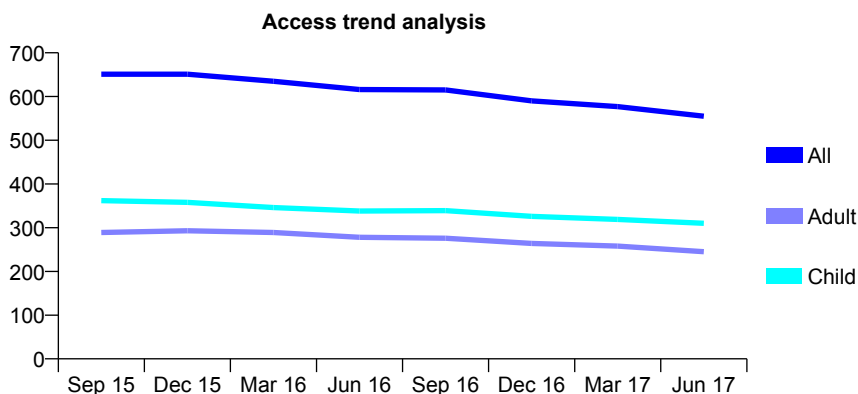
Q58 - Vital Signs At a Glance Contract Report for 927473/0001 - June 2017

Name or company name	MISS PE PRICE
Contract type name	GDS Contract
Purpose of contract	General
Contract start date	02/10/2013
Contract end date	

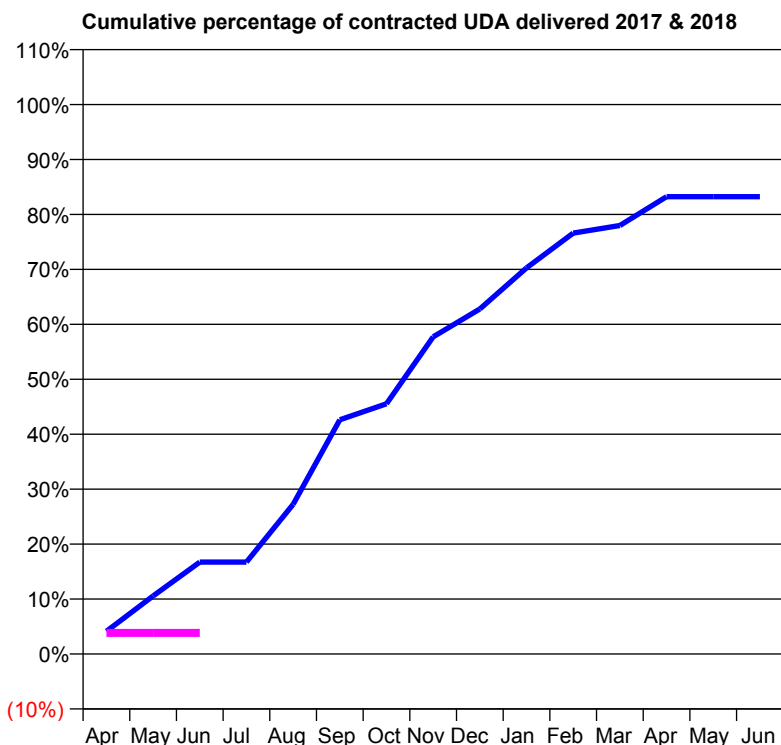
17/18 Contracted general activity (UDA)	1,500
Carry forward general activity (UDA)	0
17/18 Contracted orthodontic activity (UOA)	0
Carry forward orthodontic activity (UOA)	0
Baseline contract value	£30,549.89

ACCESS*

Patients seen in 24 months	Total	Change since previous quarter
Quarter ending June 2016	616	
Quarter ending September 2016	615	→
Quarter ending December 2016	590	↓
Quarter ending March 2017	577	↓
Quarter ending June 2017	555	↓
Variance since June 2016	(9.9%)	↓



ACTIVITY



Month	Adjusted Scheduled Activity (UDA)	
	2017	2018
April	62	58
May	158	58
June	251	58
July	251	
August	409	
September	639	
October	683	
November	866	
December	942	
January	1,054	
February	1,149	
March	1,170	
April	1,248	
May	1,248	
June	1,248	

QUALITY

	Quantity	Base Number	Contract	AT	Region	England
% of FP17s for the same patient ID Re-attending within 3 months - Children	4	49	8.2%	11.0%	11.7%	12.0%
% of FP17s for the same patient ID Re-attending within 3 months - Adults	2	31	6.5%	14.4%	15.2%	16.0%
% of FP17s for the same patient ID Re-attending between 3 & 9 months - Children	25	49	51.0%	56.8%	59.1%	58.0%
% of FP17s for the same patient ID Re-attending between 3 & 9 months - Adults	18	31	58.1%	49.2%	52.2%	50.9%
% of FP17s for Band 1 Urgent Courses	3	36	8.3%	8.3%	7.9%	9.1%
% of FP17s Relating to Free Repair or Replacements	0	36	0.0%	0.7%	0.8%	0.8%
% of FP17s Relating to Continuations	0	36	0.0%	0.9%	1.1%	1.1%
% of Patients satisfied with the dentistry they have received	0	0	N/A	91.4%	91.8%	91.7%
% of Patients satisfied with the time they had to wait for an appointment	0	0	N/A	87.1%	88.4%	88.0%

* This is based on patients treated on this contract for their most recent course of treatment. Figures in italics indicate the base number of FP17s or Patient Questionnaire responses are less than 100. N/A is shown where the base number of responses is less than 10 during the period. % is calculated as Quantity/Base number*100

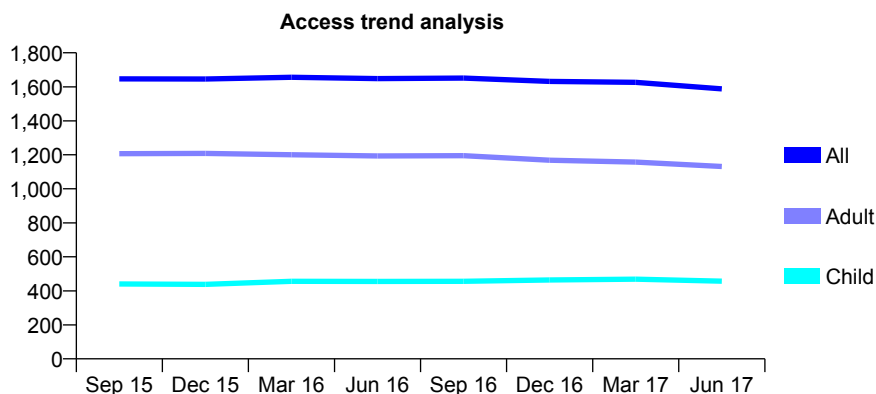
Q58 - Vital Signs At a Glance Contract Report for 935522/0001 - June 2017

Name or company name	MISS P ABDOLLAHI
Contract type name	GDS Contract
Purpose of contract	General
Contract start date	01/04/2006
Contract end date	

17/18 Contracted general activity (UDA)	3,914
Carry forward general activity (UDA)	0
17/18 Contracted orthodontic activity (UOA)	0
Carry forward orthodontic activity (UOA)	0
Baseline contract value	£99,111.57

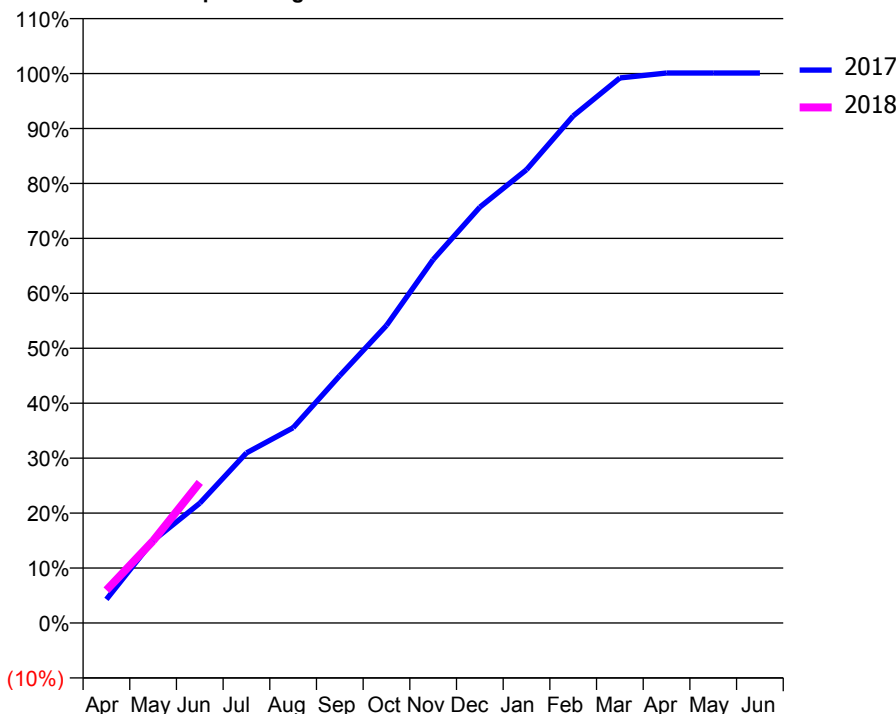
ACCESS*

Patients seen in 24 months	Total	Change since previous quarter
Quarter ending June 2016	1,648	
Quarter ending September 2016	1,651	→
Quarter ending December 2016	1,632	↓
Quarter ending March 2017	1,626	→
Quarter ending June 2017	1,588	↓
Variance since June 2016	(3.6%)	↓



ACTIVITY

Cumulative percentage of contracted UDA delivered 2017 & 2018



Adjusted Scheduled Activity (UDA)

Month	2017	2018
April	168	234
May	587	585
June	854	1,002
July	1,212	
August	1,391	
September	1,762	
October	2,120	
November	2,588	
December	2,962	
January	3,229	
February	3,612	
March	3,882	
April	3,917	
May	3,917	
June	3,917	

QUALITY

	Quantity	Base Number	Contract	AT	Region	England
% of FP17s for the same patient ID Re-attending within 3 months - Children	9	135	6.7%	11.0%	11.7%	12.0%
% of FP17s for the same patient ID Re-attending within 3 months - Adults	52	367	14.2%	14.4%	15.2%	16.0%
% of FP17s for the same patient ID Re-attending between 3 & 9 months - Children	68	135	50.4%	56.8%	59.1%	58.0%
% of FP17s for the same patient ID Re-attending between 3 & 9 months - Adults	164	367	44.7%	49.2%	52.2%	50.9%
% of FP17s for Band 1 Urgent Courses	23	488	4.7%	8.3%	7.9%	9.1%
% of FP17s Relating to Free Repair or Replacements	3	488	0.6%	0.7%	0.8%	0.8%
% of FP17s Relating to Continuations	4	488	0.8%	0.9%	1.1%	1.1%
% of Patients satisfied with the dentistry they have received	2	2	N/A	91.4%	91.8%	91.7%
% of Patients satisfied with the time they had to wait for an appointment	2	2	N/A	87.1%	88.4%	88.0%

* This is based on patients treated on this contract for their most recent course of treatment. Figures in italics indicate the base number of FP17s or Patient Questionnaire responses are less than 100. N/A is shown where the base number of responses is less than 10 during the period. % is calculated as Quantity/Base number*100

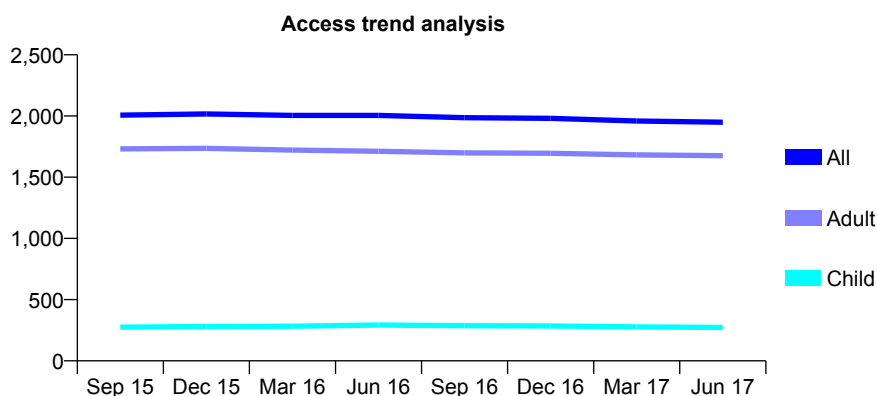
Q58 - Vital Signs At a Glance Contract Report for 935778/0001 - June 2017

Name or company name	MR M MOKHTARI
Contract type name	GDS Contract
Purpose of contract	General
Contract start date	01/04/2006
Contract end date	

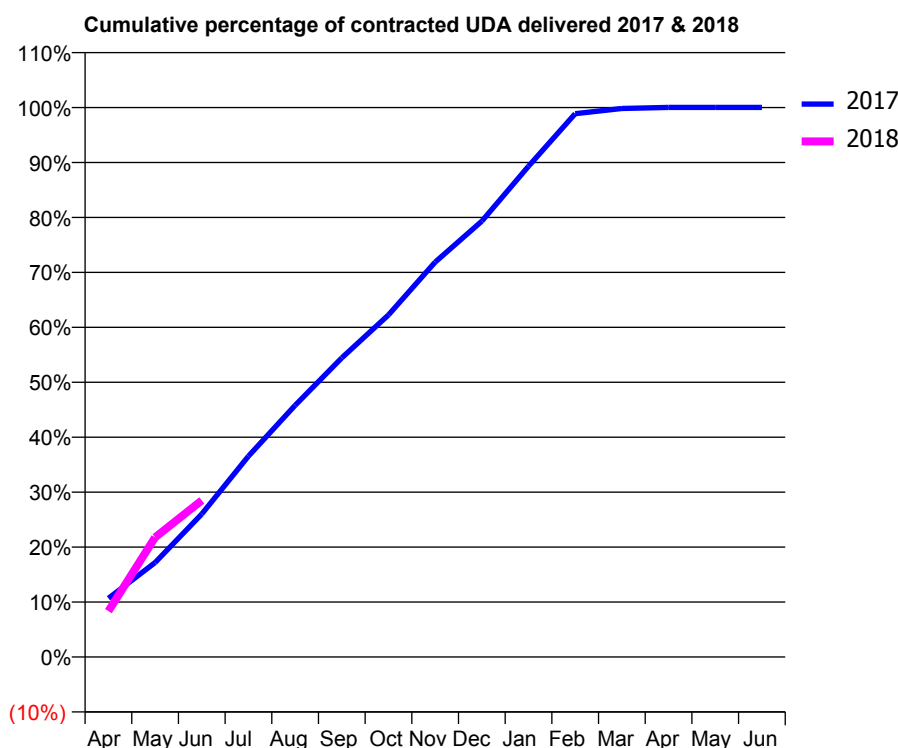
17/18 Contracted general activity (UDA)	6,756
Carry forward general activity (UDA)	0
17/18 Contracted orthodontic activity (UOA)	0
Carry forward orthodontic activity (UOA)	0
Baseline contract value	£205,157.69

ACCESS*

Patients seen in 24 months	Total	Change since previous quarter
Quarter ending June 2016	2,005	
Quarter ending September 2016	1,986	→
Quarter ending December 2016	1,981	→
Quarter ending March 2017	1,959	↓
Quarter ending June 2017	1,949	→
Variance since June 2016	(2.8%)	↓



ACTIVITY



Month	Adjusted Scheduled Activity (UDA)	
	2017	2018
April	722	565
May	1,162	1,472
June	1,759	1,925
July	2,470	
August	3,094	
September	3,678	
October	4,207	
November	4,856	
December	5,359	
January	6,034	
February	6,680	
March	6,744	
April	6,756	
May	6,756	
June	6,756	

QUALITY

	Quantity	Base Number	Contract	AT	Region	England
% of FP17s for the same patient ID Re-attending within 3 months - Children	3	113	2.7%	11.0%	11.7%	12.0%
% of FP17s for the same patient ID Re-attending within 3 months - Adults	68	834	8.2%	14.4%	15.2%	16.0%
% of FP17s for the same patient ID Re-attending between 3 & 9 months - Children	78	113	69.0%	56.8%	59.1%	58.0%
% of FP17s for the same patient ID Re-attending between 3 & 9 months - Adults	619	834	74.2%	49.2%	52.2%	50.9%
% of FP17s for Band 1 Urgent Courses	1	946	0.1%	8.3%	7.9%	9.1%
% of FP17s Relating to Free Repair or Replacements	10	946	1.1%	0.7%	0.8%	0.8%
% of FP17s Relating to Continuations	3	946	0.3%	0.9%	1.1%	1.1%
% of Patients satisfied with the dentistry they have received	6	6	N/A	91.4%	91.8%	91.7%
% of Patients satisfied with the time they had to wait for an appointment	6	6	N/A	87.1%	88.4%	88.0%

* This is based on patients treated on this contract for their most recent course of treatment. Figures in italics indicate the base number of FP17s or Patient Questionnaire responses are less than 100. N/A is shown where the base number of responses is less than 10 during the period. % is calculated as Quantity/Base number*100

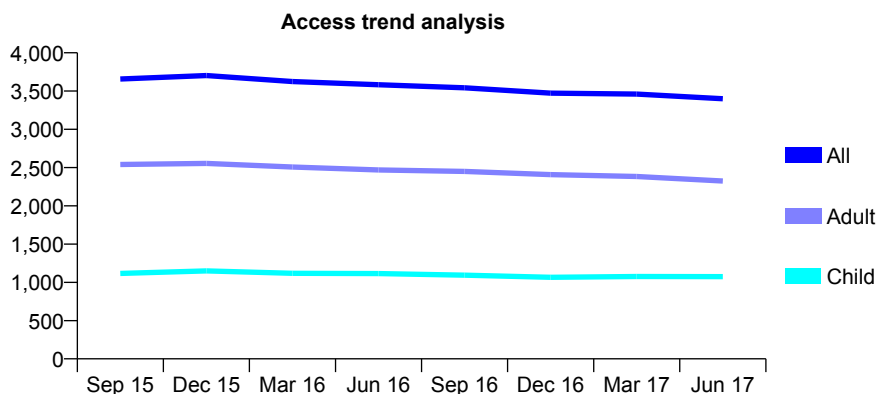
Q58 - Vital Signs At a Glance Contract Report for 939544/0001 - June 2017

Name or company name	MISS SS WADHWANI
Contract type name	GDS Contract
Purpose of contract	General
Contract start date	01/04/2006
Contract end date	

17/18 Contracted general activity (UDA)	7,512
Carry forward general activity (UDA)	0
17/18 Contracted orthodontic activity (UOA)	0
Carry forward orthodontic activity (UOA)	0
Baseline contract value	£233,926.11

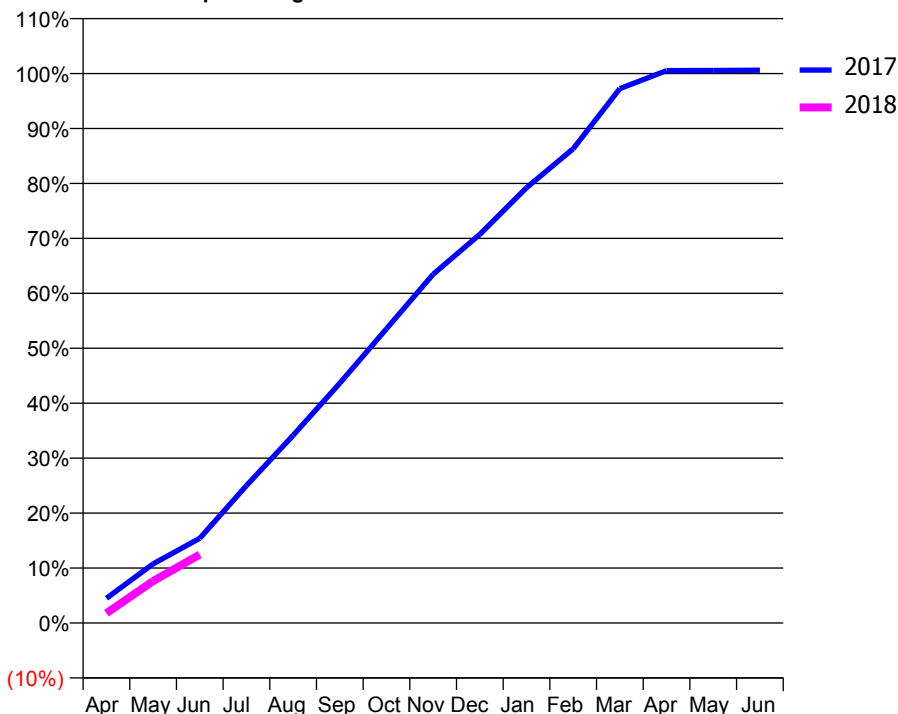
ACCESS*

Patients seen in 24 months	Total	Change since previous quarter
Quarter ending June 2016	3,583	
Quarter ending September 2016	3,542	↓
Quarter ending December 2016	3,473	↓
Quarter ending March 2017	3,460	→
Quarter ending June 2017	3,400	↓
Variance since June 2016	(5.1%)	↓



ACTIVITY

Cumulative percentage of contracted UDA delivered 2017 & 2018



Month	Adjusted Scheduled Activity (UDA)	
	2017	2018
April	339	134
May	808	574
June	1,159	936
July	1,878	
August	2,566	
September	3,279	
October	4,022	
November	4,768	
December	5,312	
January	5,950	
February	6,483	
March	7,306	
April	7,552	
May	7,554	
June	7,557	

QUALITY

	Quantity	Base Number	Contract	AT	Region	England
% of FP17s for the same patient ID Re-attending within 3 months - Children	14	313	4.5%	11.0%	11.7%	12.0%
% of FP17s for the same patient ID Re-attending within 3 months - Adults	73	580	12.6%	14.4%	15.2%	16.0%
% of FP17s for the same patient ID Re-attending between 3 & 9 months - Children	133	313	42.5%	56.8%	59.1%	58.0%
% of FP17s for the same patient ID Re-attending between 3 & 9 months - Adults	227	580	39.1%	49.2%	52.2%	50.9%
% of FP17s for Band 1 Urgent Courses	55	582	9.5%	8.3%	7.9%	9.1%
% of FP17s Relating to Free Repair or Replacements	2	582	0.3%	0.7%	0.8%	0.8%
% of FP17s Relating to Continuations	4	582	0.7%	0.9%	1.1%	1.1%
% of Patients satisfied with the dentistry they have received	3	3	N/A	91.4%	91.8%	91.7%
% of Patients satisfied with the time they had to wait for an appointment	3	3	N/A	87.1%	88.4%	88.0%

* This is based on patients treated on this contract for their most recent course of treatment. Figures in italics indicate the base number of FP17s or Patient Questionnaire responses are less than 100. N/A is shown where the base number of responses is less than 10 during the period. % is calculated as Quantity/Base number*100

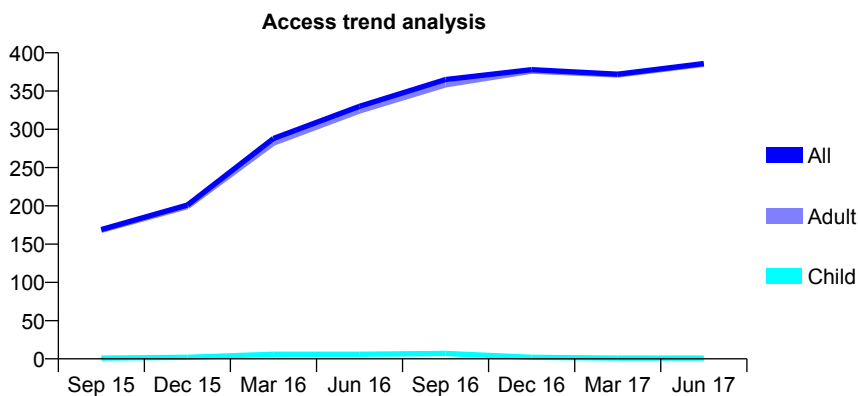
Q58 - Vital Signs At a Glance Contract Report for 939544/0002 - June 2017

Name or company name	MISS SS WADHWANI
Contract type name	PDS Contract
Purpose of contract	General
Contract start date	01/09/2014
Contract end date	31/08/2017

17/18 Contracted general activity (UDA)	357
Carry forward general activity (UDA)	0
17/18 Contracted orthodontic activity (UOA)	0
Carry forward orthodontic activity (UOA)	0
Baseline contract value	£17,867.11

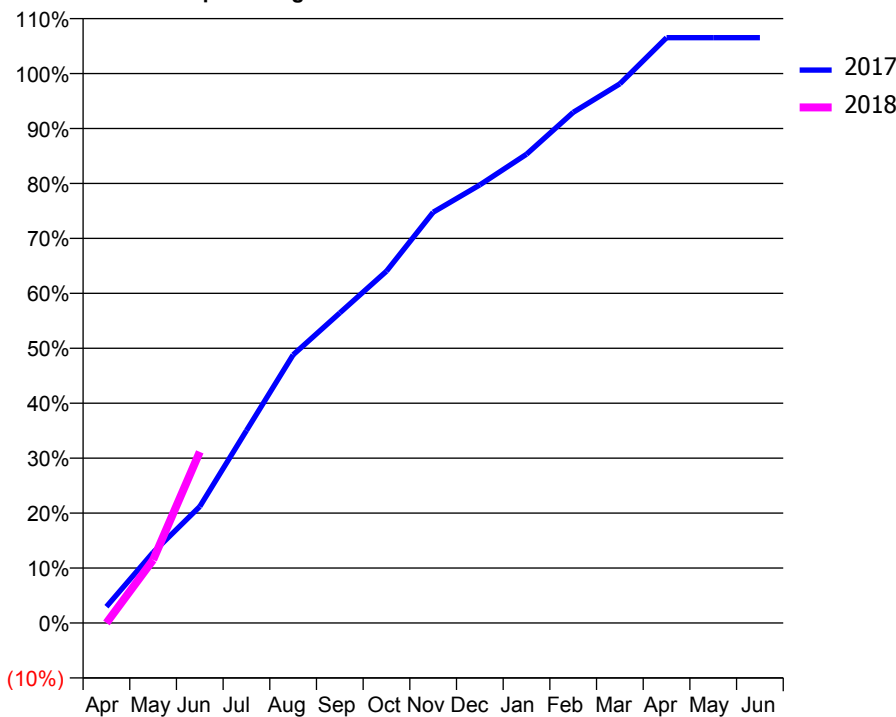
ACCESS*

Patients seen in 24 months	Total	Change since previous quarter
Quarter ending June 2016	330	
Quarter ending September 2016	365	↑
Quarter ending December 2016	378	↑
Quarter ending March 2017	372	↓
Quarter ending June 2017	386	↑
Variance since June 2016	17.0%	↑



ACTIVITY

Cumulative percentage of contracted UDA delivered 2017 & 2018



Adjusted Scheduled Activity (UDA)

Month	2017	2018
April	25	0
May	110	41
June	181	111
July	300	
August	418	
September	483	
October	548	
November	640	
December	682	
January	730	
February	795	
March	840	
April	912	
May	912	
June	912	

QUALITY

	Quantity	Base Number	Contract	AT	Region	England
% of FP17s for the same patient ID Re-attending within 3 months - Children	0	0	N/A	11.0%	11.7%	12.0%
% of FP17s for the same patient ID Re-attending within 3 months - Adults	5	80	6.3%	14.4%	15.2%	16.0%
% of FP17s for the same patient ID Re-attending between 3 & 9 months - Children	0	0	N/A	56.8%	59.1%	58.0%
% of FP17s for the same patient ID Re-attending between 3 & 9 months - Adults	26	80	32.5%	49.2%	52.2%	50.9%
% of FP17s for Band 1 Urgent Courses	6	47	12.8%	8.3%	7.9%	9.1%
% of FP17s Relating to Free Repair or Replacements	0	47	0.0%	0.7%	0.8%	0.8%
% of FP17s Relating to Continuations	1	47	2.1%	0.9%	1.1%	1.1%
% of Patients satisfied with the dentistry they have received	1	1	N/A	91.4%	91.8%	91.7%
% of Patients satisfied with the time they had to wait for an appointment	0	1	N/A	87.1%	88.4%	88.0%

* This is based on patients treated on this contract for their most recent course of treatment. Figures in italics indicate the base number of FP17s or Patient Questionnaire responses are less than 100. N/A is shown where the base number of responses is less than 10 during the period. % is calculated as Quantity/Base number*100

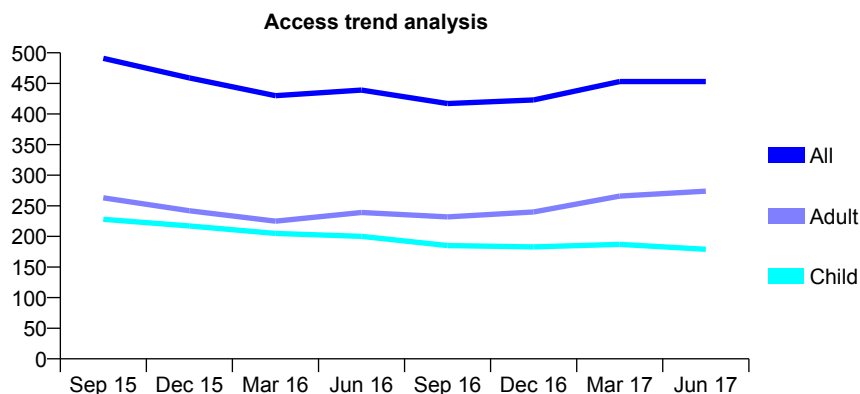
Q58 - Vital Signs At a Glance Contract Report for 940984/0001 - June 2017

Name or company name	MR NL SLACK
Contract type name	GDS Contract
Purpose of contract	General
Contract start date	01/04/2006
Contract end date	

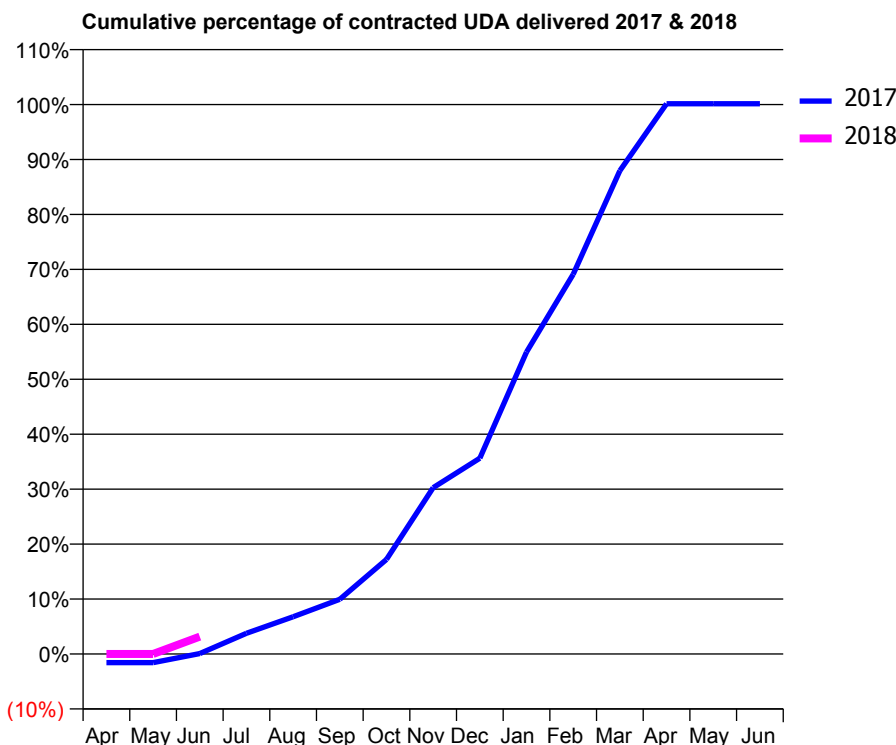
17/18 Contracted general activity (UDA)	1,326
Carry forward general activity (UDA)	0
17/18 Contracted orthodontic activity (UOA)	0
Carry forward orthodontic activity (UOA)	0
Baseline contract value	£37,868.23

ACCESS*

Patients seen in 24 months	Total	Change since previous quarter
Quarter ending June 2016	439	
Quarter ending September 2016	417	↓
Quarter ending December 2016	423	→
Quarter ending March 2017	453	↑
Quarter ending June 2017	453	→
Variance since June 2016	3.2%	↑



ACTIVITY



Month	Adjusted Scheduled Activity (UDA)	
	2017	2018
April	-21	0
May	-21	0
June	1	42
July	50	
August	90	
September	132	
October	228	
November	401	
December	472	
January	729	
February	916	
March	1,166	
April	1,328	
May	1,328	
June	1,328	

QUALITY

	Quantity	Base Number	Contract	AT	Region	England
% of FP17s for the same patient ID Re-attending within 3 months - Children	3	40	7.5%	11.0%	11.7%	12.0%
% of FP17s for the same patient ID Re-attending within 3 months - Adults	4	31	12.9%	14.4%	15.2%	16.0%
% of FP17s for the same patient ID Re-attending between 3 & 9 months - Children	26	40	65.0%	56.8%	59.1%	58.0%
% of FP17s for the same patient ID Re-attending between 3 & 9 months - Adults	14	31	45.2%	49.2%	52.2%	50.9%
% of FP17s for Band 1 Urgent Courses	0	22	0.0%	8.3%	7.9%	9.1%
% of FP17s Relating to Free Repair or Replacements	0	22	0.0%	0.7%	0.8%	0.8%
% of FP17s Relating to Continuations	0	22	0.0%	0.9%	1.1%	1.1%
% of Patients satisfied with the dentistry they have received	0	0	N/A	91.4%	91.8%	91.7%
% of Patients satisfied with the time they had to wait for an appointment	0	0	N/A	87.1%	88.4%	88.0%

* This is based on patients treated on this contract for their most recent course of treatment. Figures in italics indicate the base number of FP17s or Patient Questionnaire responses are less than 100. N/A is shown where the base number of responses is less than 10 during the period. % is calculated as Quantity/Base number*100

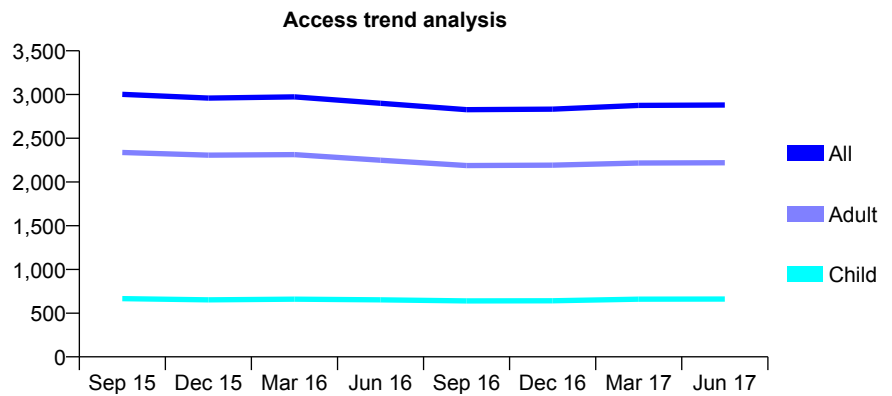
Q58 - Vital Signs At a Glance Contract Report for 941034/0001 - June 2017

Name or company name	MR AM BHIMANI
Contract type name	GDS Contract
Purpose of contract	General
Contract start date	12/08/2013
Contract end date	

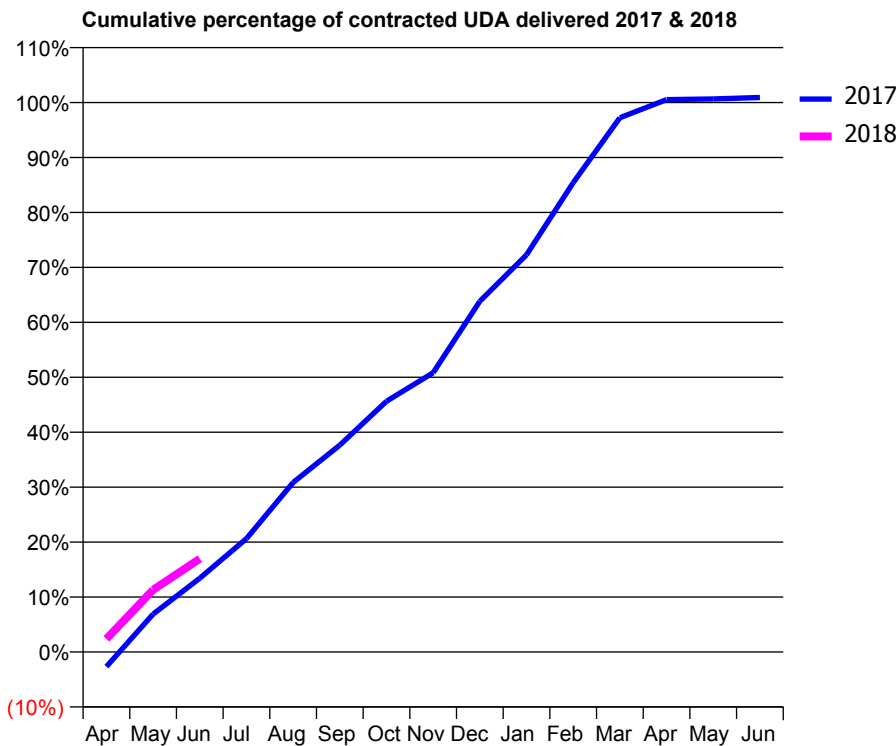
17/18 Contracted general activity (UDA)	10,085
Carry forward general activity (UDA)	0
17/18 Contracted orthodontic activity (UOA)	0
Carry forward orthodontic activity (UOA)	0
Baseline contract value	£254,742.26

ACCESS*

Patients seen in 24 months	Total	Change since previous quarter
Quarter ending June 2016	2,900	
Quarter ending September 2016	2,827	↓
Quarter ending December 2016	2,833	→
Quarter ending March 2017	2,875	→
Quarter ending June 2017	2,880	→
Variance since June 2016	(0.7%)	→



ACTIVITY



Month	Adjusted Scheduled Activity (UDA)	
	2017	2018
April	-271	242
May	696	1,141
June	1,355	1,713
July	2,082	
August	3,111	
September	3,798	
October	4,603	
November	5,127	
December	6,437	
January	7,289	
February	8,614	
March	9,804	
April	10,139	
May	10,150	
June	10,177	

QUALITY

	Quantity	Base Number	Contract	AT	Region	England
% of FP17s for the same patient ID Re-attending within 3 months - Children	15	189	7.9%	11.0%	11.7%	12.0%
% of FP17s for the same patient ID Re-attending within 3 months - Adults	100	622	16.1%	14.4%	15.2%	16.0%
% of FP17s for the same patient ID Re-attending between 3 & 9 months - Children	81	189	42.9%	56.8%	59.1%	58.0%
% of FP17s for the same patient ID Re-attending between 3 & 9 months - Adults	275	622	44.2%	49.2%	52.2%	50.9%
% of FP17s for Band 1 Urgent Courses	70	676	10.4%	8.3%	7.9%	9.1%
% of FP17s Relating to Free Repair or Replacements	5	676	0.7%	0.7%	0.8%	0.8%
% of FP17s Relating to Continuations	5	676	0.7%	0.9%	1.1%	1.1%
% of Patients satisfied with the dentistry they have received	7	8	N/A	91.4%	91.8%	91.7%
% of Patients satisfied with the time they had to wait for an appointment	8	8	N/A	87.1%	88.4%	88.0%

* This is based on patients treated on this contract for their most recent course of treatment. Figures in italics indicate the base number of FP17s or Patient Questionnaire responses are less than 100. N/A is shown where the base number of responses is less than 10 during the period. % is calculated as Quantity/Base number*100

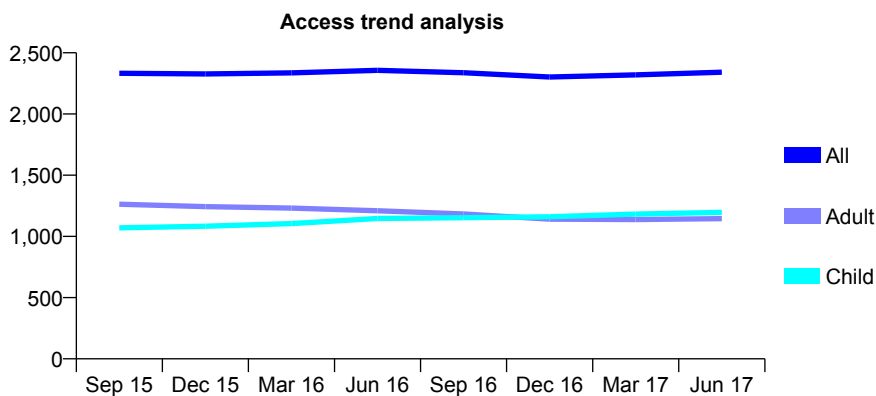
Q58 - Vital Signs At a Glance Contract Report for 943959/0001 - June 2017

Name or company name	MR K THANKI
Contract type name	GDS Contract
Purpose of contract	General
Contract start date	01/04/2006
Contract end date	

17/18 Contracted general activity (UDA)	10,870
Carry forward general activity (UDA)	0
17/18 Contracted orthodontic activity (UOA)	0
Carry forward orthodontic activity (UOA)	0
Baseline contract value	£353,904.04

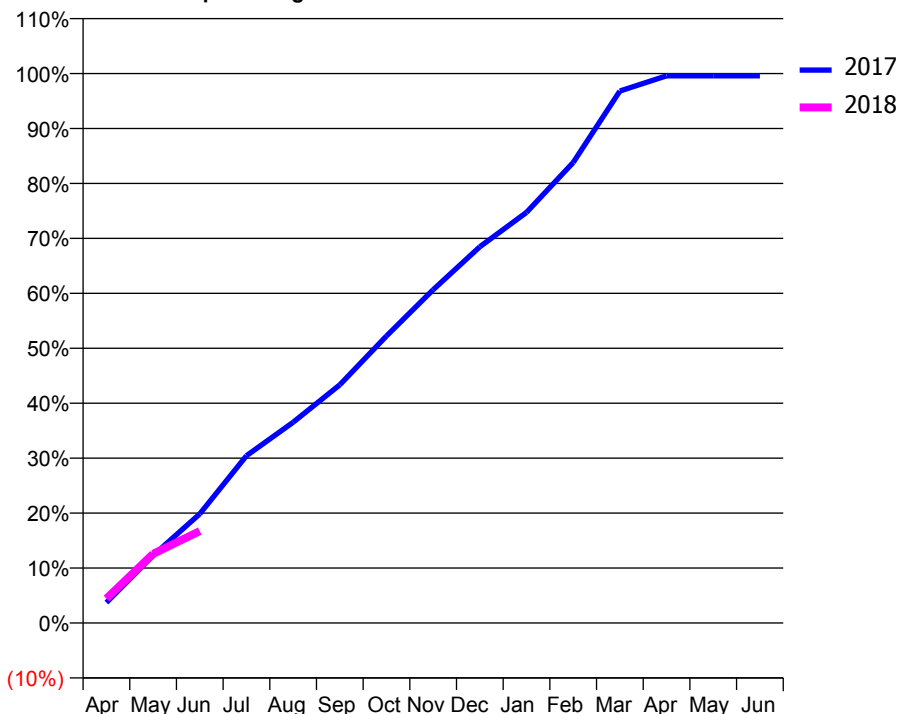
ACCESS*

Patients seen in 24 months	Total	Change since previous quarter
Quarter ending June 2016	2,357	
Quarter ending September 2016	2,337	→
Quarter ending December 2016	2,302	↓
Quarter ending March 2017	2,320	→
Quarter ending June 2017	2,342	→
Variance since June 2016	(0.6%)	→



ACTIVITY

Cumulative percentage of contracted UDA delivered 2017 & 2018



Month	Adjusted Scheduled Activity (UDA)	
	2017	2018
April	404	484
May	1,336	1,368
June	2,159	1,818
July	3,309	
August	3,971	
September	4,713	
October	5,677	
November	6,594	
December	7,443	
January	8,124	
February	9,111	
March	10,524	
April	10,823	
May	10,823	
June	10,823	

QUALITY

	Quantity	Base Number	Contract	AT	Region	England
% of FP17s for the same patient ID Re-attending within 3 months - Children	27	369	7.3%	11.0%	11.7%	12.0%
% of FP17s for the same patient ID Re-attending within 3 months - Adults	66	342	19.3%	14.4%	15.2%	16.0%
% of FP17s for the same patient ID Re-attending between 3 & 9 months - Children	222	369	60.2%	56.8%	59.1%	58.0%
% of FP17s for the same patient ID Re-attending between 3 & 9 months - Adults	186	342	54.4%	49.2%	52.2%	50.9%
% of FP17s for Band 1 Urgent Courses	13	644	2.0%	8.3%	7.9%	9.1%
% of FP17s Relating to Free Repair or Replacements	1	644	0.2%	0.7%	0.8%	0.8%
% of FP17s Relating to Continuations	0	644	0.0%	0.9%	1.1%	1.1%
% of Patients satisfied with the dentistry they have received	2	2	N/A	91.4%	91.8%	91.7%
% of Patients satisfied with the time they had to wait for an appointment	2	2	N/A	87.1%	88.4%	88.0%

* This is based on patients treated on this contract for their most recent course of treatment. Figures in italics indicate the base number of FP17s or Patient Questionnaire responses are less than 100. N/A is shown where the base number of responses is less than 10 during the period. % is calculated as Quantity/Base number*100

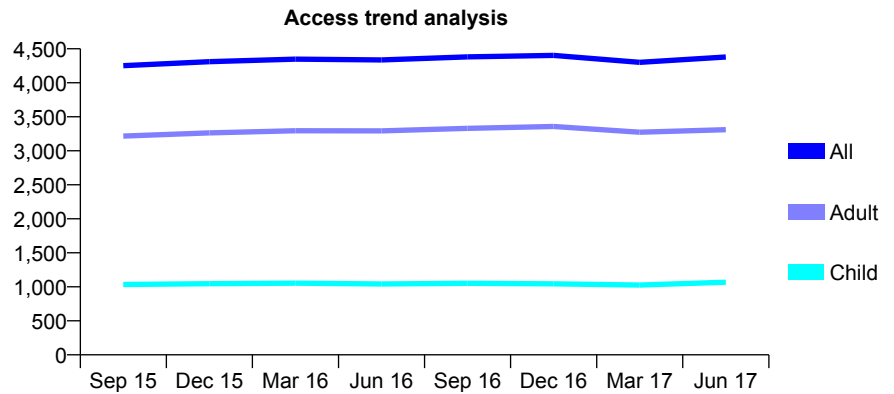
Q58 - Vital Signs At a Glance Contract Report for 946656/0002 - June 2017

Name or company name	MR GS LIDDER
Contract type name	GDS Contract
Purpose of contract	General
Contract start date	22/12/2007
Contract end date	

17/18 Contracted general activity (UDA)	10,493
Carry forward general activity (UDA)	0
17/18 Contracted orthodontic activity (UOA)	0
Carry forward orthodontic activity (UOA)	0
Baseline contract value	£358,969.20

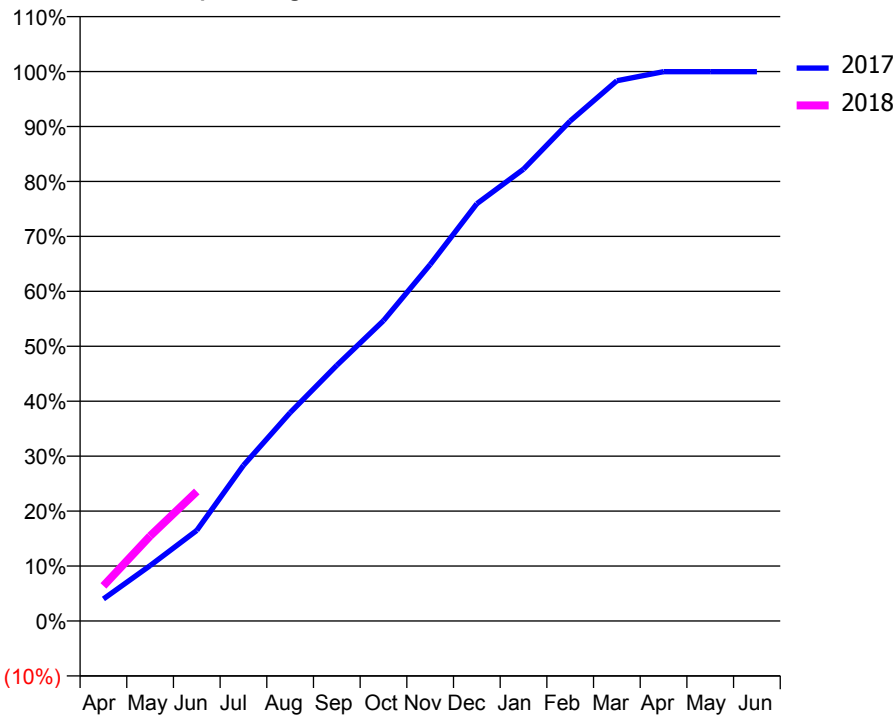
ACCESS*

Patients seen in 24 months	Total	Change since previous quarter
Quarter ending June 2016	4,336	
Quarter ending September 2016	4,381	→
Quarter ending December 2016	4,402	→
Quarter ending March 2017	4,300	↓
Quarter ending June 2017	4,379	→
Variance since June 2016	1.0%	→



ACTIVITY

Cumulative percentage of contracted UDA delivered 2017 & 2018



Month	Adjusted Scheduled Activity (UDA)	
	2017	2018
April	422	672
May	1,059	1,624
June	1,731	2,474
July	2,973	
August	3,980	
September	4,882	
October	5,736	
November	6,808	
December	7,970	
January	8,628	
February	9,548	
March	10,316	
April	10,489	
May	10,489	
June	10,490	

QUALITY

	Quantity	Base Number	Contract	AT	Region	England
% of FP17s for the same patient ID Re-attending within 3 months - Children	24	411	5.8%	11.0%	11.7%	12.0%
% of FP17s for the same patient ID Re-attending within 3 months - Adults	112	1,002	11.2%	14.4%	15.2%	16.0%
% of FP17s for the same patient ID Re-attending between 3 & 9 months - Children	211	411	51.3%	56.8%	59.1%	58.0%
% of FP17s for the same patient ID Re-attending between 3 & 9 months - Adults	509	1,002	50.8%	49.2%	52.2%	50.9%
% of FP17s for Band 1 Urgent Courses	111	1,328	8.4%	8.3%	7.9%	9.1%
% of FP17s Relating to Free Repair or Replacements	5	1,328	0.4%	0.7%	0.8%	0.8%
% of FP17s Relating to Continuations	5	1,328	0.4%	0.9%	1.1%	1.1%
% of Patients satisfied with the dentistry they have received	3	3	N/A	91.4%	91.8%	91.7%
% of Patients satisfied with the time they had to wait for an appointment	3	3	N/A	87.1%	88.4%	88.0%

* This is based on patients treated on this contract for their most recent course of treatment. Figures in italics indicate the base number of FP17s or Patient Questionnaire responses are less than 100. N/A is shown where the base number of responses is less than 10 during the period. % is calculated as Quantity/Base number*100

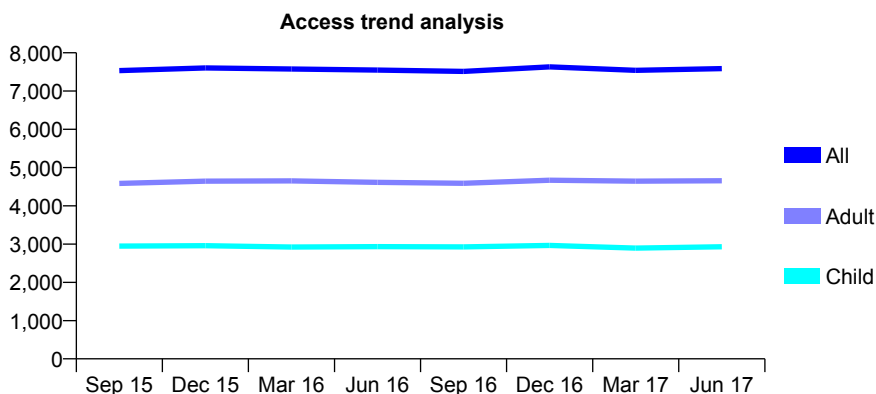
Q58 - Vital Signs At a Glance Contract Report for 946931/0001 - June 2017

Name or company name	All Smiles Dental Care
Contract type name	GDS Contract
Purpose of contract	General
Contract start date	01/04/2006
Contract end date	

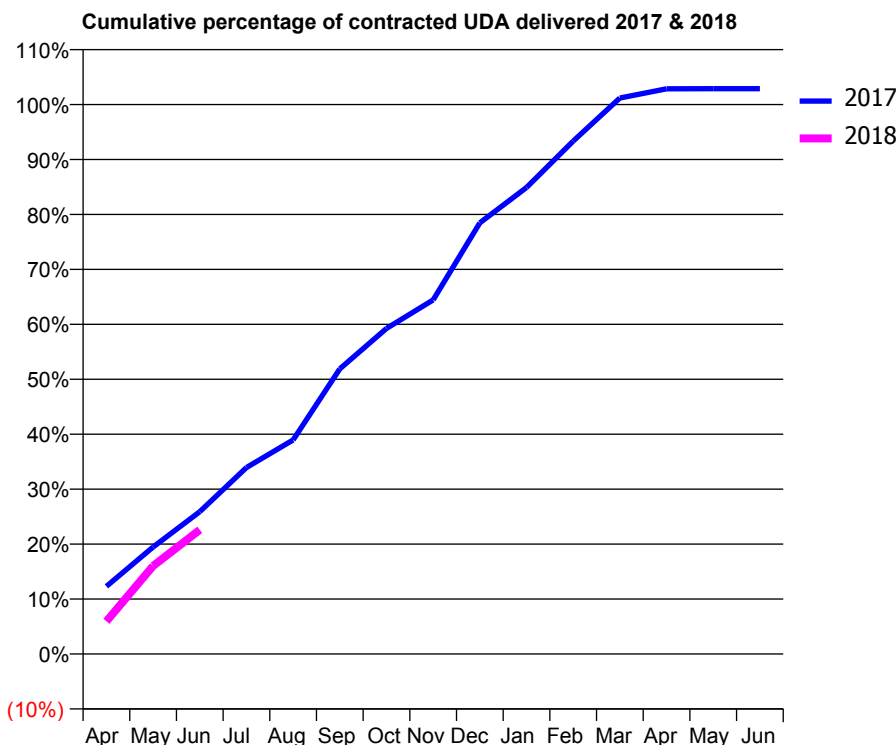
17/18 Contracted general activity (UDA)	15,649
Carry forward general activity (UDA)	0
17/18 Contracted orthodontic activity (UOA)	0
Carry forward orthodontic activity (UOA)	0
Baseline contract value	£416,497.38

ACCESS*

Patients seen in 24 months	Total	Change since previous quarter
Quarter ending June 2016	7,548	
Quarter ending September 2016	7,515	→
Quarter ending December 2016	7,633	→
Quarter ending March 2017	7,542	↓
Quarter ending June 2017	7,587	→
Variance since June 2016	0.5%	→



ACTIVITY



Adjusted Scheduled Activity (UDA)		
Month	2017	2018
April	1,928	932
May	3,047	2,507
June	4,054	3,536
July	5,312	
August	6,099	
September	8,119	
October	9,273	
November	10,083	
December	12,280	
January	13,284	
February	14,606	
March	15,832	
April	16,095	
May	16,099	
June	16,099	

QUALITY

	Quantity	Base Number	Contract	AT	Region	England
% of FP17s for the same patient ID Re-attending within 3 months - Children	52	1,142	4.6%	11.0%	11.7%	12.0%
% of FP17s for the same patient ID Re-attending within 3 months - Adults	116	1,457	8.0%	14.4%	15.2%	16.0%
% of FP17s for the same patient ID Re-attending between 3 & 9 months - Children	784	1,142	68.7%	56.8%	59.1%	58.0%
% of FP17s for the same patient ID Re-attending between 3 & 9 months - Adults	904	1,457	62.0%	49.2%	52.2%	50.9%
% of FP17s for Band 1 Urgent Courses	108	2,424	4.5%	8.3%	7.9%	9.1%
% of FP17s Relating to Free Repair or Replacements	4	2,424	0.2%	0.7%	0.8%	0.8%
% of FP17s Relating to Continuations	12	2,424	0.5%	0.9%	1.1%	1.1%
% of Patients satisfied with the dentistry they have received	5	5	N/A	91.4%	91.8%	91.7%
% of Patients satisfied with the time they had to wait for an appointment	1	5	N/A	87.1%	88.4%	88.0%

* This is based on patients treated on this contract for their most recent course of treatment. Figures in italics indicate the base number of FP17s or Patient Questionnaire responses are less than 100. N/A is shown where the base number of responses is less than 10 during the period. % is calculated as Quantity/Base number*100

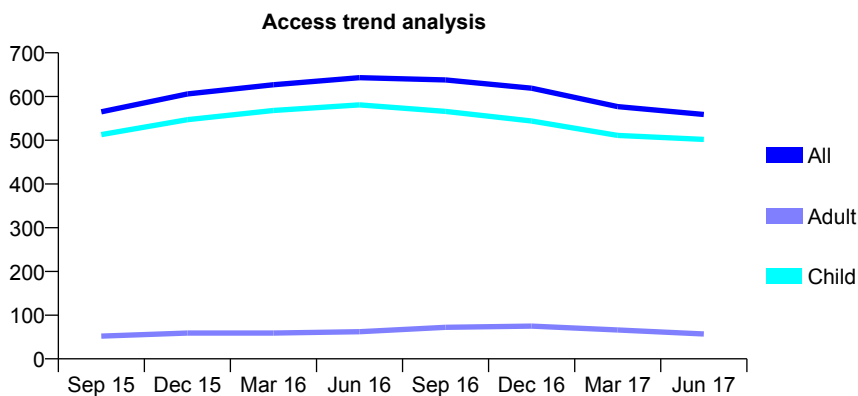
Q58 - Vital Signs At a Glance Contract Report for 951056/0001 - June 2017

Name or company name	MRS AW JESSOP
Contract type name	GDS Contract
Purpose of contract	General
Contract start date	01/04/2006
Contract end date	

17/18 Contracted general activity (UDA)	980
Carry forward general activity (UDA)	0
17/18 Contracted orthodontic activity (UOA)	0
Carry forward orthodontic activity (UOA)	0
Baseline contract value	£24,964.06

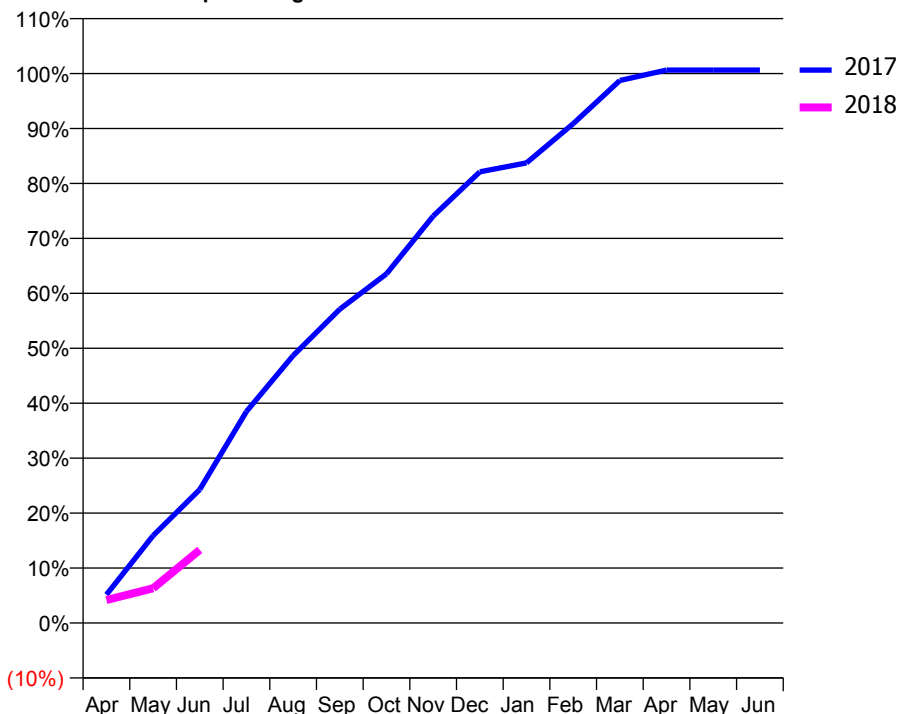
ACCESS*

Patients seen in 24 months	Total	Change since previous quarter
Quarter ending June 2016	643	
Quarter ending September 2016	638	→
Quarter ending December 2016	619	↓
Quarter ending March 2017	577	↓
Quarter ending June 2017	559	↓
Variance since June 2016	(13.1%)	↓



ACTIVITY

Cumulative percentage of contracted UDA delivered 2017 & 2018



Month	Adjusted Scheduled Activity (UDA)	
	2017	2018
April	51	41
May	156	62
June	238	130
July	377	
August	477	
September	560	
October	623	
November	726	
December	805	
January	821	
February	890	
March	968	
April	986	
May	986	
June	986	

QUALITY

	Quantity	Base Number	Contract	AT	Region	England
% of FP17s for the same patient ID Re-attending within 3 months - Children	1	121	0.8%	11.0%	11.7%	12.0%
% of FP17s for the same patient ID Re-attending within 3 months - Adults	0	0	N/A	14.4%	15.2%	16.0%
% of FP17s for the same patient ID Re-attending between 3 & 9 months - Children	47	121	38.8%	56.8%	59.1%	58.0%
% of FP17s for the same patient ID Re-attending between 3 & 9 months - Adults	0	0	N/A	49.2%	52.2%	50.9%
% of FP17s for Band 1 Urgent Courses	2	102	2.0%	8.3%	7.9%	9.1%
% of FP17s Relating to Free Repair or Replacements	0	102	0.0%	0.7%	0.8%	0.8%
% of FP17s Relating to Continuations	0	102	0.0%	0.9%	1.1%	1.1%
% of Patients satisfied with the dentistry they have received	0	0	N/A	91.4%	91.8%	91.7%
% of Patients satisfied with the time they had to wait for an appointment	0	0	N/A	87.1%	88.4%	88.0%

* This is based on patients treated on this contract for their most recent course of treatment. Figures in italics indicate the base number of FP17s or Patient Questionnaire responses are less than 100. N/A is shown where the base number of responses is less than 10 during the period. % is calculated as Quantity/Base number*100

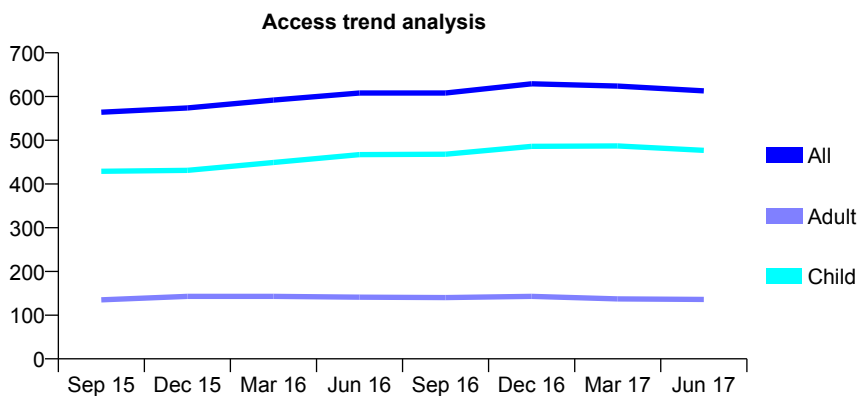
Q58 - Vital Signs At a Glance Contract Report for 952451/0001 - June 2017

Name or company name	MISS D GANGULI
Contract type name	GDS Contract
Purpose of contract	General
Contract start date	01/12/2010
Contract end date	

17/18 Contracted general activity (UDA)	1,146
Carry forward general activity (UDA)	0
17/18 Contracted orthodontic activity (UOA)	0
Carry forward orthodontic activity (UOA)	0
Baseline contract value	£31,516.56

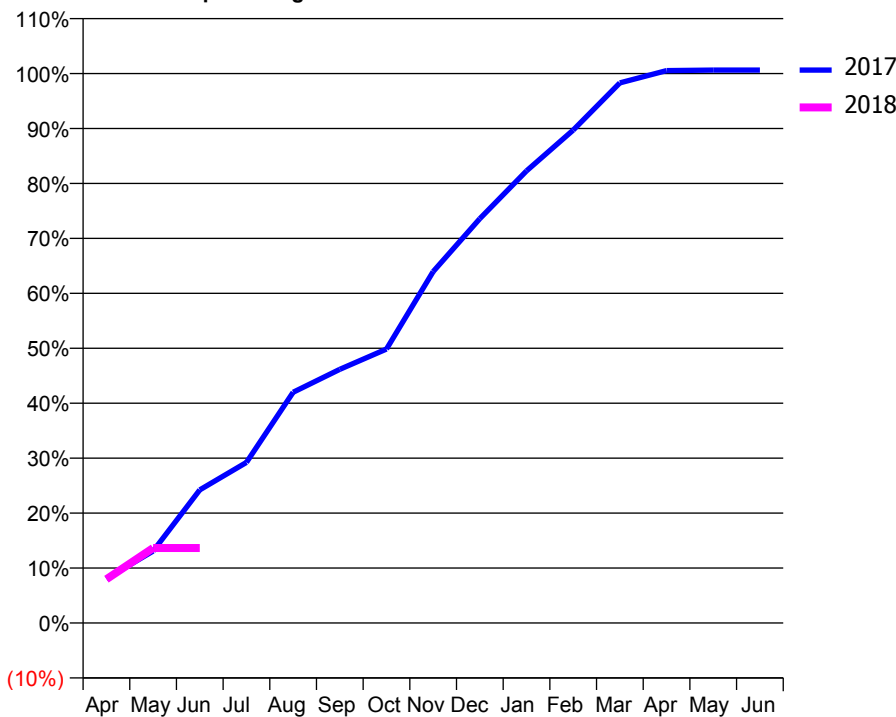
ACCESS*

Patients seen in 24 months	Total	Change since previous quarter
Quarter ending June 2016	608	
Quarter ending September 2016	608	→
Quarter ending December 2016	629	↑
Quarter ending March 2017	624	→
Quarter ending June 2017	613	↓
Variance since June 2016	0.8%	→



ACTIVITY

Cumulative percentage of contracted UDA delivered 2017 & 2018



Month	Adjusted Scheduled Activity (UDA)	
	2017	2018
April	93	91
May	150	156
June	278	156
July	335	
August	481	
September	529	
October	571	
November	733	
December	843	
January	943	
February	1,028	
March	1,126	
April	1,152	
May	1,153	
June	1,153	

QUALITY

	Quantity	Base Number	Contract	AT	Region	England
% of FP17s for the same patient ID Re-attending within 3 months - Children	2	105	1.9%	11.0%	11.7%	12.0%
% of FP17s for the same patient ID Re-attending within 3 months - Adults	7	22	31.8%	14.4%	15.2%	16.0%
% of FP17s for the same patient ID Re-attending between 3 & 9 months - Children	53	105	50.5%	56.8%	59.1%	58.0%
% of FP17s for the same patient ID Re-attending between 3 & 9 months - Adults	3	22	13.6%	49.2%	52.2%	50.9%
% of FP17s for Band 1 Urgent Courses	2	118	1.7%	8.3%	7.9%	9.1%
% of FP17s Relating to Free Repair or Replacements	0	118	0.0%	0.7%	0.8%	0.8%
% of FP17s Relating to Continuations	0	118	0.0%	0.9%	1.1%	1.1%
% of Patients satisfied with the dentistry they have received	0	0	N/A	91.4%	91.8%	91.7%
% of Patients satisfied with the time they had to wait for an appointment	0	0	N/A	87.1%	88.4%	88.0%

* This is based on patients treated on this contract for their most recent course of treatment. Figures in italics indicate the base number of FP17s or Patient Questionnaire responses are less than 100. N/A is shown where the base number of responses is less than 10 during the period. % is calculated as Quantity/Base number*100

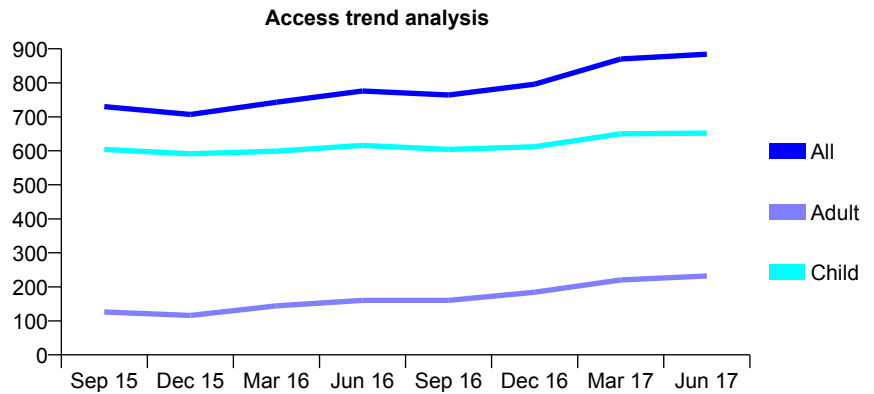
Q58 - Vital Signs At a Glance Contract Report for 960845/0001 - June 2017

Name or company name	MR K SAEED
Contract type name	GDS Contract
Purpose of contract	General
Contract start date	05/02/2008
Contract end date	

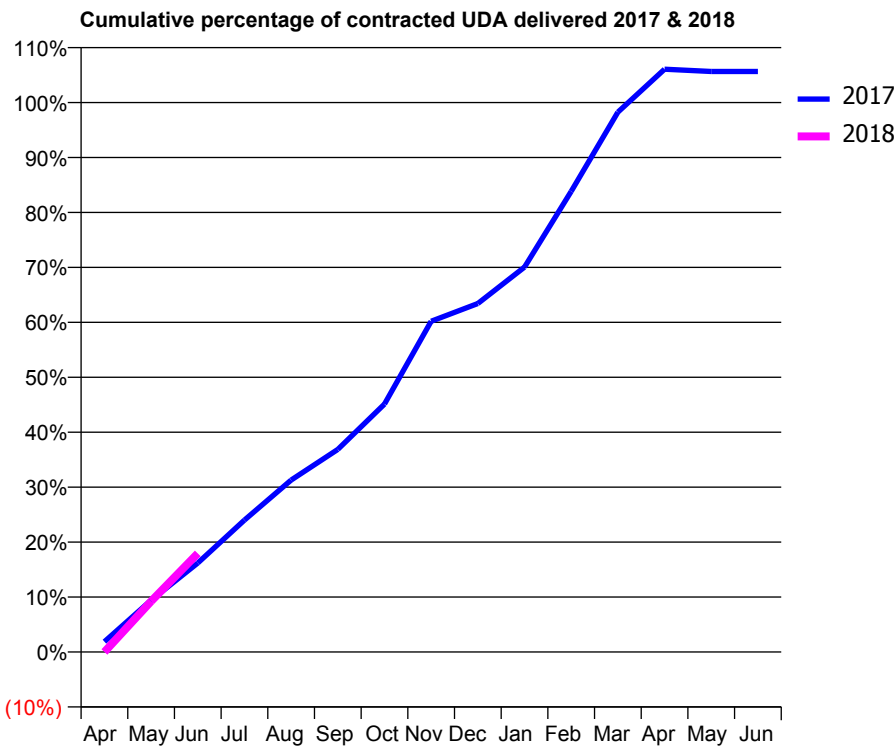
17/18 Contracted general activity (UDA)	1,938
Carry forward general activity (UDA)	0
17/18 Contracted orthodontic activity (UOA)	0
Carry forward orthodontic activity (UOA)	0
Baseline contract value	£41,927.52

ACCESS*

Patients seen in 24 months	Total	Change since previous quarter
Quarter ending June 2016	776	
Quarter ending September 2016	764	↓
Quarter ending December 2016	796	↑
Quarter ending March 2017	870	↑
Quarter ending June 2017	884	→
Variance since June 2016	13.9%	↑



ACTIVITY



Month	Adjusted Scheduled Activity (UDA)	
	2017	2018
April	37	0
May	183	179
June	314	348
July	465	
August	607	
September	715	
October	875	
November	1,167	
December	1,229	
January	1,357	
February	1,624	
March	1,904	
April	2,055	
May	2,047	
June	2,047	

QUALITY

	Quantity	Base Number	Contract	AT	Region	England
% of FP17s for the same patient ID Re-attending within 3 months - Children	19	230	8.3%	11.0%	11.7%	12.0%
% of FP17s for the same patient ID Re-attending within 3 months - Adults	7	63	11.1%	14.4%	15.2%	16.0%
% of FP17s for the same patient ID Re-attending between 3 & 9 months - Children	152	230	66.1%	56.8%	59.1%	58.0%
% of FP17s for the same patient ID Re-attending between 3 & 9 months - Adults	29	63	46.0%	49.2%	52.2%	50.9%
% of FP17s for Band 1 Urgent Courses	5	226	2.2%	8.3%	7.9%	9.1%
% of FP17s Relating to Free Repair or Replacements	0	226	0.0%	0.7%	0.8%	0.8%
% of FP17s Relating to Continuations	0	226	0.0%	0.9%	1.1%	1.1%
% of Patients satisfied with the dentistry they have received	0	0	N/A	91.4%	91.8%	91.7%
% of Patients satisfied with the time they had to wait for an appointment	0	0	N/A	87.1%	88.4%	88.0%

* This is based on patients treated on this contract for their most recent course of treatment. Figures in italics indicate the base number of FP17s or Patient Questionnaire responses are less than 100. N/A is shown where the base number of responses is less than 10 during the period. % is calculated as Quantity/Base number*100

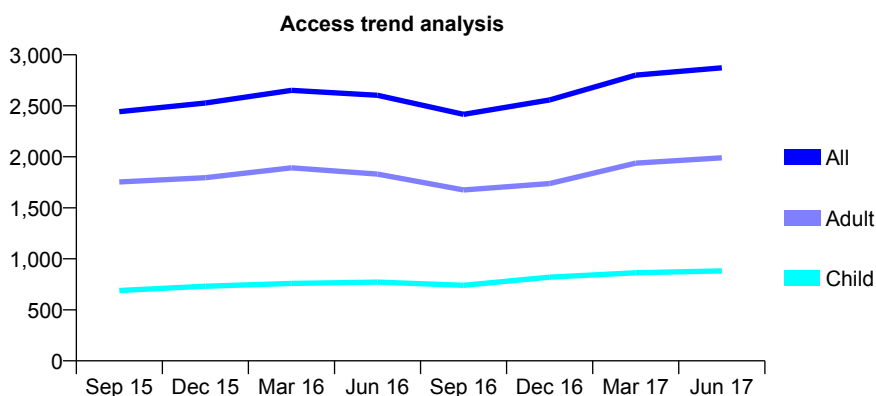
Q58 - Vital Signs At a Glance Contract Report for 963577/0001 - June 2017

Name or company name	MR VB SHAH
Contract type name	GDS Contract
Purpose of contract	General
Contract start date	01/05/2011
Contract end date	

17/18 Contracted general activity (UDA)	8,207
Carry forward general activity (UDA)	0
17/18 Contracted orthodontic activity (UOA)	0
Carry forward orthodontic activity (UOA)	0
Baseline contract value	£203,171.10

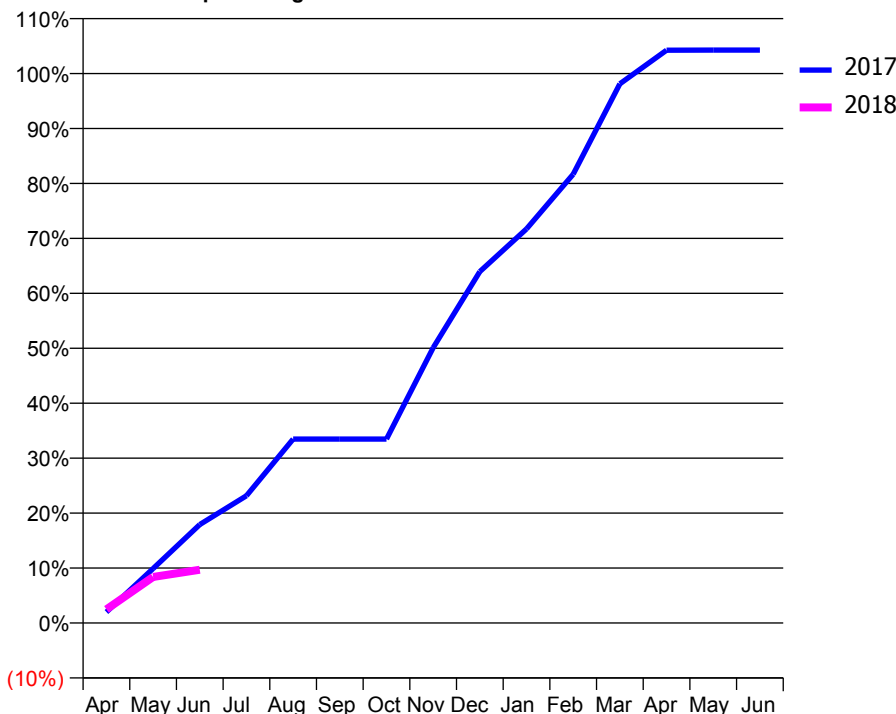
ACCESS*

Patients seen in 24 months	Total	Change since previous quarter
Quarter ending June 2016	2,603	
Quarter ending September 2016	2,416	↓
Quarter ending December 2016	2,558	↑
Quarter ending March 2017	2,801	↑
Quarter ending June 2017	2,872	↑
Variance since June 2016	10.3%	↑



ACTIVITY

Cumulative percentage of contracted UDA delivered 2017 & 2018



Month	Adjusted Scheduled Activity (UDA)	
	2017	2018
April	164	204
May	813	688
June	1,471	796
July	1,901	
August	2,747	
September	2,747	
October	2,747	
November	4,112	
December	5,250	
January	5,886	
February	6,703	
March	8,053	
April	8,556	
May	8,557	
June	8,557	

QUALITY

	Quantity	Base Number	Contract	AT	Region	England
% of FP17s for the same patient ID Re-attending within 3 months - Children	15	252	6.0%	11.0%	11.7%	12.0%
% of FP17s for the same patient ID Re-attending within 3 months - Adults	87	443	19.6%	14.4%	15.2%	16.0%
% of FP17s for the same patient ID Re-attending between 3 & 9 months - Children	142	252	56.3%	56.8%	59.1%	58.0%
% of FP17s for the same patient ID Re-attending between 3 & 9 months - Adults	172	443	38.8%	49.2%	52.2%	50.9%
% of FP17s for Band 1 Urgent Courses	53	348	15.2%	8.3%	7.9%	9.1%
% of FP17s Relating to Free Repair or Replacements	0	348	0.0%	0.7%	0.8%	0.8%
% of FP17s Relating to Continuations	6	348	1.7%	0.9%	1.1%	1.1%
% of Patients satisfied with the dentistry they have received	1	1	N/A	91.4%	91.8%	91.7%
% of Patients satisfied with the time they had to wait for an appointment	1	1	N/A	87.1%	88.4%	88.0%

* This is based on patients treated on this contract for their most recent course of treatment. Figures in italics indicate the base number of FP17s or Patient Questionnaire responses are less than 100. N/A is shown where the base number of responses is less than 10 during the period. % is calculated as Quantity/Base number*100

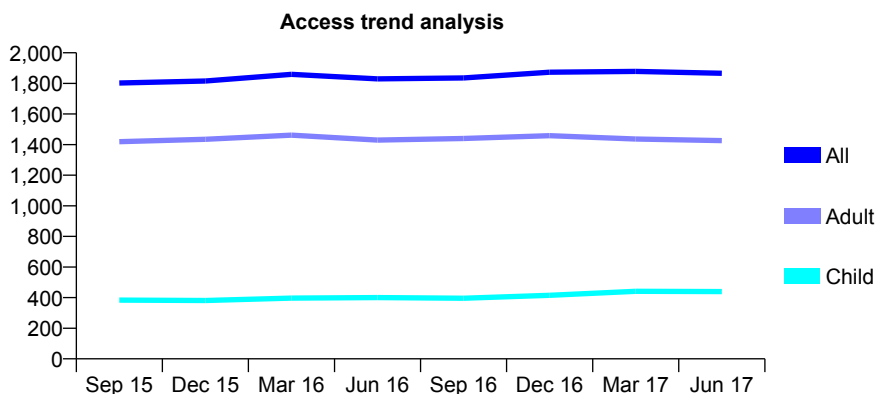
Q58 - Vital Signs At a Glance Contract Report for 963623/0001 - June 2017

Name or company name	MRS FD AIMEY
Contract type name	GDS Contract
Purpose of contract	General
Contract start date	02/10/2006
Contract end date	

17/18 Contracted general activity (UDA)	5,625
Carry forward general activity (UDA)	0
17/18 Contracted orthodontic activity (UOA)	0
Carry forward orthodontic activity (UOA)	0
Baseline contract value	£137,807.12

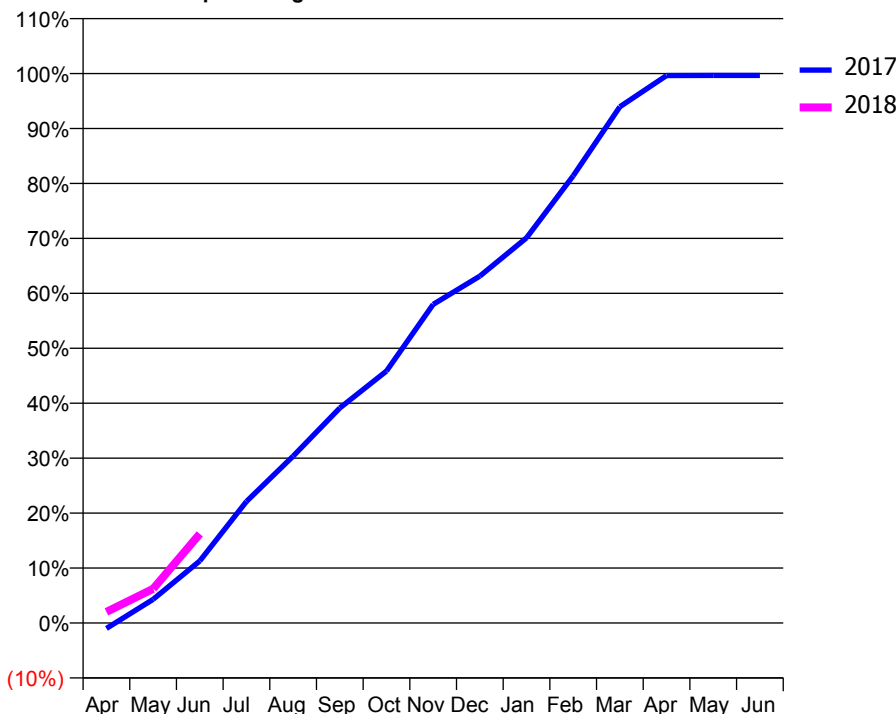
ACCESS*

Patients seen in 24 months	Total	Change since previous quarter
Quarter ending June 2016	1,830	
Quarter ending September 2016	1,836	→
Quarter ending December 2016	1,873	↑
Quarter ending March 2017	1,878	→
Quarter ending June 2017	1,866	→
Variance since June 2016	2.0%	→



ACTIVITY

Cumulative percentage of contracted UDA delivered 2017 & 2018



Month	Adjusted Scheduled Activity (UDA)	
	2017	2018
April	-57	114
May	242	350
June	635	913
July	1,245	
August	1,708	
September	2,201	
October	2,579	
November	3,261	
December	3,551	
January	3,943	
February	4,578	
March	5,285	
April	5,604	
May	5,606	
June	5,606	

QUALITY

	Quantity	Base Number	Contract	AT	Region	England
% of FP17s for the same patient ID Re-attending within 3 months - Children	15	125	12.0%	11.0%	11.7%	12.0%
% of FP17s for the same patient ID Re-attending within 3 months - Adults	69	321	21.5%	14.4%	15.2%	16.0%
% of FP17s for the same patient ID Re-attending between 3 & 9 months - Children	46	125	36.8%	56.8%	59.1%	58.0%
% of FP17s for the same patient ID Re-attending between 3 & 9 months - Adults	100	321	31.2%	49.2%	52.2%	50.9%
% of FP17s for Band 1 Urgent Courses	49	346	14.2%	8.3%	7.9%	9.1%
% of FP17s Relating to Free Repair or Replacements	3	346	0.9%	0.7%	0.8%	0.8%
% of FP17s Relating to Continuations	5	346	1.4%	0.9%	1.1%	1.1%
% of Patients satisfied with the dentistry they have received	2	3	N/A	91.4%	91.8%	91.7%
% of Patients satisfied with the time they had to wait for an appointment	3	3	N/A	87.1%	88.4%	88.0%

* This is based on patients treated on this contract for their most recent course of treatment. Figures in italics indicate the base number of FP17s or Patient Questionnaire responses are less than 100. N/A is shown where the base number of responses is less than 10 during the period. % is calculated as Quantity/Base number*100

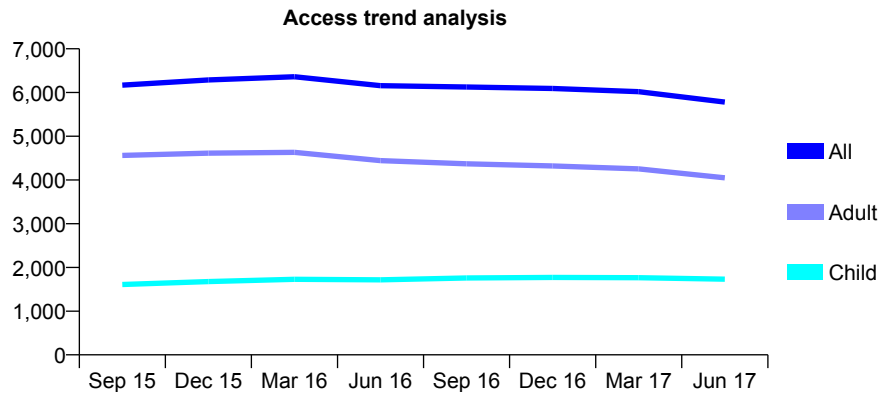
Q58 - Vital Signs At a Glance Contract Report for 967319/0002 - June 2017

Name or company name	MR RK SIVASUBRAMANIAN
Contract type name	GDS Contract
Purpose of contract	General
Contract start date	01/08/2010
Contract end date	

17/18 Contracted general activity (UDA)	19,763
Carry forward general activity (UDA)	0
17/18 Contracted orthodontic activity (UOA)	0
Carry forward orthodontic activity (UOA)	0
Baseline contract value	£491,343.63

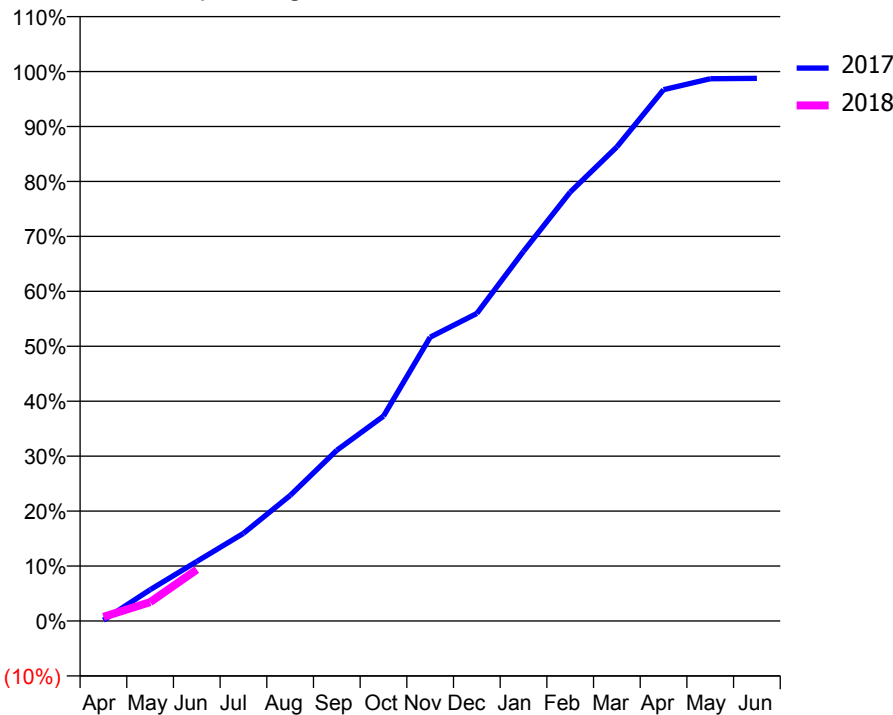
ACCESS*

Patients seen in 24 months	Total	Change since previous quarter
Quarter ending June 2016	6,156	
Quarter ending September 2016	6,126	→
Quarter ending December 2016	6,093	→
Quarter ending March 2017	6,019	↓
Quarter ending June 2017	5,782	↓
Variance since June 2016	(6.1%)	↓



ACTIVITY

Cumulative percentage of contracted UDA delivered 2017 & 2018



Month	Adjusted Scheduled Activity (UDA)	
	2017	2018
April	31	152
May	1,125	677
June	2,141	1,849
July	3,155	
August	4,515	
September	6,142	
October	7,370	
November	10,208	
December	11,061	
January	13,299	
February	15,427	
March	17,049	
April	19,108	
May	19,501	
June	19,516	

QUALITY

	Quantity	Base Number	Contract	AT	Region	England
% of FP17s for the same patient ID Re-attending within 3 months - Children	59	404	14.6%	11.0%	11.7%	12.0%
% of FP17s for the same patient ID Re-attending within 3 months - Adults	204	938	21.7%	14.4%	15.2%	16.0%
% of FP17s for the same patient ID Re-attending between 3 & 9 months - Children	104	404	25.7%	56.8%	59.1%	58.0%
% of FP17s for the same patient ID Re-attending between 3 & 9 months - Adults	228	938	24.3%	49.2%	52.2%	50.9%
% of FP17s for Band 1 Urgent Courses	169	750	22.5%	8.3%	7.9%	9.1%
% of FP17s Relating to Free Repair or Replacements	0	750	0.0%	0.7%	0.8%	0.8%
% of FP17s Relating to Continuations	3	750	0.4%	0.9%	1.1%	1.1%
% of Patients satisfied with the dentistry they have received	2	3	N/A	91.4%	91.8%	91.7%
% of Patients satisfied with the time they had to wait for an appointment	1	3	N/A	87.1%	88.4%	88.0%

* This is based on patients treated on this contract for their most recent course of treatment. Figures in italics indicate the base number of FP17s or Patient Questionnaire responses are less than 100. N/A is shown where the base number of responses is less than 10 during the period. % is calculated as Quantity/Base number*100

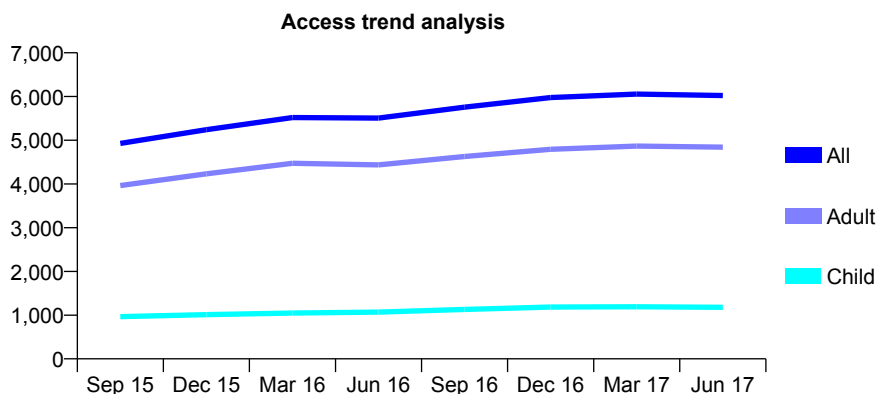
Q58 - Vital Signs At a Glance Contract Report for 967319/0003 - June 2017

Name or company name	MR RK SIVASUBRAMANIAN
Contract type name	GDS Contract
Purpose of contract	General
Contract start date	13/02/2014
Contract end date	

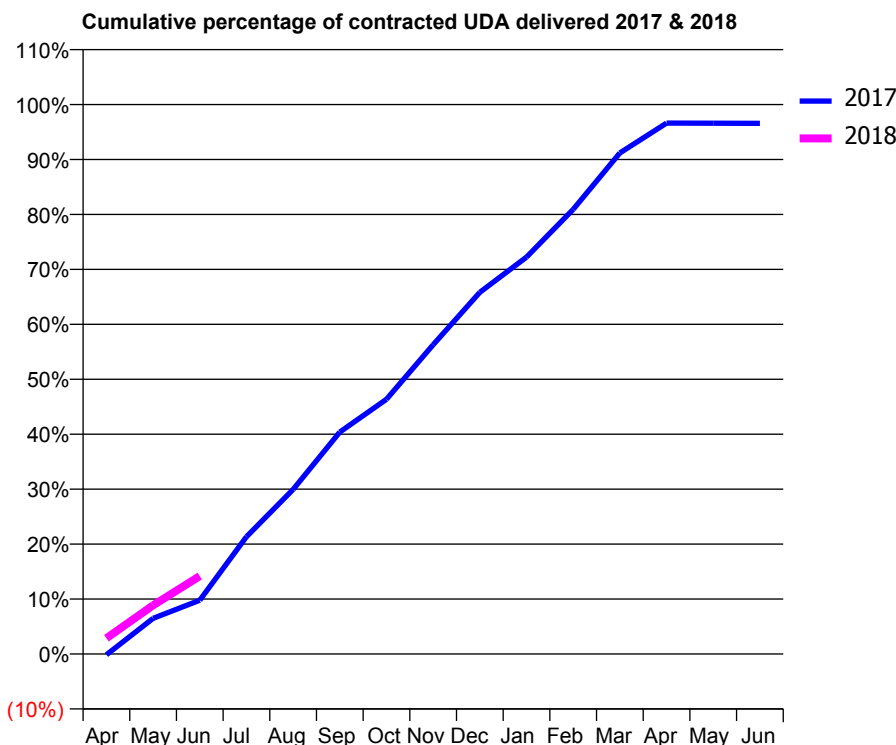
17/18 Contracted general activity (UDA)	14,084
Carry forward general activity (UDA)	0
17/18 Contracted orthodontic activity (UOA)	0
Carry forward orthodontic activity (UOA)	0
Baseline contract value	£312,810.61

ACCESS*

Patients seen in 24 months	Total	Change since previous quarter
Quarter ending June 2016	5,506	
Quarter ending September 2016	5,758	↑
Quarter ending December 2016	5,978	↑
Quarter ending March 2017	6,055	→
Quarter ending June 2017	6,021	→
Variance since June 2016	9.4%	↑



ACTIVITY



Month	Adjusted Scheduled Activity (UDA)	
	2017	2018
April	-22	405
May	914	1,250
June	1,377	1,998
July	3,005	
August	4,219	
September	5,688	
October	6,531	
November	7,926	
December	9,269	
January	10,172	
February	11,397	
March	12,841	
April	13,607	
May	13,604	
June	13,602	

QUALITY

	Quantity	Base Number	Contract	AT	Region	England
% of FP17s for the same patient ID Re-attending within 3 months - Children	21	256	8.2%	11.0%	11.7%	12.0%
% of FP17s for the same patient ID Re-attending within 3 months - Adults	138	1,019	13.5%	14.4%	15.2%	16.0%
% of FP17s for the same patient ID Re-attending between 3 & 9 months - Children	89	256	34.8%	56.8%	59.1%	58.0%
% of FP17s for the same patient ID Re-attending between 3 & 9 months - Adults	317	1,019	31.1%	49.2%	52.2%	50.9%
% of FP17s for Band 1 Urgent Courses	72	921	7.8%	8.3%	7.9%	9.1%
% of FP17s Relating to Free Repair or Replacements	13	921	1.4%	0.7%	0.8%	0.8%
% of FP17s Relating to Continuations	10	921	1.1%	0.9%	1.1%	1.1%
% of Patients satisfied with the dentistry they have received	5	5	N/A	91.4%	91.8%	91.7%
% of Patients satisfied with the time they had to wait for an appointment	4	5	N/A	87.1%	88.4%	88.0%

* This is based on patients treated on this contract for their most recent course of treatment. Figures in italics indicate the base number of FP17s or Patient Questionnaire responses are less than 100. N/A is shown where the base number of responses is less than 10 during the period. % is calculated as Quantity/Base number*100

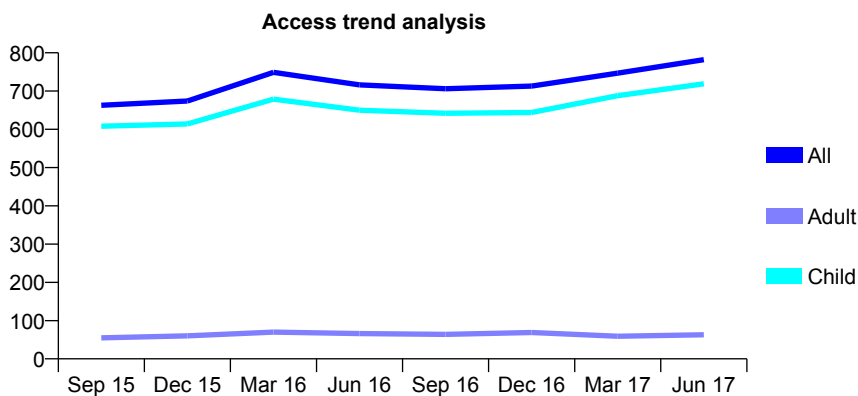
Q58 - Vital Signs At a Glance Contract Report for 976334/0001 - June 2017

Name or company name	MISS U MADHAV
Contract type name	GDS Contract
Purpose of contract	General
Contract start date	01/04/2014
Contract end date	

17/18 Contracted general activity (UDA)	1,500
Carry forward general activity (UDA)	0
17/18 Contracted orthodontic activity (UOA)	0
Carry forward orthodontic activity (UOA)	0
Baseline contract value	£38,062.25

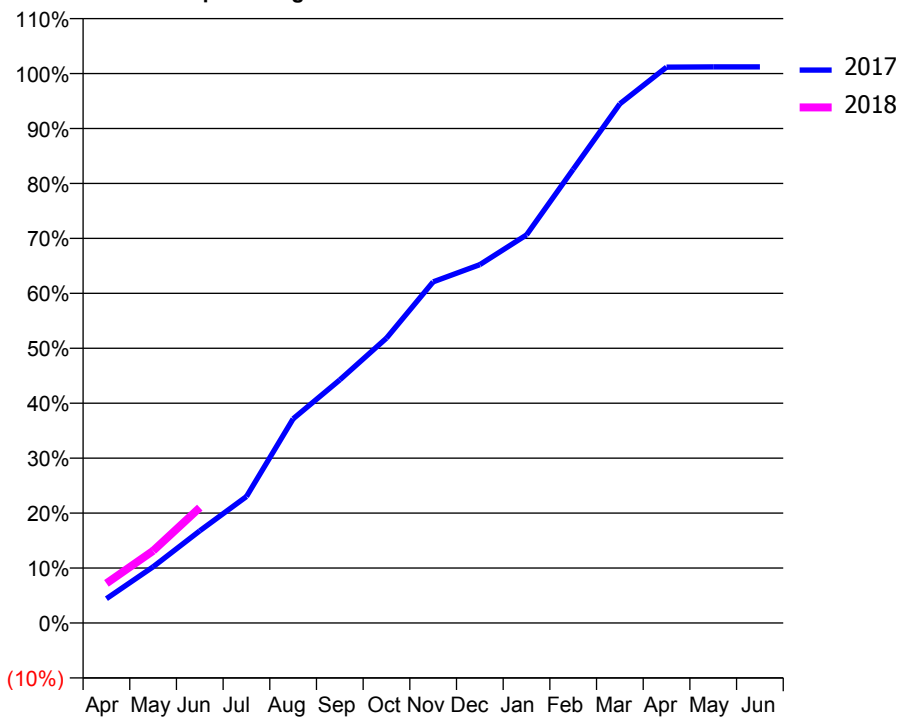
ACCESS*

Patients seen in 24 months	Total	Change since previous quarter
Quarter ending June 2016	716	
Quarter ending September 2016	706	↓
Quarter ending December 2016	713	→
Quarter ending March 2017	747	↑
Quarter ending June 2017	782	↑
Variance since June 2016	9.2%	↑



ACTIVITY

Cumulative percentage of contracted UDA delivered 2017 & 2018



Month	Adjusted Scheduled Activity (UDA)	
	2017	2018
April	66	108
May	153	197
June	252	315
July	345	
August	557	
September	664	
October	778	
November	931	
December	978	
January	1,059	
February	1,239	
March	1,417	
April	1,517	
May	1,518	
June	1,518	

QUALITY

	Quantity	Base Number	Contract	AT	Region	England
% of FP17s for the same patient ID Re-attending within 3 months - Children	12	281	4.3%	11.0%	11.7%	12.0%
% of FP17s for the same patient ID Re-attending within 3 months - Adults	0	0	N/A	14.4%	15.2%	16.0%
% of FP17s for the same patient ID Re-attending between 3 & 9 months - Children	116	281	41.3%	56.8%	59.1%	58.0%
% of FP17s for the same patient ID Re-attending between 3 & 9 months - Adults	0	0	N/A	49.2%	52.2%	50.9%
% of FP17s for Band 1 Urgent Courses	6	207	2.9%	8.3%	7.9%	9.1%
% of FP17s Relating to Free Repair or Replacements	0	207	0.0%	0.7%	0.8%	0.8%
% of FP17s Relating to Continuations	0	207	0.0%	0.9%	1.1%	1.1%
% of Patients satisfied with the dentistry they have received	0	0	N/A	91.4%	91.8%	91.7%
% of Patients satisfied with the time they had to wait for an appointment	0	0	N/A	87.1%	88.4%	88.0%

* This is based on patients treated on this contract for their most recent course of treatment. Figures in italics indicate the base number of FP17s or Patient Questionnaire responses are less than 100. N/A is shown where the base number of responses is less than 10 during the period. % is calculated as Quantity/Base number*100

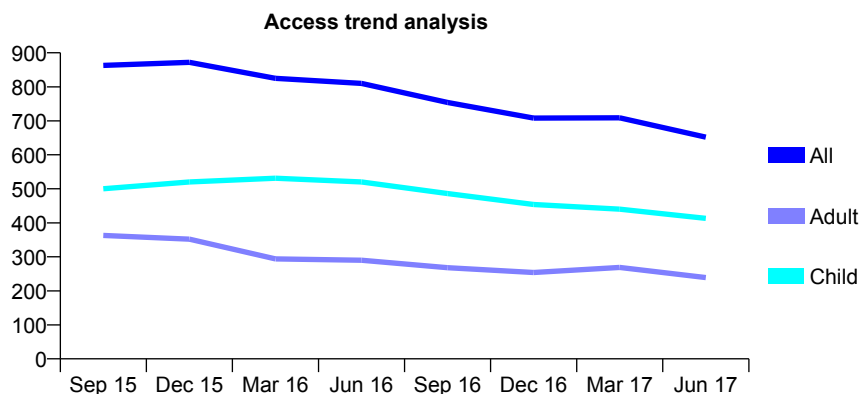
Q58 - Vital Signs At a Glance Contract Report for 987417/0001 - June 2017

Name or company name	MISS S MITTAL
Contract type name	GDS Contract
Purpose of contract	General
Contract start date	01/12/2013
Contract end date	

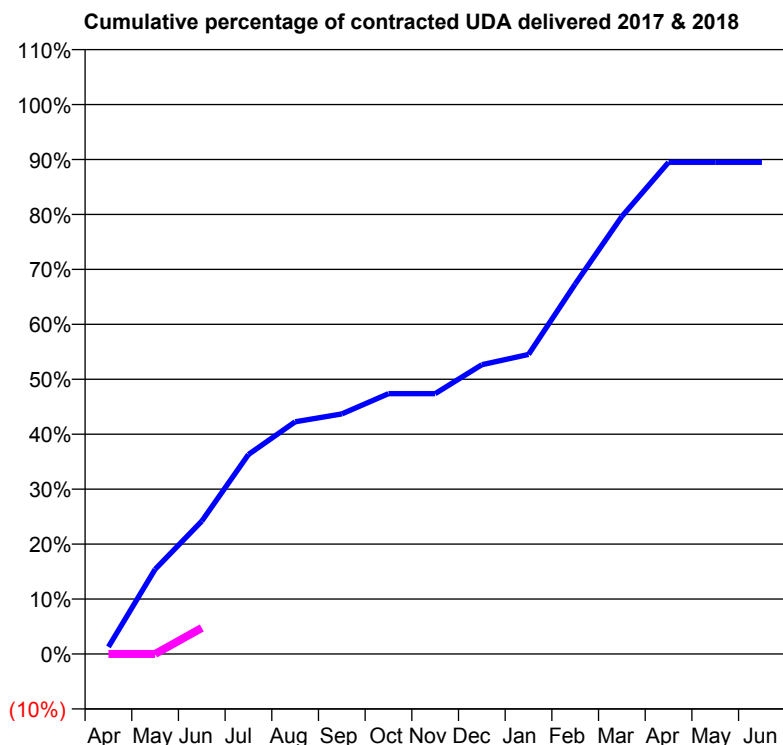
17/18 Contracted general activity (UDA)	2,246
Carry forward general activity (UDA)	0
17/18 Contracted orthodontic activity (UOA)	0
Carry forward orthodontic activity (UOA)	0
Baseline contract value	£53,252.67

ACCESS*

Patients seen in 24 months	Total	Change since previous quarter
Quarter ending June 2016	810	
Quarter ending September 2016	754	↓
Quarter ending December 2016	708	↓
Quarter ending March 2017	709	→
Quarter ending June 2017	652	↓
Variance since June 2016	(19.5%)	↓



ACTIVITY



Adjusted Scheduled Activity (UDA)		
Month	2017	2018
April	29	0
May	346	0
June	543	106
July	816	
August	949	
September	981	
October	1,064	
November	1,064	
December	1,182	
January	1,225	
February	1,512	
March	1,788	
April	2,010	
May	2,010	
June	2,010	

QUALITY

	Quantity	Base Number	Contract	AT	Region	England
% of FP17s for the same patient ID Re-attending within 3 months - Children	4	56	7.1%	11.0%	11.7%	12.0%
% of FP17s for the same patient ID Re-attending within 3 months - Adults	3	25	12.0%	14.4%	15.2%	16.0%
% of FP17s for the same patient ID Re-attending between 3 & 9 months - Children	14	56	25.0%	56.8%	59.1%	58.0%
% of FP17s for the same patient ID Re-attending between 3 & 9 months - Adults	3	25	12.0%	49.2%	52.2%	50.9%
% of FP17s for Band 1 Urgent Courses	2	36	5.6%	8.3%	7.9%	9.1%
% of FP17s Relating to Free Repair or Replacements	0	36	0.0%	0.7%	0.8%	0.8%
% of FP17s Relating to Continuations	0	36	0.0%	0.9%	1.1%	1.1%
% of Patients satisfied with the dentistry they have received	0	0	N/A	91.4%	91.8%	91.7%
% of Patients satisfied with the time they had to wait for an appointment	0	0	N/A	87.1%	88.4%	88.0%

* This is based on patients treated on this contract for their most recent course of treatment. Figures in italics indicate the base number of FP17s or Patient Questionnaire responses are less than 100. N/A is shown where the base number of responses is less than 10 during the period. % is calculated as Quantity/Base number*100

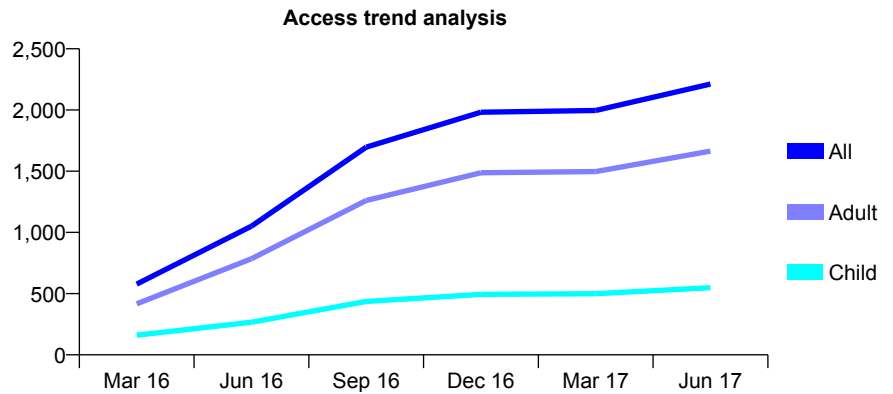
Q58 - Vital Signs At a Glance Contract Report for 991937/0001 - June 2017

Name or company name	MR C HAJISTILLY
Contract type name	GDS Contract
Purpose of contract	General
Contract start date	01/10/2015
Contract end date	

17/18 Contracted general activity (UDA)	5,176
Carry forward general activity (UDA)	0
17/18 Contracted orthodontic activity (UOA)	0
Carry forward orthodontic activity (UOA)	0
Baseline contract value	£141,823.96

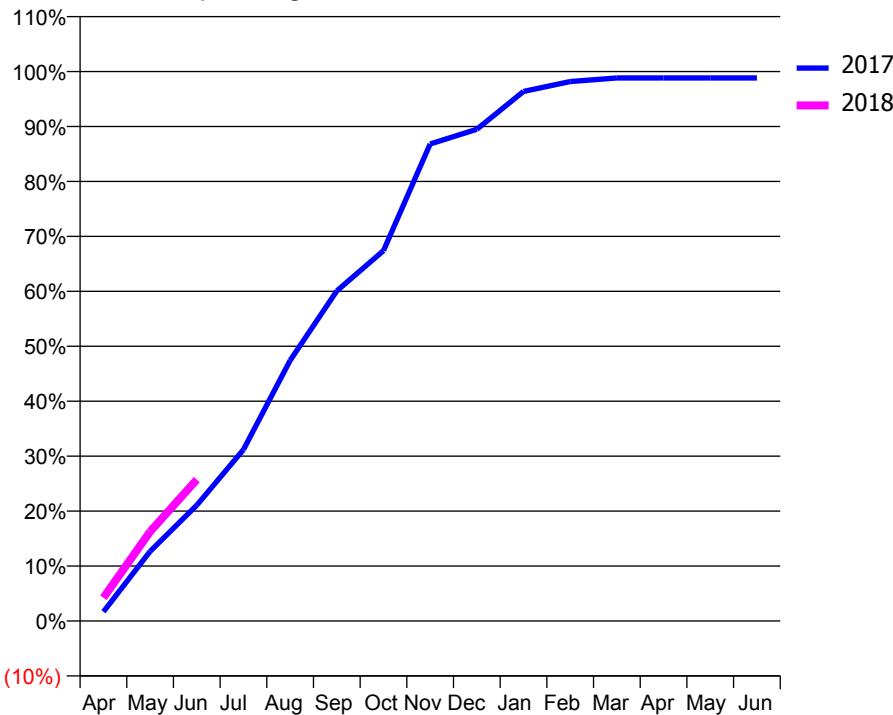
ACCESS*

Patients seen in 24 months	Total	Change since previous quarter
Quarter ending June 2016	1,051	
Quarter ending September 2016	1,697	↑
Quarter ending December 2016	1,982	↑
Quarter ending March 2017	1,996	→
Quarter ending June 2017	2,212	↑
Variance since June 2016	110.5%	↑



ACTIVITY

Cumulative percentage of contracted UDA delivered 2017 & 2018



Month	Adjusted Scheduled Activity (UDA)	
	2017	2018
April	87	219
May	657	842
June	1,090	1,332
July	1,614	
August	2,455	
September	3,110	
October	3,488	
November	4,493	
December	4,632	
January	4,988	
February	5,082	
March	5,116	
April	5,116	
May	5,116	
June	5,116	

QUALITY

	Quantity	Base Number	Contract	AT	Region	England
% of FP17s for the same patient ID Re-attending within 3 months - Children	5	233	2.1%	11.0%	11.7%	12.0%
% of FP17s for the same patient ID Re-attending within 3 months - Adults	27	557	4.8%	14.4%	15.2%	16.0%
% of FP17s for the same patient ID Re-attending between 3 & 9 months - Children	143	233	61.4%	56.8%	59.1%	58.0%
% of FP17s for the same patient ID Re-attending between 3 & 9 months - Adults	287	557	51.5%	49.2%	52.2%	50.9%
% of FP17s for Band 1 Urgent Courses	40	789	5.1%	8.3%	7.9%	9.1%
% of FP17s Relating to Free Repair or Replacements	1	789	0.1%	0.7%	0.8%	0.8%
% of FP17s Relating to Continuations	0	789	0.0%	0.9%	1.1%	1.1%
% of Patients satisfied with the dentistry they have received	4	4	N/A	91.4%	91.8%	91.7%
% of Patients satisfied with the time they had to wait for an appointment	4	4	N/A	87.1%	88.4%	88.0%

* This is based on patients treated on this contract for their most recent course of treatment. Figures in italics indicate the base number of FP17s or Patient Questionnaire responses are less than 100. N/A is shown where the base number of responses is less than 10 during the period. % is calculated as Quantity/Base number*100

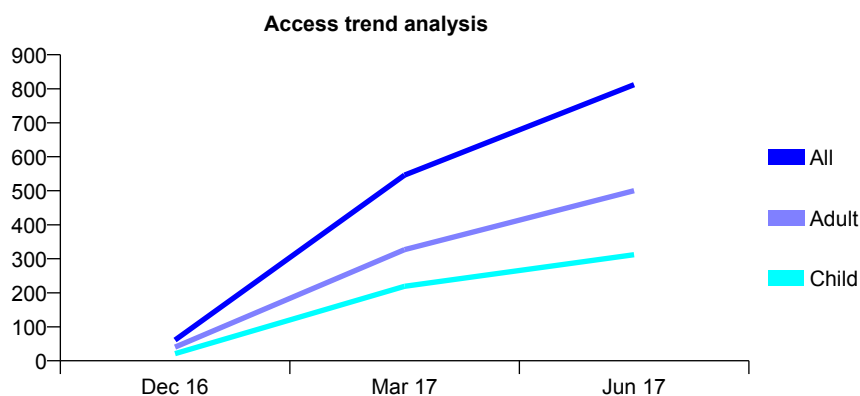
Q59 - Vital Signs At a Glance Contract Report for 100219/0000 - June 2017

Name or company name	Community Dental Services CIC
Contract type name	PDS Contract
Purpose of contract	General
Contract start date	01/12/2016
Contract end date	30/11/2023

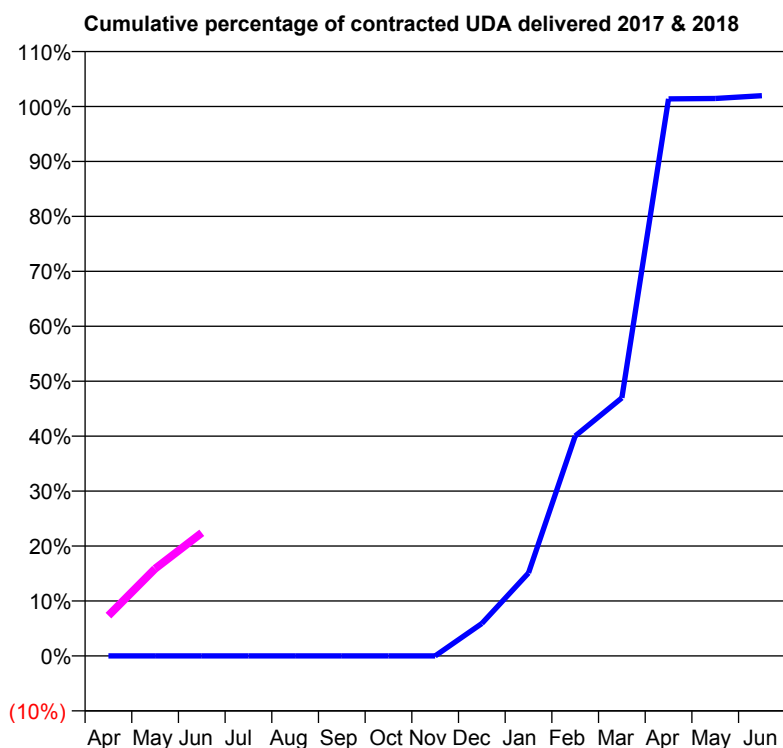
17/18 Contracted general activity (UDA)	3,600
Carry forward general activity (UDA)	0
17/18 Contracted orthodontic activity (UOA)	0
Carry forward orthodontic activity (UOA)	0
Baseline contract value	£1,765,000.00

ACCESS*

Patients seen in 24 months	Total	Change since previous quarter
Quarter ending June 2016	0	
Quarter ending September 2016	0	
Quarter ending December 2016	61	↑
Quarter ending March 2017	546	↑
Quarter ending June 2017	812	↑
Variance since June 2016	N/A	



ACTIVITY



Month	Adjusted Scheduled Activity (UDA)	
	2017	2018
April	0	264
May	0	571
June	0	807
July	0	
August	0	
September	0	
October	0	
November	0	
December	71	
January	181	
February	480	
March	564	
April	1,216	
May	1,217	
June	1,223	

QUALITY

	Quantity	Base Number	Contract	AT	Region	England
% of FP17s for the same patient ID Re-attending within 3 months - Children	14	321	4.4%	10.0%	11.7%	12.0%
% of FP17s for the same patient ID Re-attending within 3 months - Adults	26	394	6.6%	14.1%	15.2%	16.0%
% of FP17s for the same patient ID Re-attending between 3 & 9 months - Children	16	321	5.0%	60.9%	59.1%	58.0%
% of FP17s for the same patient ID Re-attending between 3 & 9 months - Adults	15	394	3.8%	53.7%	52.2%	50.9%
% of FP17s for Band 1 Urgent Courses	8	365	2.2%	7.3%	7.9%	9.1%
% of FP17s Relating to Free Repair or Replacements	0	365	0.0%	0.8%	0.8%	0.8%
% of FP17s Relating to Continuations	8	365	2.2%	1.0%	1.1%	1.1%
% of Patients satisfied with the dentistry they have received	2	3	N/A	91.6%	91.8%	91.7%
% of Patients satisfied with the time they had to wait for an appointment	2	3	N/A	87.3%	88.4%	88.0%

* This is based on patients treated on this contract for their most recent course of treatment. Figures in italics indicate the base number of FP17s or Patient Questionnaire responses are less than 100. N/A is shown where the base number of responses is less than 10 during the period. % is calculated as Quantity/Base number*100


Q59 - Vital Signs At a Glance Contract Report for 100351/0000 - June 2017

Name or company name	JDRM Dental Care Ltd
Contract type name	GDS Contract
Purpose of contract	General
Contract start date	01/04/2017
Contract end date	

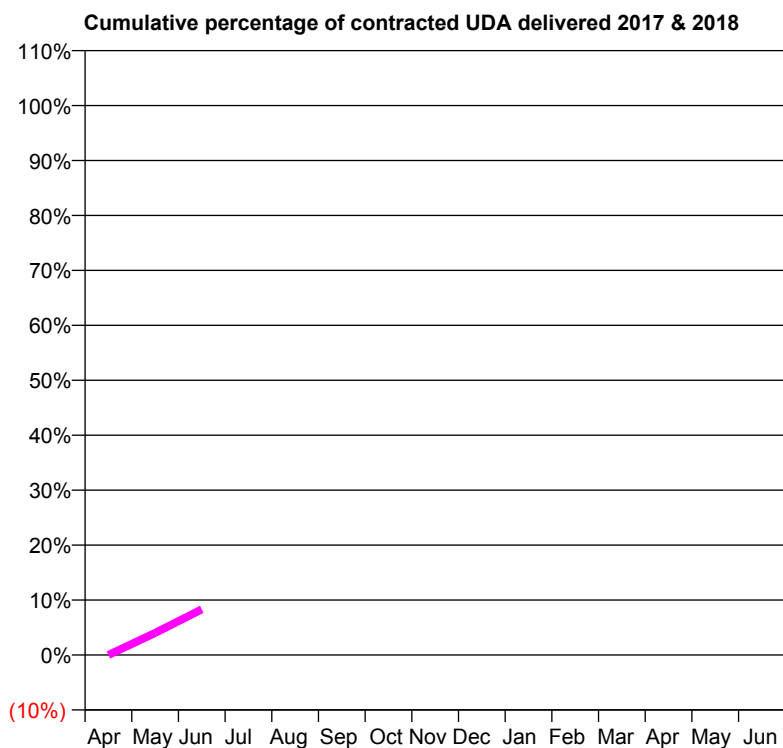
17/18 Contracted general activity (UDA)	15,509
Carry forward general activity (UDA)	0
17/18 Contracted orthodontic activity (UOA)	0
Carry forward orthodontic activity (UOA)	0
Baseline contract value	£356,707.00

ACCESS*

Patients seen in 24 months	Total	Change since previous quarter
Quarter ending June 2016	0	
Quarter ending September 2016	0	
Quarter ending December 2016	0	
Quarter ending March 2017	0	
Quarter ending June 2017	1,231	↑
Variance since June 2016	N/A	



ACTIVITY



Month	Adjusted Scheduled Activity (UDA)	
	2017	2018
April	0	0
May	0	623
June	0	1,288
July	0	0
August	0	0
September	0	0
October	0	0
November	0	0
December	0	0
January	0	0
February	0	0
March	0	0
April	0	0
May	0	0
June	0	0

QUALITY

	Quantity	Base Number	Contract	AT	Region	England
% of FP17s for the same patient ID Re-attending within 3 months - Children	2	297	0.7%	10.0%	11.7%	12.0%
% of FP17s for the same patient ID Re-attending within 3 months - Adults	5	646	0.8%	14.1%	15.2%	16.0%
% of FP17s for the same patient ID Re-attending between 3 & 9 months - Children	0	297	0.0%	60.9%	59.1%	58.0%
% of FP17s for the same patient ID Re-attending between 3 & 9 months - Adults	0	646	0.0%	53.7%	52.2%	50.9%
% of FP17s for Band 1 Urgent Courses	27	860	3.1%	7.3%	7.9%	9.1%
% of FP17s Relating to Free Repair or Replacements	9	860	1.0%	0.8%	0.8%	0.8%
% of FP17s Relating to Continuations	3	860	0.3%	1.0%	1.1%	1.1%
% of Patients satisfied with the dentistry they have received	0	0	N/A	91.6%	91.8%	91.7%
% of Patients satisfied with the time they had to wait for an appointment	0	0	N/A	87.3%	88.4%	88.0%

* This is based on patients treated on this contract for their most recent course of treatment. Figures in italics indicate the base number of FP17s or Patient Questionnaire responses are less than 100. N/A is shown where the base number of responses is less than 10 during the period. % is calculated as Quantity/Base number*100

Q59 - Vital Signs At a Glance Contract Report for 100352/0000 - June 2017


Name or company name	OASIS DENTAL CARE LTD
Contract type name	GDS Contract
Purpose of contract	General
Contract start date	01/04/2017
Contract end date	

17/18 Contracted general activity (UDA)	47,000
Carry forward general activity (UDA)	0
17/18 Contracted orthodontic activity (UOA)	0
Carry forward orthodontic activity (UOA)	0
Baseline contract value	£1,181,110.00

ACCESS*

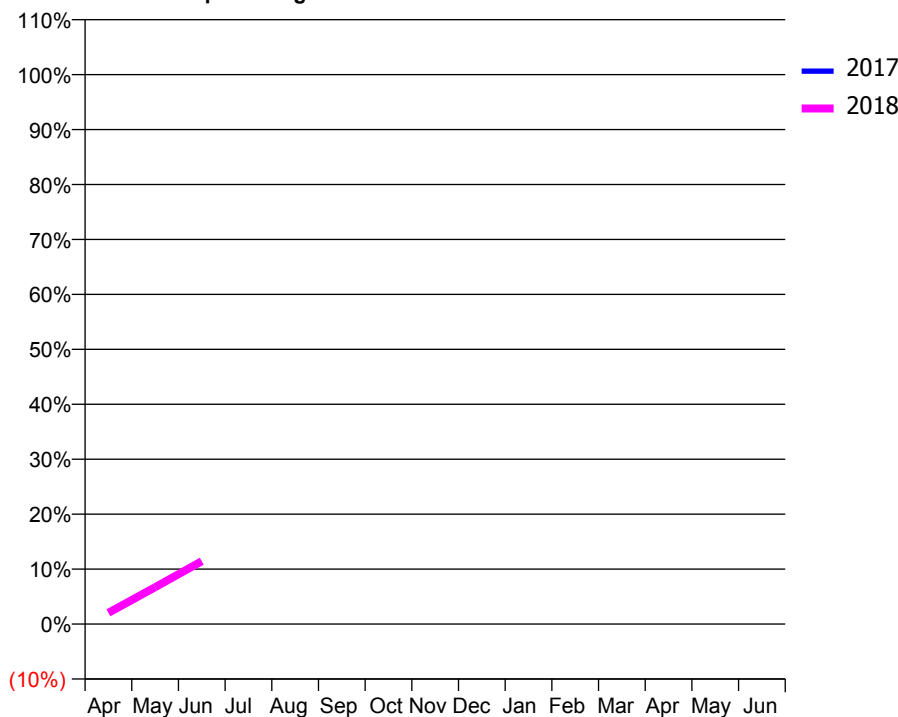
Patients seen in 24 months	Total	Change since previous quarter
Quarter ending June 2016	0	
Quarter ending September 2016	0	
Quarter ending December 2016	0	
Quarter ending March 2017	0	
Quarter ending June 2017	3,924	↑
Variance since June 2016	N/A	

Access trend analysis



ACTIVITY

Cumulative percentage of contracted UDA delivered 2017 & 2018



Adjusted Scheduled Activity (UDA)

Month	2017	2018
April	0	958
May	0	3,152
June	0	5,373
July	0	
August	0	
September	0	
October	0	
November	0	
December	0	
January	0	
February	0	
March	0	
April	0	
May	0	
June	0	

QUALITY

	Quantity	Base Number	Contract	AT	Region	England
% of FP17s for the same patient ID Re-attending within 3 months - Children	22	997	2.2%	10.0%	11.7%	12.0%
% of FP17s for the same patient ID Re-attending within 3 months - Adults	148	2,570	5.8%	14.1%	15.2%	16.0%
% of FP17s for the same patient ID Re-attending between 3 & 9 months - Children	0	997	0.0%	60.9%	59.1%	58.0%
% of FP17s for the same patient ID Re-attending between 3 & 9 months - Adults	0	2,570	0.0%	53.7%	52.2%	50.9%
% of FP17s for Band 1 Urgent Courses	444	3,567	12.4%	7.3%	7.9%	9.1%
% of FP17s Relating to Free Repair or Replacements	24	3,567	0.7%	0.8%	0.8%	0.8%
% of FP17s Relating to Continuations	38	3,567	1.1%	1.0%	1.1%	1.1%
% of Patients satisfied with the dentistry they have received	2	2	N/A	91.6%	91.8%	91.7%
% of Patients satisfied with the time they had to wait for an appointment	2	2	N/A	87.3%	88.4%	88.0%

* This is based on patients treated on this contract for their most recent course of treatment. Figures in italics indicate the base number of FP17s or Patient Questionnaire responses are less than 100. N/A is shown where the base number of responses is less than 10 during the period. % is calculated as Quantity/Base number*100

Q59 - Vital Signs At a Glance Contract Report for 100353/0000 - June 2017


Name or company name	Ishak Practices Limited
Contract type name	GDS Contract
Purpose of contract	General
Contract start date	01/04/2017
Contract end date	

17/18 Contracted general activity (UDA)	20,700
Carry forward general activity (UDA)	0
17/18 Contracted orthodontic activity (UOA)	0
Carry forward orthodontic activity (UOA)	0
Baseline contract value	£538,200.00

ACCESS*

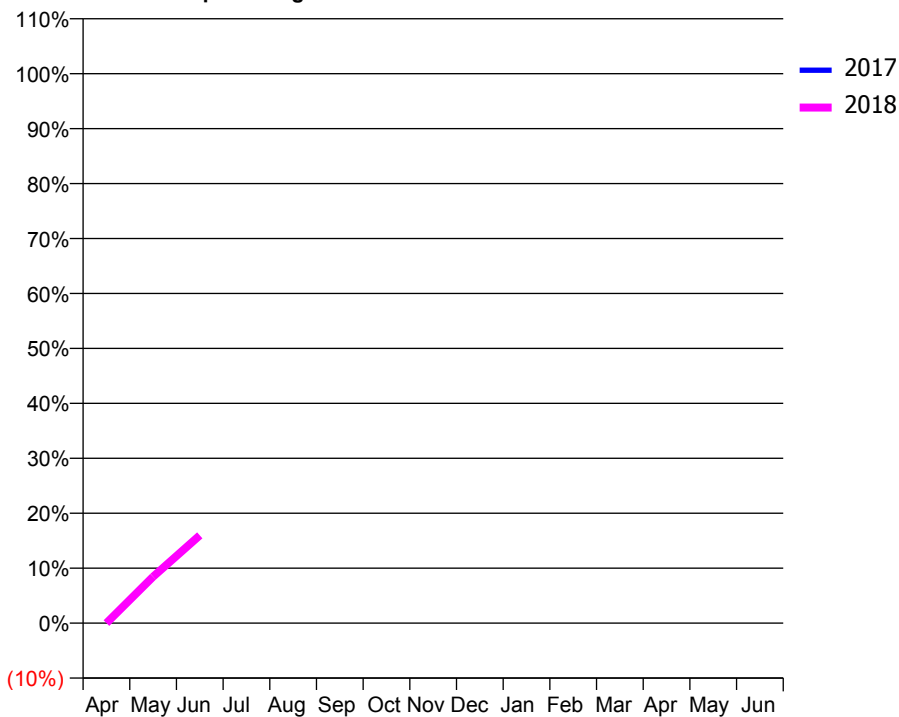
Patients seen in 24 months	Total	Change since previous quarter
Quarter ending June 2016	0	
Quarter ending September 2016	0	
Quarter ending December 2016	0	
Quarter ending March 2017	0	
Quarter ending June 2017	2,246	↑
Variance since June 2016	N/A	

Access trend analysis



ACTIVITY

Cumulative percentage of contracted UDA delivered 2017 & 2018



Month	Adjusted Scheduled Activity (UDA)	
	2017	2018
April	0	0
May	0	1,752
June	0	3,306
July	0	
August	0	
September	0	
October	0	
November	0	
December	0	
January	0	
February	0	
March	0	
April	0	
May	0	
June	0	

QUALITY

	Quantity	Base Number	Contract	AT	Region	England
% of FP17s for the same patient ID Re-attending within 3 months - Children	7	538	1.3%	10.0%	11.7%	12.0%
% of FP17s for the same patient ID Re-attending within 3 months - Adults	66	1,354	4.9%	14.1%	15.2%	16.0%
% of FP17s for the same patient ID Re-attending between 3 & 9 months - Children	0	538	0.0%	60.9%	59.1%	58.0%
% of FP17s for the same patient ID Re-attending between 3 & 9 months - Adults	0	1,354	0.0%	53.7%	52.2%	50.9%
% of FP17s for Band 1 Urgent Courses	146	1,892	7.7%	7.3%	7.9%	9.1%
% of FP17s Relating to Free Repair or Replacements	7	1,892	0.4%	0.8%	0.8%	0.8%
% of FP17s Relating to Continuations	41	1,892	2.2%	1.0%	1.1%	1.1%
% of Patients satisfied with the dentistry they have received	2	2	N/A	91.6%	91.8%	91.7%
% of Patients satisfied with the time they had to wait for an appointment	2	2	N/A	87.3%	88.4%	88.0%

* This is based on patients treated on this contract for their most recent course of treatment. Figures in italics indicate the base number of FP17s or Patient Questionnaire responses are less than 100. N/A is shown where the base number of responses is less than 10 during the period. % is calculated as Quantity/Base number*100

Q59 - Vital Signs At a Glance Contract Report for 100354/0000 - June 2017


Name or company name	Ishak Practices Limited
Contract type name	GDS Contract
Purpose of contract	General
Contract start date	01/04/2017
Contract end date	

17/18 Contracted general activity (UDA)	25,500
Carry forward general activity (UDA)	0
17/18 Contracted orthodontic activity (UOA)	0
Carry forward orthodontic activity (UOA)	0
Baseline contract value	£664,530.00

ACCESS*

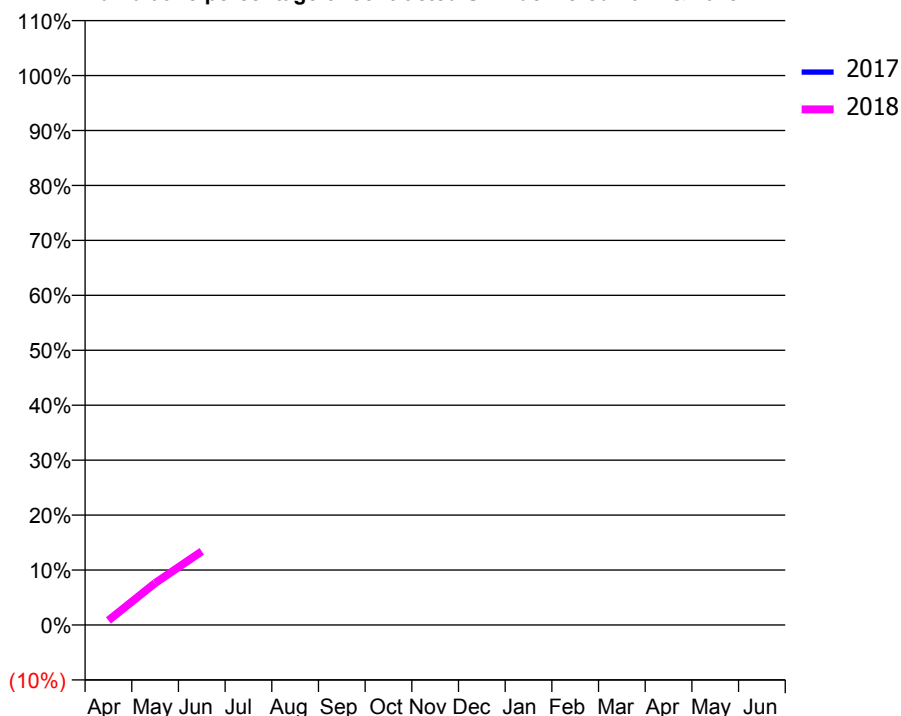
Patients seen in 24 months	Total	Change since previous quarter
Quarter ending June 2016	0	
Quarter ending September 2016	0	
Quarter ending December 2016	0	
Quarter ending March 2017	0	
Quarter ending June 2017	2,541	↑
Variance since June 2016	N/A	

Access trend analysis



ACTIVITY

Cumulative percentage of contracted UDA delivered 2017 & 2018



Adjusted Scheduled Activity (UDA)

Month	2017	2018
April	0	211
May	0	1,949
June	0	3,422
July	0	
August	0	
September	0	
October	0	
November	0	
December	0	
January	0	
February	0	
March	0	
April	0	
May	0	
June	0	

QUALITY

	Quantity	Base Number	Contract	AT	Region	England
% of FP17s for the same patient ID Re-attending within 3 months - Children	13	567	2.3%	10.0%	11.7%	12.0%
% of FP17s for the same patient ID Re-attending within 3 months - Adults	44	1,473	3.0%	14.1%	15.2%	16.0%
% of FP17s for the same patient ID Re-attending between 3 & 9 months - Children	0	567	0.0%	60.9%	59.1%	58.0%
% of FP17s for the same patient ID Re-attending between 3 & 9 months - Adults	0	1,473	0.0%	53.7%	52.2%	50.9%
% of FP17s for Band 1 Urgent Courses	293	2,040	14.4%	7.3%	7.9%	9.1%
% of FP17s Relating to Free Repair or Replacements	1	2,040	0.0%	0.8%	0.8%	0.8%
% of FP17s Relating to Continuations	25	2,040	1.2%	1.0%	1.1%	1.1%
% of Patients satisfied with the dentistry they have received	0	0	N/A	91.6%	91.8%	91.7%
% of Patients satisfied with the time they had to wait for an appointment	0	0	N/A	87.3%	88.4%	88.0%

* This is based on patients treated on this contract for their most recent course of treatment. Figures in italics indicate the base number of FP17s or Patient Questionnaire responses are less than 100. N/A is shown where the base number of responses is less than 10 during the period. % is calculated as Quantity/Base number*100


Q59 - Vital Signs At a Glance Contract Report for 100355/0000 - June 2017

Name or company name	Ishak Practices Limited
Contract type name	GDS Contract
Purpose of contract	General
Contract start date	01/04/2017
Contract end date	

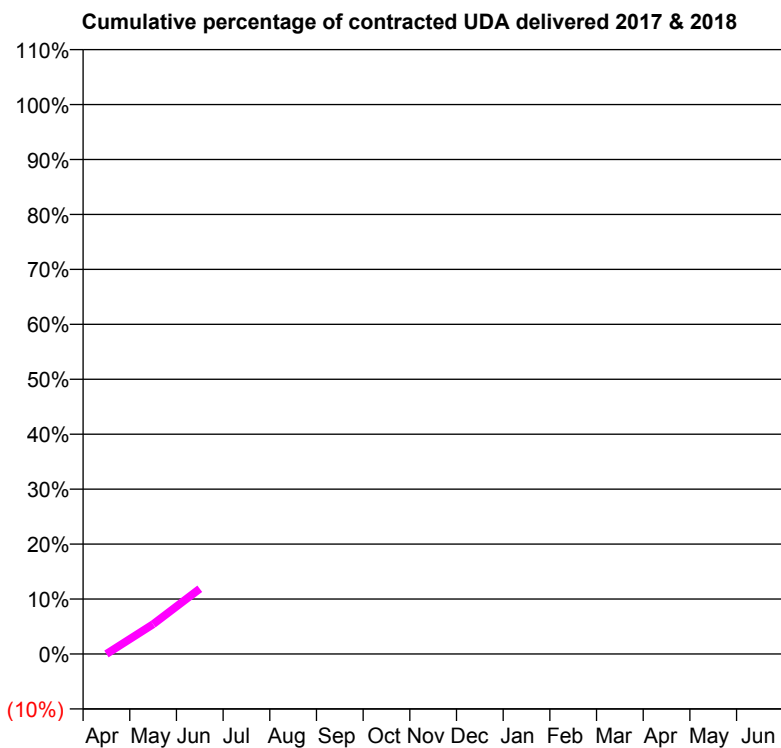
17/18 Contracted general activity (UDA)	27,308
Carry forward general activity (UDA)	0
17/18 Contracted orthodontic activity (UOA)	0
Carry forward orthodontic activity (UOA)	0
Baseline contract value	£710,008.00

ACCESS*

Patients seen in 24 months	Total	Change since previous quarter
Quarter ending June 2016	0	
Quarter ending September 2016	0	
Quarter ending December 2016	0	
Quarter ending March 2017	0	
Quarter ending June 2017	2,376	↑
Variance since June 2016	N/A	



ACTIVITY



Month	Adjusted Scheduled Activity (UDA)	
	2017	2018
April	0	0
May	0	1,480
June	0	3,242
July	0	
August	0	
September	0	
October	0	
November	0	
December	0	
January	0	
February	0	
March	0	
April	0	
May	0	
June	0	

QUALITY

	Quantity	Base Number	Contract	AT	Region	England
% of FP17s for the same patient ID Re-attending within 3 months - Children	7	415	1.7%	10.0%	11.7%	12.0%
% of FP17s for the same patient ID Re-attending within 3 months - Adults	34	1,434	2.4%	14.1%	15.2%	16.0%
% of FP17s for the same patient ID Re-attending between 3 & 9 months - Children	0	415	0.0%	60.9%	59.1%	58.0%
% of FP17s for the same patient ID Re-attending between 3 & 9 months - Adults	0	1,434	0.0%	53.7%	52.2%	50.9%
% of FP17s for Band 1 Urgent Courses	101	1,849	5.5%	7.3%	7.9%	9.1%
% of FP17s Relating to Free Repair or Replacements	4	1,849	0.2%	0.8%	0.8%	0.8%
% of FP17s Relating to Continuations	21	1,849	1.1%	1.0%	1.1%	1.1%
% of Patients satisfied with the dentistry they have received	2	2	N/A	91.6%	91.8%	91.7%
% of Patients satisfied with the time they had to wait for an appointment	2	2	N/A	87.3%	88.4%	88.0%

* This is based on patients treated on this contract for their most recent course of treatment. Figures in italics indicate the base number of FP17s or Patient Questionnaire responses are less than 100. N/A is shown where the base number of responses is less than 10 during the period. % is calculated as Quantity/Base number*100

Q59 - Vital Signs At a Glance Contract Report for 100356/0000 - June 2017


Name or company name	Ishak Practices Limited
Contract type name	GDS Contract
Purpose of contract	General
Contract start date	01/04/2017
Contract end date	

17/18 Contracted general activity (UDA)	10,000
Carry forward general activity (UDA)	0
17/18 Contracted orthodontic activity (UOA)	0
Carry forward orthodontic activity (UOA)	0
Baseline contract value	£238,500.00

ACCESS*

Patients seen in 24 months	Total	Change since previous quarter
Quarter ending June 2016	0	
Quarter ending September 2016	0	
Quarter ending December 2016	0	
Quarter ending March 2017	0	
Quarter ending June 2017	1,151	↑
Variance since June 2016	N/A	

Access trend analysis



ACTIVITY

Cumulative percentage of contracted UDA delivered 2017 & 2018



Month	Adjusted Scheduled Activity (UDA)	
	2017	2018
April	0	311
May	0	1,107
June	0	1,857
July	0	
August	0	
September	0	
October	0	
November	0	
December	0	
January	0	
February	0	
March	0	
April	0	
May	0	
June	0	

QUALITY

	Quantity	Base Number	Contract	AT	Region	England
% of FP17s for the same patient ID Re-attending within 3 months - Children	7	264	2.7%	10.0%	11.7%	12.0%
% of FP17s for the same patient ID Re-attending within 3 months - Adults	19	737	2.6%	14.1%	15.2%	16.0%
% of FP17s for the same patient ID Re-attending between 3 & 9 months - Children	0	264	0.0%	60.9%	59.1%	58.0%
% of FP17s for the same patient ID Re-attending between 3 & 9 months - Adults	0	737	0.0%	53.7%	52.2%	50.9%
% of FP17s for Band 1 Urgent Courses	56	1,001	5.6%	7.3%	7.9%	9.1%
% of FP17s Relating to Free Repair or Replacements	10	1,001	1.0%	0.8%	0.8%	0.8%
% of FP17s Relating to Continuations	12	1,001	1.2%	1.0%	1.1%	1.1%
% of Patients satisfied with the dentistry they have received	1	1	N/A	91.6%	91.8%	91.7%
% of Patients satisfied with the time they had to wait for an appointment	1	1	N/A	87.3%	88.4%	88.0%

* This is based on patients treated on this contract for their most recent course of treatment. Figures in italics indicate the base number of FP17s or Patient Questionnaire responses are less than 100. N/A is shown where the base number of responses is less than 10 during the period. % is calculated as Quantity/Base number*100

Q59 - Vital Signs At a Glance Contract Report for 100436/0000 - June 2017


Name or company name	In the Estate of Mr Pravinkumar Patel
Contract type name	GDS Contract
Purpose of contract	General
Contract start date	18/03/2017
Contract end date	14/10/2017

17/18 Contracted general activity (UDA)	7,203
Carry forward general activity (UDA)	0
17/18 Contracted orthodontic activity (UOA)	0
Carry forward orthodontic activity (UOA)	0
Baseline contract value	£206,919.69

ACCESS*

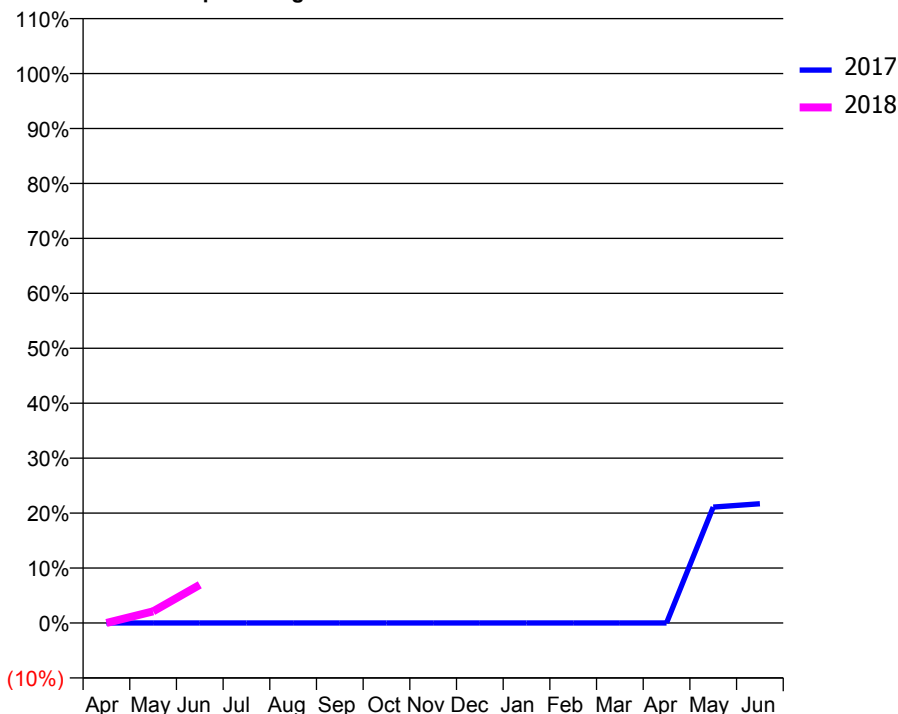
Patients seen in 24 months	Total	Change since previous quarter
Quarter ending June 2016	0	
Quarter ending September 2016	0	
Quarter ending December 2016	0	
Quarter ending March 2017	0	
Quarter ending June 2017	367	↑
Variance since June 2016	N/A	

Access trend analysis



ACTIVITY

Cumulative percentage of contracted UDA delivered 2017 & 2018



Adjusted Scheduled Activity (UDA)

Month	2017	2018
April	0	0
May	0	152
June	0	501
July	0	
August	0	
September	0	
October	0	
November	0	
December	0	
January	0	
February	0	
March	0	
April	0	
May	106	
June	109	

QUALITY

	Quantity	Base Number	Contract	AT	Region	England
% of FP17s for the same patient ID Re-attending within 3 months - Children	0	117	0.0%	10.0%	11.7%	12.0%
% of FP17s for the same patient ID Re-attending within 3 months - Adults	2	229	0.9%	14.1%	15.2%	16.0%
% of FP17s for the same patient ID Re-attending between 3 & 9 months - Children	0	117	0.0%	60.9%	59.1%	58.0%
% of FP17s for the same patient ID Re-attending between 3 & 9 months - Adults	0	229	0.0%	53.7%	52.2%	50.9%
% of FP17s for Band 1 Urgent Courses	48	288	16.7%	7.3%	7.9%	9.1%
% of FP17s Relating to Free Repair or Replacements	0	288	0.0%	0.8%	0.8%	0.8%
% of FP17s Relating to Continuations	0	288	0.0%	1.0%	1.1%	1.1%
% of Patients satisfied with the dentistry they have received	0	0	N/A	91.6%	91.8%	91.7%
% of Patients satisfied with the time they had to wait for an appointment	0	0	N/A	87.3%	88.4%	88.0%

* This is based on patients treated on this contract for their most recent course of treatment. Figures in italics indicate the base number of FP17s or Patient Questionnaire responses are less than 100. N/A is shown where the base number of responses is less than 10 during the period. % is calculated as Quantity/Base number*100

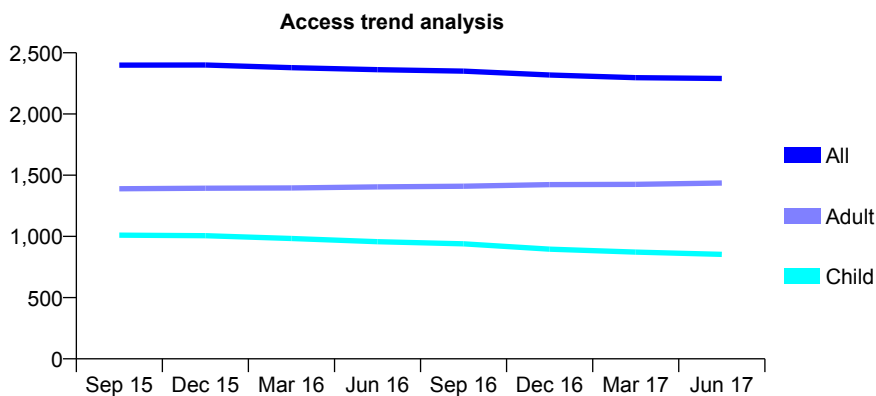
Q59 - Vital Signs At a Glance Contract Report for 101281/0034 - June 2017

Name or company name	OASIS DENTAL CARE LTD
Contract type name	GDS Contract
Purpose of contract	General and Orthodontic
Contract start date	01/04/2006
Contract end date	

17/18 Contracted general activity (UDA)	7,246
Carry forward general activity (UDA)	0
17/18 Contracted orthodontic activity (UOA)	1,134
Carry forward orthodontic activity (UOA)	0
Baseline contract value	£247,080.38

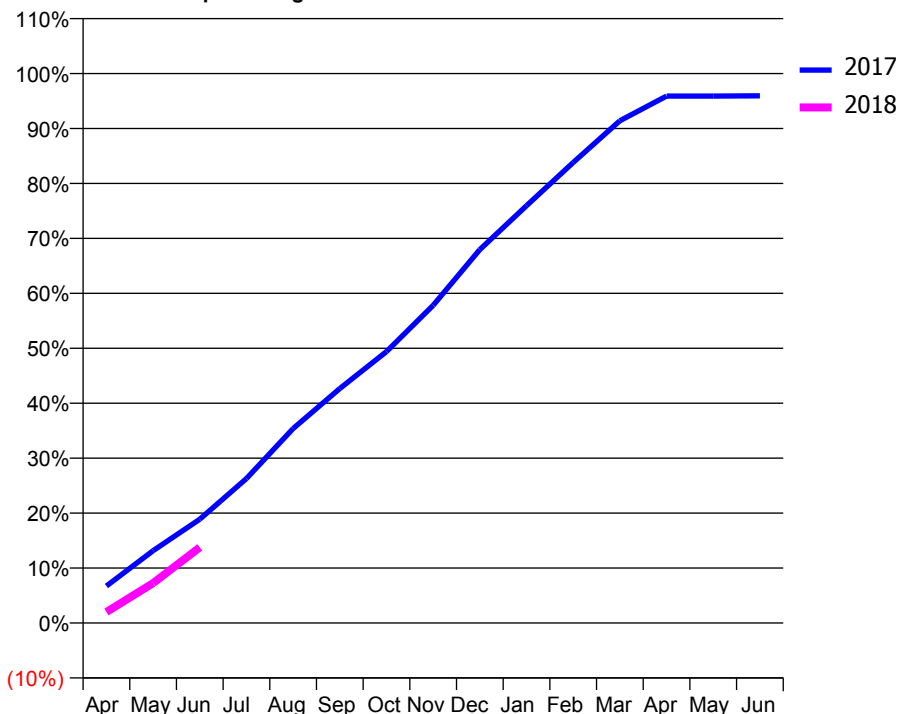
ACCESS*

Patients seen in 24 months	Total	Change since previous quarter
Quarter ending June 2016	2,362	
Quarter ending September 2016	2,350	→
Quarter ending December 2016	2,319	↓
Quarter ending March 2017	2,297	→
Quarter ending June 2017	2,290	→
Variance since June 2016	(3.0%)	↓



ACTIVITY

Cumulative percentage of contracted UDA delivered 2017 & 2018



Month	Adjusted Scheduled Activity (UDA)	
	2017	2018
April	488	145
May	953	527
June	1,369	998
July	1,906	
August	2,564	
September	3,092	
October	3,578	
November	4,189	
December	4,924	
January	5,503	
February	6,073	
March	6,622	
April	6,949	
May	6,949	
June	6,952	

QUALITY

	Quantity	Base Number	Contract	AT	Region	England
% of FP17s for the same patient ID Re-attending within 3 months - Children	32	337	9.5%	10.0%	11.7%	12.0%
% of FP17s for the same patient ID Re-attending within 3 months - Adults	76	469	16.2%	14.1%	15.2%	16.0%
% of FP17s for the same patient ID Re-attending between 3 & 9 months - Children	221	337	65.6%	60.9%	59.1%	58.0%
% of FP17s for the same patient ID Re-attending between 3 & 9 months - Adults	264	469	56.3%	53.7%	52.2%	50.9%
% of FP17s for Band 1 Urgent Courses	48	623	7.7%	7.3%	7.9%	9.1%
% of FP17s Relating to Free Repair or Replacements	2	623	0.3%	0.8%	0.8%	0.8%
% of FP17s Relating to Continuations	0	623	0.0%	1.0%	1.1%	1.1%
% of Patients satisfied with the dentistry they have received	8	8	N/A	91.6%	91.8%	91.7%
% of Patients satisfied with the time they had to wait for an appointment	8	8	N/A	87.3%	88.4%	88.0%

* This is based on patients treated on this contract for their most recent course of treatment. Figures in italics indicate the base number of FP17s or Patient Questionnaire responses are less than 100. N/A is shown where the base number of responses is less than 10 during the period. % is calculated as Quantity/Base number*100

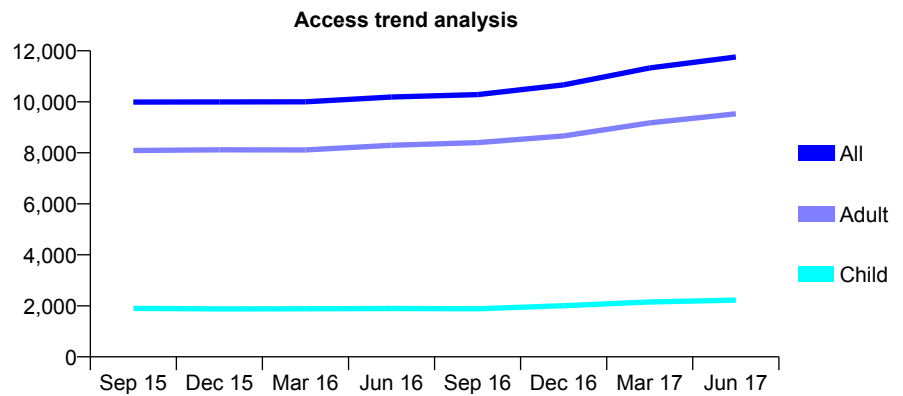
Q59 - Vital Signs At a Glance Contract Report for 101281/0055 - June 2017

Name or company name	OASIS DENTAL CARE LTD
Contract type name	Pilot Contract
Purpose of contract	General
Contract start date	01/04/2006
Contract end date	

17/18 Contracted general activity (UDA)	36,428
Carry forward general activity (UDA)	0
17/18 Contracted orthodontic activity (UOA)	0
Carry forward orthodontic activity (UOA)	0
Baseline contract value	£802,983.52

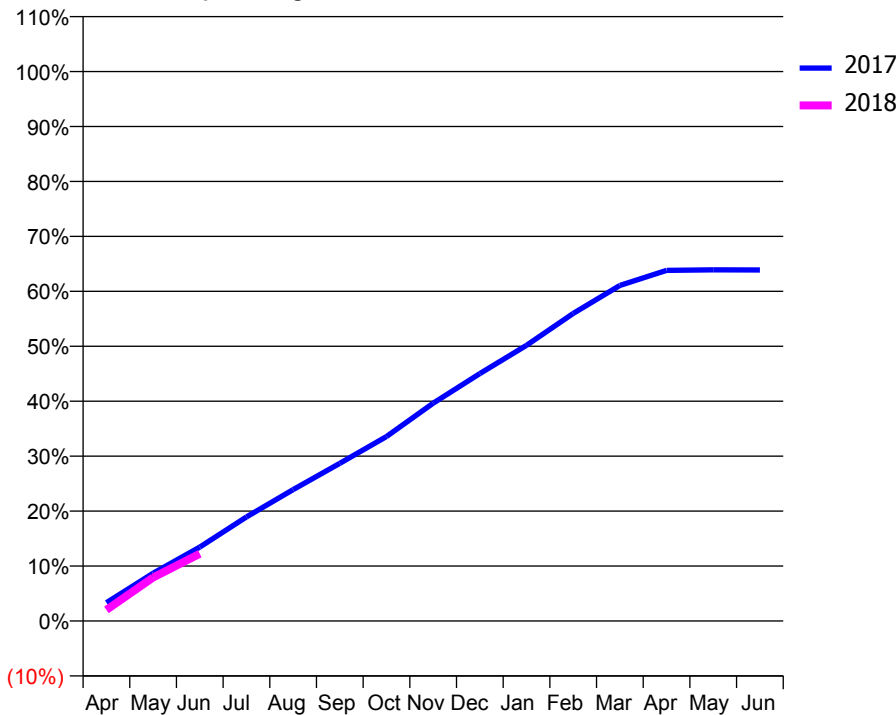
ACCESS*

Patients seen in 24 months	Total	Change since previous quarter
Quarter ending June 2016	10,188	
Quarter ending September 2016	10,283	→
Quarter ending December 2016	10,666	↑
Quarter ending March 2017	11,329	↑
Quarter ending June 2017	11,758	↑
Variance since June 2016	15.4%	↑



ACTIVITY

Cumulative percentage of contracted UDA delivered 2017 & 2018



Month	Adjusted Scheduled Activity (UDA)	
	2017	2018
April	1,216	737
May	3,171	2,890
June	4,899	4,456
July	6,895	
August	8,716	
September	10,452	
October	12,229	
November	14,440	
December	16,402	
January	18,279	
February	20,388	
March	22,245	
April	23,247	
May	23,276	
June	23,274	

QUALITY

	Quantity	Base Number	Contract	AT	Region	England
% of FP17s for the same patient ID Re-attending within 3 months - Children	11	591	1.9%	10.0%	11.7%	12.0%
% of FP17s for the same patient ID Re-attending within 3 months - Adults	179	2,456	7.3%	14.1%	15.2%	16.0%
% of FP17s for the same patient ID Re-attending between 3 & 9 months - Children	236	591	39.9%	60.9%	59.1%	58.0%
% of FP17s for the same patient ID Re-attending between 3 & 9 months - Adults	659	2,456	26.8%	53.7%	52.2%	50.9%
% of FP17s for Band 1 Urgent Courses	66	2,535	2.6%	7.3%	7.9%	9.1%
% of FP17s Relating to Free Repair or Replacements	13	2,535	0.5%	0.8%	0.8%	0.8%
% of FP17s Relating to Continuations	25	2,535	1.0%	1.0%	1.1%	1.1%
% of Patients satisfied with the dentistry they have received	10	11	90.9%	91.6%	91.8%	91.7%
% of Patients satisfied with the time they had to wait for an appointment	8	11	72.7%	87.3%	88.4%	88.0%

* This is based on patients treated on this contract for their most recent course of treatment. Figures in italics indicate the base number of FP17s or Patient Questionnaire responses are less than 100. N/A is shown where the base number of responses is less than 10 during the period. % is calculated as Quantity/Base number*100

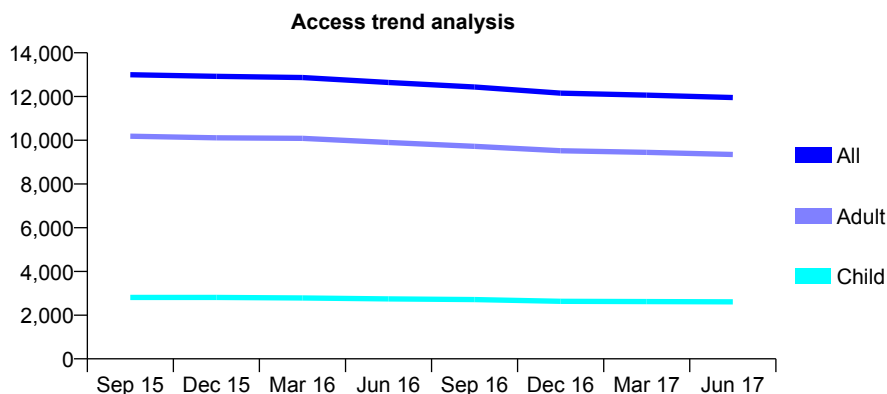
Q59 - Vital Signs At a Glance Contract Report for 101281/0077 - June 2017

Name or company name	OASIS DENTAL CARE LTD
Contract type name	GDS Contract
Purpose of contract	General and Orthodontic
Contract start date	01/04/2006
Contract end date	

17/18 Contracted general activity (UDA)	33,200
Carry forward general activity (UDA)	0
17/18 Contracted orthodontic activity (UOA)	3,163
Carry forward orthodontic activity (UOA)	0
Baseline contract value	£941,742.53

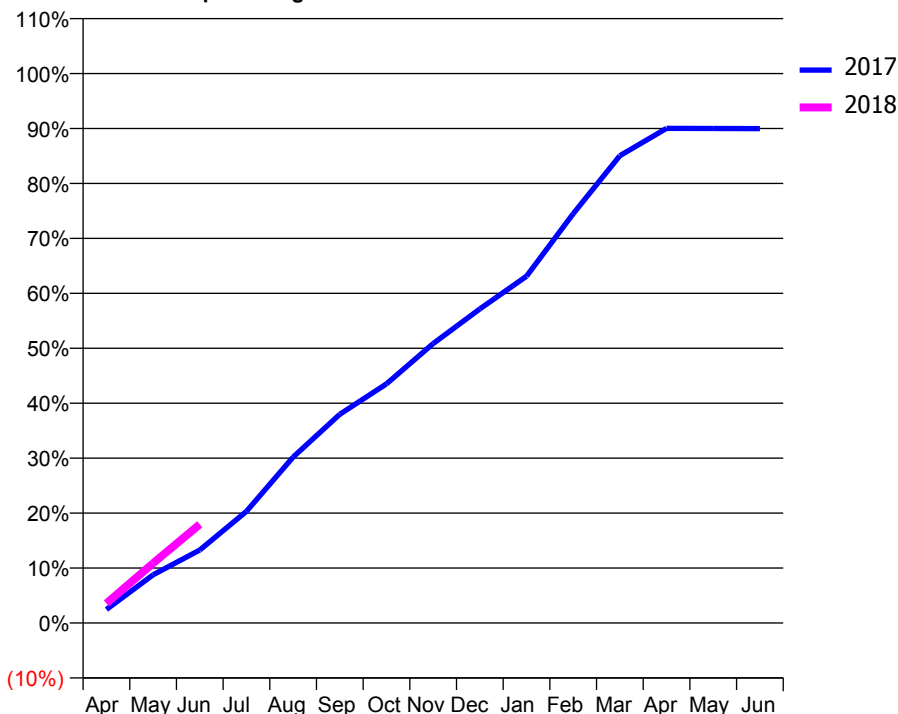
ACCESS*

Patients seen in 24 months	Total	Change since previous quarter
Quarter ending June 2016	12,640	
Quarter ending September 2016	12,433	↓
Quarter ending December 2016	12,153	↓
Quarter ending March 2017	12,061	→
Quarter ending June 2017	11,956	→
Variance since June 2016	(5.4%)	↓



ACTIVITY

Cumulative percentage of contracted UDA delivered 2017 & 2018



Adjusted Scheduled Activity (UDA)

Month	2017	2018
April	817	1,189
May	2,912	3,612
June	4,412	5,962
July	6,744	
August	10,025	
September	12,610	
October	14,452	
November	16,882	
December	18,976	
January	20,953	
February	24,728	
March	28,238	
April	29,887	
May	29,877	
June	29,870	

QUALITY

	Quantity	Base Number	Contract	AT	Region	England
% of FP17s for the same patient ID Re-attending within 3 months - Children	66	950	6.9%	10.0%	11.7%	12.0%
% of FP17s for the same patient ID Re-attending within 3 months - Adults	402	2,821	14.3%	14.1%	15.2%	16.0%
% of FP17s for the same patient ID Re-attending between 3 & 9 months - Children	524	950	55.2%	60.9%	59.1%	58.0%
% of FP17s for the same patient ID Re-attending between 3 & 9 months - Adults	1,379	2,821	48.9%	53.7%	52.2%	50.9%
% of FP17s for Band 1 Urgent Courses	266	2,956	9.0%	7.3%	7.9%	9.1%
% of FP17s Relating to Free Repair or Replacements	30	2,956	1.0%	0.8%	0.8%	0.8%
% of FP17s Relating to Continuations	27	2,956	0.9%	1.0%	1.1%	1.1%
% of Patients satisfied with the dentistry they have received	88	99	88.9%	91.6%	91.8%	91.7%
% of Patients satisfied with the time they had to wait for an appointment	75	99	75.8%	87.3%	88.4%	88.0%

* This is based on patients treated on this contract for their most recent course of treatment. Figures in italics indicate the base number of FP17s or Patient Questionnaire responses are less than 100. N/A is shown where the base number of responses is less than 10 during the period. % is calculated as Quantity/Base number*100

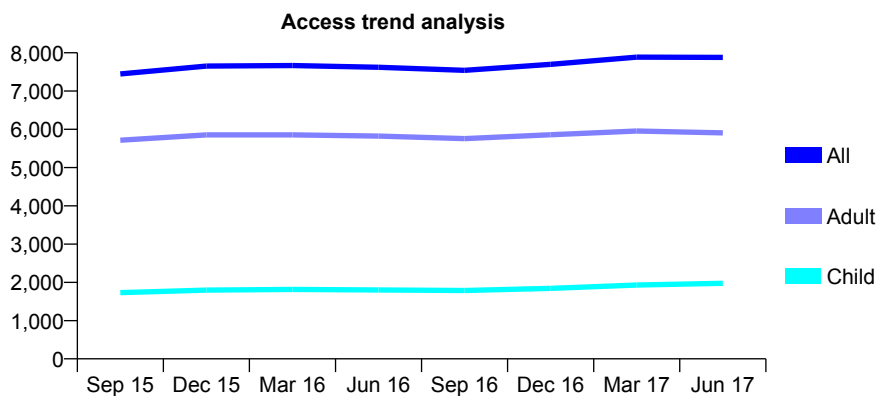
Q59 - Vital Signs At a Glance Contract Report for 101281/0082 - June 2017

Name or company name	OASIS DENTAL CARE LTD
Contract type name	GDS Contract
Purpose of contract	General
Contract start date	01/04/2006
Contract end date	

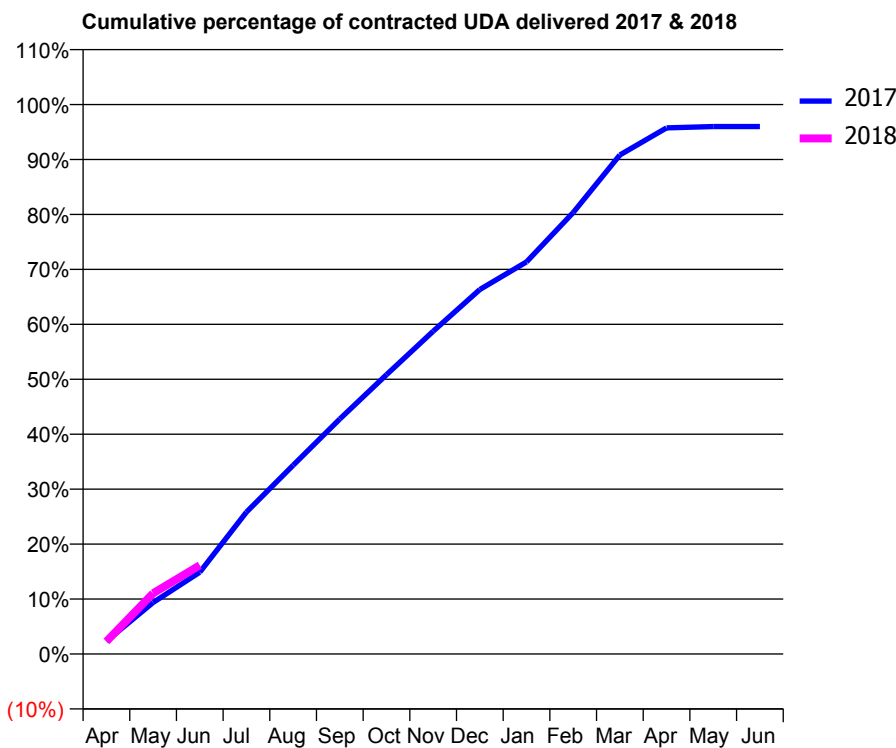
17/18 Contracted general activity (UDA)	21,656
Carry forward general activity (UDA)	0
17/18 Contracted orthodontic activity (UOA)	0
Carry forward orthodontic activity (UOA)	0
Baseline contract value	£477,362.87

ACCESS*

Patients seen in 24 months	Total	Change since previous quarter
Quarter ending June 2016	7,623	
Quarter ending September 2016	7,543	↓
Quarter ending December 2016	7,700	↑
Quarter ending March 2017	7,885	↑
Quarter ending June 2017	7,879	→
Variance since June 2016	3.4%	↑



ACTIVITY



Month	Adjusted Scheduled Activity (UDA)	
	2017	2018
April	507	499
May	2,031	2,396
June	3,225	3,495
July	5,597	
August	7,441	
September	9,261	
October	11,007	
November	12,718	
December	14,365	
January	15,451	
February	17,395	
March	19,665	
April	20,736	
May	20,785	
June	20,786	

QUALITY

	Quantity	Base Number	Contract	AT	Region	England
% of FP17s for the same patient ID Re-attending within 3 months - Children	83	765	10.8%	10.0%	11.7%	12.0%
% of FP17s for the same patient ID Re-attending within 3 months - Adults	243	2,025	12.0%	14.1%	15.2%	16.0%
% of FP17s for the same patient ID Re-attending between 3 & 9 months - Children	453	765	59.2%	60.9%	59.1%	58.0%
% of FP17s for the same patient ID Re-attending between 3 & 9 months - Adults	1,218	2,025	60.1%	53.7%	52.2%	50.9%
% of FP17s for Band 1 Urgent Courses	65	2,243	2.9%	7.3%	7.9%	9.1%
% of FP17s Relating to Free Repair or Replacements	44	2,243	2.0%	0.8%	0.8%	0.8%
% of FP17s Relating to Continuations	66	2,243	2.9%	1.0%	1.1%	1.1%
% of Patients satisfied with the dentistry they have received	14	14	100.0%	91.6%	91.8%	91.7%
% of Patients satisfied with the time they had to wait for an appointment	14	14	100.0%	87.3%	88.4%	88.0%

* This is based on patients treated on this contract for their most recent course of treatment. Figures in italics indicate the base number of FP17s or Patient Questionnaire responses are less than 100. N/A is shown where the base number of responses is less than 10 during the period. % is calculated as Quantity/Base number*100

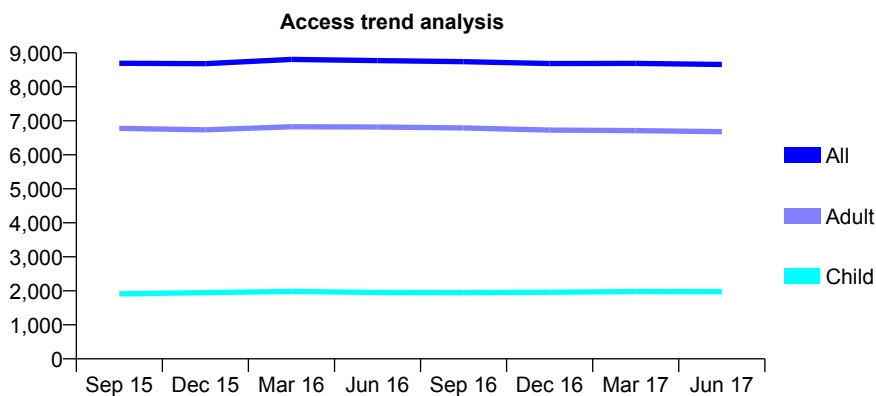
Q59 - Vital Signs At a Glance Contract Report for 101281/0098 - June 2017

Name or company name	OASIS DENTAL CARE LTD
Contract type name	GDS Contract
Purpose of contract	General
Contract start date	01/04/2006
Contract end date	

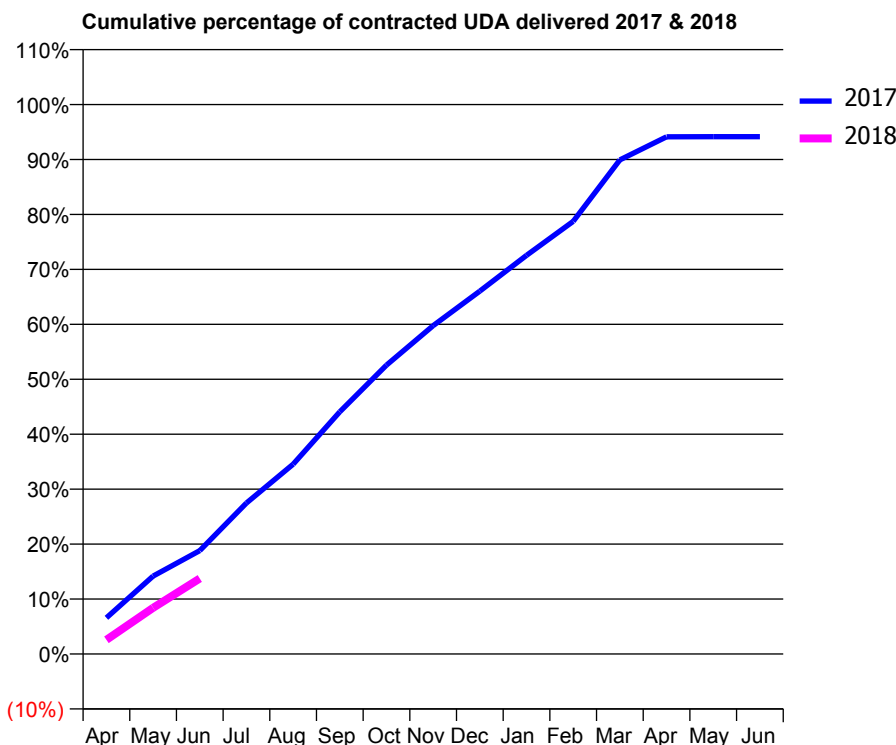
17/18 Contracted general activity (UDA)	26,129
Carry forward general activity (UDA)	0
17/18 Contracted orthodontic activity (UOA)	0
Carry forward orthodontic activity (UOA)	0
Baseline contract value	£575,952.62

ACCESS*

Patients seen in 24 months	Total	Change since previous quarter
Quarter ending June 2016	8,770	
Quarter ending September 2016	8,738	→
Quarter ending December 2016	8,685	→
Quarter ending March 2017	8,689	→
Quarter ending June 2017	8,656	→
Variance since June 2016	(1.3%)	↓



ACTIVITY



Month	Adjusted Scheduled Activity (UDA)	
	2017	2018
April	1,723	675
May	3,708	2,195
June	4,920	3,593
July	7,178	
August	9,026	
September	11,518	
October	13,739	
November	15,613	
December	17,258	
January	18,957	
February	20,570	
March	23,497	
April	24,593	
May	24,600	
June	24,599	

QUALITY

	Quantity	Base Number	Contract	AT	Region	England
% of FP17s for the same patient ID Re-attending within 3 months - Children	42	631	6.7%	10.0%	11.7%	12.0%
% of FP17s for the same patient ID Re-attending within 3 months - Adults	274	2,204	12.4%	14.1%	15.2%	16.0%
% of FP17s for the same patient ID Re-attending between 3 & 9 months - Children	441	631	69.9%	60.9%	59.1%	58.0%
% of FP17s for the same patient ID Re-attending between 3 & 9 months - Adults	1,542	2,204	70.0%	53.7%	52.2%	50.9%
% of FP17s for Band 1 Urgent Courses	212	2,318	9.1%	7.3%	7.9%	9.1%
% of FP17s Relating to Free Repair or Replacements	19	2,318	0.8%	0.8%	0.8%	0.8%
% of FP17s Relating to Continuations	7	2,318	0.3%	1.0%	1.1%	1.1%
% of Patients satisfied with the dentistry they have received	21	24	87.5%	91.6%	91.8%	91.7%
% of Patients satisfied with the time they had to wait for an appointment	21	24	87.5%	87.3%	88.4%	88.0%

* This is based on patients treated on this contract for their most recent course of treatment. Figures in italics indicate the base number of FP17s or Patient Questionnaire responses are less than 100. N/A is shown where the base number of responses is less than 10 during the period. % is calculated as Quantity/Base number*100

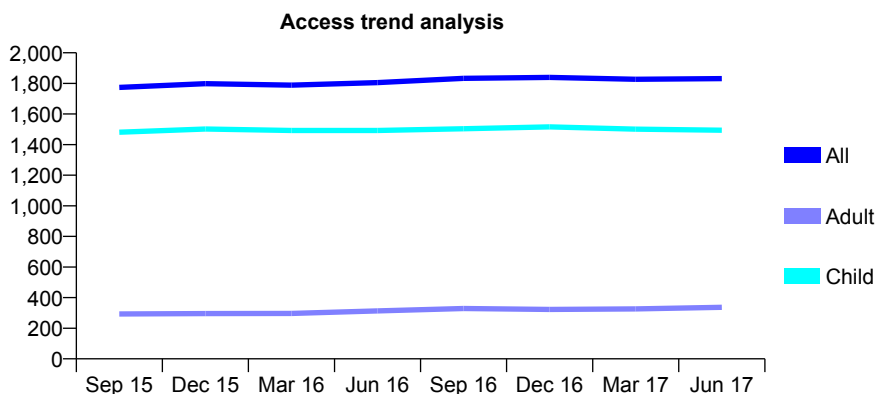
Q59 - Vital Signs At a Glance Contract Report for 101281/0114 - June 2017

Name or company name	OASIS DENTAL CARE LTD
Contract type name	GDS Contract
Purpose of contract	General
Contract start date	01/04/2006
Contract end date	

17/18 Contracted general activity (UDA)	3,552
Carry forward general activity (UDA)	0
17/18 Contracted orthodontic activity (UOA)	0
Carry forward orthodontic activity (UOA)	0
Baseline contract value	£79,455.55

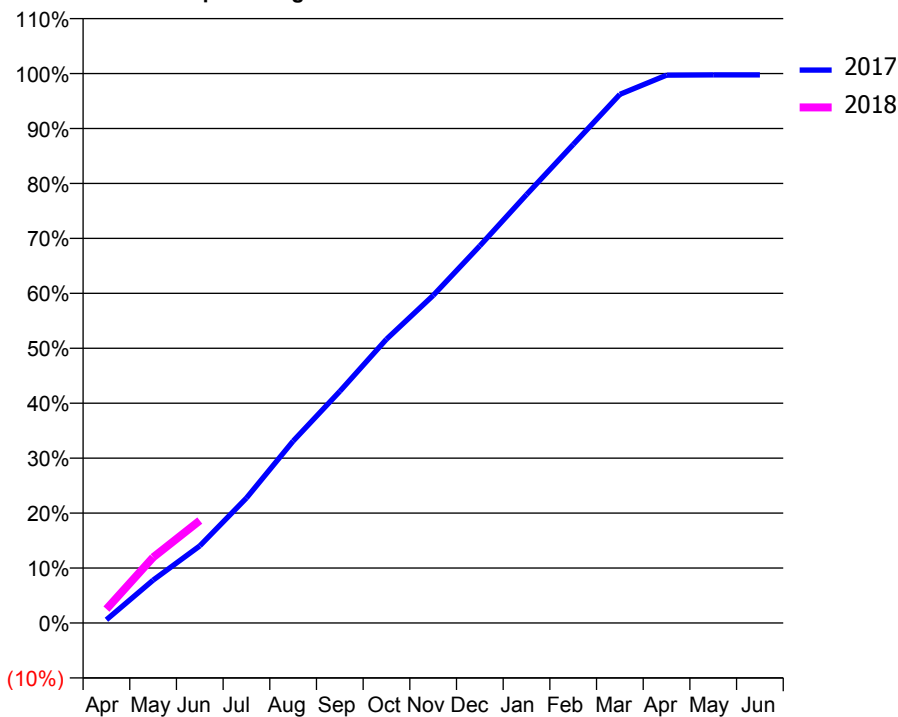
ACCESS*

Patients seen in 24 months	Total	Change since previous quarter
Quarter ending June 2016	1,805	
Quarter ending September 2016	1,833	→
Quarter ending December 2016	1,839	→
Quarter ending March 2017	1,827	→
Quarter ending June 2017	1,831	→
Variance since June 2016	1.4%	→



ACTIVITY

Cumulative percentage of contracted UDA delivered 2017 & 2018



Month	Adjusted Scheduled Activity (UDA)	
	2017	2018
April	21	90
May	277	424
June	499	662
July	808	
August	1,176	
September	1,497	
October	1,835	
November	2,117	
December	2,438	
January	2,769	
February	3,093	
March	3,417	
April	3,542	
May	3,543	
June	3,543	

QUALITY

	Quantity	Base Number	Contract	AT	Region	England
% of FP17s for the same patient ID Re-attending within 3 months - Children	26	581	4.5%	10.0%	11.7%	12.0%
% of FP17s for the same patient ID Re-attending within 3 months - Adults	0	67	0.0%	14.1%	15.2%	16.0%
% of FP17s for the same patient ID Re-attending between 3 & 9 months - Children	447	581	76.9%	60.9%	59.1%	58.0%
% of FP17s for the same patient ID Re-attending between 3 & 9 months - Adults	55	67	82.1%	53.7%	52.2%	50.9%
% of FP17s for Band 1 Urgent Courses	16	549	2.9%	7.3%	7.9%	9.1%
% of FP17s Relating to Free Repair or Replacements	0	549	0.0%	0.8%	0.8%	0.8%
% of FP17s Relating to Continuations	0	549	0.0%	1.0%	1.1%	1.1%
% of Patients satisfied with the dentistry they have received	3	3	N/A	91.6%	91.8%	91.7%
% of Patients satisfied with the time they had to wait for an appointment	2	3	N/A	87.3%	88.4%	88.0%

* This is based on patients treated on this contract for their most recent course of treatment. Figures in italics indicate the base number of FP17s or Patient Questionnaire responses are less than 100. N/A is shown where the base number of responses is less than 10 during the period. % is calculated as Quantity/Base number*100

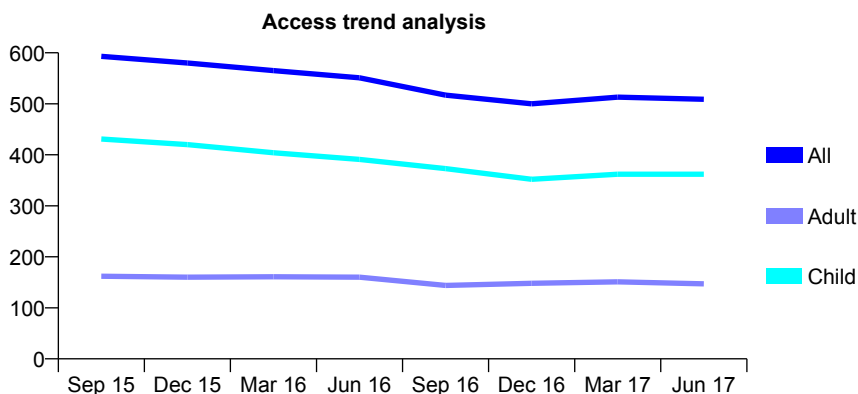
Q59 - Vital Signs At a Glance Contract Report for 101281/0132 - June 2017

Name or company name	OASIS DENTAL CARE LTD
Contract type name	GDS Contract
Purpose of contract	General
Contract start date	01/04/2006
Contract end date	

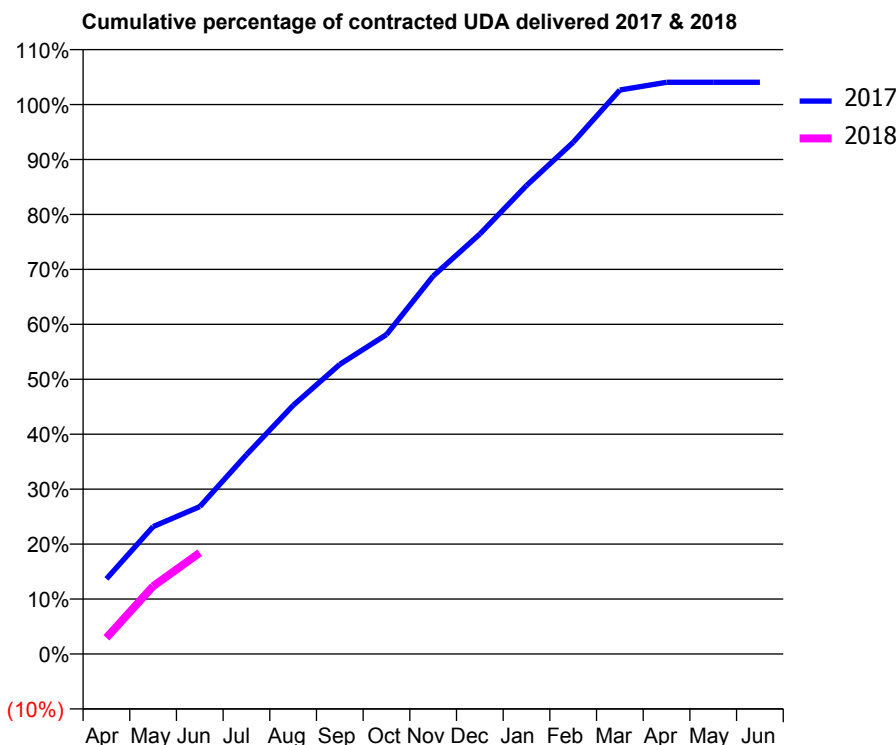
17/18 Contracted general activity (UDA)	1,021
Carry forward general activity (UDA)	0
17/18 Contracted orthodontic activity (UOA)	0
Carry forward orthodontic activity (UOA)	0
Baseline contract value	£22,814.15

ACCESS*

Patients seen in 24 months	Total	Change since previous quarter
Quarter ending June 2016	551	
Quarter ending September 2016	517	↓
Quarter ending December 2016	500	↓
Quarter ending March 2017	513	↑
Quarter ending June 2017	509	→
Variance since June 2016	(7.6%)	↓



ACTIVITY



Adjusted Scheduled Activity (UDA)		
Month	2017	2018
April	140	30
May	237	126
June	274	188
July	370	
August	462	
September	538	
October	593	
November	702	
December	780	
January	870	
February	951	
March	1,048	
April	1,062	
May	1,062	
June	1,062	

QUALITY

	Quantity	Base Number	Contract	AT	Region	England
% of FP17s for the same patient ID Re-attending within 3 months - Children	4	130	3.1%	10.0%	11.7%	12.0%
% of FP17s for the same patient ID Re-attending within 3 months - Adults	0	30	0.0%	14.1%	15.2%	16.0%
% of FP17s for the same patient ID Re-attending between 3 & 9 months - Children	97	130	74.6%	60.9%	59.1%	58.0%
% of FP17s for the same patient ID Re-attending between 3 & 9 months - Adults	17	30	56.7%	53.7%	52.2%	50.9%
% of FP17s for Band 1 Urgent Courses	1	146	0.7%	7.3%	7.9%	9.1%
% of FP17s Relating to Free Repair or Replacements	0	146	0.0%	0.8%	0.8%	0.8%
% of FP17s Relating to Continuations	0	146	0.0%	1.0%	1.1%	1.1%
% of Patients satisfied with the dentistry they have received	0	0	N/A	91.6%	91.8%	91.7%
% of Patients satisfied with the time they had to wait for an appointment	0	0	N/A	87.3%	88.4%	88.0%

* This is based on patients treated on this contract for their most recent course of treatment. Figures in italics indicate the base number of FP17s or Patient Questionnaire responses are less than 100. N/A is shown where the base number of responses is less than 10 during the period. % is calculated as Quantity/Base number*100

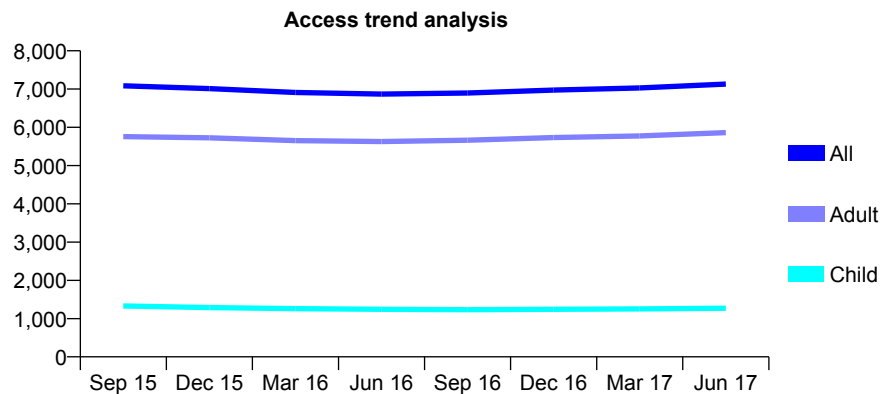
Q59 - Vital Signs At a Glance Contract Report for 101281/0161 - June 2017

Name or company name	OASIS DENTAL CARE LTD
Contract type name	GDS Contract
Purpose of contract	General
Contract start date	09/10/2006
Contract end date	

17/18 Contracted general activity (UDA)	27,589
Carry forward general activity (UDA)	0
17/18 Contracted orthodontic activity (UOA)	0
Carry forward orthodontic activity (UOA)	0
Baseline contract value	£608,139.85

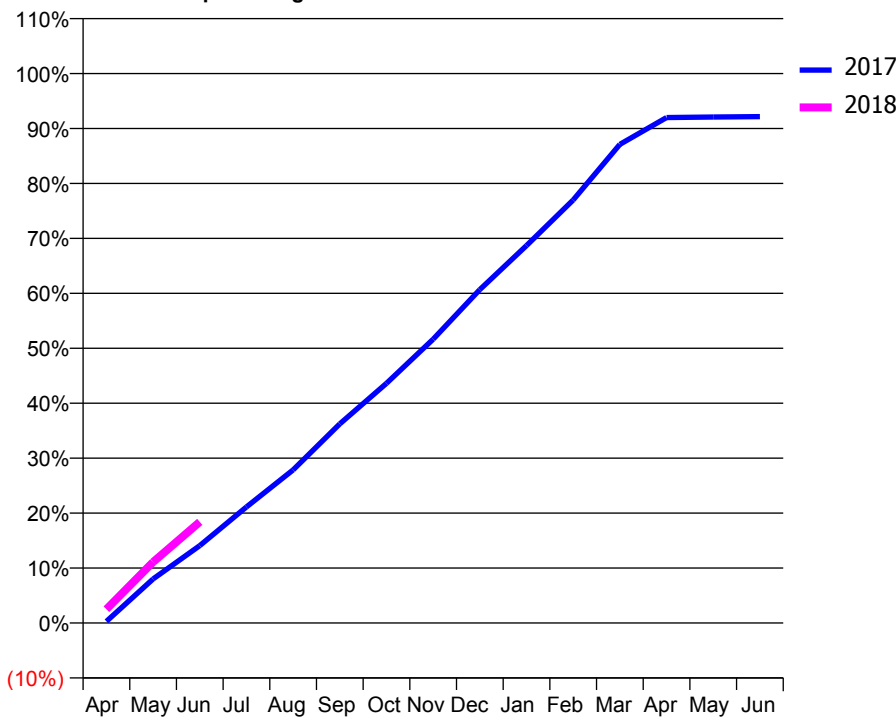
ACCESS*

Patients seen in 24 months	Total	Change since previous quarter
Quarter ending June 2016	6,870	
Quarter ending September 2016	6,895	→
Quarter ending December 2016	6,975	→
Quarter ending March 2017	7,028	→
Quarter ending June 2017	7,132	→
Variance since June 2016	3.8%	↑



ACTIVITY

Cumulative percentage of contracted UDA delivered 2017 & 2018



Month	Adjusted Scheduled Activity (UDA)	
	2017	2018
April	85	691
May	2,212	3,062
June	3,886	5,075
July	5,828	
August	7,688	
September	10,001	
October	12,031	
November	14,251	
December	16,740	
January	18,948	
February	21,237	
March	24,030	
April	25,374	
May	25,404	
June	25,421	

QUALITY

	Quantity	Base Number	Contract	AT	Region	England
% of FP17s for the same patient ID Re-attending within 3 months - Children	40	435	9.2%	10.0%	11.7%	12.0%
% of FP17s for the same patient ID Re-attending within 3 months - Adults	366	2,126	17.2%	14.1%	15.2%	16.0%
% of FP17s for the same patient ID Re-attending between 3 & 9 months - Children	245	435	56.3%	60.9%	59.1%	58.0%
% of FP17s for the same patient ID Re-attending between 3 & 9 months - Adults	1,176	2,126	55.3%	53.7%	52.2%	50.9%
% of FP17s for Band 1 Urgent Courses	235	2,115	11.1%	7.3%	7.9%	9.1%
% of FP17s Relating to Free Repair or Replacements	44	2,115	2.1%	0.8%	0.8%	0.8%
% of FP17s Relating to Continuations	67	2,115	3.2%	1.0%	1.1%	1.1%
% of Patients satisfied with the dentistry they have received	39	43	90.7%	91.6%	91.8%	91.7%
% of Patients satisfied with the time they had to wait for an appointment	38	43	88.4%	87.3%	88.4%	88.0%

* This is based on patients treated on this contract for their most recent course of treatment. Figures in italics indicate the base number of FP17s or Patient Questionnaire responses are less than 100. N/A is shown where the base number of responses is less than 10 during the period. % is calculated as Quantity/Base number*100

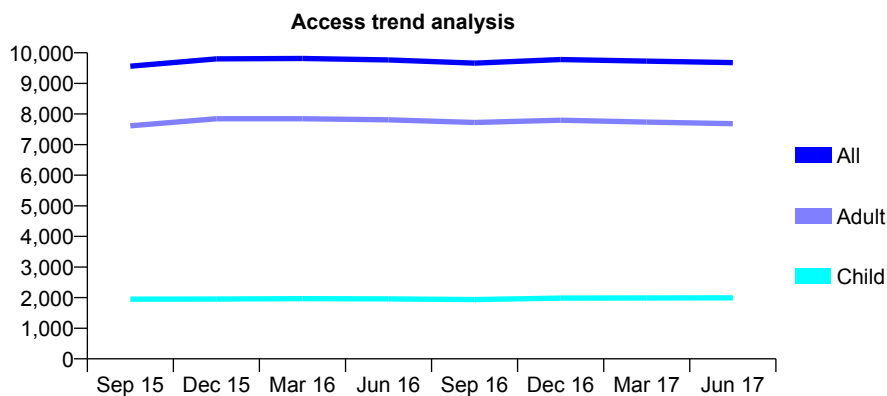
Q59 - Vital Signs At a Glance Contract Report for 101281/0178 - June 2017

Name or company name	OASIS DENTAL CARE LTD
Contract type name	GDS Contract
Purpose of contract	General
Contract start date	31/03/2008
Contract end date	

17/18 Contracted general activity (UDA)	30,000
Carry forward general activity (UDA)	0
17/18 Contracted orthodontic activity (UOA)	0
Carry forward orthodontic activity (UOA)	0
Baseline contract value	£661,289.15

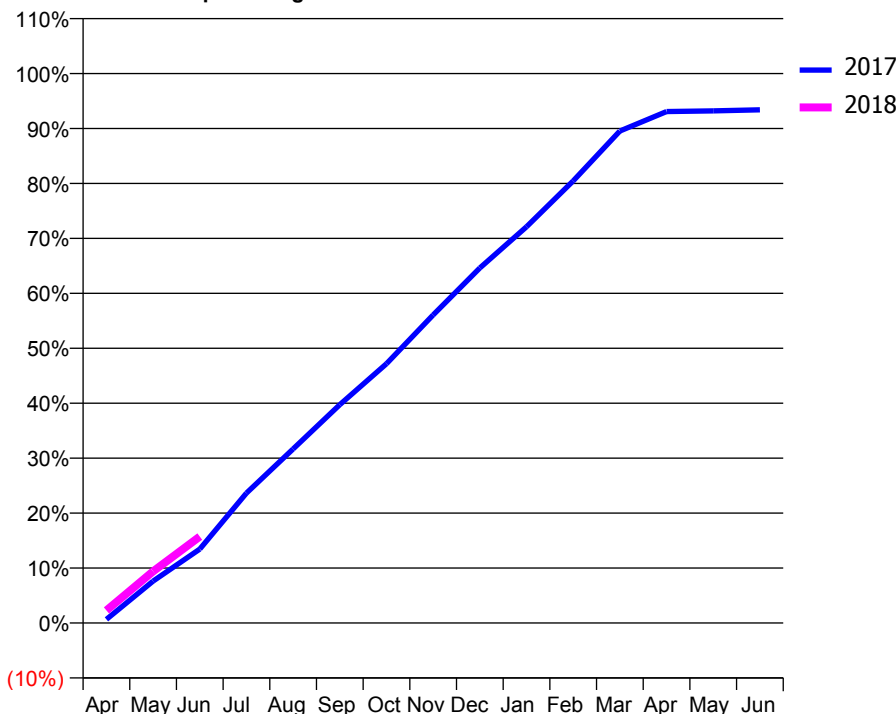
ACCESS*

Patients seen in 24 months	Total	Change since previous quarter
Quarter ending June 2016	9,768	
Quarter ending September 2016	9,662	↓
Quarter ending December 2016	9,780	→
Quarter ending March 2017	9,729	→
Quarter ending June 2017	9,679	→
Variance since June 2016	(0.9%)	→



ACTIVITY

Cumulative percentage of contracted UDA delivered 2017 & 2018



Adjusted Scheduled Activity (UDA)

Month	2017	2018
April	204	685
May	2,288	2,820
June	4,040	4,719
July	7,092	
August	9,502	
September	11,922	
October	14,157	
November	16,820	
December	19,386	
January	21,635	
February	24,135	
March	26,863	
April	27,922	
May	27,962	
June	28,015	

QUALITY

	Quantity	Base Number	Contract	AT	Region	England
% of FP17s for the same patient ID Re-attending within 3 months - Children	46	713	6.5%	10.0%	11.7%	12.0%
% of FP17s for the same patient ID Re-attending within 3 months - Adults	306	2,380	12.9%	14.1%	15.2%	16.0%
% of FP17s for the same patient ID Re-attending between 3 & 9 months - Children	482	713	67.6%	60.9%	59.1%	58.0%
% of FP17s for the same patient ID Re-attending between 3 & 9 months - Adults	1,438	2,380	60.4%	53.7%	52.2%	50.9%
% of FP17s for Band 1 Urgent Courses	165	2,588	6.4%	7.3%	7.9%	9.1%
% of FP17s Relating to Free Repair or Replacements	12	2,588	0.5%	0.8%	0.8%	0.8%
% of FP17s Relating to Continuations	38	2,588	1.5%	1.0%	1.1%	1.1%
% of Patients satisfied with the dentistry they have received	28	31	90.3%	91.6%	91.8%	91.7%
% of Patients satisfied with the time they had to wait for an appointment	27	31	87.1%	87.3%	88.4%	88.0%

* This is based on patients treated on this contract for their most recent course of treatment. Figures in italics indicate the base number of FP17s or Patient Questionnaire responses are less than 100. N/A is shown where the base number of responses is less than 10 during the period. % is calculated as Quantity/Base number*100

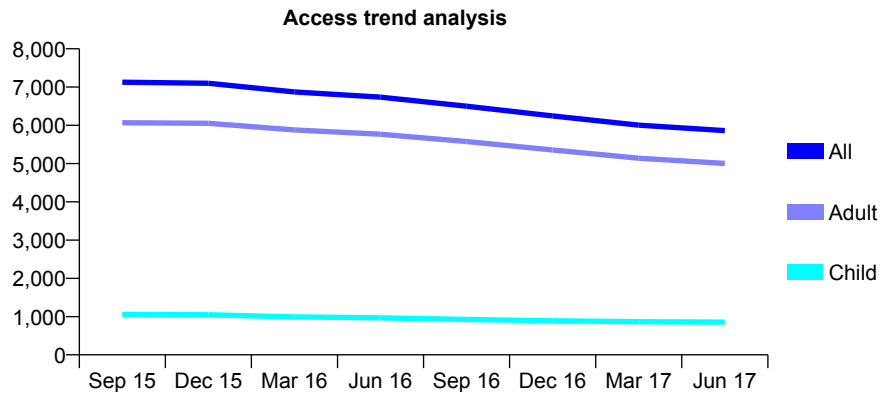
Q59 - Vital Signs At a Glance Contract Report for 101281/0197 - June 2017

Name or company name	OASIS DENTAL CARE LTD
Contract type name	GDS Contract
Purpose of contract	General
Contract start date	01/04/2009
Contract end date	

17/18 Contracted general activity (UDA)	22,500
Carry forward general activity (UDA)	0
17/18 Contracted orthodontic activity (UOA)	0
Carry forward orthodontic activity (UOA)	0
Baseline contract value	£495,925.49

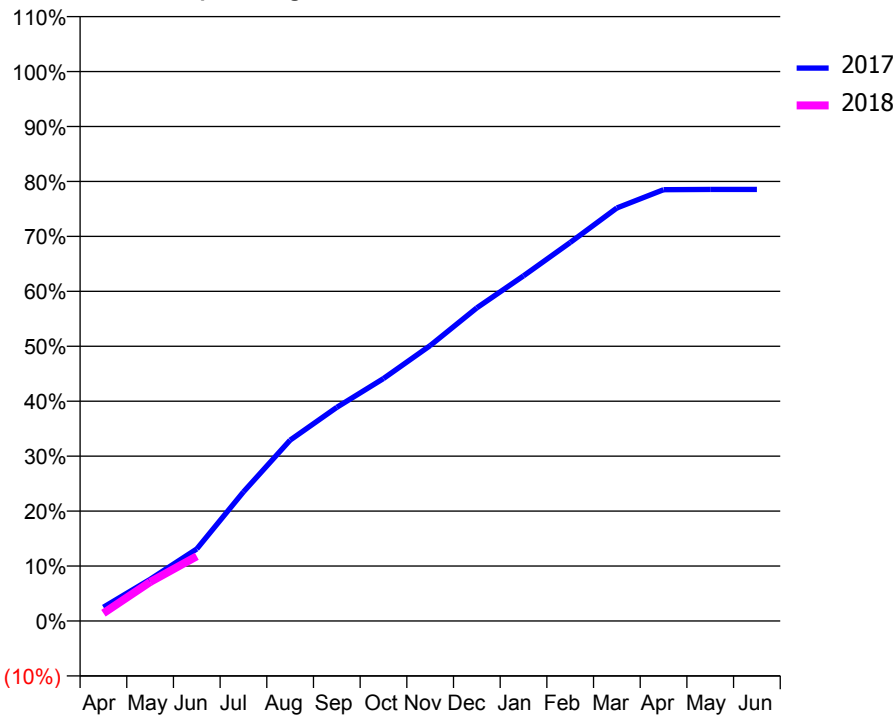
ACCESS*

Patients seen in 24 months	Total	Change since previous quarter
Quarter ending June 2016	6,736	
Quarter ending September 2016	6,501	↓
Quarter ending December 2016	6,245	↓
Quarter ending March 2017	6,006	↓
Quarter ending June 2017	5,861	↓
Variance since June 2016	(13.0%)	↓



ACTIVITY

Cumulative percentage of contracted UDA delivered 2017 & 2018



Month	Adjusted Scheduled Activity (UDA)	
	2017	2018
April	568	321
May	1,707	1,594
June	2,951	2,648
July	5,286	
August	7,409	
September	8,749	
October	9,928	
November	11,276	
December	12,821	
January	14,134	
February	15,497	
March	16,915	
April	17,663	
May	17,669	
June	17,669	

QUALITY

	Quantity	Base Number	Contract	AT	Region	England
% of FP17s for the same patient ID Re-attending within 3 months - Children	15	308	4.9%	10.0%	11.7%	12.0%
% of FP17s for the same patient ID Re-attending within 3 months - Adults	171	1,603	10.7%	14.1%	15.2%	16.0%
% of FP17s for the same patient ID Re-attending between 3 & 9 months - Children	155	308	50.3%	60.9%	59.1%	58.0%
% of FP17s for the same patient ID Re-attending between 3 & 9 months - Adults	972	1,603	60.6%	53.7%	52.2%	50.9%
% of FP17s for Band 1 Urgent Courses	57	1,542	3.7%	7.3%	7.9%	9.1%
% of FP17s Relating to Free Repair or Replacements	26	1,542	1.7%	0.8%	0.8%	0.8%
% of FP17s Relating to Continuations	30	1,542	1.9%	1.0%	1.1%	1.1%
% of Patients satisfied with the dentistry they have received	24	30	80.0%	91.6%	91.8%	91.7%
% of Patients satisfied with the time they had to wait for an appointment	25	30	83.3%	87.3%	88.4%	88.0%

* This is based on patients treated on this contract for their most recent course of treatment. Figures in italics indicate the base number of FP17s or Patient Questionnaire responses are less than 100. N/A is shown where the base number of responses is less than 10 during the period. % is calculated as Quantity/Base number*100

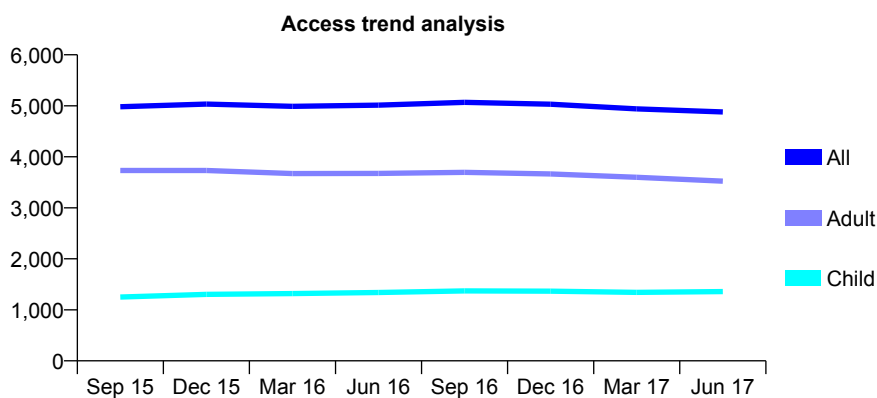
Q59 - Vital Signs At a Glance Contract Report for 101362/0015 - June 2017

Name or company name	Rodericks Dental Limited
Contract type name	GDS Contract
Purpose of contract	General
Contract start date	16/02/2009
Contract end date	

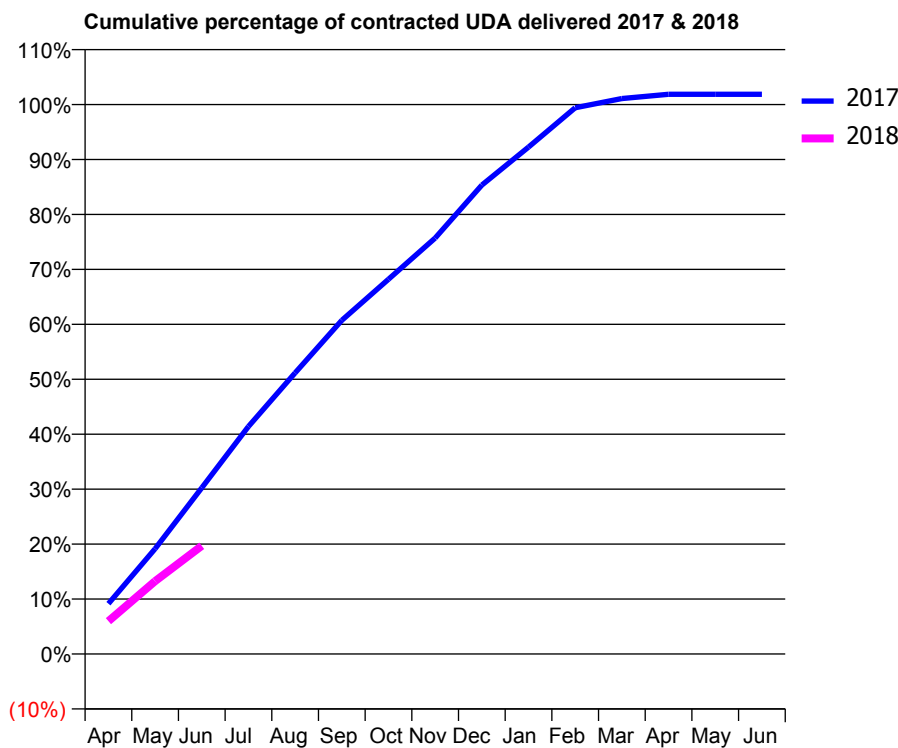
17/18 Contracted general activity (UDA)	12,250
Carry forward general activity (UDA)	0
17/18 Contracted orthodontic activity (UOA)	0
Carry forward orthodontic activity (UOA)	0
Baseline contract value	£284,376.89

ACCESS*

Patients seen in 24 months	Total	Change since previous quarter
Quarter ending June 2016	5,014	
Quarter ending September 2016	5,067	→
Quarter ending December 2016	5,031	→
Quarter ending March 2017	4,941	↓
Quarter ending June 2017	4,880	↓
Variance since June 2016	(2.7%)	↓



ACTIVITY



Month	Adjusted Scheduled Activity (UDA)	
	2017	2018
April	1,122	733
May	2,348	1,625
June	3,704	2,413
July	5,073	
August	6,267	
September	7,438	
October	8,356	
November	9,273	
December	10,455	
January	11,301	
February	12,177	
March	12,383	
April	12,478	
May	12,479	
June	12,479	

QUALITY

	Quantity	Base Number	Contract	AT	Region	England
% of FP17s for the same patient ID Re-attending within 3 months - Children	30	568	5.3%	10.0%	11.7%	12.0%
% of FP17s for the same patient ID Re-attending within 3 months - Adults	115	1,013	11.4%	14.1%	15.2%	16.0%
% of FP17s for the same patient ID Re-attending between 3 & 9 months - Children	353	568	62.1%	60.9%	59.1%	58.0%
% of FP17s for the same patient ID Re-attending between 3 & 9 months - Adults	524	1,013	51.7%	53.7%	52.2%	50.9%
% of FP17s for Band 1 Urgent Courses	61	1,236	4.9%	7.3%	7.9%	9.1%
% of FP17s Relating to Free Repair or Replacements	20	1,236	1.6%	0.8%	0.8%	0.8%
% of FP17s Relating to Continuations	8	1,236	0.6%	1.0%	1.1%	1.1%
% of Patients satisfied with the dentistry they have received	11	12	91.7%	91.6%	91.8%	91.7%
% of Patients satisfied with the time they had to wait for an appointment	11	12	91.7%	87.3%	88.4%	88.0%

* This is based on patients treated on this contract for their most recent course of treatment. Figures in italics indicate the base number of FP17s or Patient Questionnaire responses are less than 100. N/A is shown where the base number of responses is less than 10 during the period. % is calculated as Quantity/Base number*100

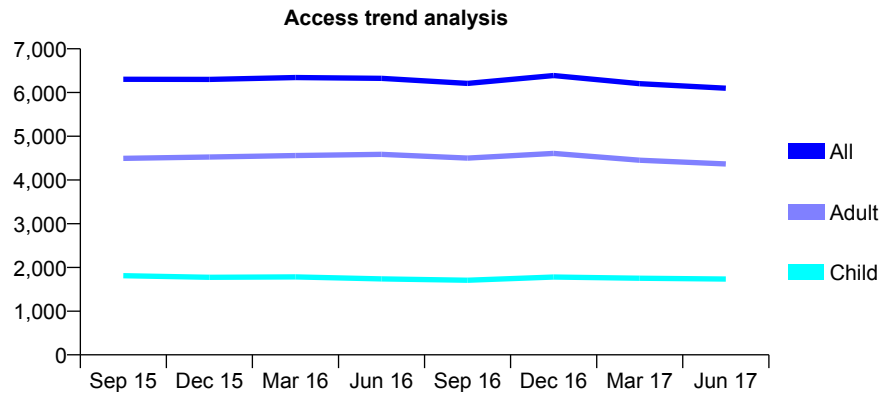
Q59 - Vital Signs At a Glance Contract Report for 101362/0033 - June 2017

Name or company name	Rodericks Dental Limited
Contract type name	PDS Plus Contract
Purpose of contract	General
Contract start date	01/09/2010
Contract end date	30/06/2017

17/18 Contracted general activity (UDA)	3,125
Carry forward general activity (UDA)	0
17/18 Contracted orthodontic activity (UOA)	0
Carry forward orthodontic activity (UOA)	0
Baseline contract value	£85,100.03

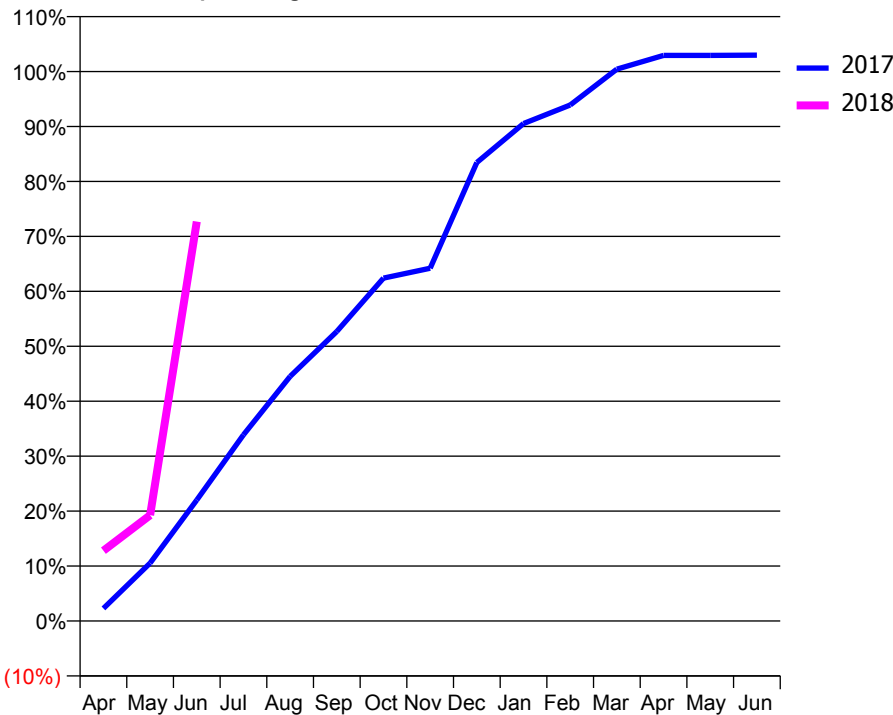
ACCESS*

Patients seen in 24 months	Total	Change since previous quarter
Quarter ending June 2016	6,323	
Quarter ending September 2016	6,209	↓
Quarter ending December 2016	6,389	↑
Quarter ending March 2017	6,203	↓
Quarter ending June 2017	6,099	↓
Variance since June 2016	(3.5%)	↓



ACTIVITY

Cumulative percentage of contracted UDA delivered 2017 & 2018



Month	Adjusted Scheduled Activity (UDA)	
	2017	2018
April	287	400
May	1,319	602
June	2,752	2,272
July	4,236	
August	5,565	
September	6,586	
October	7,801	
November	8,026	
December	10,431	
January	11,316	
February	11,737	
March	12,555	
April	12,867	
May	12,866	
June	12,873	

QUALITY

	Quantity	Base Number	Contract	AT	Region	England
% of FP17s for the same patient ID Re-attending within 3 months - Children	21	460	4.6%	10.0%	11.7%	12.0%
% of FP17s for the same patient ID Re-attending within 3 months - Adults	51	908	5.6%	14.1%	15.2%	16.0%
% of FP17s for the same patient ID Re-attending between 3 & 9 months - Children	227	460	49.3%	60.9%	59.1%	58.0%
% of FP17s for the same patient ID Re-attending between 3 & 9 months - Adults	389	908	42.8%	53.7%	52.2%	50.9%
% of FP17s for Band 1 Urgent Courses	73	1,211	6.0%	7.3%	7.9%	9.1%
% of FP17s Relating to Free Repair or Replacements	1	1,211	0.1%	0.8%	0.8%	0.8%
% of FP17s Relating to Continuations	0	1,211	0.0%	1.0%	1.1%	1.1%
% of Patients satisfied with the dentistry they have received	4	4	N/A	91.6%	91.8%	91.7%
% of Patients satisfied with the time they had to wait for an appointment	4	4	N/A	87.3%	88.4%	88.0%

* This is based on patients treated on this contract for their most recent course of treatment. Figures in italics indicate the base number of FP17s or Patient Questionnaire responses are less than 100. N/A is shown where the base number of responses is less than 10 during the period. % is calculated as Quantity/Base number*100

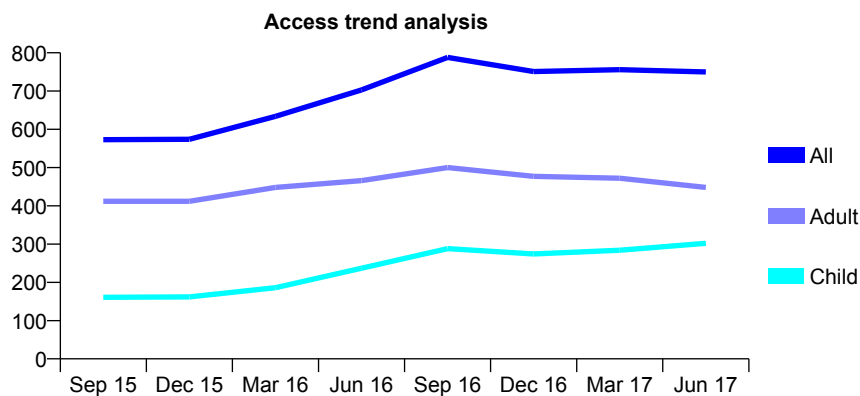
Q59 - Vital Signs At a Glance Contract Report for 101362/0049 - June 2017

Name or company name	Rodericks Dental Limited
Contract type name	GDS Contract
Purpose of contract	General
Contract start date	01/04/2012
Contract end date	

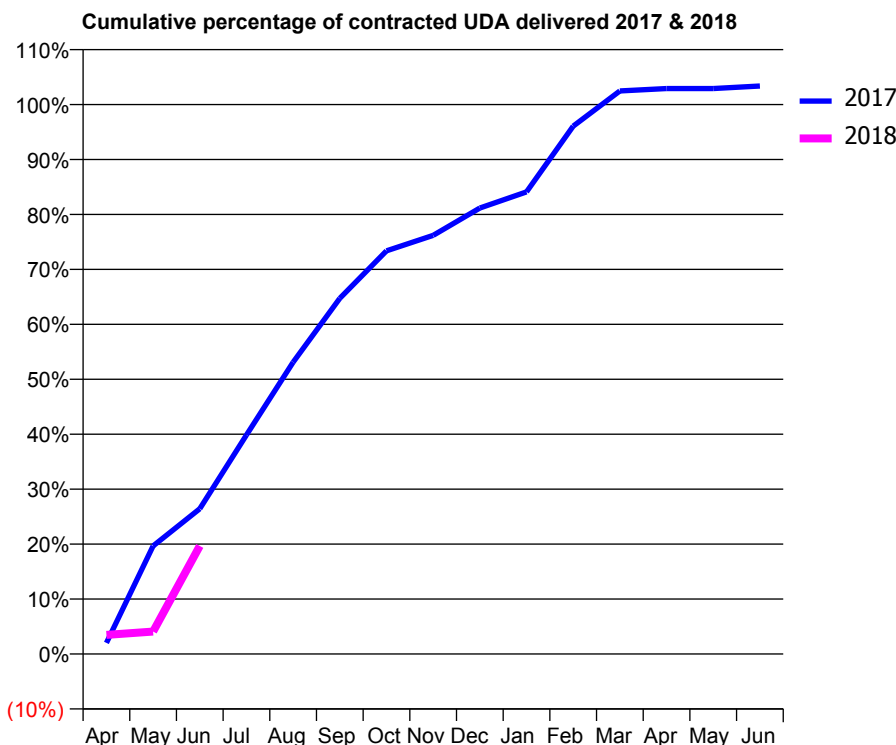
17/18 Contracted general activity (UDA)	1,383
Carry forward general activity (UDA)	0
17/18 Contracted orthodontic activity (UOA)	0
Carry forward orthodontic activity (UOA)	0
Baseline contract value	£25,256.98

ACCESS*

Patients seen in 24 months	Total	Change since previous quarter
Quarter ending June 2016	703	
Quarter ending September 2016	788	↑
Quarter ending December 2016	751	↓
Quarter ending March 2017	756	→
Quarter ending June 2017	750	→
Variance since June 2016	6.7%	↑



ACTIVITY



Month	Adjusted Scheduled Activity (UDA)	
	2017	2018
April	28	48
May	272	56
June	366	272
July	551	
August	734	
September	895	
October	1,015	
November	1,054	
December	1,122	
January	1,163	
February	1,328	
March	1,417	
April	1,423	
May	1,423	
June	1,429	

QUALITY

	Quantity	Base Number	Contract	AT	Region	England
% of FP17s for the same patient ID Re-attending within 3 months - Children	2	93	2.2%	10.0%	11.7%	12.0%
% of FP17s for the same patient ID Re-attending within 3 months - Adults	3	132	2.3%	14.1%	15.2%	16.0%
% of FP17s for the same patient ID Re-attending between 3 & 9 months - Children	11	93	11.8%	60.9%	59.1%	58.0%
% of FP17s for the same patient ID Re-attending between 3 & 9 months - Adults	3	132	2.3%	53.7%	52.2%	50.9%
% of FP17s for Band 1 Urgent Courses	75	217	34.6%	7.3%	7.9%	9.1%
% of FP17s Relating to Free Repair or Replacements	3	217	1.4%	0.8%	0.8%	0.8%
% of FP17s Relating to Continuations	0	217	0.0%	1.0%	1.1%	1.1%
% of Patients satisfied with the dentistry they have received	0	0	N/A	91.6%	91.8%	91.7%
% of Patients satisfied with the time they had to wait for an appointment	0	0	N/A	87.3%	88.4%	88.0%

* This is based on patients treated on this contract for their most recent course of treatment. Figures in italics indicate the base number of FP17s or Patient Questionnaire responses are less than 100. N/A is shown where the base number of responses is less than 10 during the period. % is calculated as Quantity/Base number*100

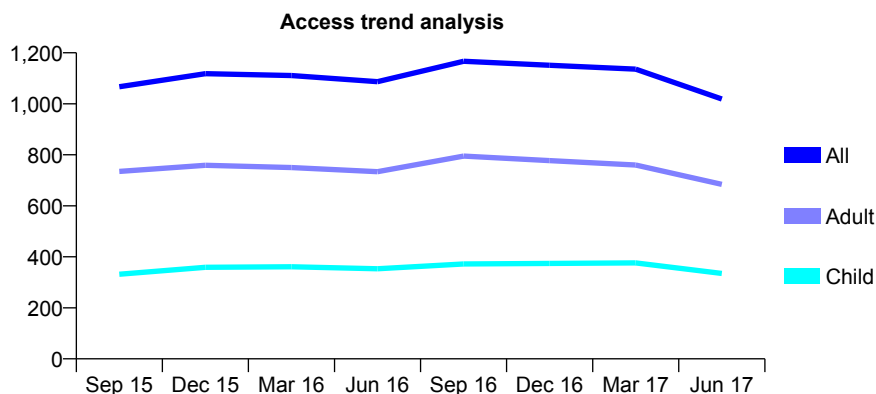
Q59 - Vital Signs At a Glance Contract Report for 101370/0033 - June 2017

Name or company name	Petrie Tucker and Partners Ltd
Contract type name	GDS Contract
Purpose of contract	General and Orthodontic
Contract start date	01/04/2006
Contract end date	

17/18 Contracted general activity (UDA)	3,500
Carry forward general activity (UDA)	0
17/18 Contracted orthodontic activity (UOA)	4,510
Carry forward orthodontic activity (UOA)	0
Baseline contract value	£383,452.02

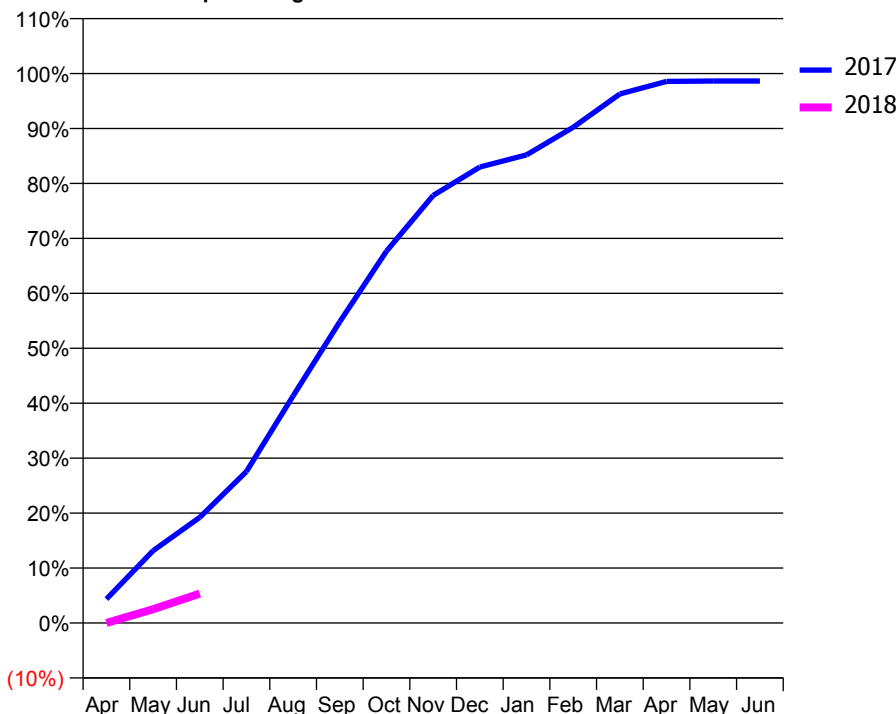
ACCESS*

Patients seen in 24 months	Total	Change since previous quarter
Quarter ending June 2016	1,087	
Quarter ending September 2016	1,167	↑
Quarter ending December 2016	1,151	↓
Quarter ending March 2017	1,136	↓
Quarter ending June 2017	1,019	↓
Variance since June 2016	(6.3%)	↓



ACTIVITY

Cumulative percentage of contracted UDA delivered 2017 & 2018



Adjusted Scheduled Activity (UDA)

Month	2017	2018
April	100	0
May	303	88
June	442	188
July	634	
August	951	
September	1,261	
October	1,557	
November	1,790	
December	1,909	
January	1,960	
February	2,075	
March	2,214	
April	2,267	
May	2,269	
June	2,269	

QUALITY

	Quantity	Base Number	Contract	AT	Region	England
% of FP17s for the same patient ID Re-attending within 3 months - Children	4	62	6.5%	10.0%	11.7%	12.0%
% of FP17s for the same patient ID Re-attending within 3 months - Adults	16	111	14.4%	14.1%	15.2%	16.0%
% of FP17s for the same patient ID Re-attending between 3 & 9 months - Children	16	62	25.8%	60.9%	59.1%	58.0%
% of FP17s for the same patient ID Re-attending between 3 & 9 months - Adults	31	111	27.9%	53.7%	52.2%	50.9%
% of FP17s for Band 1 Urgent Courses	8	112	7.1%	7.3%	7.9%	9.1%
% of FP17s Relating to Free Repair or Replacements	0	112	0.0%	0.8%	0.8%	0.8%
% of FP17s Relating to Continuations	2	112	1.8%	1.0%	1.1%	1.1%
% of Patients satisfied with the dentistry they have received	3	4	N/A	91.6%	91.8%	91.7%
% of Patients satisfied with the time they had to wait for an appointment	4	4	N/A	87.3%	88.4%	88.0%

* This is based on patients treated on this contract for their most recent course of treatment. Figures in italics indicate the base number of FP17s or Patient Questionnaire responses are less than 100. N/A is shown where the base number of responses is less than 10 during the period. % is calculated as Quantity/Base number*100

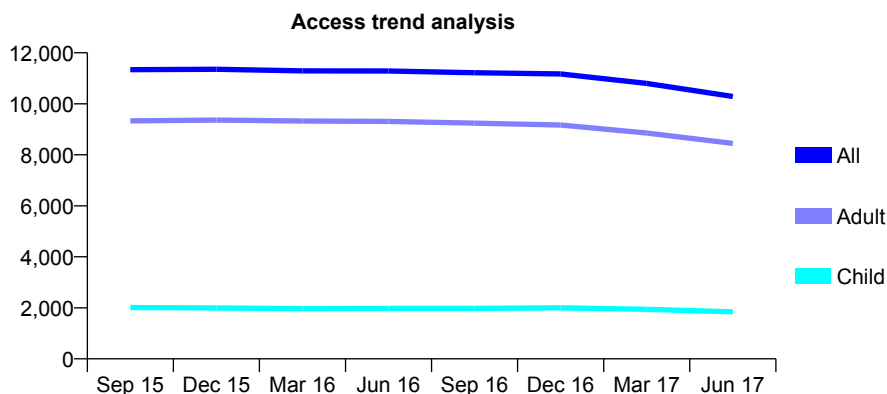
Q59 - Vital Signs At a Glance Contract Report for 101370/0034 - June 2017

Name or company name	Petrie Tucker and Partners Ltd
Contract type name	GDS Contract
Purpose of contract	General
Contract start date	01/04/2006
Contract end date	

17/18 Contracted general activity (UDA)	34,186
Carry forward general activity (UDA)	0
17/18 Contracted orthodontic activity (UOA)	0
Carry forward orthodontic activity (UOA)	0
Baseline contract value	£819,459.00

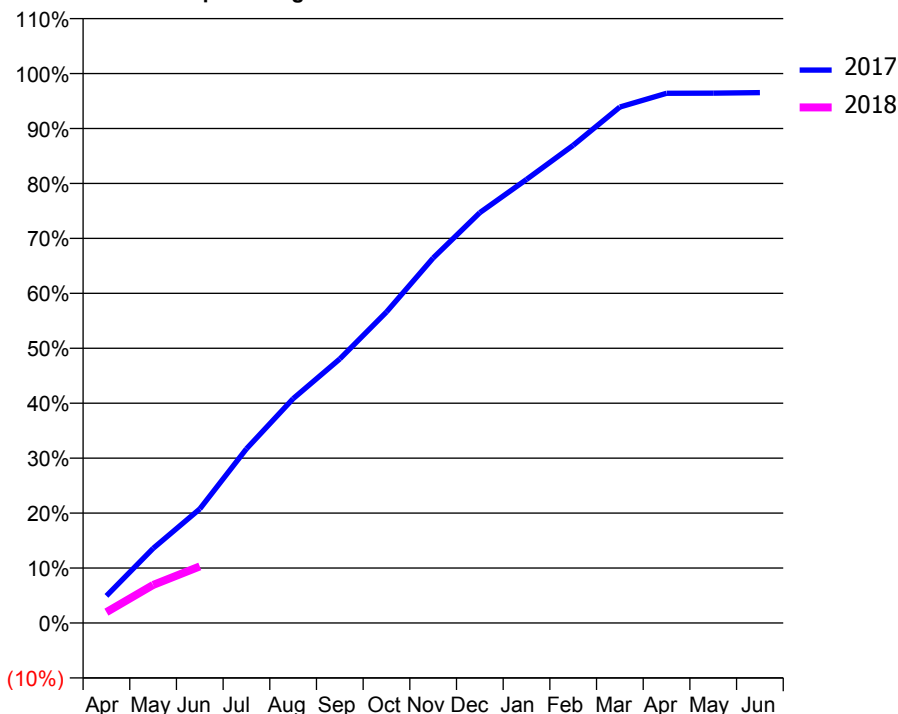
ACCESS*

Patients seen in 24 months	Total	Change since previous quarter
Quarter ending June 2016	11,287	
Quarter ending September 2016	11,219	→
Quarter ending December 2016	11,171	→
Quarter ending March 2017	10,801	↓
Quarter ending June 2017	10,288	↓
Variance since June 2016	(8.9%)	↓



ACTIVITY

Cumulative percentage of contracted UDA delivered 2017 & 2018



Month	Adjusted Scheduled Activity (UDA)	
	2017	2018
April	1,490	677
May	4,096	2,372
June	6,264	3,520
July	9,572	
August	12,328	
September	14,505	
October	17,084	
November	20,053	
December	22,543	
January	24,371	
February	26,243	
March	28,346	
April	29,098	
May	29,103	
June	29,138	

QUALITY

	Quantity	Base Number	Contract	AT	Region	England
% of FP17s for the same patient ID Re-attending within 3 months - Children	17	415	4.1%	10.0%	11.7%	12.0%
% of FP17s for the same patient ID Re-attending within 3 months - Adults	161	1,481	10.9%	14.1%	15.2%	16.0%
% of FP17s for the same patient ID Re-attending between 3 & 9 months - Children	243	415	58.6%	60.9%	59.1%	58.0%
% of FP17s for the same patient ID Re-attending between 3 & 9 months - Adults	625	1,481	42.2%	53.7%	52.2%	50.9%
% of FP17s for Band 1 Urgent Courses	97	1,581	6.1%	7.3%	7.9%	9.1%
% of FP17s Relating to Free Repair or Replacements	17	1,581	1.1%	0.8%	0.8%	0.8%
% of FP17s Relating to Continuations	29	1,581	1.8%	1.0%	1.1%	1.1%
% of Patients satisfied with the dentistry they have received	21	22	95.5%	91.6%	91.8%	91.7%
% of Patients satisfied with the time they had to wait for an appointment	22	22	100.0%	87.3%	88.4%	88.0%

* This is based on patients treated on this contract for their most recent course of treatment. Figures in italics indicate the base number of FP17s or Patient Questionnaire responses are less than 100. N/A is shown where the base number of responses is less than 10 during the period. % is calculated as Quantity/Base number*100

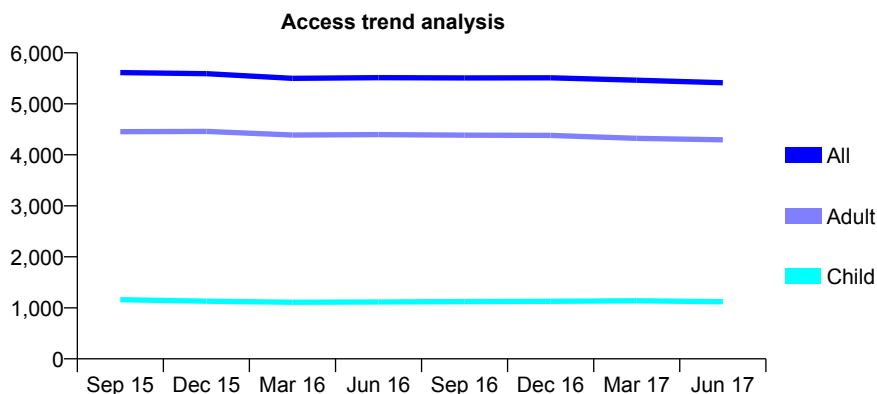
Q59 - Vital Signs At a Glance Contract Report for 101370/0035 - June 2017

Name or company name	Petrie Tucker and Partners Ltd
Contract type name	GDS Contract
Purpose of contract	General
Contract start date	01/04/2006
Contract end date	

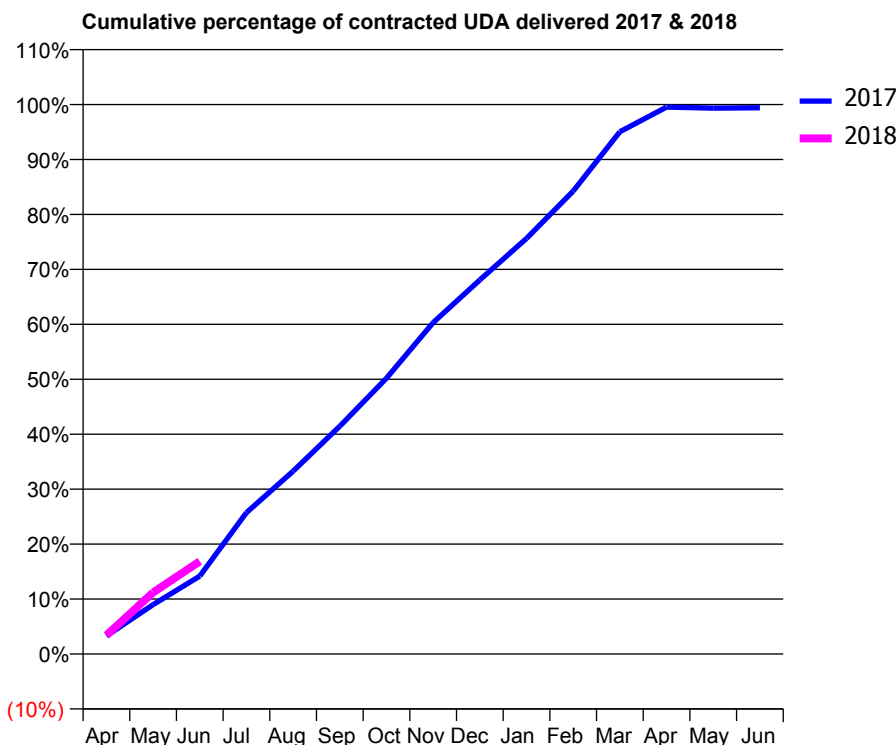
17/18 Contracted general activity (UDA)	19,958
Carry forward general activity (UDA)	0
17/18 Contracted orthodontic activity (UOA)	0
Carry forward orthodontic activity (UOA)	0
Baseline contract value	£526,711.96

ACCESS*

Patients seen in 24 months	Total	Change since previous quarter
Quarter ending June 2016	5,512	
Quarter ending September 2016	5,507	→
Quarter ending December 2016	5,509	→
Quarter ending March 2017	5,462	→
Quarter ending June 2017	5,414	→
Variance since June 2016	(1.8%)	↓



ACTIVITY



Month	Adjusted Scheduled Activity (UDA)	
	2017	2018
April	654	681
May	1,795	2,233
June	2,832	3,366
July	5,138	
August	6,644	
September	8,276	
October	10,020	
November	12,040	
December	13,588	
January	15,094	
February	16,812	
March	18,967	
April	19,862	
May	19,823	
June	19,838	

QUALITY

	Quantity	Base Number	Contract	AT	Region	England
% of FP17s for the same patient ID Re-attending within 3 months - Children	22	354	6.2%	10.0%	11.7%	12.0%
% of FP17s for the same patient ID Re-attending within 3 months - Adults	161	1,269	12.7%	14.1%	15.2%	16.0%
% of FP17s for the same patient ID Re-attending between 3 & 9 months - Children	228	354	64.4%	60.9%	59.1%	58.0%
% of FP17s for the same patient ID Re-attending between 3 & 9 months - Adults	761	1,269	60.0%	53.7%	52.2%	50.9%
% of FP17s for Band 1 Urgent Courses	46	1,334	3.4%	7.3%	7.9%	9.1%
% of FP17s Relating to Free Repair or Replacements	2	1,334	0.1%	0.8%	0.8%	0.8%
% of FP17s Relating to Continuations	57	1,334	4.3%	1.0%	1.1%	1.1%
% of Patients satisfied with the dentistry they have received	19	20	95.0%	91.6%	91.8%	91.7%
% of Patients satisfied with the time they had to wait for an appointment	18	20	90.0%	87.3%	88.4%	88.0%

* This is based on patients treated on this contract for their most recent course of treatment. Figures in italics indicate the base number of FP17s or Patient Questionnaire responses are less than 100. N/A is shown where the base number of responses is less than 10 during the period. % is calculated as Quantity/Base number*100

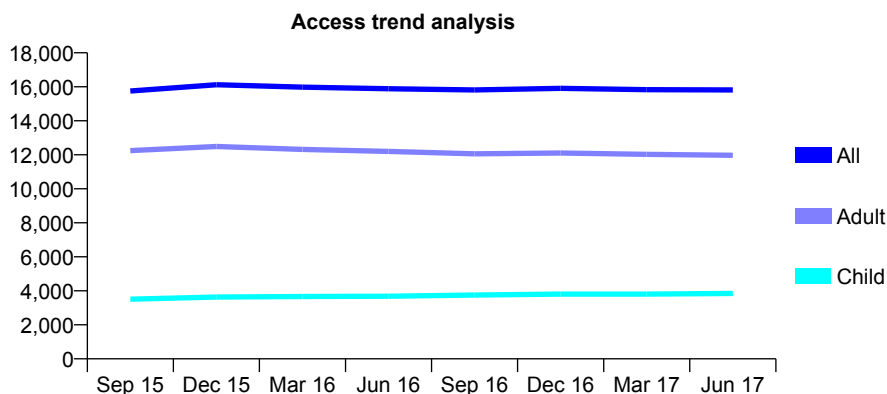
Q59 - Vital Signs At a Glance Contract Report for 101370/0085 - June 2017

Name or company name	Petrie Tucker and Partners Ltd
Contract type name	GDS Contract
Purpose of contract	General
Contract start date	01/04/2007
Contract end date	

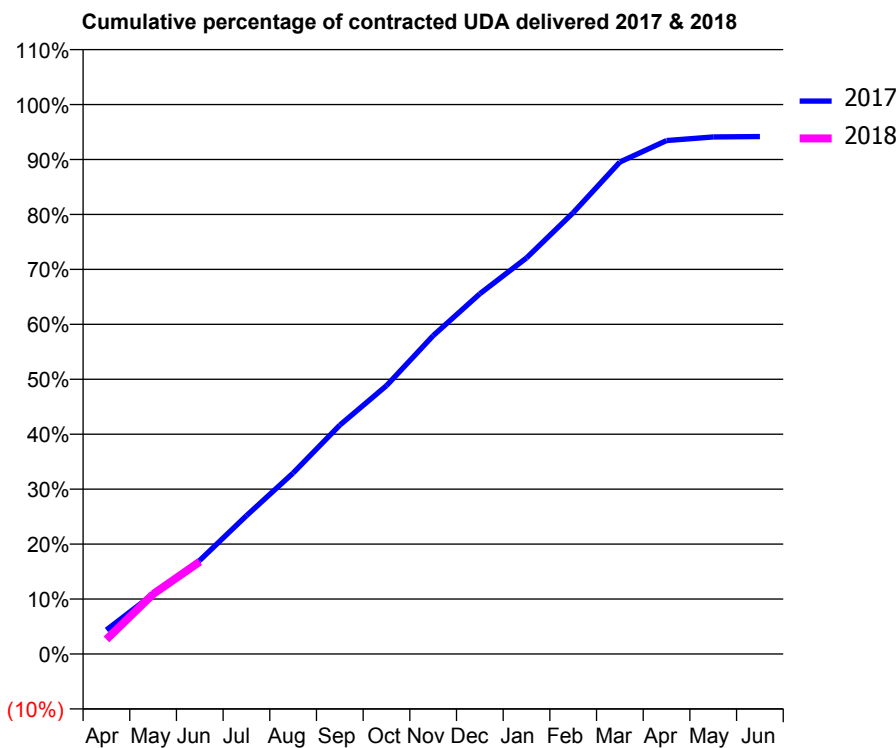
17/18 Contracted general activity (UDA)	41,556
Carry forward general activity (UDA)	0
17/18 Contracted orthodontic activity (UOA)	0
Carry forward orthodontic activity (UOA)	0
Baseline contract value	£1,037,185.87

ACCESS*

Patients seen in 24 months	Total	Change since previous quarter
Quarter ending June 2016	15,884	
Quarter ending September 2016	15,812	→
Quarter ending December 2016	15,909	→
Quarter ending March 2017	15,835	→
Quarter ending June 2017	15,819	→
Variance since June 2016	(0.4%)	→



ACTIVITY



Month	Adjusted Scheduled Activity (UDA)	
	2017	2018
April	1,710	1,108
May	4,257	4,529
June	6,654	6,988
July	9,830	
August	12,866	
September	16,272	
October	19,075	
November	22,633	
December	25,606	
January	28,157	
February	31,363	
March	34,971	
April	36,499	
May	36,752	
June	36,778	

QUALITY

	Quantity	Base Number	Contract	AT	Region	England
% of FP17s for the same patient ID Re-attending within 3 months - Children	60	1,248	4.8%	10.0%	11.7%	12.0%
% of FP17s for the same patient ID Re-attending within 3 months - Adults	261	2,938	8.9%	14.1%	15.2%	16.0%
% of FP17s for the same patient ID Re-attending between 3 & 9 months - Children	673	1,248	53.9%	60.9%	59.1%	58.0%
% of FP17s for the same patient ID Re-attending between 3 & 9 months - Adults	973	2,938	33.1%	53.7%	52.2%	50.9%
% of FP17s for Band 1 Urgent Courses	79	3,141	2.5%	7.3%	7.9%	9.1%
% of FP17s Relating to Free Repair or Replacements	14	3,141	0.4%	0.8%	0.8%	0.8%
% of FP17s Relating to Continuations	60	3,141	1.9%	1.0%	1.1%	1.1%
% of Patients satisfied with the dentistry they have received	20	22	90.9%	91.6%	91.8%	91.7%
% of Patients satisfied with the time they had to wait for an appointment	20	22	90.9%	87.3%	88.4%	88.0%

* This is based on patients treated on this contract for their most recent course of treatment. Figures in italics indicate the base number of FP17s or Patient Questionnaire responses are less than 100. N/A is shown where the base number of responses is less than 10 during the period. % is calculated as Quantity/Base number*100

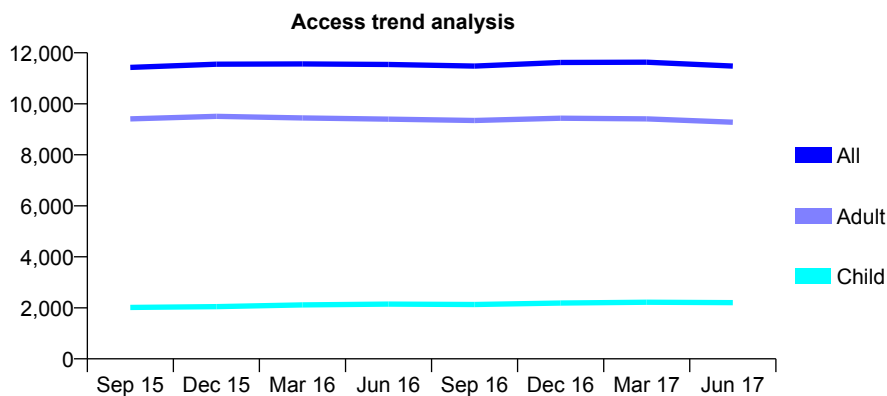
Q59 - Vital Signs At a Glance Contract Report for 101435/0051 - June 2017

Name or company name	IDH Limited
Contract type name	GDS Contract
Purpose of contract	General
Contract start date	01/12/2006
Contract end date	

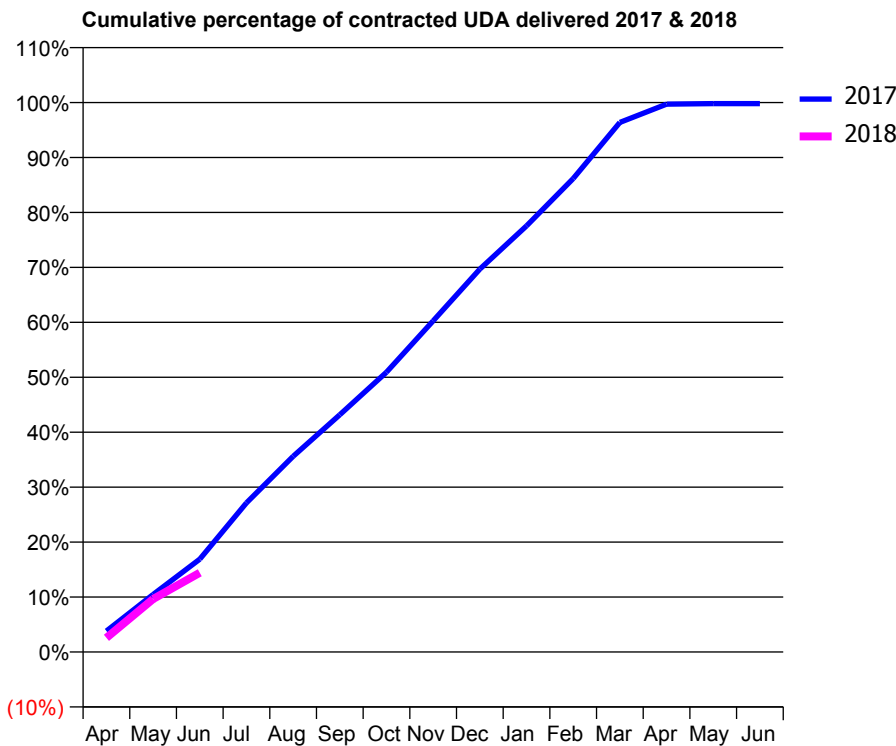
17/18 Contracted general activity (UDA)	35,000
Carry forward general activity (UDA)	0
17/18 Contracted orthodontic activity (UOA)	0
Carry forward orthodontic activity (UOA)	0
Baseline contract value	£761,248.23

ACCESS*

Patients seen in 24 months	Total	Change since previous quarter
Quarter ending June 2016	11,544	
Quarter ending September 2016	11,478	→
Quarter ending December 2016	11,623	→
Quarter ending March 2017	11,630	→
Quarter ending June 2017	11,479	↓
Variance since June 2016	(0.6%)	→



ACTIVITY



Month	Adjusted Scheduled Activity (UDA)	
	2017	2018
April	1,223	906
May	3,351	3,375
June	5,408	5,045
July	8,689	
August	11,398	
September	13,822	
October	16,297	
November	19,282	
December	22,295	
January	24,813	
February	27,571	
March	30,837	
April	31,907	
May	31,934	
June	31,934	

QUALITY

	Quantity	Base Number	Contract	AT	Region	England
% of FP17s for the same patient ID Re-attending within 3 months - Children	29	581	5.0%	10.0%	11.7%	12.0%
% of FP17s for the same patient ID Re-attending within 3 months - Adults	216	2,255	9.6%	14.1%	15.2%	16.0%
% of FP17s for the same patient ID Re-attending between 3 & 9 months - Children	363	581	62.5%	60.9%	59.1%	58.0%
% of FP17s for the same patient ID Re-attending between 3 & 9 months - Adults	1,195	2,255	53.0%	53.7%	52.2%	50.9%
% of FP17s for Band 1 Urgent Courses	116	2,328	5.0%	7.3%	7.9%	9.1%
% of FP17s Relating to Free Repair or Replacements	12	2,328	0.5%	0.8%	0.8%	0.8%
% of FP17s Relating to Continuations	14	2,328	0.6%	1.0%	1.1%	1.1%
% of Patients satisfied with the dentistry they have received	37	37	100.0%	91.6%	91.8%	91.7%
% of Patients satisfied with the time they had to wait for an appointment	32	37	86.5%	87.3%	88.4%	88.0%

* This is based on patients treated on this contract for their most recent course of treatment. Figures in italics indicate the base number of FP17s or Patient Questionnaire responses are less than 100. N/A is shown where the base number of responses is less than 10 during the period. % is calculated as Quantity/Base number*100

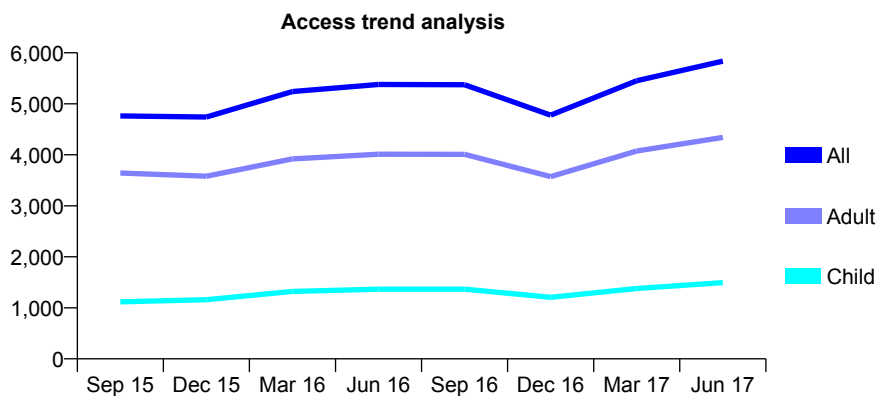
Q59 - Vital Signs At a Glance Contract Report for 101435/0052 - June 2017

Name or company name	IDH Limited
Contract type name	GDS Contract
Purpose of contract	General
Contract start date	05/02/2007
Contract end date	

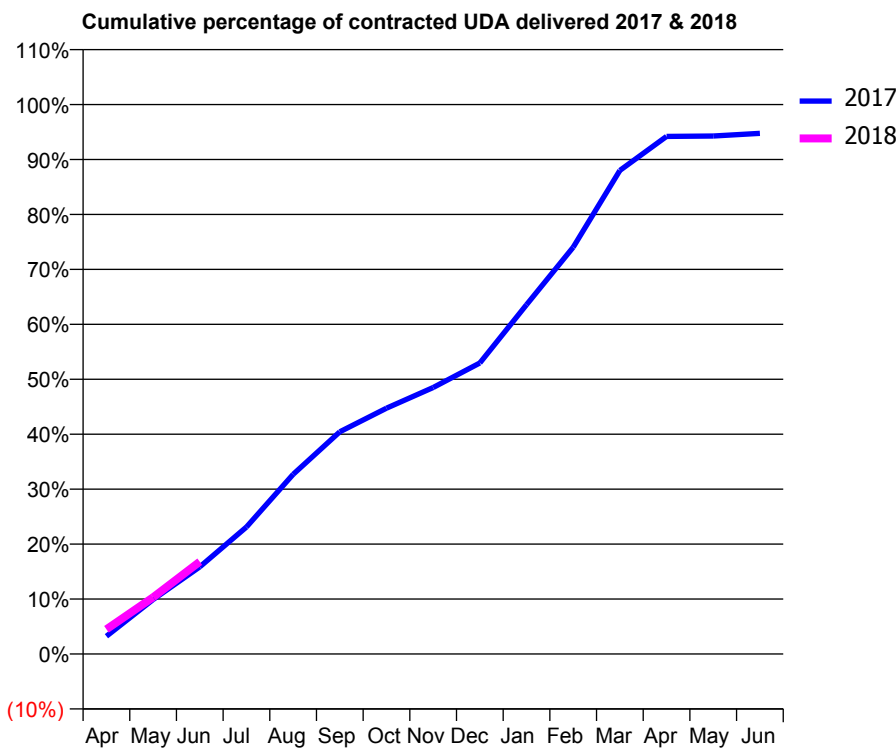
17/18 Contracted general activity (UDA)	17,000
Carry forward general activity (UDA)	0
17/18 Contracted orthodontic activity (UOA)	0
Carry forward orthodontic activity (UOA)	0
Baseline contract value	£379,960.83

ACCESS*

Patients seen in 24 months	Total	Change since previous quarter
Quarter ending June 2016	5,379	
Quarter ending September 2016	5,375	→
Quarter ending December 2016	4,779	↓
Quarter ending March 2017	5,453	↑
Quarter ending June 2017	5,836	↑
Variance since June 2016	8.5%	↑



ACTIVITY



Adjusted Scheduled Activity (UDA)		
Month	2017	2018
April	504	767
May	1,535	1,756
June	2,460	2,855
July	3,583	
August	5,070	
September	6,268	
October	6,935	
November	7,516	
December	8,210	
January	9,852	
February	11,474	
March	13,642	
April	14,598	
May	14,610	
June	14,685	

QUALITY

	Quantity	Base Number	Contract	AT	Region	England
% of FP17s for the same patient ID Re-attending within 3 months - Children	29	521	5.6%	10.0%	11.7%	12.0%
% of FP17s for the same patient ID Re-attending within 3 months - Adults	163	1,369	11.9%	14.1%	15.2%	16.0%
% of FP17s for the same patient ID Re-attending between 3 & 9 months - Children	141	521	27.1%	60.9%	59.1%	58.0%
% of FP17s for the same patient ID Re-attending between 3 & 9 months - Adults	359	1,369	26.2%	53.7%	52.2%	50.9%
% of FP17s for Band 1 Urgent Courses	76	1,496	5.1%	7.3%	7.9%	9.1%
% of FP17s Relating to Free Repair or Replacements	7	1,496	0.5%	0.8%	0.8%	0.8%
% of FP17s Relating to Continuations	21	1,496	1.4%	1.0%	1.1%	1.1%
% of Patients satisfied with the dentistry they have received	11	12	91.7%	91.6%	91.8%	91.7%
% of Patients satisfied with the time they had to wait for an appointment	8	12	66.7%	87.3%	88.4%	88.0%

* This is based on patients treated on this contract for their most recent course of treatment. Figures in italics indicate the base number of FP17s or Patient Questionnaire responses are less than 100. N/A is shown where the base number of responses is less than 10 during the period. % is calculated as Quantity/Base number*100

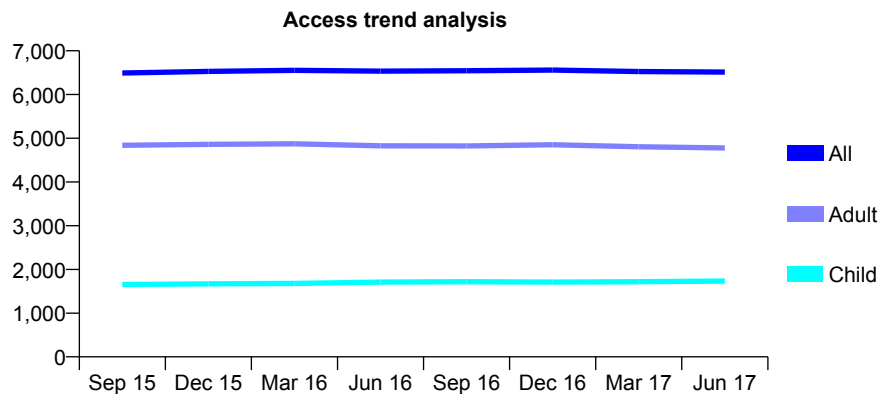
Q59 - Vital Signs At a Glance Contract Report for 101435/0053 - June 2017

Name or company name	IDH Limited
Contract type name	GDS Contract
Purpose of contract	General
Contract start date	01/12/2006
Contract end date	

17/18 Contracted general activity (UDA)	22,000
Carry forward general activity (UDA)	0
17/18 Contracted orthodontic activity (UOA)	0
Carry forward orthodontic activity (UOA)	0
Baseline contract value	£478,508.65

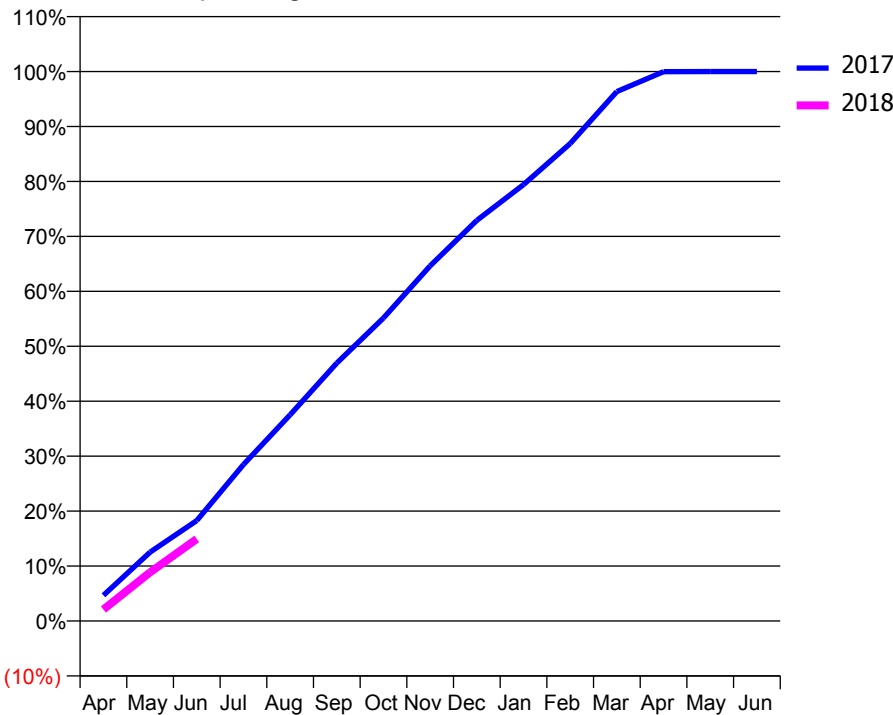
ACCESS*

Patients seen in 24 months	Total	Change since previous quarter
Quarter ending June 2016	6,536	
Quarter ending September 2016	6,543	→
Quarter ending December 2016	6,560	→
Quarter ending March 2017	6,525	→
Quarter ending June 2017	6,512	→
Variance since June 2016	(0.4%)	→



ACTIVITY

Cumulative percentage of contracted UDA delivered 2017 & 2018



Month	Adjusted Scheduled Activity (UDA)	
	2017	2018
April	1,026	463
May	2,758	1,951
June	4,022	3,284
July	6,264	
August	8,257	
September	10,326	
October	12,132	
November	14,219	
December	16,041	
January	17,473	
February	19,113	
March	21,197	
April	21,992	
May	21,998	
June	21,999	

QUALITY

	Quantity	Base Number	Contract	AT	Region	England
% of FP17s for the same patient ID Re-attending within 3 months - Children	19	538	3.5%	10.0%	11.7%	12.0%
% of FP17s for the same patient ID Re-attending within 3 months - Adults	111	1,194	9.3%	14.1%	15.2%	16.0%
% of FP17s for the same patient ID Re-attending between 3 & 9 months - Children	312	538	58.0%	60.9%	59.1%	58.0%
% of FP17s for the same patient ID Re-attending between 3 & 9 months - Adults	561	1,194	47.0%	53.7%	52.2%	50.9%
% of FP17s for Band 1 Urgent Courses	19	1,494	1.3%	7.3%	7.9%	9.1%
% of FP17s Relating to Free Repair or Replacements	8	1,494	0.5%	0.8%	0.8%	0.8%
% of FP17s Relating to Continuations	35	1,494	2.3%	1.0%	1.1%	1.1%
% of Patients satisfied with the dentistry they have received	9	10	90.0%	91.6%	91.8%	91.7%
% of Patients satisfied with the time they had to wait for an appointment	7	10	70.0%	87.3%	88.4%	88.0%

* This is based on patients treated on this contract for their most recent course of treatment. Figures in italics indicate the base number of FP17s or Patient Questionnaire responses are less than 100. N/A is shown where the base number of responses is less than 10 during the period. % is calculated as Quantity/Base number*100

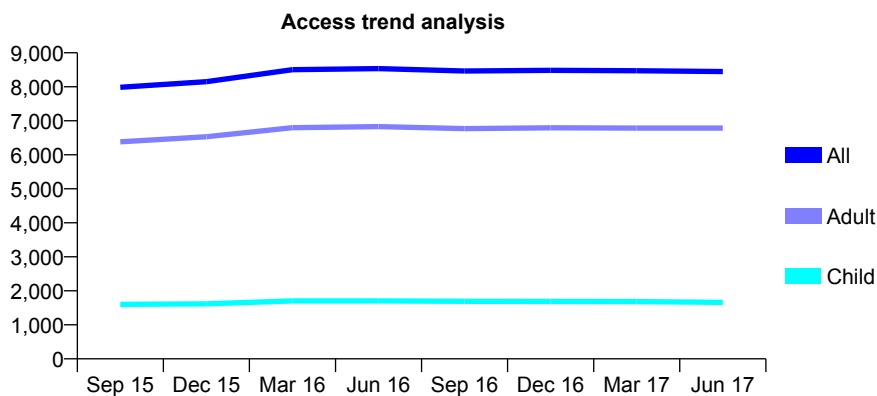
Q59 - Vital Signs At a Glance Contract Report for 103918/0002 - June 2017

Name or company name	Bosworth Dental Limited
Contract type name	GDS Contract
Purpose of contract	General
Contract start date	01/04/2009
Contract end date	

17/18 Contracted general activity (UDA)	20,523
Carry forward general activity (UDA)	0
17/18 Contracted orthodontic activity (UOA)	0
Carry forward orthodontic activity (UOA)	0
Baseline contract value	£567,083.98

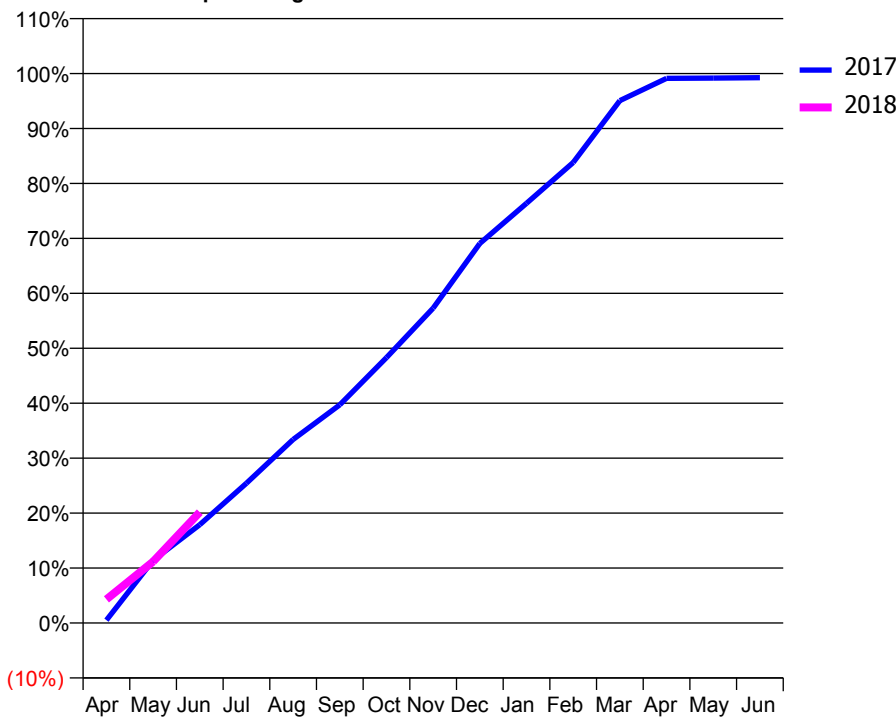
ACCESS*

Patients seen in 24 months	Total	Change since previous quarter
Quarter ending June 2016	8,534	
Quarter ending September 2016	8,464	→
Quarter ending December 2016	8,483	→
Quarter ending March 2017	8,473	→
Quarter ending June 2017	8,449	→
Variance since June 2016	(1.0%)	→



ACTIVITY

Cumulative percentage of contracted UDA delivered 2017 & 2018



Month	Adjusted Scheduled Activity (UDA)	
	2017	2018
April	106	885
May	2,344	2,295
June	3,673	4,143
July	5,221	
August	6,856	
September	8,151	
October	9,913	
November	11,763	
December	14,178	
January	15,677	
February	17,198	
March	19,510	
April	20,342	
May	20,352	
June	20,365	

QUALITY

	Quantity	Base Number	Contract	AT	Region	England
% of FP17s for the same patient ID Re-attending within 3 months - Children	31	663	4.7%	10.0%	11.7%	12.0%
% of FP17s for the same patient ID Re-attending within 3 months - Adults	260	2,211	11.8%	14.1%	15.2%	16.0%
% of FP17s for the same patient ID Re-attending between 3 & 9 months - Children	494	663	74.5%	60.9%	59.1%	58.0%
% of FP17s for the same patient ID Re-attending between 3 & 9 months - Adults	1,143	2,211	51.7%	53.7%	52.2%	50.9%
% of FP17s for Band 1 Urgent Courses	154	2,376	6.5%	7.3%	7.9%	9.1%
% of FP17s Relating to Free Repair or Replacements	20	2,376	0.8%	0.8%	0.8%	0.8%
% of FP17s Relating to Continuations	12	2,376	0.5%	1.0%	1.1%	1.1%
% of Patients satisfied with the dentistry they have received	11	11	100.0%	91.6%	91.8%	91.7%
% of Patients satisfied with the time they had to wait for an appointment	11	11	100.0%	87.3%	88.4%	88.0%

* This is based on patients treated on this contract for their most recent course of treatment. Figures in italics indicate the base number of FP17s or Patient Questionnaire responses are less than 100. N/A is shown where the base number of responses is less than 10 during the period. % is calculated as Quantity/Base number*100

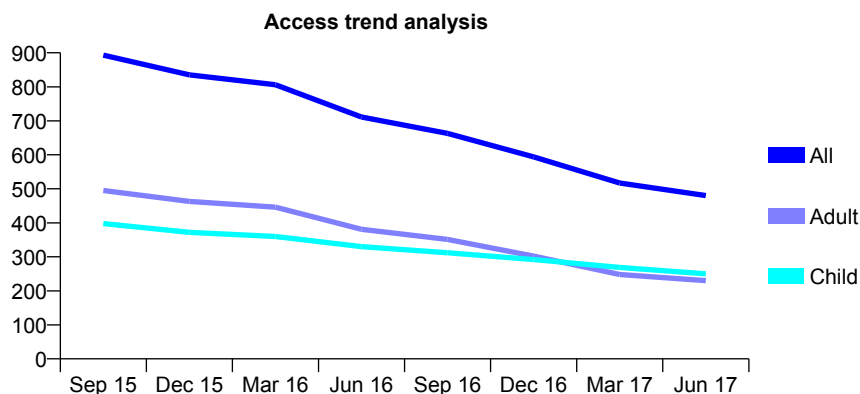
Q59 - Vital Signs At a Glance Contract Report for 105007/0001 - June 2017

Name or company name	Smile and Implants Limited
Contract type name	GDS Contract
Purpose of contract	General
Contract start date	04/09/2006
Contract end date	

17/18 Contracted general activity (UDA)	1,530
Carry forward general activity (UDA)	0
17/18 Contracted orthodontic activity (UOA)	0
Carry forward orthodontic activity (UOA)	0
Baseline contract value	£36,886.04

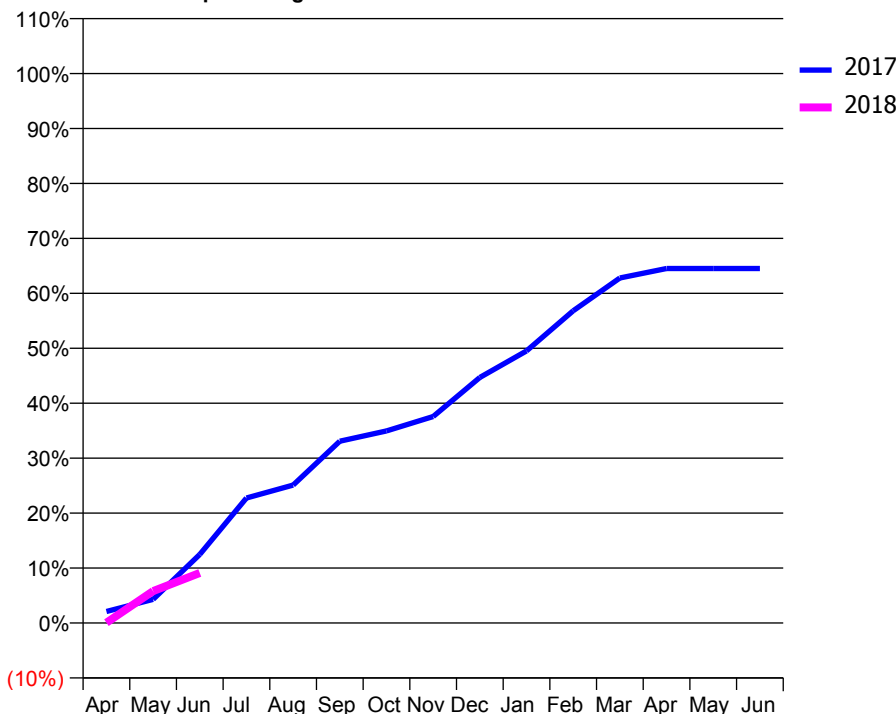
ACCESS*

Patients seen in 24 months	Total	Change since previous quarter
Quarter ending June 2016	711	
Quarter ending September 2016	663	↓
Quarter ending December 2016	594	↓
Quarter ending March 2017	517	↓
Quarter ending June 2017	480	↓
Variance since June 2016	(32.5%)	↓



ACTIVITY

Cumulative percentage of contracted UDA delivered 2017 & 2018



Month	Adjusted Scheduled Activity (UDA)	
	2017	2018
April	32	1
May	66	89
June	191	139
July	348	
August	384	
September	506	
October	535	
November	575	
December	684	
January	758	
February	869	
March	961	
April	987	
May	987	
June	987	

QUALITY

	Quantity	Base Number	Contract	AT	Region	England
% of FP17s for the same patient ID Re-attending within 3 months - Children	5	97	5.2%	10.0%	11.7%	12.0%
% of FP17s for the same patient ID Re-attending within 3 months - Adults	0	39	0.0%	14.1%	15.2%	16.0%
% of FP17s for the same patient ID Re-attending between 3 & 9 months - Children	63	97	64.9%	60.9%	59.1%	58.0%
% of FP17s for the same patient ID Re-attending between 3 & 9 months - Adults	22	39	56.4%	53.7%	52.2%	50.9%
% of FP17s for Band 1 Urgent Courses	7	114	6.1%	7.3%	7.9%	9.1%
% of FP17s Relating to Free Repair or Replacements	0	114	0.0%	0.8%	0.8%	0.8%
% of FP17s Relating to Continuations	0	114	0.0%	1.0%	1.1%	1.1%
% of Patients satisfied with the dentistry they have received	0	0	N/A	91.6%	91.8%	91.7%
% of Patients satisfied with the time they had to wait for an appointment	0	0	N/A	87.3%	88.4%	88.0%

* This is based on patients treated on this contract for their most recent course of treatment. Figures in italics indicate the base number of FP17s or Patient Questionnaire responses are less than 100. N/A is shown where the base number of responses is less than 10 during the period. % is calculated as Quantity/Base number*100

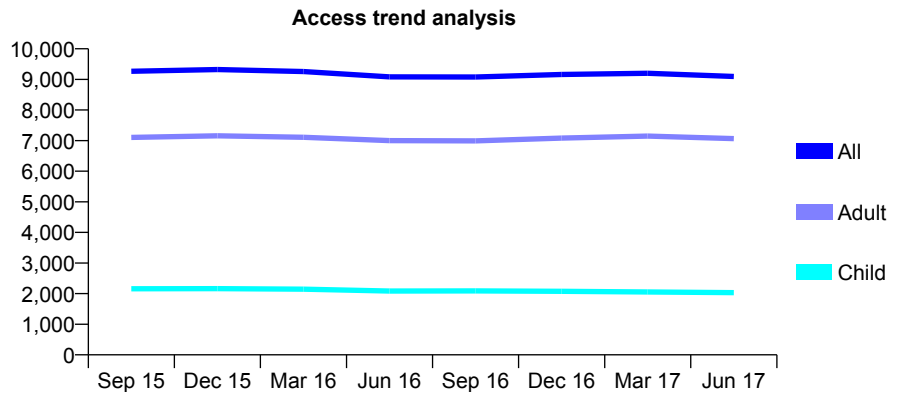
Q59 - Vital Signs At a Glance Contract Report for 105163/0002 - June 2017

Name or company name	J Ahmad, M Hallen, A Persson & A Alfreds
Contract type name	GDS Contract
Purpose of contract	General
Contract start date	01/04/2010
Contract end date	

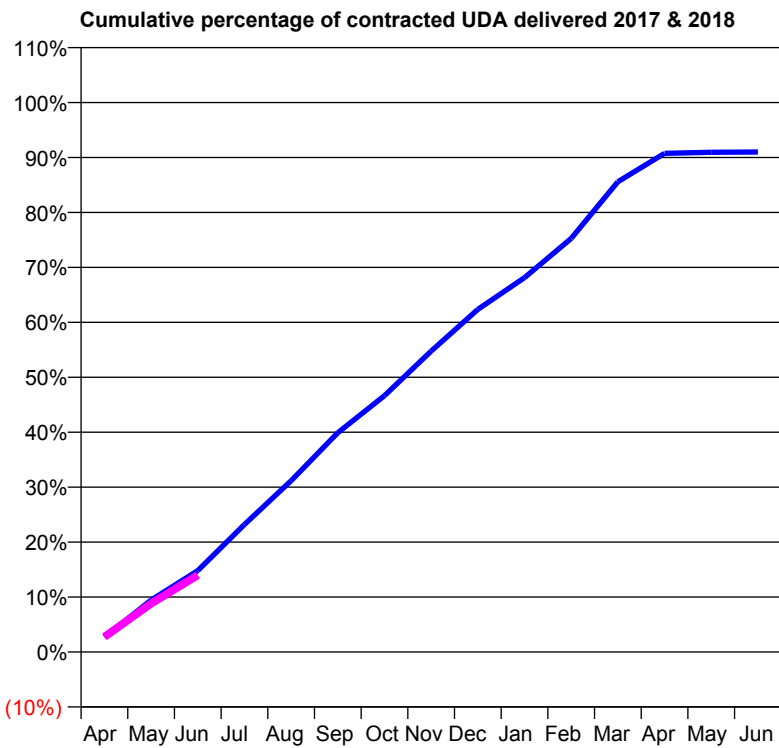
17/18 Contracted general activity (UDA)	28,503
Carry forward general activity (UDA)	0
17/18 Contracted orthodontic activity (UOA)	0
Carry forward orthodontic activity (UOA)	0
Baseline contract value	£813,415.92

ACCESS*

Patients seen in 24 months	Total	Change since previous quarter
Quarter ending June 2016	9,084	
Quarter ending September 2016	9,080	→
Quarter ending December 2016	9,160	→
Quarter ending March 2017	9,202	→
Quarter ending June 2017	9,096	↓
Variance since June 2016	0.1%	→



ACTIVITY



Month	Adjusted Scheduled Activity (UDA)	
	2017	2018
April	768	785
May	2,693	2,513
June	4,222	3,985
July	6,616	
August	8,888	
September	11,377	
October	13,296	
November	15,610	
December	17,774	
January	19,416	
February	21,451	
March	24,390	
April	25,864	
May	25,923	
June	25,936	

QUALITY

	Quantity	Base Number	Contract	AT	Region	England
% of FP17s for the same patient ID Re-attending within 3 months - Children	42	585	7.2%	10.0%	11.7%	12.0%
% of FP17s for the same patient ID Re-attending within 3 months - Adults	216	1,697	12.7%	14.1%	15.2%	16.0%
% of FP17s for the same patient ID Re-attending between 3 & 9 months - Children	330	585	56.4%	60.9%	59.1%	58.0%
% of FP17s for the same patient ID Re-attending between 3 & 9 months - Adults	891	1,697	52.5%	53.7%	52.2%	50.9%
% of FP17s for Band 1 Urgent Courses	72	1,732	4.2%	7.3%	7.9%	9.1%
% of FP17s Relating to Free Repair or Replacements	5	1,732	0.3%	0.8%	0.8%	0.8%
% of FP17s Relating to Continuations	49	1,732	2.8%	1.0%	1.1%	1.1%
% of Patients satisfied with the dentistry they have received	15	15	100.0%	91.6%	91.8%	91.7%
% of Patients satisfied with the time they had to wait for an appointment	12	15	80.0%	87.3%	88.4%	88.0%

* This is based on patients treated on this contract for their most recent course of treatment. Figures in italics indicate the base number of FP17s or Patient Questionnaire responses are less than 100. N/A is shown where the base number of responses is less than 10 during the period. % is calculated as Quantity/Base number*100

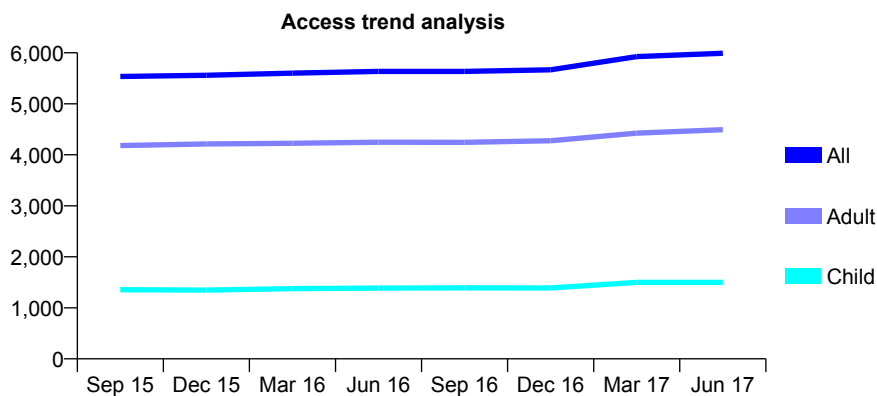
Q59 - Vital Signs At a Glance Contract Report for 105430/0001 - June 2017

Name or company name	Gipsy Lane Dental
Contract type name	GDS Contract
Purpose of contract	General
Contract start date	01/04/2008
Contract end date	

17/18 Contracted general activity (UDA)	15,058
Carry forward general activity (UDA)	0
17/18 Contracted orthodontic activity (UOA)	0
Carry forward orthodontic activity (UOA)	0
Baseline contract value	£369,987.01

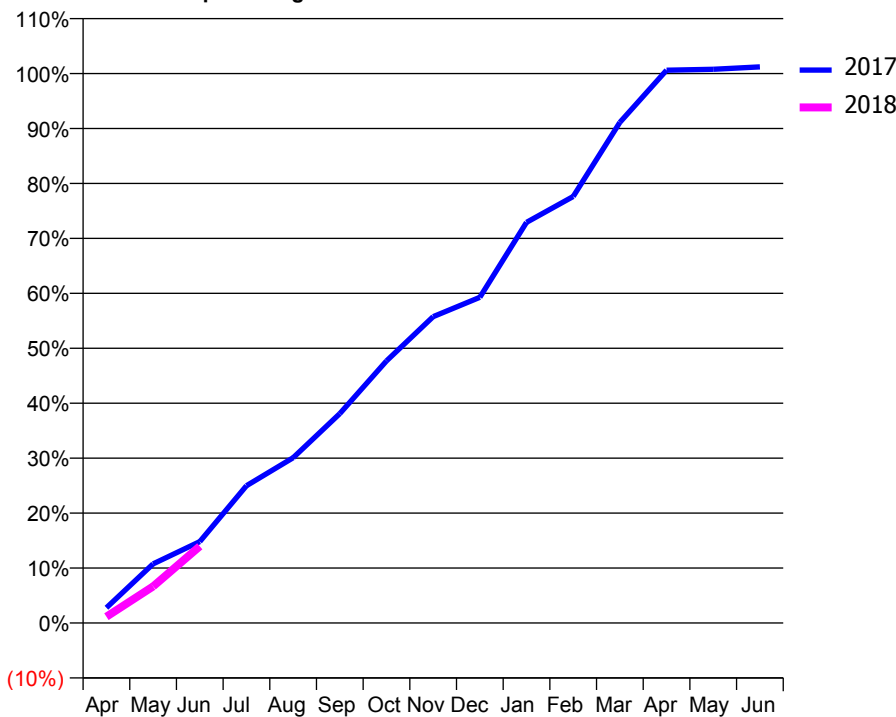
ACCESS*

Patients seen in 24 months	Total	Change since previous quarter
Quarter ending June 2016	5,634	
Quarter ending September 2016	5,636	→
Quarter ending December 2016	5,666	→
Quarter ending March 2017	5,926	↑
Quarter ending June 2017	5,992	→
Variance since June 2016	6.4%	↑



ACTIVITY

Cumulative percentage of contracted UDA delivered 2017 & 2018



Adjusted Scheduled Activity (UDA)

Month	2017	2018
April	439	173
May	1,702	1,005
June	2,340	2,101
July	3,948	
August	4,756	
September	6,025	
October	7,540	
November	8,812	
December	9,370	
January	11,524	
February	12,271	
March	14,403	
April	15,904	
May	15,931	
June	15,998	

QUALITY

	Quantity	Base Number	Contract	AT	Region	England
% of FP17s for the same patient ID Re-attending within 3 months - Children	33	512	6.4%	10.0%	11.7%	12.0%
% of FP17s for the same patient ID Re-attending within 3 months - Adults	139	1,341	10.4%	14.1%	15.2%	16.0%
% of FP17s for the same patient ID Re-attending between 3 & 9 months - Children	327	512	63.9%	60.9%	59.1%	58.0%
% of FP17s for the same patient ID Re-attending between 3 & 9 months - Adults	512	1,341	38.2%	53.7%	52.2%	50.9%
% of FP17s for Band 1 Urgent Courses	111	1,017	10.9%	7.3%	7.9%	9.1%
% of FP17s Relating to Free Repair or Replacements	7	1,017	0.7%	0.8%	0.8%	0.8%
% of FP17s Relating to Continuations	13	1,017	1.3%	1.0%	1.1%	1.1%
% of Patients satisfied with the dentistry they have received	16	17	94.1%	91.6%	91.8%	91.7%
% of Patients satisfied with the time they had to wait for an appointment	16	17	94.1%	87.3%	88.4%	88.0%

* This is based on patients treated on this contract for their most recent course of treatment. Figures in italics indicate the base number of FP17s or Patient Questionnaire responses are less than 100. N/A is shown where the base number of responses is less than 10 during the period. % is calculated as Quantity/Base number*100

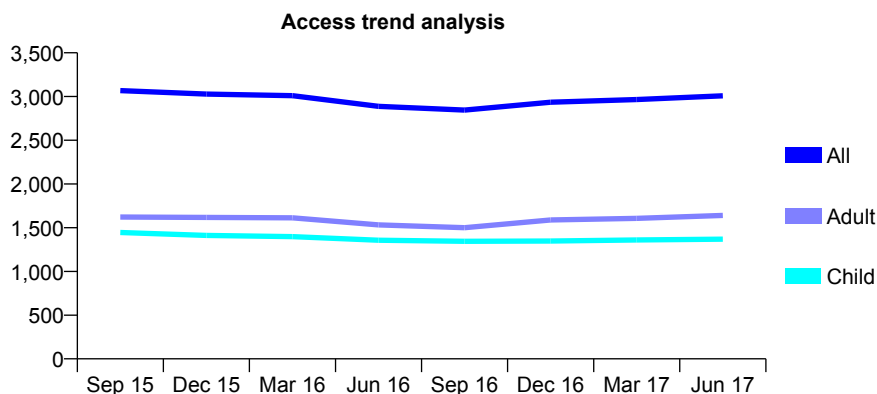
Q59 - Vital Signs At a Glance Contract Report for 106461/0001 - June 2017

Name or company name	P Moulder, A Johnson, R Church, M Hamb
Contract type name	GDS Contract
Purpose of contract	General
Contract start date	01/09/2006
Contract end date	

17/18 Contracted general activity (UDA)	10,500
Carry forward general activity (UDA)	0
17/18 Contracted orthodontic activity (UOA)	0
Carry forward orthodontic activity (UOA)	0
Baseline contract value	£243,967.51

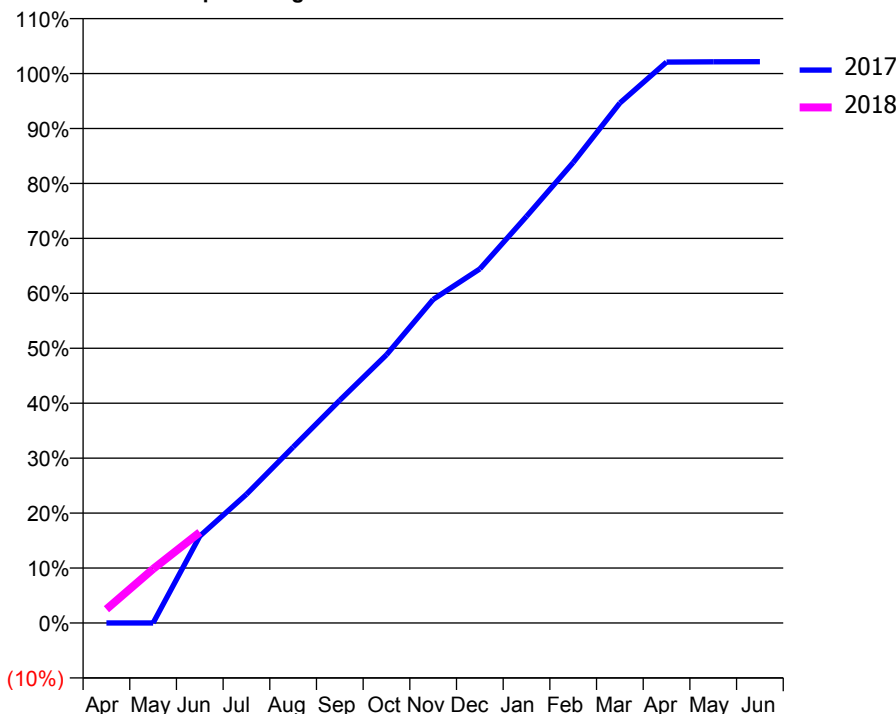
ACCESS*

Patients seen in 24 months	Total	Change since previous quarter
Quarter ending June 2016	2,888	
Quarter ending September 2016	2,845	↓
Quarter ending December 2016	2,935	↑
Quarter ending March 2017	2,966	→
Quarter ending June 2017	3,008	→
Variance since June 2016	4.2%	↑



ACTIVITY

Cumulative percentage of contracted UDA delivered 2017 & 2018



Adjusted Scheduled Activity (UDA)

Month	2017	2018
April	0	264
May	0	1,034
June	1,422	1,733
July	2,109	
August	2,883	
September	3,649	
October	4,392	
November	5,301	
December	5,800	
January	6,661	
February	7,543	
March	8,517	
April	9,188	
May	9,191	
June	9,193	

QUALITY

	Quantity	Base Number	Contract	AT	Region	England
% of FP17s for the same patient ID Re-attending within 3 months - Children	79	612	12.9%	10.0%	11.7%	12.0%
% of FP17s for the same patient ID Re-attending within 3 months - Adults	127	599	21.2%	14.1%	15.2%	16.0%
% of FP17s for the same patient ID Re-attending between 3 & 9 months - Children	357	612	58.3%	60.9%	59.1%	58.0%
% of FP17s for the same patient ID Re-attending between 3 & 9 months - Adults	303	599	50.6%	53.7%	52.2%	50.9%
% of FP17s for Band 1 Urgent Courses	35	935	3.7%	7.3%	7.9%	9.1%
% of FP17s Relating to Free Repair or Replacements	0	935	0.0%	0.8%	0.8%	0.8%
% of FP17s Relating to Continuations	20	935	2.1%	1.0%	1.1%	1.1%
% of Patients satisfied with the dentistry they have received	6	6	N/A	91.6%	91.8%	91.7%
% of Patients satisfied with the time they had to wait for an appointment	5	6	N/A	87.3%	88.4%	88.0%

* This is based on patients treated on this contract for their most recent course of treatment. Figures in italics indicate the base number of FP17s or Patient Questionnaire responses are less than 100. N/A is shown where the base number of responses is less than 10 during the period. % is calculated as Quantity/Base number*100

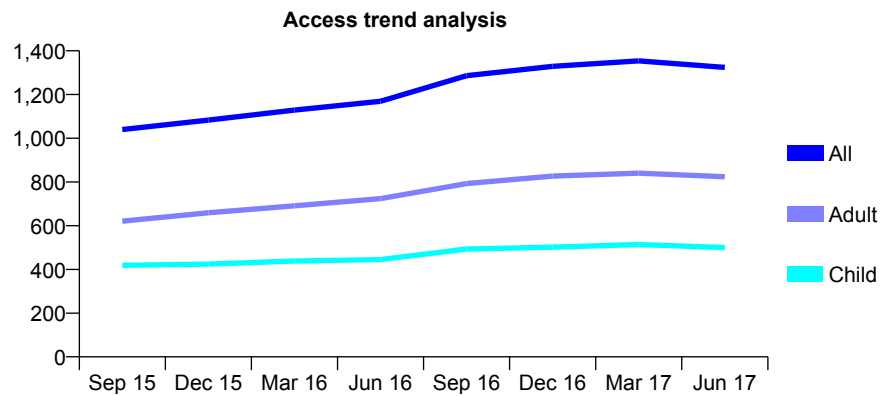
Q59 - Vital Signs At a Glance Contract Report for 108308/0001 - June 2017

Name or company name	Brookview Dental Clinic Limited
Contract type name	GDS Contract
Purpose of contract	General
Contract start date	01/03/2008
Contract end date	

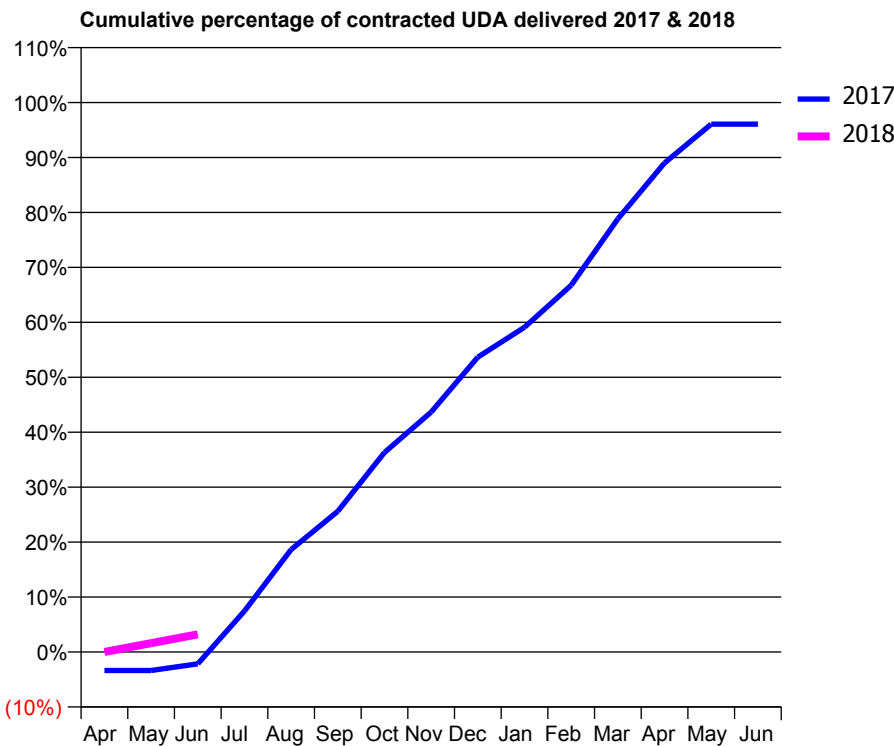
17/18 Contracted general activity (UDA)	1,745
Carry forward general activity (UDA)	0
17/18 Contracted orthodontic activity (UOA)	0
Carry forward orthodontic activity (UOA)	0
Baseline contract value	£41,241.36

ACCESS*

Patients seen in 24 months	Total	Change since previous quarter
Quarter ending June 2016	1,169	
Quarter ending September 2016	1,286	↑
Quarter ending December 2016	1,329	↑
Quarter ending March 2017	1,354	→
Quarter ending June 2017	1,324	↓
Variance since June 2016	13.3%	↑



ACTIVITY



Month	Adjusted Scheduled Activity (UDA)	
	2017	2018
April	-76	0
May	-76	28
June	-49	56
July	168	
August	419	
September	575	
October	815	
November	981	
December	1,205	
January	1,327	
February	1,498	
March	1,770	
April	1,998	
May	2,157	
June	2,157	

QUALITY

	Quantity	Base Number	Contract	AT	Region	England
% of FP17s for the same patient ID Re-attending within 3 months - Children	6	151	4.0%	10.0%	11.7%	12.0%
% of FP17s for the same patient ID Re-attending within 3 months - Adults	23	240	9.6%	14.1%	15.2%	16.0%
% of FP17s for the same patient ID Re-attending between 3 & 9 months - Children	90	151	59.6%	60.9%	59.1%	58.0%
% of FP17s for the same patient ID Re-attending between 3 & 9 months - Adults	136	240	56.7%	53.7%	52.2%	50.9%
% of FP17s for Band 1 Urgent Courses	1	44	2.3%	7.3%	7.9%	9.1%
% of FP17s Relating to Free Repair or Replacements	0	44	0.0%	0.8%	0.8%	0.8%
% of FP17s Relating to Continuations	1	44	2.3%	1.0%	1.1%	1.1%
% of Patients satisfied with the dentistry they have received	6	6	N/A	91.6%	91.8%	91.7%
% of Patients satisfied with the time they had to wait for an appointment	6	6	N/A	87.3%	88.4%	88.0%

* This is based on patients treated on this contract for their most recent course of treatment. Figures in italics indicate the base number of FP17s or Patient Questionnaire responses are less than 100. N/A is shown where the base number of responses is less than 10 during the period. % is calculated as Quantity/Base number*100

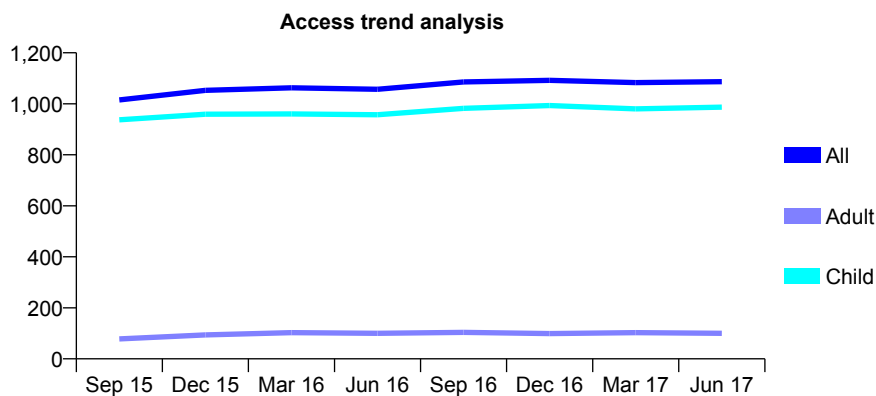
Q59 - Vital Signs At a Glance Contract Report for 109584/0001 - June 2017

Name or company name	Mr M Hamburger & Mrs R P Sadler
Contract type name	GDS Contract
Purpose of contract	General
Contract start date	01/04/2014
Contract end date	

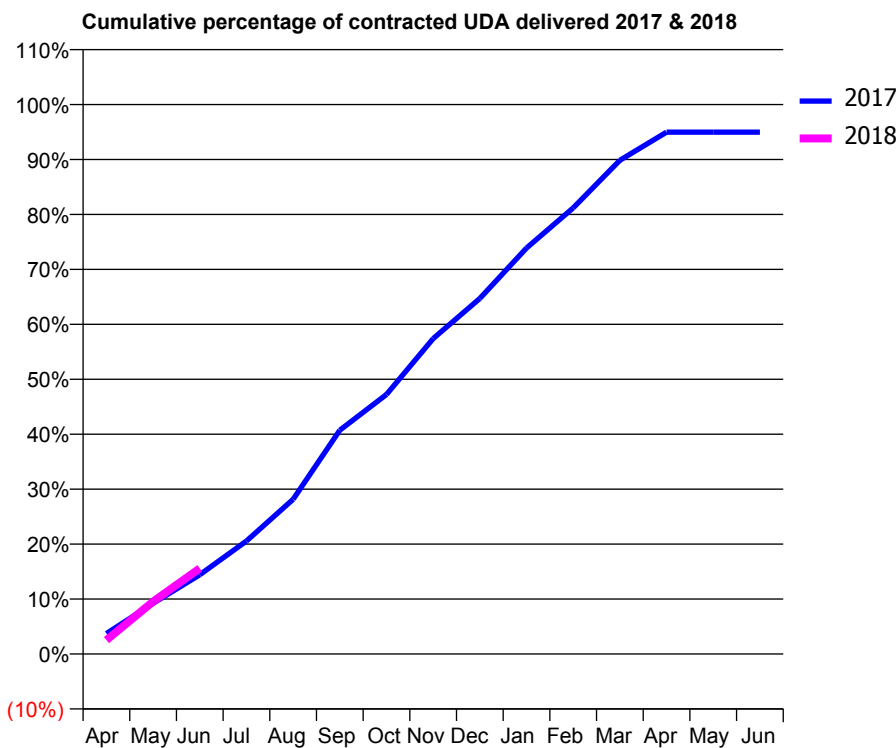
17/18 Contracted general activity (UDA)	2,447
Carry forward general activity (UDA)	0
17/18 Contracted orthodontic activity (UOA)	0
Carry forward orthodontic activity (UOA)	0
Baseline contract value	£73,934.02

ACCESS*

Patients seen in 24 months	Total	Change since previous quarter
Quarter ending June 2016	1,057	
Quarter ending September 2016	1,086	↑
Quarter ending December 2016	1,092	→
Quarter ending March 2017	1,083	→
Quarter ending June 2017	1,087	→
Variance since June 2016	2.8%	↑



ACTIVITY



Month	Adjusted Scheduled Activity (UDA)	
	2017	2018
April	91	62
May	226	234
June	353	382
July	503	
August	689	
September	997	
October	1,156	
November	1,405	
December	1,583	
January	1,808	
February	1,986	
March	2,199	
April	2,324	
May	2,324	
June	2,324	

QUALITY

	Quantity	Base Number	Contract	AT	Region	England
% of FP17s for the same patient ID Re-attending within 3 months - Children	15	365	4.1%	10.0%	11.7%	12.0%
% of FP17s for the same patient ID Re-attending within 3 months - Adults	1	2	50.0%	14.1%	15.2%	16.0%
% of FP17s for the same patient ID Re-attending between 3 & 9 months - Children	280	365	76.7%	60.9%	59.1%	58.0%
% of FP17s for the same patient ID Re-attending between 3 & 9 months - Adults	1	2	50.0%	53.7%	52.2%	50.9%
% of FP17s for Band 1 Urgent Courses	9	297	3.0%	7.3%	7.9%	9.1%
% of FP17s Relating to Free Repair or Replacements	0	297	0.0%	0.8%	0.8%	0.8%
% of FP17s Relating to Continuations	0	297	0.0%	1.0%	1.1%	1.1%
% of Patients satisfied with the dentistry they have received	0	0	N/A	91.6%	91.8%	91.7%
% of Patients satisfied with the time they had to wait for an appointment	0	0	N/A	87.3%	88.4%	88.0%

* This is based on patients treated on this contract for their most recent course of treatment. Figures in italics indicate the base number of FP17s or Patient Questionnaire responses are less than 100. N/A is shown where the base number of responses is less than 10 during the period. % is calculated as Quantity/Base number*100

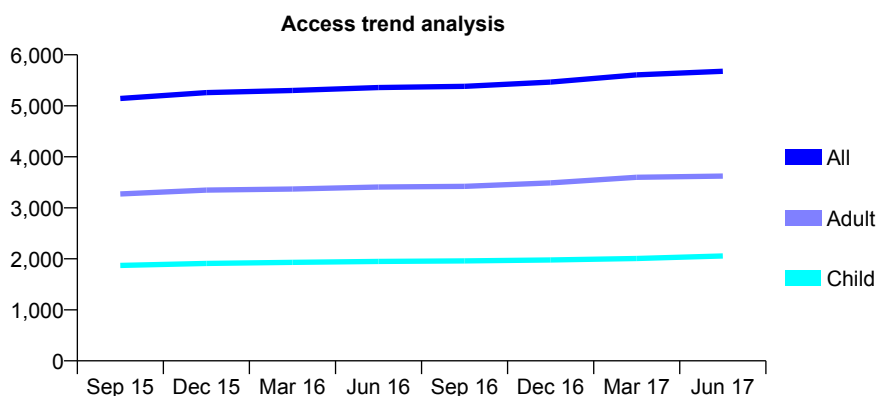
Q59 - Vital Signs At a Glance Contract Report for 109967/0001 - June 2017

Name or company name	Mr F Kadherbhai, Mr N F Kapadia, Mr A Sa
Contract type name	GDS Contract
Purpose of contract	General
Contract start date	01/04/2011
Contract end date	

17/18 Contracted general activity (UDA)	13,147
Carry forward general activity (UDA)	0
17/18 Contracted orthodontic activity (UOA)	0
Carry forward orthodontic activity (UOA)	0
Baseline contract value	£361,171.16

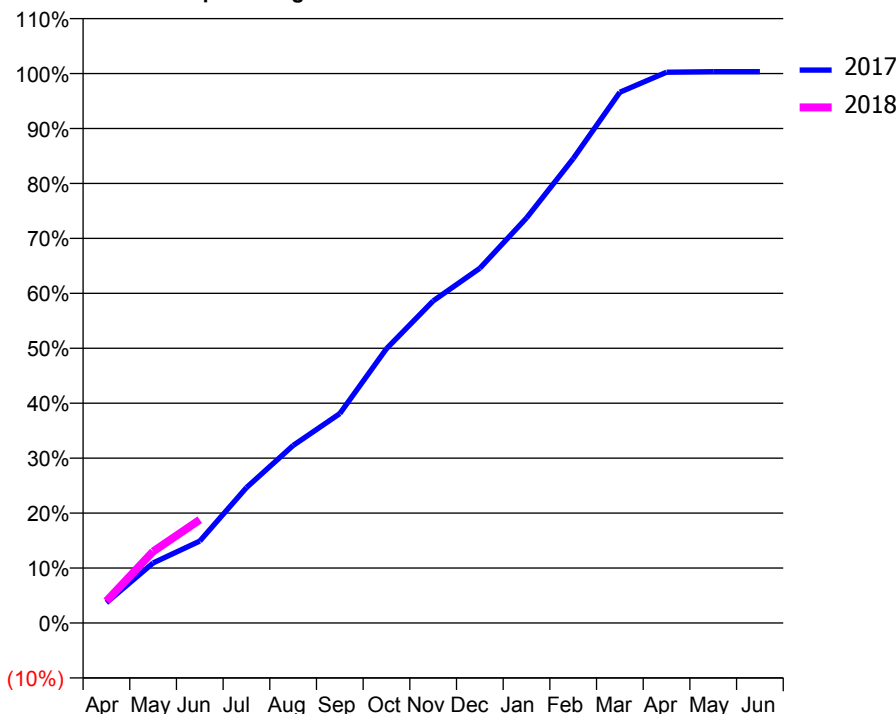
ACCESS*

Patients seen in 24 months	Total	Change since previous quarter
Quarter ending June 2016	5,357	
Quarter ending September 2016	5,382	→
Quarter ending December 2016	5,465	→
Quarter ending March 2017	5,606	↑
Quarter ending June 2017	5,678	→
Variance since June 2016	6.0%	↑



ACTIVITY

Cumulative percentage of contracted UDA delivered 2017 & 2018



Adjusted Scheduled Activity (UDA)

Month	2017	2018
April	509	525
May	1,503	1,712
June	2,052	2,472
July	3,391	
August	4,447	
September	5,246	
October	6,875	
November	8,068	
December	8,888	
January	10,148	
February	11,636	
March	13,298	
April	13,800	
May	13,812	
June	13,812	

QUALITY

	Quantity	Base Number	Contract	AT	Region	England
% of FP17s for the same patient ID Re-attending within 3 months - Children	38	725	5.2%	10.0%	11.7%	12.0%
% of FP17s for the same patient ID Re-attending within 3 months - Adults	86	1,040	8.3%	14.1%	15.2%	16.0%
% of FP17s for the same patient ID Re-attending between 3 & 9 months - Children	444	725	61.2%	60.9%	59.1%	58.0%
% of FP17s for the same patient ID Re-attending between 3 & 9 months - Adults	610	1,040	58.7%	53.7%	52.2%	50.9%
% of FP17s for Band 1 Urgent Courses	44	1,194	3.7%	7.3%	7.9%	9.1%
% of FP17s Relating to Free Repair or Replacements	3	1,194	0.3%	0.8%	0.8%	0.8%
% of FP17s Relating to Continuations	5	1,194	0.4%	1.0%	1.1%	1.1%
% of Patients satisfied with the dentistry they have received	8	8	N/A	91.6%	91.8%	91.7%
% of Patients satisfied with the time they had to wait for an appointment	6	8	N/A	87.3%	88.4%	88.0%

* This is based on patients treated on this contract for their most recent course of treatment. Figures in italics indicate the base number of FP17s or Patient Questionnaire responses are less than 100. N/A is shown where the base number of responses is less than 10 during the period. % is calculated as Quantity/Base number*100

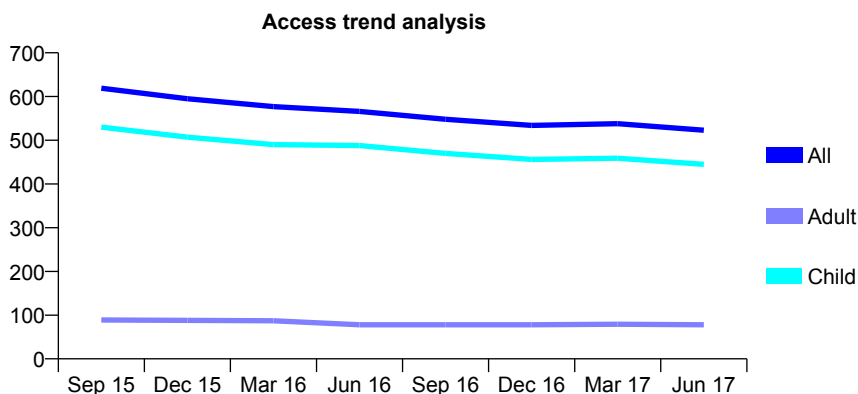
Q59 - Vital Signs At a Glance Contract Report for 111260/0001 - June 2017

Name or company name	Mr N Appleby & Mr S Edmondson
Contract type name	GDS Contract
Purpose of contract	General
Contract start date	01/04/2006
Contract end date	

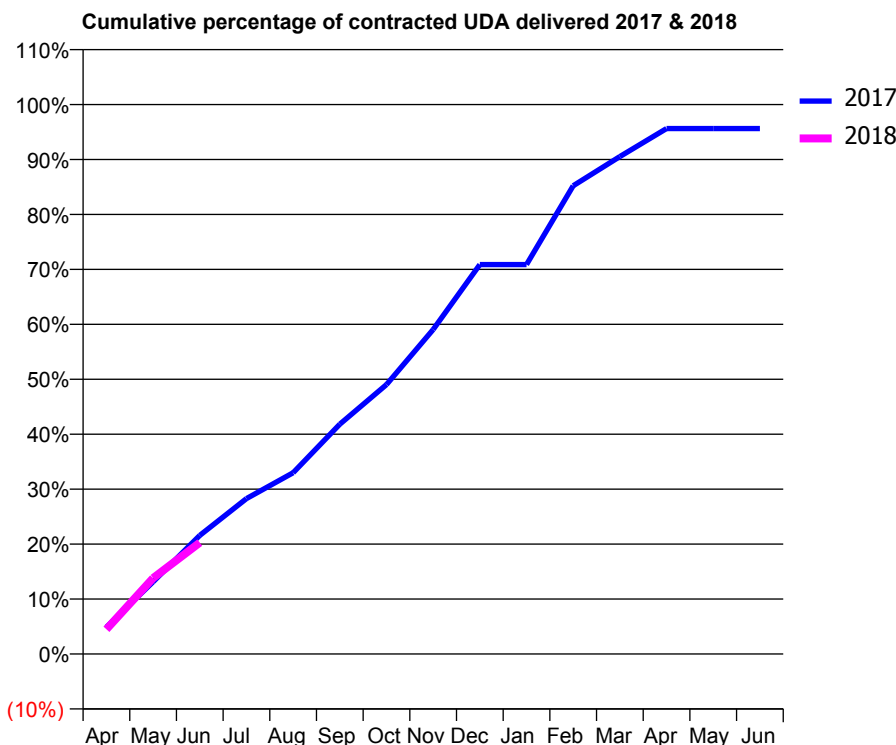
17/18 Contracted general activity (UDA)	1,000
Carry forward general activity (UDA)	0
17/18 Contracted orthodontic activity (UOA)	0
Carry forward orthodontic activity (UOA)	0
Baseline contract value	£22,045.64

ACCESS*

Patients seen in 24 months	Total	Change since previous quarter
Quarter ending June 2016	566	
Quarter ending September 2016	548	↓
Quarter ending December 2016	534	↓
Quarter ending March 2017	538	→
Quarter ending June 2017	523	↓
Variance since June 2016	(7.6%)	↓



ACTIVITY



Month	Adjusted Scheduled Activity (UDA)	
	2017	2018
April	49	45
May	131	138
June	216	203
July	283	
August	330	
September	418	
October	490	
November	591	
December	709	
January	709	
February	852	
March	905	
April	956	
May	956	
June	956	

QUALITY

	Quantity	Base Number	Contract	AT	Region	England
% of FP17s for the same patient ID Re-attending within 3 months - Children	16	205	7.8%	10.0%	11.7%	12.0%
% of FP17s for the same patient ID Re-attending within 3 months - Adults	0	0	N/A	14.1%	15.2%	16.0%
% of FP17s for the same patient ID Re-attending between 3 & 9 months - Children	152	205	74.1%	60.9%	59.1%	58.0%
% of FP17s for the same patient ID Re-attending between 3 & 9 months - Adults	0	0	N/A	53.7%	52.2%	50.9%
% of FP17s for Band 1 Urgent Courses	4	162	2.5%	7.3%	7.9%	9.1%
% of FP17s Relating to Free Repair or Replacements	0	162	0.0%	0.8%	0.8%	0.8%
% of FP17s Relating to Continuations	0	162	0.0%	1.0%	1.1%	1.1%
% of Patients satisfied with the dentistry they have received	3	3	N/A	91.6%	91.8%	91.7%
% of Patients satisfied with the time they had to wait for an appointment	3	3	N/A	87.3%	88.4%	88.0%

* This is based on patients treated on this contract for their most recent course of treatment. Figures in italics indicate the base number of FP17s or Patient Questionnaire responses are less than 100. N/A is shown where the base number of responses is less than 10 during the period. % is calculated as Quantity/Base number*100

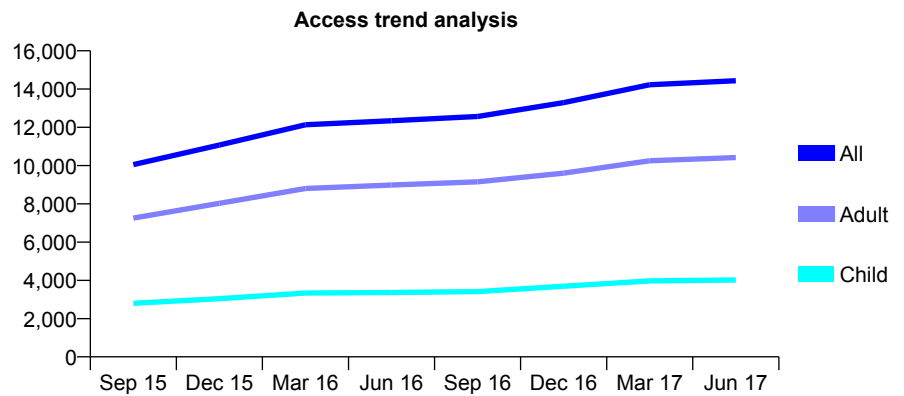
Q59 - Vital Signs At a Glance Contract Report for 112984/0001 - June 2017

Name or company name	East Midlands Community Dental Associati
Contract type name	GDS Contract
Purpose of contract	General
Contract start date	01/12/2014
Contract end date	

17/18 Contracted general activity (UDA)	35,000
Carry forward general activity (UDA)	0
17/18 Contracted orthodontic activity (UOA)	0
Carry forward orthodontic activity (UOA)	0
Baseline contract value	£771,504.08

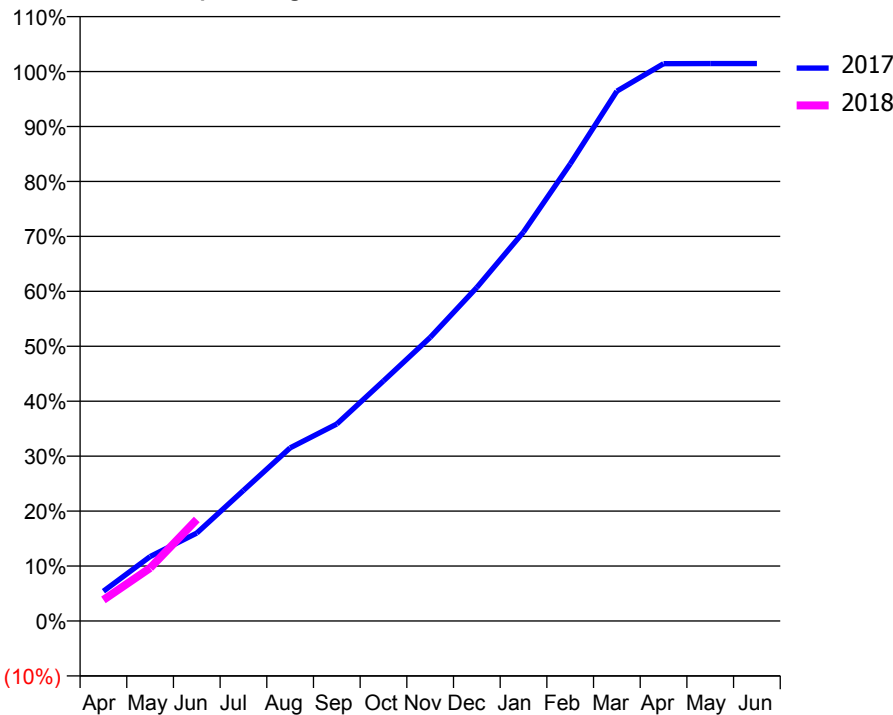
ACCESS*

Patients seen in 24 months	Total	Change since previous quarter
Quarter ending June 2016	12,346	
Quarter ending September 2016	12,563	→
Quarter ending December 2016	13,291	↑
Quarter ending March 2017	14,224	↑
Quarter ending June 2017	14,436	→
Variance since June 2016	16.9%	↑



ACTIVITY

Cumulative percentage of contracted UDA delivered 2017 & 2018



Month	Adjusted Scheduled Activity (UDA)	
	2017	2018
April	1,899	1,347
May	4,110	3,374
June	5,603	6,472
July	8,323	
August	11,029	
September	12,546	
October	15,292	
November	18,059	
December	21,249	
January	24,781	
February	29,110	
March	33,749	
April	35,496	
May	35,507	
June	35,509	

QUALITY

	Quantity	Base Number	Contract	AT	Region	England
% of FP17s for the same patient ID Re-attending within 3 months - Children	65	1,259	5.2%	10.0%	11.7%	12.0%
% of FP17s for the same patient ID Re-attending within 3 months - Adults	336	3,035	11.1%	14.1%	15.2%	16.0%
% of FP17s for the same patient ID Re-attending between 3 & 9 months - Children	746	1,259	59.3%	60.9%	59.1%	58.0%
% of FP17s for the same patient ID Re-attending between 3 & 9 months - Adults	1,582	3,035	52.1%	53.7%	52.2%	50.9%
% of FP17s for Band 1 Urgent Courses	229	3,459	6.6%	7.3%	7.9%	9.1%
% of FP17s Relating to Free Repair or Replacements	24	3,459	0.7%	0.8%	0.8%	0.8%
% of FP17s Relating to Continuations	33	3,459	1.0%	1.0%	1.1%	1.1%
% of Patients satisfied with the dentistry they have received	36	38	94.7%	91.6%	91.8%	91.7%
% of Patients satisfied with the time they had to wait for an appointment	29	38	76.3%	87.3%	88.4%	88.0%

* This is based on patients treated on this contract for their most recent course of treatment. Figures in italics indicate the base number of FP17s or Patient Questionnaire responses are less than 100. N/A is shown where the base number of responses is less than 10 during the period. % is calculated as Quantity/Base number*100

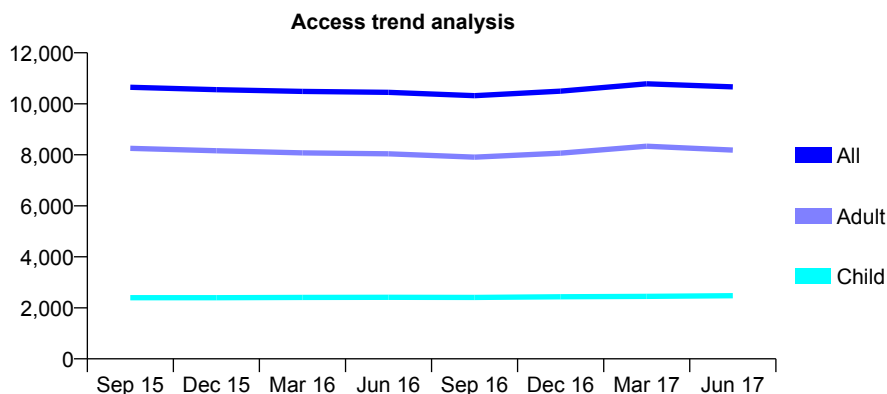
Q59 - Vital Signs At a Glance Contract Report for 115231/0004 - June 2017

Name or company name	Charnwood Dental Limited
Contract type name	GDS Contract
Purpose of contract	General
Contract start date	01/04/2009
Contract end date	

17/18 Contracted general activity (UDA)	25,029
Carry forward general activity (UDA)	0
17/18 Contracted orthodontic activity (UOA)	0
Carry forward orthodontic activity (UOA)	0
Baseline contract value	£648,552.57

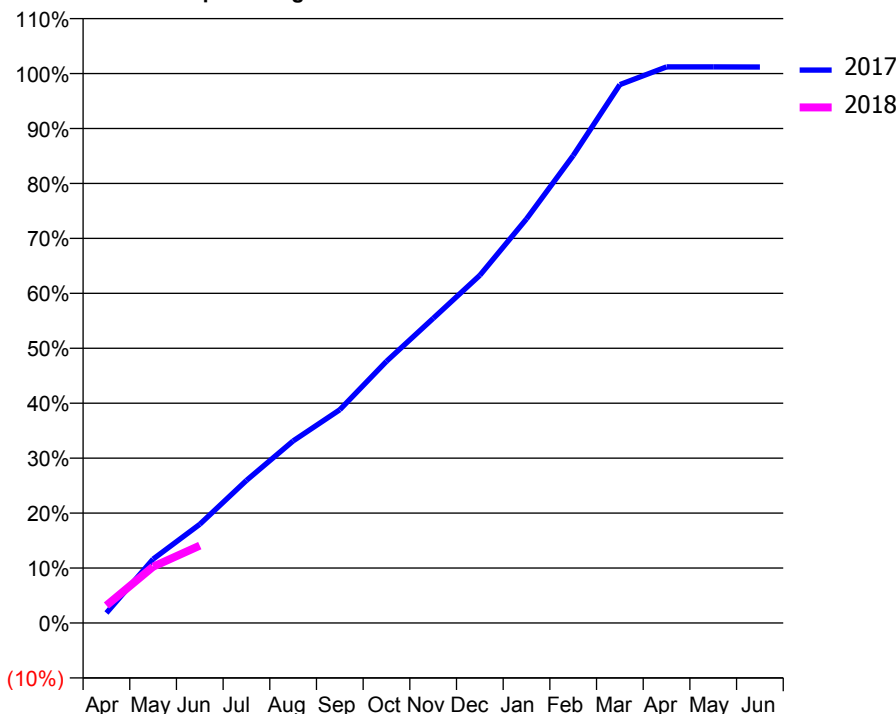
ACCESS*

Patients seen in 24 months	Total	Change since previous quarter
Quarter ending June 2016	10,450	
Quarter ending September 2016	10,317	↓
Quarter ending December 2016	10,497	→
Quarter ending March 2017	10,784	↑
Quarter ending June 2017	10,665	↓
Variance since June 2016	2.1%	↑



ACTIVITY

Cumulative percentage of contracted UDA delivered 2017 & 2018



Adjusted Scheduled Activity (UDA)

Month	2017	2018
April	494	796
May	3,144	2,567
June	4,859	3,527
July	7,012	
August	8,954	
September	10,493	
October	12,871	
November	14,982	
December	17,103	
January	19,877	
February	22,990	
March	26,479	
April	27,354	
May	27,352	
June	27,349	

QUALITY

	Quantity	Base Number	Contract	AT	Region	England
% of FP17s for the same patient ID Re-attending within 3 months - Children	54	675	8.0%	10.0%	11.7%	12.0%
% of FP17s for the same patient ID Re-attending within 3 months - Adults	183	1,672	10.9%	14.1%	15.2%	16.0%
% of FP17s for the same patient ID Re-attending between 3 & 9 months - Children	382	675	56.6%	60.9%	59.1%	58.0%
% of FP17s for the same patient ID Re-attending between 3 & 9 months - Adults	829	1,672	49.6%	53.7%	52.2%	50.9%
% of FP17s for Band 1 Urgent Courses	97	1,976	4.9%	7.3%	7.9%	9.1%
% of FP17s Relating to Free Repair or Replacements	8	1,976	0.4%	0.8%	0.8%	0.8%
% of FP17s Relating to Continuations	54	1,976	2.7%	1.0%	1.1%	1.1%
% of Patients satisfied with the dentistry they have received	16	18	88.9%	91.6%	91.8%	91.7%
% of Patients satisfied with the time they had to wait for an appointment	16	18	88.9%	87.3%	88.4%	88.0%

* This is based on patients treated on this contract for their most recent course of treatment. Figures in italics indicate the base number of FP17s or Patient Questionnaire responses are less than 100. N/A is shown where the base number of responses is less than 10 during the period. % is calculated as Quantity/Base number*100

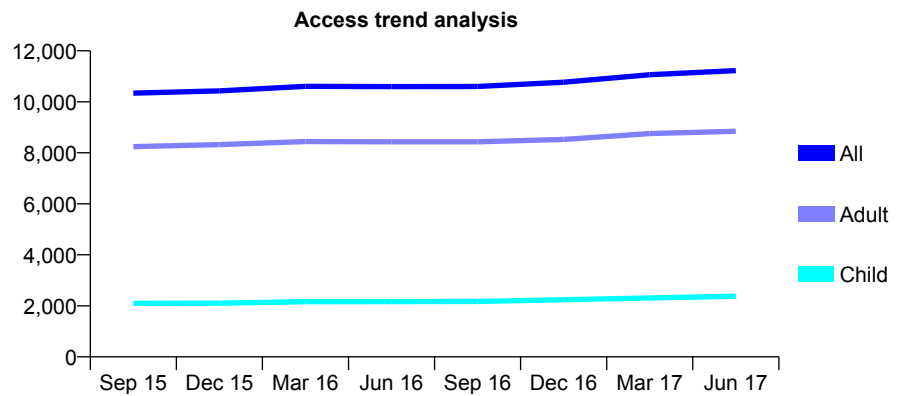
Q59 - Vital Signs At a Glance Contract Report for 117250/0001 - June 2017

Name or company name	Hallcross Dental Practices Limited
Contract type name	GDS Contract
Purpose of contract	General
Contract start date	01/04/2008
Contract end date	

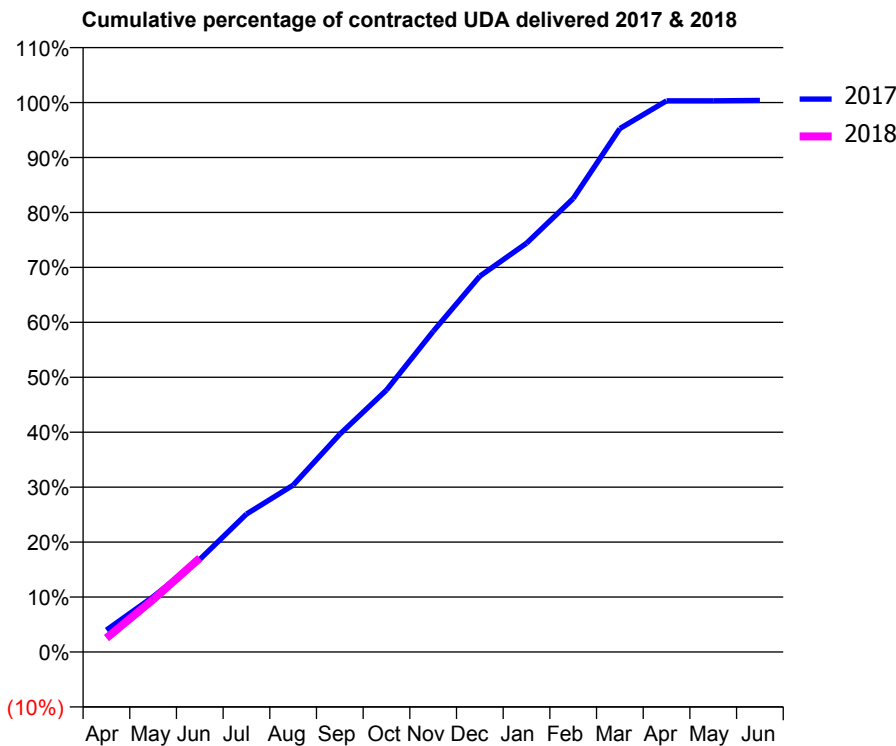
17/18 Contracted general activity (UDA)	32,315
Carry forward general activity (UDA)	0
17/18 Contracted orthodontic activity (UOA)	0
Carry forward orthodontic activity (UOA)	0
Baseline contract value	£785,527.75

ACCESS*

Patients seen in 24 months	Total	Change since previous quarter
Quarter ending June 2016	10,598	
Quarter ending September 2016	10,603	→
Quarter ending December 2016	10,767	→
Quarter ending March 2017	11,061	↑
Quarter ending June 2017	11,221	→
Variance since June 2016	5.9%	↑



ACTIVITY



Month	Adjusted Scheduled Activity (UDA)	
	2017	2018
April	1,294	822
May	3,249	3,084
June	5,446	5,524
July	8,109	
August	9,815	
September	12,812	
October	15,403	
November	18,853	
December	22,100	
January	24,036	
February	26,670	
March	30,780	
April	32,412	
May	32,414	
June	32,435	

QUALITY

	Quantity	Base Number	Contract	AT	Region	England
% of FP17s for the same patient ID Re-attending within 3 months - Children	55	774	7.1%	10.0%	11.7%	12.0%
% of FP17s for the same patient ID Re-attending within 3 months - Adults	291	2,943	9.9%	14.1%	15.2%	16.0%
% of FP17s for the same patient ID Re-attending between 3 & 9 months - Children	438	774	56.6%	60.9%	59.1%	58.0%
% of FP17s for the same patient ID Re-attending between 3 & 9 months - Adults	1,733	2,943	58.9%	53.7%	52.2%	50.9%
% of FP17s for Band 1 Urgent Courses	191	3,092	6.2%	7.3%	7.9%	9.1%
% of FP17s Relating to Free Repair or Replacements	12	3,092	0.4%	0.8%	0.8%	0.8%
% of FP17s Relating to Continuations	15	3,092	0.5%	1.0%	1.1%	1.1%
% of Patients satisfied with the dentistry they have received	29	31	93.5%	91.6%	91.8%	91.7%
% of Patients satisfied with the time they had to wait for an appointment	30	31	96.8%	87.3%	88.4%	88.0%

* This is based on patients treated on this contract for their most recent course of treatment. Figures in italics indicate the base number of FP17s or Patient Questionnaire responses are less than 100. N/A is shown where the base number of responses is less than 10 during the period. % is calculated as Quantity/Base number*100

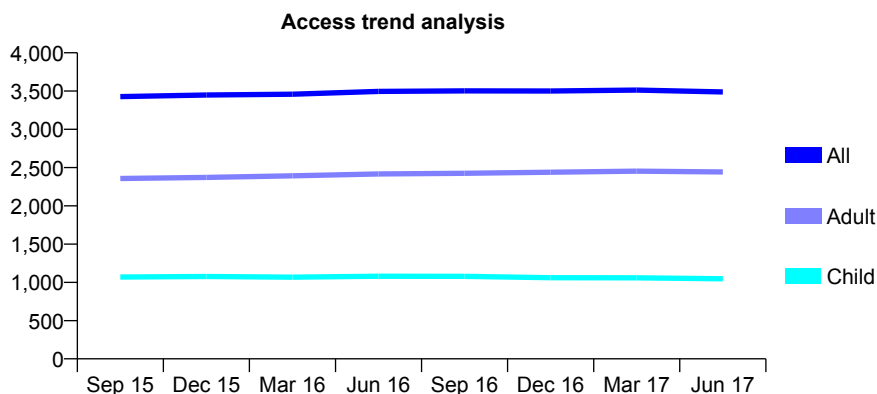
Q59 - Vital Signs At a Glance Contract Report for 117412/0002 - June 2017

Name or company name	HS Virdee Ltd
Contract type name	GDS Contract
Purpose of contract	General and Orthodontic
Contract start date	01/11/2007
Contract end date	

17/18 Contracted general activity (UDA)	10,377
Carry forward general activity (UDA)	0
17/18 Contracted orthodontic activity (UOA)	293
Carry forward orthodontic activity (UOA)	0
Baseline contract value	£288,679.25

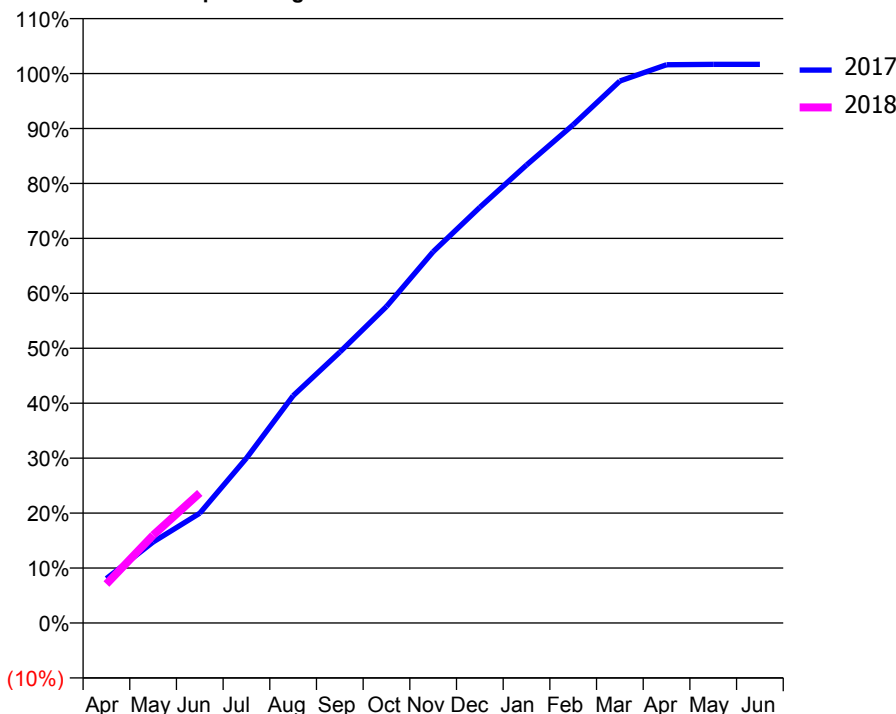
ACCESS*

Patients seen in 24 months	Total	Change since previous quarter
Quarter ending June 2016	3,496	
Quarter ending September 2016	3,503	→
Quarter ending December 2016	3,500	→
Quarter ending March 2017	3,512	→
Quarter ending June 2017	3,488	→
Variance since June 2016	(0.2%)	→



ACTIVITY

Cumulative percentage of contracted UDA delivered 2017 & 2018



Adjusted Scheduled Activity (UDA)

Month	2017	2018
April	873	735
May	1,588	1,658
June	2,153	2,457
July	3,235	
August	4,457	
September	5,313	
October	6,207	
November	7,282	
December	8,154	
January	8,983	
February	9,772	
March	10,629	
April	10,948	
May	10,956	
June	10,956	

QUALITY

	Quantity	Base Number	Contract	AT	Region	England
% of FP17s for the same patient ID Re-attending within 3 months - Children	24	377	6.4%	10.0%	11.7%	12.0%
% of FP17s for the same patient ID Re-attending within 3 months - Adults	64	766	8.4%	14.1%	15.2%	16.0%
% of FP17s for the same patient ID Re-attending between 3 & 9 months - Children	233	377	61.8%	60.9%	59.1%	58.0%
% of FP17s for the same patient ID Re-attending between 3 & 9 months - Adults	445	766	58.1%	53.7%	52.2%	50.9%
% of FP17s for Band 1 Urgent Courses	17	822	2.1%	7.3%	7.9%	9.1%
% of FP17s Relating to Free Repair or Replacements	2	822	0.2%	0.8%	0.8%	0.8%
% of FP17s Relating to Continuations	6	822	0.7%	1.0%	1.1%	1.1%
% of Patients satisfied with the dentistry they have received	8	8	N/A	91.6%	91.8%	91.7%
% of Patients satisfied with the time they had to wait for an appointment	7	8	N/A	87.3%	88.4%	88.0%

* This is based on patients treated on this contract for their most recent course of treatment. Figures in italics indicate the base number of FP17s or Patient Questionnaire responses are less than 100. N/A is shown where the base number of responses is less than 10 during the period. % is calculated as Quantity/Base number*100

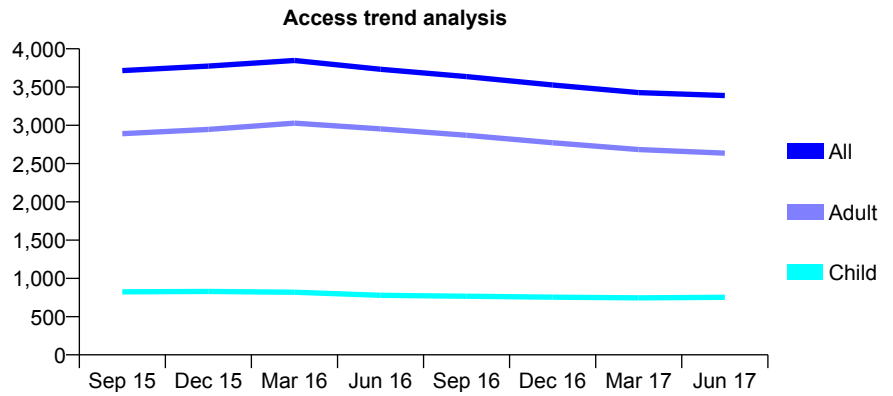
Q59 - Vital Signs At a Glance Contract Report for 117552/0001 - June 2017

Name or company name	Mr Williams & Mr Moroney
Contract type name	GDS Contract
Purpose of contract	General
Contract start date	01/10/2011
Contract end date	

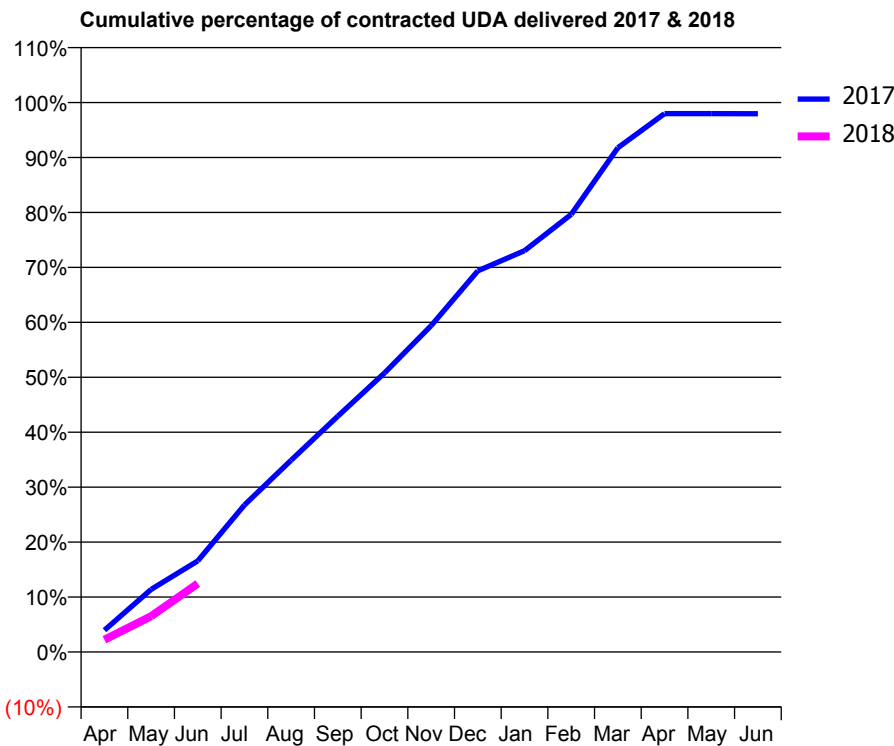
17/18 Contracted general activity (UDA)	17,002
Carry forward general activity (UDA)	0
17/18 Contracted orthodontic activity (UOA)	0
Carry forward orthodontic activity (UOA)	0
Baseline contract value	£476,413.00

ACCESS*

Patients seen in 24 months	Total	Change since previous quarter
Quarter ending June 2016	3,732	
Quarter ending September 2016	3,636	↓
Quarter ending December 2016	3,526	↓
Quarter ending March 2017	3,428	↓
Quarter ending June 2017	3,389	↓
Variance since June 2016	(9.2%)	↓



ACTIVITY



Month	Adjusted Scheduled Activity (UDA)	
	2017	2018
April	479	383
May	1,379	1,107
June	2,006	2,118
July	3,236	
August	4,225	
September	5,193	
October	6,144	
November	7,189	
December	8,396	
January	8,838	
February	9,638	
March	11,107	
April	11,856	
May	11,856	
June	11,855	

QUALITY

	Quantity	Base Number	Contract	AT	Region	England
% of FP17s for the same patient ID Re-attending within 3 months - Children	11	251	4.4%	10.0%	11.7%	12.0%
% of FP17s for the same patient ID Re-attending within 3 months - Adults	77	740	10.4%	14.1%	15.2%	16.0%
% of FP17s for the same patient ID Re-attending between 3 & 9 months - Children	117	251	46.6%	60.9%	59.1%	58.0%
% of FP17s for the same patient ID Re-attending between 3 & 9 months - Adults	381	740	51.5%	53.7%	52.2%	50.9%
% of FP17s for Band 1 Urgent Courses	14	777	1.8%	7.3%	7.9%	9.1%
% of FP17s Relating to Free Repair or Replacements	11	777	1.4%	0.8%	0.8%	0.8%
% of FP17s Relating to Continuations	32	777	4.1%	1.0%	1.1%	1.1%
% of Patients satisfied with the dentistry they have received	10	11	90.9%	91.6%	91.8%	91.7%
% of Patients satisfied with the time they had to wait for an appointment	11	11	100.0%	87.3%	88.4%	88.0%

* This is based on patients treated on this contract for their most recent course of treatment. Figures in italics indicate the base number of FP17s or Patient Questionnaire responses are less than 100. N/A is shown where the base number of responses is less than 10 during the period. % is calculated as Quantity/Base number*100

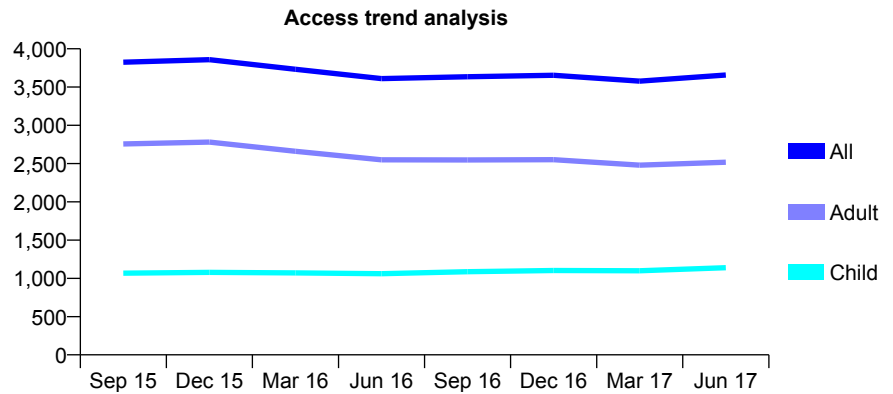
Q59 - Vital Signs At a Glance Contract Report for 118060/0020 - June 2017

Name or company name	Genix Healthcare Ltd
Contract type name	PDS Plus Contract
Purpose of contract	General
Contract start date	01/07/2010
Contract end date	30/06/2017

17/18 Contracted general activity (UDA)	3,125
Carry forward general activity (UDA)	0
17/18 Contracted orthodontic activity (UOA)	0
Carry forward orthodontic activity (UOA)	0
Baseline contract value	£42,350.88

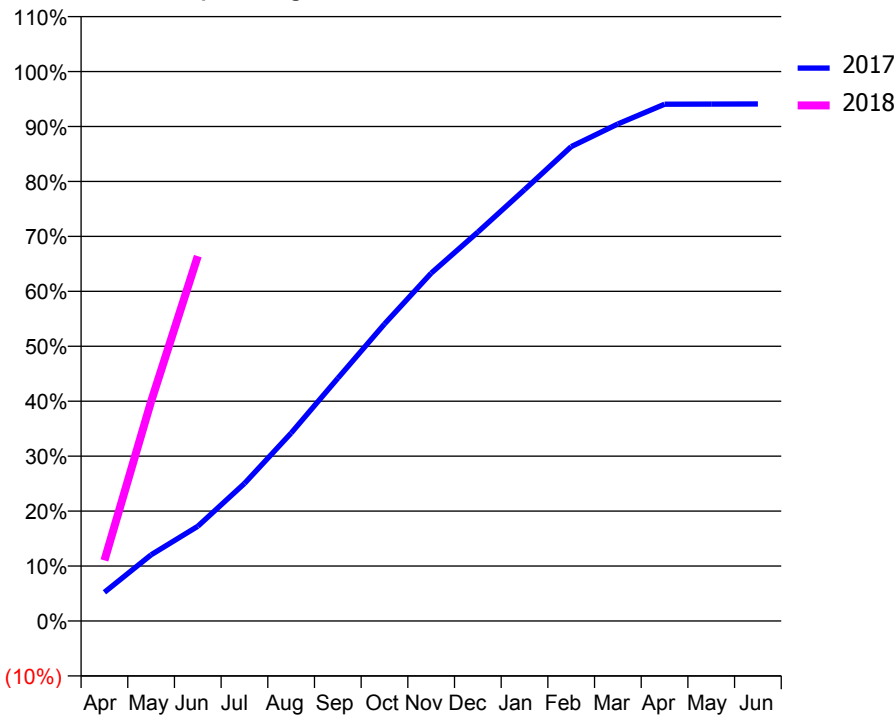
ACCESS*

Patients seen in 24 months	Total	Change since previous quarter
Quarter ending June 2016	3,610	
Quarter ending September 2016	3,634	→
Quarter ending December 2016	3,654	→
Quarter ending March 2017	3,578	↓
Quarter ending June 2017	3,657	↑
Variance since June 2016	1.3%	→



ACTIVITY

Cumulative percentage of contracted UDA delivered 2017 & 2018



Month	Adjusted Scheduled Activity (UDA)	
	2017	2018
April	654	345
May	1,505	1,249
June	2,154	2,075
July	3,128	
August	4,276	
September	5,521	
October	6,756	
November	7,912	
December	8,848	
January	9,811	
February	10,790	
March	11,306	
April	11,757	
May	11,759	
June	11,763	

QUALITY

	Quantity	Base Number	Contract	AT	Region	England
% of FP17s for the same patient ID Re-attending within 3 months - Children	32	462	6.9%	10.0%	11.7%	12.0%
% of FP17s for the same patient ID Re-attending within 3 months - Adults	88	844	10.4%	14.1%	15.2%	16.0%
% of FP17s for the same patient ID Re-attending between 3 & 9 months - Children	305	462	66.0%	60.9%	59.1%	58.0%
% of FP17s for the same patient ID Re-attending between 3 & 9 months - Adults	461	844	54.6%	53.7%	52.2%	50.9%
% of FP17s for Band 1 Urgent Courses	70	1,018	6.9%	7.3%	7.9%	9.1%
% of FP17s Relating to Free Repair or Replacements	0	1,018	0.0%	0.8%	0.8%	0.8%
% of FP17s Relating to Continuations	0	1,018	0.0%	1.0%	1.1%	1.1%
% of Patients satisfied with the dentistry they have received	4	4	N/A	91.6%	91.8%	91.7%
% of Patients satisfied with the time they had to wait for an appointment	4	4	N/A	87.3%	88.4%	88.0%

* This is based on patients treated on this contract for their most recent course of treatment. Figures in italics indicate the base number of FP17s or Patient Questionnaire responses are less than 100. N/A is shown where the base number of responses is less than 10 during the period. % is calculated as Quantity/Base number*100

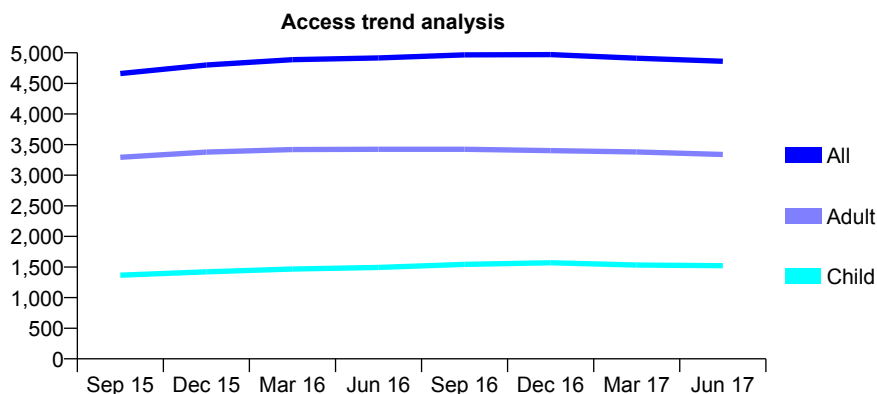
Q59 - Vital Signs At a Glance Contract Report for 118281/0001 - June 2017

Name or company name	Mr PR Bhogaita, Mr Mukundrai Patel and N
Contract type name	GDS Contract
Purpose of contract	General
Contract start date	01/01/2014
Contract end date	

17/18 Contracted general activity (UDA)	16,178
Carry forward general activity (UDA)	0
17/18 Contracted orthodontic activity (UOA)	0
Carry forward orthodontic activity (UOA)	0
Baseline contract value	£394,712.94

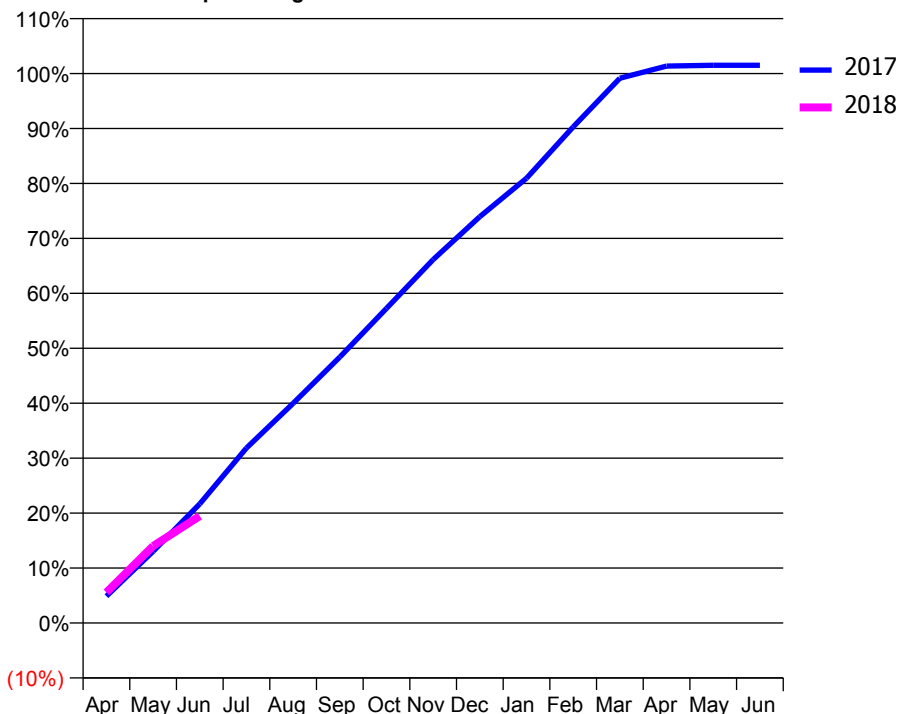
ACCESS*

Patients seen in 24 months	Total	Change since previous quarter
Quarter ending June 2016	4,916	
Quarter ending September 2016	4,966	→
Quarter ending December 2016	4,971	→
Quarter ending March 2017	4,912	↓
Quarter ending June 2017	4,861	↓
Variance since June 2016	(1.1%)	↓



ACTIVITY

Cumulative percentage of contracted UDA delivered 2017 & 2018



Adjusted Scheduled Activity (UDA)

Month	2017	2018
April	792	903
May	2,110	2,268
June	3,507	3,149
July	5,151	
August	6,468	
September	7,832	
October	9,263	
November	10,699	
December	11,962	
January	13,096	
February	14,605	
March	16,038	
April	16,395	
May	16,420	
June	16,420	

QUALITY

	Quantity	Base Number	Contract	AT	Region	England
% of FP17s for the same patient ID Re-attending within 3 months - Children	51	617	8.3%	10.0%	11.7%	12.0%
% of FP17s for the same patient ID Re-attending within 3 months - Adults	184	1,227	15.0%	14.1%	15.2%	16.0%
% of FP17s for the same patient ID Re-attending between 3 & 9 months - Children	438	617	71.0%	60.9%	59.1%	58.0%
% of FP17s for the same patient ID Re-attending between 3 & 9 months - Adults	821	1,227	66.9%	53.7%	52.2%	50.9%
% of FP17s for Band 1 Urgent Courses	114	1,614	7.1%	7.3%	7.9%	9.1%
% of FP17s Relating to Free Repair or Replacements	8	1,614	0.5%	0.8%	0.8%	0.8%
% of FP17s Relating to Continuations	1	1,614	0.1%	1.0%	1.1%	1.1%
% of Patients satisfied with the dentistry they have received	13	15	86.7%	91.6%	91.8%	91.7%
% of Patients satisfied with the time they had to wait for an appointment	14	15	93.3%	87.3%	88.4%	88.0%

* This is based on patients treated on this contract for their most recent course of treatment. Figures in italics indicate the base number of FP17s or Patient Questionnaire responses are less than 100. N/A is shown where the base number of responses is less than 10 during the period. % is calculated as Quantity/Base number*100

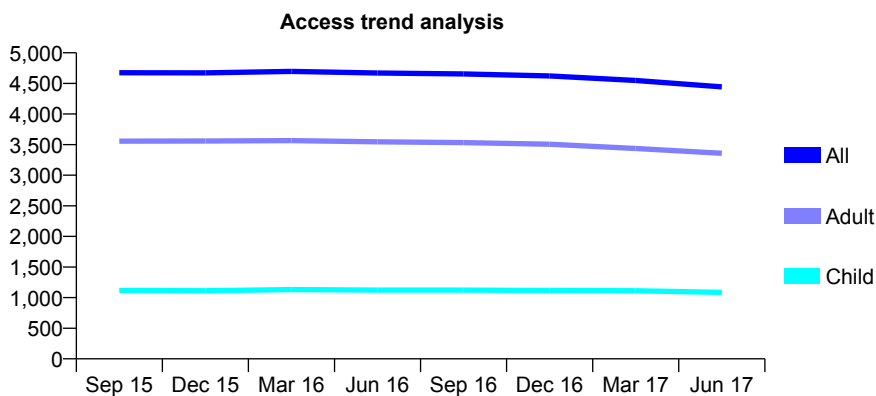
Q59 - Vital Signs At a Glance Contract Report for 118389/0001 - June 2017

Name or company name	Ishak Practices Limited
Contract type name	GDS Contract
Purpose of contract	General
Contract start date	01/10/2007
Contract end date	

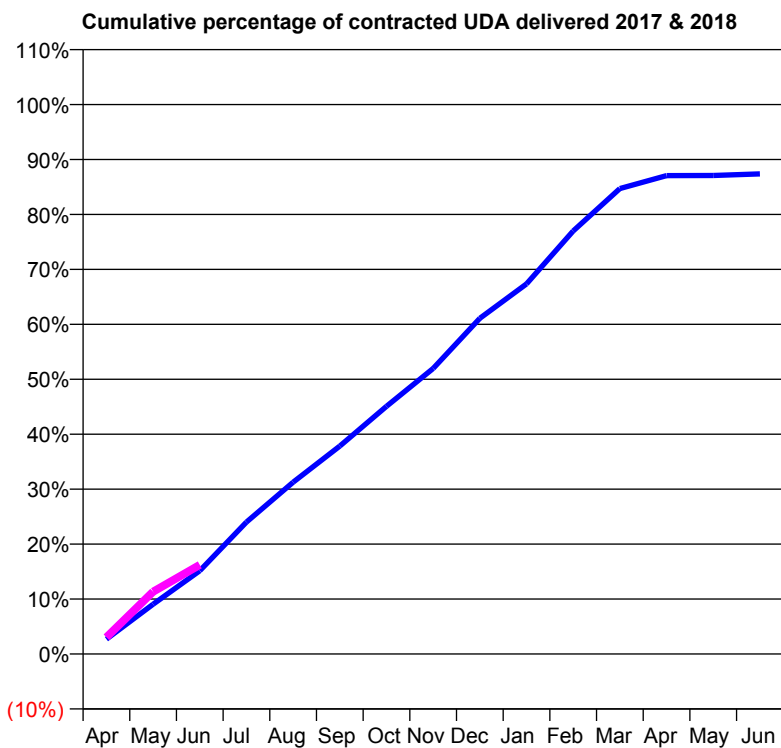
17/18 Contracted general activity (UDA)	15,000
Carry forward general activity (UDA)	0
17/18 Contracted orthodontic activity (UOA)	0
Carry forward orthodontic activity (UOA)	0
Baseline contract value	£421,246.58

ACCESS*

Patients seen in 24 months	Total	Change since previous quarter
Quarter ending June 2016	4,669	
Quarter ending September 2016	4,655	→
Quarter ending December 2016	4,622	→
Quarter ending March 2017	4,548	↓
Quarter ending June 2017	4,444	↓
Variance since June 2016	(4.8%)	↓



ACTIVITY



Month	Adjusted Scheduled Activity (UDA)	
	2017	2018
April	405	457
May	1,361	1,701
June	2,274	2,434
July	3,601	
August	4,690	
September	5,675	
October	6,760	
November	7,796	
December	9,165	
January	10,103	
February	11,549	
March	12,704	
April	13,058	
May	13,063	
June	13,106	

QUALITY

	Quantity	Base Number	Contract	AT	Region	England
% of FP17s for the same patient ID Re-attending within 3 months - Children	14	324	4.3%	10.0%	11.7%	12.0%
% of FP17s for the same patient ID Re-attending within 3 months - Adults	114	959	11.9%	14.1%	15.2%	16.0%
% of FP17s for the same patient ID Re-attending between 3 & 9 months - Children	203	324	62.7%	60.9%	59.1%	58.0%
% of FP17s for the same patient ID Re-attending between 3 & 9 months - Adults	539	959	56.2%	53.7%	52.2%	50.9%
% of FP17s for Band 1 Urgent Courses	97	1,092	8.9%	7.3%	7.9%	9.1%
% of FP17s Relating to Free Repair or Replacements	1	1,092	0.1%	0.8%	0.8%	0.8%
% of FP17s Relating to Continuations	1	1,092	0.1%	1.0%	1.1%	1.1%
% of Patients satisfied with the dentistry they have received	12	13	92.3%	91.6%	91.8%	91.7%
% of Patients satisfied with the time they had to wait for an appointment	12	13	92.3%	87.3%	88.4%	88.0%

* This is based on patients treated on this contract for their most recent course of treatment. Figures in italics indicate the base number of FP17s or Patient Questionnaire responses are less than 100. N/A is shown where the base number of responses is less than 10 during the period. % is calculated as Quantity/Base number*100

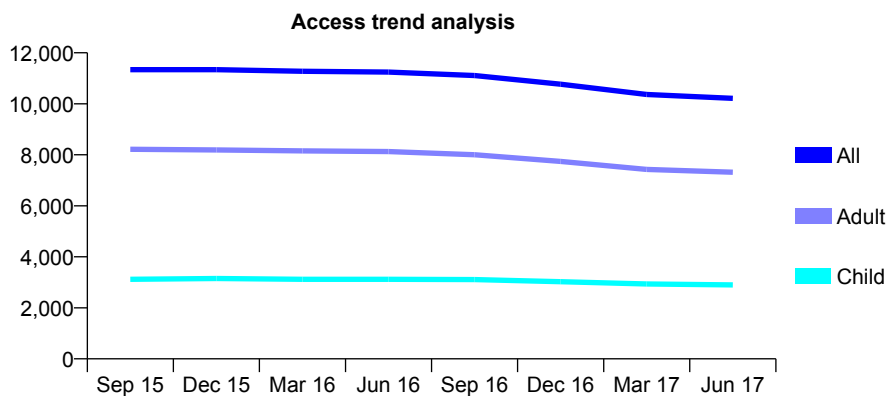
Q59 - Vital Signs At a Glance Contract Report for 118680/0003 - June 2017

Name or company name	Mr P Sitlu & Mr I Bhyat
Contract type name	GDS Contract
Purpose of contract	General and Orthodontic
Contract start date	09/12/2008
Contract end date	

17/18 Contracted general activity (UDA)	30,774
Carry forward general activity (UDA)	0
17/18 Contracted orthodontic activity (UOA)	895
Carry forward orthodontic activity (UOA)	0
Baseline contract value	£677,346.90

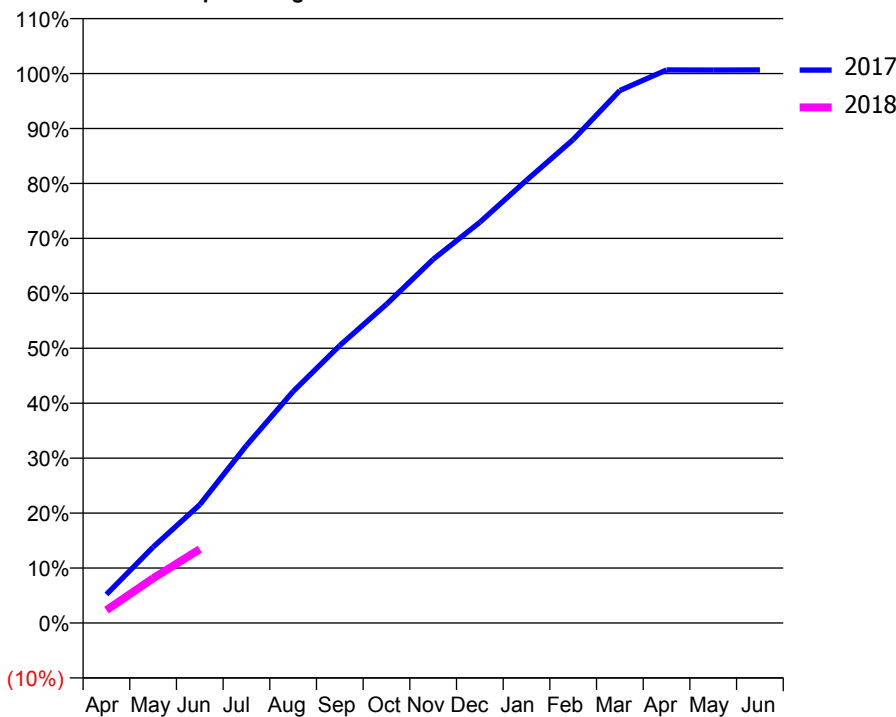
ACCESS*

Patients seen in 24 months	Total	Change since previous quarter
Quarter ending June 2016	11,247	
Quarter ending September 2016	11,107	↓
Quarter ending December 2016	10,767	↓
Quarter ending March 2017	10,365	↓
Quarter ending June 2017	10,214	↓
Variance since June 2016	(9.2%)	↓



ACTIVITY

Cumulative percentage of contracted UDA delivered 2017 & 2018



Month	Adjusted Scheduled Activity (UDA)	
	2017	2018
April	1,236	719
May	3,288	2,507
June	5,121	4,135
July	7,681	
August	10,021	
September	12,009	
October	13,790	
November	15,737	
December	17,337	
January	19,158	
February	20,918	
March	23,040	
April	23,928	
May	23,920	
June	23,926	

QUALITY

	Quantity	Base Number	Contract	AT	Region	England
% of FP17s for the same patient ID Re-attending within 3 months - Children	85	1,050	8.1%	10.0%	11.7%	12.0%
% of FP17s for the same patient ID Re-attending within 3 months - Adults	239	2,099	11.4%	14.1%	15.2%	16.0%
% of FP17s for the same patient ID Re-attending between 3 & 9 months - Children	625	1,050	59.5%	60.9%	59.1%	58.0%
% of FP17s for the same patient ID Re-attending between 3 & 9 months - Adults	1,219	2,099	58.1%	53.7%	52.2%	50.9%
% of FP17s for Band 1 Urgent Courses	193	2,605	7.4%	7.3%	7.9%	9.1%
% of FP17s Relating to Free Repair or Replacements	16	2,605	0.6%	0.8%	0.8%	0.8%
% of FP17s Relating to Continuations	8	2,605	0.3%	1.0%	1.1%	1.1%
% of Patients satisfied with the dentistry they have received	12	12	100.0%	91.6%	91.8%	91.7%
% of Patients satisfied with the time they had to wait for an appointment	11	12	91.7%	87.3%	88.4%	88.0%

* This is based on patients treated on this contract for their most recent course of treatment. Figures in italics indicate the base number of FP17s or Patient Questionnaire responses are less than 100. N/A is shown where the base number of responses is less than 10 during the period. % is calculated as Quantity/Base number*100

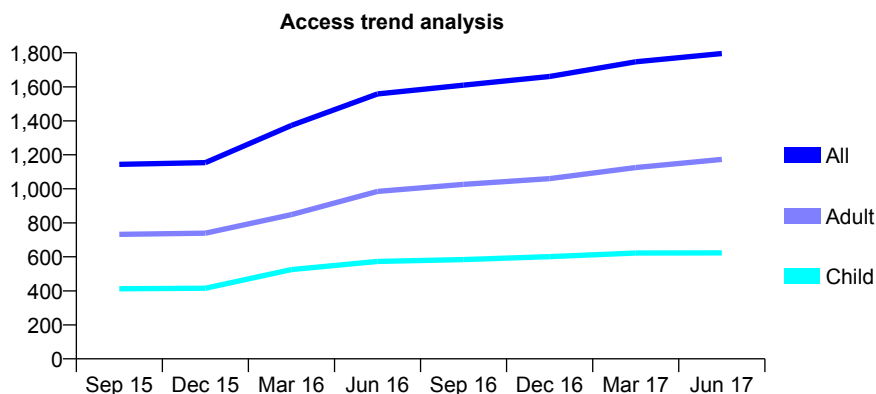
Q59 - Vital Signs At a Glance Contract Report for 121789/0001 - June 2017

Name or company name	Mr C Lucas, Mr M Hamburger, R Ingledeu
Contract type name	GDS Contract
Purpose of contract	General and Orthodontic
Contract start date	01/04/2012
Contract end date	

17/18 Contracted general activity (UDA)	4,345
Carry forward general activity (UDA)	0
17/18 Contracted orthodontic activity (UOA)	1,361
Carry forward orthodontic activity (UOA)	0
Baseline contract value	£208,071.96

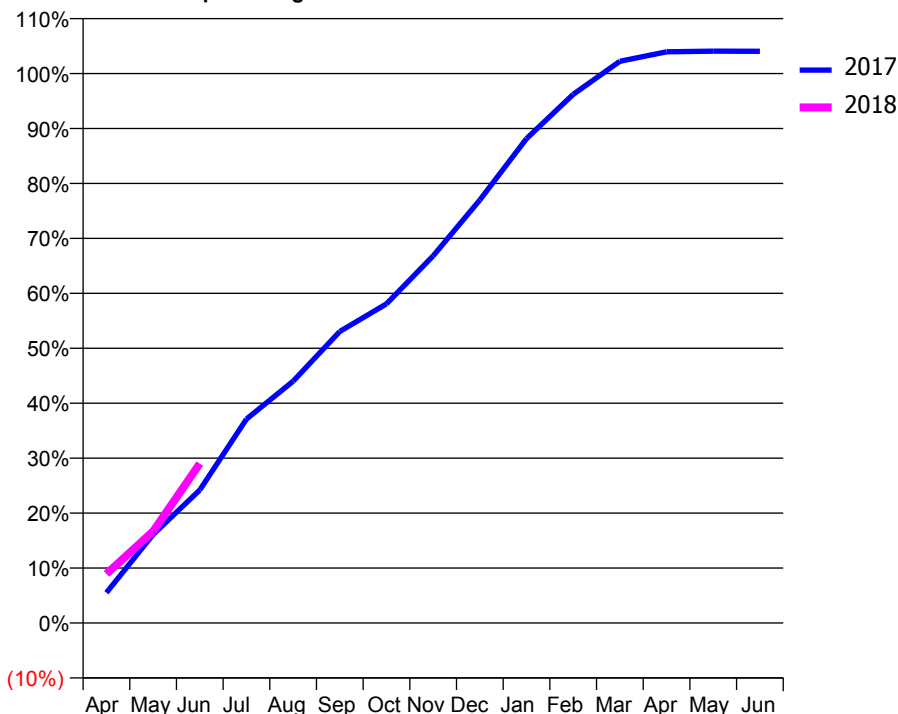
ACCESS*

Patients seen in 24 months	Total	Change since previous quarter
Quarter ending June 2016	1,558	
Quarter ending September 2016	1,610	↑
Quarter ending December 2016	1,661	↑
Quarter ending March 2017	1,747	↑
Quarter ending June 2017	1,796	↑
Variance since June 2016	15.3%	↑



ACTIVITY

Cumulative percentage of contracted UDA delivered 2017 & 2018



Month	Adjusted Scheduled Activity (UDA)	
	2017	2018
April	284	389
May	829	725
June	1,245	1,260
July	1,910	
August	2,265	
September	2,730	
October	2,988	
November	3,438	
December	3,960	
January	4,535	
February	4,950	
March	5,259	
April	5,348	
May	5,355	
June	5,354	

QUALITY

	Quantity	Base Number	Contract	AT	Region	England
% of FP17s for the same patient ID Re-attending within 3 months - Children	16	242	6.6%	10.0%	11.7%	12.0%
% of FP17s for the same patient ID Re-attending within 3 months - Adults	63	413	15.3%	14.1%	15.2%	16.0%
% of FP17s for the same patient ID Re-attending between 3 & 9 months - Children	90	242	37.2%	60.9%	59.1%	58.0%
% of FP17s for the same patient ID Re-attending between 3 & 9 months - Adults	206	413	49.9%	53.7%	52.2%	50.9%
% of FP17s for Band 1 Urgent Courses	42	570	7.4%	7.3%	7.9%	9.1%
% of FP17s Relating to Free Repair or Replacements	4	570	0.7%	0.8%	0.8%	0.8%
% of FP17s Relating to Continuations	13	570	2.3%	1.0%	1.1%	1.1%
% of Patients satisfied with the dentistry they have received	3	3	N/A	91.6%	91.8%	91.7%
% of Patients satisfied with the time they had to wait for an appointment	3	3	N/A	87.3%	88.4%	88.0%

* This is based on patients treated on this contract for their most recent course of treatment. Figures in italics indicate the base number of FP17s or Patient Questionnaire responses are less than 100. N/A is shown where the base number of responses is less than 10 during the period. % is calculated as Quantity/Base number*100

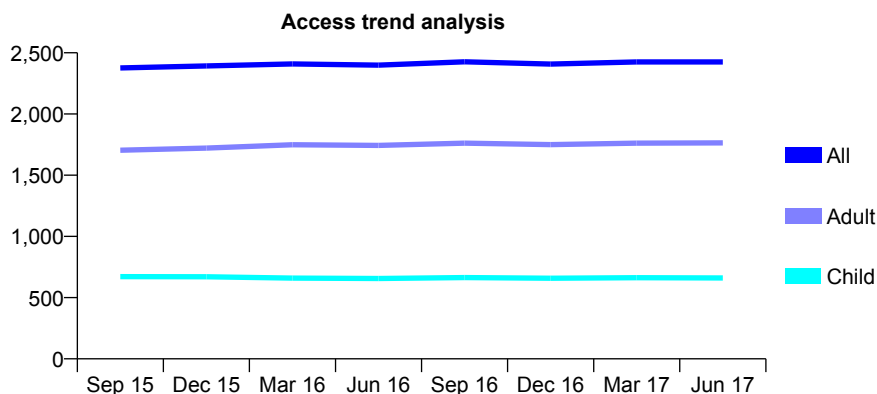
Q59 - Vital Signs At a Glance Contract Report for 123218/0001 - June 2017

Name or company name	Dayadent Limited
Contract type name	GDS Contract
Purpose of contract	General and Orthodontic
Contract start date	01/04/2008
Contract end date	

17/18 Contracted general activity (UDA)	4,952
Carry forward general activity (UDA)	0
17/18 Contracted orthodontic activity (UOA)	1,663
Carry forward orthodontic activity (UOA)	0
Baseline contract value	£271,300.44

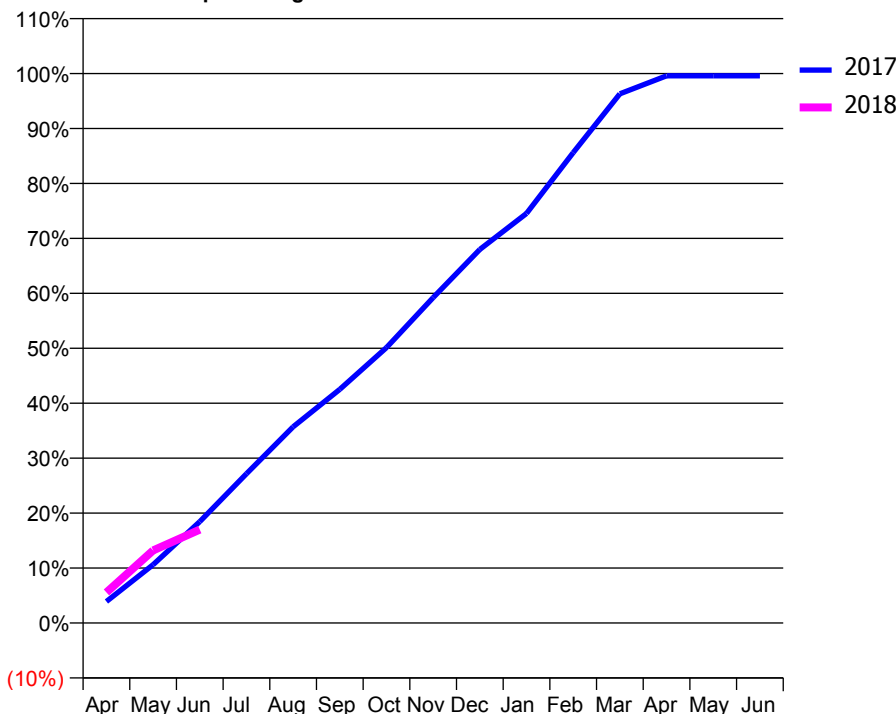
ACCESS*

Patients seen in 24 months	Total	Change since previous quarter
Quarter ending June 2016	2,399	
Quarter ending September 2016	2,426	→
Quarter ending December 2016	2,408	→
Quarter ending March 2017	2,425	→
Quarter ending June 2017	2,425	→
Variance since June 2016	1.1%	→



ACTIVITY

Cumulative percentage of contracted UDA delivered 2017 & 2018



Month	Adjusted Scheduled Activity (UDA)	
	2017	2018
April	214	275
May	579	654
June	1,007	842
July	1,481	
August	1,947	
September	2,318	
October	2,733	
November	3,229	
December	3,707	
January	4,064	
February	4,667	
March	5,251	
April	5,430	
May	5,430	
June	5,430	

QUALITY

	Quantity	Base Number	Contract	AT	Region	England
% of FP17s for the same patient ID Re-attending within 3 months - Children	21	265	7.9%	10.0%	11.7%	12.0%
% of FP17s for the same patient ID Re-attending within 3 months - Adults	31	412	7.5%	14.1%	15.2%	16.0%
% of FP17s for the same patient ID Re-attending between 3 & 9 months - Children	156	265	58.9%	60.9%	59.1%	58.0%
% of FP17s for the same patient ID Re-attending between 3 & 9 months - Adults	142	412	34.5%	53.7%	52.2%	50.9%
% of FP17s for Band 1 Urgent Courses	18	323	5.6%	7.3%	7.9%	9.1%
% of FP17s Relating to Free Repair or Replacements	3	323	0.9%	0.8%	0.8%	0.8%
% of FP17s Relating to Continuations	0	323	0.0%	1.0%	1.1%	1.1%
% of Patients satisfied with the dentistry they have received	12	12	100.0%	91.6%	91.8%	91.7%
% of Patients satisfied with the time they had to wait for an appointment	11	12	91.7%	87.3%	88.4%	88.0%

* This is based on patients treated on this contract for their most recent course of treatment. Figures in italics indicate the base number of FP17s or Patient Questionnaire responses are less than 100. N/A is shown where the base number of responses is less than 10 during the period. % is calculated as Quantity/Base number*100

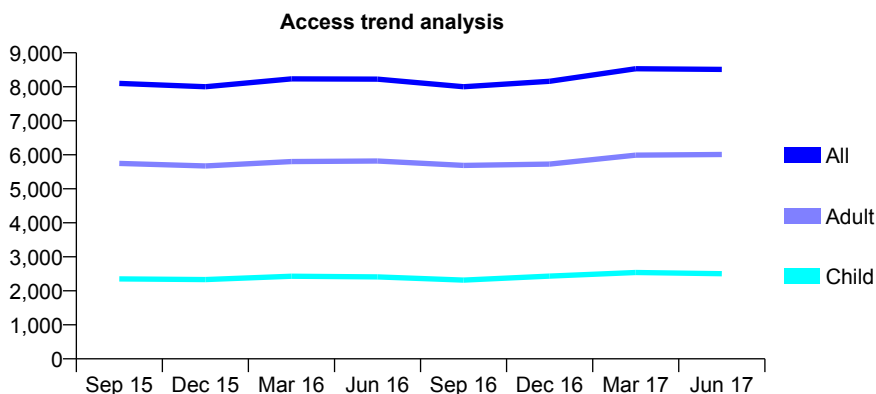
Q59 - Vital Signs At a Glance Contract Report for 124346/0001 - June 2017

Name or company name	Saffron Lane Dental Ltd
Contract type name	GDS Contract
Purpose of contract	General
Contract start date	01/06/2013
Contract end date	

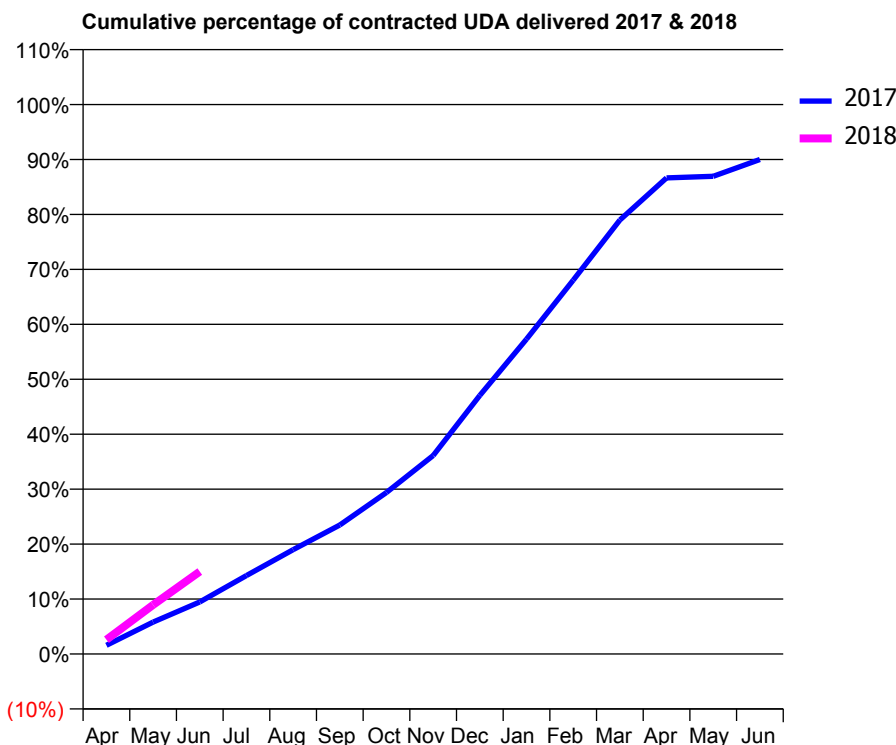
17/18 Contracted general activity (UDA)	26,153
Carry forward general activity (UDA)	0
17/18 Contracted orthodontic activity (UOA)	0
Carry forward orthodontic activity (UOA)	0
Baseline contract value	£558,651.67

ACCESS*

Patients seen in 24 months	Total	Change since previous quarter
Quarter ending June 2016	8,225	
Quarter ending September 2016	8,003	↓
Quarter ending December 2016	8,162	→
Quarter ending March 2017	8,530	↑
Quarter ending June 2017	8,513	→
Variance since June 2016	3.5%	↑



ACTIVITY



Month	Adjusted Scheduled Activity (UDA)	
	2017	2018
April	416	684
May	1,520	2,336
June	2,479	3,928
July	3,733	
August	4,968	
September	6,139	
October	7,686	
November	9,444	
December	12,312	
January	14,986	
February	17,789	
March	20,655	
April	22,661	
May	22,735	
June	23,539	

QUALITY

	Quantity	Base Number	Contract	AT	Region	England
% of FP17s for the same patient ID Re-attending within 3 months - Children	64	768	8.3%	10.0%	11.7%	12.0%
% of FP17s for the same patient ID Re-attending within 3 months - Adults	268	1,832	14.6%	14.1%	15.2%	16.0%
% of FP17s for the same patient ID Re-attending between 3 & 9 months - Children	443	768	57.7%	60.9%	59.1%	58.0%
% of FP17s for the same patient ID Re-attending between 3 & 9 months - Adults	888	1,832	48.5%	53.7%	52.2%	50.9%
% of FP17s for Band 1 Urgent Courses	186	1,770	10.5%	7.3%	7.9%	9.1%
% of FP17s Relating to Free Repair or Replacements	25	1,770	1.4%	0.8%	0.8%	0.8%
% of FP17s Relating to Continuations	21	1,770	1.2%	1.0%	1.1%	1.1%
% of Patients satisfied with the dentistry they have received	12	12	100.0%	91.6%	91.8%	91.7%
% of Patients satisfied with the time they had to wait for an appointment	7	12	58.3%	87.3%	88.4%	88.0%

* This is based on patients treated on this contract for their most recent course of treatment. Figures in italics indicate the base number of FP17s or Patient Questionnaire responses are less than 100. N/A is shown where the base number of responses is less than 10 during the period. % is calculated as Quantity/Base number*100

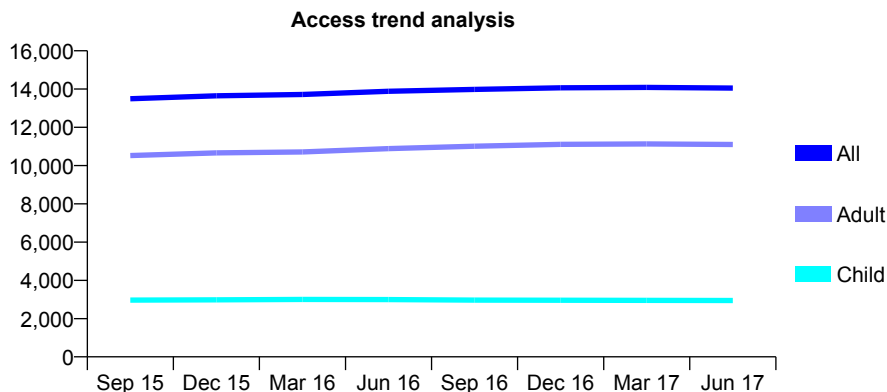
Q59 - Vital Signs At a Glance Contract Report for 126071/0001 - June 2017

Name or company name	Wilson, Edwards & Sanghi
Contract type name	GDS Contract
Purpose of contract	General and Orthodontic
Contract start date	01/04/2006
Contract end date	

17/18 Contracted general activity (UDA)	37,524
Carry forward general activity (UDA)	0
17/18 Contracted orthodontic activity (UOA)	1,318
Carry forward orthodontic activity (UOA)	0
Baseline contract value	£965,081.55

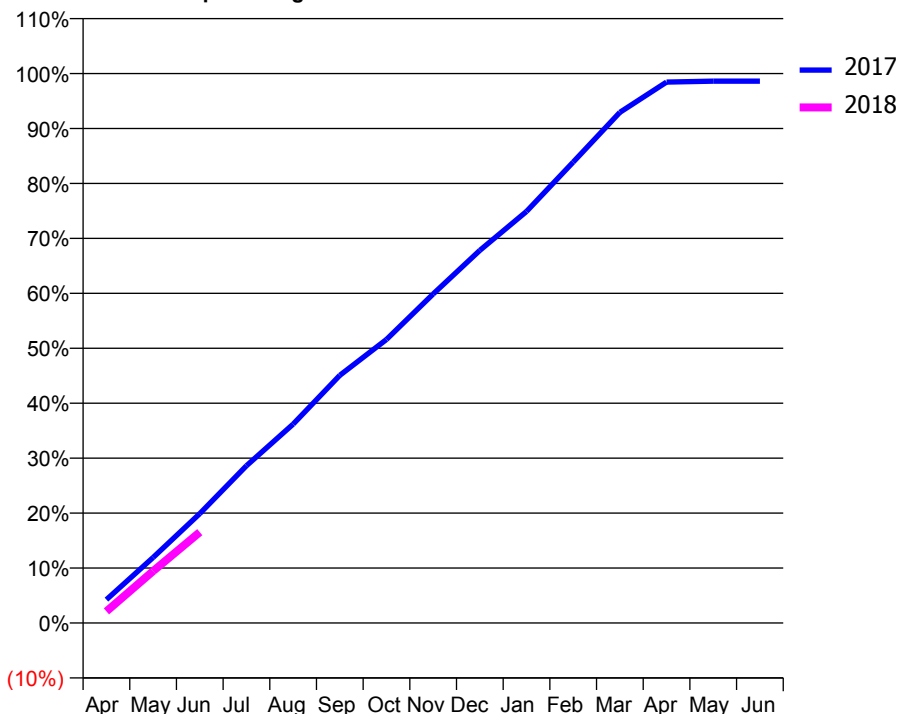
ACCESS*

Patients seen in 24 months	Total	Change since previous quarter
Quarter ending June 2016	13,881	
Quarter ending September 2016	13,980	→
Quarter ending December 2016	14,065	→
Quarter ending March 2017	14,083	→
Quarter ending June 2017	14,049	→
Variance since June 2016	1.2%	→



ACTIVITY

Cumulative percentage of contracted UDA delivered 2017 & 2018



Month	Adjusted Scheduled Activity (UDA)	
	2017	2018
April	1,601	799
May	4,474	3,550
June	7,475	6,201
July	10,743	
August	13,579	
September	16,916	
October	19,367	
November	22,465	
December	25,449	
January	28,104	
February	31,472	
March	34,871	
April	36,936	
May	37,000	
June	37,004	

QUALITY

	Quantity	Base Number	Contract	AT	Region	England
% of FP17s for the same patient ID Re-attending within 3 months - Children	102	1,054	9.7%	10.0%	11.7%	12.0%
% of FP17s for the same patient ID Re-attending within 3 months - Adults	386	3,542	10.9%	14.1%	15.2%	16.0%
% of FP17s for the same patient ID Re-attending between 3 & 9 months - Children	588	1,054	55.8%	60.9%	59.1%	58.0%
% of FP17s for the same patient ID Re-attending between 3 & 9 months - Adults	1,829	3,542	51.6%	53.7%	52.2%	50.9%
% of FP17s for Band 1 Urgent Courses	206	3,551	5.8%	7.3%	7.9%	9.1%
% of FP17s Relating to Free Repair or Replacements	33	3,551	0.9%	0.8%	0.8%	0.8%
% of FP17s Relating to Continuations	22	3,551	0.6%	1.0%	1.1%	1.1%
% of Patients satisfied with the dentistry they have received	32	36	88.9%	91.6%	91.8%	91.7%
% of Patients satisfied with the time they had to wait for an appointment	34	36	94.4%	87.3%	88.4%	88.0%

* This is based on patients treated on this contract for their most recent course of treatment. Figures in italics indicate the base number of FP17s or Patient Questionnaire responses are less than 100. N/A is shown where the base number of responses is less than 10 during the period. % is calculated as Quantity/Base number*100

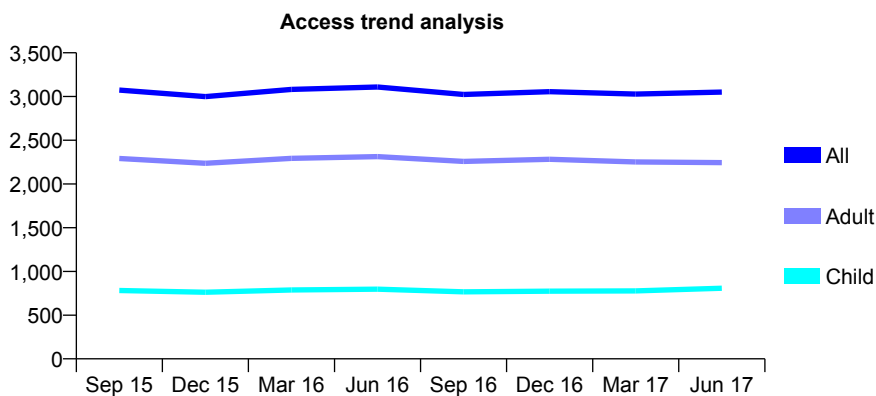
Q59 - Vital Signs At a Glance Contract Report for 126810/0001 - June 2017

Name or company name	Mr B Moroney & Mr S Williams
Contract type name	GDS Contract
Purpose of contract	General
Contract start date	01/07/2010
Contract end date	

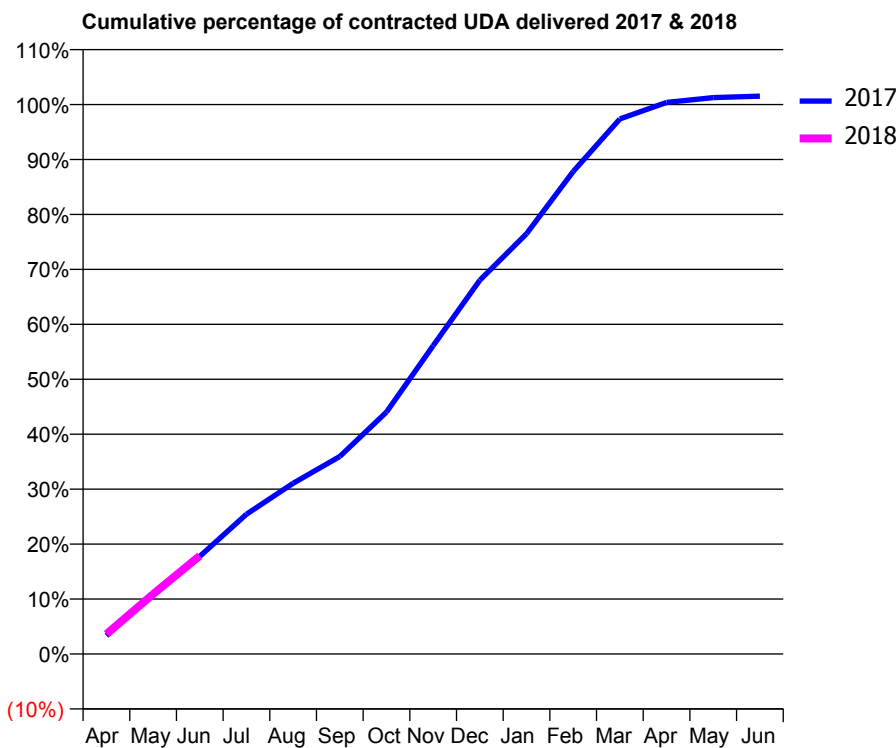
17/18 Contracted general activity (UDA)	8,976
Carry forward general activity (UDA)	0
17/18 Contracted orthodontic activity (UOA)	0
Carry forward orthodontic activity (UOA)	0
Baseline contract value	£279,244.89

ACCESS*

Patients seen in 24 months	Total	Change since previous quarter
Quarter ending June 2016	3,109	
Quarter ending September 2016	3,024	↓
Quarter ending December 2016	3,056	→
Quarter ending March 2017	3,028	→
Quarter ending June 2017	3,051	→
Variance since June 2016	(1.9%)	↓



ACTIVITY



Month	Adjusted Scheduled Activity (UDA)	
	2017	2018
April	299	325
May	971	979
June	1,597	1,604
July	2,283	
August	2,790	
September	3,227	
October	3,953	
November	5,037	
December	6,106	
January	6,865	
February	7,881	
March	8,739	
April	9,009	
May	9,089	
June	9,113	

QUALITY

	Quantity	Base Number	Contract	AT	Region	England
% of FP17s for the same patient ID Re-attending within 3 months - Children	17	245	6.9%	10.0%	11.7%	12.0%
% of FP17s for the same patient ID Re-attending within 3 months - Adults	62	574	10.8%	14.1%	15.2%	16.0%
% of FP17s for the same patient ID Re-attending between 3 & 9 months - Children	127	245	51.8%	60.9%	59.1%	58.0%
% of FP17s for the same patient ID Re-attending between 3 & 9 months - Adults	266	574	46.3%	53.7%	52.2%	50.9%
% of FP17s for Band 1 Urgent Courses	37	695	5.3%	7.3%	7.9%	9.1%
% of FP17s Relating to Free Repair or Replacements	4	695	0.6%	0.8%	0.8%	0.8%
% of FP17s Relating to Continuations	8	695	1.2%	1.0%	1.1%	1.1%
% of Patients satisfied with the dentistry they have received	7	8	N/A	91.6%	91.8%	91.7%
% of Patients satisfied with the time they had to wait for an appointment	6	8	N/A	87.3%	88.4%	88.0%

* This is based on patients treated on this contract for their most recent course of treatment. Figures in italics indicate the base number of FP17s or Patient Questionnaire responses are less than 100. N/A is shown where the base number of responses is less than 10 during the period. % is calculated as Quantity/Base number*100

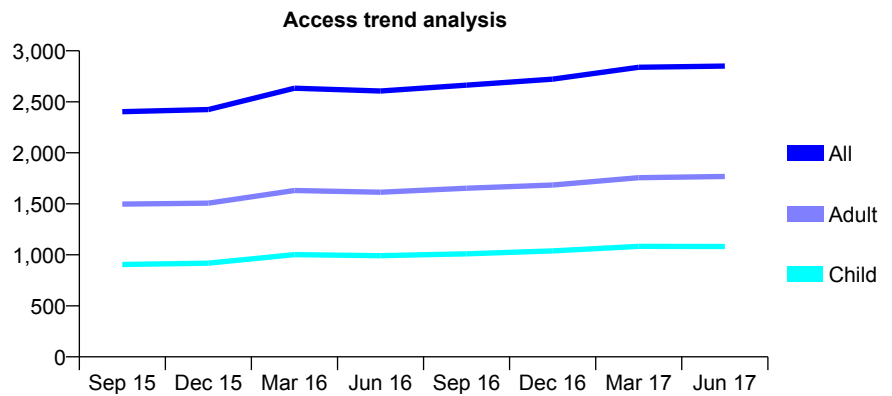
Q59 - Vital Signs At a Glance Contract Report for 127078/0001 - June 2017

Name or company name	The Whitehouse Surgery Ltd
Contract type name	GDS Contract
Purpose of contract	General
Contract start date	02/02/2009
Contract end date	

17/18 Contracted general activity (UDA)	7,884
Carry forward general activity (UDA)	0
17/18 Contracted orthodontic activity (UOA)	0
Carry forward orthodontic activity (UOA)	0
Baseline contract value	£172,689.88

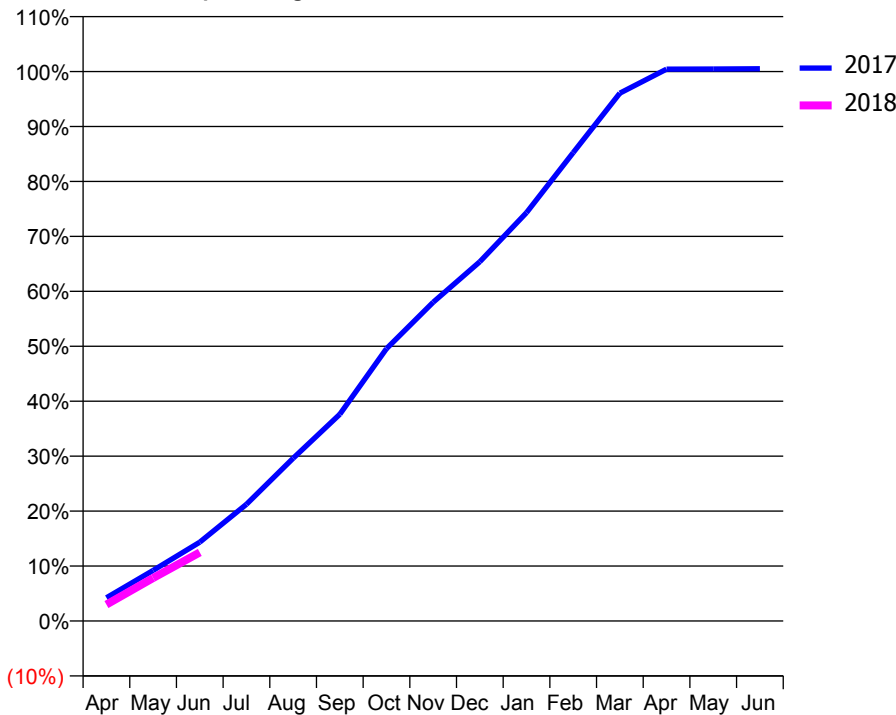
ACCESS*

Patients seen in 24 months	Total	Change since previous quarter
Quarter ending June 2016	2,606	
Quarter ending September 2016	2,663	↑
Quarter ending December 2016	2,722	↑
Quarter ending March 2017	2,839	↑
Quarter ending June 2017	2,850	→
Variance since June 2016	9.4%	↑



ACTIVITY

Cumulative percentage of contracted UDA delivered 2017 & 2018



Month	Adjusted Scheduled Activity (UDA)	
	2017	2018
April	385	237
May	838	618
June	1,305	985
July	1,930	
August	2,690	
September	3,418	
October	4,503	
November	5,270	
December	5,940	
January	6,751	
February	7,743	
March	8,726	
April	9,123	
May	9,126	
June	9,129	

QUALITY

	Quantity	Base Number	Contract	AT	Region	England
% of FP17s for the same patient ID Re-attending within 3 months - Children	13	251	5.2%	10.0%	11.7%	12.0%
% of FP17s for the same patient ID Re-attending within 3 months - Adults	36	327	11.0%	14.1%	15.2%	16.0%
% of FP17s for the same patient ID Re-attending between 3 & 9 months - Children	147	251	58.6%	60.9%	59.1%	58.0%
% of FP17s for the same patient ID Re-attending between 3 & 9 months - Adults	170	327	52.0%	53.7%	52.2%	50.9%
% of FP17s for Band 1 Urgent Courses	37	461	8.0%	7.3%	7.9%	9.1%
% of FP17s Relating to Free Repair or Replacements	2	461	0.4%	0.8%	0.8%	0.8%
% of FP17s Relating to Continuations	0	461	0.0%	1.0%	1.1%	1.1%
% of Patients satisfied with the dentistry they have received	1	2	N/A	91.6%	91.8%	91.7%
% of Patients satisfied with the time they had to wait for an appointment	1	2	N/A	87.3%	88.4%	88.0%

* This is based on patients treated on this contract for their most recent course of treatment. Figures in italics indicate the base number of FP17s or Patient Questionnaire responses are less than 100. N/A is shown where the base number of responses is less than 10 during the period. % is calculated as Quantity/Base number*100

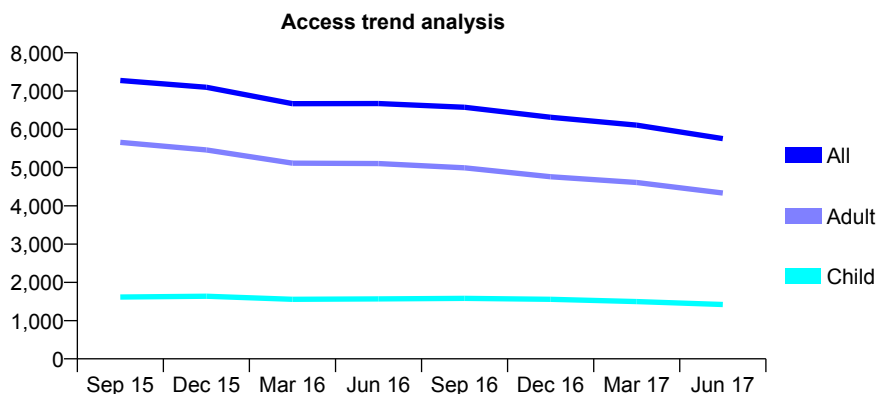
Q59 - Vital Signs At a Glance Contract Report for 127337/0001 - June 2017

Name or company name	1A Dental Practice Ltd
Contract type name	PDS Plus Contract
Purpose of contract	General
Contract start date	13/09/2010
Contract end date	30/06/2017

17/18 Contracted general activity (UDA)	5,250
Carry forward general activity (UDA)	0
17/18 Contracted orthodontic activity (UOA)	0
Carry forward orthodontic activity (UOA)	0
Baseline contract value	£65,256.63

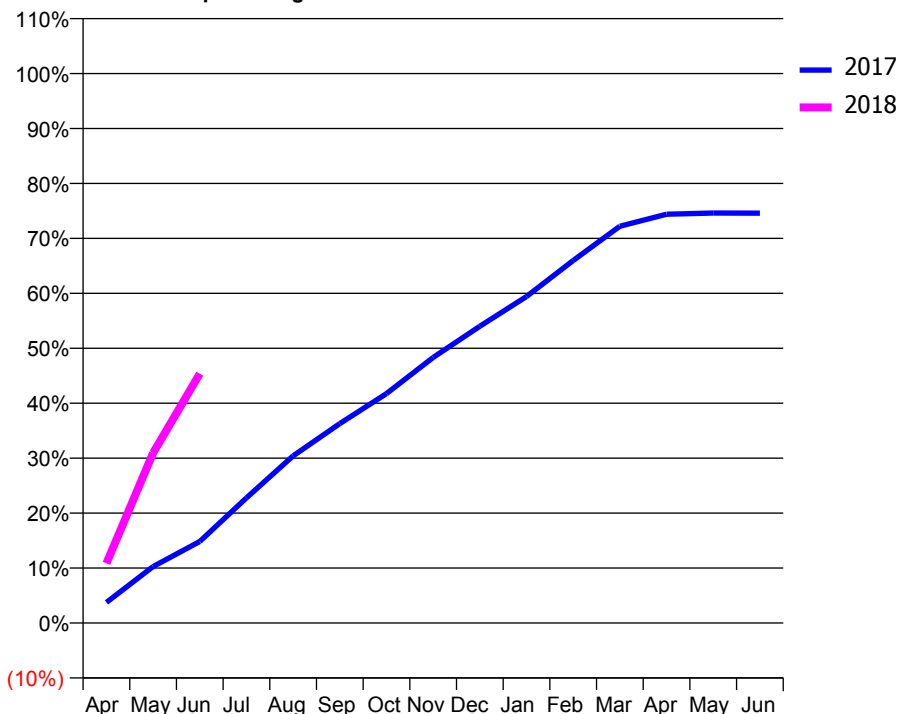
ACCESS*

Patients seen in 24 months	Total	Change since previous quarter
Quarter ending June 2016	6,672	
Quarter ending September 2016	6,576	↓
Quarter ending December 2016	6,316	↓
Quarter ending March 2017	6,108	↓
Quarter ending June 2017	5,756	↓
Variance since June 2016	(13.7%)	↓



ACTIVITY

Cumulative percentage of contracted UDA delivered 2017 & 2018



Month	Adjusted Scheduled Activity (UDA)	
	2017	2018
April	788	570
May	2,159	1,624
June	3,114	2,381
July	4,785	
August	6,387	
September	7,619	
October	8,768	
November	10,147	
December	11,341	
January	12,476	
February	13,855	
March	15,163	
April	15,622	
May	15,666	
June	15,660	

QUALITY

	Quantity	Base Number	Contract	AT	Region	England
% of FP17s for the same patient ID Re-attending within 3 months - Children	23	310	7.4%	10.0%	11.7%	12.0%
% of FP17s for the same patient ID Re-attending within 3 months - Adults	147	945	15.6%	14.1%	15.2%	16.0%
% of FP17s for the same patient ID Re-attending between 3 & 9 months - Children	123	310	39.7%	60.9%	59.1%	58.0%
% of FP17s for the same patient ID Re-attending between 3 & 9 months - Adults	310	945	32.8%	53.7%	52.2%	50.9%
% of FP17s for Band 1 Urgent Courses	211	1,079	19.6%	7.3%	7.9%	9.1%
% of FP17s Relating to Free Repair or Replacements	13	1,079	1.2%	0.8%	0.8%	0.8%
% of FP17s Relating to Continuations	33	1,079	3.1%	1.0%	1.1%	1.1%
% of Patients satisfied with the dentistry they have received	19	22	86.4%	91.6%	91.8%	91.7%
% of Patients satisfied with the time they had to wait for an appointment	18	22	81.8%	87.3%	88.4%	88.0%

* This is based on patients treated on this contract for their most recent course of treatment. Figures in italics indicate the base number of FP17s or Patient Questionnaire responses are less than 100. N/A is shown where the base number of responses is less than 10 during the period. % is calculated as Quantity/Base number*100

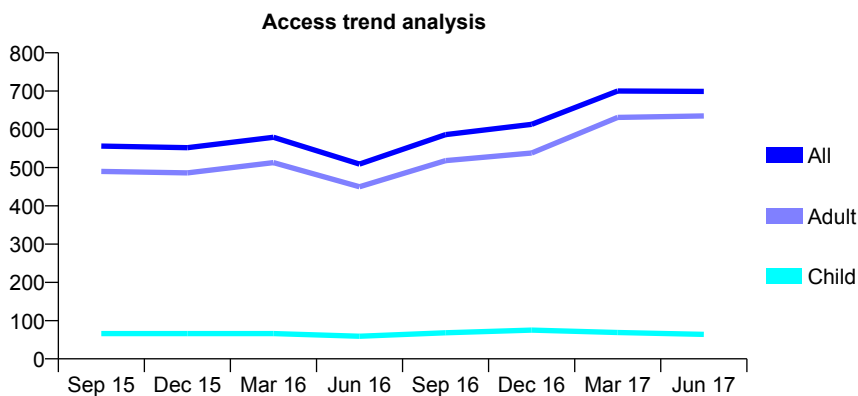
Q59 - Vital Signs At a Glance Contract Report for 127957/0007 - June 2017

Name or company name	Derbyshire Community Health Services
Contract type name	PDS Contract
Purpose of contract	General
Contract start date	01/07/2011
Contract end date	30/11/2017

17/18 Contracted general activity (UDA)	6,751
Carry forward general activity (UDA)	0
17/18 Contracted orthodontic activity (UOA)	0
Carry forward orthodontic activity (UOA)	0
Baseline contract value	£2,230,755.23

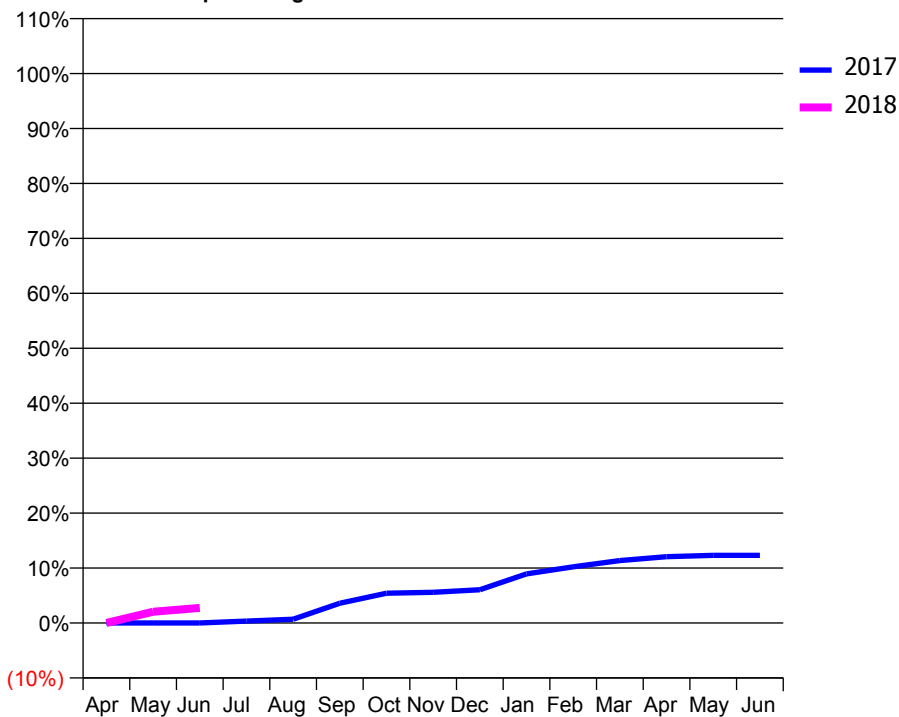
ACCESS*

Patients seen in 24 months	Total	Change since previous quarter
Quarter ending June 2016	509	
Quarter ending September 2016	586	↑
Quarter ending December 2016	613	↑
Quarter ending March 2017	700	↑
Quarter ending June 2017	699	→
Variance since June 2016	37.3%	↑



ACTIVITY

Cumulative percentage of contracted UDA delivered 2017 & 2018



Month	Adjusted Scheduled Activity (UDA)	
	2017	2018
April	0	0
May	0	139
June	0	186
July	36	
August	70	
September	366	
October	550	
November	568	
December	613	
January	905	
February	1,035	
March	1,151	
April	1,223	
May	1,246	
June	1,246	

QUALITY

	Quantity	Base Number	Contract	AT	Region	England
% of FP17s for the same patient ID Re-attending within 3 months - Children	0	28	0.0%	10.0%	11.7%	12.0%
% of FP17s for the same patient ID Re-attending within 3 months - Adults	3	206	1.5%	14.1%	15.2%	16.0%
% of FP17s for the same patient ID Re-attending between 3 & 9 months - Children	0	28	0.0%	60.9%	59.1%	58.0%
% of FP17s for the same patient ID Re-attending between 3 & 9 months - Adults	1	206	0.5%	53.7%	52.2%	50.9%
% of FP17s for Band 1 Urgent Courses	155	155	100.0%	7.3%	7.9%	9.1%
% of FP17s Relating to Free Repair or Replacements	0	155	0.0%	0.8%	0.8%	0.8%
% of FP17s Relating to Continuations	0	155	0.0%	1.0%	1.1%	1.1%
% of Patients satisfied with the dentistry they have received	1	2	N/A	91.6%	91.8%	91.7%
% of Patients satisfied with the time they had to wait for an appointment	1	2	N/A	87.3%	88.4%	88.0%

* This is based on patients treated on this contract for their most recent course of treatment. Figures in italics indicate the base number of FP17s or Patient Questionnaire responses are less than 100. N/A is shown where the base number of responses is less than 10 during the period. % is calculated as Quantity/Base number*100

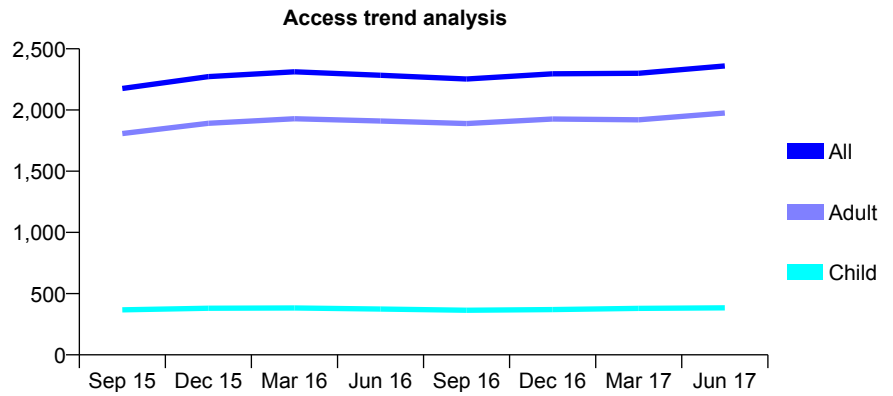
Q59 - Vital Signs At a Glance Contract Report for 129194/0001 - June 2017

Name or company name	Mr N Anand & Mr M Sheikh
Contract type name	GDS Contract
Purpose of contract	General
Contract start date	01/08/2013
Contract end date	

17/18 Contracted general activity (UDA)	4,759
Carry forward general activity (UDA)	0
17/18 Contracted orthodontic activity (UOA)	0
Carry forward orthodontic activity (UOA)	0
Baseline contract value	£129,957.31

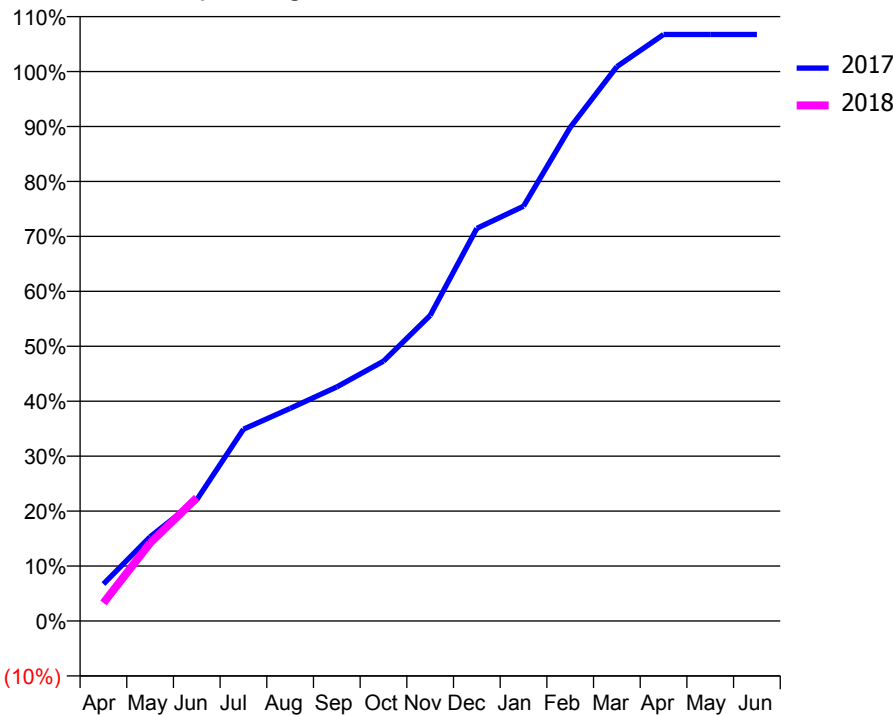
ACCESS*

Patients seen in 24 months	Total	Change since previous quarter
Quarter ending June 2016	2,284	
Quarter ending September 2016	2,253	↓
Quarter ending December 2016	2,296	→
Quarter ending March 2017	2,300	→
Quarter ending June 2017	2,360	↑
Variance since June 2016	3.3%	↑



ACTIVITY

Cumulative percentage of contracted UDA delivered 2017 & 2018



Month	Adjusted Scheduled Activity (UDA)	
	2017	2018
April	321	156
May	729	676
June	1,050	1,068
July	1,661	
August	1,841	
September	2,028	
October	2,250	
November	2,646	
December	3,400	
January	3,592	
February	4,275	
March	4,802	
April	5,079	
May	5,079	
June	5,079	

QUALITY

	Quantity	Base Number	Contract	AT	Region	England
% of FP17s for the same patient ID Re-attending within 3 months - Children	7	127	5.5%	10.0%	11.7%	12.0%
% of FP17s for the same patient ID Re-attending within 3 months - Adults	76	587	12.9%	14.1%	15.2%	16.0%
% of FP17s for the same patient ID Re-attending between 3 & 9 months - Children	48	127	37.8%	60.9%	59.1%	58.0%
% of FP17s for the same patient ID Re-attending between 3 & 9 months - Adults	254	587	43.3%	53.7%	52.2%	50.9%
% of FP17s for Band 1 Urgent Courses	24	565	4.2%	7.3%	7.9%	9.1%
% of FP17s Relating to Free Repair or Replacements	10	565	1.8%	0.8%	0.8%	0.8%
% of FP17s Relating to Continuations	9	565	1.6%	1.0%	1.1%	1.1%
% of Patients satisfied with the dentistry they have received	2	2	N/A	91.6%	91.8%	91.7%
% of Patients satisfied with the time they had to wait for an appointment	2	2	N/A	87.3%	88.4%	88.0%

* This is based on patients treated on this contract for their most recent course of treatment. Figures in italics indicate the base number of FP17s or Patient Questionnaire responses are less than 100. N/A is shown where the base number of responses is less than 10 during the period. % is calculated as Quantity/Base number*100

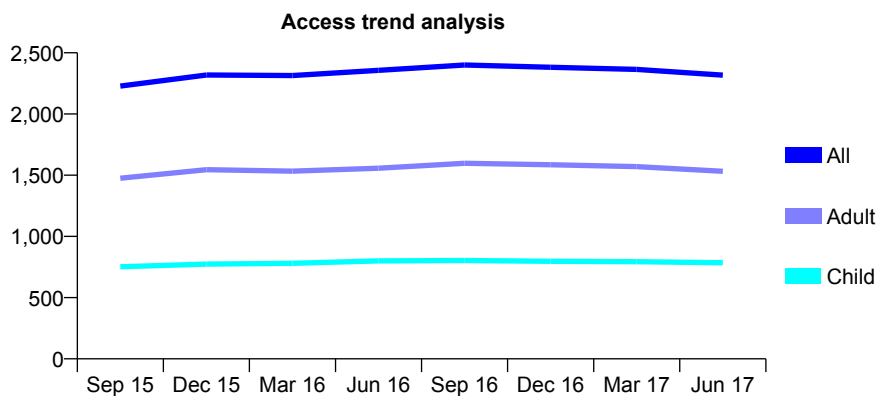
Q59 - Vital Signs At a Glance Contract Report for 129976/0001 - June 2017

Name or company name	Gorse Covert Dental Practice Ltd
Contract type name	GDS Contract
Purpose of contract	General
Contract start date	01/04/2010
Contract end date	

17/18 Contracted general activity (UDA)	3,225
Carry forward general activity (UDA)	0
17/18 Contracted orthodontic activity (UOA)	0
Carry forward orthodontic activity (UOA)	0
Baseline contract value	£82,790.74

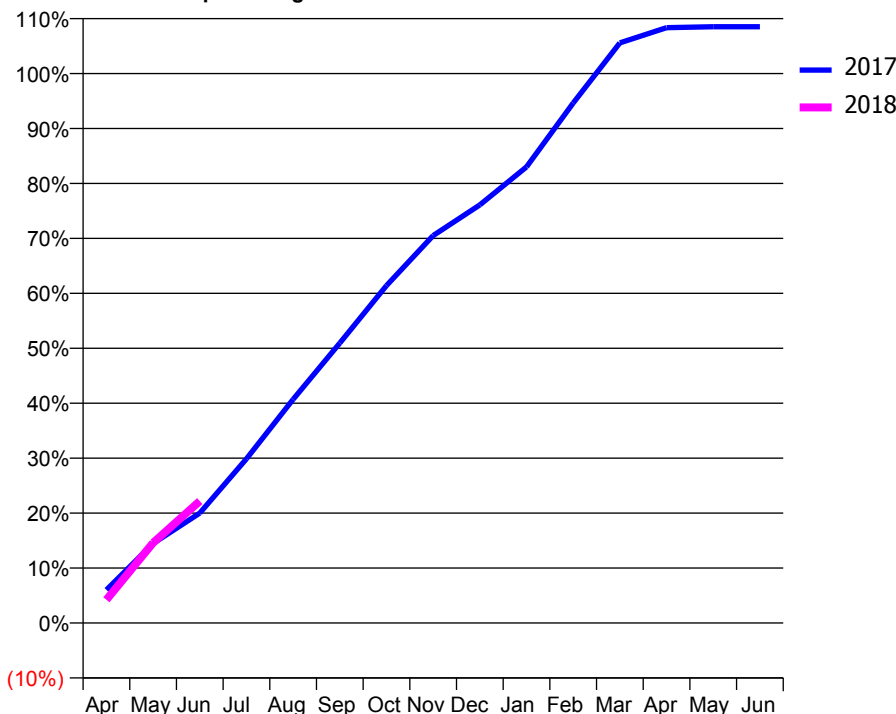
ACCESS*

Patients seen in 24 months	Total	Change since previous quarter
Quarter ending June 2016	2,357	
Quarter ending September 2016	2,400	→
Quarter ending December 2016	2,382	→
Quarter ending March 2017	2,364	→
Quarter ending June 2017	2,317	↓
Variance since June 2016	(1.7%)	↓



ACTIVITY

Cumulative percentage of contracted UDA delivered 2017 & 2018



Month	Adjusted Scheduled Activity (UDA)	
	2017	2018
April	194	136
May	467	471
June	645	715
July	964	
August	1,313	
September	1,643	
October	1,980	
November	2,274	
December	2,454	
January	2,677	
February	3,052	
March	3,404	
April	3,494	
May	3,500	
June	3,500	

QUALITY

	Quantity	Base Number	Contract	AT	Region	England
% of FP17s for the same patient ID Re-attending within 3 months - Children	24	297	8.1%	10.0%	11.7%	12.0%
% of FP17s for the same patient ID Re-attending within 3 months - Adults	73	497	14.7%	14.1%	15.2%	16.0%
% of FP17s for the same patient ID Re-attending between 3 & 9 months - Children	169	297	56.9%	60.9%	59.1%	58.0%
% of FP17s for the same patient ID Re-attending between 3 & 9 months - Adults	257	497	51.7%	53.7%	52.2%	50.9%
% of FP17s for Band 1 Urgent Courses	32	452	7.1%	7.3%	7.9%	9.1%
% of FP17s Relating to Free Repair or Replacements	0	452	0.0%	0.8%	0.8%	0.8%
% of FP17s Relating to Continuations	2	452	0.4%	1.0%	1.1%	1.1%
% of Patients satisfied with the dentistry they have received	0	0	N/A	91.6%	91.8%	91.7%
% of Patients satisfied with the time they had to wait for an appointment	0	0	N/A	87.3%	88.4%	88.0%

* This is based on patients treated on this contract for their most recent course of treatment. Figures in italics indicate the base number of FP17s or Patient Questionnaire responses are less than 100. N/A is shown where the base number of responses is less than 10 during the period. % is calculated as Quantity/Base number*100

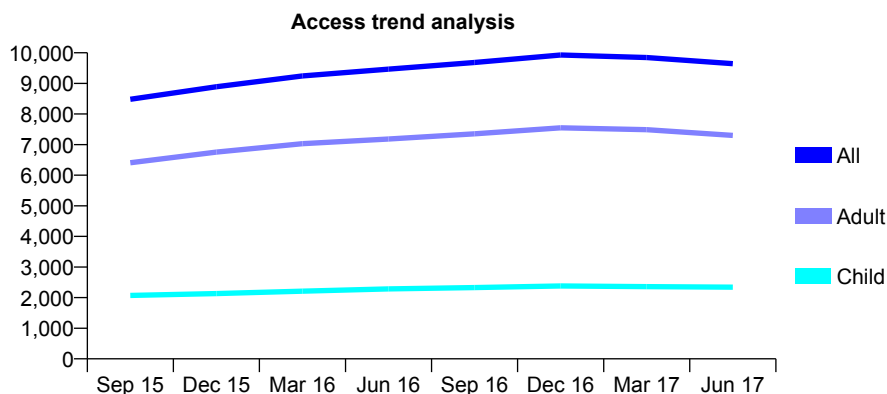
Q59 - Vital Signs At a Glance Contract Report for 131911/0001 - June 2017

Name or company name	Carholme Dental Limited
Contract type name	GDS Contract
Purpose of contract	General
Contract start date	01/02/2014
Contract end date	

17/18 Contracted general activity (UDA)	29,731
Carry forward general activity (UDA)	0
17/18 Contracted orthodontic activity (UOA)	0
Carry forward orthodontic activity (UOA)	0
Baseline contract value	£655,359.57

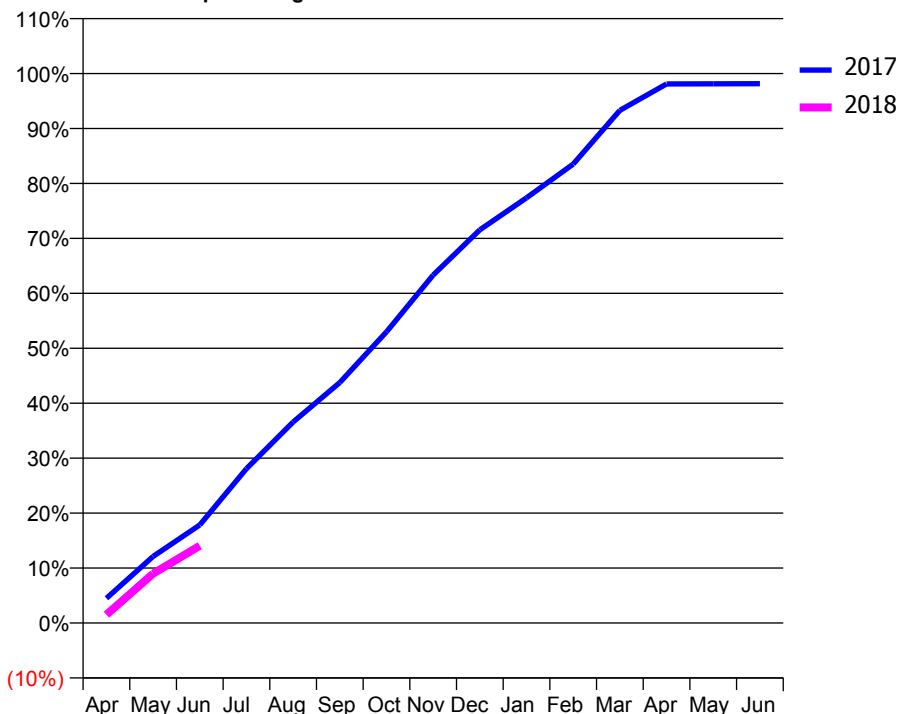
ACCESS*

Patients seen in 24 months	Total	Change since previous quarter
Quarter ending June 2016	9,467	
Quarter ending September 2016	9,682	↑
Quarter ending December 2016	9,928	↑
Quarter ending March 2017	9,846	→
Quarter ending June 2017	9,643	↓
Variance since June 2016	1.9%	→



ACTIVITY

Cumulative percentage of contracted UDA delivered 2017 & 2018



Adjusted Scheduled Activity (UDA)

Month	2017	2018
April	1,382	454
May	3,728	2,675
June	5,481	4,184
July	8,631	
August	11,244	
September	13,447	
October	16,284	
November	19,463	
December	21,988	
January	23,775	
February	25,663	
March	28,670	
April	30,145	
May	30,156	
June	30,159	

QUALITY

	Quantity	Base Number	Contract	AT	Region	England
% of FP17s for the same patient ID Re-attending within 3 months - Children	59	619	9.5%	10.0%	11.7%	12.0%
% of FP17s for the same patient ID Re-attending within 3 months - Adults	304	1,994	15.2%	14.1%	15.2%	16.0%
% of FP17s for the same patient ID Re-attending between 3 & 9 months - Children	360	619	58.2%	60.9%	59.1%	58.0%
% of FP17s for the same patient ID Re-attending between 3 & 9 months - Adults	1,171	1,994	58.7%	53.7%	52.2%	50.9%
% of FP17s for Band 1 Urgent Courses	203	2,091	9.7%	7.3%	7.9%	9.1%
% of FP17s Relating to Free Repair or Replacements	16	2,091	0.8%	0.8%	0.8%	0.8%
% of FP17s Relating to Continuations	3	2,091	0.1%	1.0%	1.1%	1.1%
% of Patients satisfied with the dentistry they have received	39	41	95.1%	91.6%	91.8%	91.7%
% of Patients satisfied with the time they had to wait for an appointment	34	41	82.9%	87.3%	88.4%	88.0%

* This is based on patients treated on this contract for their most recent course of treatment. Figures in italics indicate the base number of FP17s or Patient Questionnaire responses are less than 100. N/A is shown where the base number of responses is less than 10 during the period. % is calculated as Quantity/Base number*100

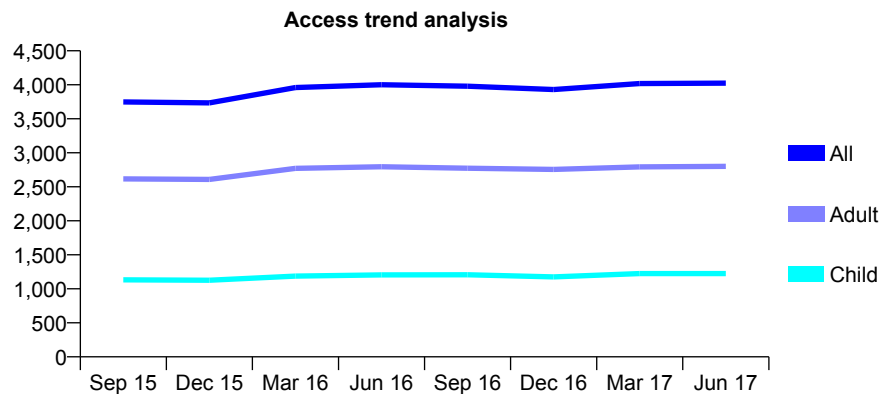
Q59 - Vital Signs At a Glance Contract Report for 134120/0001 - June 2017

Name or company name	Doncaster Road Dental Practice Ltd
Contract type name	GDS Contract
Purpose of contract	General
Contract start date	04/09/2009
Contract end date	

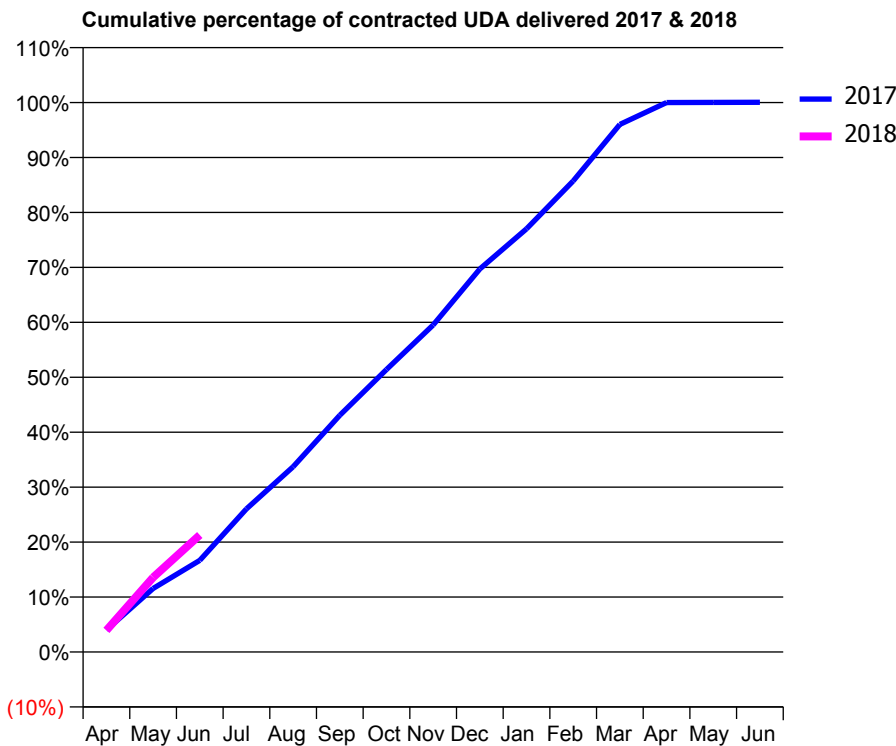
17/18 Contracted general activity (UDA)	13,458
Carry forward general activity (UDA)	0
17/18 Contracted orthodontic activity (UOA)	0
Carry forward orthodontic activity (UOA)	0
Baseline contract value	£302,495.25

ACCESS*

Patients seen in 24 months	Total	Change since previous quarter
Quarter ending June 2016	4,000	
Quarter ending September 2016	3,980	→
Quarter ending December 2016	3,931	↓
Quarter ending March 2017	4,018	↑
Quarter ending June 2017	4,025	→
Variance since June 2016	0.6%	→



ACTIVITY



Month	Adjusted Scheduled Activity (UDA)	
	2017	2018
April	599	530
May	1,730	1,828
June	2,495	2,867
July	3,898	
August	5,042	
September	6,447	
October	7,691	
November	8,901	
December	10,425	
January	11,518	
February	12,823	
March	14,360	
April	14,959	
May	14,961	
June	14,963	

QUALITY

	Quantity	Base Number	Contract	AT	Region	England
% of FP17s for the same patient ID Re-attending within 3 months - Children	49	450	10.9%	10.0%	11.7%	12.0%
% of FP17s for the same patient ID Re-attending within 3 months - Adults	197	1,004	19.6%	14.1%	15.2%	16.0%
% of FP17s for the same patient ID Re-attending between 3 & 9 months - Children	301	450	66.9%	60.9%	59.1%	58.0%
% of FP17s for the same patient ID Re-attending between 3 & 9 months - Adults	538	1,004	53.6%	53.7%	52.2%	50.9%
% of FP17s for Band 1 Urgent Courses	108	1,207	8.9%	7.3%	7.9%	9.1%
% of FP17s Relating to Free Repair or Replacements	1	1,207	0.1%	0.8%	0.8%	0.8%
% of FP17s Relating to Continuations	4	1,207	0.3%	1.0%	1.1%	1.1%
% of Patients satisfied with the dentistry they have received	10	10	100.0%	91.6%	91.8%	91.7%
% of Patients satisfied with the time they had to wait for an appointment	9	10	90.0%	87.3%	88.4%	88.0%

* This is based on patients treated on this contract for their most recent course of treatment. Figures in italics indicate the base number of FP17s or Patient Questionnaire responses are less than 100. N/A is shown where the base number of responses is less than 10 during the period. % is calculated as Quantity/Base number*100

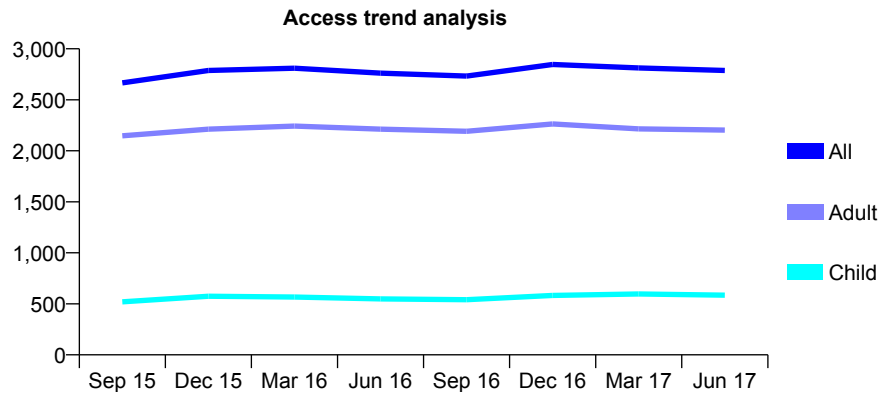
Q59 - Vital Signs At a Glance Contract Report for 136131/0001 - June 2017

Name or company name	Uppingham & Upperton Dental Practice Ltd
Contract type name	GDS Contract
Purpose of contract	General
Contract start date	07/09/2009
Contract end date	

17/18 Contracted general activity (UDA)	6,638
Carry forward general activity (UDA)	0
17/18 Contracted orthodontic activity (UOA)	0
Carry forward orthodontic activity (UOA)	0
Baseline contract value	£170,669.30

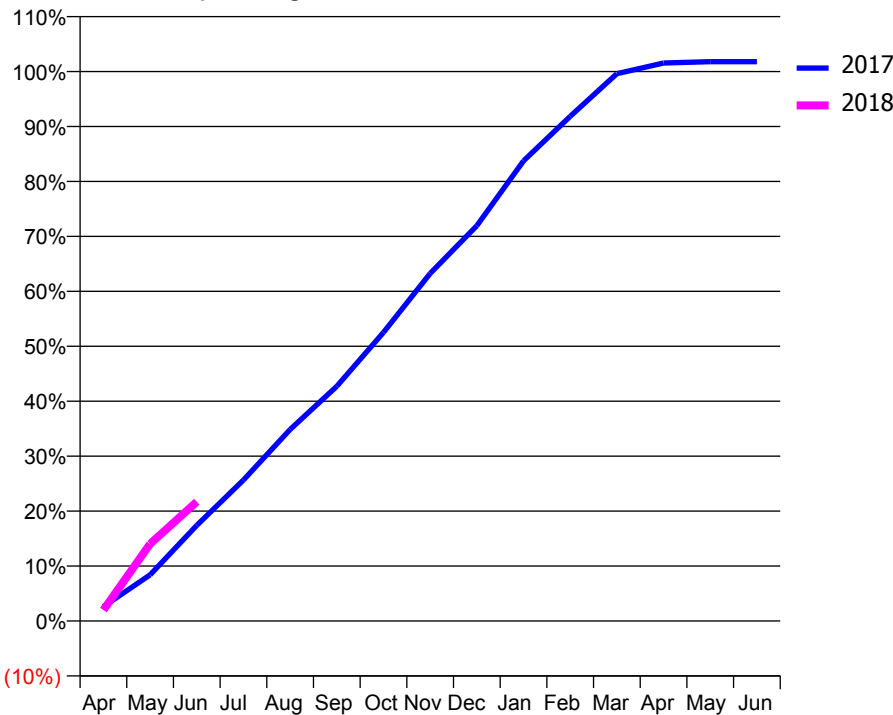
ACCESS*

Patients seen in 24 months	Total	Change since previous quarter
Quarter ending June 2016	2,762	
Quarter ending September 2016	2,733	↓
Quarter ending December 2016	2,846	↑
Quarter ending March 2017	2,812	↓
Quarter ending June 2017	2,788	→
Variance since June 2016	0.9%	→



ACTIVITY

Cumulative percentage of contracted UDA delivered 2017 & 2018



Month	Adjusted Scheduled Activity (UDA)	
	2017	2018
April	227	133
May	725	932
June	1,505	1,441
July	2,216	
August	3,012	
September	3,691	
October	4,537	
November	5,464	
December	6,213	
January	7,233	
February	7,933	
March	8,603	
April	8,771	
May	8,792	
June	8,792	

QUALITY

	Quantity	Base Number	Contract	AT	Region	England
% of FP17s for the same patient ID Re-attending within 3 months - Children	13	201	6.5%	10.0%	11.7%	12.0%
% of FP17s for the same patient ID Re-attending within 3 months - Adults	141	798	17.7%	14.1%	15.2%	16.0%
% of FP17s for the same patient ID Re-attending between 3 & 9 months - Children	157	201	78.1%	60.9%	59.1%	58.0%
% of FP17s for the same patient ID Re-attending between 3 & 9 months - Adults	563	798	70.6%	53.7%	52.2%	50.9%
% of FP17s for Band 1 Urgent Courses	60	887	6.8%	7.3%	7.9%	9.1%
% of FP17s Relating to Free Repair or Replacements	10	887	1.1%	0.8%	0.8%	0.8%
% of FP17s Relating to Continuations	1	887	0.1%	1.0%	1.1%	1.1%
% of Patients satisfied with the dentistry they have received	11	11	100.0%	91.6%	91.8%	91.7%
% of Patients satisfied with the time they had to wait for an appointment	10	11	90.9%	87.3%	88.4%	88.0%

* This is based on patients treated on this contract for their most recent course of treatment. Figures in italics indicate the base number of FP17s or Patient Questionnaire responses are less than 100. N/A is shown where the base number of responses is less than 10 during the period. % is calculated as Quantity/Base number*100

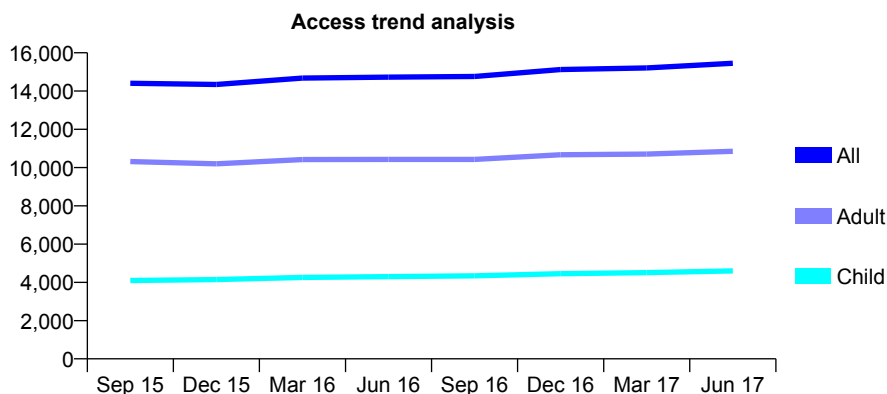
Q59 - Vital Signs At a Glance Contract Report for 137766/0001 - June 2017

Name or company name	Mr B Patel & Mr R Jansari
Contract type name	GDS Contract
Purpose of contract	General and Orthodontic
Contract start date	01/04/2010
Contract end date	

17/18 Contracted general activity (UDA)	41,661
Carry forward general activity (UDA)	0
17/18 Contracted orthodontic activity (UOA)	889
Carry forward orthodontic activity (UOA)	0
Baseline contract value	£1,282,968.66

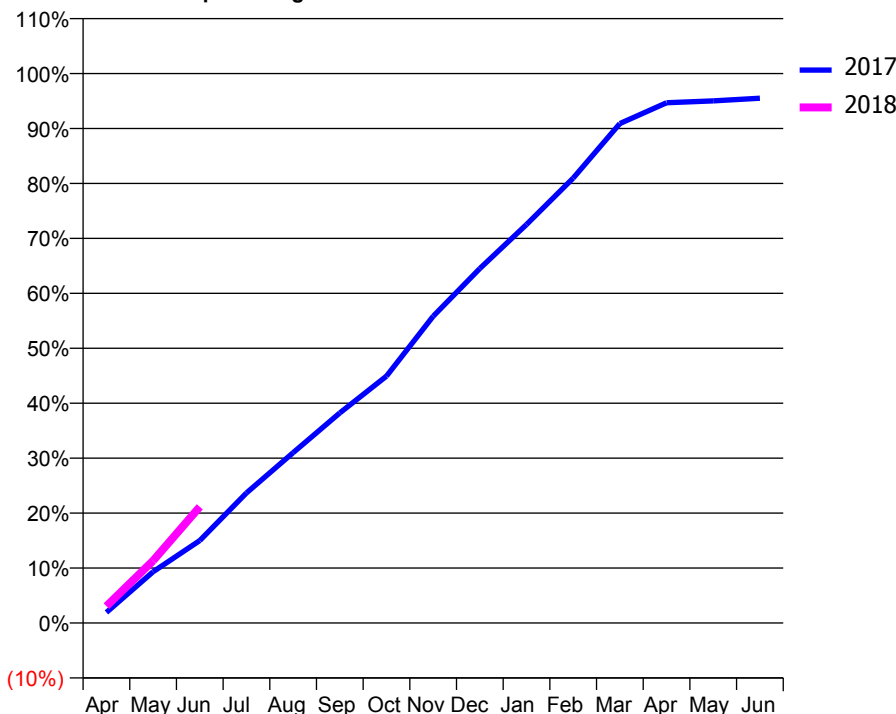
ACCESS*

Patients seen in 24 months	Total	Change since previous quarter
Quarter ending June 2016	14,725	
Quarter ending September 2016	14,764	→
Quarter ending December 2016	15,124	↑
Quarter ending March 2017	15,212	→
Quarter ending June 2017	15,452	→
Variance since June 2016	4.9%	↑



ACTIVITY

Cumulative percentage of contracted UDA delivered 2017 & 2018



Adjusted Scheduled Activity (UDA)

Month	2017	2018
April	799	1,277
May	3,886	4,725
June	6,251	8,806
July	9,859	
August	12,912	
September	15,930	
October	18,717	
November	23,260	
December	26,874	
January	30,212	
February	33,732	
March	37,865	
April	39,444	
May	39,585	
June	39,787	

QUALITY

	Quantity	Base Number	Contract	AT	Region	England
% of FP17s for the same patient ID Re-attending within 3 months - Children	100	1,219	8.2%	10.0%	11.7%	12.0%
% of FP17s for the same patient ID Re-attending within 3 months - Adults	436	3,200	13.6%	14.1%	15.2%	16.0%
% of FP17s for the same patient ID Re-attending between 3 & 9 months - Children	427	1,219	35.0%	60.9%	59.1%	58.0%
% of FP17s for the same patient ID Re-attending between 3 & 9 months - Adults	1,301	3,200	40.7%	53.7%	52.2%	50.9%
% of FP17s for Band 1 Urgent Courses	296	3,595	8.2%	7.3%	7.9%	9.1%
% of FP17s Relating to Free Repair or Replacements	27	3,595	0.8%	0.8%	0.8%	0.8%
% of FP17s Relating to Continuations	49	3,595	1.4%	1.0%	1.1%	1.1%
% of Patients satisfied with the dentistry they have received	17	18	94.4%	91.6%	91.8%	91.7%
% of Patients satisfied with the time they had to wait for an appointment	13	18	72.2%	87.3%	88.4%	88.0%

* This is based on patients treated on this contract for their most recent course of treatment. Figures in italics indicate the base number of FP17s or Patient Questionnaire responses are less than 100. N/A is shown where the base number of responses is less than 10 during the period. % is calculated as Quantity/Base number*100

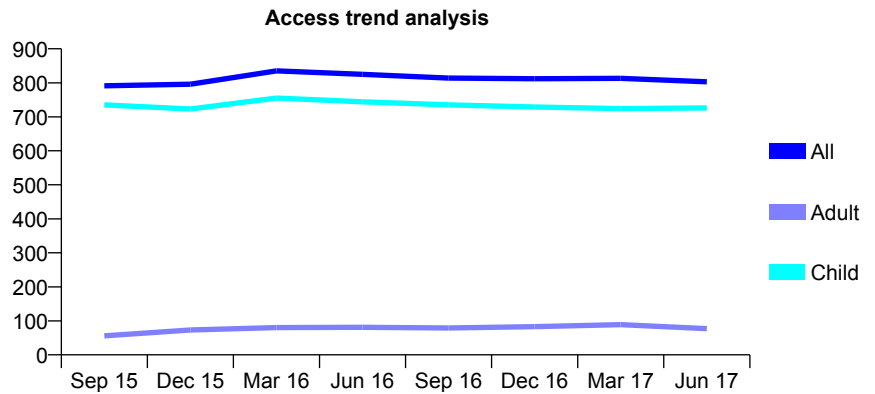
Q59 - Vital Signs At a Glance Contract Report for 137898/0001 - June 2017

Name or company name	Mr Ingram and Mrs Ingram
Contract type name	GDS Contract
Purpose of contract	General
Contract start date	01/04/2014
Contract end date	

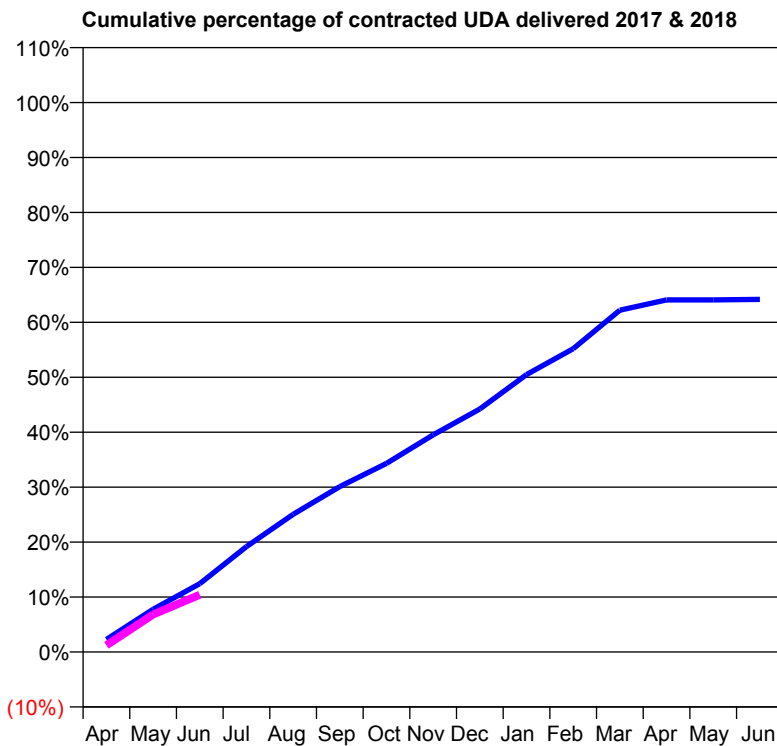
17/18 Contracted general activity (UDA)	3,000
Carry forward general activity (UDA)	0
17/18 Contracted orthodontic activity (UOA)	0
Carry forward orthodontic activity (UOA)	0
Baseline contract value	£71,234.81

ACCESS*

Patients seen in 24 months	Total	Change since previous quarter
Quarter ending June 2016	825	
Quarter ending September 2016	814	↓
Quarter ending December 2016	812	→
Quarter ending March 2017	813	→
Quarter ending June 2017	803	↓
Variance since June 2016	(2.7%)	↓



ACTIVITY



Month	Adjusted Scheduled Activity (UDA)	
	2017	2018
April	69	37
May	234	205
June	373	312
July	576	
August	752	
September	903	
October	1,030	
November	1,185	
December	1,327	
January	1,514	
February	1,656	
March	1,866	
April	1,922	
May	1,922	
June	1,925	

QUALITY

	Quantity	Base Number	Contract	AT	Region	England
% of FP17s for the same patient ID Re-attending within 3 months - Children	34	269	12.6%	10.0%	11.7%	12.0%
% of FP17s for the same patient ID Re-attending within 3 months - Adults	1	10	10.0%	14.1%	15.2%	16.0%
% of FP17s for the same patient ID Re-attending between 3 & 9 months - Children	184	269	68.4%	60.9%	59.1%	58.0%
% of FP17s for the same patient ID Re-attending between 3 & 9 months - Adults	9	10	90.0%	53.7%	52.2%	50.9%
% of FP17s for Band 1 Urgent Courses	7	232	3.0%	7.3%	7.9%	9.1%
% of FP17s Relating to Free Repair or Replacements	0	232	0.0%	0.8%	0.8%	0.8%
% of FP17s Relating to Continuations	0	232	0.0%	1.0%	1.1%	1.1%
% of Patients satisfied with the dentistry they have received	1	1	N/A	91.6%	91.8%	91.7%
% of Patients satisfied with the time they had to wait for an appointment	1	1	N/A	87.3%	88.4%	88.0%

* This is based on patients treated on this contract for their most recent course of treatment. Figures in italics indicate the base number of FP17s or Patient Questionnaire responses are less than 100. N/A is shown where the base number of responses is less than 10 during the period. % is calculated as Quantity/Base number*100

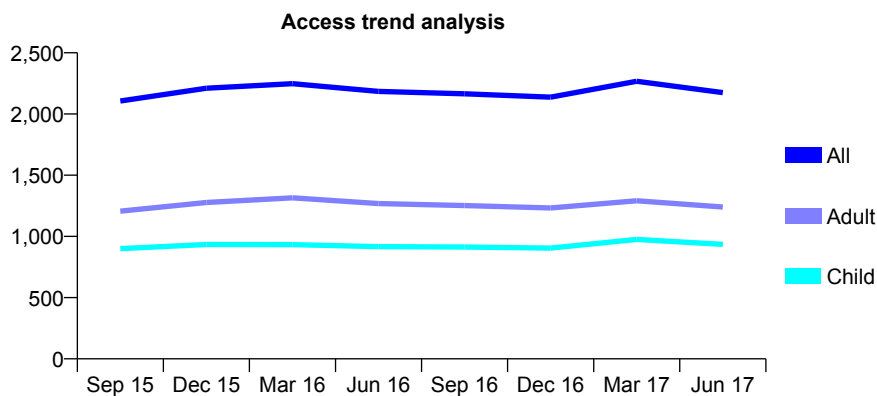
Q59 - Vital Signs At a Glance Contract Report for 139351/0001 - June 2017

Name or company name	SMILEZONE Ltd
Contract type name	GDS Contract
Purpose of contract	General
Contract start date	01/04/2007
Contract end date	

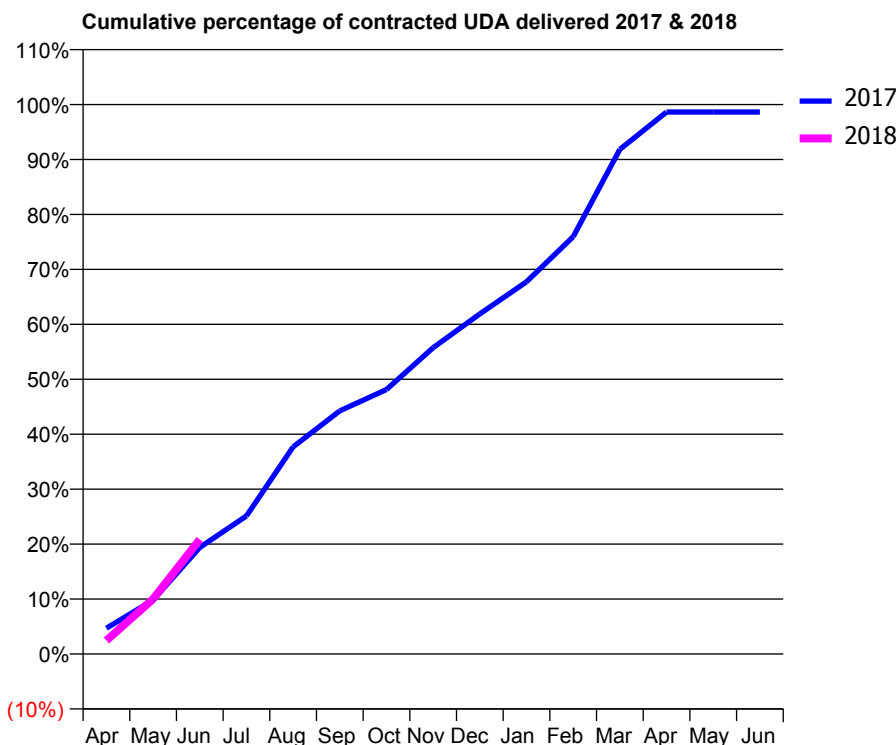
17/18 Contracted general activity (UDA)	3,727
Carry forward general activity (UDA)	0
17/18 Contracted orthodontic activity (UOA)	0
Carry forward orthodontic activity (UOA)	0
Baseline contract value	£124,468.04

ACCESS*

Patients seen in 24 months	Total	Change since previous quarter
Quarter ending June 2016	2,185	
Quarter ending September 2016	2,165	→
Quarter ending December 2016	2,138	↓
Quarter ending March 2017	2,267	↑
Quarter ending June 2017	2,175	↓
Variance since June 2016	(0.5%)	→



ACTIVITY



Month	Adjusted Scheduled Activity (UDA)	
	2017	2018
April	315	92
May	661	373
June	1,305	777
July	1,690	
August	2,536	
September	2,976	
October	3,238	
November	3,751	
December	4,163	
January	4,556	
February	5,108	
March	6,179	
April	6,635	
May	6,635	
June	6,635	

QUALITY

	Quantity	Base Number	Contract	AT	Region	England
% of FP17s for the same patient ID Re-attending within 3 months - Children	34	261	13.0%	10.0%	11.7%	12.0%
% of FP17s for the same patient ID Re-attending within 3 months - Adults	44	268	16.4%	14.1%	15.2%	16.0%
% of FP17s for the same patient ID Re-attending between 3 & 9 months - Children	111	261	42.5%	60.9%	59.1%	58.0%
% of FP17s for the same patient ID Re-attending between 3 & 9 months - Adults	115	268	42.9%	53.7%	52.2%	50.9%
% of FP17s for Band 1 Urgent Courses	32	360	8.9%	7.3%	7.9%	9.1%
% of FP17s Relating to Free Repair or Replacements	0	360	0.0%	0.8%	0.8%	0.8%
% of FP17s Relating to Continuations	1	360	0.3%	1.0%	1.1%	1.1%
% of Patients satisfied with the dentistry they have received	0	0	N/A	91.6%	91.8%	91.7%
% of Patients satisfied with the time they had to wait for an appointment	0	0	N/A	87.3%	88.4%	88.0%

* This is based on patients treated on this contract for their most recent course of treatment. Figures in italics indicate the base number of FP17s or Patient Questionnaire responses are less than 100. N/A is shown where the base number of responses is less than 10 during the period. % is calculated as Quantity/Base number*100

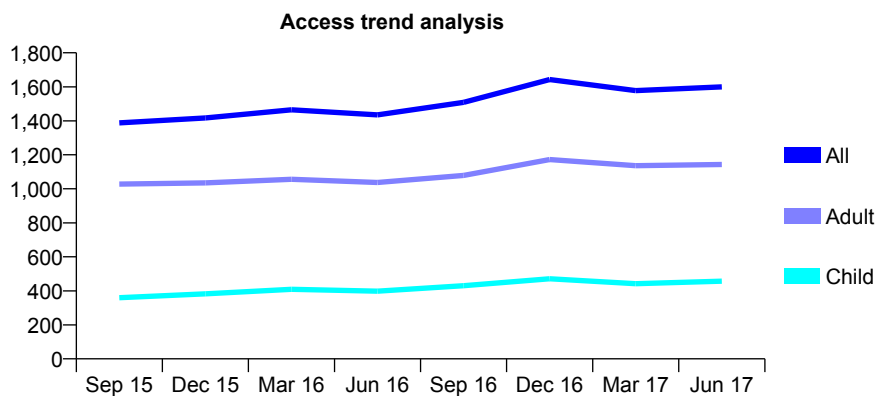
Q59 - Vital Signs At a Glance Contract Report for 139874/0002 - June 2017

Name or company name	C M Desai Limited
Contract type name	GDS Contract
Purpose of contract	General
Contract start date	01/03/2008
Contract end date	

17/18 Contracted general activity (UDA)	5,026
Carry forward general activity (UDA)	0
17/18 Contracted orthodontic activity (UOA)	0
Carry forward orthodontic activity (UOA)	0
Baseline contract value	£140,083.45

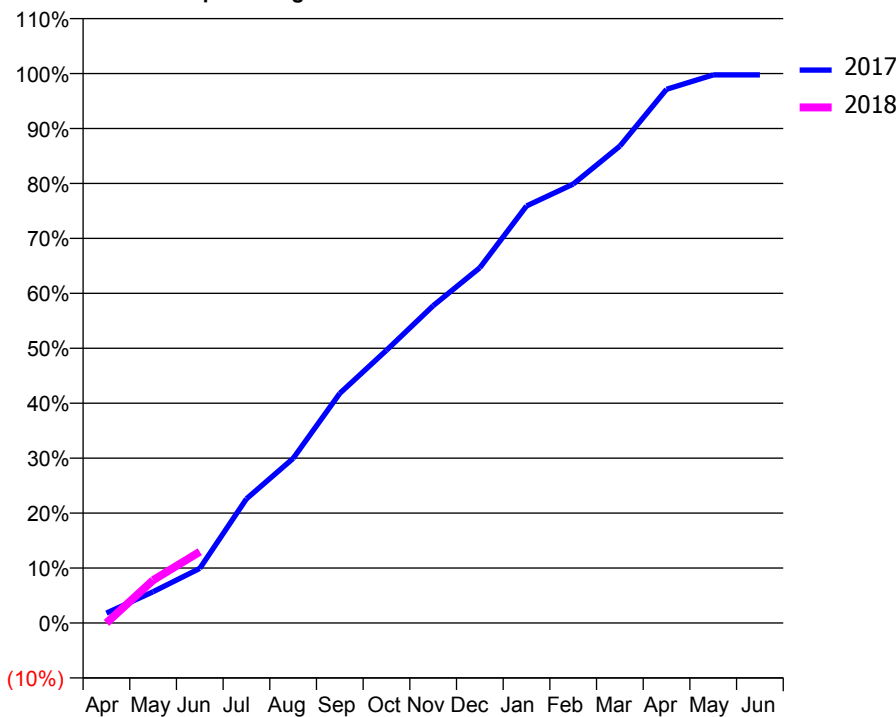
ACCESS*

Patients seen in 24 months	Total	Change since previous quarter
Quarter ending June 2016	1,435	
Quarter ending September 2016	1,509	↑
Quarter ending December 2016	1,643	↑
Quarter ending March 2017	1,578	↓
Quarter ending June 2017	1,600	→
Variance since June 2016	11.5%	↑



ACTIVITY

Cumulative percentage of contracted UDA delivered 2017 & 2018



Adjusted Scheduled Activity (UDA)

Month	2017	2018
April	99	0
May	314	392
June	550	652
July	1,249	
August	1,655	
September	2,310	
October	2,743	
November	3,191	
December	3,574	
January	4,193	
February	4,414	
March	4,795	
April	5,367	
May	5,512	
June	5,512	

QUALITY

	Quantity	Base Number	Contract	AT	Region	England
% of FP17s for the same patient ID Re-attending within 3 months - Children	11	175	6.3%	10.0%	11.7%	12.0%
% of FP17s for the same patient ID Re-attending within 3 months - Adults	56	374	15.0%	14.1%	15.2%	16.0%
% of FP17s for the same patient ID Re-attending between 3 & 9 months - Children	73	175	41.7%	60.9%	59.1%	58.0%
% of FP17s for the same patient ID Re-attending between 3 & 9 months - Adults	153	374	40.9%	53.7%	52.2%	50.9%
% of FP17s for Band 1 Urgent Courses	15	243	6.2%	7.3%	7.9%	9.1%
% of FP17s Relating to Free Repair or Replacements	3	243	1.2%	0.8%	0.8%	0.8%
% of FP17s Relating to Continuations	2	243	0.8%	1.0%	1.1%	1.1%
% of Patients satisfied with the dentistry they have received	2	2	N/A	91.6%	91.8%	91.7%
% of Patients satisfied with the time they had to wait for an appointment	1	2	N/A	87.3%	88.4%	88.0%

* This is based on patients treated on this contract for their most recent course of treatment. Figures in italics indicate the base number of FP17s or Patient Questionnaire responses are less than 100. N/A is shown where the base number of responses is less than 10 during the period. % is calculated as Quantity/Base number*100

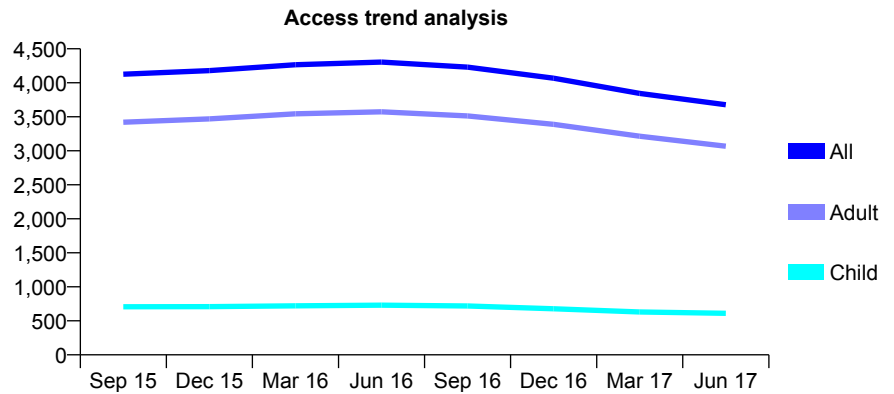
Q59 - Vital Signs At a Glance Contract Report for 142875/0001 - June 2017

Name or company name	Mr B Moroney & Mr S Williams
Contract type name	GDS Contract
Purpose of contract	General
Contract start date	01/01/2012
Contract end date	

17/18 Contracted general activity (UDA)	11,224
Carry forward general activity (UDA)	0
17/18 Contracted orthodontic activity (UOA)	0
Carry forward orthodontic activity (UOA)	0
Baseline contract value	£280,268.00

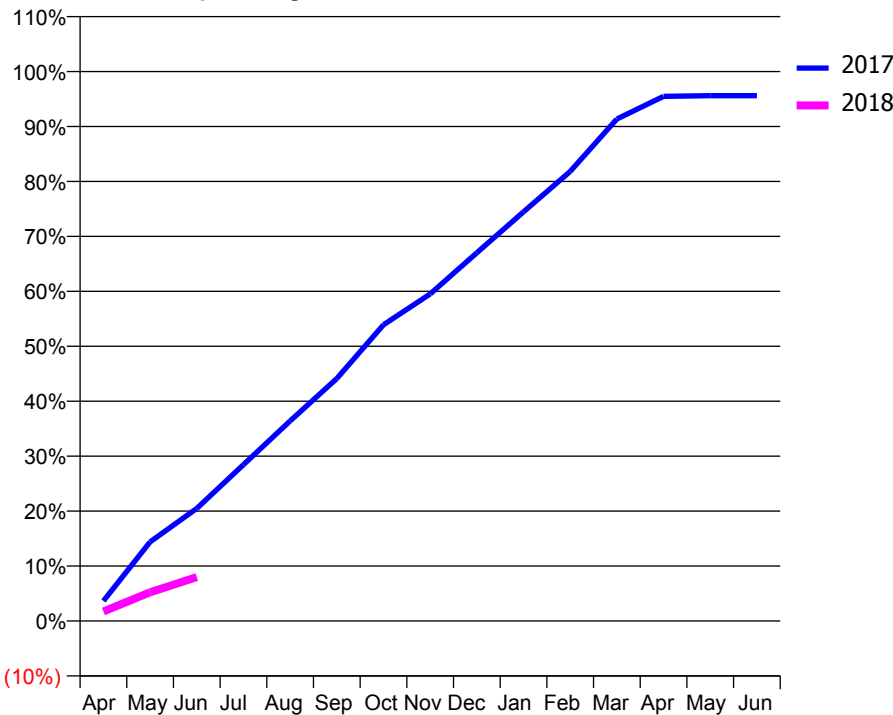
ACCESS*

Patients seen in 24 months	Total	Change since previous quarter
Quarter ending June 2016	4,304	
Quarter ending September 2016	4,231	↓
Quarter ending December 2016	4,068	↓
Quarter ending March 2017	3,845	↓
Quarter ending June 2017	3,678	↓
Variance since June 2016	(14.5%)	↓



ACTIVITY

Cumulative percentage of contracted UDA delivered 2017 & 2018



Month	Adjusted Scheduled Activity (UDA)	
	2017	2018
April	263	195
May	1,040	588
June	1,481	897
July	2,056	
August	2,630	
September	3,188	
October	3,894	
November	4,300	
December	4,841	
January	5,378	
February	5,910	
March	6,600	
April	6,897	
May	6,906	
June	6,906	

QUALITY

	Quantity	Base Number	Contract	AT	Region	England
% of FP17s for the same patient ID Re-attending within 3 months - Children	4	93	4.3%	10.0%	11.7%	12.0%
% of FP17s for the same patient ID Re-attending within 3 months - Adults	48	576	8.3%	14.1%	15.2%	16.0%
% of FP17s for the same patient ID Re-attending between 3 & 9 months - Children	50	93	53.8%	60.9%	59.1%	58.0%
% of FP17s for the same patient ID Re-attending between 3 & 9 months - Adults	236	576	41.0%	53.7%	52.2%	50.9%
% of FP17s for Band 1 Urgent Courses	7	566	1.2%	7.3%	7.9%	9.1%
% of FP17s Relating to Free Repair or Replacements	0	566	0.0%	0.8%	0.8%	0.8%
% of FP17s Relating to Continuations	13	566	2.3%	1.0%	1.1%	1.1%
% of Patients satisfied with the dentistry they have received	2	5	N/A	91.6%	91.8%	91.7%
% of Patients satisfied with the time they had to wait for an appointment	3	5	N/A	87.3%	88.4%	88.0%

* This is based on patients treated on this contract for their most recent course of treatment. Figures in italics indicate the base number of FP17s or Patient Questionnaire responses are less than 100. N/A is shown where the base number of responses is less than 10 during the period. % is calculated as Quantity/Base number*100

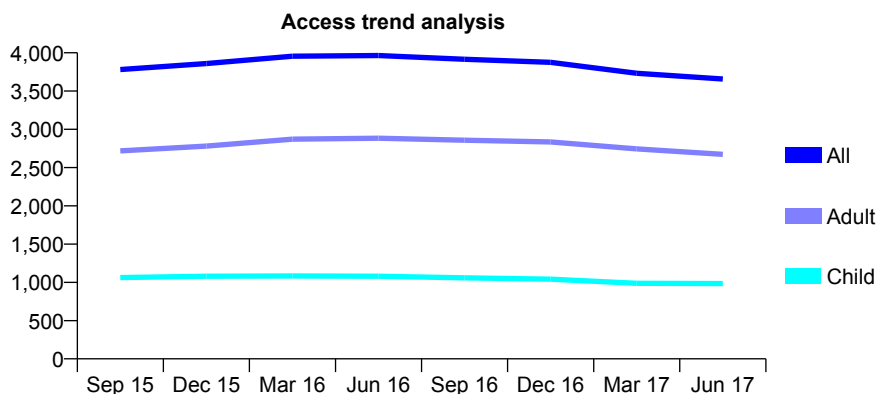
Q59 - Vital Signs At a Glance Contract Report for 143448/0001 - June 2017

Name or company name	Dr D J Duplessis & Ms Lieze Duplessis
Contract type name	GDS Contract
Purpose of contract	General and Orthodontic
Contract start date	01/04/2011
Contract end date	

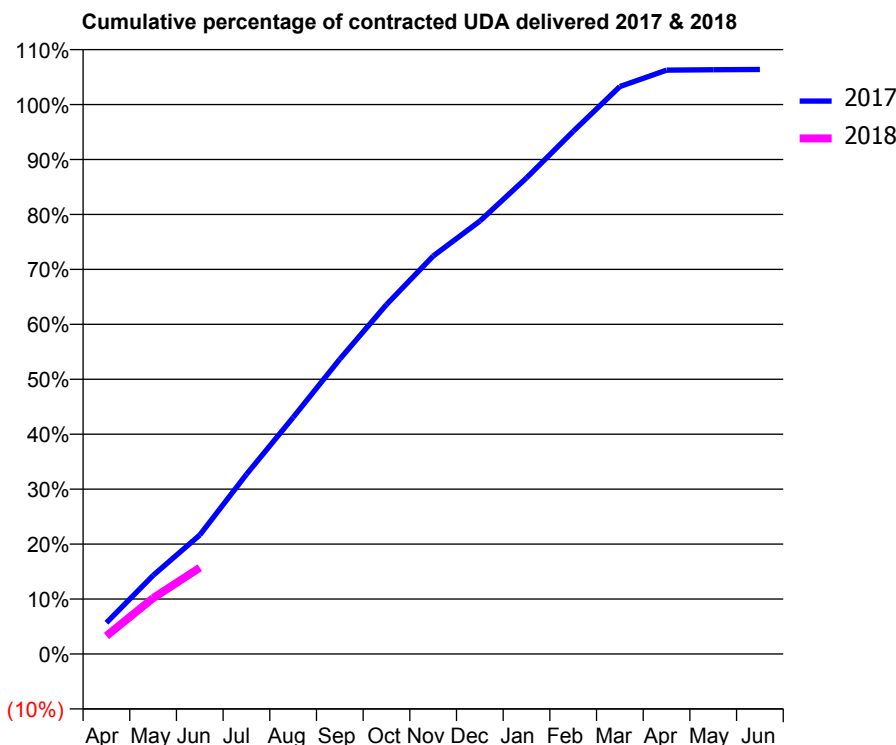
17/18 Contracted general activity (UDA)	9,098
Carry forward general activity (UDA)	0
17/18 Contracted orthodontic activity (UOA)	289
Carry forward orthodontic activity (UOA)	0
Baseline contract value	£231,664.32

ACCESS*

Patients seen in 24 months	Total	Change since previous quarter
Quarter ending June 2016	3,964	
Quarter ending September 2016	3,915	↓
Quarter ending December 2016	3,876	→
Quarter ending March 2017	3,733	↓
Quarter ending June 2017	3,657	↓
Variance since June 2016	(7.7%)	↓



ACTIVITY



Month	Adjusted Scheduled Activity (UDA)	
	2017	2018
April	519	299
May	1,302	927
June	1,970	1,429
July	2,975	
August	3,917	
September	4,882	
October	5,786	
November	6,590	
December	7,167	
January	7,882	
February	8,654	
March	9,396	
April	9,667	
May	9,674	
June	9,677	

QUALITY

	Quantity	Base Number	Contract	AT	Region	England
% of FP17s for the same patient ID Re-attending within 3 months - Children	13	240	5.4%	10.0%	11.7%	12.0%
% of FP17s for the same patient ID Re-attending within 3 months - Adults	72	505	14.3%	14.1%	15.2%	16.0%
% of FP17s for the same patient ID Re-attending between 3 & 9 months - Children	73	240	30.4%	60.9%	59.1%	58.0%
% of FP17s for the same patient ID Re-attending between 3 & 9 months - Adults	139	505	27.5%	53.7%	52.2%	50.9%
% of FP17s for Band 1 Urgent Courses	38	621	6.1%	7.3%	7.9%	9.1%
% of FP17s Relating to Free Repair or Replacements	2	621	0.3%	0.8%	0.8%	0.8%
% of FP17s Relating to Continuations	21	621	3.4%	1.0%	1.1%	1.1%
% of Patients satisfied with the dentistry they have received	9	10	90.0%	91.6%	91.8%	91.7%
% of Patients satisfied with the time they had to wait for an appointment	9	10	90.0%	87.3%	88.4%	88.0%

* This is based on patients treated on this contract for their most recent course of treatment. Figures in italics indicate the base number of FP17s or Patient Questionnaire responses are less than 100. N/A is shown where the base number of responses is less than 10 during the period. % is calculated as Quantity/Base number*100

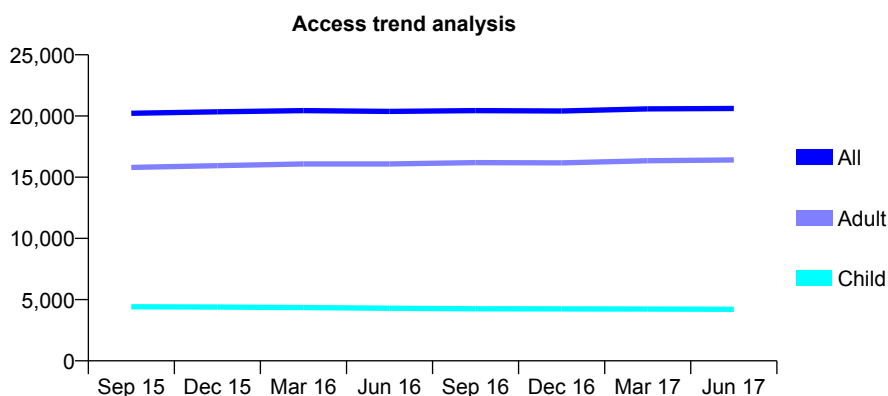
Q59 - Vital Signs At a Glance Contract Report for 144738/0001 - June 2017

Name or company name	D W Barsby, D Wolverson, S J Bates & R S
Contract type name	GDS Contract
Purpose of contract	General
Contract start date	01/08/2010
Contract end date	

17/18 Contracted general activity (UDA)	53,857
Carry forward general activity (UDA)	0
17/18 Contracted orthodontic activity (UOA)	0
Carry forward orthodontic activity (UOA)	0
Baseline contract value	£1,300,509.68

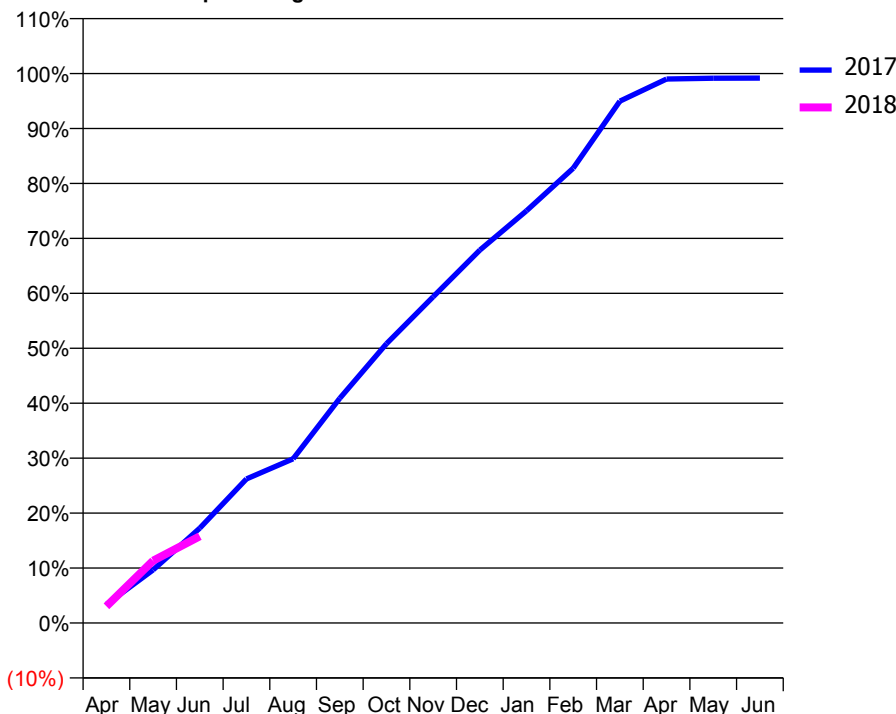
ACCESS*

Patients seen in 24 months	Total	Change since previous quarter
Quarter ending June 2016	20,379	
Quarter ending September 2016	20,437	→
Quarter ending December 2016	20,410	→
Quarter ending March 2017	20,579	→
Quarter ending June 2017	20,619	→
Variance since June 2016	1.2%	→



ACTIVITY

Cumulative percentage of contracted UDA delivered 2017 & 2018



Month	Adjusted Scheduled Activity (UDA)	
	2017	2018
April	1,818	1,642
May	5,210	6,111
June	9,298	8,506
July	14,117	
August	16,099	
September	22,035	
October	27,373	
November	31,978	
December	36,544	
January	40,403	
February	44,576	
March	51,148	
April	53,321	
May	53,397	
June	53,408	

QUALITY

	Quantity	Base Number	Contract	AT	Region	England
% of FP17s for the same patient ID Re-attending within 3 months - Children	77	1,439	5.4%	10.0%	11.7%	12.0%
% of FP17s for the same patient ID Re-attending within 3 months - Adults	663	5,284	12.5%	14.1%	15.2%	16.0%
% of FP17s for the same patient ID Re-attending between 3 & 9 months - Children	1,003	1,439	69.7%	60.9%	59.1%	58.0%
% of FP17s for the same patient ID Re-attending between 3 & 9 months - Adults	3,587	5,284	67.9%	53.7%	52.2%	50.9%
% of FP17s for Band 1 Urgent Courses	425	5,467	7.8%	7.3%	7.9%	9.1%
% of FP17s Relating to Free Repair or Replacements	47	5,467	0.9%	0.8%	0.8%	0.8%
% of FP17s Relating to Continuations	71	5,467	1.3%	1.0%	1.1%	1.1%
% of Patients satisfied with the dentistry they have received	37	38	97.4%	91.6%	91.8%	91.7%
% of Patients satisfied with the time they had to wait for an appointment	36	38	94.7%	87.3%	88.4%	88.0%

* This is based on patients treated on this contract for their most recent course of treatment. Figures in italics indicate the base number of FP17s or Patient Questionnaire responses are less than 100. N/A is shown where the base number of responses is less than 10 during the period. % is calculated as Quantity/Base number*100

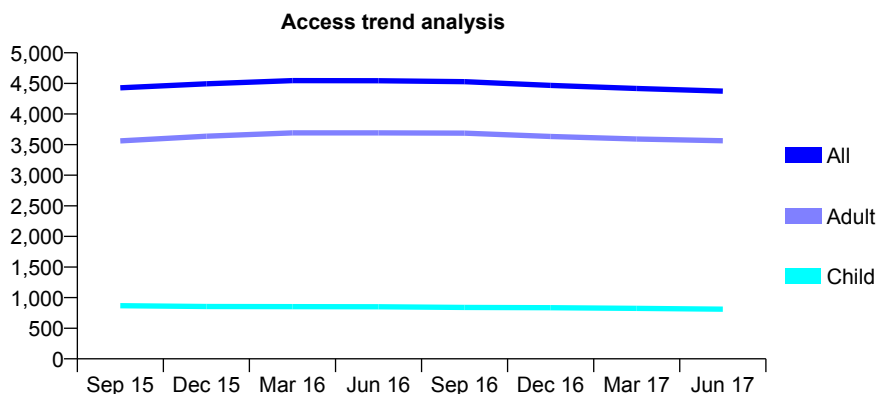
Q59 - Vital Signs At a Glance Contract Report for 144746/0001 - June 2017

Name or company name	Mr D G Norris & Miss R Dodsley
Contract type name	GDS Contract
Purpose of contract	General and Orthodontic
Contract start date	01/04/2014
Contract end date	

17/18 Contracted general activity (UDA)	15,915
Carry forward general activity (UDA)	0
17/18 Contracted orthodontic activity (UOA)	297
Carry forward orthodontic activity (UOA)	0
Baseline contract value	£331,046.88

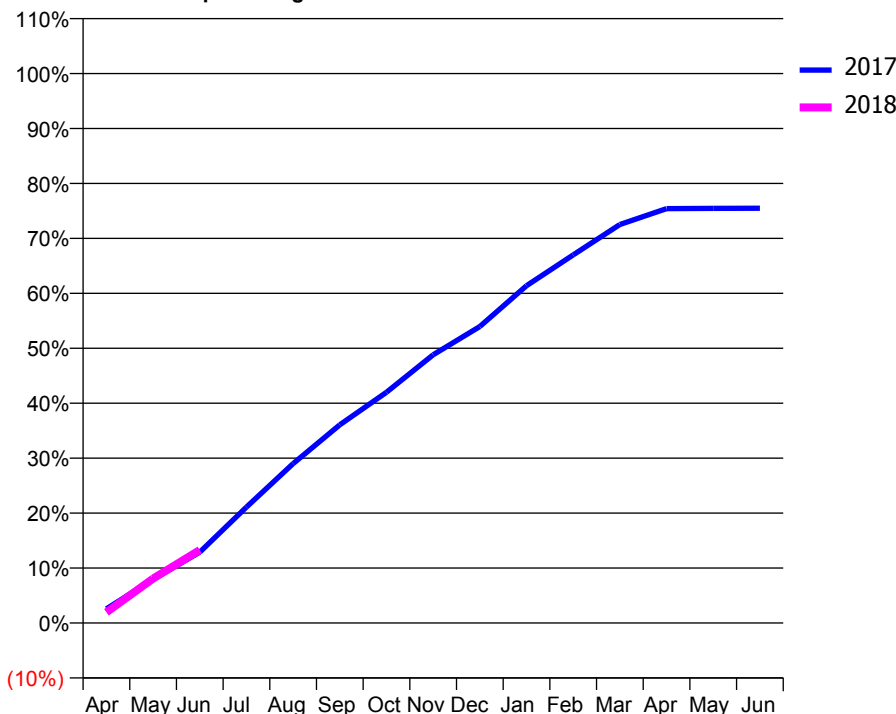
ACCESS*

Patients seen in 24 months	Total	Change since previous quarter
Quarter ending June 2016	4,543	
Quarter ending September 2016	4,528	→
Quarter ending December 2016	4,468	↓
Quarter ending March 2017	4,417	↓
Quarter ending June 2017	4,374	→
Variance since June 2016	(3.7%)	↓



ACTIVITY

Cumulative percentage of contracted UDA delivered 2017 & 2018



Adjusted Scheduled Activity (UDA)

Month	2017	2018
April	413	312
May	1,267	1,288
June	2,052	2,114
July	3,360	
August	4,618	
September	5,741	
October	6,682	
November	7,767	
December	8,589	
January	9,771	
February	10,660	
March	11,542	
April	12,000	
May	12,011	
June	12,014	

QUALITY

	Quantity	Base Number	Contract	AT	Region	England
% of FP17s for the same patient ID Re-attending within 3 months - Children	45	331	13.6%	10.0%	11.7%	12.0%
% of FP17s for the same patient ID Re-attending within 3 months - Adults	185	1,237	15.0%	14.1%	15.2%	16.0%
% of FP17s for the same patient ID Re-attending between 3 & 9 months - Children	236	331	71.3%	60.9%	59.1%	58.0%
% of FP17s for the same patient ID Re-attending between 3 & 9 months - Adults	719	1,237	58.1%	53.7%	52.2%	50.9%
% of FP17s for Band 1 Urgent Courses	34	1,297	2.6%	7.3%	7.9%	9.1%
% of FP17s Relating to Free Repair or Replacements	9	1,297	0.7%	0.8%	0.8%	0.8%
% of FP17s Relating to Continuations	52	1,297	4.0%	1.0%	1.1%	1.1%
% of Patients satisfied with the dentistry they have received	9	10	90.0%	91.6%	91.8%	91.7%
% of Patients satisfied with the time they had to wait for an appointment	8	10	80.0%	87.3%	88.4%	88.0%

* This is based on patients treated on this contract for their most recent course of treatment. Figures in italics indicate the base number of FP17s or Patient Questionnaire responses are less than 100. N/A is shown where the base number of responses is less than 10 during the period. % is calculated as Quantity/Base number*100

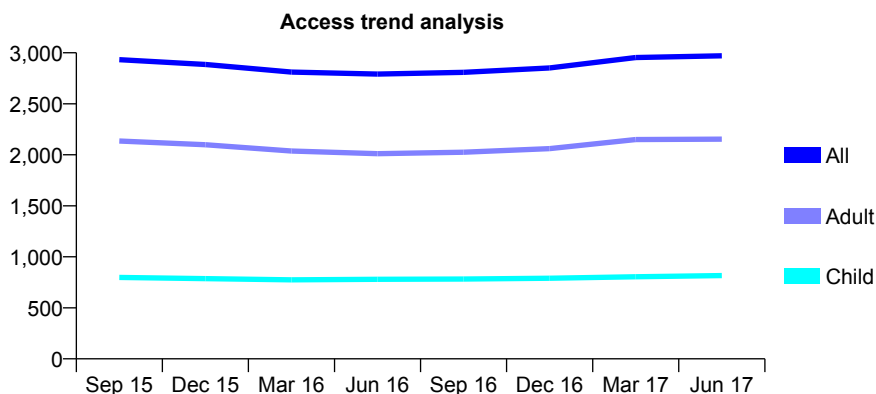
Q59 - Vital Signs At a Glance Contract Report for 147966/0002 - June 2017

Name or company name	Pure Dental Studio Ltd
Contract type name	GDS Contract
Purpose of contract	General
Contract start date	01/04/2010
Contract end date	

17/18 Contracted general activity (UDA)	6,255
Carry forward general activity (UDA)	0
17/18 Contracted orthodontic activity (UOA)	0
Carry forward orthodontic activity (UOA)	0
Baseline contract value	£187,056.10

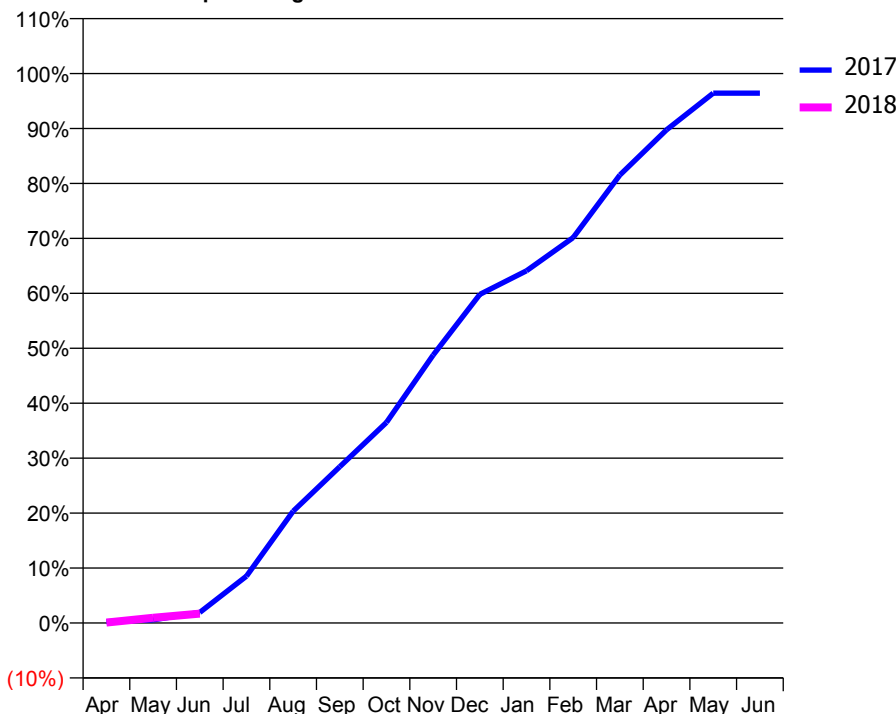
ACCESS*

Patients seen in 24 months	Total	Change since previous quarter
Quarter ending June 2016	2,791	
Quarter ending September 2016	2,809	→
Quarter ending December 2016	2,851	→
Quarter ending March 2017	2,954	↑
Quarter ending June 2017	2,970	→
Variance since June 2016	6.4%	↑



ACTIVITY

Cumulative percentage of contracted UDA delivered 2017 & 2018



Adjusted Scheduled Activity (UDA)

Month	2017	2018
April	16	5
May	35	60
June	121	107
July	534	
August	1,272	
September	1,780	
October	2,283	
November	3,051	
December	3,740	
January	4,010	
February	4,387	
March	5,099	
April	5,614	
May	6,032	
June	6,032	

QUALITY

	Quantity	Base Number	Contract	AT	Region	England
% of FP17s for the same patient ID Re-attending within 3 months - Children	17	280	6.1%	10.0%	11.7%	12.0%
% of FP17s for the same patient ID Re-attending within 3 months - Adults	69	587	11.8%	14.1%	15.2%	16.0%
% of FP17s for the same patient ID Re-attending between 3 & 9 months - Children	192	280	68.6%	60.9%	59.1%	58.0%
% of FP17s for the same patient ID Re-attending between 3 & 9 months - Adults	357	587	60.8%	53.7%	52.2%	50.9%
% of FP17s for Band 1 Urgent Courses	9	95	9.5%	7.3%	7.9%	9.1%
% of FP17s Relating to Free Repair or Replacements	0	95	0.0%	0.8%	0.8%	0.8%
% of FP17s Relating to Continuations	0	95	0.0%	1.0%	1.1%	1.1%
% of Patients satisfied with the dentistry they have received	10	12	83.3%	91.6%	91.8%	91.7%
% of Patients satisfied with the time they had to wait for an appointment	11	12	91.7%	87.3%	88.4%	88.0%

* This is based on patients treated on this contract for their most recent course of treatment. Figures in italics indicate the base number of FP17s or Patient Questionnaire responses are less than 100. N/A is shown where the base number of responses is less than 10 during the period. % is calculated as Quantity/Base number*100

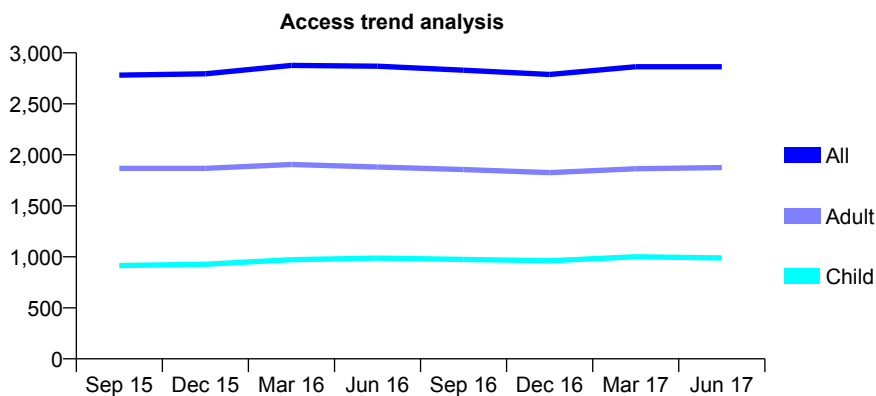
Q59 - Vital Signs At a Glance Contract Report for 149454/0001 - June 2017

Name or company name	Dental Care Clinic Limited
Contract type name	GDS Contract
Purpose of contract	General
Contract start date	01/04/2008
Contract end date	

17/18 Contracted general activity (UDA)	12,730
Carry forward general activity (UDA)	0
17/18 Contracted orthodontic activity (UOA)	0
Carry forward orthodontic activity (UOA)	0
Baseline contract value	£349,930.94

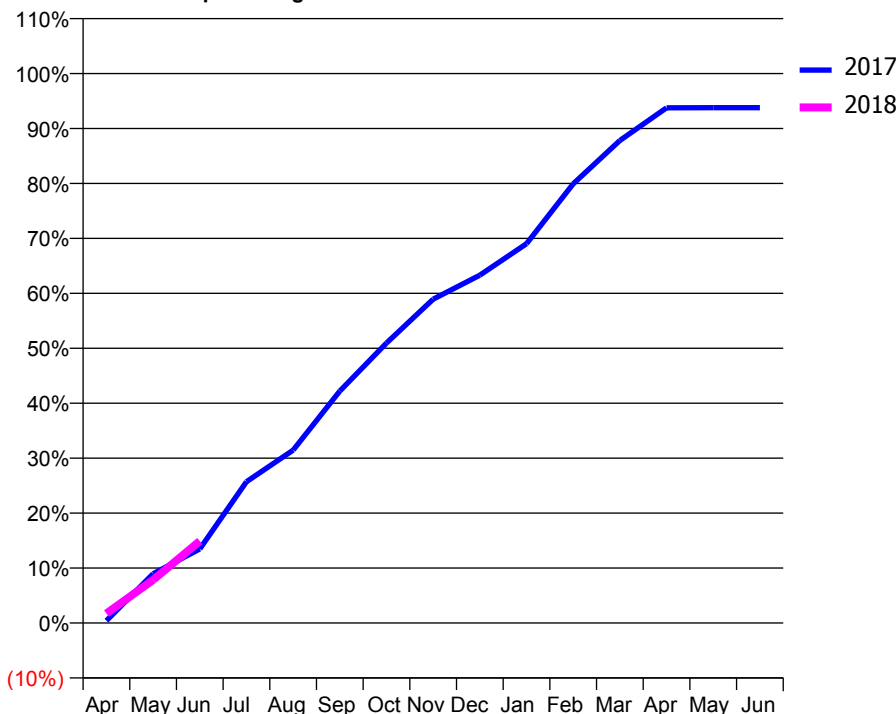
ACCESS*

Patients seen in 24 months	Total	Change since previous quarter
Quarter ending June 2016	2,869	
Quarter ending September 2016	2,829	↓
Quarter ending December 2016	2,787	↓
Quarter ending March 2017	2,864	↑
Quarter ending June 2017	2,864	→
Variance since June 2016	(0.2%)	→



ACTIVITY

Cumulative percentage of contracted UDA delivered 2017 & 2018



Adjusted Scheduled Activity (UDA)		
Month	2017	2018
April	61	220
May	1,284	1,000
June	1,933	1,898
July	3,685	
August	4,507	
September	6,047	
October	7,300	
November	8,446	
December	9,072	
January	9,890	
February	11,454	
March	12,584	
April	13,436	
May	13,437	
June	13,438	

QUALITY

	Quantity	Base Number	Contract	AT	Region	England
% of FP17s for the same patient ID Re-attending within 3 months - Children	49	412	11.9%	10.0%	11.7%	12.0%
% of FP17s for the same patient ID Re-attending within 3 months - Adults	160	767	20.9%	14.1%	15.2%	16.0%
% of FP17s for the same patient ID Re-attending between 3 & 9 months - Children	270	412	65.5%	60.9%	59.1%	58.0%
% of FP17s for the same patient ID Re-attending between 3 & 9 months - Adults	381	767	49.7%	53.7%	52.2%	50.9%
% of FP17s for Band 1 Urgent Courses	30	817	3.7%	7.3%	7.9%	9.1%
% of FP17s Relating to Free Repair or Replacements	2	817	0.2%	0.8%	0.8%	0.8%
% of FP17s Relating to Continuations	5	817	0.6%	1.0%	1.1%	1.1%
% of Patients satisfied with the dentistry they have received	11	12	91.7%	91.6%	91.8%	91.7%
% of Patients satisfied with the time they had to wait for an appointment	9	12	75.0%	87.3%	88.4%	88.0%

* This is based on patients treated on this contract for their most recent course of treatment. Figures in italics indicate the base number of FP17s or Patient Questionnaire responses are less than 100. N/A is shown where the base number of responses is less than 10 during the period. % is calculated as Quantity/Base number*100

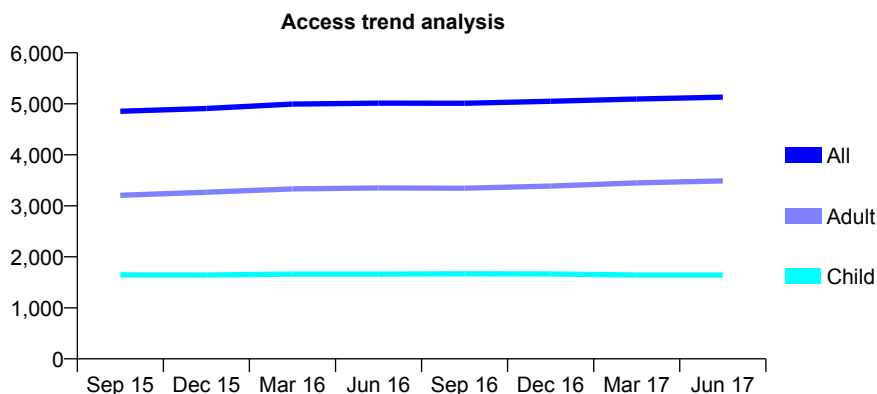
Q59 - Vital Signs At a Glance Contract Report for 151122/0001 - June 2017

Name or company name	S Charlwood, E Charlwood, M Hamburger
Contract type name	GDS Contract
Purpose of contract	General
Contract start date	01/04/2006
Contract end date	

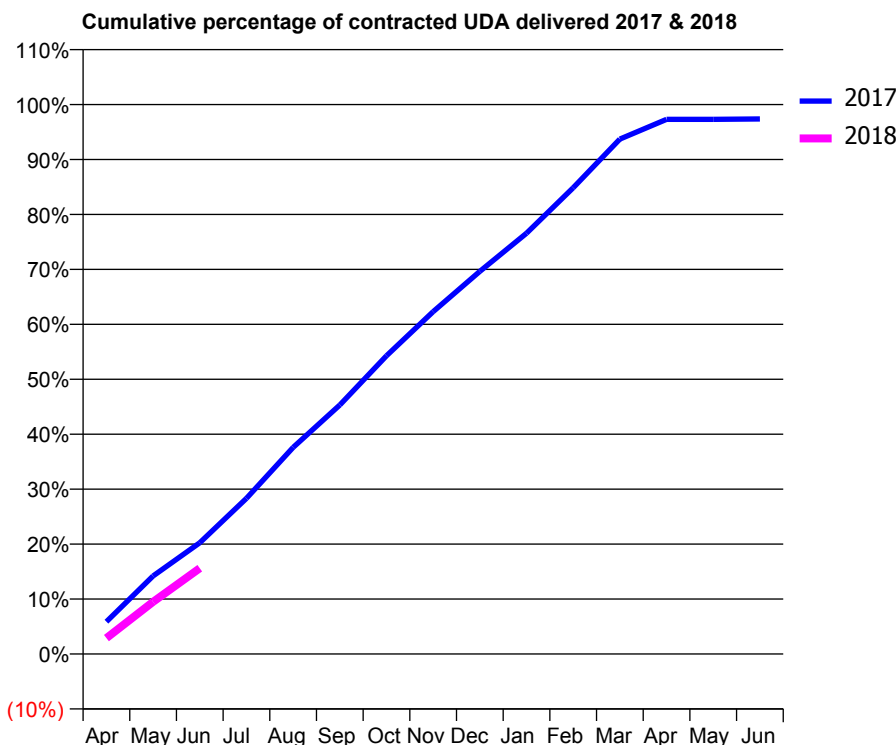
17/18 Contracted general activity (UDA)	16,623
Carry forward general activity (UDA)	0
17/18 Contracted orthodontic activity (UOA)	0
Carry forward orthodontic activity (UOA)	0
Baseline contract value	£366,409.69

ACCESS*

Patients seen in 24 months	Total	Change since previous quarter
Quarter ending June 2016	5,012	
Quarter ending September 2016	5,011	→
Quarter ending December 2016	5,049	→
Quarter ending March 2017	5,093	→
Quarter ending June 2017	5,132	→
Variance since June 2016	2.4%	↑



ACTIVITY



Month	Adjusted Scheduled Activity (UDA)	
	2017	2018
April	785	482
May	1,898	1,578
June	2,704	2,595
July	3,782	
August	5,019	
September	6,051	
October	7,244	
November	8,317	
December	9,297	
January	10,223	
February	11,328	
March	12,510	
April	12,989	
May	12,989	
June	12,998	

QUALITY

	Quantity	Base Number	Contract	AT	Region	England
% of FP17s for the same patient ID Re-attending within 3 months - Children	49	584	8.4%	10.0%	11.7%	12.0%
% of FP17s for the same patient ID Re-attending within 3 months - Adults	229	1,313	17.4%	14.1%	15.2%	16.0%
% of FP17s for the same patient ID Re-attending between 3 & 9 months - Children	379	584	64.9%	60.9%	59.1%	58.0%
% of FP17s for the same patient ID Re-attending between 3 & 9 months - Adults	730	1,313	55.6%	53.7%	52.2%	50.9%
% of FP17s for Band 1 Urgent Courses	152	1,426	10.7%	7.3%	7.9%	9.1%
% of FP17s Relating to Free Repair or Replacements	16	1,426	1.1%	0.8%	0.8%	0.8%
% of FP17s Relating to Continuations	4	1,426	0.3%	1.0%	1.1%	1.1%
% of Patients satisfied with the dentistry they have received	7	9	N/A	91.6%	91.8%	91.7%
% of Patients satisfied with the time they had to wait for an appointment	8	9	N/A	87.3%	88.4%	88.0%

* This is based on patients treated on this contract for their most recent course of treatment. Figures in italics indicate the base number of FP17s or Patient Questionnaire responses are less than 100. N/A is shown where the base number of responses is less than 10 during the period. % is calculated as Quantity/Base number*100

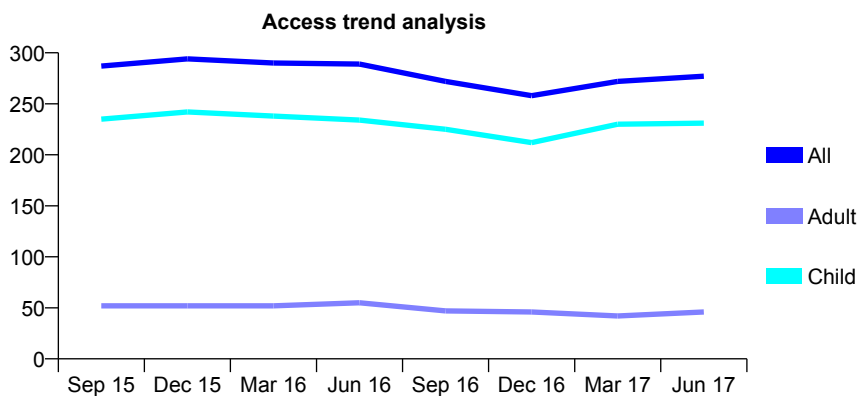
Q59 - Vital Signs At a Glance Contract Report for 151653/0001 - June 2017

Name or company name	The Forum Practice Ltd
Contract type name	GDS Contract
Purpose of contract	General and Orthodontic
Contract start date	01/10/2011
Contract end date	

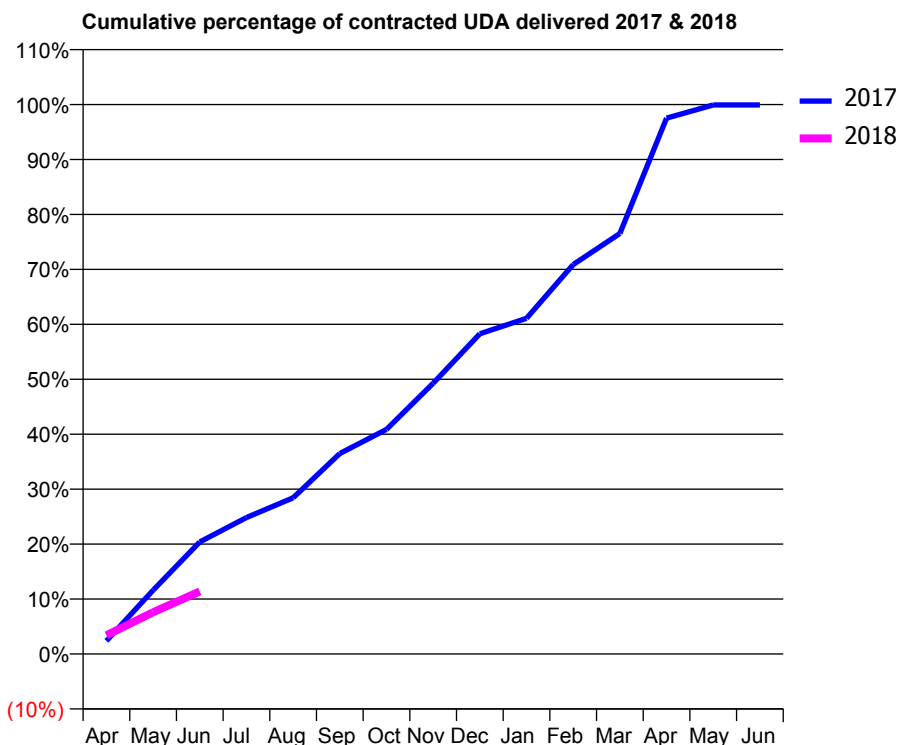
17/18 Contracted general activity (UDA)	500
Carry forward general activity (UDA)	0
17/18 Contracted orthodontic activity (UOA)	1,169
Carry forward orthodontic activity (UOA)	0
Baseline contract value	£86,122.02

ACCESS*

Patients seen in 24 months	Total	Change since previous quarter
Quarter ending June 2016	289	
Quarter ending September 2016	272	↓
Quarter ending December 2016	258	↓
Quarter ending March 2017	272	↑
Quarter ending June 2017	277	→
Variance since June 2016	(4.2%)	↓



ACTIVITY



Adjusted Scheduled Activity (UDA)		
Month	2017	2018
April	12	17
May	58	38
June	102	57
July	124	
August	142	
September	182	
October	204	
November	246	
December	291	
January	305	
February	354	
March	383	
April	488	
May	500	
June	500	

QUALITY

	Quantity	Base Number	Contract	AT	Region	England
% of FP17s for the same patient ID Re-attending within 3 months - Children	7	109	6.4%	10.0%	11.7%	12.0%
% of FP17s for the same patient ID Re-attending within 3 months - Adults	1	8	12.5%	14.1%	15.2%	16.0%
% of FP17s for the same patient ID Re-attending between 3 & 9 months - Children	38	109	34.9%	60.9%	59.1%	58.0%
% of FP17s for the same patient ID Re-attending between 3 & 9 months - Adults	0	8	0.0%	53.7%	52.2%	50.9%
% of FP17s for Band 1 Urgent Courses	0	39	0.0%	7.3%	7.9%	9.1%
% of FP17s Relating to Free Repair or Replacements	0	39	0.0%	0.8%	0.8%	0.8%
% of FP17s Relating to Continuations	1	39	2.6%	1.0%	1.1%	1.1%
% of Patients satisfied with the dentistry they have received	1	1	N/A	91.6%	91.8%	91.7%
% of Patients satisfied with the time they had to wait for an appointment	1	1	N/A	87.3%	88.4%	88.0%

* This is based on patients treated on this contract for their most recent course of treatment. Figures in italics indicate the base number of FP17s or Patient Questionnaire responses are less than 100. N/A is shown where the base number of responses is less than 10 during the period. % is calculated as Quantity/Base number*100

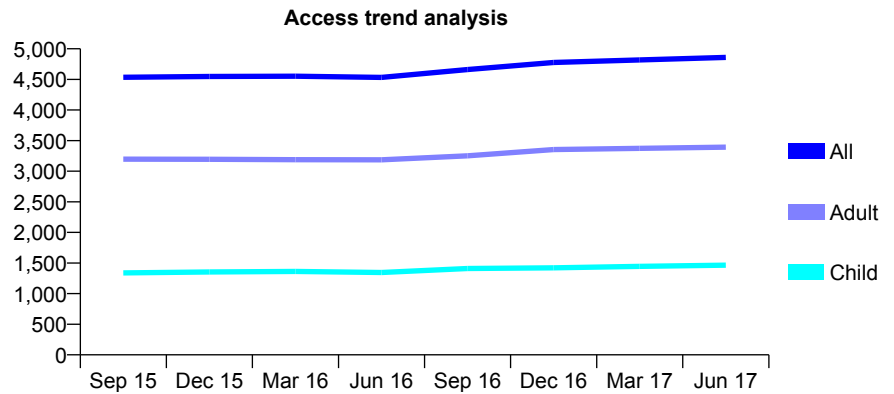
Q59 - Vital Signs At a Glance Contract Report for 153370/0001 - June 2017

Name or company name	Mrs K Attwall and Miss K Sadhra
Contract type name	GDS Contract
Purpose of contract	General and Orthodontic
Contract start date	01/04/2009
Contract end date	

17/18 Contracted general activity (UDA)	15,375
Carry forward general activity (UDA)	0
17/18 Contracted orthodontic activity (UOA)	0
Carry forward orthodontic activity (UOA)	0
Baseline contract value	£371,540.49

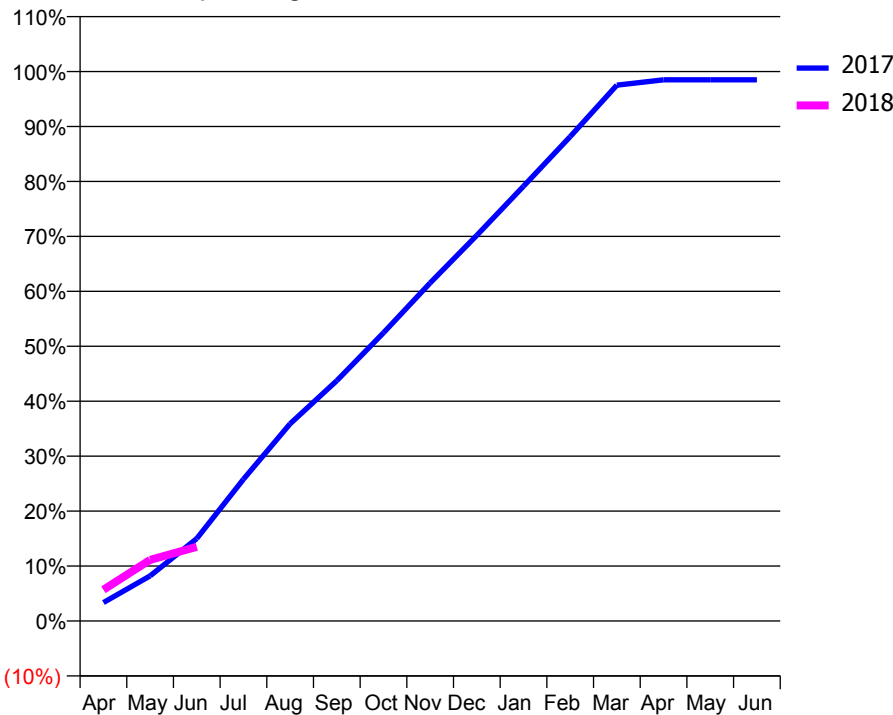
ACCESS*

Patients seen in 24 months	Total	Change since previous quarter
Quarter ending June 2016	4,533	
Quarter ending September 2016	4,662	↑
Quarter ending December 2016	4,776	↑
Quarter ending March 2017	4,818	→
Quarter ending June 2017	4,859	→
Variance since June 2016	7.2%	↑



ACTIVITY

Cumulative percentage of contracted UDA delivered 2017 & 2018



Month	Adjusted Scheduled Activity (UDA)	
	2017	2018
April	491	877
May	1,200	1,712
June	2,189	2,077
July	3,766	
August	5,236	
September	6,381	
October	7,653	
November	8,977	
December	10,241	
January	11,542	
February	12,860	
March	14,225	
April	14,366	
May	14,366	
June	14,369	

QUALITY

	Quantity	Base Number	Contract	AT	Region	England
% of FP17s for the same patient ID Re-attending within 3 months - Children	52	391	13.3%	10.0%	11.7%	12.0%
% of FP17s for the same patient ID Re-attending within 3 months - Adults	129	868	14.9%	14.1%	15.2%	16.0%
% of FP17s for the same patient ID Re-attending between 3 & 9 months - Children	262	391	67.0%	60.9%	59.1%	58.0%
% of FP17s for the same patient ID Re-attending between 3 & 9 months - Adults	574	868	66.1%	53.7%	52.2%	50.9%
% of FP17s for Band 1 Urgent Courses	60	1,153	5.2%	7.3%	7.9%	9.1%
% of FP17s Relating to Free Repair or Replacements	5	1,153	0.4%	0.8%	0.8%	0.8%
% of FP17s Relating to Continuations	17	1,153	1.5%	1.0%	1.1%	1.1%
% of Patients satisfied with the dentistry they have received	6	6	N/A	91.6%	91.8%	91.7%
% of Patients satisfied with the time they had to wait for an appointment	6	6	N/A	87.3%	88.4%	88.0%

* This is based on patients treated on this contract for their most recent course of treatment. Figures in italics indicate the base number of FP17s or Patient Questionnaire responses are less than 100. N/A is shown where the base number of responses is less than 10 during the period. % is calculated as Quantity/Base number*100

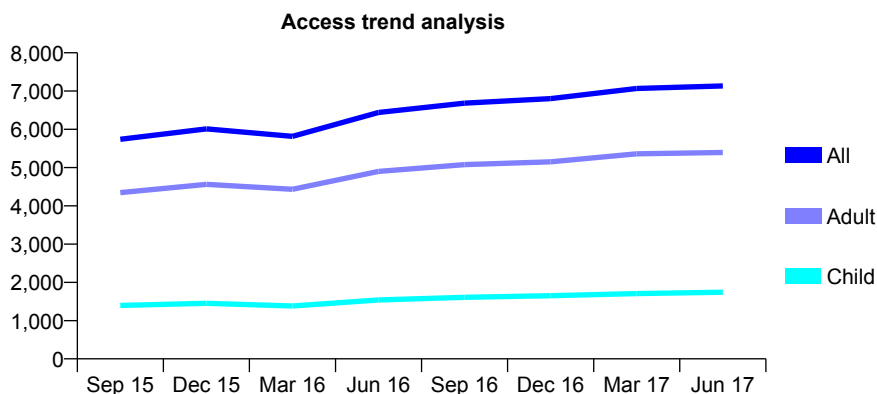
Q59 - Vital Signs At a Glance Contract Report for 153796/0002 - June 2017

Name or company name	Smile Centre (Boston) Ltd
Contract type name	GDS Contract
Purpose of contract	General
Contract start date	01/04/2013
Contract end date	

17/18 Contracted general activity (UDA)	21,200
Carry forward general activity (UDA)	0
17/18 Contracted orthodontic activity (UOA)	0
Carry forward orthodontic activity (UOA)	0
Baseline contract value	£569,276.71

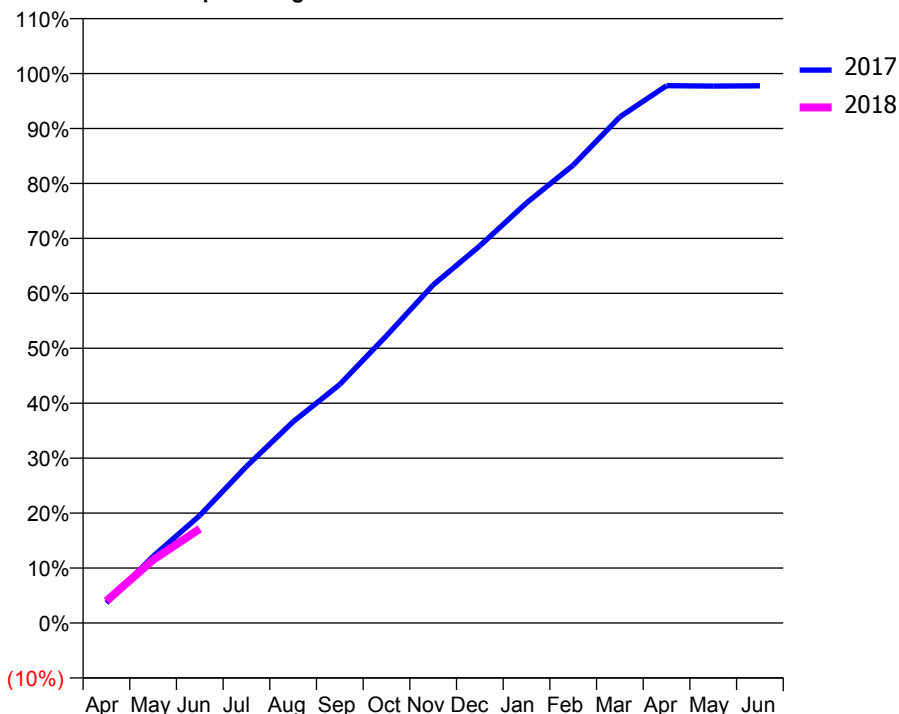
ACCESS*

Patients seen in 24 months	Total	Change since previous quarter
Quarter ending June 2016	6,439	
Quarter ending September 2016	6,684	↑
Quarter ending December 2016	6,801	→
Quarter ending March 2017	7,066	↑
Quarter ending June 2017	7,135	→
Variance since June 2016	10.8%	↑



ACTIVITY

Cumulative percentage of contracted UDA delivered 2017 & 2018



Month	Adjusted Scheduled Activity (UDA)	
	2017	2018
April	923	852
May	3,061	2,434
June	4,933	3,633
July	7,183	
August	9,230	
September	10,945	
October	13,177	
November	15,506	
December	17,294	
January	19,264	
February	20,997	
March	23,213	
April	24,642	
May	24,625	
June	24,633	

QUALITY

	Quantity	Base Number	Contract	AT	Region	England
% of FP17s for the same patient ID Re-attending within 3 months - Children	64	636	10.1%	10.0%	11.7%	12.0%
% of FP17s for the same patient ID Re-attending within 3 months - Adults	228	1,424	16.0%	14.1%	15.2%	16.0%
% of FP17s for the same patient ID Re-attending between 3 & 9 months - Children	313	636	49.2%	60.9%	59.1%	58.0%
% of FP17s for the same patient ID Re-attending between 3 & 9 months - Adults	497	1,424	34.9%	53.7%	52.2%	50.9%
% of FP17s for Band 1 Urgent Courses	387	1,586	24.4%	7.3%	7.9%	9.1%
% of FP17s Relating to Free Repair or Replacements	5	1,586	0.3%	0.8%	0.8%	0.8%
% of FP17s Relating to Continuations	3	1,586	0.2%	1.0%	1.1%	1.1%
% of Patients satisfied with the dentistry they have received	12	13	92.3%	91.6%	91.8%	91.7%
% of Patients satisfied with the time they had to wait for an appointment	11	13	84.6%	87.3%	88.4%	88.0%

* This is based on patients treated on this contract for their most recent course of treatment. Figures in italics indicate the base number of FP17s or Patient Questionnaire responses are less than 100. N/A is shown where the base number of responses is less than 10 during the period. % is calculated as Quantity/Base number*100

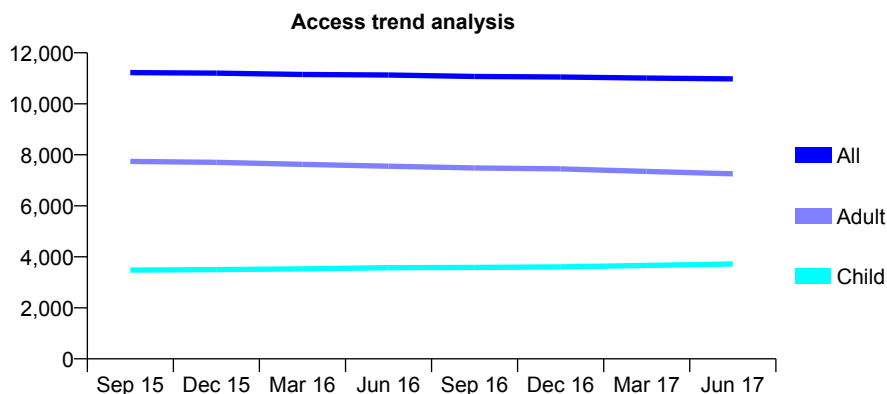
Q59 - Vital Signs At a Glance Contract Report for 153931/0001 - June 2017

Name or company name	Wong, Wallbuton, Eastwood, Ashraf & But
Contract type name	GDS Contract
Purpose of contract	General and Orthodontic
Contract start date	01/04/2006
Contract end date	

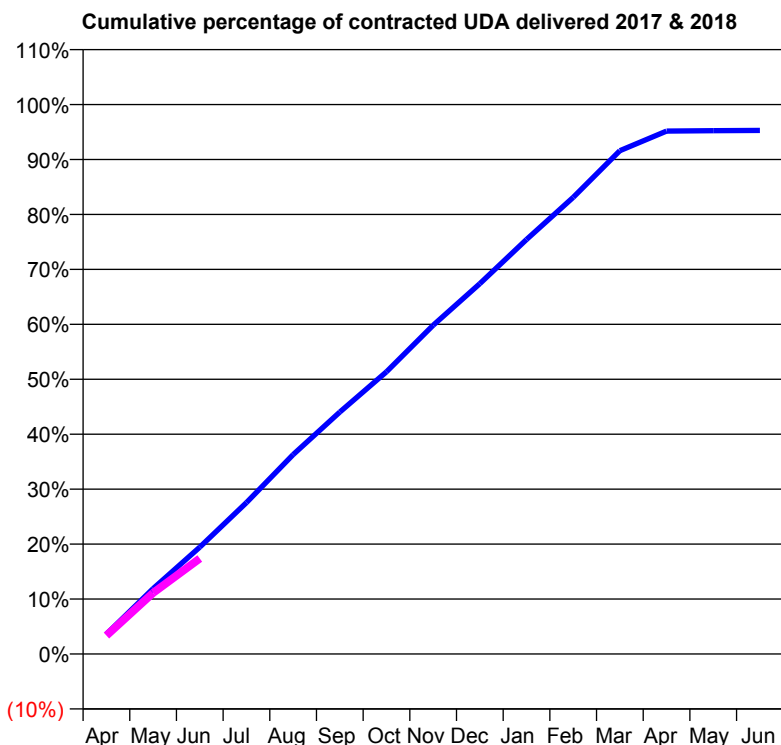
17/18 Contracted general activity (UDA)	31,000
Carry forward general activity (UDA)	0
17/18 Contracted orthodontic activity (UOA)	524
Carry forward orthodontic activity (UOA)	0
Baseline contract value	£718,120.30

ACCESS*

Patients seen in 24 months	Total	Change since previous quarter
Quarter ending June 2016	11,131	
Quarter ending September 2016	11,070	→
Quarter ending December 2016	11,052	→
Quarter ending March 2017	11,011	→
Quarter ending June 2017	10,976	→
Variance since June 2016	(1.4%)	↓



ACTIVITY



Month	Adjusted Scheduled Activity (UDA)	
	2017	2018
April	1,051	1,043
May	3,454	3,452
June	5,641	5,391
July	7,988	
August	10,523	
September	12,770	
October	14,895	
November	17,351	
December	19,550	
January	21,877	
February	24,098	
March	26,563	
April	27,597	
May	27,621	
June	27,633	

QUALITY

	Quantity	Base Number	Contract	AT	Region	England
% of FP17s for the same patient ID Re-attending within 3 months - Children	113	1,470	7.7%	10.0%	11.7%	12.0%
% of FP17s for the same patient ID Re-attending within 3 months - Adults	268	2,555	10.5%	14.1%	15.2%	16.0%
% of FP17s for the same patient ID Re-attending between 3 & 9 months - Children	1,032	1,470	70.2%	60.9%	59.1%	58.0%
% of FP17s for the same patient ID Re-attending between 3 & 9 months - Adults	1,667	2,555	65.2%	53.7%	52.2%	50.9%
% of FP17s for Band 1 Urgent Courses	178	3,126	5.7%	7.3%	7.9%	9.1%
% of FP17s Relating to Free Repair or Replacements	30	3,126	1.0%	0.8%	0.8%	0.8%
% of FP17s Relating to Continuations	29	3,126	0.9%	1.0%	1.1%	1.1%
% of Patients satisfied with the dentistry they have received	11	13	84.6%	91.6%	91.8%	91.7%
% of Patients satisfied with the time they had to wait for an appointment	11	13	84.6%	87.3%	88.4%	88.0%

* This is based on patients treated on this contract for their most recent course of treatment. Figures in italics indicate the base number of FP17s or Patient Questionnaire responses are less than 100. N/A is shown where the base number of responses is less than 10 during the period. % is calculated as Quantity/Base number*100

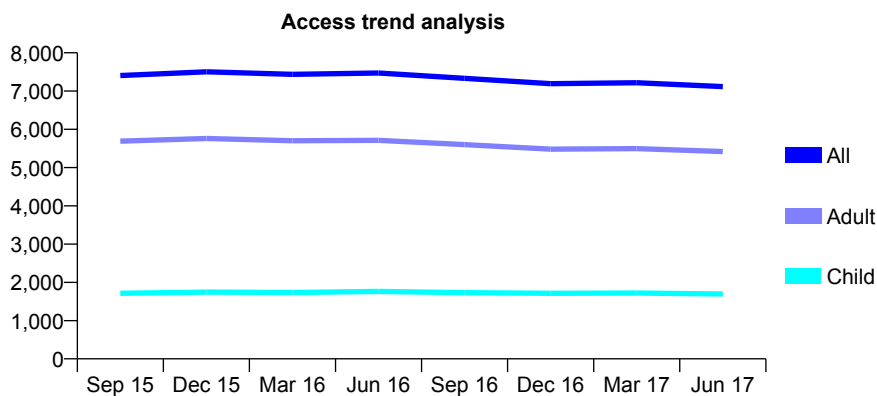
Q59 - Vital Signs At a Glance Contract Report for 156132/0001 - June 2017

Name or company name	S Lidder & S Chahal T/A Lutterworth DP
Contract type name	GDS Contract
Purpose of contract	General
Contract start date	01/08/2013
Contract end date	

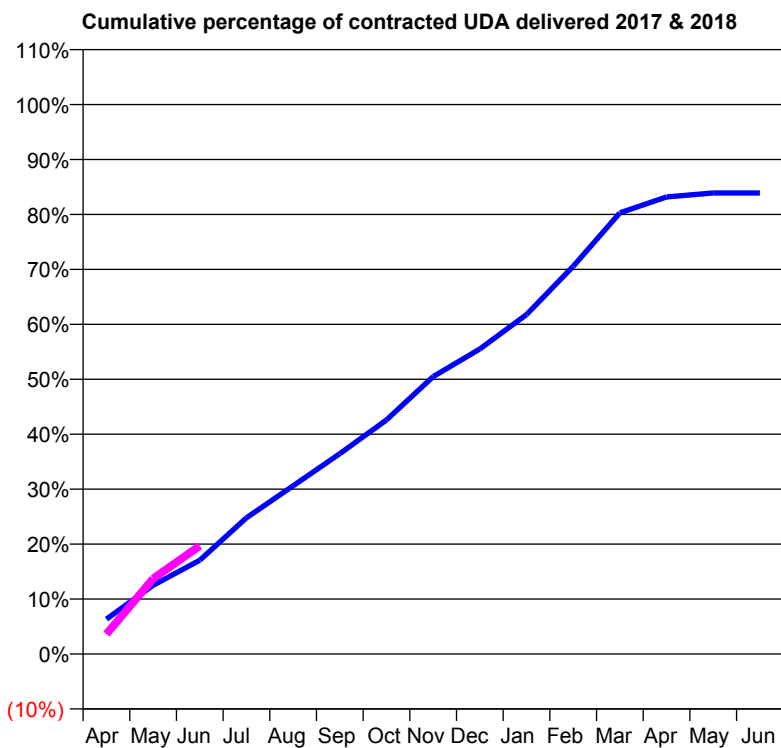
17/18 Contracted general activity (UDA)	14,326
Carry forward general activity (UDA)	0
17/18 Contracted orthodontic activity (UOA)	0
Carry forward orthodontic activity (UOA)	0
Baseline contract value	£319,730.28

ACCESS*

Patients seen in 24 months	Total	Change since previous quarter
Quarter ending June 2016	7,473	
Quarter ending September 2016	7,331	↓
Quarter ending December 2016	7,193	↓
Quarter ending March 2017	7,216	→
Quarter ending June 2017	7,116	↓
Variance since June 2016	(4.8%)	↓



ACTIVITY



Month	Adjusted Scheduled Activity (UDA)	
	2017	2018
April	1,355	518
May	2,669	1,966
June	3,642	2,821
July	5,285	
August	6,527	
September	7,775	
October	9,087	
November	10,765	
December	11,839	
January	13,173	
February	15,049	
March	17,120	
April	17,740	
May	17,894	
June	17,894	

QUALITY

	Quantity	Base Number	Contract	AT	Region	England
% of FP17s for the same patient ID Re-attending within 3 months - Children	30	542	5.5%	10.0%	11.7%	12.0%
% of FP17s for the same patient ID Re-attending within 3 months - Adults	187	1,531	12.2%	14.1%	15.2%	16.0%
% of FP17s for the same patient ID Re-attending between 3 & 9 months - Children	343	542	63.3%	60.9%	59.1%	58.0%
% of FP17s for the same patient ID Re-attending between 3 & 9 months - Adults	747	1,531	48.8%	53.7%	52.2%	50.9%
% of FP17s for Band 1 Urgent Courses	61	1,600	3.8%	7.3%	7.9%	9.1%
% of FP17s Relating to Free Repair or Replacements	19	1,600	1.2%	0.8%	0.8%	0.8%
% of FP17s Relating to Continuations	1	1,600	0.1%	1.0%	1.1%	1.1%
% of Patients satisfied with the dentistry they have received	9	10	90.0%	91.6%	91.8%	91.7%
% of Patients satisfied with the time they had to wait for an appointment	9	10	90.0%	87.3%	88.4%	88.0%

* This is based on patients treated on this contract for their most recent course of treatment. Figures in italics indicate the base number of FP17s or Patient Questionnaire responses are less than 100. N/A is shown where the base number of responses is less than 10 during the period. % is calculated as Quantity/Base number*100

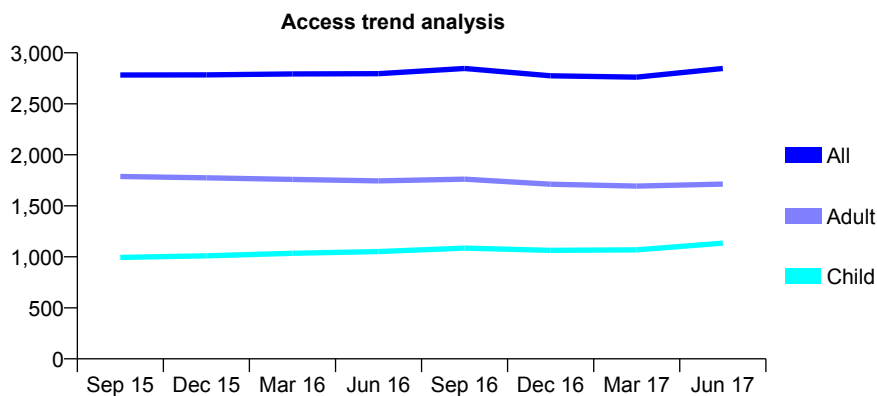
Q59 - Vital Signs At a Glance Contract Report for 157813/0001 - June 2017

Name or company name	H.S. Virdee (Home Farm) Ltd.
Contract type name	GDS Contract
Purpose of contract	General and Orthodontic
Contract start date	01/09/2009
Contract end date	

17/18 Contracted general activity (UDA)	8,251
Carry forward general activity (UDA)	0
17/18 Contracted orthodontic activity (UOA)	125
Carry forward orthodontic activity (UOA)	0
Baseline contract value	£216,160.92

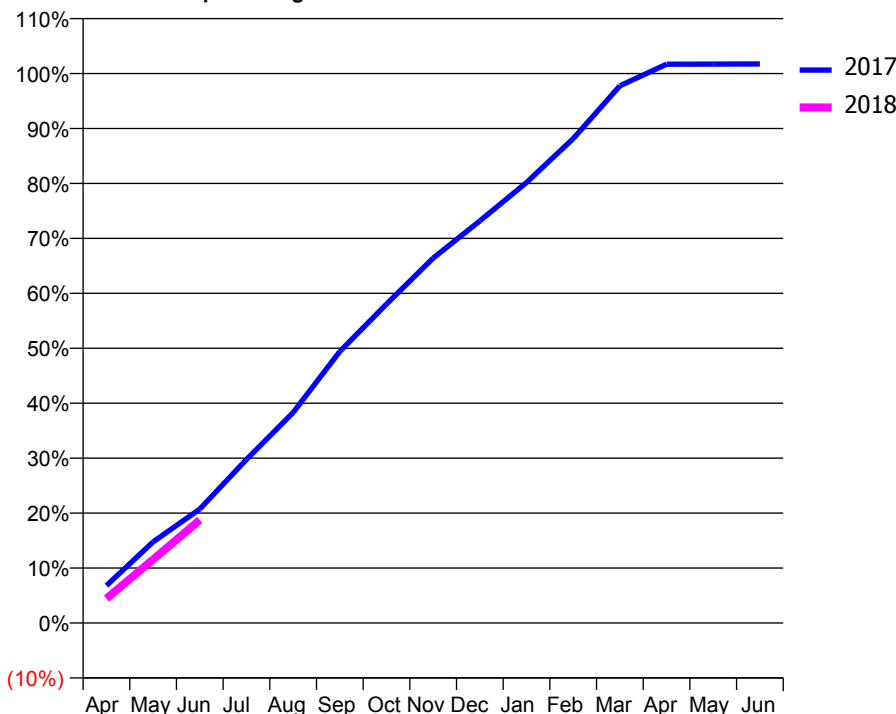
ACCESS*

Patients seen in 24 months	Total	Change since previous quarter
Quarter ending June 2016	2,796	
Quarter ending September 2016	2,847	→
Quarter ending December 2016	2,775	↓
Quarter ending March 2017	2,761	→
Quarter ending June 2017	2,847	↑
Variance since June 2016	1.8%	→



ACTIVITY

Cumulative percentage of contracted UDA delivered 2017 & 2018



Month	Adjusted Scheduled Activity (UDA)	
	2017	2018
April	572	368
May	1,241	954
June	1,742	1,546
July	2,501	
August	3,219	
September	4,152	
October	4,875	
November	5,578	
December	6,147	
January	6,734	
February	7,405	
March	8,212	
April	8,543	
May	8,546	
June	8,548	

QUALITY

	Quantity	Base Number	Contract	AT	Region	England
% of FP17s for the same patient ID Re-attending within 3 months - Children	20	349	5.7%	10.0%	11.7%	12.0%
% of FP17s for the same patient ID Re-attending within 3 months - Adults	55	484	11.4%	14.1%	15.2%	16.0%
% of FP17s for the same patient ID Re-attending between 3 & 9 months - Children	175	349	50.1%	60.9%	59.1%	58.0%
% of FP17s for the same patient ID Re-attending between 3 & 9 months - Adults	207	484	42.8%	53.7%	52.2%	50.9%
% of FP17s for Band 1 Urgent Courses	14	565	2.5%	7.3%	7.9%	9.1%
% of FP17s Relating to Free Repair or Replacements	3	565	0.5%	0.8%	0.8%	0.8%
% of FP17s Relating to Continuations	8	565	1.4%	1.0%	1.1%	1.1%
% of Patients satisfied with the dentistry they have received	1	2	N/A	91.6%	91.8%	91.7%
% of Patients satisfied with the time they had to wait for an appointment	2	2	N/A	87.3%	88.4%	88.0%

* This is based on patients treated on this contract for their most recent course of treatment. Figures in italics indicate the base number of FP17s or Patient Questionnaire responses are less than 100. N/A is shown where the base number of responses is less than 10 during the period. % is calculated as Quantity/Base number*100

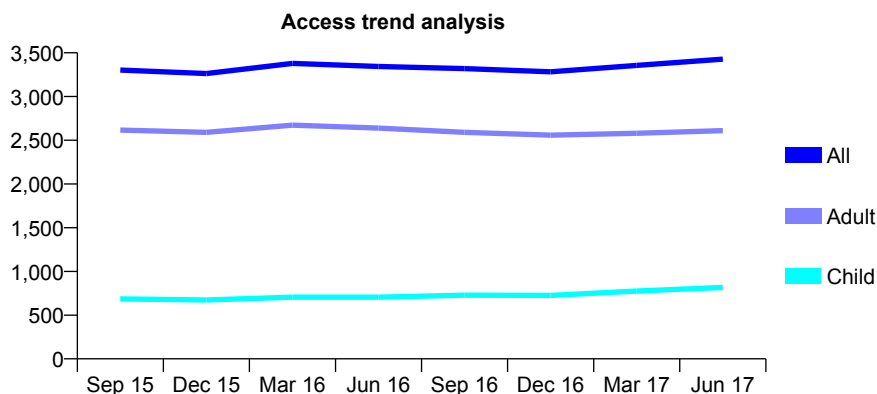
Q59 - Vital Signs At a Glance Contract Report for 159212/0001 - June 2017

Name or company name	J Ahmad, M Hallen, A Persson & A Alfreds
Contract type name	GDS Contract
Purpose of contract	General
Contract start date	05/10/2009
Contract end date	

17/18 Contracted general activity (UDA)	9,188
Carry forward general activity (UDA)	0
17/18 Contracted orthodontic activity (UOA)	0
Carry forward orthodontic activity (UOA)	0
Baseline contract value	£230,196.82

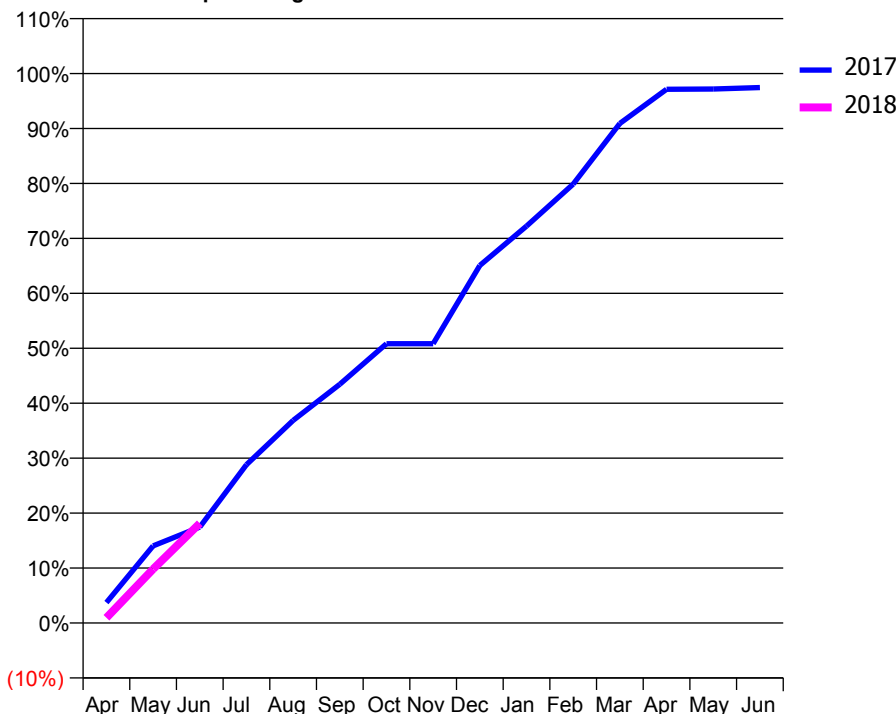
ACCESS*

Patients seen in 24 months	Total	Change since previous quarter
Quarter ending June 2016	3,344	
Quarter ending September 2016	3,319	→
Quarter ending December 2016	3,283	↓
Quarter ending March 2017	3,356	↑
Quarter ending June 2017	3,427	↑
Variance since June 2016	2.5%	↑



ACTIVITY

Cumulative percentage of contracted UDA delivered 2017 & 2018



Adjusted Scheduled Activity (UDA)

Month	2017	2018
April	343	89
May	1,289	903
June	1,605	1,667
July	2,649	
August	3,387	
September	3,993	
October	4,669	
November	4,669	
December	5,979	
January	6,636	
February	7,339	
March	8,353	
April	8,924	
May	8,929	
June	8,953	

QUALITY

	Quantity	Base Number	Contract	AT	Region	England
% of FP17s for the same patient ID Re-attending within 3 months - Children	20	316	6.3%	10.0%	11.7%	12.0%
% of FP17s for the same patient ID Re-attending within 3 months - Adults	108	922	11.7%	14.1%	15.2%	16.0%
% of FP17s for the same patient ID Re-attending between 3 & 9 months - Children	201	316	63.6%	60.9%	59.1%	58.0%
% of FP17s for the same patient ID Re-attending between 3 & 9 months - Adults	537	922	58.2%	53.7%	52.2%	50.9%
% of FP17s for Band 1 Urgent Courses	34	957	3.6%	7.3%	7.9%	9.1%
% of FP17s Relating to Free Repair or Replacements	5	957	0.5%	0.8%	0.8%	0.8%
% of FP17s Relating to Continuations	11	957	1.1%	1.0%	1.1%	1.1%
% of Patients satisfied with the dentistry they have received	7	7	N/A	91.6%	91.8%	91.7%
% of Patients satisfied with the time they had to wait for an appointment	7	7	N/A	87.3%	88.4%	88.0%

* This is based on patients treated on this contract for their most recent course of treatment. Figures in italics indicate the base number of FP17s or Patient Questionnaire responses are less than 100. N/A is shown where the base number of responses is less than 10 during the period. % is calculated as Quantity/Base number*100

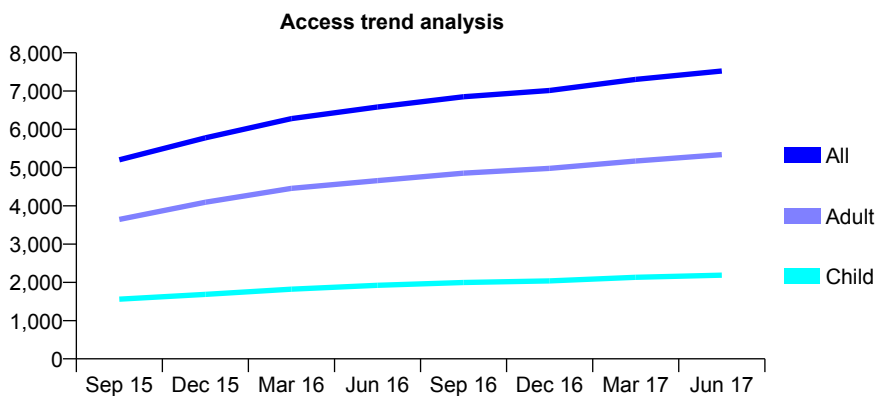
Q59 - Vital Signs At a Glance Contract Report for 160652/0001 - June 2017

Name or company name	Carillon Dental Care Limited
Contract type name	Pilot Contract
Purpose of contract	General
Contract start date	01/05/2014
Contract end date	

17/18 Contracted general activity (UDA)	21,417
Carry forward general activity (UDA)	0
17/18 Contracted orthodontic activity (UOA)	0
Carry forward orthodontic activity (UOA)	0
Baseline contract value	£548,639.43

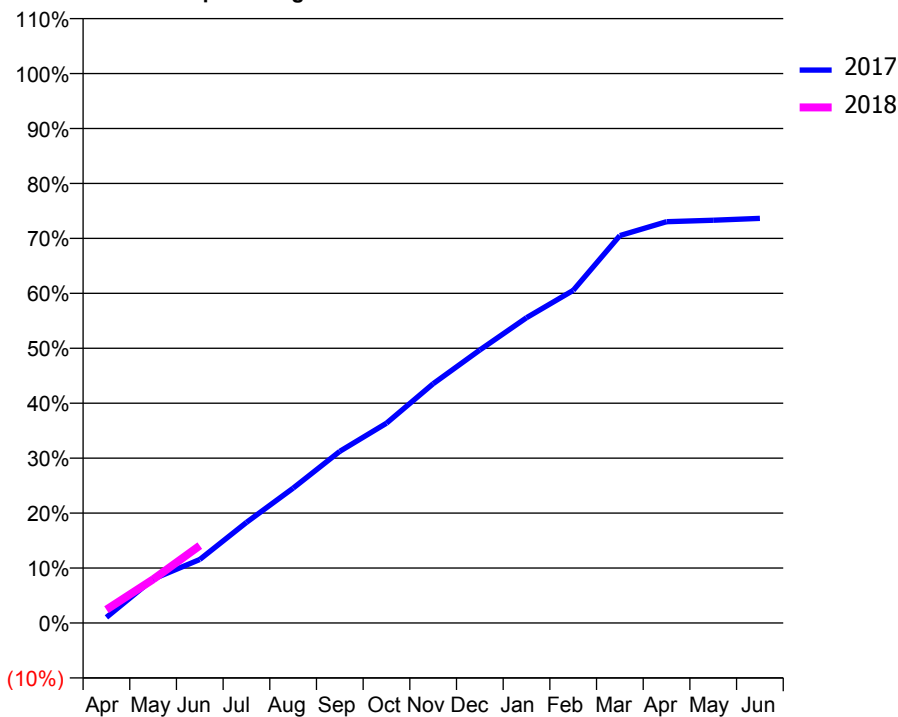
ACCESS*

Patients seen in 24 months	Total	Change since previous quarter
Quarter ending June 2016	6,582	
Quarter ending September 2016	6,851	↑
Quarter ending December 2016	7,016	↑
Quarter ending March 2017	7,303	↑
Quarter ending June 2017	7,525	↑
Variance since June 2016	14.3%	↑



ACTIVITY

Cumulative percentage of contracted UDA delivered 2017 & 2018



Month	Adjusted Scheduled Activity (UDA)	
	2017	2018
April	220	520
May	1,714	1,703
June	2,474	3,018
July	3,921	
August	5,257	
September	6,693	
October	7,788	
November	9,326	
December	10,642	
January	11,901	
February	12,965	
March	15,102	
April	15,639	
May	15,696	
June	15,770	

QUALITY

	Quantity	Base Number	Contract	AT	Region	England
% of FP17s for the same patient ID Re-attending within 3 months - Children	29	647	4.5%	10.0%	11.7%	12.0%
% of FP17s for the same patient ID Re-attending within 3 months - Adults	118	1,053	11.2%	14.1%	15.2%	16.0%
% of FP17s for the same patient ID Re-attending between 3 & 9 months - Children	274	647	42.3%	60.9%	59.1%	58.0%
% of FP17s for the same patient ID Re-attending between 3 & 9 months - Adults	251	1,053	23.8%	53.7%	52.2%	50.9%
% of FP17s for Band 1 Urgent Courses	51	1,375	3.7%	7.3%	7.9%	9.1%
% of FP17s Relating to Free Repair or Replacements	4	1,375	0.3%	0.8%	0.8%	0.8%
% of FP17s Relating to Continuations	7	1,375	0.5%	1.0%	1.1%	1.1%
% of Patients satisfied with the dentistry they have received	6	6	N/A	91.6%	91.8%	91.7%
% of Patients satisfied with the time they had to wait for an appointment	6	6	N/A	87.3%	88.4%	88.0%

* This is based on patients treated on this contract for their most recent course of treatment. Figures in italics indicate the base number of FP17s or Patient Questionnaire responses are less than 100. N/A is shown where the base number of responses is less than 10 during the period. % is calculated as Quantity/Base number*100

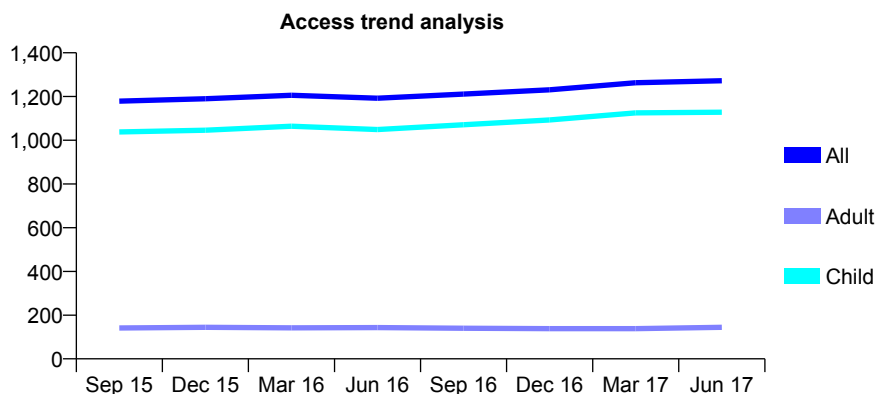
Q59 - Vital Signs At a Glance Contract Report for 161047/0001 - June 2017

Name or company name	Mr M Koria & Mrs S Moncur
Contract type name	GDS Contract
Purpose of contract	General
Contract start date	01/05/2012
Contract end date	

17/18 Contracted general activity (UDA)	2,950
Carry forward general activity (UDA)	0
17/18 Contracted orthodontic activity (UOA)	0
Carry forward orthodontic activity (UOA)	0
Baseline contract value	£67,968.40

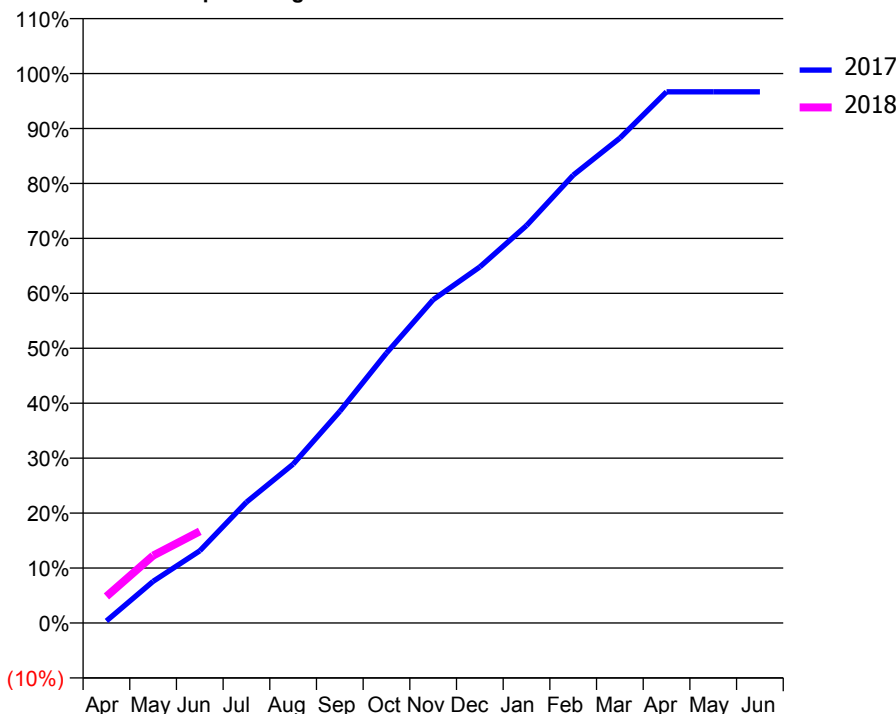
ACCESS*

Patients seen in 24 months	Total	Change since previous quarter
Quarter ending June 2016	1,192	
Quarter ending September 2016	1,211	→
Quarter ending December 2016	1,231	→
Quarter ending March 2017	1,263	↑
Quarter ending June 2017	1,272	→
Variance since June 2016	6.7%	↑



ACTIVITY

Cumulative percentage of contracted UDA delivered 2017 & 2018



Adjusted Scheduled Activity (UDA)

Month	2017	2018
April	11	143
May	223	362
June	387	492
July	649	
August	853	
September	1,136	
October	1,449	
November	1,736	
December	1,912	
January	2,133	
February	2,404	
March	2,603	
April	2,852	
May	2,852	
June	2,852	

QUALITY

	Quantity	Base Number	Contract	AT	Region	England
% of FP17s for the same patient ID Re-attending within 3 months - Children	42	467	9.0%	10.0%	11.7%	12.0%
% of FP17s for the same patient ID Re-attending within 3 months - Adults	2	17	11.8%	14.1%	15.2%	16.0%
% of FP17s for the same patient ID Re-attending between 3 & 9 months - Children	320	467	68.5%	60.9%	59.1%	58.0%
% of FP17s for the same patient ID Re-attending between 3 & 9 months - Adults	11	17	64.7%	53.7%	52.2%	50.9%
% of FP17s for Band 1 Urgent Courses	20	343	5.8%	7.3%	7.9%	9.1%
% of FP17s Relating to Free Repair or Replacements	0	343	0.0%	0.8%	0.8%	0.8%
% of FP17s Relating to Continuations	5	343	1.5%	1.0%	1.1%	1.1%
% of Patients satisfied with the dentistry they have received	0	0	N/A	91.6%	91.8%	91.7%
% of Patients satisfied with the time they had to wait for an appointment	0	0	N/A	87.3%	88.4%	88.0%

* This is based on patients treated on this contract for their most recent course of treatment. Figures in italics indicate the base number of FP17s or Patient Questionnaire responses are less than 100. N/A is shown where the base number of responses is less than 10 during the period. % is calculated as Quantity/Base number*100

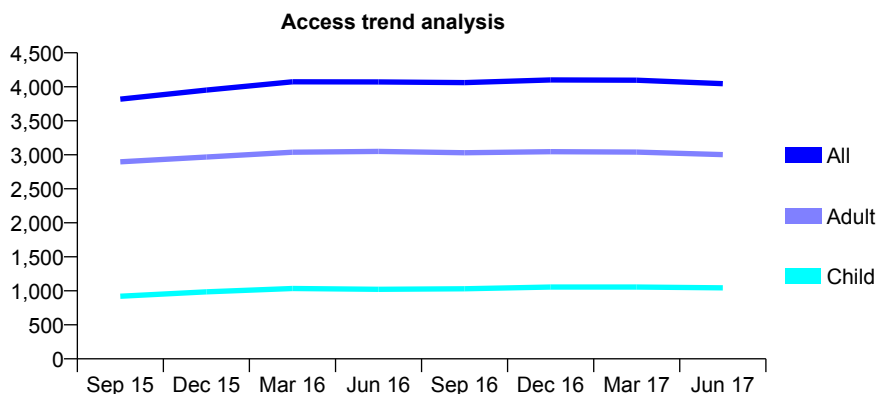
Q59 - Vital Signs At a Glance Contract Report for 161489/0001 - June 2017

Name or company name	Olive Tree Dental Practice Limited
Contract type name	GDS Contract
Purpose of contract	General
Contract start date	14/02/2012
Contract end date	

17/18 Contracted general activity (UDA)	11,510
Carry forward general activity (UDA)	0
17/18 Contracted orthodontic activity (UOA)	0
Carry forward orthodontic activity (UOA)	0
Baseline contract value	£238,719.28

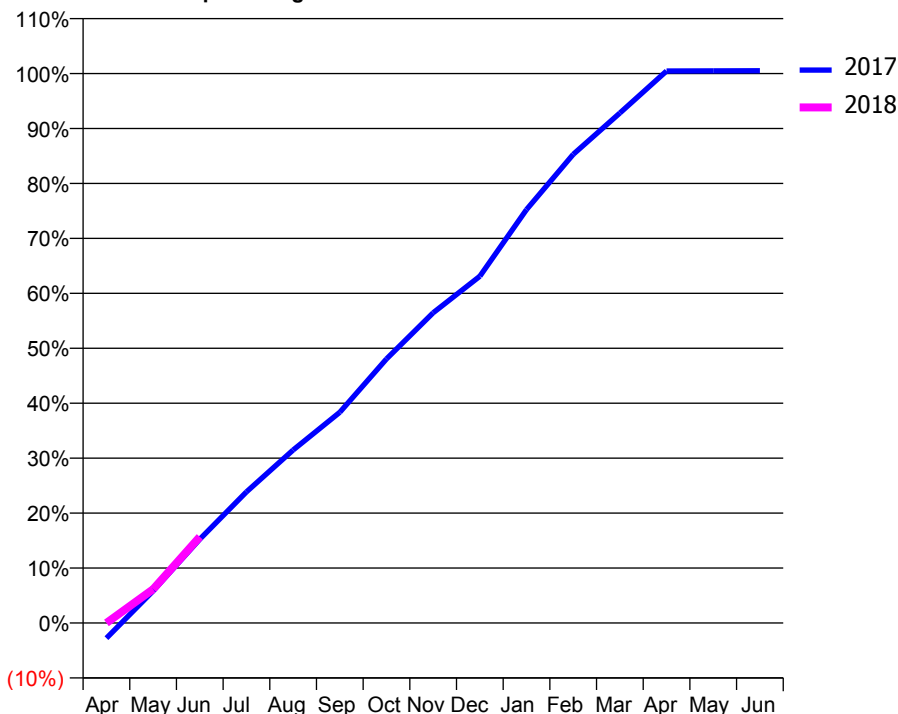
ACCESS*

Patients seen in 24 months	Total	Change since previous quarter
Quarter ending June 2016	4,072	
Quarter ending September 2016	4,062	→
Quarter ending December 2016	4,101	→
Quarter ending March 2017	4,097	→
Quarter ending June 2017	4,046	↓
Variance since June 2016	(0.6%)	→



ACTIVITY

Cumulative percentage of contracted UDA delivered 2017 & 2018



Month	Adjusted Scheduled Activity (UDA)	
	2017	2018
April	-340	0
May	714	708
June	1,871	1,805
July	2,926	
August	3,861	
September	4,701	
October	5,892	
November	6,922	
December	7,736	
January	9,223	
February	10,456	
March	11,377	
April	12,314	
May	12,318	
June	12,321	

QUALITY

	Quantity	Base Number	Contract	AT	Region	England
% of FP17s for the same patient ID Re-attending within 3 months - Children	24	362	6.6%	10.0%	11.7%	12.0%
% of FP17s for the same patient ID Re-attending within 3 months - Adults	159	986	16.1%	14.1%	15.2%	16.0%
% of FP17s for the same patient ID Re-attending between 3 & 9 months - Children	236	362	65.2%	60.9%	59.1%	58.0%
% of FP17s for the same patient ID Re-attending between 3 & 9 months - Adults	630	986	63.9%	53.7%	52.2%	50.9%
% of FP17s for Band 1 Urgent Courses	48	903	5.3%	7.3%	7.9%	9.1%
% of FP17s Relating to Free Repair or Replacements	17	903	1.9%	0.8%	0.8%	0.8%
% of FP17s Relating to Continuations	7	903	0.8%	1.0%	1.1%	1.1%
% of Patients satisfied with the dentistry they have received	2	3	N/A	91.6%	91.8%	91.7%
% of Patients satisfied with the time they had to wait for an appointment	3	3	N/A	87.3%	88.4%	88.0%

* This is based on patients treated on this contract for their most recent course of treatment. Figures in italics indicate the base number of FP17s or Patient Questionnaire responses are less than 100. N/A is shown where the base number of responses is less than 10 during the period. % is calculated as Quantity/Base number*100

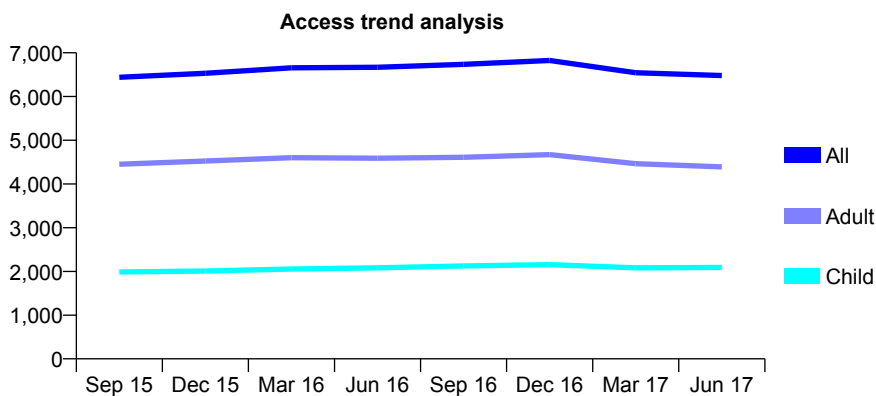
Q59 - Vital Signs At a Glance Contract Report for 162078/0001 - June 2017

Name or company name	Dr Hindocha Ltd.
Contract type name	GDS Contract
Purpose of contract	General
Contract start date	01/05/2007
Contract end date	

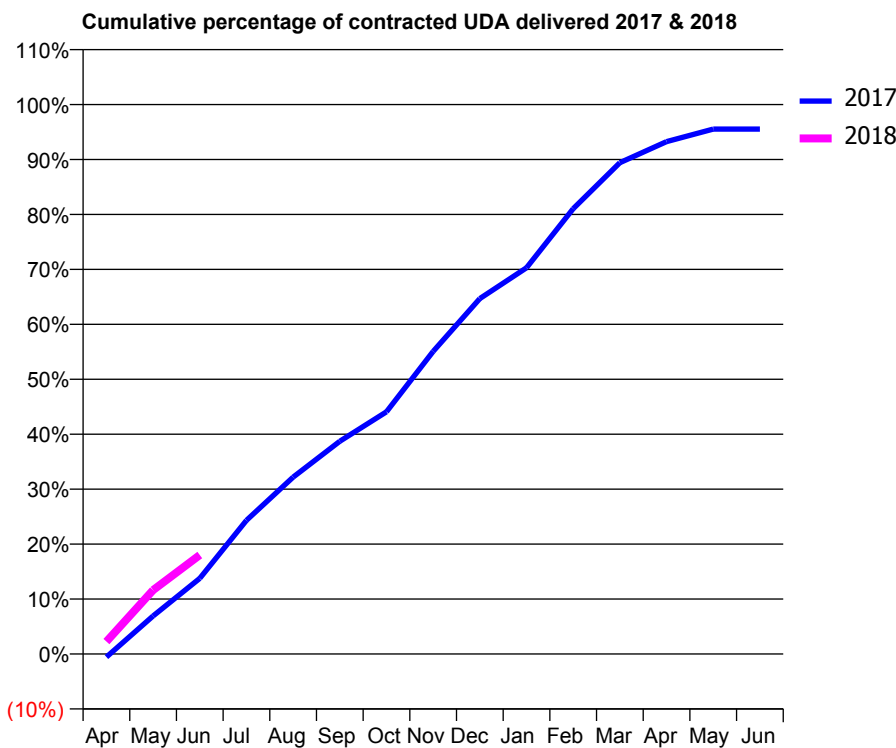
17/18 Contracted general activity (UDA)	15,789
Carry forward general activity (UDA)	0
17/18 Contracted orthodontic activity (UOA)	0
Carry forward orthodontic activity (UOA)	0
Baseline contract value	£406,315.35

ACCESS*

Patients seen in 24 months	Total	Change since previous quarter
Quarter ending June 2016	6,670	
Quarter ending September 2016	6,735	→
Quarter ending December 2016	6,826	→
Quarter ending March 2017	6,545	↓
Quarter ending June 2017	6,481	→
Variance since June 2016	(2.8%)	↓



ACTIVITY



Month	Adjusted Scheduled Activity (UDA)	
	2017	2018
April	-91	357
May	1,092	1,838
June	2,175	2,847
July	3,843	
August	5,084	
September	6,112	
October	6,960	
November	8,696	
December	10,213	
January	11,098	
February	12,795	
March	14,117	
April	14,724	
May	15,081	
June	15,082	

QUALITY

	Quantity	Base Number	Contract	AT	Region	England
% of FP17s for the same patient ID Re-attending within 3 months - Children	22	488	4.5%	10.0%	11.7%	12.0%
% of FP17s for the same patient ID Re-attending within 3 months - Adults	157	981	16.0%	14.1%	15.2%	16.0%
% of FP17s for the same patient ID Re-attending between 3 & 9 months - Children	108	488	22.1%	60.9%	59.1%	58.0%
% of FP17s for the same patient ID Re-attending between 3 & 9 months - Adults	264	981	26.9%	53.7%	52.2%	50.9%
% of FP17s for Band 1 Urgent Courses	138	1,096	12.6%	7.3%	7.9%	9.1%
% of FP17s Relating to Free Repair or Replacements	7	1,096	0.6%	0.8%	0.8%	0.8%
% of FP17s Relating to Continuations	12	1,096	1.1%	1.0%	1.1%	1.1%
% of Patients satisfied with the dentistry they have received	4	4	N/A	91.6%	91.8%	91.7%
% of Patients satisfied with the time they had to wait for an appointment	3	4	N/A	87.3%	88.4%	88.0%

* This is based on patients treated on this contract for their most recent course of treatment. Figures in italics indicate the base number of FP17s or Patient Questionnaire responses are less than 100. N/A is shown where the base number of responses is less than 10 during the period. % is calculated as Quantity/Base number*100

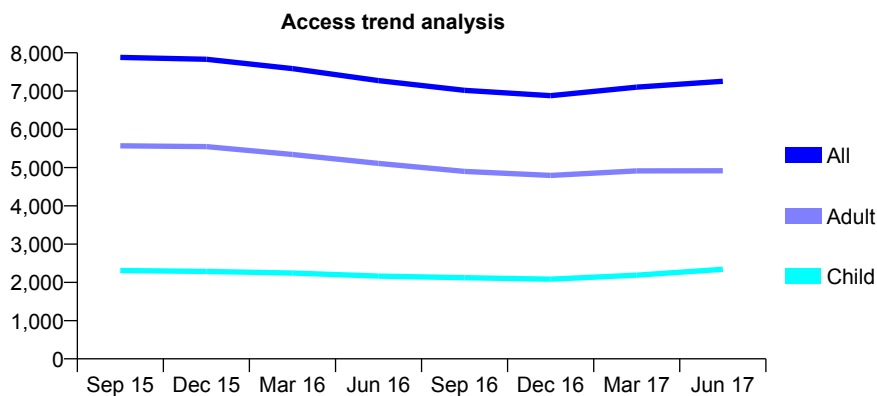
Q59 - Vital Signs At a Glance Contract Report for 162078/0002 - June 2017

Name or company name	Dr Hindocha Ltd.
Contract type name	GDS Contract
Purpose of contract	General
Contract start date	01/05/2007
Contract end date	

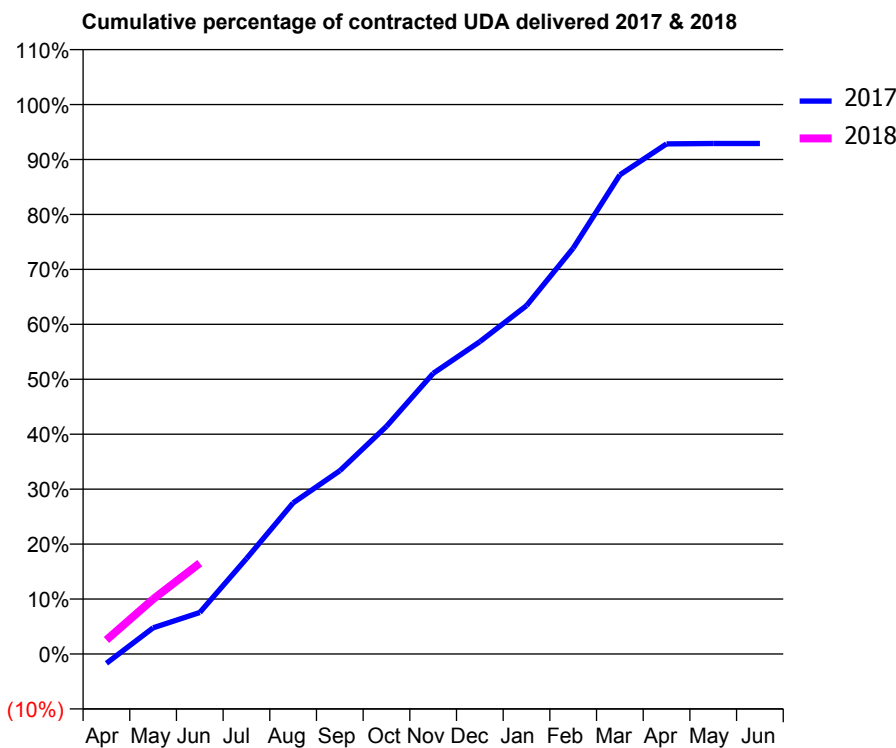
17/18 Contracted general activity (UDA)	23,226
Carry forward general activity (UDA)	0
17/18 Contracted orthodontic activity (UOA)	0
Carry forward orthodontic activity (UOA)	0
Baseline contract value	£590,388.91

ACCESS*

Patients seen in 24 months	Total	Change since previous quarter
Quarter ending June 2016	7,274	
Quarter ending September 2016	7,020	↓
Quarter ending December 2016	6,879	↓
Quarter ending March 2017	7,101	↑
Quarter ending June 2017	7,257	↑
Variance since June 2016	(0.2%)	→



ACTIVITY



Adjusted Scheduled Activity (UDA)		
Month	2017	2018
April	-337	592
May	933	2,320
June	1,481	3,841
July	3,399	
August	5,387	
September	6,529	
October	8,110	
November	9,999	
December	11,130	
January	12,410	
February	14,457	
March	17,069	
April	18,171	
May	18,189	
June	18,189	

QUALITY

	Quantity	Base Number	Contract	AT	Region	England
% of FP17s for the same patient ID Re-attending within 3 months - Children	63	768	8.2%	10.0%	11.7%	12.0%
% of FP17s for the same patient ID Re-attending within 3 months - Adults	183	1,319	13.9%	14.1%	15.2%	16.0%
% of FP17s for the same patient ID Re-attending between 3 & 9 months - Children	220	768	28.6%	60.9%	59.1%	58.0%
% of FP17s for the same patient ID Re-attending between 3 & 9 months - Adults	376	1,319	28.5%	53.7%	52.2%	50.9%
% of FP17s for Band 1 Urgent Courses	266	1,624	16.4%	7.3%	7.9%	9.1%
% of FP17s Relating to Free Repair or Replacements	7	1,624	0.4%	0.8%	0.8%	0.8%
% of FP17s Relating to Continuations	13	1,624	0.8%	1.0%	1.1%	1.1%
% of Patients satisfied with the dentistry they have received	8	8	N/A	91.6%	91.8%	91.7%
% of Patients satisfied with the time they had to wait for an appointment	6	8	N/A	87.3%	88.4%	88.0%

* This is based on patients treated on this contract for their most recent course of treatment. Figures in italics indicate the base number of FP17s or Patient Questionnaire responses are less than 100. N/A is shown where the base number of responses is less than 10 during the period. % is calculated as Quantity/Base number*100

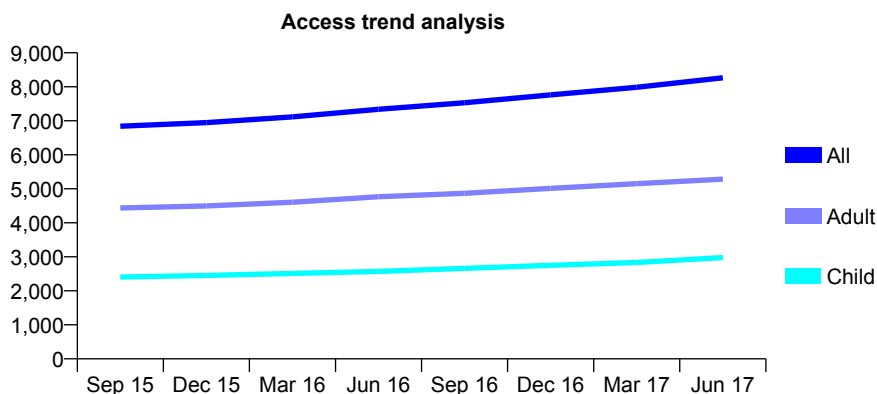
Q59 - Vital Signs At a Glance Contract Report for 162078/0003 - June 2017

Name or company name	Dr Hindocha Ltd.
Contract type name	GDS Contract
Purpose of contract	General
Contract start date	01/05/2007
Contract end date	

17/18 Contracted general activity (UDA)	17,811
Carry forward general activity (UDA)	0
17/18 Contracted orthodontic activity (UOA)	0
Carry forward orthodontic activity (UOA)	0
Baseline contract value	£460,348.20

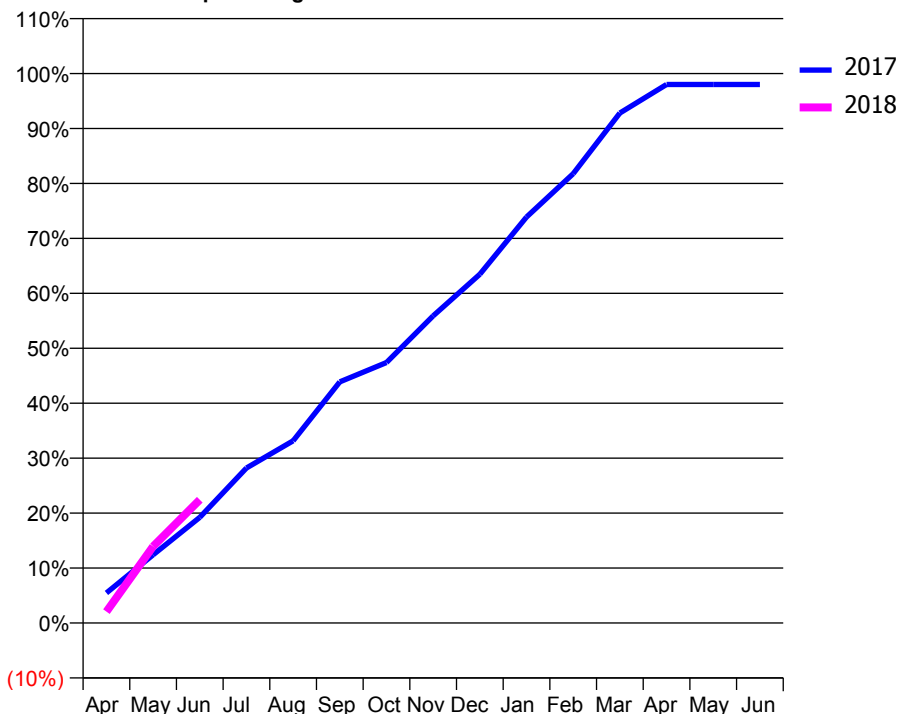
ACCESS*

Patients seen in 24 months	Total	Change since previous quarter
Quarter ending June 2016	7,339	
Quarter ending September 2016	7,530	↑
Quarter ending December 2016	7,763	↑
Quarter ending March 2017	7,987	↑
Quarter ending June 2017	8,266	↑
Variance since June 2016	12.6%	↑



ACTIVITY

Cumulative percentage of contracted UDA delivered 2017 & 2018



Month	Adjusted Scheduled Activity (UDA)	
	2017	2018
April	1,272	371
May	2,881	2,484
June	4,462	3,995
July	6,546	
August	7,698	
September	10,187	
October	11,001	
November	12,975	
December	14,731	
January	17,147	
February	18,980	
March	21,542	
April	22,745	
May	22,745	
June	22,745	

QUALITY

	Quantity	Base Number	Contract	AT	Region	England
% of FP17s for the same patient ID Re-attending within 3 months - Children	45	808	5.6%	10.0%	11.7%	12.0%
% of FP17s for the same patient ID Re-attending within 3 months - Adults	275	1,378	20.0%	14.1%	15.2%	16.0%
% of FP17s for the same patient ID Re-attending between 3 & 9 months - Children	265	808	32.8%	60.9%	59.1%	58.0%
% of FP17s for the same patient ID Re-attending between 3 & 9 months - Adults	384	1,378	27.9%	53.7%	52.2%	50.9%
% of FP17s for Band 1 Urgent Courses	216	1,764	12.2%	7.3%	7.9%	9.1%
% of FP17s Relating to Free Repair or Replacements	37	1,764	2.1%	0.8%	0.8%	0.8%
% of FP17s Relating to Continuations	10	1,764	0.6%	1.0%	1.1%	1.1%
% of Patients satisfied with the dentistry they have received	4	4	N/A	91.6%	91.8%	91.7%
% of Patients satisfied with the time they had to wait for an appointment	4	4	N/A	87.3%	88.4%	88.0%

* This is based on patients treated on this contract for their most recent course of treatment. Figures in italics indicate the base number of FP17s or Patient Questionnaire responses are less than 100. N/A is shown where the base number of responses is less than 10 during the period. % is calculated as Quantity/Base number*100

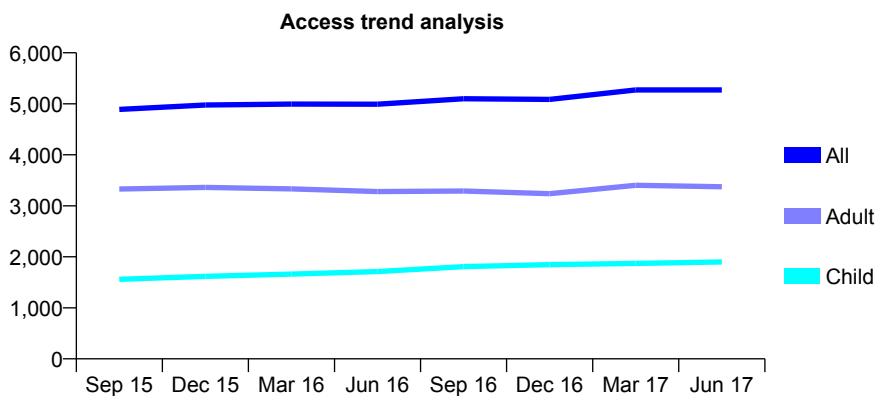
Q59 - Vital Signs At a Glance Contract Report for 162078/0004 - June 2017

Name or company name	Dr Hindocha Ltd.
Contract type name	GDS Contract
Purpose of contract	General
Contract start date	01/05/2007
Contract end date	

17/18 Contracted general activity (UDA)	11,036
Carry forward general activity (UDA)	0
17/18 Contracted orthodontic activity (UOA)	0
Carry forward orthodontic activity (UOA)	0
Baseline contract value	£259,634.72

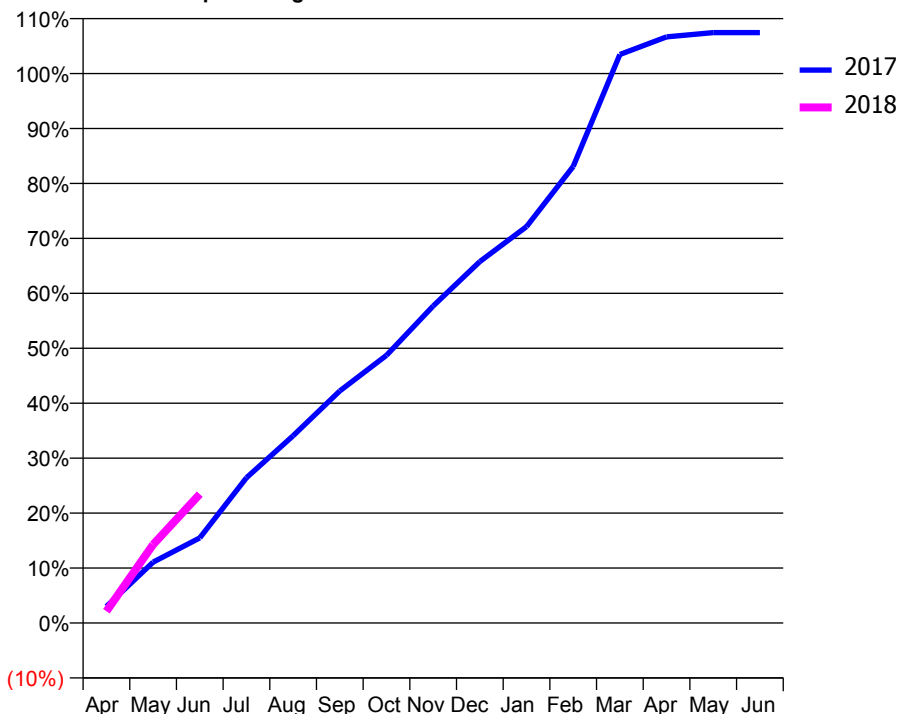
ACCESS*

Patients seen in 24 months	Total	Change since previous quarter
Quarter ending June 2016	4,992	
Quarter ending September 2016	5,100	↑
Quarter ending December 2016	5,086	→
Quarter ending March 2017	5,273	↑
Quarter ending June 2017	5,272	→
Variance since June 2016	5.6%	↑



ACTIVITY

Cumulative percentage of contracted UDA delivered 2017 & 2018



Adjusted Scheduled Activity (UDA)		
Month	2017	2018
April	388	236
May	1,423	1,575
June	1,989	2,590
July	3,393	
August	4,376	
September	5,423	
October	6,253	
November	7,407	
December	8,443	
January	9,261	
February	10,664	
March	13,279	
April	13,691	
May	13,792	
June	13,792	

QUALITY

	Quantity	Base Number	Contract	AT	Region	England
% of FP17s for the same patient ID Re-attending within 3 months - Children	45	492	9.1%	10.0%	11.7%	12.0%
% of FP17s for the same patient ID Re-attending within 3 months - Adults	136	766	17.8%	14.1%	15.2%	16.0%
% of FP17s for the same patient ID Re-attending between 3 & 9 months - Children	170	492	34.6%	60.9%	59.1%	58.0%
% of FP17s for the same patient ID Re-attending between 3 & 9 months - Adults	227	766	29.6%	53.7%	52.2%	50.9%
% of FP17s for Band 1 Urgent Courses	143	1,032	13.9%	7.3%	7.9%	9.1%
% of FP17s Relating to Free Repair or Replacements	29	1,032	2.8%	0.8%	0.8%	0.8%
% of FP17s Relating to Continuations	22	1,032	2.1%	1.0%	1.1%	1.1%
% of Patients satisfied with the dentistry they have received	5	6	N/A	91.6%	91.8%	91.7%
% of Patients satisfied with the time they had to wait for an appointment	5	6	N/A	87.3%	88.4%	88.0%

* This is based on patients treated on this contract for their most recent course of treatment. Figures in italics indicate the base number of FP17s or Patient Questionnaire responses are less than 100. N/A is shown where the base number of responses is less than 10 during the period. % is calculated as Quantity/Base number*100

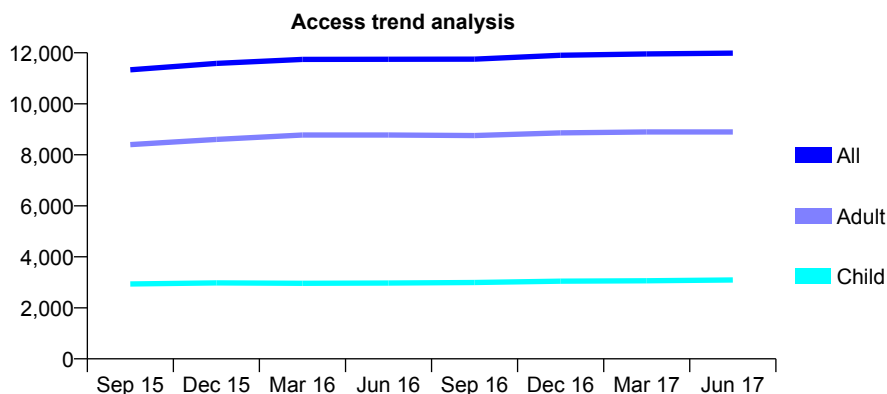
Q59 - Vital Signs At a Glance Contract Report for 164275/0001 - June 2017

Name or company name	Patel and Hanji
Contract type name	GDS Contract
Purpose of contract	General
Contract start date	01/02/2012
Contract end date	

17/18 Contracted general activity (UDA)	36,421
Carry forward general activity (UDA)	0
17/18 Contracted orthodontic activity (UOA)	0
Carry forward orthodontic activity (UOA)	0
Baseline contract value	£792,080.09

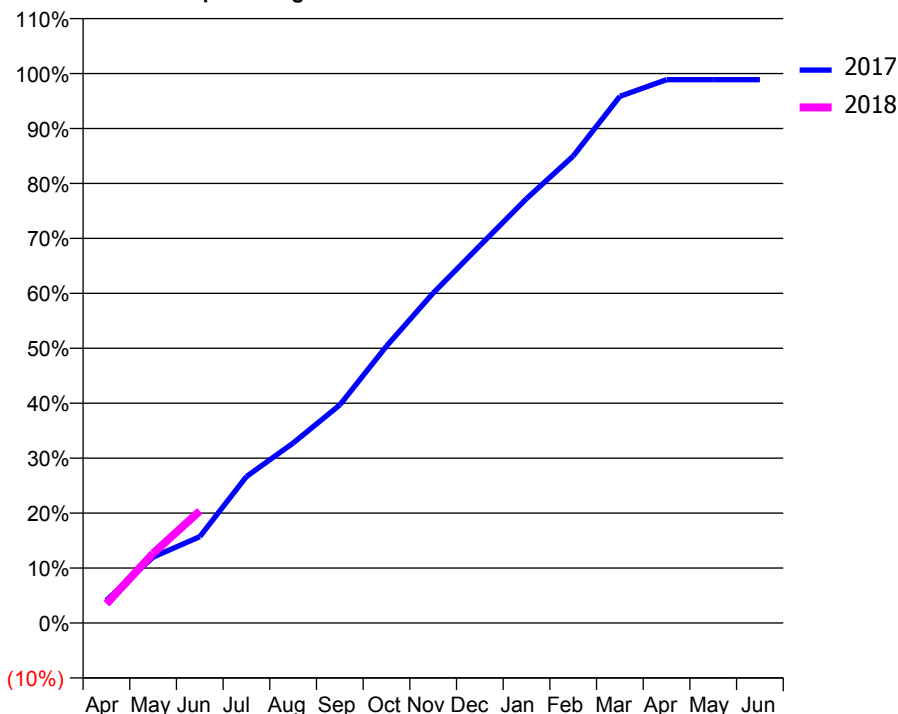
ACCESS*

Patients seen in 24 months	Total	Change since previous quarter
Quarter ending June 2016	11,745	
Quarter ending September 2016	11,754	→
Quarter ending December 2016	11,904	→
Quarter ending March 2017	11,954	→
Quarter ending June 2017	11,989	→
Variance since June 2016	2.1%	↑



ACTIVITY

Cumulative percentage of contracted UDA delivered 2017 & 2018



Month	Adjusted Scheduled Activity (UDA)	
	2017	2018
April	1,626	1,275
May	4,730	4,616
June	6,193	7,428
July	10,507	
August	12,907	
September	15,643	
October	19,868	
November	23,672	
December	27,069	
January	30,442	
February	33,492	
March	37,785	
April	38,981	
May	38,980	
June	38,980	

QUALITY

	Quantity	Base Number	Contract	AT	Region	England
% of FP17s for the same patient ID Re-attending within 3 months - Children	95	1,071	8.9%	10.0%	11.7%	12.0%
% of FP17s for the same patient ID Re-attending within 3 months - Adults	456	2,905	15.7%	14.1%	15.2%	16.0%
% of FP17s for the same patient ID Re-attending between 3 & 9 months - Children	657	1,071	61.3%	60.9%	59.1%	58.0%
% of FP17s for the same patient ID Re-attending between 3 & 9 months - Adults	1,703	2,905	58.6%	53.7%	52.2%	50.9%
% of FP17s for Band 1 Urgent Courses	323	3,472	9.3%	7.3%	7.9%	9.1%
% of FP17s Relating to Free Repair or Replacements	89	3,472	2.6%	0.8%	0.8%	0.8%
% of FP17s Relating to Continuations	32	3,472	0.9%	1.0%	1.1%	1.1%
% of Patients satisfied with the dentistry they have received	31	31	100.0%	91.6%	91.8%	91.7%
% of Patients satisfied with the time they had to wait for an appointment	31	31	100.0%	87.3%	88.4%	88.0%

* This is based on patients treated on this contract for their most recent course of treatment. Figures in italics indicate the base number of FP17s or Patient Questionnaire responses are less than 100. N/A is shown where the base number of responses is less than 10 during the period. % is calculated as Quantity/Base number*100

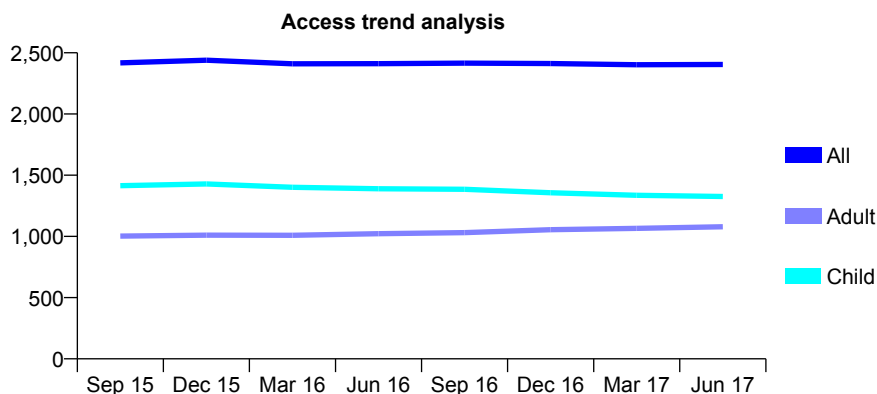
Q59 - Vital Signs At a Glance Contract Report for 166189/0001 - June 2017

Name or company name	Mr R Kidy & Ms P Sarna
Contract type name	GDS Contract
Purpose of contract	General and Orthodontic
Contract start date	01/04/2011
Contract end date	

17/18 Contracted general activity (UDA)	7,050
Carry forward general activity (UDA)	0
17/18 Contracted orthodontic activity (UOA)	4,137
Carry forward orthodontic activity (UOA)	0
Baseline contract value	£434,068.80

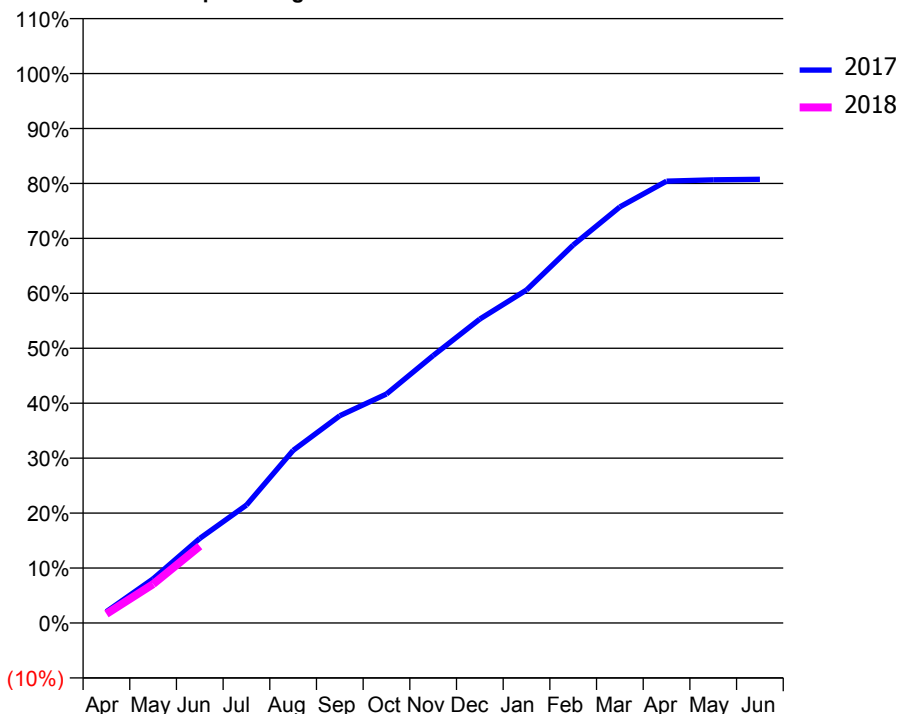
ACCESS*

Patients seen in 24 months	Total	Change since previous quarter
Quarter ending June 2016	2,411	
Quarter ending September 2016	2,416	→
Quarter ending December 2016	2,412	→
Quarter ending March 2017	2,402	→
Quarter ending June 2017	2,405	→
Variance since June 2016	(0.2%)	→



ACTIVITY

Cumulative percentage of contracted UDA delivered 2017 & 2018



Month	Adjusted Scheduled Activity (UDA)	
	2017	2018
April	146	117
May	567	498
June	1,085	986
July	1,513	
August	2,214	
September	2,659	
October	2,938	
November	3,430	
December	3,900	
January	4,272	
February	4,849	
March	5,338	
April	5,668	
May	5,686	
June	5,692	

QUALITY

	Quantity	Base Number	Contract	AT	Region	England
% of FP17s for the same patient ID Re-attending within 3 months - Children	77	710	10.8%	10.0%	11.7%	12.0%
% of FP17s for the same patient ID Re-attending within 3 months - Adults	45	364	12.4%	14.1%	15.2%	16.0%
% of FP17s for the same patient ID Re-attending between 3 & 9 months - Children	381	710	53.7%	60.9%	59.1%	58.0%
% of FP17s for the same patient ID Re-attending between 3 & 9 months - Adults	235	364	64.6%	53.7%	52.2%	50.9%
% of FP17s for Band 1 Urgent Courses	26	662	3.9%	7.3%	7.9%	9.1%
% of FP17s Relating to Free Repair or Replacements	1	662	0.2%	0.8%	0.8%	0.8%
% of FP17s Relating to Continuations	1	662	0.2%	1.0%	1.1%	1.1%
% of Patients satisfied with the dentistry they have received	3	3	N/A	91.6%	91.8%	91.7%
% of Patients satisfied with the time they had to wait for an appointment	3	3	N/A	87.3%	88.4%	88.0%

* This is based on patients treated on this contract for their most recent course of treatment. Figures in italics indicate the base number of FP17s or Patient Questionnaire responses are less than 100. N/A is shown where the base number of responses is less than 10 during the period. % is calculated as Quantity/Base number*100

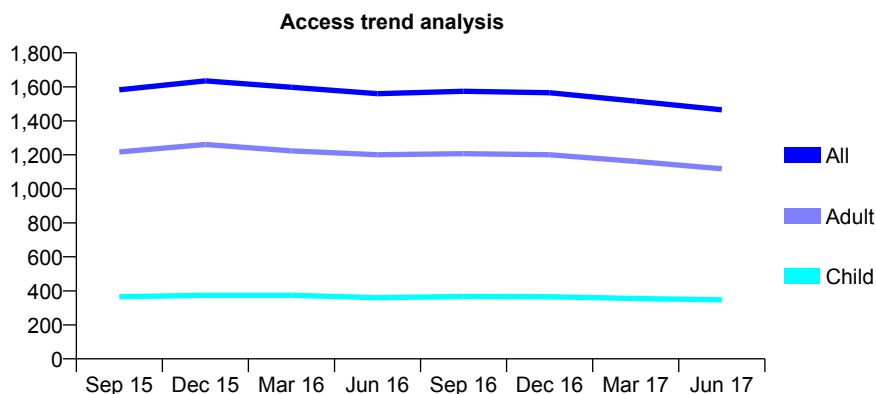
Q59 - Vital Signs At a Glance Contract Report for 166367/0001 - June 2017

Name or company name	Uppingham & Upperton Dental Practice Ltd
Contract type name	GDS Contract
Purpose of contract	General
Contract start date	07/09/2009
Contract end date	

17/18 Contracted general activity (UDA)	3,816
Carry forward general activity (UDA)	0
17/18 Contracted orthodontic activity (UOA)	0
Carry forward orthodontic activity (UOA)	0
Baseline contract value	£89,268.61

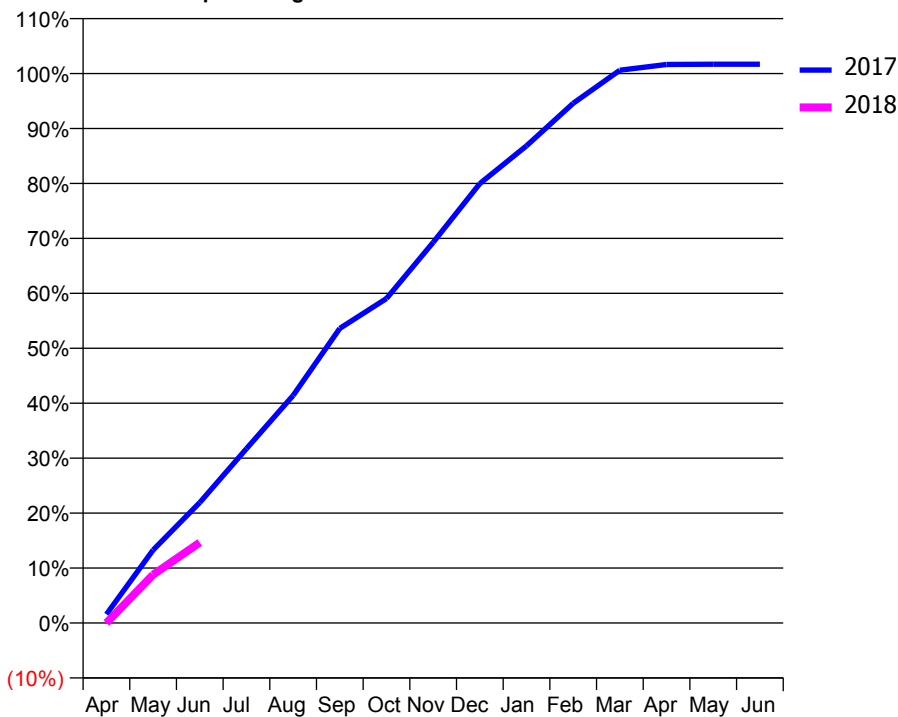
ACCESS*

Patients seen in 24 months	Total	Change since previous quarter
Quarter ending June 2016	1,560	
Quarter ending September 2016	1,574	→
Quarter ending December 2016	1,565	→
Quarter ending March 2017	1,516	↓
Quarter ending June 2017	1,465	↓
Variance since June 2016	(6.1%)	↓



ACTIVITY

Cumulative percentage of contracted UDA delivered 2017 & 2018



Month	Adjusted Scheduled Activity (UDA)	
	2017	2018
April	69	0
May	573	336
June	947	559
July	1,370	
August	1,787	
September	2,314	
October	2,549	
November	2,989	
December	3,452	
January	3,748	
February	4,083	
March	4,342	
April	4,387	
May	4,389	
June	4,389	

QUALITY

	Quantity	Base Number	Contract	AT	Region	England
% of FP17s for the same patient ID Re-attending within 3 months - Children	6	86	7.0%	10.0%	11.7%	12.0%
% of FP17s for the same patient ID Re-attending within 3 months - Adults	41	288	14.2%	14.1%	15.2%	16.0%
% of FP17s for the same patient ID Re-attending between 3 & 9 months - Children	48	86	55.8%	60.9%	59.1%	58.0%
% of FP17s for the same patient ID Re-attending between 3 & 9 months - Adults	186	288	64.6%	53.7%	52.2%	50.9%
% of FP17s for Band 1 Urgent Courses	28	352	8.0%	7.3%	7.9%	9.1%
% of FP17s Relating to Free Repair or Replacements	5	352	1.4%	0.8%	0.8%	0.8%
% of FP17s Relating to Continuations	1	352	0.3%	1.0%	1.1%	1.1%
% of Patients satisfied with the dentistry they have received	6	6	N/A	91.6%	91.8%	91.7%
% of Patients satisfied with the time they had to wait for an appointment	6	6	N/A	87.3%	88.4%	88.0%

* This is based on patients treated on this contract for their most recent course of treatment. Figures in italics indicate the base number of FP17s or Patient Questionnaire responses are less than 100. N/A is shown where the base number of responses is less than 10 during the period. % is calculated as Quantity/Base number*100

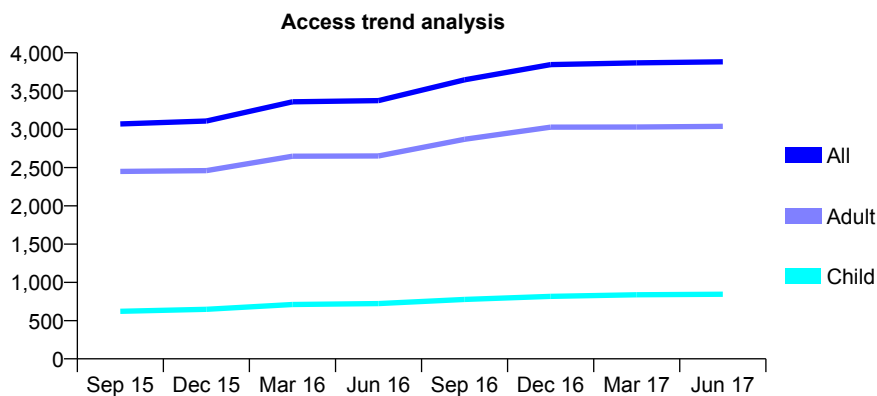
Q59 - Vital Signs At a Glance Contract Report for 168297/0001 - June 2017

Name or company name	Mr Sherer & Mr Levin
Contract type name	GDS Contract
Purpose of contract	General
Contract start date	01/10/2011
Contract end date	

17/18 Contracted general activity (UDA)	8,921
Carry forward general activity (UDA)	0
17/18 Contracted orthodontic activity (UOA)	0
Carry forward orthodontic activity (UOA)	0
Baseline contract value	£201,839.91

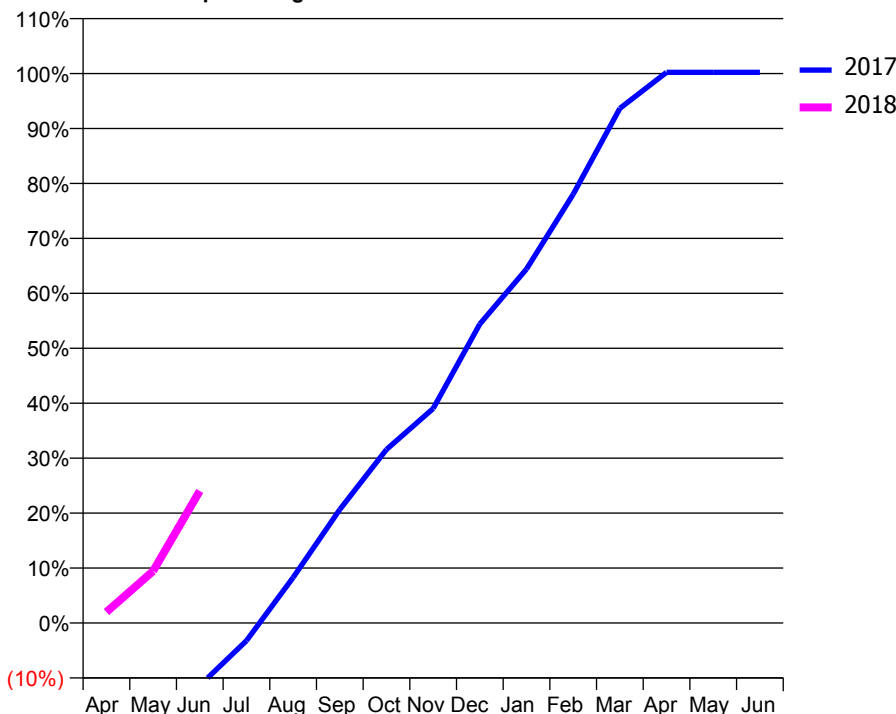
ACCESS*

Patients seen in 24 months	Total	Change since previous quarter
Quarter ending June 2016	3,375	
Quarter ending September 2016	3,647	↑
Quarter ending December 2016	3,845	↑
Quarter ending March 2017	3,868	→
Quarter ending June 2017	3,882	→
Variance since June 2016	15.0%	↑



ACTIVITY

Cumulative percentage of contracted UDA delivered 2017 & 2018



Month	Adjusted Scheduled Activity (UDA)	
	2017	2018
April	-1,910	179
May	-1,495	843
June	-1,050	2,144
July	-298	
August	764	
September	1,906	
October	2,913	
November	3,599	
December	5,017	
January	5,939	
February	7,194	
March	8,637	
April	9,240	
May	9,240	
June	9,240	

QUALITY

	Quantity	Base Number	Contract	AT	Region	England
% of FP17s for the same patient ID Re-attending within 3 months - Children	4	216	1.9%	10.0%	11.7%	12.0%
% of FP17s for the same patient ID Re-attending within 3 months - Adults	126	1,020	12.4%	14.1%	15.2%	16.0%
% of FP17s for the same patient ID Re-attending between 3 & 9 months - Children	104	216	48.1%	60.9%	59.1%	58.0%
% of FP17s for the same patient ID Re-attending between 3 & 9 months - Adults	572	1,020	56.1%	53.7%	52.2%	50.9%
% of FP17s for Band 1 Urgent Courses	67	988	6.8%	7.3%	7.9%	9.1%
% of FP17s Relating to Free Repair or Replacements	8	988	0.8%	0.8%	0.8%	0.8%
% of FP17s Relating to Continuations	22	988	2.2%	1.0%	1.1%	1.1%
% of Patients satisfied with the dentistry they have received	8	9	N/A	91.6%	91.8%	91.7%
% of Patients satisfied with the time they had to wait for an appointment	9	9	N/A	87.3%	88.4%	88.0%

* This is based on patients treated on this contract for their most recent course of treatment. Figures in italics indicate the base number of FP17s or Patient Questionnaire responses are less than 100. N/A is shown where the base number of responses is less than 10 during the period. % is calculated as Quantity/Base number*100

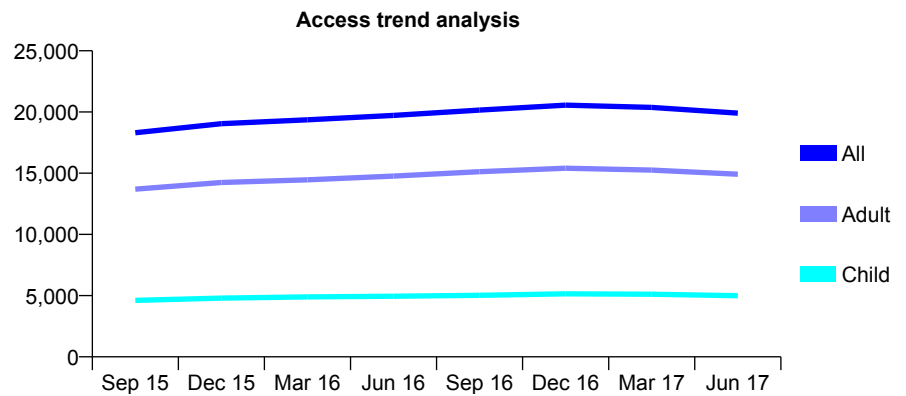
Q59 - Vital Signs At a Glance Contract Report for 169463/0002 - June 2017

Name or company name	A T Dent Ltd
Contract type name	GDS Contract
Purpose of contract	General
Contract start date	26/11/2009
Contract end date	

17/18 Contracted general activity (UDA)	60,000
Carry forward general activity (UDA)	0
17/18 Contracted orthodontic activity (UOA)	0
Carry forward orthodontic activity (UOA)	0
Baseline contract value	£1,322,578.26

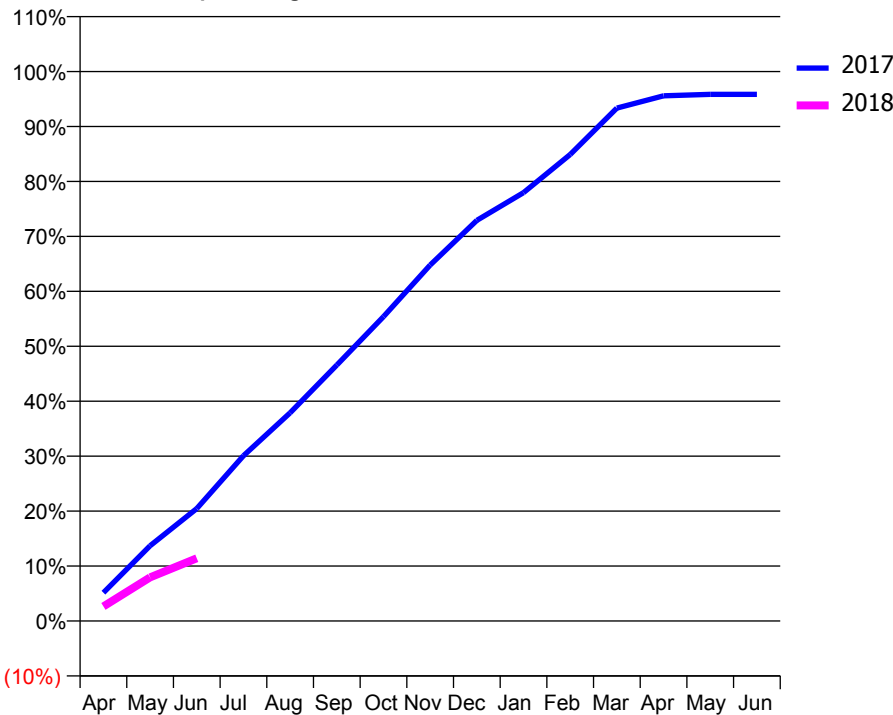
ACCESS*

Patients seen in 24 months	Total	Change since previous quarter
Quarter ending June 2016	19,717	
Quarter ending September 2016	20,160	↑
Quarter ending December 2016	20,559	→
Quarter ending March 2017	20,377	→
Quarter ending June 2017	19,912	↓
Variance since June 2016	1.0%	→



ACTIVITY

Cumulative percentage of contracted UDA delivered 2017 & 2018



Month	Adjusted Scheduled Activity (UDA)	
	2017	2018
April	3,089	1,601
May	8,225	4,762
June	12,275	6,855
July	18,045	
August	22,732	
September	27,947	
October	33,227	
November	38,862	
December	43,742	
January	46,778	
February	50,945	
March	56,013	
April	57,345	
May	57,510	
June	57,508	

QUALITY

	Quantity	Base Number	Contract	AT	Region	England
% of FP17s for the same patient ID Re-attending within 3 months - Children	105	1,206	8.7%	10.0%	11.7%	12.0%
% of FP17s for the same patient ID Re-attending within 3 months - Adults	389	3,429	11.3%	14.1%	15.2%	16.0%
% of FP17s for the same patient ID Re-attending between 3 & 9 months - Children	697	1,206	57.8%	60.9%	59.1%	58.0%
% of FP17s for the same patient ID Re-attending between 3 & 9 months - Adults	2,134	3,429	62.2%	53.7%	52.2%	50.9%
% of FP17s for Band 1 Urgent Courses	293	3,894	7.5%	7.3%	7.9%	9.1%
% of FP17s Relating to Free Repair or Replacements	8	3,894	0.2%	0.8%	0.8%	0.8%
% of FP17s Relating to Continuations	16	3,894	0.4%	1.0%	1.1%	1.1%
% of Patients satisfied with the dentistry they have received	43	48	89.6%	91.6%	91.8%	91.7%
% of Patients satisfied with the time they had to wait for an appointment	45	48	93.8%	87.3%	88.4%	88.0%

* This is based on patients treated on this contract for their most recent course of treatment. Figures in italics indicate the base number of FP17s or Patient Questionnaire responses are less than 100. N/A is shown where the base number of responses is less than 10 during the period. % is calculated as Quantity/Base number*100

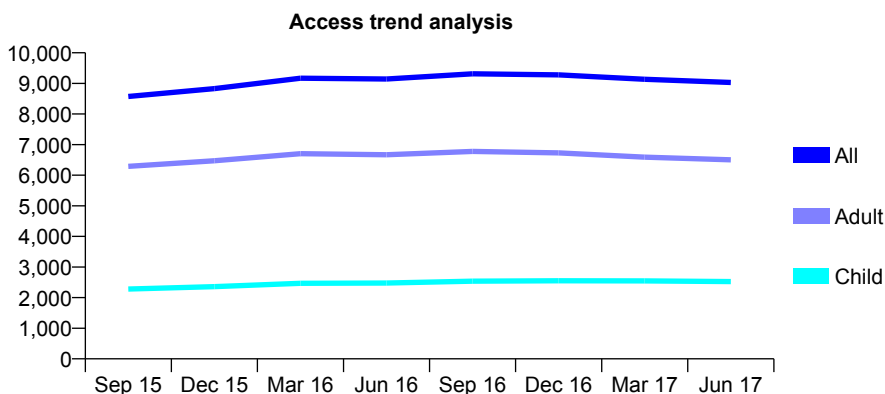
Q59 - Vital Signs At a Glance Contract Report for 169935/0001 - June 2017

Name or company name	Mr R Ghadiali & Mr R Gupta
Contract type name	GDS Contract
Purpose of contract	General
Contract start date	01/04/2014
Contract end date	

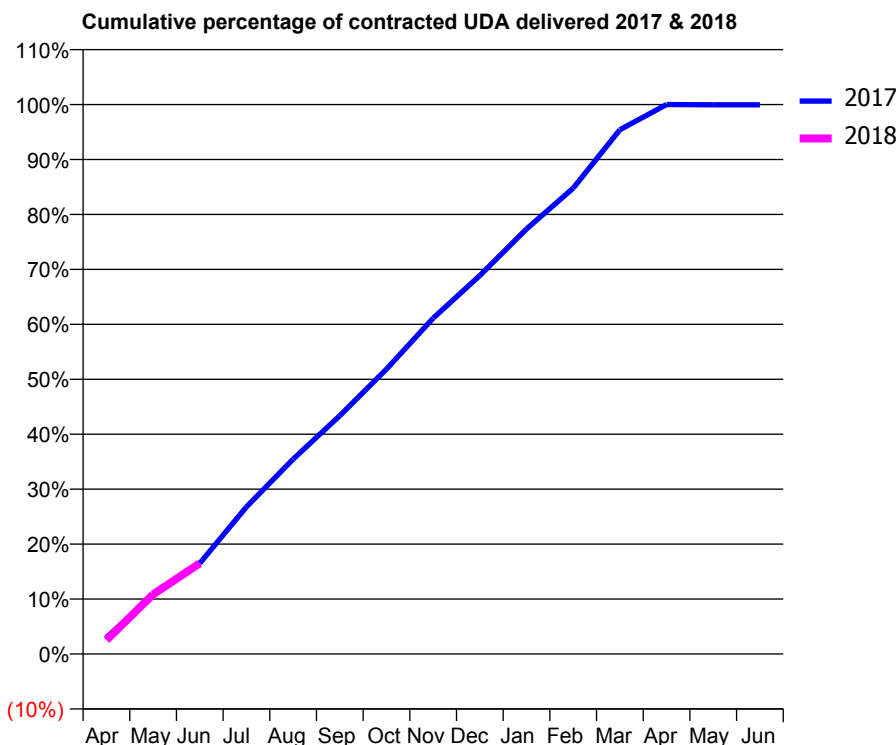
17/18 Contracted general activity (UDA)	23,925
Carry forward general activity (UDA)	0
17/18 Contracted orthodontic activity (UOA)	0
Carry forward orthodontic activity (UOA)	0
Baseline contract value	£627,916.75

ACCESS*

Patients seen in 24 months	Total	Change since previous quarter
Quarter ending June 2016	9,144	
Quarter ending September 2016	9,314	→
Quarter ending December 2016	9,280	→
Quarter ending March 2017	9,136	↓
Quarter ending June 2017	9,030	↓
Variance since June 2016	(1.2%)	↓



ACTIVITY



Month	Adjusted Scheduled Activity (UDA)	
	2017	2018
April	721	605
May	2,544	2,596
June	3,949	3,950
July	6,406	
August	8,488	
September	10,380	
October	12,406	
November	14,625	
December	16,479	
January	18,509	
February	20,283	
March	22,825	
April	23,921	
May	23,909	
June	23,909	

QUALITY

	Quantity	Base Number	Contract	AT	Region	England
% of FP17s for the same patient ID Re-attending within 3 months - Children	78	1,028	7.6%	10.0%	11.7%	12.0%
% of FP17s for the same patient ID Re-attending within 3 months - Adults	216	2,026	10.7%	14.1%	15.2%	16.0%
% of FP17s for the same patient ID Re-attending between 3 & 9 months - Children	730	1,028	71.0%	60.9%	59.1%	58.0%
% of FP17s for the same patient ID Re-attending between 3 & 9 months - Adults	1,022	2,026	50.4%	53.7%	52.2%	50.9%
% of FP17s for Band 1 Urgent Courses	88	2,372	3.7%	7.3%	7.9%	9.1%
% of FP17s Relating to Free Repair or Replacements	23	2,372	1.0%	0.8%	0.8%	0.8%
% of FP17s Relating to Continuations	7	2,372	0.3%	1.0%	1.1%	1.1%
% of Patients satisfied with the dentistry they have received	19	21	90.5%	91.6%	91.8%	91.7%
% of Patients satisfied with the time they had to wait for an appointment	20	21	95.2%	87.3%	88.4%	88.0%

* This is based on patients treated on this contract for their most recent course of treatment. Figures in italics indicate the base number of FP17s or Patient Questionnaire responses are less than 100. N/A is shown where the base number of responses is less than 10 during the period. % is calculated as Quantity/Base number*100

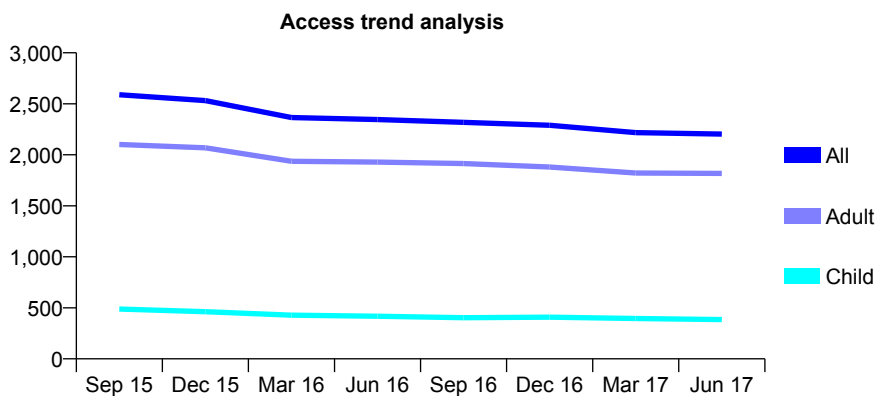
Q59 - Vital Signs At a Glance Contract Report for 171743/0001 - June 2017

Name or company name	RK Pancholi Dental Surgery Ltd
Contract type name	GDS Contract
Purpose of contract	General
Contract start date	20/10/2008
Contract end date	

17/18 Contracted general activity (UDA)	8,203
Carry forward general activity (UDA)	0
17/18 Contracted orthodontic activity (UOA)	0
Carry forward orthodontic activity (UOA)	0
Baseline contract value	£173,971.18

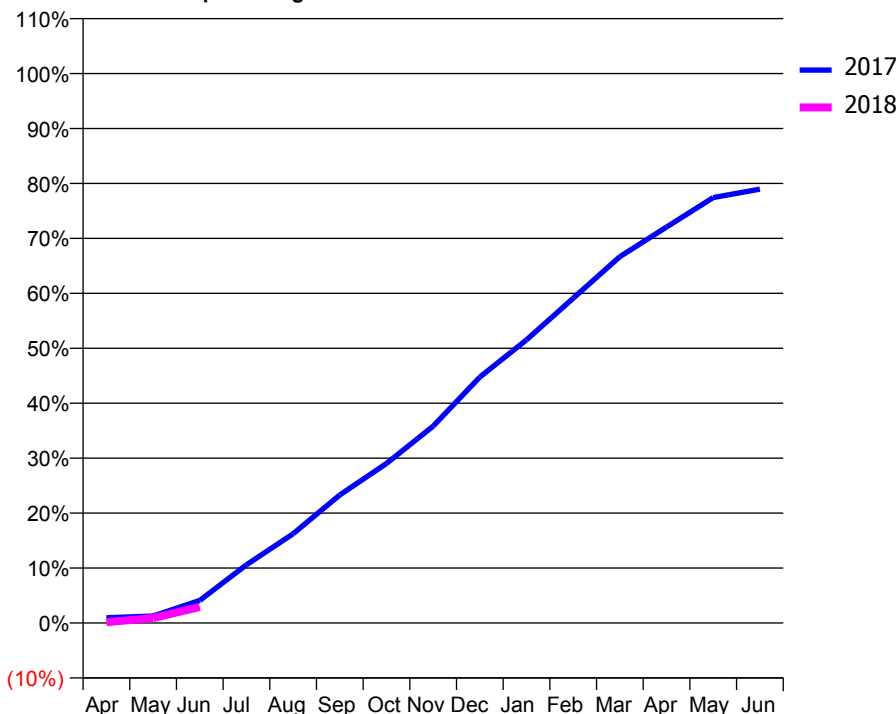
ACCESS*

Patients seen in 24 months	Total	Change since previous quarter
Quarter ending June 2016	2,346	
Quarter ending September 2016	2,318	↓
Quarter ending December 2016	2,289	↓
Quarter ending March 2017	2,218	↓
Quarter ending June 2017	2,203	→
Variance since June 2016	(6.1%)	↓



ACTIVITY

Cumulative percentage of contracted UDA delivered 2017 & 2018



Adjusted Scheduled Activity (UDA)

Month	2017	2018
April	78	13
May	104	75
June	338	240
July	870	
August	1,332	
September	1,913	
October	2,382	
November	2,940	
December	3,672	
January	4,227	
February	4,849	
March	5,469	
April	5,910	
May	6,352	
June	6,477	

QUALITY

	Quantity	Base Number	Contract	AT	Region	England
% of FP17s for the same patient ID Re-attending within 3 months - Children	6	123	4.9%	10.0%	11.7%	12.0%
% of FP17s for the same patient ID Re-attending within 3 months - Adults	69	468	14.7%	14.1%	15.2%	16.0%
% of FP17s for the same patient ID Re-attending between 3 & 9 months - Children	79	123	64.2%	60.9%	59.1%	58.0%
% of FP17s for the same patient ID Re-attending between 3 & 9 months - Adults	222	468	47.4%	53.7%	52.2%	50.9%
% of FP17s for Band 1 Urgent Courses	10	136	7.4%	7.3%	7.9%	9.1%
% of FP17s Relating to Free Repair or Replacements	1	136	0.7%	0.8%	0.8%	0.8%
% of FP17s Relating to Continuations	9	136	6.6%	1.0%	1.1%	1.1%
% of Patients satisfied with the dentistry they have received	3	3	N/A	91.6%	91.8%	91.7%
% of Patients satisfied with the time they had to wait for an appointment	3	3	N/A	87.3%	88.4%	88.0%

* This is based on patients treated on this contract for their most recent course of treatment. Figures in italics indicate the base number of FP17s or Patient Questionnaire responses are less than 100. N/A is shown where the base number of responses is less than 10 during the period. % is calculated as Quantity/Base number*100

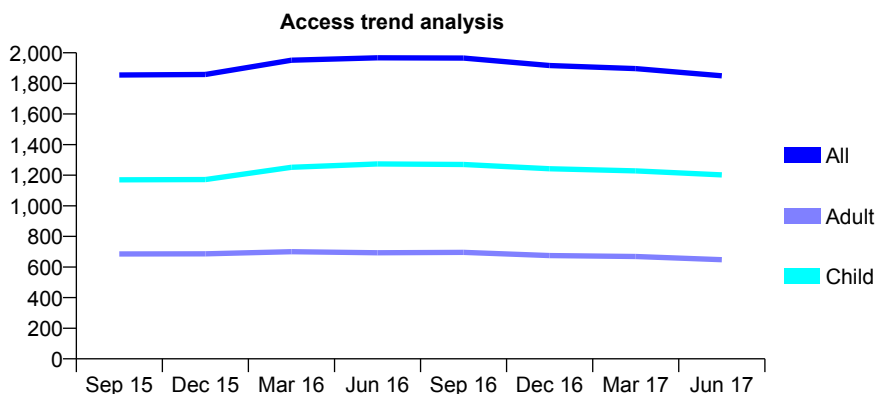
Q59 - Vital Signs At a Glance Contract Report for 171751/0001 - June 2017

Name or company name	E Gayton & K Gayton
Contract type name	GDS Contract
Purpose of contract	General and Orthodontic
Contract start date	01/11/2013
Contract end date	

17/18 Contracted general activity (UDA)	4,850
Carry forward general activity (UDA)	0
17/18 Contracted orthodontic activity (UOA)	259
Carry forward orthodontic activity (UOA)	0
Baseline contract value	£131,748.75

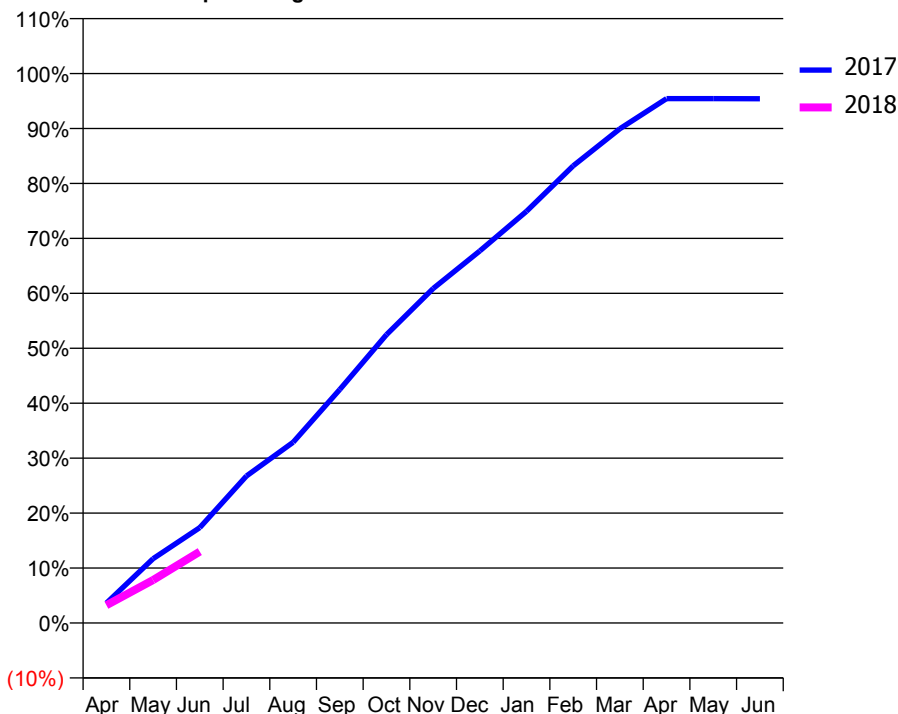
ACCESS*

Patients seen in 24 months	Total	Change since previous quarter
Quarter ending June 2016	1,967	
Quarter ending September 2016	1,966	→
Quarter ending December 2016	1,917	↓
Quarter ending March 2017	1,897	↓
Quarter ending June 2017	1,850	↓
Variance since June 2016	(5.9%)	↓



ACTIVITY

Cumulative percentage of contracted UDA delivered 2017 & 2018



Month	Adjusted Scheduled Activity (UDA)	
	2017	2018
April	175	157
May	567	379
June	843	630
July	1,297	
August	1,595	
September	2,062	
October	2,545	
November	2,952	
December	3,284	
January	3,633	
February	4,035	
March	4,362	
April	4,628	
May	4,628	
June	4,627	

QUALITY

	Quantity	Base Number	Contract	AT	Region	England
% of FP17s for the same patient ID Re-attending within 3 months - Children	30	450	6.7%	10.0%	11.7%	12.0%
% of FP17s for the same patient ID Re-attending within 3 months - Adults	21	154	13.6%	14.1%	15.2%	16.0%
% of FP17s for the same patient ID Re-attending between 3 & 9 months - Children	356	450	79.1%	60.9%	59.1%	58.0%
% of FP17s for the same patient ID Re-attending between 3 & 9 months - Adults	112	154	72.7%	53.7%	52.2%	50.9%
% of FP17s for Band 1 Urgent Courses	21	428	4.9%	7.3%	7.9%	9.1%
% of FP17s Relating to Free Repair or Replacements	0	428	0.0%	0.8%	0.8%	0.8%
% of FP17s Relating to Continuations	0	428	0.0%	1.0%	1.1%	1.1%
% of Patients satisfied with the dentistry they have received	3	4	N/A	91.6%	91.8%	91.7%
% of Patients satisfied with the time they had to wait for an appointment	4	4	N/A	87.3%	88.4%	88.0%

* This is based on patients treated on this contract for their most recent course of treatment. Figures in italics indicate the base number of FP17s or Patient Questionnaire responses are less than 100. N/A is shown where the base number of responses is less than 10 during the period. % is calculated as Quantity/Base number*100

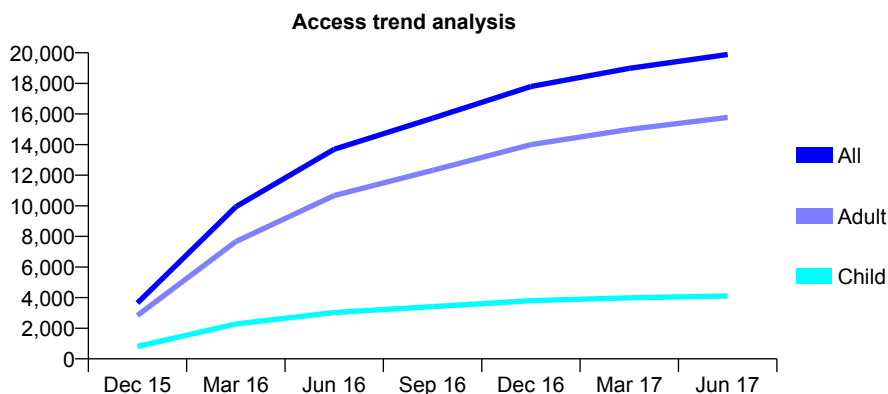
Q59 - Vital Signs At a Glance Contract Report for 175676/0002 - June 2017

Name or company name	Mr S Mehra & Mr A Khetia
Contract type name	GDS Contract
Purpose of contract	General
Contract start date	02/11/2015
Contract end date	

17/18 Contracted general activity (UDA)	58,260
Carry forward general activity (UDA)	0
17/18 Contracted orthodontic activity (UOA)	0
Carry forward orthodontic activity (UOA)	0
Baseline contract value	£1,130,630.78

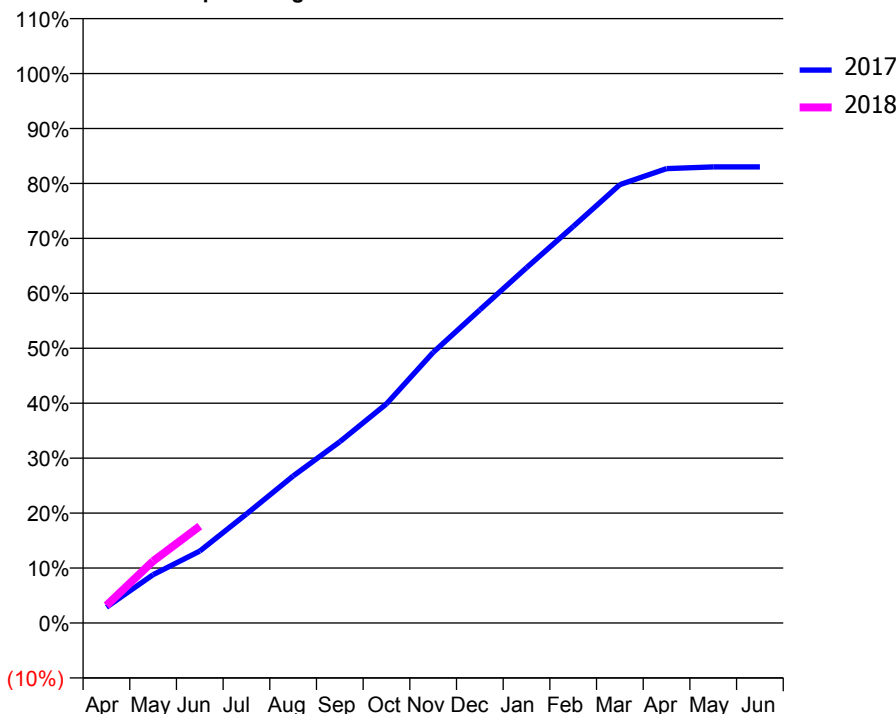
ACCESS*

Patients seen in 24 months	Total	Change since previous quarter
Quarter ending June 2016	13,699	
Quarter ending September 2016	15,727	↑
Quarter ending December 2016	17,800	↑
Quarter ending March 2017	18,981	↑
Quarter ending June 2017	19,888	↑
Variance since June 2016	45.2%	↑



ACTIVITY

Cumulative percentage of contracted UDA delivered 2017 & 2018



Month	Adjusted Scheduled Activity (UDA)	
	2017	2018
April	1,672	1,862
May	5,123	6,564
June	7,626	10,273
July	11,555	
August	15,593	
September	19,223	
October	23,232	
November	28,689	
December	33,201	
January	37,665	
February	42,036	
March	46,483	
April	48,171	
May	48,355	
June	48,363	

QUALITY

	Quantity	Base Number	Contract	AT	Region	England
% of FP17s for the same patient ID Re-attending within 3 months - Children	86	1,281	6.7%	10.0%	11.7%	12.0%
% of FP17s for the same patient ID Re-attending within 3 months - Adults	507	4,939	10.3%	14.1%	15.2%	16.0%
% of FP17s for the same patient ID Re-attending between 3 & 9 months - Children	738	1,281	57.6%	60.9%	59.1%	58.0%
% of FP17s for the same patient ID Re-attending between 3 & 9 months - Adults	2,782	4,939	56.3%	53.7%	52.2%	50.9%
% of FP17s for Band 1 Urgent Courses	396	5,151	7.7%	7.3%	7.9%	9.1%
% of FP17s Relating to Free Repair or Replacements	33	5,151	0.6%	0.8%	0.8%	0.8%
% of FP17s Relating to Continuations	9	5,151	0.2%	1.0%	1.1%	1.1%
% of Patients satisfied with the dentistry they have received	34	37	91.9%	91.6%	91.8%	91.7%
% of Patients satisfied with the time they had to wait for an appointment	35	37	94.6%	87.3%	88.4%	88.0%

* This is based on patients treated on this contract for their most recent course of treatment. Figures in italics indicate the base number of FP17s or Patient Questionnaire responses are less than 100. N/A is shown where the base number of responses is less than 10 during the period. % is calculated as Quantity/Base number*100

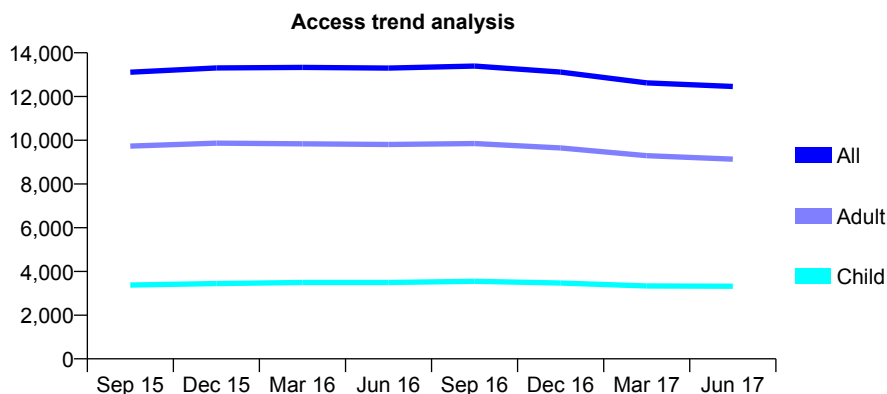
Q59 - Vital Signs At a Glance Contract Report for 176087/0001 - June 2017

Name or company name	Burguet, Ceconi, Calveley & Fenn (T/As BV)
Contract type name	GDS Contract
Purpose of contract	General
Contract start date	29/08/2012
Contract end date	

17/18 Contracted general activity (UDA)	28,000
Carry forward general activity (UDA)	0
17/18 Contracted orthodontic activity (UOA)	0
Carry forward orthodontic activity (UOA)	0
Baseline contract value	£617,110.86

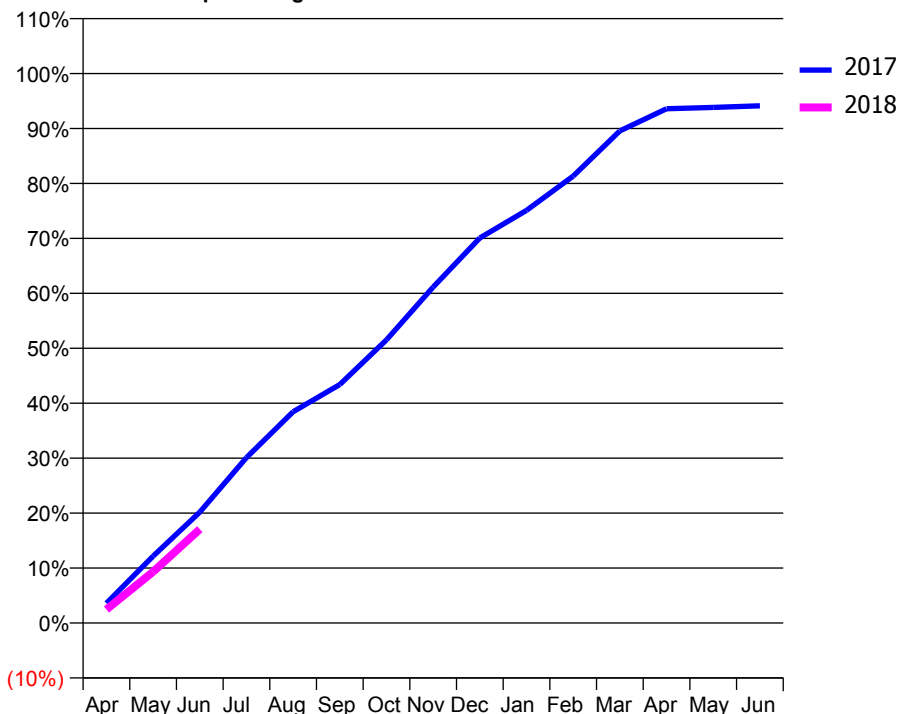
ACCESS*

Patients seen in 24 months	Total	Change since previous quarter
Quarter ending June 2016	13,301	
Quarter ending September 2016	13,391	→
Quarter ending December 2016	13,121	↓
Quarter ending March 2017	12,624	↓
Quarter ending June 2017	12,458	↓
Variance since June 2016	(6.3%)	↓



ACTIVITY

Cumulative percentage of contracted UDA delivered 2017 & 2018



Adjusted Scheduled Activity (UDA)

Month	2017	2018
April	1,025	687
May	3,457	2,613
June	5,734	4,778
July	8,550	
August	10,918	
September	12,327	
October	14,636	
November	17,362	
December	19,903	
January	21,325	
February	23,097	
March	25,432	
April	26,581	
May	26,646	
June	26,729	

QUALITY

	Quantity	Base Number	Contract	AT	Region	England
% of FP17s for the same patient ID Re-attending within 3 months - Children	48	957	5.0%	10.0%	11.7%	12.0%
% of FP17s for the same patient ID Re-attending within 3 months - Adults	319	2,541	12.6%	14.1%	15.2%	16.0%
% of FP17s for the same patient ID Re-attending between 3 & 9 months - Children	491	957	51.3%	60.9%	59.1%	58.0%
% of FP17s for the same patient ID Re-attending between 3 & 9 months - Adults	1,243	2,541	48.9%	53.7%	52.2%	50.9%
% of FP17s for Band 1 Urgent Courses	233	2,750	8.5%	7.3%	7.9%	9.1%
% of FP17s Relating to Free Repair or Replacements	57	2,750	2.1%	0.8%	0.8%	0.8%
% of FP17s Relating to Continuations	13	2,750	0.5%	1.0%	1.1%	1.1%
% of Patients satisfied with the dentistry they have received	12	14	85.7%	91.6%	91.8%	91.7%
% of Patients satisfied with the time they had to wait for an appointment	11	14	78.6%	87.3%	88.4%	88.0%

* This is based on patients treated on this contract for their most recent course of treatment. Figures in italics indicate the base number of FP17s or Patient Questionnaire responses are less than 100. N/A is shown where the base number of responses is less than 10 during the period. % is calculated as Quantity/Base number*100

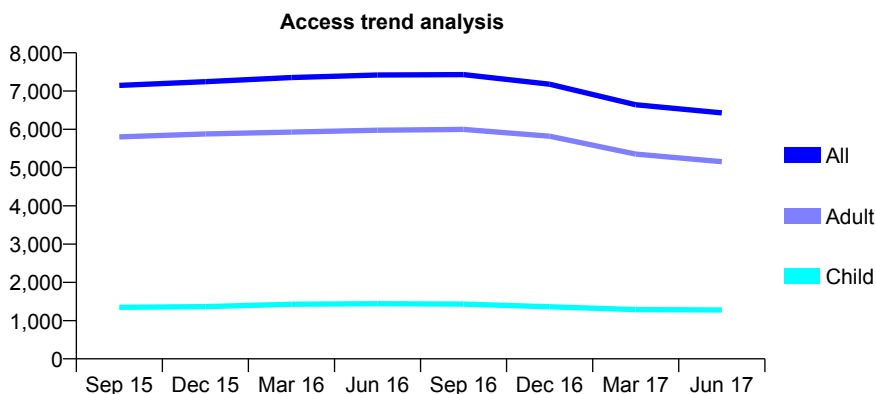
Q59 - Vital Signs At a Glance Contract Report for 176087/0002 - June 2017

Name or company name	Burguet, Ceconi, Calveley & Fenn (T/As BV)
Contract type name	GDS Contract
Purpose of contract	General
Contract start date	29/08/2012
Contract end date	

17/18 Contracted general activity (UDA)	15,000
Carry forward general activity (UDA)	0
17/18 Contracted orthodontic activity (UOA)	0
Carry forward orthodontic activity (UOA)	0
Baseline contract value	£330,595.16

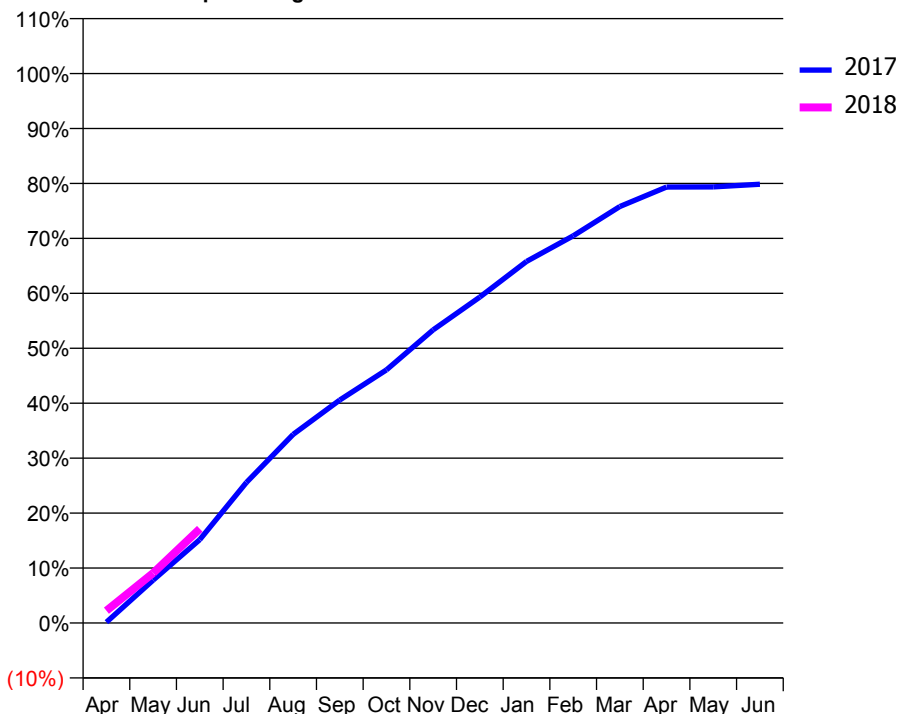
ACCESS*

Patients seen in 24 months	Total	Change since previous quarter
Quarter ending June 2016	7,420	
Quarter ending September 2016	7,430	→
Quarter ending December 2016	7,180	↓
Quarter ending March 2017	6,642	↓
Quarter ending June 2017	6,431	↓
Variance since June 2016	(13.3%)	↓



ACTIVITY

Cumulative percentage of contracted UDA delivered 2017 & 2018



Adjusted Scheduled Activity (UDA)

Month	2017	2018
April	33	338
May	1,561	1,362
June	3,037	2,571
July	5,117	
August	6,863	
September	8,118	
October	9,214	
November	10,671	
December	11,864	
January	13,162	
February	14,093	
March	15,161	
April	15,868	
May	15,872	
June	15,969	

QUALITY

	Quantity	Base Number	Contract	AT	Region	England
% of FP17s for the same patient ID Re-attending within 3 months - Children	12	388	3.1%	10.0%	11.7%	12.0%
% of FP17s for the same patient ID Re-attending within 3 months - Adults	211	1,458	14.5%	14.1%	15.2%	16.0%
% of FP17s for the same patient ID Re-attending between 3 & 9 months - Children	200	388	51.5%	60.9%	59.1%	58.0%
% of FP17s for the same patient ID Re-attending between 3 & 9 months - Adults	713	1,458	48.9%	53.7%	52.2%	50.9%
% of FP17s for Band 1 Urgent Courses	130	1,396	9.3%	7.3%	7.9%	9.1%
% of FP17s Relating to Free Repair or Replacements	16	1,396	1.1%	0.8%	0.8%	0.8%
% of FP17s Relating to Continuations	20	1,396	1.4%	1.0%	1.1%	1.1%
% of Patients satisfied with the dentistry they have received	20	24	83.3%	91.6%	91.8%	91.7%
% of Patients satisfied with the time they had to wait for an appointment	15	24	62.5%	87.3%	88.4%	88.0%

* This is based on patients treated on this contract for their most recent course of treatment. Figures in italics indicate the base number of FP17s or Patient Questionnaire responses are less than 100. N/A is shown where the base number of responses is less than 10 during the period. % is calculated as Quantity/Base number*100

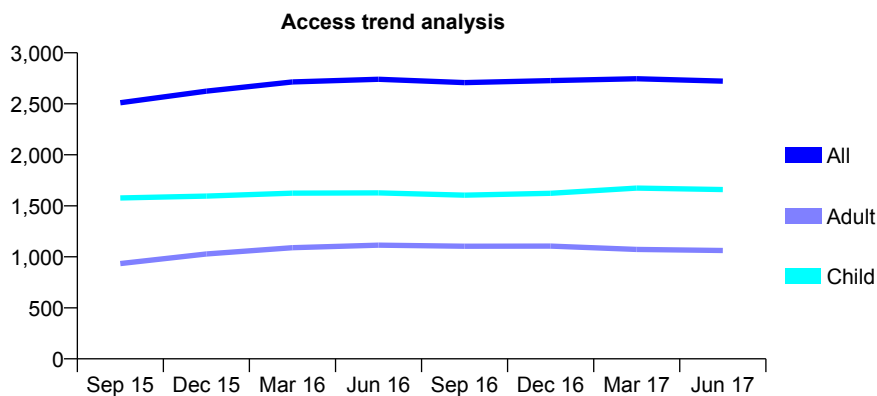
Q59 - Vital Signs At a Glance Contract Report for 176591/0001 - June 2017

Name or company name	James Cooil and Associates Limited
Contract type name	GDS Contract
Purpose of contract	General and Orthodontic
Contract start date	01/05/2010
Contract end date	

17/18 Contracted general activity (UDA)	4,056
Carry forward general activity (UDA)	0
17/18 Contracted orthodontic activity (UOA)	609
Carry forward orthodontic activity (UOA)	0
Baseline contract value	£135,210.57

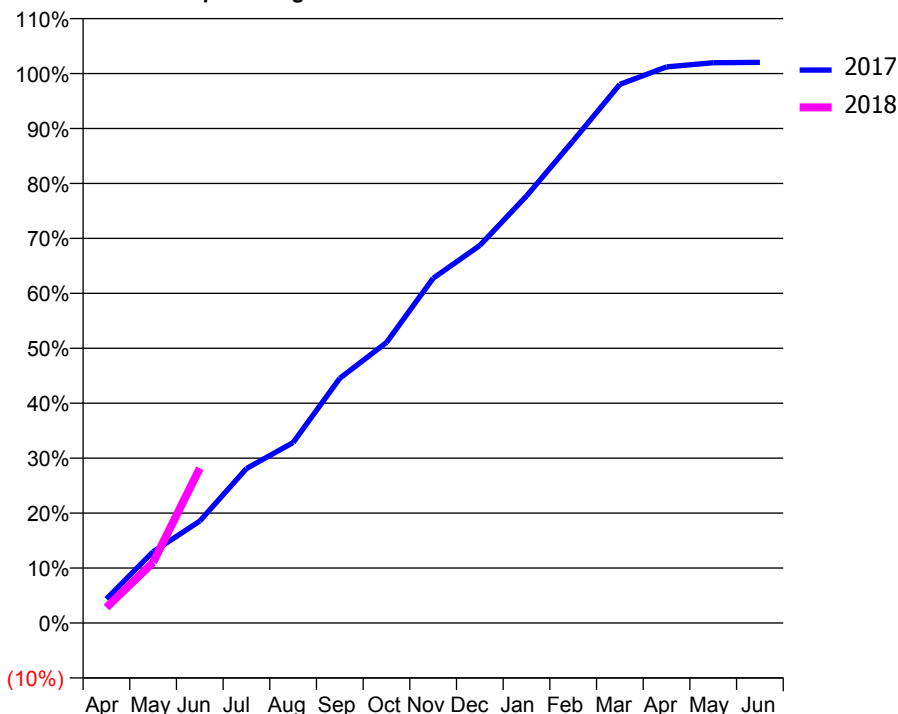
ACCESS*

Patients seen in 24 months	Total	Change since previous quarter
Quarter ending June 2016	2,741	
Quarter ending September 2016	2,708	↓
Quarter ending December 2016	2,728	→
Quarter ending March 2017	2,746	→
Quarter ending June 2017	2,722	→
Variance since June 2016	(0.7%)	→



ACTIVITY

Cumulative percentage of contracted UDA delivered 2017 & 2018



Adjusted Scheduled Activity (UDA)

Month	2017	2018
April	309	114
May	916	448
June	1,309	1,142
July	1,983	
August	2,317	
September	3,142	
October	3,602	
November	4,428	
December	4,848	
January	5,484	
February	6,193	
March	6,917	
April	7,142	
May	7,194	
June	7,200	

QUALITY

	Quantity	Base Number	Contract	AT	Region	England
% of FP17s for the same patient ID Re-attending within 3 months - Children	67	600	11.2%	10.0%	11.7%	12.0%
% of FP17s for the same patient ID Re-attending within 3 months - Adults	41	283	14.5%	14.1%	15.2%	16.0%
% of FP17s for the same patient ID Re-attending between 3 & 9 months - Children	406	600	67.7%	60.9%	59.1%	58.0%
% of FP17s for the same patient ID Re-attending between 3 & 9 months - Adults	168	283	59.4%	53.7%	52.2%	50.9%
% of FP17s for Band 1 Urgent Courses	45	692	6.5%	7.3%	7.9%	9.1%
% of FP17s Relating to Free Repair or Replacements	2	692	0.3%	0.8%	0.8%	0.8%
% of FP17s Relating to Continuations	2	692	0.3%	1.0%	1.1%	1.1%
% of Patients satisfied with the dentistry they have received	3	4	N/A	91.6%	91.8%	91.7%
% of Patients satisfied with the time they had to wait for an appointment	2	4	N/A	87.3%	88.4%	88.0%

* This is based on patients treated on this contract for their most recent course of treatment. Figures in italics indicate the base number of FP17s or Patient Questionnaire responses are less than 100. N/A is shown where the base number of responses is less than 10 during the period. % is calculated as Quantity/Base number*100

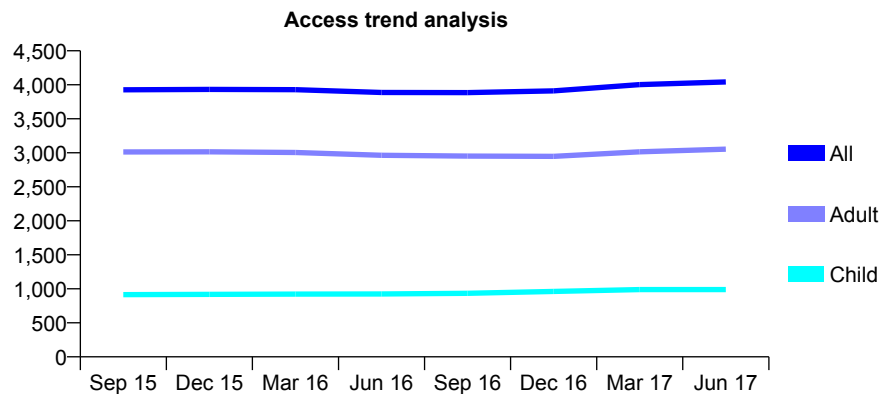
Q59 - Vital Signs At a Glance Contract Report for 178055/0001 - June 2017

Name or company name	Sloss, Sloss & Bentley
Contract type name	GDS Contract
Purpose of contract	General and Orthodontic
Contract start date	01/04/2006
Contract end date	

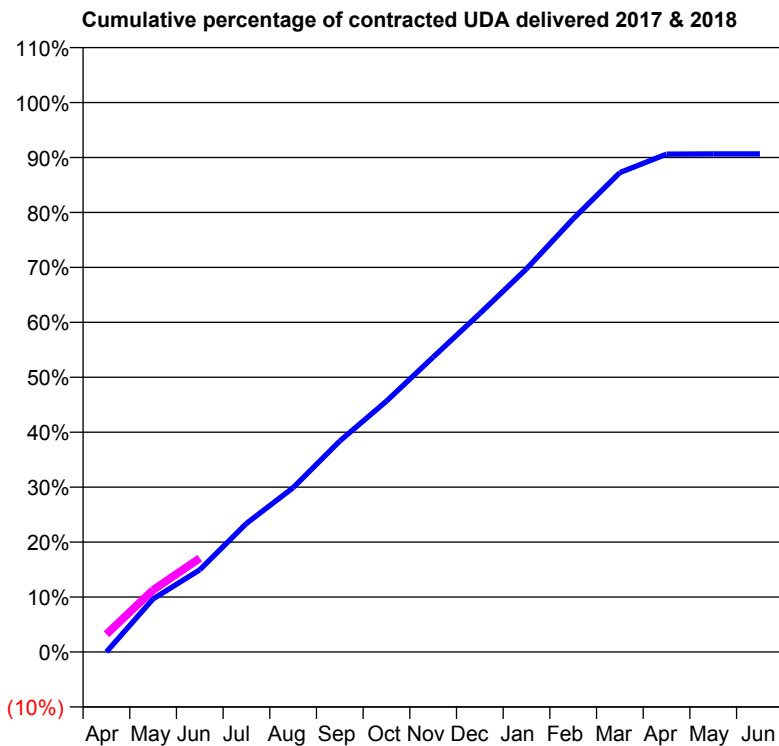
17/18 Contracted general activity (UDA)	11,800
Carry forward general activity (UDA)	0
17/18 Contracted orthodontic activity (UOA)	430
Carry forward orthodontic activity (UOA)	0
Baseline contract value	£288,638.43

ACCESS*

Patients seen in 24 months	Total	Change since previous quarter
Quarter ending June 2016	3,888	
Quarter ending September 2016	3,886	→
Quarter ending December 2016	3,910	→
Quarter ending March 2017	4,003	↑
Quarter ending June 2017	4,043	→
Variance since June 2016	4.0%	↑



ACTIVITY



Month	Adjusted Scheduled Activity (UDA)	
	2017	2018
April	0	383
May	1,140	1,333
June	1,765	2,015
July	2,763	
August	3,529	
September	4,532	
October	5,388	
November	6,332	
December	7,268	
January	8,227	
February	9,302	
March	10,297	
April	10,692	
May	10,696	
June	10,697	

QUALITY

	Quantity	Base Number	Contract	AT	Region	England
% of FP17s for the same patient ID Re-attending within 3 months - Children	22	382	5.8%	10.0%	11.7%	12.0%
% of FP17s for the same patient ID Re-attending within 3 months - Adults	98	1,018	9.6%	14.1%	15.2%	16.0%
% of FP17s for the same patient ID Re-attending between 3 & 9 months - Children	266	382	69.6%	60.9%	59.1%	58.0%
% of FP17s for the same patient ID Re-attending between 3 & 9 months - Adults	621	1,018	61.0%	53.7%	52.2%	50.9%
% of FP17s for Band 1 Urgent Courses	43	1,185	3.6%	7.3%	7.9%	9.1%
% of FP17s Relating to Free Repair or Replacements	7	1,185	0.6%	0.8%	0.8%	0.8%
% of FP17s Relating to Continuations	14	1,185	1.2%	1.0%	1.1%	1.1%
% of Patients satisfied with the dentistry they have received	9	10	90.0%	91.6%	91.8%	91.7%
% of Patients satisfied with the time they had to wait for an appointment	10	10	100.0%	87.3%	88.4%	88.0%

* This is based on patients treated on this contract for their most recent course of treatment. Figures in italics indicate the base number of FP17s or Patient Questionnaire responses are less than 100. N/A is shown where the base number of responses is less than 10 during the period. % is calculated as Quantity/Base number*100

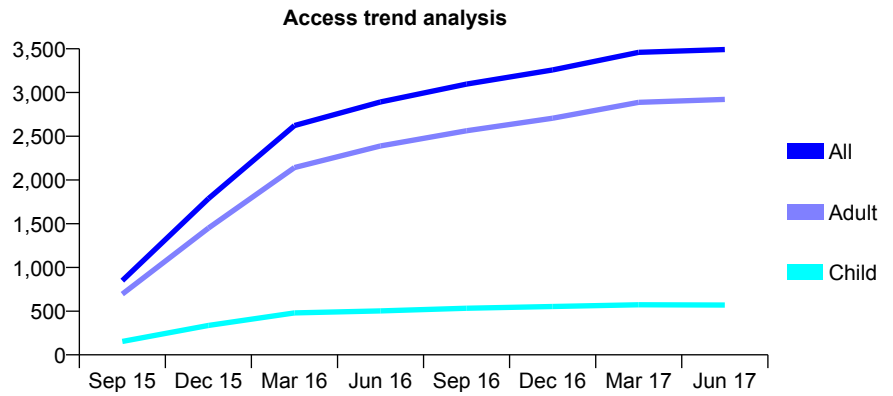
Q59 - Vital Signs At a Glance Contract Report for 181293/0001 - June 2017

Name or company name	JDRM Dental Care Ltd
Contract type name	GDS Contract
Purpose of contract	General
Contract start date	01/07/2015
Contract end date	

17/18 Contracted general activity (UDA)	9,832
Carry forward general activity (UDA)	0
17/18 Contracted orthodontic activity (UOA)	0
Carry forward orthodontic activity (UOA)	0
Baseline contract value	£220,594.94

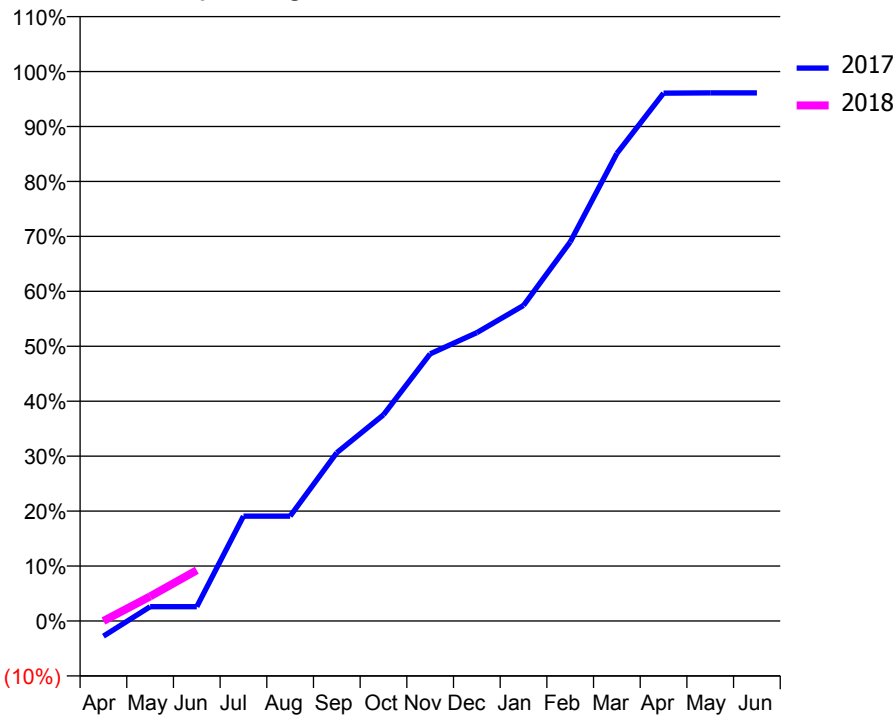
ACCESS*

Patients seen in 24 months	Total	Change since previous quarter
Quarter ending June 2016	2,892	
Quarter ending September 2016	3,096	↑
Quarter ending December 2016	3,259	↑
Quarter ending March 2017	3,460	↑
Quarter ending June 2017	3,491	→
Variance since June 2016	20.7%	↑



ACTIVITY

Cumulative percentage of contracted UDA delivered 2017 & 2018



Month	Adjusted Scheduled Activity (UDA)	
	2017	2018
April	-273	0
May	257	440
June	257	908
July	1,876	
August	1,876	
September	3,013	
October	3,690	
November	4,780	
December	5,159	
January	5,647	
February	6,781	
March	8,366	
April	9,445	
May	9,449	
June	9,450	

QUALITY

	Quantity	Base Number	Contract	AT	Region	England
% of FP17s for the same patient ID Re-attending within 3 months - Children	25	195	12.8%	10.0%	11.7%	12.0%
% of FP17s for the same patient ID Re-attending within 3 months - Adults	89	797	11.2%	14.1%	15.2%	16.0%
% of FP17s for the same patient ID Re-attending between 3 & 9 months - Children	127	195	65.1%	60.9%	59.1%	58.0%
% of FP17s for the same patient ID Re-attending between 3 & 9 months - Adults	384	797	48.2%	53.7%	52.2%	50.9%
% of FP17s for Band 1 Urgent Courses	13	506	2.6%	7.3%	7.9%	9.1%
% of FP17s Relating to Free Repair or Replacements	16	506	3.2%	0.8%	0.8%	0.8%
% of FP17s Relating to Continuations	8	506	1.6%	1.0%	1.1%	1.1%
% of Patients satisfied with the dentistry they have received	20	21	95.2%	91.6%	91.8%	91.7%
% of Patients satisfied with the time they had to wait for an appointment	19	21	90.5%	87.3%	88.4%	88.0%

* This is based on patients treated on this contract for their most recent course of treatment. Figures in italics indicate the base number of FP17s or Patient Questionnaire responses are less than 100. N/A is shown where the base number of responses is less than 10 during the period. % is calculated as Quantity/Base number*100

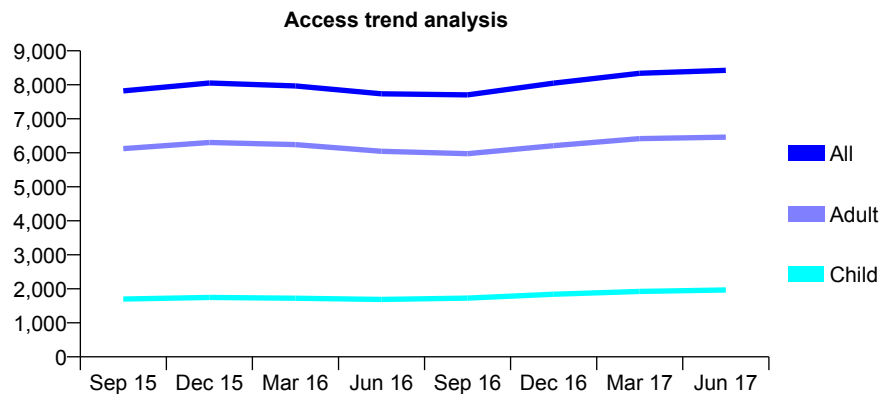
Q59 - Vital Signs At a Glance Contract Report for 183865/0002 - June 2017

Name or company name	H Amin & A Patel
Contract type name	GDS Contract
Purpose of contract	General
Contract start date	01/10/2013
Contract end date	

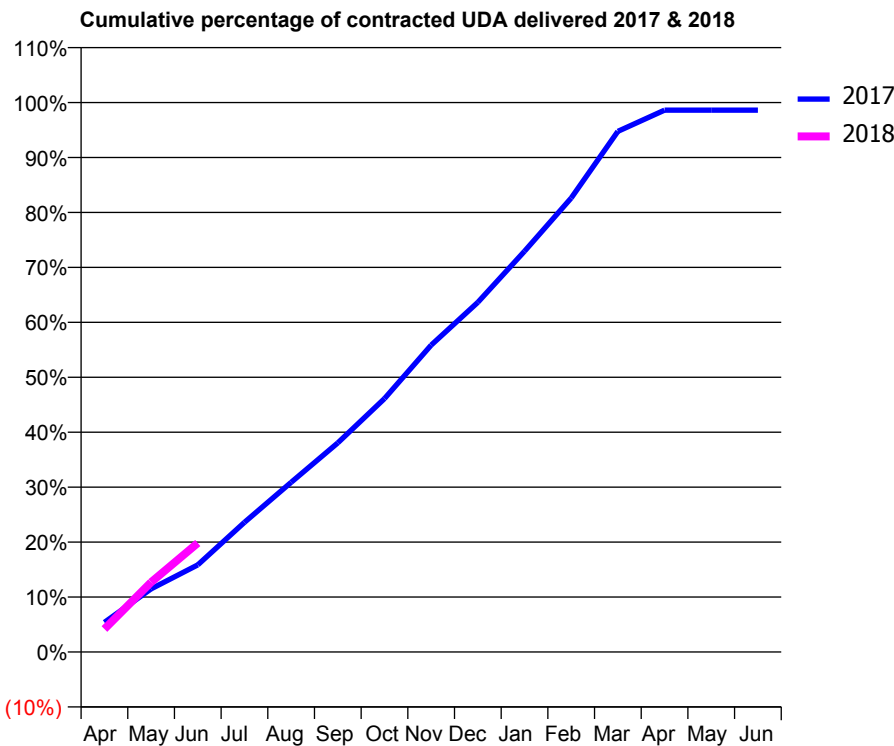
17/18 Contracted general activity (UDA)	19,643
Carry forward general activity (UDA)	0
17/18 Contracted orthodontic activity (UOA)	0
Carry forward orthodontic activity (UOA)	0
Baseline contract value	£418,121.32

ACCESS*

Patients seen in 24 months	Total	Change since previous quarter
Quarter ending June 2016	7,737	
Quarter ending September 2016	7,703	→
Quarter ending December 2016	8,049	↑
Quarter ending March 2017	8,341	↑
Quarter ending June 2017	8,426	→
Variance since June 2016	8.9%	↑



ACTIVITY



Adjusted Scheduled Activity (UDA)		
Month	2017	2018
April	1,224	820
May	2,601	2,497
June	3,592	3,899
July	5,343	
August	6,992	
September	8,620	
October	10,441	
November	12,648	
December	14,410	
January	16,512	
February	18,706	
March	21,452	
April	22,329	
May	22,326	
June	22,326	

QUALITY

	Quantity	Base Number	Contract	AT	Region	England
% of FP17s for the same patient ID Re-attending within 3 months - Children	40	683	5.9%	10.0%	11.7%	12.0%
% of FP17s for the same patient ID Re-attending within 3 months - Adults	225	2,083	10.8%	14.1%	15.2%	16.0%
% of FP17s for the same patient ID Re-attending between 3 & 9 months - Children	475	683	69.5%	60.9%	59.1%	58.0%
% of FP17s for the same patient ID Re-attending between 3 & 9 months - Adults	1,280	2,083	61.4%	53.7%	52.2%	50.9%
% of FP17s for Band 1 Urgent Courses	98	2,178	4.5%	7.3%	7.9%	9.1%
% of FP17s Relating to Free Repair or Replacements	15	2,178	0.7%	0.8%	0.8%	0.8%
% of FP17s Relating to Continuations	13	2,178	0.6%	1.0%	1.1%	1.1%
% of Patients satisfied with the dentistry they have received	17	19	89.5%	91.6%	91.8%	91.7%
% of Patients satisfied with the time they had to wait for an appointment	17	19	89.5%	87.3%	88.4%	88.0%

* This is based on patients treated on this contract for their most recent course of treatment. Figures in italics indicate the base number of FP17s or Patient Questionnaire responses are less than 100. N/A is shown where the base number of responses is less than 10 during the period. % is calculated as Quantity/Base number*100

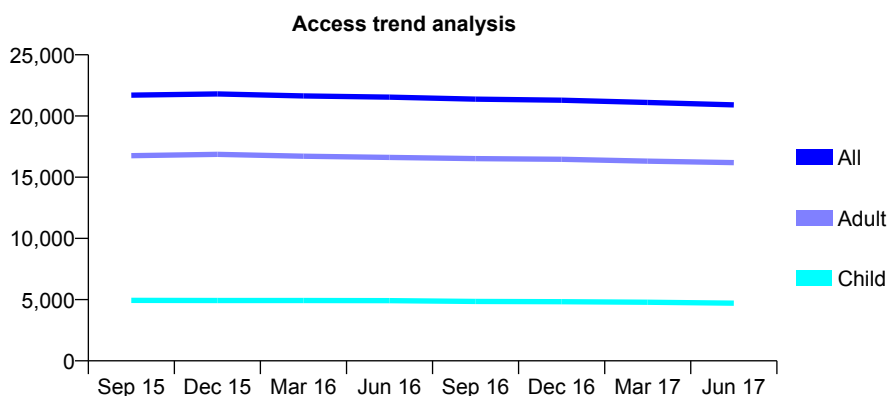
Q59 - Vital Signs At a Glance Contract Report for 187208/0001 - June 2017

Name or company name	Mr N Maxey & Mr W Welch
Contract type name	GDS Contract
Purpose of contract	General and Orthodontic
Contract start date	01/04/2006
Contract end date	

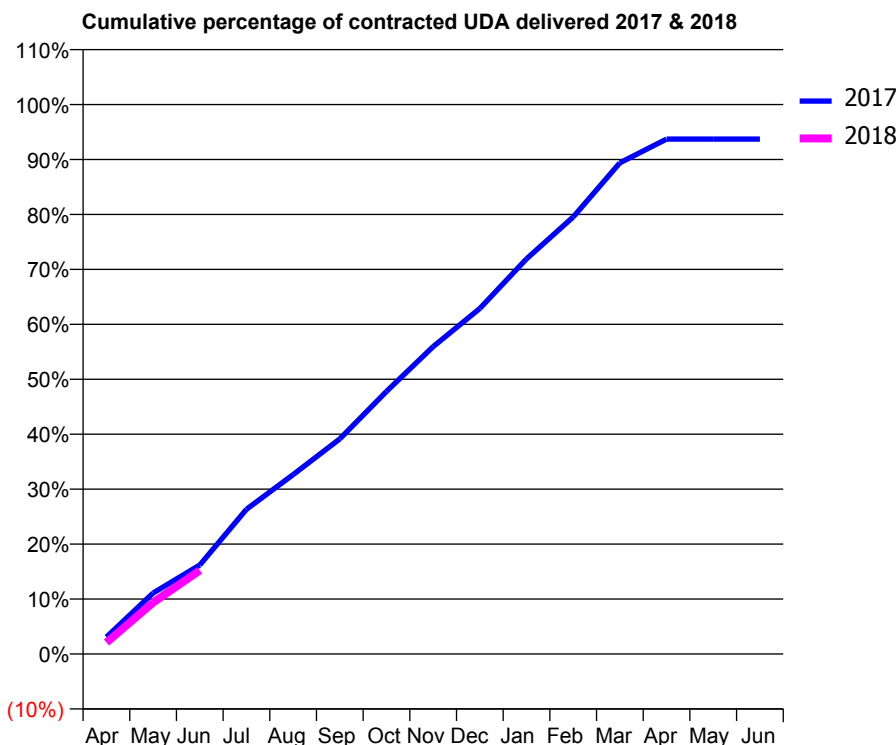
17/18 Contracted general activity (UDA)	63,070
Carry forward general activity (UDA)	0
17/18 Contracted orthodontic activity (UOA)	705
Carry forward orthodontic activity (UOA)	0
Baseline contract value	£1,531,688.03

ACCESS*

Patients seen in 24 months	Total	Change since previous quarter
Quarter ending June 2016	21,537	
Quarter ending September 2016	21,380	→
Quarter ending December 2016	21,289	→
Quarter ending March 2017	21,106	→
Quarter ending June 2017	20,910	→
Variance since June 2016	(2.9%)	↓



ACTIVITY



Month	Adjusted Scheduled Activity (UDA)	
	2017	2018
April	1,959	1,327
May	7,000	5,914
June	10,211	9,607
July	16,613	
August	20,592	
September	24,689	
October	30,143	
November	35,290	
December	39,664	
January	45,355	
February	50,160	
March	56,382	
April	59,098	
May	59,101	
June	59,107	

QUALITY

	Quantity	Base Number	Contract	AT	Region	England
% of FP17s for the same patient ID Re-attending within 3 months - Children	129	1,718	7.5%	10.0%	11.7%	12.0%
% of FP17s for the same patient ID Re-attending within 3 months - Adults	809	5,488	14.7%	14.1%	15.2%	16.0%
% of FP17s for the same patient ID Re-attending between 3 & 9 months - Children	1,094	1,718	63.7%	60.9%	59.1%	58.0%
% of FP17s for the same patient ID Re-attending between 3 & 9 months - Adults	3,181	5,488	58.0%	53.7%	52.2%	50.9%
% of FP17s for Band 1 Urgent Courses	484	5,802	8.3%	7.3%	7.9%	9.1%
% of FP17s Relating to Free Repair or Replacements	46	5,802	0.8%	0.8%	0.8%	0.8%
% of FP17s Relating to Continuations	35	5,802	0.6%	1.0%	1.1%	1.1%
% of Patients satisfied with the dentistry they have received	45	49	91.8%	91.6%	91.8%	91.7%
% of Patients satisfied with the time they had to wait for an appointment	40	49	81.6%	87.3%	88.4%	88.0%

* This is based on patients treated on this contract for their most recent course of treatment. Figures in italics indicate the base number of FP17s or Patient Questionnaire responses are less than 100. N/A is shown where the base number of responses is less than 10 during the period. % is calculated as Quantity/Base number*100

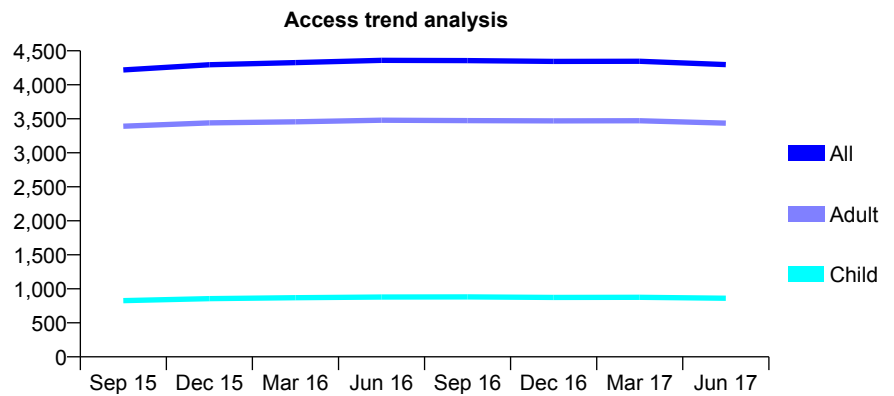
Q59 - Vital Signs At a Glance Contract Report for 187208/0002 - June 2017

Name or company name	Mr N Maxey & Mr W Welch
Contract type name	GDS Contract
Purpose of contract	General
Contract start date	01/04/2006
Contract end date	

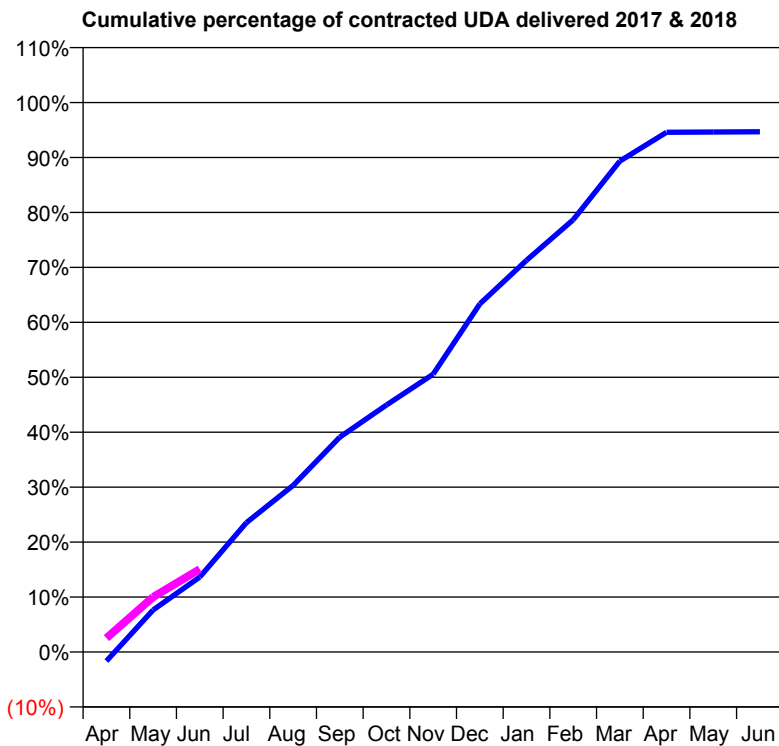
17/18 Contracted general activity (UDA)	12,165
Carry forward general activity (UDA)	0
17/18 Contracted orthodontic activity (UOA)	0
Carry forward orthodontic activity (UOA)	0
Baseline contract value	£268,145.18

ACCESS*

Patients seen in 24 months	Total	Change since previous quarter
Quarter ending June 2016	4,359	
Quarter ending September 2016	4,355	→
Quarter ending December 2016	4,344	→
Quarter ending March 2017	4,347	→
Quarter ending June 2017	4,297	↓
Variance since June 2016	(1.4%)	↓



ACTIVITY



Month	Adjusted Scheduled Activity (UDA)	
	2017	2018
April	-201	308
May	933	1,217
June	1,662	1,835
July	2,865	
August	3,690	
September	4,757	
October	5,468	
November	6,152	
December	7,706	
January	8,671	
February	9,569	
March	10,868	
April	11,506	
May	11,512	
June	11,516	

QUALITY

	Quantity	Base Number	Contract	AT	Region	England
% of FP17s for the same patient ID Re-attending within 3 months - Children	22	311	7.1%	10.0%	11.7%	12.0%
% of FP17s for the same patient ID Re-attending within 3 months - Adults	138	1,107	12.5%	14.1%	15.2%	16.0%
% of FP17s for the same patient ID Re-attending between 3 & 9 months - Children	210	311	67.5%	60.9%	59.1%	58.0%
% of FP17s for the same patient ID Re-attending between 3 & 9 months - Adults	730	1,107	65.9%	53.7%	52.2%	50.9%
% of FP17s for Band 1 Urgent Courses	83	1,111	7.5%	7.3%	7.9%	9.1%
% of FP17s Relating to Free Repair or Replacements	7	1,111	0.6%	0.8%	0.8%	0.8%
% of FP17s Relating to Continuations	8	1,111	0.7%	1.0%	1.1%	1.1%
% of Patients satisfied with the dentistry they have received	9	9	N/A	91.6%	91.8%	91.7%
% of Patients satisfied with the time they had to wait for an appointment	9	9	N/A	87.3%	88.4%	88.0%

* This is based on patients treated on this contract for their most recent course of treatment. Figures in italics indicate the base number of FP17s or Patient Questionnaire responses are less than 100. N/A is shown where the base number of responses is less than 10 during the period. % is calculated as Quantity/Base number*100

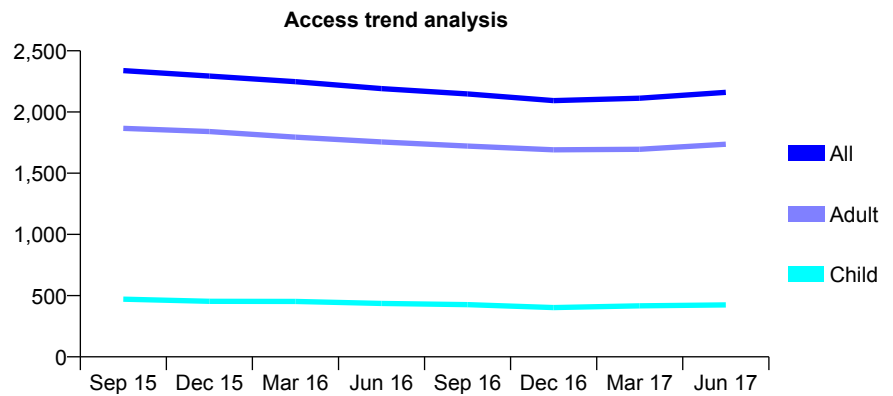
Q59 - Vital Signs At a Glance Contract Report for 187313/0002 - June 2017

Name or company name	J Ahmad, M Hallen, A Persson & A Alfreds
Contract type name	GDS Contract
Purpose of contract	General
Contract start date	01/04/2010
Contract end date	

17/18 Contracted general activity (UDA)	9,152
Carry forward general activity (UDA)	0
17/18 Contracted orthodontic activity (UOA)	0
Carry forward orthodontic activity (UOA)	0
Baseline contract value	£184,211.19

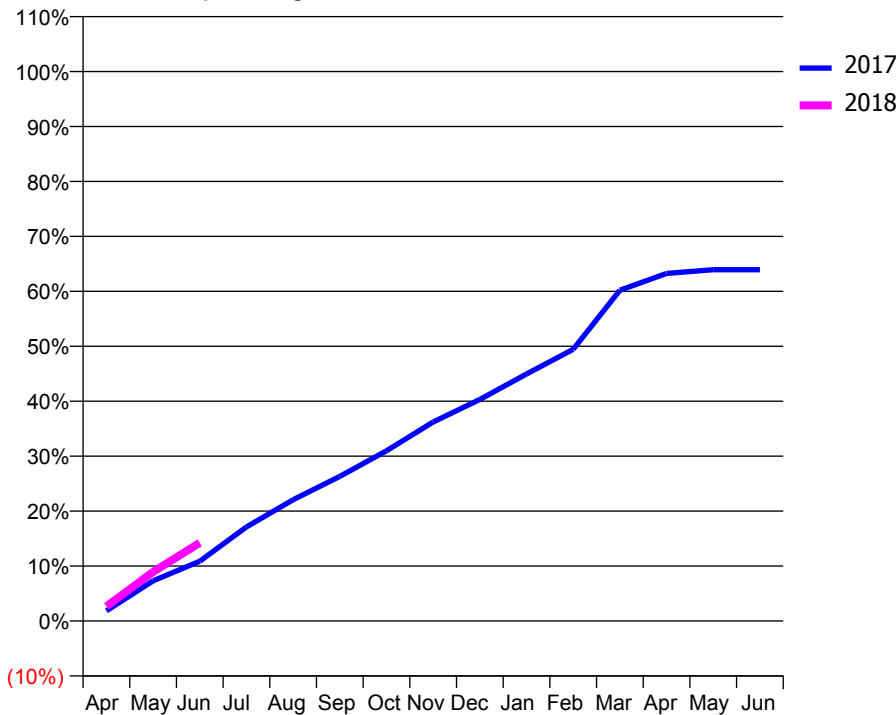
ACCESS*

Patients seen in 24 months	Total	Change since previous quarter
Quarter ending June 2016	2,191	
Quarter ending September 2016	2,148	↓
Quarter ending December 2016	2,093	↓
Quarter ending March 2017	2,113	→
Quarter ending June 2017	2,161	↑
Variance since June 2016	(1.4%)	↓



ACTIVITY

Cumulative percentage of contracted UDA delivered 2017 & 2018



Month	Adjusted Scheduled Activity (UDA)	
	2017	2018
April	169	243
May	670	819
June	996	1,303
July	1,567	
August	2,020	
September	2,408	
October	2,835	
November	3,315	
December	3,690	
January	4,114	
February	4,524	
March	5,510	
April	5,789	
May	5,850	
June	5,850	

QUALITY

	Quantity	Base Number	Contract	AT	Region	England
% of FP17s for the same patient ID Re-attending within 3 months - Children	5	131	3.8%	10.0%	11.7%	12.0%
% of FP17s for the same patient ID Re-attending within 3 months - Adults	52	589	8.8%	14.1%	15.2%	16.0%
% of FP17s for the same patient ID Re-attending between 3 & 9 months - Children	74	131	56.5%	60.9%	59.1%	58.0%
% of FP17s for the same patient ID Re-attending between 3 & 9 months - Adults	373	589	63.3%	53.7%	52.2%	50.9%
% of FP17s for Band 1 Urgent Courses	36	568	6.3%	7.3%	7.9%	9.1%
% of FP17s Relating to Free Repair or Replacements	0	568	0.0%	0.8%	0.8%	0.8%
% of FP17s Relating to Continuations	2	568	0.4%	1.0%	1.1%	1.1%
% of Patients satisfied with the dentistry they have received	4	6	N/A	91.6%	91.8%	91.7%
% of Patients satisfied with the time they had to wait for an appointment	4	6	N/A	87.3%	88.4%	88.0%

* This is based on patients treated on this contract for their most recent course of treatment. Figures in italics indicate the base number of FP17s or Patient Questionnaire responses are less than 100. N/A is shown where the base number of responses is less than 10 during the period. % is calculated as Quantity/Base number*100

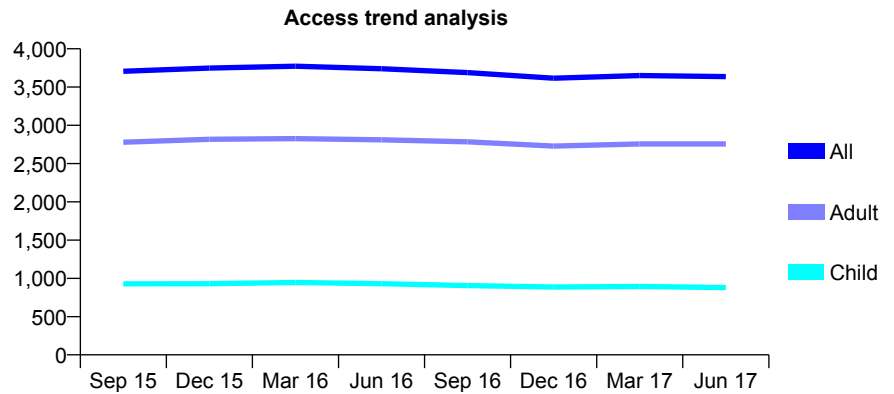
Q59 - Vital Signs At a Glance Contract Report for 188107/0001 - June 2017

Name or company name	Mr J Ratynski & Mrs M Ratynski
Contract type name	GDS Contract
Purpose of contract	General
Contract start date	15/08/2006
Contract end date	

17/18 Contracted general activity (UDA)	11,800
Carry forward general activity (UDA)	0
17/18 Contracted orthodontic activity (UOA)	0
Carry forward orthodontic activity (UOA)	0
Baseline contract value	£260,107.05

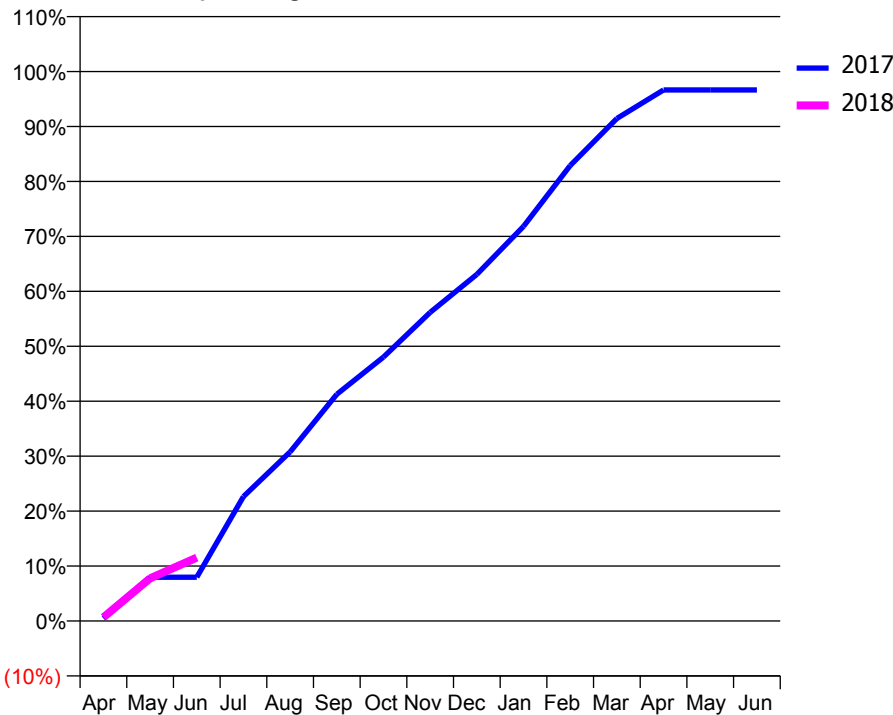
ACCESS*

Patients seen in 24 months	Total	Change since previous quarter
Quarter ending June 2016	3,740	
Quarter ending September 2016	3,689	↓
Quarter ending December 2016	3,615	↓
Quarter ending March 2017	3,651	→
Quarter ending June 2017	3,636	→
Variance since June 2016	(2.8%)	↓



ACTIVITY

Cumulative percentage of contracted UDA delivered 2017 & 2018



Month	Adjusted Scheduled Activity (UDA)	
	2017	2018
April	55	80
May	940	917
June	940	1,362
July	2,672	
August	3,633	
September	4,868	
October	5,669	
November	6,628	
December	7,445	
January	8,474	
February	9,781	
March	10,790	
April	11,404	
May	11,404	
June	11,404	

QUALITY

	Quantity	Base Number	Contract	AT	Region	England
% of FP17s for the same patient ID Re-attending within 3 months - Children	20	305	6.6%	10.0%	11.7%	12.0%
% of FP17s for the same patient ID Re-attending within 3 months - Adults	100	857	11.7%	14.1%	15.2%	16.0%
% of FP17s for the same patient ID Re-attending between 3 & 9 months - Children	226	305	74.1%	60.9%	59.1%	58.0%
% of FP17s for the same patient ID Re-attending between 3 & 9 months - Adults	626	857	73.0%	53.7%	52.2%	50.9%
% of FP17s for Band 1 Urgent Courses	10	842	1.2%	7.3%	7.9%	9.1%
% of FP17s Relating to Free Repair or Replacements	2	842	0.2%	0.8%	0.8%	0.8%
% of FP17s Relating to Continuations	23	842	2.7%	1.0%	1.1%	1.1%
% of Patients satisfied with the dentistry they have received	9	10	90.0%	91.6%	91.8%	91.7%
% of Patients satisfied with the time they had to wait for an appointment	9	10	90.0%	87.3%	88.4%	88.0%

* This is based on patients treated on this contract for their most recent course of treatment. Figures in italics indicate the base number of FP17s or Patient Questionnaire responses are less than 100. N/A is shown where the base number of responses is less than 10 during the period. % is calculated as Quantity/Base number*100

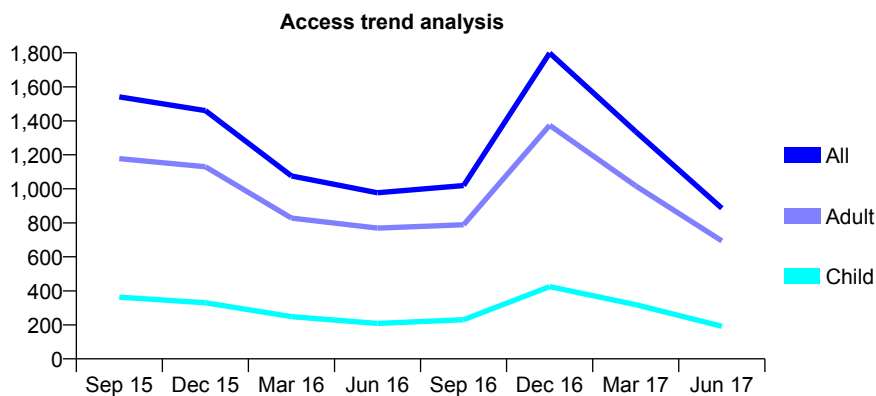
Q59 - Vital Signs At a Glance Contract Report for 188867/0001 - June 2017

Name or company name	Mr Williams and Mr Moroney
Contract type name	GDS Contract
Purpose of contract	General
Contract start date	01/10/2013
Contract end date	

17/18 Contracted general activity (UDA)	3,578
Carry forward general activity (UDA)	0
17/18 Contracted orthodontic activity (UOA)	0
Carry forward orthodontic activity (UOA)	0
Baseline contract value	£81,692.82

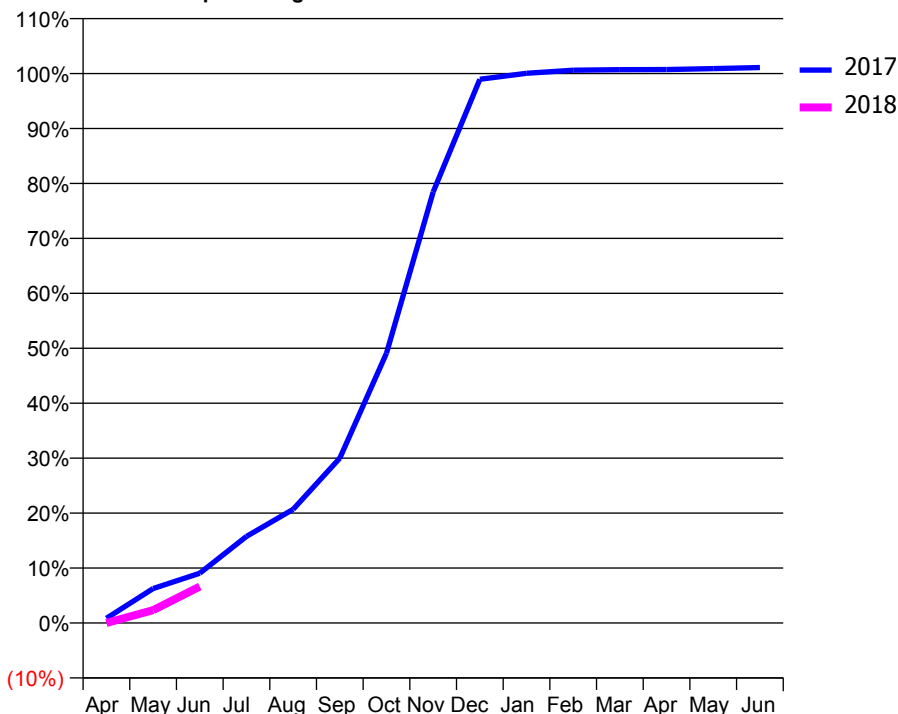
ACCESS*

Patients seen in 24 months	Total	Change since previous quarter
Quarter ending June 2016	977	
Quarter ending September 2016	1,019	↑
Quarter ending December 2016	1,799	↑
Quarter ending March 2017	1,337	↓
Quarter ending June 2017	886	↓
Variance since June 2016	(9.3%)	↓



ACTIVITY

Cumulative percentage of contracted UDA delivered 2017 & 2018



Adjusted Scheduled Activity (UDA)

Month	2017	2018
April	31	0
May	224	84
June	324	237
July	564	
August	740	
September	1,073	
October	1,757	
November	2,807	
December	3,541	
January	3,580	
February	3,600	
March	3,603	
April	3,604	
May	3,610	
June	3,617	

QUALITY

	Quantity	Base Number	Contract	AT	Region	England
% of FP17s for the same patient ID Re-attending within 3 months - Children	0	22	0.0%	10.0%	11.7%	12.0%
% of FP17s for the same patient ID Re-attending within 3 months - Adults	5	109	4.6%	14.1%	15.2%	16.0%
% of FP17s for the same patient ID Re-attending between 3 & 9 months - Children	4	22	18.2%	60.9%	59.1%	58.0%
% of FP17s for the same patient ID Re-attending between 3 & 9 months - Adults	32	109	29.4%	53.7%	52.2%	50.9%
% of FP17s for Band 1 Urgent Courses	16	125	12.8%	7.3%	7.9%	9.1%
% of FP17s Relating to Free Repair or Replacements	3	125	2.4%	0.8%	0.8%	0.8%
% of FP17s Relating to Continuations	1	125	0.8%	1.0%	1.1%	1.1%
% of Patients satisfied with the dentistry they have received	4	4	N/A	91.6%	91.8%	91.7%
% of Patients satisfied with the time they had to wait for an appointment	4	4	N/A	87.3%	88.4%	88.0%

* This is based on patients treated on this contract for their most recent course of treatment. Figures in italics indicate the base number of FP17s or Patient Questionnaire responses are less than 100. N/A is shown where the base number of responses is less than 10 during the period. % is calculated as Quantity/Base number*100

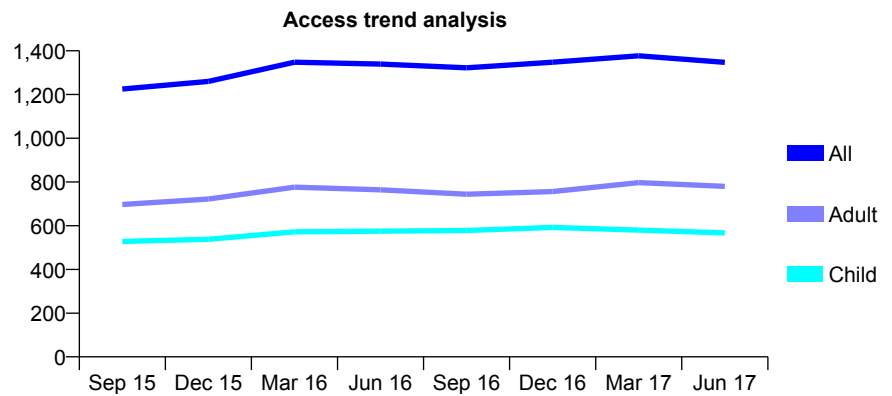
Q59 - Vital Signs At a Glance Contract Report for 189820/0001 - June 2017

Name or company name	J & P Pallipatt T/A Aesthetic Smiles
Contract type name	GDS Contract
Purpose of contract	General
Contract start date	01/12/2010
Contract end date	

17/18 Contracted general activity (UDA)	3,000
Carry forward general activity (UDA)	0
17/18 Contracted orthodontic activity (UOA)	0
Carry forward orthodontic activity (UOA)	0
Baseline contract value	£143,016.51

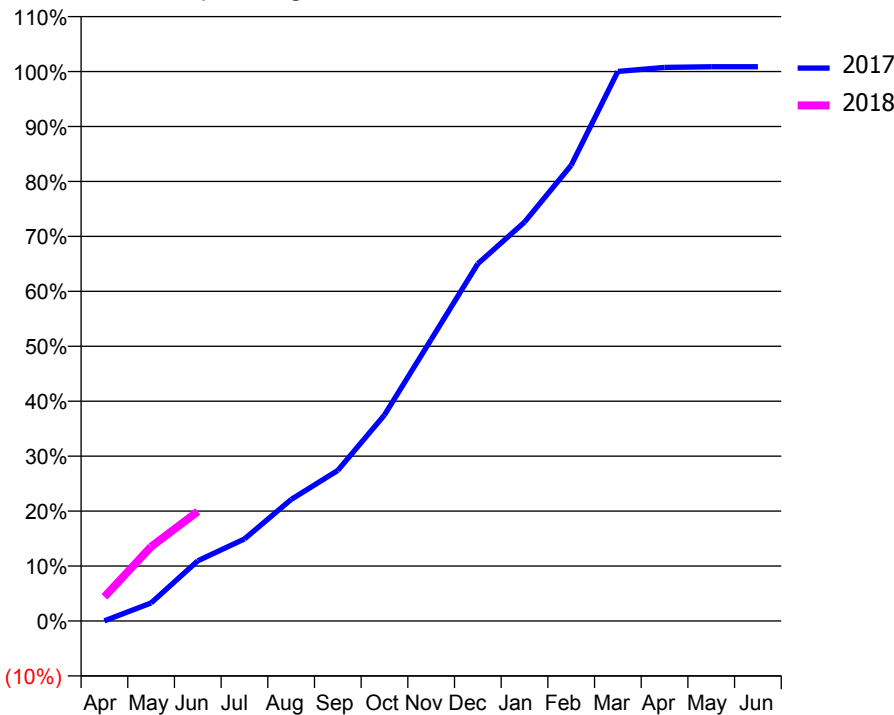
ACCESS*

Patients seen in 24 months	Total	Change since previous quarter
Quarter ending June 2016	1,339	
Quarter ending September 2016	1,322	↓
Quarter ending December 2016	1,348	→
Quarter ending March 2017	1,377	↑
Quarter ending June 2017	1,347	↓
Variance since June 2016	0.6%	→



ACTIVITY

Cumulative percentage of contracted UDA delivered 2017 & 2018



Month	Adjusted Scheduled Activity (UDA)	
	2017	2018
April	1	132
May	99	406
June	328	598
July	448	
August	664	
September	822	
October	1,125	
November	1,537	
December	1,950	
January	2,178	
February	2,488	
March	3,000	
April	3,022	
May	3,026	
June	3,026	

QUALITY

	Quantity	Base Number	Contract	AT	Region	England
% of FP17s for the same patient ID Re-attending within 3 months - Children	12	122	9.8%	10.0%	11.7%	12.0%
% of FP17s for the same patient ID Re-attending within 3 months - Adults	25	175	14.3%	14.1%	15.2%	16.0%
% of FP17s for the same patient ID Re-attending between 3 & 9 months - Children	59	122	48.4%	60.9%	59.1%	58.0%
% of FP17s for the same patient ID Re-attending between 3 & 9 months - Adults	101	175	57.7%	53.7%	52.2%	50.9%
% of FP17s for Band 1 Urgent Courses	34	288	11.8%	7.3%	7.9%	9.1%
% of FP17s Relating to Free Repair or Replacements	2	288	0.7%	0.8%	0.8%	0.8%
% of FP17s Relating to Continuations	0	288	0.0%	1.0%	1.1%	1.1%
% of Patients satisfied with the dentistry they have received	10	10	100.0%	91.6%	91.8%	91.7%
% of Patients satisfied with the time they had to wait for an appointment	9	10	90.0%	87.3%	88.4%	88.0%

* This is based on patients treated on this contract for their most recent course of treatment. Figures in italics indicate the base number of FP17s or Patient Questionnaire responses are less than 100. N/A is shown where the base number of responses is less than 10 during the period. % is calculated as Quantity/Base number*100

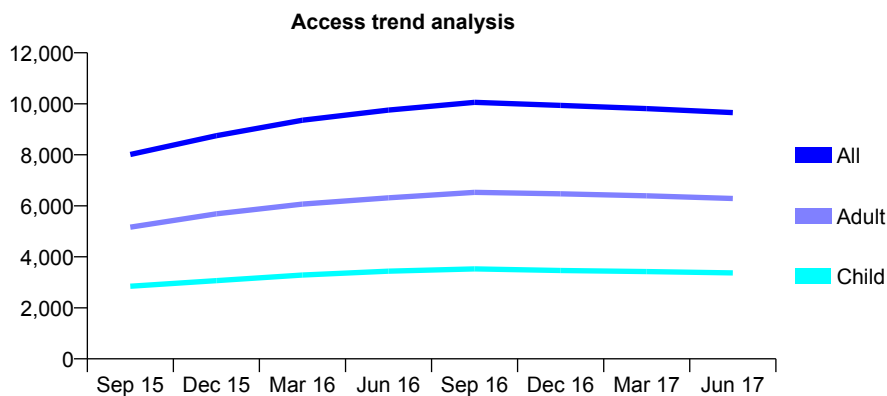
Q59 - Vital Signs At a Glance Contract Report for 189960/0001 - June 2017

Name or company name	Mr Z Kapadia & Mr N F Kapadia
Contract type name	GDS Contract
Purpose of contract	General
Contract start date	01/04/2014
Contract end date	

17/18 Contracted general activity (UDA)	23,121
Carry forward general activity (UDA)	0
17/18 Contracted orthodontic activity (UOA)	0
Carry forward orthodontic activity (UOA)	0
Baseline contract value	£569,616.63

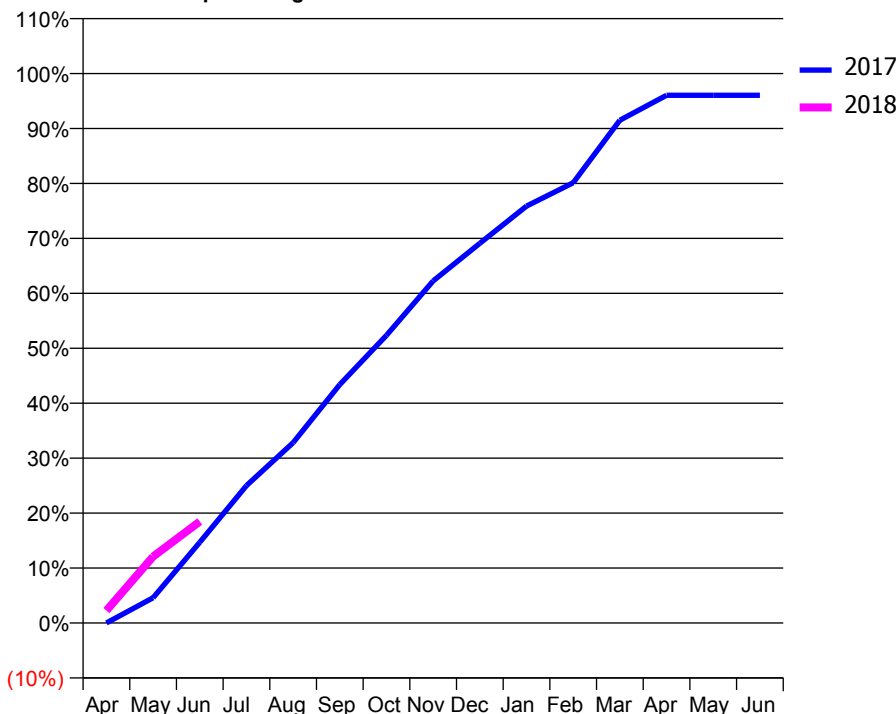
ACCESS*

Patients seen in 24 months	Total	Change since previous quarter
Quarter ending June 2016	9,754	
Quarter ending September 2016	10,058	↑
Quarter ending December 2016	9,936	↓
Quarter ending March 2017	9,810	↓
Quarter ending June 2017	9,654	↓
Variance since June 2016	(1.0%)	↓



ACTIVITY

Cumulative percentage of contracted UDA delivered 2017 & 2018



Adjusted Scheduled Activity (UDA)

Month	2017	2018
April	-5	526
May	1,157	2,796
June	3,688	4,272
July	6,285	
August	8,247	
September	10,903	
October	13,150	
November	15,639	
December	17,361	
January	19,058	
February	20,124	
March	22,984	
April	24,128	
May	24,128	
June	24,128	

QUALITY

	Quantity	Base Number	Contract	AT	Region	England
% of FP17s for the same patient ID Re-attending within 3 months - Children	93	1,369	6.8%	10.0%	11.7%	12.0%
% of FP17s for the same patient ID Re-attending within 3 months - Adults	240	2,157	11.1%	14.1%	15.2%	16.0%
% of FP17s for the same patient ID Re-attending between 3 & 9 months - Children	1,028	1,369	75.1%	60.9%	59.1%	58.0%
% of FP17s for the same patient ID Re-attending between 3 & 9 months - Adults	1,518	2,157	70.4%	53.7%	52.2%	50.9%
% of FP17s for Band 1 Urgent Courses	121	2,696	4.5%	7.3%	7.9%	9.1%
% of FP17s Relating to Free Repair or Replacements	13	2,696	0.5%	0.8%	0.8%	0.8%
% of FP17s Relating to Continuations	0	2,696	0.0%	1.0%	1.1%	1.1%
% of Patients satisfied with the dentistry they have received	19	19	100.0%	91.6%	91.8%	91.7%
% of Patients satisfied with the time they had to wait for an appointment	14	19	73.7%	87.3%	88.4%	88.0%

* This is based on patients treated on this contract for their most recent course of treatment. Figures in italics indicate the base number of FP17s or Patient Questionnaire responses are less than 100. N/A is shown where the base number of responses is less than 10 during the period. % is calculated as Quantity/Base number*100

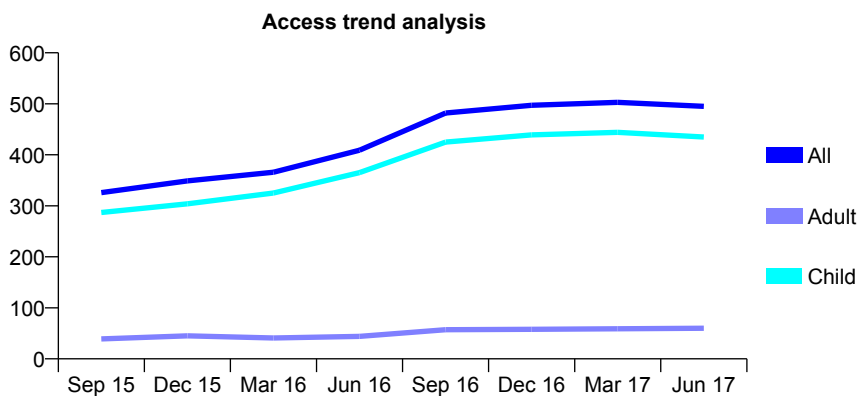
Q59 - Vital Signs At a Glance Contract Report for 191248/0001 - June 2017

Name or company name	Mr K Makwana & Mr P Patel
Contract type name	GDS Contract
Purpose of contract	General
Contract start date	01/02/2012
Contract end date	

17/18 Contracted general activity (UDA)	2,000
Carry forward general activity (UDA)	0
17/18 Contracted orthodontic activity (UOA)	0
Carry forward orthodontic activity (UOA)	0
Baseline contract value	£45,680.43

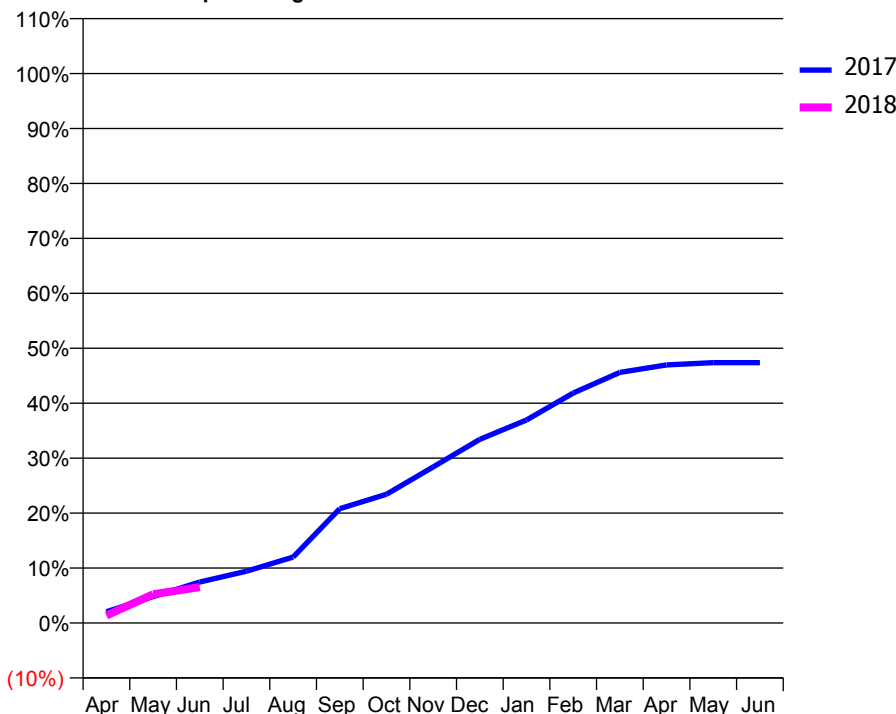
ACCESS*

Patients seen in 24 months	Total	Change since previous quarter
Quarter ending June 2016	409	
Quarter ending September 2016	482	↑
Quarter ending December 2016	497	↑
Quarter ending March 2017	503	→
Quarter ending June 2017	495	↓
Variance since June 2016	21.0%	↑



ACTIVITY

Cumulative percentage of contracted UDA delivered 2017 & 2018



Adjusted Scheduled Activity (UDA)

Month	2017	2018
April	41	27
May	96	105
June	149	131
July	189	
August	240	
September	416	
October	469	
November	568	
December	668	
January	739	
February	837	
March	912	
April	940	
May	948	
June	948	

QUALITY

	Quantity	Base Number	Contract	AT	Region	England
% of FP17s for the same patient ID Re-attending within 3 months - Children	8	131	6.1%	10.0%	11.7%	12.0%
% of FP17s for the same patient ID Re-attending within 3 months - Adults	0	2	0.0%	14.1%	15.2%	16.0%
% of FP17s for the same patient ID Re-attending between 3 & 9 months - Children	88	131	67.2%	60.9%	59.1%	58.0%
% of FP17s for the same patient ID Re-attending between 3 & 9 months - Adults	1	2	50.0%	53.7%	52.2%	50.9%
% of FP17s for Band 1 Urgent Courses	3	108	2.8%	7.3%	7.9%	9.1%
% of FP17s Relating to Free Repair or Replacements	1	108	0.9%	0.8%	0.8%	0.8%
% of FP17s Relating to Continuations	0	108	0.0%	1.0%	1.1%	1.1%
% of Patients satisfied with the dentistry they have received	1	1	N/A	91.6%	91.8%	91.7%
% of Patients satisfied with the time they had to wait for an appointment	0	1	N/A	87.3%	88.4%	88.0%

* This is based on patients treated on this contract for their most recent course of treatment. Figures in italics indicate the base number of FP17s or Patient Questionnaire responses are less than 100. N/A is shown where the base number of responses is less than 10 during the period. % is calculated as Quantity/Base number*100

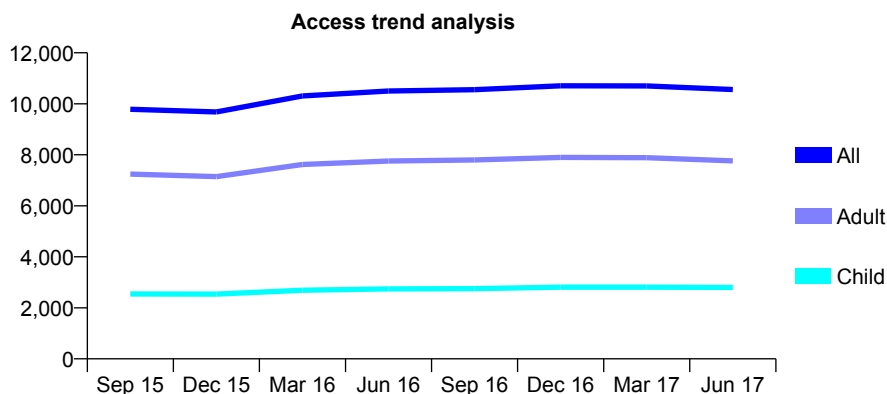
Q59 - Vital Signs At a Glance Contract Report for 191310/0001 - June 2017

Name or company name	East Midlands Community Dental Ass. Ltd.
Contract type name	GDS Contract
Purpose of contract	General
Contract start date	15/11/2006
Contract end date	

17/18 Contracted general activity (UDA)	28,504
Carry forward general activity (UDA)	0
17/18 Contracted orthodontic activity (UOA)	0
Carry forward orthodontic activity (UOA)	0
Baseline contract value	£628,307.05

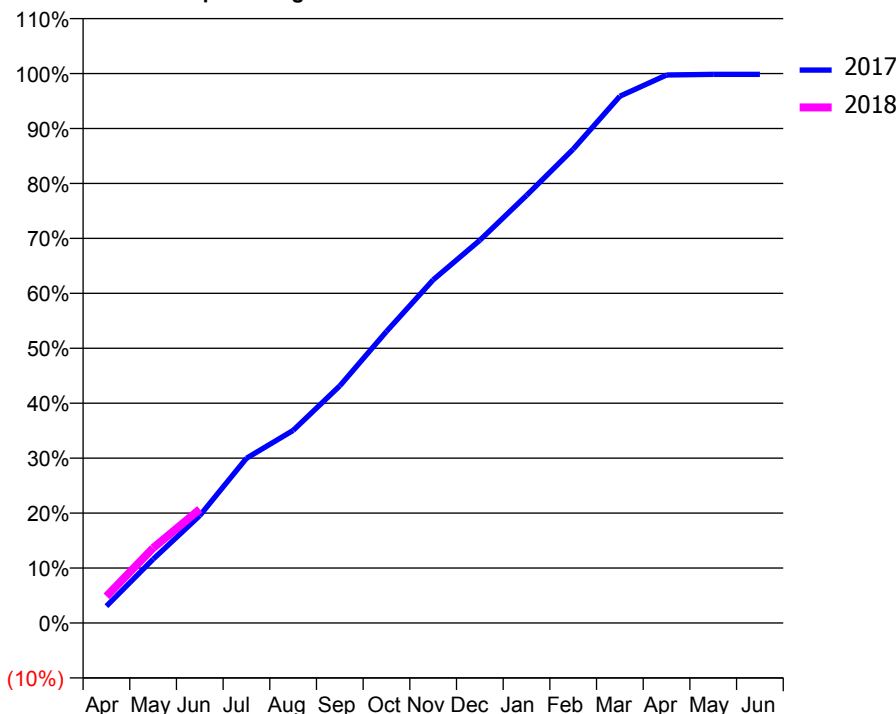
ACCESS*

Patients seen in 24 months	Total	Change since previous quarter
Quarter ending June 2016	10,502	
Quarter ending September 2016	10,553	→
Quarter ending December 2016	10,707	→
Quarter ending March 2017	10,699	→
Quarter ending June 2017	10,562	↓
Variance since June 2016	0.6%	→



ACTIVITY

Cumulative percentage of contracted UDA delivered 2017 & 2018



Adjusted Scheduled Activity (UDA)

Month	2017	2018
April	875	1,384
May	3,308	3,888
June	5,570	5,902
July	8,547	
August	9,994	
September	12,300	
October	15,125	
November	17,799	
December	19,855	
January	22,176	
February	24,582	
March	27,327	
April	28,428	
May	28,458	
June	28,461	

QUALITY

	Quantity	Base Number	Contract	AT	Region	England
% of FP17s for the same patient ID Re-attending within 3 months - Children	57	980	5.8%	10.0%	11.7%	12.0%
% of FP17s for the same patient ID Re-attending within 3 months - Adults	319	2,650	12.0%	14.1%	15.2%	16.0%
% of FP17s for the same patient ID Re-attending between 3 & 9 months - Children	674	980	68.8%	60.9%	59.1%	58.0%
% of FP17s for the same patient ID Re-attending between 3 & 9 months - Adults	1,665	2,650	62.8%	53.7%	52.2%	50.9%
% of FP17s for Band 1 Urgent Courses	251	3,086	8.1%	7.3%	7.9%	9.1%
% of FP17s Relating to Free Repair or Replacements	8	3,086	0.3%	0.8%	0.8%	0.8%
% of FP17s Relating to Continuations	30	3,086	1.0%	1.0%	1.1%	1.1%
% of Patients satisfied with the dentistry they have received	26	29	89.7%	91.6%	91.8%	91.7%
% of Patients satisfied with the time they had to wait for an appointment	25	29	86.2%	87.3%	88.4%	88.0%

* This is based on patients treated on this contract for their most recent course of treatment. Figures in italics indicate the base number of FP17s or Patient Questionnaire responses are less than 100. N/A is shown where the base number of responses is less than 10 during the period. % is calculated as Quantity/Base number*100

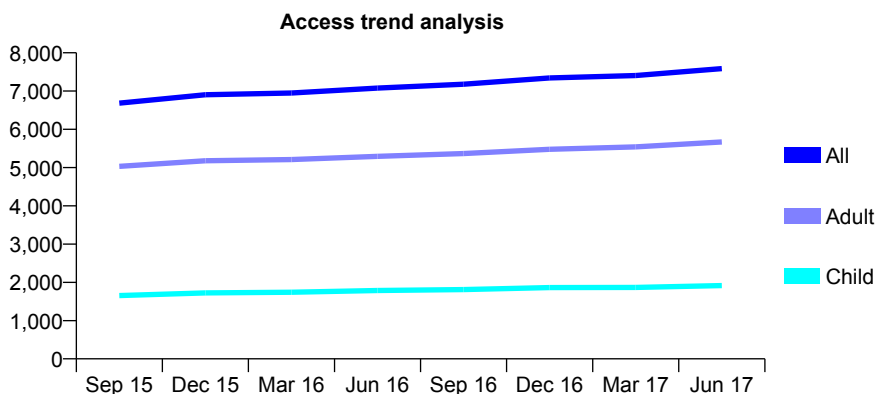
Q59 - Vital Signs At a Glance Contract Report for 191310/0004 - June 2017

Name or company name	Apex Dental Ltd
Contract type name	GDS Contract
Purpose of contract	General
Contract start date	04/04/2008
Contract end date	

17/18 Contracted general activity (UDA)	21,000
Carry forward general activity (UDA)	0
17/18 Contracted orthodontic activity (UOA)	0
Carry forward orthodontic activity (UOA)	0
Baseline contract value	£462,902.39

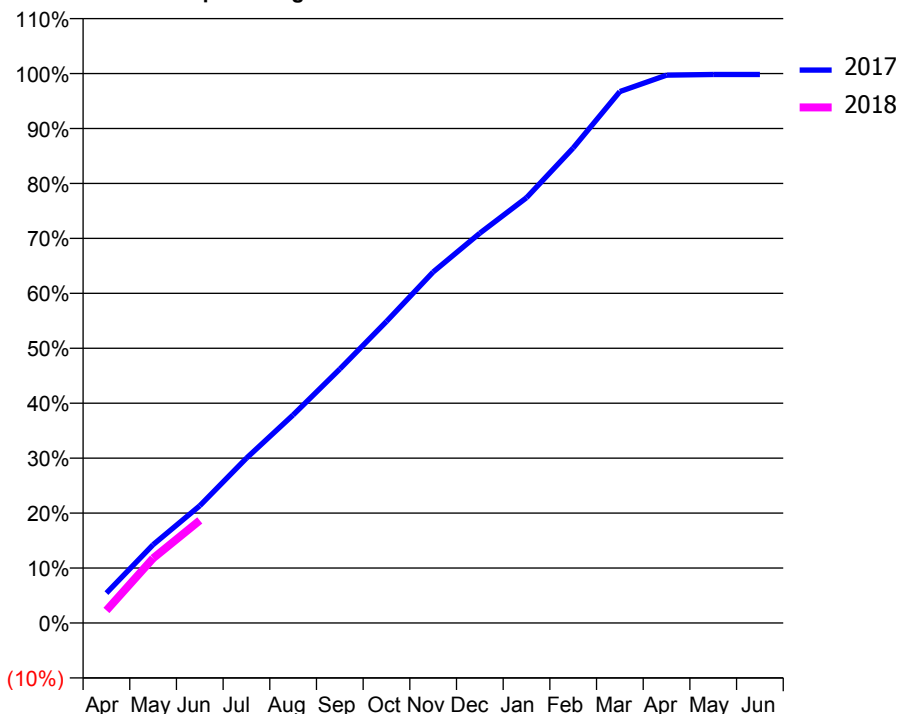
ACCESS*

Patients seen in 24 months	Total	Change since previous quarter
Quarter ending June 2016	7,079	
Quarter ending September 2016	7,178	→
Quarter ending December 2016	7,342	↑
Quarter ending March 2017	7,406	→
Quarter ending June 2017	7,586	↑
Variance since June 2016	7.2%	↑



ACTIVITY

Cumulative percentage of contracted UDA delivered 2017 & 2018



Month	Adjusted Scheduled Activity (UDA)	
	2017	2018
April	1,145	480
May	2,992	2,473
June	4,482	3,921
July	6,304	
August	7,952	
September	9,707	
October	11,524	
November	13,416	
December	14,900	
January	16,252	
February	18,154	
March	20,309	
April	20,940	
May	20,964	
June	20,965	

QUALITY

	Quantity	Base Number	Contract	AT	Region	England
% of FP17s for the same patient ID Re-attending within 3 months - Children	28	520	5.4%	10.0%	11.7%	12.0%
% of FP17s for the same patient ID Re-attending within 3 months - Adults	179	1,266	14.1%	14.1%	15.2%	16.0%
% of FP17s for the same patient ID Re-attending between 3 & 9 months - Children	282	520	54.2%	60.9%	59.1%	58.0%
% of FP17s for the same patient ID Re-attending between 3 & 9 months - Adults	475	1,266	37.5%	53.7%	52.2%	50.9%
% of FP17s for Band 1 Urgent Courses	180	1,534	11.7%	7.3%	7.9%	9.1%
% of FP17s Relating to Free Repair or Replacements	6	1,534	0.4%	0.8%	0.8%	0.8%
% of FP17s Relating to Continuations	20	1,534	1.3%	1.0%	1.1%	1.1%
% of Patients satisfied with the dentistry they have received	22	23	95.7%	91.6%	91.8%	91.7%
% of Patients satisfied with the time they had to wait for an appointment	21	23	91.3%	87.3%	88.4%	88.0%

* This is based on patients treated on this contract for their most recent course of treatment. Figures in italics indicate the base number of FP17s or Patient Questionnaire responses are less than 100. N/A is shown where the base number of responses is less than 10 during the period. % is calculated as Quantity/Base number*100

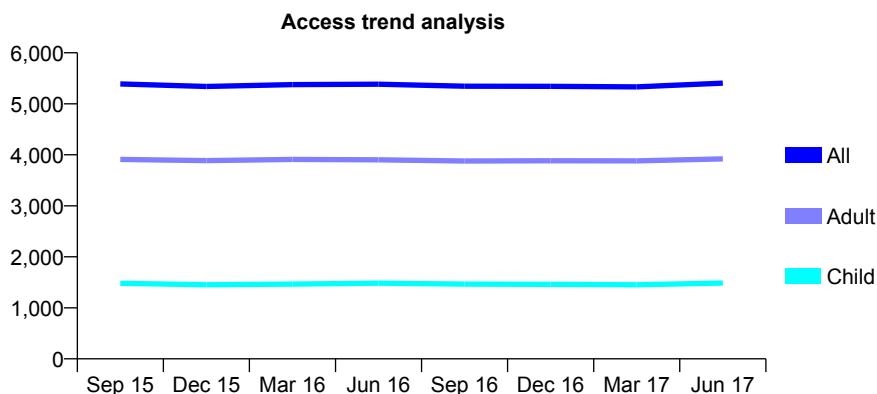
Q59 - Vital Signs At a Glance Contract Report for 191779/0001 - June 2017

Name or company name	Dr H Moti & Dr J Shah
Contract type name	GDS Contract
Purpose of contract	General
Contract start date	01/05/2008
Contract end date	

17/18 Contracted general activity (UDA)	11,711
Carry forward general activity (UDA)	0
17/18 Contracted orthodontic activity (UOA)	0
Carry forward orthodontic activity (UOA)	0
Baseline contract value	£318,940.59

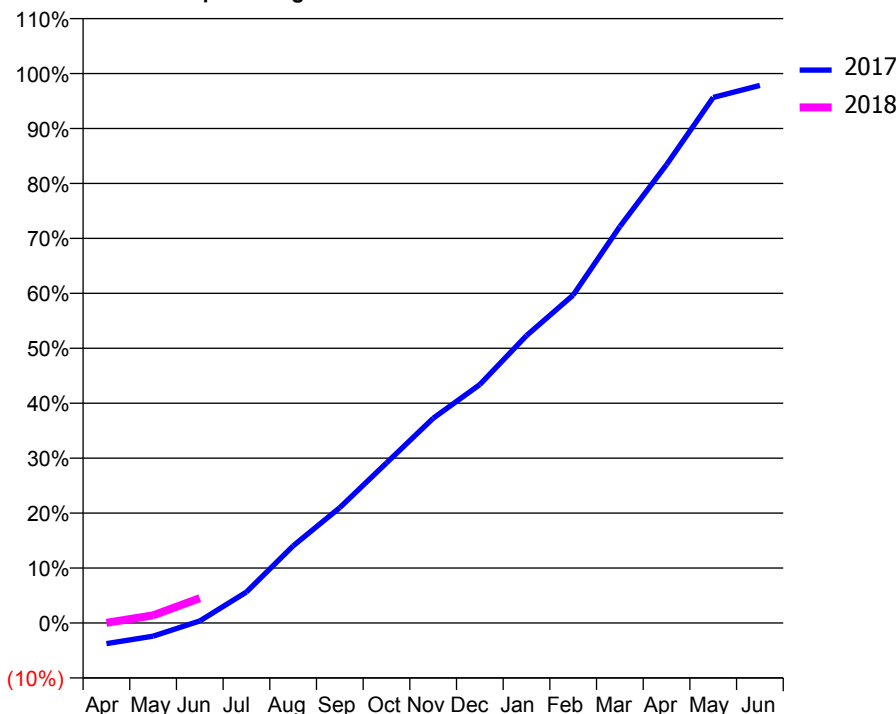
ACCESS*

Patients seen in 24 months	Total	Change since previous quarter
Quarter ending June 2016	5,385	
Quarter ending September 2016	5,345	→
Quarter ending December 2016	5,343	→
Quarter ending March 2017	5,332	→
Quarter ending June 2017	5,404	→
Variance since June 2016	0.4%	→



ACTIVITY

Cumulative percentage of contracted UDA delivered 2017 & 2018



Month	Adjusted Scheduled Activity (UDA)	
	2017	2018
April	-443	3
May	-283	163
June	43	530
July	660	
August	1,645	
September	2,460	
October	3,412	
November	4,363	
December	5,084	
January	6,125	
February	6,988	
March	8,449	
April	9,770	
May	11,200	
June	11,457	

QUALITY

	Quantity	Base Number	Contract	AT	Region	England
% of FP17s for the same patient ID Re-attending within 3 months - Children	41	532	7.7%	10.0%	11.7%	12.0%
% of FP17s for the same patient ID Re-attending within 3 months - Adults	179	1,447	12.4%	14.1%	15.2%	16.0%
% of FP17s for the same patient ID Re-attending between 3 & 9 months - Children	302	532	56.8%	60.9%	59.1%	58.0%
% of FP17s for the same patient ID Re-attending between 3 & 9 months - Adults	638	1,447	44.1%	53.7%	52.2%	50.9%
% of FP17s for Band 1 Urgent Courses	39	272	14.3%	7.3%	7.9%	9.1%
% of FP17s Relating to Free Repair or Replacements	1	272	0.4%	0.8%	0.8%	0.8%
% of FP17s Relating to Continuations	0	272	0.0%	1.0%	1.1%	1.1%
% of Patients satisfied with the dentistry they have received	4	5	N/A	91.6%	91.8%	91.7%
% of Patients satisfied with the time they had to wait for an appointment	5	5	N/A	87.3%	88.4%	88.0%

* This is based on patients treated on this contract for their most recent course of treatment. Figures in italics indicate the base number of FP17s or Patient Questionnaire responses are less than 100. N/A is shown where the base number of responses is less than 10 during the period. % is calculated as Quantity/Base number*100

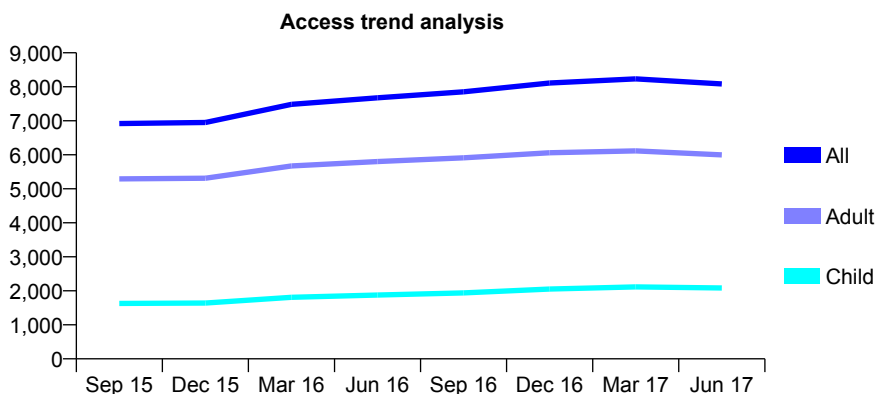
Q59 - Vital Signs At a Glance Contract Report for 193461/0001 - June 2017

Name or company name	Forest House Dental Surgery Limited
Contract type name	GDS Contract
Purpose of contract	General
Contract start date	01/10/2007
Contract end date	

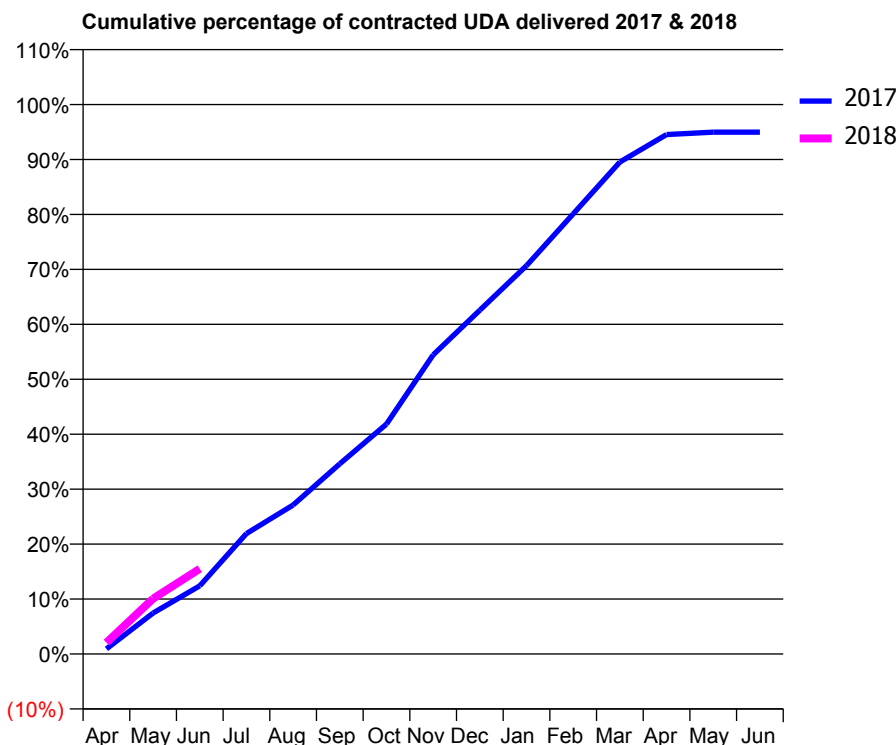
17/18 Contracted general activity (UDA)	23,341
Carry forward general activity (UDA)	0
17/18 Contracted orthodontic activity (UOA)	0
Carry forward orthodontic activity (UOA)	0
Baseline contract value	£535,824.40

ACCESS*

Patients seen in 24 months	Total	Change since previous quarter
Quarter ending June 2016	7,676	
Quarter ending September 2016	7,851	↑
Quarter ending December 2016	8,113	↑
Quarter ending March 2017	8,234	→
Quarter ending June 2017	8,083	↓
Variance since June 2016	5.3%	↑



ACTIVITY



Month	Adjusted Scheduled Activity (UDA)	
	2017	2018
April	215	483
May	1,744	2,355
June	2,898	3,623
July	5,120	
August	6,330	
September	8,078	
October	9,768	
November	12,705	
December	14,603	
January	16,499	
February	18,692	
March	20,898	
April	22,062	
May	22,166	
June	22,168	

QUALITY

	Quantity	Base Number	Contract	AT	Region	England
% of FP17s for the same patient ID Re-attending within 3 months - Children	61	736	8.3%	10.0%	11.7%	12.0%
% of FP17s for the same patient ID Re-attending within 3 months - Adults	276	1,903	14.5%	14.1%	15.2%	16.0%
% of FP17s for the same patient ID Re-attending between 3 & 9 months - Children	484	736	65.8%	60.9%	59.1%	58.0%
% of FP17s for the same patient ID Re-attending between 3 & 9 months - Adults	1,207	1,903	63.4%	53.7%	52.2%	50.9%
% of FP17s for Band 1 Urgent Courses	140	1,986	7.0%	7.3%	7.9%	9.1%
% of FP17s Relating to Free Repair or Replacements	25	1,986	1.3%	0.8%	0.8%	0.8%
% of FP17s Relating to Continuations	20	1,986	1.0%	1.0%	1.1%	1.1%
% of Patients satisfied with the dentistry they have received	20	21	95.2%	91.6%	91.8%	91.7%
% of Patients satisfied with the time they had to wait for an appointment	21	21	100.0%	87.3%	88.4%	88.0%

* This is based on patients treated on this contract for their most recent course of treatment. Figures in italics indicate the base number of FP17s or Patient Questionnaire responses are less than 100. N/A is shown where the base number of responses is less than 10 during the period. % is calculated as Quantity/Base number*100

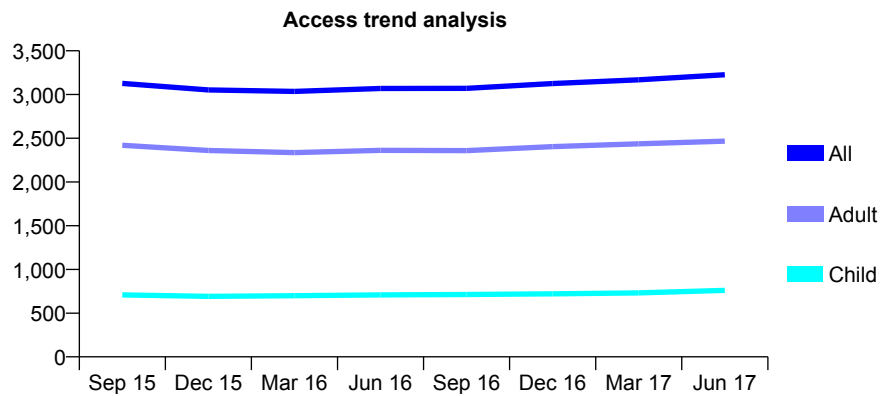
Q59 - Vital Signs At a Glance Contract Report for 193887/0001 - June 2017

Name or company name	Whetstone Dental Surgery Limited
Contract type name	GDS Contract
Purpose of contract	General
Contract start date	01/11/2007
Contract end date	

17/18 Contracted general activity (UDA)	11,270
Carry forward general activity (UDA)	0
17/18 Contracted orthodontic activity (UOA)	0
Carry forward orthodontic activity (UOA)	0
Baseline contract value	£318,122.91

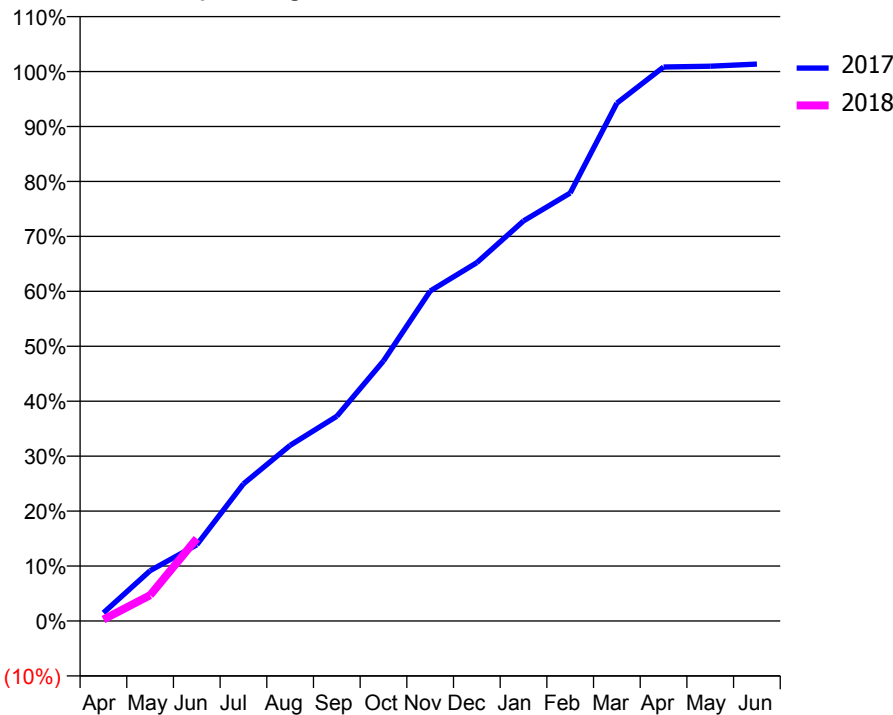
ACCESS*

Patients seen in 24 months	Total	Change since previous quarter
Quarter ending June 2016	3,069	
Quarter ending September 2016	3,071	→
Quarter ending December 2016	3,125	→
Quarter ending March 2017	3,168	→
Quarter ending June 2017	3,227	→
Variance since June 2016	5.1%	↑



ACTIVITY

Cumulative percentage of contracted UDA delivered 2017 & 2018



Month	Adjusted Scheduled Activity (UDA)	
	2017	2018
April	168	32
May	1,032	528
June	1,562	1,692
July	2,813	
August	3,603	
September	4,200	
October	5,333	
November	6,768	
December	7,351	
January	8,206	
February	8,777	
March	10,622	
April	11,363	
May	11,379	
June	11,423	

QUALITY

	Quantity	Base Number	Contract	AT	Region	England
% of FP17s for the same patient ID Re-attending within 3 months - Children	6	291	2.1%	10.0%	11.7%	12.0%
% of FP17s for the same patient ID Re-attending within 3 months - Adults	40	787	5.1%	14.1%	15.2%	16.0%
% of FP17s for the same patient ID Re-attending between 3 & 9 months - Children	197	291	67.7%	60.9%	59.1%	58.0%
% of FP17s for the same patient ID Re-attending between 3 & 9 months - Adults	505	787	64.2%	53.7%	52.2%	50.9%
% of FP17s for Band 1 Urgent Courses	18	776	2.3%	7.3%	7.9%	9.1%
% of FP17s Relating to Free Repair or Replacements	0	776	0.0%	0.8%	0.8%	0.8%
% of FP17s Relating to Continuations	1	776	0.1%	1.0%	1.1%	1.1%
% of Patients satisfied with the dentistry they have received	11	11	100.0%	91.6%	91.8%	91.7%
% of Patients satisfied with the time they had to wait for an appointment	11	11	100.0%	87.3%	88.4%	88.0%

* This is based on patients treated on this contract for their most recent course of treatment. Figures in italics indicate the base number of FP17s or Patient Questionnaire responses are less than 100. N/A is shown where the base number of responses is less than 10 during the period. % is calculated as Quantity/Base number*100

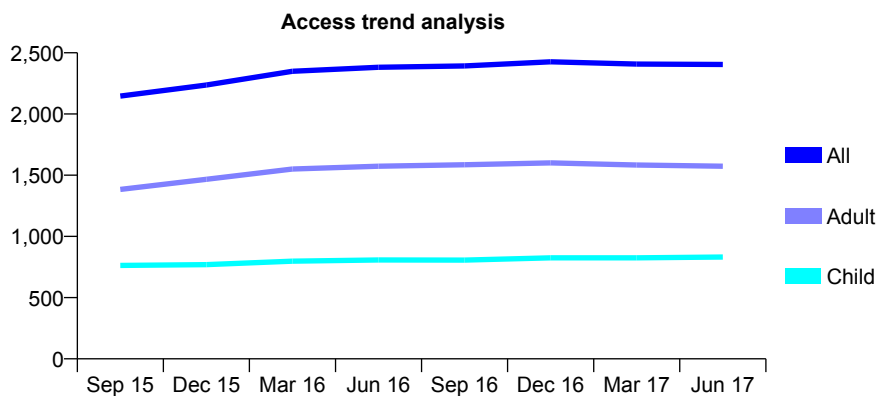
Q59 - Vital Signs At a Glance Contract Report for 194247/0001 - June 2017

Name or company name	V & Y (UK) Limited
Contract type name	GDS Contract
Purpose of contract	General
Contract start date	01/02/2012
Contract end date	

17/18 Contracted general activity (UDA)	7,355
Carry forward general activity (UDA)	0
17/18 Contracted orthodontic activity (UOA)	0
Carry forward orthodontic activity (UOA)	0
Baseline contract value	£163,662.23

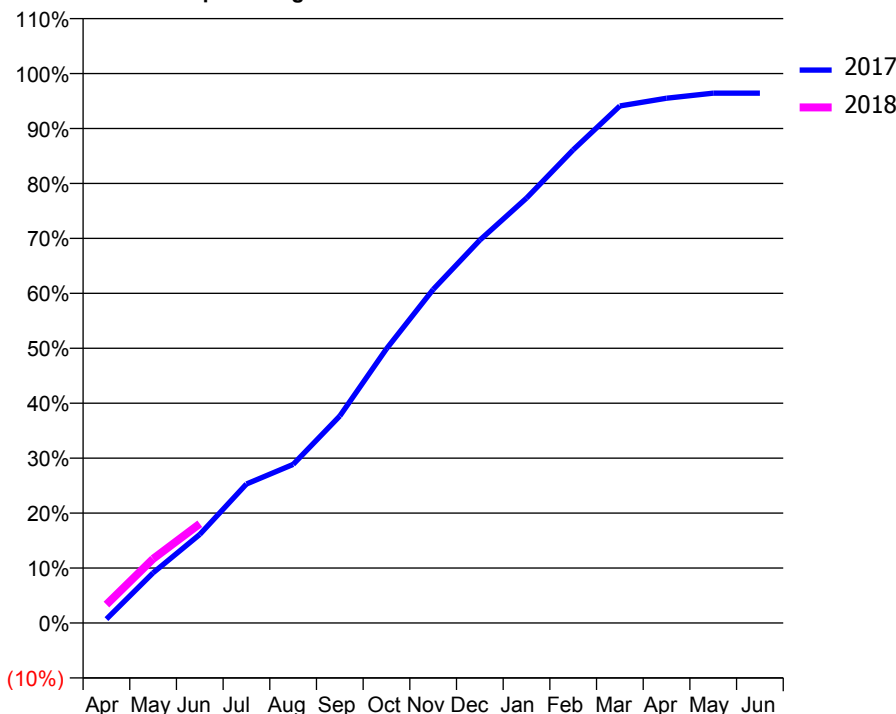
ACCESS*

Patients seen in 24 months	Total	Change since previous quarter
Quarter ending June 2016	2,382	
Quarter ending September 2016	2,393	→
Quarter ending December 2016	2,426	→
Quarter ending March 2017	2,408	→
Quarter ending June 2017	2,405	→
Variance since June 2016	1.0%	→



ACTIVITY

Cumulative percentage of contracted UDA delivered 2017 & 2018



Month	Adjusted Scheduled Activity (UDA)	
	2017	2018
April	54	247
May	699	859
June	1,235	1,329
July	1,936	
August	2,210	
September	2,884	
October	3,820	
November	4,647	
December	5,335	
January	5,920	
February	6,591	
March	7,203	
April	7,310	
May	7,381	
June	7,381	

QUALITY

	Quantity	Base Number	Contract	AT	Region	England
% of FP17s for the same patient ID Re-attending within 3 months - Children	8	263	3.0%	10.0%	11.7%	12.0%
% of FP17s for the same patient ID Re-attending within 3 months - Adults	11	330	3.3%	14.1%	15.2%	16.0%
% of FP17s for the same patient ID Re-attending between 3 & 9 months - Children	167	263	63.5%	60.9%	59.1%	58.0%
% of FP17s for the same patient ID Re-attending between 3 & 9 months - Adults	186	330	56.4%	53.7%	52.2%	50.9%
% of FP17s for Band 1 Urgent Courses	0	514	0.0%	7.3%	7.9%	9.1%
% of FP17s Relating to Free Repair or Replacements	3	514	0.6%	0.8%	0.8%	0.8%
% of FP17s Relating to Continuations	0	514	0.0%	1.0%	1.1%	1.1%
% of Patients satisfied with the dentistry they have received	2	2	N/A	91.6%	91.8%	91.7%
% of Patients satisfied with the time they had to wait for an appointment	2	2	N/A	87.3%	88.4%	88.0%

* This is based on patients treated on this contract for their most recent course of treatment. Figures in italics indicate the base number of FP17s or Patient Questionnaire responses are less than 100. N/A is shown where the base number of responses is less than 10 during the period. % is calculated as Quantity/Base number*100

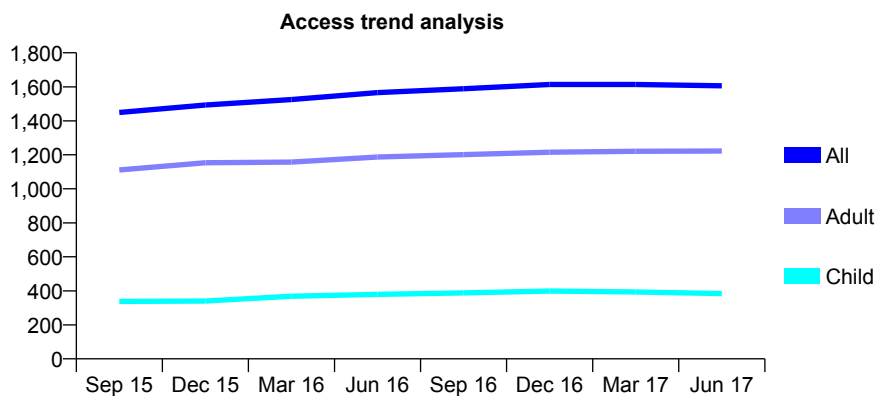
Q59 - Vital Signs At a Glance Contract Report for 194247/0002 - June 2017

Name or company name	V & Y (UK) Limited
Contract type name	GDS Contract
Purpose of contract	General
Contract start date	01/02/2012
Contract end date	

17/18 Contracted general activity (UDA)	5,543
Carry forward general activity (UDA)	0
17/18 Contracted orthodontic activity (UOA)	0
Carry forward orthodontic activity (UOA)	0
Baseline contract value	£195,077.11

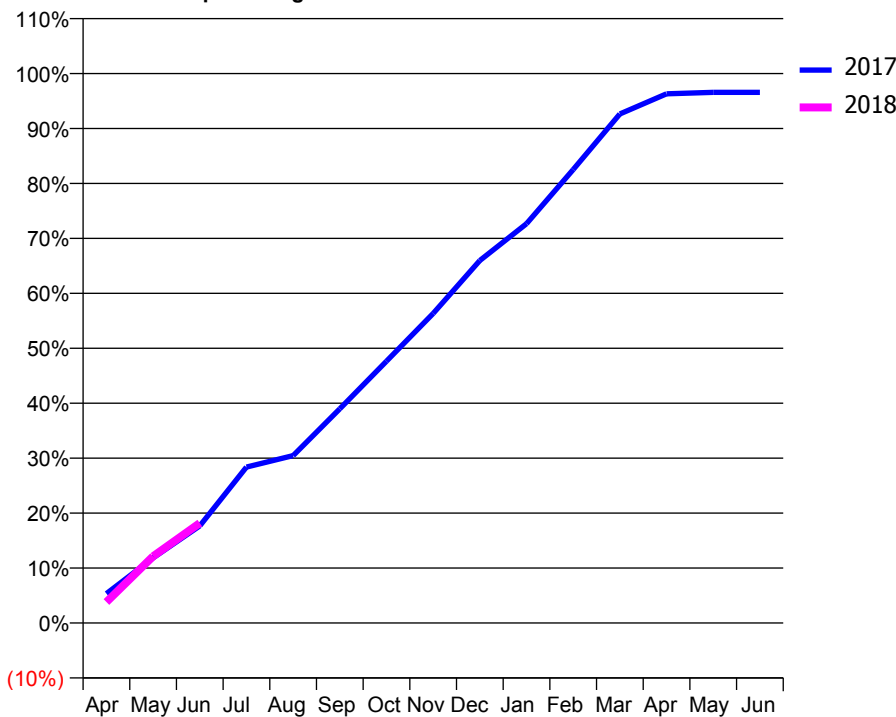
ACCESS*

Patients seen in 24 months	Total	Change since previous quarter
Quarter ending June 2016	1,566	
Quarter ending September 2016	1,589	→
Quarter ending December 2016	1,614	→
Quarter ending March 2017	1,614	→
Quarter ending June 2017	1,606	→
Variance since June 2016	2.6%	↑



ACTIVITY

Cumulative percentage of contracted UDA delivered 2017 & 2018



Month	Adjusted Scheduled Activity (UDA)	
	2017	2018
April	313	212
May	693	673
June	1,033	1,008
July	1,658	
August	1,780	
September	2,277	
October	2,784	
November	3,292	
December	3,854	
January	4,245	
February	4,821	
March	5,412	
April	5,628	
May	5,643	
June	5,643	

QUALITY

	Quantity	Base Number	Contract	AT	Region	England
% of FP17s for the same patient ID Re-attending within 3 months - Children	2	121	1.7%	10.0%	11.7%	12.0%
% of FP17s for the same patient ID Re-attending within 3 months - Adults	26	338	7.7%	14.1%	15.2%	16.0%
% of FP17s for the same patient ID Re-attending between 3 & 9 months - Children	70	121	57.9%	60.9%	59.1%	58.0%
% of FP17s for the same patient ID Re-attending between 3 & 9 months - Adults	184	338	54.4%	53.7%	52.2%	50.9%
% of FP17s for Band 1 Urgent Courses	0	384	0.0%	7.3%	7.9%	9.1%
% of FP17s Relating to Free Repair or Replacements	5	384	1.3%	0.8%	0.8%	0.8%
% of FP17s Relating to Continuations	1	384	0.3%	1.0%	1.1%	1.1%
% of Patients satisfied with the dentistry they have received	1	1	N/A	91.6%	91.8%	91.7%
% of Patients satisfied with the time they had to wait for an appointment	1	1	N/A	87.3%	88.4%	88.0%

* This is based on patients treated on this contract for their most recent course of treatment. Figures in italics indicate the base number of FP17s or Patient Questionnaire responses are less than 100. N/A is shown where the base number of responses is less than 10 during the period. % is calculated as Quantity/Base number*100

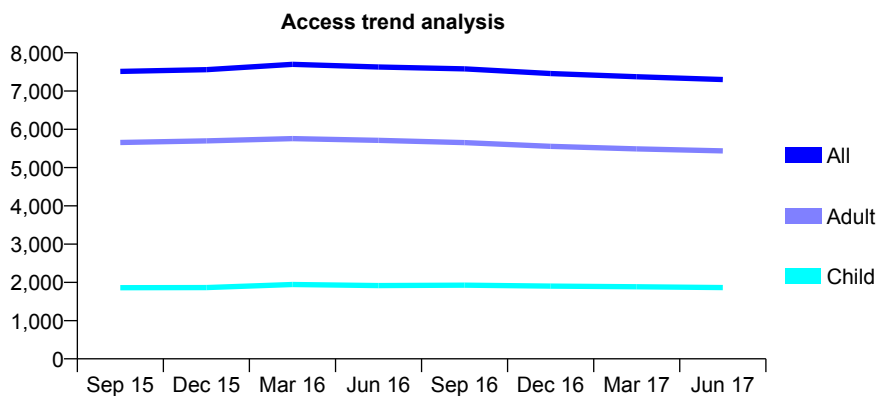
Q59 - Vital Signs At a Glance Contract Report for 194646/0001 - June 2017

Name or company name	Thurmaston Dental Practice Ltd
Contract type name	GDS Contract
Purpose of contract	General
Contract start date	01/11/2013
Contract end date	

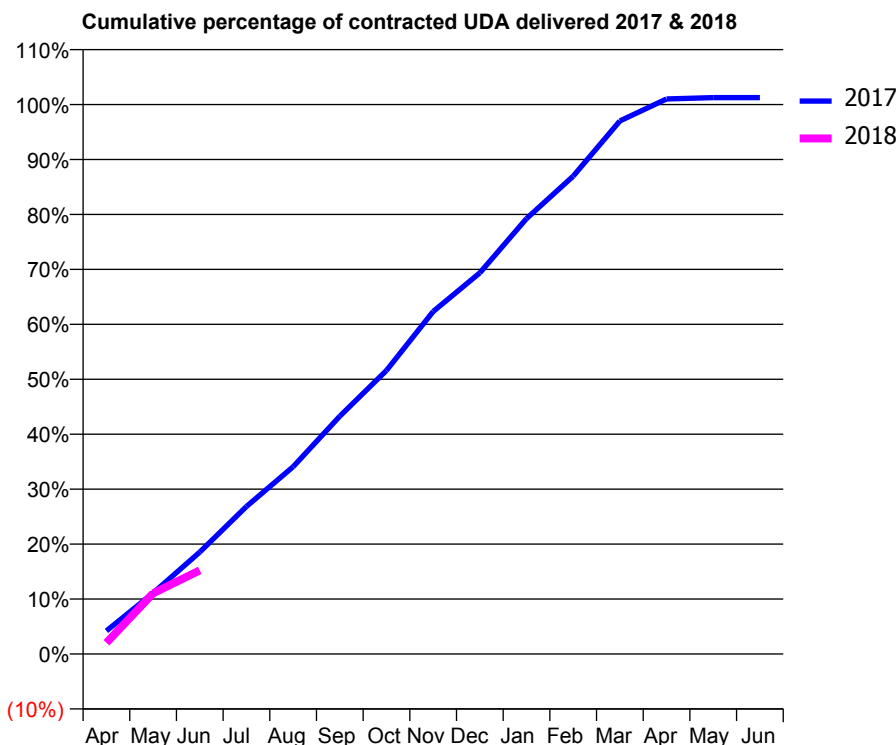
17/18 Contracted general activity (UDA)	21,203
Carry forward general activity (UDA)	0
17/18 Contracted orthodontic activity (UOA)	0
Carry forward orthodontic activity (UOA)	0
Baseline contract value	£513,344.87

ACCESS*

Patients seen in 24 months	Total	Change since previous quarter
Quarter ending June 2016	7,628	
Quarter ending September 2016	7,581	→
Quarter ending December 2016	7,457	↓
Quarter ending March 2017	7,375	↓
Quarter ending June 2017	7,301	↓
Variance since June 2016	(4.3%)	↓



ACTIVITY



Month	Adjusted Scheduled Activity (UDA)	
	2017	2018
April	892	435
May	2,356	2,342
June	3,933	3,227
July	5,693	
August	7,225	
September	9,176	
October	10,941	
November	13,216	
December	14,707	
January	16,803	
February	18,441	
March	20,568	
April	21,418	
May	21,470	
June	21,470	

QUALITY

	Quantity	Base Number	Contract	AT	Region	England
% of FP17s for the same patient ID Re-attending within 3 months - Children	55	636	8.6%	10.0%	11.7%	12.0%
% of FP17s for the same patient ID Re-attending within 3 months - Adults	176	1,551	11.3%	14.1%	15.2%	16.0%
% of FP17s for the same patient ID Re-attending between 3 & 9 months - Children	426	636	67.0%	60.9%	59.1%	58.0%
% of FP17s for the same patient ID Re-attending between 3 & 9 months - Adults	990	1,551	63.8%	53.7%	52.2%	50.9%
% of FP17s for Band 1 Urgent Courses	69	1,771	3.9%	7.3%	7.9%	9.1%
% of FP17s Relating to Free Repair or Replacements	4	1,771	0.2%	0.8%	0.8%	0.8%
% of FP17s Relating to Continuations	12	1,771	0.7%	1.0%	1.1%	1.1%
% of Patients satisfied with the dentistry they have received	9	12	75.0%	91.6%	91.8%	91.7%
% of Patients satisfied with the time they had to wait for an appointment	8	12	66.7%	87.3%	88.4%	88.0%

* This is based on patients treated on this contract for their most recent course of treatment. Figures in italics indicate the base number of FP17s or Patient Questionnaire responses are less than 100. N/A is shown where the base number of responses is less than 10 during the period. % is calculated as Quantity/Base number*100

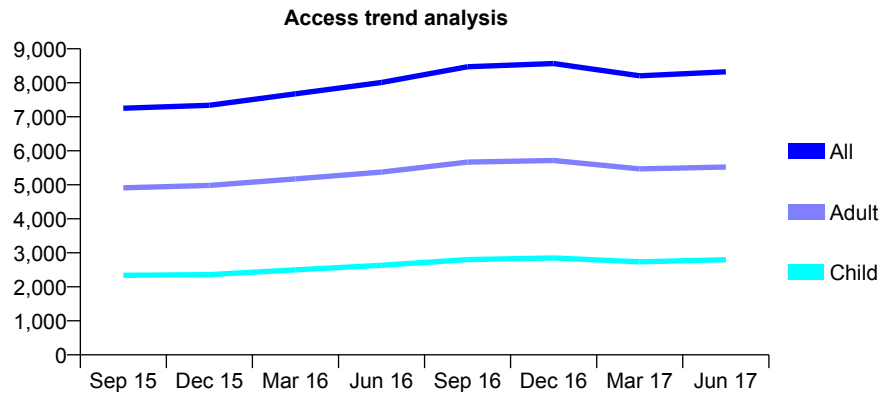
Q59 - Vital Signs At a Glance Contract Report for 195405/0001 - June 2017

Name or company name	Sigma Dental Limited
Contract type name	GDS Contract
Purpose of contract	General
Contract start date	01/11/2006
Contract end date	

17/18 Contracted general activity (UDA)	19,345
Carry forward general activity (UDA)	0
17/18 Contracted orthodontic activity (UOA)	0
Carry forward orthodontic activity (UOA)	0
Baseline contract value	£478,405.63

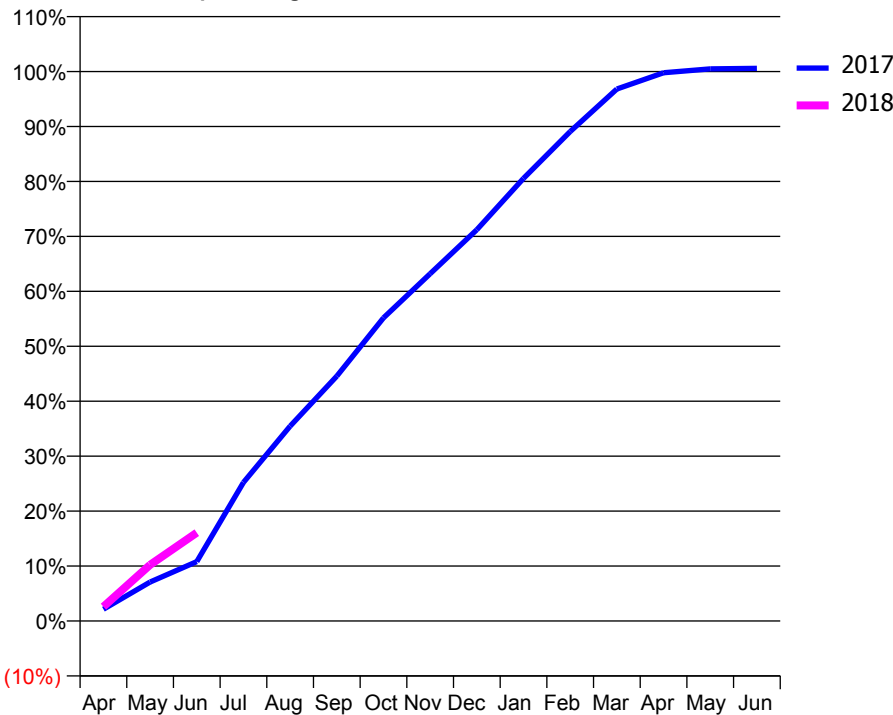
ACCESS*

Patients seen in 24 months	Total	Change since previous quarter
Quarter ending June 2016	8,009	
Quarter ending September 2016	8,473	↑
Quarter ending December 2016	8,566	→
Quarter ending March 2017	8,205	↓
Quarter ending June 2017	8,322	→
Variance since June 2016	3.9%	↑



ACTIVITY

Cumulative percentage of contracted UDA delivered 2017 & 2018



Month	Adjusted Scheduled Activity (UDA)	
	2017	2018
April	417	504
May	1,371	1,977
June	2,094	3,109
July	4,881	
August	6,859	
September	8,623	
October	10,671	
November	12,226	
December	13,776	
January	15,584	
February	17,230	
March	18,730	
April	19,301	
May	19,437	
June	19,455	

QUALITY

	Quantity	Base Number	Contract	AT	Region	England
% of FP17s for the same patient ID Re-attending within 3 months - Children	45	740	6.1%	10.0%	11.7%	12.0%
% of FP17s for the same patient ID Re-attending within 3 months - Adults	126	1,318	9.6%	14.1%	15.2%	16.0%
% of FP17s for the same patient ID Re-attending between 3 & 9 months - Children	337	740	45.5%	60.9%	59.1%	58.0%
% of FP17s for the same patient ID Re-attending between 3 & 9 months - Adults	503	1,318	38.2%	53.7%	52.2%	50.9%
% of FP17s for Band 1 Urgent Courses	86	1,673	5.1%	7.3%	7.9%	9.1%
% of FP17s Relating to Free Repair or Replacements	1	1,673	0.1%	0.8%	0.8%	0.8%
% of FP17s Relating to Continuations	26	1,673	1.6%	1.0%	1.1%	1.1%
% of Patients satisfied with the dentistry they have received	15	19	78.9%	91.6%	91.8%	91.7%
% of Patients satisfied with the time they had to wait for an appointment	14	19	73.7%	87.3%	88.4%	88.0%

* This is based on patients treated on this contract for their most recent course of treatment. Figures in italics indicate the base number of FP17s or Patient Questionnaire responses are less than 100. N/A is shown where the base number of responses is less than 10 during the period. % is calculated as Quantity/Base number*100

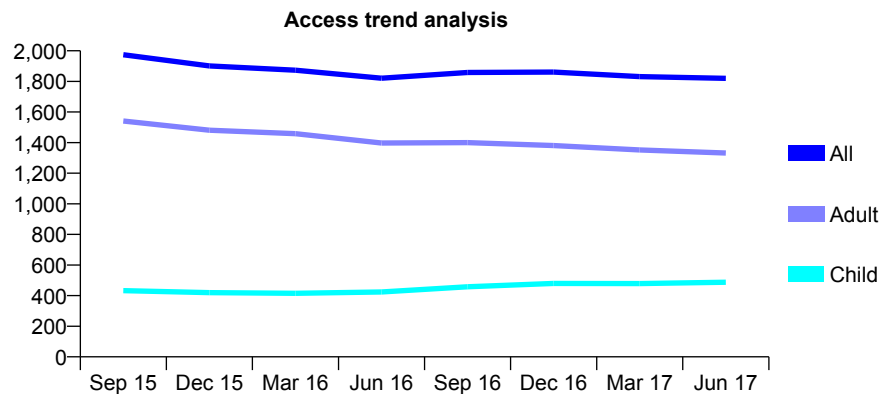
Q59 - Vital Signs At a Glance Contract Report for 198978/0001 - June 2017

Name or company name	Mr H Singh Thiara & Mrs S Kaur
Contract type name	GDS Contract
Purpose of contract	General
Contract start date	01/09/2013
Contract end date	

17/18 Contracted general activity (UDA)	7,170
Carry forward general activity (UDA)	0
17/18 Contracted orthodontic activity (UOA)	0
Carry forward orthodontic activity (UOA)	0
Baseline contract value	£157,903.29

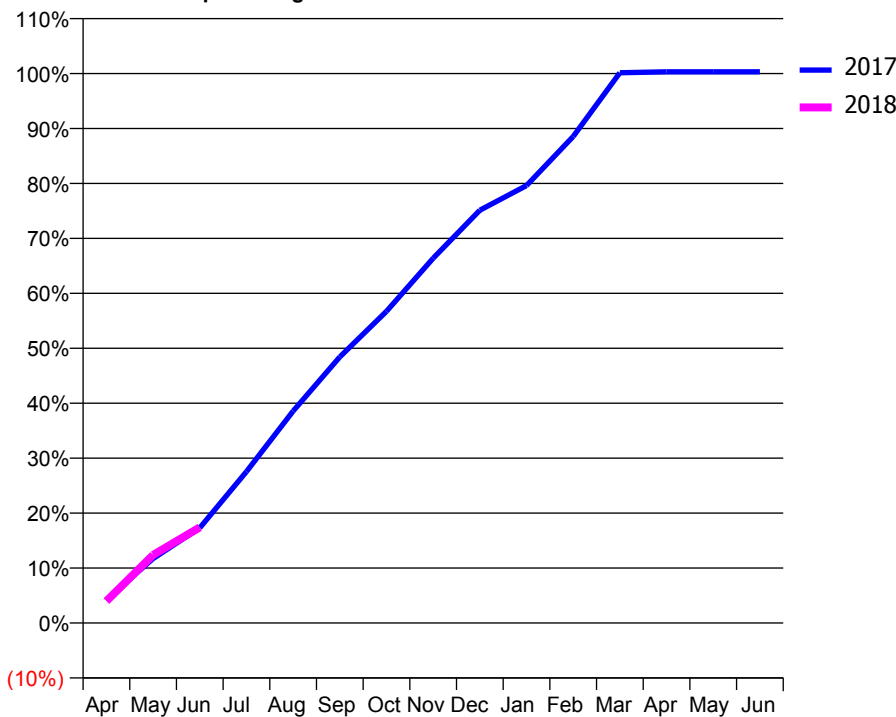
ACCESS*

Patients seen in 24 months	Total	Change since previous quarter
Quarter ending June 2016	1,821	
Quarter ending September 2016	1,858	↑
Quarter ending December 2016	1,861	→
Quarter ending March 2017	1,831	↓
Quarter ending June 2017	1,820	→
Variance since June 2016	(0.1%)	→



ACTIVITY

Cumulative percentage of contracted UDA delivered 2017 & 2018



Month	Adjusted Scheduled Activity (UDA)	
	2017	2018
April	306	287
May	842	888
June	1,242	1,249
July	1,976	
August	2,766	
September	3,472	
October	4,068	
November	4,759	
December	5,386	
January	5,707	
February	6,349	
March	7,180	
April	7,192	
May	7,192	
June	7,192	

QUALITY

	Quantity	Base Number	Contract	AT	Region	England
% of FP17s for the same patient ID Re-attending within 3 months - Children	6	104	5.8%	10.0%	11.7%	12.0%
% of FP17s for the same patient ID Re-attending within 3 months - Adults	52	346	15.0%	14.1%	15.2%	16.0%
% of FP17s for the same patient ID Re-attending between 3 & 9 months - Children	56	104	53.8%	60.9%	59.1%	58.0%
% of FP17s for the same patient ID Re-attending between 3 & 9 months - Adults	180	346	52.0%	53.7%	52.2%	50.9%
% of FP17s for Band 1 Urgent Courses	46	443	10.4%	7.3%	7.9%	9.1%
% of FP17s Relating to Free Repair or Replacements	3	443	0.7%	0.8%	0.8%	0.8%
% of FP17s Relating to Continuations	11	443	2.5%	1.0%	1.1%	1.1%
% of Patients satisfied with the dentistry they have received	6	6	N/A	91.6%	91.8%	91.7%
% of Patients satisfied with the time they had to wait for an appointment	6	6	N/A	87.3%	88.4%	88.0%

* This is based on patients treated on this contract for their most recent course of treatment. Figures in italics indicate the base number of FP17s or Patient Questionnaire responses are less than 100. N/A is shown where the base number of responses is less than 10 during the period. % is calculated as Quantity/Base number*100

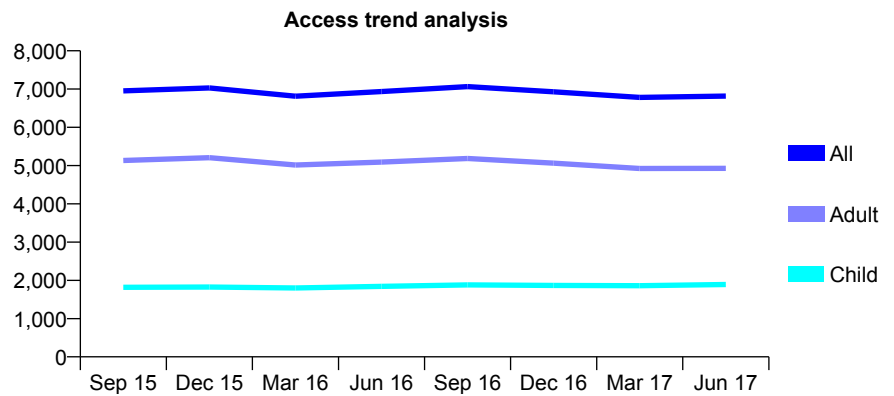
Q59 - Vital Signs At a Glance Contract Report for 199745/0001 - June 2017

Name or company name	Smile Design Centre Limited
Contract type name	GDS Contract
Purpose of contract	General
Contract start date	01/10/2009
Contract end date	

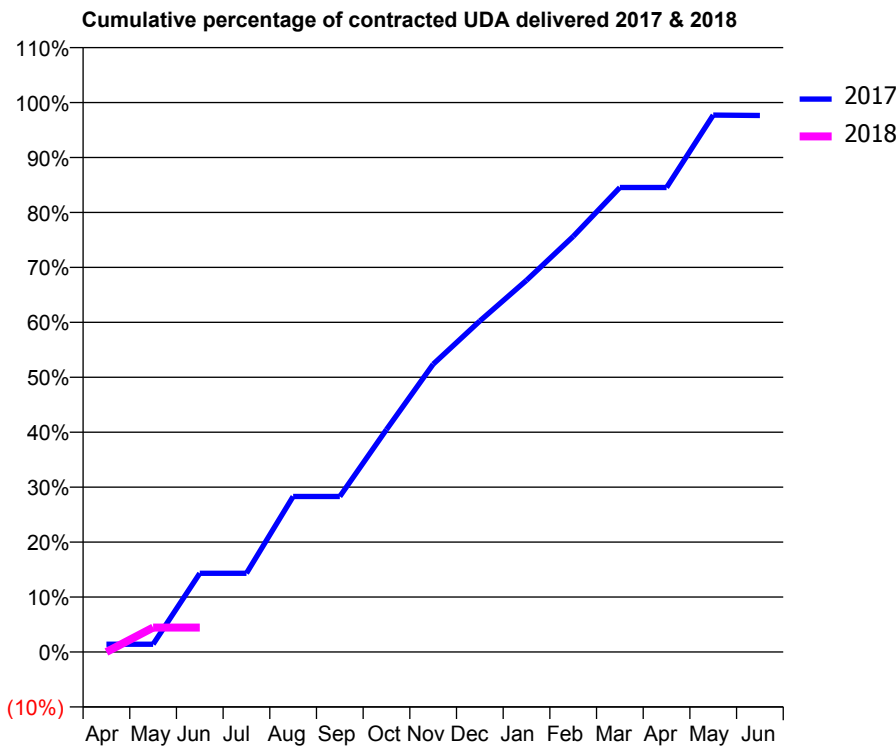
17/18 Contracted general activity (UDA)	17,092
Carry forward general activity (UDA)	0
17/18 Contracted orthodontic activity (UOA)	0
Carry forward orthodontic activity (UOA)	0
Baseline contract value	£473,290.72

ACCESS*

Patients seen in 24 months	Total	Change since previous quarter
Quarter ending June 2016	6,934	
Quarter ending September 2016	7,064	→
Quarter ending December 2016	6,927	↓
Quarter ending March 2017	6,782	↓
Quarter ending June 2017	6,818	→
Variance since June 2016	(1.7%)	↓



ACTIVITY



Month	Adjusted Scheduled Activity (UDA)	
	2017	2018
April	255	0
May	255	760
June	2,558	760
July	2,558	
August	5,053	
September	5,053	
October	7,224	
November	9,345	
December	10,748	
January	12,067	
February	13,494	
March	15,081	
April	15,081	
May	17,433	
June	17,421	

QUALITY

	Quantity	Base Number	Contract	AT	Region	England
% of FP17s for the same patient ID Re-attending within 3 months - Children	32	433	7.4%	10.0%	11.7%	12.0%
% of FP17s for the same patient ID Re-attending within 3 months - Adults	160	917	17.4%	14.1%	15.2%	16.0%
% of FP17s for the same patient ID Re-attending between 3 & 9 months - Children	258	433	59.6%	60.9%	59.1%	58.0%
% of FP17s for the same patient ID Re-attending between 3 & 9 months - Adults	324	917	35.3%	53.7%	52.2%	50.9%
% of FP17s for Band 1 Urgent Courses	90	401	22.4%	7.3%	7.9%	9.1%
% of FP17s Relating to Free Repair or Replacements	5	401	1.2%	0.8%	0.8%	0.8%
% of FP17s Relating to Continuations	3	401	0.7%	1.0%	1.1%	1.1%
% of Patients satisfied with the dentistry they have received	4	5	N/A	91.6%	91.8%	91.7%
% of Patients satisfied with the time they had to wait for an appointment	5	5	N/A	87.3%	88.4%	88.0%

* This is based on patients treated on this contract for their most recent course of treatment. Figures in italics indicate the base number of FP17s or Patient Questionnaire responses are less than 100. N/A is shown where the base number of responses is less than 10 during the period. % is calculated as Quantity/Base number*100

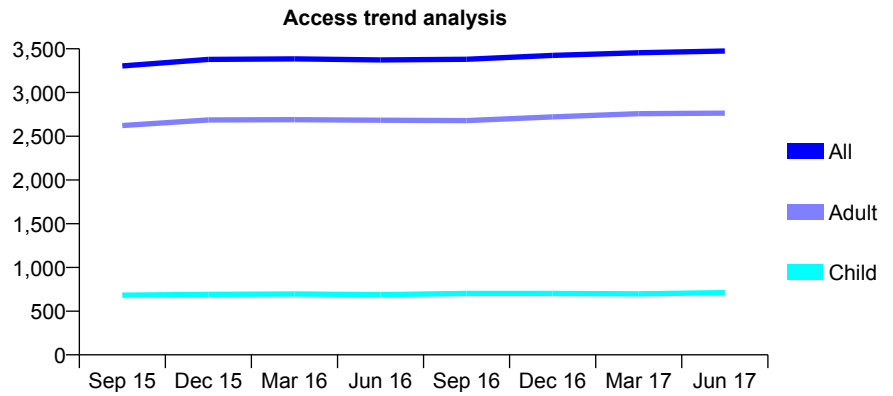
Q59 - Vital Signs At a Glance Contract Report for 199966/0001 - June 2017

Name or company name	Ditchfield Dental Ltd
Contract type name	GDS Contract
Purpose of contract	General
Contract start date	01/12/2007
Contract end date	

17/18 Contracted general activity (UDA)	11,264
Carry forward general activity (UDA)	0
17/18 Contracted orthodontic activity (UOA)	0
Carry forward orthodontic activity (UOA)	0
Baseline contract value	£382,585.15

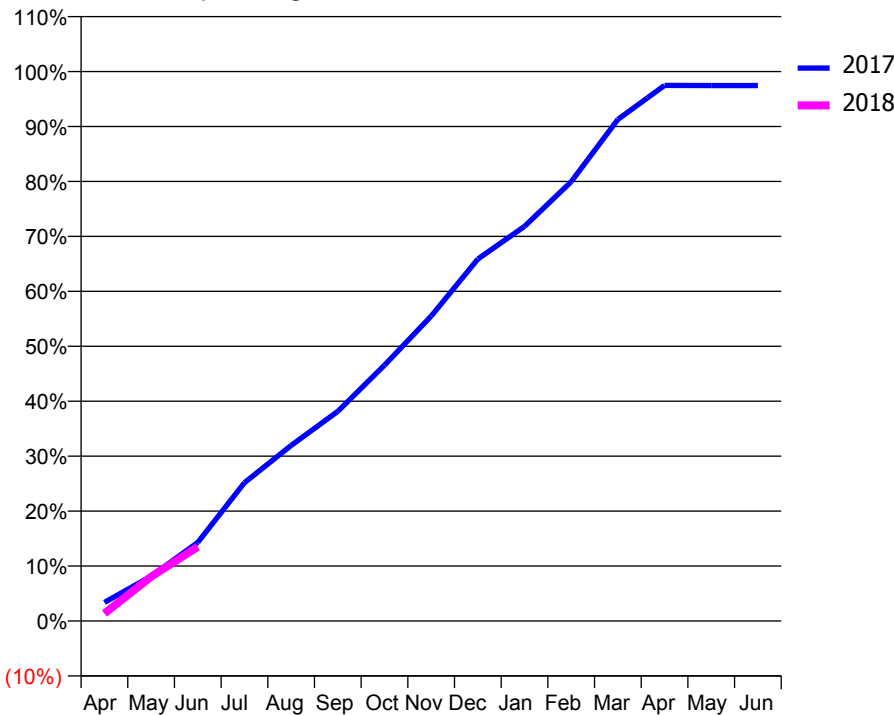
ACCESS*

Patients seen in 24 months	Total	Change since previous quarter
Quarter ending June 2016	3,373	
Quarter ending September 2016	3,381	→
Quarter ending December 2016	3,424	→
Quarter ending March 2017	3,455	→
Quarter ending June 2017	3,475	→
Variance since June 2016	3.0%	↑



ACTIVITY

Cumulative percentage of contracted UDA delivered 2017 & 2018



Month	Adjusted Scheduled Activity (UDA)	
	2017	2018
April	380	155
May	920	909
June	1,610	1,522
July	2,835	
August	3,598	
September	4,297	
October	5,243	
November	6,250	
December	7,419	
January	8,089	
February	9,005	
March	10,283	
April	10,978	
May	10,977	
June	10,977	

QUALITY

	Quantity	Base Number	Contract	AT	Region	England
% of FP17s for the same patient ID Re-attending within 3 months - Children	20	286	7.0%	10.0%	11.7%	12.0%
% of FP17s for the same patient ID Re-attending within 3 months - Adults	100	771	13.0%	14.1%	15.2%	16.0%
% of FP17s for the same patient ID Re-attending between 3 & 9 months - Children	171	286	59.8%	60.9%	59.1%	58.0%
% of FP17s for the same patient ID Re-attending between 3 & 9 months - Adults	350	771	45.4%	53.7%	52.2%	50.9%
% of FP17s for Band 1 Urgent Courses	109	845	12.9%	7.3%	7.9%	9.1%
% of FP17s Relating to Free Repair or Replacements	9	845	1.1%	0.8%	0.8%	0.8%
% of FP17s Relating to Continuations	7	845	0.8%	1.0%	1.1%	1.1%
% of Patients satisfied with the dentistry they have received	10	10	100.0%	91.6%	91.8%	91.7%
% of Patients satisfied with the time they had to wait for an appointment	8	10	80.0%	87.3%	88.4%	88.0%

* This is based on patients treated on this contract for their most recent course of treatment. Figures in italics indicate the base number of FP17s or Patient Questionnaire responses are less than 100. N/A is shown where the base number of responses is less than 10 during the period. % is calculated as Quantity/Base number*100

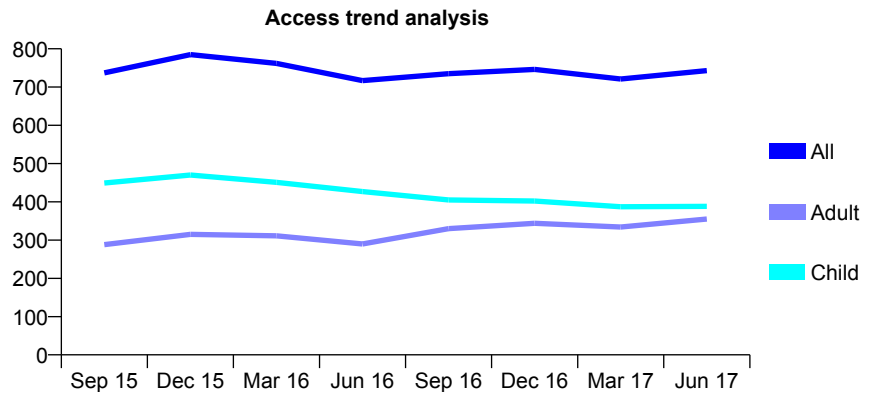
Q59 - Vital Signs At a Glance Contract Report for 208175/0002 - June 2017

Name or company name	Mr N Kilpatrick, Mr M Hamburger & R P Sa
Contract type name	GDS Contract
Purpose of contract	General
Contract start date	27/04/2011
Contract end date	

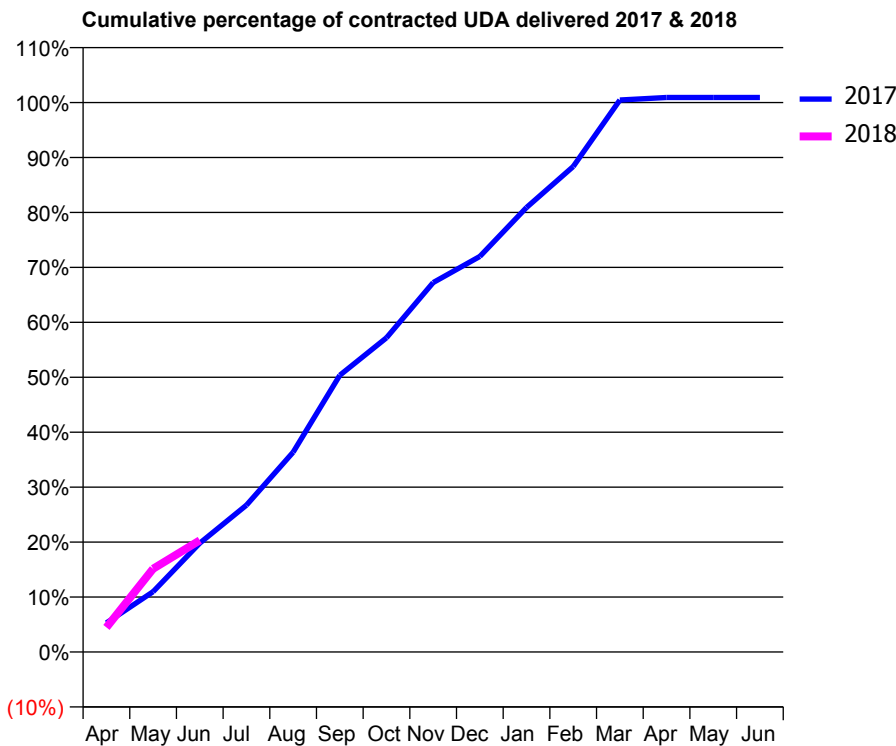
17/18 Contracted general activity (UDA)	1,325
Carry forward general activity (UDA)	0
17/18 Contracted orthodontic activity (UOA)	0
Carry forward orthodontic activity (UOA)	0
Baseline contract value	£30,484.51

ACCESS*

Patients seen in 24 months	Total	Change since previous quarter
Quarter ending June 2016	717	
Quarter ending September 2016	735	↑
Quarter ending December 2016	746	→
Quarter ending March 2017	721	↓
Quarter ending June 2017	743	↑
Variance since June 2016	3.6%	↑



ACTIVITY



Adjusted Scheduled Activity (UDA)		
Month	2017	2018
April	70	59
May	146	201
June	263	269
July	354	
August	482	
September	667	
October	758	
November	891	
December	954	
January	1,072	
February	1,171	
March	1,331	
April	1,337	
May	1,337	
June	1,337	

QUALITY

	Quantity	Base Number	Contract	AT	Region	England
% of FP17s for the same patient ID Re-attending within 3 months - Children	2	95	2.1%	10.0%	11.7%	12.0%
% of FP17s for the same patient ID Re-attending within 3 months - Adults	9	80	11.3%	14.1%	15.2%	16.0%
% of FP17s for the same patient ID Re-attending between 3 & 9 months - Children	23	95	24.2%	60.9%	59.1%	58.0%
% of FP17s for the same patient ID Re-attending between 3 & 9 months - Adults	22	80	27.5%	53.7%	52.2%	50.9%
% of FP17s for Band 1 Urgent Courses	16	171	9.4%	7.3%	7.9%	9.1%
% of FP17s Relating to Free Repair or Replacements	0	171	0.0%	0.8%	0.8%	0.8%
% of FP17s Relating to Continuations	2	171	1.2%	1.0%	1.1%	1.1%
% of Patients satisfied with the dentistry they have received	0	0	N/A	91.6%	91.8%	91.7%
% of Patients satisfied with the time they had to wait for an appointment	0	0	N/A	87.3%	88.4%	88.0%

* This is based on patients treated on this contract for their most recent course of treatment. Figures in italics indicate the base number of FP17s or Patient Questionnaire responses are less than 100. N/A is shown where the base number of responses is less than 10 during the period. % is calculated as Quantity/Base number*100

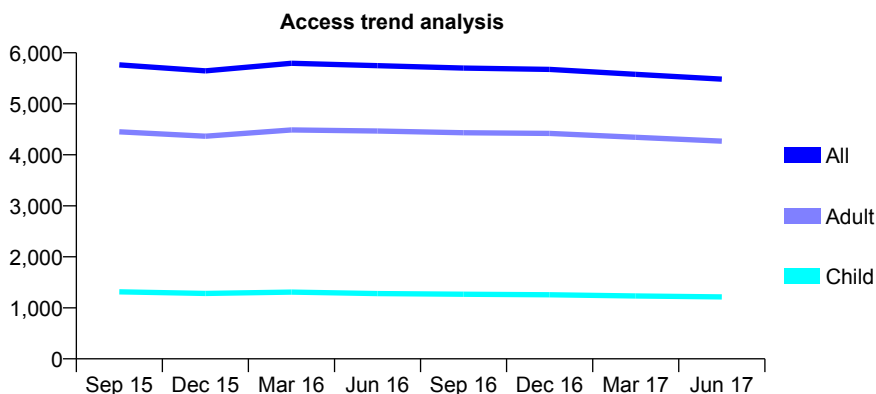
Q59 - Vital Signs At a Glance Contract Report for 220116/0001 - June 2017

Name or company name	MR GK LOO YONG KEE
Contract type name	GDS Contract
Purpose of contract	General
Contract start date	01/04/2006
Contract end date	

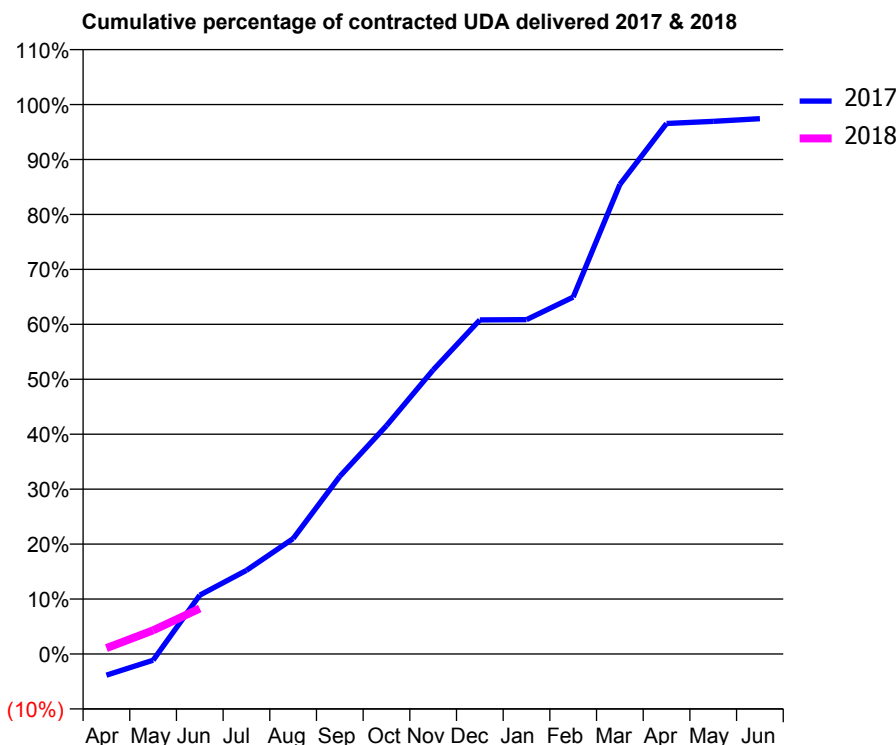
17/18 Contracted general activity (UDA)	16,776
Carry forward general activity (UDA)	0
17/18 Contracted orthodontic activity (UOA)	0
Carry forward orthodontic activity (UOA)	0
Baseline contract value	£458,506.05

ACCESS*

Patients seen in 24 months	Total	Change since previous quarter
Quarter ending June 2016	5,747	
Quarter ending September 2016	5,700	→
Quarter ending December 2016	5,675	→
Quarter ending March 2017	5,578	↓
Quarter ending June 2017	5,483	↓
Variance since June 2016	(4.6%)	↓



ACTIVITY



Month	Adjusted Scheduled Activity (UDA)	
	2017	2018
April	-651	181
May	-192	722
June	1,798	1,389
July	2,554	
August	3,522	
September	5,424	
October	6,972	
November	8,675	
December	10,201	
January	10,207	
February	10,895	
March	14,335	
April	16,196	
May	16,260	
June	16,344	

QUALITY

	Quantity	Base Number	Contract	AT	Region	England
% of FP17s for the same patient ID Re-attending within 3 months - Children	19	346	5.5%	10.0%	11.7%	12.0%
% of FP17s for the same patient ID Re-attending within 3 months - Adults	222	1,435	15.5%	14.1%	15.2%	16.0%
% of FP17s for the same patient ID Re-attending between 3 & 9 months - Children	260	346	75.1%	60.9%	59.1%	58.0%
% of FP17s for the same patient ID Re-attending between 3 & 9 months - Adults	989	1,435	68.9%	53.7%	52.2%	50.9%
% of FP17s for Band 1 Urgent Courses	67	794	8.4%	7.3%	7.9%	9.1%
% of FP17s Relating to Free Repair or Replacements	7	794	0.9%	0.8%	0.8%	0.8%
% of FP17s Relating to Continuations	25	794	3.1%	1.0%	1.1%	1.1%
% of Patients satisfied with the dentistry they have received	43	45	95.6%	91.6%	91.8%	91.7%
% of Patients satisfied with the time they had to wait for an appointment	38	45	84.4%	87.3%	88.4%	88.0%

* This is based on patients treated on this contract for their most recent course of treatment. Figures in italics indicate the base number of FP17s or Patient Questionnaire responses are less than 100. N/A is shown where the base number of responses is less than 10 during the period. % is calculated as Quantity/Base number*100

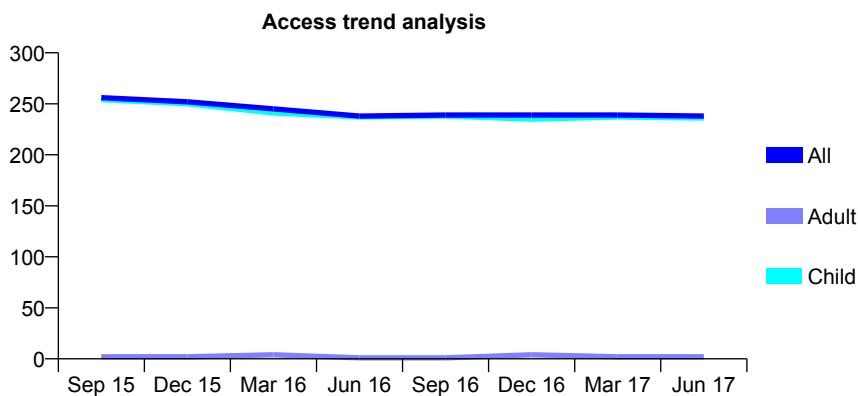
Q59 - Vital Signs At a Glance Contract Report for 220450/0001 - June 2017

Name or company name	MR JD WINSTON
Contract type name	GDS Contract
Purpose of contract	General
Contract start date	01/04/2006
Contract end date	

17/18 Contracted general activity (UDA)	508
Carry forward general activity (UDA)	0
17/18 Contracted orthodontic activity (UOA)	0
Carry forward orthodontic activity (UOA)	0
Baseline contract value	£12,177.47

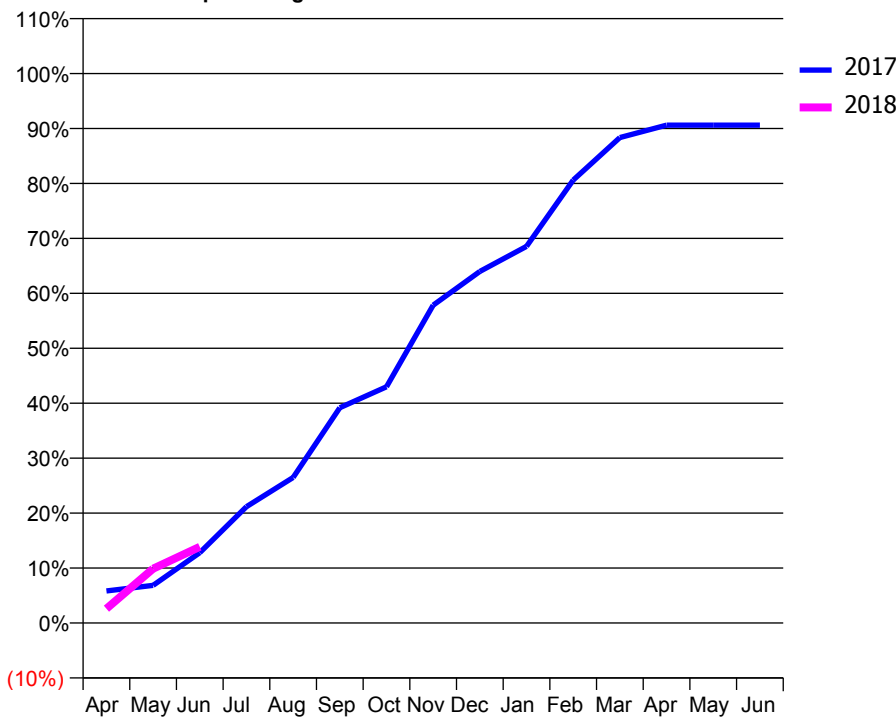
ACCESS*

Patients seen in 24 months	Total	Change since previous quarter
Quarter ending June 2016	238	
Quarter ending September 2016	239	→
Quarter ending December 2016	239	→
Quarter ending March 2017	239	→
Quarter ending June 2017	238	→
Variance since June 2016	0.0%	→



ACTIVITY

Cumulative percentage of contracted UDA delivered 2017 & 2018



Adjusted Scheduled Activity (UDA)

Month	2017	2018
April	30	13
May	35	50
June	65	70
July	108	
August	135	
September	199	
October	218	
November	294	
December	325	
January	348	
February	409	
March	449	
April	460	
May	460	
June	460	

QUALITY

	Quantity	Base Number	Contract	AT	Region	England
% of FP17s for the same patient ID Re-attending within 3 months - Children	3	75	4.0%	10.0%	11.7%	12.0%
% of FP17s for the same patient ID Re-attending within 3 months - Adults	0	0	N/A	14.1%	15.2%	16.0%
% of FP17s for the same patient ID Re-attending between 3 & 9 months - Children	56	75	74.7%	60.9%	59.1%	58.0%
% of FP17s for the same patient ID Re-attending between 3 & 9 months - Adults	0	0	N/A	53.7%	52.2%	50.9%
% of FP17s for Band 1 Urgent Courses	2	66	3.0%	7.3%	7.9%	9.1%
% of FP17s Relating to Free Repair or Replacements	0	66	0.0%	0.8%	0.8%	0.8%
% of FP17s Relating to Continuations	0	66	0.0%	1.0%	1.1%	1.1%
% of Patients satisfied with the dentistry they have received	3	3	N/A	91.6%	91.8%	91.7%
% of Patients satisfied with the time they had to wait for an appointment	3	3	N/A	87.3%	88.4%	88.0%

* This is based on patients treated on this contract for their most recent course of treatment. Figures in italics indicate the base number of FP17s or Patient Questionnaire responses are less than 100. N/A is shown where the base number of responses is less than 10 during the period. % is calculated as Quantity/Base number*100

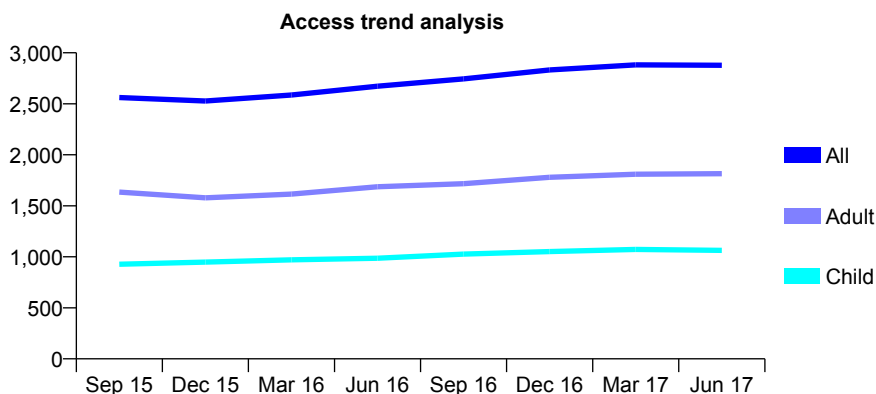
Q59 - Vital Signs At a Glance Contract Report for 229792/0001 - June 2017

Name or company name	MR JJ CLIFFE
Contract type name	GDS Contract
Purpose of contract	General and Orthodontic
Contract start date	01/04/2006
Contract end date	

17/18 Contracted general activity (UDA)	8,300
Carry forward general activity (UDA)	0
17/18 Contracted orthodontic activity (UOA)	308
Carry forward orthodontic activity (UOA)	0
Baseline contract value	£203,363.36

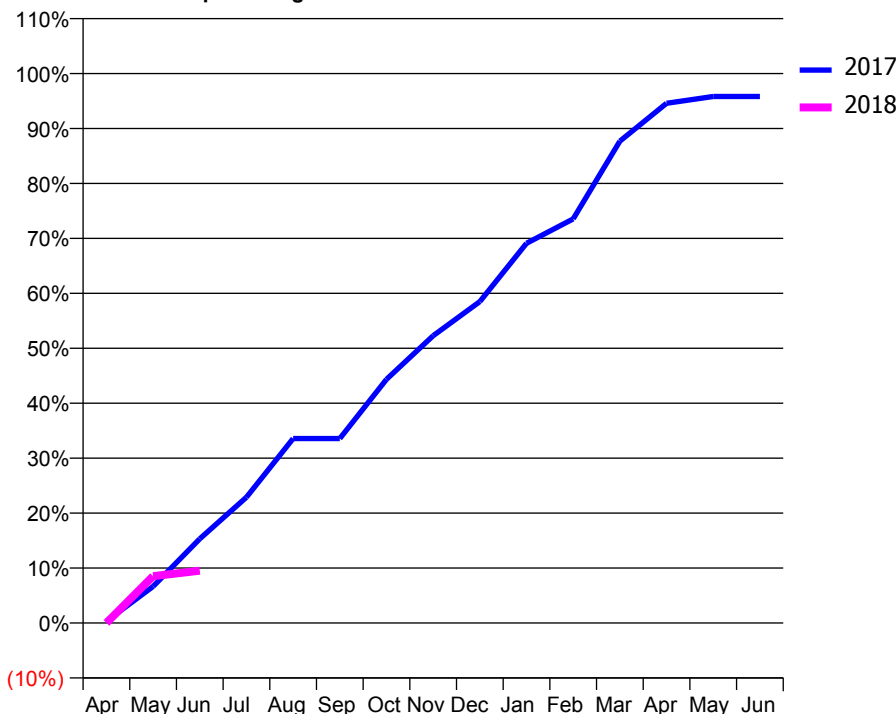
ACCESS*

Patients seen in 24 months	Total	Change since previous quarter
Quarter ending June 2016	2,673	
Quarter ending September 2016	2,744	↑
Quarter ending December 2016	2,832	↑
Quarter ending March 2017	2,882	→
Quarter ending June 2017	2,878	→
Variance since June 2016	7.7%	↑



ACTIVITY

Cumulative percentage of contracted UDA delivered 2017 & 2018



Month	Adjusted Scheduled Activity (UDA)	
	2017	2018
April	27	0
May	553	707
June	1,272	791
July	1,901	
August	2,787	
September	2,787	
October	3,681	
November	4,340	
December	4,854	
January	5,735	
February	6,103	
March	7,277	
April	7,851	
May	7,952	
June	7,952	

QUALITY

	Quantity	Base Number	Contract	AT	Region	England
% of FP17s for the same patient ID Re-attending within 3 months - Children	27	308	8.8%	10.0%	11.7%	12.0%
% of FP17s for the same patient ID Re-attending within 3 months - Adults	34	446	7.6%	14.1%	15.2%	16.0%
% of FP17s for the same patient ID Re-attending between 3 & 9 months - Children	200	308	64.9%	60.9%	59.1%	58.0%
% of FP17s for the same patient ID Re-attending between 3 & 9 months - Adults	290	446	65.0%	53.7%	52.2%	50.9%
% of FP17s for Band 1 Urgent Courses	19	423	4.5%	7.3%	7.9%	9.1%
% of FP17s Relating to Free Repair or Replacements	2	423	0.5%	0.8%	0.8%	0.8%
% of FP17s Relating to Continuations	2	423	0.5%	1.0%	1.1%	1.1%
% of Patients satisfied with the dentistry they have received	5	5	N/A	91.6%	91.8%	91.7%
% of Patients satisfied with the time they had to wait for an appointment	5	5	N/A	87.3%	88.4%	88.0%

* This is based on patients treated on this contract for their most recent course of treatment. Figures in italics indicate the base number of FP17s or Patient Questionnaire responses are less than 100. N/A is shown where the base number of responses is less than 10 during the period. % is calculated as Quantity/Base number*100

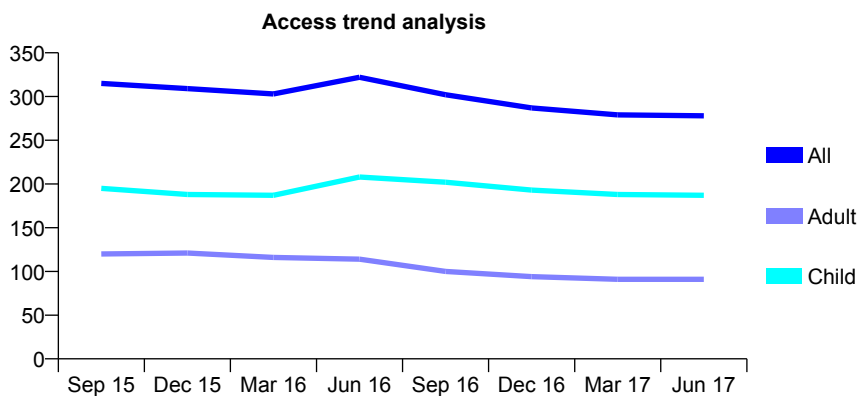
Q59 - Vital Signs At a Glance Contract Report for 232858/0001 - June 2017

Name or company name	Miss S Rennie
Contract type name	GDS Contract
Purpose of contract	General
Contract start date	01/04/2006
Contract end date	

17/18 Contracted general activity (UDA)	450
Carry forward general activity (UDA)	0
17/18 Contracted orthodontic activity (UOA)	0
Carry forward orthodontic activity (UOA)	0
Baseline contract value	£10,295.76

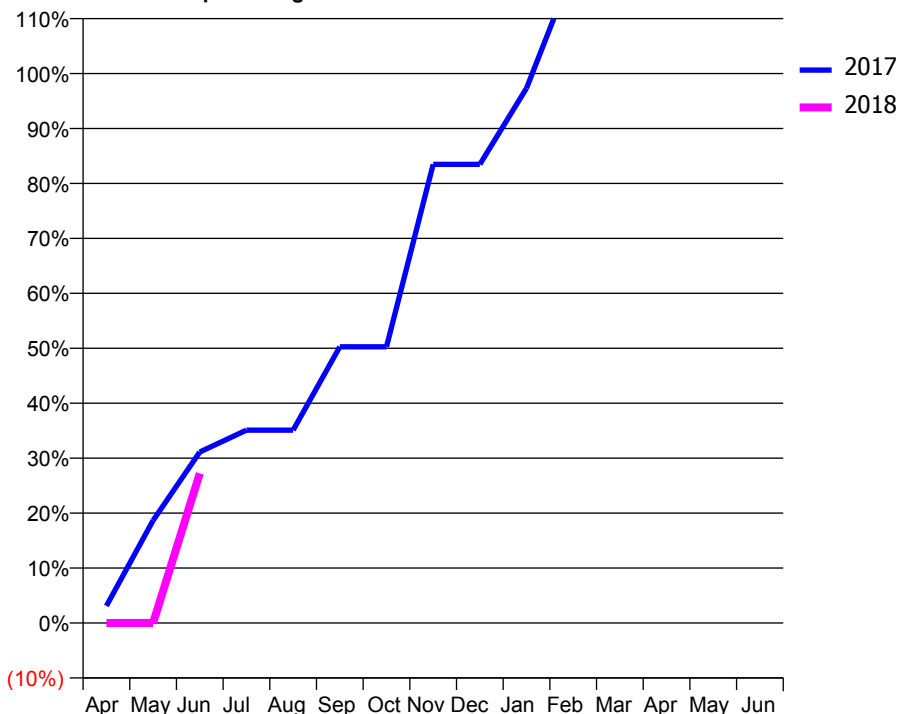
ACCESS*

Patients seen in 24 months	Total	Change since previous quarter
Quarter ending June 2016	322	
Quarter ending September 2016	302	↓
Quarter ending December 2016	287	↓
Quarter ending March 2017	279	↓
Quarter ending June 2017	278	→
Variance since June 2016	(13.7%)	↓



ACTIVITY

Cumulative percentage of contracted UDA delivered 2017 & 2018



Month	Adjusted Scheduled Activity (UDA)	
	2017	2018
April	14	0
May	84	0
June	140	123
July	158	
August	158	
September	226	
October	226	
November	376	
December	376	
January	438	
February	535	
March	535	
April	535	
May	535	
June	536	

QUALITY

	Quantity	Base Number	Contract	AT	Region	England
% of FP17s for the same patient ID Re-attending within 3 months - Children	0	58	0.0%	10.0%	11.7%	12.0%
% of FP17s for the same patient ID Re-attending within 3 months - Adults	1	17	5.9%	14.1%	15.2%	16.0%
% of FP17s for the same patient ID Re-attending between 3 & 9 months - Children	39	58	67.2%	60.9%	59.1%	58.0%
% of FP17s for the same patient ID Re-attending between 3 & 9 months - Adults	9	17	52.9%	53.7%	52.2%	50.9%
% of FP17s for Band 1 Urgent Courses	3	74	4.1%	7.3%	7.9%	9.1%
% of FP17s Relating to Free Repair or Replacements	0	74	0.0%	0.8%	0.8%	0.8%
% of FP17s Relating to Continuations	0	74	0.0%	1.0%	1.1%	1.1%
% of Patients satisfied with the dentistry they have received	1	1	N/A	91.6%	91.8%	91.7%
% of Patients satisfied with the time they had to wait for an appointment	1	1	N/A	87.3%	88.4%	88.0%

* This is based on patients treated on this contract for their most recent course of treatment. Figures in italics indicate the base number of FP17s or Patient Questionnaire responses are less than 100. N/A is shown where the base number of responses is less than 10 during the period. % is calculated as Quantity/Base number*100

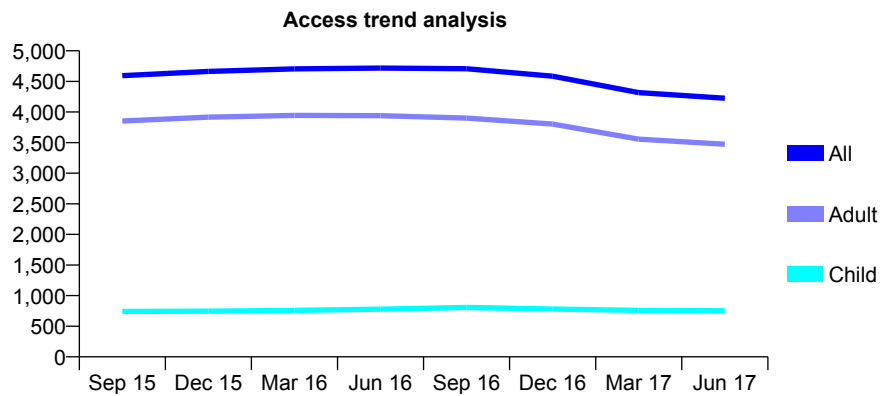
Q59 - Vital Signs At a Glance Contract Report for 237833/0004 - June 2017

Name or company name	MR MP GOKANI
Contract type name	GDS Contract
Purpose of contract	General
Contract start date	01/04/2009
Contract end date	

17/18 Contracted general activity (UDA)	10,479
Carry forward general activity (UDA)	0
17/18 Contracted orthodontic activity (UOA)	0
Carry forward orthodontic activity (UOA)	0
Baseline contract value	£291,691.69

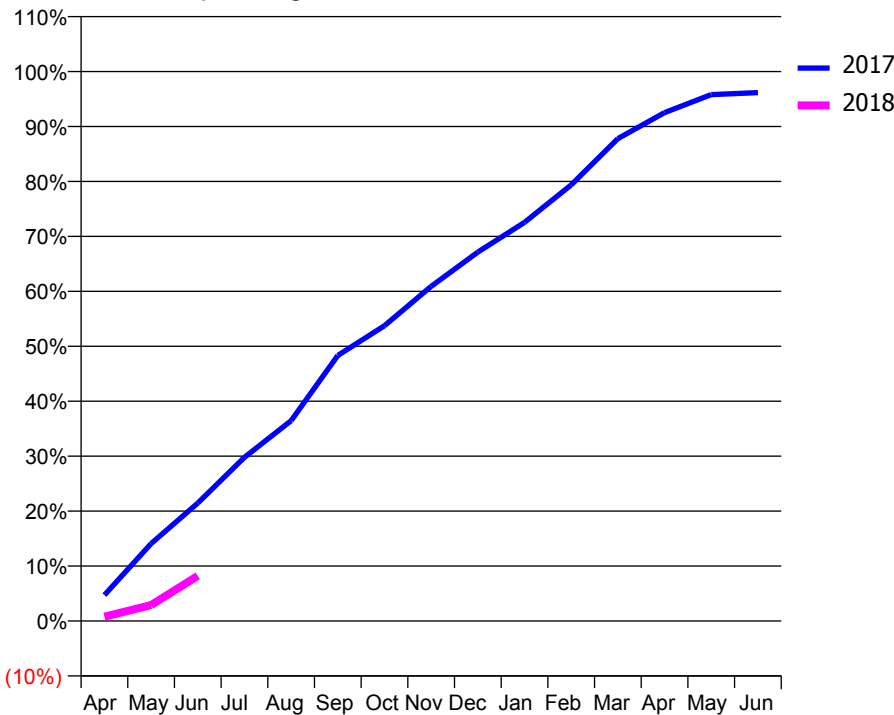
ACCESS*

Patients seen in 24 months	Total	Change since previous quarter
Quarter ending June 2016	4,718	
Quarter ending September 2016	4,708	→
Quarter ending December 2016	4,585	↓
Quarter ending March 2017	4,317	↓
Quarter ending June 2017	4,226	↓
Variance since June 2016	(10.4%)	↓



ACTIVITY

Cumulative percentage of contracted UDA delivered 2017 & 2018



Month	Adjusted Scheduled Activity (UDA)	
	2017	2018
April	494	82
May	1,476	303
June	2,249	861
July	3,122	
August	3,820	
September	5,064	
October	5,631	
November	6,381	
December	7,035	
January	7,603	
February	8,317	
March	9,198	
April	9,695	
May	10,039	
June	10,077	

QUALITY

	Quantity	Base Number	Contract	AT	Region	England
% of FP17s for the same patient ID Re-attending within 3 months - Children	13	218	6.0%	10.0%	11.7%	12.0%
% of FP17s for the same patient ID Re-attending within 3 months - Adults	109	735	14.8%	14.1%	15.2%	16.0%
% of FP17s for the same patient ID Re-attending between 3 & 9 months - Children	68	218	31.2%	60.9%	59.1%	58.0%
% of FP17s for the same patient ID Re-attending between 3 & 9 months - Adults	223	735	30.3%	53.7%	52.2%	50.9%
% of FP17s for Band 1 Urgent Courses	69	528	13.1%	7.3%	7.9%	9.1%
% of FP17s Relating to Free Repair or Replacements	6	528	1.1%	0.8%	0.8%	0.8%
% of FP17s Relating to Continuations	3	528	0.6%	1.0%	1.1%	1.1%
% of Patients satisfied with the dentistry they have received	13	14	92.9%	91.6%	91.8%	91.7%
% of Patients satisfied with the time they had to wait for an appointment	12	14	85.7%	87.3%	88.4%	88.0%

* This is based on patients treated on this contract for their most recent course of treatment. Figures in italics indicate the base number of FP17s or Patient Questionnaire responses are less than 100. N/A is shown where the base number of responses is less than 10 during the period. % is calculated as Quantity/Base number*100

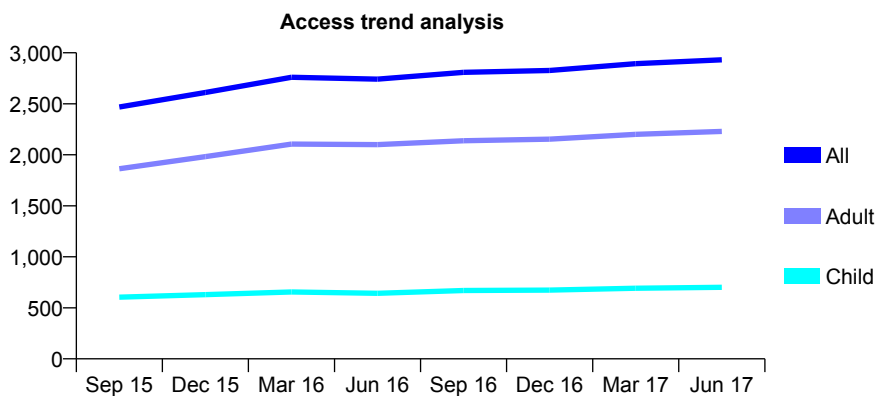
Q59 - Vital Signs At a Glance Contract Report for 244171/0005 - June 2017

Name or company name	MRS GK PALAHEY
Contract type name	GDS Contract
Purpose of contract	General
Contract start date	01/05/2014
Contract end date	

17/18 Contracted general activity (UDA)	6,887
Carry forward general activity (UDA)	0
17/18 Contracted orthodontic activity (UOA)	0
Carry forward orthodontic activity (UOA)	0
Baseline contract value	£156,631.16

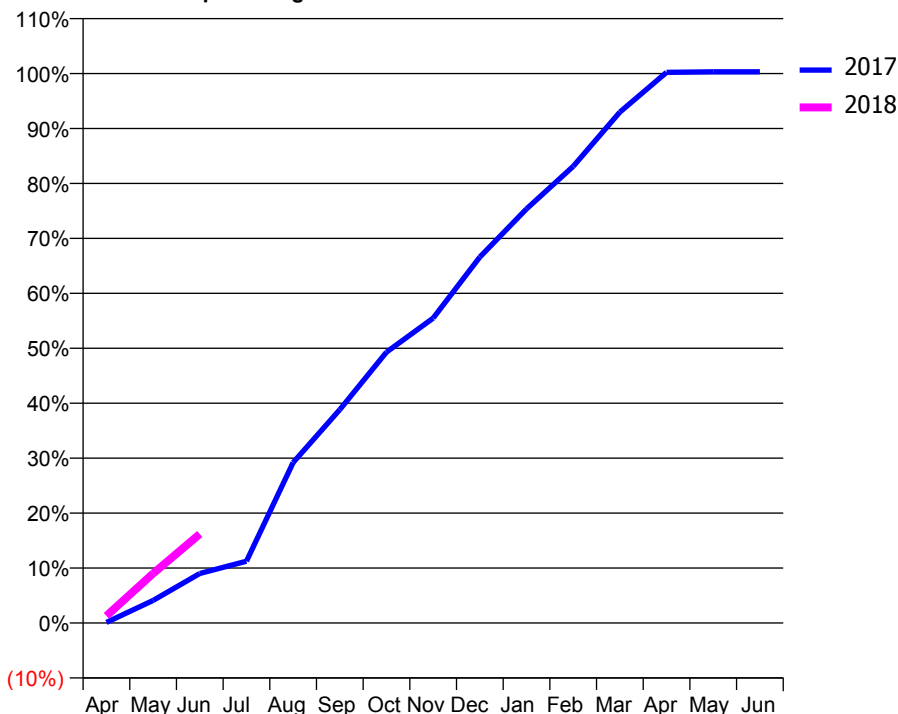
ACCESS*

Patients seen in 24 months	Total	Change since previous quarter
Quarter ending June 2016	2,742	
Quarter ending September 2016	2,808	↑
Quarter ending December 2016	2,827	→
Quarter ending March 2017	2,893	↑
Quarter ending June 2017	2,931	→
Variance since June 2016	6.9%	↑



ACTIVITY

Cumulative percentage of contracted UDA delivered 2017 & 2018



Month	Adjusted Scheduled Activity (UDA)	
	2017	2018
April	8	90
May	295	621
June	648	1,116
July	808	
August	2,099	
September	2,792	
October	3,542	
November	3,988	
December	4,786	
January	5,417	
February	5,973	
March	6,683	
April	7,202	
May	7,209	
June	7,209	

QUALITY

	Quantity	Base Number	Contract	AT	Region	England
% of FP17s for the same patient ID Re-attending within 3 months - Children	11	250	4.4%	10.0%	11.7%	12.0%
% of FP17s for the same patient ID Re-attending within 3 months - Adults	65	739	8.8%	14.1%	15.2%	16.0%
% of FP17s for the same patient ID Re-attending between 3 & 9 months - Children	160	250	64.0%	60.9%	59.1%	58.0%
% of FP17s for the same patient ID Re-attending between 3 & 9 months - Adults	467	739	63.2%	53.7%	52.2%	50.9%
% of FP17s for Band 1 Urgent Courses	27	732	3.7%	7.3%	7.9%	9.1%
% of FP17s Relating to Free Repair or Replacements	1	732	0.1%	0.8%	0.8%	0.8%
% of FP17s Relating to Continuations	1	732	0.1%	1.0%	1.1%	1.1%
% of Patients satisfied with the dentistry they have received	10	10	100.0%	91.6%	91.8%	91.7%
% of Patients satisfied with the time they had to wait for an appointment	10	10	100.0%	87.3%	88.4%	88.0%

* This is based on patients treated on this contract for their most recent course of treatment. Figures in italics indicate the base number of FP17s or Patient Questionnaire responses are less than 100. N/A is shown where the base number of responses is less than 10 during the period. % is calculated as Quantity/Base number*100

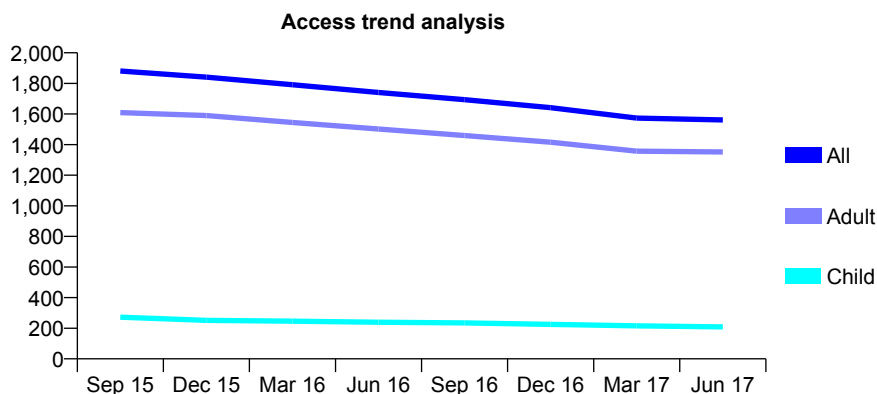
Q59 - Vital Signs At a Glance Contract Report for 245763/0001 - June 2017

Name or company name	MR JR HILL
Contract type name	GDS Contract
Purpose of contract	General
Contract start date	01/04/2006
Contract end date	

17/18 Contracted general activity (UDA)	4,417
Carry forward general activity (UDA)	0
17/18 Contracted orthodontic activity (UOA)	0
Carry forward orthodontic activity (UOA)	0
Baseline contract value	£97,363.81

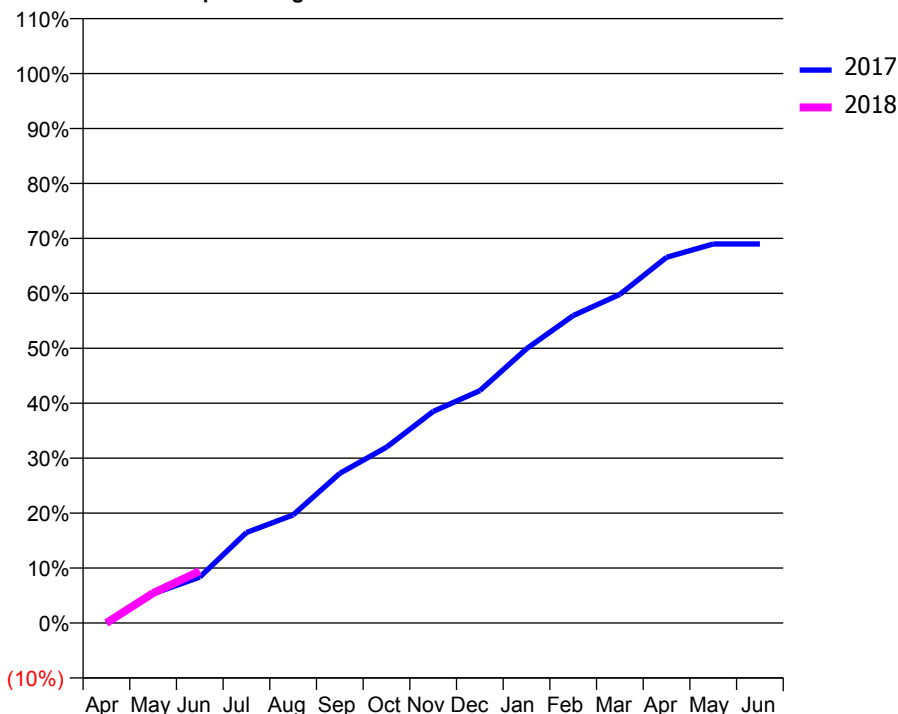
ACCESS*

Patients seen in 24 months	Total	Change since previous quarter
Quarter ending June 2016	1,741	
Quarter ending September 2016	1,694	↓
Quarter ending December 2016	1,641	↓
Quarter ending March 2017	1,573	↓
Quarter ending June 2017	1,561	→
Variance since June 2016	(10.3%)	↓



ACTIVITY

Cumulative percentage of contracted UDA delivered 2017 & 2018



Month	Adjusted Scheduled Activity (UDA)	
	2017	2018
April	0	0
May	235	240
June	369	418
July	727	
August	868	
September	1,203	
October	1,414	
November	1,701	
December	1,868	
January	2,204	
February	2,472	
March	2,642	
April	2,939	
May	3,047	
June	3,047	

QUALITY

	Quantity	Base Number	Contract	AT	Region	England
% of FP17s for the same patient ID Re-attending within 3 months - Children	1	62	1.6%	10.0%	11.7%	12.0%
% of FP17s for the same patient ID Re-attending within 3 months - Adults	67	397	16.9%	14.1%	15.2%	16.0%
% of FP17s for the same patient ID Re-attending between 3 & 9 months - Children	9	62	14.5%	60.9%	59.1%	58.0%
% of FP17s for the same patient ID Re-attending between 3 & 9 months - Adults	82	397	20.7%	53.7%	52.2%	50.9%
% of FP17s for Band 1 Urgent Courses	18	216	8.3%	7.3%	7.9%	9.1%
% of FP17s Relating to Free Repair or Replacements	12	216	5.6%	0.8%	0.8%	0.8%
% of FP17s Relating to Continuations	2	216	0.9%	1.0%	1.1%	1.1%
% of Patients satisfied with the dentistry they have received	4	4	N/A	91.6%	91.8%	91.7%
% of Patients satisfied with the time they had to wait for an appointment	4	4	N/A	87.3%	88.4%	88.0%

* This is based on patients treated on this contract for their most recent course of treatment. Figures in italics indicate the base number of FP17s or Patient Questionnaire responses are less than 100. N/A is shown where the base number of responses is less than 10 during the period. % is calculated as Quantity/Base number*100

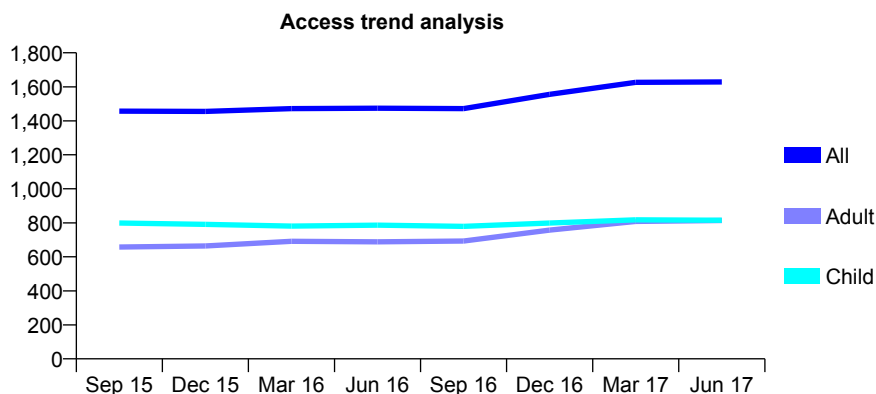
Q59 - Vital Signs At a Glance Contract Report for 257117/0001 - June 2017

Name or company name	MR NG PATEL
Contract type name	GDS Contract
Purpose of contract	General
Contract start date	01/12/2012
Contract end date	

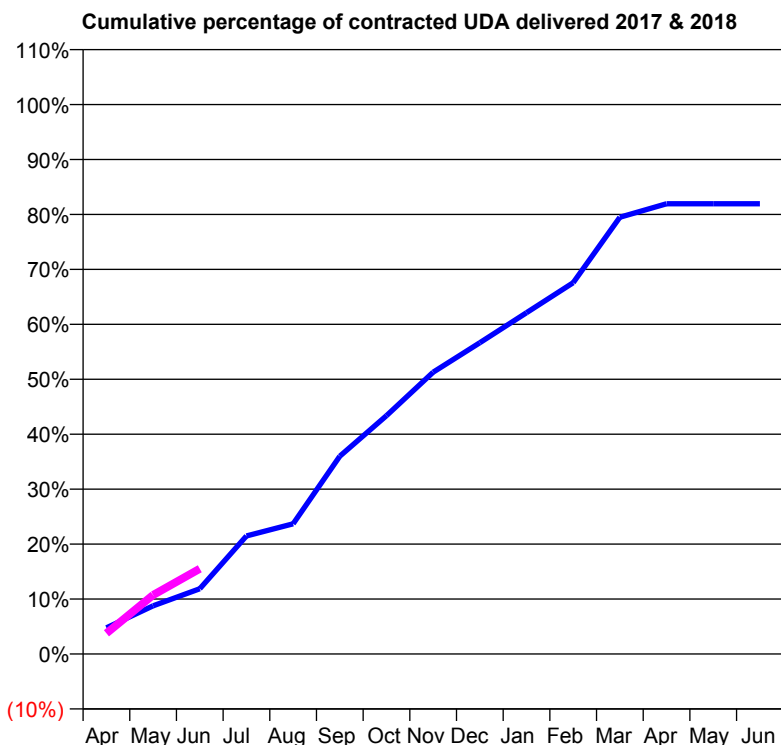
17/18 Contracted general activity (UDA)	6,256
Carry forward general activity (UDA)	0
17/18 Contracted orthodontic activity (UOA)	0
Carry forward orthodontic activity (UOA)	0
Baseline contract value	£160,247.67

ACCESS*

Patients seen in 24 months	Total	Change since previous quarter
Quarter ending June 2016	1,474	
Quarter ending September 2016	1,472	→
Quarter ending December 2016	1,556	↑
Quarter ending March 2017	1,626	↑
Quarter ending June 2017	1,629	→
Variance since June 2016	10.5%	↑



ACTIVITY



Month	2017	2018
April	299	236
May	549	672
June	743	971
July	1,344	
August	1,483	
September	2,252	
October	2,713	
November	3,209	
December	3,544	
January	3,886	
February	4,227	
March	4,973	
April	5,127	
May	5,127	
June	5,127	

QUALITY

	Quantity	Base Number	Contract	AT	Region	England
% of FP17s for the same patient ID Re-attending within 3 months - Children	23	355	6.5%	10.0%	11.7%	12.0%
% of FP17s for the same patient ID Re-attending within 3 months - Adults	50	286	17.5%	14.1%	15.2%	16.0%
% of FP17s for the same patient ID Re-attending between 3 & 9 months - Children	255	355	71.8%	60.9%	59.1%	58.0%
% of FP17s for the same patient ID Re-attending between 3 & 9 months - Adults	171	286	59.8%	53.7%	52.2%	50.9%
% of FP17s for Band 1 Urgent Courses	26	552	4.7%	7.3%	7.9%	9.1%
% of FP17s Relating to Free Repair or Replacements	0	552	0.0%	0.8%	0.8%	0.8%
% of FP17s Relating to Continuations	2	552	0.4%	1.0%	1.1%	1.1%
% of Patients satisfied with the dentistry they have received	2	2	N/A	91.6%	91.8%	91.7%
% of Patients satisfied with the time they had to wait for an appointment	2	2	N/A	87.3%	88.4%	88.0%

* This is based on patients treated on this contract for their most recent course of treatment. Figures in italics indicate the base number of FP17s or Patient Questionnaire responses are less than 100. N/A is shown where the base number of responses is less than 10 during the period. % is calculated as Quantity/Base number*100

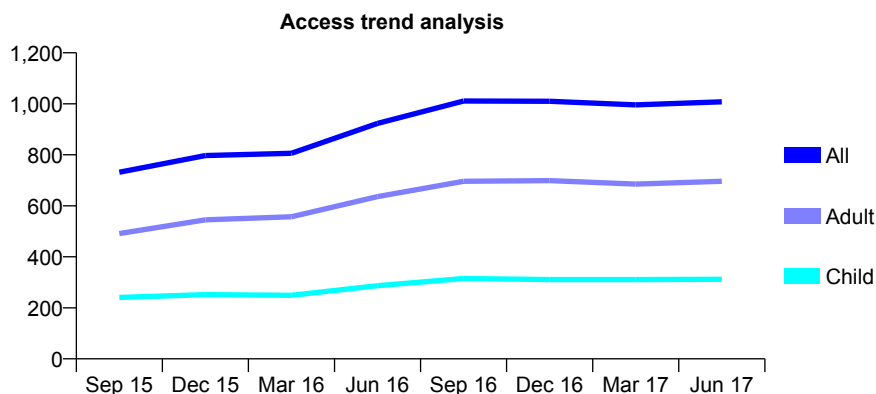
Q59 - Vital Signs At a Glance Contract Report for 264245/0003 - June 2017

Name or company name	MR P PATEL
Contract type name	GDS Contract
Purpose of contract	General
Contract start date	27/08/2014
Contract end date	

17/18 Contracted general activity (UDA)	2,480
Carry forward general activity (UDA)	0
17/18 Contracted orthodontic activity (UOA)	0
Carry forward orthodontic activity (UOA)	0
Baseline contract value	£52,229.81

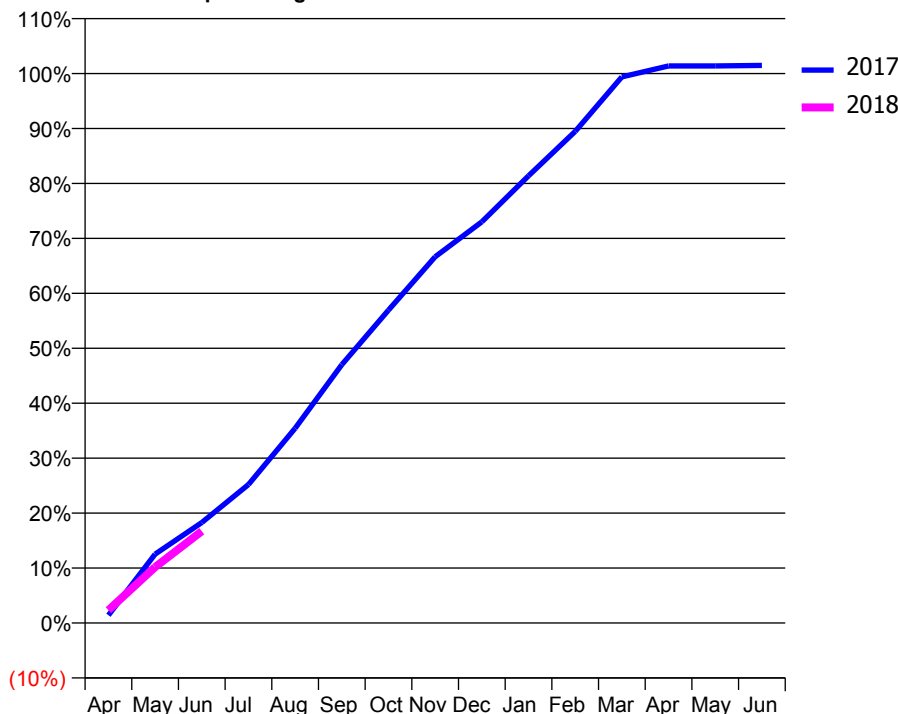
ACCESS*

Patients seen in 24 months	Total	Change since previous quarter
Quarter ending June 2016	923	
Quarter ending September 2016	1,011	↑
Quarter ending December 2016	1,010	→
Quarter ending March 2017	996	↓
Quarter ending June 2017	1,008	→
Variance since June 2016	9.2%	↑



ACTIVITY

Cumulative percentage of contracted UDA delivered 2017 & 2018



Adjusted Scheduled Activity (UDA)

Month	2017	2018
April	43	58
May	380	252
June	554	414
July	764	
August	1,074	
September	1,425	
October	1,725	
November	2,020	
December	2,212	
January	2,466	
February	2,710	
March	3,011	
April	3,072	
May	3,072	
June	3,075	

QUALITY

	Quantity	Base Number	Contract	AT	Region	England
% of FP17s for the same patient ID Re-attending within 3 months - Children	4	57	7.0%	10.0%	11.7%	12.0%
% of FP17s for the same patient ID Re-attending within 3 months - Adults	37	207	17.9%	14.1%	15.2%	16.0%
% of FP17s for the same patient ID Re-attending between 3 & 9 months - Children	34	57	59.6%	60.9%	59.1%	58.0%
% of FP17s for the same patient ID Re-attending between 3 & 9 months - Adults	114	207	55.1%	53.7%	52.2%	50.9%
% of FP17s for Band 1 Urgent Courses	12	232	5.2%	7.3%	7.9%	9.1%
% of FP17s Relating to Free Repair or Replacements	4	232	1.7%	0.8%	0.8%	0.8%
% of FP17s Relating to Continuations	6	232	2.6%	1.0%	1.1%	1.1%
% of Patients satisfied with the dentistry they have received	1	1	N/A	91.6%	91.8%	91.7%
% of Patients satisfied with the time they had to wait for an appointment	0	1	N/A	87.3%	88.4%	88.0%

* This is based on patients treated on this contract for their most recent course of treatment. Figures in italics indicate the base number of FP17s or Patient Questionnaire responses are less than 100. N/A is shown where the base number of responses is less than 10 during the period. % is calculated as Quantity/Base number*100

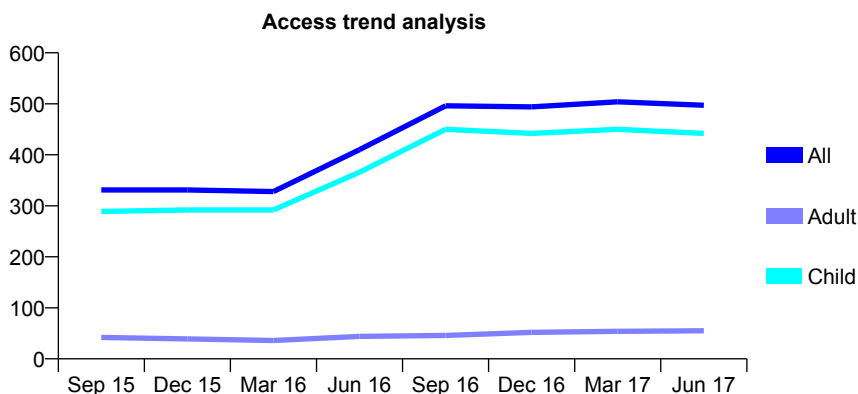
Q59 - Vital Signs At a Glance Contract Report for 299154/0001 - June 2017

Name or company name	MR C KHELA
Contract type name	GDS Contract
Purpose of contract	General
Contract start date	01/05/2011
Contract end date	

17/18 Contracted general activity (UDA)	1,430
Carry forward general activity (UDA)	0
17/18 Contracted orthodontic activity (UOA)	0
Carry forward orthodontic activity (UOA)	0
Baseline contract value	£33,422.62

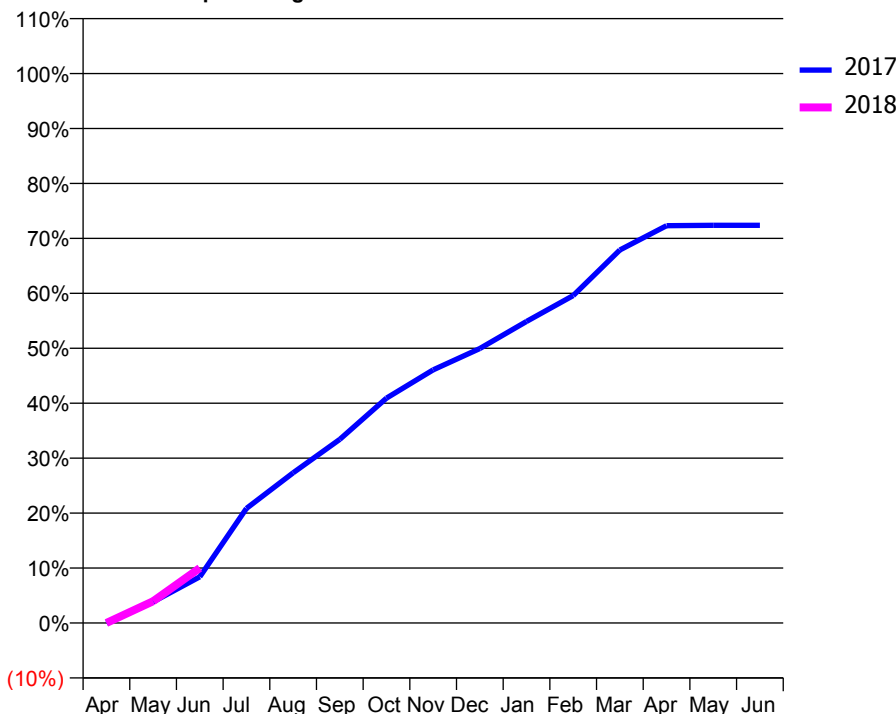
ACCESS*

Patients seen in 24 months	Total	Change since previous quarter
Quarter ending June 2016	410	
Quarter ending September 2016	496	↑
Quarter ending December 2016	494	→
Quarter ending March 2017	504	↑
Quarter ending June 2017	497	↓
Variance since June 2016	21.2%	↑



ACTIVITY

Cumulative percentage of contracted UDA delivered 2017 & 2018



Adjusted Scheduled Activity (UDA)

Month	2017	2018
April	0	0
May	55	57
June	120	143
July	298	
August	391	
September	478	
October	585	
November	659	
December	714	
January	785	
February	852	
March	971	
April	1,034	
May	1,035	
June	1,035	

QUALITY

	Quantity	Base Number	Contract	AT	Region	England
% of FP17s for the same patient ID Re-attending within 3 months - Children	12	144	8.3%	10.0%	11.7%	12.0%
% of FP17s for the same patient ID Re-attending within 3 months - Adults	0	0	N/A	14.1%	15.2%	16.0%
% of FP17s for the same patient ID Re-attending between 3 & 9 months - Children	85	144	59.0%	60.9%	59.1%	58.0%
% of FP17s for the same patient ID Re-attending between 3 & 9 months - Adults	0	0	N/A	53.7%	52.2%	50.9%
% of FP17s for Band 1 Urgent Courses	6	102	5.9%	7.3%	7.9%	9.1%
% of FP17s Relating to Free Repair or Replacements	0	102	0.0%	0.8%	0.8%	0.8%
% of FP17s Relating to Continuations	0	102	0.0%	1.0%	1.1%	1.1%
% of Patients satisfied with the dentistry they have received	0	0	N/A	91.6%	91.8%	91.7%
% of Patients satisfied with the time they had to wait for an appointment	0	0	N/A	87.3%	88.4%	88.0%

* This is based on patients treated on this contract for their most recent course of treatment. Figures in italics indicate the base number of FP17s or Patient Questionnaire responses are less than 100. N/A is shown where the base number of responses is less than 10 during the period. % is calculated as Quantity/Base number*100

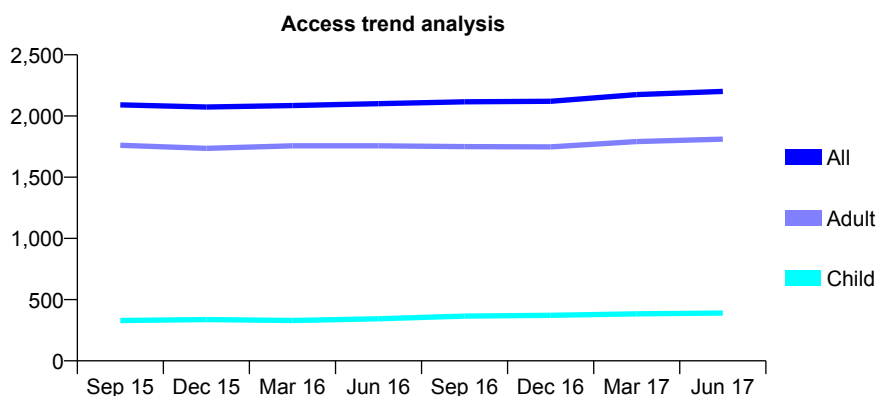
Q59 - Vital Signs At a Glance Contract Report for 306975/0001 - June 2017

Name or company name	MR NA TAYLOR
Contract type name	GDS Contract
Purpose of contract	General
Contract start date	01/04/2006
Contract end date	

17/18 Contracted general activity (UDA)	6,493
Carry forward general activity (UDA)	0
17/18 Contracted orthodontic activity (UOA)	0
Carry forward orthodontic activity (UOA)	0
Baseline contract value	£175,306.44

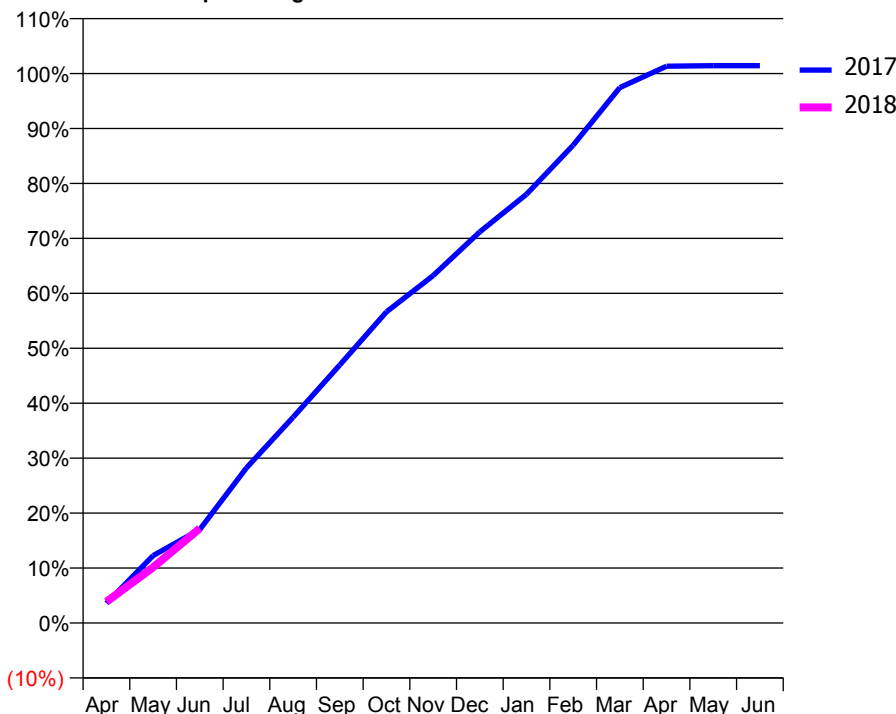
ACCESS*

Patients seen in 24 months	Total	Change since previous quarter
Quarter ending June 2016	2,101	
Quarter ending September 2016	2,116	→
Quarter ending December 2016	2,120	→
Quarter ending March 2017	2,175	↑
Quarter ending June 2017	2,201	→
Variance since June 2016	4.8%	↑



ACTIVITY

Cumulative percentage of contracted UDA delivered 2017 & 2018



Month	Adjusted Scheduled Activity (UDA)	
	2017	2018
April	233	252
May	797	658
June	1,105	1,118
July	1,833	
August	2,431	
September	3,049	
October	3,676	
November	4,106	
December	4,622	
January	5,066	
February	5,646	
March	6,327	
April	6,580	
May	6,585	
June	6,585	

QUALITY

	Quantity	Base Number	Contract	AT	Region	England
% of FP17s for the same patient ID Re-attending within 3 months - Children	12	123	9.8%	10.0%	11.7%	12.0%
% of FP17s for the same patient ID Re-attending within 3 months - Adults	109	612	17.8%	14.1%	15.2%	16.0%
% of FP17s for the same patient ID Re-attending between 3 & 9 months - Children	69	123	56.1%	60.9%	59.1%	58.0%
% of FP17s for the same patient ID Re-attending between 3 & 9 months - Adults	343	612	56.0%	53.7%	52.2%	50.9%
% of FP17s for Band 1 Urgent Courses	76	609	12.5%	7.3%	7.9%	9.1%
% of FP17s Relating to Free Repair or Replacements	3	609	0.5%	0.8%	0.8%	0.8%
% of FP17s Relating to Continuations	16	609	2.6%	1.0%	1.1%	1.1%
% of Patients satisfied with the dentistry they have received	4	4	N/A	91.6%	91.8%	91.7%
% of Patients satisfied with the time they had to wait for an appointment	4	4	N/A	87.3%	88.4%	88.0%

* This is based on patients treated on this contract for their most recent course of treatment. Figures in italics indicate the base number of FP17s or Patient Questionnaire responses are less than 100. N/A is shown where the base number of responses is less than 10 during the period. % is calculated as Quantity/Base number*100

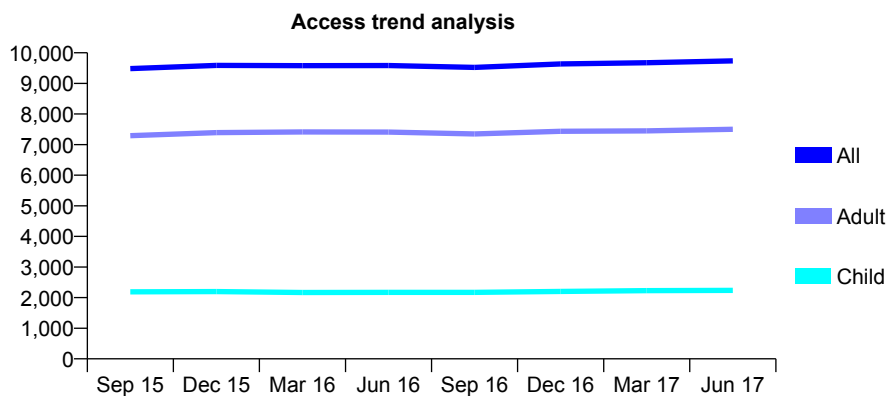
Q59 - Vital Signs At a Glance Contract Report for 320102/0001 - June 2017

Name or company name	MR MK SHAH
Contract type name	GDS Contract
Purpose of contract	General
Contract start date	01/04/2006
Contract end date	

17/18 Contracted general activity (UDA)	22,132
Carry forward general activity (UDA)	0
17/18 Contracted orthodontic activity (UOA)	0
Carry forward orthodontic activity (UOA)	0
Baseline contract value	£521,667.58

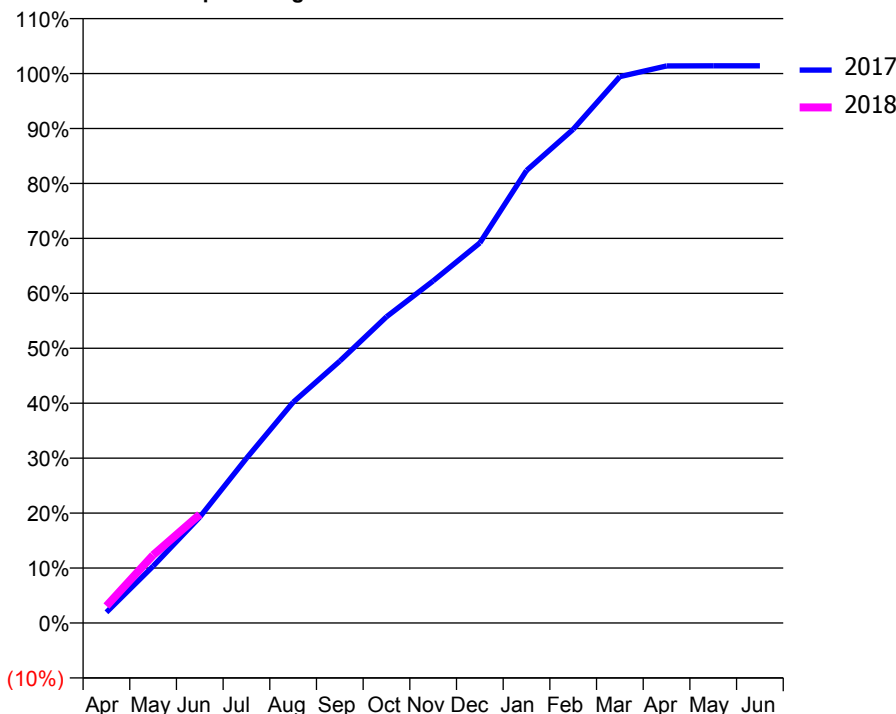
ACCESS*

Patients seen in 24 months	Total	Change since previous quarter
Quarter ending June 2016	9,584	
Quarter ending September 2016	9,522	→
Quarter ending December 2016	9,638	→
Quarter ending March 2017	9,675	→
Quarter ending June 2017	9,738	→
Variance since June 2016	1.6%	→



ACTIVITY

Cumulative percentage of contracted UDA delivered 2017 & 2018



Adjusted Scheduled Activity (UDA)

Month	2017	2018
April	444	687
May	2,344	2,738
June	4,366	4,372
July	6,788	
August	9,091	
September	10,788	
October	12,611	
November	14,090	
December	15,656	
January	18,640	
February	20,336	
March	22,502	
April	22,943	
May	22,948	
June	22,948	

QUALITY

	Quantity	Base Number	Contract	AT	Region	England
% of FP17s for the same patient ID Re-attending within 3 months - Children	36	743	4.8%	10.0%	11.7%	12.0%
% of FP17s for the same patient ID Re-attending within 3 months - Adults	256	2,254	11.4%	14.1%	15.2%	16.0%
% of FP17s for the same patient ID Re-attending between 3 & 9 months - Children	502	743	67.6%	60.9%	59.1%	58.0%
% of FP17s for the same patient ID Re-attending between 3 & 9 months - Adults	1,274	2,254	56.5%	53.7%	52.2%	50.9%
% of FP17s for Band 1 Urgent Courses	142	2,743	5.2%	7.3%	7.9%	9.1%
% of FP17s Relating to Free Repair or Replacements	22	2,743	0.8%	0.8%	0.8%	0.8%
% of FP17s Relating to Continuations	15	2,743	0.5%	1.0%	1.1%	1.1%
% of Patients satisfied with the dentistry they have received	18	18	100.0%	91.6%	91.8%	91.7%
% of Patients satisfied with the time they had to wait for an appointment	14	18	77.8%	87.3%	88.4%	88.0%

* This is based on patients treated on this contract for their most recent course of treatment. Figures in italics indicate the base number of FP17s or Patient Questionnaire responses are less than 100. N/A is shown where the base number of responses is less than 10 during the period. % is calculated as Quantity/Base number*100

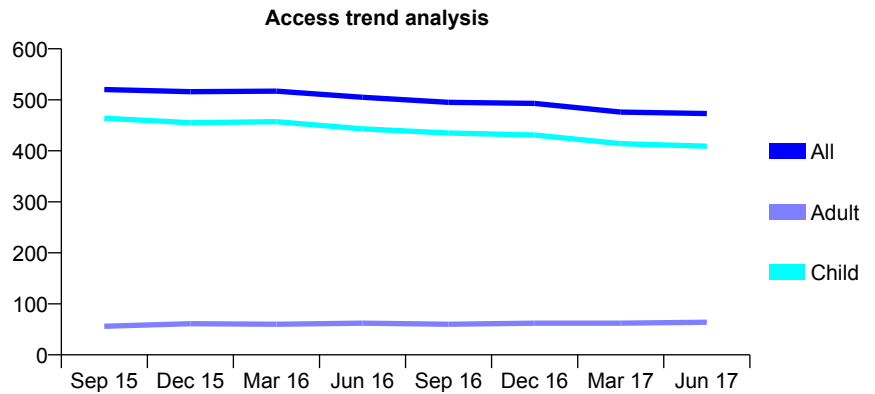
Q59 - Vital Signs At a Glance Contract Report for 324647/0001 - June 2017

Name or company name	Mr H Sehmi & Mrs Y Sehmi
Contract type name	GDS Contract
Purpose of contract	General
Contract start date	01/04/2006
Contract end date	

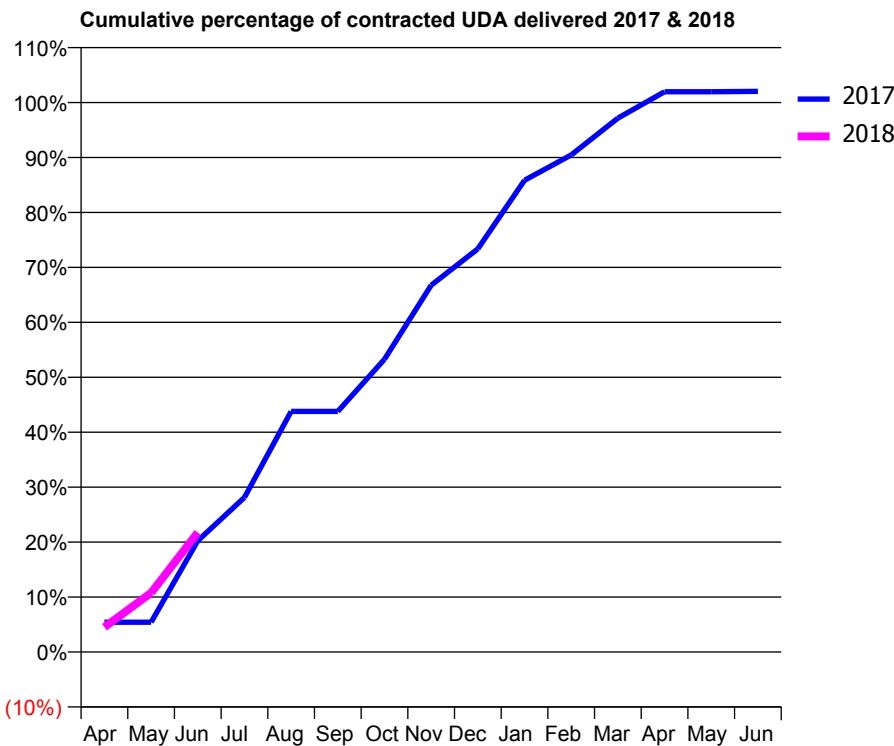
17/18 Contracted general activity (UDA)	1,329
Carry forward general activity (UDA)	0
17/18 Contracted orthodontic activity (UOA)	0
Carry forward orthodontic activity (UOA)	0
Baseline contract value	£28,700.41

ACCESS*

Patients seen in 24 months	Total	Change since previous quarter
Quarter ending June 2016	505	
Quarter ending September 2016	495	↓
Quarter ending December 2016	493	→
Quarter ending March 2017	476	↓
Quarter ending June 2017	473	→
Variance since June 2016	(6.3%)	↓



ACTIVITY



Month	Adjusted Scheduled Activity (UDA)	
	2017	2018
April	72	60
May	72	143
June	269	289
July	374	
August	582	
September	582	
October	708	
November	887	
December	975	
January	1,141	
February	1,202	
March	1,291	
April	1,355	
May	1,355	
June	1,356	

QUALITY

	Quantity	Base Number	Contract	AT	Region	England
% of FP17s for the same patient ID Re-attending within 3 months - Children	71	273	26.0%	10.0%	11.7%	12.0%
% of FP17s for the same patient ID Re-attending within 3 months - Adults	0	0	N/A	14.1%	15.2%	16.0%
% of FP17s for the same patient ID Re-attending between 3 & 9 months - Children	166	273	60.8%	60.9%	59.1%	58.0%
% of FP17s for the same patient ID Re-attending between 3 & 9 months - Adults	0	0	N/A	53.7%	52.2%	50.9%
% of FP17s for Band 1 Urgent Courses	0	225	0.0%	7.3%	7.9%	9.1%
% of FP17s Relating to Free Repair or Replacements	0	225	0.0%	0.8%	0.8%	0.8%
% of FP17s Relating to Continuations	13	225	5.8%	1.0%	1.1%	1.1%
% of Patients satisfied with the dentistry they have received	1	3	N/A	91.6%	91.8%	91.7%
% of Patients satisfied with the time they had to wait for an appointment	2	3	N/A	87.3%	88.4%	88.0%

* This is based on patients treated on this contract for their most recent course of treatment. Figures in italics indicate the base number of FP17s or Patient Questionnaire responses are less than 100. N/A is shown where the base number of responses is less than 10 during the period. % is calculated as Quantity/Base number*100

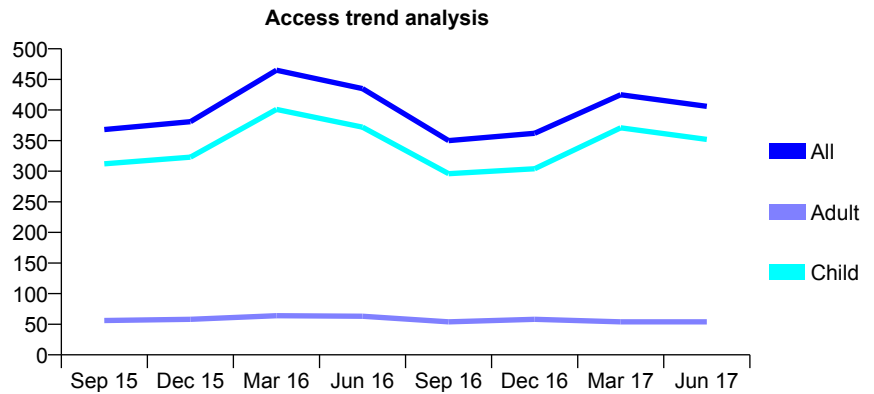
Q59 - Vital Signs At a Glance Contract Report for 326046/0001 - June 2017

Name or company name	MISS PJ HAMPTON
Contract type name	GDS Contract
Purpose of contract	General
Contract start date	01/04/2006
Contract end date	

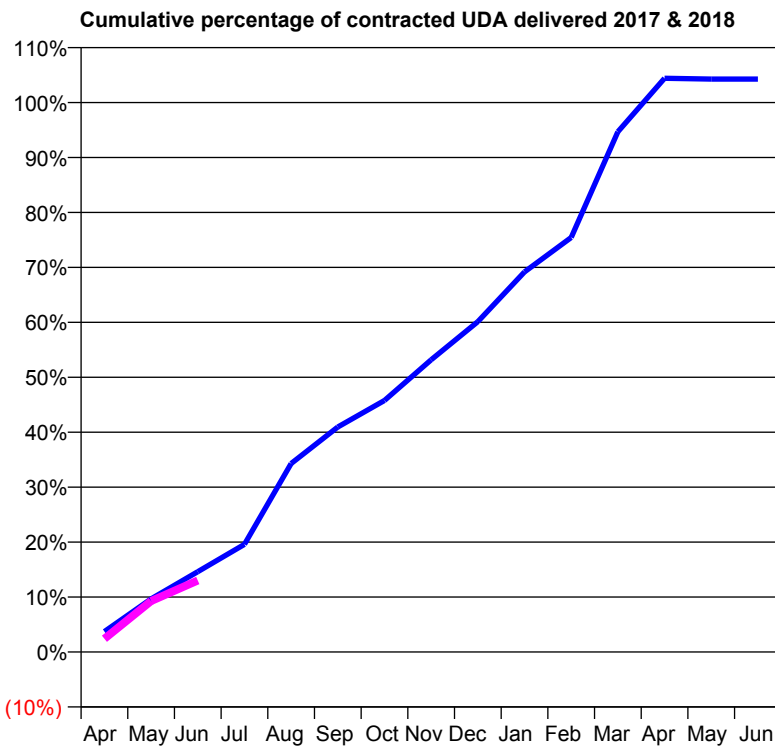
17/18 Contracted general activity (UDA)	750
Carry forward general activity (UDA)	0
17/18 Contracted orthodontic activity (UOA)	0
Carry forward orthodontic activity (UOA)	0
Baseline contract value	£17,684.46

ACCESS*

Patients seen in 24 months	Total	Change since previous quarter
Quarter ending June 2016	435	
Quarter ending September 2016	350	↓
Quarter ending December 2016	362	↑
Quarter ending March 2017	425	↑
Quarter ending June 2017	406	↓
Variance since June 2016	(6.7%)	↓



ACTIVITY



Month	Adjusted Scheduled Activity (UDA)	
	2017	2018
April	28	18
May	73	70
June	110	98
July	147	
August	257	
September	307	
October	343	
November	399	
December	451	
January	519	
February	566	
March	710	
April	783	
May	782	
June	782	

QUALITY

	Quantity	Base Number	Contract	AT	Region	England
% of FP17s for the same patient ID Re-attending within 3 months - Children	5	122	4.1%	10.0%	11.7%	12.0%
% of FP17s for the same patient ID Re-attending within 3 months - Adults	0	8	0.0%	14.1%	15.2%	16.0%
% of FP17s for the same patient ID Re-attending between 3 & 9 months - Children	62	122	50.8%	60.9%	59.1%	58.0%
% of FP17s for the same patient ID Re-attending between 3 & 9 months - Adults	2	8	25.0%	53.7%	52.2%	50.9%
% of FP17s for Band 1 Urgent Courses	3	83	3.6%	7.3%	7.9%	9.1%
% of FP17s Relating to Free Repair or Replacements	0	83	0.0%	0.8%	0.8%	0.8%
% of FP17s Relating to Continuations	0	83	0.0%	1.0%	1.1%	1.1%
% of Patients satisfied with the dentistry they have received	3	3	N/A	91.6%	91.8%	91.7%
% of Patients satisfied with the time they had to wait for an appointment	3	3	N/A	87.3%	88.4%	88.0%

* This is based on patients treated on this contract for their most recent course of treatment. Figures in italics indicate the base number of FP17s or Patient Questionnaire responses are less than 100. N/A is shown where the base number of responses is less than 10 during the period. % is calculated as Quantity/Base number*100

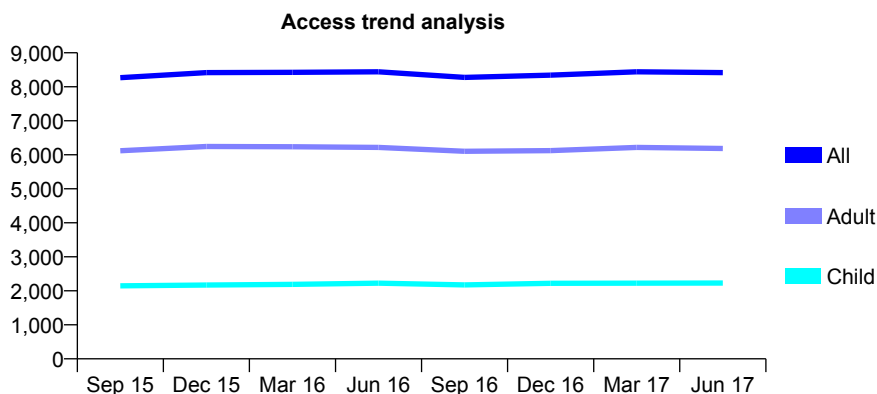
Q59 - Vital Signs At a Glance Contract Report for 332070/0001 - June 2017

Name or company name	MR S VYAS
Contract type name	GDS Contract
Purpose of contract	General
Contract start date	01/04/2006
Contract end date	

17/18 Contracted general activity (UDA)	19,509
Carry forward general activity (UDA)	0
17/18 Contracted orthodontic activity (UOA)	0
Carry forward orthodontic activity (UOA)	0
Baseline contract value	£528,864.81

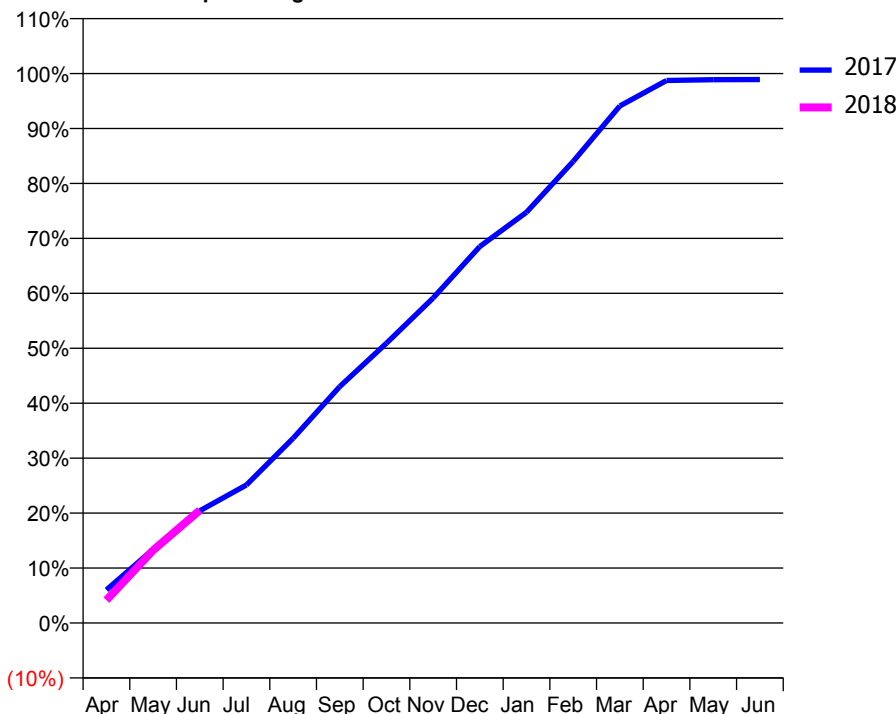
ACCESS*

Patients seen in 24 months	Total	Change since previous quarter
Quarter ending June 2016	8,442	
Quarter ending September 2016	8,278	↓
Quarter ending December 2016	8,344	→
Quarter ending March 2017	8,442	→
Quarter ending June 2017	8,416	→
Variance since June 2016	(0.3%)	→



ACTIVITY

Cumulative percentage of contracted UDA delivered 2017 & 2018



Adjusted Scheduled Activity (UDA)

Month	2017	2018
April	1,235	813
May	2,751	2,584
June	4,188	4,003
July	5,156	
August	6,895	
September	8,826	
October	10,442	
November	12,131	
December	14,052	
January	15,333	
February	17,229	
March	19,299	
April	20,249	
May	20,281	
June	20,284	

QUALITY

	Quantity	Base Number	Contract	AT	Region	England
% of FP17s for the same patient ID Re-attending within 3 months - Children	31	765	4.1%	10.0%	11.7%	12.0%
% of FP17s for the same patient ID Re-attending within 3 months - Adults	105	1,613	6.5%	14.1%	15.2%	16.0%
% of FP17s for the same patient ID Re-attending between 3 & 9 months - Children	523	765	68.4%	60.9%	59.1%	58.0%
% of FP17s for the same patient ID Re-attending between 3 & 9 months - Adults	538	1,613	33.4%	53.7%	52.2%	50.9%
% of FP17s for Band 1 Urgent Courses	42	1,944	2.2%	7.3%	7.9%	9.1%
% of FP17s Relating to Free Repair or Replacements	1	1,944	0.1%	0.8%	0.8%	0.8%
% of FP17s Relating to Continuations	15	1,944	0.8%	1.0%	1.1%	1.1%
% of Patients satisfied with the dentistry they have received	10	11	90.9%	91.6%	91.8%	91.7%
% of Patients satisfied with the time they had to wait for an appointment	9	11	81.8%	87.3%	88.4%	88.0%

* This is based on patients treated on this contract for their most recent course of treatment. Figures in italics indicate the base number of FP17s or Patient Questionnaire responses are less than 100. N/A is shown where the base number of responses is less than 10 during the period. % is calculated as Quantity/Base number*100

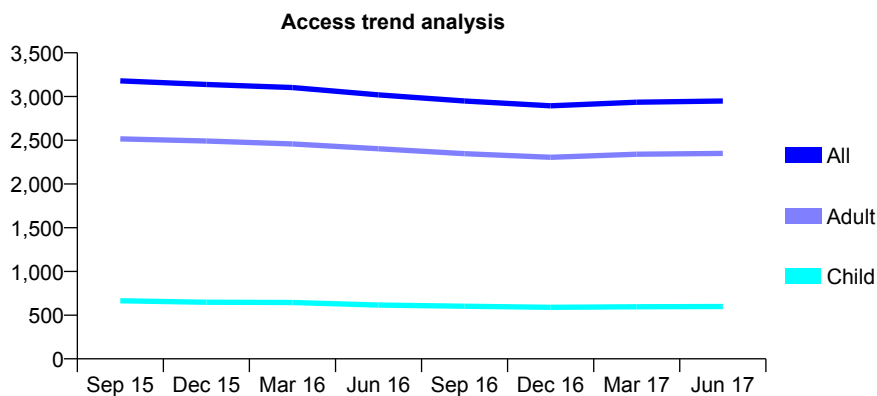
Q59 - Vital Signs At a Glance Contract Report for 335134/0001 - June 2017

Name or company name	MR PJ PATEL
Contract type name	GDS Contract
Purpose of contract	General
Contract start date	01/04/2006
Contract end date	

17/18 Contracted general activity (UDA)	11,623
Carry forward general activity (UDA)	0
17/18 Contracted orthodontic activity (UOA)	0
Carry forward orthodontic activity (UOA)	0
Baseline contract value	£329,893.69

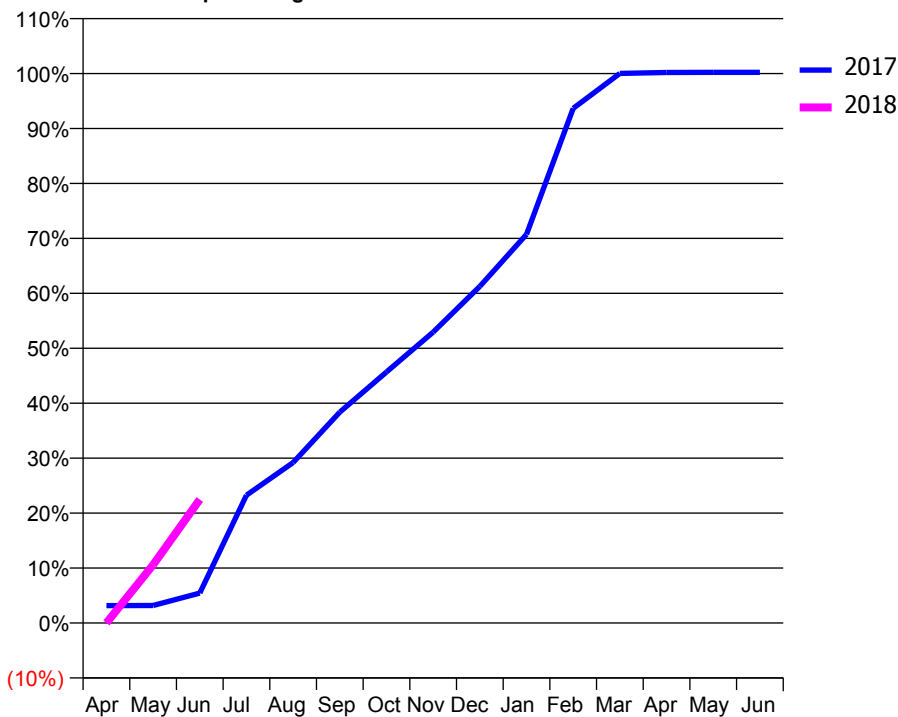
ACCESS*

Patients seen in 24 months	Total	Change since previous quarter
Quarter ending June 2016	3,019	
Quarter ending September 2016	2,948	↓
Quarter ending December 2016	2,894	↓
Quarter ending March 2017	2,935	→
Quarter ending June 2017	2,948	→
Variance since June 2016	(2.4%)	↓



ACTIVITY

Cumulative percentage of contracted UDA delivered 2017 & 2018



Month	Adjusted Scheduled Activity (UDA)	
	2017	2018
April	369	0
May	372	1,230
June	634	2,613
July	2,703	
August	3,394	
September	4,459	
October	5,309	
November	6,153	
December	7,121	
January	8,220	
February	10,887	
March	11,626	
April	11,644	
May	11,648	
June	11,648	

QUALITY

	Quantity	Base Number	Contract	AT	Region	England
% of FP17s for the same patient ID Re-attending within 3 months - Children	10	274	3.6%	10.0%	11.7%	12.0%
% of FP17s for the same patient ID Re-attending within 3 months - Adults	125	1,167	10.7%	14.1%	15.2%	16.0%
% of FP17s for the same patient ID Re-attending between 3 & 9 months - Children	220	274	80.3%	60.9%	59.1%	58.0%
% of FP17s for the same patient ID Re-attending between 3 & 9 months - Adults	905	1,167	77.5%	53.7%	52.2%	50.9%
% of FP17s for Band 1 Urgent Courses	59	1,424	4.1%	7.3%	7.9%	9.1%
% of FP17s Relating to Free Repair or Replacements	2	1,424	0.1%	0.8%	0.8%	0.8%
% of FP17s Relating to Continuations	7	1,424	0.5%	1.0%	1.1%	1.1%
% of Patients satisfied with the dentistry they have received	13	17	76.5%	91.6%	91.8%	91.7%
% of Patients satisfied with the time they had to wait for an appointment	14	17	82.4%	87.3%	88.4%	88.0%

* This is based on patients treated on this contract for their most recent course of treatment. Figures in italics indicate the base number of FP17s or Patient Questionnaire responses are less than 100. N/A is shown where the base number of responses is less than 10 during the period. % is calculated as Quantity/Base number*100

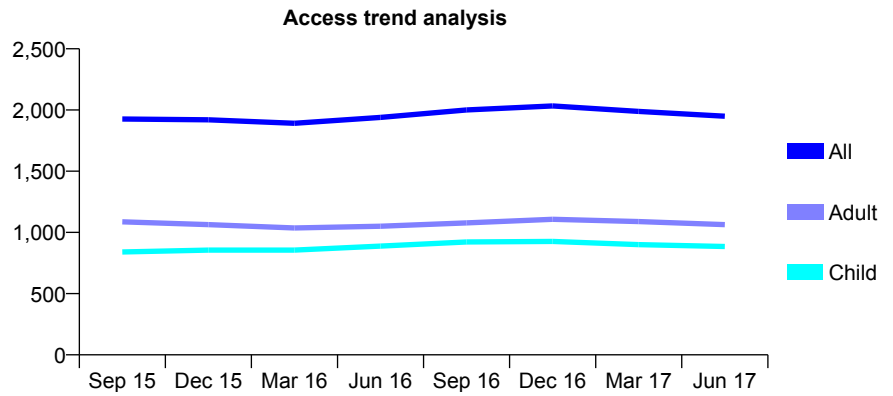
Q59 - Vital Signs At a Glance Contract Report for 342645/0001 - June 2017

Name or company name	MR AM HATHIARI
Contract type name	GDS Contract
Purpose of contract	General
Contract start date	04/02/2011
Contract end date	

17/18 Contracted general activity (UDA)	4,311
Carry forward general activity (UDA)	0
17/18 Contracted orthodontic activity (UOA)	0
Carry forward orthodontic activity (UOA)	0
Baseline contract value	£95,355.19

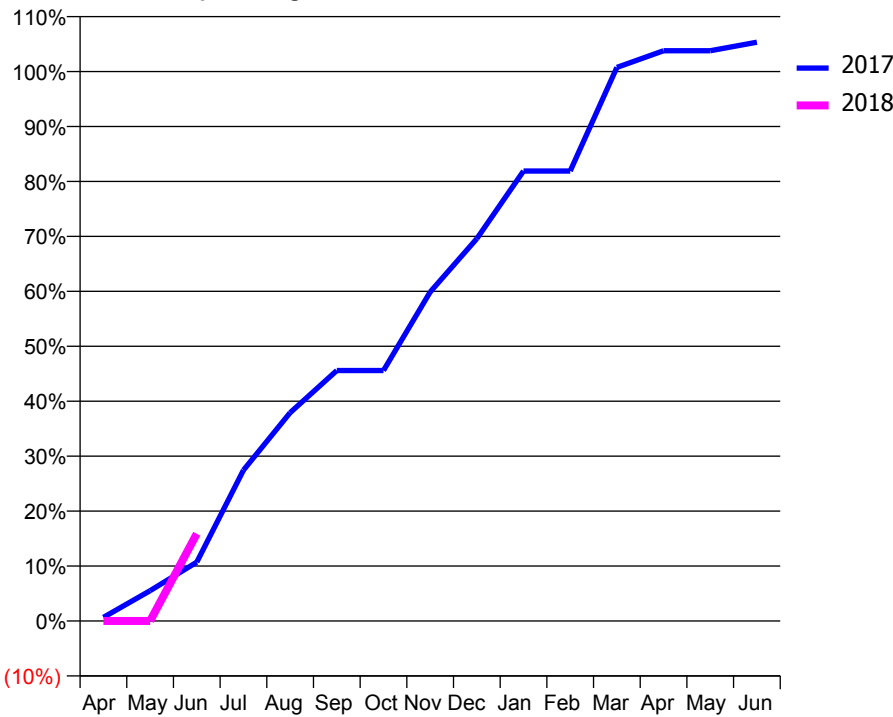
ACCESS*

Patients seen in 24 months	Total	Change since previous quarter
Quarter ending June 2016	1,939	
Quarter ending September 2016	2,000	↑
Quarter ending December 2016	2,033	→
Quarter ending March 2017	1,989	↓
Quarter ending June 2017	1,949	↓
Variance since June 2016	0.5%	→



ACTIVITY

Cumulative percentage of contracted UDA delivered 2017 & 2018



Adjusted Scheduled Activity (UDA)		
Month	2017	2018
April	29	0
May	238	0
June	462	685
July	1,184	
August	1,635	
September	1,965	
October	1,965	
November	2,581	
December	3,000	
January	3,530	
February	3,530	
March	4,343	
April	4,474	
May	4,474	
June	4,541	

QUALITY

	Quantity	Base Number	Contract	AT	Region	England
% of FP17s for the same patient ID Re-attending within 3 months - Children	5	204	2.5%	10.0%	11.7%	12.0%
% of FP17s for the same patient ID Re-attending within 3 months - Adults	38	250	15.2%	14.1%	15.2%	16.0%
% of FP17s for the same patient ID Re-attending between 3 & 9 months - Children	109	204	53.4%	60.9%	59.1%	58.0%
% of FP17s for the same patient ID Re-attending between 3 & 9 months - Adults	97	250	38.8%	53.7%	52.2%	50.9%
% of FP17s for Band 1 Urgent Courses	3	346	0.9%	7.3%	7.9%	9.1%
% of FP17s Relating to Free Repair or Replacements	0	346	0.0%	0.8%	0.8%	0.8%
% of FP17s Relating to Continuations	0	346	0.0%	1.0%	1.1%	1.1%
% of Patients satisfied with the dentistry they have received	3	3	N/A	91.6%	91.8%	91.7%
% of Patients satisfied with the time they had to wait for an appointment	2	3	N/A	87.3%	88.4%	88.0%

* This is based on patients treated on this contract for their most recent course of treatment. Figures in italics indicate the base number of FP17s or Patient Questionnaire responses are less than 100. N/A is shown where the base number of responses is less than 10 during the period. % is calculated as Quantity/Base number*100

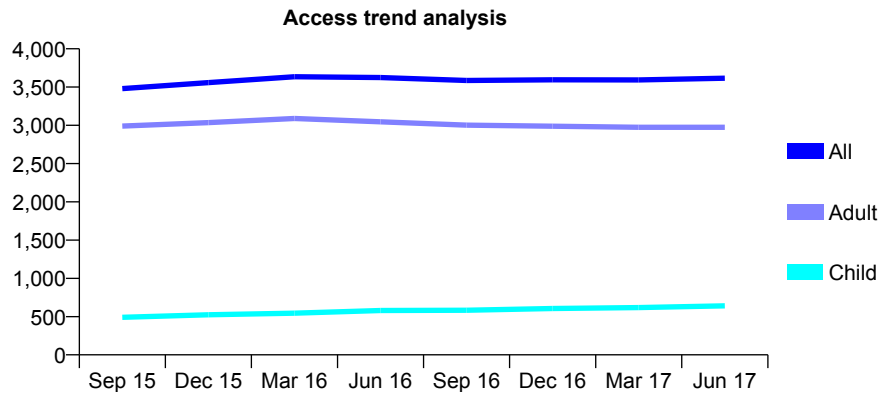
Q59 - Vital Signs At a Glance Contract Report for 363669/0003 - June 2017

Name or company name	MR TG OYEDELE
Contract type name	GDS Contract
Purpose of contract	General
Contract start date	01/02/2012
Contract end date	

17/18 Contracted general activity (UDA)	10,388
Carry forward general activity (UDA)	0
17/18 Contracted orthodontic activity (UOA)	0
Carry forward orthodontic activity (UOA)	0
Baseline contract value	£228,980.93

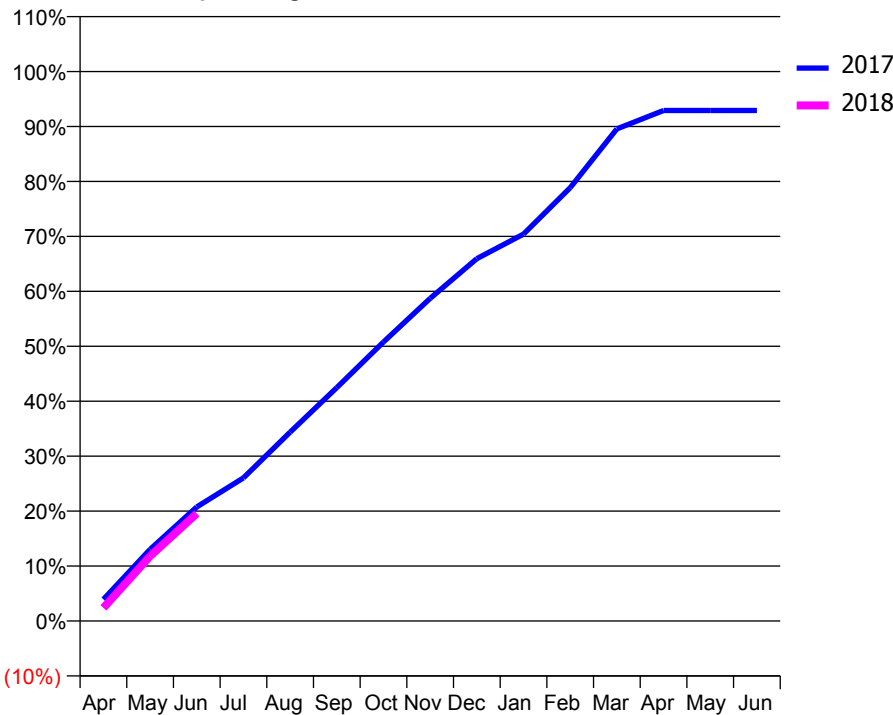
ACCESS*

Patients seen in 24 months	Total	Change since previous quarter
Quarter ending June 2016	3,624	
Quarter ending September 2016	3,586	↓
Quarter ending December 2016	3,595	→
Quarter ending March 2017	3,593	→
Quarter ending June 2017	3,616	→
Variance since June 2016	(0.2%)	→



ACTIVITY

Cumulative percentage of contracted UDA delivered 2017 & 2018



Month	Adjusted Scheduled Activity (UDA)	
	2017	2018
April	470	248
May	1,551	1,227
June	2,467	2,033
July	3,097	
August	4,087	
September	5,051	
October	6,037	
November	6,979	
December	7,839	
January	8,369	
February	9,374	
March	10,647	
April	11,045	
May	11,045	
June	11,045	

QUALITY

	Quantity	Base Number	Contract	AT	Region	England
% of FP17s for the same patient ID Re-attending within 3 months - Children	9	168	5.4%	10.0%	11.7%	12.0%
% of FP17s for the same patient ID Re-attending within 3 months - Adults	58	906	6.4%	14.1%	15.2%	16.0%
% of FP17s for the same patient ID Re-attending between 3 & 9 months - Children	95	168	56.5%	60.9%	59.1%	58.0%
% of FP17s for the same patient ID Re-attending between 3 & 9 months - Adults	623	906	68.8%	53.7%	52.2%	50.9%
% of FP17s for Band 1 Urgent Courses	35	862	4.1%	7.3%	7.9%	9.1%
% of FP17s Relating to Free Repair or Replacements	7	862	0.8%	0.8%	0.8%	0.8%
% of FP17s Relating to Continuations	3	862	0.3%	1.0%	1.1%	1.1%
% of Patients satisfied with the dentistry they have received	3	4	N/A	91.6%	91.8%	91.7%
% of Patients satisfied with the time they had to wait for an appointment	4	4	N/A	87.3%	88.4%	88.0%

* This is based on patients treated on this contract for their most recent course of treatment. Figures in italics indicate the base number of FP17s or Patient Questionnaire responses are less than 100. N/A is shown where the base number of responses is less than 10 during the period. % is calculated as Quantity/Base number*100

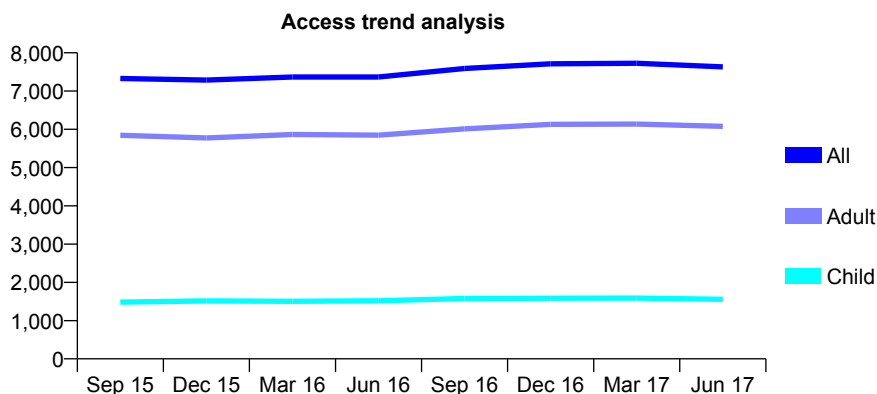
Q59 - Vital Signs At a Glance Contract Report for 363669/0004 - June 2017

Name or company name	Mr T G Oyedele and Mr R A Khan
Contract type name	GDS Contract
Purpose of contract	General
Contract start date	01/04/2013
Contract end date	

17/18 Contracted general activity (UDA)	21,000
Carry forward general activity (UDA)	0
17/18 Contracted orthodontic activity (UOA)	0
Carry forward orthodontic activity (UOA)	0
Baseline contract value	£569,310.15

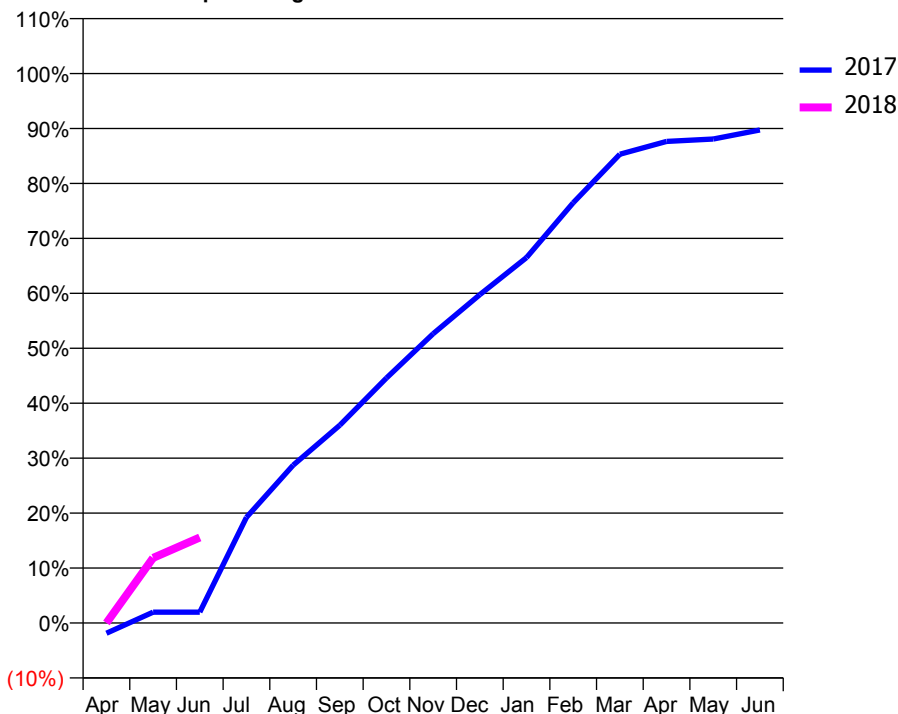
ACCESS*

Patients seen in 24 months	Total	Change since previous quarter
Quarter ending June 2016	7,366	
Quarter ending September 2016	7,590	↑
Quarter ending December 2016	7,713	→
Quarter ending March 2017	7,725	→
Quarter ending June 2017	7,633	↓
Variance since June 2016	3.6%	↑



ACTIVITY

Cumulative percentage of contracted UDA delivered 2017 & 2018



Month	Adjusted Scheduled Activity (UDA)	
	2017	2018
April	-424	0
May	444	2,488
June	444	3,270
July	4,330	
August	6,462	
September	8,102	
October	10,033	
November	11,844	
December	13,448	
January	14,963	
February	17,210	
March	19,194	
April	19,721	
May	19,820	
June	20,189	

QUALITY

	Quantity	Base Number	Contract	AT	Region	England
% of FP17s for the same patient ID Re-attending within 3 months - Children	27	294	9.2%	10.0%	11.7%	12.0%
% of FP17s for the same patient ID Re-attending within 3 months - Adults	148	1,154	12.8%	14.1%	15.2%	16.0%
% of FP17s for the same patient ID Re-attending between 3 & 9 months - Children	107	294	36.4%	60.9%	59.1%	58.0%
% of FP17s for the same patient ID Re-attending between 3 & 9 months - Adults	439	1,154	38.0%	53.7%	52.2%	50.9%
% of FP17s for Band 1 Urgent Courses	308	1,177	26.2%	7.3%	7.9%	9.1%
% of FP17s Relating to Free Repair or Replacements	0	1,177	0.0%	0.8%	0.8%	0.8%
% of FP17s Relating to Continuations	24	1,177	2.0%	1.0%	1.1%	1.1%
% of Patients satisfied with the dentistry they have received	30	32	93.8%	91.6%	91.8%	91.7%
% of Patients satisfied with the time they had to wait for an appointment	30	32	93.8%	87.3%	88.4%	88.0%

* This is based on patients treated on this contract for their most recent course of treatment. Figures in italics indicate the base number of FP17s or Patient Questionnaire responses are less than 100. N/A is shown where the base number of responses is less than 10 during the period. % is calculated as Quantity/Base number*100

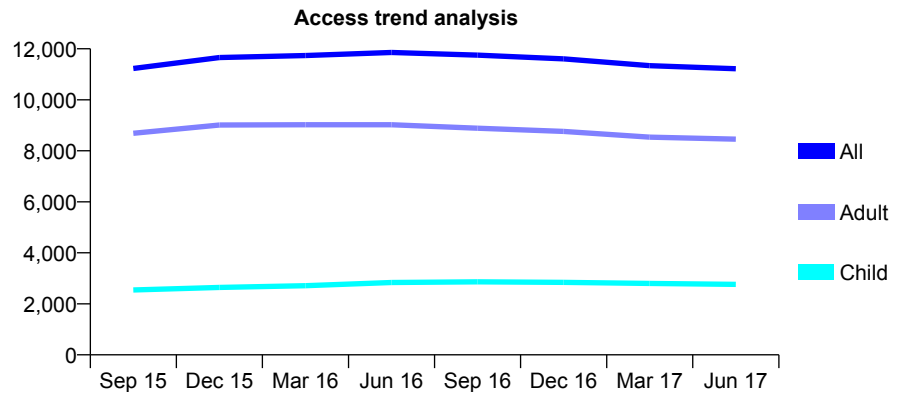
Q59 - Vital Signs At a Glance Contract Report for 366358/0001 - June 2017

Name or company name	MR A BHATT
Contract type name	GDS Contract
Purpose of contract	General
Contract start date	01/10/2010
Contract end date	

17/18 Contracted general activity (UDA)	24,900
Carry forward general activity (UDA)	0
17/18 Contracted orthodontic activity (UOA)	0
Carry forward orthodontic activity (UOA)	0
Baseline contract value	£530,406.93

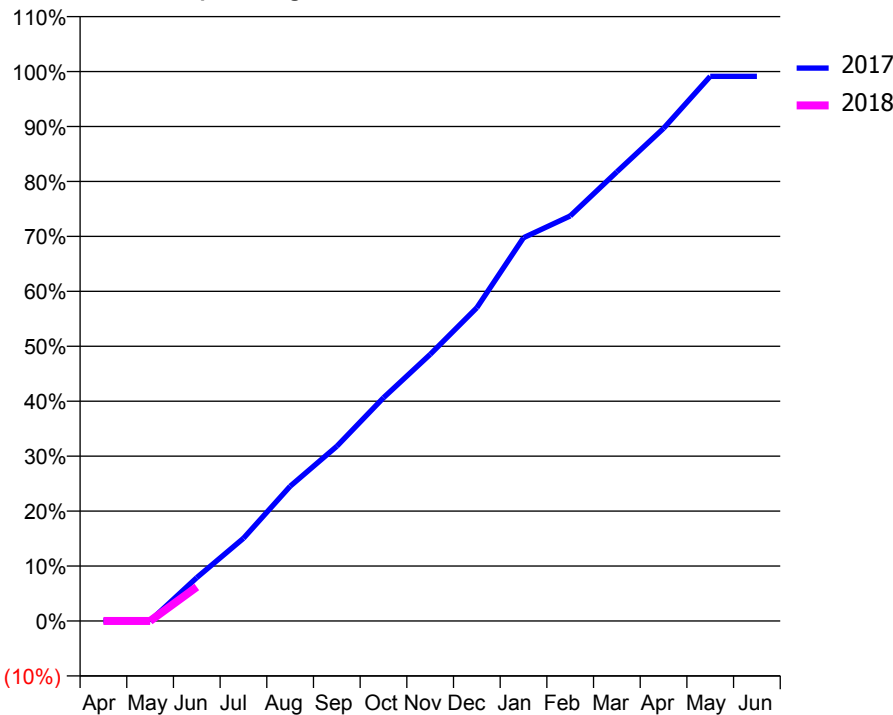
ACCESS*

Patients seen in 24 months	Total	Change since previous quarter
Quarter ending June 2016	11,855	
Quarter ending September 2016	11,750	→
Quarter ending December 2016	11,603	↓
Quarter ending March 2017	11,340	↓
Quarter ending June 2017	11,218	↓
Variance since June 2016	(5.4%)	↓



ACTIVITY

Cumulative percentage of contracted UDA delivered 2017 & 2018



Month	Adjusted Scheduled Activity (UDA)	
	2017	2018
April	11	0
May	11	1
June	2,086	1,544
July	3,975	
August	6,475	
September	8,394	
October	10,729	
November	12,808	
December	15,053	
January	18,413	
February	19,460	
March	21,583	
April	23,666	
May	26,165	
June	26,166	

QUALITY

	Quantity	Base Number	Contract	AT	Region	England
% of FP17s for the same patient ID Re-attending within 3 months - Children	68	1,025	6.6%	10.0%	11.7%	12.0%
% of FP17s for the same patient ID Re-attending within 3 months - Adults	324	2,903	11.2%	14.1%	15.2%	16.0%
% of FP17s for the same patient ID Re-attending between 3 & 9 months - Children	677	1,025	66.0%	60.9%	59.1%	58.0%
% of FP17s for the same patient ID Re-attending between 3 & 9 months - Adults	1,825	2,903	62.9%	53.7%	52.2%	50.9%
% of FP17s for Band 1 Urgent Courses	63	1,039	6.1%	7.3%	7.9%	9.1%
% of FP17s Relating to Free Repair or Replacements	8	1,039	0.8%	0.8%	0.8%	0.8%
% of FP17s Relating to Continuations	6	1,039	0.6%	1.0%	1.1%	1.1%
% of Patients satisfied with the dentistry they have received	41	43	95.3%	91.6%	91.8%	91.7%
% of Patients satisfied with the time they had to wait for an appointment	34	43	79.1%	87.3%	88.4%	88.0%

* This is based on patients treated on this contract for their most recent course of treatment. Figures in italics indicate the base number of FP17s or Patient Questionnaire responses are less than 100. N/A is shown where the base number of responses is less than 10 during the period. % is calculated as Quantity/Base number*100

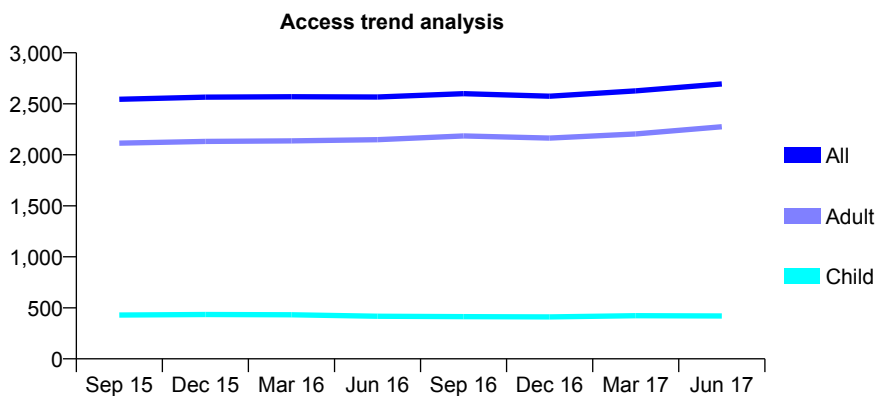
Q59 - Vital Signs At a Glance Contract Report for 367109/0004 - June 2017

Name or company name	MR R CARLISLE-GOTT
Contract type name	GDS Contract
Purpose of contract	General
Contract start date	05/06/2013
Contract end date	

17/18 Contracted general activity (UDA)	8,828
Carry forward general activity (UDA)	0
17/18 Contracted orthodontic activity (UOA)	0
Carry forward orthodontic activity (UOA)	0
Baseline contract value	£194,600.39

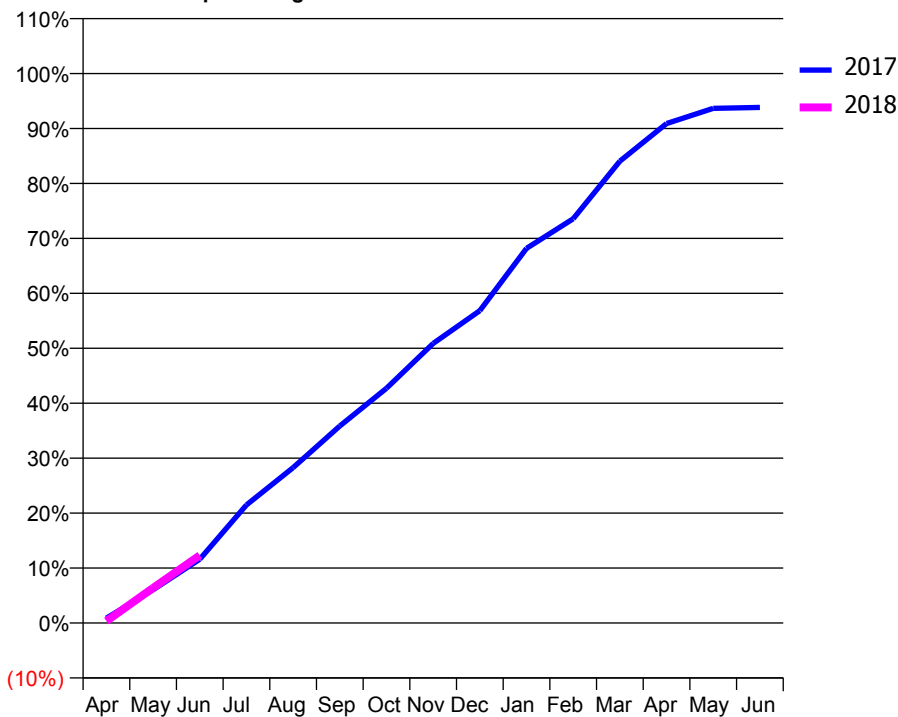
ACCESS*

Patients seen in 24 months	Total	Change since previous quarter
Quarter ending June 2016	2,567	
Quarter ending September 2016	2,599	→
Quarter ending December 2016	2,575	→
Quarter ending March 2017	2,627	↑
Quarter ending June 2017	2,695	↑
Variance since June 2016	5.0%	↑



ACTIVITY

Cumulative percentage of contracted UDA delivered 2017 & 2018



Adjusted Scheduled Activity (UDA)

Month	2017	2018
April	78	32
May	534	564
June	1,025	1,087
July	1,898	
August	2,497	
September	3,164	
October	3,772	
November	4,492	
December	5,019	
January	6,018	
February	6,495	
March	7,419	
April	8,025	
May	8,269	
June	8,282	

QUALITY

	Quantity	Base Number	Contract	AT	Region	England
% of FP17s for the same patient ID Re-attending within 3 months - Children	4	122	3.3%	10.0%	11.7%	12.0%
% of FP17s for the same patient ID Re-attending within 3 months - Adults	106	744	14.2%	14.1%	15.2%	16.0%
% of FP17s for the same patient ID Re-attending between 3 & 9 months - Children	62	122	50.8%	60.9%	59.1%	58.0%
% of FP17s for the same patient ID Re-attending between 3 & 9 months - Adults	312	744	41.9%	53.7%	52.2%	50.9%
% of FP17s for Band 1 Urgent Courses	13	525	2.5%	7.3%	7.9%	9.1%
% of FP17s Relating to Free Repair or Replacements	8	525	1.5%	0.8%	0.8%	0.8%
% of FP17s Relating to Continuations	7	525	1.3%	1.0%	1.1%	1.1%
% of Patients satisfied with the dentistry they have received	8	9	N/A	91.6%	91.8%	91.7%
% of Patients satisfied with the time they had to wait for an appointment	9	9	N/A	87.3%	88.4%	88.0%

* This is based on patients treated on this contract for their most recent course of treatment. Figures in italics indicate the base number of FP17s or Patient Questionnaire responses are less than 100. N/A is shown where the base number of responses is less than 10 during the period. % is calculated as Quantity/Base number*100

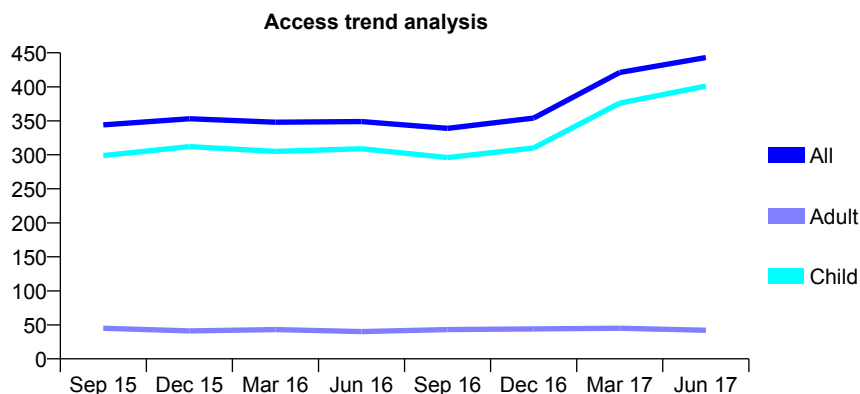
Q59 - Vital Signs At a Glance Contract Report for 563838/0002 - June 2017

Name or company name	Mr P R Mapanda & Ms T J Ramsavas
Contract type name	GDS Contract
Purpose of contract	General
Contract start date	06/02/2012
Contract end date	

17/18 Contracted general activity (UDA)	950
Carry forward general activity (UDA)	0
17/18 Contracted orthodontic activity (UOA)	0
Carry forward orthodontic activity (UOA)	0
Baseline contract value	£21,620.48

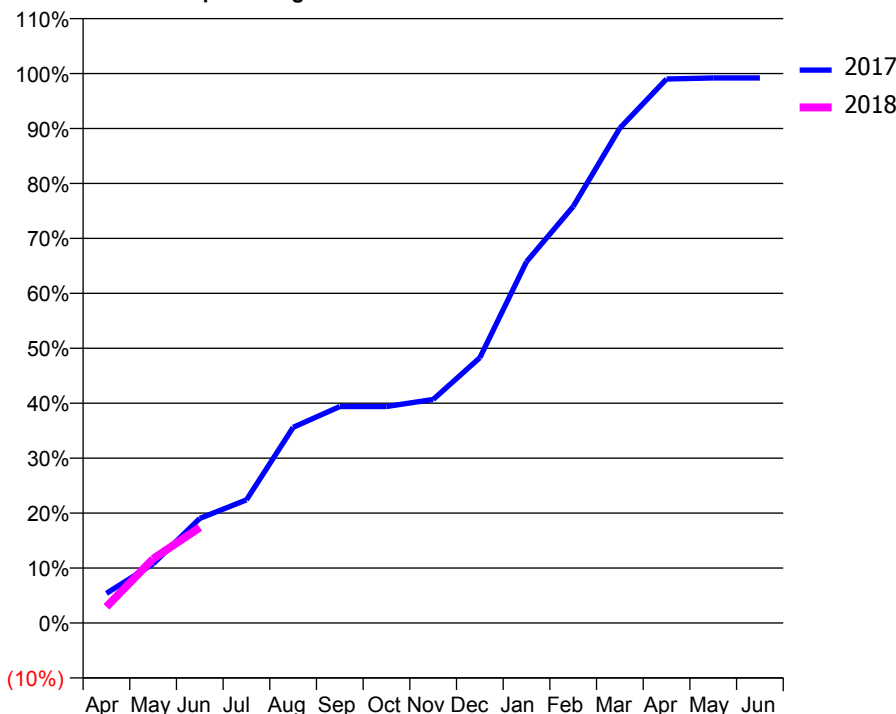
ACCESS*

Patients seen in 24 months	Total	Change since previous quarter
Quarter ending June 2016	349	
Quarter ending September 2016	339	↓
Quarter ending December 2016	354	↑
Quarter ending March 2017	421	↑
Quarter ending June 2017	443	↑
Variance since June 2016	26.9%	↑



ACTIVITY

Cumulative percentage of contracted UDA delivered 2017 & 2018



Month	Adjusted Scheduled Activity (UDA)	
	2017	2018
April	51	28
May	102	111
June	181	165
July	213	
August	338	
September	374	
October	374	
November	387	
December	459	
January	625	
February	720	
March	856	
April	940	
May	942	
June	942	

QUALITY

	Quantity	Base Number	Contract	AT	Region	England
% of FP17s for the same patient ID Re-attending within 3 months - Children	26	169	15.4%	10.0%	11.7%	12.0%
% of FP17s for the same patient ID Re-attending within 3 months - Adults	2	4	50.0%	14.1%	15.2%	16.0%
% of FP17s for the same patient ID Re-attending between 3 & 9 months - Children	62	169	36.7%	60.9%	59.1%	58.0%
% of FP17s for the same patient ID Re-attending between 3 & 9 months - Adults	0	4	0.0%	53.7%	52.2%	50.9%
% of FP17s for Band 1 Urgent Courses	1	117	0.9%	7.3%	7.9%	9.1%
% of FP17s Relating to Free Repair or Replacements	0	117	0.0%	0.8%	0.8%	0.8%
% of FP17s Relating to Continuations	3	117	2.6%	1.0%	1.1%	1.1%
% of Patients satisfied with the dentistry they have received	0	0	N/A	91.6%	91.8%	91.7%
% of Patients satisfied with the time they had to wait for an appointment	0	0	N/A	87.3%	88.4%	88.0%

* This is based on patients treated on this contract for their most recent course of treatment. Figures in italics indicate the base number of FP17s or Patient Questionnaire responses are less than 100. N/A is shown where the base number of responses is less than 10 during the period. % is calculated as Quantity/Base number*100

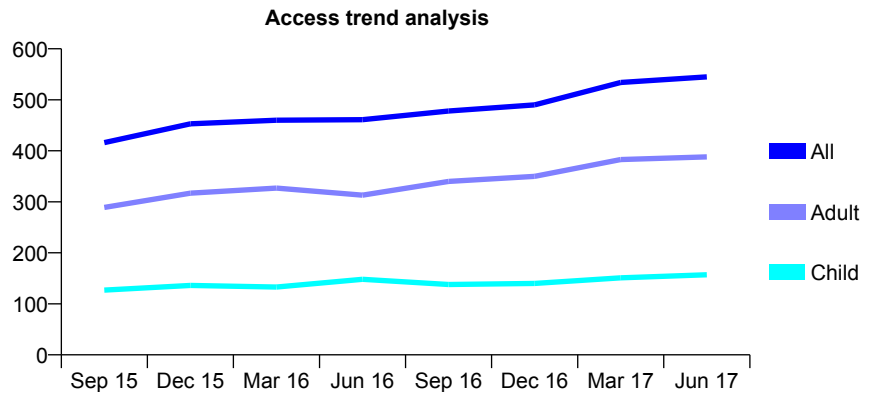
Q59 - Vital Signs At a Glance Contract Report for 566039/0004 - June 2017

Name or company name	MS AR LOCKYER
Contract type name	GDS Contract
Purpose of contract	General
Contract start date	01/04/2006
Contract end date	

17/18 Contracted general activity (UDA)	1,076
Carry forward general activity (UDA)	0
17/18 Contracted orthodontic activity (UOA)	0
Carry forward orthodontic activity (UOA)	0
Baseline contract value	£26,033.24

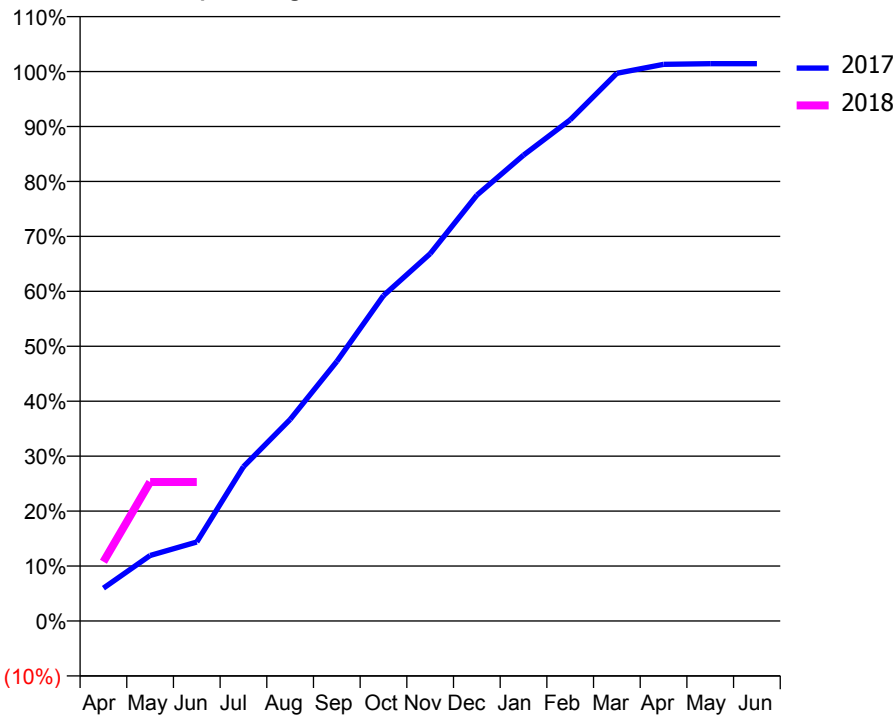
ACCESS*

Patients seen in 24 months	Total	Change since previous quarter
Quarter ending June 2016	461	
Quarter ending September 2016	478	↑
Quarter ending December 2016	490	↑
Quarter ending March 2017	534	↑
Quarter ending June 2017	545	↑
Variance since June 2016	18.2%	↑



ACTIVITY

Cumulative percentage of contracted UDA delivered 2017 & 2018



Month	Adjusted Scheduled Activity (UDA)	
	2017	2018
April	103	116
May	206	272
June	248	272
July	485	
August	633	
September	815	
October	1,022	
November	1,154	
December	1,337	
January	1,463	
February	1,574	
March	1,720	
April	1,749	
May	1,751	
June	1,751	

QUALITY

	Quantity	Base Number	Contract	AT	Region	England
% of FP17s for the same patient ID Re-attending within 3 months - Children	1	41	2.4%	10.0%	11.7%	12.0%
% of FP17s for the same patient ID Re-attending within 3 months - Adults	16	85	18.8%	14.1%	15.2%	16.0%
% of FP17s for the same patient ID Re-attending between 3 & 9 months - Children	18	41	43.9%	60.9%	59.1%	58.0%
% of FP17s for the same patient ID Re-attending between 3 & 9 months - Adults	34	85	40.0%	53.7%	52.2%	50.9%
% of FP17s for Band 1 Urgent Courses	11	113	9.7%	7.3%	7.9%	9.1%
% of FP17s Relating to Free Repair or Replacements	1	113	0.9%	0.8%	0.8%	0.8%
% of FP17s Relating to Continuations	3	113	2.7%	1.0%	1.1%	1.1%
% of Patients satisfied with the dentistry they have received	0	0	N/A	91.6%	91.8%	91.7%
% of Patients satisfied with the time they had to wait for an appointment	0	0	N/A	87.3%	88.4%	88.0%

* This is based on patients treated on this contract for their most recent course of treatment. Figures in italics indicate the base number of FP17s or Patient Questionnaire responses are less than 100. N/A is shown where the base number of responses is less than 10 during the period. % is calculated as Quantity/Base number*100

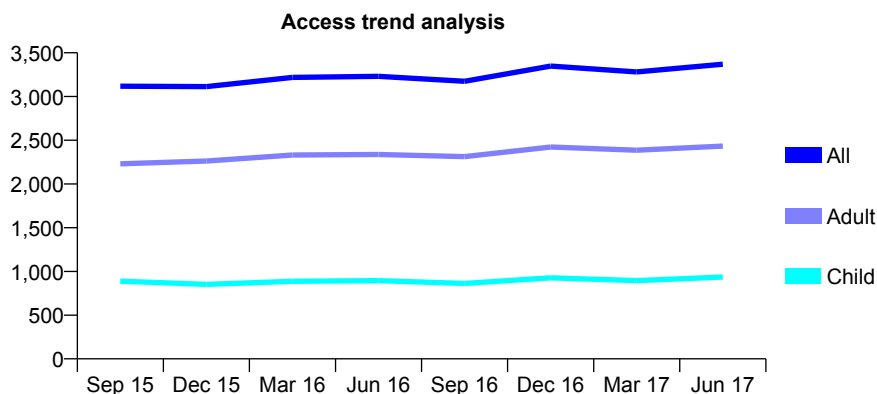
Q59 - Vital Signs At a Glance Contract Report for 570230/0002 - June 2017

Name or company name	MR RM ALLEN
Contract type name	GDS Contract
Purpose of contract	General and Orthodontic
Contract start date	01/04/2006
Contract end date	

17/18 Contracted general activity (UDA)	9,599
Carry forward general activity (UDA)	0
17/18 Contracted orthodontic activity (UOA)	380
Carry forward orthodontic activity (UOA)	0
Baseline contract value	£273,052.66

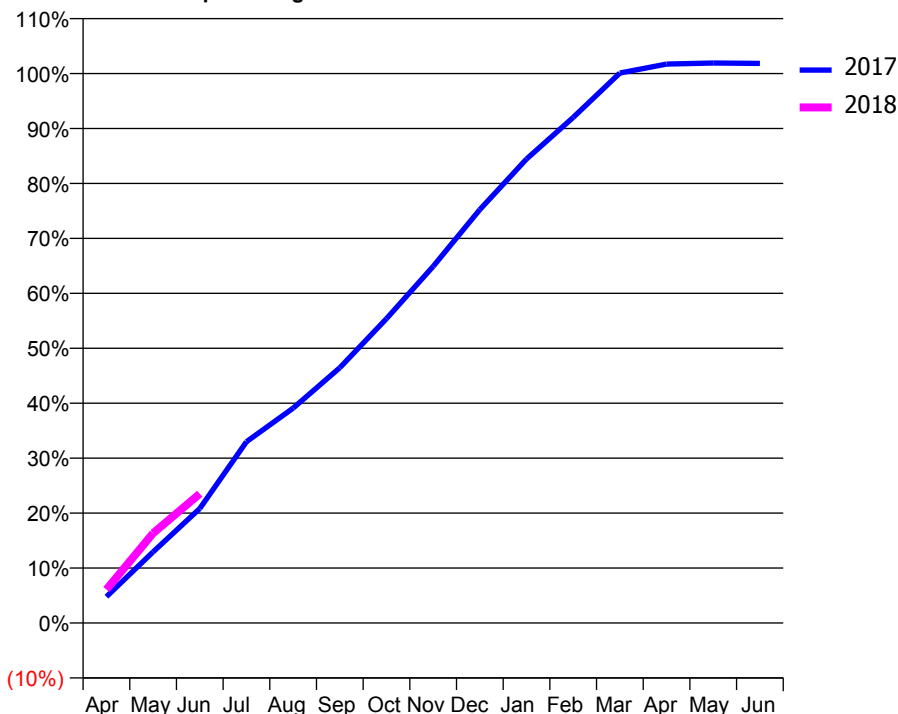
ACCESS*

Patients seen in 24 months	Total	Change since previous quarter
Quarter ending June 2016	3,231	
Quarter ending September 2016	3,174	↓
Quarter ending December 2016	3,349	↑
Quarter ending March 2017	3,281	↓
Quarter ending June 2017	3,369	↑
Variance since June 2016	4.3%	↑



ACTIVITY

Cumulative percentage of contracted UDA delivered 2017 & 2018



Adjusted Scheduled Activity (UDA)

Month	2017	2018
April	420	586
May	1,135	1,569
June	1,827	2,258
July	2,891	
August	3,428	
September	4,071	
October	4,855	
November	5,688	
December	6,595	
January	7,401	
February	8,064	
March	8,773	
April	8,915	
May	8,933	
June	8,927	

QUALITY

	Quantity	Base Number	Contract	AT	Region	England
% of FP17s for the same patient ID Re-attending within 3 months - Children	50	457	10.9%	10.0%	11.7%	12.0%
% of FP17s for the same patient ID Re-attending within 3 months - Adults	94	734	12.8%	14.1%	15.2%	16.0%
% of FP17s for the same patient ID Re-attending between 3 & 9 months - Children	279	457	61.1%	60.9%	59.1%	58.0%
% of FP17s for the same patient ID Re-attending between 3 & 9 months - Adults	340	734	46.3%	53.7%	52.2%	50.9%
% of FP17s for Band 1 Urgent Courses	105	1,102	9.5%	7.3%	7.9%	9.1%
% of FP17s Relating to Free Repair or Replacements	18	1,102	1.6%	0.8%	0.8%	0.8%
% of FP17s Relating to Continuations	0	1,102	0.0%	1.0%	1.1%	1.1%
% of Patients satisfied with the dentistry they have received	7	8	N/A	91.6%	91.8%	91.7%
% of Patients satisfied with the time they had to wait for an appointment	7	8	N/A	87.3%	88.4%	88.0%

* This is based on patients treated on this contract for their most recent course of treatment. Figures in italics indicate the base number of FP17s or Patient Questionnaire responses are less than 100. N/A is shown where the base number of responses is less than 10 during the period. % is calculated as Quantity/Base number*100

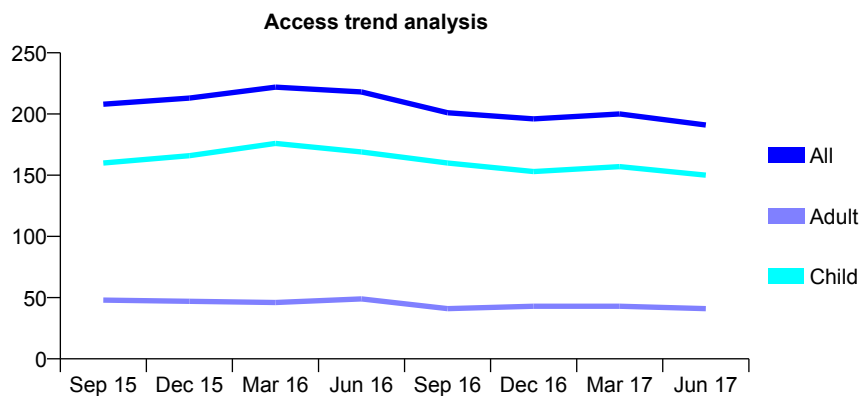
Q59 - Vital Signs At a Glance Contract Report for 572845/0001 - June 2017

Name or company name	MR PH WILLIAMS
Contract type name	GDS Contract
Purpose of contract	General
Contract start date	01/04/2006
Contract end date	

17/18 Contracted general activity (UDA)	386
Carry forward general activity (UDA)	0
17/18 Contracted orthodontic activity (UOA)	0
Carry forward orthodontic activity (UOA)	0
Baseline contract value	£10,340.15

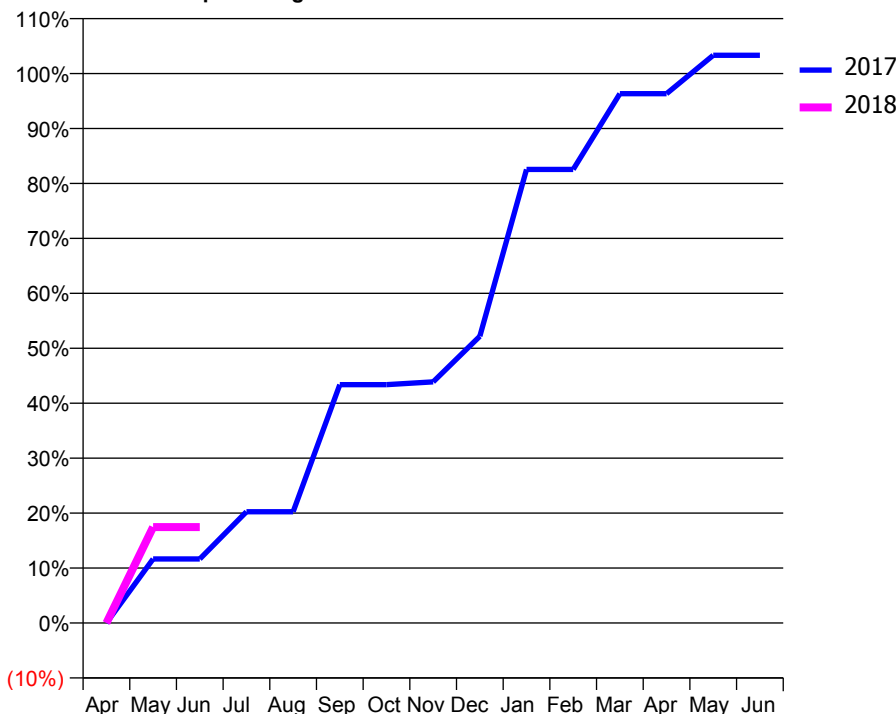
ACCESS*

Patients seen in 24 months	Total	Change since previous quarter
Quarter ending June 2016	218	
Quarter ending September 2016	201	↓
Quarter ending December 2016	196	↓
Quarter ending March 2017	200	↑
Quarter ending June 2017	191	↓
Variance since June 2016	(12.4%)	↓



ACTIVITY

Cumulative percentage of contracted UDA delivered 2017 & 2018



Adjusted Scheduled Activity (UDA)

Month	2017	2018
April	0	0
May	45	67
June	45	67
July	78	
August	78	
September	167	
October	167	
November	169	
December	201	
January	319	
February	319	
March	372	
April	372	
May	399	
June	399	

QUALITY

	Quantity	Base Number	Contract	AT	Region	England
% of FP17s for the same patient ID Re-attending within 3 months - Children	1	55	1.8%	10.0%	11.7%	12.0%
% of FP17s for the same patient ID Re-attending within 3 months - Adults	3	13	23.1%	14.1%	15.2%	16.0%
% of FP17s for the same patient ID Re-attending between 3 & 9 months - Children	39	55	70.9%	60.9%	59.1%	58.0%
% of FP17s for the same patient ID Re-attending between 3 & 9 months - Adults	7	13	53.8%	53.7%	52.2%	50.9%
% of FP17s for Band 1 Urgent Courses	2	47	4.3%	7.3%	7.9%	9.1%
% of FP17s Relating to Free Repair or Replacements	0	47	0.0%	0.8%	0.8%	0.8%
% of FP17s Relating to Continuations	0	47	0.0%	1.0%	1.1%	1.1%
% of Patients satisfied with the dentistry they have received	0	0	N/A	91.6%	91.8%	91.7%
% of Patients satisfied with the time they had to wait for an appointment	0	0	N/A	87.3%	88.4%	88.0%

* This is based on patients treated on this contract for their most recent course of treatment. Figures in italics indicate the base number of FP17s or Patient Questionnaire responses are less than 100. N/A is shown where the base number of responses is less than 10 during the period. % is calculated as Quantity/Base number*100

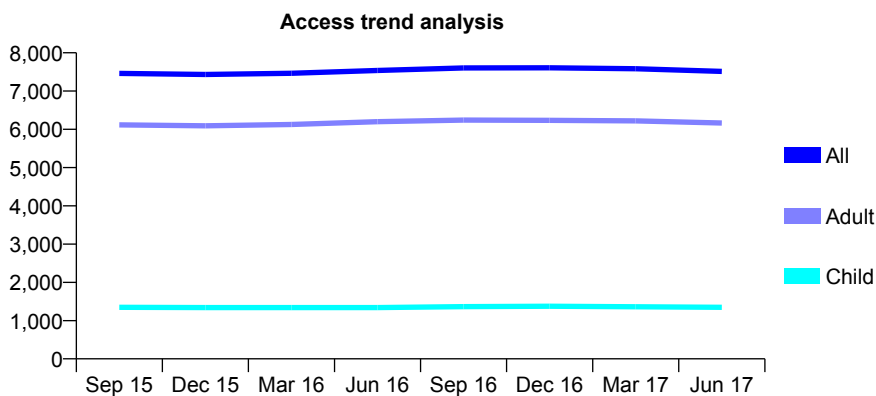
Q59 - Vital Signs At a Glance Contract Report for 573477/0001 - June 2017

Name or company name	MR TW POWELL
Contract type name	GDS Contract
Purpose of contract	General and Orthodontic
Contract start date	01/04/2006
Contract end date	

17/18 Contracted general activity (UDA)	23,922
Carry forward general activity (UDA)	0
17/18 Contracted orthodontic activity (UOA)	210
Carry forward orthodontic activity (UOA)	0
Baseline contract value	£594,620.34

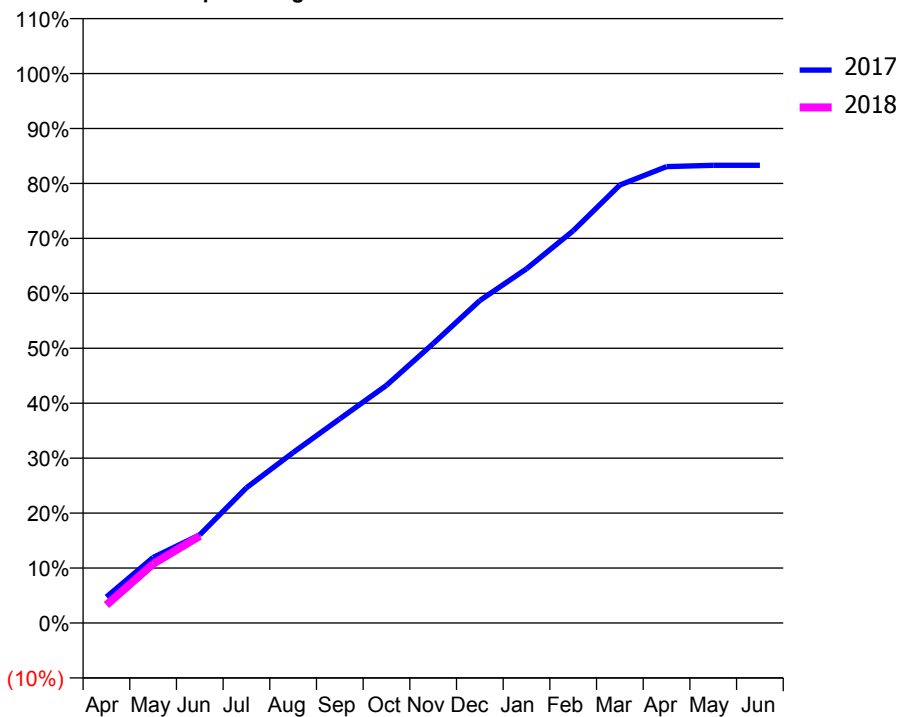
ACCESS*

Patients seen in 24 months	Total	Change since previous quarter
Quarter ending June 2016	7,539	
Quarter ending September 2016	7,606	→
Quarter ending December 2016	7,609	→
Quarter ending March 2017	7,582	→
Quarter ending June 2017	7,513	→
Variance since June 2016	(0.3%)	→



ACTIVITY

Cumulative percentage of contracted UDA delivered 2017 & 2018



Month	Adjusted Scheduled Activity (UDA)	
	2017	2018
April	1,160	789
May	2,921	2,577
June	3,933	3,785
July	6,026	
August	7,594	
September	9,099	
October	10,593	
November	12,449	
December	14,368	
January	15,785	
February	17,479	
March	19,514	
April	20,337	
May	20,395	
June	20,395	

QUALITY

	Quantity	Base Number	Contract	AT	Region	England
% of FP17s for the same patient ID Re-attending within 3 months - Children	36	411	8.8%	10.0%	11.7%	12.0%
% of FP17s for the same patient ID Re-attending within 3 months - Adults	519	1,996	26.0%	14.1%	15.2%	16.0%
% of FP17s for the same patient ID Re-attending between 3 & 9 months - Children	213	411	51.8%	60.9%	59.1%	58.0%
% of FP17s for the same patient ID Re-attending between 3 & 9 months - Adults	596	1,996	29.9%	53.7%	52.2%	50.9%
% of FP17s for Band 1 Urgent Courses	147	1,990	7.4%	7.3%	7.9%	9.1%
% of FP17s Relating to Free Repair or Replacements	106	1,990	5.3%	0.8%	0.8%	0.8%
% of FP17s Relating to Continuations	81	1,990	4.1%	1.0%	1.1%	1.1%
% of Patients satisfied with the dentistry they have received	20	22	90.9%	91.6%	91.8%	91.7%
% of Patients satisfied with the time they had to wait for an appointment	20	22	90.9%	87.3%	88.4%	88.0%

* This is based on patients treated on this contract for their most recent course of treatment. Figures in italics indicate the base number of FP17s or Patient Questionnaire responses are less than 100. N/A is shown where the base number of responses is less than 10 during the period. % is calculated as Quantity/Base number*100

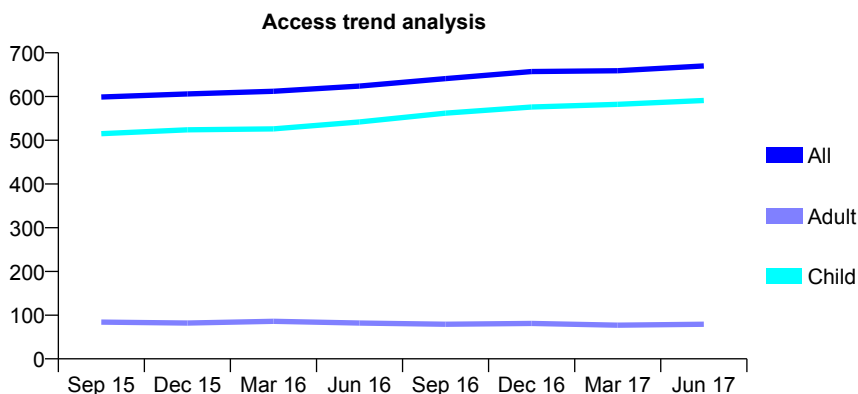
Q59 - Vital Signs At a Glance Contract Report for 575763/0001 - June 2017

Name or company name	MR GF CLARK
Contract type name	GDS Contract
Purpose of contract	General
Contract start date	01/04/2006
Contract end date	

17/18 Contracted general activity (UDA)	1,300
Carry forward general activity (UDA)	0
17/18 Contracted orthodontic activity (UOA)	0
Carry forward orthodontic activity (UOA)	0
Baseline contract value	£29,548.82

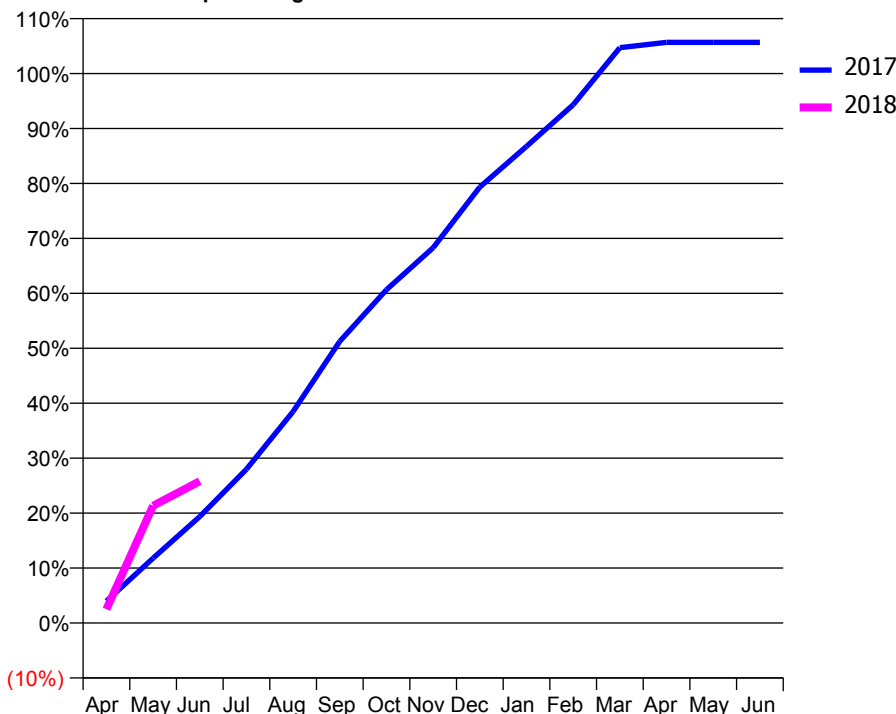
ACCESS*

Patients seen in 24 months	Total	Change since previous quarter
Quarter ending June 2016	624	
Quarter ending September 2016	641	↑
Quarter ending December 2016	657	↑
Quarter ending March 2017	659	→
Quarter ending June 2017	670	→
Variance since June 2016	7.4%	↑



ACTIVITY

Cumulative percentage of contracted UDA delivered 2017 & 2018



Month	Adjusted Scheduled Activity (UDA)	
	2017	2018
April	52	33
May	153	277
June	252	335
July	364	
August	501	
September	666	
October	789	
November	888	
December	1,031	
January	1,128	
February	1,226	
March	1,361	
April	1,374	
May	1,374	
June	1,374	

QUALITY

	Quantity	Base Number	Contract	AT	Region	England
% of FP17s for the same patient ID Re-attending within 3 months - Children	12	245	4.9%	10.0%	11.7%	12.0%
% of FP17s for the same patient ID Re-attending within 3 months - Adults	0	9	0.0%	14.1%	15.2%	16.0%
% of FP17s for the same patient ID Re-attending between 3 & 9 months - Children	163	245	66.5%	60.9%	59.1%	58.0%
% of FP17s for the same patient ID Re-attending between 3 & 9 months - Adults	6	9	66.7%	53.7%	52.2%	50.9%
% of FP17s for Band 1 Urgent Courses	7	248	2.8%	7.3%	7.9%	9.1%
% of FP17s Relating to Free Repair or Replacements	0	248	0.0%	0.8%	0.8%	0.8%
% of FP17s Relating to Continuations	0	248	0.0%	1.0%	1.1%	1.1%
% of Patients satisfied with the dentistry they have received	0	0	N/A	91.6%	91.8%	91.7%
% of Patients satisfied with the time they had to wait for an appointment	0	0	N/A	87.3%	88.4%	88.0%

* This is based on patients treated on this contract for their most recent course of treatment. Figures in italics indicate the base number of FP17s or Patient Questionnaire responses are less than 100. N/A is shown where the base number of responses is less than 10 during the period. % is calculated as Quantity/Base number*100

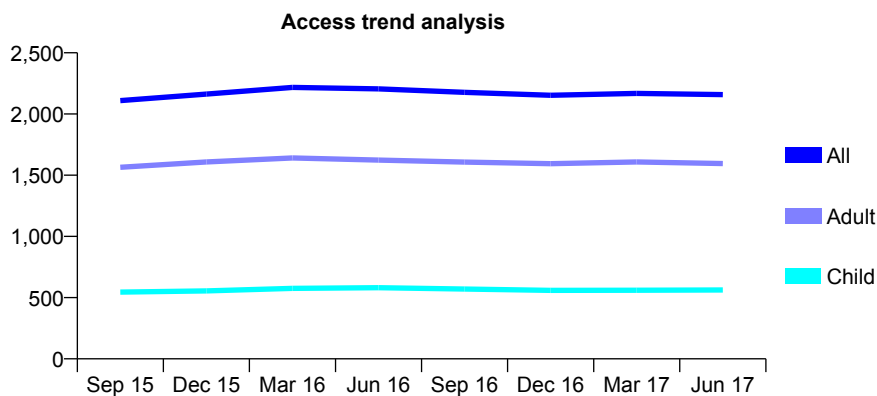
Q59 - Vital Signs At a Glance Contract Report for 620521/0001 - June 2017

Name or company name	MR RJ LAMBERT
Contract type name	GDS Contract
Purpose of contract	General
Contract start date	01/04/2006
Contract end date	

17/18 Contracted general activity (UDA)	5,900
Carry forward general activity (UDA)	0
17/18 Contracted orthodontic activity (UOA)	0
Carry forward orthodontic activity (UOA)	0
Baseline contract value	£126,587.08

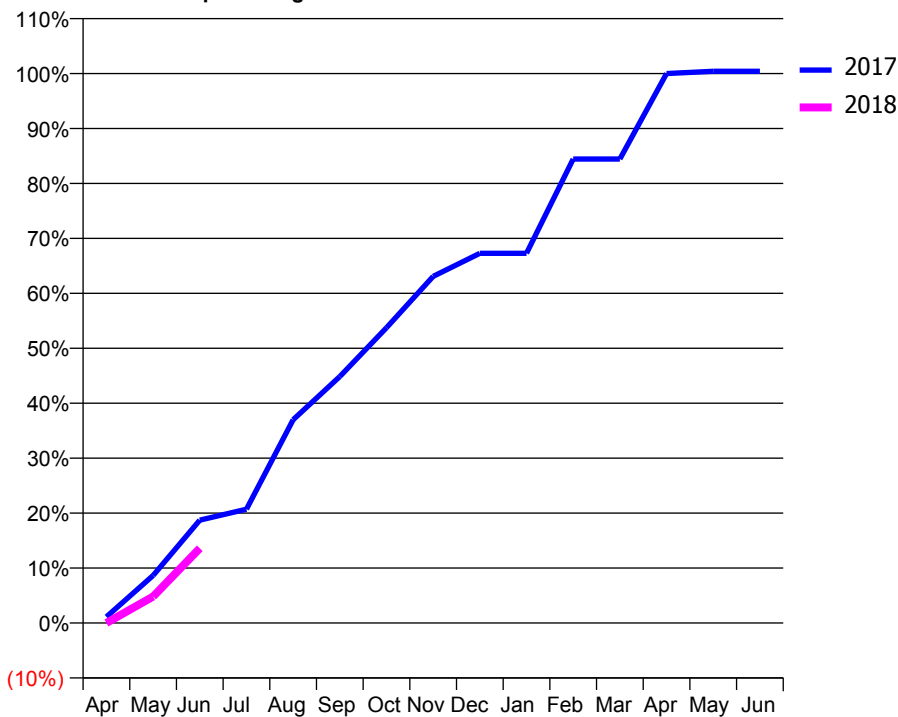
ACCESS*

Patients seen in 24 months	Total	Change since previous quarter
Quarter ending June 2016	2,205	
Quarter ending September 2016	2,177	↓
Quarter ending December 2016	2,153	↓
Quarter ending March 2017	2,168	→
Quarter ending June 2017	2,158	→
Variance since June 2016	(2.1%)	↓



ACTIVITY

Cumulative percentage of contracted UDA delivered 2017 & 2018



Adjusted Scheduled Activity (UDA)

Month	2017	2018
April	67	0
May	511	285
June	1,105	802
July	1,221	
August	2,183	
September	2,647	
October	3,170	
November	3,721	
December	3,970	
January	3,970	
February	4,982	
March	4,982	
April	5,900	
May	5,924	
June	5,924	

QUALITY

	Quantity	Base Number	Contract	AT	Region	England
% of FP17s for the same patient ID Re-attending within 3 months - Children	16	343	4.7%	10.0%	11.7%	12.0%
% of FP17s for the same patient ID Re-attending within 3 months - Adults	72	748	9.6%	14.1%	15.2%	16.0%
% of FP17s for the same patient ID Re-attending between 3 & 9 months - Children	261	343	76.1%	60.9%	59.1%	58.0%
% of FP17s for the same patient ID Re-attending between 3 & 9 months - Adults	484	748	64.7%	53.7%	52.2%	50.9%
% of FP17s for Band 1 Urgent Courses	30	521	5.8%	7.3%	7.9%	9.1%
% of FP17s Relating to Free Repair or Replacements	5	521	1.0%	0.8%	0.8%	0.8%
% of FP17s Relating to Continuations	1	521	0.2%	1.0%	1.1%	1.1%
% of Patients satisfied with the dentistry they have received	12	12	100.0%	91.6%	91.8%	91.7%
% of Patients satisfied with the time they had to wait for an appointment	12	12	100.0%	87.3%	88.4%	88.0%

* This is based on patients treated on this contract for their most recent course of treatment. Figures in italics indicate the base number of FP17s or Patient Questionnaire responses are less than 100. N/A is shown where the base number of responses is less than 10 during the period. % is calculated as Quantity/Base number*100

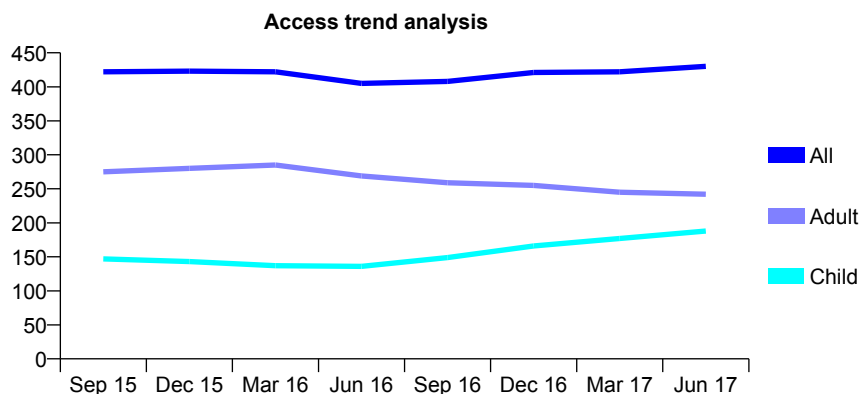
Q59 - Vital Signs At a Glance Contract Report for 628360/0002 - June 2017

Name or company name	MR R JETHWA
Contract type name	GDS Contract
Purpose of contract	General
Contract start date	03/03/2009
Contract end date	

17/18 Contracted general activity (UDA)	1,072
Carry forward general activity (UDA)	0
17/18 Contracted orthodontic activity (UOA)	0
Carry forward orthodontic activity (UOA)	0
Baseline contract value	£21,823.81

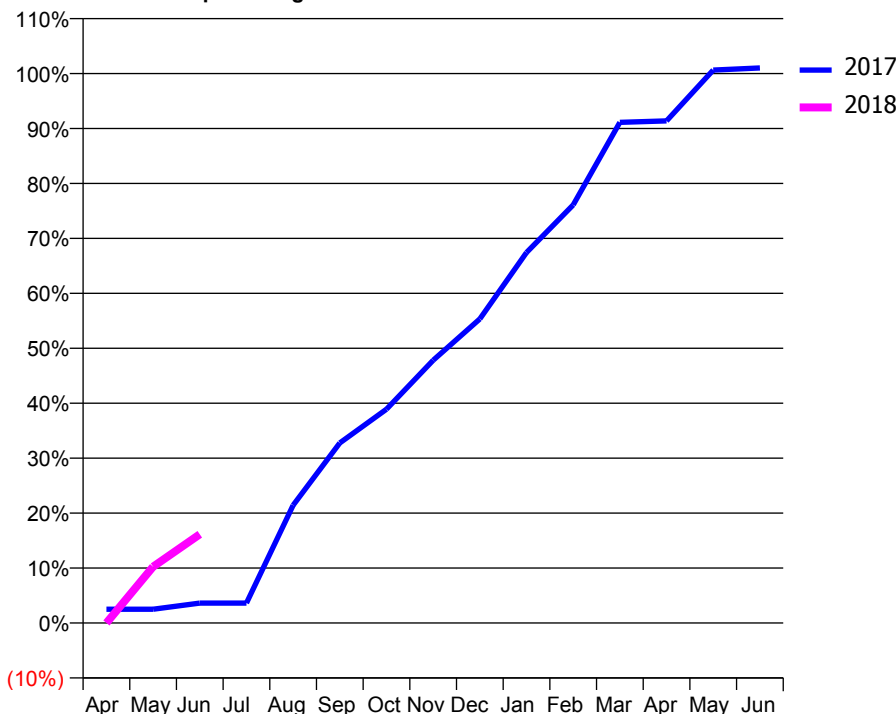
ACCESS*

Patients seen in 24 months	Total	Change since previous quarter
Quarter ending June 2016	405	
Quarter ending September 2016	408	→
Quarter ending December 2016	421	↑
Quarter ending March 2017	422	→
Quarter ending June 2017	430	→
Variance since June 2016	6.2%	↑



ACTIVITY

Cumulative percentage of contracted UDA delivered 2017 & 2018



Month	Adjusted Scheduled Activity (UDA)	
	2017	2018
April	27	0
May	27	110
June	39	173
July	39	
August	230	
September	351	
October	417	
November	513	
December	593	
January	723	
February	816	
March	977	
April	980	
May	1,079	
June	1,083	

QUALITY

	Quantity	Base Number	Contract	AT	Region	England
% of FP17s for the same patient ID Re-attending within 3 months - Children	4	70	5.7%	10.0%	11.7%	12.0%
% of FP17s for the same patient ID Re-attending within 3 months - Adults	7	79	8.9%	14.1%	15.2%	16.0%
% of FP17s for the same patient ID Re-attending between 3 & 9 months - Children	40	70	57.1%	60.9%	59.1%	58.0%
% of FP17s for the same patient ID Re-attending between 3 & 9 months - Adults	46	79	58.2%	53.7%	52.2%	50.9%
% of FP17s for Band 1 Urgent Courses	0	101	0.0%	7.3%	7.9%	9.1%
% of FP17s Relating to Free Repair or Replacements	1	101	1.0%	0.8%	0.8%	0.8%
% of FP17s Relating to Continuations	0	101	0.0%	1.0%	1.1%	1.1%
% of Patients satisfied with the dentistry they have received	0	0	N/A	91.6%	91.8%	91.7%
% of Patients satisfied with the time they had to wait for an appointment	0	0	N/A	87.3%	88.4%	88.0%

* This is based on patients treated on this contract for their most recent course of treatment. Figures in italics indicate the base number of FP17s or Patient Questionnaire responses are less than 100. N/A is shown where the base number of responses is less than 10 during the period. % is calculated as Quantity/Base number*100

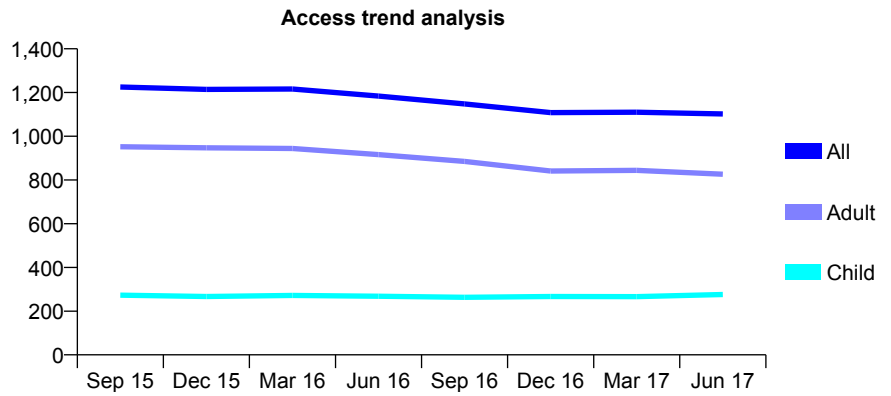
Q59 - Vital Signs At a Glance Contract Report for 628751/0002 - June 2017

Name or company name	MR JS SIAN
Contract type name	GDS Contract
Purpose of contract	General
Contract start date	02/06/2009
Contract end date	

17/18 Contracted general activity (UDA)	2,609
Carry forward general activity (UDA)	0
17/18 Contracted orthodontic activity (UOA)	0
Carry forward orthodontic activity (UOA)	0
Baseline contract value	£64,760.53

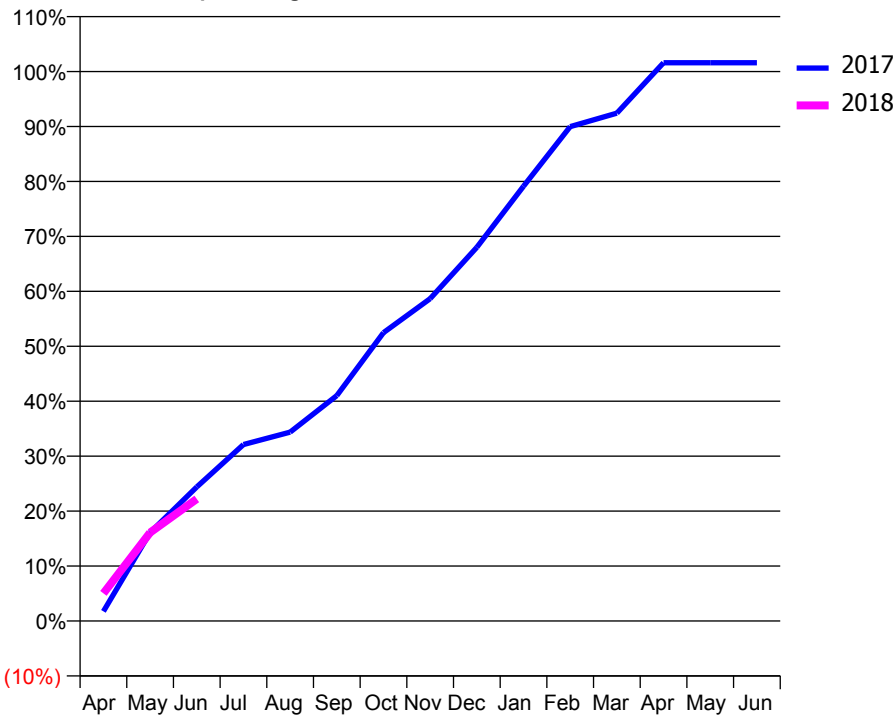
ACCESS*

Patients seen in 24 months	Total	Change since previous quarter
Quarter ending June 2016	1,184	
Quarter ending September 2016	1,148	↓
Quarter ending December 2016	1,108	↓
Quarter ending March 2017	1,110	→
Quarter ending June 2017	1,102	→
Variance since June 2016	(6.9%)	↓



ACTIVITY

Cumulative percentage of contracted UDA delivered 2017 & 2018



Month	Adjusted Scheduled Activity (UDA)	
	2017	2018
April	46	131
May	420	420
June	637	580
July	838	
August	897	
September	1,070	
October	1,369	
November	1,531	
December	1,774	
January	2,064	
February	2,347	
March	2,411	
April	2,651	
May	2,651	
June	2,651	

QUALITY

	Quantity	Base Number	Contract	AT	Region	England
% of FP17s for the same patient ID Re-attending within 3 months - Children	2	60	3.3%	10.0%	11.7%	12.0%
% of FP17s for the same patient ID Re-attending within 3 months - Adults	17	210	8.1%	14.1%	15.2%	16.0%
% of FP17s for the same patient ID Re-attending between 3 & 9 months - Children	25	60	41.7%	60.9%	59.1%	58.0%
% of FP17s for the same patient ID Re-attending between 3 & 9 months - Adults	79	210	37.6%	53.7%	52.2%	50.9%
% of FP17s for Band 1 Urgent Courses	4	219	1.8%	7.3%	7.9%	9.1%
% of FP17s Relating to Free Repair or Replacements	0	219	0.0%	0.8%	0.8%	0.8%
% of FP17s Relating to Continuations	3	219	1.4%	1.0%	1.1%	1.1%
% of Patients satisfied with the dentistry they have received	4	4	N/A	91.6%	91.8%	91.7%
% of Patients satisfied with the time they had to wait for an appointment	4	4	N/A	87.3%	88.4%	88.0%

* This is based on patients treated on this contract for their most recent course of treatment. Figures in italics indicate the base number of FP17s or Patient Questionnaire responses are less than 100. N/A is shown where the base number of responses is less than 10 during the period. % is calculated as Quantity/Base number*100

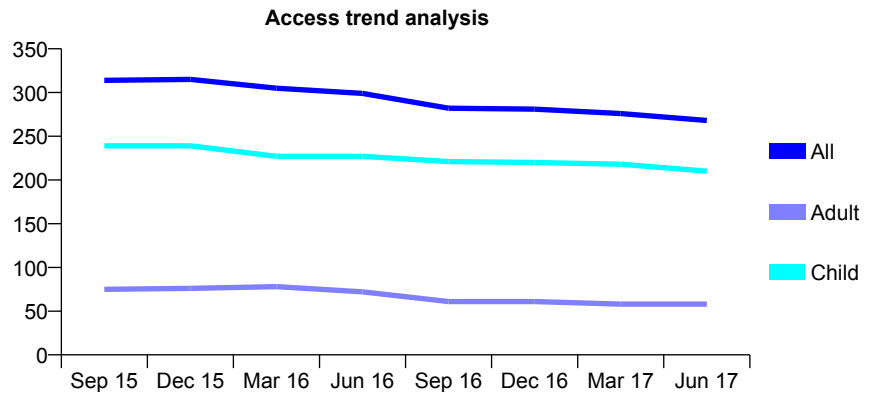
Q59 - Vital Signs At a Glance Contract Report for 630772/0001 - June 2017

Name or company name	MR CJ STORRY
Contract type name	GDS Contract
Purpose of contract	General
Contract start date	01/04/2006
Contract end date	

17/18 Contracted general activity (UDA)	550
Carry forward general activity (UDA)	0
17/18 Contracted orthodontic activity (UOA)	0
Carry forward orthodontic activity (UOA)	0
Baseline contract value	£12,131.24

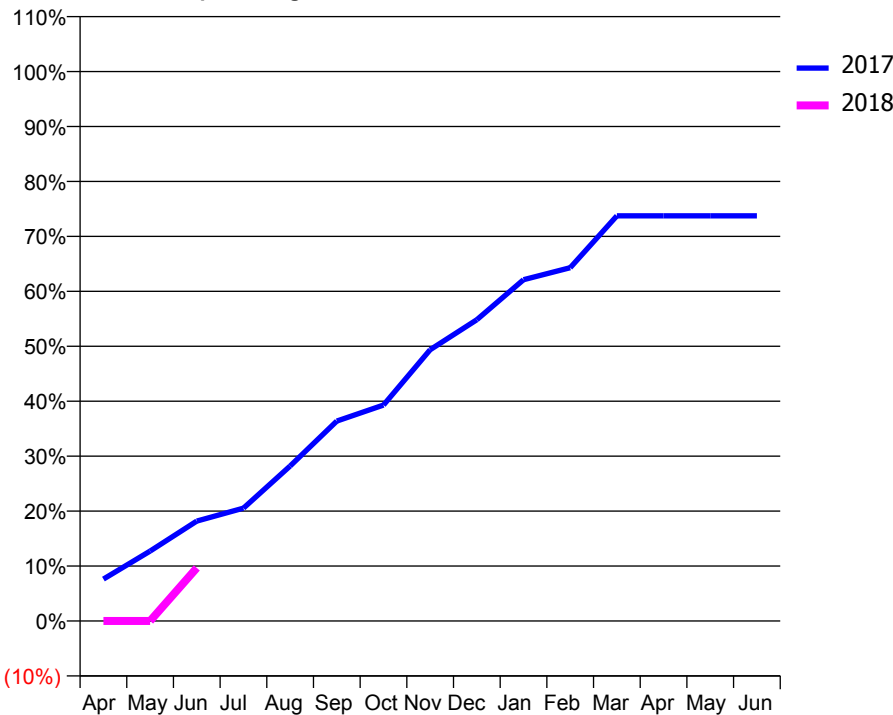
ACCESS*

Patients seen in 24 months	Total	Change since previous quarter
Quarter ending June 2016	299	
Quarter ending September 2016	282	↓
Quarter ending December 2016	281	→
Quarter ending March 2017	276	↓
Quarter ending June 2017	268	↓
Variance since June 2016	(10.4%)	↓



ACTIVITY

Cumulative percentage of contracted UDA delivered 2017 & 2018



Month	Adjusted Scheduled Activity (UDA)	
	2017	2018
April	42	0
May	70	0
June	100	53
July	113	
August	155	
September	200	
October	216	
November	272	
December	302	
January	342	
February	354	
March	406	
April	406	
May	406	
June	406	

QUALITY

	Quantity	Base Number	Contract	AT	Region	England
% of FP17s for the same patient ID Re-attending within 3 months - Children	1	35	2.9%	10.0%	11.7%	12.0%
% of FP17s for the same patient ID Re-attending within 3 months - Adults	1	10	10.0%	14.1%	15.2%	16.0%
% of FP17s for the same patient ID Re-attending between 3 & 9 months - Children	21	35	60.0%	60.9%	59.1%	58.0%
% of FP17s for the same patient ID Re-attending between 3 & 9 months - Adults	5	10	50.0%	53.7%	52.2%	50.9%
% of FP17s for Band 1 Urgent Courses	1	45	2.2%	7.3%	7.9%	9.1%
% of FP17s Relating to Free Repair or Replacements	0	45	0.0%	0.8%	0.8%	0.8%
% of FP17s Relating to Continuations	0	45	0.0%	1.0%	1.1%	1.1%
% of Patients satisfied with the dentistry they have received	0	0	N/A	91.6%	91.8%	91.7%
% of Patients satisfied with the time they had to wait for an appointment	0	0	N/A	87.3%	88.4%	88.0%

* This is based on patients treated on this contract for their most recent course of treatment. Figures in italics indicate the base number of FP17s or Patient Questionnaire responses are less than 100. N/A is shown where the base number of responses is less than 10 during the period. % is calculated as Quantity/Base number*100

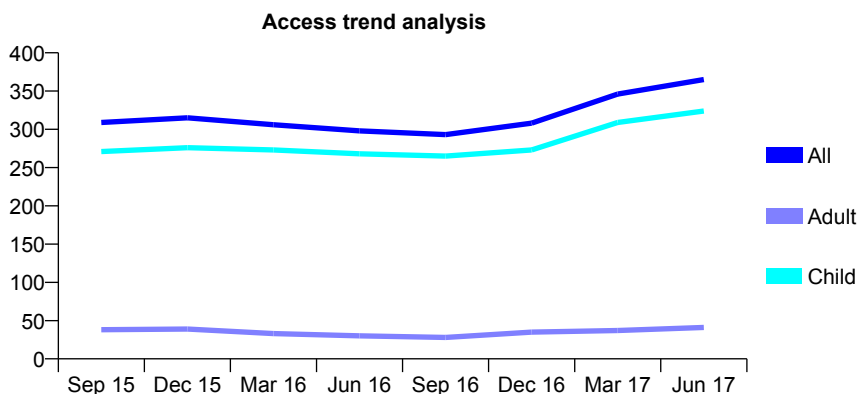
Q59 - Vital Signs At a Glance Contract Report for 651761/0001 - June 2017

Name or company name	Mr S Kotecha and Mrs L Kotecha
Contract type name	GDS Contract
Purpose of contract	General
Contract start date	01/04/2006
Contract end date	

17/18 Contracted general activity (UDA)	796
Carry forward general activity (UDA)	0
17/18 Contracted orthodontic activity (UOA)	0
Carry forward orthodontic activity (UOA)	0
Baseline contract value	£19,716.09

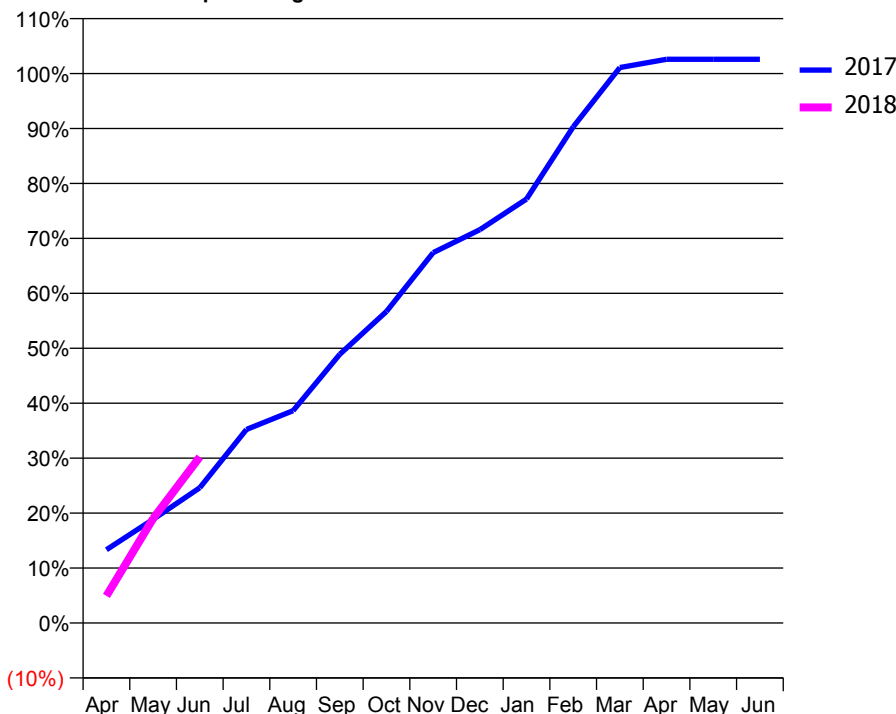
ACCESS*

Patients seen in 24 months	Total	Change since previous quarter
Quarter ending June 2016	298	
Quarter ending September 2016	293	↓
Quarter ending December 2016	308	↑
Quarter ending March 2017	346	↑
Quarter ending June 2017	365	↑
Variance since June 2016	22.5%	↑



ACTIVITY

Cumulative percentage of contracted UDA delivered 2017 & 2018



Adjusted Scheduled Activity (UDA)

Month	2017	2018
April	106	39
May	150	151
June	196	241
July	280	
August	308	
September	389	
October	451	
November	537	
December	570	
January	614	
February	719	
March	805	
April	817	
May	817	
June	817	

QUALITY

	Quantity	Base Number	Contract	AT	Region	England
% of FP17s for the same patient ID Re-attending within 3 months - Children	3	149	2.0%	10.0%	11.7%	12.0%
% of FP17s for the same patient ID Re-attending within 3 months - Adults	2	6	33.3%	14.1%	15.2%	16.0%
% of FP17s for the same patient ID Re-attending between 3 & 9 months - Children	105	149	70.5%	60.9%	59.1%	58.0%
% of FP17s for the same patient ID Re-attending between 3 & 9 months - Adults	4	6	66.7%	53.7%	52.2%	50.9%
% of FP17s for Band 1 Urgent Courses	3	147	2.0%	7.3%	7.9%	9.1%
% of FP17s Relating to Free Repair or Replacements	0	147	0.0%	0.8%	0.8%	0.8%
% of FP17s Relating to Continuations	0	147	0.0%	1.0%	1.1%	1.1%
% of Patients satisfied with the dentistry they have received	2	2	N/A	91.6%	91.8%	91.7%
% of Patients satisfied with the time they had to wait for an appointment	2	2	N/A	87.3%	88.4%	88.0%

* This is based on patients treated on this contract for their most recent course of treatment. Figures in italics indicate the base number of FP17s or Patient Questionnaire responses are less than 100. N/A is shown where the base number of responses is less than 10 during the period. % is calculated as Quantity/Base number*100

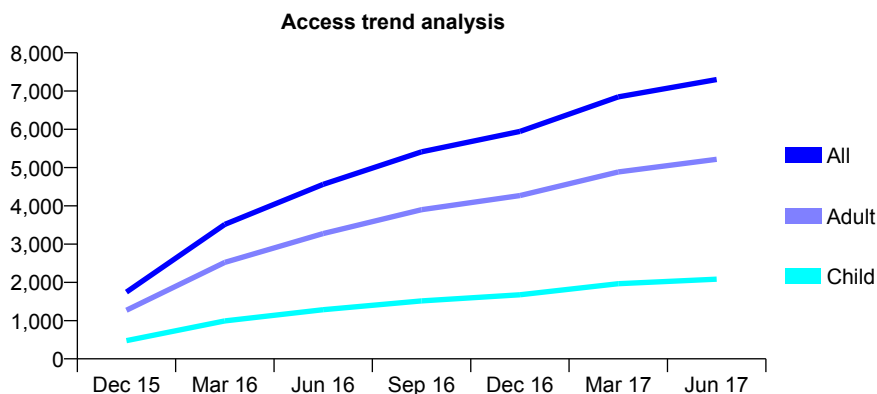
Q59 - Vital Signs At a Glance Contract Report for 654353/0002 - June 2017

Name or company name	MR S CHANDARANA
Contract type name	GDS Contract
Purpose of contract	General
Contract start date	01/10/2015
Contract end date	

17/18 Contracted general activity (UDA)	24,983
Carry forward general activity (UDA)	0
17/18 Contracted orthodontic activity (UOA)	0
Carry forward orthodontic activity (UOA)	0
Baseline contract value	£590,613.17

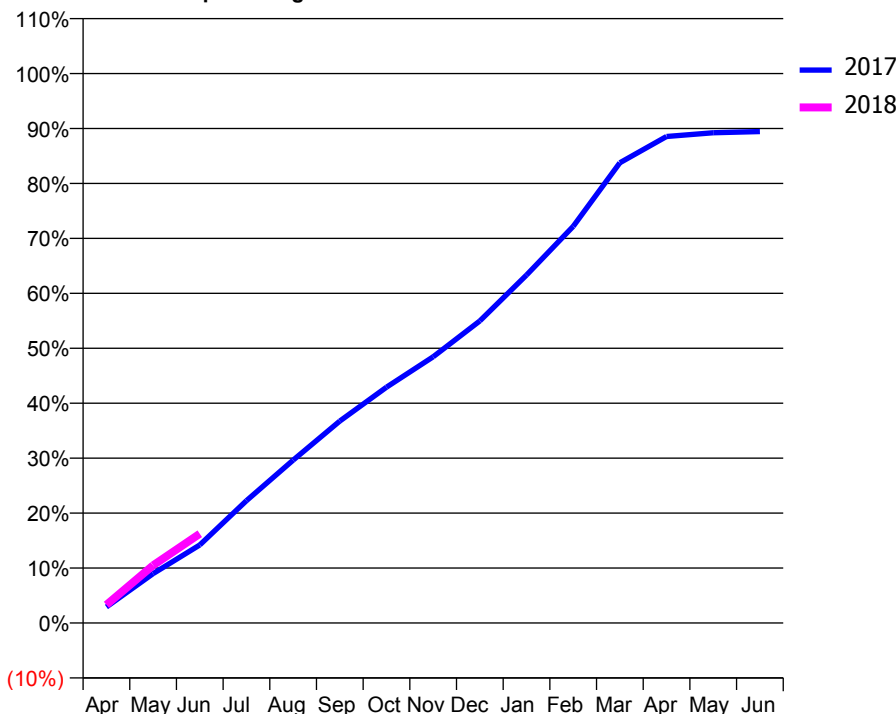
ACCESS*

Patients seen in 24 months	Total	Change since previous quarter
Quarter ending June 2016	4,560	
Quarter ending September 2016	5,412	↑
Quarter ending December 2016	5,944	↑
Quarter ending March 2017	6,849	↑
Quarter ending June 2017	7,302	↑
Variance since June 2016	60.1%	↑



ACTIVITY

Cumulative percentage of contracted UDA delivered 2017 & 2018



Month	Adjusted Scheduled Activity (UDA)	
	2017	2018
April	729	830
May	2,248	2,623
June	3,550	4,058
July	5,561	
August	7,406	
September	9,183	
October	10,719	
November	12,103	
December	13,732	
January	15,819	
February	18,032	
March	20,925	
April	22,118	
May	22,288	
June	22,345	

QUALITY

	Quantity	Base Number	Contract	AT	Region	England
% of FP17s for the same patient ID Re-attending within 3 months - Children	53	695	7.6%	10.0%	11.7%	12.0%
% of FP17s for the same patient ID Re-attending within 3 months - Adults	183	1,614	11.3%	14.1%	15.2%	16.0%
% of FP17s for the same patient ID Re-attending between 3 & 9 months - Children	324	695	46.6%	60.9%	59.1%	58.0%
% of FP17s for the same patient ID Re-attending between 3 & 9 months - Adults	675	1,614	41.8%	53.7%	52.2%	50.9%
% of FP17s for Band 1 Urgent Courses	113	1,811	6.2%	7.3%	7.9%	9.1%
% of FP17s Relating to Free Repair or Replacements	7	1,811	0.4%	0.8%	0.8%	0.8%
% of FP17s Relating to Continuations	17	1,811	0.9%	1.0%	1.1%	1.1%
% of Patients satisfied with the dentistry they have received	10	11	90.9%	91.6%	91.8%	91.7%
% of Patients satisfied with the time they had to wait for an appointment	10	11	90.9%	87.3%	88.4%	88.0%

* This is based on patients treated on this contract for their most recent course of treatment. Figures in italics indicate the base number of FP17s or Patient Questionnaire responses are less than 100. N/A is shown where the base number of responses is less than 10 during the period. % is calculated as Quantity/Base number*100

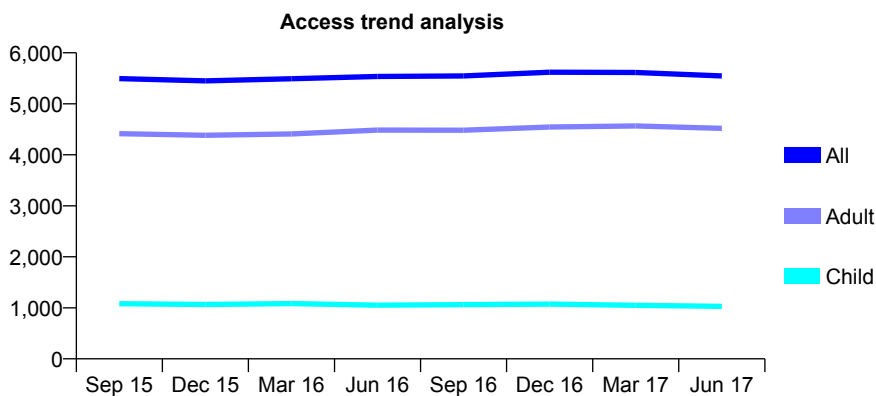
Q59 - Vital Signs At a Glance Contract Report for 678414/0001 - June 2017

Name or company name	MR RN HARTZENBERG
Contract type name	GDS Contract
Purpose of contract	General
Contract start date	01/04/2006
Contract end date	

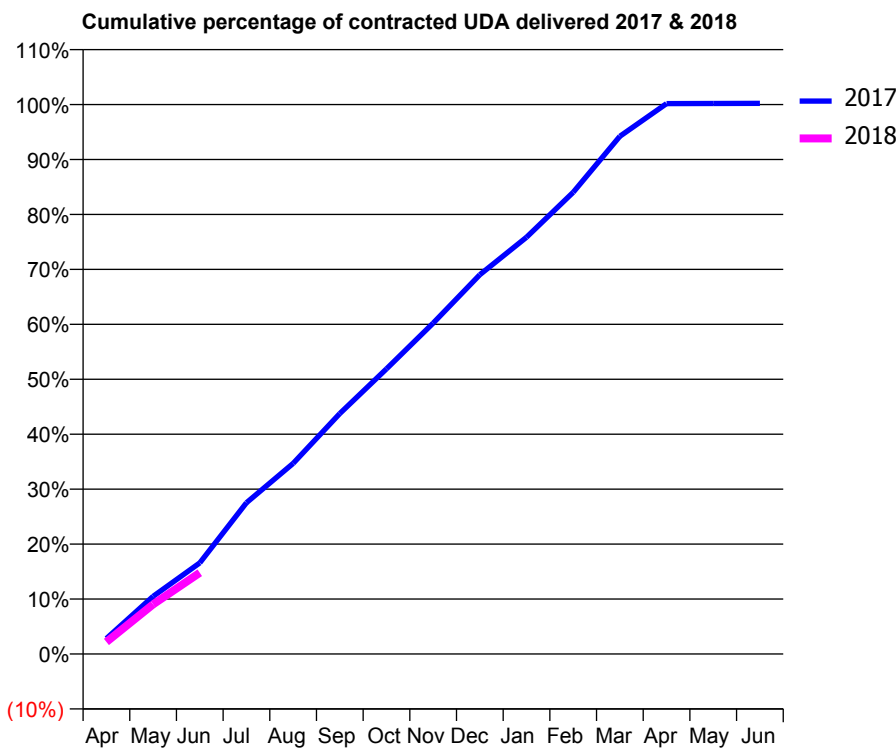
17/18 Contracted general activity (UDA)	20,000
Carry forward general activity (UDA)	0
17/18 Contracted orthodontic activity (UOA)	0
Carry forward orthodontic activity (UOA)	0
Baseline contract value	£535,864.80

ACCESS*

Patients seen in 24 months	Total	Change since previous quarter
Quarter ending June 2016	5,536	
Quarter ending September 2016	5,546	→
Quarter ending December 2016	5,620	→
Quarter ending March 2017	5,614	→
Quarter ending June 2017	5,547	↓
Variance since June 2016	0.2%	→



ACTIVITY



Month	Adjusted Scheduled Activity (UDA)	
	2017	2018
April	568	439
May	2,099	1,808
June	3,315	2,958
July	5,508	
August	6,938	
September	8,755	
October	10,381	
November	12,046	
December	13,804	
January	15,170	
February	16,803	
March	18,843	
April	20,031	
May	20,038	
June	20,041	

QUALITY

	Quantity	Base Number	Contract	AT	Region	England
% of FP17s for the same patient ID Re-attending within 3 months - Children	32	337	9.5%	10.0%	11.7%	12.0%
% of FP17s for the same patient ID Re-attending within 3 months - Adults	356	1,685	21.1%	14.1%	15.2%	16.0%
% of FP17s for the same patient ID Re-attending between 3 & 9 months - Children	211	337	62.6%	60.9%	59.1%	58.0%
% of FP17s for the same patient ID Re-attending between 3 & 9 months - Adults	986	1,685	58.5%	53.7%	52.2%	50.9%
% of FP17s for Band 1 Urgent Courses	221	1,674	13.2%	7.3%	7.9%	9.1%
% of FP17s Relating to Free Repair or Replacements	22	1,674	1.3%	0.8%	0.8%	0.8%
% of FP17s Relating to Continuations	60	1,674	3.6%	1.0%	1.1%	1.1%
% of Patients satisfied with the dentistry they have received	24	24	100.0%	91.6%	91.8%	91.7%
% of Patients satisfied with the time they had to wait for an appointment	23	24	95.8%	87.3%	88.4%	88.0%

* This is based on patients treated on this contract for their most recent course of treatment. Figures in italics indicate the base number of FP17s or Patient Questionnaire responses are less than 100. N/A is shown where the base number of responses is less than 10 during the period. % is calculated as Quantity/Base number*100

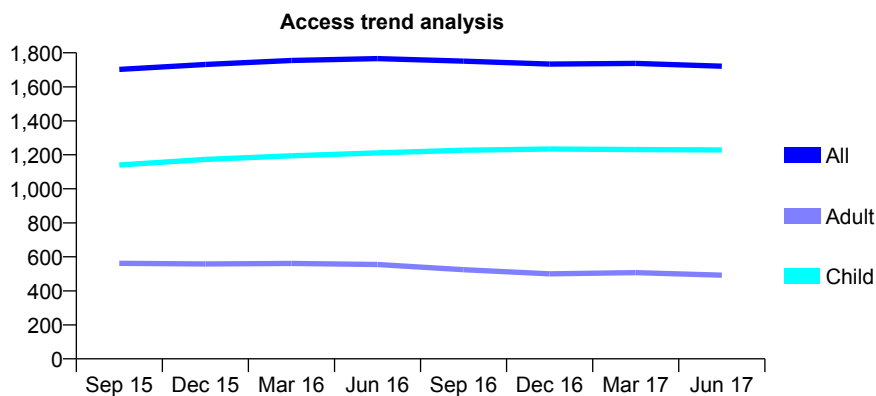
Q59 - Vital Signs At a Glance Contract Report for 684619/0003 - June 2017

Name or company name	MR A CHAMPANERI
Contract type name	GDS Contract
Purpose of contract	General
Contract start date	01/04/2009
Contract end date	

17/18 Contracted general activity (UDA)	3,000
Carry forward general activity (UDA)	0
17/18 Contracted orthodontic activity (UOA)	0
Carry forward orthodontic activity (UOA)	0
Baseline contract value	£67,998.97

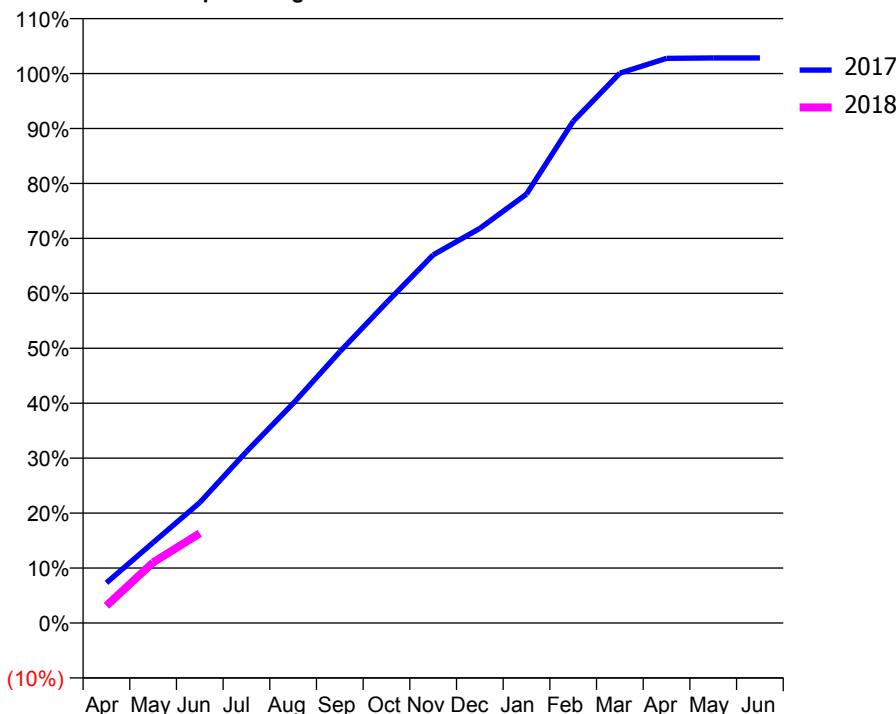
ACCESS*

Patients seen in 24 months	Total	Change since previous quarter
Quarter ending June 2016	1,766	
Quarter ending September 2016	1,751	→
Quarter ending December 2016	1,734	→
Quarter ending March 2017	1,738	→
Quarter ending June 2017	1,721	→
Variance since June 2016	(2.5%)	↓



ACTIVITY

Cumulative percentage of contracted UDA delivered 2017 & 2018



Month	Adjusted Scheduled Activity (UDA)	
	2017	2018
April	220	94
May	440	331
June	658	490
July	936	
August	1,199	
September	1,481	
October	1,749	
November	2,010	
December	2,155	
January	2,342	
February	2,739	
March	3,002	
April	3,083	
May	3,085	
June	3,085	

QUALITY

	Quantity	Base Number	Contract	AT	Region	England
% of FP17s for the same patient ID Re-attending within 3 months - Children	26	417	6.2%	10.0%	11.7%	12.0%
% of FP17s for the same patient ID Re-attending within 3 months - Adults	37	129	28.7%	14.1%	15.2%	16.0%
% of FP17s for the same patient ID Re-attending between 3 & 9 months - Children	288	417	69.1%	60.9%	59.1%	58.0%
% of FP17s for the same patient ID Re-attending between 3 & 9 months - Adults	54	129	41.9%	53.7%	52.2%	50.9%
% of FP17s for Band 1 Urgent Courses	19	304	6.3%	7.3%	7.9%	9.1%
% of FP17s Relating to Free Repair or Replacements	0	304	0.0%	0.8%	0.8%	0.8%
% of FP17s Relating to Continuations	0	304	0.0%	1.0%	1.1%	1.1%
% of Patients satisfied with the dentistry they have received	4	4	N/A	91.6%	91.8%	91.7%
% of Patients satisfied with the time they had to wait for an appointment	4	4	N/A	87.3%	88.4%	88.0%

* This is based on patients treated on this contract for their most recent course of treatment. Figures in italics indicate the base number of FP17s or Patient Questionnaire responses are less than 100. N/A is shown where the base number of responses is less than 10 during the period. % is calculated as Quantity/Base number*100

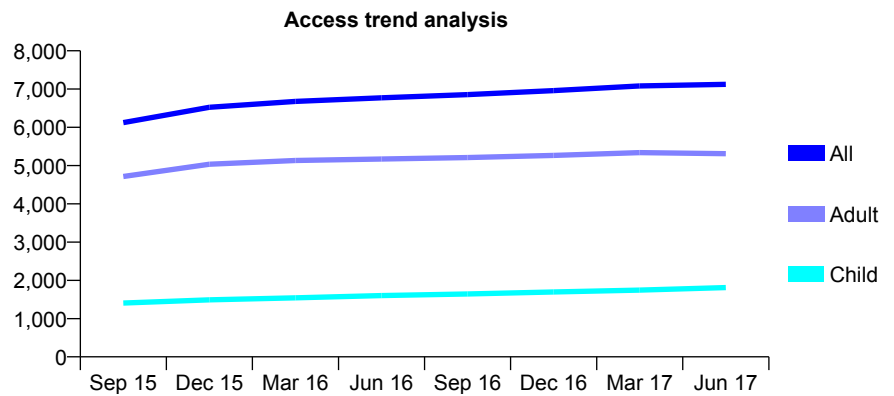
Q59 - Vital Signs At a Glance Contract Report for 690732/0001 - June 2017

Name or company name	MR B PARMAR
Contract type name	GDS Contract
Purpose of contract	General
Contract start date	01/02/2014
Contract end date	

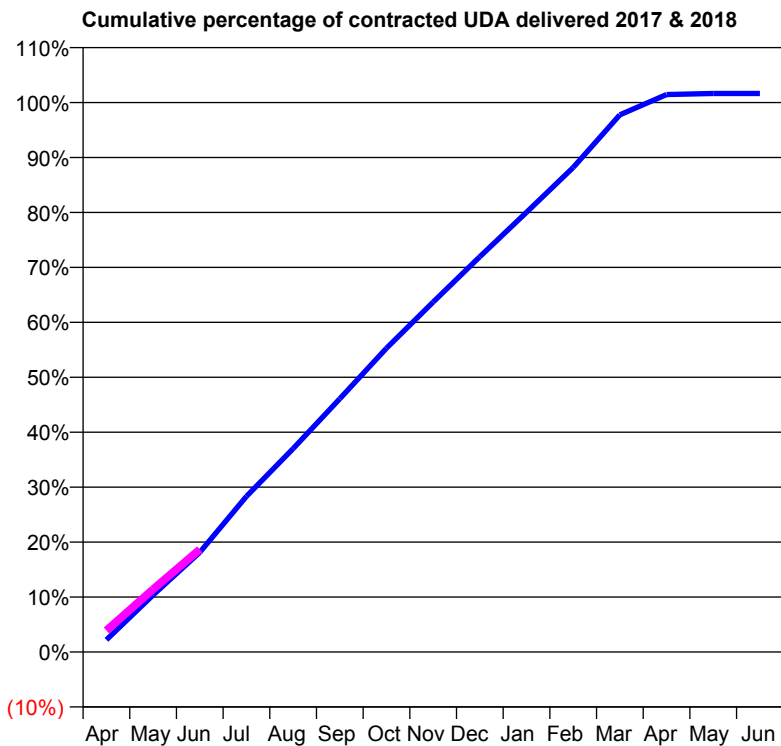
17/18 Contracted general activity (UDA)	18,170
Carry forward general activity (UDA)	0
17/18 Contracted orthodontic activity (UOA)	0
Carry forward orthodontic activity (UOA)	0
Baseline contract value	£395,024.75

ACCESS*

Patients seen in 24 months	Total	Change since previous quarter
Quarter ending June 2016	6,772	
Quarter ending September 2016	6,856	→
Quarter ending December 2016	6,961	→
Quarter ending March 2017	7,082	→
Quarter ending June 2017	7,122	→
Variance since June 2016	5.2%	↑



ACTIVITY



Month	Adjusted Scheduled Activity (UDA)	
	2017	2018
April	404	712
May	1,886	2,075
June	3,297	3,393
July	5,149	
August	6,728	
September	8,377	
October	10,048	
November	11,570	
December	13,072	
January	14,540	
February	16,021	
March	17,765	
April	18,433	
May	18,468	
June	18,469	

QUALITY

	Quantity	Base Number	Contract	AT	Region	England
% of FP17s for the same patient ID Re-attending within 3 months - Children	23	475	4.8%	10.0%	11.7%	12.0%
% of FP17s for the same patient ID Re-attending within 3 months - Adults	96	1,279	7.5%	14.1%	15.2%	16.0%
% of FP17s for the same patient ID Re-attending between 3 & 9 months - Children	191	475	40.2%	60.9%	59.1%	58.0%
% of FP17s for the same patient ID Re-attending between 3 & 9 months - Adults	466	1,279	36.4%	53.7%	52.2%	50.9%
% of FP17s for Band 1 Urgent Courses	63	1,442	4.4%	7.3%	7.9%	9.1%
% of FP17s Relating to Free Repair or Replacements	18	1,442	1.2%	0.8%	0.8%	0.8%
% of FP17s Relating to Continuations	6	1,442	0.4%	1.0%	1.1%	1.1%
% of Patients satisfied with the dentistry they have received	14	14	100.0%	91.6%	91.8%	91.7%
% of Patients satisfied with the time they had to wait for an appointment	14	14	100.0%	87.3%	88.4%	88.0%

* This is based on patients treated on this contract for their most recent course of treatment. Figures in italics indicate the base number of FP17s or Patient Questionnaire responses are less than 100. N/A is shown where the base number of responses is less than 10 during the period. % is calculated as Quantity/Base number*100

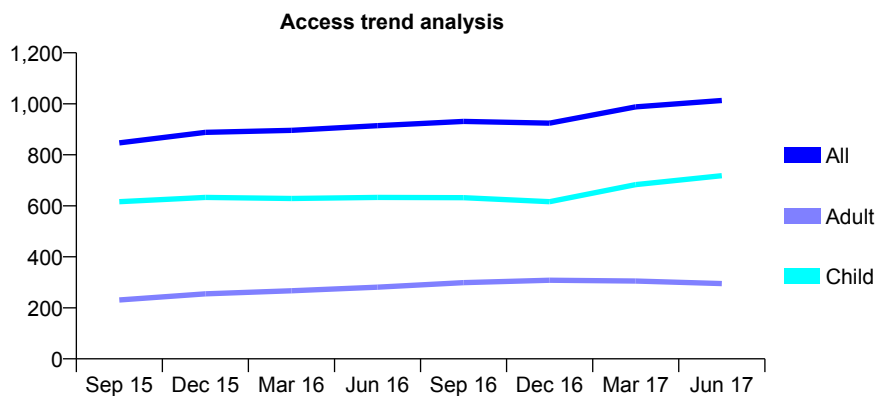
Q59 - Vital Signs At a Glance Contract Report for 690899/0001 - June 2017

Name or company name	MR A MOOSAJEE
Contract type name	GDS Contract
Purpose of contract	General
Contract start date	03/09/2014
Contract end date	

17/18 Contracted general activity (UDA)	2,819
Carry forward general activity (UDA)	0
17/18 Contracted orthodontic activity (UOA)	0
Carry forward orthodontic activity (UOA)	0
Baseline contract value	£60,684.89

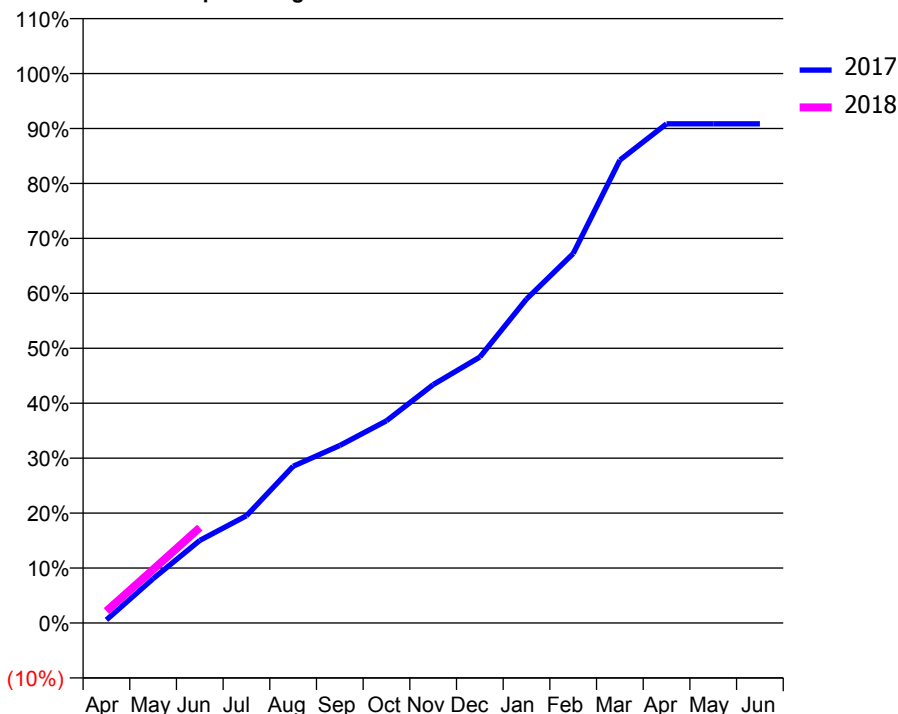
ACCESS*

Patients seen in 24 months	Total	Change since previous quarter
Quarter ending June 2016	914	
Quarter ending September 2016	931	→
Quarter ending December 2016	924	→
Quarter ending March 2017	988	↑
Quarter ending June 2017	1,013	↑
Variance since June 2016	10.8%	↑



ACTIVITY

Cumulative percentage of contracted UDA delivered 2017 & 2018



Adjusted Scheduled Activity (UDA)		
Month	2017	2018
April	16	61
May	228	275
June	424	490
July	550	
August	804	
September	911	
October	1,037	
November	1,223	
December	1,365	
January	1,662	
February	1,895	
March	2,375	
April	2,561	
May	2,561	
June	2,561	

QUALITY

	Quantity	Base Number	Contract	AT	Region	England
% of FP17s for the same patient ID Re-attending within 3 months - Children	15	301	5.0%	10.0%	11.7%	12.0%
% of FP17s for the same patient ID Re-attending within 3 months - Adults	17	93	18.3%	14.1%	15.2%	16.0%
% of FP17s for the same patient ID Re-attending between 3 & 9 months - Children	112	301	37.2%	60.9%	59.1%	58.0%
% of FP17s for the same patient ID Re-attending between 3 & 9 months - Adults	38	93	40.9%	53.7%	52.2%	50.9%
% of FP17s for Band 1 Urgent Courses	8	293	2.7%	7.3%	7.9%	9.1%
% of FP17s Relating to Free Repair or Replacements	0	293	0.0%	0.8%	0.8%	0.8%
% of FP17s Relating to Continuations	0	293	0.0%	1.0%	1.1%	1.1%
% of Patients satisfied with the dentistry they have received	0	1	N/A	91.6%	91.8%	91.7%
% of Patients satisfied with the time they had to wait for an appointment	0	1	N/A	87.3%	88.4%	88.0%

* This is based on patients treated on this contract for their most recent course of treatment. Figures in italics indicate the base number of FP17s or Patient Questionnaire responses are less than 100. N/A is shown where the base number of responses is less than 10 during the period. % is calculated as Quantity/Base number*100

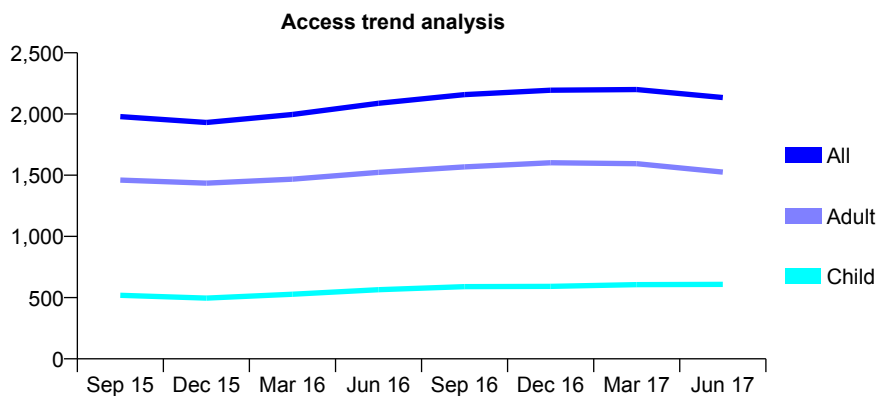
Q59 - Vital Signs At a Glance Contract Report for 704997/0001 - June 2017

Name or company name	Mr M Hamburger and Mrs R P Sadler
Contract type name	GDS Contract
Purpose of contract	General and Orthodontic
Contract start date	29/08/2011
Contract end date	

17/18 Contracted general activity (UDA)	5,896
Carry forward general activity (UDA)	0
17/18 Contracted orthodontic activity (UOA)	0
Carry forward orthodontic activity (UOA)	0
Baseline contract value	£114,888.99

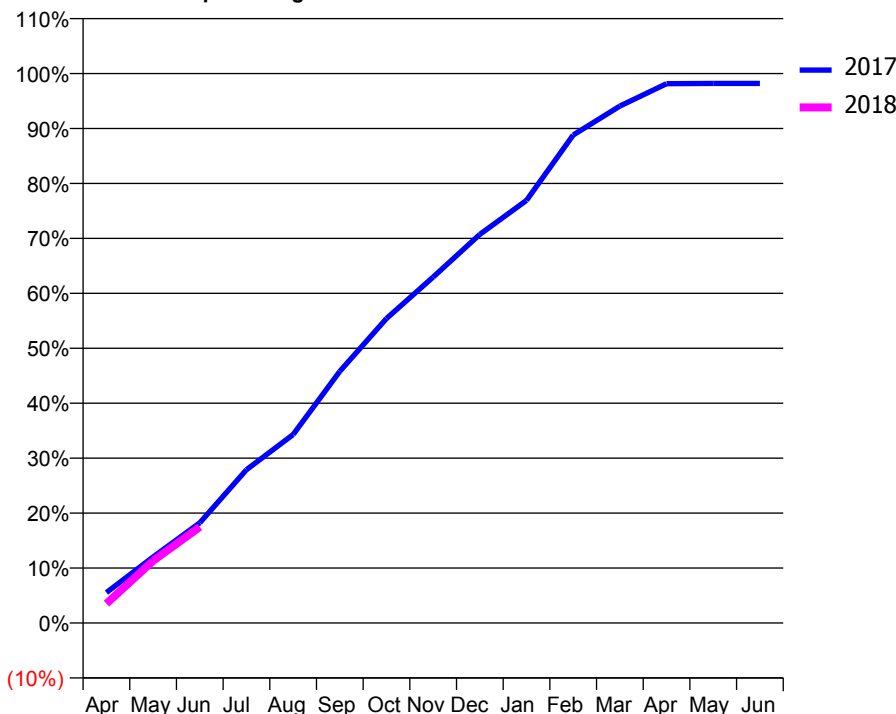
ACCESS*

Patients seen in 24 months	Total	Change since previous quarter
Quarter ending June 2016	2,088	
Quarter ending September 2016	2,158	↑
Quarter ending December 2016	2,194	→
Quarter ending March 2017	2,200	→
Quarter ending June 2017	2,134	↓
Variance since June 2016	2.2%	↑



ACTIVITY

Cumulative percentage of contracted UDA delivered 2017 & 2018



Month	Adjusted Scheduled Activity (UDA)	
	2017	2018
April	326	208
May	708	667
June	1,075	1,030
July	1,644	
August	2,022	
September	2,700	
October	3,267	
November	3,712	
December	4,169	
January	4,534	
February	5,236	
March	5,546	
April	5,787	
May	5,789	
June	5,789	

QUALITY

	Quantity	Base Number	Contract	AT	Region	England
% of FP17s for the same patient ID Re-attending within 3 months - Children	19	225	8.4%	10.0%	11.7%	12.0%
% of FP17s for the same patient ID Re-attending within 3 months - Adults	66	571	11.6%	14.1%	15.2%	16.0%
% of FP17s for the same patient ID Re-attending between 3 & 9 months - Children	122	225	54.2%	60.9%	59.1%	58.0%
% of FP17s for the same patient ID Re-attending between 3 & 9 months - Adults	321	571	56.2%	53.7%	52.2%	50.9%
% of FP17s for Band 1 Urgent Courses	57	633	9.0%	7.3%	7.9%	9.1%
% of FP17s Relating to Free Repair or Replacements	3	633	0.5%	0.8%	0.8%	0.8%
% of FP17s Relating to Continuations	0	633	0.0%	1.0%	1.1%	1.1%
% of Patients satisfied with the dentistry they have received	7	8	N/A	91.6%	91.8%	91.7%
% of Patients satisfied with the time they had to wait for an appointment	8	8	N/A	87.3%	88.4%	88.0%

* This is based on patients treated on this contract for their most recent course of treatment. Figures in italics indicate the base number of FP17s or Patient Questionnaire responses are less than 100. N/A is shown where the base number of responses is less than 10 during the period. % is calculated as Quantity/Base number*100

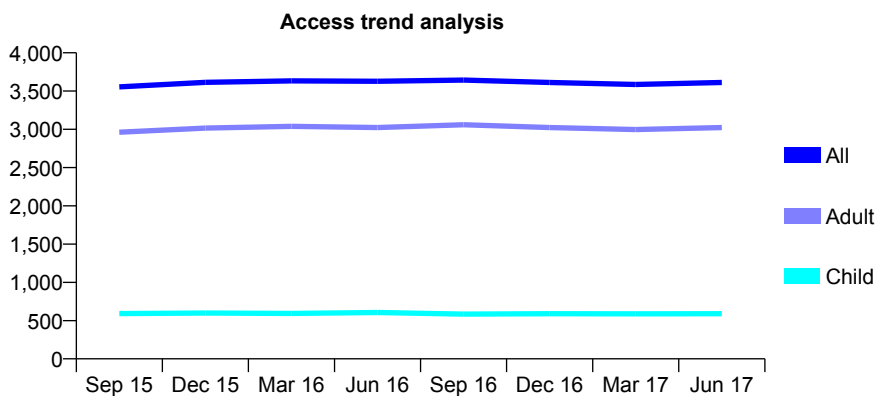
Q59 - Vital Signs At a Glance Contract Report for 724521/0001 - June 2017

Name or company name	MR PM BALDOCK
Contract type name	GDS Contract
Purpose of contract	General
Contract start date	01/04/2006
Contract end date	

17/18 Contracted general activity (UDA)	9,620
Carry forward general activity (UDA)	0
17/18 Contracted orthodontic activity (UOA)	0
Carry forward orthodontic activity (UOA)	0
Baseline contract value	£212,053.38

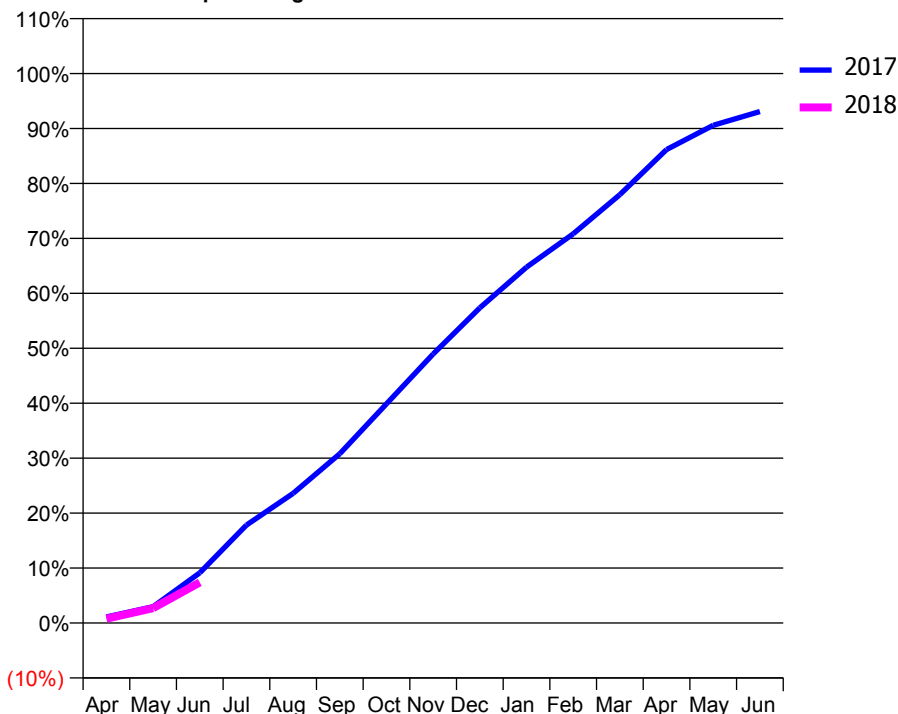
ACCESS*

Patients seen in 24 months	Total	Change since previous quarter
Quarter ending June 2016	3,628	
Quarter ending September 2016	3,644	→
Quarter ending December 2016	3,613	→
Quarter ending March 2017	3,586	→
Quarter ending June 2017	3,613	→
Variance since June 2016	(0.4%)	→



ACTIVITY

Cumulative percentage of contracted UDA delivered 2017 & 2018



Adjusted Scheduled Activity (UDA)		
Month	2017	2018
April	107	75
May	286	259
June	880	711
July	1,714	
August	2,269	
September	2,963	
October	3,838	
November	4,710	
December	5,519	
January	6,230	
February	6,814	
March	7,499	
April	8,289	
May	8,712	
June	8,955	

QUALITY

	Quantity	Base Number	Contract	AT	Region	England
% of FP17s for the same patient ID Re-attending within 3 months - Children	11	248	4.4%	10.0%	11.7%	12.0%
% of FP17s for the same patient ID Re-attending within 3 months - Adults	146	1,179	12.4%	14.1%	15.2%	16.0%
% of FP17s for the same patient ID Re-attending between 3 & 9 months - Children	168	248	67.7%	60.9%	59.1%	58.0%
% of FP17s for the same patient ID Re-attending between 3 & 9 months - Adults	813	1,179	69.0%	53.7%	52.2%	50.9%
% of FP17s for Band 1 Urgent Courses	37	529	7.0%	7.3%	7.9%	9.1%
% of FP17s Relating to Free Repair or Replacements	7	529	1.3%	0.8%	0.8%	0.8%
% of FP17s Relating to Continuations	4	529	0.8%	1.0%	1.1%	1.1%
% of Patients satisfied with the dentistry they have received	18	18	100.0%	91.6%	91.8%	91.7%
% of Patients satisfied with the time they had to wait for an appointment	17	18	94.4%	87.3%	88.4%	88.0%

* This is based on patients treated on this contract for their most recent course of treatment. Figures in italics indicate the base number of FP17s or Patient Questionnaire responses are less than 100. N/A is shown where the base number of responses is less than 10 during the period. % is calculated as Quantity/Base number*100

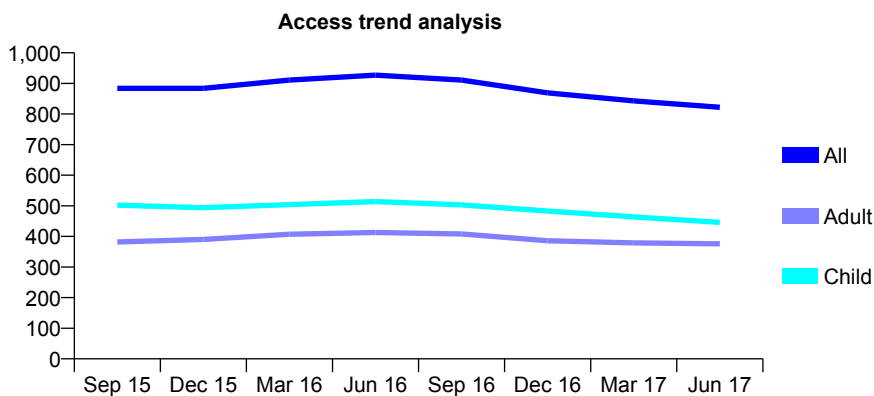
Q59 - Vital Signs At a Glance Contract Report for 736414/0001 - June 2017

Name or company name	Mr P Patel & Mr G Foldys
Contract type name	GDS Contract
Purpose of contract	General
Contract start date	01/04/2006
Contract end date	

17/18 Contracted general activity (UDA)	1,900
Carry forward general activity (UDA)	0
17/18 Contracted orthodontic activity (UOA)	0
Carry forward orthodontic activity (UOA)	0
Baseline contract value	£43,143.04

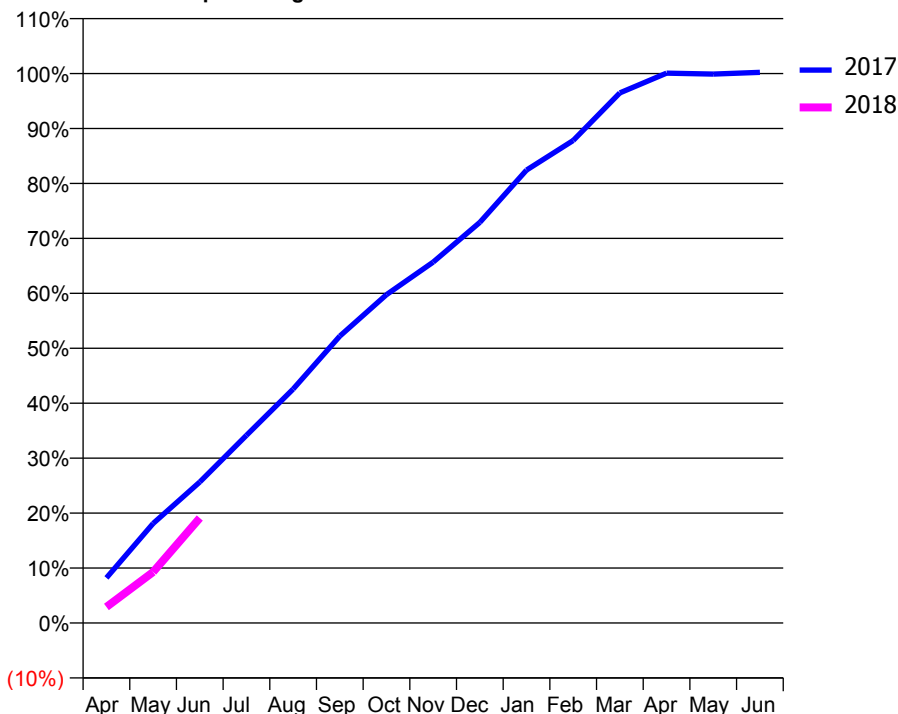
ACCESS*

Patients seen in 24 months	Total	Change since previous quarter
Quarter ending June 2016	927	
Quarter ending September 2016	911	↓
Quarter ending December 2016	869	↓
Quarter ending March 2017	843	↓
Quarter ending June 2017	822	↓
Variance since June 2016	(11.3%)	↓



ACTIVITY

Cumulative percentage of contracted UDA delivered 2017 & 2018



Adjusted Scheduled Activity (UDA)

Month	2017	2018
April	156	56
May	344	176
June	488	363
July	649	
August	809	
September	992	
October	1,135	
November	1,248	
December	1,385	
January	1,566	
February	1,668	
March	1,833	
April	1,901	
May	1,898	
June	1,904	

QUALITY

	Quantity	Base Number	Contract	AT	Region	England
% of FP17s for the same patient ID Re-attending within 3 months - Children	15	156	9.6%	10.0%	11.7%	12.0%
% of FP17s for the same patient ID Re-attending within 3 months - Adults	15	90	16.7%	14.1%	15.2%	16.0%
% of FP17s for the same patient ID Re-attending between 3 & 9 months - Children	98	156	62.8%	60.9%	59.1%	58.0%
% of FP17s for the same patient ID Re-attending between 3 & 9 months - Adults	34	90	37.8%	53.7%	52.2%	50.9%
% of FP17s for Band 1 Urgent Courses	15	204	7.4%	7.3%	7.9%	9.1%
% of FP17s Relating to Free Repair or Replacements	0	204	0.0%	0.8%	0.8%	0.8%
% of FP17s Relating to Continuations	0	204	0.0%	1.0%	1.1%	1.1%
% of Patients satisfied with the dentistry they have received	1	1	N/A	91.6%	91.8%	91.7%
% of Patients satisfied with the time they had to wait for an appointment	1	1	N/A	87.3%	88.4%	88.0%

* This is based on patients treated on this contract for their most recent course of treatment. Figures in italics indicate the base number of FP17s or Patient Questionnaire responses are less than 100. N/A is shown where the base number of responses is less than 10 during the period. % is calculated as Quantity/Base number*100

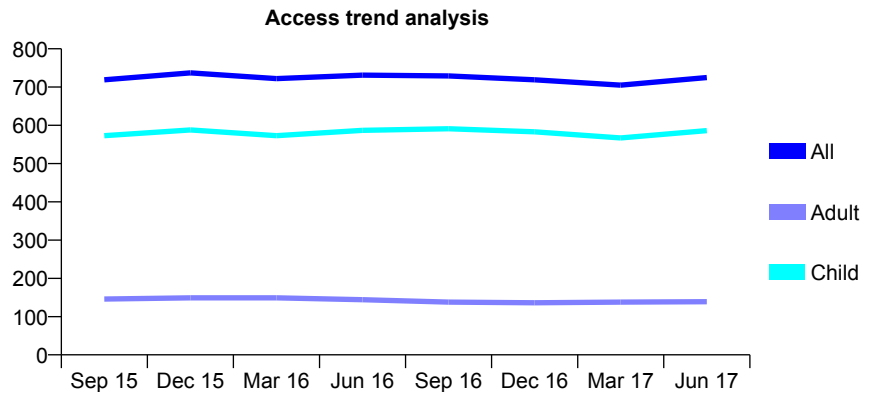
Q59 - Vital Signs At a Glance Contract Report for 746444/0001 - June 2017

Name or company name	MISS ES BUTTERS
Contract type name	GDS Contract
Purpose of contract	General
Contract start date	01/04/2006
Contract end date	

17/18 Contracted general activity (UDA)	1,500
Carry forward general activity (UDA)	0
17/18 Contracted orthodontic activity (UOA)	0
Carry forward orthodontic activity (UOA)	0
Baseline contract value	£30,374.84

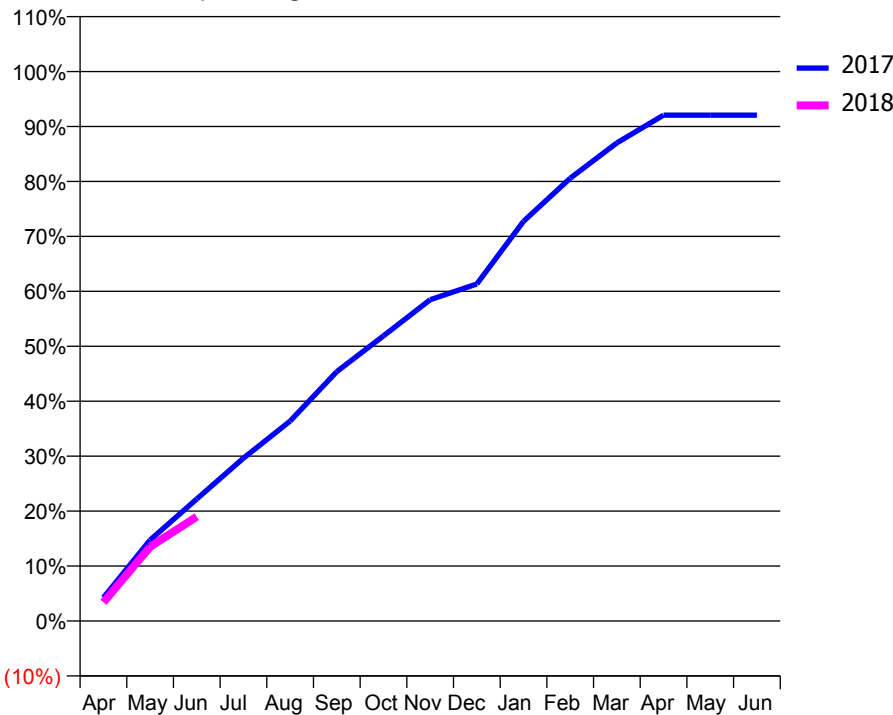
ACCESS*

Patients seen in 24 months	Total	Change since previous quarter
Quarter ending June 2016	731	
Quarter ending September 2016	729	→
Quarter ending December 2016	719	↓
Quarter ending March 2017	705	↓
Quarter ending June 2017	725	↑
Variance since June 2016	(0.8%)	→



ACTIVITY

Cumulative percentage of contracted UDA delivered 2017 & 2018



Month	Adjusted Scheduled Activity (UDA)	
	2017	2018
April	64	51
May	221	203
June	333	285
July	445	
August	546	
September	681	
October	779	
November	877	
December	920	
January	1,091	
February	1,209	
March	1,305	
April	1,381	
May	1,381	
June	1,381	

QUALITY

	Quantity	Base Number	Contract	AT	Region	England
% of FP17s for the same patient ID Re-attending within 3 months - Children	15	240	6.3%	10.0%	11.7%	12.0%
% of FP17s for the same patient ID Re-attending within 3 months - Adults	4	22	18.2%	14.1%	15.2%	16.0%
% of FP17s for the same patient ID Re-attending between 3 & 9 months - Children	157	240	65.4%	60.9%	59.1%	58.0%
% of FP17s for the same patient ID Re-attending between 3 & 9 months - Adults	12	22	54.5%	53.7%	52.2%	50.9%
% of FP17s for Band 1 Urgent Courses	4	220	1.8%	7.3%	7.9%	9.1%
% of FP17s Relating to Free Repair or Replacements	0	220	0.0%	0.8%	0.8%	0.8%
% of FP17s Relating to Continuations	0	220	0.0%	1.0%	1.1%	1.1%
% of Patients satisfied with the dentistry they have received	0	0	N/A	91.6%	91.8%	91.7%
% of Patients satisfied with the time they had to wait for an appointment	0	0	N/A	87.3%	88.4%	88.0%

* This is based on patients treated on this contract for their most recent course of treatment. Figures in italics indicate the base number of FP17s or Patient Questionnaire responses are less than 100. N/A is shown where the base number of responses is less than 10 during the period. % is calculated as Quantity/Base number*100

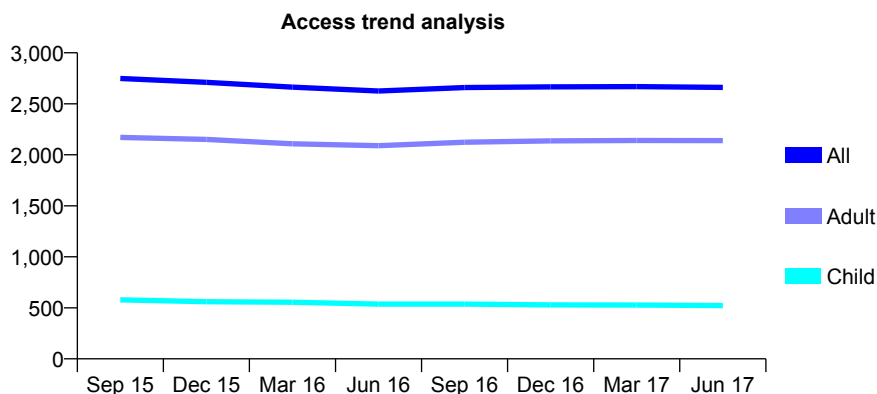
Q59 - Vital Signs At a Glance Contract Report for 749567/0001 - June 2017

Name or company name	MR M PATEL
Contract type name	GDS Contract
Purpose of contract	General
Contract start date	01/04/2006
Contract end date	

17/18 Contracted general activity (UDA)	8,017
Carry forward general activity (UDA)	0
17/18 Contracted orthodontic activity (UOA)	0
Carry forward orthodontic activity (UOA)	0
Baseline contract value	£200,665.16

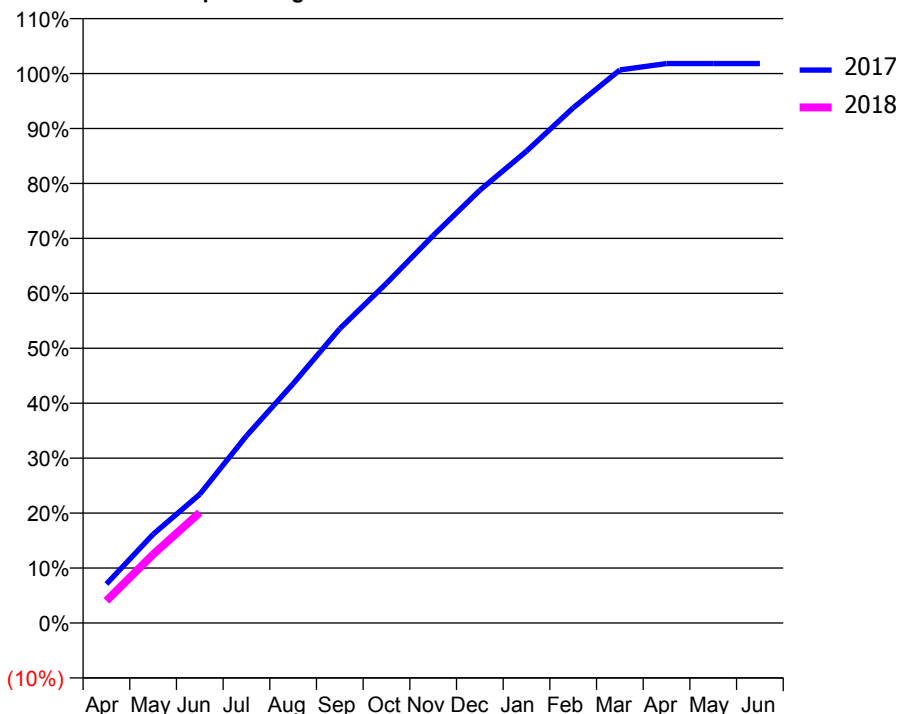
ACCESS*

Patients seen in 24 months	Total	Change since previous quarter
Quarter ending June 2016	2,626	
Quarter ending September 2016	2,659	→
Quarter ending December 2016	2,666	→
Quarter ending March 2017	2,668	→
Quarter ending June 2017	2,661	→
Variance since June 2016	1.3%	→



ACTIVITY

Cumulative percentage of contracted UDA delivered 2017 & 2018



Month	Adjusted Scheduled Activity (UDA)	
	2017	2018
April	568	324
May	1,294	1,000
June	1,878	1,612
July	2,731	
August	3,491	
September	4,295	
October	4,957	
November	5,653	
December	6,314	
January	6,883	
February	7,516	
March	8,068	
April	8,162	
May	8,162	
June	8,162	

QUALITY

	Quantity	Base Number	Contract	AT	Region	England
% of FP17s for the same patient ID Re-attending within 3 months - Children	42	294	14.3%	10.0%	11.7%	12.0%
% of FP17s for the same patient ID Re-attending within 3 months - Adults	113	951	11.9%	14.1%	15.2%	16.0%
% of FP17s for the same patient ID Re-attending between 3 & 9 months - Children	207	294	70.4%	60.9%	59.1%	58.0%
% of FP17s for the same patient ID Re-attending between 3 & 9 months - Adults	755	951	79.4%	53.7%	52.2%	50.9%
% of FP17s for Band 1 Urgent Courses	20	1,186	1.7%	7.3%	7.9%	9.1%
% of FP17s Relating to Free Repair or Replacements	0	1,186	0.0%	0.8%	0.8%	0.8%
% of FP17s Relating to Continuations	2	1,186	0.2%	1.0%	1.1%	1.1%
% of Patients satisfied with the dentistry they have received	6	6	N/A	91.6%	91.8%	91.7%
% of Patients satisfied with the time they had to wait for an appointment	6	6	N/A	87.3%	88.4%	88.0%

* This is based on patients treated on this contract for their most recent course of treatment. Figures in italics indicate the base number of FP17s or Patient Questionnaire responses are less than 100. N/A is shown where the base number of responses is less than 10 during the period. % is calculated as Quantity/Base number*100

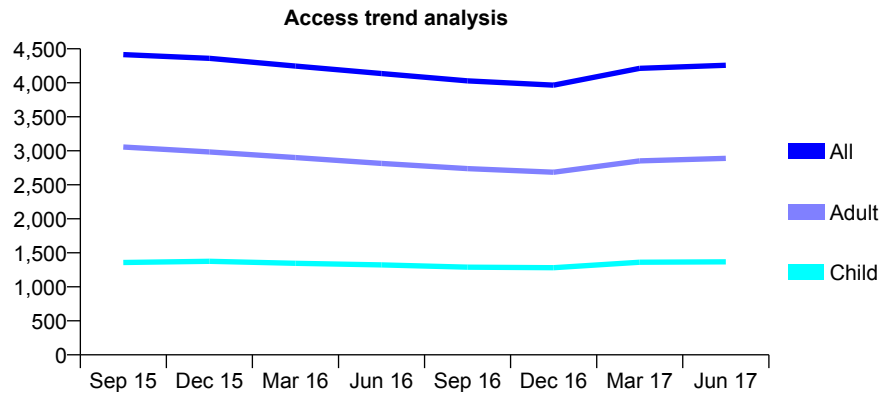
Q59 - Vital Signs At a Glance Contract Report for 750115/0001 - June 2017

Name or company name	MR H CHOTAI
Contract type name	GDS Contract
Purpose of contract	General
Contract start date	01/04/2006
Contract end date	

17/18 Contracted general activity (UDA)	9,039
Carry forward general activity (UDA)	0
17/18 Contracted orthodontic activity (UOA)	0
Carry forward orthodontic activity (UOA)	0
Baseline contract value	£205,993.00

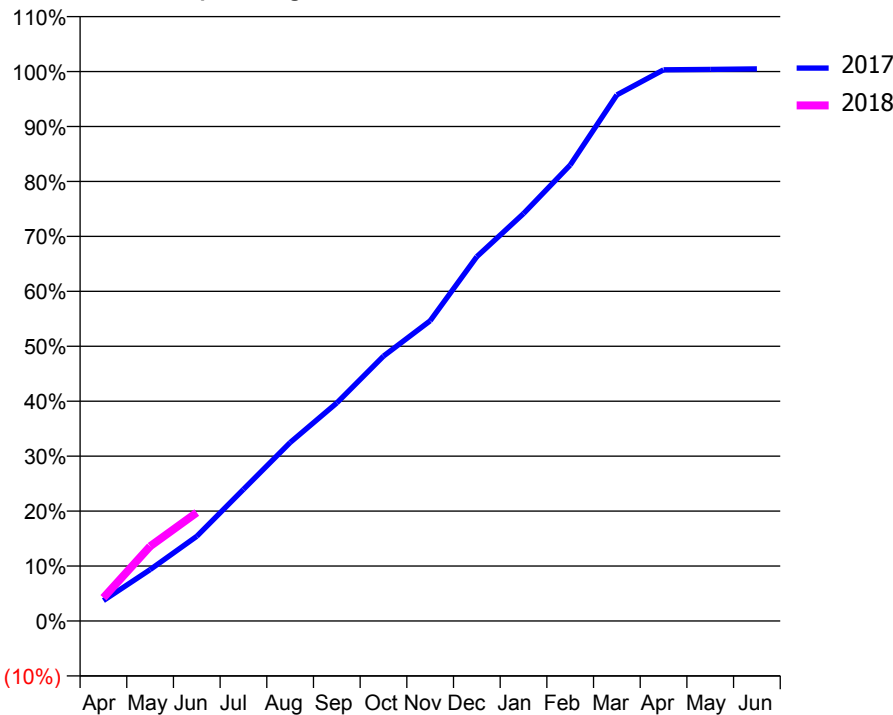
ACCESS*

Patients seen in 24 months	Total	Change since previous quarter
Quarter ending June 2016	4,136	
Quarter ending September 2016	4,028	↓
Quarter ending December 2016	3,966	↓
Quarter ending March 2017	4,212	↑
Quarter ending June 2017	4,257	→
Variance since June 2016	2.9%	↑



ACTIVITY

Cumulative percentage of contracted UDA delivered 2017 & 2018



Month	Adjusted Scheduled Activity (UDA)	
	2017	2018
April	336	383
May	845	1,230
June	1,393	1,785
July	2,167	
August	2,936	
September	3,587	
October	4,357	
November	4,938	
December	5,993	
January	6,701	
February	7,500	
March	8,654	
April	9,066	
May	9,074	
June	9,083	

QUALITY

	Quantity	Base Number	Contract	AT	Region	England
% of FP17s for the same patient ID Re-attending within 3 months - Children	47	560	8.4%	10.0%	11.7%	12.0%
% of FP17s for the same patient ID Re-attending within 3 months - Adults	99	1,000	9.9%	14.1%	15.2%	16.0%
% of FP17s for the same patient ID Re-attending between 3 & 9 months - Children	323	560	57.7%	60.9%	59.1%	58.0%
% of FP17s for the same patient ID Re-attending between 3 & 9 months - Adults	509	1,000	50.9%	53.7%	52.2%	50.9%
% of FP17s for Band 1 Urgent Courses	56	1,134	4.9%	7.3%	7.9%	9.1%
% of FP17s Relating to Free Repair or Replacements	6	1,134	0.5%	0.8%	0.8%	0.8%
% of FP17s Relating to Continuations	12	1,134	1.1%	1.0%	1.1%	1.1%
% of Patients satisfied with the dentistry they have received	12	12	100.0%	91.6%	91.8%	91.7%
% of Patients satisfied with the time they had to wait for an appointment	12	12	100.0%	87.3%	88.4%	88.0%

* This is based on patients treated on this contract for their most recent course of treatment. Figures in italics indicate the base number of FP17s or Patient Questionnaire responses are less than 100. N/A is shown where the base number of responses is less than 10 during the period. % is calculated as Quantity/Base number*100

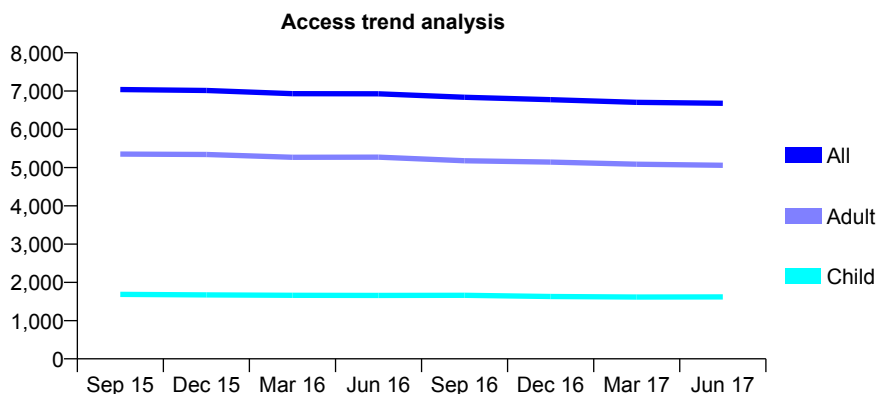
Q59 - Vital Signs At a Glance Contract Report for 751146/0001 - June 2017

Name or company name	MR MB VADHER
Contract type name	GDS Contract
Purpose of contract	General
Contract start date	01/04/2006
Contract end date	

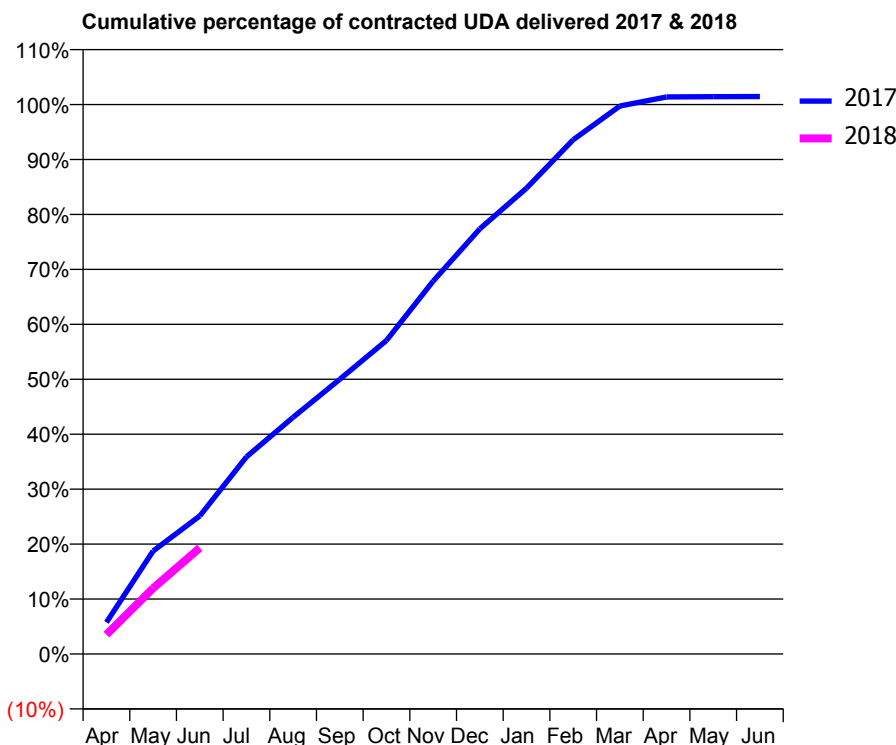
17/18 Contracted general activity (UDA)	17,749
Carry forward general activity (UDA)	0
17/18 Contracted orthodontic activity (UOA)	0
Carry forward orthodontic activity (UOA)	0
Baseline contract value	£446,360.71

ACCESS*

Patients seen in 24 months	Total	Change since previous quarter
Quarter ending June 2016	6,929	
Quarter ending September 2016	6,839	↓
Quarter ending December 2016	6,774	→
Quarter ending March 2017	6,706	↓
Quarter ending June 2017	6,680	→
Variance since June 2016	(3.6%)	↓



ACTIVITY



Month	Adjusted Scheduled Activity (UDA)	
	2017	2018
April	1,050	626
May	3,421	2,124
June	4,584	3,429
July	6,549	
August	7,862	
September	9,124	
October	10,415	
November	12,384	
December	14,119	
January	15,470	
February	17,079	
March	18,201	
April	18,502	
May	18,508	
June	18,514	

QUALITY

	Quantity	Base Number	Contract	AT	Region	England
% of FP17s for the same patient ID Re-attending within 3 months - Children	11	566	1.9%	10.0%	11.7%	12.0%
% of FP17s for the same patient ID Re-attending within 3 months - Adults	73	1,281	5.7%	14.1%	15.2%	16.0%
% of FP17s for the same patient ID Re-attending between 3 & 9 months - Children	353	566	62.4%	60.9%	59.1%	58.0%
% of FP17s for the same patient ID Re-attending between 3 & 9 months - Adults	391	1,281	30.5%	53.7%	52.2%	50.9%
% of FP17s for Band 1 Urgent Courses	15	1,675	0.9%	7.3%	7.9%	9.1%
% of FP17s Relating to Free Repair or Replacements	1	1,675	0.1%	0.8%	0.8%	0.8%
% of FP17s Relating to Continuations	4	1,675	0.2%	1.0%	1.1%	1.1%
% of Patients satisfied with the dentistry they have received	18	18	100.0%	91.6%	91.8%	91.7%
% of Patients satisfied with the time they had to wait for an appointment	18	18	100.0%	87.3%	88.4%	88.0%

* This is based on patients treated on this contract for their most recent course of treatment. Figures in italics indicate the base number of FP17s or Patient Questionnaire responses are less than 100. N/A is shown where the base number of responses is less than 10 during the period. % is calculated as Quantity/Base number*100

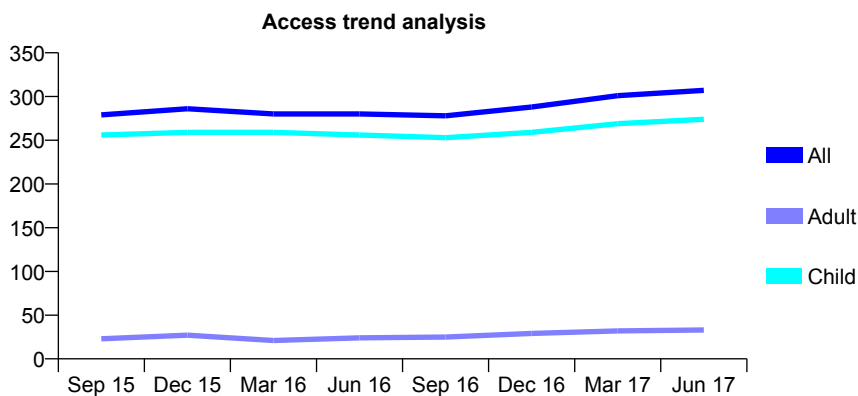
Q59 - Vital Signs At a Glance Contract Report for 752231/0001 - June 2017

Name or company name	MR AN SLEVIN
Contract type name	GDS Contract
Purpose of contract	General
Contract start date	01/04/2006
Contract end date	

17/18 Contracted general activity (UDA)	530
Carry forward general activity (UDA)	0
17/18 Contracted orthodontic activity (UOA)	0
Carry forward orthodontic activity (UOA)	0
Baseline contract value	£11,300.06

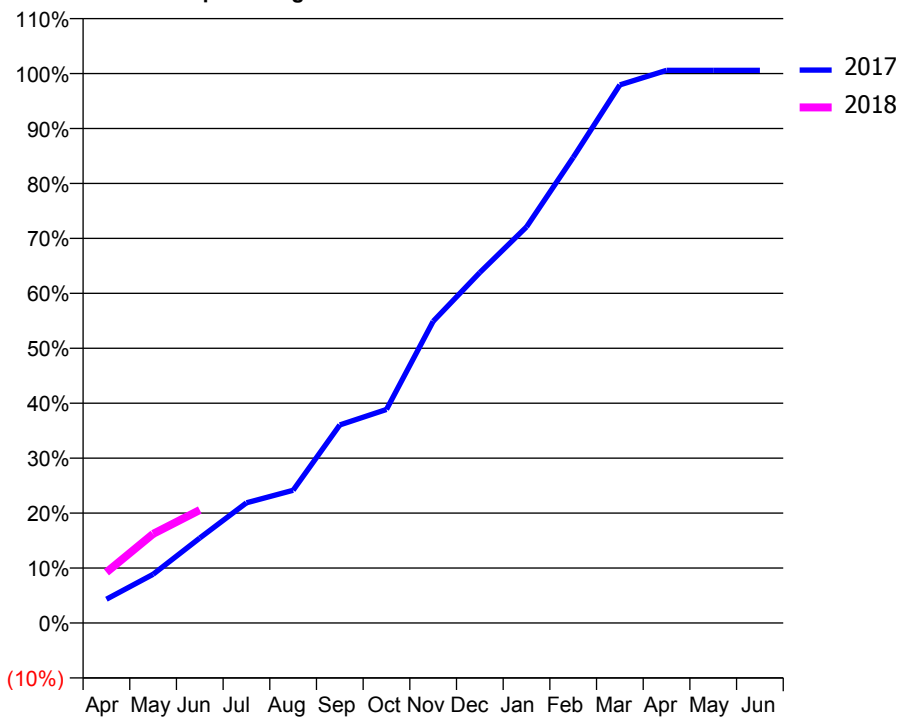
ACCESS*

Patients seen in 24 months	Total	Change since previous quarter
Quarter ending June 2016	280	
Quarter ending September 2016	278	→
Quarter ending December 2016	288	↑
Quarter ending March 2017	301	↑
Quarter ending June 2017	307	→
Variance since June 2016	9.6%	↑



ACTIVITY

Cumulative percentage of contracted UDA delivered 2017 & 2018



Month	Adjusted Scheduled Activity (UDA)	
	2017	2018
April	23	49
May	47	86
June	82	109
July	116	
August	128	
September	191	
October	206	
November	291	
December	338	
January	382	
February	449	
March	519	
April	533	
May	533	
June	533	

QUALITY

	Quantity	Base Number	Contract	AT	Region	England
% of FP17s for the same patient ID Re-attending within 3 months - Children	11	96	11.5%	10.0%	11.7%	12.0%
% of FP17s for the same patient ID Re-attending within 3 months - Adults	0	1	0.0%	14.1%	15.2%	16.0%
% of FP17s for the same patient ID Re-attending between 3 & 9 months - Children	45	96	46.9%	60.9%	59.1%	58.0%
% of FP17s for the same patient ID Re-attending between 3 & 9 months - Adults	1	1	100.0%	53.7%	52.2%	50.9%
% of FP17s for Band 1 Urgent Courses	0	87	0.0%	7.3%	7.9%	9.1%
% of FP17s Relating to Free Repair or Replacements	0	87	0.0%	0.8%	0.8%	0.8%
% of FP17s Relating to Continuations	0	87	0.0%	1.0%	1.1%	1.1%
% of Patients satisfied with the dentistry they have received	0	0	N/A	91.6%	91.8%	91.7%
% of Patients satisfied with the time they had to wait for an appointment	0	0	N/A	87.3%	88.4%	88.0%

* This is based on patients treated on this contract for their most recent course of treatment. Figures in italics indicate the base number of FP17s or Patient Questionnaire responses are less than 100. N/A is shown where the base number of responses is less than 10 during the period. % is calculated as Quantity/Base number*100

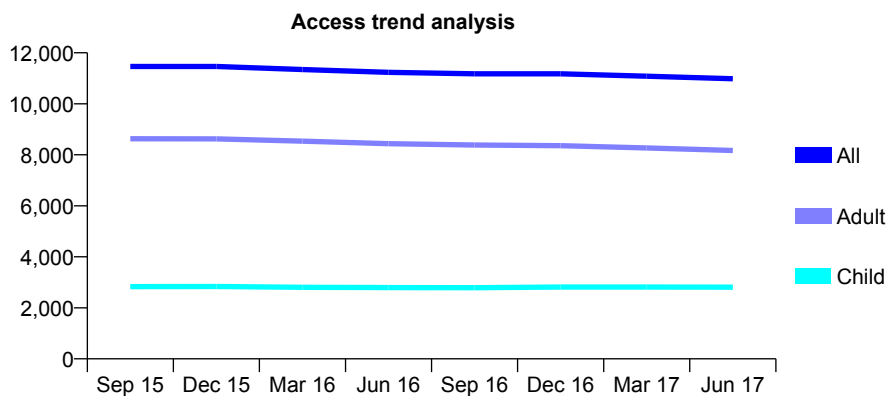
Q59 - Vital Signs At a Glance Contract Report for 763438/0001 - June 2017

Name or company name	MR M SALEEM
Contract type name	GDS Contract
Purpose of contract	General
Contract start date	01/04/2006
Contract end date	

17/18 Contracted general activity (UDA)	34,153
Carry forward general activity (UDA)	0
17/18 Contracted orthodontic activity (UOA)	0
Carry forward orthodontic activity (UOA)	0
Baseline contract value	£752,824.48

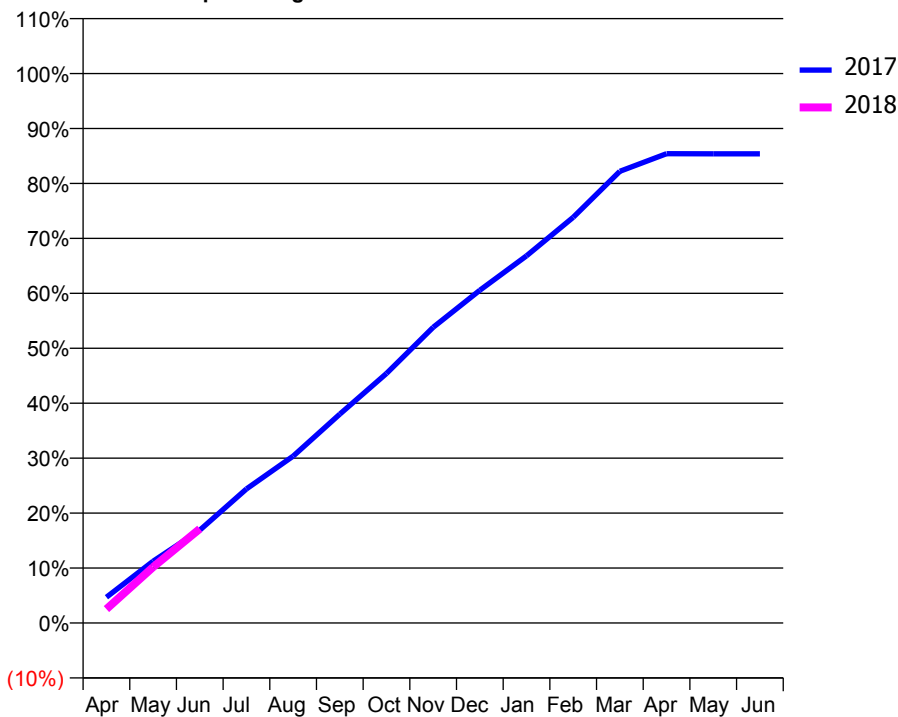
ACCESS*

Patients seen in 24 months	Total	Change since previous quarter
Quarter ending June 2016	11,235	
Quarter ending September 2016	11,175	→
Quarter ending December 2016	11,174	→
Quarter ending March 2017	11,084	→
Quarter ending June 2017	10,981	→
Variance since June 2016	(2.3%)	↓



ACTIVITY

Cumulative percentage of contracted UDA delivered 2017 & 2018



Month	Adjusted Scheduled Activity (UDA)	
	2017	2018
April	1,603	869
May	3,844	3,480
June	5,773	5,858
July	8,333	
August	10,374	
September	12,983	
October	15,512	
November	18,375	
December	20,679	
January	22,818	
February	25,215	
March	28,076	
April	29,165	
May	29,164	
June	29,164	

QUALITY

	Quantity	Base Number	Contract	AT	Region	England
% of FP17s for the same patient ID Re-attending within 3 months - Children	49	963	5.1%	10.0%	11.7%	12.0%
% of FP17s for the same patient ID Re-attending within 3 months - Adults	425	3,068	13.9%	14.1%	15.2%	16.0%
% of FP17s for the same patient ID Re-attending between 3 & 9 months - Children	608	963	63.1%	60.9%	59.1%	58.0%
% of FP17s for the same patient ID Re-attending between 3 & 9 months - Adults	1,976	3,068	64.4%	53.7%	52.2%	50.9%
% of FP17s for Band 1 Urgent Courses	222	3,498	6.3%	7.3%	7.9%	9.1%
% of FP17s Relating to Free Repair or Replacements	49	3,498	1.4%	0.8%	0.8%	0.8%
% of FP17s Relating to Continuations	44	3,498	1.3%	1.0%	1.1%	1.1%
% of Patients satisfied with the dentistry they have received	23	29	79.3%	91.6%	91.8%	91.7%
% of Patients satisfied with the time they had to wait for an appointment	26	29	89.7%	87.3%	88.4%	88.0%

* This is based on patients treated on this contract for their most recent course of treatment. Figures in italics indicate the base number of FP17s or Patient Questionnaire responses are less than 100. N/A is shown where the base number of responses is less than 10 during the period. % is calculated as Quantity/Base number*100

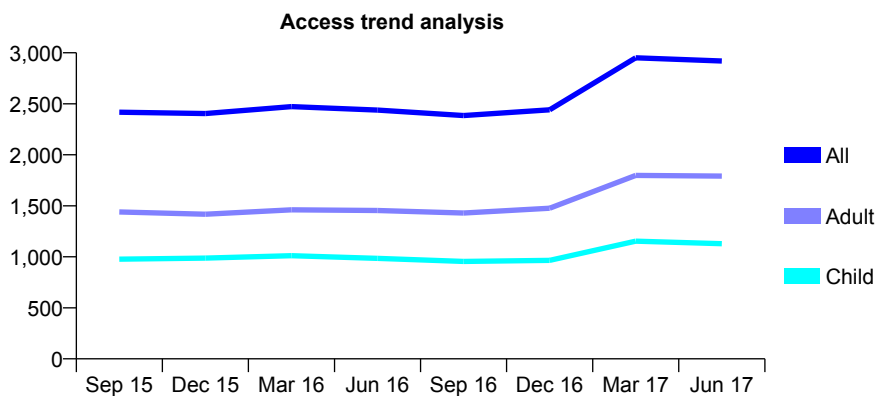
Q59 - Vital Signs At a Glance Contract Report for 764817/0001 - June 2017

Name or company name	MISS A GOHIL
Contract type name	GDS Contract
Purpose of contract	General
Contract start date	01/09/2008
Contract end date	

17/18 Contracted general activity (UDA)	8,985
Carry forward general activity (UDA)	0
17/18 Contracted orthodontic activity (UOA)	0
Carry forward orthodontic activity (UOA)	0
Baseline contract value	£189,054.30

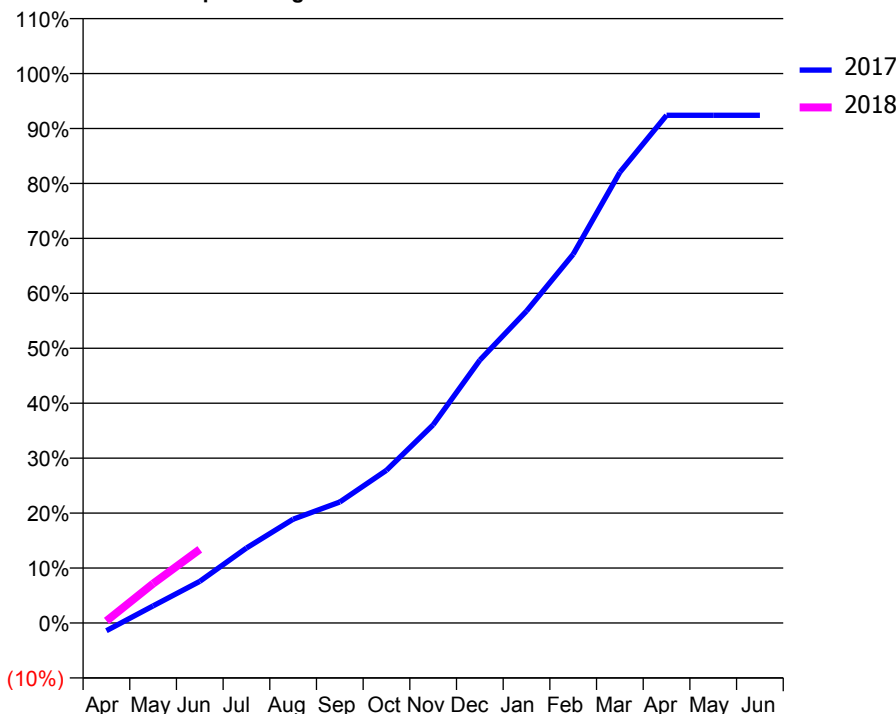
ACCESS*

Patients seen in 24 months	Total	Change since previous quarter
Quarter ending June 2016	2,439	
Quarter ending September 2016	2,385	↓
Quarter ending December 2016	2,441	↑
Quarter ending March 2017	2,951	↑
Quarter ending June 2017	2,920	↓
Variance since June 2016	19.7%	↑



ACTIVITY

Cumulative percentage of contracted UDA delivered 2017 & 2018



Month	Adjusted Scheduled Activity (UDA)	
	2017	2018
April	-156	34
May	342	645
June	832	1,206
July	1,500	
August	2,074	
September	2,420	
October	3,054	
November	3,963	
December	5,255	
January	6,237	
February	7,372	
March	9,010	
April	10,149	
May	10,151	
June	10,151	

QUALITY

	Quantity	Base Number	Contract	AT	Region	England
% of FP17s for the same patient ID Re-attending within 3 months - Children	32	293	10.9%	10.0%	11.7%	12.0%
% of FP17s for the same patient ID Re-attending within 3 months - Adults	92	513	17.9%	14.1%	15.2%	16.0%
% of FP17s for the same patient ID Re-attending between 3 & 9 months - Children	143	293	48.8%	60.9%	59.1%	58.0%
% of FP17s for the same patient ID Re-attending between 3 & 9 months - Adults	200	513	39.0%	53.7%	52.2%	50.9%
% of FP17s for Band 1 Urgent Courses	48	522	9.2%	7.3%	7.9%	9.1%
% of FP17s Relating to Free Repair or Replacements	6	522	1.1%	0.8%	0.8%	0.8%
% of FP17s Relating to Continuations	4	522	0.8%	1.0%	1.1%	1.1%
% of Patients satisfied with the dentistry they have received	7	8	N/A	91.6%	91.8%	91.7%
% of Patients satisfied with the time they had to wait for an appointment	7	8	N/A	87.3%	88.4%	88.0%

* This is based on patients treated on this contract for their most recent course of treatment. Figures in italics indicate the base number of FP17s or Patient Questionnaire responses are less than 100. N/A is shown where the base number of responses is less than 10 during the period. % is calculated as Quantity/Base number*100

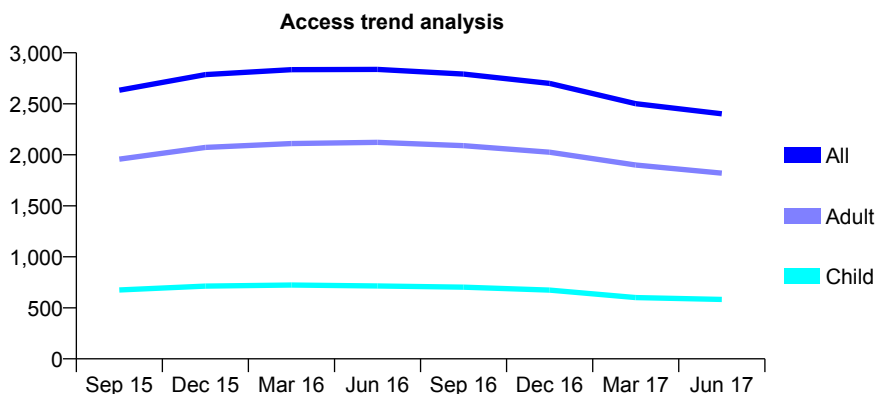
Q59 - Vital Signs At a Glance Contract Report for 766275/0001 - June 2017

Name or company name	MR CV MARU
Contract type name	GDS Contract
Purpose of contract	General
Contract start date	01/04/2006
Contract end date	

17/18 Contracted general activity (UDA)	5,414
Carry forward general activity (UDA)	0
17/18 Contracted orthodontic activity (UOA)	0
Carry forward orthodontic activity (UOA)	0
Baseline contract value	£149,556.78

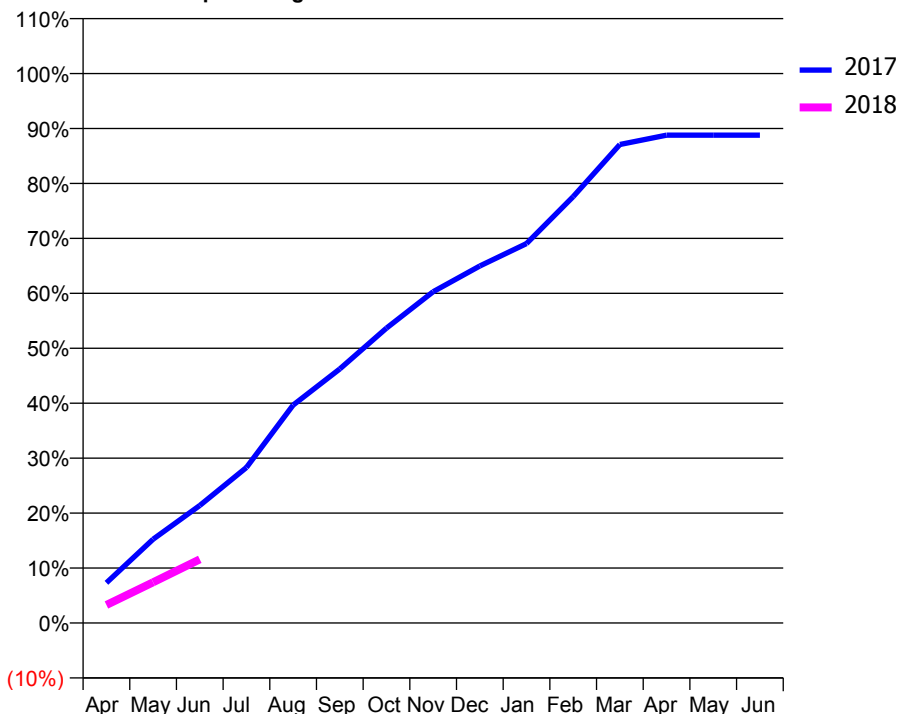
ACCESS*

Patients seen in 24 months	Total	Change since previous quarter
Quarter ending June 2016	2,837	
Quarter ending September 2016	2,791	↓
Quarter ending December 2016	2,700	↓
Quarter ending March 2017	2,501	↓
Quarter ending June 2017	2,402	↓
Variance since June 2016	(15.3%)	↓



ACTIVITY

Cumulative percentage of contracted UDA delivered 2017 & 2018



Month	Adjusted Scheduled Activity (UDA)	
	2017	2018
April	396	177
May	826	402
June	1,158	628
July	1,533	
August	2,148	
September	2,503	
October	2,905	
November	3,264	
December	3,518	
January	3,738	
February	4,201	
March	4,714	
April	4,807	
May	4,807	
June	4,807	

QUALITY

	Quantity	Base Number	Contract	AT	Region	England
% of FP17s for the same patient ID Re-attending within 3 months - Children	3	98	3.1%	10.0%	11.7%	12.0%
% of FP17s for the same patient ID Re-attending within 3 months - Adults	35	355	9.9%	14.1%	15.2%	16.0%
% of FP17s for the same patient ID Re-attending between 3 & 9 months - Children	54	98	55.1%	60.9%	59.1%	58.0%
% of FP17s for the same patient ID Re-attending between 3 & 9 months - Adults	230	355	64.8%	53.7%	52.2%	50.9%
% of FP17s for Band 1 Urgent Courses	33	389	8.5%	7.3%	7.9%	9.1%
% of FP17s Relating to Free Repair or Replacements	0	389	0.0%	0.8%	0.8%	0.8%
% of FP17s Relating to Continuations	1	389	0.3%	1.0%	1.1%	1.1%
% of Patients satisfied with the dentistry they have received	5	5	N/A	91.6%	91.8%	91.7%
% of Patients satisfied with the time they had to wait for an appointment	5	5	N/A	87.3%	88.4%	88.0%

* This is based on patients treated on this contract for their most recent course of treatment. Figures in italics indicate the base number of FP17s or Patient Questionnaire responses are less than 100. N/A is shown where the base number of responses is less than 10 during the period. % is calculated as Quantity/Base number*100

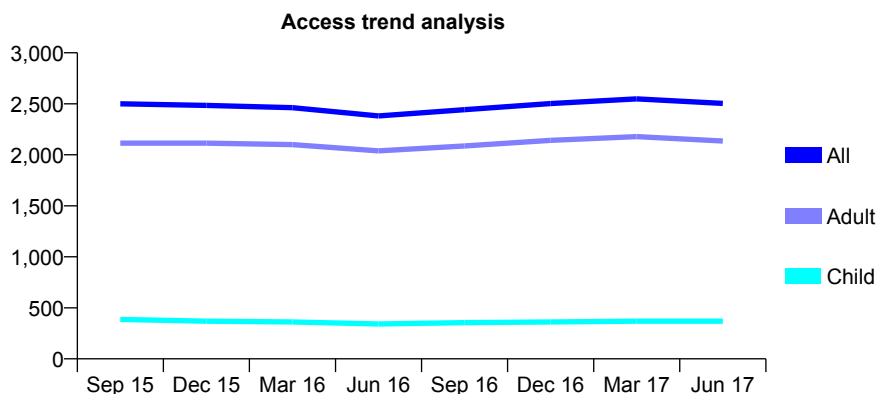
Q59 - Vital Signs At a Glance Contract Report for 774677/0001 - June 2017

Name or company name	Mrs C Patel
Contract type name	GDS Contract
Purpose of contract	General
Contract start date	01/04/2006
Contract end date	

17/18 Contracted general activity (UDA)	7,072
Carry forward general activity (UDA)	0
17/18 Contracted orthodontic activity (UOA)	0
Carry forward orthodontic activity (UOA)	0
Baseline contract value	£125,597.48

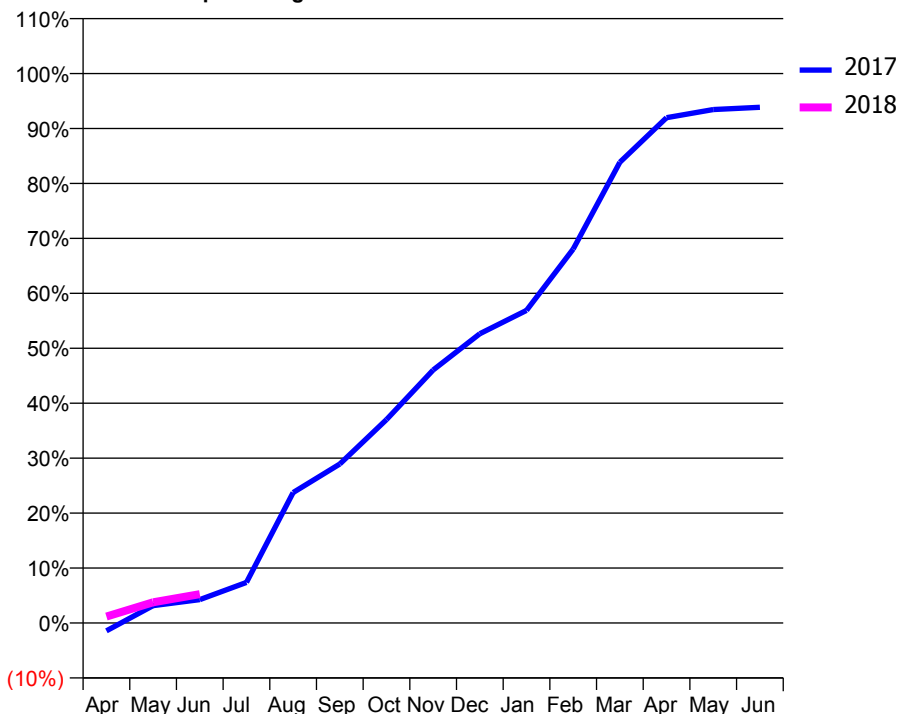
ACCESS*

Patients seen in 24 months	Total	Change since previous quarter
Quarter ending June 2016	2,381	
Quarter ending September 2016	2,442	↑
Quarter ending December 2016	2,503	↑
Quarter ending March 2017	2,548	→
Quarter ending June 2017	2,504	↓
Variance since June 2016	5.2%	↑



ACTIVITY

Cumulative percentage of contracted UDA delivered 2017 & 2018



Month	Adjusted Scheduled Activity (UDA)	
	2017	2018
April	-102	83
May	225	268
June	301	371
July	523	
August	1,680	
September	2,047	
October	2,618	
November	3,256	
December	3,723	
January	4,024	
February	4,814	
March	5,930	
April	6,504	
May	6,608	
June	6,637	

QUALITY

	Quantity	Base Number	Contract	AT	Region	England
% of FP17s for the same patient ID Re-attending within 3 months - Children	5	93	5.4%	10.0%	11.7%	12.0%
% of FP17s for the same patient ID Re-attending within 3 months - Adults	64	361	17.7%	14.1%	15.2%	16.0%
% of FP17s for the same patient ID Re-attending between 3 & 9 months - Children	36	93	38.7%	60.9%	59.1%	58.0%
% of FP17s for the same patient ID Re-attending between 3 & 9 months - Adults	129	361	35.7%	53.7%	52.2%	50.9%
% of FP17s for Band 1 Urgent Courses	26	184	14.1%	7.3%	7.9%	9.1%
% of FP17s Relating to Free Repair or Replacements	0	184	0.0%	0.8%	0.8%	0.8%
% of FP17s Relating to Continuations	0	184	0.0%	1.0%	1.1%	1.1%
% of Patients satisfied with the dentistry they have received	18	21	85.7%	91.6%	91.8%	91.7%
% of Patients satisfied with the time they had to wait for an appointment	18	21	85.7%	87.3%	88.4%	88.0%

* This is based on patients treated on this contract for their most recent course of treatment. Figures in italics indicate the base number of FP17s or Patient Questionnaire responses are less than 100. N/A is shown where the base number of responses is less than 10 during the period. % is calculated as Quantity/Base number*100

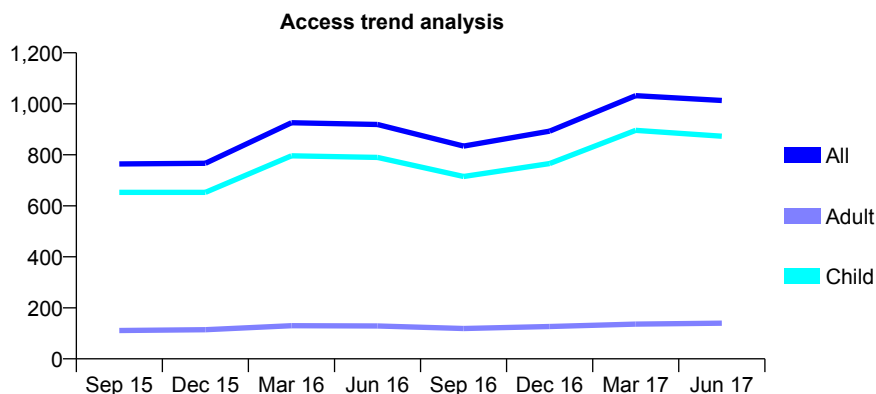
Q59 - Vital Signs At a Glance Contract Report for 787930/0001 - June 2017

Name or company name	MISS G DENTITH
Contract type name	GDS Contract
Purpose of contract	General
Contract start date	02/08/2013
Contract end date	

17/18 Contracted general activity (UDA)	2,400
Carry forward general activity (UDA)	0
17/18 Contracted orthodontic activity (UOA)	0
Carry forward orthodontic activity (UOA)	0
Baseline contract value	£86,843.75

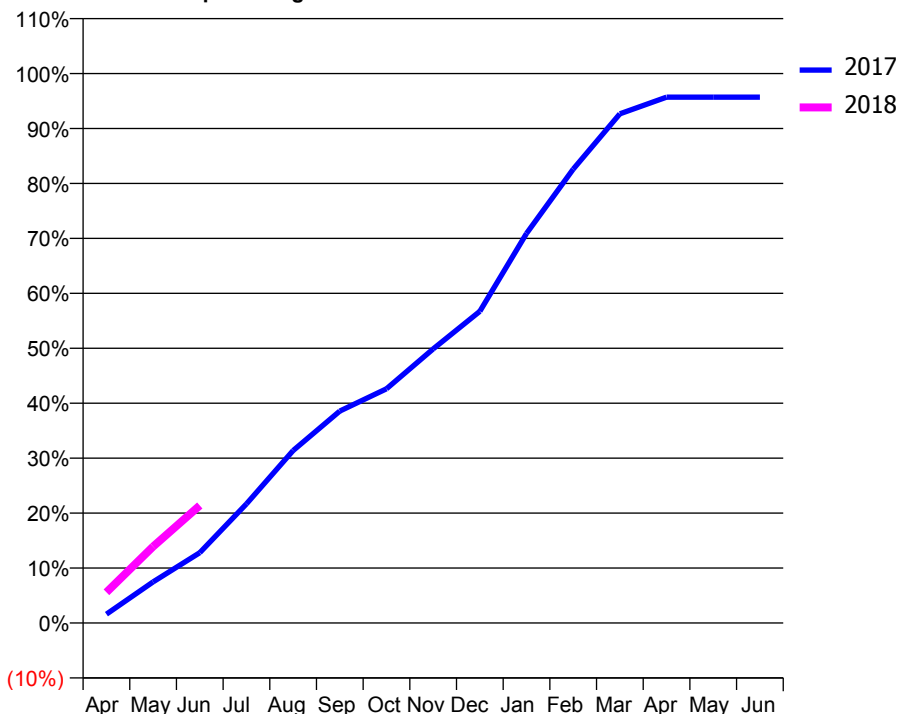
ACCESS*

Patients seen in 24 months	Total	Change since previous quarter
Quarter ending June 2016	919	
Quarter ending September 2016	834	↓
Quarter ending December 2016	893	↑
Quarter ending March 2017	1,032	↑
Quarter ending June 2017	1,013	↓
Variance since June 2016	10.2%	↑



ACTIVITY

Cumulative percentage of contracted UDA delivered 2017 & 2018



Adjusted Scheduled Activity (UDA)		
Month	2017	2018
April	39	134
May	180	334
June	307	513
July	521	
August	753	
September	926	
October	1,023	
November	1,197	
December	1,361	
January	1,701	
February	1,982	
March	2,224	
April	2,297	
May	2,297	
June	2,297	

QUALITY

	Quantity	Base Number	Contract	AT	Region	England
% of FP17s for the same patient ID Re-attending within 3 months - Children	19	301	6.3%	10.0%	11.7%	12.0%
% of FP17s for the same patient ID Re-attending within 3 months - Adults	4	25	16.0%	14.1%	15.2%	16.0%
% of FP17s for the same patient ID Re-attending between 3 & 9 months - Children	171	301	56.8%	60.9%	59.1%	58.0%
% of FP17s for the same patient ID Re-attending between 3 & 9 months - Adults	12	25	48.0%	53.7%	52.2%	50.9%
% of FP17s for Band 1 Urgent Courses	11	279	3.9%	7.3%	7.9%	9.1%
% of FP17s Relating to Free Repair or Replacements	0	279	0.0%	0.8%	0.8%	0.8%
% of FP17s Relating to Continuations	0	279	0.0%	1.0%	1.1%	1.1%
% of Patients satisfied with the dentistry they have received	0	0	N/A	91.6%	91.8%	91.7%
% of Patients satisfied with the time they had to wait for an appointment	0	0	N/A	87.3%	88.4%	88.0%

* This is based on patients treated on this contract for their most recent course of treatment. Figures in italics indicate the base number of FP17s or Patient Questionnaire responses are less than 100. N/A is shown where the base number of responses is less than 10 during the period. % is calculated as Quantity/Base number*100

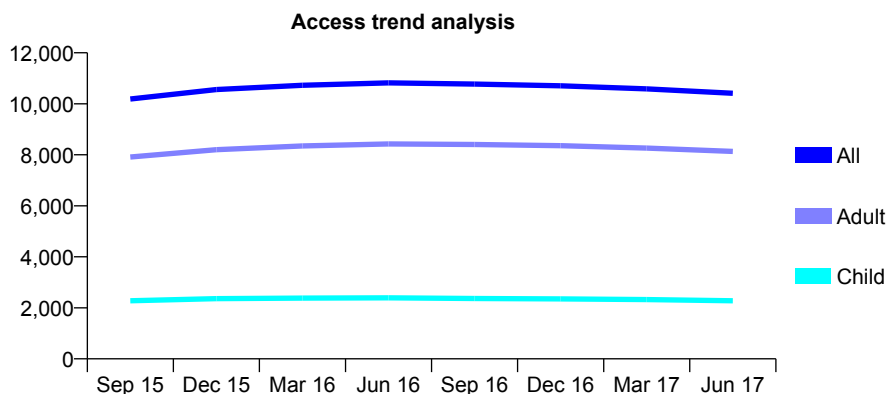
Q59 - Vital Signs At a Glance Contract Report for 796964/0002 - June 2017

Name or company name	MR A SMITH
Contract type name	GDS Contract
Purpose of contract	General and Orthodontic
Contract start date	01/08/2014
Contract end date	

17/18 Contracted general activity (UDA)	33,500
Carry forward general activity (UDA)	0
17/18 Contracted orthodontic activity (UOA)	707
Carry forward orthodontic activity (UOA)	0
Baseline contract value	£934,794.16

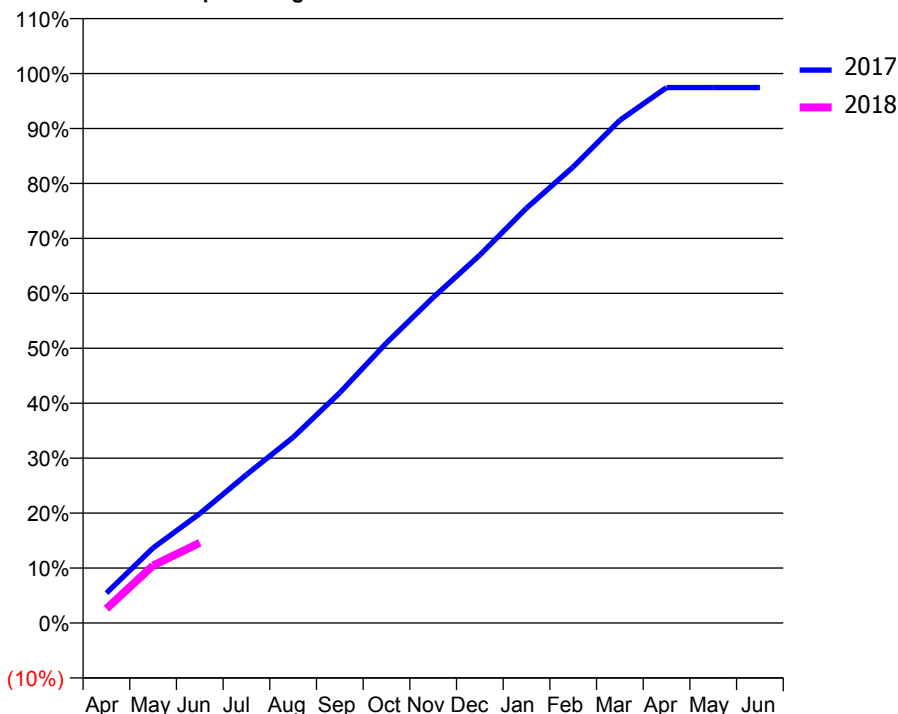
ACCESS*

Patients seen in 24 months	Total	Change since previous quarter
Quarter ending June 2016	10,820	
Quarter ending September 2016	10,773	→
Quarter ending December 2016	10,706	→
Quarter ending March 2017	10,587	↓
Quarter ending June 2017	10,412	↓
Variance since June 2016	(3.8%)	↓



ACTIVITY

Cumulative percentage of contracted UDA delivered 2017 & 2018



Adjusted Scheduled Activity (UDA)

Month	2017	2018
April	1,821	873
May	4,582	3,506
June	6,668	4,892
July	9,043	
August	11,317	
September	14,042	
October	17,075	
November	19,850	
December	22,436	
January	25,298	
February	27,805	
March	30,650	
April	32,641	
May	32,644	
June	32,640	

QUALITY

	Quantity	Base Number	Contract	AT	Region	England
% of FP17s for the same patient ID Re-attending within 3 months - Children	47	730	6.4%	10.0%	11.7%	12.0%
% of FP17s for the same patient ID Re-attending within 3 months - Adults	581	3,126	18.6%	14.1%	15.2%	16.0%
% of FP17s for the same patient ID Re-attending between 3 & 9 months - Children	509	730	69.7%	60.9%	59.1%	58.0%
% of FP17s for the same patient ID Re-attending between 3 & 9 months - Adults	2,040	3,126	65.3%	53.7%	52.2%	50.9%
% of FP17s for Band 1 Urgent Courses	193	2,911	6.6%	7.3%	7.9%	9.1%
% of FP17s Relating to Free Repair or Replacements	103	2,911	3.5%	0.8%	0.8%	0.8%
% of FP17s Relating to Continuations	57	2,911	2.0%	1.0%	1.1%	1.1%
% of Patients satisfied with the dentistry they have received	19	21	90.5%	91.6%	91.8%	91.7%
% of Patients satisfied with the time they had to wait for an appointment	19	21	90.5%	87.3%	88.4%	88.0%

* This is based on patients treated on this contract for their most recent course of treatment. Figures in italics indicate the base number of FP17s or Patient Questionnaire responses are less than 100. N/A is shown where the base number of responses is less than 10 during the period. % is calculated as Quantity/Base number*100

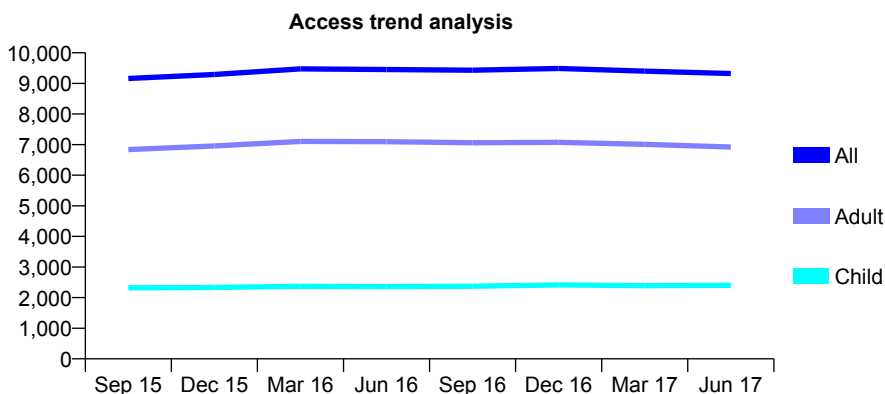
Q59 - Vital Signs At a Glance Contract Report for 810886/0001 - June 2017

Name or company name	MR JF WANSTALL
Contract type name	GDS Contract
Purpose of contract	General
Contract start date	01/04/2006
Contract end date	

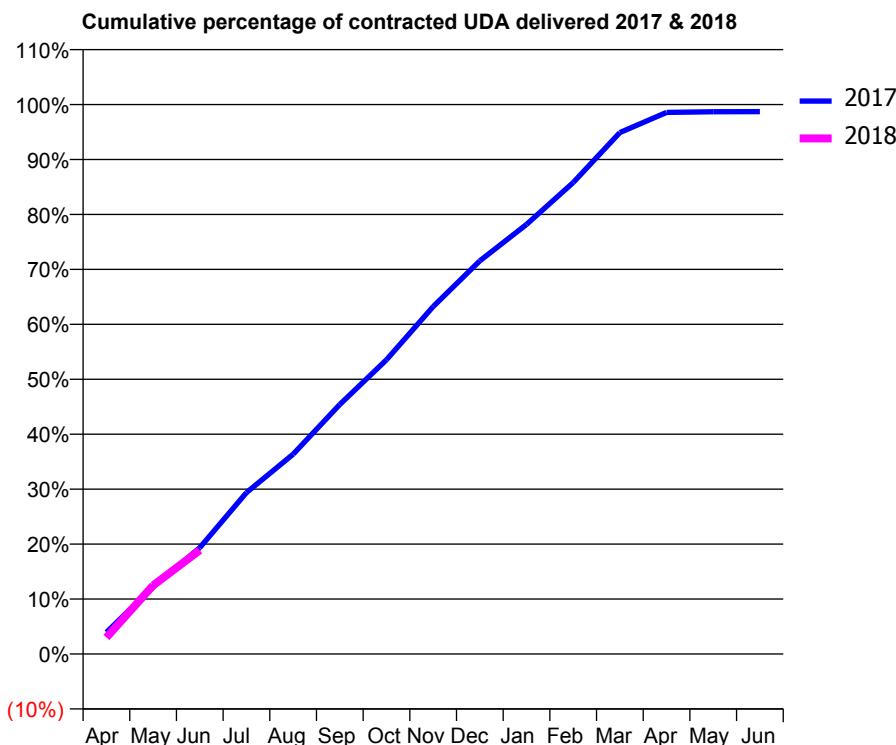
17/18 Contracted general activity (UDA)	25,717
Carry forward general activity (UDA)	0
17/18 Contracted orthodontic activity (UOA)	0
Carry forward orthodontic activity (UOA)	0
Baseline contract value	£556,865.83

ACCESS*

Patients seen in 24 months	Total	Change since previous quarter
Quarter ending June 2016	9,454	
Quarter ending September 2016	9,432	→
Quarter ending December 2016	9,489	→
Quarter ending March 2017	9,400	→
Quarter ending June 2017	9,324	→
Variance since June 2016	(1.4%)	↓



ACTIVITY



Month	Adjusted Scheduled Activity (UDA)	
	2017	2018
April	1,013	776
May	3,142	3,208
June	4,976	4,856
July	7,554	
August	9,354	
September	11,680	
October	13,770	
November	16,261	
December	18,400	
January	20,101	
February	22,063	
March	24,402	
April	25,346	
May	25,375	
June	25,384	

QUALITY

	Quantity	Base Number	Contract	AT	Region	England
% of FP17s for the same patient ID Re-attending within 3 months - Children	60	863	7.0%	10.0%	11.7%	12.0%
% of FP17s for the same patient ID Re-attending within 3 months - Adults	300	2,402	12.5%	14.1%	15.2%	16.0%
% of FP17s for the same patient ID Re-attending between 3 & 9 months - Children	612	863	70.9%	60.9%	59.1%	58.0%
% of FP17s for the same patient ID Re-attending between 3 & 9 months - Adults	1,536	2,402	63.9%	53.7%	52.2%	50.9%
% of FP17s for Band 1 Urgent Courses	118	2,581	4.6%	7.3%	7.9%	9.1%
% of FP17s Relating to Free Repair or Replacements	22	2,581	0.9%	0.8%	0.8%	0.8%
% of FP17s Relating to Continuations	32	2,581	1.2%	1.0%	1.1%	1.1%
% of Patients satisfied with the dentistry they have received	23	24	95.8%	91.6%	91.8%	91.7%
% of Patients satisfied with the time they had to wait for an appointment	22	24	91.7%	87.3%	88.4%	88.0%

* This is based on patients treated on this contract for their most recent course of treatment. Figures in italics indicate the base number of FP17s or Patient Questionnaire responses are less than 100. N/A is shown where the base number of responses is less than 10 during the period. % is calculated as Quantity/Base number*100

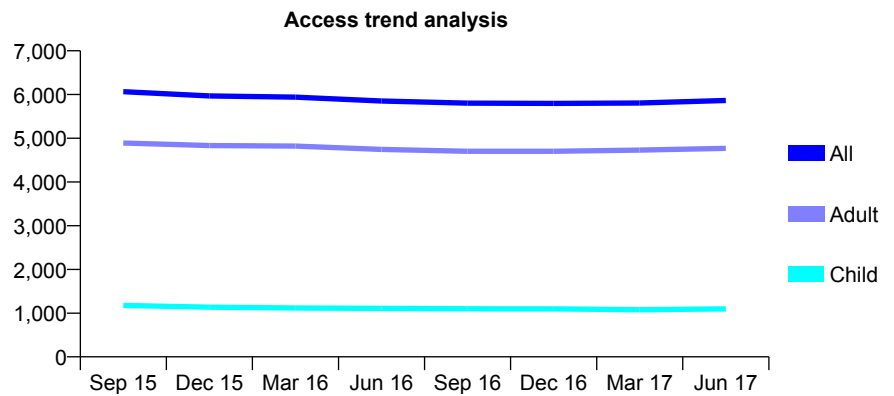
Q59 - Vital Signs At a Glance Contract Report for 812692/0001 - June 2017

Name or company name	MR RD KIDY
Contract type name	GDS Contract
Purpose of contract	General and Orthodontic
Contract start date	01/04/2006
Contract end date	

17/18 Contracted general activity (UDA)	18,737
Carry forward general activity (UDA)	0
17/18 Contracted orthodontic activity (UOA)	467
Carry forward orthodontic activity (UOA)	0
Baseline contract value	£409,736.77

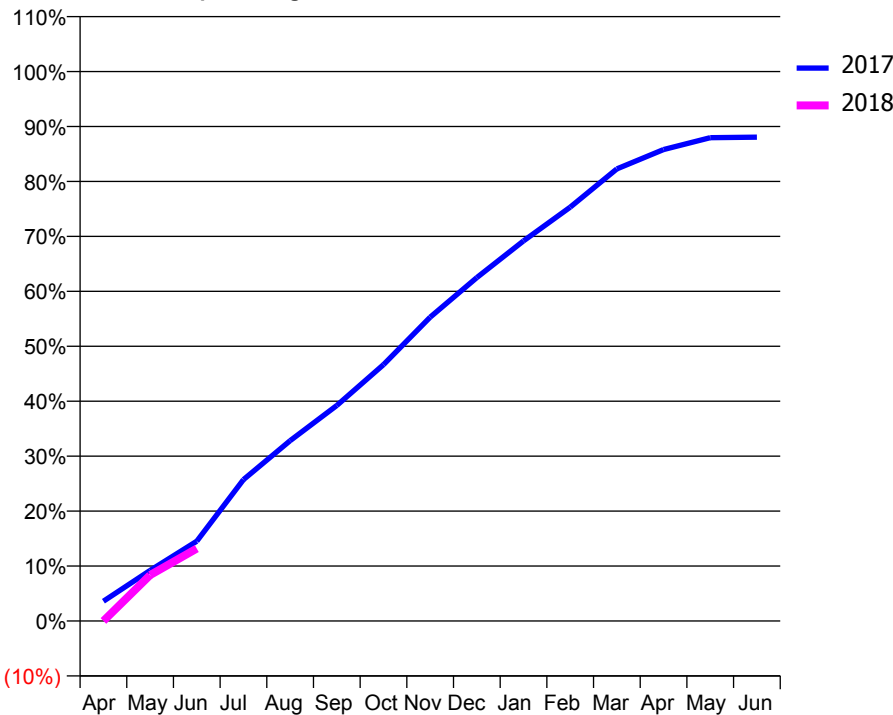
ACCESS*

Patients seen in 24 months	Total	Change since previous quarter
Quarter ending June 2016	5,852	
Quarter ending September 2016	5,803	→
Quarter ending December 2016	5,798	→
Quarter ending March 2017	5,806	→
Quarter ending June 2017	5,865	→
Variance since June 2016	0.2%	→



ACTIVITY

Cumulative percentage of contracted UDA delivered 2017 & 2018



Month	Adjusted Scheduled Activity (UDA)	
	2017	2018
April	676	0
May	1,726	1,565
June	2,723	2,473
July	4,824	
August	6,148	
September	7,352	
October	8,742	
November	10,360	
December	11,712	
January	12,959	
February	14,112	
March	15,416	
April	16,076	
May	16,478	
June	16,498	

QUALITY

	Quantity	Base Number	Contract	AT	Region	England
% of FP17s for the same patient ID Re-attending within 3 months - Children	33	421	7.8%	10.0%	11.7%	12.0%
% of FP17s for the same patient ID Re-attending within 3 months - Adults	167	1,691	9.9%	14.1%	15.2%	16.0%
% of FP17s for the same patient ID Re-attending between 3 & 9 months - Children	255	421	60.6%	60.9%	59.1%	58.0%
% of FP17s for the same patient ID Re-attending between 3 & 9 months - Adults	1,064	1,691	62.9%	53.7%	52.2%	50.9%
% of FP17s for Band 1 Urgent Courses	92	1,585	5.8%	7.3%	7.9%	9.1%
% of FP17s Relating to Free Repair or Replacements	11	1,585	0.7%	0.8%	0.8%	0.8%
% of FP17s Relating to Continuations	5	1,585	0.3%	1.0%	1.1%	1.1%
% of Patients satisfied with the dentistry they have received	10	11	90.9%	91.6%	91.8%	91.7%
% of Patients satisfied with the time they had to wait for an appointment	8	11	72.7%	87.3%	88.4%	88.0%

* This is based on patients treated on this contract for their most recent course of treatment. Figures in italics indicate the base number of FP17s or Patient Questionnaire responses are less than 100. N/A is shown where the base number of responses is less than 10 during the period. % is calculated as Quantity/Base number*100

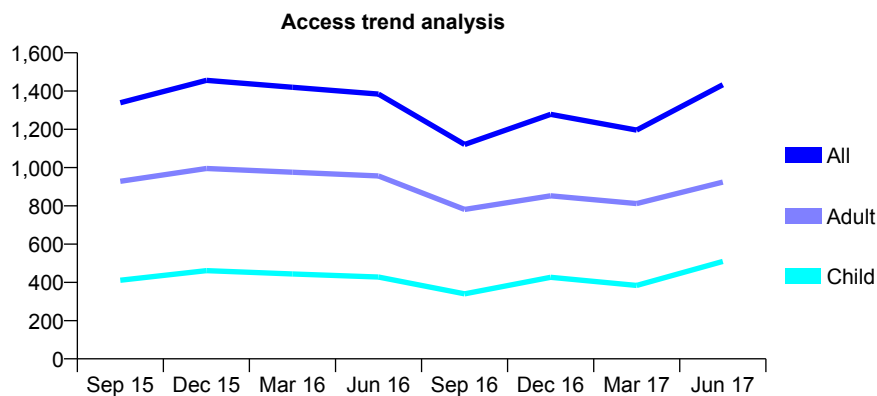
Q59 - Vital Signs At a Glance Contract Report for 812811/0001 - June 2017

Name or company name	MRS S KAUR
Contract type name	GDS Contract
Purpose of contract	General
Contract start date	01/04/2006
Contract end date	

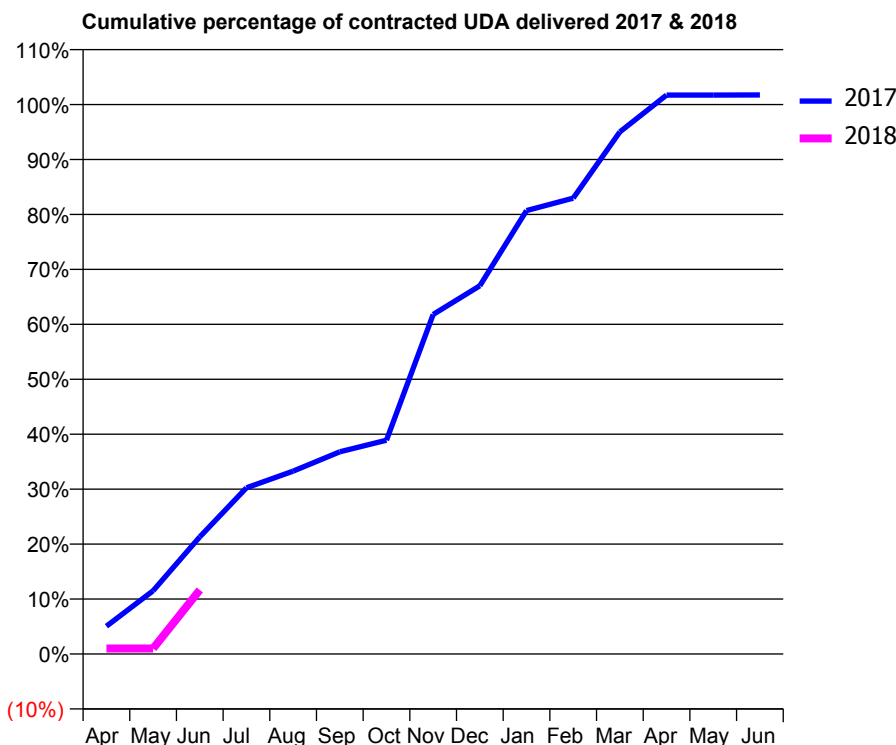
17/18 Contracted general activity (UDA)	7,982
Carry forward general activity (UDA)	0
17/18 Contracted orthodontic activity (UOA)	0
Carry forward orthodontic activity (UOA)	0
Baseline contract value	£187,182.48

ACCESS*

Patients seen in 24 months	Total	Change since previous quarter
Quarter ending June 2016	1,384	
Quarter ending September 2016	1,121	↓
Quarter ending December 2016	1,278	↑
Quarter ending March 2017	1,196	↓
Quarter ending June 2017	1,433	↑
Variance since June 2016	3.5%	↑



ACTIVITY



Month	Adjusted Scheduled Activity (UDA)	
	2017	2018
April	192	80
May	436	80
June	808	931
July	1,146	
August	1,260	
September	1,394	
October	1,474	
November	2,340	
December	2,539	
January	3,057	
February	3,142	
March	3,599	
April	3,853	
May	3,853	
June	3,854	

QUALITY

	Quantity	Base Number	Contract	AT	Region	England
% of FP17s for the same patient ID Re-attending within 3 months - Children	13	256	5.1%	10.0%	11.7%	12.0%
% of FP17s for the same patient ID Re-attending within 3 months - Adults	58	388	14.9%	14.1%	15.2%	16.0%
% of FP17s for the same patient ID Re-attending between 3 & 9 months - Children	80	256	31.3%	60.9%	59.1%	58.0%
% of FP17s for the same patient ID Re-attending between 3 & 9 months - Adults	77	388	19.8%	53.7%	52.2%	50.9%
% of FP17s for Band 1 Urgent Courses	71	503	14.1%	7.3%	7.9%	9.1%
% of FP17s Relating to Free Repair or Replacements	0	503	0.0%	0.8%	0.8%	0.8%
% of FP17s Relating to Continuations	1	503	0.2%	1.0%	1.1%	1.1%
% of Patients satisfied with the dentistry they have received	1	1	N/A	91.6%	91.8%	91.7%
% of Patients satisfied with the time they had to wait for an appointment	1	1	N/A	87.3%	88.4%	88.0%

* This is based on patients treated on this contract for their most recent course of treatment. Figures in italics indicate the base number of FP17s or Patient Questionnaire responses are less than 100. N/A is shown where the base number of responses is less than 10 during the period. % is calculated as Quantity/Base number*100

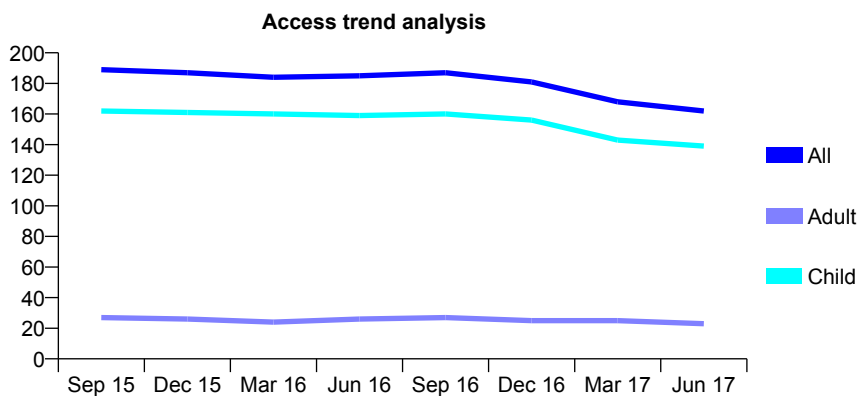
Q59 - Vital Signs At a Glance Contract Report for 813907/0001 - June 2017

Name or company name	MR PJ BOTTOM
Contract type name	GDS Contract
Purpose of contract	General
Contract start date	01/04/2006
Contract end date	

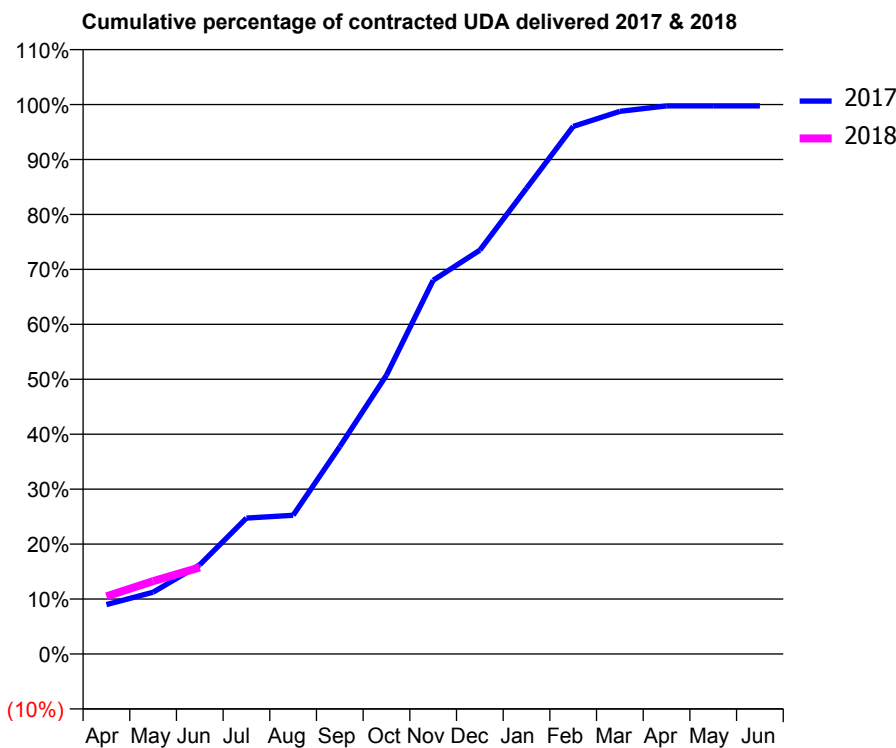
17/18 Contracted general activity (UDA)	400
Carry forward general activity (UDA)	0
17/18 Contracted orthodontic activity (UOA)	0
Carry forward orthodontic activity (UOA)	0
Baseline contract value	£9,043.92

ACCESS*

Patients seen in 24 months	Total	Change since previous quarter
Quarter ending June 2016	185	
Quarter ending September 2016	187	→
Quarter ending December 2016	181	↓
Quarter ending March 2017	168	↓
Quarter ending June 2017	162	↓
Variance since June 2016	(12.4%)	↓



ACTIVITY



Month	Adjusted Scheduled Activity (UDA)	
	2017	2018
April	36	42
May	45	53
June	65	63
July	99	
August	101	
September	151	
October	203	
November	272	
December	294	
January	339	
February	384	
March	395	
April	399	
May	399	
June	399	

QUALITY

	Quantity	Base Number	Contract	AT	Region	England
% of FP17s for the same patient ID Re-attending within 3 months - Children	0	57	0.0%	10.0%	11.7%	12.0%
% of FP17s for the same patient ID Re-attending within 3 months - Adults	0	0	N/A	14.1%	15.2%	16.0%
% of FP17s for the same patient ID Re-attending between 3 & 9 months - Children	42	57	73.7%	60.9%	59.1%	58.0%
% of FP17s for the same patient ID Re-attending between 3 & 9 months - Adults	0	0	N/A	53.7%	52.2%	50.9%
% of FP17s for Band 1 Urgent Courses	0	53	0.0%	7.3%	7.9%	9.1%
% of FP17s Relating to Free Repair or Replacements	0	53	0.0%	0.8%	0.8%	0.8%
% of FP17s Relating to Continuations	0	53	0.0%	1.0%	1.1%	1.1%
% of Patients satisfied with the dentistry they have received	0	0	N/A	91.6%	91.8%	91.7%
% of Patients satisfied with the time they had to wait for an appointment	0	0	N/A	87.3%	88.4%	88.0%

* This is based on patients treated on this contract for their most recent course of treatment. Figures in italics indicate the base number of FP17s or Patient Questionnaire responses are less than 100. N/A is shown where the base number of responses is less than 10 during the period. % is calculated as Quantity/Base number*100

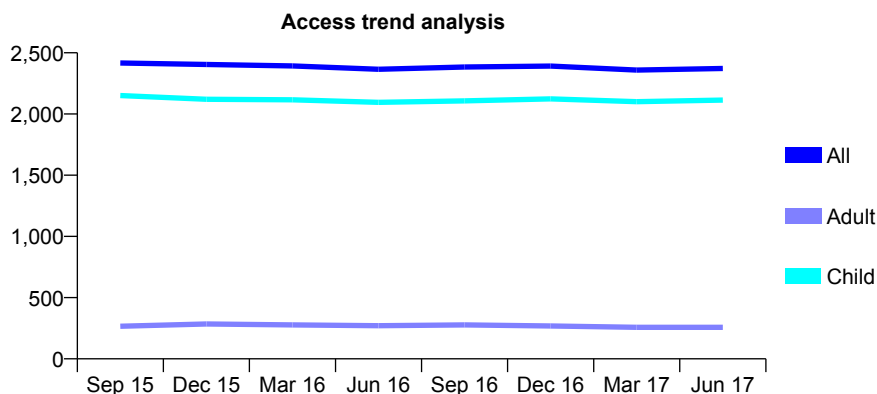
Q59 - Vital Signs At a Glance Contract Report for 820873/0001 - June 2017

Name or company name	MR ST KACZMARCZYK
Contract type name	GDS Contract
Purpose of contract	General
Contract start date	01/04/2006
Contract end date	

17/18 Contracted general activity (UDA)	5,000
Carry forward general activity (UDA)	0
17/18 Contracted orthodontic activity (UOA)	0
Carry forward orthodontic activity (UOA)	0
Baseline contract value	£103,091.23

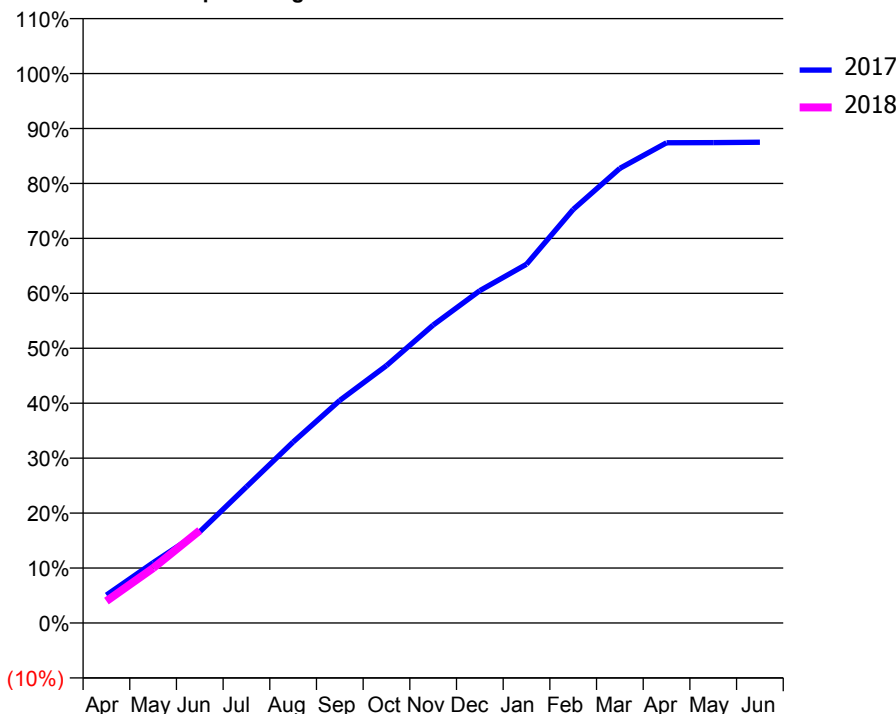
ACCESS*

Patients seen in 24 months	Total	Change since previous quarter
Quarter ending June 2016	2,366	
Quarter ending September 2016	2,384	→
Quarter ending December 2016	2,392	→
Quarter ending March 2017	2,359	↓
Quarter ending June 2017	2,372	→
Variance since June 2016	0.3%	→



ACTIVITY

Cumulative percentage of contracted UDA delivered 2017 & 2018



Month	Adjusted Scheduled Activity (UDA)	
	2017	2018
April	254	199
May	549	500
June	831	842
July	1,239	
August	1,647	
September	2,026	
October	2,343	
November	2,712	
December	3,024	
January	3,264	
February	3,763	
March	4,137	
April	4,369	
May	4,371	
June	4,374	

QUALITY

	Quantity	Base Number	Contract	AT	Region	England
% of FP17s for the same patient ID Re-attending within 3 months - Children	49	894	5.5%	10.0%	11.7%	12.0%
% of FP17s for the same patient ID Re-attending within 3 months - Adults	0	0	N/A	14.1%	15.2%	16.0%
% of FP17s for the same patient ID Re-attending between 3 & 9 months - Children	644	894	72.0%	60.9%	59.1%	58.0%
% of FP17s for the same patient ID Re-attending between 3 & 9 months - Adults	0	0	N/A	53.7%	52.2%	50.9%
% of FP17s for Band 1 Urgent Courses	26	712	3.7%	7.3%	7.9%	9.1%
% of FP17s Relating to Free Repair or Replacements	1	712	0.1%	0.8%	0.8%	0.8%
% of FP17s Relating to Continuations	0	712	0.0%	1.0%	1.1%	1.1%
% of Patients satisfied with the dentistry they have received	4	4	N/A	91.6%	91.8%	91.7%
% of Patients satisfied with the time they had to wait for an appointment	3	4	N/A	87.3%	88.4%	88.0%

* This is based on patients treated on this contract for their most recent course of treatment. Figures in italics indicate the base number of FP17s or Patient Questionnaire responses are less than 100. N/A is shown where the base number of responses is less than 10 during the period. % is calculated as Quantity/Base number*100

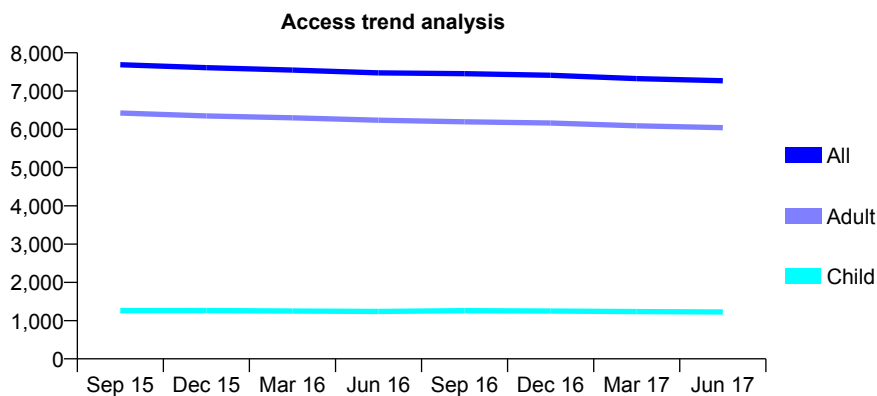
Q59 - Vital Signs At a Glance Contract Report for 840386/0002 - June 2017

Name or company name	MR AW GEMMELL
Contract type name	GDS Contract
Purpose of contract	General and Orthodontic
Contract start date	01/08/2009
Contract end date	

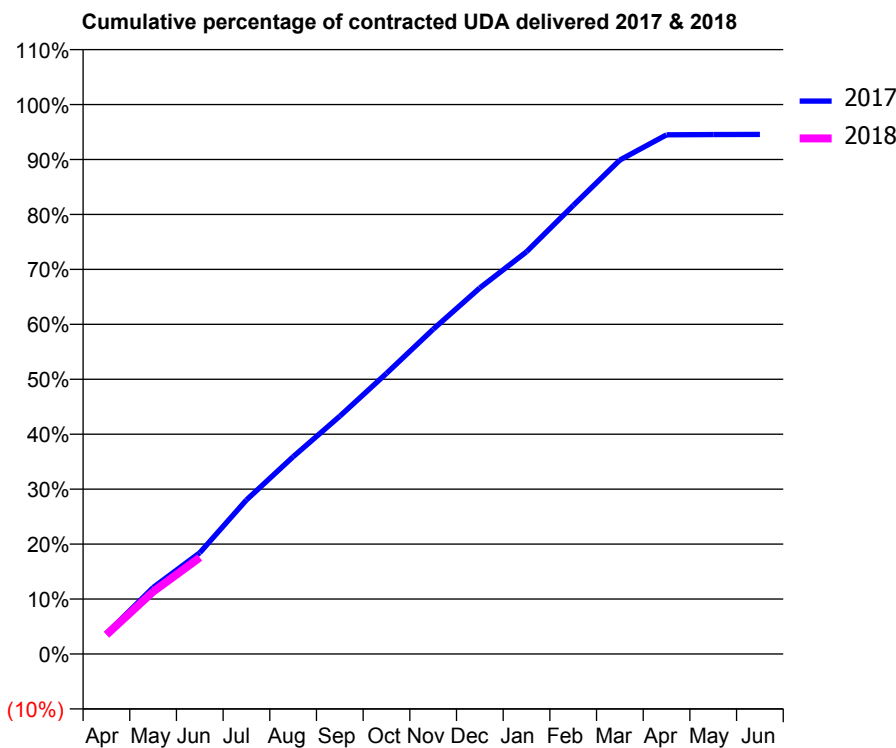
17/18 Contracted general activity (UDA)	21,500
Carry forward general activity (UDA)	0
17/18 Contracted orthodontic activity (UOA)	660
Carry forward orthodontic activity (UOA)	0
Baseline contract value	£517,677.00

ACCESS*

Patients seen in 24 months	Total	Change since previous quarter
Quarter ending June 2016	7,477	
Quarter ending September 2016	7,454	→
Quarter ending December 2016	7,413	→
Quarter ending March 2017	7,327	↓
Quarter ending June 2017	7,269	→
Variance since June 2016	(2.8%)	↓



ACTIVITY



Month	Adjusted Scheduled Activity (UDA)	
	2017	2018
April	756	755
May	2,479	2,437
June	3,777	3,777
July	5,748	
August	7,358	
September	8,871	
October	10,470	
November	12,115	
December	13,657	
January	15,007	
February	16,732	
March	18,429	
April	19,367	
May	19,377	
June	19,384	

QUALITY

	Quantity	Base Number	Contract	AT	Region	England
% of FP17s for the same patient ID Re-attending within 3 months - Children	32	431	7.4%	10.0%	11.7%	12.0%
% of FP17s for the same patient ID Re-attending within 3 months - Adults	277	2,159	12.8%	14.1%	15.2%	16.0%
% of FP17s for the same patient ID Re-attending between 3 & 9 months - Children	313	431	72.6%	60.9%	59.1%	58.0%
% of FP17s for the same patient ID Re-attending between 3 & 9 months - Adults	1,404	2,159	65.0%	53.7%	52.2%	50.9%
% of FP17s for Band 1 Urgent Courses	54	2,026	2.7%	7.3%	7.9%	9.1%
% of FP17s Relating to Free Repair or Replacements	36	2,026	1.8%	0.8%	0.8%	0.8%
% of FP17s Relating to Continuations	39	2,026	1.9%	1.0%	1.1%	1.1%
% of Patients satisfied with the dentistry they have received	32	35	91.4%	91.6%	91.8%	91.7%
% of Patients satisfied with the time they had to wait for an appointment	30	35	85.7%	87.3%	88.4%	88.0%

* This is based on patients treated on this contract for their most recent course of treatment. Figures in italics indicate the base number of FP17s or Patient Questionnaire responses are less than 100. N/A is shown where the base number of responses is less than 10 during the period. % is calculated as Quantity/Base number*100

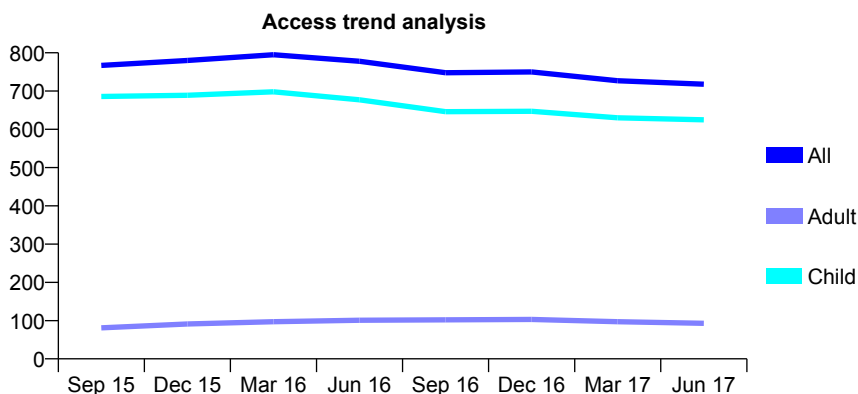
Q59 - Vital Signs At a Glance Contract Report for 867861/0001 - June 2017

Name or company name	MR DM AUNIANU
Contract type name	GDS Contract
Purpose of contract	General
Contract start date	01/05/2014
Contract end date	

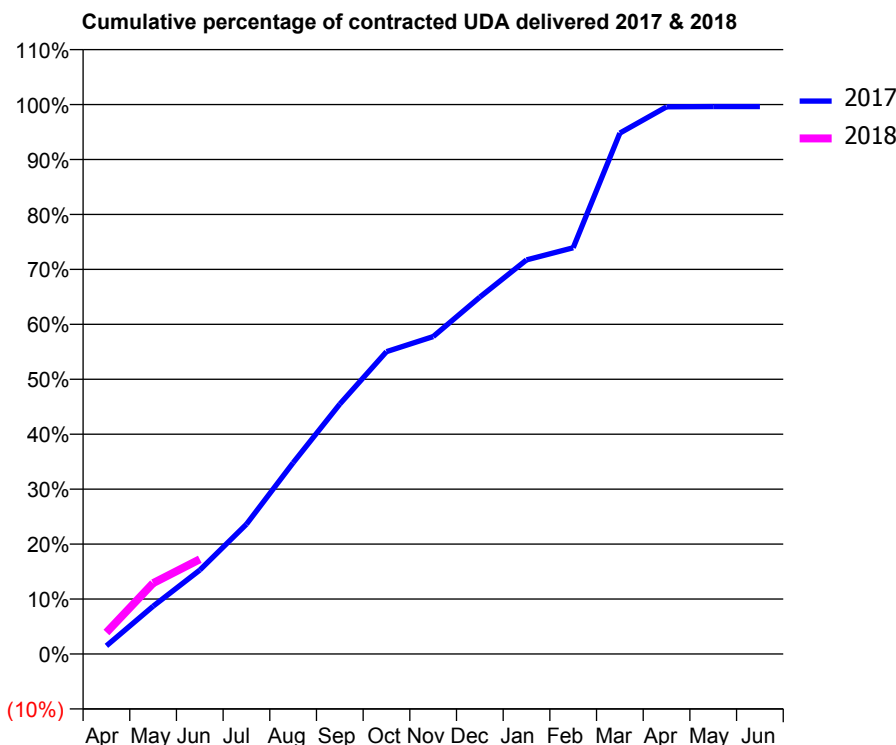
17/18 Contracted general activity (UDA)	2,219
Carry forward general activity (UDA)	0
17/18 Contracted orthodontic activity (UOA)	0
Carry forward orthodontic activity (UOA)	0
Baseline contract value	£59,225.17

ACCESS*

Patients seen in 24 months	Total	Change since previous quarter
Quarter ending June 2016	778	
Quarter ending September 2016	748	↓
Quarter ending December 2016	750	→
Quarter ending March 2017	727	↓
Quarter ending June 2017	718	↓
Variance since June 2016	(7.7%)	↓



ACTIVITY



Month	Adjusted Scheduled Activity (UDA)	
	2017	2018
April	33	87
May	193	286
June	339	382
July	524	
August	773	
September	1,010	
October	1,221	
November	1,282	
December	1,441	
January	1,592	
February	1,641	
March	2,104	
April	2,210	
May	2,211	
June	2,211	

QUALITY

	Quantity	Base Number	Contract	AT	Region	England
% of FP17s for the same patient ID Re-attending within 3 months - Children	19	233	8.2%	10.0%	11.7%	12.0%
% of FP17s for the same patient ID Re-attending within 3 months - Adults	1	15	6.7%	14.1%	15.2%	16.0%
% of FP17s for the same patient ID Re-attending between 3 & 9 months - Children	158	233	67.8%	60.9%	59.1%	58.0%
% of FP17s for the same patient ID Re-attending between 3 & 9 months - Adults	9	15	60.0%	53.7%	52.2%	50.9%
% of FP17s for Band 1 Urgent Courses	2	199	1.0%	7.3%	7.9%	9.1%
% of FP17s Relating to Free Repair or Replacements	0	199	0.0%	0.8%	0.8%	0.8%
% of FP17s Relating to Continuations	3	199	1.5%	1.0%	1.1%	1.1%
% of Patients satisfied with the dentistry they have received	2	2	N/A	91.6%	91.8%	91.7%
% of Patients satisfied with the time they had to wait for an appointment	2	2	N/A	87.3%	88.4%	88.0%

* This is based on patients treated on this contract for their most recent course of treatment. Figures in italics indicate the base number of FP17s or Patient Questionnaire responses are less than 100. N/A is shown where the base number of responses is less than 10 during the period. % is calculated as Quantity/Base number*100

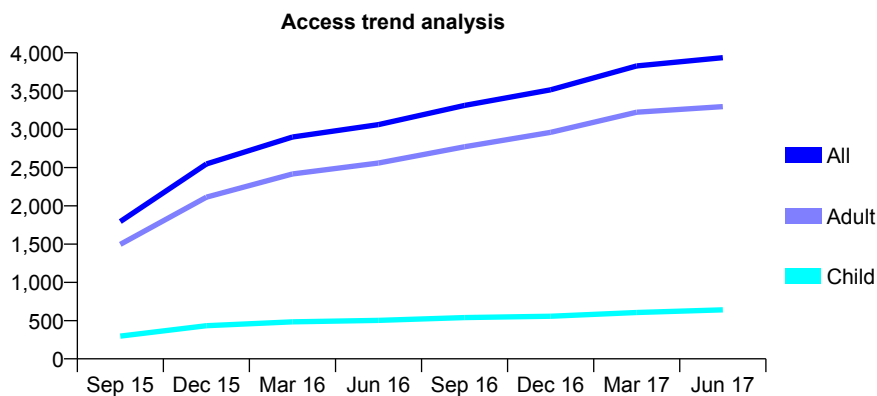
Q59 - Vital Signs At a Glance Contract Report for 877530/0001 - June 2017

Name or company name	MR S RAO PORUMAMILLA
Contract type name	GDS Contract
Purpose of contract	General
Contract start date	01/05/2015
Contract end date	

17/18 Contracted general activity (UDA)	10,054
Carry forward general activity (UDA)	0
17/18 Contracted orthodontic activity (UOA)	0
Carry forward orthodontic activity (UOA)	0
Baseline contract value	£198,159.23

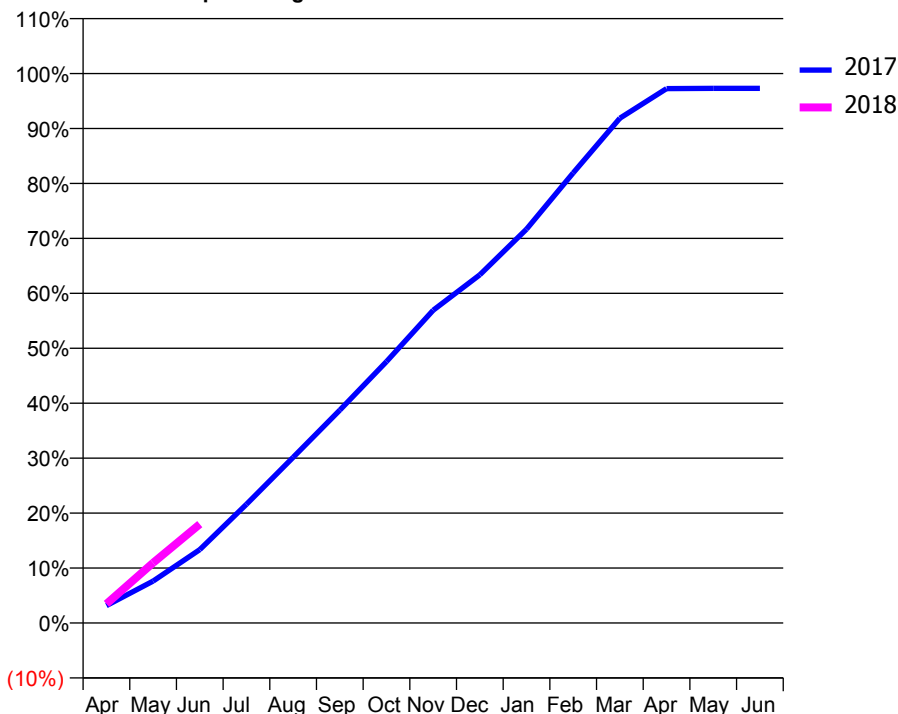
ACCESS*

Patients seen in 24 months	Total	Change since previous quarter
Quarter ending June 2016	3,062	
Quarter ending September 2016	3,312	↑
Quarter ending December 2016	3,517	↑
Quarter ending March 2017	3,828	↑
Quarter ending June 2017	3,937	↑
Variance since June 2016	28.6%	↑



ACTIVITY

Cumulative percentage of contracted UDA delivered 2017 & 2018



Month	Adjusted Scheduled Activity (UDA)	
	2017	2018
April	319	350
May	768	1,100
June	1,344	1,810
July	2,172	
August	3,032	
September	3,895	
October	4,784	
November	5,723	
December	6,371	
January	7,206	
February	8,235	
March	9,237	
April	9,778	
May	9,783	
June	9,782	

QUALITY

	Quantity	Base Number	Contract	AT	Region	England
% of FP17s for the same patient ID Re-attending within 3 months - Children	14	218	6.4%	10.0%	11.7%	12.0%
% of FP17s for the same patient ID Re-attending within 3 months - Adults	124	1,157	10.7%	14.1%	15.2%	16.0%
% of FP17s for the same patient ID Re-attending between 3 & 9 months - Children	112	218	51.4%	60.9%	59.1%	58.0%
% of FP17s for the same patient ID Re-attending between 3 & 9 months - Adults	712	1,157	61.5%	53.7%	52.2%	50.9%
% of FP17s for Band 1 Urgent Courses	54	1,099	4.9%	7.3%	7.9%	9.1%
% of FP17s Relating to Free Repair or Replacements	8	1,099	0.7%	0.8%	0.8%	0.8%
% of FP17s Relating to Continuations	3	1,099	0.3%	1.0%	1.1%	1.1%
% of Patients satisfied with the dentistry they have received	11	13	84.6%	91.6%	91.8%	91.7%
% of Patients satisfied with the time they had to wait for an appointment	13	13	100.0%	87.3%	88.4%	88.0%

* This is based on patients treated on this contract for their most recent course of treatment. Figures in italics indicate the base number of FP17s or Patient Questionnaire responses are less than 100. N/A is shown where the base number of responses is less than 10 during the period. % is calculated as Quantity/Base number*100

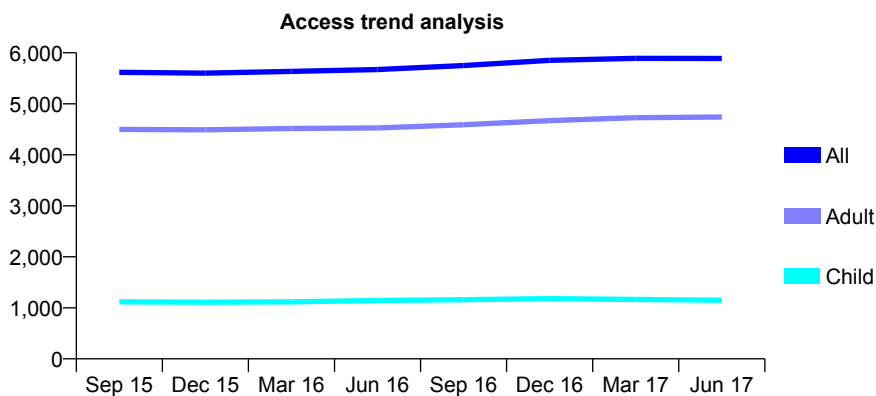
Q59 - Vital Signs At a Glance Contract Report for 884286/0001 - June 2017

Name or company name	MISS R MANDALIA
Contract type name	GDS Contract
Purpose of contract	General
Contract start date	01/04/2008
Contract end date	

17/18 Contracted general activity (UDA)	17,732
Carry forward general activity (UDA)	0
17/18 Contracted orthodontic activity (UOA)	0
Carry forward orthodontic activity (UOA)	0
Baseline contract value	£423,741.70

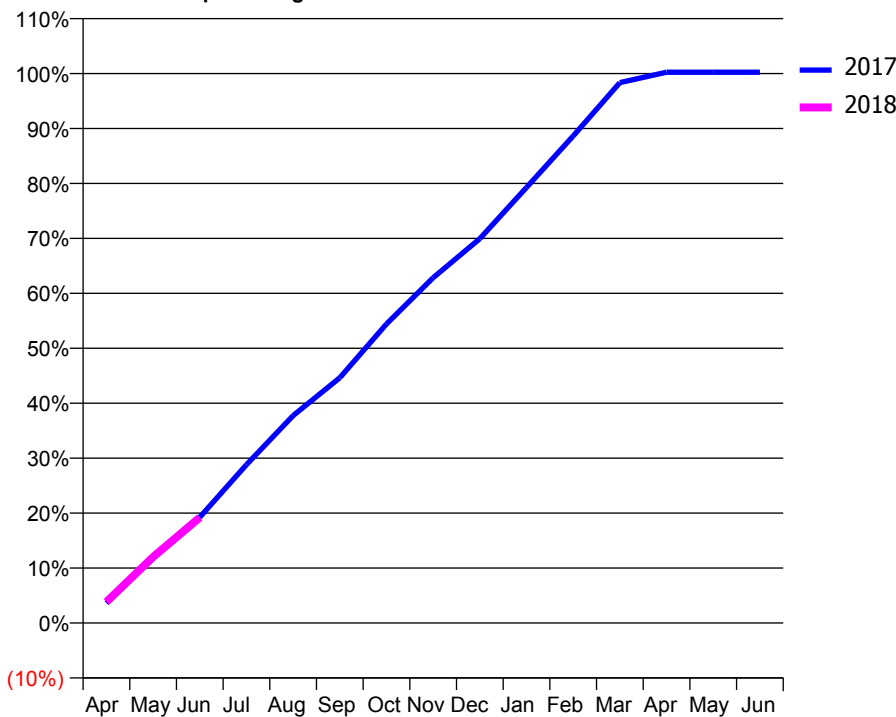
ACCESS*

Patients seen in 24 months	Total	Change since previous quarter
Quarter ending June 2016	5,673	
Quarter ending September 2016	5,750	→
Quarter ending December 2016	5,851	→
Quarter ending March 2017	5,892	→
Quarter ending June 2017	5,890	→
Variance since June 2016	3.8%	↑



ACTIVITY

Cumulative percentage of contracted UDA delivered 2017 & 2018



Month	Adjusted Scheduled Activity (UDA)	
	2017	2018
April	645	680
May	2,132	2,132
June	3,416	3,408
July	5,109	
August	6,693	
September	7,913	
October	9,650	
November	11,144	
December	12,405	
January	14,058	
February	15,717	
March	17,440	
April	17,774	
May	17,774	
June	17,774	

QUALITY

	Quantity	Base Number	Contract	AT	Region	England
% of FP17s for the same patient ID Re-attending within 3 months - Children	28	417	6.7%	10.0%	11.7%	12.0%
% of FP17s for the same patient ID Re-attending within 3 months - Adults	246	1,717	14.3%	14.1%	15.2%	16.0%
% of FP17s for the same patient ID Re-attending between 3 & 9 months - Children	294	417	70.5%	60.9%	59.1%	58.0%
% of FP17s for the same patient ID Re-attending between 3 & 9 months - Adults	1,056	1,717	61.5%	53.7%	52.2%	50.9%
% of FP17s for Band 1 Urgent Courses	139	1,913	7.3%	7.3%	7.9%	9.1%
% of FP17s Relating to Free Repair or Replacements	15	1,913	0.8%	0.8%	0.8%	0.8%
% of FP17s Relating to Continuations	29	1,913	1.5%	1.0%	1.1%	1.1%
% of Patients satisfied with the dentistry they have received	13	13	100.0%	91.6%	91.8%	91.7%
% of Patients satisfied with the time they had to wait for an appointment	12	13	92.3%	87.3%	88.4%	88.0%

* This is based on patients treated on this contract for their most recent course of treatment. Figures in italics indicate the base number of FP17s or Patient Questionnaire responses are less than 100. N/A is shown where the base number of responses is less than 10 during the period. % is calculated as Quantity/Base number*100

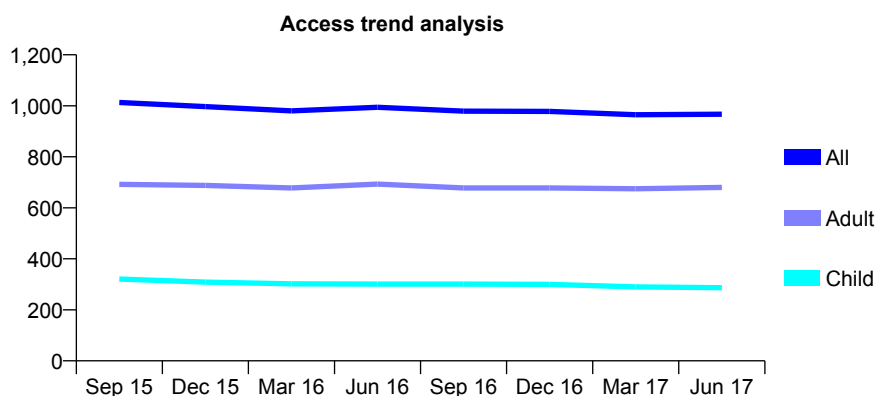
Q59 - Vital Signs At a Glance Contract Report for 888761/0001 - June 2017

Name or company name	MR JF HAWKINS
Contract type name	GDS Contract
Purpose of contract	General and Orthodontic
Contract start date	01/04/2006
Contract end date	

17/18 Contracted general activity (UDA)	2,400
Carry forward general activity (UDA)	0
17/18 Contracted orthodontic activity (UOA)	197
Carry forward orthodontic activity (UOA)	0
Baseline contract value	£65,954.88

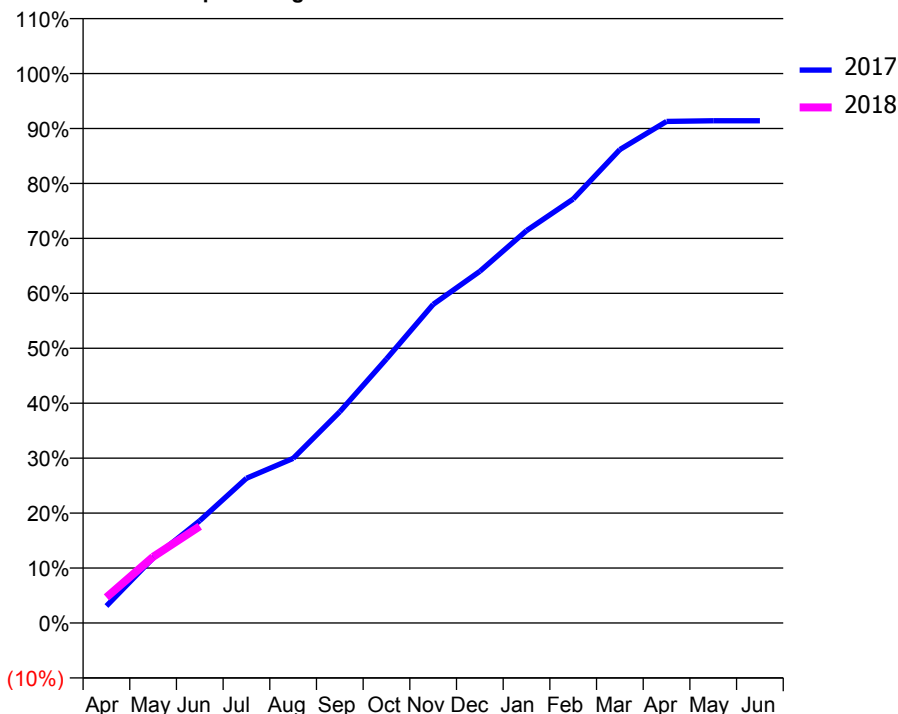
ACCESS*

Patients seen in 24 months	Total	Change since previous quarter
Quarter ending June 2016	994	
Quarter ending September 2016	979	↓
Quarter ending December 2016	978	→
Quarter ending March 2017	965	↓
Quarter ending June 2017	967	→
Variance since June 2016	(2.7%)	↓



ACTIVITY

Cumulative percentage of contracted UDA delivered 2017 & 2018



Month	Adjusted Scheduled Activity (UDA)	
	2017	2018
April	74	112
May	284	289
June	447	423
July	632	
August	719	
September	923	
October	1,153	
November	1,392	
December	1,536	
January	1,714	
February	1,852	
March	2,068	
April	2,191	
May	2,194	
June	2,194	

QUALITY

	Quantity	Base Number	Contract	AT	Region	England
% of FP17s for the same patient ID Re-attending within 3 months - Children	5	108	4.6%	10.0%	11.7%	12.0%
% of FP17s for the same patient ID Re-attending within 3 months - Adults	21	250	8.4%	14.1%	15.2%	16.0%
% of FP17s for the same patient ID Re-attending between 3 & 9 months - Children	68	108	63.0%	60.9%	59.1%	58.0%
% of FP17s for the same patient ID Re-attending between 3 & 9 months - Adults	163	250	65.2%	53.7%	52.2%	50.9%
% of FP17s for Band 1 Urgent Courses	4	287	1.4%	7.3%	7.9%	9.1%
% of FP17s Relating to Free Repair or Replacements	0	287	0.0%	0.8%	0.8%	0.8%
% of FP17s Relating to Continuations	3	287	1.0%	1.0%	1.1%	1.1%
% of Patients satisfied with the dentistry they have received	5	7	N/A	91.6%	91.8%	91.7%
% of Patients satisfied with the time they had to wait for an appointment	6	7	N/A	87.3%	88.4%	88.0%

* This is based on patients treated on this contract for their most recent course of treatment. Figures in italics indicate the base number of FP17s or Patient Questionnaire responses are less than 100. N/A is shown where the base number of responses is less than 10 during the period. % is calculated as Quantity/Base number*100

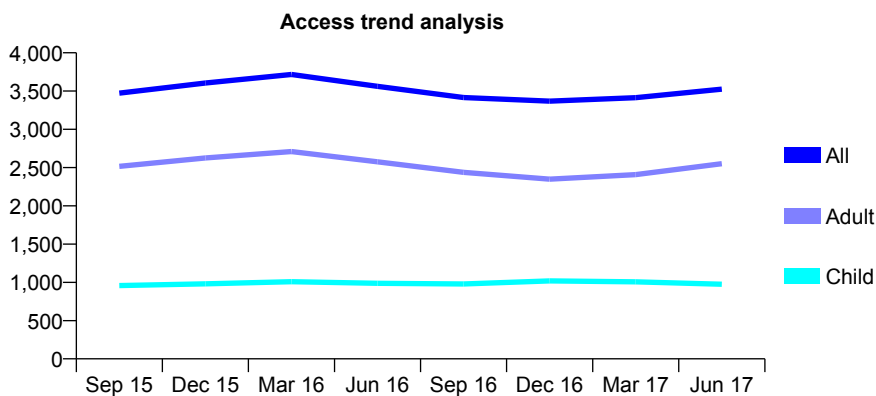
Q59 - Vital Signs At a Glance Contract Report for 906018/0001 - June 2017

Name or company name	MR P MARTIN
Contract type name	GDS Contract
Purpose of contract	General
Contract start date	01/04/2006
Contract end date	

17/18 Contracted general activity (UDA)	13,550
Carry forward general activity (UDA)	0
17/18 Contracted orthodontic activity (UOA)	0
Carry forward orthodontic activity (UOA)	0
Baseline contract value	£269,365.66

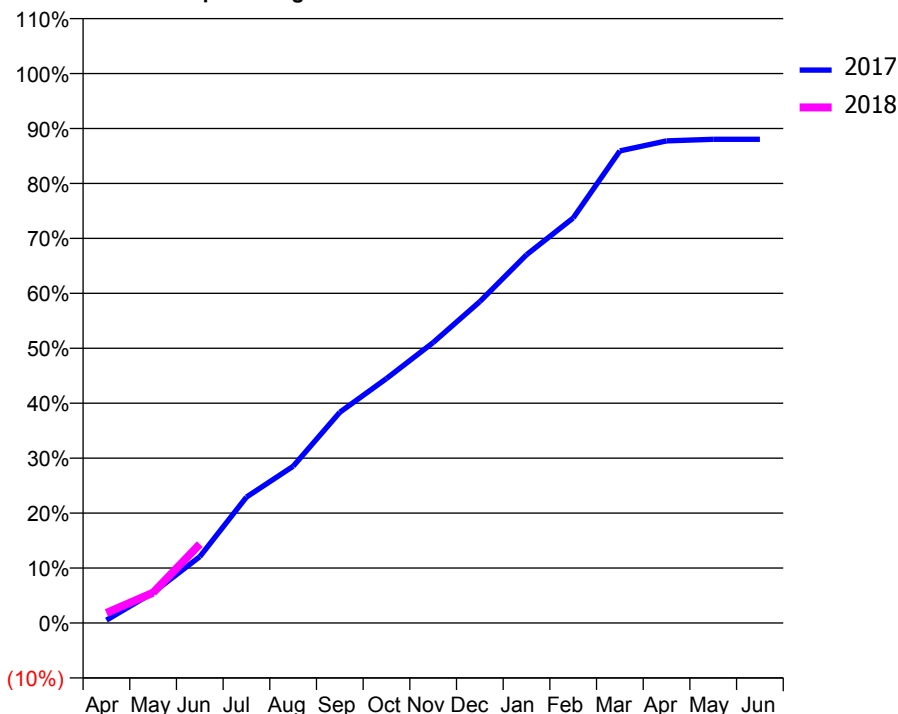
ACCESS*

Patients seen in 24 months	Total	Change since previous quarter
Quarter ending June 2016	3,562	
Quarter ending September 2016	3,416	↓
Quarter ending December 2016	3,368	↓
Quarter ending March 2017	3,414	→
Quarter ending June 2017	3,525	↑
Variance since June 2016	(1.0%)	↓



ACTIVITY

Cumulative percentage of contracted UDA delivered 2017 & 2018



Month	Adjusted Scheduled Activity (UDA)	
	2017	2018
April	57	249
May	614	747
June	1,334	1,943
July	2,533	
August	3,152	
September	4,239	
October	4,916	
November	5,640	
December	6,465	
January	7,404	
February	8,145	
March	9,495	
April	9,696	
May	9,727	
June	9,728	

QUALITY

	Quantity	Base Number	Contract	AT	Region	England
% of FP17s for the same patient ID Re-attending within 3 months - Children	18	260	6.9%	10.0%	11.7%	12.0%
% of FP17s for the same patient ID Re-attending within 3 months - Adults	78	656	11.9%	14.1%	15.2%	16.0%
% of FP17s for the same patient ID Re-attending between 3 & 9 months - Children	138	260	53.1%	60.9%	59.1%	58.0%
% of FP17s for the same patient ID Re-attending between 3 & 9 months - Adults	204	656	31.1%	53.7%	52.2%	50.9%
% of FP17s for Band 1 Urgent Courses	62	813	7.6%	7.3%	7.9%	9.1%
% of FP17s Relating to Free Repair or Replacements	12	813	1.5%	0.8%	0.8%	0.8%
% of FP17s Relating to Continuations	6	813	0.7%	1.0%	1.1%	1.1%
% of Patients satisfied with the dentistry they have received	49	55	89.1%	91.6%	91.8%	91.7%
% of Patients satisfied with the time they had to wait for an appointment	50	55	90.9%	87.3%	88.4%	88.0%

* This is based on patients treated on this contract for their most recent course of treatment. Figures in italics indicate the base number of FP17s or Patient Questionnaire responses are less than 100. N/A is shown where the base number of responses is less than 10 during the period. % is calculated as Quantity/Base number*100

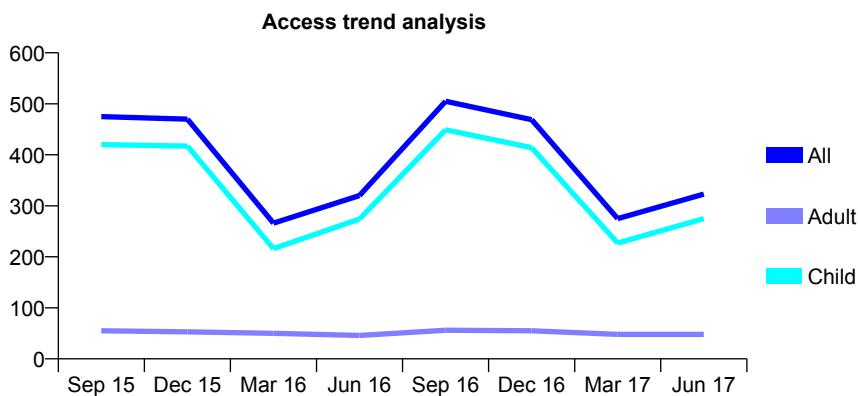
Q59 - Vital Signs At a Glance Contract Report for 906794/0001 - June 2017

Name or company name	MR RW BOWS
Contract type name	GDS Contract
Purpose of contract	General
Contract start date	01/04/2006
Contract end date	

17/18 Contracted general activity (UDA)	750
Carry forward general activity (UDA)	0
17/18 Contracted orthodontic activity (UOA)	0
Carry forward orthodontic activity (UOA)	0
Baseline contract value	£18,797.43

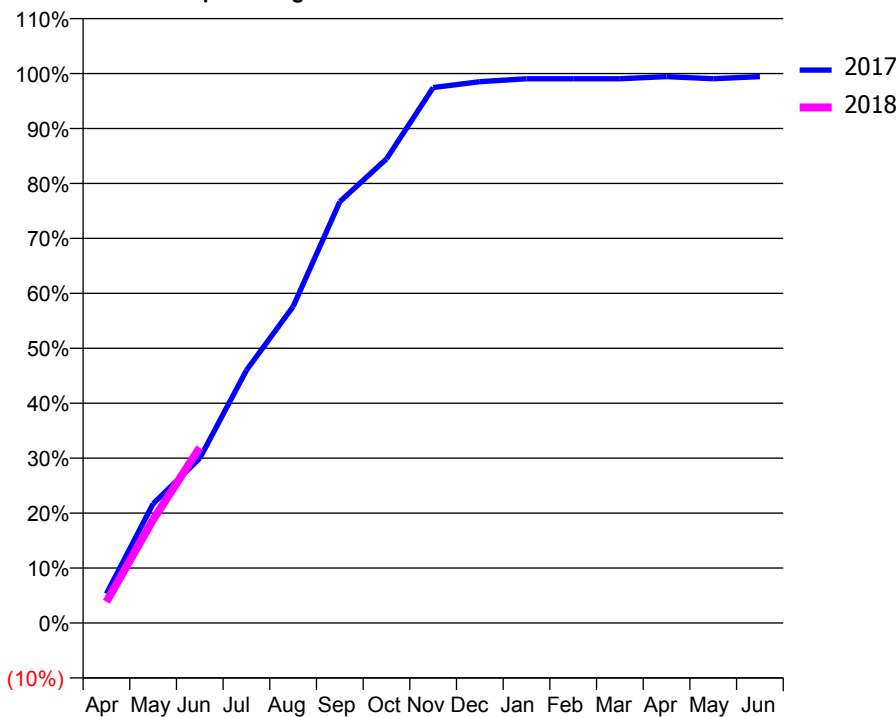
ACCESS*

Patients seen in 24 months	Total	Change since previous quarter
Quarter ending June 2016	320	
Quarter ending September 2016	505	↑
Quarter ending December 2016	469	↓
Quarter ending March 2017	275	↓
Quarter ending June 2017	323	↑
Variance since June 2016	0.9%	→



ACTIVITY

Cumulative percentage of contracted UDA delivered 2017 & 2018



Month	Adjusted Scheduled Activity (UDA)	
	2017	2018
April	40	29
May	163	141
June	225	239
July	345	
August	432	
September	575	
October	633	
November	731	
December	739	
January	743	
February	743	
March	743	
April	746	
May	743	
June	746	

QUALITY

	Quantity	Base Number	Contract	AT	Region	England
% of FP17s for the same patient ID Re-attending within 3 months - Children	3	176	1.7%	10.0%	11.7%	12.0%
% of FP17s for the same patient ID Re-attending within 3 months - Adults	0	9	0.0%	14.1%	15.2%	16.0%
% of FP17s for the same patient ID Re-attending between 3 & 9 months - Children	101	176	57.4%	60.9%	59.1%	58.0%
% of FP17s for the same patient ID Re-attending between 3 & 9 months - Adults	5	9	55.6%	53.7%	52.2%	50.9%
% of FP17s for Band 1 Urgent Courses	7	182	3.8%	7.3%	7.9%	9.1%
% of FP17s Relating to Free Repair or Replacements	0	182	0.0%	0.8%	0.8%	0.8%
% of FP17s Relating to Continuations	0	182	0.0%	1.0%	1.1%	1.1%
% of Patients satisfied with the dentistry they have received	0	0	N/A	91.6%	91.8%	91.7%
% of Patients satisfied with the time they had to wait for an appointment	0	0	N/A	87.3%	88.4%	88.0%

* This is based on patients treated on this contract for their most recent course of treatment. Figures in italics indicate the base number of FP17s or Patient Questionnaire responses are less than 100. N/A is shown where the base number of responses is less than 10 during the period. % is calculated as Quantity/Base number*100

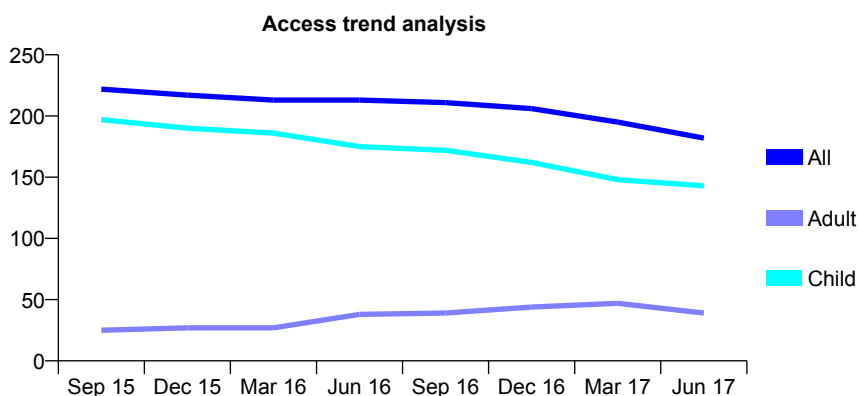
Q59 - Vital Signs At a Glance Contract Report for 911666/0001 - June 2017

Name or company name	MR LT FITZPATRICK
Contract type name	GDS Contract
Purpose of contract	General
Contract start date	01/04/2006
Contract end date	

17/18 Contracted general activity (UDA)	260
Carry forward general activity (UDA)	0
17/18 Contracted orthodontic activity (UOA)	0
Carry forward orthodontic activity (UOA)	0
Baseline contract value	£5,855.80

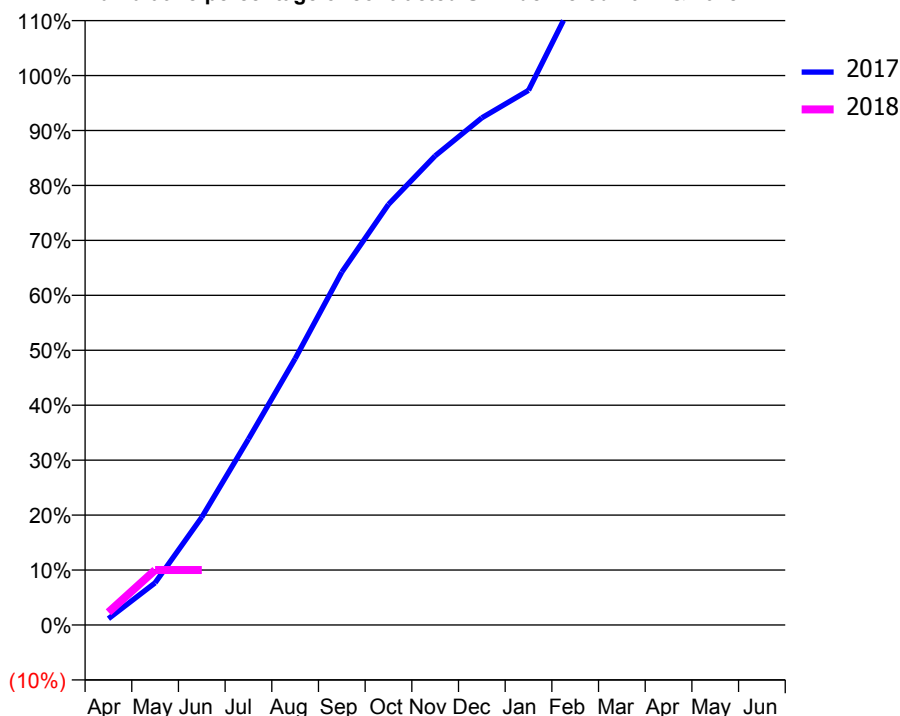
ACCESS*

Patients seen in 24 months	Total	Change since previous quarter
Quarter ending June 2016	213	
Quarter ending September 2016	211	→
Quarter ending December 2016	206	↓
Quarter ending March 2017	195	↓
Quarter ending June 2017	182	↓
Variance since June 2016	(14.6%)	↓



ACTIVITY

Cumulative percentage of contracted UDA delivered 2017 & 2018



Adjusted Scheduled Activity (UDA)

Month	2017	2018
April	3	6
May	20	26
June	51	26
July	88	
August	126	
September	167	
October	199	
November	222	
December	240	
January	253	
February	297	
March	313	
April	326	
May	332	
June	332	

QUALITY

	Quantity	Base Number	Contract	AT	Region	England
% of FP17s for the same patient ID Re-attending within 3 months - Children	0	35	0.0%	10.0%	11.7%	12.0%
% of FP17s for the same patient ID Re-attending within 3 months - Adults	0	0	N/A	14.1%	15.2%	16.0%
% of FP17s for the same patient ID Re-attending between 3 & 9 months - Children	28	35	80.0%	60.9%	59.1%	58.0%
% of FP17s for the same patient ID Re-attending between 3 & 9 months - Adults	0	0	N/A	53.7%	52.2%	50.9%
% of FP17s for Band 1 Urgent Courses	0	20	0.0%	7.3%	7.9%	9.1%
% of FP17s Relating to Free Repair or Replacements	0	20	0.0%	0.8%	0.8%	0.8%
% of FP17s Relating to Continuations	0	20	0.0%	1.0%	1.1%	1.1%
% of Patients satisfied with the dentistry they have received	0	0	N/A	91.6%	91.8%	91.7%
% of Patients satisfied with the time they had to wait for an appointment	0	0	N/A	87.3%	88.4%	88.0%

* This is based on patients treated on this contract for their most recent course of treatment. Figures in italics indicate the base number of FP17s or Patient Questionnaire responses are less than 100. N/A is shown where the base number of responses is less than 10 during the period. % is calculated as Quantity/Base number*100

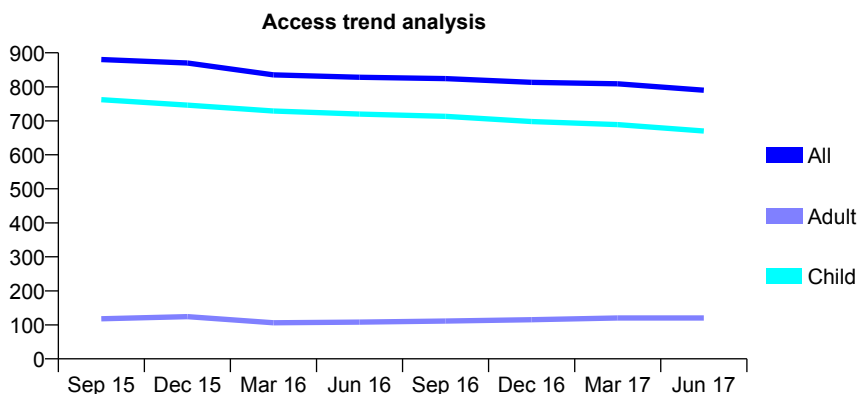
Q59 - Vital Signs At a Glance Contract Report for 914975/0001 - June 2017

Name or company name	MR CR SUTTON
Contract type name	GDS Contract
Purpose of contract	General and Orthodontic
Contract start date	01/04/2006
Contract end date	

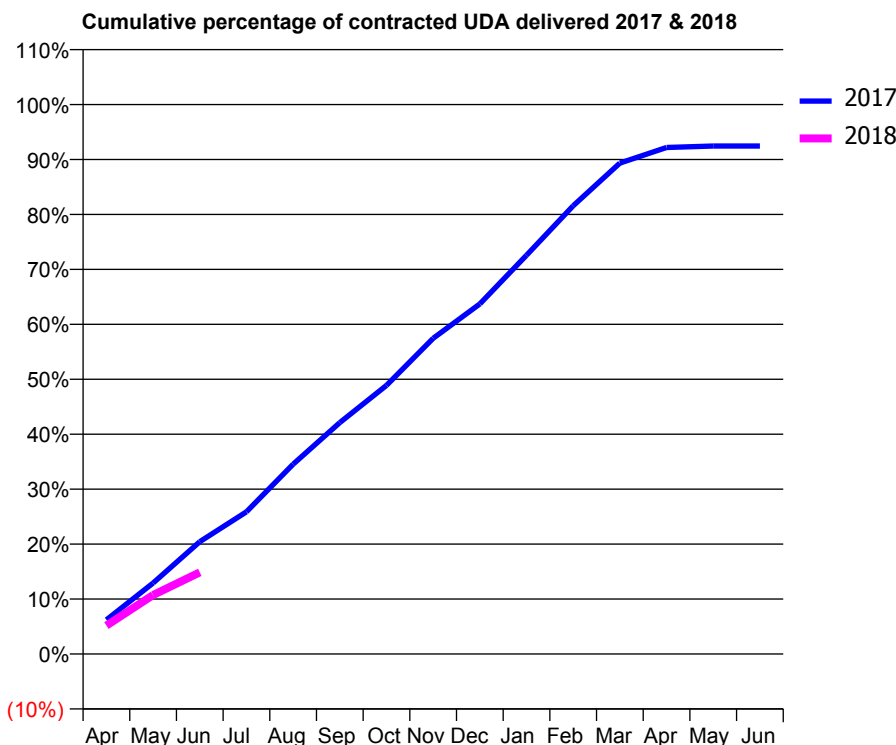
17/18 Contracted general activity (UDA)	1,700
Carry forward general activity (UDA)	0
17/18 Contracted orthodontic activity (UOA)	1,346
Carry forward orthodontic activity (UOA)	0
Baseline contract value	£133,270.74

ACCESS*

Patients seen in 24 months	Total	Change since previous quarter
Quarter ending June 2016	828	
Quarter ending September 2016	824	→
Quarter ending December 2016	813	↓
Quarter ending March 2017	809	→
Quarter ending June 2017	790	↓
Variance since June 2016	(4.6%)	↓



ACTIVITY



Month	Adjusted Scheduled Activity (UDA)	
	2017	2018
April	112	88
May	233	182
June	368	253
July	466	
August	622	
September	758	
October	880	
November	1,034	
December	1,147	
January	1,306	
February	1,468	
March	1,608	
April	1,659	
May	1,664	
June	1,664	

QUALITY

	Quantity	Base Number	Contract	AT	Region	England
% of FP17s for the same patient ID Re-attending within 3 months - Children	24	281	8.5%	10.0%	11.7%	12.0%
% of FP17s for the same patient ID Re-attending within 3 months - Adults	0	2	0.0%	14.1%	15.2%	16.0%
% of FP17s for the same patient ID Re-attending between 3 & 9 months - Children	168	281	59.8%	60.9%	59.1%	58.0%
% of FP17s for the same patient ID Re-attending between 3 & 9 months - Adults	0	2	0.0%	53.7%	52.2%	50.9%
% of FP17s for Band 1 Urgent Courses	4	189	2.1%	7.3%	7.9%	9.1%
% of FP17s Relating to Free Repair or Replacements	0	189	0.0%	0.8%	0.8%	0.8%
% of FP17s Relating to Continuations	0	189	0.0%	1.0%	1.1%	1.1%
% of Patients satisfied with the dentistry they have received	1	1	N/A	91.6%	91.8%	91.7%
% of Patients satisfied with the time they had to wait for an appointment	1	1	N/A	87.3%	88.4%	88.0%

* This is based on patients treated on this contract for their most recent course of treatment. Figures in italics indicate the base number of FP17s or Patient Questionnaire responses are less than 100. N/A is shown where the base number of responses is less than 10 during the period. % is calculated as Quantity/Base number*100

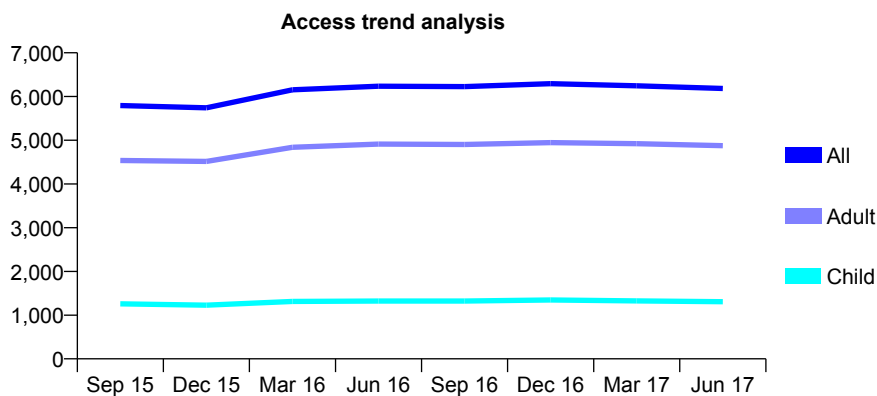
Q59 - Vital Signs At a Glance Contract Report for 917753/0001 - June 2017

Name or company name	MISS LM JAMIESON
Contract type name	GDS Contract
Purpose of contract	General
Contract start date	01/04/2006
Contract end date	

17/18 Contracted general activity (UDA)	18,000
Carry forward general activity (UDA)	0
17/18 Contracted orthodontic activity (UOA)	0
Carry forward orthodontic activity (UOA)	0
Baseline contract value	£433,928.13

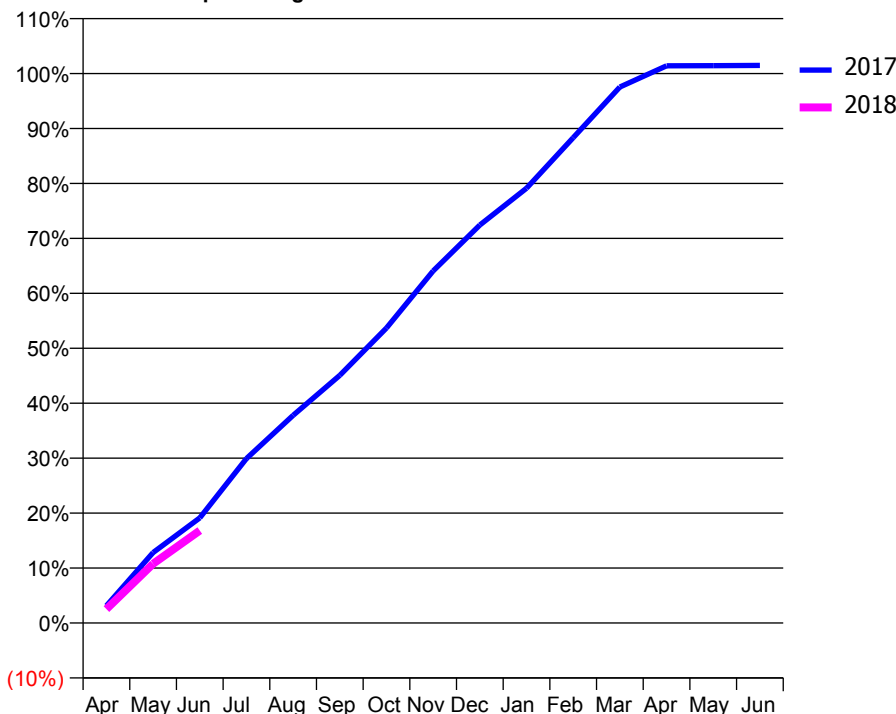
ACCESS*

Patients seen in 24 months	Total	Change since previous quarter
Quarter ending June 2016	6,235	
Quarter ending September 2016	6,226	→
Quarter ending December 2016	6,295	→
Quarter ending March 2017	6,245	→
Quarter ending June 2017	6,185	→
Variance since June 2016	(0.8%)	→



ACTIVITY

Cumulative percentage of contracted UDA delivered 2017 & 2018



Adjusted Scheduled Activity (UDA)

Month	2017	2018
April	598	455
May	2,439	1,940
June	3,637	3,028
July	5,688	
August	7,181	
September	8,564	
October	10,200	
November	12,176	
December	13,763	
January	15,034	
February	16,780	
March	18,533	
April	19,266	
May	19,272	
June	19,279	

QUALITY

	Quantity	Base Number	Contract	AT	Region	England
% of FP17s for the same patient ID Re-attending within 3 months - Children	14	371	3.8%	10.0%	11.7%	12.0%
% of FP17s for the same patient ID Re-attending within 3 months - Adults	137	1,463	9.4%	14.1%	15.2%	16.0%
% of FP17s for the same patient ID Re-attending between 3 & 9 months - Children	252	371	67.9%	60.9%	59.1%	58.0%
% of FP17s for the same patient ID Re-attending between 3 & 9 months - Adults	1,052	1,463	71.9%	53.7%	52.2%	50.9%
% of FP17s for Band 1 Urgent Courses	79	1,491	5.3%	7.3%	7.9%	9.1%
% of FP17s Relating to Free Repair or Replacements	3	1,491	0.2%	0.8%	0.8%	0.8%
% of FP17s Relating to Continuations	3	1,491	0.2%	1.0%	1.1%	1.1%
% of Patients satisfied with the dentistry they have received	13	14	92.9%	91.6%	91.8%	91.7%
% of Patients satisfied with the time they had to wait for an appointment	12	14	85.7%	87.3%	88.4%	88.0%

* This is based on patients treated on this contract for their most recent course of treatment. Figures in italics indicate the base number of FP17s or Patient Questionnaire responses are less than 100. N/A is shown where the base number of responses is less than 10 during the period. % is calculated as Quantity/Base number*100

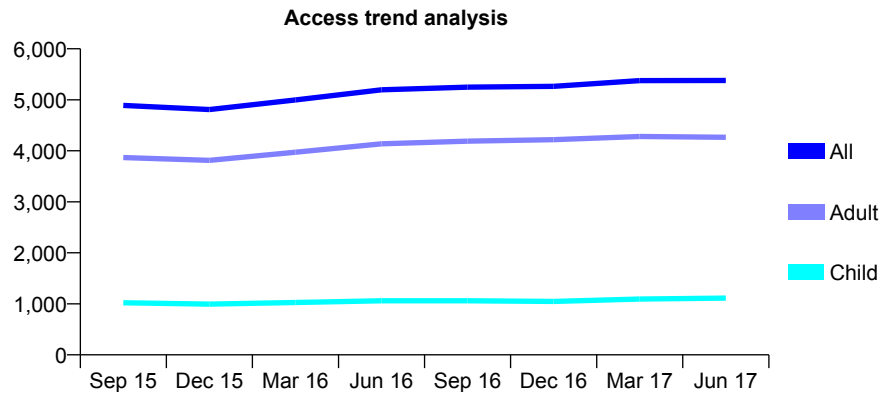
Q59 - Vital Signs At a Glance Contract Report for 917753/0002 - June 2017

Name or company name	MISS LM JAMIESON
Contract type name	GDS Contract
Purpose of contract	General
Contract start date	29/08/2006
Contract end date	

17/18 Contracted general activity (UDA)	18,000
Carry forward general activity (UDA)	0
17/18 Contracted orthodontic activity (UOA)	0
Carry forward orthodontic activity (UOA)	0
Baseline contract value	£433,928.13

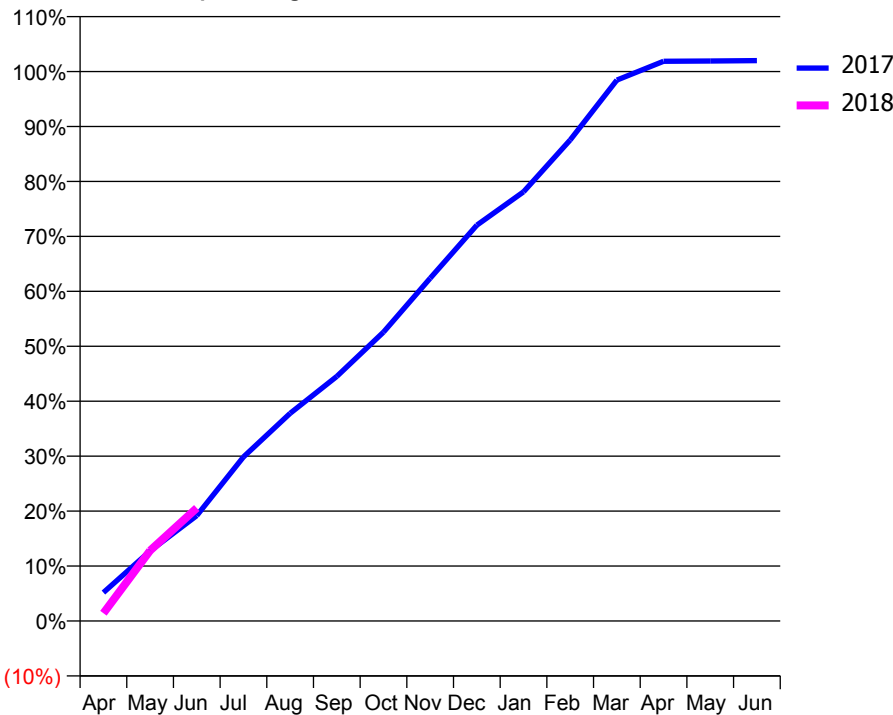
ACCESS*

Patients seen in 24 months	Total	Change since previous quarter
Quarter ending June 2016	5,196	
Quarter ending September 2016	5,248	→
Quarter ending December 2016	5,265	→
Quarter ending March 2017	5,376	↑
Quarter ending June 2017	5,378	→
Variance since June 2016	3.5%	↑



ACTIVITY

Cumulative percentage of contracted UDA delivered 2017 & 2018



Month	Adjusted Scheduled Activity (UDA)	
	2017	2018
April	933	255
May	2,297	2,309
June	3,451	3,704
July	5,376	
August	6,803	
September	8,012	
October	9,461	
November	11,227	
December	12,967	
January	14,060	
February	15,756	
March	17,719	
April	18,337	
May	18,346	
June	18,357	

QUALITY

	Quantity	Base Number	Contract	AT	Region	England
% of FP17s for the same patient ID Re-attending within 3 months - Children	34	402	8.5%	10.0%	11.7%	12.0%
% of FP17s for the same patient ID Re-attending within 3 months - Adults	133	1,540	8.6%	14.1%	15.2%	16.0%
% of FP17s for the same patient ID Re-attending between 3 & 9 months - Children	267	402	66.4%	60.9%	59.1%	58.0%
% of FP17s for the same patient ID Re-attending between 3 & 9 months - Adults	1,107	1,540	71.9%	53.7%	52.2%	50.9%
% of FP17s for Band 1 Urgent Courses	78	1,715	4.5%	7.3%	7.9%	9.1%
% of FP17s Relating to Free Repair or Replacements	3	1,715	0.2%	0.8%	0.8%	0.8%
% of FP17s Relating to Continuations	7	1,715	0.4%	1.0%	1.1%	1.1%
% of Patients satisfied with the dentistry they have received	20	21	95.2%	91.6%	91.8%	91.7%
% of Patients satisfied with the time they had to wait for an appointment	17	21	81.0%	87.3%	88.4%	88.0%

* This is based on patients treated on this contract for their most recent course of treatment. Figures in italics indicate the base number of FP17s or Patient Questionnaire responses are less than 100. N/A is shown where the base number of responses is less than 10 during the period. % is calculated as Quantity/Base number*100

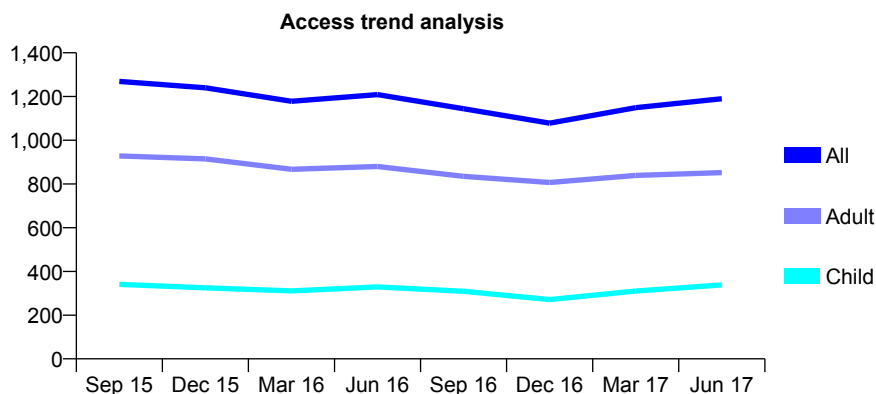
Q59 - Vital Signs At a Glance Contract Report for 919632/0001 - June 2017

Name or company name	MRS D SOLANKI
Contract type name	GDS Contract
Purpose of contract	General
Contract start date	01/04/2006
Contract end date	

17/18 Contracted general activity (UDA)	3,046
Carry forward general activity (UDA)	0
17/18 Contracted orthodontic activity (UOA)	0
Carry forward orthodontic activity (UOA)	0
Baseline contract value	£53,419.29

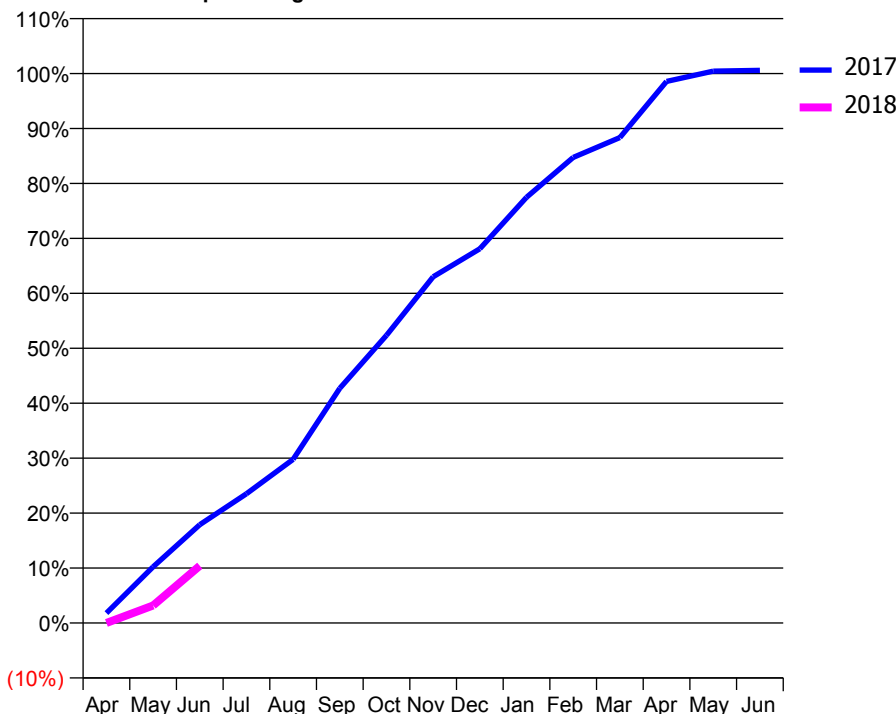
ACCESS*

Patients seen in 24 months	Total	Change since previous quarter
Quarter ending June 2016	1,209	
Quarter ending September 2016	1,144	↓
Quarter ending December 2016	1,078	↓
Quarter ending March 2017	1,149	↑
Quarter ending June 2017	1,190	↑
Variance since June 2016	(1.6%)	↓



ACTIVITY

Cumulative percentage of contracted UDA delivered 2017 & 2018



Adjusted Scheduled Activity (UDA)

Month	2017	2018
April	55	0
May	311	97
June	545	317
July	717	
August	907	
September	1,301	
October	1,595	
November	1,919	
December	2,074	
January	2,360	
February	2,581	
March	2,691	
April	3,002	
May	3,059	
June	3,063	

QUALITY

	Quantity	Base Number	Contract	AT	Region	England
% of FP17s for the same patient ID Re-attending within 3 months - Children	9	133	6.8%	10.0%	11.7%	12.0%
% of FP17s for the same patient ID Re-attending within 3 months - Adults	22	288	7.6%	14.1%	15.2%	16.0%
% of FP17s for the same patient ID Re-attending between 3 & 9 months - Children	43	133	32.3%	60.9%	59.1%	58.0%
% of FP17s for the same patient ID Re-attending between 3 & 9 months - Adults	135	288	46.9%	53.7%	52.2%	50.9%
% of FP17s for Band 1 Urgent Courses	22	205	10.7%	7.3%	7.9%	9.1%
% of FP17s Relating to Free Repair or Replacements	2	205	1.0%	0.8%	0.8%	0.8%
% of FP17s Relating to Continuations	0	205	0.0%	1.0%	1.1%	1.1%
% of Patients satisfied with the dentistry they have received	2	2	N/A	91.6%	91.8%	91.7%
% of Patients satisfied with the time they had to wait for an appointment	2	2	N/A	87.3%	88.4%	88.0%

* This is based on patients treated on this contract for their most recent course of treatment. Figures in italics indicate the base number of FP17s or Patient Questionnaire responses are less than 100. N/A is shown where the base number of responses is less than 10 during the period. % is calculated as Quantity/Base number*100

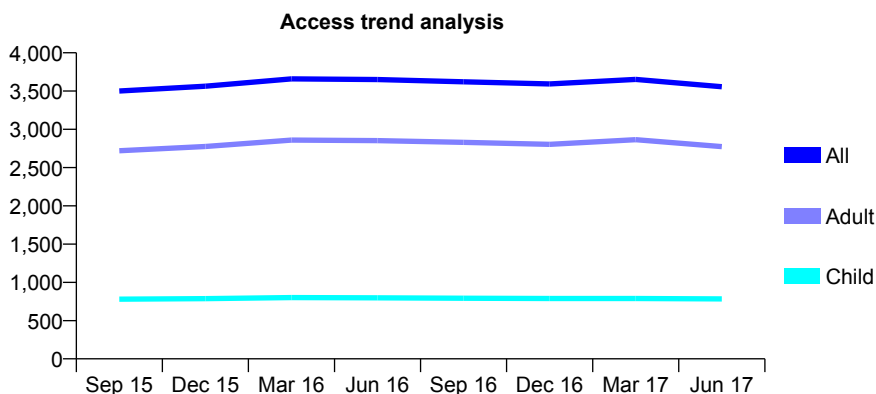
Q59 - Vital Signs At a Glance Contract Report for 919845/0001 - June 2017

Name or company name	MISS H BURNIKELL
Contract type name	GDS Contract
Purpose of contract	General
Contract start date	01/04/2006
Contract end date	

17/18 Contracted general activity (UDA)	8,630
Carry forward general activity (UDA)	0
17/18 Contracted orthodontic activity (UOA)	0
Carry forward orthodontic activity (UOA)	0
Baseline contract value	£225,524.20

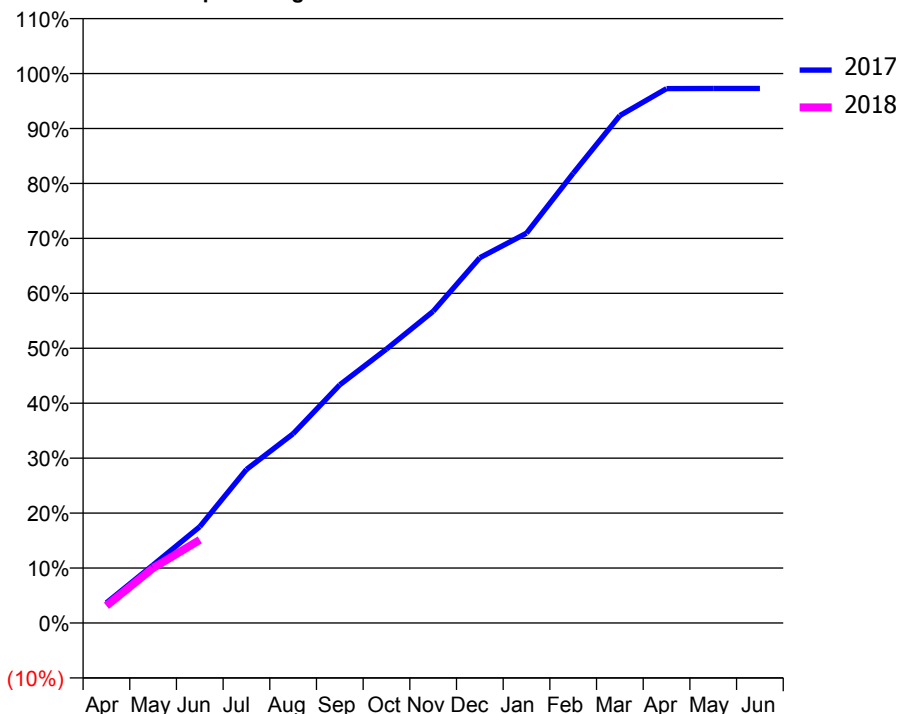
ACCESS*

Patients seen in 24 months	Total	Change since previous quarter
Quarter ending June 2016	3,650	
Quarter ending September 2016	3,621	→
Quarter ending December 2016	3,593	→
Quarter ending March 2017	3,653	→
Quarter ending June 2017	3,556	↓
Variance since June 2016	(2.6%)	↓



ACTIVITY

Cumulative percentage of contracted UDA delivered 2017 & 2018



Month	Adjusted Scheduled Activity (UDA)	
	2017	2018
April	317	270
May	912	864
June	1,513	1,306
July	2,411	
August	2,972	
September	3,742	
October	4,302	
November	4,895	
December	5,737	
January	6,122	
February	7,064	
March	7,970	
April	8,392	
May	8,394	
June	8,394	

QUALITY

	Quantity	Base Number	Contract	AT	Region	England
% of FP17s for the same patient ID Re-attending within 3 months - Children	44	247	17.8%	10.0%	11.7%	12.0%
% of FP17s for the same patient ID Re-attending within 3 months - Adults	198	919	21.5%	14.1%	15.2%	16.0%
% of FP17s for the same patient ID Re-attending between 3 & 9 months - Children	114	247	46.2%	60.9%	59.1%	58.0%
% of FP17s for the same patient ID Re-attending between 3 & 9 months - Adults	509	919	55.4%	53.7%	52.2%	50.9%
% of FP17s for Band 1 Urgent Courses	48	919	5.2%	7.3%	7.9%	9.1%
% of FP17s Relating to Free Repair or Replacements	9	919	1.0%	0.8%	0.8%	0.8%
% of FP17s Relating to Continuations	3	919	0.3%	1.0%	1.1%	1.1%
% of Patients satisfied with the dentistry they have received	4	5	N/A	91.6%	91.8%	91.7%
% of Patients satisfied with the time they had to wait for an appointment	5	5	N/A	87.3%	88.4%	88.0%

* This is based on patients treated on this contract for their most recent course of treatment. Figures in italics indicate the base number of FP17s or Patient Questionnaire responses are less than 100. N/A is shown where the base number of responses is less than 10 during the period. % is calculated as Quantity/Base number*100

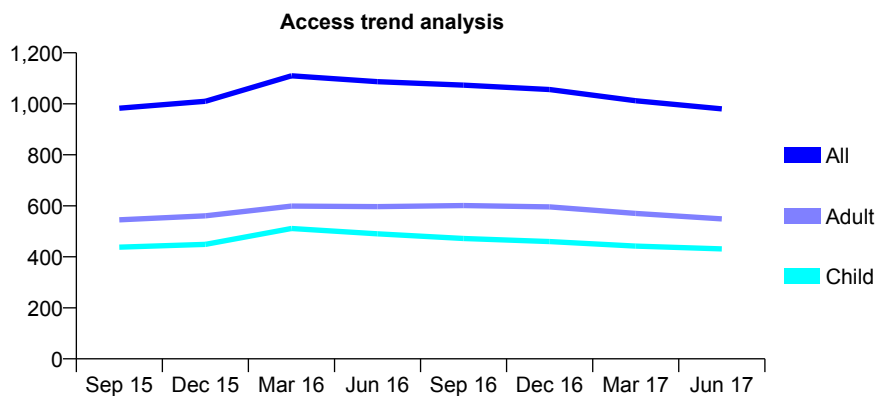
Q59 - Vital Signs At a Glance Contract Report for 925322/0001 - June 2017

Name or company name	MRS F OSMAN
Contract type name	GDS Contract
Purpose of contract	General
Contract start date	01/04/2006
Contract end date	

17/18 Contracted general activity (UDA)	2,723
Carry forward general activity (UDA)	0
17/18 Contracted orthodontic activity (UOA)	0
Carry forward orthodontic activity (UOA)	0
Baseline contract value	£69,481.86

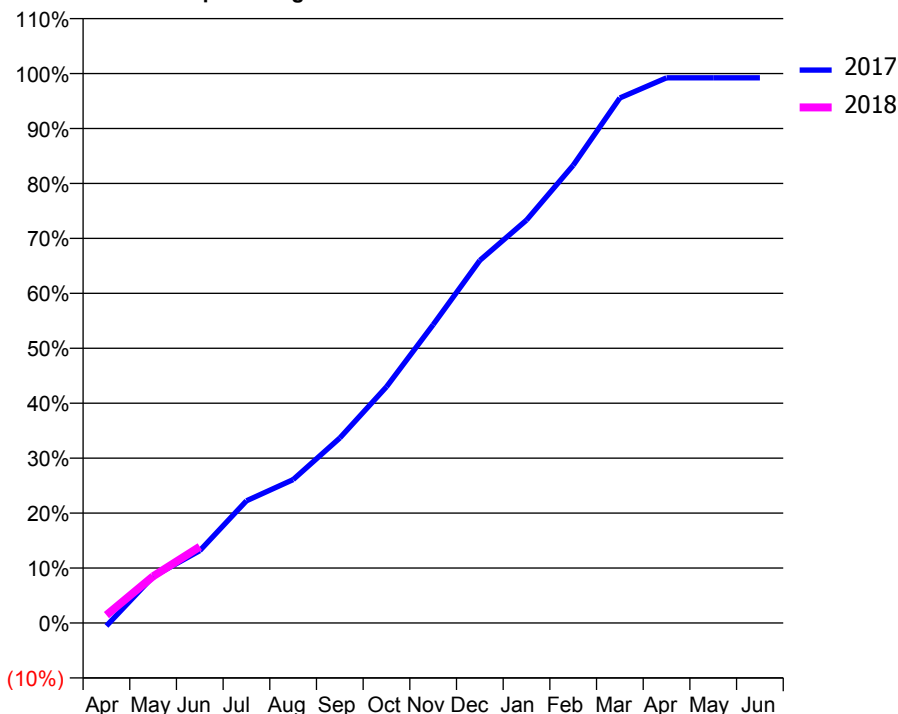
ACCESS*

Patients seen in 24 months	Total	Change since previous quarter
Quarter ending June 2016	1,087	
Quarter ending September 2016	1,073	↓
Quarter ending December 2016	1,056	↓
Quarter ending March 2017	1,012	↓
Quarter ending June 2017	980	↓
Variance since June 2016	(9.8%)	↓



ACTIVITY

Cumulative percentage of contracted UDA delivered 2017 & 2018



Month	Adjusted Scheduled Activity (UDA)	
	2017	2018
April	-15	39
May	230	232
June	359	378
July	606	
August	711	
September	917	
October	1,171	
November	1,478	
December	1,797	
January	1,997	
February	2,268	
March	2,602	
April	2,702	
May	2,702	
June	2,702	

QUALITY

	Quantity	Base Number	Contract	AT	Region	England
% of FP17s for the same patient ID Re-attending within 3 months - Children	3	105	2.9%	10.0%	11.7%	12.0%
% of FP17s for the same patient ID Re-attending within 3 months - Adults	10	140	7.1%	14.1%	15.2%	16.0%
% of FP17s for the same patient ID Re-attending between 3 & 9 months - Children	71	105	67.6%	60.9%	59.1%	58.0%
% of FP17s for the same patient ID Re-attending between 3 & 9 months - Adults	99	140	70.7%	53.7%	52.2%	50.9%
% of FP17s for Band 1 Urgent Courses	10	207	4.8%	7.3%	7.9%	9.1%
% of FP17s Relating to Free Repair or Replacements	0	207	0.0%	0.8%	0.8%	0.8%
% of FP17s Relating to Continuations	0	207	0.0%	1.0%	1.1%	1.1%
% of Patients satisfied with the dentistry they have received	2	2	N/A	91.6%	91.8%	91.7%
% of Patients satisfied with the time they had to wait for an appointment	0	2	N/A	87.3%	88.4%	88.0%

* This is based on patients treated on this contract for their most recent course of treatment. Figures in italics indicate the base number of FP17s or Patient Questionnaire responses are less than 100. N/A is shown where the base number of responses is less than 10 during the period. % is calculated as Quantity/Base number*100

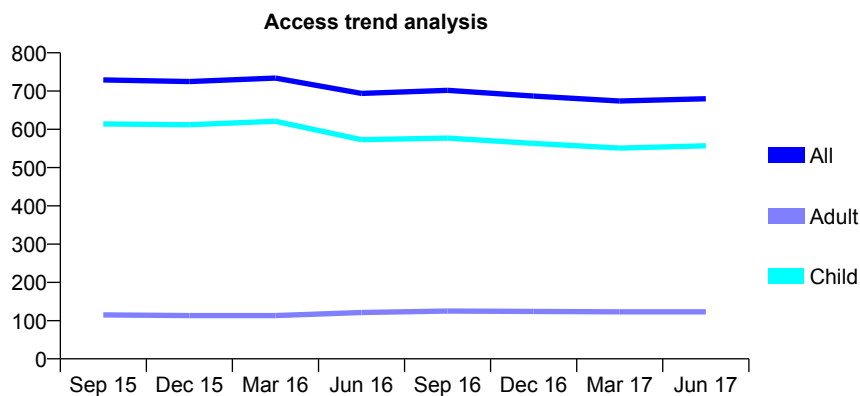
Q59 - Vital Signs At a Glance Contract Report for 927244/0001 - June 2017

Name or company name	MR TE VISSER
Contract type name	GDS Contract
Purpose of contract	General
Contract start date	01/04/2006
Contract end date	

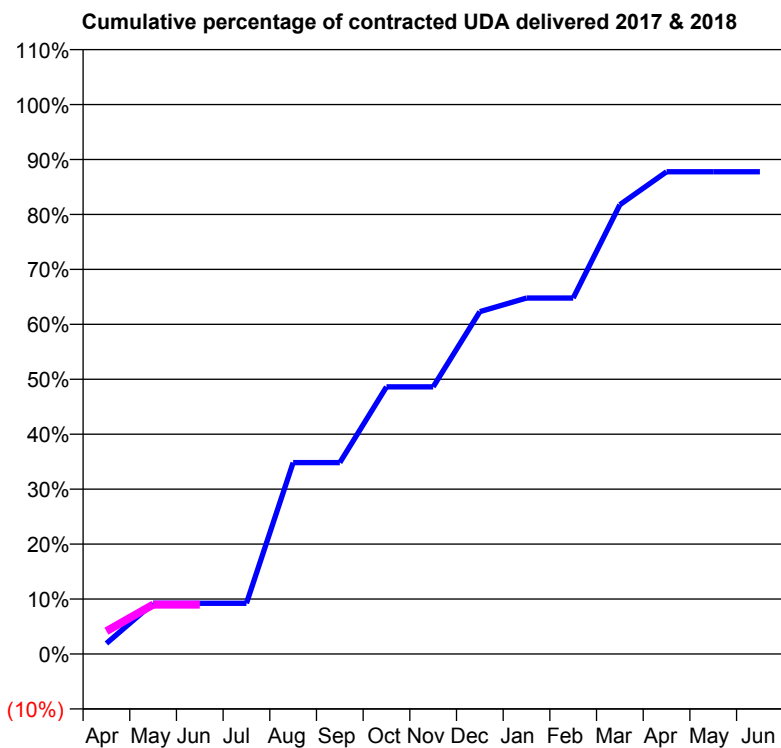
17/18 Contracted general activity (UDA)	1,300
Carry forward general activity (UDA)	0
17/18 Contracted orthodontic activity (UOA)	0
Carry forward orthodontic activity (UOA)	0
Baseline contract value	£28,656.20

ACCESS*

Patients seen in 24 months	Total	Change since previous quarter
Quarter ending June 2016	694	
Quarter ending September 2016	702	→
Quarter ending December 2016	687	↓
Quarter ending March 2017	674	↓
Quarter ending June 2017	680	→
Variance since June 2016	(2.0%)	↓



ACTIVITY



Adjusted Scheduled Activity (UDA)		
Month	2017	2018
April	25	54
May	120	117
June	120	117
July	120	
August	453	
September	453	
October	632	
November	632	
December	810	
January	842	
February	842	
March	1,063	
April	1,141	
May	1,141	
June	1,141	

QUALITY

	Quantity	Base Number	Contract	AT	Region	England
% of FP17s for the same patient ID Re-attending within 3 months - Children	8	153	5.2%	10.0%	11.7%	12.0%
% of FP17s for the same patient ID Re-attending within 3 months - Adults	0	10	0.0%	14.1%	15.2%	16.0%
% of FP17s for the same patient ID Re-attending between 3 & 9 months - Children	100	153	65.4%	60.9%	59.1%	58.0%
% of FP17s for the same patient ID Re-attending between 3 & 9 months - Adults	9	10	90.0%	53.7%	52.2%	50.9%
% of FP17s for Band 1 Urgent Courses	0	99	0.0%	7.3%	7.9%	9.1%
% of FP17s Relating to Free Repair or Replacements	0	99	0.0%	0.8%	0.8%	0.8%
% of FP17s Relating to Continuations	1	99	1.0%	1.0%	1.1%	1.1%
% of Patients satisfied with the dentistry they have received	0	0	N/A	91.6%	91.8%	91.7%
% of Patients satisfied with the time they had to wait for an appointment	0	0	N/A	87.3%	88.4%	88.0%

* This is based on patients treated on this contract for their most recent course of treatment. Figures in italics indicate the base number of FP17s or Patient Questionnaire responses are less than 100. N/A is shown where the base number of responses is less than 10 during the period. % is calculated as Quantity/Base number*100

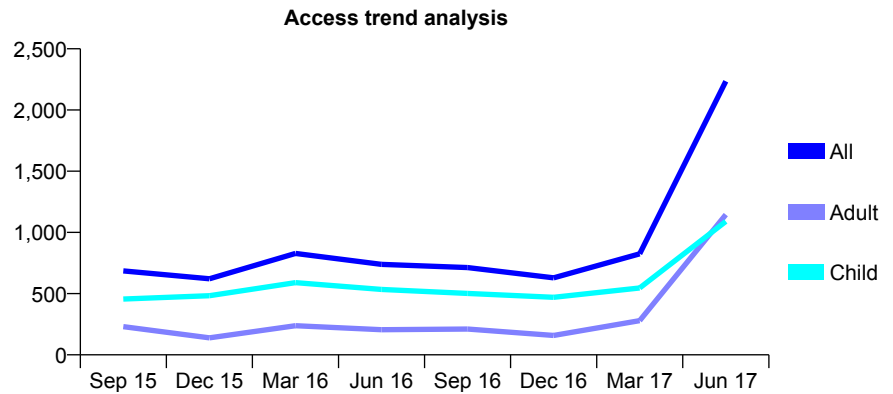
Q59 - Vital Signs At a Glance Contract Report for 929328/0001 - June 2017

Name or company name	MR VH PEART
Contract type name	GDS Contract
Purpose of contract	General and Orthodontic
Contract start date	01/04/2006
Contract end date	

17/18 Contracted general activity (UDA)	18,638
Carry forward general activity (UDA)	0
17/18 Contracted orthodontic activity (UOA)	31
Carry forward orthodontic activity (UOA)	0
Baseline contract value	£453,079.16

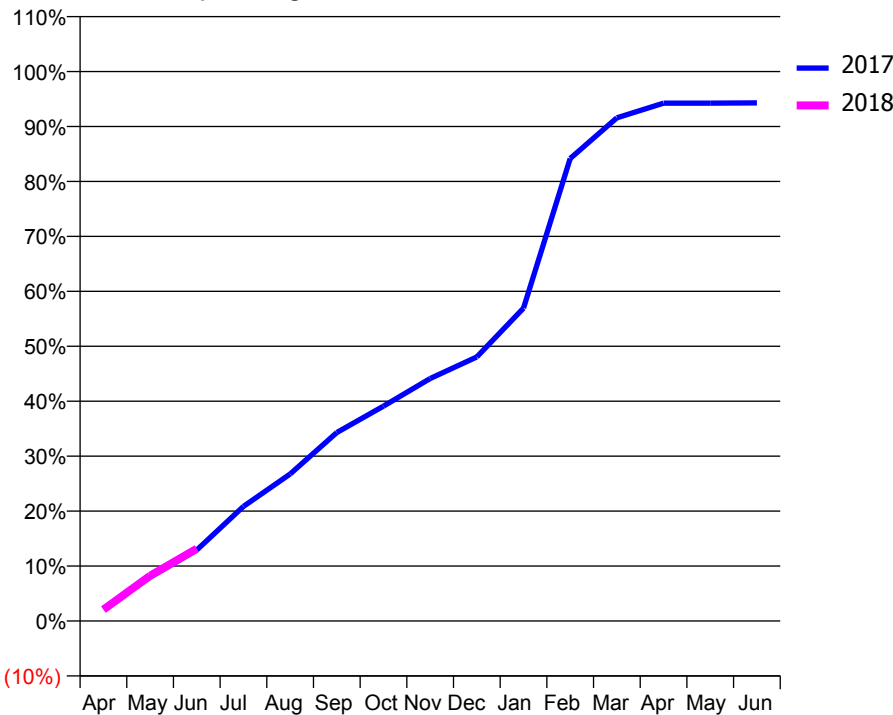
ACCESS*

Patients seen in 24 months	Total	Change since previous quarter
Quarter ending June 2016	739	
Quarter ending September 2016	713	↓
Quarter ending December 2016	629	↓
Quarter ending March 2017	825	↑
Quarter ending June 2017	2,235	↑
Variance since June 2016	202.4%	↑



ACTIVITY

Cumulative percentage of contracted UDA delivered 2017 & 2018



Month	Adjusted Scheduled Activity (UDA)	
	2017	2018
April	41	385
May	142	1,537
June	229	2,452
July	370	
August	475	
September	609	
October	694	
November	783	
December	853	
January	1,011	
February	1,494	
March	1,625	
April	1,673	
May	1,673	
June	1,674	

QUALITY

	Quantity	Base Number	Contract	AT	Region	England
% of FP17s for the same patient ID Re-attending within 3 months - Children	23	663	3.5%	10.0%	11.7%	12.0%
% of FP17s for the same patient ID Re-attending within 3 months - Adults	54	823	6.6%	14.1%	15.2%	16.0%
% of FP17s for the same patient ID Re-attending between 3 & 9 months - Children	157	663	23.7%	60.9%	59.1%	58.0%
% of FP17s for the same patient ID Re-attending between 3 & 9 months - Adults	44	823	5.3%	53.7%	52.2%	50.9%
% of FP17s for Band 1 Urgent Courses	103	1,452	7.1%	7.3%	7.9%	9.1%
% of FP17s Relating to Free Repair or Replacements	7	1,452	0.5%	0.8%	0.8%	0.8%
% of FP17s Relating to Continuations	3	1,452	0.2%	1.0%	1.1%	1.1%
% of Patients satisfied with the dentistry they have received	2	2	N/A	91.6%	91.8%	91.7%
% of Patients satisfied with the time they had to wait for an appointment	2	2	N/A	87.3%	88.4%	88.0%

* This is based on patients treated on this contract for their most recent course of treatment. Figures in italics indicate the base number of FP17s or Patient Questionnaire responses are less than 100. N/A is shown where the base number of responses is less than 10 during the period. % is calculated as Quantity/Base number*100

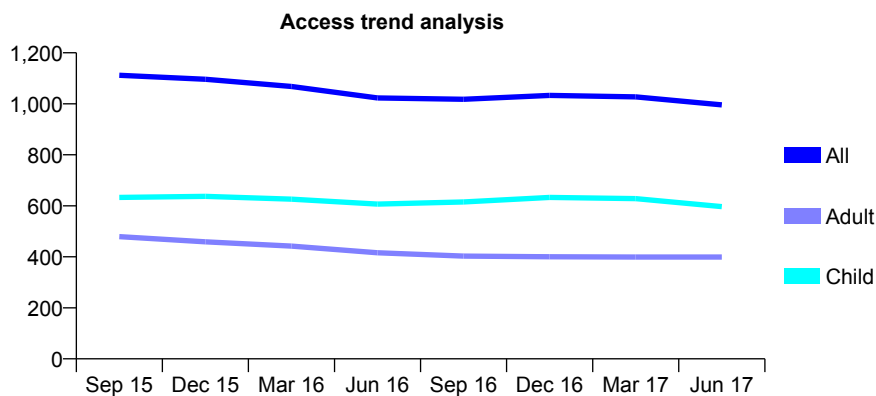
Q59 - Vital Signs At a Glance Contract Report for 931756/0001 - June 2017

Name or company name	MR RD CASEY
Contract type name	GDS Contract
Purpose of contract	General
Contract start date	01/04/2006
Contract end date	

17/18 Contracted general activity (UDA)	3,968
Carry forward general activity (UDA)	0
17/18 Contracted orthodontic activity (UOA)	0
Carry forward orthodontic activity (UOA)	0
Baseline contract value	£106,409.31

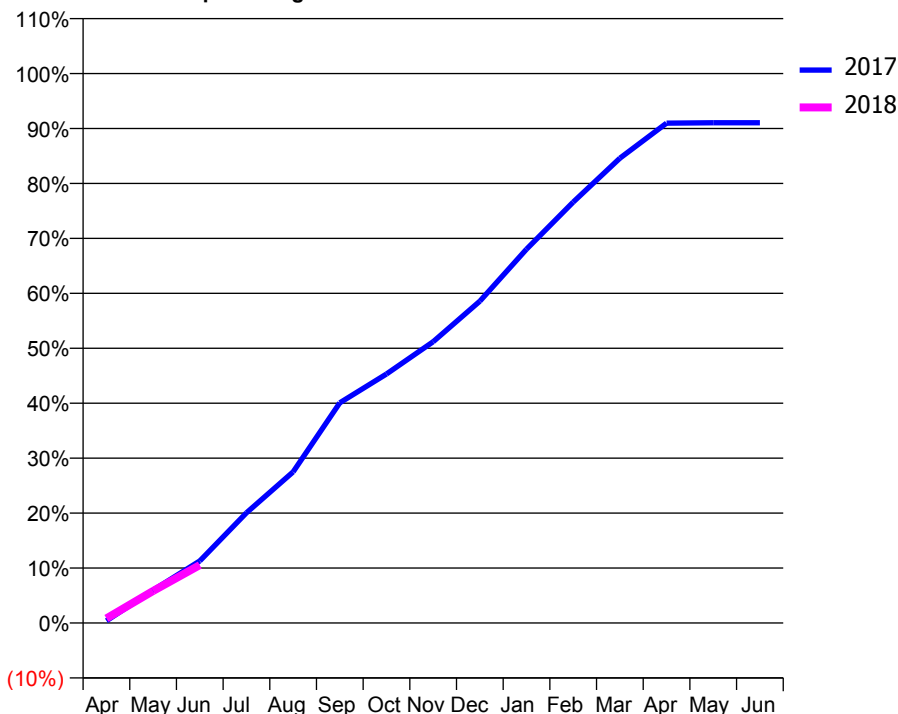
ACCESS*

Patients seen in 24 months	Total	Change since previous quarter
Quarter ending June 2016	1,023	
Quarter ending September 2016	1,018	→
Quarter ending December 2016	1,033	→
Quarter ending March 2017	1,027	→
Quarter ending June 2017	996	↓
Variance since June 2016	(2.6%)	↓



ACTIVITY

Cumulative percentage of contracted UDA delivered 2017 & 2018



Adjusted Scheduled Activity (UDA)

Month	2017	2018
April	16	33
May	238	231
June	448	418
July	796	
August	1,091	
September	1,591	
October	1,798	
November	2,032	
December	2,324	
January	2,700	
February	3,039	
March	3,356	
April	3,610	
May	3,613	
June	3,613	

QUALITY

	Quantity	Base Number	Contract	AT	Region	England
% of FP17s for the same patient ID Re-attending within 3 months - Children	6	172	3.5%	10.0%	11.7%	12.0%
% of FP17s for the same patient ID Re-attending within 3 months - Adults	30	124	24.2%	14.1%	15.2%	16.0%
% of FP17s for the same patient ID Re-attending between 3 & 9 months - Children	113	172	65.7%	60.9%	59.1%	58.0%
% of FP17s for the same patient ID Re-attending between 3 & 9 months - Adults	56	124	45.2%	53.7%	52.2%	50.9%
% of FP17s for Band 1 Urgent Courses	2	224	0.9%	7.3%	7.9%	9.1%
% of FP17s Relating to Free Repair or Replacements	0	224	0.0%	0.8%	0.8%	0.8%
% of FP17s Relating to Continuations	0	224	0.0%	1.0%	1.1%	1.1%
% of Patients satisfied with the dentistry they have received	4	4	N/A	91.6%	91.8%	91.7%
% of Patients satisfied with the time they had to wait for an appointment	4	4	N/A	87.3%	88.4%	88.0%

* This is based on patients treated on this contract for their most recent course of treatment. Figures in italics indicate the base number of FP17s or Patient Questionnaire responses are less than 100. N/A is shown where the base number of responses is less than 10 during the period. % is calculated as Quantity/Base number*100

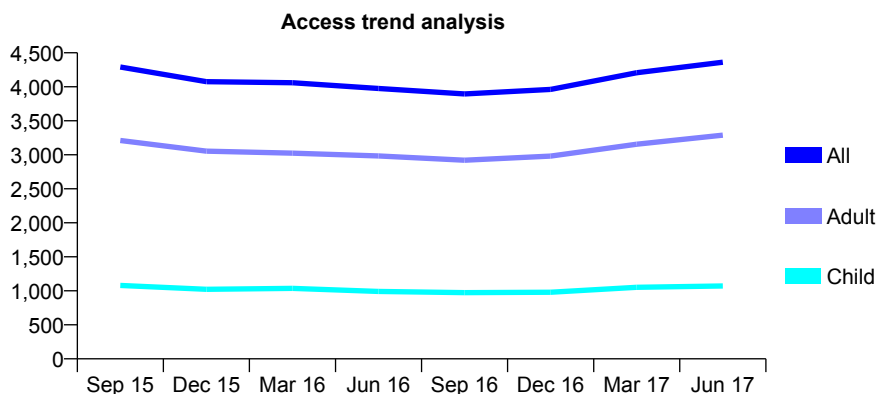
Q59 - Vital Signs At a Glance Contract Report for 939838/0003 - June 2017

Name or company name	MISS Z ISHAK
Contract type name	GDS Contract
Purpose of contract	General
Contract start date	01/04/2008
Contract end date	

17/18 Contracted general activity (UDA)	15,328
Carry forward general activity (UDA)	0
17/18 Contracted orthodontic activity (UOA)	0
Carry forward orthodontic activity (UOA)	0
Baseline contract value	£332,257.24

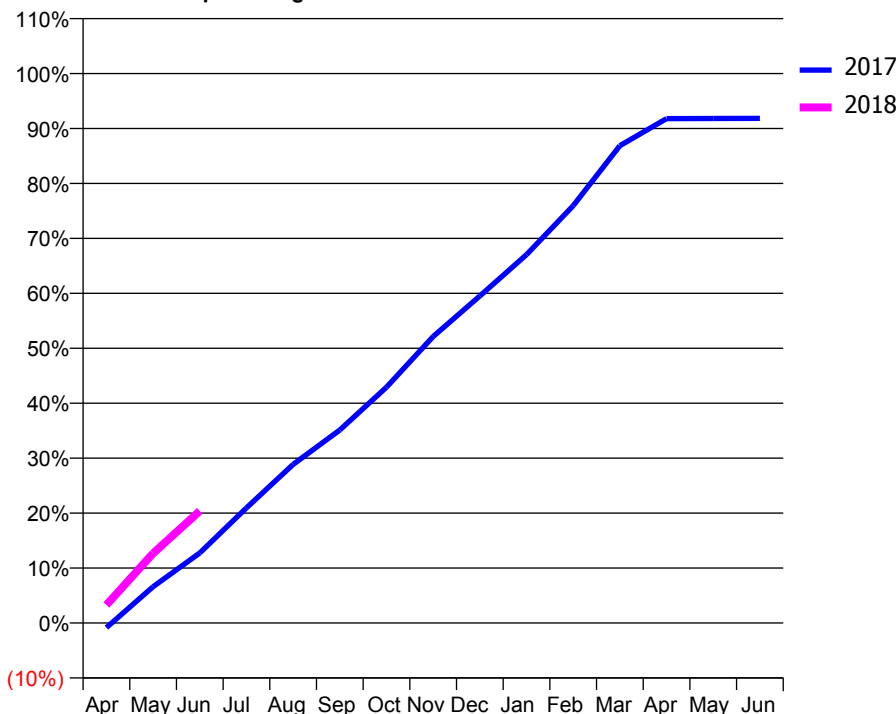
ACCESS*

Patients seen in 24 months	Total	Change since previous quarter
Quarter ending June 2016	3,975	
Quarter ending September 2016	3,895	↓
Quarter ending December 2016	3,961	→
Quarter ending March 2017	4,207	↑
Quarter ending June 2017	4,361	↑
Variance since June 2016	9.7%	↑



ACTIVITY

Cumulative percentage of contracted UDA delivered 2017 & 2018



Month	Adjusted Scheduled Activity (UDA)	
	2017	2018
April	-132	504
May	1,014	1,944
June	1,956	3,125
July	3,213	
August	4,423	
September	5,383	
October	6,577	
November	7,992	
December	9,124	
January	10,274	
February	11,641	
March	13,314	
April	14,069	
May	14,074	
June	14,078	

QUALITY

	Quantity	Base Number	Contract	AT	Region	England
% of FP17s for the same patient ID Re-attending within 3 months - Children	36	435	8.3%	10.0%	11.7%	12.0%
% of FP17s for the same patient ID Re-attending within 3 months - Adults	145	1,221	11.9%	14.1%	15.2%	16.0%
% of FP17s for the same patient ID Re-attending between 3 & 9 months - Children	284	435	65.3%	60.9%	59.1%	58.0%
% of FP17s for the same patient ID Re-attending between 3 & 9 months - Adults	638	1,221	52.3%	53.7%	52.2%	50.9%
% of FP17s for Band 1 Urgent Courses	88	1,397	6.3%	7.3%	7.9%	9.1%
% of FP17s Relating to Free Repair or Replacements	4	1,397	0.3%	0.8%	0.8%	0.8%
% of FP17s Relating to Continuations	11	1,397	0.8%	1.0%	1.1%	1.1%
% of Patients satisfied with the dentistry they have received	8	8	N/A	91.6%	91.8%	91.7%
% of Patients satisfied with the time they had to wait for an appointment	6	8	N/A	87.3%	88.4%	88.0%

* This is based on patients treated on this contract for their most recent course of treatment. Figures in italics indicate the base number of FP17s or Patient Questionnaire responses are less than 100. N/A is shown where the base number of responses is less than 10 during the period. % is calculated as Quantity/Base number*100

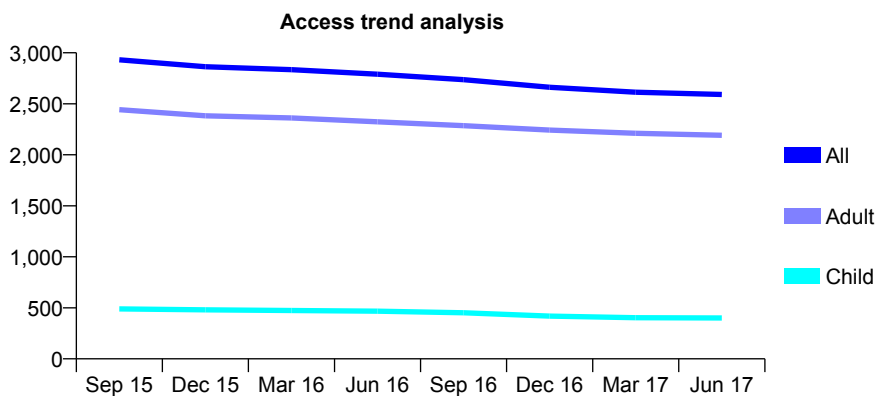
Q59 - Vital Signs At a Glance Contract Report for 939838/0008 - June 2017

Name or company name	MISS Z ISHAK
Contract type name	GDS Contract
Purpose of contract	General
Contract start date	01/02/2013
Contract end date	

17/18 Contracted general activity (UDA)	10,144
Carry forward general activity (UDA)	0
17/18 Contracted orthodontic activity (UOA)	0
Carry forward orthodontic activity (UOA)	0
Baseline contract value	£268,755.28

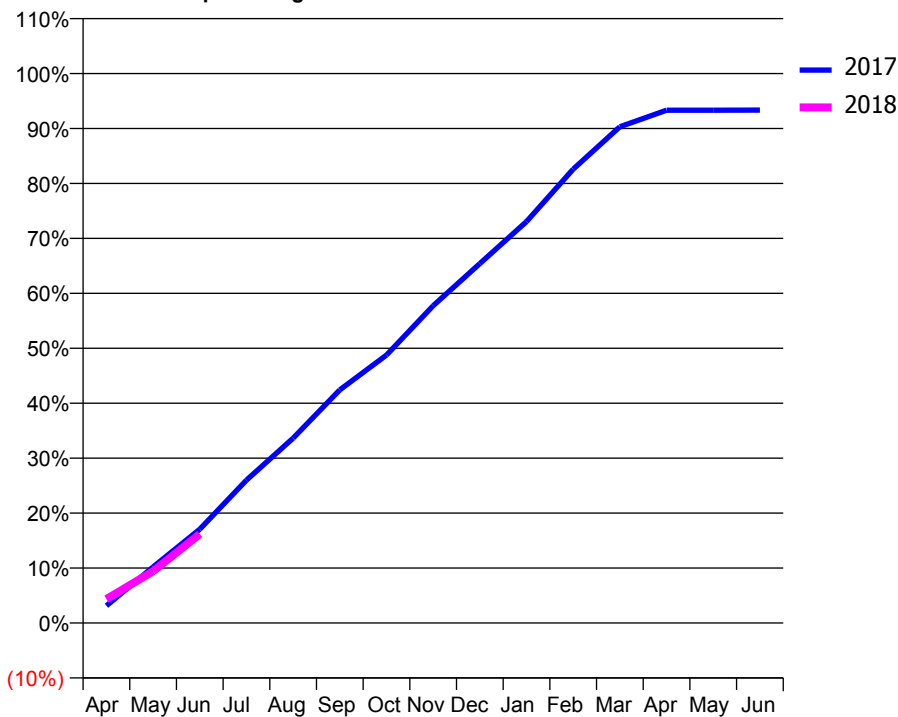
ACCESS*

Patients seen in 24 months	Total	Change since previous quarter
Quarter ending June 2016	2,790	
Quarter ending September 2016	2,736	↓
Quarter ending December 2016	2,662	↓
Quarter ending March 2017	2,614	↓
Quarter ending June 2017	2,592	→
Variance since June 2016	(7.1%)	↓



ACTIVITY

Cumulative percentage of contracted UDA delivered 2017 & 2018



Adjusted Scheduled Activity (UDA)

Month	2017	2018
April	320	443
May	1,035	956
June	1,731	1,642
July	2,637	
August	3,414	
September	4,304	
October	4,946	
November	5,857	
December	6,635	
January	7,410	
February	8,379	
March	9,161	
April	9,465	
May	9,465	
June	9,468	

QUALITY

	Quantity	Base Number	Contract	AT	Region	England
% of FP17s for the same patient ID Re-attending within 3 months - Children	4	183	2.2%	10.0%	11.7%	12.0%
% of FP17s for the same patient ID Re-attending within 3 months - Adults	59	795	7.4%	14.1%	15.2%	16.0%
% of FP17s for the same patient ID Re-attending between 3 & 9 months - Children	154	183	84.2%	60.9%	59.1%	58.0%
% of FP17s for the same patient ID Re-attending between 3 & 9 months - Adults	624	795	78.5%	53.7%	52.2%	50.9%
% of FP17s for Band 1 Urgent Courses	2	874	0.2%	7.3%	7.9%	9.1%
% of FP17s Relating to Free Repair or Replacements	10	874	1.1%	0.8%	0.8%	0.8%
% of FP17s Relating to Continuations	14	874	1.6%	1.0%	1.1%	1.1%
% of Patients satisfied with the dentistry they have received	6	8	N/A	91.6%	91.8%	91.7%
% of Patients satisfied with the time they had to wait for an appointment	7	8	N/A	87.3%	88.4%	88.0%

* This is based on patients treated on this contract for their most recent course of treatment. Figures in italics indicate the base number of FP17s or Patient Questionnaire responses are less than 100. N/A is shown where the base number of responses is less than 10 during the period. % is calculated as Quantity/Base number*100

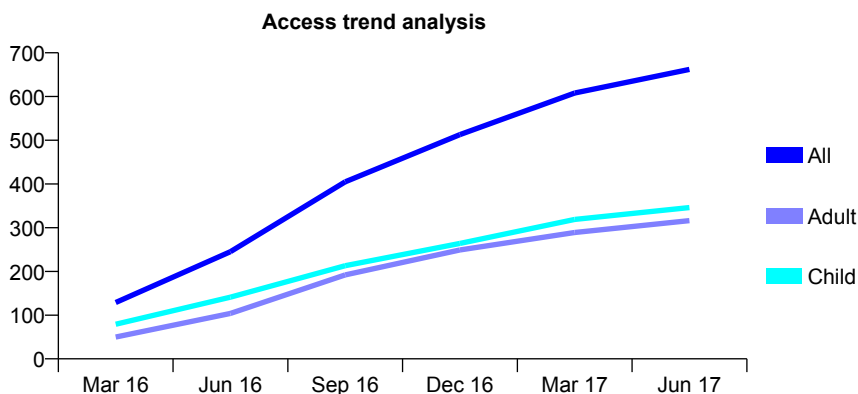
Q59 - Vital Signs At a Glance Contract Report for 962198/0001 - June 2017

Name or company name	MRS S HINDOCHA
Contract type name	GDS Contract
Purpose of contract	General
Contract start date	06/02/2016
Contract end date	

17/18 Contracted general activity (UDA)	2,502
Carry forward general activity (UDA)	0
17/18 Contracted orthodontic activity (UOA)	0
Carry forward orthodontic activity (UOA)	0
Baseline contract value	£54,704.58

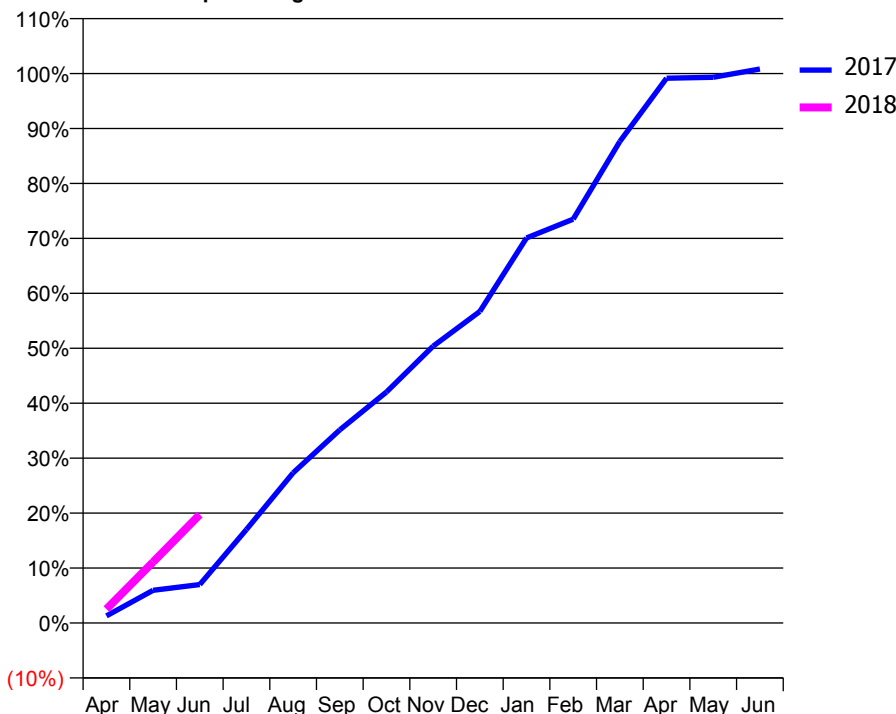
ACCESS*

Patients seen in 24 months	Total	Change since previous quarter
Quarter ending June 2016	245	
Quarter ending September 2016	405	↑
Quarter ending December 2016	513	↑
Quarter ending March 2017	608	↑
Quarter ending June 2017	662	↑
Variance since June 2016	170.2%	↑



ACTIVITY

Cumulative percentage of contracted UDA delivered 2017 & 2018



Adjusted Scheduled Activity (UDA)

Month	2017	2018
April	32	63
May	149	278
June	175	494
July	426	
August	684	
September	879	
October	1,052	
November	1,261	
December	1,418	
January	1,753	
February	1,839	
March	2,193	
April	2,481	
May	2,485	
June	2,523	

QUALITY

	Quantity	Base Number	Contract	AT	Region	England
% of FP17s for the same patient ID Re-attending within 3 months - Children	16	159	10.1%	10.0%	11.7%	12.0%
% of FP17s for the same patient ID Re-attending within 3 months - Adults	24	143	16.8%	14.1%	15.2%	16.0%
% of FP17s for the same patient ID Re-attending between 3 & 9 months - Children	72	159	45.3%	60.9%	59.1%	58.0%
% of FP17s for the same patient ID Re-attending between 3 & 9 months - Adults	60	143	42.0%	53.7%	52.2%	50.9%
% of FP17s for Band 1 Urgent Courses	21	189	11.1%	7.3%	7.9%	9.1%
% of FP17s Relating to Free Repair or Replacements	0	189	0.0%	0.8%	0.8%	0.8%
% of FP17s Relating to Continuations	0	189	0.0%	1.0%	1.1%	1.1%
% of Patients satisfied with the dentistry they have received	2	3	N/A	91.6%	91.8%	91.7%
% of Patients satisfied with the time they had to wait for an appointment	3	3	N/A	87.3%	88.4%	88.0%

* This is based on patients treated on this contract for their most recent course of treatment. Figures in italics indicate the base number of FP17s or Patient Questionnaire responses are less than 100. N/A is shown where the base number of responses is less than 10 during the period. % is calculated as Quantity/Base number*100

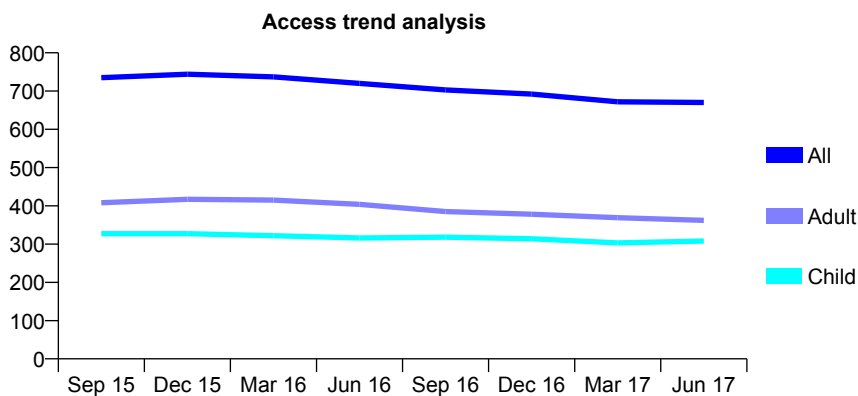
Q59 - Vital Signs At a Glance Contract Report for 967432/0001 - June 2017

Name or company name	Ms AD Patel & Mr S Patel
Contract type name	GDS Contract
Purpose of contract	General
Contract start date	01/12/2007
Contract end date	

17/18 Contracted general activity (UDA)	3,344
Carry forward general activity (UDA)	0
17/18 Contracted orthodontic activity (UOA)	0
Carry forward orthodontic activity (UOA)	0
Baseline contract value	£61,978.06

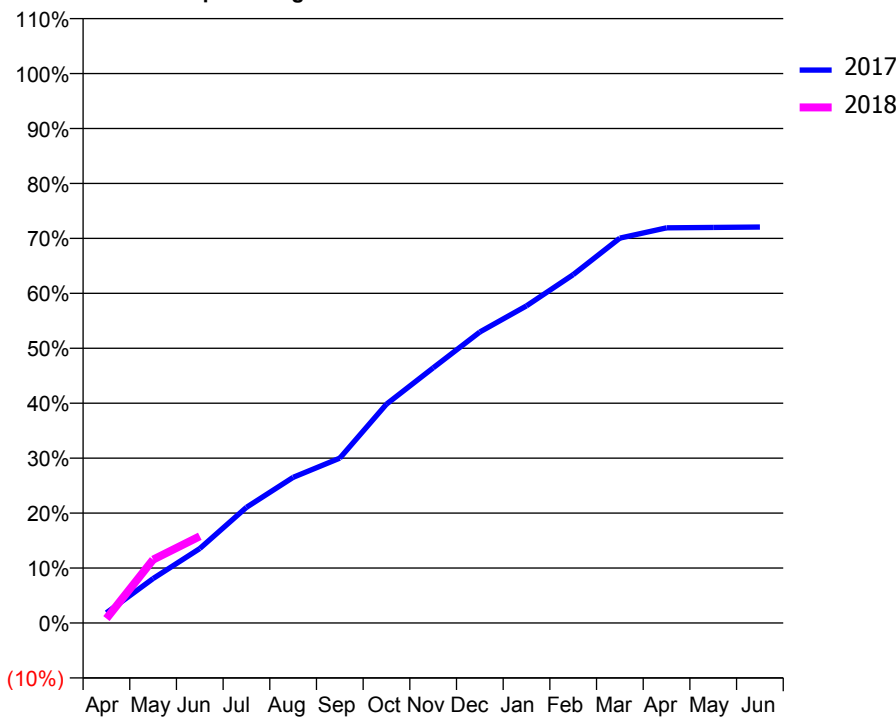
ACCESS*

Patients seen in 24 months	Total	Change since previous quarter
Quarter ending June 2016	720	
Quarter ending September 2016	703	↓
Quarter ending December 2016	692	↓
Quarter ending March 2017	672	↓
Quarter ending June 2017	670	→
Variance since June 2016	(6.9%)	↓



ACTIVITY

Cumulative percentage of contracted UDA delivered 2017 & 2018



Month	Adjusted Scheduled Activity (UDA)	
	2017	2018
April	62	27
May	271	386
June	453	528
July	704	
August	886	
September	1,004	
October	1,332	
November	1,552	
December	1,771	
January	1,930	
February	2,120	
March	2,342	
April	2,405	
May	2,407	
June	2,410	

QUALITY

	Quantity	Base Number	Contract	AT	Region	England
% of FP17s for the same patient ID Re-attending within 3 months - Children	9	139	6.5%	10.0%	11.7%	12.0%
% of FP17s for the same patient ID Re-attending within 3 months - Adults	16	110	14.5%	14.1%	15.2%	16.0%
% of FP17s for the same patient ID Re-attending between 3 & 9 months - Children	94	139	67.6%	60.9%	59.1%	58.0%
% of FP17s for the same patient ID Re-attending between 3 & 9 months - Adults	62	110	56.4%	53.7%	52.2%	50.9%
% of FP17s for Band 1 Urgent Courses	4	218	1.8%	7.3%	7.9%	9.1%
% of FP17s Relating to Free Repair or Replacements	0	218	0.0%	0.8%	0.8%	0.8%
% of FP17s Relating to Continuations	6	218	2.8%	1.0%	1.1%	1.1%
% of Patients satisfied with the dentistry they have received	2	2	N/A	91.6%	91.8%	91.7%
% of Patients satisfied with the time they had to wait for an appointment	2	2	N/A	87.3%	88.4%	88.0%

* This is based on patients treated on this contract for their most recent course of treatment. Figures in italics indicate the base number of FP17s or Patient Questionnaire responses are less than 100. N/A is shown where the base number of responses is less than 10 during the period. % is calculated as Quantity/Base number*100

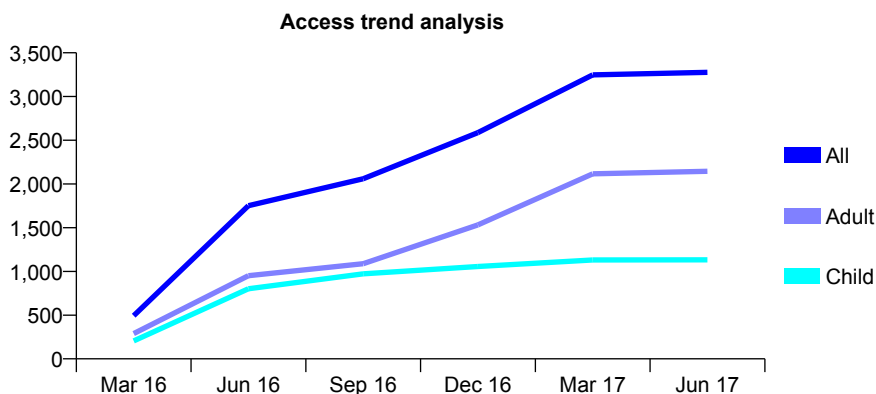
Q59 - Vital Signs At a Glance Contract Report for 995584/0001 - June 2017

Name or company name	Mr B Khaseria & Mrs M K Dhariwal
Contract type name	GDS Contract
Purpose of contract	General
Contract start date	01/01/2016
Contract end date	

17/18 Contracted general activity (UDA)	5,032
Carry forward general activity (UDA)	0
17/18 Contracted orthodontic activity (UOA)	0
Carry forward orthodontic activity (UOA)	0
Baseline contract value	£125,242.13

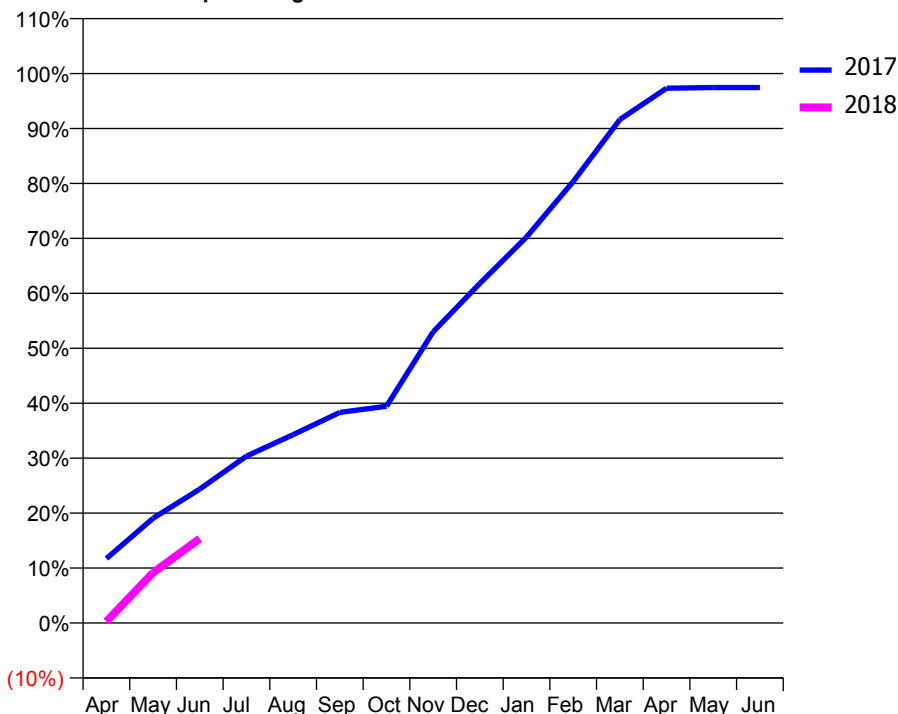
ACCESS*

Patients seen in 24 months	Total	Change since previous quarter
Quarter ending June 2016	1,752	
Quarter ending September 2016	2,060	↑
Quarter ending December 2016	2,588	↑
Quarter ending March 2017	3,247	↑
Quarter ending June 2017	3,277	→
Variance since June 2016	87.0%	↑



ACTIVITY

Cumulative percentage of contracted UDA delivered 2017 & 2018



Adjusted Scheduled Activity (UDA)

Month	2017	2018
April	1,530	14
May	2,483	460
June	3,177	773
July	3,959	
August	4,466	
September	4,995	
October	5,139	
November	6,904	
December	8,054	
January	9,154	
February	10,469	
March	11,940	
April	12,683	
May	12,699	
June	12,699	

QUALITY

	Quantity	Base Number	Contract	AT	Region	England
% of FP17s for the same patient ID Re-attending within 3 months - Children	13	356	3.7%	10.0%	11.7%	12.0%
% of FP17s for the same patient ID Re-attending within 3 months - Adults	38	358	10.6%	14.1%	15.2%	16.0%
% of FP17s for the same patient ID Re-attending between 3 & 9 months - Children	248	356	69.7%	60.9%	59.1%	58.0%
% of FP17s for the same patient ID Re-attending between 3 & 9 months - Adults	173	358	48.3%	53.7%	52.2%	50.9%
% of FP17s for Band 1 Urgent Courses	19	466	4.1%	7.3%	7.9%	9.1%
% of FP17s Relating to Free Repair or Replacements	2	466	0.4%	0.8%	0.8%	0.8%
% of FP17s Relating to Continuations	0	466	0.0%	1.0%	1.1%	1.1%
% of Patients satisfied with the dentistry they have received	3	6	N/A	91.6%	91.8%	91.7%
% of Patients satisfied with the time they had to wait for an appointment	5	6	N/A	87.3%	88.4%	88.0%

* This is based on patients treated on this contract for their most recent course of treatment. Figures in italics indicate the base number of FP17s or Patient Questionnaire responses are less than 100. N/A is shown where the base number of responses is less than 10 during the period. % is calculated as Quantity/Base number*100

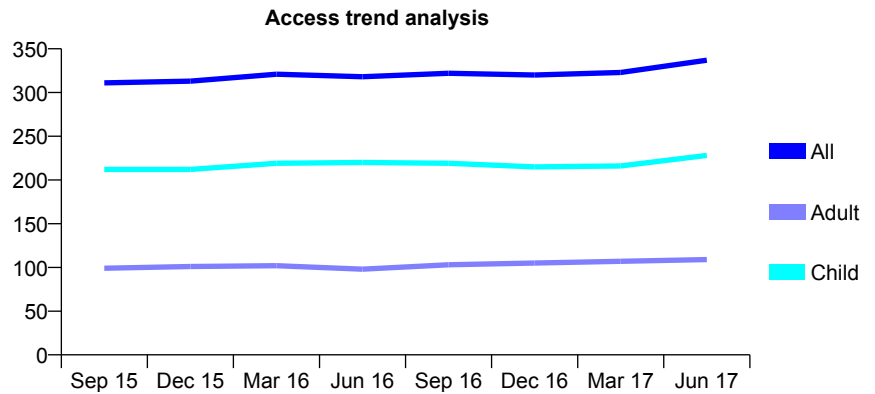
Q59 - Vital Signs At a Glance Contract Report for 998133/0001 - June 2017

Name or company name	Lechki, Desai, Shah & Thakor (T/A Queens)
Contract type name	GDS Contract
Purpose of contract	General
Contract start date	01/04/2006
Contract end date	

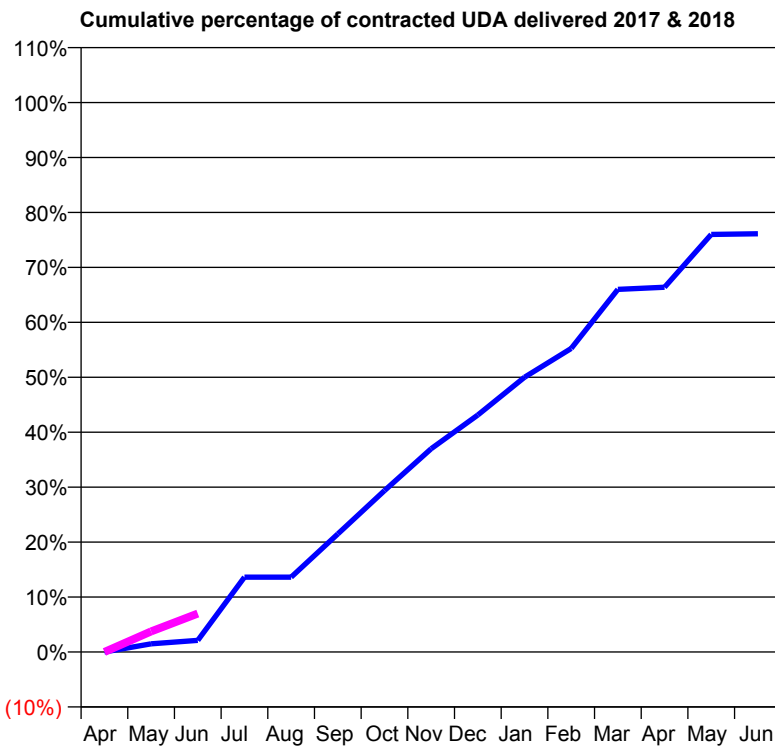
17/18 Contracted general activity (UDA)	800
Carry forward general activity (UDA)	0
17/18 Contracted orthodontic activity (UOA)	0
Carry forward orthodontic activity (UOA)	0
Baseline contract value	£17,135.70

ACCESS*

Patients seen in 24 months	Total	Change since previous quarter
Quarter ending June 2016	318	
Quarter ending September 2016	322	→
Quarter ending December 2016	320	→
Quarter ending March 2017	323	→
Quarter ending June 2017	337	↑
Variance since June 2016	6.0%	↑



ACTIVITY



Month	Adjusted Scheduled Activity (UDA)	
	2017	2018
April	0	0
May	12	30
June	17	56
July	109	
August	109	
September	172	
October	235	
November	296	
December	345	
January	400	
February	442	
March	528	
April	531	
May	608	
June	609	

QUALITY

	Quantity	Base Number	Contract	AT	Region	England
% of FP17s for the same patient ID Re-attending within 3 months - Children	3	77	3.9%	10.0%	11.7%	12.0%
% of FP17s for the same patient ID Re-attending within 3 months - Adults	2	13	15.4%	14.1%	15.2%	16.0%
% of FP17s for the same patient ID Re-attending between 3 & 9 months - Children	40	77	51.9%	60.9%	59.1%	58.0%
% of FP17s for the same patient ID Re-attending between 3 & 9 months - Adults	6	13	46.2%	53.7%	52.2%	50.9%
% of FP17s for Band 1 Urgent Courses	0	42	0.0%	7.3%	7.9%	9.1%
% of FP17s Relating to Free Repair or Replacements	0	42	0.0%	0.8%	0.8%	0.8%
% of FP17s Relating to Continuations	0	42	0.0%	1.0%	1.1%	1.1%
% of Patients satisfied with the dentistry they have received	0	0	N/A	91.6%	91.8%	91.7%
% of Patients satisfied with the time they had to wait for an appointment	0	0	N/A	87.3%	88.4%	88.0%

* This is based on patients treated on this contract for their most recent course of treatment. Figures in italics indicate the base number of FP17s or Patient Questionnaire responses are less than 100. N/A is shown where the base number of responses is less than 10 during the period. % is calculated as Quantity/Base number*100

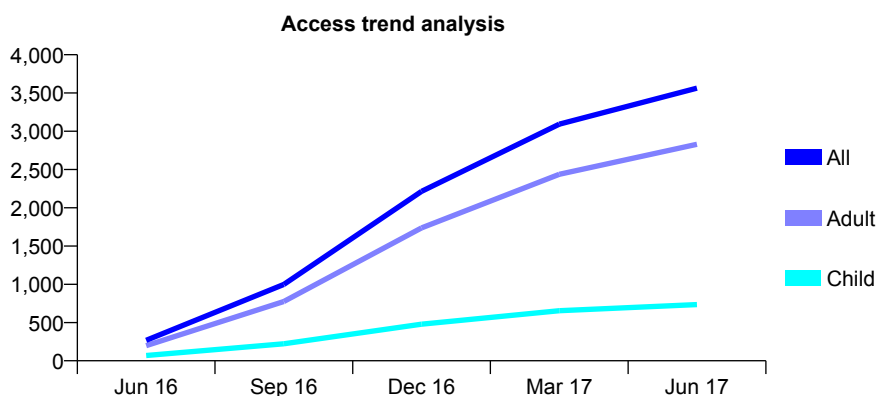
Q60 - Vital Signs At a Glance Contract Report for 100034/0000 - June 2017

Name or company name	Whitecross Dental Care Limited
Contract type name	GDS Contract
Purpose of contract	General
Contract start date	01/04/2016
Contract end date	

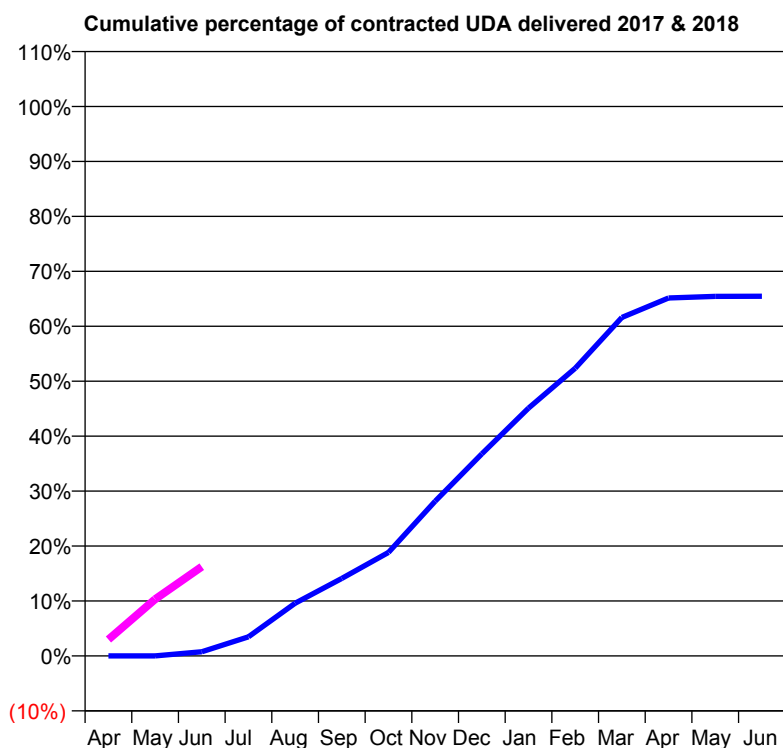
17/18 Contracted general activity (UDA)	16,000
Carry forward general activity (UDA)	0
17/18 Contracted orthodontic activity (UOA)	0
Carry forward orthodontic activity (UOA)	0
Baseline contract value	£392,971.68

ACCESS*

Patients seen in 24 months	Total	Change since previous quarter
Quarter ending June 2016	267	
Quarter ending September 2016	997	↑
Quarter ending December 2016	2,215	↑
Quarter ending March 2017	3,092	↑
Quarter ending June 2017	3,564	↑
Variance since June 2016	1234.8%	↑



ACTIVITY



Month	Adjusted Scheduled Activity (UDA)	
	2017	2018
April	0	480
May	0	1,650
June	121	2,600
July	557	
August	1,534	
September	2,257	
October	3,014	
November	4,508	
December	5,884	
January	7,216	
February	8,379	
March	9,855	
April	10,424	
May	10,471	
June	10,475	

QUALITY

	Quantity	Base Number	Contract	AT	Region	England
% of FP17s for the same patient ID Re-attending within 3 months - Children	14	227	6.2%	9.9%	11.7%	12.0%
% of FP17s for the same patient ID Re-attending within 3 months - Adults	160	1,013	15.8%	13.5%	15.2%	16.0%
% of FP17s for the same patient ID Re-attending between 3 & 9 months - Children	90	227	39.6%	60.0%	59.1%	58.0%
% of FP17s for the same patient ID Re-attending between 3 & 9 months - Adults	365	1,013	36.0%	55.0%	52.2%	50.9%
% of FP17s for Band 1 Urgent Courses	87	1,008	8.6%	6.8%	7.9%	9.1%
% of FP17s Relating to Free Repair or Replacements	13	1,008	1.3%	0.9%	0.8%	0.8%
% of FP17s Relating to Continuations	24	1,008	2.4%	1.3%	1.1%	1.1%
% of Patients satisfied with the dentistry they have received	9	9	N/A	92.7%	91.8%	91.7%
% of Patients satisfied with the time they had to wait for an appointment	8	9	N/A	89.5%	88.4%	88.0%

* This is based on patients treated on this contract for their most recent course of treatment. Figures in italics indicate the base number of FP17s or Patient Questionnaire responses are less than 100. N/A is shown where the base number of responses is less than 10 during the period. % is calculated as Quantity/Base number*100

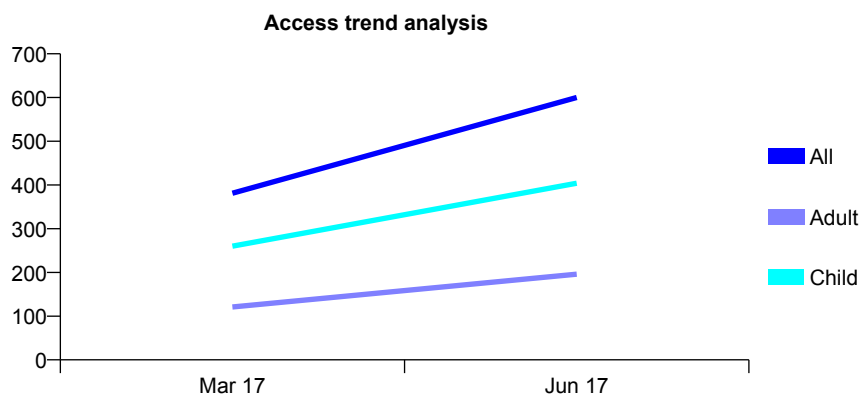
Q60 - Vital Signs At a Glance Contract Report for 100233/0000 - June 2017

Name or company name	Willow Street Dental Practice
Contract type name	GDS Contract
Purpose of contract	General
Contract start date	01/12/2016
Contract end date	

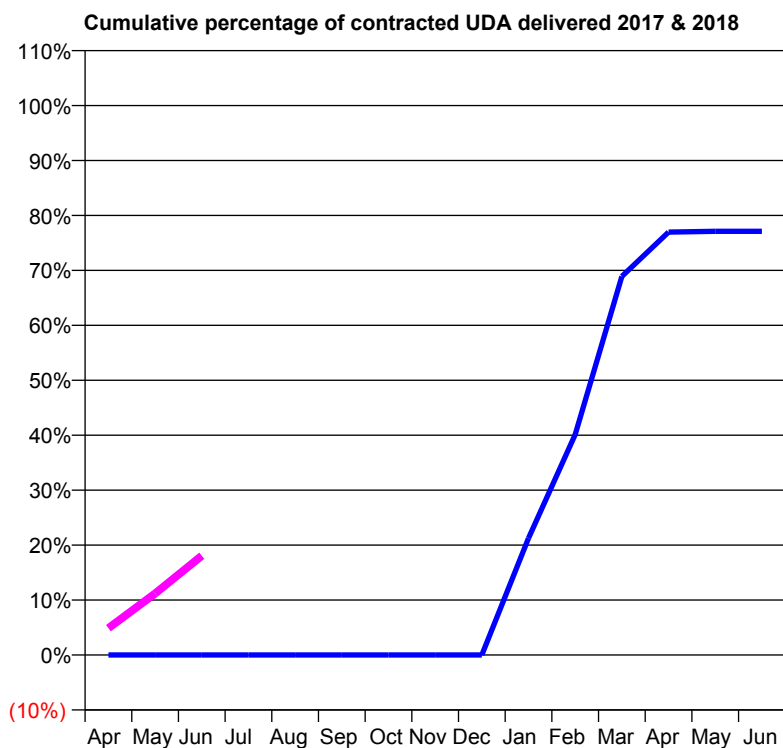
17/18 Contracted general activity (UDA)	2,110
Carry forward general activity (UDA)	0
17/18 Contracted orthodontic activity (UOA)	0
Carry forward orthodontic activity (UOA)	0
Baseline contract value	£54,122.67

ACCESS*

Patients seen in 24 months	Total	Change since previous quarter
Quarter ending June 2016	0	
Quarter ending September 2016	0	
Quarter ending December 2016	0	
Quarter ending March 2017	381	
Quarter ending June 2017	600	↑
Variance since June 2016	N/A	



ACTIVITY



Month	Adjusted Scheduled Activity (UDA)	
	2017	2018
April	0	103
May	0	236
June	0	381
July	0	
August	0	
September	0	
October	0	
November	0	
December	0	
January	150	
February	282	
March	484	
April	541	
May	542	
June	542	

QUALITY

	Quantity	Base Number	Contract	AT	Region	England
% of FP17s for the same patient ID Re-attending within 3 months - Children	20	233	8.6%	9.9%	11.7%	12.0%
% of FP17s for the same patient ID Re-attending within 3 months - Adults	9	81	11.1%	13.5%	15.2%	16.0%
% of FP17s for the same patient ID Re-attending between 3 & 9 months - Children	62	233	26.6%	60.0%	59.1%	58.0%
% of FP17s for the same patient ID Re-attending between 3 & 9 months - Adults	10	81	12.3%	55.0%	52.2%	50.9%
% of FP17s for Band 1 Urgent Courses	12	269	4.5%	6.8%	7.9%	9.1%
% of FP17s Relating to Free Repair or Replacements	0	269	0.0%	0.9%	0.8%	0.8%
% of FP17s Relating to Continuations	0	269	0.0%	1.3%	1.1%	1.1%
% of Patients satisfied with the dentistry they have received	1	1	N/A	92.7%	91.8%	91.7%
% of Patients satisfied with the time they had to wait for an appointment	1	1	N/A	89.5%	88.4%	88.0%

* This is based on patients treated on this contract for their most recent course of treatment. Figures in italics indicate the base number of FP17s or Patient Questionnaire responses are less than 100. N/A is shown where the base number of responses is less than 10 during the period. % is calculated as Quantity/Base number*100

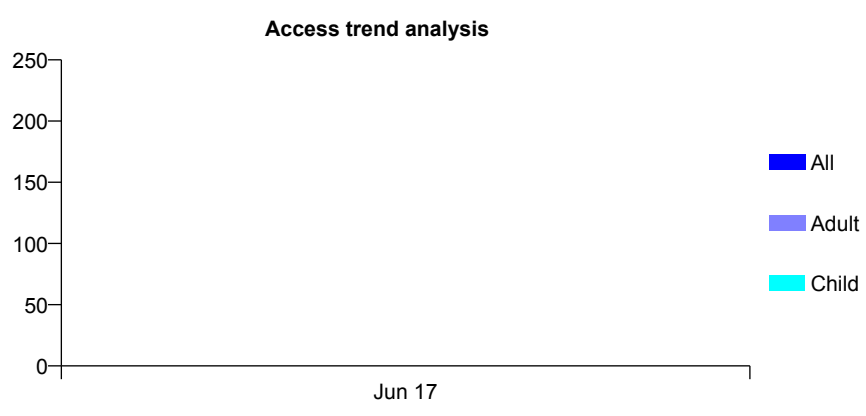
Q60 - Vital Signs At a Glance Contract Report for 100324/0000 - June 2017

Name or company name	Hughes & Owen Dental Care
Contract type name	GDS Contract
Purpose of contract	General
Contract start date	01/04/2017
Contract end date	

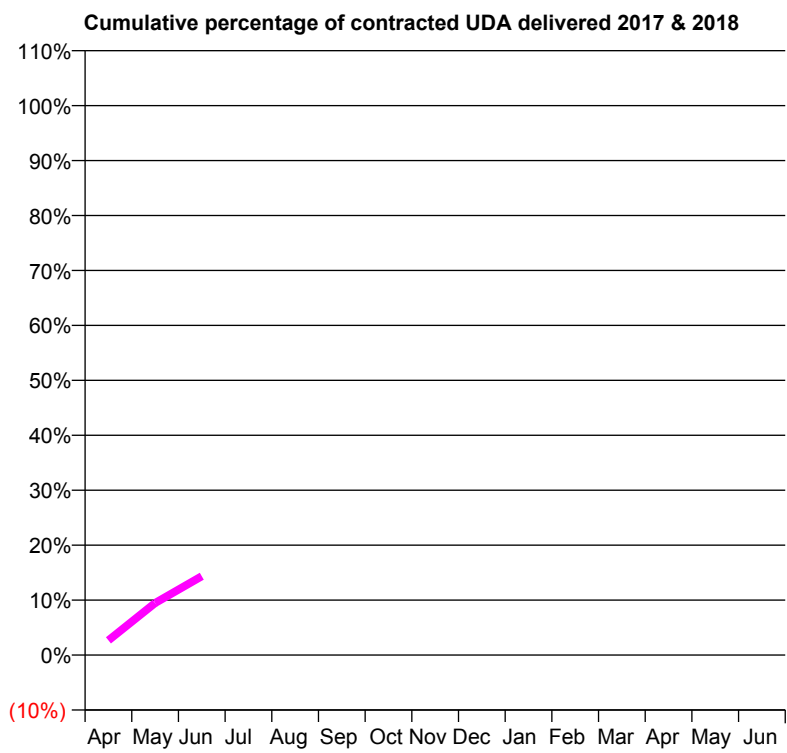
17/18 Contracted general activity (UDA)	1,450
Carry forward general activity (UDA)	0
17/18 Contracted orthodontic activity (UOA)	0
Carry forward orthodontic activity (UOA)	0
Baseline contract value	£29,211.00

ACCESS*

Patients seen in 24 months	Total	Change since previous quarter
Quarter ending June 2016	0	
Quarter ending September 2016	0	
Quarter ending December 2016	0	
Quarter ending March 2017	0	
Quarter ending June 2017	208	↑
Variance since June 2016	N/A	



ACTIVITY



Month	Adjusted Scheduled Activity (UDA)	
	2017	2018
April	0	39
May	0	137
June	0	208
July	0	
August	0	
September	0	
October	0	
November	0	
December	0	
January	0	
February	0	
March	0	
April	0	
May	0	
June	0	

QUALITY

	Quantity	Base Number	Contract	AT	Region	England
% of FP17s for the same patient ID Re-attending within 3 months - Children	1	172	0.6%	9.9%	11.7%	12.0%
% of FP17s for the same patient ID Re-attending within 3 months - Adults	0	0	N/A	13.5%	15.2%	16.0%
% of FP17s for the same patient ID Re-attending between 3 & 9 months - Children	0	172	0.0%	60.0%	59.1%	58.0%
% of FP17s for the same patient ID Re-attending between 3 & 9 months - Adults	0	0	N/A	55.0%	52.2%	50.9%
% of FP17s for Band 1 Urgent Courses	5	172	2.9%	6.8%	7.9%	9.1%
% of FP17s Relating to Free Repair or Replacements	0	172	0.0%	0.9%	0.8%	0.8%
% of FP17s Relating to Continuations	0	172	0.0%	1.3%	1.1%	1.1%
% of Patients satisfied with the dentistry they have received	0	0	N/A	92.7%	91.8%	91.7%
% of Patients satisfied with the time they had to wait for an appointment	0	0	N/A	89.5%	88.4%	88.0%

* This is based on patients treated on this contract for their most recent course of treatment. Figures in italics indicate the base number of FP17s or Patient Questionnaire responses are less than 100. N/A is shown where the base number of responses is less than 10 during the period. % is calculated as Quantity/Base number*100

Q60 - Vital Signs At a Glance Contract Report for 100346/0000 - June 2017


Name or company name	Burton Family Dental Practice
Contract type name	GDS Contract
Purpose of contract	General
Contract start date	01/04/2017
Contract end date	

17/18 Contracted general activity (UDA)	2,400
Carry forward general activity (UDA)	0
17/18 Contracted orthodontic activity (UOA)	0
Carry forward orthodontic activity (UOA)	0
Baseline contract value	£50,578.33

ACCESS*

Patients seen in 24 months	Total	Change since previous quarter
Quarter ending June 2016	0	
Quarter ending September 2016	0	
Quarter ending December 2016	0	
Quarter ending March 2017	0	
Quarter ending June 2017	351	↑
Variance since June 2016	N/A	

Access trend analysis



ACTIVITY

Cumulative percentage of contracted UDA delivered 2017 & 2018



Adjusted Scheduled Activity (UDA)

Month	2017	2018
April	0	84
May	0	242
June	0	343
July	0	
August	0	
September	0	
October	0	
November	0	
December	0	
January	0	
February	0	
March	0	
April	0	
May	0	
June	0	

QUALITY

	Quantity	Base Number	Contract	AT	Region	England
% of FP17s for the same patient ID Re-attending within 3 months - Children	3	276	1.1%	9.9%	11.7%	12.0%
% of FP17s for the same patient ID Re-attending within 3 months - Adults	0	0	N/A	13.5%	15.2%	16.0%
% of FP17s for the same patient ID Re-attending between 3 & 9 months - Children	0	276	0.0%	60.0%	59.1%	58.0%
% of FP17s for the same patient ID Re-attending between 3 & 9 months - Adults	0	0	N/A	55.0%	52.2%	50.9%
% of FP17s for Band 1 Urgent Courses	6	276	2.2%	6.8%	7.9%	9.1%
% of FP17s Relating to Free Repair or Replacements	0	276	0.0%	0.9%	0.8%	0.8%
% of FP17s Relating to Continuations	0	276	0.0%	1.3%	1.1%	1.1%
% of Patients satisfied with the dentistry they have received	1	1	N/A	92.7%	91.8%	91.7%
% of Patients satisfied with the time they had to wait for an appointment	1	1	N/A	89.5%	88.4%	88.0%

* This is based on patients treated on this contract for their most recent course of treatment. Figures in italics indicate the base number of FP17s or Patient Questionnaire responses are less than 100. N/A is shown where the base number of responses is less than 10 during the period. % is calculated as Quantity/Base number*100

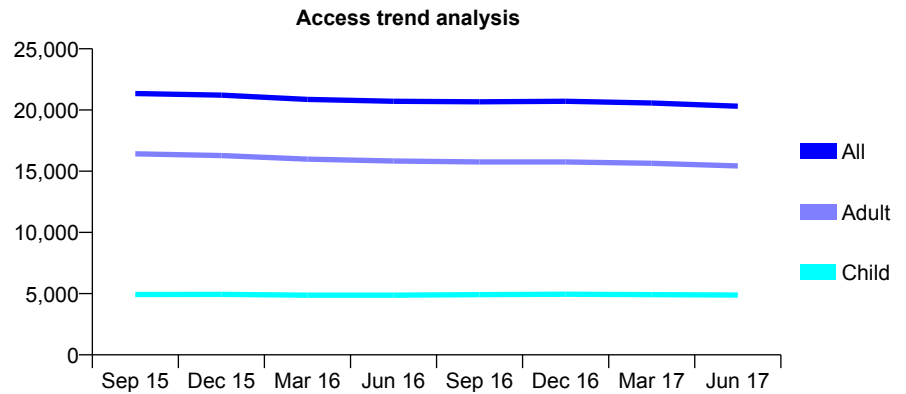
Q60 - Vital Signs At a Glance Contract Report for 101281/0063 - June 2017

Name or company name	OASIS DENTAL CARE LTD
Contract type name	GDS Contract
Purpose of contract	General and Orthodontic
Contract start date	01/04/2006
Contract end date	

17/18 Contracted general activity (UDA)	67,013
Carry forward general activity (UDA)	0
17/18 Contracted orthodontic activity (UOA)	648
Carry forward orthodontic activity (UOA)	0
Baseline contract value	£1,692,324.57

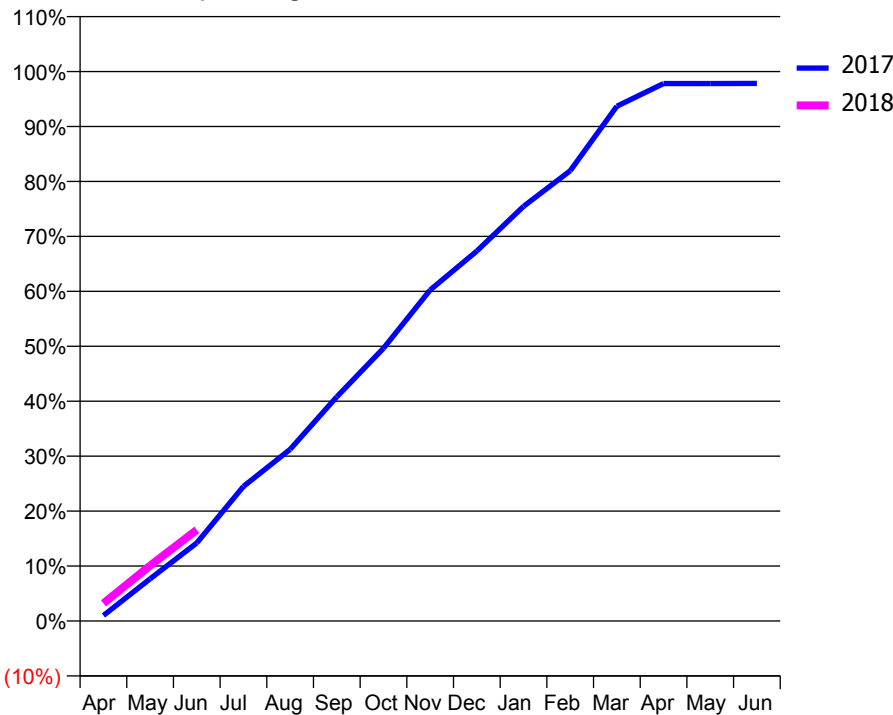
ACCESS*

Patients seen in 24 months	Total	Change since previous quarter
Quarter ending June 2016	20,716	
Quarter ending September 2016	20,674	→
Quarter ending December 2016	20,714	→
Quarter ending March 2017	20,570	→
Quarter ending June 2017	20,313	↓
Variance since June 2016	(1.9%)	↓



ACTIVITY

Cumulative percentage of contracted UDA delivered 2017 & 2018



Month	Adjusted Scheduled Activity (UDA)	
	2017	2018
April	669	2,151
May	5,140	6,760
June	9,525	11,116
July	16,421	
August	20,942	
September	27,339	
October	33,256	
November	40,370	
December	45,119	
January	50,564	
February	54,906	
March	62,775	
April	65,539	
May	65,546	
June	65,567	

QUALITY

	Quantity	Base Number	Contract	AT	Region	England
% of FP17s for the same patient ID Re-attending within 3 months - Children	88	1,645	5.3%	9.9%	11.7%	12.0%
% of FP17s for the same patient ID Re-attending within 3 months - Adults	742	5,009	14.8%	13.5%	15.2%	16.0%
% of FP17s for the same patient ID Re-attending between 3 & 9 months - Children	1,118	1,645	68.0%	60.0%	59.1%	58.0%
% of FP17s for the same patient ID Re-attending between 3 & 9 months - Adults	3,187	5,009	63.6%	55.0%	52.2%	50.9%
% of FP17s for Band 1 Urgent Courses	387	5,490	7.0%	6.8%	7.9%	9.1%
% of FP17s Relating to Free Repair or Replacements	86	5,490	1.6%	0.9%	0.8%	0.8%
% of FP17s Relating to Continuations	33	5,490	0.6%	1.3%	1.1%	1.1%
% of Patients satisfied with the dentistry they have received	35	40	87.5%	92.7%	91.8%	91.7%
% of Patients satisfied with the time they had to wait for an appointment	26	40	65.0%	89.5%	88.4%	88.0%

* This is based on patients treated on this contract for their most recent course of treatment. Figures in italics indicate the base number of FP17s or Patient Questionnaire responses are less than 100. N/A is shown where the base number of responses is less than 10 during the period. % is calculated as Quantity/Base number*100

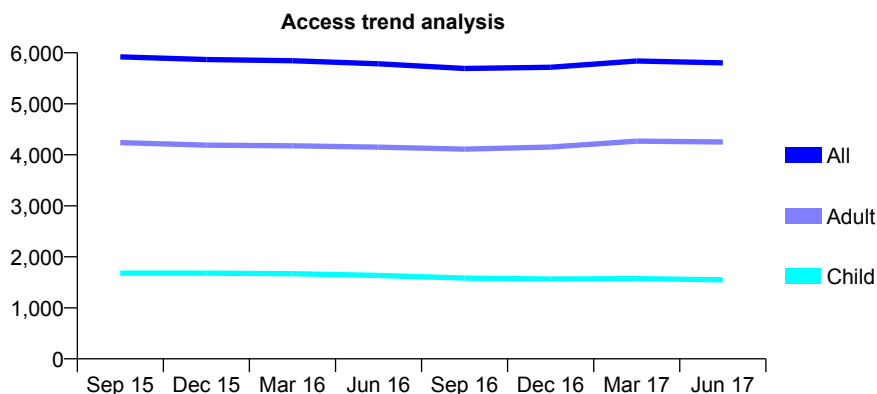
Q60 - Vital Signs At a Glance Contract Report for 101281/0071 - June 2017

Name or company name	OASIS DENTAL CARE LTD
Contract type name	GDS Contract
Purpose of contract	General
Contract start date	01/04/2006
Contract end date	

17/18 Contracted general activity (UDA)	19,322
Carry forward general activity (UDA)	0
17/18 Contracted orthodontic activity (UOA)	0
Carry forward orthodontic activity (UOA)	0
Baseline contract value	£400,129.84

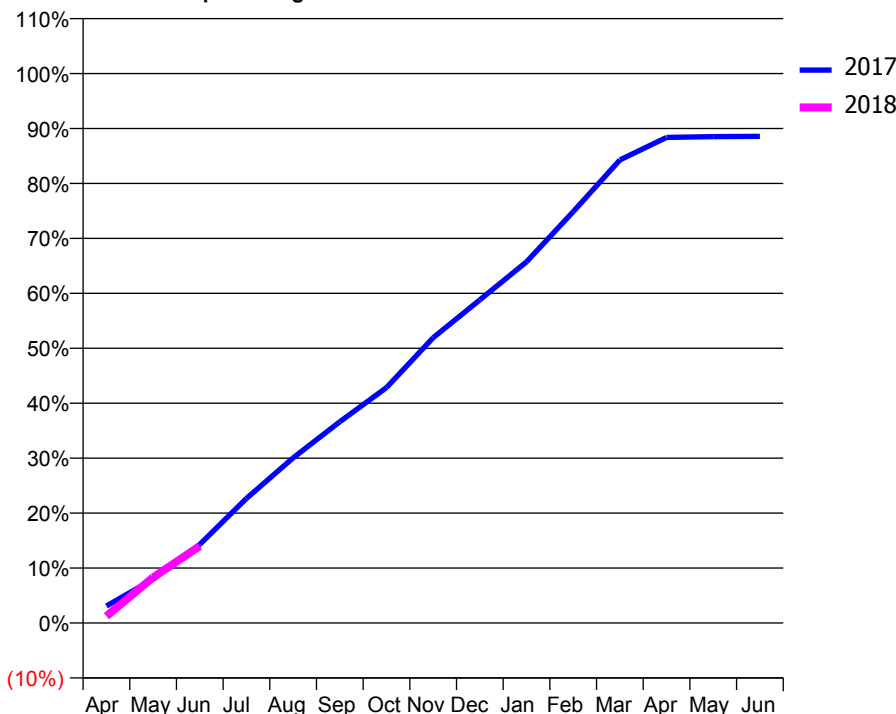
ACCESS*

Patients seen in 24 months	Total	Change since previous quarter
Quarter ending June 2016	5,785	
Quarter ending September 2016	5,694	↓
Quarter ending December 2016	5,716	→
Quarter ending March 2017	5,839	↑
Quarter ending June 2017	5,802	→
Variance since June 2016	0.3%	→



ACTIVITY

Cumulative percentage of contracted UDA delivered 2017 & 2018



Month	Adjusted Scheduled Activity (UDA)	
	2017	2018
April	596	239
May	1,543	1,608
June	2,764	2,705
July	4,380	
August	5,806	
September	7,077	
October	8,278	
November	10,030	
December	11,364	
January	12,699	
February	14,465	
March	16,284	
April	17,076	
May	17,101	
June	17,112	

QUALITY

	Quantity	Base Number	Contract	AT	Region	England
% of FP17s for the same patient ID Re-attending within 3 months - Children	29	456	6.4%	9.9%	11.7%	12.0%
% of FP17s for the same patient ID Re-attending within 3 months - Adults	268	1,283	20.9%	13.5%	15.2%	16.0%
% of FP17s for the same patient ID Re-attending between 3 & 9 months - Children	223	456	48.9%	60.0%	59.1%	58.0%
% of FP17s for the same patient ID Re-attending between 3 & 9 months - Adults	603	1,283	47.0%	55.0%	52.2%	50.9%
% of FP17s for Band 1 Urgent Courses	129	1,351	9.5%	6.8%	7.9%	9.1%
% of FP17s Relating to Free Repair or Replacements	32	1,351	2.4%	0.9%	0.8%	0.8%
% of FP17s Relating to Continuations	52	1,351	3.8%	1.3%	1.1%	1.1%
% of Patients satisfied with the dentistry they have received	25	26	96.2%	92.7%	91.8%	91.7%
% of Patients satisfied with the time they had to wait for an appointment	22	26	84.6%	89.5%	88.4%	88.0%

* This is based on patients treated on this contract for their most recent course of treatment. Figures in italics indicate the base number of FP17s or Patient Questionnaire responses are less than 100. N/A is shown where the base number of responses is less than 10 during the period. % is calculated as Quantity/Base number*100

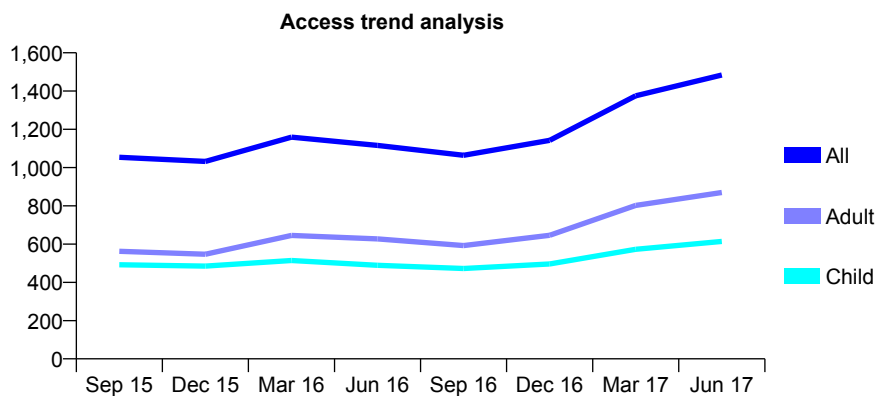
Q60 - Vital Signs At a Glance Contract Report for 101281/0097 - June 2017

Name or company name	OASIS DENTAL CARE LTD
Contract type name	GDS Contract
Purpose of contract	General
Contract start date	01/04/2006
Contract end date	

17/18 Contracted general activity (UDA)	4,956
Carry forward general activity (UDA)	0
17/18 Contracted orthodontic activity (UOA)	0
Carry forward orthodontic activity (UOA)	0
Baseline contract value	£115,609.84

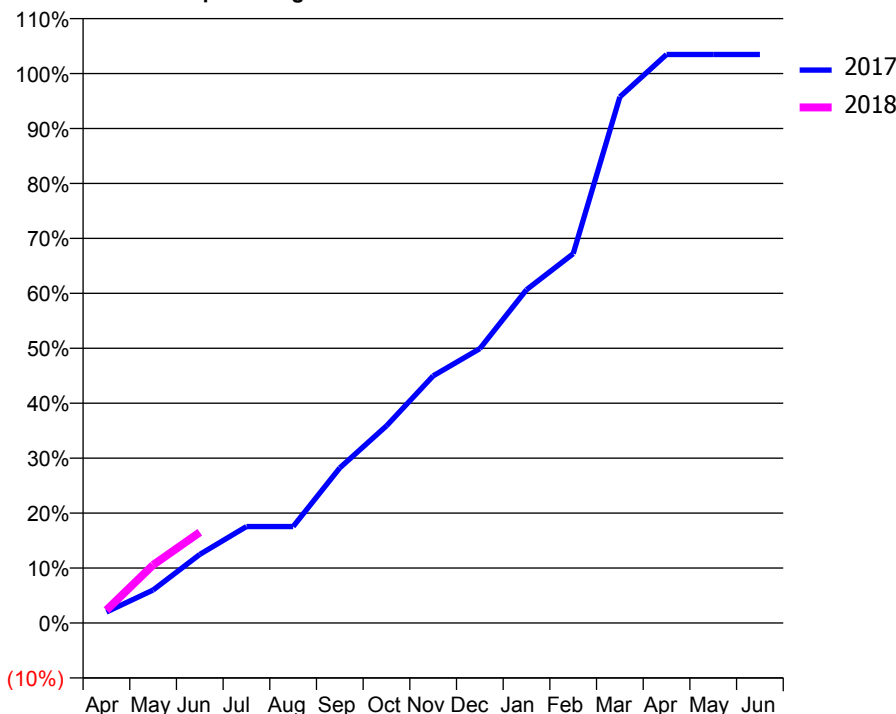
ACCESS*

Patients seen in 24 months	Total	Change since previous quarter
Quarter ending June 2016	1,116	
Quarter ending September 2016	1,064	↓
Quarter ending December 2016	1,142	↑
Quarter ending March 2017	1,375	↑
Quarter ending June 2017	1,484	↑
Variance since June 2016	33.0%	↑



ACTIVITY

Cumulative percentage of contracted UDA delivered 2017 & 2018



Adjusted Scheduled Activity (UDA)

Month	2017	2018
April	81	117
May	240	524
June	499	819
July	703	
August	703	
September	1,130	
October	1,436	
November	1,800	
December	1,998	
January	2,427	
February	2,690	
March	3,831	
April	4,141	
May	4,141	
June	4,141	

QUALITY

	Quantity	Base Number	Contract	AT	Region	England
% of FP17s for the same patient ID Re-attending within 3 months - Children	15	232	6.5%	9.9%	11.7%	12.0%
% of FP17s for the same patient ID Re-attending within 3 months - Adults	33	280	11.8%	13.5%	15.2%	16.0%
% of FP17s for the same patient ID Re-attending between 3 & 9 months - Children	112	232	48.3%	60.0%	59.1%	58.0%
% of FP17s for the same patient ID Re-attending between 3 & 9 months - Adults	127	280	45.4%	55.0%	52.2%	50.9%
% of FP17s for Band 1 Urgent Courses	20	393	5.1%	6.8%	7.9%	9.1%
% of FP17s Relating to Free Repair or Replacements	2	393	0.5%	0.9%	0.8%	0.8%
% of FP17s Relating to Continuations	0	393	0.0%	1.3%	1.1%	1.1%
% of Patients satisfied with the dentistry they have received	3	3	N/A	92.7%	91.8%	91.7%
% of Patients satisfied with the time they had to wait for an appointment	3	3	N/A	89.5%	88.4%	88.0%

* This is based on patients treated on this contract for their most recent course of treatment. Figures in italics indicate the base number of FP17s or Patient Questionnaire responses are less than 100. N/A is shown where the base number of responses is less than 10 during the period. % is calculated as Quantity/Base number*100

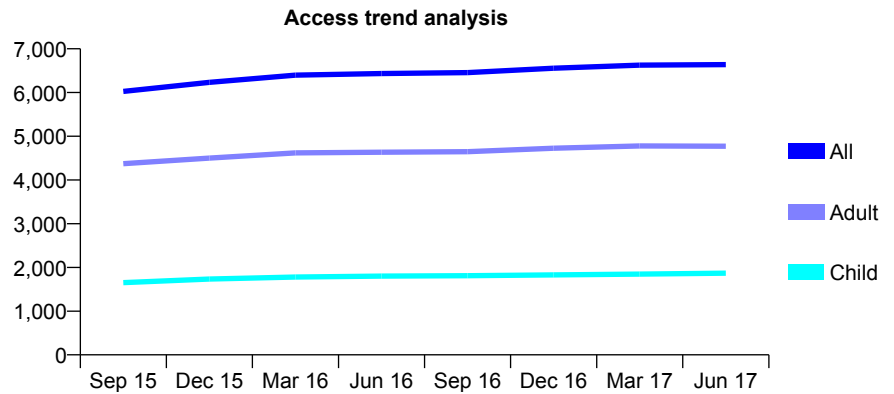
Q60 - Vital Signs At a Glance Contract Report for 101281/0127 - June 2017

Name or company name	OASIS DENTAL CARE LTD
Contract type name	GDS Contract
Purpose of contract	General and Orthodontic
Contract start date	01/04/2006
Contract end date	

17/18 Contracted general activity (UDA)	19,147
Carry forward general activity (UDA)	0
17/18 Contracted orthodontic activity (UOA)	0
Carry forward orthodontic activity (UOA)	0
Baseline contract value	£426,618.21

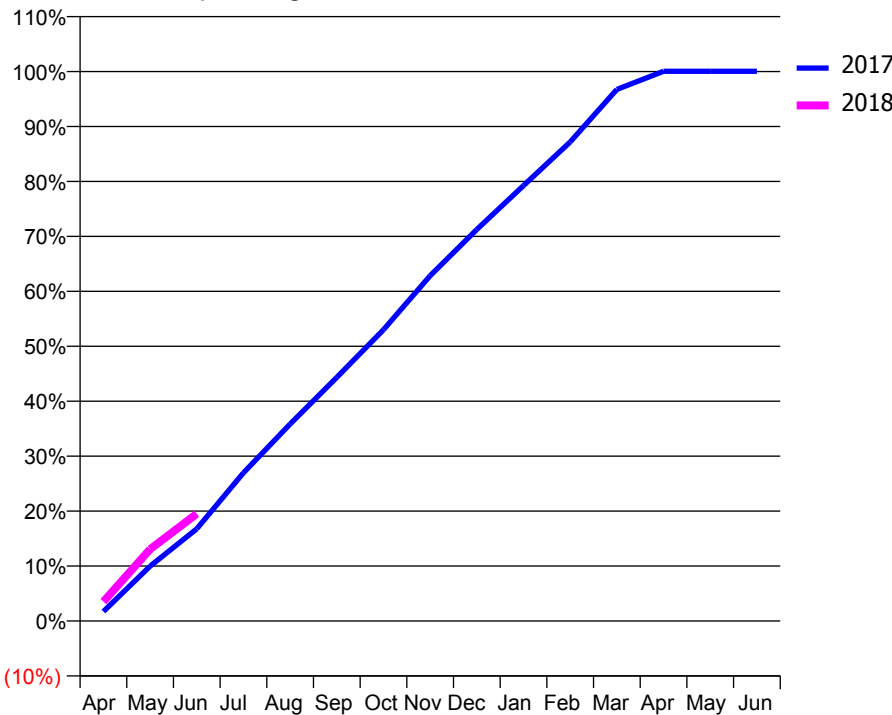
ACCESS*

Patients seen in 24 months	Total	Change since previous quarter
Quarter ending June 2016	6,435	
Quarter ending September 2016	6,456	→
Quarter ending December 2016	6,555	→
Quarter ending March 2017	6,625	→
Quarter ending June 2017	6,640	→
Variance since June 2016	3.2%	↑



ACTIVITY

Cumulative percentage of contracted UDA delivered 2017 & 2018



Month	Adjusted Scheduled Activity (UDA)	
	2017	2018
April	334	677
May	1,910	2,503
June	3,214	3,740
July	5,162	
August	6,866	
September	8,493	
October	10,148	
November	12,033	
December	13,646	
January	15,174	
February	16,691	
March	18,523	
April	19,153	
May	19,156	
June	19,156	

QUALITY

	Quantity	Base Number	Contract	AT	Region	England
% of FP17s for the same patient ID Re-attending within 3 months - Children	59	667	8.8%	9.9%	11.7%	12.0%
% of FP17s for the same patient ID Re-attending within 3 months - Adults	277	1,512	18.3%	13.5%	15.2%	16.0%
% of FP17s for the same patient ID Re-attending between 3 & 9 months - Children	359	667	53.8%	60.0%	59.1%	58.0%
% of FP17s for the same patient ID Re-attending between 3 & 9 months - Adults	740	1,512	48.9%	55.0%	52.2%	50.9%
% of FP17s for Band 1 Urgent Courses	133	1,868	7.1%	6.8%	7.9%	9.1%
% of FP17s Relating to Free Repair or Replacements	33	1,868	1.8%	0.9%	0.8%	0.8%
% of FP17s Relating to Continuations	63	1,868	3.4%	1.3%	1.1%	1.1%
% of Patients satisfied with the dentistry they have received	14	15	93.3%	92.7%	91.8%	91.7%
% of Patients satisfied with the time they had to wait for an appointment	13	15	86.7%	89.5%	88.4%	88.0%

* This is based on patients treated on this contract for their most recent course of treatment. Figures in italics indicate the base number of FP17s or Patient Questionnaire responses are less than 100. N/A is shown where the base number of responses is less than 10 during the period. % is calculated as Quantity/Base number*100

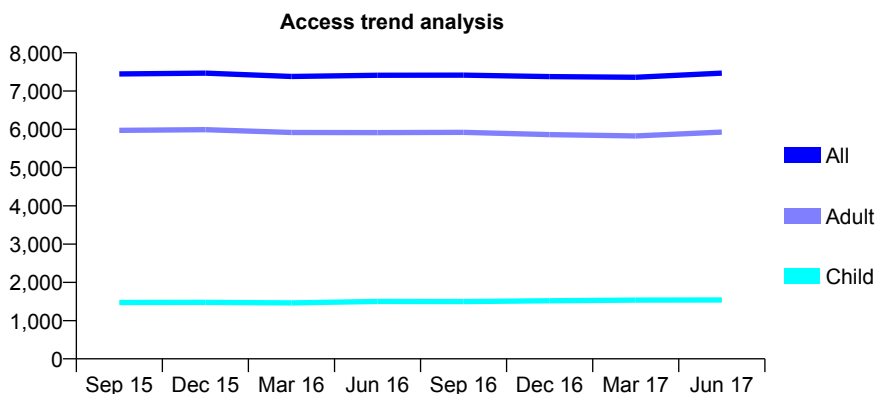
Q60 - Vital Signs At a Glance Contract Report for 101338/0007 - June 2017

Name or company name	Whitecross Dental Care Limited
Contract type name	GDS Contract
Purpose of contract	General
Contract start date	01/04/2006
Contract end date	

17/18 Contracted general activity (UDA)	24,220
Carry forward general activity (UDA)	0
17/18 Contracted orthodontic activity (UOA)	0
Carry forward orthodontic activity (UOA)	0
Baseline contract value	£587,538.81

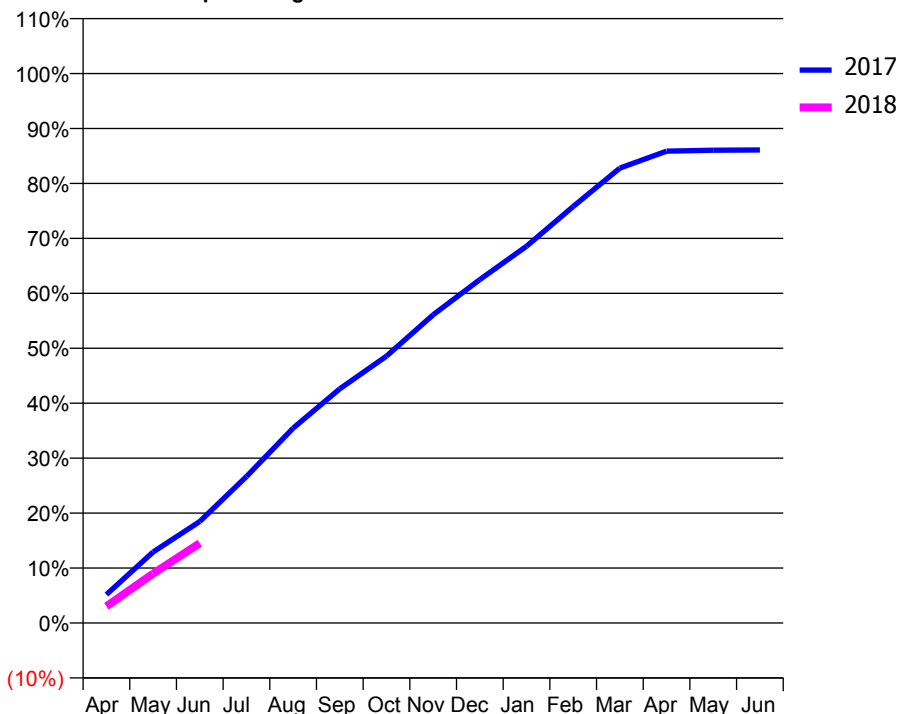
ACCESS*

Patients seen in 24 months	Total	Change since previous quarter
Quarter ending June 2016	7,412	
Quarter ending September 2016	7,415	→
Quarter ending December 2016	7,377	→
Quarter ending March 2017	7,362	→
Quarter ending June 2017	7,468	→
Variance since June 2016	0.8%	→



ACTIVITY

Cumulative percentage of contracted UDA delivered 2017 & 2018



Month	Adjusted Scheduled Activity (UDA)	
	2017	2018
April	1,255	740
May	3,129	2,176
June	4,477	3,519
July	6,454	
August	8,592	
September	10,325	
October	11,766	
November	13,584	
December	15,138	
January	16,608	
February	18,359	
March	20,048	
April	20,797	
May	20,841	
June	20,852	

QUALITY

	Quantity	Base Number	Contract	AT	Region	England
% of FP17s for the same patient ID Re-attending within 3 months - Children	21	425	4.9%	9.9%	11.7%	12.0%
% of FP17s for the same patient ID Re-attending within 3 months - Adults	157	1,563	10.0%	13.5%	15.2%	16.0%
% of FP17s for the same patient ID Re-attending between 3 & 9 months - Children	231	425	54.4%	60.0%	59.1%	58.0%
% of FP17s for the same patient ID Re-attending between 3 & 9 months - Adults	774	1,563	49.5%	55.0%	52.2%	50.9%
% of FP17s for Band 1 Urgent Courses	47	1,644	2.9%	6.8%	7.9%	9.1%
% of FP17s Relating to Free Repair or Replacements	10	1,644	0.6%	0.9%	0.8%	0.8%
% of FP17s Relating to Continuations	35	1,644	2.1%	1.3%	1.1%	1.1%
% of Patients satisfied with the dentistry they have received	13	18	72.2%	92.7%	91.8%	91.7%
% of Patients satisfied with the time they had to wait for an appointment	12	18	66.7%	89.5%	88.4%	88.0%

* This is based on patients treated on this contract for their most recent course of treatment. Figures in italics indicate the base number of FP17s or Patient Questionnaire responses are less than 100. N/A is shown where the base number of responses is less than 10 during the period. % is calculated as Quantity/Base number*100

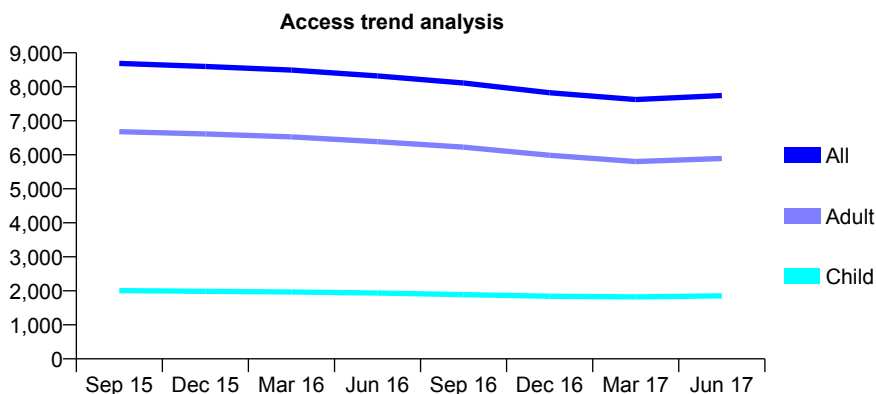
Q60 - Vital Signs At a Glance Contract Report for 101338/0010 - June 2017

Name or company name	Whitecross Dental Care Limited
Contract type name	GDS Contract
Purpose of contract	General
Contract start date	01/04/2006
Contract end date	

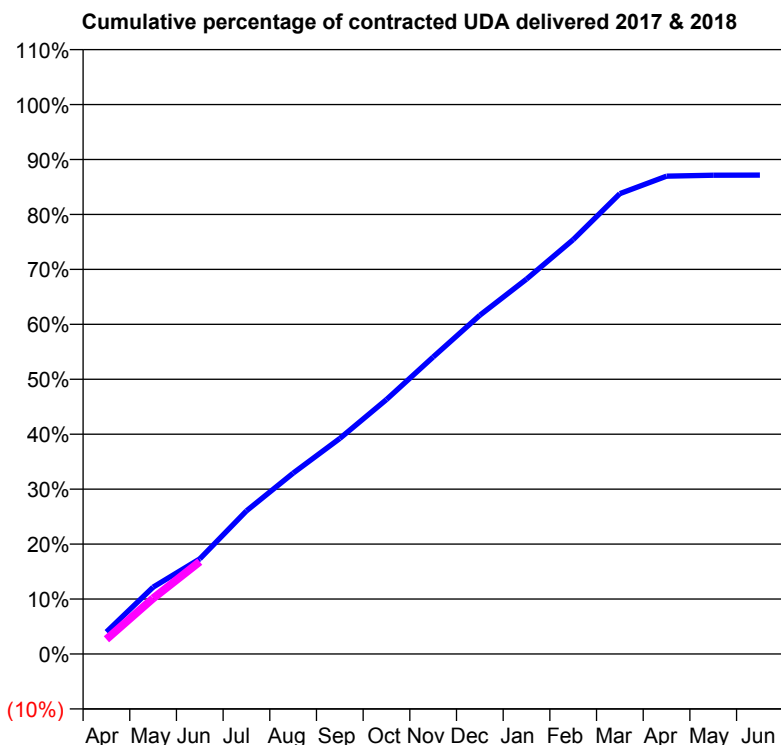
17/18 Contracted general activity (UDA)	25,000
Carry forward general activity (UDA)	0
17/18 Contracted orthodontic activity (UOA)	0
Carry forward orthodontic activity (UOA)	0
Baseline contract value	£682,667.82

ACCESS*

Patients seen in 24 months	Total	Change since previous quarter
Quarter ending June 2016	8,321	
Quarter ending September 2016	8,113	↓
Quarter ending December 2016	7,827	↓
Quarter ending March 2017	7,624	↓
Quarter ending June 2017	7,744	→
Variance since June 2016	(6.9%)	↓



ACTIVITY



Month	Adjusted Scheduled Activity (UDA)	
	2017	2018
April	1,004	672
May	3,045	2,531
June	4,327	4,203
July	6,515	
August	8,229	
September	9,809	
October	11,577	
November	13,513	
December	15,412	
January	17,058	
February	18,855	
March	20,945	
April	21,740	
May	21,784	
June	21,786	

QUALITY

	Quantity	Base Number	Contract	AT	Region	England
% of FP17s for the same patient ID Re-attending within 3 months - Children	34	523	6.5%	9.9%	11.7%	12.0%
% of FP17s for the same patient ID Re-attending within 3 months - Adults	221	1,788	12.4%	13.5%	15.2%	16.0%
% of FP17s for the same patient ID Re-attending between 3 & 9 months - Children	205	523	39.2%	60.0%	59.1%	58.0%
% of FP17s for the same patient ID Re-attending between 3 & 9 months - Adults	813	1,788	45.5%	55.0%	52.2%	50.9%
% of FP17s for Band 1 Urgent Courses	140	1,941	7.2%	6.8%	7.9%	9.1%
% of FP17s Relating to Free Repair or Replacements	13	1,941	0.7%	0.9%	0.8%	0.8%
% of FP17s Relating to Continuations	26	1,941	1.3%	1.3%	1.1%	1.1%
% of Patients satisfied with the dentistry they have received	15	19	78.9%	92.7%	91.8%	91.7%
% of Patients satisfied with the time they had to wait for an appointment	14	19	73.7%	89.5%	88.4%	88.0%

* This is based on patients treated on this contract for their most recent course of treatment. Figures in italics indicate the base number of FP17s or Patient Questionnaire responses are less than 100. N/A is shown where the base number of responses is less than 10 during the period. % is calculated as Quantity/Base number*100

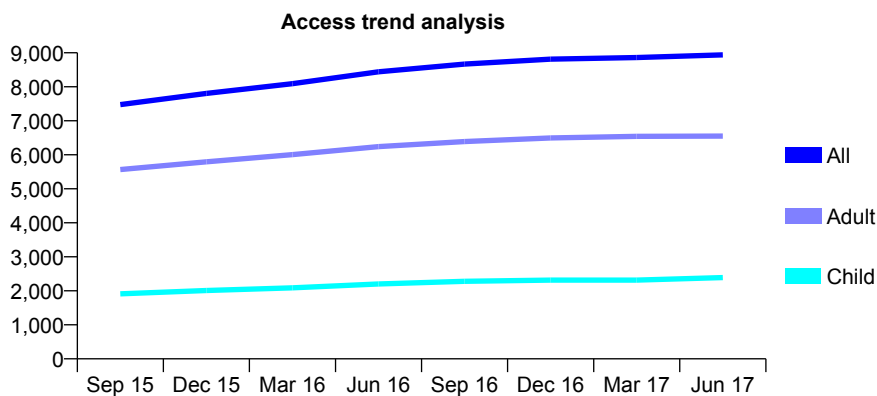
Q60 - Vital Signs At a Glance Contract Report for 101338/0011 - June 2017

Name or company name	Whitecross Dental Care Limited
Contract type name	Pilot Contract
Purpose of contract	General
Contract start date	01/04/2006
Contract end date	

17/18 Contracted general activity (UDA)	27,000
Carry forward general activity (UDA)	0
17/18 Contracted orthodontic activity (UOA)	0
Carry forward orthodontic activity (UOA)	0
Baseline contract value	£735,994.00

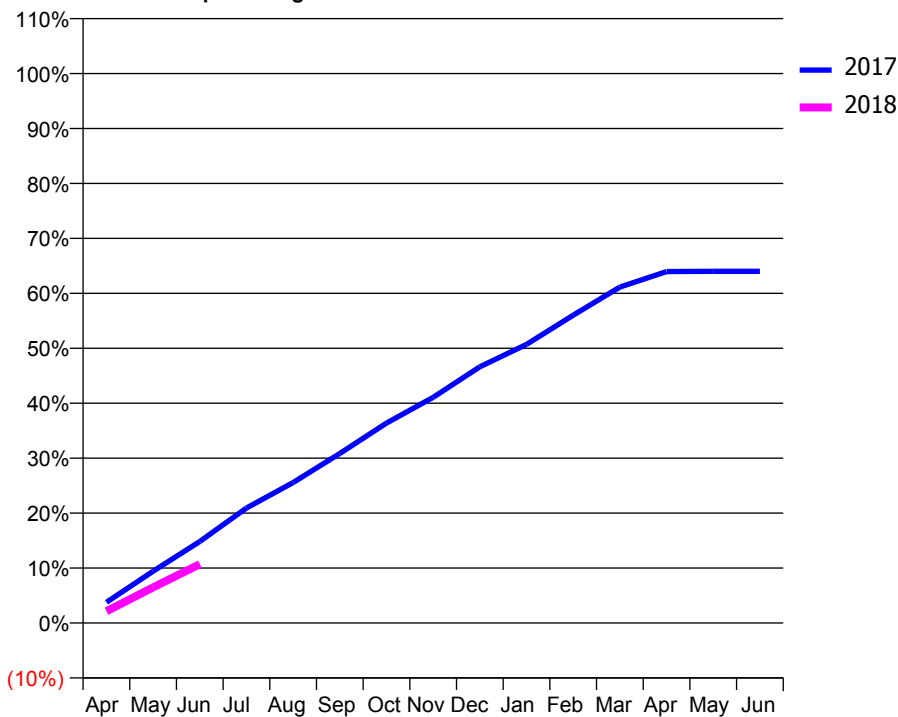
ACCESS*

Patients seen in 24 months	Total	Change since previous quarter
Quarter ending June 2016	8,442	
Quarter ending September 2016	8,668	↑
Quarter ending December 2016	8,812	→
Quarter ending March 2017	8,860	→
Quarter ending June 2017	8,940	→
Variance since June 2016	5.9%	↑



ACTIVITY

Cumulative percentage of contracted UDA delivered 2017 & 2018



Adjusted Scheduled Activity (UDA)

Month	2017	2018
April	1,021	580
May	2,549	1,750
June	4,005	2,892
July	5,649	
August	6,902	
September	8,329	
October	9,825	
November	11,089	
December	12,587	
January	13,689	
February	15,122	
March	16,508	
April	17,265	
May	17,282	
June	17,280	

QUALITY

	Quantity	Base Number	Contract	AT	Region	England
% of FP17s for the same patient ID Re-attending within 3 months - Children	13	491	2.6%	9.9%	11.7%	12.0%
% of FP17s for the same patient ID Re-attending within 3 months - Adults	80	1,164	6.9%	13.5%	15.2%	16.0%
% of FP17s for the same patient ID Re-attending between 3 & 9 months - Children	74	491	15.1%	60.0%	59.1%	58.0%
% of FP17s for the same patient ID Re-attending between 3 & 9 months - Adults	185	1,164	15.9%	55.0%	52.2%	50.9%
% of FP17s for Band 1 Urgent Courses	72	1,407	5.1%	6.8%	7.9%	9.1%
% of FP17s Relating to Free Repair or Replacements	1	1,407	0.1%	0.9%	0.8%	0.8%
% of FP17s Relating to Continuations	9	1,407	0.6%	1.3%	1.1%	1.1%
% of Patients satisfied with the dentistry they have received	10	12	83.3%	92.7%	91.8%	91.7%
% of Patients satisfied with the time they had to wait for an appointment	7	12	58.3%	89.5%	88.4%	88.0%

* This is based on patients treated on this contract for their most recent course of treatment. Figures in italics indicate the base number of FP17s or Patient Questionnaire responses are less than 100. N/A is shown where the base number of responses is less than 10 during the period. % is calculated as Quantity/Base number*100

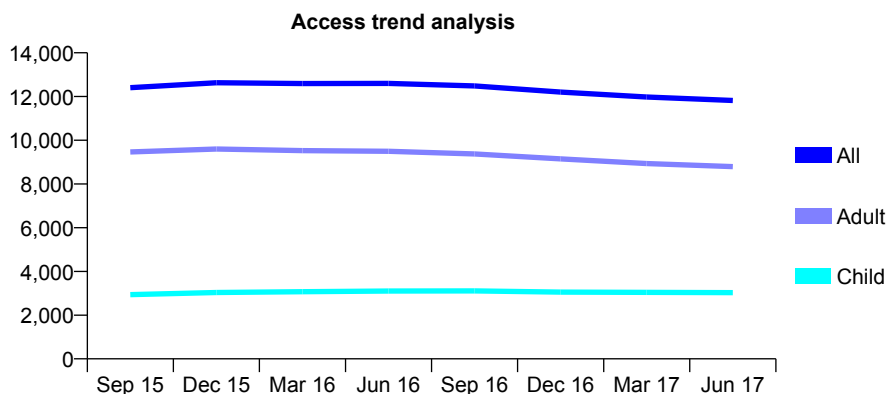
Q60 - Vital Signs At a Glance Contract Report for 101338/0014 - June 2017

Name or company name	Whitecross Dental Care Limited
Contract type name	GDS Contract
Purpose of contract	General
Contract start date	01/04/2006
Contract end date	

17/18 Contracted general activity (UDA)	30,302
Carry forward general activity (UDA)	0
17/18 Contracted orthodontic activity (UOA)	0
Carry forward orthodontic activity (UOA)	0
Baseline contract value	£813,547.39

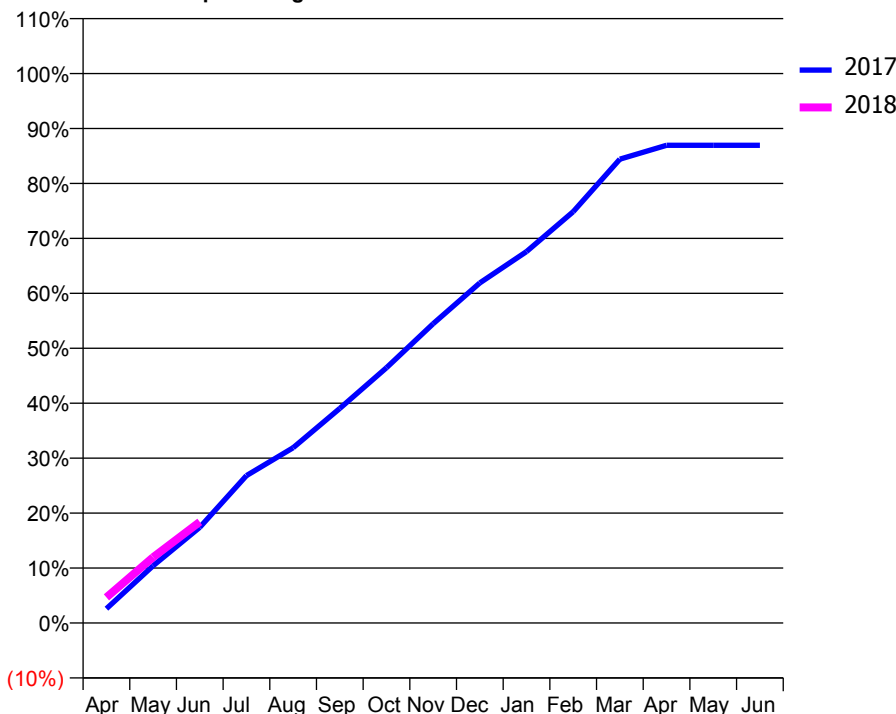
ACCESS*

Patients seen in 24 months	Total	Change since previous quarter
Quarter ending June 2016	12,597	
Quarter ending September 2016	12,482	→
Quarter ending December 2016	12,203	↓
Quarter ending March 2017	11,976	↓
Quarter ending June 2017	11,820	↓
Variance since June 2016	(6.2%)	↓



ACTIVITY

Cumulative percentage of contracted UDA delivered 2017 & 2018



Month	Adjusted Scheduled Activity (UDA)	
	2017	2018
April	792	1,416
May	3,156	3,631
June	5,278	5,576
July	8,130	
August	9,664	
September	11,832	
October	14,076	
November	16,506	
December	18,757	
January	20,486	
February	22,684	
March	25,578	
April	26,341	
May	26,343	
June	26,343	

QUALITY

	Quantity	Base Number	Contract	AT	Region	England
% of FP17s for the same patient ID Re-attending within 3 months - Children	58	843	6.9%	9.9%	11.7%	12.0%
% of FP17s for the same patient ID Re-attending within 3 months - Adults	328	2,208	14.9%	13.5%	15.2%	16.0%
% of FP17s for the same patient ID Re-attending between 3 & 9 months - Children	346	843	41.0%	60.0%	59.1%	58.0%
% of FP17s for the same patient ID Re-attending between 3 & 9 months - Adults	921	2,208	41.7%	55.0%	52.2%	50.9%
% of FP17s for Band 1 Urgent Courses	206	2,704	7.6%	6.8%	7.9%	9.1%
% of FP17s Relating to Free Repair or Replacements	15	2,704	0.6%	0.9%	0.8%	0.8%
% of FP17s Relating to Continuations	29	2,704	1.1%	1.3%	1.1%	1.1%
% of Patients satisfied with the dentistry they have received	33	34	97.1%	92.7%	91.8%	91.7%
% of Patients satisfied with the time they had to wait for an appointment	29	34	85.3%	89.5%	88.4%	88.0%

* This is based on patients treated on this contract for their most recent course of treatment. Figures in italics indicate the base number of FP17s or Patient Questionnaire responses are less than 100. N/A is shown where the base number of responses is less than 10 during the period. % is calculated as Quantity/Base number*100

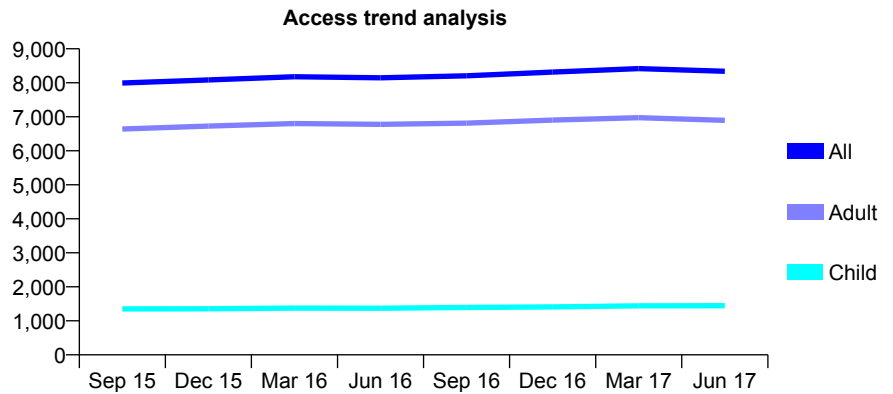
Q60 - Vital Signs At a Glance Contract Report for 101338/0016 - June 2017

Name or company name	Whitecross Dental Care Limited
Contract type name	GDS Contract
Purpose of contract	General
Contract start date	01/04/2006
Contract end date	

17/18 Contracted general activity (UDA)	26,093
Carry forward general activity (UDA)	0
17/18 Contracted orthodontic activity (UOA)	0
Carry forward orthodontic activity (UOA)	0
Baseline contract value	£721,578.38

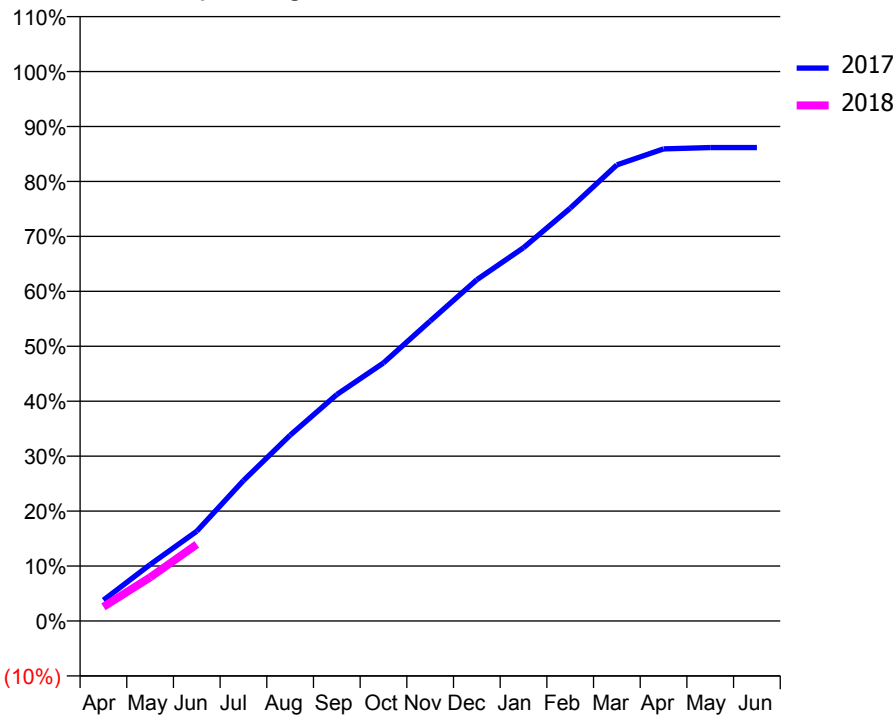
ACCESS*

Patients seen in 24 months	Total	Change since previous quarter
Quarter ending June 2016	8,149	
Quarter ending September 2016	8,206	→
Quarter ending December 2016	8,314	→
Quarter ending March 2017	8,417	→
Quarter ending June 2017	8,339	→
Variance since June 2016	2.3%	↑



ACTIVITY

Cumulative percentage of contracted UDA delivered 2017 & 2018



Month	Adjusted Scheduled Activity (UDA)	
	2017	2018
April	992	673
May	2,682	2,074
June	4,265	3,636
July	6,669	
August	8,824	
September	10,757	
October	12,255	
November	14,242	
December	16,207	
January	17,726	
February	19,598	
March	21,656	
April	22,420	
May	22,480	
June	22,480	

QUALITY

	Quantity	Base Number	Contract	AT	Region	England
% of FP17s for the same patient ID Re-attending within 3 months - Children	25	416	6.0%	9.9%	11.7%	12.0%
% of FP17s for the same patient ID Re-attending within 3 months - Adults	190	2,069	9.2%	13.5%	15.2%	16.0%
% of FP17s for the same patient ID Re-attending between 3 & 9 months - Children	223	416	53.6%	60.0%	59.1%	58.0%
% of FP17s for the same patient ID Re-attending between 3 & 9 months - Adults	956	2,069	46.2%	55.0%	52.2%	50.9%
% of FP17s for Band 1 Urgent Courses	129	2,081	6.2%	6.8%	7.9%	9.1%
% of FP17s Relating to Free Repair or Replacements	13	2,081	0.6%	0.9%	0.8%	0.8%
% of FP17s Relating to Continuations	26	2,081	1.2%	1.3%	1.1%	1.1%
% of Patients satisfied with the dentistry they have received	33	34	97.1%	92.7%	91.8%	91.7%
% of Patients satisfied with the time they had to wait for an appointment	32	34	94.1%	89.5%	88.4%	88.0%

* This is based on patients treated on this contract for their most recent course of treatment. Figures in italics indicate the base number of FP17s or Patient Questionnaire responses are less than 100. N/A is shown where the base number of responses is less than 10 during the period. % is calculated as Quantity/Base number*100

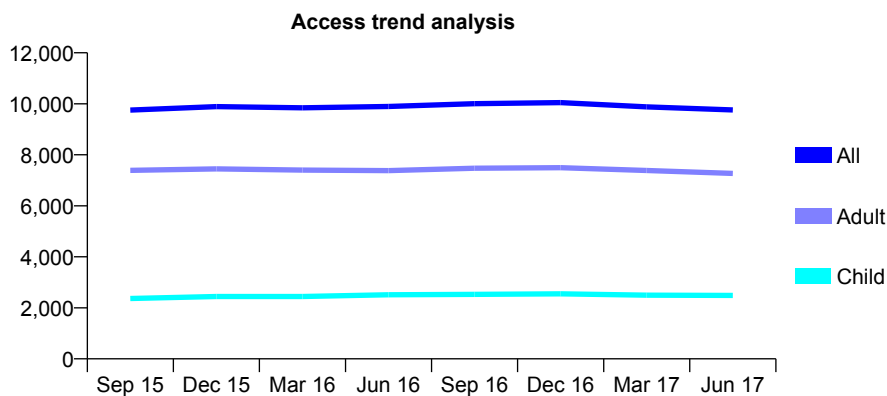
Q60 - Vital Signs At a Glance Contract Report for 101338/0020 - June 2017

Name or company name	Whitecross Dental Care Limited
Contract type name	GDS Contract
Purpose of contract	General
Contract start date	01/04/2006
Contract end date	

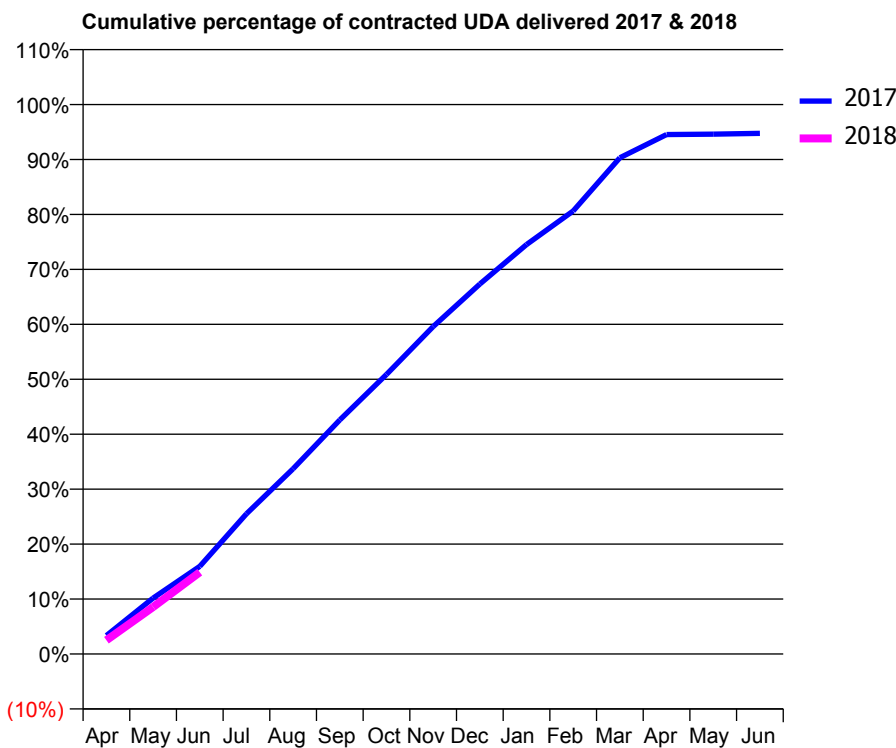
17/18 Contracted general activity (UDA)	31,250
Carry forward general activity (UDA)	0
17/18 Contracted orthodontic activity (UOA)	0
Carry forward orthodontic activity (UOA)	0
Baseline contract value	£853,334.76

ACCESS*

Patients seen in 24 months	Total	Change since previous quarter
Quarter ending June 2016	9,894	
Quarter ending September 2016	10,003	→
Quarter ending December 2016	10,048	→
Quarter ending March 2017	9,881	↓
Quarter ending June 2017	9,759	↓
Variance since June 2016	(1.4%)	↓



ACTIVITY



Month	Adjusted Scheduled Activity (UDA)	
	2017	2018
April	1,052	786
May	3,179	2,673
June	4,984	4,651
July	7,976	
August	10,540	
September	13,315	
October	15,899	
November	18,623	
December	21,038	
January	23,284	
February	25,200	
March	28,225	
April	29,542	
May	29,567	
June	29,613	

QUALITY

	Quantity	Base Number	Contract	AT	Region	England
% of FP17s for the same patient ID Re-attending within 3 months - Children	44	748	5.9%	9.9%	11.7%	12.0%
% of FP17s for the same patient ID Re-attending within 3 months - Adults	275	1,960	14.0%	13.5%	15.2%	16.0%
% of FP17s for the same patient ID Re-attending between 3 & 9 months - Children	387	748	51.7%	60.0%	59.1%	58.0%
% of FP17s for the same patient ID Re-attending between 3 & 9 months - Adults	910	1,960	46.4%	55.0%	52.2%	50.9%
% of FP17s for Band 1 Urgent Courses	185	2,264	8.2%	6.8%	7.9%	9.1%
% of FP17s Relating to Free Repair or Replacements	16	2,264	0.7%	0.9%	0.8%	0.8%
% of FP17s Relating to Continuations	36	2,264	1.6%	1.3%	1.1%	1.1%
% of Patients satisfied with the dentistry they have received	23	23	100.0%	92.7%	91.8%	91.7%
% of Patients satisfied with the time they had to wait for an appointment	21	23	91.3%	89.5%	88.4%	88.0%

* This is based on patients treated on this contract for their most recent course of treatment. Figures in italics indicate the base number of FP17s or Patient Questionnaire responses are less than 100. N/A is shown where the base number of responses is less than 10 during the period. % is calculated as Quantity/Base number*100

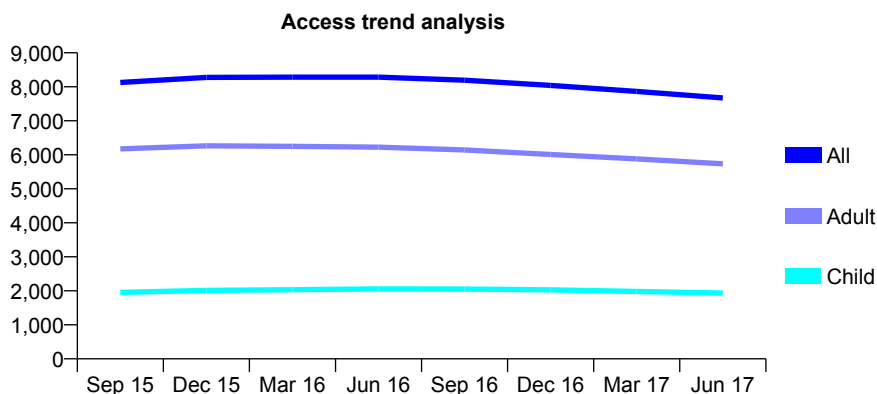
Q60 - Vital Signs At a Glance Contract Report for 101338/0021 - June 2017

Name or company name	Whitecross Dental Care Limited
Contract type name	GDS Contract
Purpose of contract	General
Contract start date	01/04/2006
Contract end date	

17/18 Contracted general activity (UDA)	25,000
Carry forward general activity (UDA)	0
17/18 Contracted orthodontic activity (UOA)	0
Carry forward orthodontic activity (UOA)	0
Baseline contract value	£682,667.82

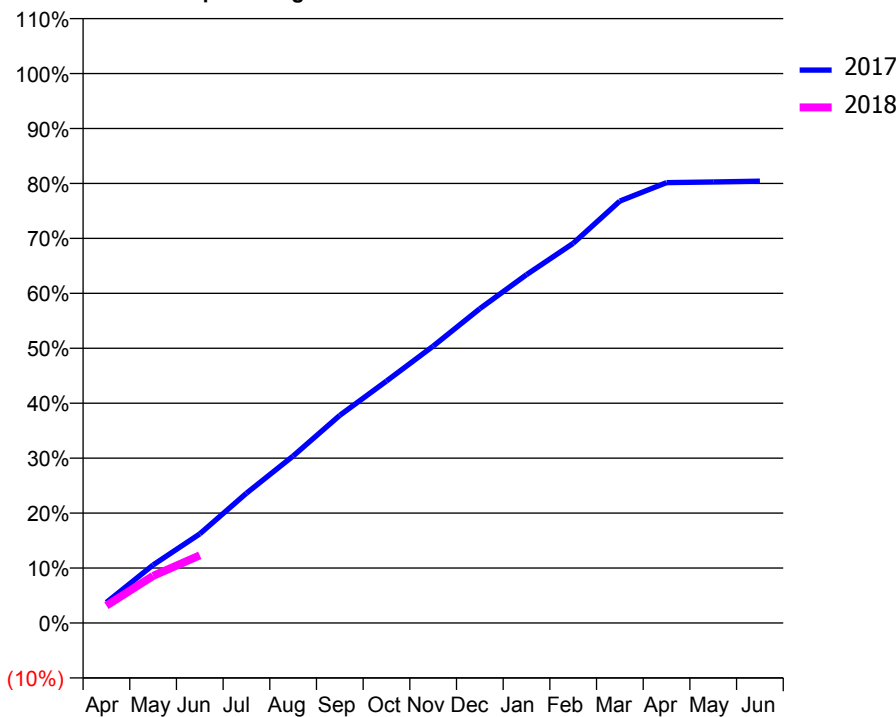
ACCESS*

Patients seen in 24 months	Total	Change since previous quarter
Quarter ending June 2016	8,283	
Quarter ending September 2016	8,194	↓
Quarter ending December 2016	8,040	↓
Quarter ending March 2017	7,866	↓
Quarter ending June 2017	7,672	↓
Variance since June 2016	(7.4%)	↓



ACTIVITY

Cumulative percentage of contracted UDA delivered 2017 & 2018



Adjusted Scheduled Activity (UDA)

Month	2017	2018
April	940	792
May	2,643	2,142
June	4,054	3,077
July	5,908	
August	7,597	
September	9,447	
October	11,007	
November	12,598	
December	14,304	
January	15,848	
February	17,275	
March	19,198	
April	20,035	
May	20,065	
June	20,101	

QUALITY

	Quantity	Base Number	Contract	AT	Region	England
% of FP17s for the same patient ID Re-attending within 3 months - Children	26	446	5.8%	9.9%	11.7%	12.0%
% of FP17s for the same patient ID Re-attending within 3 months - Adults	195	1,520	12.8%	13.5%	15.2%	16.0%
% of FP17s for the same patient ID Re-attending between 3 & 9 months - Children	230	446	51.6%	60.0%	59.1%	58.0%
% of FP17s for the same patient ID Re-attending between 3 & 9 months - Adults	671	1,520	44.1%	55.0%	52.2%	50.9%
% of FP17s for Band 1 Urgent Courses	167	1,589	10.5%	6.8%	7.9%	9.1%
% of FP17s Relating to Free Repair or Replacements	7	1,589	0.4%	0.9%	0.8%	0.8%
% of FP17s Relating to Continuations	13	1,589	0.8%	1.3%	1.1%	1.1%
% of Patients satisfied with the dentistry they have received	17	18	94.4%	92.7%	91.8%	91.7%
% of Patients satisfied with the time they had to wait for an appointment	17	18	94.4%	89.5%	88.4%	88.0%

* This is based on patients treated on this contract for their most recent course of treatment. Figures in italics indicate the base number of FP17s or Patient Questionnaire responses are less than 100. N/A is shown where the base number of responses is less than 10 during the period. % is calculated as Quantity/Base number*100

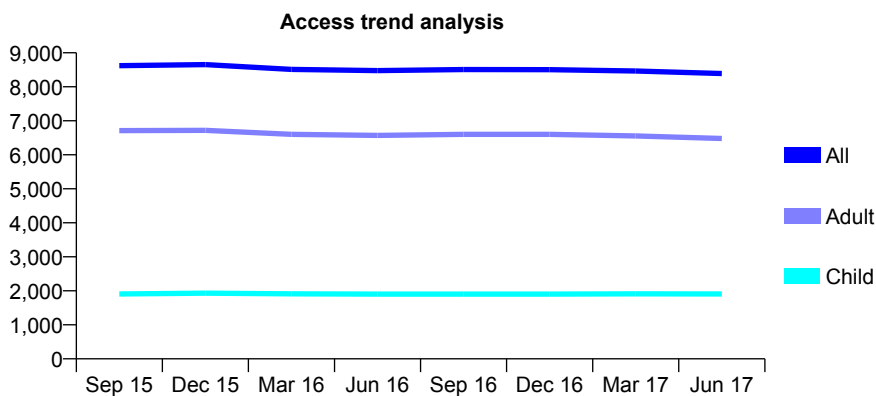
Q60 - Vital Signs At a Glance Contract Report for 101338/0033 - June 2017

Name or company name	Whitecross Dental Care Limited
Contract type name	GDS Contract
Purpose of contract	General
Contract start date	01/04/2006
Contract end date	

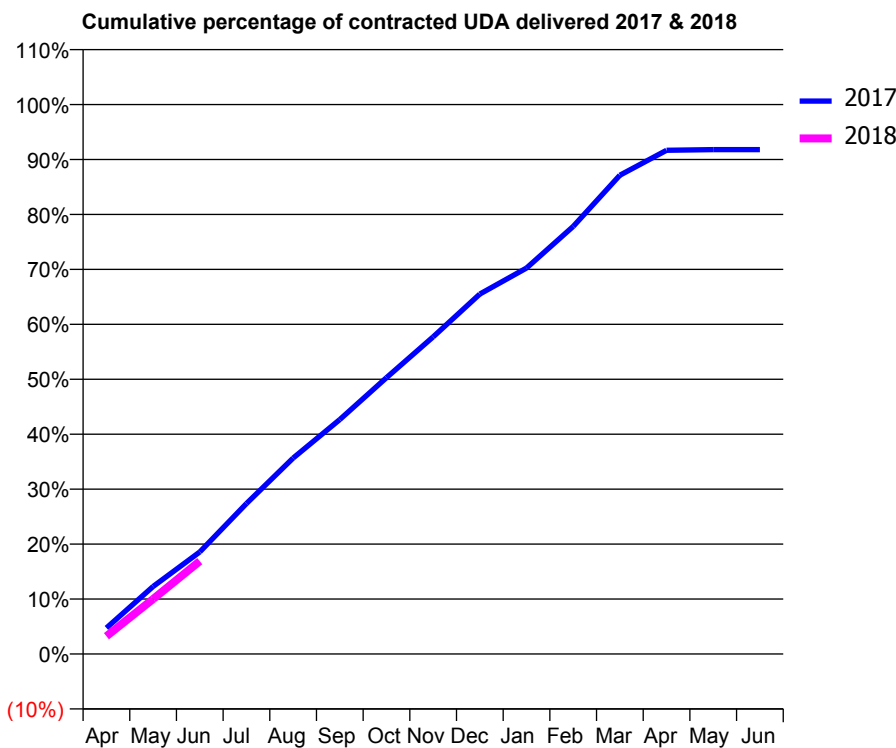
17/18 Contracted general activity (UDA)	23,788
Carry forward general activity (UDA)	0
17/18 Contracted orthodontic activity (UOA)	0
Carry forward orthodontic activity (UOA)	0
Baseline contract value	£652,822.55

ACCESS*

Patients seen in 24 months	Total	Change since previous quarter
Quarter ending June 2016	8,477	
Quarter ending September 2016	8,508	→
Quarter ending December 2016	8,505	→
Quarter ending March 2017	8,466	→
Quarter ending June 2017	8,389	→
Variance since June 2016	(1.0%)	↓



ACTIVITY



Month	Adjusted Scheduled Activity (UDA)	
	2017	2018
April	1,131	768
May	2,922	2,384
June	4,419	4,020
July	6,514	
August	8,481	
September	10,149	
October	11,964	
November	13,729	
December	15,582	
January	16,706	
February	18,508	
March	20,725	
April	21,808	
May	21,832	
June	21,835	

QUALITY

	Quantity	Base Number	Contract	AT	Region	England
% of FP17s for the same patient ID Re-attending within 3 months - Children	24	589	4.1%	9.9%	11.7%	12.0%
% of FP17s for the same patient ID Re-attending within 3 months - Adults	207	1,842	11.2%	13.5%	15.2%	16.0%
% of FP17s for the same patient ID Re-attending between 3 & 9 months - Children	350	589	59.4%	60.0%	59.1%	58.0%
% of FP17s for the same patient ID Re-attending between 3 & 9 months - Adults	872	1,842	47.3%	55.0%	52.2%	50.9%
% of FP17s for Band 1 Urgent Courses	105	2,043	5.1%	6.8%	7.9%	9.1%
% of FP17s Relating to Free Repair or Replacements	5	2,043	0.2%	0.9%	0.8%	0.8%
% of FP17s Relating to Continuations	35	2,043	1.7%	1.3%	1.1%	1.1%
% of Patients satisfied with the dentistry they have received	21	25	84.0%	92.7%	91.8%	91.7%
% of Patients satisfied with the time they had to wait for an appointment	22	25	88.0%	89.5%	88.4%	88.0%

* This is based on patients treated on this contract for their most recent course of treatment. Figures in italics indicate the base number of FP17s or Patient Questionnaire responses are less than 100. N/A is shown where the base number of responses is less than 10 during the period. % is calculated as Quantity/Base number*100

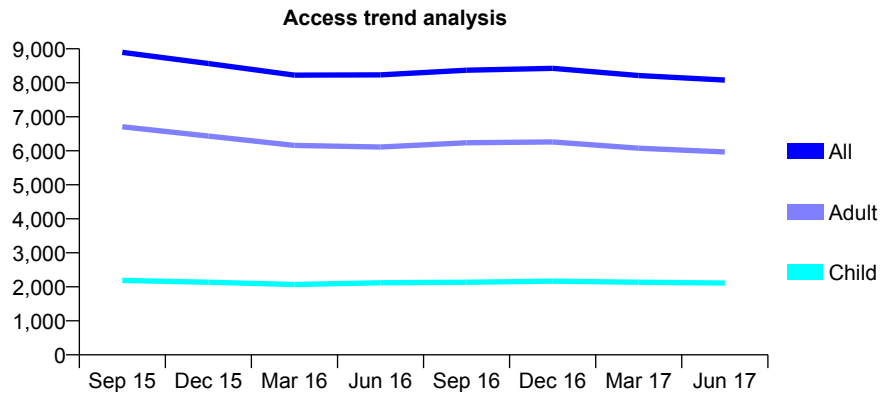
Q60 - Vital Signs At a Glance Contract Report for 101362/0010 - June 2017

Name or company name	Rodericks Dental Limited
Contract type name	GDS Contract
Purpose of contract	General
Contract start date	01/09/2008
Contract end date	

17/18 Contracted general activity (UDA)	20,810
Carry forward general activity (UDA)	0
17/18 Contracted orthodontic activity (UOA)	0
Carry forward orthodontic activity (UOA)	0
Baseline contract value	£473,936.70

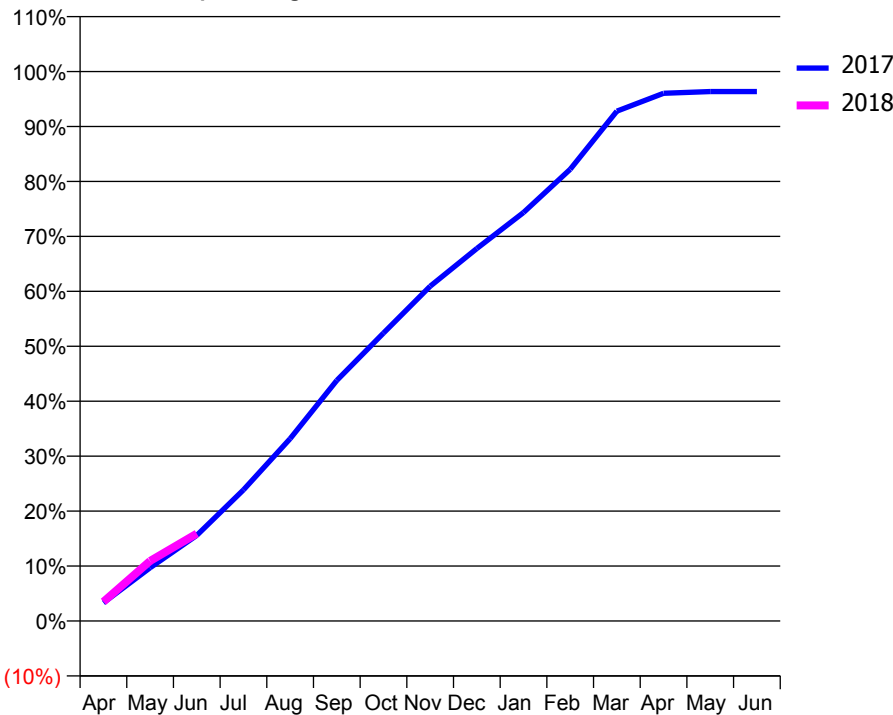
ACCESS*

Patients seen in 24 months	Total	Change since previous quarter
Quarter ending June 2016	8,233	
Quarter ending September 2016	8,372	→
Quarter ending December 2016	8,424	→
Quarter ending March 2017	8,214	↓
Quarter ending June 2017	8,079	↓
Variance since June 2016	(1.9%)	↓



ACTIVITY

Cumulative percentage of contracted UDA delivered 2017 & 2018



Month	Adjusted Scheduled Activity (UDA)	
	2017	2018
April	790	727
May	2,306	2,276
June	3,704	3,309
July	5,673	
August	7,887	
September	10,408	
October	12,451	
November	14,478	
December	16,109	
January	17,664	
February	19,534	
March	22,047	
April	22,819	
May	22,897	
June	22,895	

QUALITY

	Quantity	Base Number	Contract	AT	Region	England
% of FP17s for the same patient ID Re-attending within 3 months - Children	37	603	6.1%	9.9%	11.7%	12.0%
% of FP17s for the same patient ID Re-attending within 3 months - Adults	287	1,757	16.3%	13.5%	15.2%	16.0%
% of FP17s for the same patient ID Re-attending between 3 & 9 months - Children	400	603	66.3%	60.0%	59.1%	58.0%
% of FP17s for the same patient ID Re-attending between 3 & 9 months - Adults	1,014	1,757	57.7%	55.0%	52.2%	50.9%
% of FP17s for Band 1 Urgent Courses	212	1,737	12.2%	6.8%	7.9%	9.1%
% of FP17s Relating to Free Repair or Replacements	25	1,737	1.4%	0.9%	0.8%	0.8%
% of FP17s Relating to Continuations	6	1,737	0.3%	1.3%	1.1%	1.1%
% of Patients satisfied with the dentistry they have received	13	15	86.7%	92.7%	91.8%	91.7%
% of Patients satisfied with the time they had to wait for an appointment	14	15	93.3%	89.5%	88.4%	88.0%

* This is based on patients treated on this contract for their most recent course of treatment. Figures in italics indicate the base number of FP17s or Patient Questionnaire responses are less than 100. N/A is shown where the base number of responses is less than 10 during the period. % is calculated as Quantity/Base number*100

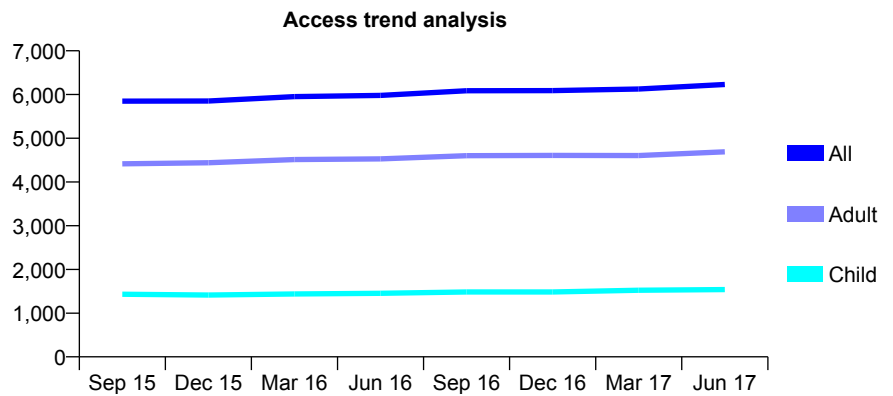
Q60 - Vital Signs At a Glance Contract Report for 101362/0012 - June 2017

Name or company name	Rodericks Dental Limited
Contract type name	GDS Contract
Purpose of contract	General
Contract start date	01/11/2008
Contract end date	

17/18 Contracted general activity (UDA)	16,586
Carry forward general activity (UDA)	0
17/18 Contracted orthodontic activity (UOA)	0
Carry forward orthodontic activity (UOA)	0
Baseline contract value	£377,836.51

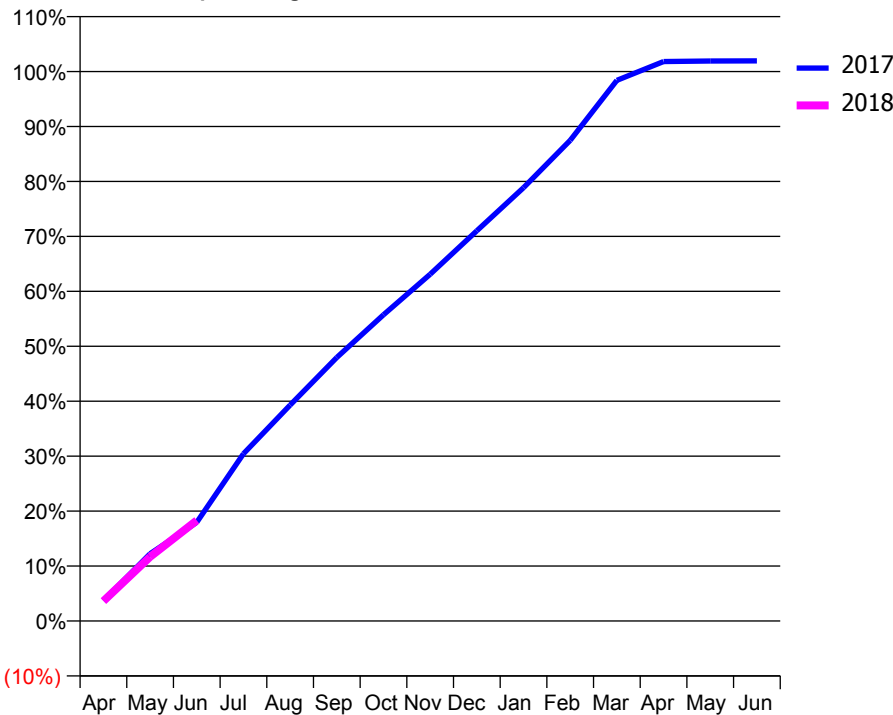
ACCESS*

Patients seen in 24 months	Total	Change since previous quarter
Quarter ending June 2016	5,979	
Quarter ending September 2016	6,086	→
Quarter ending December 2016	6,091	→
Quarter ending March 2017	6,127	→
Quarter ending June 2017	6,229	→
Variance since June 2016	4.2%	↑



ACTIVITY

Cumulative percentage of contracted UDA delivered 2017 & 2018



Month	Adjusted Scheduled Activity (UDA)	
	2017	2018
April	614	602
May	2,029	1,936
June	2,982	3,035
July	5,049	
August	6,519	
September	7,955	
October	9,242	
November	10,465	
December	11,777	
January	13,080	
February	14,507	
March	16,320	
April	16,885	
May	16,904	
June	16,908	

QUALITY

	Quantity	Base Number	Contract	AT	Region	England
% of FP17s for the same patient ID Re-attending within 3 months - Children	19	381	5.0%	9.9%	11.7%	12.0%
% of FP17s for the same patient ID Re-attending within 3 months - Adults	182	1,335	13.6%	13.5%	15.2%	16.0%
% of FP17s for the same patient ID Re-attending between 3 & 9 months - Children	196	381	51.4%	60.0%	59.1%	58.0%
% of FP17s for the same patient ID Re-attending between 3 & 9 months - Adults	655	1,335	49.1%	55.0%	52.2%	50.9%
% of FP17s for Band 1 Urgent Courses	134	1,440	9.3%	6.8%	7.9%	9.1%
% of FP17s Relating to Free Repair or Replacements	27	1,440	1.9%	0.9%	0.8%	0.8%
% of FP17s Relating to Continuations	4	1,440	0.3%	1.3%	1.1%	1.1%
% of Patients satisfied with the dentistry they have received	8	8	N/A	92.7%	91.8%	91.7%
% of Patients satisfied with the time they had to wait for an appointment	7	8	N/A	89.5%	88.4%	88.0%

* This is based on patients treated on this contract for their most recent course of treatment. Figures in italics indicate the base number of FP17s or Patient Questionnaire responses are less than 100. N/A is shown where the base number of responses is less than 10 during the period. % is calculated as Quantity/Base number*100

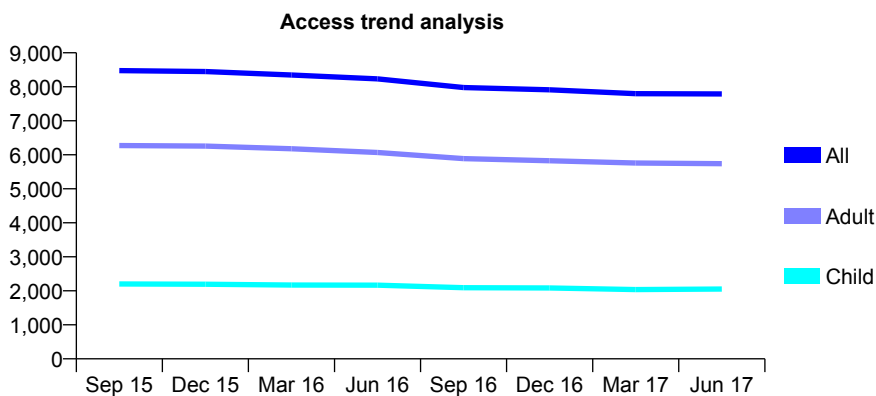
Q60 - Vital Signs At a Glance Contract Report for 101370/0016 - June 2017

Name or company name	Petrie Tucker and Partners Ltd
Contract type name	GDS Contract
Purpose of contract	General
Contract start date	01/04/2006
Contract end date	

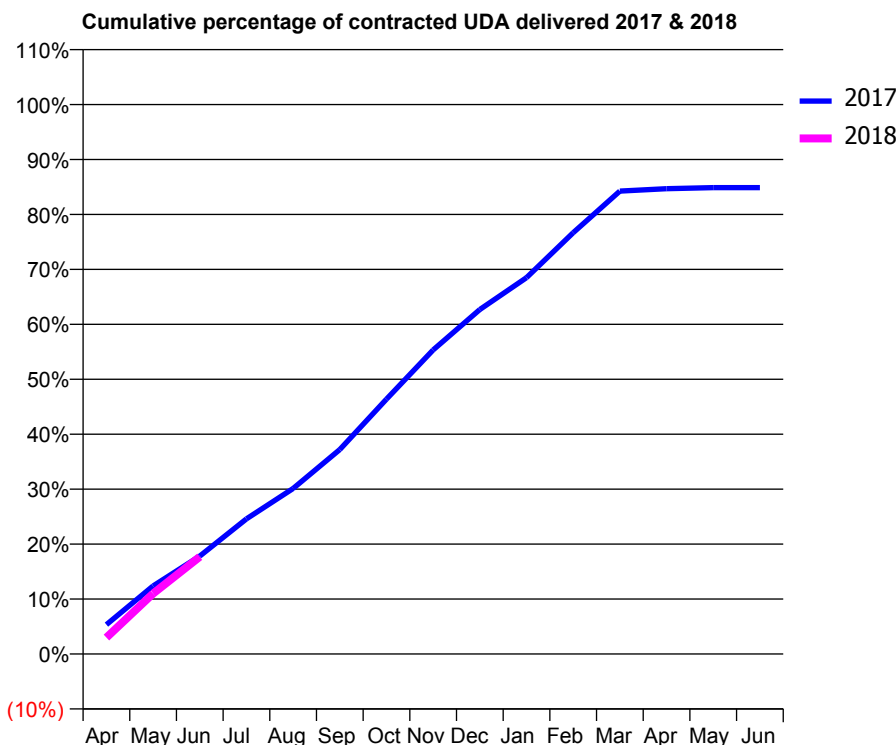
17/18 Contracted general activity (UDA)	22,134
Carry forward general activity (UDA)	0
17/18 Contracted orthodontic activity (UOA)	0
Carry forward orthodontic activity (UOA)	0
Baseline contract value	£470,519.48

ACCESS*

Patients seen in 24 months	Total	Change since previous quarter
Quarter ending June 2016	8,233	
Quarter ending September 2016	7,979	↓
Quarter ending December 2016	7,911	→
Quarter ending March 2017	7,798	↓
Quarter ending June 2017	7,791	→
Variance since June 2016	(5.4%)	↓



ACTIVITY



Month	Adjusted Scheduled Activity (UDA)	
	2017	2018
April	1,184	662
May	2,743	2,437
June	3,943	3,919
July	5,442	
August	6,667	
September	8,238	
October	10,266	
November	12,247	
December	13,875	
January	15,158	
February	16,972	
March	18,645	
April	18,741	
May	18,785	
June	18,785	

QUALITY

	Quantity	Base Number	Contract	AT	Region	England
% of FP17s for the same patient ID Re-attending within 3 months - Children	22	508	4.3%	9.9%	11.7%	12.0%
% of FP17s for the same patient ID Re-attending within 3 months - Adults	87	1,206	7.2%	13.5%	15.2%	16.0%
% of FP17s for the same patient ID Re-attending between 3 & 9 months - Children	205	508	40.4%	60.0%	59.1%	58.0%
% of FP17s for the same patient ID Re-attending between 3 & 9 months - Adults	467	1,206	38.7%	55.0%	52.2%	50.9%
% of FP17s for Band 1 Urgent Courses	33	1,631	2.0%	6.8%	7.9%	9.1%
% of FP17s Relating to Free Repair or Replacements	4	1,631	0.2%	0.9%	0.8%	0.8%
% of FP17s Relating to Continuations	7	1,631	0.4%	1.3%	1.1%	1.1%
% of Patients satisfied with the dentistry they have received	3	3	N/A	92.7%	91.8%	91.7%
% of Patients satisfied with the time they had to wait for an appointment	3	3	N/A	89.5%	88.4%	88.0%

* This is based on patients treated on this contract for their most recent course of treatment. Figures in italics indicate the base number of FP17s or Patient Questionnaire responses are less than 100. N/A is shown where the base number of responses is less than 10 during the period. % is calculated as Quantity/Base number*100

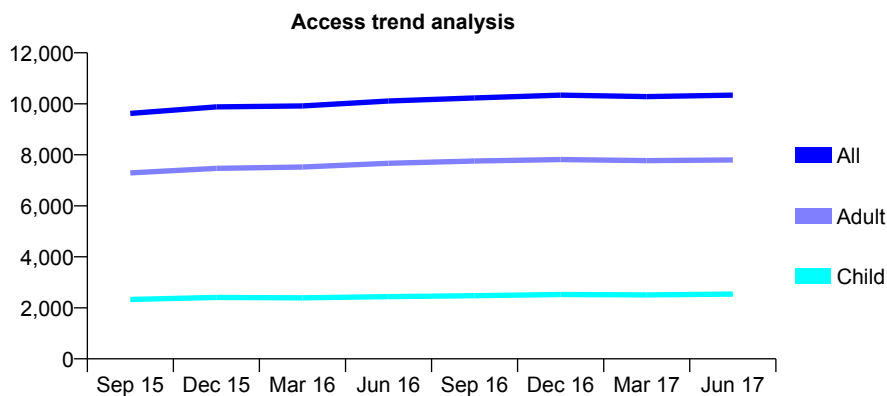
Q60 - Vital Signs At a Glance Contract Report for 101370/0017 - June 2017

Name or company name	Petrie Tucker and Partners Ltd
Contract type name	GDS Contract
Purpose of contract	General
Contract start date	01/04/2006
Contract end date	

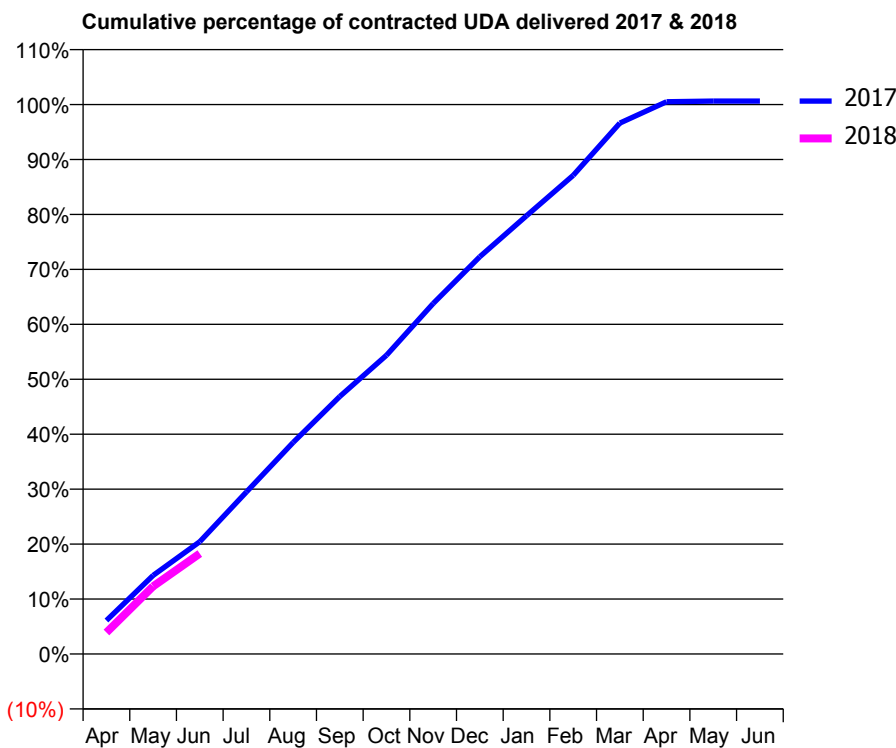
17/18 Contracted general activity (UDA)	25,778
Carry forward general activity (UDA)	0
17/18 Contracted orthodontic activity (UOA)	0
Carry forward orthodontic activity (UOA)	0
Baseline contract value	£573,439.08

ACCESS*

Patients seen in 24 months	Total	Change since previous quarter
Quarter ending June 2016	10,108	
Quarter ending September 2016	10,230	→
Quarter ending December 2016	10,340	→
Quarter ending March 2017	10,280	→
Quarter ending June 2017	10,340	→
Variance since June 2016	2.3%	↑



ACTIVITY



Month	Adjusted Scheduled Activity (UDA)	
	2017	2018
April	1,571	1,012
May	3,689	3,178
June	5,273	4,711
July	7,605	
August	9,922	
September	12,083	
October	14,017	
November	16,442	
December	18,639	
January	20,558	
February	22,456	
March	24,907	
April	25,907	
May	25,938	
June	25,941	

QUALITY

	Quantity	Base Number	Contract	AT	Region	England
% of FP17s for the same patient ID Re-attending within 3 months - Children	47	757	6.2%	9.9%	11.7%	12.0%
% of FP17s for the same patient ID Re-attending within 3 months - Adults	179	2,265	7.9%	13.5%	15.2%	16.0%
% of FP17s for the same patient ID Re-attending between 3 & 9 months - Children	388	757	51.3%	60.0%	59.1%	58.0%
% of FP17s for the same patient ID Re-attending between 3 & 9 months - Adults	1,255	2,265	55.4%	55.0%	52.2%	50.9%
% of FP17s for Band 1 Urgent Courses	107	2,574	4.2%	6.8%	7.9%	9.1%
% of FP17s Relating to Free Repair or Replacements	8	2,574	0.3%	0.9%	0.8%	0.8%
% of FP17s Relating to Continuations	29	2,574	1.1%	1.3%	1.1%	1.1%
% of Patients satisfied with the dentistry they have received	16	16	100.0%	92.7%	91.8%	91.7%
% of Patients satisfied with the time they had to wait for an appointment	14	16	87.5%	89.5%	88.4%	88.0%

* This is based on patients treated on this contract for their most recent course of treatment. Figures in italics indicate the base number of FP17s or Patient Questionnaire responses are less than 100. N/A is shown where the base number of responses is less than 10 during the period. % is calculated as Quantity/Base number*100

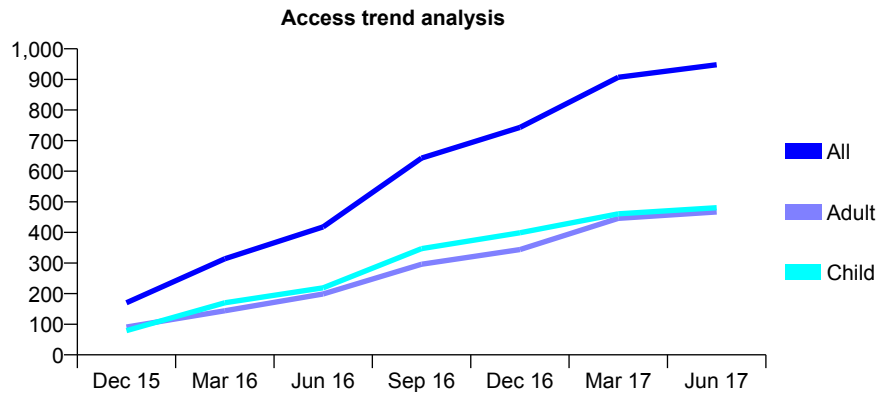
Q60 - Vital Signs At a Glance Contract Report for 101605/0001 - June 2017

Name or company name	Thomas Dental Practice
Contract type name	GDS Contract
Purpose of contract	General
Contract start date	01/10/2015
Contract end date	

17/18 Contracted general activity (UDA)	2,620
Carry forward general activity (UDA)	0
17/18 Contracted orthodontic activity (UOA)	0
Carry forward orthodontic activity (UOA)	0
Baseline contract value	£56,338.00

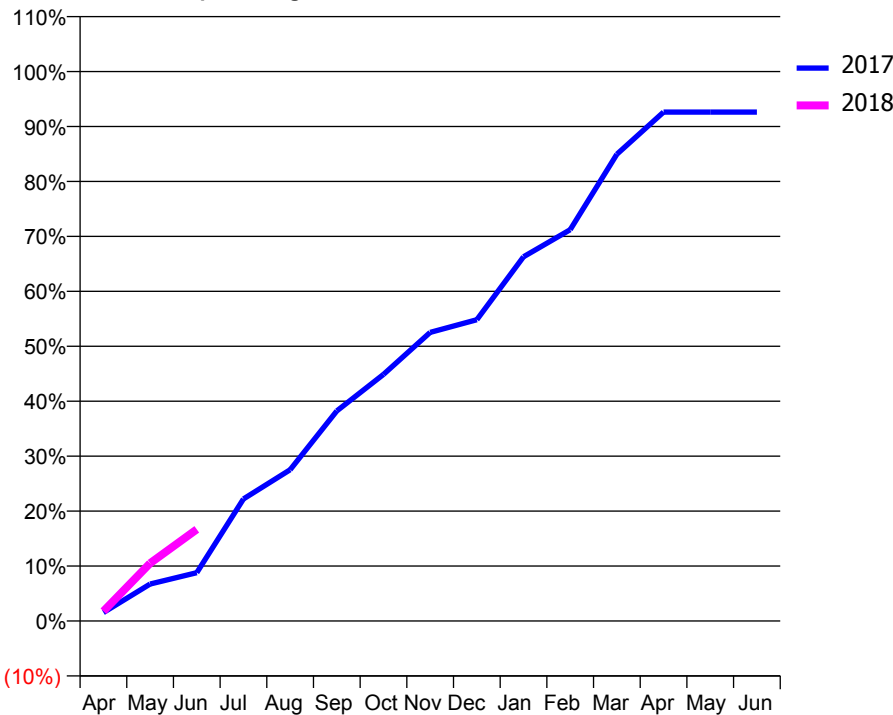
ACCESS*

Patients seen in 24 months	Total	Change since previous quarter
Quarter ending June 2016	418	
Quarter ending September 2016	643	↑
Quarter ending December 2016	743	↑
Quarter ending March 2017	907	↑
Quarter ending June 2017	948	↑
Variance since June 2016	126.8%	↑



ACTIVITY

Cumulative percentage of contracted UDA delivered 2017 & 2018



Month	Adjusted Scheduled Activity (UDA)	
	2017	2018
April	40	47
May	176	276
June	230	437
July	582	
August	722	
September	1,002	
October	1,176	
November	1,376	
December	1,436	
January	1,736	
February	1,866	
March	2,226	
April	2,427	
May	2,427	
June	2,427	

QUALITY

	Quantity	Base Number	Contract	AT	Region	England
% of FP17s for the same patient ID Re-attending within 3 months - Children	16	195	8.2%	9.9%	11.7%	12.0%
% of FP17s for the same patient ID Re-attending within 3 months - Adults	30	178	16.9%	13.5%	15.2%	16.0%
% of FP17s for the same patient ID Re-attending between 3 & 9 months - Children	110	195	56.4%	60.0%	59.1%	58.0%
% of FP17s for the same patient ID Re-attending between 3 & 9 months - Adults	75	178	42.1%	55.0%	52.2%	50.9%
% of FP17s for Band 1 Urgent Courses	10	269	3.7%	6.8%	7.9%	9.1%
% of FP17s Relating to Free Repair or Replacements	3	269	1.1%	0.9%	0.8%	0.8%
% of FP17s Relating to Continuations	5	269	1.9%	1.3%	1.1%	1.1%
% of Patients satisfied with the dentistry they have received	0	0	N/A	92.7%	91.8%	91.7%
% of Patients satisfied with the time they had to wait for an appointment	0	0	N/A	89.5%	88.4%	88.0%

* This is based on patients treated on this contract for their most recent course of treatment. Figures in italics indicate the base number of FP17s or Patient Questionnaire responses are less than 100. N/A is shown where the base number of responses is less than 10 during the period. % is calculated as Quantity/Base number*100

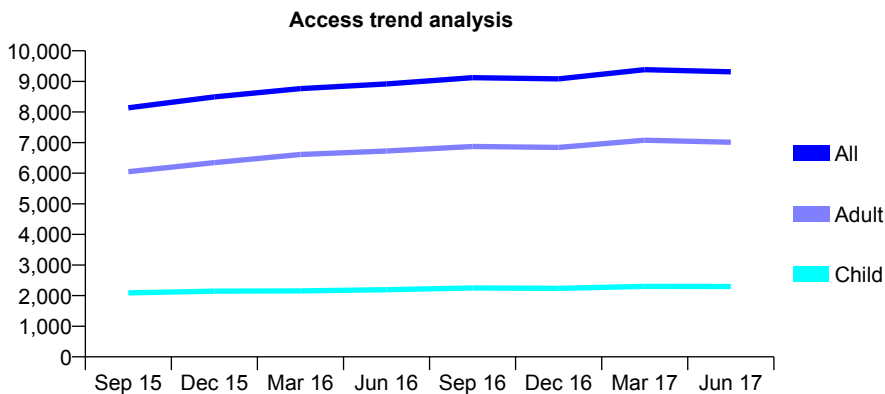
Q60 - Vital Signs At a Glance Contract Report for 103713/0001 - June 2017

Name or company name	Rodericks Ltd
Contract type name	GDS Contract
Purpose of contract	General
Contract start date	09/11/2009
Contract end date	

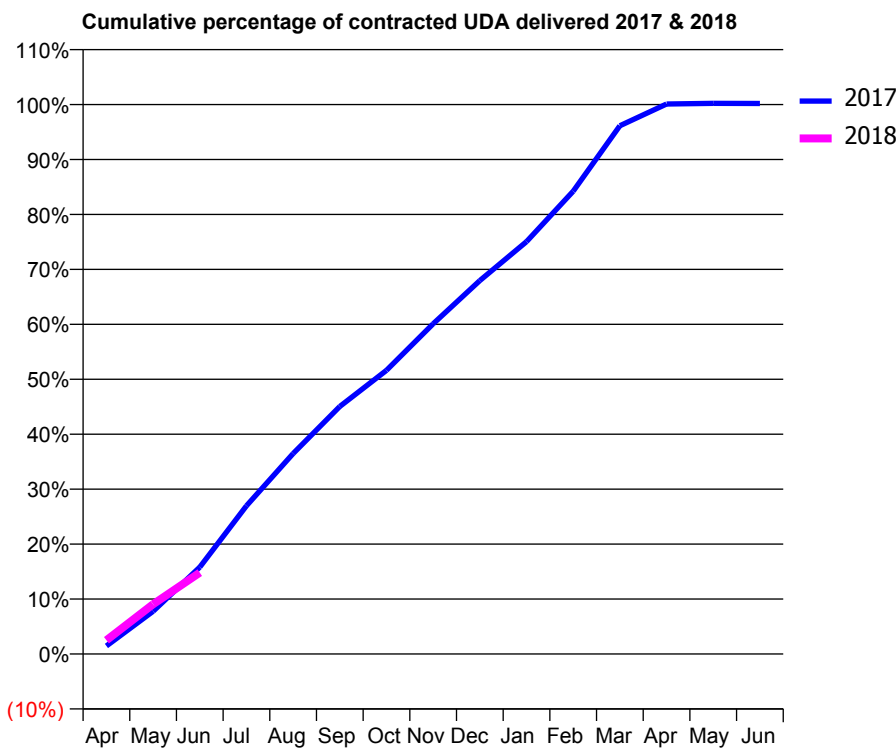
17/18 Contracted general activity (UDA)	26,418
Carry forward general activity (UDA)	0
17/18 Contracted orthodontic activity (UOA)	0
Carry forward orthodontic activity (UOA)	0
Baseline contract value	£634,766.82

ACCESS*

Patients seen in 24 months	Total	Change since previous quarter
Quarter ending June 2016	8,917	
Quarter ending September 2016	9,122	↑
Quarter ending December 2016	9,081	→
Quarter ending March 2017	9,383	↑
Quarter ending June 2017	9,314	→
Variance since June 2016	4.5%	↑



ACTIVITY



Month	Adjusted Scheduled Activity (UDA)	
	2017	2018
April	387	663
May	2,053	2,397
June	4,179	3,916
July	7,125	
August	9,640	
September	11,904	
October	13,636	
November	15,877	
December	17,950	
January	19,826	
February	22,248	
March	25,398	
April	26,444	
May	26,476	
June	26,466	

QUALITY

	Quantity	Base Number	Contract	AT	Region	England
% of FP17s for the same patient ID Re-attending within 3 months - Children	67	736	9.1%	9.9%	11.7%	12.0%
% of FP17s for the same patient ID Re-attending within 3 months - Adults	239	1,859	12.9%	13.5%	15.2%	16.0%
% of FP17s for the same patient ID Re-attending between 3 & 9 months - Children	438	736	59.5%	60.0%	59.1%	58.0%
% of FP17s for the same patient ID Re-attending between 3 & 9 months - Adults	1,112	1,859	59.8%	55.0%	52.2%	50.9%
% of FP17s for Band 1 Urgent Courses	169	1,883	9.0%	6.8%	7.9%	9.1%
% of FP17s Relating to Free Repair or Replacements	17	1,883	0.9%	0.9%	0.8%	0.8%
% of FP17s Relating to Continuations	5	1,883	0.3%	1.3%	1.1%	1.1%
% of Patients satisfied with the dentistry they have received	23	24	95.8%	92.7%	91.8%	91.7%
% of Patients satisfied with the time they had to wait for an appointment	17	24	70.8%	89.5%	88.4%	88.0%

* This is based on patients treated on this contract for their most recent course of treatment. Figures in italics indicate the base number of FP17s or Patient Questionnaire responses are less than 100. N/A is shown where the base number of responses is less than 10 during the period. % is calculated as Quantity/Base number*100

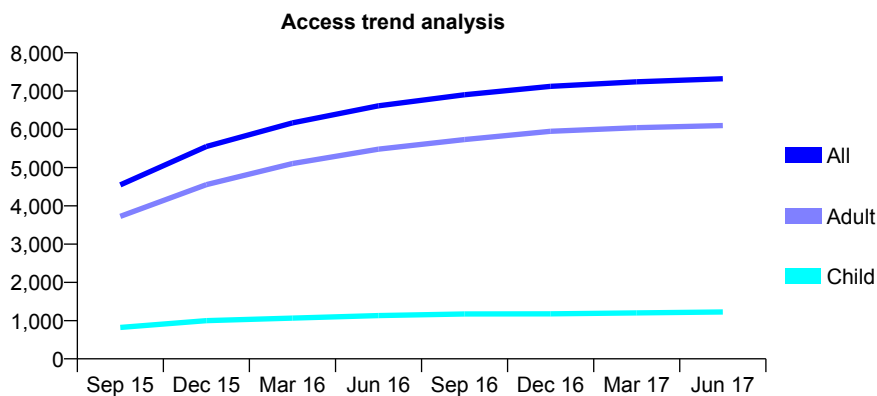
Q60 - Vital Signs At a Glance Contract Report for 105481/0001 - June 2017

Name or company name	Simpson, Goodwin and Hanji
Contract type name	GDS Contract
Purpose of contract	General
Contract start date	16/02/2015
Contract end date	

17/18 Contracted general activity (UDA)	19,930
Carry forward general activity (UDA)	0
17/18 Contracted orthodontic activity (UOA)	0
Carry forward orthodontic activity (UOA)	0
Baseline contract value	£573,161.92

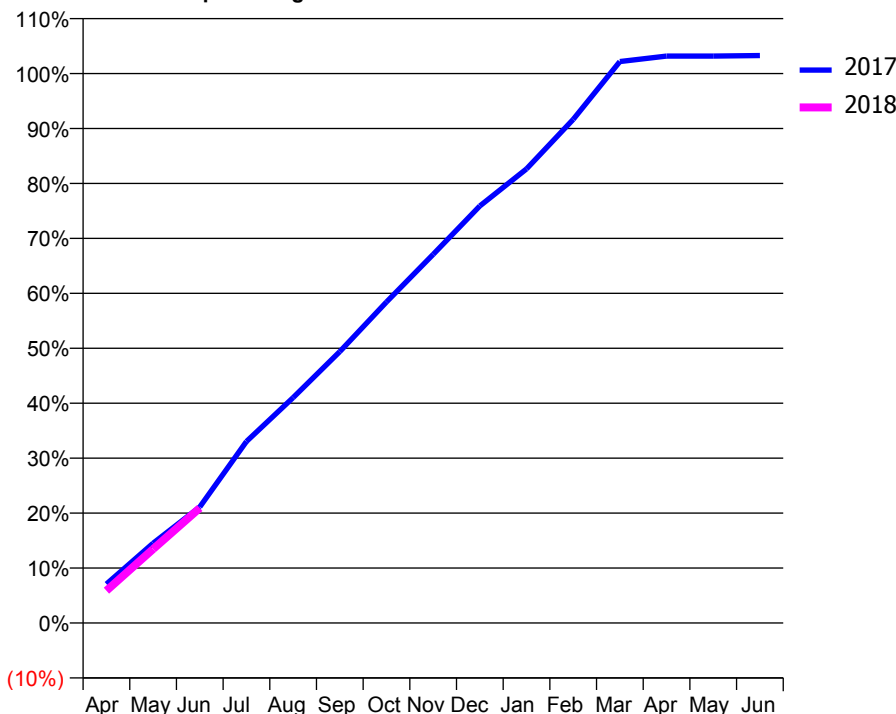
ACCESS*

Patients seen in 24 months	Total	Change since previous quarter
Quarter ending June 2016	6,613	
Quarter ending September 2016	6,903	↑
Quarter ending December 2016	7,122	↑
Quarter ending March 2017	7,243	→
Quarter ending June 2017	7,322	→
Variance since June 2016	10.7%	↑



ACTIVITY

Cumulative percentage of contracted UDA delivered 2017 & 2018



Adjusted Scheduled Activity (UDA)

Month	2017	2018
April	1,415	1,174
May	2,895	2,682
June	4,209	4,171
July	6,585	
August	8,174	
September	9,844	
October	11,644	
November	13,372	
December	15,125	
January	16,469	
February	18,265	
March	20,364	
April	20,560	
May	20,561	
June	20,583	

QUALITY

	Quantity	Base Number	Contract	AT	Region	England
% of FP17s for the same patient ID Re-attending within 3 months - Children	40	413	9.7%	9.9%	11.7%	12.0%
% of FP17s for the same patient ID Re-attending within 3 months - Adults	397	1,954	20.3%	13.5%	15.2%	16.0%
% of FP17s for the same patient ID Re-attending between 3 & 9 months - Children	185	413	44.8%	60.0%	59.1%	58.0%
% of FP17s for the same patient ID Re-attending between 3 & 9 months - Adults	946	1,954	48.4%	55.0%	52.2%	50.9%
% of FP17s for Band 1 Urgent Courses	240	2,255	10.6%	6.8%	7.9%	9.1%
% of FP17s Relating to Free Repair or Replacements	74	2,255	3.3%	0.9%	0.8%	0.8%
% of FP17s Relating to Continuations	77	2,255	3.4%	1.3%	1.1%	1.1%
% of Patients satisfied with the dentistry they have received	33	34	97.1%	92.7%	91.8%	91.7%
% of Patients satisfied with the time they had to wait for an appointment	32	34	94.1%	89.5%	88.4%	88.0%

* This is based on patients treated on this contract for their most recent course of treatment. Figures in italics indicate the base number of FP17s or Patient Questionnaire responses are less than 100. N/A is shown where the base number of responses is less than 10 during the period. % is calculated as Quantity/Base number*100

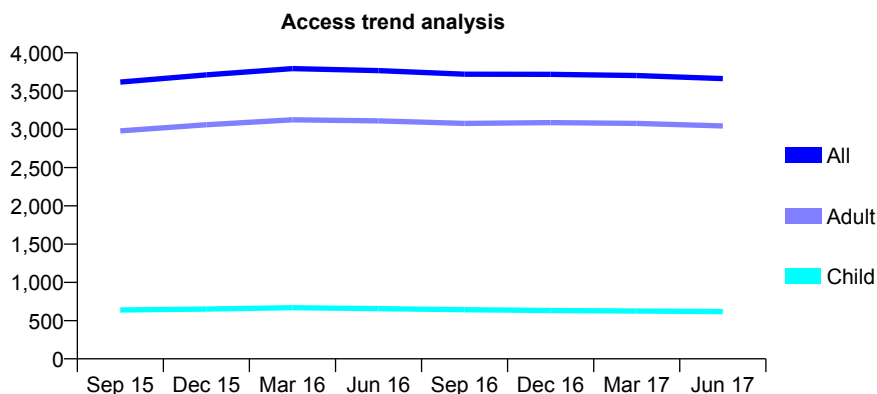
Q60 - Vital Signs At a Glance Contract Report for 106313/0001 - June 2017

Name or company name	Butler and Finnigan Dental Practice (BC) Lt
Contract type name	GDS Contract
Purpose of contract	General and Orthodontic
Contract start date	01/04/2014
Contract end date	

17/18 Contracted general activity (UDA)	11,500
Carry forward general activity (UDA)	0
17/18 Contracted orthodontic activity (UOA)	249
Carry forward orthodontic activity (UOA)	0
Baseline contract value	£286,680.63

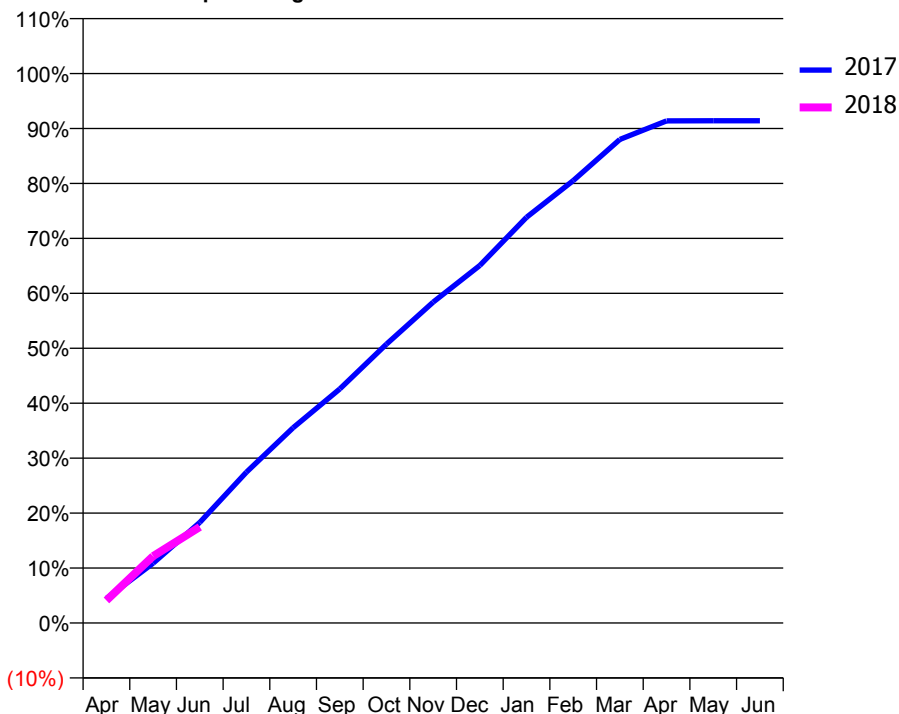
ACCESS*

Patients seen in 24 months	Total	Change since previous quarter
Quarter ending June 2016	3,767	
Quarter ending September 2016	3,720	↓
Quarter ending December 2016	3,719	→
Quarter ending March 2017	3,702	→
Quarter ending June 2017	3,662	↓
Variance since June 2016	(2.8%)	↓



ACTIVITY

Cumulative percentage of contracted UDA delivered 2017 & 2018



Adjusted Scheduled Activity (UDA)

Month	2017	2018
April	561	473
May	1,362	1,398
June	2,291	2,010
July	3,435	
August	4,446	
September	5,327	
October	6,347	
November	7,304	
December	8,140	
January	9,235	
February	10,070	
March	11,007	
April	11,431	
May	11,432	
June	11,433	

QUALITY

	Quantity	Base Number	Contract	AT	Region	England
% of FP17s for the same patient ID Re-attending within 3 months - Children	19	230	8.3%	9.9%	11.7%	12.0%
% of FP17s for the same patient ID Re-attending within 3 months - Adults	190	1,062	17.9%	13.5%	15.2%	16.0%
% of FP17s for the same patient ID Re-attending between 3 & 9 months - Children	147	230	63.9%	60.0%	59.1%	58.0%
% of FP17s for the same patient ID Re-attending between 3 & 9 months - Adults	588	1,062	55.4%	55.0%	52.2%	50.9%
% of FP17s for Band 1 Urgent Courses	148	1,083	13.7%	6.8%	7.9%	9.1%
% of FP17s Relating to Free Repair or Replacements	3	1,083	0.3%	0.9%	0.8%	0.8%
% of FP17s Relating to Continuations	16	1,083	1.5%	1.3%	1.1%	1.1%
% of Patients satisfied with the dentistry they have received	9	12	75.0%	92.7%	91.8%	91.7%
% of Patients satisfied with the time they had to wait for an appointment	10	12	83.3%	89.5%	88.4%	88.0%

* This is based on patients treated on this contract for their most recent course of treatment. Figures in italics indicate the base number of FP17s or Patient Questionnaire responses are less than 100. N/A is shown where the base number of responses is less than 10 during the period. % is calculated as Quantity/Base number*100

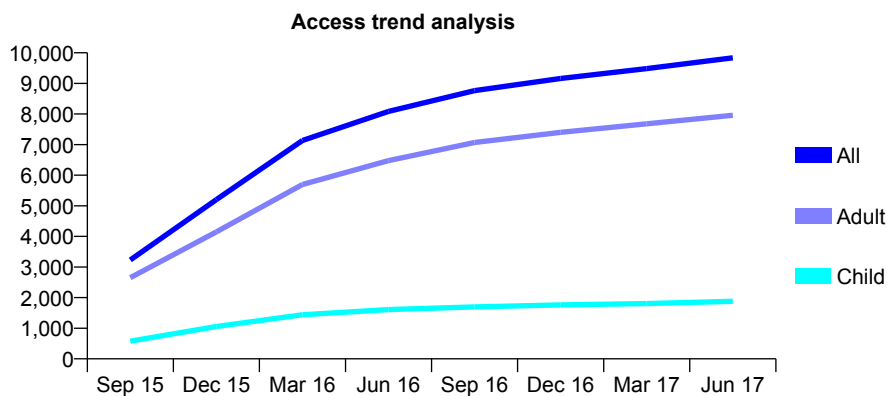
Q60 - Vital Signs At a Glance Contract Report for 107182/0001 - June 2017

Name or company name	Mr Holgate - Green End Dental Practice
Contract type name	GDS Contract
Purpose of contract	General and Orthodontic
Contract start date	01/04/2013
Contract end date	

17/18 Contracted general activity (UDA)	28,717
Carry forward general activity (UDA)	0
17/18 Contracted orthodontic activity (UOA)	160
Carry forward orthodontic activity (UOA)	0
Baseline contract value	£790,478.78

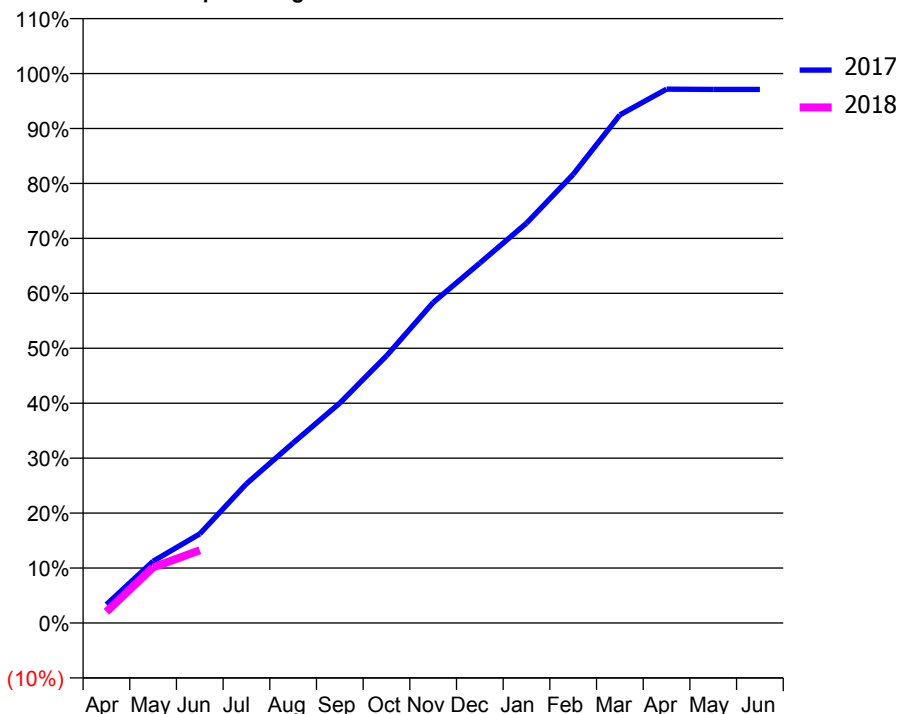
ACCESS*

Patients seen in 24 months	Total	Change since previous quarter
Quarter ending June 2016	8,084	
Quarter ending September 2016	8,765	↑
Quarter ending December 2016	9,162	↑
Quarter ending March 2017	9,484	↑
Quarter ending June 2017	9,837	↑
Variance since June 2016	21.7%	↑



ACTIVITY

Cumulative percentage of contracted UDA delivered 2017 & 2018



Month	Adjusted Scheduled Activity (UDA)	
	2017	2018
April	966	591
May	3,228	2,907
June	4,660	3,804
July	7,278	
August	9,410	
September	11,496	
October	13,965	
November	16,751	
December	18,810	
January	20,893	
February	23,449	
March	26,556	
April	27,898	
May	27,885	
June	27,885	

QUALITY

	Quantity	Base Number	Contract	AT	Region	England
% of FP17s for the same patient ID Re-attending within 3 months - Children	22	531	4.1%	9.9%	11.7%	12.0%
% of FP17s for the same patient ID Re-attending within 3 months - Adults	206	1,821	11.3%	13.5%	15.2%	16.0%
% of FP17s for the same patient ID Re-attending between 3 & 9 months - Children	288	531	54.2%	60.0%	59.1%	58.0%
% of FP17s for the same patient ID Re-attending between 3 & 9 months - Adults	892	1,821	49.0%	55.0%	52.2%	50.9%
% of FP17s for Band 1 Urgent Courses	185	1,847	10.0%	6.8%	7.9%	9.1%
% of FP17s Relating to Free Repair or Replacements	30	1,847	1.6%	0.9%	0.8%	0.8%
% of FP17s Relating to Continuations	24	1,847	1.3%	1.3%	1.1%	1.1%
% of Patients satisfied with the dentistry they have received	18	18	100.0%	92.7%	91.8%	91.7%
% of Patients satisfied with the time they had to wait for an appointment	14	18	77.8%	89.5%	88.4%	88.0%

* This is based on patients treated on this contract for their most recent course of treatment. Figures in italics indicate the base number of FP17s or Patient Questionnaire responses are less than 100. N/A is shown where the base number of responses is less than 10 during the period. % is calculated as Quantity/Base number*100

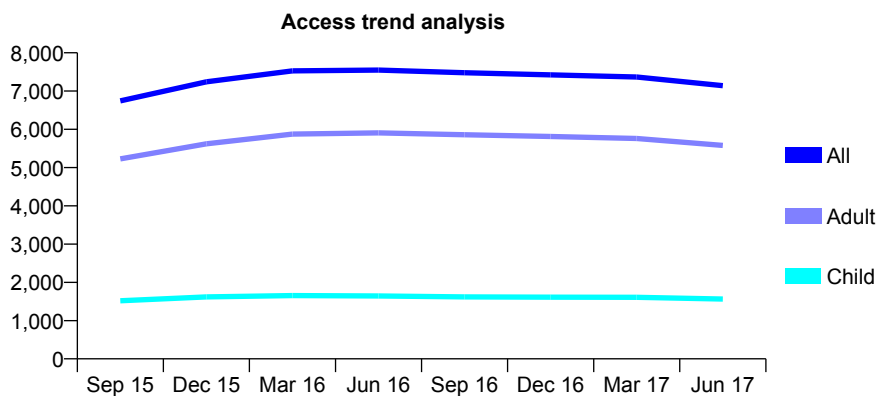
Q60 - Vital Signs At a Glance Contract Report for 107220/0001 - June 2017

Name or company name	Castle View House Dental Practice
Contract type name	GDS Contract
Purpose of contract	General and Orthodontic
Contract start date	01/04/2014
Contract end date	

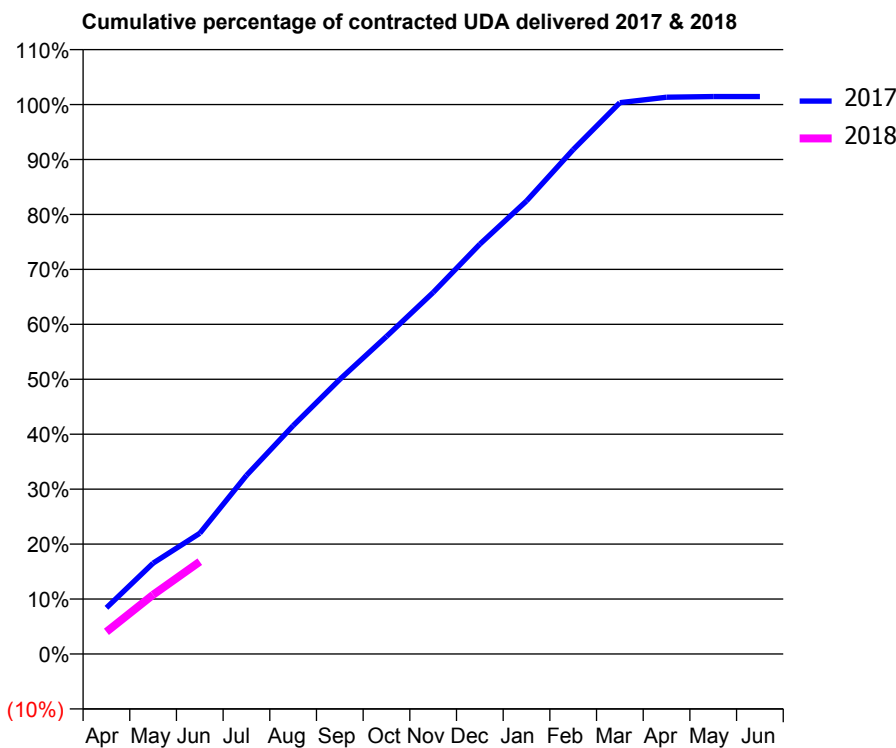
17/18 Contracted general activity (UDA)	22,776
Carry forward general activity (UDA)	0
17/18 Contracted orthodontic activity (UOA)	630
Carry forward orthodontic activity (UOA)	0
Baseline contract value	£737,338.86

ACCESS*

Patients seen in 24 months	Total	Change since previous quarter
Quarter ending June 2016	7,550	
Quarter ending September 2016	7,478	→
Quarter ending December 2016	7,422	→
Quarter ending March 2017	7,368	→
Quarter ending June 2017	7,142	↓
Variance since June 2016	(5.4%)	↓



ACTIVITY



Month	Adjusted Scheduled Activity (UDA)	
	2017	2018
April	1,917	922
May	3,768	2,457
June	5,002	3,825
July	7,406	
August	9,464	
September	11,384	
October	13,164	
November	14,987	
December	16,986	
January	18,776	
February	20,905	
March	22,853	
April	23,077	
May	23,103	
June	23,106	

QUALITY

	Quantity	Base Number	Contract	AT	Region	England
% of FP17s for the same patient ID Re-attending within 3 months - Children	54	450	12.0%	9.9%	11.7%	12.0%
% of FP17s for the same patient ID Re-attending within 3 months - Adults	162	1,325	12.2%	13.5%	15.2%	16.0%
% of FP17s for the same patient ID Re-attending between 3 & 9 months - Children	244	450	54.2%	60.0%	59.1%	58.0%
% of FP17s for the same patient ID Re-attending between 3 & 9 months - Adults	645	1,325	48.7%	55.0%	52.2%	50.9%
% of FP17s for Band 1 Urgent Courses	84	1,617	5.2%	6.8%	7.9%	9.1%
% of FP17s Relating to Free Repair or Replacements	6	1,617	0.4%	0.9%	0.8%	0.8%
% of FP17s Relating to Continuations	14	1,617	0.9%	1.3%	1.1%	1.1%
% of Patients satisfied with the dentistry they have received	25	26	96.2%	92.7%	91.8%	91.7%
% of Patients satisfied with the time they had to wait for an appointment	25	26	96.2%	89.5%	88.4%	88.0%

* This is based on patients treated on this contract for their most recent course of treatment. Figures in italics indicate the base number of FP17s or Patient Questionnaire responses are less than 100. N/A is shown where the base number of responses is less than 10 during the period. % is calculated as Quantity/Base number*100

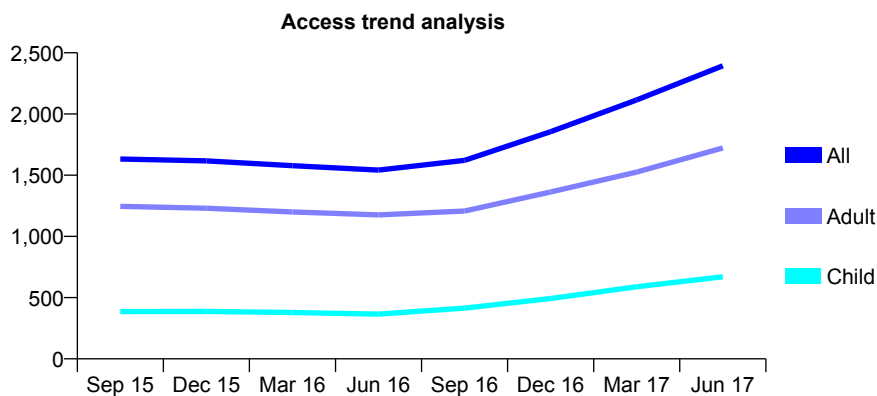
Q60 - Vital Signs At a Glance Contract Report for 108383/0001 - June 2017

Name or company name	Hadley Dental Practice
Contract type name	GDS Contract
Purpose of contract	General
Contract start date	13/06/2011
Contract end date	

17/18 Contracted general activity (UDA)	10,550
Carry forward general activity (UDA)	0
17/18 Contracted orthodontic activity (UOA)	0
Carry forward orthodontic activity (UOA)	0
Baseline contract value	£256,047.36

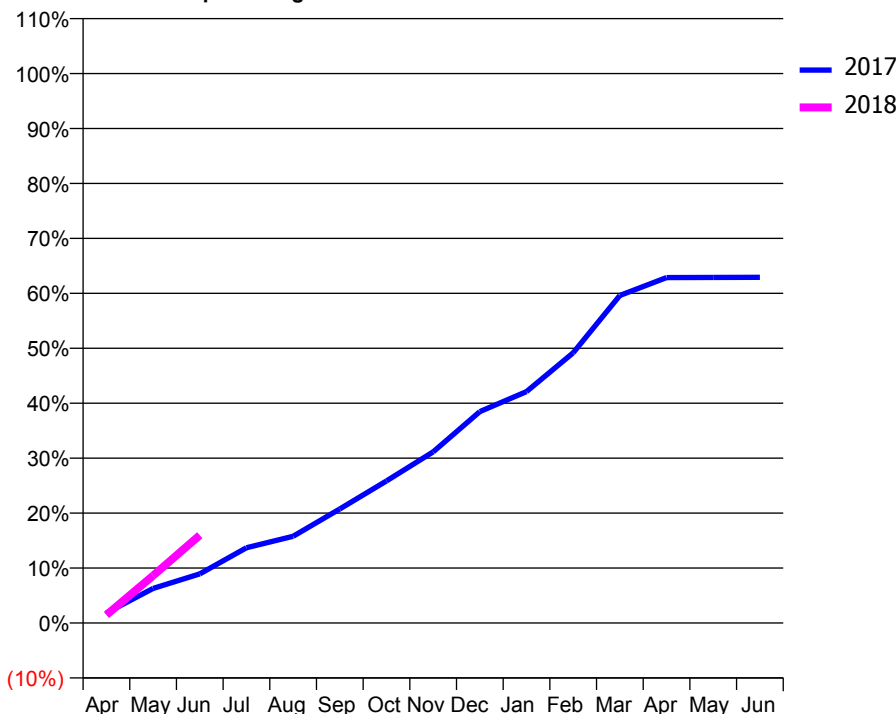
ACCESS*

Patients seen in 24 months	Total	Change since previous quarter
Quarter ending June 2016	1,542	
Quarter ending September 2016	1,622	↑
Quarter ending December 2016	1,856	↑
Quarter ending March 2017	2,115	↑
Quarter ending June 2017	2,394	↑
Variance since June 2016	55.3%	↑



ACTIVITY

Cumulative percentage of contracted UDA delivered 2017 & 2018



Adjusted Scheduled Activity (UDA)

Month	2017	2018
April	193	155
May	665	911
June	944	1,687
July	1,445	
August	1,666	
September	2,189	
October	2,729	
November	3,286	
December	4,059	
January	4,443	
February	5,188	
March	6,289	
April	6,633	
May	6,636	
June	6,638	

QUALITY

	Quantity	Base Number	Contract	AT	Region	England
% of FP17s for the same patient ID Re-attending within 3 months - Children	20	259	7.7%	9.9%	11.7%	12.0%
% of FP17s for the same patient ID Re-attending within 3 months - Adults	80	618	12.9%	13.5%	15.2%	16.0%
% of FP17s for the same patient ID Re-attending between 3 & 9 months - Children	101	259	39.0%	60.0%	59.1%	58.0%
% of FP17s for the same patient ID Re-attending between 3 & 9 months - Adults	226	618	36.6%	55.0%	52.2%	50.9%
% of FP17s for Band 1 Urgent Courses	69	718	9.6%	6.8%	7.9%	9.1%
% of FP17s Relating to Free Repair or Replacements	3	718	0.4%	0.9%	0.8%	0.8%
% of FP17s Relating to Continuations	10	718	1.4%	1.3%	1.1%	1.1%
% of Patients satisfied with the dentistry they have received	1	1	N/A	92.7%	91.8%	91.7%
% of Patients satisfied with the time they had to wait for an appointment	1	1	N/A	89.5%	88.4%	88.0%

* This is based on patients treated on this contract for their most recent course of treatment. Figures in italics indicate the base number of FP17s or Patient Questionnaire responses are less than 100. N/A is shown where the base number of responses is less than 10 during the period. % is calculated as Quantity/Base number*100

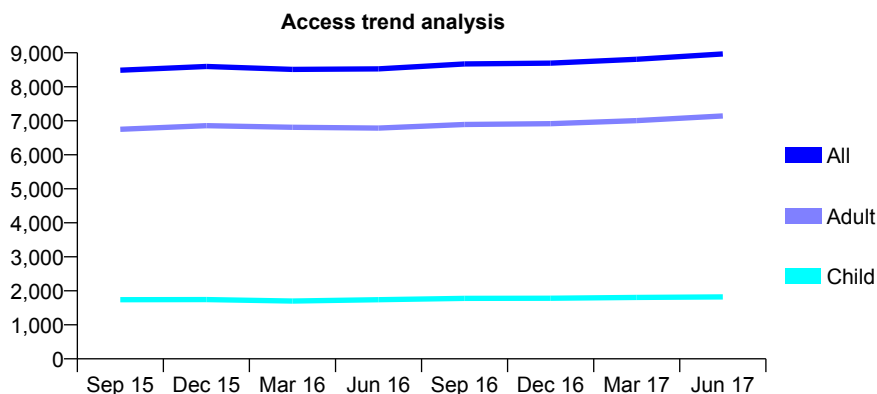
Q60 - Vital Signs At a Glance Contract Report for 110000/0001 - June 2017

Name or company name	Cannock Dental Care
Contract type name	GDS Contract
Purpose of contract	General
Contract start date	01/02/2012
Contract end date	

17/18 Contracted general activity (UDA)	25,702
Carry forward general activity (UDA)	0
17/18 Contracted orthodontic activity (UOA)	0
Carry forward orthodontic activity (UOA)	0
Baseline contract value	£696,961.60

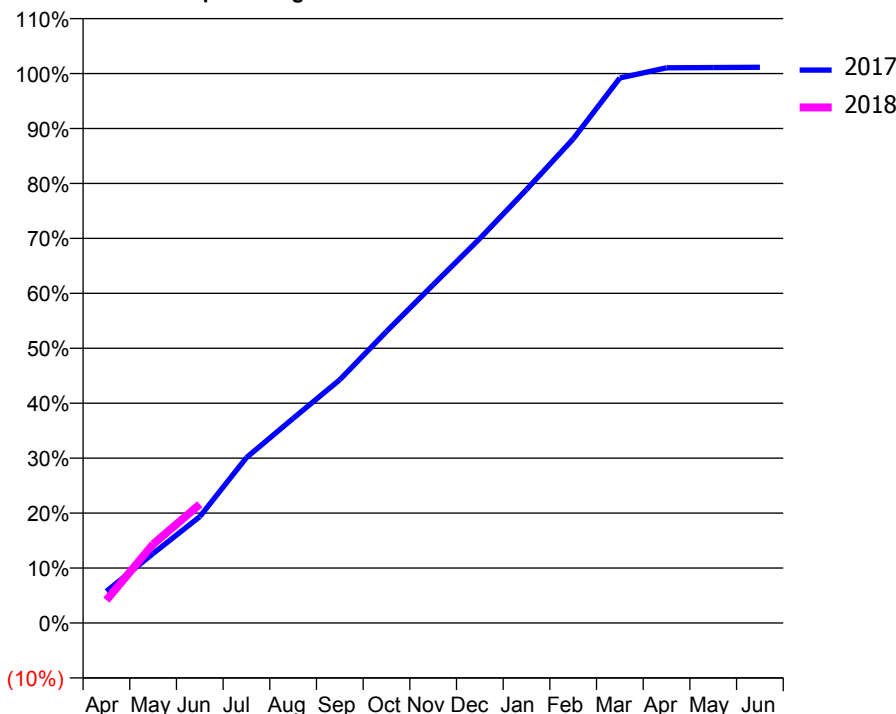
ACCESS*

Patients seen in 24 months	Total	Change since previous quarter
Quarter ending June 2016	8,528	
Quarter ending September 2016	8,672	→
Quarter ending December 2016	8,697	→
Quarter ending March 2017	8,811	→
Quarter ending June 2017	8,967	→
Variance since June 2016	5.1%	↑



ACTIVITY

Cumulative percentage of contracted UDA delivered 2017 & 2018



Month	Adjusted Scheduled Activity (UDA)	
	2017	2018
April	1,482	1,067
May	3,250	3,686
June	4,976	5,552
July	7,737	
August	9,572	
September	11,380	
October	13,638	
November	15,819	
December	17,986	
January	20,273	
February	22,643	
March	25,496	
April	25,967	
May	25,979	
June	25,991	

QUALITY

	Quantity	Base Number	Contract	AT	Region	England
% of FP17s for the same patient ID Re-attending within 3 months - Children	24	438	5.5%	9.9%	11.7%	12.0%
% of FP17s for the same patient ID Re-attending within 3 months - Adults	235	1,753	13.4%	13.5%	15.2%	16.0%
% of FP17s for the same patient ID Re-attending between 3 & 9 months - Children	187	438	42.7%	60.0%	59.1%	58.0%
% of FP17s for the same patient ID Re-attending between 3 & 9 months - Adults	629	1,753	35.9%	55.0%	52.2%	50.9%
% of FP17s for Band 1 Urgent Courses	193	2,017	9.6%	6.8%	7.9%	9.1%
% of FP17s Relating to Free Repair or Replacements	32	2,017	1.6%	0.9%	0.8%	0.8%
% of FP17s Relating to Continuations	13	2,017	0.6%	1.3%	1.1%	1.1%
% of Patients satisfied with the dentistry they have received	23	23	100.0%	92.7%	91.8%	91.7%
% of Patients satisfied with the time they had to wait for an appointment	22	23	95.7%	89.5%	88.4%	88.0%

* This is based on patients treated on this contract for their most recent course of treatment. Figures in italics indicate the base number of FP17s or Patient Questionnaire responses are less than 100. N/A is shown where the base number of responses is less than 10 during the period. % is calculated as Quantity/Base number*100

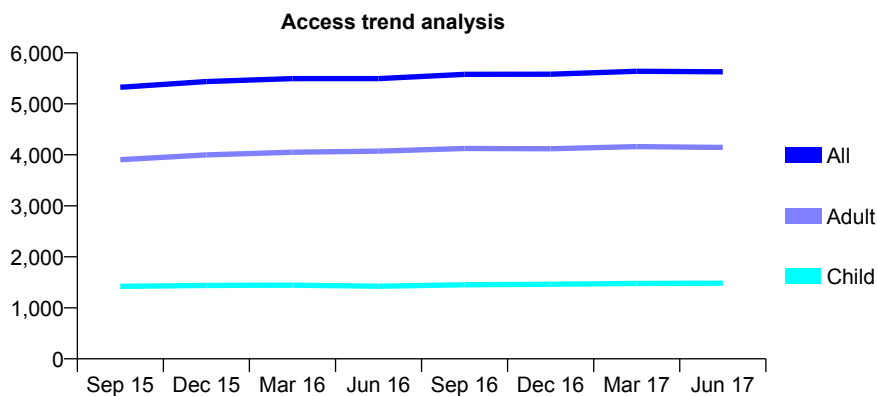
Q60 - Vital Signs At a Glance Contract Report for 116459/0001 - June 2017

Name or company name	High Street Dental Practice
Contract type name	GDS Contract
Purpose of contract	General
Contract start date	15/02/2010
Contract end date	

17/18 Contracted general activity (UDA)	15,250
Carry forward general activity (UDA)	0
17/18 Contracted orthodontic activity (UOA)	0
Carry forward orthodontic activity (UOA)	0
Baseline contract value	£367,871.84

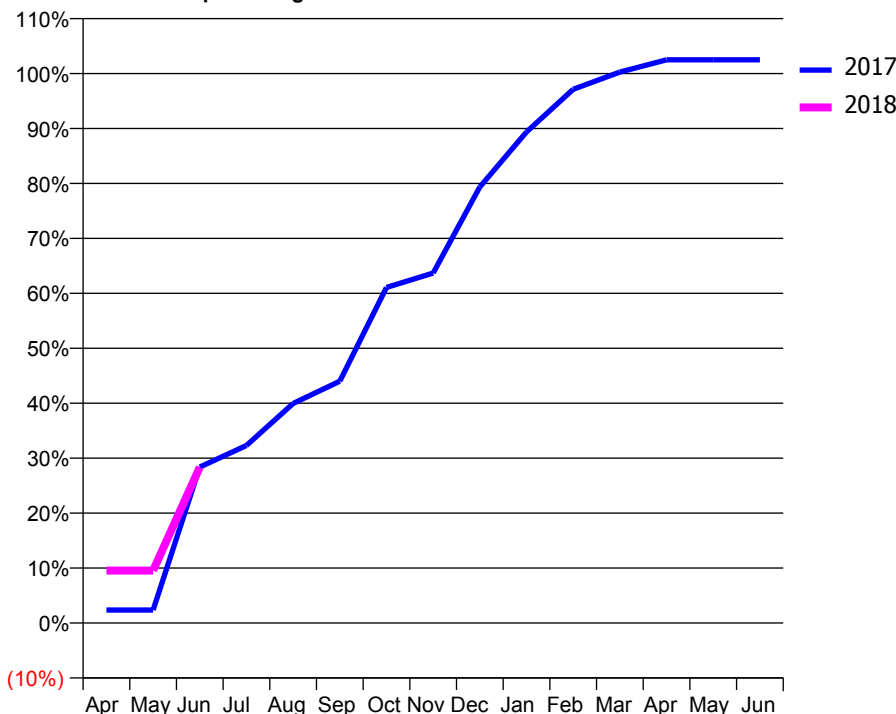
ACCESS*

Patients seen in 24 months	Total	Change since previous quarter
Quarter ending June 2016	5,494	
Quarter ending September 2016	5,577	→
Quarter ending December 2016	5,581	→
Quarter ending March 2017	5,638	→
Quarter ending June 2017	5,627	→
Variance since June 2016	2.4%	↑



ACTIVITY

Cumulative percentage of contracted UDA delivered 2017 & 2018



Month	Adjusted Scheduled Activity (UDA)	
	2017	2018
April	359	1,455
May	359	1,455
June	4,330	4,326
July	4,928	
August	6,092	
September	6,712	
October	9,314	
November	9,712	
December	12,104	
January	13,627	
February	14,812	
March	15,291	
April	15,630	
May	15,630	
June	15,630	

QUALITY

	Quantity	Base Number	Contract	AT	Region	England
% of FP17s for the same patient ID Re-attending within 3 months - Children	23	661	3.5%	9.9%	11.7%	12.0%
% of FP17s for the same patient ID Re-attending within 3 months - Adults	105	1,471	7.1%	13.5%	15.2%	16.0%
% of FP17s for the same patient ID Re-attending between 3 & 9 months - Children	478	661	72.3%	60.0%	59.1%	58.0%
% of FP17s for the same patient ID Re-attending between 3 & 9 months - Adults	862	1,471	58.6%	55.0%	52.2%	50.9%
% of FP17s for Band 1 Urgent Courses	55	1,903	2.9%	6.8%	7.9%	9.1%
% of FP17s Relating to Free Repair or Replacements	10	1,903	0.5%	0.9%	0.8%	0.8%
% of FP17s Relating to Continuations	5	1,903	0.3%	1.3%	1.1%	1.1%
% of Patients satisfied with the dentistry they have received	16	17	94.1%	92.7%	91.8%	91.7%
% of Patients satisfied with the time they had to wait for an appointment	17	17	100.0%	89.5%	88.4%	88.0%

* This is based on patients treated on this contract for their most recent course of treatment. Figures in italics indicate the base number of FP17s or Patient Questionnaire responses are less than 100. N/A is shown where the base number of responses is less than 10 during the period. % is calculated as Quantity/Base number*100

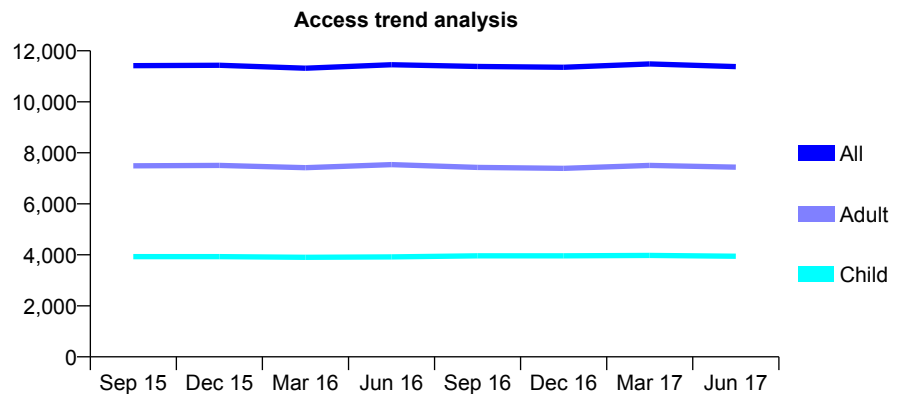
Q60 - Vital Signs At a Glance Contract Report for 116777/0002 - June 2017

Name or company name	Alchemy Dental Practice
Contract type name	GDS Contract
Purpose of contract	General
Contract start date	10/11/2008
Contract end date	

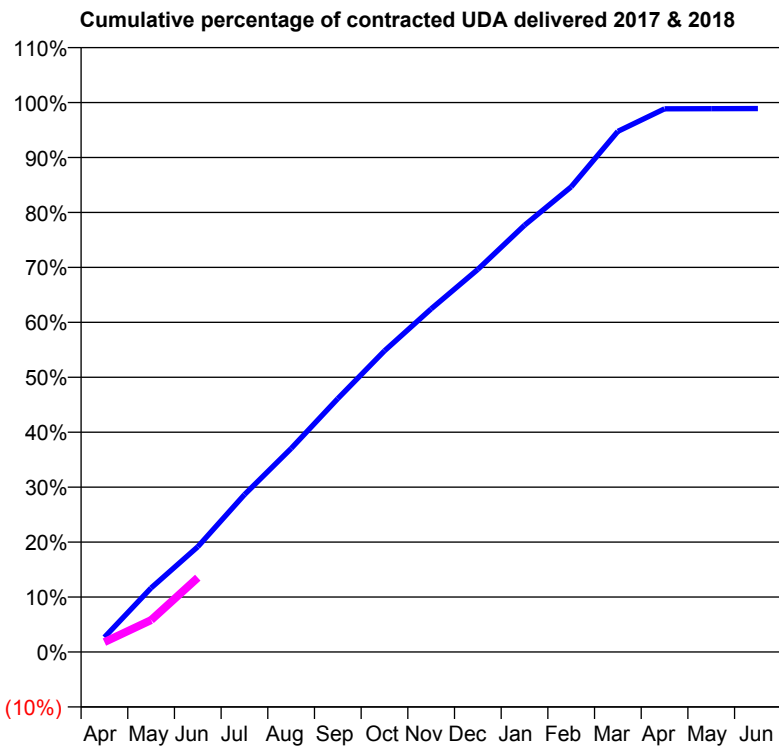
17/18 Contracted general activity (UDA)	30,952
Carry forward general activity (UDA)	0
17/18 Contracted orthodontic activity (UOA)	0
Carry forward orthodontic activity (UOA)	0
Baseline contract value	£722,325.90

ACCESS*

Patients seen in 24 months	Total	Change since previous quarter
Quarter ending June 2016	11,455	
Quarter ending September 2016	11,388	→
Quarter ending December 2016	11,355	→
Quarter ending March 2017	11,485	→
Quarter ending June 2017	11,379	→
Variance since June 2016	(0.7%)	→



ACTIVITY



Month	Adjusted Scheduled Activity (UDA)	
	2017	2018
April	833	563
May	3,606	1,799
June	5,927	4,190
July	8,867	
August	11,462	
September	14,273	
October	16,961	
November	19,329	
December	21,551	
January	24,037	
February	26,200	
March	29,324	
April	30,597	
May	30,603	
June	30,608	

QUALITY

	Quantity	Base Number	Contract	AT	Region	England
% of FP17s for the same patient ID Re-attending within 3 months - Children	75	1,074	7.0%	9.9%	11.7%	12.0%
% of FP17s for the same patient ID Re-attending within 3 months - Adults	206	1,554	13.3%	13.5%	15.2%	16.0%
% of FP17s for the same patient ID Re-attending between 3 & 9 months - Children	592	1,074	55.1%	60.0%	59.1%	58.0%
% of FP17s for the same patient ID Re-attending between 3 & 9 months - Adults	665	1,554	42.8%	55.0%	52.2%	50.9%
% of FP17s for Band 1 Urgent Courses	191	1,842	10.4%	6.8%	7.9%	9.1%
% of FP17s Relating to Free Repair or Replacements	10	1,842	0.5%	0.9%	0.8%	0.8%
% of FP17s Relating to Continuations	15	1,842	0.8%	1.3%	1.1%	1.1%
% of Patients satisfied with the dentistry they have received	34	41	82.9%	92.7%	91.8%	91.7%
% of Patients satisfied with the time they had to wait for an appointment	33	41	80.5%	89.5%	88.4%	88.0%

* This is based on patients treated on this contract for their most recent course of treatment. Figures in italics indicate the base number of FP17s or Patient Questionnaire responses are less than 100. N/A is shown where the base number of responses is less than 10 during the period. % is calculated as Quantity/Base number*100

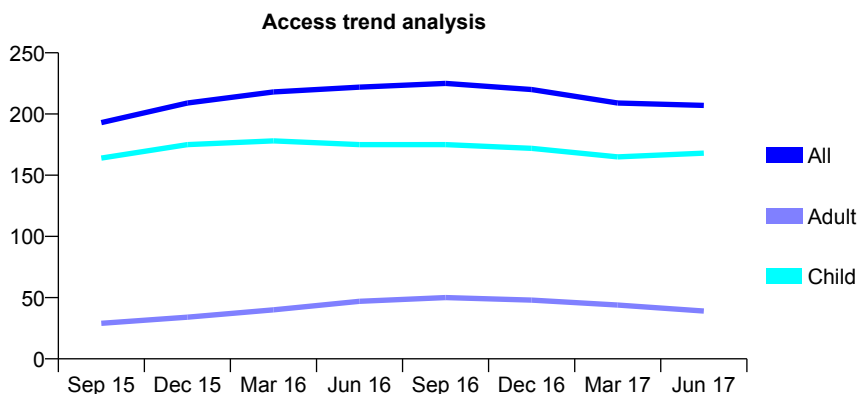
Q60 - Vital Signs At a Glance Contract Report for 117943/0001 - June 2017

Name or company name	The Staffordshire Clinic NHS Contract Part
Contract type name	GDS Contract
Purpose of contract	General
Contract start date	04/09/2014
Contract end date	

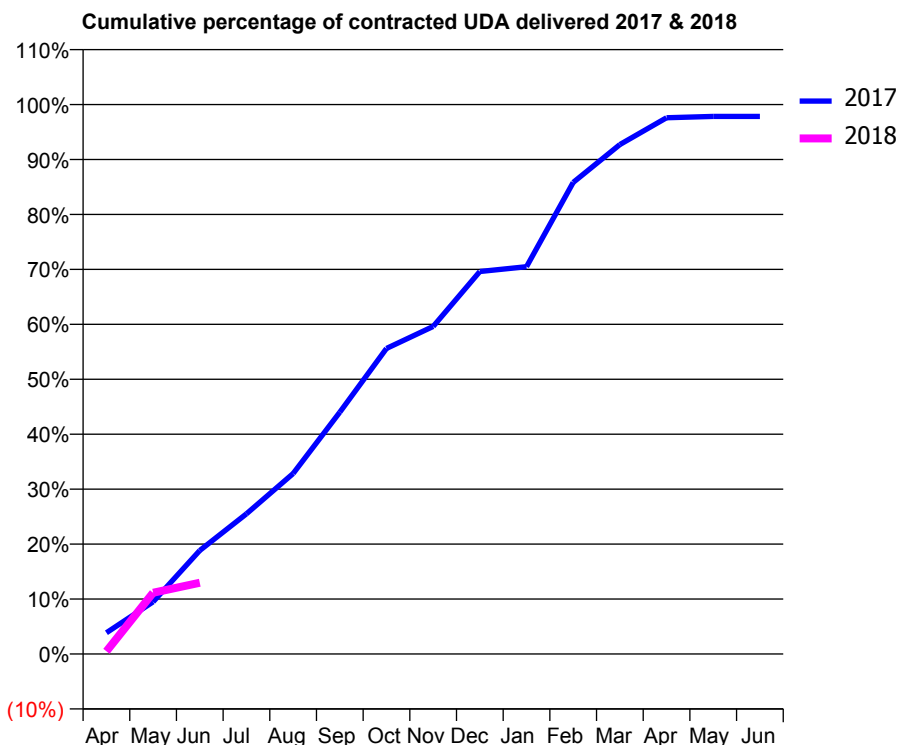
17/18 Contracted general activity (UDA)	450
Carry forward general activity (UDA)	0
17/18 Contracted orthodontic activity (UOA)	0
Carry forward orthodontic activity (UOA)	0
Baseline contract value	£11,341.60

ACCESS*

Patients seen in 24 months	Total	Change since previous quarter
Quarter ending June 2016	222	
Quarter ending September 2016	225	→
Quarter ending December 2016	220	↓
Quarter ending March 2017	209	↓
Quarter ending June 2017	207	→
Variance since June 2016	(6.8%)	↓



ACTIVITY



Month	Adjusted Scheduled Activity (UDA)	
	2017	2018
April	17	2
May	43	50
June	85	58
July	115	
August	148	
September	198	
October	250	
November	268	
December	313	
January	317	
February	386	
March	417	
April	439	
May	440	
June	440	

QUALITY

	Quantity	Base Number	Contract	AT	Region	England
% of FP17s for the same patient ID Re-attending within 3 months - Children	2	43	4.7%	9.9%	11.7%	12.0%
% of FP17s for the same patient ID Re-attending within 3 months - Adults	0	5	0.0%	13.5%	15.2%	16.0%
% of FP17s for the same patient ID Re-attending between 3 & 9 months - Children	25	43	58.1%	60.0%	59.1%	58.0%
% of FP17s for the same patient ID Re-attending between 3 & 9 months - Adults	2	5	40.0%	55.0%	52.2%	50.9%
% of FP17s for Band 1 Urgent Courses	2	38	5.3%	6.8%	7.9%	9.1%
% of FP17s Relating to Free Repair or Replacements	0	38	0.0%	0.9%	0.8%	0.8%
% of FP17s Relating to Continuations	0	38	0.0%	1.3%	1.1%	1.1%
% of Patients satisfied with the dentistry they have received	0	0	N/A	92.7%	91.8%	91.7%
% of Patients satisfied with the time they had to wait for an appointment	0	0	N/A	89.5%	88.4%	88.0%

* This is based on patients treated on this contract for their most recent course of treatment. Figures in italics indicate the base number of FP17s or Patient Questionnaire responses are less than 100. N/A is shown where the base number of responses is less than 10 during the period. % is calculated as Quantity/Base number*100

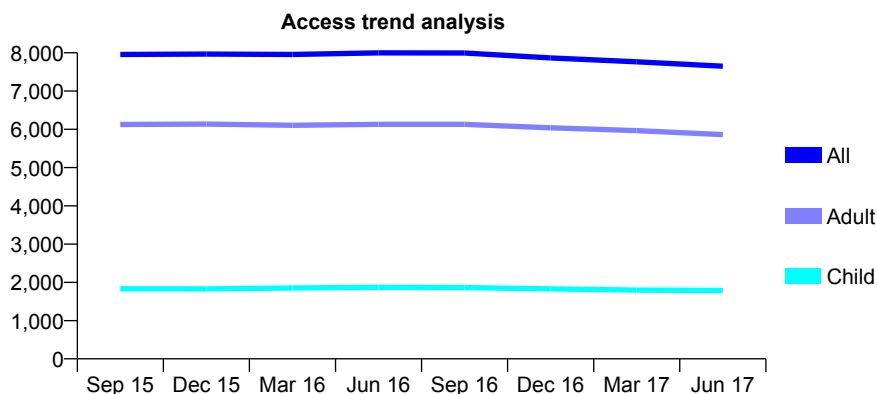
Q60 - Vital Signs At a Glance Contract Report for 119091/0001 - June 2017

Name or company name	TLC 4 Smiles Ltd.
Contract type name	GDS Contract
Purpose of contract	General
Contract start date	01/05/2007
Contract end date	

17/18 Contracted general activity (UDA)	22,000
Carry forward general activity (UDA)	0
17/18 Contracted orthodontic activity (UOA)	0
Carry forward orthodontic activity (UOA)	0
Baseline contract value	£609,721.90

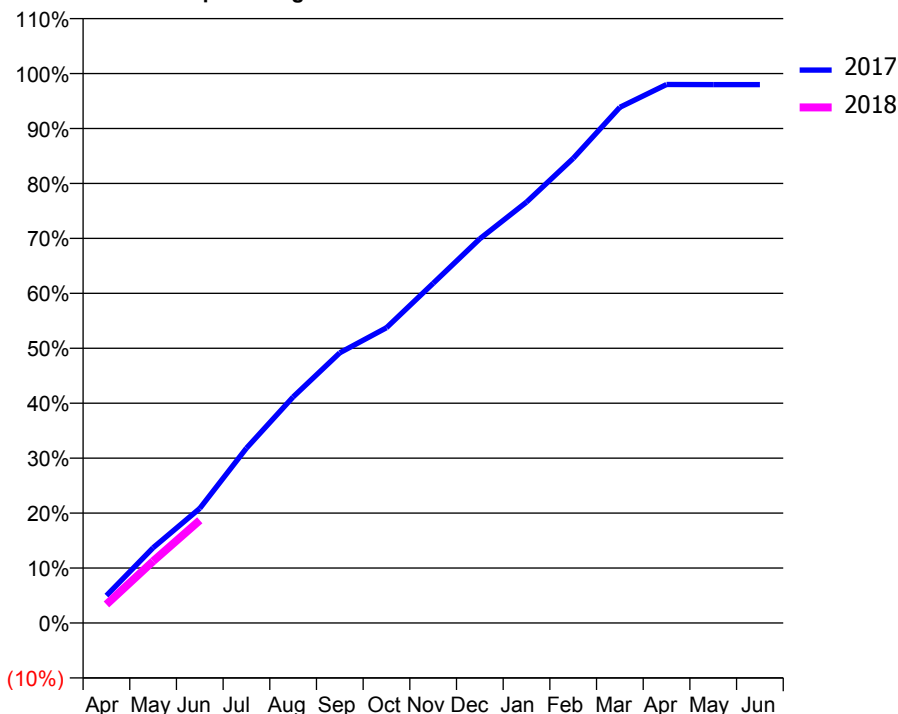
ACCESS*

Patients seen in 24 months	Total	Change since previous quarter
Quarter ending June 2016	7,999	
Quarter ending September 2016	7,995	→
Quarter ending December 2016	7,867	↓
Quarter ending March 2017	7,764	↓
Quarter ending June 2017	7,648	↓
Variance since June 2016	(4.4%)	↓



ACTIVITY

Cumulative percentage of contracted UDA delivered 2017 & 2018



Month	Adjusted Scheduled Activity (UDA)	
	2017	2018
April	1,097	742
May	3,012	2,472
June	4,589	4,116
July	7,000	
August	9,051	
September	10,818	
October	11,824	
November	13,603	
December	15,381	
January	16,853	
February	18,601	
March	20,648	
April	21,558	
May	21,553	
June	21,553	

QUALITY

	Quantity	Base Number	Contract	AT	Region	England
% of FP17s for the same patient ID Re-attending within 3 months - Children	42	618	6.8%	9.9%	11.7%	12.0%
% of FP17s for the same patient ID Re-attending within 3 months - Adults	178	1,751	10.2%	13.5%	15.2%	16.0%
% of FP17s for the same patient ID Re-attending between 3 & 9 months - Children	421	618	68.1%	60.0%	59.1%	58.0%
% of FP17s for the same patient ID Re-attending between 3 & 9 months - Adults	1,120	1,751	64.0%	55.0%	52.2%	50.9%
% of FP17s for Band 1 Urgent Courses	104	2,008	5.2%	6.8%	7.9%	9.1%
% of FP17s Relating to Free Repair or Replacements	21	2,008	1.0%	0.9%	0.8%	0.8%
% of FP17s Relating to Continuations	34	2,008	1.7%	1.3%	1.1%	1.1%
% of Patients satisfied with the dentistry they have received	12	13	92.3%	92.7%	91.8%	91.7%
% of Patients satisfied with the time they had to wait for an appointment	12	13	92.3%	89.5%	88.4%	88.0%

* This is based on patients treated on this contract for their most recent course of treatment. Figures in italics indicate the base number of FP17s or Patient Questionnaire responses are less than 100. N/A is shown where the base number of responses is less than 10 during the period. % is calculated as Quantity/Base number*100

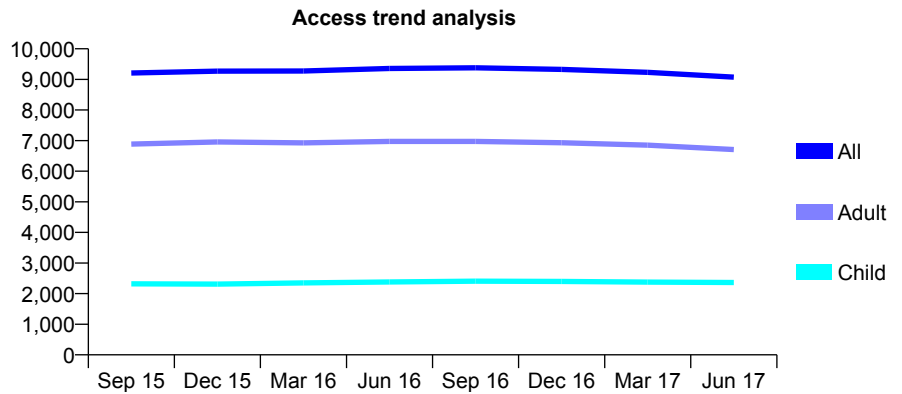
Q60 - Vital Signs At a Glance Contract Report for 120049/0001 - June 2017

Name or company name	Sneyd Green Dental Practice
Contract type name	GDS Contract
Purpose of contract	General
Contract start date	01/06/2010
Contract end date	

17/18 Contracted general activity (UDA)	26,893
Carry forward general activity (UDA)	0
17/18 Contracted orthodontic activity (UOA)	0
Carry forward orthodontic activity (UOA)	0
Baseline contract value	£754,441.49

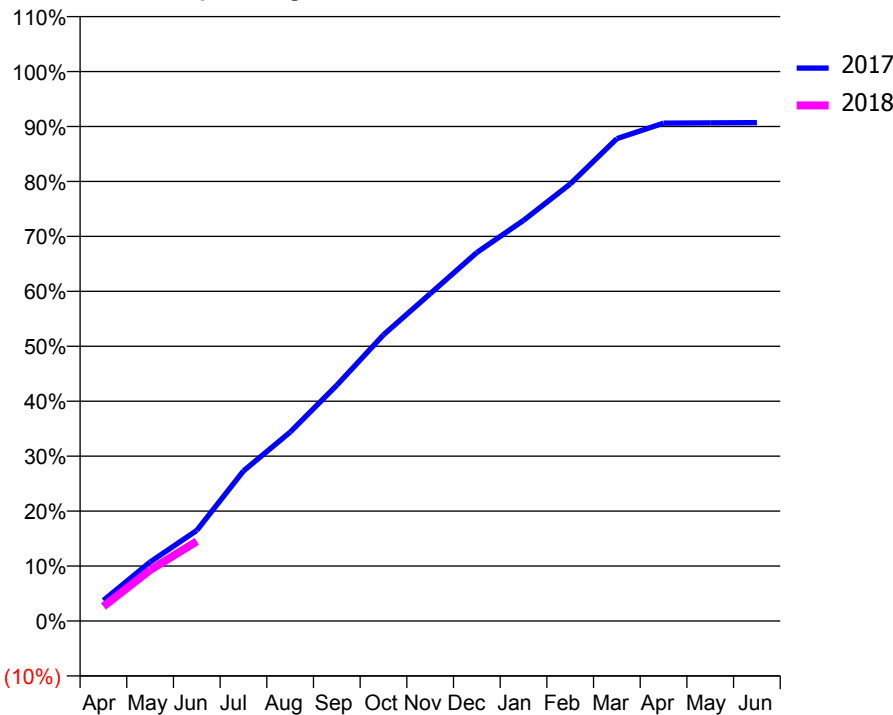
ACCESS*

Patients seen in 24 months	Total	Change since previous quarter
Quarter ending June 2016	9,357	
Quarter ending September 2016	9,380	→
Quarter ending December 2016	9,326	→
Quarter ending March 2017	9,231	↓
Quarter ending June 2017	9,074	↓
Variance since June 2016	(3.0%)	↓



ACTIVITY

Cumulative percentage of contracted UDA delivered 2017 & 2018



Month	Adjusted Scheduled Activity (UDA)	
	2017	2018
April	1,011	717
May	2,886	2,498
June	4,436	3,900
July	7,348	
August	9,243	
September	11,538	
October	14,005	
November	16,017	
December	18,034	
January	19,605	
February	21,390	
March	23,608	
April	24,366	
May	24,381	
June	24,388	

QUALITY

	Quantity	Base Number	Contract	AT	Region	England
% of FP17s for the same patient ID Re-attending within 3 months - Children	37	651	5.7%	9.9%	11.7%	12.0%
% of FP17s for the same patient ID Re-attending within 3 months - Adults	190	1,724	11.0%	13.5%	15.2%	16.0%
% of FP17s for the same patient ID Re-attending between 3 & 9 months - Children	410	651	63.0%	60.0%	59.1%	58.0%
% of FP17s for the same patient ID Re-attending between 3 & 9 months - Adults	974	1,724	56.5%	55.0%	52.2%	50.9%
% of FP17s for Band 1 Urgent Courses	163	1,986	8.2%	6.8%	7.9%	9.1%
% of FP17s Relating to Free Repair or Replacements	23	1,986	1.2%	0.9%	0.8%	0.8%
% of FP17s Relating to Continuations	19	1,986	1.0%	1.3%	1.1%	1.1%
% of Patients satisfied with the dentistry they have received	18	19	94.7%	92.7%	91.8%	91.7%
% of Patients satisfied with the time they had to wait for an appointment	16	19	84.2%	89.5%	88.4%	88.0%

* This is based on patients treated on this contract for their most recent course of treatment. Figures in italics indicate the base number of FP17s or Patient Questionnaire responses are less than 100. N/A is shown where the base number of responses is less than 10 during the period. % is calculated as Quantity/Base number*100

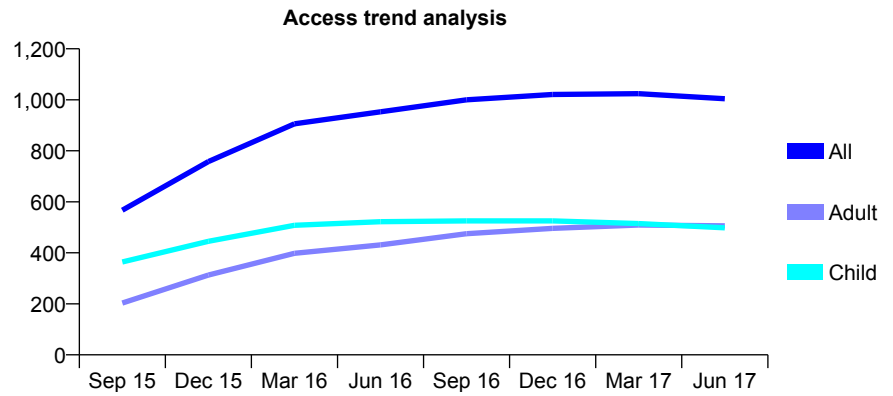
Q60 - Vital Signs At a Glance Contract Report for 120227/0001 - June 2017

Name or company name	SpaDental Wem LLP
Contract type name	GDS Contract
Purpose of contract	General
Contract start date	01/04/2015
Contract end date	

17/18 Contracted general activity (UDA)	2,870
Carry forward general activity (UDA)	0
17/18 Contracted orthodontic activity (UOA)	0
Carry forward orthodontic activity (UOA)	0
Baseline contract value	£72,505.17

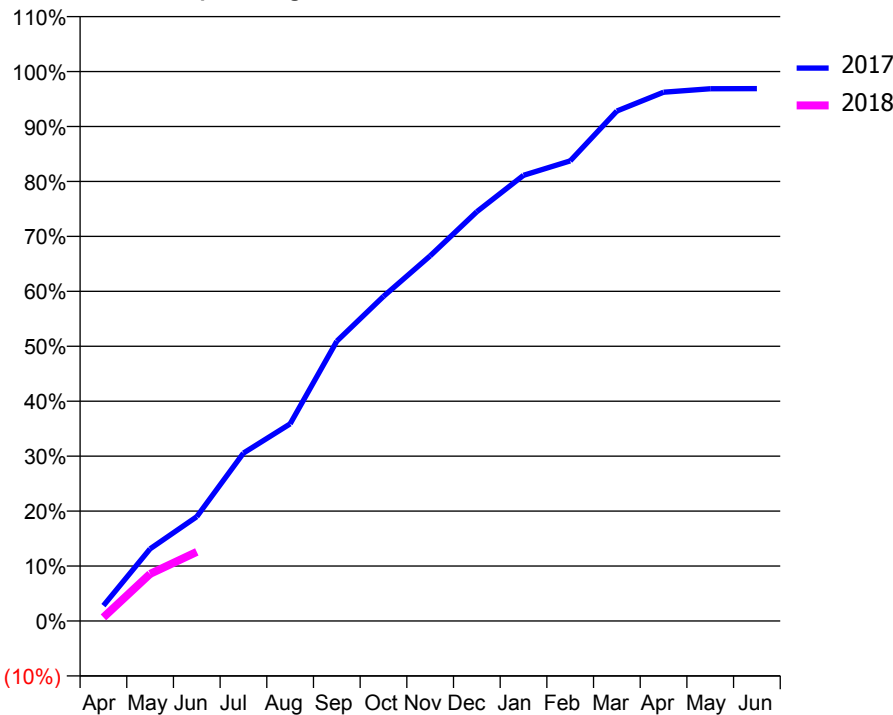
ACCESS*

Patients seen in 24 months	Total	Change since previous quarter
Quarter ending June 2016	953	
Quarter ending September 2016	1,000	↑
Quarter ending December 2016	1,021	↑
Quarter ending March 2017	1,024	→
Quarter ending June 2017	1,004	↓
Variance since June 2016	5.4%	↑



ACTIVITY

Cumulative percentage of contracted UDA delivered 2017 & 2018



Month	Adjusted Scheduled Activity (UDA)	
	2017	2018
April	80	19
May	377	246
June	545	361
July	877	
August	1,030	
September	1,462	
October	1,696	
November	1,908	
December	2,138	
January	2,328	
February	2,403	
March	2,663	
April	2,762	
May	2,780	
June	2,781	

QUALITY

	Quantity	Base Number	Contract	AT	Region	England
% of FP17s for the same patient ID Re-attending within 3 months - Children	14	210	6.7%	9.9%	11.7%	12.0%
% of FP17s for the same patient ID Re-attending within 3 months - Adults	19	152	12.5%	13.5%	15.2%	16.0%
% of FP17s for the same patient ID Re-attending between 3 & 9 months - Children	170	210	81.0%	60.0%	59.1%	58.0%
% of FP17s for the same patient ID Re-attending between 3 & 9 months - Adults	105	152	69.1%	55.0%	52.2%	50.9%
% of FP17s for Band 1 Urgent Courses	12	272	4.4%	6.8%	7.9%	9.1%
% of FP17s Relating to Free Repair or Replacements	0	272	0.0%	0.9%	0.8%	0.8%
% of FP17s Relating to Continuations	1	272	0.4%	1.3%	1.1%	1.1%
% of Patients satisfied with the dentistry they have received	0	0	N/A	92.7%	91.8%	91.7%
% of Patients satisfied with the time they had to wait for an appointment	0	0	N/A	89.5%	88.4%	88.0%

* This is based on patients treated on this contract for their most recent course of treatment. Figures in italics indicate the base number of FP17s or Patient Questionnaire responses are less than 100. N/A is shown where the base number of responses is less than 10 during the period. % is calculated as Quantity/Base number*100

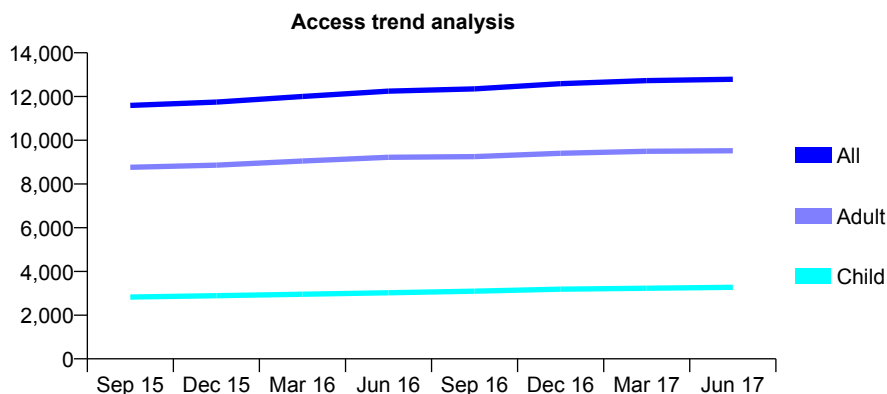
Q60 - Vital Signs At a Glance Contract Report for 121363/0001 - June 2017

Name or company name	Boulevard Dental Practice
Contract type name	GDS Contract
Purpose of contract	General
Contract start date	01/12/2010
Contract end date	

17/18 Contracted general activity (UDA)	30,024
Carry forward general activity (UDA)	0
17/18 Contracted orthodontic activity (UOA)	0
Carry forward orthodontic activity (UOA)	0
Baseline contract value	£823,973.83

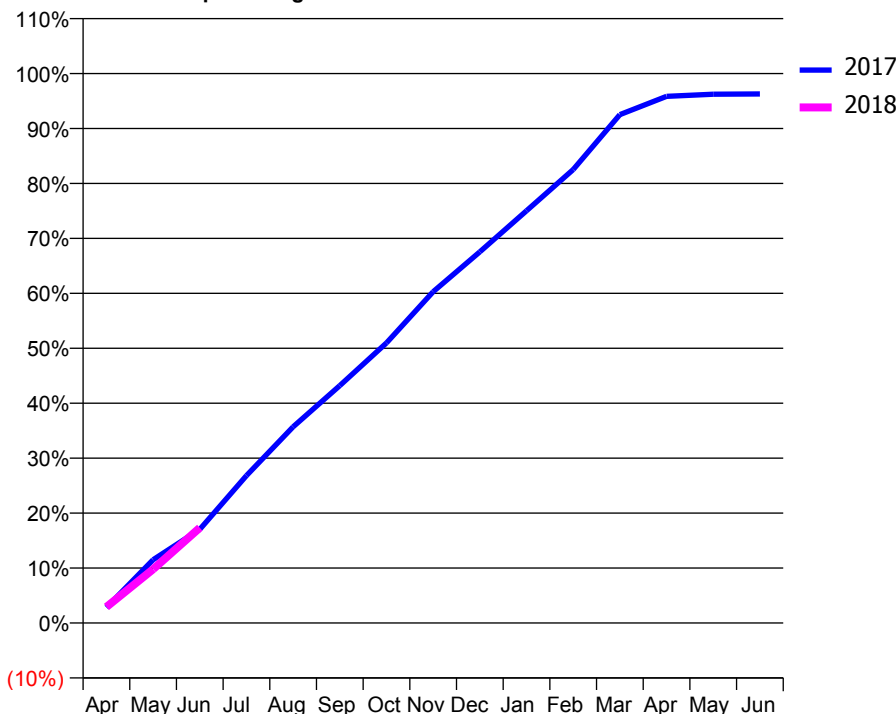
ACCESS*

Patients seen in 24 months	Total	Change since previous quarter
Quarter ending June 2016	12,247	
Quarter ending September 2016	12,348	→
Quarter ending December 2016	12,590	→
Quarter ending March 2017	12,726	→
Quarter ending June 2017	12,790	→
Variance since June 2016	4.4%	↑



ACTIVITY

Cumulative percentage of contracted UDA delivered 2017 & 2018



Month	Adjusted Scheduled Activity (UDA)	
	2017	2018
April	848	880
May	3,456	2,936
June	5,117	5,208
July	8,058	
August	10,725	
September	12,971	
October	15,307	
November	18,103	
December	20,280	
January	22,527	
February	24,776	
March	27,775	
April	28,777	
May	28,890	
June	28,907	

QUALITY

	Quantity	Base Number	Contract	AT	Region	England
% of FP17s for the same patient ID Re-attending within 3 months - Children	50	969	5.2%	9.9%	11.7%	12.0%
% of FP17s for the same patient ID Re-attending within 3 months - Adults	196	2,306	8.5%	13.5%	15.2%	16.0%
% of FP17s for the same patient ID Re-attending between 3 & 9 months - Children	555	969	57.3%	60.0%	59.1%	58.0%
% of FP17s for the same patient ID Re-attending between 3 & 9 months - Adults	821	2,306	35.6%	55.0%	52.2%	50.9%
% of FP17s for Band 1 Urgent Courses	71	2,727	2.6%	6.8%	7.9%	9.1%
% of FP17s Relating to Free Repair or Replacements	1	2,727	0.0%	0.9%	0.8%	0.8%
% of FP17s Relating to Continuations	39	2,727	1.4%	1.3%	1.1%	1.1%
% of Patients satisfied with the dentistry they have received	24	27	88.9%	92.7%	91.8%	91.7%
% of Patients satisfied with the time they had to wait for an appointment	23	27	85.2%	89.5%	88.4%	88.0%

* This is based on patients treated on this contract for their most recent course of treatment. Figures in italics indicate the base number of FP17s or Patient Questionnaire responses are less than 100. N/A is shown where the base number of responses is less than 10 during the period. % is calculated as Quantity/Base number*100

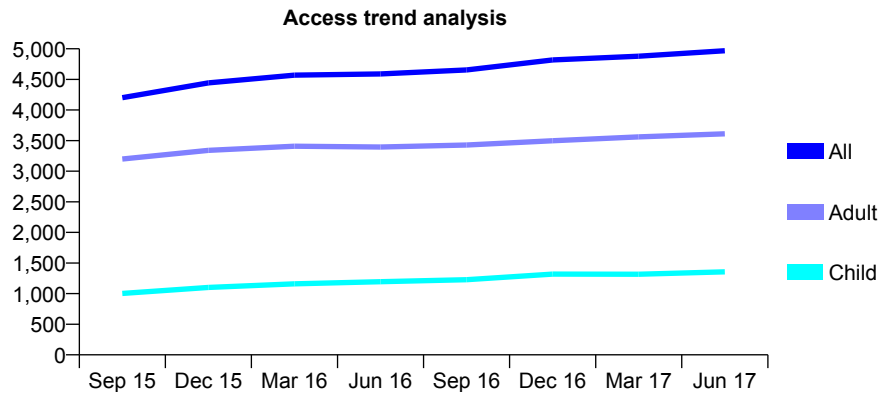
Q60 - Vital Signs At a Glance Contract Report for 121495/0001 - June 2017

Name or company name	The Smileworks Ltd
Contract type name	GDS Contract
Purpose of contract	General
Contract start date	01/12/2009
Contract end date	

17/18 Contracted general activity (UDA)	18,313
Carry forward general activity (UDA)	0
17/18 Contracted orthodontic activity (UOA)	0
Carry forward orthodontic activity (UOA)	0
Baseline contract value	£510,509.38

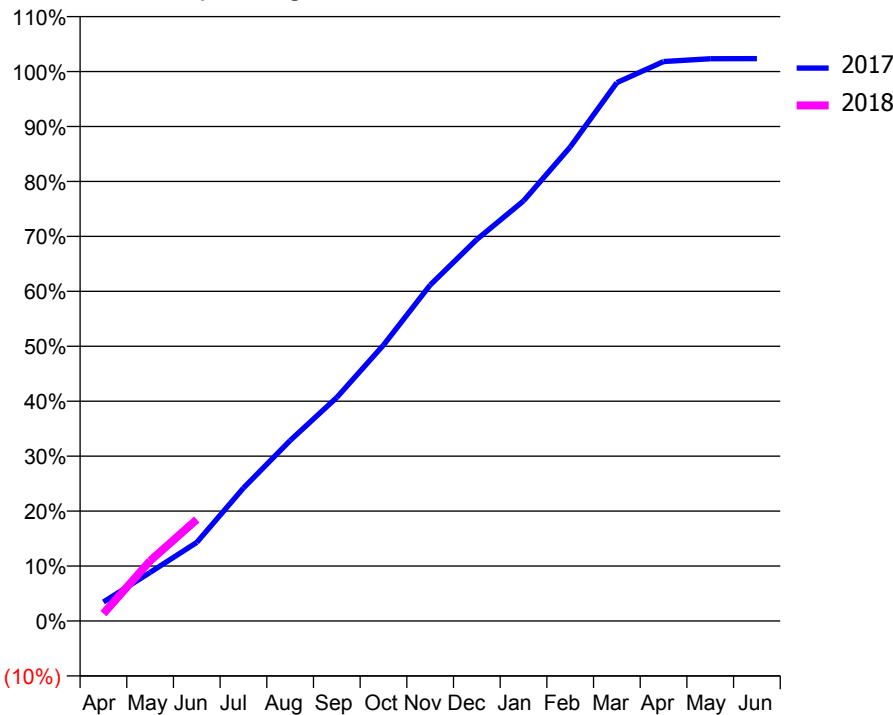
ACCESS*

Patients seen in 24 months	Total	Change since previous quarter
Quarter ending June 2016	4,590	
Quarter ending September 2016	4,655	→
Quarter ending December 2016	4,817	↑
Quarter ending March 2017	4,879	→
Quarter ending June 2017	4,969	→
Variance since June 2016	8.3%	↑



ACTIVITY

Cumulative percentage of contracted UDA delivered 2017 & 2018



Month	Adjusted Scheduled Activity (UDA)	
	2017	2018
April	633	249
May	1,620	2,005
June	2,619	3,383
July	4,434	
August	6,015	
September	7,449	
October	9,196	
November	11,198	
December	12,715	
January	14,000	
February	15,798	
March	17,942	
April	18,645	
May	18,738	
June	18,743	

QUALITY

	Quantity	Base Number	Contract	AT	Region	England
% of FP17s for the same patient ID Re-attending within 3 months - Children	30	519	5.8%	9.9%	11.7%	12.0%
% of FP17s for the same patient ID Re-attending within 3 months - Adults	200	1,351	14.8%	13.5%	15.2%	16.0%
% of FP17s for the same patient ID Re-attending between 3 & 9 months - Children	313	519	60.3%	60.0%	59.1%	58.0%
% of FP17s for the same patient ID Re-attending between 3 & 9 months - Adults	682	1,351	50.5%	55.0%	52.2%	50.9%
% of FP17s for Band 1 Urgent Courses	159	1,552	10.2%	6.8%	7.9%	9.1%
% of FP17s Relating to Free Repair or Replacements	17	1,552	1.1%	0.9%	0.8%	0.8%
% of FP17s Relating to Continuations	34	1,552	2.2%	1.3%	1.1%	1.1%
% of Patients satisfied with the dentistry they have received	19	22	86.4%	92.7%	91.8%	91.7%
% of Patients satisfied with the time they had to wait for an appointment	21	22	95.5%	89.5%	88.4%	88.0%

* This is based on patients treated on this contract for their most recent course of treatment. Figures in italics indicate the base number of FP17s or Patient Questionnaire responses are less than 100. N/A is shown where the base number of responses is less than 10 during the period. % is calculated as Quantity/Base number*100

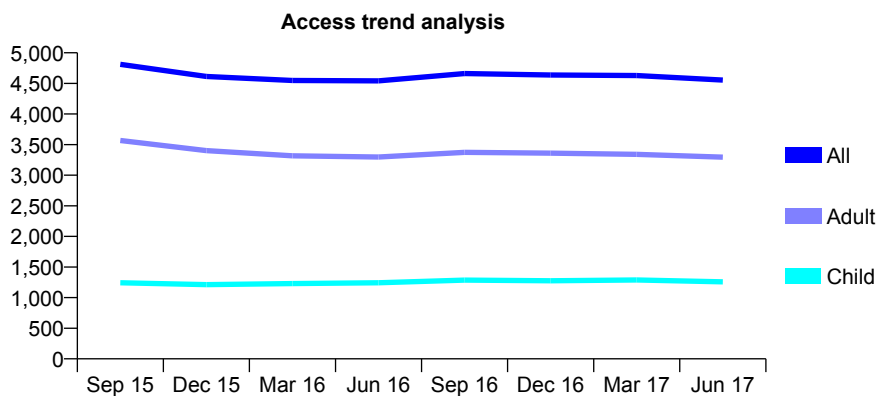
Q60 - Vital Signs At a Glance Contract Report for 121495/0002 - June 2017

Name or company name	The Smileworks Ltd
Contract type name	GDS Contract
Purpose of contract	General and Orthodontic
Contract start date	01/12/2009
Contract end date	

17/18 Contracted general activity (UDA)	10,000
Carry forward general activity (UDA)	0
17/18 Contracted orthodontic activity (UOA)	932
Carry forward orthodontic activity (UOA)	0
Baseline contract value	£313,299.24

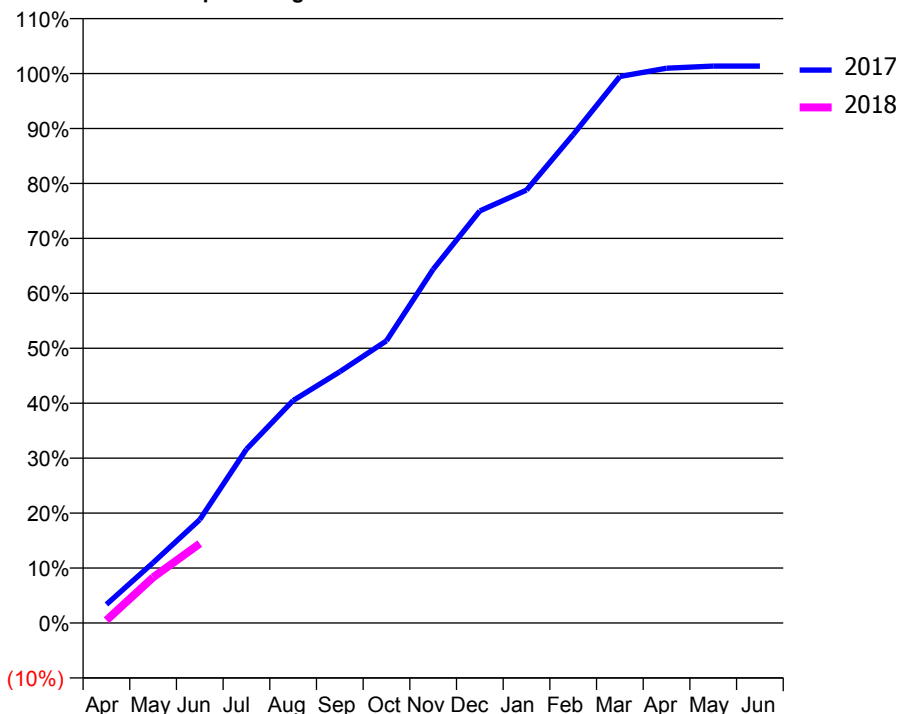
ACCESS*

Patients seen in 24 months	Total	Change since previous quarter
Quarter ending June 2016	4,542	
Quarter ending September 2016	4,661	↑
Quarter ending December 2016	4,637	→
Quarter ending March 2017	4,629	→
Quarter ending June 2017	4,554	↓
Variance since June 2016	0.3%	→



ACTIVITY

Cumulative percentage of contracted UDA delivered 2017 & 2018



Month	Adjusted Scheduled Activity (UDA)	
	2017	2018
April	339	50
May	1,098	832
June	1,881	1,445
July	3,163	
August	4,049	
September	4,573	
October	5,135	
November	6,437	
December	7,501	
January	7,879	
February	8,887	
March	9,946	
April	10,095	
May	10,136	
June	10,136	

QUALITY

	Quantity	Base Number	Contract	AT	Region	England
% of FP17s for the same patient ID Re-attending within 3 months - Children	29	390	7.4%	9.9%	11.7%	12.0%
% of FP17s for the same patient ID Re-attending within 3 months - Adults	120	960	12.5%	13.5%	15.2%	16.0%
% of FP17s for the same patient ID Re-attending between 3 & 9 months - Children	209	390	53.6%	60.0%	59.1%	58.0%
% of FP17s for the same patient ID Re-attending between 3 & 9 months - Adults	482	960	50.2%	55.0%	52.2%	50.9%
% of FP17s for Band 1 Urgent Courses	110	927	11.9%	6.8%	7.9%	9.1%
% of FP17s Relating to Free Repair or Replacements	2	927	0.2%	0.9%	0.8%	0.8%
% of FP17s Relating to Continuations	2	927	0.2%	1.3%	1.1%	1.1%
% of Patients satisfied with the dentistry they have received	6	9	N/A	92.7%	91.8%	91.7%
% of Patients satisfied with the time they had to wait for an appointment	7	9	N/A	89.5%	88.4%	88.0%

* This is based on patients treated on this contract for their most recent course of treatment. Figures in italics indicate the base number of FP17s or Patient Questionnaire responses are less than 100. N/A is shown where the base number of responses is less than 10 during the period. % is calculated as Quantity/Base number*100

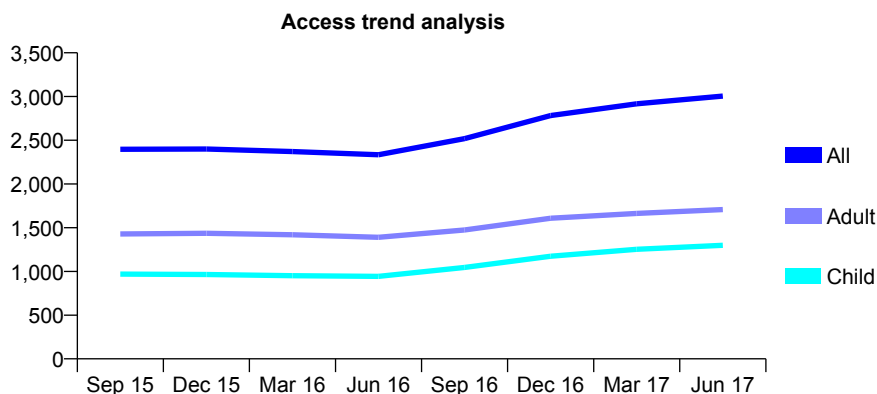
Q60 - Vital Signs At a Glance Contract Report for 123153/0001 - June 2017

Name or company name	MAF Dentistry Ltd
Contract type name	GDS Contract
Purpose of contract	General
Contract start date	01/04/2010
Contract end date	

17/18 Contracted general activity (UDA)	8,804
Carry forward general activity (UDA)	0
17/18 Contracted orthodontic activity (UOA)	0
Carry forward orthodontic activity (UOA)	0
Baseline contract value	£199,990.78

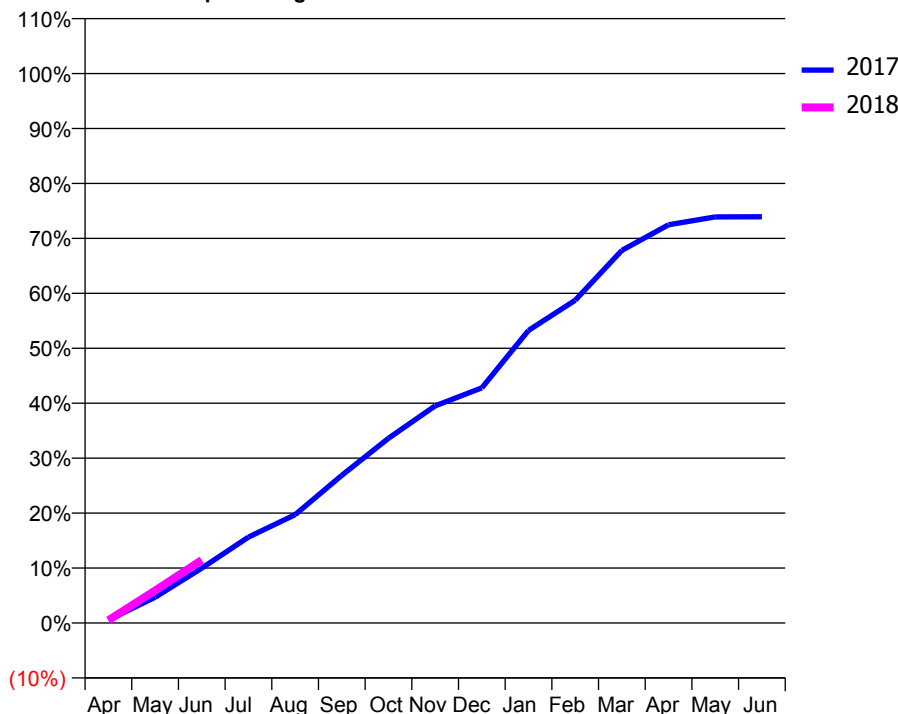
ACCESS*

Patients seen in 24 months	Total	Change since previous quarter
Quarter ending June 2016	2,334	
Quarter ending September 2016	2,519	↑
Quarter ending December 2016	2,782	↑
Quarter ending March 2017	2,916	↑
Quarter ending June 2017	3,005	↑
Variance since June 2016	28.7%	↑



ACTIVITY

Cumulative percentage of contracted UDA delivered 2017 & 2018



Month	Adjusted Scheduled Activity (UDA)	
	2017	2018
April	46	43
May	390	521
June	829	1,009
July	1,297	
August	1,637	
September	2,231	
October	2,789	
November	3,280	
December	3,551	
January	4,419	
February	4,874	
March	5,627	
April	6,013	
May	6,132	
June	6,133	

QUALITY

	Quantity	Base Number	Contract	AT	Region	England
% of FP17s for the same patient ID Re-attending within 3 months - Children	11	438	2.5%	9.9%	11.7%	12.0%
% of FP17s for the same patient ID Re-attending within 3 months - Adults	50	539	9.3%	13.5%	15.2%	16.0%
% of FP17s for the same patient ID Re-attending between 3 & 9 months - Children	277	438	63.2%	60.0%	59.1%	58.0%
% of FP17s for the same patient ID Re-attending between 3 & 9 months - Adults	322	539	59.7%	55.0%	52.2%	50.9%
% of FP17s for Band 1 Urgent Courses	23	666	3.5%	6.8%	7.9%	9.1%
% of FP17s Relating to Free Repair or Replacements	2	666	0.3%	0.9%	0.8%	0.8%
% of FP17s Relating to Continuations	3	666	0.5%	1.3%	1.1%	1.1%
% of Patients satisfied with the dentistry they have received	5	5	N/A	92.7%	91.8%	91.7%
% of Patients satisfied with the time they had to wait for an appointment	5	5	N/A	89.5%	88.4%	88.0%

* This is based on patients treated on this contract for their most recent course of treatment. Figures in italics indicate the base number of FP17s or Patient Questionnaire responses are less than 100. N/A is shown where the base number of responses is less than 10 during the period. % is calculated as Quantity/Base number*100

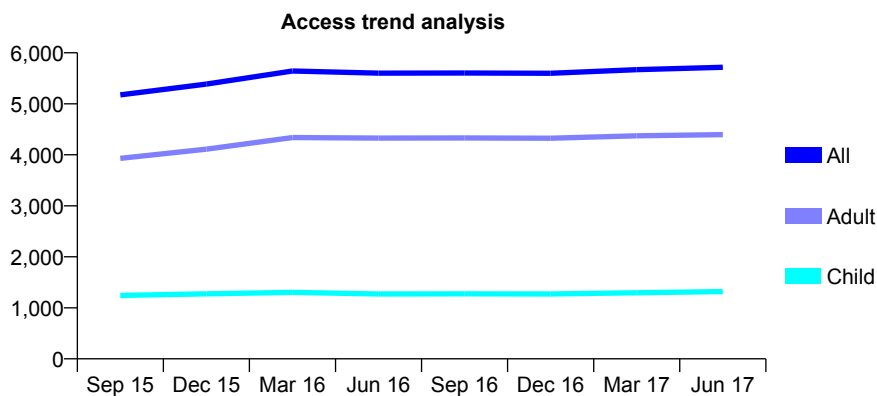
Q60 - Vital Signs At a Glance Contract Report for 124540/0001 - June 2017

Name or company name	Campbell Dental Practice Limited
Contract type name	GDS Contract
Purpose of contract	General
Contract start date	01/04/2014
Contract end date	

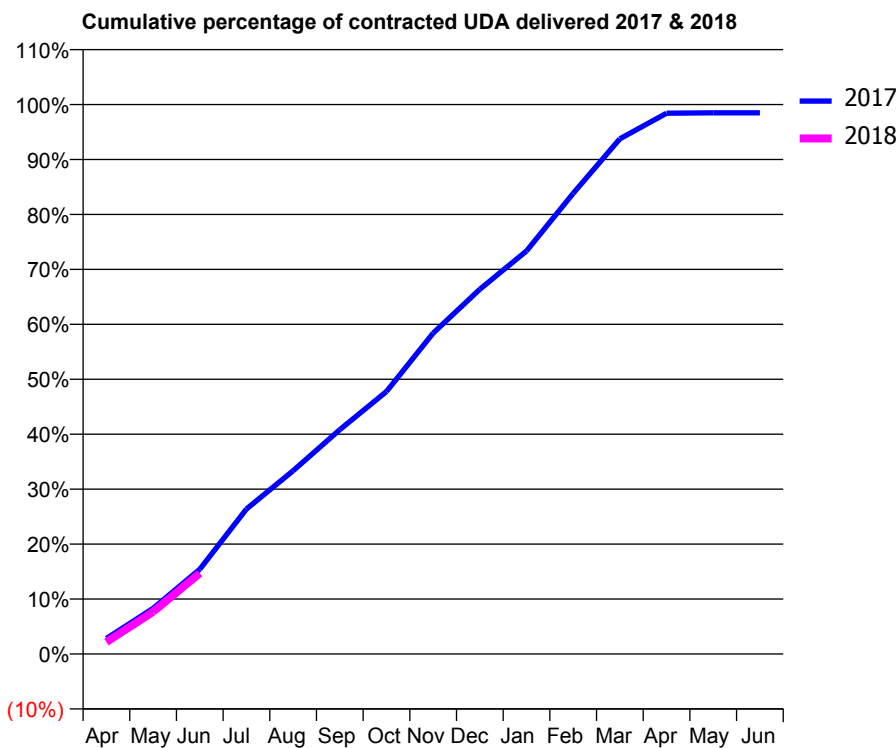
17/18 Contracted general activity (UDA)	23,388
Carry forward general activity (UDA)	0
17/18 Contracted orthodontic activity (UOA)	0
Carry forward orthodontic activity (UOA)	0
Baseline contract value	£530,877.34

ACCESS*

Patients seen in 24 months	Total	Change since previous quarter
Quarter ending June 2016	5,602	
Quarter ending September 2016	5,605	→
Quarter ending December 2016	5,598	→
Quarter ending March 2017	5,669	→
Quarter ending June 2017	5,716	→
Variance since June 2016	2.0%	↑



ACTIVITY



Month	Adjusted Scheduled Activity (UDA)	
	2017	2018
April	661	511
May	1,945	1,798
June	3,608	3,436
July	6,172	
August	7,801	
September	9,550	
October	11,175	
November	13,656	
December	15,524	
January	17,154	
February	19,607	
March	21,925	
April	23,020	
May	23,037	
June	23,037	

QUALITY

	Quantity	Base Number	Contract	AT	Region	England
% of FP17s for the same patient ID Re-attending within 3 months - Children	32	424	7.5%	9.9%	11.7%	12.0%
% of FP17s for the same patient ID Re-attending within 3 months - Adults	239	1,482	16.1%	13.5%	15.2%	16.0%
% of FP17s for the same patient ID Re-attending between 3 & 9 months - Children	262	424	61.8%	60.0%	59.1%	58.0%
% of FP17s for the same patient ID Re-attending between 3 & 9 months - Adults	896	1,482	60.5%	55.0%	52.2%	50.9%
% of FP17s for Band 1 Urgent Courses	121	1,563	7.7%	6.8%	7.9%	9.1%
% of FP17s Relating to Free Repair or Replacements	26	1,563	1.7%	0.9%	0.8%	0.8%
% of FP17s Relating to Continuations	16	1,563	1.0%	1.3%	1.1%	1.1%
% of Patients satisfied with the dentistry they have received	21	21	100.0%	92.7%	91.8%	91.7%
% of Patients satisfied with the time they had to wait for an appointment	20	21	95.2%	89.5%	88.4%	88.0%

* This is based on patients treated on this contract for their most recent course of treatment. Figures in italics indicate the base number of FP17s or Patient Questionnaire responses are less than 100. N/A is shown where the base number of responses is less than 10 during the period. % is calculated as Quantity/Base number*100

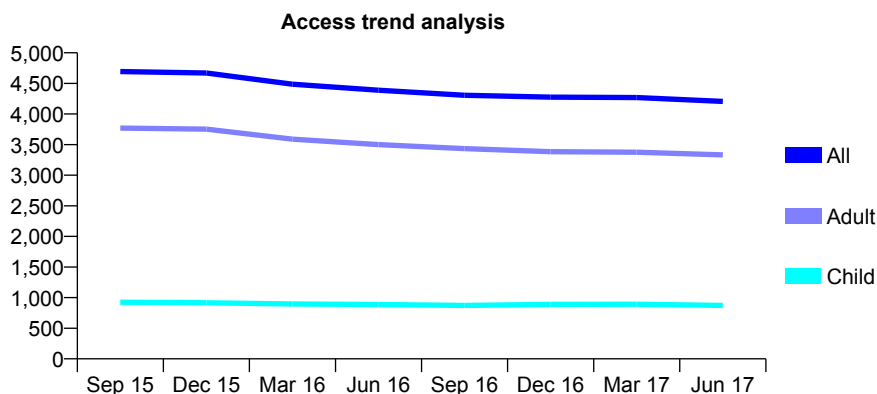
Q60 - Vital Signs At a Glance Contract Report for 126950/0001 - June 2017

Name or company name	Monkmoor Dental Practice
Contract type name	GDS Contract
Purpose of contract	General
Contract start date	01/12/2013
Contract end date	

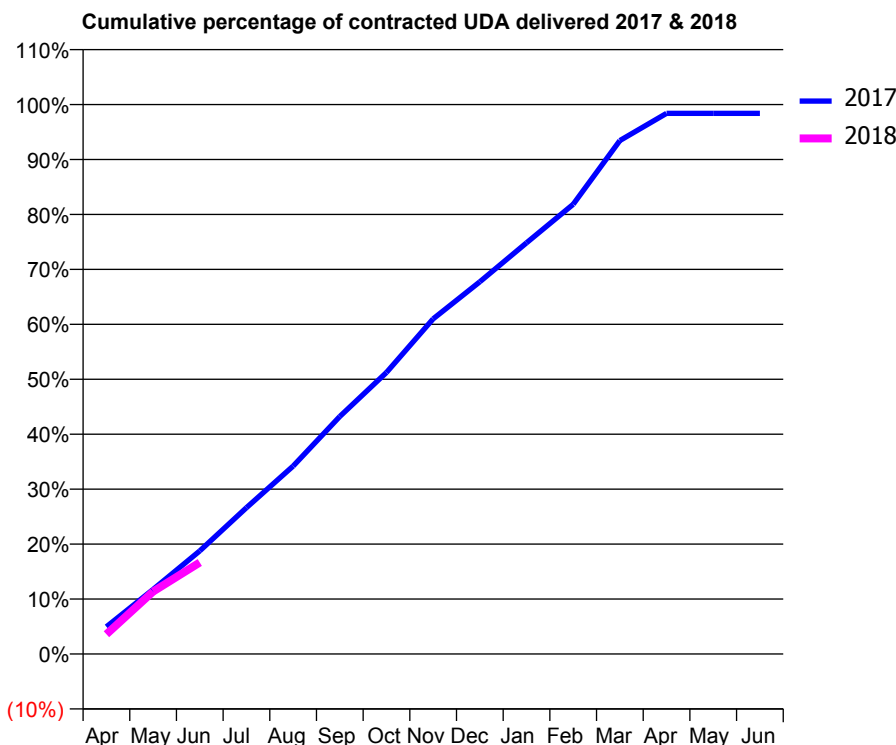
17/18 Contracted general activity (UDA)	14,051
Carry forward general activity (UDA)	0
17/18 Contracted orthodontic activity (UOA)	0
Carry forward orthodontic activity (UOA)	0
Baseline contract value	£331,240.69

ACCESS*

Patients seen in 24 months	Total	Change since previous quarter
Quarter ending June 2016	4,388	
Quarter ending September 2016	4,307	↓
Quarter ending December 2016	4,275	→
Quarter ending March 2017	4,268	→
Quarter ending June 2017	4,206	↓
Variance since June 2016	(4.1%)	↓



ACTIVITY



Month	Adjusted Scheduled Activity (UDA)	
	2017	2018
April	698	506
May	1,652	1,599
June	2,637	2,341
July	3,741	
August	4,804	
September	6,073	
October	7,198	
November	8,570	
December	9,519	
January	10,516	
February	11,500	
March	13,130	
April	13,823	
May	13,826	
June	13,826	

QUALITY

	Quantity	Base Number	Contract	AT	Region	England
% of FP17s for the same patient ID Re-attending within 3 months - Children	29	347	8.4%	9.9%	11.7%	12.0%
% of FP17s for the same patient ID Re-attending within 3 months - Adults	142	1,046	13.6%	13.5%	15.2%	16.0%
% of FP17s for the same patient ID Re-attending between 3 & 9 months - Children	243	347	70.0%	60.0%	59.1%	58.0%
% of FP17s for the same patient ID Re-attending between 3 & 9 months - Adults	655	1,046	62.6%	55.0%	52.2%	50.9%
% of FP17s for Band 1 Urgent Courses	105	1,148	9.1%	6.8%	7.9%	9.1%
% of FP17s Relating to Free Repair or Replacements	12	1,148	1.0%	0.9%	0.8%	0.8%
% of FP17s Relating to Continuations	1	1,148	0.1%	1.3%	1.1%	1.1%
% of Patients satisfied with the dentistry they have received	14	16	87.5%	92.7%	91.8%	91.7%
% of Patients satisfied with the time they had to wait for an appointment	16	16	100.0%	89.5%	88.4%	88.0%

* This is based on patients treated on this contract for their most recent course of treatment. Figures in italics indicate the base number of FP17s or Patient Questionnaire responses are less than 100. N/A is shown where the base number of responses is less than 10 during the period. % is calculated as Quantity/Base number*100

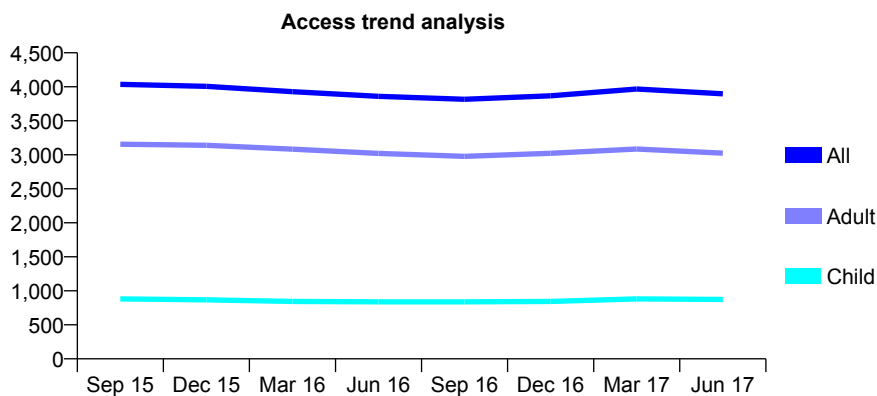
Q60 - Vital Signs At a Glance Contract Report for 127779/0001 - June 2017

Name or company name	Brookhouse Dental Practice
Contract type name	GDS Contract
Purpose of contract	General
Contract start date	29/01/2010
Contract end date	

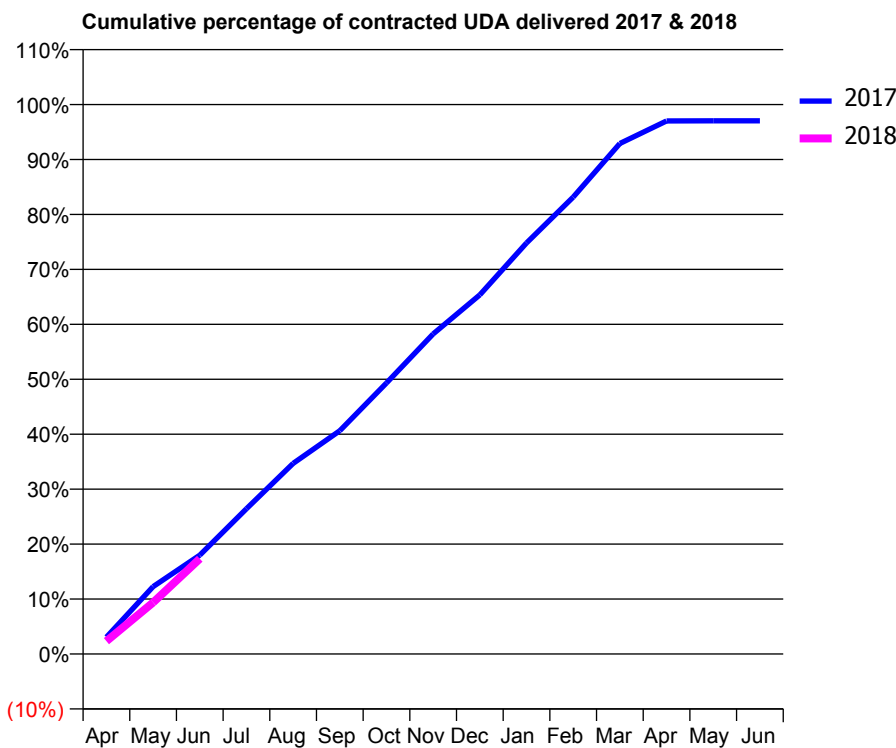
17/18 Contracted general activity (UDA)	13,000
Carry forward general activity (UDA)	0
17/18 Contracted orthodontic activity (UOA)	0
Carry forward orthodontic activity (UOA)	0
Baseline contract value	£313,292.71

ACCESS*

Patients seen in 24 months	Total	Change since previous quarter
Quarter ending June 2016	3,860	
Quarter ending September 2016	3,817	↓
Quarter ending December 2016	3,867	→
Quarter ending March 2017	3,967	↑
Quarter ending June 2017	3,898	↓
Variance since June 2016	1.0%	→



ACTIVITY



Month	Adjusted Scheduled Activity (UDA)	
	2017	2018
April	400	303
May	1,594	1,219
June	2,338	2,254
July	3,438	
August	4,510	
September	5,283	
October	6,413	
November	7,574	
December	8,498	
January	9,725	
February	10,811	
March	12,078	
April	12,610	
May	12,615	
June	12,615	

QUALITY

	Quantity	Base Number	Contract	AT	Region	England
% of FP17s for the same patient ID Re-attending within 3 months - Children	21	270	7.8%	9.9%	11.7%	12.0%
% of FP17s for the same patient ID Re-attending within 3 months - Adults	84	929	9.0%	13.5%	15.2%	16.0%
% of FP17s for the same patient ID Re-attending between 3 & 9 months - Children	158	270	58.5%	60.0%	59.1%	58.0%
% of FP17s for the same patient ID Re-attending between 3 & 9 months - Adults	587	929	63.2%	55.0%	52.2%	50.9%
% of FP17s for Band 1 Urgent Courses	59	964	6.1%	6.8%	7.9%	9.1%
% of FP17s Relating to Free Repair or Replacements	5	964	0.5%	0.9%	0.8%	0.8%
% of FP17s Relating to Continuations	11	964	1.1%	1.3%	1.1%	1.1%
% of Patients satisfied with the dentistry they have received	4	5	N/A	92.7%	91.8%	91.7%
% of Patients satisfied with the time they had to wait for an appointment	4	5	N/A	89.5%	88.4%	88.0%

* This is based on patients treated on this contract for their most recent course of treatment. Figures in italics indicate the base number of FP17s or Patient Questionnaire responses are less than 100. N/A is shown where the base number of responses is less than 10 during the period. % is calculated as Quantity/Base number*100

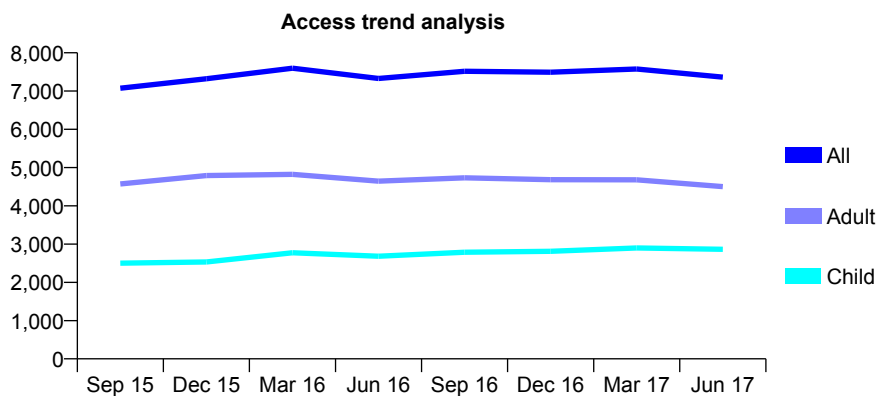
Q60 - Vital Signs At a Glance Contract Report for 130354/0004 - June 2017

Name or company name	NHS Trust
Contract type name	Pilot Contract
Purpose of contract	General
Contract start date	01/11/2013
Contract end date	31/03/2019

17/18 Contracted general activity (UDA)	18,386
Carry forward general activity (UDA)	0
17/18 Contracted orthodontic activity (UOA)	0
Carry forward orthodontic activity (UOA)	0
Baseline contract value	£0.00

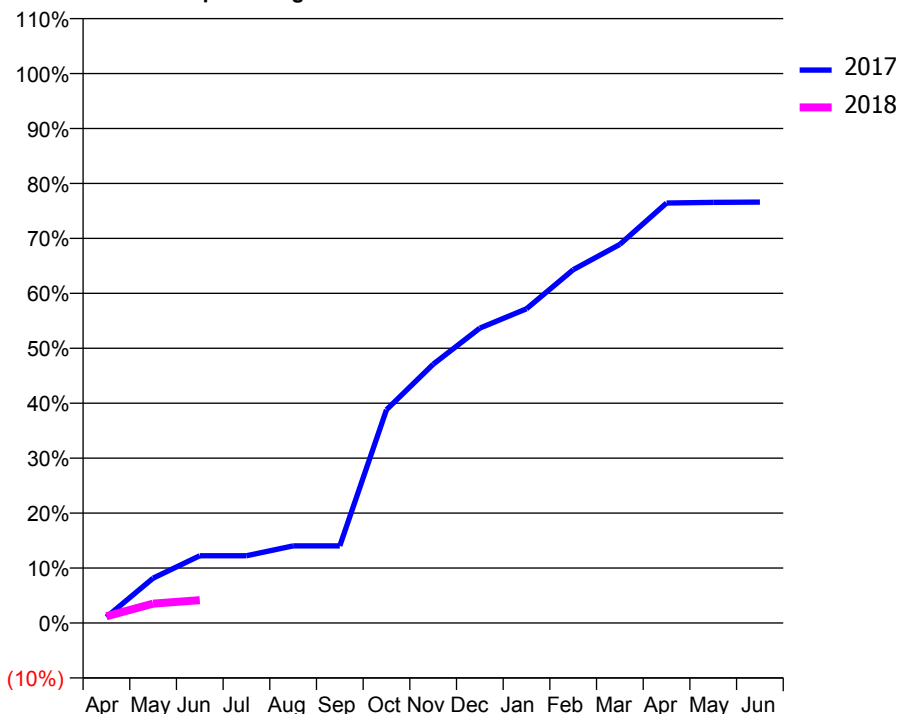
ACCESS*

Patients seen in 24 months	Total	Change since previous quarter
Quarter ending June 2016	7,330	
Quarter ending September 2016	7,518	↑
Quarter ending December 2016	7,493	→
Quarter ending March 2017	7,578	→
Quarter ending June 2017	7,365	↓
Variance since June 2016	0.5%	→



ACTIVITY

Cumulative percentage of contracted UDA delivered 2017 & 2018



Month	Adjusted Scheduled Activity (UDA)	
	2017	2018
April	196	223
May	1,502	648
June	2,251	765
July	2,251	
August	2,579	
September	2,579	
October	7,135	
November	8,659	
December	9,865	
January	10,513	
February	11,823	
March	12,667	
April	14,052	
May	14,073	
June	14,082	

QUALITY

	Quantity	Base Number	Contract	AT	Region	England
% of FP17s for the same patient ID Re-attending within 3 months - Children	52	619	8.4%	9.9%	11.7%	12.0%
% of FP17s for the same patient ID Re-attending within 3 months - Adults	45	553	8.1%	13.5%	15.2%	16.0%
% of FP17s for the same patient ID Re-attending between 3 & 9 months - Children	191	619	30.9%	60.0%	59.1%	58.0%
% of FP17s for the same patient ID Re-attending between 3 & 9 months - Adults	99	553	17.9%	55.0%	52.2%	50.9%
% of FP17s for Band 1 Urgent Courses	9	321	2.8%	6.8%	7.9%	9.1%
% of FP17s Relating to Free Repair or Replacements	0	321	0.0%	0.9%	0.8%	0.8%
% of FP17s Relating to Continuations	4	321	1.2%	1.3%	1.1%	1.1%
% of Patients satisfied with the dentistry they have received	2	2	N/A	92.7%	91.8%	91.7%
% of Patients satisfied with the time they had to wait for an appointment	1	2	N/A	89.5%	88.4%	88.0%

* This is based on patients treated on this contract for their most recent course of treatment. Figures in italics indicate the base number of FP17s or Patient Questionnaire responses are less than 100. N/A is shown where the base number of responses is less than 10 during the period. % is calculated as Quantity/Base number*100

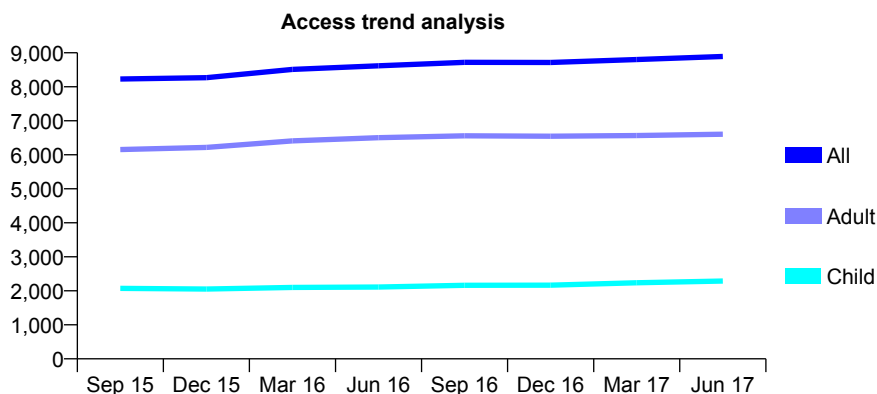
Q60 - Vital Signs At a Glance Contract Report for 131407/0001 - June 2017

Name or company name	Tamworth House Dental Practice
Contract type name	GDS Contract
Purpose of contract	General
Contract start date	14/01/2010
Contract end date	

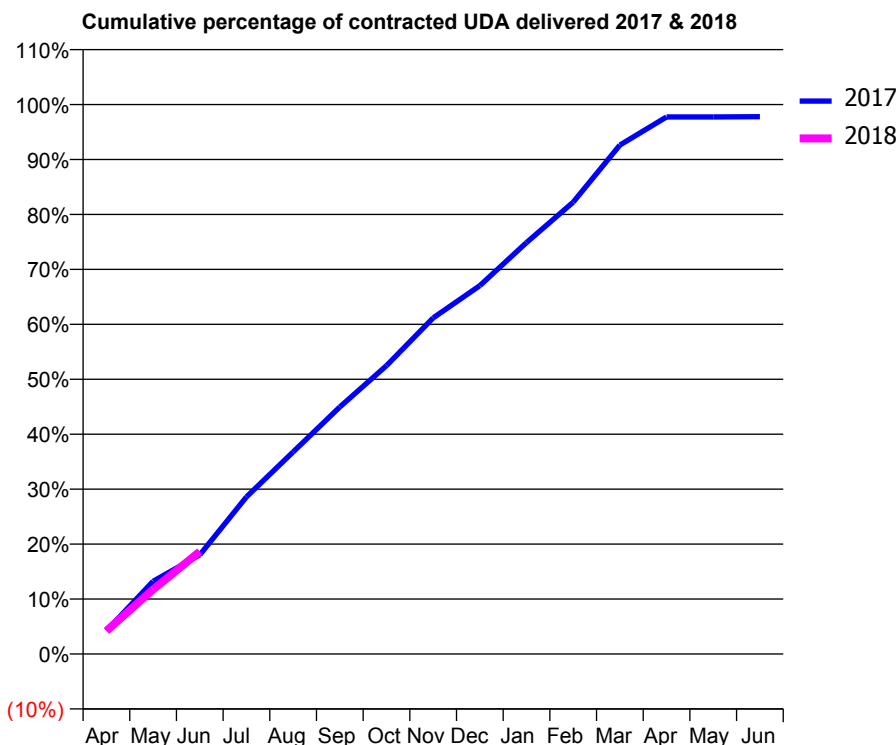
17/18 Contracted general activity (UDA)	20,000
Carry forward general activity (UDA)	0
17/18 Contracted orthodontic activity (UOA)	0
Carry forward orthodontic activity (UOA)	0
Baseline contract value	£492,647.77

ACCESS*

Patients seen in 24 months	Total	Change since previous quarter
Quarter ending June 2016	8,616	
Quarter ending September 2016	8,721	→
Quarter ending December 2016	8,716	→
Quarter ending March 2017	8,801	→
Quarter ending June 2017	8,892	→
Variance since June 2016	3.2%	↑



ACTIVITY



Month	Adjusted Scheduled Activity (UDA)	
	2017	2018
April	847	841
May	2,646	2,353
June	3,609	3,728
July	5,721	
August	7,357	
September	8,992	
October	10,496	
November	12,232	
December	13,410	
January	14,973	
February	16,446	
March	18,525	
April	19,545	
May	19,545	
June	19,557	

QUALITY

	Quantity	Base Number	Contract	AT	Region	England
% of FP17s for the same patient ID Re-attending within 3 months - Children	62	668	9.3%	9.9%	11.7%	12.0%
% of FP17s for the same patient ID Re-attending within 3 months - Adults	304	1,896	16.0%	13.5%	15.2%	16.0%
% of FP17s for the same patient ID Re-attending between 3 & 9 months - Children	330	668	49.4%	60.0%	59.1%	58.0%
% of FP17s for the same patient ID Re-attending between 3 & 9 months - Adults	880	1,896	46.4%	55.0%	52.2%	50.9%
% of FP17s for Band 1 Urgent Courses	142	1,802	7.9%	6.8%	7.9%	9.1%
% of FP17s Relating to Free Repair or Replacements	11	1,802	0.6%	0.9%	0.8%	0.8%
% of FP17s Relating to Continuations	26	1,802	1.4%	1.3%	1.1%	1.1%
% of Patients satisfied with the dentistry they have received	14	14	100.0%	92.7%	91.8%	91.7%
% of Patients satisfied with the time they had to wait for an appointment	13	14	92.9%	89.5%	88.4%	88.0%

* This is based on patients treated on this contract for their most recent course of treatment. Figures in italics indicate the base number of FP17s or Patient Questionnaire responses are less than 100. N/A is shown where the base number of responses is less than 10 during the period. % is calculated as Quantity/Base number*100

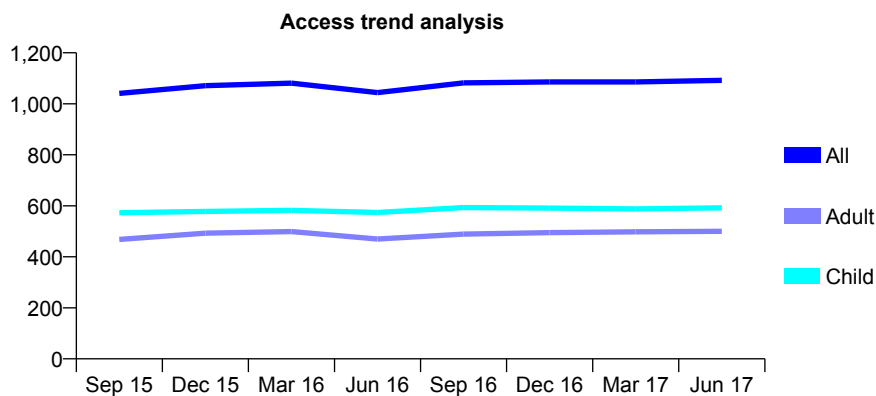
Q60 - Vital Signs At a Glance Contract Report for 131512/0001 - June 2017

Name or company name	Bridge Dental Practice Ltd
Contract type name	GDS Contract
Purpose of contract	General
Contract start date	01/08/2009
Contract end date	

17/18 Contracted general activity (UDA)	2,882
Carry forward general activity (UDA)	0
17/18 Contracted orthodontic activity (UOA)	0
Carry forward orthodontic activity (UOA)	0
Baseline contract value	£64,940.38

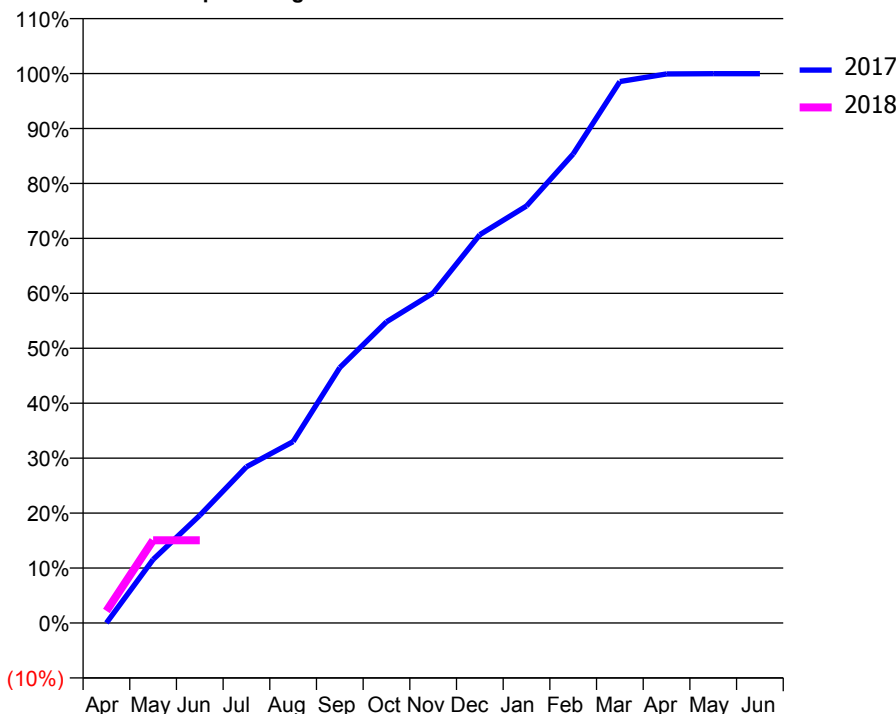
ACCESS*

Patients seen in 24 months	Total	Change since previous quarter
Quarter ending June 2016	1,044	
Quarter ending September 2016	1,082	↑
Quarter ending December 2016	1,086	→
Quarter ending March 2017	1,086	→
Quarter ending June 2017	1,092	→
Variance since June 2016	4.6%	↑



ACTIVITY

Cumulative percentage of contracted UDA delivered 2017 & 2018



Adjusted Scheduled Activity (UDA)

Month	2017	2018
April	0	63
May	333	434
June	565	434
July	819	
August	951	
September	1,340	
October	1,579	
November	1,730	
December	2,037	
January	2,187	
February	2,460	
March	2,840	
April	2,880	
May	2,881	
June	2,881	

QUALITY

	Quantity	Base Number	Contract	AT	Region	England
% of FP17s for the same patient ID Re-attending within 3 months - Children	13	153	8.5%	9.9%	11.7%	12.0%
% of FP17s for the same patient ID Re-attending within 3 months - Adults	26	123	21.1%	13.5%	15.2%	16.0%
% of FP17s for the same patient ID Re-attending between 3 & 9 months - Children	94	153	61.4%	60.0%	59.1%	58.0%
% of FP17s for the same patient ID Re-attending between 3 & 9 months - Adults	71	123	57.7%	55.0%	52.2%	50.9%
% of FP17s for Band 1 Urgent Courses	14	250	5.6%	6.8%	7.9%	9.1%
% of FP17s Relating to Free Repair or Replacements	0	250	0.0%	0.9%	0.8%	0.8%
% of FP17s Relating to Continuations	0	250	0.0%	1.3%	1.1%	1.1%
% of Patients satisfied with the dentistry they have received	0	0	N/A	92.7%	91.8%	91.7%
% of Patients satisfied with the time they had to wait for an appointment	0	0	N/A	89.5%	88.4%	88.0%

* This is based on patients treated on this contract for their most recent course of treatment. Figures in italics indicate the base number of FP17s or Patient Questionnaire responses are less than 100. N/A is shown where the base number of responses is less than 10 during the period. % is calculated as Quantity/Base number*100

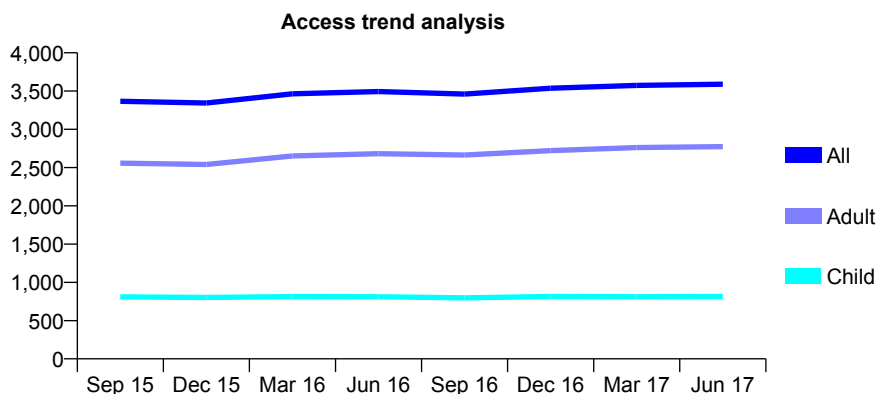
Q60 - Vital Signs At a Glance Contract Report for 133272/0001 - June 2017

Name or company name	Pall Mall Dental Limited
Contract type name	GDS Contract
Purpose of contract	General
Contract start date	01/07/2008
Contract end date	

17/18 Contracted general activity (UDA)	12,793
Carry forward general activity (UDA)	0
17/18 Contracted orthodontic activity (UOA)	0
Carry forward orthodontic activity (UOA)	0
Baseline contract value	£346,615.65

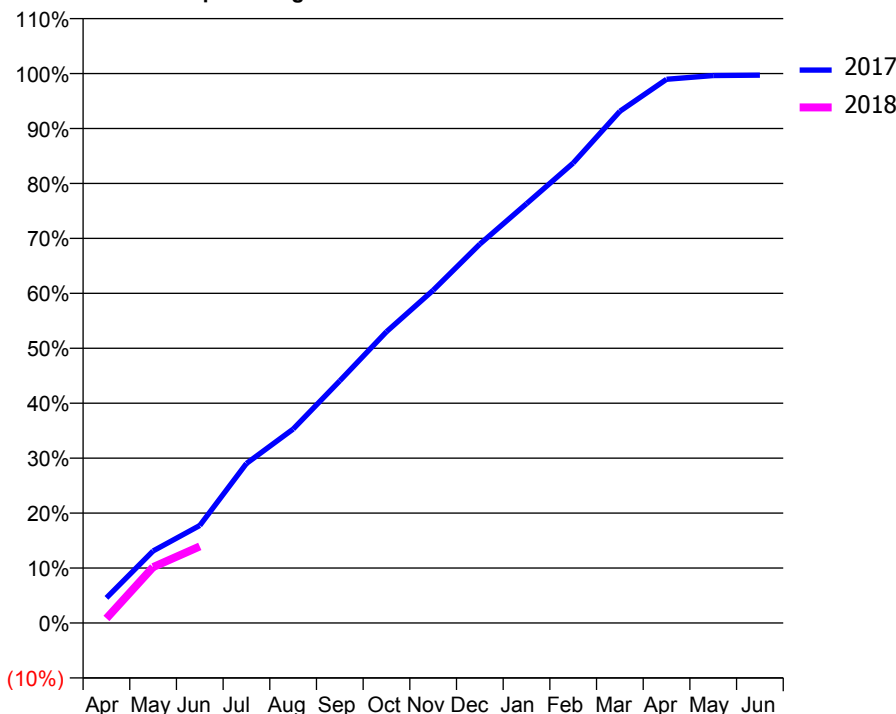
ACCESS*

Patients seen in 24 months	Total	Change since previous quarter
Quarter ending June 2016	3,494	
Quarter ending September 2016	3,461	→
Quarter ending December 2016	3,537	↑
Quarter ending March 2017	3,574	→
Quarter ending June 2017	3,589	→
Variance since June 2016	2.7%	↑



ACTIVITY

Cumulative percentage of contracted UDA delivered 2017 & 2018



Adjusted Scheduled Activity (UDA)

Month	2017	2018
April	585	108
May	1,679	1,301
June	2,272	1,782
July	3,715	
August	4,514	
September	5,638	
October	6,782	
November	7,748	
December	8,820	
January	9,763	
February	10,710	
March	11,915	
April	12,660	
May	12,745	
June	12,754	

QUALITY

	Quantity	Base Number	Contract	AT	Region	England
% of FP17s for the same patient ID Re-attending within 3 months - Children	26	294	8.8%	9.9%	11.7%	12.0%
% of FP17s for the same patient ID Re-attending within 3 months - Adults	161	899	17.9%	13.5%	15.2%	16.0%
% of FP17s for the same patient ID Re-attending between 3 & 9 months - Children	187	294	63.6%	60.0%	59.1%	58.0%
% of FP17s for the same patient ID Re-attending between 3 & 9 months - Adults	495	899	55.1%	55.0%	52.2%	50.9%
% of FP17s for Band 1 Urgent Courses	131	856	15.3%	6.8%	7.9%	9.1%
% of FP17s Relating to Free Repair or Replacements	3	856	0.4%	0.9%	0.8%	0.8%
% of FP17s Relating to Continuations	16	856	1.9%	1.3%	1.1%	1.1%
% of Patients satisfied with the dentistry they have received	7	7	N/A	92.7%	91.8%	91.7%
% of Patients satisfied with the time they had to wait for an appointment	7	7	N/A	89.5%	88.4%	88.0%

* This is based on patients treated on this contract for their most recent course of treatment. Figures in italics indicate the base number of FP17s or Patient Questionnaire responses are less than 100. N/A is shown where the base number of responses is less than 10 during the period. % is calculated as Quantity/Base number*100

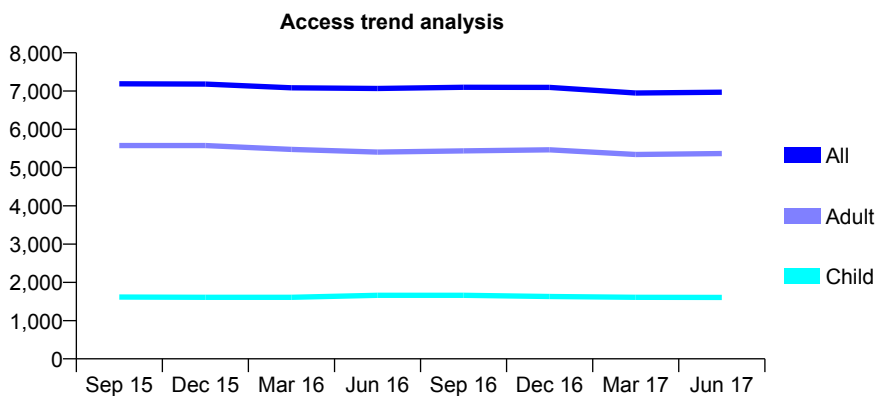
Q60 - Vital Signs At a Glance Contract Report for 133574/0001 - June 2017

Name or company name	The Dividy Road Dental Practice Partnersh
Contract type name	GDS Contract
Purpose of contract	General
Contract start date	22/12/2011
Contract end date	

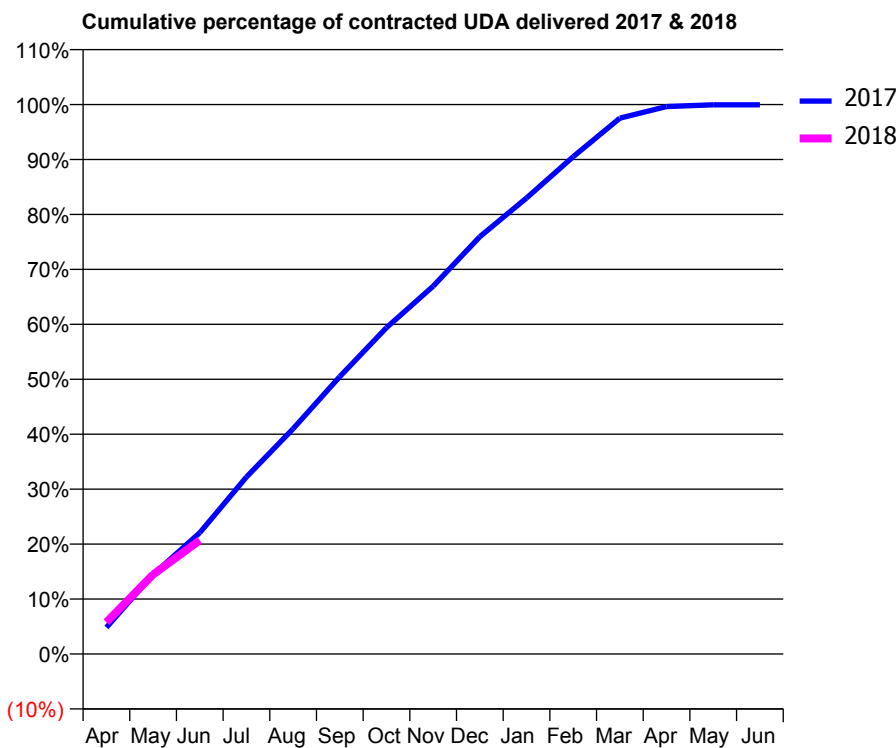
17/18 Contracted general activity (UDA)	20,205
Carry forward general activity (UDA)	0
17/18 Contracted orthodontic activity (UOA)	0
Carry forward orthodontic activity (UOA)	0
Baseline contract value	£495,434.44

ACCESS*

Patients seen in 24 months	Total	Change since previous quarter
Quarter ending June 2016	7,066	
Quarter ending September 2016	7,099	→
Quarter ending December 2016	7,096	→
Quarter ending March 2017	6,950	↓
Quarter ending June 2017	6,971	→
Variance since June 2016	(1.3%)	↓



ACTIVITY



Month	Adjusted Scheduled Activity (UDA)	
	2017	2018
April	977	1,170
May	2,926	2,926
June	4,460	4,179
July	6,511	
August	8,283	
September	10,199	
October	12,000	
November	13,527	
December	15,345	
January	16,766	
February	18,284	
March	19,702	
April	20,131	
May	20,196	
June	20,196	

QUALITY

	Quantity	Base Number	Contract	AT	Region	England
% of FP17s for the same patient ID Re-attending within 3 months - Children	44	554	7.9%	9.9%	11.7%	12.0%
% of FP17s for the same patient ID Re-attending within 3 months - Adults	245	1,764	13.9%	13.5%	15.2%	16.0%
% of FP17s for the same patient ID Re-attending between 3 & 9 months - Children	321	554	57.9%	60.0%	59.1%	58.0%
% of FP17s for the same patient ID Re-attending between 3 & 9 months - Adults	915	1,764	51.9%	55.0%	52.2%	50.9%
% of FP17s for Band 1 Urgent Courses	178	2,067	8.6%	6.8%	7.9%	9.1%
% of FP17s Relating to Free Repair or Replacements	10	2,067	0.5%	0.9%	0.8%	0.8%
% of FP17s Relating to Continuations	29	2,067	1.4%	1.3%	1.1%	1.1%
% of Patients satisfied with the dentistry they have received	18	19	94.7%	92.7%	91.8%	91.7%
% of Patients satisfied with the time they had to wait for an appointment	16	19	84.2%	89.5%	88.4%	88.0%

* This is based on patients treated on this contract for their most recent course of treatment. Figures in italics indicate the base number of FP17s or Patient Questionnaire responses are less than 100. N/A is shown where the base number of responses is less than 10 during the period. % is calculated as Quantity/Base number*100

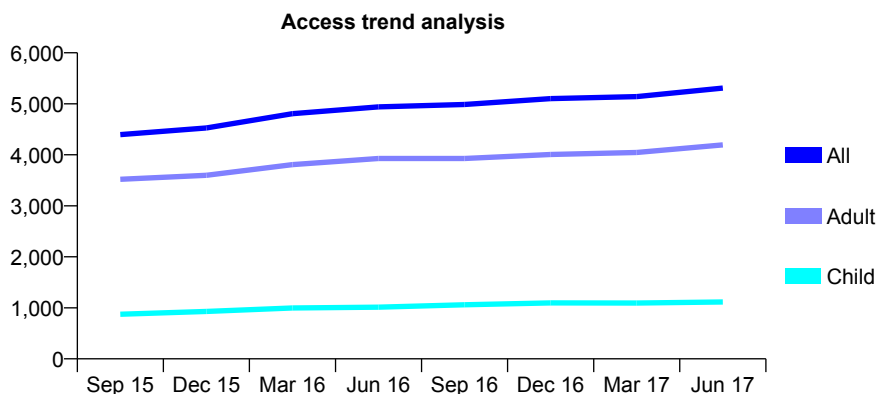
Q60 - Vital Signs At a Glance Contract Report for 136220/0001 - June 2017

Name or company name	Abbey House Dental Practice Limited
Contract type name	GDS Contract
Purpose of contract	General
Contract start date	01/06/2009
Contract end date	

17/18 Contracted general activity (UDA)	12,854
Carry forward general activity (UDA)	0
17/18 Contracted orthodontic activity (UOA)	0
Carry forward orthodontic activity (UOA)	0
Baseline contract value	£300,922.98

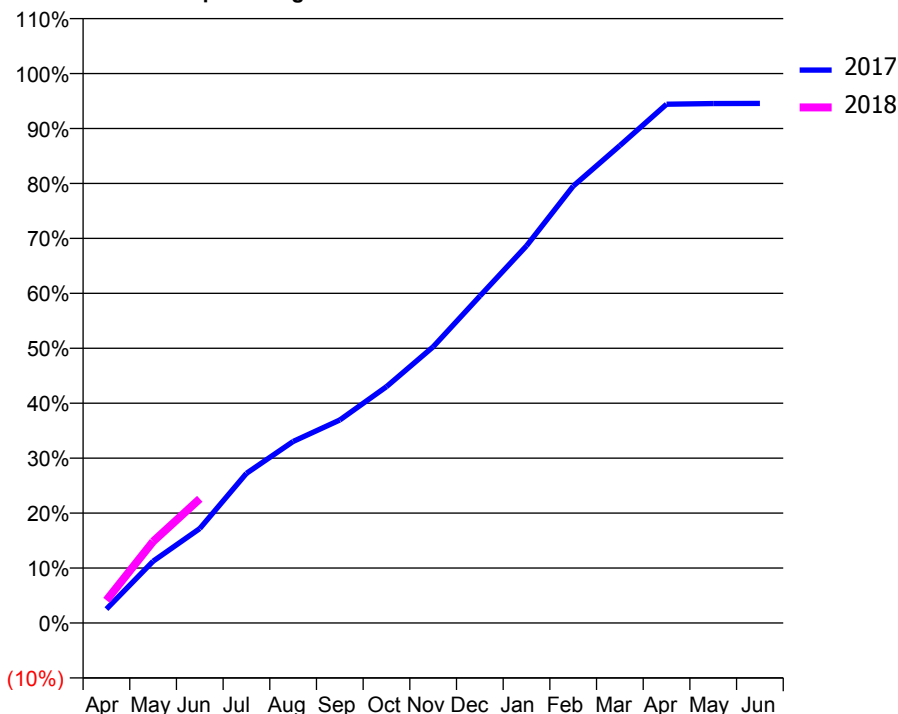
ACCESS*

Patients seen in 24 months	Total	Change since previous quarter
Quarter ending June 2016	4,941	
Quarter ending September 2016	4,986	→
Quarter ending December 2016	5,102	↑
Quarter ending March 2017	5,141	→
Quarter ending June 2017	5,308	↑
Variance since June 2016	7.4%	↑



ACTIVITY

Cumulative percentage of contracted UDA delivered 2017 & 2018



Month	Adjusted Scheduled Activity (UDA)	
	2017	2018
April	325	531
May	1,447	1,908
June	2,211	2,906
July	3,502	
August	4,247	
September	4,750	
October	5,529	
November	6,462	
December	7,648	
January	8,824	
February	10,220	
March	11,167	
April	12,135	
May	12,152	
June	12,155	

QUALITY

	Quantity	Base Number	Contract	AT	Region	England
% of FP17s for the same patient ID Re-attending within 3 months - Children	29	393	7.4%	9.9%	11.7%	12.0%
% of FP17s for the same patient ID Re-attending within 3 months - Adults	205	1,575	13.0%	13.5%	15.2%	16.0%
% of FP17s for the same patient ID Re-attending between 3 & 9 months - Children	259	393	65.9%	60.0%	59.1%	58.0%
% of FP17s for the same patient ID Re-attending between 3 & 9 months - Adults	511	1,575	32.4%	55.0%	52.2%	50.9%
% of FP17s for Band 1 Urgent Courses	108	1,470	7.3%	6.8%	7.9%	9.1%
% of FP17s Relating to Free Repair or Replacements	12	1,470	0.8%	0.9%	0.8%	0.8%
% of FP17s Relating to Continuations	14	1,470	1.0%	1.3%	1.1%	1.1%
% of Patients satisfied with the dentistry they have received	9	9	N/A	92.7%	91.8%	91.7%
% of Patients satisfied with the time they had to wait for an appointment	7	9	N/A	89.5%	88.4%	88.0%

* This is based on patients treated on this contract for their most recent course of treatment. Figures in italics indicate the base number of FP17s or Patient Questionnaire responses are less than 100. N/A is shown where the base number of responses is less than 10 during the period. % is calculated as Quantity/Base number*100

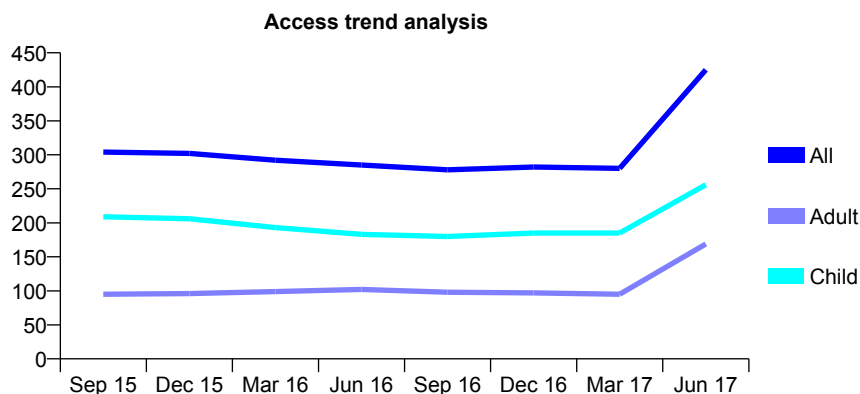
Q60 - Vital Signs At a Glance Contract Report for 136298/0001 - June 2017

Name or company name	MTM Dentistry Ltd
Contract type name	GDS Contract
Purpose of contract	General
Contract start date	01/04/2010
Contract end date	

17/18 Contracted general activity (UDA)	2,503
Carry forward general activity (UDA)	0
17/18 Contracted orthodontic activity (UOA)	0
Carry forward orthodontic activity (UOA)	0
Baseline contract value	£58,455.20

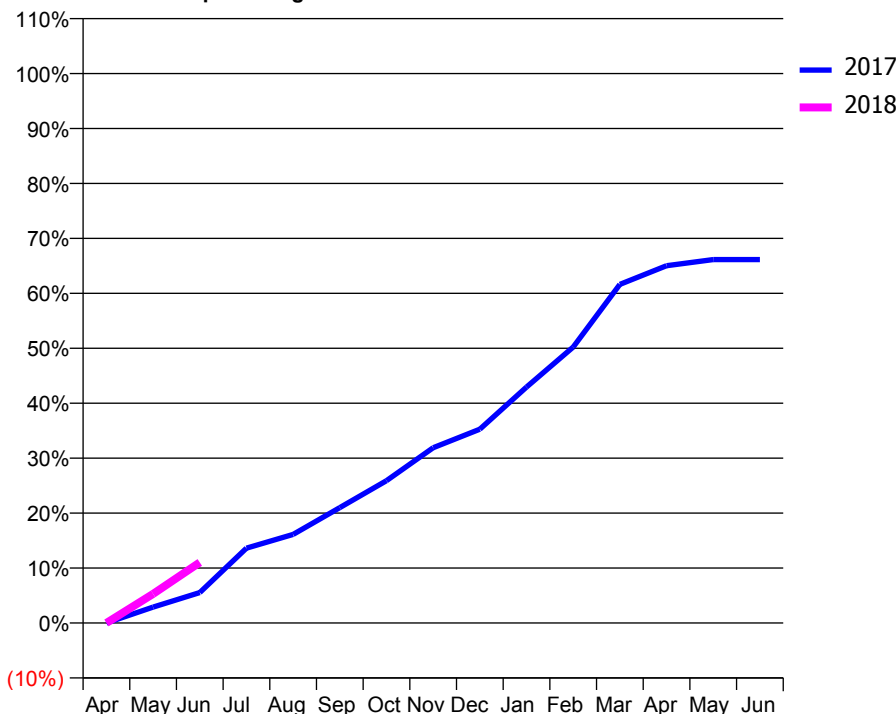
ACCESS*

Patients seen in 24 months	Total	Change since previous quarter
Quarter ending June 2016	285	
Quarter ending September 2016	278	↓
Quarter ending December 2016	282	→
Quarter ending March 2017	280	→
Quarter ending June 2017	425	↑
Variance since June 2016	49.1%	↑



ACTIVITY

Cumulative percentage of contracted UDA delivered 2017 & 2018



Month	Adjusted Scheduled Activity (UDA)	
	2017	2018
April	0	0
May	23	133
June	44	276
July	109	
August	129	
September	168	
October	207	
November	255	
December	282	
January	344	
February	402	
March	493	
April	520	
May	529	
June	529	

QUALITY

	Quantity	Base Number	Contract	AT	Region	England
% of FP17s for the same patient ID Re-attending within 3 months - Children	4	137	2.9%	9.9%	11.7%	12.0%
% of FP17s for the same patient ID Re-attending within 3 months - Adults	4	88	4.5%	13.5%	15.2%	16.0%
% of FP17s for the same patient ID Re-attending between 3 & 9 months - Children	53	137	38.7%	60.0%	59.1%	58.0%
% of FP17s for the same patient ID Re-attending between 3 & 9 months - Adults	11	88	12.5%	55.0%	52.2%	50.9%
% of FP17s for Band 1 Urgent Courses	15	197	7.6%	6.8%	7.9%	9.1%
% of FP17s Relating to Free Repair or Replacements	0	197	0.0%	0.9%	0.8%	0.8%
% of FP17s Relating to Continuations	1	197	0.5%	1.3%	1.1%	1.1%
% of Patients satisfied with the dentistry they have received	1	1	N/A	92.7%	91.8%	91.7%
% of Patients satisfied with the time they had to wait for an appointment	1	1	N/A	89.5%	88.4%	88.0%

* This is based on patients treated on this contract for their most recent course of treatment. Figures in italics indicate the base number of FP17s or Patient Questionnaire responses are less than 100. N/A is shown where the base number of responses is less than 10 during the period. % is calculated as Quantity/Base number*100

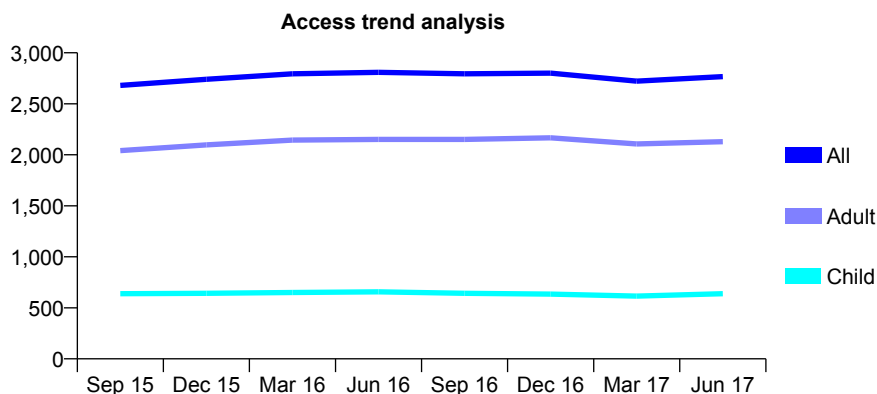
Q60 - Vital Signs At a Glance Contract Report for 138584/0001 - June 2017

Name or company name	SM Dental Care
Contract type name	GDS Contract
Purpose of contract	General
Contract start date	01/04/2014
Contract end date	

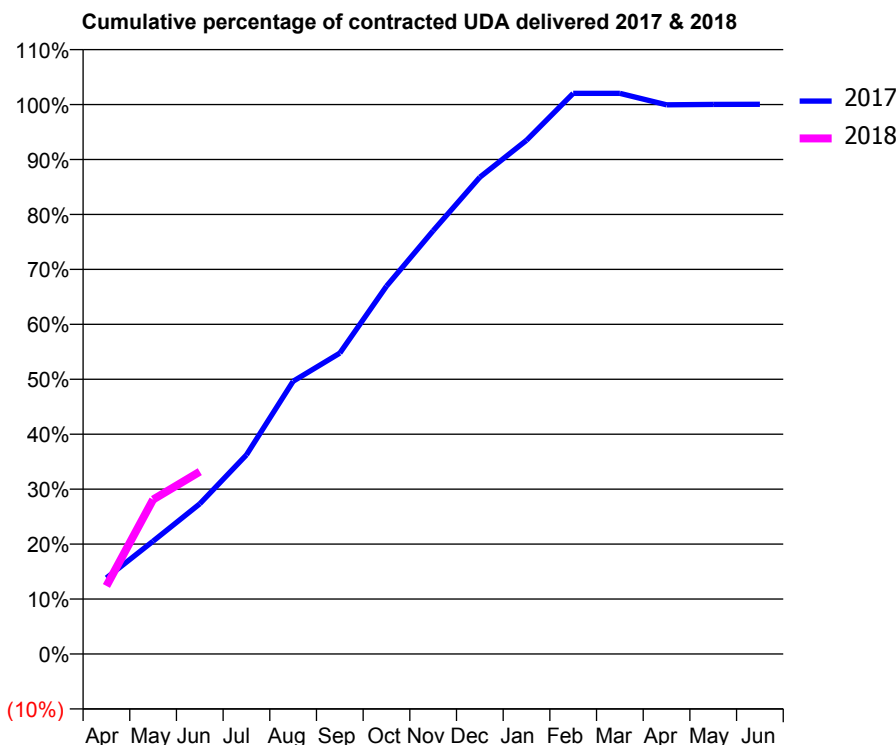
17/18 Contracted general activity (UDA)	6,567
Carry forward general activity (UDA)	0
17/18 Contracted orthodontic activity (UOA)	0
Carry forward orthodontic activity (UOA)	0
Baseline contract value	£135,977.21

ACCESS*

Patients seen in 24 months	Total	Change since previous quarter
Quarter ending June 2016	2,808	
Quarter ending September 2016	2,794	→
Quarter ending December 2016	2,801	→
Quarter ending March 2017	2,722	↓
Quarter ending June 2017	2,767	→
Variance since June 2016	(1.5%)	↓



ACTIVITY



Month	Adjusted Scheduled Activity (UDA)	
	2017	2018
April	909	813
May	1,350	1,846
June	1,795	2,179
July	2,381	
August	3,259	
September	3,596	
October	4,396	
November	5,059	
December	5,698	
January	6,139	
February	6,701	
March	6,701	
April	6,563	
May	6,568	
June	6,569	

QUALITY

	Quantity	Base Number	Contract	AT	Region	England
% of FP17s for the same patient ID Re-attending within 3 months - Children	18	307	5.9%	9.9%	11.7%	12.0%
% of FP17s for the same patient ID Re-attending within 3 months - Adults	90	1,000	9.0%	13.5%	15.2%	16.0%
% of FP17s for the same patient ID Re-attending between 3 & 9 months - Children	185	307	60.3%	60.0%	59.1%	58.0%
% of FP17s for the same patient ID Re-attending between 3 & 9 months - Adults	662	1,000	66.2%	55.0%	52.2%	50.9%
% of FP17s for Band 1 Urgent Courses	38	1,171	3.2%	6.8%	7.9%	9.1%
% of FP17s Relating to Free Repair or Replacements	0	1,171	0.0%	0.9%	0.8%	0.8%
% of FP17s Relating to Continuations	21	1,171	1.8%	1.3%	1.1%	1.1%
% of Patients satisfied with the dentistry they have received	5	5	N/A	92.7%	91.8%	91.7%
% of Patients satisfied with the time they had to wait for an appointment	5	5	N/A	89.5%	88.4%	88.0%

* This is based on patients treated on this contract for their most recent course of treatment. Figures in italics indicate the base number of FP17s or Patient Questionnaire responses are less than 100. N/A is shown where the base number of responses is less than 10 during the period. % is calculated as Quantity/Base number*100

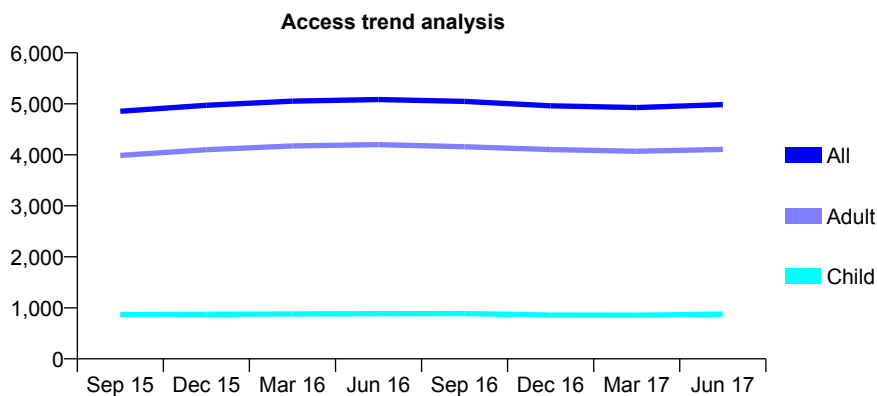
Q60 - Vital Signs At a Glance Contract Report for 138584/0002 - June 2017

Name or company name	SM Dental Care
Contract type name	GDS Contract
Purpose of contract	General
Contract start date	01/04/2014
Contract end date	

17/18 Contracted general activity (UDA)	16,106
Carry forward general activity (UDA)	0
17/18 Contracted orthodontic activity (UOA)	0
Carry forward orthodontic activity (UOA)	0
Baseline contract value	£301,559.16

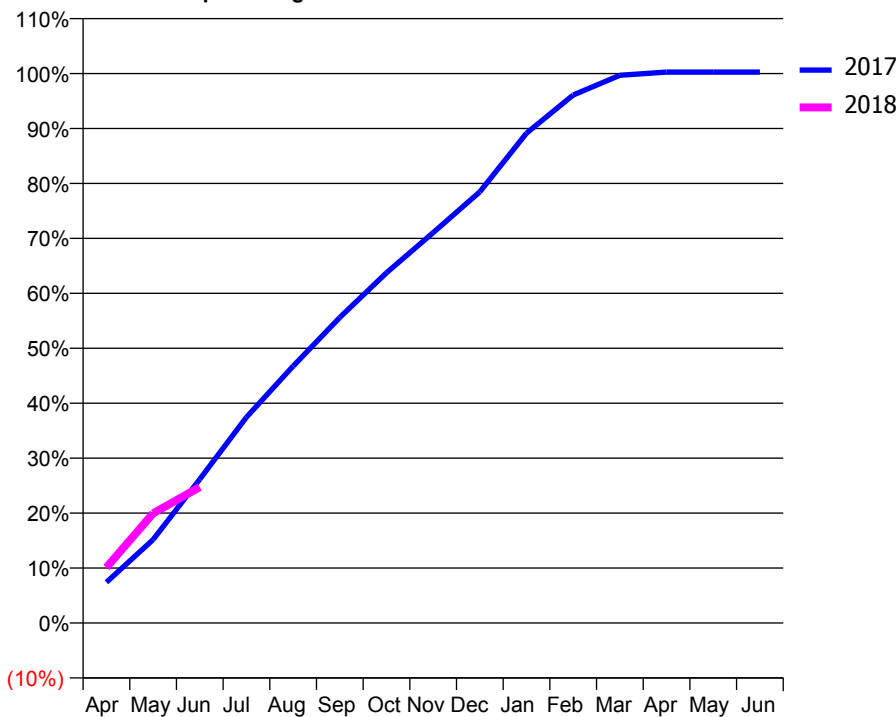
ACCESS*

Patients seen in 24 months	Total	Change since previous quarter
Quarter ending June 2016	5,083	
Quarter ending September 2016	5,046	→
Quarter ending December 2016	4,962	↓
Quarter ending March 2017	4,926	→
Quarter ending June 2017	4,985	→
Variance since June 2016	(1.9%)	↓



ACTIVITY

Cumulative percentage of contracted UDA delivered 2017 & 2018



Month	Adjusted Scheduled Activity (UDA)	
	2017	2018
April	1,195	1,628
May	2,446	3,214
June	4,216	3,985
July	6,032	
August	7,528	
September	8,957	
October	10,265	
November	11,442	
December	12,640	
January	14,358	
February	15,474	
March	16,053	
April	16,149	
May	16,149	
June	16,150	

QUALITY

	Quantity	Base Number	Contract	AT	Region	England
% of FP17s for the same patient ID Re-attending within 3 months - Children	18	387	4.7%	9.9%	11.7%	12.0%
% of FP17s for the same patient ID Re-attending within 3 months - Adults	199	1,761	11.3%	13.5%	15.2%	16.0%
% of FP17s for the same patient ID Re-attending between 3 & 9 months - Children	280	387	72.4%	60.0%	59.1%	58.0%
% of FP17s for the same patient ID Re-attending between 3 & 9 months - Adults	1,166	1,761	66.2%	55.0%	52.2%	50.9%
% of FP17s for Band 1 Urgent Courses	74	2,126	3.5%	6.8%	7.9%	9.1%
% of FP17s Relating to Free Repair or Replacements	17	2,126	0.8%	0.9%	0.8%	0.8%
% of FP17s Relating to Continuations	58	2,126	2.7%	1.3%	1.1%	1.1%
% of Patients satisfied with the dentistry they have received	9	9	N/A	92.7%	91.8%	91.7%
% of Patients satisfied with the time they had to wait for an appointment	9	9	N/A	89.5%	88.4%	88.0%

* This is based on patients treated on this contract for their most recent course of treatment. Figures in italics indicate the base number of FP17s or Patient Questionnaire responses are less than 100. N/A is shown where the base number of responses is less than 10 during the period. % is calculated as Quantity/Base number*100

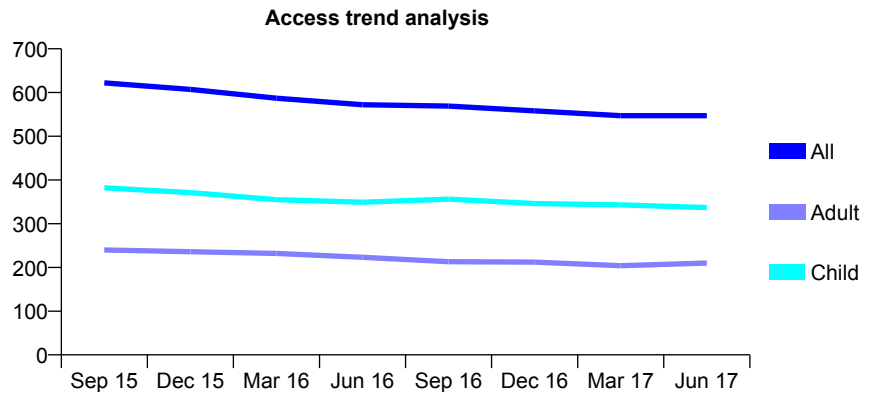
Q60 - Vital Signs At a Glance Contract Report for 139769/0001 - June 2017

Name or company name	Winchester House Dental Practice
Contract type name	GDS Contract
Purpose of contract	General
Contract start date	01/01/2009
Contract end date	

17/18 Contracted general activity (UDA)	1,800
Carry forward general activity (UDA)	0
17/18 Contracted orthodontic activity (UOA)	0
Carry forward orthodontic activity (UOA)	0
Baseline contract value	£41,672.97

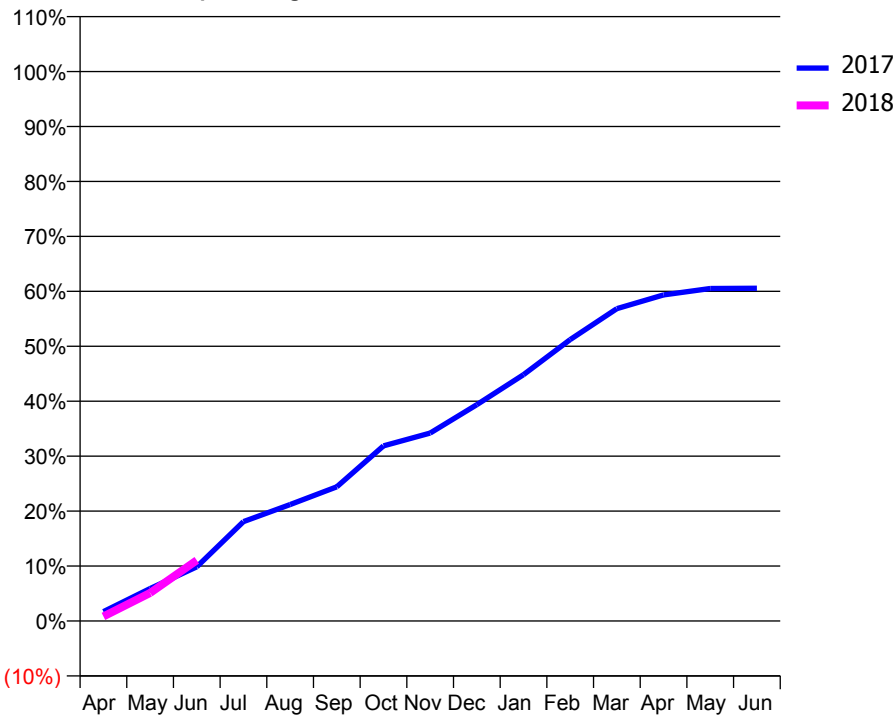
ACCESS*

Patients seen in 24 months	Total	Change since previous quarter
Quarter ending June 2016	572	
Quarter ending September 2016	569	→
Quarter ending December 2016	558	↓
Quarter ending March 2017	547	↓
Quarter ending June 2017	547	→
Variance since June 2016	(4.4%)	↓



ACTIVITY

Cumulative percentage of contracted UDA delivered 2017 & 2018



Month	Adjusted Scheduled Activity (UDA)	
	2017	2018
April	31	15
May	106	92
June	177	199
July	326	
August	382	
September	440	
October	574	
November	616	
December	709	
January	807	
February	922	
March	1,023	
April	1,068	
May	1,089	
June	1,090	

QUALITY

	Quantity	Base Number	Contract	AT	Region	England
% of FP17s for the same patient ID Re-attending within 3 months - Children	7	132	5.3%	9.9%	11.7%	12.0%
% of FP17s for the same patient ID Re-attending within 3 months - Adults	4	41	9.8%	13.5%	15.2%	16.0%
% of FP17s for the same patient ID Re-attending between 3 & 9 months - Children	78	132	59.1%	60.0%	59.1%	58.0%
% of FP17s for the same patient ID Re-attending between 3 & 9 months - Adults	25	41	61.0%	55.0%	52.2%	50.9%
% of FP17s for Band 1 Urgent Courses	0	136	0.0%	6.8%	7.9%	9.1%
% of FP17s Relating to Free Repair or Replacements	0	136	0.0%	0.9%	0.8%	0.8%
% of FP17s Relating to Continuations	2	136	1.5%	1.3%	1.1%	1.1%
% of Patients satisfied with the dentistry they have received	9	9	N/A	92.7%	91.8%	91.7%
% of Patients satisfied with the time they had to wait for an appointment	7	9	N/A	89.5%	88.4%	88.0%

* This is based on patients treated on this contract for their most recent course of treatment. Figures in italics indicate the base number of FP17s or Patient Questionnaire responses are less than 100. N/A is shown where the base number of responses is less than 10 during the period. % is calculated as Quantity/Base number*100

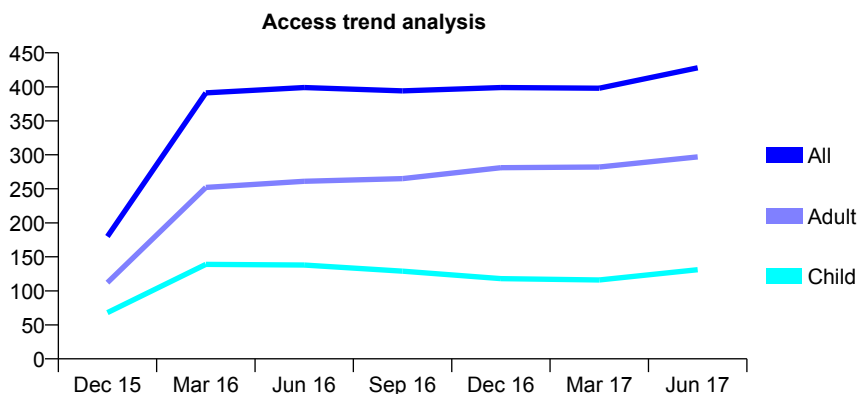
Q60 - Vital Signs At a Glance Contract Report for 139858/0001 - June 2017

Name or company name	SpaDental Whitchurch LLP
Contract type name	GDS Contract
Purpose of contract	General
Contract start date	01/10/2015
Contract end date	

17/18 Contracted general activity (UDA)	2,300
Carry forward general activity (UDA)	0
17/18 Contracted orthodontic activity (UOA)	0
Carry forward orthodontic activity (UOA)	0
Baseline contract value	£48,312.40

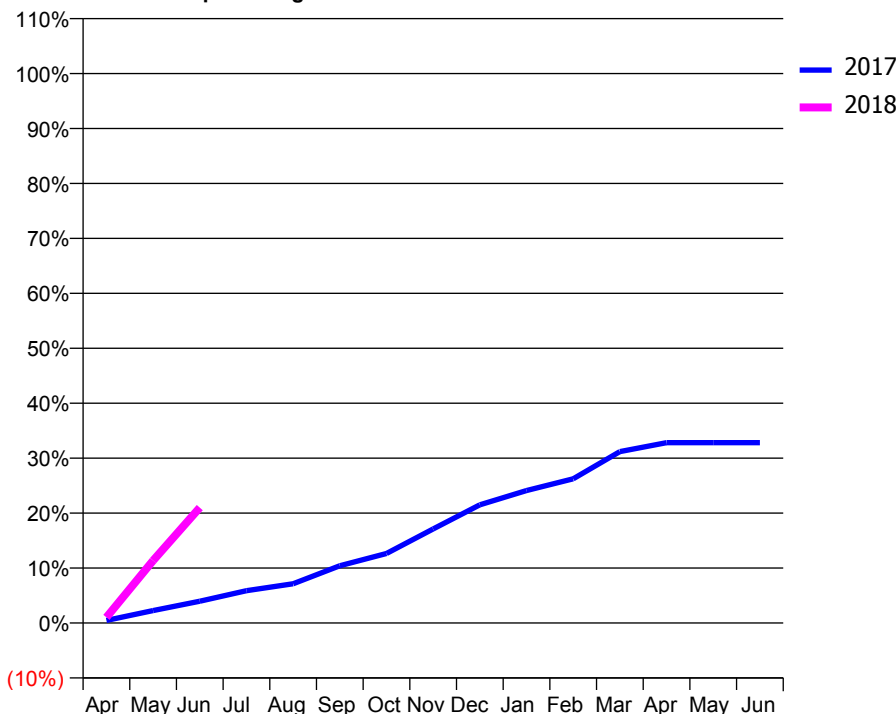
ACCESS*

Patients seen in 24 months	Total	Change since previous quarter
Quarter ending June 2016	399	
Quarter ending September 2016	394	↓
Quarter ending December 2016	399	→
Quarter ending March 2017	398	→
Quarter ending June 2017	428	↑
Variance since June 2016	7.3%	↑



ACTIVITY

Cumulative percentage of contracted UDA delivered 2017 & 2018



Month	Adjusted Scheduled Activity (UDA)	
	2017	2018
April	11	24
May	52	262
June	91	483
July	135	
August	164	
September	240	
October	291	
November	394	
December	495	
January	554	
February	604	
March	718	
April	755	
May	755	
June	755	

QUALITY

	Quantity	Base Number	Contract	AT	Region	England
% of FP17s for the same patient ID Re-attending within 3 months - Children	6	62	9.7%	9.9%	11.7%	12.0%
% of FP17s for the same patient ID Re-attending within 3 months - Adults	17	146	11.6%	13.5%	15.2%	16.0%
% of FP17s for the same patient ID Re-attending between 3 & 9 months - Children	10	62	16.1%	60.0%	59.1%	58.0%
% of FP17s for the same patient ID Re-attending between 3 & 9 months - Adults	46	146	31.5%	55.0%	52.2%	50.9%
% of FP17s for Band 1 Urgent Courses	9	189	4.8%	6.8%	7.9%	9.1%
% of FP17s Relating to Free Repair or Replacements	0	189	0.0%	0.9%	0.8%	0.8%
% of FP17s Relating to Continuations	8	189	4.2%	1.3%	1.1%	1.1%
% of Patients satisfied with the dentistry they have received	0	0	N/A	92.7%	91.8%	91.7%
% of Patients satisfied with the time they had to wait for an appointment	0	0	N/A	89.5%	88.4%	88.0%

* This is based on patients treated on this contract for their most recent course of treatment. Figures in italics indicate the base number of FP17s or Patient Questionnaire responses are less than 100. N/A is shown where the base number of responses is less than 10 during the period. % is calculated as Quantity/Base number*100

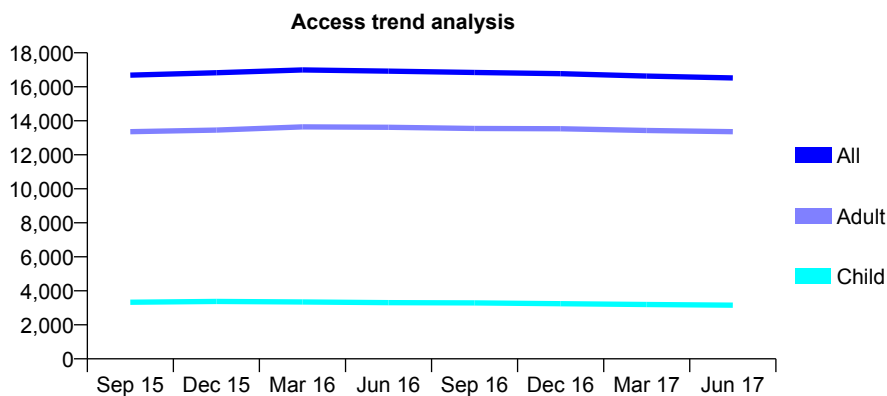
Q60 - Vital Signs At a Glance Contract Report for 139920/0001 - June 2017

Name or company name	Shelton Dental Centre
Contract type name	GDS Contract
Purpose of contract	General and Orthodontic
Contract start date	01/04/2012
Contract end date	

17/18 Contracted general activity (UDA)	47,905
Carry forward general activity (UDA)	0
17/18 Contracted orthodontic activity (UOA)	937
Carry forward orthodontic activity (UOA)	0
Baseline contract value	£1,139,216.87

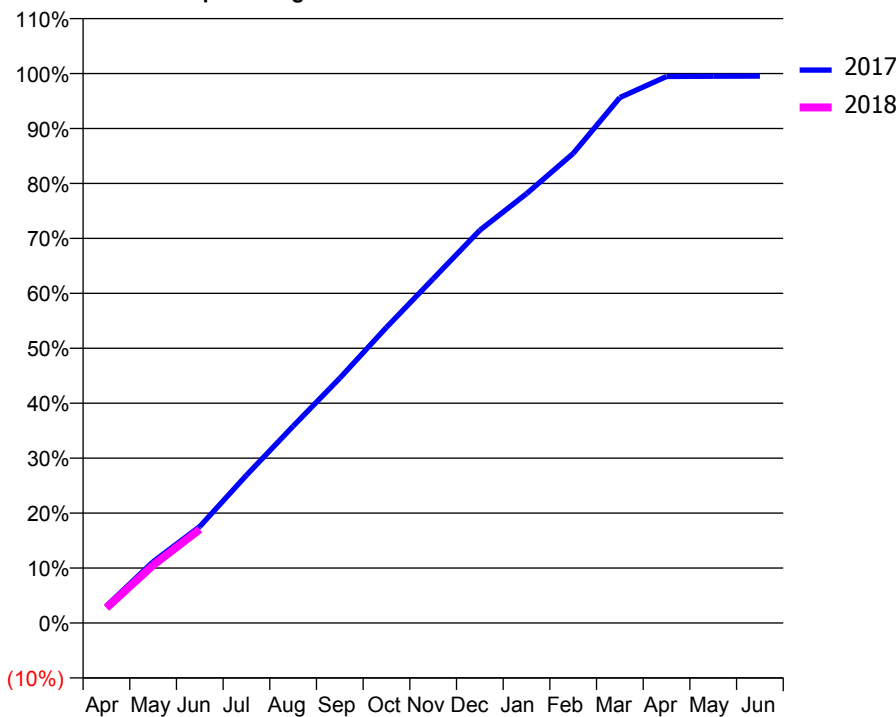
ACCESS*

Patients seen in 24 months	Total	Change since previous quarter
Quarter ending June 2016	16,924	
Quarter ending September 2016	16,840	→
Quarter ending December 2016	16,776	→
Quarter ending March 2017	16,631	→
Quarter ending June 2017	16,522	→
Variance since June 2016	(2.4%)	↓



ACTIVITY

Cumulative percentage of contracted UDA delivered 2017 & 2018



Month	Adjusted Scheduled Activity (UDA)	
	2017	2018
April	1,479	1,316
May	5,341	5,041
June	8,412	8,167
July	12,888	
August	17,164	
September	21,346	
October	25,782	
November	30,010	
December	34,239	
January	37,431	
February	40,933	
March	45,806	
April	47,642	
May	47,666	
June	47,680	

QUALITY

	Quantity	Base Number	Contract	AT	Region	England
% of FP17s for the same patient ID Re-attending within 3 months - Children	95	1,191	8.0%	9.9%	11.7%	12.0%
% of FP17s for the same patient ID Re-attending within 3 months - Adults	505	4,692	10.8%	13.5%	15.2%	16.0%
% of FP17s for the same patient ID Re-attending between 3 & 9 months - Children	808	1,191	67.8%	60.0%	59.1%	58.0%
% of FP17s for the same patient ID Re-attending between 3 & 9 months - Adults	3,190	4,692	68.0%	55.0%	52.2%	50.9%
% of FP17s for Band 1 Urgent Courses	279	4,831	5.8%	6.8%	7.9%	9.1%
% of FP17s Relating to Free Repair or Replacements	31	4,831	0.6%	0.9%	0.8%	0.8%
% of FP17s Relating to Continuations	81	4,831	1.7%	1.3%	1.1%	1.1%
% of Patients satisfied with the dentistry they have received	40	45	88.9%	92.7%	91.8%	91.7%
% of Patients satisfied with the time they had to wait for an appointment	42	45	93.3%	89.5%	88.4%	88.0%

* This is based on patients treated on this contract for their most recent course of treatment. Figures in italics indicate the base number of FP17s or Patient Questionnaire responses are less than 100. N/A is shown where the base number of responses is less than 10 during the period. % is calculated as Quantity/Base number*100

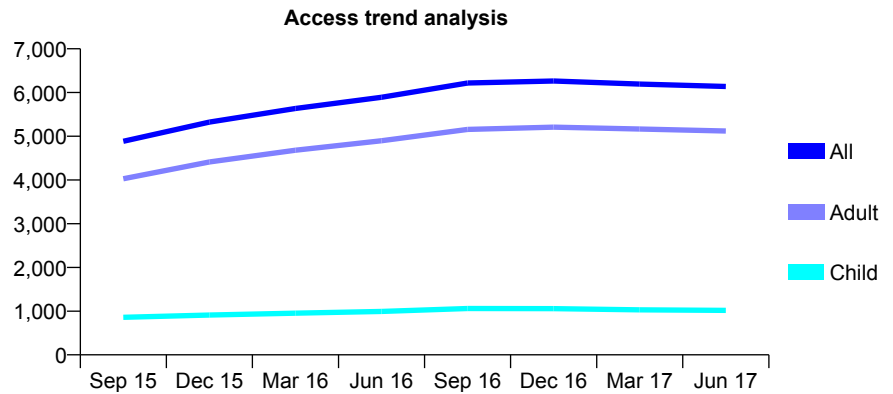
Q60 - Vital Signs At a Glance Contract Report for 140015/0001 - June 2017

Name or company name	Shropshire Dental Limited
Contract type name	GDS Contract
Purpose of contract	General and Orthodontic
Contract start date	01/10/2014
Contract end date	

17/18 Contracted general activity (UDA)	15,278
Carry forward general activity (UDA)	0
17/18 Contracted orthodontic activity (UOA)	981
Carry forward orthodontic activity (UOA)	0
Baseline contract value	£435,219.80

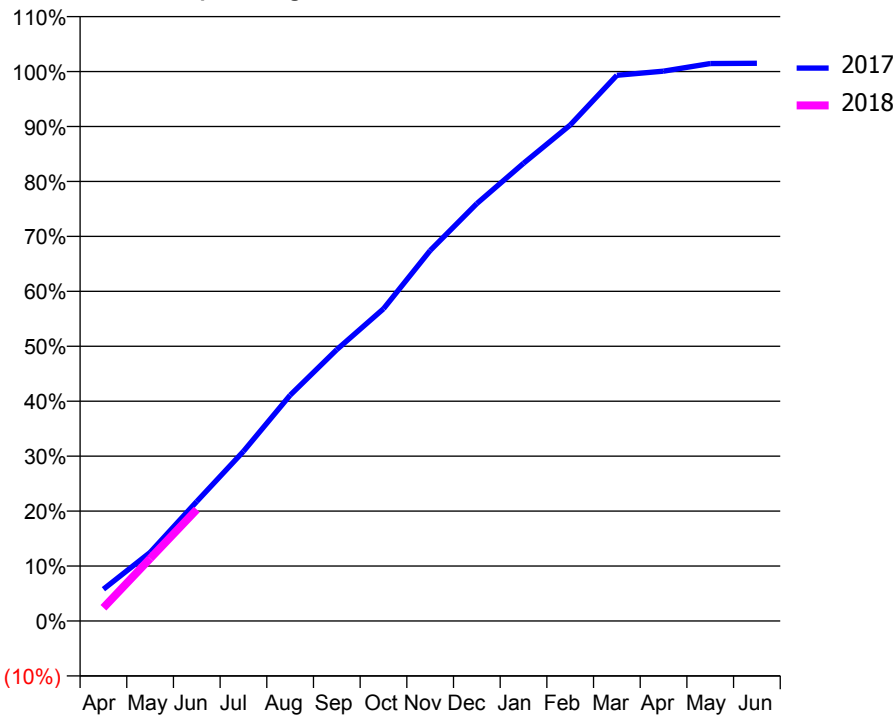
ACCESS*

Patients seen in 24 months	Total	Change since previous quarter
Quarter ending June 2016	5,890	
Quarter ending September 2016	6,217	↑
Quarter ending December 2016	6,264	→
Quarter ending March 2017	6,193	↓
Quarter ending June 2017	6,138	→
Variance since June 2016	4.2%	↑



ACTIVITY

Cumulative percentage of contracted UDA delivered 2017 & 2018



Month	Adjusted Scheduled Activity (UDA)	
	2017	2018
April	884	369
May	1,908	1,737
June	3,326	3,101
July	4,719	
August	6,278	
September	7,547	
October	8,680	
November	10,303	
December	11,607	
January	12,725	
February	13,791	
March	15,174	
April	15,289	
May	15,498	
June	15,506	

QUALITY

	Quantity	Base Number	Contract	AT	Region	England
% of FP17s for the same patient ID Re-attending within 3 months - Children	19	380	5.0%	9.9%	11.7%	12.0%
% of FP17s for the same patient ID Re-attending within 3 months - Adults	68	1,450	4.7%	13.5%	15.2%	16.0%
% of FP17s for the same patient ID Re-attending between 3 & 9 months - Children	238	380	62.6%	60.0%	59.1%	58.0%
% of FP17s for the same patient ID Re-attending between 3 & 9 months - Adults	922	1,450	63.6%	55.0%	52.2%	50.9%
% of FP17s for Band 1 Urgent Courses	43	1,591	2.7%	6.8%	7.9%	9.1%
% of FP17s Relating to Free Repair or Replacements	2	1,591	0.1%	0.9%	0.8%	0.8%
% of FP17s Relating to Continuations	2	1,591	0.1%	1.3%	1.1%	1.1%
% of Patients satisfied with the dentistry they have received	127	132	96.2%	92.7%	91.8%	91.7%
% of Patients satisfied with the time they had to wait for an appointment	125	132	94.7%	89.5%	88.4%	88.0%

* This is based on patients treated on this contract for their most recent course of treatment. Figures in italics indicate the base number of FP17s or Patient Questionnaire responses are less than 100. N/A is shown where the base number of responses is less than 10 during the period. % is calculated as Quantity/Base number*100

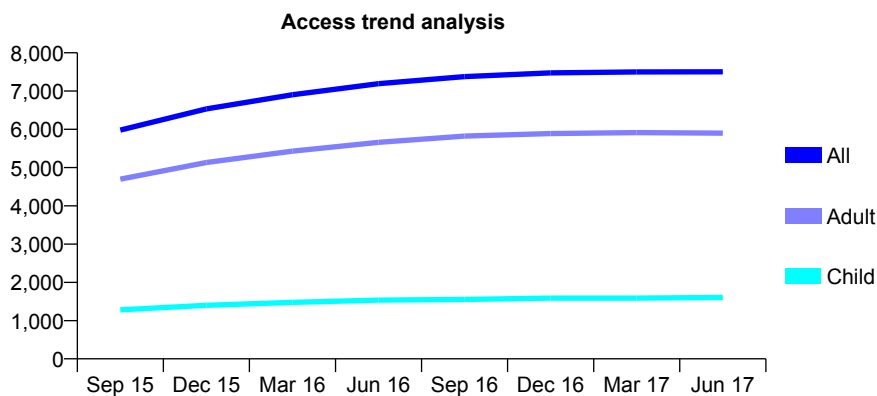
Q60 - Vital Signs At a Glance Contract Report for 140015/0002 - June 2017

Name or company name	Shropshire Dental Limited
Contract type name	GDS Contract
Purpose of contract	General
Contract start date	01/10/2014
Contract end date	

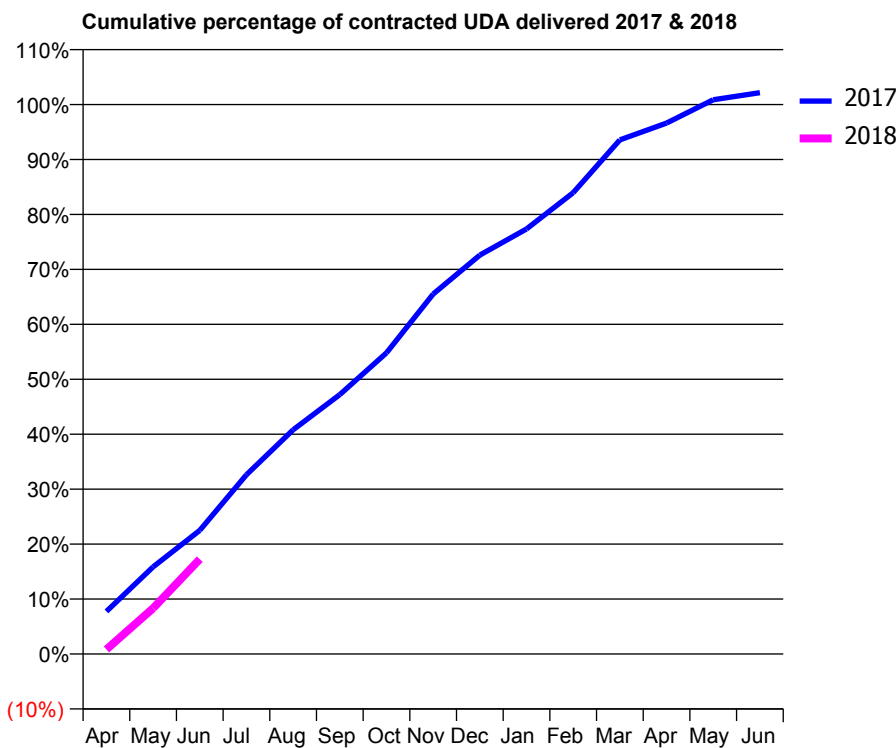
17/18 Contracted general activity (UDA)	18,421
Carry forward general activity (UDA)	0
17/18 Contracted orthodontic activity (UOA)	0
Carry forward orthodontic activity (UOA)	0
Baseline contract value	£560,257.36

ACCESS*

Patients seen in 24 months	Total	Change since previous quarter
Quarter ending June 2016	7,193	
Quarter ending September 2016	7,377	↑
Quarter ending December 2016	7,475	→
Quarter ending March 2017	7,501	→
Quarter ending June 2017	7,503	→
Variance since June 2016	4.3%	↑



ACTIVITY



Month	Adjusted Scheduled Activity (UDA)	
	2017	2018
April	1,430	155
May	2,923	1,537
June	4,145	3,181
July	6,011	
August	7,518	
September	8,696	
October	10,094	
November	12,067	
December	13,373	
January	14,251	
February	15,463	
March	17,233	
April	17,797	
May	18,579	
June	18,818	

QUALITY

	Quantity	Base Number	Contract	AT	Region	England
% of FP17s for the same patient ID Re-attending within 3 months - Children	6	625	1.0%	9.9%	11.7%	12.0%
% of FP17s for the same patient ID Re-attending within 3 months - Adults	102	2,317	4.4%	13.5%	15.2%	16.0%
% of FP17s for the same patient ID Re-attending between 3 & 9 months - Children	413	625	66.1%	60.0%	59.1%	58.0%
% of FP17s for the same patient ID Re-attending between 3 & 9 months - Adults	1,649	2,317	71.2%	55.0%	52.2%	50.9%
% of FP17s for Band 1 Urgent Courses	32	1,931	1.7%	6.8%	7.9%	9.1%
% of FP17s Relating to Free Repair or Replacements	2	1,931	0.1%	0.9%	0.8%	0.8%
% of FP17s Relating to Continuations	1	1,931	0.1%	1.3%	1.1%	1.1%
% of Patients satisfied with the dentistry they have received	18	19	94.7%	92.7%	91.8%	91.7%
% of Patients satisfied with the time they had to wait for an appointment	14	19	73.7%	89.5%	88.4%	88.0%

* This is based on patients treated on this contract for their most recent course of treatment. Figures in italics indicate the base number of FP17s or Patient Questionnaire responses are less than 100. N/A is shown where the base number of responses is less than 10 during the period. % is calculated as Quantity/Base number*100

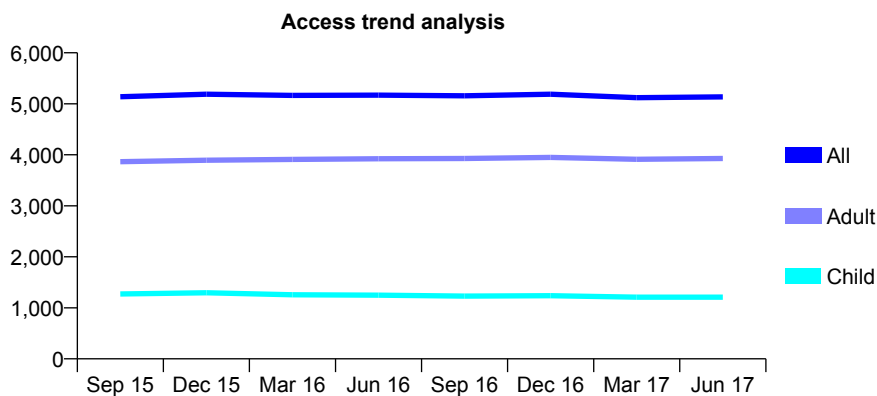
Q60 - Vital Signs At a Glance Contract Report for 140392/0001 - June 2017

Name or company name	Regency House Dental Practice Ltd
Contract type name	GDS Contract
Purpose of contract	General and Orthodontic
Contract start date	01/04/2008
Contract end date	

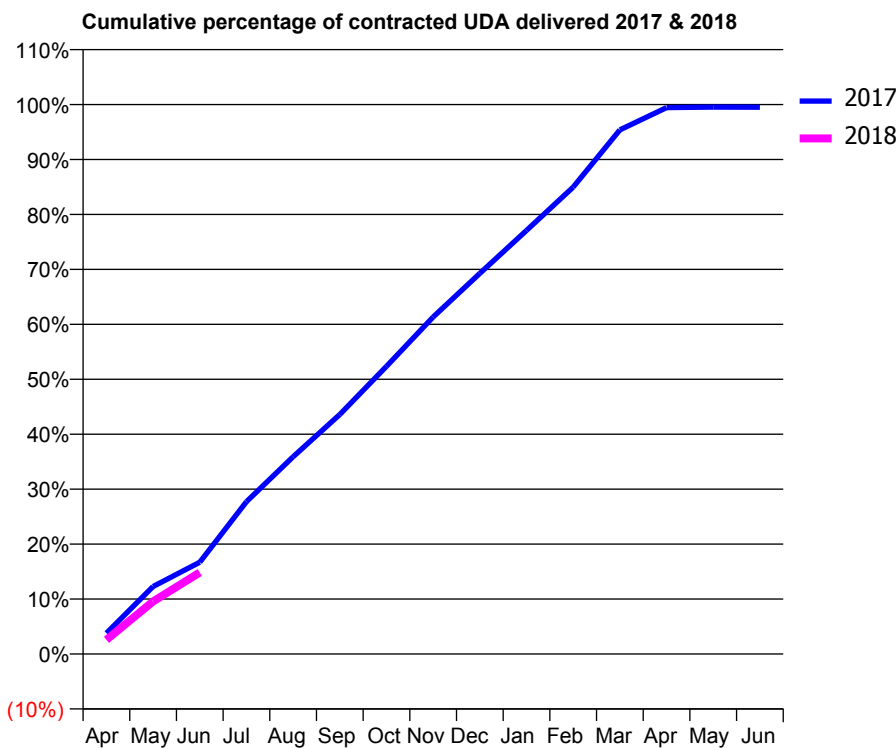
17/18 Contracted general activity (UDA)	14,694
Carry forward general activity (UDA)	0
17/18 Contracted orthodontic activity (UOA)	1,001
Carry forward orthodontic activity (UOA)	0
Baseline contract value	£449,957.61

ACCESS*

Patients seen in 24 months	Total	Change since previous quarter
Quarter ending June 2016	5,170	
Quarter ending September 2016	5,158	→
Quarter ending December 2016	5,187	→
Quarter ending March 2017	5,121	↓
Quarter ending June 2017	5,136	→
Variance since June 2016	(0.7%)	→



ACTIVITY



Month	Adjusted Scheduled Activity (UDA)	
	2017	2018
April	559	379
May	1,807	1,408
June	2,456	2,179
July	4,075	
August	5,276	
September	6,404	
October	7,693	
November	9,012	
December	10,178	
January	11,328	
February	12,486	
March	14,014	
April	14,611	
May	14,625	
June	14,623	

QUALITY

	Quantity	Base Number	Contract	AT	Region	England
% of FP17s for the same patient ID Re-attending within 3 months - Children	75	465	16.1%	9.9%	11.7%	12.0%
% of FP17s for the same patient ID Re-attending within 3 months - Adults	185	1,170	15.8%	13.5%	15.2%	16.0%
% of FP17s for the same patient ID Re-attending between 3 & 9 months - Children	273	465	58.7%	60.0%	59.1%	58.0%
% of FP17s for the same patient ID Re-attending between 3 & 9 months - Adults	585	1,170	50.0%	55.0%	52.2%	50.9%
% of FP17s for Band 1 Urgent Courses	129	1,284	10.0%	6.8%	7.9%	9.1%
% of FP17s Relating to Free Repair or Replacements	22	1,284	1.7%	0.9%	0.8%	0.8%
% of FP17s Relating to Continuations	13	1,284	1.0%	1.3%	1.1%	1.1%
% of Patients satisfied with the dentistry they have received	11	11	100.0%	92.7%	91.8%	91.7%
% of Patients satisfied with the time they had to wait for an appointment	9	11	81.8%	89.5%	88.4%	88.0%

* This is based on patients treated on this contract for their most recent course of treatment. Figures in italics indicate the base number of FP17s or Patient Questionnaire responses are less than 100. N/A is shown where the base number of responses is less than 10 during the period. % is calculated as Quantity/Base number*100

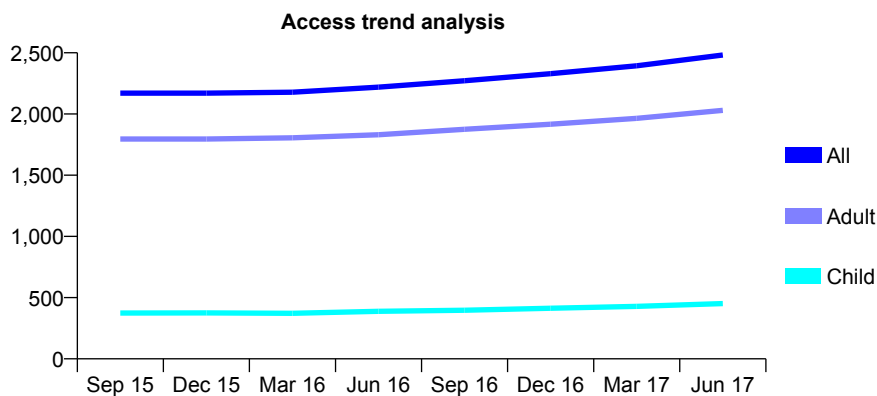
Q60 - Vital Signs At a Glance Contract Report for 140953/0001 - June 2017

Name or company name	Bayston Hill Dental Practice
Contract type name	GDS Contract
Purpose of contract	General
Contract start date	01/07/2013
Contract end date	

17/18 Contracted general activity (UDA)	6,550
Carry forward general activity (UDA)	0
17/18 Contracted orthodontic activity (UOA)	0
Carry forward orthodontic activity (UOA)	0
Baseline contract value	£213,924.14

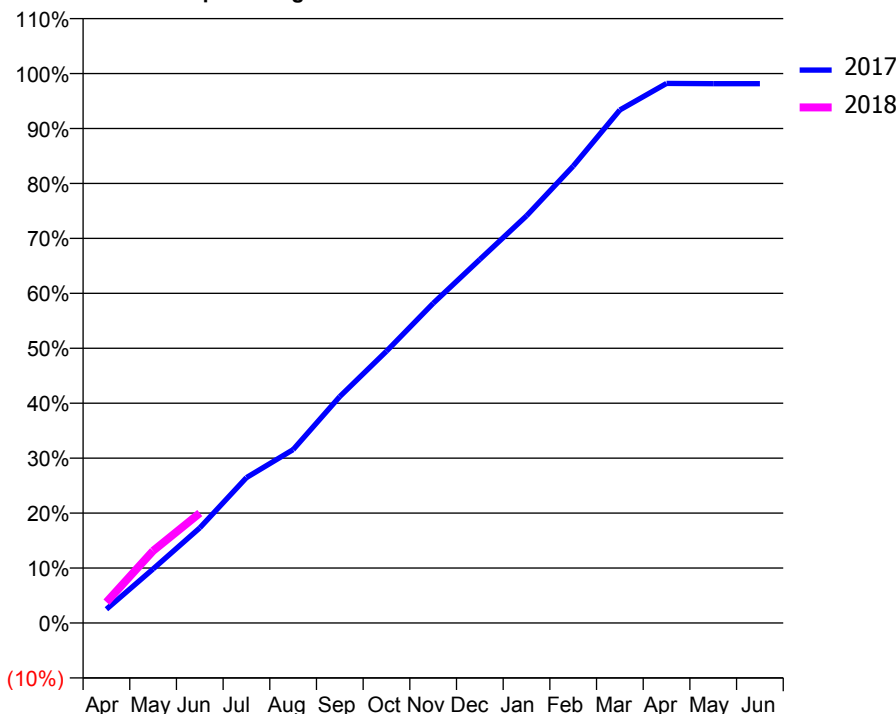
ACCESS*

Patients seen in 24 months	Total	Change since previous quarter
Quarter ending June 2016	2,219	
Quarter ending September 2016	2,272	↑
Quarter ending December 2016	2,330	↑
Quarter ending March 2017	2,394	↑
Quarter ending June 2017	2,482	↑
Variance since June 2016	11.9%	↑



ACTIVITY

Cumulative percentage of contracted UDA delivered 2017 & 2018



Month	Adjusted Scheduled Activity (UDA)	
	2017	2018
April	165	249
May	644	861
June	1,135	1,311
July	1,734	
August	2,067	
September	2,699	
October	3,240	
November	3,810	
December	4,333	
January	4,853	
February	5,446	
March	6,116	
April	6,432	
May	6,429	
June	6,429	

QUALITY

	Quantity	Base Number	Contract	AT	Region	England
% of FP17s for the same patient ID Re-attending within 3 months - Children	8	189	4.2%	9.9%	11.7%	12.0%
% of FP17s for the same patient ID Re-attending within 3 months - Adults	71	755	9.4%	13.5%	15.2%	16.0%
% of FP17s for the same patient ID Re-attending between 3 & 9 months - Children	121	189	64.0%	60.0%	59.1%	58.0%
% of FP17s for the same patient ID Re-attending between 3 & 9 months - Adults	445	755	58.9%	55.0%	52.2%	50.9%
% of FP17s for Band 1 Urgent Courses	31	818	3.8%	6.8%	7.9%	9.1%
% of FP17s Relating to Free Repair or Replacements	9	818	1.1%	0.9%	0.8%	0.8%
% of FP17s Relating to Continuations	4	818	0.5%	1.3%	1.1%	1.1%
% of Patients satisfied with the dentistry they have received	11	11	100.0%	92.7%	91.8%	91.7%
% of Patients satisfied with the time they had to wait for an appointment	10	11	90.9%	89.5%	88.4%	88.0%

* This is based on patients treated on this contract for their most recent course of treatment. Figures in italics indicate the base number of FP17s or Patient Questionnaire responses are less than 100. N/A is shown where the base number of responses is less than 10 during the period. % is calculated as Quantity/Base number*100

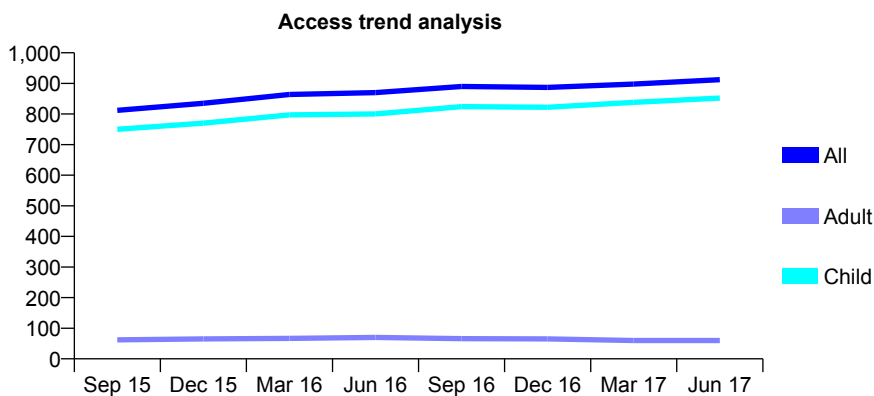
Q60 - Vital Signs At a Glance Contract Report for 141585/0001 - June 2017

Name or company name	Shifnal Dental Practice
Contract type name	GDS Contract
Purpose of contract	General
Contract start date	01/06/2008
Contract end date	

17/18 Contracted general activity (UDA)	2,010
Carry forward general activity (UDA)	0
17/18 Contracted orthodontic activity (UOA)	0
Carry forward orthodontic activity (UOA)	0
Baseline contract value	£41,734.64

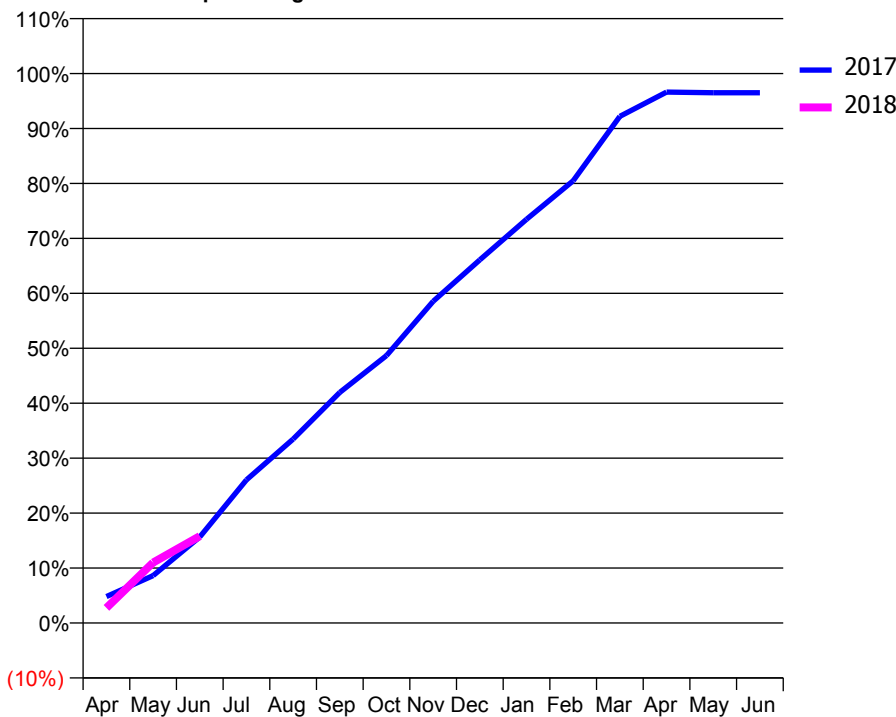
ACCESS*

Patients seen in 24 months	Total	Change since previous quarter
Quarter ending June 2016	870	
Quarter ending September 2016	890	↑
Quarter ending December 2016	887	→
Quarter ending March 2017	898	→
Quarter ending June 2017	912	→
Variance since June 2016	4.8%	↑



ACTIVITY

Cumulative percentage of contracted UDA delivered 2017 & 2018



Month	Adjusted Scheduled Activity (UDA)	
	2017	2018
April	97	55
May	173	221
June	315	318
July	524	
August	673	
September	844	
October	978	
November	1,177	
December	1,329	
January	1,477	
February	1,618	
March	1,853	
April	1,942	
May	1,940	
June	1,940	

QUALITY

	Quantity	Base Number	Contract	AT	Region	England
% of FP17s for the same patient ID Re-attending within 3 months - Children	32	311	10.3%	9.9%	11.7%	12.0%
% of FP17s for the same patient ID Re-attending within 3 months - Adults	0	0	N/A	13.5%	15.2%	16.0%
% of FP17s for the same patient ID Re-attending between 3 & 9 months - Children	183	311	58.8%	60.0%	59.1%	58.0%
% of FP17s for the same patient ID Re-attending between 3 & 9 months - Adults	0	0	N/A	55.0%	52.2%	50.9%
% of FP17s for Band 1 Urgent Courses	8	245	3.3%	6.8%	7.9%	9.1%
% of FP17s Relating to Free Repair or Replacements	0	245	0.0%	0.9%	0.8%	0.8%
% of FP17s Relating to Continuations	0	245	0.0%	1.3%	1.1%	1.1%
% of Patients satisfied with the dentistry they have received	3	3	N/A	92.7%	91.8%	91.7%
% of Patients satisfied with the time they had to wait for an appointment	3	3	N/A	89.5%	88.4%	88.0%

* This is based on patients treated on this contract for their most recent course of treatment. Figures in italics indicate the base number of FP17s or Patient Questionnaire responses are less than 100. N/A is shown where the base number of responses is less than 10 during the period. % is calculated as Quantity/Base number*100

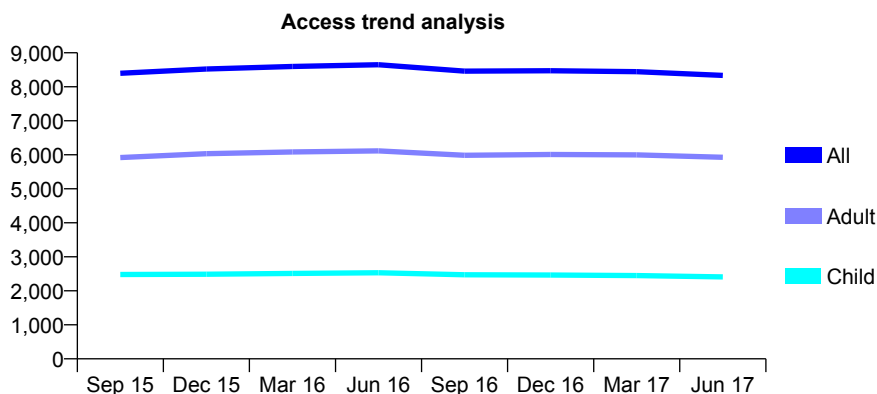
Q60 - Vital Signs At a Glance Contract Report for 142425/0001 - June 2017

Name or company name	Waterloo Dental Practice
Contract type name	GDS Contract
Purpose of contract	General
Contract start date	01/04/2013
Contract end date	

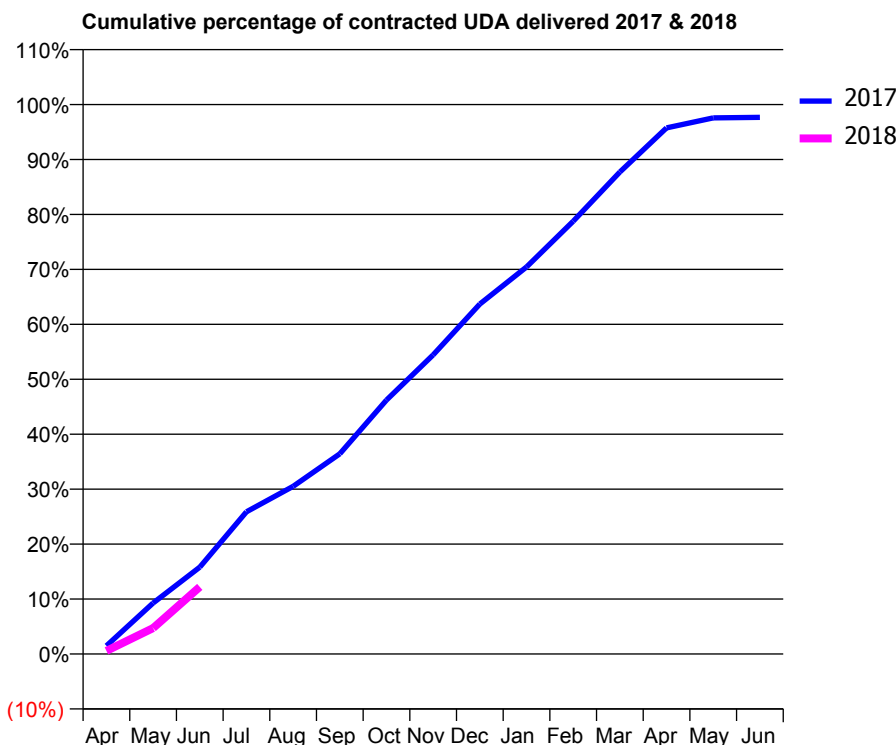
17/18 Contracted general activity (UDA)	25,316
Carry forward general activity (UDA)	0
17/18 Contracted orthodontic activity (UOA)	0
Carry forward orthodontic activity (UOA)	0
Baseline contract value	£694,953.62

ACCESS*

Patients seen in 24 months	Total	Change since previous quarter
Quarter ending June 2016	8,648	
Quarter ending September 2016	8,460	↓
Quarter ending December 2016	8,474	→
Quarter ending March 2017	8,447	→
Quarter ending June 2017	8,335	↓
Variance since June 2016	(3.6%)	↓



ACTIVITY



Month	Adjusted Scheduled Activity (UDA)	
	2017	2018
April	379	146
May	2,348	1,196
June	4,004	3,093
July	6,549	
August	7,726	
September	9,224	
October	11,698	
November	13,781	
December	16,122	
January	17,829	
February	19,938	
March	22,204	
April	24,239	
May	24,699	
June	24,722	

QUALITY

	Quantity	Base Number	Contract	AT	Region	England
% of FP17s for the same patient ID Re-attending within 3 months - Children	46	719	6.4%	9.9%	11.7%	12.0%
% of FP17s for the same patient ID Re-attending within 3 months - Adults	259	1,909	13.6%	13.5%	15.2%	16.0%
% of FP17s for the same patient ID Re-attending between 3 & 9 months - Children	427	719	59.4%	60.0%	59.1%	58.0%
% of FP17s for the same patient ID Re-attending between 3 & 9 months - Adults	1,173	1,909	61.4%	55.0%	52.2%	50.9%
% of FP17s for Band 1 Urgent Courses	61	1,654	3.7%	6.8%	7.9%	9.1%
% of FP17s Relating to Free Repair or Replacements	16	1,654	1.0%	0.9%	0.8%	0.8%
% of FP17s Relating to Continuations	44	1,654	2.7%	1.3%	1.1%	1.1%
% of Patients satisfied with the dentistry they have received	21	21	100.0%	92.7%	91.8%	91.7%
% of Patients satisfied with the time they had to wait for an appointment	20	21	95.2%	89.5%	88.4%	88.0%

* This is based on patients treated on this contract for their most recent course of treatment. Figures in italics indicate the base number of FP17s or Patient Questionnaire responses are less than 100. N/A is shown where the base number of responses is less than 10 during the period. % is calculated as Quantity/Base number*100

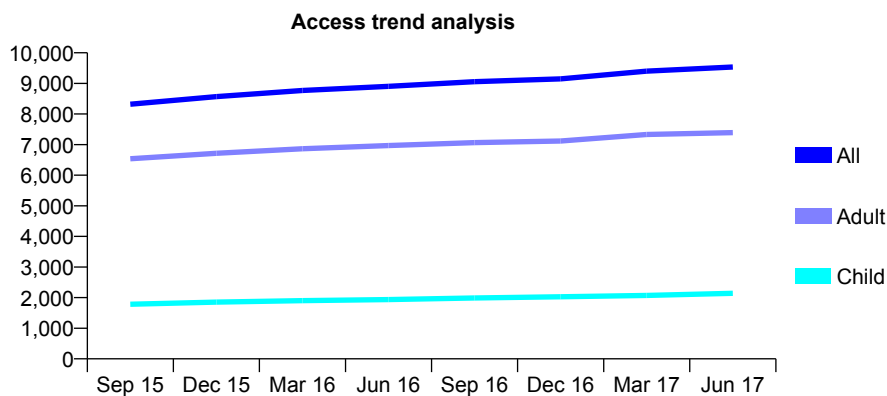
Q60 - Vital Signs At a Glance Contract Report for 143049/0001 - June 2017

Name or company name	Stirchley Dental Practice
Contract type name	GDS Contract
Purpose of contract	General
Contract start date	01/04/2008
Contract end date	

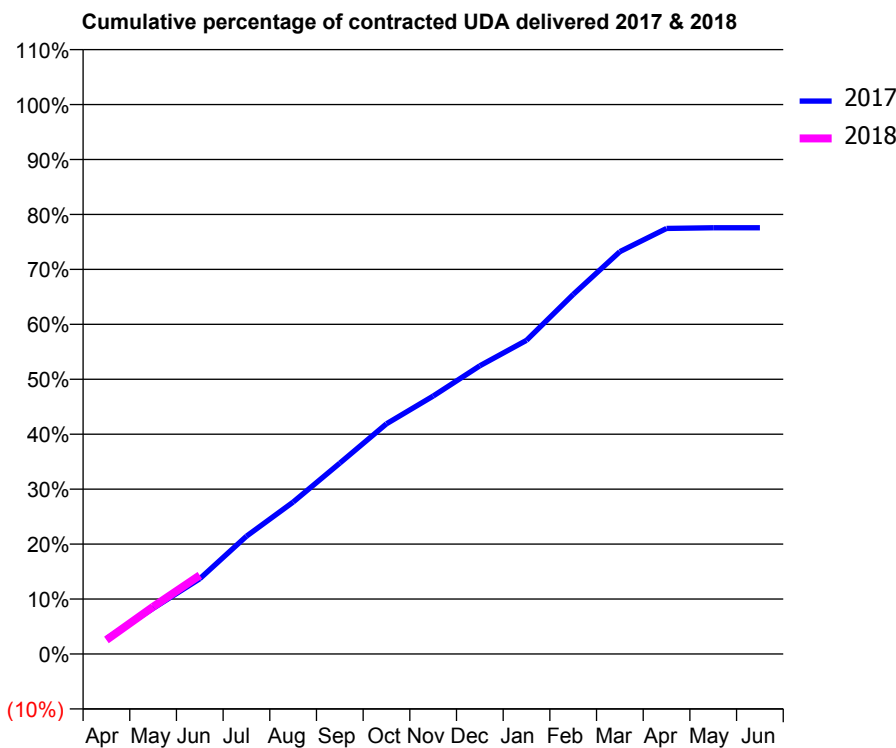
17/18 Contracted general activity (UDA)	41,071
Carry forward general activity (UDA)	0
17/18 Contracted orthodontic activity (UOA)	0
Carry forward orthodontic activity (UOA)	0
Baseline contract value	£1,152,315.40

ACCESS*

Patients seen in 24 months	Total	Change since previous quarter
Quarter ending June 2016	8,904	
Quarter ending September 2016	9,056	→
Quarter ending December 2016	9,146	→
Quarter ending March 2017	9,402	↑
Quarter ending June 2017	9,534	→
Variance since June 2016	7.1%	↑



ACTIVITY



Month	Adjusted Scheduled Activity (UDA)	
	2017	2018
April	1,149	1,048
May	3,412	3,532
June	5,622	5,882
July	8,805	
August	11,361	
September	14,265	
October	17,203	
November	19,278	
December	21,544	
January	23,447	
February	26,877	
March	30,072	
April	31,809	
May	31,859	
June	31,863	

QUALITY

	Quantity	Base Number	Contract	AT	Region	England
% of FP17s for the same patient ID Re-attending within 3 months - Children	44	778	5.7%	9.9%	11.7%	12.0%
% of FP17s for the same patient ID Re-attending within 3 months - Adults	445	2,697	16.5%	13.5%	15.2%	16.0%
% of FP17s for the same patient ID Re-attending between 3 & 9 months - Children	436	778	56.0%	60.0%	59.1%	58.0%
% of FP17s for the same patient ID Re-attending between 3 & 9 months - Adults	1,506	2,697	55.8%	55.0%	52.2%	50.9%
% of FP17s for Band 1 Urgent Courses	279	2,693	10.4%	6.8%	7.9%	9.1%
% of FP17s Relating to Free Repair or Replacements	62	2,693	2.3%	0.9%	0.8%	0.8%
% of FP17s Relating to Continuations	35	2,693	1.3%	1.3%	1.1%	1.1%
% of Patients satisfied with the dentistry they have received	22	24	91.7%	92.7%	91.8%	91.7%
% of Patients satisfied with the time they had to wait for an appointment	19	24	79.2%	89.5%	88.4%	88.0%

* This is based on patients treated on this contract for their most recent course of treatment. Figures in italics indicate the base number of FP17s or Patient Questionnaire responses are less than 100. N/A is shown where the base number of responses is less than 10 during the period. % is calculated as Quantity/Base number*100

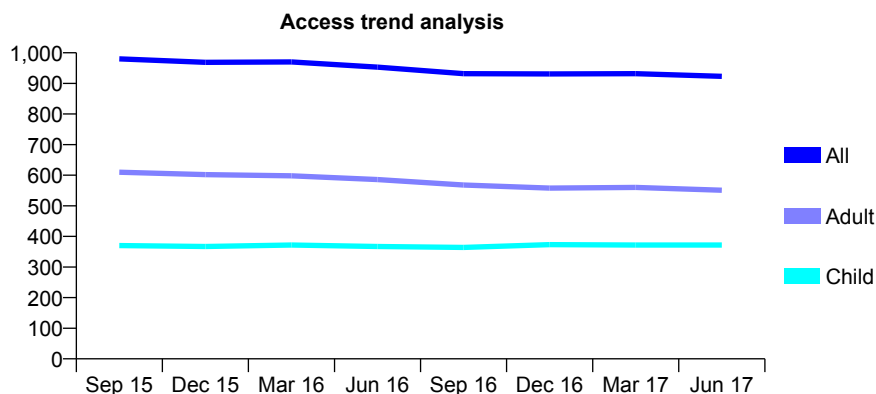
Q60 - Vital Signs At a Glance Contract Report for 144991/0001 - June 2017

Name or company name	Sue Meredith / Aquil Rajabali
Contract type name	GDS Contract
Purpose of contract	General
Contract start date	01/04/2013
Contract end date	

17/18 Contracted general activity (UDA)	2,731
Carry forward general activity (UDA)	0
17/18 Contracted orthodontic activity (UOA)	0
Carry forward orthodontic activity (UOA)	0
Baseline contract value	£62,352.38

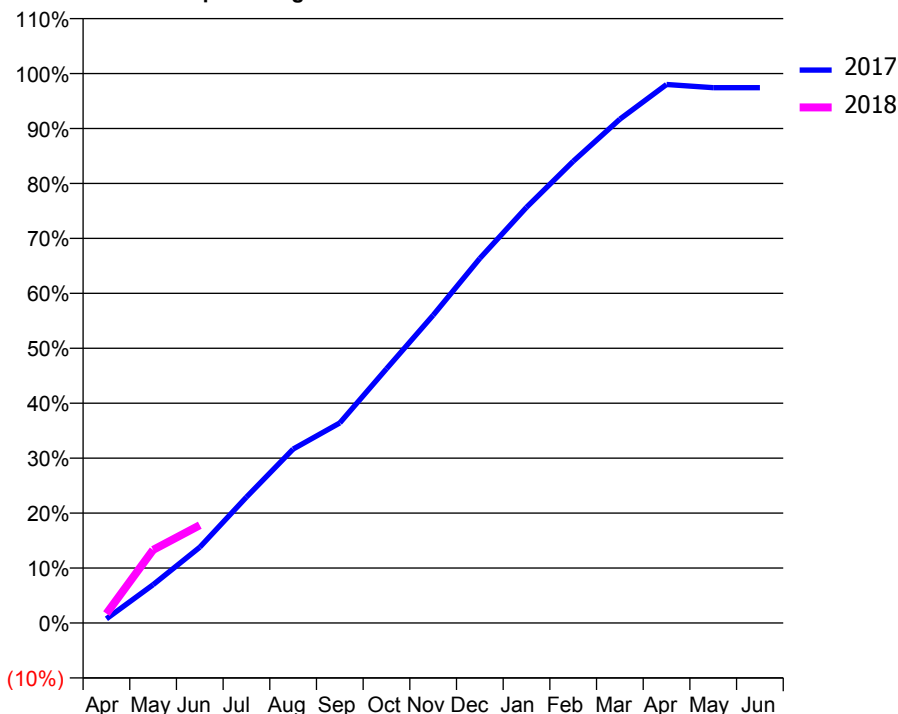
ACCESS*

Patients seen in 24 months	Total	Change since previous quarter
Quarter ending June 2016	953	
Quarter ending September 2016	932	↓
Quarter ending December 2016	931	→
Quarter ending March 2017	932	→
Quarter ending June 2017	923	→
Variance since June 2016	(3.1%)	↓



ACTIVITY

Cumulative percentage of contracted UDA delivered 2017 & 2018



Adjusted Scheduled Activity (UDA)

Month	2017	2018
April	21	47
May	190	364
June	377	486
July	626	
August	864	
September	995	
October	1,263	
November	1,530	
December	1,812	
January	2,066	
February	2,295	
March	2,504	
April	2,677	
May	2,661	
June	2,661	

QUALITY

	Quantity	Base Number	Contract	AT	Region	England
% of FP17s for the same patient ID Re-attending within 3 months - Children	17	140	12.1%	9.9%	11.7%	12.0%
% of FP17s for the same patient ID Re-attending within 3 months - Adults	18	138	13.0%	13.5%	15.2%	16.0%
% of FP17s for the same patient ID Re-attending between 3 & 9 months - Children	83	140	59.3%	60.0%	59.1%	58.0%
% of FP17s for the same patient ID Re-attending between 3 & 9 months - Adults	77	138	55.8%	55.0%	52.2%	50.9%
% of FP17s for Band 1 Urgent Courses	5	204	2.5%	6.8%	7.9%	9.1%
% of FP17s Relating to Free Repair or Replacements	0	204	0.0%	0.9%	0.8%	0.8%
% of FP17s Relating to Continuations	0	204	0.0%	1.3%	1.1%	1.1%
% of Patients satisfied with the dentistry they have received	0	0	N/A	92.7%	91.8%	91.7%
% of Patients satisfied with the time they had to wait for an appointment	0	0	N/A	89.5%	88.4%	88.0%

* This is based on patients treated on this contract for their most recent course of treatment. Figures in italics indicate the base number of FP17s or Patient Questionnaire responses are less than 100. N/A is shown where the base number of responses is less than 10 during the period. % is calculated as Quantity/Base number*100

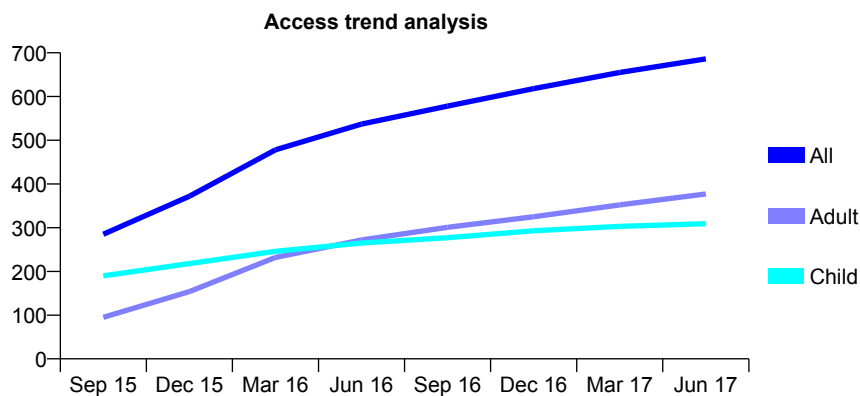
Q60 - Vital Signs At a Glance Contract Report for 145947/0001 - June 2017

Name or company name	Eccleshall Dental Clinic
Contract type name	GDS Contract
Purpose of contract	General
Contract start date	08/01/2015
Contract end date	

17/18 Contracted general activity (UDA)	2,058
Carry forward general activity (UDA)	0
17/18 Contracted orthodontic activity (UOA)	0
Carry forward orthodontic activity (UOA)	0
Baseline contract value	£45,774.49

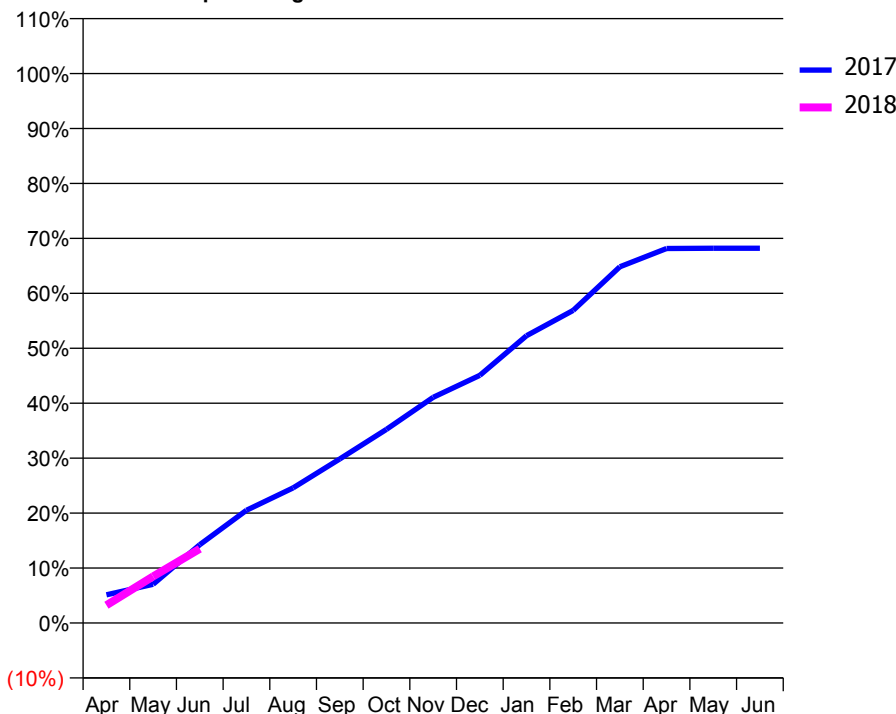
ACCESS*

Patients seen in 24 months	Total	Change since previous quarter
Quarter ending June 2016	537	
Quarter ending September 2016	578	↑
Quarter ending December 2016	618	↑
Quarter ending March 2017	655	↑
Quarter ending June 2017	686	↑
Variance since June 2016	27.7%	↑



ACTIVITY

Cumulative percentage of contracted UDA delivered 2017 & 2018



Month	Adjusted Scheduled Activity (UDA)	
	2017	2018
April	106	67
May	145	175
June	293	278
July	422	
August	506	
September	614	
October	725	
November	845	
December	928	
January	1,076	
February	1,171	
March	1,334	
April	1,403	
May	1,404	
June	1,404	

QUALITY

	Quantity	Base Number	Contract	AT	Region	England
% of FP17s for the same patient ID Re-attending within 3 months - Children	11	98	11.2%	9.9%	11.7%	12.0%
% of FP17s for the same patient ID Re-attending within 3 months - Adults	18	98	18.4%	13.5%	15.2%	16.0%
% of FP17s for the same patient ID Re-attending between 3 & 9 months - Children	49	98	50.0%	60.0%	59.1%	58.0%
% of FP17s for the same patient ID Re-attending between 3 & 9 months - Adults	31	98	31.6%	55.0%	52.2%	50.9%
% of FP17s for Band 1 Urgent Courses	20	165	12.1%	6.8%	7.9%	9.1%
% of FP17s Relating to Free Repair or Replacements	1	165	0.6%	0.9%	0.8%	0.8%
% of FP17s Relating to Continuations	0	165	0.0%	1.3%	1.1%	1.1%
% of Patients satisfied with the dentistry they have received	1	1	N/A	92.7%	91.8%	91.7%
% of Patients satisfied with the time they had to wait for an appointment	1	1	N/A	89.5%	88.4%	88.0%

* This is based on patients treated on this contract for their most recent course of treatment. Figures in italics indicate the base number of FP17s or Patient Questionnaire responses are less than 100. N/A is shown where the base number of responses is less than 10 during the period. % is calculated as Quantity/Base number*100

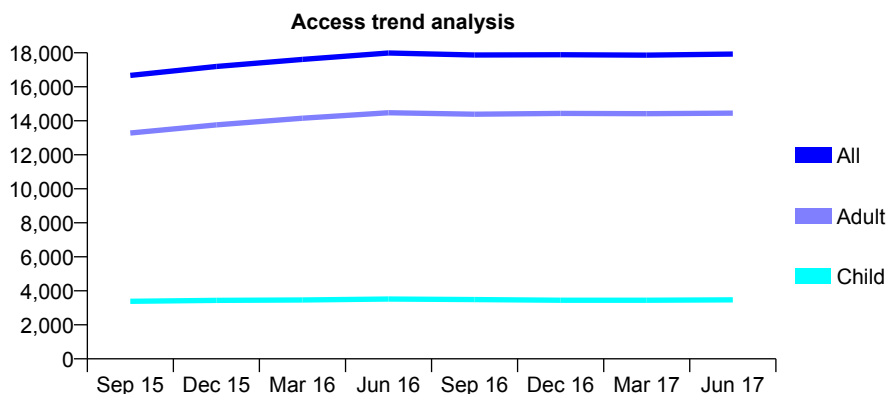
Q60 - Vital Signs At a Glance Contract Report for 148326/0001 - June 2017

Name or company name	Bore Street Dental Practice Limited
Contract type name	GDS Contract
Purpose of contract	General
Contract start date	01/07/2014
Contract end date	

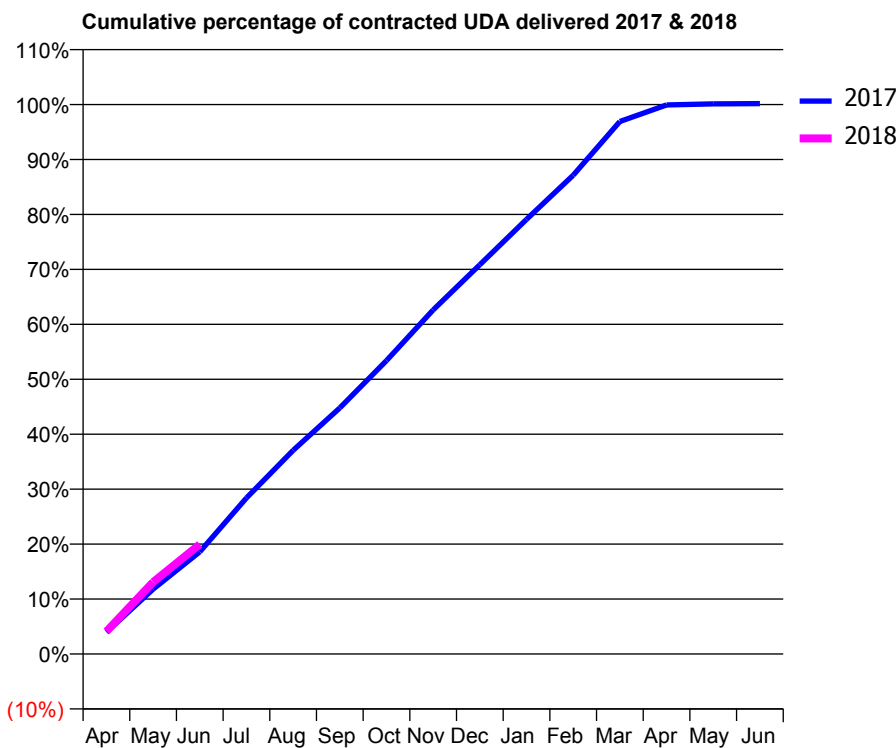
17/18 Contracted general activity (UDA)	49,250
Carry forward general activity (UDA)	0
17/18 Contracted orthodontic activity (UOA)	0
Carry forward orthodontic activity (UOA)	0
Baseline contract value	£1,115,497.80

ACCESS*

Patients seen in 24 months	Total	Change since previous quarter
Quarter ending June 2016	17,986	
Quarter ending September 2016	17,872	→
Quarter ending December 2016	17,886	→
Quarter ending March 2017	17,865	→
Quarter ending June 2017	17,925	→
Variance since June 2016	(0.3%)	→



ACTIVITY



Month	Adjusted Scheduled Activity (UDA)	
	2017	2018
April	1,954	2,023
May	5,816	6,443
June	9,159	9,833
July	13,987	
August	18,253	
September	22,053	
October	26,303	
November	30,837	
December	34,889	
January	38,957	
February	42,910	
March	47,726	
April	49,205	
May	49,311	
June	49,333	

QUALITY

	Quantity	Base Number	Contract	AT	Region	England
% of FP17s for the same patient ID Re-attending within 3 months - Children	65	1,281	5.1%	9.9%	11.7%	12.0%
% of FP17s for the same patient ID Re-attending within 3 months - Adults	662	5,248	12.6%	13.5%	15.2%	16.0%
% of FP17s for the same patient ID Re-attending between 3 & 9 months - Children	844	1,281	65.9%	60.0%	59.1%	58.0%
% of FP17s for the same patient ID Re-attending between 3 & 9 months - Adults	3,177	5,248	60.5%	55.0%	52.2%	50.9%
% of FP17s for Band 1 Urgent Courses	172	5,622	3.1%	6.8%	7.9%	9.1%
% of FP17s Relating to Free Repair or Replacements	66	5,622	1.2%	0.9%	0.8%	0.8%
% of FP17s Relating to Continuations	130	5,622	2.3%	1.3%	1.1%	1.1%
% of Patients satisfied with the dentistry they have received	48	50	96.0%	92.7%	91.8%	91.7%
% of Patients satisfied with the time they had to wait for an appointment	43	50	86.0%	89.5%	88.4%	88.0%

* This is based on patients treated on this contract for their most recent course of treatment. Figures in italics indicate the base number of FP17s or Patient Questionnaire responses are less than 100. N/A is shown where the base number of responses is less than 10 during the period. % is calculated as Quantity/Base number*100

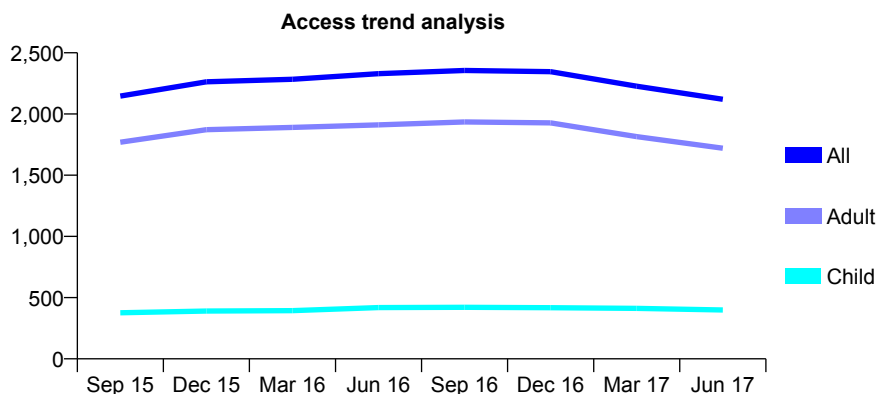
Q60 - Vital Signs At a Glance Contract Report for 148423/0001 - June 2017

Name or company name	Kinver Dental and Implant Surgery
Contract type name	GDS Contract
Purpose of contract	General and Orthodontic
Contract start date	05/01/2015
Contract end date	

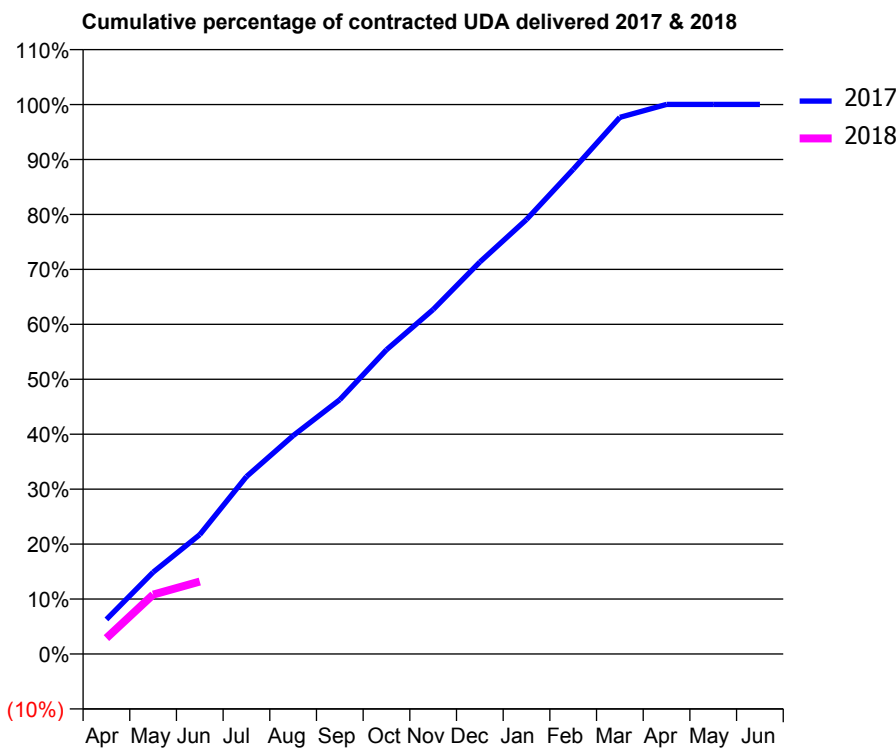
17/18 Contracted general activity (UDA)	7,076
Carry forward general activity (UDA)	0
17/18 Contracted orthodontic activity (UOA)	506
Carry forward orthodontic activity (UOA)	0
Baseline contract value	£185,856.87

ACCESS*

Patients seen in 24 months	Total	Change since previous quarter
Quarter ending June 2016	2,330	
Quarter ending September 2016	2,356	→
Quarter ending December 2016	2,346	→
Quarter ending March 2017	2,227	↓
Quarter ending June 2017	2,120	↓
Variance since June 2016	(9.0%)	↓



ACTIVITY



Month	Adjusted Scheduled Activity (UDA)	
	2017	2018
April	445	204
May	1,053	765
June	1,537	933
July	2,284	
August	2,813	
September	3,276	
October	3,917	
November	4,437	
December	5,048	
January	5,596	
February	6,241	
March	6,911	
April	7,077	
May	7,077	
June	7,077	

QUALITY

	Quantity	Base Number	Contract	AT	Region	England
% of FP17s for the same patient ID Re-attending within 3 months - Children	12	139	8.6%	9.9%	11.7%	12.0%
% of FP17s for the same patient ID Re-attending within 3 months - Adults	63	485	13.0%	13.5%	15.2%	16.0%
% of FP17s for the same patient ID Re-attending between 3 & 9 months - Children	89	139	64.0%	60.0%	59.1%	58.0%
% of FP17s for the same patient ID Re-attending between 3 & 9 months - Adults	341	485	70.3%	55.0%	52.2%	50.9%
% of FP17s for Band 1 Urgent Courses	25	537	4.7%	6.8%	7.9%	9.1%
% of FP17s Relating to Free Repair or Replacements	4	537	0.7%	0.9%	0.8%	0.8%
% of FP17s Relating to Continuations	6	537	1.1%	1.3%	1.1%	1.1%
% of Patients satisfied with the dentistry they have received	2	2	N/A	92.7%	91.8%	91.7%
% of Patients satisfied with the time they had to wait for an appointment	2	2	N/A	89.5%	88.4%	88.0%

* This is based on patients treated on this contract for their most recent course of treatment. Figures in italics indicate the base number of FP17s or Patient Questionnaire responses are less than 100. N/A is shown where the base number of responses is less than 10 during the period. % is calculated as Quantity/Base number*100

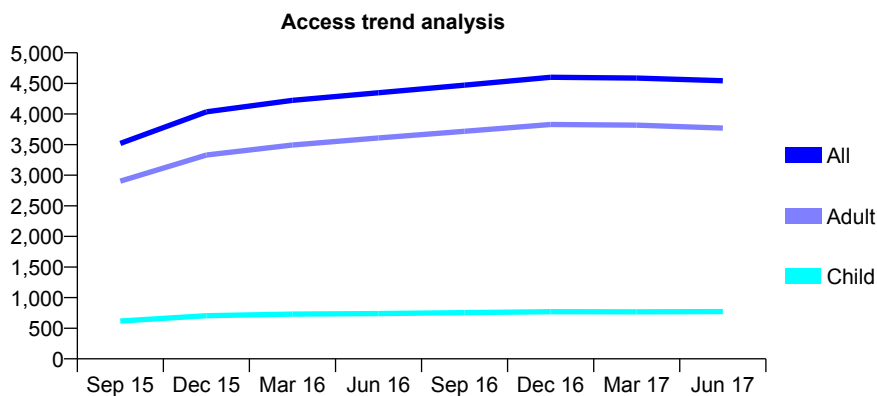
Q60 - Vital Signs At a Glance Contract Report for 148911/0001 - June 2017

Name or company name	Bowdlers House Dental Practice
Contract type name	GDS Contract
Purpose of contract	General
Contract start date	16/01/2015
Contract end date	

17/18 Contracted general activity (UDA)	13,360
Carry forward general activity (UDA)	0
17/18 Contracted orthodontic activity (UOA)	0
Carry forward orthodontic activity (UOA)	0
Baseline contract value	£306,760.44

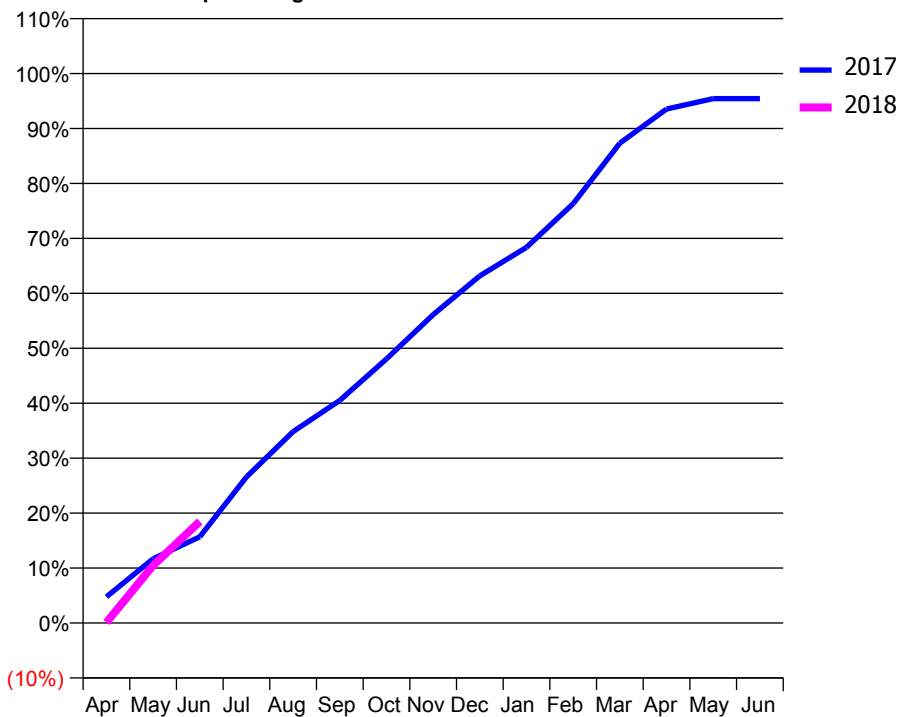
ACCESS*

Patients seen in 24 months	Total	Change since previous quarter
Quarter ending June 2016	4,347	
Quarter ending September 2016	4,471	↑
Quarter ending December 2016	4,601	↑
Quarter ending March 2017	4,588	→
Quarter ending June 2017	4,543	→
Variance since June 2016	4.5%	↑



ACTIVITY

Cumulative percentage of contracted UDA delivered 2017 & 2018



Month	Adjusted Scheduled Activity (UDA)	
	2017	2018
April	636	14
May	1,561	1,398
June	2,096	2,469
July	3,550	
August	4,654	
September	5,414	
October	6,422	
November	7,498	
December	8,441	
January	9,134	
February	10,195	
March	11,668	
April	12,496	
May	12,750	
June	12,750	

QUALITY

	Quantity	Base Number	Contract	AT	Region	England
% of FP17s for the same patient ID Re-attending within 3 months - Children	7	314	2.2%	9.9%	11.7%	12.0%
% of FP17s for the same patient ID Re-attending within 3 months - Adults	159	1,461	10.9%	13.5%	15.2%	16.0%
% of FP17s for the same patient ID Re-attending between 3 & 9 months - Children	184	314	58.6%	60.0%	59.1%	58.0%
% of FP17s for the same patient ID Re-attending between 3 & 9 months - Adults	843	1,461	57.7%	55.0%	52.2%	50.9%
% of FP17s for Band 1 Urgent Courses	95	1,378	6.9%	6.8%	7.9%	9.1%
% of FP17s Relating to Free Repair or Replacements	17	1,378	1.2%	0.9%	0.8%	0.8%
% of FP17s Relating to Continuations	4	1,378	0.3%	1.3%	1.1%	1.1%
% of Patients satisfied with the dentistry they have received	21	21	100.0%	92.7%	91.8%	91.7%
% of Patients satisfied with the time they had to wait for an appointment	21	21	100.0%	89.5%	88.4%	88.0%

* This is based on patients treated on this contract for their most recent course of treatment. Figures in italics indicate the base number of FP17s or Patient Questionnaire responses are less than 100. N/A is shown where the base number of responses is less than 10 during the period. % is calculated as Quantity/Base number*100

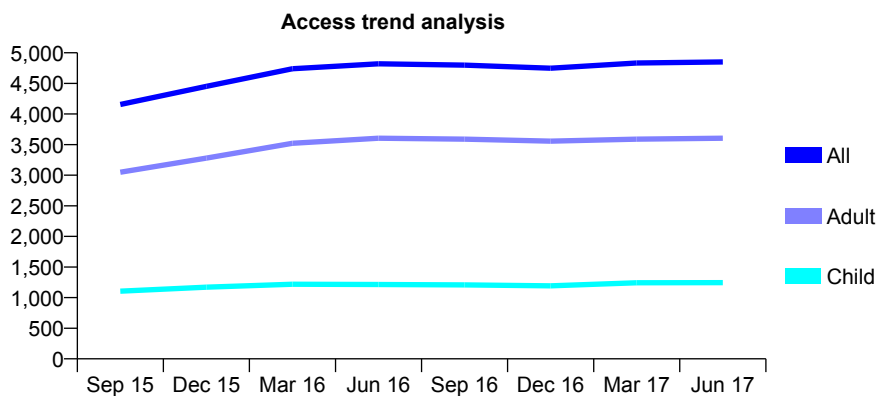
Q60 - Vital Signs At a Glance Contract Report for 149683/0001 - June 2017

Name or company name	Avenue Road Partnership
Contract type name	GDS Contract
Purpose of contract	General
Contract start date	01/09/2014
Contract end date	

17/18 Contracted general activity (UDA)	13,790
Carry forward general activity (UDA)	0
17/18 Contracted orthodontic activity (UOA)	0
Carry forward orthodontic activity (UOA)	0
Baseline contract value	£392,261.21

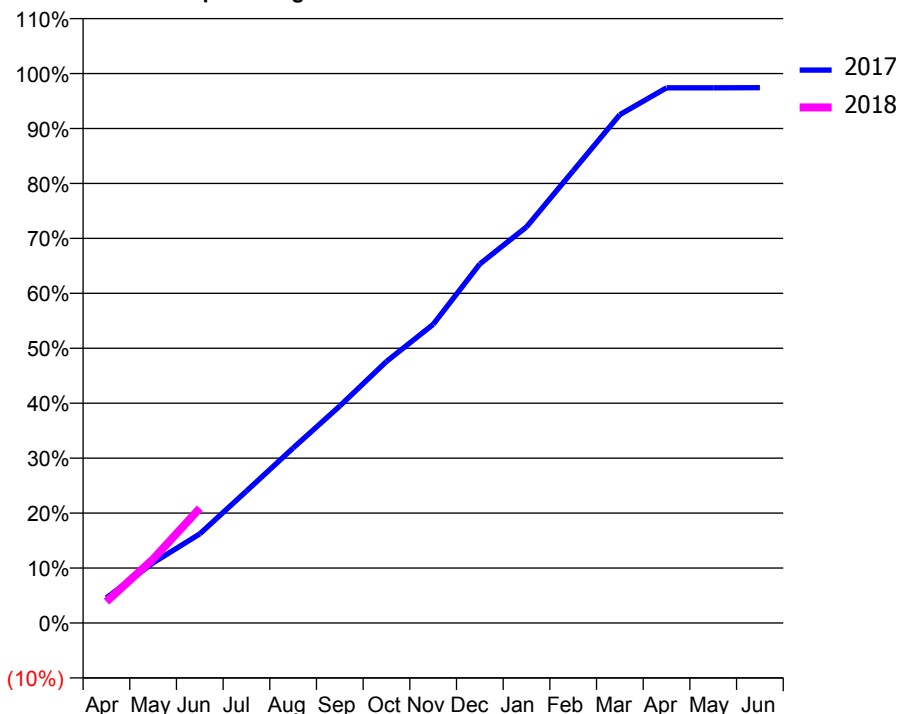
ACCESS*

Patients seen in 24 months	Total	Change since previous quarter
Quarter ending June 2016	4,820	
Quarter ending September 2016	4,799	→
Quarter ending December 2016	4,749	↓
Quarter ending March 2017	4,833	→
Quarter ending June 2017	4,850	→
Variance since June 2016	0.6%	→



ACTIVITY

Cumulative percentage of contracted UDA delivered 2017 & 2018



Month	Adjusted Scheduled Activity (UDA)	
	2017	2018
April	631	537
May	1,512	1,606
June	2,237	2,880
July	3,312	
August	4,392	
September	5,445	
October	6,565	
November	7,494	
December	9,009	
January	9,941	
February	11,348	
March	12,758	
April	13,432	
May	13,431	
June	13,434	

QUALITY

	Quantity	Base Number	Contract	AT	Region	England
% of FP17s for the same patient ID Re-attending within 3 months - Children	30	468	6.4%	9.9%	11.7%	12.0%
% of FP17s for the same patient ID Re-attending within 3 months - Adults	142	1,215	11.7%	13.5%	15.2%	16.0%
% of FP17s for the same patient ID Re-attending between 3 & 9 months - Children	285	468	60.9%	60.0%	59.1%	58.0%
% of FP17s for the same patient ID Re-attending between 3 & 9 months - Adults	750	1,215	61.7%	55.0%	52.2%	50.9%
% of FP17s for Band 1 Urgent Courses	84	1,370	6.1%	6.8%	7.9%	9.1%
% of FP17s Relating to Free Repair or Replacements	18	1,370	1.3%	0.9%	0.8%	0.8%
% of FP17s Relating to Continuations	2	1,370	0.1%	1.3%	1.1%	1.1%
% of Patients satisfied with the dentistry they have received	18	20	90.0%	92.7%	91.8%	91.7%
% of Patients satisfied with the time they had to wait for an appointment	20	20	100.0%	89.5%	88.4%	88.0%

* This is based on patients treated on this contract for their most recent course of treatment. Figures in italics indicate the base number of FP17s or Patient Questionnaire responses are less than 100. N/A is shown where the base number of responses is less than 10 during the period. % is calculated as Quantity/Base number*100

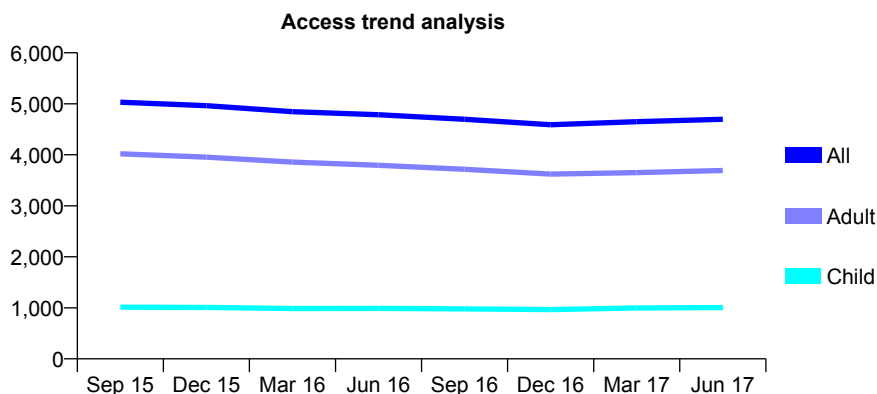
Q60 - Vital Signs At a Glance Contract Report for 152773/0001 - June 2017

Name or company name	Pontesbury Dental Practice
Contract type name	GDS Contract
Purpose of contract	General
Contract start date	08/03/2012
Contract end date	

17/18 Contracted general activity (UDA)	13,142
Carry forward general activity (UDA)	0
17/18 Contracted orthodontic activity (UOA)	0
Carry forward orthodontic activity (UOA)	0
Baseline contract value	£354,558.50

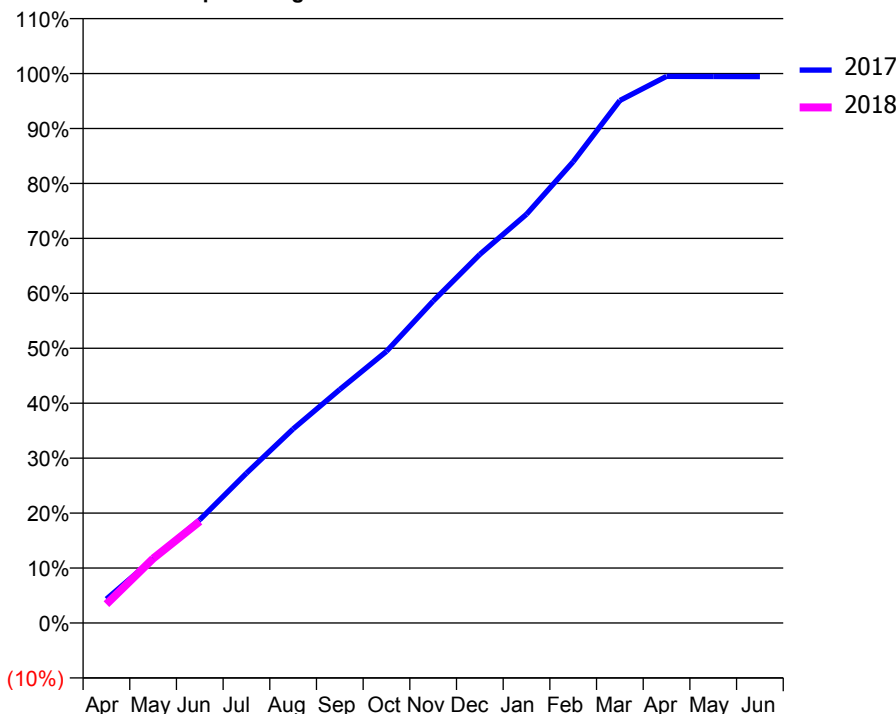
ACCESS*

Patients seen in 24 months	Total	Change since previous quarter
Quarter ending June 2016	4,786	
Quarter ending September 2016	4,696	↓
Quarter ending December 2016	4,589	↓
Quarter ending March 2017	4,649	→
Quarter ending June 2017	4,698	→
Variance since June 2016	(1.8%)	↓



ACTIVITY

Cumulative percentage of contracted UDA delivered 2017 & 2018



Adjusted Scheduled Activity (UDA)

Month	2017	2018
April	572	452
May	1,532	1,543
June	2,470	2,431
July	3,583	
August	4,640	
September	5,586	
October	6,499	
November	7,701	
December	8,817	
January	9,776	
February	11,032	
March	12,496	
April	13,075	
May	13,071	
June	13,068	

QUALITY

	Quantity	Base Number	Contract	AT	Region	England
% of FP17s for the same patient ID Re-attending within 3 months - Children	23	333	6.9%	9.9%	11.7%	12.0%
% of FP17s for the same patient ID Re-attending within 3 months - Adults	109	1,213	9.0%	13.5%	15.2%	16.0%
% of FP17s for the same patient ID Re-attending between 3 & 9 months - Children	186	333	55.9%	60.0%	59.1%	58.0%
% of FP17s for the same patient ID Re-attending between 3 & 9 months - Adults	657	1,213	54.2%	55.0%	52.2%	50.9%
% of FP17s for Band 1 Urgent Courses	108	1,283	8.4%	6.8%	7.9%	9.1%
% of FP17s Relating to Free Repair or Replacements	2	1,283	0.2%	0.9%	0.8%	0.8%
% of FP17s Relating to Continuations	7	1,283	0.5%	1.3%	1.1%	1.1%
% of Patients satisfied with the dentistry they have received	7	8	N/A	92.7%	91.8%	91.7%
% of Patients satisfied with the time they had to wait for an appointment	8	8	N/A	89.5%	88.4%	88.0%

* This is based on patients treated on this contract for their most recent course of treatment. Figures in italics indicate the base number of FP17s or Patient Questionnaire responses are less than 100. N/A is shown where the base number of responses is less than 10 during the period. % is calculated as Quantity/Base number*100

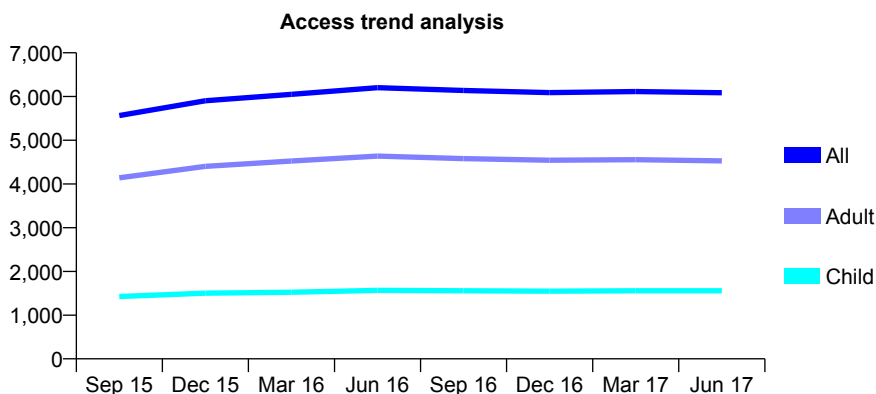
Q60 - Vital Signs At a Glance Contract Report for 153842/0001 - June 2017

Name or company name	P Najran Limited
Contract type name	GDS Contract
Purpose of contract	General
Contract start date	01/07/2014
Contract end date	

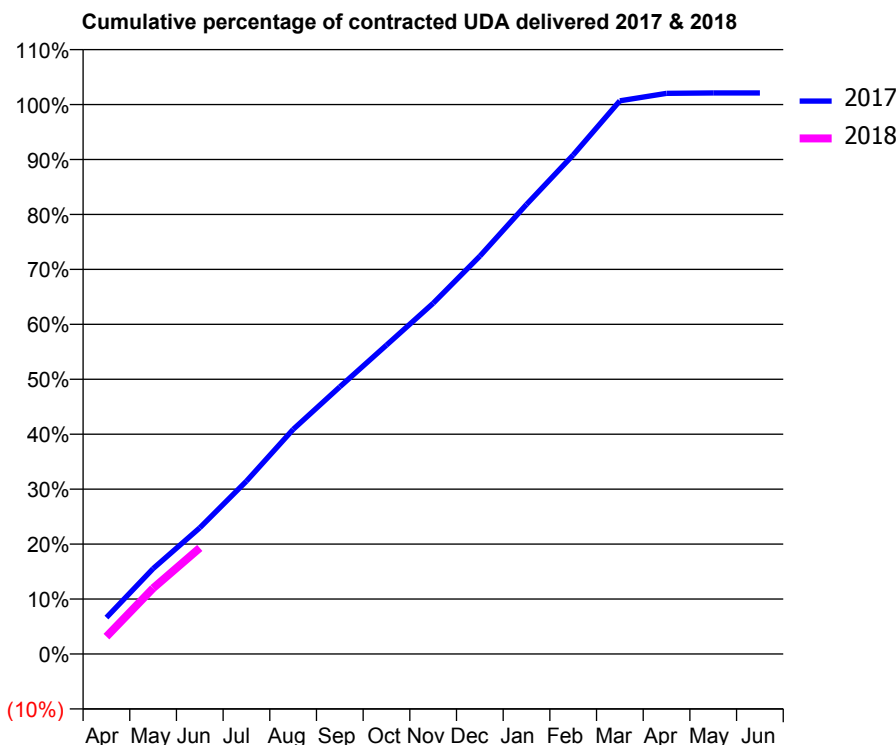
17/18 Contracted general activity (UDA)	19,157
Carry forward general activity (UDA)	0
17/18 Contracted orthodontic activity (UOA)	0
Carry forward orthodontic activity (UOA)	0
Baseline contract value	£453,584.36

ACCESS*

Patients seen in 24 months	Total	Change since previous quarter
Quarter ending June 2016	6,203	
Quarter ending September 2016	6,139	↓
Quarter ending December 2016	6,089	→
Quarter ending March 2017	6,113	→
Quarter ending June 2017	6,086	→
Variance since June 2016	(1.9%)	↓



ACTIVITY



Month	Adjusted Scheduled Activity (UDA)	
	2017	2018
April	1,271	609
May	2,976	2,292
June	4,399	3,697
July	6,028	
August	7,833	
September	9,316	
October	10,770	
November	12,229	
December	13,871	
January	15,674	
February	17,400	
March	19,283	
April	19,548	
May	19,560	
June	19,560	

QUALITY

	Quantity	Base Number	Contract	AT	Region	England
% of FP17s for the same patient ID Re-attending within 3 months - Children	31	579	5.4%	9.9%	11.7%	12.0%
% of FP17s for the same patient ID Re-attending within 3 months - Adults	122	1,362	9.0%	13.5%	15.2%	16.0%
% of FP17s for the same patient ID Re-attending between 3 & 9 months - Children	390	579	67.4%	60.0%	59.1%	58.0%
% of FP17s for the same patient ID Re-attending between 3 & 9 months - Adults	888	1,362	65.2%	55.0%	52.2%	50.9%
% of FP17s for Band 1 Urgent Courses	113	1,806	6.3%	6.8%	7.9%	9.1%
% of FP17s Relating to Free Repair or Replacements	28	1,806	1.6%	0.9%	0.8%	0.8%
% of FP17s Relating to Continuations	13	1,806	0.7%	1.3%	1.1%	1.1%
% of Patients satisfied with the dentistry they have received	15	17	88.2%	92.7%	91.8%	91.7%
% of Patients satisfied with the time they had to wait for an appointment	14	17	82.4%	89.5%	88.4%	88.0%

* This is based on patients treated on this contract for their most recent course of treatment. Figures in italics indicate the base number of FP17s or Patient Questionnaire responses are less than 100. N/A is shown where the base number of responses is less than 10 during the period. % is calculated as Quantity/Base number*100

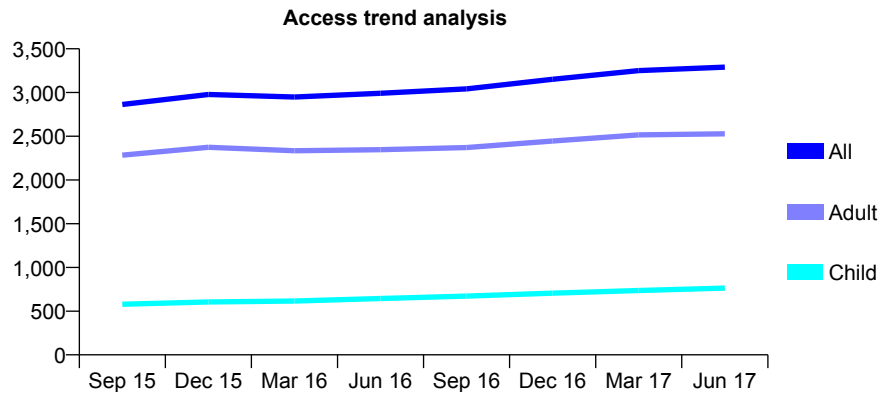
Q60 - Vital Signs At a Glance Contract Report for 154490/0001 - June 2017

Name or company name	Drs Handa and Handa
Contract type name	GDS Contract
Purpose of contract	General
Contract start date	01/08/2013
Contract end date	

17/18 Contracted general activity (UDA)	7,006
Carry forward general activity (UDA)	0
17/18 Contracted orthodontic activity (UOA)	0
Carry forward orthodontic activity (UOA)	0
Baseline contract value	£133,571.22

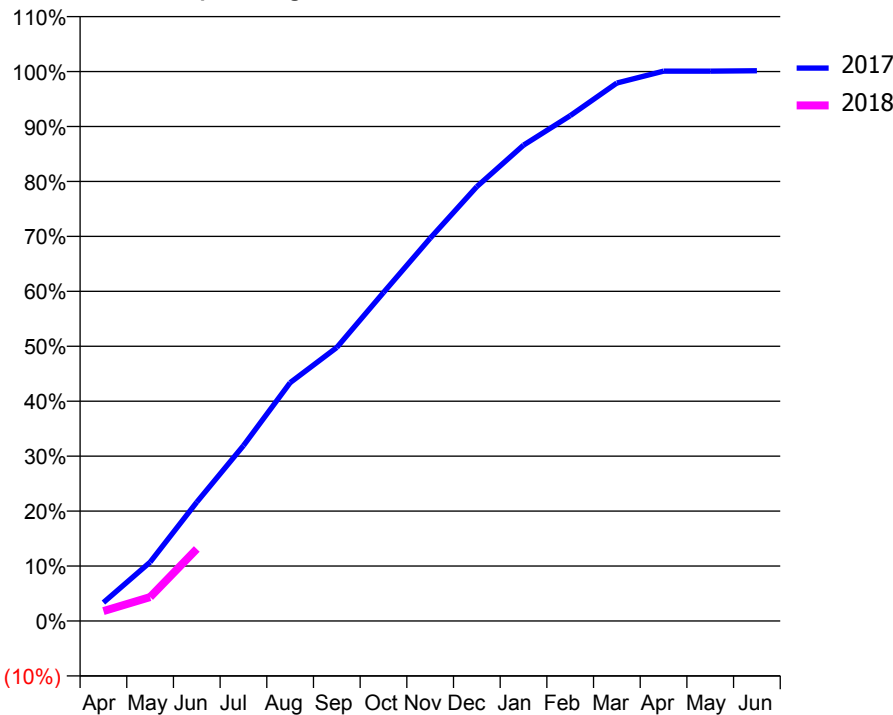
ACCESS*

Patients seen in 24 months	Total	Change since previous quarter
Quarter ending June 2016	2,991	
Quarter ending September 2016	3,042	→
Quarter ending December 2016	3,152	↑
Quarter ending March 2017	3,251	↑
Quarter ending June 2017	3,291	→
Variance since June 2016	10.0%	↑



ACTIVITY

Cumulative percentage of contracted UDA delivered 2017 & 2018



Month	Adjusted Scheduled Activity (UDA)	
	2017	2018
April	235	127
May	751	306
June	1,516	920
July	2,237	
August	3,040	
September	3,488	
October	4,188	
November	4,881	
December	5,539	
January	6,068	
February	6,443	
March	6,859	
April	7,010	
May	7,010	
June	7,016	

QUALITY

	Quantity	Base Number	Contract	AT	Region	England
% of FP17s for the same patient ID Re-attending within 3 months - Children	14	243	5.8%	9.9%	11.7%	12.0%
% of FP17s for the same patient ID Re-attending within 3 months - Adults	44	642	6.9%	13.5%	15.2%	16.0%
% of FP17s for the same patient ID Re-attending between 3 & 9 months - Children	148	243	60.9%	60.0%	59.1%	58.0%
% of FP17s for the same patient ID Re-attending between 3 & 9 months - Adults	397	642	61.8%	55.0%	52.2%	50.9%
% of FP17s for Band 1 Urgent Courses	33	607	5.4%	6.8%	7.9%	9.1%
% of FP17s Relating to Free Repair or Replacements	5	607	0.8%	0.9%	0.8%	0.8%
% of FP17s Relating to Continuations	4	607	0.7%	1.3%	1.1%	1.1%
% of Patients satisfied with the dentistry they have received	10	10	100.0%	92.7%	91.8%	91.7%
% of Patients satisfied with the time they had to wait for an appointment	9	10	90.0%	89.5%	88.4%	88.0%

* This is based on patients treated on this contract for their most recent course of treatment. Figures in italics indicate the base number of FP17s or Patient Questionnaire responses are less than 100. N/A is shown where the base number of responses is less than 10 during the period. % is calculated as Quantity/Base number*100

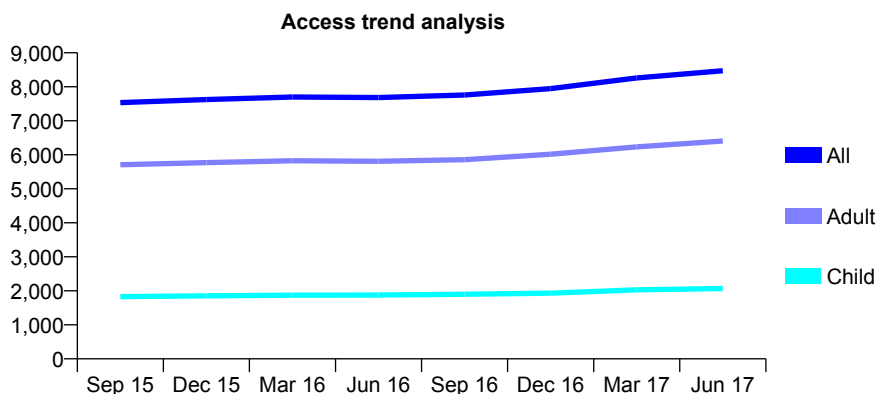
Q60 - Vital Signs At a Glance Contract Report for 157147/0001 - June 2017

Name or company name	Stop the Clock Dental Care Ltd
Contract type name	GDS Contract
Purpose of contract	General
Contract start date	01/02/2010
Contract end date	

17/18 Contracted general activity (UDA)	29,570
Carry forward general activity (UDA)	0
17/18 Contracted orthodontic activity (UOA)	0
Carry forward orthodontic activity (UOA)	0
Baseline contract value	£719,921.44

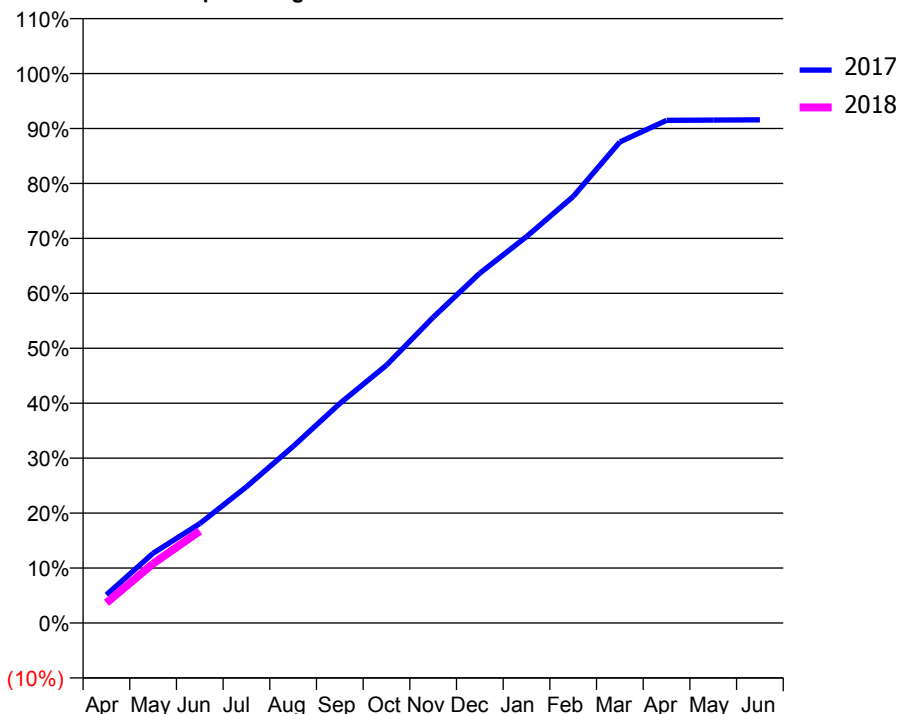
ACCESS*

Patients seen in 24 months	Total	Change since previous quarter
Quarter ending June 2016	7,686	
Quarter ending September 2016	7,757	→
Quarter ending December 2016	7,948	↑
Quarter ending March 2017	8,260	↑
Quarter ending June 2017	8,473	↑
Variance since June 2016	10.2%	↑



ACTIVITY

Cumulative percentage of contracted UDA delivered 2017 & 2018



Month	Adjusted Scheduled Activity (UDA)	
	2017	2018
April	1,340	1,087
May	3,314	3,195
June	4,718	4,950
July	6,462	
August	8,382	
September	10,417	
October	12,234	
November	14,506	
December	16,596	
January	18,329	
February	20,234	
March	22,823	
April	23,850	
May	23,860	
June	23,873	

QUALITY

	Quantity	Base Number	Contract	AT	Region	England
% of FP17s for the same patient ID Re-attending within 3 months - Children	44	802	5.5%	9.9%	11.7%	12.0%
% of FP17s for the same patient ID Re-attending within 3 months - Adults	316	2,492	12.7%	13.5%	15.2%	16.0%
% of FP17s for the same patient ID Re-attending between 3 & 9 months - Children	546	802	68.1%	60.0%	59.1%	58.0%
% of FP17s for the same patient ID Re-attending between 3 & 9 months - Adults	1,572	2,492	63.1%	55.0%	52.2%	50.9%
% of FP17s for Band 1 Urgent Courses	158	2,764	5.7%	6.8%	7.9%	9.1%
% of FP17s Relating to Free Repair or Replacements	68	2,764	2.5%	0.9%	0.8%	0.8%
% of FP17s Relating to Continuations	36	2,764	1.3%	1.3%	1.1%	1.1%
% of Patients satisfied with the dentistry they have received	20	20	100.0%	92.7%	91.8%	91.7%
% of Patients satisfied with the time they had to wait for an appointment	19	20	95.0%	89.5%	88.4%	88.0%

* This is based on patients treated on this contract for their most recent course of treatment. Figures in italics indicate the base number of FP17s or Patient Questionnaire responses are less than 100. N/A is shown where the base number of responses is less than 10 during the period. % is calculated as Quantity/Base number*100

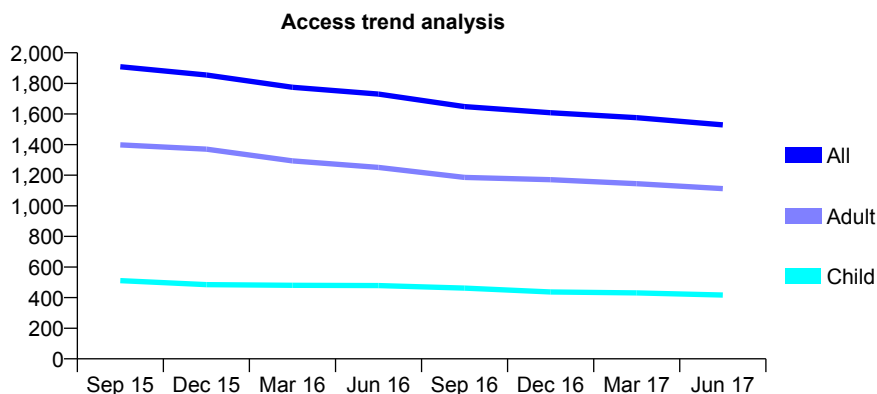
Q60 - Vital Signs At a Glance Contract Report for 159263/0002 - June 2017

Name or company name	Broseley Dental Practice Ltd
Contract type name	GDS Contract
Purpose of contract	General
Contract start date	01/07/2009
Contract end date	

17/18 Contracted general activity (UDA)	5,619
Carry forward general activity (UDA)	0
17/18 Contracted orthodontic activity (UOA)	0
Carry forward orthodontic activity (UOA)	0
Baseline contract value	£147,509.54

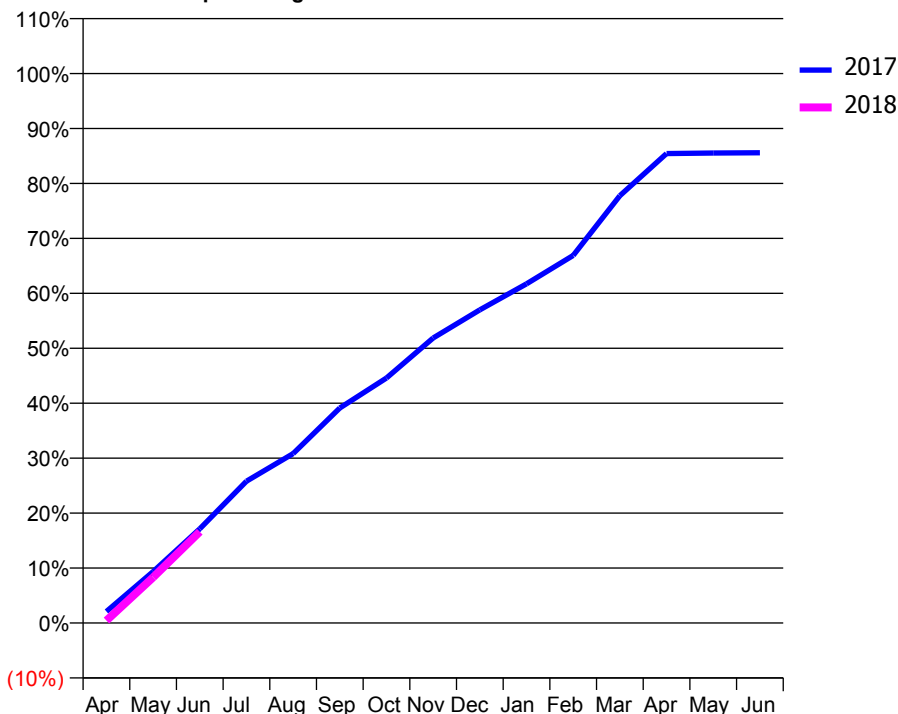
ACCESS*

Patients seen in 24 months	Total	Change since previous quarter
Quarter ending June 2016	1,730	
Quarter ending September 2016	1,648	↓
Quarter ending December 2016	1,608	↓
Quarter ending March 2017	1,576	↓
Quarter ending June 2017	1,529	↓
Variance since June 2016	(11.6%)	↓



ACTIVITY

Cumulative percentage of contracted UDA delivered 2017 & 2018



Month	Adjusted Scheduled Activity (UDA)	
	2017	2018
April	118	25
May	526	467
June	963	934
July	1,450	
August	1,732	
September	2,199	
October	2,505	
November	2,915	
December	3,202	
January	3,468	
February	3,759	
March	4,369	
April	4,801	
May	4,806	
June	4,809	

QUALITY

	Quantity	Base Number	Contract	AT	Region	England
% of FP17s for the same patient ID Re-attending within 3 months - Children	9	140	6.4%	9.9%	11.7%	12.0%
% of FP17s for the same patient ID Re-attending within 3 months - Adults	51	321	15.9%	13.5%	15.2%	16.0%
% of FP17s for the same patient ID Re-attending between 3 & 9 months - Children	84	140	60.0%	60.0%	59.1%	58.0%
% of FP17s for the same patient ID Re-attending between 3 & 9 months - Adults	165	321	51.4%	55.0%	52.2%	50.9%
% of FP17s for Band 1 Urgent Courses	39	321	12.1%	6.8%	7.9%	9.1%
% of FP17s Relating to Free Repair or Replacements	2	321	0.6%	0.9%	0.8%	0.8%
% of FP17s Relating to Continuations	0	321	0.0%	1.3%	1.1%	1.1%
% of Patients satisfied with the dentistry they have received	5	5	N/A	92.7%	91.8%	91.7%
% of Patients satisfied with the time they had to wait for an appointment	5	5	N/A	89.5%	88.4%	88.0%

* This is based on patients treated on this contract for their most recent course of treatment. Figures in italics indicate the base number of FP17s or Patient Questionnaire responses are less than 100. N/A is shown where the base number of responses is less than 10 during the period. % is calculated as Quantity/Base number*100

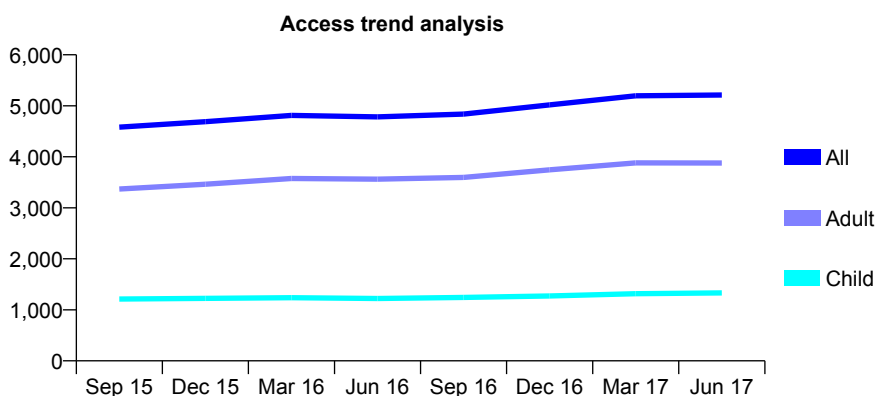
Q60 - Vital Signs At a Glance Contract Report for 159441/0001 - June 2017

Name or company name	DentalPerfection@Branston
Contract type name	GDS Contract
Purpose of contract	General
Contract start date	28/01/2011
Contract end date	

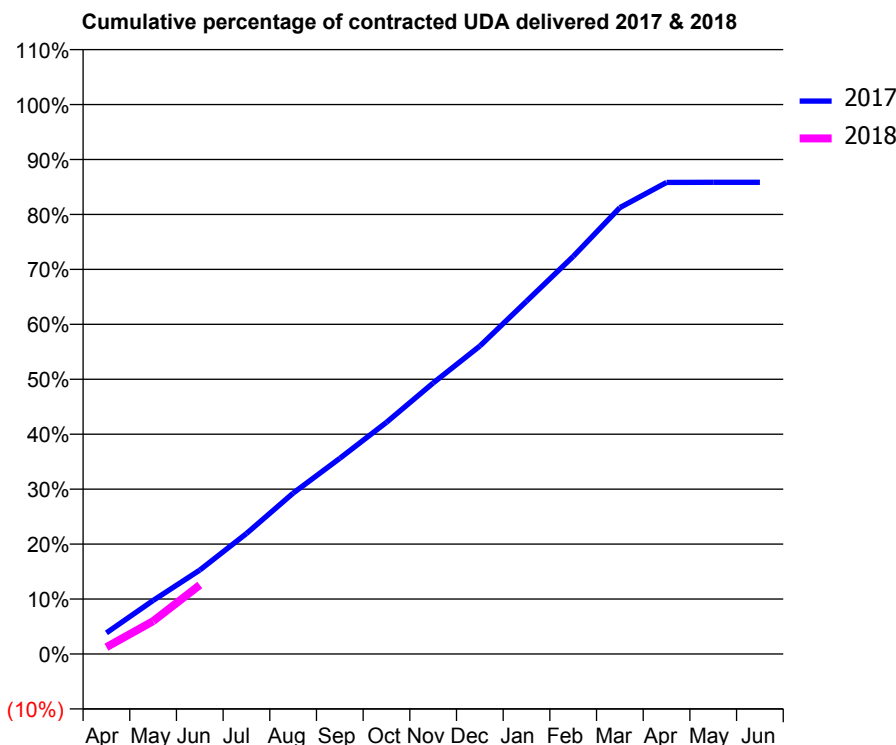
17/18 Contracted general activity (UDA)	15,786
Carry forward general activity (UDA)	0
17/18 Contracted orthodontic activity (UOA)	0
Carry forward orthodontic activity (UOA)	0
Baseline contract value	£365,370.21

ACCESS*

Patients seen in 24 months	Total	Change since previous quarter
Quarter ending June 2016	4,784	
Quarter ending September 2016	4,839	→
Quarter ending December 2016	5,018	↑
Quarter ending March 2017	5,196	↑
Quarter ending June 2017	5,212	→
Variance since June 2016	8.9%	↑



ACTIVITY



Month	Adjusted Scheduled Activity (UDA)	
	2017	2018
April	606	199
May	1,538	946
June	2,410	1,982
July	3,462	
August	4,624	
September	5,621	
October	6,657	
November	7,788	
December	8,847	
January	10,133	
February	11,421	
March	12,823	
April	13,546	
May	13,551	
June	13,553	

QUALITY

	Quantity	Base Number	Contract	AT	Region	England
% of FP17s for the same patient ID Re-attending within 3 months - Children	25	386	6.5%	9.9%	11.7%	12.0%
% of FP17s for the same patient ID Re-attending within 3 months - Adults	102	1,008	10.1%	13.5%	15.2%	16.0%
% of FP17s for the same patient ID Re-attending between 3 & 9 months - Children	219	386	56.7%	60.0%	59.1%	58.0%
% of FP17s for the same patient ID Re-attending between 3 & 9 months - Adults	499	1,008	49.5%	55.0%	52.2%	50.9%
% of FP17s for Band 1 Urgent Courses	40	1,076	3.7%	6.8%	7.9%	9.1%
% of FP17s Relating to Free Repair or Replacements	1	1,076	0.1%	0.9%	0.8%	0.8%
% of FP17s Relating to Continuations	22	1,076	2.0%	1.3%	1.1%	1.1%
% of Patients satisfied with the dentistry they have received	7	7	N/A	92.7%	91.8%	91.7%
% of Patients satisfied with the time they had to wait for an appointment	7	7	N/A	89.5%	88.4%	88.0%

* This is based on patients treated on this contract for their most recent course of treatment. Figures in italics indicate the base number of FP17s or Patient Questionnaire responses are less than 100. N/A is shown where the base number of responses is less than 10 during the period. % is calculated as Quantity/Base number*100

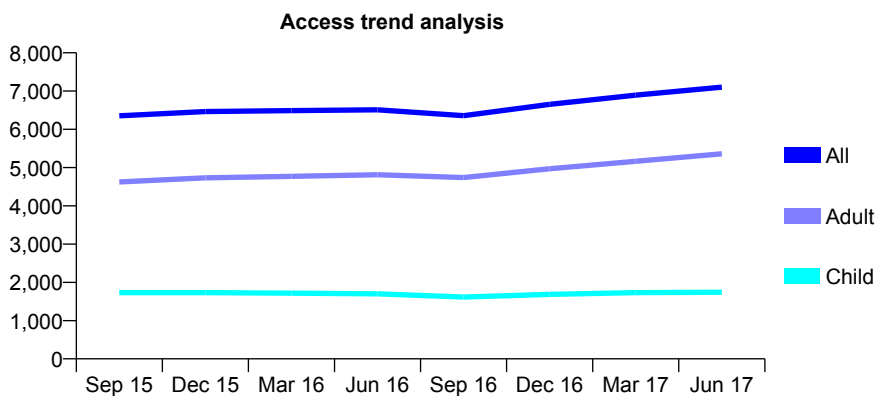
Q60 - Vital Signs At a Glance Contract Report for 161799/0001 - June 2017

Name or company name	Lyme Dental Practice
Contract type name	GDS Contract
Purpose of contract	General
Contract start date	21/10/2013
Contract end date	

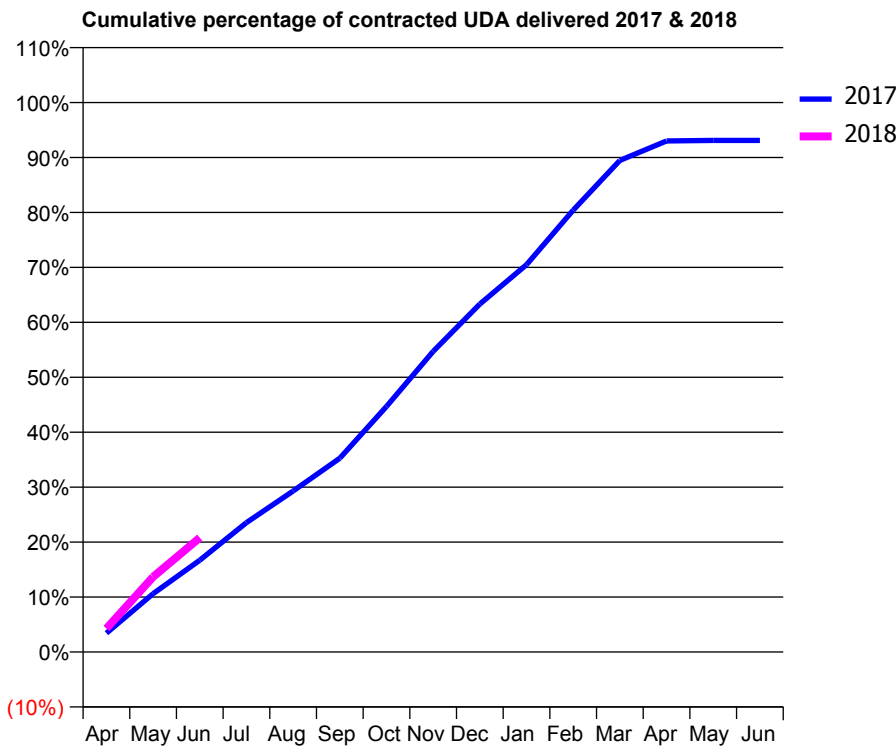
17/18 Contracted general activity (UDA)	19,000
Carry forward general activity (UDA)	0
17/18 Contracted orthodontic activity (UOA)	0
Carry forward orthodontic activity (UOA)	0
Baseline contract value	£430,085.13

ACCESS*

Patients seen in 24 months	Total	Change since previous quarter
Quarter ending June 2016	6,511	
Quarter ending September 2016	6,356	↓
Quarter ending December 2016	6,654	↑
Quarter ending March 2017	6,892	↑
Quarter ending June 2017	7,103	↑
Variance since June 2016	9.1%	↑



ACTIVITY



Adjusted Scheduled Activity (UDA)		
Month	2017	2018
April	655	813
May	2,018	2,599
June	3,176	3,956
July	4,475	
August	5,569	
September	6,704	
October	8,489	
November	10,396	
December	12,032	
January	13,390	
February	15,278	
March	16,995	
April	17,669	
May	17,687	
June	17,691	

QUALITY

	Quantity	Base Number	Contract	AT	Region	England
% of FP17s for the same patient ID Re-attending within 3 months - Children	42	650	6.5%	9.9%	11.7%	12.0%
% of FP17s for the same patient ID Re-attending within 3 months - Adults	208	1,903	10.9%	13.5%	15.2%	16.0%
% of FP17s for the same patient ID Re-attending between 3 & 9 months - Children	407	650	62.6%	60.0%	59.1%	58.0%
% of FP17s for the same patient ID Re-attending between 3 & 9 months - Adults	1,117	1,903	58.7%	55.0%	52.2%	50.9%
% of FP17s for Band 1 Urgent Courses	98	2,150	4.6%	6.8%	7.9%	9.1%
% of FP17s Relating to Free Repair or Replacements	12	2,150	0.6%	0.9%	0.8%	0.8%
% of FP17s Relating to Continuations	40	2,150	1.9%	1.3%	1.1%	1.1%
% of Patients satisfied with the dentistry they have received	21	21	100.0%	92.7%	91.8%	91.7%
% of Patients satisfied with the time they had to wait for an appointment	19	21	90.5%	89.5%	88.4%	88.0%

* This is based on patients treated on this contract for their most recent course of treatment. Figures in italics indicate the base number of FP17s or Patient Questionnaire responses are less than 100. N/A is shown where the base number of responses is less than 10 during the period. % is calculated as Quantity/Base number*100

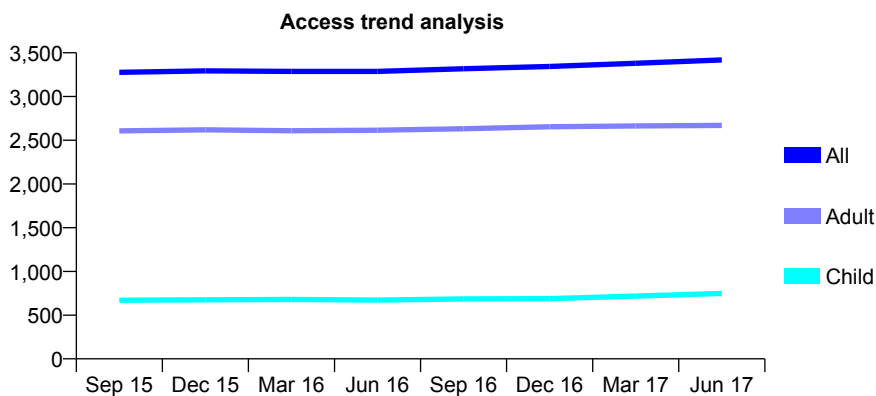
Q60 - Vital Signs At a Glance Contract Report for 162094/0001 - June 2017

Name or company name	The Dental Surgery
Contract type name	GDS Contract
Purpose of contract	General
Contract start date	01/10/2009
Contract end date	

17/18 Contracted general activity (UDA)	10,964
Carry forward general activity (UDA)	0
17/18 Contracted orthodontic activity (UOA)	0
Carry forward orthodontic activity (UOA)	0
Baseline contract value	£184,364.72

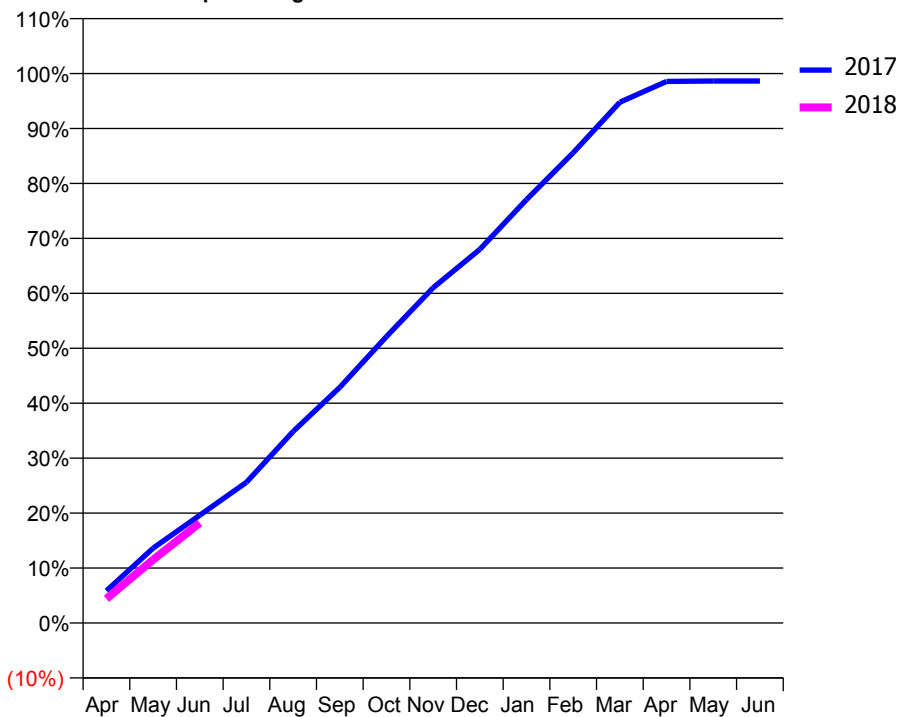
ACCESS*

Patients seen in 24 months	Total	Change since previous quarter
Quarter ending June 2016	3,287	
Quarter ending September 2016	3,317	→
Quarter ending December 2016	3,343	→
Quarter ending March 2017	3,380	→
Quarter ending June 2017	3,418	→
Variance since June 2016	4.0%	↑



ACTIVITY

Cumulative percentage of contracted UDA delivered 2017 & 2018



Month	Adjusted Scheduled Activity (UDA)	
	2017	2018
April	642	483
May	1,494	1,262
June	2,150	1,996
July	2,807	
August	3,823	
September	4,702	
October	5,715	
November	6,691	
December	7,455	
January	8,449	
February	9,383	
March	10,391	
April	10,806	
May	10,813	
June	10,813	

QUALITY

	Quantity	Base Number	Contract	AT	Region	England
% of FP17s for the same patient ID Re-attending within 3 months - Children	4	221	1.8%	9.9%	11.7%	12.0%
% of FP17s for the same patient ID Re-attending within 3 months - Adults	43	674	6.4%	13.5%	15.2%	16.0%
% of FP17s for the same patient ID Re-attending between 3 & 9 months - Children	65	221	29.4%	60.0%	59.1%	58.0%
% of FP17s for the same patient ID Re-attending between 3 & 9 months - Adults	306	674	45.4%	55.0%	52.2%	50.9%
% of FP17s for Band 1 Urgent Courses	25	734	3.4%	6.8%	7.9%	9.1%
% of FP17s Relating to Free Repair or Replacements	16	734	2.2%	0.9%	0.8%	0.8%
% of FP17s Relating to Continuations	0	734	0.0%	1.3%	1.1%	1.1%
% of Patients satisfied with the dentistry they have received	17	17	100.0%	92.7%	91.8%	91.7%
% of Patients satisfied with the time they had to wait for an appointment	15	17	88.2%	89.5%	88.4%	88.0%

* This is based on patients treated on this contract for their most recent course of treatment. Figures in italics indicate the base number of FP17s or Patient Questionnaire responses are less than 100. N/A is shown where the base number of responses is less than 10 during the period. % is calculated as Quantity/Base number*100

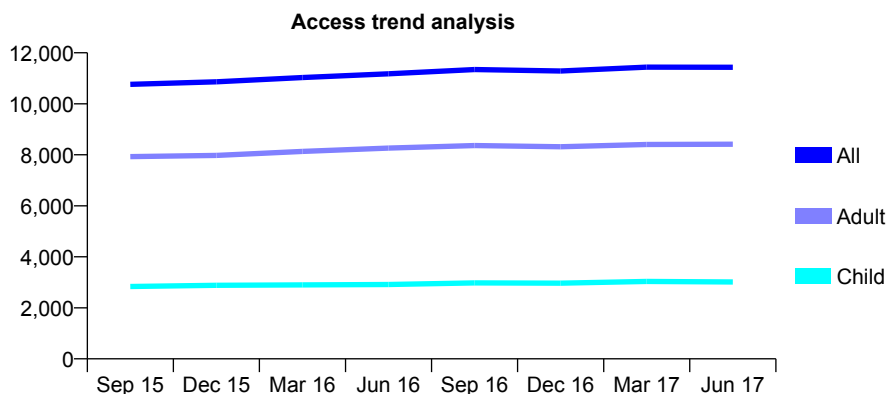
Q60 - Vital Signs At a Glance Contract Report for 162671/0001 - June 2017

Name or company name	Smallthorne Family Dental Centre
Contract type name	GDS Contract
Purpose of contract	General
Contract start date	01/04/2012
Contract end date	

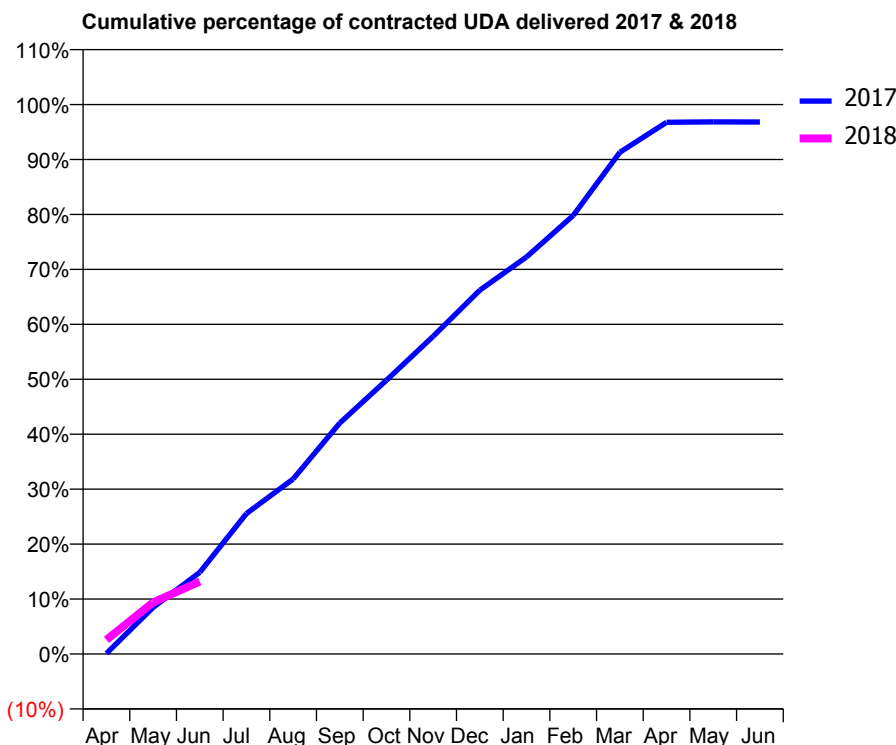
17/18 Contracted general activity (UDA)	31,552
Carry forward general activity (UDA)	0
17/18 Contracted orthodontic activity (UOA)	0
Carry forward orthodontic activity (UOA)	0
Baseline contract value	£907,601.28

ACCESS*

Patients seen in 24 months	Total	Change since previous quarter
Quarter ending June 2016	11,177	
Quarter ending September 2016	11,343	→
Quarter ending December 2016	11,285	→
Quarter ending March 2017	11,439	→
Quarter ending June 2017	11,433	→
Variance since June 2016	2.3%	↑



ACTIVITY



Month	Adjusted Scheduled Activity (UDA)	
	2017	2018
April	35	815
May	2,679	2,971
June	4,690	4,163
July	8,065	
August	10,052	
September	13,266	
October	15,726	
November	18,242	
December	20,892	
January	22,800	
February	25,182	
March	28,810	
April	30,535	
May	30,552	
June	30,548	

QUALITY

	Quantity	Base Number	Contract	AT	Region	England
% of FP17s for the same patient ID Re-attending within 3 months - Children	87	754	11.5%	9.9%	11.7%	12.0%
% of FP17s for the same patient ID Re-attending within 3 months - Adults	368	2,093	17.6%	13.5%	15.2%	16.0%
% of FP17s for the same patient ID Re-attending between 3 & 9 months - Children	367	754	48.7%	60.0%	59.1%	58.0%
% of FP17s for the same patient ID Re-attending between 3 & 9 months - Adults	958	2,093	45.8%	55.0%	52.2%	50.9%
% of FP17s for Band 1 Urgent Courses	148	2,168	6.8%	6.8%	7.9%	9.1%
% of FP17s Relating to Free Repair or Replacements	41	2,168	1.9%	0.9%	0.8%	0.8%
% of FP17s Relating to Continuations	13	2,168	0.6%	1.3%	1.1%	1.1%
% of Patients satisfied with the dentistry they have received	17	19	89.5%	92.7%	91.8%	91.7%
% of Patients satisfied with the time they had to wait for an appointment	16	19	84.2%	89.5%	88.4%	88.0%

* This is based on patients treated on this contract for their most recent course of treatment. Figures in italics indicate the base number of FP17s or Patient Questionnaire responses are less than 100. N/A is shown where the base number of responses is less than 10 during the period. % is calculated as Quantity/Base number*100

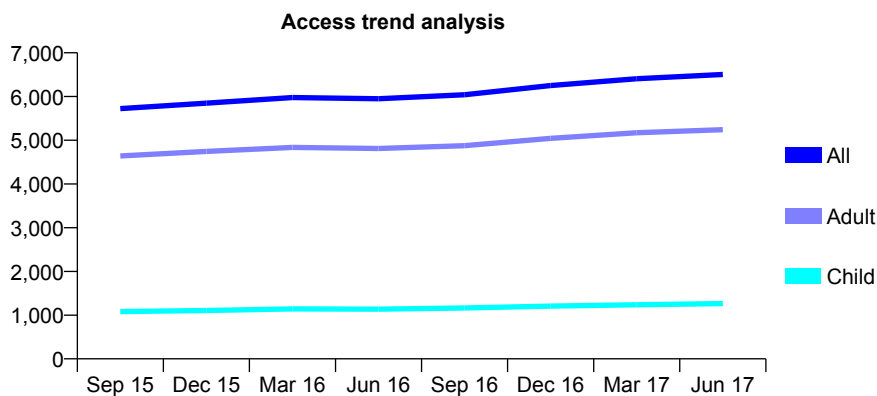
Q60 - Vital Signs At a Glance Contract Report for 165581/0001 - June 2017

Name or company name	Meir Health Dental Surgery
Contract type name	GDS Contract
Purpose of contract	General
Contract start date	01/04/2010
Contract end date	

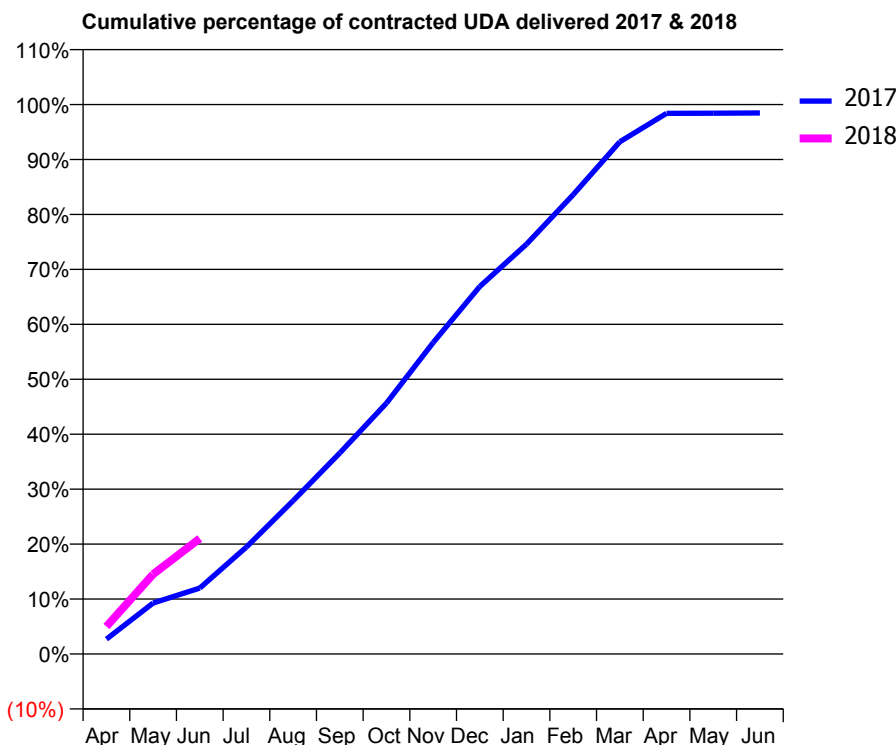
17/18 Contracted general activity (UDA)	17,250
Carry forward general activity (UDA)	0
17/18 Contracted orthodontic activity (UOA)	0
Carry forward orthodontic activity (UOA)	0
Baseline contract value	£452,088.05

ACCESS*

Patients seen in 24 months	Total	Change since previous quarter
Quarter ending June 2016	5,948	
Quarter ending September 2016	6,040	→
Quarter ending December 2016	6,250	↑
Quarter ending March 2017	6,407	↑
Quarter ending June 2017	6,504	→
Variance since June 2016	9.3%	↑



ACTIVITY



Month	Adjusted Scheduled Activity (UDA)	
	2017	2018
April	465	865
May	1,601	2,505
June	2,072	3,629
July	3,358	
August	4,812	
September	6,309	
October	7,878	
November	9,775	
December	11,539	
January	12,866	
February	14,420	
March	16,079	
April	16,972	
May	16,977	
June	16,986	

QUALITY

	Quantity	Base Number	Contract	AT	Region	England
% of FP17s for the same patient ID Re-attending within 3 months - Children	25	445	5.6%	9.9%	11.7%	12.0%
% of FP17s for the same patient ID Re-attending within 3 months - Adults	220	1,926	11.4%	13.5%	15.2%	16.0%
% of FP17s for the same patient ID Re-attending between 3 & 9 months - Children	258	445	58.0%	60.0%	59.1%	58.0%
% of FP17s for the same patient ID Re-attending between 3 & 9 months - Adults	1,240	1,926	64.4%	55.0%	52.2%	50.9%
% of FP17s for Band 1 Urgent Courses	141	1,943	7.3%	6.8%	7.9%	9.1%
% of FP17s Relating to Free Repair or Replacements	16	1,943	0.8%	0.9%	0.8%	0.8%
% of FP17s Relating to Continuations	15	1,943	0.8%	1.3%	1.1%	1.1%
% of Patients satisfied with the dentistry they have received	11	11	100.0%	92.7%	91.8%	91.7%
% of Patients satisfied with the time they had to wait for an appointment	11	11	100.0%	89.5%	88.4%	88.0%

* This is based on patients treated on this contract for their most recent course of treatment. Figures in italics indicate the base number of FP17s or Patient Questionnaire responses are less than 100. N/A is shown where the base number of responses is less than 10 during the period. % is calculated as Quantity/Base number*100

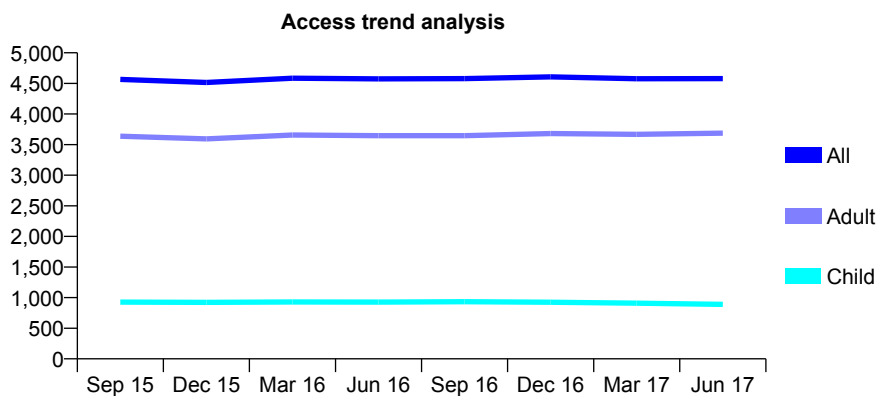
Q60 - Vital Signs At a Glance Contract Report for 165832/0001 - June 2017

Name or company name	Dam Street Dental Practice
Contract type name	GDS Contract
Purpose of contract	General
Contract start date	16/05/2012
Contract end date	

17/18 Contracted general activity (UDA)	12,210
Carry forward general activity (UDA)	0
17/18 Contracted orthodontic activity (UOA)	0
Carry forward orthodontic activity (UOA)	0
Baseline contract value	£311,248.78

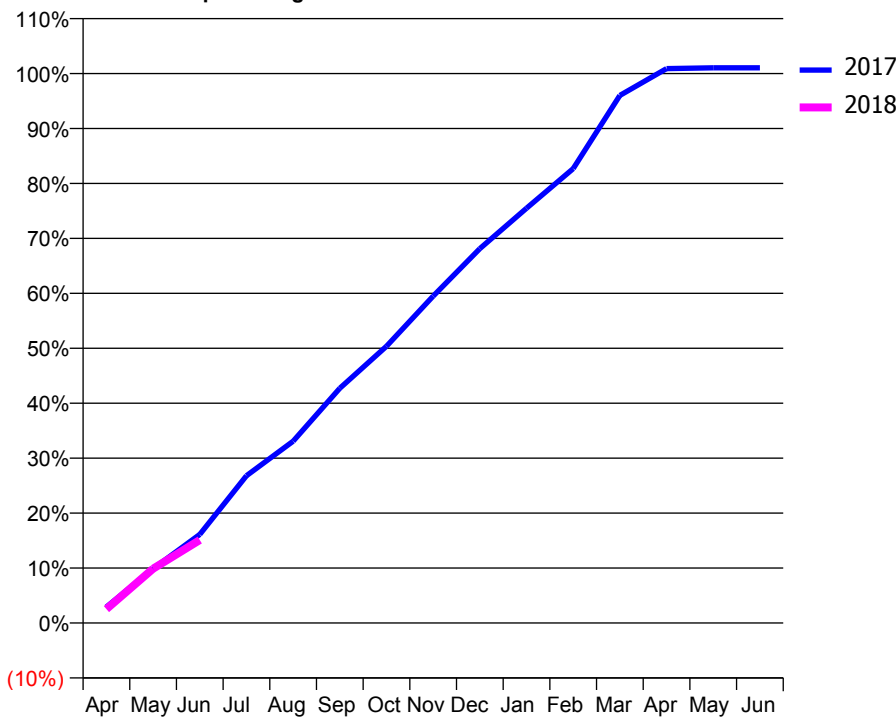
ACCESS*

Patients seen in 24 months	Total	Change since previous quarter
Quarter ending June 2016	4,574	
Quarter ending September 2016	4,579	→
Quarter ending December 2016	4,606	→
Quarter ending March 2017	4,577	→
Quarter ending June 2017	4,578	→
Variance since June 2016	0.1%	→



ACTIVITY

Cumulative percentage of contracted UDA delivered 2017 & 2018



Month	Adjusted Scheduled Activity (UDA)	
	2017	2018
April	358	308
May	1,206	1,207
June	1,969	1,846
July	3,273	
August	4,040	
September	5,216	
October	6,150	
November	7,264	
December	8,320	
January	9,216	
February	10,097	
March	11,724	
April	12,318	
May	12,337	
June	12,337	

QUALITY

	Quantity	Base Number	Contract	AT	Region	England
% of FP17s for the same patient ID Re-attending within 3 months - Children	14	260	5.4%	9.9%	11.7%	12.0%
% of FP17s for the same patient ID Re-attending within 3 months - Adults	176	1,057	16.7%	13.5%	15.2%	16.0%
% of FP17s for the same patient ID Re-attending between 3 & 9 months - Children	126	260	48.5%	60.0%	59.1%	58.0%
% of FP17s for the same patient ID Re-attending between 3 & 9 months - Adults	514	1,057	48.6%	55.0%	52.2%	50.9%
% of FP17s for Band 1 Urgent Courses	59	942	6.3%	6.8%	7.9%	9.1%
% of FP17s Relating to Free Repair or Replacements	10	942	1.1%	0.9%	0.8%	0.8%
% of FP17s Relating to Continuations	19	942	2.0%	1.3%	1.1%	1.1%
% of Patients satisfied with the dentistry they have received	20	22	90.9%	92.7%	91.8%	91.7%
% of Patients satisfied with the time they had to wait for an appointment	21	22	95.5%	89.5%	88.4%	88.0%

* This is based on patients treated on this contract for their most recent course of treatment. Figures in italics indicate the base number of FP17s or Patient Questionnaire responses are less than 100. N/A is shown where the base number of responses is less than 10 during the period. % is calculated as Quantity/Base number*100

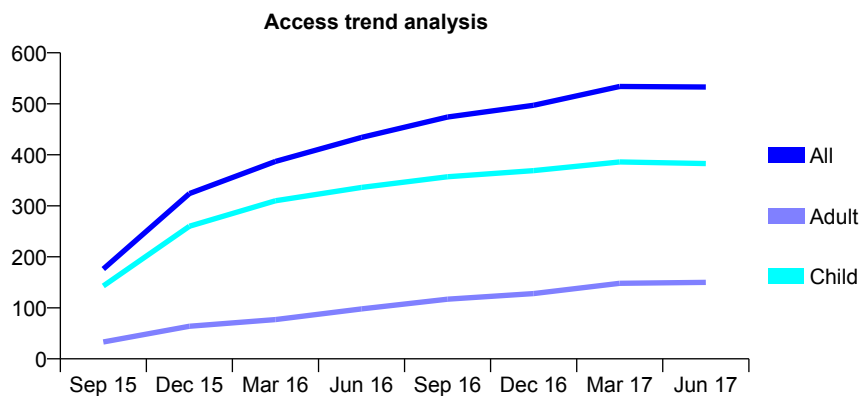
Q60 - Vital Signs At a Glance Contract Report for 166219/0001 - June 2017

Name or company name	Grocott and Vlok
Contract type name	GDS Contract
Purpose of contract	General
Contract start date	18/05/2015
Contract end date	

17/18 Contracted general activity (UDA)	1,471
Carry forward general activity (UDA)	0
17/18 Contracted orthodontic activity (UOA)	0
Carry forward orthodontic activity (UOA)	0
Baseline contract value	£39,350.50

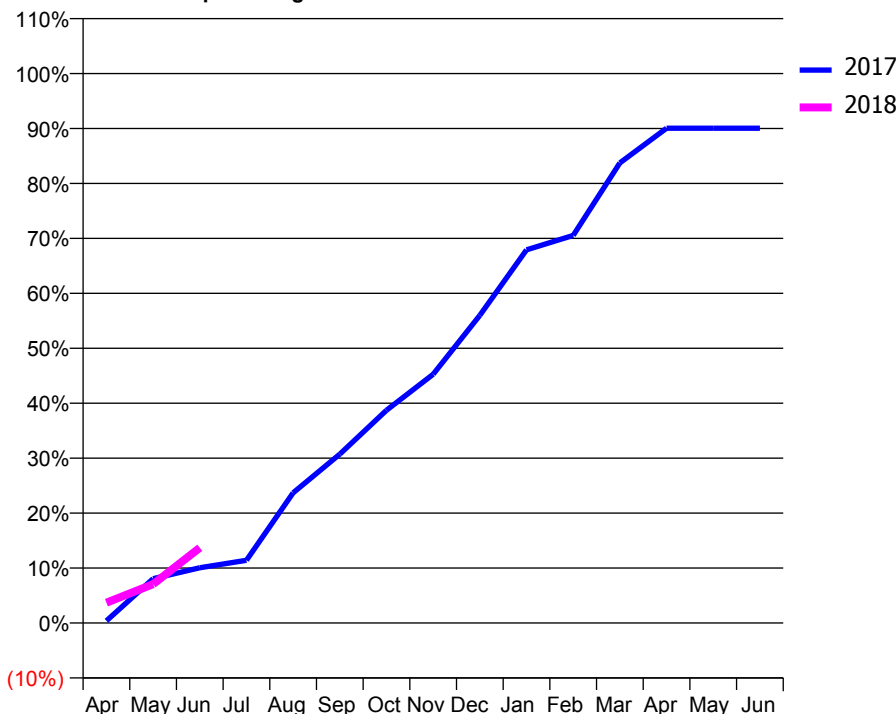
ACCESS*

Patients seen in 24 months	Total	Change since previous quarter
Quarter ending June 2016	434	
Quarter ending September 2016	474	↑
Quarter ending December 2016	497	↑
Quarter ending March 2017	534	↑
Quarter ending June 2017	533	→
Variance since June 2016	22.8%	↑



ACTIVITY

Cumulative percentage of contracted UDA delivered 2017 & 2018



Adjusted Scheduled Activity (UDA)

Month	2017	2018
April	6	54
May	119	104
June	148	201
July	168	
August	349	
September	452	
October	570	
November	666	
December	824	
January	999	
February	1,038	
March	1,232	
April	1,324	
May	1,324	
June	1,324	

QUALITY

	Quantity	Base Number	Contract	AT	Region	England
% of FP17s for the same patient ID Re-attending within 3 months - Children	13	121	10.7%	9.9%	11.7%	12.0%
% of FP17s for the same patient ID Re-attending within 3 months - Adults	5	24	20.8%	13.5%	15.2%	16.0%
% of FP17s for the same patient ID Re-attending between 3 & 9 months - Children	64	121	52.9%	60.0%	59.1%	58.0%
% of FP17s for the same patient ID Re-attending between 3 & 9 months - Adults	14	24	58.3%	55.0%	52.2%	50.9%
% of FP17s for Band 1 Urgent Courses	7	114	6.1%	6.8%	7.9%	9.1%
% of FP17s Relating to Free Repair or Replacements	0	114	0.0%	0.9%	0.8%	0.8%
% of FP17s Relating to Continuations	0	114	0.0%	1.3%	1.1%	1.1%
% of Patients satisfied with the dentistry they have received	0	0	N/A	92.7%	91.8%	91.7%
% of Patients satisfied with the time they had to wait for an appointment	0	0	N/A	89.5%	88.4%	88.0%

* This is based on patients treated on this contract for their most recent course of treatment. Figures in italics indicate the base number of FP17s or Patient Questionnaire responses are less than 100. N/A is shown where the base number of responses is less than 10 during the period. % is calculated as Quantity/Base number*100

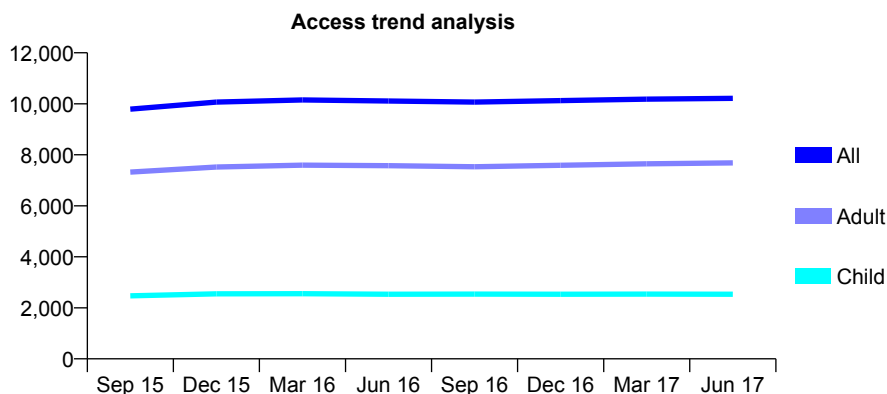
Q60 - Vital Signs At a Glance Contract Report for 168971/0001 - June 2017

Name or company name	Blurton Dental Centre
Contract type name	GDS Contract
Purpose of contract	General
Contract start date	01/04/2012
Contract end date	

17/18 Contracted general activity (UDA)	28,918
Carry forward general activity (UDA)	0
17/18 Contracted orthodontic activity (UOA)	0
Carry forward orthodontic activity (UOA)	0
Baseline contract value	£739,738.29

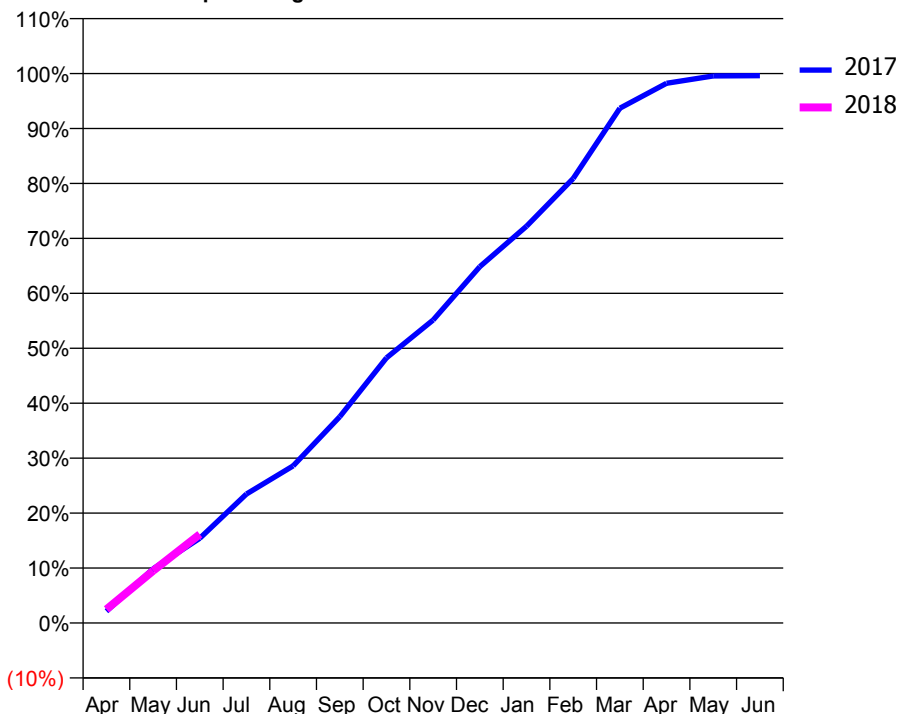
ACCESS*

Patients seen in 24 months	Total	Change since previous quarter
Quarter ending June 2016	10,111	
Quarter ending September 2016	10,066	→
Quarter ending December 2016	10,123	→
Quarter ending March 2017	10,184	→
Quarter ending June 2017	10,216	→
Variance since June 2016	1.0%	→



ACTIVITY

Cumulative percentage of contracted UDA delivered 2017 & 2018



Month	Adjusted Scheduled Activity (UDA)	
	2017	2018
April	619	720
May	2,852	2,747
June	4,457	4,671
July	6,789	
August	8,270	
September	10,862	
October	13,952	
November	15,947	
December	18,754	
January	20,879	
February	23,395	
March	27,089	
April	28,401	
May	28,790	
June	28,801	

QUALITY

	Quantity	Base Number	Contract	AT	Region	England
% of FP17s for the same patient ID Re-attending within 3 months - Children	46	724	6.4%	9.9%	11.7%	12.0%
% of FP17s for the same patient ID Re-attending within 3 months - Adults	244	2,293	10.6%	13.5%	15.2%	16.0%
% of FP17s for the same patient ID Re-attending between 3 & 9 months - Children	363	724	50.1%	60.0%	59.1%	58.0%
% of FP17s for the same patient ID Re-attending between 3 & 9 months - Adults	1,286	2,293	56.1%	55.0%	52.2%	50.9%
% of FP17s for Band 1 Urgent Courses	113	2,248	5.0%	6.8%	7.9%	9.1%
% of FP17s Relating to Free Repair or Replacements	9	2,248	0.4%	0.9%	0.8%	0.8%
% of FP17s Relating to Continuations	43	2,248	1.9%	1.3%	1.1%	1.1%
% of Patients satisfied with the dentistry they have received	17	18	94.4%	92.7%	91.8%	91.7%
% of Patients satisfied with the time they had to wait for an appointment	15	18	83.3%	89.5%	88.4%	88.0%

* This is based on patients treated on this contract for their most recent course of treatment. Figures in italics indicate the base number of FP17s or Patient Questionnaire responses are less than 100. N/A is shown where the base number of responses is less than 10 during the period. % is calculated as Quantity/Base number*100

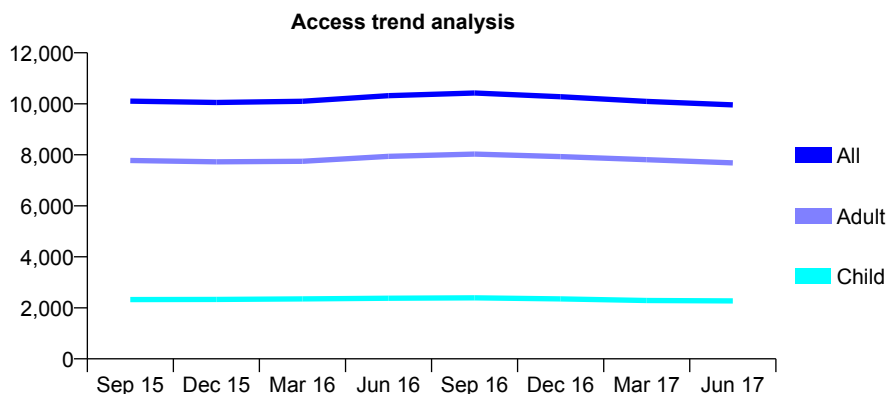
Q60 - Vital Signs At a Glance Contract Report for 171077/0001 - June 2017

Name or company name	Avondale House Surgery Ltd
Contract type name	GDS Contract
Purpose of contract	General
Contract start date	04/09/2009
Contract end date	

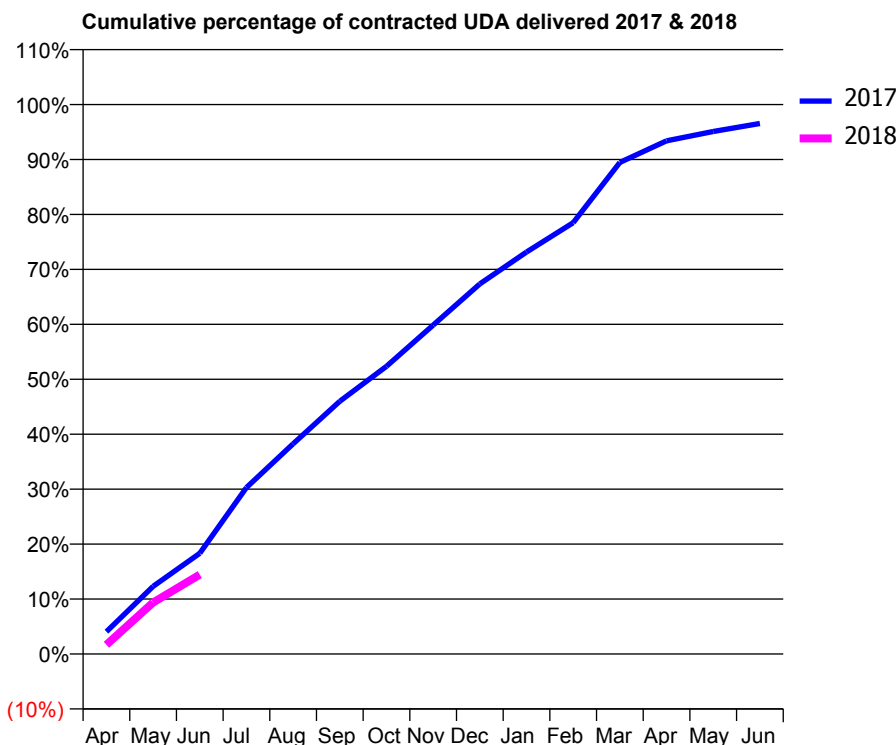
17/18 Contracted general activity (UDA)	30,210
Carry forward general activity (UDA)	0
17/18 Contracted orthodontic activity (UOA)	0
Carry forward orthodontic activity (UOA)	0
Baseline contract value	£795,256.57

ACCESS*

Patients seen in 24 months	Total	Change since previous quarter
Quarter ending June 2016	10,317	
Quarter ending September 2016	10,421	→
Quarter ending December 2016	10,279	↓
Quarter ending March 2017	10,094	↓
Quarter ending June 2017	9,957	↓
Variance since June 2016	(3.5%)	↓



ACTIVITY



Month	Adjusted Scheduled Activity (UDA)	
	2017	2018
April	1,230	508
May	3,720	2,831
June	5,540	4,369
July	9,155	
August	11,561	
September	13,893	
October	15,819	
November	18,084	
December	20,345	
January	22,100	
February	23,710	
March	27,025	
April	28,215	
May	28,726	
June	29,165	

QUALITY

	Quantity	Base Number	Contract	AT	Region	England
% of FP17s for the same patient ID Re-attending within 3 months - Children	29	614	4.7%	9.9%	11.7%	12.0%
% of FP17s for the same patient ID Re-attending within 3 months - Adults	271	1,894	14.3%	13.5%	15.2%	16.0%
% of FP17s for the same patient ID Re-attending between 3 & 9 months - Children	269	614	43.8%	60.0%	59.1%	58.0%
% of FP17s for the same patient ID Re-attending between 3 & 9 months - Adults	831	1,894	43.9%	55.0%	52.2%	50.9%
% of FP17s for Band 1 Urgent Courses	196	1,805	10.9%	6.8%	7.9%	9.1%
% of FP17s Relating to Free Repair or Replacements	8	1,805	0.4%	0.9%	0.8%	0.8%
% of FP17s Relating to Continuations	13	1,805	0.7%	1.3%	1.1%	1.1%
% of Patients satisfied with the dentistry they have received	24	26	92.3%	92.7%	91.8%	91.7%
% of Patients satisfied with the time they had to wait for an appointment	25	26	96.2%	89.5%	88.4%	88.0%

* This is based on patients treated on this contract for their most recent course of treatment. Figures in italics indicate the base number of FP17s or Patient Questionnaire responses are less than 100. N/A is shown where the base number of responses is less than 10 during the period. % is calculated as Quantity/Base number*100

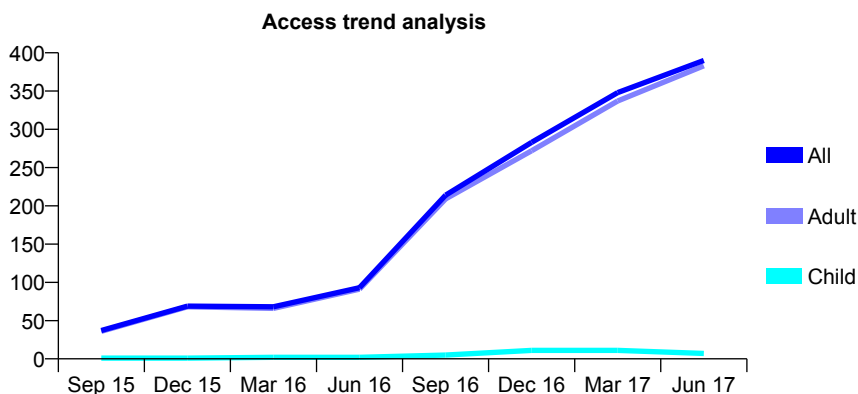
Q60 - Vital Signs At a Glance Contract Report for 175293/0001 - June 2017

Name or company name	Stirchley Dental Practice
Contract type name	PDS Contract
Purpose of contract	General
Contract start date	01/07/2015
Contract end date	31/03/2020

17/18 Contracted general activity (UDA)	1,800
Carry forward general activity (UDA)	0
17/18 Contracted orthodontic activity (UOA)	0
Carry forward orthodontic activity (UOA)	0
Baseline contract value	£72,557.11

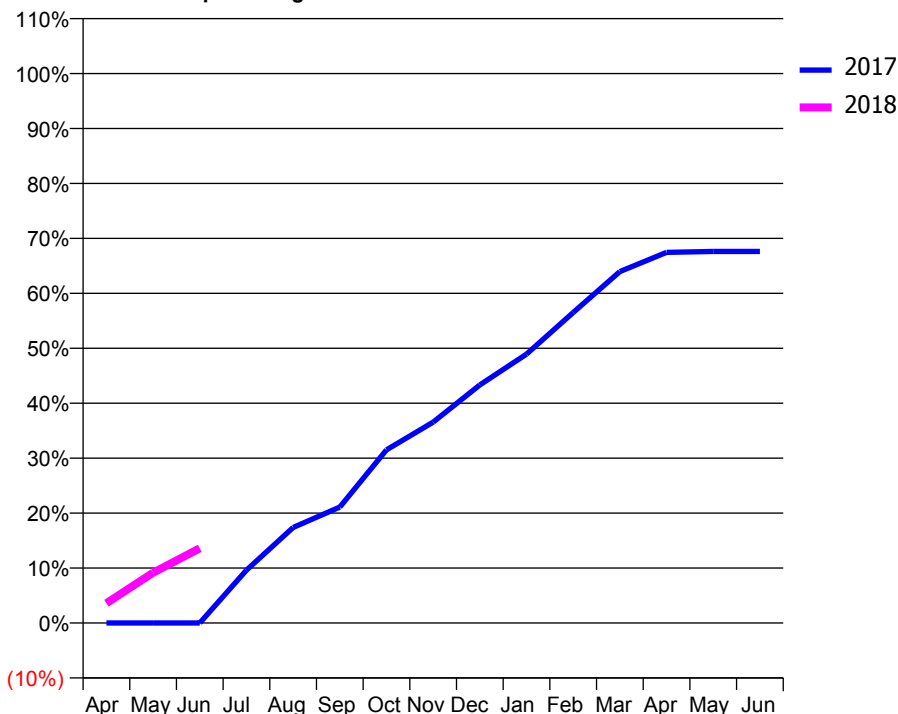
ACCESS*

Patients seen in 24 months	Total	Change since previous quarter
Quarter ending June 2016	93	
Quarter ending September 2016	214	↑
Quarter ending December 2016	283	↑
Quarter ending March 2017	348	↑
Quarter ending June 2017	390	↑
Variance since June 2016	319.4%	↑



ACTIVITY

Cumulative percentage of contracted UDA delivered 2017 & 2018



Adjusted Scheduled Activity (UDA)

Month	2017	2018
April	0	65
May	0	165
June	0	245
July	173	
August	313	
September	380	
October	567	
November	658	
December	780	
January	881	
February	1,017	
March	1,151	
April	1,214	
May	1,217	
June	1,217	

QUALITY

	Quantity	Base Number	Contract	AT	Region	England
% of FP17s for the same patient ID Re-attending within 3 months - Children	0	1	0.0%	9.9%	11.7%	12.0%
% of FP17s for the same patient ID Re-attending within 3 months - Adults	0	112	0.0%	13.5%	15.2%	16.0%
% of FP17s for the same patient ID Re-attending between 3 & 9 months - Children	0	1	0.0%	60.0%	59.1%	58.0%
% of FP17s for the same patient ID Re-attending between 3 & 9 months - Adults	0	112	0.0%	55.0%	52.2%	50.9%
% of FP17s for Band 1 Urgent Courses	0	89	0.0%	6.8%	7.9%	9.1%
% of FP17s Relating to Free Repair or Replacements	0	89	0.0%	0.9%	0.8%	0.8%
% of FP17s Relating to Continuations	0	89	0.0%	1.3%	1.1%	1.1%
% of Patients satisfied with the dentistry they have received	0	0	N/A	92.7%	91.8%	91.7%
% of Patients satisfied with the time they had to wait for an appointment	0	0	N/A	89.5%	88.4%	88.0%

* This is based on patients treated on this contract for their most recent course of treatment. Figures in italics indicate the base number of FP17s or Patient Questionnaire responses are less than 100. N/A is shown where the base number of responses is less than 10 during the period. % is calculated as Quantity/Base number*100

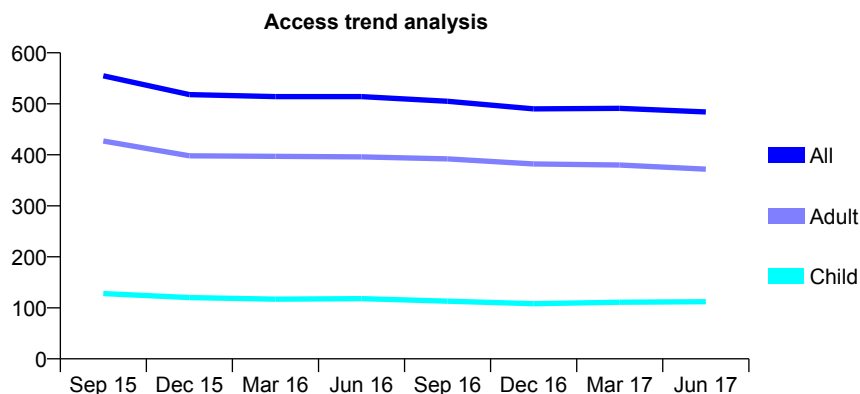
Q60 - Vital Signs At a Glance Contract Report for 17552/0001 - June 2017

Name or company name	Britannia House Dental Practice
Contract type name	GDS Contract
Purpose of contract	General
Contract start date	01/12/2009
Contract end date	

17/18 Contracted general activity (UDA)	1,438
Carry forward general activity (UDA)	0
17/18 Contracted orthodontic activity (UOA)	0
Carry forward orthodontic activity (UOA)	0
Baseline contract value	£36,683.63

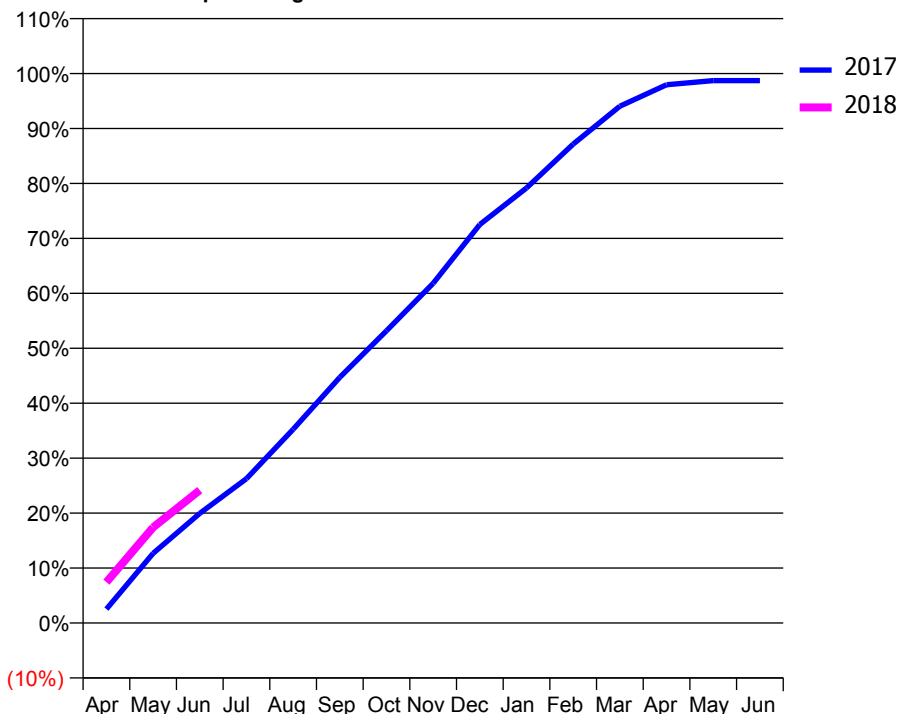
ACCESS*

Patients seen in 24 months	Total	Change since previous quarter
Quarter ending June 2016	514	
Quarter ending September 2016	505	↓
Quarter ending December 2016	490	↓
Quarter ending March 2017	491	→
Quarter ending June 2017	484	↓
Variance since June 2016	(5.8%)	↓



ACTIVITY

Cumulative percentage of contracted UDA delivered 2017 & 2018



Adjusted Scheduled Activity (UDA)

Month	2017	2018
April	36	107
May	182	250
June	287	348
July	378	
August	507	
September	643	
October	765	
November	889	
December	1,043	
January	1,138	
February	1,253	
March	1,352	
April	1,408	
May	1,419	
June	1,419	

QUALITY

	Quantity	Base Number	Contract	AT	Region	England
% of FP17s for the same patient ID Re-attending within 3 months - Children	1	40	2.5%	9.9%	11.7%	12.0%
% of FP17s for the same patient ID Re-attending within 3 months - Adults	29	169	17.2%	13.5%	15.2%	16.0%
% of FP17s for the same patient ID Re-attending between 3 & 9 months - Children	27	40	67.5%	60.0%	59.1%	58.0%
% of FP17s for the same patient ID Re-attending between 3 & 9 months - Adults	120	169	71.0%	55.0%	52.2%	50.9%
% of FP17s for Band 1 Urgent Courses	14	186	7.5%	6.8%	7.9%	9.1%
% of FP17s Relating to Free Repair or Replacements	0	186	0.0%	0.9%	0.8%	0.8%
% of FP17s Relating to Continuations	1	186	0.5%	1.3%	1.1%	1.1%
% of Patients satisfied with the dentistry they have received	0	0	N/A	92.7%	91.8%	91.7%
% of Patients satisfied with the time they had to wait for an appointment	0	0	N/A	89.5%	88.4%	88.0%

* This is based on patients treated on this contract for their most recent course of treatment. Figures in italics indicate the base number of FP17s or Patient Questionnaire responses are less than 100. N/A is shown where the base number of responses is less than 10 during the period. % is calculated as Quantity/Base number*100

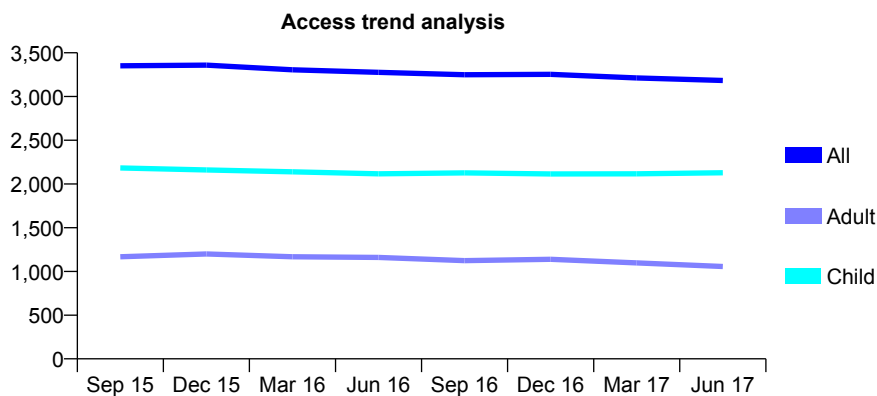
Q60 - Vital Signs At a Glance Contract Report for 176907/0001 - June 2017

Name or company name	The Tutbury Dental Practice Ltd
Contract type name	GDS Contract
Purpose of contract	General
Contract start date	01/09/2009
Contract end date	

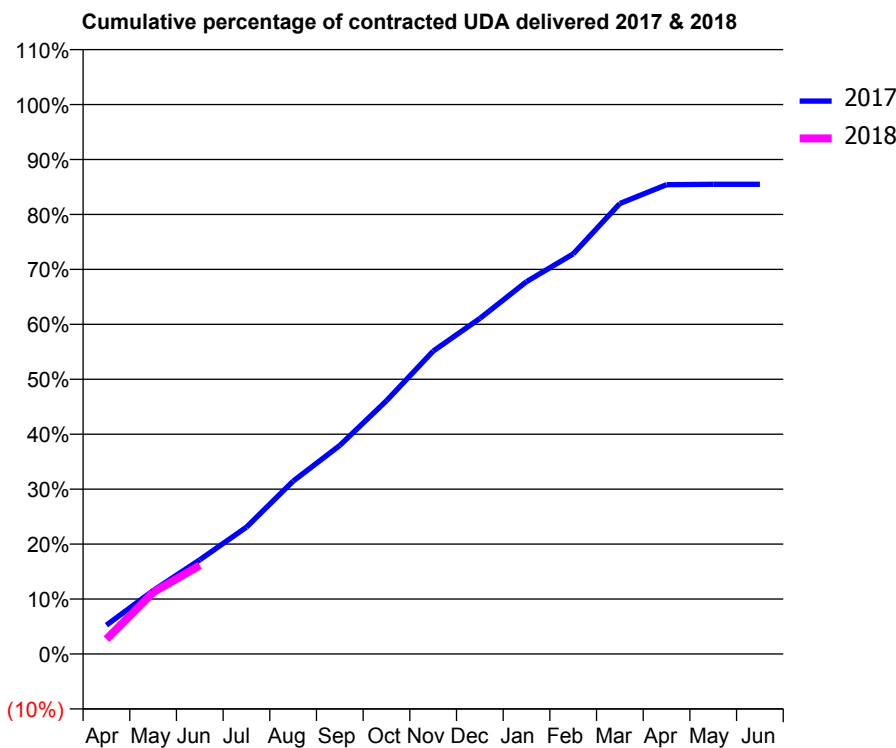
17/18 Contracted general activity (UDA)	9,200
Carry forward general activity (UDA)	0
17/18 Contracted orthodontic activity (UOA)	0
Carry forward orthodontic activity (UOA)	0
Baseline contract value	£203,694.52

ACCESS*

Patients seen in 24 months	Total	Change since previous quarter
Quarter ending June 2016	3,276	
Quarter ending September 2016	3,249	→
Quarter ending December 2016	3,254	→
Quarter ending March 2017	3,213	↓
Quarter ending June 2017	3,184	→
Variance since June 2016	(2.8%)	↓



ACTIVITY



Month	2017	2018
April	483	248
May	1,062	1,033
June	1,577	1,484
July	2,123	
August	2,895	
September	3,494	
October	4,240	
November	5,072	
December	5,618	
January	6,235	
February	6,699	
March	7,542	
April	7,858	
May	7,865	
June	7,865	

QUALITY

	Quantity	Base Number	Contract	AT	Region	England
% of FP17s for the same patient ID Re-attending within 3 months - Children	51	855	6.0%	9.9%	11.7%	12.0%
% of FP17s for the same patient ID Re-attending within 3 months - Adults	65	282	23.0%	13.5%	15.2%	16.0%
% of FP17s for the same patient ID Re-attending between 3 & 9 months - Children	616	855	72.0%	60.0%	59.1%	58.0%
% of FP17s for the same patient ID Re-attending between 3 & 9 months - Adults	161	282	57.1%	55.0%	52.2%	50.9%
% of FP17s for Band 1 Urgent Courses	42	987	4.3%	6.8%	7.9%	9.1%
% of FP17s Relating to Free Repair or Replacements	0	987	0.0%	0.9%	0.8%	0.8%
% of FP17s Relating to Continuations	1	987	0.1%	1.3%	1.1%	1.1%
% of Patients satisfied with the dentistry they have received	5	5	N/A	92.7%	91.8%	91.7%
% of Patients satisfied with the time they had to wait for an appointment	5	5	N/A	89.5%	88.4%	88.0%

* This is based on patients treated on this contract for their most recent course of treatment. Figures in italics indicate the base number of FP17s or Patient Questionnaire responses are less than 100. N/A is shown where the base number of responses is less than 10 during the period. % is calculated as Quantity/Base number*100

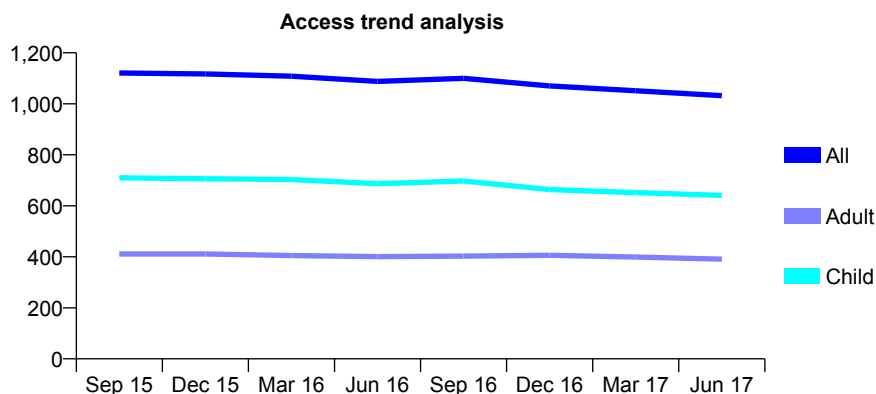
Q60 - Vital Signs At a Glance Contract Report for 178160/0001 - June 2017

Name or company name	Diana Dental
Contract type name	GDS Contract
Purpose of contract	General
Contract start date	01/04/2013
Contract end date	

17/18 Contracted general activity (UDA)	3,000
Carry forward general activity (UDA)	0
17/18 Contracted orthodontic activity (UOA)	0
Carry forward orthodontic activity (UOA)	0
Baseline contract value	£72,510.23

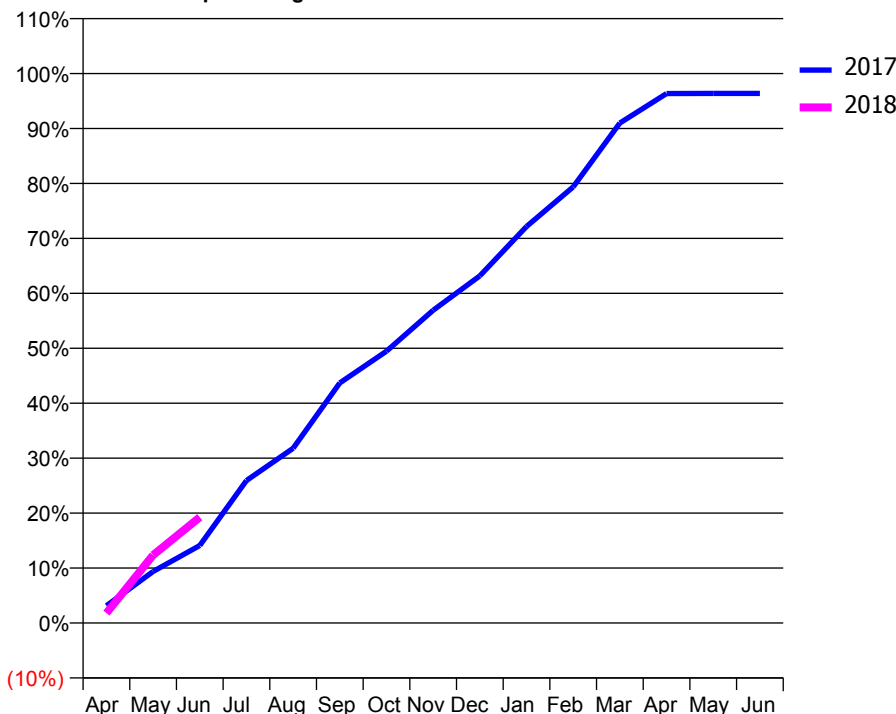
ACCESS*

Patients seen in 24 months	Total	Change since previous quarter
Quarter ending June 2016	1,088	
Quarter ending September 2016	1,100	→
Quarter ending December 2016	1,070	↓
Quarter ending March 2017	1,051	↓
Quarter ending June 2017	1,032	↓
Variance since June 2016	(5.1%)	↓



ACTIVITY

Cumulative percentage of contracted UDA delivered 2017 & 2018



Adjusted Scheduled Activity (UDA)

Month	2017	2018
April	94	54
May	281	371
June	423	578
July	778	
August	954	
September	1,311	
October	1,484	
November	1,708	
December	1,896	
January	2,165	
February	2,381	
March	2,730	
April	2,890	
May	2,891	
June	2,891	

QUALITY

	Quantity	Base Number	Contract	AT	Region	England
% of FP17s for the same patient ID Re-attending within 3 months - Children	37	315	11.7%	9.9%	11.7%	12.0%
% of FP17s for the same patient ID Re-attending within 3 months - Adults	14	117	12.0%	13.5%	15.2%	16.0%
% of FP17s for the same patient ID Re-attending between 3 & 9 months - Children	218	315	69.2%	60.0%	59.1%	58.0%
% of FP17s for the same patient ID Re-attending between 3 & 9 months - Adults	78	117	66.7%	55.0%	52.2%	50.9%
% of FP17s for Band 1 Urgent Courses	4	345	1.2%	6.8%	7.9%	9.1%
% of FP17s Relating to Free Repair or Replacements	0	345	0.0%	0.9%	0.8%	0.8%
% of FP17s Relating to Continuations	7	345	2.0%	1.3%	1.1%	1.1%
% of Patients satisfied with the dentistry they have received	0	0	N/A	92.7%	91.8%	91.7%
% of Patients satisfied with the time they had to wait for an appointment	0	0	N/A	89.5%	88.4%	88.0%

* This is based on patients treated on this contract for their most recent course of treatment. Figures in italics indicate the base number of FP17s or Patient Questionnaire responses are less than 100. N/A is shown where the base number of responses is less than 10 during the period. % is calculated as Quantity/Base number*100

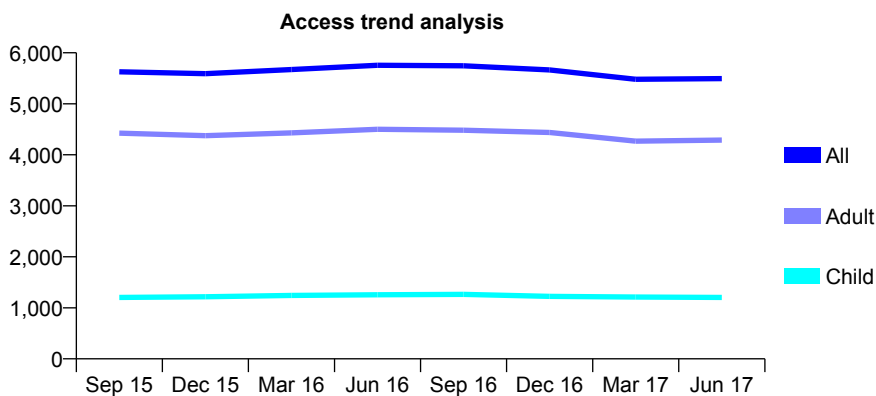
Q60 - Vital Signs At a Glance Contract Report for 181110/0003 - June 2017

Name or company name	IDH Limited
Contract type name	GDS Contract
Purpose of contract	General
Contract start date	01/06/2008
Contract end date	

17/18 Contracted general activity (UDA)	18,451
Carry forward general activity (UDA)	0
17/18 Contracted orthodontic activity (UOA)	0
Carry forward orthodontic activity (UOA)	0
Baseline contract value	£421,358.24

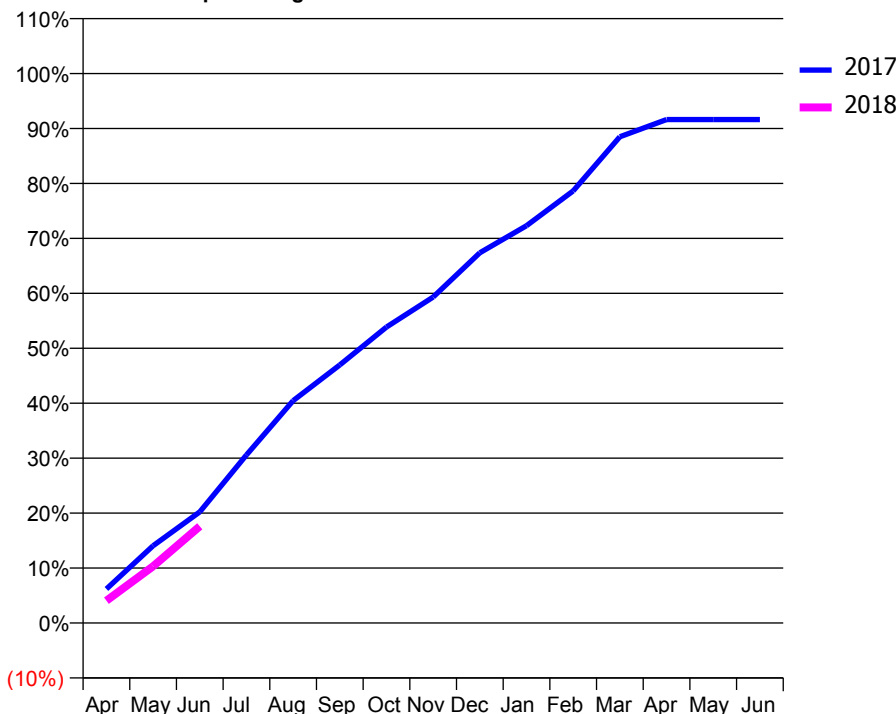
ACCESS*

Patients seen in 24 months	Total	Change since previous quarter
Quarter ending June 2016	5,756	
Quarter ending September 2016	5,745	→
Quarter ending December 2016	5,664	↓
Quarter ending March 2017	5,480	↓
Quarter ending June 2017	5,493	→
Variance since June 2016	(4.6%)	↓



ACTIVITY

Cumulative percentage of contracted UDA delivered 2017 & 2018



Adjusted Scheduled Activity (UDA)		
Month	2017	2018
April	1,145	749
May	2,594	1,904
June	3,734	3,249
July	5,646	
August	7,466	
September	8,667	
October	9,936	
November	10,946	
December	12,431	
January	13,339	
February	14,508	
March	16,326	
April	16,906	
May	16,906	
June	16,906	

QUALITY

	Quantity	Base Number	Contract	AT	Region	England
% of FP17s for the same patient ID Re-attending within 3 months - Children	10	341	2.9%	9.9%	11.7%	12.0%
% of FP17s for the same patient ID Re-attending within 3 months - Adults	151	1,193	12.7%	13.5%	15.2%	16.0%
% of FP17s for the same patient ID Re-attending between 3 & 9 months - Children	182	341	53.4%	60.0%	59.1%	58.0%
% of FP17s for the same patient ID Re-attending between 3 & 9 months - Adults	508	1,193	42.6%	55.0%	52.2%	50.9%
% of FP17s for Band 1 Urgent Courses	75	1,275	5.9%	6.8%	7.9%	9.1%
% of FP17s Relating to Free Repair or Replacements	4	1,275	0.3%	0.9%	0.8%	0.8%
% of FP17s Relating to Continuations	38	1,275	3.0%	1.3%	1.1%	1.1%
% of Patients satisfied with the dentistry they have received	14	16	87.5%	92.7%	91.8%	91.7%
% of Patients satisfied with the time they had to wait for an appointment	15	16	93.8%	89.5%	88.4%	88.0%

* This is based on patients treated on this contract for their most recent course of treatment. Figures in italics indicate the base number of FP17s or Patient Questionnaire responses are less than 100. N/A is shown where the base number of responses is less than 10 during the period. % is calculated as Quantity/Base number*100

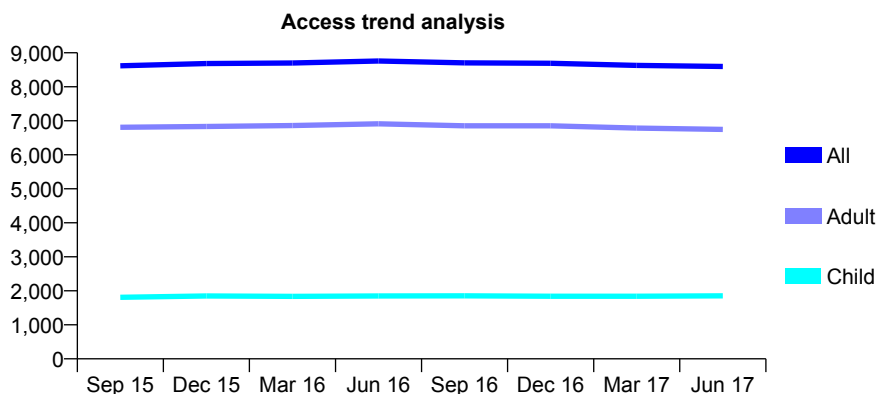
Q60 - Vital Signs At a Glance Contract Report for 181110/0004 - June 2017

Name or company name	IDH Limited
Contract type name	GDS Contract
Purpose of contract	General and Orthodontic
Contract start date	01/08/2008
Contract end date	

17/18 Contracted general activity (UDA)	25,040
Carry forward general activity (UDA)	0
17/18 Contracted orthodontic activity (UOA)	2,792
Carry forward orthodontic activity (UOA)	0
Baseline contract value	£778,754.61

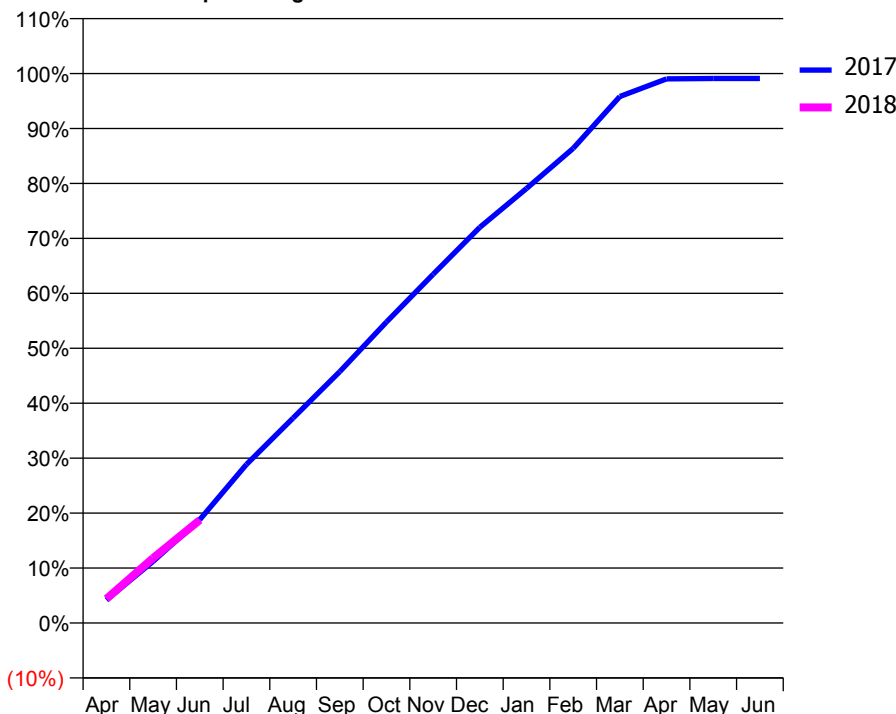
ACCESS*

Patients seen in 24 months	Total	Change since previous quarter
Quarter ending June 2016	8,758	
Quarter ending September 2016	8,703	→
Quarter ending December 2016	8,693	→
Quarter ending March 2017	8,631	→
Quarter ending June 2017	8,599	→
Variance since June 2016	(1.8%)	↓



ACTIVITY

Cumulative percentage of contracted UDA delivered 2017 & 2018



Adjusted Scheduled Activity (UDA)

Month	2017	2018
April	1,050	1,103
May	2,811	2,963
June	4,714	4,694
July	7,228	
August	9,345	
September	11,456	
October	13,715	
November	15,894	
December	18,030	
January	19,802	
February	21,629	
March	23,993	
April	24,794	
May	24,814	
June	24,813	

QUALITY

	Quantity	Base Number	Contract	AT	Region	England
% of FP17s for the same patient ID Re-attending within 3 months - Children	40	671	6.0%	9.9%	11.7%	12.0%
% of FP17s for the same patient ID Re-attending within 3 months - Adults	209	1,998	10.5%	13.5%	15.2%	16.0%
% of FP17s for the same patient ID Re-attending between 3 & 9 months - Children	378	671	56.3%	60.0%	59.1%	58.0%
% of FP17s for the same patient ID Re-attending between 3 & 9 months - Adults	1,189	1,998	59.5%	55.0%	52.2%	50.9%
% of FP17s for Band 1 Urgent Courses	122	2,183	5.6%	6.8%	7.9%	9.1%
% of FP17s Relating to Free Repair or Replacements	6	2,183	0.3%	0.9%	0.8%	0.8%
% of FP17s Relating to Continuations	40	2,183	1.8%	1.3%	1.1%	1.1%
% of Patients satisfied with the dentistry they have received	13	13	100.0%	92.7%	91.8%	91.7%
% of Patients satisfied with the time they had to wait for an appointment	13	13	100.0%	89.5%	88.4%	88.0%

* This is based on patients treated on this contract for their most recent course of treatment. Figures in italics indicate the base number of FP17s or Patient Questionnaire responses are less than 100. N/A is shown where the base number of responses is less than 10 during the period. % is calculated as Quantity/Base number*100

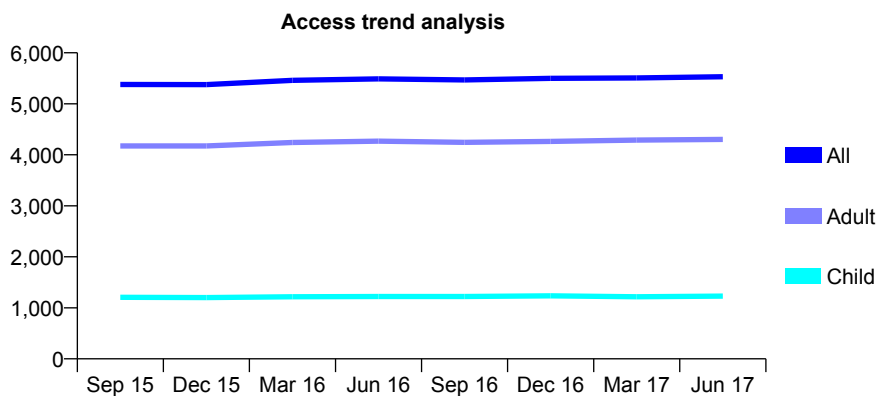
Q60 - Vital Signs At a Glance Contract Report for 182141/0001 - June 2017

Name or company name	Audley Dental Practice Partnership
Contract type name	GDS Contract
Purpose of contract	General
Contract start date	01/04/2012
Contract end date	

17/18 Contracted general activity (UDA)	16,106
Carry forward general activity (UDA)	0
17/18 Contracted orthodontic activity (UOA)	0
Carry forward orthodontic activity (UOA)	0
Baseline contract value	£394,305.03

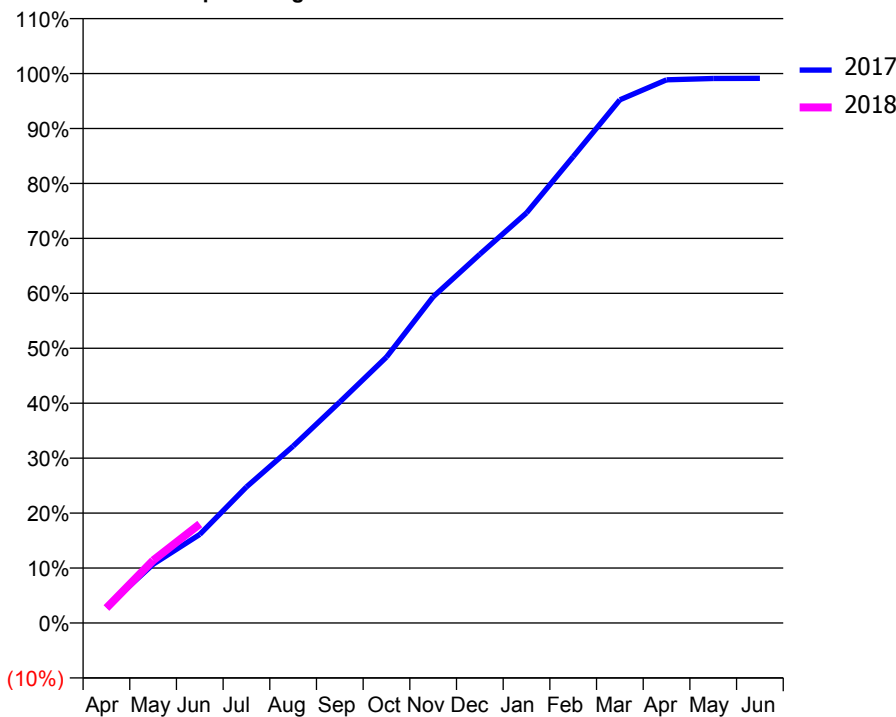
ACCESS*

Patients seen in 24 months	Total	Change since previous quarter
Quarter ending June 2016	5,490	
Quarter ending September 2016	5,467	→
Quarter ending December 2016	5,500	→
Quarter ending March 2017	5,506	→
Quarter ending June 2017	5,532	→
Variance since June 2016	0.8%	→



ACTIVITY

Cumulative percentage of contracted UDA delivered 2017 & 2018



Month	Adjusted Scheduled Activity (UDA)	
	2017	2018
April	464	440
May	1,724	1,835
June	2,597	2,901
July	3,990	
August	5,185	
September	6,478	
October	7,796	
November	9,561	
December	10,808	
January	12,022	
February	13,670	
March	15,336	
April	15,921	
May	15,961	
June	15,964	

QUALITY

	Quantity	Base Number	Contract	AT	Region	England
% of FP17s for the same patient ID Re-attending within 3 months - Children	17	464	3.7%	9.9%	11.7%	12.0%
% of FP17s for the same patient ID Re-attending within 3 months - Adults	102	1,503	6.8%	13.5%	15.2%	16.0%
% of FP17s for the same patient ID Re-attending between 3 & 9 months - Children	352	464	75.9%	60.0%	59.1%	58.0%
% of FP17s for the same patient ID Re-attending between 3 & 9 months - Adults	1,000	1,503	66.5%	55.0%	52.2%	50.9%
% of FP17s for Band 1 Urgent Courses	35	1,661	2.1%	6.8%	7.9%	9.1%
% of FP17s Relating to Free Repair or Replacements	7	1,661	0.4%	0.9%	0.8%	0.8%
% of FP17s Relating to Continuations	13	1,661	0.8%	1.3%	1.1%	1.1%
% of Patients satisfied with the dentistry they have received	31	33	93.9%	92.7%	91.8%	91.7%
% of Patients satisfied with the time they had to wait for an appointment	32	33	97.0%	89.5%	88.4%	88.0%

* This is based on patients treated on this contract for their most recent course of treatment. Figures in italics indicate the base number of FP17s or Patient Questionnaire responses are less than 100. N/A is shown where the base number of responses is less than 10 during the period. % is calculated as Quantity/Base number*100

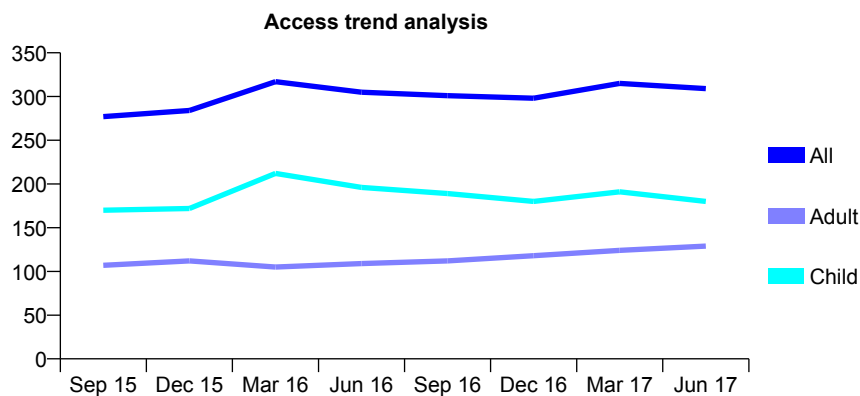
Q60 - Vital Signs At a Glance Contract Report for 182389/0001 - June 2017

Name or company name	Mr W Herath
Contract type name	GDS Contract
Purpose of contract	General
Contract start date	04/01/2013
Contract end date	

17/18 Contracted general activity (UDA)	1,050
Carry forward general activity (UDA)	0
17/18 Contracted orthodontic activity (UOA)	0
Carry forward orthodontic activity (UOA)	0
Baseline contract value	£23,545.68

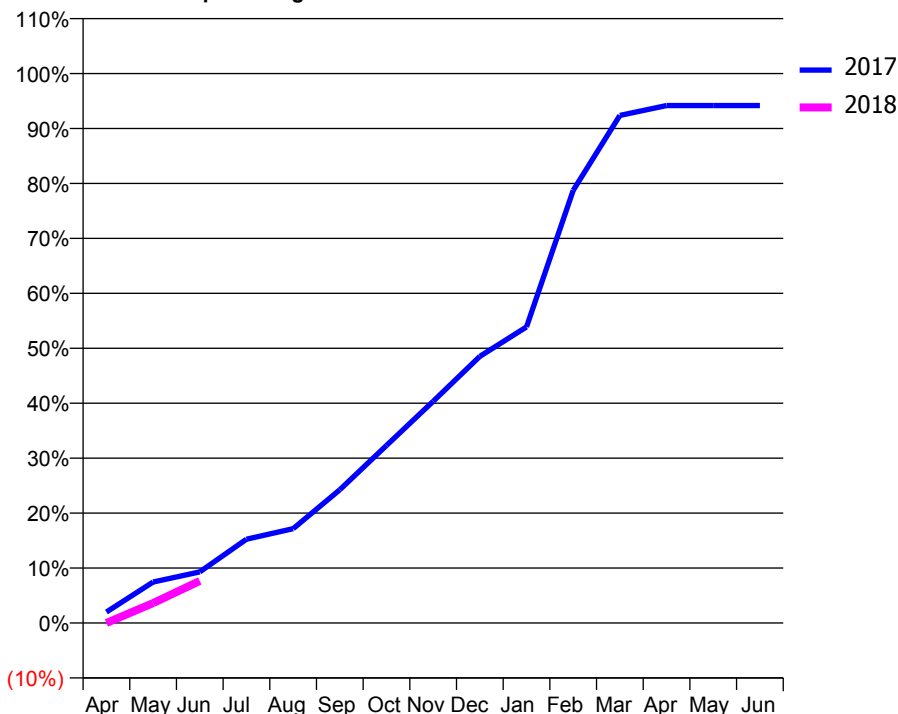
ACCESS*

Patients seen in 24 months	Total	Change since previous quarter
Quarter ending June 2016	305	
Quarter ending September 2016	301	↓
Quarter ending December 2016	298	→
Quarter ending March 2017	315	↑
Quarter ending June 2017	309	↓
Variance since June 2016	1.3%	→



ACTIVITY

Cumulative percentage of contracted UDA delivered 2017 & 2018



Month	Adjusted Scheduled Activity (UDA)	
	2017	2018
April	21	0
May	78	38
June	98	80
July	160	
August	180	
September	255	
October	339	
November	424	
December	510	
January	566	
February	827	
March	970	
April	989	
May	989	
June	989	

QUALITY

	Quantity	Base Number	Contract	AT	Region	England
% of FP17s for the same patient ID Re-attending within 3 months - Children	1	49	2.0%	9.9%	11.7%	12.0%
% of FP17s for the same patient ID Re-attending within 3 months - Adults	3	16	18.8%	13.5%	15.2%	16.0%
% of FP17s for the same patient ID Re-attending between 3 & 9 months - Children	28	49	57.1%	60.0%	59.1%	58.0%
% of FP17s for the same patient ID Re-attending between 3 & 9 months - Adults	7	16	43.8%	55.0%	52.2%	50.9%
% of FP17s for Band 1 Urgent Courses	2	48	4.2%	6.8%	7.9%	9.1%
% of FP17s Relating to Free Repair or Replacements	0	48	0.0%	0.9%	0.8%	0.8%
% of FP17s Relating to Continuations	0	48	0.0%	1.3%	1.1%	1.1%
% of Patients satisfied with the dentistry they have received	0	0	N/A	92.7%	91.8%	91.7%
% of Patients satisfied with the time they had to wait for an appointment	0	0	N/A	89.5%	88.4%	88.0%

* This is based on patients treated on this contract for their most recent course of treatment. Figures in italics indicate the base number of FP17s or Patient Questionnaire responses are less than 100. N/A is shown where the base number of responses is less than 10 during the period. % is calculated as Quantity/Base number*100

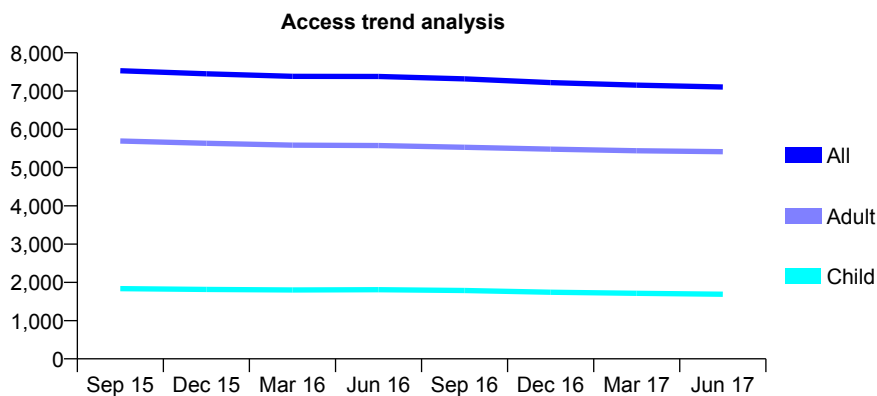
Q60 - Vital Signs At a Glance Contract Report for 184411/0001 - June 2017

Name or company name	Mroke Limited
Contract type name	GDS Contract
Purpose of contract	General
Contract start date	01/04/2009
Contract end date	

17/18 Contracted general activity (UDA)	21,512
Carry forward general activity (UDA)	0
17/18 Contracted orthodontic activity (UOA)	0
Carry forward orthodontic activity (UOA)	0
Baseline contract value	£548,659.12

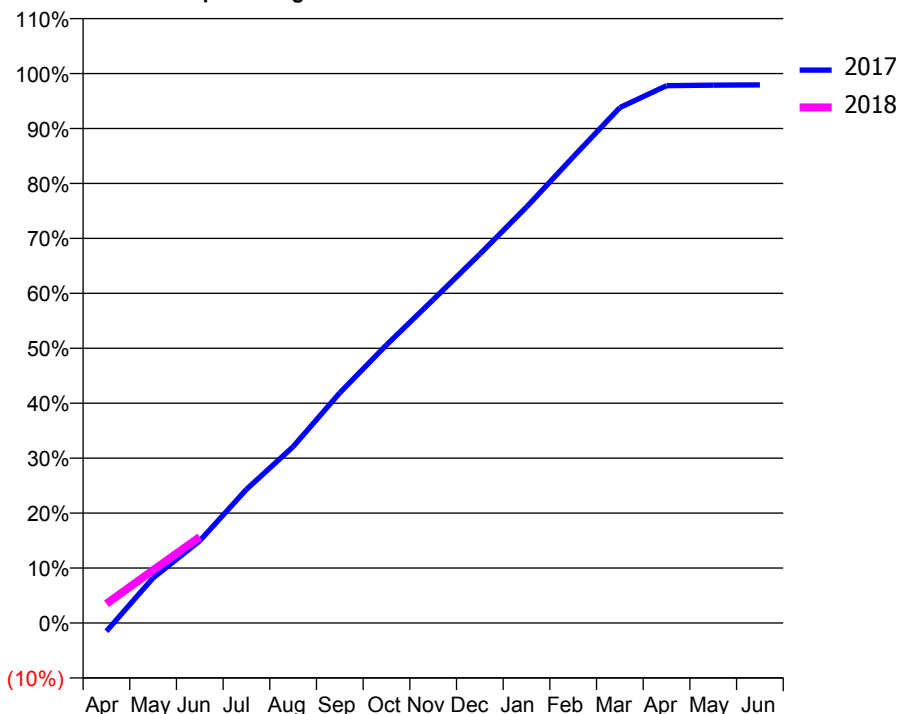
ACCESS*

Patients seen in 24 months	Total	Change since previous quarter
Quarter ending June 2016	7,383	
Quarter ending September 2016	7,318	→
Quarter ending December 2016	7,221	↓
Quarter ending March 2017	7,153	→
Quarter ending June 2017	7,105	→
Variance since June 2016	(3.8%)	↓



ACTIVITY

Cumulative percentage of contracted UDA delivered 2017 & 2018



Adjusted Scheduled Activity (UDA)

Month	2017	2018
April	-327	755
May	1,768	2,068
June	3,221	3,372
July	5,233	
August	6,905	
September	9,011	
October	10,886	
November	12,659	
December	14,440	
January	16,285	
February	18,250	
March	20,179	
April	21,037	
May	21,057	
June	21,064	

QUALITY

	Quantity	Base Number	Contract	AT	Region	England
% of FP17s for the same patient ID Re-attending within 3 months - Children	47	555	8.5%	9.9%	11.7%	12.0%
% of FP17s for the same patient ID Re-attending within 3 months - Adults	178	1,515	11.7%	13.5%	15.2%	16.0%
% of FP17s for the same patient ID Re-attending between 3 & 9 months - Children	340	555	61.3%	60.0%	59.1%	58.0%
% of FP17s for the same patient ID Re-attending between 3 & 9 months - Adults	789	1,515	52.1%	55.0%	52.2%	50.9%
% of FP17s for Band 1 Urgent Courses	116	1,631	7.1%	6.8%	7.9%	9.1%
% of FP17s Relating to Free Repair or Replacements	7	1,631	0.4%	0.9%	0.8%	0.8%
% of FP17s Relating to Continuations	16	1,631	1.0%	1.3%	1.1%	1.1%
% of Patients satisfied with the dentistry they have received	15	18	83.3%	92.7%	91.8%	91.7%
% of Patients satisfied with the time they had to wait for an appointment	17	18	94.4%	89.5%	88.4%	88.0%

* This is based on patients treated on this contract for their most recent course of treatment. Figures in italics indicate the base number of FP17s or Patient Questionnaire responses are less than 100. N/A is shown where the base number of responses is less than 10 during the period. % is calculated as Quantity/Base number*100

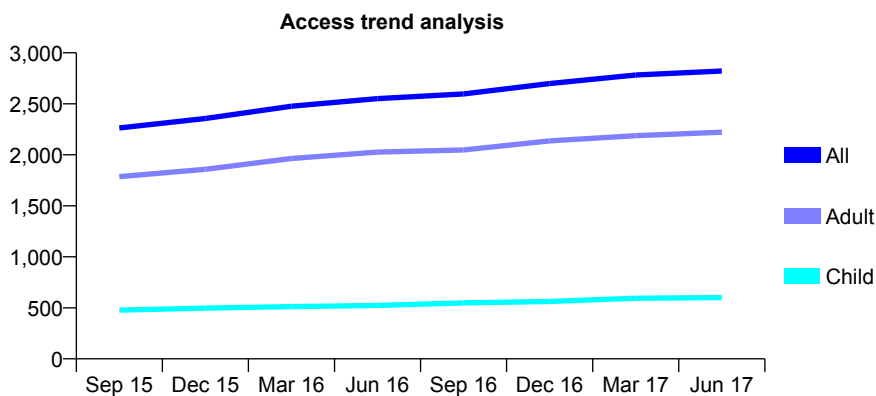
Q60 - Vital Signs At a Glance Contract Report for 184411/0002 - June 2017

Name or company name	Mroke Limited
Contract type name	GDS Contract
Purpose of contract	General
Contract start date	01/04/2009
Contract end date	

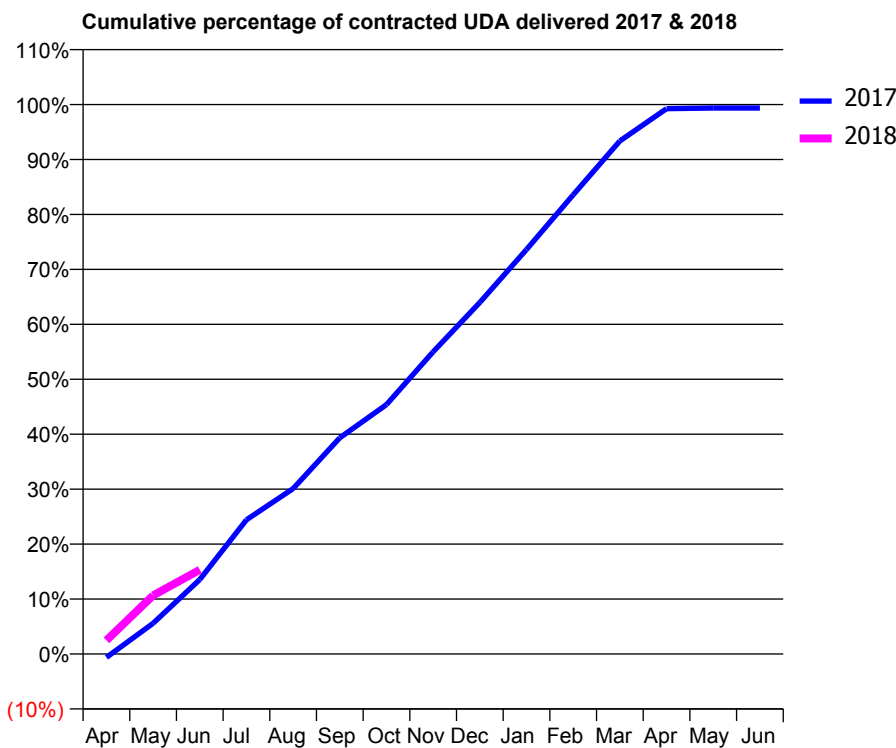
17/18 Contracted general activity (UDA)	7,698
Carry forward general activity (UDA)	0
17/18 Contracted orthodontic activity (UOA)	0
Carry forward orthodontic activity (UOA)	0
Baseline contract value	£194,882.36

ACCESS*

Patients seen in 24 months	Total	Change since previous quarter
Quarter ending June 2016	2,551	
Quarter ending September 2016	2,597	→
Quarter ending December 2016	2,699	↑
Quarter ending March 2017	2,782	↑
Quarter ending June 2017	2,822	→
Variance since June 2016	10.6%	↑



ACTIVITY



Month	Adjusted Scheduled Activity (UDA)	
	2017	2018
April	-49	192
May	431	821
June	1,043	1,179
July	1,880	
August	2,318	
September	3,029	
October	3,495	
November	4,235	
December	4,925	
January	5,668	
February	6,433	
March	7,187	
April	7,639	
May	7,650	
June	7,650	

QUALITY

	Quantity	Base Number	Contract	AT	Region	England
% of FP17s for the same patient ID Re-attending within 3 months - Children	14	171	8.2%	9.9%	11.7%	12.0%
% of FP17s for the same patient ID Re-attending within 3 months - Adults	101	639	15.8%	13.5%	15.2%	16.0%
% of FP17s for the same patient ID Re-attending between 3 & 9 months - Children	90	171	52.6%	60.0%	59.1%	58.0%
% of FP17s for the same patient ID Re-attending between 3 & 9 months - Adults	332	639	52.0%	55.0%	52.2%	50.9%
% of FP17s for Band 1 Urgent Courses	64	614	10.4%	6.8%	7.9%	9.1%
% of FP17s Relating to Free Repair or Replacements	8	614	1.3%	0.9%	0.8%	0.8%
% of FP17s Relating to Continuations	16	614	2.6%	1.3%	1.1%	1.1%
% of Patients satisfied with the dentistry they have received	6	6	N/A	92.7%	91.8%	91.7%
% of Patients satisfied with the time they had to wait for an appointment	6	6	N/A	89.5%	88.4%	88.0%

* This is based on patients treated on this contract for their most recent course of treatment. Figures in italics indicate the base number of FP17s or Patient Questionnaire responses are less than 100. N/A is shown where the base number of responses is less than 10 during the period. % is calculated as Quantity/Base number*100

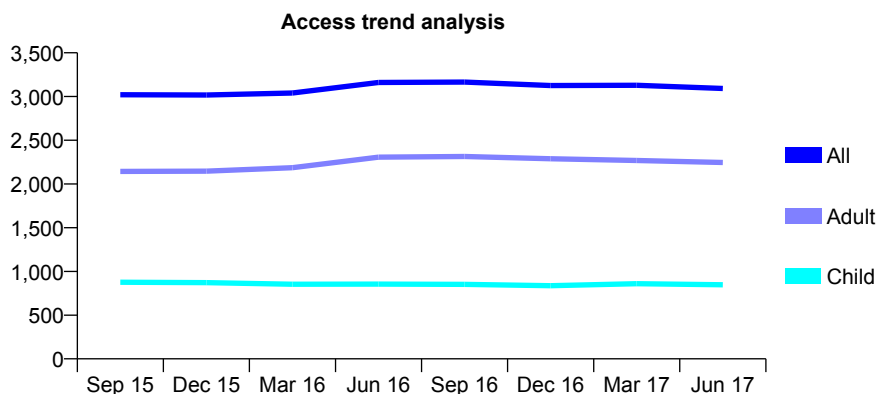
Q60 - Vital Signs At a Glance Contract Report for 186058/0001 - June 2017

Name or company name	J. F. Scannell & Associates
Contract type name	GDS Contract
Purpose of contract	General
Contract start date	01/07/2013
Contract end date	

17/18 Contracted general activity (UDA)	9,504
Carry forward general activity (UDA)	0
17/18 Contracted orthodontic activity (UOA)	0
Carry forward orthodontic activity (UOA)	0
Baseline contract value	£264,024.49

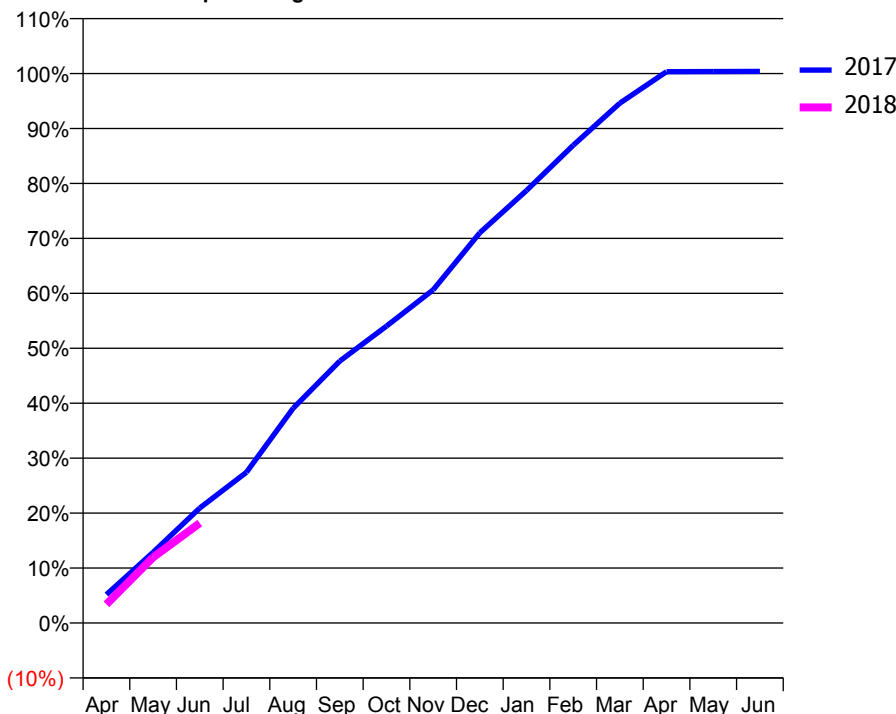
ACCESS*

Patients seen in 24 months	Total	Change since previous quarter
Quarter ending June 2016	3,161	
Quarter ending September 2016	3,166	→
Quarter ending December 2016	3,125	↓
Quarter ending March 2017	3,128	→
Quarter ending June 2017	3,092	↓
Variance since June 2016	(2.2%)	↓



ACTIVITY

Cumulative percentage of contracted UDA delivered 2017 & 2018



Adjusted Scheduled Activity (UDA)

Month	2017	2018
April	491	325
May	1,223	1,135
June	1,989	1,730
July	2,608	
August	3,714	
September	4,530	
October	5,136	
November	5,763	
December	6,751	
January	7,480	
February	8,262	
March	8,991	
April	9,537	
May	9,539	
June	9,541	

QUALITY

	Quantity	Base Number	Contract	AT	Region	England
% of FP17s for the same patient ID Re-attending within 3 months - Children	29	305	9.5%	9.9%	11.7%	12.0%
% of FP17s for the same patient ID Re-attending within 3 months - Adults	126	704	17.9%	13.5%	15.2%	16.0%
% of FP17s for the same patient ID Re-attending between 3 & 9 months - Children	200	305	65.6%	60.0%	59.1%	58.0%
% of FP17s for the same patient ID Re-attending between 3 & 9 months - Adults	331	704	47.0%	55.0%	52.2%	50.9%
% of FP17s for Band 1 Urgent Courses	58	750	7.7%	6.8%	7.9%	9.1%
% of FP17s Relating to Free Repair or Replacements	22	750	2.9%	0.9%	0.8%	0.8%
% of FP17s Relating to Continuations	11	750	1.5%	1.3%	1.1%	1.1%
% of Patients satisfied with the dentistry they have received	5	5	N/A	92.7%	91.8%	91.7%
% of Patients satisfied with the time they had to wait for an appointment	5	5	N/A	89.5%	88.4%	88.0%

* This is based on patients treated on this contract for their most recent course of treatment. Figures in italics indicate the base number of FP17s or Patient Questionnaire responses are less than 100. N/A is shown where the base number of responses is less than 10 during the period. % is calculated as Quantity/Base number*100

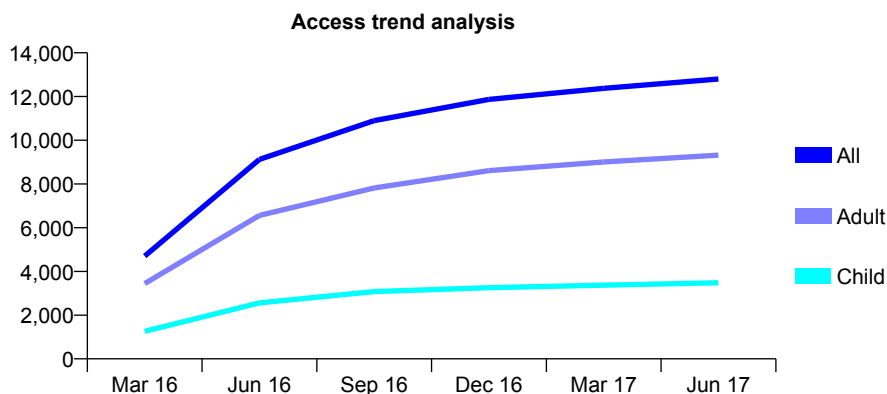
Q60 - Vital Signs At a Glance Contract Report for 186597/0001 - June 2017

Name or company name	Dosthill Valley Dental Practice
Contract type name	GDS Contract
Purpose of contract	General
Contract start date	01/01/2016
Contract end date	

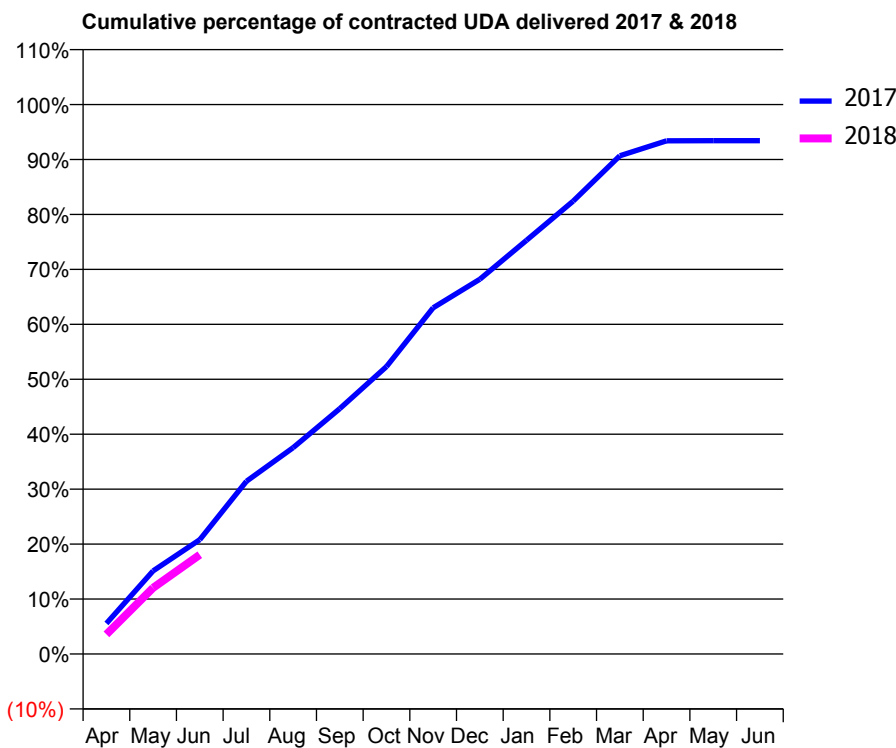
17/18 Contracted general activity (UDA)	39,000
Carry forward general activity (UDA)	0
17/18 Contracted orthodontic activity (UOA)	0
Carry forward orthodontic activity (UOA)	0
Baseline contract value	£989,145.42

ACCESS*

Patients seen in 24 months	Total	Change since previous quarter
Quarter ending June 2016	9,120	
Quarter ending September 2016	10,896	↑
Quarter ending December 2016	11,865	↑
Quarter ending March 2017	12,376	↑
Quarter ending June 2017	12,803	↑
Variance since June 2016	40.4%	↑



ACTIVITY



Month	Adjusted Scheduled Activity (UDA)	
	2017	2018
April	2,168	1,398
May	5,905	4,702
June	8,114	7,042
July	12,264	
August	14,645	
September	17,420	
October	20,395	
November	24,578	
December	26,596	
January	29,362	
February	32,148	
March	35,367	
April	36,421	
May	36,427	
June	36,428	

QUALITY

	Quantity	Base Number	Contract	AT	Region	England
% of FP17s for the same patient ID Re-attending within 3 months - Children	49	1,340	3.7%	9.9%	11.7%	12.0%
% of FP17s for the same patient ID Re-attending within 3 months - Adults	353	3,405	10.4%	13.5%	15.2%	16.0%
% of FP17s for the same patient ID Re-attending between 3 & 9 months - Children	871	1,340	65.0%	60.0%	59.1%	58.0%
% of FP17s for the same patient ID Re-attending between 3 & 9 months - Adults	2,252	3,405	66.1%	55.0%	52.2%	50.9%
% of FP17s for Band 1 Urgent Courses	89	4,140	2.1%	6.8%	7.9%	9.1%
% of FP17s Relating to Free Repair or Replacements	40	4,140	1.0%	0.9%	0.8%	0.8%
% of FP17s Relating to Continuations	39	4,140	0.9%	1.3%	1.1%	1.1%
% of Patients satisfied with the dentistry they have received	25	26	96.2%	92.7%	91.8%	91.7%
% of Patients satisfied with the time they had to wait for an appointment	24	26	92.3%	89.5%	88.4%	88.0%

* This is based on patients treated on this contract for their most recent course of treatment. Figures in italics indicate the base number of FP17s or Patient Questionnaire responses are less than 100. N/A is shown where the base number of responses is less than 10 during the period. % is calculated as Quantity/Base number*100

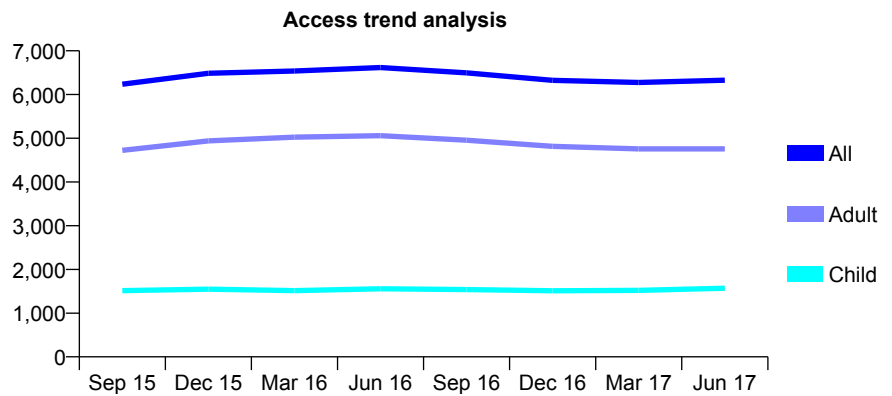
Q60 - Vital Signs At a Glance Contract Report for 186988/0001 - June 2017

Name or company name	The Westbury Park Dental Practice Partner
Contract type name	GDS Contract
Purpose of contract	General
Contract start date	05/12/2013
Contract end date	

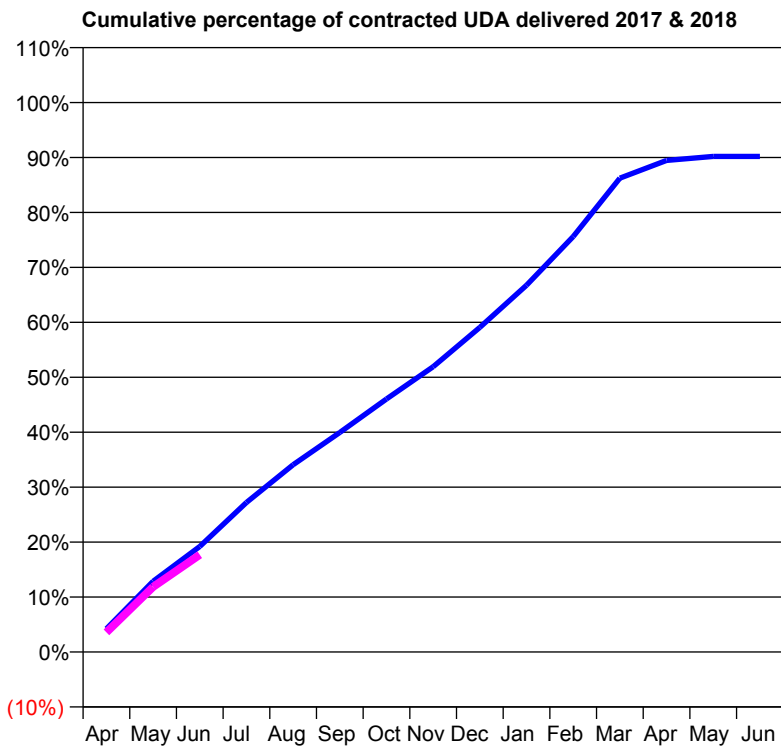
17/18 Contracted general activity (UDA)	18,842
Carry forward general activity (UDA)	0
17/18 Contracted orthodontic activity (UOA)	0
Carry forward orthodontic activity (UOA)	0
Baseline contract value	£512,655.70

ACCESS*

Patients seen in 24 months	Total	Change since previous quarter
Quarter ending June 2016	6,616	
Quarter ending September 2016	6,494	↓
Quarter ending December 2016	6,324	↓
Quarter ending March 2017	6,277	→
Quarter ending June 2017	6,327	→
Variance since June 2016	(4.4%)	↓



ACTIVITY



Month	Adjusted Scheduled Activity (UDA)	
	2017	2018
April	796	675
May	2,426	2,232
June	3,618	3,335
July	5,126	
August	6,420	
September	7,527	
October	8,676	
November	9,782	
December	11,131	
January	12,577	
February	14,247	
March	16,246	
April	16,856	
May	16,993	
June	16,993	

QUALITY

	Quantity	Base Number	Contract	AT	Region	England
% of FP17s for the same patient ID Re-attending within 3 months - Children	35	504	6.9%	9.9%	11.7%	12.0%
% of FP17s for the same patient ID Re-attending within 3 months - Adults	102	1,239	8.2%	13.5%	15.2%	16.0%
% of FP17s for the same patient ID Re-attending between 3 & 9 months - Children	246	504	48.8%	60.0%	59.1%	58.0%
% of FP17s for the same patient ID Re-attending between 3 & 9 months - Adults	614	1,239	49.6%	55.0%	52.2%	50.9%
% of FP17s for Band 1 Urgent Courses	86	1,474	5.8%	6.8%	7.9%	9.1%
% of FP17s Relating to Free Repair or Replacements	6	1,474	0.4%	0.9%	0.8%	0.8%
% of FP17s Relating to Continuations	13	1,474	0.9%	1.3%	1.1%	1.1%
% of Patients satisfied with the dentistry they have received	12	14	85.7%	92.7%	91.8%	91.7%
% of Patients satisfied with the time they had to wait for an appointment	13	14	92.9%	89.5%	88.4%	88.0%

* This is based on patients treated on this contract for their most recent course of treatment. Figures in italics indicate the base number of FP17s or Patient Questionnaire responses are less than 100. N/A is shown where the base number of responses is less than 10 during the period. % is calculated as Quantity/Base number*100

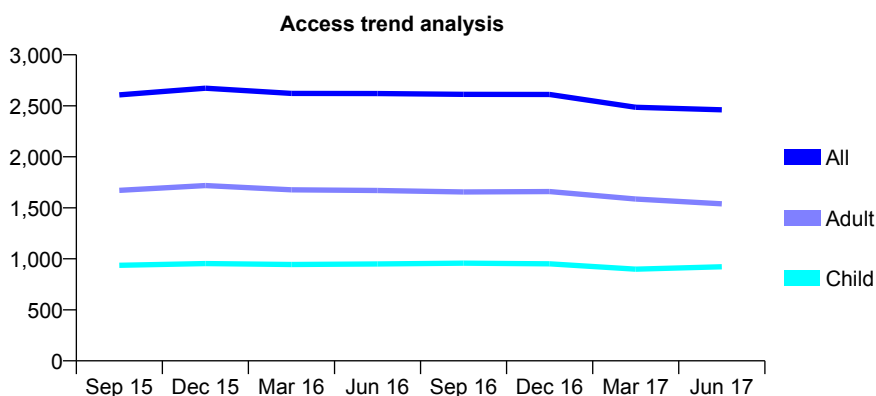
Q60 - Vital Signs At a Glance Contract Report for 188239/0001 - June 2017

Name or company name	Dr J S Jandu and Ms K K Bhambra
Contract type name	GDS Contract
Purpose of contract	General and Orthodontic
Contract start date	01/12/2009
Contract end date	

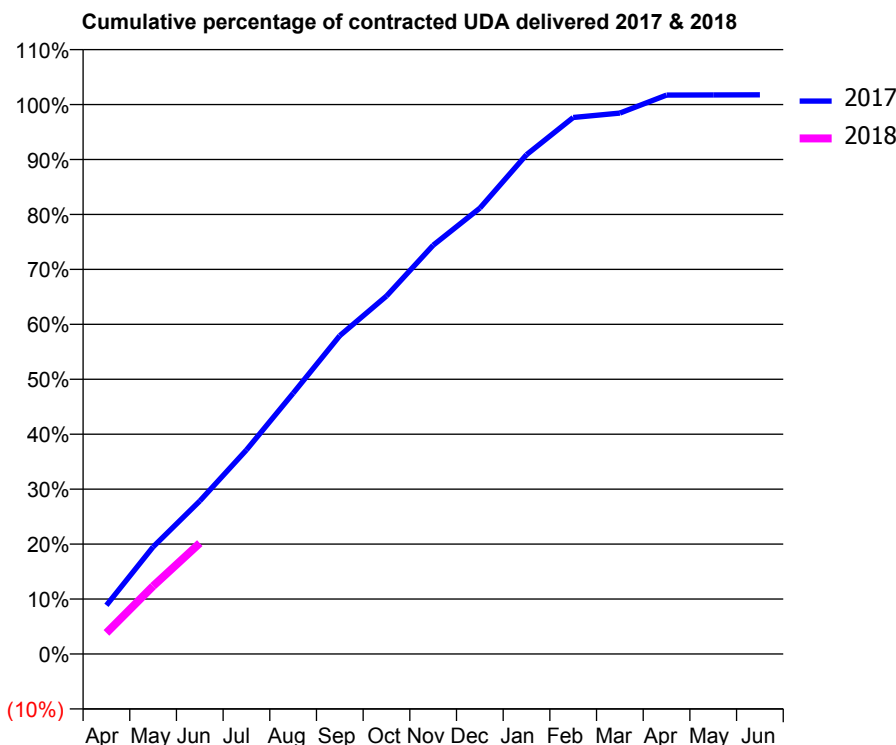
17/18 Contracted general activity (UDA)	6,309
Carry forward general activity (UDA)	0
17/18 Contracted orthodontic activity (UOA)	274
Carry forward orthodontic activity (UOA)	0
Baseline contract value	£170,767.20

ACCESS*

Patients seen in 24 months	Total	Change since previous quarter
Quarter ending June 2016	2,620	
Quarter ending September 2016	2,612	→
Quarter ending December 2016	2,611	→
Quarter ending March 2017	2,485	↓
Quarter ending June 2017	2,461	→
Variance since June 2016	(6.1%)	↓



ACTIVITY



Month	Adjusted Scheduled Activity (UDA)	
	2017	2018
April	560	242
May	1,230	779
June	1,757	1,273
July	2,343	
August	2,995	
September	3,655	
October	4,110	
November	4,693	
December	5,119	
January	5,733	
February	6,161	
March	6,211	
April	6,417	
May	6,419	
June	6,421	

QUALITY

	Quantity	Base Number	Contract	AT	Region	England
% of FP17s for the same patient ID Re-attending within 3 months - Children	22	495	4.4%	9.9%	11.7%	12.0%
% of FP17s for the same patient ID Re-attending within 3 months - Adults	50	459	10.9%	13.5%	15.2%	16.0%
% of FP17s for the same patient ID Re-attending between 3 & 9 months - Children	333	495	67.3%	60.0%	59.1%	58.0%
% of FP17s for the same patient ID Re-attending between 3 & 9 months - Adults	319	459	69.5%	55.0%	52.2%	50.9%
% of FP17s for Band 1 Urgent Courses	44	776	5.7%	6.8%	7.9%	9.1%
% of FP17s Relating to Free Repair or Replacements	2	776	0.3%	0.9%	0.8%	0.8%
% of FP17s Relating to Continuations	6	776	0.8%	1.3%	1.1%	1.1%
% of Patients satisfied with the dentistry they have received	4	4	N/A	92.7%	91.8%	91.7%
% of Patients satisfied with the time they had to wait for an appointment	3	4	N/A	89.5%	88.4%	88.0%

* This is based on patients treated on this contract for their most recent course of treatment. Figures in italics indicate the base number of FP17s or Patient Questionnaire responses are less than 100. N/A is shown where the base number of responses is less than 10 during the period. % is calculated as Quantity/Base number*100

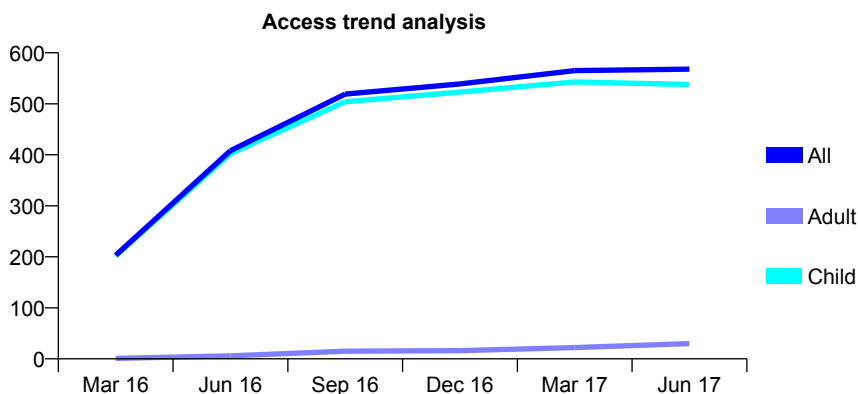
Q60 - Vital Signs At a Glance Contract Report for 188646/0001 - June 2017

Name or company name	Grosvenor Dental Practice
Contract type name	GDS Contract
Purpose of contract	General
Contract start date	01/02/2016
Contract end date	

17/18 Contracted general activity (UDA)	2,455
Carry forward general activity (UDA)	0
17/18 Contracted orthodontic activity (UOA)	0
Carry forward orthodontic activity (UOA)	0
Baseline contract value	£61,779.64

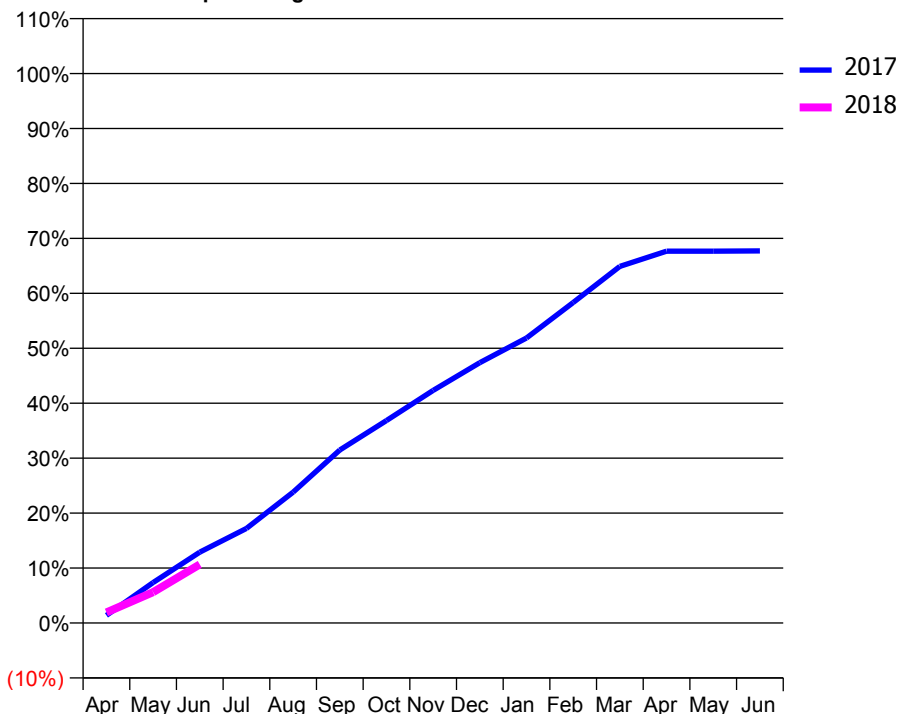
ACCESS*

Patients seen in 24 months	Total	Change since previous quarter
Quarter ending June 2016	408	
Quarter ending September 2016	519	↑
Quarter ending December 2016	539	↑
Quarter ending March 2017	565	↑
Quarter ending June 2017	568	→
Variance since June 2016	39.2%	↑



ACTIVITY

Cumulative percentage of contracted UDA delivered 2017 & 2018



Adjusted Scheduled Activity (UDA)

Month	2017	2018
April	34	47
May	181	138
June	317	262
July	422	
August	585	
September	773	
October	905	
November	1,039	
December	1,163	
January	1,274	
February	1,432	
March	1,593	
April	1,661	
May	1,661	
June	1,662	

QUALITY

	Quantity	Base Number	Contract	AT	Region	England
% of FP17s for the same patient ID Re-attending within 3 months - Children	31	239	13.0%	9.9%	11.7%	12.0%
% of FP17s for the same patient ID Re-attending within 3 months - Adults	0	0	N/A	13.5%	15.2%	16.0%
% of FP17s for the same patient ID Re-attending between 3 & 9 months - Children	175	239	73.2%	60.0%	59.1%	58.0%
% of FP17s for the same patient ID Re-attending between 3 & 9 months - Adults	0	0	N/A	55.0%	52.2%	50.9%
% of FP17s for Band 1 Urgent Courses	4	193	2.1%	6.8%	7.9%	9.1%
% of FP17s Relating to Free Repair or Replacements	0	193	0.0%	0.9%	0.8%	0.8%
% of FP17s Relating to Continuations	0	193	0.0%	1.3%	1.1%	1.1%
% of Patients satisfied with the dentistry they have received	0	0	N/A	92.7%	91.8%	91.7%
% of Patients satisfied with the time they had to wait for an appointment	0	0	N/A	89.5%	88.4%	88.0%

* This is based on patients treated on this contract for their most recent course of treatment. Figures in italics indicate the base number of FP17s or Patient Questionnaire responses are less than 100. N/A is shown where the base number of responses is less than 10 during the period. % is calculated as Quantity/Base number*100

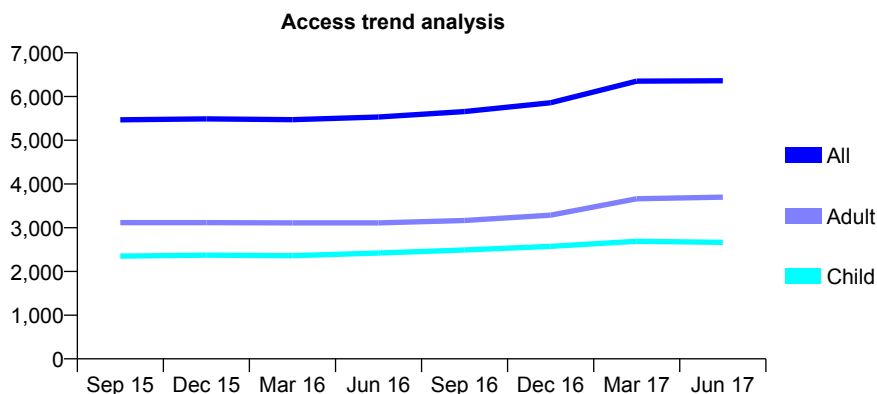
Q60 - Vital Signs At a Glance Contract Report for 190608/0001 - June 2017

Name or company name	Dawley Dental Practice
Contract type name	GDS Contract
Purpose of contract	General
Contract start date	23/09/2009
Contract end date	

17/18 Contracted general activity (UDA)	17,919
Carry forward general activity (UDA)	0
17/18 Contracted orthodontic activity (UOA)	0
Carry forward orthodontic activity (UOA)	0
Baseline contract value	£445,879.43

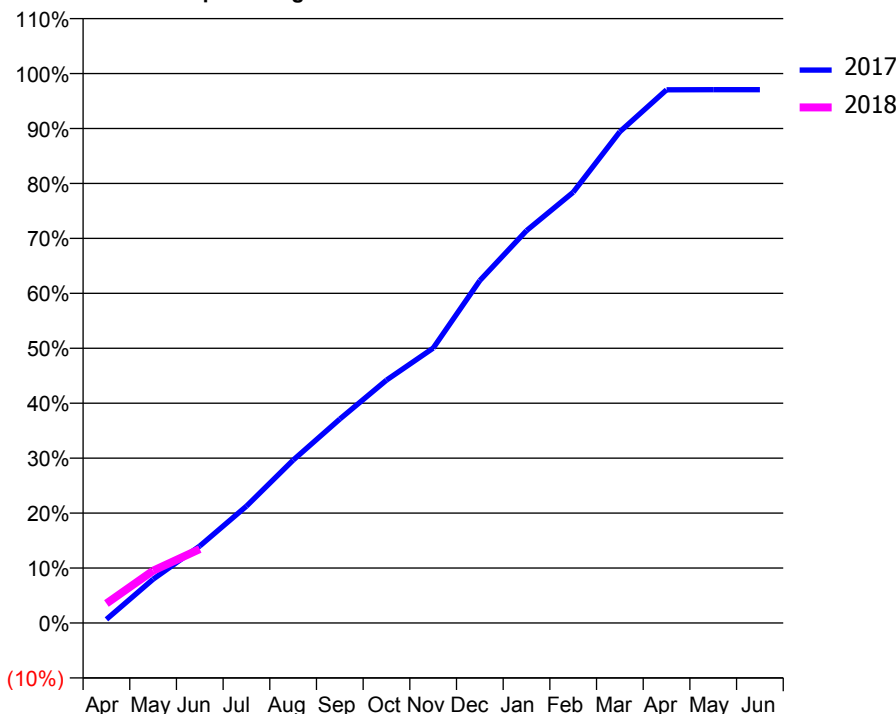
ACCESS*

Patients seen in 24 months	Total	Change since previous quarter
Quarter ending June 2016	5,532	
Quarter ending September 2016	5,656	↑
Quarter ending December 2016	5,859	↑
Quarter ending March 2017	6,351	↑
Quarter ending June 2017	6,361	→
Variance since June 2016	15.0%	↑



ACTIVITY

Cumulative percentage of contracted UDA delivered 2017 & 2018



Adjusted Scheduled Activity (UDA)

Month	2017	2018
April	119	637
May	1,428	1,705
June	2,513	2,411
July	3,810	
August	5,309	
September	6,650	
October	7,921	
November	8,963	
December	11,168	
January	12,793	
February	14,047	
March	16,023	
April	17,388	
May	17,392	
June	17,390	

QUALITY

	Quantity	Base Number	Contract	AT	Region	England
% of FP17s for the same patient ID Re-attending within 3 months - Children	110	993	11.1%	9.9%	11.7%	12.0%
% of FP17s for the same patient ID Re-attending within 3 months - Adults	177	1,239	14.3%	13.5%	15.2%	16.0%
% of FP17s for the same patient ID Re-attending between 3 & 9 months - Children	627	993	63.1%	60.0%	59.1%	58.0%
% of FP17s for the same patient ID Re-attending between 3 & 9 months - Adults	624	1,239	50.4%	55.0%	52.2%	50.9%
% of FP17s for Band 1 Urgent Courses	94	1,381	6.8%	6.8%	7.9%	9.1%
% of FP17s Relating to Free Repair or Replacements	4	1,381	0.3%	0.9%	0.8%	0.8%
% of FP17s Relating to Continuations	5	1,381	0.4%	1.3%	1.1%	1.1%
% of Patients satisfied with the dentistry they have received	9	9	N/A	92.7%	91.8%	91.7%
% of Patients satisfied with the time they had to wait for an appointment	9	9	N/A	89.5%	88.4%	88.0%

* This is based on patients treated on this contract for their most recent course of treatment. Figures in italics indicate the base number of FP17s or Patient Questionnaire responses are less than 100. N/A is shown where the base number of responses is less than 10 during the period. % is calculated as Quantity/Base number*100

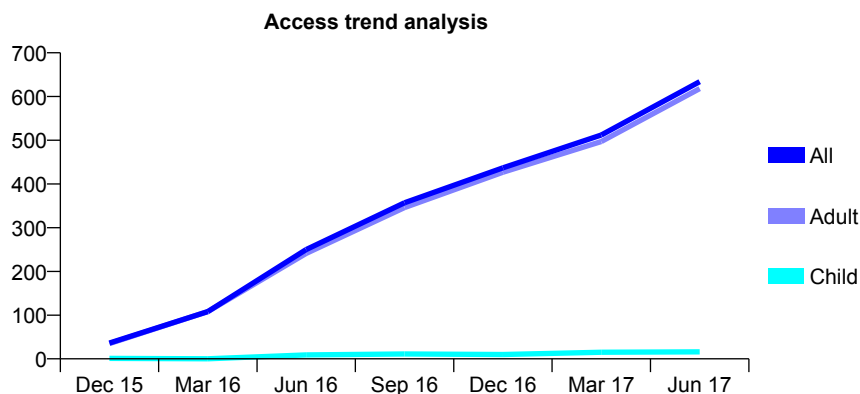
Q60 - Vital Signs At a Glance Contract Report for 192538/0001 - June 2017

Name or company name	The Smile Works Ltd
Contract type name	PDS Contract
Purpose of contract	General
Contract start date	01/07/2015
Contract end date	31/03/2020

17/18 Contracted general activity (UDA)	1,800
Carry forward general activity (UDA)	0
17/18 Contracted orthodontic activity (UOA)	0
Carry forward orthodontic activity (UOA)	0
Baseline contract value	£72,557.11

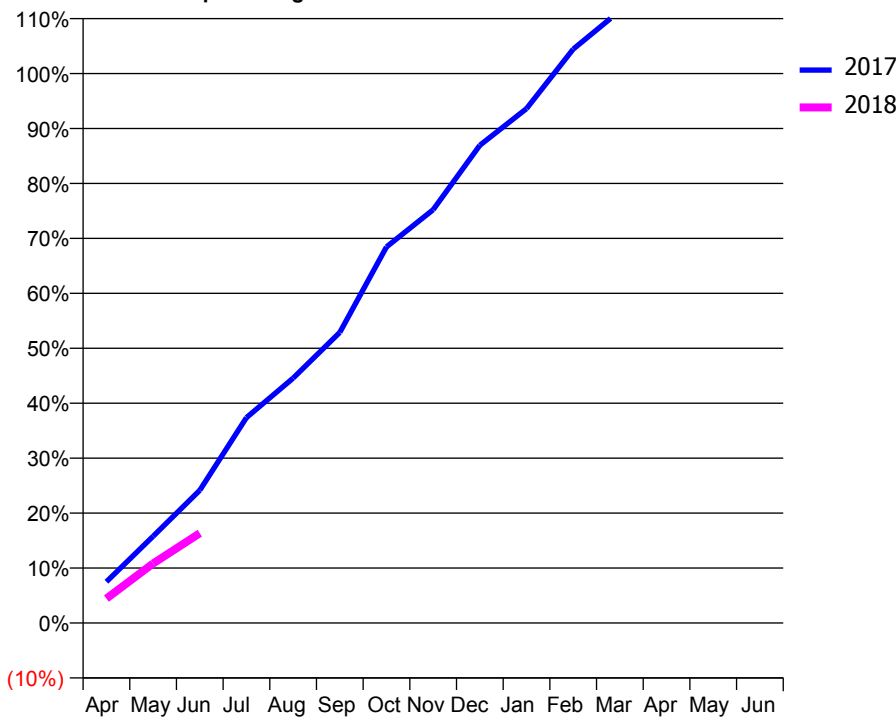
ACCESS*

Patients seen in 24 months	Total	Change since previous quarter
Quarter ending June 2016	250	
Quarter ending September 2016	357	↑
Quarter ending December 2016	437	↑
Quarter ending March 2017	512	↑
Quarter ending June 2017	634	↑
Variance since June 2016	153.6%	↑



ACTIVITY

Cumulative percentage of contracted UDA delivered 2017 & 2018



Month	Adjusted Scheduled Activity (UDA)	
	2017	2018
April	135	80
May	284	195
June	435	294
July	673	
August	802	
September	952	
October	1,232	
November	1,354	
December	1,565	
January	1,685	
February	1,880	
March	2,005	
April	2,075	
May	2,075	
June	2,075	

QUALITY

	Quantity	Base Number	Contract	AT	Region	England
% of FP17s for the same patient ID Re-attending within 3 months - Children	0	5	0.0%	9.9%	11.7%	12.0%
% of FP17s for the same patient ID Re-attending within 3 months - Adults	0	143	0.0%	13.5%	15.2%	16.0%
% of FP17s for the same patient ID Re-attending between 3 & 9 months - Children	0	5	0.0%	60.0%	59.1%	58.0%
% of FP17s for the same patient ID Re-attending between 3 & 9 months - Adults	0	143	0.0%	55.0%	52.2%	50.9%
% of FP17s for Band 1 Urgent Courses	0	122	0.0%	6.8%	7.9%	9.1%
% of FP17s Relating to Free Repair or Replacements	0	122	0.0%	0.9%	0.8%	0.8%
% of FP17s Relating to Continuations	0	122	0.0%	1.3%	1.1%	1.1%
% of Patients satisfied with the dentistry they have received	0	0	N/A	92.7%	91.8%	91.7%
% of Patients satisfied with the time they had to wait for an appointment	0	0	N/A	89.5%	88.4%	88.0%

* This is based on patients treated on this contract for their most recent course of treatment. Figures in italics indicate the base number of FP17s or Patient Questionnaire responses are less than 100. N/A is shown where the base number of responses is less than 10 during the period. % is calculated as Quantity/Base number*100

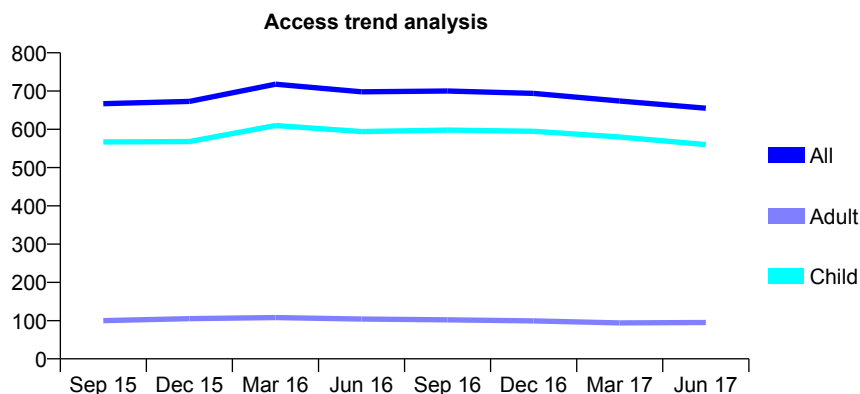
Q60 - Vital Signs At a Glance Contract Report for 193623/0001 - June 2017

Name or company name	Beaufort Dental Health Centre Ltd
Contract type name	GDS Contract
Purpose of contract	General
Contract start date	01/07/2009
Contract end date	

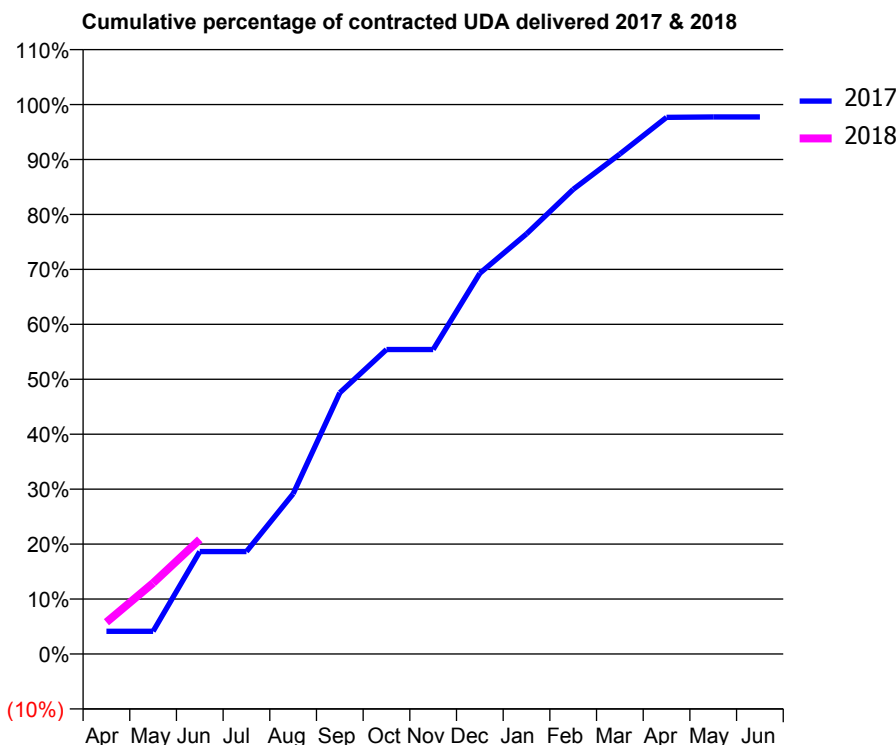
17/18 Contracted general activity (UDA)	1,380
Carry forward general activity (UDA)	0
17/18 Contracted orthodontic activity (UOA)	0
Carry forward orthodontic activity (UOA)	0
Baseline contract value	£30,186.20

ACCESS*

Patients seen in 24 months	Total	Change since previous quarter
Quarter ending June 2016	698	
Quarter ending September 2016	700	→
Quarter ending December 2016	694	→
Quarter ending March 2017	674	↓
Quarter ending June 2017	655	↓
Variance since June 2016	(6.2%)	↓



ACTIVITY



Month	Adjusted Scheduled Activity (UDA)	
	2017	2018
April	57	80
May	57	178
June	257	288
July	257	
August	402	
September	656	
October	765	
November	765	
December	956	
January	1,055	
February	1,167	
March	1,256	
April	1,348	
May	1,349	
June	1,349	

QUALITY

	Quantity	Base Number	Contract	AT	Region	England
% of FP17s for the same patient ID Re-attending within 3 months - Children	10	241	4.1%	9.9%	11.7%	12.0%
% of FP17s for the same patient ID Re-attending within 3 months - Adults	0	16	0.0%	13.5%	15.2%	16.0%
% of FP17s for the same patient ID Re-attending between 3 & 9 months - Children	184	241	76.3%	60.0%	59.1%	58.0%
% of FP17s for the same patient ID Re-attending between 3 & 9 months - Adults	14	16	87.5%	55.0%	52.2%	50.9%
% of FP17s for Band 1 Urgent Courses	5	202	2.5%	6.8%	7.9%	9.1%
% of FP17s Relating to Free Repair or Replacements	0	202	0.0%	0.9%	0.8%	0.8%
% of FP17s Relating to Continuations	0	202	0.0%	1.3%	1.1%	1.1%
% of Patients satisfied with the dentistry they have received	0	0	N/A	92.7%	91.8%	91.7%
% of Patients satisfied with the time they had to wait for an appointment	0	0	N/A	89.5%	88.4%	88.0%

* This is based on patients treated on this contract for their most recent course of treatment. Figures in italics indicate the base number of FP17s or Patient Questionnaire responses are less than 100. N/A is shown where the base number of responses is less than 10 during the period. % is calculated as Quantity/Base number*100

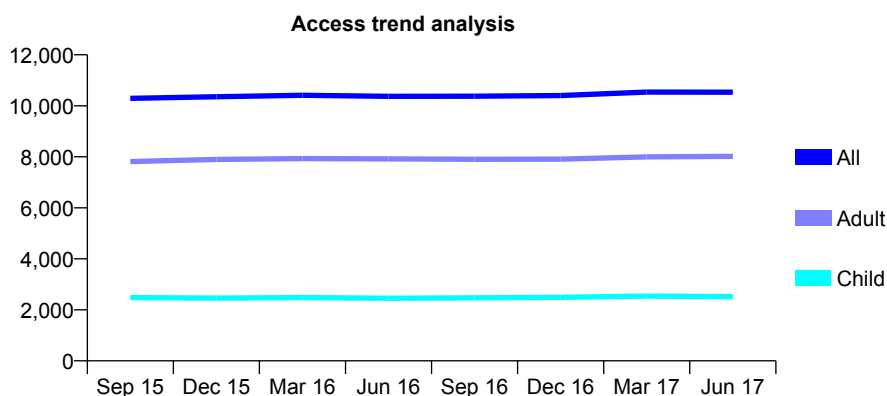
Q60 - Vital Signs At a Glance Contract Report for 195170/0001 - June 2017

Name or company name	Station House Dental Practice (Telford) Ltd
Contract type name	Pilot Contract
Purpose of contract	General and Orthodontic
Contract start date	01/12/2009
Contract end date	

17/18 Contracted general activity (UDA)	39,000
Carry forward general activity (UDA)	0
17/18 Contracted orthodontic activity (UOA)	1,000
Carry forward orthodontic activity (UOA)	0
Baseline contract value	£1,118,002.75

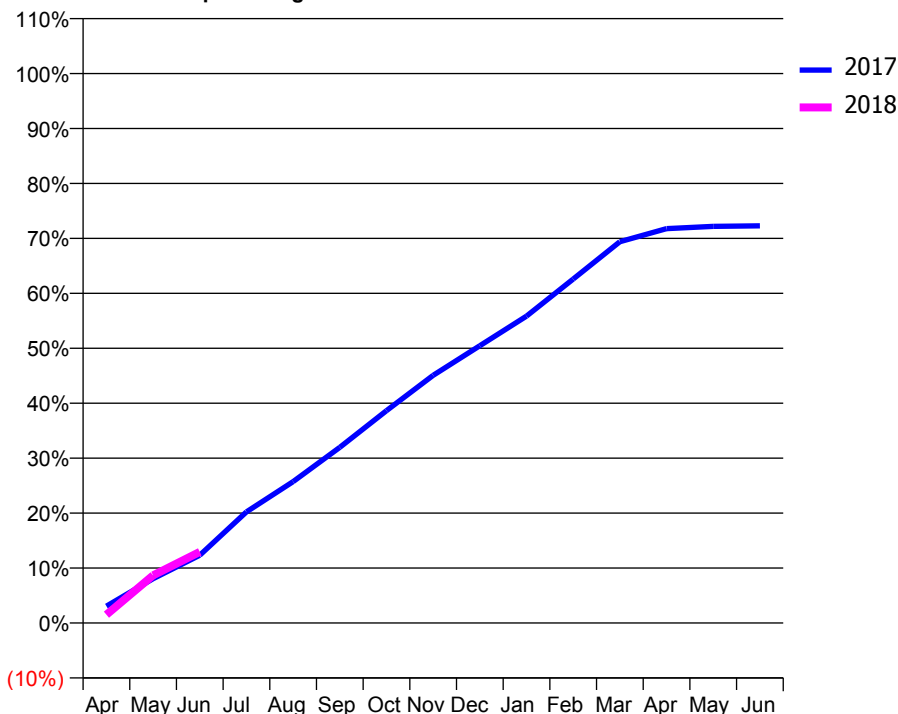
ACCESS*

Patients seen in 24 months	Total	Change since previous quarter
Quarter ending June 2016	10,371	
Quarter ending September 2016	10,374	→
Quarter ending December 2016	10,401	→
Quarter ending March 2017	10,540	→
Quarter ending June 2017	10,535	→
Variance since June 2016	1.6%	→



ACTIVITY

Cumulative percentage of contracted UDA delivered 2017 & 2018



Month	Adjusted Scheduled Activity (UDA)	
	2017	2018
April	1,198	596
May	3,149	3,380
June	4,817	5,044
July	7,884	
August	10,040	
September	12,473	
October	15,068	
November	17,577	
December	19,679	
January	21,786	
February	24,415	
March	27,065	
April	27,994	
May	28,156	
June	28,190	

QUALITY

	Quantity	Base Number	Contract	AT	Region	England
% of FP17s for the same patient ID Re-attending within 3 months - Children	58	812	7.1%	9.9%	11.7%	12.0%
% of FP17s for the same patient ID Re-attending within 3 months - Adults	189	2,362	8.0%	13.5%	15.2%	16.0%
% of FP17s for the same patient ID Re-attending between 3 & 9 months - Children	512	812	63.1%	60.0%	59.1%	58.0%
% of FP17s for the same patient ID Re-attending between 3 & 9 months - Adults	1,390	2,362	58.8%	55.0%	52.2%	50.9%
% of FP17s for Band 1 Urgent Courses	82	2,361	3.5%	6.8%	7.9%	9.1%
% of FP17s Relating to Free Repair or Replacements	13	2,361	0.6%	0.9%	0.8%	0.8%
% of FP17s Relating to Continuations	28	2,361	1.2%	1.3%	1.1%	1.1%
% of Patients satisfied with the dentistry they have received	25	31	80.6%	92.7%	91.8%	91.7%
% of Patients satisfied with the time they had to wait for an appointment	29	31	93.5%	89.5%	88.4%	88.0%

* This is based on patients treated on this contract for their most recent course of treatment. Figures in italics indicate the base number of FP17s or Patient Questionnaire responses are less than 100. N/A is shown where the base number of responses is less than 10 during the period. % is calculated as Quantity/Base number*100

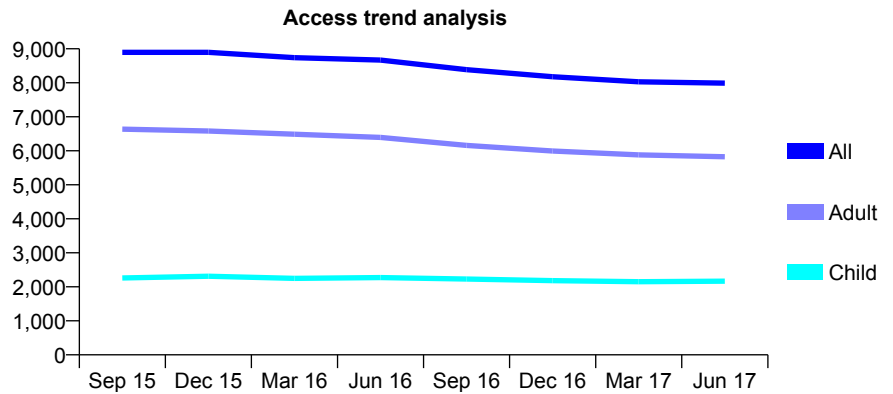
Q60 - Vital Signs At a Glance Contract Report for 195464/0001 - June 2017

Name or company name	Keen Dental Care
Contract type name	GDS Contract
Purpose of contract	General
Contract start date	01/04/2012
Contract end date	

17/18 Contracted general activity (UDA)	23,030
Carry forward general activity (UDA)	0
17/18 Contracted orthodontic activity (UOA)	0
Carry forward orthodontic activity (UOA)	0
Baseline contract value	£569,241.97

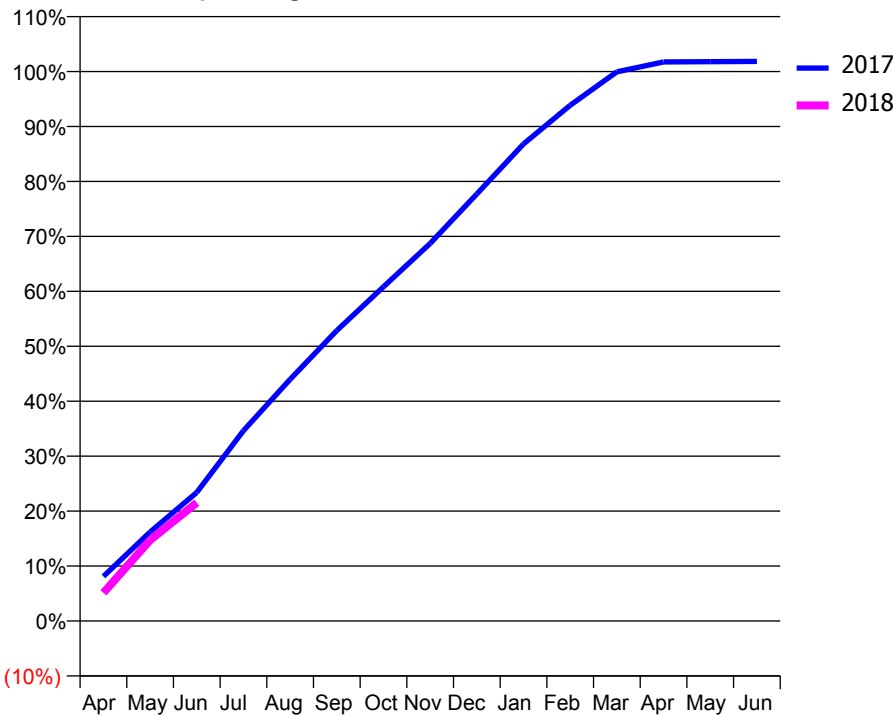
ACCESS*

Patients seen in 24 months	Total	Change since previous quarter
Quarter ending June 2016	8,669	
Quarter ending September 2016	8,387	↓
Quarter ending December 2016	8,179	↓
Quarter ending March 2017	8,031	↓
Quarter ending June 2017	7,991	→
Variance since June 2016	(7.8%)	↓



ACTIVITY

Cumulative percentage of contracted UDA delivered 2017 & 2018



Month	Adjusted Scheduled Activity (UDA)	
	2017	2018
April	1,869	1,182
May	3,729	3,389
June	5,388	4,960
July	7,979	
August	10,132	
September	12,176	
October	14,010	
November	15,823	
December	17,896	
January	19,991	
February	21,613	
March	23,014	
April	23,433	
May	23,440	
June	23,452	

QUALITY

	Quantity	Base Number	Contract	AT	Region	England
% of FP17s for the same patient ID Re-attending within 3 months - Children	49	798	6.1%	9.9%	11.7%	12.0%
% of FP17s for the same patient ID Re-attending within 3 months - Adults	268	2,083	12.9%	13.5%	15.2%	16.0%
% of FP17s for the same patient ID Re-attending between 3 & 9 months - Children	511	798	64.0%	60.0%	59.1%	58.0%
% of FP17s for the same patient ID Re-attending between 3 & 9 months - Adults	1,375	2,083	66.0%	55.0%	52.2%	50.9%
% of FP17s for Band 1 Urgent Courses	99	2,635	3.8%	6.8%	7.9%	9.1%
% of FP17s Relating to Free Repair or Replacements	27	2,635	1.0%	0.9%	0.8%	0.8%
% of FP17s Relating to Continuations	69	2,635	2.6%	1.3%	1.1%	1.1%
% of Patients satisfied with the dentistry they have received	23	24	95.8%	92.7%	91.8%	91.7%
% of Patients satisfied with the time they had to wait for an appointment	23	24	95.8%	89.5%	88.4%	88.0%

* This is based on patients treated on this contract for their most recent course of treatment. Figures in italics indicate the base number of FP17s or Patient Questionnaire responses are less than 100. N/A is shown where the base number of responses is less than 10 during the period. % is calculated as Quantity/Base number*100

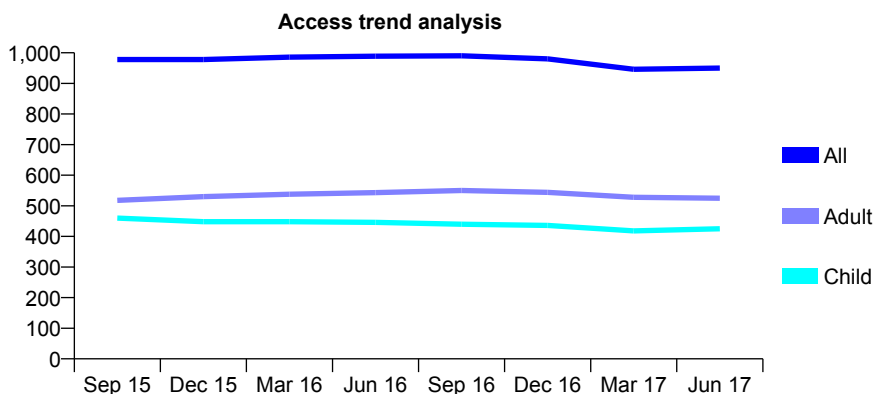
Q60 - Vital Signs At a Glance Contract Report for 198048/0001 - June 2017

Name or company name	The Cherry Orchard Dental Practice Partne
Contract type name	GDS Contract
Purpose of contract	General
Contract start date	05/03/2013
Contract end date	

17/18 Contracted general activity (UDA)	2,200
Carry forward general activity (UDA)	0
17/18 Contracted orthodontic activity (UOA)	0
Carry forward orthodontic activity (UOA)	0
Baseline contract value	£47,826.65

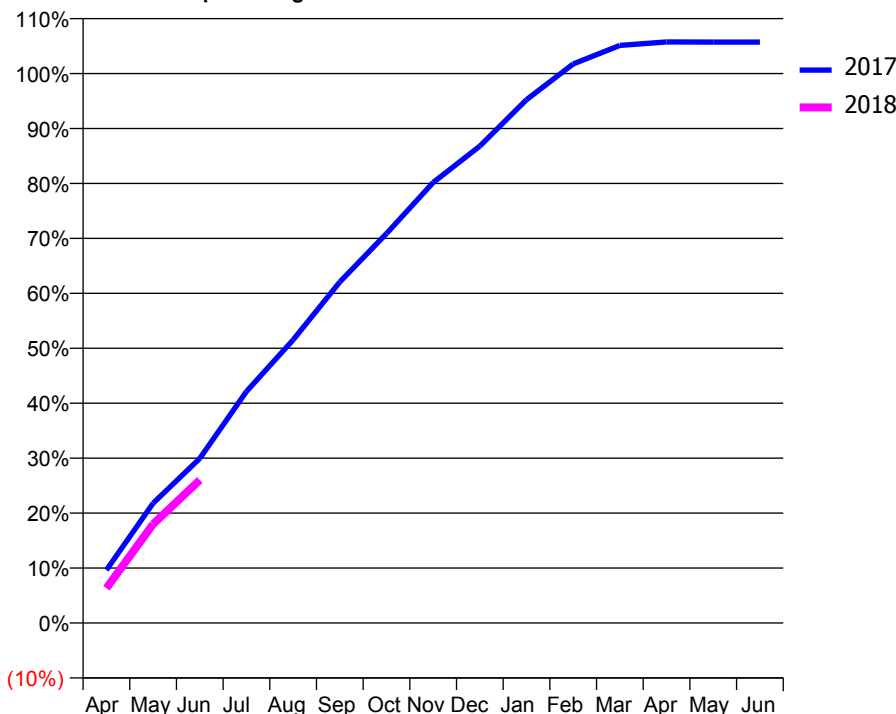
ACCESS*

Patients seen in 24 months	Total	Change since previous quarter
Quarter ending June 2016	989	
Quarter ending September 2016	990	→
Quarter ending December 2016	980	↓
Quarter ending March 2017	946	↓
Quarter ending June 2017	950	→
Variance since June 2016	(3.9%)	↓



ACTIVITY

Cumulative percentage of contracted UDA delivered 2017 & 2018



Adjusted Scheduled Activity (UDA)

Month	2017	2018
April	212	139
May	480	396
June	659	572
July	927	
August	1,134	
September	1,366	
October	1,559	
November	1,764	
December	1,909	
January	2,095	
February	2,238	
March	2,313	
April	2,327	
May	2,326	
June	2,326	

QUALITY

	Quantity	Base Number	Contract	AT	Region	England
% of FP17s for the same patient ID Re-attending within 3 months - Children	10	225	4.4%	9.9%	11.7%	12.0%
% of FP17s for the same patient ID Re-attending within 3 months - Adults	12	211	5.7%	13.5%	15.2%	16.0%
% of FP17s for the same patient ID Re-attending between 3 & 9 months - Children	163	225	72.4%	60.0%	59.1%	58.0%
% of FP17s for the same patient ID Re-attending between 3 & 9 months - Adults	162	211	76.8%	55.0%	52.2%	50.9%
% of FP17s for Band 1 Urgent Courses	7	422	1.7%	6.8%	7.9%	9.1%
% of FP17s Relating to Free Repair or Replacements	0	422	0.0%	0.9%	0.8%	0.8%
% of FP17s Relating to Continuations	3	422	0.7%	1.3%	1.1%	1.1%
% of Patients satisfied with the dentistry they have received	2	2	N/A	92.7%	91.8%	91.7%
% of Patients satisfied with the time they had to wait for an appointment	2	2	N/A	89.5%	88.4%	88.0%

* This is based on patients treated on this contract for their most recent course of treatment. Figures in italics indicate the base number of FP17s or Patient Questionnaire responses are less than 100. N/A is shown where the base number of responses is less than 10 during the period. % is calculated as Quantity/Base number*100

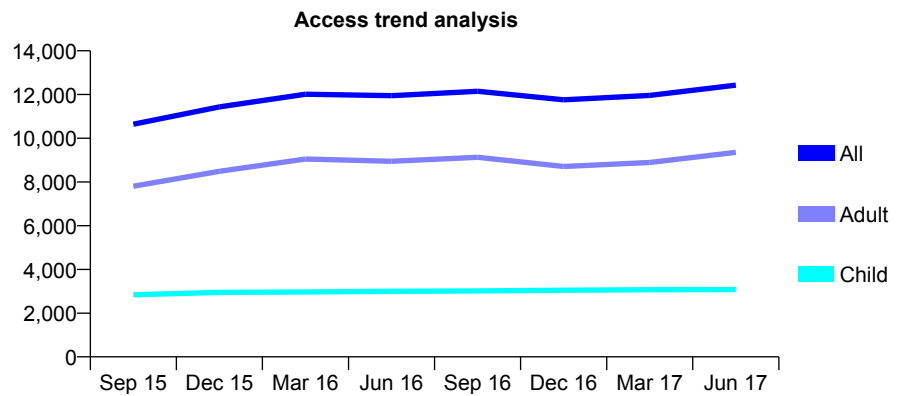
Q60 - Vital Signs At a Glance Contract Report for 198404/0001 - June 2017

Name or company name	Tamworth Dental Practice Partnership
Contract type name	GDS Contract
Purpose of contract	General
Contract start date	01/04/2014
Contract end date	

17/18 Contracted general activity (UDA)	30,297
Carry forward general activity (UDA)	0
17/18 Contracted orthodontic activity (UOA)	0
Carry forward orthodontic activity (UOA)	0
Baseline contract value	£767,654.23

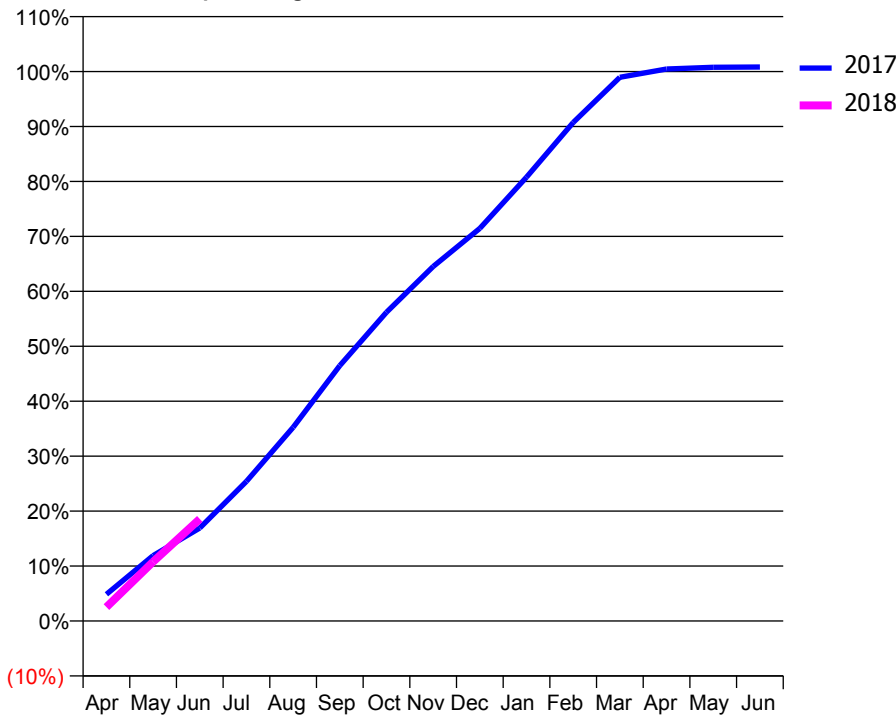
ACCESS*

Patients seen in 24 months	Total	Change since previous quarter
Quarter ending June 2016	11,945	
Quarter ending September 2016	12,146	→
Quarter ending December 2016	11,759	↓
Quarter ending March 2017	11,959	→
Quarter ending June 2017	12,430	↑
Variance since June 2016	4.1%	↑



ACTIVITY

Cumulative percentage of contracted UDA delivered 2017 & 2018



Month	Adjusted Scheduled Activity (UDA)	
	2017	2018
April	1,473	767
May	3,609	3,267
June	5,131	5,626
July	7,702	
August	10,678	
September	14,082	
October	17,022	
November	19,549	
December	21,650	
January	24,474	
February	27,483	
March	29,975	
April	30,434	
May	30,531	
June	30,546	

QUALITY

	Quantity	Base Number	Contract	AT	Region	England
% of FP17s for the same patient ID Re-attending within 3 months - Children	62	1,052	5.9%	9.9%	11.7%	12.0%
% of FP17s for the same patient ID Re-attending within 3 months - Adults	184	2,048	9.0%	13.5%	15.2%	16.0%
% of FP17s for the same patient ID Re-attending between 3 & 9 months - Children	686	1,052	65.2%	60.0%	59.1%	58.0%
% of FP17s for the same patient ID Re-attending between 3 & 9 months - Adults	824	2,048	40.2%	55.0%	52.2%	50.9%
% of FP17s for Band 1 Urgent Courses	352	2,838	12.4%	6.8%	7.9%	9.1%
% of FP17s Relating to Free Repair or Replacements	4	2,838	0.1%	0.9%	0.8%	0.8%
% of FP17s Relating to Continuations	19	2,838	0.7%	1.3%	1.1%	1.1%
% of Patients satisfied with the dentistry they have received	33	34	97.1%	92.7%	91.8%	91.7%
% of Patients satisfied with the time they had to wait for an appointment	32	34	94.1%	89.5%	88.4%	88.0%

* This is based on patients treated on this contract for their most recent course of treatment. Figures in italics indicate the base number of FP17s or Patient Questionnaire responses are less than 100. N/A is shown where the base number of responses is less than 10 during the period. % is calculated as Quantity/Base number*100

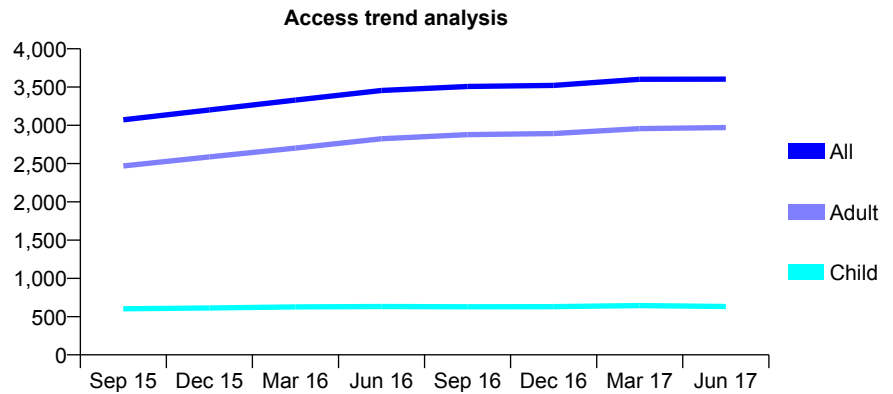
Q60 - Vital Signs At a Glance Contract Report for 198595/0001 - June 2017

Name or company name	Khanna Dental Limited
Contract type name	GDS Contract
Purpose of contract	General and Orthodontic
Contract start date	01/07/2014
Contract end date	

17/18 Contracted general activity (UDA)	12,412
Carry forward general activity (UDA)	0
17/18 Contracted orthodontic activity (UOA)	280
Carry forward orthodontic activity (UOA)	0
Baseline contract value	£359,226.03

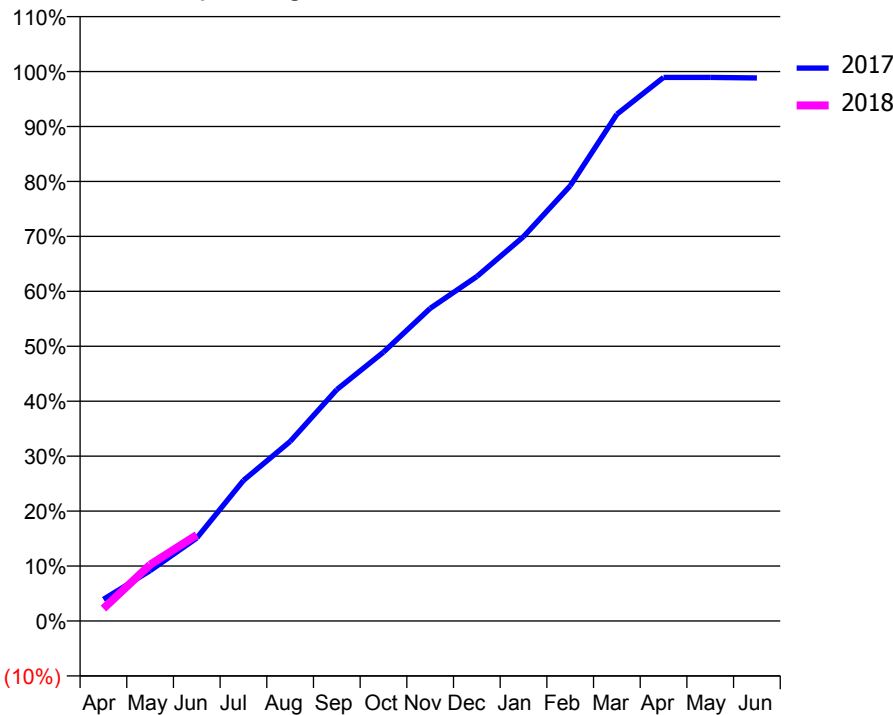
ACCESS*

Patients seen in 24 months	Total	Change since previous quarter
Quarter ending June 2016	3,456	
Quarter ending September 2016	3,508	→
Quarter ending December 2016	3,522	→
Quarter ending March 2017	3,601	↑
Quarter ending June 2017	3,603	→
Variance since June 2016	4.3%	↑



ACTIVITY

Cumulative percentage of contracted UDA delivered 2017 & 2018



Month	Adjusted Scheduled Activity (UDA)	
	2017	2018
April	490	283
May	1,136	1,272
June	1,876	1,943
July	3,177	
August	4,055	
September	5,228	
October	6,072	
November	7,061	
December	7,780	
January	8,682	
February	9,829	
March	11,447	
April	12,280	
May	12,278	
June	12,267	

QUALITY

	Quantity	Base Number	Contract	AT	Region	England
% of FP17s for the same patient ID Re-attending within 3 months - Children	9	174	5.2%	9.9%	11.7%	12.0%
% of FP17s for the same patient ID Re-attending within 3 months - Adults	164	911	18.0%	13.5%	15.2%	16.0%
% of FP17s for the same patient ID Re-attending between 3 & 9 months - Children	109	174	62.6%	60.0%	59.1%	58.0%
% of FP17s for the same patient ID Re-attending between 3 & 9 months - Adults	484	911	53.1%	55.0%	52.2%	50.9%
% of FP17s for Band 1 Urgent Courses	105	857	12.3%	6.8%	7.9%	9.1%
% of FP17s Relating to Free Repair or Replacements	3	857	0.4%	0.9%	0.8%	0.8%
% of FP17s Relating to Continuations	4	857	0.5%	1.3%	1.1%	1.1%
% of Patients satisfied with the dentistry they have received	21	24	87.5%	92.7%	91.8%	91.7%
% of Patients satisfied with the time they had to wait for an appointment	23	24	95.8%	89.5%	88.4%	88.0%

* This is based on patients treated on this contract for their most recent course of treatment. Figures in italics indicate the base number of FP17s or Patient Questionnaire responses are less than 100. N/A is shown where the base number of responses is less than 10 during the period. % is calculated as Quantity/Base number*100

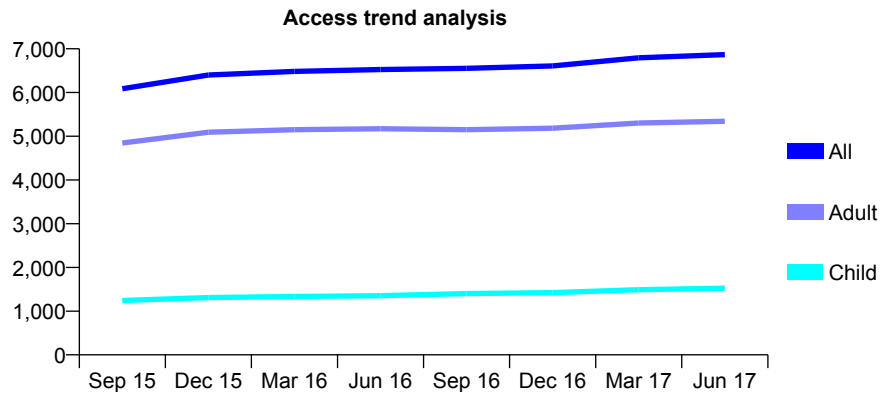
Q60 - Vital Signs At a Glance Contract Report for 199591/0001 - June 2017

Name or company name	Primecare Oral
Contract type name	PDS Plus Contract
Purpose of contract	General
Contract start date	01/04/2011
Contract end date	31/03/2021

17/18 Contracted general activity (UDA)	26,000
Carry forward general activity (UDA)	0
17/18 Contracted orthodontic activity (UOA)	0
Carry forward orthodontic activity (UOA)	0
Baseline contract value	£495,357.39

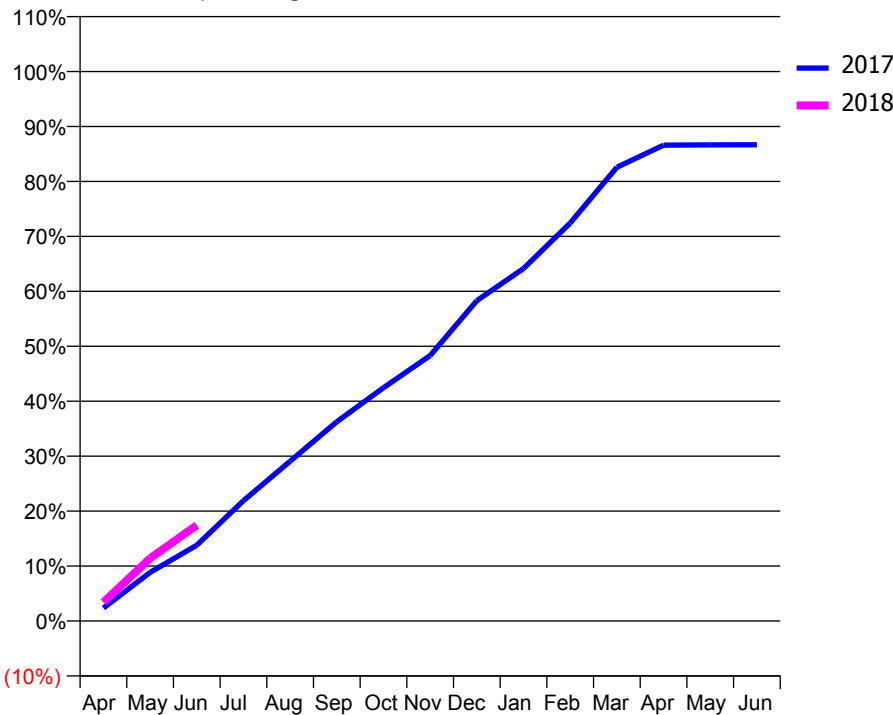
ACCESS*

Patients seen in 24 months	Total	Change since previous quarter
Quarter ending June 2016	6,525	
Quarter ending September 2016	6,552	→
Quarter ending December 2016	6,607	→
Quarter ending March 2017	6,795	↑
Quarter ending June 2017	6,867	→
Variance since June 2016	5.2%	↑



ACTIVITY

Cumulative percentage of contracted UDA delivered 2017 & 2018



Month	Adjusted Scheduled Activity (UDA)	
	2017	2018
April	613	884
May	2,300	2,969
June	3,589	4,536
July	5,696	
August	7,562	
September	9,432	
October	11,041	
November	12,559	
December	15,158	
January	16,681	
February	18,828	
March	21,465	
April	22,514	
May	22,529	
June	22,536	

QUALITY

	Quantity	Base Number	Contract	AT	Region	England
% of FP17s for the same patient ID Re-attending within 3 months - Children	37	520	7.1%	9.9%	11.7%	12.0%
% of FP17s for the same patient ID Re-attending within 3 months - Adults	172	1,554	11.1%	13.5%	15.2%	16.0%
% of FP17s for the same patient ID Re-attending between 3 & 9 months - Children	235	520	45.2%	60.0%	59.1%	58.0%
% of FP17s for the same patient ID Re-attending between 3 & 9 months - Adults	707	1,554	45.5%	55.0%	52.2%	50.9%
% of FP17s for Band 1 Urgent Courses	113	1,712	6.6%	6.8%	7.9%	9.1%
% of FP17s Relating to Free Repair or Replacements	7	1,712	0.4%	0.9%	0.8%	0.8%
% of FP17s Relating to Continuations	33	1,712	1.9%	1.3%	1.1%	1.1%
% of Patients satisfied with the dentistry they have received	19	22	86.4%	92.7%	91.8%	91.7%
% of Patients satisfied with the time they had to wait for an appointment	16	22	72.7%	89.5%	88.4%	88.0%

* This is based on patients treated on this contract for their most recent course of treatment. Figures in italics indicate the base number of FP17s or Patient Questionnaire responses are less than 100. N/A is shown where the base number of responses is less than 10 during the period. % is calculated as Quantity/Base number*100

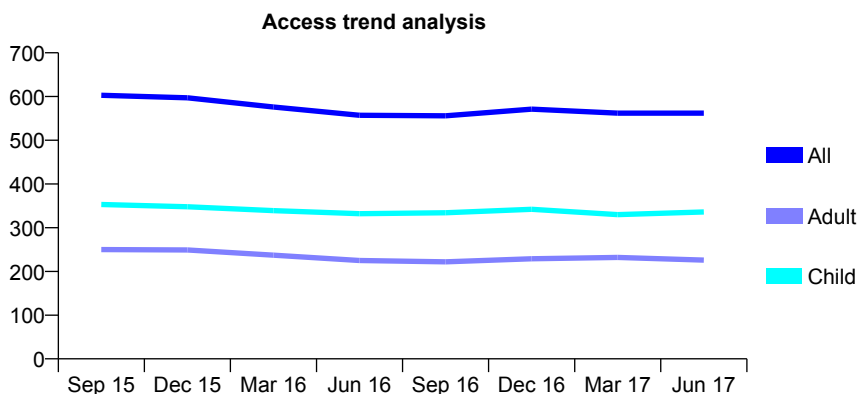
Q60 - Vital Signs At a Glance Contract Report for 208698/0001 - June 2017

Name or company name	MR C BIRD
Contract type name	GDS Contract
Purpose of contract	General
Contract start date	01/04/2006
Contract end date	

17/18 Contracted general activity (UDA)	2,000
Carry forward general activity (UDA)	0
17/18 Contracted orthodontic activity (UOA)	0
Carry forward orthodontic activity (UOA)	0
Baseline contract value	£44,685.45

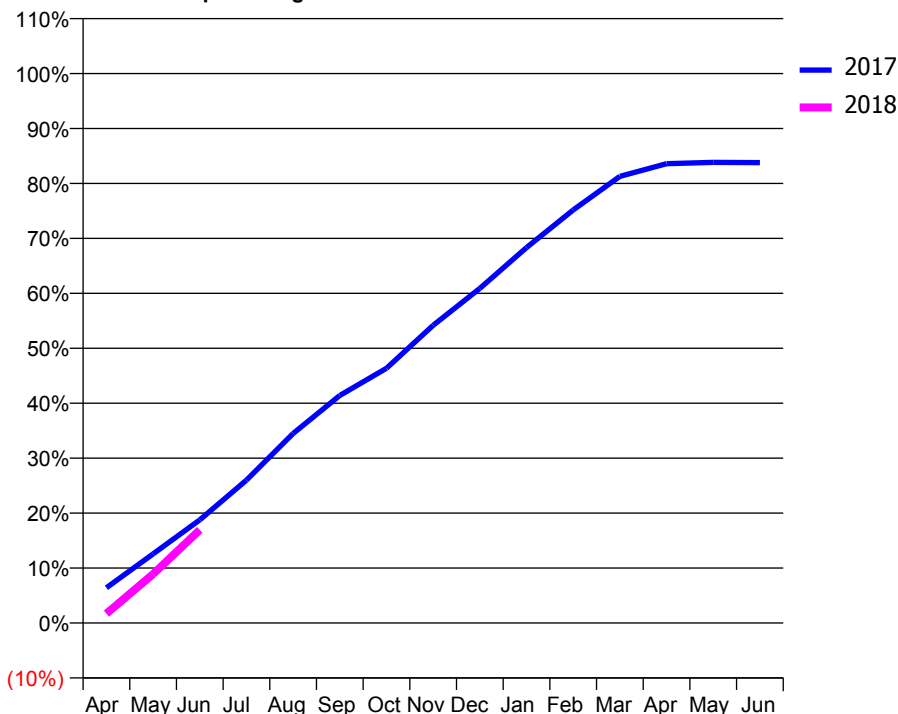
ACCESS*

Patients seen in 24 months	Total	Change since previous quarter
Quarter ending June 2016	557	
Quarter ending September 2016	556	→
Quarter ending December 2016	571	↑
Quarter ending March 2017	562	↓
Quarter ending June 2017	562	→
Variance since June 2016	0.9%	→



ACTIVITY

Cumulative percentage of contracted UDA delivered 2017 & 2018



Adjusted Scheduled Activity (UDA)		
Month	2017	2018
April	129	34
May	252	178
June	375	339
July	520	
August	690	
September	828	
October	927	
November	1,084	
December	1,218	
January	1,367	
February	1,503	
March	1,625	
April	1,672	
May	1,677	
June	1,676	

QUALITY

	Quantity	Base Number	Contract	AT	Region	England
% of FP17s for the same patient ID Re-attending within 3 months - Children	2	115	1.7%	9.9%	11.7%	12.0%
% of FP17s for the same patient ID Re-attending within 3 months - Adults	13	69	18.8%	13.5%	15.2%	16.0%
% of FP17s for the same patient ID Re-attending between 3 & 9 months - Children	82	115	71.3%	60.0%	59.1%	58.0%
% of FP17s for the same patient ID Re-attending between 3 & 9 months - Adults	47	69	68.1%	55.0%	52.2%	50.9%
% of FP17s for Band 1 Urgent Courses	6	158	3.8%	6.8%	7.9%	9.1%
% of FP17s Relating to Free Repair or Replacements	0	158	0.0%	0.9%	0.8%	0.8%
% of FP17s Relating to Continuations	0	158	0.0%	1.3%	1.1%	1.1%
% of Patients satisfied with the dentistry they have received	1	1	N/A	92.7%	91.8%	91.7%
% of Patients satisfied with the time they had to wait for an appointment	1	1	N/A	89.5%	88.4%	88.0%

* This is based on patients treated on this contract for their most recent course of treatment. Figures in italics indicate the base number of FP17s or Patient Questionnaire responses are less than 100. N/A is shown where the base number of responses is less than 10 during the period. % is calculated as Quantity/Base number*100

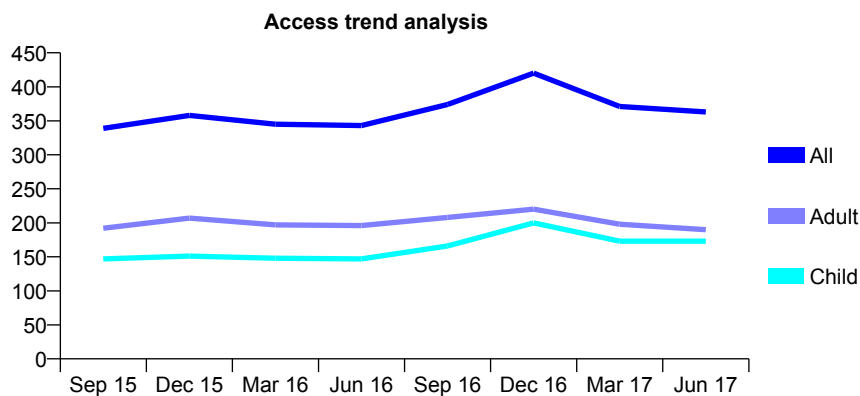
Q60 - Vital Signs At a Glance Contract Report for 209554/0001 - June 2017

Name or company name	Rajdeep Koner
Contract type name	GDS Contract
Purpose of contract	General
Contract start date	01/04/2006
Contract end date	

17/18 Contracted general activity (UDA)	1,136
Carry forward general activity (UDA)	0
17/18 Contracted orthodontic activity (UOA)	0
Carry forward orthodontic activity (UOA)	0
Baseline contract value	£24,014.26

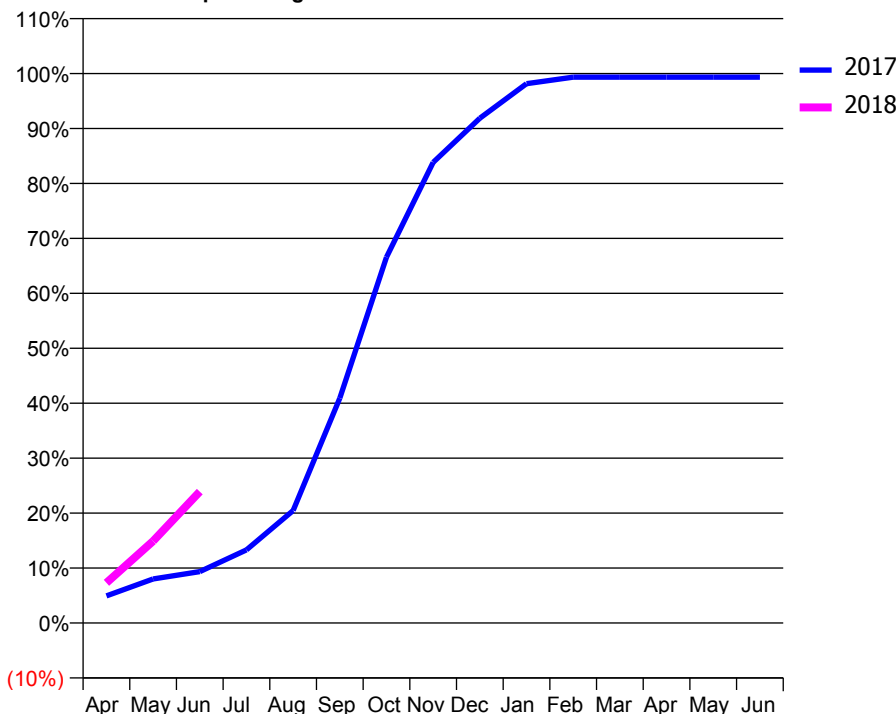
ACCESS*

Patients seen in 24 months	Total	Change since previous quarter
Quarter ending June 2016	343	
Quarter ending September 2016	374	↑
Quarter ending December 2016	420	↑
Quarter ending March 2017	371	↓
Quarter ending June 2017	363	↓
Variance since June 2016	5.8%	↑



ACTIVITY

Cumulative percentage of contracted UDA delivered 2017 & 2018



Adjusted Scheduled Activity (UDA)

Month	2017	2018
April	56	83
May	91	169
June	106	272
July	151	
August	232	
September	465	
October	756	
November	952	
December	1,044	
January	1,115	
February	1,128	
March	1,128	
April	1,128	
May	1,128	
June	1,128	

QUALITY

	Quantity	Base Number	Contract	AT	Region	England
% of FP17s for the same patient ID Re-attending within 3 months - Children	1	70	1.4%	9.9%	11.7%	12.0%
% of FP17s for the same patient ID Re-attending within 3 months - Adults	0	47	0.0%	13.5%	15.2%	16.0%
% of FP17s for the same patient ID Re-attending between 3 & 9 months - Children	35	70	50.0%	60.0%	59.1%	58.0%
% of FP17s for the same patient ID Re-attending between 3 & 9 months - Adults	33	47	70.2%	55.0%	52.2%	50.9%
% of FP17s for Band 1 Urgent Courses	3	117	2.6%	6.8%	7.9%	9.1%
% of FP17s Relating to Free Repair or Replacements	0	117	0.0%	0.9%	0.8%	0.8%
% of FP17s Relating to Continuations	0	117	0.0%	1.3%	1.1%	1.1%
% of Patients satisfied with the dentistry they have received	3	6	N/A	92.7%	91.8%	91.7%
% of Patients satisfied with the time they had to wait for an appointment	2	6	N/A	89.5%	88.4%	88.0%

* This is based on patients treated on this contract for their most recent course of treatment. Figures in italics indicate the base number of FP17s or Patient Questionnaire responses are less than 100. N/A is shown where the base number of responses is less than 10 during the period. % is calculated as Quantity/Base number*100

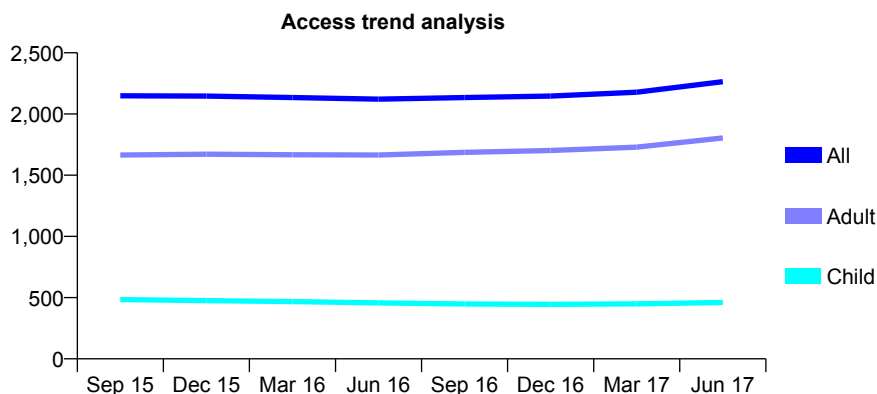
Q60 - Vital Signs At a Glance Contract Report for 215708/0001 - June 2017

Name or company name	Asquith House Dental Practice Partnership
Contract type name	GDS Contract
Purpose of contract	General and Orthodontic
Contract start date	01/04/2006
Contract end date	

17/18 Contracted general activity (UDA)	8,628
Carry forward general activity (UDA)	0
17/18 Contracted orthodontic activity (UOA)	575
Carry forward orthodontic activity (UOA)	0
Baseline contract value	£278,953.69

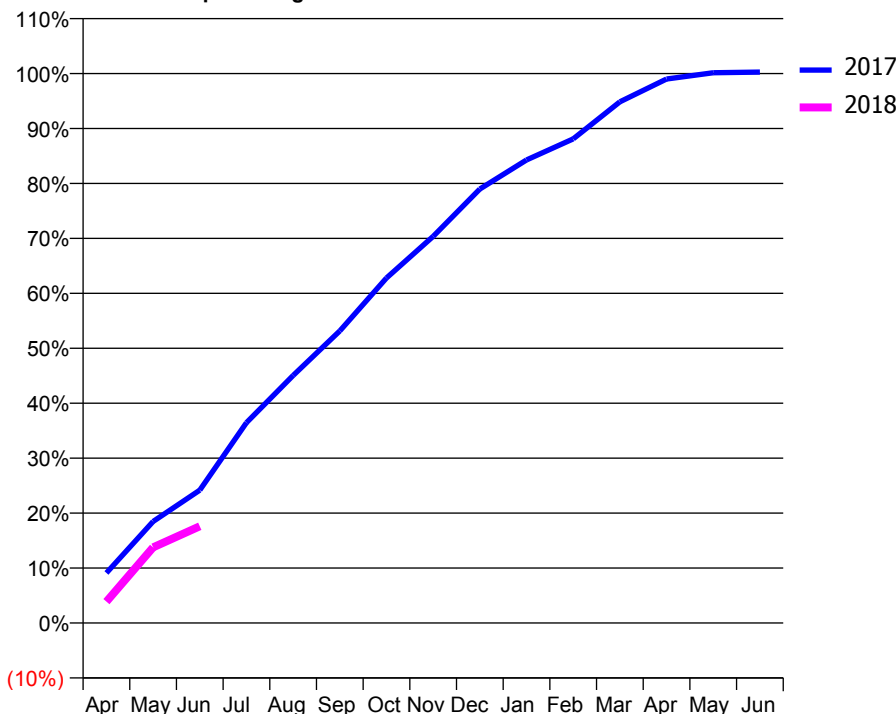
ACCESS*

Patients seen in 24 months	Total	Change since previous quarter
Quarter ending June 2016	2,122	
Quarter ending September 2016	2,135	→
Quarter ending December 2016	2,147	→
Quarter ending March 2017	2,178	→
Quarter ending June 2017	2,264	↑
Variance since June 2016	6.7%	↑



ACTIVITY

Cumulative percentage of contracted UDA delivered 2017 & 2018



Month	Adjusted Scheduled Activity (UDA)	
	2017	2018
April	787	337
May	1,595	1,189
June	2,087	1,519
July	3,145	
August	3,887	
September	4,586	
October	5,417	
November	6,071	
December	6,815	
January	7,271	
February	7,602	
March	8,182	
April	8,541	
May	8,640	
June	8,651	

QUALITY

	Quantity	Base Number	Contract	AT	Region	England
% of FP17s for the same patient ID Re-attending within 3 months - Children	12	221	5.4%	9.9%	11.7%	12.0%
% of FP17s for the same patient ID Re-attending within 3 months - Adults	56	830	6.7%	13.5%	15.2%	16.0%
% of FP17s for the same patient ID Re-attending between 3 & 9 months - Children	141	221	63.8%	60.0%	59.1%	58.0%
% of FP17s for the same patient ID Re-attending between 3 & 9 months - Adults	534	830	64.3%	55.0%	52.2%	50.9%
% of FP17s for Band 1 Urgent Courses	27	775	3.5%	6.8%	7.9%	9.1%
% of FP17s Relating to Free Repair or Replacements	1	775	0.1%	0.9%	0.8%	0.8%
% of FP17s Relating to Continuations	3	775	0.4%	1.3%	1.1%	1.1%
% of Patients satisfied with the dentistry they have received	8	9	N/A	92.7%	91.8%	91.7%
% of Patients satisfied with the time they had to wait for an appointment	8	9	N/A	89.5%	88.4%	88.0%

* This is based on patients treated on this contract for their most recent course of treatment. Figures in italics indicate the base number of FP17s or Patient Questionnaire responses are less than 100. N/A is shown where the base number of responses is less than 10 during the period. % is calculated as Quantity/Base number*100

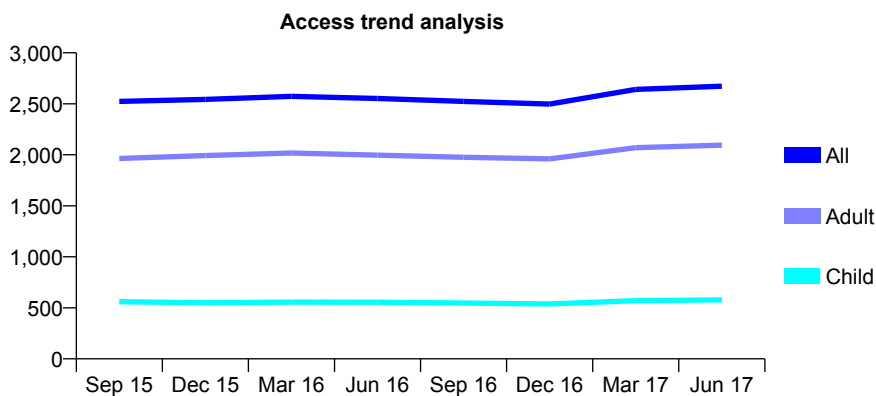
Q60 - Vital Signs At a Glance Contract Report for 216070/0001 - June 2017

Name or company name	MR B PATEL
Contract type name	GDS Contract
Purpose of contract	General
Contract start date	21/12/2011
Contract end date	

17/18 Contracted general activity (UDA)	6,487
Carry forward general activity (UDA)	0
17/18 Contracted orthodontic activity (UOA)	0
Carry forward orthodontic activity (UOA)	0
Baseline contract value	£145,994.74

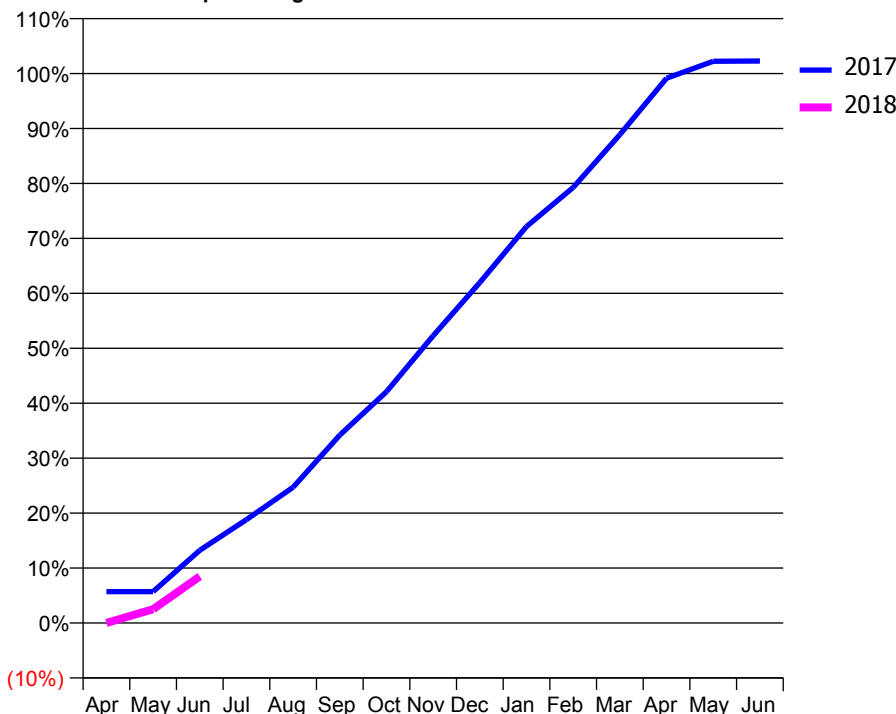
ACCESS*

Patients seen in 24 months	Total	Change since previous quarter
Quarter ending June 2016	2,552	
Quarter ending September 2016	2,523	↓
Quarter ending December 2016	2,498	→
Quarter ending March 2017	2,641	↑
Quarter ending June 2017	2,673	→
Variance since June 2016	4.7%	↑



ACTIVITY

Cumulative percentage of contracted UDA delivered 2017 & 2018



Month	Adjusted Scheduled Activity (UDA)	
	2017	2018
April	371	0
May	371	162
June	858	550
July	1,220	
August	1,603	
September	2,219	
October	2,730	
November	3,391	
December	4,019	
January	4,680	
February	5,142	
March	5,765	
April	6,432	
May	6,631	
June	6,634	

QUALITY

	Quantity	Base Number	Contract	AT	Region	England
% of FP17s for the same patient ID Re-attending within 3 months - Children	8	247	3.2%	9.9%	11.7%	12.0%
% of FP17s for the same patient ID Re-attending within 3 months - Adults	65	873	7.4%	13.5%	15.2%	16.0%
% of FP17s for the same patient ID Re-attending between 3 & 9 months - Children	162	247	65.6%	60.0%	59.1%	58.0%
% of FP17s for the same patient ID Re-attending between 3 & 9 months - Adults	586	873	67.1%	55.0%	52.2%	50.9%
% of FP17s for Band 1 Urgent Courses	18	416	4.3%	6.8%	7.9%	9.1%
% of FP17s Relating to Free Repair or Replacements	0	416	0.0%	0.9%	0.8%	0.8%
% of FP17s Relating to Continuations	1	416	0.2%	1.3%	1.1%	1.1%
% of Patients satisfied with the dentistry they have received	5	6	N/A	92.7%	91.8%	91.7%
% of Patients satisfied with the time they had to wait for an appointment	5	6	N/A	89.5%	88.4%	88.0%

* This is based on patients treated on this contract for their most recent course of treatment. Figures in italics indicate the base number of FP17s or Patient Questionnaire responses are less than 100. N/A is shown where the base number of responses is less than 10 during the period. % is calculated as Quantity/Base number*100

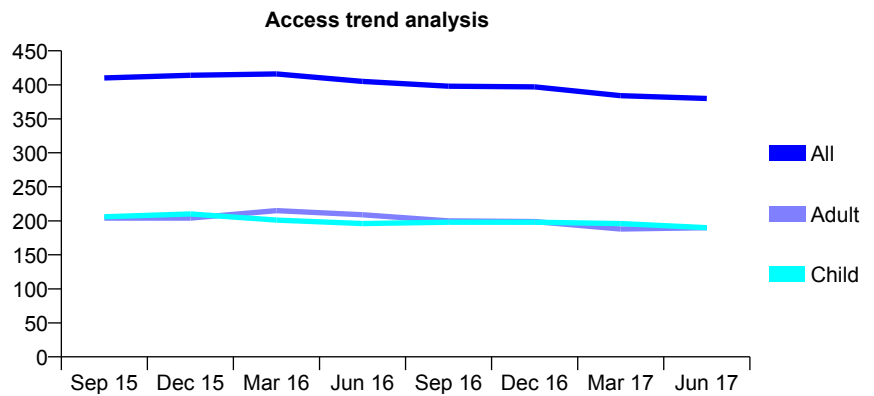
Q60 - Vital Signs At a Glance Contract Report for 224081/0001 - June 2017

Name or company name	MR GA EVANS
Contract type name	GDS Contract
Purpose of contract	General
Contract start date	01/04/2006
Contract end date	

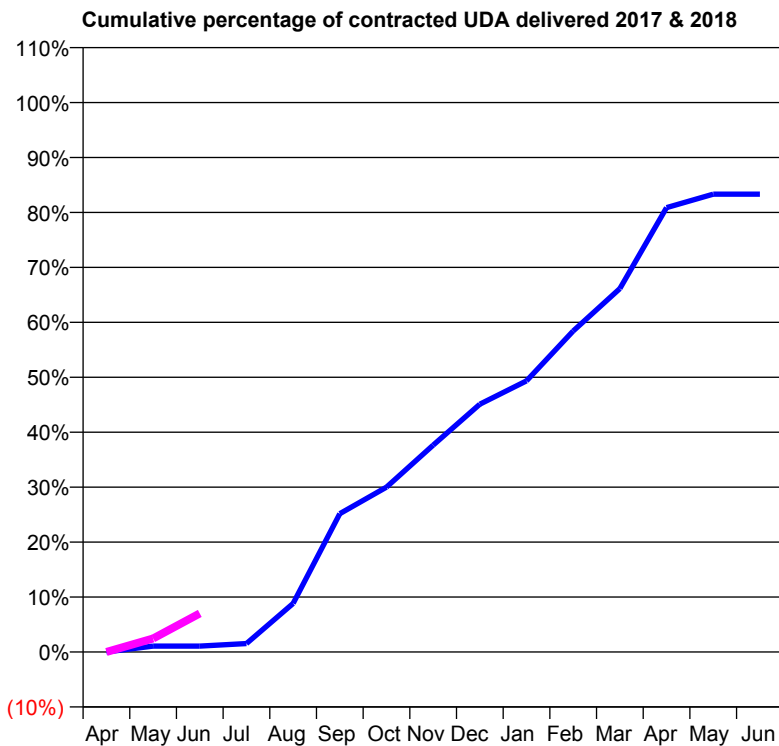
17/18 Contracted general activity (UDA)	1,300
Carry forward general activity (UDA)	0
17/18 Contracted orthodontic activity (UOA)	0
Carry forward orthodontic activity (UOA)	0
Baseline contract value	£29,022.75

ACCESS*

Patients seen in 24 months	Total	Change since previous quarter
Quarter ending June 2016	405	
Quarter ending September 2016	398	↓
Quarter ending December 2016	397	→
Quarter ending March 2017	384	↓
Quarter ending June 2017	380	↓
Variance since June 2016	(6.2%)	↓



ACTIVITY



Month	Adjusted Scheduled Activity (UDA)	
	2017	2018
April	0	0
May	14	32
June	14	91
July	20	
August	115	
September	327	
October	390	
November	489	
December	586	
January	641	
February	760	
March	860	
April	1,051	
May	1,083	
June	1,083	

QUALITY

	Quantity	Base Number	Contract	AT	Region	England
% of FP17s for the same patient ID Re-attending within 3 months - Children	5	61	8.2%	9.9%	11.7%	12.0%
% of FP17s for the same patient ID Re-attending within 3 months - Adults	12	54	22.2%	13.5%	15.2%	16.0%
% of FP17s for the same patient ID Re-attending between 3 & 9 months - Children	42	61	68.9%	60.0%	59.1%	58.0%
% of FP17s for the same patient ID Re-attending between 3 & 9 months - Adults	26	54	48.1%	55.0%	52.2%	50.9%
% of FP17s for Band 1 Urgent Courses	2	62	3.2%	6.8%	7.9%	9.1%
% of FP17s Relating to Free Repair or Replacements	0	62	0.0%	0.9%	0.8%	0.8%
% of FP17s Relating to Continuations	3	62	4.8%	1.3%	1.1%	1.1%
% of Patients satisfied with the dentistry they have received	0	0	N/A	92.7%	91.8%	91.7%
% of Patients satisfied with the time they had to wait for an appointment	0	0	N/A	89.5%	88.4%	88.0%

* This is based on patients treated on this contract for their most recent course of treatment. Figures in italics indicate the base number of FP17s or Patient Questionnaire responses are less than 100. N/A is shown where the base number of responses is less than 10 during the period. % is calculated as Quantity/Base number*100

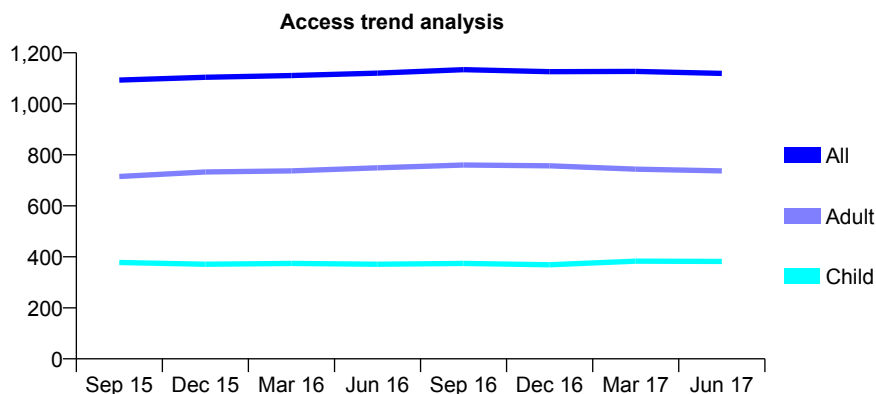
Q60 - Vital Signs At a Glance Contract Report for 230081/0001 - June 2017

Name or company name	MR P CASWELL
Contract type name	GDS Contract
Purpose of contract	General and Orthodontic
Contract start date	01/04/2006
Contract end date	

17/18 Contracted general activity (UDA)	2,900
Carry forward general activity (UDA)	0
17/18 Contracted orthodontic activity (UOA)	0
Carry forward orthodontic activity (UOA)	0
Baseline contract value	£114,009.21

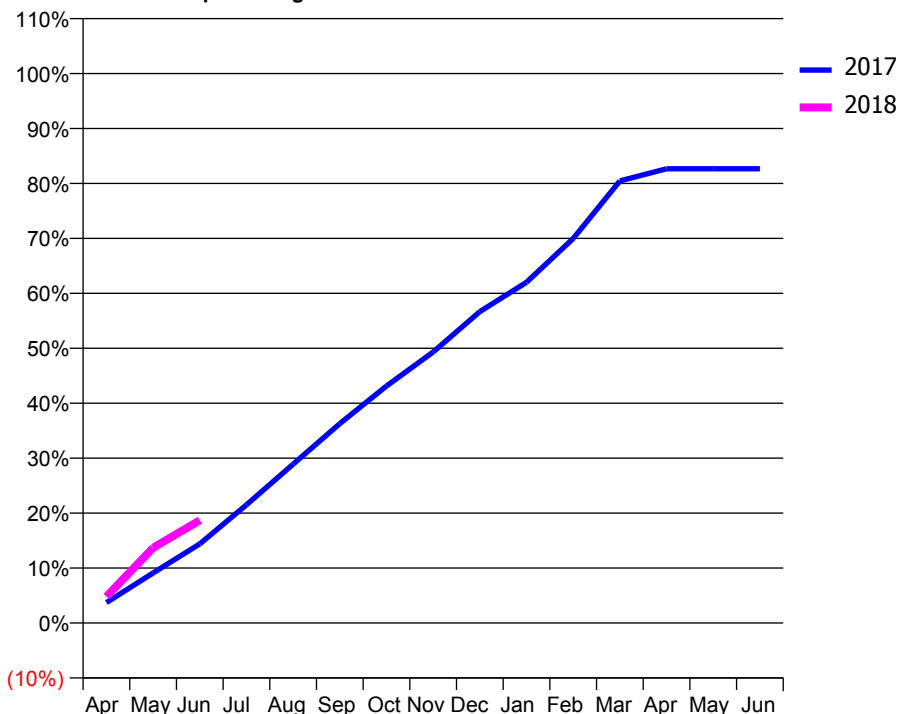
ACCESS*

Patients seen in 24 months	Total	Change since previous quarter
Quarter ending June 2016	1,120	
Quarter ending September 2016	1,134	→
Quarter ending December 2016	1,126	→
Quarter ending March 2017	1,127	→
Quarter ending June 2017	1,119	→
Variance since June 2016	(0.1%)	→



ACTIVITY

Cumulative percentage of contracted UDA delivered 2017 & 2018



Adjusted Scheduled Activity (UDA)

Month	2017	2018
April	108	140
May	264	397
June	418	542
July	624	
August	838	
September	1,053	
October	1,251	
November	1,431	
December	1,644	
January	1,798	
February	2,029	
March	2,333	
April	2,398	
May	2,398	
June	2,398	

QUALITY

	Quantity	Base Number	Contract	AT	Region	England
% of FP17s for the same patient ID Re-attending within 3 months - Children	8	146	5.5%	9.9%	11.7%	12.0%
% of FP17s for the same patient ID Re-attending within 3 months - Adults	18	230	7.8%	13.5%	15.2%	16.0%
% of FP17s for the same patient ID Re-attending between 3 & 9 months - Children	72	146	49.3%	60.0%	59.1%	58.0%
% of FP17s for the same patient ID Re-attending between 3 & 9 months - Adults	123	230	53.5%	55.0%	52.2%	50.9%
% of FP17s for Band 1 Urgent Courses	0	313	0.0%	6.8%	7.9%	9.1%
% of FP17s Relating to Free Repair or Replacements	0	313	0.0%	0.9%	0.8%	0.8%
% of FP17s Relating to Continuations	4	313	1.3%	1.3%	1.1%	1.1%
% of Patients satisfied with the dentistry they have received	0	0	N/A	92.7%	91.8%	91.7%
% of Patients satisfied with the time they had to wait for an appointment	0	0	N/A	89.5%	88.4%	88.0%

* This is based on patients treated on this contract for their most recent course of treatment. Figures in italics indicate the base number of FP17s or Patient Questionnaire responses are less than 100. N/A is shown where the base number of responses is less than 10 during the period. % is calculated as Quantity/Base number*100

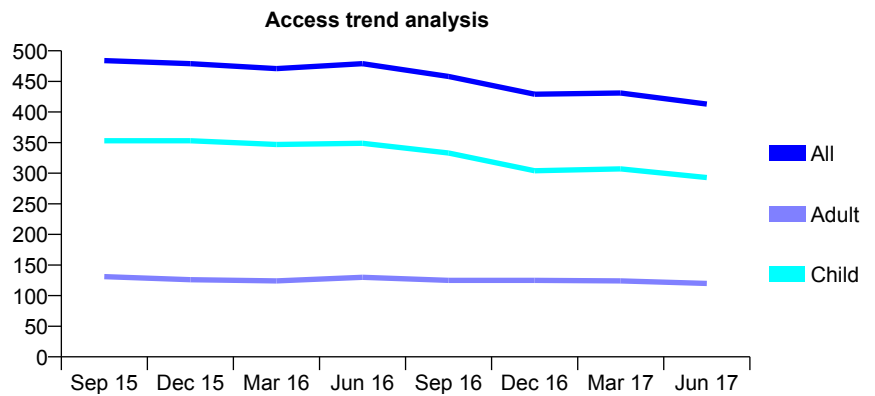
Q60 - Vital Signs At a Glance Contract Report for 232513/0001 - June 2017

Name or company name	MR AF SINGLETON
Contract type name	GDS Contract
Purpose of contract	General
Contract start date	01/04/2006
Contract end date	

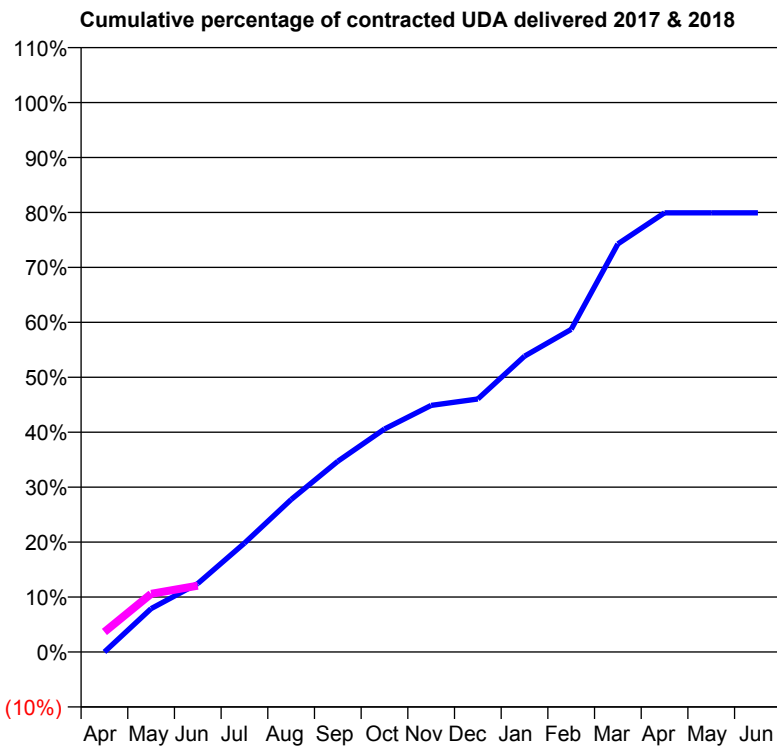
17/18 Contracted general activity (UDA)	740
Carry forward general activity (UDA)	0
17/18 Contracted orthodontic activity (UOA)	0
Carry forward orthodontic activity (UOA)	0
Baseline contract value	£17,317.76

ACCESS*

Patients seen in 24 months	Total	Change since previous quarter
Quarter ending June 2016	479	
Quarter ending September 2016	458	↓
Quarter ending December 2016	429	↓
Quarter ending March 2017	431	→
Quarter ending June 2017	413	↓
Variance since June 2016	(13.8%)	↓



ACTIVITY



Month	Adjusted Scheduled Activity (UDA)	
	2017	2018
April	0	27
May	68	78
June	107	89
July	170	
August	239	
September	299	
October	349	
November	386	
December	396	
January	463	
February	505	
March	639	
April	687	
May	687	
June	687	

QUALITY

	Quantity	Base Number	Contract	AT	Region	England
% of FP17s for the same patient ID Re-attending within 3 months - Children	3	64	4.7%	9.9%	11.7%	12.0%
% of FP17s for the same patient ID Re-attending within 3 months - Adults	2	14	14.3%	13.5%	15.2%	16.0%
% of FP17s for the same patient ID Re-attending between 3 & 9 months - Children	31	64	48.4%	60.0%	59.1%	58.0%
% of FP17s for the same patient ID Re-attending between 3 & 9 months - Adults	3	14	21.4%	55.0%	52.2%	50.9%
% of FP17s for Band 1 Urgent Courses	2	48	4.2%	6.8%	7.9%	9.1%
% of FP17s Relating to Free Repair or Replacements	0	48	0.0%	0.9%	0.8%	0.8%
% of FP17s Relating to Continuations	1	48	2.1%	1.3%	1.1%	1.1%
% of Patients satisfied with the dentistry they have received	1	1	N/A	92.7%	91.8%	91.7%
% of Patients satisfied with the time they had to wait for an appointment	1	1	N/A	89.5%	88.4%	88.0%

* This is based on patients treated on this contract for their most recent course of treatment. Figures in italics indicate the base number of FP17s or Patient Questionnaire responses are less than 100. N/A is shown where the base number of responses is less than 10 during the period. % is calculated as Quantity/Base number*100

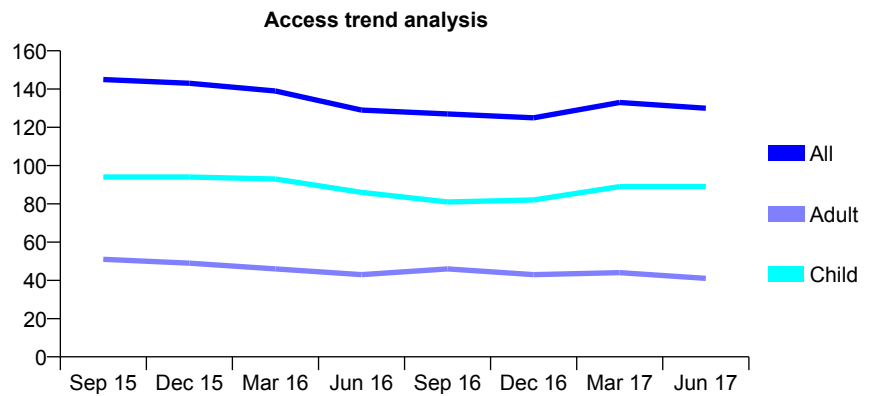
Q60 - Vital Signs At a Glance Contract Report for 237841/0001 - June 2017

Name or company name	MR NJ HAMMOND
Contract type name	GDS Contract
Purpose of contract	General
Contract start date	01/04/2006
Contract end date	

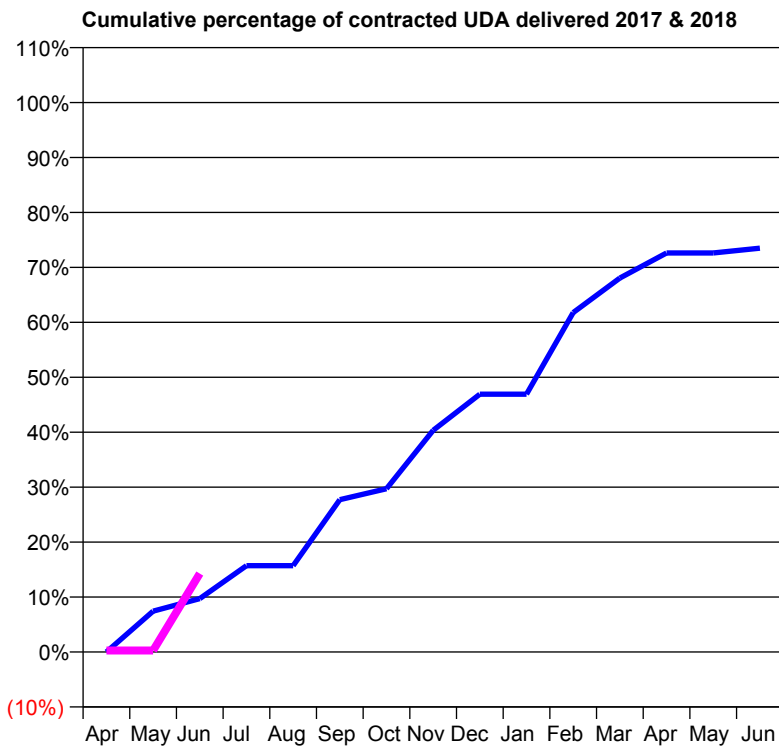
17/18 Contracted general activity (UDA)	350
Carry forward general activity (UDA)	0
17/18 Contracted orthodontic activity (UOA)	0
Carry forward orthodontic activity (UOA)	0
Baseline contract value	£7,714.91

ACCESS*

Patients seen in 24 months	Total	Change since previous quarter
Quarter ending June 2016	129	
Quarter ending September 2016	127	↓
Quarter ending December 2016	125	↓
Quarter ending March 2017	133	↑
Quarter ending June 2017	130	↓
Variance since June 2016	0.8%	→



ACTIVITY



Month	Adjusted Scheduled Activity (UDA)	
	2017	2018
April	0	1
May	26	1
June	34	50
July	55	
August	55	
September	97	
October	104	
November	141	
December	164	
January	164	
February	216	
March	238	
April	254	
May	254	
June	257	

QUALITY

	Quantity	Base Number	Contract	AT	Region	England
% of FP17s for the same patient ID Re-attending within 3 months - Children	1	36	2.8%	9.9%	11.7%	12.0%
% of FP17s for the same patient ID Re-attending within 3 months - Adults	2	16	12.5%	13.5%	15.2%	16.0%
% of FP17s for the same patient ID Re-attending between 3 & 9 months - Children	28	36	77.8%	60.0%	59.1%	58.0%
% of FP17s for the same patient ID Re-attending between 3 & 9 months - Adults	10	16	62.5%	55.0%	52.2%	50.9%
% of FP17s for Band 1 Urgent Courses	0	37	0.0%	6.8%	7.9%	9.1%
% of FP17s Relating to Free Repair or Replacements	0	37	0.0%	0.9%	0.8%	0.8%
% of FP17s Relating to Continuations	0	37	0.0%	1.3%	1.1%	1.1%
% of Patients satisfied with the dentistry they have received	0	1	N/A	92.7%	91.8%	91.7%
% of Patients satisfied with the time they had to wait for an appointment	1	1	N/A	89.5%	88.4%	88.0%

* This is based on patients treated on this contract for their most recent course of treatment. Figures in italics indicate the base number of FP17s or Patient Questionnaire responses are less than 100. N/A is shown where the base number of responses is less than 10 during the period. % is calculated as Quantity/Base number*100

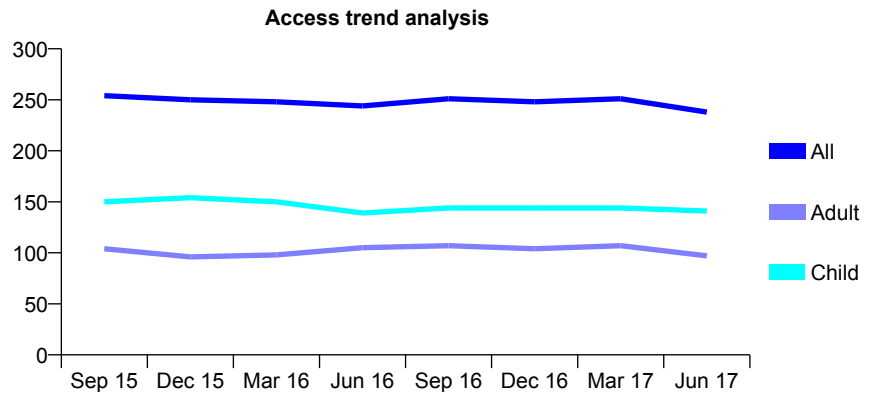
Q60 - Vital Signs At a Glance Contract Report for 238120/0001 - June 2017

Name or company name	DR AS SADHRA
Contract type name	GDS Contract
Purpose of contract	General and Orthodontic
Contract start date	01/04/2006
Contract end date	

17/18 Contracted general activity (UDA)	783
Carry forward general activity (UDA)	0
17/18 Contracted orthodontic activity (UOA)	378
Carry forward orthodontic activity (UOA)	0
Baseline contract value	£36,700.16

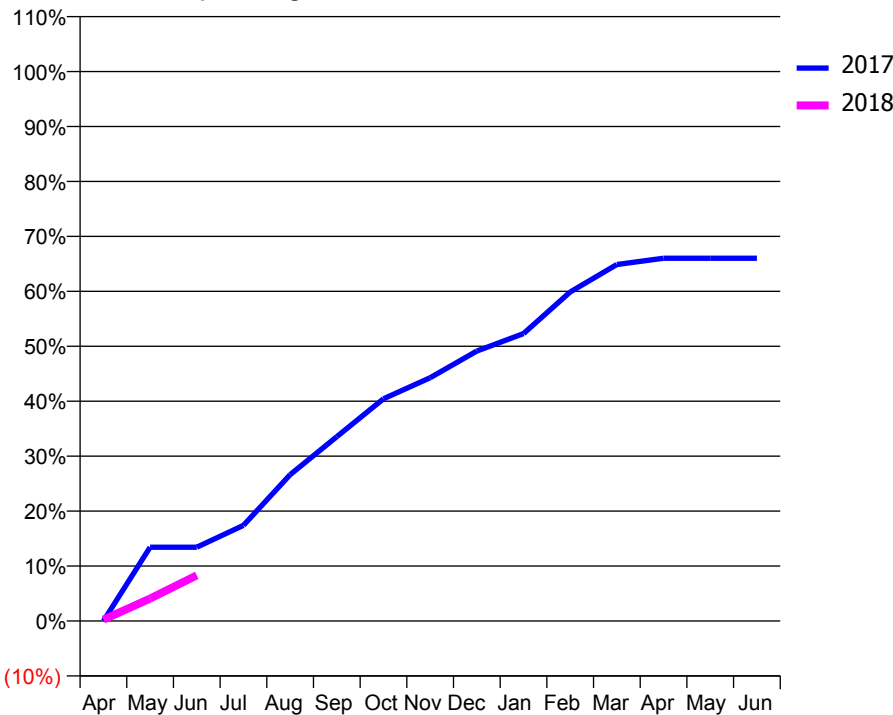
ACCESS*

Patients seen in 24 months	Total	Change since previous quarter
Quarter ending June 2016	244	
Quarter ending September 2016	251	↑
Quarter ending December 2016	248	↓
Quarter ending March 2017	251	→
Quarter ending June 2017	238	↓
Variance since June 2016	(2.5%)	↓



ACTIVITY

Cumulative percentage of contracted UDA delivered 2017 & 2018



Month	Adjusted Scheduled Activity (UDA)	
	2017	2018
April	0	2
May	105	32
June	105	65
July	136	-
August	209	-
September	263	-
October	317	-
November	347	-
December	385	-
January	410	-
February	469	-
March	508	-
April	517	-
May	517	-
June	517	-

QUALITY

	Quantity	Base Number	Contract	AT	Region	England
% of FP17s for the same patient ID Re-attending within 3 months - Children	1	54	1.9%	9.9%	11.7%	12.0%
% of FP17s for the same patient ID Re-attending within 3 months - Adults	2	16	12.5%	13.5%	15.2%	16.0%
% of FP17s for the same patient ID Re-attending between 3 & 9 months - Children	21	54	38.9%	60.0%	59.1%	58.0%
% of FP17s for the same patient ID Re-attending between 3 & 9 months - Adults	9	16	56.3%	55.0%	52.2%	50.9%
% of FP17s for Band 1 Urgent Courses	0	40	0.0%	6.8%	7.9%	9.1%
% of FP17s Relating to Free Repair or Replacements	0	40	0.0%	0.9%	0.8%	0.8%
% of FP17s Relating to Continuations	0	40	0.0%	1.3%	1.1%	1.1%
% of Patients satisfied with the dentistry they have received	0	0	N/A	92.7%	91.8%	91.7%
% of Patients satisfied with the time they had to wait for an appointment	0	0	N/A	89.5%	88.4%	88.0%

* This is based on patients treated on this contract for their most recent course of treatment. Figures in italics indicate the base number of FP17s or Patient Questionnaire responses are less than 100. N/A is shown where the base number of responses is less than 10 during the period. % is calculated as Quantity/Base number*100

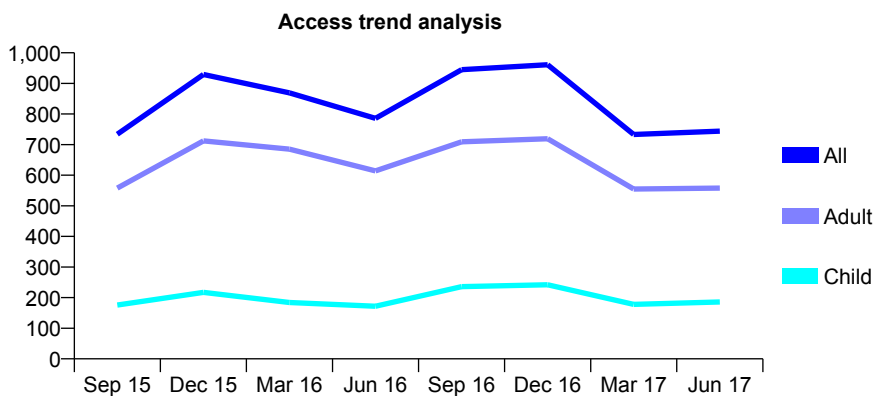
Q60 - Vital Signs At a Glance Contract Report for 245429/0001 - June 2017

Name or company name	MISS SC DUNCAN
Contract type name	GDS Contract
Purpose of contract	General
Contract start date	01/11/2007
Contract end date	

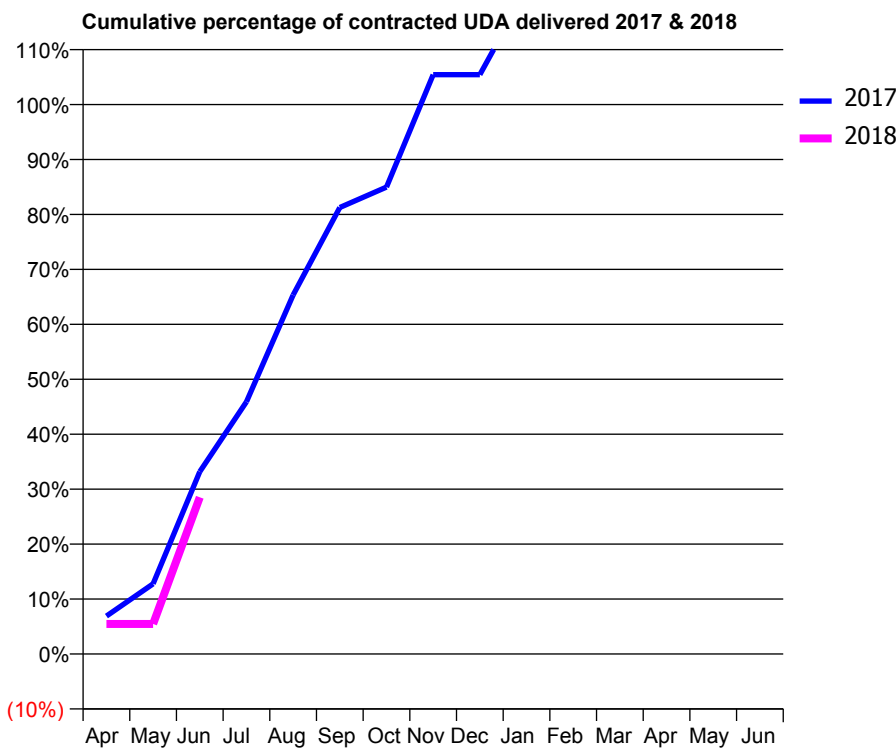
17/18 Contracted general activity (UDA)	1,750
Carry forward general activity (UDA)	0
17/18 Contracted orthodontic activity (UOA)	0
Carry forward orthodontic activity (UOA)	0
Baseline contract value	£45,233.65

ACCESS*

Patients seen in 24 months	Total	Change since previous quarter
Quarter ending June 2016	786	
Quarter ending September 2016	945	↑
Quarter ending December 2016	961	→
Quarter ending March 2017	733	↓
Quarter ending June 2017	744	→
Variance since June 2016	(5.3%)	↓



ACTIVITY



Adjusted Scheduled Activity (UDA)		
Month	2017	2018
April	121	96
May	223	96
June	581	499
July	803	
August	1,144	
September	1,422	
October	1,487	
November	1,845	
December	1,845	
January	2,113	
February	2,187	
March	2,187	
April	2,302	
May	2,302	
June	2,314	

QUALITY

	Quantity	Base Number	Contract	AT	Region	England
% of FP17s for the same patient ID Re-attending within 3 months - Children	0	107	0.0%	9.9%	11.7%	12.0%
% of FP17s for the same patient ID Re-attending within 3 months - Adults	24	278	8.6%	13.5%	15.2%	16.0%
% of FP17s for the same patient ID Re-attending between 3 & 9 months - Children	67	107	62.6%	60.0%	59.1%	58.0%
% of FP17s for the same patient ID Re-attending between 3 & 9 months - Adults	135	278	48.6%	55.0%	52.2%	50.9%
% of FP17s for Band 1 Urgent Courses	20	316	6.3%	6.8%	7.9%	9.1%
% of FP17s Relating to Free Repair or Replacements	0	316	0.0%	0.9%	0.8%	0.8%
% of FP17s Relating to Continuations	0	316	0.0%	1.3%	1.1%	1.1%
% of Patients satisfied with the dentistry they have received	3	3	N/A	92.7%	91.8%	91.7%
% of Patients satisfied with the time they had to wait for an appointment	2	3	N/A	89.5%	88.4%	88.0%

* This is based on patients treated on this contract for their most recent course of treatment. Figures in italics indicate the base number of FP17s or Patient Questionnaire responses are less than 100. N/A is shown where the base number of responses is less than 10 during the period. % is calculated as Quantity/Base number*100

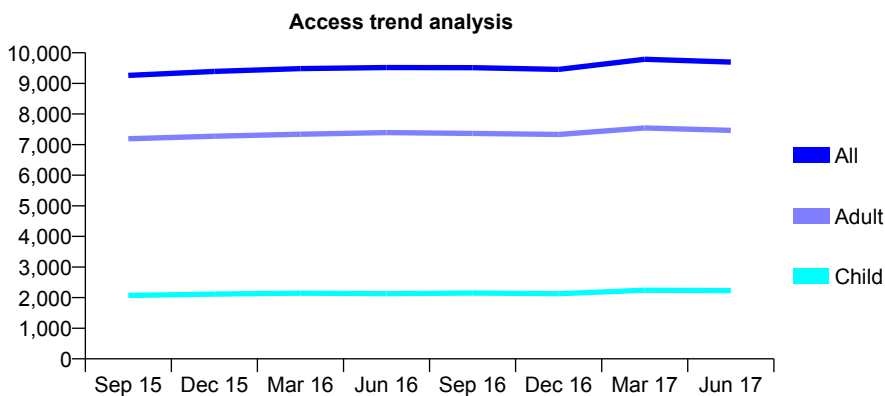
Q60 - Vital Signs At a Glance Contract Report for 249726/0001 - June 2017

Name or company name	MR AA DUGGAL
Contract type name	GDS Contract
Purpose of contract	General
Contract start date	01/04/2006
Contract end date	

17/18 Contracted general activity (UDA)	27,030
Carry forward general activity (UDA)	0
17/18 Contracted orthodontic activity (UOA)	0
Carry forward orthodontic activity (UOA)	0
Baseline contract value	£723,761.15

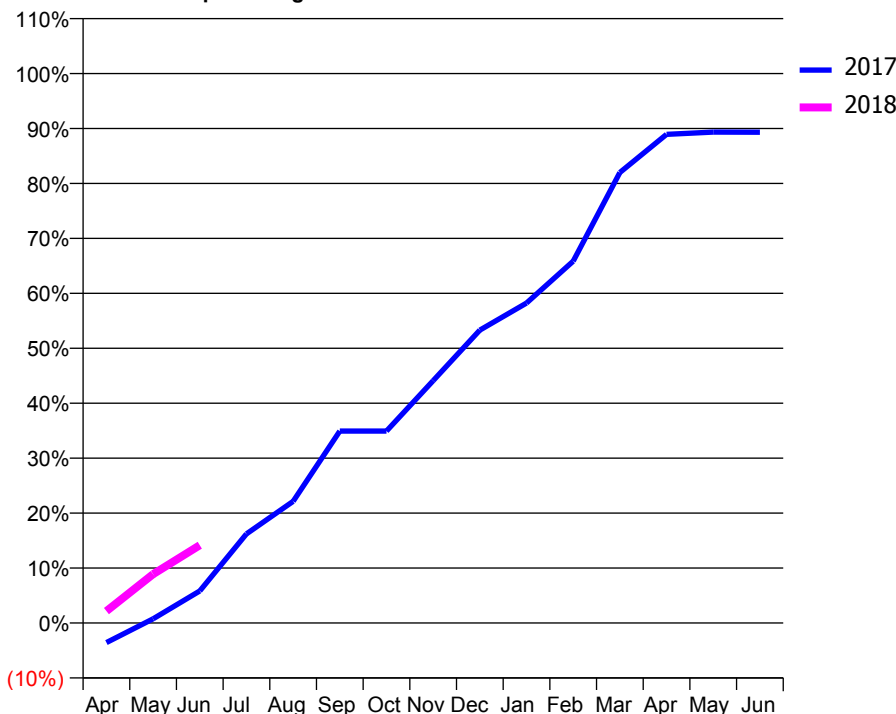
ACCESS*

Patients seen in 24 months	Total	Change since previous quarter
Quarter ending June 2016	9,520	
Quarter ending September 2016	9,516	→
Quarter ending December 2016	9,458	→
Quarter ending March 2017	9,788	↑
Quarter ending June 2017	9,695	→
Variance since June 2016	1.8%	→



ACTIVITY

Cumulative percentage of contracted UDA delivered 2017 & 2018



Month	Adjusted Scheduled Activity (UDA)	
	2017	2018
April	-969	587
May	206	2,403
June	1,578	3,826
July	4,385	
August	5,985	
September	9,442	
October	9,442	
November	11,924	
December	14,406	
January	15,741	
February	17,802	
March	22,163	
April	24,039	
May	24,149	
June	24,143	

QUALITY

	Quantity	Base Number	Contract	AT	Region	England
% of FP17s for the same patient ID Re-attending within 3 months - Children	21	603	3.5%	9.9%	11.7%	12.0%
% of FP17s for the same patient ID Re-attending within 3 months - Adults	166	2,086	8.0%	13.5%	15.2%	16.0%
% of FP17s for the same patient ID Re-attending between 3 & 9 months - Children	341	603	56.6%	60.0%	59.1%	58.0%
% of FP17s for the same patient ID Re-attending between 3 & 9 months - Adults	1,213	2,086	58.1%	55.0%	52.2%	50.9%
% of FP17s for Band 1 Urgent Courses	52	1,829	2.8%	6.8%	7.9%	9.1%
% of FP17s Relating to Free Repair or Replacements	23	1,829	1.3%	0.9%	0.8%	0.8%
% of FP17s Relating to Continuations	16	1,829	0.9%	1.3%	1.1%	1.1%
% of Patients satisfied with the dentistry they have received	52	54	96.3%	92.7%	91.8%	91.7%
% of Patients satisfied with the time they had to wait for an appointment	52	54	96.3%	89.5%	88.4%	88.0%

* This is based on patients treated on this contract for their most recent course of treatment. Figures in italics indicate the base number of FP17s or Patient Questionnaire responses are less than 100. N/A is shown where the base number of responses is less than 10 during the period. % is calculated as Quantity/Base number*100

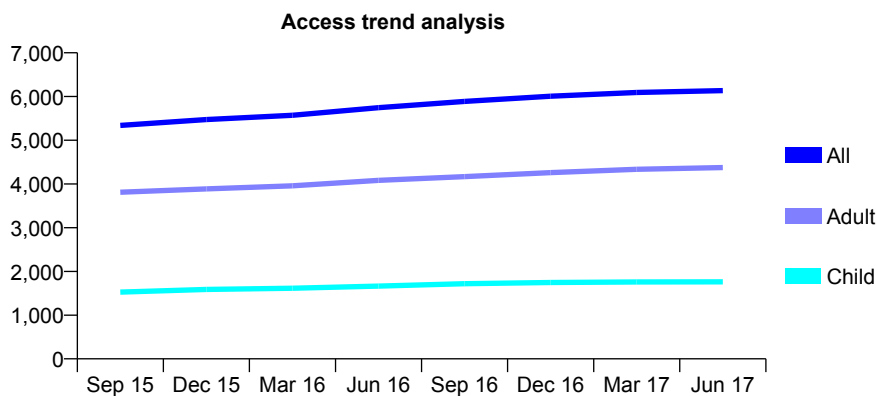
Q60 - Vital Signs At a Glance Contract Report for 257907/0001 - June 2017

Name or company name	MR CC CHUNG
Contract type name	GDS Contract
Purpose of contract	General
Contract start date	01/04/2006
Contract end date	

17/18 Contracted general activity (UDA)	18,443
Carry forward general activity (UDA)	0
17/18 Contracted orthodontic activity (UOA)	0
Carry forward orthodontic activity (UOA)	0
Baseline contract value	£498,570.76

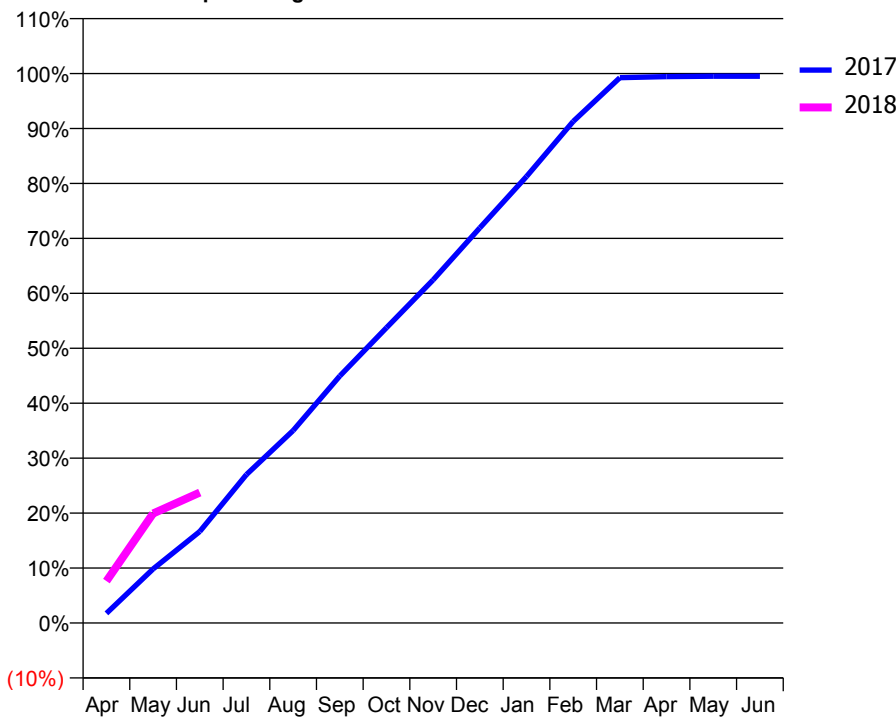
ACCESS*

Patients seen in 24 months	Total	Change since previous quarter
Quarter ending June 2016	5,745	
Quarter ending September 2016	5,887	↑
Quarter ending December 2016	6,007	↑
Quarter ending March 2017	6,092	→
Quarter ending June 2017	6,135	→
Variance since June 2016	6.8%	↑



ACTIVITY

Cumulative percentage of contracted UDA delivered 2017 & 2018



Adjusted Scheduled Activity (UDA)

Month	2017	2018
April	323	1,409
May	1,816	3,677
June	3,071	4,381
July	4,984	
August	6,461	
September	8,292	
October	9,912	
November	11,520	
December	13,265	
January	14,985	
February	16,837	
March	18,303	
April	18,341	
May	18,351	
June	18,354	

QUALITY

	Quantity	Base Number	Contract	AT	Region	England
% of FP17s for the same patient ID Re-attending within 3 months - Children	37	681	5.4%	9.9%	11.7%	12.0%
% of FP17s for the same patient ID Re-attending within 3 months - Adults	185	1,734	10.7%	13.5%	15.2%	16.0%
% of FP17s for the same patient ID Re-attending between 3 & 9 months - Children	483	681	70.9%	60.0%	59.1%	58.0%
% of FP17s for the same patient ID Re-attending between 3 & 9 months - Adults	1,211	1,734	69.8%	55.0%	52.2%	50.9%
% of FP17s for Band 1 Urgent Courses	96	2,369	4.1%	6.8%	7.9%	9.1%
% of FP17s Relating to Free Repair or Replacements	23	2,369	1.0%	0.9%	0.8%	0.8%
% of FP17s Relating to Continuations	39	2,369	1.6%	1.3%	1.1%	1.1%
% of Patients satisfied with the dentistry they have received	15	15	100.0%	92.7%	91.8%	91.7%
% of Patients satisfied with the time they had to wait for an appointment	15	15	100.0%	89.5%	88.4%	88.0%

* This is based on patients treated on this contract for their most recent course of treatment. Figures in italics indicate the base number of FP17s or Patient Questionnaire responses are less than 100. N/A is shown where the base number of responses is less than 10 during the period. % is calculated as Quantity/Base number*100

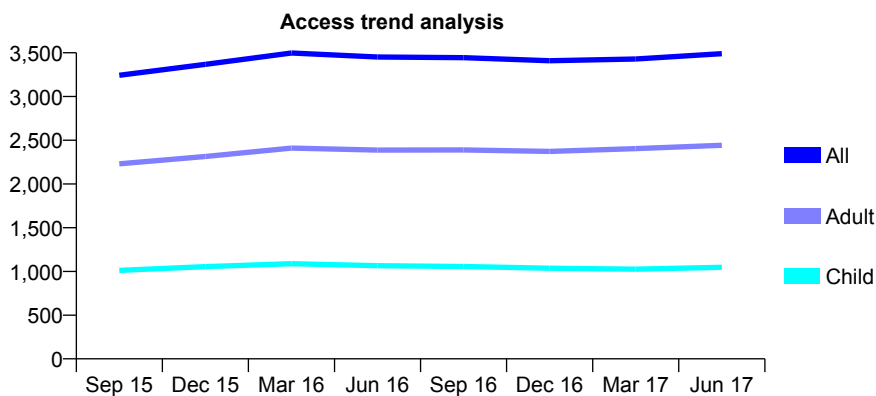
Q60 - Vital Signs At a Glance Contract Report for 270016/0001 - June 2017

Name or company name	MISS S KHAN
Contract type name	GDS Contract
Purpose of contract	General
Contract start date	01/01/2013
Contract end date	

17/18 Contracted general activity (UDA)	11,407
Carry forward general activity (UDA)	0
17/18 Contracted orthodontic activity (UOA)	0
Carry forward orthodontic activity (UOA)	0
Baseline contract value	£305,830.11

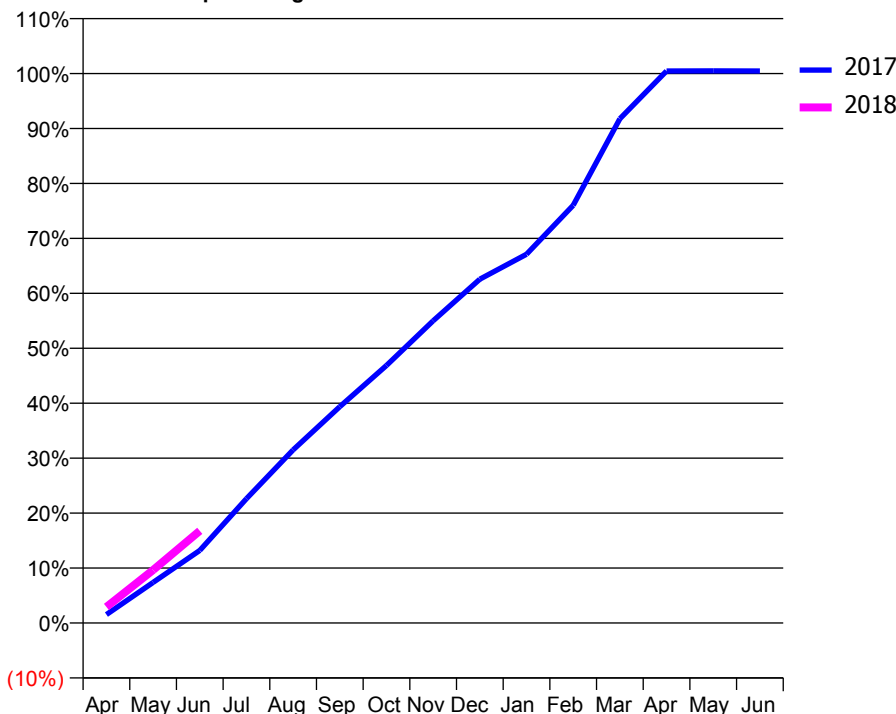
ACCESS*

Patients seen in 24 months	Total	Change since previous quarter
Quarter ending June 2016	3,452	
Quarter ending September 2016	3,445	→
Quarter ending December 2016	3,409	↓
Quarter ending March 2017	3,429	→
Quarter ending June 2017	3,490	→
Variance since June 2016	1.1%	→



ACTIVITY

Cumulative percentage of contracted UDA delivered 2017 & 2018



Month	Adjusted Scheduled Activity (UDA)	
	2017	2018
April	175	333
May	844	1,099
June	1,507	1,915
July	2,581	
August	3,596	
September	4,490	
October	5,345	
November	6,274	
December	7,139	
January	7,656	
February	8,671	
March	10,469	
April	11,460	
May	11,461	
June	11,459	

QUALITY

	Quantity	Base Number	Contract	AT	Region	England
% of FP17s for the same patient ID Re-attending within 3 months - Children	14	335	4.2%	9.9%	11.7%	12.0%
% of FP17s for the same patient ID Re-attending within 3 months - Adults	126	742	17.0%	13.5%	15.2%	16.0%
% of FP17s for the same patient ID Re-attending between 3 & 9 months - Children	187	335	55.8%	60.0%	59.1%	58.0%
% of FP17s for the same patient ID Re-attending between 3 & 9 months - Adults	337	742	45.4%	55.0%	52.2%	50.9%
% of FP17s for Band 1 Urgent Courses	61	848	7.2%	6.8%	7.9%	9.1%
% of FP17s Relating to Free Repair or Replacements	8	848	0.9%	0.9%	0.8%	0.8%
% of FP17s Relating to Continuations	4	848	0.5%	1.3%	1.1%	1.1%
% of Patients satisfied with the dentistry they have received	8	9	N/A	92.7%	91.8%	91.7%
% of Patients satisfied with the time they had to wait for an appointment	8	9	N/A	89.5%	88.4%	88.0%

* This is based on patients treated on this contract for their most recent course of treatment. Figures in italics indicate the base number of FP17s or Patient Questionnaire responses are less than 100. N/A is shown where the base number of responses is less than 10 during the period. % is calculated as Quantity/Base number*100

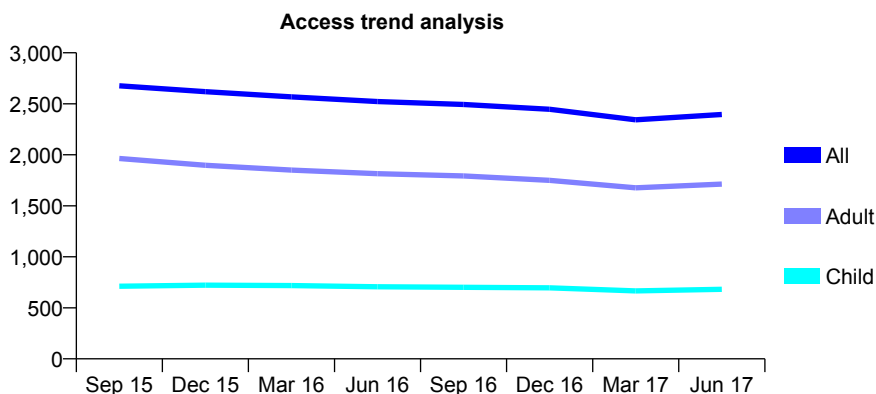
Q60 - Vital Signs At a Glance Contract Report for 274011/0003 - June 2017

Name or company name	MR JW WILLIS
Contract type name	GDS Contract
Purpose of contract	General
Contract start date	01/05/2008
Contract end date	

17/18 Contracted general activity (UDA)	10,500
Carry forward general activity (UDA)	0
17/18 Contracted orthodontic activity (UOA)	0
Carry forward orthodontic activity (UOA)	0
Baseline contract value	£295,833.46

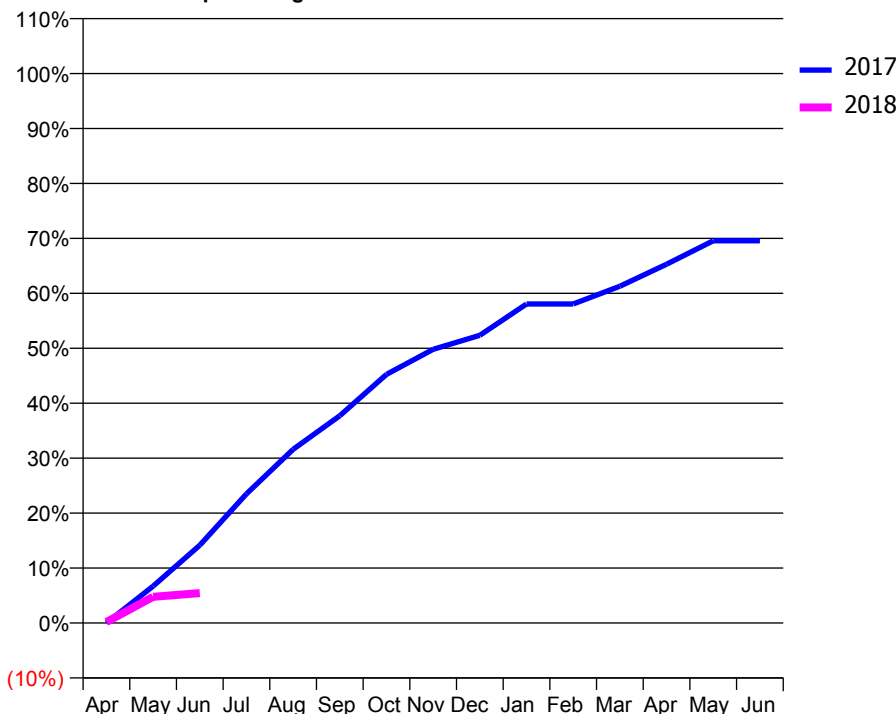
ACCESS*

Patients seen in 24 months	Total	Change since previous quarter
Quarter ending June 2016	2,522	
Quarter ending September 2016	2,494	↓
Quarter ending December 2016	2,446	↓
Quarter ending March 2017	2,343	↓
Quarter ending June 2017	2,395	↑
Variance since June 2016	(5.0%)	↓



ACTIVITY

Cumulative percentage of contracted UDA delivered 2017 & 2018



Adjusted Scheduled Activity (UDA)

Month	2017	2018
April	0	20
May	705	500
June	1,488	572
July	2,469	
August	3,320	
September	3,961	
October	4,752	
November	5,229	
December	5,497	
January	6,097	
February	6,097	
March	6,435	
April	6,855	
May	7,304	
June	7,304	

QUALITY

	Quantity	Base Number	Contract	AT	Region	England
% of FP17s for the same patient ID Re-attending within 3 months - Children	24	389	6.2%	9.9%	11.7%	12.0%
% of FP17s for the same patient ID Re-attending within 3 months - Adults	87	845	10.3%	13.5%	15.2%	16.0%
% of FP17s for the same patient ID Re-attending between 3 & 9 months - Children	194	389	49.9%	60.0%	59.1%	58.0%
% of FP17s for the same patient ID Re-attending between 3 & 9 months - Adults	457	845	54.1%	55.0%	52.2%	50.9%
% of FP17s for Band 1 Urgent Courses	7	342	2.0%	6.8%	7.9%	9.1%
% of FP17s Relating to Free Repair or Replacements	2	342	0.6%	0.9%	0.8%	0.8%
% of FP17s Relating to Continuations	0	342	0.0%	1.3%	1.1%	1.1%
% of Patients satisfied with the dentistry they have received	16	17	94.1%	92.7%	91.8%	91.7%
% of Patients satisfied with the time they had to wait for an appointment	16	17	94.1%	89.5%	88.4%	88.0%

* This is based on patients treated on this contract for their most recent course of treatment. Figures in italics indicate the base number of FP17s or Patient Questionnaire responses are less than 100. N/A is shown where the base number of responses is less than 10 during the period. % is calculated as Quantity/Base number*100

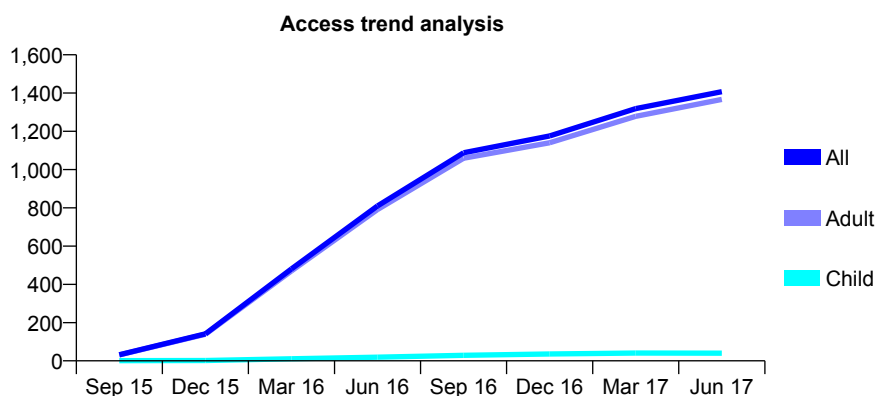
Q60 - Vital Signs At a Glance Contract Report for 274798/0003 - June 2017

Name or company name	MRS R SREENIVASAN
Contract type name	PDS Contract
Purpose of contract	General
Contract start date	01/07/2015
Contract end date	31/03/2020

17/18 Contracted general activity (UDA)	3,600
Carry forward general activity (UDA)	0
17/18 Contracted orthodontic activity (UOA)	0
Carry forward orthodontic activity (UOA)	0
Baseline contract value	£145,114.22

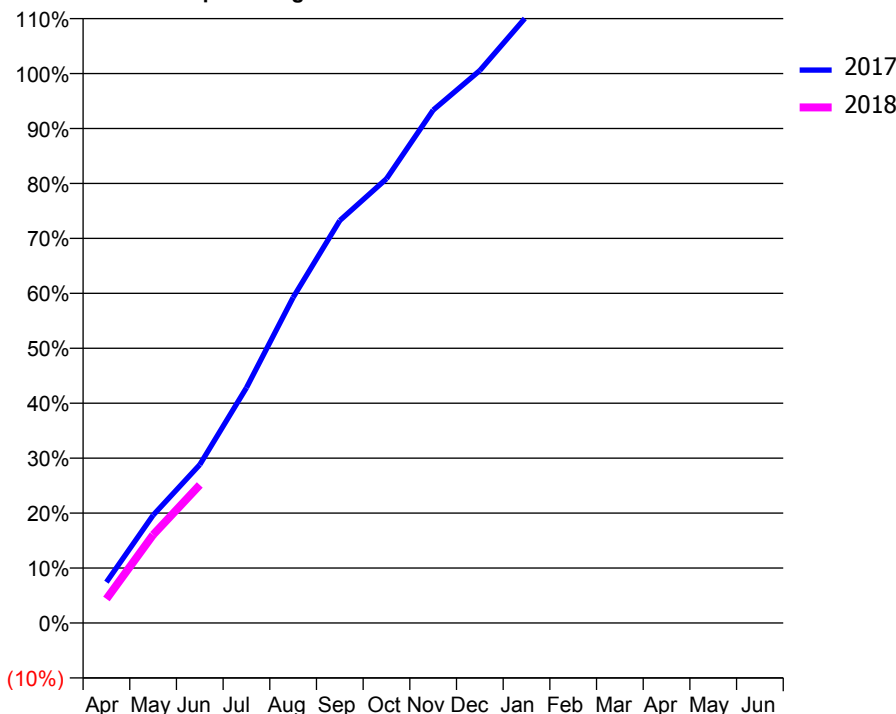
ACCESS*

Patients seen in 24 months	Total	Change since previous quarter
Quarter ending June 2016	810	
Quarter ending September 2016	1,088	↑
Quarter ending December 2016	1,176	↑
Quarter ending March 2017	1,319	↑
Quarter ending June 2017	1,407	↑
Variance since June 2016	73.7%	↑



ACTIVITY

Cumulative percentage of contracted UDA delivered 2017 & 2018



Month	Adjusted Scheduled Activity (UDA)	
	2017	2018
April	268	158
May	706	578
June	1,037	905
July	1,541	
August	2,133	
September	2,637	
October	2,910	
November	3,360	
December	3,619	
January	3,973	
February	4,408	
March	4,847	
April	5,024	
May	5,024	
June	5,024	

QUALITY

	Quantity	Base Number	Contract	AT	Region	England
% of FP17s for the same patient ID Re-attending within 3 months - Children	0	20	0.0%	9.9%	11.7%	12.0%
% of FP17s for the same patient ID Re-attending within 3 months - Adults	9	358	2.5%	13.5%	15.2%	16.0%
% of FP17s for the same patient ID Re-attending between 3 & 9 months - Children	1	20	5.0%	60.0%	59.1%	58.0%
% of FP17s for the same patient ID Re-attending between 3 & 9 months - Adults	3	358	0.8%	55.0%	52.2%	50.9%
% of FP17s for Band 1 Urgent Courses	0	315	0.0%	6.8%	7.9%	9.1%
% of FP17s Relating to Free Repair or Replacements	0	315	0.0%	0.9%	0.8%	0.8%
% of FP17s Relating to Continuations	0	315	0.0%	1.3%	1.1%	1.1%
% of Patients satisfied with the dentistry they have received	0	0	N/A	92.7%	91.8%	91.7%
% of Patients satisfied with the time they had to wait for an appointment	0	0	N/A	89.5%	88.4%	88.0%

* This is based on patients treated on this contract for their most recent course of treatment. Figures in italics indicate the base number of FP17s or Patient Questionnaire responses are less than 100. N/A is shown where the base number of responses is less than 10 during the period. % is calculated as Quantity/Base number*100

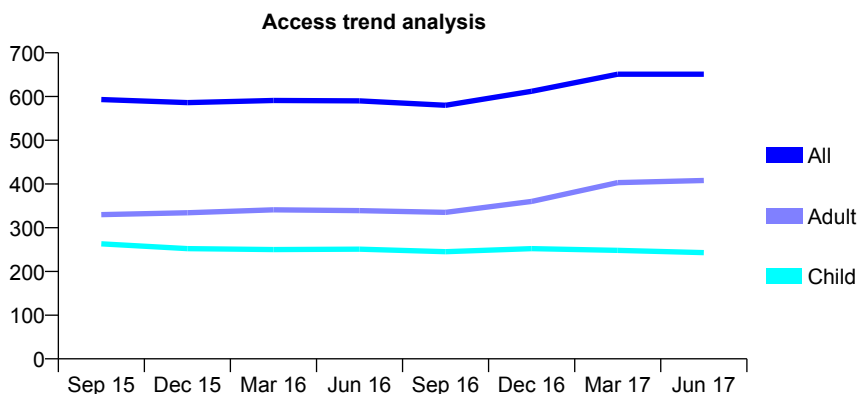
Q60 - Vital Signs At a Glance Contract Report for 287822/0001 - June 2017

Name or company name	MR SA SAMUEL
Contract type name	GDS Contract
Purpose of contract	General
Contract start date	16/08/2013
Contract end date	

17/18 Contracted general activity (UDA)	2,700
Carry forward general activity (UDA)	0
17/18 Contracted orthodontic activity (UOA)	0
Carry forward orthodontic activity (UOA)	0
Baseline contract value	£52,971.22

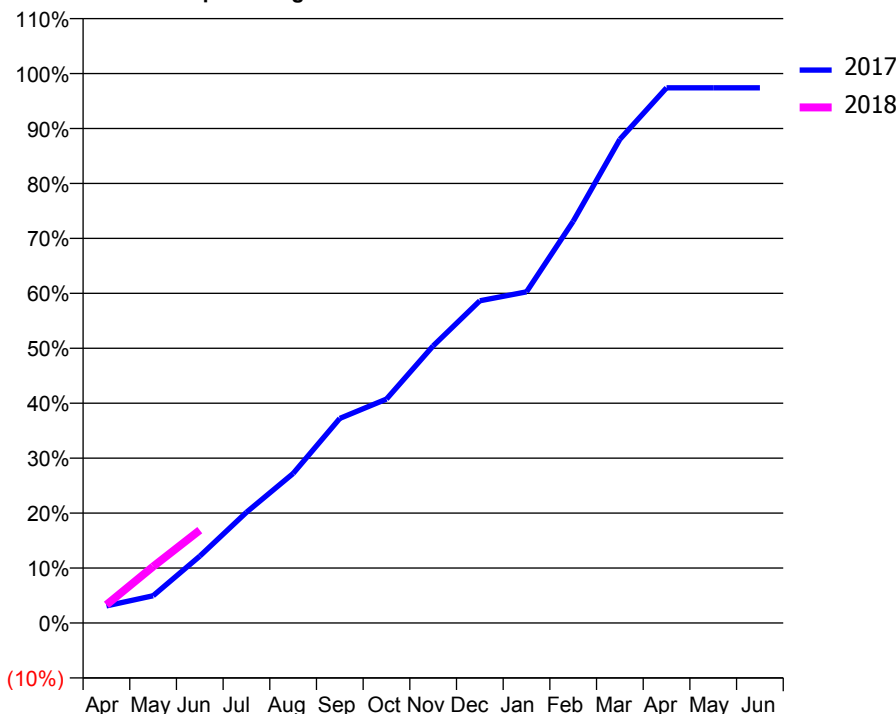
ACCESS*

Patients seen in 24 months	Total	Change since previous quarter
Quarter ending June 2016	590	
Quarter ending September 2016	580	↓
Quarter ending December 2016	612	↑
Quarter ending March 2017	651	↑
Quarter ending June 2017	651	→
Variance since June 2016	10.3%	↑



ACTIVITY

Cumulative percentage of contracted UDA delivered 2017 & 2018



Adjusted Scheduled Activity (UDA)		
Month	2017	2018
April	84	89
May	134	277
June	328	456
July	544	
August	735	
September	1,005	
October	1,101	
November	1,362	
December	1,583	
January	1,627	
February	1,974	
March	2,377	
April	2,630	
May	2,630	
June	2,630	

QUALITY

	Quantity	Base Number	Contract	AT	Region	England
% of FP17s for the same patient ID Re-attending within 3 months - Children	7	88	8.0%	9.9%	11.7%	12.0%
% of FP17s for the same patient ID Re-attending within 3 months - Adults	17	152	11.2%	13.5%	15.2%	16.0%
% of FP17s for the same patient ID Re-attending between 3 & 9 months - Children	53	88	60.2%	60.0%	59.1%	58.0%
% of FP17s for the same patient ID Re-attending between 3 & 9 months - Adults	91	152	59.9%	55.0%	52.2%	50.9%
% of FP17s for Band 1 Urgent Courses	2	191	1.0%	6.8%	7.9%	9.1%
% of FP17s Relating to Free Repair or Replacements	0	191	0.0%	0.9%	0.8%	0.8%
% of FP17s Relating to Continuations	4	191	2.1%	1.3%	1.1%	1.1%
% of Patients satisfied with the dentistry they have received	4	5	N/A	92.7%	91.8%	91.7%
% of Patients satisfied with the time they had to wait for an appointment	5	5	N/A	89.5%	88.4%	88.0%

* This is based on patients treated on this contract for their most recent course of treatment. Figures in italics indicate the base number of FP17s or Patient Questionnaire responses are less than 100. N/A is shown where the base number of responses is less than 10 during the period. % is calculated as Quantity/Base number*100

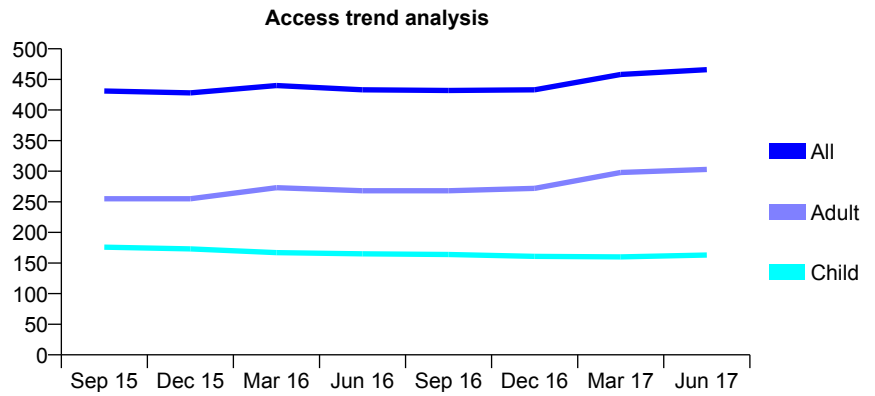
Q60 - Vital Signs At a Glance Contract Report for 303496/0002 - June 2017

Name or company name	MR AR FEE
Contract type name	GDS Contract
Purpose of contract	General and Orthodontic
Contract start date	13/09/2010
Contract end date	

17/18 Contracted general activity (UDA)	1,774
Carry forward general activity (UDA)	0
17/18 Contracted orthodontic activity (UOA)	208
Carry forward orthodontic activity (UOA)	0
Baseline contract value	£59,977.46

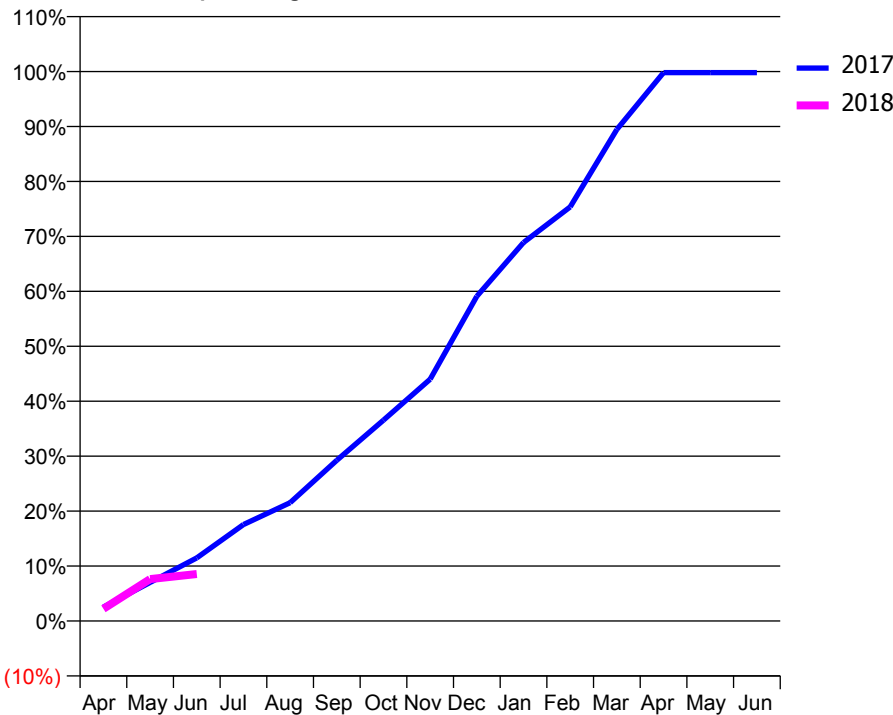
ACCESS*

Patients seen in 24 months	Total	Change since previous quarter
Quarter ending June 2016	433	
Quarter ending September 2016	432	→
Quarter ending December 2016	433	→
Quarter ending March 2017	458	↑
Quarter ending June 2017	466	→
Variance since June 2016	7.6%	↑



ACTIVITY

Cumulative percentage of contracted UDA delivered 2017 & 2018



Month	Adjusted Scheduled Activity (UDA)	
	2017	2018
April	45	39
May	125	135
June	204	152
July	311	
August	382	
September	519	
October	649	
November	781	
December	1,048	
January	1,222	
February	1,337	
March	1,587	
April	1,770	
May	1,770	
June	1,770	

QUALITY

	Quantity	Base Number	Contract	AT	Region	England
% of FP17s for the same patient ID Re-attending within 3 months - Children	5	71	7.0%	9.9%	11.7%	12.0%
% of FP17s for the same patient ID Re-attending within 3 months - Adults	11	96	11.5%	13.5%	15.2%	16.0%
% of FP17s for the same patient ID Re-attending between 3 & 9 months - Children	47	71	66.2%	60.0%	59.1%	58.0%
% of FP17s for the same patient ID Re-attending between 3 & 9 months - Adults	45	96	46.9%	55.0%	52.2%	50.9%
% of FP17s for Band 1 Urgent Courses	14	91	15.4%	6.8%	7.9%	9.1%
% of FP17s Relating to Free Repair or Replacements	0	91	0.0%	0.9%	0.8%	0.8%
% of FP17s Relating to Continuations	2	91	2.2%	1.3%	1.1%	1.1%
% of Patients satisfied with the dentistry they have received	2	2	N/A	92.7%	91.8%	91.7%
% of Patients satisfied with the time they had to wait for an appointment	2	2	N/A	89.5%	88.4%	88.0%

* This is based on patients treated on this contract for their most recent course of treatment. Figures in italics indicate the base number of FP17s or Patient Questionnaire responses are less than 100. N/A is shown where the base number of responses is less than 10 during the period. % is calculated as Quantity/Base number*100

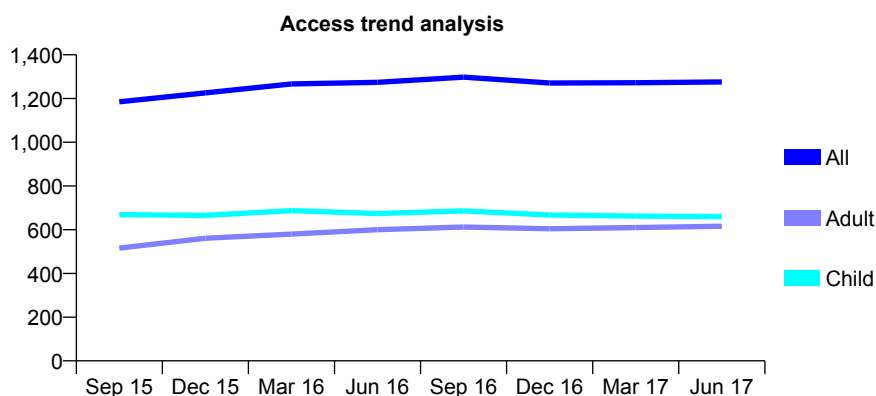
Q60 - Vital Signs At a Glance Contract Report for 305006/0001 - June 2017

Name or company name	MR TM PARSONS
Contract type name	GDS Contract
Purpose of contract	General
Contract start date	01/04/2006
Contract end date	

17/18 Contracted general activity (UDA)	2,977
Carry forward general activity (UDA)	0
17/18 Contracted orthodontic activity (UOA)	0
Carry forward orthodontic activity (UOA)	0
Baseline contract value	£74,838.34

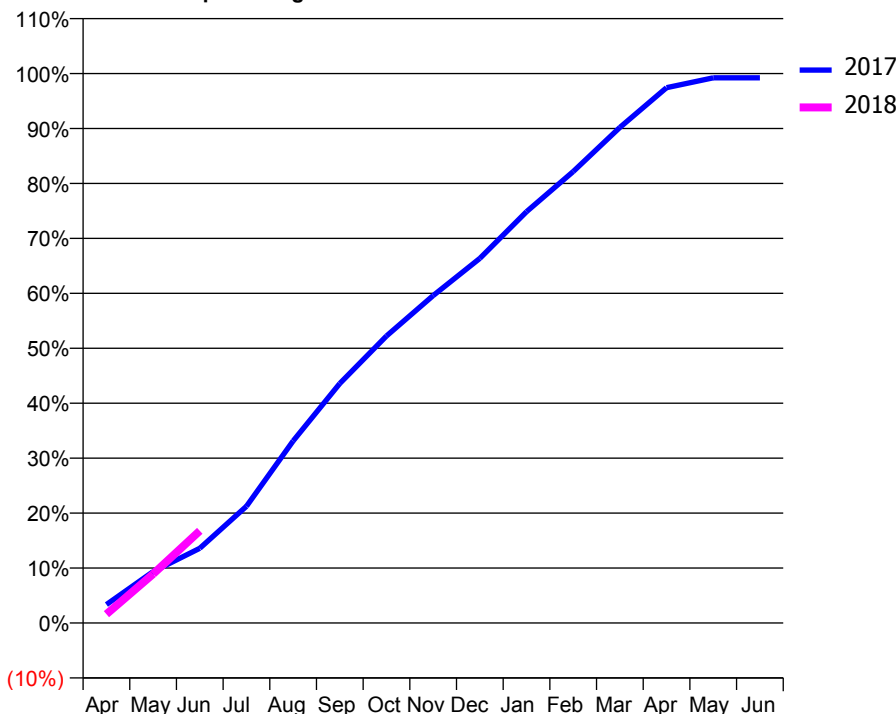
ACCESS*

Patients seen in 24 months	Total	Change since previous quarter
Quarter ending June 2016	1,274	
Quarter ending September 2016	1,298	→
Quarter ending December 2016	1,271	↓
Quarter ending March 2017	1,272	→
Quarter ending June 2017	1,276	→
Variance since June 2016	0.2%	→



ACTIVITY

Cumulative percentage of contracted UDA delivered 2017 & 2018



Adjusted Scheduled Activity (UDA)

Month	2017	2018
April	100	48
May	278	266
June	405	499
July	632	
August	986	
September	1,298	
October	1,555	
November	1,774	
December	1,975	
January	2,228	
February	2,446	
March	2,685	
April	2,900	
May	2,954	
June	2,954	

QUALITY

	Quantity	Base Number	Contract	AT	Region	England
% of FP17s for the same patient ID Re-attending within 3 months - Children	21	259	8.1%	9.9%	11.7%	12.0%
% of FP17s for the same patient ID Re-attending within 3 months - Adults	18	190	9.5%	13.5%	15.2%	16.0%
% of FP17s for the same patient ID Re-attending between 3 & 9 months - Children	154	259	59.5%	60.0%	59.1%	58.0%
% of FP17s for the same patient ID Re-attending between 3 & 9 months - Adults	116	190	61.1%	55.0%	52.2%	50.9%
% of FP17s for Band 1 Urgent Courses	21	289	7.3%	6.8%	7.9%	9.1%
% of FP17s Relating to Free Repair or Replacements	1	289	0.3%	0.9%	0.8%	0.8%
% of FP17s Relating to Continuations	2	289	0.7%	1.3%	1.1%	1.1%
% of Patients satisfied with the dentistry they have received	0	0	N/A	92.7%	91.8%	91.7%
% of Patients satisfied with the time they had to wait for an appointment	0	0	N/A	89.5%	88.4%	88.0%

* This is based on patients treated on this contract for their most recent course of treatment. Figures in italics indicate the base number of FP17s or Patient Questionnaire responses are less than 100. N/A is shown where the base number of responses is less than 10 during the period. % is calculated as Quantity/Base number*100

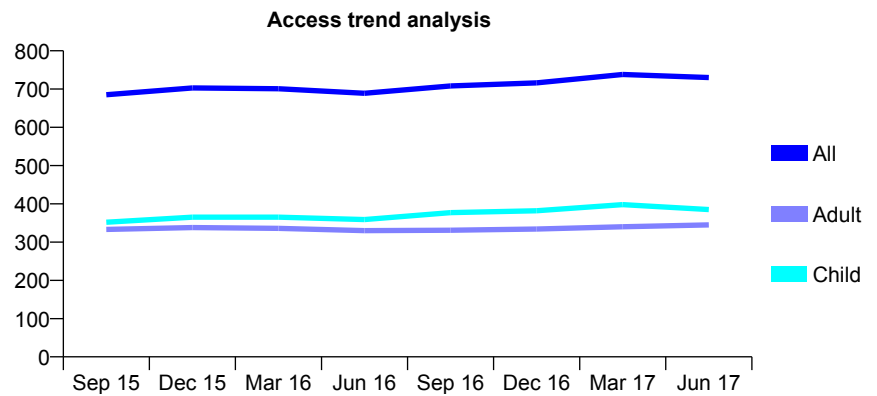
Q60 - Vital Signs At a Glance Contract Report for 319163/0001 - June 2017

Name or company name	MRS UF PENCAVEL
Contract type name	GDS Contract
Purpose of contract	General and Orthodontic
Contract start date	01/04/2006
Contract end date	

17/18 Contracted general activity (UDA)	2,276
Carry forward general activity (UDA)	0
17/18 Contracted orthodontic activity (UOA)	0
Carry forward orthodontic activity (UOA)	0
Baseline contract value	£61,889.69

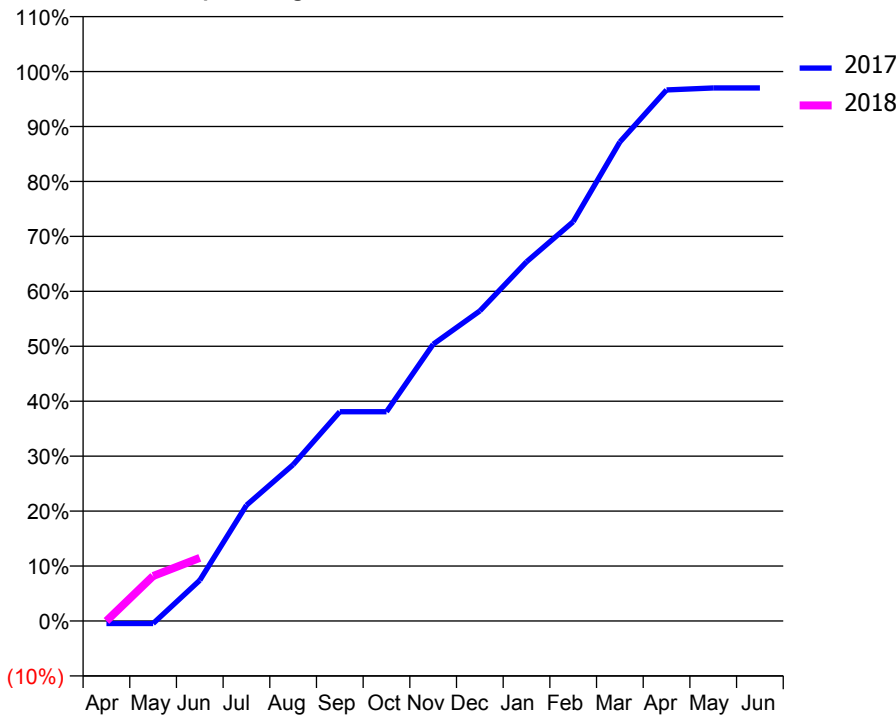
ACCESS*

Patients seen in 24 months	Total	Change since previous quarter
Quarter ending June 2016	689	
Quarter ending September 2016	708	↑
Quarter ending December 2016	716	→
Quarter ending March 2017	738	↑
Quarter ending June 2017	730	↓
Variance since June 2016	6.0%	↑



ACTIVITY

Cumulative percentage of contracted UDA delivered 2017 & 2018



Month	Adjusted Scheduled Activity (UDA)	
	2017	2018
April	-11	0
May	-11	186
June	169	262
July	480	
August	647	
September	867	
October	867	
November	1,146	
December	1,284	
January	1,488	
February	1,654	
March	1,984	
April	2,200	
May	2,208	
June	2,208	

QUALITY

	Quantity	Base Number	Contract	AT	Region	England
% of FP17s for the same patient ID Re-attending within 3 months - Children	24	147	16.3%	9.9%	11.7%	12.0%
% of FP17s for the same patient ID Re-attending within 3 months - Adults	16	121	13.2%	13.5%	15.2%	16.0%
% of FP17s for the same patient ID Re-attending between 3 & 9 months - Children	108	147	73.5%	60.0%	59.1%	58.0%
% of FP17s for the same patient ID Re-attending between 3 & 9 months - Adults	58	121	47.9%	55.0%	52.2%	50.9%
% of FP17s for Band 1 Urgent Courses	13	169	7.7%	6.8%	7.9%	9.1%
% of FP17s Relating to Free Repair or Replacements	2	169	1.2%	0.9%	0.8%	0.8%
% of FP17s Relating to Continuations	0	169	0.0%	1.3%	1.1%	1.1%
% of Patients satisfied with the dentistry they have received	0	0	N/A	92.7%	91.8%	91.7%
% of Patients satisfied with the time they had to wait for an appointment	0	0	N/A	89.5%	88.4%	88.0%

* This is based on patients treated on this contract for their most recent course of treatment. Figures in italics indicate the base number of FP17s or Patient Questionnaire responses are less than 100. N/A is shown where the base number of responses is less than 10 during the period. % is calculated as Quantity/Base number*100

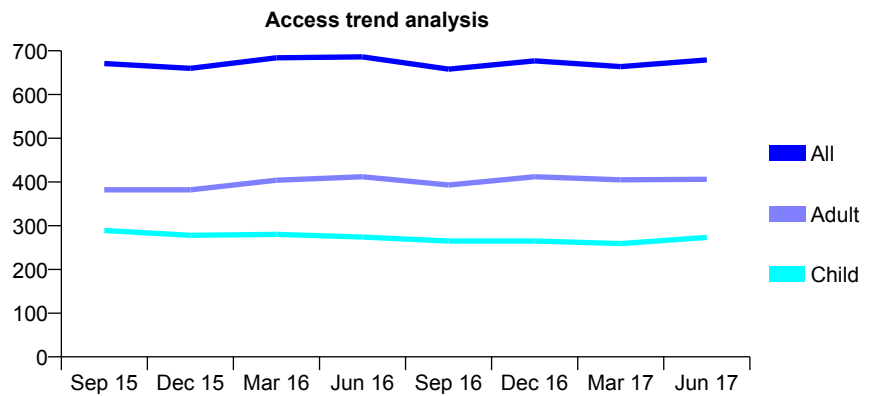
Q60 - Vital Signs At a Glance Contract Report for 320137/0001 - June 2017

Name or company name	MR LS BARNES
Contract type name	GDS Contract
Purpose of contract	General
Contract start date	01/04/2006
Contract end date	

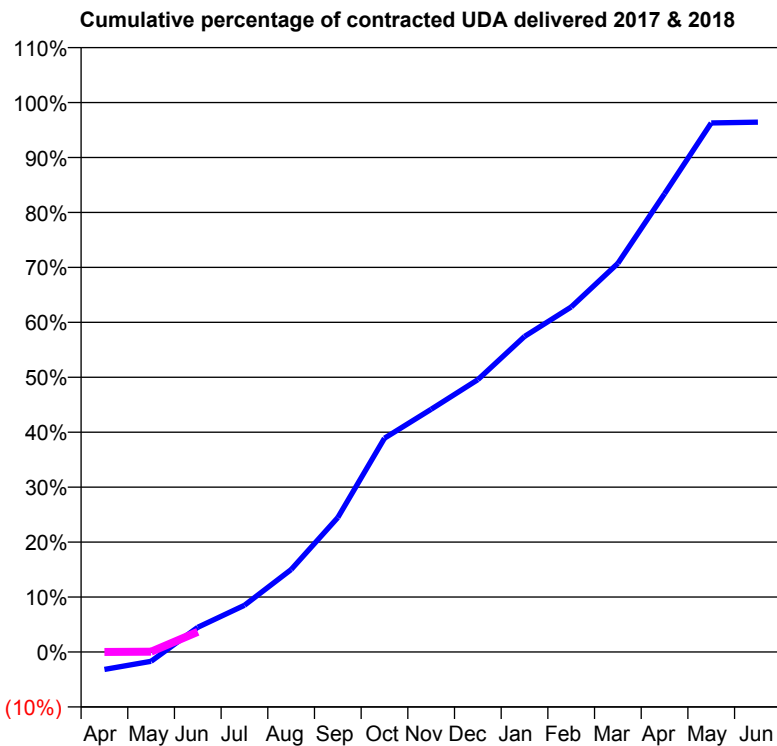
17/18 Contracted general activity (UDA)	2,000
Carry forward general activity (UDA)	0
17/18 Contracted orthodontic activity (UOA)	0
Carry forward orthodontic activity (UOA)	0
Baseline contract value	£37,073.73

ACCESS*

Patients seen in 24 months	Total	Change since previous quarter
Quarter ending June 2016	686	
Quarter ending September 2016	658	↓
Quarter ending December 2016	677	↑
Quarter ending March 2017	664	↓
Quarter ending June 2017	679	↑
Variance since June 2016	(1.0%)	↓



ACTIVITY



Month	Adjusted Scheduled Activity (UDA)	
	2017	2018
April	-64	0
May	-34	1
June	90	74
July	170	
August	300	
September	489	
October	778	
November	884	
December	991	
January	1,149	
February	1,256	
March	1,414	
April	1,668	
May	1,926	
June	1,929	

QUALITY

	Quantity	Base Number	Contract	AT	Region	England
% of FP17s for the same patient ID Re-attending within 3 months - Children	8	128	6.3%	9.9%	11.7%	12.0%
% of FP17s for the same patient ID Re-attending within 3 months - Adults	36	184	19.6%	13.5%	15.2%	16.0%
% of FP17s for the same patient ID Re-attending between 3 & 9 months - Children	78	128	60.9%	60.0%	59.1%	58.0%
% of FP17s for the same patient ID Re-attending between 3 & 9 months - Adults	87	184	47.3%	55.0%	52.2%	50.9%
% of FP17s for Band 1 Urgent Courses	3	45	6.7%	6.8%	7.9%	9.1%
% of FP17s Relating to Free Repair or Replacements	1	45	2.2%	0.9%	0.8%	0.8%
% of FP17s Relating to Continuations	0	45	0.0%	1.3%	1.1%	1.1%
% of Patients satisfied with the dentistry they have received	3	3	N/A	92.7%	91.8%	91.7%
% of Patients satisfied with the time they had to wait for an appointment	3	3	N/A	89.5%	88.4%	88.0%

* This is based on patients treated on this contract for their most recent course of treatment. Figures in italics indicate the base number of FP17s or Patient Questionnaire responses are less than 100. N/A is shown where the base number of responses is less than 10 during the period. % is calculated as Quantity/Base number*100

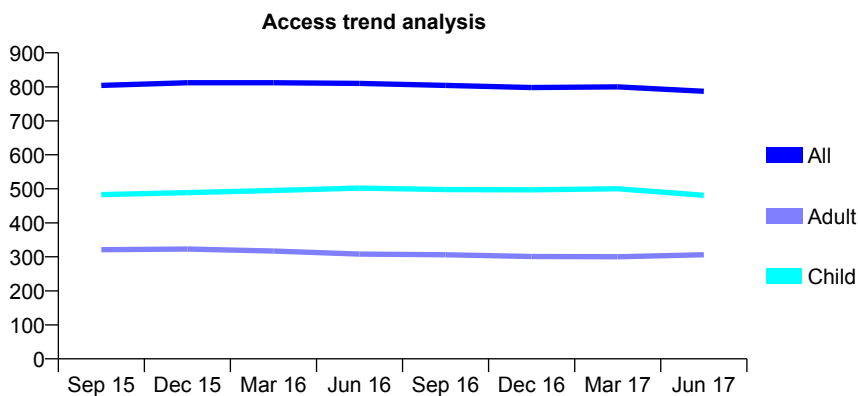
Q60 - Vital Signs At a Glance Contract Report for 323853/0001 - June 2017

Name or company name	MR PB GARBUTT
Contract type name	GDS Contract
Purpose of contract	General
Contract start date	01/04/2006
Contract end date	

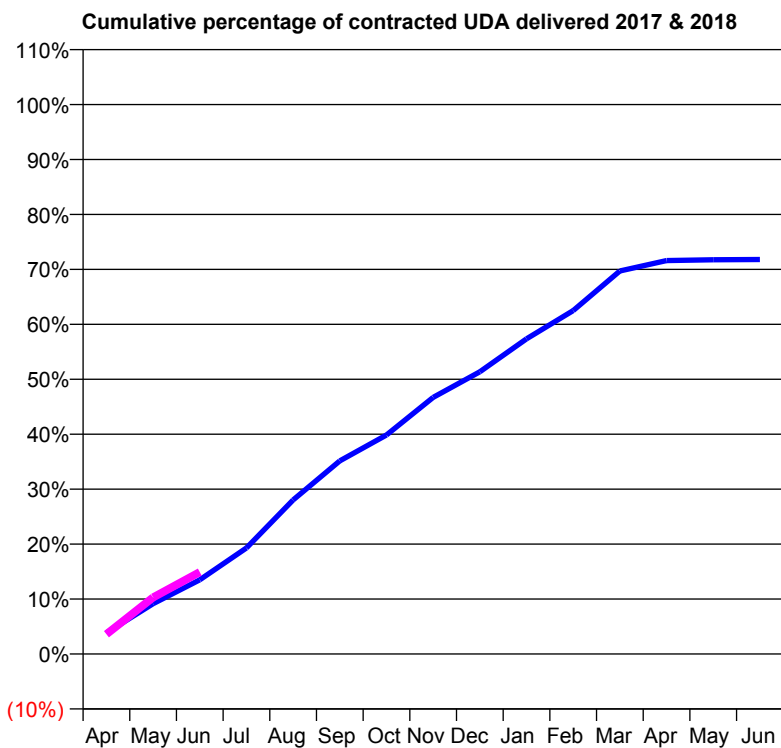
17/18 Contracted general activity (UDA)	2,000
Carry forward general activity (UDA)	0
17/18 Contracted orthodontic activity (UOA)	0
Carry forward orthodontic activity (UOA)	0
Baseline contract value	£40,245.77

ACCESS*

Patients seen in 24 months	Total	Change since previous quarter
Quarter ending June 2016	810	
Quarter ending September 2016	804	→
Quarter ending December 2016	798	→
Quarter ending March 2017	800	→
Quarter ending June 2017	787	↓
Variance since June 2016	(2.8%)	↓



ACTIVITY



Month	Adjusted Scheduled Activity (UDA)	
	2017	2018
April	77	72
May	183	206
June	270	298
July	386	
August	561	
September	703	
October	797	
November	934	
December	1,027	
January	1,147	
February	1,250	
March	1,394	
April	1,432	
May	1,435	
June	1,436	

QUALITY

	Quantity	Base Number	Contract	AT	Region	England
% of FP17s for the same patient ID Re-attending within 3 months - Children	10	183	5.5%	9.9%	11.7%	12.0%
% of FP17s for the same patient ID Re-attending within 3 months - Adults	6	75	8.0%	13.5%	15.2%	16.0%
% of FP17s for the same patient ID Re-attending between 3 & 9 months - Children	129	183	70.5%	60.0%	59.1%	58.0%
% of FP17s for the same patient ID Re-attending between 3 & 9 months - Adults	49	75	65.3%	55.0%	52.2%	50.9%
% of FP17s for Band 1 Urgent Courses	0	226	0.0%	6.8%	7.9%	9.1%
% of FP17s Relating to Free Repair or Replacements	1	226	0.4%	0.9%	0.8%	0.8%
% of FP17s Relating to Continuations	0	226	0.0%	1.3%	1.1%	1.1%
% of Patients satisfied with the dentistry they have received	0	1	N/A	92.7%	91.8%	91.7%
% of Patients satisfied with the time they had to wait for an appointment	0	1	N/A	89.5%	88.4%	88.0%

* This is based on patients treated on this contract for their most recent course of treatment. Figures in italics indicate the base number of FP17s or Patient Questionnaire responses are less than 100. N/A is shown where the base number of responses is less than 10 during the period. % is calculated as Quantity/Base number*100

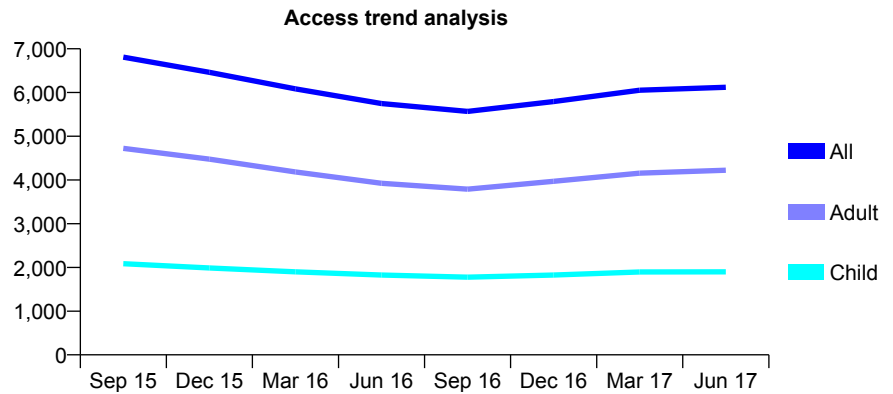
Q60 - Vital Signs At a Glance Contract Report for 326372/0001 - June 2017

Name or company name	Dawley Family Dental Centre
Contract type name	GDS Contract
Purpose of contract	General
Contract start date	01/04/2006
Contract end date	

17/18 Contracted general activity (UDA)	19,726
Carry forward general activity (UDA)	0
17/18 Contracted orthodontic activity (UOA)	0
Carry forward orthodontic activity (UOA)	0
Baseline contract value	£558,393.39

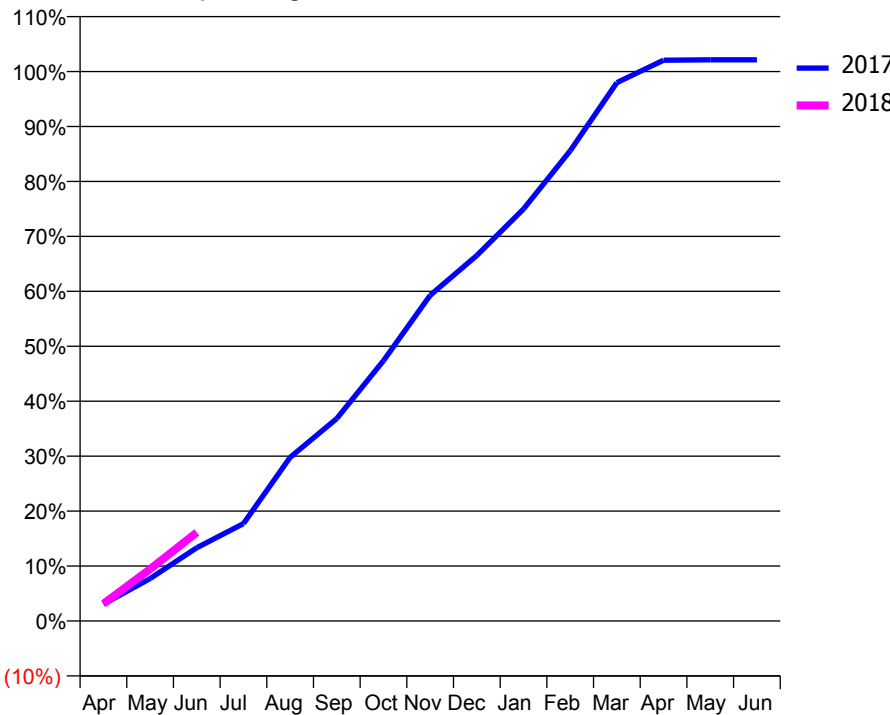
ACCESS*

Patients seen in 24 months	Total	Change since previous quarter
Quarter ending June 2016	5,748	
Quarter ending September 2016	5,568	↓
Quarter ending December 2016	5,794	↑
Quarter ending March 2017	6,054	↑
Quarter ending June 2017	6,121	→
Variance since June 2016	6.5%	↑



ACTIVITY

Cumulative percentage of contracted UDA delivered 2017 & 2018



Month	Adjusted Scheduled Activity (UDA)	
	2017	2018
April	607	621
May	1,526	1,865
June	2,633	3,180
July	3,496	
August	5,876	
September	7,267	
October	9,345	
November	11,693	
December	13,123	
January	14,789	
February	16,881	
March	19,326	
April	20,133	
May	20,144	
June	20,147	

QUALITY

	Quantity	Base Number	Contract	AT	Region	England
% of FP17s for the same patient ID Re-attending within 3 months - Children	48	612	7.8%	9.9%	11.7%	12.0%
% of FP17s for the same patient ID Re-attending within 3 months - Adults	191	1,282	14.9%	13.5%	15.2%	16.0%
% of FP17s for the same patient ID Re-attending between 3 & 9 months - Children	368	612	60.1%	60.0%	59.1%	58.0%
% of FP17s for the same patient ID Re-attending between 3 & 9 months - Adults	629	1,282	49.1%	55.0%	52.2%	50.9%
% of FP17s for Band 1 Urgent Courses	116	1,530	7.6%	6.8%	7.9%	9.1%
% of FP17s Relating to Free Repair or Replacements	10	1,530	0.7%	0.9%	0.8%	0.8%
% of FP17s Relating to Continuations	40	1,530	2.6%	1.3%	1.1%	1.1%
% of Patients satisfied with the dentistry they have received	11	11	100.0%	92.7%	91.8%	91.7%
% of Patients satisfied with the time they had to wait for an appointment	9	11	81.8%	89.5%	88.4%	88.0%

* This is based on patients treated on this contract for their most recent course of treatment. Figures in italics indicate the base number of FP17s or Patient Questionnaire responses are less than 100. N/A is shown where the base number of responses is less than 10 during the period. % is calculated as Quantity/Base number*100

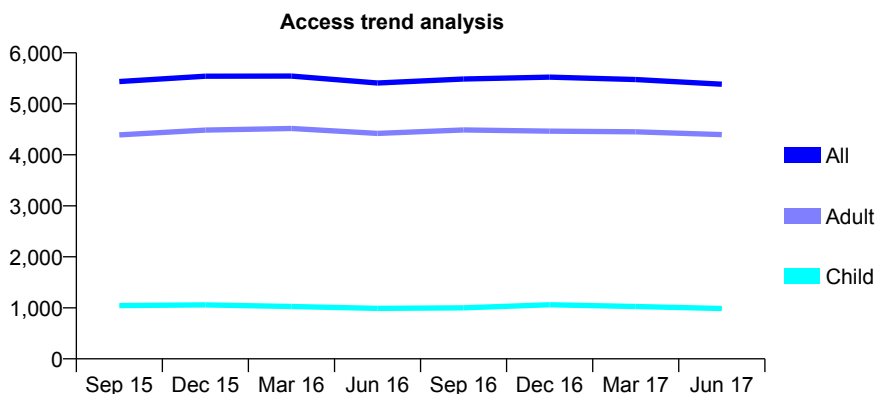
Q60 - Vital Signs At a Glance Contract Report for 335770/0001 - June 2017

Name or company name	MR PJ MCELHONE
Contract type name	GDS Contract
Purpose of contract	General
Contract start date	01/04/2006
Contract end date	

17/18 Contracted general activity (UDA)	13,159
Carry forward general activity (UDA)	0
17/18 Contracted orthodontic activity (UOA)	0
Carry forward orthodontic activity (UOA)	0
Baseline contract value	£362,743.73

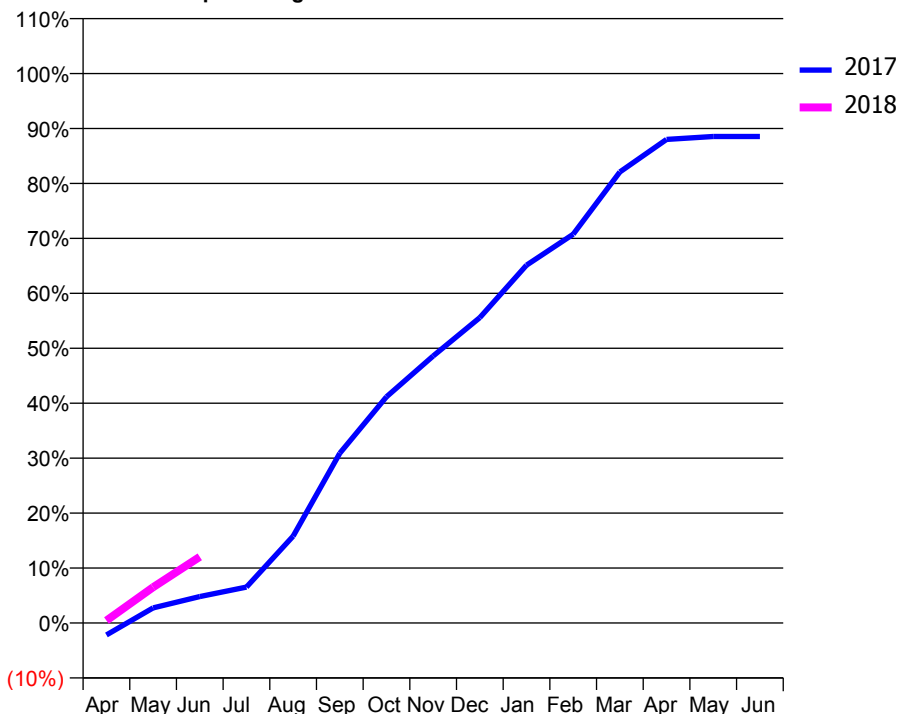
ACCESS*

Patients seen in 24 months	Total	Change since previous quarter
Quarter ending June 2016	5,409	
Quarter ending September 2016	5,487	→
Quarter ending December 2016	5,524	→
Quarter ending March 2017	5,477	→
Quarter ending June 2017	5,385	↓
Variance since June 2016	(0.4%)	→



ACTIVITY

Cumulative percentage of contracted UDA delivered 2017 & 2018



Month	Adjusted Scheduled Activity (UDA)	
	2017	2018
April	-290	59
May	361	856
June	634	1,585
July	859	
August	2,080	
September	4,067	
October	5,418	
November	6,395	
December	7,315	
January	8,568	
February	9,311	
March	10,801	
April	11,581	
May	11,651	
June	11,652	

QUALITY

	Quantity	Base Number	Contract	AT	Region	England
% of FP17s for the same patient ID Re-attending within 3 months - Children	20	226	8.8%	9.9%	11.7%	12.0%
% of FP17s for the same patient ID Re-attending within 3 months - Adults	135	937	14.4%	13.5%	15.2%	16.0%
% of FP17s for the same patient ID Re-attending between 3 & 9 months - Children	90	226	39.8%	60.0%	59.1%	58.0%
% of FP17s for the same patient ID Re-attending between 3 & 9 months - Adults	306	937	32.7%	55.0%	52.2%	50.9%
% of FP17s for Band 1 Urgent Courses	65	784	8.3%	6.8%	7.9%	9.1%
% of FP17s Relating to Free Repair or Replacements	23	784	2.9%	0.9%	0.8%	0.8%
% of FP17s Relating to Continuations	7	784	0.9%	1.3%	1.1%	1.1%
% of Patients satisfied with the dentistry they have received	10	10	100.0%	92.7%	91.8%	91.7%
% of Patients satisfied with the time they had to wait for an appointment	10	10	100.0%	89.5%	88.4%	88.0%

* This is based on patients treated on this contract for their most recent course of treatment. Figures in italics indicate the base number of FP17s or Patient Questionnaire responses are less than 100. N/A is shown where the base number of responses is less than 10 during the period. % is calculated as Quantity/Base number*100

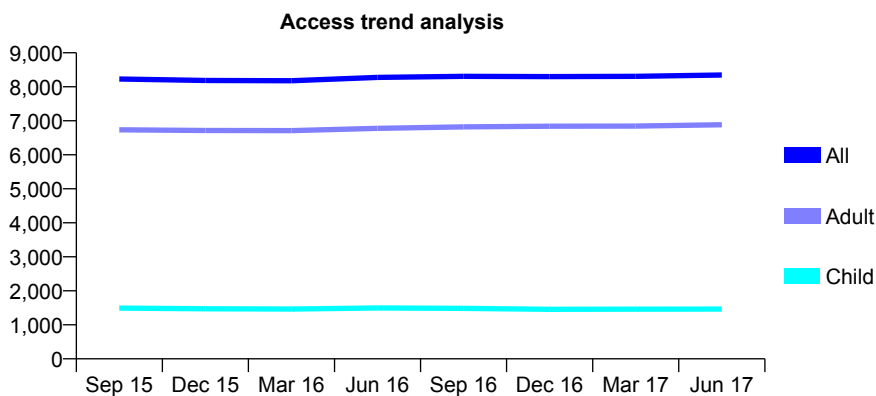
Q60 - Vital Signs At a Glance Contract Report for 336289/0001 - June 2017

Name or company name	MR AJ GRIFFITHS
Contract type name	GDS Contract
Purpose of contract	General
Contract start date	01/04/2006
Contract end date	

17/18 Contracted general activity (UDA)	22,233
Carry forward general activity (UDA)	0
17/18 Contracted orthodontic activity (UOA)	0
Carry forward orthodontic activity (UOA)	0
Baseline contract value	£606,820.97

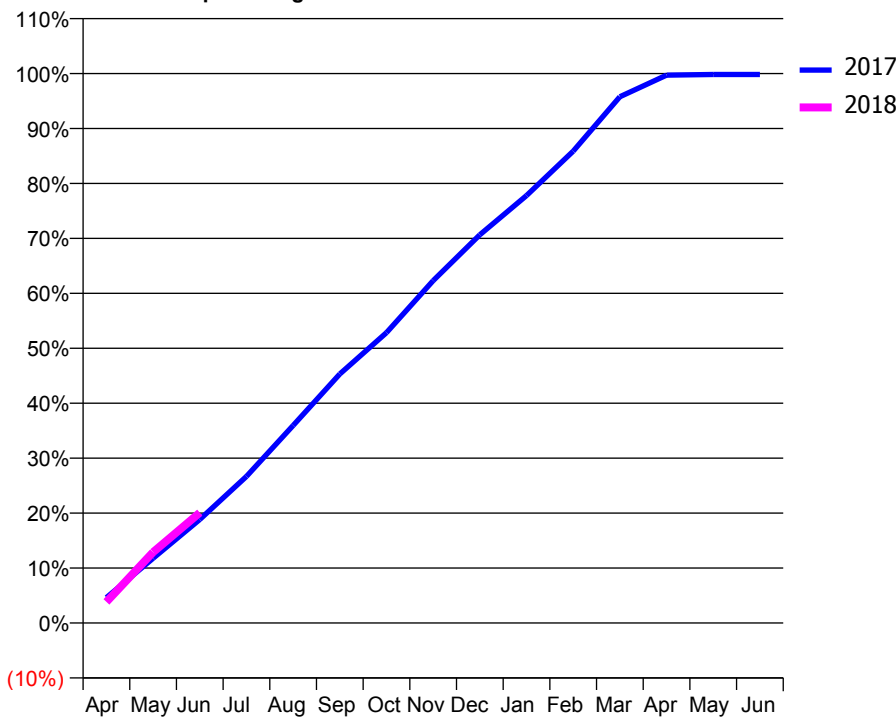
ACCESS*

Patients seen in 24 months	Total	Change since previous quarter
Quarter ending June 2016	8,275	
Quarter ending September 2016	8,306	→
Quarter ending December 2016	8,299	→
Quarter ending March 2017	8,307	→
Quarter ending June 2017	8,348	→
Variance since June 2016	0.9%	→



ACTIVITY

Cumulative percentage of contracted UDA delivered 2017 & 2018



Month	Adjusted Scheduled Activity (UDA)	
	2017	2018
April	1,025	856
May	2,622	2,870
June	4,192	4,462
July	5,933	
August	7,992	
September	10,076	
October	11,747	
November	13,851	
December	15,710	
January	17,296	
February	19,091	
March	21,295	
April	22,165	
May	22,192	
June	22,194	

QUALITY

	Quantity	Base Number	Contract	AT	Region	England
% of FP17s for the same patient ID Re-attending within 3 months - Children	59	640	9.2%	9.9%	11.7%	12.0%
% of FP17s for the same patient ID Re-attending within 3 months - Adults	392	2,515	15.6%	13.5%	15.2%	16.0%
% of FP17s for the same patient ID Re-attending between 3 & 9 months - Children	443	640	69.2%	60.0%	59.1%	58.0%
% of FP17s for the same patient ID Re-attending between 3 & 9 months - Adults	1,153	2,515	45.8%	55.0%	52.2%	50.9%
% of FP17s for Band 1 Urgent Courses	167	2,395	7.0%	6.8%	7.9%	9.1%
% of FP17s Relating to Free Repair or Replacements	69	2,395	2.9%	0.9%	0.8%	0.8%
% of FP17s Relating to Continuations	45	2,395	1.9%	1.3%	1.1%	1.1%
% of Patients satisfied with the dentistry they have received	21	22	95.5%	92.7%	91.8%	91.7%
% of Patients satisfied with the time they had to wait for an appointment	21	22	95.5%	89.5%	88.4%	88.0%

* This is based on patients treated on this contract for their most recent course of treatment. Figures in italics indicate the base number of FP17s or Patient Questionnaire responses are less than 100. N/A is shown where the base number of responses is less than 10 during the period. % is calculated as Quantity/Base number*100

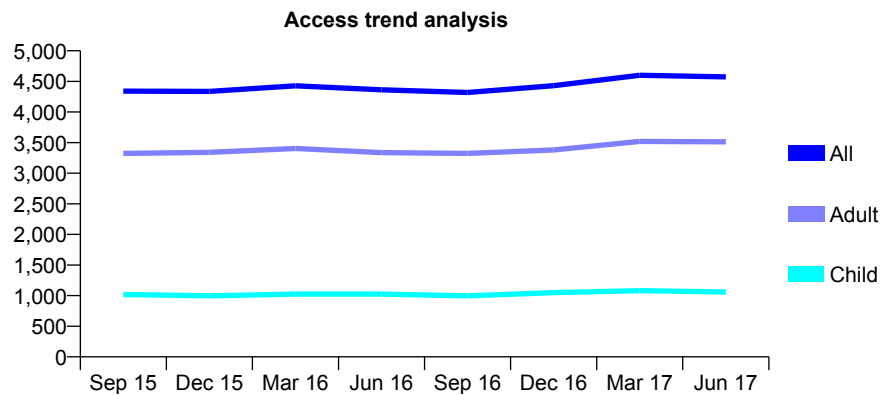
Q60 - Vital Signs At a Glance Contract Report for 338524/0001 - June 2017

Name or company name	MR M SEGAL
Contract type name	GDS Contract
Purpose of contract	General
Contract start date	01/04/2006
Contract end date	

17/18 Contracted general activity (UDA)	15,000
Carry forward general activity (UDA)	0
17/18 Contracted orthodontic activity (UOA)	0
Carry forward orthodontic activity (UOA)	0
Baseline contract value	£371,651.41

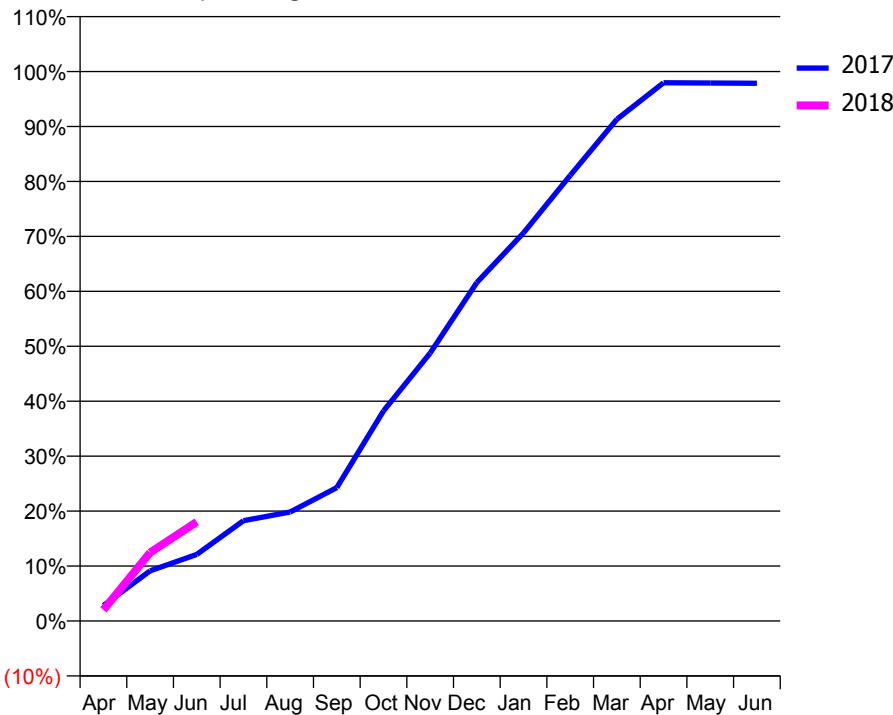
ACCESS*

Patients seen in 24 months	Total	Change since previous quarter
Quarter ending June 2016	4,363	
Quarter ending September 2016	4,320	→
Quarter ending December 2016	4,431	↑
Quarter ending March 2017	4,601	↑
Quarter ending June 2017	4,574	→
Variance since June 2016	4.8%	↑



ACTIVITY

Cumulative percentage of contracted UDA delivered 2017 & 2018



Month	Adjusted Scheduled Activity (UDA)	
	2017	2018
April	424	304
May	1,371	1,868
June	1,816	2,706
July	2,739	
August	2,977	
September	3,641	
October	5,736	
November	7,314	
December	9,241	
January	10,594	
February	12,165	
March	13,697	
April	14,693	
May	14,684	
June	14,679	

QUALITY

	Quantity	Base Number	Contract	AT	Region	England
% of FP17s for the same patient ID Re-attending within 3 months - Children	24	378	6.3%	9.9%	11.7%	12.0%
% of FP17s for the same patient ID Re-attending within 3 months - Adults	166	1,072	15.5%	13.5%	15.2%	16.0%
% of FP17s for the same patient ID Re-attending between 3 & 9 months - Children	250	378	66.1%	60.0%	59.1%	58.0%
% of FP17s for the same patient ID Re-attending between 3 & 9 months - Adults	505	1,072	47.1%	55.0%	52.2%	50.9%
% of FP17s for Band 1 Urgent Courses	83	1,155	7.2%	6.8%	7.9%	9.1%
% of FP17s Relating to Free Repair or Replacements	34	1,155	2.9%	0.9%	0.8%	0.8%
% of FP17s Relating to Continuations	13	1,155	1.1%	1.3%	1.1%	1.1%
% of Patients satisfied with the dentistry they have received	10	10	100.0%	92.7%	91.8%	91.7%
% of Patients satisfied with the time they had to wait for an appointment	7	10	70.0%	89.5%	88.4%	88.0%

* This is based on patients treated on this contract for their most recent course of treatment. Figures in italics indicate the base number of FP17s or Patient Questionnaire responses are less than 100. N/A is shown where the base number of responses is less than 10 during the period. % is calculated as Quantity/Base number*100

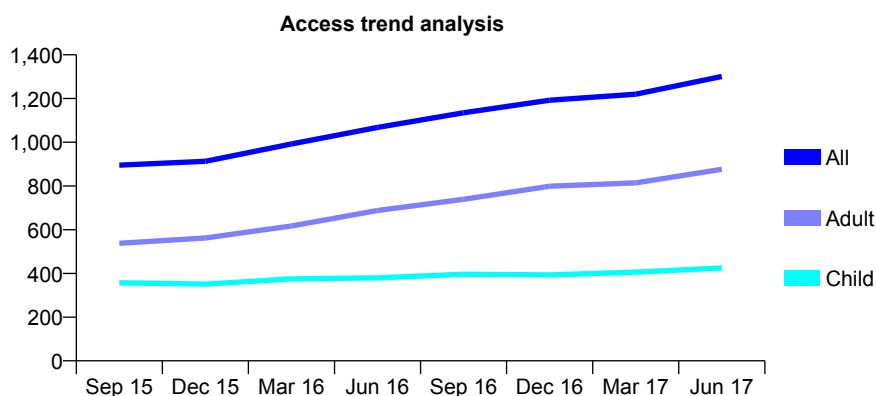
Q60 - Vital Signs At a Glance Contract Report for 353736/0001 - June 2017

Name or company name	MRS S SINGH
Contract type name	GDS Contract
Purpose of contract	General
Contract start date	05/05/2009
Contract end date	

17/18 Contracted general activity (UDA)	3,544
Carry forward general activity (UDA)	0
17/18 Contracted orthodontic activity (UOA)	0
Carry forward orthodontic activity (UOA)	0
Baseline contract value	£80,765.31

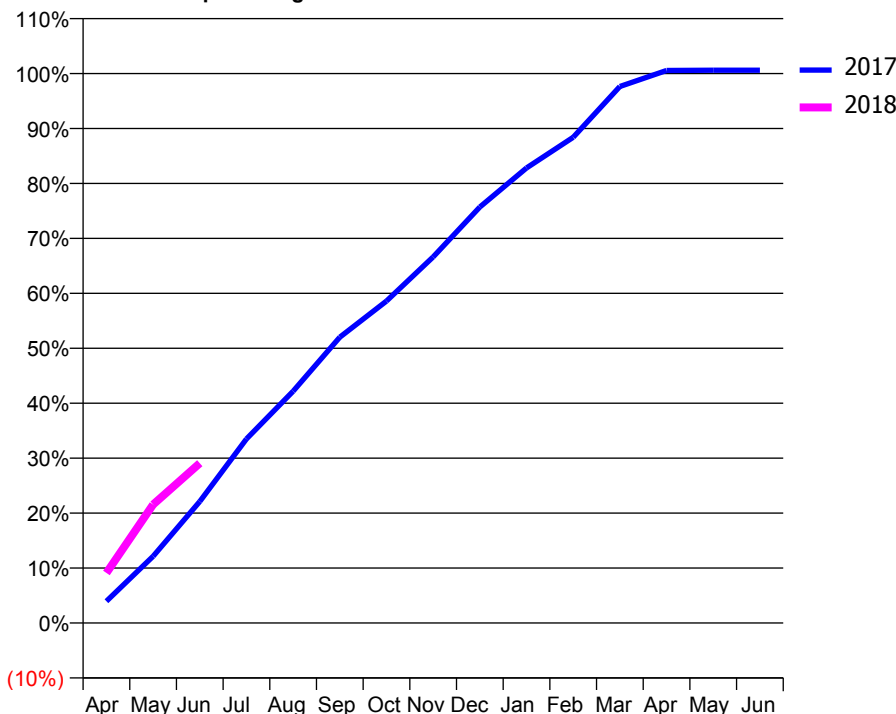
ACCESS*

Patients seen in 24 months	Total	Change since previous quarter
Quarter ending June 2016	1,068	
Quarter ending September 2016	1,135	↑
Quarter ending December 2016	1,192	↑
Quarter ending March 2017	1,220	↑
Quarter ending June 2017	1,301	↑
Variance since June 2016	21.8%	↑



ACTIVITY

Cumulative percentage of contracted UDA delivered 2017 & 2018



Month	Adjusted Scheduled Activity (UDA)	
	2017	2018
April	141	323
May	431	764
June	784	1,031
July	1,187	
August	1,495	
September	1,843	
October	2,076	
November	2,361	
December	2,683	
January	2,935	
February	3,133	
March	3,460	
April	3,564	
May	3,565	
June	3,565	

QUALITY

	Quantity	Base Number	Contract	AT	Region	England
% of FP17s for the same patient ID Re-attending within 3 months - Children	18	229	7.9%	9.9%	11.7%	12.0%
% of FP17s for the same patient ID Re-attending within 3 months - Adults	52	395	13.2%	13.5%	15.2%	16.0%
% of FP17s for the same patient ID Re-attending between 3 & 9 months - Children	151	229	65.9%	60.0%	59.1%	58.0%
% of FP17s for the same patient ID Re-attending between 3 & 9 months - Adults	237	395	60.0%	55.0%	52.2%	50.9%
% of FP17s for Band 1 Urgent Courses	20	565	3.5%	6.8%	7.9%	9.1%
% of FP17s Relating to Free Repair or Replacements	3	565	0.5%	0.9%	0.8%	0.8%
% of FP17s Relating to Continuations	7	565	1.2%	1.3%	1.1%	1.1%
% of Patients satisfied with the dentistry they have received	2	2	N/A	92.7%	91.8%	91.7%
% of Patients satisfied with the time they had to wait for an appointment	2	2	N/A	89.5%	88.4%	88.0%

* This is based on patients treated on this contract for their most recent course of treatment. Figures in italics indicate the base number of FP17s or Patient Questionnaire responses are less than 100. N/A is shown where the base number of responses is less than 10 during the period. % is calculated as Quantity/Base number*100

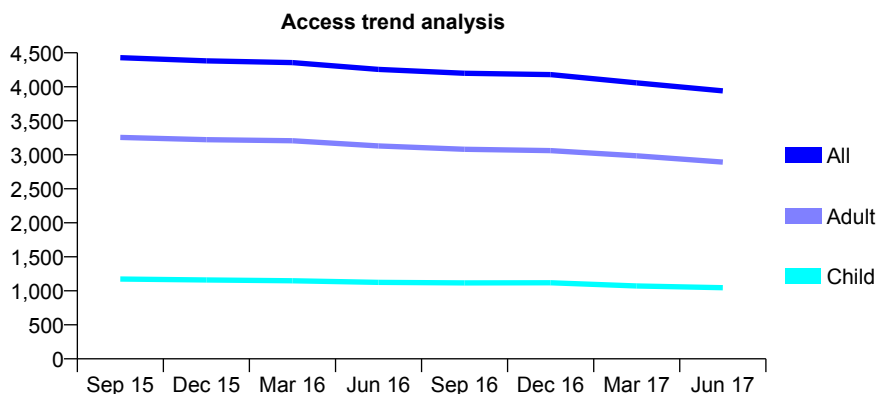
Q60 - Vital Signs At a Glance Contract Report for 359920/0002 - June 2017

Name or company name	MR TJ RATLABYANE
Contract type name	GDS Contract
Purpose of contract	General
Contract start date	01/12/2006
Contract end date	

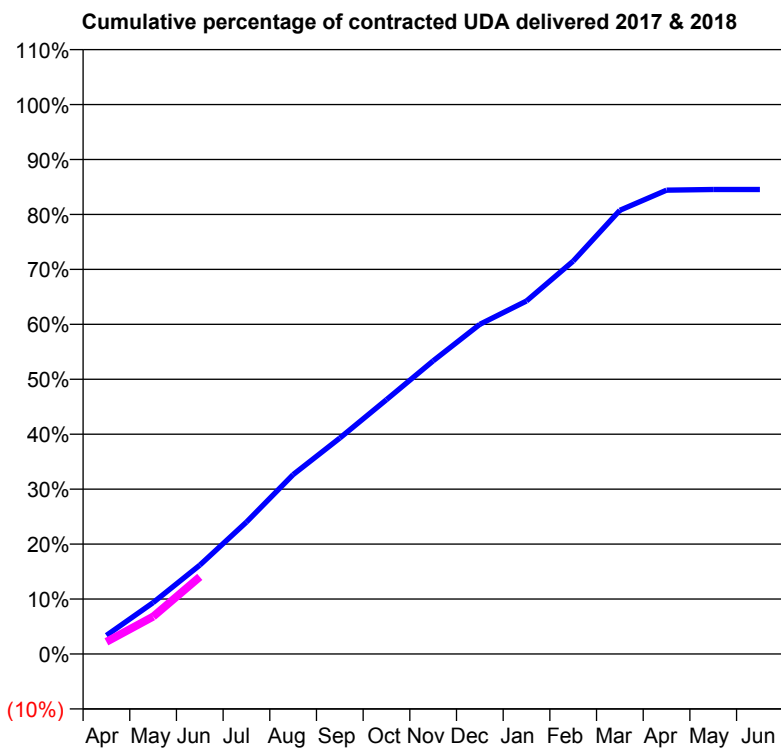
17/18 Contracted general activity (UDA)	15,516
Carry forward general activity (UDA)	0
17/18 Contracted orthodontic activity (UOA)	0
Carry forward orthodontic activity (UOA)	0
Baseline contract value	£394,195.72

ACCESS*

Patients seen in 24 months	Total	Change since previous quarter
Quarter ending June 2016	4,255	
Quarter ending September 2016	4,199	↓
Quarter ending December 2016	4,179	→
Quarter ending March 2017	4,057	↓
Quarter ending June 2017	3,940	↓
Variance since June 2016	(7.4%)	↓



ACTIVITY



Month	Adjusted Scheduled Activity (UDA)	
	2017	2018
April	524	344
May	1,451	1,055
June	2,508	2,179
July	3,725	
August	5,066	
September	6,096	
October	7,181	
November	8,276	
December	9,311	
January	9,970	
February	11,093	
March	12,530	
April	13,096	
May	13,116	
June	13,116	

QUALITY

	Quantity	Base Number	Contract	AT	Region	England
% of FP17s for the same patient ID Re-attending within 3 months - Children	15	304	4.9%	9.9%	11.7%	12.0%
% of FP17s for the same patient ID Re-attending within 3 months - Adults	143	844	16.9%	13.5%	15.2%	16.0%
% of FP17s for the same patient ID Re-attending between 3 & 9 months - Children	170	304	55.9%	60.0%	59.1%	58.0%
% of FP17s for the same patient ID Re-attending between 3 & 9 months - Adults	478	844	56.6%	55.0%	52.2%	50.9%
% of FP17s for Band 1 Urgent Courses	39	902	4.3%	6.8%	7.9%	9.1%
% of FP17s Relating to Free Repair or Replacements	13	902	1.4%	0.9%	0.8%	0.8%
% of FP17s Relating to Continuations	5	902	0.6%	1.3%	1.1%	1.1%
% of Patients satisfied with the dentistry they have received	11	12	91.7%	92.7%	91.8%	91.7%
% of Patients satisfied with the time they had to wait for an appointment	9	12	75.0%	89.5%	88.4%	88.0%

* This is based on patients treated on this contract for their most recent course of treatment. Figures in italics indicate the base number of FP17s or Patient Questionnaire responses are less than 100. N/A is shown where the base number of responses is less than 10 during the period. % is calculated as Quantity/Base number*100

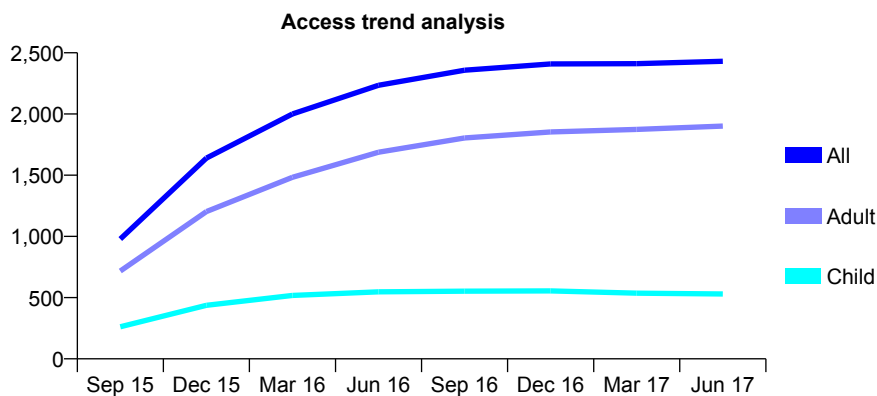
Q60 - Vital Signs At a Glance Contract Report for 361747/0001 - June 2017

Name or company name	MRS NK SUNNER
Contract type name	GDS Contract
Purpose of contract	General and Orthodontic
Contract start date	01/06/2015
Contract end date	

17/18 Contracted general activity (UDA)	6,987
Carry forward general activity (UDA)	0
17/18 Contracted orthodontic activity (UOA)	214
Carry forward orthodontic activity (UOA)	0
Baseline contract value	£184,397.34

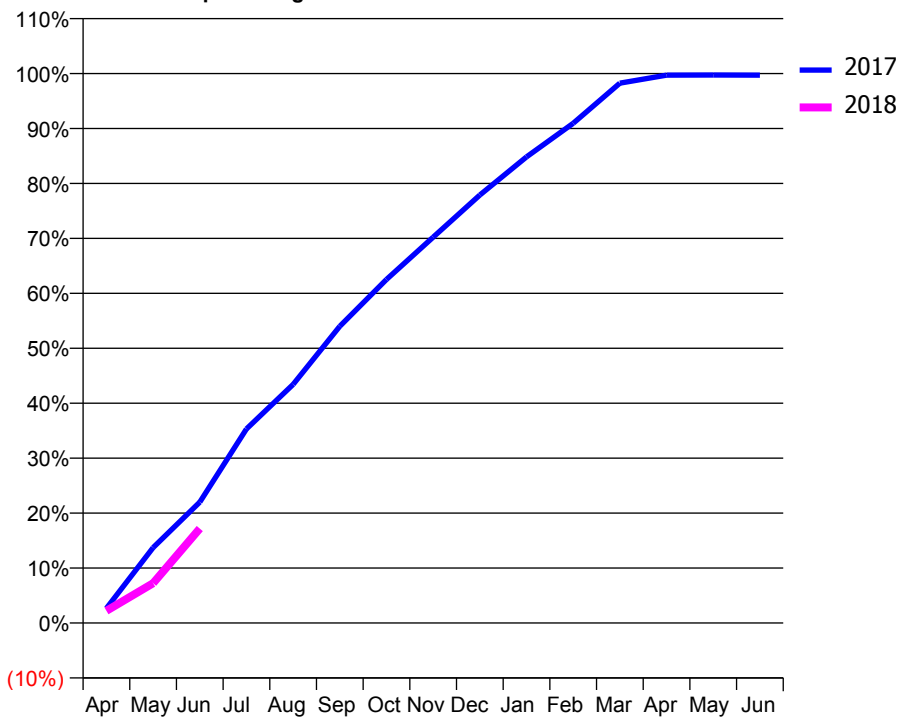
ACCESS*

Patients seen in 24 months	Total	Change since previous quarter
Quarter ending June 2016	2,235	
Quarter ending September 2016	2,358	↑
Quarter ending December 2016	2,409	↑
Quarter ending March 2017	2,411	→
Quarter ending June 2017	2,431	→
Variance since June 2016	8.8%	↑



ACTIVITY

Cumulative percentage of contracted UDA delivered 2017 & 2018



Adjusted Scheduled Activity (UDA)

Month	2017	2018
April	187	156
May	959	506
June	1,537	1,202
July	2,467	
August	3,035	
September	3,774	
October	4,368	
November	4,906	
December	5,441	
January	5,926	
February	6,354	
March	6,864	
April	6,966	
May	6,967	
June	6,967	

QUALITY

	Quantity	Base Number	Contract	AT	Region	England
% of FP17s for the same patient ID Re-attending within 3 months - Children	9	221	4.1%	9.9%	11.7%	12.0%
% of FP17s for the same patient ID Re-attending within 3 months - Adults	91	653	13.9%	13.5%	15.2%	16.0%
% of FP17s for the same patient ID Re-attending between 3 & 9 months - Children	135	221	61.1%	60.0%	59.1%	58.0%
% of FP17s for the same patient ID Re-attending between 3 & 9 months - Adults	385	653	59.0%	55.0%	52.2%	50.9%
% of FP17s for Band 1 Urgent Courses	64	782	8.2%	6.8%	7.9%	9.1%
% of FP17s Relating to Free Repair or Replacements	5	782	0.6%	0.9%	0.8%	0.8%
% of FP17s Relating to Continuations	2	782	0.3%	1.3%	1.1%	1.1%
% of Patients satisfied with the dentistry they have received	3	3	N/A	92.7%	91.8%	91.7%
% of Patients satisfied with the time they had to wait for an appointment	3	3	N/A	89.5%	88.4%	88.0%

* This is based on patients treated on this contract for their most recent course of treatment. Figures in italics indicate the base number of FP17s or Patient Questionnaire responses are less than 100. N/A is shown where the base number of responses is less than 10 during the period. % is calculated as Quantity/Base number*100

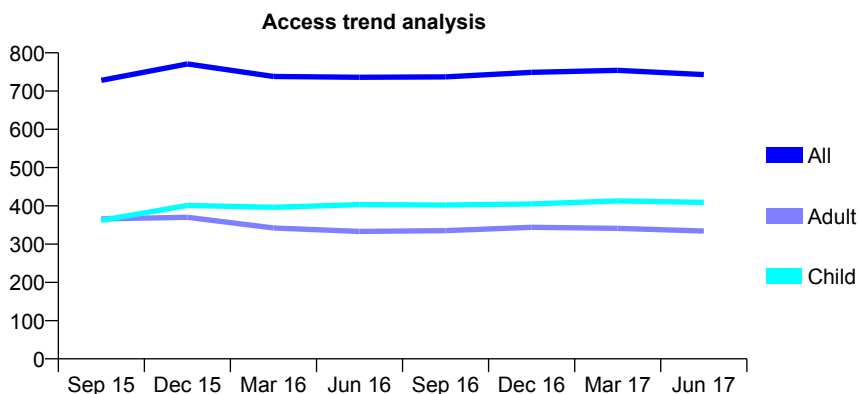
Q60 - Vital Signs At a Glance Contract Report for 532312/0001 - June 2017

Name or company name	MR GG WU
Contract type name	GDS Contract
Purpose of contract	General
Contract start date	01/08/2013
Contract end date	

17/18 Contracted general activity (UDA)	2,326
Carry forward general activity (UDA)	0
17/18 Contracted orthodontic activity (UOA)	0
Carry forward orthodontic activity (UOA)	0
Baseline contract value	£52,096.90

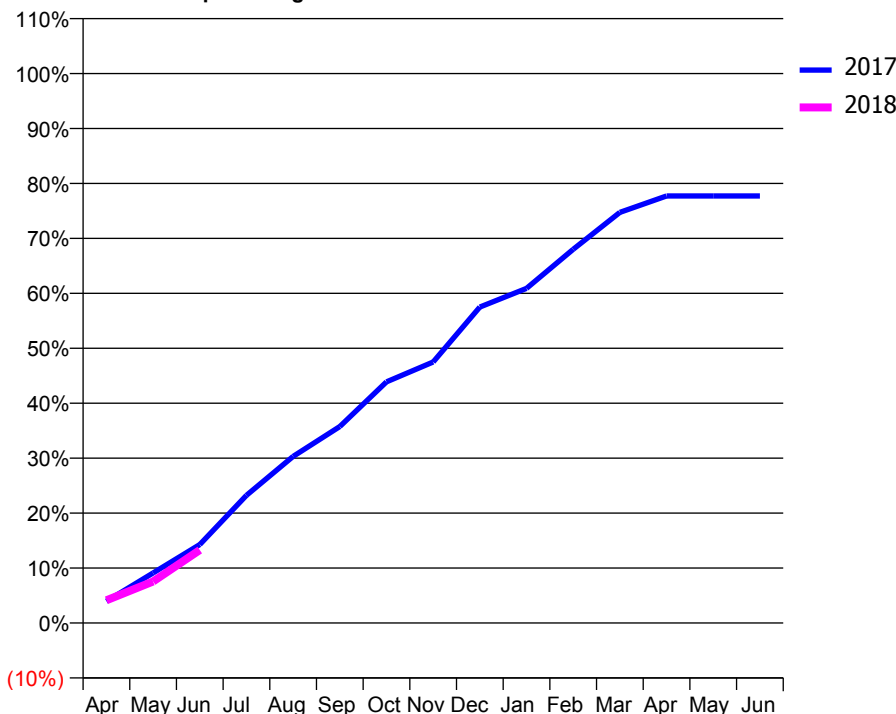
ACCESS*

Patients seen in 24 months	Total	Change since previous quarter
Quarter ending June 2016	736	
Quarter ending September 2016	737	→
Quarter ending December 2016	749	→
Quarter ending March 2017	754	→
Quarter ending June 2017	743	↓
Variance since June 2016	1.0%	→



ACTIVITY

Cumulative percentage of contracted UDA delivered 2017 & 2018



Adjusted Scheduled Activity (UDA)		
Month	2017	2018
April	92	96
May	212	176
June	332	309
July	540	
August	705	
September	832	
October	1,021	
November	1,105	
December	1,337	
January	1,417	
February	1,582	
March	1,738	
April	1,807	
May	1,807	
June	1,807	

QUALITY

	Quantity	Base Number	Contract	AT	Region	England
% of FP17s for the same patient ID Re-attending within 3 months - Children	4	134	3.0%	9.9%	11.7%	12.0%
% of FP17s for the same patient ID Re-attending within 3 months - Adults	10	96	10.4%	13.5%	15.2%	16.0%
% of FP17s for the same patient ID Re-attending between 3 & 9 months - Children	94	134	70.1%	60.0%	59.1%	58.0%
% of FP17s for the same patient ID Re-attending between 3 & 9 months - Adults	68	96	70.8%	55.0%	52.2%	50.9%
% of FP17s for Band 1 Urgent Courses	9	184	4.9%	6.8%	7.9%	9.1%
% of FP17s Relating to Free Repair or Replacements	0	184	0.0%	0.9%	0.8%	0.8%
% of FP17s Relating to Continuations	1	184	0.5%	1.3%	1.1%	1.1%
% of Patients satisfied with the dentistry they have received	2	2	N/A	92.7%	91.8%	91.7%
% of Patients satisfied with the time they had to wait for an appointment	2	2	N/A	89.5%	88.4%	88.0%

* This is based on patients treated on this contract for their most recent course of treatment. Figures in italics indicate the base number of FP17s or Patient Questionnaire responses are less than 100. N/A is shown where the base number of responses is less than 10 during the period. % is calculated as Quantity/Base number*100

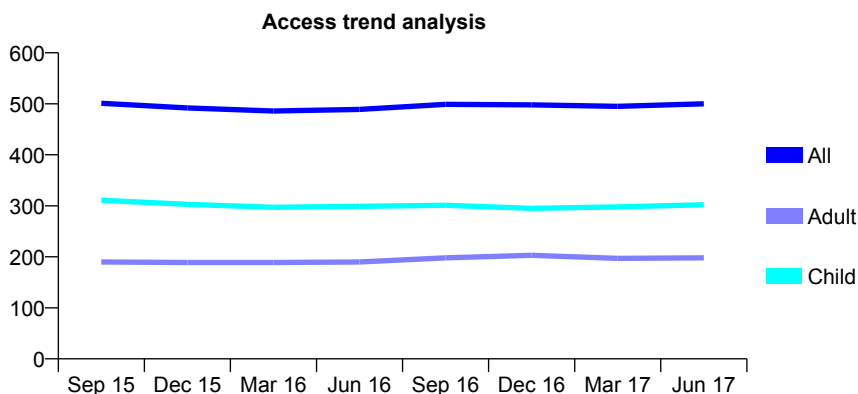
Q60 - Vital Signs At a Glance Contract Report for 566888/0003 - June 2017

Name or company name	MR RE LIVER
Contract type name	GDS Contract
Purpose of contract	General and Orthodontic
Contract start date	21/09/2009
Contract end date	

17/18 Contracted general activity (UDA)	1,233
Carry forward general activity (UDA)	0
17/18 Contracted orthodontic activity (UOA)	233
Carry forward orthodontic activity (UOA)	0
Baseline contract value	£47,862.56

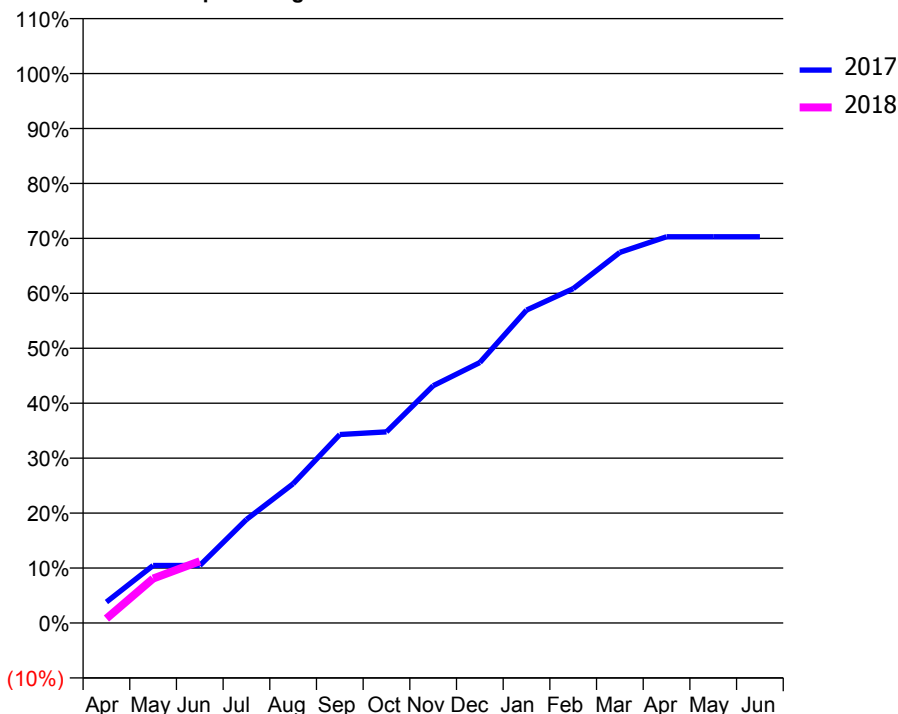
ACCESS*

Patients seen in 24 months	Total	Change since previous quarter
Quarter ending June 2016	489	
Quarter ending September 2016	499	↑
Quarter ending December 2016	498	→
Quarter ending March 2017	495	→
Quarter ending June 2017	500	→
Variance since June 2016	2.2%	↑



ACTIVITY

Cumulative percentage of contracted UDA delivered 2017 & 2018



Month	Adjusted Scheduled Activity (UDA)	
	2017	2018
April	47	10
May	129	100
June	129	139
July	232	
August	313	
September	423	
October	429	
November	532	
December	584	
January	702	
February	750	
March	832	
April	867	
May	867	
June	867	

QUALITY

	Quantity	Base Number	Contract	AT	Region	England
% of FP17s for the same patient ID Re-attending within 3 months - Children	16	97	16.5%	9.9%	11.7%	12.0%
% of FP17s for the same patient ID Re-attending within 3 months - Adults	1	29	3.4%	13.5%	15.2%	16.0%
% of FP17s for the same patient ID Re-attending between 3 & 9 months - Children	45	97	46.4%	60.0%	59.1%	58.0%
% of FP17s for the same patient ID Re-attending between 3 & 9 months - Adults	5	29	17.2%	55.0%	52.2%	50.9%
% of FP17s for Band 1 Urgent Courses	4	103	3.9%	6.8%	7.9%	9.1%
% of FP17s Relating to Free Repair or Replacements	0	103	0.0%	0.9%	0.8%	0.8%
% of FP17s Relating to Continuations	0	103	0.0%	1.3%	1.1%	1.1%
% of Patients satisfied with the dentistry they have received	0	1	N/A	92.7%	91.8%	91.7%
% of Patients satisfied with the time they had to wait for an appointment	0	1	N/A	89.5%	88.4%	88.0%

* This is based on patients treated on this contract for their most recent course of treatment. Figures in italics indicate the base number of FP17s or Patient Questionnaire responses are less than 100. N/A is shown where the base number of responses is less than 10 during the period. % is calculated as Quantity/Base number*100

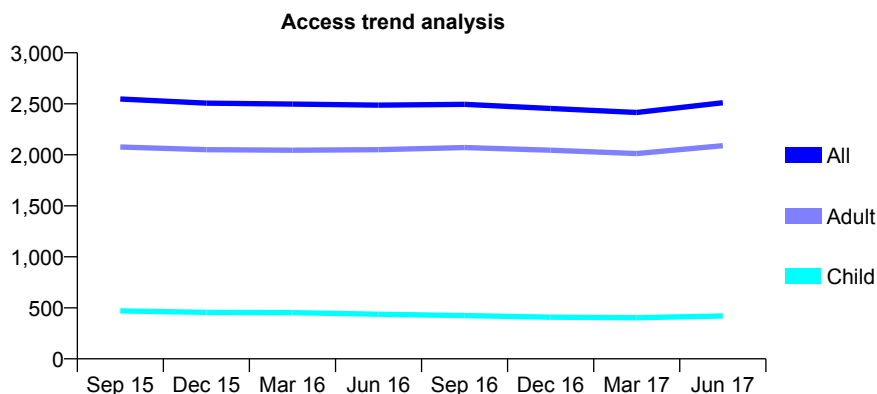
Q60 - Vital Signs At a Glance Contract Report for 567477/0001 - June 2017

Name or company name	Z Raza Dental Surgeon
Contract type name	GDS Contract
Purpose of contract	General
Contract start date	01/04/2006
Contract end date	

17/18 Contracted general activity (UDA)	8,500
Carry forward general activity (UDA)	0
17/18 Contracted orthodontic activity (UOA)	0
Carry forward orthodontic activity (UOA)	0
Baseline contract value	£185,418.51

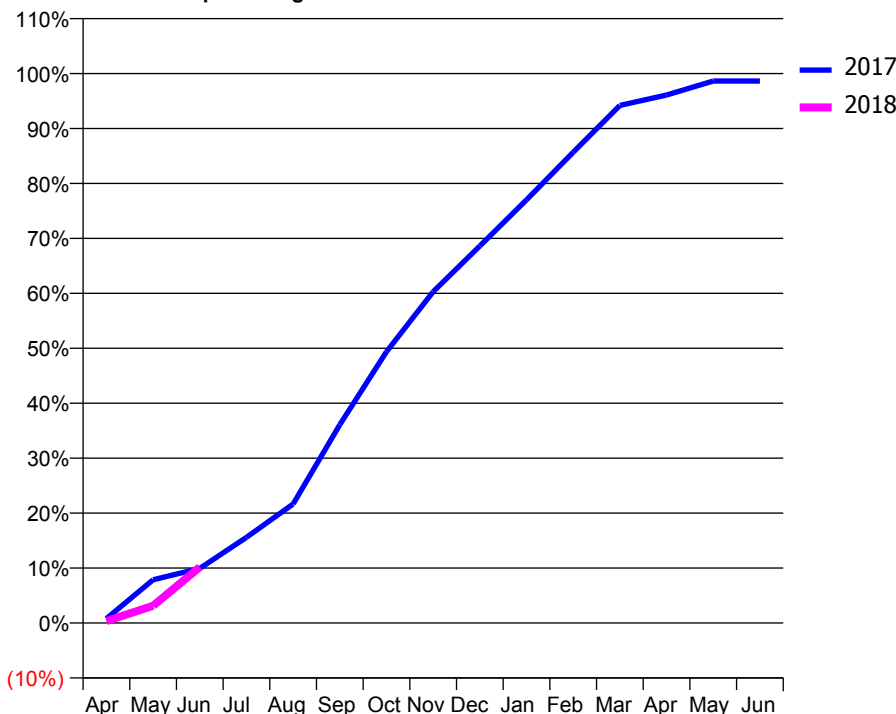
ACCESS*

Patients seen in 24 months	Total	Change since previous quarter
Quarter ending June 2016	2,487	
Quarter ending September 2016	2,495	→
Quarter ending December 2016	2,454	↓
Quarter ending March 2017	2,415	↓
Quarter ending June 2017	2,510	↑
Variance since June 2016	0.9%	→



ACTIVITY

Cumulative percentage of contracted UDA delivered 2017 & 2018



Month	Adjusted Scheduled Activity (UDA)	
	2017	2018
April	68	30
May	669	268
June	845	865
July	1,325	
August	1,840	
September	3,068	
October	4,197	
November	5,125	
December	5,832	
January	6,547	
February	7,282	
March	8,007	
April	8,168	
May	8,384	
June	8,384	

QUALITY

	Quantity	Base Number	Contract	AT	Region	England
% of FP17s for the same patient ID Re-attending within 3 months - Children	1	67	1.5%	9.9%	11.7%	12.0%
% of FP17s for the same patient ID Re-attending within 3 months - Adults	48	342	14.0%	13.5%	15.2%	16.0%
% of FP17s for the same patient ID Re-attending between 3 & 9 months - Children	17	67	25.4%	60.0%	59.1%	58.0%
% of FP17s for the same patient ID Re-attending between 3 & 9 months - Adults	110	342	32.2%	55.0%	52.2%	50.9%
% of FP17s for Band 1 Urgent Courses	18	303	5.9%	6.8%	7.9%	9.1%
% of FP17s Relating to Free Repair or Replacements	5	303	1.7%	0.9%	0.8%	0.8%
% of FP17s Relating to Continuations	1	303	0.3%	1.3%	1.1%	1.1%
% of Patients satisfied with the dentistry they have received	8	9	N/A	92.7%	91.8%	91.7%
% of Patients satisfied with the time they had to wait for an appointment	6	9	N/A	89.5%	88.4%	88.0%

* This is based on patients treated on this contract for their most recent course of treatment. Figures in italics indicate the base number of FP17s or Patient Questionnaire responses are less than 100. N/A is shown where the base number of responses is less than 10 during the period. % is calculated as Quantity/Base number*100

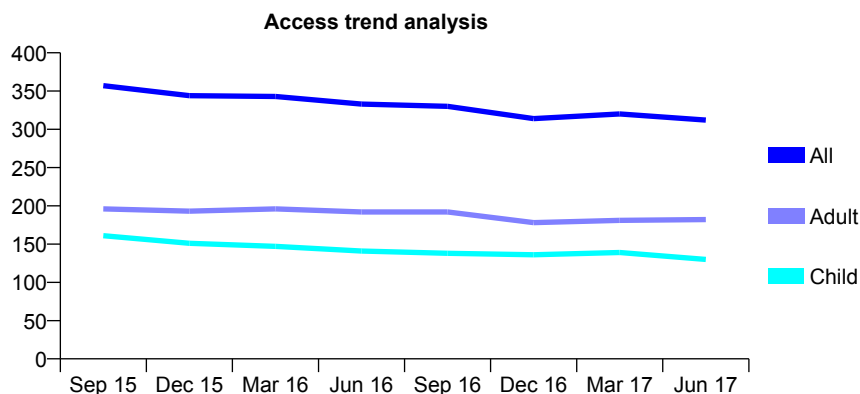
Q60 - Vital Signs At a Glance Contract Report for 571504/0001 - June 2017

Name or company name	MR IG HUTCHINGS
Contract type name	GDS Contract
Purpose of contract	General
Contract start date	01/04/2006
Contract end date	

17/18 Contracted general activity (UDA)	600
Carry forward general activity (UDA)	0
17/18 Contracted orthodontic activity (UOA)	0
Carry forward orthodontic activity (UOA)	0
Baseline contract value	£12,561.02

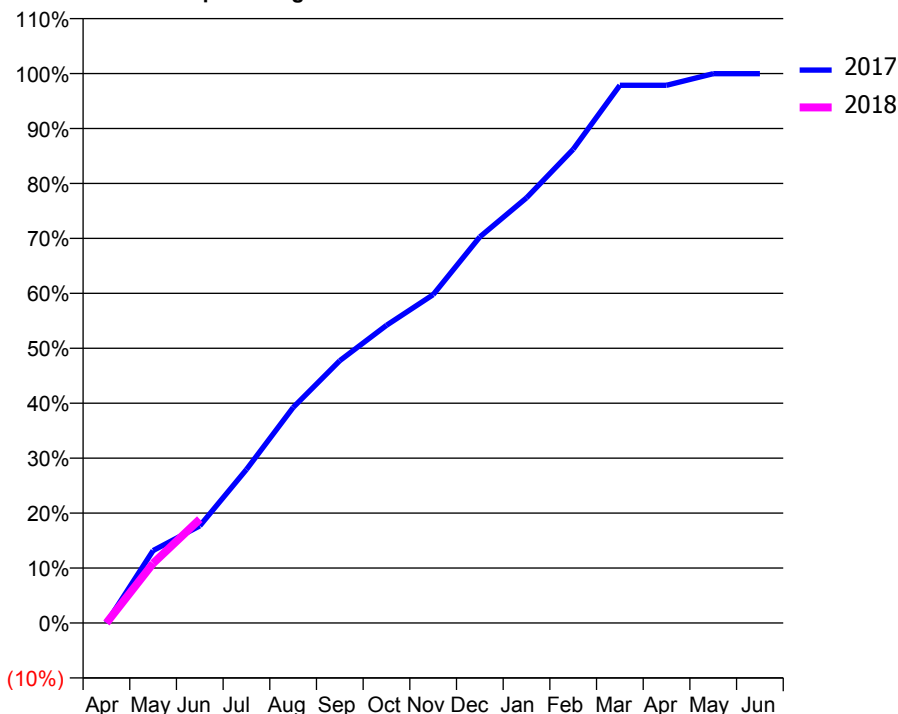
ACCESS*

Patients seen in 24 months	Total	Change since previous quarter
Quarter ending June 2016	333	
Quarter ending September 2016	330	→
Quarter ending December 2016	314	↓
Quarter ending March 2017	320	→
Quarter ending June 2017	312	↓
Variance since June 2016	(6.3%)	↓



ACTIVITY

Cumulative percentage of contracted UDA delivered 2017 & 2018



Adjusted Scheduled Activity (UDA)

Month	2017	2018
April	0	0
May	79	65
June	106	113
July	168	
August	235	
September	286	
October	325	
November	359	
December	422	
January	464	
February	517	
March	587	
April	587	
May	600	
June	600	

QUALITY

	Quantity	Base Number	Contract	AT	Region	England
% of FP17s for the same patient ID Re-attending within 3 months - Children	3	52	5.8%	9.9%	11.7%	12.0%
% of FP17s for the same patient ID Re-attending within 3 months - Adults	6	41	14.6%	13.5%	15.2%	16.0%
% of FP17s for the same patient ID Re-attending between 3 & 9 months - Children	35	52	67.3%	60.0%	59.1%	58.0%
% of FP17s for the same patient ID Re-attending between 3 & 9 months - Adults	24	41	58.5%	55.0%	52.2%	50.9%
% of FP17s for Band 1 Urgent Courses	2	80	2.5%	6.8%	7.9%	9.1%
% of FP17s Relating to Free Repair or Replacements	0	80	0.0%	0.9%	0.8%	0.8%
% of FP17s Relating to Continuations	0	80	0.0%	1.3%	1.1%	1.1%
% of Patients satisfied with the dentistry they have received	2	2	N/A	92.7%	91.8%	91.7%
% of Patients satisfied with the time they had to wait for an appointment	2	2	N/A	89.5%	88.4%	88.0%

* This is based on patients treated on this contract for their most recent course of treatment. Figures in italics indicate the base number of FP17s or Patient Questionnaire responses are less than 100. N/A is shown where the base number of responses is less than 10 during the period. % is calculated as Quantity/Base number*100

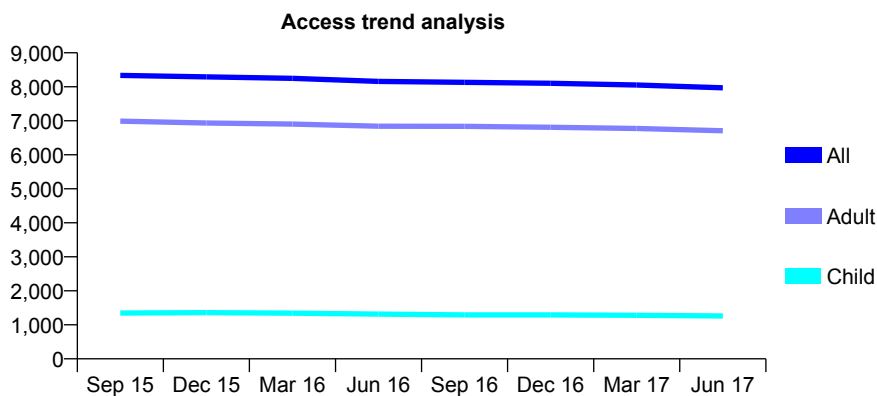
Q60 - Vital Signs At a Glance Contract Report for 572187/0002 - June 2017

Name or company name	MR PJ PHILLIPS
Contract type name	GDS Contract
Purpose of contract	General
Contract start date	01/05/2013
Contract end date	

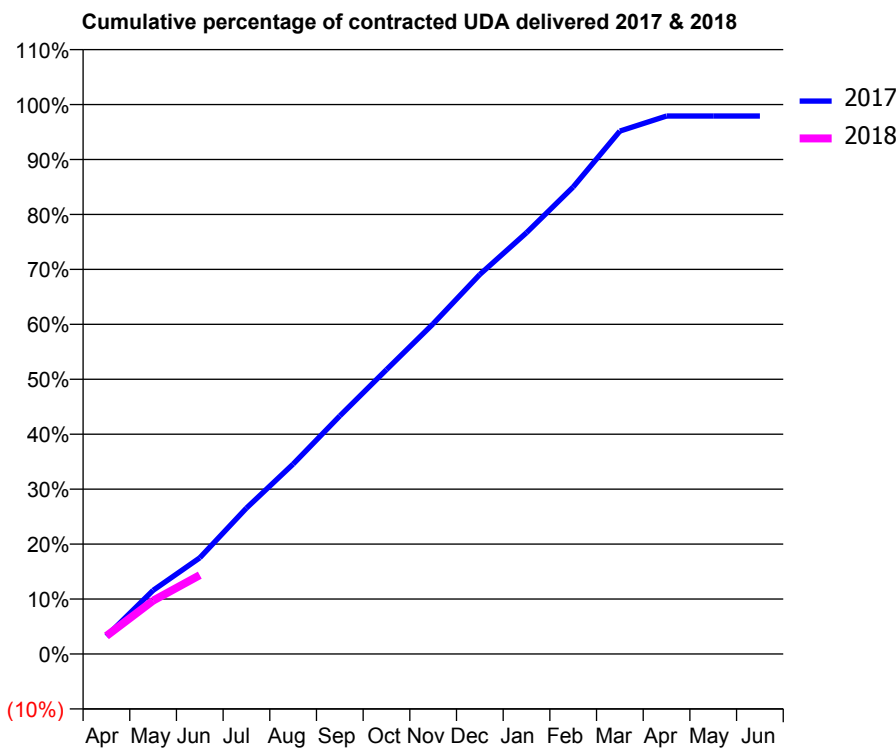
17/18 Contracted general activity (UDA)	25,619
Carry forward general activity (UDA)	0
17/18 Contracted orthodontic activity (UOA)	0
Carry forward orthodontic activity (UOA)	0
Baseline contract value	£613,443.80

ACCESS*

Patients seen in 24 months	Total	Change since previous quarter
Quarter ending June 2016	8,157	
Quarter ending September 2016	8,132	→
Quarter ending December 2016	8,103	→
Quarter ending March 2017	8,052	→
Quarter ending June 2017	7,971	↓
Variance since June 2016	(2.3%)	↓



ACTIVITY



Month	Adjusted Scheduled Activity (UDA)	
	2017	2018
April	832	843
May	2,970	2,488
June	4,483	3,675
July	6,807	
August	8,857	
September	11,100	
October	13,257	
November	15,396	
December	17,697	
January	19,645	
February	21,777	
March	24,381	
April	25,081	
May	25,084	
June	25,084	

QUALITY

	Quantity	Base Number	Contract	AT	Region	England
% of FP17s for the same patient ID Re-attending within 3 months - Children	31	586	5.3%	9.9%	11.7%	12.0%
% of FP17s for the same patient ID Re-attending within 3 months - Adults	293	2,384	12.3%	13.5%	15.2%	16.0%
% of FP17s for the same patient ID Re-attending between 3 & 9 months - Children	506	586	86.3%	60.0%	59.1%	58.0%
% of FP17s for the same patient ID Re-attending between 3 & 9 months - Adults	1,687	2,384	70.8%	55.0%	52.2%	50.9%
% of FP17s for Band 1 Urgent Courses	191	2,524	7.6%	6.8%	7.9%	9.1%
% of FP17s Relating to Free Repair or Replacements	29	2,524	1.1%	0.9%	0.8%	0.8%
% of FP17s Relating to Continuations	27	2,524	1.1%	1.3%	1.1%	1.1%
% of Patients satisfied with the dentistry they have received	30	32	93.8%	92.7%	91.8%	91.7%
% of Patients satisfied with the time they had to wait for an appointment	28	32	87.5%	89.5%	88.4%	88.0%

* This is based on patients treated on this contract for their most recent course of treatment. Figures in italics indicate the base number of FP17s or Patient Questionnaire responses are less than 100. N/A is shown where the base number of responses is less than 10 during the period. % is calculated as Quantity/Base number*100

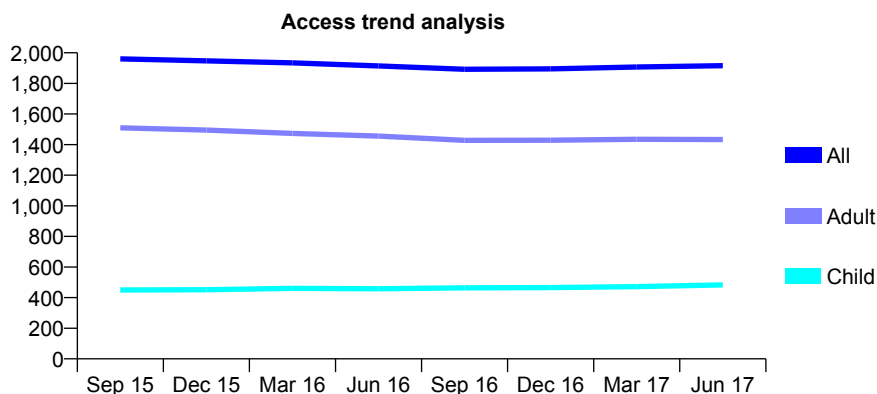
Q60 - Vital Signs At a Glance Contract Report for 574880/0001 - June 2017

Name or company name	MR MB WARAICH
Contract type name	GDS Contract
Purpose of contract	General and Orthodontic
Contract start date	01/04/2006
Contract end date	

17/18 Contracted general activity (UDA)	6,462
Carry forward general activity (UDA)	0
17/18 Contracted orthodontic activity (UOA)	1,462
Carry forward orthodontic activity (UOA)	0
Baseline contract value	£208,991.02

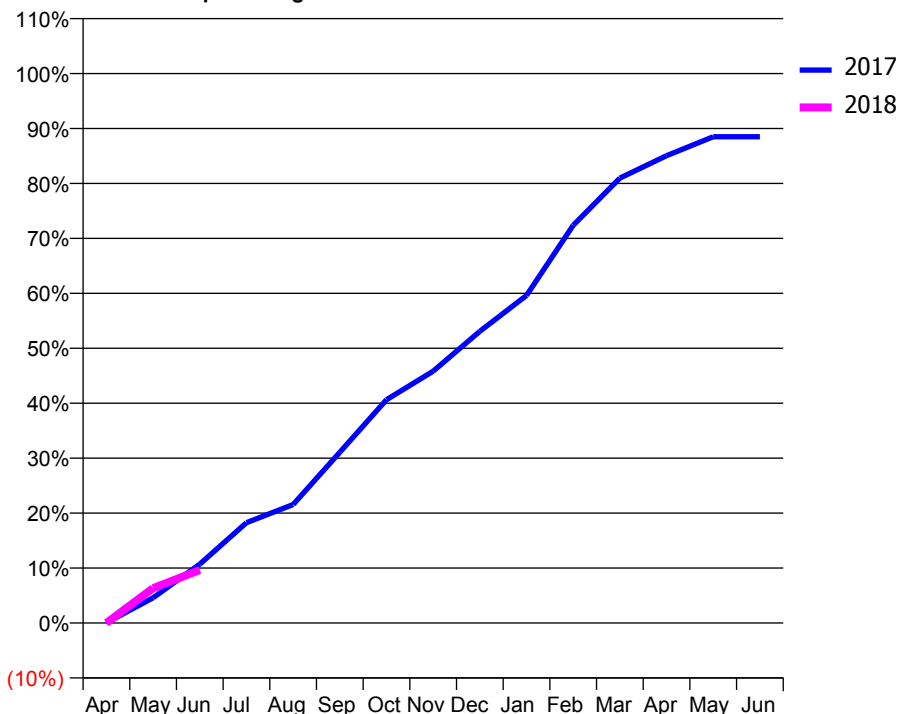
ACCESS*

Patients seen in 24 months	Total	Change since previous quarter
Quarter ending June 2016	1,914	
Quarter ending September 2016	1,892	↓
Quarter ending December 2016	1,895	→
Quarter ending March 2017	1,907	→
Quarter ending June 2017	1,916	→
Variance since June 2016	0.1%	→



ACTIVITY

Cumulative percentage of contracted UDA delivered 2017 & 2018



Month	Adjusted Scheduled Activity (UDA)	
	2017	2018
April	3	0
May	298	411
June	692	624
July	1,180	
August	1,394	
September	2,008	
October	2,626	
November	2,961	
December	3,430	
January	3,853	
February	4,677	
March	5,232	
April	5,496	
May	5,718	
June	5,718	

QUALITY

	Quantity	Base Number	Contract	AT	Region	England
% of FP17s for the same patient ID Re-attending within 3 months - Children	8	187	4.3%	9.9%	11.7%	12.0%
% of FP17s for the same patient ID Re-attending within 3 months - Adults	78	449	17.4%	13.5%	15.2%	16.0%
% of FP17s for the same patient ID Re-attending between 3 & 9 months - Children	79	187	42.2%	60.0%	59.1%	58.0%
% of FP17s for the same patient ID Re-attending between 3 & 9 months - Adults	279	449	62.1%	55.0%	52.2%	50.9%
% of FP17s for Band 1 Urgent Courses	18	341	5.3%	6.8%	7.9%	9.1%
% of FP17s Relating to Free Repair or Replacements	0	341	0.0%	0.9%	0.8%	0.8%
% of FP17s Relating to Continuations	3	341	0.9%	1.3%	1.1%	1.1%
% of Patients satisfied with the dentistry they have received	16	16	100.0%	92.7%	91.8%	91.7%
% of Patients satisfied with the time they had to wait for an appointment	16	16	100.0%	89.5%	88.4%	88.0%

* This is based on patients treated on this contract for their most recent course of treatment. Figures in italics indicate the base number of FP17s or Patient Questionnaire responses are less than 100. N/A is shown where the base number of responses is less than 10 during the period. % is calculated as Quantity/Base number*100

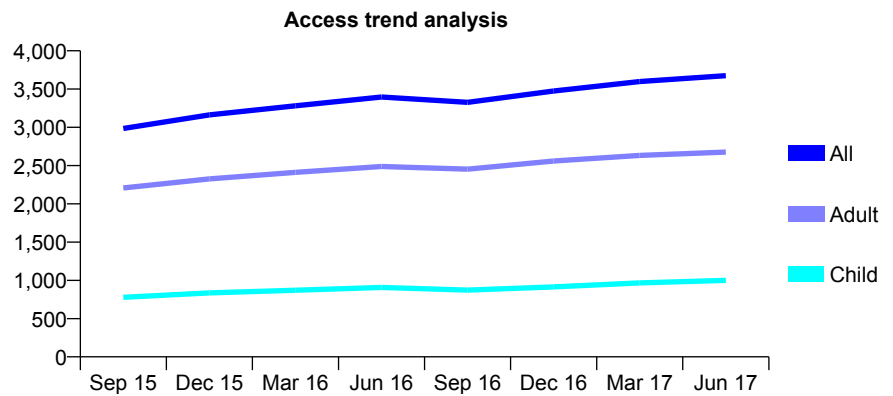
Q60 - Vital Signs At a Glance Contract Report for 575917/0001 - June 2017

Name or company name	Ambleside Dental Practice
Contract type name	GDS Contract
Purpose of contract	General
Contract start date	01/04/2006
Contract end date	

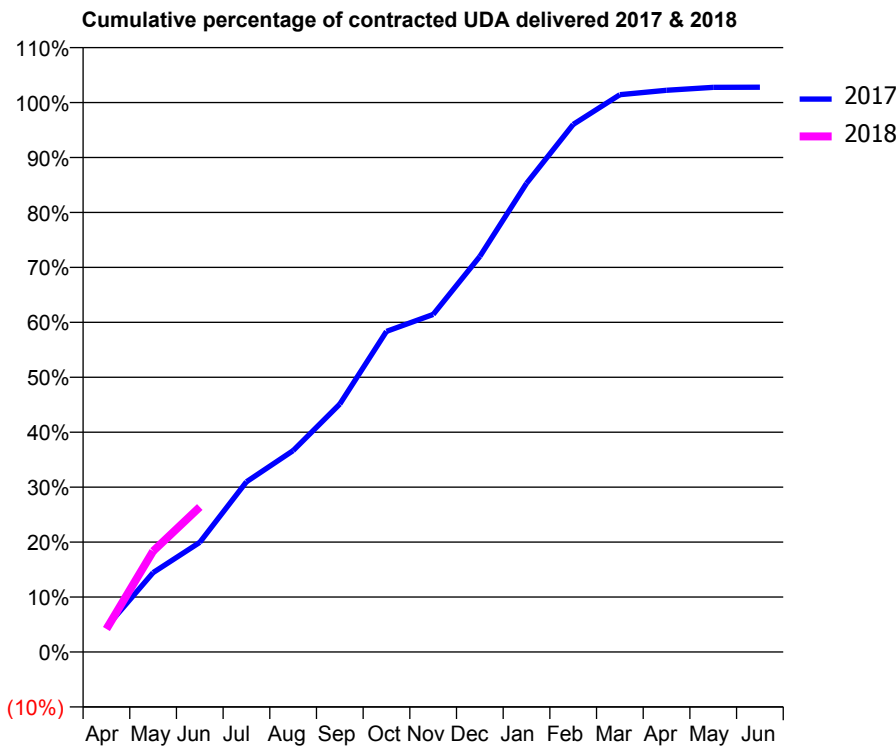
17/18 Contracted general activity (UDA)	11,628
Carry forward general activity (UDA)	0
17/18 Contracted orthodontic activity (UOA)	0
Carry forward orthodontic activity (UOA)	0
Baseline contract value	£427,539.81

ACCESS*

Patients seen in 24 months	Total	Change since previous quarter
Quarter ending June 2016	3,396	
Quarter ending September 2016	3,327	↓
Quarter ending December 2016	3,475	↑
Quarter ending March 2017	3,598	↑
Quarter ending June 2017	3,675	↑
Variance since June 2016	8.2%	↑



ACTIVITY



Month	Adjusted Scheduled Activity (UDA)	
	2017	2018
April	528	488
May	1,681	2,134
June	2,321	3,070
July	3,602	
August	4,261	
September	5,246	
October	6,785	
November	7,142	
December	8,370	
January	9,917	
February	11,165	
March	11,795	
April	11,887	
May	11,949	
June	11,951	

QUALITY

	Quantity	Base Number	Contract	AT	Region	England
% of FP17s for the same patient ID Re-attending within 3 months - Children	15	376	4.0%	9.9%	11.7%	12.0%
% of FP17s for the same patient ID Re-attending within 3 months - Adults	121	976	12.4%	13.5%	15.2%	16.0%
% of FP17s for the same patient ID Re-attending between 3 & 9 months - Children	198	376	52.7%	60.0%	59.1%	58.0%
% of FP17s for the same patient ID Re-attending between 3 & 9 months - Adults	499	976	51.1%	55.0%	52.2%	50.9%
% of FP17s for Band 1 Urgent Courses	60	1,264	4.7%	6.8%	7.9%	9.1%
% of FP17s Relating to Free Repair or Replacements	32	1,264	2.5%	0.9%	0.8%	0.8%
% of FP17s Relating to Continuations	17	1,264	1.3%	1.3%	1.1%	1.1%
% of Patients satisfied with the dentistry they have received	19	21	90.5%	92.7%	91.8%	91.7%
% of Patients satisfied with the time they had to wait for an appointment	15	21	71.4%	89.5%	88.4%	88.0%

* This is based on patients treated on this contract for their most recent course of treatment. Figures in italics indicate the base number of FP17s or Patient Questionnaire responses are less than 100. N/A is shown where the base number of responses is less than 10 during the period. % is calculated as Quantity/Base number*100

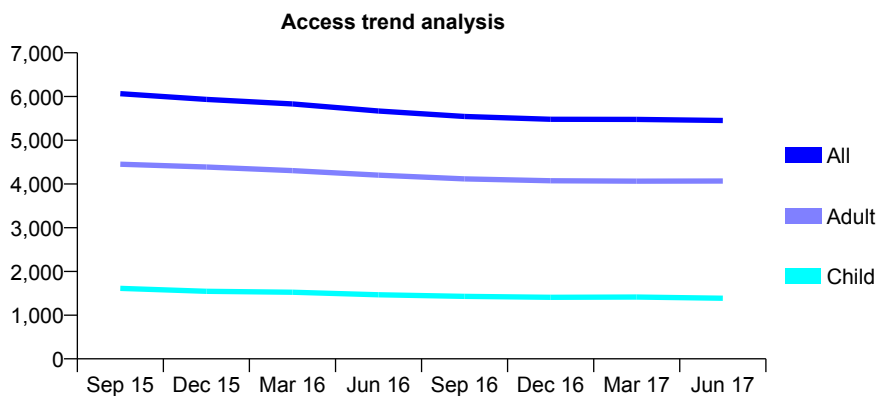
Q60 - Vital Signs At a Glance Contract Report for 577391/0001 - June 2017

Name or company name	MR KW MYERS
Contract type name	GDS Contract
Purpose of contract	General
Contract start date	01/04/2006
Contract end date	

17/18 Contracted general activity (UDA)	14,335
Carry forward general activity (UDA)	0
17/18 Contracted orthodontic activity (UOA)	0
Carry forward orthodontic activity (UOA)	0
Baseline contract value	£397,663.28

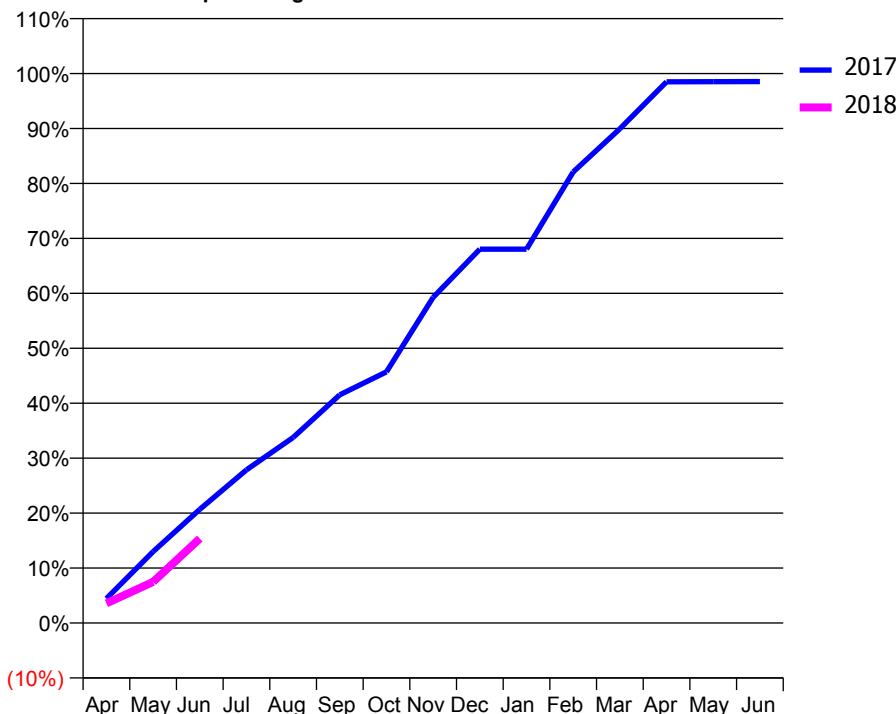
ACCESS*

Patients seen in 24 months	Total	Change since previous quarter
Quarter ending June 2016	5,668	
Quarter ending September 2016	5,545	↓
Quarter ending December 2016	5,481	↓
Quarter ending March 2017	5,476	→
Quarter ending June 2017	5,452	→
Variance since June 2016	(3.8%)	↓



ACTIVITY

Cumulative percentage of contracted UDA delivered 2017 & 2018



Adjusted Scheduled Activity (UDA)

Month	2017	2018
April	639	512
May	1,862	1,072
June	2,965	2,202
July	3,994	
August	4,842	
September	5,954	
October	6,552	
November	8,496	
December	9,754	
January	9,754	
February	11,768	
March	12,893	
April	14,119	
May	14,121	
June	14,125	

QUALITY

	Quantity	Base Number	Contract	AT	Region	England
% of FP17s for the same patient ID Re-attending within 3 months - Children	54	611	8.8%	9.9%	11.7%	12.0%
% of FP17s for the same patient ID Re-attending within 3 months - Adults	247	1,422	17.4%	13.5%	15.2%	16.0%
% of FP17s for the same patient ID Re-attending between 3 & 9 months - Children	468	611	76.6%	60.0%	59.1%	58.0%
% of FP17s for the same patient ID Re-attending between 3 & 9 months - Adults	546	1,422	38.4%	55.0%	52.2%	50.9%
% of FP17s for Band 1 Urgent Courses	100	1,420	7.0%	6.8%	7.9%	9.1%
% of FP17s Relating to Free Repair or Replacements	0	1,420	0.0%	0.9%	0.8%	0.8%
% of FP17s Relating to Continuations	52	1,420	3.7%	1.3%	1.1%	1.1%
% of Patients satisfied with the dentistry they have received	24	25	96.0%	92.7%	91.8%	91.7%
% of Patients satisfied with the time they had to wait for an appointment	23	25	92.0%	89.5%	88.4%	88.0%

* This is based on patients treated on this contract for their most recent course of treatment. Figures in italics indicate the base number of FP17s or Patient Questionnaire responses are less than 100. N/A is shown where the base number of responses is less than 10 during the period. % is calculated as Quantity/Base number*100

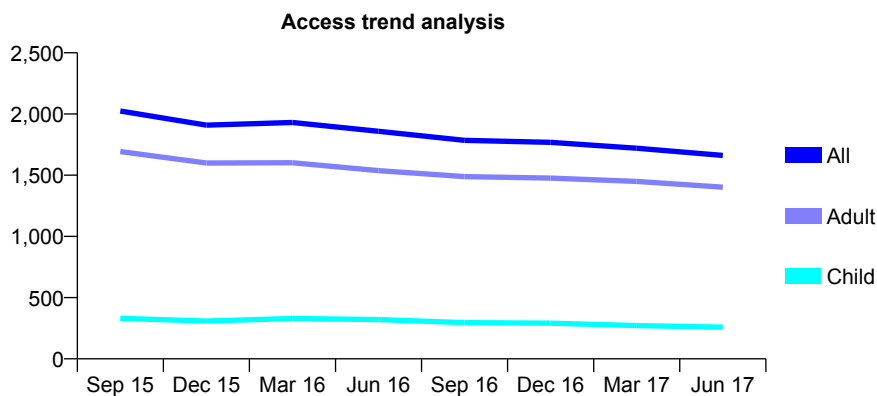
Q60 - Vital Signs At a Glance Contract Report for 604771/0001 - June 2017

Name or company name	MRS AK Chohan
Contract type name	GDS Contract
Purpose of contract	General
Contract start date	09/03/2013
Contract end date	

17/18 Contracted general activity (UDA)	7,664
Carry forward general activity (UDA)	0
17/18 Contracted orthodontic activity (UOA)	0
Carry forward orthodontic activity (UOA)	0
Baseline contract value	£168,377.42

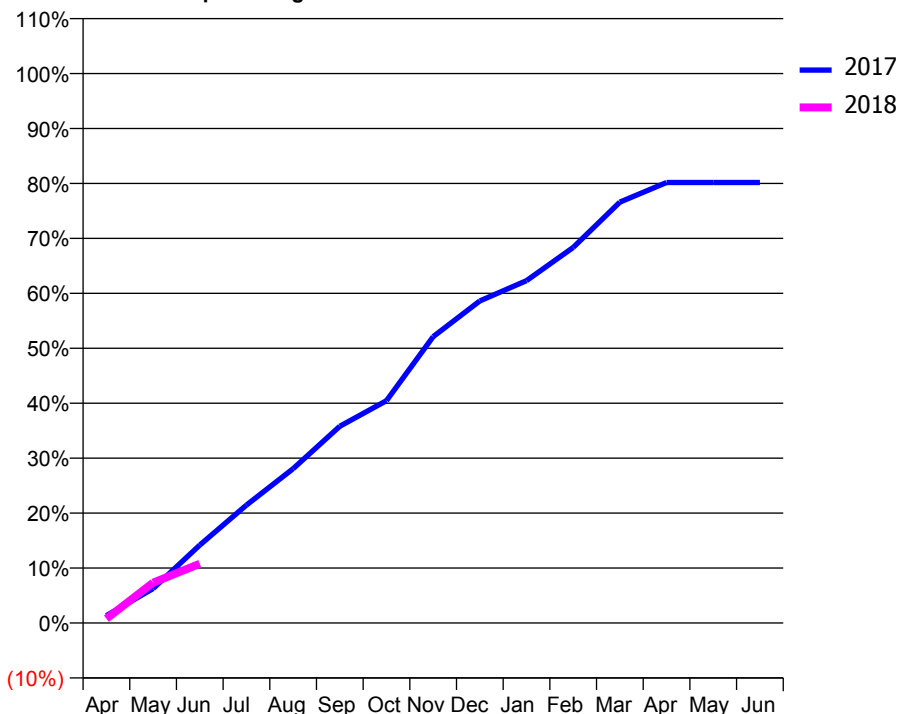
ACCESS*

Patients seen in 24 months	Total	Change since previous quarter
Quarter ending June 2016	1,859	
Quarter ending September 2016	1,785	↓
Quarter ending December 2016	1,768	→
Quarter ending March 2017	1,721	↓
Quarter ending June 2017	1,662	↓
Variance since June 2016	(10.6%)	↓



ACTIVITY

Cumulative percentage of contracted UDA delivered 2017 & 2018



Adjusted Scheduled Activity (UDA)

Month	2017	2018
April	102	60
May	481	562
June	1,086	827
July	1,645	
August	2,154	
September	2,744	
October	3,101	
November	3,993	
December	4,492	
January	4,776	
February	5,239	
March	5,871	
April	6,143	
May	6,144	
June	6,144	

QUALITY

	Quantity	Base Number	Contract	AT	Region	England
% of FP17s for the same patient ID Re-attending within 3 months - Children	5	64	7.8%	9.9%	11.7%	12.0%
% of FP17s for the same patient ID Re-attending within 3 months - Adults	44	406	10.8%	13.5%	15.2%	16.0%
% of FP17s for the same patient ID Re-attending between 3 & 9 months - Children	38	64	59.4%	60.0%	59.1%	58.0%
% of FP17s for the same patient ID Re-attending between 3 & 9 months - Adults	263	406	64.8%	55.0%	52.2%	50.9%
% of FP17s for Band 1 Urgent Courses	21	364	5.8%	6.8%	7.9%	9.1%
% of FP17s Relating to Free Repair or Replacements	5	364	1.4%	0.9%	0.8%	0.8%
% of FP17s Relating to Continuations	5	364	1.4%	1.3%	1.1%	1.1%
% of Patients satisfied with the dentistry they have received	7	8	N/A	92.7%	91.8%	91.7%
% of Patients satisfied with the time they had to wait for an appointment	7	8	N/A	89.5%	88.4%	88.0%

* This is based on patients treated on this contract for their most recent course of treatment. Figures in italics indicate the base number of FP17s or Patient Questionnaire responses are less than 100. N/A is shown where the base number of responses is less than 10 during the period. % is calculated as Quantity/Base number*100

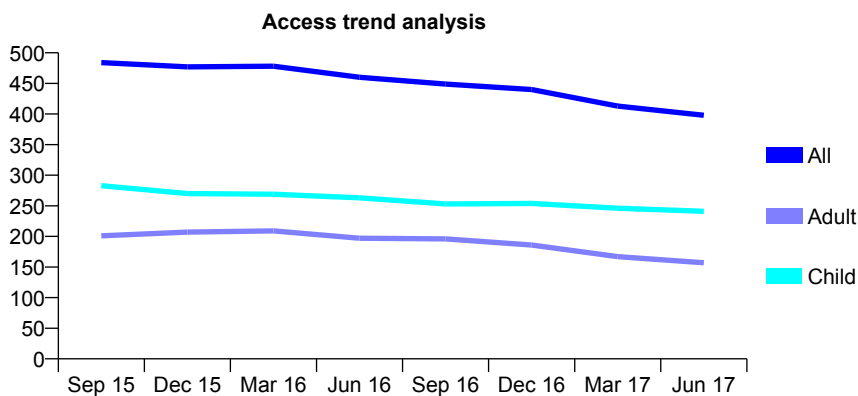
Q60 - Vital Signs At a Glance Contract Report for 623008/0002 - June 2017

Name or company name	MR H RAVAL
Contract type name	GDS Contract
Purpose of contract	General
Contract start date	12/02/2013
Contract end date	

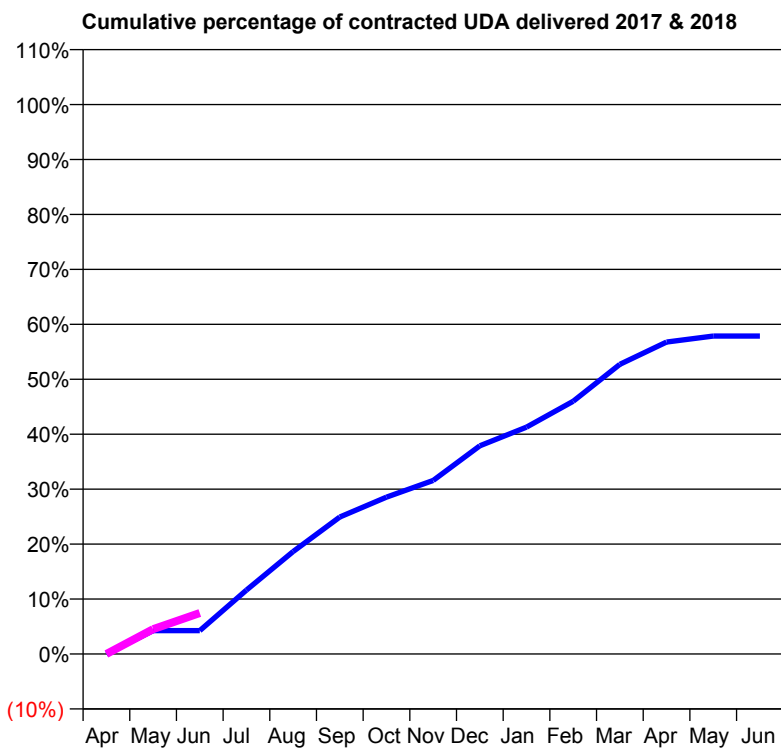
17/18 Contracted general activity (UDA)	1,882
Carry forward general activity (UDA)	0
17/18 Contracted orthodontic activity (UOA)	0
Carry forward orthodontic activity (UOA)	0
Baseline contract value	£48,035.75

ACCESS*

Patients seen in 24 months	Total	Change since previous quarter
Quarter ending June 2016	460	
Quarter ending September 2016	449	↓
Quarter ending December 2016	440	↓
Quarter ending March 2017	413	↓
Quarter ending June 2017	398	↓
Variance since June 2016	(13.5%)	↓



ACTIVITY



Month	Adjusted Scheduled Activity (UDA)	
	2017	2018
April	0	0
May	80	85
June	80	140
July	219	
August	351	
September	469	
October	537	
November	595	
December	713	
January	777	
February	866	
March	992	
April	1,069	
May	1,089	
June	1,089	

QUALITY

	Quantity	Base Number	Contract	AT	Region	England
% of FP17s for the same patient ID Re-attending within 3 months - Children	22	112	19.6%	9.9%	11.7%	12.0%
% of FP17s for the same patient ID Re-attending within 3 months - Adults	16	53	30.2%	13.5%	15.2%	16.0%
% of FP17s for the same patient ID Re-attending between 3 & 9 months - Children	72	112	64.3%	60.0%	59.1%	58.0%
% of FP17s for the same patient ID Re-attending between 3 & 9 months - Adults	27	53	50.9%	55.0%	52.2%	50.9%
% of FP17s for Band 1 Urgent Courses	2	99	2.0%	6.8%	7.9%	9.1%
% of FP17s Relating to Free Repair or Replacements	0	99	0.0%	0.9%	0.8%	0.8%
% of FP17s Relating to Continuations	0	99	0.0%	1.3%	1.1%	1.1%
% of Patients satisfied with the dentistry they have received	6	6	N/A	92.7%	91.8%	91.7%
% of Patients satisfied with the time they had to wait for an appointment	6	6	N/A	89.5%	88.4%	88.0%

* This is based on patients treated on this contract for their most recent course of treatment. Figures in italics indicate the base number of FP17s or Patient Questionnaire responses are less than 100. N/A is shown where the base number of responses is less than 10 during the period. % is calculated as Quantity/Base number*100

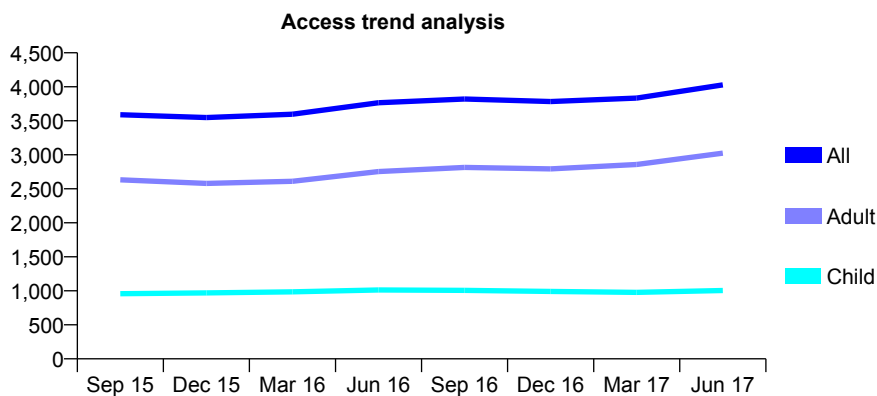
Q60 - Vital Signs At a Glance Contract Report for 623083/0002 - June 2017

Name or company name	Woodhouse Dental Practice
Contract type name	GDS Contract
Purpose of contract	General
Contract start date	05/08/2010
Contract end date	

17/18 Contracted general activity (UDA)	13,902
Carry forward general activity (UDA)	0
17/18 Contracted orthodontic activity (UOA)	0
Carry forward orthodontic activity (UOA)	0
Baseline contract value	£378,342.44

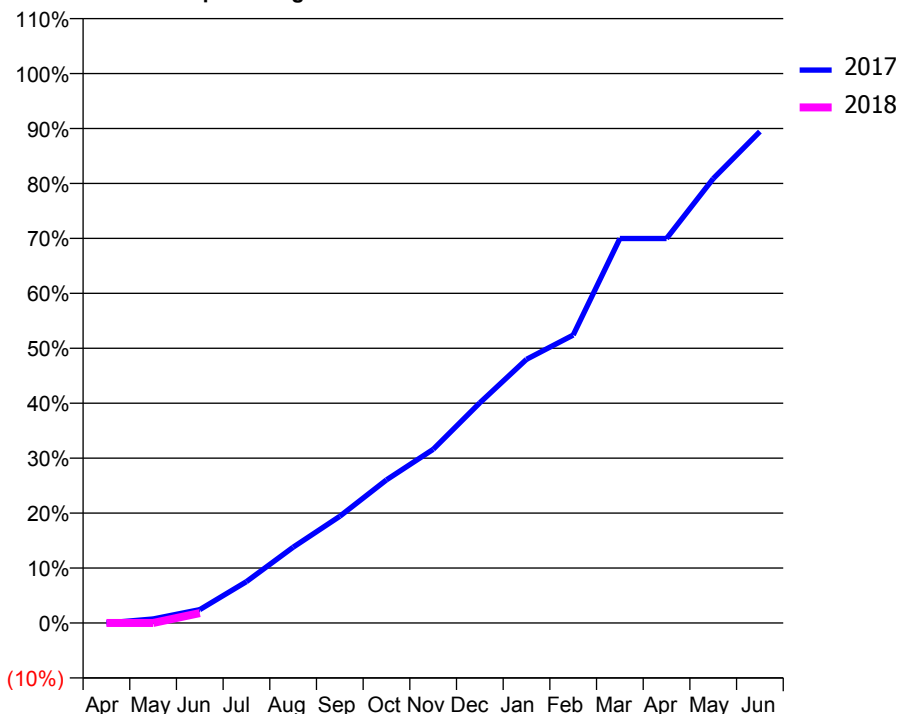
ACCESS*

Patients seen in 24 months	Total	Change since previous quarter
Quarter ending June 2016	3,765	
Quarter ending September 2016	3,820	→
Quarter ending December 2016	3,784	→
Quarter ending March 2017	3,835	→
Quarter ending June 2017	4,028	↑
Variance since June 2016	7.0%	↑



ACTIVITY

Cumulative percentage of contracted UDA delivered 2017 & 2018



Month	Adjusted Scheduled Activity (UDA)	
	2017	2018
April	1	0
May	102	0
June	339	250
July	1,047	
August	1,917	
September	2,699	
October	3,623	
November	4,393	
December	5,570	
January	6,673	
February	7,285	
March	9,728	
April	9,728	
May	11,242	
June	12,432	

QUALITY

	Quantity	Base Number	Contract	AT	Region	England
% of FP17s for the same patient ID Re-attending within 3 months - Children	27	240	11.3%	9.9%	11.7%	12.0%
% of FP17s for the same patient ID Re-attending within 3 months - Adults	142	919	15.5%	13.5%	15.2%	16.0%
% of FP17s for the same patient ID Re-attending between 3 & 9 months - Children	143	240	59.6%	60.0%	59.1%	58.0%
% of FP17s for the same patient ID Re-attending between 3 & 9 months - Adults	506	919	55.1%	55.0%	52.2%	50.9%
% of FP17s for Band 1 Urgent Courses	2	86	2.3%	6.8%	7.9%	9.1%
% of FP17s Relating to Free Repair or Replacements	2	86	2.3%	0.9%	0.8%	0.8%
% of FP17s Relating to Continuations	0	86	0.0%	1.3%	1.1%	1.1%
% of Patients satisfied with the dentistry they have received	13	13	100.0%	92.7%	91.8%	91.7%
% of Patients satisfied with the time they had to wait for an appointment	12	13	92.3%	89.5%	88.4%	88.0%

* This is based on patients treated on this contract for their most recent course of treatment. Figures in italics indicate the base number of FP17s or Patient Questionnaire responses are less than 100. N/A is shown where the base number of responses is less than 10 during the period. % is calculated as Quantity/Base number*100

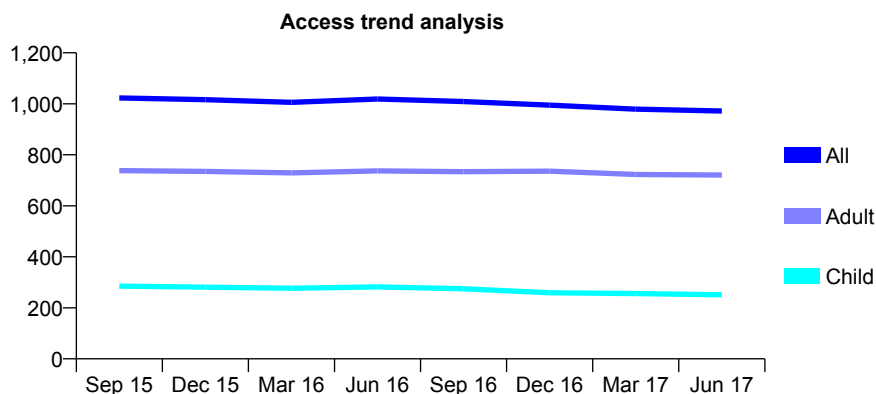
Q60 - Vital Signs At a Glance Contract Report for 634549/0001 - June 2017

Name or company name	MR JP HEALY
Contract type name	GDS Contract
Purpose of contract	General
Contract start date	01/04/2006
Contract end date	

17/18 Contracted general activity (UDA)	3,427
Carry forward general activity (UDA)	0
17/18 Contracted orthodontic activity (UOA)	0
Carry forward orthodontic activity (UOA)	0
Baseline contract value	£82,578.66

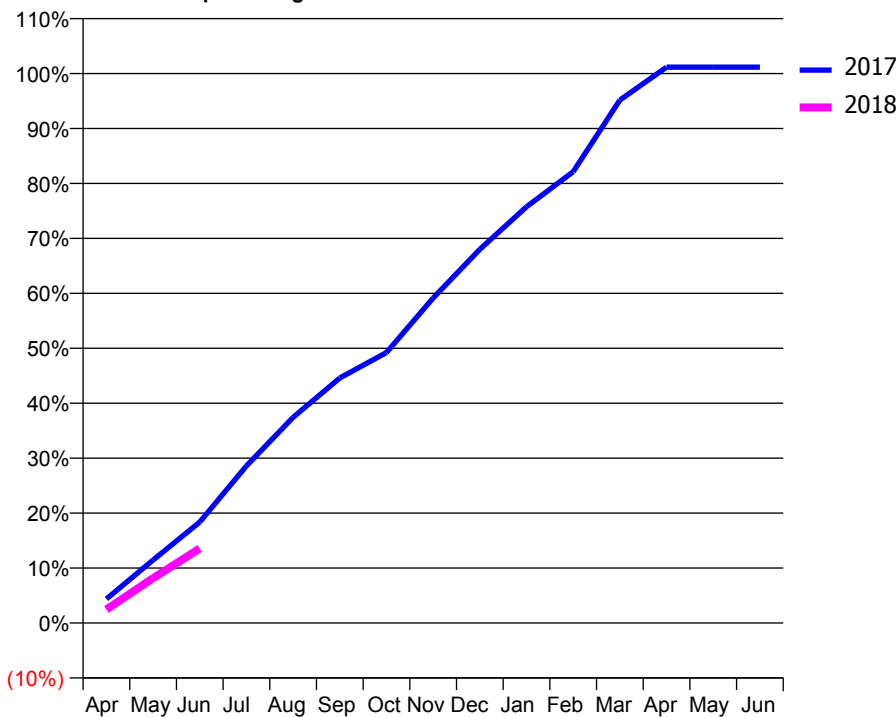
ACCESS*

Patients seen in 24 months	Total	Change since previous quarter
Quarter ending June 2016	1,019	
Quarter ending September 2016	1,009	→
Quarter ending December 2016	995	↓
Quarter ending March 2017	979	↓
Quarter ending June 2017	972	→
Variance since June 2016	(4.6%)	↓



ACTIVITY

Cumulative percentage of contracted UDA delivered 2017 & 2018



Month	Adjusted Scheduled Activity (UDA)	
	2017	2018
April	150	85
May	393	280
June	630	465
July	980	
August	1,283	
September	1,528	
October	1,687	
November	2,027	
December	2,331	
January	2,596	
February	2,815	
March	3,261	
April	3,467	
May	3,467	
June	3,467	

QUALITY

	Quantity	Base Number	Contract	AT	Region	England
% of FP17s for the same patient ID Re-attending within 3 months - Children	6	85	7.1%	9.9%	11.7%	12.0%
% of FP17s for the same patient ID Re-attending within 3 months - Adults	57	275	20.7%	13.5%	15.2%	16.0%
% of FP17s for the same patient ID Re-attending between 3 & 9 months - Children	54	85	63.5%	60.0%	59.1%	58.0%
% of FP17s for the same patient ID Re-attending between 3 & 9 months - Adults	165	275	60.0%	55.0%	52.2%	50.9%
% of FP17s for Band 1 Urgent Courses	12	298	4.0%	6.8%	7.9%	9.1%
% of FP17s Relating to Free Repair or Replacements	0	298	0.0%	0.9%	0.8%	0.8%
% of FP17s Relating to Continuations	12	298	4.0%	1.3%	1.1%	1.1%
% of Patients satisfied with the dentistry they have received	1	1	N/A	92.7%	91.8%	91.7%
% of Patients satisfied with the time they had to wait for an appointment	1	1	N/A	89.5%	88.4%	88.0%

* This is based on patients treated on this contract for their most recent course of treatment. Figures in italics indicate the base number of FP17s or Patient Questionnaire responses are less than 100. N/A is shown where the base number of responses is less than 10 during the period. % is calculated as Quantity/Base number*100

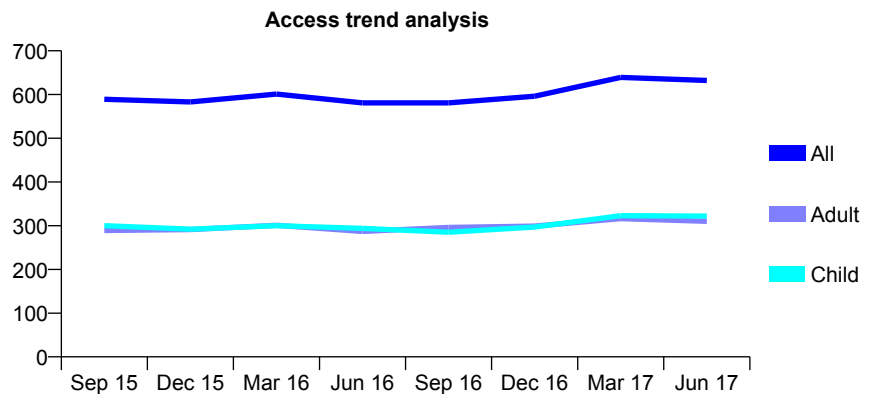
Q60 - Vital Signs At a Glance Contract Report for 643203/0001 - June 2017

Name or company name	MR GP MANZIE
Contract type name	GDS Contract
Purpose of contract	General and Orthodontic
Contract start date	01/04/2006
Contract end date	

17/18 Contracted general activity (UDA)	1,646
Carry forward general activity (UDA)	0
17/18 Contracted orthodontic activity (UOA)	492
Carry forward orthodontic activity (UOA)	0
Baseline contract value	£79,699.21

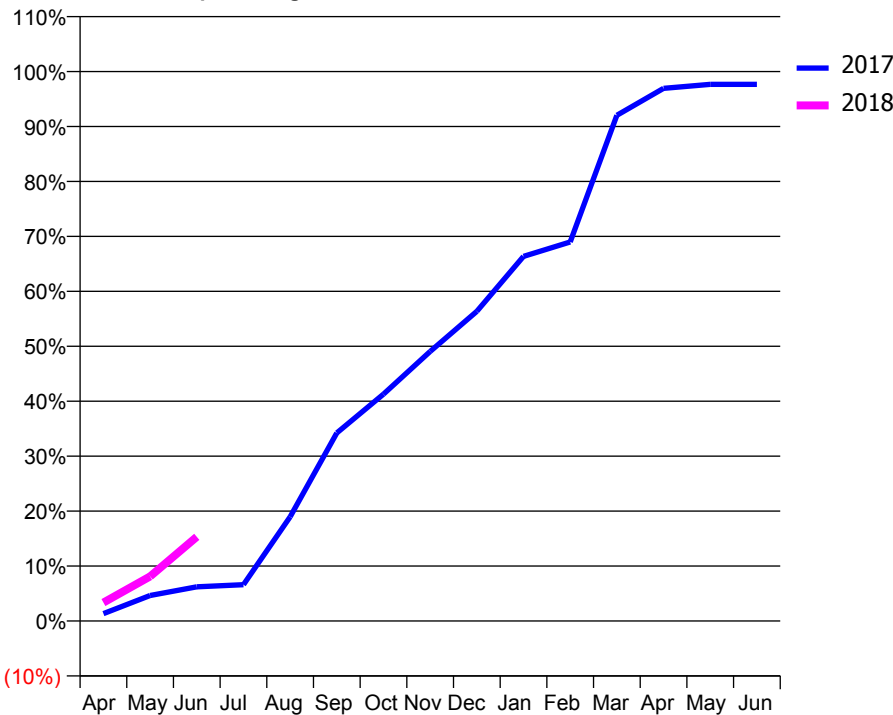
ACCESS*

Patients seen in 24 months	Total	Change since previous quarter
Quarter ending June 2016	581	
Quarter ending September 2016	581	→
Quarter ending December 2016	596	↑
Quarter ending March 2017	639	↑
Quarter ending June 2017	632	↓
Variance since June 2016	8.8%	↑



ACTIVITY

Cumulative percentage of contracted UDA delivered 2017 & 2018



Month	Adjusted Scheduled Activity (UDA)	
	2017	2018
April	22	55
May	76	134
June	102	252
July	108	
August	310	
September	559	
October	675	
November	801	
December	921	
January	1,084	
February	1,127	
March	1,504	
April	1,584	
May	1,596	
June	1,596	

QUALITY

	Quantity	Base Number	Contract	AT	Region	England
% of FP17s for the same patient ID Re-attending within 3 months - Children	6	108	5.6%	9.9%	11.7%	12.0%
% of FP17s for the same patient ID Re-attending within 3 months - Adults	18	72	25.0%	13.5%	15.2%	16.0%
% of FP17s for the same patient ID Re-attending between 3 & 9 months - Children	51	108	47.2%	60.0%	59.1%	58.0%
% of FP17s for the same patient ID Re-attending between 3 & 9 months - Adults	23	72	31.9%	55.0%	52.2%	50.9%
% of FP17s for Band 1 Urgent Courses	11	126	8.7%	6.8%	7.9%	9.1%
% of FP17s Relating to Free Repair or Replacements	1	126	0.8%	0.9%	0.8%	0.8%
% of FP17s Relating to Continuations	0	126	0.0%	1.3%	1.1%	1.1%
% of Patients satisfied with the dentistry they have received	1	1	N/A	92.7%	91.8%	91.7%
% of Patients satisfied with the time they had to wait for an appointment	0	1	N/A	89.5%	88.4%	88.0%

* This is based on patients treated on this contract for their most recent course of treatment. Figures in italics indicate the base number of FP17s or Patient Questionnaire responses are less than 100. N/A is shown where the base number of responses is less than 10 during the period. % is calculated as Quantity/Base number*100

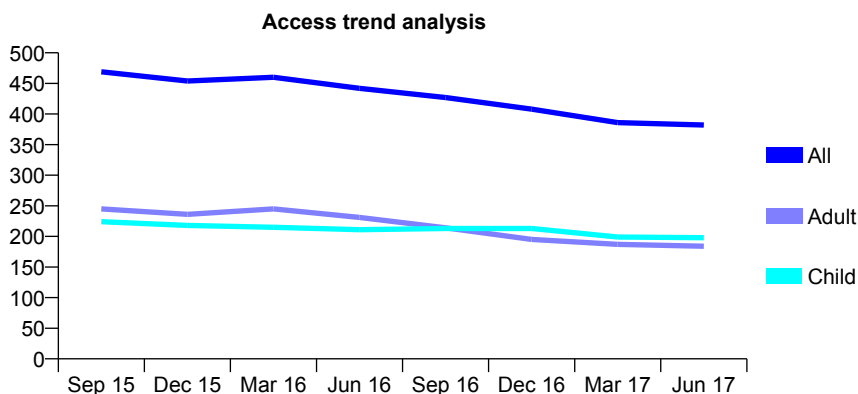
Q60 - Vital Signs At a Glance Contract Report for 652768/0002 - June 2017

Name or company name	MRS NC LAVELLE
Contract type name	GDS Contract
Purpose of contract	General
Contract start date	01/08/2011
Contract end date	

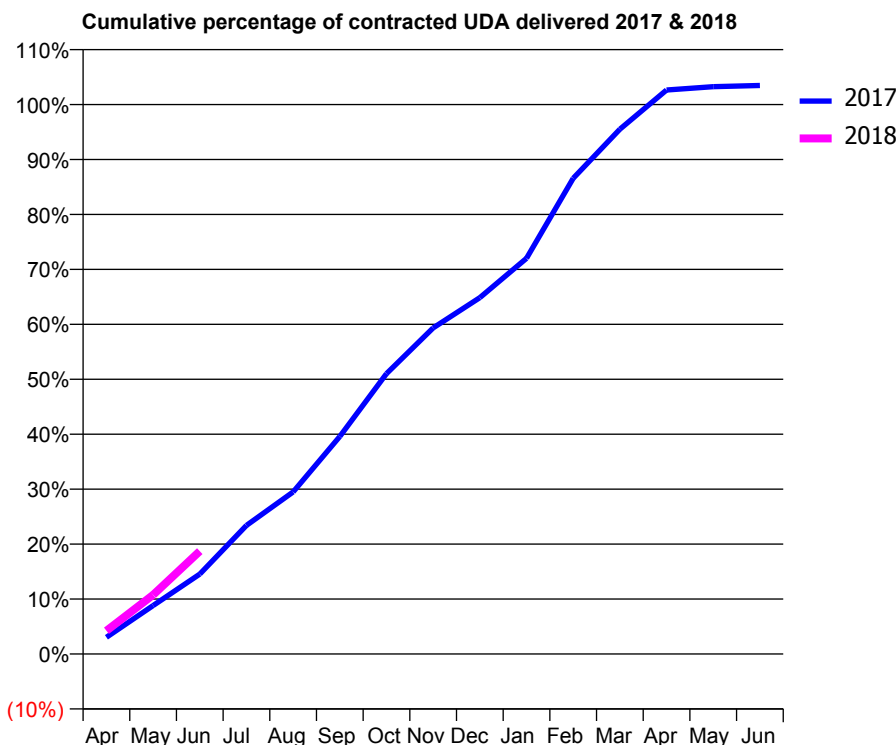
17/18 Contracted general activity (UDA)	1,349
Carry forward general activity (UDA)	0
17/18 Contracted orthodontic activity (UOA)	0
Carry forward orthodontic activity (UOA)	0
Baseline contract value	£28,019.70

ACCESS*

Patients seen in 24 months	Total	Change since previous quarter
Quarter ending June 2016	442	
Quarter ending September 2016	427	↓
Quarter ending December 2016	408	↓
Quarter ending March 2017	386	↓
Quarter ending June 2017	382	↓
Variance since June 2016	(13.6%)	↓



ACTIVITY



Adjusted Scheduled Activity (UDA)		
Month	2017	2018
April	41	57
May	119	145
June	196	253
July	316	
August	398	
September	534	
October	688	
November	801	
December	875	
January	971	
February	1,168	
March	1,288	
April	1,385	
May	1,393	
June	1,396	

QUALITY

	Quantity	Base Number	Contract	AT	Region	England
% of FP17s for the same patient ID Re-attending within 3 months - Children	8	75	10.7%	9.9%	11.7%	12.0%
% of FP17s for the same patient ID Re-attending within 3 months - Adults	16	61	26.2%	13.5%	15.2%	16.0%
% of FP17s for the same patient ID Re-attending between 3 & 9 months - Children	60	75	80.0%	60.0%	59.1%	58.0%
% of FP17s for the same patient ID Re-attending between 3 & 9 months - Adults	31	61	50.8%	55.0%	52.2%	50.9%
% of FP17s for Band 1 Urgent Courses	8	108	7.4%	6.8%	7.9%	9.1%
% of FP17s Relating to Free Repair or Replacements	1	108	0.9%	0.9%	0.8%	0.8%
% of FP17s Relating to Continuations	2	108	1.9%	1.3%	1.1%	1.1%
% of Patients satisfied with the dentistry they have received	0	0	N/A	92.7%	91.8%	91.7%
% of Patients satisfied with the time they had to wait for an appointment	0	0	N/A	89.5%	88.4%	88.0%

* This is based on patients treated on this contract for their most recent course of treatment. Figures in italics indicate the base number of FP17s or Patient Questionnaire responses are less than 100. N/A is shown where the base number of responses is less than 10 during the period. % is calculated as Quantity/Base number*100

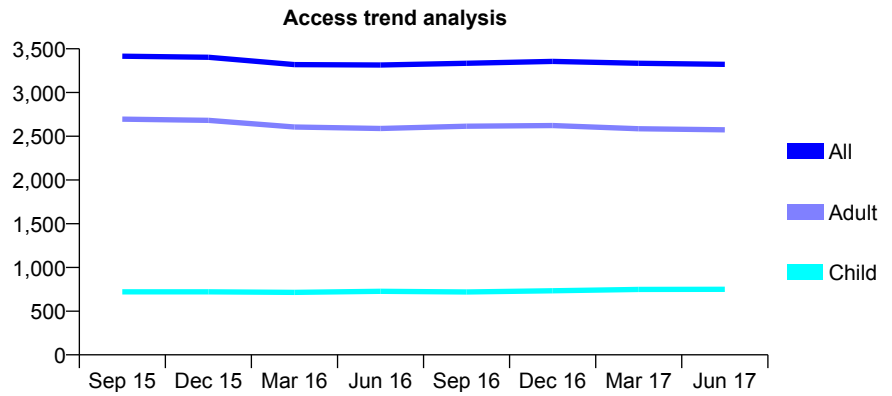
Q60 - Vital Signs At a Glance Contract Report for 653071/0001 - June 2017

Name or company name	MISS SS KHAIRA
Contract type name	GDS Contract
Purpose of contract	General
Contract start date	01/05/2011
Contract end date	

17/18 Contracted general activity (UDA)	9,851
Carry forward general activity (UDA)	0
17/18 Contracted orthodontic activity (UOA)	0
Carry forward orthodontic activity (UOA)	0
Baseline contract value	£193,125.58

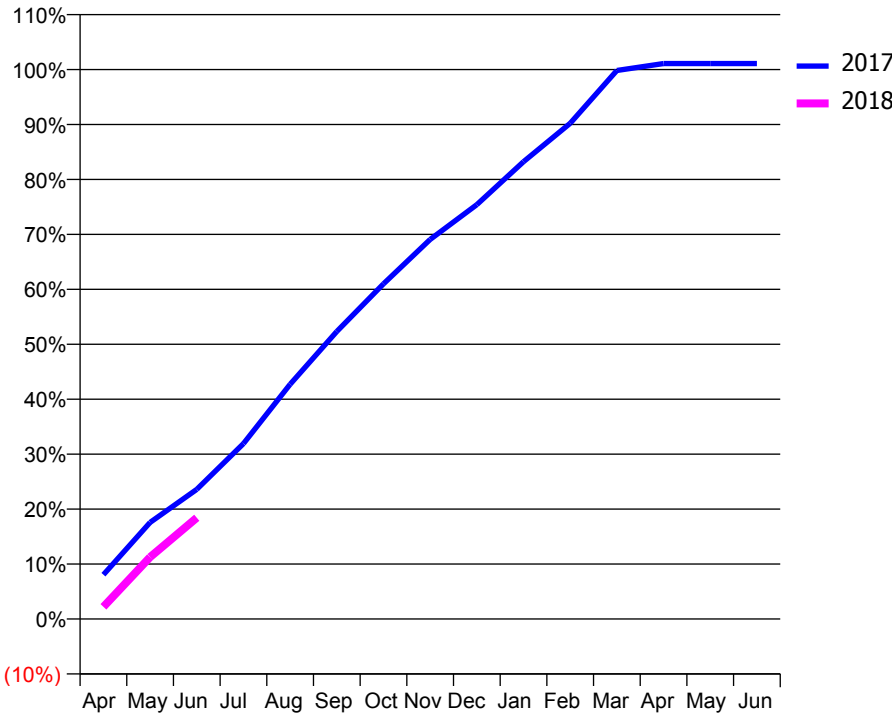
ACCESS*

Patients seen in 24 months	Total	Change since previous quarter
Quarter ending June 2016	3,315	
Quarter ending September 2016	3,334	→
Quarter ending December 2016	3,356	→
Quarter ending March 2017	3,334	→
Quarter ending June 2017	3,323	→
Variance since June 2016	0.2%	→



ACTIVITY

Cumulative percentage of contracted UDA delivered 2017 & 2018



Month	Adjusted Scheduled Activity (UDA)	
	2017	2018
April	795	218
May	1,731	1,111
June	2,324	1,817
July	3,146	
August	4,208	
September	5,155	
October	6,008	
November	6,805	
December	7,429	
January	8,198	
February	8,888	
March	9,833	
April	9,957	
May	9,957	
June	9,957	

QUALITY

	Quantity	Base Number	Contract	AT	Region	England
% of FP17s for the same patient ID Re-attending within 3 months - Children	14	247	5.7%	9.9%	11.7%	12.0%
% of FP17s for the same patient ID Re-attending within 3 months - Adults	67	789	8.5%	13.5%	15.2%	16.0%
% of FP17s for the same patient ID Re-attending between 3 & 9 months - Children	159	247	64.4%	60.0%	59.1%	58.0%
% of FP17s for the same patient ID Re-attending between 3 & 9 months - Adults	477	789	60.5%	55.0%	52.2%	50.9%
% of FP17s for Band 1 Urgent Courses	29	983	3.0%	6.8%	7.9%	9.1%
% of FP17s Relating to Free Repair or Replacements	17	983	1.7%	0.9%	0.8%	0.8%
% of FP17s Relating to Continuations	7	983	0.7%	1.3%	1.1%	1.1%
% of Patients satisfied with the dentistry they have received	10	12	83.3%	92.7%	91.8%	91.7%
% of Patients satisfied with the time they had to wait for an appointment	12	12	100.0%	89.5%	88.4%	88.0%

* This is based on patients treated on this contract for their most recent course of treatment. Figures in italics indicate the base number of FP17s or Patient Questionnaire responses are less than 100. N/A is shown where the base number of responses is less than 10 during the period. % is calculated as Quantity/Base number*100

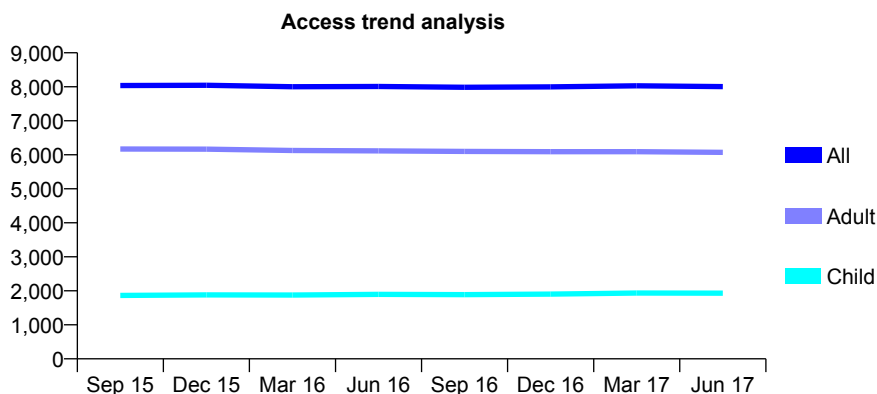
Q60 - Vital Signs At a Glance Contract Report for 655813/0001 - June 2017

Name or company name	MR PR BASON
Contract type name	GDS Contract
Purpose of contract	General and Orthodontic
Contract start date	01/04/2006
Contract end date	

17/18 Contracted general activity (UDA)	23,040
Carry forward general activity (UDA)	0
17/18 Contracted orthodontic activity (UOA)	4
Carry forward orthodontic activity (UOA)	0
Baseline contract value	£658,451.93

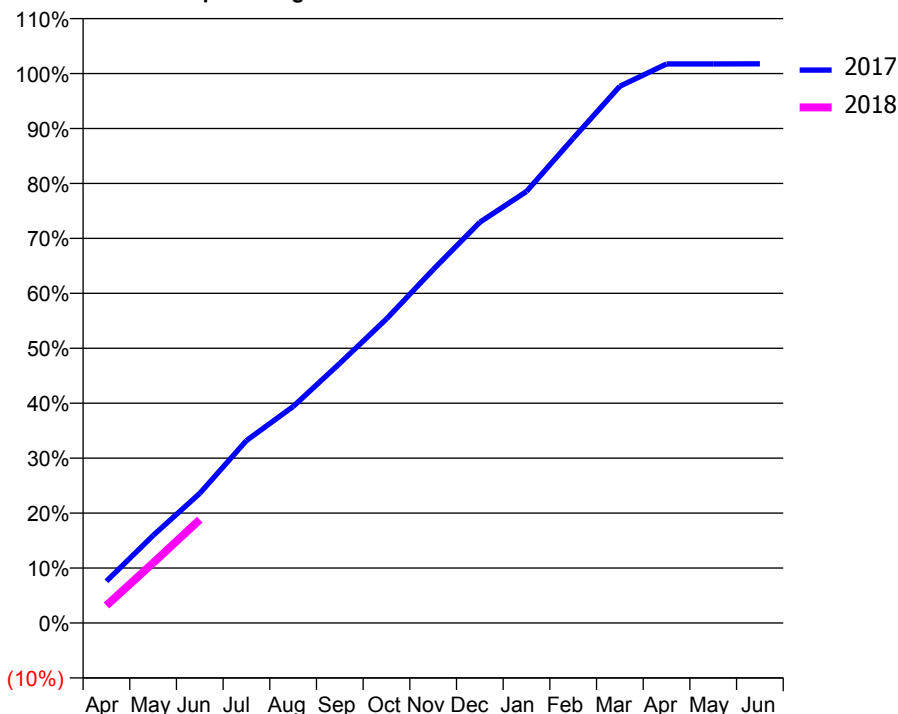
ACCESS*

Patients seen in 24 months	Total	Change since previous quarter
Quarter ending June 2016	8,010	
Quarter ending September 2016	7,987	→
Quarter ending December 2016	7,997	→
Quarter ending March 2017	8,029	→
Quarter ending June 2017	8,005	→
Variance since June 2016	(0.1%)	→



ACTIVITY

Cumulative percentage of contracted UDA delivered 2017 & 2018



Month	Adjusted Scheduled Activity (UDA)	
	2017	2018
April	1,751	735
May	3,672	2,521
June	5,439	4,334
July	7,651	
August	9,076	
September	10,888	
October	12,753	
November	14,817	
December	16,802	
January	18,096	
February	20,320	
March	22,509	
April	23,440	
May	23,443	
June	23,444	

QUALITY

	Quantity	Base Number	Contract	AT	Region	England
% of FP17s for the same patient ID Re-attending within 3 months - Children	24	710	3.4%	9.9%	11.7%	12.0%
% of FP17s for the same patient ID Re-attending within 3 months - Adults	328	2,521	13.0%	13.5%	15.2%	16.0%
% of FP17s for the same patient ID Re-attending between 3 & 9 months - Children	514	710	72.4%	60.0%	59.1%	58.0%
% of FP17s for the same patient ID Re-attending between 3 & 9 months - Adults	1,860	2,521	73.8%	55.0%	52.2%	50.9%
% of FP17s for Band 1 Urgent Courses	76	2,710	2.8%	6.8%	7.9%	9.1%
% of FP17s Relating to Free Repair or Replacements	14	2,710	0.5%	0.9%	0.8%	0.8%
% of FP17s Relating to Continuations	81	2,710	3.0%	1.3%	1.1%	1.1%
% of Patients satisfied with the dentistry they have received	19	21	90.5%	92.7%	91.8%	91.7%
% of Patients satisfied with the time they had to wait for an appointment	19	21	90.5%	89.5%	88.4%	88.0%

* This is based on patients treated on this contract for their most recent course of treatment. Figures in italics indicate the base number of FP17s or Patient Questionnaire responses are less than 100. N/A is shown where the base number of responses is less than 10 during the period. % is calculated as Quantity/Base number*100

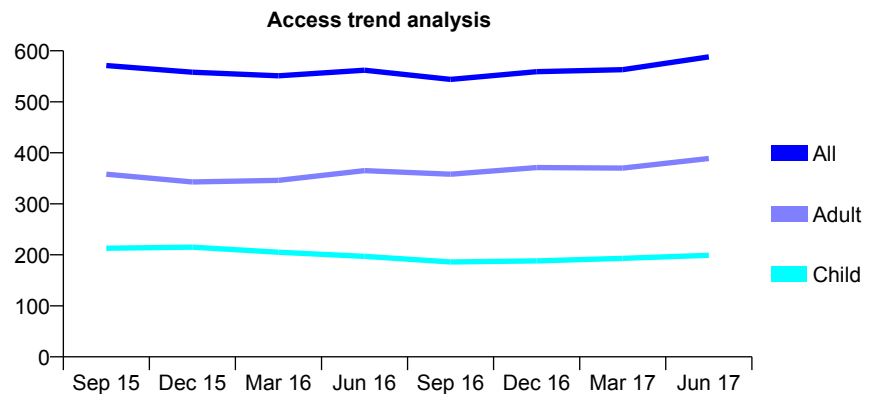
Q60 - Vital Signs At a Glance Contract Report for 659398/0001 - June 2017

Name or company name	MR FD HARRINGTON
Contract type name	GDS Contract
Purpose of contract	General
Contract start date	01/04/2006
Contract end date	

17/18 Contracted general activity (UDA)	1,282
Carry forward general activity (UDA)	0
17/18 Contracted orthodontic activity (UOA)	0
Carry forward orthodontic activity (UOA)	0
Baseline contract value	£35,607.10

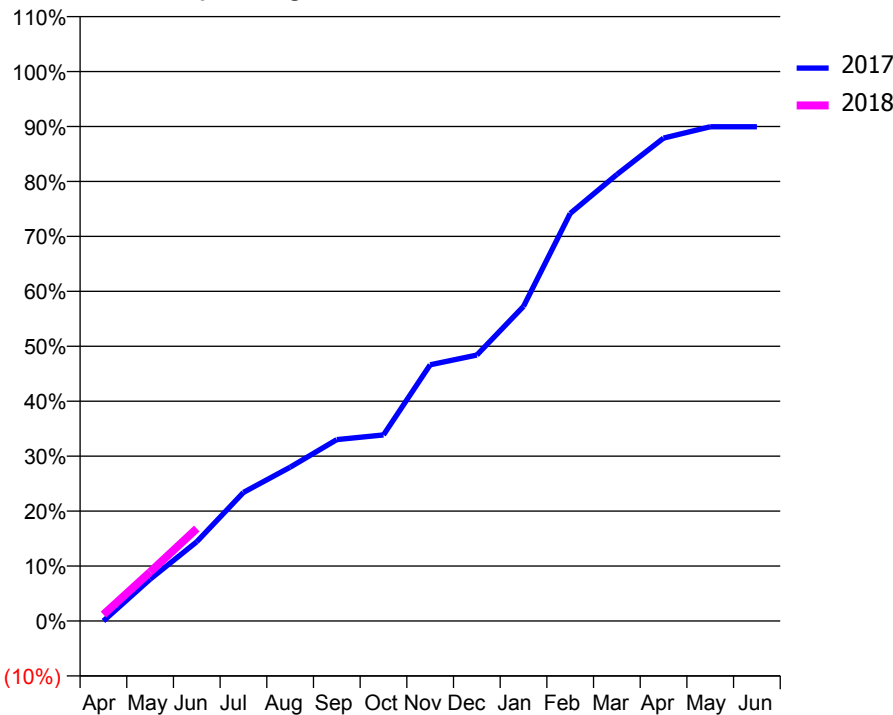
ACCESS*

Patients seen in 24 months	Total	Change since previous quarter
Quarter ending June 2016	562	
Quarter ending September 2016	544	↓
Quarter ending December 2016	559	↑
Quarter ending March 2017	563	→
Quarter ending June 2017	588	↑
Variance since June 2016	4.6%	↑



ACTIVITY

Cumulative percentage of contracted UDA delivered 2017 & 2018



Adjusted Scheduled Activity (UDA)		
Month	2017	2018
April	0	15
May	98	114
June	185	216
July	300	
August	359	
September	423	
October	434	
November	598	
December	620	
January	734	
February	951	
March	1,042	
April	1,127	
May	1,153	
June	1,153	

QUALITY

	Quantity	Base Number	Contract	AT	Region	England
% of FP17s for the same patient ID Re-attending within 3 months - Children	1	52	1.9%	9.9%	11.7%	12.0%
% of FP17s for the same patient ID Re-attending within 3 months - Adults	11	106	10.4%	13.5%	15.2%	16.0%
% of FP17s for the same patient ID Re-attending between 3 & 9 months - Children	28	52	53.8%	60.0%	59.1%	58.0%
% of FP17s for the same patient ID Re-attending between 3 & 9 months - Adults	37	106	34.9%	55.0%	52.2%	50.9%
% of FP17s for Band 1 Urgent Courses	18	102	17.6%	6.8%	7.9%	9.1%
% of FP17s Relating to Free Repair or Replacements	0	102	0.0%	0.9%	0.8%	0.8%
% of FP17s Relating to Continuations	0	102	0.0%	1.3%	1.1%	1.1%
% of Patients satisfied with the dentistry they have received	2	2	N/A	92.7%	91.8%	91.7%
% of Patients satisfied with the time they had to wait for an appointment	2	2	N/A	89.5%	88.4%	88.0%

* This is based on patients treated on this contract for their most recent course of treatment. Figures in italics indicate the base number of FP17s or Patient Questionnaire responses are less than 100. N/A is shown where the base number of responses is less than 10 during the period. % is calculated as Quantity/Base number*100

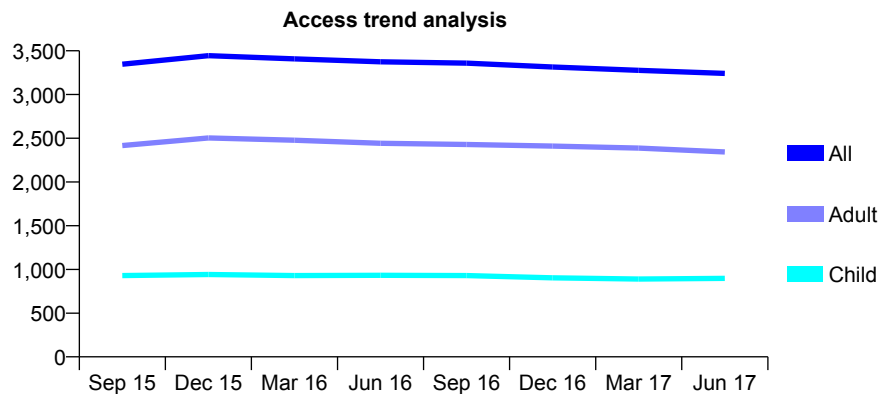
Q60 - Vital Signs At a Glance Contract Report for 661708/0002 - June 2017

Name or company name	MR HS BASRA
Contract type name	GDS Contract
Purpose of contract	General
Contract start date	01/12/2013
Contract end date	

17/18 Contracted general activity (UDA)	9,034
Carry forward general activity (UDA)	0
17/18 Contracted orthodontic activity (UOA)	0
Carry forward orthodontic activity (UOA)	0
Baseline contract value	£189,395.46

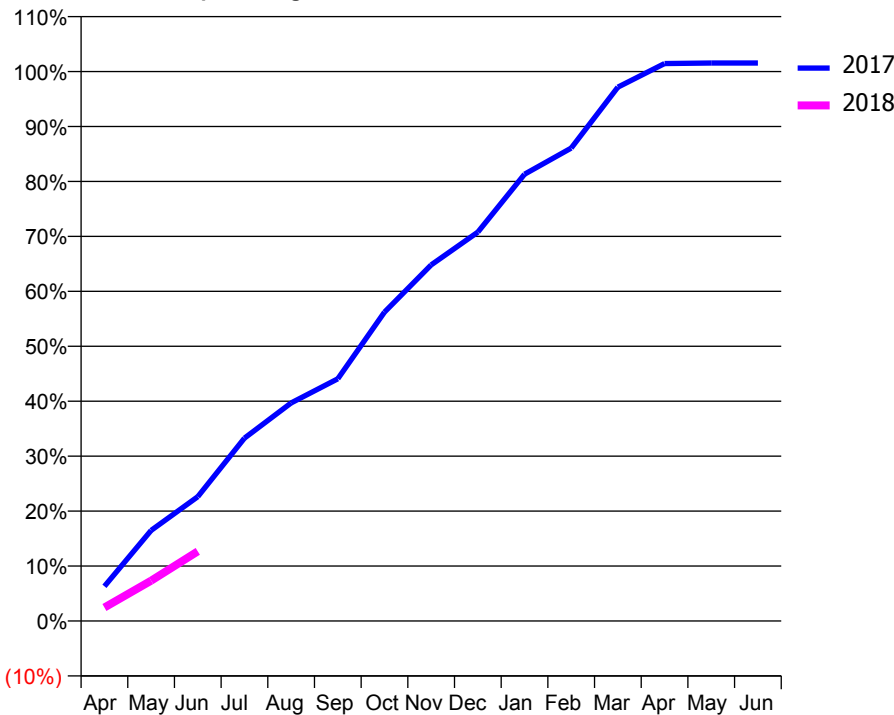
ACCESS*

Patients seen in 24 months	Total	Change since previous quarter
Quarter ending June 2016	3,374	
Quarter ending September 2016	3,359	→
Quarter ending December 2016	3,314	↓
Quarter ending March 2017	3,277	↓
Quarter ending June 2017	3,242	↓
Variance since June 2016	(3.9%)	↓



ACTIVITY

Cumulative percentage of contracted UDA delivered 2017 & 2018



Month	Adjusted Scheduled Activity (UDA)	
	2017	2018
April	570	223
May	1,490	664
June	2,044	1,145
July	3,008	
August	3,586	
September	3,982	
October	5,079	
November	5,854	
December	6,394	
January	7,345	
February	7,776	
March	8,778	
April	9,166	
May	9,174	
June	9,174	

QUALITY

	Quantity	Base Number	Contract	AT	Region	England
% of FP17s for the same patient ID Re-attending within 3 months - Children	20	289	6.9%	9.9%	11.7%	12.0%
% of FP17s for the same patient ID Re-attending within 3 months - Adults	88	720	12.2%	13.5%	15.2%	16.0%
% of FP17s for the same patient ID Re-attending between 3 & 9 months - Children	197	289	68.2%	60.0%	59.1%	58.0%
% of FP17s for the same patient ID Re-attending between 3 & 9 months - Adults	506	720	70.3%	55.0%	52.2%	50.9%
% of FP17s for Band 1 Urgent Courses	59	779	7.6%	6.8%	7.9%	9.1%
% of FP17s Relating to Free Repair or Replacements	2	779	0.3%	0.9%	0.8%	0.8%
% of FP17s Relating to Continuations	5	779	0.6%	1.3%	1.1%	1.1%
% of Patients satisfied with the dentistry they have received	11	11	100.0%	92.7%	91.8%	91.7%
% of Patients satisfied with the time they had to wait for an appointment	11	11	100.0%	89.5%	88.4%	88.0%

* This is based on patients treated on this contract for their most recent course of treatment. Figures in italics indicate the base number of FP17s or Patient Questionnaire responses are less than 100. N/A is shown where the base number of responses is less than 10 during the period. % is calculated as Quantity/Base number*100

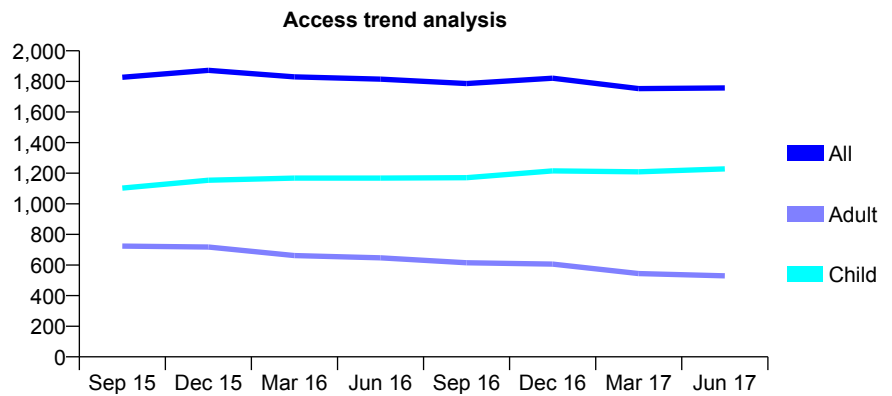
Q60 - Vital Signs At a Glance Contract Report for 670340/0002 - June 2017

Name or company name	MR LR SUMMERFIELD
Contract type name	GDS Contract
Purpose of contract	General
Contract start date	23/03/2009
Contract end date	

17/18 Contracted general activity (UDA)	6,000
Carry forward general activity (UDA)	0
17/18 Contracted orthodontic activity (UOA)	0
Carry forward orthodontic activity (UOA)	0
Baseline contract value	£160,035.00

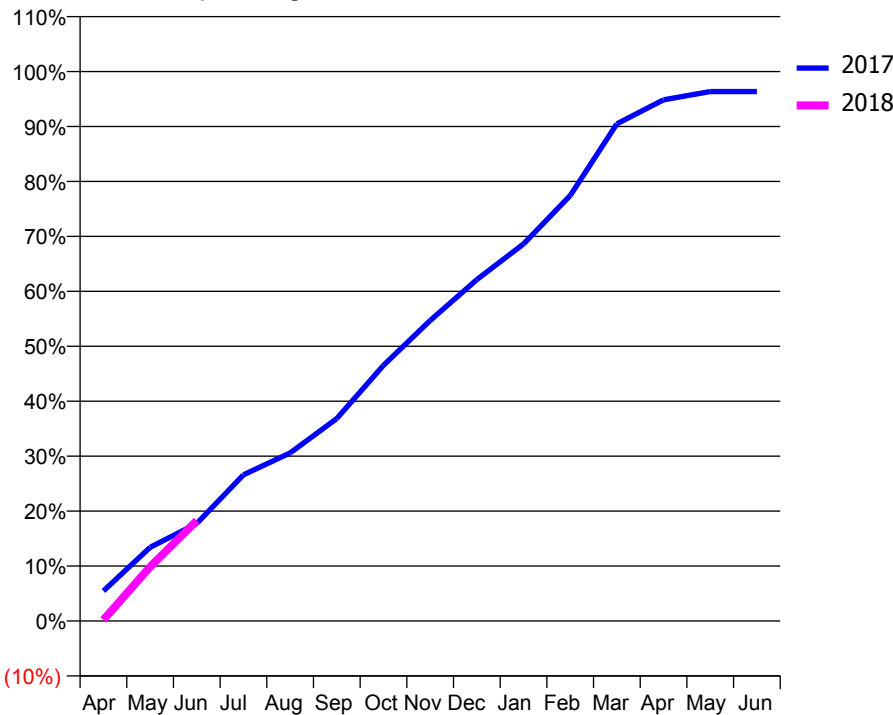
ACCESS*

Patients seen in 24 months	Total	Change since previous quarter
Quarter ending June 2016	1,815	
Quarter ending September 2016	1,786	↓
Quarter ending December 2016	1,821	→
Quarter ending March 2017	1,753	↓
Quarter ending June 2017	1,757	→
Variance since June 2016	(3.2%)	↓



ACTIVITY

Cumulative percentage of contracted UDA delivered 2017 & 2018



Month	Adjusted Scheduled Activity (UDA)	
	2017	2018
April	328	13
May	804	592
June	1,065	1,095
July	1,597	
August	1,835	
September	2,211	
October	2,791	
November	3,281	
December	3,728	
January	4,117	
February	4,646	
March	5,428	
April	5,690	
May	5,780	
June	5,780	

QUALITY

	Quantity	Base Number	Contract	AT	Region	England
% of FP17s for the same patient ID Re-attending within 3 months - Children	28	370	7.6%	9.9%	11.7%	12.0%
% of FP17s for the same patient ID Re-attending within 3 months - Adults	11	118	9.3%	13.5%	15.2%	16.0%
% of FP17s for the same patient ID Re-attending between 3 & 9 months - Children	193	370	52.2%	60.0%	59.1%	58.0%
% of FP17s for the same patient ID Re-attending between 3 & 9 months - Adults	59	118	50.0%	55.0%	52.2%	50.9%
% of FP17s for Band 1 Urgent Courses	6	417	1.4%	6.8%	7.9%	9.1%
% of FP17s Relating to Free Repair or Replacements	1	417	0.2%	0.9%	0.8%	0.8%
% of FP17s Relating to Continuations	0	417	0.0%	1.3%	1.1%	1.1%
% of Patients satisfied with the dentistry they have received	2	2	N/A	92.7%	91.8%	91.7%
% of Patients satisfied with the time they had to wait for an appointment	2	2	N/A	89.5%	88.4%	88.0%

* This is based on patients treated on this contract for their most recent course of treatment. Figures in italics indicate the base number of FP17s or Patient Questionnaire responses are less than 100. N/A is shown where the base number of responses is less than 10 during the period. % is calculated as Quantity/Base number*100

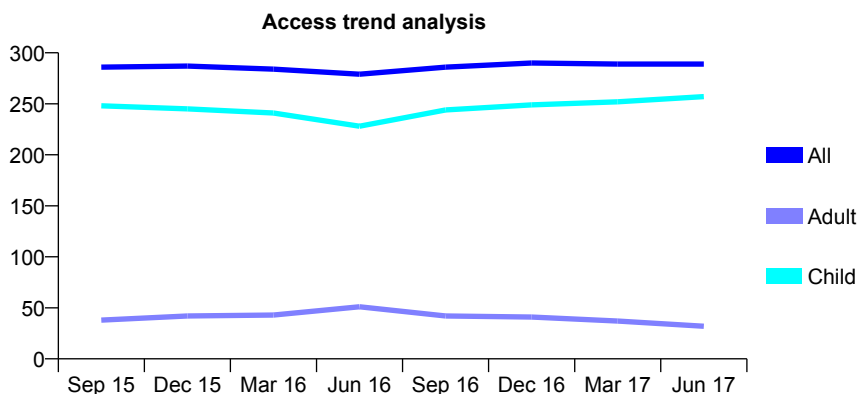
Q60 - Vital Signs At a Glance Contract Report for 676233/0001 - June 2017

Name or company name	MR NT JENKINS
Contract type name	GDS Contract
Purpose of contract	General
Contract start date	15/09/2006
Contract end date	

17/18 Contracted general activity (UDA)	829
Carry forward general activity (UDA)	0
17/18 Contracted orthodontic activity (UOA)	0
Carry forward orthodontic activity (UOA)	0
Baseline contract value	£18,937.83

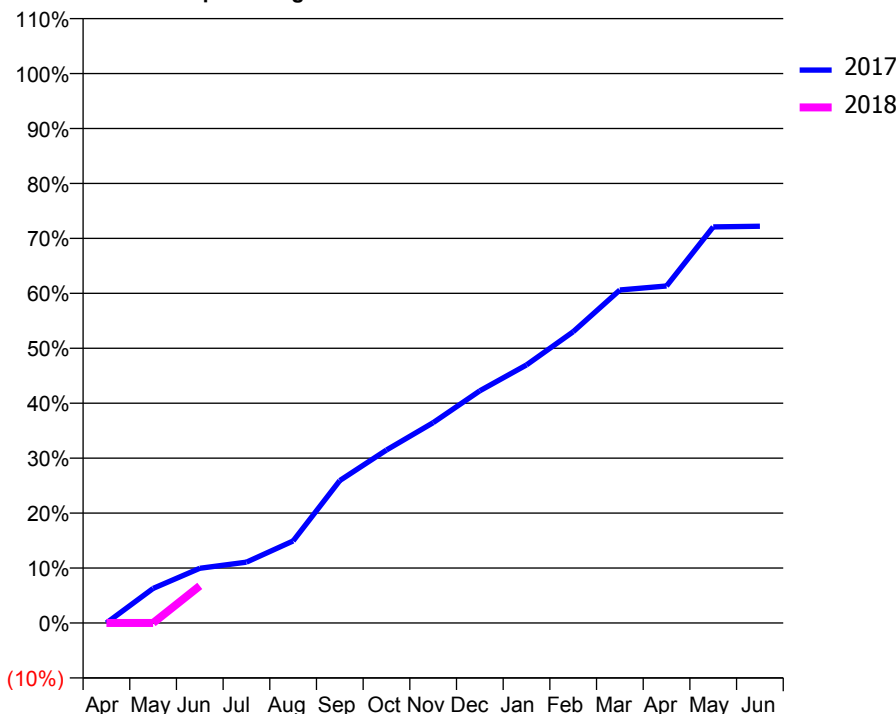
ACCESS*

Patients seen in 24 months	Total	Change since previous quarter
Quarter ending June 2016	279	
Quarter ending September 2016	286	↑
Quarter ending December 2016	290	→
Quarter ending March 2017	289	→
Quarter ending June 2017	289	→
Variance since June 2016	3.6%	↑



ACTIVITY

Cumulative percentage of contracted UDA delivered 2017 & 2018



Month	Adjusted Scheduled Activity (UDA)	
	2017	2018
April	0	0
May	52	0
June	83	56
July	92	
August	124	
September	215	
October	261	
November	302	
December	350	
January	389	
February	439	
March	502	
April	508	
May	598	
June	599	

QUALITY

	Quantity	Base Number	Contract	AT	Region	England
% of FP17s for the same patient ID Re-attending within 3 months - Children	4	100	4.0%	9.9%	11.7%	12.0%
% of FP17s for the same patient ID Re-attending within 3 months - Adults	0	0	N/A	13.5%	15.2%	16.0%
% of FP17s for the same patient ID Re-attending between 3 & 9 months - Children	70	100	70.0%	60.0%	59.1%	58.0%
% of FP17s for the same patient ID Re-attending between 3 & 9 months - Adults	0	0	N/A	55.0%	52.2%	50.9%
% of FP17s for Band 1 Urgent Courses	0	44	0.0%	6.8%	7.9%	9.1%
% of FP17s Relating to Free Repair or Replacements	0	44	0.0%	0.9%	0.8%	0.8%
% of FP17s Relating to Continuations	0	44	0.0%	1.3%	1.1%	1.1%
% of Patients satisfied with the dentistry they have received	0	0	N/A	92.7%	91.8%	91.7%
% of Patients satisfied with the time they had to wait for an appointment	0	0	N/A	89.5%	88.4%	88.0%

* This is based on patients treated on this contract for their most recent course of treatment. Figures in italics indicate the base number of FP17s or Patient Questionnaire responses are less than 100. N/A is shown where the base number of responses is less than 10 during the period. % is calculated as Quantity/Base number*100

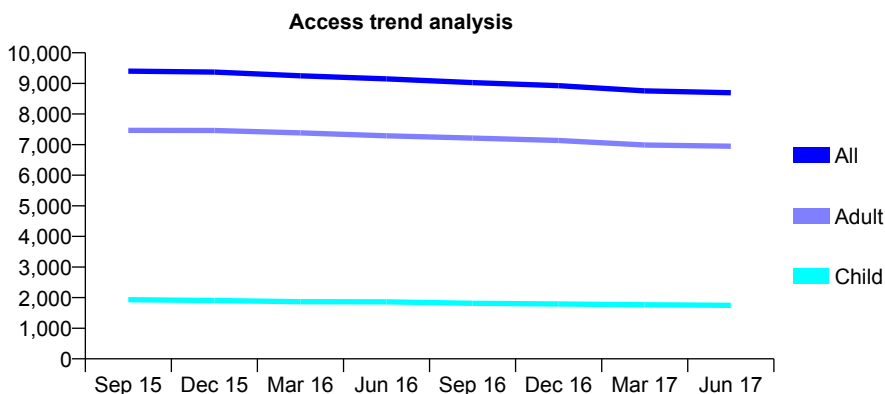
Q60 - Vital Signs At a Glance Contract Report for 680311/0001 - June 2017

Name or company name	MR D SINGH
Contract type name	GDS Contract
Purpose of contract	General
Contract start date	01/04/2006
Contract end date	

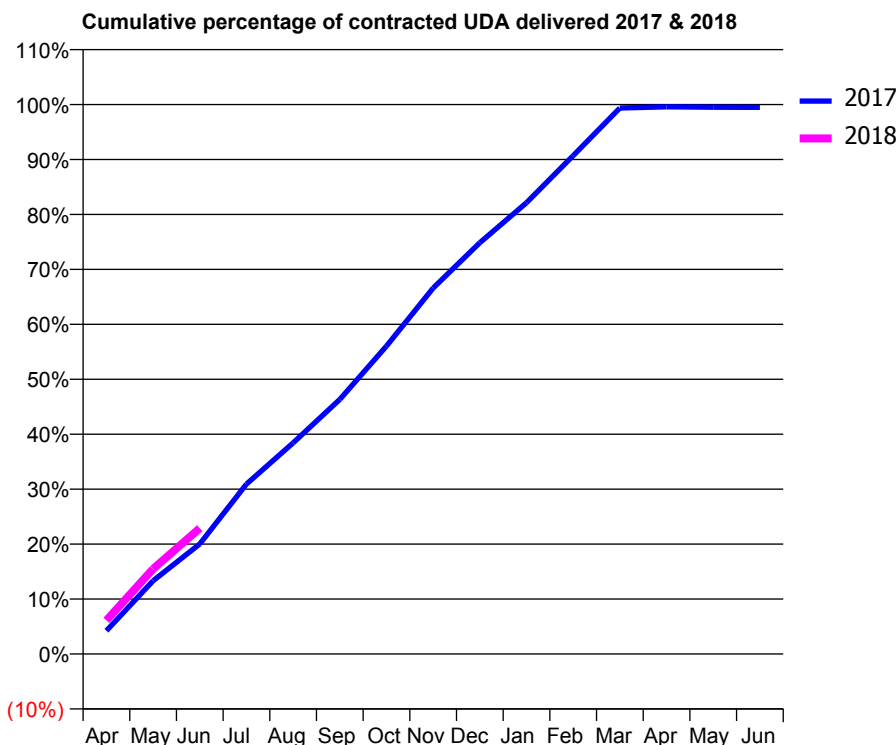
17/18 Contracted general activity (UDA)	25,500
Carry forward general activity (UDA)	0
17/18 Contracted orthodontic activity (UOA)	0
Carry forward orthodontic activity (UOA)	0
Baseline contract value	£615,341.36

ACCESS*

Patients seen in 24 months	Total	Change since previous quarter
Quarter ending June 2016	9,150	
Quarter ending September 2016	9,028	↓
Quarter ending December 2016	8,928	↓
Quarter ending March 2017	8,754	↓
Quarter ending June 2017	8,695	→
Variance since June 2016	(5.0%)	↓



ACTIVITY



Month	Adjusted Scheduled Activity (UDA)	
	2017	2018
April	1,078	1,564
May	3,401	3,949
June	5,111	5,837
July	7,889	
August	9,801	
September	11,816	
October	14,292	
November	16,980	
December	19,085	
January	20,943	
February	23,126	
March	25,339	
April	25,393	
May	25,373	
June	25,368	

QUALITY

	Quantity	Base Number	Contract	AT	Region	England
% of FP17s for the same patient ID Re-attending within 3 months - Children	68	650	10.5%	9.9%	11.7%	12.0%
% of FP17s for the same patient ID Re-attending within 3 months - Adults	335	2,356	14.2%	13.5%	15.2%	16.0%
% of FP17s for the same patient ID Re-attending between 3 & 9 months - Children	412	650	63.4%	60.0%	59.1%	58.0%
% of FP17s for the same patient ID Re-attending between 3 & 9 months - Adults	1,477	2,356	62.7%	55.0%	52.2%	50.9%
% of FP17s for Band 1 Urgent Courses	176	2,788	6.3%	6.8%	7.9%	9.1%
% of FP17s Relating to Free Repair or Replacements	43	2,788	1.5%	0.9%	0.8%	0.8%
% of FP17s Relating to Continuations	12	2,788	0.4%	1.3%	1.1%	1.1%
% of Patients satisfied with the dentistry they have received	30	31	96.8%	92.7%	91.8%	91.7%
% of Patients satisfied with the time they had to wait for an appointment	29	31	93.5%	89.5%	88.4%	88.0%

* This is based on patients treated on this contract for their most recent course of treatment. Figures in italics indicate the base number of FP17s or Patient Questionnaire responses are less than 100. N/A is shown where the base number of responses is less than 10 during the period. % is calculated as Quantity/Base number*100

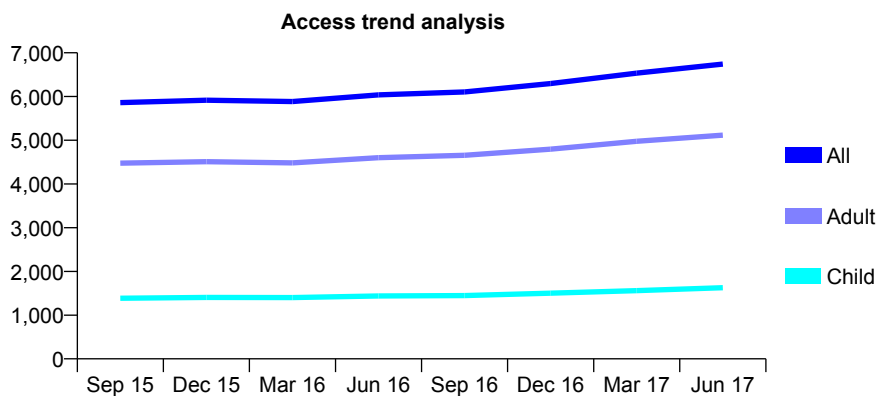
Q60 - Vital Signs At a Glance Contract Report for 680311/0002 - June 2017

Name or company name	MR D SINGH
Contract type name	PDS Plus Contract
Purpose of contract	General
Contract start date	01/10/2010
Contract end date	30/09/2020

17/18 Contracted general activity (UDA)	23,867
Carry forward general activity (UDA)	0
17/18 Contracted orthodontic activity (UOA)	0
Carry forward orthodontic activity (UOA)	0
Baseline contract value	£591,807.94

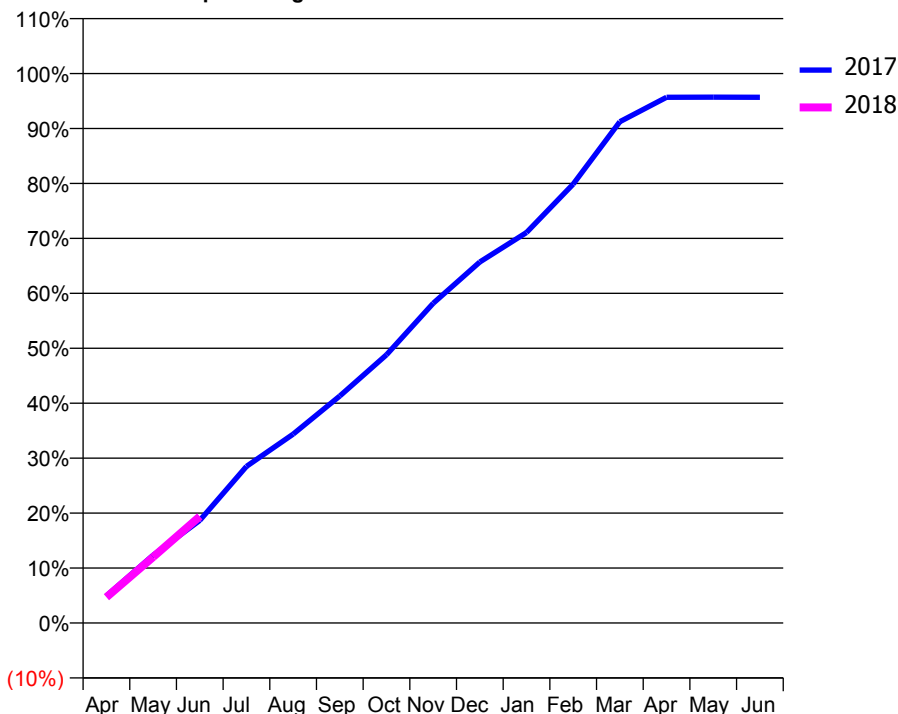
ACCESS*

Patients seen in 24 months	Total	Change since previous quarter
Quarter ending June 2016	6,038	
Quarter ending September 2016	6,105	→
Quarter ending December 2016	6,296	↑
Quarter ending March 2017	6,535	↑
Quarter ending June 2017	6,742	↑
Variance since June 2016	11.7%	↑



ACTIVITY

Cumulative percentage of contracted UDA delivered 2017 & 2018



Month	Adjusted Scheduled Activity (UDA)	
	2017	2018
April	1,177	1,119
May	2,944	2,865
June	4,460	4,629
July	6,801	
August	8,201	
September	9,860	
October	11,650	
November	13,884	
December	15,682	
January	16,964	
February	19,064	
March	21,774	
April	22,835	
May	22,838	
June	22,834	

QUALITY

	Quantity	Base Number	Contract	AT	Region	England
% of FP17s for the same patient ID Re-attending within 3 months - Children	82	809	10.1%	9.9%	11.7%	12.0%
% of FP17s for the same patient ID Re-attending within 3 months - Adults	217	1,870	11.6%	13.5%	15.2%	16.0%
% of FP17s for the same patient ID Re-attending between 3 & 9 months - Children	580	809	71.7%	60.0%	59.1%	58.0%
% of FP17s for the same patient ID Re-attending between 3 & 9 months - Adults	1,179	1,870	63.0%	55.0%	52.2%	50.9%
% of FP17s for Band 1 Urgent Courses	71	2,245	3.2%	6.8%	7.9%	9.1%
% of FP17s Relating to Free Repair or Replacements	44	2,245	2.0%	0.9%	0.8%	0.8%
% of FP17s Relating to Continuations	23	2,245	1.0%	1.3%	1.1%	1.1%
% of Patients satisfied with the dentistry they have received	18	20	90.0%	92.7%	91.8%	91.7%
% of Patients satisfied with the time they had to wait for an appointment	18	20	90.0%	89.5%	88.4%	88.0%

* This is based on patients treated on this contract for their most recent course of treatment. Figures in italics indicate the base number of FP17s or Patient Questionnaire responses are less than 100. N/A is shown where the base number of responses is less than 10 during the period. % is calculated as Quantity/Base number*100

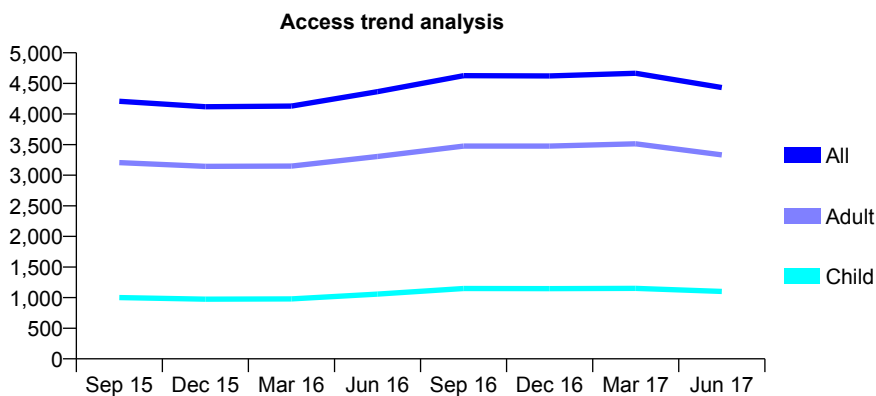
Q60 - Vital Signs At a Glance Contract Report for 682365/0010 - June 2017

Name or company name	MR QM JAFFRI
Contract type name	GDS Contract
Purpose of contract	General
Contract start date	01/03/2011
Contract end date	

17/18 Contracted general activity (UDA)	15,480
Carry forward general activity (UDA)	0
17/18 Contracted orthodontic activity (UOA)	0
Carry forward orthodontic activity (UOA)	0
Baseline contract value	£412,554.46

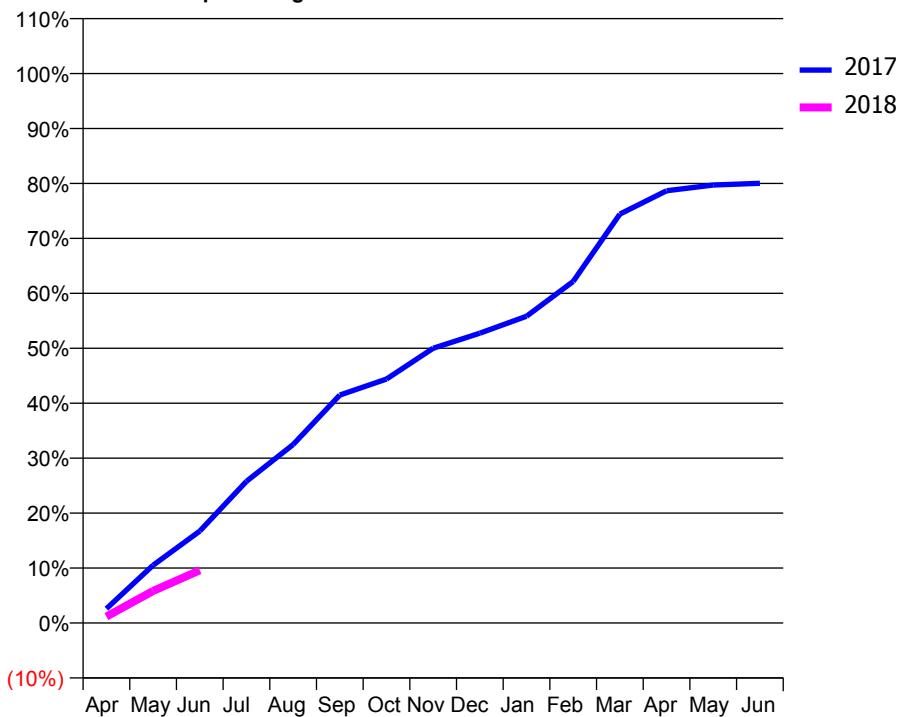
ACCESS*

Patients seen in 24 months	Total	Change since previous quarter
Quarter ending June 2016	4,364	
Quarter ending September 2016	4,626	↑
Quarter ending December 2016	4,623	→
Quarter ending March 2017	4,665	→
Quarter ending June 2017	4,433	↓
Variance since June 2016	1.6%	→



ACTIVITY

Cumulative percentage of contracted UDA delivered 2017 & 2018



Adjusted Scheduled Activity (UDA)

Month	2017	2018
April	404	181
May	1,630	905
June	2,590	1,487
July	3,992	
August	5,030	
September	6,422	
October	6,874	
November	7,742	
December	8,167	
January	8,643	
February	9,622	
March	11,521	
April	12,178	
May	12,340	
June	12,387	

QUALITY

	Quantity	Base Number	Contract	AT	Region	England
% of FP17s for the same patient ID Re-attending within 3 months - Children	17	291	5.8%	9.9%	11.7%	12.0%
% of FP17s for the same patient ID Re-attending within 3 months - Adults	121	895	13.5%	13.5%	15.2%	16.0%
% of FP17s for the same patient ID Re-attending between 3 & 9 months - Children	146	291	50.2%	60.0%	59.1%	58.0%
% of FP17s for the same patient ID Re-attending between 3 & 9 months - Adults	458	895	51.2%	55.0%	52.2%	50.9%
% of FP17s for Band 1 Urgent Courses	83	799	10.4%	6.8%	7.9%	9.1%
% of FP17s Relating to Free Repair or Replacements	5	799	0.6%	0.9%	0.8%	0.8%
% of FP17s Relating to Continuations	12	799	1.5%	1.3%	1.1%	1.1%
% of Patients satisfied with the dentistry they have received	7	10	70.0%	92.7%	91.8%	91.7%
% of Patients satisfied with the time they had to wait for an appointment	9	10	90.0%	89.5%	88.4%	88.0%

* This is based on patients treated on this contract for their most recent course of treatment. Figures in italics indicate the base number of FP17s or Patient Questionnaire responses are less than 100. N/A is shown where the base number of responses is less than 10 during the period. % is calculated as Quantity/Base number*100

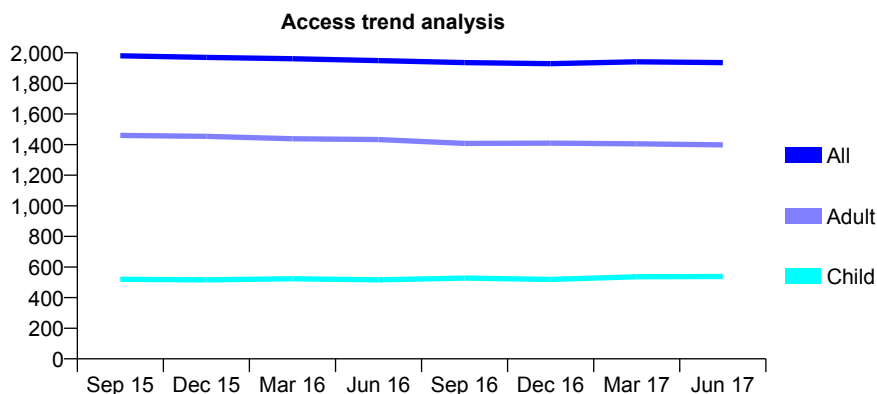
Q60 - Vital Signs At a Glance Contract Report for 690872/0001 - June 2017

Name or company name	MR NS RAI
Contract type name	GDS Contract
Purpose of contract	General
Contract start date	04/09/2006
Contract end date	

17/18 Contracted general activity (UDA)	7,200
Carry forward general activity (UDA)	0
17/18 Contracted orthodontic activity (UOA)	0
Carry forward orthodontic activity (UOA)	0
Baseline contract value	£175,543.16

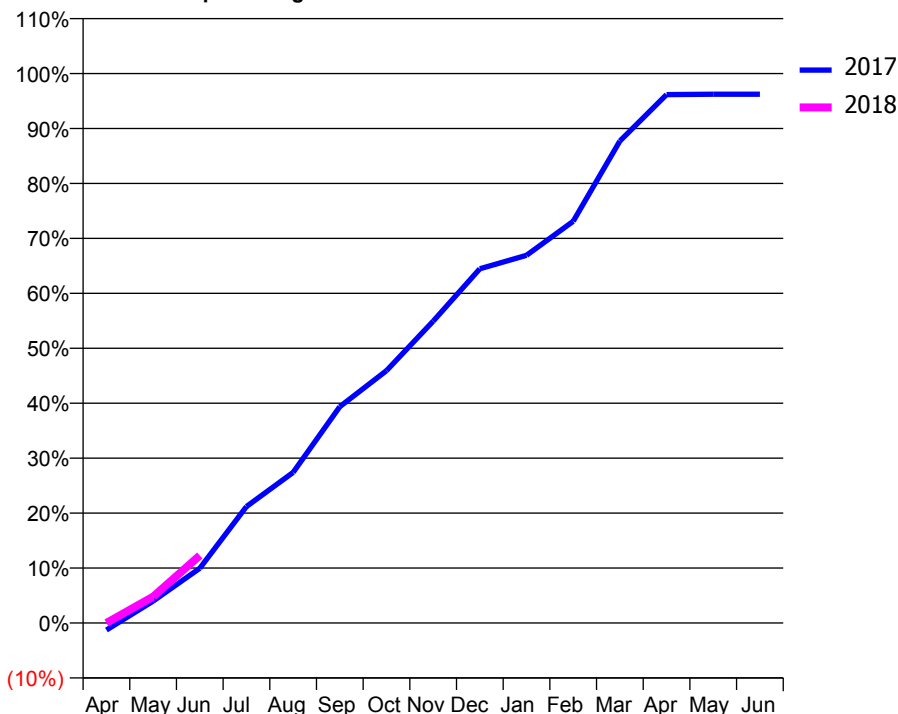
ACCESS*

Patients seen in 24 months	Total	Change since previous quarter
Quarter ending June 2016	1,949	
Quarter ending September 2016	1,936	→
Quarter ending December 2016	1,929	→
Quarter ending March 2017	1,941	→
Quarter ending June 2017	1,936	→
Variance since June 2016	(0.7%)	→



ACTIVITY

Cumulative percentage of contracted UDA delivered 2017 & 2018



Month	Adjusted Scheduled Activity (UDA)	
	2017	2018
April	-93	0
May	288	345
June	717	886
July	1,526	
August	1,974	
September	2,835	
October	3,307	
November	3,954	
December	4,641	
January	4,817	
February	5,264	
March	6,316	
April	6,923	
May	6,928	
June	6,928	

QUALITY

	Quantity	Base Number	Contract	AT	Region	England
% of FP17s for the same patient ID Re-attending within 3 months - Children	16	166	9.6%	9.9%	11.7%	12.0%
% of FP17s for the same patient ID Re-attending within 3 months - Adults	67	435	15.4%	13.5%	15.2%	16.0%
% of FP17s for the same patient ID Re-attending between 3 & 9 months - Children	89	166	53.6%	60.0%	59.1%	58.0%
% of FP17s for the same patient ID Re-attending between 3 & 9 months - Adults	209	435	48.0%	55.0%	52.2%	50.9%
% of FP17s for Band 1 Urgent Courses	29	388	7.5%	6.8%	7.9%	9.1%
% of FP17s Relating to Free Repair or Replacements	2	388	0.5%	0.9%	0.8%	0.8%
% of FP17s Relating to Continuations	7	388	1.8%	1.3%	1.1%	1.1%
% of Patients satisfied with the dentistry they have received	6	7	N/A	92.7%	91.8%	91.7%
% of Patients satisfied with the time they had to wait for an appointment	7	7	N/A	89.5%	88.4%	88.0%

* This is based on patients treated on this contract for their most recent course of treatment. Figures in italics indicate the base number of FP17s or Patient Questionnaire responses are less than 100. N/A is shown where the base number of responses is less than 10 during the period. % is calculated as Quantity/Base number*100

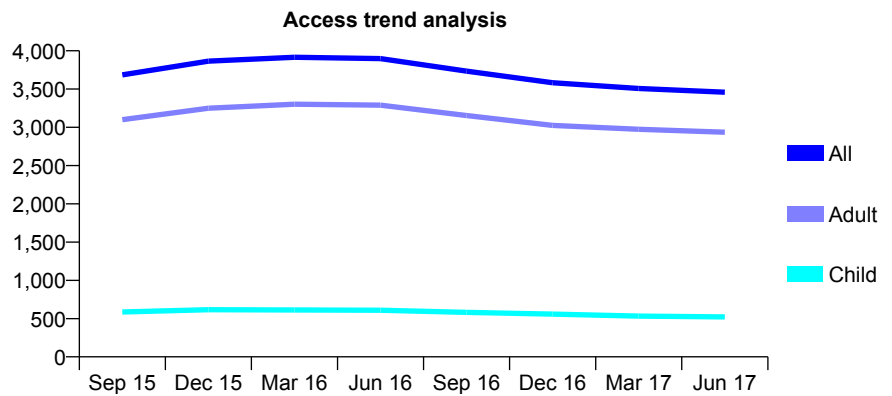
Q60 - Vital Signs At a Glance Contract Report for 713864/0001 - June 2017

Name or company name	MR VK TOORAY
Contract type name	GDS Contract
Purpose of contract	General
Contract start date	01/06/2014
Contract end date	

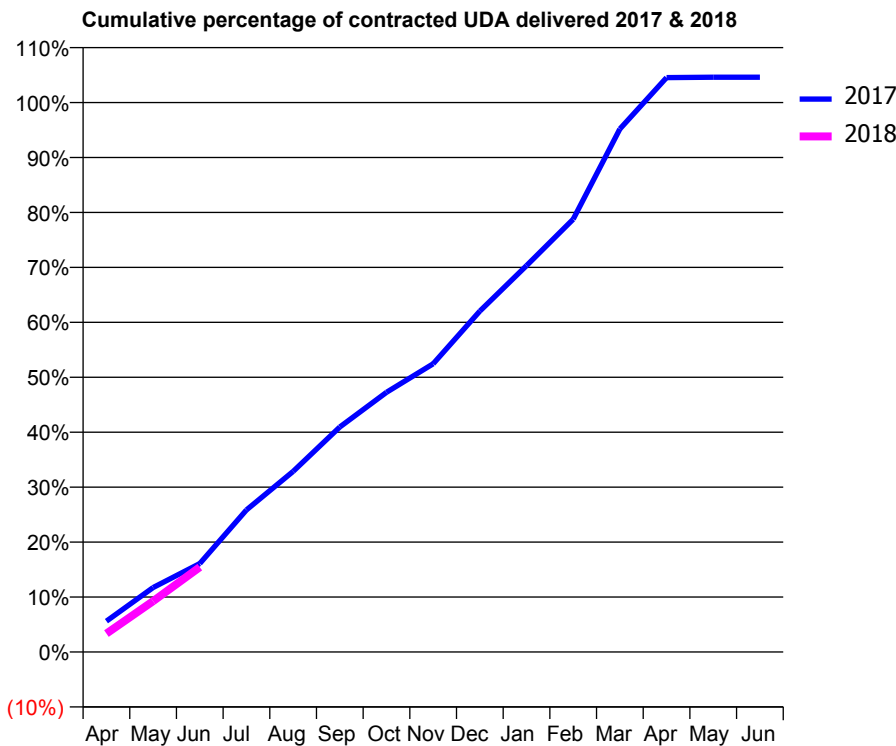
17/18 Contracted general activity (UDA)	12,058
Carry forward general activity (UDA)	0
17/18 Contracted orthodontic activity (UOA)	0
Carry forward orthodontic activity (UOA)	0
Baseline contract value	£224,730.70

ACCESS*

Patients seen in 24 months	Total	Change since previous quarter
Quarter ending June 2016	3,898	
Quarter ending September 2016	3,735	↓
Quarter ending December 2016	3,583	↓
Quarter ending March 2017	3,507	↓
Quarter ending June 2017	3,458	↓
Variance since June 2016	(11.3%)	↓



ACTIVITY



Month	Adjusted Scheduled Activity (UDA)	
	2017	2018
April	677	406
May	1,415	1,117
June	1,941	1,864
July	3,118	
August	3,962	
September	4,939	
October	5,698	
November	6,326	
December	7,480	
January	8,479	
February	9,498	
March	11,477	
April	12,605	
May	12,612	
June	12,613	

QUALITY

	Quantity	Base Number	Contract	AT	Region	England
% of FP17s for the same patient ID Re-attending within 3 months - Children	10	188	5.3%	9.9%	11.7%	12.0%
% of FP17s for the same patient ID Re-attending within 3 months - Adults	123	957	12.9%	13.5%	15.2%	16.0%
% of FP17s for the same patient ID Re-attending between 3 & 9 months - Children	117	188	62.2%	60.0%	59.1%	58.0%
% of FP17s for the same patient ID Re-attending between 3 & 9 months - Adults	616	957	64.4%	55.0%	52.2%	50.9%
% of FP17s for Band 1 Urgent Courses	79	887	8.9%	6.8%	7.9%	9.1%
% of FP17s Relating to Free Repair or Replacements	1	887	0.1%	0.9%	0.8%	0.8%
% of FP17s Relating to Continuations	19	887	2.1%	1.3%	1.1%	1.1%
% of Patients satisfied with the dentistry they have received	18	23	78.3%	92.7%	91.8%	91.7%
% of Patients satisfied with the time they had to wait for an appointment	15	23	65.2%	89.5%	88.4%	88.0%

* This is based on patients treated on this contract for their most recent course of treatment. Figures in italics indicate the base number of FP17s or Patient Questionnaire responses are less than 100. N/A is shown where the base number of responses is less than 10 during the period. % is calculated as Quantity/Base number*100

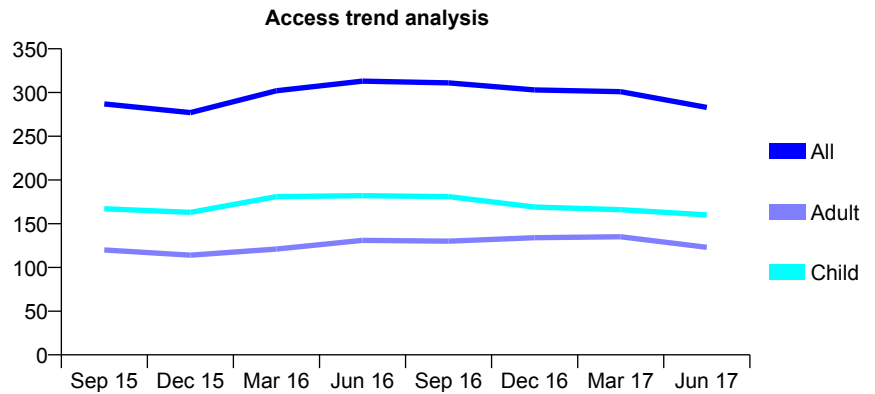
Q60 - Vital Signs At a Glance Contract Report for 724149/0003 - June 2017

Name or company name	MR RJ GATENBY
Contract type name	GDS Contract
Purpose of contract	General and Orthodontic
Contract start date	21/09/2009
Contract end date	

17/18 Contracted general activity (UDA)	1,662
Carry forward general activity (UDA)	0
17/18 Contracted orthodontic activity (UOA)	330
Carry forward orthodontic activity (UOA)	0
Baseline contract value	£69,887.57

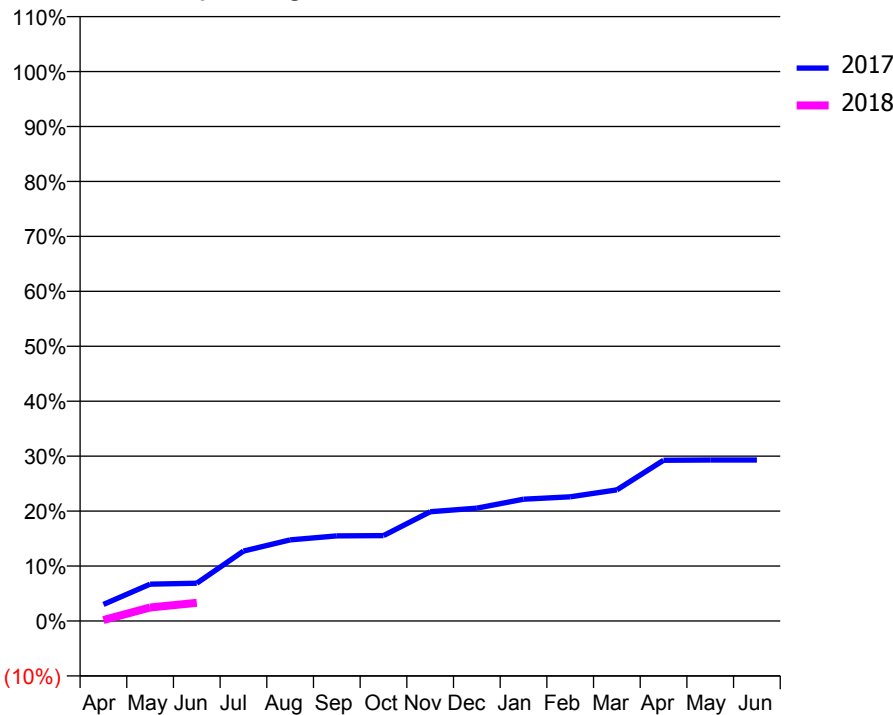
ACCESS*

Patients seen in 24 months	Total	Change since previous quarter
Quarter ending June 2016	313	
Quarter ending September 2016	311	→
Quarter ending December 2016	303	↓
Quarter ending March 2017	301	→
Quarter ending June 2017	283	↓
Variance since June 2016	(9.6%)	↓



ACTIVITY

Cumulative percentage of contracted UDA delivered 2017 & 2018



Month	Adjusted Scheduled Activity (UDA)	
	2017	2018
April	50	3
May	111	41
June	114	55
July	211	
August	245	
September	257	
October	258	
November	330	
December	341	
January	369	
February	376	
March	397	
April	486	
May	487	
June	487	

QUALITY

	Quantity	Base Number	Contract	AT	Region	England
% of FP17s for the same patient ID Re-attending within 3 months - Children	10	67	14.9%	9.9%	11.7%	12.0%
% of FP17s for the same patient ID Re-attending within 3 months - Adults	0	11	0.0%	13.5%	15.2%	16.0%
% of FP17s for the same patient ID Re-attending between 3 & 9 months - Children	21	67	31.3%	60.0%	59.1%	58.0%
% of FP17s for the same patient ID Re-attending between 3 & 9 months - Adults	2	11	18.2%	55.0%	52.2%	50.9%
% of FP17s for Band 1 Urgent Courses	0	26	0.0%	6.8%	7.9%	9.1%
% of FP17s Relating to Free Repair or Replacements	0	26	0.0%	0.9%	0.8%	0.8%
% of FP17s Relating to Continuations	1	26	3.8%	1.3%	1.1%	1.1%
% of Patients satisfied with the dentistry they have received	0	0	N/A	92.7%	91.8%	91.7%
% of Patients satisfied with the time they had to wait for an appointment	0	0	N/A	89.5%	88.4%	88.0%

* This is based on patients treated on this contract for their most recent course of treatment. Figures in italics indicate the base number of FP17s or Patient Questionnaire responses are less than 100. N/A is shown where the base number of responses is less than 10 during the period. % is calculated as Quantity/Base number*100

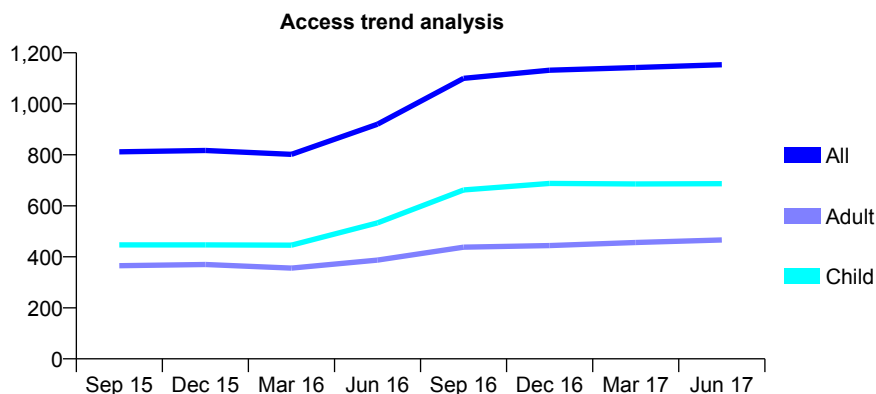
Q60 - Vital Signs At a Glance Contract Report for 725315/0001 - June 2017

Name or company name	MR IK JARRETT
Contract type name	GDS Contract
Purpose of contract	General
Contract start date	01/04/2006
Contract end date	

17/18 Contracted general activity (UDA)	4,451
Carry forward general activity (UDA)	0
17/18 Contracted orthodontic activity (UOA)	0
Carry forward orthodontic activity (UOA)	0
Baseline contract value	£93,818.48

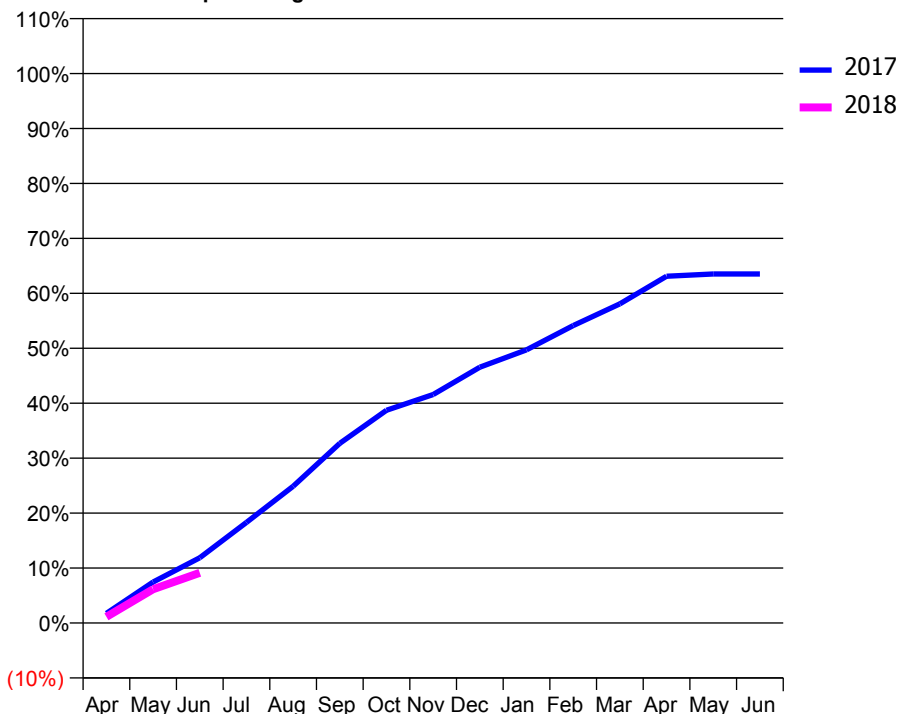
ACCESS*

Patients seen in 24 months	Total	Change since previous quarter
Quarter ending June 2016	920	
Quarter ending September 2016	1,100	↑
Quarter ending December 2016	1,132	↑
Quarter ending March 2017	1,142	→
Quarter ending June 2017	1,153	→
Variance since June 2016	25.3%	↑



ACTIVITY

Cumulative percentage of contracted UDA delivered 2017 & 2018



Month	Adjusted Scheduled Activity (UDA)	
	2017	2018
April	78	50
May	332	274
June	528	407
July	815	
August	1,108	
September	1,456	
October	1,723	
November	1,851	
December	2,073	
January	2,213	
February	2,409	
March	2,585	
April	2,809	
May	2,827	
June	2,827	

QUALITY

	Quantity	Base Number	Contract	AT	Region	England
% of FP17s for the same patient ID Re-attending within 3 months - Children	13	247	5.3%	9.9%	11.7%	12.0%
% of FP17s for the same patient ID Re-attending within 3 months - Adults	20	152	13.2%	13.5%	15.2%	16.0%
% of FP17s for the same patient ID Re-attending between 3 & 9 months - Children	146	247	59.1%	60.0%	59.1%	58.0%
% of FP17s for the same patient ID Re-attending between 3 & 9 months - Adults	89	152	58.6%	55.0%	52.2%	50.9%
% of FP17s for Band 1 Urgent Courses	5	275	1.8%	6.8%	7.9%	9.1%
% of FP17s Relating to Free Repair or Replacements	0	275	0.0%	0.9%	0.8%	0.8%
% of FP17s Relating to Continuations	0	275	0.0%	1.3%	1.1%	1.1%
% of Patients satisfied with the dentistry they have received	3	3	N/A	92.7%	91.8%	91.7%
% of Patients satisfied with the time they had to wait for an appointment	3	3	N/A	89.5%	88.4%	88.0%

* This is based on patients treated on this contract for their most recent course of treatment. Figures in italics indicate the base number of FP17s or Patient Questionnaire responses are less than 100. N/A is shown where the base number of responses is less than 10 during the period. % is calculated as Quantity/Base number*100

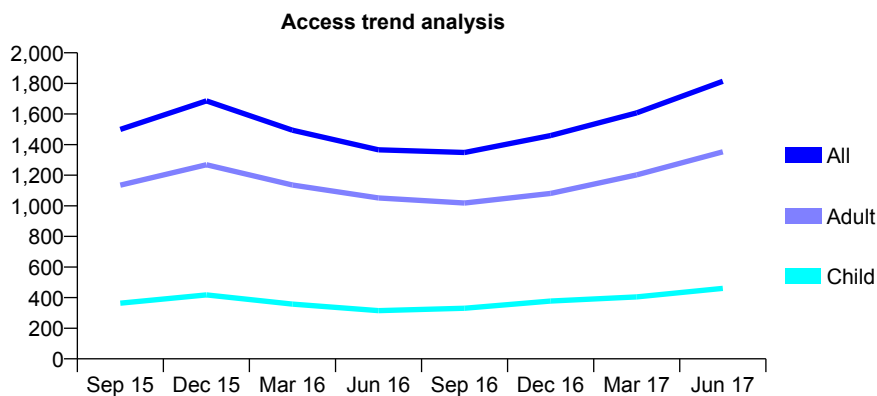
Q60 - Vital Signs At a Glance Contract Report for 725447/0001 - June 2017

Name or company name	MR PJ MIDDLETON
Contract type name	GDS Contract
Purpose of contract	General
Contract start date	01/04/2006
Contract end date	

17/18 Contracted general activity (UDA)	3,956
Carry forward general activity (UDA)	0
17/18 Contracted orthodontic activity (UOA)	0
Carry forward orthodontic activity (UOA)	0
Baseline contract value	£96,138.69

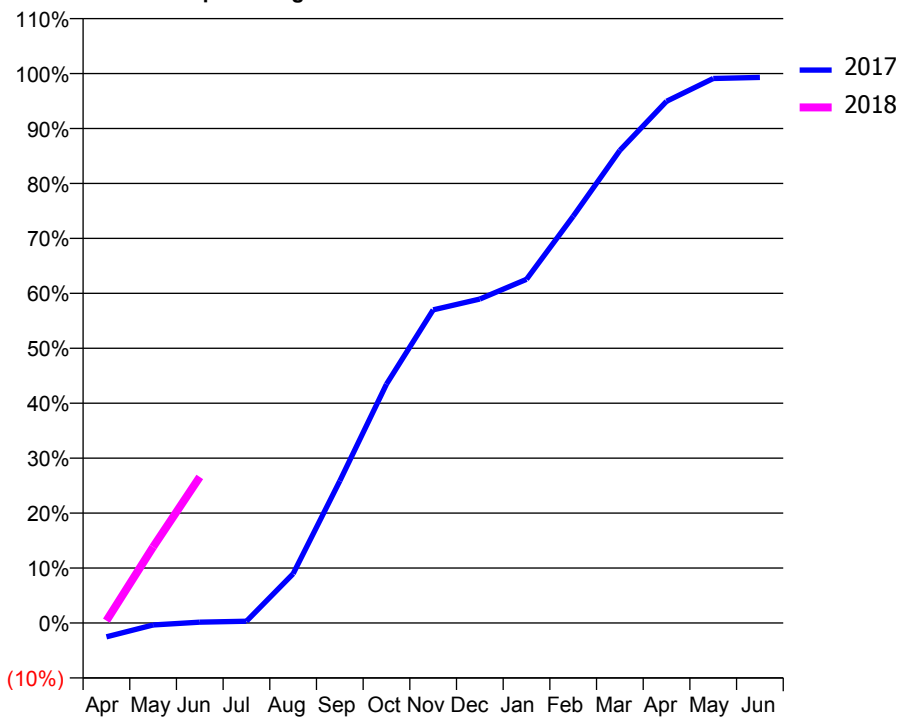
ACCESS*

Patients seen in 24 months	Total	Change since previous quarter
Quarter ending June 2016	1,366	
Quarter ending September 2016	1,349	↓
Quarter ending December 2016	1,459	↑
Quarter ending March 2017	1,607	↑
Quarter ending June 2017	1,814	↑
Variance since June 2016	32.8%	↑



ACTIVITY

Cumulative percentage of contracted UDA delivered 2017 & 2018



Month	Adjusted Scheduled Activity (UDA)	
	2017	2018
April	-100	17
May	-15	547
June	6	1,051
July	13	
August	354	
September	1,023	
October	1,720	
November	2,255	
December	2,332	
January	2,474	
February	2,928	
March	3,402	
April	3,756	
May	3,920	
June	3,928	

QUALITY

	Quantity	Base Number	Contract	AT	Region	England
% of FP17s for the same patient ID Re-attending within 3 months - Children	15	193	7.8%	9.9%	11.7%	12.0%
% of FP17s for the same patient ID Re-attending within 3 months - Adults	60	557	10.8%	13.5%	15.2%	16.0%
% of FP17s for the same patient ID Re-attending between 3 & 9 months - Children	77	193	39.9%	60.0%	59.1%	58.0%
% of FP17s for the same patient ID Re-attending between 3 & 9 months - Adults	209	557	37.5%	55.0%	52.2%	50.9%
% of FP17s for Band 1 Urgent Courses	47	502	9.4%	6.8%	7.9%	9.1%
% of FP17s Relating to Free Repair or Replacements	4	502	0.8%	0.9%	0.8%	0.8%
% of FP17s Relating to Continuations	7	502	1.4%	1.3%	1.1%	1.1%
% of Patients satisfied with the dentistry they have received	0	0	N/A	92.7%	91.8%	91.7%
% of Patients satisfied with the time they had to wait for an appointment	0	0	N/A	89.5%	88.4%	88.0%

* This is based on patients treated on this contract for their most recent course of treatment. Figures in italics indicate the base number of FP17s or Patient Questionnaire responses are less than 100. N/A is shown where the base number of responses is less than 10 during the period. % is calculated as Quantity/Base number*100

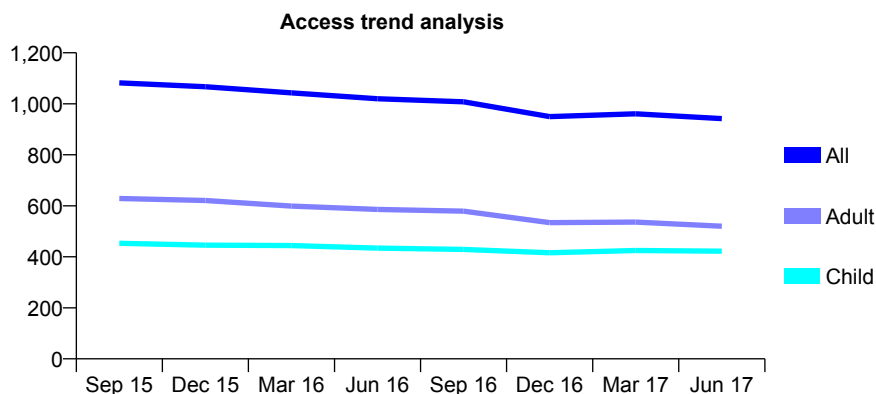
Q60 - Vital Signs At a Glance Contract Report for 732370/0001 - June 2017

Name or company name	MR AE WOODCOCK
Contract type name	GDS Contract
Purpose of contract	General
Contract start date	01/04/2006
Contract end date	

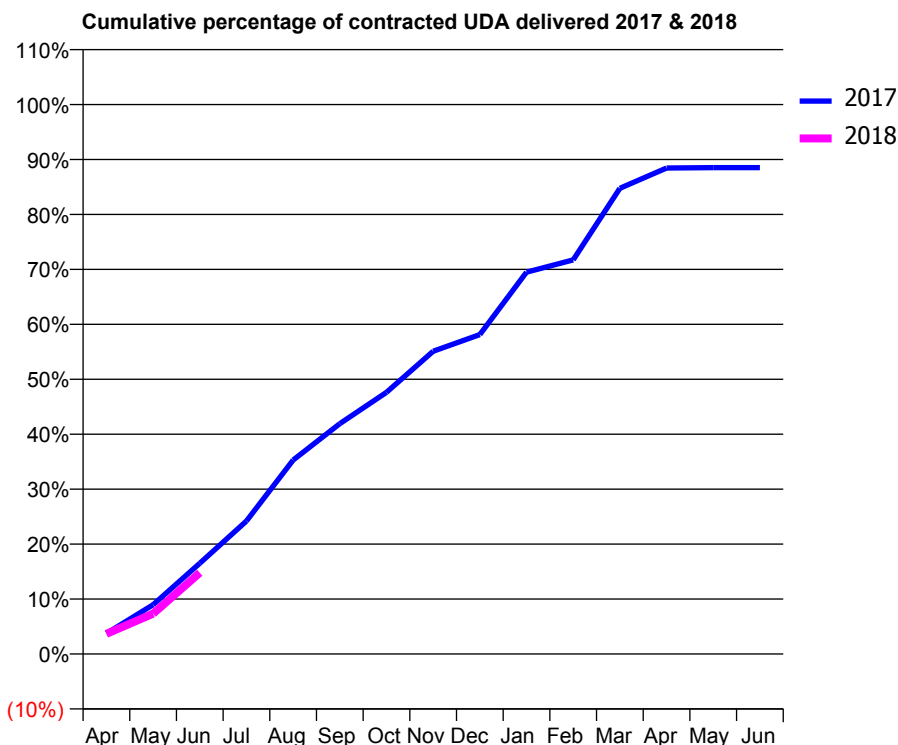
17/18 Contracted general activity (UDA)	2,550
Carry forward general activity (UDA)	0
17/18 Contracted orthodontic activity (UOA)	0
Carry forward orthodontic activity (UOA)	0
Baseline contract value	£68,202.10

ACCESS*

Patients seen in 24 months	Total	Change since previous quarter
Quarter ending June 2016	1,020	
Quarter ending September 2016	1,008	↓
Quarter ending December 2016	950	↓
Quarter ending March 2017	961	→
Quarter ending June 2017	942	↓
Variance since June 2016	(7.6%)	↓



ACTIVITY



Adjusted Scheduled Activity (UDA)		
Month	2017	2018
April	95	94
May	229	187
June	421	377
July	617	
August	900	
September	1,069	
October	1,214	
November	1,405	
December	1,482	
January	1,772	
February	1,829	
March	2,161	
April	2,255	
May	2,257	
June	2,257	

QUALITY

	Quantity	Base Number	Contract	AT	Region	England
% of FP17s for the same patient ID Re-attending within 3 months - Children	6	112	5.4%	9.9%	11.7%	12.0%
% of FP17s for the same patient ID Re-attending within 3 months - Adults	13	119	10.9%	13.5%	15.2%	16.0%
% of FP17s for the same patient ID Re-attending between 3 & 9 months - Children	21	112	18.8%	60.0%	59.1%	58.0%
% of FP17s for the same patient ID Re-attending between 3 & 9 months - Adults	37	119	31.1%	55.0%	52.2%	50.9%
% of FP17s for Band 1 Urgent Courses	2	190	1.1%	6.8%	7.9%	9.1%
% of FP17s Relating to Free Repair or Replacements	0	190	0.0%	0.9%	0.8%	0.8%
% of FP17s Relating to Continuations	5	190	2.6%	1.3%	1.1%	1.1%
% of Patients satisfied with the dentistry they have received	4	4	N/A	92.7%	91.8%	91.7%
% of Patients satisfied with the time they had to wait for an appointment	4	4	N/A	89.5%	88.4%	88.0%

* This is based on patients treated on this contract for their most recent course of treatment. Figures in italics indicate the base number of FP17s or Patient Questionnaire responses are less than 100. N/A is shown where the base number of responses is less than 10 during the period. % is calculated as Quantity/Base number*100

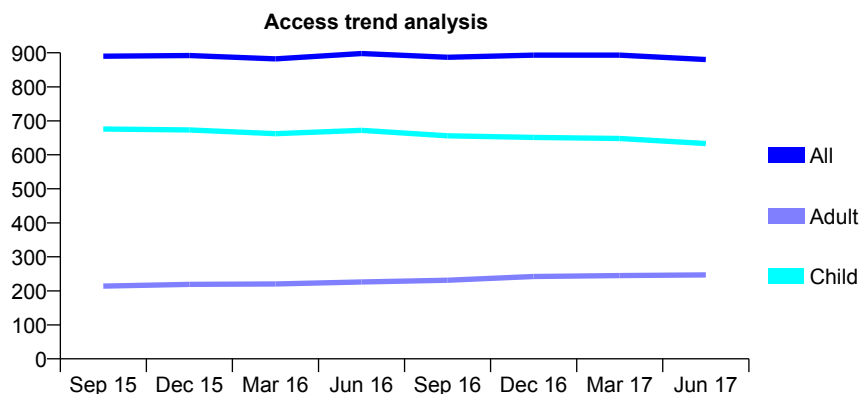
Q60 - Vital Signs At a Glance Contract Report for 739618/0001 - June 2017

Name or company name	MR J LAMPARD
Contract type name	GDS Contract
Purpose of contract	General and Orthodontic
Contract start date	01/04/2006
Contract end date	

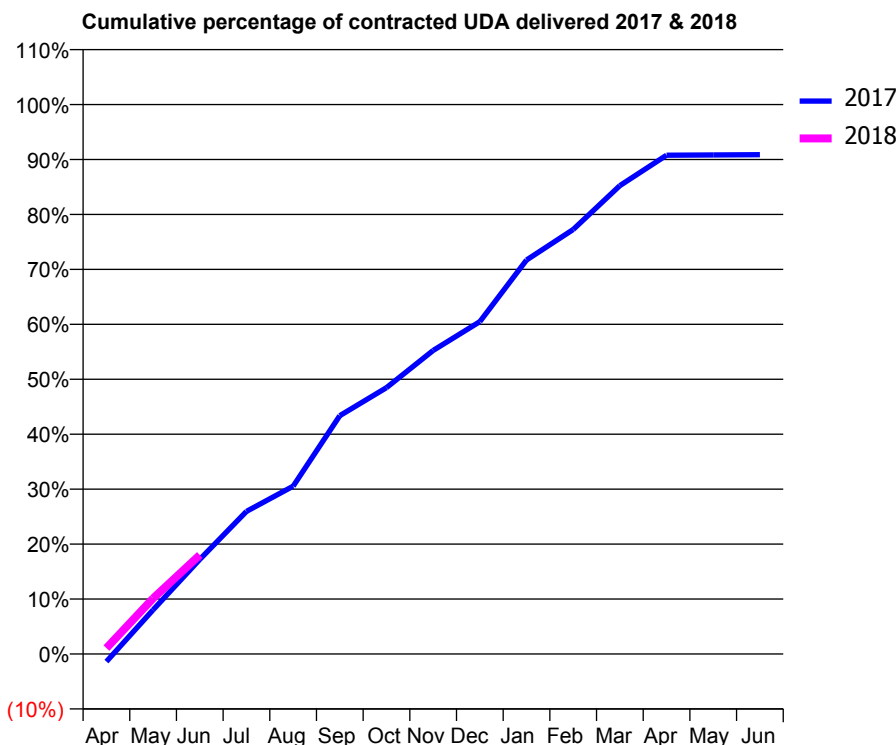
17/18 Contracted general activity (UDA)	1,850
Carry forward general activity (UDA)	0
17/18 Contracted orthodontic activity (UOA)	38
Carry forward orthodontic activity (UOA)	0
Baseline contract value	£49,514.20

ACCESS*

Patients seen in 24 months	Total	Change since previous quarter
Quarter ending June 2016	898	
Quarter ending September 2016	887	↓
Quarter ending December 2016	893	→
Quarter ending March 2017	893	→
Quarter ending June 2017	880	↓
Variance since June 2016	(2.0%)	↓



ACTIVITY



Month	Adjusted Scheduled Activity (UDA)	
	2017	2018
April	-26	20
May	149	188
June	319	333
July	480	
August	565	
September	803	
October	897	
November	1,022	
December	1,119	
January	1,326	
February	1,429	
March	1,577	
April	1,679	
May	1,680	
June	1,681	

QUALITY

	Quantity	Base Number	Contract	AT	Region	England
% of FP17s for the same patient ID Re-attending within 3 months - Children	20	304	6.6%	9.9%	11.7%	12.0%
% of FP17s for the same patient ID Re-attending within 3 months - Adults	1	50	2.0%	13.5%	15.2%	16.0%
% of FP17s for the same patient ID Re-attending between 3 & 9 months - Children	237	304	78.0%	60.0%	59.1%	58.0%
% of FP17s for the same patient ID Re-attending between 3 & 9 months - Adults	33	50	66.0%	55.0%	52.2%	50.9%
% of FP17s for Band 1 Urgent Courses	6	265	2.3%	6.8%	7.9%	9.1%
% of FP17s Relating to Free Repair or Replacements	0	265	0.0%	0.9%	0.8%	0.8%
% of FP17s Relating to Continuations	0	265	0.0%	1.3%	1.1%	1.1%
% of Patients satisfied with the dentistry they have received	0	0	N/A	92.7%	91.8%	91.7%
% of Patients satisfied with the time they had to wait for an appointment	0	0	N/A	89.5%	88.4%	88.0%

* This is based on patients treated on this contract for their most recent course of treatment. Figures in italics indicate the base number of FP17s or Patient Questionnaire responses are less than 100. N/A is shown where the base number of responses is less than 10 during the period. % is calculated as Quantity/Base number*100

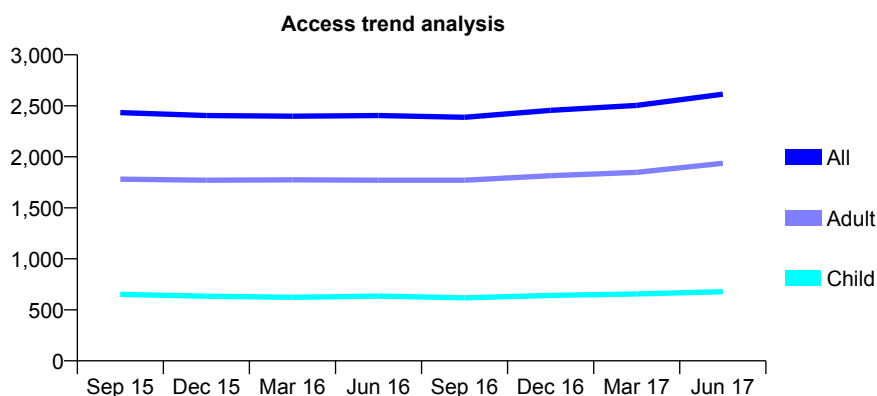
Q60 - Vital Signs At a Glance Contract Report for 740993/0001 - June 2017

Name or company name	MR JC WONG
Contract type name	GDS Contract
Purpose of contract	General
Contract start date	01/04/2006
Contract end date	

17/18 Contracted general activity (UDA)	8,120
Carry forward general activity (UDA)	0
17/18 Contracted orthodontic activity (UOA)	0
Carry forward orthodontic activity (UOA)	0
Baseline contract value	£232,228.98

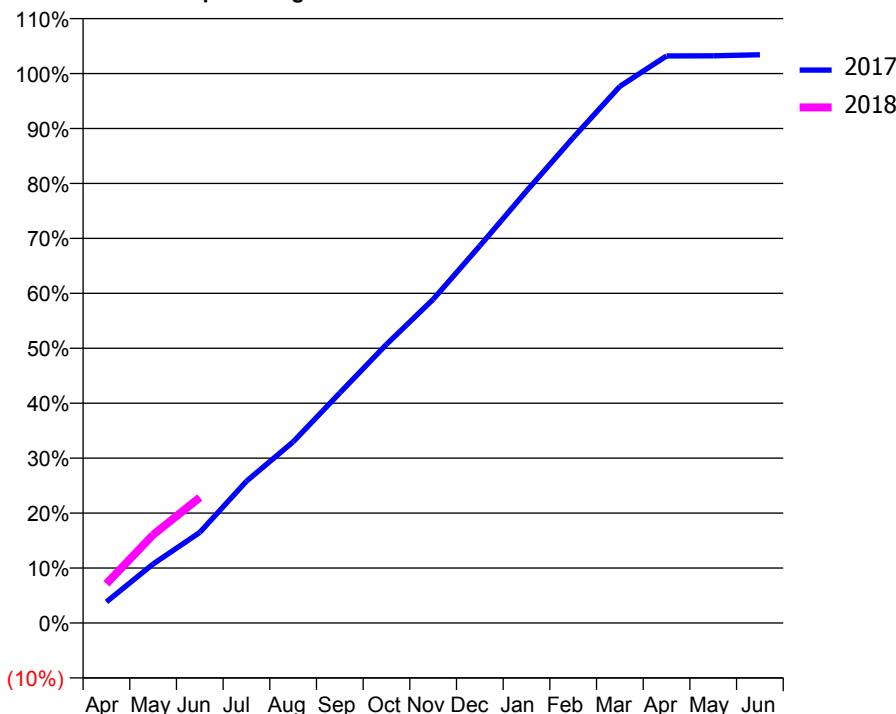
ACCESS*

Patients seen in 24 months	Total	Change since previous quarter
Quarter ending June 2016	2,405	
Quarter ending September 2016	2,387	→
Quarter ending December 2016	2,456	↑
Quarter ending March 2017	2,504	→
Quarter ending June 2017	2,614	↑
Variance since June 2016	8.7%	↑



ACTIVITY

Cumulative percentage of contracted UDA delivered 2017 & 2018



Month	Adjusted Scheduled Activity (UDA)	
	2017	2018
April	312	580
May	873	1,304
June	1,339	1,856
July	2,096	
August	2,676	
September	3,401	
October	4,117	
November	4,784	
December	5,573	
January	6,383	
February	7,171	
March	7,930	
April	8,380	
May	8,381	
June	8,396	

QUALITY

	Quantity	Base Number	Contract	AT	Region	England
% of FP17s for the same patient ID Re-attending within 3 months - Children	15	312	4.8%	9.9%	11.7%	12.0%
% of FP17s for the same patient ID Re-attending within 3 months - Adults	124	939	13.2%	13.5%	15.2%	16.0%
% of FP17s for the same patient ID Re-attending between 3 & 9 months - Children	214	312	68.6%	60.0%	59.1%	58.0%
% of FP17s for the same patient ID Re-attending between 3 & 9 months - Adults	562	939	59.9%	55.0%	52.2%	50.9%
% of FP17s for Band 1 Urgent Courses	74	1,007	7.3%	6.8%	7.9%	9.1%
% of FP17s Relating to Free Repair or Replacements	5	1,007	0.5%	0.9%	0.8%	0.8%
% of FP17s Relating to Continuations	22	1,007	2.2%	1.3%	1.1%	1.1%
% of Patients satisfied with the dentistry they have received	9	9	N/A	92.7%	91.8%	91.7%
% of Patients satisfied with the time they had to wait for an appointment	9	9	N/A	89.5%	88.4%	88.0%

* This is based on patients treated on this contract for their most recent course of treatment. Figures in italics indicate the base number of FP17s or Patient Questionnaire responses are less than 100. N/A is shown where the base number of responses is less than 10 during the period. % is calculated as Quantity/Base number*100

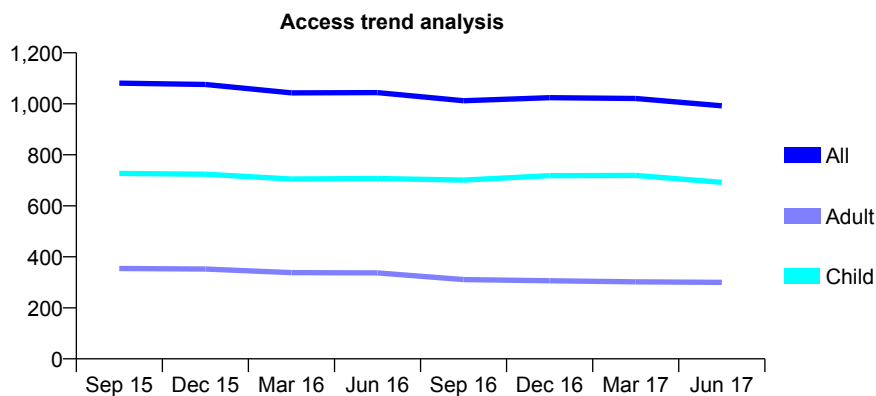
Q60 - Vital Signs At a Glance Contract Report for 741361/0001 - June 2017

Name or company name	MISS SM BATHO
Contract type name	GDS Contract
Purpose of contract	General
Contract start date	01/04/2006
Contract end date	

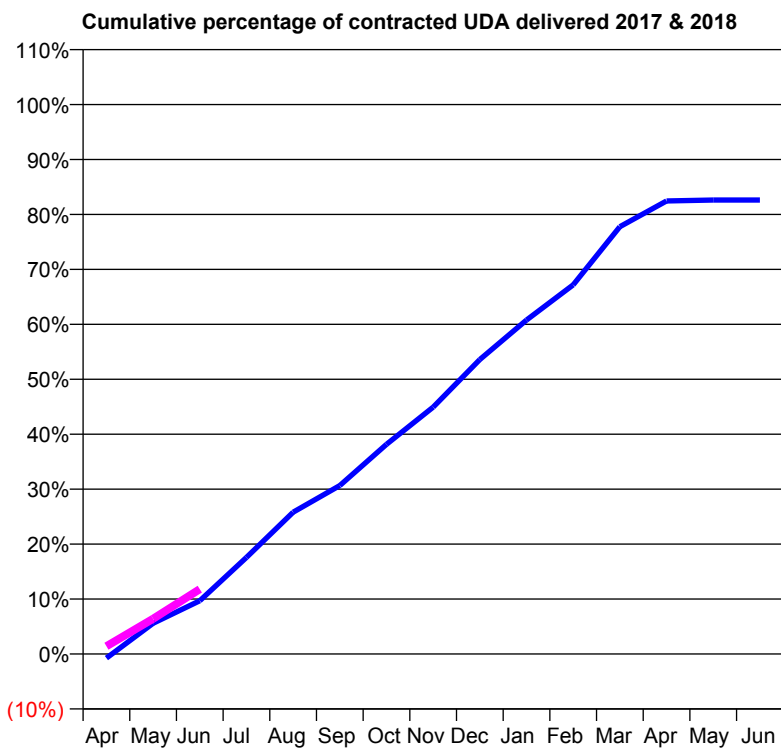
17/18 Contracted general activity (UDA)	2,500
Carry forward general activity (UDA)	0
17/18 Contracted orthodontic activity (UOA)	0
Carry forward orthodontic activity (UOA)	0
Baseline contract value	£55,564.19

ACCESS*

Patients seen in 24 months	Total	Change since previous quarter
Quarter ending June 2016	1,044	
Quarter ending September 2016	1,012	↓
Quarter ending December 2016	1,024	→
Quarter ending March 2017	1,021	→
Quarter ending June 2017	992	↓
Variance since June 2016	(5.0%)	↓



ACTIVITY



Adjusted Scheduled Activity (UDA)		
Month	2017	2018
April	-19	35
May	140	161
June	243	295
July	440	
August	645	
September	766	
October	954	
November	1,123	
December	1,340	
January	1,519	
February	1,680	
March	1,944	
April	2,061	
May	2,065	
June	2,065	

QUALITY

	Quantity	Base Number	Contract	AT	Region	England
% of FP17s for the same patient ID Re-attending within 3 months - Children	27	193	14.0%	9.9%	11.7%	12.0%
% of FP17s for the same patient ID Re-attending within 3 months - Adults	12	68	17.6%	13.5%	15.2%	16.0%
% of FP17s for the same patient ID Re-attending between 3 & 9 months - Children	98	193	50.8%	60.0%	59.1%	58.0%
% of FP17s for the same patient ID Re-attending between 3 & 9 months - Adults	27	68	39.7%	55.0%	52.2%	50.9%
% of FP17s for Band 1 Urgent Courses	11	184	6.0%	6.8%	7.9%	9.1%
% of FP17s Relating to Free Repair or Replacements	0	184	0.0%	0.9%	0.8%	0.8%
% of FP17s Relating to Continuations	0	184	0.0%	1.3%	1.1%	1.1%
% of Patients satisfied with the dentistry they have received	1	1	N/A	92.7%	91.8%	91.7%
% of Patients satisfied with the time they had to wait for an appointment	1	1	N/A	89.5%	88.4%	88.0%

* This is based on patients treated on this contract for their most recent course of treatment. Figures in italics indicate the base number of FP17s or Patient Questionnaire responses are less than 100. N/A is shown where the base number of responses is less than 10 during the period. % is calculated as Quantity/Base number*100

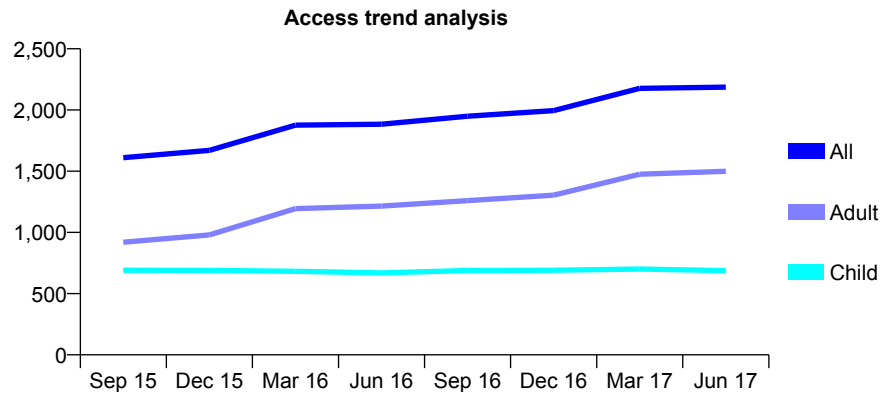
Q60 - Vital Signs At a Glance Contract Report for 741396/0001 - June 2017

Name or company name	MR D CHILCOTT
Contract type name	GDS Contract
Purpose of contract	General
Contract start date	01/04/2006
Contract end date	

17/18 Contracted general activity (UDA)	5,679
Carry forward general activity (UDA)	0
17/18 Contracted orthodontic activity (UOA)	0
Carry forward orthodontic activity (UOA)	0
Baseline contract value	£147,232.44

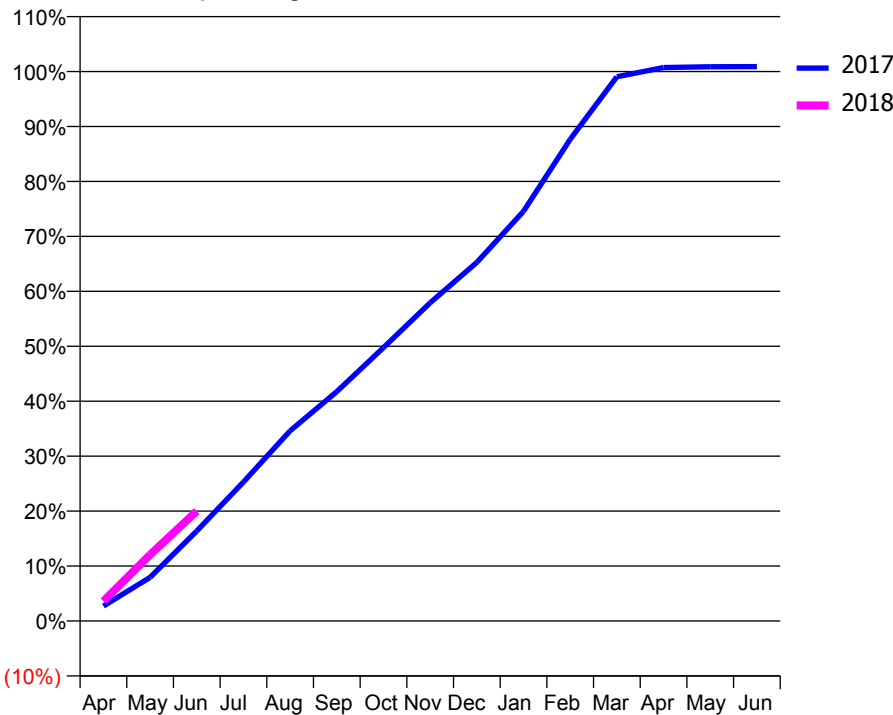
ACCESS*

Patients seen in 24 months	Total	Change since previous quarter
Quarter ending June 2016	1,884	
Quarter ending September 2016	1,949	↑
Quarter ending December 2016	1,995	↑
Quarter ending March 2017	2,177	↑
Quarter ending June 2017	2,187	→
Variance since June 2016	16.1%	↑



ACTIVITY

Cumulative percentage of contracted UDA delivered 2017 & 2018



Month	Adjusted Scheduled Activity (UDA)	
	2017	2018
April	155	204
May	451	686
June	931	1,136
July	1,437	
August	1,966	
September	2,371	
October	2,826	
November	3,288	
December	3,707	
January	4,234	
February	4,978	
March	5,624	
April	5,719	
May	5,728	
June	5,729	

QUALITY

	Quantity	Base Number	Contract	AT	Region	England
% of FP17s for the same patient ID Re-attending within 3 months - Children	24	246	9.8%	9.9%	11.7%	12.0%
% of FP17s for the same patient ID Re-attending within 3 months - Adults	42	377	11.1%	13.5%	15.2%	16.0%
% of FP17s for the same patient ID Re-attending between 3 & 9 months - Children	164	246	66.7%	60.0%	59.1%	58.0%
% of FP17s for the same patient ID Re-attending between 3 & 9 months - Adults	220	377	58.4%	55.0%	52.2%	50.9%
% of FP17s for Band 1 Urgent Courses	5	552	0.9%	6.8%	7.9%	9.1%
% of FP17s Relating to Free Repair or Replacements	1	552	0.2%	0.9%	0.8%	0.8%
% of FP17s Relating to Continuations	10	552	1.8%	1.3%	1.1%	1.1%
% of Patients satisfied with the dentistry they have received	5	5	N/A	92.7%	91.8%	91.7%
% of Patients satisfied with the time they had to wait for an appointment	5	5	N/A	89.5%	88.4%	88.0%

* This is based on patients treated on this contract for their most recent course of treatment. Figures in italics indicate the base number of FP17s or Patient Questionnaire responses are less than 100. N/A is shown where the base number of responses is less than 10 during the period. % is calculated as Quantity/Base number*100

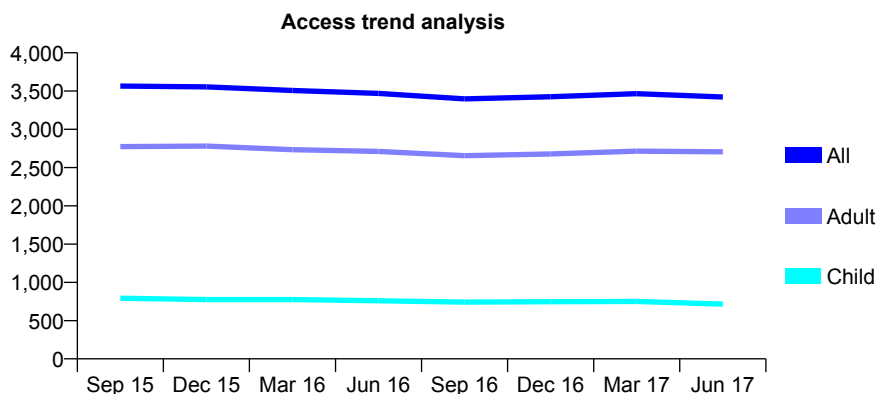
Q60 - Vital Signs At a Glance Contract Report for 745804/0001 - June 2017

Name or company name	MR YM TSO
Contract type name	GDS Contract
Purpose of contract	General
Contract start date	01/04/2006
Contract end date	

17/18 Contracted general activity (UDA)	8,200
Carry forward general activity (UDA)	0
17/18 Contracted orthodontic activity (UOA)	0
Carry forward orthodontic activity (UOA)	0
Baseline contract value	£236,413.29

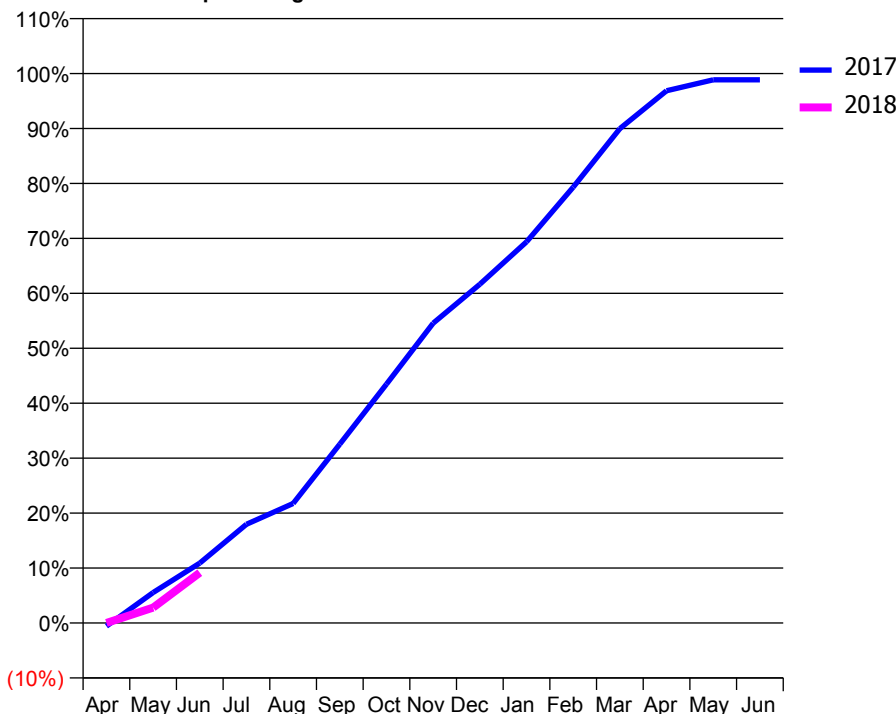
ACCESS*

Patients seen in 24 months	Total	Change since previous quarter
Quarter ending June 2016	3,470	
Quarter ending September 2016	3,398	↓
Quarter ending December 2016	3,425	→
Quarter ending March 2017	3,465	→
Quarter ending June 2017	3,422	↓
Variance since June 2016	(1.4%)	↓



ACTIVITY

Cumulative percentage of contracted UDA delivered 2017 & 2018



Adjusted Scheduled Activity (UDA)

Month	2017	2018
April	-48	0
May	455	229
June	895	752
July	1,474	
August	1,783	
September	2,670	
October	3,565	
November	4,474	
December	5,055	
January	5,689	
February	6,504	
March	7,378	
April	7,943	
May	8,105	
June	8,105	

QUALITY

	Quantity	Base Number	Contract	AT	Region	England
% of FP17s for the same patient ID Re-attending within 3 months - Children	13	149	8.7%	9.9%	11.7%	12.0%
% of FP17s for the same patient ID Re-attending within 3 months - Adults	89	530	16.8%	13.5%	15.2%	16.0%
% of FP17s for the same patient ID Re-attending between 3 & 9 months - Children	40	149	26.8%	60.0%	59.1%	58.0%
% of FP17s for the same patient ID Re-attending between 3 & 9 months - Adults	113	530	21.3%	55.0%	52.2%	50.9%
% of FP17s for Band 1 Urgent Courses	35	405	8.6%	6.8%	7.9%	9.1%
% of FP17s Relating to Free Repair or Replacements	18	405	4.4%	0.9%	0.8%	0.8%
% of FP17s Relating to Continuations	13	405	3.2%	1.3%	1.1%	1.1%
% of Patients satisfied with the dentistry they have received	8	9	N/A	92.7%	91.8%	91.7%
% of Patients satisfied with the time they had to wait for an appointment	9	9	N/A	89.5%	88.4%	88.0%

* This is based on patients treated on this contract for their most recent course of treatment. Figures in italics indicate the base number of FP17s or Patient Questionnaire responses are less than 100. N/A is shown where the base number of responses is less than 10 during the period. % is calculated as Quantity/Base number*100

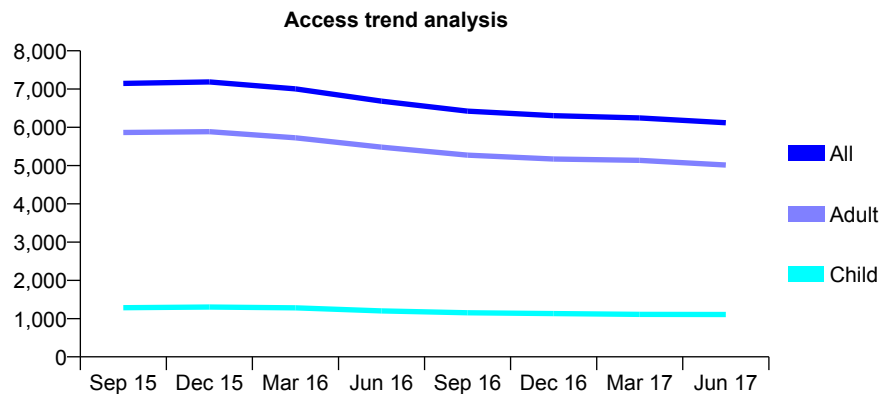
Q60 - Vital Signs At a Glance Contract Report for 749559/0001 - June 2017

Name or company name	MR JC PREECE
Contract type name	GDS Contract
Purpose of contract	General
Contract start date	01/04/2006
Contract end date	

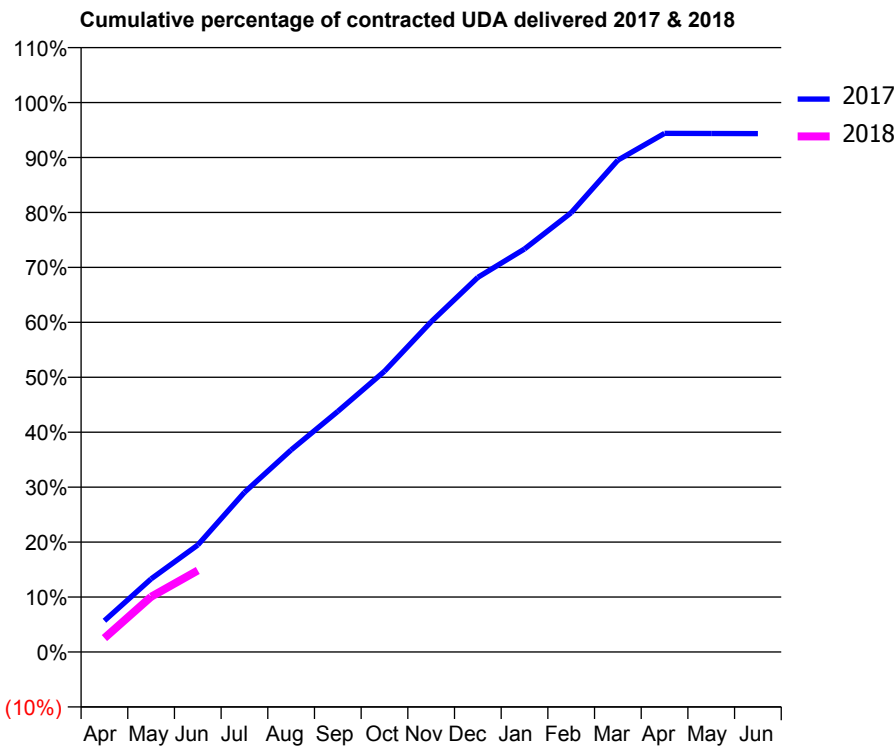
17/18 Contracted general activity (UDA)	19,778
Carry forward general activity (UDA)	0
17/18 Contracted orthodontic activity (UOA)	0
Carry forward orthodontic activity (UOA)	0
Baseline contract value	£561,052.18

ACCESS*

Patients seen in 24 months	Total	Change since previous quarter
Quarter ending June 2016	6,684	
Quarter ending September 2016	6,424	↓
Quarter ending December 2016	6,304	↓
Quarter ending March 2017	6,245	→
Quarter ending June 2017	6,121	↓
Variance since June 2016	(8.4%)	↓



ACTIVITY



Adjusted Scheduled Activity (UDA)		
Month	2017	2018
April	1,126	500
May	2,632	1,990
June	3,852	2,933
July	5,746	
August	7,271	
September	8,660	
October	10,105	
November	11,885	
December	13,485	
January	14,507	
February	15,811	
March	17,703	
April	18,669	
May	18,661	
June	18,659	

QUALITY

	Quantity	Base Number	Contract	AT	Region	England
% of FP17s for the same patient ID Re-attending within 3 months - Children	20	419	4.8%	9.9%	11.7%	12.0%
% of FP17s for the same patient ID Re-attending within 3 months - Adults	266	1,888	14.1%	13.5%	15.2%	16.0%
% of FP17s for the same patient ID Re-attending between 3 & 9 months - Children	277	419	66.1%	60.0%	59.1%	58.0%
% of FP17s for the same patient ID Re-attending between 3 & 9 months - Adults	1,347	1,888	71.3%	55.0%	52.2%	50.9%
% of FP17s for Band 1 Urgent Courses	163	1,903	8.6%	6.8%	7.9%	9.1%
% of FP17s Relating to Free Repair or Replacements	5	1,903	0.3%	0.9%	0.8%	0.8%
% of FP17s Relating to Continuations	11	1,903	0.6%	1.3%	1.1%	1.1%
% of Patients satisfied with the dentistry they have received	27	27	100.0%	92.7%	91.8%	91.7%
% of Patients satisfied with the time they had to wait for an appointment	23	27	85.2%	89.5%	88.4%	88.0%

* This is based on patients treated on this contract for their most recent course of treatment. Figures in italics indicate the base number of FP17s or Patient Questionnaire responses are less than 100. N/A is shown where the base number of responses is less than 10 during the period. % is calculated as Quantity/Base number*100

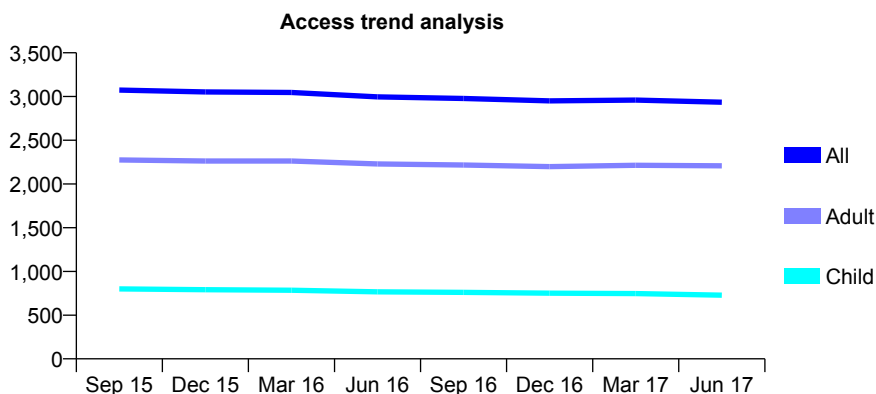
Q60 - Vital Signs At a Glance Contract Report for 755362/0001 - June 2017

Name or company name	MR KS HUGHES
Contract type name	GDS Contract
Purpose of contract	General
Contract start date	01/04/2006
Contract end date	

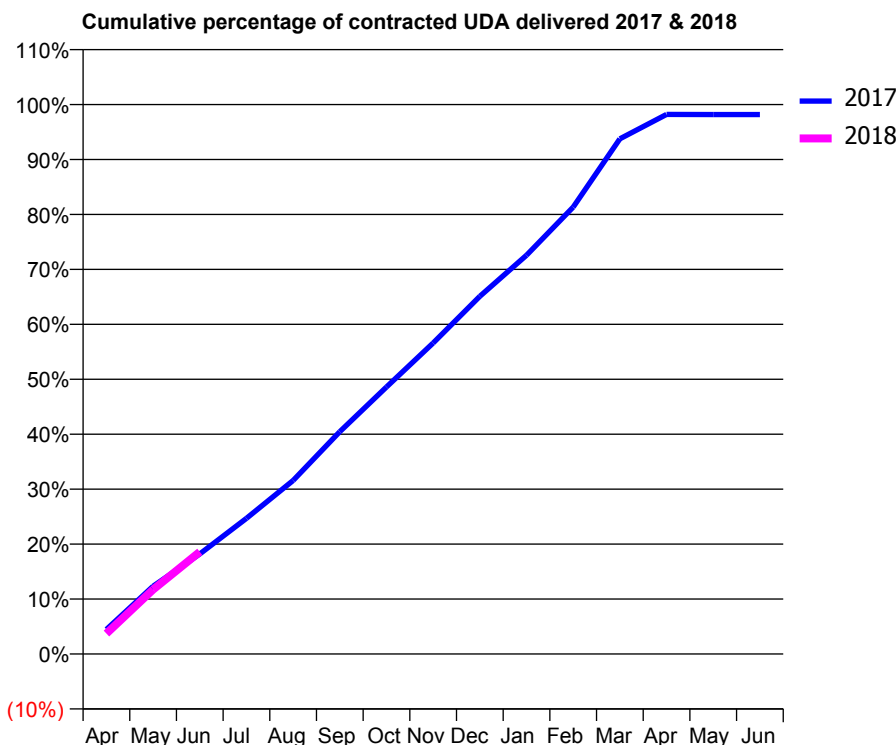
17/18 Contracted general activity (UDA)	9,315
Carry forward general activity (UDA)	0
17/18 Contracted orthodontic activity (UOA)	0
Carry forward orthodontic activity (UOA)	0
Baseline contract value	£248,125.83

ACCESS*

Patients seen in 24 months	Total	Change since previous quarter
Quarter ending June 2016	2,996	
Quarter ending September 2016	2,978	→
Quarter ending December 2016	2,950	→
Quarter ending March 2017	2,960	→
Quarter ending June 2017	2,935	→
Variance since June 2016	(2.0%)	↓



ACTIVITY



Month	Adjusted Scheduled Activity (UDA)	
	2017	2018
April	416	348
May	1,149	1,093
June	1,698	1,733
July	2,299	
August	2,942	
September	3,769	
October	4,526	
November	5,272	
December	6,064	
January	6,760	
February	7,575	
March	8,734	
April	9,146	
May	9,145	
June	9,145	

QUALITY

	Quantity	Base Number	Contract	AT	Region	England
% of FP17s for the same patient ID Re-attending within 3 months - Children	21	297	7.1%	9.9%	11.7%	12.0%
% of FP17s for the same patient ID Re-attending within 3 months - Adults	104	816	12.7%	13.5%	15.2%	16.0%
% of FP17s for the same patient ID Re-attending between 3 & 9 months - Children	237	297	79.8%	60.0%	59.1%	58.0%
% of FP17s for the same patient ID Re-attending between 3 & 9 months - Adults	515	816	63.1%	55.0%	52.2%	50.9%
% of FP17s for Band 1 Urgent Courses	48	910	5.3%	6.8%	7.9%	9.1%
% of FP17s Relating to Free Repair or Replacements	11	910	1.2%	0.9%	0.8%	0.8%
% of FP17s Relating to Continuations	7	910	0.8%	1.3%	1.1%	1.1%
% of Patients satisfied with the dentistry they have received	8	8	N/A	92.7%	91.8%	91.7%
% of Patients satisfied with the time they had to wait for an appointment	8	8	N/A	89.5%	88.4%	88.0%

* This is based on patients treated on this contract for their most recent course of treatment. Figures in italics indicate the base number of FP17s or Patient Questionnaire responses are less than 100. N/A is shown where the base number of responses is less than 10 during the period. % is calculated as Quantity/Base number*100

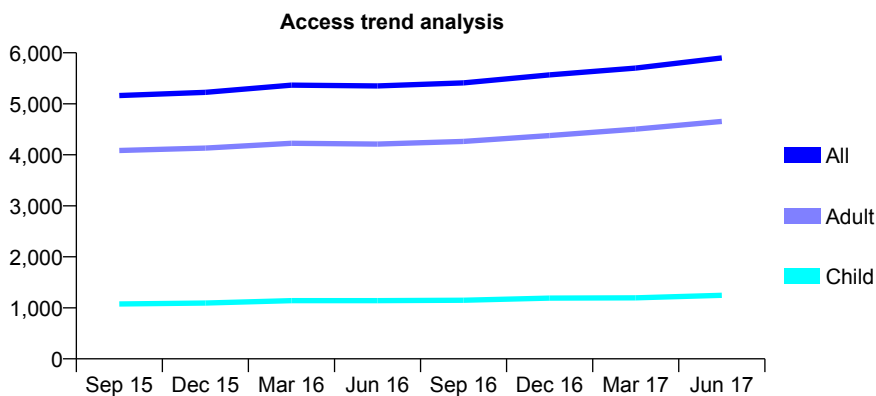
Q60 - Vital Signs At a Glance Contract Report for 762571/0001 - June 2017

Name or company name	Cleobury Dental Practice Partnership
Contract type name	GDS Contract
Purpose of contract	General
Contract start date	01/12/2011
Contract end date	

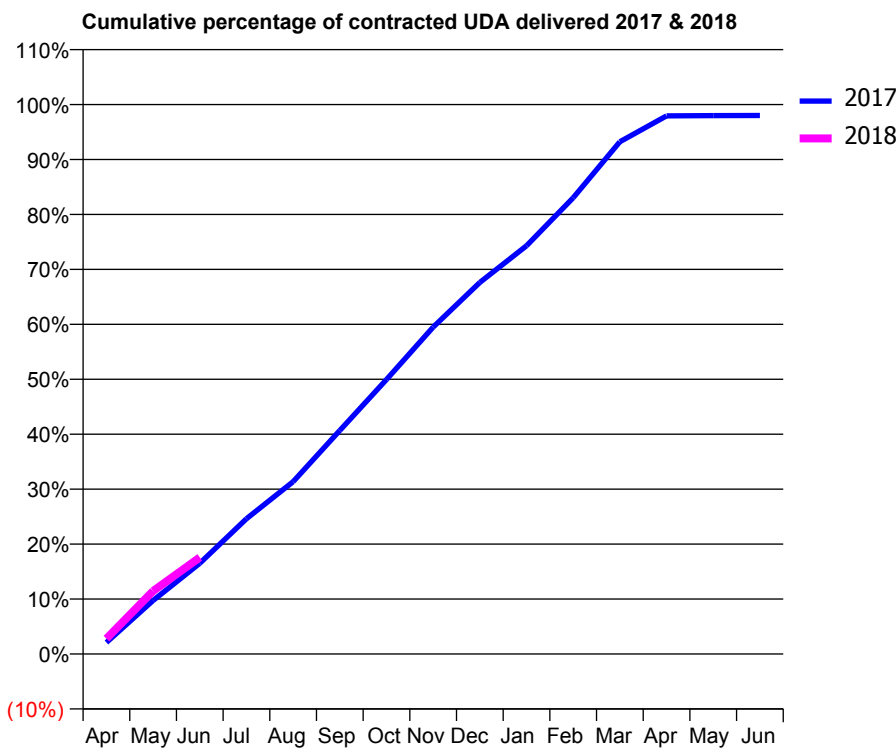
17/18 Contracted general activity (UDA)	15,000
Carry forward general activity (UDA)	0
17/18 Contracted orthodontic activity (UOA)	0
Carry forward orthodontic activity (UOA)	0
Baseline contract value	£386,906.61

ACCESS*

Patients seen in 24 months	Total	Change since previous quarter
Quarter ending June 2016	5,350	
Quarter ending September 2016	5,410	→
Quarter ending December 2016	5,567	↑
Quarter ending March 2017	5,700	↑
Quarter ending June 2017	5,900	↑
Variance since June 2016	10.3%	↑



ACTIVITY



Month	Adjusted Scheduled Activity (UDA)	
	2017	2018
April	314	422
May	1,462	1,721
June	2,478	2,637
July	3,691	
August	4,705	
September	6,104	
October	7,493	
November	8,922	
December	10,144	
January	11,143	
February	12,453	
March	13,983	
April	14,689	
May	14,695	
June	14,700	

QUALITY

	Quantity	Base Number	Contract	AT	Region	England
% of FP17s for the same patient ID Re-attending within 3 months - Children	40	487	8.2%	9.9%	11.7%	12.0%
% of FP17s for the same patient ID Re-attending within 3 months - Adults	155	1,530	10.1%	13.5%	15.2%	16.0%
% of FP17s for the same patient ID Re-attending between 3 & 9 months - Children	318	487	65.3%	60.0%	59.1%	58.0%
% of FP17s for the same patient ID Re-attending between 3 & 9 months - Adults	918	1,530	60.0%	55.0%	52.2%	50.9%
% of FP17s for Band 1 Urgent Courses	62	1,453	4.3%	6.8%	7.9%	9.1%
% of FP17s Relating to Free Repair or Replacements	14	1,453	1.0%	0.9%	0.8%	0.8%
% of FP17s Relating to Continuations	10	1,453	0.7%	1.3%	1.1%	1.1%
% of Patients satisfied with the dentistry they have received	17	19	89.5%	92.7%	91.8%	91.7%
% of Patients satisfied with the time they had to wait for an appointment	15	19	78.9%	89.5%	88.4%	88.0%

* This is based on patients treated on this contract for their most recent course of treatment. Figures in italics indicate the base number of FP17s or Patient Questionnaire responses are less than 100. N/A is shown where the base number of responses is less than 10 during the period. % is calculated as Quantity/Base number*100

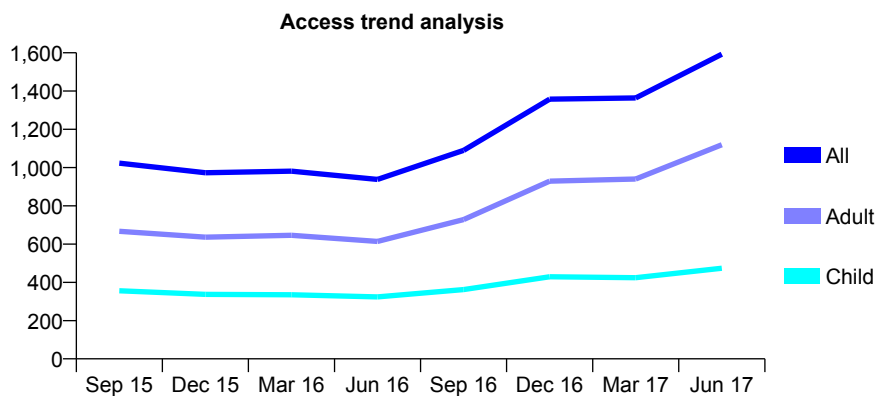
Q60 - Vital Signs At a Glance Contract Report for 762776/0001 - June 2017

Name or company name	MR A SHAMSI
Contract type name	GDS Contract
Purpose of contract	General
Contract start date	01/04/2006
Contract end date	

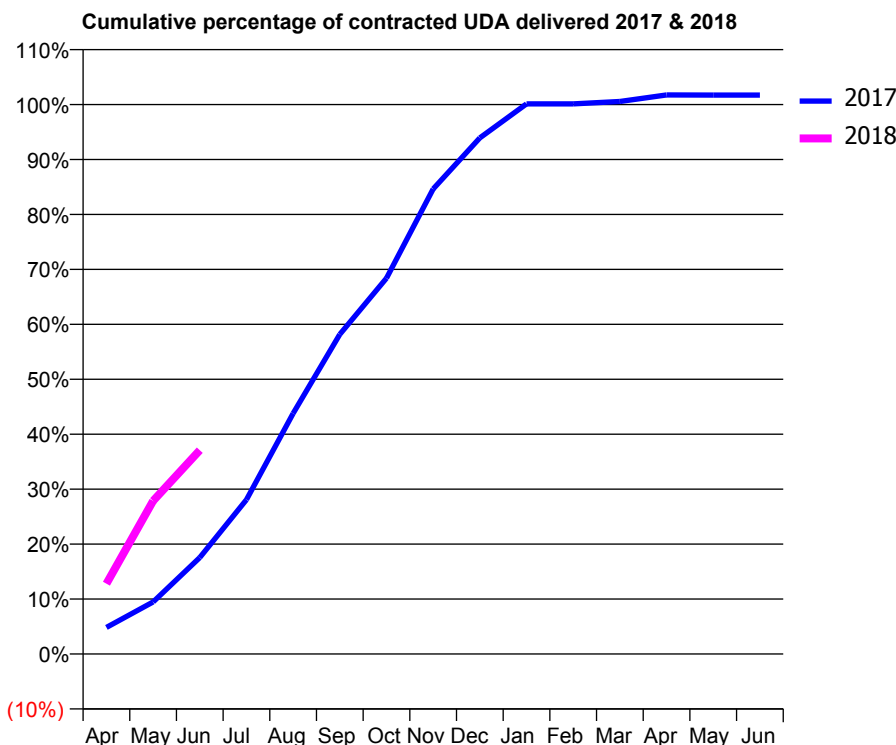
17/18 Contracted general activity (UDA)	6,178
Carry forward general activity (UDA)	0
17/18 Contracted orthodontic activity (UOA)	0
Carry forward orthodontic activity (UOA)	0
Baseline contract value	£158,651.32

ACCESS*

Patients seen in 24 months	Total	Change since previous quarter
Quarter ending June 2016	938	
Quarter ending September 2016	1,090	↑
Quarter ending December 2016	1,358	↑
Quarter ending March 2017	1,364	→
Quarter ending June 2017	1,593	↑
Variance since June 2016	69.8%	↑



ACTIVITY



Month	Adjusted Scheduled Activity (UDA)	
	2017	2018
April	299	790
May	585	1,722
June	1,085	2,292
July	1,735	
August	2,706	
September	3,595	
October	4,225	
November	5,229	
December	5,803	
January	6,185	
February	6,185	
March	6,212	
April	6,286	
May	6,285	
June	6,285	

QUALITY

	Quantity	Base Number	Contract	AT	Region	England
% of FP17s for the same patient ID Re-attending within 3 months - Children	11	254	4.3%	9.9%	11.7%	12.0%
% of FP17s for the same patient ID Re-attending within 3 months - Adults	64	607	10.5%	13.5%	15.2%	16.0%
% of FP17s for the same patient ID Re-attending between 3 & 9 months - Children	142	254	55.9%	60.0%	59.1%	58.0%
% of FP17s for the same patient ID Re-attending between 3 & 9 months - Adults	271	607	44.6%	55.0%	52.2%	50.9%
% of FP17s for Band 1 Urgent Courses	4	830	0.5%	6.8%	7.9%	9.1%
% of FP17s Relating to Free Repair or Replacements	0	830	0.0%	0.9%	0.8%	0.8%
% of FP17s Relating to Continuations	3	830	0.4%	1.3%	1.1%	1.1%
% of Patients satisfied with the dentistry they have received	2	4	N/A	92.7%	91.8%	91.7%
% of Patients satisfied with the time they had to wait for an appointment	4	4	N/A	89.5%	88.4%	88.0%

* This is based on patients treated on this contract for their most recent course of treatment. Figures in italics indicate the base number of FP17s or Patient Questionnaire responses are less than 100. N/A is shown where the base number of responses is less than 10 during the period. % is calculated as Quantity/Base number*100

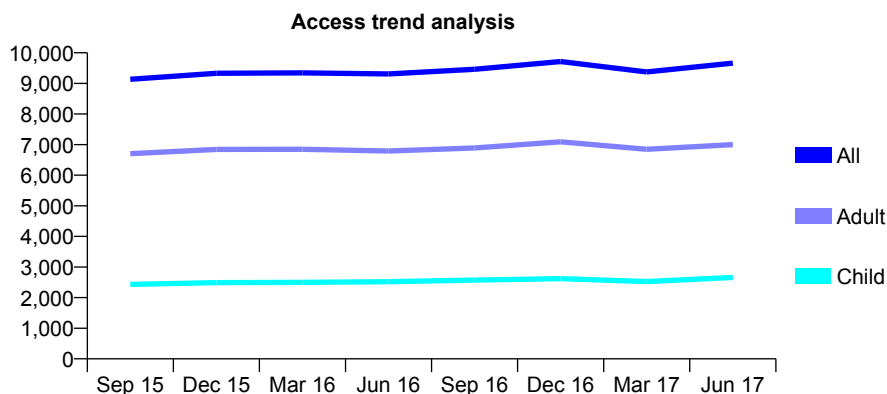
Q60 - Vital Signs At a Glance Contract Report for 762776/0002 - June 2017

Name or company name	MR A SHAMSI
Contract type name	PDS Plus Contract
Purpose of contract	General
Contract start date	01/02/2011
Contract end date	31/03/2021

17/18 Contracted general activity (UDA)	33,500
Carry forward general activity (UDA)	0
17/18 Contracted orthodontic activity (UOA)	0
Carry forward orthodontic activity (UOA)	0
Baseline contract value	£627,688.27

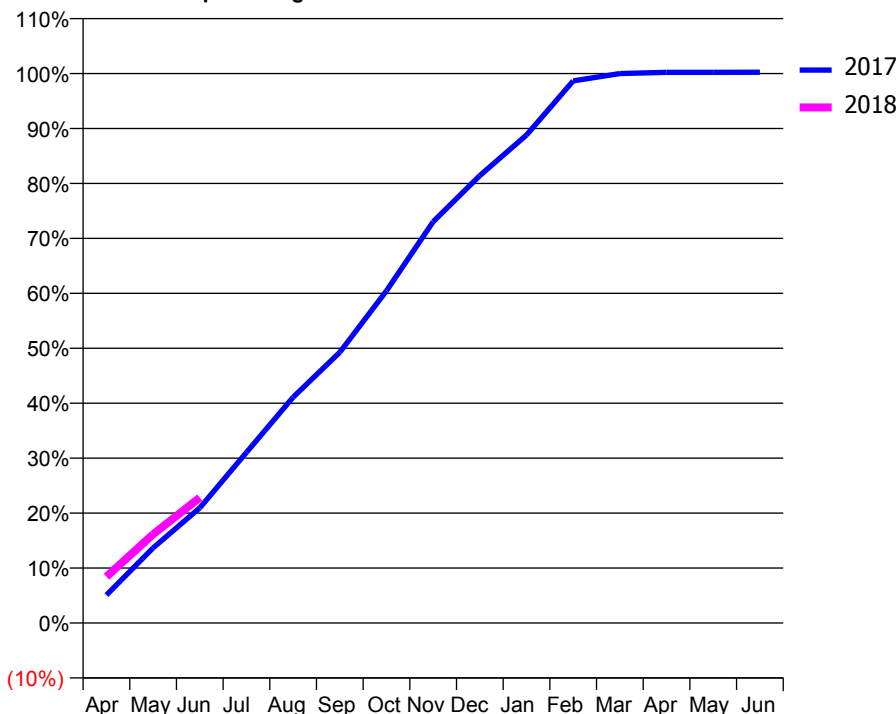
ACCESS*

Patients seen in 24 months	Total	Change since previous quarter
Quarter ending June 2016	9,311	
Quarter ending September 2016	9,462	→
Quarter ending December 2016	9,713	↑
Quarter ending March 2017	9,375	↓
Quarter ending June 2017	9,662	↑
Variance since June 2016	3.8%	↑



ACTIVITY

Cumulative percentage of contracted UDA delivered 2017 & 2018



Month	Adjusted Scheduled Activity (UDA)	
	2017	2018
April	1,700	2,828
May	4,584	5,412
June	7,021	7,644
July	10,404	
August	13,764	
September	16,511	
October	20,258	
November	24,462	
December	27,275	
January	29,748	
February	33,053	
March	33,501	
April	33,573	
May	33,574	
June	33,577	

QUALITY

	Quantity	Base Number	Contract	AT	Region	England
% of FP17s for the same patient ID Re-attending within 3 months - Children	26	716	3.6%	9.9%	11.7%	12.0%
% of FP17s for the same patient ID Re-attending within 3 months - Adults	87	1,410	6.2%	13.5%	15.2%	16.0%
% of FP17s for the same patient ID Re-attending between 3 & 9 months - Children	286	716	39.9%	60.0%	59.1%	58.0%
% of FP17s for the same patient ID Re-attending between 3 & 9 months - Adults	470	1,410	33.3%	55.0%	52.2%	50.9%
% of FP17s for Band 1 Urgent Courses	52	2,108	2.5%	6.8%	7.9%	9.1%
% of FP17s Relating to Free Repair or Replacements	16	2,108	0.8%	0.9%	0.8%	0.8%
% of FP17s Relating to Continuations	7	2,108	0.3%	1.3%	1.1%	1.1%
% of Patients satisfied with the dentistry they have received	35	37	94.6%	92.7%	91.8%	91.7%
% of Patients satisfied with the time they had to wait for an appointment	35	37	94.6%	89.5%	88.4%	88.0%

* This is based on patients treated on this contract for their most recent course of treatment. Figures in italics indicate the base number of FP17s or Patient Questionnaire responses are less than 100. N/A is shown where the base number of responses is less than 10 during the period. % is calculated as Quantity/Base number*100

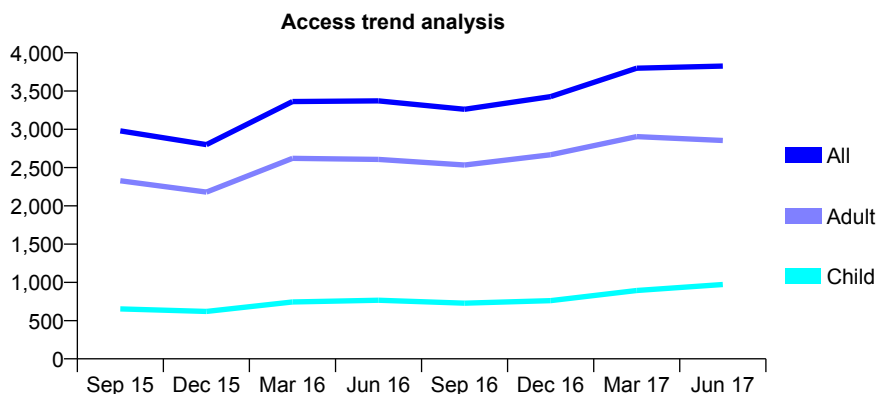
Q60 - Vital Signs At a Glance Contract Report for 764442/0003 - June 2017

Name or company name	MR KS GAKHAL
Contract type name	GDS Contract
Purpose of contract	General
Contract start date	01/01/2012
Contract end date	

17/18 Contracted general activity (UDA)	9,882
Carry forward general activity (UDA)	0
17/18 Contracted orthodontic activity (UOA)	0
Carry forward orthodontic activity (UOA)	0
Baseline contract value	£263,404.91

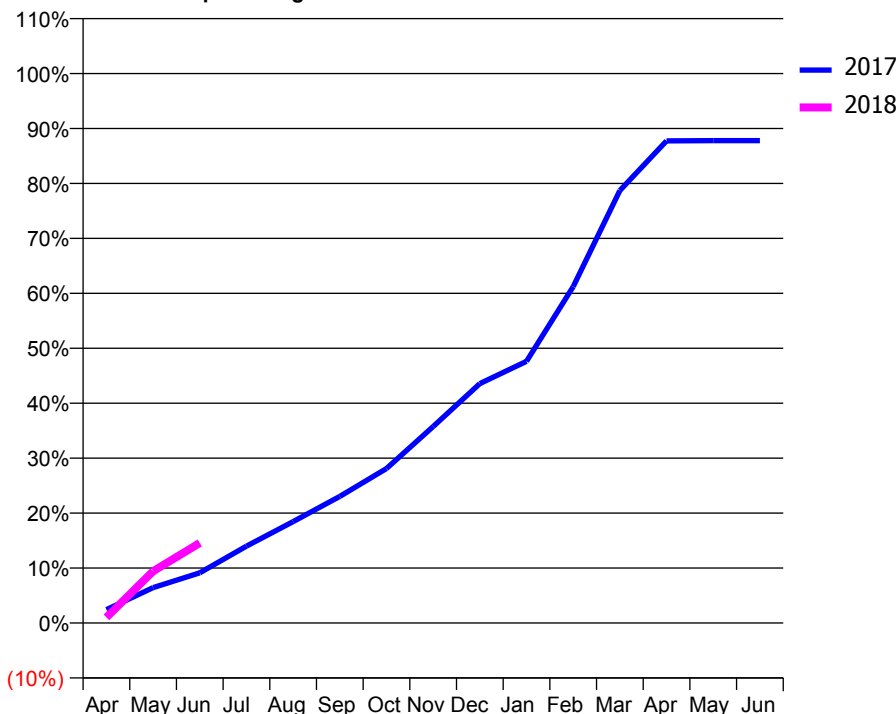
ACCESS*

Patients seen in 24 months	Total	Change since previous quarter
Quarter ending June 2016	3,372	
Quarter ending September 2016	3,262	↓
Quarter ending December 2016	3,428	↑
Quarter ending March 2017	3,799	↑
Quarter ending June 2017	3,826	→
Variance since June 2016	13.5%	↑



ACTIVITY

Cumulative percentage of contracted UDA delivered 2017 & 2018



Month	Adjusted Scheduled Activity (UDA)	
	2017	2018
April	242	102
May	636	931
June	903	1,439
July	1,381	
August	1,824	
September	2,277	
October	2,778	
November	3,534	
December	4,306	
January	4,707	
February	6,050	
March	7,778	
April	8,671	
May	8,675	
June	8,675	

QUALITY

	Quantity	Base Number	Contract	AT	Region	England
% of FP17s for the same patient ID Re-attending within 3 months - Children	23	282	8.2%	9.9%	11.7%	12.0%
% of FP17s for the same patient ID Re-attending within 3 months - Adults	107	764	14.0%	13.5%	15.2%	16.0%
% of FP17s for the same patient ID Re-attending between 3 & 9 months - Children	67	282	23.8%	60.0%	59.1%	58.0%
% of FP17s for the same patient ID Re-attending between 3 & 9 months - Adults	190	764	24.9%	55.0%	52.2%	50.9%
% of FP17s for Band 1 Urgent Courses	180	739	24.4%	6.8%	7.9%	9.1%
% of FP17s Relating to Free Repair or Replacements	3	739	0.4%	0.9%	0.8%	0.8%
% of FP17s Relating to Continuations	9	739	1.2%	1.3%	1.1%	1.1%
% of Patients satisfied with the dentistry they have received	2	3	N/A	92.7%	91.8%	91.7%
% of Patients satisfied with the time they had to wait for an appointment	3	3	N/A	89.5%	88.4%	88.0%

* This is based on patients treated on this contract for their most recent course of treatment. Figures in italics indicate the base number of FP17s or Patient Questionnaire responses are less than 100. N/A is shown where the base number of responses is less than 10 during the period. % is calculated as Quantity/Base number*100

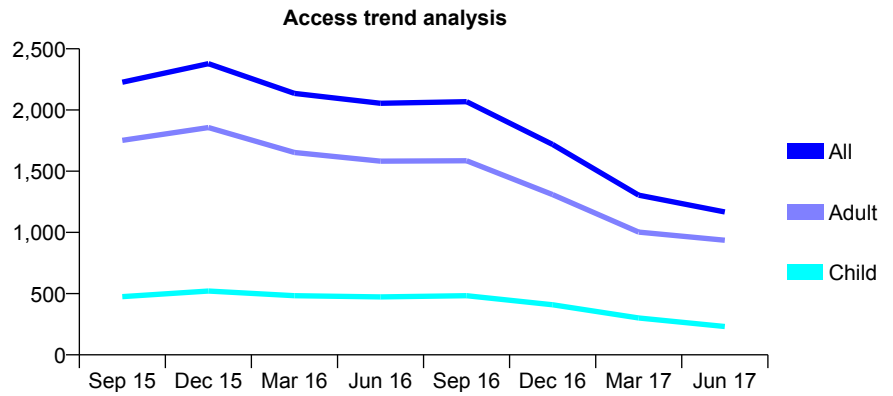
Q60 - Vital Signs At a Glance Contract Report for 764442/0004 - June 2017

Name or company name	MR KS GAKHAL
Contract type name	PDS Contract
Purpose of contract	General
Contract start date	01/01/2012
Contract end date	31/12/2021

17/18 Contracted general activity (UDA)	5,401
Carry forward general activity (UDA)	0
17/18 Contracted orthodontic activity (UOA)	0
Carry forward orthodontic activity (UOA)	0
Baseline contract value	£148,519.58

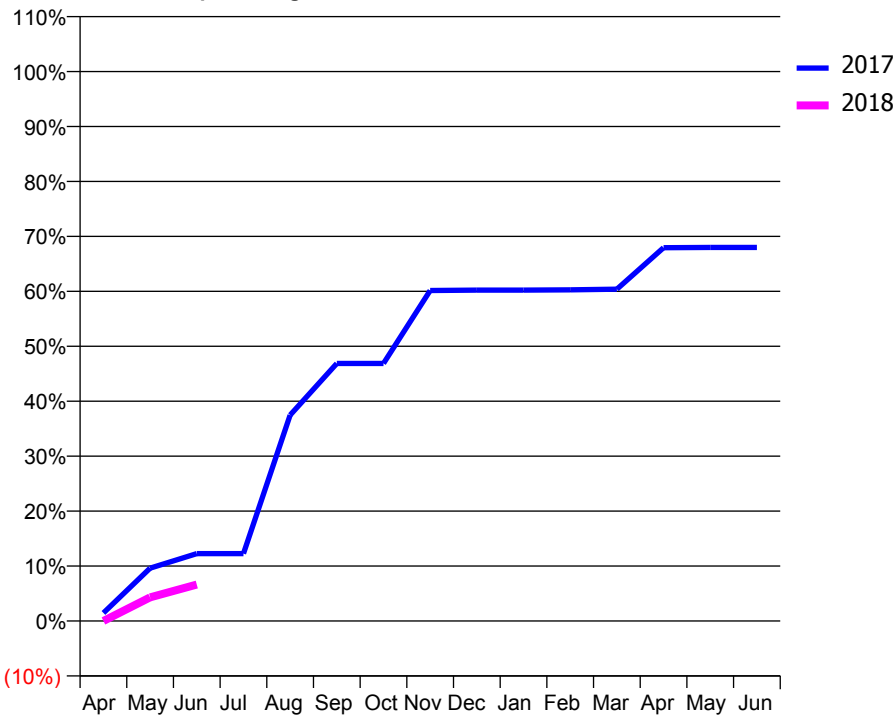
ACCESS*

Patients seen in 24 months	Total	Change since previous quarter
Quarter ending June 2016	2,055	
Quarter ending September 2016	2,068	→
Quarter ending December 2016	1,718	↓
Quarter ending March 2017	1,304	↓
Quarter ending June 2017	1,167	↓
Variance since June 2016	(43.2%)	↓



ACTIVITY

Cumulative percentage of contracted UDA delivered 2017 & 2018



Month	Adjusted Scheduled Activity (UDA)	
	2017	2018
April	79	0
May	520	233
June	662	359
July	662	
August	2,024	
September	2,531	
October	2,531	
November	3,249	
December	3,253	
January	3,253	
February	3,256	
March	3,262	
April	3,669	
May	3,672	
June	3,672	

QUALITY

	Quantity	Base Number	Contract	AT	Region	England
% of FP17s for the same patient ID Re-attending within 3 months - Children	0	70	0.0%	9.9%	11.7%	12.0%
% of FP17s for the same patient ID Re-attending within 3 months - Adults	6	322	1.9%	13.5%	15.2%	16.0%
% of FP17s for the same patient ID Re-attending between 3 & 9 months - Children	2	70	2.9%	60.0%	59.1%	58.0%
% of FP17s for the same patient ID Re-attending between 3 & 9 months - Adults	16	322	5.0%	55.0%	52.2%	50.9%
% of FP17s for Band 1 Urgent Courses	154	215	71.6%	6.8%	7.9%	9.1%
% of FP17s Relating to Free Repair or Replacements	1	215	0.5%	0.9%	0.8%	0.8%
% of FP17s Relating to Continuations	0	215	0.0%	1.3%	1.1%	1.1%
% of Patients satisfied with the dentistry they have received	1	2	N/A	92.7%	91.8%	91.7%
% of Patients satisfied with the time they had to wait for an appointment	2	2	N/A	89.5%	88.4%	88.0%

* This is based on patients treated on this contract for their most recent course of treatment. Figures in italics indicate the base number of FP17s or Patient Questionnaire responses are less than 100. N/A is shown where the base number of responses is less than 10 during the period. % is calculated as Quantity/Base number*100

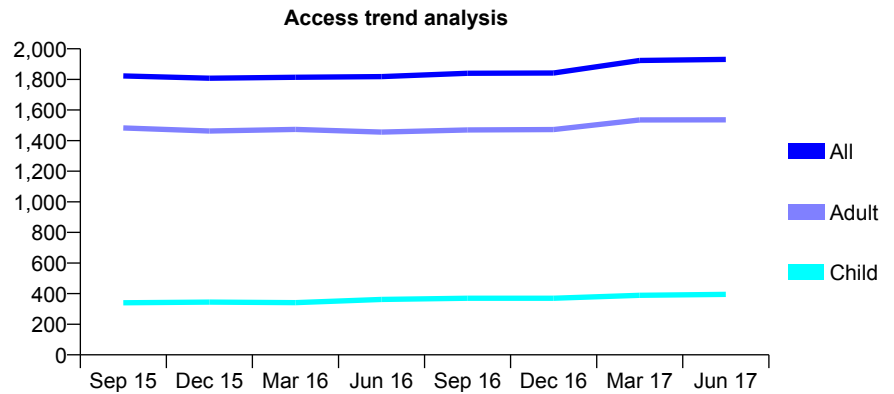
Q60 - Vital Signs At a Glance Contract Report for 764442/0005 - June 2017

Name or company name	Mr BD Coleyshaw
Contract type name	GDS Contract
Purpose of contract	General
Contract start date	01/04/2012
Contract end date	

17/18 Contracted general activity (UDA)	5,918
Carry forward general activity (UDA)	0
17/18 Contracted orthodontic activity (UOA)	0
Carry forward orthodontic activity (UOA)	0
Baseline contract value	£132,098.09

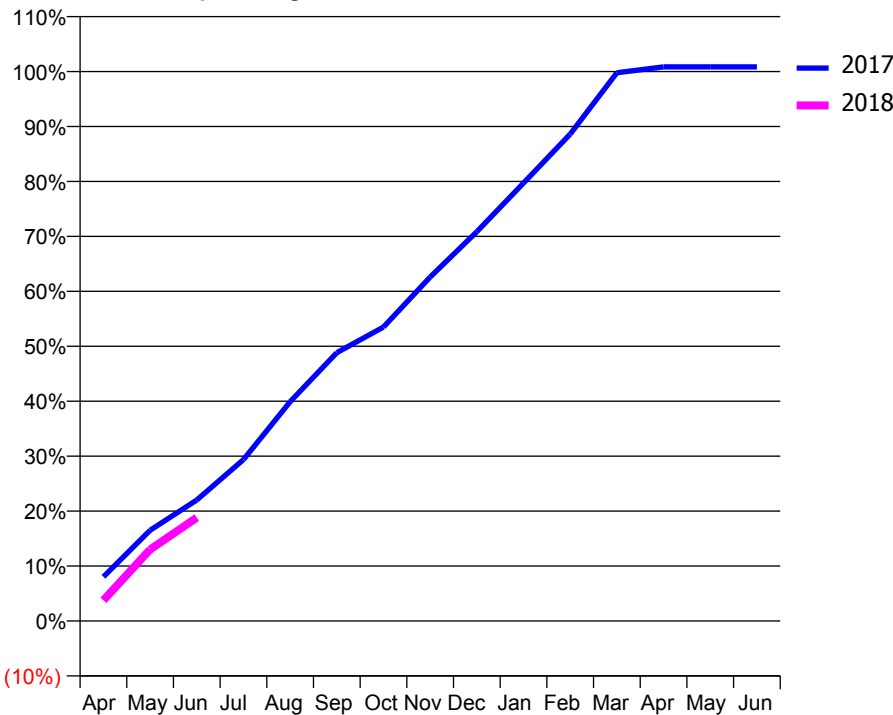
ACCESS*

Patients seen in 24 months	Total	Change since previous quarter
Quarter ending June 2016	1,818	
Quarter ending September 2016	1,840	→
Quarter ending December 2016	1,842	→
Quarter ending March 2017	1,924	↑
Quarter ending June 2017	1,931	→
Variance since June 2016	6.2%	↑



ACTIVITY

Cumulative percentage of contracted UDA delivered 2017 & 2018



Month	Adjusted Scheduled Activity (UDA)	
	2017	2018
April	477	223
May	977	770
June	1,303	1,113
July	1,738	
August	2,361	
September	2,890	
October	3,166	
November	3,704	
December	4,193	
January	4,717	
February	5,243	
March	5,904	
April	5,968	
May	5,968	
June	5,968	

QUALITY

	Quantity	Base Number	Contract	AT	Region	England
% of FP17s for the same patient ID Re-attending within 3 months - Children	13	146	8.9%	9.9%	11.7%	12.0%
% of FP17s for the same patient ID Re-attending within 3 months - Adults	83	521	15.9%	13.5%	15.2%	16.0%
% of FP17s for the same patient ID Re-attending between 3 & 9 months - Children	105	146	71.9%	60.0%	59.1%	58.0%
% of FP17s for the same patient ID Re-attending between 3 & 9 months - Adults	330	521	63.3%	55.0%	52.2%	50.9%
% of FP17s for Band 1 Urgent Courses	72	634	11.4%	6.8%	7.9%	9.1%
% of FP17s Relating to Free Repair or Replacements	4	634	0.6%	0.9%	0.8%	0.8%
% of FP17s Relating to Continuations	6	634	0.9%	1.3%	1.1%	1.1%
% of Patients satisfied with the dentistry they have received	7	7	N/A	92.7%	91.8%	91.7%
% of Patients satisfied with the time they had to wait for an appointment	7	7	N/A	89.5%	88.4%	88.0%

* This is based on patients treated on this contract for their most recent course of treatment. Figures in italics indicate the base number of FP17s or Patient Questionnaire responses are less than 100. N/A is shown where the base number of responses is less than 10 during the period. % is calculated as Quantity/Base number*100

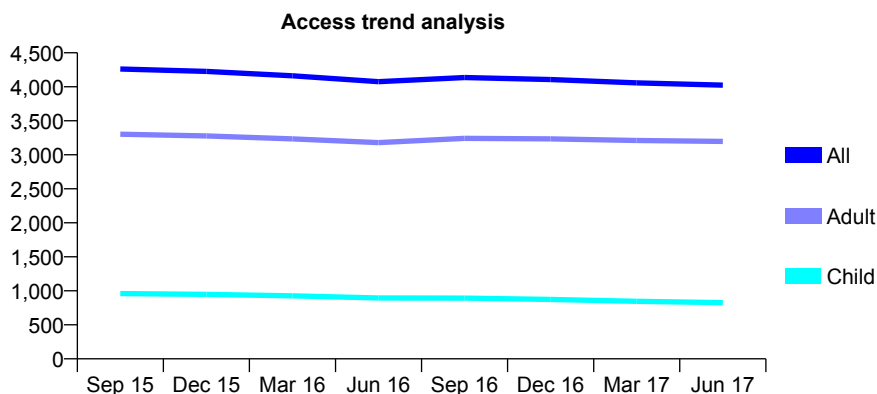
Q60 - Vital Signs At a Glance Contract Report for 765554/0001 - June 2017

Name or company name	MR MA FARAHZAD
Contract type name	GDS Contract
Purpose of contract	General
Contract start date	01/04/2006
Contract end date	

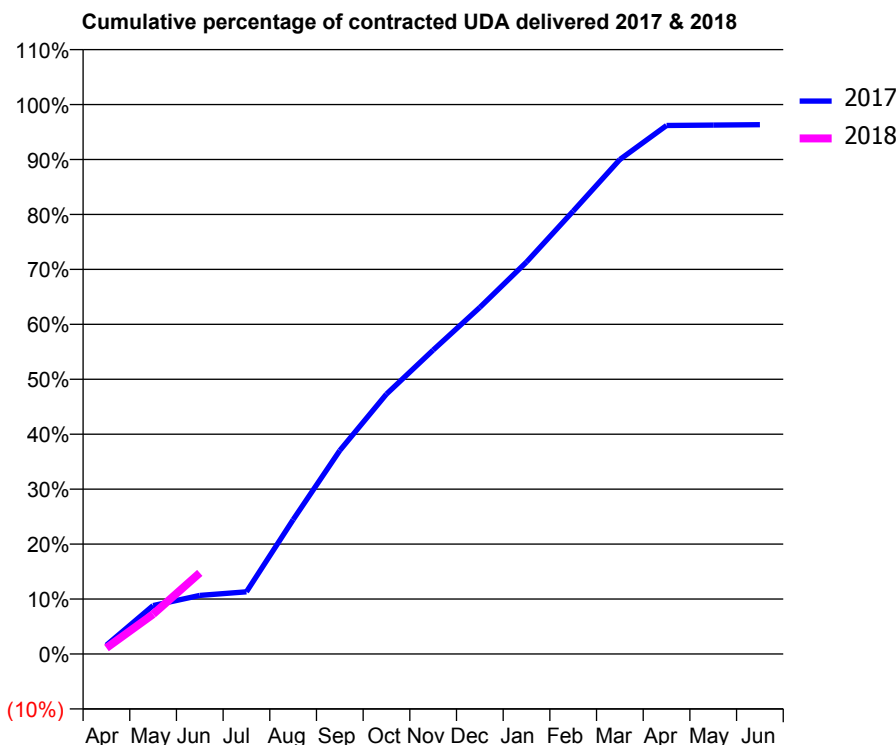
17/18 Contracted general activity (UDA)	11,601
Carry forward general activity (UDA)	0
17/18 Contracted orthodontic activity (UOA)	0
Carry forward orthodontic activity (UOA)	0
Baseline contract value	£295,574.74

ACCESS*

Patients seen in 24 months	Total	Change since previous quarter
Quarter ending June 2016	4,075	
Quarter ending September 2016	4,136	→
Quarter ending December 2016	4,107	→
Quarter ending March 2017	4,057	↓
Quarter ending June 2017	4,024	→
Variance since June 2016	(1.3%)	↓



ACTIVITY



Month	Adjusted Scheduled Activity (UDA)	
	2017	2018
April	188	129
May	1,025	839
June	1,236	1,713
July	1,313	
August	2,835	
September	4,298	
October	5,488	
November	6,416	
December	7,318	
January	8,276	
February	9,351	
March	10,439	
April	11,159	
May	11,168	
June	11,176	

QUALITY

	Quantity	Base Number	Contract	AT	Region	England
% of FP17s for the same patient ID Re-attending within 3 months - Children	21	215	9.8%	9.9%	11.7%	12.0%
% of FP17s for the same patient ID Re-attending within 3 months - Adults	153	909	16.8%	13.5%	15.2%	16.0%
% of FP17s for the same patient ID Re-attending between 3 & 9 months - Children	81	215	37.7%	60.0%	59.1%	58.0%
% of FP17s for the same patient ID Re-attending between 3 & 9 months - Adults	460	909	50.6%	55.0%	52.2%	50.9%
% of FP17s for Band 1 Urgent Courses	37	790	4.7%	6.8%	7.9%	9.1%
% of FP17s Relating to Free Repair or Replacements	1	790	0.1%	0.9%	0.8%	0.8%
% of FP17s Relating to Continuations	6	790	0.8%	1.3%	1.1%	1.1%
% of Patients satisfied with the dentistry they have received	5	6	N/A	92.7%	91.8%	91.7%
% of Patients satisfied with the time they had to wait for an appointment	6	6	N/A	89.5%	88.4%	88.0%

* This is based on patients treated on this contract for their most recent course of treatment. Figures in italics indicate the base number of FP17s or Patient Questionnaire responses are less than 100. N/A is shown where the base number of responses is less than 10 during the period. % is calculated as Quantity/Base number*100

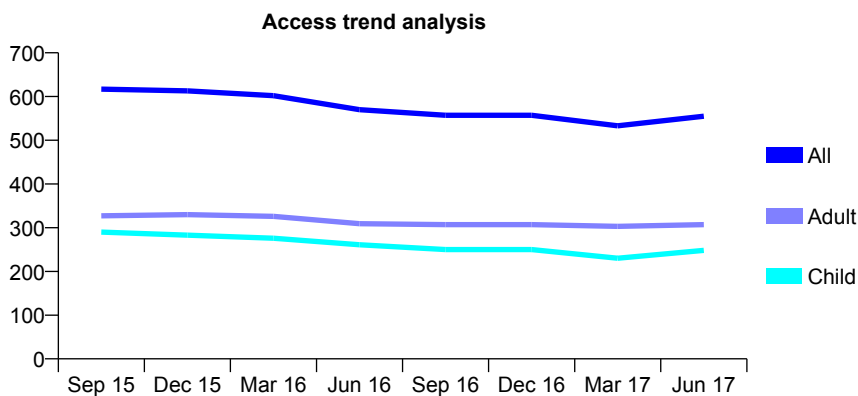
Q60 - Vital Signs At a Glance Contract Report for 768650/0002 - June 2017

Name or company name	MR RB ROUGH
Contract type name	GDS Contract
Purpose of contract	General
Contract start date	18/01/2013
Contract end date	

17/18 Contracted general activity (UDA)	1,646
Carry forward general activity (UDA)	0
17/18 Contracted orthodontic activity (UOA)	0
Carry forward orthodontic activity (UOA)	0
Baseline contract value	£36,289.55

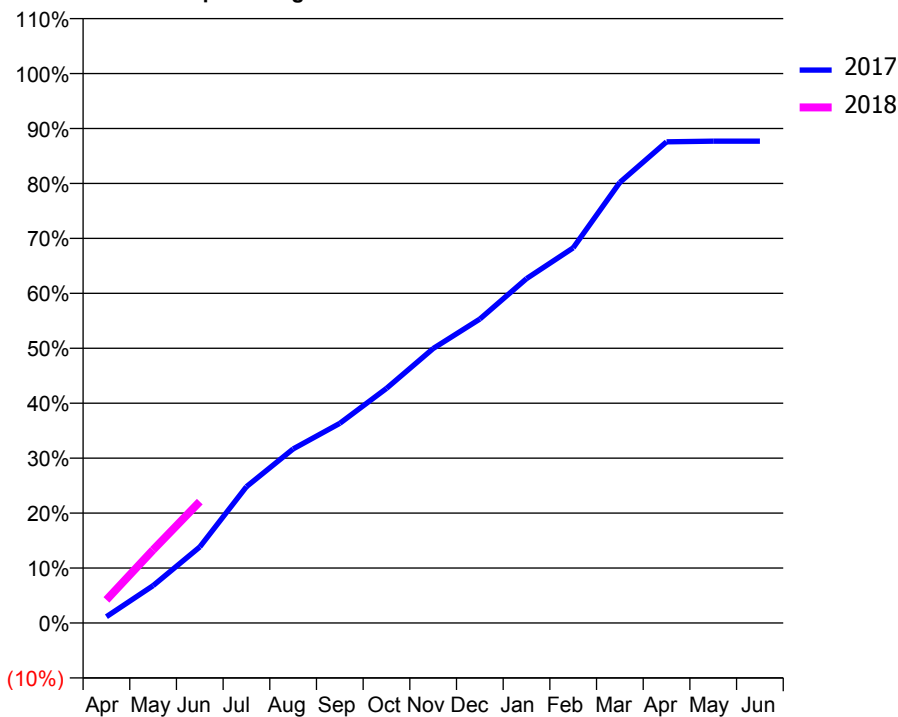
ACCESS*

Patients seen in 24 months	Total	Change since previous quarter
Quarter ending June 2016	570	
Quarter ending September 2016	557	↓
Quarter ending December 2016	557	→
Quarter ending March 2017	533	↓
Quarter ending June 2017	555	↑
Variance since June 2016	(2.6%)	↓



ACTIVITY

Cumulative percentage of contracted UDA delivered 2017 & 2018



Adjusted Scheduled Activity (UDA)

Month	2017	2018
April	19	69
May	112	219
June	228	364
July	409	
August	522	
September	598	
October	703	
November	822	
December	911	
January	1,032	
February	1,124	
March	1,320	
April	1,441	
May	1,443	
June	1,443	

QUALITY

	Quantity	Base Number	Contract	AT	Region	England
% of FP17s for the same patient ID Re-attending within 3 months - Children	15	137	10.9%	9.9%	11.7%	12.0%
% of FP17s for the same patient ID Re-attending within 3 months - Adults	14	113	12.4%	13.5%	15.2%	16.0%
% of FP17s for the same patient ID Re-attending between 3 & 9 months - Children	83	137	60.6%	60.0%	59.1%	58.0%
% of FP17s for the same patient ID Re-attending between 3 & 9 months - Adults	59	113	52.2%	55.0%	52.2%	50.9%
% of FP17s for Band 1 Urgent Courses	14	207	6.8%	6.8%	7.9%	9.1%
% of FP17s Relating to Free Repair or Replacements	0	207	0.0%	0.9%	0.8%	0.8%
% of FP17s Relating to Continuations	0	207	0.0%	1.3%	1.1%	1.1%
% of Patients satisfied with the dentistry they have received	2	3	N/A	92.7%	91.8%	91.7%
% of Patients satisfied with the time they had to wait for an appointment	3	3	N/A	89.5%	88.4%	88.0%

* This is based on patients treated on this contract for their most recent course of treatment. Figures in italics indicate the base number of FP17s or Patient Questionnaire responses are less than 100. N/A is shown where the base number of responses is less than 10 during the period. % is calculated as Quantity/Base number*100

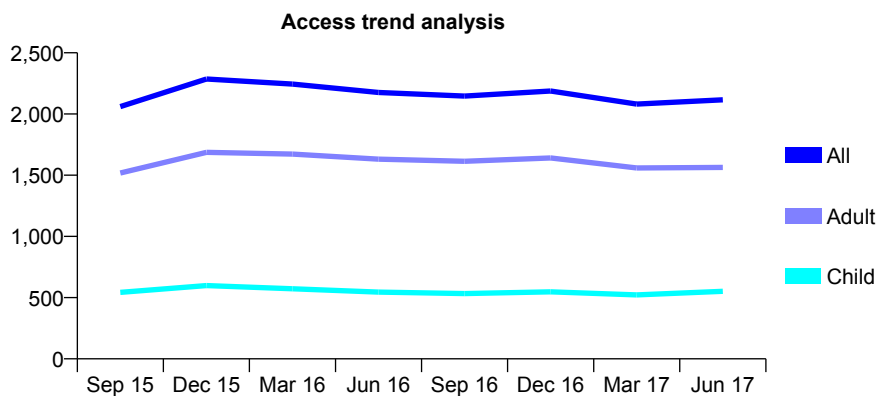
Q60 - Vital Signs At a Glance Contract Report for 771244/0002 - June 2017

Name or company name	MRS H HELLER
Contract type name	GDS Contract
Purpose of contract	General
Contract start date	01/04/2006
Contract end date	

17/18 Contracted general activity (UDA)	5,415
Carry forward general activity (UDA)	0
17/18 Contracted orthodontic activity (UOA)	0
Carry forward orthodontic activity (UOA)	0
Baseline contract value	£152,613.44

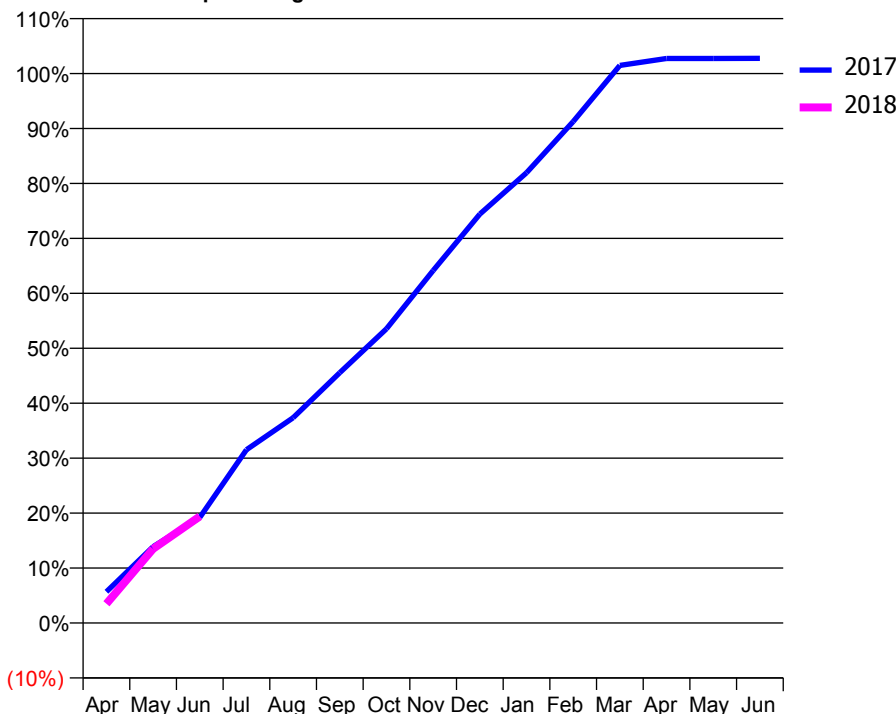
ACCESS*

Patients seen in 24 months	Total	Change since previous quarter
Quarter ending June 2016	2,176	
Quarter ending September 2016	2,147	↓
Quarter ending December 2016	2,188	→
Quarter ending March 2017	2,081	↓
Quarter ending June 2017	2,116	→
Variance since June 2016	(2.8%)	↓



ACTIVITY

Cumulative percentage of contracted UDA delivered 2017 & 2018



Month	Adjusted Scheduled Activity (UDA)	
	2017	2018
April	308	190
May	752	731
June	1,040	1,050
July	1,707	
August	2,023	
September	2,468	
October	2,900	
November	3,474	
December	4,030	
January	4,437	
February	4,942	
March	5,495	
April	5,563	
May	5,564	
June	5,565	

QUALITY

	Quantity	Base Number	Contract	AT	Region	England
% of FP17s for the same patient ID Re-attending within 3 months - Children	6	172	3.5%	9.9%	11.7%	12.0%
% of FP17s for the same patient ID Re-attending within 3 months - Adults	40	444	9.0%	13.5%	15.2%	16.0%
% of FP17s for the same patient ID Re-attending between 3 & 9 months - Children	73	172	42.4%	60.0%	59.1%	58.0%
% of FP17s for the same patient ID Re-attending between 3 & 9 months - Adults	199	444	44.8%	55.0%	52.2%	50.9%
% of FP17s for Band 1 Urgent Courses	47	593	7.9%	6.8%	7.9%	9.1%
% of FP17s Relating to Free Repair or Replacements	0	593	0.0%	0.9%	0.8%	0.8%
% of FP17s Relating to Continuations	4	593	0.7%	1.3%	1.1%	1.1%
% of Patients satisfied with the dentistry they have received	6	6	N/A	92.7%	91.8%	91.7%
% of Patients satisfied with the time they had to wait for an appointment	6	6	N/A	89.5%	88.4%	88.0%

* This is based on patients treated on this contract for their most recent course of treatment. Figures in italics indicate the base number of FP17s or Patient Questionnaire responses are less than 100. N/A is shown where the base number of responses is less than 10 during the period. % is calculated as Quantity/Base number*100

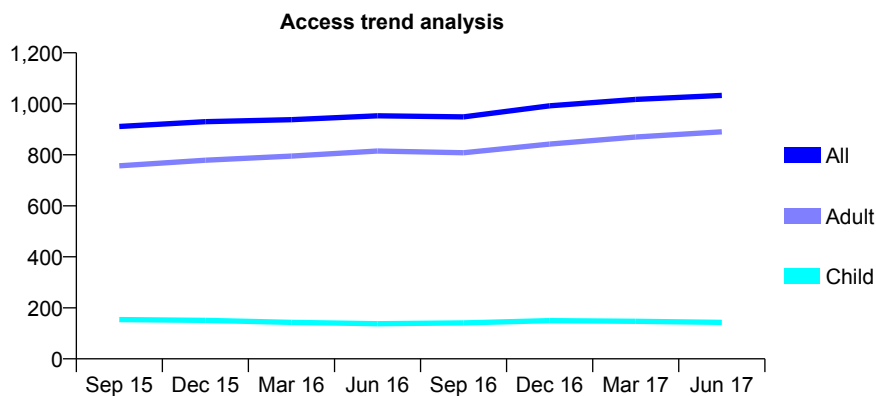
Q60 - Vital Signs At a Glance Contract Report for 773662/0002 - June 2017

Name or company name	MR N O'DONOVAN
Contract type name	GDS Contract
Purpose of contract	General
Contract start date	10/12/2006
Contract end date	

17/18 Contracted general activity (UDA)	4,079
Carry forward general activity (UDA)	0
17/18 Contracted orthodontic activity (UOA)	0
Carry forward orthodontic activity (UOA)	0
Baseline contract value	£141,269.45

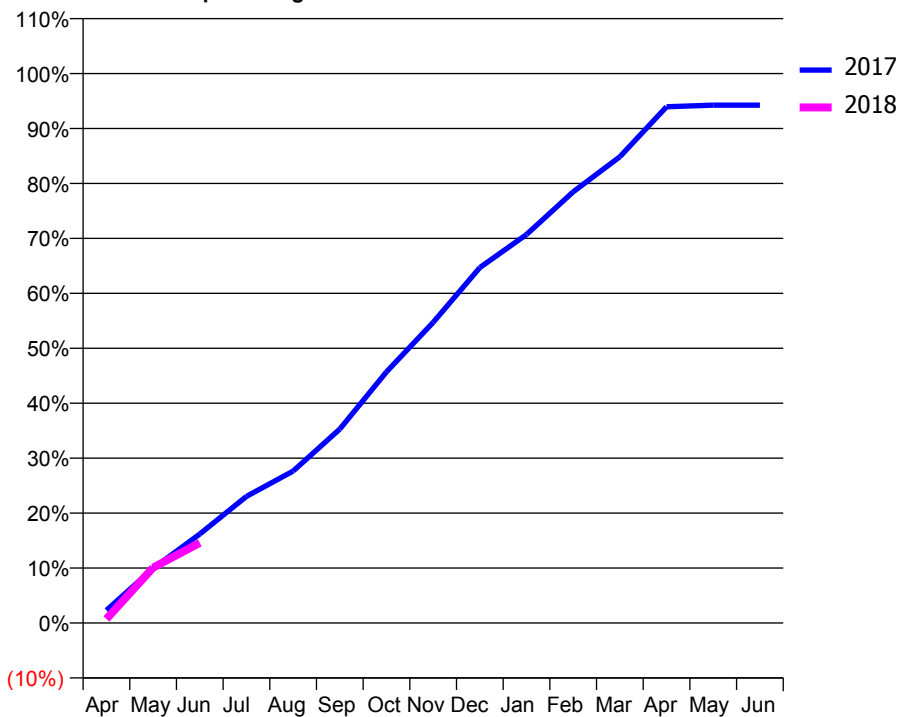
ACCESS*

Patients seen in 24 months	Total	Change since previous quarter
Quarter ending June 2016	953	
Quarter ending September 2016	949	→
Quarter ending December 2016	992	↑
Quarter ending March 2017	1,017	↑
Quarter ending June 2017	1,033	→
Variance since June 2016	8.4%	↑



ACTIVITY

Cumulative percentage of contracted UDA delivered 2017 & 2018



Month	Adjusted Scheduled Activity (UDA)	
	2017	2018
April	95	31
May	405	411
June	661	595
July	940	
August	1,128	
September	1,440	
October	1,864	
November	2,232	
December	2,638	
January	2,884	
February	3,201	
March	3,461	
April	3,832	
May	3,844	
June	3,844	

QUALITY

	Quantity	Base Number	Contract	AT	Region	England
% of FP17s for the same patient ID Re-attending within 3 months - Children	4	53	7.5%	9.9%	11.7%	12.0%
% of FP17s for the same patient ID Re-attending within 3 months - Adults	48	340	14.1%	13.5%	15.2%	16.0%
% of FP17s for the same patient ID Re-attending between 3 & 9 months - Children	32	53	60.4%	60.0%	59.1%	58.0%
% of FP17s for the same patient ID Re-attending between 3 & 9 months - Adults	210	340	61.8%	55.0%	52.2%	50.9%
% of FP17s for Band 1 Urgent Courses	20	260	7.7%	6.8%	7.9%	9.1%
% of FP17s Relating to Free Repair or Replacements	3	260	1.2%	0.9%	0.8%	0.8%
% of FP17s Relating to Continuations	3	260	1.2%	1.3%	1.1%	1.1%
% of Patients satisfied with the dentistry they have received	3	4	N/A	92.7%	91.8%	91.7%
% of Patients satisfied with the time they had to wait for an appointment	3	4	N/A	89.5%	88.4%	88.0%

* This is based on patients treated on this contract for their most recent course of treatment. Figures in italics indicate the base number of FP17s or Patient Questionnaire responses are less than 100. N/A is shown where the base number of responses is less than 10 during the period. % is calculated as Quantity/Base number*100

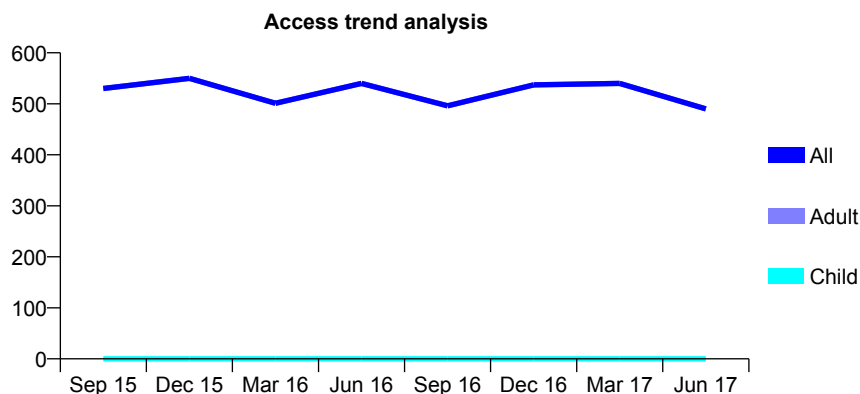
Q60 - Vital Signs At a Glance Contract Report for 775029/0001 - June 2017

Name or company name	MR JS HEAR
Contract type name	GDS Contract
Purpose of contract	General
Contract start date	01/04/2006
Contract end date	

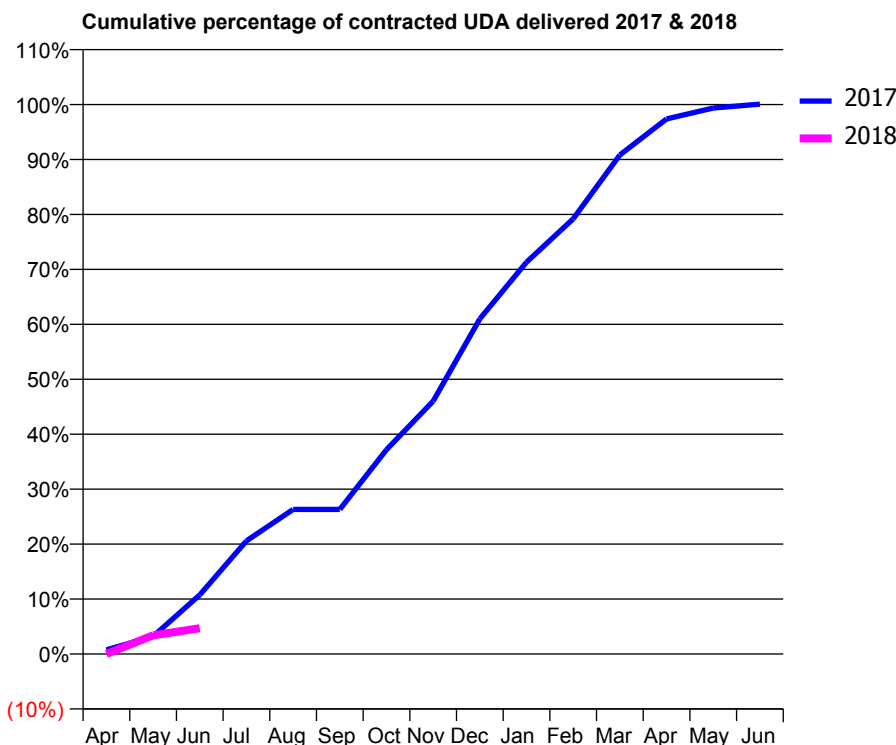
17/18 Contracted general activity (UDA)	2,766
Carry forward general activity (UDA)	0
17/18 Contracted orthodontic activity (UOA)	0
Carry forward orthodontic activity (UOA)	0
Baseline contract value	£81,703.79

ACCESS*

Patients seen in 24 months	Total	Change since previous quarter
Quarter ending June 2016	540	
Quarter ending September 2016	496	↓
Quarter ending December 2016	537	↑
Quarter ending March 2017	540	→
Quarter ending June 2017	490	↓
Variance since June 2016	(9.3%)	↓



ACTIVITY



Month	Adjusted Scheduled Activity (UDA)	
	2017	2018
April	13	0
May	55	94
June	184	130
July	352	
August	450	
September	450	
October	636	
November	787	
December	1,043	
January	1,219	
February	1,354	
March	1,553	
April	1,665	
May	1,699	
June	1,711	

QUALITY

	Quantity	Base Number	Contract	AT	Region	England
% of FP17s for the same patient ID Re-attending within 3 months - Children	0	0	N/A	9.9%	11.7%	12.0%
% of FP17s for the same patient ID Re-attending within 3 months - Adults	4	55	7.3%	13.5%	15.2%	16.0%
% of FP17s for the same patient ID Re-attending between 3 & 9 months - Children	0	0	N/A	60.0%	59.1%	58.0%
% of FP17s for the same patient ID Re-attending between 3 & 9 months - Adults	9	55	16.4%	55.0%	52.2%	50.9%
% of FP17s for Band 1 Urgent Courses	0	23	0.0%	6.8%	7.9%	9.1%
% of FP17s Relating to Free Repair or Replacements	0	23	0.0%	0.9%	0.8%	0.8%
% of FP17s Relating to Continuations	0	23	0.0%	1.3%	1.1%	1.1%
% of Patients satisfied with the dentistry they have received	1	2	N/A	92.7%	91.8%	91.7%
% of Patients satisfied with the time they had to wait for an appointment	2	2	N/A	89.5%	88.4%	88.0%

* This is based on patients treated on this contract for their most recent course of treatment. Figures in italics indicate the base number of FP17s or Patient Questionnaire responses are less than 100. N/A is shown where the base number of responses is less than 10 during the period. % is calculated as Quantity/Base number*100

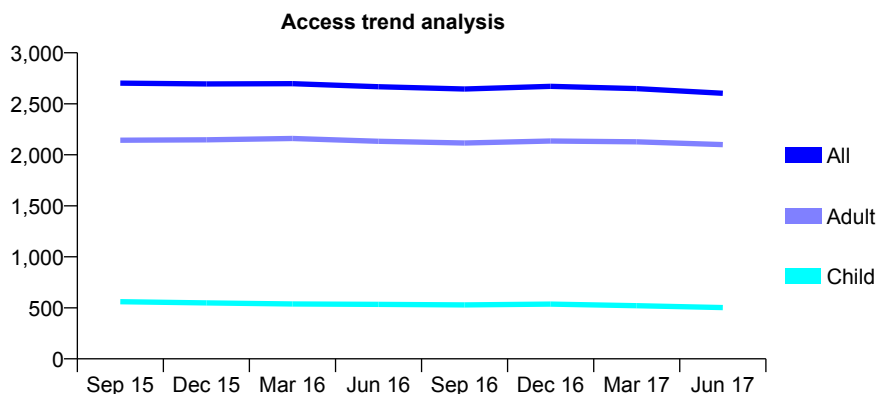
Q60 - Vital Signs At a Glance Contract Report for 775207/0001 - June 2017

Name or company name	MISS AL CHANDLER
Contract type name	GDS Contract
Purpose of contract	General
Contract start date	18/11/2007
Contract end date	

17/18 Contracted general activity (UDA)	8,967
Carry forward general activity (UDA)	0
17/18 Contracted orthodontic activity (UOA)	0
Carry forward orthodontic activity (UOA)	0
Baseline contract value	£210,393.76

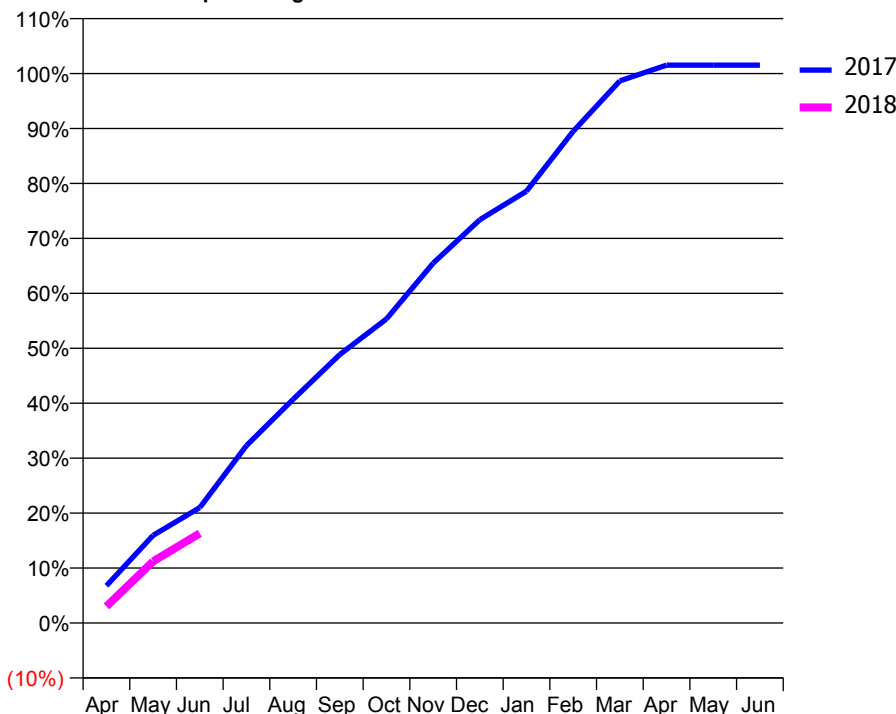
ACCESS*

Patients seen in 24 months	Total	Change since previous quarter
Quarter ending June 2016	2,667	
Quarter ending September 2016	2,645	→
Quarter ending December 2016	2,671	→
Quarter ending March 2017	2,649	→
Quarter ending June 2017	2,603	↓
Variance since June 2016	(2.4%)	↓



ACTIVITY

Cumulative percentage of contracted UDA delivered 2017 & 2018



Month	Adjusted Scheduled Activity (UDA)	
	2017	2018
April	607	271
May	1,431	1,007
June	1,883	1,464
July	2,896	
August	3,649	
September	4,382	
October	4,961	
November	5,872	
December	6,581	
January	7,047	
February	8,024	
March	8,847	
April	9,104	
May	9,104	
June	9,104	

QUALITY

	Quantity	Base Number	Contract	AT	Region	England
% of FP17s for the same patient ID Re-attending within 3 months - Children	16	153	10.5%	9.9%	11.7%	12.0%
% of FP17s for the same patient ID Re-attending within 3 months - Adults	124	700	17.7%	13.5%	15.2%	16.0%
% of FP17s for the same patient ID Re-attending between 3 & 9 months - Children	105	153	68.6%	60.0%	59.1%	58.0%
% of FP17s for the same patient ID Re-attending between 3 & 9 months - Adults	386	700	55.1%	55.0%	52.2%	50.9%
% of FP17s for Band 1 Urgent Courses	53	758	7.0%	6.8%	7.9%	9.1%
% of FP17s Relating to Free Repair or Replacements	14	758	1.8%	0.9%	0.8%	0.8%
% of FP17s Relating to Continuations	30	758	4.0%	1.3%	1.1%	1.1%
% of Patients satisfied with the dentistry they have received	5	5	N/A	92.7%	91.8%	91.7%
% of Patients satisfied with the time they had to wait for an appointment	5	5	N/A	89.5%	88.4%	88.0%

* This is based on patients treated on this contract for their most recent course of treatment. Figures in italics indicate the base number of FP17s or Patient Questionnaire responses are less than 100. N/A is shown where the base number of responses is less than 10 during the period. % is calculated as Quantity/Base number*100

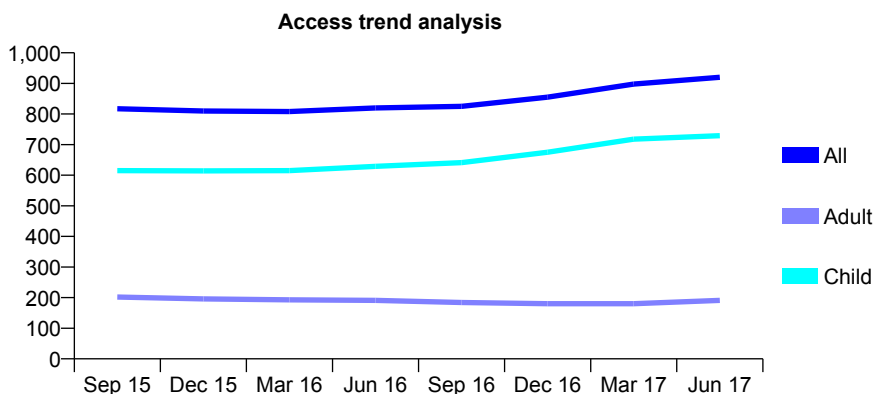
Q60 - Vital Signs At a Glance Contract Report for 807508/0004 - June 2017

Name or company name	MR SG MAIN
Contract type name	GDS Contract
Purpose of contract	General and Orthodontic
Contract start date	21/09/2009
Contract end date	

17/18 Contracted general activity (UDA)	1,633
Carry forward general activity (UDA)	0
17/18 Contracted orthodontic activity (UOA)	276
Carry forward orthodontic activity (UOA)	0
Baseline contract value	£60,593.88

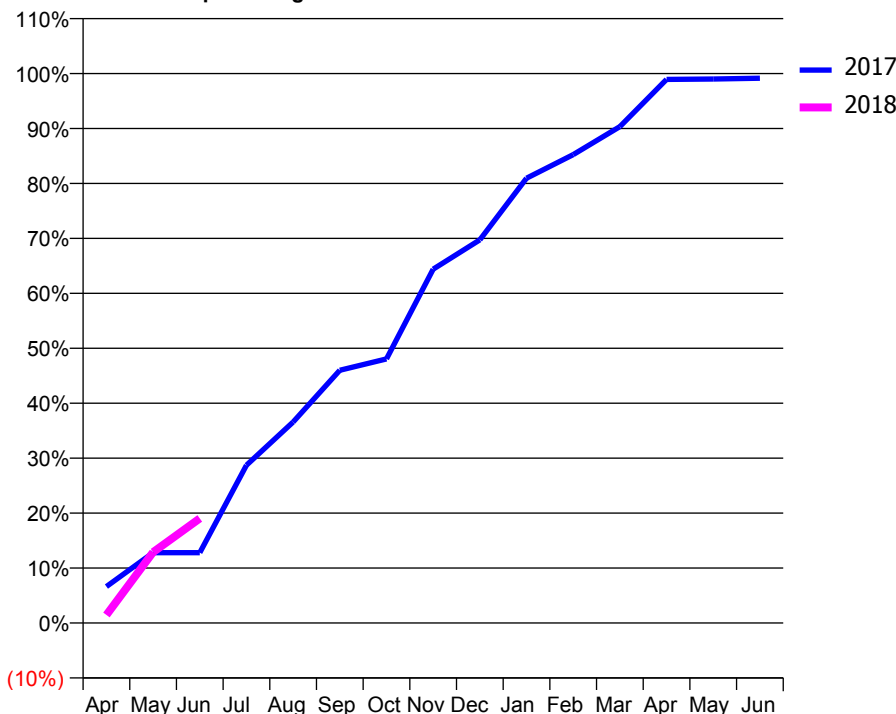
ACCESS*

Patients seen in 24 months	Total	Change since previous quarter
Quarter ending June 2016	820	
Quarter ending September 2016	825	→
Quarter ending December 2016	855	↑
Quarter ending March 2017	898	↑
Quarter ending June 2017	920	↑
Variance since June 2016	12.2%	↑



ACTIVITY

Cumulative percentage of contracted UDA delivered 2017 & 2018



Adjusted Scheduled Activity (UDA)

Month	2017	2018
April	108	24
May	209	211
June	209	311
July	469	
August	597	
September	751	
October	785	
November	1,051	
December	1,139	
January	1,322	
February	1,392	
March	1,475	
April	1,616	
May	1,617	
June	1,619	

QUALITY

	Quantity	Base Number	Contract	AT	Region	England
% of FP17s for the same patient ID Re-attending within 3 months - Children	14	311	4.5%	9.9%	11.7%	12.0%
% of FP17s for the same patient ID Re-attending within 3 months - Adults	0	27	0.0%	13.5%	15.2%	16.0%
% of FP17s for the same patient ID Re-attending between 3 & 9 months - Children	138	311	44.4%	60.0%	59.1%	58.0%
% of FP17s for the same patient ID Re-attending between 3 & 9 months - Adults	10	27	37.0%	55.0%	52.2%	50.9%
% of FP17s for Band 1 Urgent Courses	4	220	1.8%	6.8%	7.9%	9.1%
% of FP17s Relating to Free Repair or Replacements	0	220	0.0%	0.9%	0.8%	0.8%
% of FP17s Relating to Continuations	0	220	0.0%	1.3%	1.1%	1.1%
% of Patients satisfied with the dentistry they have received	0	0	N/A	92.7%	91.8%	91.7%
% of Patients satisfied with the time they had to wait for an appointment	0	0	N/A	89.5%	88.4%	88.0%

* This is based on patients treated on this contract for their most recent course of treatment. Figures in italics indicate the base number of FP17s or Patient Questionnaire responses are less than 100. N/A is shown where the base number of responses is less than 10 during the period. % is calculated as Quantity/Base number*100

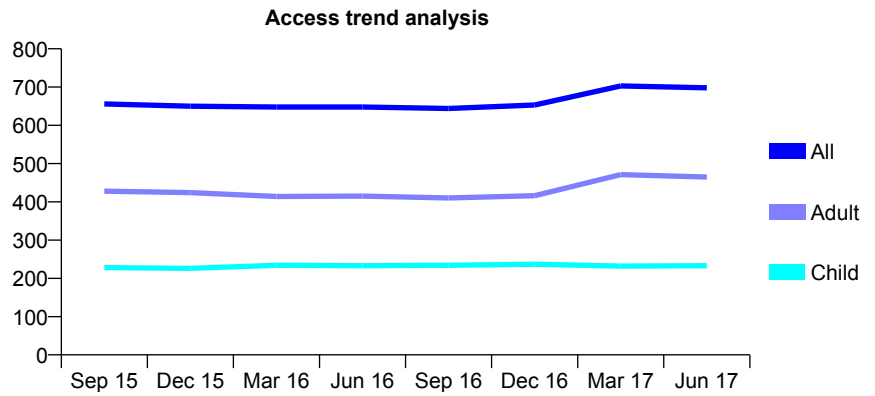
Q60 - Vital Signs At a Glance Contract Report for 809977/0001 - June 2017

Name or company name	MR JM ATKINSON
Contract type name	GDS Contract
Purpose of contract	General
Contract start date	01/04/2006
Contract end date	

17/18 Contracted general activity (UDA)	1,904
Carry forward general activity (UDA)	0
17/18 Contracted orthodontic activity (UOA)	0
Carry forward orthodontic activity (UOA)	0
Baseline contract value	£45,576.15

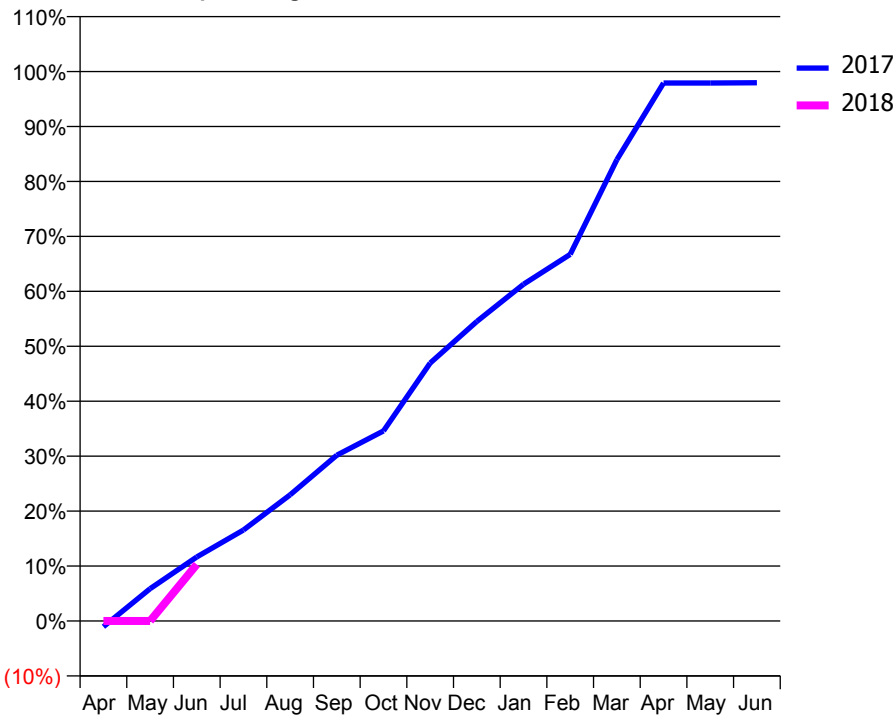
ACCESS*

Patients seen in 24 months	Total	Change since previous quarter
Quarter ending June 2016	648	
Quarter ending September 2016	644	→
Quarter ending December 2016	653	→
Quarter ending March 2017	703	↑
Quarter ending June 2017	698	→
Variance since June 2016	7.7%	↑



ACTIVITY

Cumulative percentage of contracted UDA delivered 2017 & 2018



Month	Adjusted Scheduled Activity (UDA)	
	2017	2018
April	-20	0
May	112	0
June	222	196
July	315	
August	437	
September	574	
October	659	
November	894	
December	1,038	
January	1,167	
February	1,270	
March	1,599	
April	1,864	
May	1,864	
June	1,865	

QUALITY

	Quantity	Base Number	Contract	AT	Region	England
% of FP17s for the same patient ID Re-attending within 3 months - Children	4	63	6.3%	9.9%	11.7%	12.0%
% of FP17s for the same patient ID Re-attending within 3 months - Adults	4	141	2.8%	13.5%	15.2%	16.0%
% of FP17s for the same patient ID Re-attending between 3 & 9 months - Children	32	63	50.8%	60.0%	59.1%	58.0%
% of FP17s for the same patient ID Re-attending between 3 & 9 months - Adults	67	141	47.5%	55.0%	52.2%	50.9%
% of FP17s for Band 1 Urgent Courses	1	99	1.0%	6.8%	7.9%	9.1%
% of FP17s Relating to Free Repair or Replacements	0	99	0.0%	0.9%	0.8%	0.8%
% of FP17s Relating to Continuations	0	99	0.0%	1.3%	1.1%	1.1%
% of Patients satisfied with the dentistry they have received	1	1	N/A	92.7%	91.8%	91.7%
% of Patients satisfied with the time they had to wait for an appointment	1	1	N/A	89.5%	88.4%	88.0%

* This is based on patients treated on this contract for their most recent course of treatment. Figures in italics indicate the base number of FP17s or Patient Questionnaire responses are less than 100. N/A is shown where the base number of responses is less than 10 during the period. % is calculated as Quantity/Base number*100

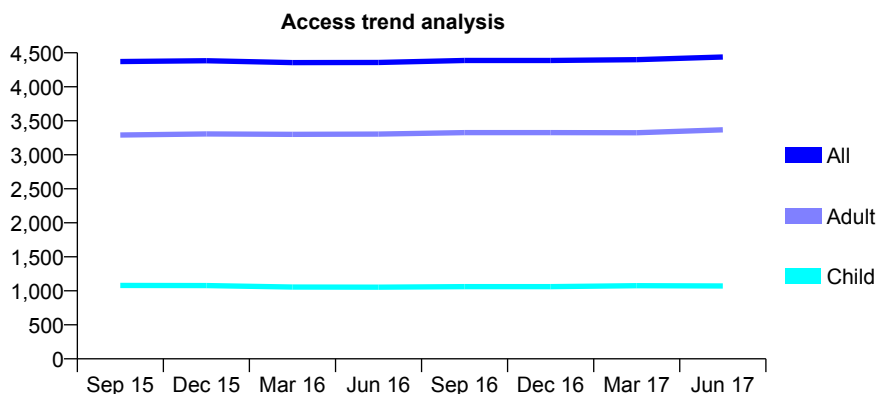
Q60 - Vital Signs At a Glance Contract Report for 812242/0001 - June 2017

Name or company name	MR JA BLAYNEY
Contract type name	GDS Contract
Purpose of contract	General
Contract start date	01/04/2006
Contract end date	

17/18 Contracted general activity (UDA)	12,840
Carry forward general activity (UDA)	0
17/18 Contracted orthodontic activity (UOA)	0
Carry forward orthodontic activity (UOA)	0
Baseline contract value	£356,357.46

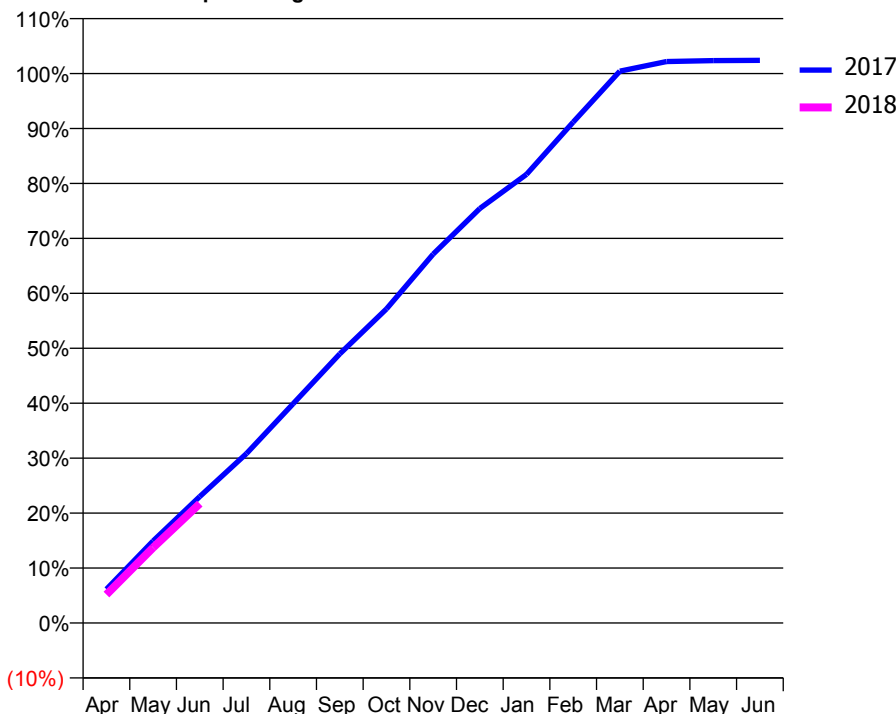
ACCESS*

Patients seen in 24 months	Total	Change since previous quarter
Quarter ending June 2016	4,357	
Quarter ending September 2016	4,388	→
Quarter ending December 2016	4,387	→
Quarter ending March 2017	4,399	→
Quarter ending June 2017	4,439	→
Variance since June 2016	1.9%	→



ACTIVITY

Cumulative percentage of contracted UDA delivered 2017 & 2018



Month	Adjusted Scheduled Activity (UDA)	
	2017	2018
April	791	665
May	1,917	1,761
June	2,954	2,790
July	3,958	
August	5,125	
September	6,288	
October	7,339	
November	8,621	
December	9,685	
January	10,483	
February	11,704	
March	12,895	
April	13,121	
May	13,143	
June	13,147	

QUALITY

	Quantity	Base Number	Contract	AT	Region	England
% of FP17s for the same patient ID Re-attending within 3 months - Children	22	369	6.0%	9.9%	11.7%	12.0%
% of FP17s for the same patient ID Re-attending within 3 months - Adults	120	1,083	11.1%	13.5%	15.2%	16.0%
% of FP17s for the same patient ID Re-attending between 3 & 9 months - Children	220	369	59.6%	60.0%	59.1%	58.0%
% of FP17s for the same patient ID Re-attending between 3 & 9 months - Adults	598	1,083	55.2%	55.0%	52.2%	50.9%
% of FP17s for Band 1 Urgent Courses	60	1,310	4.6%	6.8%	7.9%	9.1%
% of FP17s Relating to Free Repair or Replacements	8	1,310	0.6%	0.9%	0.8%	0.8%
% of FP17s Relating to Continuations	10	1,310	0.8%	1.3%	1.1%	1.1%
% of Patients satisfied with the dentistry they have received	7	7	N/A	92.7%	91.8%	91.7%
% of Patients satisfied with the time they had to wait for an appointment	7	7	N/A	89.5%	88.4%	88.0%

* This is based on patients treated on this contract for their most recent course of treatment. Figures in italics indicate the base number of FP17s or Patient Questionnaire responses are less than 100. N/A is shown where the base number of responses is less than 10 during the period. % is calculated as Quantity/Base number*100

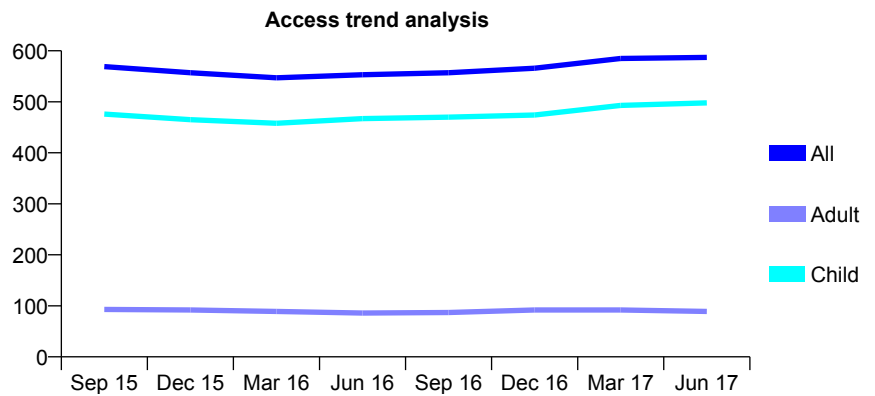
Q60 - Vital Signs At a Glance Contract Report for 825085/0001 - June 2017

Name or company name	MR PB NADIN
Contract type name	GDS Contract
Purpose of contract	General
Contract start date	01/04/2006
Contract end date	

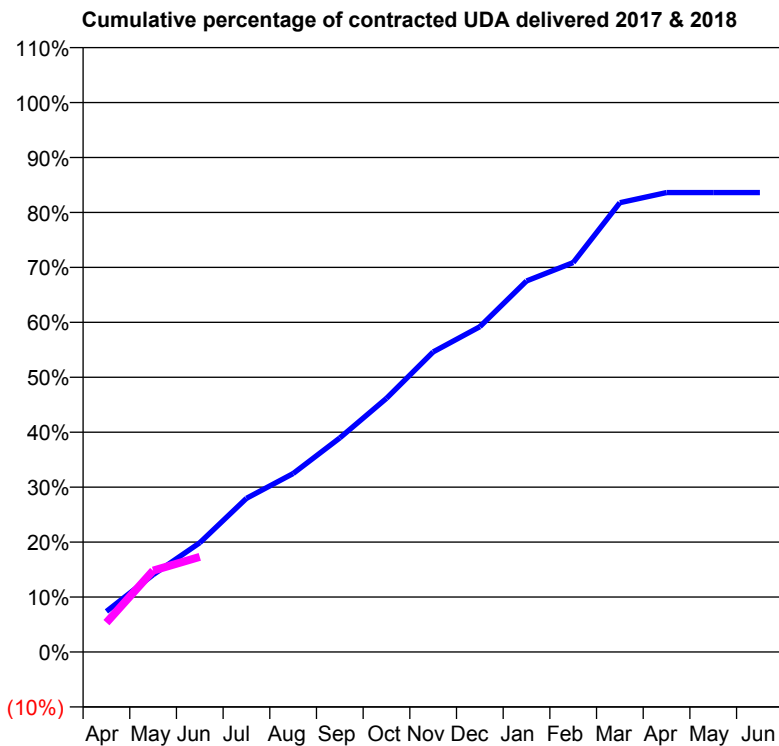
17/18 Contracted general activity (UDA)	1,686
Carry forward general activity (UDA)	0
17/18 Contracted orthodontic activity (UOA)	0
Carry forward orthodontic activity (UOA)	0
Baseline contract value	£43,288.09

ACCESS*

Patients seen in 24 months	Total	Change since previous quarter
Quarter ending June 2016	553	
Quarter ending September 2016	557	→
Quarter ending December 2016	566	→
Quarter ending March 2017	585	↑
Quarter ending June 2017	587	→
Variance since June 2016	6.1%	↑



ACTIVITY



Adjusted Scheduled Activity (UDA)		
Month	2017	2018
April	124	90
May	237	250
June	335	292
July	471	
August	548	
September	657	
October	778	
November	921	
December	998	
January	1,139	
February	1,195	
March	1,378	
April	1,410	
May	1,410	
June	1,410	

QUALITY

	Quantity	Base Number	Contract	AT	Region	England
% of FP17s for the same patient ID Re-attending within 3 months - Children	14	190	7.4%	9.9%	11.7%	12.0%
% of FP17s for the same patient ID Re-attending within 3 months - Adults	4	17	23.5%	13.5%	15.2%	16.0%
% of FP17s for the same patient ID Re-attending between 3 & 9 months - Children	136	190	71.6%	60.0%	59.1%	58.0%
% of FP17s for the same patient ID Re-attending between 3 & 9 months - Adults	11	17	64.7%	55.0%	52.2%	50.9%
% of FP17s for Band 1 Urgent Courses	4	188	2.1%	6.8%	7.9%	9.1%
% of FP17s Relating to Free Repair or Replacements	0	188	0.0%	0.9%	0.8%	0.8%
% of FP17s Relating to Continuations	3	188	1.6%	1.3%	1.1%	1.1%
% of Patients satisfied with the dentistry they have received	0	0	N/A	92.7%	91.8%	91.7%
% of Patients satisfied with the time they had to wait for an appointment	0	0	N/A	89.5%	88.4%	88.0%

* This is based on patients treated on this contract for their most recent course of treatment. Figures in italics indicate the base number of FP17s or Patient Questionnaire responses are less than 100. N/A is shown where the base number of responses is less than 10 during the period. % is calculated as Quantity/Base number*100

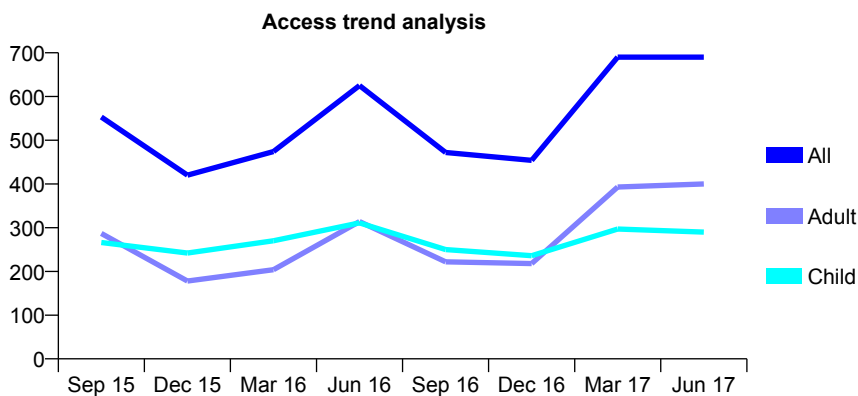
Q60 - Vital Signs At a Glance Contract Report for 833304/0001 - June 2017

Name or company name	MR AP JAMES
Contract type name	GDS Contract
Purpose of contract	General and Orthodontic
Contract start date	01/04/2006
Contract end date	

17/18 Contracted general activity (UDA)	1,526
Carry forward general activity (UDA)	0
17/18 Contracted orthodontic activity (UOA)	80
Carry forward orthodontic activity (UOA)	0
Baseline contract value	£46,775.42

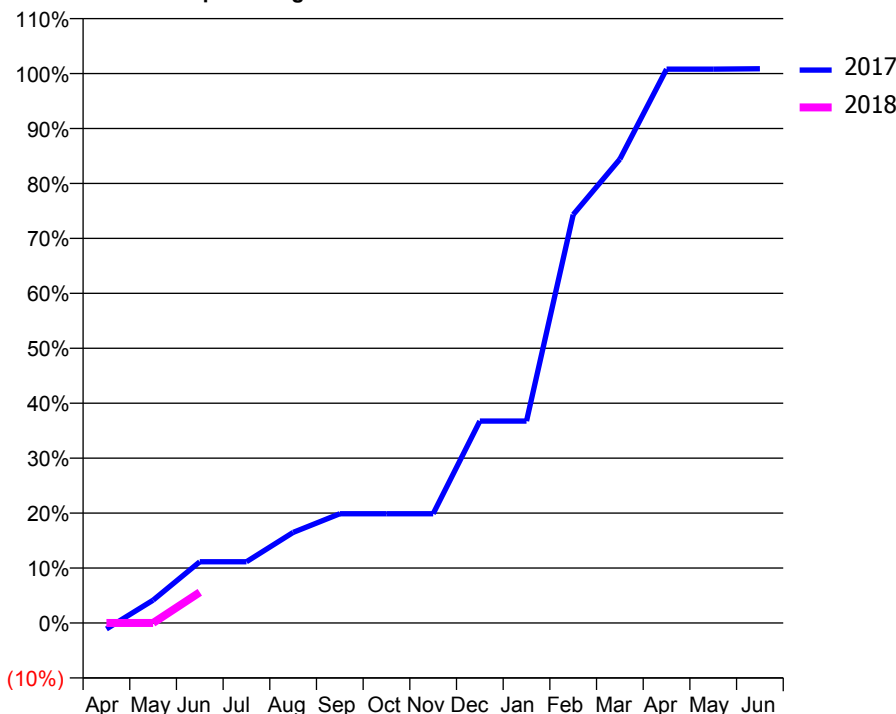
ACCESS*

Patients seen in 24 months	Total	Change since previous quarter
Quarter ending June 2016	625	
Quarter ending September 2016	472	↓
Quarter ending December 2016	454	↓
Quarter ending March 2017	690	↑
Quarter ending June 2017	690	→
Variance since June 2016	10.4%	↑



ACTIVITY

Cumulative percentage of contracted UDA delivered 2017 & 2018



Adjusted Scheduled Activity (UDA)

Month	2017	2018
April	-17	0
May	63	0
June	170	85
July	170	
August	252	
September	304	
October	304	
November	304	
December	561	
January	561	
February	1,134	
March	1,288	
April	1,538	
May	1,538	
June	1,539	

QUALITY

	Quantity	Base Number	Contract	AT	Region	England
% of FP17s for the same patient ID Re-attending within 3 months - Children	9	96	9.4%	9.9%	11.7%	12.0%
% of FP17s for the same patient ID Re-attending within 3 months - Adults	4	124	3.2%	13.5%	15.2%	16.0%
% of FP17s for the same patient ID Re-attending between 3 & 9 months - Children	47	96	49.0%	60.0%	59.1%	58.0%
% of FP17s for the same patient ID Re-attending between 3 & 9 months - Adults	18	124	14.5%	55.0%	52.2%	50.9%
% of FP17s for Band 1 Urgent Courses	6	56	10.7%	6.8%	7.9%	9.1%
% of FP17s Relating to Free Repair or Replacements	0	56	0.0%	0.9%	0.8%	0.8%
% of FP17s Relating to Continuations	0	56	0.0%	1.3%	1.1%	1.1%
% of Patients satisfied with the dentistry they have received	0	0	N/A	92.7%	91.8%	91.7%
% of Patients satisfied with the time they had to wait for an appointment	0	0	N/A	89.5%	88.4%	88.0%

* This is based on patients treated on this contract for their most recent course of treatment. Figures in italics indicate the base number of FP17s or Patient Questionnaire responses are less than 100. N/A is shown where the base number of responses is less than 10 during the period. % is calculated as Quantity/Base number*100

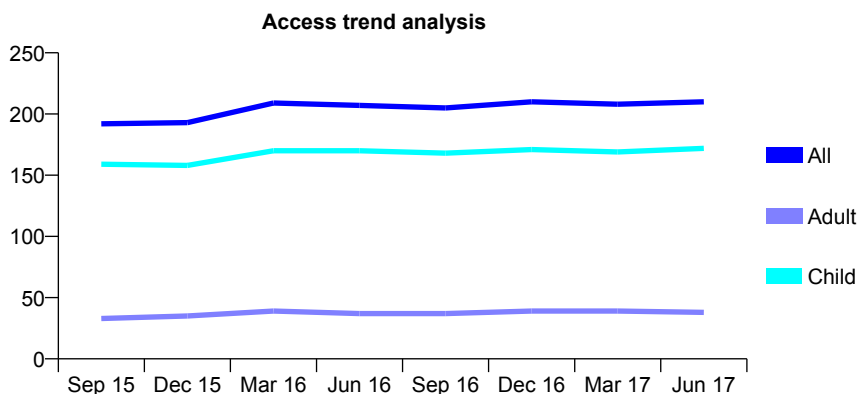
Q60 - Vital Signs At a Glance Contract Report for 840319/0001 - June 2017

Name or company name	MISS SJ WORSKETT
Contract type name	GDS Contract
Purpose of contract	General
Contract start date	01/04/2006
Contract end date	

17/18 Contracted general activity (UDA)	373
Carry forward general activity (UDA)	0
17/18 Contracted orthodontic activity (UOA)	0
Carry forward orthodontic activity (UOA)	0
Baseline contract value	£7,652.66

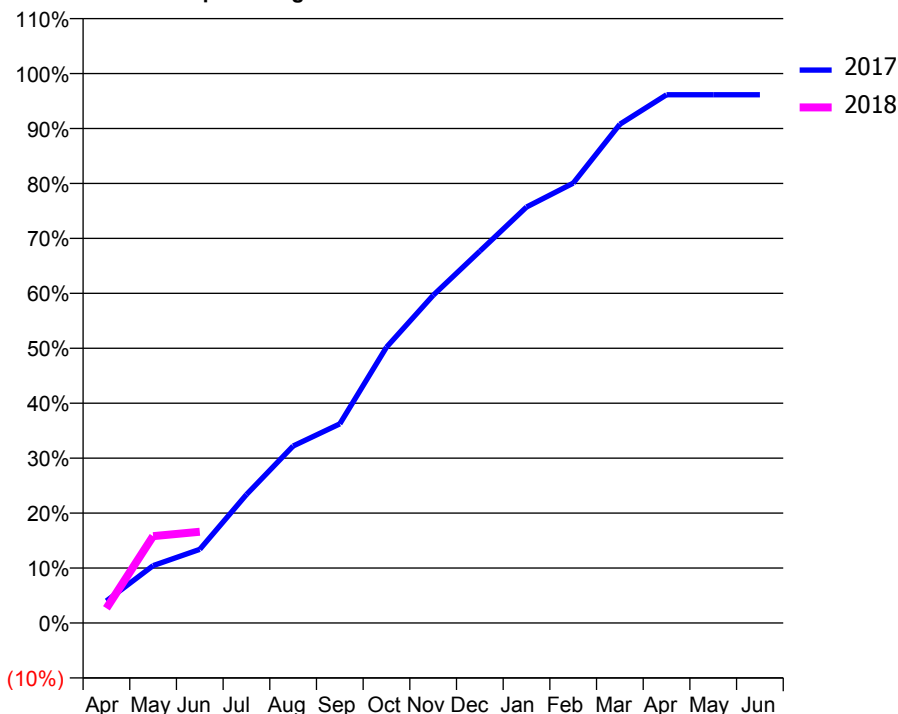
ACCESS*

Patients seen in 24 months	Total	Change since previous quarter
Quarter ending June 2016	207	
Quarter ending September 2016	205	→
Quarter ending December 2016	210	↑
Quarter ending March 2017	208	→
Quarter ending June 2017	210	→
Variance since June 2016	1.4%	→



ACTIVITY

Cumulative percentage of contracted UDA delivered 2017 & 2018



Month	Adjusted Scheduled Activity (UDA)	
	2017	2018
April	15	10
May	39	59
June	50	62
July	87	
August	120	
September	135	
October	187	
November	222	
December	252	
January	282	
February	299	
March	339	
April	359	
May	359	
June	359	

QUALITY

	Quantity	Base Number	Contract	AT	Region	England
% of FP17s for the same patient ID Re-attending within 3 months - Children	4	44	9.1%	9.9%	11.7%	12.0%
% of FP17s for the same patient ID Re-attending within 3 months - Adults	0	9	0.0%	13.5%	15.2%	16.0%
% of FP17s for the same patient ID Re-attending between 3 & 9 months - Children	23	44	52.3%	60.0%	59.1%	58.0%
% of FP17s for the same patient ID Re-attending between 3 & 9 months - Adults	4	9	44.4%	55.0%	52.2%	50.9%
% of FP17s for Band 1 Urgent Courses	0	41	0.0%	6.8%	7.9%	9.1%
% of FP17s Relating to Free Repair or Replacements	0	41	0.0%	0.9%	0.8%	0.8%
% of FP17s Relating to Continuations	0	41	0.0%	1.3%	1.1%	1.1%
% of Patients satisfied with the dentistry they have received	0	0	N/A	92.7%	91.8%	91.7%
% of Patients satisfied with the time they had to wait for an appointment	0	0	N/A	89.5%	88.4%	88.0%

* This is based on patients treated on this contract for their most recent course of treatment. Figures in italics indicate the base number of FP17s or Patient Questionnaire responses are less than 100. N/A is shown where the base number of responses is less than 10 during the period. % is calculated as Quantity/Base number*100

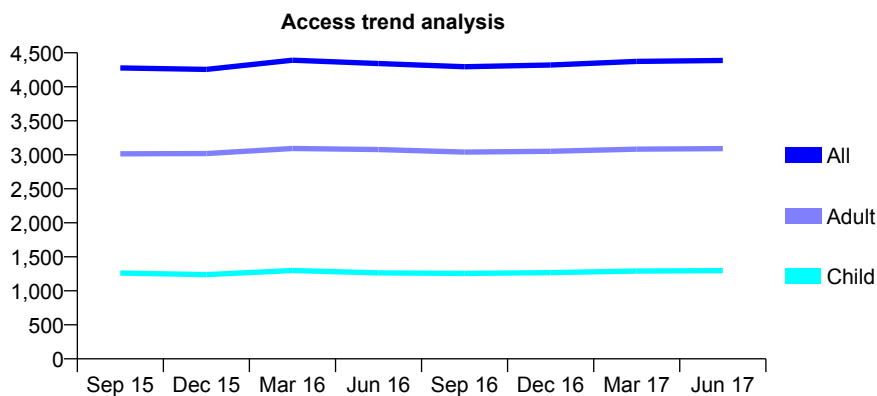
Q60 - Vital Signs At a Glance Contract Report for 840610/0001 - June 2017

Name or company name	MR RK NAHAR
Contract type name	GDS Contract
Purpose of contract	General and Orthodontic
Contract start date	01/04/2006
Contract end date	

17/18 Contracted general activity (UDA)	14,203
Carry forward general activity (UDA)	0
17/18 Contracted orthodontic activity (UOA)	1,181
Carry forward orthodontic activity (UOA)	0
Baseline contract value	£373,880.31

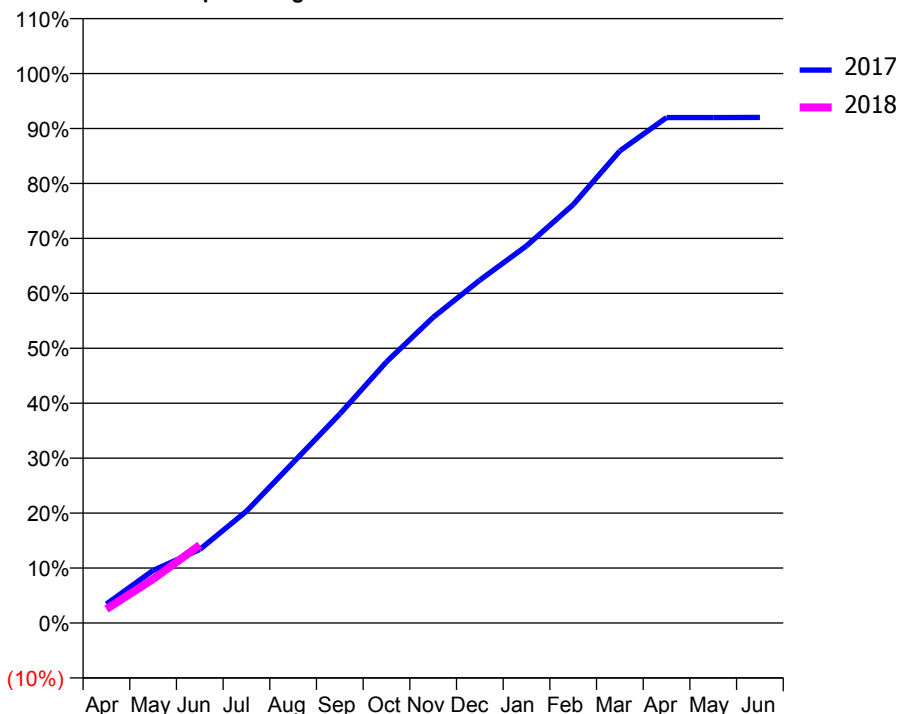
ACCESS*

Patients seen in 24 months	Total	Change since previous quarter
Quarter ending June 2016	4,342	
Quarter ending September 2016	4,296	↓
Quarter ending December 2016	4,320	→
Quarter ending March 2017	4,374	→
Quarter ending June 2017	4,388	→
Variance since June 2016	1.1%	→



ACTIVITY

Cumulative percentage of contracted UDA delivered 2017 & 2018



Month	Adjusted Scheduled Activity (UDA)	
	2017	2018
April	490	361
May	1,358	1,135
June	1,902	2,013
July	2,890	
August	4,147	
September	5,401	
October	6,751	
November	7,902	
December	8,864	
January	9,750	
February	10,813	
March	12,201	
April	13,064	
May	13,065	
June	13,068	

QUALITY

	Quantity	Base Number	Contract	AT	Region	England
% of FP17s for the same patient ID Re-attending within 3 months - Children	49	490	10.0%	9.9%	11.7%	12.0%
% of FP17s for the same patient ID Re-attending within 3 months - Adults	150	1,048	14.3%	13.5%	15.2%	16.0%
% of FP17s for the same patient ID Re-attending between 3 & 9 months - Children	315	490	64.3%	60.0%	59.1%	58.0%
% of FP17s for the same patient ID Re-attending between 3 & 9 months - Adults	627	1,048	59.8%	55.0%	52.2%	50.9%
% of FP17s for Band 1 Urgent Courses	61	1,175	5.2%	6.8%	7.9%	9.1%
% of FP17s Relating to Free Repair or Replacements	6	1,175	0.5%	0.9%	0.8%	0.8%
% of FP17s Relating to Continuations	30	1,175	2.6%	1.3%	1.1%	1.1%
% of Patients satisfied with the dentistry they have received	8	8	N/A	92.7%	91.8%	91.7%
% of Patients satisfied with the time they had to wait for an appointment	7	8	N/A	89.5%	88.4%	88.0%

* This is based on patients treated on this contract for their most recent course of treatment. Figures in italics indicate the base number of FP17s or Patient Questionnaire responses are less than 100. N/A is shown where the base number of responses is less than 10 during the period. % is calculated as Quantity/Base number*100

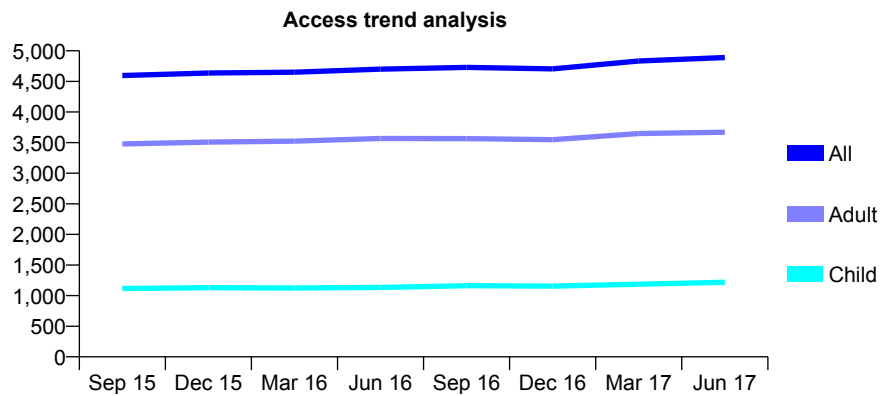
Q60 - Vital Signs At a Glance Contract Report for 844691/0001 - June 2017

Name or company name	MR G SHIRAVI
Contract type name	GDS Contract
Purpose of contract	General
Contract start date	01/04/2006
Contract end date	

17/18 Contracted general activity (UDA)	14,295
Carry forward general activity (UDA)	0
17/18 Contracted orthodontic activity (UOA)	0
Carry forward orthodontic activity (UOA)	0
Baseline contract value	£397,188.54

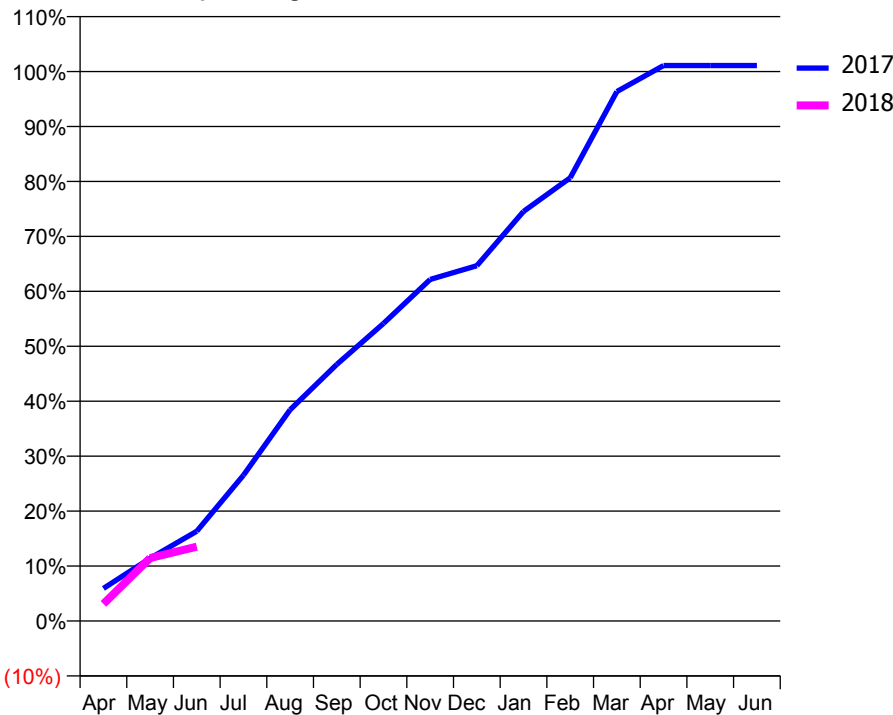
ACCESS*

Patients seen in 24 months	Total	Change since previous quarter
Quarter ending June 2016	4,701	
Quarter ending September 2016	4,728	→
Quarter ending December 2016	4,705	→
Quarter ending March 2017	4,834	↑
Quarter ending June 2017	4,889	→
Variance since June 2016	4.0%	↑



ACTIVITY

Cumulative percentage of contracted UDA delivered 2017 & 2018



Month	Adjusted Scheduled Activity (UDA)	
	2017	2018
April	849	446
May	1,633	1,638
June	2,337	1,932
July	3,792	
August	5,497	
September	6,678	
October	7,740	
November	8,885	
December	9,243	
January	10,654	
February	11,530	
March	13,775	
April	14,449	
May	14,449	
June	14,449	

QUALITY

	Quantity	Base Number	Contract	AT	Region	England
% of FP17s for the same patient ID Re-attending within 3 months - Children	27	334	8.1%	9.9%	11.7%	12.0%
% of FP17s for the same patient ID Re-attending within 3 months - Adults	187	1,068	17.5%	13.5%	15.2%	16.0%
% of FP17s for the same patient ID Re-attending between 3 & 9 months - Children	204	334	61.1%	60.0%	59.1%	58.0%
% of FP17s for the same patient ID Re-attending between 3 & 9 months - Adults	571	1,068	53.5%	55.0%	52.2%	50.9%
% of FP17s for Band 1 Urgent Courses	72	1,102	6.5%	6.8%	7.9%	9.1%
% of FP17s Relating to Free Repair or Replacements	12	1,102	1.1%	0.9%	0.8%	0.8%
% of FP17s Relating to Continuations	18	1,102	1.6%	1.3%	1.1%	1.1%
% of Patients satisfied with the dentistry they have received	6	8	N/A	92.7%	91.8%	91.7%
% of Patients satisfied with the time they had to wait for an appointment	6	8	N/A	89.5%	88.4%	88.0%

* This is based on patients treated on this contract for their most recent course of treatment. Figures in italics indicate the base number of FP17s or Patient Questionnaire responses are less than 100. N/A is shown where the base number of responses is less than 10 during the period. % is calculated as Quantity/Base number*100

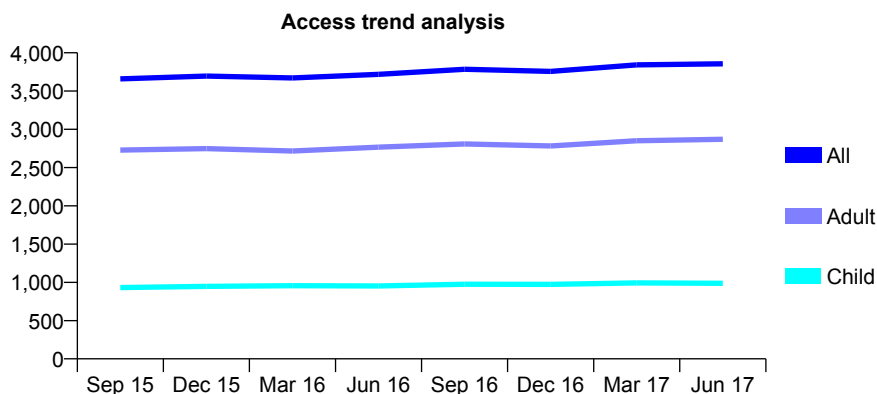
Q60 - Vital Signs At a Glance Contract Report for 847739/0002 - June 2017

Name or company name	MR E MOORE
Contract type name	GDS Contract
Purpose of contract	General
Contract start date	01/04/2006
Contract end date	

17/18 Contracted general activity (UDA)	9,482
Carry forward general activity (UDA)	0
17/18 Contracted orthodontic activity (UOA)	0
Carry forward orthodontic activity (UOA)	0
Baseline contract value	£220,672.82

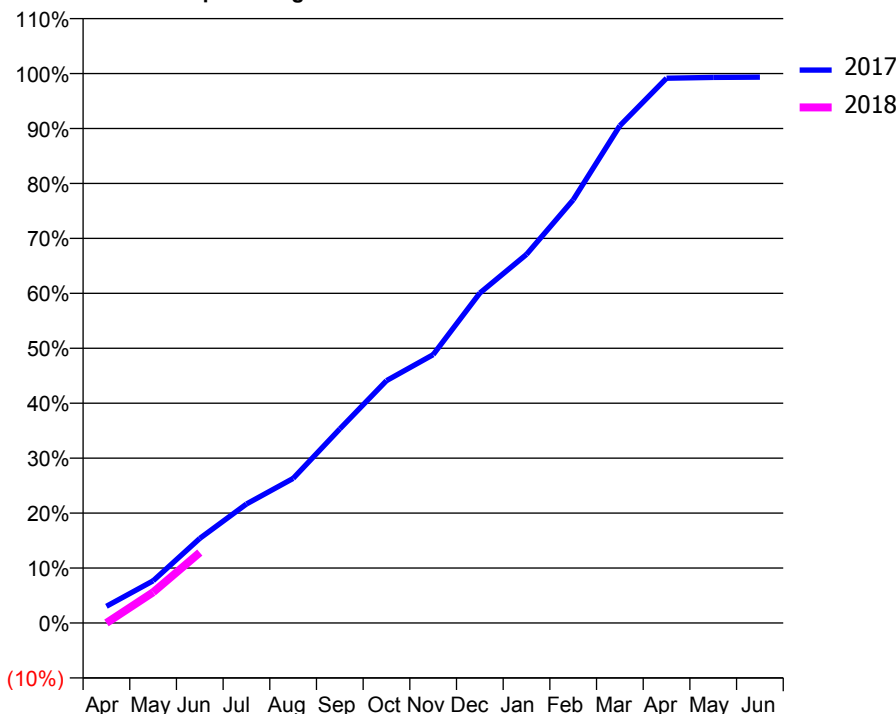
ACCESS*

Patients seen in 24 months	Total	Change since previous quarter
Quarter ending June 2016	3,719	
Quarter ending September 2016	3,785	→
Quarter ending December 2016	3,756	→
Quarter ending March 2017	3,843	↑
Quarter ending June 2017	3,856	→
Variance since June 2016	3.7%	↑



ACTIVITY

Cumulative percentage of contracted UDA delivered 2017 & 2018



Adjusted Scheduled Activity (UDA)

Month	2017	2018
April	289	0
May	729	531
June	1,460	1,217
July	2,054	
August	2,496	
September	3,348	
October	4,181	
November	4,632	
December	5,694	
January	6,362	
February	7,301	
March	8,581	
April	9,401	
May	9,415	
June	9,418	

QUALITY

	Quantity	Base Number	Contract	AT	Region	England
% of FP17s for the same patient ID Re-attending within 3 months - Children	16	288	5.6%	9.9%	11.7%	12.0%
% of FP17s for the same patient ID Re-attending within 3 months - Adults	105	880	11.9%	13.5%	15.2%	16.0%
% of FP17s for the same patient ID Re-attending between 3 & 9 months - Children	161	288	55.9%	60.0%	59.1%	58.0%
% of FP17s for the same patient ID Re-attending between 3 & 9 months - Adults	449	880	51.0%	55.0%	52.2%	50.9%
% of FP17s for Band 1 Urgent Courses	25	575	4.3%	6.8%	7.9%	9.1%
% of FP17s Relating to Free Repair or Replacements	1	575	0.2%	0.9%	0.8%	0.8%
% of FP17s Relating to Continuations	1	575	0.2%	1.3%	1.1%	1.1%
% of Patients satisfied with the dentistry they have received	5	6	N/A	92.7%	91.8%	91.7%
% of Patients satisfied with the time they had to wait for an appointment	6	6	N/A	89.5%	88.4%	88.0%

* This is based on patients treated on this contract for their most recent course of treatment. Figures in italics indicate the base number of FP17s or Patient Questionnaire responses are less than 100. N/A is shown where the base number of responses is less than 10 during the period. % is calculated as Quantity/Base number*100

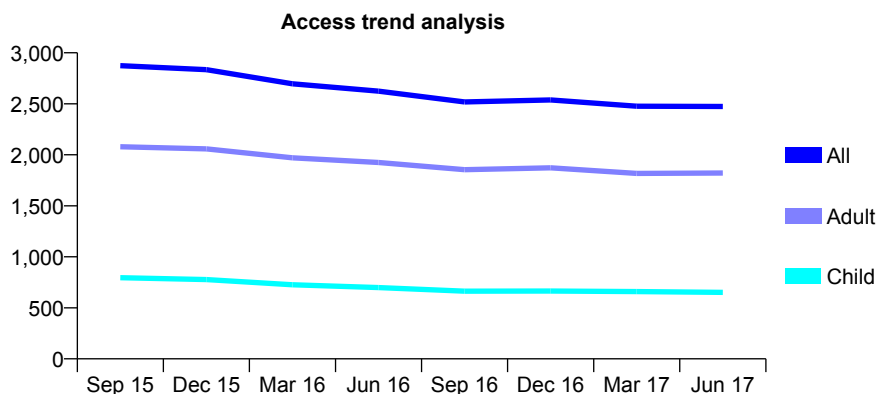
Q60 - Vital Signs At a Glance Contract Report for 849227/0001 - June 2017

Name or company name	MR BS AHITAN
Contract type name	GDS Contract
Purpose of contract	General
Contract start date	01/04/2006
Contract end date	

17/18 Contracted general activity (UDA)	10,030
Carry forward general activity (UDA)	0
17/18 Contracted orthodontic activity (UOA)	0
Carry forward orthodontic activity (UOA)	0
Baseline contract value	£228,925.21

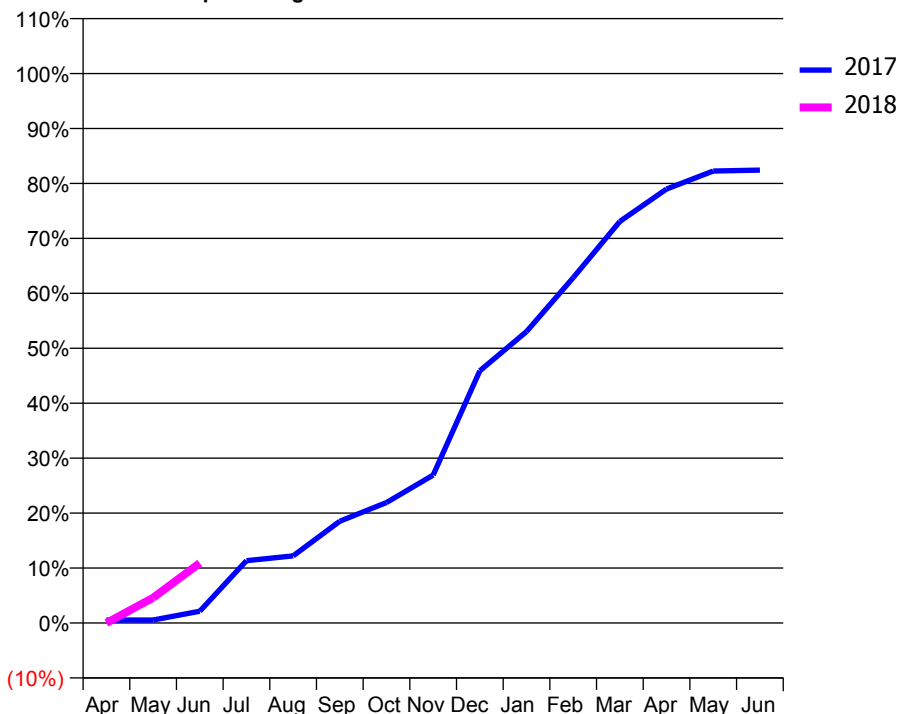
ACCESS*

Patients seen in 24 months	Total	Change since previous quarter
Quarter ending June 2016	2,624	
Quarter ending September 2016	2,518	↓
Quarter ending December 2016	2,538	→
Quarter ending March 2017	2,476	↓
Quarter ending June 2017	2,474	→
Variance since June 2016	(5.7%)	↓



ACTIVITY

Cumulative percentage of contracted UDA delivered 2017 & 2018



Month	Adjusted Scheduled Activity (UDA)	
	2017	2018
April	55	0
May	55	461
June	215	1,094
July	1,137	
August	1,226	
September	1,858	
October	2,198	
November	2,701	
December	4,605	
January	5,319	
February	6,303	
March	7,331	
April	7,921	
May	8,251	
June	8,266	

QUALITY

	Quantity	Base Number	Contract	AT	Region	England
% of FP17s for the same patient ID Re-attending within 3 months - Children	16	152	10.5%	9.9%	11.7%	12.0%
% of FP17s for the same patient ID Re-attending within 3 months - Adults	98	484	20.2%	13.5%	15.2%	16.0%
% of FP17s for the same patient ID Re-attending between 3 & 9 months - Children	50	152	32.9%	60.0%	59.1%	58.0%
% of FP17s for the same patient ID Re-attending between 3 & 9 months - Adults	117	484	24.2%	55.0%	52.2%	50.9%
% of FP17s for Band 1 Urgent Courses	8	394	2.0%	6.8%	7.9%	9.1%
% of FP17s Relating to Free Repair or Replacements	12	394	3.0%	0.9%	0.8%	0.8%
% of FP17s Relating to Continuations	14	394	3.6%	1.3%	1.1%	1.1%
% of Patients satisfied with the dentistry they have received	4	6	N/A	92.7%	91.8%	91.7%
% of Patients satisfied with the time they had to wait for an appointment	5	6	N/A	89.5%	88.4%	88.0%

* This is based on patients treated on this contract for their most recent course of treatment. Figures in italics indicate the base number of FP17s or Patient Questionnaire responses are less than 100. N/A is shown where the base number of responses is less than 10 during the period. % is calculated as Quantity/Base number*100

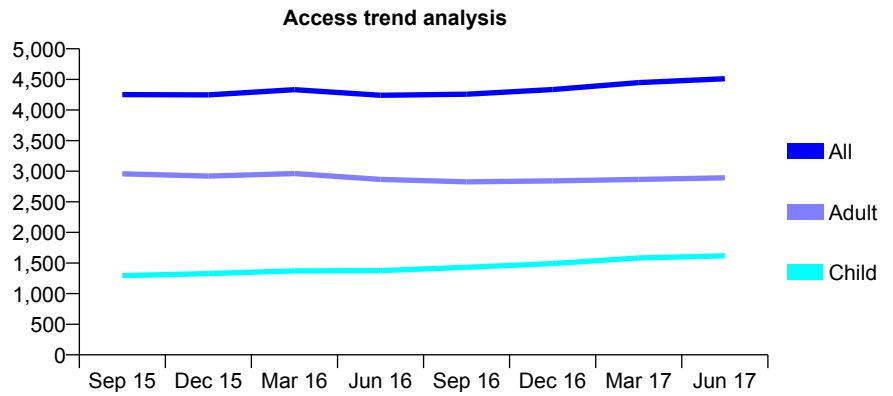
Q60 - Vital Signs At a Glance Contract Report for 856622/0001 - June 2017

Name or company name	MR N BARCHHA
Contract type name	GDS Contract
Purpose of contract	General
Contract start date	01/04/2006
Contract end date	

17/18 Contracted general activity (UDA)	16,093
Carry forward general activity (UDA)	0
17/18 Contracted orthodontic activity (UOA)	0
Carry forward orthodontic activity (UOA)	0
Baseline contract value	£396,083.34

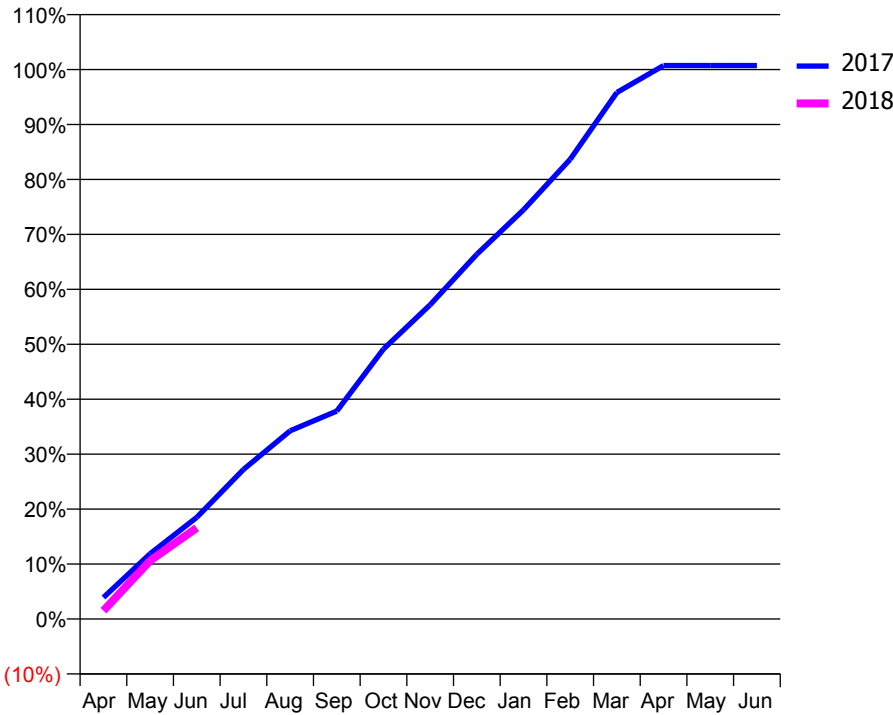
ACCESS*

Patients seen in 24 months	Total	Change since previous quarter
Quarter ending June 2016	4,240	
Quarter ending September 2016	4,258	→
Quarter ending December 2016	4,334	→
Quarter ending March 2017	4,448	↑
Quarter ending June 2017	4,511	→
Variance since June 2016	6.4%	↑



ACTIVITY

Cumulative percentage of contracted UDA delivered 2017 & 2018



Month	Adjusted Scheduled Activity (UDA)	
	2017	2018
April	630	244
May	1,910	1,708
June	2,979	2,668
July	4,380	
August	5,511	
September	6,091	
October	7,907	
November	9,203	
December	10,682	
January	11,984	
February	13,465	
March	15,419	
April	16,208	
May	16,208	
June	16,210	

QUALITY

	Quantity	Base Number	Contract	AT	Region	England
% of FP17s for the same patient ID Re-attending within 3 months - Children	52	569	9.1%	9.9%	11.7%	12.0%
% of FP17s for the same patient ID Re-attending within 3 months - Adults	206	1,041	19.8%	13.5%	15.2%	16.0%
% of FP17s for the same patient ID Re-attending between 3 & 9 months - Children	357	569	62.7%	60.0%	59.1%	58.0%
% of FP17s for the same patient ID Re-attending between 3 & 9 months - Adults	561	1,041	53.9%	55.0%	52.2%	50.9%
% of FP17s for Band 1 Urgent Courses	110	1,324	8.3%	6.8%	7.9%	9.1%
% of FP17s Relating to Free Repair or Replacements	13	1,324	1.0%	0.9%	0.8%	0.8%
% of FP17s Relating to Continuations	53	1,324	4.0%	1.3%	1.1%	1.1%
% of Patients satisfied with the dentistry they have received	3	3	N/A	92.7%	91.8%	91.7%
% of Patients satisfied with the time they had to wait for an appointment	3	3	N/A	89.5%	88.4%	88.0%

* This is based on patients treated on this contract for their most recent course of treatment. Figures in italics indicate the base number of FP17s or Patient Questionnaire responses are less than 100. N/A is shown where the base number of responses is less than 10 during the period. % is calculated as Quantity/Base number*100

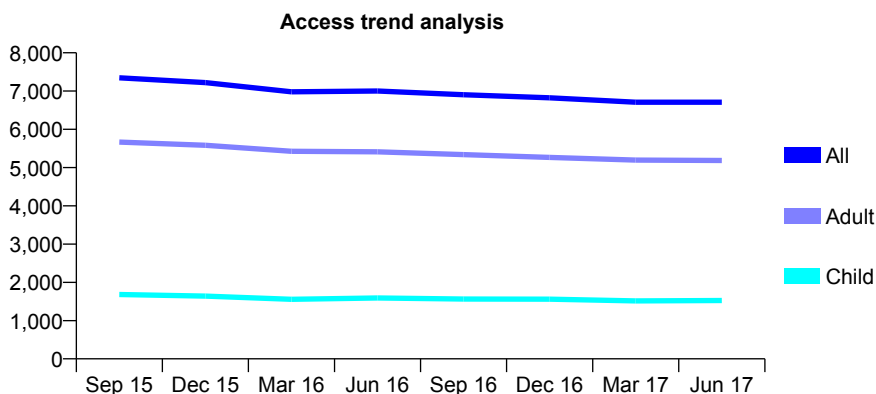
Q60 - Vital Signs At a Glance Contract Report for 857866/0001 - June 2017

Name or company name	MR LG THOTA
Contract type name	GDS Contract
Purpose of contract	General
Contract start date	01/04/2006
Contract end date	

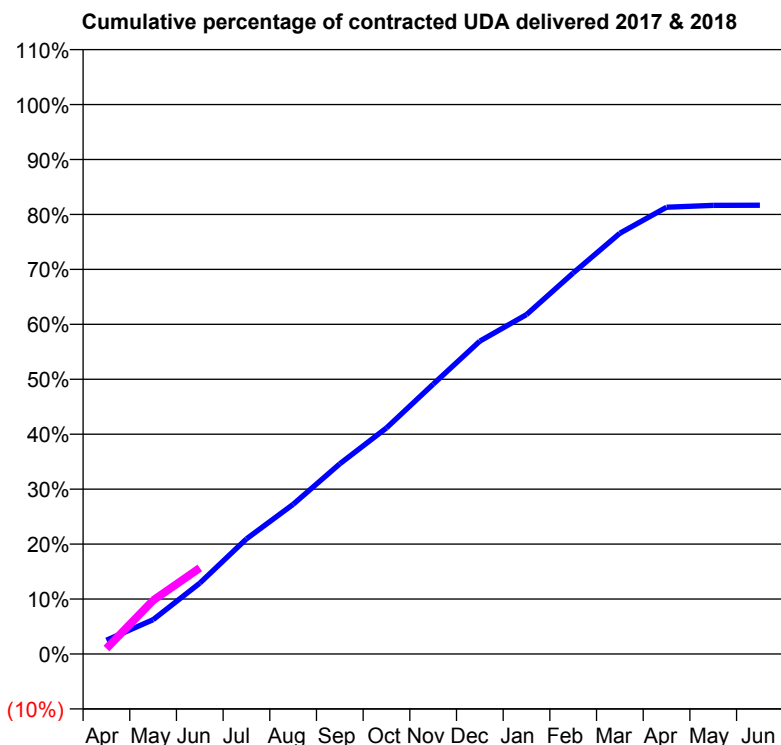
17/18 Contracted general activity (UDA)	26,500
Carry forward general activity (UDA)	0
17/18 Contracted orthodontic activity (UOA)	0
Carry forward orthodontic activity (UOA)	0
Baseline contract value	£556,843.59

ACCESS*

Patients seen in 24 months	Total	Change since previous quarter
Quarter ending June 2016	7,003	
Quarter ending September 2016	6,904	↓
Quarter ending December 2016	6,825	↓
Quarter ending March 2017	6,710	↓
Quarter ending June 2017	6,710	→
Variance since June 2016	(4.2%)	↓



ACTIVITY



Month	Adjusted Scheduled Activity (UDA)	
	2017	2018
April	665	266
May	1,655	2,587
June	3,415	4,151
July	5,555	
August	7,220	
September	9,172	
October	10,906	
November	13,016	
December	15,090	
January	16,371	
February	18,377	
March	20,292	
April	21,545	
May	21,638	
June	21,640	

QUALITY

	Quantity	Base Number	Contract	AT	Region	England
% of FP17s for the same patient ID Re-attending within 3 months - Children	33	538	6.1%	9.9%	11.7%	12.0%
% of FP17s for the same patient ID Re-attending within 3 months - Adults	257	2,054	12.5%	13.5%	15.2%	16.0%
% of FP17s for the same patient ID Re-attending between 3 & 9 months - Children	301	538	55.9%	60.0%	59.1%	58.0%
% of FP17s for the same patient ID Re-attending between 3 & 9 months - Adults	1,226	2,054	59.7%	55.0%	52.2%	50.9%
% of FP17s for Band 1 Urgent Courses	170	2,048	8.3%	6.8%	7.9%	9.1%
% of FP17s Relating to Free Repair or Replacements	10	2,048	0.5%	0.9%	0.8%	0.8%
% of FP17s Relating to Continuations	15	2,048	0.7%	1.3%	1.1%	1.1%
% of Patients satisfied with the dentistry they have received	12	14	85.7%	92.7%	91.8%	91.7%
% of Patients satisfied with the time they had to wait for an appointment	14	14	100.0%	89.5%	88.4%	88.0%

* This is based on patients treated on this contract for their most recent course of treatment. Figures in italics indicate the base number of FP17s or Patient Questionnaire responses are less than 100. N/A is shown where the base number of responses is less than 10 during the period. % is calculated as Quantity/Base number*100

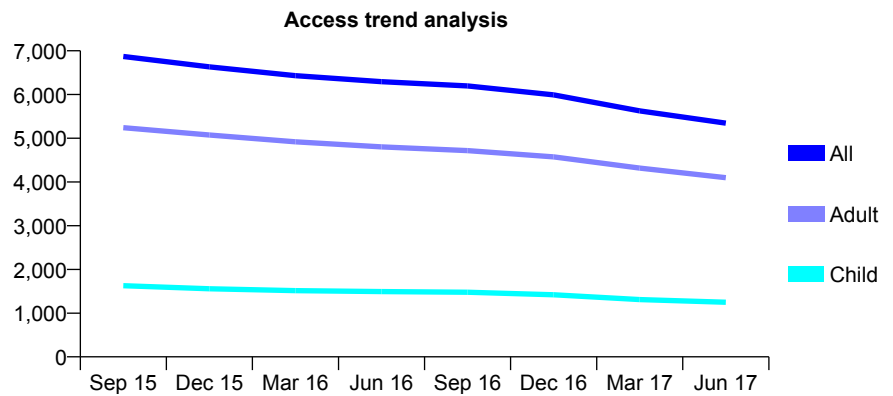
Q60 - Vital Signs At a Glance Contract Report for 906611/0002 - June 2017

Name or company name	MR RJ COOPER
Contract type name	GDS Contract
Purpose of contract	General
Contract start date	01/04/2009
Contract end date	

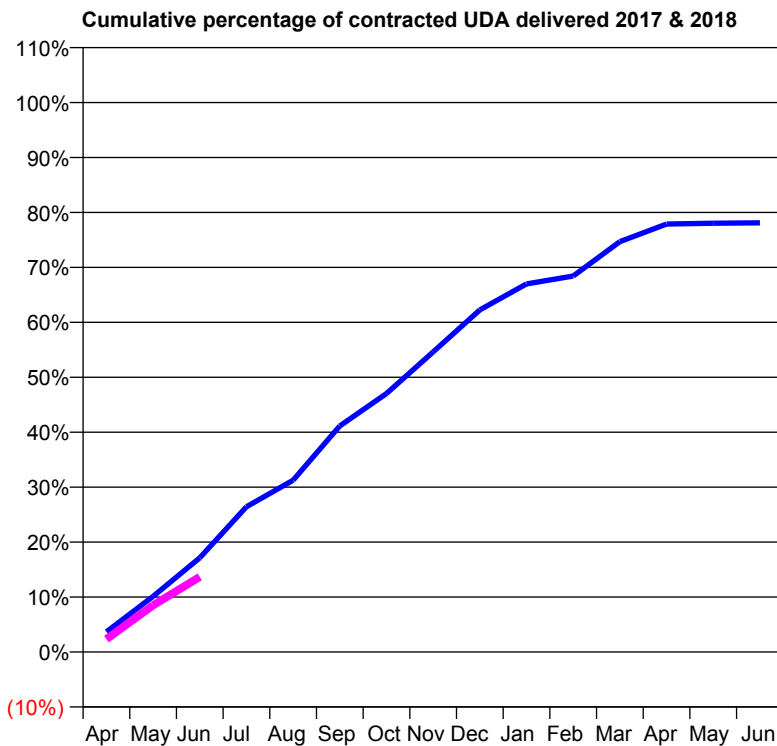
17/18 Contracted general activity (UDA)	18,833
Carry forward general activity (UDA)	0
17/18 Contracted orthodontic activity (UOA)	0
Carry forward orthodontic activity (UOA)	0
Baseline contract value	£450,994.91

ACCESS*

Patients seen in 24 months	Total	Change since previous quarter
Quarter ending June 2016	6,293	
Quarter ending September 2016	6,197	↓
Quarter ending December 2016	5,993	↓
Quarter ending March 2017	5,626	↓
Quarter ending June 2017	5,346	↓
Variance since June 2016	(15.0%)	↓



ACTIVITY



Month	Adjusted Scheduled Activity (UDA)	
	2017	2018
April	550	439
May	1,518	1,601
June	2,573	2,574
July	3,966	
August	4,690	
September	6,173	
October	7,057	
November	8,193	
December	9,337	
January	10,049	
February	10,262	
March	11,202	
April	11,682	
May	11,706	
June	11,717	

QUALITY

	Quantity	Base Number	Contract	AT	Region	England
% of FP17s for the same patient ID Re-attending within 3 months - Children	14	343	4.1%	9.9%	11.7%	12.0%
% of FP17s for the same patient ID Re-attending within 3 months - Adults	80	1,108	7.2%	13.5%	15.2%	16.0%
% of FP17s for the same patient ID Re-attending between 3 & 9 months - Children	148	343	43.1%	60.0%	59.1%	58.0%
% of FP17s for the same patient ID Re-attending between 3 & 9 months - Adults	488	1,108	44.0%	55.0%	52.2%	50.9%
% of FP17s for Band 1 Urgent Courses	58	1,170	5.0%	6.8%	7.9%	9.1%
% of FP17s Relating to Free Repair or Replacements	3	1,170	0.3%	0.9%	0.8%	0.8%
% of FP17s Relating to Continuations	29	1,170	2.5%	1.3%	1.1%	1.1%
% of Patients satisfied with the dentistry they have received	16	18	88.9%	92.7%	91.8%	91.7%
% of Patients satisfied with the time they had to wait for an appointment	17	18	94.4%	89.5%	88.4%	88.0%

* This is based on patients treated on this contract for their most recent course of treatment. Figures in italics indicate the base number of FP17s or Patient Questionnaire responses are less than 100. N/A is shown where the base number of responses is less than 10 during the period. % is calculated as Quantity/Base number*100

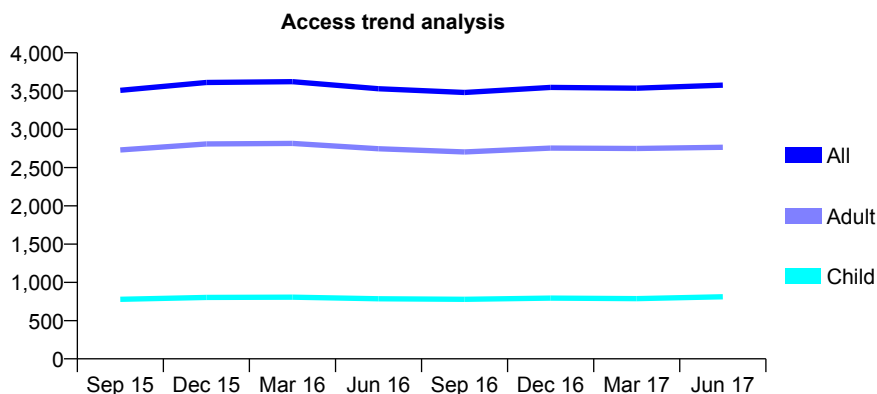
Q60 - Vital Signs At a Glance Contract Report for 909939/0001 - June 2017

Name or company name	MR DP VAN WYK
Contract type name	GDS Contract
Purpose of contract	General
Contract start date	01/04/2006
Contract end date	

17/18 Contracted general activity (UDA)	8,800
Carry forward general activity (UDA)	0
17/18 Contracted orthodontic activity (UOA)	0
Carry forward orthodontic activity (UOA)	0
Baseline contract value	£244,127.75

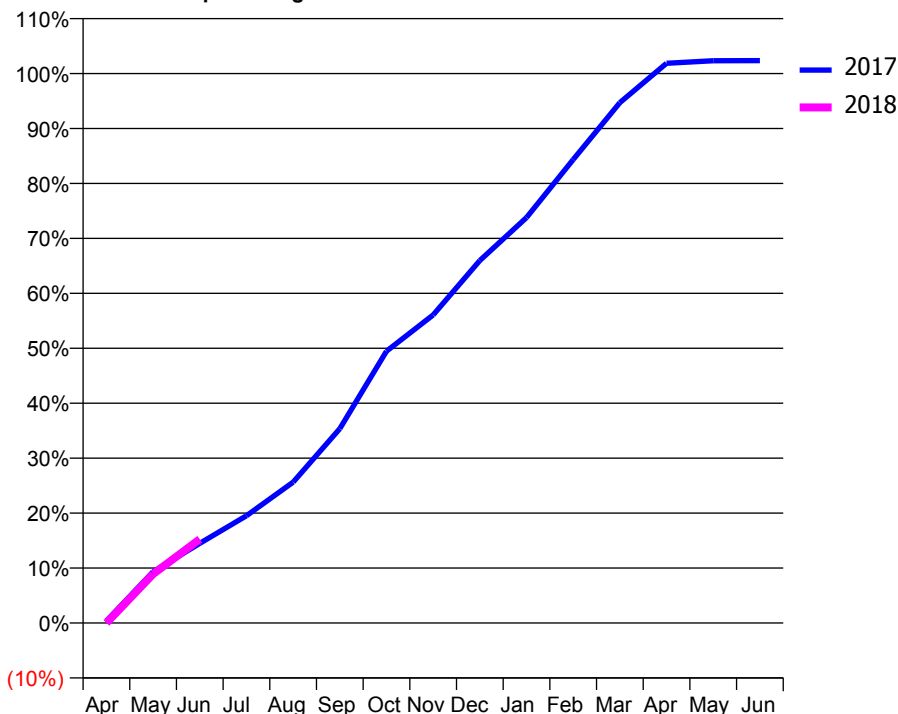
ACCESS*

Patients seen in 24 months	Total	Change since previous quarter
Quarter ending June 2016	3,531	
Quarter ending September 2016	3,482	↓
Quarter ending December 2016	3,548	→
Quarter ending March 2017	3,537	→
Quarter ending June 2017	3,577	→
Variance since June 2016	1.3%	→



ACTIVITY

Cumulative percentage of contracted UDA delivered 2017 & 2018



Adjusted Scheduled Activity (UDA)

Month	2017	2018
April	33	0
May	822	785
June	1,276	1,342
July	1,717	
August	2,255	
September	3,112	
October	4,353	
November	4,935	
December	5,805	
January	6,493	
February	7,421	
March	8,333	
April	8,964	
May	9,005	
June	9,006	

QUALITY

	Quantity	Base Number	Contract	AT	Region	England
% of FP17s for the same patient ID Re-attending within 3 months - Children	8	209	3.8%	9.9%	11.7%	12.0%
% of FP17s for the same patient ID Re-attending within 3 months - Adults	73	652	11.2%	13.5%	15.2%	16.0%
% of FP17s for the same patient ID Re-attending between 3 & 9 months - Children	65	209	31.1%	60.0%	59.1%	58.0%
% of FP17s for the same patient ID Re-attending between 3 & 9 months - Adults	158	652	24.2%	55.0%	52.2%	50.9%
% of FP17s for Band 1 Urgent Courses	75	600	12.5%	6.8%	7.9%	9.1%
% of FP17s Relating to Free Repair or Replacements	12	600	2.0%	0.9%	0.8%	0.8%
% of FP17s Relating to Continuations	12	600	2.0%	1.3%	1.1%	1.1%
% of Patients satisfied with the dentistry they have received	6	6	N/A	92.7%	91.8%	91.7%
% of Patients satisfied with the time they had to wait for an appointment	6	6	N/A	89.5%	88.4%	88.0%

* This is based on patients treated on this contract for their most recent course of treatment. Figures in italics indicate the base number of FP17s or Patient Questionnaire responses are less than 100. N/A is shown where the base number of responses is less than 10 during the period. % is calculated as Quantity/Base number*100

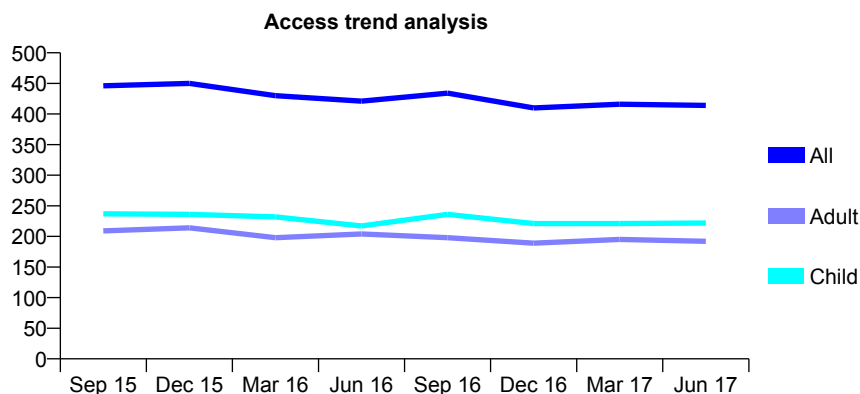
Q60 - Vital Signs At a Glance Contract Report for 910066/0001 - June 2017

Name or company name	DR AJ FAGG
Contract type name	GDS Contract
Purpose of contract	General and Orthodontic
Contract start date	01/04/2006
Contract end date	

17/18 Contracted general activity (UDA)	777
Carry forward general activity (UDA)	0
17/18 Contracted orthodontic activity (UOA)	1,378
Carry forward orthodontic activity (UOA)	0
Baseline contract value	£88,583.58

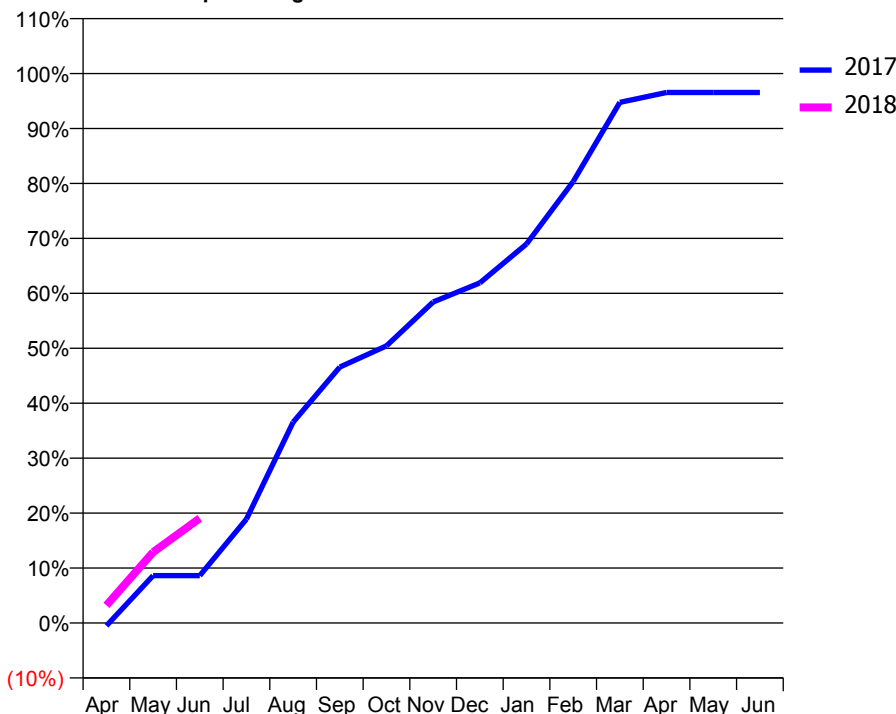
ACCESS*

Patients seen in 24 months	Total	Change since previous quarter
Quarter ending June 2016	421	
Quarter ending September 2016	434	↑
Quarter ending December 2016	410	↓
Quarter ending March 2017	416	→
Quarter ending June 2017	414	→
Variance since June 2016	(1.7%)	↓



ACTIVITY

Cumulative percentage of contracted UDA delivered 2017 & 2018



Adjusted Scheduled Activity (UDA)

Month	2017	2018
April	-4	25
May	67	100
June	67	148
July	147	
August	284	
September	362	
October	392	
November	454	
December	481	
January	536	
February	624	
March	736	
April	750	
May	750	
June	750	

QUALITY

	Quantity	Base Number	Contract	AT	Region	England
% of FP17s for the same patient ID Re-attending within 3 months - Children	3	103	2.9%	9.9%	11.7%	12.0%
% of FP17s for the same patient ID Re-attending within 3 months - Adults	7	49	14.3%	13.5%	15.2%	16.0%
% of FP17s for the same patient ID Re-attending between 3 & 9 months - Children	36	103	35.0%	60.0%	59.1%	58.0%
% of FP17s for the same patient ID Re-attending between 3 & 9 months - Adults	23	49	46.9%	55.0%	52.2%	50.9%
% of FP17s for Band 1 Urgent Courses	1	91	1.1%	6.8%	7.9%	9.1%
% of FP17s Relating to Free Repair or Replacements	0	91	0.0%	0.9%	0.8%	0.8%
% of FP17s Relating to Continuations	0	91	0.0%	1.3%	1.1%	1.1%
% of Patients satisfied with the dentistry they have received	2	2	N/A	92.7%	91.8%	91.7%
% of Patients satisfied with the time they had to wait for an appointment	2	2	N/A	89.5%	88.4%	88.0%

* This is based on patients treated on this contract for their most recent course of treatment. Figures in italics indicate the base number of FP17s or Patient Questionnaire responses are less than 100. N/A is shown where the base number of responses is less than 10 during the period. % is calculated as Quantity/Base number*100

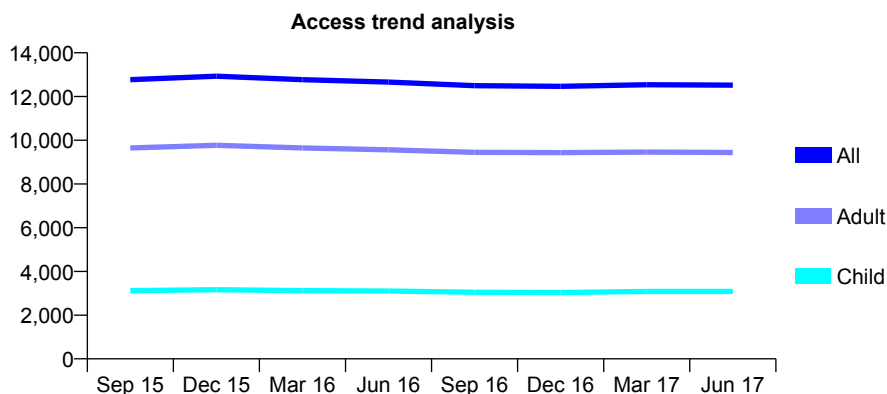
Q60 - Vital Signs At a Glance Contract Report for 912891/0001 - June 2017

Name or company name	Rosslyn House Dental
Contract type name	GDS Contract
Purpose of contract	General
Contract start date	01/04/2006
Contract end date	

17/18 Contracted general activity (UDA)	32,649
Carry forward general activity (UDA)	0
17/18 Contracted orthodontic activity (UOA)	0
Carry forward orthodontic activity (UOA)	0
Baseline contract value	£694,233.52

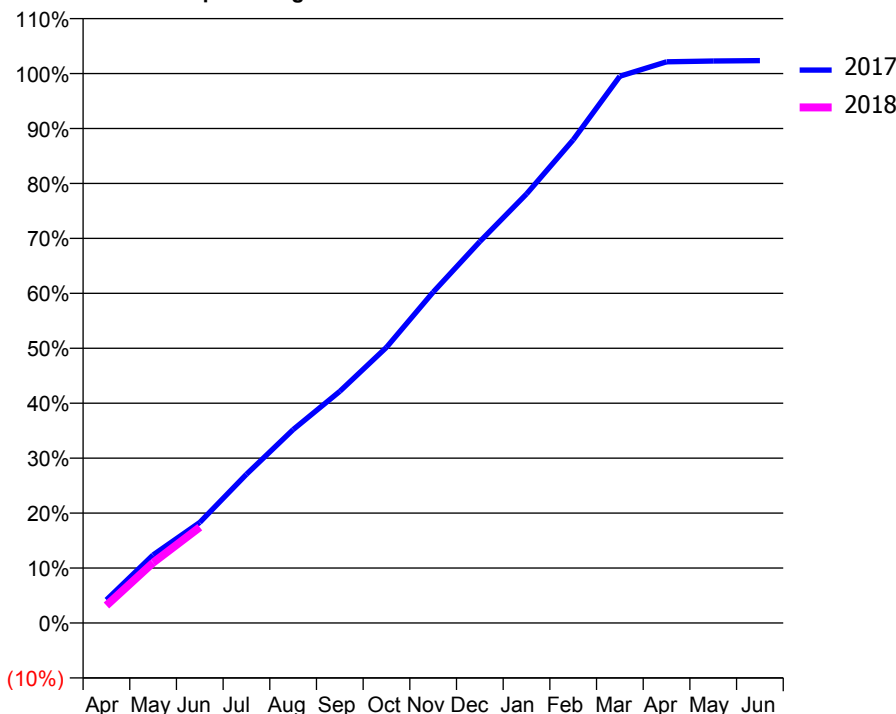
ACCESS*

Patients seen in 24 months	Total	Change since previous quarter
Quarter ending June 2016	12,661	
Quarter ending September 2016	12,496	↓
Quarter ending December 2016	12,465	→
Quarter ending March 2017	12,539	→
Quarter ending June 2017	12,523	→
Variance since June 2016	(1.1%)	↓



ACTIVITY

Cumulative percentage of contracted UDA delivered 2017 & 2018



Adjusted Scheduled Activity (UDA)

Month	2017	2018
April	1,373	1,045
May	4,044	3,586
June	5,980	5,694
July	8,841	
August	11,492	
September	13,764	
October	16,381	
November	19,664	
December	22,662	
January	25,494	
February	28,711	
March	32,486	
April	33,346	
May	33,389	
June	33,413	

QUALITY

	Quantity	Base Number	Contract	AT	Region	England
% of FP17s for the same patient ID Re-attending within 3 months - Children	48	999	4.8%	9.9%	11.7%	12.0%
% of FP17s for the same patient ID Re-attending within 3 months - Adults	290	3,118	9.3%	13.5%	15.2%	16.0%
% of FP17s for the same patient ID Re-attending between 3 & 9 months - Children	626	999	62.7%	60.0%	59.1%	58.0%
% of FP17s for the same patient ID Re-attending between 3 & 9 months - Adults	2,126	3,118	68.2%	55.0%	52.2%	50.9%
% of FP17s for Band 1 Urgent Courses	127	3,547	3.6%	6.8%	7.9%	9.1%
% of FP17s Relating to Free Repair or Replacements	16	3,547	0.5%	0.9%	0.8%	0.8%
% of FP17s Relating to Continuations	51	3,547	1.4%	1.3%	1.1%	1.1%
% of Patients satisfied with the dentistry they have received	29	30	96.7%	92.7%	91.8%	91.7%
% of Patients satisfied with the time they had to wait for an appointment	27	30	90.0%	89.5%	88.4%	88.0%

* This is based on patients treated on this contract for their most recent course of treatment. Figures in italics indicate the base number of FP17s or Patient Questionnaire responses are less than 100. N/A is shown where the base number of responses is less than 10 during the period. % is calculated as Quantity/Base number*100

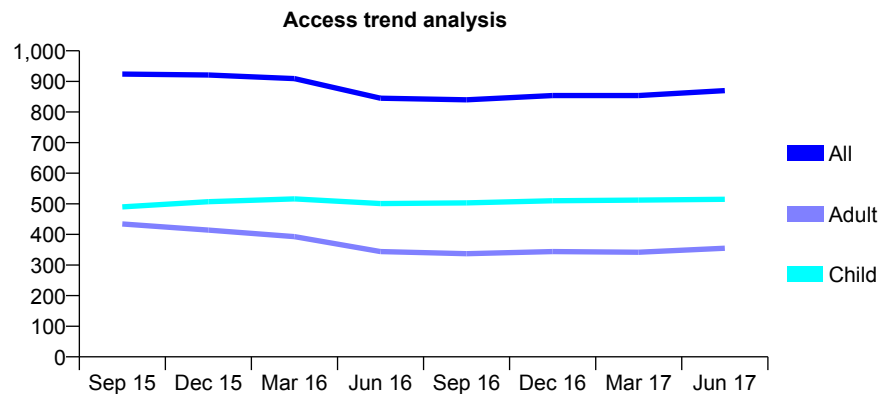
Q60 - Vital Signs At a Glance Contract Report for 913006/0001 - June 2017

Name or company name	MRS AJ MORRIS
Contract type name	GDS Contract
Purpose of contract	General
Contract start date	01/04/2006
Contract end date	

17/18 Contracted general activity (UDA)	2,400
Carry forward general activity (UDA)	0
17/18 Contracted orthodontic activity (UOA)	0
Carry forward orthodontic activity (UOA)	0
Baseline contract value	£58,848.00

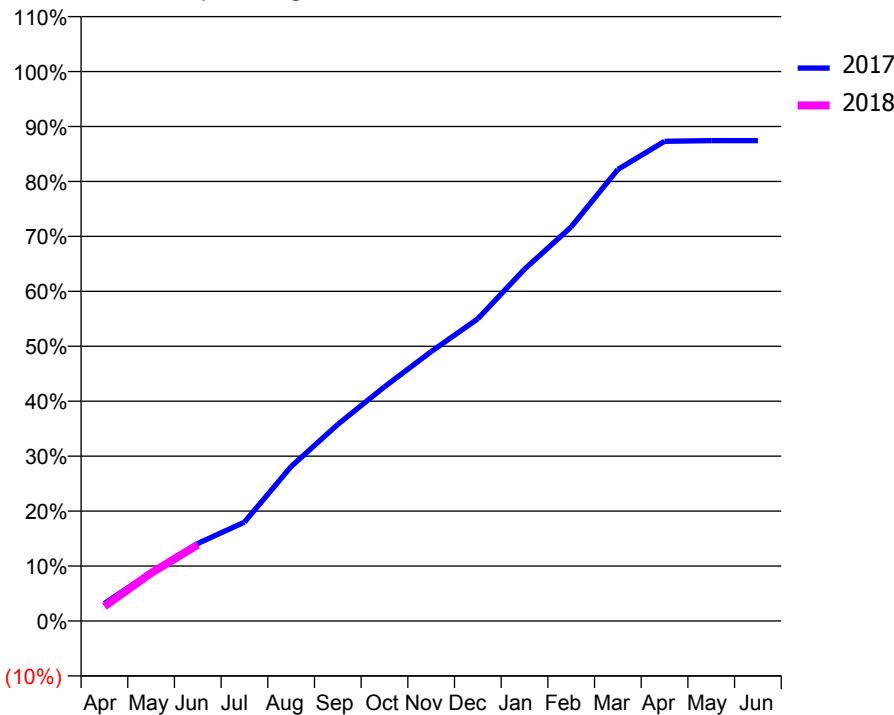
ACCESS*

Patients seen in 24 months	Total	Change since previous quarter
Quarter ending June 2016	845	
Quarter ending September 2016	840	→
Quarter ending December 2016	854	→
Quarter ending March 2017	854	→
Quarter ending June 2017	870	→
Variance since June 2016	3.0%	↑



ACTIVITY

Cumulative percentage of contracted UDA delivered 2017 & 2018



Month	Adjusted Scheduled Activity (UDA)	
	2017	2018
April	80	64
May	223	210
June	355	333
July	452	
August	706	
September	899	
October	1,071	
November	1,232	
December	1,382	
January	1,609	
February	1,802	
March	2,065	
April	2,194	
May	2,197	
June	2,197	

QUALITY

	Quantity	Base Number	Contract	AT	Region	England
% of FP17s for the same patient ID Re-attending within 3 months - Children	12	195	6.2%	9.9%	11.7%	12.0%
% of FP17s for the same patient ID Re-attending within 3 months - Adults	16	125	12.8%	13.5%	15.2%	16.0%
% of FP17s for the same patient ID Re-attending between 3 & 9 months - Children	140	195	71.8%	60.0%	59.1%	58.0%
% of FP17s for the same patient ID Re-attending between 3 & 9 months - Adults	78	125	62.4%	55.0%	52.2%	50.9%
% of FP17s for Band 1 Urgent Courses	24	241	10.0%	6.8%	7.9%	9.1%
% of FP17s Relating to Free Repair or Replacements	0	241	0.0%	0.9%	0.8%	0.8%
% of FP17s Relating to Continuations	3	241	1.2%	1.3%	1.1%	1.1%
% of Patients satisfied with the dentistry they have received	0	0	N/A	92.7%	91.8%	91.7%
% of Patients satisfied with the time they had to wait for an appointment	0	0	N/A	89.5%	88.4%	88.0%

* This is based on patients treated on this contract for their most recent course of treatment. Figures in italics indicate the base number of FP17s or Patient Questionnaire responses are less than 100. N/A is shown where the base number of responses is less than 10 during the period. % is calculated as Quantity/Base number*100

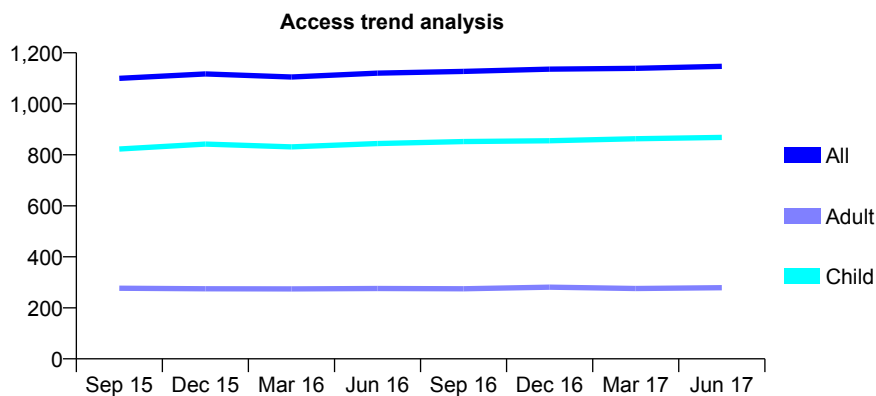
Q60 - Vital Signs At a Glance Contract Report for 916013/0003 - June 2017

Name or company name	MR BJ GRAINGER
Contract type name	GDS Contract
Purpose of contract	General and Orthodontic
Contract start date	14/04/2008
Contract end date	

17/18 Contracted general activity (UDA)	2,000
Carry forward general activity (UDA)	0
17/18 Contracted orthodontic activity (UOA)	210
Carry forward orthodontic activity (UOA)	0
Baseline contract value	£58,903.97

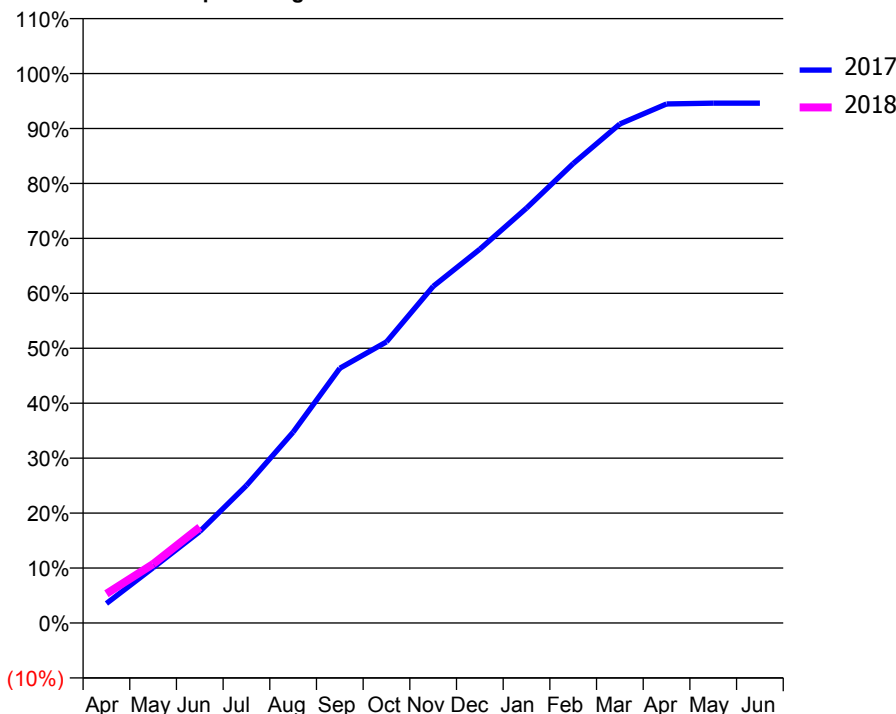
ACCESS*

Patients seen in 24 months	Total	Change since previous quarter
Quarter ending June 2016	1,120	
Quarter ending September 2016	1,127	→
Quarter ending December 2016	1,136	→
Quarter ending March 2017	1,139	→
Quarter ending June 2017	1,147	→
Variance since June 2016	2.4%	↑



ACTIVITY

Cumulative percentage of contracted UDA delivered 2017 & 2018



Month	Adjusted Scheduled Activity (UDA)	
	2017	2018
April	71	106
May	201	215
June	333	349
July	500	
August	695	
September	927	
October	1,023	
November	1,225	
December	1,361	
January	1,510	
February	1,672	
March	1,816	
April	1,889	
May	1,892	
June	1,892	

QUALITY

	Quantity	Base Number	Contract	AT	Region	England
% of FP17s for the same patient ID Re-attending within 3 months - Children	7	256	2.7%	9.9%	11.7%	12.0%
% of FP17s for the same patient ID Re-attending within 3 months - Adults	0	40	0.0%	13.5%	15.2%	16.0%
% of FP17s for the same patient ID Re-attending between 3 & 9 months - Children	120	256	46.9%	60.0%	59.1%	58.0%
% of FP17s for the same patient ID Re-attending between 3 & 9 months - Adults	17	40	42.5%	55.0%	52.2%	50.9%
% of FP17s for Band 1 Urgent Courses	4	238	1.7%	6.8%	7.9%	9.1%
% of FP17s Relating to Free Repair or Replacements	0	238	0.0%	0.9%	0.8%	0.8%
% of FP17s Relating to Continuations	0	238	0.0%	1.3%	1.1%	1.1%
% of Patients satisfied with the dentistry they have received	1	1	N/A	92.7%	91.8%	91.7%
% of Patients satisfied with the time they had to wait for an appointment	1	1	N/A	89.5%	88.4%	88.0%

* This is based on patients treated on this contract for their most recent course of treatment. Figures in italics indicate the base number of FP17s or Patient Questionnaire responses are less than 100. N/A is shown where the base number of responses is less than 10 during the period. % is calculated as Quantity/Base number*100

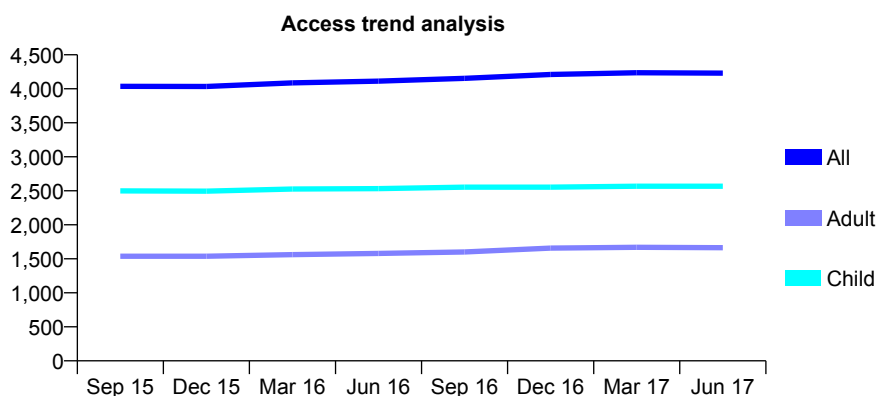
Q60 - Vital Signs At a Glance Contract Report for 920231/0001 - June 2017

Name or company name	MRS HL CHAPMAN
Contract type name	GDS Contract
Purpose of contract	General
Contract start date	01/04/2006
Contract end date	

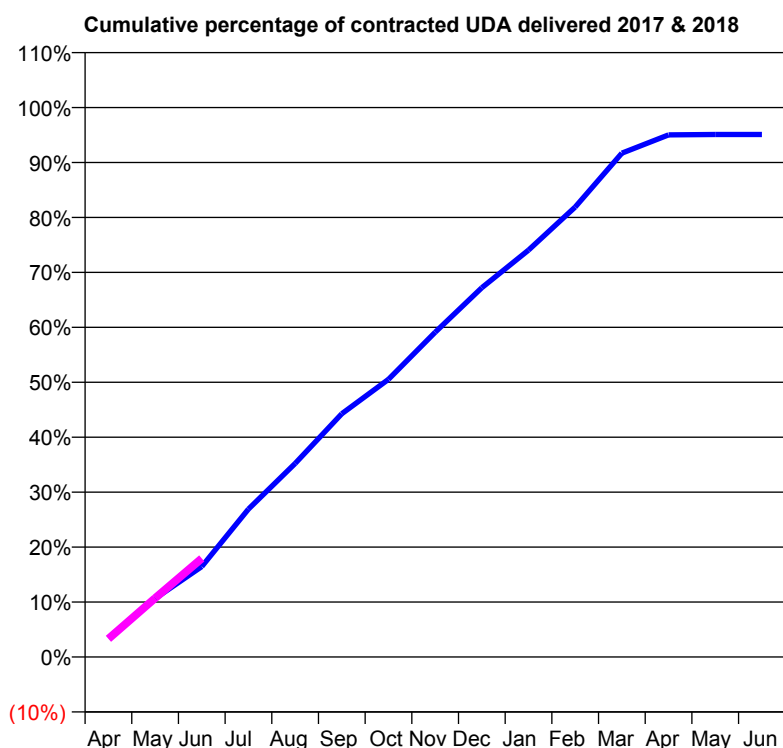
17/18 Contracted general activity (UDA)	11,917
Carry forward general activity (UDA)	0
17/18 Contracted orthodontic activity (UOA)	0
Carry forward orthodontic activity (UOA)	0
Baseline contract value	£310,971.57

ACCESS*

Patients seen in 24 months	Total	Change since previous quarter
Quarter ending June 2016	4,112	
Quarter ending September 2016	4,153	→
Quarter ending December 2016	4,211	→
Quarter ending March 2017	4,237	→
Quarter ending June 2017	4,231	→
Variance since June 2016	2.9%	↑



ACTIVITY



Month	Adjusted Scheduled Activity (UDA)	
	2017	2018
April	414	395
May	1,268	1,276
June	1,963	2,139
July	3,209	
August	4,198	
September	5,275	
October	6,023	
November	7,042	
December	8,009	
January	8,825	
February	9,759	
March	10,927	
April	11,322	
May	11,331	
June	11,332	

QUALITY

	Quantity	Base Number	Contract	AT	Region	England
% of FP17s for the same patient ID Re-attending within 3 months - Children	87	967	9.0%	9.9%	11.7%	12.0%
% of FP17s for the same patient ID Re-attending within 3 months - Adults	76	526	14.4%	13.5%	15.2%	16.0%
% of FP17s for the same patient ID Re-attending between 3 & 9 months - Children	567	967	58.6%	60.0%	59.1%	58.0%
% of FP17s for the same patient ID Re-attending between 3 & 9 months - Adults	315	526	59.9%	55.0%	52.2%	50.9%
% of FP17s for Band 1 Urgent Courses	78	1,261	6.2%	6.8%	7.9%	9.1%
% of FP17s Relating to Free Repair or Replacements	0	1,261	0.0%	0.9%	0.8%	0.8%
% of FP17s Relating to Continuations	3	1,261	0.2%	1.3%	1.1%	1.1%
% of Patients satisfied with the dentistry they have received	3	5	N/A	92.7%	91.8%	91.7%
% of Patients satisfied with the time they had to wait for an appointment	4	5	N/A	89.5%	88.4%	88.0%

* This is based on patients treated on this contract for their most recent course of treatment. Figures in italics indicate the base number of FP17s or Patient Questionnaire responses are less than 100. N/A is shown where the base number of responses is less than 10 during the period. % is calculated as Quantity/Base number*100

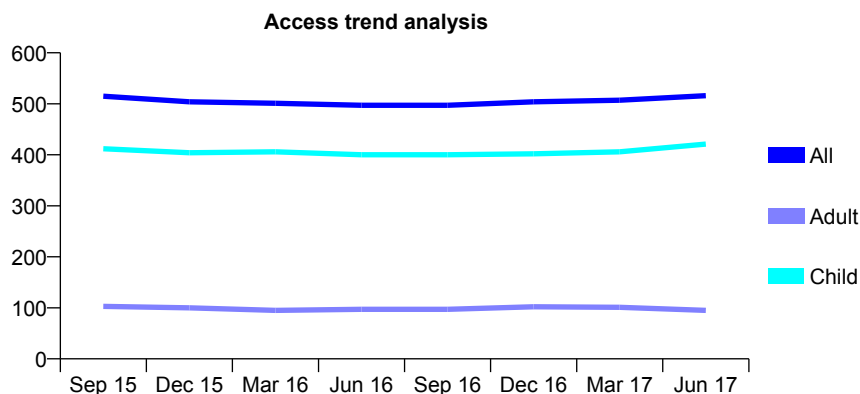
Q60 - Vital Signs At a Glance Contract Report for 925713/0001 - June 2017

Name or company name	MR IH KHAN
Contract type name	GDS Contract
Purpose of contract	General
Contract start date	01/04/2006
Contract end date	

17/18 Contracted general activity (UDA)	1,200
Carry forward general activity (UDA)	0
17/18 Contracted orthodontic activity (UOA)	0
Carry forward orthodontic activity (UOA)	0
Baseline contract value	£27,689.65

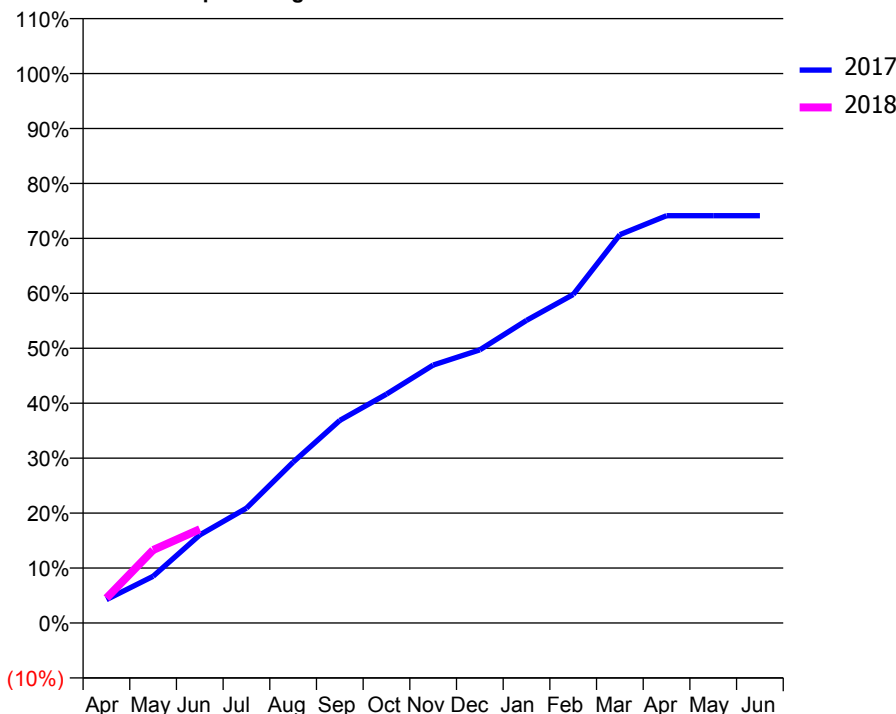
ACCESS*

Patients seen in 24 months	Total	Change since previous quarter
Quarter ending June 2016	497	
Quarter ending September 2016	497	→
Quarter ending December 2016	504	→
Quarter ending March 2017	507	→
Quarter ending June 2017	516	→
Variance since June 2016	3.8%	↑



ACTIVITY

Cumulative percentage of contracted UDA delivered 2017 & 2018



Adjusted Scheduled Activity (UDA)

Month	2017	2018
April	51	54
May	102	159
June	192	205
July	251	
August	351	
September	442	
October	500	
November	563	
December	597	
January	661	
February	717	
March	848	
April	889	
May	889	
June	889	

QUALITY

	Quantity	Base Number	Contract	AT	Region	England
% of FP17s for the same patient ID Re-attending within 3 months - Children	12	149	8.1%	9.9%	11.7%	12.0%
% of FP17s for the same patient ID Re-attending within 3 months - Adults	1	22	4.5%	13.5%	15.2%	16.0%
% of FP17s for the same patient ID Re-attending between 3 & 9 months - Children	72	149	48.3%	60.0%	59.1%	58.0%
% of FP17s for the same patient ID Re-attending between 3 & 9 months - Adults	12	22	54.5%	55.0%	52.2%	50.9%
% of FP17s for Band 1 Urgent Courses	4	150	2.7%	6.8%	7.9%	9.1%
% of FP17s Relating to Free Repair or Replacements	0	150	0.0%	0.9%	0.8%	0.8%
% of FP17s Relating to Continuations	1	150	0.7%	1.3%	1.1%	1.1%
% of Patients satisfied with the dentistry they have received	0	0	N/A	92.7%	91.8%	91.7%
% of Patients satisfied with the time they had to wait for an appointment	0	0	N/A	89.5%	88.4%	88.0%

* This is based on patients treated on this contract for their most recent course of treatment. Figures in italics indicate the base number of FP17s or Patient Questionnaire responses are less than 100. N/A is shown where the base number of responses is less than 10 during the period. % is calculated as Quantity/Base number*100

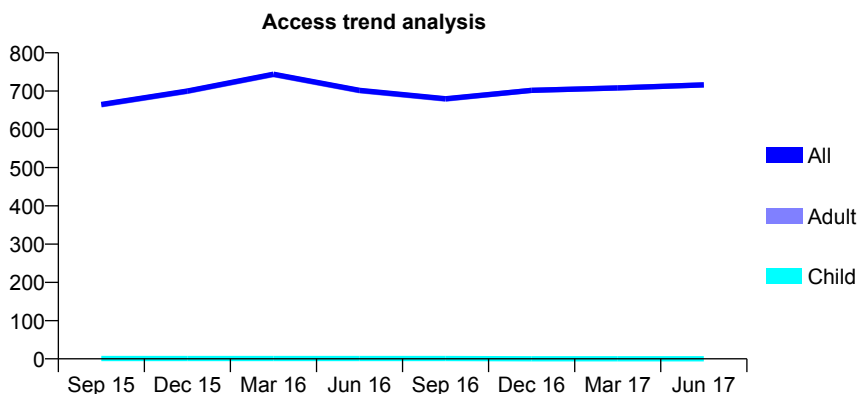
Q60 - Vital Signs At a Glance Contract Report for 925829/0001 - June 2017

Name or company name	MR KS AULAK
Contract type name	GDS Contract
Purpose of contract	General
Contract start date	01/04/2006
Contract end date	

17/18 Contracted general activity (UDA)	2,901
Carry forward general activity (UDA)	0
17/18 Contracted orthodontic activity (UOA)	0
Carry forward orthodontic activity (UOA)	0
Baseline contract value	£76,826.06

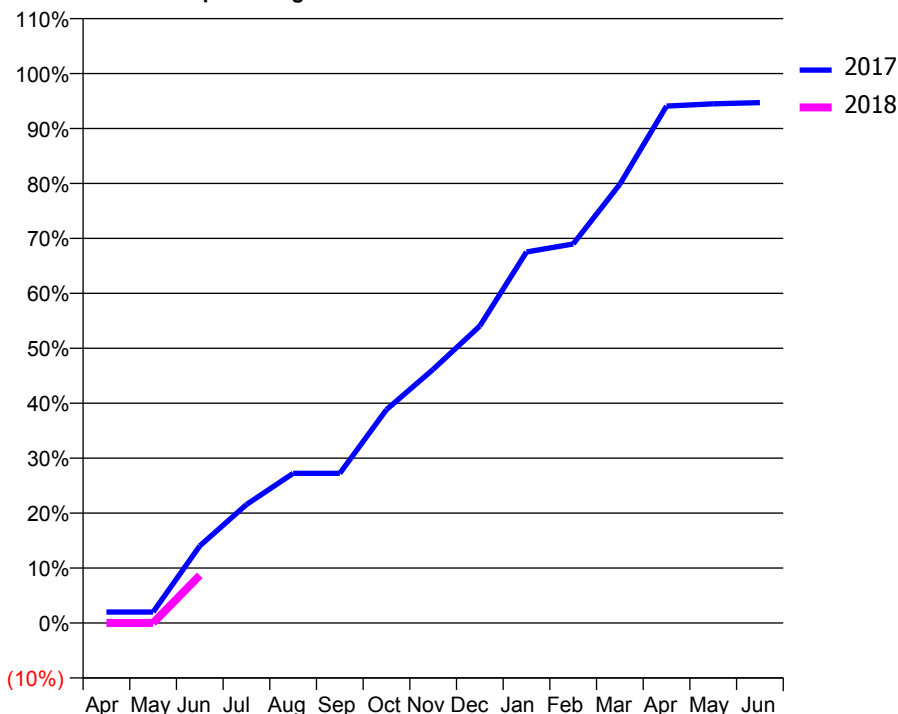
ACCESS*

Patients seen in 24 months	Total	Change since previous quarter
Quarter ending June 2016	702	
Quarter ending September 2016	680	↓
Quarter ending December 2016	702	↑
Quarter ending March 2017	708	→
Quarter ending June 2017	716	→
Variance since June 2016	2.0%	→



ACTIVITY

Cumulative percentage of contracted UDA delivered 2017 & 2018



Month	Adjusted Scheduled Activity (UDA)	
	2017	2018
April	58	0
May	58	0
June	407	252
July	626	
August	790	
September	790	
October	1,127	
November	1,339	
December	1,568	
January	1,959	
February	2,001	
March	2,317	
April	2,729	
May	2,741	
June	2,747	

QUALITY

	Quantity	Base Number	Contract	AT	Region	England
% of FP17s for the same patient ID Re-attending within 3 months - Children	0	0	N/A	9.9%	11.7%	12.0%
% of FP17s for the same patient ID Re-attending within 3 months - Adults	52	188	27.7%	13.5%	15.2%	16.0%
% of FP17s for the same patient ID Re-attending between 3 & 9 months - Children	0	0	N/A	60.0%	59.1%	58.0%
% of FP17s for the same patient ID Re-attending between 3 & 9 months - Adults	22	188	11.7%	55.0%	52.2%	50.9%
% of FP17s for Band 1 Urgent Courses	20	61	32.8%	6.8%	7.9%	9.1%
% of FP17s Relating to Free Repair or Replacements	0	61	0.0%	0.9%	0.8%	0.8%
% of FP17s Relating to Continuations	0	61	0.0%	1.3%	1.1%	1.1%
% of Patients satisfied with the dentistry they have received	0	0	N/A	92.7%	91.8%	91.7%
% of Patients satisfied with the time they had to wait for an appointment	0	0	N/A	89.5%	88.4%	88.0%

* This is based on patients treated on this contract for their most recent course of treatment. Figures in italics indicate the base number of FP17s or Patient Questionnaire responses are less than 100. N/A is shown where the base number of responses is less than 10 during the period. % is calculated as Quantity/Base number*100

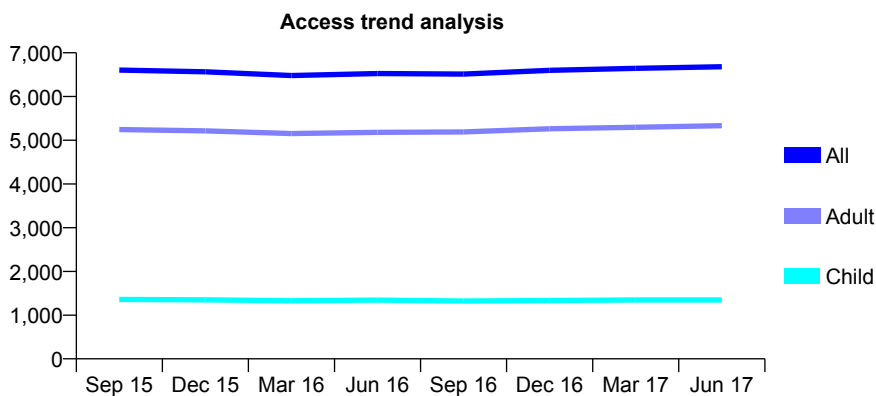
Q60 - Vital Signs At a Glance Contract Report for 927201/0001 - June 2017

Name or company name	MR N AHMED
Contract type name	GDS Contract
Purpose of contract	General and Orthodontic
Contract start date	01/04/2006
Contract end date	

17/18 Contracted general activity (UDA)	17,708
Carry forward general activity (UDA)	0
17/18 Contracted orthodontic activity (UOA)	2,688
Carry forward orthodontic activity (UOA)	0
Baseline contract value	£595,016.52

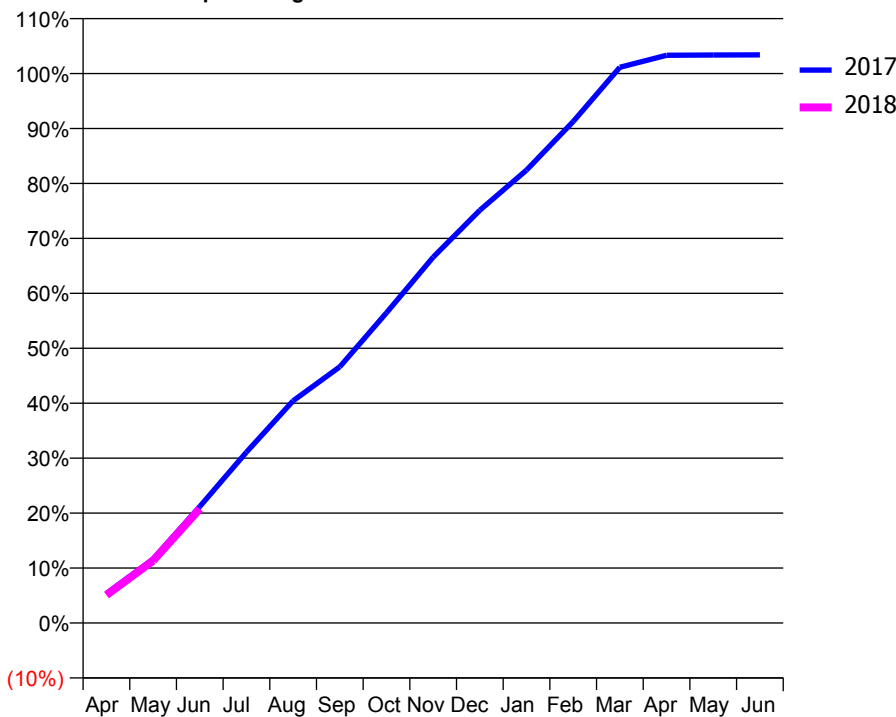
ACCESS*

Patients seen in 24 months	Total	Change since previous quarter
Quarter ending June 2016	6,525	
Quarter ending September 2016	6,512	→
Quarter ending December 2016	6,598	→
Quarter ending March 2017	6,644	→
Quarter ending June 2017	6,680	→
Variance since June 2016	2.4%	↑



ACTIVITY

Cumulative percentage of contracted UDA delivered 2017 & 2018



Adjusted Scheduled Activity (UDA)

Month	2017	2018
April	948	900
May	2,053	2,010
June	3,741	3,681
July	5,492	
August	7,141	
September	8,234	
October	9,970	
November	11,756	
December	13,268	
January	14,554	
February	16,118	
March	17,860	
April	18,244	
May	18,254	
June	18,258	

QUALITY

	Quantity	Base Number	Contract	AT	Region	England
% of FP17s for the same patient ID Re-attending within 3 months - Children	28	522	5.4%	9.9%	11.7%	12.0%
% of FP17s for the same patient ID Re-attending within 3 months - Adults	108	1,498	7.2%	13.5%	15.2%	16.0%
% of FP17s for the same patient ID Re-attending between 3 & 9 months - Children	216	522	41.4%	60.0%	59.1%	58.0%
% of FP17s for the same patient ID Re-attending between 3 & 9 months - Adults	754	1,498	50.3%	55.0%	52.2%	50.9%
% of FP17s for Band 1 Urgent Courses	4	1,661	0.2%	6.8%	7.9%	9.1%
% of FP17s Relating to Free Repair or Replacements	18	1,661	1.1%	0.9%	0.8%	0.8%
% of FP17s Relating to Continuations	17	1,661	1.0%	1.3%	1.1%	1.1%
% of Patients satisfied with the dentistry they have received	17	17	100.0%	92.7%	91.8%	91.7%
% of Patients satisfied with the time they had to wait for an appointment	17	17	100.0%	89.5%	88.4%	88.0%

* This is based on patients treated on this contract for their most recent course of treatment. Figures in italics indicate the base number of FP17s or Patient Questionnaire responses are less than 100. N/A is shown where the base number of responses is less than 10 during the period. % is calculated as Quantity/Base number*100

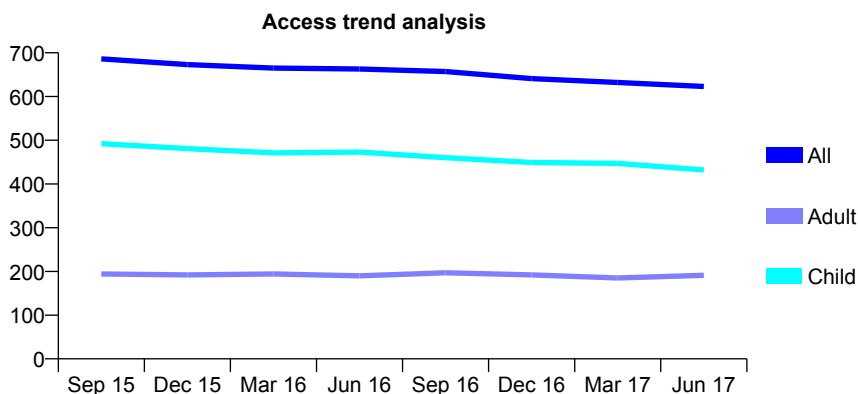
Q60 - Vital Signs At a Glance Contract Report for 927341/0001 - June 2017

Name or company name	MR JG LANGLEY
Contract type name	GDS Contract
Purpose of contract	General
Contract start date	01/04/2006
Contract end date	

17/18 Contracted general activity (UDA)	1,380
Carry forward general activity (UDA)	0
17/18 Contracted orthodontic activity (UOA)	0
Carry forward orthodontic activity (UOA)	0
Baseline contract value	£30,270.99

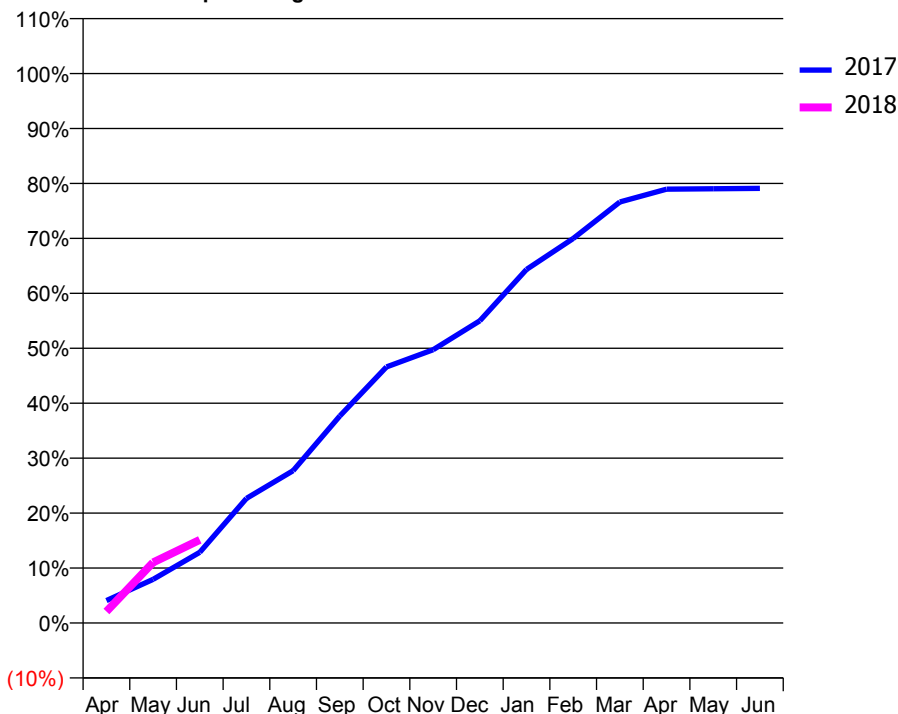
ACCESS*

Patients seen in 24 months	Total	Change since previous quarter
Quarter ending June 2016	663	
Quarter ending September 2016	657	→
Quarter ending December 2016	641	↓
Quarter ending March 2017	632	↓
Quarter ending June 2017	623	↓
Variance since June 2016	(6.0%)	↓



ACTIVITY

Cumulative percentage of contracted UDA delivered 2017 & 2018



Adjusted Scheduled Activity (UDA)

Month	2017	2018
April	56	29
May	110	152
June	178	209
July	313	
August	383	
September	520	
October	643	
November	686	
December	759	
January	888	
February	966	
March	1,057	
April	1,090	
May	1,091	
June	1,092	

QUALITY

	Quantity	Base Number	Contract	AT	Region	England
% of FP17s for the same patient ID Re-attending within 3 months - Children	11	142	7.7%	9.9%	11.7%	12.0%
% of FP17s for the same patient ID Re-attending within 3 months - Adults	0	32	0.0%	13.5%	15.2%	16.0%
% of FP17s for the same patient ID Re-attending between 3 & 9 months - Children	88	142	62.0%	60.0%	59.1%	58.0%
% of FP17s for the same patient ID Re-attending between 3 & 9 months - Adults	19	32	59.4%	55.0%	52.2%	50.9%
% of FP17s for Band 1 Urgent Courses	4	146	2.7%	6.8%	7.9%	9.1%
% of FP17s Relating to Free Repair or Replacements	0	146	0.0%	0.9%	0.8%	0.8%
% of FP17s Relating to Continuations	0	146	0.0%	1.3%	1.1%	1.1%
% of Patients satisfied with the dentistry they have received	0	0	N/A	92.7%	91.8%	91.7%
% of Patients satisfied with the time they had to wait for an appointment	0	0	N/A	89.5%	88.4%	88.0%

* This is based on patients treated on this contract for their most recent course of treatment. Figures in italics indicate the base number of FP17s or Patient Questionnaire responses are less than 100. N/A is shown where the base number of responses is less than 10 during the period. % is calculated as Quantity/Base number*100

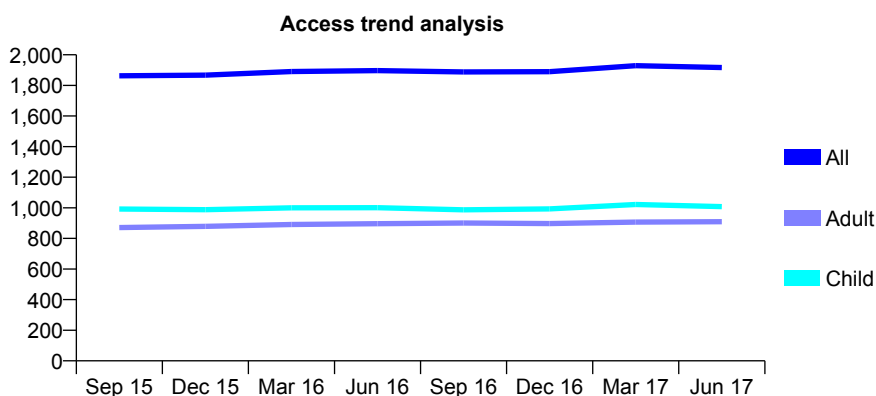
Q60 - Vital Signs At a Glance Contract Report for 927724/0003 - June 2017

Name or company name	MR SS DEHAL
Contract type name	GDS Contract
Purpose of contract	General and Orthodontic
Contract start date	01/06/2008
Contract end date	

17/18 Contracted general activity (UDA)	5,493
Carry forward general activity (UDA)	0
17/18 Contracted orthodontic activity (UOA)	0
Carry forward orthodontic activity (UOA)	0
Baseline contract value	£133,692.28

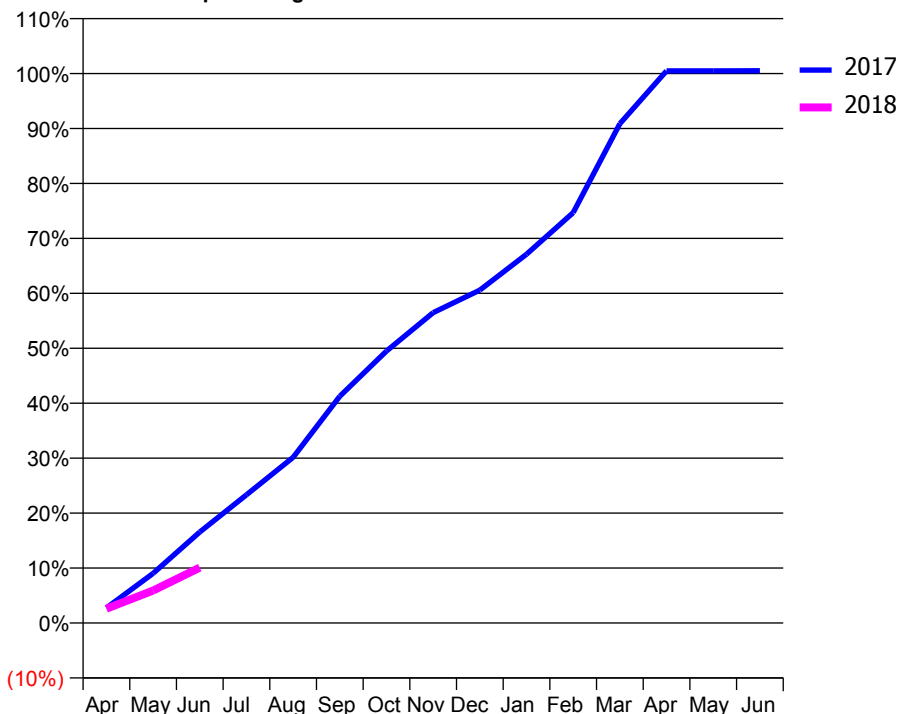
ACCESS*

Patients seen in 24 months	Total	Change since previous quarter
Quarter ending June 2016	1,897	
Quarter ending September 2016	1,888	→
Quarter ending December 2016	1,890	→
Quarter ending March 2017	1,929	↑
Quarter ending June 2017	1,917	→
Variance since June 2016	1.1%	→



ACTIVITY

Cumulative percentage of contracted UDA delivered 2017 & 2018



Month	Adjusted Scheduled Activity (UDA)	
	2017	2018
April	151	143
May	497	325
June	909	554
July	1,282	
August	1,656	
September	2,267	
October	2,718	
November	3,102	
December	3,327	
January	3,686	
February	4,102	
March	4,992	
April	5,519	
May	5,519	
June	5,520	

QUALITY

	Quantity	Base Number	Contract	AT	Region	England
% of FP17s for the same patient ID Re-attending within 3 months - Children	66	387	17.1%	9.9%	11.7%	12.0%
% of FP17s for the same patient ID Re-attending within 3 months - Adults	44	264	16.7%	13.5%	15.2%	16.0%
% of FP17s for the same patient ID Re-attending between 3 & 9 months - Children	267	387	69.0%	60.0%	59.1%	58.0%
% of FP17s for the same patient ID Re-attending between 3 & 9 months - Adults	169	264	64.0%	55.0%	52.2%	50.9%
% of FP17s for Band 1 Urgent Courses	16	366	4.4%	6.8%	7.9%	9.1%
% of FP17s Relating to Free Repair or Replacements	1	366	0.3%	0.9%	0.8%	0.8%
% of FP17s Relating to Continuations	12	366	3.3%	1.3%	1.1%	1.1%
% of Patients satisfied with the dentistry they have received	3	3	N/A	92.7%	91.8%	91.7%
% of Patients satisfied with the time they had to wait for an appointment	3	3	N/A	89.5%	88.4%	88.0%

* This is based on patients treated on this contract for their most recent course of treatment. Figures in italics indicate the base number of FP17s or Patient Questionnaire responses are less than 100. N/A is shown where the base number of responses is less than 10 during the period. % is calculated as Quantity/Base number*100

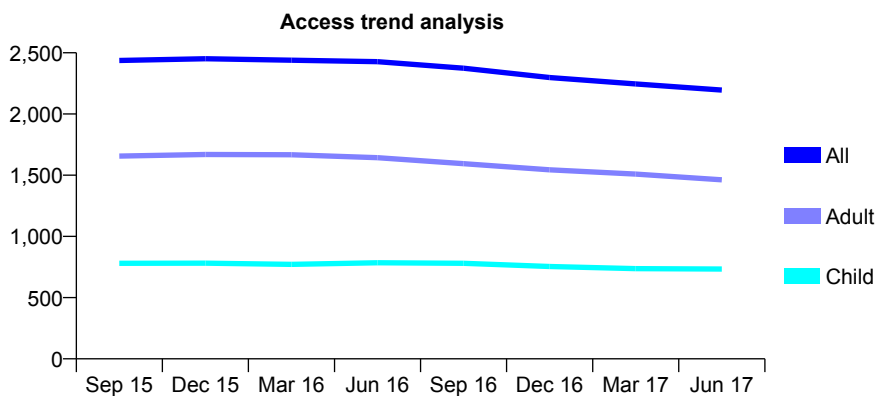
Q60 - Vital Signs At a Glance Contract Report for 932779/0002 - June 2017

Name or company name	MR GC CUMMINGS
Contract type name	GDS Contract
Purpose of contract	General
Contract start date	01/10/2009
Contract end date	

17/18 Contracted general activity (UDA)	6,764
Carry forward general activity (UDA)	0
17/18 Contracted orthodontic activity (UOA)	0
Carry forward orthodontic activity (UOA)	0
Baseline contract value	£182,751.94

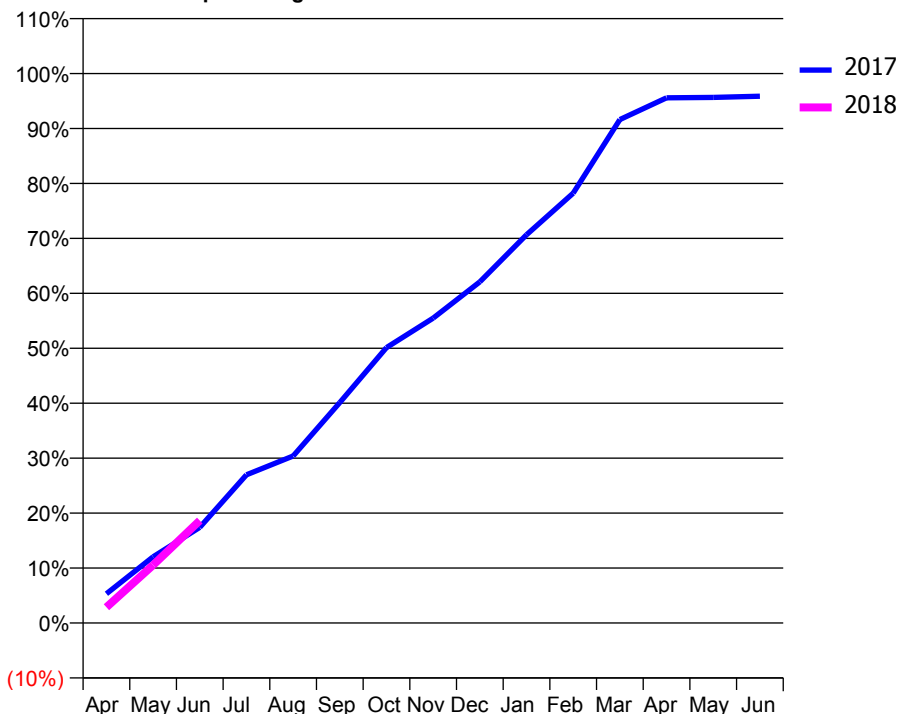
ACCESS*

Patients seen in 24 months	Total	Change since previous quarter
Quarter ending June 2016	2,428	
Quarter ending September 2016	2,374	↓
Quarter ending December 2016	2,298	↓
Quarter ending March 2017	2,246	↓
Quarter ending June 2017	2,196	↓
Variance since June 2016	(9.6%)	↓



ACTIVITY

Cumulative percentage of contracted UDA delivered 2017 & 2018



Adjusted Scheduled Activity (UDA)

Month	2017	2018
April	361	194
May	815	714
June	1,177	1,262
July	1,825	
August	2,056	
September	2,713	
October	3,391	
November	3,753	
December	4,199	
January	4,780	
February	5,291	
March	6,198	
April	6,465	
May	6,469	
June	6,484	

QUALITY

	Quantity	Base Number	Contract	AT	Region	England
% of FP17s for the same patient ID Re-attending within 3 months - Children	52	393	13.2%	9.9%	11.7%	12.0%
% of FP17s for the same patient ID Re-attending within 3 months - Adults	52	483	10.8%	13.5%	15.2%	16.0%
% of FP17s for the same patient ID Re-attending between 3 & 9 months - Children	277	393	70.5%	60.0%	59.1%	58.0%
% of FP17s for the same patient ID Re-attending between 3 & 9 months - Adults	347	483	71.8%	55.0%	52.2%	50.9%
% of FP17s for Band 1 Urgent Courses	5	700	0.7%	6.8%	7.9%	9.1%
% of FP17s Relating to Free Repair or Replacements	12	700	1.7%	0.9%	0.8%	0.8%
% of FP17s Relating to Continuations	3	700	0.4%	1.3%	1.1%	1.1%
% of Patients satisfied with the dentistry they have received	4	4	N/A	92.7%	91.8%	91.7%
% of Patients satisfied with the time they had to wait for an appointment	4	4	N/A	89.5%	88.4%	88.0%

* This is based on patients treated on this contract for their most recent course of treatment. Figures in italics indicate the base number of FP17s or Patient Questionnaire responses are less than 100. N/A is shown where the base number of responses is less than 10 during the period. % is calculated as Quantity/Base number*100

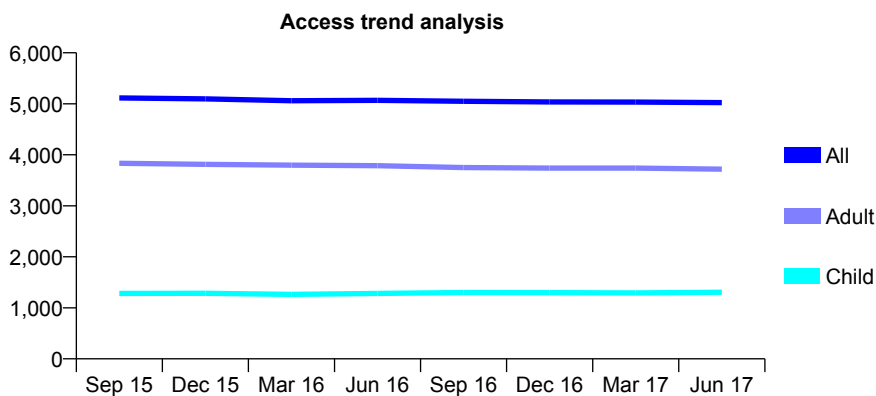
Q60 - Vital Signs At a Glance Contract Report for 934925/0002 - June 2017

Name or company name	MR S SABZEVARI
Contract type name	GDS Contract
Purpose of contract	General
Contract start date	01/04/2006
Contract end date	

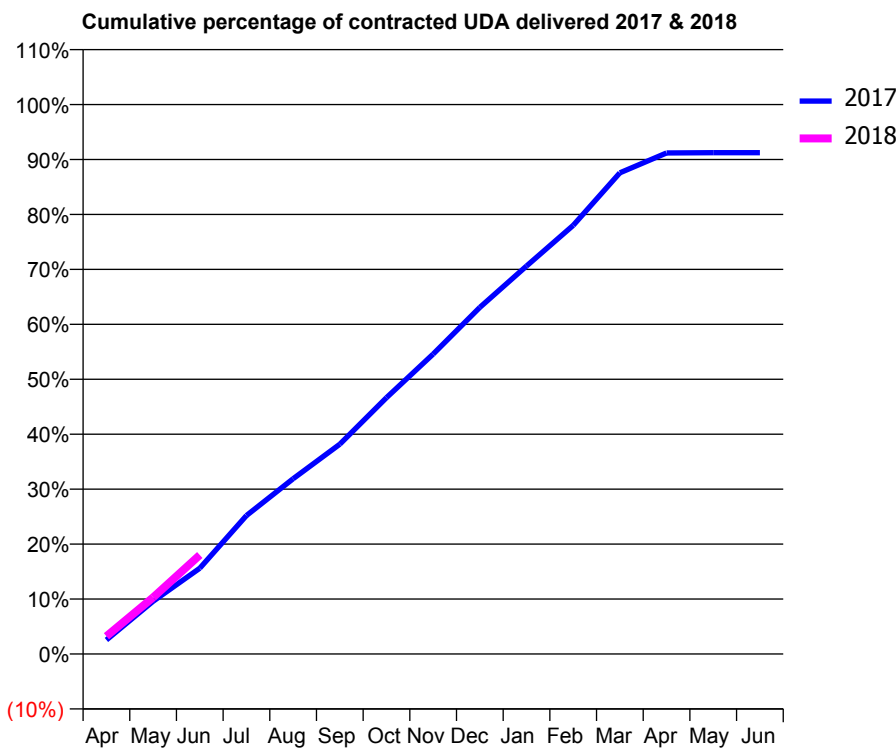
17/18 Contracted general activity (UDA)	16,212
Carry forward general activity (UDA)	0
17/18 Contracted orthodontic activity (UOA)	0
Carry forward orthodontic activity (UOA)	0
Baseline contract value	£394,785.42

ACCESS*

Patients seen in 24 months	Total	Change since previous quarter
Quarter ending June 2016	5,069	
Quarter ending September 2016	5,050	→
Quarter ending December 2016	5,037	→
Quarter ending March 2017	5,034	→
Quarter ending June 2017	5,023	→
Variance since June 2016	(0.9%)	→



ACTIVITY



Month	Adjusted Scheduled Activity (UDA)	
	2017	2018
April	417	525
May	1,556	1,668
June	2,530	2,920
July	4,084	
August	5,170	
September	6,191	
October	7,563	
November	8,849	
December	10,225	
January	11,447	
February	12,646	
March	14,198	
April	14,783	
May	14,789	
June	14,789	

QUALITY

	Quantity	Base Number	Contract	AT	Region	England
% of FP17s for the same patient ID Re-attending within 3 months - Children	35	461	7.6%	9.9%	11.7%	12.0%
% of FP17s for the same patient ID Re-attending within 3 months - Adults	216	1,318	16.4%	13.5%	15.2%	16.0%
% of FP17s for the same patient ID Re-attending between 3 & 9 months - Children	310	461	67.2%	60.0%	59.1%	58.0%
% of FP17s for the same patient ID Re-attending between 3 & 9 months - Adults	850	1,318	64.5%	55.0%	52.2%	50.9%
% of FP17s for Band 1 Urgent Courses	127	1,494	8.5%	6.8%	7.9%	9.1%
% of FP17s Relating to Free Repair or Replacements	19	1,494	1.3%	0.9%	0.8%	0.8%
% of FP17s Relating to Continuations	12	1,494	0.8%	1.3%	1.1%	1.1%
% of Patients satisfied with the dentistry they have received	22	23	95.7%	92.7%	91.8%	91.7%
% of Patients satisfied with the time they had to wait for an appointment	19	23	82.6%	89.5%	88.4%	88.0%

* This is based on patients treated on this contract for their most recent course of treatment. Figures in italics indicate the base number of FP17s or Patient Questionnaire responses are less than 100. N/A is shown where the base number of responses is less than 10 during the period. % is calculated as Quantity/Base number*100

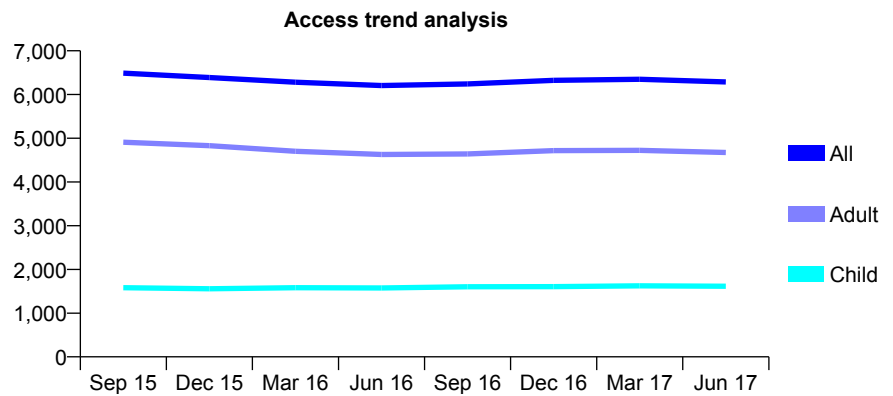
Q60 - Vital Signs At a Glance Contract Report for 934984/0001 - June 2017

Name or company name	MR P SANGHA
Contract type name	GDS Contract
Purpose of contract	General
Contract start date	01/04/2006
Contract end date	

17/18 Contracted general activity (UDA)	18,888
Carry forward general activity (UDA)	0
17/18 Contracted orthodontic activity (UOA)	0
Carry forward orthodontic activity (UOA)	0
Baseline contract value	£445,308.73

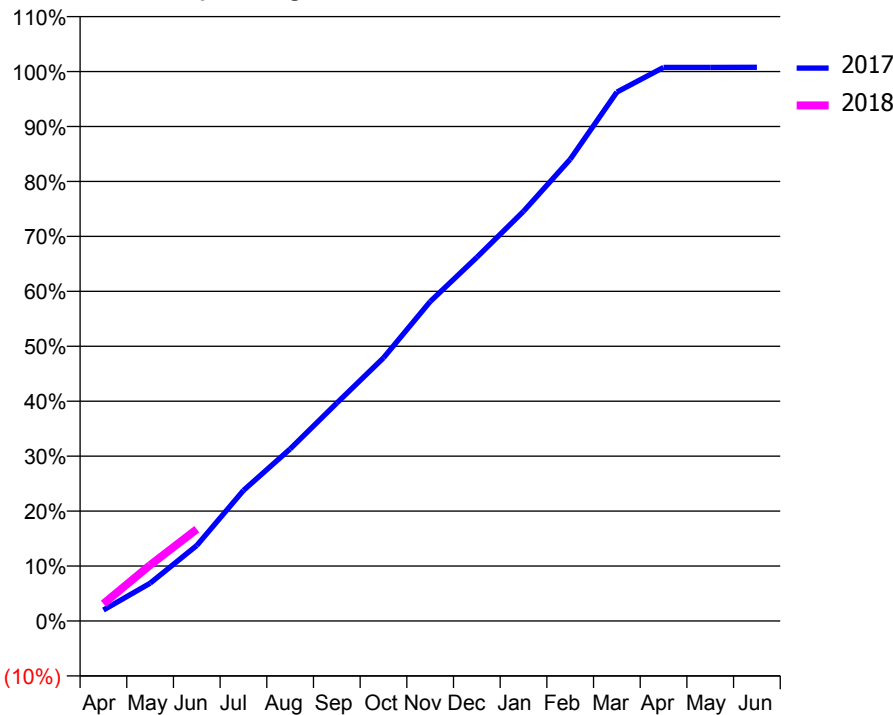
ACCESS*

Patients seen in 24 months	Total	Change since previous quarter
Quarter ending June 2016	6,206	
Quarter ending September 2016	6,243	→
Quarter ending December 2016	6,323	→
Quarter ending March 2017	6,348	→
Quarter ending June 2017	6,289	→
Variance since June 2016	1.3%	→



ACTIVITY

Cumulative percentage of contracted UDA delivered 2017 & 2018



Month	Adjusted Scheduled Activity (UDA)	
	2017	2018
April	379	592
May	1,298	1,922
June	2,595	3,157
July	4,489	
August	5,916	
September	7,490	
October	9,044	
November	10,980	
December	12,502	
January	14,081	
February	15,871	
March	18,180	
April	19,029	
May	19,028	
June	19,032	

QUALITY

	Quantity	Base Number	Contract	AT	Region	England
% of FP17s for the same patient ID Re-attending within 3 months - Children	36	542	6.6%	9.9%	11.7%	12.0%
% of FP17s for the same patient ID Re-attending within 3 months - Adults	188	1,273	14.8%	13.5%	15.2%	16.0%
% of FP17s for the same patient ID Re-attending between 3 & 9 months - Children	406	542	74.9%	60.0%	59.1%	58.0%
% of FP17s for the same patient ID Re-attending between 3 & 9 months - Adults	688	1,273	54.0%	55.0%	52.2%	50.9%
% of FP17s for Band 1 Urgent Courses	67	1,519	4.4%	6.8%	7.9%	9.1%
% of FP17s Relating to Free Repair or Replacements	32	1,519	2.1%	0.9%	0.8%	0.8%
% of FP17s Relating to Continuations	7	1,519	0.5%	1.3%	1.1%	1.1%
% of Patients satisfied with the dentistry they have received	13	17	76.5%	92.7%	91.8%	91.7%
% of Patients satisfied with the time they had to wait for an appointment	16	17	94.1%	89.5%	88.4%	88.0%

* This is based on patients treated on this contract for their most recent course of treatment. Figures in italics indicate the base number of FP17s or Patient Questionnaire responses are less than 100. N/A is shown where the base number of responses is less than 10 during the period. % is calculated as Quantity/Base number*100

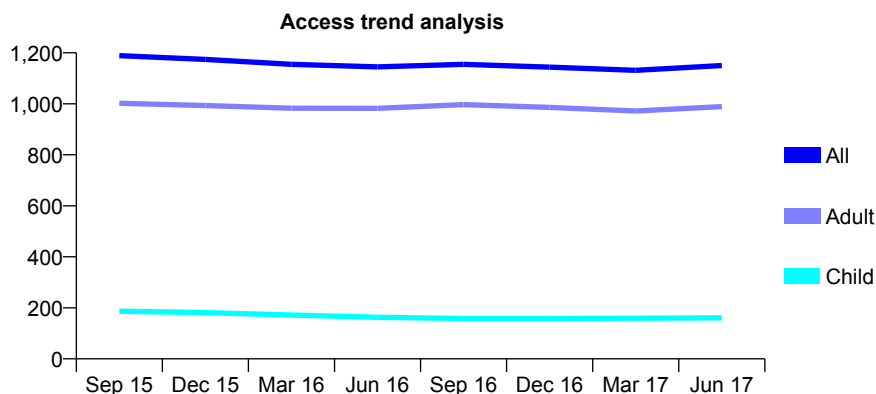
Q60 - Vital Signs At a Glance Contract Report for 986801/0004 - June 2017

Name or company name	MR MN DEVLIN
Contract type name	GDS Contract
Purpose of contract	General
Contract start date	03/10/2007
Contract end date	

17/18 Contracted general activity (UDA)	3,848
Carry forward general activity (UDA)	0
17/18 Contracted orthodontic activity (UOA)	0
Carry forward orthodontic activity (UOA)	0
Baseline contract value	£87,431.11

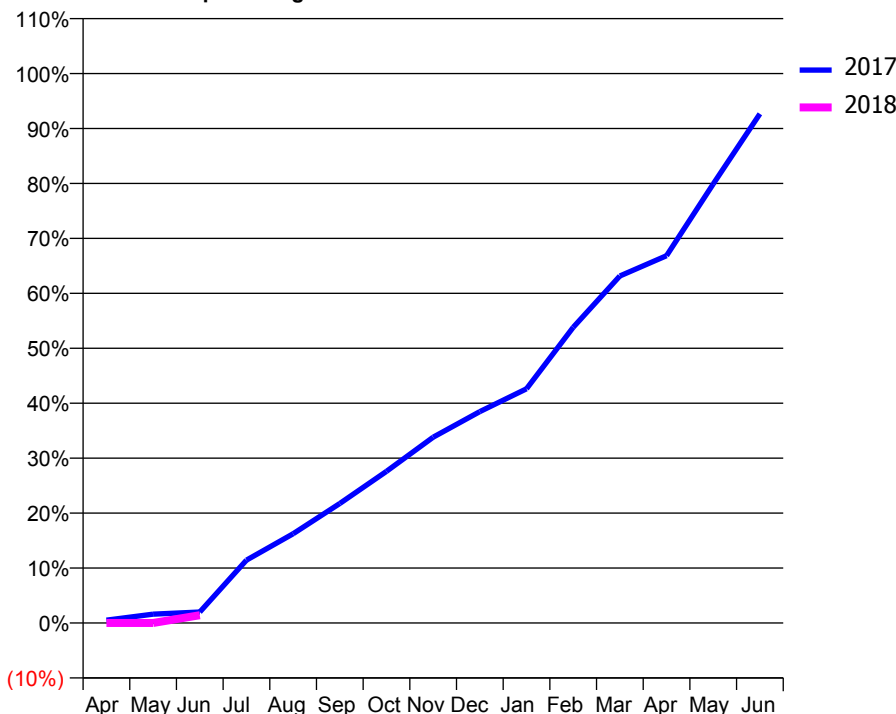
ACCESS*

Patients seen in 24 months	Total	Change since previous quarter
Quarter ending June 2016	1,145	
Quarter ending September 2016	1,155	→
Quarter ending December 2016	1,144	→
Quarter ending March 2017	1,131	↓
Quarter ending June 2017	1,150	→
Variance since June 2016	0.4%	→



ACTIVITY

Cumulative percentage of contracted UDA delivered 2017 & 2018



Adjusted Scheduled Activity (UDA)

Month	2017	2018
April	20	0
May	62	0
June	77	54
July	441	
August	626	
September	837	
October	1,062	
November	1,301	
December	1,481	
January	1,640	
February	2,071	
March	2,430	
April	2,572	
May	3,075	
June	3,566	

QUALITY

	Quantity	Base Number	Contract	AT	Region	England
% of FP17s for the same patient ID Re-attending within 3 months - Children	9	51	17.6%	9.9%	11.7%	12.0%
% of FP17s for the same patient ID Re-attending within 3 months - Adults	60	344	17.4%	13.5%	15.2%	16.0%
% of FP17s for the same patient ID Re-attending between 3 & 9 months - Children	26	51	51.0%	60.0%	59.1%	58.0%
% of FP17s for the same patient ID Re-attending between 3 & 9 months - Adults	194	344	56.4%	55.0%	52.2%	50.9%
% of FP17s for Band 1 Urgent Courses	6	49	12.2%	6.8%	7.9%	9.1%
% of FP17s Relating to Free Repair or Replacements	1	49	2.0%	0.9%	0.8%	0.8%
% of FP17s Relating to Continuations	0	49	0.0%	1.3%	1.1%	1.1%
% of Patients satisfied with the dentistry they have received	9	9	N/A	92.7%	91.8%	91.7%
% of Patients satisfied with the time they had to wait for an appointment	9	9	N/A	89.5%	88.4%	88.0%

* This is based on patients treated on this contract for their most recent course of treatment. Figures in italics indicate the base number of FP17s or Patient Questionnaire responses are less than 100. N/A is shown where the base number of responses is less than 10 during the period. % is calculated as Quantity/Base number*100