

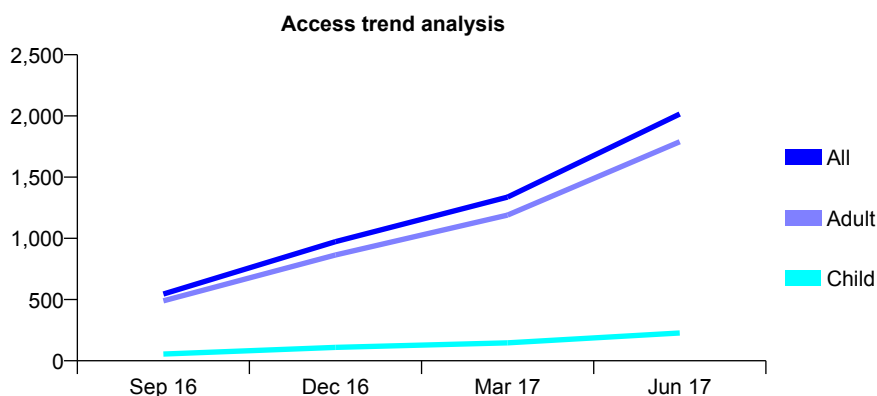
Q61 - Vital Signs At a Glance Contract Report for 100170/0000 - June 2017

Name or company name	Nilesh Patel
Contract type name	PDS Contract
Purpose of contract	General
Contract start date	01/06/2016
Contract end date	31/05/2021

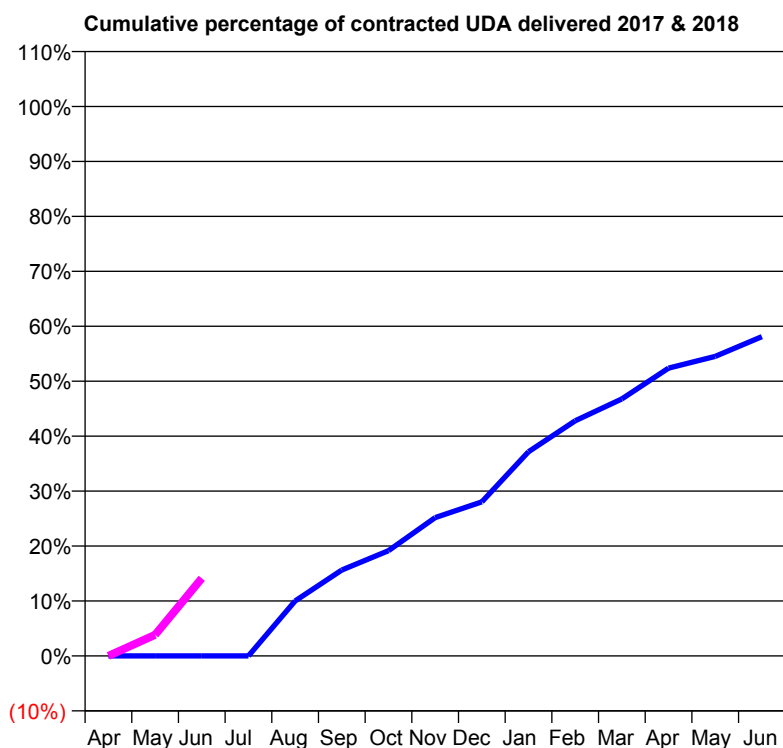
17/18 Contracted general activity (UDA)	8,650
Carry forward general activity (UDA)	0
17/18 Contracted orthodontic activity (UOA)	0
Carry forward orthodontic activity (UOA)	0
Baseline contract value	£432,990.00

ACCESS*

Patients seen in 24 months	Total	Change since previous quarter
Quarter ending June 2016	0	
Quarter ending September 2016	545	↑
Quarter ending December 2016	973	↑
Quarter ending March 2017	1,337	↑
Quarter ending June 2017	2,016	↑
Variance since June 2016	N/A	



ACTIVITY



Month	Adjusted Scheduled Activity (UDA)	
	2017	2018
April	0	0
May	0	332
June	0	1,223
July	0	
August	721	
September	1,127	
October	1,381	
November	1,814	
December	2,022	
January	2,680	
February	3,085	
March	3,371	
April	3,775	
May	3,930	
June	4,188	

QUALITY

	Quantity	Base Number	Contract	AT	Region	England
% of FP17s for the same patient ID Re-attending within 3 months - Children	3	224	1.3%	10.4%	11.5%	12.0%
% of FP17s for the same patient ID Re-attending within 3 months - Adults	28	1,460	1.9%	16.0%	16.8%	16.0%
% of FP17s for the same patient ID Re-attending between 3 & 9 months - Children	2	224	0.9%	42.7%	47.3%	58.0%
% of FP17s for the same patient ID Re-attending between 3 & 9 months - Adults	16	1,460	1.1%	35.6%	38.3%	50.9%
% of FP17s for Band 1 Urgent Courses	1,007	1,012	99.5%	11.0%	10.7%	9.1%
% of FP17s Relating to Free Repair or Replacements	0	1,012	0.0%	0.5%	0.6%	0.8%
% of FP17s Relating to Continuations	0	1,012	0.0%	0.8%	0.8%	1.1%
% of Patients satisfied with the dentistry they have received	0	1	N/A	88.7%	89.8%	91.7%
% of Patients satisfied with the time they had to wait for an appointment	0	1	N/A	80.2%	83.6%	88.0%

* This is based on patients treated on this contract for their most recent course of treatment. Figures in italics indicate the base number of FP17s or Patient Questionnaire responses are less than 100. N/A is shown where the base number of responses is less than 10 during the period. % is calculated as Quantity/Base number*100

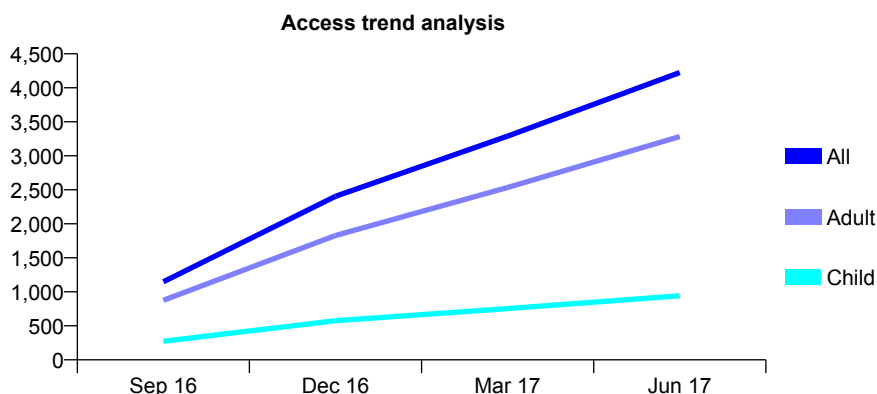
Q61 - Vital Signs At a Glance Contract Report for 100175/0000 - June 2017

Name or company name	Nilesh Patel
Contract type name	PDS Contract
Purpose of contract	General
Contract start date	13/06/2016
Contract end date	12/06/2023

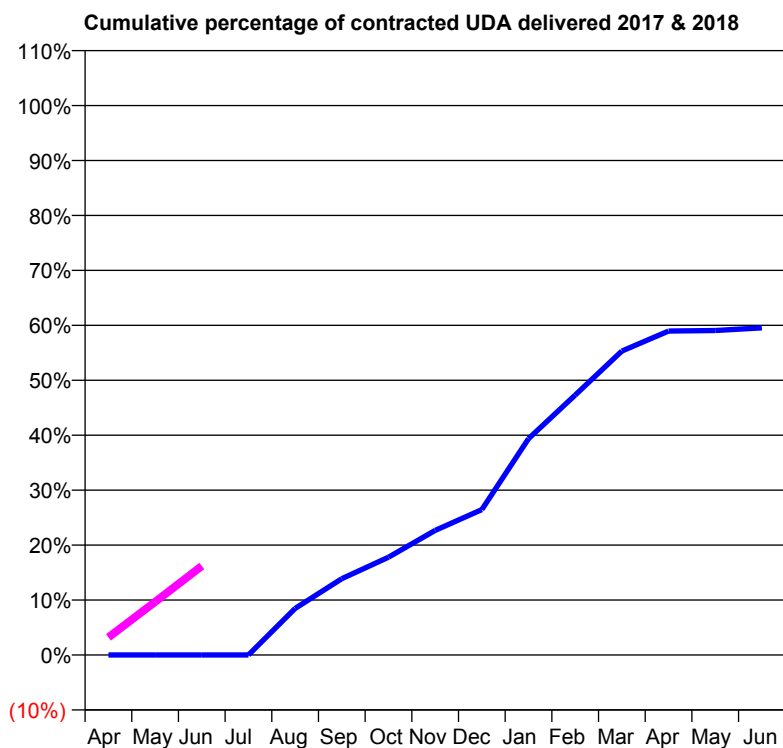
17/18 Contracted general activity (UDA)	18,000
Carry forward general activity (UDA)	0
17/18 Contracted orthodontic activity (UOA)	0
Carry forward orthodontic activity (UOA)	0
Baseline contract value	£315,000.00

ACCESS*

Patients seen in 24 months	Total	Change since previous quarter
Quarter ending June 2016	0	
Quarter ending September 2016	1,148	↑
Quarter ending December 2016	2,404	↑
Quarter ending March 2017	3,289	↑
Quarter ending June 2017	4,225	↑
Variance since June 2016	N/A	



ACTIVITY



Month	Adjusted Scheduled Activity (UDA)	
	2017	2018
April	0	579
May	0	1,743
June	0	2,914
July	0	
August	1,221	
September	2,000	
October	2,565	
November	3,265	
December	3,810	
January	5,670	
February	6,813	
March	7,964	
April	8,491	
May	8,504	
June	8,575	

QUALITY

	Quantity	Base Number	Contract	AT	Region	England
% of FP17s for the same patient ID Re-attending within 3 months - Children	27	418	6.5%	10.4%	11.5%	12.0%
% of FP17s for the same patient ID Re-attending within 3 months - Adults	164	1,399	11.7%	16.0%	16.8%	16.0%
% of FP17s for the same patient ID Re-attending between 3 & 9 months - Children	168	418	40.2%	42.7%	47.3%	58.0%
% of FP17s for the same patient ID Re-attending between 3 & 9 months - Adults	335	1,399	23.9%	35.6%	38.3%	50.9%
% of FP17s for Band 1 Urgent Courses	345	1,458	23.7%	11.0%	10.7%	9.1%
% of FP17s Relating to Free Repair or Replacements	3	1,458	0.2%	0.5%	0.6%	0.8%
% of FP17s Relating to Continuations	5	1,458	0.3%	0.8%	0.8%	1.1%
% of Patients satisfied with the dentistry they have received	3	6	N/A	88.7%	89.8%	91.7%
% of Patients satisfied with the time they had to wait for an appointment	4	6	N/A	80.2%	83.6%	88.0%

* This is based on patients treated on this contract for their most recent course of treatment. Figures in italics indicate the base number of FP17s or Patient Questionnaire responses are less than 100. N/A is shown where the base number of responses is less than 10 during the period. % is calculated as Quantity/Base number*100

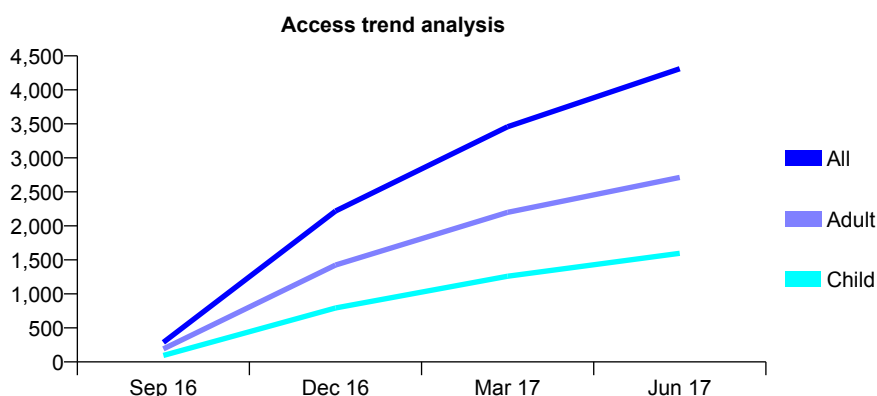
Q61 - Vital Signs At a Glance Contract Report for 100207/0000 - June 2017

Name or company name	Preventdent Limited
Contract type name	GDS Contract
Purpose of contract	General
Contract start date	19/08/2016
Contract end date	

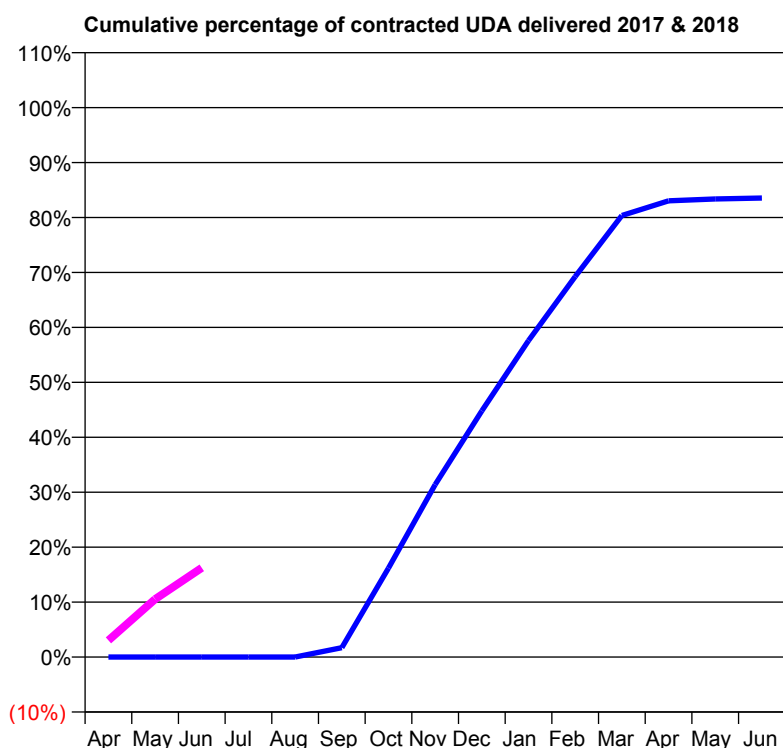
17/18 Contracted general activity (UDA)	18,367
Carry forward general activity (UDA)	0
17/18 Contracted orthodontic activity (UOA)	0
Carry forward orthodontic activity (UOA)	0
Baseline contract value	£629,031.40

ACCESS*

Patients seen in 24 months	Total	Change since previous quarter
Quarter ending June 2016	0	
Quarter ending September 2016	288	↑
Quarter ending December 2016	2,218	↑
Quarter ending March 2017	3,458	↑
Quarter ending June 2017	4,310	↑
Variance since June 2016	N/A	



ACTIVITY



Month	Adjusted Scheduled Activity (UDA)	
	2017	2018
April	0	559
May	0	1,934
June	0	2,983
July	0	
August	0	
September	196	
October	1,838	
November	3,566	
December	5,089	
January	6,541	
February	7,864	
March	9,125	
April	9,429	
May	9,469	
June	9,487	

QUALITY

	Quantity	Base Number	Contract	AT	Region	England
% of FP17s for the same patient ID Re-attending within 3 months - Children	55	624	8.8%	10.4%	11.5%	12.0%
% of FP17s for the same patient ID Re-attending within 3 months - Adults	149	973	15.3%	16.0%	16.8%	16.0%
% of FP17s for the same patient ID Re-attending between 3 & 9 months - Children	197	624	31.6%	42.7%	47.3%	58.0%
% of FP17s for the same patient ID Re-attending between 3 & 9 months - Adults	256	973	26.3%	35.6%	38.3%	50.9%
% of FP17s for Band 1 Urgent Courses	217	1,425	15.2%	11.0%	10.7%	9.1%
% of FP17s Relating to Free Repair or Replacements	6	1,425	0.4%	0.5%	0.6%	0.8%
% of FP17s Relating to Continuations	15	1,425	1.1%	0.8%	0.8%	1.1%
% of Patients satisfied with the dentistry they have received	3	3	N/A	88.7%	89.8%	91.7%
% of Patients satisfied with the time they had to wait for an appointment	3	3	N/A	80.2%	83.6%	88.0%

* This is based on patients treated on this contract for their most recent course of treatment. Figures in italics indicate the base number of FP17s or Patient Questionnaire responses are less than 100. N/A is shown where the base number of responses is less than 10 during the period. % is calculated as Quantity/Base number*100

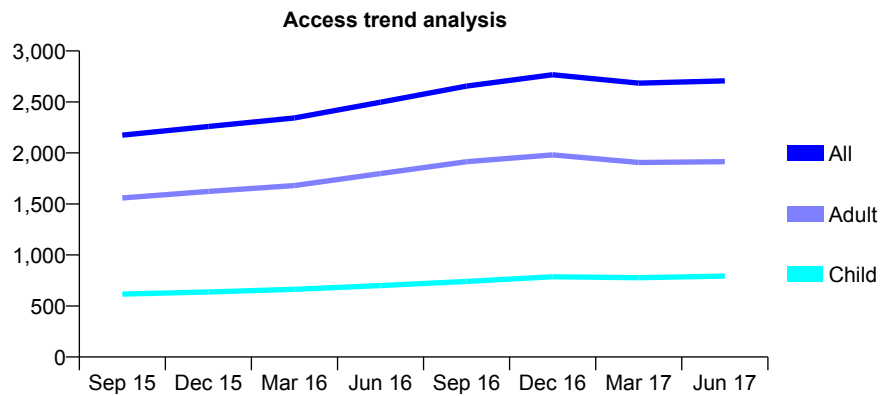
Q61 - Vital Signs At a Glance Contract Report for 101281/0037 - June 2017

Name or company name	OASIS DENTAL CARE LTD
Contract type name	GDS Contract
Purpose of contract	General
Contract start date	01/04/2006
Contract end date	

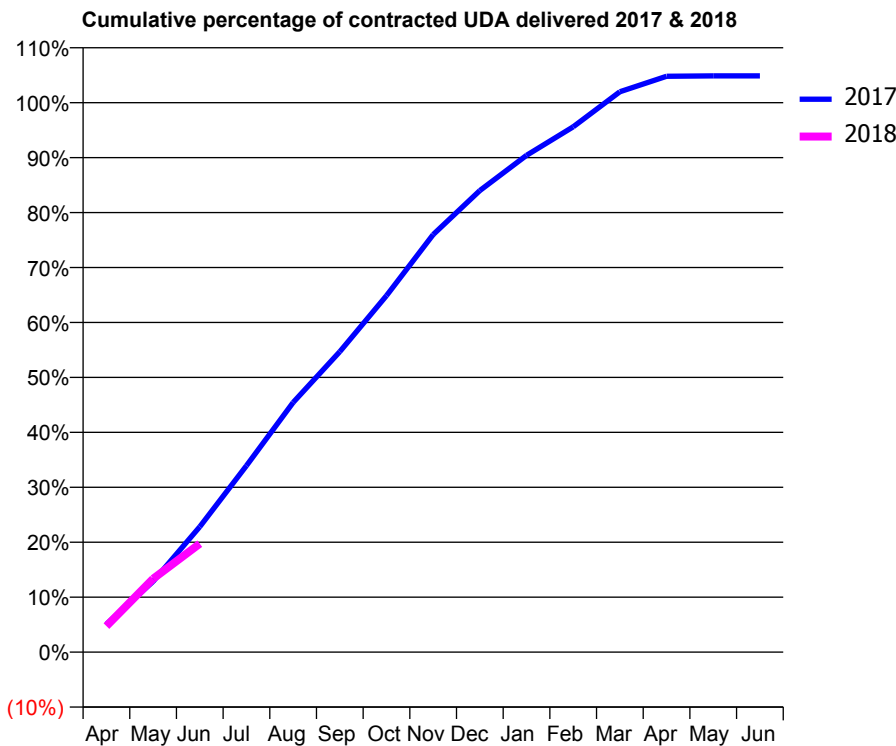
17/18 Contracted general activity (UDA)	5,905
Carry forward general activity (UDA)	0
17/18 Contracted orthodontic activity (UOA)	0
Carry forward orthodontic activity (UOA)	0
Baseline contract value	£138,377.46

ACCESS*

Patients seen in 24 months	Total	Change since previous quarter
Quarter ending June 2016	2,498	
Quarter ending September 2016	2,655	↑
Quarter ending December 2016	2,767	↑
Quarter ending March 2017	2,684	↓
Quarter ending June 2017	2,707	→
Variance since June 2016	8.4%	↑



ACTIVITY



Month	Adjusted Scheduled Activity (UDA)	
	2017	2018
April	300	280
May	760	789
June	1,348	1,166
July	2,004	
August	2,683	
September	3,229	
October	3,831	
November	4,487	
December	4,961	
January	5,339	
February	5,645	
March	6,022	
April	6,188	
May	6,193	
June	6,193	

QUALITY

	Quantity	Base Number	Contract	AT	Region	England
% of FP17s for the same patient ID Re-attending within 3 months - Children	14	297	4.7%	10.4%	11.5%	12.0%
% of FP17s for the same patient ID Re-attending within 3 months - Adults	64	556	11.5%	16.0%	16.8%	16.0%
% of FP17s for the same patient ID Re-attending between 3 & 9 months - Children	199	297	67.0%	42.7%	47.3%	58.0%
% of FP17s for the same patient ID Re-attending between 3 & 9 months - Adults	309	556	55.6%	35.6%	38.3%	50.9%
% of FP17s for Band 1 Urgent Courses	43	746	5.8%	11.0%	10.7%	9.1%
% of FP17s Relating to Free Repair or Replacements	1	746	0.1%	0.5%	0.6%	0.8%
% of FP17s Relating to Continuations	11	746	1.5%	0.8%	0.8%	1.1%
% of Patients satisfied with the dentistry they have received	0	0	N/A	88.7%	89.8%	91.7%
% of Patients satisfied with the time they had to wait for an appointment	0	0	N/A	80.2%	83.6%	88.0%

* This is based on patients treated on this contract for their most recent course of treatment. Figures in italics indicate the base number of FP17s or Patient Questionnaire responses are less than 100. N/A is shown where the base number of responses is less than 10 during the period. % is calculated as Quantity/Base number*100

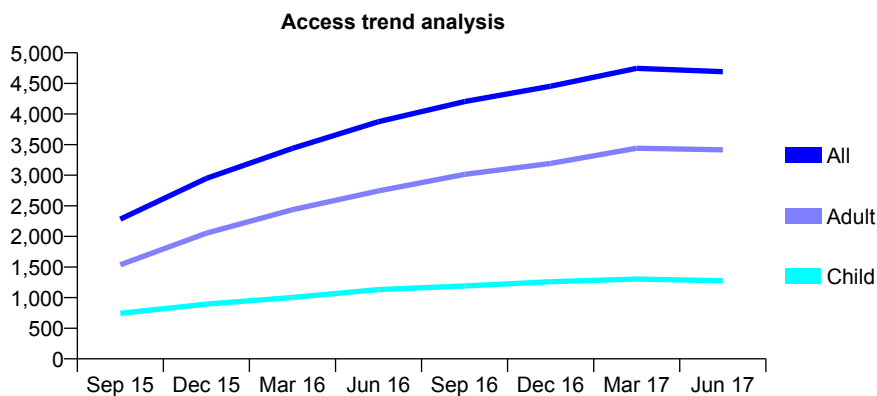
Q61 - Vital Signs At a Glance Contract Report for 101370/0143 - June 2017

Name or company name	Petrie Tucker and Partners Ltd
Contract type name	GDS Contract
Purpose of contract	General and Orthodontic
Contract start date	01/04/2015
Contract end date	

17/18 Contracted general activity (UDA)	18,993
Carry forward general activity (UDA)	0
17/18 Contracted orthodontic activity (UOA)	1,381
Carry forward orthodontic activity (UOA)	0
Baseline contract value	£559,037.26

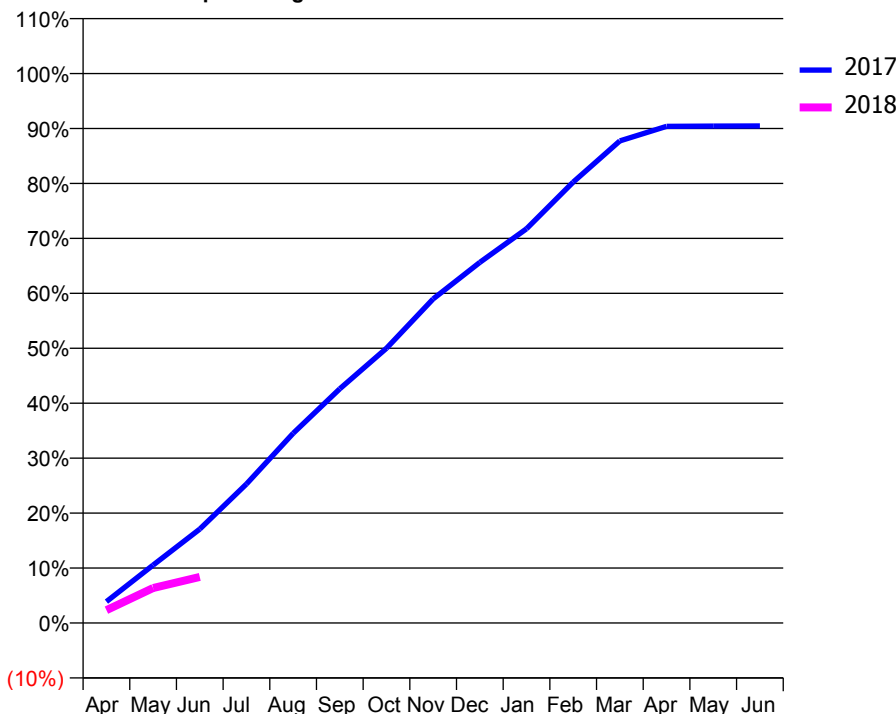
ACCESS*

Patients seen in 24 months	Total	Change since previous quarter
Quarter ending June 2016	3,875	
Quarter ending September 2016	4,204	↑
Quarter ending December 2016	4,454	↑
Quarter ending March 2017	4,746	↑
Quarter ending June 2017	4,691	↓
Variance since June 2016	21.1%	↑



ACTIVITY

Cumulative percentage of contracted UDA delivered 2017 & 2018



Adjusted Scheduled Activity (UDA)		
Month	2017	2018
April	741	446
May	2,003	1,209
June	3,245	1,591
July	4,807	
August	6,555	
September	8,095	
October	9,495	
November	11,203	
December	12,464	
January	13,626	
February	15,239	
March	16,664	
April	17,167	
May	17,175	
June	17,179	

QUALITY

	Quantity	Base Number	Contract	AT	Region	England
% of FP17s for the same patient ID Re-attending within 3 months - Children	33	389	8.5%	10.4%	11.5%	12.0%
% of FP17s for the same patient ID Re-attending within 3 months - Adults	82	616	13.3%	16.0%	16.8%	16.0%
% of FP17s for the same patient ID Re-attending between 3 & 9 months - Children	254	389	65.3%	42.7%	47.3%	58.0%
% of FP17s for the same patient ID Re-attending between 3 & 9 months - Adults	292	616	47.4%	35.6%	38.3%	50.9%
% of FP17s for Band 1 Urgent Courses	80	771	10.4%	11.0%	10.7%	9.1%
% of FP17s Relating to Free Repair or Replacements	5	771	0.6%	0.5%	0.6%	0.8%
% of FP17s Relating to Continuations	16	771	2.1%	0.8%	0.8%	1.1%
% of Patients satisfied with the dentistry they have received	3	3	N/A	88.7%	89.8%	91.7%
% of Patients satisfied with the time they had to wait for an appointment	3	3	N/A	80.2%	83.6%	88.0%

* This is based on patients treated on this contract for their most recent course of treatment. Figures in italics indicate the base number of FP17s or Patient Questionnaire responses are less than 100. N/A is shown where the base number of responses is less than 10 during the period. % is calculated as Quantity/Base number*100

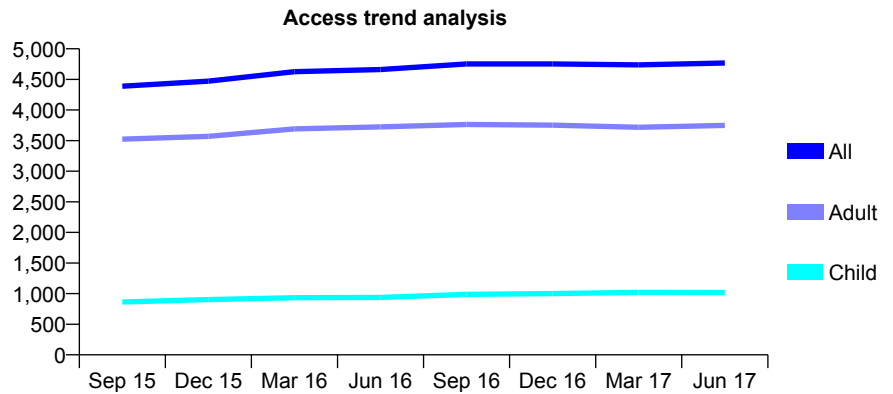
Q61 - Vital Signs At a Glance Contract Report for 101435/0015 - June 2017

Name or company name	IDH Limited
Contract type name	GDS Contract
Purpose of contract	General
Contract start date	01/04/2006
Contract end date	

17/18 Contracted general activity (UDA)	15,246
Carry forward general activity (UDA)	0
17/18 Contracted orthodontic activity (UOA)	0
Carry forward orthodontic activity (UOA)	0
Baseline contract value	£394,396.48

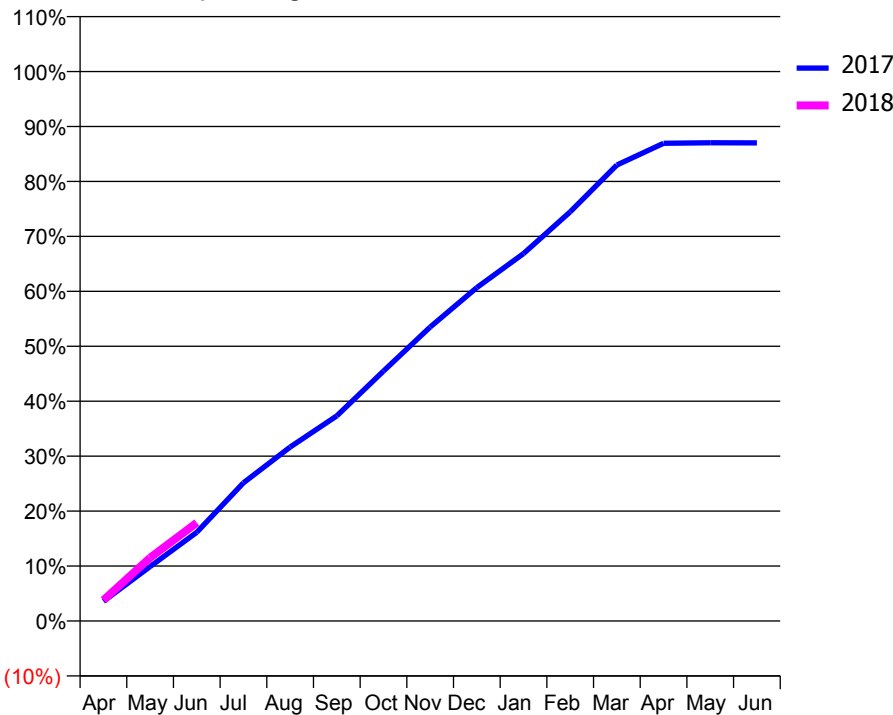
ACCESS*

Patients seen in 24 months	Total	Change since previous quarter
Quarter ending June 2016	4,662	
Quarter ending September 2016	4,752	→
Quarter ending December 2016	4,752	→
Quarter ending March 2017	4,738	→
Quarter ending June 2017	4,767	→
Variance since June 2016	2.3%	↑



ACTIVITY

Cumulative percentage of contracted UDA delivered 2017 & 2018



Month	Adjusted Scheduled Activity (UDA)	
	2017	2018
April	547	580
May	1,511	1,754
June	2,461	2,728
July	3,835	
August	4,825	
September	5,691	
October	6,937	
November	8,156	
December	9,253	
January	10,196	
February	11,353	
March	12,653	
April	13,255	
May	13,268	
June	13,264	

QUALITY

	Quantity	Base Number	Contract	AT	Region	England
% of FP17s for the same patient ID Re-attending within 3 months - Children	28	296	9.5%	10.4%	11.5%	12.0%
% of FP17s for the same patient ID Re-attending within 3 months - Adults	159	917	17.3%	16.0%	16.8%	16.0%
% of FP17s for the same patient ID Re-attending between 3 & 9 months - Children	146	296	49.3%	42.7%	47.3%	58.0%
% of FP17s for the same patient ID Re-attending between 3 & 9 months - Adults	332	917	36.2%	35.6%	38.3%	50.9%
% of FP17s for Band 1 Urgent Courses	113	1,010	11.2%	11.0%	10.7%	9.1%
% of FP17s Relating to Free Repair or Replacements	19	1,010	1.9%	0.5%	0.6%	0.8%
% of FP17s Relating to Continuations	29	1,010	2.9%	0.8%	0.8%	1.1%
% of Patients satisfied with the dentistry they have received	8	8	N/A	88.7%	89.8%	91.7%
% of Patients satisfied with the time they had to wait for an appointment	8	8	N/A	80.2%	83.6%	88.0%

* This is based on patients treated on this contract for their most recent course of treatment. Figures in italics indicate the base number of FP17s or Patient Questionnaire responses are less than 100. N/A is shown where the base number of responses is less than 10 during the period. % is calculated as Quantity/Base number*100

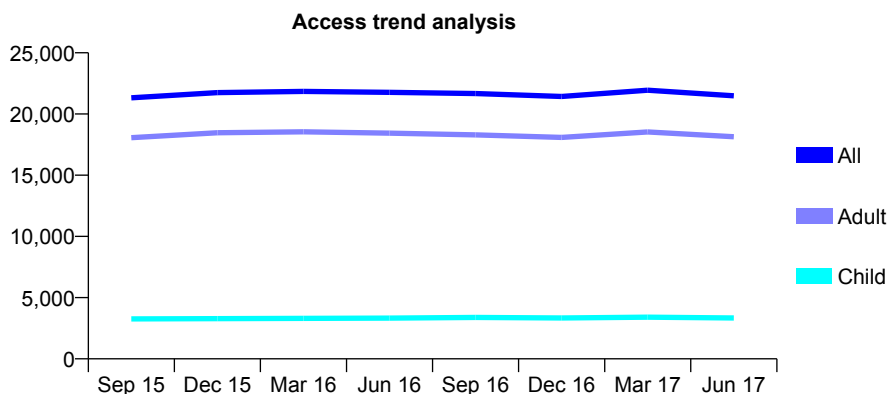
Q61 - Vital Signs At a Glance Contract Report for 101877/0001 - June 2017

Name or company name	Pickerings Dental Surgery Ltd.
Contract type name	GDS Contract
Purpose of contract	General
Contract start date	01/04/2006
Contract end date	

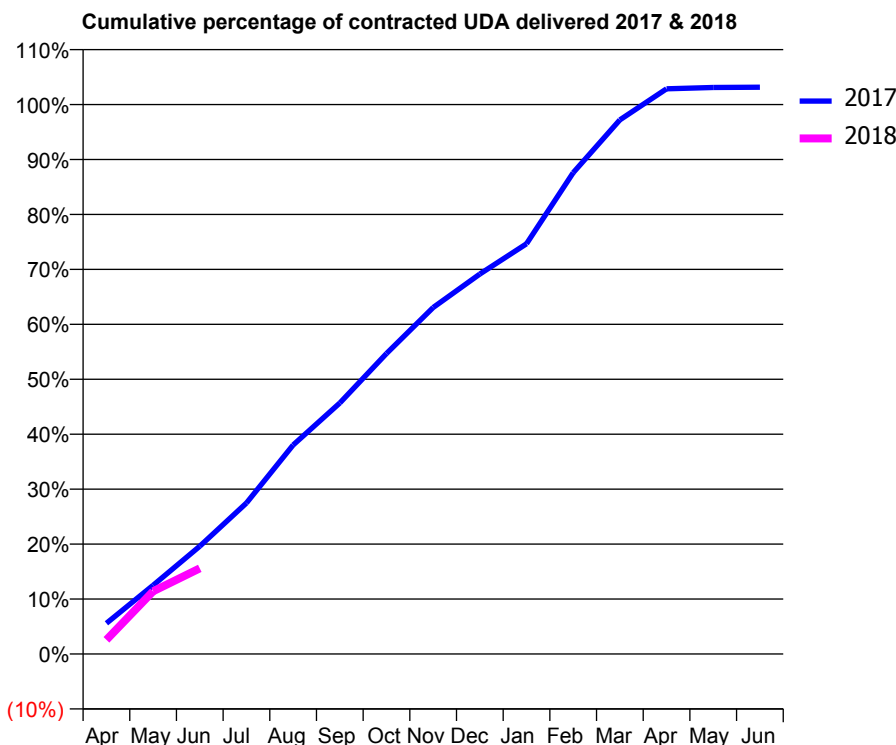
17/18 Contracted general activity (UDA)	54,000
Carry forward general activity (UDA)	0
17/18 Contracted orthodontic activity (UOA)	0
Carry forward orthodontic activity (UOA)	0
Baseline contract value	£1,748,035.35

ACCESS*

Patients seen in 24 months	Total	Change since previous quarter
Quarter ending June 2016	21,767	
Quarter ending September 2016	21,675	→
Quarter ending December 2016	21,433	↓
Quarter ending March 2017	21,945	↑
Quarter ending June 2017	21,482	↓
Variance since June 2016	(1.3%)	↓



ACTIVITY



Adjusted Scheduled Activity (UDA)		
Month	2017	2018
April	3,022	1,401
May	6,758	6,164
June	10,592	8,424
July	14,845	
August	20,539	
September	24,665	
October	29,536	
November	34,058	
December	37,346	
January	40,311	
February	47,305	
March	52,494	
April	55,546	
May	55,667	
June	55,701	

QUALITY

	Quantity	Base Number	Contract	AT	Region	England
% of FP17s for the same patient ID Re-attending within 3 months - Children	51	794	6.4%	10.4%	11.5%	12.0%
% of FP17s for the same patient ID Re-attending within 3 months - Adults	251	3,477	7.2%	16.0%	16.8%	16.0%
% of FP17s for the same patient ID Re-attending between 3 & 9 months - Children	307	794	38.7%	42.7%	47.3%	58.0%
% of FP17s for the same patient ID Re-attending between 3 & 9 months - Adults	1,012	3,477	29.1%	35.6%	38.3%	50.9%
% of FP17s for Band 1 Urgent Courses	271	3,187	8.5%	11.0%	10.7%	9.1%
% of FP17s Relating to Free Repair or Replacements	9	3,187	0.3%	0.5%	0.6%	0.8%
% of FP17s Relating to Continuations	10	3,187	0.3%	0.8%	0.8%	1.1%
% of Patients satisfied with the dentistry they have received	10	12	83.3%	88.7%	89.8%	91.7%
% of Patients satisfied with the time they had to wait for an appointment	11	12	91.7%	80.2%	83.6%	88.0%

* This is based on patients treated on this contract for their most recent course of treatment. Figures in italics indicate the base number of FP17s or Patient Questionnaire responses are less than 100. N/A is shown where the base number of responses is less than 10 during the period. % is calculated as Quantity/Base number*100

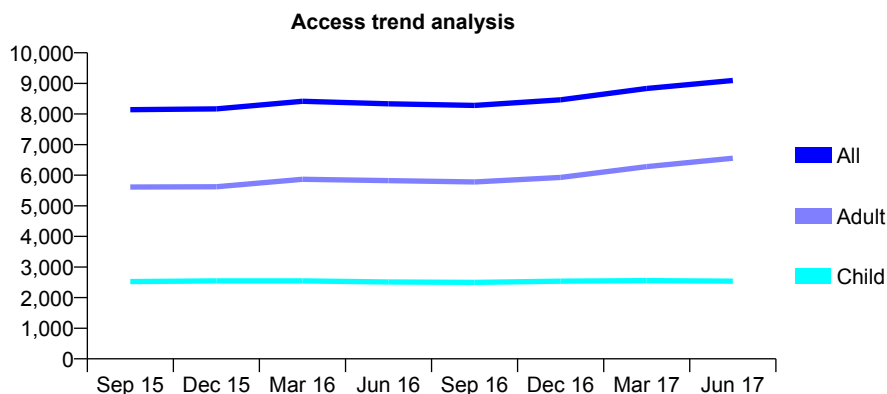
Q61 - Vital Signs At a Glance Contract Report for 102520/0001 - June 2017

Name or company name	Clements Road Dental
Contract type name	GDS Contract
Purpose of contract	General
Contract start date	07/07/2008
Contract end date	

17/18 Contracted general activity (UDA)	25,935
Carry forward general activity (UDA)	0
17/18 Contracted orthodontic activity (UOA)	0
Carry forward orthodontic activity (UOA)	0
Baseline contract value	£916,481.40

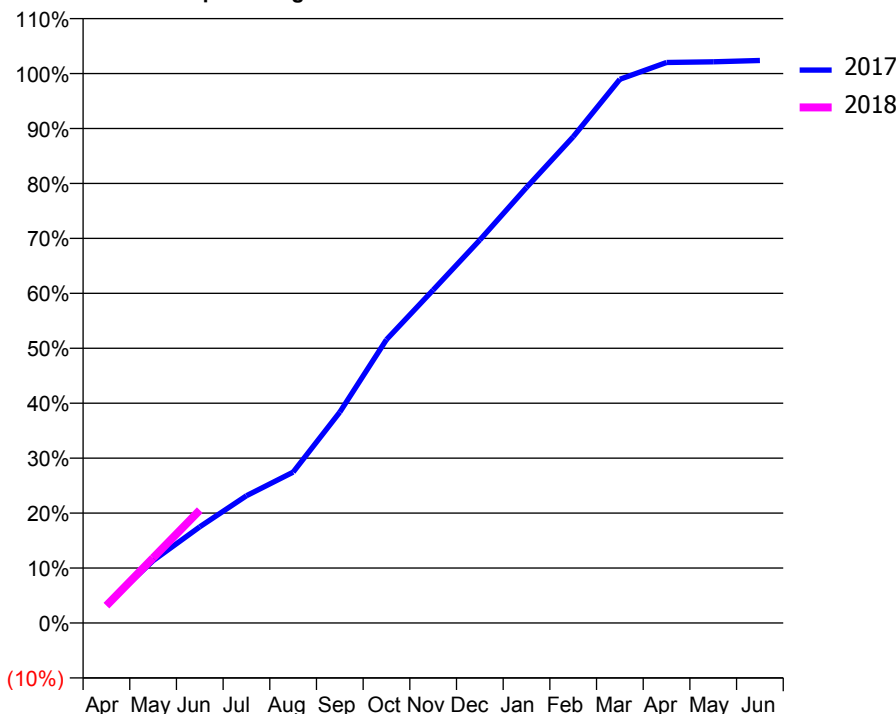
ACCESS*

Patients seen in 24 months	Total	Change since previous quarter
Quarter ending June 2016	8,335	
Quarter ending September 2016	8,281	→
Quarter ending December 2016	8,466	↑
Quarter ending March 2017	8,833	↑
Quarter ending June 2017	9,097	↑
Variance since June 2016	9.1%	↑



ACTIVITY

Cumulative percentage of contracted UDA delivered 2017 & 2018



Month	Adjusted Scheduled Activity (UDA)	
	2017	2018
April	861	822
May	2,942	3,075
June	4,543	5,329
July	6,006	
August	7,123	
September	9,952	
October	13,374	
November	15,719	
December	18,079	
January	20,561	
February	22,952	
March	25,659	
April	26,454	
May	26,485	
June	26,547	

QUALITY

	Quantity	Base Number	Contract	AT	Region	England
% of FP17s for the same patient ID Re-attending within 3 months - Children	64	702	9.1%	10.4%	11.5%	12.0%
% of FP17s for the same patient ID Re-attending within 3 months - Adults	214	1,708	12.5%	16.0%	16.8%	16.0%
% of FP17s for the same patient ID Re-attending between 3 & 9 months - Children	325	702	46.3%	42.7%	47.3%	58.0%
% of FP17s for the same patient ID Re-attending between 3 & 9 months - Adults	561	1,708	32.8%	35.6%	38.3%	50.9%
% of FP17s for Band 1 Urgent Courses	235	2,048	11.5%	11.0%	10.7%	9.1%
% of FP17s Relating to Free Repair or Replacements	13	2,048	0.6%	0.5%	0.6%	0.8%
% of FP17s Relating to Continuations	5	2,048	0.2%	0.8%	0.8%	1.1%
% of Patients satisfied with the dentistry they have received	16	20	80.0%	88.7%	89.8%	91.7%
% of Patients satisfied with the time they had to wait for an appointment	13	20	65.0%	80.2%	83.6%	88.0%

* This is based on patients treated on this contract for their most recent course of treatment. Figures in italics indicate the base number of FP17s or Patient Questionnaire responses are less than 100. N/A is shown where the base number of responses is less than 10 during the period. % is calculated as Quantity/Base number*100

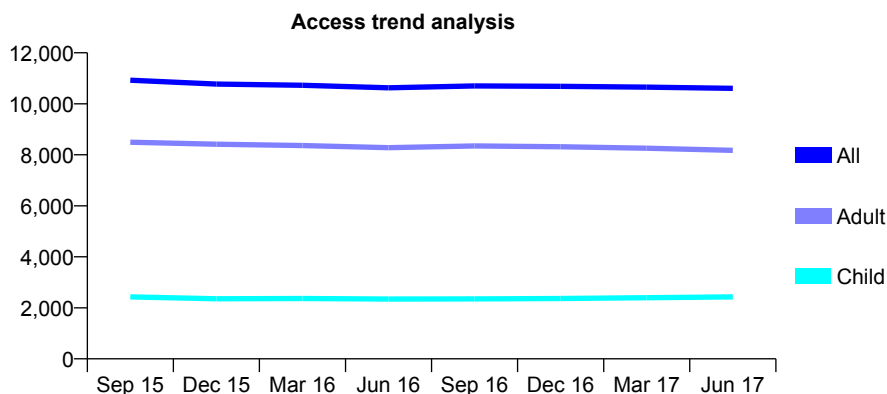
Q61 - Vital Signs At a Glance Contract Report for 102911/0001 - June 2017

Name or company name	Mawney (DS) Limited
Contract type name	GDS Contract
Purpose of contract	General
Contract start date	01/04/2011
Contract end date	

17/18 Contracted general activity (UDA)	33,191
Carry forward general activity (UDA)	0
17/18 Contracted orthodontic activity (UOA)	0
Carry forward orthodontic activity (UOA)	0
Baseline contract value	£993,734.91

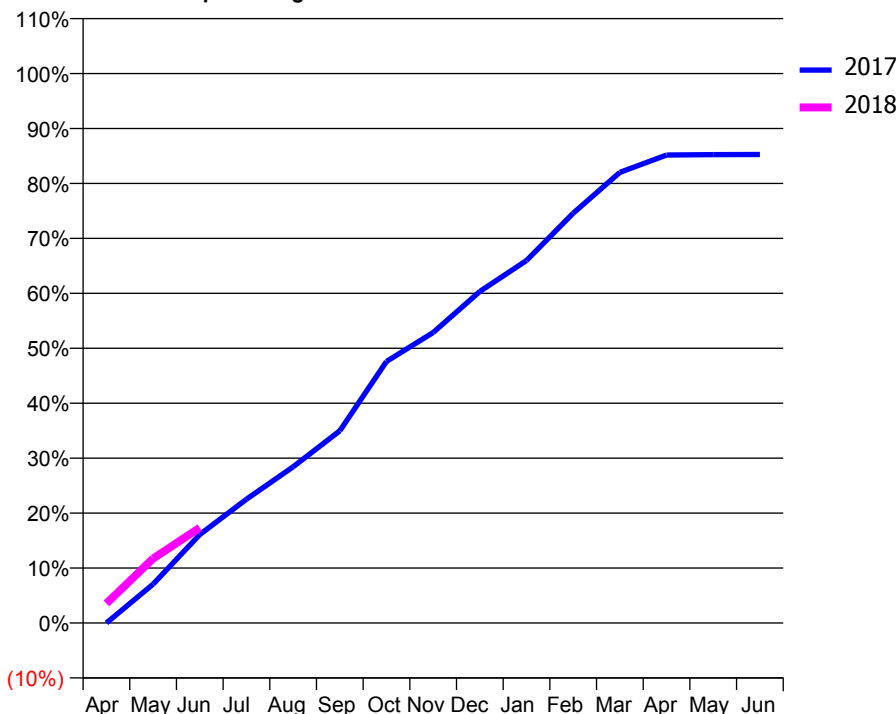
ACCESS*

Patients seen in 24 months	Total	Change since previous quarter
Quarter ending June 2016	10,625	
Quarter ending September 2016	10,699	→
Quarter ending December 2016	10,684	→
Quarter ending March 2017	10,656	→
Quarter ending June 2017	10,604	→
Variance since June 2016	(0.2%)	→



ACTIVITY

Cumulative percentage of contracted UDA delivered 2017 & 2018



Month	Adjusted Scheduled Activity (UDA)	
	2017	2018
April	0	1,181
May	2,351	3,895
June	5,346	5,753
July	7,479	
August	9,439	
September	11,608	
October	15,801	
November	17,543	
December	20,029	
January	21,896	
February	24,754	
March	27,218	
April	28,269	
May	28,292	
June	28,298	

QUALITY

	Quantity	Base Number	Contract	AT	Region	England
% of FP17s for the same patient ID Re-attending within 3 months - Children	55	647	8.5%	10.4%	11.5%	12.0%
% of FP17s for the same patient ID Re-attending within 3 months - Adults	327	2,015	16.2%	16.0%	16.8%	16.0%
% of FP17s for the same patient ID Re-attending between 3 & 9 months - Children	217	647	33.5%	42.7%	47.3%	58.0%
% of FP17s for the same patient ID Re-attending between 3 & 9 months - Adults	670	2,015	33.3%	35.6%	38.3%	50.9%
% of FP17s for Band 1 Urgent Courses	212	2,222	9.5%	11.0%	10.7%	9.1%
% of FP17s Relating to Free Repair or Replacements	26	2,222	1.2%	0.5%	0.6%	0.8%
% of FP17s Relating to Continuations	36	2,222	1.6%	0.8%	0.8%	1.1%
% of Patients satisfied with the dentistry they have received	20	22	90.9%	88.7%	89.8%	91.7%
% of Patients satisfied with the time they had to wait for an appointment	20	22	90.9%	80.2%	83.6%	88.0%

* This is based on patients treated on this contract for their most recent course of treatment. Figures in italics indicate the base number of FP17s or Patient Questionnaire responses are less than 100. N/A is shown where the base number of responses is less than 10 during the period. % is calculated as Quantity/Base number*100

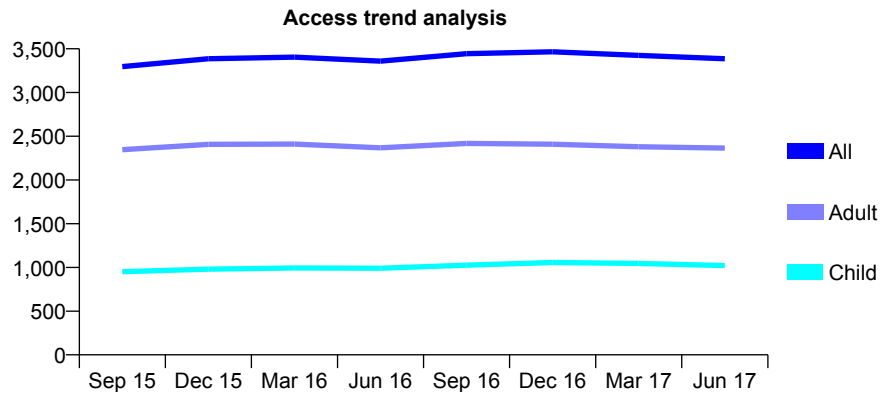
Q61 - Vital Signs At a Glance Contract Report for 103551/0002 - June 2017

Name or company name	Excel Dental Care
Contract type name	GDS Contract
Purpose of contract	General
Contract start date	01/10/2007
Contract end date	

17/18 Contracted general activity (UDA)	8,000
Carry forward general activity (UDA)	0
17/18 Contracted orthodontic activity (UOA)	0
Carry forward orthodontic activity (UOA)	0
Baseline contract value	£200,424.95

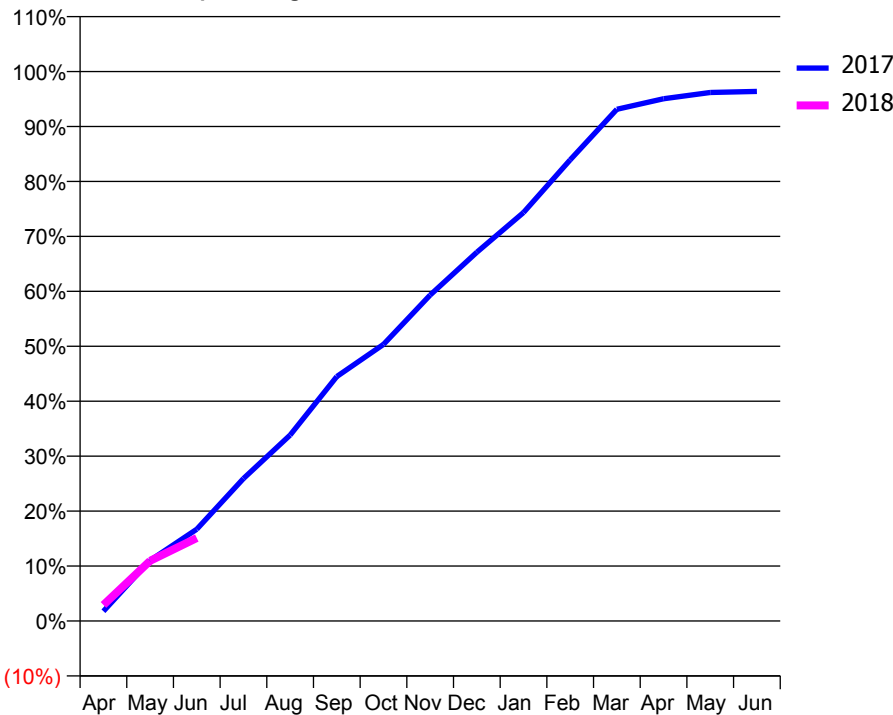
ACCESS*

Patients seen in 24 months	Total	Change since previous quarter
Quarter ending June 2016	3,359	
Quarter ending September 2016	3,444	↑
Quarter ending December 2016	3,465	→
Quarter ending March 2017	3,425	↓
Quarter ending June 2017	3,386	↓
Variance since June 2016	0.8%	→



ACTIVITY

Cumulative percentage of contracted UDA delivered 2017 & 2018



Month	Adjusted Scheduled Activity (UDA)	
	2017	2018
April	143	235
May	883	877
June	1,336	1,209
July	2,075	
August	2,707	
September	3,559	
October	4,028	
November	4,745	
December	5,368	
January	5,948	
February	6,714	
March	7,450	
April	7,603	
May	7,694	
June	7,711	

QUALITY

	Quantity	Base Number	Contract	AT	Region	England
% of FP17s for the same patient ID Re-attending within 3 months - Children	13	213	6.1%	10.4%	11.5%	12.0%
% of FP17s for the same patient ID Re-attending within 3 months - Adults	63	452	13.9%	16.0%	16.8%	16.0%
% of FP17s for the same patient ID Re-attending between 3 & 9 months - Children	83	213	39.0%	42.7%	47.3%	58.0%
% of FP17s for the same patient ID Re-attending between 3 & 9 months - Adults	120	452	26.5%	35.6%	38.3%	50.9%
% of FP17s for Band 1 Urgent Courses	16	442	3.6%	11.0%	10.7%	9.1%
% of FP17s Relating to Free Repair or Replacements	4	442	0.9%	0.5%	0.6%	0.8%
% of FP17s Relating to Continuations	2	442	0.5%	0.8%	0.8%	1.1%
% of Patients satisfied with the dentistry they have received	1	1	N/A	88.7%	89.8%	91.7%
% of Patients satisfied with the time they had to wait for an appointment	1	1	N/A	80.2%	83.6%	88.0%

* This is based on patients treated on this contract for their most recent course of treatment. Figures in italics indicate the base number of FP17s or Patient Questionnaire responses are less than 100. N/A is shown where the base number of responses is less than 10 during the period. % is calculated as Quantity/Base number*100

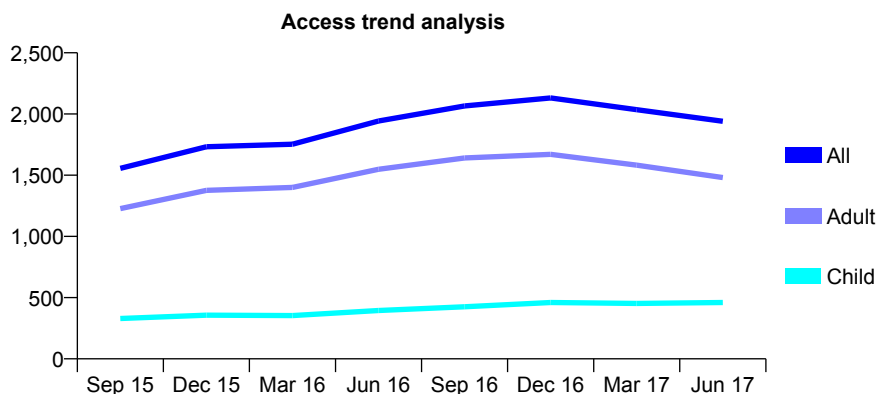
Q61 - Vital Signs At a Glance Contract Report for 104396/0001 - June 2017

Name or company name	Azad Eyrumlu, Honar Shakir and Kamil Sae
Contract type name	GDS Contract
Purpose of contract	General
Contract start date	01/08/2014
Contract end date	

17/18 Contracted general activity (UDA)	7,568
Carry forward general activity (UDA)	0
17/18 Contracted orthodontic activity (UOA)	0
Carry forward orthodontic activity (UOA)	0
Baseline contract value	£293,271.06

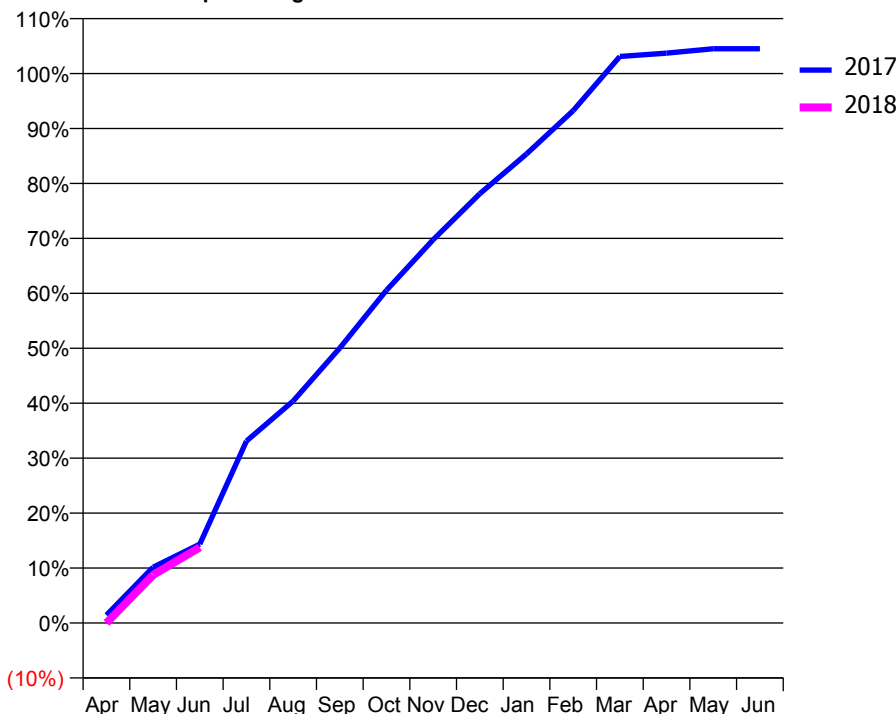
ACCESS*

Patients seen in 24 months	Total	Change since previous quarter
Quarter ending June 2016	1,943	
Quarter ending September 2016	2,066	↑
Quarter ending December 2016	2,131	↑
Quarter ending March 2017	2,035	↓
Quarter ending June 2017	1,941	↓
Variance since June 2016	(0.1%)	→



ACTIVITY

Cumulative percentage of contracted UDA delivered 2017 & 2018



Month	Adjusted Scheduled Activity (UDA)	
	2017	2018
April	110	0
May	768	662
June	1,087	1,043
July	2,506	
August	3,057	
September	3,788	
October	4,583	
November	5,280	
December	5,913	
January	6,460	
February	7,056	
March	7,802	
April	7,848	
May	7,909	
June	7,909	

QUALITY

	Quantity	Base Number	Contract	AT	Region	England
% of FP17s for the same patient ID Re-attending within 3 months - Children	5	95	5.3%	10.4%	11.5%	12.0%
% of FP17s for the same patient ID Re-attending within 3 months - Adults	27	238	11.3%	16.0%	16.8%	16.0%
% of FP17s for the same patient ID Re-attending between 3 & 9 months - Children	40	95	42.1%	42.7%	47.3%	58.0%
% of FP17s for the same patient ID Re-attending between 3 & 9 months - Adults	77	238	32.4%	35.6%	38.3%	50.9%
% of FP17s for Band 1 Urgent Courses	45	317	14.2%	11.0%	10.7%	9.1%
% of FP17s Relating to Free Repair or Replacements	4	317	1.3%	0.5%	0.6%	0.8%
% of FP17s Relating to Continuations	5	317	1.6%	0.8%	0.8%	1.1%
% of Patients satisfied with the dentistry they have received	3	3	N/A	88.7%	89.8%	91.7%
% of Patients satisfied with the time they had to wait for an appointment	3	3	N/A	80.2%	83.6%	88.0%

* This is based on patients treated on this contract for their most recent course of treatment. Figures in italics indicate the base number of FP17s or Patient Questionnaire responses are less than 100. N/A is shown where the base number of responses is less than 10 during the period. % is calculated as Quantity/Base number*100

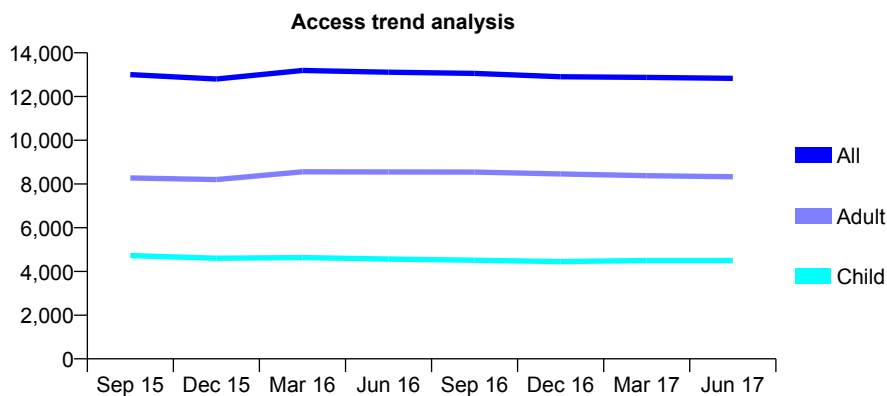
Q61 - Vital Signs At a Glance Contract Report for 104817/0001 - June 2017

Name or company name	Ms G Staneviciene and Mr J Schonberg
Contract type name	GDS Contract
Purpose of contract	General
Contract start date	01/09/2012
Contract end date	

17/18 Contracted general activity (UDA)	34,092
Carry forward general activity (UDA)	0
17/18 Contracted orthodontic activity (UOA)	0
Carry forward orthodontic activity (UOA)	0
Baseline contract value	£1,297,467.77

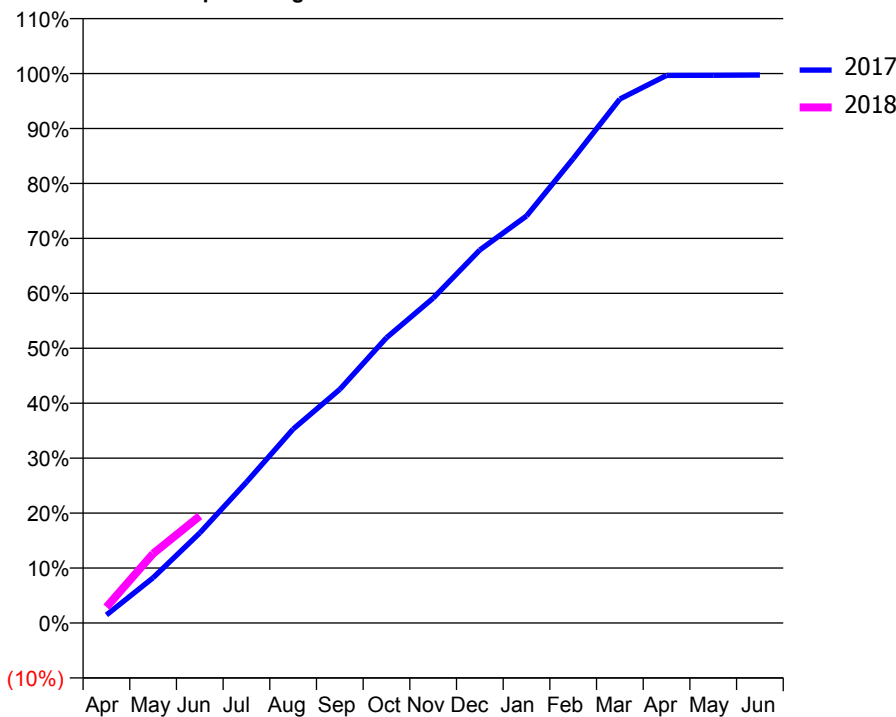
ACCESS*

Patients seen in 24 months	Total	Change since previous quarter
Quarter ending June 2016	13,110	
Quarter ending September 2016	13,056	→
Quarter ending December 2016	12,907	↓
Quarter ending March 2017	12,876	→
Quarter ending June 2017	12,832	→
Variance since June 2016	(2.1%)	↓



ACTIVITY

Cumulative percentage of contracted UDA delivered 2017 & 2018



Month	Adjusted Scheduled Activity (UDA)	
	2017	2018
April	500	989
May	2,807	4,310
June	5,591	6,637
July	8,738	
August	12,033	
September	14,502	
October	17,702	
November	20,161	
December	23,143	
January	25,257	
February	28,810	
March	32,506	
April	33,970	
May	33,983	
June	33,996	

QUALITY

	Quantity	Base Number	Contract	AT	Region	England
% of FP17s for the same patient ID Re-attending within 3 months - Children	94	1,261	7.5%	10.4%	11.5%	12.0%
% of FP17s for the same patient ID Re-attending within 3 months - Adults	370	2,220	16.7%	16.0%	16.8%	16.0%
% of FP17s for the same patient ID Re-attending between 3 & 9 months - Children	473	1,261	37.5%	42.7%	47.3%	58.0%
% of FP17s for the same patient ID Re-attending between 3 & 9 months - Adults	835	2,220	37.6%	35.6%	38.3%	50.9%
% of FP17s for Band 1 Urgent Courses	224	2,845	7.9%	11.0%	10.7%	9.1%
% of FP17s Relating to Free Repair or Replacements	27	2,845	0.9%	0.5%	0.6%	0.8%
% of FP17s Relating to Continuations	2	2,845	0.1%	0.8%	0.8%	1.1%
% of Patients satisfied with the dentistry they have received	10	12	83.3%	88.7%	89.8%	91.7%
% of Patients satisfied with the time they had to wait for an appointment	6	12	50.0%	80.2%	83.6%	88.0%

* This is based on patients treated on this contract for their most recent course of treatment. Figures in italics indicate the base number of FP17s or Patient Questionnaire responses are less than 100. N/A is shown where the base number of responses is less than 10 during the period. % is calculated as Quantity/Base number*100

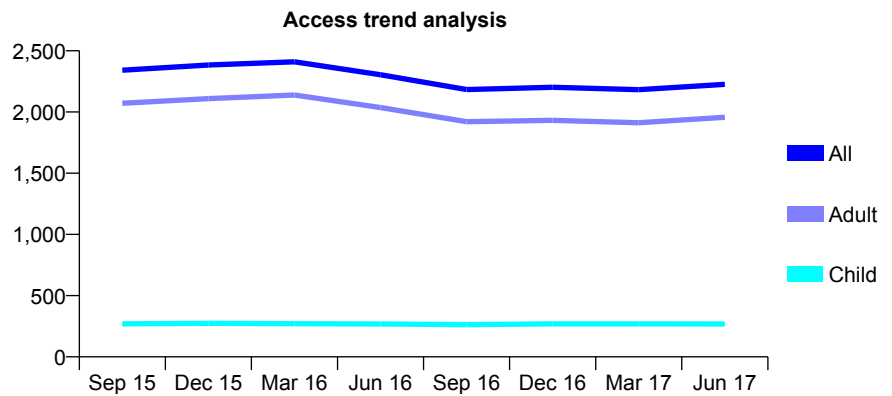
Q61 - Vital Signs At a Glance Contract Report for 105104/0001 - June 2017

Name or company name	Grays Inn Dental Surgery
Contract type name	GDS Contract
Purpose of contract	General
Contract start date	01/04/2011
Contract end date	

17/18 Contracted general activity (UDA)	6,178
Carry forward general activity (UDA)	0
17/18 Contracted orthodontic activity (UOA)	0
Carry forward orthodontic activity (UOA)	0
Baseline contract value	£183,211.72

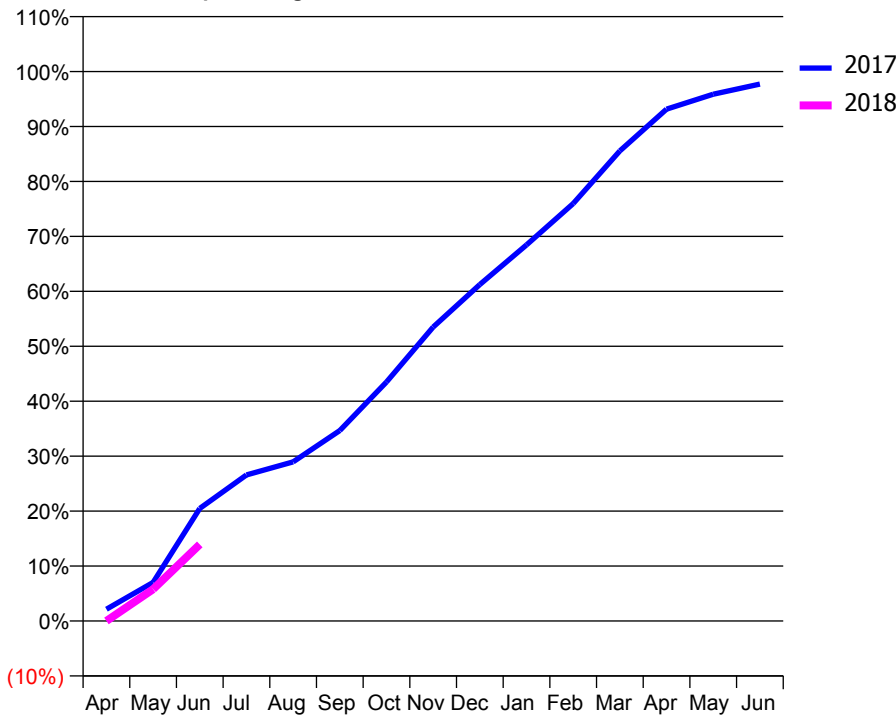
ACCESS*

Patients seen in 24 months	Total	Change since previous quarter
Quarter ending June 2016	2,304	
Quarter ending September 2016	2,184	↓
Quarter ending December 2016	2,202	→
Quarter ending March 2017	2,182	→
Quarter ending June 2017	2,226	↑
Variance since June 2016	(3.4%)	↓



ACTIVITY

Cumulative percentage of contracted UDA delivered 2017 & 2018



Month	Adjusted Scheduled Activity (UDA)	
	2017	2018
April	132	0
May	434	357
June	1,267	862
July	1,643	
August	1,790	
September	2,142	
October	2,687	
November	3,305	
December	3,784	
January	4,228	
February	4,693	
March	5,286	
April	5,754	
May	5,923	
June	6,036	

QUALITY

	Quantity	Base Number	Contract	AT	Region	England
% of FP17s for the same patient ID Re-attending within 3 months - Children	5	60	8.3%	10.4%	11.5%	12.0%
% of FP17s for the same patient ID Re-attending within 3 months - Adults	24	392	6.1%	16.0%	16.8%	16.0%
% of FP17s for the same patient ID Re-attending between 3 & 9 months - Children	10	60	16.7%	42.7%	47.3%	58.0%
% of FP17s for the same patient ID Re-attending between 3 & 9 months - Adults	66	392	16.8%	35.6%	38.3%	50.9%
% of FP17s for Band 1 Urgent Courses	29	245	11.8%	11.0%	10.7%	9.1%
% of FP17s Relating to Free Repair or Replacements	0	245	0.0%	0.5%	0.6%	0.8%
% of FP17s Relating to Continuations	0	245	0.0%	0.8%	0.8%	1.1%
% of Patients satisfied with the dentistry they have received	2	2	N/A	88.7%	89.8%	91.7%
% of Patients satisfied with the time they had to wait for an appointment	2	2	N/A	80.2%	83.6%	88.0%

* This is based on patients treated on this contract for their most recent course of treatment. Figures in italics indicate the base number of FP17s or Patient Questionnaire responses are less than 100. N/A is shown where the base number of responses is less than 10 during the period. % is calculated as Quantity/Base number*100

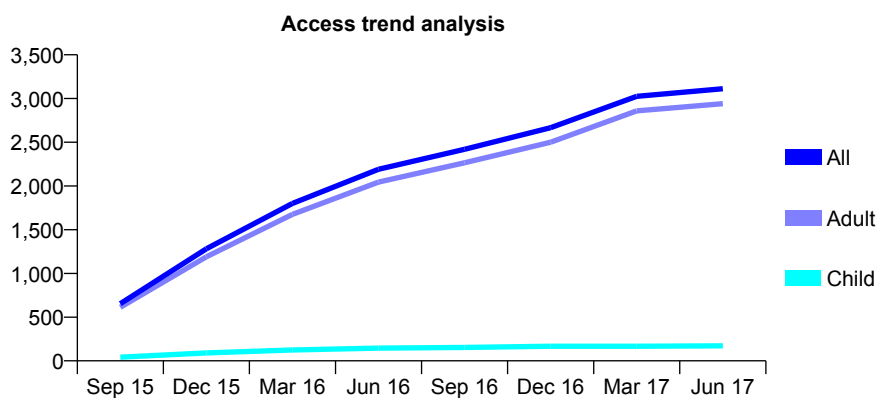
Q61 - Vital Signs At a Glance Contract Report for 105244/0001 - June 2017

Name or company name	Mr H Al-Hariri & Mrs N Al-Hariri
Contract type name	GDS Contract
Purpose of contract	General
Contract start date	01/04/2015
Contract end date	

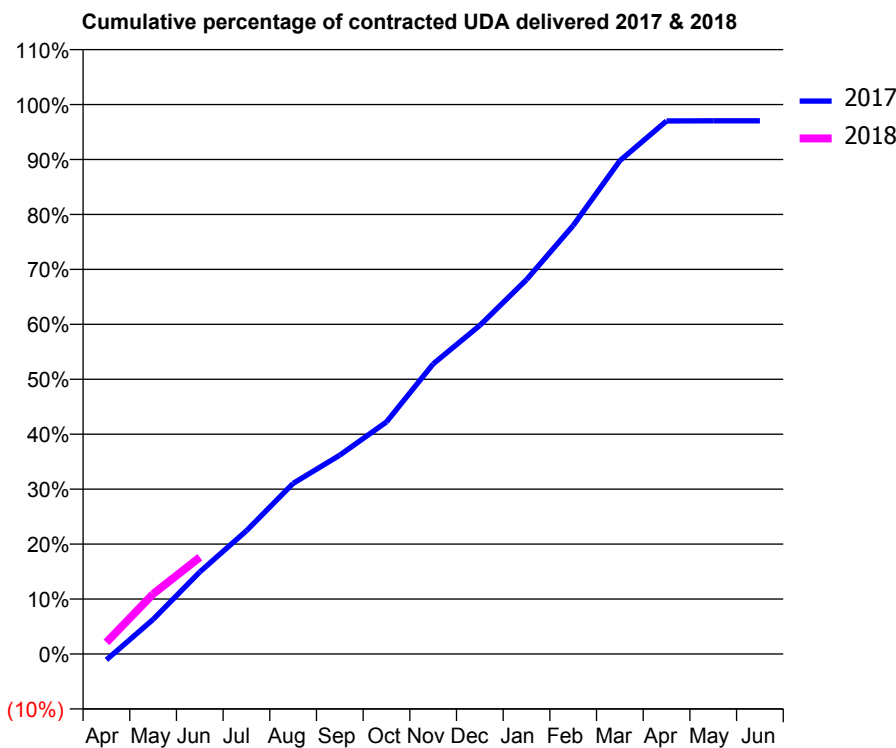
17/18 Contracted general activity (UDA)	7,000
Carry forward general activity (UDA)	0
17/18 Contracted orthodontic activity (UOA)	0
Carry forward orthodontic activity (UOA)	0
Baseline contract value	£229,054.65

ACCESS*

Patients seen in 24 months	Total	Change since previous quarter
Quarter ending June 2016	2,191	
Quarter ending September 2016	2,420	↑
Quarter ending December 2016	2,667	↑
Quarter ending March 2017	3,025	↑
Quarter ending June 2017	3,112	↑
Variance since June 2016	42.0%	↑



ACTIVITY



Month	Adjusted Scheduled Activity (UDA)	
	2017	2018
April	-76	149
May	440	765
June	1,045	1,232
July	1,571	
August	2,174	
September	2,534	
October	2,956	
November	3,696	
December	4,187	
January	4,769	
February	5,459	
March	6,285	
April	6,791	
May	6,793	
June	6,792	

QUALITY

	Quantity	Base Number	Contract	AT	Region	England
% of FP17s for the same patient ID Re-attending within 3 months - Children	1	27	3.7%	10.4%	11.5%	12.0%
% of FP17s for the same patient ID Re-attending within 3 months - Adults	78	609	12.8%	16.0%	16.8%	16.0%
% of FP17s for the same patient ID Re-attending between 3 & 9 months - Children	8	27	29.6%	42.7%	47.3%	58.0%
% of FP17s for the same patient ID Re-attending between 3 & 9 months - Adults	104	609	17.1%	35.6%	38.3%	50.9%
% of FP17s for Band 1 Urgent Courses	88	475	18.5%	11.0%	10.7%	9.1%
% of FP17s Relating to Free Repair or Replacements	6	475	1.3%	0.5%	0.6%	0.8%
% of FP17s Relating to Continuations	1	475	0.2%	0.8%	0.8%	1.1%
% of Patients satisfied with the dentistry they have received	4	4	N/A	88.7%	89.8%	91.7%
% of Patients satisfied with the time they had to wait for an appointment	4	4	N/A	80.2%	83.6%	88.0%

* This is based on patients treated on this contract for their most recent course of treatment. Figures in italics indicate the base number of FP17s or Patient Questionnaire responses are less than 100. N/A is shown where the base number of responses is less than 10 during the period. % is calculated as Quantity/Base number*100

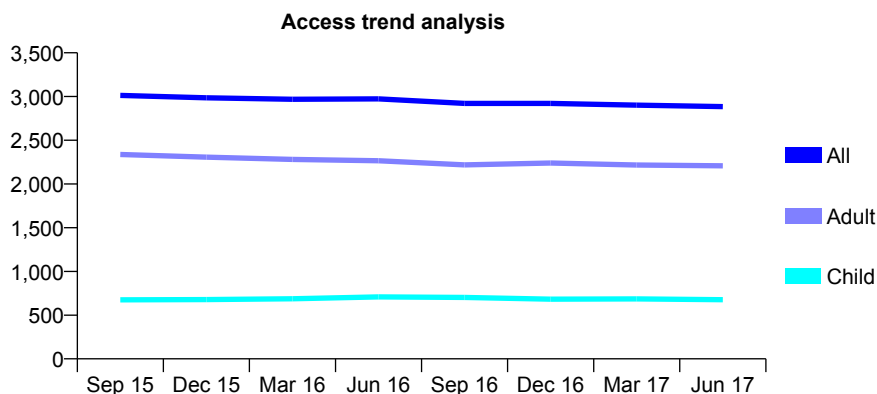
Q61 - Vital Signs At a Glance Contract Report for 105511/0001 - June 2017

Name or company name	Mr CE Ojji & Mr PE Aimiuwu
Contract type name	GDS Contract
Purpose of contract	General
Contract start date	01/04/2010
Contract end date	

17/18 Contracted general activity (UDA)	8,941
Carry forward general activity (UDA)	0
17/18 Contracted orthodontic activity (UOA)	0
Carry forward orthodontic activity (UOA)	0
Baseline contract value	£294,505.76

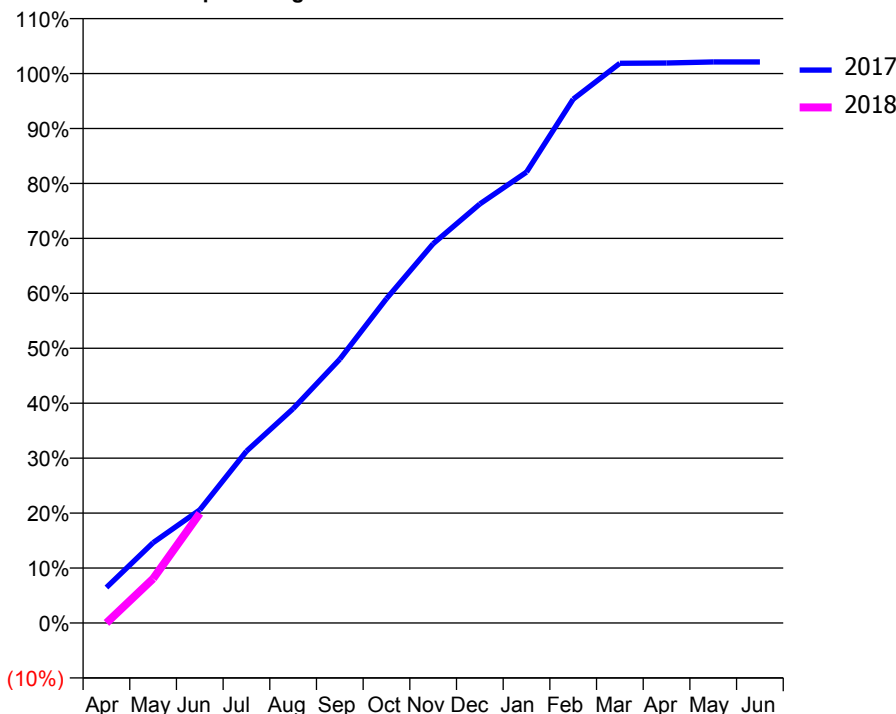
ACCESS*

Patients seen in 24 months	Total	Change since previous quarter
Quarter ending June 2016	2,973	
Quarter ending September 2016	2,921	↓
Quarter ending December 2016	2,922	→
Quarter ending March 2017	2,902	→
Quarter ending June 2017	2,885	→
Variance since June 2016	(3.0%)	↓



ACTIVITY

Cumulative percentage of contracted UDA delivered 2017 & 2018



Month	Adjusted Scheduled Activity (UDA)	
	2017	2018
April	579	0
May	1,308	722
June	1,842	1,785
July	2,796	
August	3,487	
September	4,293	
October	5,277	
November	6,171	
December	6,819	
January	7,336	
February	8,524	
March	9,108	
April	9,111	
May	9,128	
June	9,128	

QUALITY

	Quantity	Base Number	Contract	AT	Region	England
% of FP17s for the same patient ID Re-attending within 3 months - Children	7	136	5.1%	10.4%	11.5%	12.0%
% of FP17s for the same patient ID Re-attending within 3 months - Adults	51	394	12.9%	16.0%	16.8%	16.0%
% of FP17s for the same patient ID Re-attending between 3 & 9 months - Children	36	136	26.5%	42.7%	47.3%	58.0%
% of FP17s for the same patient ID Re-attending between 3 & 9 months - Adults	92	394	23.4%	35.6%	38.3%	50.9%
% of FP17s for Band 1 Urgent Courses	36	521	6.9%	11.0%	10.7%	9.1%
% of FP17s Relating to Free Repair or Replacements	3	521	0.6%	0.5%	0.6%	0.8%
% of FP17s Relating to Continuations	7	521	1.3%	0.8%	0.8%	1.1%
% of Patients satisfied with the dentistry they have received	2	2	N/A	88.7%	89.8%	91.7%
% of Patients satisfied with the time they had to wait for an appointment	2	2	N/A	80.2%	83.6%	88.0%

* This is based on patients treated on this contract for their most recent course of treatment. Figures in italics indicate the base number of FP17s or Patient Questionnaire responses are less than 100. N/A is shown where the base number of responses is less than 10 during the period. % is calculated as Quantity/Base number*100

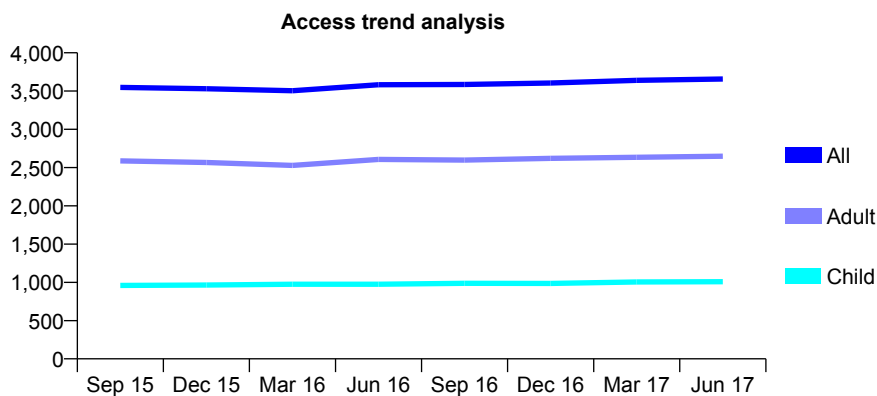
Q61 - Vital Signs At a Glance Contract Report for 105562/0001 - June 2017

Name or company name	Southend Road Dental Surgery Limited
Contract type name	GDS Contract
Purpose of contract	General
Contract start date	01/04/2008
Contract end date	

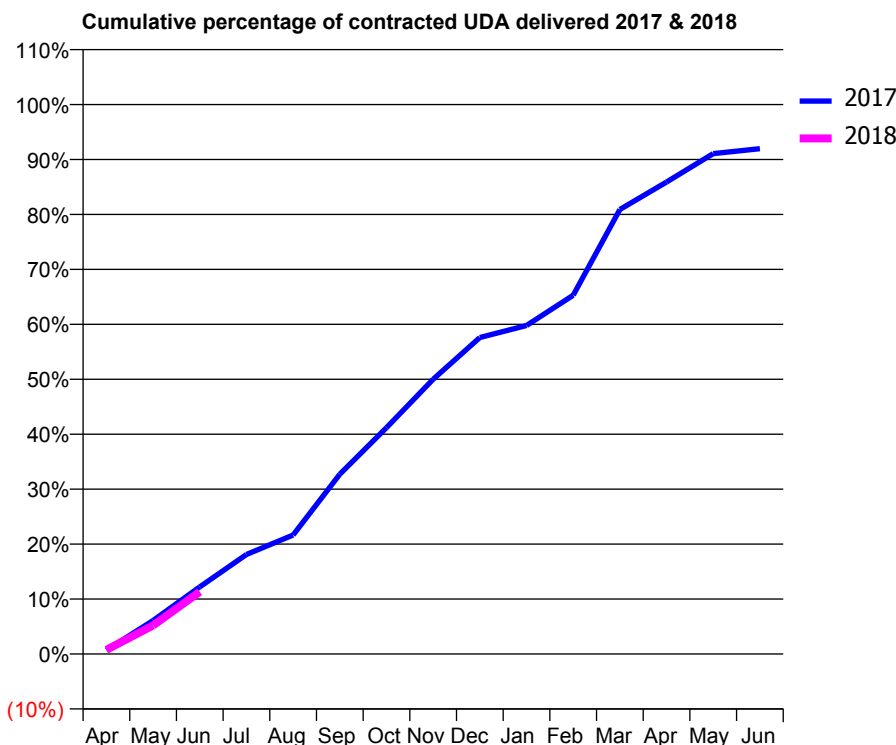
17/18 Contracted general activity (UDA)	13,304
Carry forward general activity (UDA)	0
17/18 Contracted orthodontic activity (UOA)	0
Carry forward orthodontic activity (UOA)	0
Baseline contract value	£403,385.43

ACCESS*

Patients seen in 24 months	Total	Change since previous quarter
Quarter ending June 2016	3,582	
Quarter ending September 2016	3,586	→
Quarter ending December 2016	3,606	→
Quarter ending March 2017	3,640	→
Quarter ending June 2017	3,657	→
Variance since June 2016	2.1%	↑



ACTIVITY



Month	Adjusted Scheduled Activity (UDA)	
	2017	2018
April	96	103
May	811	691
June	1,624	1,506
July	2,410	
August	2,882	
September	4,354	
October	5,481	
November	6,652	
December	7,663	
January	7,954	
February	8,688	
March	10,763	
April	11,426	
May	12,113	
June	12,233	

QUALITY

	Quantity	Base Number	Contract	AT	Region	England
% of FP17s for the same patient ID Re-attending within 3 months - Children	13	241	5.4%	10.4%	11.5%	12.0%
% of FP17s for the same patient ID Re-attending within 3 months - Adults	102	615	16.6%	16.0%	16.8%	16.0%
% of FP17s for the same patient ID Re-attending between 3 & 9 months - Children	72	241	29.9%	42.7%	47.3%	58.0%
% of FP17s for the same patient ID Re-attending between 3 & 9 months - Adults	153	615	24.9%	35.6%	38.3%	50.9%
% of FP17s for Band 1 Urgent Courses	75	537	14.0%	11.0%	10.7%	9.1%
% of FP17s Relating to Free Repair or Replacements	4	537	0.7%	0.5%	0.6%	0.8%
% of FP17s Relating to Continuations	2	537	0.4%	0.8%	0.8%	1.1%
% of Patients satisfied with the dentistry they have received	6	6	N/A	88.7%	89.8%	91.7%
% of Patients satisfied with the time they had to wait for an appointment	6	6	N/A	80.2%	83.6%	88.0%

* This is based on patients treated on this contract for their most recent course of treatment. Figures in italics indicate the base number of FP17s or Patient Questionnaire responses are less than 100. N/A is shown where the base number of responses is less than 10 during the period. % is calculated as Quantity/Base number*100

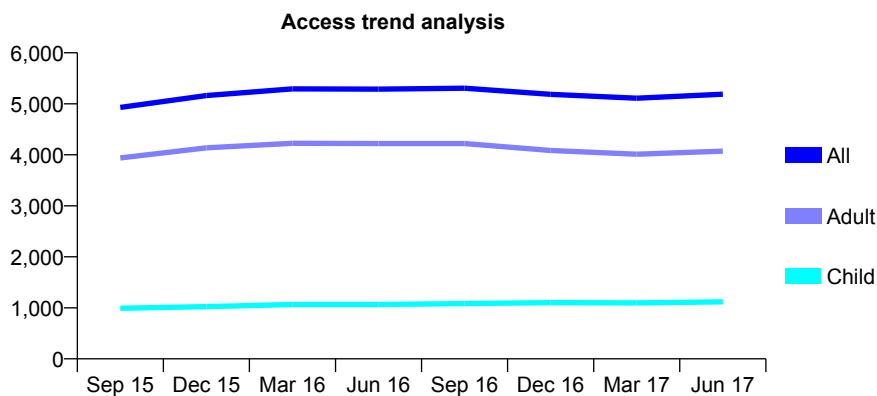
Q61 - Vital Signs At a Glance Contract Report for 105643/0001 - June 2017

Name or company name	E8 Dental Care
Contract type name	GDS Contract
Purpose of contract	General
Contract start date	01/08/2012
Contract end date	

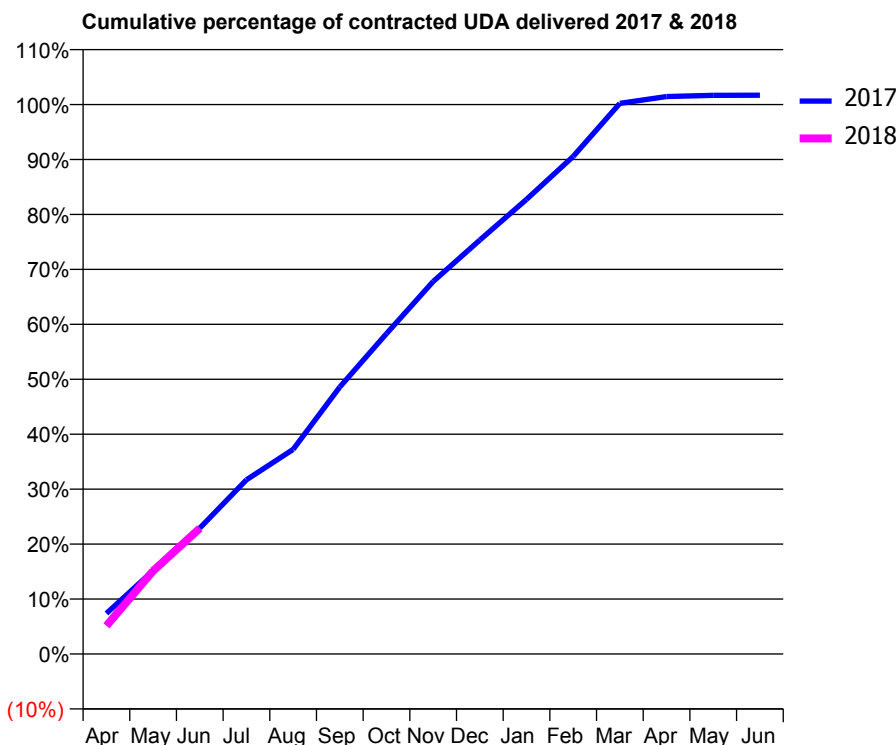
17/18 Contracted general activity (UDA)	14,337
Carry forward general activity (UDA)	0
17/18 Contracted orthodontic activity (UOA)	0
Carry forward orthodontic activity (UOA)	0
Baseline contract value	£354,507.48

ACCESS*

Patients seen in 24 months	Total	Change since previous quarter
Quarter ending June 2016	5,288	
Quarter ending September 2016	5,305	→
Quarter ending December 2016	5,186	↓
Quarter ending March 2017	5,110	↓
Quarter ending June 2017	5,188	→
Variance since June 2016	(1.9%)	↓



ACTIVITY



Month	Adjusted Scheduled Activity (UDA)	
	2017	2018
April	1,060	737
May	2,177	2,170
June	3,285	3,279
July	4,547	
August	5,339	
September	6,967	
October	8,358	
November	9,720	
December	10,801	
January	11,863	
February	12,982	
March	14,367	
April	14,545	
May	14,576	
June	14,580	

QUALITY

	Quantity	Base Number	Contract	AT	Region	England
% of FP17s for the same patient ID Re-attending within 3 months - Children	24	303	7.9%	10.4%	11.5%	12.0%
% of FP17s for the same patient ID Re-attending within 3 months - Adults	164	911	18.0%	16.0%	16.8%	16.0%
% of FP17s for the same patient ID Re-attending between 3 & 9 months - Children	105	303	34.7%	42.7%	47.3%	58.0%
% of FP17s for the same patient ID Re-attending between 3 & 9 months - Adults	240	911	26.3%	35.6%	38.3%	50.9%
% of FP17s for Band 1 Urgent Courses	160	1,124	14.2%	11.0%	10.7%	9.1%
% of FP17s Relating to Free Repair or Replacements	7	1,124	0.6%	0.5%	0.6%	0.8%
% of FP17s Relating to Continuations	5	1,124	0.4%	0.8%	0.8%	1.1%
% of Patients satisfied with the dentistry they have received	1	2	N/A	88.7%	89.8%	91.7%
% of Patients satisfied with the time they had to wait for an appointment	1	2	N/A	80.2%	83.6%	88.0%

* This is based on patients treated on this contract for their most recent course of treatment. Figures in italics indicate the base number of FP17s or Patient Questionnaire responses are less than 100. N/A is shown where the base number of responses is less than 10 during the period. % is calculated as Quantity/Base number*100

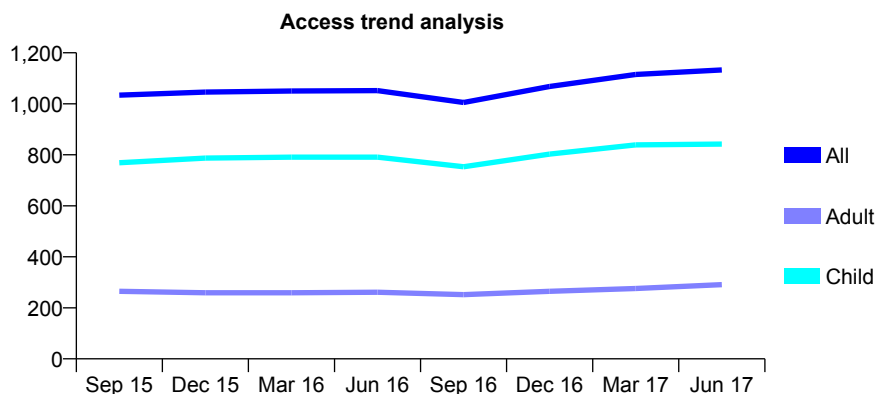
Q61 - Vital Signs At a Glance Contract Report for 105910/0001 - June 2017

Name or company name	Cavendish House Dental Surgery
Contract type name	GDS Contract
Purpose of contract	General
Contract start date	01/08/2007
Contract end date	

17/18 Contracted general activity (UDA)	3,096
Carry forward general activity (UDA)	0
17/18 Contracted orthodontic activity (UOA)	0
Carry forward orthodontic activity (UOA)	0
Baseline contract value	£66,656.37

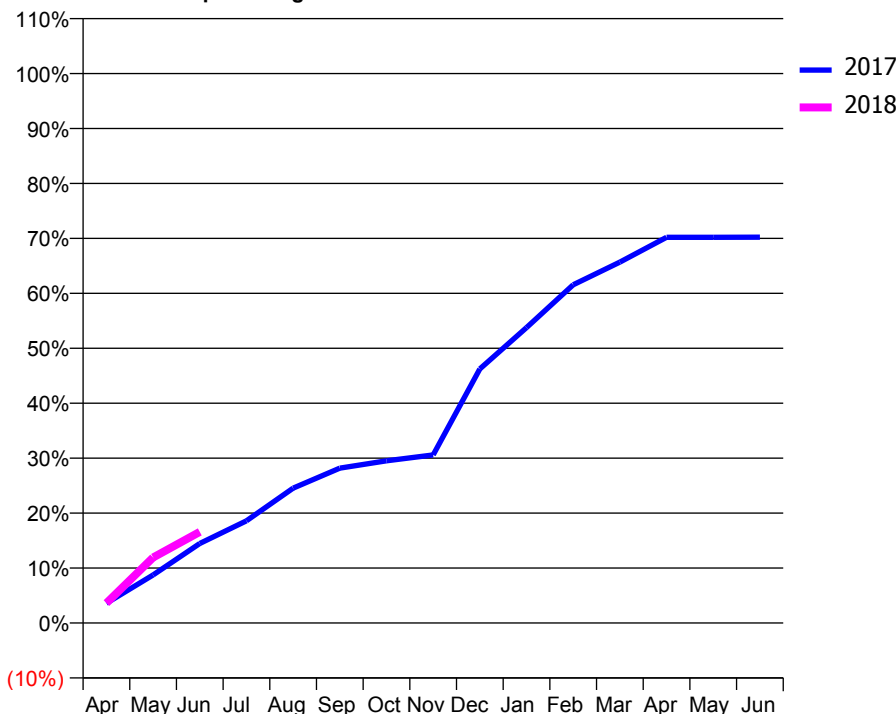
ACCESS*

Patients seen in 24 months	Total	Change since previous quarter
Quarter ending June 2016	1,052	
Quarter ending September 2016	1,005	↓
Quarter ending December 2016	1,068	↑
Quarter ending March 2017	1,115	↑
Quarter ending June 2017	1,133	→
Variance since June 2016	7.7%	↑



ACTIVITY

Cumulative percentage of contracted UDA delivered 2017 & 2018



Adjusted Scheduled Activity (UDA)

Month	2017	2018
April	112	112
May	271	369
June	448	514
July	576	
August	760	
September	873	
October	914	
November	947	
December	1,432	
January	1,664	
February	1,905	
March	2,034	
April	2,173	
May	2,173	
June	2,174	

QUALITY

	Quantity	Base Number	Contract	AT	Region	England
% of FP17s for the same patient ID Re-attending within 3 months - Children	21	305	6.9%	10.4%	11.5%	12.0%
% of FP17s for the same patient ID Re-attending within 3 months - Adults	10	85	11.8%	16.0%	16.8%	16.0%
% of FP17s for the same patient ID Re-attending between 3 & 9 months - Children	148	305	48.5%	42.7%	47.3%	58.0%
% of FP17s for the same patient ID Re-attending between 3 & 9 months - Adults	28	85	32.9%	35.6%	38.3%	50.9%
% of FP17s for Band 1 Urgent Courses	13	284	4.6%	11.0%	10.7%	9.1%
% of FP17s Relating to Free Repair or Replacements	0	284	0.0%	0.5%	0.6%	0.8%
% of FP17s Relating to Continuations	0	284	0.0%	0.8%	0.8%	1.1%
% of Patients satisfied with the dentistry they have received	4	5	N/A	88.7%	89.8%	91.7%
% of Patients satisfied with the time they had to wait for an appointment	5	5	N/A	80.2%	83.6%	88.0%

* This is based on patients treated on this contract for their most recent course of treatment. Figures in italics indicate the base number of FP17s or Patient Questionnaire responses are less than 100. N/A is shown where the base number of responses is less than 10 during the period. % is calculated as Quantity/Base number*100

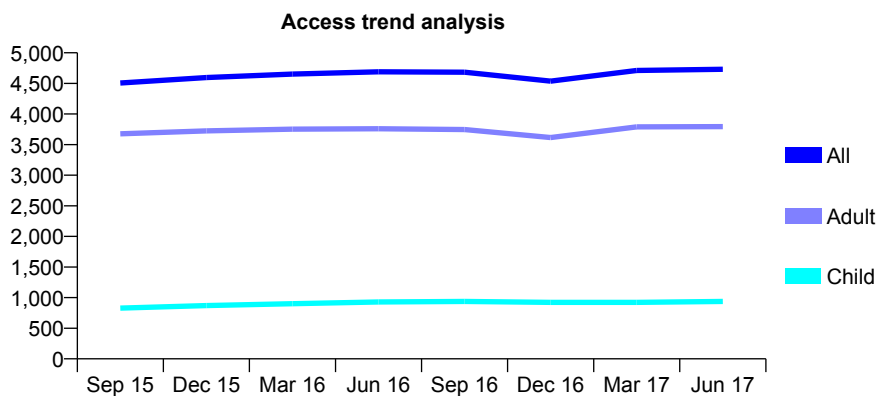
Q61 - Vital Signs At a Glance Contract Report for 106143/0001 - June 2017

Name or company name	M & D Healthcare LTD
Contract type name	GDS Contract
Purpose of contract	General
Contract start date	01/04/2010
Contract end date	

17/18 Contracted general activity (UDA)	11,000
Carry forward general activity (UDA)	0
17/18 Contracted orthodontic activity (UOA)	0
Carry forward orthodontic activity (UOA)	0
Baseline contract value	£434,425.89

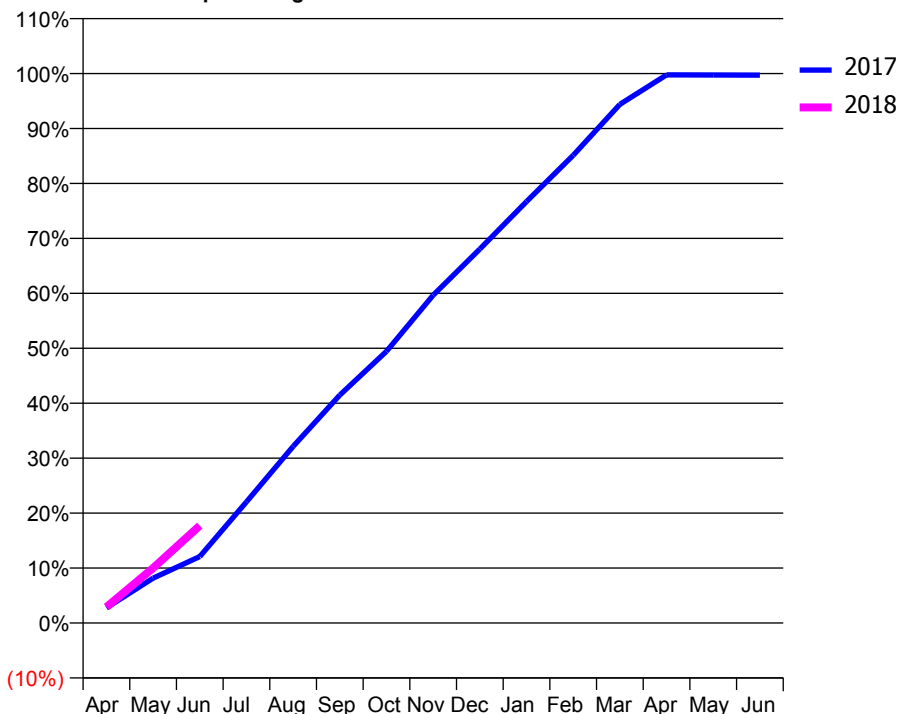
ACCESS*

Patients seen in 24 months	Total	Change since previous quarter
Quarter ending June 2016	4,689	
Quarter ending September 2016	4,684	→
Quarter ending December 2016	4,538	↓
Quarter ending March 2017	4,712	↑
Quarter ending June 2017	4,731	→
Variance since June 2016	0.9%	→



ACTIVITY

Cumulative percentage of contracted UDA delivered 2017 & 2018



Month	Adjusted Scheduled Activity (UDA)	
	2017	2018
April	303	319
May	898	1,101
June	1,329	1,951
July	2,426	
August	3,537	
September	4,562	
October	5,438	
November	6,562	
December	7,485	
January	8,437	
February	9,362	
March	10,383	
April	10,973	
May	10,970	
June	10,966	

QUALITY

	Quantity	Base Number	Contract	AT	Region	England
% of FP17s for the same patient ID Re-attending within 3 months - Children	15	270	5.6%	10.4%	11.5%	12.0%
% of FP17s for the same patient ID Re-attending within 3 months - Adults	94	811	11.6%	16.0%	16.8%	16.0%
% of FP17s for the same patient ID Re-attending between 3 & 9 months - Children	120	270	44.4%	42.7%	47.3%	58.0%
% of FP17s for the same patient ID Re-attending between 3 & 9 months - Adults	225	811	27.7%	35.6%	38.3%	50.9%
% of FP17s for Band 1 Urgent Courses	120	758	15.8%	11.0%	10.7%	9.1%
% of FP17s Relating to Free Repair or Replacements	4	758	0.5%	0.5%	0.6%	0.8%
% of FP17s Relating to Continuations	0	758	0.0%	0.8%	0.8%	1.1%
% of Patients satisfied with the dentistry they have received	7	7	N/A	88.7%	89.8%	91.7%
% of Patients satisfied with the time they had to wait for an appointment	6	7	N/A	80.2%	83.6%	88.0%

* This is based on patients treated on this contract for their most recent course of treatment. Figures in italics indicate the base number of FP17s or Patient Questionnaire responses are less than 100. N/A is shown where the base number of responses is less than 10 during the period. % is calculated as Quantity/Base number*100

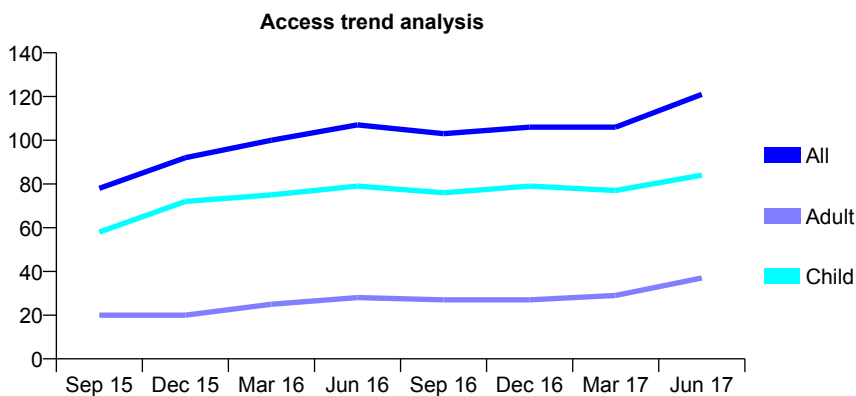
Q61 - Vital Signs At a Glance Contract Report for 107042/0002 - June 2017

Name or company name	Sudhir Thakerar & Partners
Contract type name	GDS Contract
Purpose of contract	General
Contract start date	01/08/2014
Contract end date	

17/18 Contracted general activity (UDA)	245
Carry forward general activity (UDA)	0
17/18 Contracted orthodontic activity (UOA)	0
Carry forward orthodontic activity (UOA)	0
Baseline contract value	£7,884.80

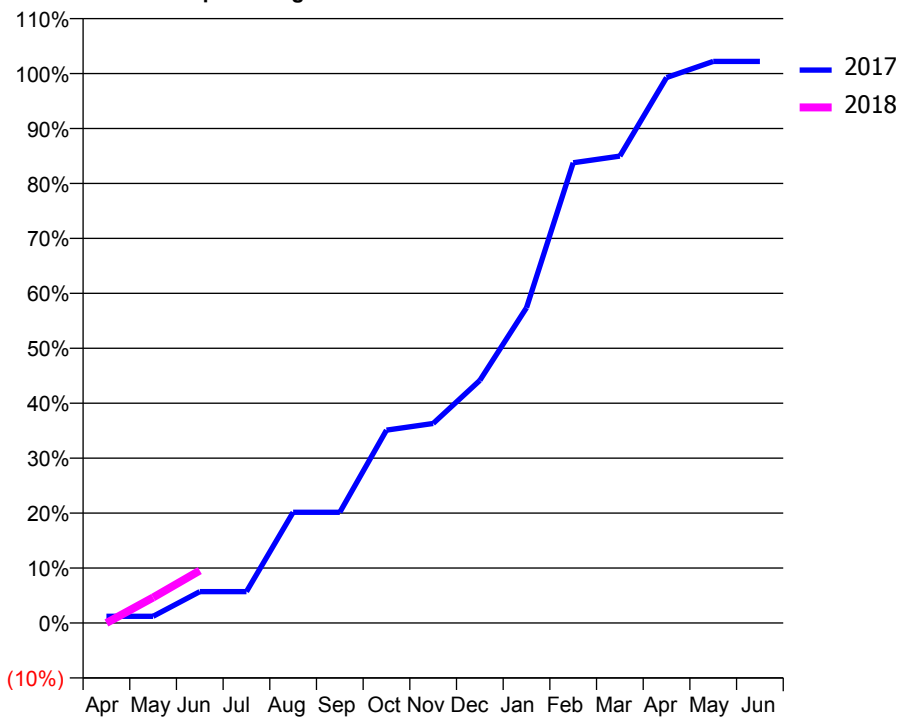
ACCESS*

Patients seen in 24 months	Total	Change since previous quarter
Quarter ending June 2016	107	
Quarter ending September 2016	103	↓
Quarter ending December 2016	106	↑
Quarter ending March 2017	106	→
Quarter ending June 2017	121	↑
Variance since June 2016	13.1%	↑



ACTIVITY

Cumulative percentage of contracted UDA delivered 2017 & 2018



Adjusted Scheduled Activity (UDA)

Month	2017	2018
April	3	0
May	3	11
June	14	23
July	14	
August	49	
September	49	
October	86	
November	89	
December	108	
January	141	
February	205	
March	208	
April	243	
May	250	
June	250	

QUALITY

	Quantity	Base Number	Contract	AT	Region	England
% of FP17s for the same patient ID Re-attending within 3 months - Children	3	28	10.7%	10.4%	11.5%	12.0%
% of FP17s for the same patient ID Re-attending within 3 months - Adults	4	9	44.4%	16.0%	16.8%	16.0%
% of FP17s for the same patient ID Re-attending between 3 & 9 months - Children	12	28	42.9%	42.7%	47.3%	58.0%
% of FP17s for the same patient ID Re-attending between 3 & 9 months - Adults	2	9	22.2%	35.6%	38.3%	50.9%
% of FP17s for Band 1 Urgent Courses	2	8	25.0%	11.0%	10.7%	9.1%
% of FP17s Relating to Free Repair or Replacements	0	8	0.0%	0.5%	0.6%	0.8%
% of FP17s Relating to Continuations	0	8	0.0%	0.8%	0.8%	1.1%
% of Patients satisfied with the dentistry they have received	0	0	N/A	88.7%	89.8%	91.7%
% of Patients satisfied with the time they had to wait for an appointment	0	0	N/A	80.2%	83.6%	88.0%

* This is based on patients treated on this contract for their most recent course of treatment. Figures in italics indicate the base number of FP17s or Patient Questionnaire responses are less than 100. N/A is shown where the base number of responses is less than 10 during the period. % is calculated as Quantity/Base number*100

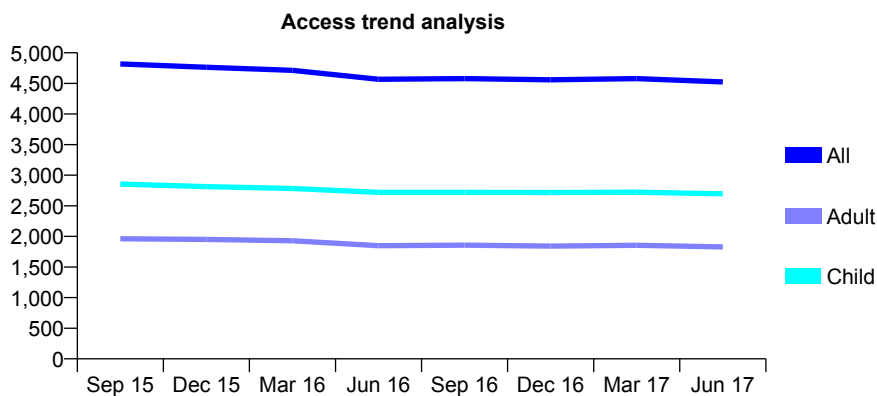
Q61 - Vital Signs At a Glance Contract Report for 109061/0001 - June 2017

Name or company name	Davidoff Dental Practice
Contract type name	GDS Contract
Purpose of contract	General and Orthodontic
Contract start date	23/11/2012
Contract end date	

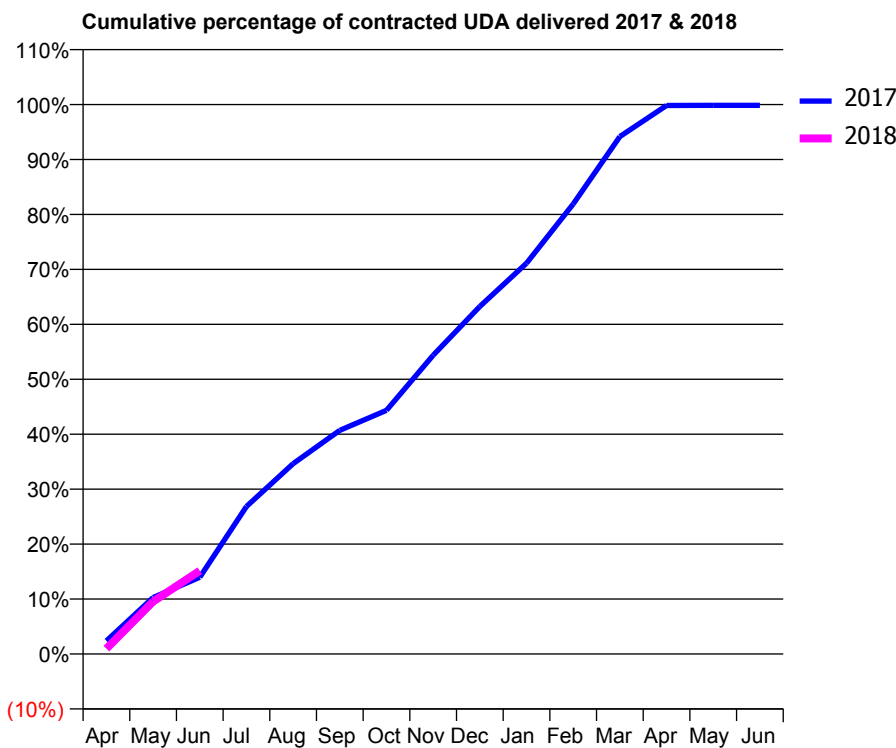
17/18 Contracted general activity (UDA)	14,478
Carry forward general activity (UDA)	0
17/18 Contracted orthodontic activity (UOA)	1,420
Carry forward orthodontic activity (UOA)	0
Baseline contract value	£514,042.94

ACCESS*

Patients seen in 24 months	Total	Change since previous quarter
Quarter ending June 2016	4,567	
Quarter ending September 2016	4,579	→
Quarter ending December 2016	4,559	→
Quarter ending March 2017	4,578	→
Quarter ending June 2017	4,525	↓
Variance since June 2016	(0.9%)	→



ACTIVITY



Month	Adjusted Scheduled Activity (UDA)	
	2017	2018
April	347	141
May	1,487	1,384
June	2,021	2,195
July	3,886	
August	5,014	
September	5,894	
October	6,421	
November	7,873	
December	9,159	
January	10,294	
February	11,856	
March	13,633	
April	14,451	
May	14,455	
June	14,455	

QUALITY

	Quantity	Base Number	Contract	AT	Region	England
% of FP17s for the same patient ID Re-attending within 3 months - Children	152	931	16.3%	10.4%	11.5%	12.0%
% of FP17s for the same patient ID Re-attending within 3 months - Adults	113	533	21.2%	16.0%	16.8%	16.0%
% of FP17s for the same patient ID Re-attending between 3 & 9 months - Children	430	931	46.2%	42.7%	47.3%	58.0%
% of FP17s for the same patient ID Re-attending between 3 & 9 months - Adults	258	533	48.4%	35.6%	38.3%	50.9%
% of FP17s for Band 1 Urgent Courses	171	1,121	15.3%	11.0%	10.7%	9.1%
% of FP17s Relating to Free Repair or Replacements	0	1,121	0.0%	0.5%	0.6%	0.8%
% of FP17s Relating to Continuations	0	1,121	0.0%	0.8%	0.8%	1.1%
% of Patients satisfied with the dentistry they have received	5	9	N/A	88.7%	89.8%	91.7%
% of Patients satisfied with the time they had to wait for an appointment	5	9	N/A	80.2%	83.6%	88.0%

* This is based on patients treated on this contract for their most recent course of treatment. Figures in italics indicate the base number of FP17s or Patient Questionnaire responses are less than 100. N/A is shown where the base number of responses is less than 10 during the period. % is calculated as Quantity/Base number*100

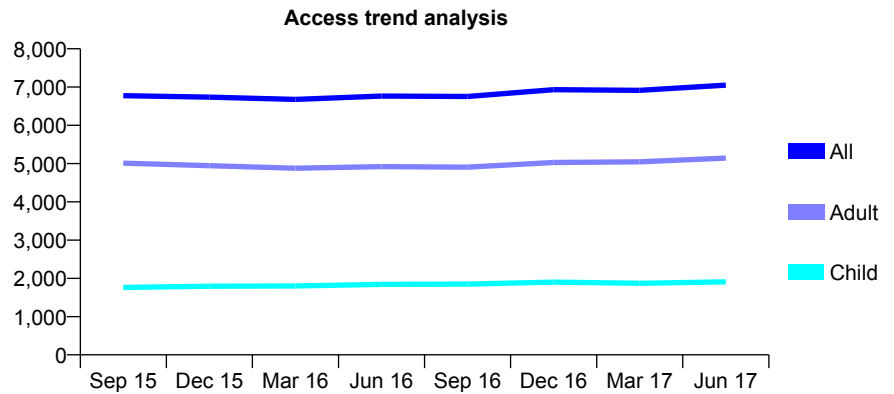
Q61 - Vital Signs At a Glance Contract Report for 109665/0001 - June 2017

Name or company name	Woodford Dental Care
Contract type name	Pilot Contract
Purpose of contract	General and Orthodontic
Contract start date	01/11/2006
Contract end date	

17/18 Contracted general activity (UDA)	15,510
Carry forward general activity (UDA)	0
17/18 Contracted orthodontic activity (UOA)	215
Carry forward orthodontic activity (UOA)	0
Baseline contract value	£530,745.20

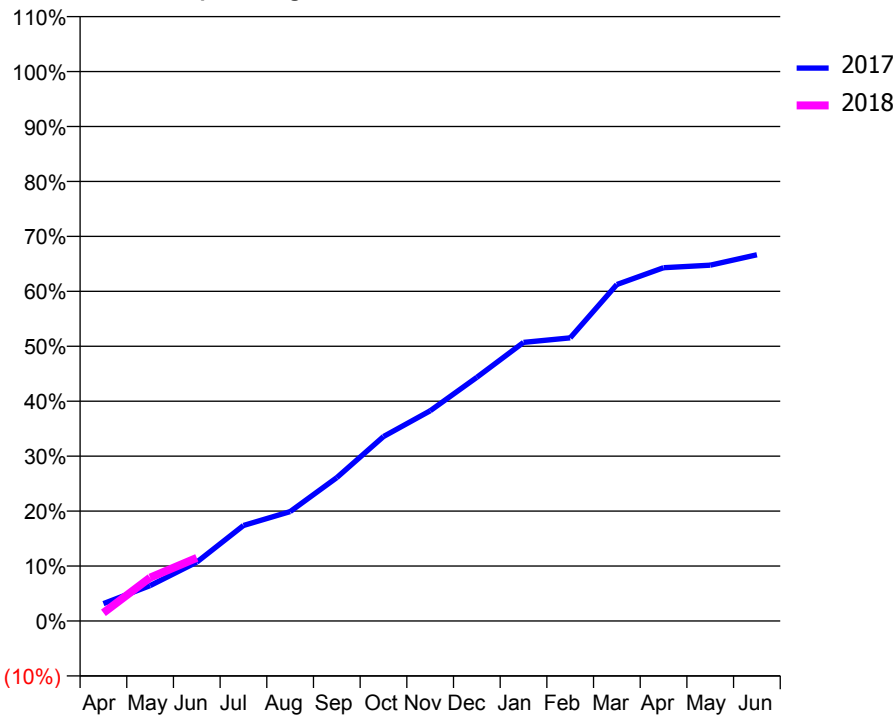
ACCESS*

Patients seen in 24 months	Total	Change since previous quarter
Quarter ending June 2016	6,763	
Quarter ending September 2016	6,755	→
Quarter ending December 2016	6,932	↑
Quarter ending March 2017	6,915	→
Quarter ending June 2017	7,051	→
Variance since June 2016	4.3%	↑



ACTIVITY

Cumulative percentage of contracted UDA delivered 2017 & 2018



Month	Adjusted Scheduled Activity (UDA)	
	2017	2018
April	490	230
May	999	1,225
June	1,663	1,784
July	2,697	
August	3,089	
September	4,048	
October	5,206	
November	5,933	
December	6,880	
January	7,864	
February	7,993	
March	9,498	
April	9,972	
May	10,045	
June	10,337	

QUALITY

	Quantity	Base Number	Contract	AT	Region	England
% of FP17s for the same patient ID Re-attending within 3 months - Children	31	594	5.2%	10.4%	11.5%	12.0%
% of FP17s for the same patient ID Re-attending within 3 months - Adults	144	1,329	10.8%	16.0%	16.8%	16.0%
% of FP17s for the same patient ID Re-attending between 3 & 9 months - Children	253	594	42.6%	42.7%	47.3%	58.0%
% of FP17s for the same patient ID Re-attending between 3 & 9 months - Adults	282	1,329	21.2%	35.6%	38.3%	50.9%
% of FP17s for Band 1 Urgent Courses	170	1,208	14.1%	11.0%	10.7%	9.1%
% of FP17s Relating to Free Repair or Replacements	2	1,208	0.2%	0.5%	0.6%	0.8%
% of FP17s Relating to Continuations	0	1,208	0.0%	0.8%	0.8%	1.1%
% of Patients satisfied with the dentistry they have received	7	7	N/A	88.7%	89.8%	91.7%
% of Patients satisfied with the time they had to wait for an appointment	5	7	N/A	80.2%	83.6%	88.0%

* This is based on patients treated on this contract for their most recent course of treatment. Figures in italics indicate the base number of FP17s or Patient Questionnaire responses are less than 100. N/A is shown where the base number of responses is less than 10 during the period. % is calculated as Quantity/Base number*100

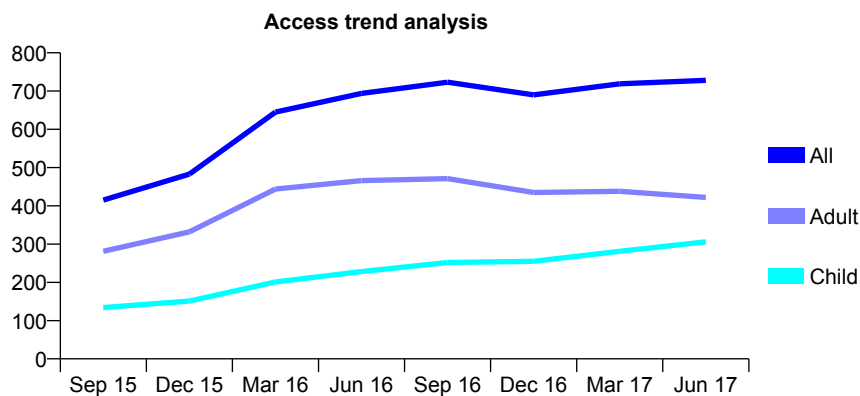
Q61 - Vital Signs At a Glance Contract Report for 109959/0001 - June 2017

Name or company name	Dr I Sapiro & Dr A Stogios
Contract type name	GDS Contract
Purpose of contract	General
Contract start date	01/01/2012
Contract end date	

17/18 Contracted general activity (UDA)	1,272
Carry forward general activity (UDA)	0
17/18 Contracted orthodontic activity (UOA)	0
Carry forward orthodontic activity (UOA)	0
Baseline contract value	£35,381.92

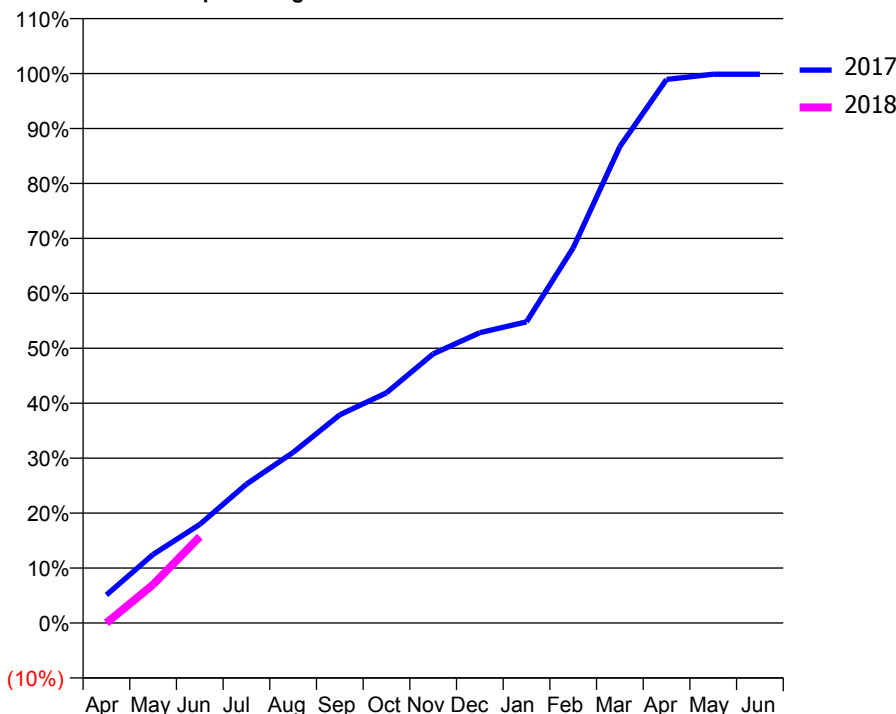
ACCESS*

Patients seen in 24 months	Total	Change since previous quarter
Quarter ending June 2016	694	
Quarter ending September 2016	723	↑
Quarter ending December 2016	690	↓
Quarter ending March 2017	719	↑
Quarter ending June 2017	728	→
Variance since June 2016	4.9%	↑



ACTIVITY

Cumulative percentage of contracted UDA delivered 2017 & 2018



Adjusted Scheduled Activity (UDA)

Month	2017	2018
April	65	0
May	159	89
June	228	200
July	321	
August	395	
September	482	
October	533	
November	623	
December	672	
January	697	
February	869	
March	1,103	
April	1,258	
May	1,270	
June	1,270	

QUALITY

	Quantity	Base Number	Contract	AT	Region	England
% of FP17s for the same patient ID Re-attending within 3 months - Children	4	101	4.0%	10.4%	11.5%	12.0%
% of FP17s for the same patient ID Re-attending within 3 months - Adults	1	59	1.7%	16.0%	16.8%	16.0%
% of FP17s for the same patient ID Re-attending between 3 & 9 months - Children	35	101	34.7%	42.7%	47.3%	58.0%
% of FP17s for the same patient ID Re-attending between 3 & 9 months - Adults	12	59	20.3%	35.6%	38.3%	50.9%
% of FP17s for Band 1 Urgent Courses	4	114	3.5%	11.0%	10.7%	9.1%
% of FP17s Relating to Free Repair or Replacements	0	114	0.0%	0.5%	0.6%	0.8%
% of FP17s Relating to Continuations	0	114	0.0%	0.8%	0.8%	1.1%
% of Patients satisfied with the dentistry they have received	1	1	N/A	88.7%	89.8%	91.7%
% of Patients satisfied with the time they had to wait for an appointment	1	1	N/A	80.2%	83.6%	88.0%

* This is based on patients treated on this contract for their most recent course of treatment. Figures in italics indicate the base number of FP17s or Patient Questionnaire responses are less than 100. N/A is shown where the base number of responses is less than 10 during the period. % is calculated as Quantity/Base number*100

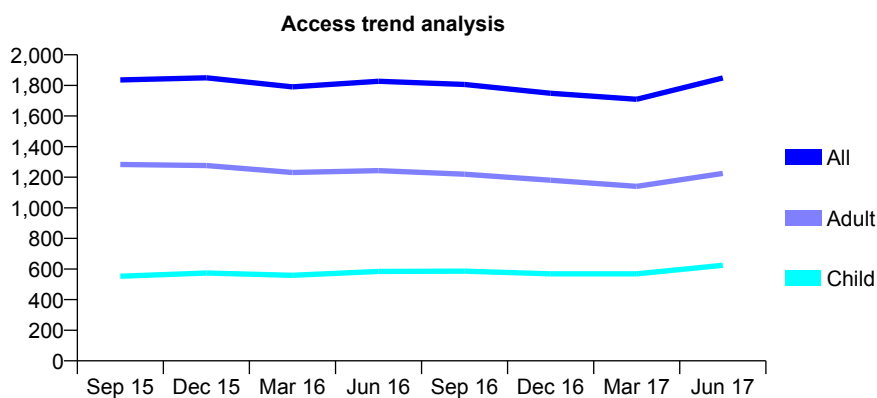
Q61 - Vital Signs At a Glance Contract Report for 110043/0001 - June 2017

Name or company name	Care Dental Practice
Contract type name	GDS Contract
Purpose of contract	General
Contract start date	01/10/2007
Contract end date	

17/18 Contracted general activity (UDA)	5,915
Carry forward general activity (UDA)	0
17/18 Contracted orthodontic activity (UOA)	0
Carry forward orthodontic activity (UOA)	0
Baseline contract value	£186,083.11

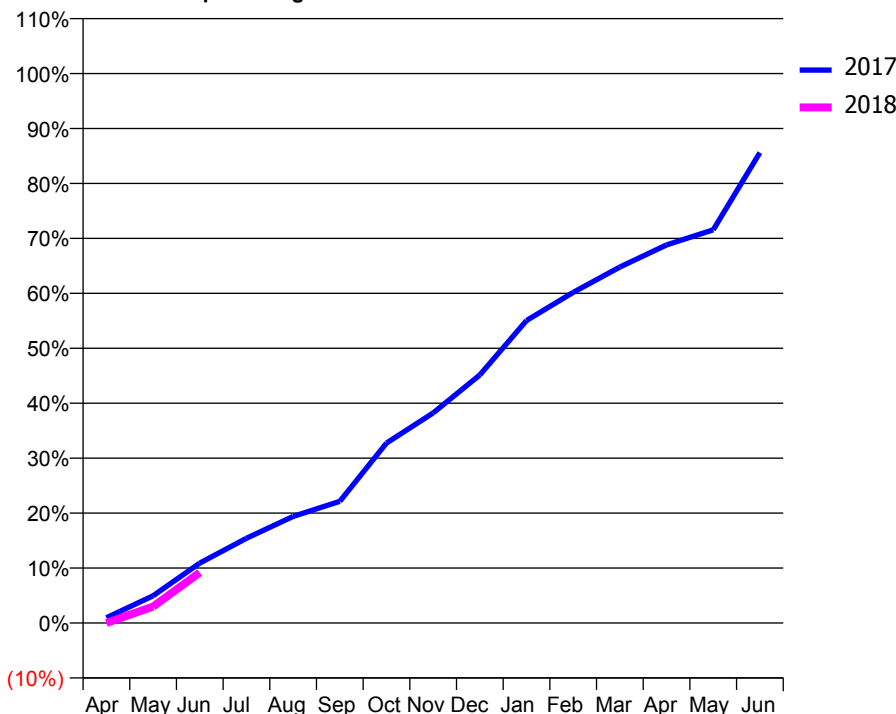
ACCESS*

Patients seen in 24 months	Total	Change since previous quarter
Quarter ending June 2016	1,827	
Quarter ending September 2016	1,806	↓
Quarter ending December 2016	1,749	↓
Quarter ending March 2017	1,709	↓
Quarter ending June 2017	1,849	↑
Variance since June 2016	1.2%	→



ACTIVITY

Cumulative percentage of contracted UDA delivered 2017 & 2018



Month	Adjusted Scheduled Activity (UDA)	
	2017	2018
April	57	0
May	294	177
June	645	544
July	912	
August	1,148	
September	1,310	
October	1,938	
November	2,261	
December	2,671	
January	3,256	
February	3,559	
March	3,832	
April	4,071	
May	4,232	
June	5,063	

QUALITY

	Quantity	Base Number	Contract	AT	Region	England
% of FP17s for the same patient ID Re-attending within 3 months - Children	20	184	10.9%	10.4%	11.5%	12.0%
% of FP17s for the same patient ID Re-attending within 3 months - Adults	79	433	18.2%	16.0%	16.8%	16.0%
% of FP17s for the same patient ID Re-attending between 3 & 9 months - Children	26	184	14.1%	42.7%	47.3%	58.0%
% of FP17s for the same patient ID Re-attending between 3 & 9 months - Adults	95	433	21.9%	35.6%	38.3%	50.9%
% of FP17s for Band 1 Urgent Courses	45	224	20.1%	11.0%	10.7%	9.1%
% of FP17s Relating to Free Repair or Replacements	0	224	0.0%	0.5%	0.6%	0.8%
% of FP17s Relating to Continuations	0	224	0.0%	0.8%	0.8%	1.1%
% of Patients satisfied with the dentistry they have received	0	0	N/A	88.7%	89.8%	91.7%
% of Patients satisfied with the time they had to wait for an appointment	0	0	N/A	80.2%	83.6%	88.0%

* This is based on patients treated on this contract for their most recent course of treatment. Figures in italics indicate the base number of FP17s or Patient Questionnaire responses are less than 100. N/A is shown where the base number of responses is less than 10 during the period. % is calculated as Quantity/Base number*100

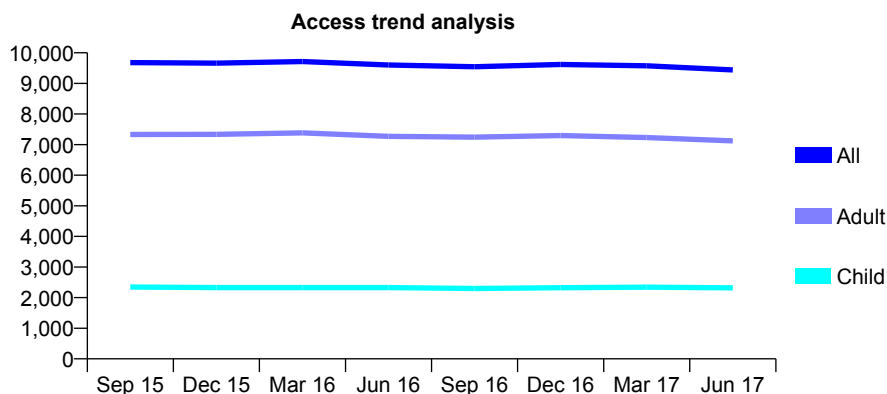
Q61 - Vital Signs At a Glance Contract Report for 110167/0001 - June 2017

Name or company name	Mr K Esmail and M K Velji
Contract type name	GDS Contract
Purpose of contract	General
Contract start date	01/05/2013
Contract end date	

17/18 Contracted general activity (UDA)	26,714
Carry forward general activity (UDA)	0
17/18 Contracted orthodontic activity (UOA)	0
Carry forward orthodontic activity (UOA)	0
Baseline contract value	£707,932.75

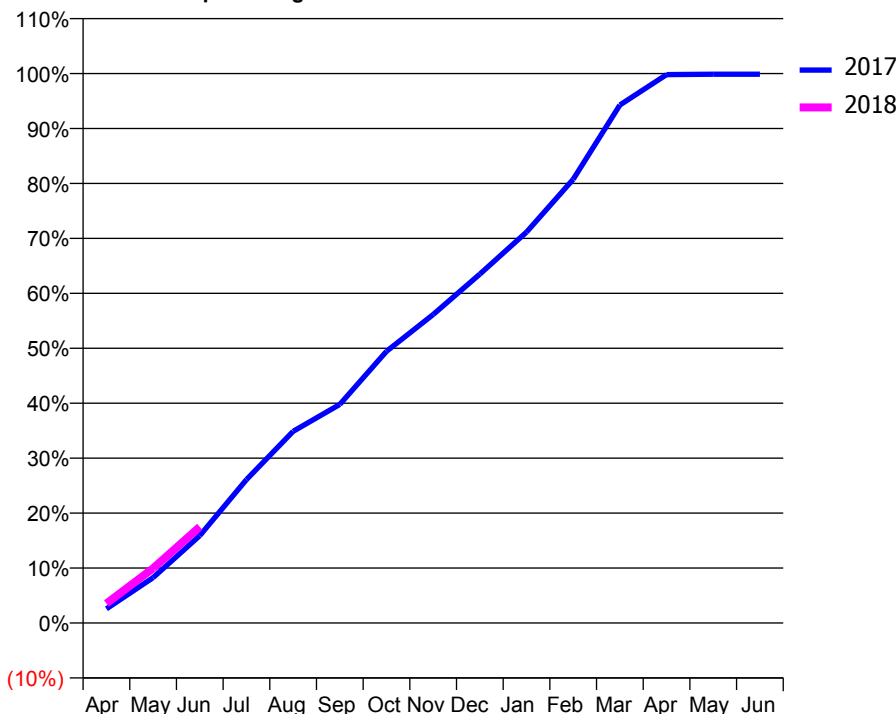
ACCESS*

Patients seen in 24 months	Total	Change since previous quarter
Quarter ending June 2016	9,600	
Quarter ending September 2016	9,545	→
Quarter ending December 2016	9,620	→
Quarter ending March 2017	9,573	→
Quarter ending June 2017	9,440	↓
Variance since June 2016	(1.7%)	↓



ACTIVITY

Cumulative percentage of contracted UDA delivered 2017 & 2018



Adjusted Scheduled Activity (UDA)

Month	2017	2018
April	694	948
May	2,205	2,660
June	4,251	4,677
July	6,969	
August	9,320	
September	10,628	
October	13,208	
November	14,997	
December	16,963	
January	19,003	
February	21,572	
March	25,184	
April	26,659	
May	26,679	
June	26,679	

QUALITY

	Quantity	Base Number	Contract	AT	Region	England
% of FP17s for the same patient ID Re-attending within 3 months - Children	64	602	10.6%	10.4%	11.5%	12.0%
% of FP17s for the same patient ID Re-attending within 3 months - Adults	310	1,797	17.3%	16.0%	16.8%	16.0%
% of FP17s for the same patient ID Re-attending between 3 & 9 months - Children	242	602	40.2%	42.7%	47.3%	58.0%
% of FP17s for the same patient ID Re-attending between 3 & 9 months - Adults	627	1,797	34.9%	35.6%	38.3%	50.9%
% of FP17s for Band 1 Urgent Courses	259	1,822	14.2%	11.0%	10.7%	9.1%
% of FP17s Relating to Free Repair or Replacements	9	1,822	0.5%	0.5%	0.6%	0.8%
% of FP17s Relating to Continuations	19	1,822	1.0%	0.8%	0.8%	1.1%
% of Patients satisfied with the dentistry they have received	12	12	100.0%	88.7%	89.8%	91.7%
% of Patients satisfied with the time they had to wait for an appointment	12	12	100.0%	80.2%	83.6%	88.0%

* This is based on patients treated on this contract for their most recent course of treatment. Figures in italics indicate the base number of FP17s or Patient Questionnaire responses are less than 100. N/A is shown where the base number of responses is less than 10 during the period. % is calculated as Quantity/Base number*100

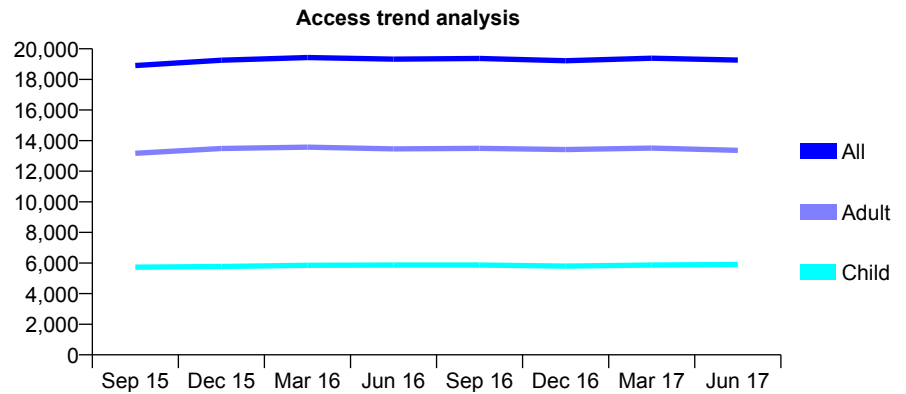
Q61 - Vital Signs At a Glance Contract Report for 110167/0002 - June 2017

Name or company name	Mr K Esmail and M K Velji
Contract type name	GDS Contract
Purpose of contract	General
Contract start date	01/05/2013
Contract end date	

17/18 Contracted general activity (UDA)	53,705
Carry forward general activity (UDA)	0
17/18 Contracted orthodontic activity (UOA)	0
Carry forward orthodontic activity (UOA)	0
Baseline contract value	£1,449,493.54

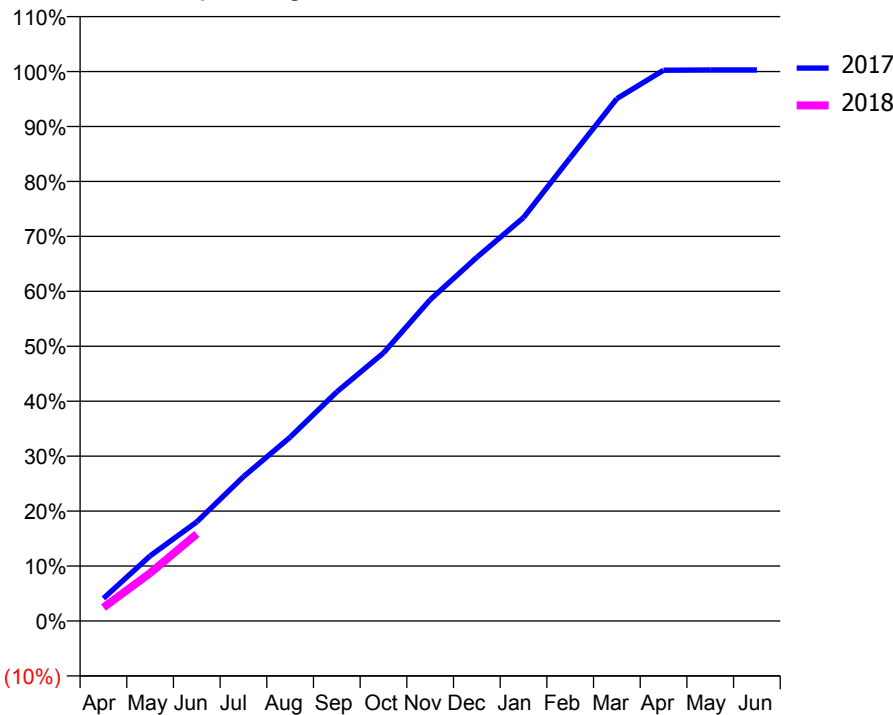
ACCESS*

Patients seen in 24 months	Total	Change since previous quarter
Quarter ending June 2016	19,327	
Quarter ending September 2016	19,370	→
Quarter ending December 2016	19,217	→
Quarter ending March 2017	19,387	→
Quarter ending June 2017	19,265	→
Variance since June 2016	(0.3%)	→



ACTIVITY

Cumulative percentage of contracted UDA delivered 2017 & 2018



Month	Adjusted Scheduled Activity (UDA)	
	2017	2018
April	2,207	1,318
May	6,361	4,684
June	9,689	8,501
July	14,102	
August	17,966	
September	22,401	
October	26,202	
November	31,403	
December	35,544	
January	39,431	
February	45,264	
March	51,056	
April	53,835	
May	53,852	
June	53,855	

QUALITY

	Quantity	Base Number	Contract	AT	Region	England
% of FP17s for the same patient ID Re-attending within 3 months - Children	141	1,376	10.2%	10.4%	11.5%	12.0%
% of FP17s for the same patient ID Re-attending within 3 months - Adults	502	2,959	17.0%	16.0%	16.8%	16.0%
% of FP17s for the same patient ID Re-attending between 3 & 9 months - Children	381	1,376	27.7%	42.7%	47.3%	58.0%
% of FP17s for the same patient ID Re-attending between 3 & 9 months - Adults	813	2,959	27.5%	35.6%	38.3%	50.9%
% of FP17s for Band 1 Urgent Courses	648	3,517	18.4%	11.0%	10.7%	9.1%
% of FP17s Relating to Free Repair or Replacements	15	3,517	0.4%	0.5%	0.6%	0.8%
% of FP17s Relating to Continuations	44	3,517	1.3%	0.8%	0.8%	1.1%
% of Patients satisfied with the dentistry they have received	10	11	90.9%	88.7%	89.8%	91.7%
% of Patients satisfied with the time they had to wait for an appointment	8	11	72.7%	80.2%	83.6%	88.0%

* This is based on patients treated on this contract for their most recent course of treatment. Figures in italics indicate the base number of FP17s or Patient Questionnaire responses are less than 100. N/A is shown where the base number of responses is less than 10 during the period. % is calculated as Quantity/Base number*100

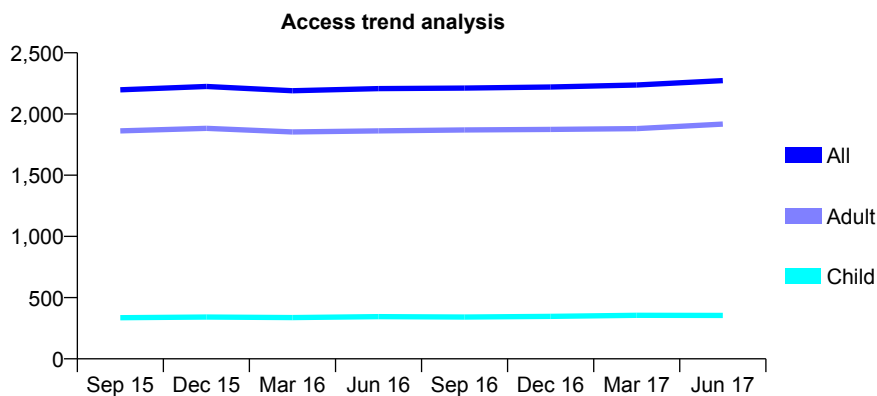
Q61 - Vital Signs At a Glance Contract Report for 110175/0001 - June 2017

Name or company name	Dr N Radia and Dr K Rughani
Contract type name	GDS Contract
Purpose of contract	General
Contract start date	03/12/2012
Contract end date	

17/18 Contracted general activity (UDA)	6,929
Carry forward general activity (UDA)	0
17/18 Contracted orthodontic activity (UOA)	0
Carry forward orthodontic activity (UOA)	0
Baseline contract value	£188,191.33

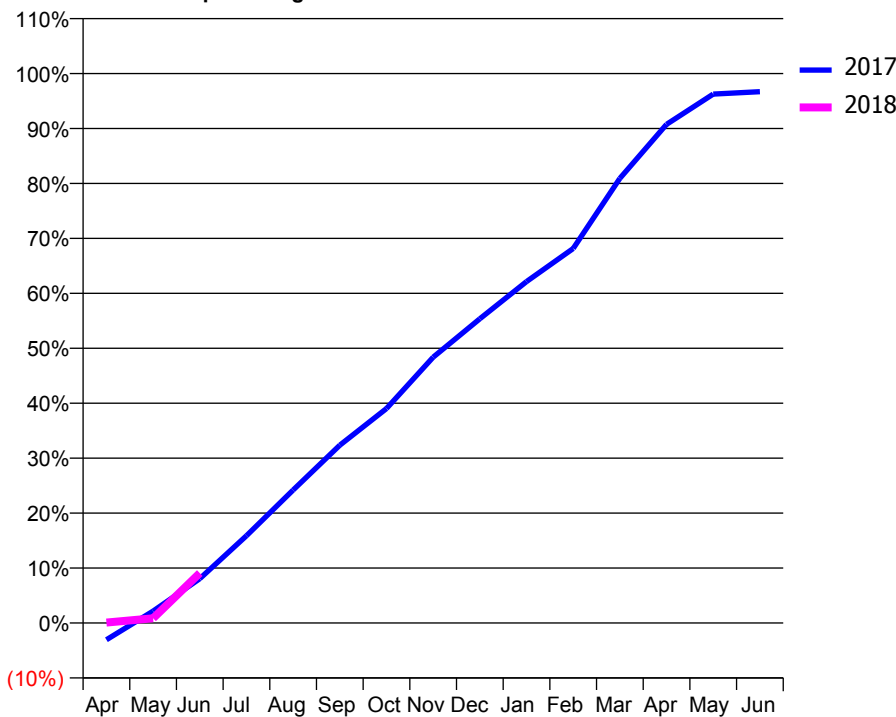
ACCESS*

Patients seen in 24 months	Total	Change since previous quarter
Quarter ending June 2016	2,207	
Quarter ending September 2016	2,212	→
Quarter ending December 2016	2,221	→
Quarter ending March 2017	2,237	→
Quarter ending June 2017	2,273	→
Variance since June 2016	3.0%	↑



ACTIVITY

Cumulative percentage of contracted UDA delivered 2017 & 2018



Adjusted Scheduled Activity (UDA)

Month	2017	2018
April	-213	6
May	151	60
June	559	629
July	1,100	
August	1,677	
September	2,241	
October	2,705	
November	3,353	
December	3,836	
January	4,305	
February	4,723	
March	5,607	
April	6,288	
May	6,670	
June	6,700	

QUALITY

	Quantity	Base Number	Contract	AT	Region	England
% of FP17s for the same patient ID Re-attending within 3 months - Children	24	170	14.1%	10.4%	11.5%	12.0%
% of FP17s for the same patient ID Re-attending within 3 months - Adults	103	753	13.7%	16.0%	16.8%	16.0%
% of FP17s for the same patient ID Re-attending between 3 & 9 months - Children	107	170	62.9%	42.7%	47.3%	58.0%
% of FP17s for the same patient ID Re-attending between 3 & 9 months - Adults	496	753	65.9%	35.6%	38.3%	50.9%
% of FP17s for Band 1 Urgent Courses	20	403	5.0%	11.0%	10.7%	9.1%
% of FP17s Relating to Free Repair or Replacements	4	403	1.0%	0.5%	0.6%	0.8%
% of FP17s Relating to Continuations	7	403	1.7%	0.8%	0.8%	1.1%
% of Patients satisfied with the dentistry they have received	3	3	N/A	88.7%	89.8%	91.7%
% of Patients satisfied with the time they had to wait for an appointment	3	3	N/A	80.2%	83.6%	88.0%

* This is based on patients treated on this contract for their most recent course of treatment. Figures in italics indicate the base number of FP17s or Patient Questionnaire responses are less than 100. N/A is shown where the base number of responses is less than 10 during the period. % is calculated as Quantity/Base number*100

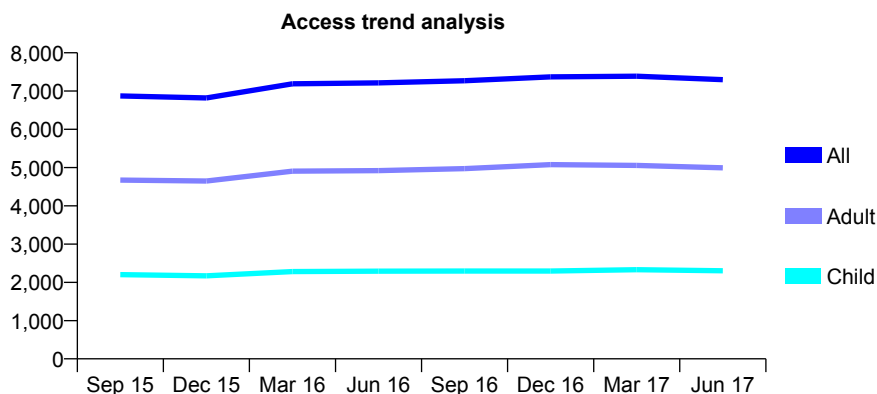
Q61 - Vital Signs At a Glance Contract Report for 110582/0001 - June 2017

Name or company name	Mr S Darvish-Kojouri and Hedieh Riazzi
Contract type name	GDS Contract
Purpose of contract	General
Contract start date	01/06/2013
Contract end date	

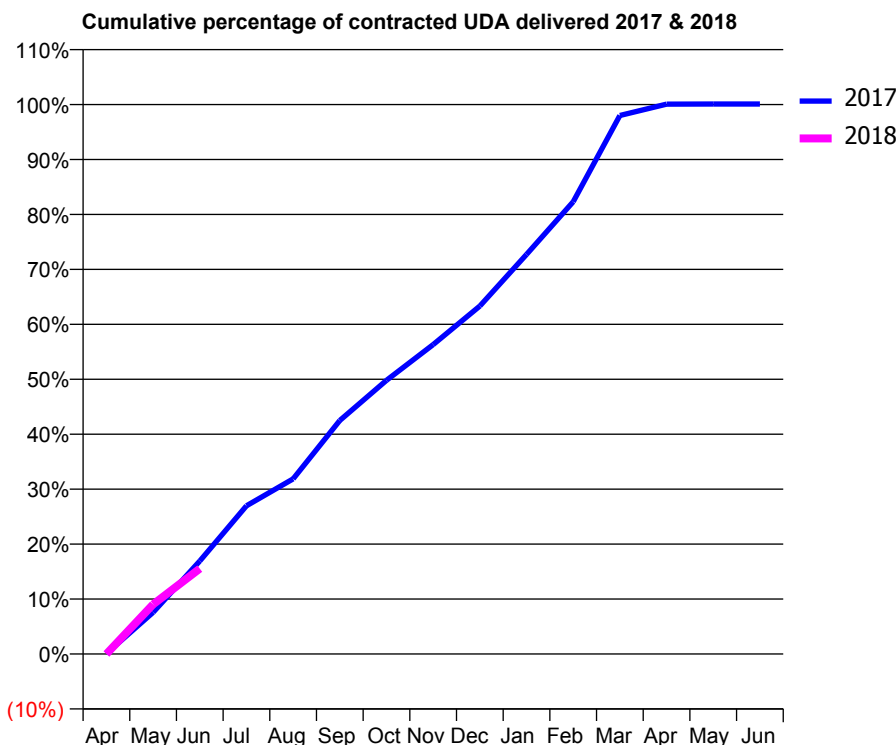
17/18 Contracted general activity (UDA)	21,262
Carry forward general activity (UDA)	0
17/18 Contracted orthodontic activity (UOA)	0
Carry forward orthodontic activity (UOA)	0
Baseline contract value	£607,387.06

ACCESS*

Patients seen in 24 months	Total	Change since previous quarter
Quarter ending June 2016	7,215	
Quarter ending September 2016	7,270	→
Quarter ending December 2016	7,372	→
Quarter ending March 2017	7,389	→
Quarter ending June 2017	7,296	↓
Variance since June 2016	1.1%	→



ACTIVITY



Month	Adjusted Scheduled Activity (UDA)	
	2017	2018
April	18	0
May	1,613	1,920
June	3,600	3,305
July	5,733	
August	6,779	
September	9,035	
October	10,589	
November	11,972	
December	13,462	
January	15,458	
February	17,499	
March	20,839	
April	21,278	
May	21,279	
June	21,279	

QUALITY

	Quantity	Base Number	Contract	AT	Region	England
% of FP17s for the same patient ID Re-attending within 3 months - Children	51	491	10.4%	10.4%	11.5%	12.0%
% of FP17s for the same patient ID Re-attending within 3 months - Adults	125	845	14.8%	16.0%	16.8%	16.0%
% of FP17s for the same patient ID Re-attending between 3 & 9 months - Children	231	491	47.0%	42.7%	47.3%	58.0%
% of FP17s for the same patient ID Re-attending between 3 & 9 months - Adults	347	845	41.1%	35.6%	38.3%	50.9%
% of FP17s for Band 1 Urgent Courses	168	1,179	14.2%	11.0%	10.7%	9.1%
% of FP17s Relating to Free Repair or Replacements	6	1,179	0.5%	0.5%	0.6%	0.8%
% of FP17s Relating to Continuations	13	1,179	1.1%	0.8%	0.8%	1.1%
% of Patients satisfied with the dentistry they have received	8	8	N/A	88.7%	89.8%	91.7%
% of Patients satisfied with the time they had to wait for an appointment	6	8	N/A	80.2%	83.6%	88.0%

* This is based on patients treated on this contract for their most recent course of treatment. Figures in italics indicate the base number of FP17s or Patient Questionnaire responses are less than 100. N/A is shown where the base number of responses is less than 10 during the period. % is calculated as Quantity/Base number*100

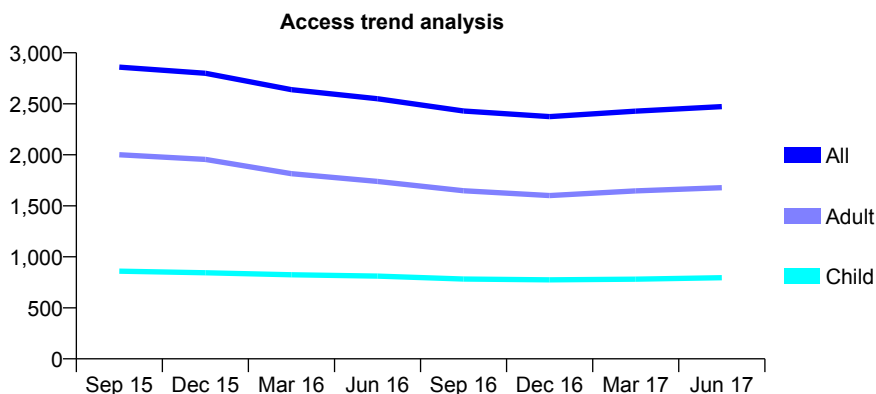
Q61 - Vital Signs At a Glance Contract Report for 110981/0001 - June 2017

Name or company name	Wellesley House Dental Practice Ltd
Contract type name	GDS Contract
Purpose of contract	General
Contract start date	01/06/2011
Contract end date	

17/18 Contracted general activity (UDA)	10,303
Carry forward general activity (UDA)	0
17/18 Contracted orthodontic activity (UOA)	0
Carry forward orthodontic activity (UOA)	0
Baseline contract value	£332,214.13

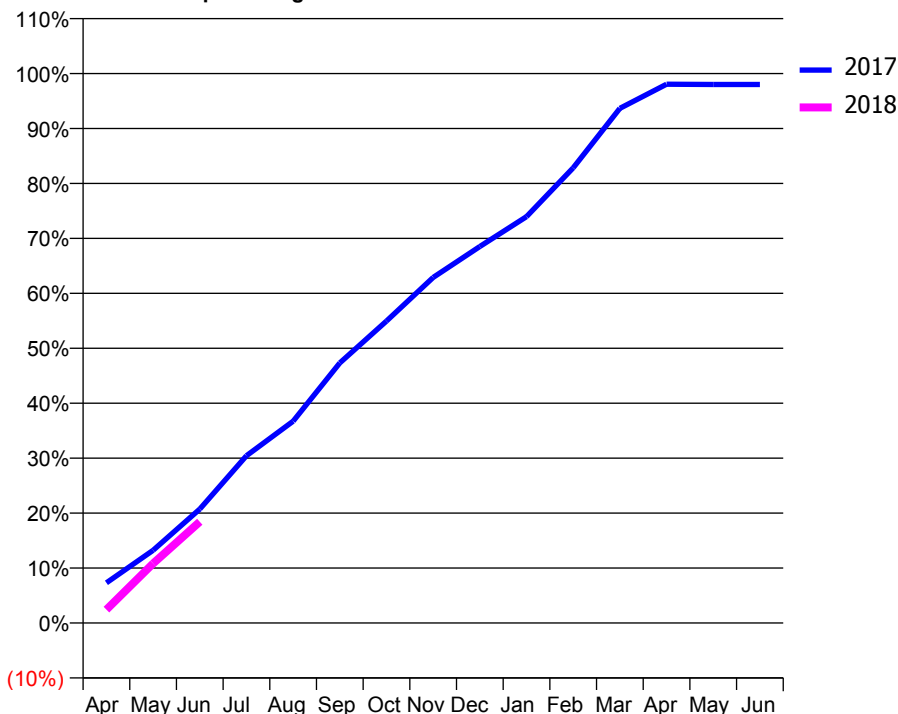
ACCESS*

Patients seen in 24 months	Total	Change since previous quarter
Quarter ending June 2016	2,550	
Quarter ending September 2016	2,430	↓
Quarter ending December 2016	2,375	↓
Quarter ending March 2017	2,428	↑
Quarter ending June 2017	2,473	→
Variance since June 2016	(3.0%)	↓



ACTIVITY

Cumulative percentage of contracted UDA delivered 2017 & 2018



Month	Adjusted Scheduled Activity (UDA)	
	2017	2018
April	754	252
May	1,364	1,115
June	2,136	1,898
July	3,136	
August	3,783	
September	4,877	
October	5,662	
November	6,480	
December	7,061	
January	7,619	
February	8,535	
March	9,650	
April	10,102	
May	10,097	
June	10,097	

QUALITY

	Quantity	Base Number	Contract	AT	Region	England
% of FP17s for the same patient ID Re-attending within 3 months - Children	24	278	8.6%	10.4%	11.5%	12.0%
% of FP17s for the same patient ID Re-attending within 3 months - Adults	75	454	16.5%	16.0%	16.8%	16.0%
% of FP17s for the same patient ID Re-attending between 3 & 9 months - Children	132	278	47.5%	42.7%	47.3%	58.0%
% of FP17s for the same patient ID Re-attending between 3 & 9 months - Adults	151	454	33.3%	35.6%	38.3%	50.9%
% of FP17s for Band 1 Urgent Courses	37	623	5.9%	11.0%	10.7%	9.1%
% of FP17s Relating to Free Repair or Replacements	5	623	0.8%	0.5%	0.6%	0.8%
% of FP17s Relating to Continuations	15	623	2.4%	0.8%	0.8%	1.1%
% of Patients satisfied with the dentistry they have received	1	2	N/A	88.7%	89.8%	91.7%
% of Patients satisfied with the time they had to wait for an appointment	1	2	N/A	80.2%	83.6%	88.0%

* This is based on patients treated on this contract for their most recent course of treatment. Figures in italics indicate the base number of FP17s or Patient Questionnaire responses are less than 100. N/A is shown where the base number of responses is less than 10 during the period. % is calculated as Quantity/Base number*100

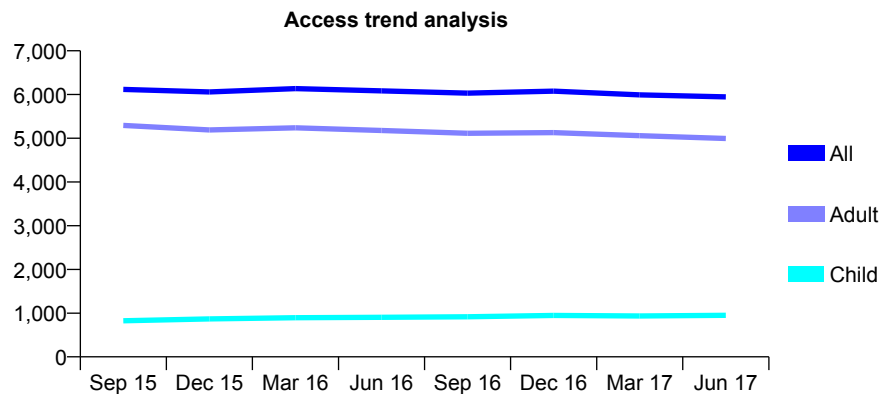
Q61 - Vital Signs At a Glance Contract Report for 111007/0001 - June 2017

Name or company name	Camden Dental Centre
Contract type name	GDS Contract
Purpose of contract	General
Contract start date	01/06/2010
Contract end date	

17/18 Contracted general activity (UDA)	20,108
Carry forward general activity (UDA)	0
17/18 Contracted orthodontic activity (UOA)	0
Carry forward orthodontic activity (UOA)	0
Baseline contract value	£562,591.68

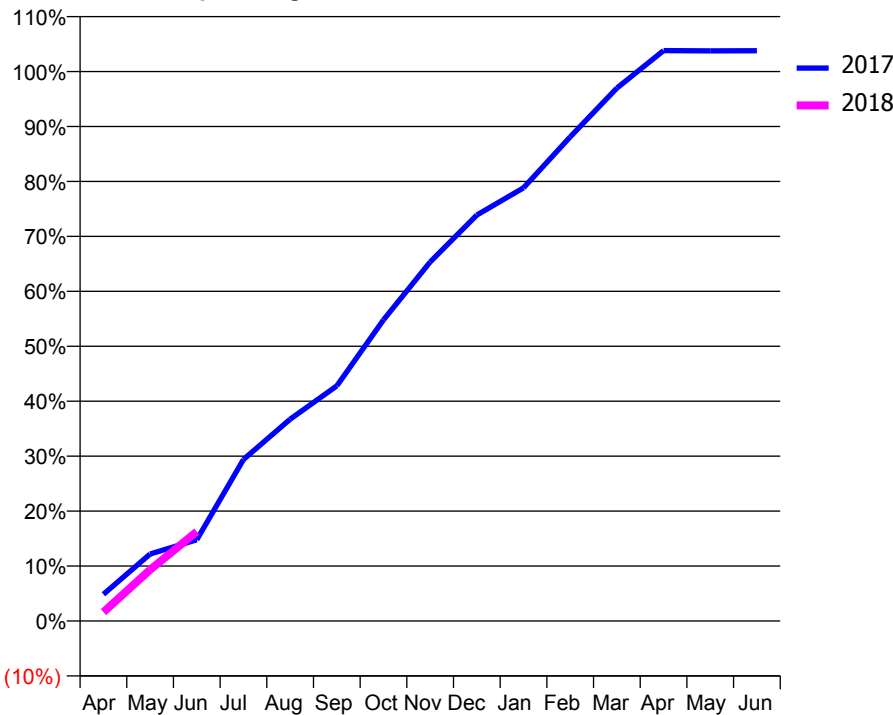
ACCESS*

Patients seen in 24 months	Total	Change since previous quarter
Quarter ending June 2016	6,084	
Quarter ending September 2016	6,031	→
Quarter ending December 2016	6,077	→
Quarter ending March 2017	5,993	↓
Quarter ending June 2017	5,946	→
Variance since June 2016	(2.3%)	↓



ACTIVITY

Cumulative percentage of contracted UDA delivered 2017 & 2018



Month	Adjusted Scheduled Activity (UDA)	
	2017	2018
April	980	326
May	2,450	1,876
June	2,973	3,274
July	5,912	
August	7,387	
September	8,603	
October	11,022	
November	13,136	
December	14,855	
January	15,849	
February	17,718	
March	19,504	
April	20,872	
May	20,864	
June	20,869	

QUALITY

	Quantity	Base Number	Contract	AT	Region	England
% of FP17s for the same patient ID Re-attending within 3 months - Children	29	259	11.2%	10.4%	11.5%	12.0%
% of FP17s for the same patient ID Re-attending within 3 months - Adults	152	1,077	14.1%	16.0%	16.8%	16.0%
% of FP17s for the same patient ID Re-attending between 3 & 9 months - Children	90	259	34.7%	42.7%	47.3%	58.0%
% of FP17s for the same patient ID Re-attending between 3 & 9 months - Adults	349	1,077	32.4%	35.6%	38.3%	50.9%
% of FP17s for Band 1 Urgent Courses	152	992	15.3%	11.0%	10.7%	9.1%
% of FP17s Relating to Free Repair or Replacements	15	992	1.5%	0.5%	0.6%	0.8%
% of FP17s Relating to Continuations	3	992	0.3%	0.8%	0.8%	1.1%
% of Patients satisfied with the dentistry they have received	19	23	82.6%	88.7%	89.8%	91.7%
% of Patients satisfied with the time they had to wait for an appointment	18	23	78.3%	80.2%	83.6%	88.0%

* This is based on patients treated on this contract for their most recent course of treatment. Figures in italics indicate the base number of FP17s or Patient Questionnaire responses are less than 100. N/A is shown where the base number of responses is less than 10 during the period. % is calculated as Quantity/Base number*100

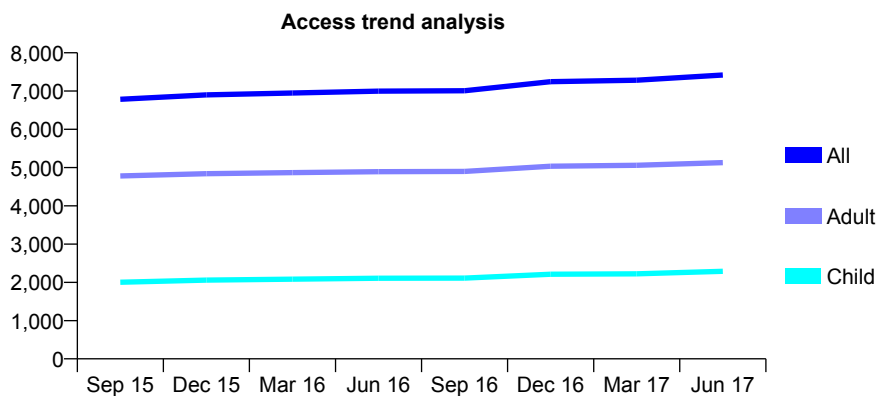
Q61 - Vital Signs At a Glance Contract Report for 11171/0001 - June 2017

Name or company name	Gale Street Limited
Contract type name	GDS Contract
Purpose of contract	General
Contract start date	01/08/2011
Contract end date	

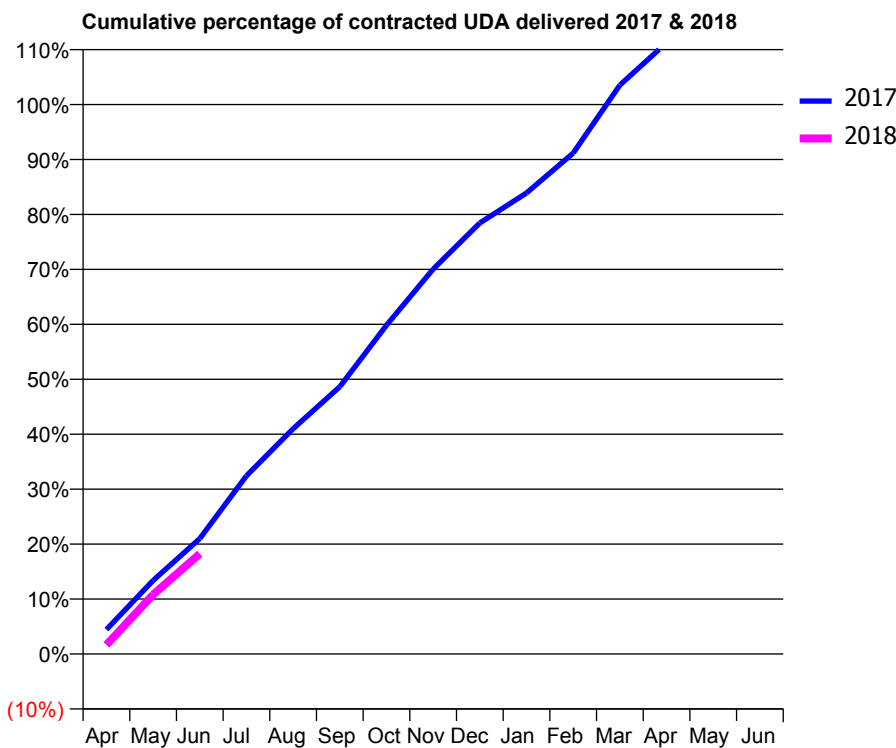
17/18 Contracted general activity (UDA)	21,775
Carry forward general activity (UDA)	0
17/18 Contracted orthodontic activity (UOA)	0
Carry forward orthodontic activity (UOA)	0
Baseline contract value	£702,028.34

ACCESS*

Patients seen in 24 months	Total	Change since previous quarter
Quarter ending June 2016	6,999	
Quarter ending September 2016	7,010	→
Quarter ending December 2016	7,247	↑
Quarter ending March 2017	7,282	→
Quarter ending June 2017	7,419	→
Variance since June 2016	6.0%	↑



ACTIVITY



Month	Adjusted Scheduled Activity (UDA)	
	2017	2018
April	972	360
May	2,915	2,355
June	4,573	3,973
July	7,060	
August	8,927	
September	10,594	
October	13,030	
November	15,250	
December	17,079	
January	18,270	
February	19,847	
March	22,547	
April	24,218	
May	24,253	
June	24,256	

QUALITY

	Quantity	Base Number	Contract	AT	Region	England
% of FP17s for the same patient ID Re-attending within 3 months - Children	28	586	4.8%	10.4%	11.5%	12.0%
% of FP17s for the same patient ID Re-attending within 3 months - Adults	248	1,311	18.9%	16.0%	16.8%	16.0%
% of FP17s for the same patient ID Re-attending between 3 & 9 months - Children	147	586	25.1%	42.7%	47.3%	58.0%
% of FP17s for the same patient ID Re-attending between 3 & 9 months - Adults	347	1,311	26.5%	35.6%	38.3%	50.9%
% of FP17s for Band 1 Urgent Courses	110	1,391	7.9%	11.0%	10.7%	9.1%
% of FP17s Relating to Free Repair or Replacements	30	1,391	2.2%	0.5%	0.6%	0.8%
% of FP17s Relating to Continuations	25	1,391	1.8%	0.8%	0.8%	1.1%
% of Patients satisfied with the dentistry they have received	3	3	N/A	88.7%	89.8%	91.7%
% of Patients satisfied with the time they had to wait for an appointment	3	3	N/A	80.2%	83.6%	88.0%

* This is based on patients treated on this contract for their most recent course of treatment. Figures in italics indicate the base number of FP17s or Patient Questionnaire responses are less than 100. N/A is shown where the base number of responses is less than 10 during the period. % is calculated as Quantity/Base number*100

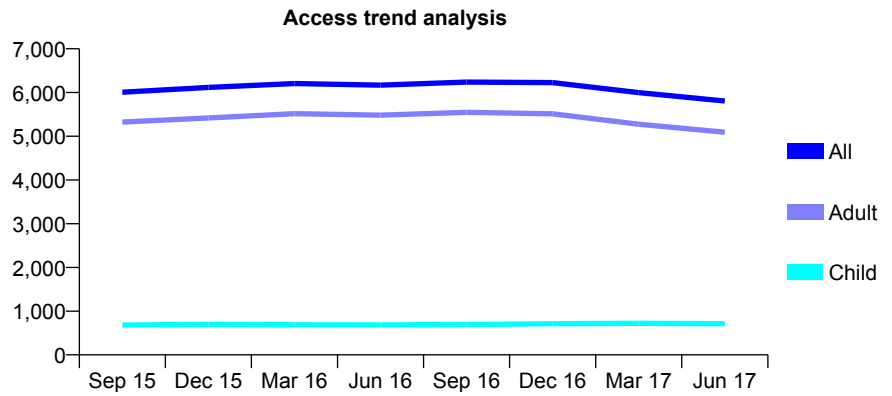
Q61 - Vital Signs At a Glance Contract Report for 113247/0001 - June 2017

Name or company name	Chalton Street Dental
Contract type name	GDS Contract
Purpose of contract	General
Contract start date	01/04/2010
Contract end date	

17/18 Contracted general activity (UDA)	14,297
Carry forward general activity (UDA)	0
17/18 Contracted orthodontic activity (UOA)	0
Carry forward orthodontic activity (UOA)	0
Baseline contract value	£376,810.91

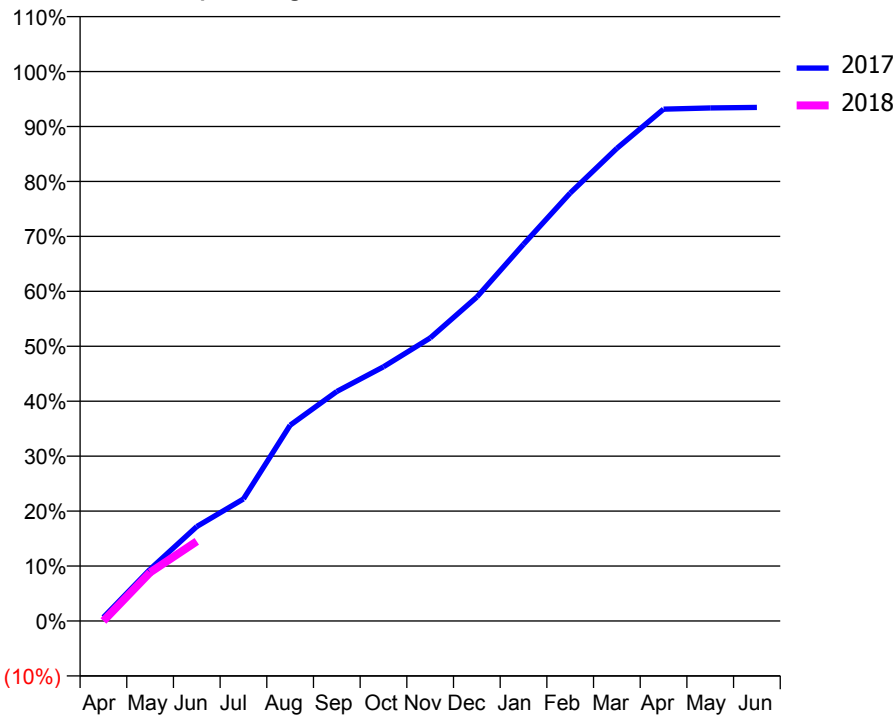
ACCESS*

Patients seen in 24 months	Total	Change since previous quarter
Quarter ending June 2016	6,168	
Quarter ending September 2016	6,240	→
Quarter ending December 2016	6,226	→
Quarter ending March 2017	5,997	↓
Quarter ending June 2017	5,806	↓
Variance since June 2016	(5.9%)	↓



ACTIVITY

Cumulative percentage of contracted UDA delivered 2017 & 2018



Month	Adjusted Scheduled Activity (UDA)	
	2017	2018
April	95	0
May	1,346	1,264
June	2,458	2,073
July	3,175	
August	5,095	
September	5,972	
October	6,614	
November	7,364	
December	8,430	
January	9,803	
February	11,134	
March	12,298	
April	13,319	
May	13,350	
June	13,364	

QUALITY

	Quantity	Base Number	Contract	AT	Region	England
% of FP17s for the same patient ID Re-attending within 3 months - Children	19	223	8.5%	10.4%	11.5%	12.0%
% of FP17s for the same patient ID Re-attending within 3 months - Adults	110	1,109	9.9%	16.0%	16.8%	16.0%
% of FP17s for the same patient ID Re-attending between 3 & 9 months - Children	92	223	41.3%	42.7%	47.3%	58.0%
% of FP17s for the same patient ID Re-attending between 3 & 9 months - Adults	405	1,109	36.5%	35.6%	38.3%	50.9%
% of FP17s for Band 1 Urgent Courses	61	907	6.7%	11.0%	10.7%	9.1%
% of FP17s Relating to Free Repair or Replacements	8	907	0.9%	0.5%	0.6%	0.8%
% of FP17s Relating to Continuations	2	907	0.2%	0.8%	0.8%	1.1%
% of Patients satisfied with the dentistry they have received	6	6	N/A	88.7%	89.8%	91.7%
% of Patients satisfied with the time they had to wait for an appointment	4	6	N/A	80.2%	83.6%	88.0%

* This is based on patients treated on this contract for their most recent course of treatment. Figures in italics indicate the base number of FP17s or Patient Questionnaire responses are less than 100. N/A is shown where the base number of responses is less than 10 during the period. % is calculated as Quantity/Base number*100

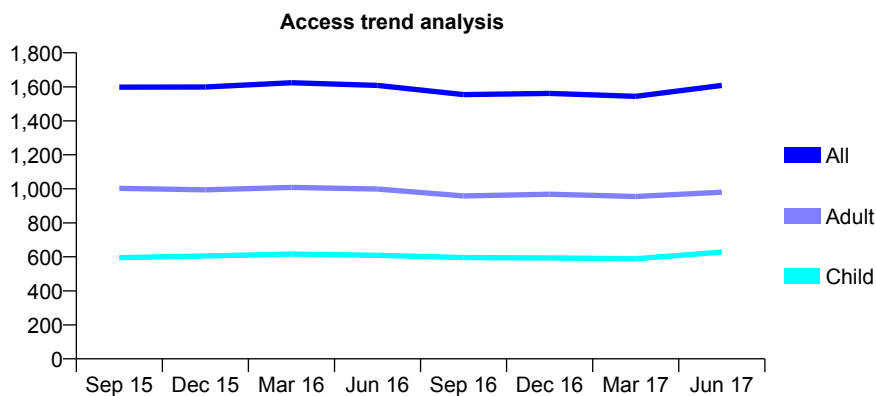
Q61 - Vital Signs At a Glance Contract Report for 114723/0001 - June 2017

Name or company name	Romford Road Dental Centre
Contract type name	GDS Contract
Purpose of contract	General
Contract start date	01/01/2011
Contract end date	

17/18 Contracted general activity (UDA)	5,482
Carry forward general activity (UDA)	0
17/18 Contracted orthodontic activity (UOA)	0
Carry forward orthodontic activity (UOA)	0
Baseline contract value	£146,878.75

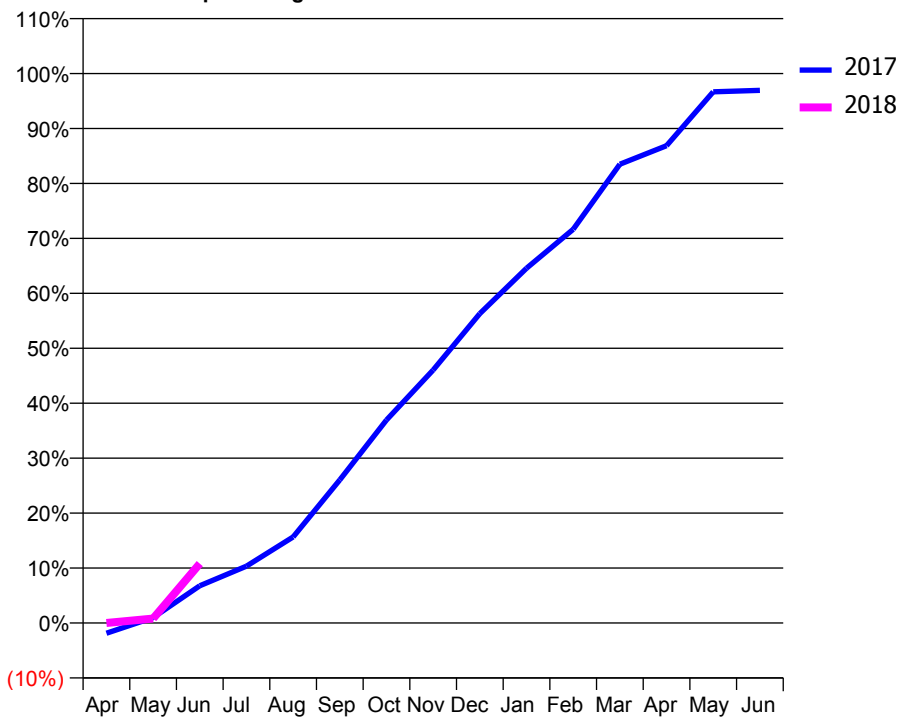
ACCESS*

Patients seen in 24 months	Total	Change since previous quarter
Quarter ending June 2016	1,608	
Quarter ending September 2016	1,554	↓
Quarter ending December 2016	1,561	→
Quarter ending March 2017	1,544	↓
Quarter ending June 2017	1,608	↑
Variance since June 2016	0.0%	→



ACTIVITY

Cumulative percentage of contracted UDA delivered 2017 & 2018



Month	Adjusted Scheduled Activity (UDA)	
	2017	2018
April	-103	0
May	54	45
June	372	593
July	567	
August	859	
September	1,429	
October	2,025	
November	2,525	
December	3,087	
January	3,540	
February	3,928	
March	4,577	
April	4,761	
May	5,300	
June	5,315	

QUALITY

	Quantity	Base Number	Contract	AT	Region	England
% of FP17s for the same patient ID Re-attending within 3 months - Children	8	147	5.4%	10.4%	11.5%	12.0%
% of FP17s for the same patient ID Re-attending within 3 months - Adults	26	217	12.0%	16.0%	16.8%	16.0%
% of FP17s for the same patient ID Re-attending between 3 & 9 months - Children	26	147	17.7%	42.7%	47.3%	58.0%
% of FP17s for the same patient ID Re-attending between 3 & 9 months - Adults	32	217	14.7%	35.6%	38.3%	50.9%
% of FP17s for Band 1 Urgent Courses	25	185	13.5%	11.0%	10.7%	9.1%
% of FP17s Relating to Free Repair or Replacements	0	185	0.0%	0.5%	0.6%	0.8%
% of FP17s Relating to Continuations	0	185	0.0%	0.8%	0.8%	1.1%
% of Patients satisfied with the dentistry they have received	0	0	N/A	88.7%	89.8%	91.7%
% of Patients satisfied with the time they had to wait for an appointment	0	0	N/A	80.2%	83.6%	88.0%

* This is based on patients treated on this contract for their most recent course of treatment. Figures in italics indicate the base number of FP17s or Patient Questionnaire responses are less than 100. N/A is shown where the base number of responses is less than 10 during the period. % is calculated as Quantity/Base number*100

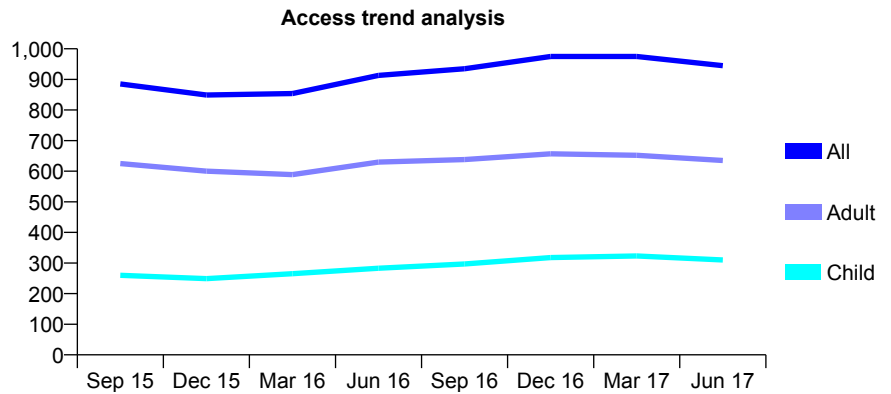
Q61 - Vital Signs At a Glance Contract Report for 115398/0001 - June 2017

Name or company name	Mrs S Hossein Pour Tehrani, Mr P Negahb:
Contract type name	GDS Contract
Purpose of contract	General
Contract start date	04/09/2013
Contract end date	

17/18 Contracted general activity (UDA)	3,202
Carry forward general activity (UDA)	0
17/18 Contracted orthodontic activity (UOA)	0
Carry forward orthodontic activity (UOA)	0
Baseline contract value	£83,884.84

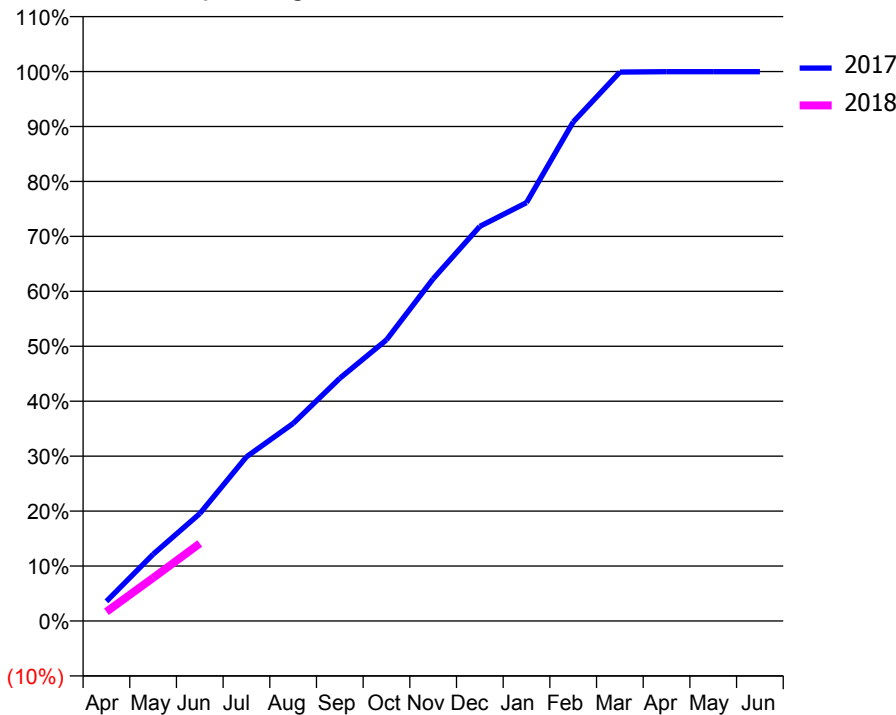
ACCESS*

Patients seen in 24 months	Total	Change since previous quarter
Quarter ending June 2016	913	
Quarter ending September 2016	935	↑
Quarter ending December 2016	975	↑
Quarter ending March 2017	975	→
Quarter ending June 2017	945	↓
Variance since June 2016	3.5%	↑



ACTIVITY

Cumulative percentage of contracted UDA delivered 2017 & 2018



Month	Adjusted Scheduled Activity (UDA)	
	2017	2018
April	115	54
May	389	251
June	626	452
July	957	
August	1,151	
September	1,414	
October	1,638	
November	1,994	
December	2,300	
January	2,438	
February	2,908	
March	3,199	
April	3,201	
May	3,201	
June	3,201	

QUALITY

	Quantity	Base Number	Contract	AT	Region	England
% of FP17s for the same patient ID Re-attending within 3 months - Children	2	79	2.5%	10.4%	11.5%	12.0%
% of FP17s for the same patient ID Re-attending within 3 months - Adults	9	127	7.1%	16.0%	16.8%	16.0%
% of FP17s for the same patient ID Re-attending between 3 & 9 months - Children	35	79	44.3%	42.7%	47.3%	58.0%
% of FP17s for the same patient ID Re-attending between 3 & 9 months - Adults	37	127	29.1%	35.6%	38.3%	50.9%
% of FP17s for Band 1 Urgent Courses	29	204	14.2%	11.0%	10.7%	9.1%
% of FP17s Relating to Free Repair or Replacements	0	204	0.0%	0.5%	0.6%	0.8%
% of FP17s Relating to Continuations	0	204	0.0%	0.8%	0.8%	1.1%
% of Patients satisfied with the dentistry they have received	0	0	N/A	88.7%	89.8%	91.7%
% of Patients satisfied with the time they had to wait for an appointment	0	0	N/A	80.2%	83.6%	88.0%

* This is based on patients treated on this contract for their most recent course of treatment. Figures in italics indicate the base number of FP17s or Patient Questionnaire responses are less than 100. N/A is shown where the base number of responses is less than 10 during the period. % is calculated as Quantity/Base number*100

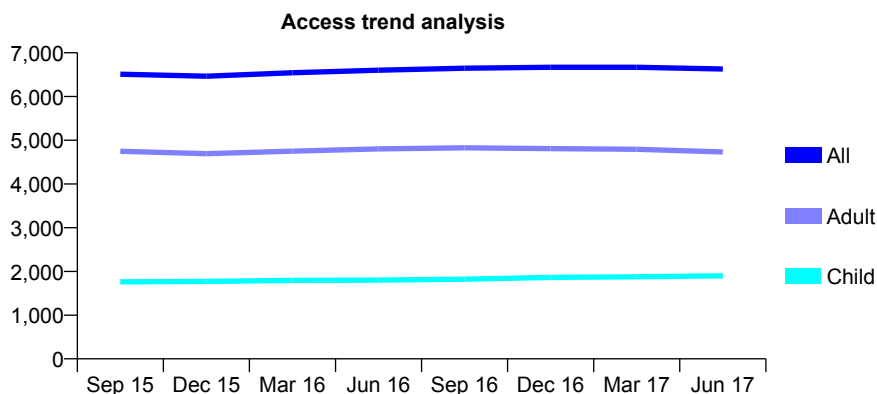
Q61 - Vital Signs At a Glance Contract Report for 117021/0001 - June 2017

Name or company name	N12 Dental Care
Contract type name	GDS Contract
Purpose of contract	General
Contract start date	01/11/2007
Contract end date	

17/18 Contracted general activity (UDA)	17,477
Carry forward general activity (UDA)	0
17/18 Contracted orthodontic activity (UOA)	0
Carry forward orthodontic activity (UOA)	0
Baseline contract value	£428,599.35

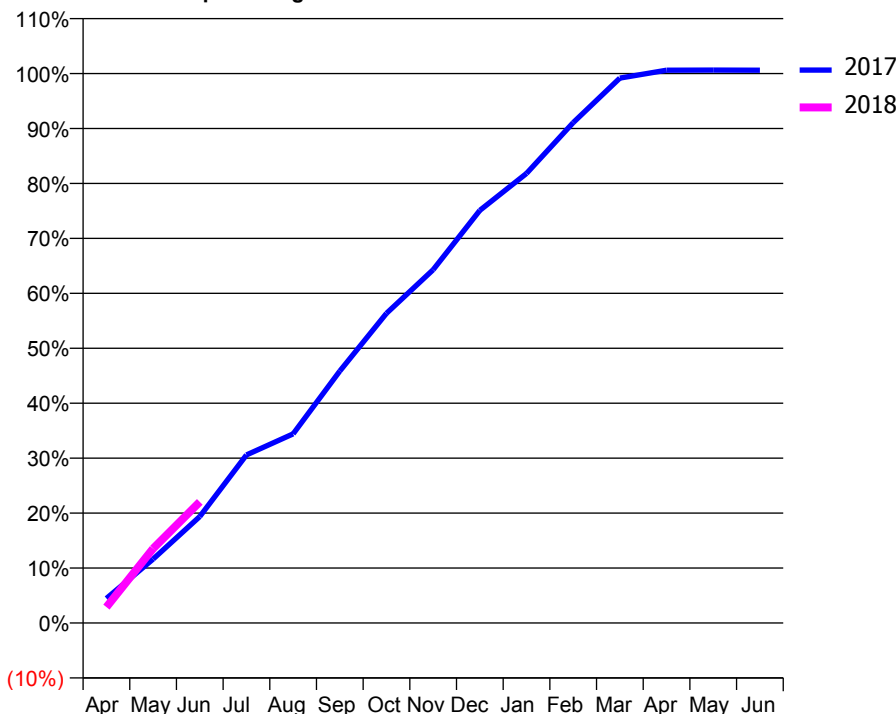
ACCESS*

Patients seen in 24 months	Total	Change since previous quarter
Quarter ending June 2016	6,602	
Quarter ending September 2016	6,648	→
Quarter ending December 2016	6,670	→
Quarter ending March 2017	6,668	→
Quarter ending June 2017	6,630	→
Variance since June 2016	0.4%	→



ACTIVITY

Cumulative percentage of contracted UDA delivered 2017 & 2018



Month	Adjusted Scheduled Activity (UDA)	
	2017	2018
April	782	506
May	2,035	2,370
June	3,388	3,854
July	5,346	
August	6,017	
September	8,015	
October	9,850	
November	11,235	
December	13,122	
January	14,297	
February	15,916	
March	17,332	
April	17,581	
May	17,584	
June	17,581	

QUALITY

	Quantity	Base Number	Contract	AT	Region	England
% of FP17s for the same patient ID Re-attending within 3 months - Children	41	556	7.4%	10.4%	11.5%	12.0%
% of FP17s for the same patient ID Re-attending within 3 months - Adults	168	1,094	15.4%	16.0%	16.8%	16.0%
% of FP17s for the same patient ID Re-attending between 3 & 9 months - Children	263	556	47.3%	42.7%	47.3%	58.0%
% of FP17s for the same patient ID Re-attending between 3 & 9 months - Adults	406	1,094	37.1%	35.6%	38.3%	50.9%
% of FP17s for Band 1 Urgent Courses	146	1,502	9.7%	11.0%	10.7%	9.1%
% of FP17s Relating to Free Repair or Replacements	3	1,502	0.2%	0.5%	0.6%	0.8%
% of FP17s Relating to Continuations	13	1,502	0.9%	0.8%	0.8%	1.1%
% of Patients satisfied with the dentistry they have received	5	6	N/A	88.7%	89.8%	91.7%
% of Patients satisfied with the time they had to wait for an appointment	5	6	N/A	80.2%	83.6%	88.0%

* This is based on patients treated on this contract for their most recent course of treatment. Figures in italics indicate the base number of FP17s or Patient Questionnaire responses are less than 100. N/A is shown where the base number of responses is less than 10 during the period. % is calculated as Quantity/Base number*100

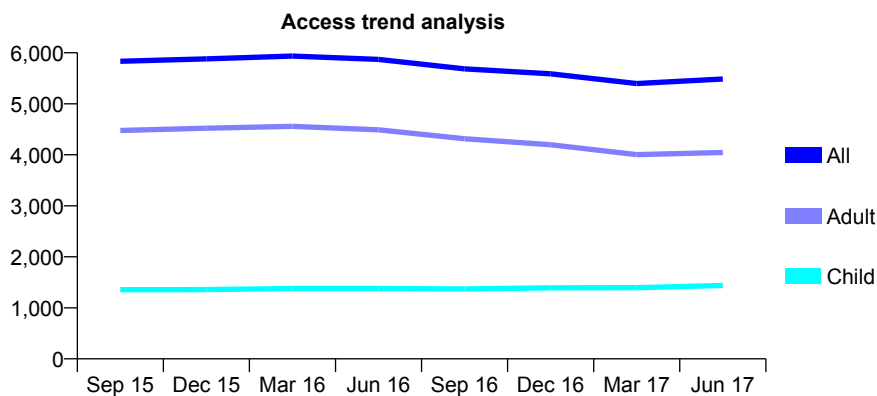
Q61 - Vital Signs At a Glance Contract Report for 117439/0001 - June 2017

Name or company name	Wapping Dental Centre
Contract type name	GDS Contract
Purpose of contract	General
Contract start date	01/04/2013
Contract end date	

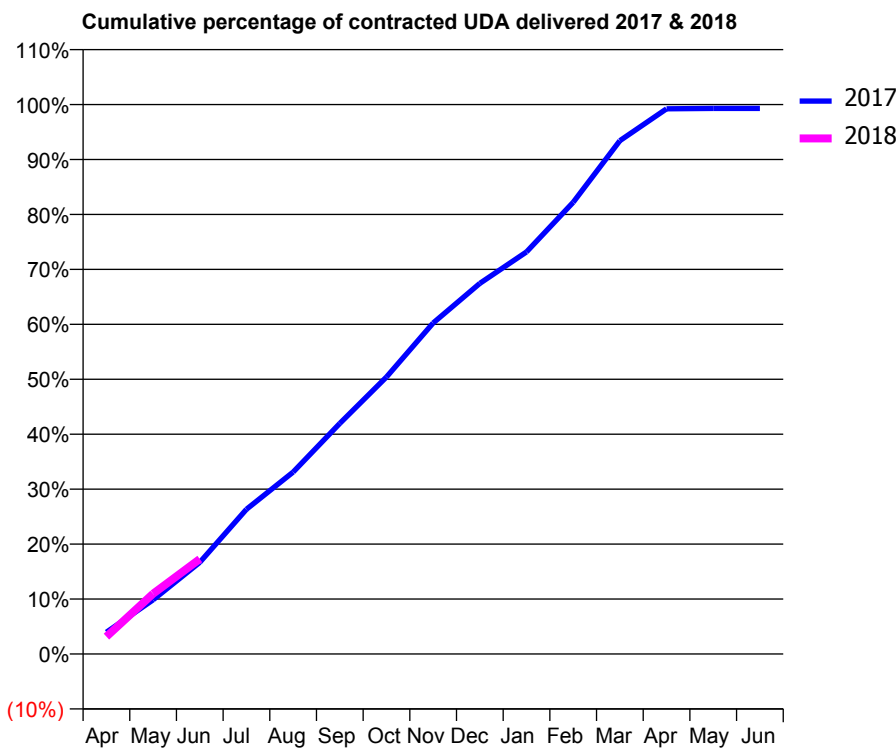
17/18 Contracted general activity (UDA)	14,000
Carry forward general activity (UDA)	0
17/18 Contracted orthodontic activity (UOA)	0
Carry forward orthodontic activity (UOA)	0
Baseline contract value	£467,689.53

ACCESS*

Patients seen in 24 months	Total	Change since previous quarter
Quarter ending June 2016	5,871	
Quarter ending September 2016	5,686	↓
Quarter ending December 2016	5,588	↓
Quarter ending March 2017	5,398	↓
Quarter ending June 2017	5,487	→
Variance since June 2016	(6.5%)	↓



ACTIVITY



Month	Adjusted Scheduled Activity (UDA)	
	2017	2018
April	554	445
May	1,381	1,537
June	2,334	2,420
July	3,688	
August	4,635	
September	5,875	
October	7,056	
November	8,433	
December	9,444	
January	10,246	
February	11,510	
March	13,079	
April	13,889	
May	13,899	
June	13,899	

QUALITY

	Quantity	Base Number	Contract	AT	Region	England
% of FP17s for the same patient ID Re-attending within 3 months - Children	40	448	8.9%	10.4%	11.5%	12.0%
% of FP17s for the same patient ID Re-attending within 3 months - Adults	159	1,075	14.8%	16.0%	16.8%	16.0%
% of FP17s for the same patient ID Re-attending between 3 & 9 months - Children	222	448	49.6%	42.7%	47.3%	58.0%
% of FP17s for the same patient ID Re-attending between 3 & 9 months - Adults	391	1,075	36.4%	35.6%	38.3%	50.9%
% of FP17s for Band 1 Urgent Courses	151	1,210	12.5%	11.0%	10.7%	9.1%
% of FP17s Relating to Free Repair or Replacements	2	1,210	0.2%	0.5%	0.6%	0.8%
% of FP17s Relating to Continuations	9	1,210	0.7%	0.8%	0.8%	1.1%
% of Patients satisfied with the dentistry they have received	2	2	N/A	88.7%	89.8%	91.7%
% of Patients satisfied with the time they had to wait for an appointment	1	2	N/A	80.2%	83.6%	88.0%

* This is based on patients treated on this contract for their most recent course of treatment. Figures in italics indicate the base number of FP17s or Patient Questionnaire responses are less than 100. N/A is shown where the base number of responses is less than 10 during the period. % is calculated as Quantity/Base number*100

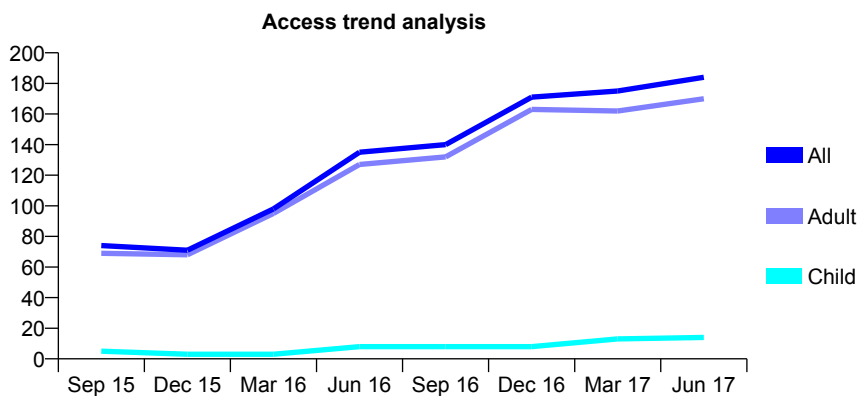
Q61 - Vital Signs At a Glance Contract Report for 118052/0001 - June 2017

Name or company name	Newham Family Dental Care Ltd
Contract type name	PDS Contract
Purpose of contract	General
Contract start date	20/04/2009
Contract end date	31/03/2019

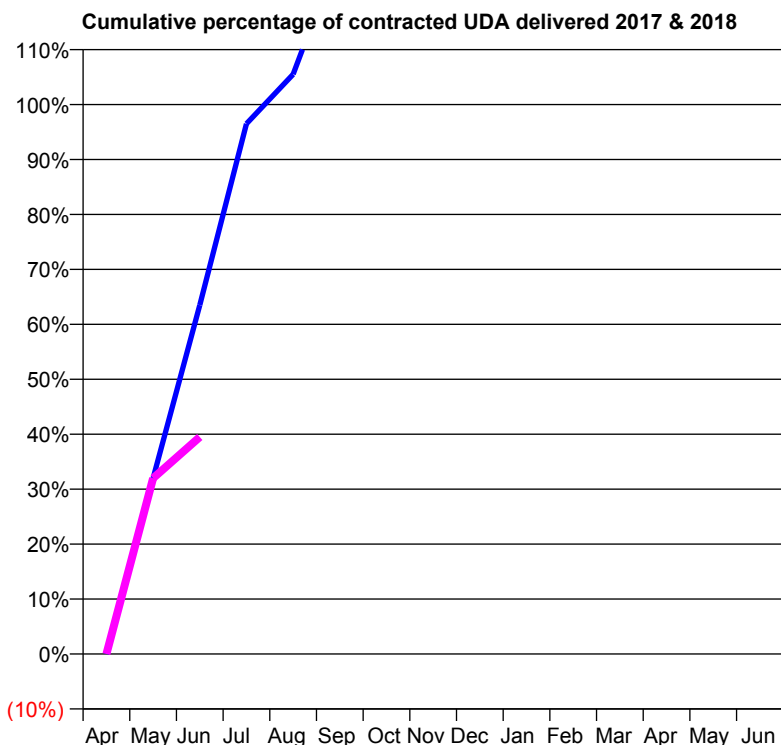
17/18 Contracted general activity (UDA)	200
Carry forward general activity (UDA)	0
17/18 Contracted orthodontic activity (UOA)	0
Carry forward orthodontic activity (UOA)	0
Baseline contract value	£48,983.70

ACCESS*

Patients seen in 24 months	Total	Change since previous quarter
Quarter ending June 2016	135	
Quarter ending September 2016	140	↑
Quarter ending December 2016	171	↑
Quarter ending March 2017	175	↑
Quarter ending June 2017	184	↑
Variance since June 2016	36.3%	↑



ACTIVITY



Month	Adjusted Scheduled Activity (UDA)	
	2017	2018
April	0	0
May	64	64
June	127	79
July	193	
August	211	
September	256	
October	332	
November	378	
December	410	
January	482	
February	532	
March	586	
April	595	
May	595	
June	595	

QUALITY

	Quantity	Base Number	Contract	AT	Region	England
% of FP17s for the same patient ID Re-attending within 3 months - Children	0	4	0.0%	10.4%	11.5%	12.0%
% of FP17s for the same patient ID Re-attending within 3 months - Adults	0	26	0.0%	16.0%	16.8%	16.0%
% of FP17s for the same patient ID Re-attending between 3 & 9 months - Children	0	4	0.0%	42.7%	47.3%	58.0%
% of FP17s for the same patient ID Re-attending between 3 & 9 months - Adults	1	26	3.8%	35.6%	38.3%	50.9%
% of FP17s for Band 1 Urgent Courses	0	27	0.0%	11.0%	10.7%	9.1%
% of FP17s Relating to Free Repair or Replacements	0	27	0.0%	0.5%	0.6%	0.8%
% of FP17s Relating to Continuations	0	27	0.0%	0.8%	0.8%	1.1%
% of Patients satisfied with the dentistry they have received	0	0	N/A	88.7%	89.8%	91.7%
% of Patients satisfied with the time they had to wait for an appointment	0	0	N/A	80.2%	83.6%	88.0%

* This is based on patients treated on this contract for their most recent course of treatment. Figures in italics indicate the base number of FP17s or Patient Questionnaire responses are less than 100. N/A is shown where the base number of responses is less than 10 during the period. % is calculated as Quantity/Base number*100

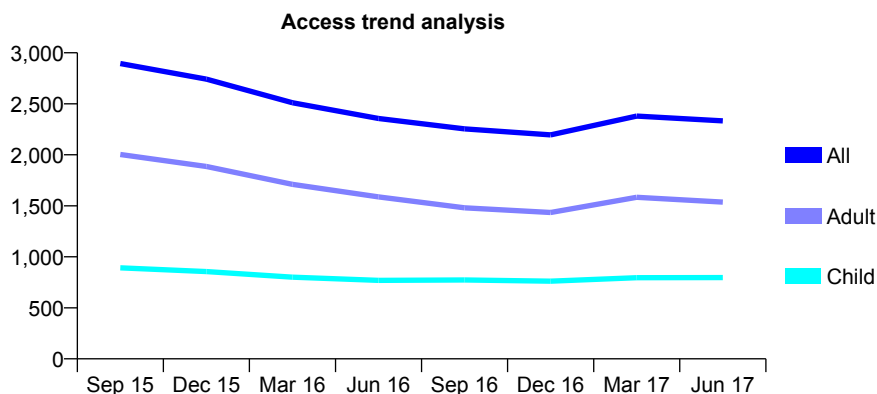
Q61 - Vital Signs At a Glance Contract Report for 118206/0001 - June 2017

Name or company name	Mr Chirag Patel and Mr Manish Patel
Contract type name	GDS Contract
Purpose of contract	General
Contract start date	01/06/2011
Contract end date	

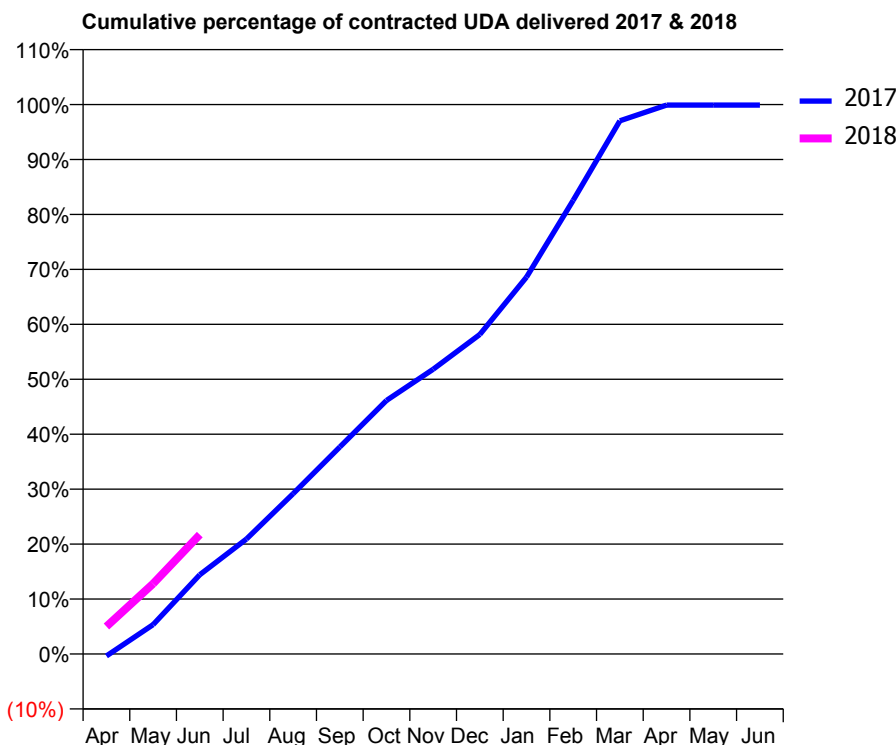
17/18 Contracted general activity (UDA)	5,643
Carry forward general activity (UDA)	0
17/18 Contracted orthodontic activity (UOA)	0
Carry forward orthodontic activity (UOA)	0
Baseline contract value	£153,293.21

ACCESS*

Patients seen in 24 months	Total	Change since previous quarter
Quarter ending June 2016	2,356	
Quarter ending September 2016	2,254	↓
Quarter ending December 2016	2,196	↓
Quarter ending March 2017	2,380	↑
Quarter ending June 2017	2,333	↓
Variance since June 2016	(1.0%)	→



ACTIVITY



Month	Adjusted Scheduled Activity (UDA)	
	2017	2018
April	-21	283
May	302	722
June	814	1,226
July	1,181	
August	1,646	
September	2,126	
October	2,604	
November	2,924	
December	3,282	
January	3,871	
February	4,659	
March	5,475	
April	5,637	
May	5,637	
June	5,637	

QUALITY

	Quantity	Base Number	Contract	AT	Region	England
% of FP17s for the same patient ID Re-attending within 3 months - Children	14	264	5.3%	10.4%	11.5%	12.0%
% of FP17s for the same patient ID Re-attending within 3 months - Adults	64	376	17.0%	16.0%	16.8%	16.0%
% of FP17s for the same patient ID Re-attending between 3 & 9 months - Children	129	264	48.9%	42.7%	47.3%	58.0%
% of FP17s for the same patient ID Re-attending between 3 & 9 months - Adults	143	376	38.0%	35.6%	38.3%	50.9%
% of FP17s for Band 1 Urgent Courses	68	567	12.0%	11.0%	10.7%	9.1%
% of FP17s Relating to Free Repair or Replacements	1	567	0.2%	0.5%	0.6%	0.8%
% of FP17s Relating to Continuations	10	567	1.8%	0.8%	0.8%	1.1%
% of Patients satisfied with the dentistry they have received	1	1	N/A	88.7%	89.8%	91.7%
% of Patients satisfied with the time they had to wait for an appointment	1	1	N/A	80.2%	83.6%	88.0%

* This is based on patients treated on this contract for their most recent course of treatment. Figures in italics indicate the base number of FP17s or Patient Questionnaire responses are less than 100. N/A is shown where the base number of responses is less than 10 during the period. % is calculated as Quantity/Base number*100

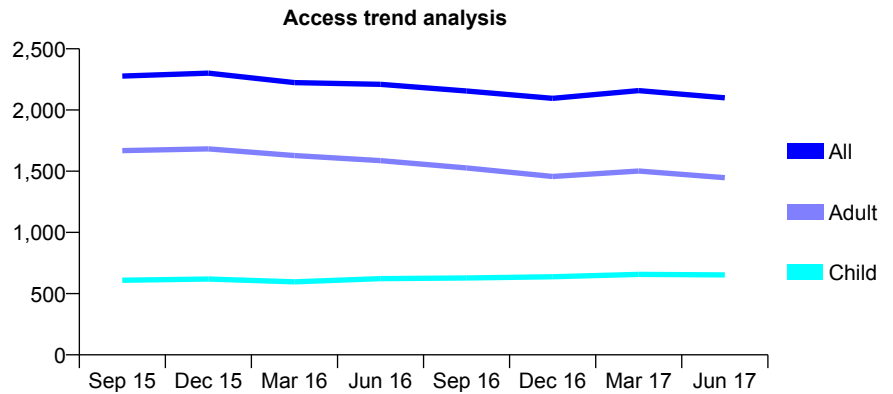
Q61 - Vital Signs At a Glance Contract Report for 118206/0002 - June 2017

Name or company name	Mr Chirag Patel and Mr Manish Patel
Contract type name	GDS Contract
Purpose of contract	General
Contract start date	01/10/2011
Contract end date	

17/18 Contracted general activity (UDA)	4,674
Carry forward general activity (UDA)	0
17/18 Contracted orthodontic activity (UOA)	0
Carry forward orthodontic activity (UOA)	0
Baseline contract value	£127,905.12

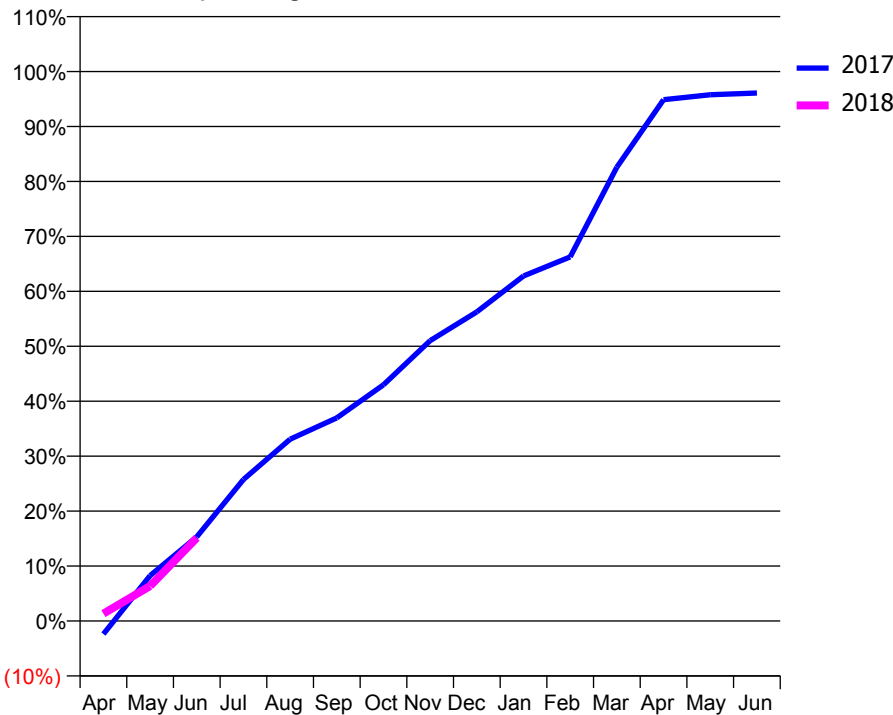
ACCESS*

Patients seen in 24 months	Total	Change since previous quarter
Quarter ending June 2016	2,210	
Quarter ending September 2016	2,155	↓
Quarter ending December 2016	2,095	↓
Quarter ending March 2017	2,159	↑
Quarter ending June 2017	2,100	↓
Variance since June 2016	(5.0%)	↓



ACTIVITY

Cumulative percentage of contracted UDA delivered 2017 & 2018



Month	Adjusted Scheduled Activity (UDA)	
	2017	2018
April	-112	63
May	386	297
June	717	707
July	1,204	
August	1,547	
September	1,728	
October	2,009	
November	2,385	
December	2,630	
January	2,935	
February	3,098	
March	3,861	
April	4,434	
May	4,476	
June	4,491	

QUALITY

	Quantity	Base Number	Contract	AT	Region	England
% of FP17s for the same patient ID Re-attending within 3 months - Children	14	195	7.2%	10.4%	11.5%	12.0%
% of FP17s for the same patient ID Re-attending within 3 months - Adults	44	362	12.2%	16.0%	16.8%	16.0%
% of FP17s for the same patient ID Re-attending between 3 & 9 months - Children	85	195	43.6%	42.7%	47.3%	58.0%
% of FP17s for the same patient ID Re-attending between 3 & 9 months - Adults	79	362	21.8%	35.6%	38.3%	50.9%
% of FP17s for Band 1 Urgent Courses	45	310	14.5%	11.0%	10.7%	9.1%
% of FP17s Relating to Free Repair or Replacements	1	310	0.3%	0.5%	0.6%	0.8%
% of FP17s Relating to Continuations	2	310	0.6%	0.8%	0.8%	1.1%
% of Patients satisfied with the dentistry they have received	1	1	N/A	88.7%	89.8%	91.7%
% of Patients satisfied with the time they had to wait for an appointment	1	1	N/A	80.2%	83.6%	88.0%

* This is based on patients treated on this contract for their most recent course of treatment. Figures in italics indicate the base number of FP17s or Patient Questionnaire responses are less than 100. N/A is shown where the base number of responses is less than 10 during the period. % is calculated as Quantity/Base number*100

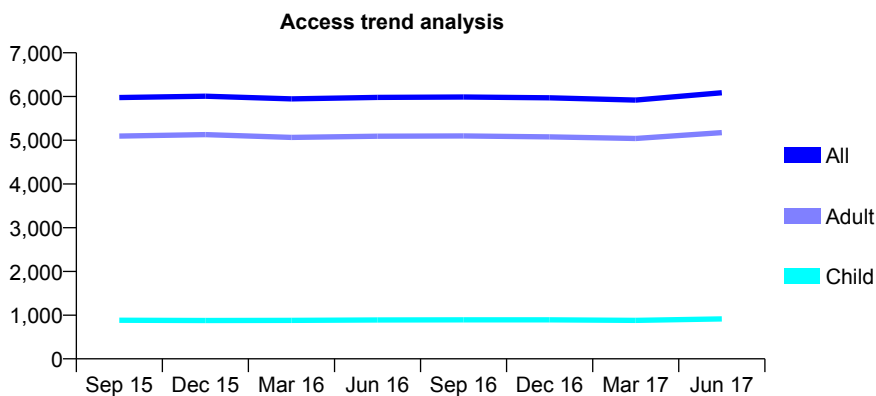
Q61 - Vital Signs At a Glance Contract Report for 119083/0001 - June 2017

Name or company name	Parkway Dental Care
Contract type name	GDS Contract
Purpose of contract	General
Contract start date	01/03/2011
Contract end date	

17/18 Contracted general activity (UDA)	19,435
Carry forward general activity (UDA)	0
17/18 Contracted orthodontic activity (UOA)	0
Carry forward orthodontic activity (UOA)	0
Baseline contract value	£414,401.17

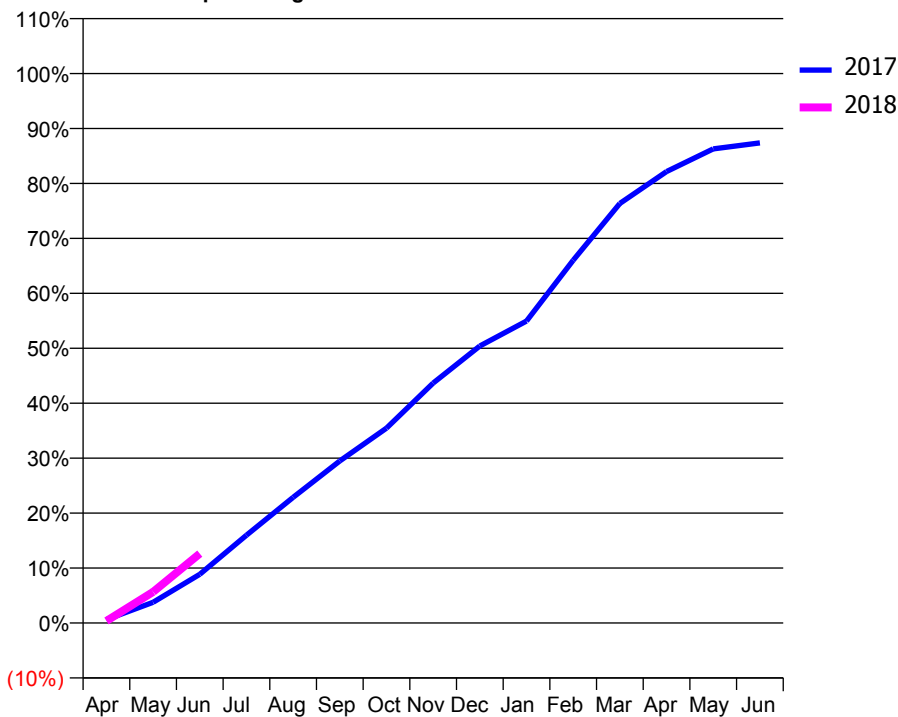
ACCESS*

Patients seen in 24 months	Total	Change since previous quarter
Quarter ending June 2016	5,981	
Quarter ending September 2016	5,990	→
Quarter ending December 2016	5,971	→
Quarter ending March 2017	5,920	→
Quarter ending June 2017	6,088	↑
Variance since June 2016	1.8%	→



ACTIVITY

Cumulative percentage of contracted UDA delivered 2017 & 2018



Month	Adjusted Scheduled Activity (UDA)	
	2017	2018
April	121	71
May	734	1,101
June	1,725	2,455
July	3,105	
August	4,445	
September	5,730	
October	6,891	
November	8,486	
December	9,798	
January	10,680	
February	12,829	
March	14,838	
April	15,965	
May	16,768	
June	16,982	

QUALITY

	Quantity	Base Number	Contract	AT	Region	England
% of FP17s for the same patient ID Re-attending within 3 months - Children	12	238	5.0%	10.4%	11.5%	12.0%
% of FP17s for the same patient ID Re-attending within 3 months - Adults	193	1,500	12.9%	16.0%	16.8%	16.0%
% of FP17s for the same patient ID Re-attending between 3 & 9 months - Children	73	238	30.7%	42.7%	47.3%	58.0%
% of FP17s for the same patient ID Re-attending between 3 & 9 months - Adults	482	1,500	32.1%	35.6%	38.3%	50.9%
% of FP17s for Band 1 Urgent Courses	116	1,186	9.8%	11.0%	10.7%	9.1%
% of FP17s Relating to Free Repair or Replacements	8	1,186	0.7%	0.5%	0.6%	0.8%
% of FP17s Relating to Continuations	2	1,186	0.2%	0.8%	0.8%	1.1%
% of Patients satisfied with the dentistry they have received	12	12	100.0%	88.7%	89.8%	91.7%
% of Patients satisfied with the time they had to wait for an appointment	8	12	66.7%	80.2%	83.6%	88.0%

* This is based on patients treated on this contract for their most recent course of treatment. Figures in italics indicate the base number of FP17s or Patient Questionnaire responses are less than 100. N/A is shown where the base number of responses is less than 10 during the period. % is calculated as Quantity/Base number*100

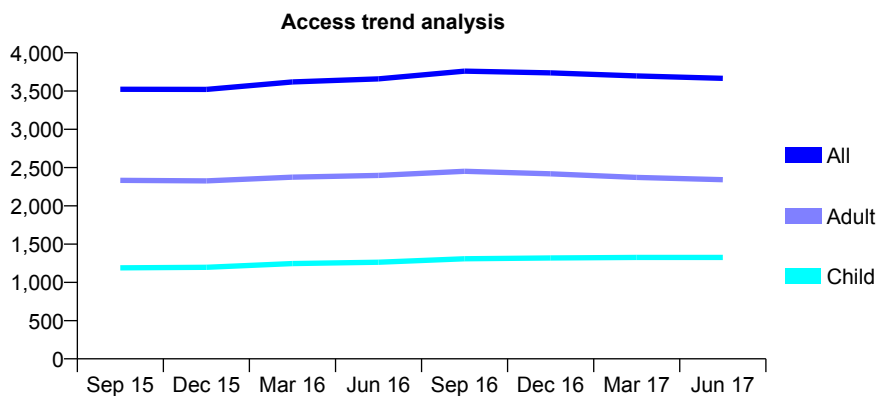
Q61 - Vital Signs At a Glance Contract Report for 119156/0001 - June 2017

Name or company name	Amshell Ltd
Contract type name	GDS Contract
Purpose of contract	General
Contract start date	01/10/2011
Contract end date	

17/18 Contracted general activity (UDA)	12,506
Carry forward general activity (UDA)	0
17/18 Contracted orthodontic activity (UOA)	0
Carry forward orthodontic activity (UOA)	0
Baseline contract value	£520,209.92

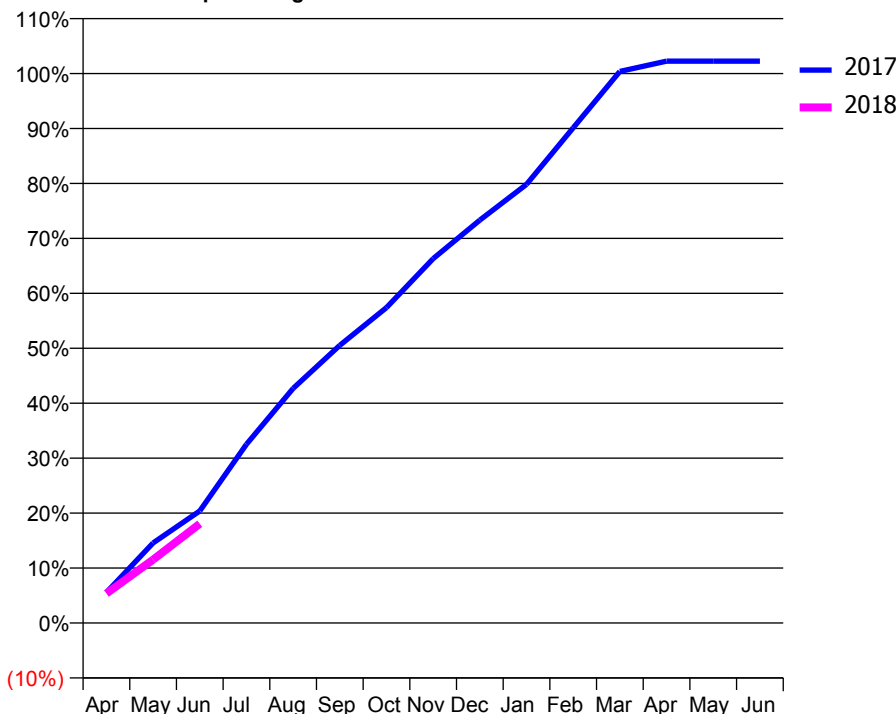
ACCESS*

Patients seen in 24 months	Total	Change since previous quarter
Quarter ending June 2016	3,659	
Quarter ending September 2016	3,760	↑
Quarter ending December 2016	3,737	→
Quarter ending March 2017	3,697	↓
Quarter ending June 2017	3,667	→
Variance since June 2016	0.2%	→



ACTIVITY

Cumulative percentage of contracted UDA delivered 2017 & 2018



Month	Adjusted Scheduled Activity (UDA)	
	2017	2018
April	695	671
May	1,822	1,443
June	2,550	2,260
July	4,068	
August	5,340	
September	6,321	
October	7,178	
November	8,292	
December	9,169	
January	9,983	
February	11,270	
March	12,552	
April	12,786	
May	12,786	
June	12,786	

QUALITY

	Quantity	Base Number	Contract	AT	Region	England
% of FP17s for the same patient ID Re-attending within 3 months - Children	22	297	7.4%	10.4%	11.5%	12.0%
% of FP17s for the same patient ID Re-attending within 3 months - Adults	107	555	19.3%	16.0%	16.8%	16.0%
% of FP17s for the same patient ID Re-attending between 3 & 9 months - Children	130	297	43.8%	42.7%	47.3%	58.0%
% of FP17s for the same patient ID Re-attending between 3 & 9 months - Adults	168	555	30.3%	35.6%	38.3%	50.9%
% of FP17s for Band 1 Urgent Courses	185	781	23.7%	11.0%	10.7%	9.1%
% of FP17s Relating to Free Repair or Replacements	3	781	0.4%	0.5%	0.6%	0.8%
% of FP17s Relating to Continuations	0	781	0.0%	0.8%	0.8%	1.1%
% of Patients satisfied with the dentistry they have received	3	3	N/A	88.7%	89.8%	91.7%
% of Patients satisfied with the time they had to wait for an appointment	2	3	N/A	80.2%	83.6%	88.0%

* This is based on patients treated on this contract for their most recent course of treatment. Figures in italics indicate the base number of FP17s or Patient Questionnaire responses are less than 100. N/A is shown where the base number of responses is less than 10 during the period. % is calculated as Quantity/Base number*100

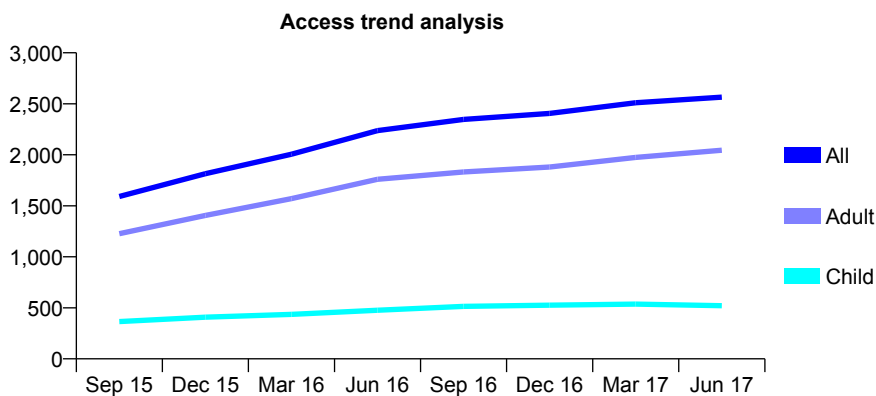
Q61 - Vital Signs At a Glance Contract Report for 119881/0001 - June 2017

Name or company name	Mr Ashish Patel
Contract type name	GDS Contract
Purpose of contract	General
Contract start date	01/08/2014
Contract end date	

17/18 Contracted general activity (UDA)	6,300
Carry forward general activity (UDA)	0
17/18 Contracted orthodontic activity (UOA)	0
Carry forward orthodontic activity (UOA)	0
Baseline contract value	£143,238.49

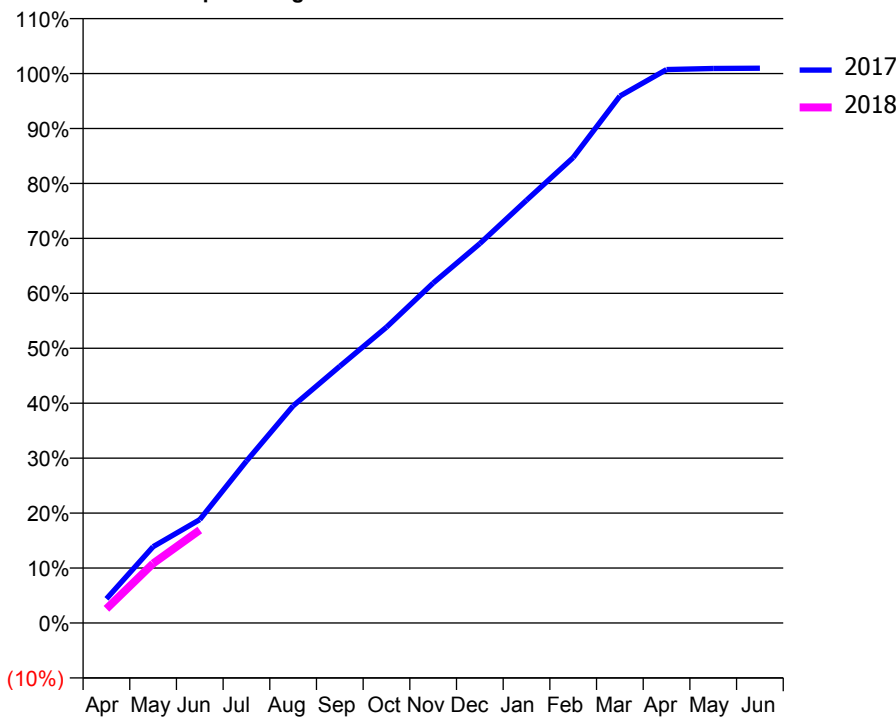
ACCESS*

Patients seen in 24 months	Total	Change since previous quarter
Quarter ending June 2016	2,237	
Quarter ending September 2016	2,347	↑
Quarter ending December 2016	2,406	↑
Quarter ending March 2017	2,510	↑
Quarter ending June 2017	2,566	↑
Variance since June 2016	14.7%	↑



ACTIVITY

Cumulative percentage of contracted UDA delivered 2017 & 2018



Adjusted Scheduled Activity (UDA)

Month	2017	2018
April	278	163
May	876	682
June	1,185	1,067
July	1,857	
August	2,490	
September	2,943	
October	3,392	
November	3,897	
December	4,350	
January	4,847	
February	5,336	
March	6,040	
April	6,346	
May	6,358	
June	6,360	

QUALITY

	Quantity	Base Number	Contract	AT	Region	England
% of FP17s for the same patient ID Re-attending within 3 months - Children	12	126	9.5%	10.4%	11.5%	12.0%
% of FP17s for the same patient ID Re-attending within 3 months - Adults	70	484	14.5%	16.0%	16.8%	16.0%
% of FP17s for the same patient ID Re-attending between 3 & 9 months - Children	55	126	43.7%	42.7%	47.3%	58.0%
% of FP17s for the same patient ID Re-attending between 3 & 9 months - Adults	120	484	24.8%	35.6%	38.3%	50.9%
% of FP17s for Band 1 Urgent Courses	84	501	16.8%	11.0%	10.7%	9.1%
% of FP17s Relating to Free Repair or Replacements	0	501	0.0%	0.5%	0.6%	0.8%
% of FP17s Relating to Continuations	3	501	0.6%	0.8%	0.8%	1.1%
% of Patients satisfied with the dentistry they have received	0	0	N/A	88.7%	89.8%	91.7%
% of Patients satisfied with the time they had to wait for an appointment	0	0	N/A	80.2%	83.6%	88.0%

* This is based on patients treated on this contract for their most recent course of treatment. Figures in italics indicate the base number of FP17s or Patient Questionnaire responses are less than 100. N/A is shown where the base number of responses is less than 10 during the period. % is calculated as Quantity/Base number*100

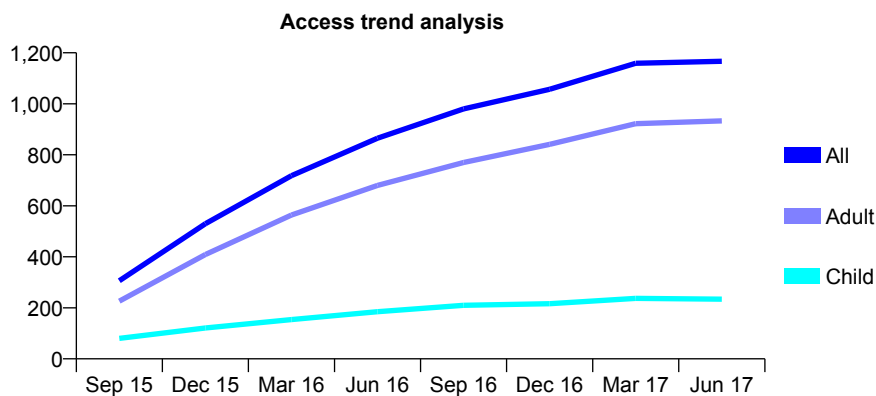
Q61 - Vital Signs At a Glance Contract Report for 120219/0001 - June 2017

Name or company name	SMILE DENT - Green Lanes
Contract type name	GDS Contract
Purpose of contract	General
Contract start date	01/04/2015
Contract end date	

17/18 Contracted general activity (UDA)	3,786
Carry forward general activity (UDA)	0
17/18 Contracted orthodontic activity (UOA)	0
Carry forward orthodontic activity (UOA)	0
Baseline contract value	£104,646.11

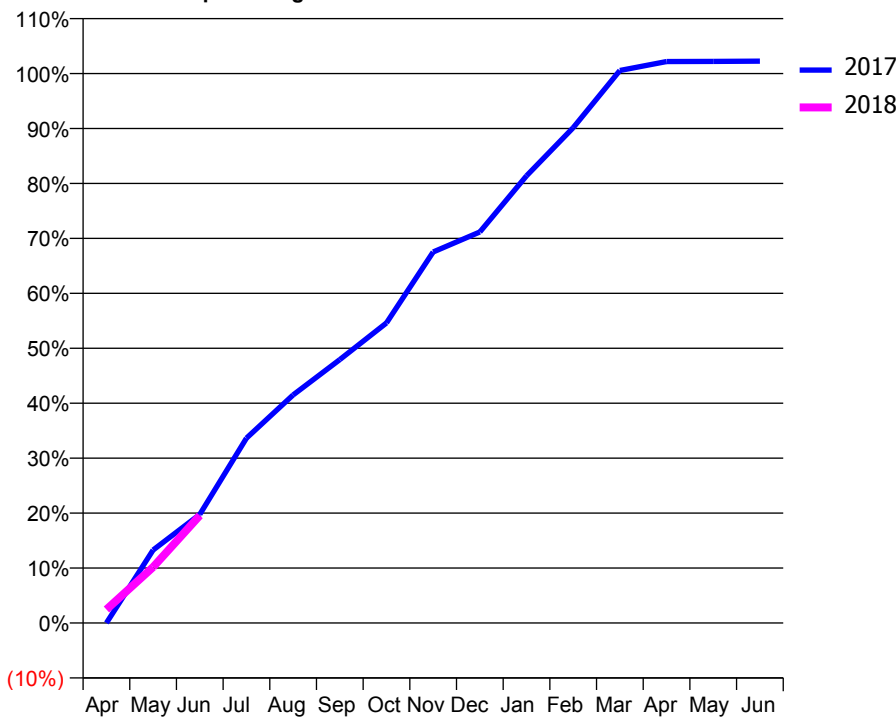
ACCESS*

Patients seen in 24 months	Total	Change since previous quarter
Quarter ending June 2016	865	
Quarter ending September 2016	980	↑
Quarter ending December 2016	1,057	↑
Quarter ending March 2017	1,159	↑
Quarter ending June 2017	1,167	→
Variance since June 2016	34.9%	↑



ACTIVITY

Cumulative percentage of contracted UDA delivered 2017 & 2018



Adjusted Scheduled Activity (UDA)

Month	2017	2018
April	0	93
May	503	385
June	749	741
July	1,274	
August	1,571	
September	1,815	
October	2,067	
November	2,557	
December	2,694	
January	3,081	
February	3,413	
March	3,806	
April	3,868	
May	3,869	
June	3,871	

QUALITY

	Quantity	Base Number	Contract	AT	Region	England
% of FP17s for the same patient ID Re-attending within 3 months - Children	4	63	6.3%	10.4%	11.5%	12.0%
% of FP17s for the same patient ID Re-attending within 3 months - Adults	40	264	15.2%	16.0%	16.8%	16.0%
% of FP17s for the same patient ID Re-attending between 3 & 9 months - Children	43	63	68.3%	42.7%	47.3%	58.0%
% of FP17s for the same patient ID Re-attending between 3 & 9 months - Adults	124	264	47.0%	35.6%	38.3%	50.9%
% of FP17s for Band 1 Urgent Courses	22	289	7.6%	11.0%	10.7%	9.1%
% of FP17s Relating to Free Repair or Replacements	7	289	2.4%	0.5%	0.6%	0.8%
% of FP17s Relating to Continuations	2	289	0.7%	0.8%	0.8%	1.1%
% of Patients satisfied with the dentistry they have received	2	2	N/A	88.7%	89.8%	91.7%
% of Patients satisfied with the time they had to wait for an appointment	2	2	N/A	80.2%	83.6%	88.0%

* This is based on patients treated on this contract for their most recent course of treatment. Figures in italics indicate the base number of FP17s or Patient Questionnaire responses are less than 100. N/A is shown where the base number of responses is less than 10 during the period. % is calculated as Quantity/Base number*100

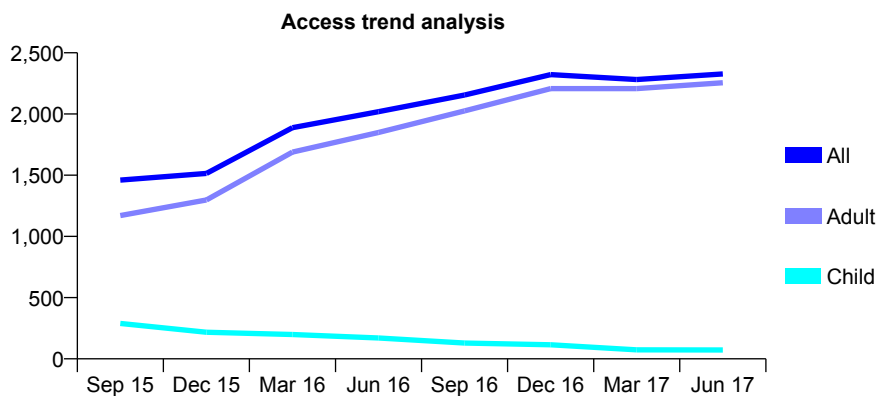
Q61 - Vital Signs At a Glance Contract Report for 120340/0001 - June 2017

Name or company name	MR MR MANBAJOOD
Contract type name	GDS Contract
Purpose of contract	General
Contract start date	11/04/2013
Contract end date	

17/18 Contracted general activity (UDA)	3,657
Carry forward general activity (UDA)	0
17/18 Contracted orthodontic activity (UOA)	0
Carry forward orthodontic activity (UOA)	0
Baseline contract value	£104,735.76

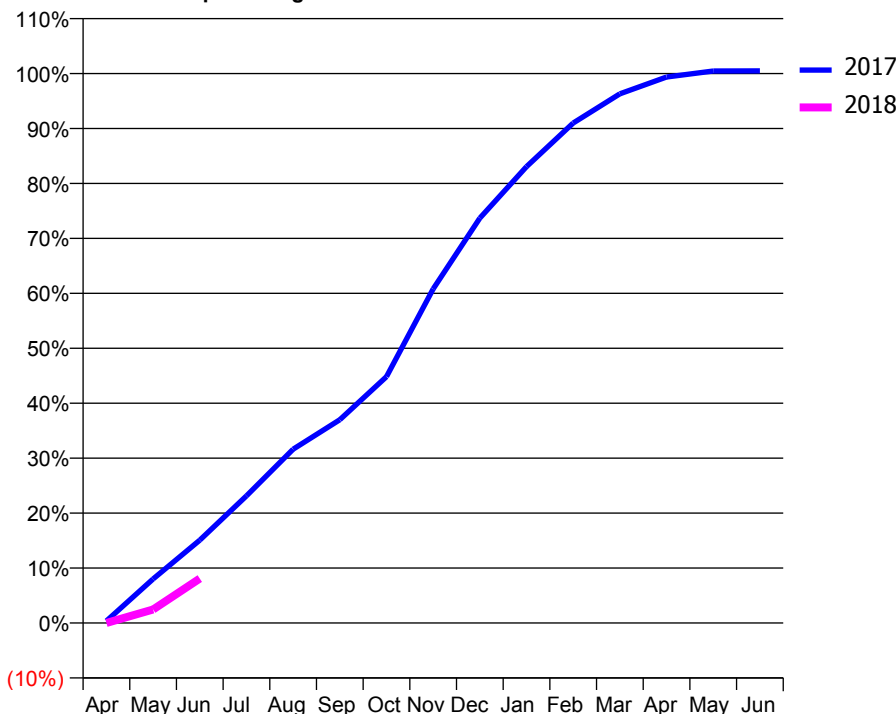
ACCESS*

Patients seen in 24 months	Total	Change since previous quarter
Quarter ending June 2016	2,019	
Quarter ending September 2016	2,155	↑
Quarter ending December 2016	2,322	↑
Quarter ending March 2017	2,282	↓
Quarter ending June 2017	2,327	→
Variance since June 2016	15.3%	↑



ACTIVITY

Cumulative percentage of contracted UDA delivered 2017 & 2018



Month	Adjusted Scheduled Activity (UDA)	
	2017	2018
April	14	0
May	293	90
June	552	296
July	846	
August	1,157	
September	1,353	
October	1,639	
November	2,224	
December	2,695	
January	3,038	
February	3,327	
March	3,521	
April	3,633	
May	3,673	
June	3,674	

QUALITY

	Quantity	Base Number	Contract	AT	Region	England
% of FP17s for the same patient ID Re-attending within 3 months - Children	0	8	0.0%	10.4%	11.5%	12.0%
% of FP17s for the same patient ID Re-attending within 3 months - Adults	19	254	7.5%	16.0%	16.8%	16.0%
% of FP17s for the same patient ID Re-attending between 3 & 9 months - Children	2	8	25.0%	42.7%	47.3%	58.0%
% of FP17s for the same patient ID Re-attending between 3 & 9 months - Adults	29	254	11.4%	35.6%	38.3%	50.9%
% of FP17s for Band 1 Urgent Courses	29	158	18.4%	11.0%	10.7%	9.1%
% of FP17s Relating to Free Repair or Replacements	3	158	1.9%	0.5%	0.6%	0.8%
% of FP17s Relating to Continuations	2	158	1.3%	0.8%	0.8%	1.1%
% of Patients satisfied with the dentistry they have received	3	3	N/A	88.7%	89.8%	91.7%
% of Patients satisfied with the time they had to wait for an appointment	1	3	N/A	80.2%	83.6%	88.0%

* This is based on patients treated on this contract for their most recent course of treatment. Figures in italics indicate the base number of FP17s or Patient Questionnaire responses are less than 100. N/A is shown where the base number of responses is less than 10 during the period. % is calculated as Quantity/Base number*100

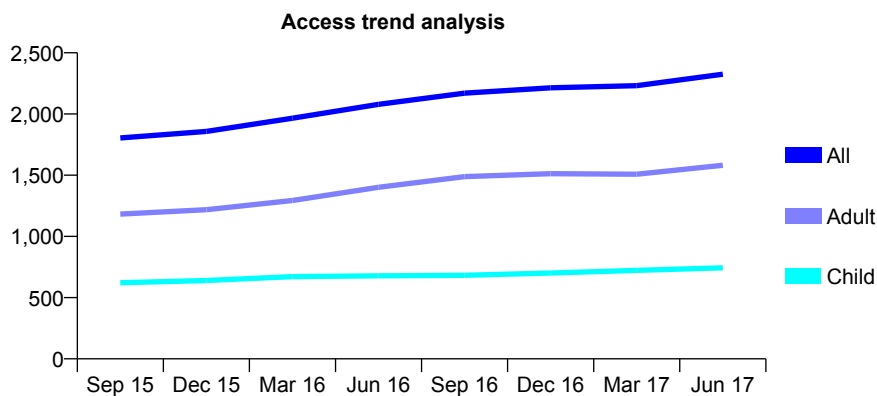
Q61 - Vital Signs At a Glance Contract Report for 121592/0001 - June 2017

Name or company name	Colney Hatch Dental Practice Ltd
Contract type name	Pilot Contract
Purpose of contract	General
Contract start date	01/07/2008
Contract end date	

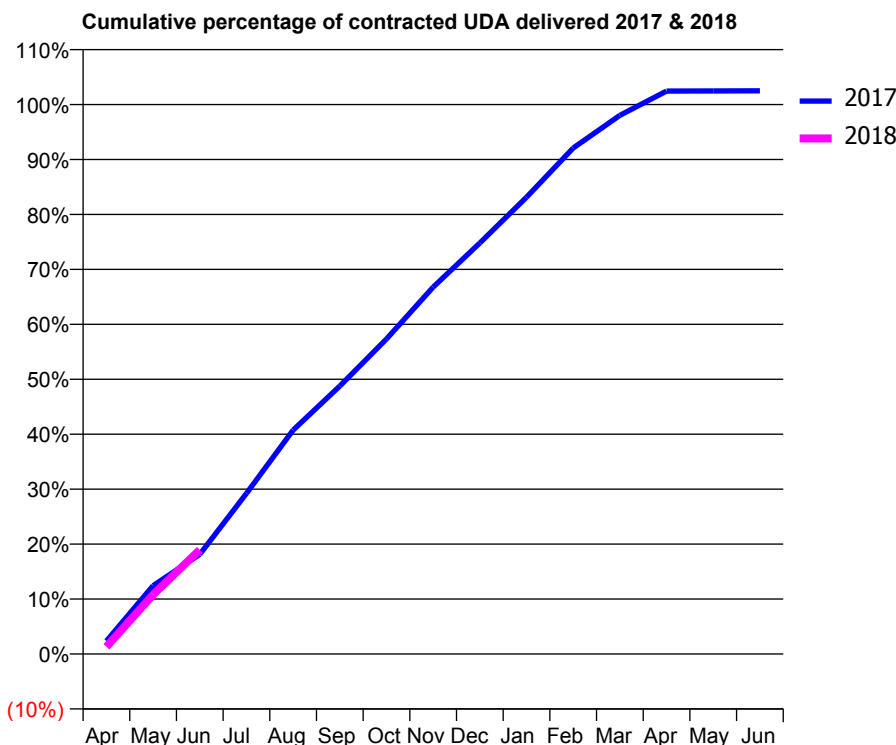
17/18 Contracted general activity (UDA)	5,744
Carry forward general activity (UDA)	0
17/18 Contracted orthodontic activity (UOA)	0
Carry forward orthodontic activity (UOA)	0
Baseline contract value	£181,313.00

ACCESS*

Patients seen in 24 months	Total	Change since previous quarter
Quarter ending June 2016	2,079	
Quarter ending September 2016	2,171	↑
Quarter ending December 2016	2,214	→
Quarter ending March 2017	2,231	→
Quarter ending June 2017	2,325	↑
Variance since June 2016	11.8%	↑



ACTIVITY



Month	Adjusted Scheduled Activity (UDA)	
	2017	2018
April	136	76
May	714	621
June	1,042	1,089
July	1,679	
August	2,341	
September	2,801	
October	3,293	
November	3,836	
December	4,296	
January	4,775	
February	5,289	
March	5,631	
April	5,884	
May	5,885	
June	5,887	

QUALITY

	Quantity	Base Number	Contract	AT	Region	England
% of FP17s for the same patient ID Re-attending within 3 months - Children	25	272	9.2%	10.4%	11.5%	12.0%
% of FP17s for the same patient ID Re-attending within 3 months - Adults	52	450	11.6%	16.0%	16.8%	16.0%
% of FP17s for the same patient ID Re-attending between 3 & 9 months - Children	140	272	51.5%	42.7%	47.3%	58.0%
% of FP17s for the same patient ID Re-attending between 3 & 9 months - Adults	139	450	30.9%	35.6%	38.3%	50.9%
% of FP17s for Band 1 Urgent Courses	80	590	13.6%	11.0%	10.7%	9.1%
% of FP17s Relating to Free Repair or Replacements	2	590	0.3%	0.5%	0.6%	0.8%
% of FP17s Relating to Continuations	4	590	0.7%	0.8%	0.8%	1.1%
% of Patients satisfied with the dentistry they have received	2	2	N/A	88.7%	89.8%	91.7%
% of Patients satisfied with the time they had to wait for an appointment	2	2	N/A	80.2%	83.6%	88.0%

* This is based on patients treated on this contract for their most recent course of treatment. Figures in italics indicate the base number of FP17s or Patient Questionnaire responses are less than 100. N/A is shown where the base number of responses is less than 10 during the period. % is calculated as Quantity/Base number*100

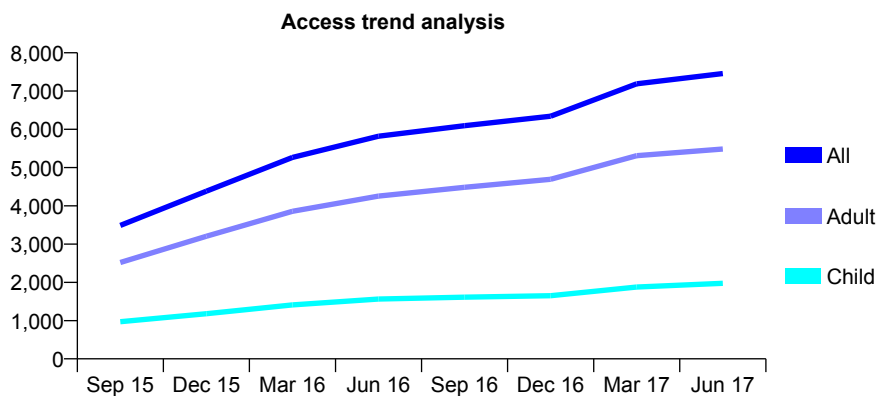
Q61 - Vital Signs At a Glance Contract Report for 122734/0001 - June 2017

Name or company name	Woodford Partnership
Contract type name	GDS Contract
Purpose of contract	General
Contract start date	01/02/2015
Contract end date	

17/18 Contracted general activity (UDA)	18,678
Carry forward general activity (UDA)	0
17/18 Contracted orthodontic activity (UOA)	0
Carry forward orthodontic activity (UOA)	0
Baseline contract value	£461,194.21

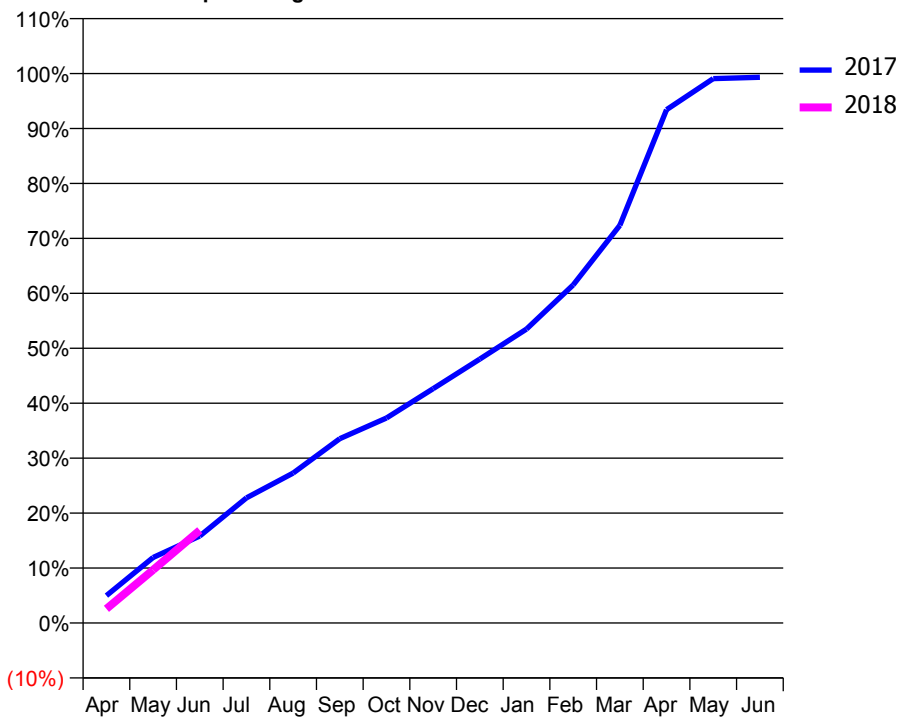
ACCESS*

Patients seen in 24 months	Total	Change since previous quarter
Quarter ending June 2016	5,818	
Quarter ending September 2016	6,096	↑
Quarter ending December 2016	6,344	↑
Quarter ending March 2017	7,189	↑
Quarter ending June 2017	7,457	↑
Variance since June 2016	28.2%	↑



ACTIVITY

Cumulative percentage of contracted UDA delivered 2017 & 2018



Month	Adjusted Scheduled Activity (UDA)	
	2017	2018
April	934	482
May	2,229	1,808
June	2,959	3,153
July	4,256	
August	5,099	
September	6,266	
October	6,968	
November	7,967	
December	8,972	
January	9,993	
February	11,491	
March	13,516	
April	17,447	
May	18,504	
June	18,550	

QUALITY

	Quantity	Base Number	Contract	AT	Region	England
% of FP17s for the same patient ID Re-attending within 3 months - Children	77	1,036	7.4%	10.4%	11.5%	12.0%
% of FP17s for the same patient ID Re-attending within 3 months - Adults	385	2,555	15.1%	16.0%	16.8%	16.0%
% of FP17s for the same patient ID Re-attending between 3 & 9 months - Children	360	1,036	34.7%	42.7%	47.3%	58.0%
% of FP17s for the same patient ID Re-attending between 3 & 9 months - Adults	741	2,555	29.0%	35.6%	38.3%	50.9%
% of FP17s for Band 1 Urgent Courses	162	1,455	11.1%	11.0%	10.7%	9.1%
% of FP17s Relating to Free Repair or Replacements	4	1,455	0.3%	0.5%	0.6%	0.8%
% of FP17s Relating to Continuations	42	1,455	2.9%	0.8%	0.8%	1.1%
% of Patients satisfied with the dentistry they have received	4	5	N/A	88.7%	89.8%	91.7%
% of Patients satisfied with the time they had to wait for an appointment	5	5	N/A	80.2%	83.6%	88.0%

* This is based on patients treated on this contract for their most recent course of treatment. Figures in italics indicate the base number of FP17s or Patient Questionnaire responses are less than 100. N/A is shown where the base number of responses is less than 10 during the period. % is calculated as Quantity/Base number*100

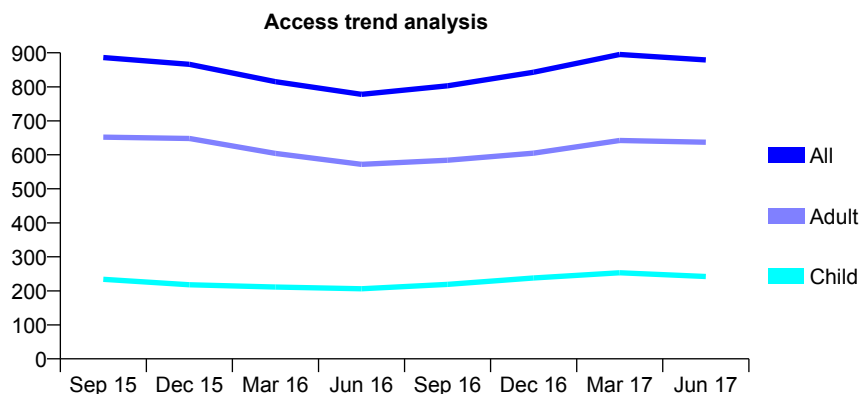
Q61 - Vital Signs At a Glance Contract Report for 122831/0001 - June 2017

Name or company name	Mrs N Mistry & Miss P Mistry
Contract type name	GDS Contract
Purpose of contract	General
Contract start date	01/02/2012
Contract end date	

17/18 Contracted general activity (UDA)	1,902
Carry forward general activity (UDA)	0
17/18 Contracted orthodontic activity (UOA)	0
Carry forward orthodontic activity (UOA)	0
Baseline contract value	£49,048.12

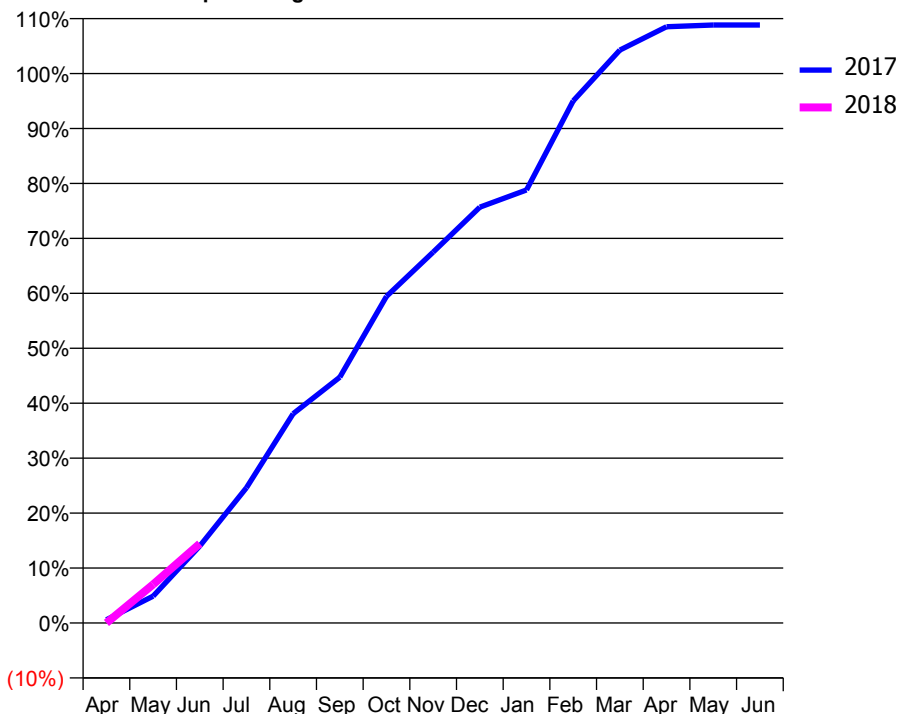
ACCESS*

Patients seen in 24 months	Total	Change since previous quarter
Quarter ending June 2016	778	
Quarter ending September 2016	803	↑
Quarter ending December 2016	843	↑
Quarter ending March 2017	895	↑
Quarter ending June 2017	879	↓
Variance since June 2016	13.0%	↑



ACTIVITY

Cumulative percentage of contracted UDA delivered 2017 & 2018



Month	Adjusted Scheduled Activity (UDA)	
	2017	2018
April	11	0
May	93	133
June	266	275
July	468	
August	724	
September	851	
October	1,131	
November	1,284	
December	1,439	
January	1,499	
February	1,807	
March	1,983	
April	2,064	
May	2,070	
June	2,070	

QUALITY

	Quantity	Base Number	Contract	AT	Region	England
% of FP17s for the same patient ID Re-attending within 3 months - Children	5	63	7.9%	10.4%	11.5%	12.0%
% of FP17s for the same patient ID Re-attending within 3 months - Adults	8	133	6.0%	16.0%	16.8%	16.0%
% of FP17s for the same patient ID Re-attending between 3 & 9 months - Children	23	63	36.5%	42.7%	47.3%	58.0%
% of FP17s for the same patient ID Re-attending between 3 & 9 months - Adults	45	133	33.8%	35.6%	38.3%	50.9%
% of FP17s for Band 1 Urgent Courses	20	155	12.9%	11.0%	10.7%	9.1%
% of FP17s Relating to Free Repair or Replacements	0	155	0.0%	0.5%	0.6%	0.8%
% of FP17s Relating to Continuations	0	155	0.0%	0.8%	0.8%	1.1%
% of Patients satisfied with the dentistry they have received	1	1	N/A	88.7%	89.8%	91.7%
% of Patients satisfied with the time they had to wait for an appointment	1	1	N/A	80.2%	83.6%	88.0%

* This is based on patients treated on this contract for their most recent course of treatment. Figures in italics indicate the base number of FP17s or Patient Questionnaire responses are less than 100. N/A is shown where the base number of responses is less than 10 during the period. % is calculated as Quantity/Base number*100

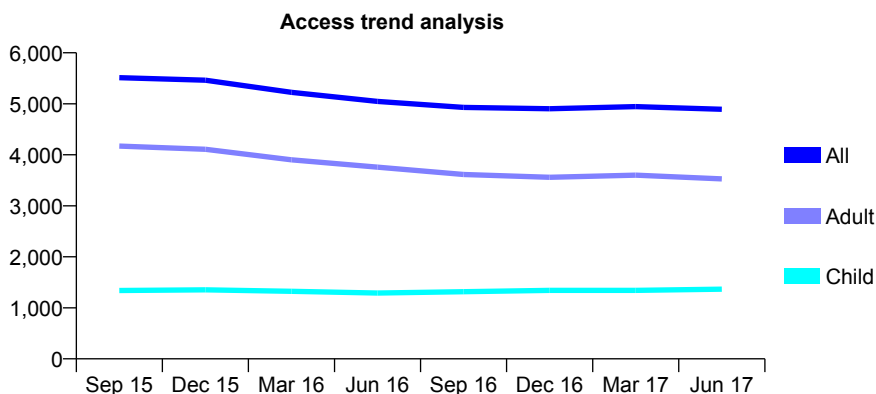
Q61 - Vital Signs At a Glance Contract Report for 123331/0001 - June 2017

Name or company name	East India Dock Road Dental Practice
Contract type name	GDS Contract
Purpose of contract	General
Contract start date	01/04/2007
Contract end date	

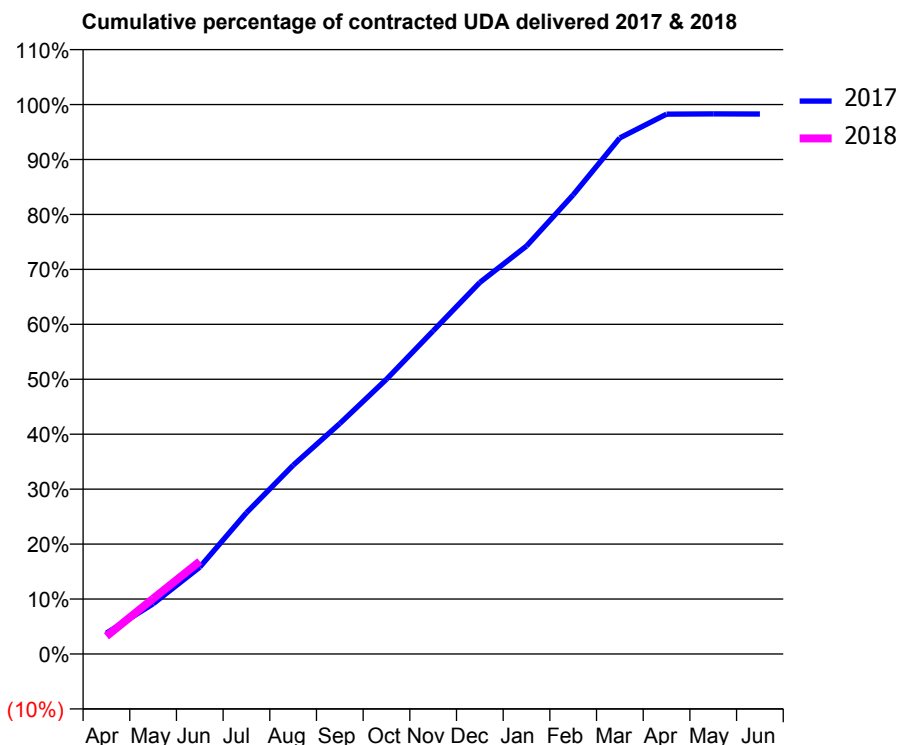
17/18 Contracted general activity (UDA)	13,697
Carry forward general activity (UDA)	0
17/18 Contracted orthodontic activity (UOA)	0
Carry forward orthodontic activity (UOA)	0
Baseline contract value	£396,970.36

ACCESS*

Patients seen in 24 months	Total	Change since previous quarter
Quarter ending June 2016	5,046	
Quarter ending September 2016	4,930	↓
Quarter ending December 2016	4,902	→
Quarter ending March 2017	4,944	→
Quarter ending June 2017	4,893	↓
Variance since June 2016	(3.0%)	↓



ACTIVITY



Month	Adjusted Scheduled Activity (UDA)	
	2017	2018
April	519	443
May	1,250	1,381
June	2,167	2,309
July	3,523	
August	4,706	
September	5,744	
October	6,848	
November	8,054	
December	9,263	
January	10,169	
February	11,444	
March	12,864	
April	13,458	
May	13,463	
June	13,461	

QUALITY

	Quantity	Base Number	Contract	AT	Region	England
% of FP17s for the same patient ID Re-attending within 3 months - Children	16	378	4.2%	10.4%	11.5%	12.0%
% of FP17s for the same patient ID Re-attending within 3 months - Adults	61	839	7.3%	16.0%	16.8%	16.0%
% of FP17s for the same patient ID Re-attending between 3 & 9 months - Children	150	378	39.7%	42.7%	47.3%	58.0%
% of FP17s for the same patient ID Re-attending between 3 & 9 months - Adults	305	839	36.4%	35.6%	38.3%	50.9%
% of FP17s for Band 1 Urgent Courses	74	985	7.5%	11.0%	10.7%	9.1%
% of FP17s Relating to Free Repair or Replacements	3	985	0.3%	0.5%	0.6%	0.8%
% of FP17s Relating to Continuations	3	985	0.3%	0.8%	0.8%	1.1%
% of Patients satisfied with the dentistry they have received	2	2	N/A	88.7%	89.8%	91.7%
% of Patients satisfied with the time they had to wait for an appointment	2	2	N/A	80.2%	83.6%	88.0%

* This is based on patients treated on this contract for their most recent course of treatment. Figures in italics indicate the base number of FP17s or Patient Questionnaire responses are less than 100. N/A is shown where the base number of responses is less than 10 during the period. % is calculated as Quantity/Base number*100

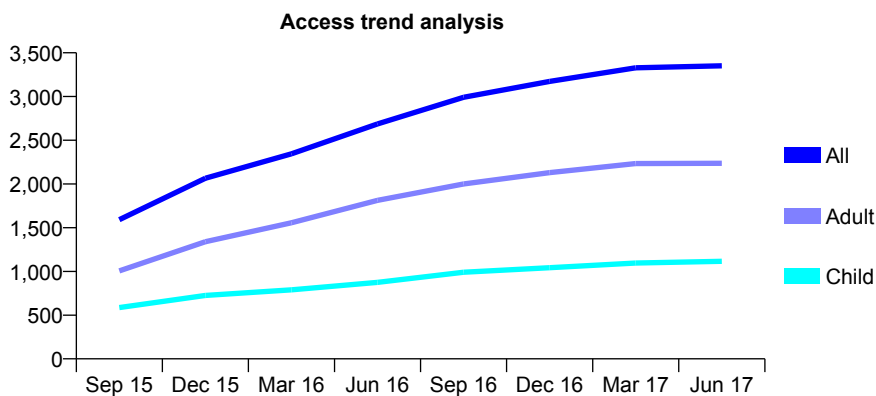
Q61 - Vital Signs At a Glance Contract Report for 124699/0001 - June 2017

Name or company name	Finchley Dental Care Practice Partnership
Contract type name	GDS Contract
Purpose of contract	General
Contract start date	01/03/2015
Contract end date	

17/18 Contracted general activity (UDA)	7,500
Carry forward general activity (UDA)	0
17/18 Contracted orthodontic activity (UOA)	0
Carry forward orthodontic activity (UOA)	0
Baseline contract value	£196,146.56

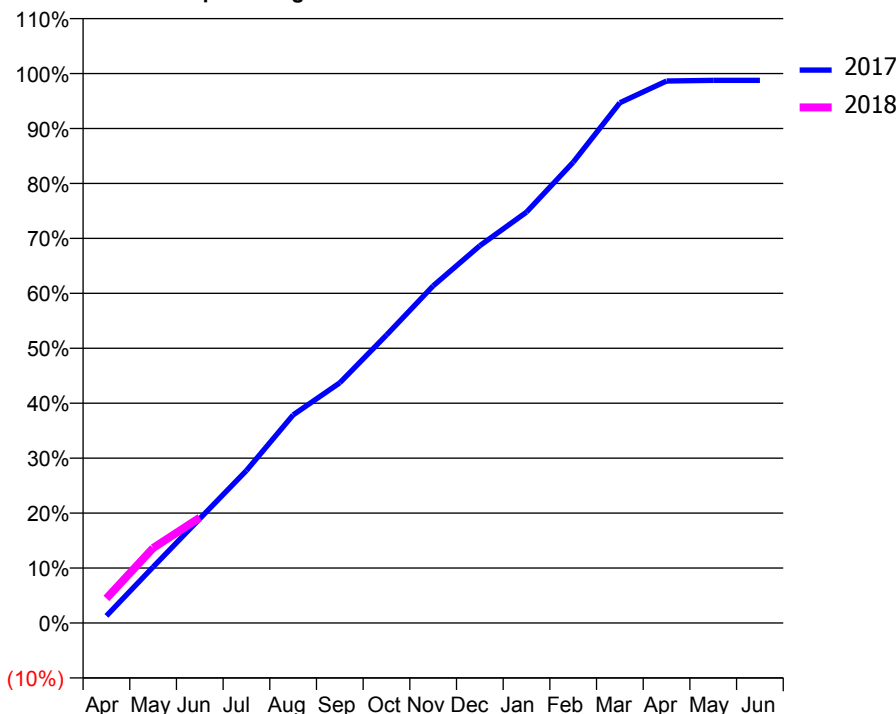
ACCESS*

Patients seen in 24 months	Total	Change since previous quarter
Quarter ending June 2016	2,686	
Quarter ending September 2016	2,991	↑
Quarter ending December 2016	3,173	↑
Quarter ending March 2017	3,328	↑
Quarter ending June 2017	3,351	→
Variance since June 2016	24.8%	↑



ACTIVITY

Cumulative percentage of contracted UDA delivered 2017 & 2018



Month	Adjusted Scheduled Activity (UDA)	
	2017	2018
April	97	336
May	765	1,023
June	1,424	1,439
July	2,082	
August	2,841	
September	3,279	
October	3,931	
November	4,602	
December	5,149	
January	5,608	
February	6,289	
March	7,101	
April	7,397	
May	7,407	
June	7,407	

QUALITY

	Quantity	Base Number	Contract	AT	Region	England
% of FP17s for the same patient ID Re-attending within 3 months - Children	27	332	8.1%	10.4%	11.5%	12.0%
% of FP17s for the same patient ID Re-attending within 3 months - Adults	75	538	13.9%	16.0%	16.8%	16.0%
% of FP17s for the same patient ID Re-attending between 3 & 9 months - Children	131	332	39.5%	42.7%	47.3%	58.0%
% of FP17s for the same patient ID Re-attending between 3 & 9 months - Adults	145	538	27.0%	35.6%	38.3%	50.9%
% of FP17s for Band 1 Urgent Courses	55	731	7.5%	11.0%	10.7%	9.1%
% of FP17s Relating to Free Repair or Replacements	1	731	0.1%	0.5%	0.6%	0.8%
% of FP17s Relating to Continuations	12	731	1.6%	0.8%	0.8%	1.1%
% of Patients satisfied with the dentistry they have received	1	2	N/A	88.7%	89.8%	91.7%
% of Patients satisfied with the time they had to wait for an appointment	1	2	N/A	80.2%	83.6%	88.0%

* This is based on patients treated on this contract for their most recent course of treatment. Figures in italics indicate the base number of FP17s or Patient Questionnaire responses are less than 100. N/A is shown where the base number of responses is less than 10 during the period. % is calculated as Quantity/Base number*100

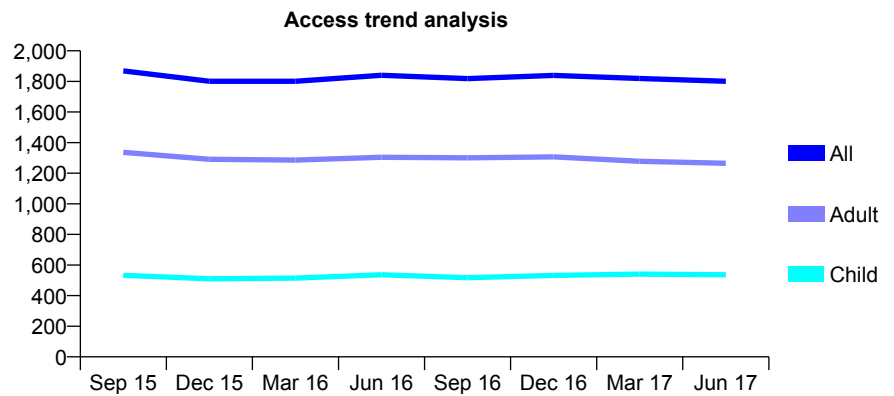
Q61 - Vital Signs At a Glance Contract Report for 124850/0001 - June 2017

Name or company name	Mona Lisa Smiles
Contract type name	GDS Contract
Purpose of contract	General
Contract start date	01/04/2008
Contract end date	

17/18 Contracted general activity (UDA)	5,343
Carry forward general activity (UDA)	0
17/18 Contracted orthodontic activity (UOA)	0
Carry forward orthodontic activity (UOA)	0
Baseline contract value	£126,395.08

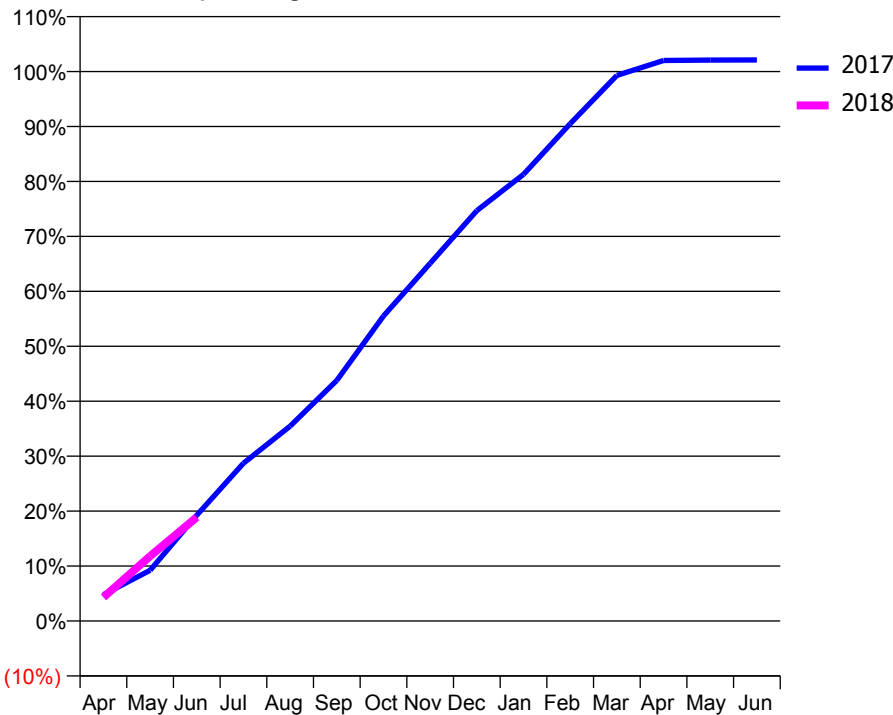
ACCESS*

Patients seen in 24 months	Total	Change since previous quarter
Quarter ending June 2016	1,840	
Quarter ending September 2016	1,818	↓
Quarter ending December 2016	1,839	→
Quarter ending March 2017	1,819	↓
Quarter ending June 2017	1,801	→
Variance since June 2016	(2.1%)	↓



ACTIVITY

Cumulative percentage of contracted UDA delivered 2017 & 2018



Month	Adjusted Scheduled Activity (UDA)	
	2017	2018
April	256	230
May	493	630
June	1,028	1,009
July	1,535	
August	1,895	
September	2,339	
October	2,966	
November	3,478	
December	3,990	
January	4,343	
February	4,835	
March	5,305	
April	5,450	
May	5,454	
June	5,455	

QUALITY

	Quantity	Base Number	Contract	AT	Region	England
% of FP17s for the same patient ID Re-attending within 3 months - Children	34	247	13.8%	10.4%	11.5%	12.0%
% of FP17s for the same patient ID Re-attending within 3 months - Adults	62	456	13.6%	16.0%	16.8%	16.0%
% of FP17s for the same patient ID Re-attending between 3 & 9 months - Children	162	247	65.6%	42.7%	47.3%	58.0%
% of FP17s for the same patient ID Re-attending between 3 & 9 months - Adults	296	456	64.9%	35.6%	38.3%	50.9%
% of FP17s for Band 1 Urgent Courses	44	648	6.8%	11.0%	10.7%	9.1%
% of FP17s Relating to Free Repair or Replacements	2	648	0.3%	0.5%	0.6%	0.8%
% of FP17s Relating to Continuations	0	648	0.0%	0.8%	0.8%	1.1%
% of Patients satisfied with the dentistry they have received	3	5	N/A	88.7%	89.8%	91.7%
% of Patients satisfied with the time they had to wait for an appointment	4	5	N/A	80.2%	83.6%	88.0%

* This is based on patients treated on this contract for their most recent course of treatment. Figures in italics indicate the base number of FP17s or Patient Questionnaire responses are less than 100. N/A is shown where the base number of responses is less than 10 during the period. % is calculated as Quantity/Base number*100

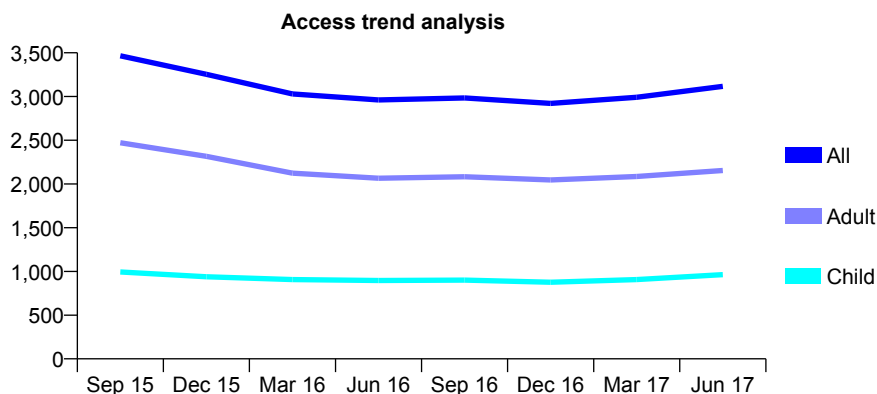
Q61 - Vital Signs At a Glance Contract Report for 125970/0001 - June 2017

Name or company name	Dr's V & S Patel
Contract type name	GDS Contract
Purpose of contract	General
Contract start date	01/04/2008
Contract end date	

17/18 Contracted general activity (UDA)	12,365
Carry forward general activity (UDA)	0
17/18 Contracted orthodontic activity (UOA)	0
Carry forward orthodontic activity (UOA)	0
Baseline contract value	£452,341.81

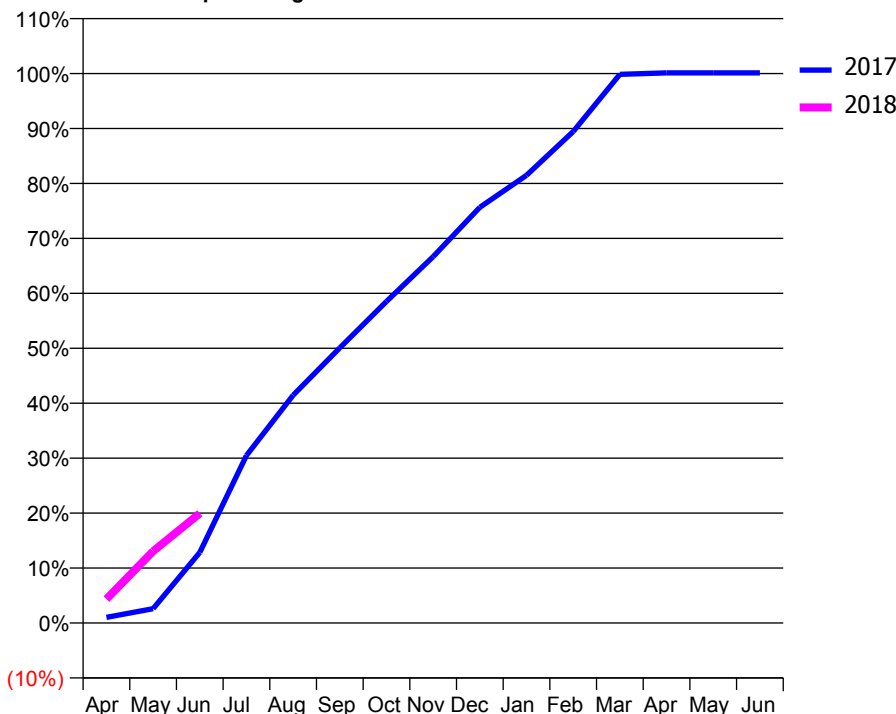
ACCESS*

Patients seen in 24 months	Total	Change since previous quarter
Quarter ending June 2016	2,961	
Quarter ending September 2016	2,984	→
Quarter ending December 2016	2,922	↓
Quarter ending March 2017	2,992	↑
Quarter ending June 2017	3,117	↑
Variance since June 2016	5.3%	↑



ACTIVITY

Cumulative percentage of contracted UDA delivered 2017 & 2018



Adjusted Scheduled Activity (UDA)

Month	2017	2018
April	128	538
May	323	1,615
June	1,590	2,468
July	3,770	
August	5,126	
September	6,192	
October	7,237	
November	8,244	
December	9,355	
January	10,075	
February	11,059	
March	12,345	
April	12,378	
May	12,378	
June	12,378	

QUALITY

	Quantity	Base Number	Contract	AT	Region	England
% of FP17s for the same patient ID Re-attending within 3 months - Children	23	322	7.1%	10.4%	11.5%	12.0%
% of FP17s for the same patient ID Re-attending within 3 months - Adults	58	611	9.5%	16.0%	16.8%	16.0%
% of FP17s for the same patient ID Re-attending between 3 & 9 months - Children	148	322	46.0%	42.7%	47.3%	58.0%
% of FP17s for the same patient ID Re-attending between 3 & 9 months - Adults	232	611	38.0%	35.6%	38.3%	50.9%
% of FP17s for Band 1 Urgent Courses	79	899	8.8%	11.0%	10.7%	9.1%
% of FP17s Relating to Free Repair or Replacements	2	899	0.2%	0.5%	0.6%	0.8%
% of FP17s Relating to Continuations	11	899	1.2%	0.8%	0.8%	1.1%
% of Patients satisfied with the dentistry they have received	2	2	N/A	88.7%	89.8%	91.7%
% of Patients satisfied with the time they had to wait for an appointment	2	2	N/A	80.2%	83.6%	88.0%

* This is based on patients treated on this contract for their most recent course of treatment. Figures in italics indicate the base number of FP17s or Patient Questionnaire responses are less than 100. N/A is shown where the base number of responses is less than 10 during the period. % is calculated as Quantity/Base number*100

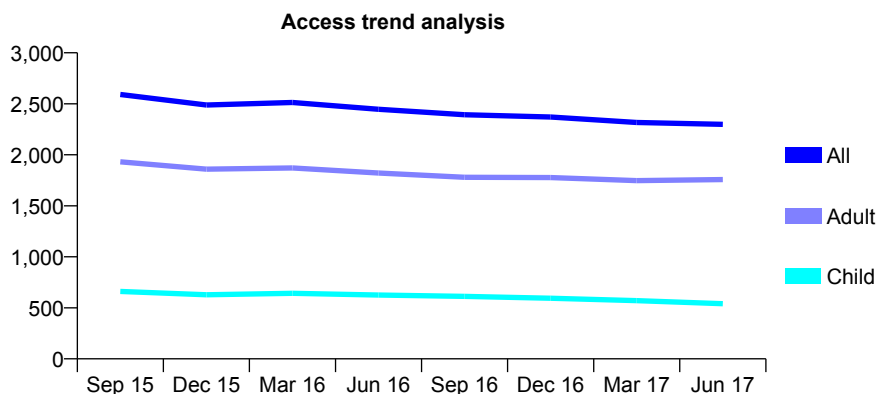
Q61 - Vital Signs At a Glance Contract Report for 126063/0001 - June 2017

Name or company name	Valentine Dental Practice Ltd
Contract type name	GDS Contract
Purpose of contract	General
Contract start date	01/07/2011
Contract end date	

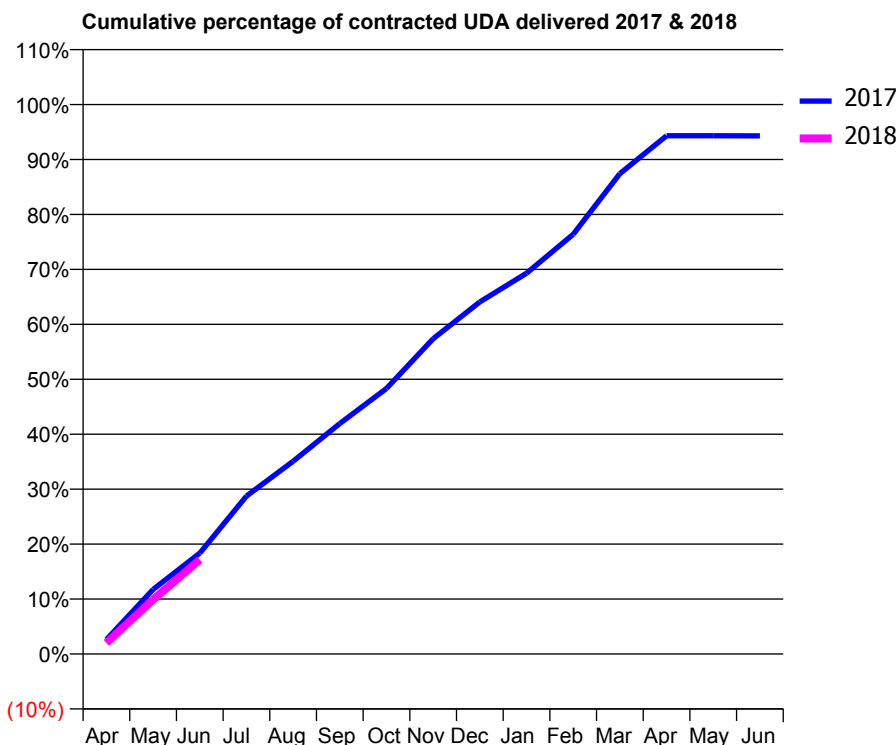
17/18 Contracted general activity (UDA)	6,231
Carry forward general activity (UDA)	0
17/18 Contracted orthodontic activity (UOA)	0
Carry forward orthodontic activity (UOA)	0
Baseline contract value	£173,586.61

ACCESS*

Patients seen in 24 months	Total	Change since previous quarter
Quarter ending June 2016	2,447	
Quarter ending September 2016	2,393	↓
Quarter ending December 2016	2,371	→
Quarter ending March 2017	2,317	↓
Quarter ending June 2017	2,299	→
Variance since June 2016	(6.0%)	↓



ACTIVITY



Month	Adjusted Scheduled Activity (UDA)	
	2017	2018
April	164	126
May	733	617
June	1,144	1,070
July	1,791	
August	2,185	
September	2,614	
October	3,011	
November	3,575	
December	3,993	
January	4,317	
February	4,759	
March	5,448	
April	5,877	
May	5,877	
June	5,876	

QUALITY

	Quantity	Base Number	Contract	AT	Region	England
% of FP17s for the same patient ID Re-attending within 3 months - Children	7	107	6.5%	10.4%	11.5%	12.0%
% of FP17s for the same patient ID Re-attending within 3 months - Adults	78	508	15.4%	16.0%	16.8%	16.0%
% of FP17s for the same patient ID Re-attending between 3 & 9 months - Children	24	107	22.4%	42.7%	47.3%	58.0%
% of FP17s for the same patient ID Re-attending between 3 & 9 months - Adults	164	508	32.3%	35.6%	38.3%	50.9%
% of FP17s for Band 1 Urgent Courses	149	460	32.4%	11.0%	10.7%	9.1%
% of FP17s Relating to Free Repair or Replacements	10	460	2.2%	0.5%	0.6%	0.8%
% of FP17s Relating to Continuations	4	460	0.9%	0.8%	0.8%	1.1%
% of Patients satisfied with the dentistry they have received	2	3	N/A	88.7%	89.8%	91.7%
% of Patients satisfied with the time they had to wait for an appointment	3	3	N/A	80.2%	83.6%	88.0%

* This is based on patients treated on this contract for their most recent course of treatment. Figures in italics indicate the base number of FP17s or Patient Questionnaire responses are less than 100. N/A is shown where the base number of responses is less than 10 during the period. % is calculated as Quantity/Base number*100

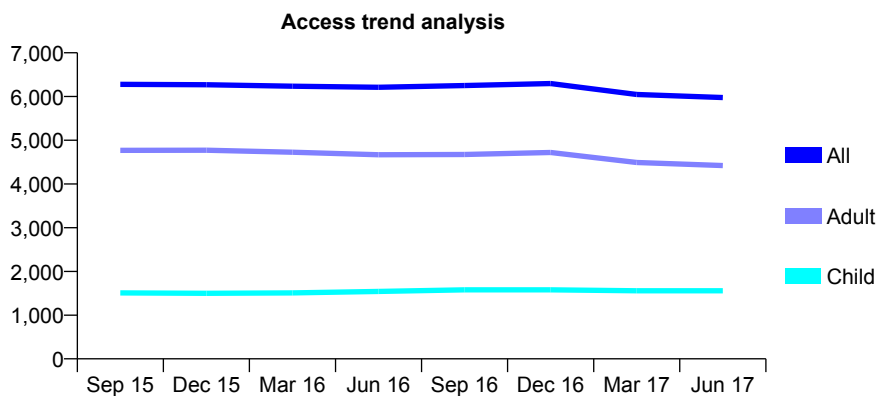
Q61 - Vital Signs At a Glance Contract Report for 126489/0001 - June 2017

Name or company name	Mr Mansour Ezzati
Contract type name	GDS Contract
Purpose of contract	General
Contract start date	01/01/2009
Contract end date	

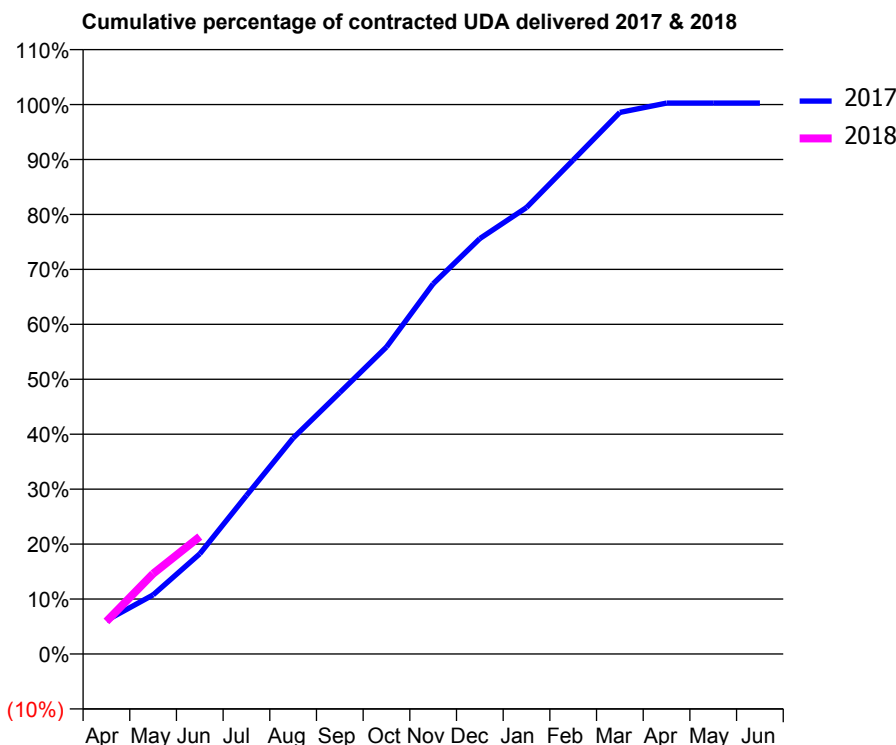
17/18 Contracted general activity (UDA)	18,134
Carry forward general activity (UDA)	0
17/18 Contracted orthodontic activity (UOA)	0
Carry forward orthodontic activity (UOA)	0
Baseline contract value	£536,681.67

ACCESS*

Patients seen in 24 months	Total	Change since previous quarter
Quarter ending June 2016	6,212	
Quarter ending September 2016	6,251	→
Quarter ending December 2016	6,297	→
Quarter ending March 2017	6,046	↓
Quarter ending June 2017	5,978	↓
Variance since June 2016	(3.8%)	↓



ACTIVITY



Month	Adjusted Scheduled Activity (UDA)	
	2017	2018
April	1,107	1,075
May	1,953	2,650
June	3,306	3,873
July	5,231	
August	7,127	
September	8,628	
October	10,130	
November	12,220	
December	13,708	
January	14,736	
February	16,301	
March	17,874	
April	18,181	
May	18,181	
June	18,181	

QUALITY

	Quantity	Base Number	Contract	AT	Region	England
% of FP17s for the same patient ID Re-attending within 3 months - Children	17	367	4.6%	10.4%	11.5%	12.0%
% of FP17s for the same patient ID Re-attending within 3 months - Adults	75	810	9.3%	16.0%	16.8%	16.0%
% of FP17s for the same patient ID Re-attending between 3 & 9 months - Children	145	367	39.5%	42.7%	47.3%	58.0%
% of FP17s for the same patient ID Re-attending between 3 & 9 months - Adults	234	810	28.9%	35.6%	38.3%	50.9%
% of FP17s for Band 1 Urgent Courses	101	1,078	9.4%	11.0%	10.7%	9.1%
% of FP17s Relating to Free Repair or Replacements	0	1,078	0.0%	0.5%	0.6%	0.8%
% of FP17s Relating to Continuations	2	1,078	0.2%	0.8%	0.8%	1.1%
% of Patients satisfied with the dentistry they have received	11	12	91.7%	88.7%	89.8%	91.7%
% of Patients satisfied with the time they had to wait for an appointment	9	12	75.0%	80.2%	83.6%	88.0%

* This is based on patients treated on this contract for their most recent course of treatment. Figures in italics indicate the base number of FP17s or Patient Questionnaire responses are less than 100. N/A is shown where the base number of responses is less than 10 during the period. % is calculated as Quantity/Base number*100

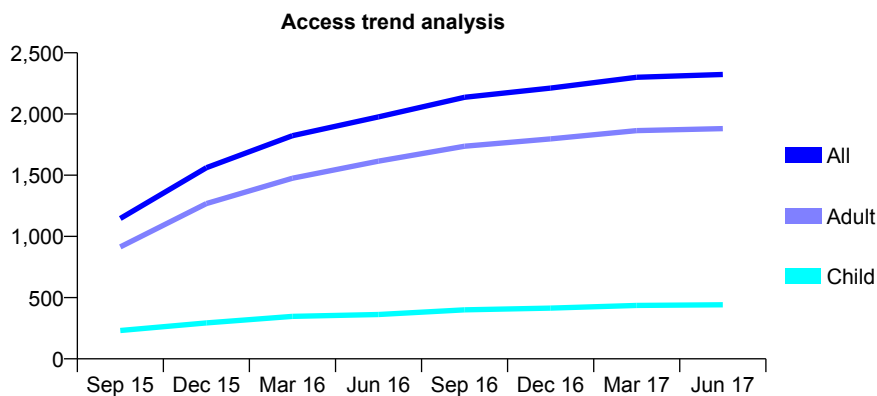
Q61 - Vital Signs At a Glance Contract Report for 127183/0001 - June 2017

Name or company name	NL Partners
Contract type name	GDS Contract
Purpose of contract	General
Contract start date	01/11/2014
Contract end date	

17/18 Contracted general activity (UDA)	7,359
Carry forward general activity (UDA)	0
17/18 Contracted orthodontic activity (UOA)	0
Carry forward orthodontic activity (UOA)	0
Baseline contract value	£223,917.24

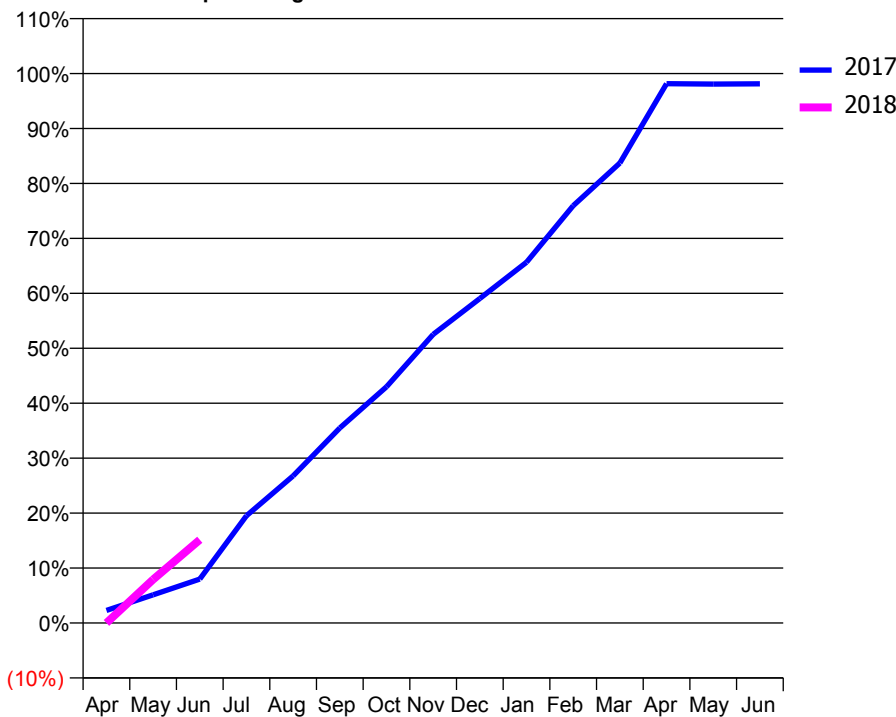
ACCESS*

Patients seen in 24 months	Total	Change since previous quarter
Quarter ending June 2016	1,977	
Quarter ending September 2016	2,137	↑
Quarter ending December 2016	2,212	↑
Quarter ending March 2017	2,300	↑
Quarter ending June 2017	2,323	→
Variance since June 2016	17.5%	↑



ACTIVITY

Cumulative percentage of contracted UDA delivered 2017 & 2018



Adjusted Scheduled Activity (UDA)

Month	2017	2018
April	169	0
May	377	583
June	589	1,114
July	1,436	
August	1,970	
September	2,613	
October	3,164	
November	3,866	
December	4,345	
January	4,831	
February	5,589	
March	6,161	
April	7,223	
May	7,218	
June	7,221	

QUALITY

	Quantity	Base Number	Contract	AT	Region	England
% of FP17s for the same patient ID Re-attending within 3 months - Children	9	134	6.7%	10.4%	11.5%	12.0%
% of FP17s for the same patient ID Re-attending within 3 months - Adults	41	458	9.0%	16.0%	16.8%	16.0%
% of FP17s for the same patient ID Re-attending between 3 & 9 months - Children	50	134	37.3%	42.7%	47.3%	58.0%
% of FP17s for the same patient ID Re-attending between 3 & 9 months - Adults	160	458	34.9%	35.6%	38.3%	50.9%
% of FP17s for Band 1 Urgent Courses	2	372	0.5%	11.0%	10.7%	9.1%
% of FP17s Relating to Free Repair or Replacements	0	372	0.0%	0.5%	0.6%	0.8%
% of FP17s Relating to Continuations	2	372	0.5%	0.8%	0.8%	1.1%
% of Patients satisfied with the dentistry they have received	1	2	N/A	88.7%	89.8%	91.7%
% of Patients satisfied with the time they had to wait for an appointment	2	2	N/A	80.2%	83.6%	88.0%

* This is based on patients treated on this contract for their most recent course of treatment. Figures in italics indicate the base number of FP17s or Patient Questionnaire responses are less than 100. N/A is shown where the base number of responses is less than 10 during the period. % is calculated as Quantity/Base number*100

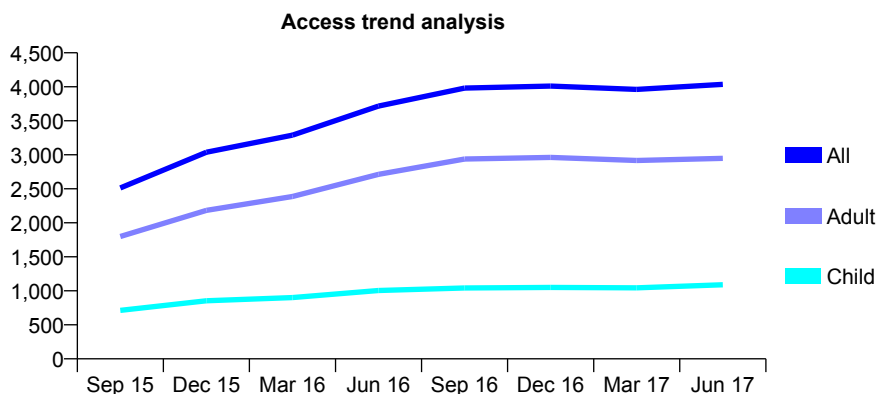
Q61 - Vital Signs At a Glance Contract Report for 127183/0002 - June 2017

Name or company name	NL Partners
Contract type name	GDS Contract
Purpose of contract	General
Contract start date	01/11/2014
Contract end date	

17/18 Contracted general activity (UDA)	10,565
Carry forward general activity (UDA)	0
17/18 Contracted orthodontic activity (UOA)	0
Carry forward orthodontic activity (UOA)	0
Baseline contract value	£291,576.31

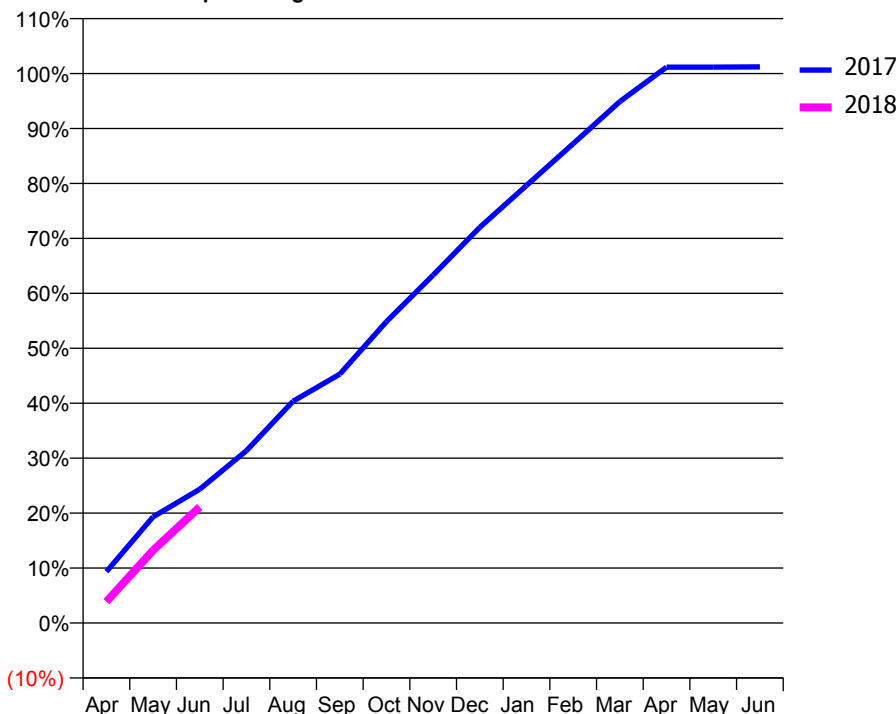
ACCESS*

Patients seen in 24 months	Total	Change since previous quarter
Quarter ending June 2016	3,717	
Quarter ending September 2016	3,981	↑
Quarter ending December 2016	4,011	→
Quarter ending March 2017	3,961	↓
Quarter ending June 2017	4,037	→
Variance since June 2016	8.6%	↑



ACTIVITY

Cumulative percentage of contracted UDA delivered 2017 & 2018



Month	Adjusted Scheduled Activity (UDA)	
	2017	2018
April	989	411
May	2,041	1,399
June	2,572	2,232
July	3,313	
August	4,264	
September	4,786	
October	5,796	
November	6,690	
December	7,608	
January	8,413	
February	9,214	
March	10,025	
April	10,687	
May	10,687	
June	10,691	

QUALITY

	Quantity	Base Number	Contract	AT	Region	England
% of FP17s for the same patient ID Re-attending within 3 months - Children	36	320	11.3%	10.4%	11.5%	12.0%
% of FP17s for the same patient ID Re-attending within 3 months - Adults	88	715	12.3%	16.0%	16.8%	16.0%
% of FP17s for the same patient ID Re-attending between 3 & 9 months - Children	98	320	30.6%	42.7%	47.3%	58.0%
% of FP17s for the same patient ID Re-attending between 3 & 9 months - Adults	191	715	26.7%	35.6%	38.3%	50.9%
% of FP17s for Band 1 Urgent Courses	35	788	4.4%	11.0%	10.7%	9.1%
% of FP17s Relating to Free Repair or Replacements	2	788	0.3%	0.5%	0.6%	0.8%
% of FP17s Relating to Continuations	4	788	0.5%	0.8%	0.8%	1.1%
% of Patients satisfied with the dentistry they have received	4	4	N/A	88.7%	89.8%	91.7%
% of Patients satisfied with the time they had to wait for an appointment	4	4	N/A	80.2%	83.6%	88.0%

* This is based on patients treated on this contract for their most recent course of treatment. Figures in italics indicate the base number of FP17s or Patient Questionnaire responses are less than 100. N/A is shown where the base number of responses is less than 10 during the period. % is calculated as Quantity/Base number*100

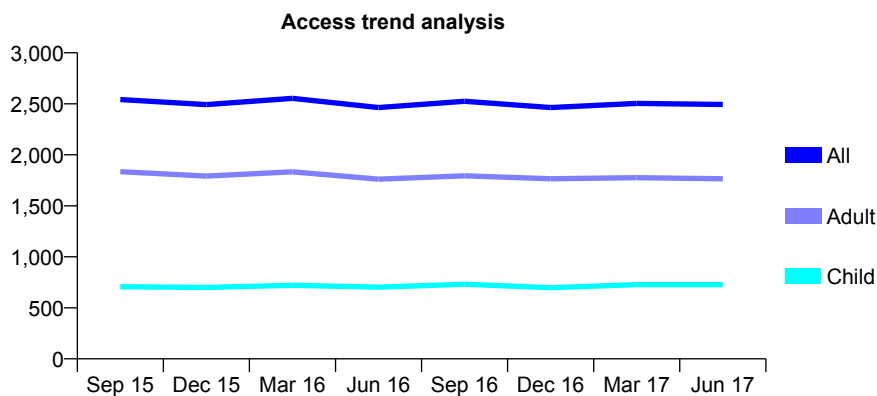
Q61 - Vital Signs At a Glance Contract Report for 127256/0001 - June 2017

Name or company name	Hainualt Gentle Dental Care Ltd
Contract type name	GDS Contract
Purpose of contract	General
Contract start date	01/05/2011
Contract end date	

17/18 Contracted general activity (UDA)	6,575
Carry forward general activity (UDA)	0
17/18 Contracted orthodontic activity (UOA)	0
Carry forward orthodontic activity (UOA)	0
Baseline contract value	£172,165.14

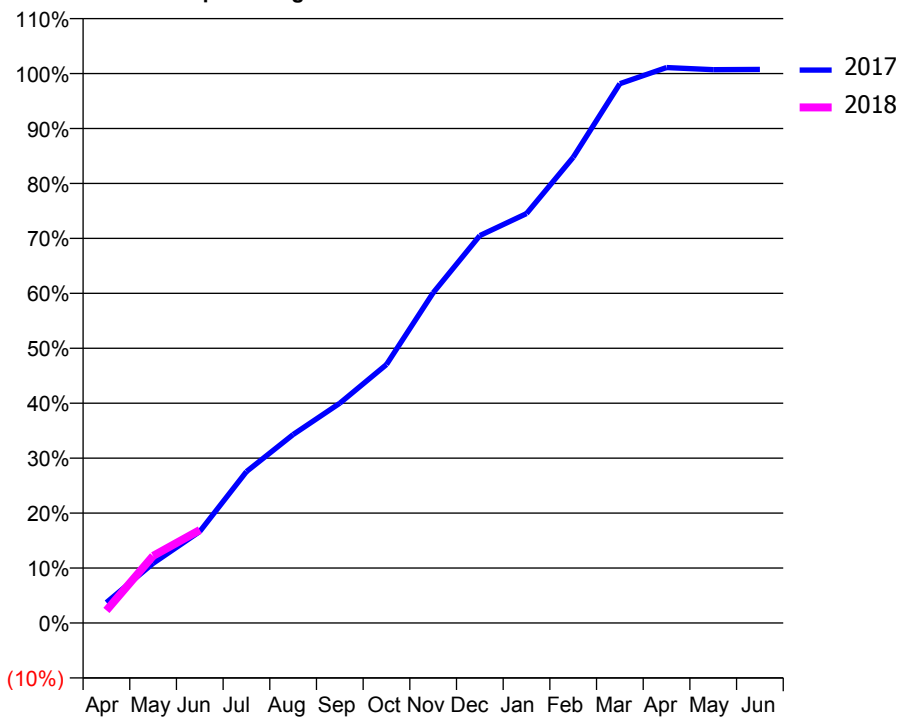
ACCESS*

Patients seen in 24 months	Total	Change since previous quarter
Quarter ending June 2016	2,464	
Quarter ending September 2016	2,525	↑
Quarter ending December 2016	2,463	↓
Quarter ending March 2017	2,504	→
Quarter ending June 2017	2,493	→
Variance since June 2016	1.2%	→



ACTIVITY

Cumulative percentage of contracted UDA delivered 2017 & 2018



Month	Adjusted Scheduled Activity (UDA)	
	2017	2018
April	244	150
May	713	803
June	1,096	1,112
July	1,812	
August	2,255	
September	2,631	
October	3,093	
November	3,951	
December	4,637	
January	4,900	
February	5,573	
March	6,453	
April	6,647	
May	6,621	
June	6,624	

QUALITY

	Quantity	Base Number	Contract	AT	Region	England
% of FP17s for the same patient ID Re-attending within 3 months - Children	9	147	6.1%	10.4%	11.5%	12.0%
% of FP17s for the same patient ID Re-attending within 3 months - Adults	33	330	10.0%	16.0%	16.8%	16.0%
% of FP17s for the same patient ID Re-attending between 3 & 9 months - Children	42	147	28.6%	42.7%	47.3%	58.0%
% of FP17s for the same patient ID Re-attending between 3 & 9 months - Adults	73	330	22.1%	35.6%	38.3%	50.9%
% of FP17s for Band 1 Urgent Courses	31	322	9.6%	11.0%	10.7%	9.1%
% of FP17s Relating to Free Repair or Replacements	0	322	0.0%	0.5%	0.6%	0.8%
% of FP17s Relating to Continuations	3	322	0.9%	0.8%	0.8%	1.1%
% of Patients satisfied with the dentistry they have received	4	4	N/A	88.7%	89.8%	91.7%
% of Patients satisfied with the time they had to wait for an appointment	4	4	N/A	80.2%	83.6%	88.0%

* This is based on patients treated on this contract for their most recent course of treatment. Figures in italics indicate the base number of FP17s or Patient Questionnaire responses are less than 100. N/A is shown where the base number of responses is less than 10 during the period. % is calculated as Quantity/Base number*100

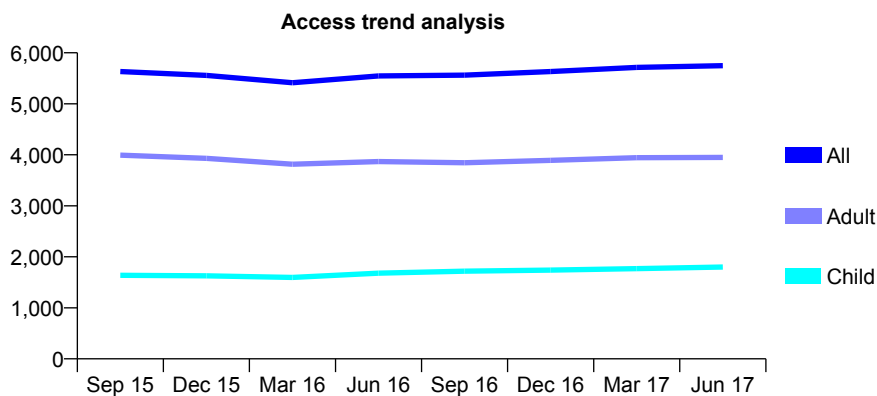
Q61 - Vital Signs At a Glance Contract Report for 127280/0001 - June 2017

Name or company name	Well Street Dental Care
Contract type name	GDS Contract
Purpose of contract	General
Contract start date	01/05/2011
Contract end date	

17/18 Contracted general activity (UDA)	23,003
Carry forward general activity (UDA)	0
17/18 Contracted orthodontic activity (UOA)	0
Carry forward orthodontic activity (UOA)	0
Baseline contract value	£664,513.49

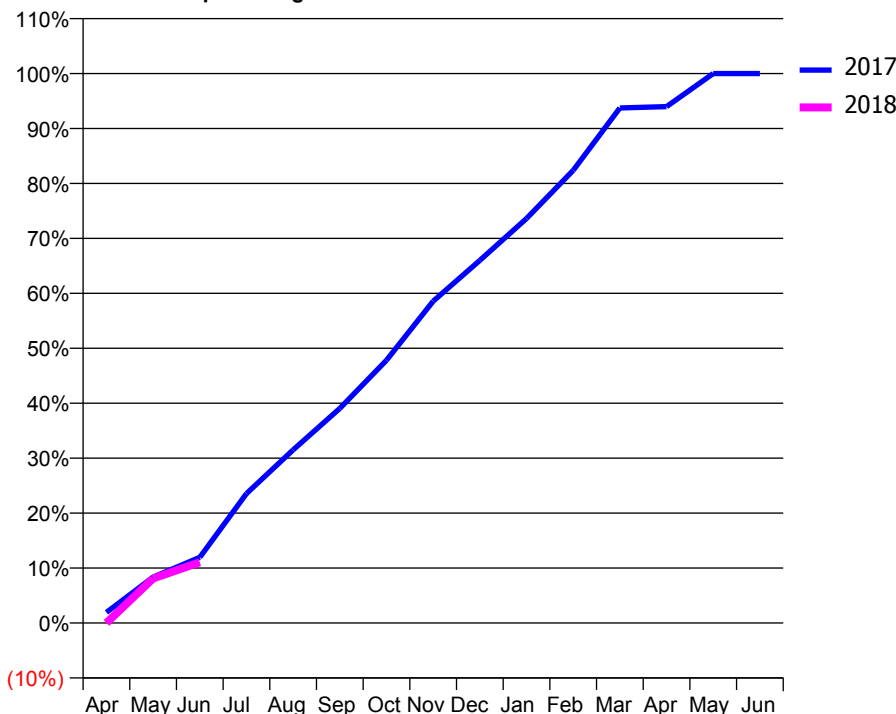
ACCESS*

Patients seen in 24 months	Total	Change since previous quarter
Quarter ending June 2016	5,546	
Quarter ending September 2016	5,563	→
Quarter ending December 2016	5,632	→
Quarter ending March 2017	5,714	→
Quarter ending June 2017	5,747	→
Variance since June 2016	3.6%	↑



ACTIVITY

Cumulative percentage of contracted UDA delivered 2017 & 2018



Month	Adjusted Scheduled Activity (UDA)	
	2017	2018
April	443	0
May	1,924	1,865
June	2,749	2,545
July	5,418	
August	7,250	
September	8,986	
October	11,000	
November	13,472	
December	15,183	
January	16,936	
February	18,947	
March	21,562	
April	21,615	
May	22,999	
June	22,999	

QUALITY

	Quantity	Base Number	Contract	AT	Region	England
% of FP17s for the same patient ID Re-attending within 3 months - Children	38	408	9.3%	10.4%	11.5%	12.0%
% of FP17s for the same patient ID Re-attending within 3 months - Adults	124	699	17.7%	16.0%	16.8%	16.0%
% of FP17s for the same patient ID Re-attending between 3 & 9 months - Children	129	408	31.6%	42.7%	47.3%	58.0%
% of FP17s for the same patient ID Re-attending between 3 & 9 months - Adults	203	699	29.0%	35.6%	38.3%	50.9%
% of FP17s for Band 1 Urgent Courses	140	809	17.3%	11.0%	10.7%	9.1%
% of FP17s Relating to Free Repair or Replacements	0	809	0.0%	0.5%	0.6%	0.8%
% of FP17s Relating to Continuations	16	809	2.0%	0.8%	0.8%	1.1%
% of Patients satisfied with the dentistry they have received	3	4	N/A	88.7%	89.8%	91.7%
% of Patients satisfied with the time they had to wait for an appointment	3	4	N/A	80.2%	83.6%	88.0%

* This is based on patients treated on this contract for their most recent course of treatment. Figures in italics indicate the base number of FP17s or Patient Questionnaire responses are less than 100. N/A is shown where the base number of responses is less than 10 during the period. % is calculated as Quantity/Base number*100

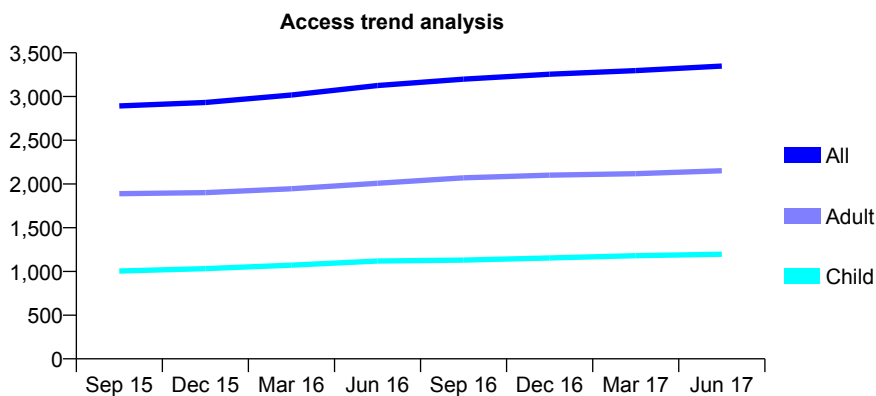
Q61 - Vital Signs At a Glance Contract Report for 127833/0001 - June 2017

Name or company name	Oris Dental Centre
Contract type name	GDS Contract
Purpose of contract	General
Contract start date	01/12/2008
Contract end date	

17/18 Contracted general activity (UDA)	10,757
Carry forward general activity (UDA)	0
17/18 Contracted orthodontic activity (UOA)	0
Carry forward orthodontic activity (UOA)	0
Baseline contract value	£268,126.76

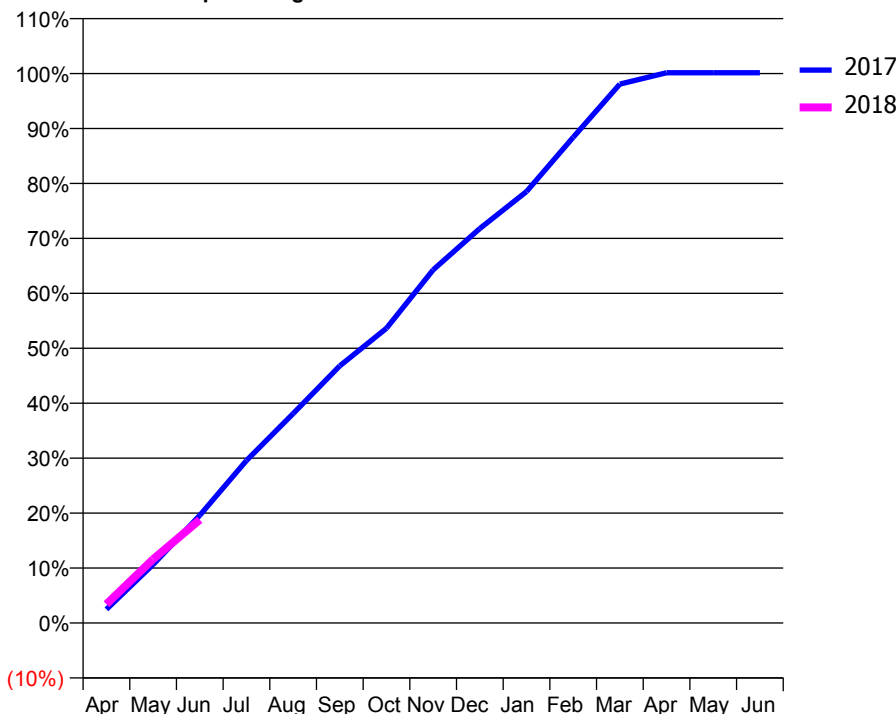
ACCESS*

Patients seen in 24 months	Total	Change since previous quarter
Quarter ending June 2016	3,125	
Quarter ending September 2016	3,199	↑
Quarter ending December 2016	3,255	→
Quarter ending March 2017	3,297	→
Quarter ending June 2017	3,348	→
Variance since June 2016	7.1%	↑



ACTIVITY

Cumulative percentage of contracted UDA delivered 2017 & 2018



Adjusted Scheduled Activity (UDA)

Month	2017	2018
April	268	369
May	1,144	1,250
June	2,107	2,021
July	3,182	
August	4,101	
September	5,033	
October	5,771	
November	6,913	
December	7,722	
January	8,447	
February	9,508	
March	10,550	
April	10,772	
May	10,772	
June	10,772	

QUALITY

	Quantity	Base Number	Contract	AT	Region	England
% of FP17s for the same patient ID Re-attending within 3 months - Children	27	384	7.0%	10.4%	11.5%	12.0%
% of FP17s for the same patient ID Re-attending within 3 months - Adults	102	574	17.8%	16.0%	16.8%	16.0%
% of FP17s for the same patient ID Re-attending between 3 & 9 months - Children	197	384	51.3%	42.7%	47.3%	58.0%
% of FP17s for the same patient ID Re-attending between 3 & 9 months - Adults	232	574	40.4%	35.6%	38.3%	50.9%
% of FP17s for Band 1 Urgent Courses	56	747	7.5%	11.0%	10.7%	9.1%
% of FP17s Relating to Free Repair or Replacements	8	747	1.1%	0.5%	0.6%	0.8%
% of FP17s Relating to Continuations	13	747	1.7%	0.8%	0.8%	1.1%
% of Patients satisfied with the dentistry they have received	5	6	N/A	88.7%	89.8%	91.7%
% of Patients satisfied with the time they had to wait for an appointment	5	6	N/A	80.2%	83.6%	88.0%

* This is based on patients treated on this contract for their most recent course of treatment. Figures in italics indicate the base number of FP17s or Patient Questionnaire responses are less than 100. N/A is shown where the base number of responses is less than 10 during the period. % is calculated as Quantity/Base number*100

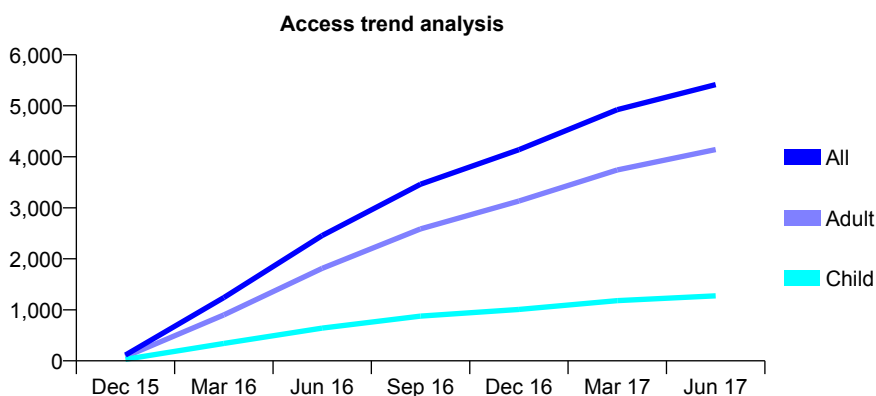
Q61 - Vital Signs At a Glance Contract Report for 127965/0001 - June 2017

Name or company name	Manor House DS
Contract type name	GDS Contract
Purpose of contract	General
Contract start date	01/12/2015
Contract end date	

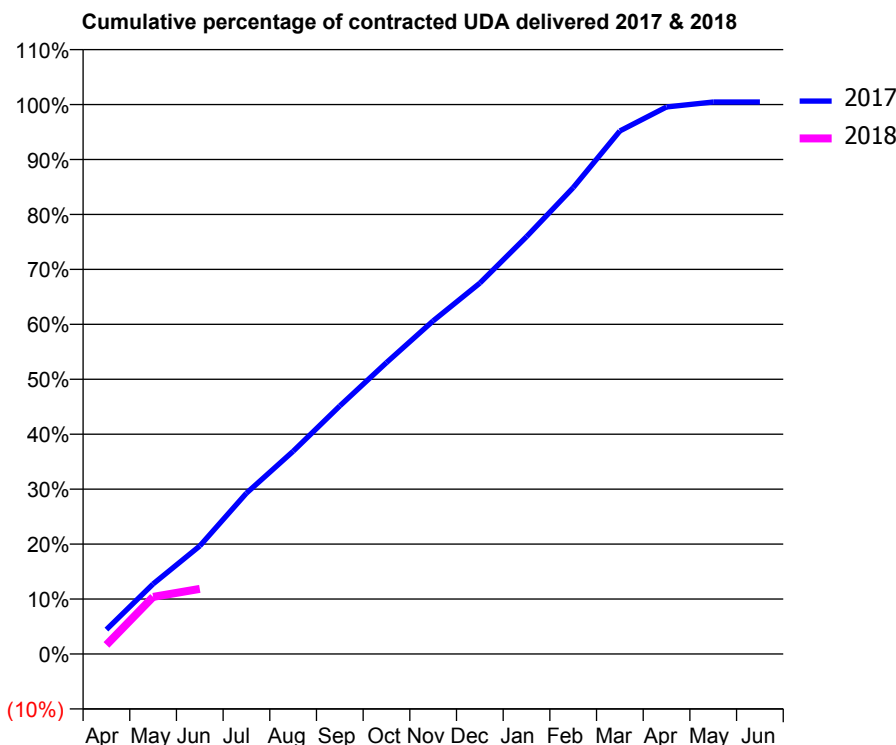
17/18 Contracted general activity (UDA)	17,735
Carry forward general activity (UDA)	0
17/18 Contracted orthodontic activity (UOA)	0
Carry forward orthodontic activity (UOA)	0
Baseline contract value	£614,245.40

ACCESS*

Patients seen in 24 months	Total	Change since previous quarter
Quarter ending June 2016	2,456	
Quarter ending September 2016	3,464	↑
Quarter ending December 2016	4,141	↑
Quarter ending March 2017	4,923	↑
Quarter ending June 2017	5,416	↑
Variance since June 2016	120.5%	↑



ACTIVITY



Month	Adjusted Scheduled Activity (UDA)	
	2017	2018
April	790	294
May	2,261	1,845
June	3,489	2,101
July	5,192	
August	6,543	
September	8,009	
October	9,404	
November	10,751	
December	11,972	
January	13,470	
February	15,054	
March	16,883	
April	17,654	
May	17,816	
June	17,816	

QUALITY

	Quantity	Base Number	Contract	AT	Region	England
% of FP17s for the same patient ID Re-attending within 3 months - Children	2	206	1.0%	10.4%	11.5%	12.0%
% of FP17s for the same patient ID Re-attending within 3 months - Adults	11	679	1.6%	16.0%	16.8%	16.0%
% of FP17s for the same patient ID Re-attending between 3 & 9 months - Children	39	206	18.9%	42.7%	47.3%	58.0%
% of FP17s for the same patient ID Re-attending between 3 & 9 months - Adults	146	679	21.5%	35.6%	38.3%	50.9%
% of FP17s for Band 1 Urgent Courses	14	636	2.2%	11.0%	10.7%	9.1%
% of FP17s Relating to Free Repair or Replacements	0	636	0.0%	0.5%	0.6%	0.8%
% of FP17s Relating to Continuations	0	636	0.0%	0.8%	0.8%	1.1%
% of Patients satisfied with the dentistry they have received	1	1	N/A	88.7%	89.8%	91.7%
% of Patients satisfied with the time they had to wait for an appointment	1	1	N/A	80.2%	83.6%	88.0%

* This is based on patients treated on this contract for their most recent course of treatment. Figures in italics indicate the base number of FP17s or Patient Questionnaire responses are less than 100. N/A is shown where the base number of responses is less than 10 during the period. % is calculated as Quantity/Base number*100

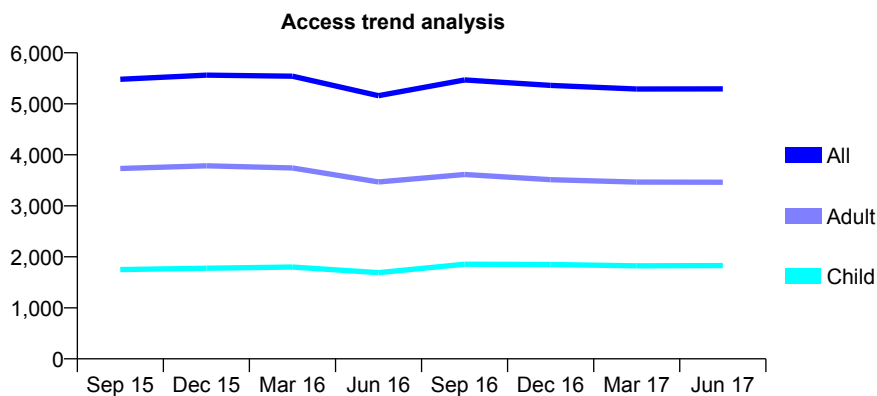
Q61 - Vital Signs At a Glance Contract Report for 128163/0006 - June 2017

Name or company name	Aspire Dental Care Limited
Contract type name	GDS Contract
Purpose of contract	General
Contract start date	11/12/2012
Contract end date	

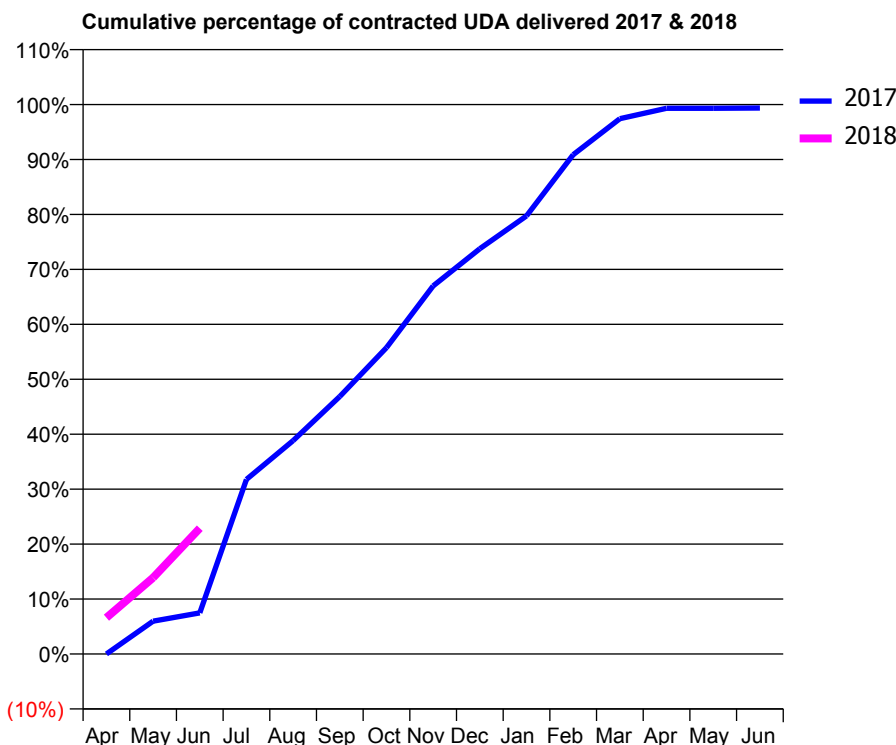
17/18 Contracted general activity (UDA)	13,436
Carry forward general activity (UDA)	0
17/18 Contracted orthodontic activity (UOA)	0
Carry forward orthodontic activity (UOA)	0
Baseline contract value	£319,099.96

ACCESS*

Patients seen in 24 months	Total	Change since previous quarter
Quarter ending June 2016	5,159	
Quarter ending September 2016	5,469	↑
Quarter ending December 2016	5,362	↓
Quarter ending March 2017	5,289	↓
Quarter ending June 2017	5,292	→
Variance since June 2016	2.6%	↑



ACTIVITY



Month	Adjusted Scheduled Activity (UDA)	
	2017	2018
April	0	888
May	802	1,868
June	1,005	3,078
July	4,271	
August	5,217	
September	6,296	
October	7,492	
November	8,999	
December	9,911	
January	10,711	
February	12,208	
March	13,089	
April	13,343	
May	13,344	
June	13,349	

QUALITY

	Quantity	Base Number	Contract	AT	Region	England
% of FP17s for the same patient ID Re-attending within 3 months - Children	45	567	7.9%	10.4%	11.5%	12.0%
% of FP17s for the same patient ID Re-attending within 3 months - Adults	158	856	18.5%	16.0%	16.8%	16.0%
% of FP17s for the same patient ID Re-attending between 3 & 9 months - Children	263	567	46.4%	42.7%	47.3%	58.0%
% of FP17s for the same patient ID Re-attending between 3 & 9 months - Adults	285	856	33.3%	35.6%	38.3%	50.9%
% of FP17s for Band 1 Urgent Courses	234	1,318	17.8%	11.0%	10.7%	9.1%
% of FP17s Relating to Free Repair or Replacements	13	1,318	1.0%	0.5%	0.6%	0.8%
% of FP17s Relating to Continuations	3	1,318	0.2%	0.8%	0.8%	1.1%
% of Patients satisfied with the dentistry they have received	5	5	N/A	88.7%	89.8%	91.7%
% of Patients satisfied with the time they had to wait for an appointment	3	5	N/A	80.2%	83.6%	88.0%

* This is based on patients treated on this contract for their most recent course of treatment. Figures in italics indicate the base number of FP17s or Patient Questionnaire responses are less than 100. N/A is shown where the base number of responses is less than 10 during the period. % is calculated as Quantity/Base number*100

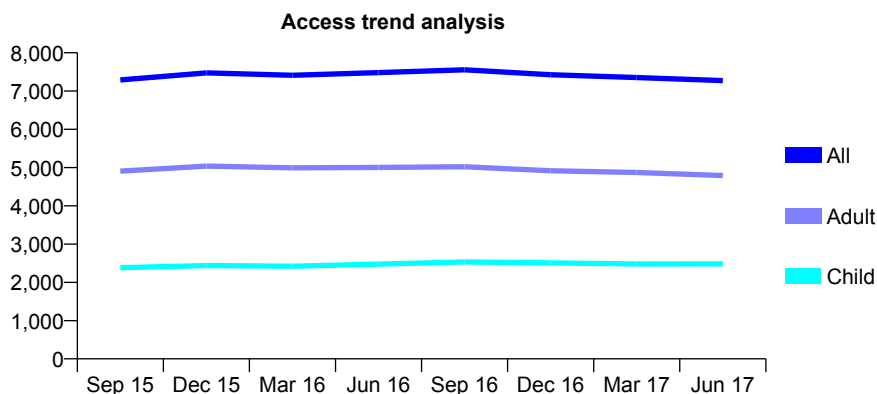
Q61 - Vital Signs At a Glance Contract Report for 128422/0001 - June 2017

Name or company name	MR JL VARA DR NJ VARA DR RJ VARA
Contract type name	GDS Contract
Purpose of contract	General
Contract start date	01/04/2013
Contract end date	

17/18 Contracted general activity (UDA)	20,521
Carry forward general activity (UDA)	0
17/18 Contracted orthodontic activity (UOA)	0
Carry forward orthodontic activity (UOA)	0
Baseline contract value	£570,488.67

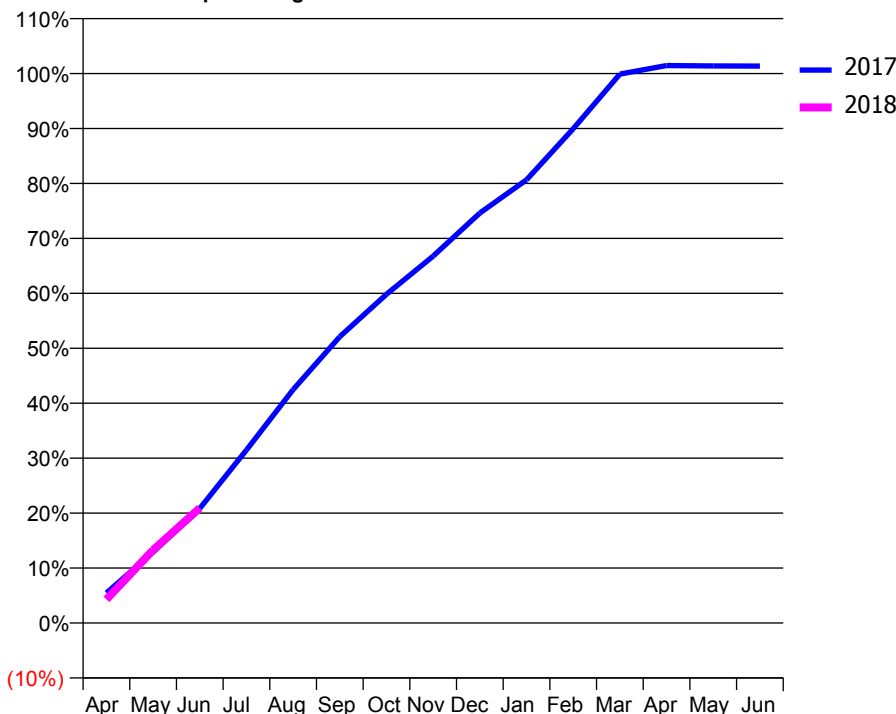
ACCESS*

Patients seen in 24 months	Total	Change since previous quarter
Quarter ending June 2016	7,481	
Quarter ending September 2016	7,555	→
Quarter ending December 2016	7,425	↓
Quarter ending March 2017	7,353	→
Quarter ending June 2017	7,274	↓
Variance since June 2016	(2.8%)	↓



ACTIVITY

Cumulative percentage of contracted UDA delivered 2017 & 2018



Adjusted Scheduled Activity (UDA)

Month	2017	2018
April	1,122	882
May	2,653	2,725
June	4,278	4,297
July	6,461	
August	8,717	
September	10,694	
October	12,277	
November	13,702	
December	15,313	
January	16,552	
February	18,460	
March	20,499	
April	20,818	
May	20,801	
June	20,800	

QUALITY

	Quantity	Base Number	Contract	AT	Region	England
% of FP17s for the same patient ID Re-attending within 3 months - Children	27	678	4.0%	10.4%	11.5%	12.0%
% of FP17s for the same patient ID Re-attending within 3 months - Adults	62	845	7.3%	16.0%	16.8%	16.0%
% of FP17s for the same patient ID Re-attending between 3 & 9 months - Children	227	678	33.5%	42.7%	47.3%	58.0%
% of FP17s for the same patient ID Re-attending between 3 & 9 months - Adults	268	845	31.7%	35.6%	38.3%	50.9%
% of FP17s for Band 1 Urgent Courses	87	1,428	6.1%	11.0%	10.7%	9.1%
% of FP17s Relating to Free Repair or Replacements	4	1,428	0.3%	0.5%	0.6%	0.8%
% of FP17s Relating to Continuations	1	1,428	0.1%	0.8%	0.8%	1.1%
% of Patients satisfied with the dentistry they have received	3	4	N/A	88.7%	89.8%	91.7%
% of Patients satisfied with the time they had to wait for an appointment	3	4	N/A	80.2%	83.6%	88.0%

* This is based on patients treated on this contract for their most recent course of treatment. Figures in italics indicate the base number of FP17s or Patient Questionnaire responses are less than 100. N/A is shown where the base number of responses is less than 10 during the period. % is calculated as Quantity/Base number*100

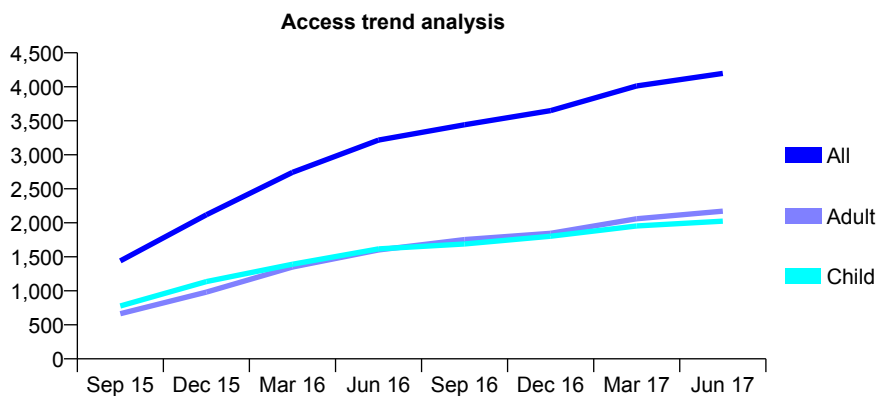
Q61 - Vital Signs At a Glance Contract Report for 128473/0001 - June 2017

Name or company name	The Anna House Partnership
Contract type name	GDS Contract
Purpose of contract	General
Contract start date	01/05/2015
Contract end date	

17/18 Contracted general activity (UDA)	17,027
Carry forward general activity (UDA)	0
17/18 Contracted orthodontic activity (UOA)	0
Carry forward orthodontic activity (UOA)	0
Baseline contract value	£520,912.76

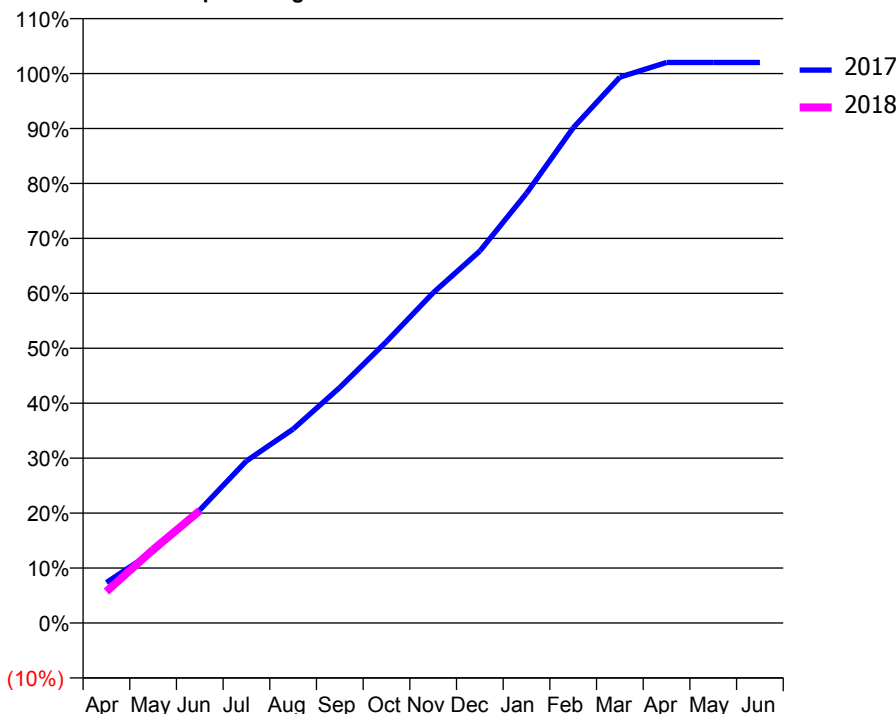
ACCESS*

Patients seen in 24 months	Total	Change since previous quarter
Quarter ending June 2016	3,217	
Quarter ending September 2016	3,443	↑
Quarter ending December 2016	3,650	↑
Quarter ending March 2017	4,013	↑
Quarter ending June 2017	4,197	↑
Variance since June 2016	30.5%	↑



ACTIVITY

Cumulative percentage of contracted UDA delivered 2017 & 2018



Adjusted Scheduled Activity (UDA)

Month	2017	2018
April	1,255	976
May	2,216	2,276
June	3,501	3,480
July	5,021	
August	6,009	
September	7,301	
October	8,721	
November	10,234	
December	11,525	
January	13,314	
February	15,343	
March	16,915	
April	17,368	
May	17,368	
June	17,368	

QUALITY

	Quantity	Base Number	Contract	AT	Region	England
% of FP17s for the same patient ID Re-attending within 3 months - Children	35	575	6.1%	10.4%	11.5%	12.0%
% of FP17s for the same patient ID Re-attending within 3 months - Adults	46	573	8.0%	16.0%	16.8%	16.0%
% of FP17s for the same patient ID Re-attending between 3 & 9 months - Children	280	575	48.7%	42.7%	47.3%	58.0%
% of FP17s for the same patient ID Re-attending between 3 & 9 months - Adults	252	573	44.0%	35.6%	38.3%	50.9%
% of FP17s for Band 1 Urgent Courses	46	1,007	4.6%	11.0%	10.7%	9.1%
% of FP17s Relating to Free Repair or Replacements	0	1,007	0.0%	0.5%	0.6%	0.8%
% of FP17s Relating to Continuations	3	1,007	0.3%	0.8%	0.8%	1.1%
% of Patients satisfied with the dentistry they have received	4	4	N/A	88.7%	89.8%	91.7%
% of Patients satisfied with the time they had to wait for an appointment	3	4	N/A	80.2%	83.6%	88.0%

* This is based on patients treated on this contract for their most recent course of treatment. Figures in italics indicate the base number of FP17s or Patient Questionnaire responses are less than 100. N/A is shown where the base number of responses is less than 10 during the period. % is calculated as Quantity/Base number*100

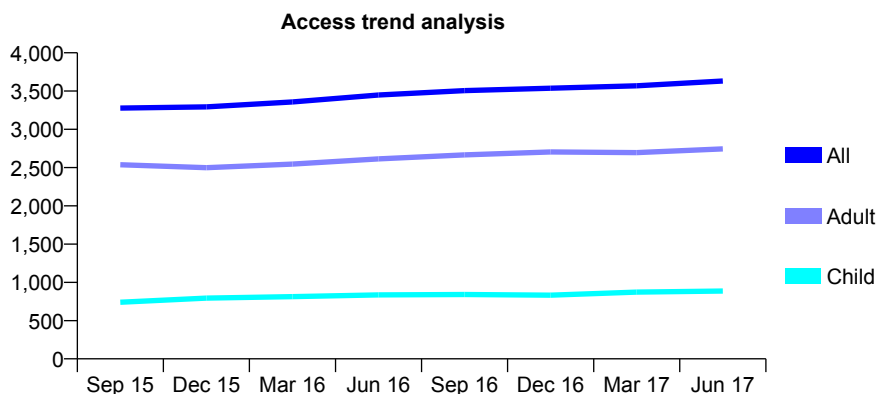
Q61 - Vital Signs At a Glance Contract Report for 129453/0001 - June 2017

Name or company name	Dr Margarita Vochaiti & Dr Aris Psathopoulk
Contract type name	GDS Contract
Purpose of contract	General
Contract start date	01/12/2012
Contract end date	

17/18 Contracted general activity (UDA)	7,242
Carry forward general activity (UDA)	0
17/18 Contracted orthodontic activity (UOA)	0
Carry forward orthodontic activity (UOA)	0
Baseline contract value	£205,719.25

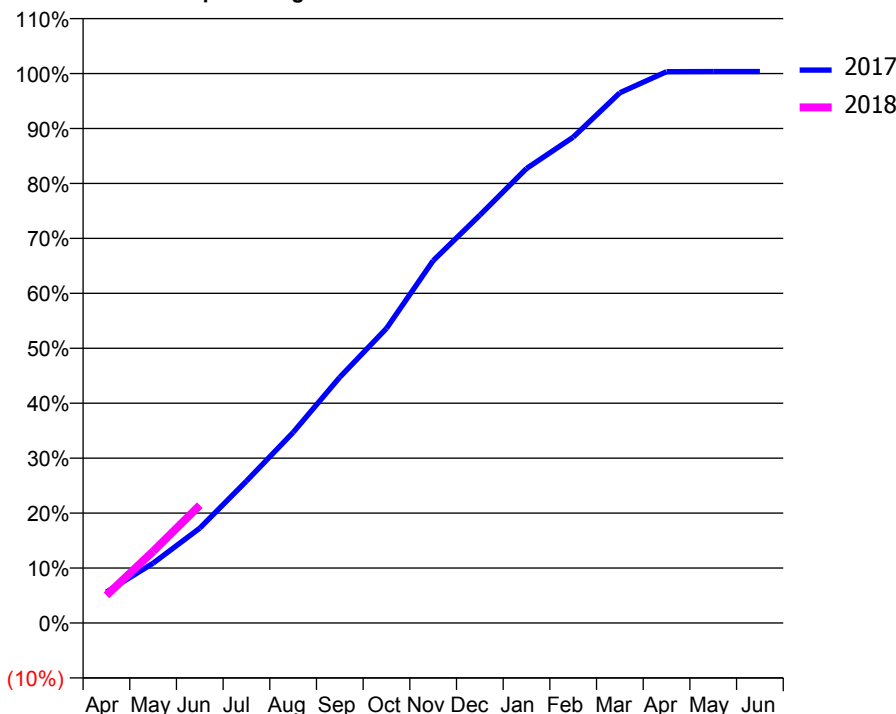
ACCESS*

Patients seen in 24 months	Total	Change since previous quarter
Quarter ending June 2016	3,449	
Quarter ending September 2016	3,506	→
Quarter ending December 2016	3,537	→
Quarter ending March 2017	3,568	→
Quarter ending June 2017	3,632	→
Variance since June 2016	5.3%	↑



ACTIVITY

Cumulative percentage of contracted UDA delivered 2017 & 2018



Month	Adjusted Scheduled Activity (UDA)	
	2017	2018
April	409	365
May	788	945
June	1,251	1,552
July	1,871	
August	2,512	
September	3,240	
October	3,884	
November	4,776	
December	5,374	
January	5,991	
February	6,403	
March	6,988	
April	7,266	
May	7,267	
June	7,267	

QUALITY

	Quantity	Base Number	Contract	AT	Region	England
% of FP17s for the same patient ID Re-attending within 3 months - Children	12	216	5.6%	10.4%	11.5%	12.0%
% of FP17s for the same patient ID Re-attending within 3 months - Adults	73	616	11.9%	16.0%	16.8%	16.0%
% of FP17s for the same patient ID Re-attending between 3 & 9 months - Children	89	216	41.2%	42.7%	47.3%	58.0%
% of FP17s for the same patient ID Re-attending between 3 & 9 months - Adults	181	616	29.4%	35.6%	38.3%	50.9%
% of FP17s for Band 1 Urgent Courses	56	730	7.7%	11.0%	10.7%	9.1%
% of FP17s Relating to Free Repair or Replacements	6	730	0.8%	0.5%	0.6%	0.8%
% of FP17s Relating to Continuations	7	730	1.0%	0.8%	0.8%	1.1%
% of Patients satisfied with the dentistry they have received	0	1	N/A	88.7%	89.8%	91.7%
% of Patients satisfied with the time they had to wait for an appointment	0	1	N/A	80.2%	83.6%	88.0%

* This is based on patients treated on this contract for their most recent course of treatment. Figures in italics indicate the base number of FP17s or Patient Questionnaire responses are less than 100. N/A is shown where the base number of responses is less than 10 during the period. % is calculated as Quantity/Base number*100

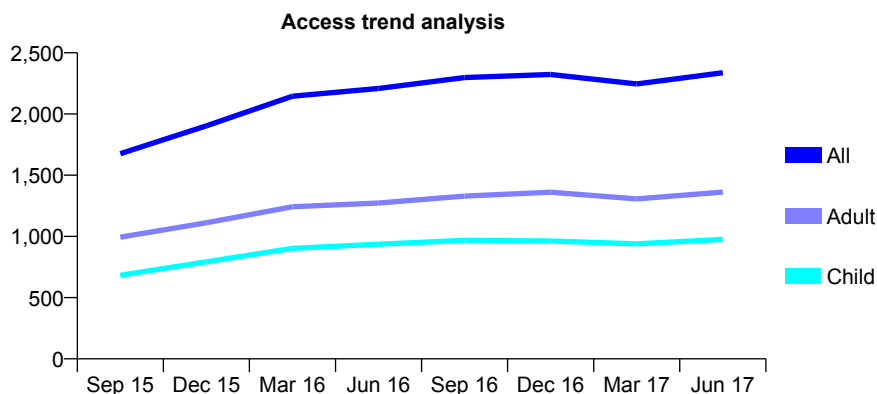
Q61 - Vital Signs At a Glance Contract Report for 129526/0001 - June 2017

Name or company name	L Rouzdar, F Zarza, S Emami and A P Satt
Contract type name	GDS Contract
Purpose of contract	General
Contract start date	01/04/2014
Contract end date	

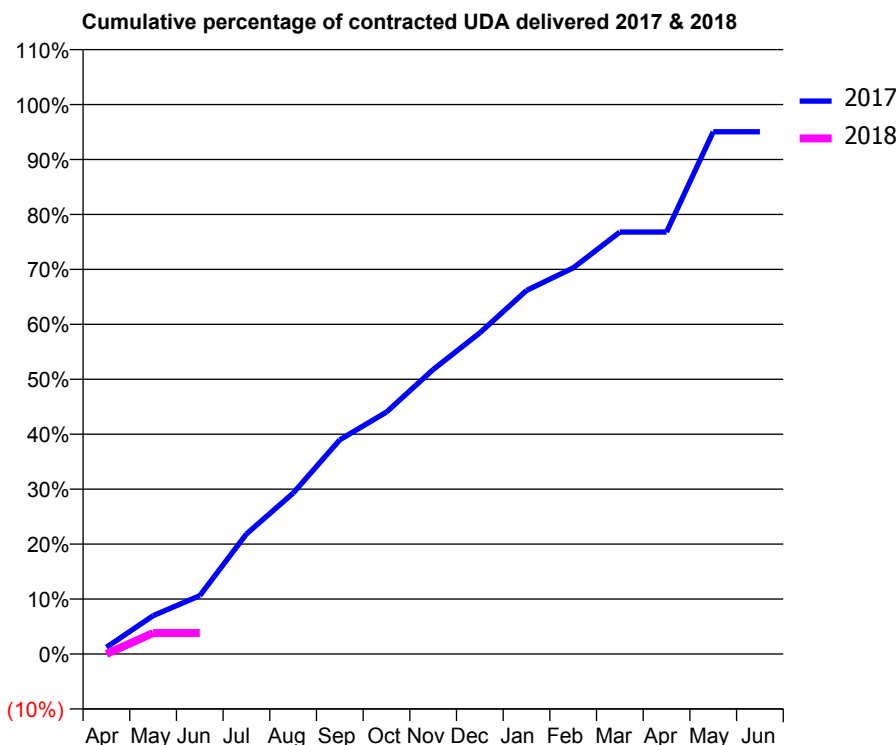
17/18 Contracted general activity (UDA)	7,074
Carry forward general activity (UDA)	0
17/18 Contracted orthodontic activity (UOA)	0
Carry forward orthodontic activity (UOA)	0
Baseline contract value	£253,059.72

ACCESS*

Patients seen in 24 months	Total	Change since previous quarter
Quarter ending June 2016	2,209	
Quarter ending September 2016	2,298	↑
Quarter ending December 2016	2,323	→
Quarter ending March 2017	2,246	↓
Quarter ending June 2017	2,337	↑
Variance since June 2016	5.8%	↑



ACTIVITY



Month	Adjusted Scheduled Activity (UDA)	
	2017	2018
April	87	0
May	493	271
June	752	271
July	1,546	
August	2,071	
September	2,757	
October	3,114	
November	3,662	
December	4,134	
January	4,681	
February	4,970	
March	5,432	
April	5,432	
May	6,723	
June	6,723	

QUALITY

	Quantity	Base Number	Contract	AT	Region	England
% of FP17s for the same patient ID Re-attending within 3 months - Children	19	251	7.6%	10.4%	11.5%	12.0%
% of FP17s for the same patient ID Re-attending within 3 months - Adults	37	306	12.1%	16.0%	16.8%	16.0%
% of FP17s for the same patient ID Re-attending between 3 & 9 months - Children	115	251	45.8%	42.7%	47.3%	58.0%
% of FP17s for the same patient ID Re-attending between 3 & 9 months - Adults	121	306	39.5%	35.6%	38.3%	50.9%
% of FP17s for Band 1 Urgent Courses	10	119	8.4%	11.0%	10.7%	9.1%
% of FP17s Relating to Free Repair or Replacements	0	119	0.0%	0.5%	0.6%	0.8%
% of FP17s Relating to Continuations	0	119	0.0%	0.8%	0.8%	1.1%
% of Patients satisfied with the dentistry they have received	1	1	N/A	88.7%	89.8%	91.7%
% of Patients satisfied with the time they had to wait for an appointment	1	1	N/A	80.2%	83.6%	88.0%

* This is based on patients treated on this contract for their most recent course of treatment. Figures in italics indicate the base number of FP17s or Patient Questionnaire responses are less than 100. N/A is shown where the base number of responses is less than 10 during the period. % is calculated as Quantity/Base number*100

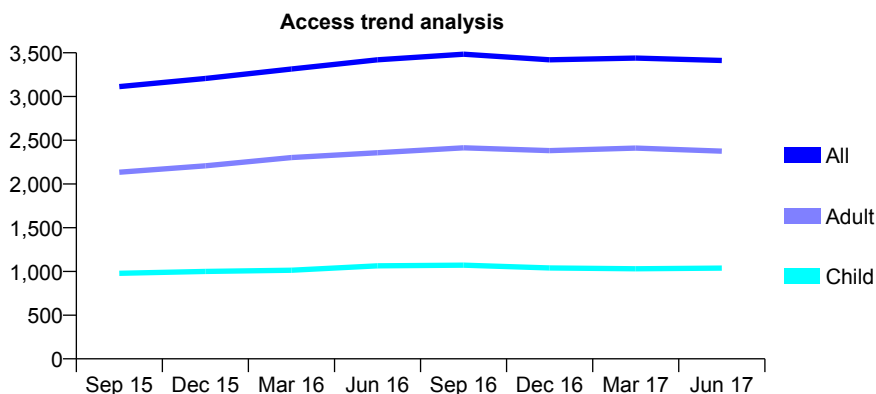
Q61 - Vital Signs At a Glance Contract Report for 130303/0001 - June 2017

Name or company name	Salmon Lane Dental Care
Contract type name	GDS Contract
Purpose of contract	General
Contract start date	19/11/2010
Contract end date	

17/18 Contracted general activity (UDA)	7,879
Carry forward general activity (UDA)	0
17/18 Contracted orthodontic activity (UOA)	0
Carry forward orthodontic activity (UOA)	0
Baseline contract value	£223,033.42

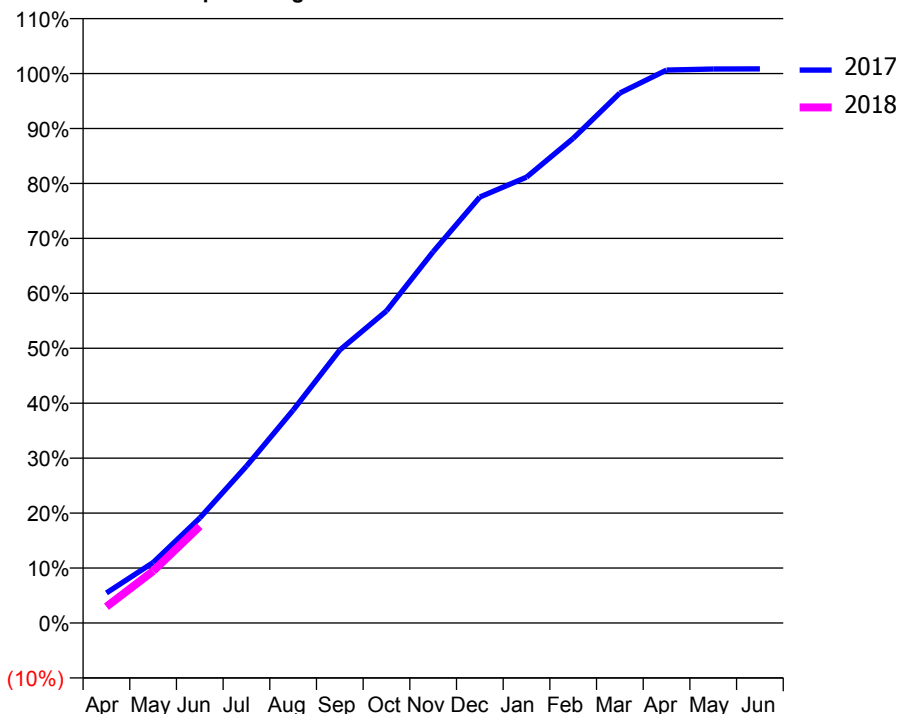
ACCESS*

Patients seen in 24 months	Total	Change since previous quarter
Quarter ending June 2016	3,420	
Quarter ending September 2016	3,484	→
Quarter ending December 2016	3,420	↓
Quarter ending March 2017	3,440	→
Quarter ending June 2017	3,413	→
Variance since June 2016	(0.2%)	→



ACTIVITY

Cumulative percentage of contracted UDA delivered 2017 & 2018



Month	Adjusted Scheduled Activity (UDA)	
	2017	2018
April	431	234
May	868	745
June	1,505	1,386
July	2,249	
August	3,052	
September	3,915	
October	4,475	
November	5,323	
December	6,108	
January	6,393	
February	6,949	
March	7,599	
April	7,929	
May	7,944	
June	7,946	

QUALITY

	Quantity	Base Number	Contract	AT	Region	England
% of FP17s for the same patient ID Re-attending within 3 months - Children	25	270	9.3%	10.4%	11.5%	12.0%
% of FP17s for the same patient ID Re-attending within 3 months - Adults	101	572	17.7%	16.0%	16.8%	16.0%
% of FP17s for the same patient ID Re-attending between 3 & 9 months - Children	52	270	19.3%	42.7%	47.3%	58.0%
% of FP17s for the same patient ID Re-attending between 3 & 9 months - Adults	127	572	22.2%	35.6%	38.3%	50.9%
% of FP17s for Band 1 Urgent Courses	97	505	19.2%	11.0%	10.7%	9.1%
% of FP17s Relating to Free Repair or Replacements	0	505	0.0%	0.5%	0.6%	0.8%
% of FP17s Relating to Continuations	2	505	0.4%	0.8%	0.8%	1.1%
% of Patients satisfied with the dentistry they have received	4	4	N/A	88.7%	89.8%	91.7%
% of Patients satisfied with the time they had to wait for an appointment	4	4	N/A	80.2%	83.6%	88.0%

* This is based on patients treated on this contract for their most recent course of treatment. Figures in italics indicate the base number of FP17s or Patient Questionnaire responses are less than 100. N/A is shown where the base number of responses is less than 10 during the period. % is calculated as Quantity/Base number*100

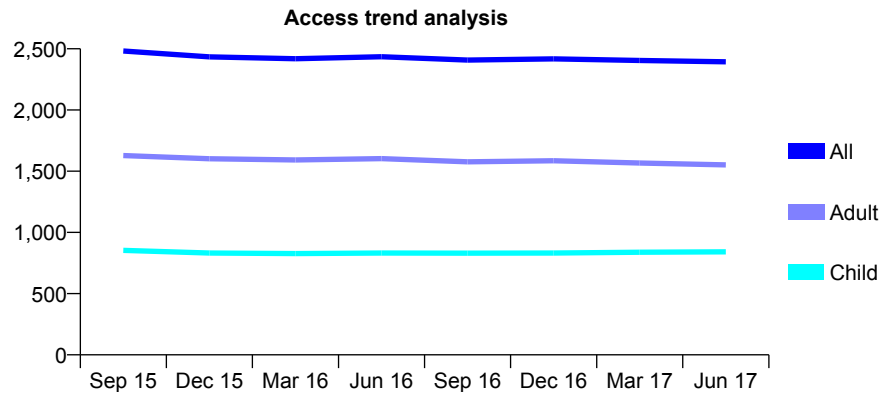
Q61 - Vital Signs At a Glance Contract Report for 131245/0001 - June 2017

Name or company name	Bullsmoor Dental Practice
Contract type name	GDS Contract
Purpose of contract	General
Contract start date	01/07/2013
Contract end date	

17/18 Contracted general activity (UDA)	7,000
Carry forward general activity (UDA)	0
17/18 Contracted orthodontic activity (UOA)	0
Carry forward orthodontic activity (UOA)	0
Baseline contract value	£174,925.43

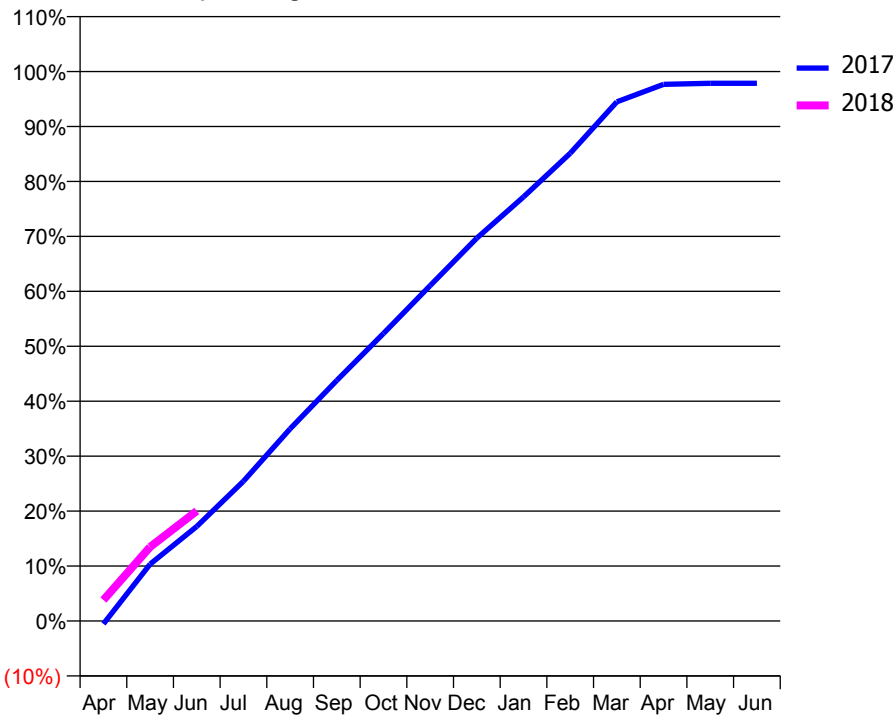
ACCESS*

Patients seen in 24 months	Total	Change since previous quarter
Quarter ending June 2016	2,435	
Quarter ending September 2016	2,408	↓
Quarter ending December 2016	2,418	→
Quarter ending March 2017	2,405	→
Quarter ending June 2017	2,394	→
Variance since June 2016	(1.7%)	↓



ACTIVITY

Cumulative percentage of contracted UDA delivered 2017 & 2018



Month	Adjusted Scheduled Activity (UDA)	
	2017	2018
April	-38	268
May	724	943
June	1,205	1,402
July	1,781	
August	2,448	
September	3,065	
October	3,664	
November	4,273	
December	4,878	
January	5,403	
February	5,958	
March	6,614	
April	6,836	
May	6,849	
June	6,849	

QUALITY

	Quantity	Base Number	Contract	AT	Region	England
% of FP17s for the same patient ID Re-attending within 3 months - Children	18	354	5.1%	10.4%	11.5%	12.0%
% of FP17s for the same patient ID Re-attending within 3 months - Adults	52	515	10.1%	16.0%	16.8%	16.0%
% of FP17s for the same patient ID Re-attending between 3 & 9 months - Children	249	354	70.3%	42.7%	47.3%	58.0%
% of FP17s for the same patient ID Re-attending between 3 & 9 months - Adults	298	515	57.9%	35.6%	38.3%	50.9%
% of FP17s for Band 1 Urgent Courses	31	725	4.3%	11.0%	10.7%	9.1%
% of FP17s Relating to Free Repair or Replacements	4	725	0.6%	0.5%	0.6%	0.8%
% of FP17s Relating to Continuations	3	725	0.4%	0.8%	0.8%	1.1%
% of Patients satisfied with the dentistry they have received	7	7	N/A	88.7%	89.8%	91.7%
% of Patients satisfied with the time they had to wait for an appointment	7	7	N/A	80.2%	83.6%	88.0%

* This is based on patients treated on this contract for their most recent course of treatment. Figures in italics indicate the base number of FP17s or Patient Questionnaire responses are less than 100. N/A is shown where the base number of responses is less than 10 during the period. % is calculated as Quantity/Base number*100

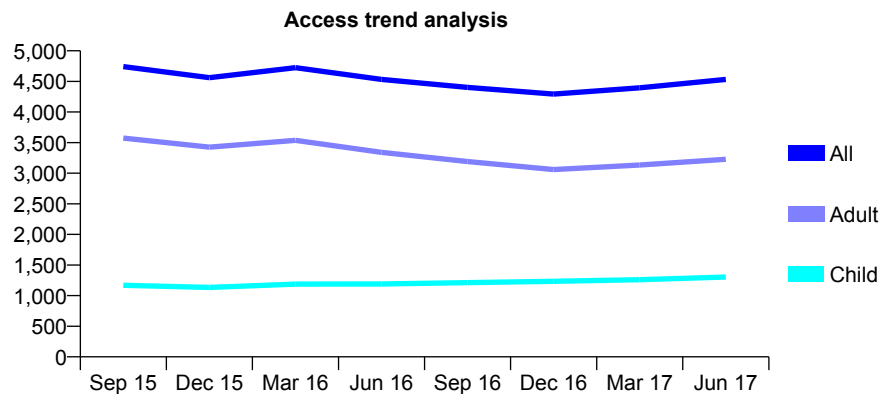
Q61 - Vital Signs At a Glance Contract Report for 132586/0001 - June 2017

Name or company name	Sct. Apollonia Dental Practice
Contract type name	GDS Contract
Purpose of contract	General
Contract start date	01/05/2007
Contract end date	

17/18 Contracted general activity (UDA)	14,164
Carry forward general activity (UDA)	0
17/18 Contracted orthodontic activity (UOA)	0
Carry forward orthodontic activity (UOA)	0
Baseline contract value	£389,656.60

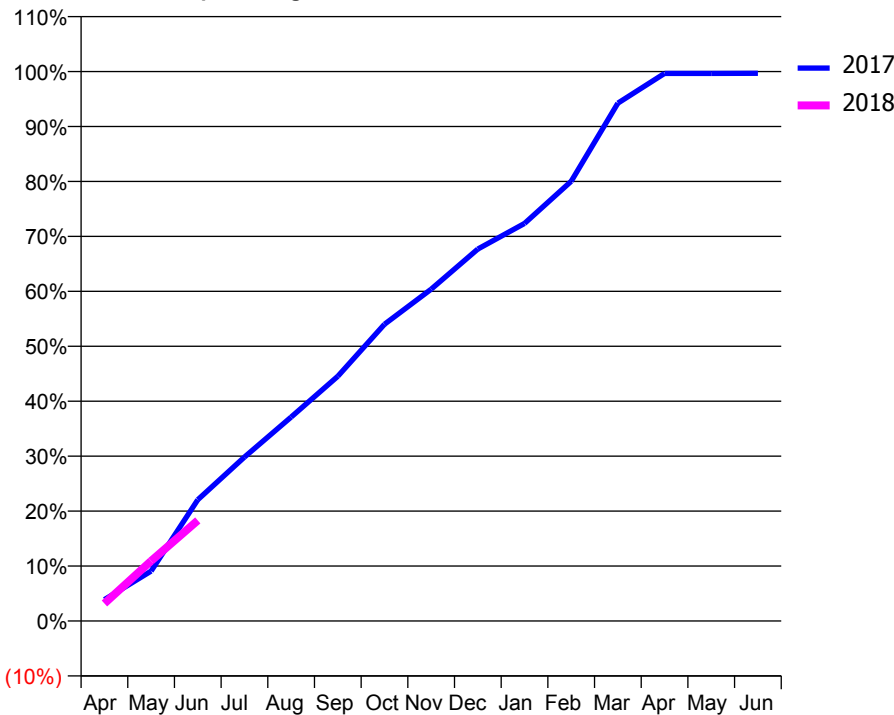
ACCESS*

Patients seen in 24 months	Total	Change since previous quarter
Quarter ending June 2016	4,532	
Quarter ending September 2016	4,403	↓
Quarter ending December 2016	4,294	↓
Quarter ending March 2017	4,396	↑
Quarter ending June 2017	4,533	↑
Variance since June 2016	0.0%	→



ACTIVITY

Cumulative percentage of contracted UDA delivered 2017 & 2018



Month	Adjusted Scheduled Activity (UDA)	
	2017	2018
April	553	451
May	1,289	1,548
June	3,127	2,593
July	4,225	
August	5,257	
September	6,310	
October	7,651	
November	8,553	
December	9,587	
January	10,247	
February	11,334	
March	13,347	
April	14,116	
May	14,116	
June	14,117	

QUALITY

	Quantity	Base Number	Contract	AT	Region	England
% of FP17s for the same patient ID Re-attending within 3 months - Children	38	370	10.3%	10.4%	11.5%	12.0%
% of FP17s for the same patient ID Re-attending within 3 months - Adults	126	830	15.2%	16.0%	16.8%	16.0%
% of FP17s for the same patient ID Re-attending between 3 & 9 months - Children	128	370	34.6%	42.7%	47.3%	58.0%
% of FP17s for the same patient ID Re-attending between 3 & 9 months - Adults	227	830	27.3%	35.6%	38.3%	50.9%
% of FP17s for Band 1 Urgent Courses	126	982	12.8%	11.0%	10.7%	9.1%
% of FP17s Relating to Free Repair or Replacements	4	982	0.4%	0.5%	0.6%	0.8%
% of FP17s Relating to Continuations	7	982	0.7%	0.8%	0.8%	1.1%
% of Patients satisfied with the dentistry they have received	1	1	N/A	88.7%	89.8%	91.7%
% of Patients satisfied with the time they had to wait for an appointment	1	1	N/A	80.2%	83.6%	88.0%

* This is based on patients treated on this contract for their most recent course of treatment. Figures in italics indicate the base number of FP17s or Patient Questionnaire responses are less than 100. N/A is shown where the base number of responses is less than 10 during the period. % is calculated as Quantity/Base number*100

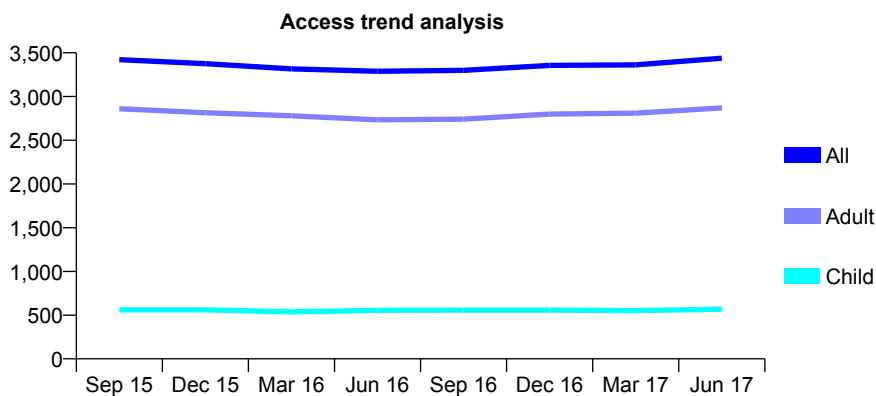
Q61 - Vital Signs At a Glance Contract Report for 132993/0001 - June 2017

Name or company name	Church View Dental Practice
Contract type name	GDS Contract
Purpose of contract	General
Contract start date	01/04/2010
Contract end date	

17/18 Contracted general activity (UDA)	14,120
Carry forward general activity (UDA)	0
17/18 Contracted orthodontic activity (UOA)	0
Carry forward orthodontic activity (UOA)	0
Baseline contract value	£437,743.04

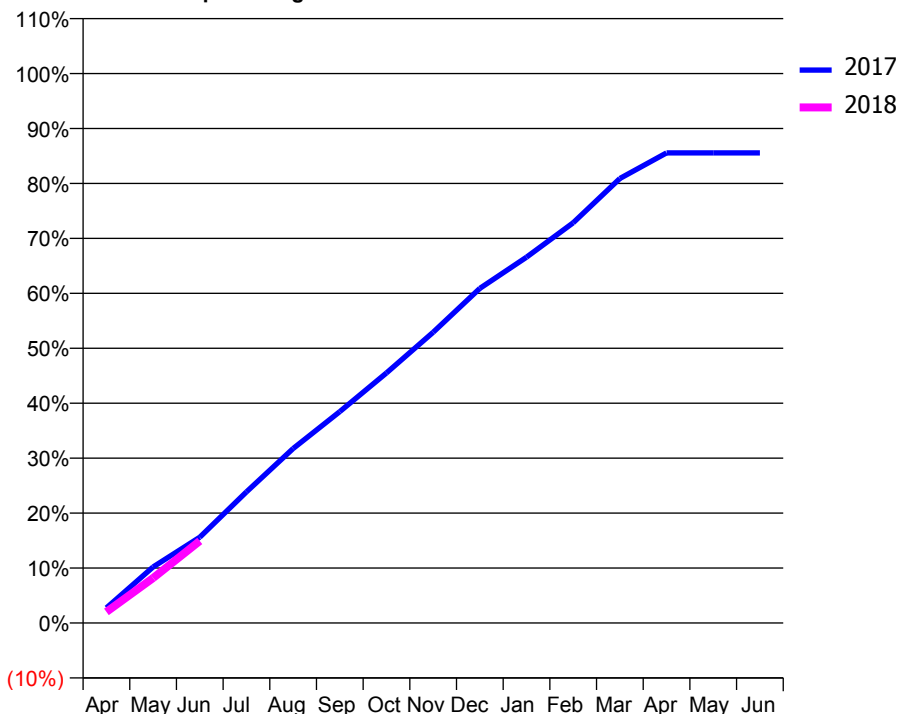
ACCESS*

Patients seen in 24 months	Total	Change since previous quarter
Quarter ending June 2016	3,289	
Quarter ending September 2016	3,299	→
Quarter ending December 2016	3,356	→
Quarter ending March 2017	3,362	→
Quarter ending June 2017	3,438	↑
Variance since June 2016	4.5%	↑



ACTIVITY

Cumulative percentage of contracted UDA delivered 2017 & 2018



Month	Adjusted Scheduled Activity (UDA)	
	2017	2018
April	389	287
May	1,439	1,158
June	2,205	2,111
July	3,369	
August	4,485	
September	5,433	
October	6,427	
November	7,471	
December	8,599	
January	9,401	
February	10,283	
March	11,421	
April	12,080	
May	12,080	
June	12,080	

QUALITY

	Quantity	Base Number	Contract	AT	Region	England
% of FP17s for the same patient ID Re-attending within 3 months - Children	25	234	10.7%	10.4%	11.5%	12.0%
% of FP17s for the same patient ID Re-attending within 3 months - Adults	213	1,084	19.6%	16.0%	16.8%	16.0%
% of FP17s for the same patient ID Re-attending between 3 & 9 months - Children	133	234	56.8%	42.7%	47.3%	58.0%
% of FP17s for the same patient ID Re-attending between 3 & 9 months - Adults	572	1,084	52.8%	35.6%	38.3%	50.9%
% of FP17s for Band 1 Urgent Courses	123	1,068	11.5%	11.0%	10.7%	9.1%
% of FP17s Relating to Free Repair or Replacements	17	1,068	1.6%	0.5%	0.6%	0.8%
% of FP17s Relating to Continuations	19	1,068	1.8%	0.8%	0.8%	1.1%
% of Patients satisfied with the dentistry they have received	9	9	N/A	88.7%	89.8%	91.7%
% of Patients satisfied with the time they had to wait for an appointment	9	9	N/A	80.2%	83.6%	88.0%

* This is based on patients treated on this contract for their most recent course of treatment. Figures in italics indicate the base number of FP17s or Patient Questionnaire responses are less than 100. N/A is shown where the base number of responses is less than 10 during the period. % is calculated as Quantity/Base number*100

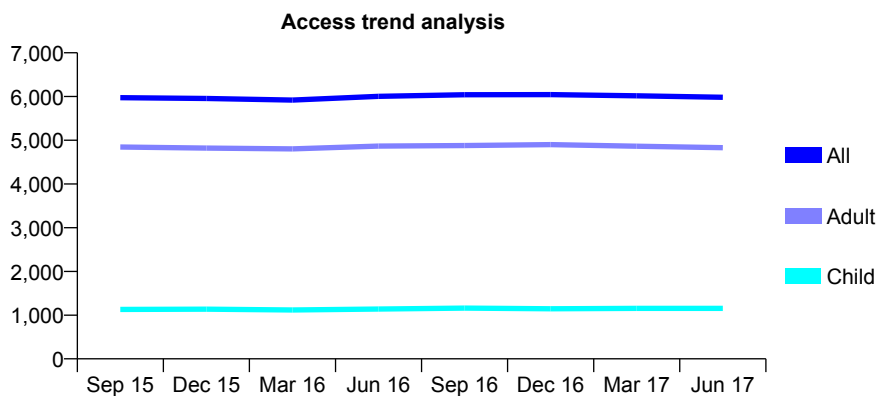
Q61 - Vital Signs At a Glance Contract Report for 133078/0001 - June 2017

Name or company name	R G Matthey Ltd
Contract type name	GDS Contract
Purpose of contract	General
Contract start date	01/01/2009
Contract end date	

17/18 Contracted general activity (UDA)	20,451
Carry forward general activity (UDA)	0
17/18 Contracted orthodontic activity (UOA)	0
Carry forward orthodontic activity (UOA)	0
Baseline contract value	£528,126.33

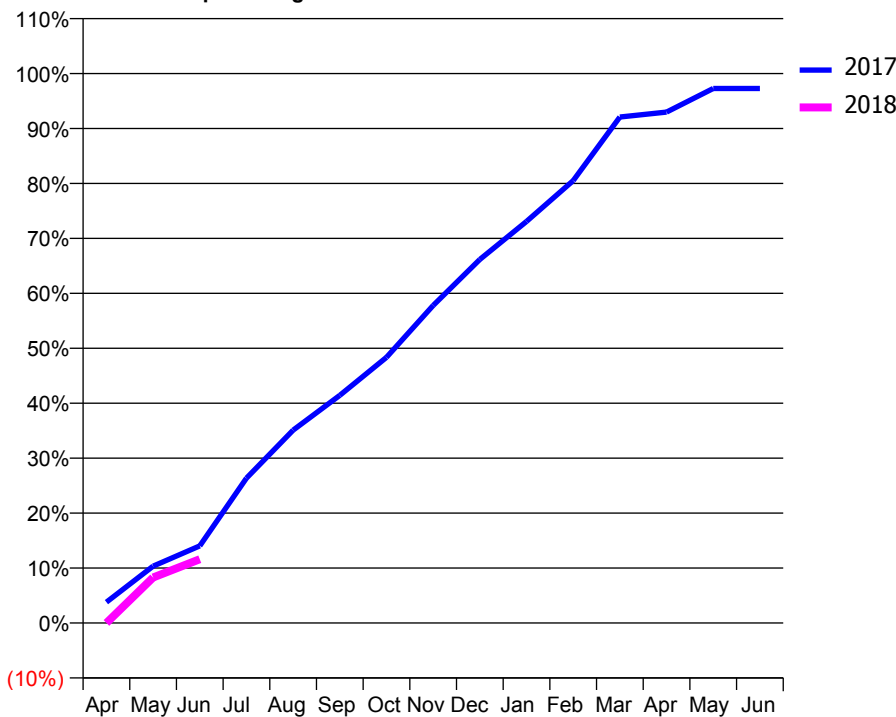
ACCESS*

Patients seen in 24 months	Total	Change since previous quarter
Quarter ending June 2016	6,005	
Quarter ending September 2016	6,040	→
Quarter ending December 2016	6,044	→
Quarter ending March 2017	6,017	→
Quarter ending June 2017	5,984	→
Variance since June 2016	(0.3%)	→



ACTIVITY

Cumulative percentage of contracted UDA delivered 2017 & 2018



Month	Adjusted Scheduled Activity (UDA)	
	2017	2018
April	778	0
May	2,115	1,696
June	2,873	2,374
July	5,394	
August	7,178	
September	8,472	
October	9,890	
November	11,817	
December	13,529	
January	14,947	
February	16,465	
March	18,832	
April	19,017	
May	19,895	
June	19,894	

QUALITY

	Quantity	Base Number	Contract	AT	Region	England
% of FP17s for the same patient ID Re-attending within 3 months - Children	31	299	10.4%	10.4%	11.5%	12.0%
% of FP17s for the same patient ID Re-attending within 3 months - Adults	117	1,072	10.9%	16.0%	16.8%	16.0%
% of FP17s for the same patient ID Re-attending between 3 & 9 months - Children	166	299	55.5%	42.7%	47.3%	58.0%
% of FP17s for the same patient ID Re-attending between 3 & 9 months - Adults	521	1,072	48.6%	35.6%	38.3%	50.9%
% of FP17s for Band 1 Urgent Courses	84	1,040	8.1%	11.0%	10.7%	9.1%
% of FP17s Relating to Free Repair or Replacements	7	1,040	0.7%	0.5%	0.6%	0.8%
% of FP17s Relating to Continuations	20	1,040	1.9%	0.8%	0.8%	1.1%
% of Patients satisfied with the dentistry they have received	10	13	76.9%	88.7%	89.8%	91.7%
% of Patients satisfied with the time they had to wait for an appointment	10	13	76.9%	80.2%	83.6%	88.0%

* This is based on patients treated on this contract for their most recent course of treatment. Figures in italics indicate the base number of FP17s or Patient Questionnaire responses are less than 100. N/A is shown where the base number of responses is less than 10 during the period. % is calculated as Quantity/Base number*100

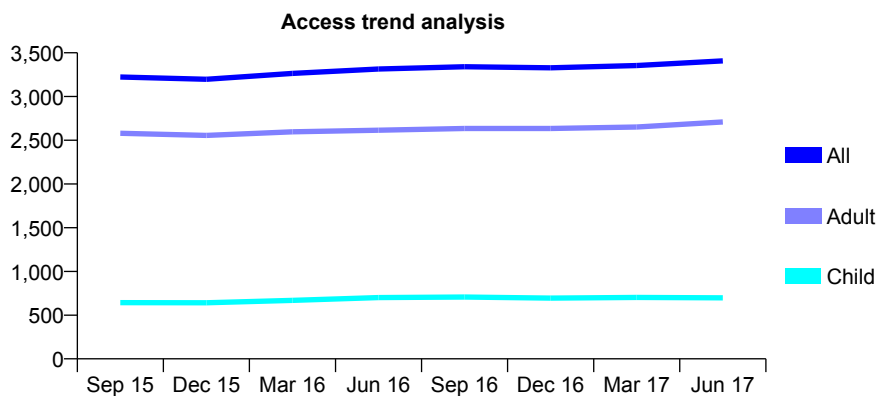
Q61 - Vital Signs At a Glance Contract Report for 133086/0001 - June 2017

Name or company name	Sennik Ltd
Contract type name	GDS Contract
Purpose of contract	General
Contract start date	01/04/2012
Contract end date	

17/18 Contracted general activity (UDA)	10,567
Carry forward general activity (UDA)	0
17/18 Contracted orthodontic activity (UOA)	0
Carry forward orthodontic activity (UOA)	0
Baseline contract value	£342,252.48

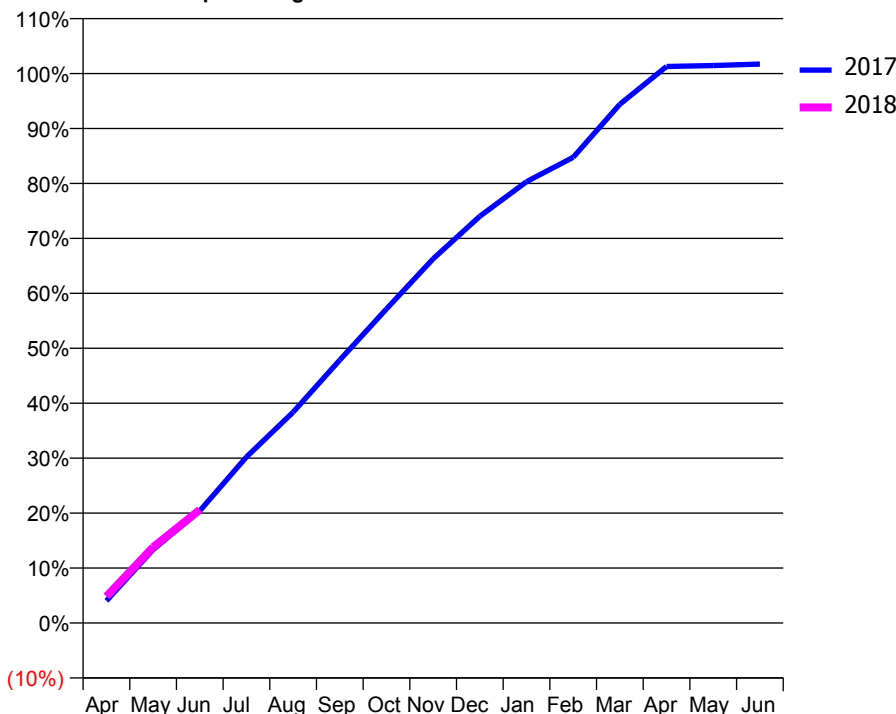
ACCESS*

Patients seen in 24 months	Total	Change since previous quarter
Quarter ending June 2016	3,315	
Quarter ending September 2016	3,341	→
Quarter ending December 2016	3,329	→
Quarter ending March 2017	3,355	→
Quarter ending June 2017	3,408	→
Variance since June 2016	2.8%	↑



ACTIVITY

Cumulative percentage of contracted UDA delivered 2017 & 2018



Month	Adjusted Scheduled Activity (UDA)	
	2017	2018
April	428	511
May	1,411	1,459
June	2,157	2,180
July	3,195	
August	4,054	
September	5,059	
October	6,040	
November	7,005	
December	7,822	
January	8,487	
February	8,955	
March	9,978	
April	10,701	
May	10,720	
June	10,748	

QUALITY

	Quantity	Base Number	Contract	AT	Region	England
% of FP17s for the same patient ID Re-attending within 3 months - Children	8	217	3.7%	10.4%	11.5%	12.0%
% of FP17s for the same patient ID Re-attending within 3 months - Adults	111	883	12.6%	16.0%	16.8%	16.0%
% of FP17s for the same patient ID Re-attending between 3 & 9 months - Children	113	217	52.1%	42.7%	47.3%	58.0%
% of FP17s for the same patient ID Re-attending between 3 & 9 months - Adults	390	883	44.2%	35.6%	38.3%	50.9%
% of FP17s for Band 1 Urgent Courses	73	799	9.1%	11.0%	10.7%	9.1%
% of FP17s Relating to Free Repair or Replacements	3	799	0.4%	0.5%	0.6%	0.8%
% of FP17s Relating to Continuations	2	799	0.3%	0.8%	0.8%	1.1%
% of Patients satisfied with the dentistry they have received	9	9	N/A	88.7%	89.8%	91.7%
% of Patients satisfied with the time they had to wait for an appointment	9	9	N/A	80.2%	83.6%	88.0%

* This is based on patients treated on this contract for their most recent course of treatment. Figures in italics indicate the base number of FP17s or Patient Questionnaire responses are less than 100. N/A is shown where the base number of responses is less than 10 during the period. % is calculated as Quantity/Base number*100

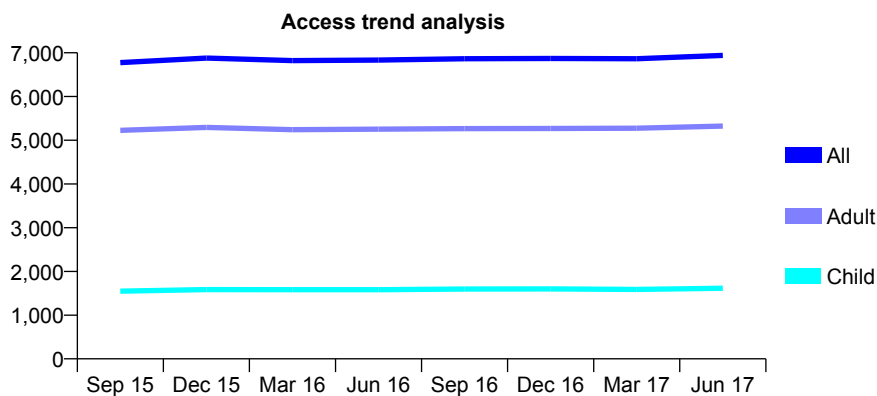
Q61 - Vital Signs At a Glance Contract Report for 133205/0001 - June 2017

Name or company name	Broadway Dental Care
Contract type name	GDS Contract
Purpose of contract	General
Contract start date	06/06/2012
Contract end date	

17/18 Contracted general activity (UDA)	18,422
Carry forward general activity (UDA)	0
17/18 Contracted orthodontic activity (UOA)	0
Carry forward orthodontic activity (UOA)	0
Baseline contract value	£530,184.68

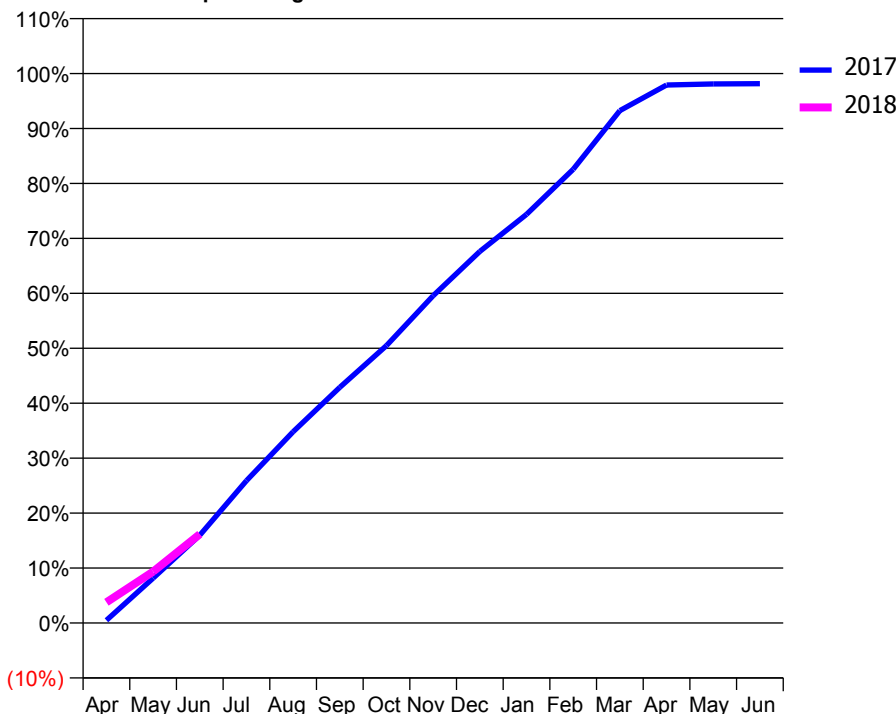
ACCESS*

Patients seen in 24 months	Total	Change since previous quarter
Quarter ending June 2016	6,835	
Quarter ending September 2016	6,865	→
Quarter ending December 2016	6,870	→
Quarter ending March 2017	6,864	→
Quarter ending June 2017	6,939	→
Variance since June 2016	1.5%	→



ACTIVITY

Cumulative percentage of contracted UDA delivered 2017 & 2018



Adjusted Scheduled Activity (UDA)

Month	2017	2018
April	93	695
May	1,506	1,723
June	2,945	2,982
July	4,771	
August	6,413	
September	7,902	
October	9,299	
November	10,974	
December	12,456	
January	13,698	
February	15,211	
March	17,177	
April	18,035	
May	18,074	
June	18,083	

QUALITY

	Quantity	Base Number	Contract	AT	Region	England
% of FP17s for the same patient ID Re-attending within 3 months - Children	29	544	5.3%	10.4%	11.5%	12.0%
% of FP17s for the same patient ID Re-attending within 3 months - Adults	170	1,480	11.5%	16.0%	16.8%	16.0%
% of FP17s for the same patient ID Re-attending between 3 & 9 months - Children	296	544	54.4%	42.7%	47.3%	58.0%
% of FP17s for the same patient ID Re-attending between 3 & 9 months - Adults	737	1,480	49.8%	35.6%	38.3%	50.9%
% of FP17s for Band 1 Urgent Courses	123	1,538	8.0%	11.0%	10.7%	9.1%
% of FP17s Relating to Free Repair or Replacements	11	1,538	0.7%	0.5%	0.6%	0.8%
% of FP17s Relating to Continuations	9	1,538	0.6%	0.8%	0.8%	1.1%
% of Patients satisfied with the dentistry they have received	8	8	N/A	88.7%	89.8%	91.7%
% of Patients satisfied with the time they had to wait for an appointment	6	8	N/A	80.2%	83.6%	88.0%

* This is based on patients treated on this contract for their most recent course of treatment. Figures in italics indicate the base number of FP17s or Patient Questionnaire responses are less than 100. N/A is shown where the base number of responses is less than 10 during the period. % is calculated as Quantity/Base number*100

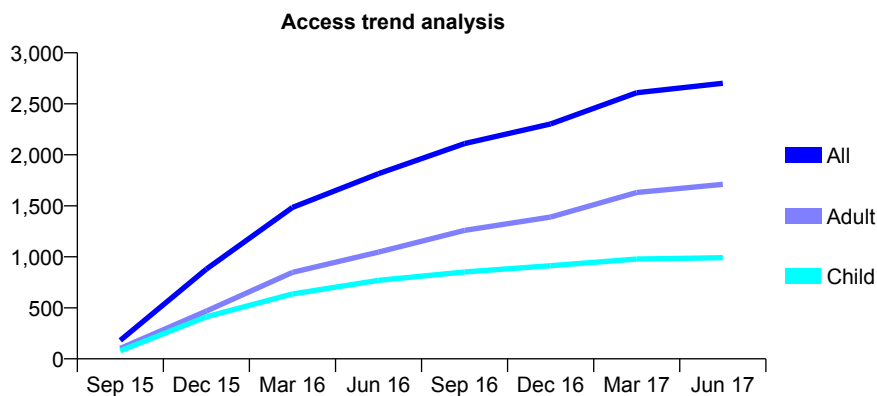
Q61 - Vital Signs At a Glance Contract Report for 133655/0001 - June 2017

Name or company name	Crouch Hall Dental Care
Contract type name	GDS Contract
Purpose of contract	General
Contract start date	01/05/2015
Contract end date	

17/18 Contracted general activity (UDA)	6,025
Carry forward general activity (UDA)	0
17/18 Contracted orthodontic activity (UOA)	0
Carry forward orthodontic activity (UOA)	0
Baseline contract value	£136,064.00

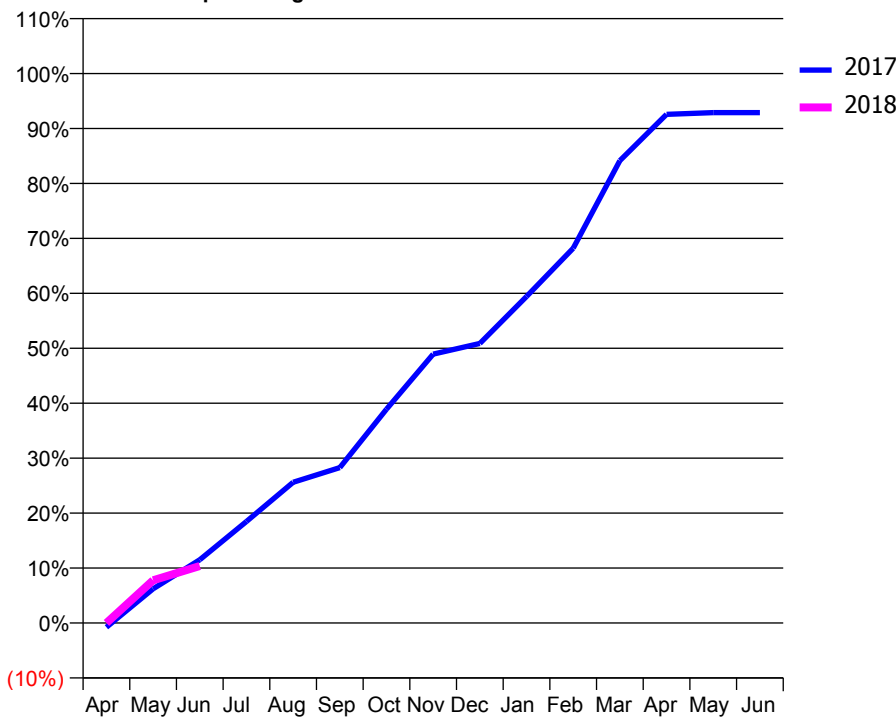
ACCESS*

Patients seen in 24 months	Total	Change since previous quarter
Quarter ending June 2016	1,815	
Quarter ending September 2016	2,111	↑
Quarter ending December 2016	2,303	↑
Quarter ending March 2017	2,609	↑
Quarter ending June 2017	2,701	↑
Variance since June 2016	48.8%	↑



ACTIVITY

Cumulative percentage of contracted UDA delivered 2017 & 2018



Adjusted Scheduled Activity (UDA)

Month	2017	2018
April	-47	0
May	375	469
June	694	624
July	1,114	
August	1,544	
September	1,704	
October	2,344	
November	2,949	
December	3,066	
January	3,580	
February	4,110	
March	5,070	
April	5,576	
May	5,595	
June	5,595	

QUALITY

	Quantity	Base Number	Contract	AT	Region	England
% of FP17s for the same patient ID Re-attending within 3 months - Children	11	168	6.5%	10.4%	11.5%	12.0%
% of FP17s for the same patient ID Re-attending within 3 months - Adults	23	294	7.8%	16.0%	16.8%	16.0%
% of FP17s for the same patient ID Re-attending between 3 & 9 months - Children	56	168	33.3%	42.7%	47.3%	58.0%
% of FP17s for the same patient ID Re-attending between 3 & 9 months - Adults	65	294	22.1%	35.6%	38.3%	50.9%
% of FP17s for Band 1 Urgent Courses	12	314	3.8%	11.0%	10.7%	9.1%
% of FP17s Relating to Free Repair or Replacements	0	314	0.0%	0.5%	0.6%	0.8%
% of FP17s Relating to Continuations	11	314	3.5%	0.8%	0.8%	1.1%
% of Patients satisfied with the dentistry they have received	2	2	N/A	88.7%	89.8%	91.7%
% of Patients satisfied with the time they had to wait for an appointment	2	2	N/A	80.2%	83.6%	88.0%

* This is based on patients treated on this contract for their most recent course of treatment. Figures in italics indicate the base number of FP17s or Patient Questionnaire responses are less than 100. N/A is shown where the base number of responses is less than 10 during the period. % is calculated as Quantity/Base number*100

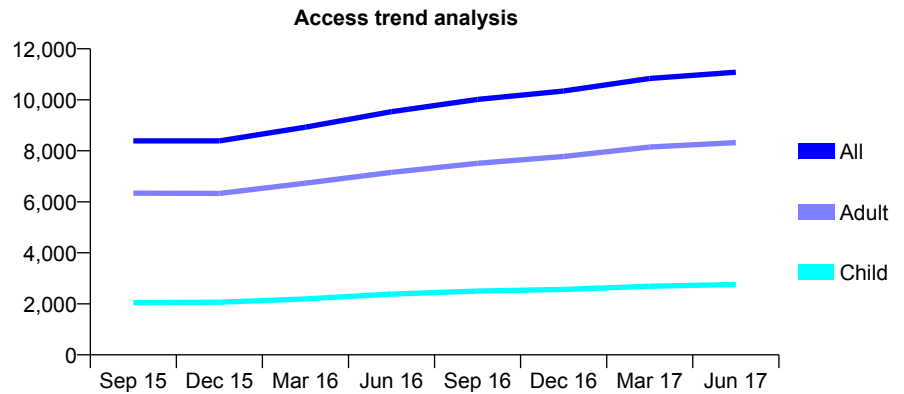
Q61 - Vital Signs At a Glance Contract Report for 134805/0001 - June 2017

Name or company name	Whalebone Lane Limited
Contract type name	GDS Contract
Purpose of contract	General
Contract start date	01/08/2011
Contract end date	

17/18 Contracted general activity (UDA)	38,503
Carry forward general activity (UDA)	0
17/18 Contracted orthodontic activity (UOA)	0
Carry forward orthodontic activity (UOA)	0
Baseline contract value	£1,771,252.59

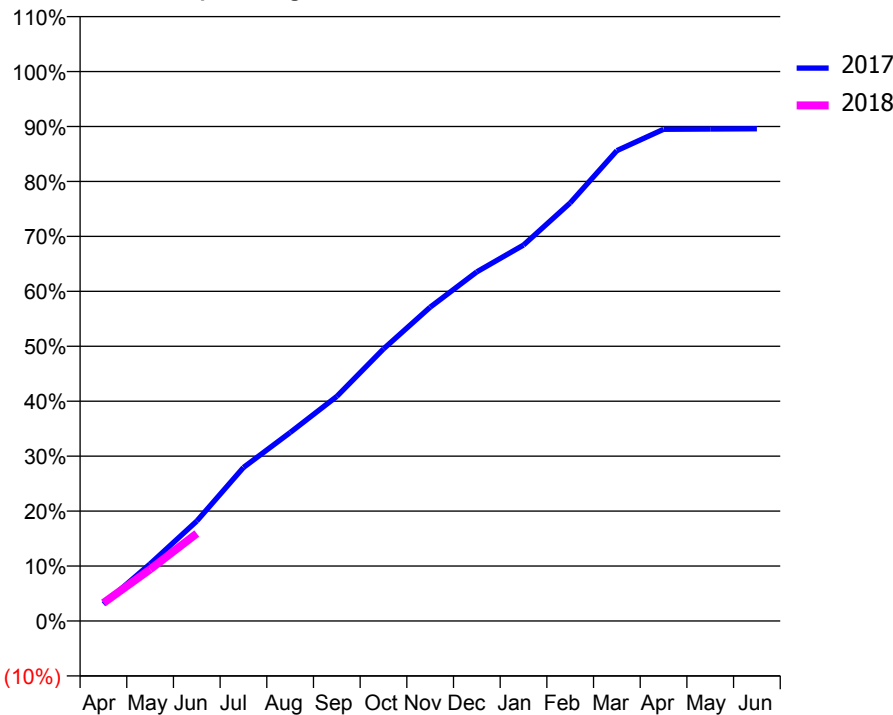
ACCESS*

Patients seen in 24 months	Total	Change since previous quarter
Quarter ending June 2016	9,537	
Quarter ending September 2016	10,015	↑
Quarter ending December 2016	10,344	↑
Quarter ending March 2017	10,837	↑
Quarter ending June 2017	11,082	↑
Variance since June 2016	16.2%	↑



ACTIVITY

Cumulative percentage of contracted UDA delivered 2017 & 2018



Month	Adjusted Scheduled Activity (UDA)	
	2017	2018
April	1,180	1,266
May	4,002	3,621
June	7,000	6,136
July	10,755	
August	13,206	
September	15,738	
October	19,065	
November	21,990	
December	24,467	
January	26,345	
February	29,300	
March	32,962	
April	34,458	
May	34,473	
June	34,489	

QUALITY

	Quantity	Base Number	Contract	AT	Region	England
% of FP17s for the same patient ID Re-attending within 3 months - Children	91	770	11.8%	10.4%	11.5%	12.0%
% of FP17s for the same patient ID Re-attending within 3 months - Adults	474	2,153	22.0%	16.0%	16.8%	16.0%
% of FP17s for the same patient ID Re-attending between 3 & 9 months - Children	219	770	28.4%	42.7%	47.3%	58.0%
% of FP17s for the same patient ID Re-attending between 3 & 9 months - Adults	433	2,153	20.1%	35.6%	38.3%	50.9%
% of FP17s for Band 1 Urgent Courses	171	2,396	7.1%	11.0%	10.7%	9.1%
% of FP17s Relating to Free Repair or Replacements	6	2,396	0.3%	0.5%	0.6%	0.8%
% of FP17s Relating to Continuations	168	2,396	7.0%	0.8%	0.8%	1.1%
% of Patients satisfied with the dentistry they have received	6	6	N/A	88.7%	89.8%	91.7%
% of Patients satisfied with the time they had to wait for an appointment	4	6	N/A	80.2%	83.6%	88.0%

* This is based on patients treated on this contract for their most recent course of treatment. Figures in italics indicate the base number of FP17s or Patient Questionnaire responses are less than 100. N/A is shown where the base number of responses is less than 10 during the period. % is calculated as Quantity/Base number*100

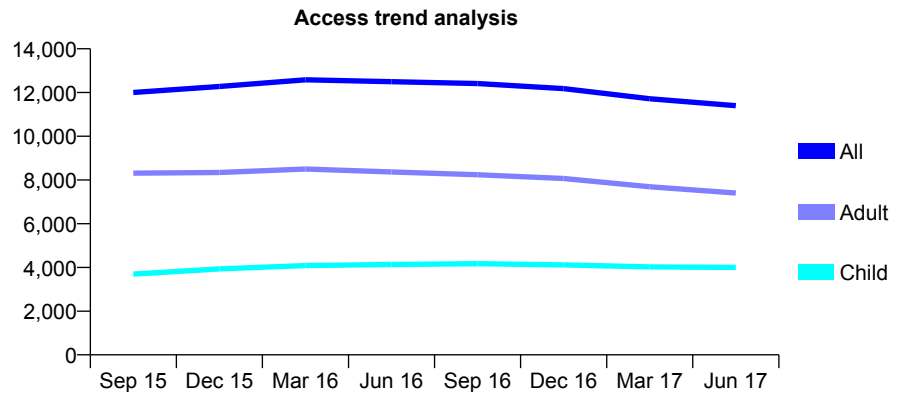
Q61 - Vital Signs At a Glance Contract Report for 134929/0001 - June 2017

Name or company name	Du Toit & Burger Partnership Ltd
Contract type name	GDS Contract
Purpose of contract	General
Contract start date	01/04/2007
Contract end date	

17/18 Contracted general activity (UDA)	35,374
Carry forward general activity (UDA)	0
17/18 Contracted orthodontic activity (UOA)	0
Carry forward orthodontic activity (UOA)	0
Baseline contract value	£1,080,547.59

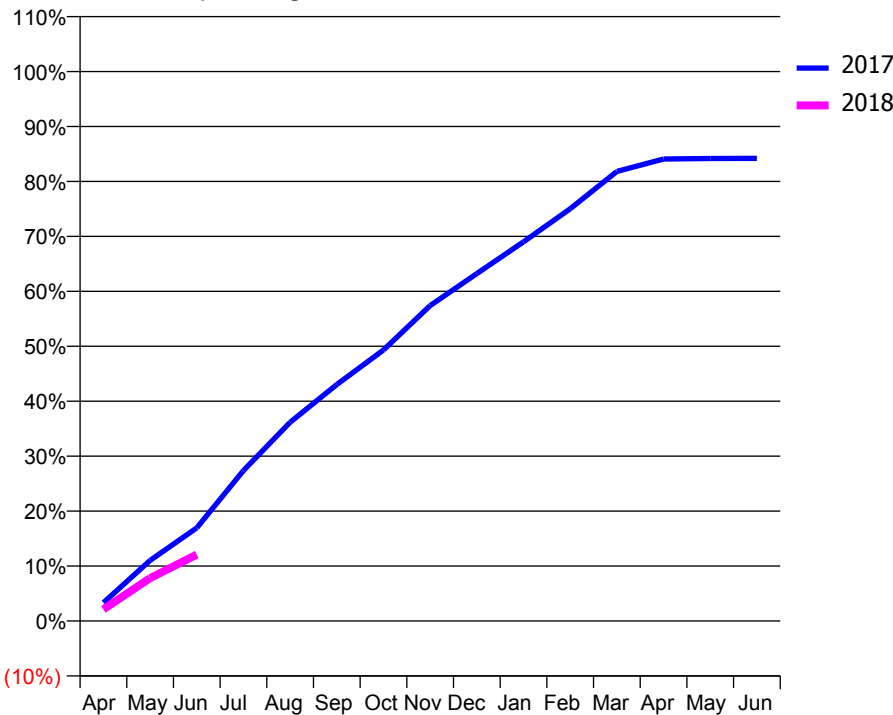
ACCESS*

Patients seen in 24 months	Total	Change since previous quarter
Quarter ending June 2016	12,496	
Quarter ending September 2016	12,410	→
Quarter ending December 2016	12,182	↓
Quarter ending March 2017	11,715	↓
Quarter ending June 2017	11,398	↓
Variance since June 2016	(8.8%)	↓



ACTIVITY

Cumulative percentage of contracted UDA delivered 2017 & 2018



Month	Adjusted Scheduled Activity (UDA)	
	2017	2018
April	1,180	751
May	3,906	2,761
June	6,000	4,277
July	9,686	
August	12,794	
September	15,227	
October	17,450	
November	20,302	
December	22,365	
January	24,412	
February	26,540	
March	28,945	
April	29,742	
May	29,774	
June	29,783	

QUALITY

	Quantity	Base Number	Contract	AT	Region	England
% of FP17s for the same patient ID Re-attending within 3 months - Children	36	824	4.4%	10.4%	11.5%	12.0%
% of FP17s for the same patient ID Re-attending within 3 months - Adults	123	1,348	9.1%	16.0%	16.8%	16.0%
% of FP17s for the same patient ID Re-attending between 3 & 9 months - Children	343	824	41.6%	42.7%	47.3%	58.0%
% of FP17s for the same patient ID Re-attending between 3 & 9 months - Adults	520	1,348	38.6%	35.6%	38.3%	50.9%
% of FP17s for Band 1 Urgent Courses	130	1,789	7.3%	11.0%	10.7%	9.1%
% of FP17s Relating to Free Repair or Replacements	10	1,789	0.6%	0.5%	0.6%	0.8%
% of FP17s Relating to Continuations	10	1,789	0.6%	0.8%	0.8%	1.1%
% of Patients satisfied with the dentistry they have received	15	18	83.3%	88.7%	89.8%	91.7%
% of Patients satisfied with the time they had to wait for an appointment	14	18	77.8%	80.2%	83.6%	88.0%

* This is based on patients treated on this contract for their most recent course of treatment. Figures in italics indicate the base number of FP17s or Patient Questionnaire responses are less than 100. N/A is shown where the base number of responses is less than 10 during the period. % is calculated as Quantity/Base number*100

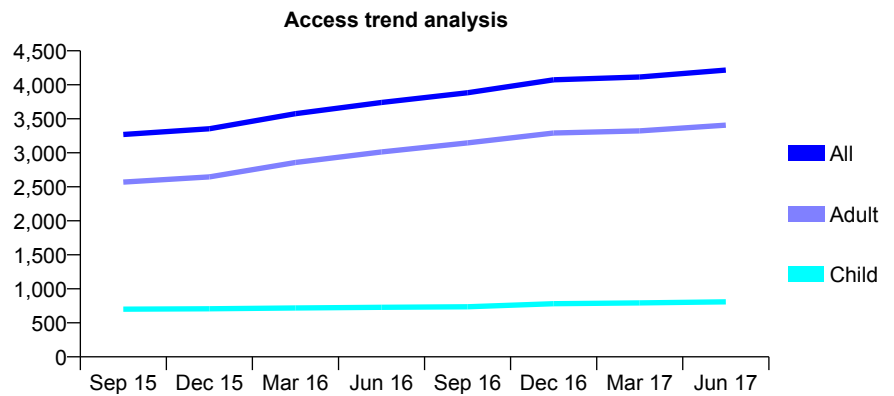
Q61 - Vital Signs At a Glance Contract Report for 135674/0002 - June 2017

Name or company name	East Side Dental Practice
Contract type name	GDS Contract
Purpose of contract	General
Contract start date	01/09/2007
Contract end date	

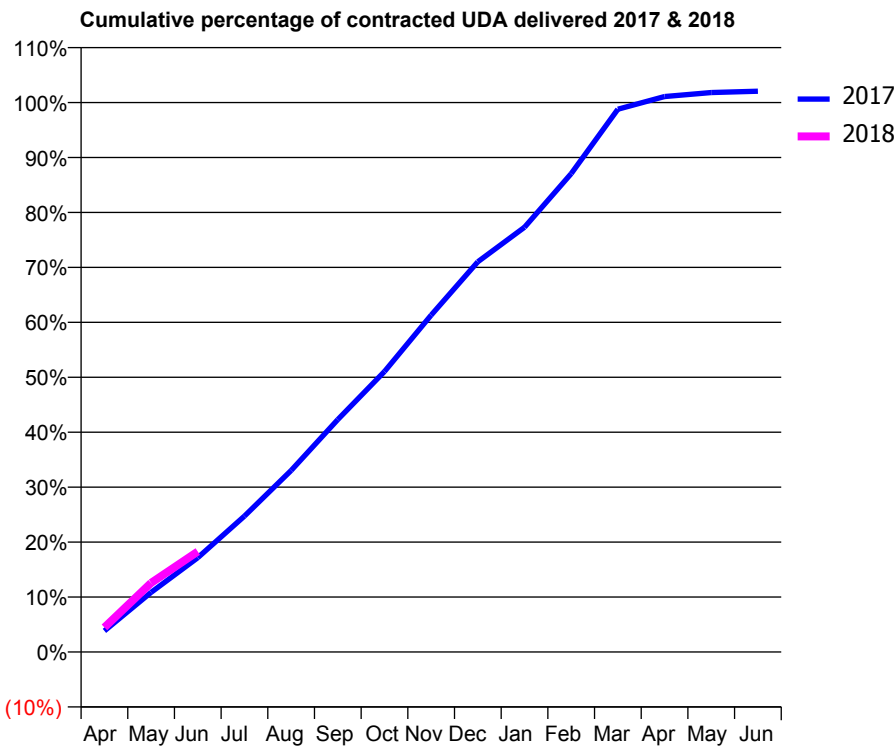
17/18 Contracted general activity (UDA)	10,888
Carry forward general activity (UDA)	0
17/18 Contracted orthodontic activity (UOA)	0
Carry forward orthodontic activity (UOA)	0
Baseline contract value	£344,079.75

ACCESS*

Patients seen in 24 months	Total	Change since previous quarter
Quarter ending June 2016	3,740	
Quarter ending September 2016	3,883	↑
Quarter ending December 2016	4,074	↑
Quarter ending March 2017	4,115	→
Quarter ending June 2017	4,216	↑
Variance since June 2016	12.7%	↑



ACTIVITY



Month	Adjusted Scheduled Activity (UDA)	
	2017	2018
April	419	488
May	1,182	1,370
June	1,869	1,991
July	2,693	
August	3,596	
September	4,608	
October	5,558	
November	6,674	
December	7,733	
January	8,417	
February	9,478	
March	10,754	
April	11,007	
May	11,086	
June	11,112	

QUALITY

	Quantity	Base Number	Contract	AT	Region	England
% of FP17s for the same patient ID Re-attending within 3 months - Children	11	186	5.9%	10.4%	11.5%	12.0%
% of FP17s for the same patient ID Re-attending within 3 months - Adults	84	690	12.2%	16.0%	16.8%	16.0%
% of FP17s for the same patient ID Re-attending between 3 & 9 months - Children	42	186	22.6%	42.7%	47.3%	58.0%
% of FP17s for the same patient ID Re-attending between 3 & 9 months - Adults	133	690	19.3%	35.6%	38.3%	50.9%
% of FP17s for Band 1 Urgent Courses	143	758	18.9%	11.0%	10.7%	9.1%
% of FP17s Relating to Free Repair or Replacements	0	758	0.0%	0.5%	0.6%	0.8%
% of FP17s Relating to Continuations	0	758	0.0%	0.8%	0.8%	1.1%
% of Patients satisfied with the dentistry they have received	2	3	N/A	88.7%	89.8%	91.7%
% of Patients satisfied with the time they had to wait for an appointment	2	3	N/A	80.2%	83.6%	88.0%

* This is based on patients treated on this contract for their most recent course of treatment. Figures in italics indicate the base number of FP17s or Patient Questionnaire responses are less than 100. N/A is shown where the base number of responses is less than 10 during the period. % is calculated as Quantity/Base number*100

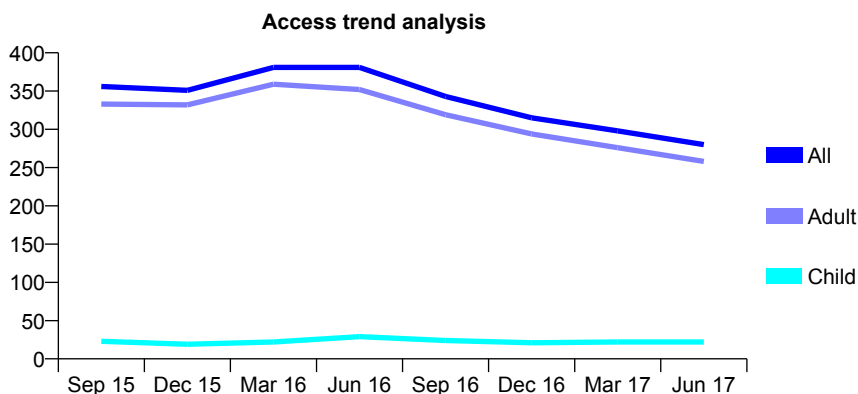
Q61 - Vital Signs At a Glance Contract Report for 136158/0001 - June 2017

Name or company name	Dental Solutions Urgent Treatment Service
Contract type name	GDS Contract
Purpose of contract	General
Contract start date	16/12/2009
Contract end date	

17/18 Contracted general activity (UDA)	624
Carry forward general activity (UDA)	0
17/18 Contracted orthodontic activity (UOA)	0
Carry forward orthodontic activity (UOA)	0
Baseline contract value	£29,334.76

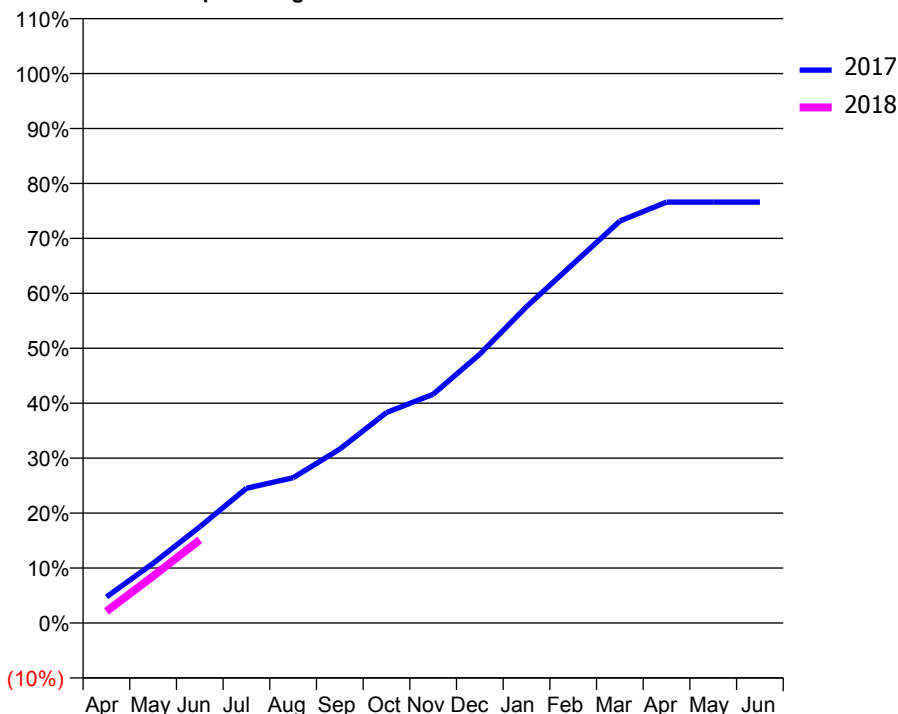
ACCESS*

Patients seen in 24 months	Total	Change since previous quarter
Quarter ending June 2016	381	
Quarter ending September 2016	343	↓
Quarter ending December 2016	315	↓
Quarter ending March 2017	298	↓
Quarter ending June 2017	280	↓
Variance since June 2016	(26.5%)	↓



ACTIVITY

Cumulative percentage of contracted UDA delivered 2017 & 2018



Month	Adjusted Scheduled Activity (UDA)	
	2017	2018
April	30	13
May	68	53
June	109	94
July	153	
August	165	
September	198	
October	239	
November	260	
December	305	
January	359	
February	408	
March	456	
April	478	
May	478	
June	478	

QUALITY

	Quantity	Base Number	Contract	AT	Region	England
% of FP17s for the same patient ID Re-attending within 3 months - Children	0	10	0.0%	10.4%	11.5%	12.0%
% of FP17s for the same patient ID Re-attending within 3 months - Adults	0	84	0.0%	16.0%	16.8%	16.0%
% of FP17s for the same patient ID Re-attending between 3 & 9 months - Children	0	10	0.0%	42.7%	47.3%	58.0%
% of FP17s for the same patient ID Re-attending between 3 & 9 months - Adults	1	84	1.2%	35.6%	38.3%	50.9%
% of FP17s for Band 1 Urgent Courses	70	76	92.1%	11.0%	10.7%	9.1%
% of FP17s Relating to Free Repair or Replacements	0	76	0.0%	0.5%	0.6%	0.8%
% of FP17s Relating to Continuations	0	76	0.0%	0.8%	0.8%	1.1%
% of Patients satisfied with the dentistry they have received	0	0	N/A	88.7%	89.8%	91.7%
% of Patients satisfied with the time they had to wait for an appointment	0	0	N/A	80.2%	83.6%	88.0%

* This is based on patients treated on this contract for their most recent course of treatment. Figures in italics indicate the base number of FP17s or Patient Questionnaire responses are less than 100. N/A is shown where the base number of responses is less than 10 during the period. % is calculated as Quantity/Base number*100

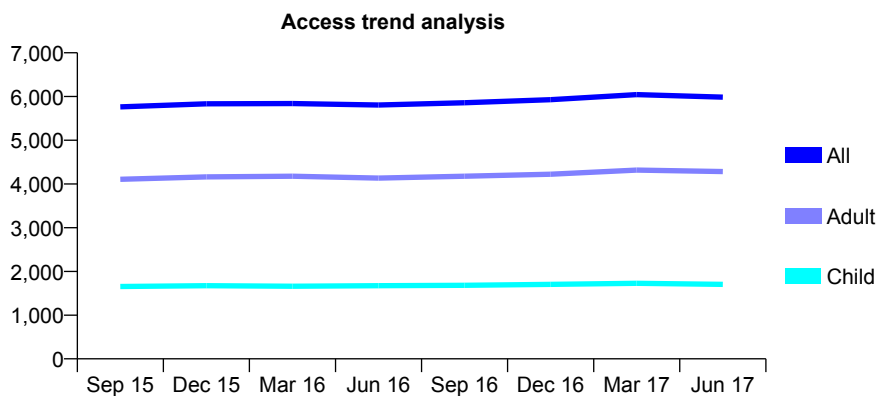
Q61 - Vital Signs At a Glance Contract Report for 136409/0001 - June 2017

Name or company name	High Barnet Dental Care
Contract type name	GDS Contract
Purpose of contract	General
Contract start date	01/08/2007
Contract end date	

17/18 Contracted general activity (UDA)	16,426
Carry forward general activity (UDA)	0
17/18 Contracted orthodontic activity (UOA)	0
Carry forward orthodontic activity (UOA)	0
Baseline contract value	£461,485.69

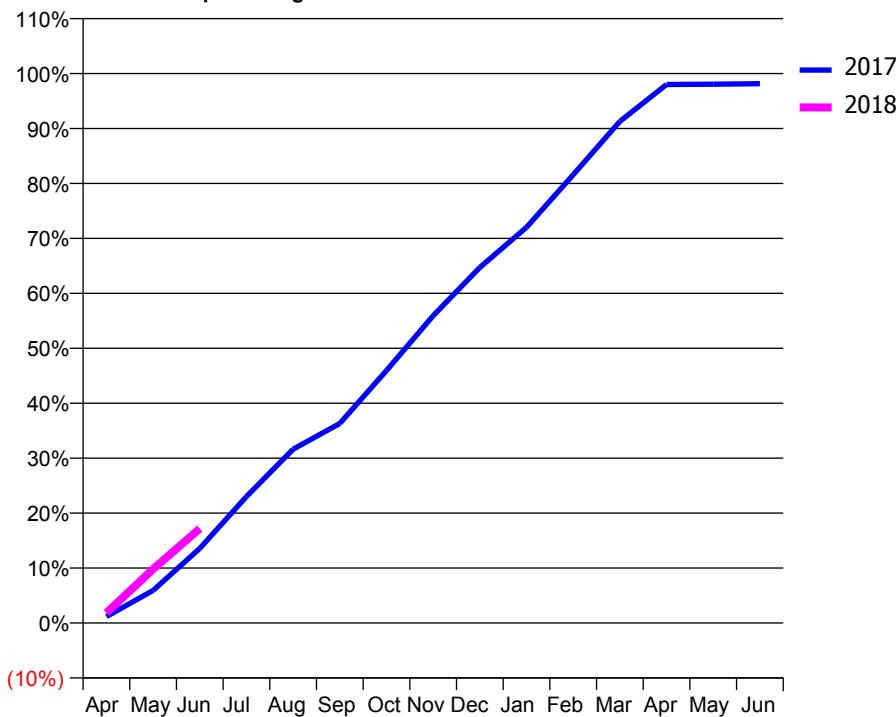
ACCESS*

Patients seen in 24 months	Total	Change since previous quarter
Quarter ending June 2016	5,806	
Quarter ending September 2016	5,859	→
Quarter ending December 2016	5,929	→
Quarter ending March 2017	6,045	→
Quarter ending June 2017	5,986	→
Variance since June 2016	3.1%	↑



ACTIVITY

Cumulative percentage of contracted UDA delivered 2017 & 2018



Month	Adjusted Scheduled Activity (UDA)	
	2017	2018
April	193	304
May	974	1,611
June	2,230	2,825
July	3,781	
August	5,196	
September	5,964	
October	7,549	
November	9,187	
December	10,629	
January	11,830	
February	13,397	
March	14,993	
April	16,100	
May	16,105	
June	16,122	

QUALITY

	Quantity	Base Number	Contract	AT	Region	England
% of FP17s for the same patient ID Re-attending within 3 months - Children	55	510	10.8%	10.4%	11.5%	12.0%
% of FP17s for the same patient ID Re-attending within 3 months - Adults	218	1,189	18.3%	16.0%	16.8%	16.0%
% of FP17s for the same patient ID Re-attending between 3 & 9 months - Children	249	510	48.8%	42.7%	47.3%	58.0%
% of FP17s for the same patient ID Re-attending between 3 & 9 months - Adults	459	1,189	38.6%	35.6%	38.3%	50.9%
% of FP17s for Band 1 Urgent Courses	179	1,248	14.3%	11.0%	10.7%	9.1%
% of FP17s Relating to Free Repair or Replacements	15	1,248	1.2%	0.5%	0.6%	0.8%
% of FP17s Relating to Continuations	2	1,248	0.2%	0.8%	0.8%	1.1%
% of Patients satisfied with the dentistry they have received	2	3	N/A	88.7%	89.8%	91.7%
% of Patients satisfied with the time they had to wait for an appointment	2	3	N/A	80.2%	83.6%	88.0%

* This is based on patients treated on this contract for their most recent course of treatment. Figures in italics indicate the base number of FP17s or Patient Questionnaire responses are less than 100. N/A is shown where the base number of responses is less than 10 during the period. % is calculated as Quantity/Base number*100

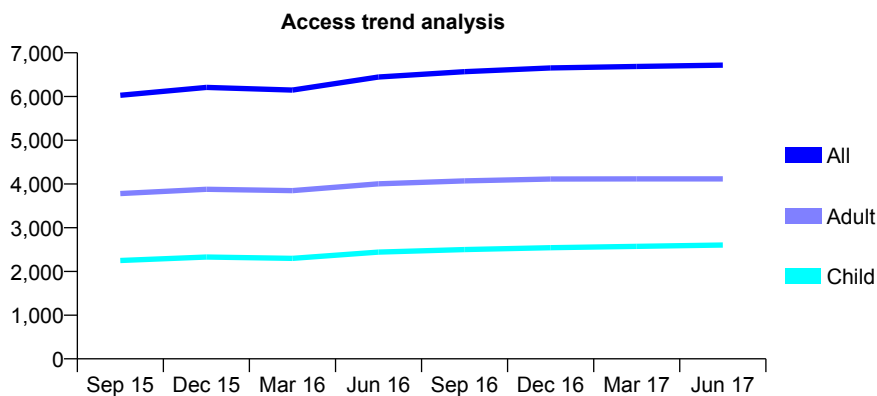
Q61 - Vital Signs At a Glance Contract Report for 136557/0001 - June 2017

Name or company name	Beckton Dental Centre
Contract type name	GDS Contract
Purpose of contract	General
Contract start date	01/04/2011
Contract end date	

17/18 Contracted general activity (UDA)	21,193
Carry forward general activity (UDA)	0
17/18 Contracted orthodontic activity (UOA)	0
Carry forward orthodontic activity (UOA)	0
Baseline contract value	£566,102.61

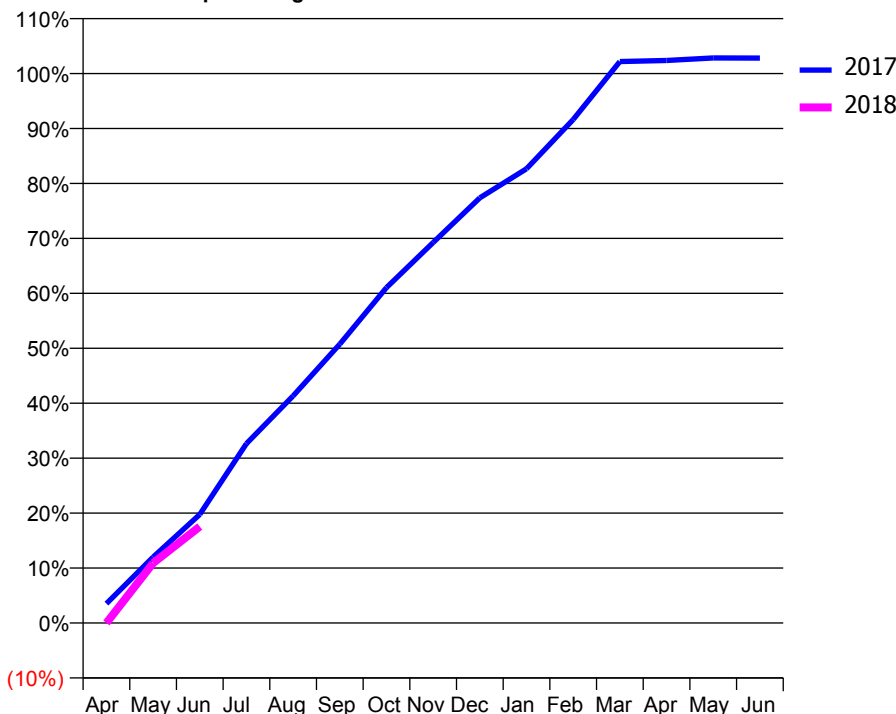
ACCESS*

Patients seen in 24 months	Total	Change since previous quarter
Quarter ending June 2016	6,445	
Quarter ending September 2016	6,568	→
Quarter ending December 2016	6,655	→
Quarter ending March 2017	6,687	→
Quarter ending June 2017	6,719	→
Variance since June 2016	4.3%	↑



ACTIVITY

Cumulative percentage of contracted UDA delivered 2017 & 2018



Month	Adjusted Scheduled Activity (UDA)	
	2017	2018
April	750	0
May	2,545	2,311
June	4,188	3,719
July	6,919	
August	8,762	
September	10,755	
October	12,936	
November	14,675	
December	16,401	
January	17,522	
February	19,418	
March	21,655	
April	21,694	
May	21,792	
June	21,789	

QUALITY

	Quantity	Base Number	Contract	AT	Region	England
% of FP17s for the same patient ID Re-attending within 3 months - Children	26	672	3.9%	10.4%	11.5%	12.0%
% of FP17s for the same patient ID Re-attending within 3 months - Adults	60	817	7.3%	16.0%	16.8%	16.0%
% of FP17s for the same patient ID Re-attending between 3 & 9 months - Children	283	672	42.1%	42.7%	47.3%	58.0%
% of FP17s for the same patient ID Re-attending between 3 & 9 months - Adults	314	817	38.4%	35.6%	38.3%	50.9%
% of FP17s for Band 1 Urgent Courses	118	1,455	8.1%	11.0%	10.7%	9.1%
% of FP17s Relating to Free Repair or Replacements	1	1,455	0.1%	0.5%	0.6%	0.8%
% of FP17s Relating to Continuations	5	1,455	0.3%	0.8%	0.8%	1.1%
% of Patients satisfied with the dentistry they have received	6	6	N/A	88.7%	89.8%	91.7%
% of Patients satisfied with the time they had to wait for an appointment	1	6	N/A	80.2%	83.6%	88.0%

* This is based on patients treated on this contract for their most recent course of treatment. Figures in italics indicate the base number of FP17s or Patient Questionnaire responses are less than 100. N/A is shown where the base number of responses is less than 10 during the period. % is calculated as Quantity/Base number*100

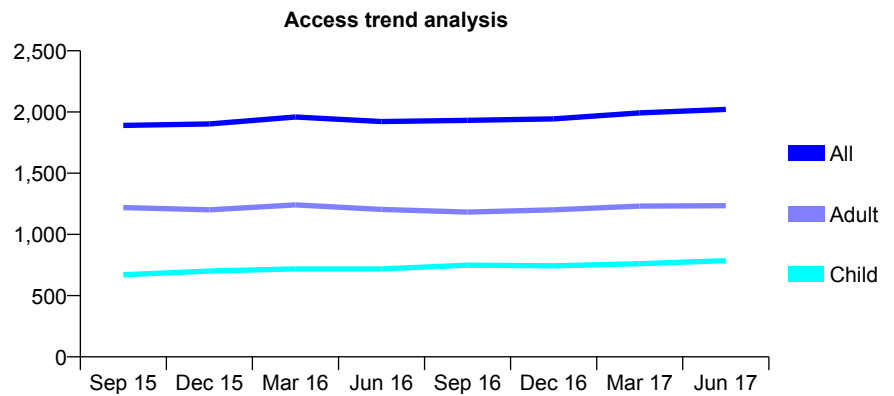
Q61 - Vital Signs At a Glance Contract Report for 137081/0001 - June 2017

Name or company name	Dental Living
Contract type name	GDS Contract
Purpose of contract	General
Contract start date	01/07/2009
Contract end date	

17/18 Contracted general activity (UDA)	4,301
Carry forward general activity (UDA)	0
17/18 Contracted orthodontic activity (UOA)	0
Carry forward orthodontic activity (UOA)	0
Baseline contract value	£109,414.41

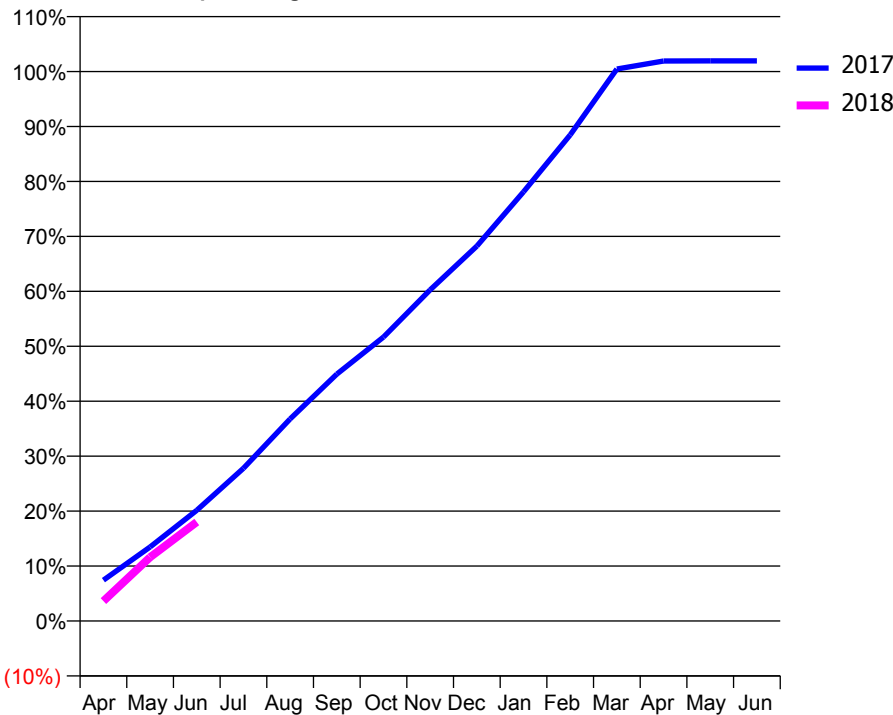
ACCESS*

Patients seen in 24 months	Total	Change since previous quarter
Quarter ending June 2016	1,922	
Quarter ending September 2016	1,932	→
Quarter ending December 2016	1,944	→
Quarter ending March 2017	1,993	↑
Quarter ending June 2017	2,021	→
Variance since June 2016	5.2%	↑



ACTIVITY

Cumulative percentage of contracted UDA delivered 2017 & 2018



Month	Adjusted Scheduled Activity (UDA)	
	2017	2018
April	320	156
May	580	500
June	867	775
July	1,195	
August	1,582	
September	1,932	
October	2,222	
November	2,592	
December	2,934	
January	3,359	
February	3,804	
March	4,321	
April	4,383	
May	4,384	
June	4,384	

QUALITY

	Quantity	Base Number	Contract	AT	Region	England
% of FP17s for the same patient ID Re-attending within 3 months - Children	14	207	6.8%	10.4%	11.5%	12.0%
% of FP17s for the same patient ID Re-attending within 3 months - Adults	43	238	18.1%	16.0%	16.8%	16.0%
% of FP17s for the same patient ID Re-attending between 3 & 9 months - Children	50	207	24.2%	42.7%	47.3%	58.0%
% of FP17s for the same patient ID Re-attending between 3 & 9 months - Adults	58	238	24.4%	35.6%	38.3%	50.9%
% of FP17s for Band 1 Urgent Courses	46	411	11.2%	11.0%	10.7%	9.1%
% of FP17s Relating to Free Repair or Replacements	0	411	0.0%	0.5%	0.6%	0.8%
% of FP17s Relating to Continuations	3	411	0.7%	0.8%	0.8%	1.1%
% of Patients satisfied with the dentistry they have received	1	1	N/A	88.7%	89.8%	91.7%
% of Patients satisfied with the time they had to wait for an appointment	0	1	N/A	80.2%	83.6%	88.0%

* This is based on patients treated on this contract for their most recent course of treatment. Figures in italics indicate the base number of FP17s or Patient Questionnaire responses are less than 100. N/A is shown where the base number of responses is less than 10 during the period. % is calculated as Quantity/Base number*100

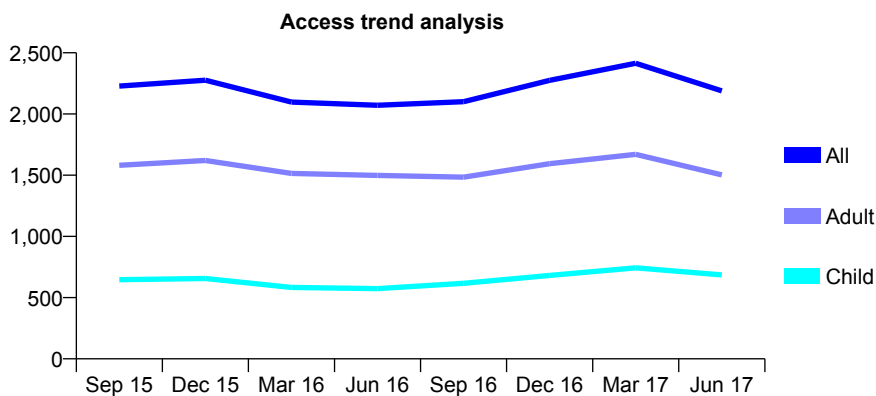
Q61 - Vital Signs At a Glance Contract Report for 137723/0001 - June 2017

Name or company name	Miss Chaudry & Dr M Siddique
Contract type name	GDS Contract
Purpose of contract	General
Contract start date	01/02/2012
Contract end date	

17/18 Contracted general activity (UDA)	6,879
Carry forward general activity (UDA)	0
17/18 Contracted orthodontic activity (UOA)	0
Carry forward orthodontic activity (UOA)	0
Baseline contract value	£195,523.04

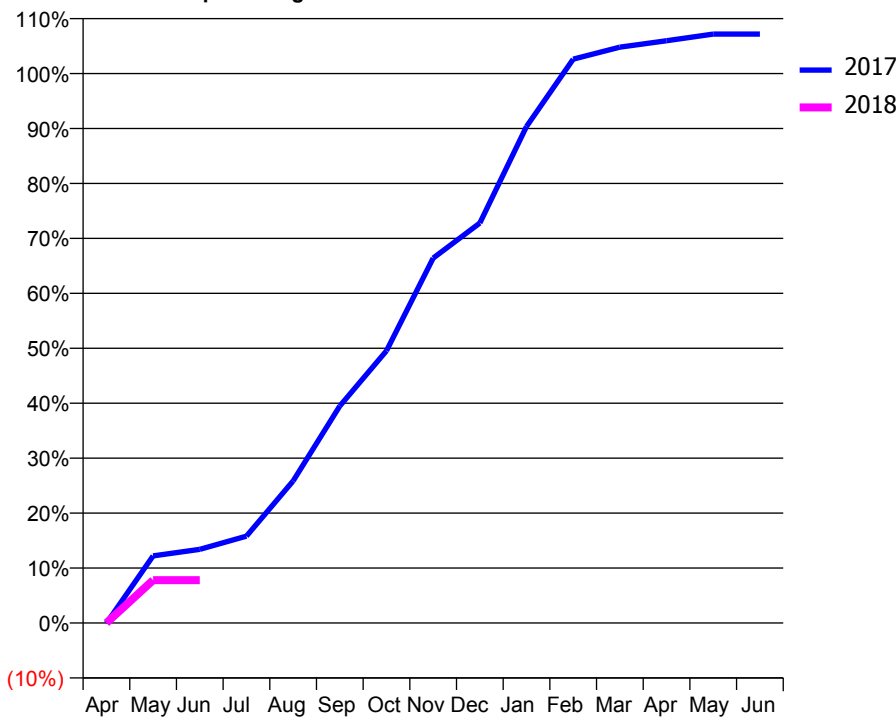
ACCESS*

Patients seen in 24 months	Total	Change since previous quarter
Quarter ending June 2016	2,071	
Quarter ending September 2016	2,101	→
Quarter ending December 2016	2,275	↑
Quarter ending March 2017	2,414	↑
Quarter ending June 2017	2,189	↓
Variance since June 2016	5.7%	↑



ACTIVITY

Cumulative percentage of contracted UDA delivered 2017 & 2018



Month	Adjusted Scheduled Activity (UDA)	
	2017	2018
April	-4	0
May	841	537
June	923	536
July	1,088	
August	1,779	
September	2,716	
October	3,408	
November	4,569	
December	5,008	
January	6,216	
February	7,058	
March	7,209	
April	7,288	
May	7,373	
June	7,373	

QUALITY

	Quantity	Base Number	Contract	AT	Region	England
% of FP17s for the same patient ID Re-attending within 3 months - Children	0	112	0.0%	10.4%	11.5%	12.0%
% of FP17s for the same patient ID Re-attending within 3 months - Adults	15	141	10.6%	16.0%	16.8%	16.0%
% of FP17s for the same patient ID Re-attending between 3 & 9 months - Children	33	112	29.5%	42.7%	47.3%	58.0%
% of FP17s for the same patient ID Re-attending between 3 & 9 months - Adults	33	141	23.4%	35.6%	38.3%	50.9%
% of FP17s for Band 1 Urgent Courses	17	195	8.7%	11.0%	10.7%	9.1%
% of FP17s Relating to Free Repair or Replacements	0	195	0.0%	0.5%	0.6%	0.8%
% of FP17s Relating to Continuations	0	195	0.0%	0.8%	0.8%	1.1%
% of Patients satisfied with the dentistry they have received	1	1	N/A	88.7%	89.8%	91.7%
% of Patients satisfied with the time they had to wait for an appointment	0	1	N/A	80.2%	83.6%	88.0%

* This is based on patients treated on this contract for their most recent course of treatment. Figures in italics indicate the base number of FP17s or Patient Questionnaire responses are less than 100. N/A is shown where the base number of responses is less than 10 during the period. % is calculated as Quantity/Base number*100

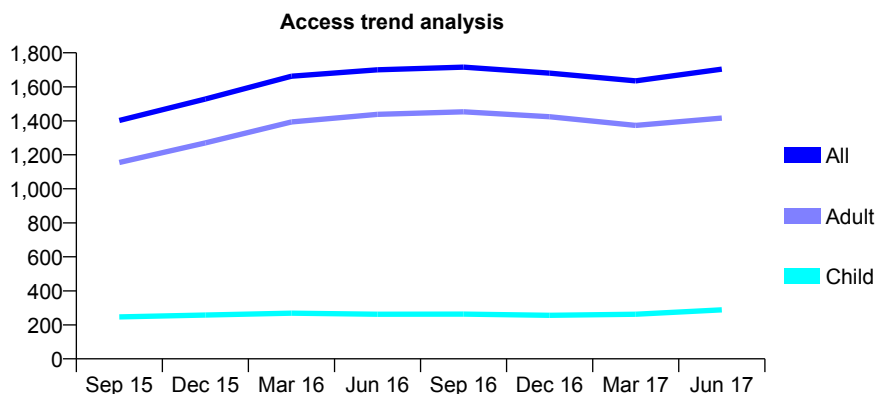
Q61 - Vital Signs At a Glance Contract Report for 137871/0001 - June 2017

Name or company name	Harpinder Dhamu and Geo Vellappany Mat
Contract type name	Pilot Contract
Purpose of contract	General
Contract start date	01/05/2014
Contract end date	

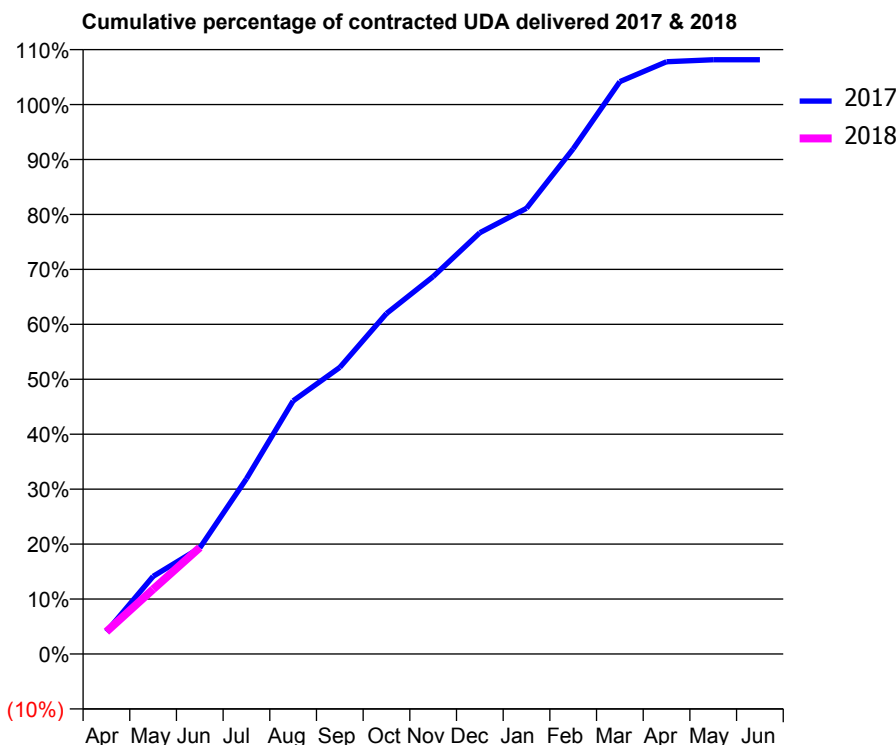
17/18 Contracted general activity (UDA)	3,252
Carry forward general activity (UDA)	0
17/18 Contracted orthodontic activity (UOA)	0
Carry forward orthodontic activity (UOA)	0
Baseline contract value	£170,944.15

ACCESS*

Patients seen in 24 months	Total	Change since previous quarter
Quarter ending June 2016	1,700	
Quarter ending September 2016	1,716	→
Quarter ending December 2016	1,680	↓
Quarter ending March 2017	1,635	↓
Quarter ending June 2017	1,704	↑
Variance since June 2016	0.2%	→



ACTIVITY



Month	Adjusted Scheduled Activity (UDA)	
	2017	2018
April	132	132
May	460	383
June	628	630
July	1,037	
August	1,498	
September	1,696	
October	2,015	
November	2,233	
December	2,493	
January	2,637	
February	2,990	
March	3,388	
April	3,505	
May	3,517	
June	3,517	

QUALITY

	Quantity	Base Number	Contract	AT	Region	England
% of FP17s for the same patient ID Re-attending within 3 months - Children	3	82	3.7%	10.4%	11.5%	12.0%
% of FP17s for the same patient ID Re-attending within 3 months - Adults	18	271	6.6%	16.0%	16.8%	16.0%
% of FP17s for the same patient ID Re-attending between 3 & 9 months - Children	29	82	35.4%	42.7%	47.3%	58.0%
% of FP17s for the same patient ID Re-attending between 3 & 9 months - Adults	40	271	14.8%	35.6%	38.3%	50.9%
% of FP17s for Band 1 Urgent Courses	9	206	4.4%	11.0%	10.7%	9.1%
% of FP17s Relating to Free Repair or Replacements	0	206	0.0%	0.5%	0.6%	0.8%
% of FP17s Relating to Continuations	1	206	0.5%	0.8%	0.8%	1.1%
% of Patients satisfied with the dentistry they have received	2	2	N/A	88.7%	89.8%	91.7%
% of Patients satisfied with the time they had to wait for an appointment	1	2	N/A	80.2%	83.6%	88.0%

* This is based on patients treated on this contract for their most recent course of treatment. Figures in italics indicate the base number of FP17s or Patient Questionnaire responses are less than 100. N/A is shown where the base number of responses is less than 10 during the period. % is calculated as Quantity/Base number*100

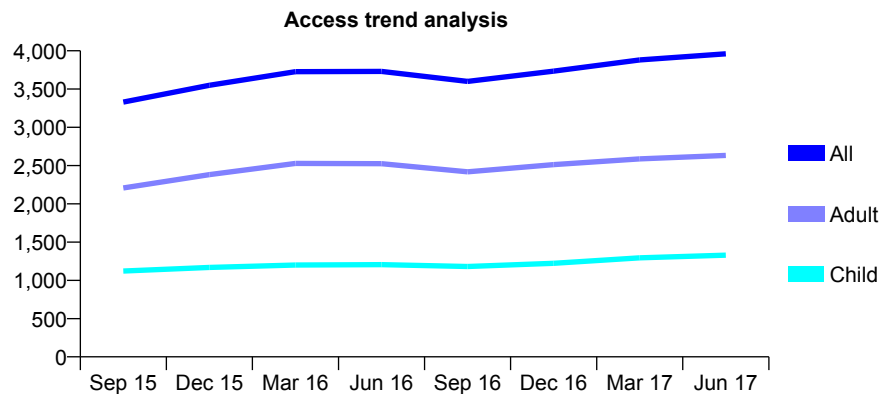
Q61 - Vital Signs At a Glance Contract Report for 137901/0001 - June 2017

Name or company name	Smiles Dental Care Limited
Contract type name	GDS Contract
Purpose of contract	General
Contract start date	01/04/2014
Contract end date	

17/18 Contracted general activity (UDA)	7,500
Carry forward general activity (UDA)	0
17/18 Contracted orthodontic activity (UOA)	0
Carry forward orthodontic activity (UOA)	0
Baseline contract value	£205,207.81

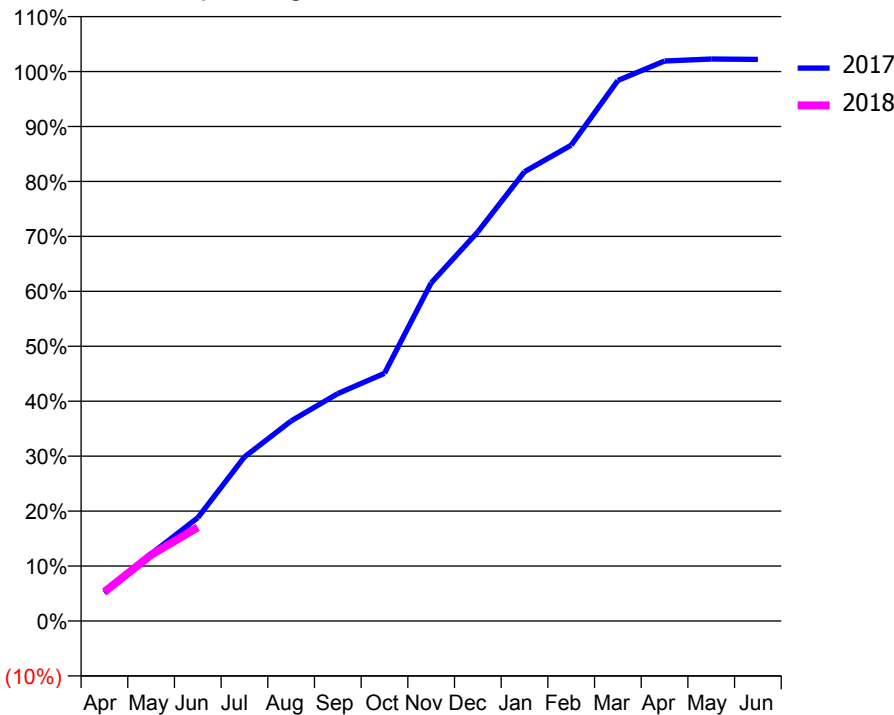
ACCESS*

Patients seen in 24 months	Total	Change since previous quarter
Quarter ending June 2016	3,731	
Quarter ending September 2016	3,600	↓
Quarter ending December 2016	3,734	↑
Quarter ending March 2017	3,881	↑
Quarter ending June 2017	3,961	↑
Variance since June 2016	6.2%	↑



ACTIVITY

Cumulative percentage of contracted UDA delivered 2017 & 2018



Month	Adjusted Scheduled Activity (UDA)	
	2017	2018
April	382	397
May	917	902
June	1,409	1,279
July	2,239	
August	2,731	
September	3,104	
October	3,380	
November	4,614	
December	5,311	
January	6,132	
February	6,494	
March	7,377	
April	7,643	
May	7,670	
June	7,665	

QUALITY

	Quantity	Base Number	Contract	AT	Region	England
% of FP17s for the same patient ID Re-attending within 3 months - Children	9	391	2.3%	10.4%	11.5%	12.0%
% of FP17s for the same patient ID Re-attending within 3 months - Adults	28	597	4.7%	16.0%	16.8%	16.0%
% of FP17s for the same patient ID Re-attending between 3 & 9 months - Children	198	391	50.6%	42.7%	47.3%	58.0%
% of FP17s for the same patient ID Re-attending between 3 & 9 months - Adults	223	597	37.4%	35.6%	38.3%	50.9%
% of FP17s for Band 1 Urgent Courses	42	686	6.1%	11.0%	10.7%	9.1%
% of FP17s Relating to Free Repair or Replacements	2	686	0.3%	0.5%	0.6%	0.8%
% of FP17s Relating to Continuations	0	686	0.0%	0.8%	0.8%	1.1%
% of Patients satisfied with the dentistry they have received	4	4	N/A	88.7%	89.8%	91.7%
% of Patients satisfied with the time they had to wait for an appointment	4	4	N/A	80.2%	83.6%	88.0%

* This is based on patients treated on this contract for their most recent course of treatment. Figures in italics indicate the base number of FP17s or Patient Questionnaire responses are less than 100. N/A is shown where the base number of responses is less than 10 during the period. % is calculated as Quantity/Base number*100

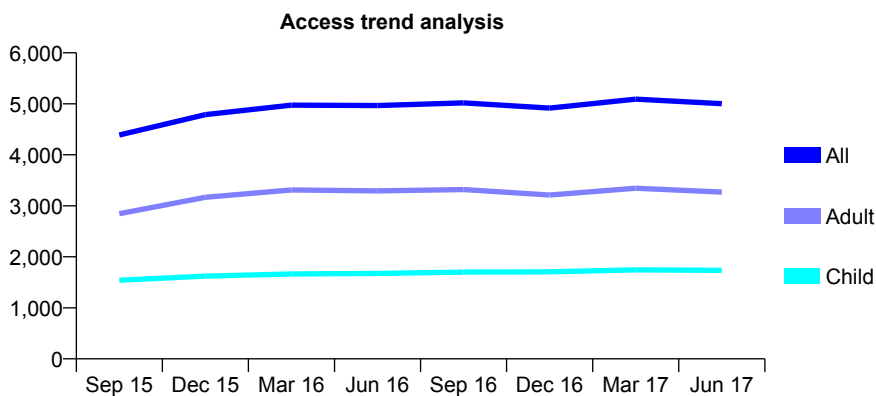
Q61 - Vital Signs At a Glance Contract Report for 138037/0001 - June 2017

Name or company name	Mr Punit Shah, Mrs Priya Punit Shah
Contract type name	GDS Contract
Purpose of contract	General
Contract start date	10/02/2014
Contract end date	

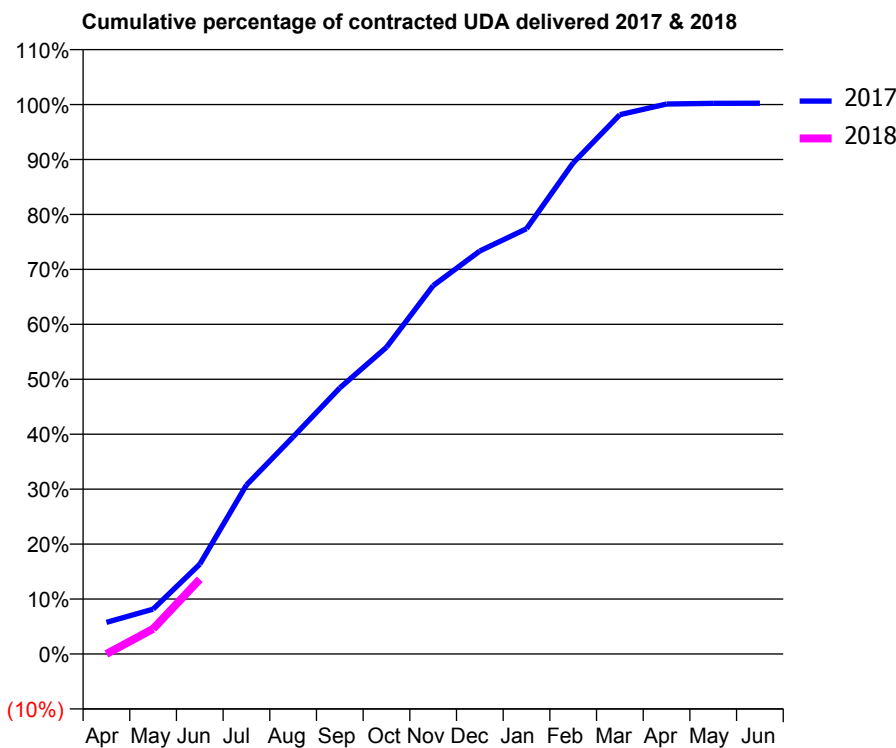
17/18 Contracted general activity (UDA)	7,567
Carry forward general activity (UDA)	0
17/18 Contracted orthodontic activity (UOA)	0
Carry forward orthodontic activity (UOA)	0
Baseline contract value	£224,891.36

ACCESS*

Patients seen in 24 months	Total	Change since previous quarter
Quarter ending June 2016	4,966	
Quarter ending September 2016	5,019	→
Quarter ending December 2016	4,916	↓
Quarter ending March 2017	5,092	↑
Quarter ending June 2017	5,002	↓
Variance since June 2016	0.7%	→



ACTIVITY



Month	Adjusted Scheduled Activity (UDA)	
	2017	2018
April	437	0
May	617	347
June	1,237	1,029
July	2,327	
August	2,990	
September	3,665	
October	4,224	
November	5,072	
December	5,550	
January	5,857	
February	6,764	
March	7,428	
April	7,574	
May	7,582	
June	7,585	

QUALITY

	Quantity	Base Number	Contract	AT	Region	England
% of FP17s for the same patient ID Re-attending within 3 months - Children	21	446	4.7%	10.4%	11.5%	12.0%
% of FP17s for the same patient ID Re-attending within 3 months - Adults	52	492	10.6%	16.0%	16.8%	16.0%
% of FP17s for the same patient ID Re-attending between 3 & 9 months - Children	153	446	34.3%	42.7%	47.3%	58.0%
% of FP17s for the same patient ID Re-attending between 3 & 9 months - Adults	101	492	20.5%	35.6%	38.3%	50.9%
% of FP17s for Band 1 Urgent Courses	43	687	6.3%	11.0%	10.7%	9.1%
% of FP17s Relating to Free Repair or Replacements	2	687	0.3%	0.5%	0.6%	0.8%
% of FP17s Relating to Continuations	3	687	0.4%	0.8%	0.8%	1.1%
% of Patients satisfied with the dentistry they have received	7	7	N/A	88.7%	89.8%	91.7%
% of Patients satisfied with the time they had to wait for an appointment	7	7	N/A	80.2%	83.6%	88.0%

* This is based on patients treated on this contract for their most recent course of treatment. Figures in italics indicate the base number of FP17s or Patient Questionnaire responses are less than 100. N/A is shown where the base number of responses is less than 10 during the period. % is calculated as Quantity/Base number*100

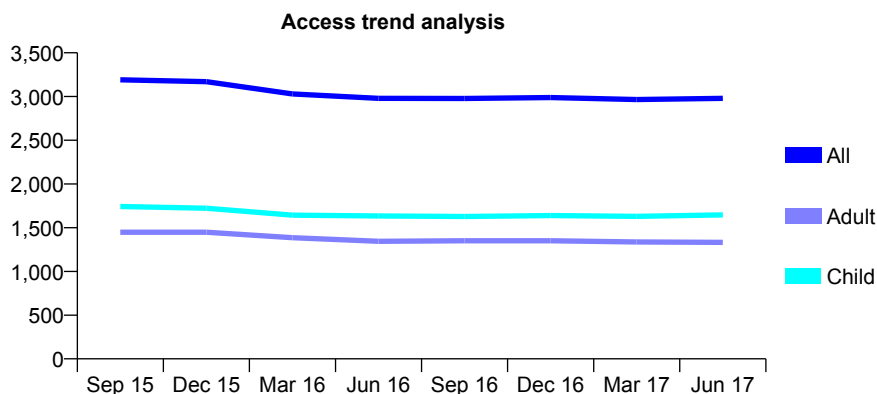
Q61 - Vital Signs At a Glance Contract Report for 139262/0001 - June 2017

Name or company name	St Johns Dental Practice Limited
Contract type name	GDS Contract
Purpose of contract	General
Contract start date	01/12/2011
Contract end date	

17/18 Contracted general activity (UDA)	7,247
Carry forward general activity (UDA)	0
17/18 Contracted orthodontic activity (UOA)	0
Carry forward orthodontic activity (UOA)	0
Baseline contract value	£158,308.15

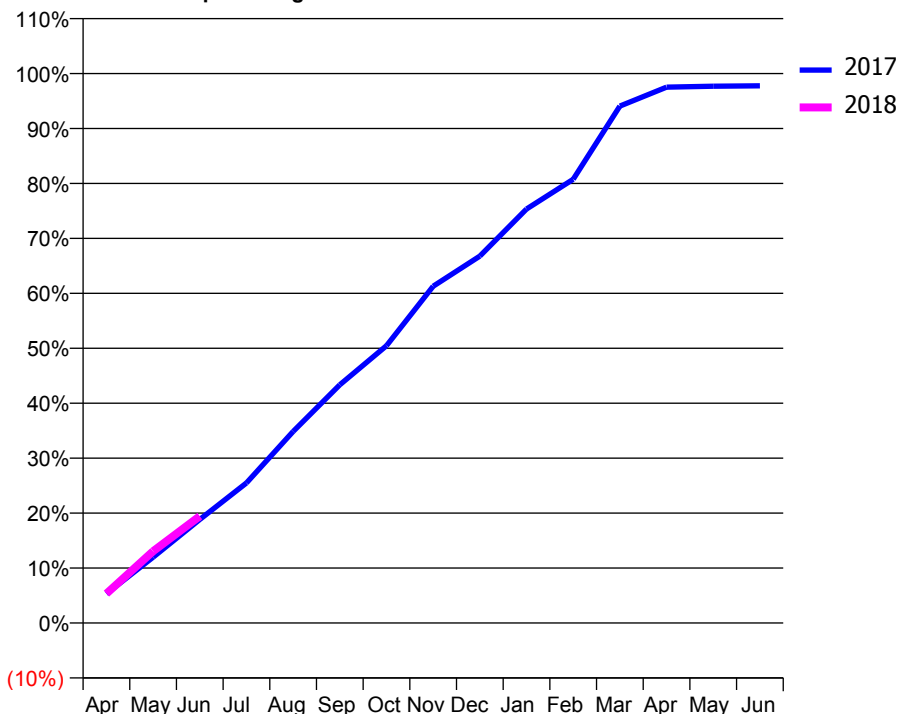
ACCESS*

Patients seen in 24 months	Total	Change since previous quarter
Quarter ending June 2016	2,979	
Quarter ending September 2016	2,978	→
Quarter ending December 2016	2,989	→
Quarter ending March 2017	2,966	→
Quarter ending June 2017	2,979	→
Variance since June 2016	0.0%	→



ACTIVITY

Cumulative percentage of contracted UDA delivered 2017 & 2018



Month	Adjusted Scheduled Activity (UDA)	
	2017	2018
April	386	388
May	868	947
June	1,366	1,409
July	1,848	
August	2,525	
September	3,142	
October	3,658	
November	4,441	
December	4,839	
January	5,460	
February	5,852	
March	6,817	
April	7,067	
May	7,079	
June	7,085	

QUALITY

	Quantity	Base Number	Contract	AT	Region	England
% of FP17s for the same patient ID Re-attending within 3 months - Children	61	674	9.1%	10.4%	11.5%	12.0%
% of FP17s for the same patient ID Re-attending within 3 months - Adults	57	385	14.8%	16.0%	16.8%	16.0%
% of FP17s for the same patient ID Re-attending between 3 & 9 months - Children	438	674	65.0%	42.7%	47.3%	58.0%
% of FP17s for the same patient ID Re-attending between 3 & 9 months - Adults	223	385	57.9%	35.6%	38.3%	50.9%
% of FP17s for Band 1 Urgent Courses	42	892	4.7%	11.0%	10.7%	9.1%
% of FP17s Relating to Free Repair or Replacements	0	892	0.0%	0.5%	0.6%	0.8%
% of FP17s Relating to Continuations	0	892	0.0%	0.8%	0.8%	1.1%
% of Patients satisfied with the dentistry they have received	1	1	N/A	88.7%	89.8%	91.7%
% of Patients satisfied with the time they had to wait for an appointment	1	1	N/A	80.2%	83.6%	88.0%

* This is based on patients treated on this contract for their most recent course of treatment. Figures in italics indicate the base number of FP17s or Patient Questionnaire responses are less than 100. N/A is shown where the base number of responses is less than 10 during the period. % is calculated as Quantity/Base number*100

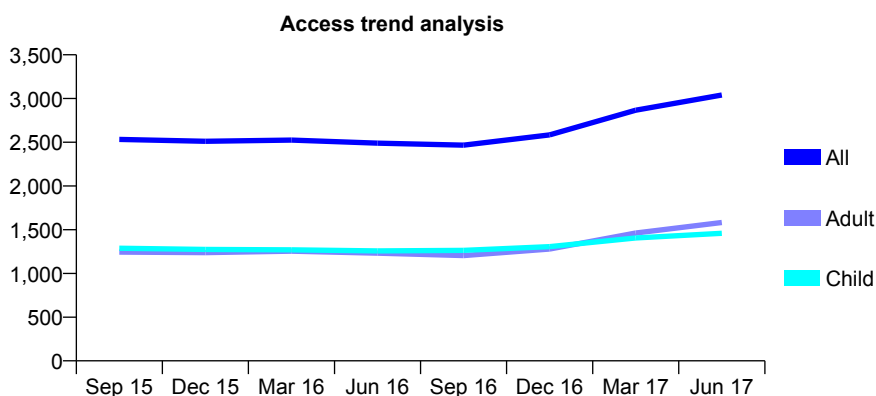
Q61 - Vital Signs At a Glance Contract Report for 140252/0001 - June 2017

Name or company name	Mrs S Talwar & Dr R Khera
Contract type name	GDS Contract
Purpose of contract	General and Orthodontic
Contract start date	10/01/2009
Contract end date	

17/18 Contracted general activity (UDA)	3,745
Carry forward general activity (UDA)	0
17/18 Contracted orthodontic activity (UOA)	2,645
Carry forward orthodontic activity (UOA)	0
Baseline contract value	£269,840.52

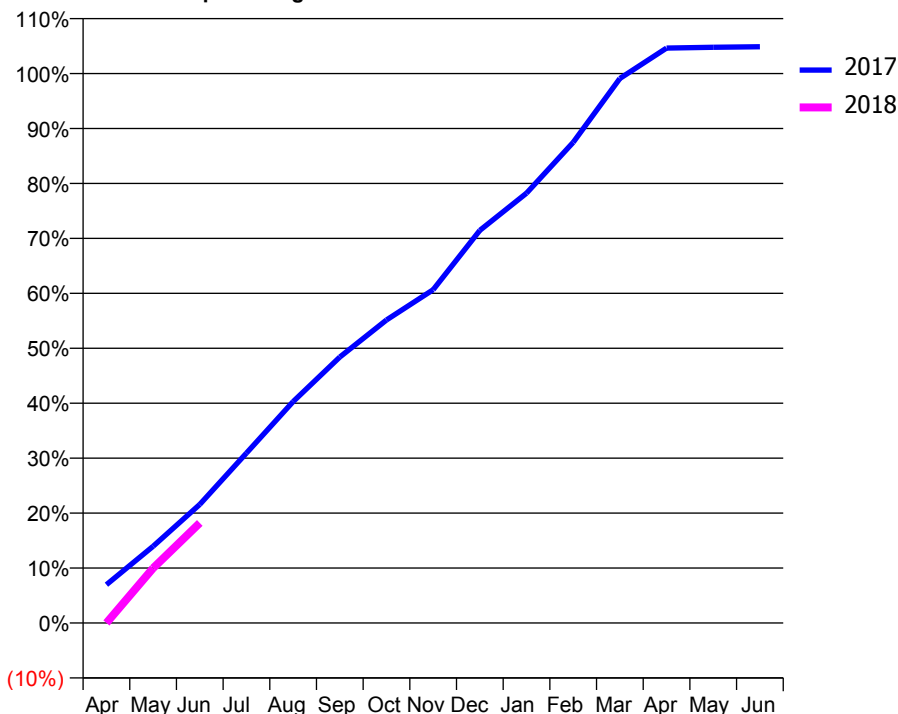
ACCESS*

Patients seen in 24 months	Total	Change since previous quarter
Quarter ending June 2016	2,489	
Quarter ending September 2016	2,467	→
Quarter ending December 2016	2,584	↑
Quarter ending March 2017	2,867	↑
Quarter ending June 2017	3,040	↑
Variance since June 2016	22.1%	↑



ACTIVITY

Cumulative percentage of contracted UDA delivered 2017 & 2018



Adjusted Scheduled Activity (UDA)

Month	2017	2018
April	261	0
May	523	374
June	808	682
July	1,158	
August	1,509	
September	1,813	
October	2,065	
November	2,271	
December	2,676	
January	2,930	
February	3,276	
March	3,711	
April	3,918	
May	3,924	
June	3,927	

QUALITY

	Quantity	Base Number	Contract	AT	Region	England
% of FP17s for the same patient ID Re-attending within 3 months - Children	49	495	9.9%	10.4%	11.5%	12.0%
% of FP17s for the same patient ID Re-attending within 3 months - Adults	62	451	13.7%	16.0%	16.8%	16.0%
% of FP17s for the same patient ID Re-attending between 3 & 9 months - Children	116	495	23.4%	42.7%	47.3%	58.0%
% of FP17s for the same patient ID Re-attending between 3 & 9 months - Adults	94	451	20.8%	35.6%	38.3%	50.9%
% of FP17s for Band 1 Urgent Courses	49	352	13.9%	11.0%	10.7%	9.1%
% of FP17s Relating to Free Repair or Replacements	0	352	0.0%	0.5%	0.6%	0.8%
% of FP17s Relating to Continuations	5	352	1.4%	0.8%	0.8%	1.1%
% of Patients satisfied with the dentistry they have received	3	3	N/A	88.7%	89.8%	91.7%
% of Patients satisfied with the time they had to wait for an appointment	3	3	N/A	80.2%	83.6%	88.0%

* This is based on patients treated on this contract for their most recent course of treatment. Figures in italics indicate the base number of FP17s or Patient Questionnaire responses are less than 100. N/A is shown where the base number of responses is less than 10 during the period. % is calculated as Quantity/Base number*100

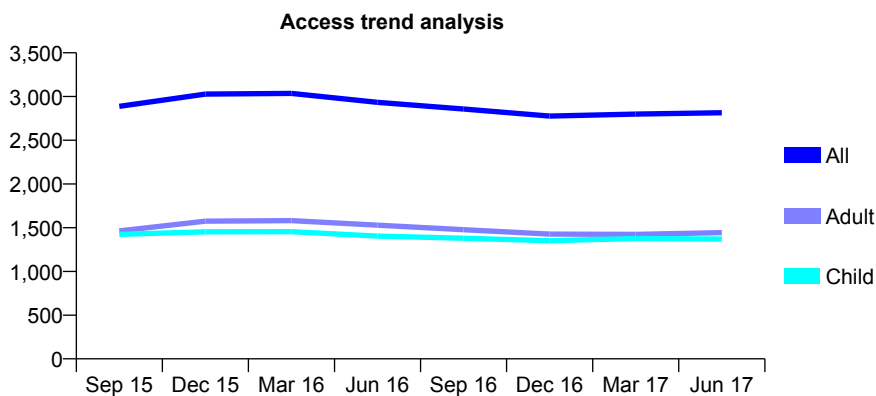
Q61 - Vital Signs At a Glance Contract Report for 140473/0001 - June 2017

Name or company name	Barnet Smiles Dental Care Limited
Contract type name	GDS Contract
Purpose of contract	General
Contract start date	01/04/2014
Contract end date	

17/18 Contracted general activity (UDA)	7,560
Carry forward general activity (UDA)	0
17/18 Contracted orthodontic activity (UOA)	0
Carry forward orthodontic activity (UOA)	0
Baseline contract value	£187,172.46

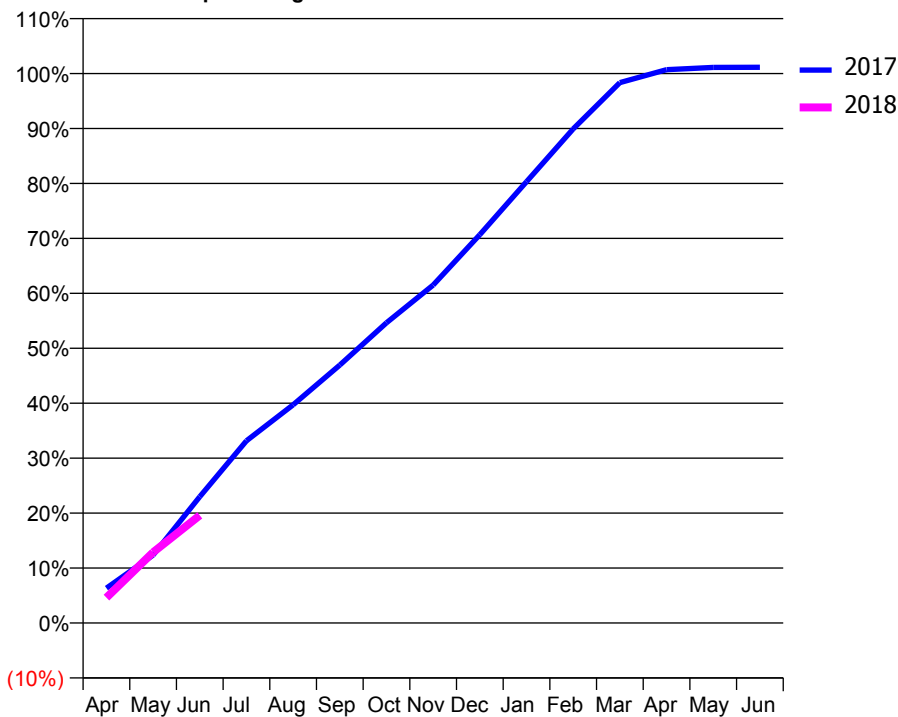
ACCESS*

Patients seen in 24 months	Total	Change since previous quarter
Quarter ending June 2016	2,933	
Quarter ending September 2016	2,857	↓
Quarter ending December 2016	2,777	↓
Quarter ending March 2017	2,799	→
Quarter ending June 2017	2,815	→
Variance since June 2016	(4.0%)	↓



ACTIVITY

Cumulative percentage of contracted UDA delivered 2017 & 2018



Month	Adjusted Scheduled Activity (UDA)	
	2017	2018
April	480	350
May	934	973
June	1,738	1,481
July	2,508	
August	3,003	
September	3,550	
October	4,130	
November	4,649	
December	5,343	
January	6,071	
February	6,798	
March	7,435	
April	7,612	
May	7,644	
June	7,646	

QUALITY

	Quantity	Base Number	Contract	AT	Region	England
% of FP17s for the same patient ID Re-attending within 3 months - Children	43	502	8.6%	10.4%	11.5%	12.0%
% of FP17s for the same patient ID Re-attending within 3 months - Adults	59	408	14.5%	16.0%	16.8%	16.0%
% of FP17s for the same patient ID Re-attending between 3 & 9 months - Children	306	502	61.0%	42.7%	47.3%	58.0%
% of FP17s for the same patient ID Re-attending between 3 & 9 months - Adults	171	408	41.9%	35.6%	38.3%	50.9%
% of FP17s for Band 1 Urgent Courses	52	820	6.3%	11.0%	10.7%	9.1%
% of FP17s Relating to Free Repair or Replacements	3	820	0.4%	0.5%	0.6%	0.8%
% of FP17s Relating to Continuations	0	820	0.0%	0.8%	0.8%	1.1%
% of Patients satisfied with the dentistry they have received	2	2	N/A	88.7%	89.8%	91.7%
% of Patients satisfied with the time they had to wait for an appointment	2	2	N/A	80.2%	83.6%	88.0%

* This is based on patients treated on this contract for their most recent course of treatment. Figures in italics indicate the base number of FP17s or Patient Questionnaire responses are less than 100. N/A is shown where the base number of responses is less than 10 during the period. % is calculated as Quantity/Base number*100

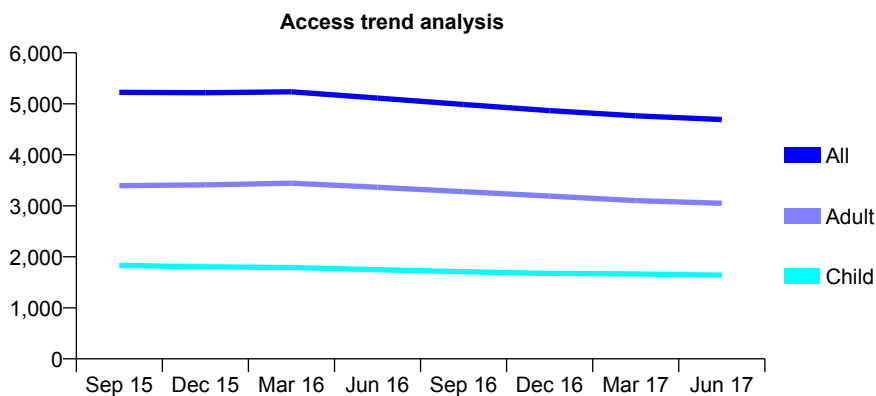
Q61 - Vital Signs At a Glance Contract Report for 140740/0001 - June 2017

Name or company name	Mr S Atkar
Contract type name	GDS Contract
Purpose of contract	General
Contract start date	01/09/2012
Contract end date	

17/18 Contracted general activity (UDA)	13,433
Carry forward general activity (UDA)	0
17/18 Contracted orthodontic activity (UOA)	0
Carry forward orthodontic activity (UOA)	0
Baseline contract value	£401,430.30

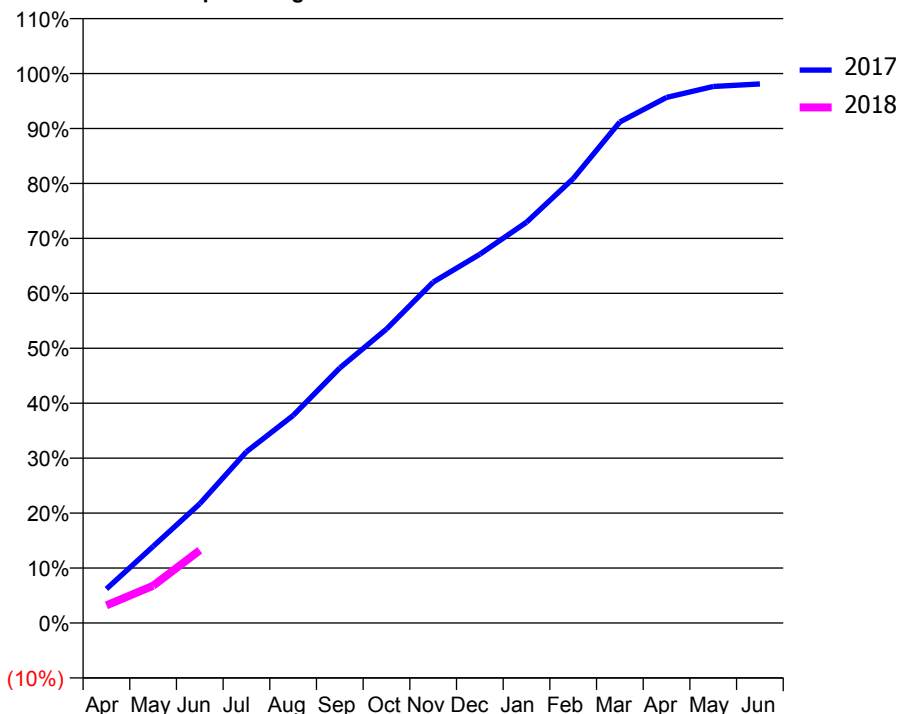
ACCESS*

Patients seen in 24 months	Total	Change since previous quarter
Quarter ending June 2016	5,113	
Quarter ending September 2016	4,986	↓
Quarter ending December 2016	4,867	↓
Quarter ending March 2017	4,765	↓
Quarter ending June 2017	4,691	↓
Variance since June 2016	(8.3%)	↓



ACTIVITY

Cumulative percentage of contracted UDA delivered 2017 & 2018



Month	Adjusted Scheduled Activity (UDA)	
	2017	2018
April	833	432
May	1,874	910
June	2,916	1,778
July	4,186	
August	5,073	
September	6,233	
October	7,187	
November	8,333	
December	9,016	
January	9,798	
February	10,864	
March	12,249	
April	12,849	
May	13,114	
June	13,176	

QUALITY

	Quantity	Base Number	Contract	AT	Region	England
% of FP17s for the same patient ID Re-attending within 3 months - Children	17	505	3.4%	10.4%	11.5%	12.0%
% of FP17s for the same patient ID Re-attending within 3 months - Adults	90	832	10.8%	16.0%	16.8%	16.0%
% of FP17s for the same patient ID Re-attending between 3 & 9 months - Children	259	505	51.3%	42.7%	47.3%	58.0%
% of FP17s for the same patient ID Re-attending between 3 & 9 months - Adults	438	832	52.6%	35.6%	38.3%	50.9%
% of FP17s for Band 1 Urgent Courses	47	872	5.4%	11.0%	10.7%	9.1%
% of FP17s Relating to Free Repair or Replacements	2	872	0.2%	0.5%	0.6%	0.8%
% of FP17s Relating to Continuations	6	872	0.7%	0.8%	0.8%	1.1%
% of Patients satisfied with the dentistry they have received	4	4	N/A	88.7%	89.8%	91.7%
% of Patients satisfied with the time they had to wait for an appointment	3	4	N/A	80.2%	83.6%	88.0%

* This is based on patients treated on this contract for their most recent course of treatment. Figures in italics indicate the base number of FP17s or Patient Questionnaire responses are less than 100. N/A is shown where the base number of responses is less than 10 during the period. % is calculated as Quantity/Base number*100

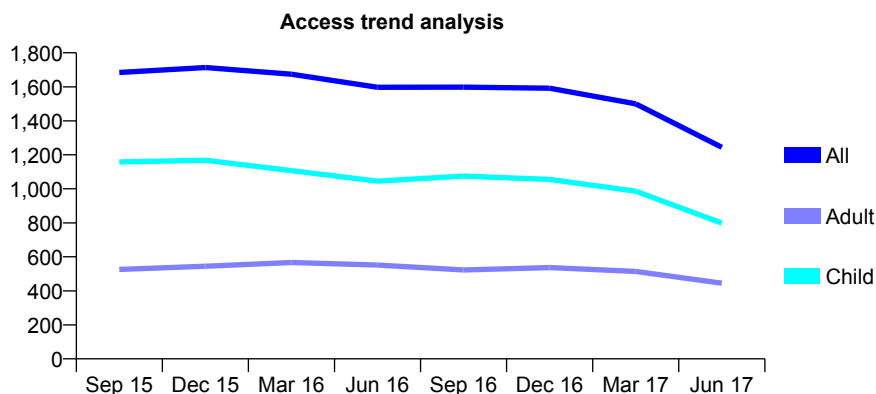
Q61 - Vital Signs At a Glance Contract Report for 141046/0001 - June 2017

Name or company name	Newham Community Dental Service
Contract type name	PDS Contract
Purpose of contract	General
Contract start date	01/02/2011
Contract end date	31/01/2021

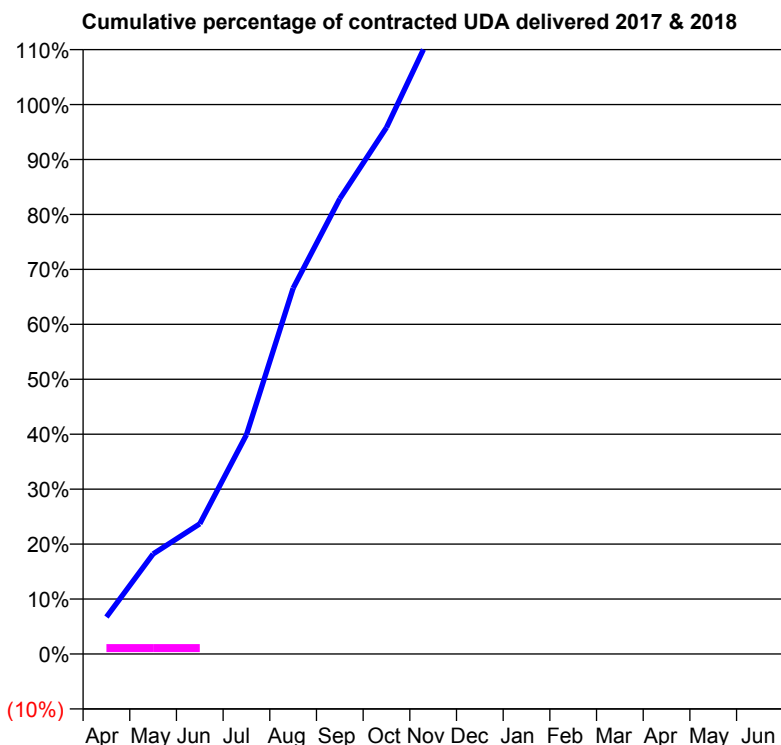
17/18 Contracted general activity (UDA)	2,095
Carry forward general activity (UDA)	0
17/18 Contracted orthodontic activity (UOA)	0
Carry forward orthodontic activity (UOA)	0
Baseline contract value	£1,771,636.43

ACCESS*

Patients seen in 24 months	Total	Change since previous quarter
Quarter ending June 2016	1,597	
Quarter ending September 2016	1,598	→
Quarter ending December 2016	1,592	→
Quarter ending March 2017	1,500	↓
Quarter ending June 2017	1,244	↓
Variance since June 2016	(22.1%)	↓



ACTIVITY



Month	Adjusted Scheduled Activity (UDA)	
	2017	2018
April	141	23
May	382	23
June	496	23
July	836	
August	1,395	
September	1,736	
October	2,007	
November	2,382	
December	2,694	
January	3,029	
February	3,291	
March	3,489	
April	3,628	
May	3,628	
June	3,628	

QUALITY

	Quantity	Base Number	Contract	AT	Region	England
% of FP17s for the same patient ID Re-attending within 3 months - Children	6	54	11.1%	10.4%	11.5%	12.0%
% of FP17s for the same patient ID Re-attending within 3 months - Adults	1	21	4.8%	16.0%	16.8%	16.0%
% of FP17s for the same patient ID Re-attending between 3 & 9 months - Children	7	54	13.0%	42.7%	47.3%	58.0%
% of FP17s for the same patient ID Re-attending between 3 & 9 months - Adults	4	21	19.0%	35.6%	38.3%	50.9%
% of FP17s for Band 1 Urgent Courses	4	12	33.3%	11.0%	10.7%	9.1%
% of FP17s Relating to Free Repair or Replacements	0	12	0.0%	0.5%	0.6%	0.8%
% of FP17s Relating to Continuations	0	12	0.0%	0.8%	0.8%	1.1%
% of Patients satisfied with the dentistry they have received	0	0	N/A	88.7%	89.8%	91.7%
% of Patients satisfied with the time they had to wait for an appointment	0	0	N/A	80.2%	83.6%	88.0%

* This is based on patients treated on this contract for their most recent course of treatment. Figures in italics indicate the base number of FP17s or Patient Questionnaire responses are less than 100. N/A is shown where the base number of responses is less than 10 during the period. % is calculated as Quantity/Base number*100

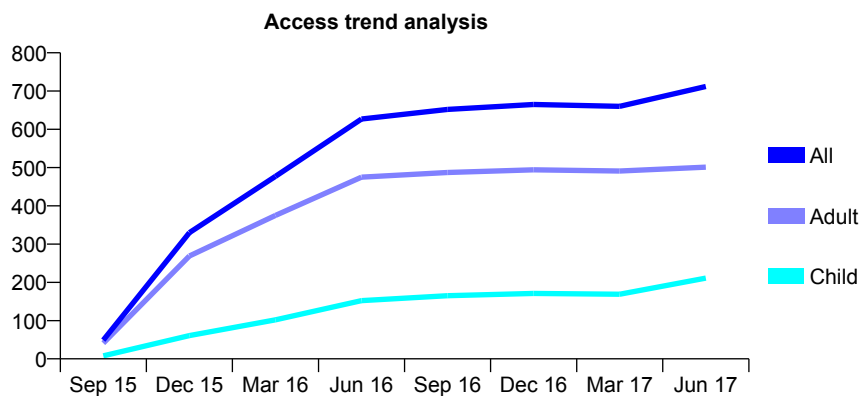
Q61 - Vital Signs At a Glance Contract Report for 141798/0001 - June 2017

Name or company name	Noorani, Noorani
Contract type name	GDS Contract
Purpose of contract	General
Contract start date	01/07/2015
Contract end date	

17/18 Contracted general activity (UDA)	2,074
Carry forward general activity (UDA)	0
17/18 Contracted orthodontic activity (UOA)	0
Carry forward orthodontic activity (UOA)	0
Baseline contract value	£49,536.03

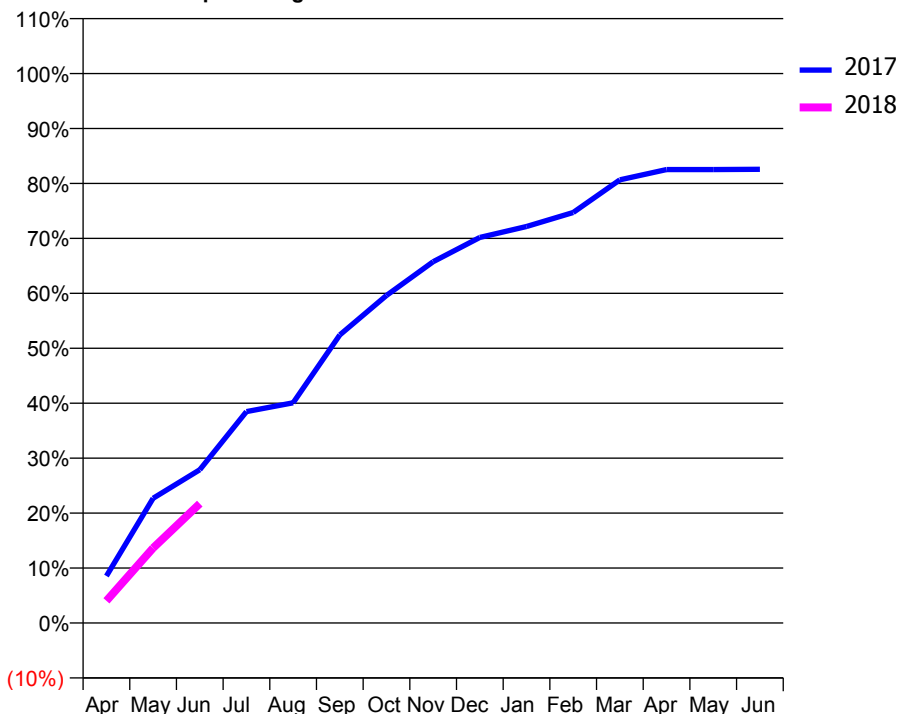
ACCESS*

Patients seen in 24 months	Total	Change since previous quarter
Quarter ending June 2016	627	
Quarter ending September 2016	652	↑
Quarter ending December 2016	665	→
Quarter ending March 2017	660	→
Quarter ending June 2017	712	↑
Variance since June 2016	13.6%	↑



ACTIVITY

Cumulative percentage of contracted UDA delivered 2017 & 2018



Adjusted Scheduled Activity (UDA)

Month	2017	2018
April	177	84
May	471	283
June	578	451
July	798	
August	831	
September	1,087	
October	1,236	
November	1,364	
December	1,455	
January	1,496	
February	1,549	
March	1,673	
April	1,711	
May	1,711	
June	1,712	

QUALITY

	Quantity	Base Number	Contract	AT	Region	England
% of FP17s for the same patient ID Re-attending within 3 months - Children	5	88	5.7%	10.4%	11.5%	12.0%
% of FP17s for the same patient ID Re-attending within 3 months - Adults	44	137	32.1%	16.0%	16.8%	16.0%
% of FP17s for the same patient ID Re-attending between 3 & 9 months - Children	21	88	23.9%	42.7%	47.3%	58.0%
% of FP17s for the same patient ID Re-attending between 3 & 9 months - Adults	55	137	40.1%	35.6%	38.3%	50.9%
% of FP17s for Band 1 Urgent Courses	33	207	15.9%	11.0%	10.7%	9.1%
% of FP17s Relating to Free Repair or Replacements	0	207	0.0%	0.5%	0.6%	0.8%
% of FP17s Relating to Continuations	1	207	0.5%	0.8%	0.8%	1.1%
% of Patients satisfied with the dentistry they have received	0	0	N/A	88.7%	89.8%	91.7%
% of Patients satisfied with the time they had to wait for an appointment	0	0	N/A	80.2%	83.6%	88.0%

* This is based on patients treated on this contract for their most recent course of treatment. Figures in italics indicate the base number of FP17s or Patient Questionnaire responses are less than 100. N/A is shown where the base number of responses is less than 10 during the period. % is calculated as Quantity/Base number*100

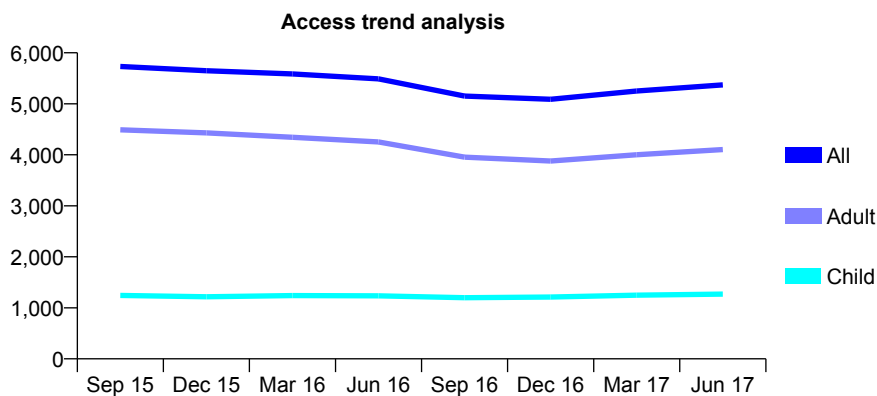
Q61 - Vital Signs At a Glance Contract Report for 142794/0001 - June 2017

Name or company name	Ace Dental
Contract type name	GDS Contract
Purpose of contract	General
Contract start date	01/04/2010
Contract end date	

17/18 Contracted general activity (UDA)	15,340
Carry forward general activity (UDA)	0
17/18 Contracted orthodontic activity (UOA)	0
Carry forward orthodontic activity (UOA)	0
Baseline contract value	£418,064.05

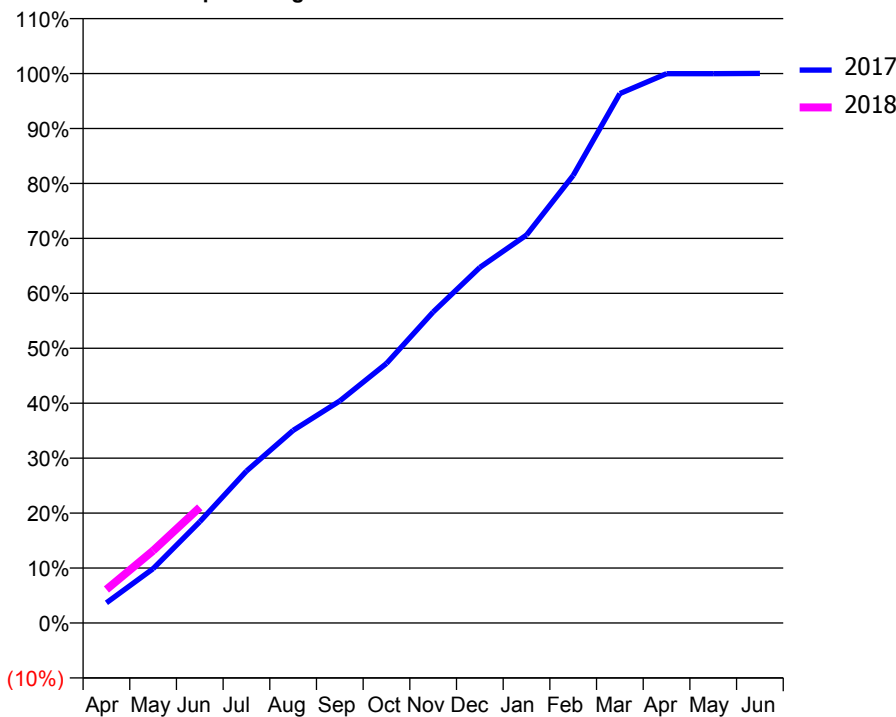
ACCESS*

Patients seen in 24 months	Total	Change since previous quarter
Quarter ending June 2016	5,488	
Quarter ending September 2016	5,152	↓
Quarter ending December 2016	5,090	↓
Quarter ending March 2017	5,251	↑
Quarter ending June 2017	5,372	↑
Variance since June 2016	(2.1%)	↓



ACTIVITY

Cumulative percentage of contracted UDA delivered 2017 & 2018



Month	Adjusted Scheduled Activity (UDA)	
	2017	2018
April	565	938
May	1,515	2,019
June	2,829	3,228
July	4,240	
August	5,377	
September	6,200	
October	7,245	
November	8,682	
December	9,926	
January	10,832	
February	12,495	
March	14,781	
April	15,336	
May	15,334	
June	15,344	

QUALITY

	Quantity	Base Number	Contract	AT	Region	England
% of FP17s for the same patient ID Re-attending within 3 months - Children	24	310	7.7%	10.4%	11.5%	12.0%
% of FP17s for the same patient ID Re-attending within 3 months - Adults	141	1,028	13.7%	16.0%	16.8%	16.0%
% of FP17s for the same patient ID Re-attending between 3 & 9 months - Children	121	310	39.0%	42.7%	47.3%	58.0%
% of FP17s for the same patient ID Re-attending between 3 & 9 months - Adults	314	1,028	30.5%	35.6%	38.3%	50.9%
% of FP17s for Band 1 Urgent Courses	148	1,131	13.1%	11.0%	10.7%	9.1%
% of FP17s Relating to Free Repair or Replacements	8	1,131	0.7%	0.5%	0.6%	0.8%
% of FP17s Relating to Continuations	9	1,131	0.8%	0.8%	0.8%	1.1%
% of Patients satisfied with the dentistry they have received	4	5	N/A	88.7%	89.8%	91.7%
% of Patients satisfied with the time they had to wait for an appointment	2	5	N/A	80.2%	83.6%	88.0%

* This is based on patients treated on this contract for their most recent course of treatment. Figures in italics indicate the base number of FP17s or Patient Questionnaire responses are less than 100. N/A is shown where the base number of responses is less than 10 during the period. % is calculated as Quantity/Base number*100

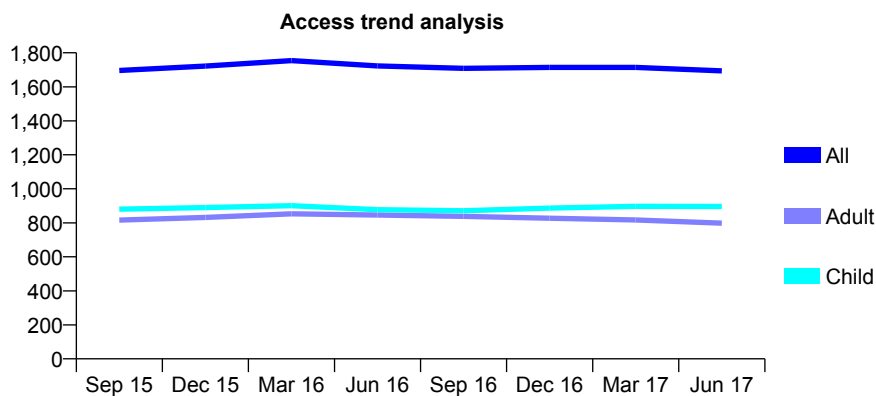
Q61 - Vital Signs At a Glance Contract Report for 143693/0003 - June 2017

Name or company name	Newham Family Dental Care Ltd
Contract type name	GDS Contract
Purpose of contract	General
Contract start date	12/03/2008
Contract end date	

17/18 Contracted general activity (UDA)	4,723
Carry forward general activity (UDA)	0
17/18 Contracted orthodontic activity (UOA)	0
Carry forward orthodontic activity (UOA)	0
Baseline contract value	£209,060.31

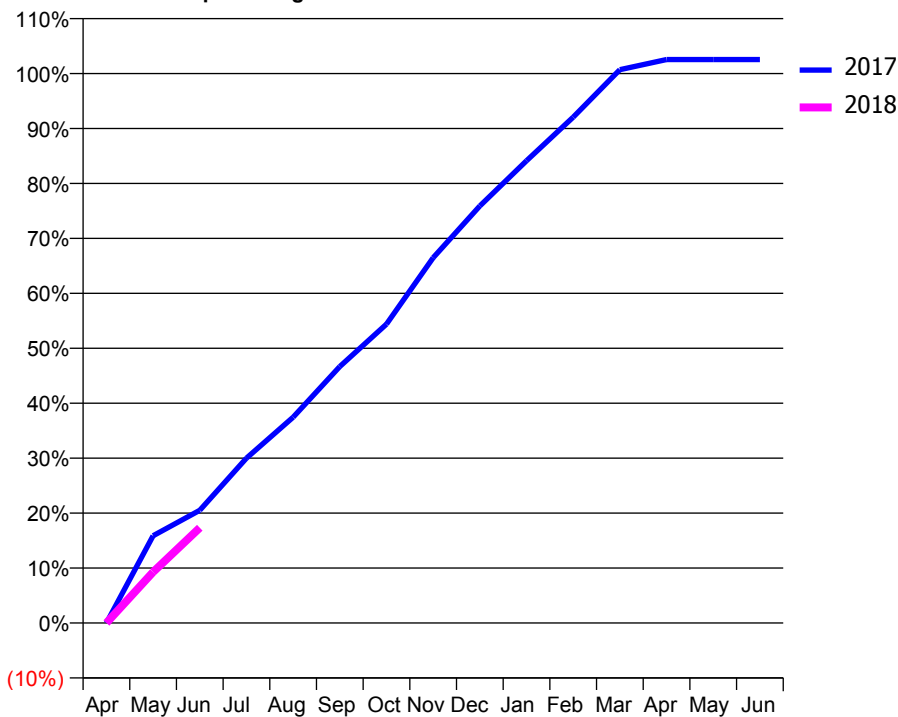
ACCESS*

Patients seen in 24 months	Total	Change since previous quarter
Quarter ending June 2016	1,723	
Quarter ending September 2016	1,709	→
Quarter ending December 2016	1,714	→
Quarter ending March 2017	1,714	→
Quarter ending June 2017	1,694	↓
Variance since June 2016	(1.7%)	↓



ACTIVITY

Cumulative percentage of contracted UDA delivered 2017 & 2018



Adjusted Scheduled Activity (UDA)		
Month	2017	2018
April	0	0
May	750	438
June	969	818
July	1,417	
August	1,769	
September	2,205	
October	2,569	
November	3,140	
December	3,584	
January	3,973	
February	4,348	
March	4,755	
April	4,843	
May	4,843	
June	4,843	

QUALITY

	Quantity	Base Number	Contract	AT	Region	England
% of FP17s for the same patient ID Re-attending within 3 months - Children	19	262	7.3%	10.4%	11.5%	12.0%
% of FP17s for the same patient ID Re-attending within 3 months - Adults	8	136	5.9%	16.0%	16.8%	16.0%
% of FP17s for the same patient ID Re-attending between 3 & 9 months - Children	135	262	51.5%	42.7%	47.3%	58.0%
% of FP17s for the same patient ID Re-attending between 3 & 9 months - Adults	59	136	43.4%	35.6%	38.3%	50.9%
% of FP17s for Band 1 Urgent Courses	37	351	10.5%	11.0%	10.7%	9.1%
% of FP17s Relating to Free Repair or Replacements	0	351	0.0%	0.5%	0.6%	0.8%
% of FP17s Relating to Continuations	3	351	0.9%	0.8%	0.8%	1.1%
% of Patients satisfied with the dentistry they have received	1	1	N/A	88.7%	89.8%	91.7%
% of Patients satisfied with the time they had to wait for an appointment	1	1	N/A	80.2%	83.6%	88.0%

* This is based on patients treated on this contract for their most recent course of treatment. Figures in italics indicate the base number of FP17s or Patient Questionnaire responses are less than 100. N/A is shown where the base number of responses is less than 10 during the period. % is calculated as Quantity/Base number*100

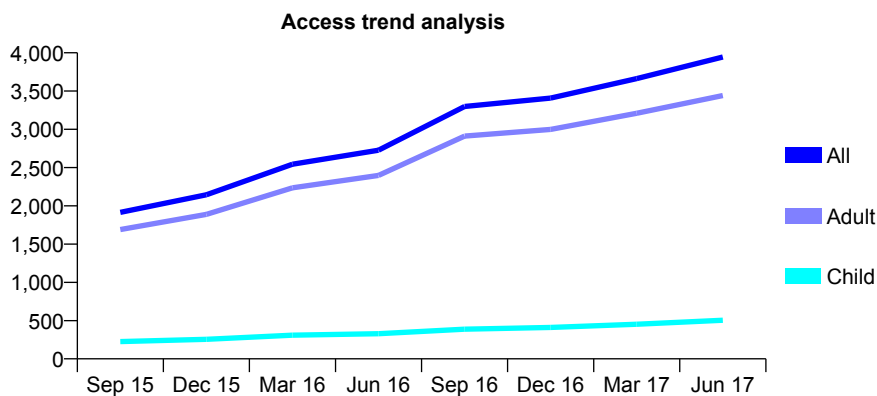
Q61 - Vital Signs At a Glance Contract Report for 143693/0004 - June 2017

Name or company name	Newham Family Dental Care Ltd
Contract type name	PDS Contract
Purpose of contract	General
Contract start date	01/04/2014
Contract end date	31/03/2024

17/18 Contracted general activity (UDA)	8,649
Carry forward general activity (UDA)	0
17/18 Contracted orthodontic activity (UOA)	0
Carry forward orthodontic activity (UOA)	0
Baseline contract value	£444,360.00

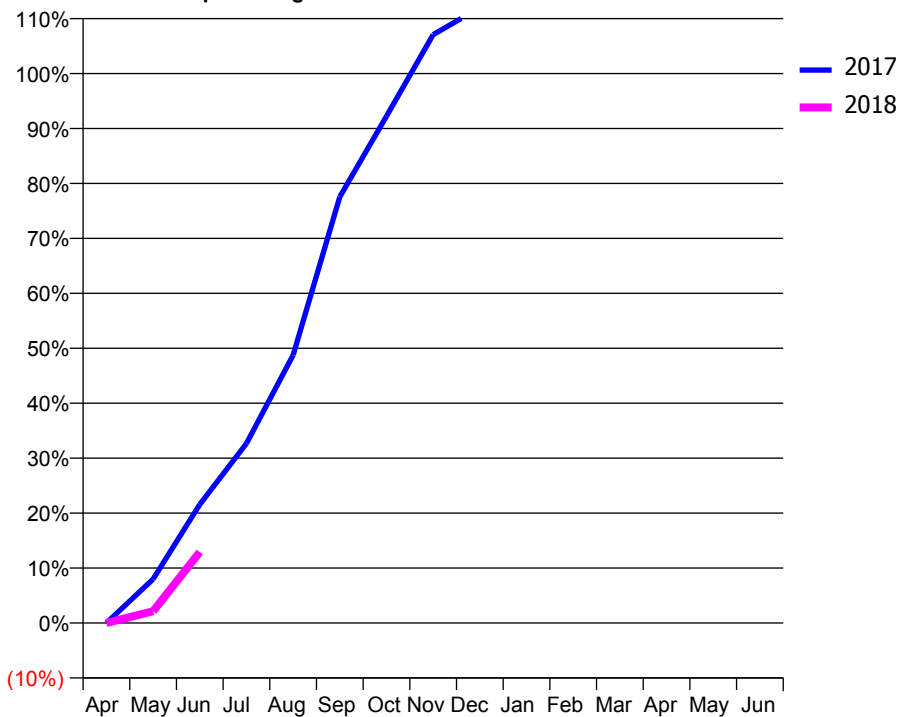
ACCESS*

Patients seen in 24 months	Total	Change since previous quarter
Quarter ending June 2016	2,726	
Quarter ending September 2016	3,299	↑
Quarter ending December 2016	3,409	↑
Quarter ending March 2017	3,662	↑
Quarter ending June 2017	3,945	↑
Variance since June 2016	44.7%	↑



ACTIVITY

Cumulative percentage of contracted UDA delivered 2017 & 2018



Month	Adjusted Scheduled Activity (UDA)	
	2017	2018
April	0	0
May	311	186
June	839	1,118
July	1,269	
August	1,895	
September	3,013	
October	3,583	
November	4,160	
December	4,350	
January	5,307	
February	5,819	
March	6,172	
April	6,172	
May	6,603	
June	6,603	

QUALITY

	Quantity	Base Number	Contract	AT	Region	England
% of FP17s for the same patient ID Re-attending within 3 months - Children	2	187	1.1%	10.4%	11.5%	12.0%
% of FP17s for the same patient ID Re-attending within 3 months - Adults	41	1,102	3.7%	16.0%	16.8%	16.0%
% of FP17s for the same patient ID Re-attending between 3 & 9 months - Children	0	187	0.0%	42.7%	47.3%	58.0%
% of FP17s for the same patient ID Re-attending between 3 & 9 months - Adults	14	1,102	1.3%	35.6%	38.3%	50.9%
% of FP17s for Band 1 Urgent Courses	928	930	99.8%	11.0%	10.7%	9.1%
% of FP17s Relating to Free Repair or Replacements	0	930	0.0%	0.5%	0.6%	0.8%
% of FP17s Relating to Continuations	0	930	0.0%	0.8%	0.8%	1.1%
% of Patients satisfied with the dentistry they have received	1	1	N/A	88.7%	89.8%	91.7%
% of Patients satisfied with the time they had to wait for an appointment	1	1	N/A	80.2%	83.6%	88.0%

* This is based on patients treated on this contract for their most recent course of treatment. Figures in italics indicate the base number of FP17s or Patient Questionnaire responses are less than 100. N/A is shown where the base number of responses is less than 10 during the period. % is calculated as Quantity/Base number*100

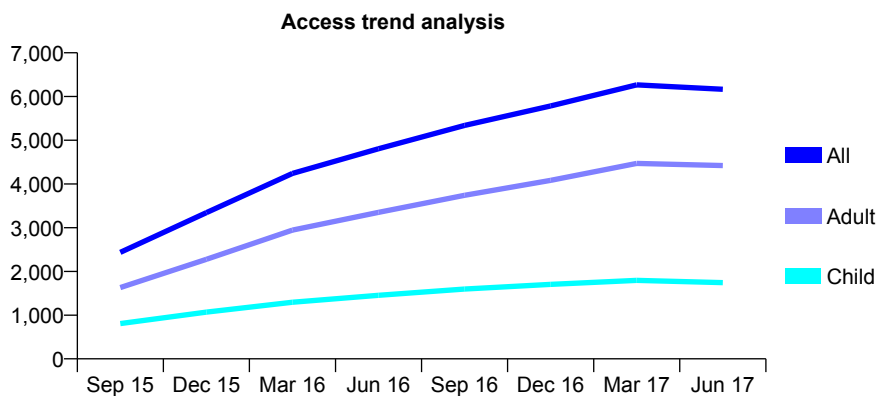
Q61 - Vital Signs At a Glance Contract Report for 144231/0001 - June 2017

Name or company name	Lea Bridge Road Dental Surgery
Contract type name	GDS Contract
Purpose of contract	General
Contract start date	01/04/2015
Contract end date	

17/18 Contracted general activity (UDA)	16,249
Carry forward general activity (UDA)	0
17/18 Contracted orthodontic activity (UOA)	0
Carry forward orthodontic activity (UOA)	0
Baseline contract value	£422,011.82

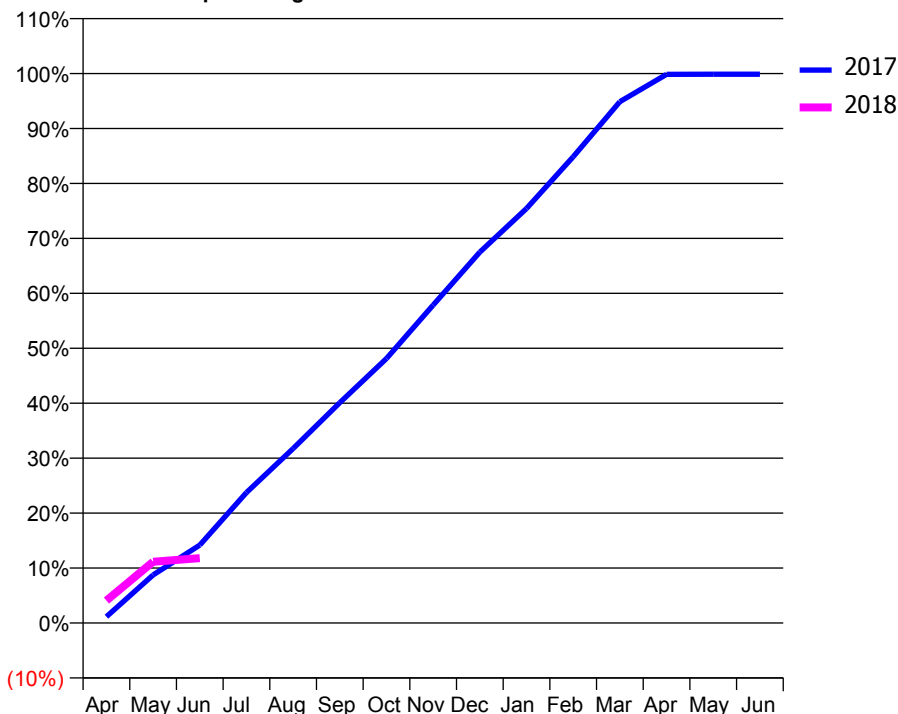
ACCESS*

Patients seen in 24 months	Total	Change since previous quarter
Quarter ending June 2016	4,804	
Quarter ending September 2016	5,338	↑
Quarter ending December 2016	5,784	↑
Quarter ending March 2017	6,265	↑
Quarter ending June 2017	6,166	↓
Variance since June 2016	28.4%	↑



ACTIVITY

Cumulative percentage of contracted UDA delivered 2017 & 2018



Month	Adjusted Scheduled Activity (UDA)	
	2017	2018
April	187	665
May	1,423	1,812
June	2,304	1,917
July	3,858	
August	5,160	
September	6,516	
October	7,822	
November	9,403	
December	10,970	
January	12,257	
February	13,787	
March	15,416	
April	16,225	
May	16,226	
June	16,226	

QUALITY

	Quantity	Base Number	Contract	AT	Region	England
% of FP17s for the same patient ID Re-attending within 3 months - Children	14	280	5.0%	10.4%	11.5%	12.0%
% of FP17s for the same patient ID Re-attending within 3 months - Adults	71	727	9.8%	16.0%	16.8%	16.0%
% of FP17s for the same patient ID Re-attending between 3 & 9 months - Children	95	280	33.9%	42.7%	47.3%	58.0%
% of FP17s for the same patient ID Re-attending between 3 & 9 months - Adults	237	727	32.6%	35.6%	38.3%	50.9%
% of FP17s for Band 1 Urgent Courses	54	714	7.6%	11.0%	10.7%	9.1%
% of FP17s Relating to Free Repair or Replacements	5	714	0.7%	0.5%	0.6%	0.8%
% of FP17s Relating to Continuations	8	714	1.1%	0.8%	0.8%	1.1%
% of Patients satisfied with the dentistry they have received	3	4	N/A	88.7%	89.8%	91.7%
% of Patients satisfied with the time they had to wait for an appointment	3	4	N/A	80.2%	83.6%	88.0%

* This is based on patients treated on this contract for their most recent course of treatment. Figures in italics indicate the base number of FP17s or Patient Questionnaire responses are less than 100. N/A is shown where the base number of responses is less than 10 during the period. % is calculated as Quantity/Base number*100

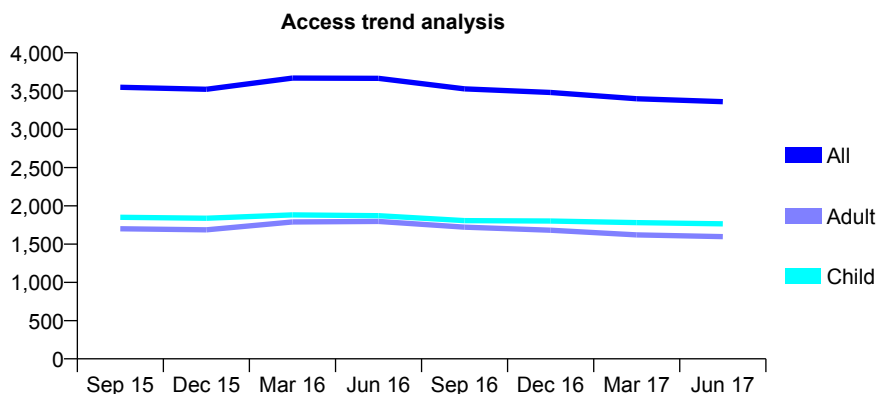
Q61 - Vital Signs At a Glance Contract Report for 144339/0001 - June 2017

Name or company name	Mr F K Banjo and Mrs D O Banjo
Contract type name	GDS Contract
Purpose of contract	General
Contract start date	16/05/2007
Contract end date	

17/18 Contracted general activity (UDA)	9,399
Carry forward general activity (UDA)	0
17/18 Contracted orthodontic activity (UOA)	0
Carry forward orthodontic activity (UOA)	0
Baseline contract value	£306,808.30

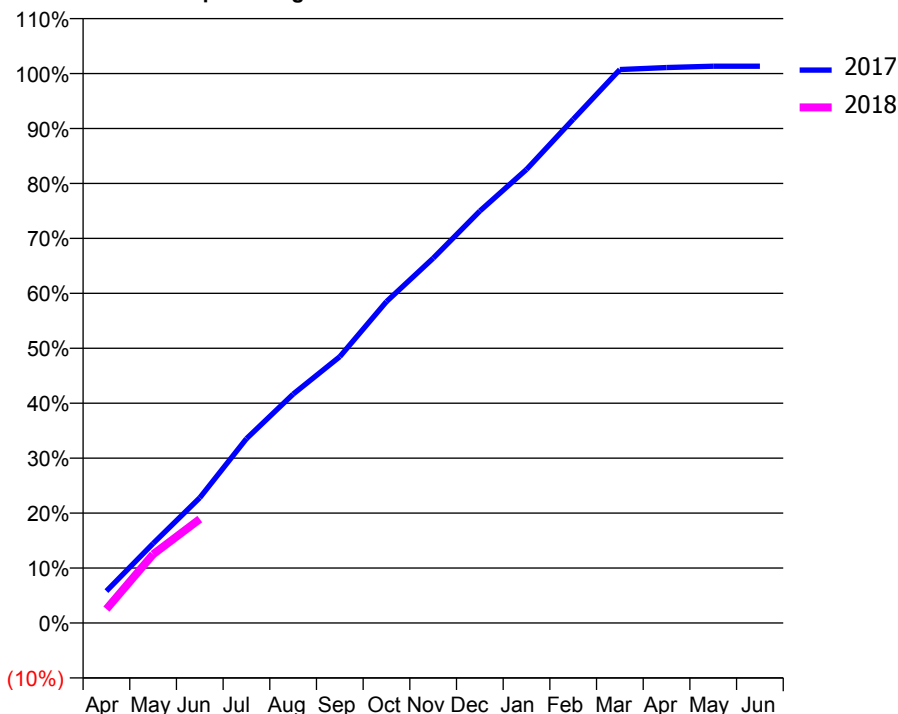
ACCESS*

Patients seen in 24 months	Total	Change since previous quarter
Quarter ending June 2016	3,667	
Quarter ending September 2016	3,528	↓
Quarter ending December 2016	3,482	↓
Quarter ending March 2017	3,400	↓
Quarter ending June 2017	3,361	↓
Variance since June 2016	(8.3%)	↓



ACTIVITY

Cumulative percentage of contracted UDA delivered 2017 & 2018



Adjusted Scheduled Activity (UDA)

Month	2017	2018
April	546	239
May	1,361	1,176
June	2,143	1,777
July	3,154	
August	3,915	
September	4,557	
October	5,499	
November	6,239	
December	7,047	
January	7,757	
February	8,615	
March	9,466	
April	9,500	
May	9,523	
June	9,523	

QUALITY

	Quantity	Base Number	Contract	AT	Region	England
% of FP17s for the same patient ID Re-attending within 3 months - Children	37	369	10.0%	10.4%	11.5%	12.0%
% of FP17s for the same patient ID Re-attending within 3 months - Adults	63	362	17.4%	16.0%	16.8%	16.0%
% of FP17s for the same patient ID Re-attending between 3 & 9 months - Children	106	369	28.7%	42.7%	47.3%	58.0%
% of FP17s for the same patient ID Re-attending between 3 & 9 months - Adults	136	362	37.6%	35.6%	38.3%	50.9%
% of FP17s for Band 1 Urgent Courses	50	716	7.0%	11.0%	10.7%	9.1%
% of FP17s Relating to Free Repair or Replacements	0	716	0.0%	0.5%	0.6%	0.8%
% of FP17s Relating to Continuations	0	716	0.0%	0.8%	0.8%	1.1%
% of Patients satisfied with the dentistry they have received	0	0	N/A	88.7%	89.8%	91.7%
% of Patients satisfied with the time they had to wait for an appointment	0	0	N/A	80.2%	83.6%	88.0%

* This is based on patients treated on this contract for their most recent course of treatment. Figures in italics indicate the base number of FP17s or Patient Questionnaire responses are less than 100. N/A is shown where the base number of responses is less than 10 during the period. % is calculated as Quantity/Base number*100

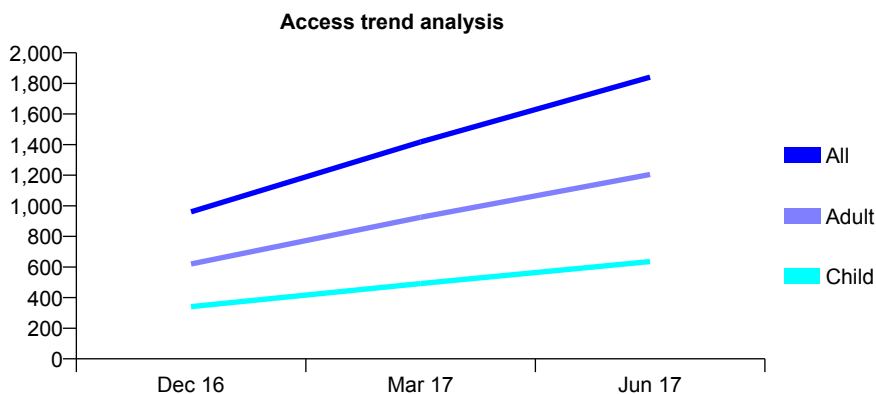
Q61 - Vital Signs At a Glance Contract Report for 145076/0001 - June 2017

Name or company name	Harford Street Dental Practice
Contract type name	PDS Contract
Purpose of contract	General
Contract start date	01/04/2015
Contract end date	31/03/2020

17/18 Contracted general activity (UDA)	13,000
Carry forward general activity (UDA)	0
17/18 Contracted orthodontic activity (UOA)	0
Carry forward orthodontic activity (UOA)	0
Baseline contract value	£278,624.76

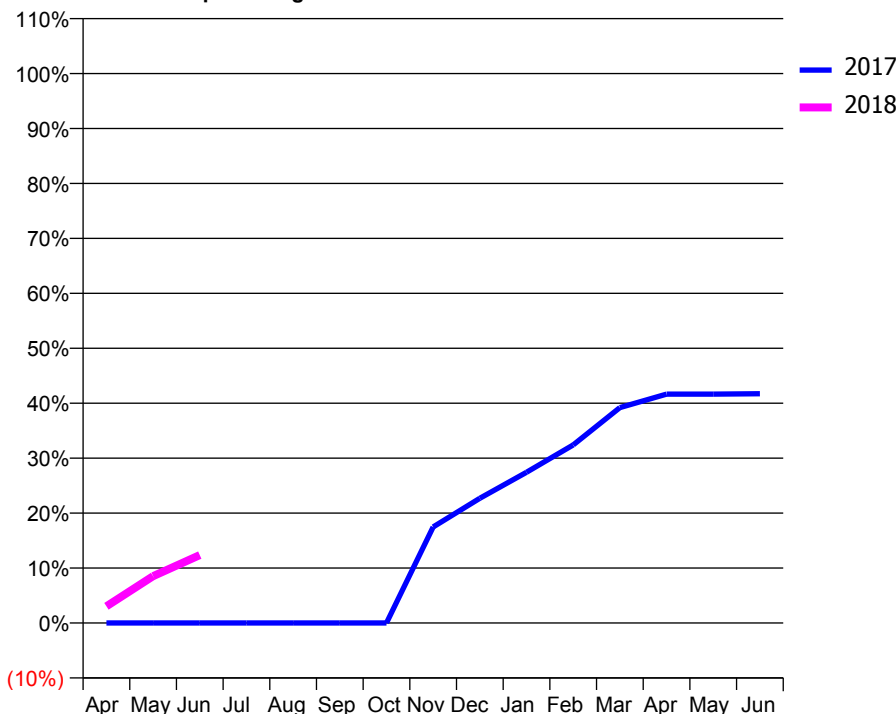
ACCESS*

Patients seen in 24 months	Total	Change since previous quarter
Quarter ending June 2016	0	
Quarter ending September 2016	0	
Quarter ending December 2016	961	↑
Quarter ending March 2017	1,417	↑
Quarter ending June 2017	1,841	↑
Variance since June 2016	N/A	



ACTIVITY

Cumulative percentage of contracted UDA delivered 2017 & 2018



Adjusted Scheduled Activity (UDA)

Month	2017	2018
April	0	395
May	0	1,109
June	0	1,607
July	0	
August	0	
September	0	
October	0	
November	2,273	
December	2,952	
January	3,567	
February	4,215	
March	5,096	
April	5,415	
May	5,415	
June	5,426	

QUALITY

	Quantity	Base Number	Contract	AT	Region	England
% of FP17s for the same patient ID Re-attending within 3 months - Children	14	285	4.9%	10.4%	11.5%	12.0%
% of FP17s for the same patient ID Re-attending within 3 months - Adults	41	514	8.0%	16.0%	16.8%	16.0%
% of FP17s for the same patient ID Re-attending between 3 & 9 months - Children	94	285	33.0%	42.7%	47.3%	58.0%
% of FP17s for the same patient ID Re-attending between 3 & 9 months - Adults	146	514	28.4%	35.6%	38.3%	50.9%
% of FP17s for Band 1 Urgent Courses	94	679	13.8%	11.0%	10.7%	9.1%
% of FP17s Relating to Free Repair or Replacements	0	679	0.0%	0.5%	0.6%	0.8%
% of FP17s Relating to Continuations	0	679	0.0%	0.8%	0.8%	1.1%
% of Patients satisfied with the dentistry they have received	2	2	N/A	88.7%	89.8%	91.7%
% of Patients satisfied with the time they had to wait for an appointment	2	2	N/A	80.2%	83.6%	88.0%

* This is based on patients treated on this contract for their most recent course of treatment. Figures in italics indicate the base number of FP17s or Patient Questionnaire responses are less than 100. N/A is shown where the base number of responses is less than 10 during the period. % is calculated as Quantity/Base number*100

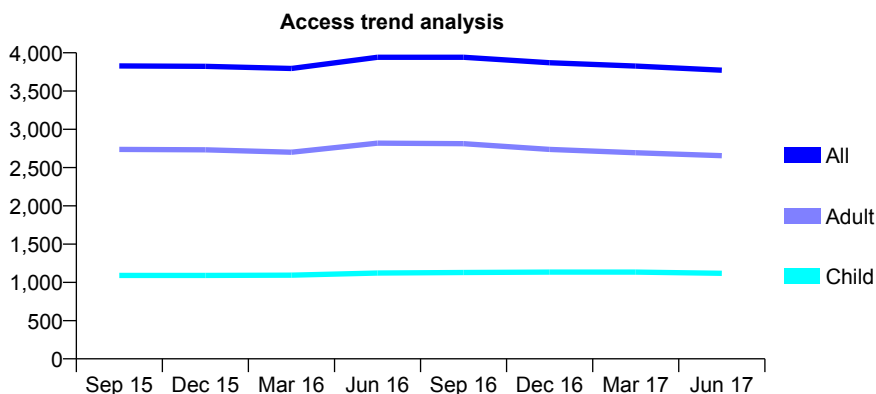
Q61 - Vital Signs At a Glance Contract Report for 145475/0001 - June 2017

Name or company name	Du Toit & Burger Partnership (Stratford) Ltc
Contract type name	GDS Contract
Purpose of contract	General
Contract start date	01/04/2007
Contract end date	

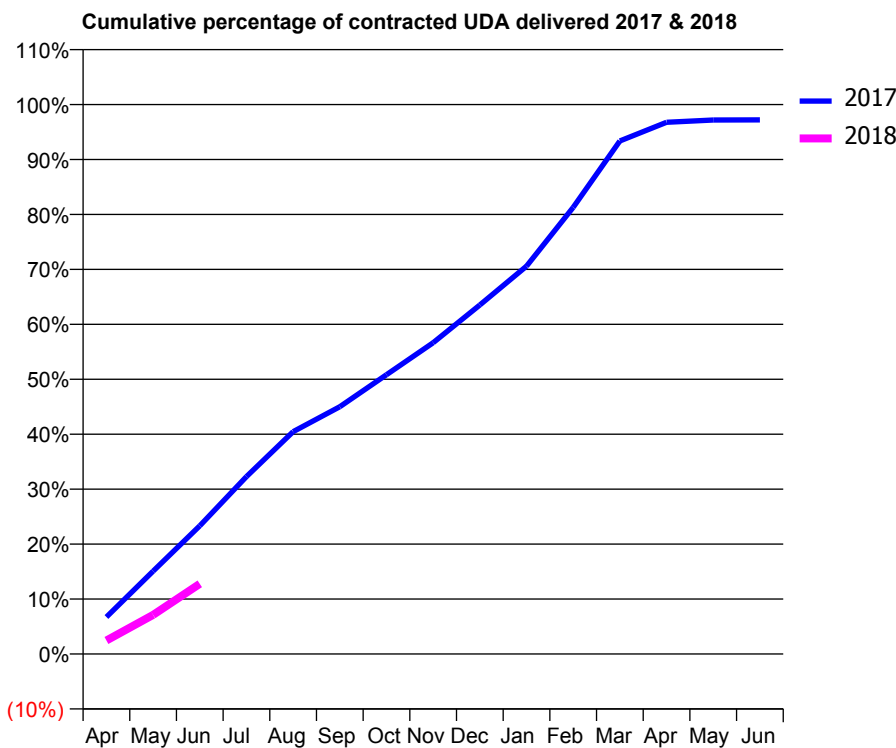
17/18 Contracted general activity (UDA)	11,363
Carry forward general activity (UDA)	0
17/18 Contracted orthodontic activity (UOA)	0
Carry forward orthodontic activity (UOA)	0
Baseline contract value	£315,403.88

ACCESS*

Patients seen in 24 months	Total	Change since previous quarter
Quarter ending June 2016	3,941	
Quarter ending September 2016	3,941	→
Quarter ending December 2016	3,870	↓
Quarter ending March 2017	3,827	↓
Quarter ending June 2017	3,773	↓
Variance since June 2016	(4.3%)	↓



ACTIVITY



Month	Adjusted Scheduled Activity (UDA)	
	2017	2018
April	766	281
May	1,714	810
June	2,651	1,452
July	3,669	
August	4,597	
September	5,114	
October	5,777	
November	6,437	
December	7,218	
January	8,020	
February	9,236	
March	10,610	
April	10,995	
May	11,042	
June	11,045	

QUALITY

	Quantity	Base Number	Contract	AT	Region	England
% of FP17s for the same patient ID Re-attending within 3 months - Children	19	268	7.1%	10.4%	11.5%	12.0%
% of FP17s for the same patient ID Re-attending within 3 months - Adults	79	549	14.4%	16.0%	16.8%	16.0%
% of FP17s for the same patient ID Re-attending between 3 & 9 months - Children	148	268	55.2%	42.7%	47.3%	58.0%
% of FP17s for the same patient ID Re-attending between 3 & 9 months - Adults	237	549	43.2%	35.6%	38.3%	50.9%
% of FP17s for Band 1 Urgent Courses	49	662	7.4%	11.0%	10.7%	9.1%
% of FP17s Relating to Free Repair or Replacements	5	662	0.8%	0.5%	0.6%	0.8%
% of FP17s Relating to Continuations	7	662	1.1%	0.8%	0.8%	1.1%
% of Patients satisfied with the dentistry they have received	4	4	N/A	88.7%	89.8%	91.7%
% of Patients satisfied with the time they had to wait for an appointment	3	4	N/A	80.2%	83.6%	88.0%

* This is based on patients treated on this contract for their most recent course of treatment. Figures in italics indicate the base number of FP17s or Patient Questionnaire responses are less than 100. N/A is shown where the base number of responses is less than 10 during the period. % is calculated as Quantity/Base number*100

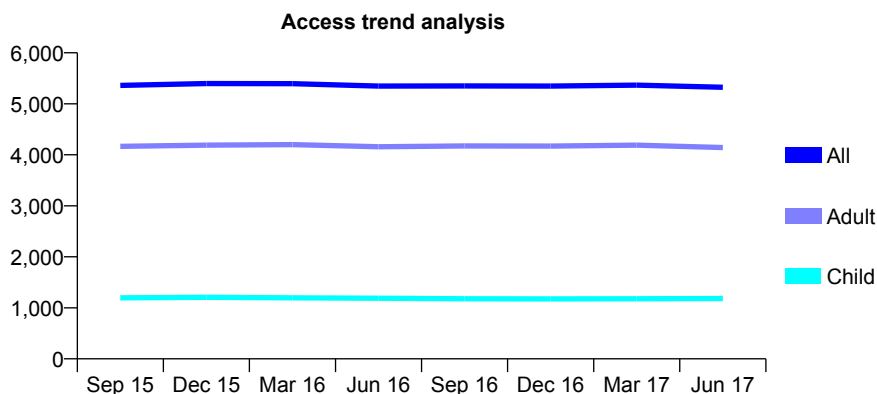
Q61 - Vital Signs At a Glance Contract Report for 145548/0001 - June 2017

Name or company name	Cranham Dental Centre Ltd
Contract type name	GDS Contract
Purpose of contract	General
Contract start date	01/04/2011
Contract end date	

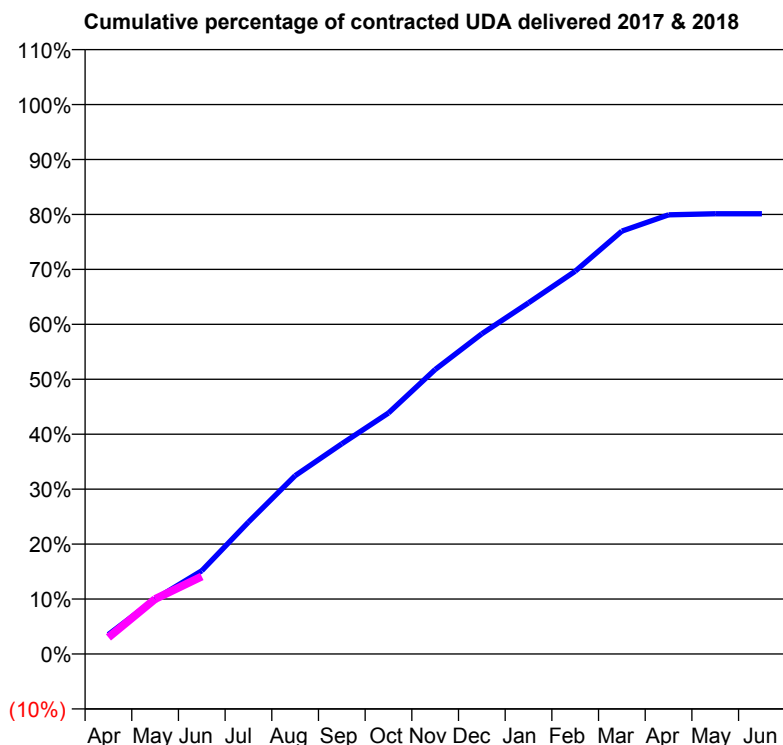
17/18 Contracted general activity (UDA)	16,681
Carry forward general activity (UDA)	0
17/18 Contracted orthodontic activity (UOA)	0
Carry forward orthodontic activity (UOA)	0
Baseline contract value	£381,881.05

ACCESS*

Patients seen in 24 months	Total	Change since previous quarter
Quarter ending June 2016	5,347	
Quarter ending September 2016	5,350	→
Quarter ending December 2016	5,348	→
Quarter ending March 2017	5,367	→
Quarter ending June 2017	5,325	→
Variance since June 2016	(0.4%)	→



ACTIVITY



Month	Adjusted Scheduled Activity (UDA)	
	2017	2018
April	594	502
May	1,668	1,670
June	2,529	2,354
July	4,005	
August	5,415	
September	6,381	
October	7,317	
November	8,637	
December	9,722	
January	10,660	
February	11,618	
March	12,839	
April	13,330	
May	13,362	
June	13,363	

QUALITY

	Quantity	Base Number	Contract	AT	Region	England
% of FP17s for the same patient ID Re-attending within 3 months - Children	22	426	5.2%	10.4%	11.5%	12.0%
% of FP17s for the same patient ID Re-attending within 3 months - Adults	118	1,325	8.9%	16.0%	16.8%	16.0%
% of FP17s for the same patient ID Re-attending between 3 & 9 months - Children	271	426	63.6%	42.7%	47.3%	58.0%
% of FP17s for the same patient ID Re-attending between 3 & 9 months - Adults	809	1,325	61.1%	35.6%	38.3%	50.9%
% of FP17s for Band 1 Urgent Courses	90	1,418	6.3%	11.0%	10.7%	9.1%
% of FP17s Relating to Free Repair or Replacements	10	1,418	0.7%	0.5%	0.6%	0.8%
% of FP17s Relating to Continuations	1	1,418	0.1%	0.8%	0.8%	1.1%
% of Patients satisfied with the dentistry they have received	7	8	N/A	88.7%	89.8%	91.7%
% of Patients satisfied with the time they had to wait for an appointment	8	8	N/A	80.2%	83.6%	88.0%

* This is based on patients treated on this contract for their most recent course of treatment. Figures in italics indicate the base number of FP17s or Patient Questionnaire responses are less than 100. N/A is shown where the base number of responses is less than 10 during the period. % is calculated as Quantity/Base number*100

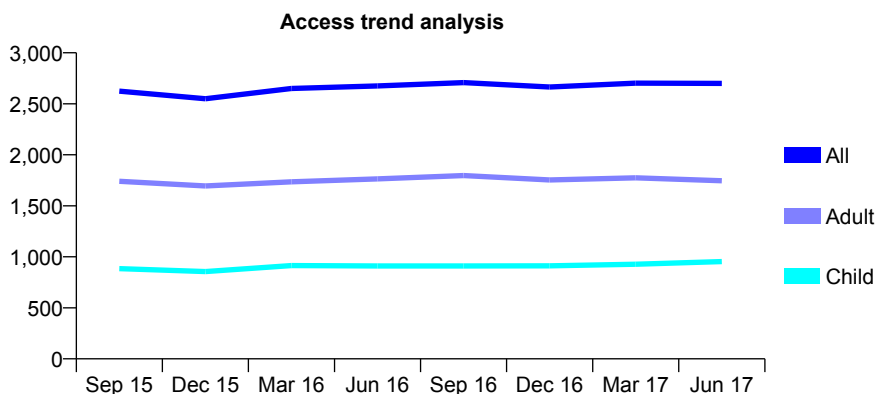
Q61 - Vital Signs At a Glance Contract Report for 146110/0001 - June 2017

Name or company name	Du Toit & Burger Partnership (Silvertown) L
Contract type name	GDS Contract
Purpose of contract	General
Contract start date	01/04/2007
Contract end date	

17/18 Contracted general activity (UDA)	6,974
Carry forward general activity (UDA)	0
17/18 Contracted orthodontic activity (UOA)	0
Carry forward orthodontic activity (UOA)	0
Baseline contract value	£212,869.94

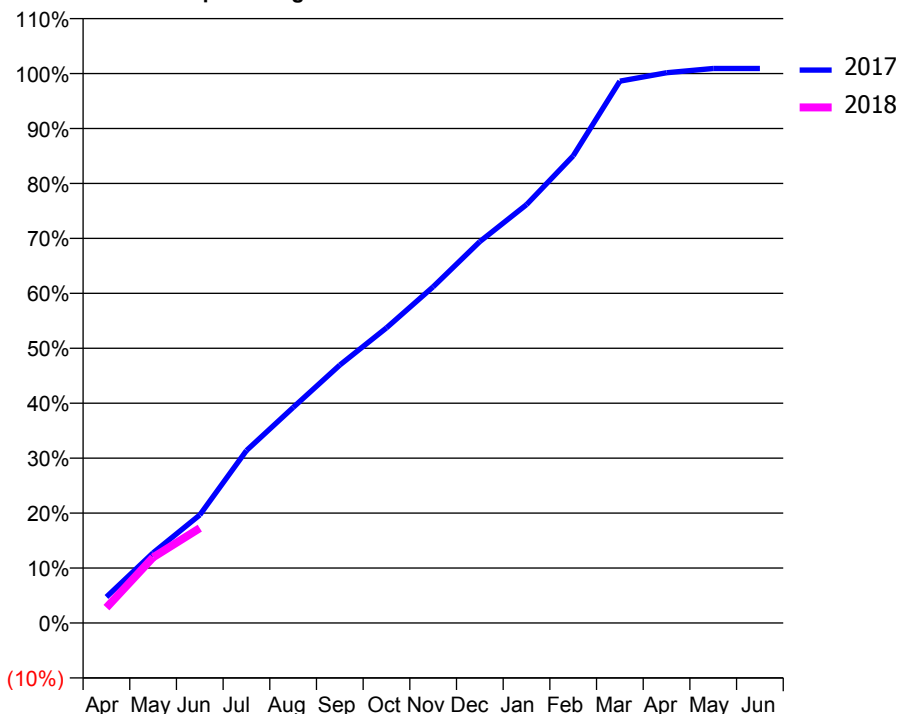
ACCESS*

Patients seen in 24 months	Total	Change since previous quarter
Quarter ending June 2016	2,675	
Quarter ending September 2016	2,708	→
Quarter ending December 2016	2,665	↓
Quarter ending March 2017	2,702	→
Quarter ending June 2017	2,700	→
Variance since June 2016	0.9%	→



ACTIVITY

Cumulative percentage of contracted UDA delivered 2017 & 2018



Month	Adjusted Scheduled Activity (UDA)	
	2017	2018
April	331	196
May	891	833
June	1,372	1,204
July	2,189	
August	2,735	
September	3,274	
October	3,746	
November	4,267	
December	4,841	
January	5,310	
February	5,930	
March	6,877	
April	6,984	
May	7,038	
June	7,038	

QUALITY

	Quantity	Base Number	Contract	AT	Region	England
% of FP17s for the same patient ID Re-attending within 3 months - Children	11	236	4.7%	10.4%	11.5%	12.0%
% of FP17s for the same patient ID Re-attending within 3 months - Adults	34	329	10.3%	16.0%	16.8%	16.0%
% of FP17s for the same patient ID Re-attending between 3 & 9 months - Children	96	236	40.7%	42.7%	47.3%	58.0%
% of FP17s for the same patient ID Re-attending between 3 & 9 months - Adults	123	329	37.4%	35.6%	38.3%	50.9%
% of FP17s for Band 1 Urgent Courses	38	508	7.5%	11.0%	10.7%	9.1%
% of FP17s Relating to Free Repair or Replacements	2	508	0.4%	0.5%	0.6%	0.8%
% of FP17s Relating to Continuations	4	508	0.8%	0.8%	0.8%	1.1%
% of Patients satisfied with the dentistry they have received	0	0	N/A	88.7%	89.8%	91.7%
% of Patients satisfied with the time they had to wait for an appointment	0	0	N/A	80.2%	83.6%	88.0%

* This is based on patients treated on this contract for their most recent course of treatment. Figures in italics indicate the base number of FP17s or Patient Questionnaire responses are less than 100. N/A is shown where the base number of responses is less than 10 during the period. % is calculated as Quantity/Base number*100

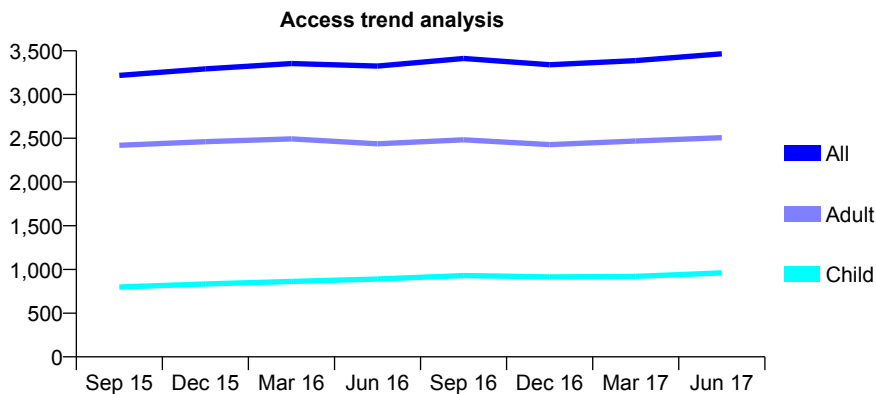
Q61 - Vital Signs At a Glance Contract Report for 147990/0001 - June 2017

Name or company name	Mr CC Bailie & Mr JG Mallon
Contract type name	GDS Contract
Purpose of contract	General
Contract start date	01/11/2011
Contract end date	

17/18 Contracted general activity (UDA)	11,605
Carry forward general activity (UDA)	0
17/18 Contracted orthodontic activity (UOA)	0
Carry forward orthodontic activity (UOA)	0
Baseline contract value	£295,354.28

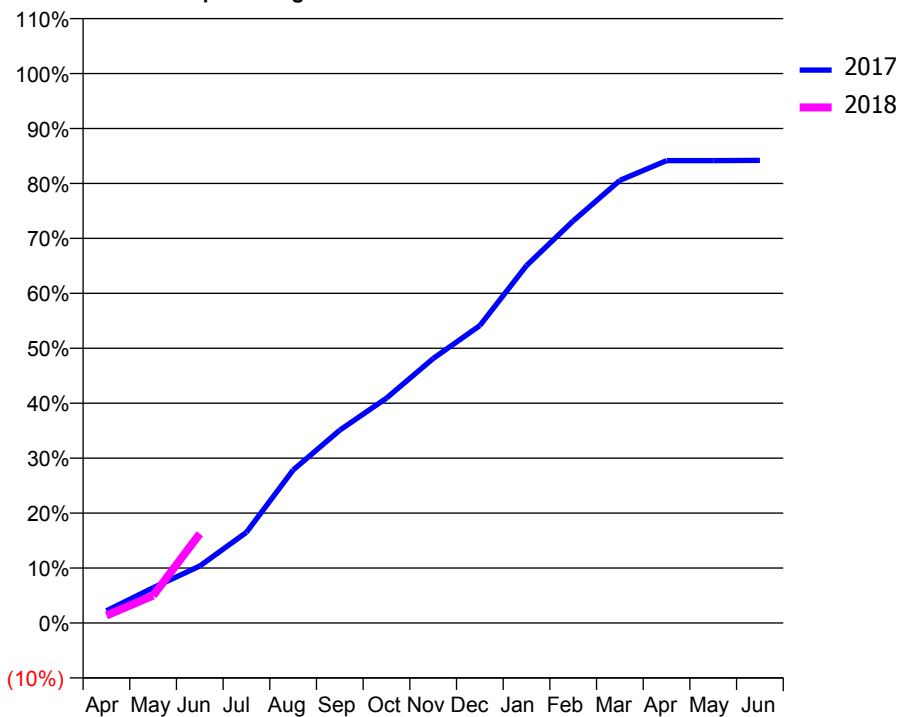
ACCESS*

Patients seen in 24 months	Total	Change since previous quarter
Quarter ending June 2016	3,326	
Quarter ending September 2016	3,412	↑
Quarter ending December 2016	3,341	↓
Quarter ending March 2017	3,388	→
Quarter ending June 2017	3,466	↑
Variance since June 2016	4.2%	↑



ACTIVITY

Cumulative percentage of contracted UDA delivered 2017 & 2018



Month	Adjusted Scheduled Activity (UDA)	
	2017	2018
April	256	158
May	745	578
June	1,204	1,886
July	1,918	
August	3,232	
September	4,073	
October	4,750	
November	5,587	
December	6,282	
January	7,548	
February	8,493	
March	9,348	
April	9,765	
May	9,766	
June	9,771	

QUALITY

	Quantity	Base Number	Contract	AT	Region	England
% of FP17s for the same patient ID Re-attending within 3 months - Children	47	260	18.1%	10.4%	11.5%	12.0%
% of FP17s for the same patient ID Re-attending within 3 months - Adults	206	762	27.0%	16.0%	16.8%	16.0%
% of FP17s for the same patient ID Re-attending between 3 & 9 months - Children	69	260	26.5%	42.7%	47.3%	58.0%
% of FP17s for the same patient ID Re-attending between 3 & 9 months - Adults	186	762	24.4%	35.6%	38.3%	50.9%
% of FP17s for Band 1 Urgent Courses	213	804	26.5%	11.0%	10.7%	9.1%
% of FP17s Relating to Free Repair or Replacements	16	804	2.0%	0.5%	0.6%	0.8%
% of FP17s Relating to Continuations	11	804	1.4%	0.8%	0.8%	1.1%
% of Patients satisfied with the dentistry they have received	0	0	N/A	88.7%	89.8%	91.7%
% of Patients satisfied with the time they had to wait for an appointment	0	0	N/A	80.2%	83.6%	88.0%

* This is based on patients treated on this contract for their most recent course of treatment. Figures in italics indicate the base number of FP17s or Patient Questionnaire responses are less than 100. N/A is shown where the base number of responses is less than 10 during the period. % is calculated as Quantity/Base number*100

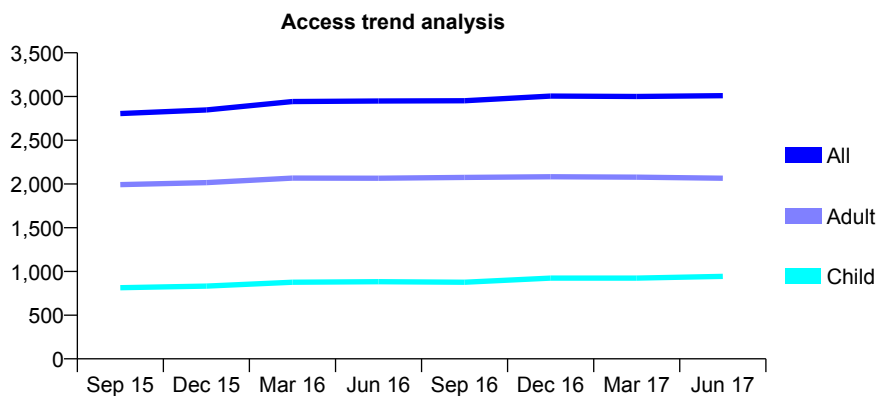
Q61 - Vital Signs At a Glance Contract Report for 148121/0001 - June 2017

Name or company name	Belmont Dental Practice
Contract type name	GDS Contract
Purpose of contract	General
Contract start date	16/04/2007
Contract end date	

17/18 Contracted general activity (UDA)	9,226
Carry forward general activity (UDA)	0
17/18 Contracted orthodontic activity (UOA)	0
Carry forward orthodontic activity (UOA)	0
Baseline contract value	£244,222.59

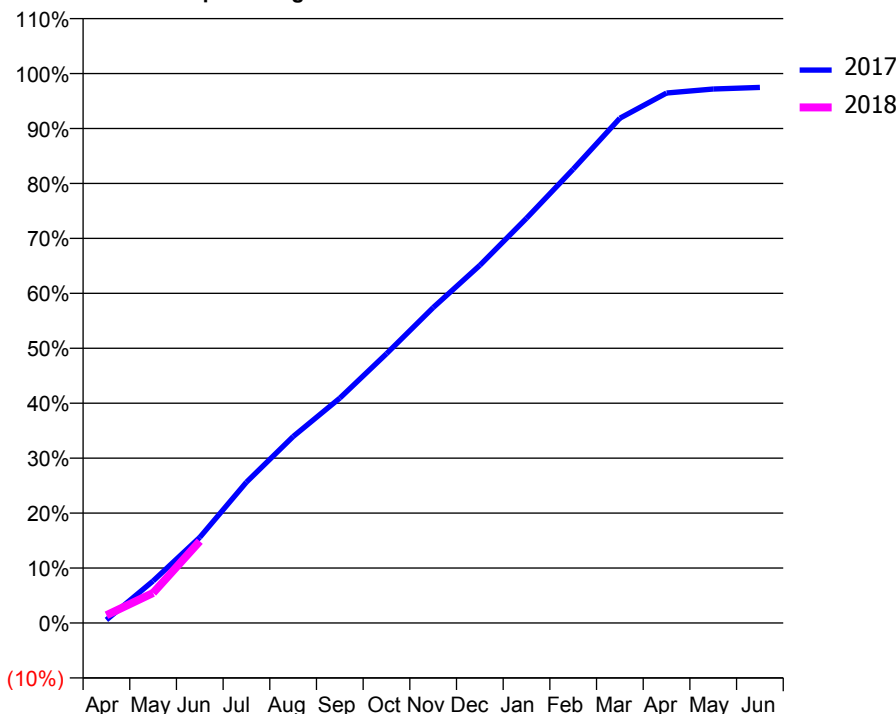
ACCESS*

Patients seen in 24 months	Total	Change since previous quarter
Quarter ending June 2016	2,948	
Quarter ending September 2016	2,951	→
Quarter ending December 2016	3,005	→
Quarter ending March 2017	3,001	→
Quarter ending June 2017	3,009	→
Variance since June 2016	2.1%	↑



ACTIVITY

Cumulative percentage of contracted UDA delivered 2017 & 2018



Month	Adjusted Scheduled Activity (UDA)	
	2017	2018
April	52	132
May	707	506
June	1,439	1,373
July	2,366	
August	3,130	
September	3,776	
October	4,521	
November	5,297	
December	6,005	
January	6,797	
February	7,619	
March	8,476	
April	8,898	
May	8,966	
June	8,992	

QUALITY

	Quantity	Base Number	Contract	AT	Region	England
% of FP17s for the same patient ID Re-attending within 3 months - Children	17	245	6.9%	10.4%	11.5%	12.0%
% of FP17s for the same patient ID Re-attending within 3 months - Adults	97	489	19.8%	16.0%	16.8%	16.0%
% of FP17s for the same patient ID Re-attending between 3 & 9 months - Children	79	245	32.2%	42.7%	47.3%	58.0%
% of FP17s for the same patient ID Re-attending between 3 & 9 months - Adults	93	489	19.0%	35.6%	38.3%	50.9%
% of FP17s for Band 1 Urgent Courses	85	568	15.0%	11.0%	10.7%	9.1%
% of FP17s Relating to Free Repair or Replacements	4	568	0.7%	0.5%	0.6%	0.8%
% of FP17s Relating to Continuations	6	568	1.1%	0.8%	0.8%	1.1%
% of Patients satisfied with the dentistry they have received	8	8	N/A	88.7%	89.8%	91.7%
% of Patients satisfied with the time they had to wait for an appointment	6	8	N/A	80.2%	83.6%	88.0%

* This is based on patients treated on this contract for their most recent course of treatment. Figures in italics indicate the base number of FP17s or Patient Questionnaire responses are less than 100. N/A is shown where the base number of responses is less than 10 during the period. % is calculated as Quantity/Base number*100

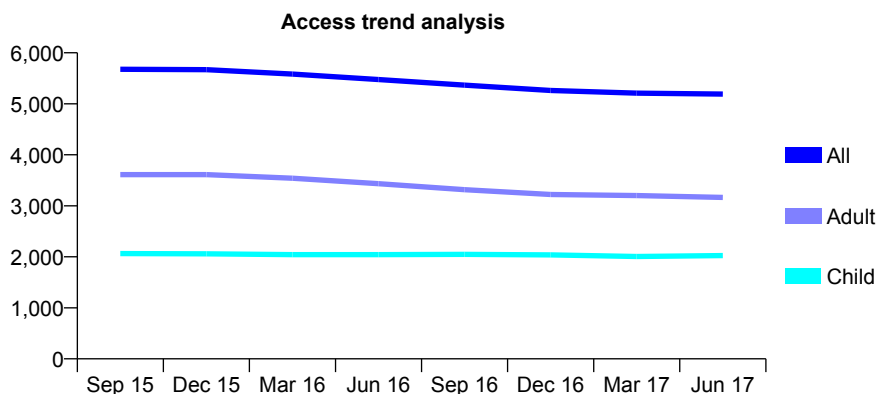
Q61 - Vital Signs At a Glance Contract Report for 149578/0001 - June 2017

Name or company name	Dentasmile Ltd
Contract type name	GDS Contract
Purpose of contract	General
Contract start date	11/11/2012
Contract end date	

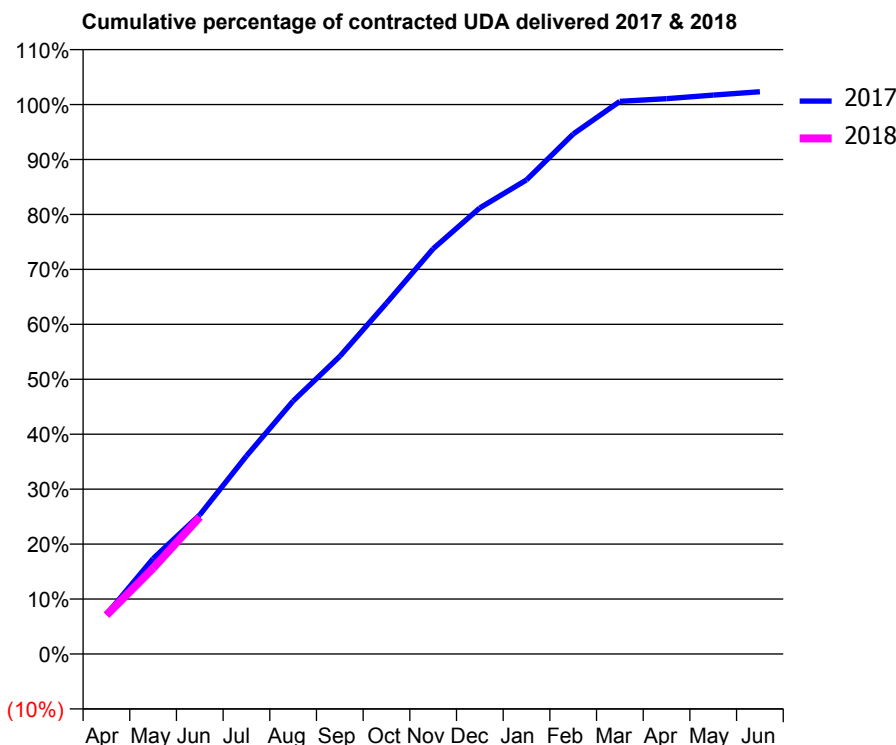
17/18 Contracted general activity (UDA)	19,880
Carry forward general activity (UDA)	0
17/18 Contracted orthodontic activity (UOA)	0
Carry forward orthodontic activity (UOA)	0
Baseline contract value	£582,236.95

ACCESS*

Patients seen in 24 months	Total	Change since previous quarter
Quarter ending June 2016	5,477	
Quarter ending September 2016	5,365	↓
Quarter ending December 2016	5,261	↓
Quarter ending March 2017	5,208	↓
Quarter ending June 2017	5,191	→
Variance since June 2016	(5.2%)	↓



ACTIVITY



Month	Adjusted Scheduled Activity (UDA)	
	2017	2018
April	1,429	1,404
May	3,449	3,103
June	5,032	4,955
July	7,169	
August	9,153	
September	10,770	
October	12,697	
November	14,662	
December	16,139	
January	17,154	
February	18,813	
March	19,994	
April	20,091	
May	20,223	
June	20,339	

QUALITY

	Quantity	Base Number	Contract	AT	Region	England
% of FP17s for the same patient ID Re-attending within 3 months - Children	41	643	6.4%	10.4%	11.5%	12.0%
% of FP17s for the same patient ID Re-attending within 3 months - Adults	100	872	11.5%	16.0%	16.8%	16.0%
% of FP17s for the same patient ID Re-attending between 3 & 9 months - Children	308	643	47.9%	42.7%	47.3%	58.0%
% of FP17s for the same patient ID Re-attending between 3 & 9 months - Adults	376	872	43.1%	35.6%	38.3%	50.9%
% of FP17s for Band 1 Urgent Courses	75	1,421	5.3%	11.0%	10.7%	9.1%
% of FP17s Relating to Free Repair or Replacements	2	1,421	0.1%	0.5%	0.6%	0.8%
% of FP17s Relating to Continuations	2	1,421	0.1%	0.8%	0.8%	1.1%
% of Patients satisfied with the dentistry they have received	7	7	N/A	88.7%	89.8%	91.7%
% of Patients satisfied with the time they had to wait for an appointment	4	7	N/A	80.2%	83.6%	88.0%

* This is based on patients treated on this contract for their most recent course of treatment. Figures in italics indicate the base number of FP17s or Patient Questionnaire responses are less than 100. N/A is shown where the base number of responses is less than 10 during the period. % is calculated as Quantity/Base number*100

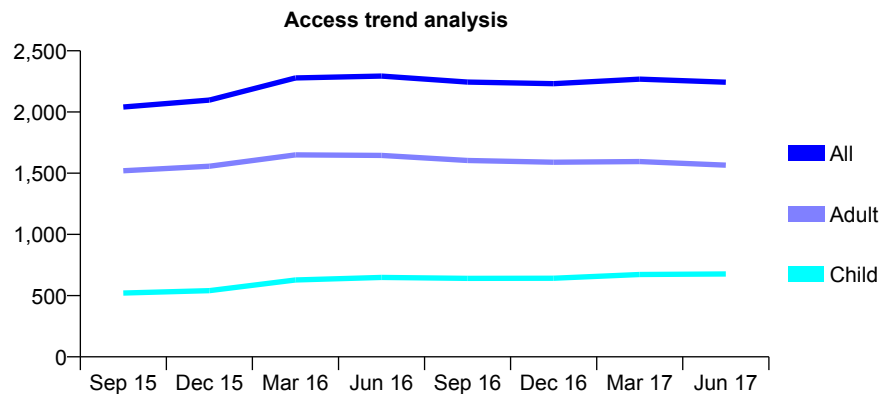
Q61 - Vital Signs At a Glance Contract Report for 150053/0001 - June 2017

Name or company name	Malli and Donnelly Dental Partnership
Contract type name	GDS Contract
Purpose of contract	General
Contract start date	01/07/2010
Contract end date	

17/18 Contracted general activity (UDA)	6,403
Carry forward general activity (UDA)	0
17/18 Contracted orthodontic activity (UOA)	0
Carry forward orthodontic activity (UOA)	0
Baseline contract value	£218,796.19

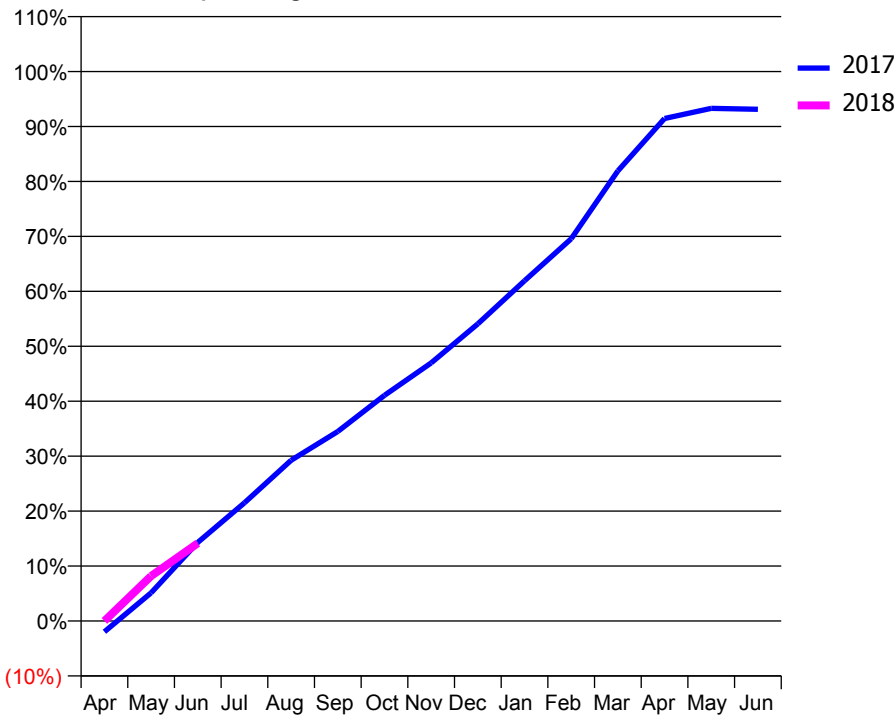
ACCESS*

Patients seen in 24 months	Total	Change since previous quarter
Quarter ending June 2016	2,294	
Quarter ending September 2016	2,245	↓
Quarter ending December 2016	2,232	→
Quarter ending March 2017	2,268	→
Quarter ending June 2017	2,243	↓
Variance since June 2016	(2.2%)	↓



ACTIVITY

Cumulative percentage of contracted UDA delivered 2017 & 2018



Month	Adjusted Scheduled Activity (UDA)	
	2017	2018
April	-127	0
May	329	524
June	915	907
July	1,378	
August	1,873	
September	2,209	
October	2,630	
November	3,008	
December	3,463	
January	3,964	
February	4,455	
March	5,246	
April	5,855	
May	5,973	
June	5,963	

QUALITY

	Quantity	Base Number	Contract	AT	Region	England
% of FP17s for the same patient ID Re-attending within 3 months - Children	16	159	10.1%	10.4%	11.5%	12.0%
% of FP17s for the same patient ID Re-attending within 3 months - Adults	52	360	14.4%	16.0%	16.8%	16.0%
% of FP17s for the same patient ID Re-attending between 3 & 9 months - Children	54	159	34.0%	42.7%	47.3%	58.0%
% of FP17s for the same patient ID Re-attending between 3 & 9 months - Adults	104	360	28.9%	35.6%	38.3%	50.9%
% of FP17s for Band 1 Urgent Courses	62	369	16.8%	11.0%	10.7%	9.1%
% of FP17s Relating to Free Repair or Replacements	2	369	0.5%	0.5%	0.6%	0.8%
% of FP17s Relating to Continuations	0	369	0.0%	0.8%	0.8%	1.1%
% of Patients satisfied with the dentistry they have received	2	2	N/A	88.7%	89.8%	91.7%
% of Patients satisfied with the time they had to wait for an appointment	2	2	N/A	80.2%	83.6%	88.0%

* This is based on patients treated on this contract for their most recent course of treatment. Figures in italics indicate the base number of FP17s or Patient Questionnaire responses are less than 100. N/A is shown where the base number of responses is less than 10 during the period. % is calculated as Quantity/Base number*100

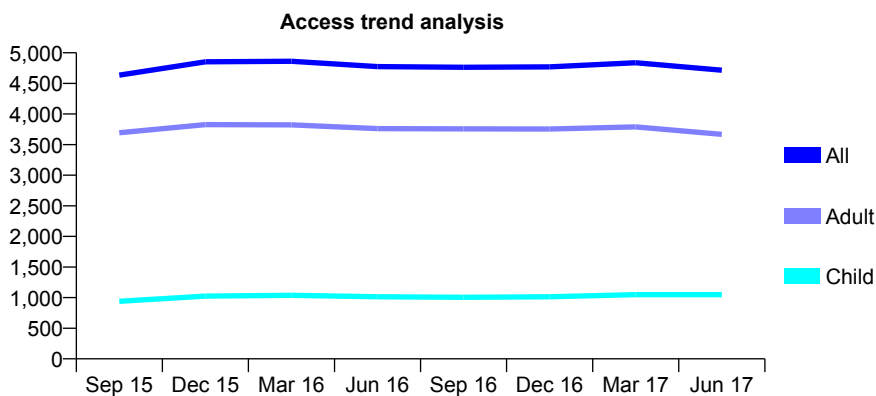
Q61 - Vital Signs At a Glance Contract Report for 150061/0001 - June 2017

Name or company name	The Garden Dental Practice
Contract type name	GDS Contract
Purpose of contract	General
Contract start date	01/07/2008
Contract end date	

17/18 Contracted general activity (UDA)	14,522
Carry forward general activity (UDA)	0
17/18 Contracted orthodontic activity (UOA)	0
Carry forward orthodontic activity (UOA)	0
Baseline contract value	£390,906.42

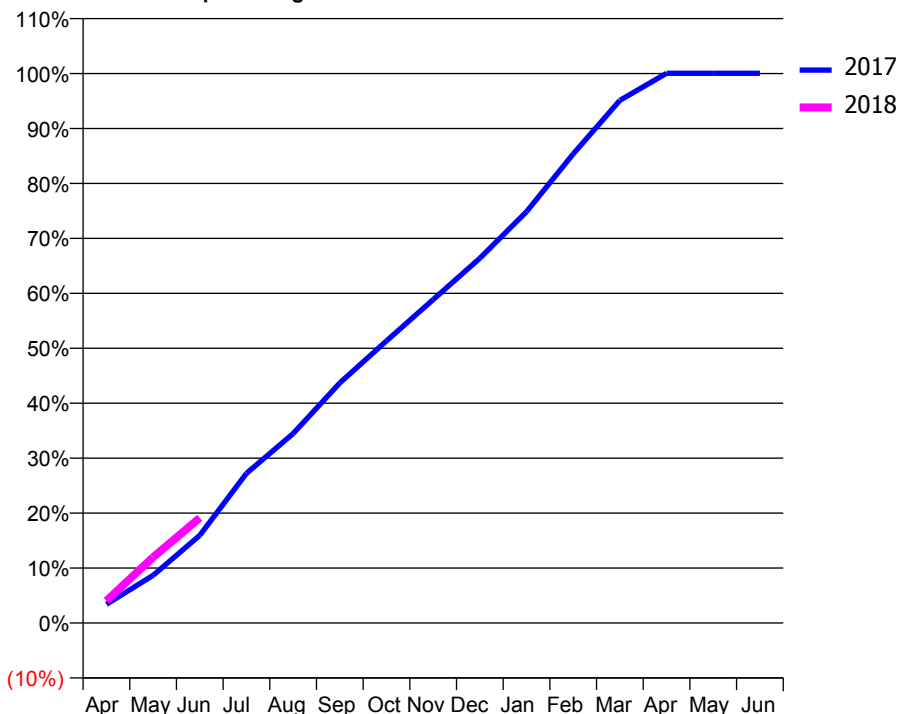
ACCESS*

Patients seen in 24 months	Total	Change since previous quarter
Quarter ending June 2016	4,775	
Quarter ending September 2016	4,763	→
Quarter ending December 2016	4,770	→
Quarter ending March 2017	4,838	→
Quarter ending June 2017	4,716	↓
Variance since June 2016	(1.2%)	↓



ACTIVITY

Cumulative percentage of contracted UDA delivered 2017 & 2018



Adjusted Scheduled Activity (UDA)

Month	2017	2018
April	497	588
May	1,259	1,739
June	2,316	2,777
July	3,957	
August	5,007	
September	6,344	
October	7,454	
November	8,546	
December	9,641	
January	10,870	
February	12,395	
March	13,814	
April	14,529	
May	14,529	
June	14,529	

QUALITY

	Quantity	Base Number	Contract	AT	Region	England
% of FP17s for the same patient ID Re-attending within 3 months - Children	11	282	3.9%	10.4%	11.5%	12.0%
% of FP17s for the same patient ID Re-attending within 3 months - Adults	59	792	7.4%	16.0%	16.8%	16.0%
% of FP17s for the same patient ID Re-attending between 3 & 9 months - Children	131	282	46.5%	42.7%	47.3%	58.0%
% of FP17s for the same patient ID Re-attending between 3 & 9 months - Adults	280	792	35.4%	35.6%	38.3%	50.9%
% of FP17s for Band 1 Urgent Courses	106	859	12.3%	11.0%	10.7%	9.1%
% of FP17s Relating to Free Repair or Replacements	0	859	0.0%	0.5%	0.6%	0.8%
% of FP17s Relating to Continuations	0	859	0.0%	0.8%	0.8%	1.1%
% of Patients satisfied with the dentistry they have received	3	3	N/A	88.7%	89.8%	91.7%
% of Patients satisfied with the time they had to wait for an appointment	3	3	N/A	80.2%	83.6%	88.0%

* This is based on patients treated on this contract for their most recent course of treatment. Figures in italics indicate the base number of FP17s or Patient Questionnaire responses are less than 100. N/A is shown where the base number of responses is less than 10 during the period. % is calculated as Quantity/Base number*100

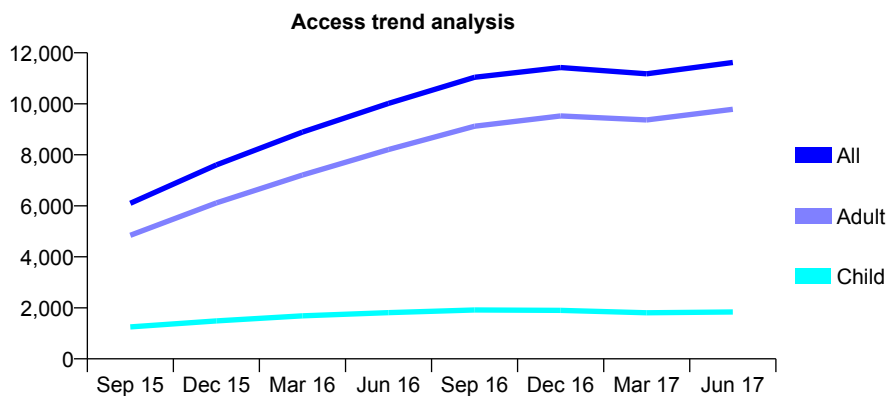
Q61 - Vital Signs At a Glance Contract Report for 150525/0001 - June 2017

Name or company name	The Nightingale Clinic
Contract type name	GDS Contract
Purpose of contract	General
Contract start date	05/09/2014
Contract end date	

17/18 Contracted general activity (UDA)	25,573
Carry forward general activity (UDA)	0
17/18 Contracted orthodontic activity (UOA)	0
Carry forward orthodontic activity (UOA)	0
Baseline contract value	£1,515,742.57

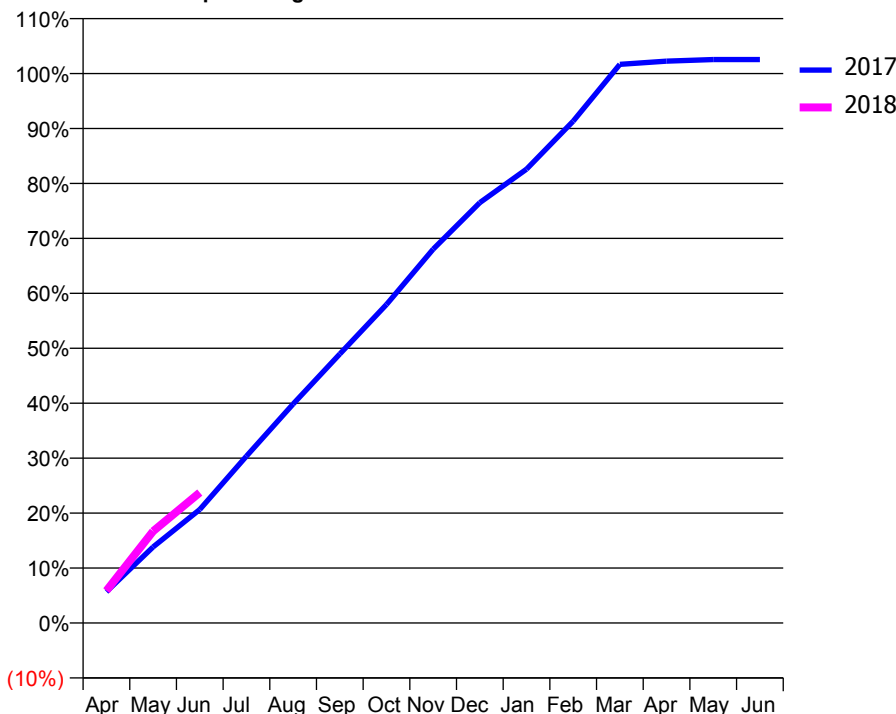
ACCESS*

Patients seen in 24 months	Total	Change since previous quarter
Quarter ending June 2016	10,016	
Quarter ending September 2016	11,039	↑
Quarter ending December 2016	11,421	↑
Quarter ending March 2017	11,175	↓
Quarter ending June 2017	11,623	↑
Variance since June 2016	16.0%	↑



ACTIVITY

Cumulative percentage of contracted UDA delivered 2017 & 2018



Month	Adjusted Scheduled Activity (UDA)	
	2017	2018
April	1,453	1,502
May	3,540	4,270
June	5,284	6,071
July	7,769	
August	10,193	
September	12,518	
October	14,823	
November	17,397	
December	19,563	
January	21,121	
February	23,355	
March	26,002	
April	26,146	
May	26,221	
June	26,224	

QUALITY

	Quantity	Base Number	Contract	AT	Region	England
% of FP17s for the same patient ID Re-attending within 3 months - Children	6	354	1.7%	10.4%	11.5%	12.0%
% of FP17s for the same patient ID Re-attending within 3 months - Adults	51	1,941	2.6%	16.0%	16.8%	16.0%
% of FP17s for the same patient ID Re-attending between 3 & 9 months - Children	2	354	0.6%	42.7%	47.3%	58.0%
% of FP17s for the same patient ID Re-attending between 3 & 9 months - Adults	16	1,941	0.8%	35.6%	38.3%	50.9%
% of FP17s for Band 1 Urgent Courses	0	2,149	0.0%	11.0%	10.7%	9.1%
% of FP17s Relating to Free Repair or Replacements	0	2,149	0.0%	0.5%	0.6%	0.8%
% of FP17s Relating to Continuations	20	2,149	0.9%	0.8%	0.8%	1.1%
% of Patients satisfied with the dentistry they have received	0	0	N/A	88.7%	89.8%	91.7%
% of Patients satisfied with the time they had to wait for an appointment	0	0	N/A	80.2%	83.6%	88.0%

* This is based on patients treated on this contract for their most recent course of treatment. Figures in italics indicate the base number of FP17s or Patient Questionnaire responses are less than 100. N/A is shown where the base number of responses is less than 10 during the period. % is calculated as Quantity/Base number*100

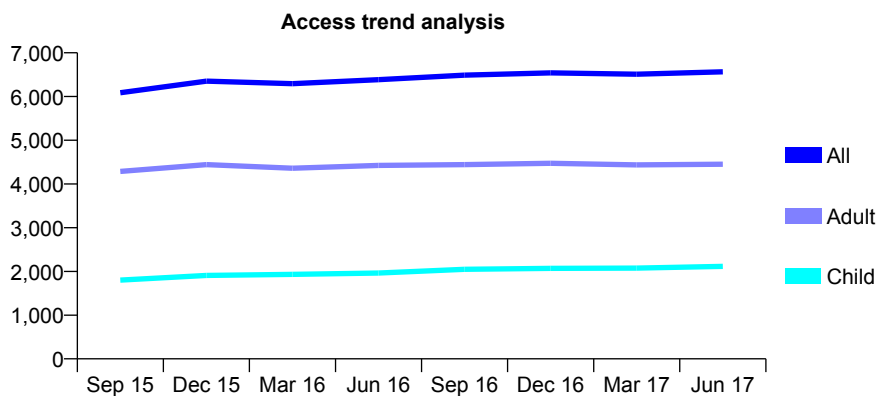
Q61 - Vital Signs At a Glance Contract Report for 151297/0001 - June 2017

Name or company name	Newham Family Dental Care Ltd
Contract type name	GDS Contract
Purpose of contract	General
Contract start date	01/04/2009
Contract end date	

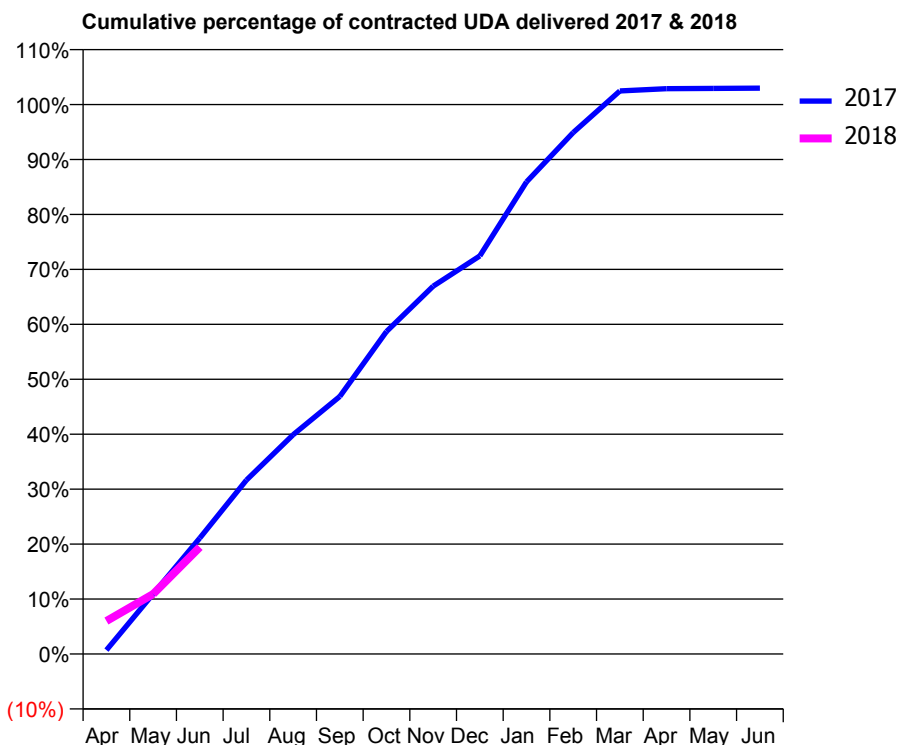
17/18 Contracted general activity (UDA)	17,579
Carry forward general activity (UDA)	0
17/18 Contracted orthodontic activity (UOA)	0
Carry forward orthodontic activity (UOA)	0
Baseline contract value	£451,394.98

ACCESS*

Patients seen in 24 months	Total	Change since previous quarter
Quarter ending June 2016	6,386	
Quarter ending September 2016	6,489	→
Quarter ending December 2016	6,541	→
Quarter ending March 2017	6,511	→
Quarter ending June 2017	6,566	→
Variance since June 2016	2.8%	↑



ACTIVITY



Adjusted Scheduled Activity (UDA)		
Month	2017	2018
April	126	1,054
May	1,920	1,919
June	3,708	3,420
July	5,564	
August	7,015	
September	8,239	
October	10,315	
November	11,768	
December	12,736	
January	15,101	
February	16,683	
March	18,011	
April	18,086	
May	18,092	
June	18,100	

QUALITY

	Quantity	Base Number	Contract	AT	Region	England
% of FP17s for the same patient ID Re-attending within 3 months - Children	28	400	7.0%	10.4%	11.5%	12.0%
% of FP17s for the same patient ID Re-attending within 3 months - Adults	71	803	8.8%	16.0%	16.8%	16.0%
% of FP17s for the same patient ID Re-attending between 3 & 9 months - Children	105	400	26.3%	42.7%	47.3%	58.0%
% of FP17s for the same patient ID Re-attending between 3 & 9 months - Adults	185	803	23.0%	35.6%	38.3%	50.9%
% of FP17s for Band 1 Urgent Courses	114	1,155	9.9%	11.0%	10.7%	9.1%
% of FP17s Relating to Free Repair or Replacements	4	1,155	0.3%	0.5%	0.6%	0.8%
% of FP17s Relating to Continuations	1	1,155	0.1%	0.8%	0.8%	1.1%
% of Patients satisfied with the dentistry they have received	10	12	83.3%	88.7%	89.8%	91.7%
% of Patients satisfied with the time they had to wait for an appointment	11	12	91.7%	80.2%	83.6%	88.0%

* This is based on patients treated on this contract for their most recent course of treatment. Figures in italics indicate the base number of FP17s or Patient Questionnaire responses are less than 100. N/A is shown where the base number of responses is less than 10 during the period. % is calculated as Quantity/Base number*100

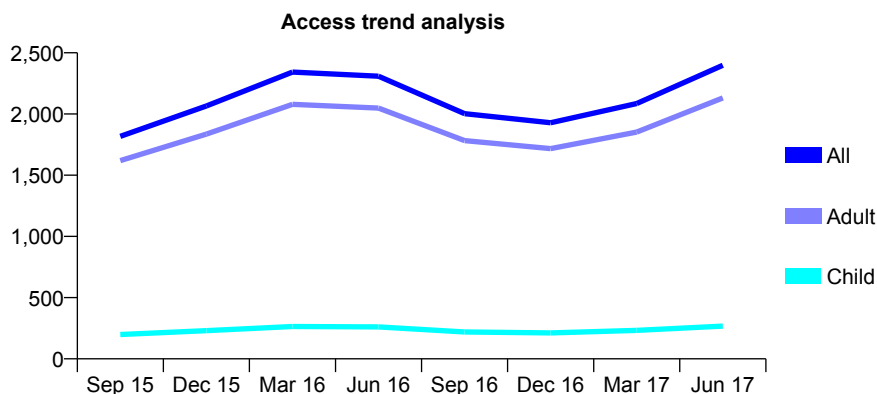
Q61 - Vital Signs At a Glance Contract Report for 151297/0002 - June 2017

Name or company name	Newham Family Dental Care Ltd
Contract type name	PDS Contract
Purpose of contract	General
Contract start date	01/04/2014
Contract end date	31/03/2024

17/18 Contracted general activity (UDA)	8,649
Carry forward general activity (UDA)	0
17/18 Contracted orthodontic activity (UOA)	0
Carry forward orthodontic activity (UOA)	0
Baseline contract value	£444,360.00

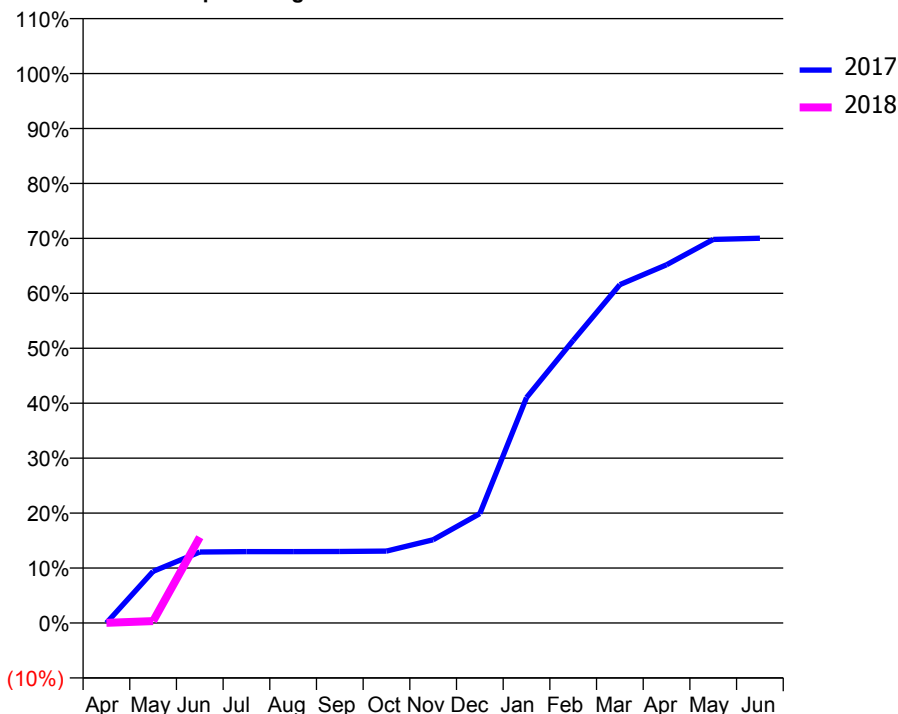
ACCESS*

Patients seen in 24 months	Total	Change since previous quarter
Quarter ending June 2016	2,309	
Quarter ending September 2016	2,003	↓
Quarter ending December 2016	1,929	↓
Quarter ending March 2017	2,085	↑
Quarter ending June 2017	2,398	↑
Variance since June 2016	3.9%	↑



ACTIVITY

Cumulative percentage of contracted UDA delivered 2017 & 2018



Adjusted Scheduled Activity (UDA)

Month	2017	2018
April	0	2
May	365	30
June	502	1,351
July	505	
August	505	
September	506	
October	509	
November	589	
December	773	
January	1,594	
February	1,998	
March	2,392	
April	2,533	
May	2,712	
June	2,720	

QUALITY

	Quantity	Base Number	Contract	AT	Region	England
% of FP17s for the same patient ID Re-attending within 3 months - Children	2	201	1.0%	10.4%	11.5%	12.0%
% of FP17s for the same patient ID Re-attending within 3 months - Adults	44	1,198	3.7%	16.0%	16.8%	16.0%
% of FP17s for the same patient ID Re-attending between 3 & 9 months - Children	0	201	0.0%	42.7%	47.3%	58.0%
% of FP17s for the same patient ID Re-attending between 3 & 9 months - Adults	10	1,198	0.8%	35.6%	38.3%	50.9%
% of FP17s for Band 1 Urgent Courses	1,120	1,124	99.6%	11.0%	10.7%	9.1%
% of FP17s Relating to Free Repair or Replacements	0	1,124	0.0%	0.5%	0.6%	0.8%
% of FP17s Relating to Continuations	0	1,124	0.0%	0.8%	0.8%	1.1%
% of Patients satisfied with the dentistry they have received	0	0	N/A	88.7%	89.8%	91.7%
% of Patients satisfied with the time they had to wait for an appointment	0	0	N/A	80.2%	83.6%	88.0%

* This is based on patients treated on this contract for their most recent course of treatment. Figures in italics indicate the base number of FP17s or Patient Questionnaire responses are less than 100. N/A is shown where the base number of responses is less than 10 during the period. % is calculated as Quantity/Base number*100

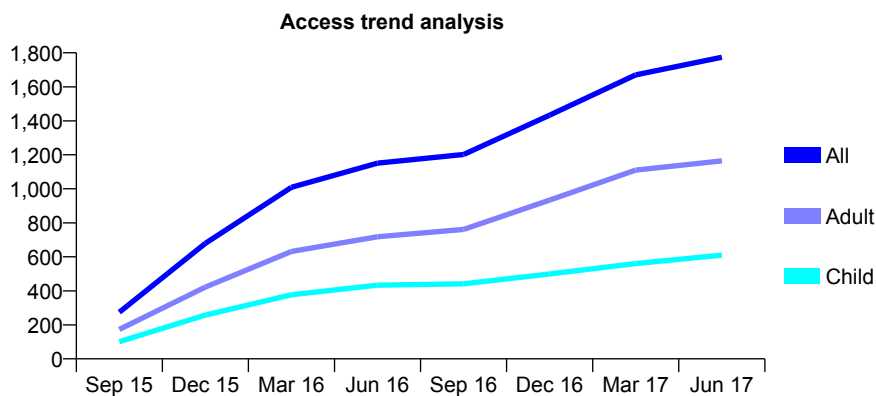
Q61 - Vital Signs At a Glance Contract Report for 153338/0001 - June 2017

Name or company name	Orchard Dental Practice
Contract type name	GDS Contract
Purpose of contract	General
Contract start date	01/07/2015
Contract end date	

17/18 Contracted general activity (UDA)	4,645
Carry forward general activity (UDA)	0
17/18 Contracted orthodontic activity (UOA)	0
Carry forward orthodontic activity (UOA)	0
Baseline contract value	£162,553.45

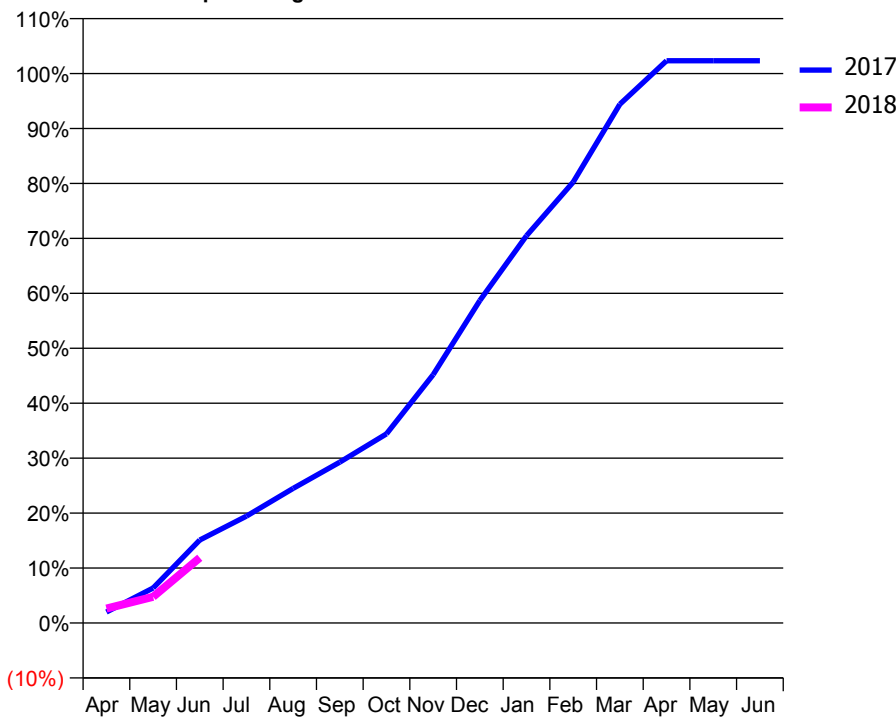
ACCESS*

Patients seen in 24 months	Total	Change since previous quarter
Quarter ending June 2016	1,151	
Quarter ending September 2016	1,202	↑
Quarter ending December 2016	1,433	↑
Quarter ending March 2017	1,670	↑
Quarter ending June 2017	1,774	↑
Variance since June 2016	54.1%	↑



ACTIVITY

Cumulative percentage of contracted UDA delivered 2017 & 2018



Adjusted Scheduled Activity (UDA)

Month	2017	2018
April	93	122
May	296	221
June	702	551
July	903	
August	1,138	
September	1,360	
October	1,599	
November	2,100	
December	2,726	
January	3,273	
February	3,727	
March	4,386	
April	4,753	
May	4,753	
June	4,753	

QUALITY

	Quantity	Base Number	Contract	AT	Region	England
% of FP17s for the same patient ID Re-attending within 3 months - Children	19	173	11.0%	10.4%	11.5%	12.0%
% of FP17s for the same patient ID Re-attending within 3 months - Adults	64	263	24.3%	16.0%	16.8%	16.0%
% of FP17s for the same patient ID Re-attending between 3 & 9 months - Children	64	173	37.0%	42.7%	47.3%	58.0%
% of FP17s for the same patient ID Re-attending between 3 & 9 months - Adults	89	263	33.8%	35.6%	38.3%	50.9%
% of FP17s for Band 1 Urgent Courses	77	311	24.8%	11.0%	10.7%	9.1%
% of FP17s Relating to Free Repair or Replacements	1	311	0.3%	0.5%	0.6%	0.8%
% of FP17s Relating to Continuations	0	311	0.0%	0.8%	0.8%	1.1%
% of Patients satisfied with the dentistry they have received	3	3	N/A	88.7%	89.8%	91.7%
% of Patients satisfied with the time they had to wait for an appointment	2	3	N/A	80.2%	83.6%	88.0%

* This is based on patients treated on this contract for their most recent course of treatment. Figures in italics indicate the base number of FP17s or Patient Questionnaire responses are less than 100. N/A is shown where the base number of responses is less than 10 during the period. % is calculated as Quantity/Base number*100

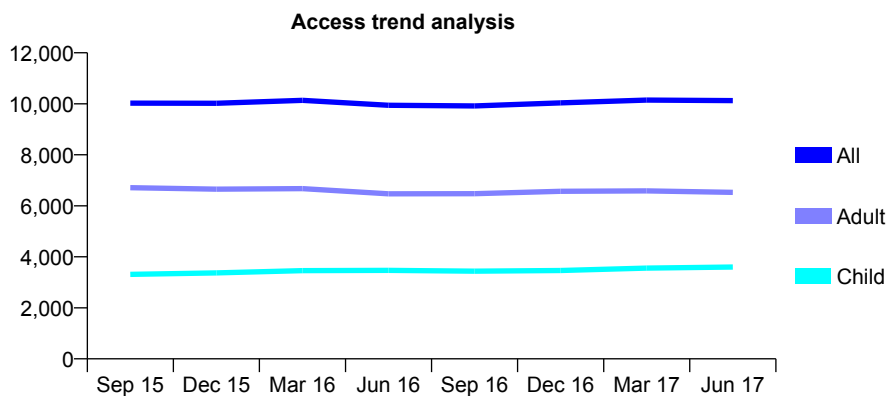
Q61 - Vital Signs At a Glance Contract Report for 153710/0001 - June 2017

Name or company name	Inspire Dental Dagenham Ltd
Contract type name	GDS Contract
Purpose of contract	General and Orthodontic
Contract start date	01/12/2007
Contract end date	

17/18 Contracted general activity (UDA)	28,268
Carry forward general activity (UDA)	0
17/18 Contracted orthodontic activity (UOA)	2,513
Carry forward orthodontic activity (UOA)	0
Baseline contract value	£920,464.68

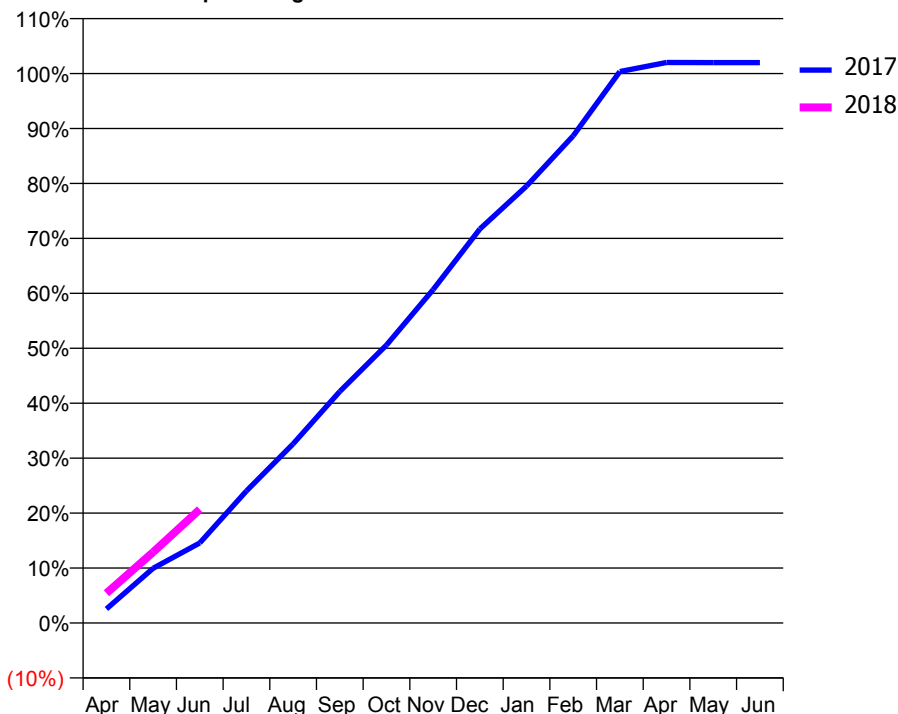
ACCESS*

Patients seen in 24 months	Total	Change since previous quarter
Quarter ending June 2016	9,944	
Quarter ending September 2016	9,918	→
Quarter ending December 2016	10,034	→
Quarter ending March 2017	10,146	→
Quarter ending June 2017	10,124	→
Variance since June 2016	1.8%	→



ACTIVITY

Cumulative percentage of contracted UDA delivered 2017 & 2018



Month	Adjusted Scheduled Activity (UDA)	
	2017	2018
April	725	1,536
May	2,818	3,645
June	4,121	5,849
July	6,792	
August	9,214	
September	11,914	
October	14,302	
November	17,153	
December	20,267	
January	22,476	
February	25,064	
March	28,369	
April	28,835	
May	28,825	
June	28,826	

QUALITY

	Quantity	Base Number	Contract	AT	Region	England
% of FP17s for the same patient ID Re-attending within 3 months - Children	70	993	7.0%	10.4%	11.5%	12.0%
% of FP17s for the same patient ID Re-attending within 3 months - Adults	172	1,386	12.4%	16.0%	16.8%	16.0%
% of FP17s for the same patient ID Re-attending between 3 & 9 months - Children	514	993	51.8%	42.7%	47.3%	58.0%
% of FP17s for the same patient ID Re-attending between 3 & 9 months - Adults	596	1,386	43.0%	35.6%	38.3%	50.9%
% of FP17s for Band 1 Urgent Courses	145	2,112	6.9%	11.0%	10.7%	9.1%
% of FP17s Relating to Free Repair or Replacements	9	2,112	0.4%	0.5%	0.6%	0.8%
% of FP17s Relating to Continuations	7	2,112	0.3%	0.8%	0.8%	1.1%
% of Patients satisfied with the dentistry they have received	7	10	70.0%	88.7%	89.8%	91.7%
% of Patients satisfied with the time they had to wait for an appointment	7	10	70.0%	80.2%	83.6%	88.0%

* This is based on patients treated on this contract for their most recent course of treatment. Figures in italics indicate the base number of FP17s or Patient Questionnaire responses are less than 100. N/A is shown where the base number of responses is less than 10 during the period. % is calculated as Quantity/Base number*100

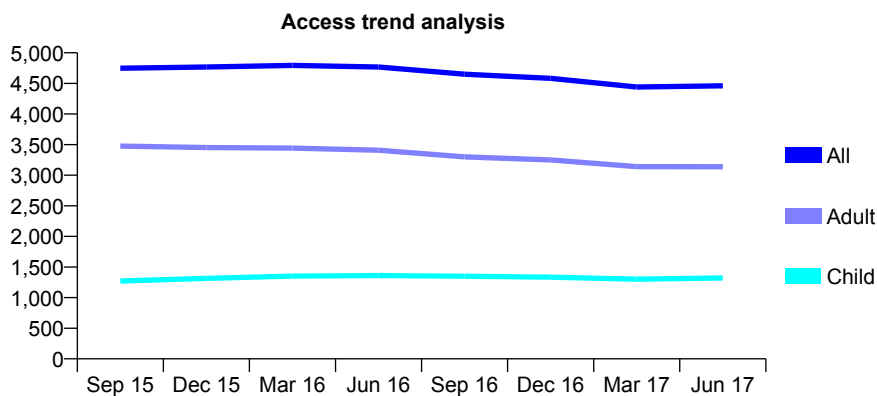
Q61 - Vital Signs At a Glance Contract Report for 158615/0001 - June 2017

Name or company name	Mr R NAidu and Mrs P Naidu
Contract type name	GDS Contract
Purpose of contract	General
Contract start date	01/04/2010
Contract end date	

17/18 Contracted general activity (UDA)	12,066
Carry forward general activity (UDA)	0
17/18 Contracted orthodontic activity (UOA)	0
Carry forward orthodontic activity (UOA)	0
Baseline contract value	£325,986.59

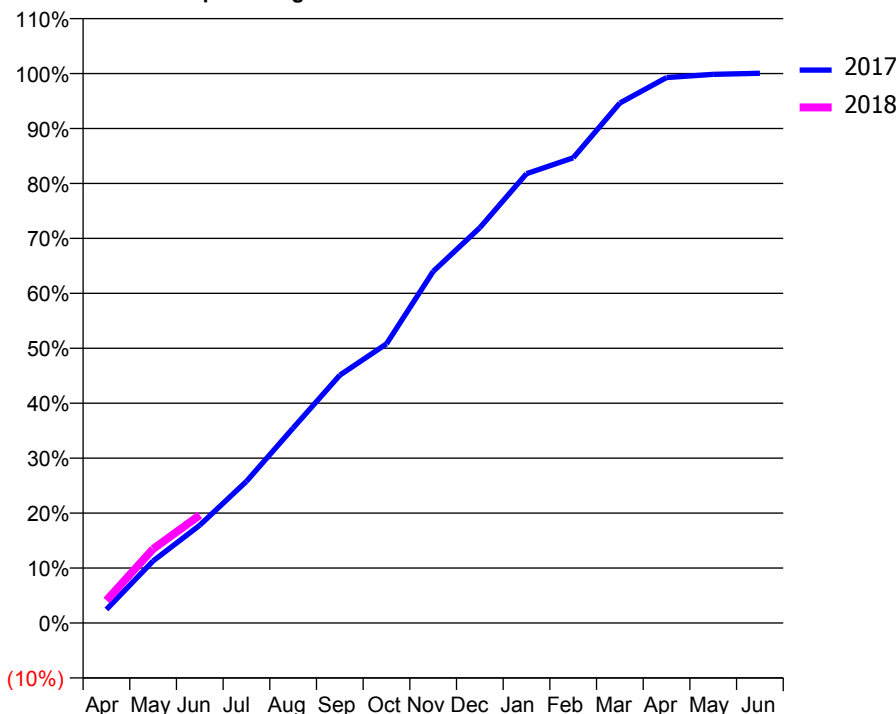
ACCESS*

Patients seen in 24 months	Total	Change since previous quarter
Quarter ending June 2016	4,768	
Quarter ending September 2016	4,650	↓
Quarter ending December 2016	4,583	↓
Quarter ending March 2017	4,442	↓
Quarter ending June 2017	4,461	→
Variance since June 2016	(6.4%)	↓



ACTIVITY

Cumulative percentage of contracted UDA delivered 2017 & 2018



Adjusted Scheduled Activity (UDA)

Month	2017	2018
April	298	496
May	1,363	1,627
June	2,148	2,371
July	3,110	
August	4,283	
September	5,442	
October	6,129	
November	7,719	
December	8,680	
January	9,866	
February	10,216	
March	11,417	
April	11,977	
May	12,049	
June	12,072	

QUALITY

	Quantity	Base Number	Contract	AT	Region	England
% of FP17s for the same patient ID Re-attending within 3 months - Children	27	482	5.6%	10.4%	11.5%	12.0%
% of FP17s for the same patient ID Re-attending within 3 months - Adults	79	928	8.5%	16.0%	16.8%	16.0%
% of FP17s for the same patient ID Re-attending between 3 & 9 months - Children	276	482	57.3%	42.7%	47.3%	58.0%
% of FP17s for the same patient ID Re-attending between 3 & 9 months - Adults	497	928	53.6%	35.6%	38.3%	50.9%
% of FP17s for Band 1 Urgent Courses	53	1,139	4.7%	11.0%	10.7%	9.1%
% of FP17s Relating to Free Repair or Replacements	8	1,139	0.7%	0.5%	0.6%	0.8%
% of FP17s Relating to Continuations	5	1,139	0.4%	0.8%	0.8%	1.1%
% of Patients satisfied with the dentistry they have received	5	5	N/A	88.7%	89.8%	91.7%
% of Patients satisfied with the time they had to wait for an appointment	5	5	N/A	80.2%	83.6%	88.0%

* This is based on patients treated on this contract for their most recent course of treatment. Figures in italics indicate the base number of FP17s or Patient Questionnaire responses are less than 100. N/A is shown where the base number of responses is less than 10 during the period. % is calculated as Quantity/Base number*100

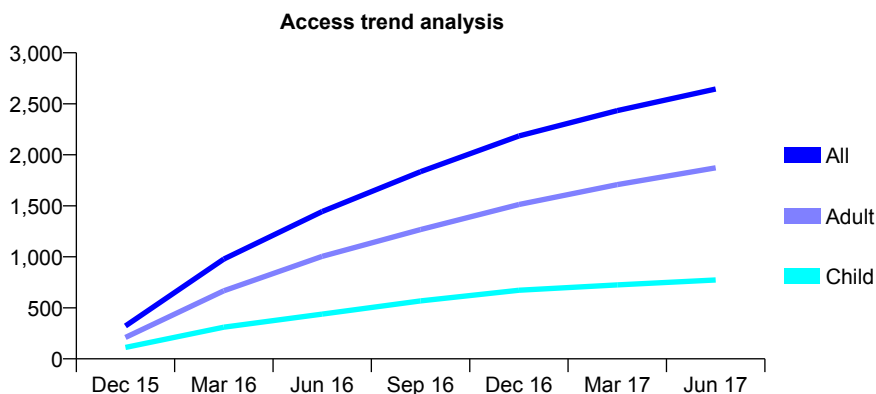
Q61 - Vital Signs At a Glance Contract Report for 158860/0001 - June 2017

Name or company name	Ashish Patel
Contract type name	GDS Contract
Purpose of contract	General
Contract start date	01/11/2015
Contract end date	

17/18 Contracted general activity (UDA)	6,902
Carry forward general activity (UDA)	0
17/18 Contracted orthodontic activity (UOA)	0
Carry forward orthodontic activity (UOA)	0
Baseline contract value	£274,756.72

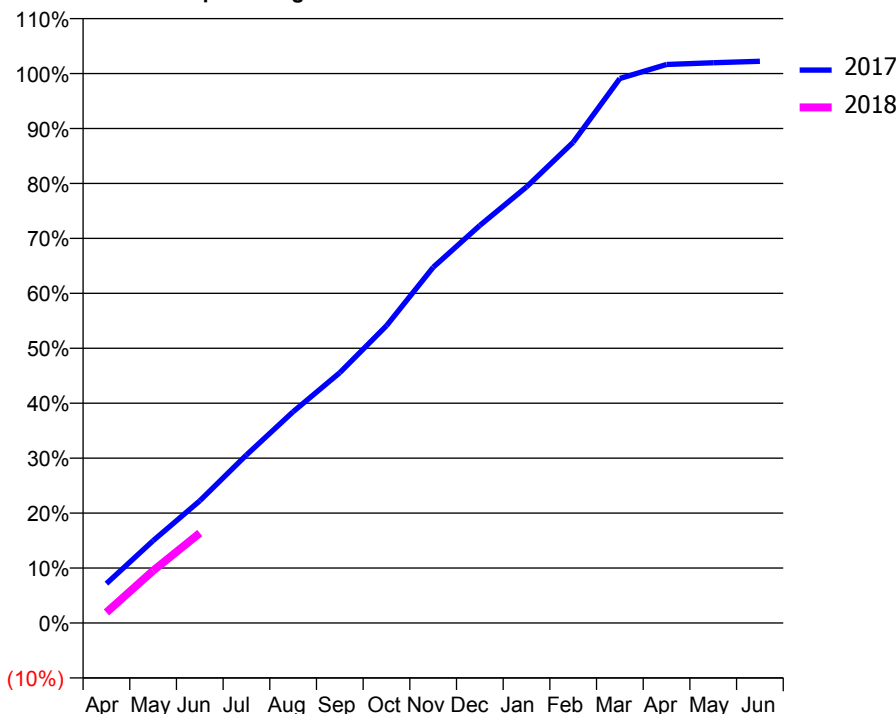
ACCESS*

Patients seen in 24 months	Total	Change since previous quarter
Quarter ending June 2016	1,444	
Quarter ending September 2016	1,835	↑
Quarter ending December 2016	2,185	↑
Quarter ending March 2017	2,433	↑
Quarter ending June 2017	2,645	↑
Variance since June 2016	83.2%	↑



ACTIVITY

Cumulative percentage of contracted UDA delivered 2017 & 2018



Month	Adjusted Scheduled Activity (UDA)	
	2017	2018
April	495	133
May	1,035	658
June	1,534	1,130
July	2,111	
August	2,653	
September	3,145	
October	3,734	
November	4,468	
December	4,993	
January	5,478	
February	6,039	
March	6,839	
April	7,016	
May	7,038	
June	7,056	

QUALITY

	Quantity	Base Number	Contract	AT	Region	England
% of FP17s for the same patient ID Re-attending within 3 months - Children	19	167	11.4%	10.4%	11.5%	12.0%
% of FP17s for the same patient ID Re-attending within 3 months - Adults	54	370	14.6%	16.0%	16.8%	16.0%
% of FP17s for the same patient ID Re-attending between 3 & 9 months - Children	51	167	30.5%	42.7%	47.3%	58.0%
% of FP17s for the same patient ID Re-attending between 3 & 9 months - Adults	65	370	17.6%	35.6%	38.3%	50.9%
% of FP17s for Band 1 Urgent Courses	76	455	16.7%	11.0%	10.7%	9.1%
% of FP17s Relating to Free Repair or Replacements	2	455	0.4%	0.5%	0.6%	0.8%
% of FP17s Relating to Continuations	2	455	0.4%	0.8%	0.8%	1.1%
% of Patients satisfied with the dentistry they have received	2	2	N/A	88.7%	89.8%	91.7%
% of Patients satisfied with the time they had to wait for an appointment	2	2	N/A	80.2%	83.6%	88.0%

* This is based on patients treated on this contract for their most recent course of treatment. Figures in italics indicate the base number of FP17s or Patient Questionnaire responses are less than 100. N/A is shown where the base number of responses is less than 10 during the period. % is calculated as Quantity/Base number*100

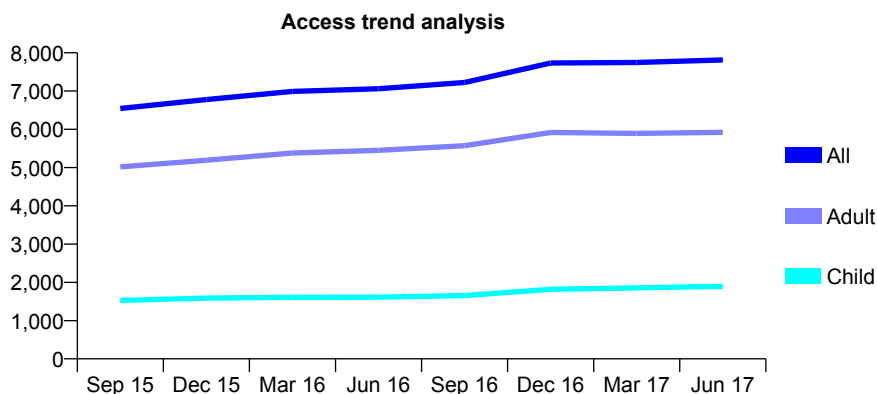
Q61 - Vital Signs At a Glance Contract Report for 159050/0001 - June 2017

Name or company name	THE HARROW DENTAL PRACTICE LIMIT
Contract type name	GDS Contract
Purpose of contract	General
Contract start date	01/04/2011
Contract end date	

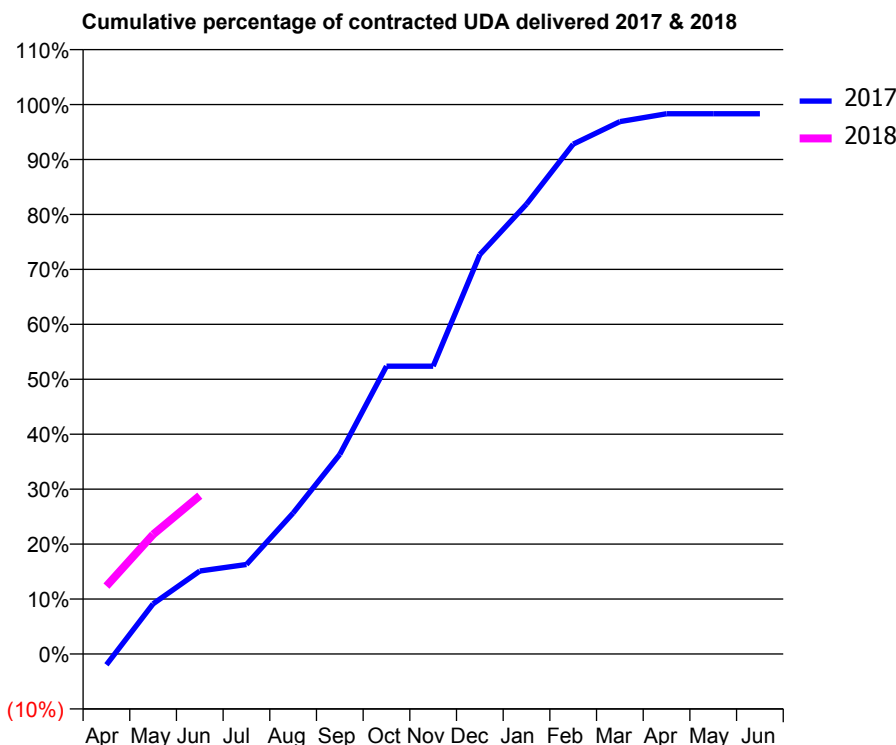
17/18 Contracted general activity (UDA)	19,469
Carry forward general activity (UDA)	0
17/18 Contracted orthodontic activity (UOA)	0
Carry forward orthodontic activity (UOA)	0
Baseline contract value	£501,360.99

ACCESS*

Patients seen in 24 months	Total	Change since previous quarter
Quarter ending June 2016	7,062	
Quarter ending September 2016	7,226	↑
Quarter ending December 2016	7,735	↑
Quarter ending March 2017	7,749	→
Quarter ending June 2017	7,815	→
Variance since June 2016	10.7%	↑



ACTIVITY



Month	Adjusted Scheduled Activity (UDA)	
	2017	2018
April	-385	2,409
May	1,777	4,234
June	2,940	5,610
July	3,173	
August	4,997	
September	7,075	
October	10,196	
November	10,196	
December	14,152	
January	15,937	
February	18,064	
March	18,864	
April	19,143	
May	19,142	
June	19,142	

QUALITY

	Quantity	Base Number	Contract	AT	Region	England
% of FP17s for the same patient ID Re-attending within 3 months - Children	27	732	3.7%	10.4%	11.5%	12.0%
% of FP17s for the same patient ID Re-attending within 3 months - Adults	210	2,030	10.3%	16.0%	16.8%	16.0%
% of FP17s for the same patient ID Re-attending between 3 & 9 months - Children	414	732	56.6%	42.7%	47.3%	58.0%
% of FP17s for the same patient ID Re-attending between 3 & 9 months - Adults	1,103	2,030	54.3%	35.6%	38.3%	50.9%
% of FP17s for Band 1 Urgent Courses	48	2,585	1.9%	11.0%	10.7%	9.1%
% of FP17s Relating to Free Repair or Replacements	37	2,585	1.4%	0.5%	0.6%	0.8%
% of FP17s Relating to Continuations	56	2,585	2.2%	0.8%	0.8%	1.1%
% of Patients satisfied with the dentistry they have received	4	8	N/A	88.7%	89.8%	91.7%
% of Patients satisfied with the time they had to wait for an appointment	6	8	N/A	80.2%	83.6%	88.0%

* This is based on patients treated on this contract for their most recent course of treatment. Figures in italics indicate the base number of FP17s or Patient Questionnaire responses are less than 100. N/A is shown where the base number of responses is less than 10 during the period. % is calculated as Quantity/Base number*100

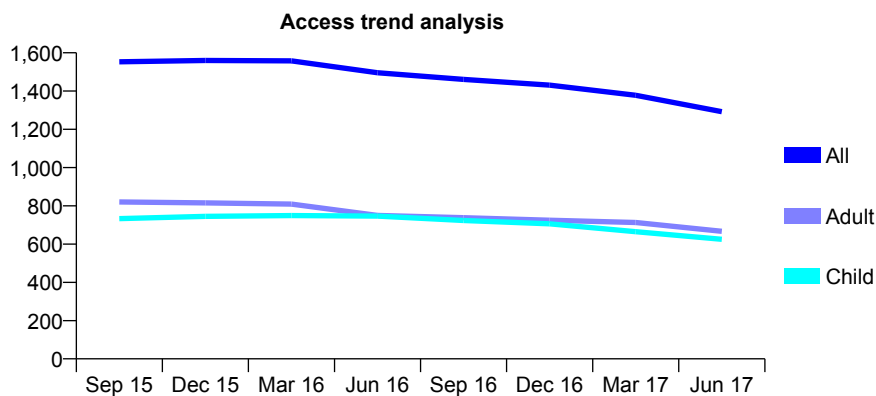
Q61 - Vital Signs At a Glance Contract Report for 159557/0001 - June 2017

Name or company name	Ilford Lane Family Dental Surgery
Contract type name	GDS Contract
Purpose of contract	General
Contract start date	01/04/2013
Contract end date	

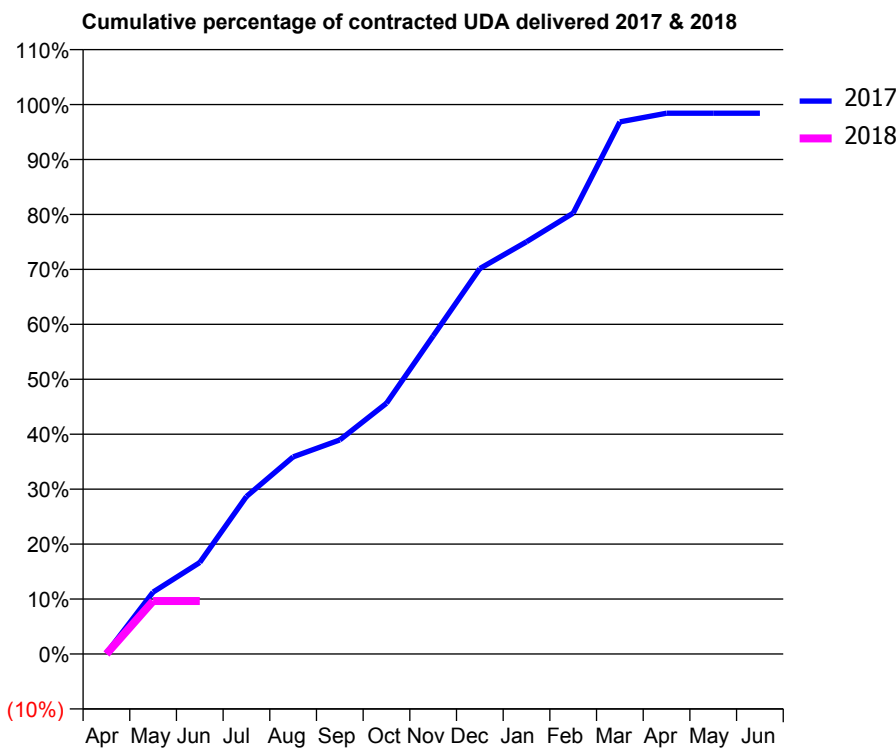
17/18 Contracted general activity (UDA)	4,998
Carry forward general activity (UDA)	0
17/18 Contracted orthodontic activity (UOA)	0
Carry forward orthodontic activity (UOA)	0
Baseline contract value	£170,762.55

ACCESS*

Patients seen in 24 months	Total	Change since previous quarter
Quarter ending June 2016	1,496	
Quarter ending September 2016	1,461	↓
Quarter ending December 2016	1,431	↓
Quarter ending March 2017	1,378	↓
Quarter ending June 2017	1,292	↓
Variance since June 2016	(13.6%)	↓



ACTIVITY



Month	Adjusted Scheduled Activity (UDA)	
	2017	2018
April	8	0
May	563	482
June	833	482
July	1,433	
August	1,793	
September	1,948	
October	2,280	
November	2,893	
December	3,506	
January	3,749	
February	4,010	
March	4,839	
April	4,919	
May	4,919	
June	4,919	

QUALITY

	Quantity	Base Number	Contract	AT	Region	England
% of FP17s for the same patient ID Re-attending within 3 months - Children	12	74	16.2%	10.4%	11.5%	12.0%
% of FP17s for the same patient ID Re-attending within 3 months - Adults	30	110	27.3%	16.0%	16.8%	16.0%
% of FP17s for the same patient ID Re-attending between 3 & 9 months - Children	14	74	18.9%	42.7%	47.3%	58.0%
% of FP17s for the same patient ID Re-attending between 3 & 9 months - Adults	27	110	24.5%	35.6%	38.3%	50.9%
% of FP17s for Band 1 Urgent Courses	64	175	36.6%	11.0%	10.7%	9.1%
% of FP17s Relating to Free Repair or Replacements	0	175	0.0%	0.5%	0.6%	0.8%
% of FP17s Relating to Continuations	0	175	0.0%	0.8%	0.8%	1.1%
% of Patients satisfied with the dentistry they have received	3	3	N/A	88.7%	89.8%	91.7%
% of Patients satisfied with the time they had to wait for an appointment	1	3	N/A	80.2%	83.6%	88.0%

* This is based on patients treated on this contract for their most recent course of treatment. Figures in italics indicate the base number of FP17s or Patient Questionnaire responses are less than 100. N/A is shown where the base number of responses is less than 10 during the period. % is calculated as Quantity/Base number*100

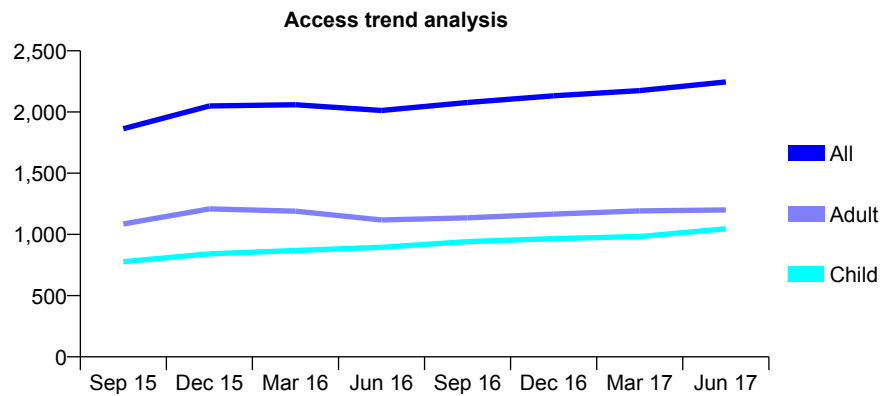
Q61 - Vital Signs At a Glance Contract Report for 160946/0001 - June 2017

Name or company name	Drs Landau & Lauffer
Contract type name	GDS Contract
Purpose of contract	General
Contract start date	08/02/2014
Contract end date	

17/18 Contracted general activity (UDA)	6,500
Carry forward general activity (UDA)	0
17/18 Contracted orthodontic activity (UOA)	0
Carry forward orthodontic activity (UOA)	0
Baseline contract value	£174,967.11

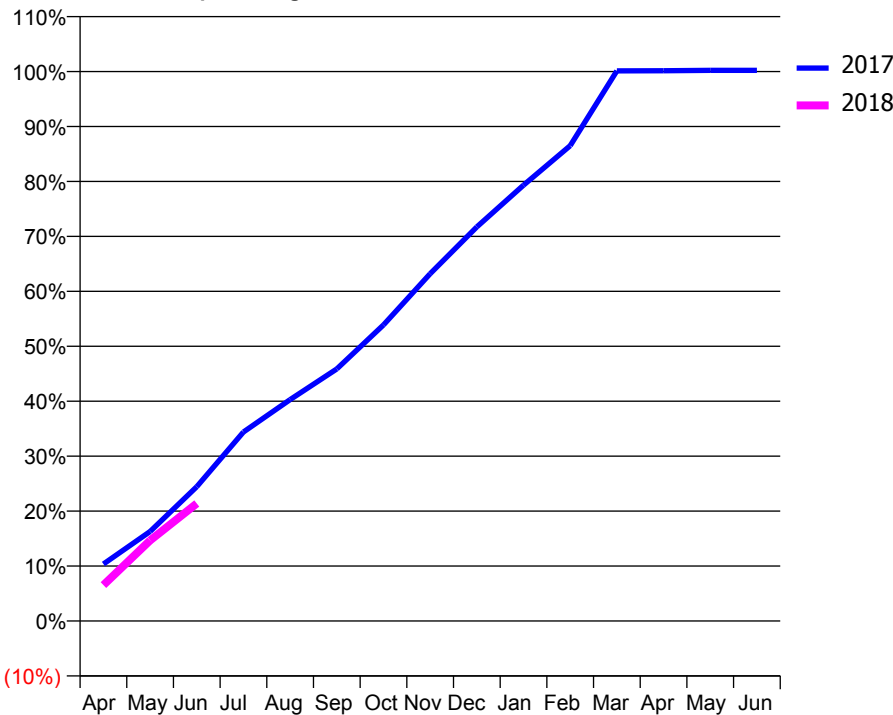
ACCESS*

Patients seen in 24 months	Total	Change since previous quarter
Quarter ending June 2016	2,013	
Quarter ending September 2016	2,078	↑
Quarter ending December 2016	2,132	↑
Quarter ending March 2017	2,175	↑
Quarter ending June 2017	2,246	↑
Variance since June 2016	11.6%	↑



ACTIVITY

Cumulative percentage of contracted UDA delivered 2017 & 2018



Month	Adjusted Scheduled Activity (UDA)	
	2017	2018
April	675	424
May	1,059	953
June	1,589	1,390
July	2,236	
August	2,619	
September	2,982	
October	3,503	
November	4,108	
December	4,662	
January	5,155	
February	5,622	
March	6,507	
April	6,508	
May	6,514	
June	6,514	

QUALITY

	Quantity	Base Number	Contract	AT	Region	England
% of FP17s for the same patient ID Re-attending within 3 months - Children	13	336	3.9%	10.4%	11.5%	12.0%
% of FP17s for the same patient ID Re-attending within 3 months - Adults	46	232	19.8%	16.0%	16.8%	16.0%
% of FP17s for the same patient ID Re-attending between 3 & 9 months - Children	135	336	40.2%	42.7%	47.3%	58.0%
% of FP17s for the same patient ID Re-attending between 3 & 9 months - Adults	73	232	31.5%	35.6%	38.3%	50.9%
% of FP17s for Band 1 Urgent Courses	46	563	8.2%	11.0%	10.7%	9.1%
% of FP17s Relating to Free Repair or Replacements	0	563	0.0%	0.5%	0.6%	0.8%
% of FP17s Relating to Continuations	0	563	0.0%	0.8%	0.8%	1.1%
% of Patients satisfied with the dentistry they have received	0	1	N/A	88.7%	89.8%	91.7%
% of Patients satisfied with the time they had to wait for an appointment	0	1	N/A	80.2%	83.6%	88.0%

* This is based on patients treated on this contract for their most recent course of treatment. Figures in italics indicate the base number of FP17s or Patient Questionnaire responses are less than 100. N/A is shown where the base number of responses is less than 10 during the period. % is calculated as Quantity/Base number*100

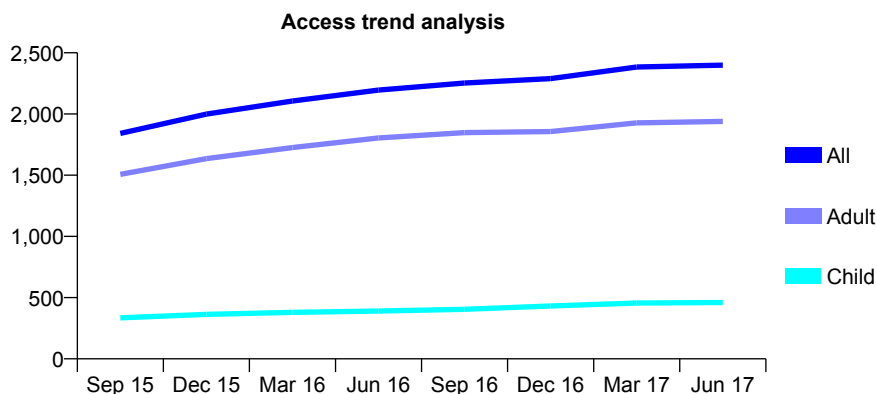
Q61 - Vital Signs At a Glance Contract Report for 161462/0001 - June 2017

Name or company name	NEWHAM FAMILY DENTAL CARE LTD
Contract type name	GDS Contract
Purpose of contract	General
Contract start date	15/10/2012
Contract end date	

17/18 Contracted general activity (UDA)	6,000
Carry forward general activity (UDA)	0
17/18 Contracted orthodontic activity (UOA)	0
Carry forward orthodontic activity (UOA)	0
Baseline contract value	£181,056.01

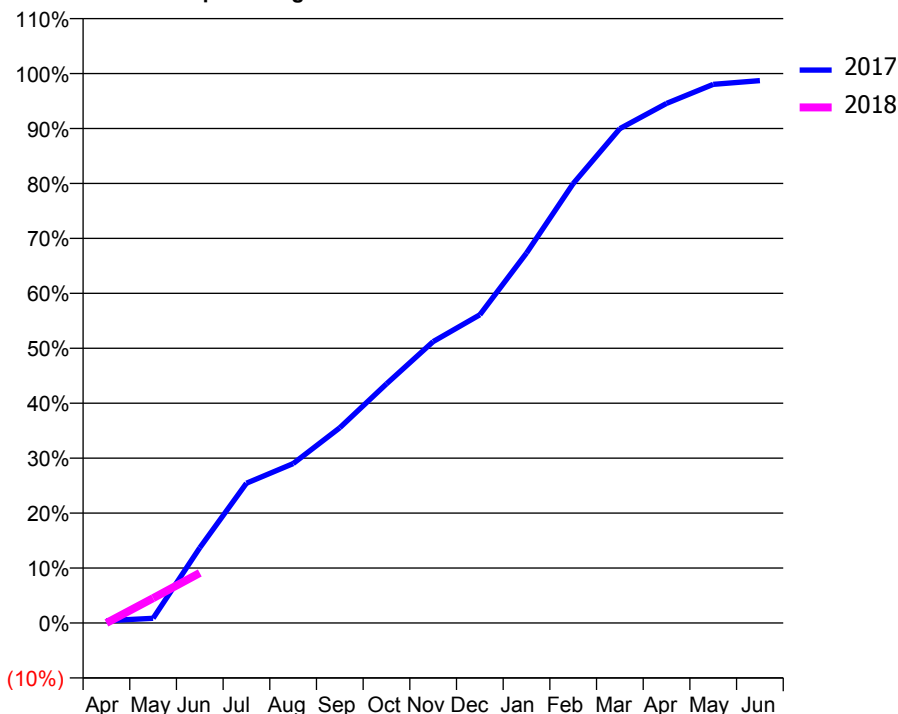
ACCESS*

Patients seen in 24 months	Total	Change since previous quarter
Quarter ending June 2016	2,195	
Quarter ending September 2016	2,253	↑
Quarter ending December 2016	2,289	→
Quarter ending March 2017	2,384	↑
Quarter ending June 2017	2,399	→
Variance since June 2016	9.3%	↑



ACTIVITY

Cumulative percentage of contracted UDA delivered 2017 & 2018



Adjusted Scheduled Activity (UDA)

Month	2017	2018
April	25	0
May	52	271
June	822	547
July	1,527	
August	1,741	
September	2,132	
October	2,612	
November	3,072	
December	3,365	
January	4,039	
February	4,798	
March	5,398	
April	5,674	
May	5,881	
June	5,923	

QUALITY

	Quantity	Base Number	Contract	AT	Region	England
% of FP17s for the same patient ID Re-attending within 3 months - Children	5	87	5.7%	10.4%	11.5%	12.0%
% of FP17s for the same patient ID Re-attending within 3 months - Adults	26	323	8.0%	16.0%	16.8%	16.0%
% of FP17s for the same patient ID Re-attending between 3 & 9 months - Children	38	87	43.7%	42.7%	47.3%	58.0%
% of FP17s for the same patient ID Re-attending between 3 & 9 months - Adults	71	323	22.0%	35.6%	38.3%	50.9%
% of FP17s for Band 1 Urgent Courses	25	253	9.9%	11.0%	10.7%	9.1%
% of FP17s Relating to Free Repair or Replacements	4	253	1.6%	0.5%	0.6%	0.8%
% of FP17s Relating to Continuations	0	253	0.0%	0.8%	0.8%	1.1%
% of Patients satisfied with the dentistry they have received	3	3	N/A	88.7%	89.8%	91.7%
% of Patients satisfied with the time they had to wait for an appointment	2	3	N/A	80.2%	83.6%	88.0%

* This is based on patients treated on this contract for their most recent course of treatment. Figures in italics indicate the base number of FP17s or Patient Questionnaire responses are less than 100. N/A is shown where the base number of responses is less than 10 during the period. % is calculated as Quantity/Base number*100

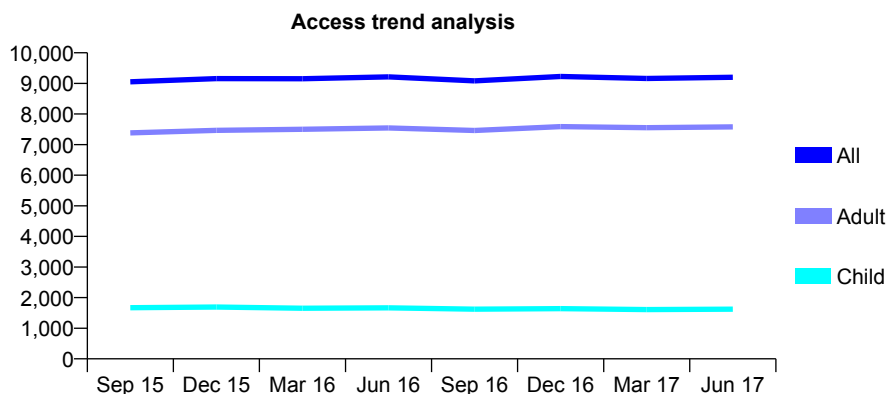
Q61 - Vital Signs At a Glance Contract Report for 162574/0001 - June 2017

Name or company name	10 Hall Lane Dental Practice Ltd
Contract type name	GDS Contract
Purpose of contract	General
Contract start date	01/04/2010
Contract end date	

17/18 Contracted general activity (UDA)	21,964
Carry forward general activity (UDA)	0
17/18 Contracted orthodontic activity (UOA)	0
Carry forward orthodontic activity (UOA)	0
Baseline contract value	£705,800.87

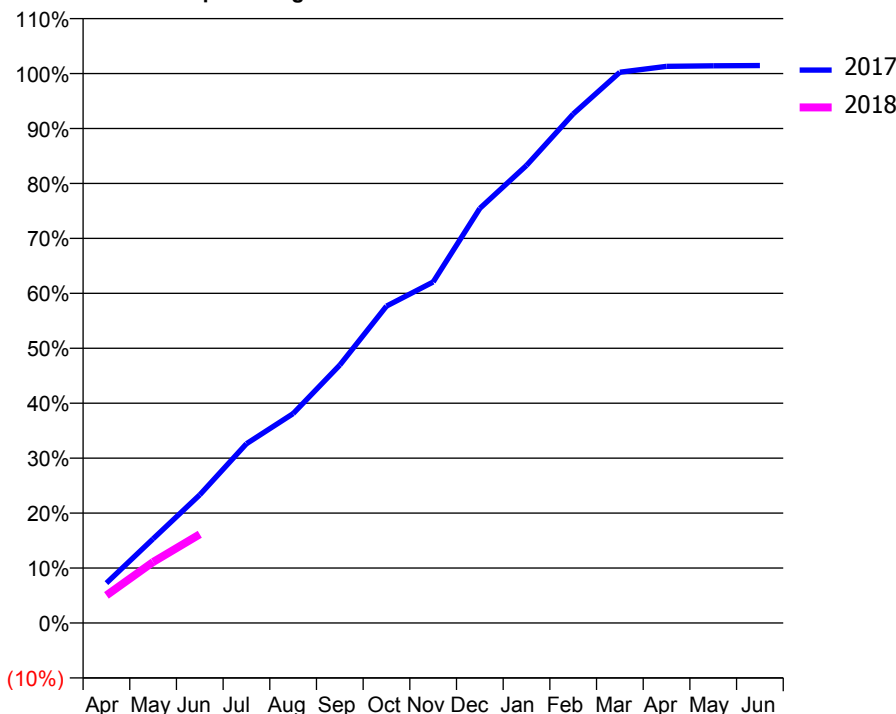
ACCESS*

Patients seen in 24 months	Total	Change since previous quarter
Quarter ending June 2016	9,212	
Quarter ending September 2016	9,083	↓
Quarter ending December 2016	9,228	→
Quarter ending March 2017	9,162	→
Quarter ending June 2017	9,201	→
Variance since June 2016	(0.1%)	→



ACTIVITY

Cumulative percentage of contracted UDA delivered 2017 & 2018



Month	Adjusted Scheduled Activity (UDA)	
	2017	2018
April	1,599	1,108
May	3,368	2,437
June	5,126	3,545
July	7,164	
August	8,369	
September	10,309	
October	12,669	
November	13,630	
December	16,573	
January	18,289	
February	20,350	
March	22,017	
April	22,252	
May	22,273	
June	22,283	

QUALITY

	Quantity	Base Number	Contract	AT	Region	England
% of FP17s for the same patient ID Re-attending within 3 months - Children	18	437	4.1%	10.4%	11.5%	12.0%
% of FP17s for the same patient ID Re-attending within 3 months - Adults	209	1,792	11.7%	16.0%	16.8%	16.0%
% of FP17s for the same patient ID Re-attending between 3 & 9 months - Children	199	437	45.5%	42.7%	47.3%	58.0%
% of FP17s for the same patient ID Re-attending between 3 & 9 months - Adults	686	1,792	38.3%	35.6%	38.3%	50.9%
% of FP17s for Band 1 Urgent Courses	180	2,079	8.7%	11.0%	10.7%	9.1%
% of FP17s Relating to Free Repair or Replacements	30	2,079	1.4%	0.5%	0.6%	0.8%
% of FP17s Relating to Continuations	10	2,079	0.5%	0.8%	0.8%	1.1%
% of Patients satisfied with the dentistry they have received	10	13	76.9%	88.7%	89.8%	91.7%
% of Patients satisfied with the time they had to wait for an appointment	12	13	92.3%	80.2%	83.6%	88.0%

* This is based on patients treated on this contract for their most recent course of treatment. Figures in italics indicate the base number of FP17s or Patient Questionnaire responses are less than 100. N/A is shown where the base number of responses is less than 10 during the period. % is calculated as Quantity/Base number*100

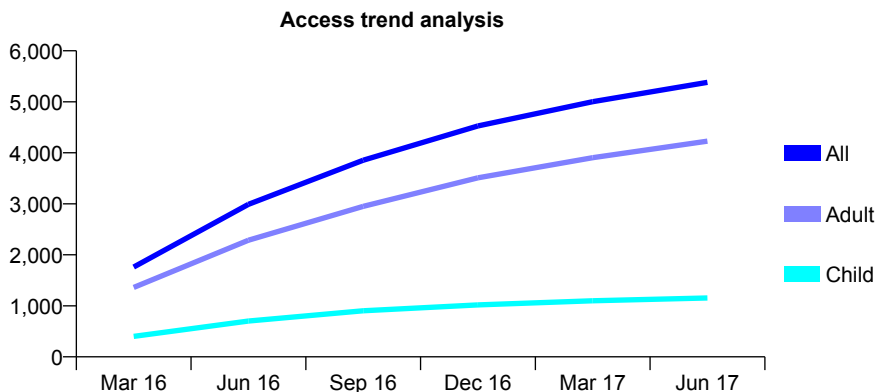
Q61 - Vital Signs At a Glance Contract Report for 164461/0001 - June 2017

Name or company name	Mohsin Ali
Contract type name	GDS Contract
Purpose of contract	General
Contract start date	01/12/2015
Contract end date	

17/18 Contracted general activity (UDA)	14,800
Carry forward general activity (UDA)	0
17/18 Contracted orthodontic activity (UOA)	0
Carry forward orthodontic activity (UOA)	0
Baseline contract value	£279,564.54

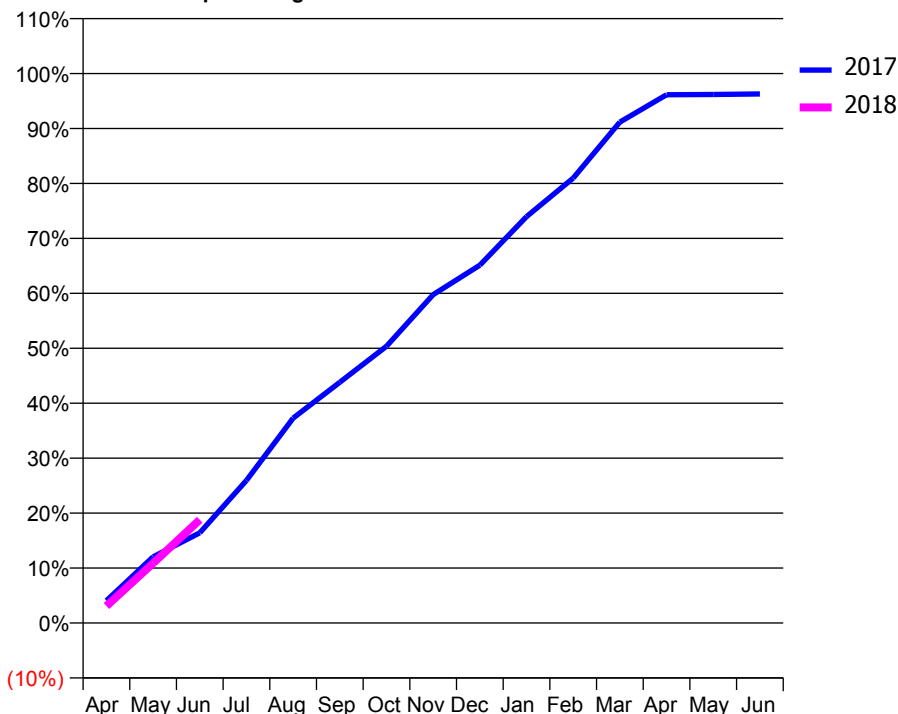
ACCESS*

Patients seen in 24 months	Total	Change since previous quarter
Quarter ending June 2016	2,990	
Quarter ending September 2016	3,855	↑
Quarter ending December 2016	4,528	↑
Quarter ending March 2017	5,003	↑
Quarter ending June 2017	5,383	↑
Variance since June 2016	80.0%	↑



ACTIVITY

Cumulative percentage of contracted UDA delivered 2017 & 2018



Month	Adjusted Scheduled Activity (UDA)	
	2017	2018
April	601	457
May	1,784	1,610
June	2,429	2,782
July	3,839	
August	5,517	
September	6,483	
October	7,453	
November	8,844	
December	9,639	
January	10,944	
February	11,982	
March	13,491	
April	14,228	
May	14,235	
June	14,249	

QUALITY

	Quantity	Base Number	Contract	AT	Region	England
% of FP17s for the same patient ID Re-attending within 3 months - Children	18	380	4.7%	10.4%	11.5%	12.0%
% of FP17s for the same patient ID Re-attending within 3 months - Adults	197	1,316	15.0%	16.0%	16.8%	16.0%
% of FP17s for the same patient ID Re-attending between 3 & 9 months - Children	177	380	46.6%	42.7%	47.3%	58.0%
% of FP17s for the same patient ID Re-attending between 3 & 9 months - Adults	532	1,316	40.4%	35.6%	38.3%	50.9%
% of FP17s for Band 1 Urgent Courses	134	1,327	10.1%	11.0%	10.7%	9.1%
% of FP17s Relating to Free Repair or Replacements	6	1,327	0.5%	0.5%	0.6%	0.8%
% of FP17s Relating to Continuations	11	1,327	0.8%	0.8%	0.8%	1.1%
% of Patients satisfied with the dentistry they have received	4	5	N/A	88.7%	89.8%	91.7%
% of Patients satisfied with the time they had to wait for an appointment	3	5	N/A	80.2%	83.6%	88.0%

* This is based on patients treated on this contract for their most recent course of treatment. Figures in italics indicate the base number of FP17s or Patient Questionnaire responses are less than 100. N/A is shown where the base number of responses is less than 10 during the period. % is calculated as Quantity/Base number*100

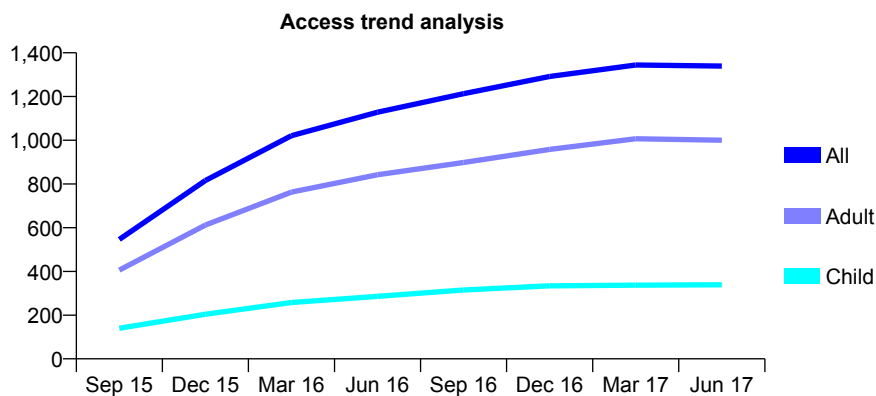
Q61 - Vital Signs At a Glance Contract Report for 165069/0001 - June 2017

Name or company name	The Fenton Dental Surgery
Contract type name	GDS Contract
Purpose of contract	General
Contract start date	01/02/2015
Contract end date	

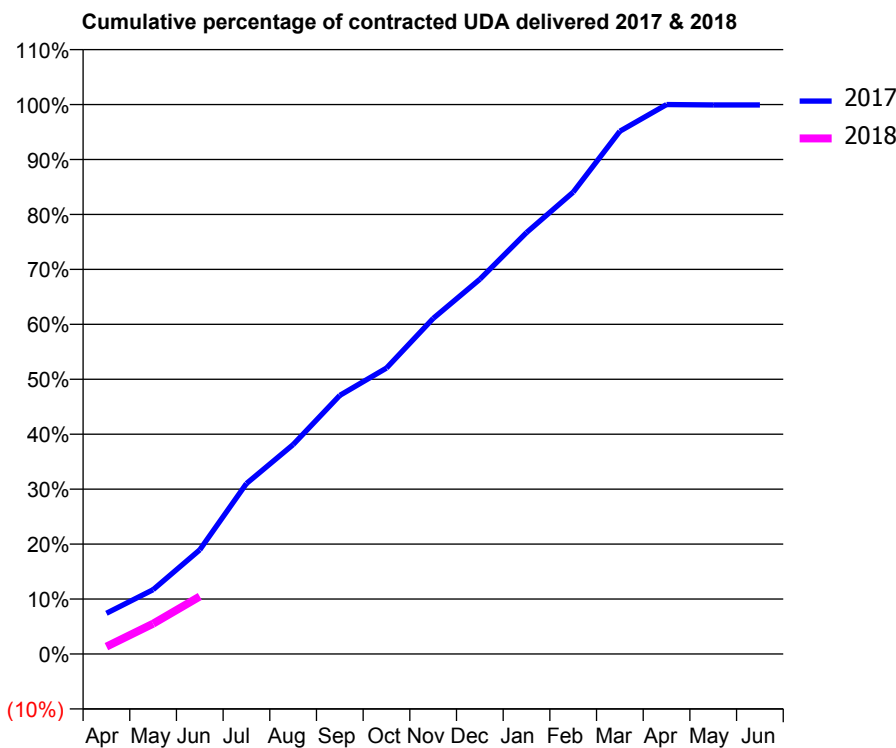
17/18 Contracted general activity (UDA)	4,369
Carry forward general activity (UDA)	0
17/18 Contracted orthodontic activity (UOA)	0
Carry forward orthodontic activity (UOA)	0
Baseline contract value	£124,914.28

ACCESS*

Patients seen in 24 months	Total	Change since previous quarter
Quarter ending June 2016	1,128	
Quarter ending September 2016	1,213	↑
Quarter ending December 2016	1,292	↑
Quarter ending March 2017	1,344	↑
Quarter ending June 2017	1,339	→
Variance since June 2016	18.7%	↑



ACTIVITY



Month	Adjusted Scheduled Activity (UDA)	
	2017	2018
April	324	59
May	511	241
June	829	458
July	1,355	
August	1,665	
September	2,056	
October	2,273	
November	2,668	
December	2,980	
January	3,351	
February	3,672	
March	4,157	
April	4,368	
May	4,365	
June	4,365	

QUALITY

	Quantity	Base Number	Contract	AT	Region	England
% of FP17s for the same patient ID Re-attending within 3 months - Children	5	76	6.6%	10.4%	11.5%	12.0%
% of FP17s for the same patient ID Re-attending within 3 months - Adults	54	221	24.4%	16.0%	16.8%	16.0%
% of FP17s for the same patient ID Re-attending between 3 & 9 months - Children	37	76	48.7%	42.7%	47.3%	58.0%
% of FP17s for the same patient ID Re-attending between 3 & 9 months - Adults	86	221	38.9%	35.6%	38.3%	50.9%
% of FP17s for Band 1 Urgent Courses	38	218	17.4%	11.0%	10.7%	9.1%
% of FP17s Relating to Free Repair or Replacements	0	218	0.0%	0.5%	0.6%	0.8%
% of FP17s Relating to Continuations	3	218	1.4%	0.8%	0.8%	1.1%
% of Patients satisfied with the dentistry they have received	3	3	N/A	88.7%	89.8%	91.7%
% of Patients satisfied with the time they had to wait for an appointment	3	3	N/A	80.2%	83.6%	88.0%

* This is based on patients treated on this contract for their most recent course of treatment. Figures in italics indicate the base number of FP17s or Patient Questionnaire responses are less than 100. N/A is shown where the base number of responses is less than 10 during the period. % is calculated as Quantity/Base number*100

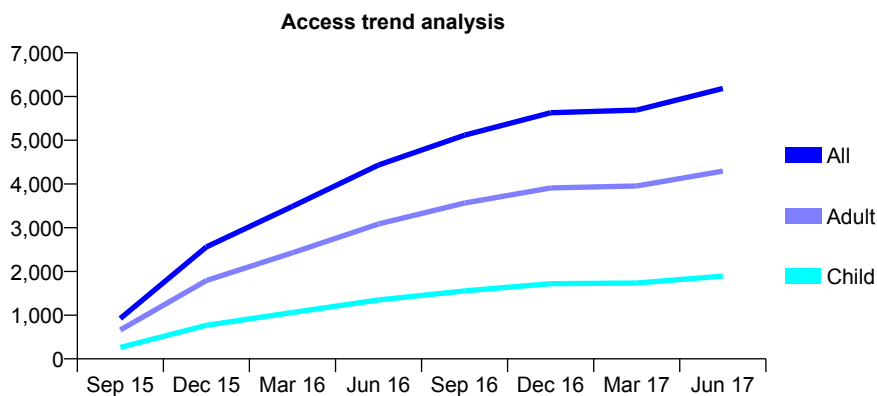
Q61 - Vital Signs At a Glance Contract Report for 165336/0001 - June 2017

Name or company name	Inspire Dental
Contract type name	GDS Contract
Purpose of contract	General
Contract start date	01/07/2015
Contract end date	

17/18 Contracted general activity (UDA)	15,860
Carry forward general activity (UDA)	0
17/18 Contracted orthodontic activity (UOA)	0
Carry forward orthodontic activity (UOA)	0
Baseline contract value	£437,178.69

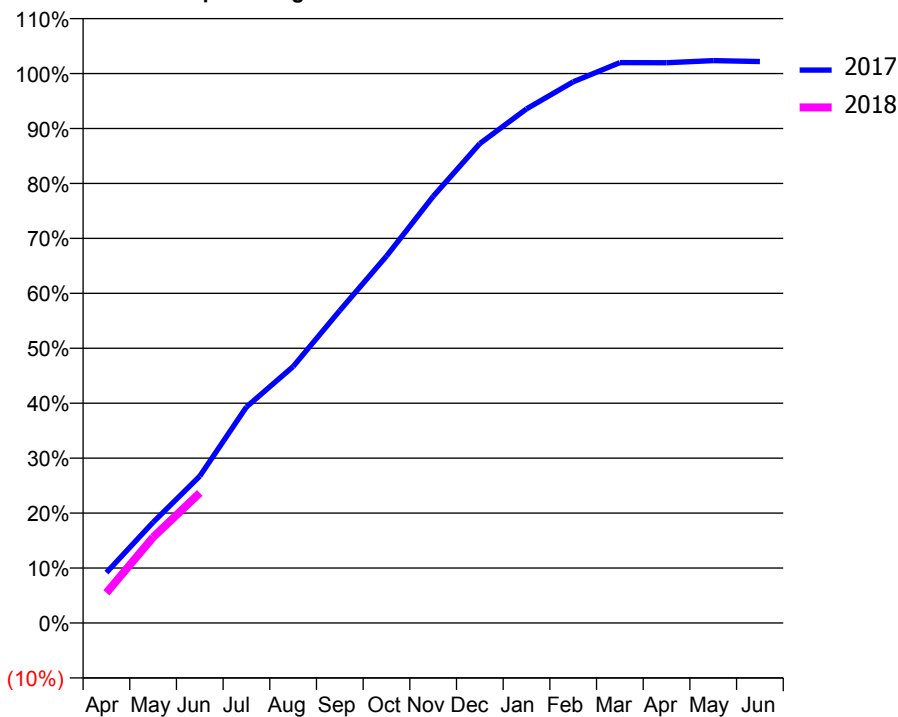
ACCESS*

Patients seen in 24 months	Total	Change since previous quarter
Quarter ending June 2016	4,432	
Quarter ending September 2016	5,116	↑
Quarter ending December 2016	5,629	↑
Quarter ending March 2017	5,689	→
Quarter ending June 2017	6,184	↑
Variance since June 2016	39.5%	↑



ACTIVITY

Cumulative percentage of contracted UDA delivered 2017 & 2018



Month	Adjusted Scheduled Activity (UDA)	
	2017	2018
April	1,455	870
May	2,907	2,477
June	4,240	3,754
July	6,239	
August	7,405	
September	9,019	
October	10,591	
November	12,313	
December	13,840	
January	14,837	
February	15,619	
March	16,176	
April	16,169	
May	16,233	
June	16,207	

QUALITY

	Quantity	Base Number	Contract	AT	Region	England
% of FP17s for the same patient ID Re-attending within 3 months - Children	24	591	4.1%	10.4%	11.5%	12.0%
% of FP17s for the same patient ID Re-attending within 3 months - Adults	99	1,007	9.8%	16.0%	16.8%	16.0%
% of FP17s for the same patient ID Re-attending between 3 & 9 months - Children	278	591	47.0%	42.7%	47.3%	58.0%
% of FP17s for the same patient ID Re-attending between 3 & 9 months - Adults	418	1,007	41.5%	35.6%	38.3%	50.9%
% of FP17s for Band 1 Urgent Courses	111	1,571	7.1%	11.0%	10.7%	9.1%
% of FP17s Relating to Free Repair or Replacements	0	1,571	0.0%	0.5%	0.6%	0.8%
% of FP17s Relating to Continuations	0	1,571	0.0%	0.8%	0.8%	1.1%
% of Patients satisfied with the dentistry they have received	3	3	N/A	88.7%	89.8%	91.7%
% of Patients satisfied with the time they had to wait for an appointment	2	3	N/A	80.2%	83.6%	88.0%

* This is based on patients treated on this contract for their most recent course of treatment. Figures in italics indicate the base number of FP17s or Patient Questionnaire responses are less than 100. N/A is shown where the base number of responses is less than 10 during the period. % is calculated as Quantity/Base number*100

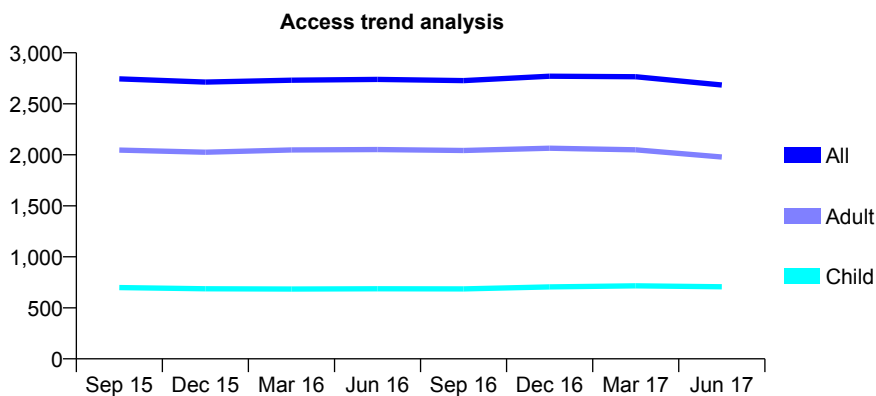
Q61 - Vital Signs At a Glance Contract Report for 165476/0001 - June 2017

Name or company name	Altmore Dental Care
Contract type name	GDS Contract
Purpose of contract	General
Contract start date	28/12/2012
Contract end date	

17/18 Contracted general activity (UDA)	7,716
Carry forward general activity (UDA)	0
17/18 Contracted orthodontic activity (UOA)	0
Carry forward orthodontic activity (UOA)	0
Baseline contract value	£224,595.06

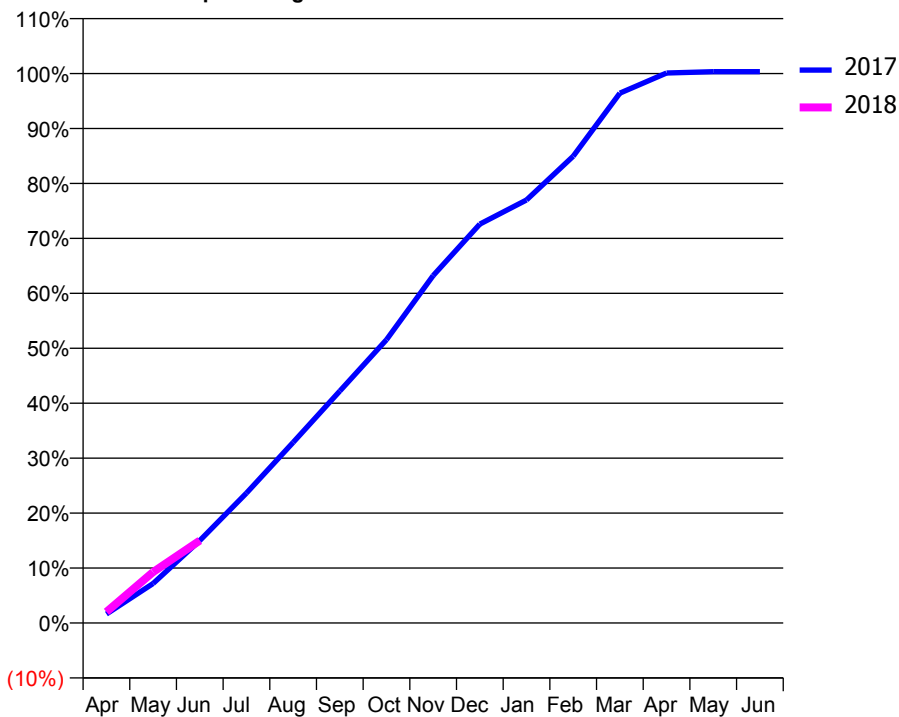
ACCESS*

Patients seen in 24 months	Total	Change since previous quarter
Quarter ending June 2016	2,739	
Quarter ending September 2016	2,727	→
Quarter ending December 2016	2,770	→
Quarter ending March 2017	2,765	→
Quarter ending June 2017	2,684	↓
Variance since June 2016	(2.0%)	↓



ACTIVITY

Cumulative percentage of contracted UDA delivered 2017 & 2018



Month	Adjusted Scheduled Activity (UDA)	
	2017	2018
April	127	157
May	556	716
June	1,159	1,159
July	1,825	
August	2,536	
September	3,258	
October	3,977	
November	4,878	
December	5,601	
January	5,941	
February	6,555	
March	7,439	
April	7,723	
May	7,741	
June	7,741	

QUALITY

	Quantity	Base Number	Contract	AT	Region	England
% of FP17s for the same patient ID Re-attending within 3 months - Children	10	132	7.6%	10.4%	11.5%	12.0%
% of FP17s for the same patient ID Re-attending within 3 months - Adults	78	390	20.0%	16.0%	16.8%	16.0%
% of FP17s for the same patient ID Re-attending between 3 & 9 months - Children	57	132	43.2%	42.7%	47.3%	58.0%
% of FP17s for the same patient ID Re-attending between 3 & 9 months - Adults	113	390	29.0%	35.6%	38.3%	50.9%
% of FP17s for Band 1 Urgent Courses	84	425	19.8%	11.0%	10.7%	9.1%
% of FP17s Relating to Free Repair or Replacements	0	425	0.0%	0.5%	0.6%	0.8%
% of FP17s Relating to Continuations	6	425	1.4%	0.8%	0.8%	1.1%
% of Patients satisfied with the dentistry they have received	0	1	N/A	88.7%	89.8%	91.7%
% of Patients satisfied with the time they had to wait for an appointment	1	1	N/A	80.2%	83.6%	88.0%

* This is based on patients treated on this contract for their most recent course of treatment. Figures in italics indicate the base number of FP17s or Patient Questionnaire responses are less than 100. N/A is shown where the base number of responses is less than 10 during the period. % is calculated as Quantity/Base number*100

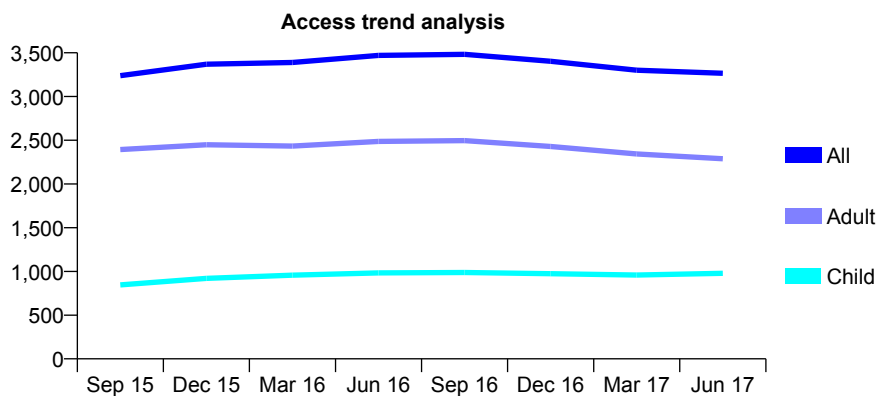
Q61 - Vital Signs At a Glance Contract Report for 165484/0001 - June 2017

Name or company name	Romford Smile Dental Practice Limited
Contract type name	GDS Contract
Purpose of contract	General
Contract start date	04/12/2009
Contract end date	

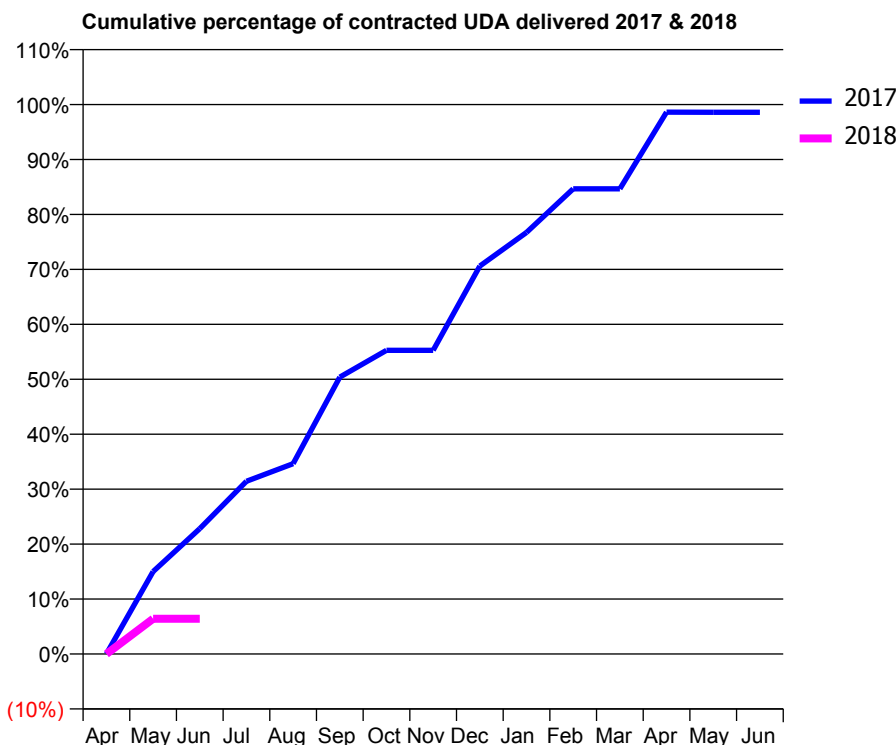
17/18 Contracted general activity (UDA)	10,634
Carry forward general activity (UDA)	0
17/18 Contracted orthodontic activity (UOA)	0
Carry forward orthodontic activity (UOA)	0
Baseline contract value	£287,854.75

ACCESS*

Patients seen in 24 months	Total	Change since previous quarter
Quarter ending June 2016	3,470	
Quarter ending September 2016	3,483	→
Quarter ending December 2016	3,403	↓
Quarter ending March 2017	3,301	↓
Quarter ending June 2017	3,266	↓
Variance since June 2016	(5.9%)	↓



ACTIVITY



Month	Adjusted Scheduled Activity (UDA)	
	2017	2018
April	3	0
May	1,596	682
June	2,428	682
July	3,343	
August	3,684	
September	5,358	
October	5,878	
November	5,878	
December	7,508	
January	8,157	
February	9,002	
March	9,002	
April	10,485	
May	10,484	
June	10,484	

QUALITY

	Quantity	Base Number	Contract	AT	Region	England
% of FP17s for the same patient ID Re-attending within 3 months - Children	17	335	5.1%	10.4%	11.5%	12.0%
% of FP17s for the same patient ID Re-attending within 3 months - Adults	73	638	11.4%	16.0%	16.8%	16.0%
% of FP17s for the same patient ID Re-attending between 3 & 9 months - Children	158	335	47.2%	42.7%	47.3%	58.0%
% of FP17s for the same patient ID Re-attending between 3 & 9 months - Adults	253	638	39.7%	35.6%	38.3%	50.9%
% of FP17s for Band 1 Urgent Courses	41	385	10.6%	11.0%	10.7%	9.1%
% of FP17s Relating to Free Repair or Replacements	2	385	0.5%	0.5%	0.6%	0.8%
% of FP17s Relating to Continuations	2	385	0.5%	0.8%	0.8%	1.1%
% of Patients satisfied with the dentistry they have received	0	2	N/A	88.7%	89.8%	91.7%
% of Patients satisfied with the time they had to wait for an appointment	1	2	N/A	80.2%	83.6%	88.0%

* This is based on patients treated on this contract for their most recent course of treatment. Figures in italics indicate the base number of FP17s or Patient Questionnaire responses are less than 100. N/A is shown where the base number of responses is less than 10 during the period. % is calculated as Quantity/Base number*100

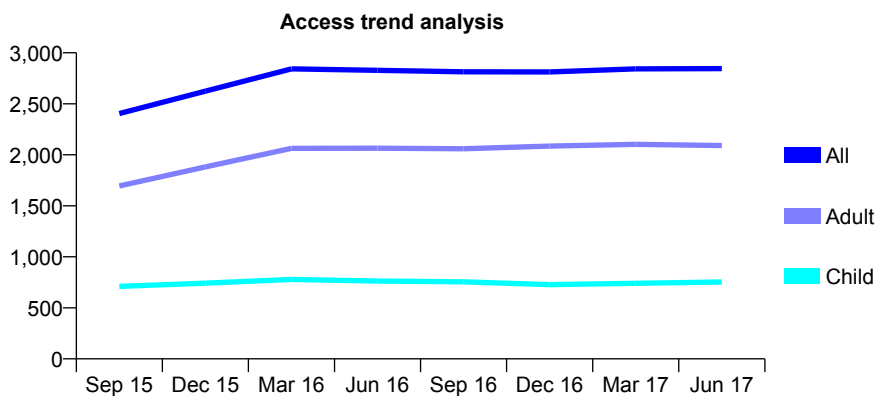
Q61 - Vital Signs At a Glance Contract Report for 166251/0001 - June 2017

Name or company name	David Lipsitz
Contract type name	GDS Contract
Purpose of contract	General
Contract start date	01/04/2014
Contract end date	

17/18 Contracted general activity (UDA)	8,771
Carry forward general activity (UDA)	0
17/18 Contracted orthodontic activity (UOA)	0
Carry forward orthodontic activity (UOA)	0
Baseline contract value	£227,351.39

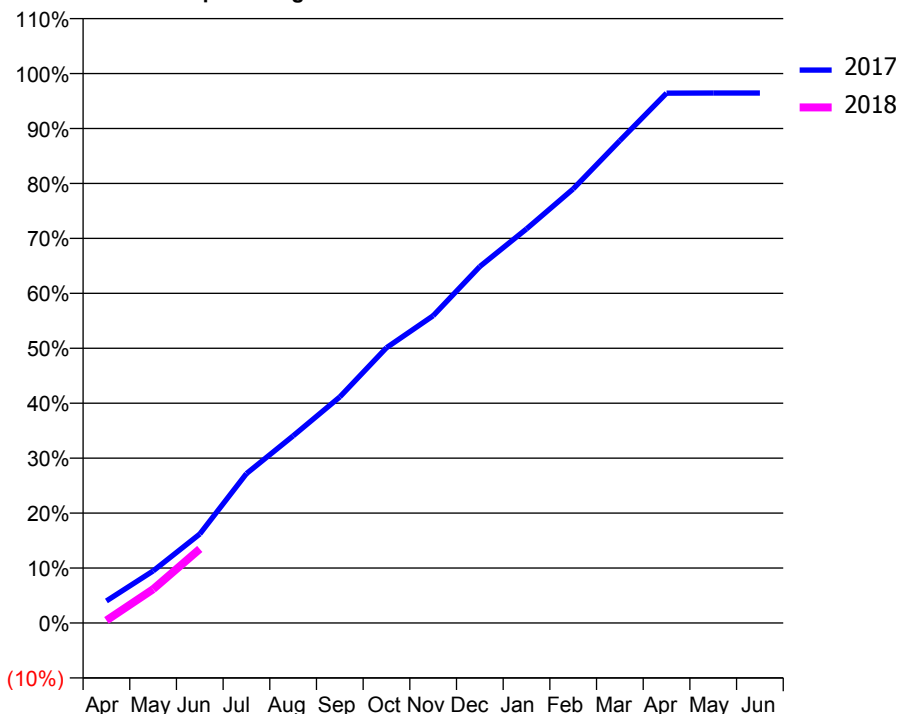
ACCESS*

Patients seen in 24 months	Total	Change since previous quarter
Quarter ending June 2016	2,828	
Quarter ending September 2016	2,814	→
Quarter ending December 2016	2,813	→
Quarter ending March 2017	2,842	→
Quarter ending June 2017	2,845	→
Variance since June 2016	0.6%	→



ACTIVITY

Cumulative percentage of contracted UDA delivered 2017 & 2018



Month	Adjusted Scheduled Activity (UDA)	
	2017	2018
April	353	41
May	832	539
June	1,420	1,183
July	2,385	
August	2,987	
September	3,608	
October	4,394	
November	4,904	
December	5,691	
January	6,290	
February	6,929	
March	7,701	
April	8,457	
May	8,459	
June	8,459	

QUALITY

	Quantity	Base Number	Contract	AT	Region	England
% of FP17s for the same patient ID Re-attending within 3 months - Children	25	223	11.2%	10.4%	11.5%	12.0%
% of FP17s for the same patient ID Re-attending within 3 months - Adults	70	459	15.3%	16.0%	16.8%	16.0%
% of FP17s for the same patient ID Re-attending between 3 & 9 months - Children	94	223	42.2%	42.7%	47.3%	58.0%
% of FP17s for the same patient ID Re-attending between 3 & 9 months - Adults	128	459	27.9%	35.6%	38.3%	50.9%
% of FP17s for Band 1 Urgent Courses	49	460	10.7%	11.0%	10.7%	9.1%
% of FP17s Relating to Free Repair or Replacements	4	460	0.9%	0.5%	0.6%	0.8%
% of FP17s Relating to Continuations	10	460	2.2%	0.8%	0.8%	1.1%
% of Patients satisfied with the dentistry they have received	0	0	N/A	88.7%	89.8%	91.7%
% of Patients satisfied with the time they had to wait for an appointment	0	0	N/A	80.2%	83.6%	88.0%

* This is based on patients treated on this contract for their most recent course of treatment. Figures in italics indicate the base number of FP17s or Patient Questionnaire responses are less than 100. N/A is shown where the base number of responses is less than 10 during the period. % is calculated as Quantity/Base number*100

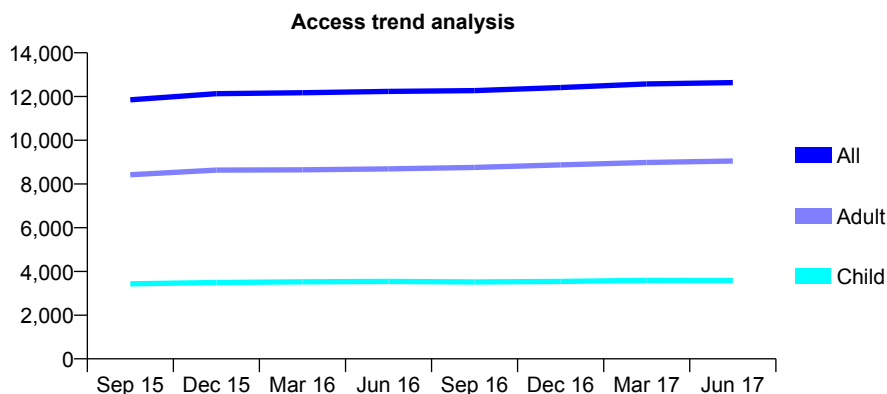
Q61 - Vital Signs At a Glance Contract Report for 166618/0001 - June 2017

Name or company name	DENTAL ARTS STUDIO (DENTAL CARE)
Contract type name	GDS Contract
Purpose of contract	General
Contract start date	01/06/2010
Contract end date	

17/18 Contracted general activity (UDA)	34,835
Carry forward general activity (UDA)	0
17/18 Contracted orthodontic activity (UOA)	0
Carry forward orthodontic activity (UOA)	0
Baseline contract value	£905,524.15

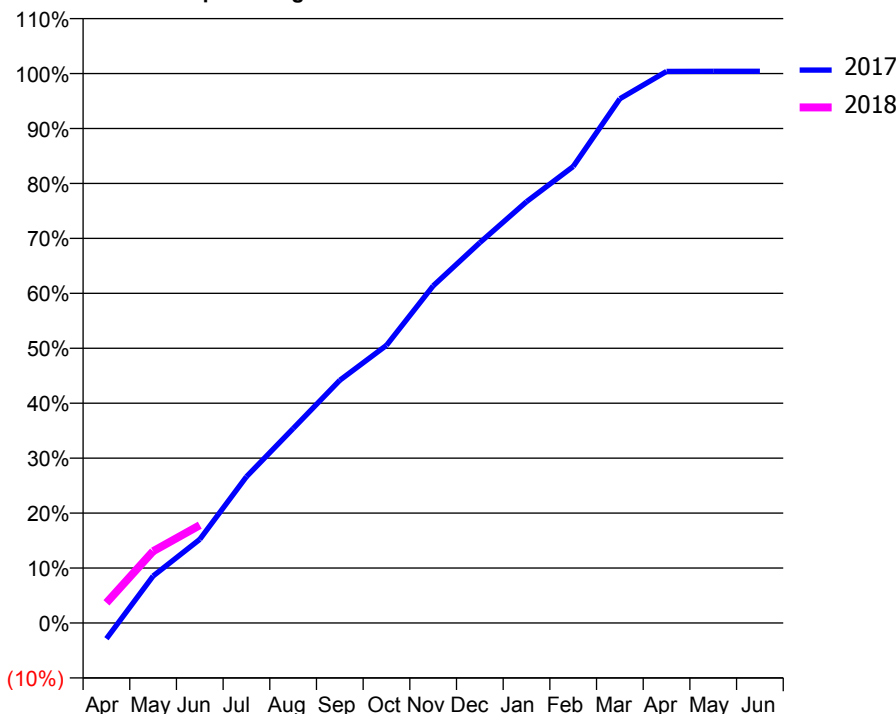
ACCESS*

Patients seen in 24 months	Total	Change since previous quarter
Quarter ending June 2016	12,231	
Quarter ending September 2016	12,272	→
Quarter ending December 2016	12,412	→
Quarter ending March 2017	12,574	→
Quarter ending June 2017	12,634	→
Variance since June 2016	3.3%	↑



ACTIVITY

Cumulative percentage of contracted UDA delivered 2017 & 2018



Adjusted Scheduled Activity (UDA)

Month	2017	2018
April	-1,000	1,278
May	2,983	4,548
June	5,301	6,197
July	9,277	
August	12,330	
September	15,392	
October	17,607	
November	21,373	
December	24,110	
January	26,711	
February	28,938	
March	33,237	
April	34,964	
May	34,975	
June	34,979	

QUALITY

	Quantity	Base Number	Contract	AT	Region	England
% of FP17s for the same patient ID Re-attending within 3 months - Children	77	932	8.3%	10.4%	11.5%	12.0%
% of FP17s for the same patient ID Re-attending within 3 months - Adults	340	2,086	16.3%	16.0%	16.8%	16.0%
% of FP17s for the same patient ID Re-attending between 3 & 9 months - Children	382	932	41.0%	42.7%	47.3%	58.0%
% of FP17s for the same patient ID Re-attending between 3 & 9 months - Adults	721	2,086	34.6%	35.6%	38.3%	50.9%
% of FP17s for Band 1 Urgent Courses	362	2,375	15.2%	11.0%	10.7%	9.1%
% of FP17s Relating to Free Repair or Replacements	11	2,375	0.5%	0.5%	0.6%	0.8%
% of FP17s Relating to Continuations	23	2,375	1.0%	0.8%	0.8%	1.1%
% of Patients satisfied with the dentistry they have received	16	20	80.0%	88.7%	89.8%	91.7%
% of Patients satisfied with the time they had to wait for an appointment	16	20	80.0%	80.2%	83.6%	88.0%

* This is based on patients treated on this contract for their most recent course of treatment. Figures in italics indicate the base number of FP17s or Patient Questionnaire responses are less than 100. N/A is shown where the base number of responses is less than 10 during the period. % is calculated as Quantity/Base number*100

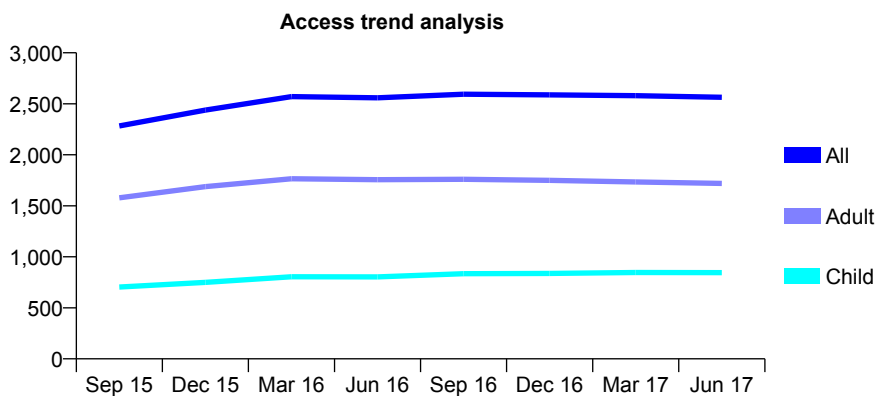
Q61 - Vital Signs At a Glance Contract Report for 166790/0001 - June 2017

Name or company name	East London Dental Care
Contract type name	GDS Contract
Purpose of contract	General
Contract start date	10/02/2014
Contract end date	

17/18 Contracted general activity (UDA)	6,171
Carry forward general activity (UDA)	0
17/18 Contracted orthodontic activity (UOA)	0
Carry forward orthodontic activity (UOA)	0
Baseline contract value	£159,149.89

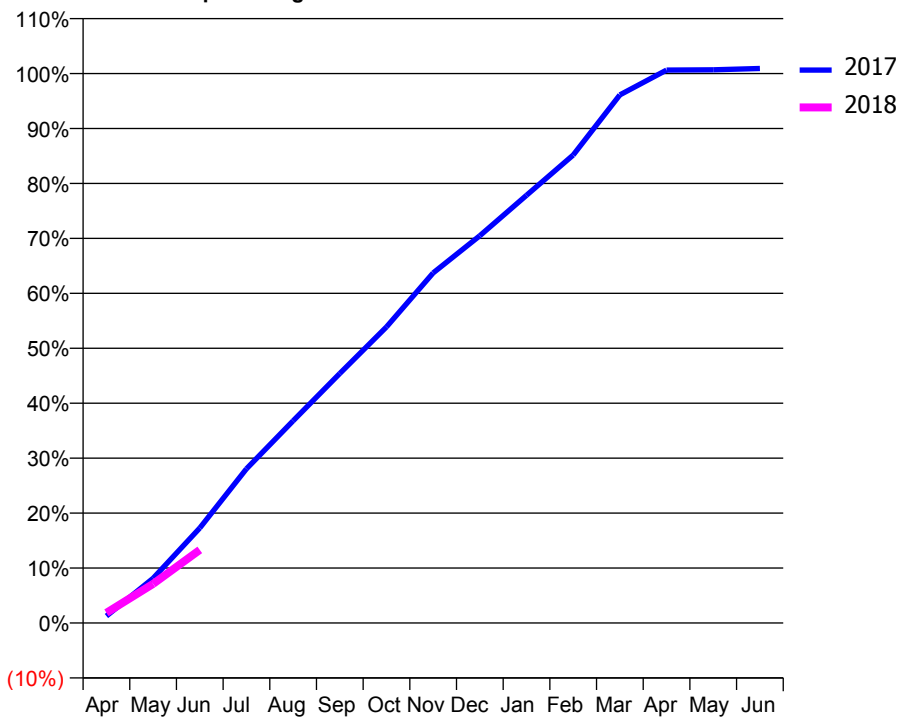
ACCESS*

Patients seen in 24 months	Total	Change since previous quarter
Quarter ending June 2016	2,559	
Quarter ending September 2016	2,594	→
Quarter ending December 2016	2,587	→
Quarter ending March 2017	2,580	→
Quarter ending June 2017	2,564	→
Variance since June 2016	0.2%	→



ACTIVITY

Cumulative percentage of contracted UDA delivered 2017 & 2018



Month	Adjusted Scheduled Activity (UDA)	
	2017	2018
April	78	114
May	502	439
June	1,067	822
July	1,733	
August	2,271	
September	2,802	
October	3,326	
November	3,932	
December	4,350	
January	4,804	
February	5,256	
March	5,931	
April	6,210	
May	6,213	
June	6,227	

QUALITY

	Quantity	Base Number	Contract	AT	Region	England
% of FP17s for the same patient ID Re-attending within 3 months - Children	6	171	3.5%	10.4%	11.5%	12.0%
% of FP17s for the same patient ID Re-attending within 3 months - Adults	19	303	6.3%	16.0%	16.8%	16.0%
% of FP17s for the same patient ID Re-attending between 3 & 9 months - Children	60	171	35.1%	42.7%	47.3%	58.0%
% of FP17s for the same patient ID Re-attending between 3 & 9 months - Adults	91	303	30.0%	35.6%	38.3%	50.9%
% of FP17s for Band 1 Urgent Courses	5	371	1.3%	11.0%	10.7%	9.1%
% of FP17s Relating to Free Repair or Replacements	1	371	0.3%	0.5%	0.6%	0.8%
% of FP17s Relating to Continuations	1	371	0.3%	0.8%	0.8%	1.1%
% of Patients satisfied with the dentistry they have received	5	5	N/A	88.7%	89.8%	91.7%
% of Patients satisfied with the time they had to wait for an appointment	3	5	N/A	80.2%	83.6%	88.0%

* This is based on patients treated on this contract for their most recent course of treatment. Figures in italics indicate the base number of FP17s or Patient Questionnaire responses are less than 100. N/A is shown where the base number of responses is less than 10 during the period. % is calculated as Quantity/Base number*100

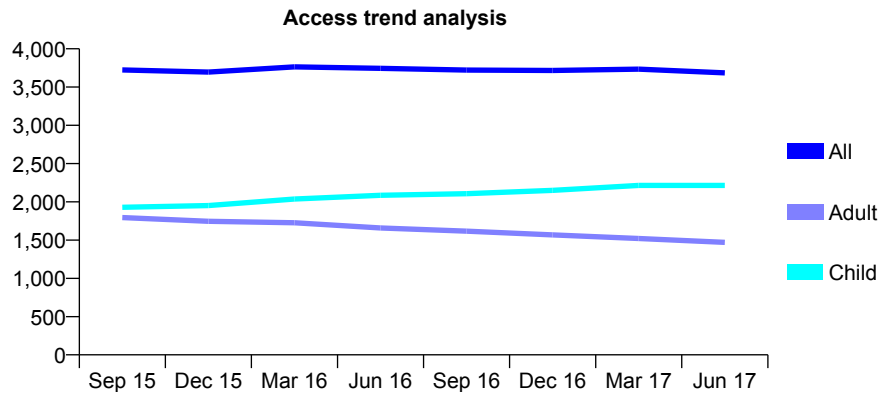
Q61 - Vital Signs At a Glance Contract Report for 166839/0001 - June 2017

Name or company name	Dr S Hirekodi and Mrs A Hirekodi
Contract type name	GDS Contract
Purpose of contract	General
Contract start date	01/04/2012
Contract end date	

17/18 Contracted general activity (UDA)	11,785
Carry forward general activity (UDA)	0
17/18 Contracted orthodontic activity (UOA)	0
Carry forward orthodontic activity (UOA)	0
Baseline contract value	£378,456.16

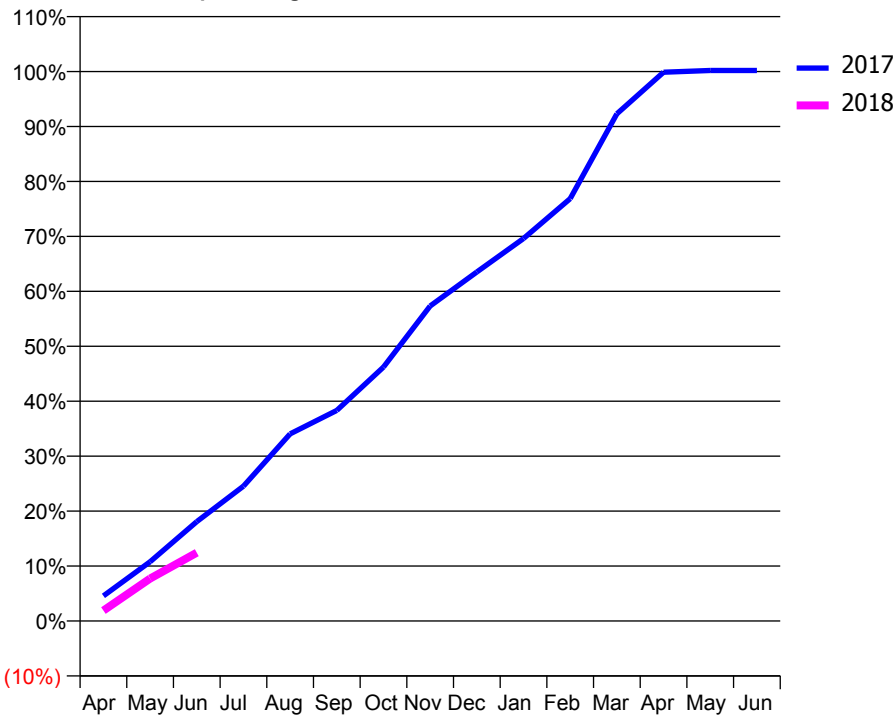
ACCESS*

Patients seen in 24 months	Total	Change since previous quarter
Quarter ending June 2016	3,744	
Quarter ending September 2016	3,722	→
Quarter ending December 2016	3,717	→
Quarter ending March 2017	3,735	→
Quarter ending June 2017	3,686	↓
Variance since June 2016	(1.5%)	↓



ACTIVITY

Cumulative percentage of contracted UDA delivered 2017 & 2018



Month	Adjusted Scheduled Activity (UDA)	
	2017	2018
April	538	225
May	1,270	910
June	2,132	1,467
July	2,893	
August	4,014	
September	4,516	
October	5,446	
November	6,755	
December	7,485	
January	8,204	
February	9,060	
March	10,876	
April	11,769	
May	11,807	
June	11,807	

QUALITY

	Quantity	Base Number	Contract	AT	Region	England
% of FP17s for the same patient ID Re-attending within 3 months - Children	76	585	13.0%	10.4%	11.5%	12.0%
% of FP17s for the same patient ID Re-attending within 3 months - Adults	114	369	30.9%	16.0%	16.8%	16.0%
% of FP17s for the same patient ID Re-attending between 3 & 9 months - Children	228	585	39.0%	42.7%	47.3%	58.0%
% of FP17s for the same patient ID Re-attending between 3 & 9 months - Adults	91	369	24.7%	35.6%	38.3%	50.9%
% of FP17s for Band 1 Urgent Courses	118	596	19.8%	11.0%	10.7%	9.1%
% of FP17s Relating to Free Repair or Replacements	0	596	0.0%	0.5%	0.6%	0.8%
% of FP17s Relating to Continuations	2	596	0.3%	0.8%	0.8%	1.1%
% of Patients satisfied with the dentistry they have received	1	1	N/A	88.7%	89.8%	91.7%
% of Patients satisfied with the time they had to wait for an appointment	1	1	N/A	80.2%	83.6%	88.0%

* This is based on patients treated on this contract for their most recent course of treatment. Figures in italics indicate the base number of FP17s or Patient Questionnaire responses are less than 100. N/A is shown where the base number of responses is less than 10 during the period. % is calculated as Quantity/Base number*100

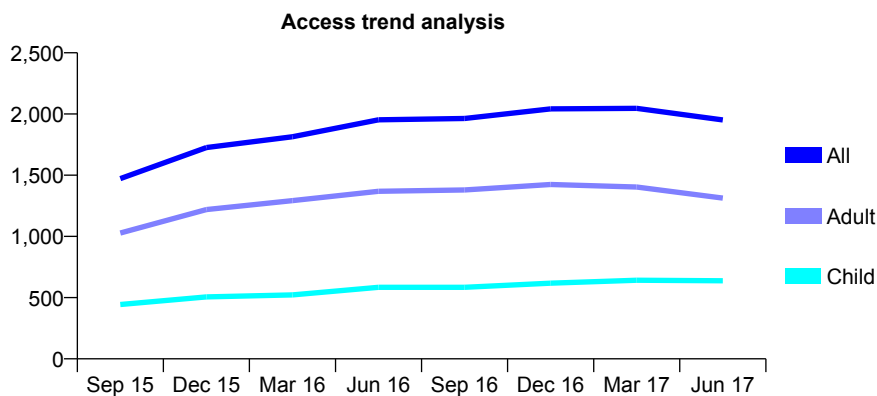
Q61 - Vital Signs At a Glance Contract Report for 167371/0001 - June 2017

Name or company name	All Smiles Dental Care
Contract type name	GDS Contract
Purpose of contract	General
Contract start date	01/09/2014
Contract end date	

17/18 Contracted general activity (UDA)	5,168
Carry forward general activity (UDA)	0
17/18 Contracted orthodontic activity (UOA)	0
Carry forward orthodontic activity (UOA)	0
Baseline contract value	£146,650.62

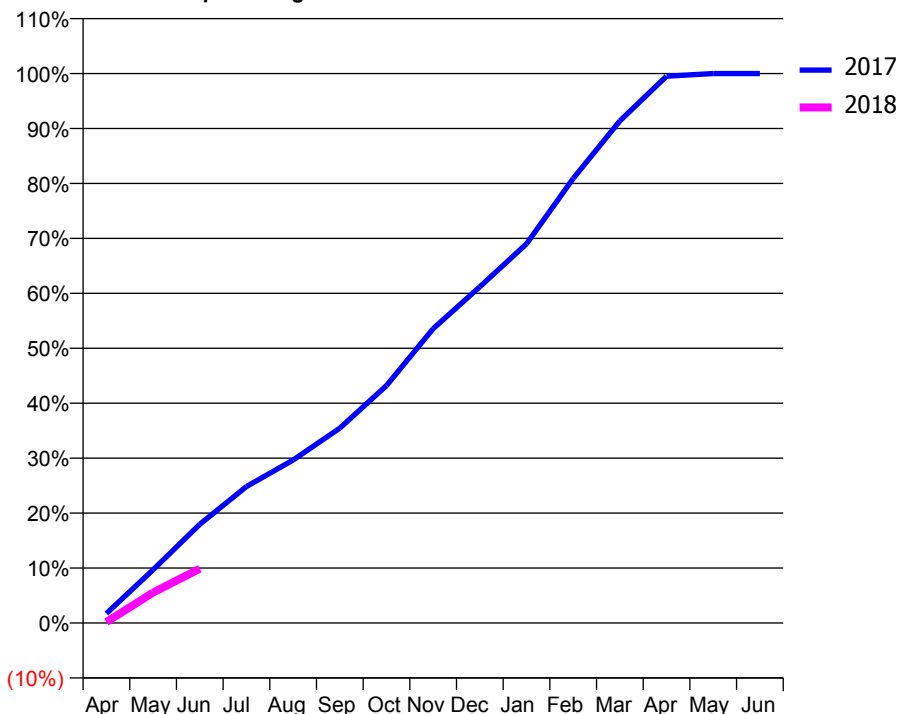
ACCESS*

Patients seen in 24 months	Total	Change since previous quarter
Quarter ending June 2016	1,953	
Quarter ending September 2016	1,964	→
Quarter ending December 2016	2,042	↑
Quarter ending March 2017	2,046	→
Quarter ending June 2017	1,951	↓
Variance since June 2016	(0.1%)	→



ACTIVITY

Cumulative percentage of contracted UDA delivered 2017 & 2018



Adjusted Scheduled Activity (UDA)

Month	2017	2018
April	90	9
May	501	286
June	928	511
July	1,284	
August	1,533	
September	1,832	
October	2,233	
November	2,769	
December	3,162	
January	3,566	
February	4,180	
March	4,722	
April	5,143	
May	5,168	
June	5,168	

QUALITY

	Quantity	Base Number	Contract	AT	Region	England
% of FP17s for the same patient ID Re-attending within 3 months - Children	13	139	9.4%	10.4%	11.5%	12.0%
% of FP17s for the same patient ID Re-attending within 3 months - Adults	46	293	15.7%	16.0%	16.8%	16.0%
% of FP17s for the same patient ID Re-attending between 3 & 9 months - Children	39	139	28.1%	42.7%	47.3%	58.0%
% of FP17s for the same patient ID Re-attending between 3 & 9 months - Adults	94	293	32.1%	35.6%	38.3%	50.9%
% of FP17s for Band 1 Urgent Courses	47	264	17.8%	11.0%	10.7%	9.1%
% of FP17s Relating to Free Repair or Replacements	0	264	0.0%	0.5%	0.6%	0.8%
% of FP17s Relating to Continuations	3	264	1.1%	0.8%	0.8%	1.1%
% of Patients satisfied with the dentistry they have received	2	2	N/A	88.7%	89.8%	91.7%
% of Patients satisfied with the time they had to wait for an appointment	2	2	N/A	80.2%	83.6%	88.0%

* This is based on patients treated on this contract for their most recent course of treatment. Figures in italics indicate the base number of FP17s or Patient Questionnaire responses are less than 100. N/A is shown where the base number of responses is less than 10 during the period. % is calculated as Quantity/Base number*100

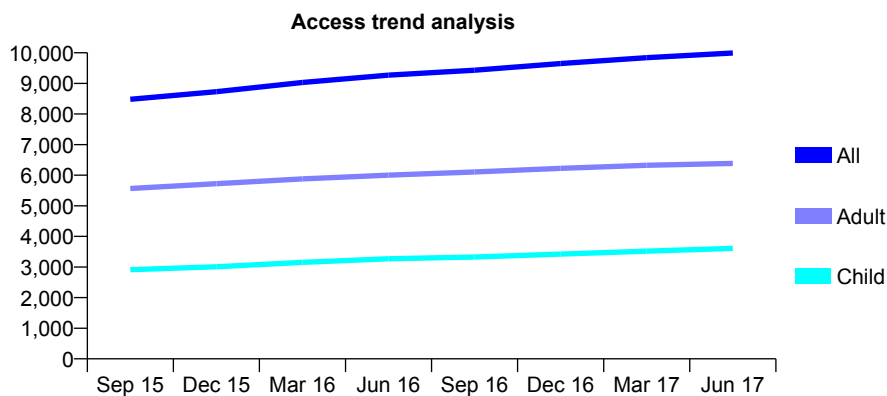
Q61 - Vital Signs At a Glance Contract Report for 168009/0001 - June 2017

Name or company name	East Street Dental Ltd
Contract type name	GDS Contract
Purpose of contract	General
Contract start date	01/12/2007
Contract end date	

17/18 Contracted general activity (UDA)	24,937
Carry forward general activity (UDA)	0
17/18 Contracted orthodontic activity (UOA)	0
Carry forward orthodontic activity (UOA)	0
Baseline contract value	£784,226.24

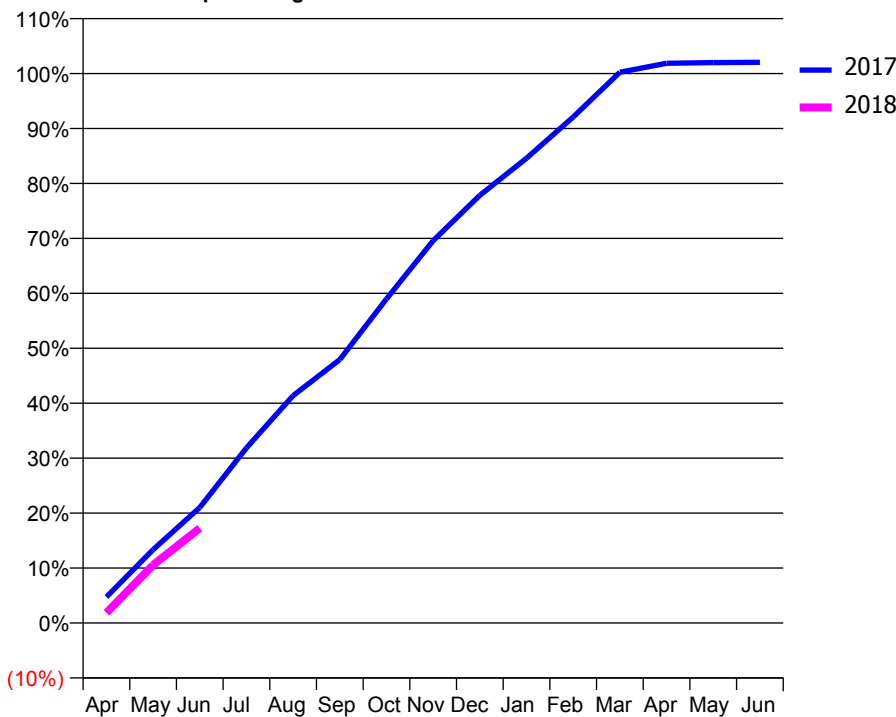
ACCESS*

Patients seen in 24 months	Total	Change since previous quarter
Quarter ending June 2016	9,272	
Quarter ending September 2016	9,432	→
Quarter ending December 2016	9,650	↑
Quarter ending March 2017	9,843	↑
Quarter ending June 2017	9,994	→
Variance since June 2016	7.8%	↑



ACTIVITY

Cumulative percentage of contracted UDA delivered 2017 & 2018



Adjusted Scheduled Activity (UDA)		
Month	2017	2018
April	1,181	466
May	3,331	2,633
June	5,245	4,307
July	7,946	
August	10,318	
September	11,953	
October	14,710	
November	17,351	
December	19,408	
January	21,091	
February	22,964	
March	24,998	
April	25,400	
May	25,430	
June	25,443	

QUALITY

	Quantity	Base Number	Contract	AT	Region	England
% of FP17s for the same patient ID Re-attending within 3 months - Children	29	957	3.0%	10.4%	11.5%	12.0%
% of FP17s for the same patient ID Re-attending within 3 months - Adults	104	1,287	8.1%	16.0%	16.8%	16.0%
% of FP17s for the same patient ID Re-attending between 3 & 9 months - Children	420	957	43.9%	42.7%	47.3%	58.0%
% of FP17s for the same patient ID Re-attending between 3 & 9 months - Adults	486	1,287	37.8%	35.6%	38.3%	50.9%
% of FP17s for Band 1 Urgent Courses	177	1,994	8.9%	11.0%	10.7%	9.1%
% of FP17s Relating to Free Repair or Replacements	11	1,994	0.6%	0.5%	0.6%	0.8%
% of FP17s Relating to Continuations	2	1,994	0.1%	0.8%	0.8%	1.1%
% of Patients satisfied with the dentistry they have received	8	10	80.0%	88.7%	89.8%	91.7%
% of Patients satisfied with the time they had to wait for an appointment	8	10	80.0%	80.2%	83.6%	88.0%

* This is based on patients treated on this contract for their most recent course of treatment. Figures in italics indicate the base number of FP17s or Patient Questionnaire responses are less than 100. N/A is shown where the base number of responses is less than 10 during the period. % is calculated as Quantity/Base number*100

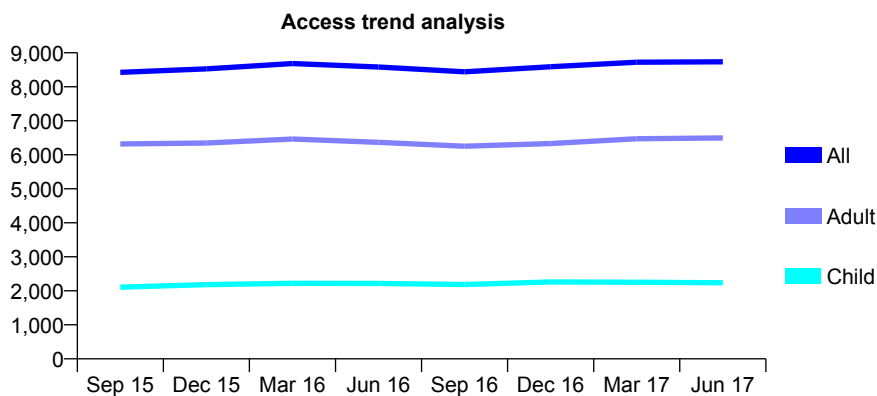
Q61 - Vital Signs At a Glance Contract Report for 169234/0001 - June 2017

Name or company name	Hoe St Dental Surgery Ltd
Contract type name	GDS Contract
Purpose of contract	General
Contract start date	01/11/2011
Contract end date	

17/18 Contracted general activity (UDA)	24,870
Carry forward general activity (UDA)	0
17/18 Contracted orthodontic activity (UOA)	0
Carry forward orthodontic activity (UOA)	0
Baseline contract value	£695,115.92

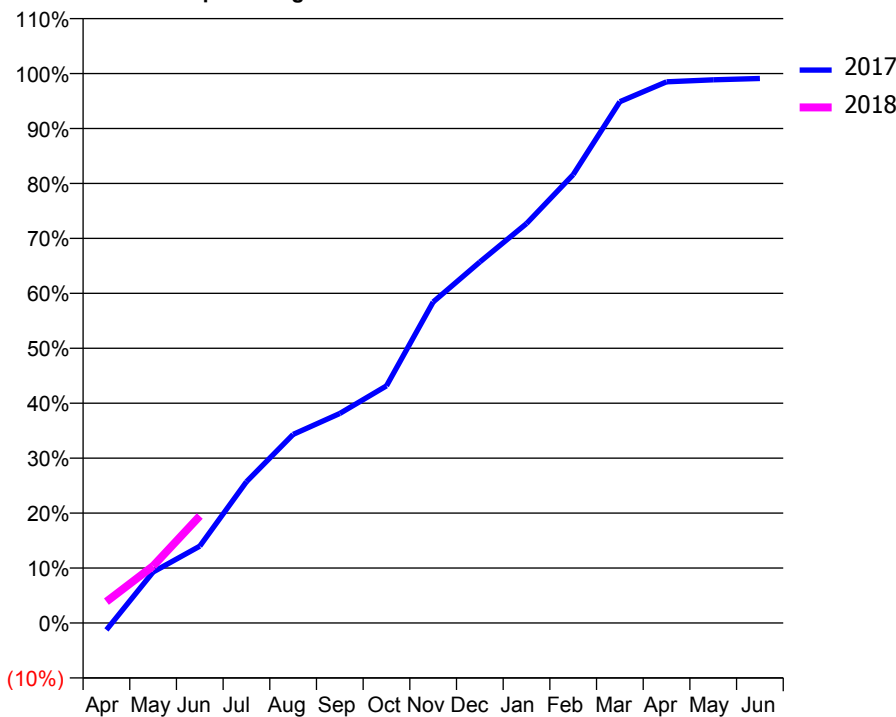
ACCESS*

Patients seen in 24 months	Total	Change since previous quarter
Quarter ending June 2016	8,584	
Quarter ending September 2016	8,442	↓
Quarter ending December 2016	8,592	→
Quarter ending March 2017	8,724	→
Quarter ending June 2017	8,735	→
Variance since June 2016	1.8%	→



ACTIVITY

Cumulative percentage of contracted UDA delivered 2017 & 2018



Month	Adjusted Scheduled Activity (UDA)	
	2017	2018
April	-319	968
May	2,309	2,581
June	3,477	4,841
July	6,394	
August	8,534	
September	9,484	
October	10,735	
November	14,532	
December	16,338	
January	18,081	
February	20,290	
March	23,593	
April	24,493	
May	24,584	
June	24,643	

QUALITY

	Quantity	Base Number	Contract	AT	Region	England
% of FP17s for the same patient ID Re-attending within 3 months - Children	47	526	8.9%	10.4%	11.5%	12.0%
% of FP17s for the same patient ID Re-attending within 3 months - Adults	129	1,237	10.4%	16.0%	16.8%	16.0%
% of FP17s for the same patient ID Re-attending between 3 & 9 months - Children	111	526	21.1%	42.7%	47.3%	58.0%
% of FP17s for the same patient ID Re-attending between 3 & 9 months - Adults	246	1,237	19.9%	35.6%	38.3%	50.9%
% of FP17s for Band 1 Urgent Courses	135	1,470	9.2%	11.0%	10.7%	9.1%
% of FP17s Relating to Free Repair or Replacements	12	1,470	0.8%	0.5%	0.6%	0.8%
% of FP17s Relating to Continuations	36	1,470	2.4%	0.8%	0.8%	1.1%
% of Patients satisfied with the dentistry they have received	4	4	N/A	88.7%	89.8%	91.7%
% of Patients satisfied with the time they had to wait for an appointment	3	4	N/A	80.2%	83.6%	88.0%

* This is based on patients treated on this contract for their most recent course of treatment. Figures in italics indicate the base number of FP17s or Patient Questionnaire responses are less than 100. N/A is shown where the base number of responses is less than 10 during the period. % is calculated as Quantity/Base number*100

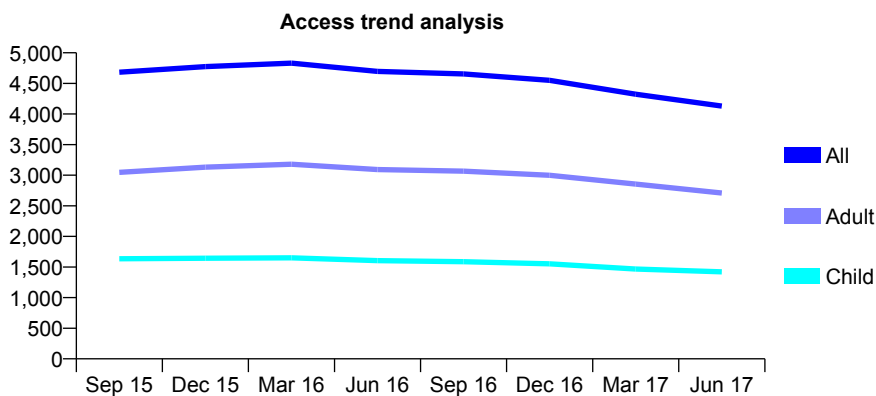
Q61 - Vital Signs At a Glance Contract Report for 169285/0001 - June 2017

Name or company name	TMG Dentistry Ltd
Contract type name	GDS Contract
Purpose of contract	General
Contract start date	01/04/2010
Contract end date	

17/18 Contracted general activity (UDA)	12,000
Carry forward general activity (UDA)	0
17/18 Contracted orthodontic activity (UOA)	0
Carry forward orthodontic activity (UOA)	0
Baseline contract value	£363,474.06

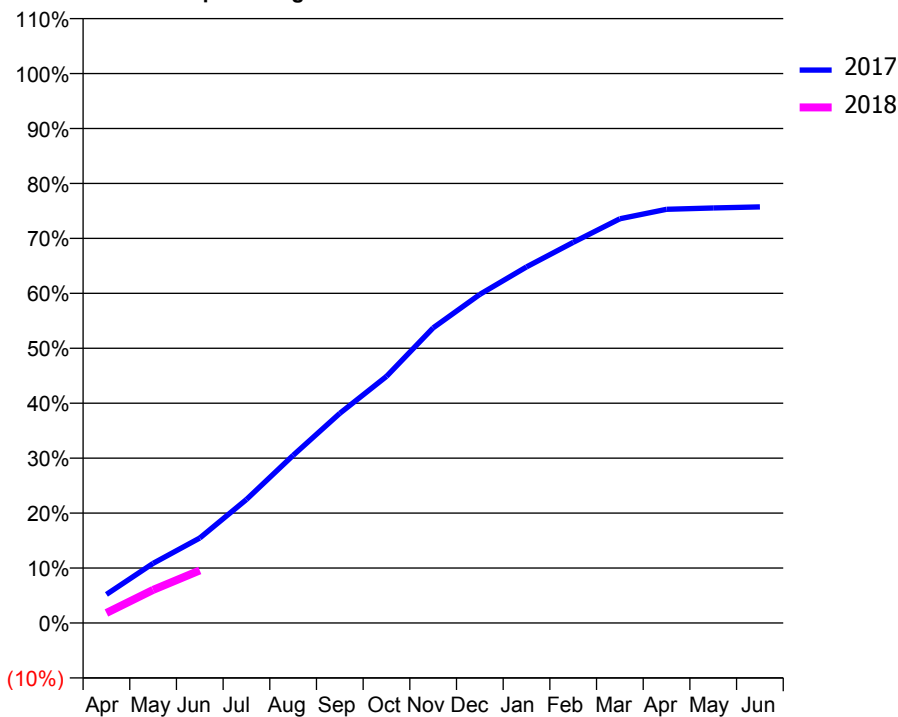
ACCESS*

Patients seen in 24 months	Total	Change since previous quarter
Quarter ending June 2016	4,697	
Quarter ending September 2016	4,654	→
Quarter ending December 2016	4,551	↓
Quarter ending March 2017	4,323	↓
Quarter ending June 2017	4,130	↓
Variance since June 2016	(12.1%)	↓



ACTIVITY

Cumulative percentage of contracted UDA delivered 2017 & 2018



Month	Adjusted Scheduled Activity (UDA)	
	2017	2018
April	625	220
May	1,303	724
June	1,858	1,149
July	2,697	
August	3,662	
September	4,579	
October	5,384	
November	6,446	
December	7,175	
January	7,776	
February	8,311	
March	8,829	
April	9,036	
May	9,063	
June	9,087	

QUALITY

	Quantity	Base Number	Contract	AT	Region	England
% of FP17s for the same patient ID Re-attending within 3 months - Children	8	231	3.5%	10.4%	11.5%	12.0%
% of FP17s for the same patient ID Re-attending within 3 months - Adults	64	411	15.6%	16.0%	16.8%	16.0%
% of FP17s for the same patient ID Re-attending between 3 & 9 months - Children	65	231	28.1%	42.7%	47.3%	58.0%
% of FP17s for the same patient ID Re-attending between 3 & 9 months - Adults	129	411	31.4%	35.6%	38.3%	50.9%
% of FP17s for Band 1 Urgent Courses	43	480	9.0%	11.0%	10.7%	9.1%
% of FP17s Relating to Free Repair or Replacements	4	480	0.8%	0.5%	0.6%	0.8%
% of FP17s Relating to Continuations	3	480	0.6%	0.8%	0.8%	1.1%
% of Patients satisfied with the dentistry they have received	3	3	N/A	88.7%	89.8%	91.7%
% of Patients satisfied with the time they had to wait for an appointment	2	3	N/A	80.2%	83.6%	88.0%

* This is based on patients treated on this contract for their most recent course of treatment. Figures in italics indicate the base number of FP17s or Patient Questionnaire responses are less than 100. N/A is shown where the base number of responses is less than 10 during the period. % is calculated as Quantity/Base number*100

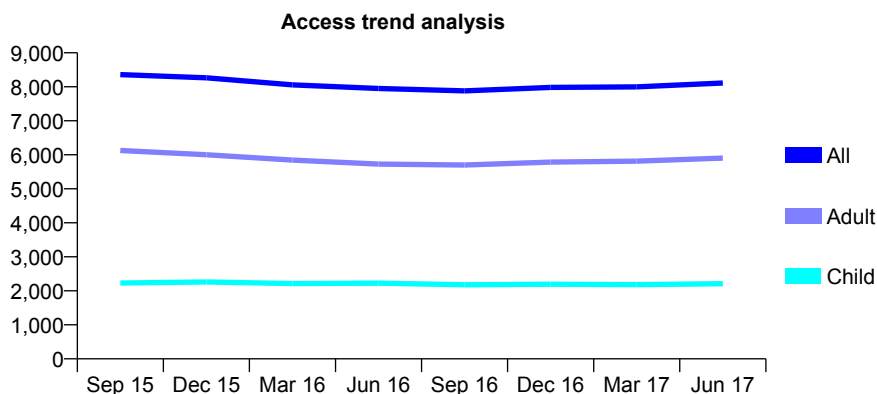
Q61 - Vital Signs At a Glance Contract Report for 170070/0001 - June 2017

Name or company name	Chadwell Dental Practice Ltd
Contract type name	GDS Contract
Purpose of contract	General
Contract start date	01/06/2011
Contract end date	

17/18 Contracted general activity (UDA)	23,737
Carry forward general activity (UDA)	0
17/18 Contracted orthodontic activity (UOA)	0
Carry forward orthodontic activity (UOA)	0
Baseline contract value	£565,468.21

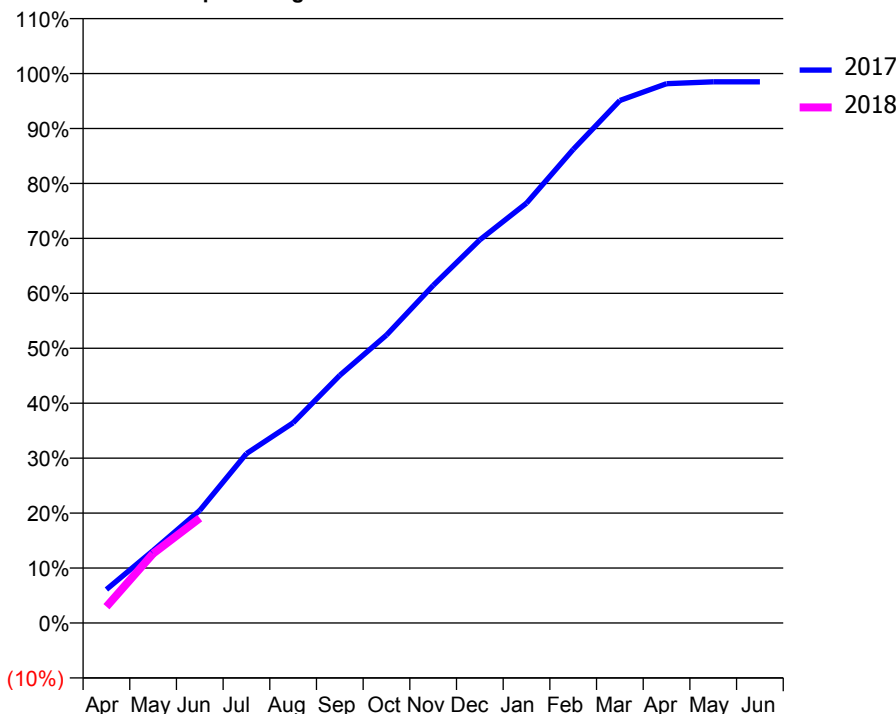
ACCESS*

Patients seen in 24 months	Total	Change since previous quarter
Quarter ending June 2016	7,952	
Quarter ending September 2016	7,880	→
Quarter ending December 2016	7,984	→
Quarter ending March 2017	7,997	→
Quarter ending June 2017	8,111	→
Variance since June 2016	2.0%	→



ACTIVITY

Cumulative percentage of contracted UDA delivered 2017 & 2018



Month	Adjusted Scheduled Activity (UDA)	
	2017	2018
April	1,447	705
May	3,128	2,999
June	4,867	4,530
July	7,317	
August	8,648	
September	10,697	
October	12,437	
November	14,583	
December	16,554	
January	18,138	
February	20,460	
March	22,572	
April	23,299	
May	23,376	
June	23,377	

QUALITY

	Quantity	Base Number	Contract	AT	Region	England
% of FP17s for the same patient ID Re-attending within 3 months - Children	70	642	10.9%	10.4%	11.5%	12.0%
% of FP17s for the same patient ID Re-attending within 3 months - Adults	268	1,689	15.9%	16.0%	16.8%	16.0%
% of FP17s for the same patient ID Re-attending between 3 & 9 months - Children	277	642	43.1%	42.7%	47.3%	58.0%
% of FP17s for the same patient ID Re-attending between 3 & 9 months - Adults	825	1,689	48.8%	35.6%	38.3%	50.9%
% of FP17s for Band 1 Urgent Courses	87	1,998	4.4%	11.0%	10.7%	9.1%
% of FP17s Relating to Free Repair or Replacements	20	1,998	1.0%	0.5%	0.6%	0.8%
% of FP17s Relating to Continuations	3	1,998	0.2%	0.8%	0.8%	1.1%
% of Patients satisfied with the dentistry they have received	9	11	81.8%	88.7%	89.8%	91.7%
% of Patients satisfied with the time they had to wait for an appointment	10	11	90.9%	80.2%	83.6%	88.0%

* This is based on patients treated on this contract for their most recent course of treatment. Figures in italics indicate the base number of FP17s or Patient Questionnaire responses are less than 100. N/A is shown where the base number of responses is less than 10 during the period. % is calculated as Quantity/Base number*100

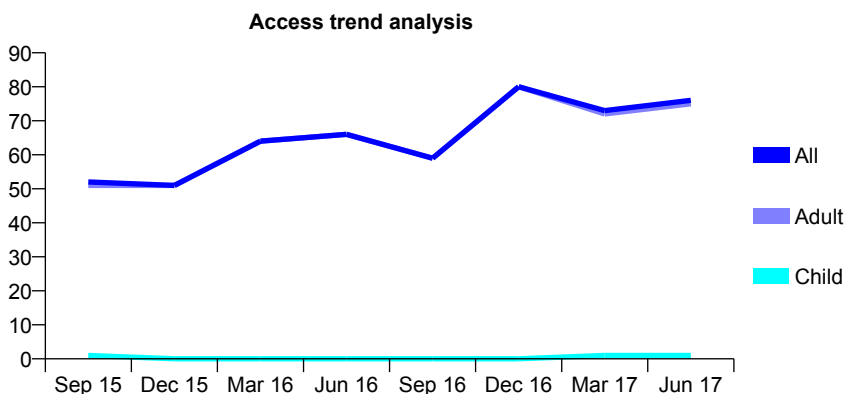
Q61 - Vital Signs At a Glance Contract Report for 170615/0001 - June 2017

Name or company name	Mr N.Nagpaul & Mr J. Ginty
Contract type name	PDS Contract
Purpose of contract	General
Contract start date	01/04/2009
Contract end date	31/03/2018

17/18 Contracted general activity (UDA)	276
Carry forward general activity (UDA)	0
17/18 Contracted orthodontic activity (UOA)	0
Carry forward orthodontic activity (UOA)	0
Baseline contract value	£54,427.00

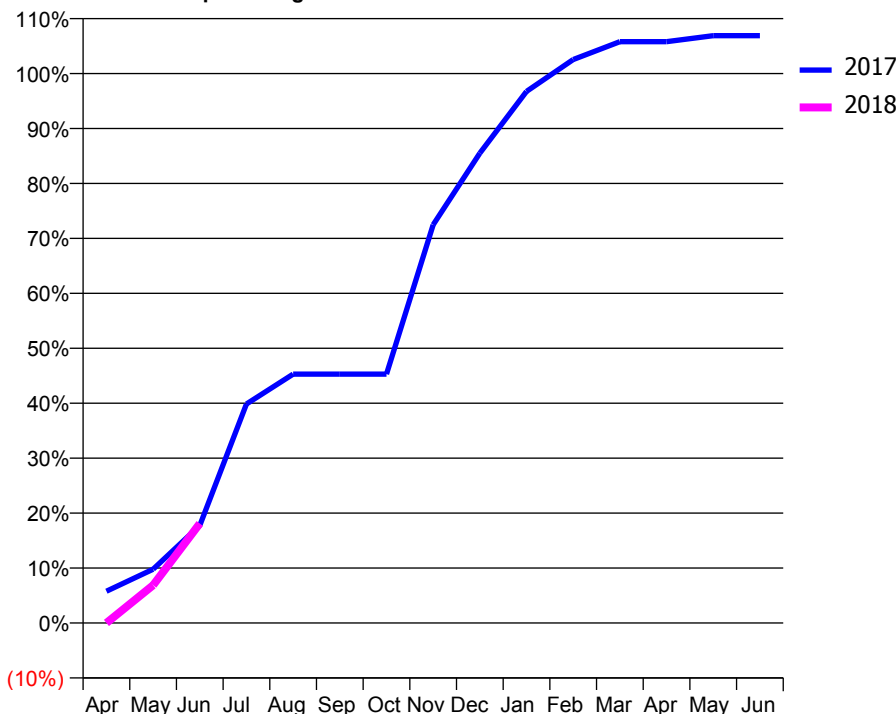
ACCESS*

Patients seen in 24 months	Total	Change since previous quarter
Quarter ending June 2016	66	
Quarter ending September 2016	59	↓
Quarter ending December 2016	80	↑
Quarter ending March 2017	73	↓
Quarter ending June 2017	76	↑
Variance since June 2016	15.2%	↑



ACTIVITY

Cumulative percentage of contracted UDA delivered 2017 & 2018



Adjusted Scheduled Activity (UDA)

Month	2017	2018
April	16	0
May	27	19
June	49	50
July	110	
August	125	
September	125	
October	125	
November	200	
December	236	
January	267	
February	283	
March	292	
April	292	
May	295	
June	295	

QUALITY

	Quantity	Base Number	Contract	AT	Region	England
% of FP17s for the same patient ID Re-attending within 3 months - Children	0	0	N/A	10.4%	11.5%	12.0%
% of FP17s for the same patient ID Re-attending within 3 months - Adults	0	19	0.0%	16.0%	16.8%	16.0%
% of FP17s for the same patient ID Re-attending between 3 & 9 months - Children	0	0	N/A	42.7%	47.3%	58.0%
% of FP17s for the same patient ID Re-attending between 3 & 9 months - Adults	0	19	0.0%	35.6%	38.3%	50.9%
% of FP17s for Band 1 Urgent Courses	0	18	0.0%	11.0%	10.7%	9.1%
% of FP17s Relating to Free Repair or Replacements	0	18	0.0%	0.5%	0.6%	0.8%
% of FP17s Relating to Continuations	0	18	0.0%	0.8%	0.8%	1.1%
% of Patients satisfied with the dentistry they have received	0	0	N/A	88.7%	89.8%	91.7%
% of Patients satisfied with the time they had to wait for an appointment	0	0	N/A	80.2%	83.6%	88.0%

* This is based on patients treated on this contract for their most recent course of treatment. Figures in italics indicate the base number of FP17s or Patient Questionnaire responses are less than 100. N/A is shown where the base number of responses is less than 10 during the period. % is calculated as Quantity/Base number*100

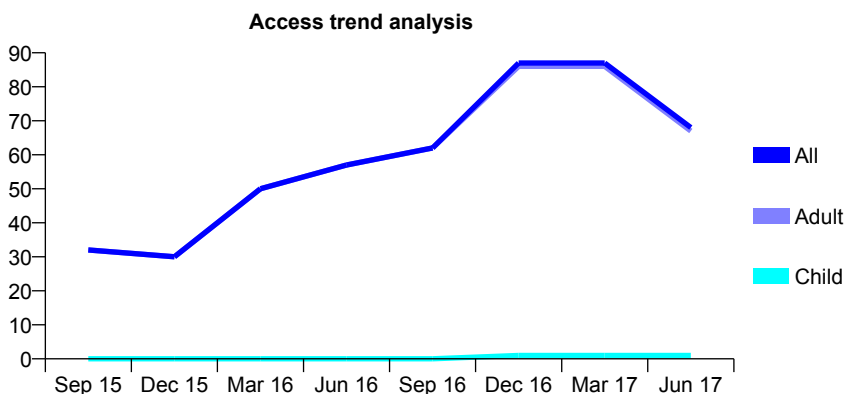
Q61 - Vital Signs At a Glance Contract Report for 170615/0002 - June 2017

Name or company name	Mr N.Nagpaul & Mr J. Ginty
Contract type name	PDS Contract
Purpose of contract	General
Contract start date	01/11/2009
Contract end date	31/03/2018

17/18 Contracted general activity (UDA)	300
Carry forward general activity (UDA)	0
17/18 Contracted orthodontic activity (UOA)	0
Carry forward orthodontic activity (UOA)	0
Baseline contract value	£60,586.68

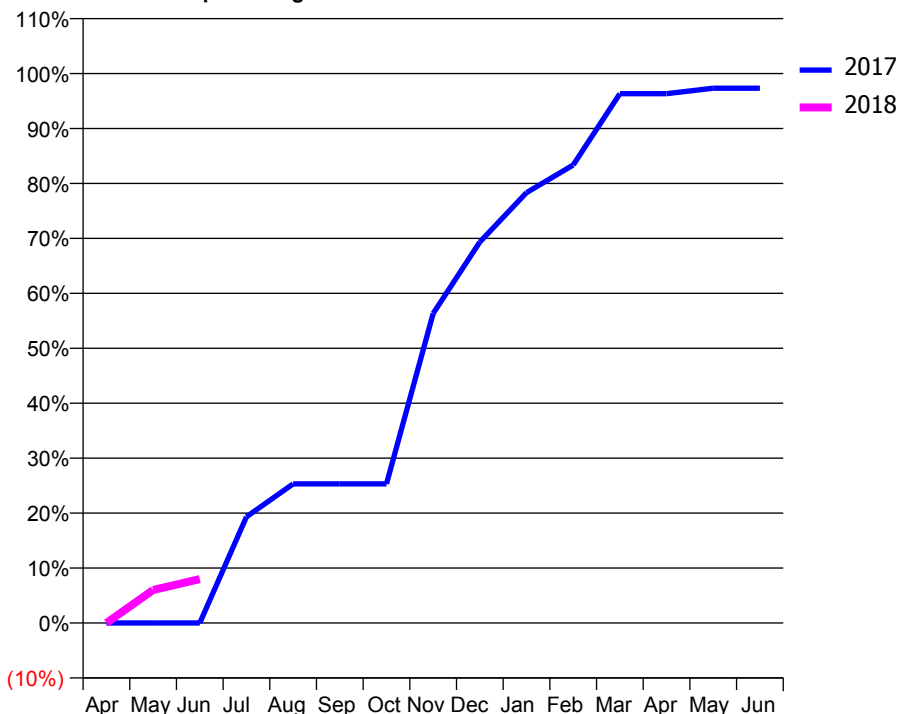
ACCESS*

Patients seen in 24 months	Total	Change since previous quarter
Quarter ending June 2016	57	
Quarter ending September 2016	62	↑
Quarter ending December 2016	87	↑
Quarter ending March 2017	87	→
Quarter ending June 2017	68	↓
Variance since June 2016	19.3%	↑



ACTIVITY

Cumulative percentage of contracted UDA delivered 2017 & 2018



Adjusted Scheduled Activity (UDA)

Month	2017	2018
April	0	0
May	0	18
June	0	24
July	58	
August	76	
September	76	
October	76	
November	169	
December	208	
January	235	
February	250	
March	289	
April	289	
May	292	
June	292	

QUALITY

	Quantity	Base Number	Contract	AT	Region	England
% of FP17s for the same patient ID Re-attending within 3 months - Children	0	0	N/A	10.4%	11.5%	12.0%
% of FP17s for the same patient ID Re-attending within 3 months - Adults	0	9	0.0%	16.0%	16.8%	16.0%
% of FP17s for the same patient ID Re-attending between 3 & 9 months - Children	0	0	N/A	42.7%	47.3%	58.0%
% of FP17s for the same patient ID Re-attending between 3 & 9 months - Adults	0	9	0.0%	35.6%	38.3%	50.9%
% of FP17s for Band 1 Urgent Courses	0	8	0.0%	11.0%	10.7%	9.1%
% of FP17s Relating to Free Repair or Replacements	0	8	0.0%	0.5%	0.6%	0.8%
% of FP17s Relating to Continuations	0	8	0.0%	0.8%	0.8%	1.1%
% of Patients satisfied with the dentistry they have received	0	0	N/A	88.7%	89.8%	91.7%
% of Patients satisfied with the time they had to wait for an appointment	0	0	N/A	80.2%	83.6%	88.0%

* This is based on patients treated on this contract for their most recent course of treatment. Figures in italics indicate the base number of FP17s or Patient Questionnaire responses are less than 100. N/A is shown where the base number of responses is less than 10 during the period. % is calculated as Quantity/Base number*100

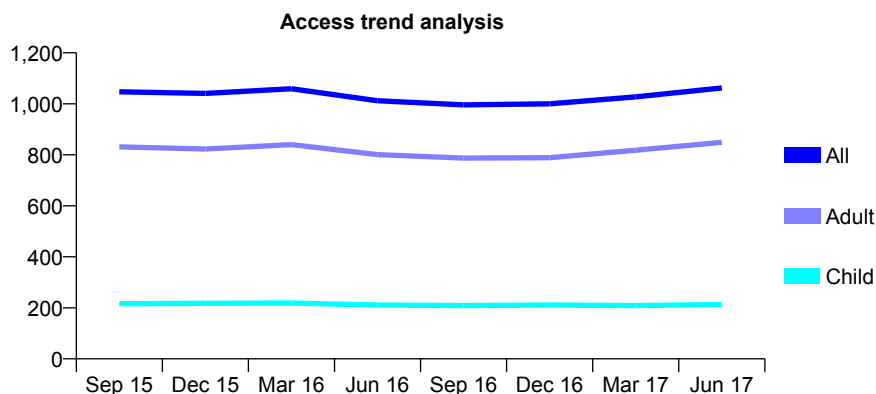
Q61 - Vital Signs At a Glance Contract Report for 170801/0001 - June 2017

Name or company name	Mr C Kaher & Ms S H Kotecha
Contract type name	GDS Contract
Purpose of contract	General
Contract start date	01/06/2012
Contract end date	

17/18 Contracted general activity (UDA)	3,861
Carry forward general activity (UDA)	0
17/18 Contracted orthodontic activity (UOA)	0
Carry forward orthodontic activity (UOA)	0
Baseline contract value	£107,147.29

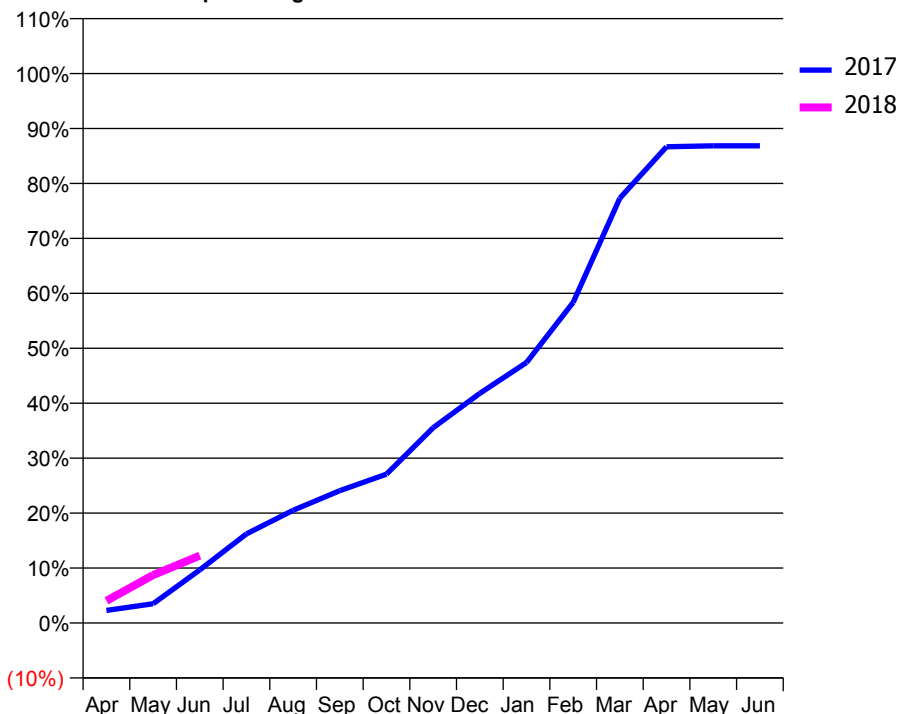
ACCESS*

Patients seen in 24 months	Total	Change since previous quarter
Quarter ending June 2016	1,012	
Quarter ending September 2016	996	↓
Quarter ending December 2016	1,000	→
Quarter ending March 2017	1,027	↑
Quarter ending June 2017	1,062	↑
Variance since June 2016	4.9%	↑



ACTIVITY

Cumulative percentage of contracted UDA delivered 2017 & 2018



Adjusted Scheduled Activity (UDA)

Month	2017	2018
April	89	156
May	135	336
June	373	474
July	626	
August	792	
September	930	
October	1,046	
November	1,372	
December	1,614	
January	1,830	
February	2,253	
March	2,985	
April	3,346	
May	3,353	
June	3,353	

QUALITY

	Quantity	Base Number	Contract	AT	Region	England
% of FP17s for the same patient ID Re-attending within 3 months - Children	2	54	3.7%	10.4%	11.5%	12.0%
% of FP17s for the same patient ID Re-attending within 3 months - Adults	32	194	16.5%	16.0%	16.8%	16.0%
% of FP17s for the same patient ID Re-attending between 3 & 9 months - Children	17	54	31.5%	42.7%	47.3%	58.0%
% of FP17s for the same patient ID Re-attending between 3 & 9 months - Adults	39	194	20.1%	35.6%	38.3%	50.9%
% of FP17s for Band 1 Urgent Courses	24	157	15.3%	11.0%	10.7%	9.1%
% of FP17s Relating to Free Repair or Replacements	0	157	0.0%	0.5%	0.6%	0.8%
% of FP17s Relating to Continuations	3	157	1.9%	0.8%	0.8%	1.1%
% of Patients satisfied with the dentistry they have received	2	2	N/A	88.7%	89.8%	91.7%
% of Patients satisfied with the time they had to wait for an appointment	2	2	N/A	80.2%	83.6%	88.0%

* This is based on patients treated on this contract for their most recent course of treatment. Figures in italics indicate the base number of FP17s or Patient Questionnaire responses are less than 100. N/A is shown where the base number of responses is less than 10 during the period. % is calculated as Quantity/Base number*100

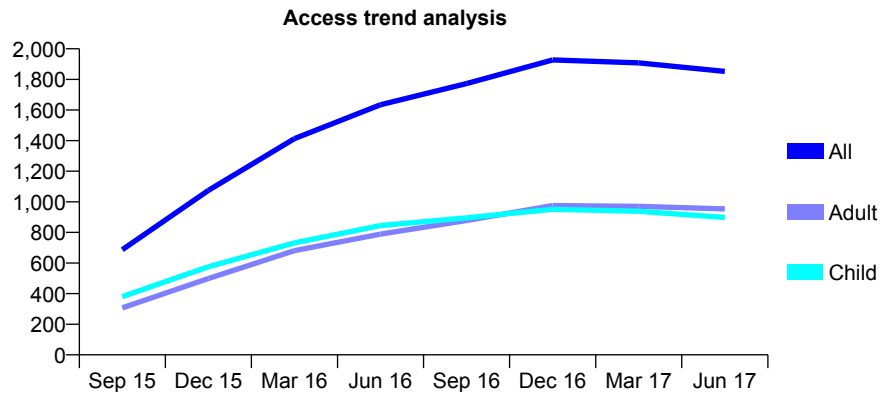
Q61 - Vital Signs At a Glance Contract Report for 171190/0001 - June 2017

Name or company name	The Dental Surgery
Contract type name	GDS Contract
Purpose of contract	General
Contract start date	01/03/2015
Contract end date	

17/18 Contracted general activity (UDA)	4,098
Carry forward general activity (UDA)	0
17/18 Contracted orthodontic activity (UOA)	0
Carry forward orthodontic activity (UOA)	0
Baseline contract value	£135,211.61

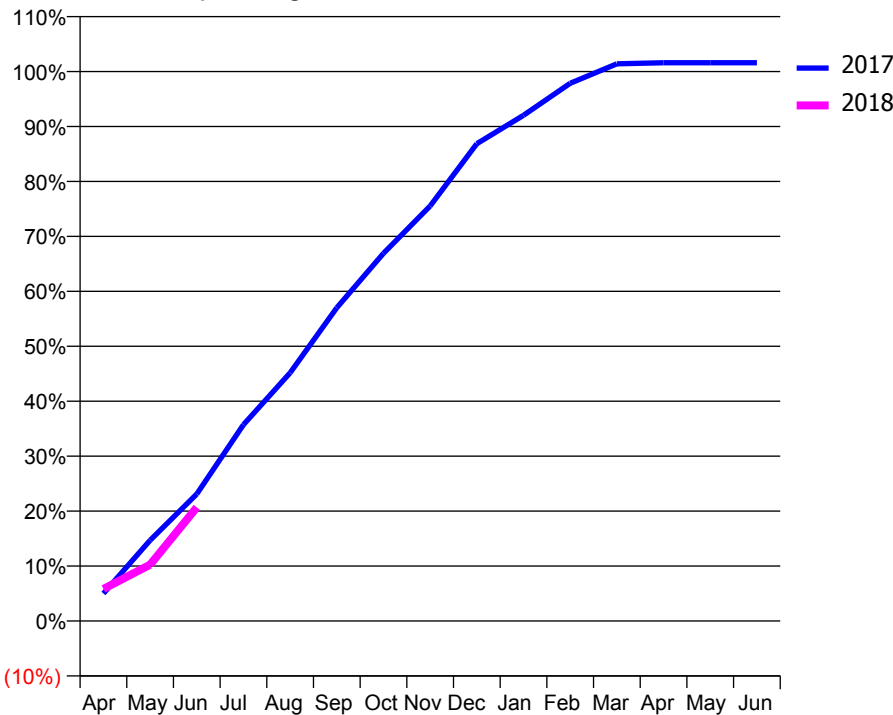
ACCESS*

Patients seen in 24 months	Total	Change since previous quarter
Quarter ending June 2016	1,634	
Quarter ending September 2016	1,773	↑
Quarter ending December 2016	1,927	↑
Quarter ending March 2017	1,908	→
Quarter ending June 2017	1,852	↓
Variance since June 2016	13.3%	↑



ACTIVITY

Cumulative percentage of contracted UDA delivered 2017 & 2018



Month	Adjusted Scheduled Activity (UDA)	
	2017	2018
April	205	239
May	603	420
June	947	848
July	1,464	
August	1,851	
September	2,336	
October	2,742	
November	3,096	
December	3,560	
January	3,771	
February	4,010	
March	4,155	
April	4,163	
May	4,163	
June	4,163	

QUALITY

	Quantity	Base Number	Contract	AT	Region	England
% of FP17s for the same patient ID Re-attending within 3 months - Children	14	233	6.0%	10.4%	11.5%	12.0%
% of FP17s for the same patient ID Re-attending within 3 months - Adults	29	200	14.5%	16.0%	16.8%	16.0%
% of FP17s for the same patient ID Re-attending between 3 & 9 months - Children	129	233	55.4%	42.7%	47.3%	58.0%
% of FP17s for the same patient ID Re-attending between 3 & 9 months - Adults	99	200	49.5%	35.6%	38.3%	50.9%
% of FP17s for Band 1 Urgent Courses	49	428	11.4%	11.0%	10.7%	9.1%
% of FP17s Relating to Free Repair or Replacements	3	428	0.7%	0.5%	0.6%	0.8%
% of FP17s Relating to Continuations	3	428	0.7%	0.8%	0.8%	1.1%
% of Patients satisfied with the dentistry they have received	1	1	N/A	88.7%	89.8%	91.7%
% of Patients satisfied with the time they had to wait for an appointment	1	1	N/A	80.2%	83.6%	88.0%

* This is based on patients treated on this contract for their most recent course of treatment. Figures in italics indicate the base number of FP17s or Patient Questionnaire responses are less than 100. N/A is shown where the base number of responses is less than 10 during the period. % is calculated as Quantity/Base number*100

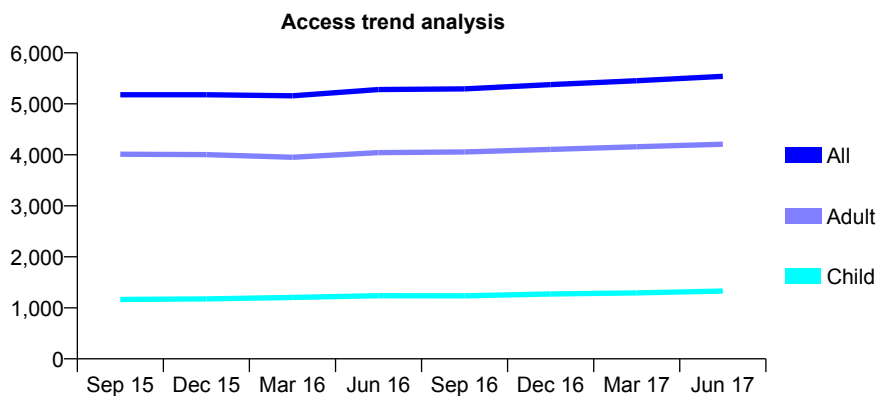
Q61 - Vital Signs At a Glance Contract Report for 173231/0001 - June 2017

Name or company name	S Shah and A Patel
Contract type name	GDS Contract
Purpose of contract	General
Contract start date	22/08/2013
Contract end date	

17/18 Contracted general activity (UDA)	14,477
Carry forward general activity (UDA)	0
17/18 Contracted orthodontic activity (UOA)	0
Carry forward orthodontic activity (UOA)	0
Baseline contract value	£338,250.33

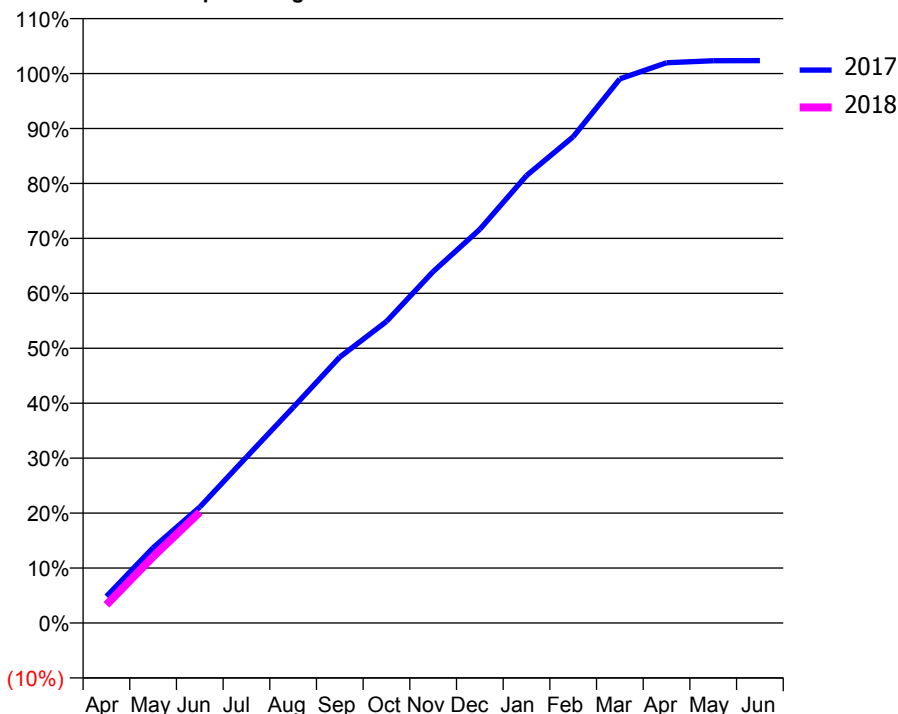
ACCESS*

Patients seen in 24 months	Total	Change since previous quarter
Quarter ending June 2016	5,279	
Quarter ending September 2016	5,293	→
Quarter ending December 2016	5,377	→
Quarter ending March 2017	5,451	→
Quarter ending June 2017	5,538	→
Variance since June 2016	4.9%	↑



ACTIVITY

Cumulative percentage of contracted UDA delivered 2017 & 2018



Month	Adjusted Scheduled Activity (UDA)	
	2017	2018
April	699	479
May	1,982	1,748
June	3,054	2,920
July	4,370	
August	5,678	
September	7,006	
October	7,944	
November	9,257	
December	10,373	
January	11,787	
February	12,810	
March	14,334	
April	14,761	
May	14,813	
June	14,816	

QUALITY

	Quantity	Base Number	Contract	AT	Region	England
% of FP17s for the same patient ID Re-attending within 3 months - Children	29	405	7.2%	10.4%	11.5%	12.0%
% of FP17s for the same patient ID Re-attending within 3 months - Adults	177	1,100	16.1%	16.0%	16.8%	16.0%
% of FP17s for the same patient ID Re-attending between 3 & 9 months - Children	187	405	46.2%	42.7%	47.3%	58.0%
% of FP17s for the same patient ID Re-attending between 3 & 9 months - Adults	412	1,100	37.5%	35.6%	38.3%	50.9%
% of FP17s for Band 1 Urgent Courses	139	1,311	10.6%	11.0%	10.7%	9.1%
% of FP17s Relating to Free Repair or Replacements	8	1,311	0.6%	0.5%	0.6%	0.8%
% of FP17s Relating to Continuations	5	1,311	0.4%	0.8%	0.8%	1.1%
% of Patients satisfied with the dentistry they have received	3	4	N/A	88.7%	89.8%	91.7%
% of Patients satisfied with the time they had to wait for an appointment	3	4	N/A	80.2%	83.6%	88.0%

* This is based on patients treated on this contract for their most recent course of treatment. Figures in italics indicate the base number of FP17s or Patient Questionnaire responses are less than 100. N/A is shown where the base number of responses is less than 10 during the period. % is calculated as Quantity/Base number*100

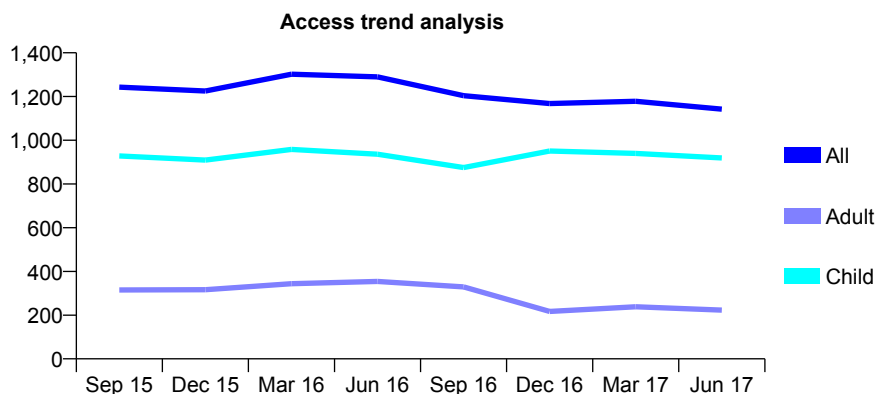
Q61 - Vital Signs At a Glance Contract Report for 174122/0001 - June 2017

Name or company name	Mr Matthew Power, Mrs Nicola Power and M
Contract type name	GDS Contract
Purpose of contract	General and Orthodontic
Contract start date	01/11/2010
Contract end date	

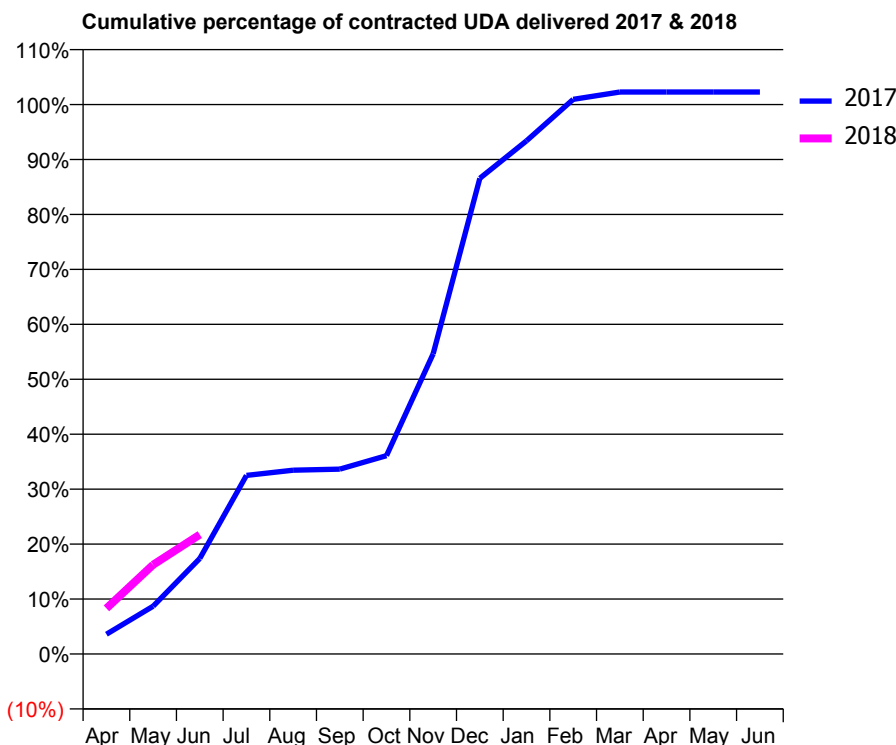
17/18 Contracted general activity (UDA)	529
Carry forward general activity (UDA)	0
17/18 Contracted orthodontic activity (UOA)	10,864
Carry forward orthodontic activity (UOA)	0
Baseline contract value	£753,485.84

ACCESS*

Patients seen in 24 months	Total	Change since previous quarter
Quarter ending June 2016	1,290	
Quarter ending September 2016	1,204	↓
Quarter ending December 2016	1,168	↓
Quarter ending March 2017	1,178	→
Quarter ending June 2017	1,142	↓
Variance since June 2016	(11.5%)	↓



ACTIVITY



Month	Adjusted Scheduled Activity (UDA)	
	2017	2018
April	19	44
May	46	86
June	92	115
July	172	
August	177	
September	178	
October	191	
November	289	
December	458	
January	494	
February	534	
March	541	
April	541	
May	541	
June	541	

QUALITY

	Quantity	Base Number	Contract	AT	Region	England
% of FP17s for the same patient ID Re-attending within 3 months - Children	9	244	3.7%	10.4%	11.5%	12.0%
% of FP17s for the same patient ID Re-attending within 3 months - Adults	0	4	0.0%	16.0%	16.8%	16.0%
% of FP17s for the same patient ID Re-attending between 3 & 9 months - Children	16	244	6.6%	42.7%	47.3%	58.0%
% of FP17s for the same patient ID Re-attending between 3 & 9 months - Adults	1	4	25.0%	35.6%	38.3%	50.9%
% of FP17s for Band 1 Urgent Courses	0	113	0.0%	11.0%	10.7%	9.1%
% of FP17s Relating to Free Repair or Replacements	0	113	0.0%	0.5%	0.6%	0.8%
% of FP17s Relating to Continuations	0	113	0.0%	0.8%	0.8%	1.1%
% of Patients satisfied with the dentistry they have received	0	0	N/A	88.7%	89.8%	91.7%
% of Patients satisfied with the time they had to wait for an appointment	0	0	N/A	80.2%	83.6%	88.0%

* This is based on patients treated on this contract for their most recent course of treatment. Figures in italics indicate the base number of FP17s or Patient Questionnaire responses are less than 100. N/A is shown where the base number of responses is less than 10 during the period. % is calculated as Quantity/Base number*100

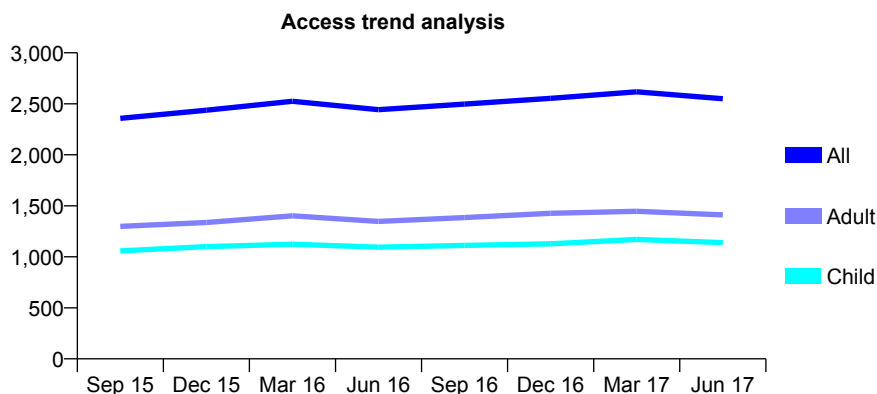
Q61 - Vital Signs At a Glance Contract Report for 175773/0001 - June 2017

Name or company name	Mr Monsur Hannan & Mr Amin Mandegarar
Contract type name	GDS Contract
Purpose of contract	General
Contract start date	01/04/2008
Contract end date	

17/18 Contracted general activity (UDA)	5,256
Carry forward general activity (UDA)	0
17/18 Contracted orthodontic activity (UOA)	0
Carry forward orthodontic activity (UOA)	0
Baseline contract value	£143,045.40

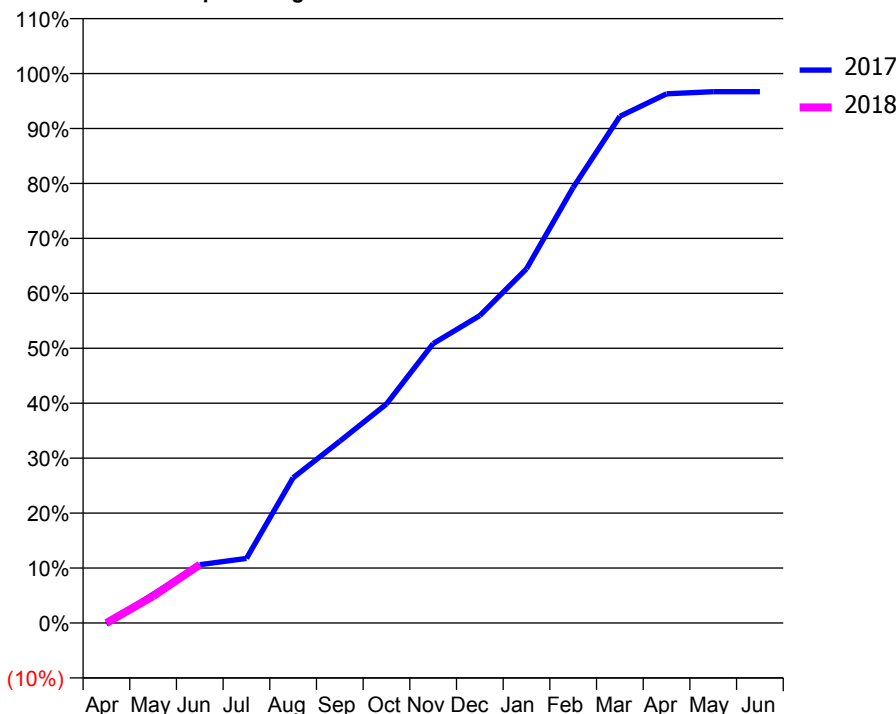
ACCESS*

Patients seen in 24 months	Total	Change since previous quarter
Quarter ending June 2016	2,442	
Quarter ending September 2016	2,497	↑
Quarter ending December 2016	2,554	↑
Quarter ending March 2017	2,617	↑
Quarter ending June 2017	2,550	↓
Variance since June 2016	4.4%	↑



ACTIVITY

Cumulative percentage of contracted UDA delivered 2017 & 2018



Month	Adjusted Scheduled Activity (UDA)	
	2017	2018
April	-12	0
May	275	257
June	557	558
July	618	
August	1,389	
September	1,739	
October	2,095	
November	2,673	
December	2,940	
January	3,389	
February	4,166	
March	4,846	
April	5,062	
May	5,082	
June	5,082	

QUALITY

	Quantity	Base Number	Contract	AT	Region	England
% of FP17s for the same patient ID Re-attending within 3 months - Children	8	204	3.9%	10.4%	11.5%	12.0%
% of FP17s for the same patient ID Re-attending within 3 months - Adults	33	237	13.9%	16.0%	16.8%	16.0%
% of FP17s for the same patient ID Re-attending between 3 & 9 months - Children	104	204	51.0%	42.7%	47.3%	58.0%
% of FP17s for the same patient ID Re-attending between 3 & 9 months - Adults	75	237	31.6%	35.6%	38.3%	50.9%
% of FP17s for Band 1 Urgent Courses	34	361	9.4%	11.0%	10.7%	9.1%
% of FP17s Relating to Free Repair or Replacements	1	361	0.3%	0.5%	0.6%	0.8%
% of FP17s Relating to Continuations	0	361	0.0%	0.8%	0.8%	1.1%
% of Patients satisfied with the dentistry they have received	0	0	N/A	88.7%	89.8%	91.7%
% of Patients satisfied with the time they had to wait for an appointment	0	0	N/A	80.2%	83.6%	88.0%

* This is based on patients treated on this contract for their most recent course of treatment. Figures in italics indicate the base number of FP17s or Patient Questionnaire responses are less than 100. N/A is shown where the base number of responses is less than 10 during the period. % is calculated as Quantity/Base number*100

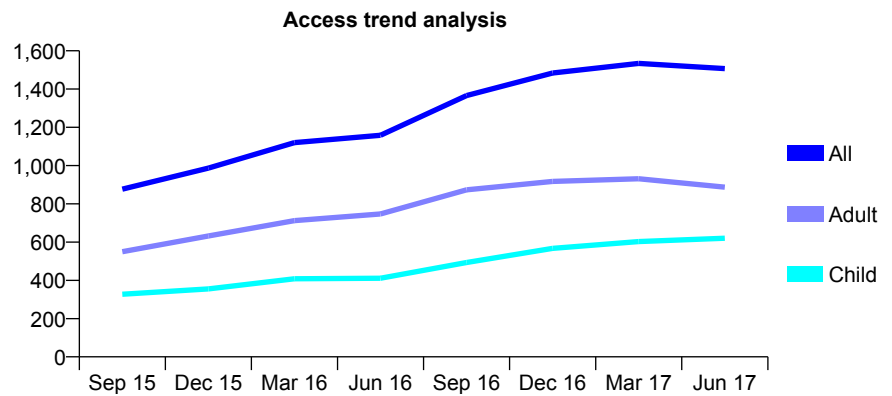
Q61 - Vital Signs At a Glance Contract Report for 176230/0001 - June 2017

Name or company name	Bell Lane Smile Dental Practice
Contract type name	GDS Contract
Purpose of contract	General
Contract start date	01/11/2014
Contract end date	

17/18 Contracted general activity (UDA)	5,430
Carry forward general activity (UDA)	0
17/18 Contracted orthodontic activity (UOA)	0
Carry forward orthodontic activity (UOA)	0
Baseline contract value	£152,194.86

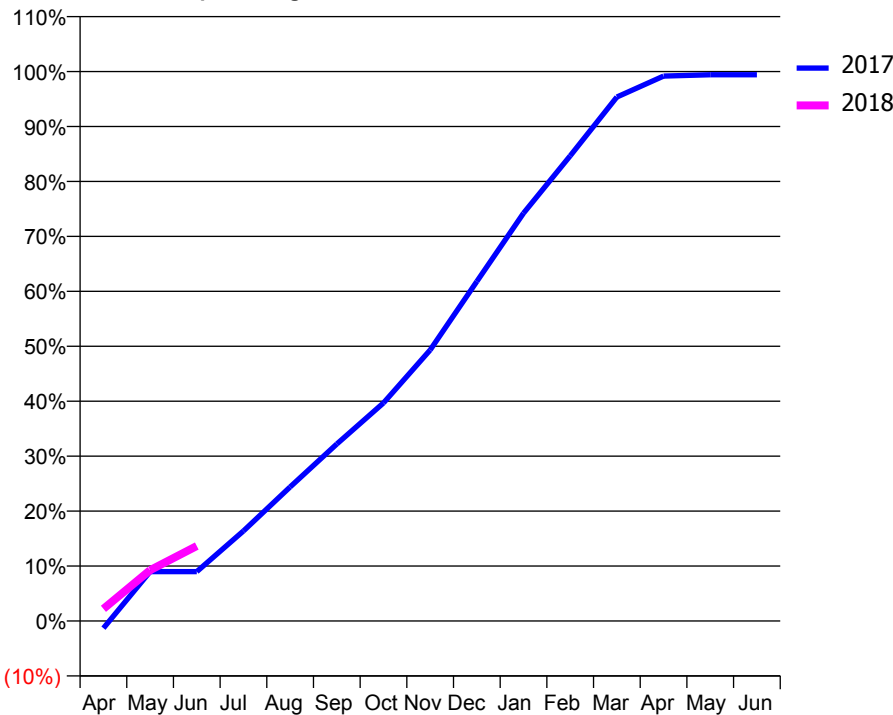
ACCESS*

Patients seen in 24 months	Total	Change since previous quarter
Quarter ending June 2016	1,158	
Quarter ending September 2016	1,366	↑
Quarter ending December 2016	1,484	↑
Quarter ending March 2017	1,534	↑
Quarter ending June 2017	1,507	↓
Variance since June 2016	30.1%	↑



ACTIVITY

Cumulative percentage of contracted UDA delivered 2017 & 2018



Month	Adjusted Scheduled Activity (UDA)	
	2017	2018
April	-72	121
May	488	502
June	488	741
July	890	
August	1,325	
September	1,749	
October	2,155	
November	2,678	
December	3,356	
January	4,030	
February	4,597	
March	5,178	
April	5,384	
May	5,398	
June	5,398	

QUALITY

	Quantity	Base Number	Contract	AT	Region	England
% of FP17s for the same patient ID Re-attending within 3 months - Children	34	264	12.9%	10.4%	11.5%	12.0%
% of FP17s for the same patient ID Re-attending within 3 months - Adults	19	136	14.0%	16.0%	16.8%	16.0%
% of FP17s for the same patient ID Re-attending between 3 & 9 months - Children	156	264	59.1%	42.7%	47.3%	58.0%
% of FP17s for the same patient ID Re-attending between 3 & 9 months - Adults	48	136	35.3%	35.6%	38.3%	50.9%
% of FP17s for Band 1 Urgent Courses	22	332	6.6%	11.0%	10.7%	9.1%
% of FP17s Relating to Free Repair or Replacements	0	332	0.0%	0.5%	0.6%	0.8%
% of FP17s Relating to Continuations	1	332	0.3%	0.8%	0.8%	1.1%
% of Patients satisfied with the dentistry they have received	2	2	N/A	88.7%	89.8%	91.7%
% of Patients satisfied with the time they had to wait for an appointment	0	2	N/A	80.2%	83.6%	88.0%

* This is based on patients treated on this contract for their most recent course of treatment. Figures in italics indicate the base number of FP17s or Patient Questionnaire responses are less than 100. N/A is shown where the base number of responses is less than 10 during the period. % is calculated as Quantity/Base number*100

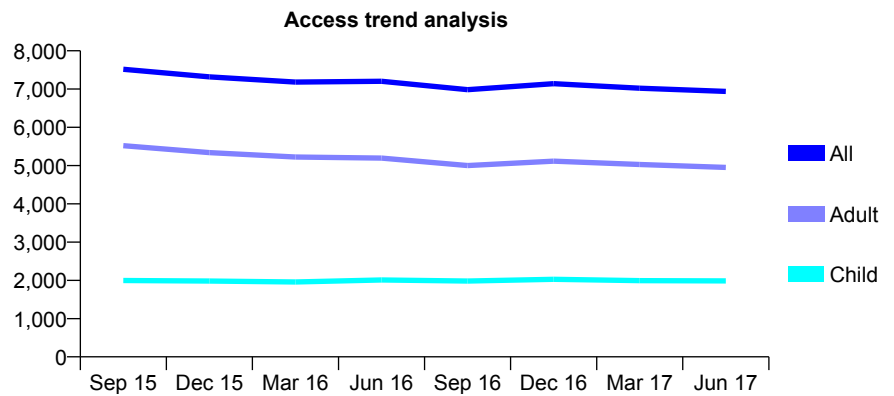
Q61 - Vital Signs At a Glance Contract Report for 176729/0001 - June 2017

Name or company name	Dr Vahid Haghghi and Dr Katayoun Shams
Contract type name	GDS Contract
Purpose of contract	General
Contract start date	01/12/2011
Contract end date	

17/18 Contracted general activity (UDA)	18,762
Carry forward general activity (UDA)	0
17/18 Contracted orthodontic activity (UOA)	0
Carry forward orthodontic activity (UOA)	0
Baseline contract value	£494,758.47

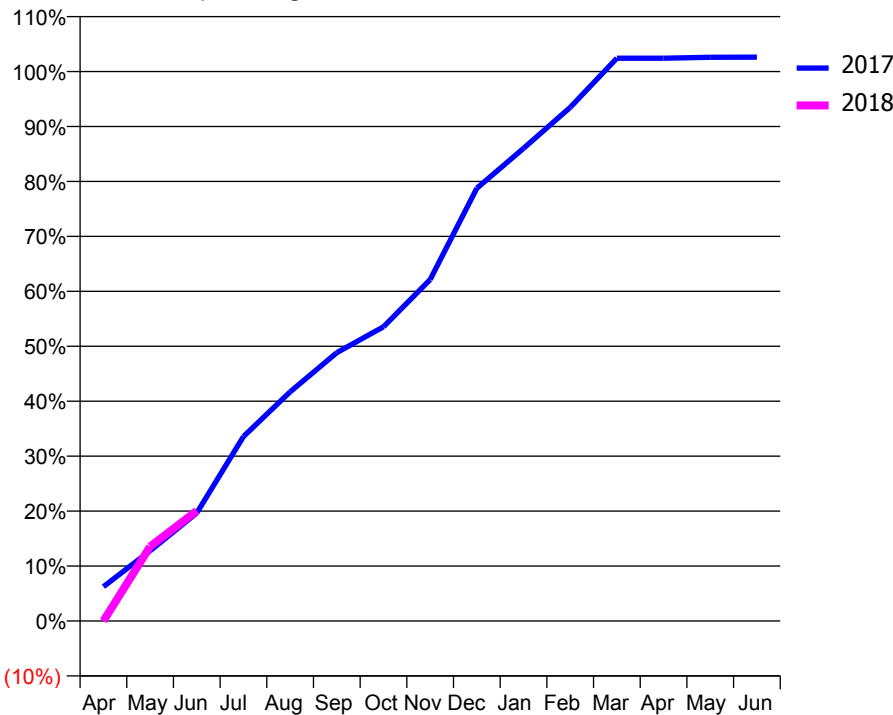
ACCESS*

Patients seen in 24 months	Total	Change since previous quarter
Quarter ending June 2016	7,205	
Quarter ending September 2016	6,983	↓
Quarter ending December 2016	7,141	↑
Quarter ending March 2017	7,022	↓
Quarter ending June 2017	6,937	↓
Variance since June 2016	(3.7%)	↓



ACTIVITY

Cumulative percentage of contracted UDA delivered 2017 & 2018



Month	Adjusted Scheduled Activity (UDA)	
	2017	2018
April	1,172	0
May	2,396	2,541
June	3,690	3,764
July	6,300	
August	7,822	
September	9,161	
October	10,047	
November	11,660	
December	14,778	
January	16,139	
February	17,535	
March	19,215	
April	19,215	
May	19,249	
June	19,253	

QUALITY

	Quantity	Base Number	Contract	AT	Region	England
% of FP17s for the same patient ID Re-attending within 3 months - Children	30	516	5.8%	10.4%	11.5%	12.0%
% of FP17s for the same patient ID Re-attending within 3 months - Adults	96	909	10.6%	16.0%	16.8%	16.0%
% of FP17s for the same patient ID Re-attending between 3 & 9 months - Children	176	516	34.1%	42.7%	47.3%	58.0%
% of FP17s for the same patient ID Re-attending between 3 & 9 months - Adults	262	909	28.8%	35.6%	38.3%	50.9%
% of FP17s for Band 1 Urgent Courses	115	1,413	8.1%	11.0%	10.7%	9.1%
% of FP17s Relating to Free Repair or Replacements	3	1,413	0.2%	0.5%	0.6%	0.8%
% of FP17s Relating to Continuations	19	1,413	1.3%	0.8%	0.8%	1.1%
% of Patients satisfied with the dentistry they have received	3	4	N/A	88.7%	89.8%	91.7%
% of Patients satisfied with the time they had to wait for an appointment	1	4	N/A	80.2%	83.6%	88.0%

* This is based on patients treated on this contract for their most recent course of treatment. Figures in italics indicate the base number of FP17s or Patient Questionnaire responses are less than 100. N/A is shown where the base number of responses is less than 10 during the period. % is calculated as Quantity/Base number*100

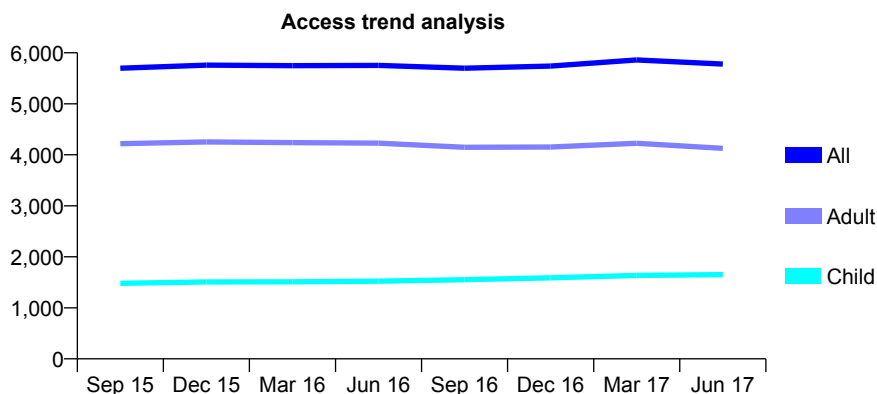
Q61 - Vital Signs At a Glance Contract Report for 177180/0001 - June 2017

Name or company name	Cosmo Clinic Ltd.
Contract type name	GDS Contract
Purpose of contract	General
Contract start date	01/05/2010
Contract end date	

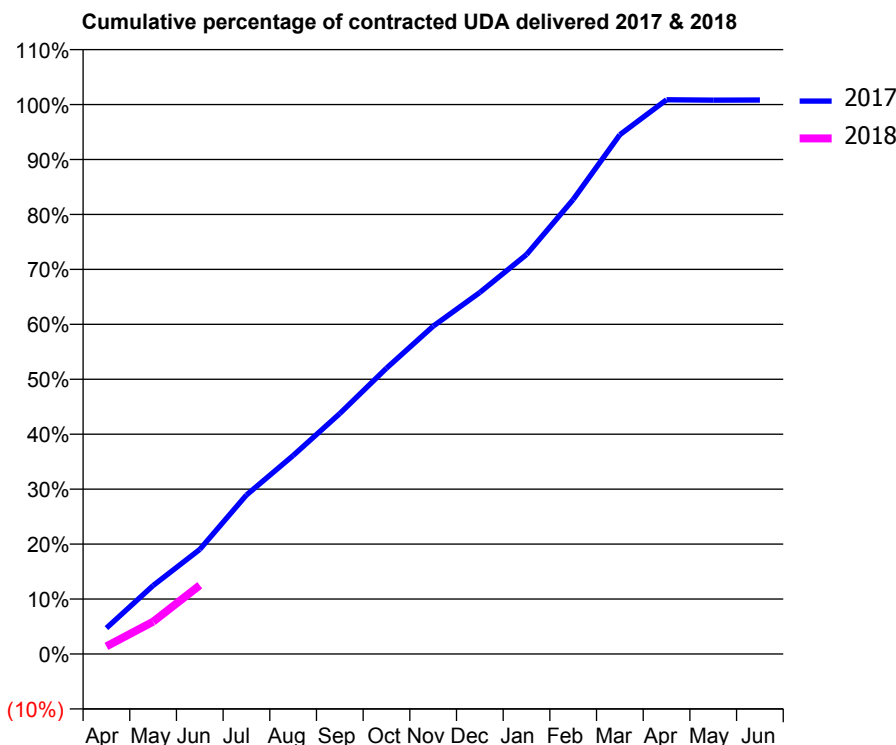
17/18 Contracted general activity (UDA)	21,931
Carry forward general activity (UDA)	0
17/18 Contracted orthodontic activity (UOA)	0
Carry forward orthodontic activity (UOA)	0
Baseline contract value	£606,516.56

ACCESS*

Patients seen in 24 months	Total	Change since previous quarter
Quarter ending June 2016	5,752	
Quarter ending September 2016	5,699	→
Quarter ending December 2016	5,740	→
Quarter ending March 2017	5,860	↑
Quarter ending June 2017	5,778	↓
Variance since June 2016	0.5%	→



ACTIVITY



Month	Adjusted Scheduled Activity (UDA)	
	2017	2018
April	1,034	307
May	2,734	1,289
June	4,173	2,743
July	6,346	
August	7,922	
September	9,597	
October	11,406	
November	13,087	
December	14,430	
January	15,943	
February	18,140	
March	20,725	
April	22,119	
May	22,107	
June	22,109	

QUALITY

	Quantity	Base Number	Contract	AT	Region	England
% of FP17s for the same patient ID Re-attending within 3 months - Children	32	294	10.9%	10.4%	11.5%	12.0%
% of FP17s for the same patient ID Re-attending within 3 months - Adults	144	790	18.2%	16.0%	16.8%	16.0%
% of FP17s for the same patient ID Re-attending between 3 & 9 months - Children	84	294	28.6%	42.7%	47.3%	58.0%
% of FP17s for the same patient ID Re-attending between 3 & 9 months - Adults	175	790	22.2%	35.6%	38.3%	50.9%
% of FP17s for Band 1 Urgent Courses	68	774	8.8%	11.0%	10.7%	9.1%
% of FP17s Relating to Free Repair or Replacements	7	774	0.9%	0.5%	0.6%	0.8%
% of FP17s Relating to Continuations	4	774	0.5%	0.8%	0.8%	1.1%
% of Patients satisfied with the dentistry they have received	4	4	N/A	88.7%	89.8%	91.7%
% of Patients satisfied with the time they had to wait for an appointment	3	4	N/A	80.2%	83.6%	88.0%

* This is based on patients treated on this contract for their most recent course of treatment. Figures in italics indicate the base number of FP17s or Patient Questionnaire responses are less than 100. N/A is shown where the base number of responses is less than 10 during the period. % is calculated as Quantity/Base number*100

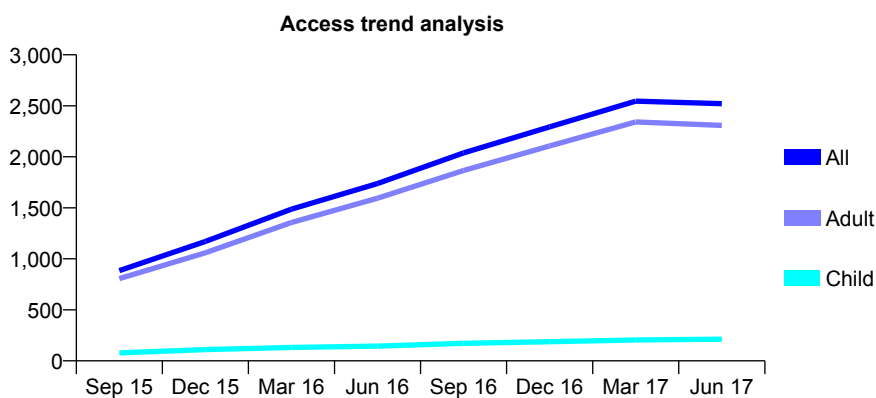
Q61 - Vital Signs At a Glance Contract Report for 177431/0001 - June 2017

Name or company name	Mr H Al-Hariri & Mrs N Al-Hariri
Contract type name	GDS Contract
Purpose of contract	General
Contract start date	01/04/2015
Contract end date	

17/18 Contracted general activity (UDA)	5,441
Carry forward general activity (UDA)	0
17/18 Contracted orthodontic activity (UOA)	0
Carry forward orthodontic activity (UOA)	0
Baseline contract value	£171,176.58

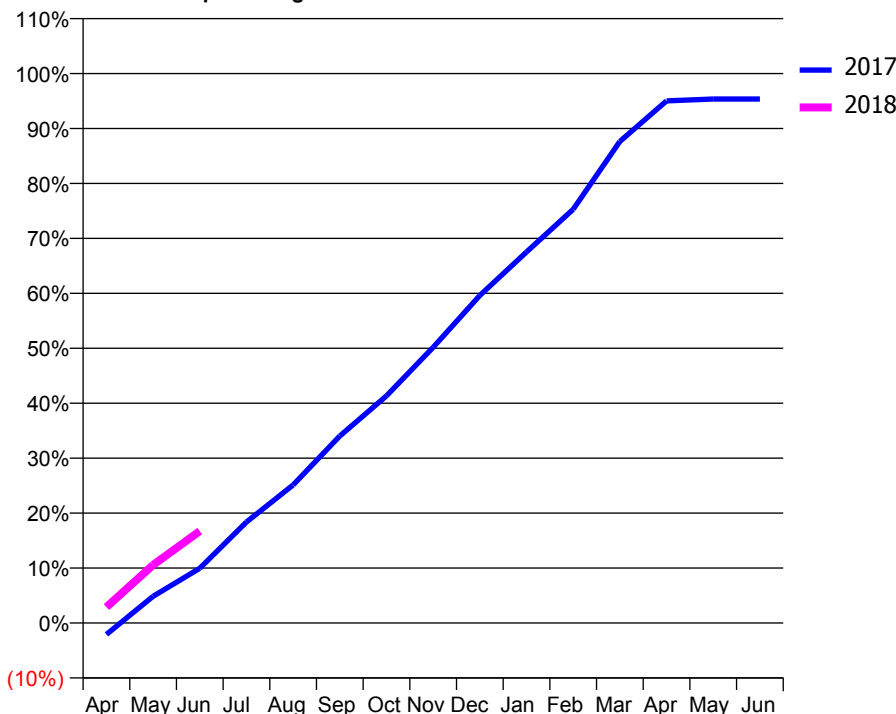
ACCESS*

Patients seen in 24 months	Total	Change since previous quarter
Quarter ending June 2016	1,738	
Quarter ending September 2016	2,038	↑
Quarter ending December 2016	2,293	↑
Quarter ending March 2017	2,546	↑
Quarter ending June 2017	2,521	→
Variance since June 2016	45.1%	↑



ACTIVITY

Cumulative percentage of contracted UDA delivered 2017 & 2018



Adjusted Scheduled Activity (UDA)

Month	2017	2018
April	-114	157
May	265	576
June	542	911
July	1,001	
August	1,367	
September	1,852	
October	2,249	
November	2,730	
December	3,244	
January	3,674	
February	4,096	
March	4,768	
April	5,170	
May	5,189	
June	5,189	

QUALITY

	Quantity	Base Number	Contract	AT	Region	England
% of FP17s for the same patient ID Re-attending within 3 months - Children	4	43	9.3%	10.4%	11.5%	12.0%
% of FP17s for the same patient ID Re-attending within 3 months - Adults	43	497	8.7%	16.0%	16.8%	16.0%
% of FP17s for the same patient ID Re-attending between 3 & 9 months - Children	11	43	25.6%	42.7%	47.3%	58.0%
% of FP17s for the same patient ID Re-attending between 3 & 9 months - Adults	131	497	26.4%	35.6%	38.3%	50.9%
% of FP17s for Band 1 Urgent Courses	69	406	17.0%	11.0%	10.7%	9.1%
% of FP17s Relating to Free Repair or Replacements	1	406	0.2%	0.5%	0.6%	0.8%
% of FP17s Relating to Continuations	1	406	0.2%	0.8%	0.8%	1.1%
% of Patients satisfied with the dentistry they have received	2	2	N/A	88.7%	89.8%	91.7%
% of Patients satisfied with the time they had to wait for an appointment	2	2	N/A	80.2%	83.6%	88.0%

* This is based on patients treated on this contract for their most recent course of treatment. Figures in italics indicate the base number of FP17s or Patient Questionnaire responses are less than 100. N/A is shown where the base number of responses is less than 10 during the period. % is calculated as Quantity/Base number*100

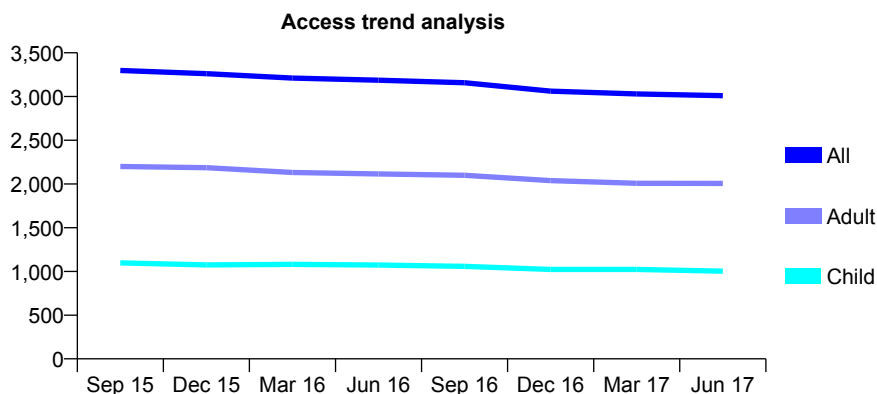
Q61 - Vital Signs At a Glance Contract Report for 177660/0001 - June 2017

Name or company name	Fladbury Dental Surgery
Contract type name	GDS Contract
Purpose of contract	General
Contract start date	01/03/2012
Contract end date	

17/18 Contracted general activity (UDA)	9,916
Carry forward general activity (UDA)	0
17/18 Contracted orthodontic activity (UOA)	0
Carry forward orthodontic activity (UOA)	0
Baseline contract value	£258,747.54

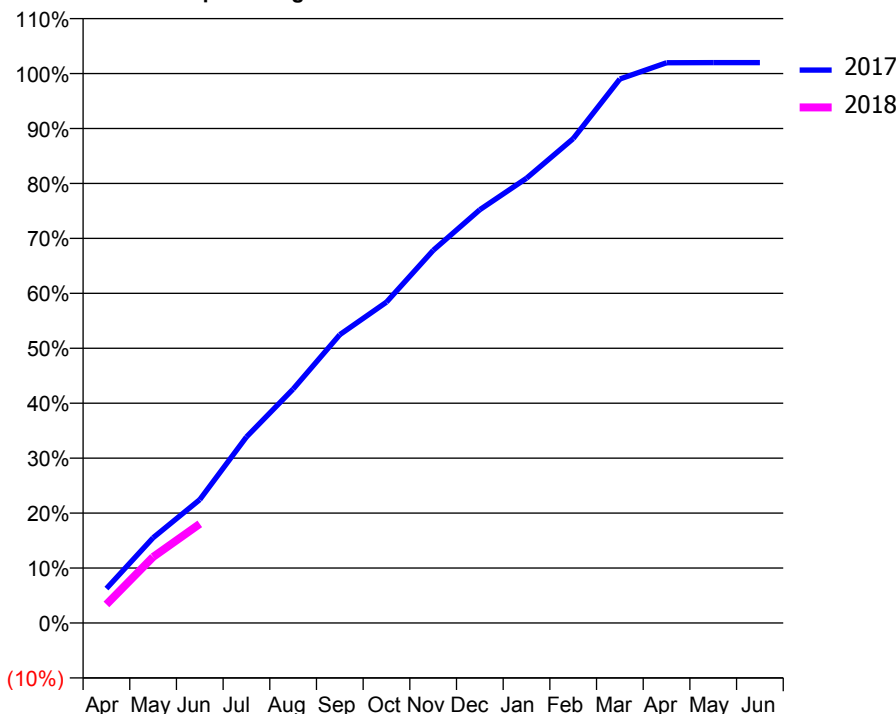
ACCESS*

Patients seen in 24 months	Total	Change since previous quarter
Quarter ending June 2016	3,187	
Quarter ending September 2016	3,157	→
Quarter ending December 2016	3,061	↓
Quarter ending March 2017	3,030	↓
Quarter ending June 2017	3,009	→
Variance since June 2016	(5.6%)	↓



ACTIVITY

Cumulative percentage of contracted UDA delivered 2017 & 2018



Month	Adjusted Scheduled Activity (UDA)	
	2017	2018
April	622	335
May	1,539	1,193
June	2,228	1,789
July	3,358	
August	4,221	
September	5,204	
October	5,791	
November	6,725	
December	7,458	
January	8,027	
February	8,742	
March	9,817	
April	10,111	
May	10,112	
June	10,112	

QUALITY

	Quantity	Base Number	Contract	AT	Region	England
% of FP17s for the same patient ID Re-attending within 3 months - Children	38	312	12.2%	10.4%	11.5%	12.0%
% of FP17s for the same patient ID Re-attending within 3 months - Adults	98	564	17.4%	16.0%	16.8%	16.0%
% of FP17s for the same patient ID Re-attending between 3 & 9 months - Children	142	312	45.5%	42.7%	47.3%	58.0%
% of FP17s for the same patient ID Re-attending between 3 & 9 months - Adults	222	564	39.4%	35.6%	38.3%	50.9%
% of FP17s for Band 1 Urgent Courses	93	748	12.4%	11.0%	10.7%	9.1%
% of FP17s Relating to Free Repair or Replacements	2	748	0.3%	0.5%	0.6%	0.8%
% of FP17s Relating to Continuations	10	748	1.3%	0.8%	0.8%	1.1%
% of Patients satisfied with the dentistry they have received	6	6	N/A	88.7%	89.8%	91.7%
% of Patients satisfied with the time they had to wait for an appointment	6	6	N/A	80.2%	83.6%	88.0%

* This is based on patients treated on this contract for their most recent course of treatment. Figures in italics indicate the base number of FP17s or Patient Questionnaire responses are less than 100. N/A is shown where the base number of responses is less than 10 during the period. % is calculated as Quantity/Base number*100

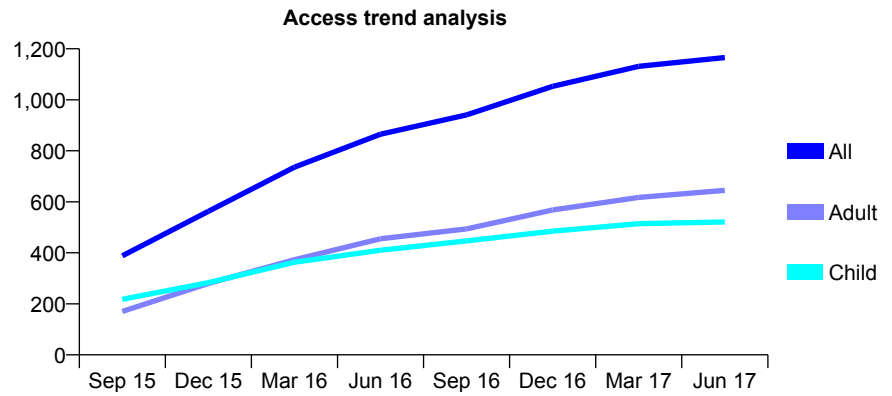
Q61 - Vital Signs At a Glance Contract Report for 177695/0001 - June 2017

Name or company name	Mrs F Ghani, Mr M Spencer Brown & Mr JF
Contract type name	GDS Contract
Purpose of contract	General
Contract start date	01/04/2015
Contract end date	

17/18 Contracted general activity (UDA)	3,738
Carry forward general activity (UDA)	0
17/18 Contracted orthodontic activity (UOA)	0
Carry forward orthodontic activity (UOA)	0
Baseline contract value	£117,704.24

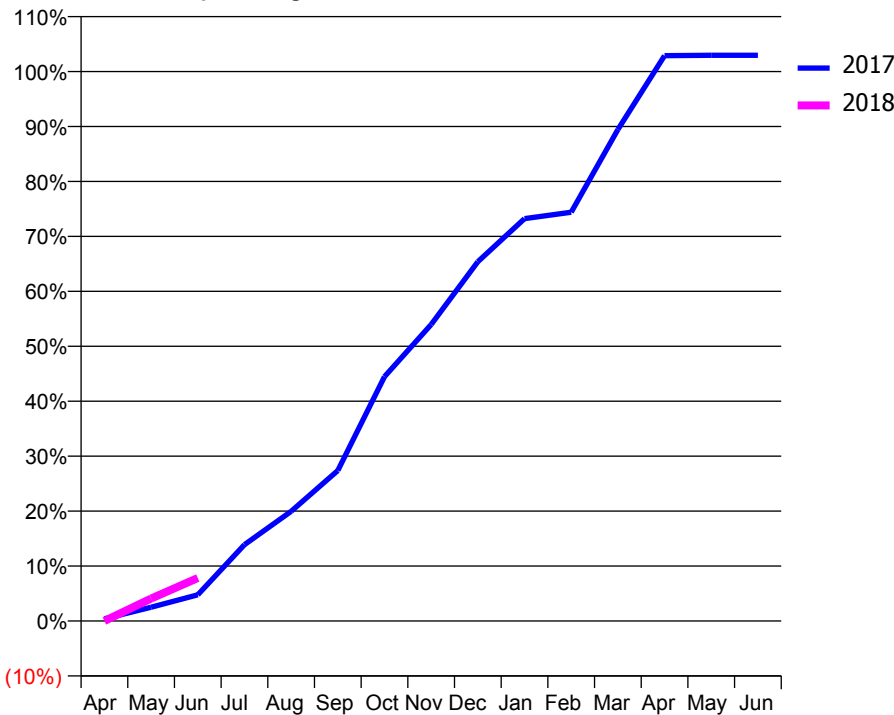
ACCESS*

Patients seen in 24 months	Total	Change since previous quarter
Quarter ending June 2016	865	
Quarter ending September 2016	941	↑
Quarter ending December 2016	1,053	↑
Quarter ending March 2017	1,131	↑
Quarter ending June 2017	1,166	↑
Variance since June 2016	34.8%	↑



ACTIVITY

Cumulative percentage of contracted UDA delivered 2017 & 2018



Month	Adjusted Scheduled Activity (UDA)	
	2017	2018
April	15	0
May	94	153
June	178	292
July	519	
August	746	
September	1,023	
October	1,662	
November	2,017	
December	2,444	
January	2,737	
February	2,781	
March	3,343	
April	3,846	
May	3,849	
June	3,849	

QUALITY

	Quantity	Base Number	Contract	AT	Region	England
% of FP17s for the same patient ID Re-attending within 3 months - Children	18	104	17.3%	10.4%	11.5%	12.0%
% of FP17s for the same patient ID Re-attending within 3 months - Adults	26	136	19.1%	16.0%	16.8%	16.0%
% of FP17s for the same patient ID Re-attending between 3 & 9 months - Children	15	104	14.4%	42.7%	47.3%	58.0%
% of FP17s for the same patient ID Re-attending between 3 & 9 months - Adults	24	136	17.6%	35.6%	38.3%	50.9%
% of FP17s for Band 1 Urgent Courses	11	85	12.9%	11.0%	10.7%	9.1%
% of FP17s Relating to Free Repair or Replacements	0	85	0.0%	0.5%	0.6%	0.8%
% of FP17s Relating to Continuations	0	85	0.0%	0.8%	0.8%	1.1%
% of Patients satisfied with the dentistry they have received	2	3	N/A	88.7%	89.8%	91.7%
% of Patients satisfied with the time they had to wait for an appointment	0	3	N/A	80.2%	83.6%	88.0%

* This is based on patients treated on this contract for their most recent course of treatment. Figures in italics indicate the base number of FP17s or Patient Questionnaire responses are less than 100. N/A is shown where the base number of responses is less than 10 during the period. % is calculated as Quantity/Base number*100

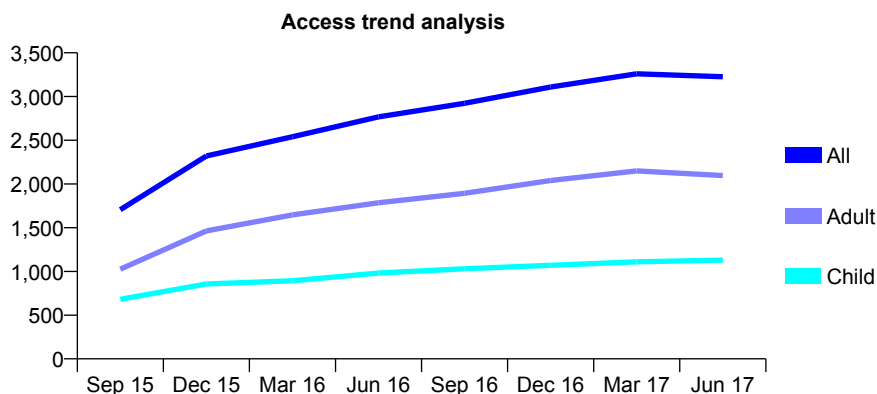
Q61 - Vital Signs At a Glance Contract Report for 178527/0001 - June 2017

Name or company name	Golders Green Dental Care
Contract type name	GDS Contract
Purpose of contract	General
Contract start date	01/04/2015
Contract end date	

17/18 Contracted general activity (UDA)	9,424
Carry forward general activity (UDA)	0
17/18 Contracted orthodontic activity (UOA)	0
Carry forward orthodontic activity (UOA)	0
Baseline contract value	£277,345.71

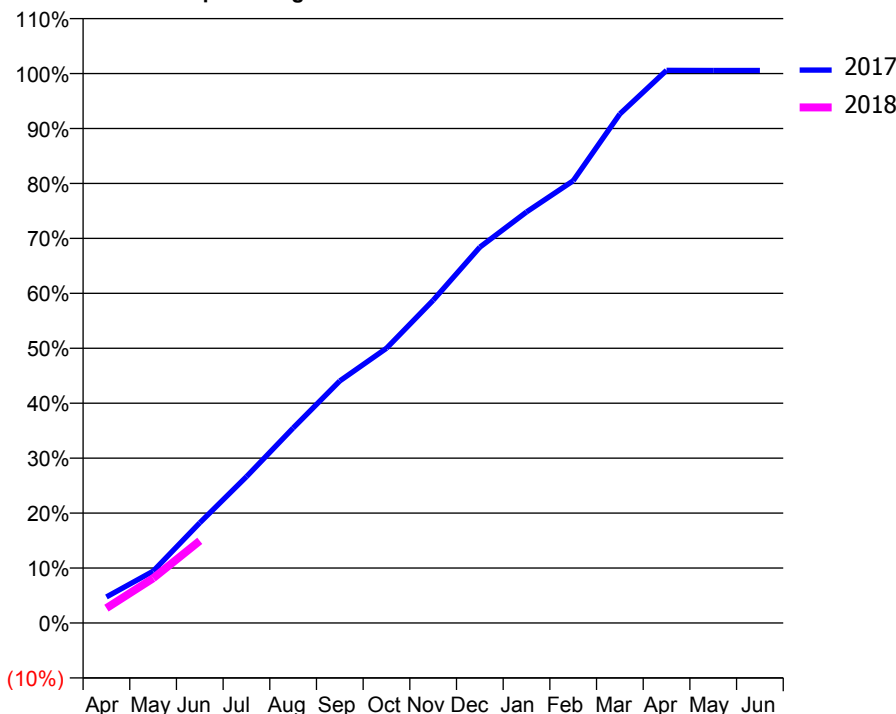
ACCESS*

Patients seen in 24 months	Total	Change since previous quarter
Quarter ending June 2016	2,767	
Quarter ending September 2016	2,923	↑
Quarter ending December 2016	3,109	↑
Quarter ending March 2017	3,260	↑
Quarter ending June 2017	3,226	↓
Variance since June 2016	16.6%	↑



ACTIVITY

Cumulative percentage of contracted UDA delivered 2017 & 2018



Month	Adjusted Scheduled Activity (UDA)	
	2017	2018
April	447	255
May	888	768
June	1,719	1,409
July	2,510	
August	3,344	
September	4,151	
October	4,712	
November	5,536	
December	6,447	
January	7,050	
February	7,585	
March	8,730	
April	9,479	
May	9,477	
June	9,477	

QUALITY

	Quantity	Base Number	Contract	AT	Region	England
% of FP17s for the same patient ID Re-attending within 3 months - Children	39	362	10.8%	10.4%	11.5%	12.0%
% of FP17s for the same patient ID Re-attending within 3 months - Adults	99	544	18.2%	16.0%	16.8%	16.0%
% of FP17s for the same patient ID Re-attending between 3 & 9 months - Children	168	362	46.4%	42.7%	47.3%	58.0%
% of FP17s for the same patient ID Re-attending between 3 & 9 months - Adults	206	544	37.9%	35.6%	38.3%	50.9%
% of FP17s for Band 1 Urgent Courses	67	696	9.6%	11.0%	10.7%	9.1%
% of FP17s Relating to Free Repair or Replacements	6	696	0.9%	0.5%	0.6%	0.8%
% of FP17s Relating to Continuations	5	696	0.7%	0.8%	0.8%	1.1%
% of Patients satisfied with the dentistry they have received	1	2	N/A	88.7%	89.8%	91.7%
% of Patients satisfied with the time they had to wait for an appointment	2	2	N/A	80.2%	83.6%	88.0%

* This is based on patients treated on this contract for their most recent course of treatment. Figures in italics indicate the base number of FP17s or Patient Questionnaire responses are less than 100. N/A is shown where the base number of responses is less than 10 during the period. % is calculated as Quantity/Base number*100

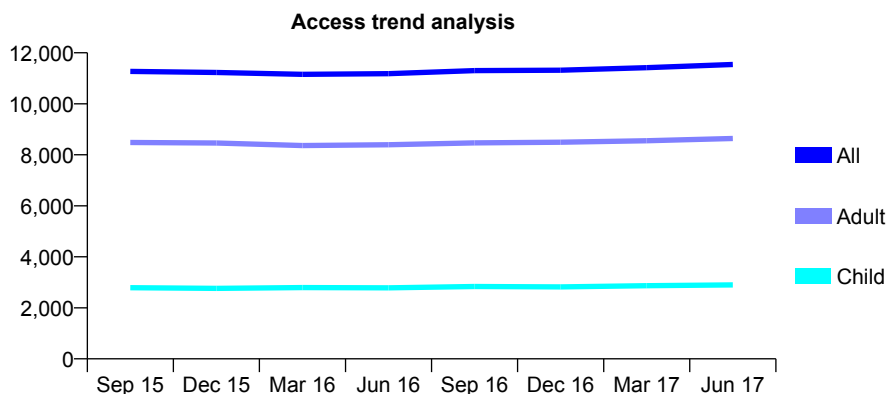
Q61 - Vital Signs At a Glance Contract Report for 178950/0001 - June 2017

Name or company name	MC Dentistry Ltd
Contract type name	GDS Contract
Purpose of contract	General
Contract start date	01/04/2012
Contract end date	

17/18 Contracted general activity (UDA)	36,284
Carry forward general activity (UDA)	0
17/18 Contracted orthodontic activity (UOA)	0
Carry forward orthodontic activity (UOA)	0
Baseline contract value	£978,028.21

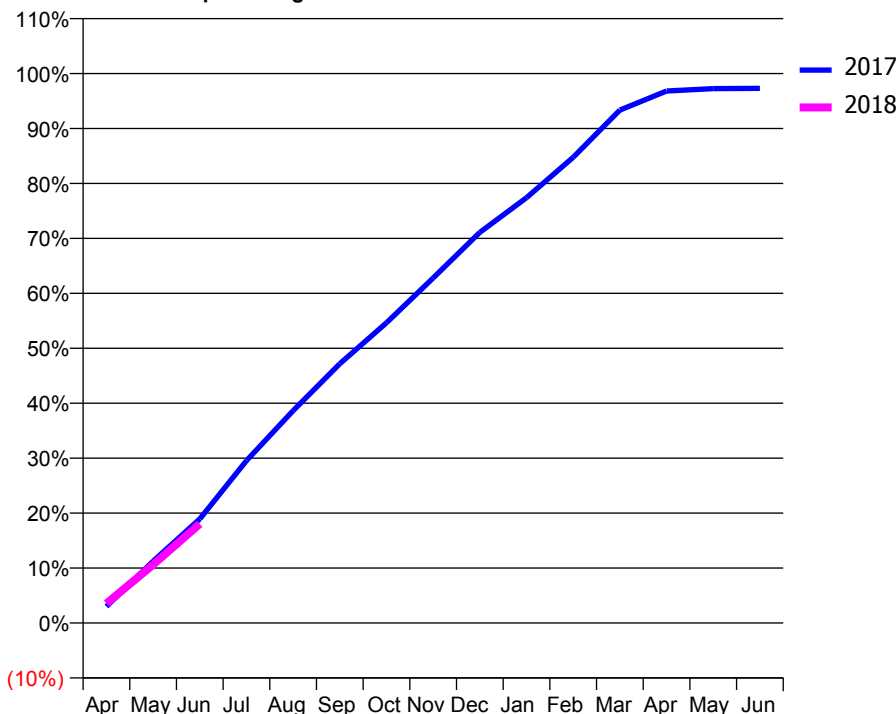
ACCESS*

Patients seen in 24 months	Total	Change since previous quarter
Quarter ending June 2016	11,181	
Quarter ending September 2016	11,304	→
Quarter ending December 2016	11,317	→
Quarter ending March 2017	11,417	→
Quarter ending June 2017	11,544	→
Variance since June 2016	3.2%	↑



ACTIVITY

Cumulative percentage of contracted UDA delivered 2017 & 2018



Month	Adjusted Scheduled Activity (UDA)	
	2017	2018
April	1,093	1,287
May	4,084	3,848
June	6,875	6,549
July	10,716	
August	14,025	
September	17,123	
October	19,825	
November	22,783	
December	25,793	
January	28,084	
February	30,751	
March	33,868	
April	35,131	
May	35,283	
June	35,302	

QUALITY

	Quantity	Base Number	Contract	AT	Region	England
% of FP17s for the same patient ID Re-attending within 3 months - Children	43	662	6.5%	10.4%	11.5%	12.0%
% of FP17s for the same patient ID Re-attending within 3 months - Adults	159	1,740	9.1%	16.0%	16.8%	16.0%
% of FP17s for the same patient ID Re-attending between 3 & 9 months - Children	158	662	23.9%	42.7%	47.3%	58.0%
% of FP17s for the same patient ID Re-attending between 3 & 9 months - Adults	556	1,740	32.0%	35.6%	38.3%	50.9%
% of FP17s for Band 1 Urgent Courses	105	1,965	5.3%	11.0%	10.7%	9.1%
% of FP17s Relating to Free Repair or Replacements	3	1,965	0.2%	0.5%	0.6%	0.8%
% of FP17s Relating to Continuations	16	1,965	0.8%	0.8%	0.8%	1.1%
% of Patients satisfied with the dentistry they have received	5	6	N/A	88.7%	89.8%	91.7%
% of Patients satisfied with the time they had to wait for an appointment	6	6	N/A	80.2%	83.6%	88.0%

* This is based on patients treated on this contract for their most recent course of treatment. Figures in italics indicate the base number of FP17s or Patient Questionnaire responses are less than 100. N/A is shown where the base number of responses is less than 10 during the period. % is calculated as Quantity/Base number*100

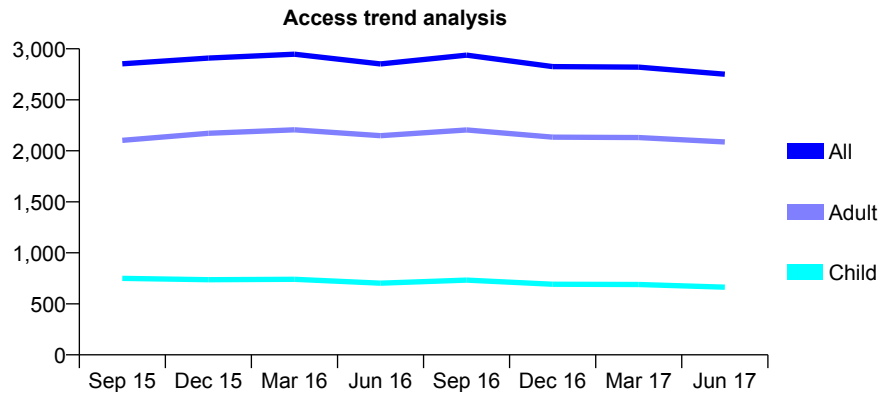
Q61 - Vital Signs At a Glance Contract Report for 178969/0001 - June 2017

Name or company name	Mr D T Patel & Mrs B Patel
Contract type name	GDS Contract
Purpose of contract	General
Contract start date	05/09/2013
Contract end date	

17/18 Contracted general activity (UDA)	10,107
Carry forward general activity (UDA)	0
17/18 Contracted orthodontic activity (UOA)	0
Carry forward orthodontic activity (UOA)	0
Baseline contract value	£366,854.89

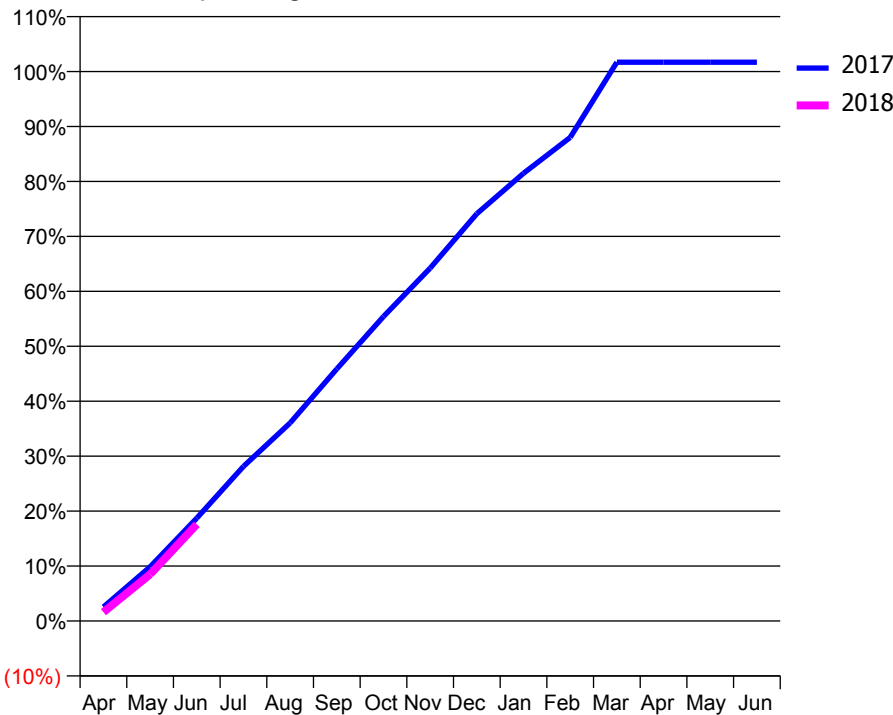
ACCESS*

Patients seen in 24 months	Total	Change since previous quarter
Quarter ending June 2016	2,851	
Quarter ending September 2016	2,938	↑
Quarter ending December 2016	2,826	↓
Quarter ending March 2017	2,820	→
Quarter ending June 2017	2,751	↓
Variance since June 2016	(3.5%)	↓



ACTIVITY

Cumulative percentage of contracted UDA delivered 2017 & 2018



Month	Adjusted Scheduled Activity (UDA)	
	2017	2018
April	259	163
May	996	859
June	1,893	1,779
July	2,844	
August	3,644	
September	4,637	
October	5,600	
November	6,492	
December	7,493	
January	8,235	
February	8,894	
March	10,277	
April	10,278	
May	10,277	
June	10,277	

QUALITY

	Quantity	Base Number	Contract	AT	Region	England
% of FP17s for the same patient ID Re-attending within 3 months - Children	10	140	7.1%	10.4%	11.5%	12.0%
% of FP17s for the same patient ID Re-attending within 3 months - Adults	109	389	28.0%	16.0%	16.8%	16.0%
% of FP17s for the same patient ID Re-attending between 3 & 9 months - Children	29	140	20.7%	42.7%	47.3%	58.0%
% of FP17s for the same patient ID Re-attending between 3 & 9 months - Adults	88	389	22.6%	35.6%	38.3%	50.9%
% of FP17s for Band 1 Urgent Courses	57	529	10.8%	11.0%	10.7%	9.1%
% of FP17s Relating to Free Repair or Replacements	2	529	0.4%	0.5%	0.6%	0.8%
% of FP17s Relating to Continuations	0	529	0.0%	0.8%	0.8%	1.1%
% of Patients satisfied with the dentistry they have received	0	0	N/A	88.7%	89.8%	91.7%
% of Patients satisfied with the time they had to wait for an appointment	0	0	N/A	80.2%	83.6%	88.0%

* This is based on patients treated on this contract for their most recent course of treatment. Figures in italics indicate the base number of FP17s or Patient Questionnaire responses are less than 100. N/A is shown where the base number of responses is less than 10 during the period. % is calculated as Quantity/Base number*100

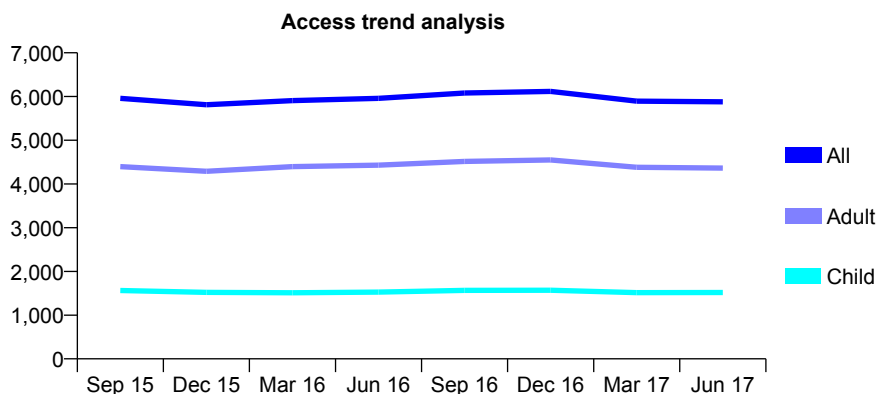
Q61 - Vital Signs At a Glance Contract Report for 179450/0001 - June 2017

Name or company name	Inglehurst Dental Practice Ltd
Contract type name	GDS Contract
Purpose of contract	General
Contract start date	01/06/2011
Contract end date	

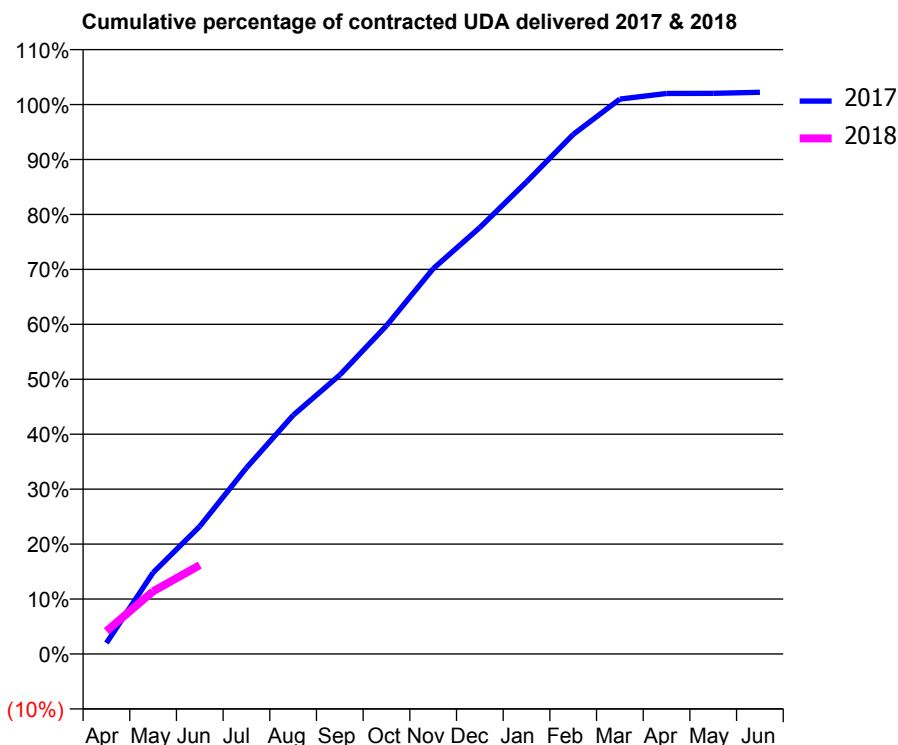
17/18 Contracted general activity (UDA)	16,064
Carry forward general activity (UDA)	0
17/18 Contracted orthodontic activity (UOA)	0
Carry forward orthodontic activity (UOA)	0
Baseline contract value	£412,770.97

ACCESS*

Patients seen in 24 months	Total	Change since previous quarter
Quarter ending June 2016	5,959	
Quarter ending September 2016	6,081	↑
Quarter ending December 2016	6,117	→
Quarter ending March 2017	5,895	↓
Quarter ending June 2017	5,880	→
Variance since June 2016	(1.3%)	↓



ACTIVITY



Month	Adjusted Scheduled Activity (UDA)	
	2017	2018
April	321	670
May	2,380	1,832
June	3,732	2,600
July	5,444	
August	6,980	
September	8,159	
October	9,601	
November	11,265	
December	12,468	
January	13,801	
February	15,191	
March	16,222	
April	16,386	
May	16,391	
June	16,420	

QUALITY

	Quantity	Base Number	Contract	AT	Region	England
% of FP17s for the same patient ID Re-attending within 3 months - Children	29	380	7.6%	10.4%	11.5%	12.0%
% of FP17s for the same patient ID Re-attending within 3 months - Adults	142	904	15.7%	16.0%	16.8%	16.0%
% of FP17s for the same patient ID Re-attending between 3 & 9 months - Children	123	380	32.4%	42.7%	47.3%	58.0%
% of FP17s for the same patient ID Re-attending between 3 & 9 months - Adults	270	904	29.9%	35.6%	38.3%	50.9%
% of FP17s for Band 1 Urgent Courses	79	945	8.4%	11.0%	10.7%	9.1%
% of FP17s Relating to Free Repair or Replacements	2	945	0.2%	0.5%	0.6%	0.8%
% of FP17s Relating to Continuations	27	945	2.9%	0.8%	0.8%	1.1%
% of Patients satisfied with the dentistry they have received	8	8	N/A	88.7%	89.8%	91.7%
% of Patients satisfied with the time they had to wait for an appointment	6	8	N/A	80.2%	83.6%	88.0%

* This is based on patients treated on this contract for their most recent course of treatment. Figures in italics indicate the base number of FP17s or Patient Questionnaire responses are less than 100. N/A is shown where the base number of responses is less than 10 during the period. % is calculated as Quantity/Base number*100

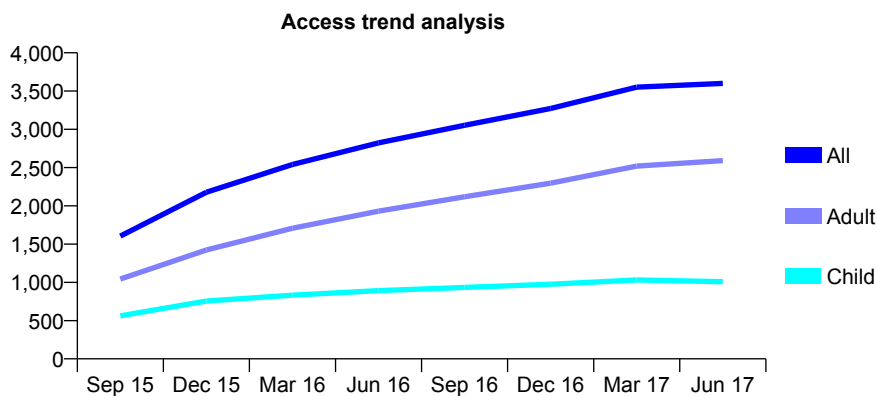
Q61 - Vital Signs At a Glance Contract Report for 179574/0001 - June 2017

Name or company name	Eli Shalom Joffe
Contract type name	GDS Contract
Purpose of contract	General
Contract start date	01/04/2015
Contract end date	

17/18 Contracted general activity (UDA)	9,314
Carry forward general activity (UDA)	0
17/18 Contracted orthodontic activity (UOA)	0
Carry forward orthodontic activity (UOA)	0
Baseline contract value	£328,102.69

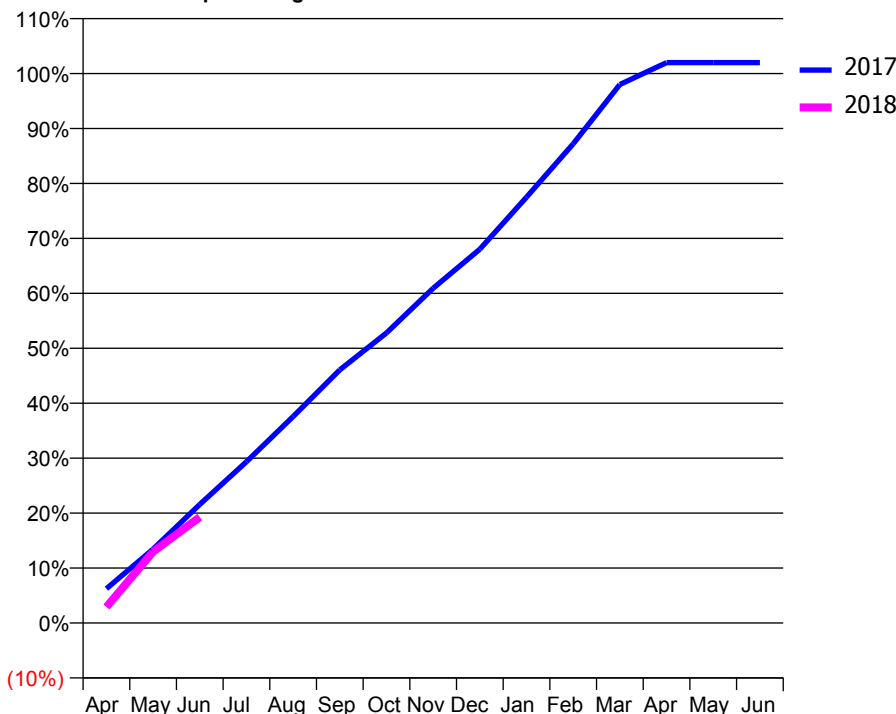
ACCESS*

Patients seen in 24 months	Total	Change since previous quarter
Quarter ending June 2016	2,822	
Quarter ending September 2016	3,052	↑
Quarter ending December 2016	3,272	↑
Quarter ending March 2017	3,551	↑
Quarter ending June 2017	3,600	→
Variance since June 2016	27.6%	↑



ACTIVITY

Cumulative percentage of contracted UDA delivered 2017 & 2018



Month	Adjusted Scheduled Activity (UDA)	
	2017	2018
April	583	272
May	1,252	1,208
June	2,010	1,795
July	2,734	
August	3,500	
September	4,292	
October	4,917	
November	5,674	
December	6,336	
January	7,217	
February	8,123	
March	9,127	
April	9,499	
May	9,499	
June	9,499	

QUALITY

	Quantity	Base Number	Contract	AT	Region	England
% of FP17s for the same patient ID Re-attending within 3 months - Children	29	301	9.6%	10.4%	11.5%	12.0%
% of FP17s for the same patient ID Re-attending within 3 months - Adults	86	644	13.4%	16.0%	16.8%	16.0%
% of FP17s for the same patient ID Re-attending between 3 & 9 months - Children	144	301	47.8%	42.7%	47.3%	58.0%
% of FP17s for the same patient ID Re-attending between 3 & 9 months - Adults	255	644	39.6%	35.6%	38.3%	50.9%
% of FP17s for Band 1 Urgent Courses	72	808	8.9%	11.0%	10.7%	9.1%
% of FP17s Relating to Free Repair or Replacements	0	808	0.0%	0.5%	0.6%	0.8%
% of FP17s Relating to Continuations	8	808	1.0%	0.8%	0.8%	1.1%
% of Patients satisfied with the dentistry they have received	1	1	N/A	88.7%	89.8%	91.7%
% of Patients satisfied with the time they had to wait for an appointment	0	1	N/A	80.2%	83.6%	88.0%

* This is based on patients treated on this contract for their most recent course of treatment. Figures in italics indicate the base number of FP17s or Patient Questionnaire responses are less than 100. N/A is shown where the base number of responses is less than 10 during the period. % is calculated as Quantity/Base number*100

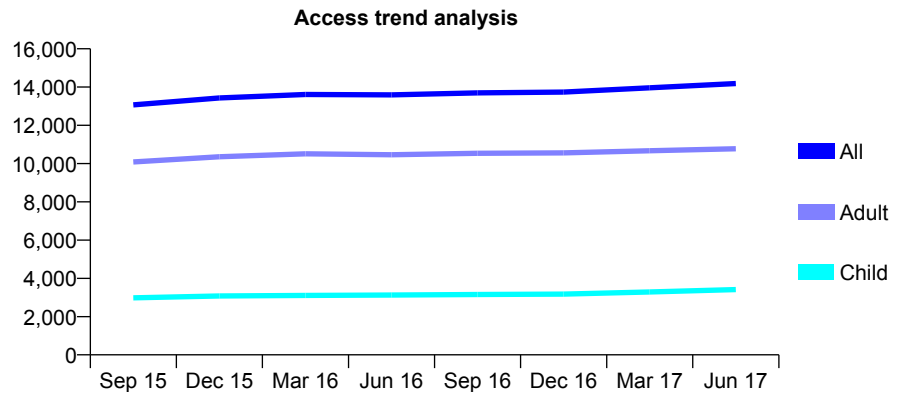
Q61 - Vital Signs At a Glance Contract Report for 181978/0001 - June 2017

Name or company name	M C DENTISTRY LTD
Contract type name	GDS Contract
Purpose of contract	General
Contract start date	01/04/2006
Contract end date	

17/18 Contracted general activity (UDA)	57,747
Carry forward general activity (UDA)	0
17/18 Contracted orthodontic activity (UOA)	0
Carry forward orthodontic activity (UOA)	0
Baseline contract value	£1,654,574.06

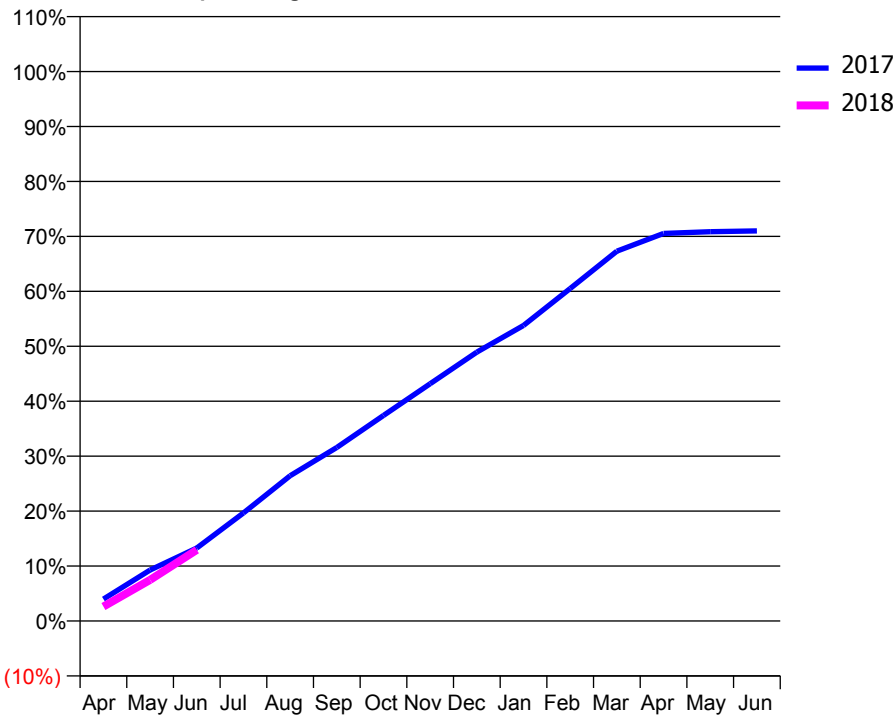
ACCESS*

Patients seen in 24 months	Total	Change since previous quarter
Quarter ending June 2016	13,588	
Quarter ending September 2016	13,698	→
Quarter ending December 2016	13,739	→
Quarter ending March 2017	13,959	→
Quarter ending June 2017	14,185	→
Variance since June 2016	4.4%	↑



ACTIVITY

Cumulative percentage of contracted UDA delivered 2017 & 2018



Month	Adjusted Scheduled Activity (UDA)	
	2017	2018
April	2,301	1,526
May	5,355	4,325
June	7,678	7,476
July	11,357	
August	15,267	
September	18,235	
October	21,601	
November	24,943	
December	28,251	
January	31,064	
February	34,942	
March	38,873	
April	40,728	
May	40,916	
June	40,997	

QUALITY

	Quantity	Base Number	Contract	AT	Region	England
% of FP17s for the same patient ID Re-attending within 3 months - Children	68	1,011	6.7%	10.4%	11.5%	12.0%
% of FP17s for the same patient ID Re-attending within 3 months - Adults	278	2,745	10.1%	16.0%	16.8%	16.0%
% of FP17s for the same patient ID Re-attending between 3 & 9 months - Children	362	1,011	35.8%	42.7%	47.3%	58.0%
% of FP17s for the same patient ID Re-attending between 3 & 9 months - Adults	1,010	2,745	36.8%	35.6%	38.3%	50.9%
% of FP17s for Band 1 Urgent Courses	203	2,921	6.9%	11.0%	10.7%	9.1%
% of FP17s Relating to Free Repair or Replacements	17	2,921	0.6%	0.5%	0.6%	0.8%
% of FP17s Relating to Continuations	28	2,921	1.0%	0.8%	0.8%	1.1%
% of Patients satisfied with the dentistry they have received	15	21	71.4%	88.7%	89.8%	91.7%
% of Patients satisfied with the time they had to wait for an appointment	14	21	66.7%	80.2%	83.6%	88.0%

* This is based on patients treated on this contract for their most recent course of treatment. Figures in italics indicate the base number of FP17s or Patient Questionnaire responses are less than 100. N/A is shown where the base number of responses is less than 10 during the period. % is calculated as Quantity/Base number*100

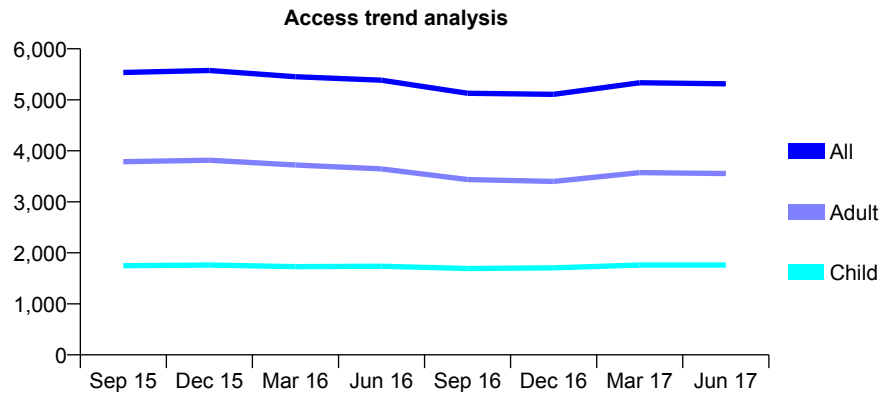
Q61 - Vital Signs At a Glance Contract Report for 182095/0001 - June 2017

Name or company name	WGDC LTD
Contract type name	GDS Contract
Purpose of contract	General
Contract start date	01/07/2011
Contract end date	

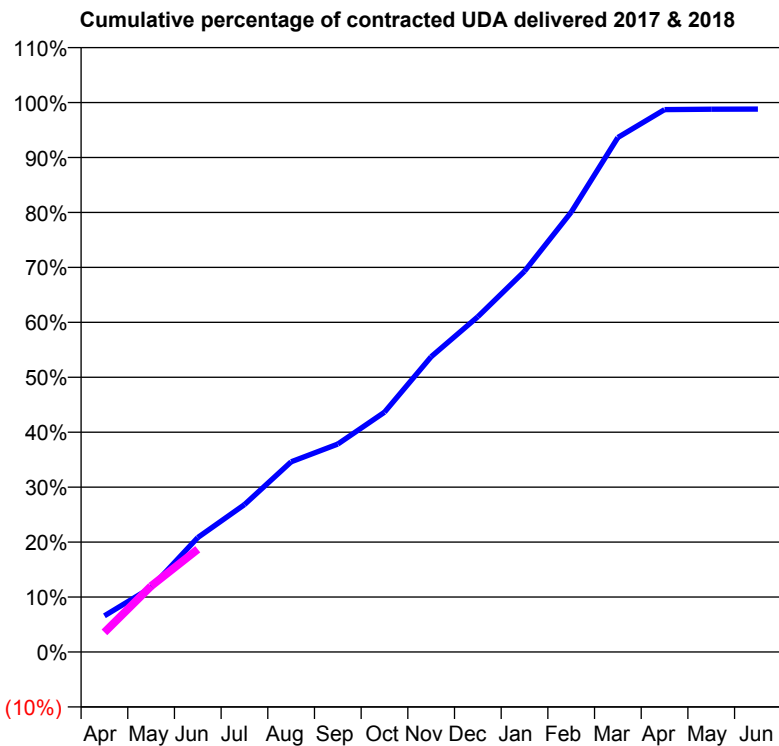
17/18 Contracted general activity (UDA)	12,739
Carry forward general activity (UDA)	0
17/18 Contracted orthodontic activity (UOA)	0
Carry forward orthodontic activity (UOA)	0
Baseline contract value	£350,281.61

ACCESS*

Patients seen in 24 months	Total	Change since previous quarter
Quarter ending June 2016	5,385	
Quarter ending September 2016	5,129	↓
Quarter ending December 2016	5,106	→
Quarter ending March 2017	5,335	↑
Quarter ending June 2017	5,315	→
Variance since June 2016	(1.3%)	↓



ACTIVITY



Month	Adjusted Scheduled Activity (UDA)	
	2017	2018
April	841	455
May	1,496	1,528
June	2,654	2,380
July	3,417	
August	4,411	
September	4,822	
October	5,561	
November	6,845	
December	7,774	
January	8,827	
February	10,196	
March	11,929	
April	12,574	
May	12,584	
June	12,587	

QUALITY

	Quantity	Base Number	Contract	AT	Region	England
% of FP17s for the same patient ID Re-attending within 3 months - Children	32	522	6.1%	10.4%	11.5%	12.0%
% of FP17s for the same patient ID Re-attending within 3 months - Adults	137	920	14.9%	16.0%	16.8%	16.0%
% of FP17s for the same patient ID Re-attending between 3 & 9 months - Children	188	522	36.0%	42.7%	47.3%	58.0%
% of FP17s for the same patient ID Re-attending between 3 & 9 months - Adults	283	920	30.8%	35.6%	38.3%	50.9%
% of FP17s for Band 1 Urgent Courses	97	1,072	9.0%	11.0%	10.7%	9.1%
% of FP17s Relating to Free Repair or Replacements	3	1,072	0.3%	0.5%	0.6%	0.8%
% of FP17s Relating to Continuations	6	1,072	0.6%	0.8%	0.8%	1.1%
% of Patients satisfied with the dentistry they have received	6	7	N/A	88.7%	89.8%	91.7%
% of Patients satisfied with the time they had to wait for an appointment	5	7	N/A	80.2%	83.6%	88.0%

* This is based on patients treated on this contract for their most recent course of treatment. Figures in italics indicate the base number of FP17s or Patient Questionnaire responses are less than 100. N/A is shown where the base number of responses is less than 10 during the period. % is calculated as Quantity/Base number*100

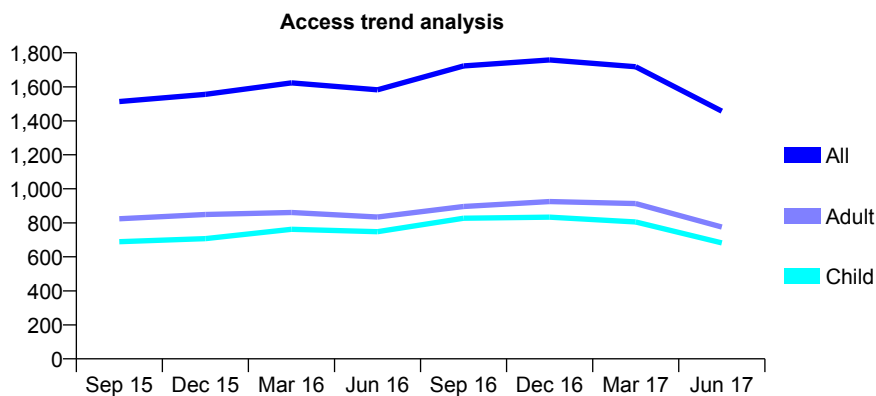
Q61 - Vital Signs At a Glance Contract Report for 182303/0001 - June 2017

Name or company name	NHS Waltham Forest
Contract type name	PDS Contract
Purpose of contract	General
Contract start date	01/07/2012
Contract end date	30/06/2022

17/18 Contracted general activity (UDA)	4,000
Carry forward general activity (UDA)	0
17/18 Contracted orthodontic activity (UOA)	0
Carry forward orthodontic activity (UOA)	0
Baseline contract value	£0.00

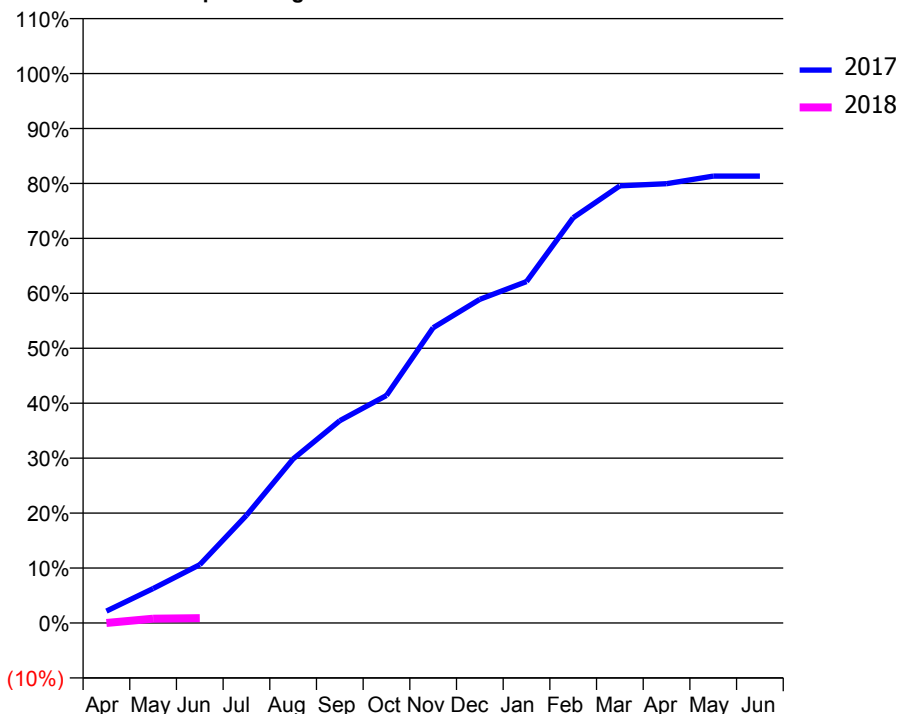
ACCESS*

Patients seen in 24 months	Total	Change since previous quarter
Quarter ending June 2016	1,582	
Quarter ending September 2016	1,723	↑
Quarter ending December 2016	1,758	↑
Quarter ending March 2017	1,718	↓
Quarter ending June 2017	1,457	↓
Variance since June 2016	(7.9%)	↓



ACTIVITY

Cumulative percentage of contracted UDA delivered 2017 & 2018



Month	Adjusted Scheduled Activity (UDA)	
	2017	2018
April	87	0
May	251	32
June	424	35
July	783	
August	1,195	
September	1,473	
October	1,656	
November	2,149	
December	2,356	
January	2,485	
February	2,950	
March	3,182	
April	3,198	
May	3,254	
June	3,254	

QUALITY

	Quantity	Base Number	Contract	AT	Region	England
% of FP17s for the same patient ID Re-attending within 3 months - Children	1	29	3.4%	10.4%	11.5%	12.0%
% of FP17s for the same patient ID Re-attending within 3 months - Adults	2	22	9.1%	16.0%	16.8%	16.0%
% of FP17s for the same patient ID Re-attending between 3 & 9 months - Children	4	29	13.8%	42.7%	47.3%	58.0%
% of FP17s for the same patient ID Re-attending between 3 & 9 months - Adults	5	22	22.7%	35.6%	38.3%	50.9%
% of FP17s for Band 1 Urgent Courses	0	14	0.0%	11.0%	10.7%	9.1%
% of FP17s Relating to Free Repair or Replacements	0	14	0.0%	0.5%	0.6%	0.8%
% of FP17s Relating to Continuations	0	14	0.0%	0.8%	0.8%	1.1%
% of Patients satisfied with the dentistry they have received	1	1	N/A	88.7%	89.8%	91.7%
% of Patients satisfied with the time they had to wait for an appointment	0	1	N/A	80.2%	83.6%	88.0%

* This is based on patients treated on this contract for their most recent course of treatment. Figures in italics indicate the base number of FP17s or Patient Questionnaire responses are less than 100. N/A is shown where the base number of responses is less than 10 during the period. % is calculated as Quantity/Base number*100

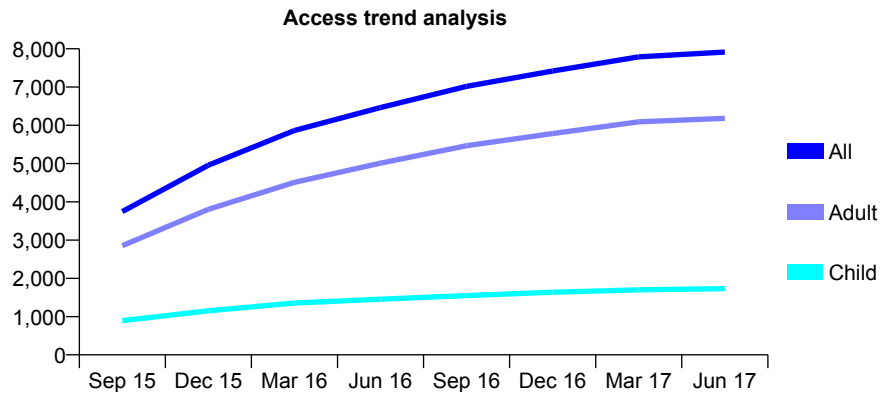
Q61 - Vital Signs At a Glance Contract Report for 182346/0001 - June 2017

Name or company name	Trinity Dental Surgery Ltd
Contract type name	GDS Contract
Purpose of contract	General
Contract start date	01/04/2015
Contract end date	

17/18 Contracted general activity (UDA)	19,476
Carry forward general activity (UDA)	0
17/18 Contracted orthodontic activity (UOA)	0
Carry forward orthodontic activity (UOA)	0
Baseline contract value	£521,986.70

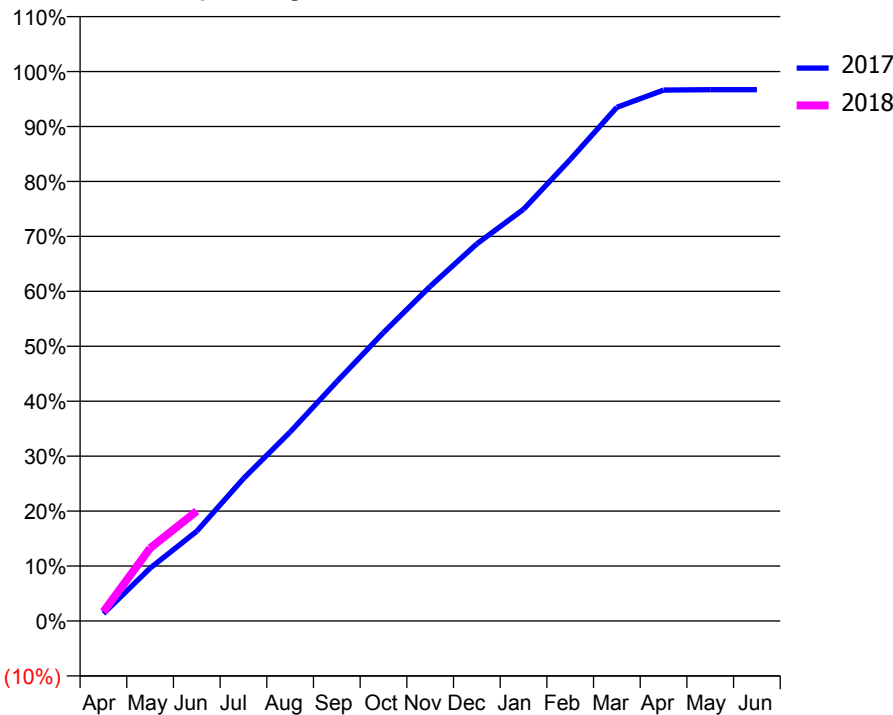
ACCESS*

Patients seen in 24 months	Total	Change since previous quarter
Quarter ending June 2016	6,465	
Quarter ending September 2016	7,017	↑
Quarter ending December 2016	7,419	↑
Quarter ending March 2017	7,790	↑
Quarter ending June 2017	7,915	→
Variance since June 2016	22.4%	↑



ACTIVITY

Cumulative percentage of contracted UDA delivered 2017 & 2018



Month	Adjusted Scheduled Activity (UDA)	
	2017	2018
April	263	327
May	1,876	2,584
June	3,183	3,897
July	5,052	
August	6,700	
September	8,488	
October	10,225	
November	11,860	
December	13,370	
January	14,594	
February	16,356	
March	18,207	
April	18,816	
May	18,832	
June	18,832	

QUALITY

	Quantity	Base Number	Contract	AT	Region	England
% of FP17s for the same patient ID Re-attending within 3 months - Children	42	531	7.9%	10.4%	11.5%	12.0%
% of FP17s for the same patient ID Re-attending within 3 months - Adults	294	1,762	16.7%	16.0%	16.8%	16.0%
% of FP17s for the same patient ID Re-attending between 3 & 9 months - Children	203	531	38.2%	42.7%	47.3%	58.0%
% of FP17s for the same patient ID Re-attending between 3 & 9 months - Adults	671	1,762	38.1%	35.6%	38.3%	50.9%
% of FP17s for Band 1 Urgent Courses	148	2,013	7.4%	11.0%	10.7%	9.1%
% of FP17s Relating to Free Repair or Replacements	21	2,013	1.0%	0.5%	0.6%	0.8%
% of FP17s Relating to Continuations	66	2,013	3.3%	0.8%	0.8%	1.1%
% of Patients satisfied with the dentistry they have received	7	10	70.0%	88.7%	89.8%	91.7%
% of Patients satisfied with the time they had to wait for an appointment	6	10	60.0%	80.2%	83.6%	88.0%

* This is based on patients treated on this contract for their most recent course of treatment. Figures in italics indicate the base number of FP17s or Patient Questionnaire responses are less than 100. N/A is shown where the base number of responses is less than 10 during the period. % is calculated as Quantity/Base number*100

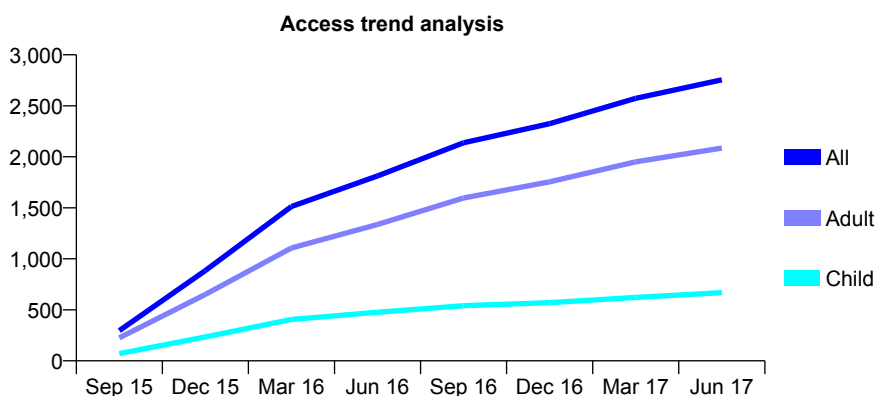
Q61 - Vital Signs At a Glance Contract Report for 183466/0001 - June 2017

Name or company name	Dharmesh Patel
Contract type name	GDS Contract
Purpose of contract	General
Contract start date	01/08/2015
Contract end date	

17/18 Contracted general activity (UDA)	8,498
Carry forward general activity (UDA)	0
17/18 Contracted orthodontic activity (UOA)	0
Carry forward orthodontic activity (UOA)	0
Baseline contract value	£249,295.13

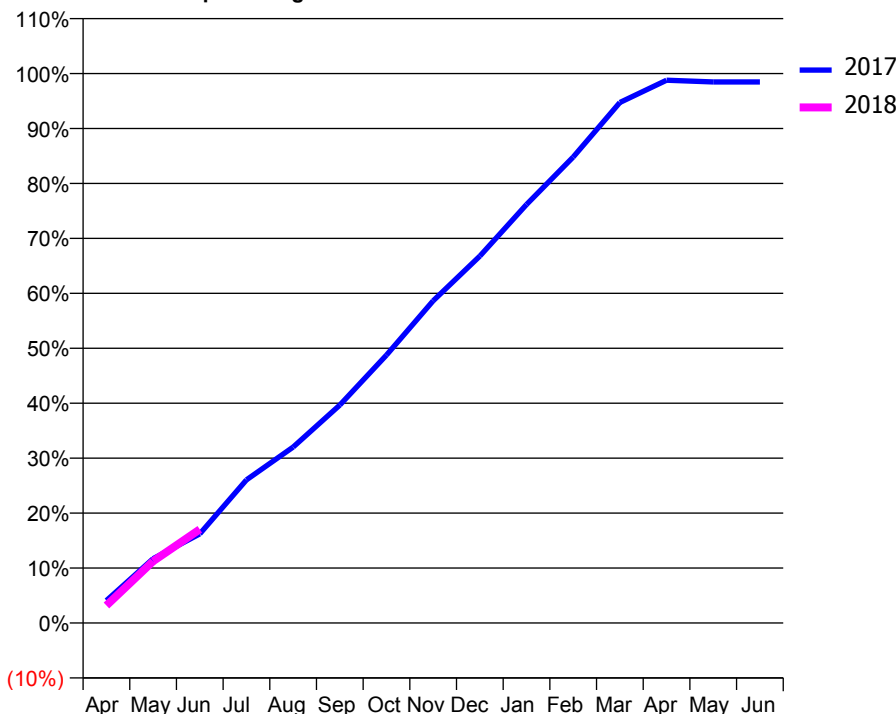
ACCESS*

Patients seen in 24 months	Total	Change since previous quarter
Quarter ending June 2016	1,813	
Quarter ending September 2016	2,138	↑
Quarter ending December 2016	2,325	↑
Quarter ending March 2017	2,573	↑
Quarter ending June 2017	2,755	↑
Variance since June 2016	52.0%	↑



ACTIVITY

Cumulative percentage of contracted UDA delivered 2017 & 2018



Adjusted Scheduled Activity (UDA)

Month	2017	2018
April	347	272
May	995	957
June	1,378	1,449
July	2,214	
August	2,720	
September	3,371	
October	4,144	
November	4,983	
December	5,674	
January	6,472	
February	7,207	
March	8,050	
April	8,393	
May	8,367	
June	8,367	

QUALITY

	Quantity	Base Number	Contract	AT	Region	England
% of FP17s for the same patient ID Re-attending within 3 months - Children	21	191	11.0%	10.4%	11.5%	12.0%
% of FP17s for the same patient ID Re-attending within 3 months - Adults	91	516	17.6%	16.0%	16.8%	16.0%
% of FP17s for the same patient ID Re-attending between 3 & 9 months - Children	69	191	36.1%	42.7%	47.3%	58.0%
% of FP17s for the same patient ID Re-attending between 3 & 9 months - Adults	156	516	30.2%	35.6%	38.3%	50.9%
% of FP17s for Band 1 Urgent Courses	62	621	10.0%	11.0%	10.7%	9.1%
% of FP17s Relating to Free Repair or Replacements	4	621	0.6%	0.5%	0.6%	0.8%
% of FP17s Relating to Continuations	3	621	0.5%	0.8%	0.8%	1.1%
% of Patients satisfied with the dentistry they have received	0	1	N/A	88.7%	89.8%	91.7%
% of Patients satisfied with the time they had to wait for an appointment	0	1	N/A	80.2%	83.6%	88.0%

* This is based on patients treated on this contract for their most recent course of treatment. Figures in italics indicate the base number of FP17s or Patient Questionnaire responses are less than 100. N/A is shown where the base number of responses is less than 10 during the period. % is calculated as Quantity/Base number*100

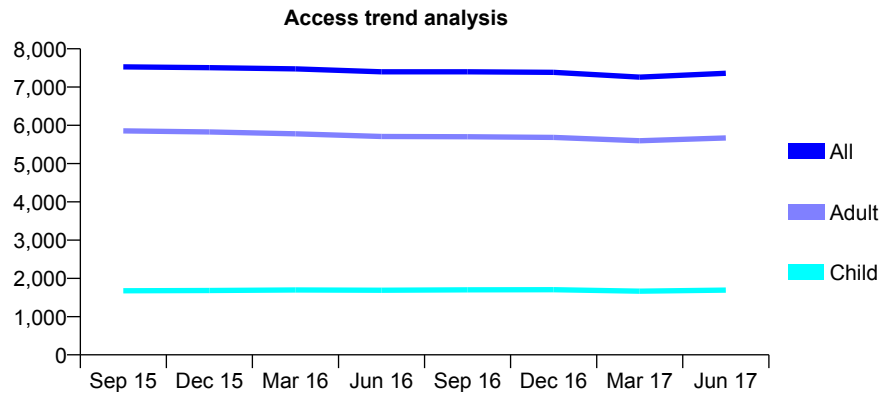
Q61 - Vital Signs At a Glance Contract Report for 185817/0001 - June 2017

Name or company name	DIPS Dental Surgery
Contract type name	GDS Contract
Purpose of contract	General
Contract start date	01/06/2006
Contract end date	

17/18 Contracted general activity (UDA)	24,000
Carry forward general activity (UDA)	0
17/18 Contracted orthodontic activity (UOA)	0
Carry forward orthodontic activity (UOA)	0
Baseline contract value	£665,041.45

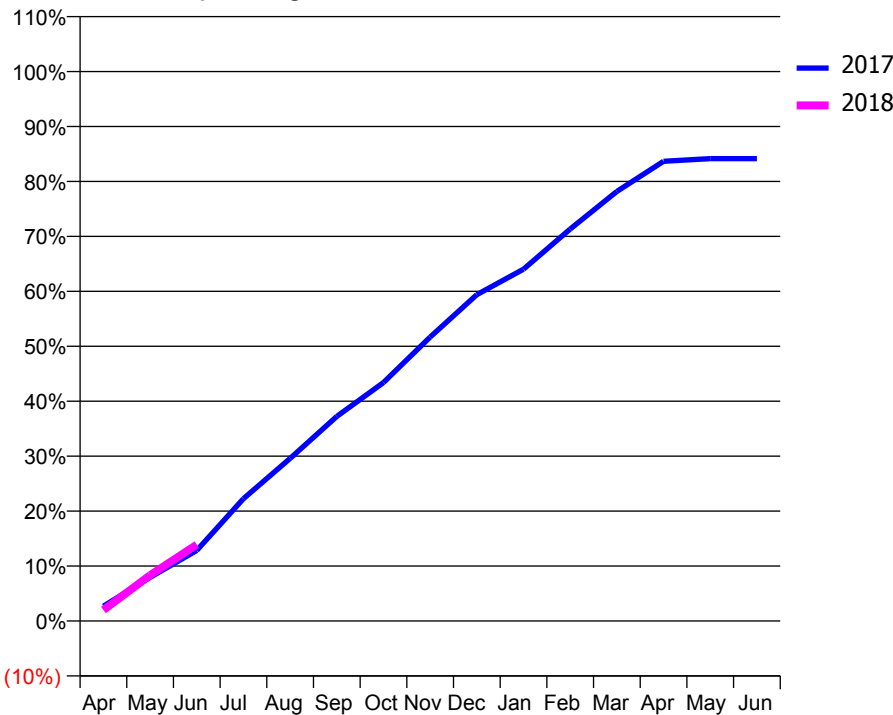
ACCESS*

Patients seen in 24 months	Total	Change since previous quarter
Quarter ending June 2016	7,398	
Quarter ending September 2016	7,400	→
Quarter ending December 2016	7,385	→
Quarter ending March 2017	7,261	↓
Quarter ending June 2017	7,360	→
Variance since June 2016	(0.5%)	→



ACTIVITY

Cumulative percentage of contracted UDA delivered 2017 & 2018



Month	Adjusted Scheduled Activity (UDA)	
	2017	2018
April	647	479
May	1,910	1,999
June	3,082	3,332
July	5,346	
August	7,101	
September	8,934	
October	10,417	
November	12,400	
December	14,253	
January	15,366	
February	17,121	
March	18,761	
April	20,076	
May	20,193	
June	20,194	

QUALITY

	Quantity	Base Number	Contract	AT	Region	England
% of FP17s for the same patient ID Re-attending within 3 months - Children	29	497	5.8%	10.4%	11.5%	12.0%
% of FP17s for the same patient ID Re-attending within 3 months - Adults	146	1,318	11.1%	16.0%	16.8%	16.0%
% of FP17s for the same patient ID Re-attending between 3 & 9 months - Children	208	497	41.9%	42.7%	47.3%	58.0%
% of FP17s for the same patient ID Re-attending between 3 & 9 months - Adults	433	1,318	32.9%	35.6%	38.3%	50.9%
% of FP17s for Band 1 Urgent Courses	66	1,196	5.5%	11.0%	10.7%	9.1%
% of FP17s Relating to Free Repair or Replacements	15	1,196	1.3%	0.5%	0.6%	0.8%
% of FP17s Relating to Continuations	4	1,196	0.3%	0.8%	0.8%	1.1%
% of Patients satisfied with the dentistry they have received	9	9	N/A	88.7%	89.8%	91.7%
% of Patients satisfied with the time they had to wait for an appointment	9	9	N/A	80.2%	83.6%	88.0%

* This is based on patients treated on this contract for their most recent course of treatment. Figures in italics indicate the base number of FP17s or Patient Questionnaire responses are less than 100. N/A is shown where the base number of responses is less than 10 during the period. % is calculated as Quantity/Base number*100

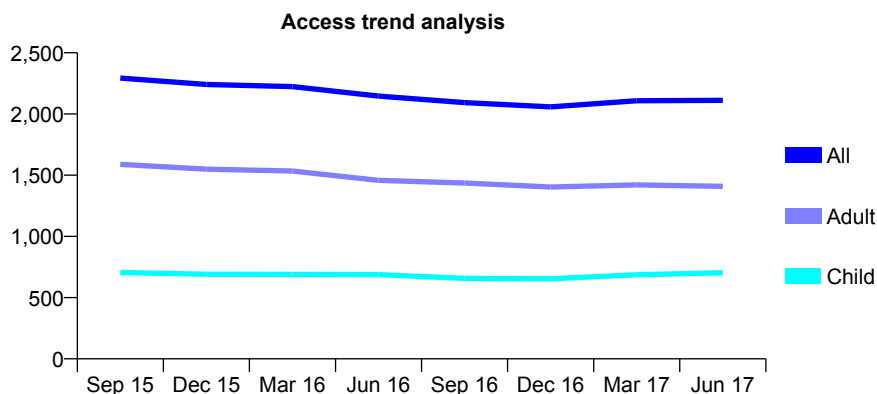
Q61 - Vital Signs At a Glance Contract Report for 187062/0001 - June 2017

Name or company name	I E Barmania and A Vawda
Contract type name	GDS Contract
Purpose of contract	General
Contract start date	26/01/2009
Contract end date	

17/18 Contracted general activity (UDA)	7,047
Carry forward general activity (UDA)	0
17/18 Contracted orthodontic activity (UOA)	0
Carry forward orthodontic activity (UOA)	0
Baseline contract value	£183,869.90

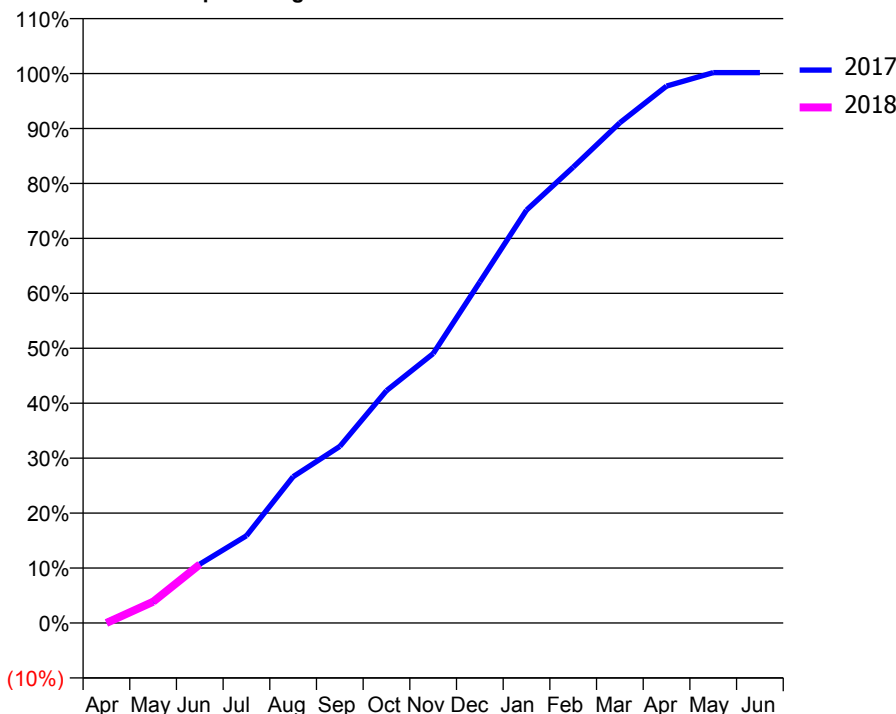
ACCESS*

Patients seen in 24 months	Total	Change since previous quarter
Quarter ending June 2016	2,146	
Quarter ending September 2016	2,093	↓
Quarter ending December 2016	2,058	↓
Quarter ending March 2017	2,108	↑
Quarter ending June 2017	2,112	→
Variance since June 2016	(1.6%)	↓



ACTIVITY

Cumulative percentage of contracted UDA delivered 2017 & 2018



Month	Adjusted Scheduled Activity (UDA)	
	2017	2018
April	13	0
May	268	273
June	755	752
July	1,118	
August	1,877	
September	2,266	
October	2,979	
November	3,456	
December	4,373	
January	5,296	
February	5,846	
March	6,415	
April	6,886	
May	7,058	
June	7,059	

QUALITY

	Quantity	Base Number	Contract	AT	Region	England
% of FP17s for the same patient ID Re-attending within 3 months - Children	0	182	0.0%	10.4%	11.5%	12.0%
% of FP17s for the same patient ID Re-attending within 3 months - Adults	25	308	8.1%	16.0%	16.8%	16.0%
% of FP17s for the same patient ID Re-attending between 3 & 9 months - Children	102	182	56.0%	42.7%	47.3%	58.0%
% of FP17s for the same patient ID Re-attending between 3 & 9 months - Adults	147	308	47.7%	35.6%	38.3%	50.9%
% of FP17s for Band 1 Urgent Courses	18	319	5.6%	11.0%	10.7%	9.1%
% of FP17s Relating to Free Repair or Replacements	0	319	0.0%	0.5%	0.6%	0.8%
% of FP17s Relating to Continuations	1	319	0.3%	0.8%	0.8%	1.1%
% of Patients satisfied with the dentistry they have received	4	4	N/A	88.7%	89.8%	91.7%
% of Patients satisfied with the time they had to wait for an appointment	4	4	N/A	80.2%	83.6%	88.0%

* This is based on patients treated on this contract for their most recent course of treatment. Figures in italics indicate the base number of FP17s or Patient Questionnaire responses are less than 100. N/A is shown where the base number of responses is less than 10 during the period. % is calculated as Quantity/Base number*100

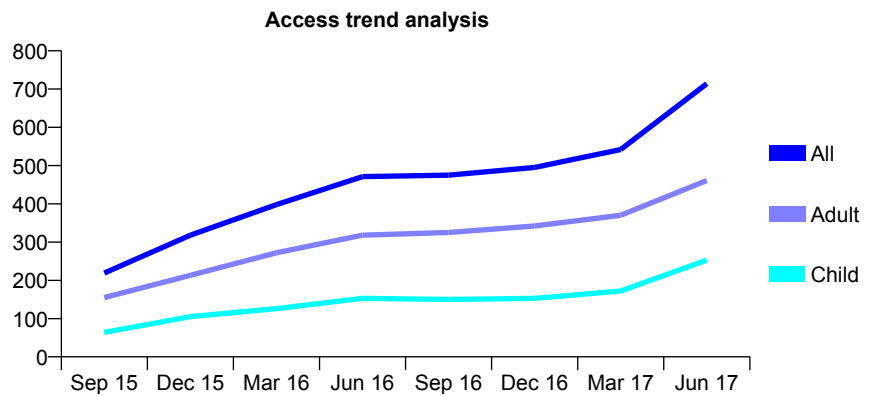
Q61 - Vital Signs At a Glance Contract Report for 188697/0001 - June 2017

Name or company name	F Mian Dental Surgery
Contract type name	GDS Contract
Purpose of contract	General
Contract start date	01/03/2015
Contract end date	

17/18 Contracted general activity (UDA)	2,177
Carry forward general activity (UDA)	0
17/18 Contracted orthodontic activity (UOA)	0
Carry forward orthodontic activity (UOA)	0
Baseline contract value	£61,646.55

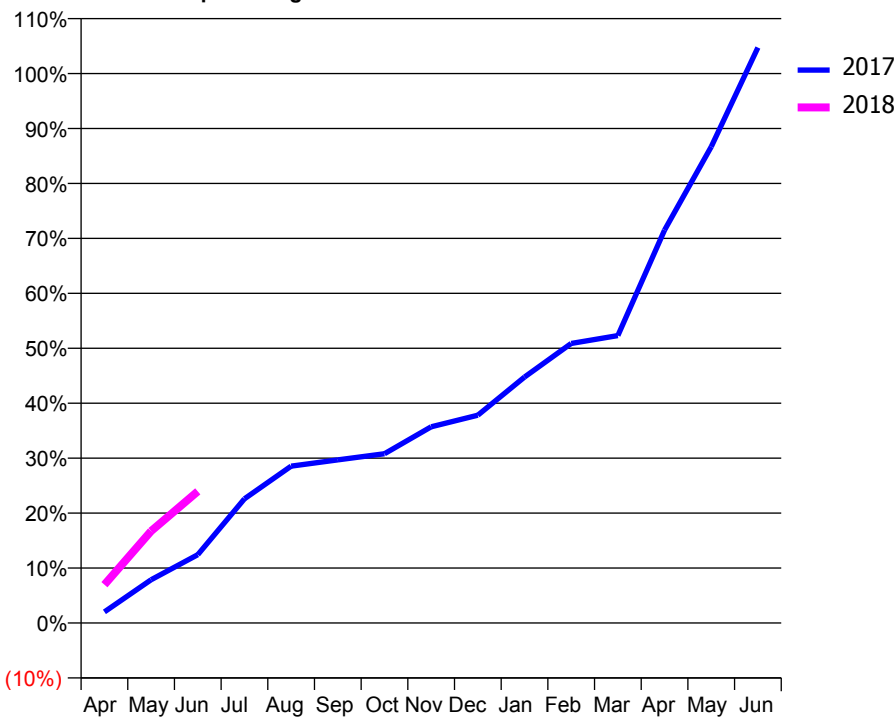
ACCESS*

Patients seen in 24 months	Total	Change since previous quarter
Quarter ending June 2016	471	
Quarter ending September 2016	475	→
Quarter ending December 2016	495	↑
Quarter ending March 2017	542	↑
Quarter ending June 2017	714	↑
Variance since June 2016	51.6%	↑



ACTIVITY

Cumulative percentage of contracted UDA delivered 2017 & 2018



Month	Adjusted Scheduled Activity (UDA)	
	2017	2018
April	44	152
May	171	364
June	271	522
July	492	
August	621	
September	647	
October	671	
November	778	
December	824	
January	975	
February	1,108	
March	1,139	
April	1,557	
May	1,887	
June	2,280	

QUALITY

	Quantity	Base Number	Contract	AT	Region	England
% of FP17s for the same patient ID Re-attending within 3 months - Children	6	164	3.7%	10.4%	11.5%	12.0%
% of FP17s for the same patient ID Re-attending within 3 months - Adults	5	235	2.1%	16.0%	16.8%	16.0%
% of FP17s for the same patient ID Re-attending between 3 & 9 months - Children	20	164	12.2%	42.7%	47.3%	58.0%
% of FP17s for the same patient ID Re-attending between 3 & 9 months - Adults	39	235	16.6%	35.6%	38.3%	50.9%
% of FP17s for Band 1 Urgent Courses	3	122	2.5%	11.0%	10.7%	9.1%
% of FP17s Relating to Free Repair or Replacements	0	122	0.0%	0.5%	0.6%	0.8%
% of FP17s Relating to Continuations	0	122	0.0%	0.8%	0.8%	1.1%
% of Patients satisfied with the dentistry they have received	0	0	N/A	88.7%	89.8%	91.7%
% of Patients satisfied with the time they had to wait for an appointment	0	0	N/A	80.2%	83.6%	88.0%

* This is based on patients treated on this contract for their most recent course of treatment. Figures in italics indicate the base number of FP17s or Patient Questionnaire responses are less than 100. N/A is shown where the base number of responses is less than 10 during the period. % is calculated as Quantity/Base number*100

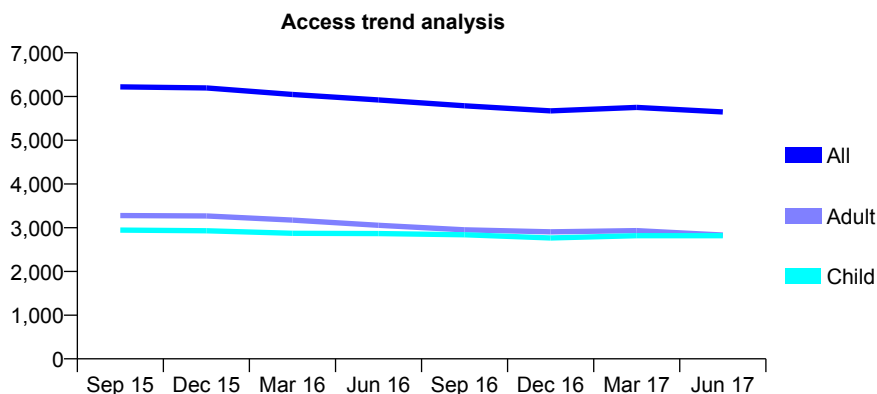
Q61 - Vital Signs At a Glance Contract Report for 188883/0001 - June 2017

Name or company name	The Angel Dental Practice Ltd
Contract type name	GDS Contract
Purpose of contract	General
Contract start date	01/04/2012
Contract end date	

17/18 Contracted general activity (UDA)	18,415
Carry forward general activity (UDA)	0
17/18 Contracted orthodontic activity (UOA)	0
Carry forward orthodontic activity (UOA)	0
Baseline contract value	£522,284.66

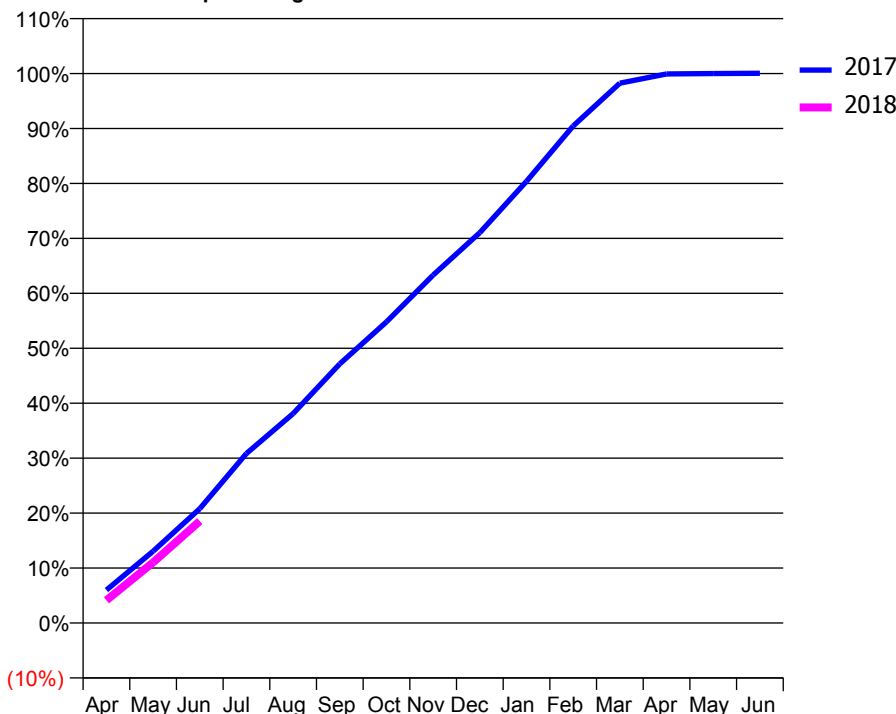
ACCESS*

Patients seen in 24 months	Total	Change since previous quarter
Quarter ending June 2016	5,922	
Quarter ending September 2016	5,788	↓
Quarter ending December 2016	5,671	↓
Quarter ending March 2017	5,750	→
Quarter ending June 2017	5,647	↓
Variance since June 2016	(4.6%)	↓



ACTIVITY

Cumulative percentage of contracted UDA delivered 2017 & 2018



Month	Adjusted Scheduled Activity (UDA)	
	2017	2018
April	1,107	763
May	2,409	2,033
June	3,830	3,415
July	5,684	
August	7,018	
September	8,683	
October	10,093	
November	11,660	
December	13,084	
January	14,803	
February	16,657	
March	18,090	
April	18,399	
May	18,415	
June	18,422	

QUALITY

	Quantity	Base Number	Contract	AT	Region	England
% of FP17s for the same patient ID Re-attending within 3 months - Children	73	802	9.1%	10.4%	11.5%	12.0%
% of FP17s for the same patient ID Re-attending within 3 months - Adults	154	672	22.9%	16.0%	16.8%	16.0%
% of FP17s for the same patient ID Re-attending between 3 & 9 months - Children	355	802	44.3%	42.7%	47.3%	58.0%
% of FP17s for the same patient ID Re-attending between 3 & 9 months - Adults	220	672	32.7%	35.6%	38.3%	50.9%
% of FP17s for Band 1 Urgent Courses	183	1,358	13.5%	11.0%	10.7%	9.1%
% of FP17s Relating to Free Repair or Replacements	3	1,358	0.2%	0.5%	0.6%	0.8%
% of FP17s Relating to Continuations	4	1,358	0.3%	0.8%	0.8%	1.1%
% of Patients satisfied with the dentistry they have received	3	3	N/A	88.7%	89.8%	91.7%
% of Patients satisfied with the time they had to wait for an appointment	2	3	N/A	80.2%	83.6%	88.0%

* This is based on patients treated on this contract for their most recent course of treatment. Figures in italics indicate the base number of FP17s or Patient Questionnaire responses are less than 100. N/A is shown where the base number of responses is less than 10 during the period. % is calculated as Quantity/Base number*100

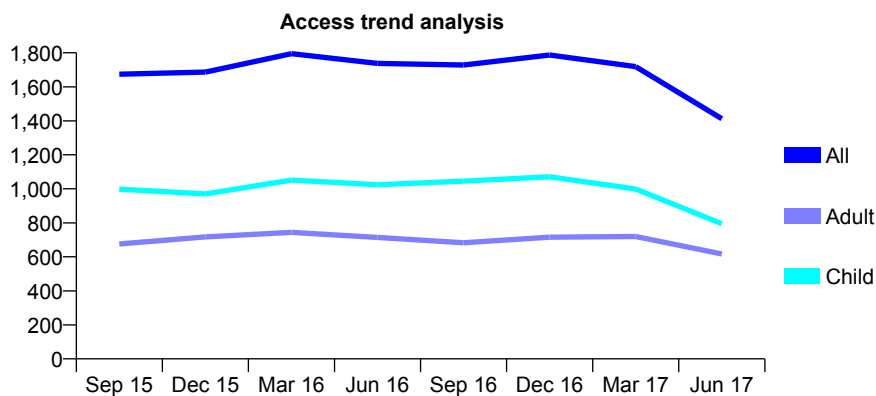
Q61 - Vital Signs At a Glance Contract Report for 189774/0001 - June 2017

Name or company name	NHS Redbridge
Contract type name	PDS Contract
Purpose of contract	General
Contract start date	01/07/2012
Contract end date	30/06/2022

17/18 Contracted general activity (UDA)	4,000
Carry forward general activity (UDA)	0
17/18 Contracted orthodontic activity (UOA)	0
Carry forward orthodontic activity (UOA)	0
Baseline contract value	£0.00

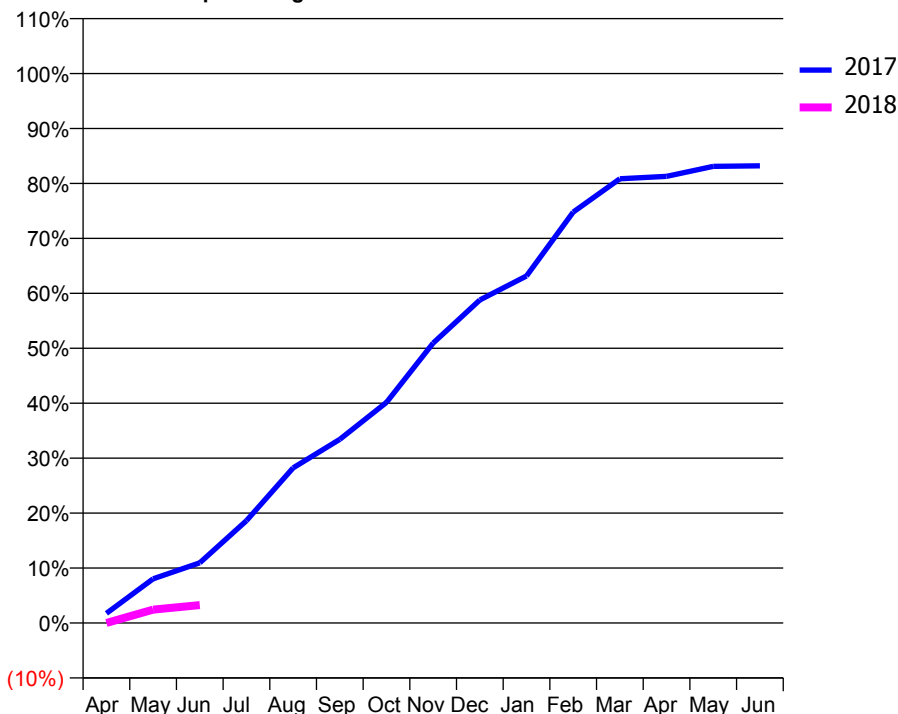
ACCESS*

Patients seen in 24 months	Total	Change since previous quarter
Quarter ending June 2016	1,738	
Quarter ending September 2016	1,728	→
Quarter ending December 2016	1,787	↑
Quarter ending March 2017	1,719	↓
Quarter ending June 2017	1,412	↓
Variance since June 2016	(18.8%)	↓



ACTIVITY

Cumulative percentage of contracted UDA delivered 2017 & 2018



Month	Adjusted Scheduled Activity (UDA)	
	2017	2018
April	70	0
May	322	97
June	439	130
July	745	
August	1,129	
September	1,337	
October	1,606	
November	2,038	
December	2,352	
January	2,526	
February	2,991	
March	3,233	
April	3,251	
May	3,324	
June	3,328	

QUALITY

	Quantity	Base Number	Contract	AT	Region	England
% of FP17s for the same patient ID Re-attending within 3 months - Children	2	51	3.9%	10.4%	11.5%	12.0%
% of FP17s for the same patient ID Re-attending within 3 months - Adults	1	45	2.2%	16.0%	16.8%	16.0%
% of FP17s for the same patient ID Re-attending between 3 & 9 months - Children	8	51	15.7%	42.7%	47.3%	58.0%
% of FP17s for the same patient ID Re-attending between 3 & 9 months - Adults	12	45	26.7%	35.6%	38.3%	50.9%
% of FP17s for Band 1 Urgent Courses	2	38	5.3%	11.0%	10.7%	9.1%
% of FP17s Relating to Free Repair or Replacements	0	38	0.0%	0.5%	0.6%	0.8%
% of FP17s Relating to Continuations	0	38	0.0%	0.8%	0.8%	1.1%
% of Patients satisfied with the dentistry they have received	1	1	N/A	88.7%	89.8%	91.7%
% of Patients satisfied with the time they had to wait for an appointment	0	1	N/A	80.2%	83.6%	88.0%

* This is based on patients treated on this contract for their most recent course of treatment. Figures in italics indicate the base number of FP17s or Patient Questionnaire responses are less than 100. N/A is shown where the base number of responses is less than 10 during the period. % is calculated as Quantity/Base number*100

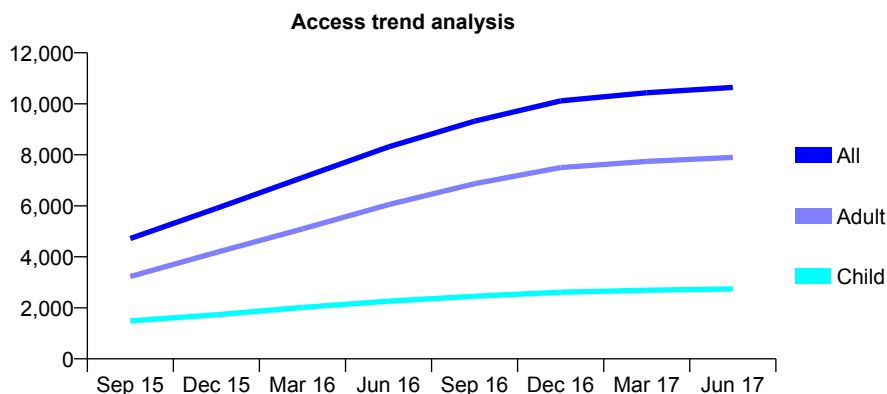
Q61 - Vital Signs At a Glance Contract Report for 190799/0001 - June 2017

Name or company name	P J Dental Surgery
Contract type name	GDS Contract
Purpose of contract	General and Orthodontic
Contract start date	01/02/2015
Contract end date	

17/18 Contracted general activity (UDA)	29,693
Carry forward general activity (UDA)	0
17/18 Contracted orthodontic activity (UOA)	1,614
Carry forward orthodontic activity (UOA)	0
Baseline contract value	£1,021,883.16

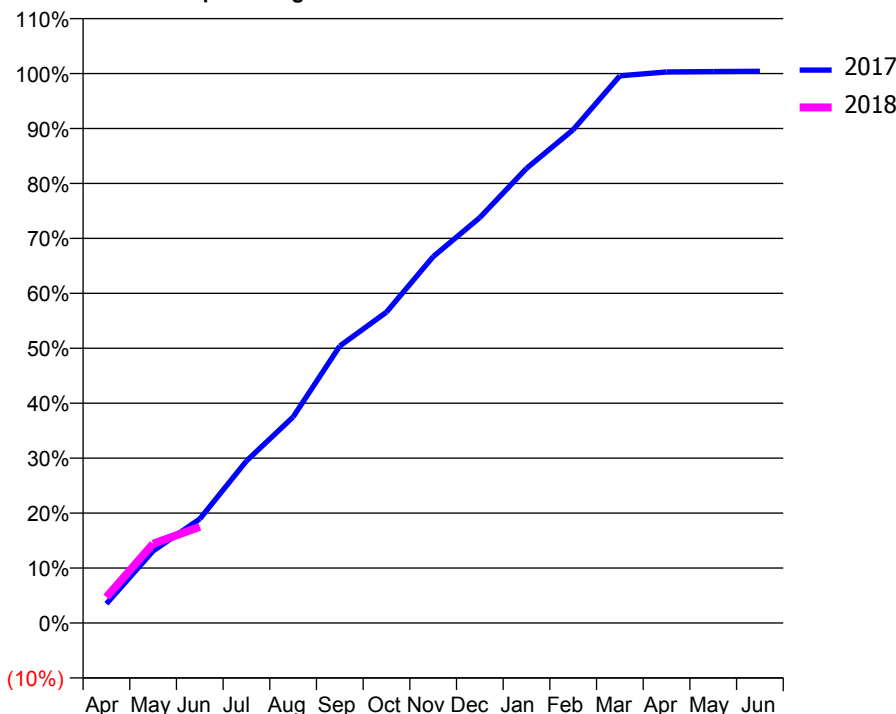
ACCESS*

Patients seen in 24 months	Total	Change since previous quarter
Quarter ending June 2016	8,309	
Quarter ending September 2016	9,320	↑
Quarter ending December 2016	10,114	↑
Quarter ending March 2017	10,432	↑
Quarter ending June 2017	10,644	↑
Variance since June 2016	28.1%	↑



ACTIVITY

Cumulative percentage of contracted UDA delivered 2017 & 2018



Adjusted Scheduled Activity (UDA)

Month	2017	2018
April	1,043	1,401
May	3,896	4,280
June	5,621	5,201
July	8,760	
August	11,136	
September	14,972	
October	16,803	
November	19,798	
December	21,908	
January	24,568	
February	26,660	
March	29,567	
April	29,777	
May	29,798	
June	29,810	

QUALITY

	Quantity	Base Number	Contract	AT	Region	England
% of FP17s for the same patient ID Re-attending within 3 months - Children	33	564	5.9%	10.4%	11.5%	12.0%
% of FP17s for the same patient ID Re-attending within 3 months - Adults	120	1,245	9.6%	16.0%	16.8%	16.0%
% of FP17s for the same patient ID Re-attending between 3 & 9 months - Children	208	564	36.9%	42.7%	47.3%	58.0%
% of FP17s for the same patient ID Re-attending between 3 & 9 months - Adults	317	1,245	25.5%	35.6%	38.3%	50.9%
% of FP17s for Band 1 Urgent Courses	141	1,656	8.5%	11.0%	10.7%	9.1%
% of FP17s Relating to Free Repair or Replacements	2	1,656	0.1%	0.5%	0.6%	0.8%
% of FP17s Relating to Continuations	20	1,656	1.2%	0.8%	0.8%	1.1%
% of Patients satisfied with the dentistry they have received	6	7	N/A	88.7%	89.8%	91.7%
% of Patients satisfied with the time they had to wait for an appointment	7	7	N/A	80.2%	83.6%	88.0%

* This is based on patients treated on this contract for their most recent course of treatment. Figures in italics indicate the base number of FP17s or Patient Questionnaire responses are less than 100. N/A is shown where the base number of responses is less than 10 during the period. % is calculated as Quantity/Base number*100

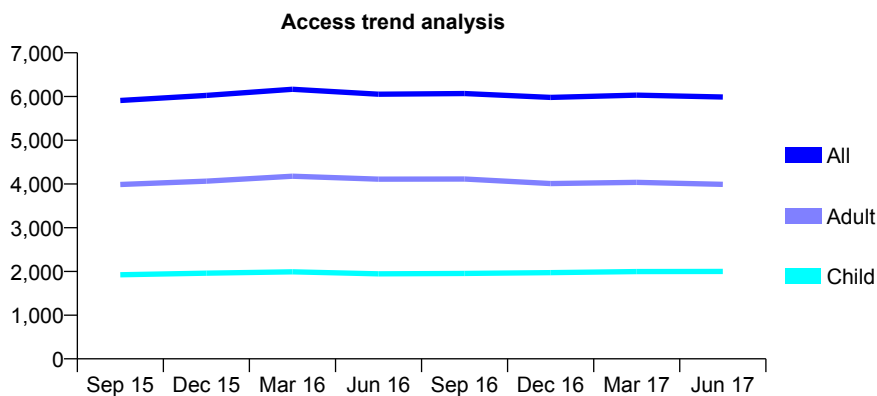
Q61 - Vital Signs At a Glance Contract Report for 190993/0001 - June 2017

Name or company name	MR JP SHAH and MS M SHAH
Contract type name	GDS Contract
Purpose of contract	General
Contract start date	01/07/2013
Contract end date	

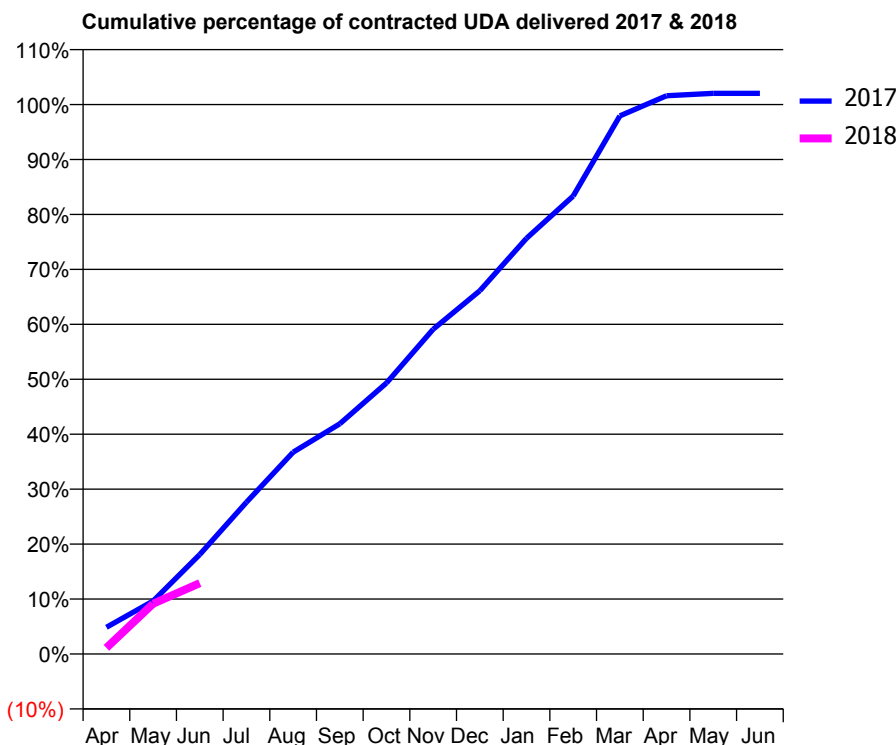
17/18 Contracted general activity (UDA)	20,236
Carry forward general activity (UDA)	0
17/18 Contracted orthodontic activity (UOA)	0
Carry forward orthodontic activity (UOA)	0
Baseline contract value	£596,831.66

ACCESS*

Patients seen in 24 months	Total	Change since previous quarter
Quarter ending June 2016	6,054	
Quarter ending September 2016	6,068	→
Quarter ending December 2016	5,981	↓
Quarter ending March 2017	6,033	→
Quarter ending June 2017	5,990	→
Variance since June 2016	(1.1%)	↓



ACTIVITY



Month	Adjusted Scheduled Activity (UDA)	
	2017	2018
April	984	226
May	1,953	1,853
June	3,668	2,612
July	5,588	
August	7,433	
September	8,480	
October	9,983	
November	11,958	
December	13,379	
January	15,309	
February	16,864	
March	19,818	
April	20,561	
May	20,646	
June	20,647	

QUALITY

	Quantity	Base Number	Contract	AT	Region	England
% of FP17s for the same patient ID Re-attending within 3 months - Children	23	403	5.7%	10.4%	11.5%	12.0%
% of FP17s for the same patient ID Re-attending within 3 months - Adults	130	831	15.6%	16.0%	16.8%	16.0%
% of FP17s for the same patient ID Re-attending between 3 & 9 months - Children	179	403	44.4%	42.7%	47.3%	58.0%
% of FP17s for the same patient ID Re-attending between 3 & 9 months - Adults	379	831	45.6%	35.6%	38.3%	50.9%
% of FP17s for Band 1 Urgent Courses	99	940	10.5%	11.0%	10.7%	9.1%
% of FP17s Relating to Free Repair or Replacements	4	940	0.4%	0.5%	0.6%	0.8%
% of FP17s Relating to Continuations	3	940	0.3%	0.8%	0.8%	1.1%
% of Patients satisfied with the dentistry they have received	8	8	N/A	88.7%	89.8%	91.7%
% of Patients satisfied with the time they had to wait for an appointment	7	8	N/A	80.2%	83.6%	88.0%

* This is based on patients treated on this contract for their most recent course of treatment. Figures in italics indicate the base number of FP17s or Patient Questionnaire responses are less than 100. N/A is shown where the base number of responses is less than 10 during the period. % is calculated as Quantity/Base number*100

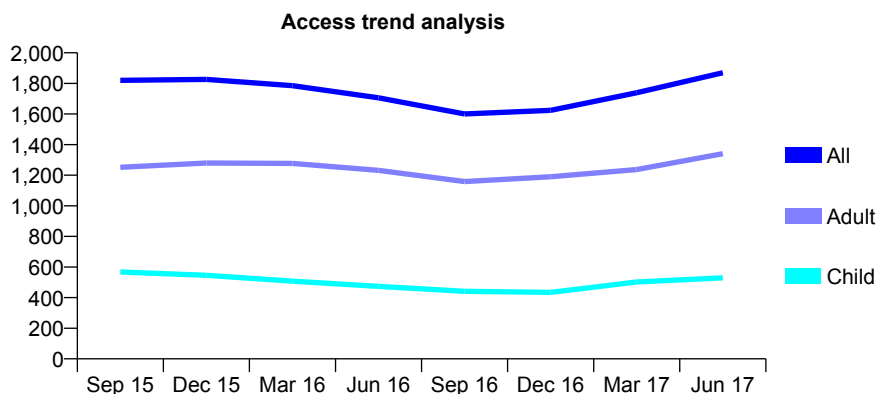
Q61 - Vital Signs At a Glance Contract Report for 191019/0001 - June 2017

Name or company name	Dental Care
Contract type name	GDS Contract
Purpose of contract	General
Contract start date	01/03/2012
Contract end date	

17/18 Contracted general activity (UDA)	5,037
Carry forward general activity (UDA)	0
17/18 Contracted orthodontic activity (UOA)	0
Carry forward orthodontic activity (UOA)	0
Baseline contract value	£191,891.97

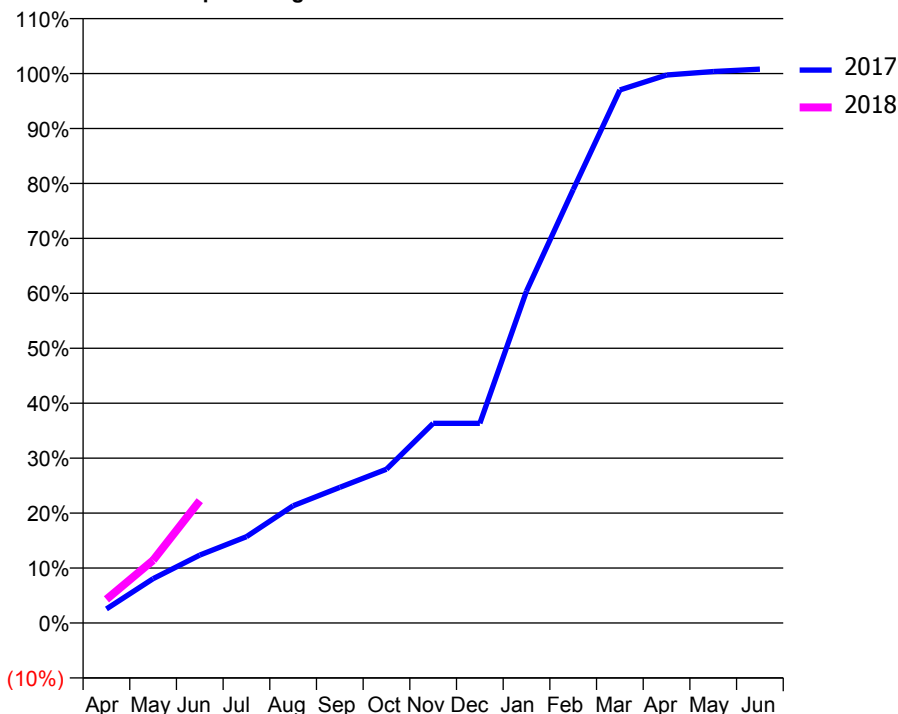
ACCESS*

Patients seen in 24 months	Total	Change since previous quarter
Quarter ending June 2016	1,706	
Quarter ending September 2016	1,600	↓
Quarter ending December 2016	1,624	→
Quarter ending March 2017	1,739	↑
Quarter ending June 2017	1,870	↑
Variance since June 2016	9.6%	↑



ACTIVITY

Cumulative percentage of contracted UDA delivered 2017 & 2018



Adjusted Scheduled Activity (UDA)

Month	2017	2018
April	129	216
May	407	575
June	622	1,121
July	792	
August	1,075	
September	1,244	
October	1,410	
November	1,830	
December	1,830	
January	3,042	
February	3,973	
March	4,887	
April	5,023	
May	5,055	
June	5,077	

QUALITY

	Quantity	Base Number	Contract	AT	Region	England
% of FP17s for the same patient ID Re-attending within 3 months - Children	8	129	6.2%	10.4%	11.5%	12.0%
% of FP17s for the same patient ID Re-attending within 3 months - Adults	33	323	10.2%	16.0%	16.8%	16.0%
% of FP17s for the same patient ID Re-attending between 3 & 9 months - Children	43	129	33.3%	42.7%	47.3%	58.0%
% of FP17s for the same patient ID Re-attending between 3 & 9 months - Adults	64	323	19.8%	35.6%	38.3%	50.9%
% of FP17s for Band 1 Urgent Courses	26	385	6.8%	11.0%	10.7%	9.1%
% of FP17s Relating to Free Repair or Replacements	0	385	0.0%	0.5%	0.6%	0.8%
% of FP17s Relating to Continuations	1	385	0.3%	0.8%	0.8%	1.1%
% of Patients satisfied with the dentistry they have received	1	1	N/A	88.7%	89.8%	91.7%
% of Patients satisfied with the time they had to wait for an appointment	1	1	N/A	80.2%	83.6%	88.0%

* This is based on patients treated on this contract for their most recent course of treatment. Figures in italics indicate the base number of FP17s or Patient Questionnaire responses are less than 100. N/A is shown where the base number of responses is less than 10 during the period. % is calculated as Quantity/Base number*100

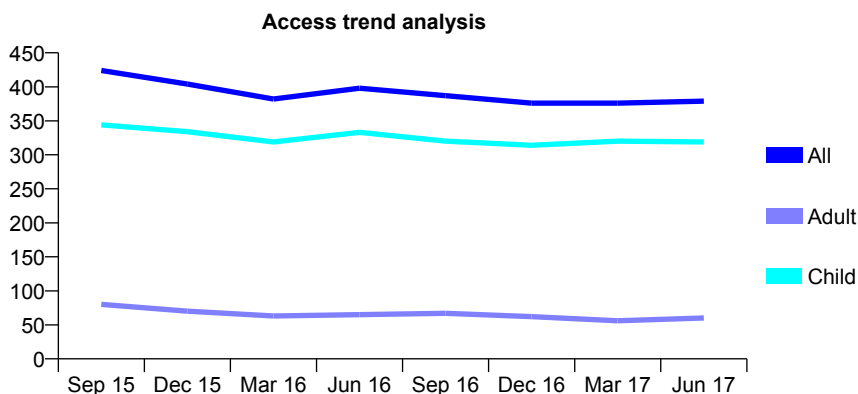
Q61 - Vital Signs At a Glance Contract Report for 192570/0001 - June 2017

Name or company name	Hampden Clinics Limited
Contract type name	PDS Contract
Purpose of contract	General
Contract start date	01/01/2011
Contract end date	30/11/2017

17/18 Contracted general activity (UDA)	1,173
Carry forward general activity (UDA)	0
17/18 Contracted orthodontic activity (UOA)	0
Carry forward orthodontic activity (UOA)	0
Baseline contract value	£29,667.39

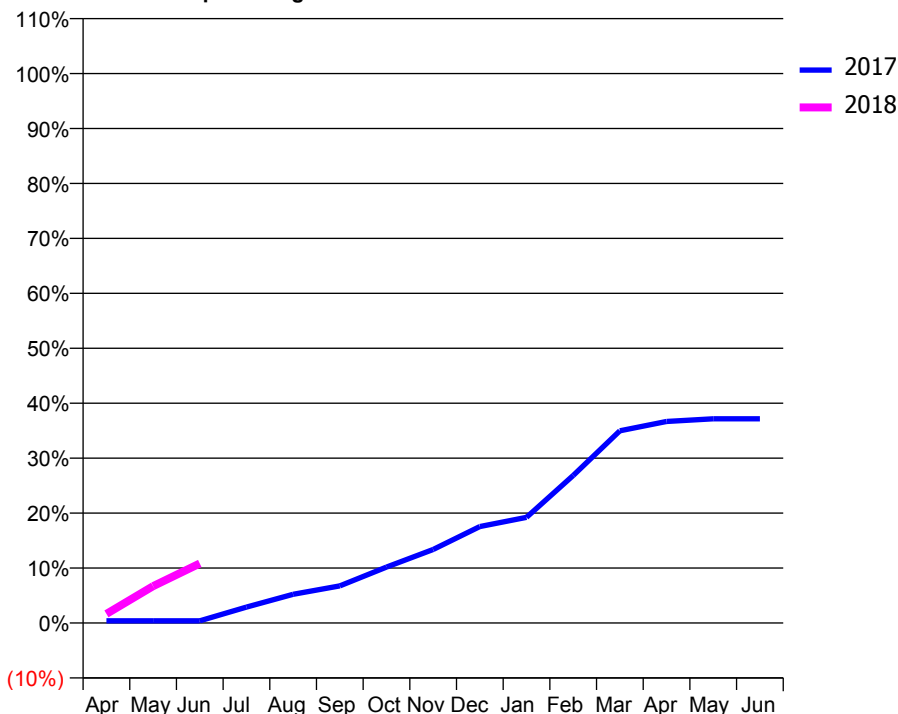
ACCESS*

Patients seen in 24 months	Total	Change since previous quarter
Quarter ending June 2016	398	
Quarter ending September 2016	387	↓
Quarter ending December 2016	376	↓
Quarter ending March 2017	376	→
Quarter ending June 2017	379	→
Variance since June 2016	(4.8%)	↓



ACTIVITY

Cumulative percentage of contracted UDA delivered 2017 & 2018



Adjusted Scheduled Activity (UDA)

Month	2017	2018
April	7	19
May	7	79
June	7	127
July	51	
August	92	
September	119	
October	179	
November	235	
December	309	
January	338	
February	472	
March	615	
April	645	
May	654	
June	654	

QUALITY

	Quantity	Base Number	Contract	AT	Region	England
% of FP17s for the same patient ID Re-attending within 3 months - Children	11	82	13.4%	10.4%	11.5%	12.0%
% of FP17s for the same patient ID Re-attending within 3 months - Adults	0	7	0.0%	16.0%	16.8%	16.0%
% of FP17s for the same patient ID Re-attending between 3 & 9 months - Children	32	82	39.0%	42.7%	47.3%	58.0%
% of FP17s for the same patient ID Re-attending between 3 & 9 months - Adults	1	7	14.3%	35.6%	38.3%	50.9%
% of FP17s for Band 1 Urgent Courses	5	70	7.1%	11.0%	10.7%	9.1%
% of FP17s Relating to Free Repair or Replacements	0	70	0.0%	0.5%	0.6%	0.8%
% of FP17s Relating to Continuations	0	70	0.0%	0.8%	0.8%	1.1%
% of Patients satisfied with the dentistry they have received	0	0	N/A	88.7%	89.8%	91.7%
% of Patients satisfied with the time they had to wait for an appointment	0	0	N/A	80.2%	83.6%	88.0%

* This is based on patients treated on this contract for their most recent course of treatment. Figures in italics indicate the base number of FP17s or Patient Questionnaire responses are less than 100. N/A is shown where the base number of responses is less than 10 during the period. % is calculated as Quantity/Base number*100

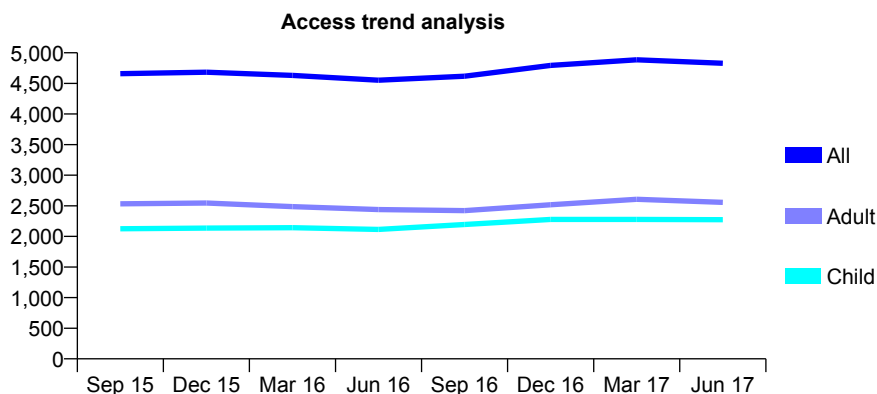
Q61 - Vital Signs At a Glance Contract Report for 192651/0001 - June 2017

Name or company name	Goodmayes Dental Practice Ltd
Contract type name	GDS Contract
Purpose of contract	General
Contract start date	01/09/2010
Contract end date	

17/18 Contracted general activity (UDA)	13,676
Carry forward general activity (UDA)	0
17/18 Contracted orthodontic activity (UOA)	0
Carry forward orthodontic activity (UOA)	0
Baseline contract value	£431,540.80

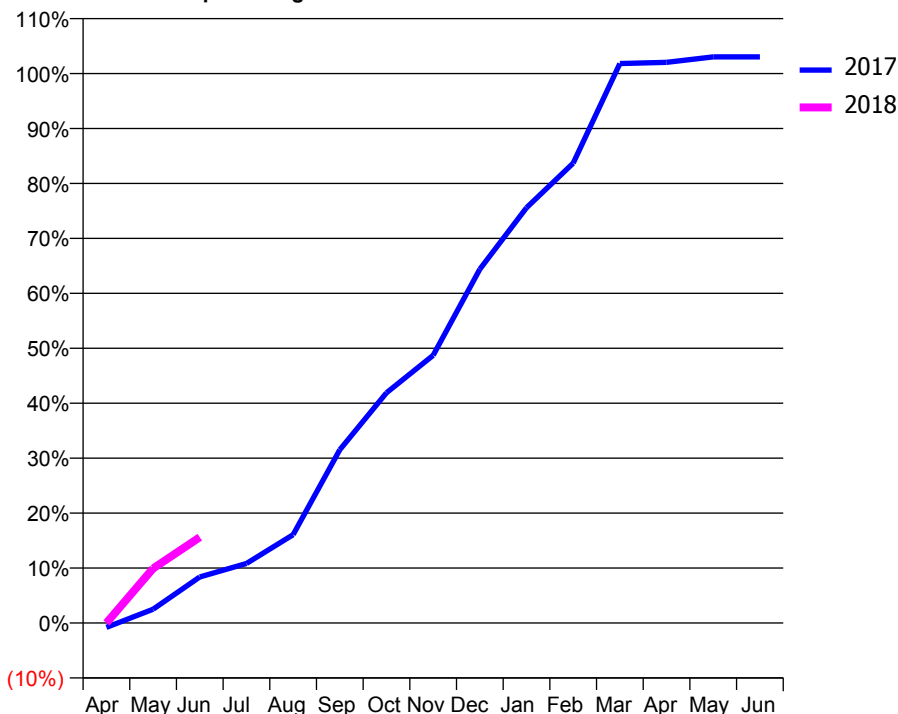
ACCESS*

Patients seen in 24 months	Total	Change since previous quarter
Quarter ending June 2016	4,553	
Quarter ending September 2016	4,618	→
Quarter ending December 2016	4,795	↑
Quarter ending March 2017	4,885	→
Quarter ending June 2017	4,830	↓
Variance since June 2016	6.1%	↑



ACTIVITY

Cumulative percentage of contracted UDA delivered 2017 & 2018



Month	Adjusted Scheduled Activity (UDA)	
	2017	2018
April	-112	0
May	343	1,360
June	1,147	2,136
July	1,481	
August	2,200	
September	4,313	
October	5,729	
November	6,663	
December	8,805	
January	10,337	
February	11,444	
March	13,922	
April	13,954	
May	14,090	
June	14,090	

QUALITY

	Quantity	Base Number	Contract	AT	Region	England
% of FP17s for the same patient ID Re-attending within 3 months - Children	51	602	8.5%	10.4%	11.5%	12.0%
% of FP17s for the same patient ID Re-attending within 3 months - Adults	74	462	16.0%	16.0%	16.8%	16.0%
% of FP17s for the same patient ID Re-attending between 3 & 9 months - Children	296	602	49.2%	42.7%	47.3%	58.0%
% of FP17s for the same patient ID Re-attending between 3 & 9 months - Adults	201	462	43.5%	35.6%	38.3%	50.9%
% of FP17s for Band 1 Urgent Courses	55	1,025	5.4%	11.0%	10.7%	9.1%
% of FP17s Relating to Free Repair or Replacements	4	1,025	0.4%	0.5%	0.6%	0.8%
% of FP17s Relating to Continuations	4	1,025	0.4%	0.8%	0.8%	1.1%
% of Patients satisfied with the dentistry they have received	1	1	N/A	88.7%	89.8%	91.7%
% of Patients satisfied with the time they had to wait for an appointment	1	1	N/A	80.2%	83.6%	88.0%

* This is based on patients treated on this contract for their most recent course of treatment. Figures in italics indicate the base number of FP17s or Patient Questionnaire responses are less than 100. N/A is shown where the base number of responses is less than 10 during the period. % is calculated as Quantity/Base number*100

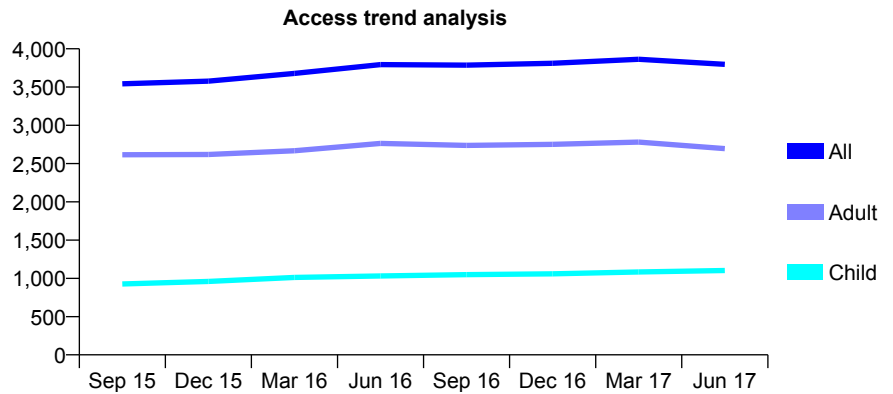
Q61 - Vital Signs At a Glance Contract Report for 193127/0001 - June 2017

Name or company name	RUSHDENT LIMITED
Contract type name	GDS Contract
Purpose of contract	General
Contract start date	01/04/2011
Contract end date	

17/18 Contracted general activity (UDA)	9,924
Carry forward general activity (UDA)	0
17/18 Contracted orthodontic activity (UOA)	0
Carry forward orthodontic activity (UOA)	0
Baseline contract value	£264,251.39

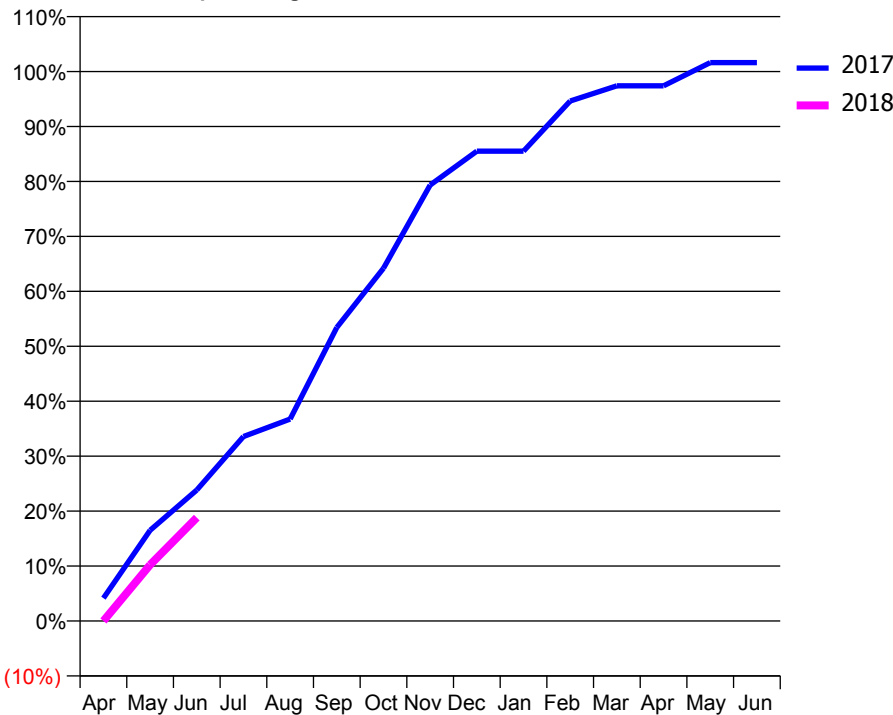
ACCESS*

Patients seen in 24 months	Total	Change since previous quarter
Quarter ending June 2016	3,794	
Quarter ending September 2016	3,786	→
Quarter ending December 2016	3,811	→
Quarter ending March 2017	3,864	→
Quarter ending June 2017	3,797	↓
Variance since June 2016	0.1%	→



ACTIVITY

Cumulative percentage of contracted UDA delivered 2017 & 2018



Month	Adjusted Scheduled Activity (UDA)	
	2017	2018
April	413	0
May	1,638	1,014
June	2,365	1,867
July	3,332	
August	3,648	
September	5,302	
October	6,372	
November	7,873	
December	8,485	
January	8,485	
February	9,390	
March	9,665	
April	9,665	
May	10,084	
June	10,084	

QUALITY

	Quantity	Base Number	Contract	AT	Region	England
% of FP17s for the same patient ID Re-attending within 3 months - Children	10	356	2.8%	10.4%	11.5%	12.0%
% of FP17s for the same patient ID Re-attending within 3 months - Adults	14	640	2.2%	16.0%	16.8%	16.0%
% of FP17s for the same patient ID Re-attending between 3 & 9 months - Children	197	356	55.3%	42.7%	47.3%	58.0%
% of FP17s for the same patient ID Re-attending between 3 & 9 months - Adults	364	640	56.9%	35.6%	38.3%	50.9%
% of FP17s for Band 1 Urgent Courses	0	794	0.0%	11.0%	10.7%	9.1%
% of FP17s Relating to Free Repair or Replacements	0	794	0.0%	0.5%	0.6%	0.8%
% of FP17s Relating to Continuations	0	794	0.0%	0.8%	0.8%	1.1%
% of Patients satisfied with the dentistry they have received	1	1	N/A	88.7%	89.8%	91.7%
% of Patients satisfied with the time they had to wait for an appointment	1	1	N/A	80.2%	83.6%	88.0%

* This is based on patients treated on this contract for their most recent course of treatment. Figures in italics indicate the base number of FP17s or Patient Questionnaire responses are less than 100. N/A is shown where the base number of responses is less than 10 during the period. % is calculated as Quantity/Base number*100

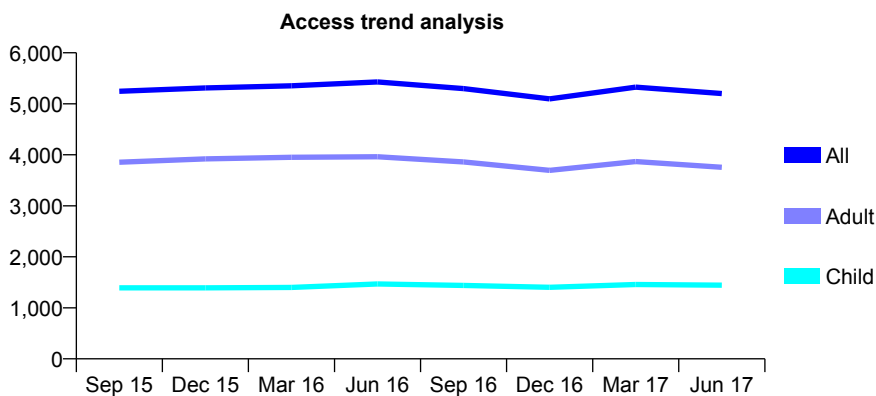
Q61 - Vital Signs At a Glance Contract Report for 193798/0001 - June 2017

Name or company name	Dr S S Dhami & Dr J S Gill
Contract type name	GDS Contract
Purpose of contract	General
Contract start date	21/09/2011
Contract end date	

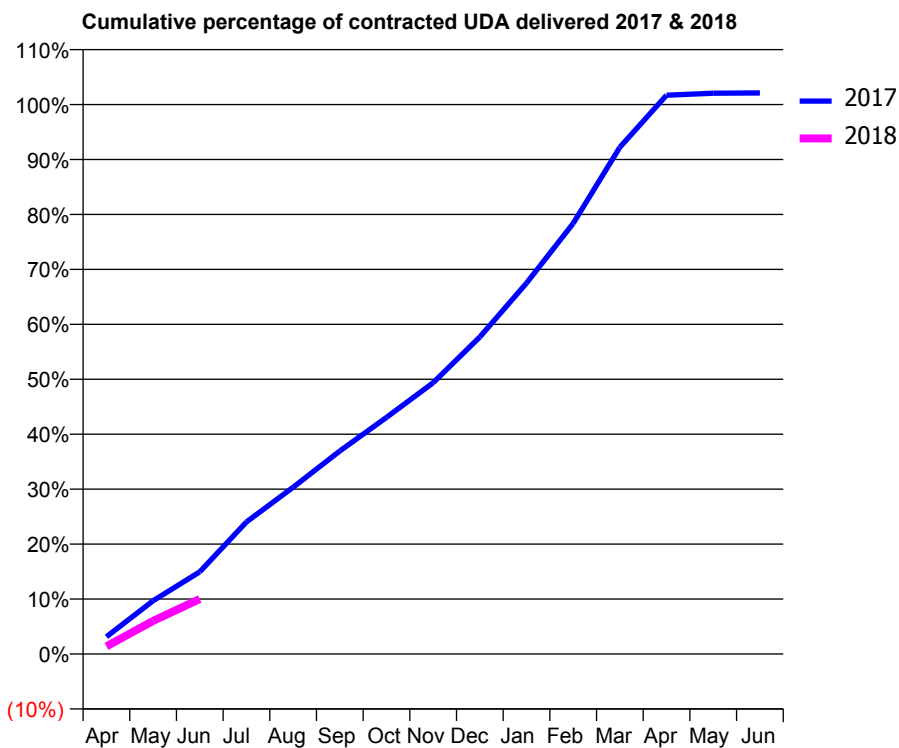
17/18 Contracted general activity (UDA)	15,151
Carry forward general activity (UDA)	0
17/18 Contracted orthodontic activity (UOA)	0
Carry forward orthodontic activity (UOA)	0
Baseline contract value	£377,836.51

ACCESS*

Patients seen in 24 months	Total	Change since previous quarter
Quarter ending June 2016	5,429	
Quarter ending September 2016	5,298	↓
Quarter ending December 2016	5,098	↓
Quarter ending March 2017	5,326	↑
Quarter ending June 2017	5,200	↓
Variance since June 2016	(4.2%)	↓



ACTIVITY



Month	Adjusted Scheduled Activity (UDA)	
	2017	2018
April	476	212
May	1,469	915
June	2,265	1,516
July	3,640	
August	4,597	
September	5,599	
October	6,525	
November	7,481	
December	8,743	
January	10,225	
February	11,874	
March	13,973	
April	15,407	
May	15,463	
June	15,468	

QUALITY

	Quantity	Base Number	Contract	AT	Region	England
% of FP17s for the same patient ID Re-attending within 3 months - Children	17	343	5.0%	10.4%	11.5%	12.0%
% of FP17s for the same patient ID Re-attending within 3 months - Adults	112	737	15.2%	16.0%	16.8%	16.0%
% of FP17s for the same patient ID Re-attending between 3 & 9 months - Children	92	343	26.8%	42.7%	47.3%	58.0%
% of FP17s for the same patient ID Re-attending between 3 & 9 months - Adults	165	737	22.4%	35.6%	38.3%	50.9%
% of FP17s for Band 1 Urgent Courses	131	709	18.5%	11.0%	10.7%	9.1%
% of FP17s Relating to Free Repair or Replacements	7	709	1.0%	0.5%	0.6%	0.8%
% of FP17s Relating to Continuations	0	709	0.0%	0.8%	0.8%	1.1%
% of Patients satisfied with the dentistry they have received	4	4	N/A	88.7%	89.8%	91.7%
% of Patients satisfied with the time they had to wait for an appointment	2	4	N/A	80.2%	83.6%	88.0%

* This is based on patients treated on this contract for their most recent course of treatment. Figures in italics indicate the base number of FP17s or Patient Questionnaire responses are less than 100. N/A is shown where the base number of responses is less than 10 during the period. % is calculated as Quantity/Base number*100

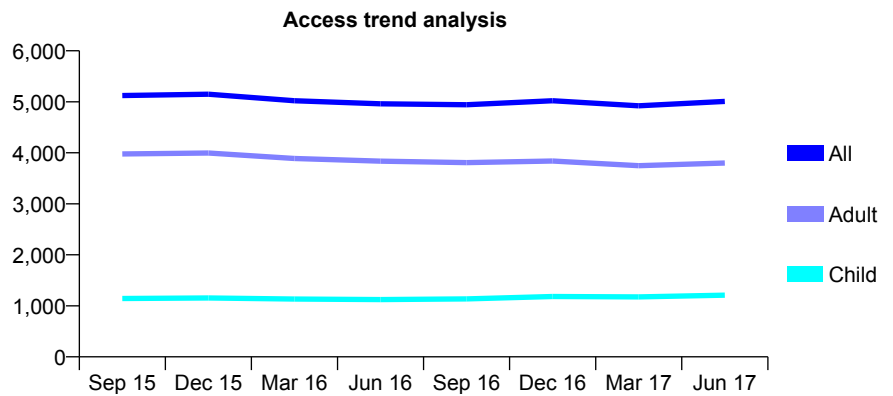
Q61 - Vital Signs At a Glance Contract Report for 194050/0001 - June 2017

Name or company name	Woodberry Downs Dental Practice
Contract type name	PDS Contract
Purpose of contract	General
Contract start date	01/04/2010
Contract end date	31/03/2020

17/18 Contracted general activity (UDA)	12,649
Carry forward general activity (UDA)	0
17/18 Contracted orthodontic activity (UOA)	0
Carry forward orthodontic activity (UOA)	0
Baseline contract value	£456,116.30

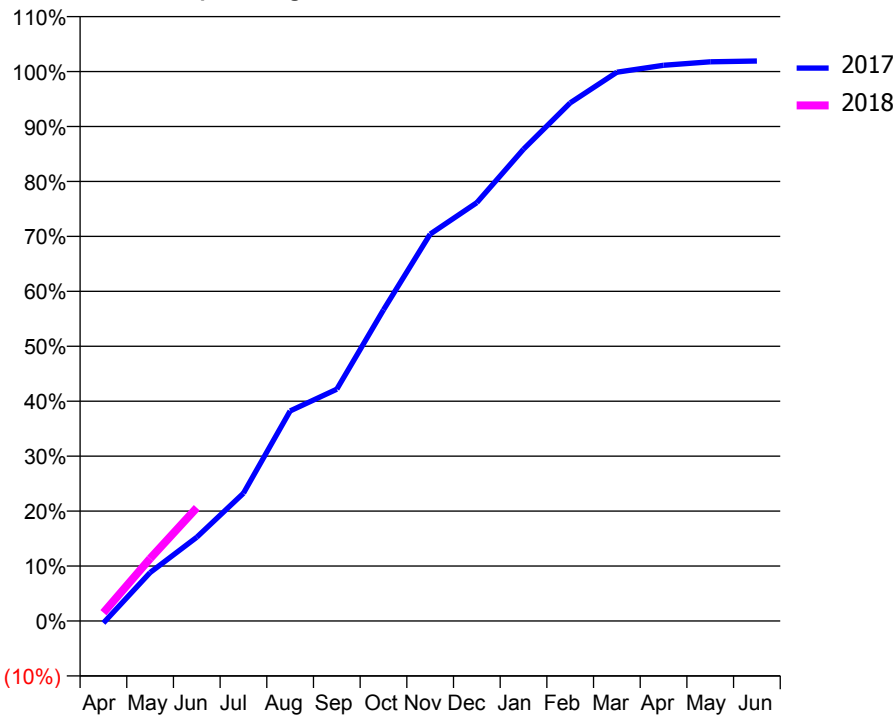
ACCESS*

Patients seen in 24 months	Total	Change since previous quarter
Quarter ending June 2016	4,960	
Quarter ending September 2016	4,942	→
Quarter ending December 2016	5,021	→
Quarter ending March 2017	4,922	↓
Quarter ending June 2017	5,009	→
Variance since June 2016	1.0%	→



ACTIVITY

Cumulative percentage of contracted UDA delivered 2017 & 2018



Month	Adjusted Scheduled Activity (UDA)	
	2017	2018
April	-49	192
May	1,117	1,440
June	1,929	2,608
July	2,941	
August	4,837	
September	5,338	
October	7,162	
November	8,905	
December	9,631	
January	10,862	
February	11,926	
March	12,633	
April	12,791	
May	12,871	
June	12,891	

QUALITY

	Quantity	Base Number	Contract	AT	Region	England
% of FP17s for the same patient ID Re-attending within 3 months - Children	13	296	4.4%	10.4%	11.5%	12.0%
% of FP17s for the same patient ID Re-attending within 3 months - Adults	69	773	8.9%	16.0%	16.8%	16.0%
% of FP17s for the same patient ID Re-attending between 3 & 9 months - Children	98	296	33.1%	42.7%	47.3%	58.0%
% of FP17s for the same patient ID Re-attending between 3 & 9 months - Adults	272	773	35.2%	35.6%	38.3%	50.9%
% of FP17s for Band 1 Urgent Courses	58	972	6.0%	11.0%	10.7%	9.1%
% of FP17s Relating to Free Repair or Replacements	8	972	0.8%	0.5%	0.6%	0.8%
% of FP17s Relating to Continuations	1	972	0.1%	0.8%	0.8%	1.1%
% of Patients satisfied with the dentistry they have received	3	3	N/A	88.7%	89.8%	91.7%
% of Patients satisfied with the time they had to wait for an appointment	1	3	N/A	80.2%	83.6%	88.0%

* This is based on patients treated on this contract for their most recent course of treatment. Figures in italics indicate the base number of FP17s or Patient Questionnaire responses are less than 100. N/A is shown where the base number of responses is less than 10 during the period. % is calculated as Quantity/Base number*100

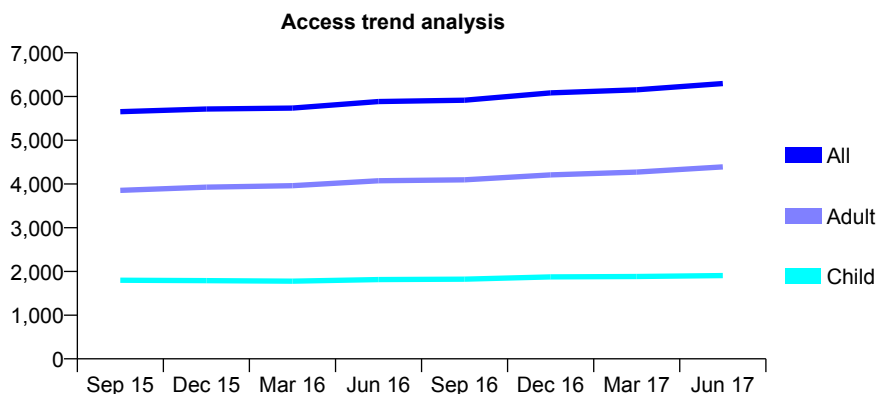
Q61 - Vital Signs At a Glance Contract Report for 194069/0001 - June 2017

Name or company name	Bluebell Dental Practice
Contract type name	GDS Contract
Purpose of contract	General
Contract start date	01/11/2007
Contract end date	

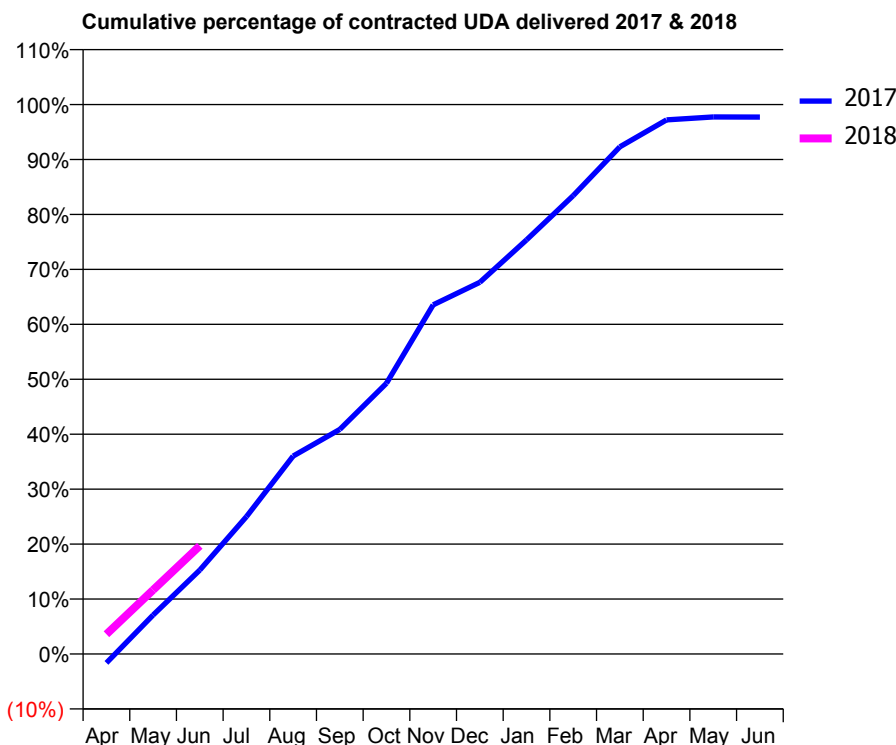
17/18 Contracted general activity (UDA)	11,460
Carry forward general activity (UDA)	0
17/18 Contracted orthodontic activity (UOA)	0
Carry forward orthodontic activity (UOA)	0
Baseline contract value	£312,054.31

ACCESS*

Patients seen in 24 months	Total	Change since previous quarter
Quarter ending June 2016	5,885	
Quarter ending September 2016	5,916	→
Quarter ending December 2016	6,082	↑
Quarter ending March 2017	6,155	→
Quarter ending June 2017	6,297	↑
Variance since June 2016	7.0%	↑



ACTIVITY



Month	Adjusted Scheduled Activity (UDA)	
	2017	2018
April	-187	412
May	814	1,336
June	1,752	2,255
July	2,866	
August	4,128	
September	4,684	
October	5,647	
November	7,281	
December	7,751	
January	8,636	
February	9,560	
March	10,576	
April	11,140	
May	11,201	
June	11,197	

QUALITY

	Quantity	Base Number	Contract	AT	Region	England
% of FP17s for the same patient ID Re-attending within 3 months - Children	33	602	5.5%	10.4%	11.5%	12.0%
% of FP17s for the same patient ID Re-attending within 3 months - Adults	116	1,177	9.9%	16.0%	16.8%	16.0%
% of FP17s for the same patient ID Re-attending between 3 & 9 months - Children	277	602	46.0%	42.7%	47.3%	58.0%
% of FP17s for the same patient ID Re-attending between 3 & 9 months - Adults	375	1,177	31.9%	35.6%	38.3%	50.9%
% of FP17s for Band 1 Urgent Courses	122	1,381	8.8%	11.0%	10.7%	9.1%
% of FP17s Relating to Free Repair or Replacements	6	1,381	0.4%	0.5%	0.6%	0.8%
% of FP17s Relating to Continuations	1	1,381	0.1%	0.8%	0.8%	1.1%
% of Patients satisfied with the dentistry they have received	5	5	N/A	88.7%	89.8%	91.7%
% of Patients satisfied with the time they had to wait for an appointment	5	5	N/A	80.2%	83.6%	88.0%

* This is based on patients treated on this contract for their most recent course of treatment. Figures in italics indicate the base number of FP17s or Patient Questionnaire responses are less than 100. N/A is shown where the base number of responses is less than 10 during the period. % is calculated as Quantity/Base number*100

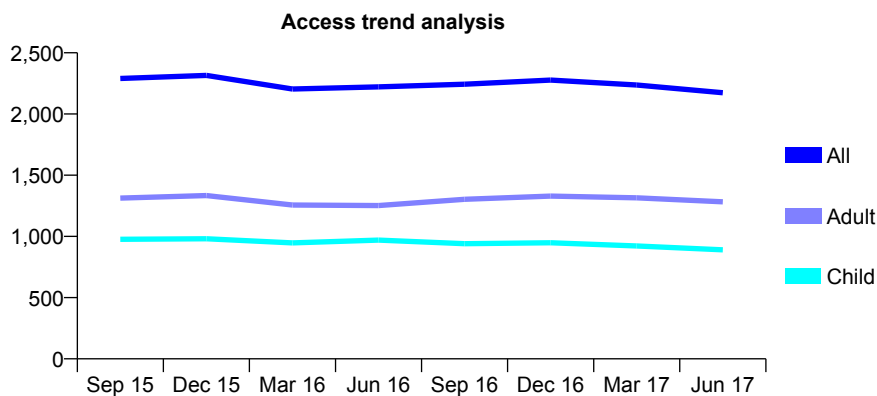
Q61 - Vital Signs At a Glance Contract Report for 194662/0001 - June 2017

Name or company name	Barkingside Dental Care Ltd
Contract type name	GDS Contract
Purpose of contract	General
Contract start date	01/05/2011
Contract end date	

17/18 Contracted general activity (UDA)	5,103
Carry forward general activity (UDA)	0
17/18 Contracted orthodontic activity (UOA)	0
Carry forward orthodontic activity (UOA)	0
Baseline contract value	£132,615.40

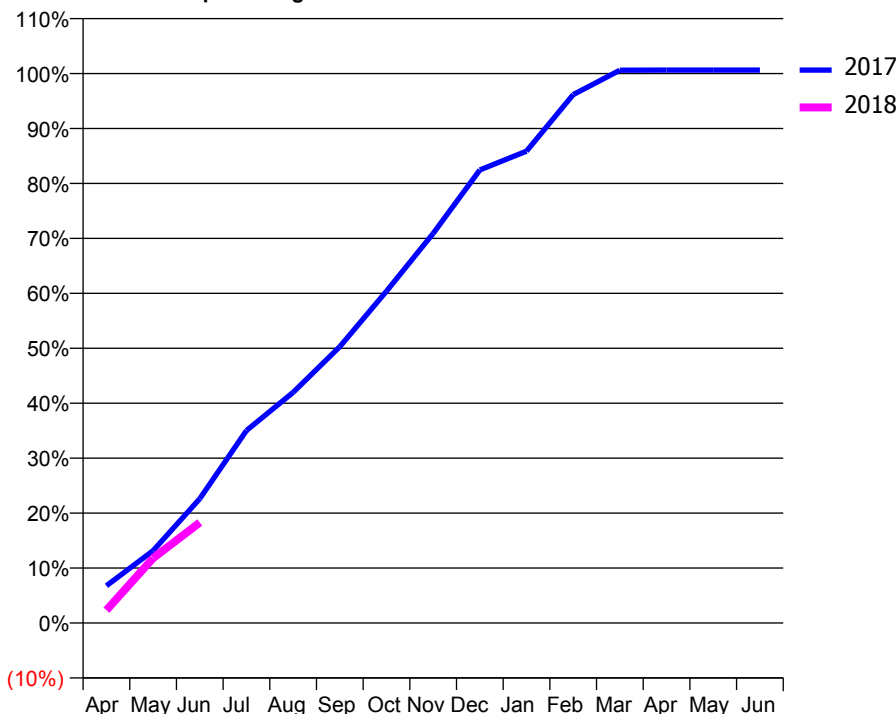
ACCESS*

Patients seen in 24 months	Total	Change since previous quarter
Quarter ending June 2016	2,222	
Quarter ending September 2016	2,244	→
Quarter ending December 2016	2,277	→
Quarter ending March 2017	2,237	↓
Quarter ending June 2017	2,174	↓
Variance since June 2016	(2.2%)	↓



ACTIVITY

Cumulative percentage of contracted UDA delivered 2017 & 2018



Adjusted Scheduled Activity (UDA)

Month	2017	2018
April	346	120
May	672	603
June	1,155	933
July	1,787	
August	2,142	
September	2,567	
October	3,082	
November	3,618	
December	4,208	
January	4,381	
February	4,907	
March	5,133	
April	5,134	
May	5,135	
June	5,135	

QUALITY

	Quantity	Base Number	Contract	AT	Region	England
% of FP17s for the same patient ID Re-attending within 3 months - Children	3	158	1.9%	10.4%	11.5%	12.0%
% of FP17s for the same patient ID Re-attending within 3 months - Adults	25	227	11.0%	16.0%	16.8%	16.0%
% of FP17s for the same patient ID Re-attending between 3 & 9 months - Children	67	158	42.4%	42.7%	47.3%	58.0%
% of FP17s for the same patient ID Re-attending between 3 & 9 months - Adults	76	227	33.5%	35.6%	38.3%	50.9%
% of FP17s for Band 1 Urgent Courses	19	382	5.0%	11.0%	10.7%	9.1%
% of FP17s Relating to Free Repair or Replacements	6	382	1.6%	0.5%	0.6%	0.8%
% of FP17s Relating to Continuations	4	382	1.0%	0.8%	0.8%	1.1%
% of Patients satisfied with the dentistry they have received	7	9	N/A	88.7%	89.8%	91.7%
% of Patients satisfied with the time they had to wait for an appointment	9	9	N/A	80.2%	83.6%	88.0%

* This is based on patients treated on this contract for their most recent course of treatment. Figures in italics indicate the base number of FP17s or Patient Questionnaire responses are less than 100. N/A is shown where the base number of responses is less than 10 during the period. % is calculated as Quantity/Base number*100

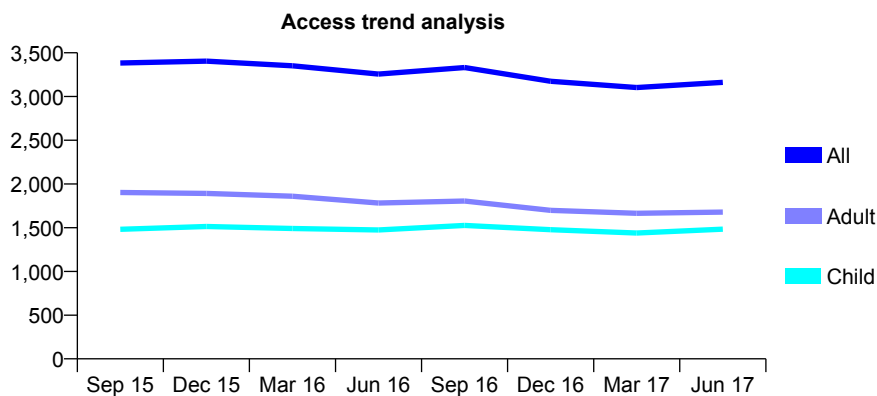
Q61 - Vital Signs At a Glance Contract Report for 195065/0001 - June 2017

Name or company name	Island Health Dental Practice
Contract type name	GDS Contract
Purpose of contract	General
Contract start date	15/10/2010
Contract end date	

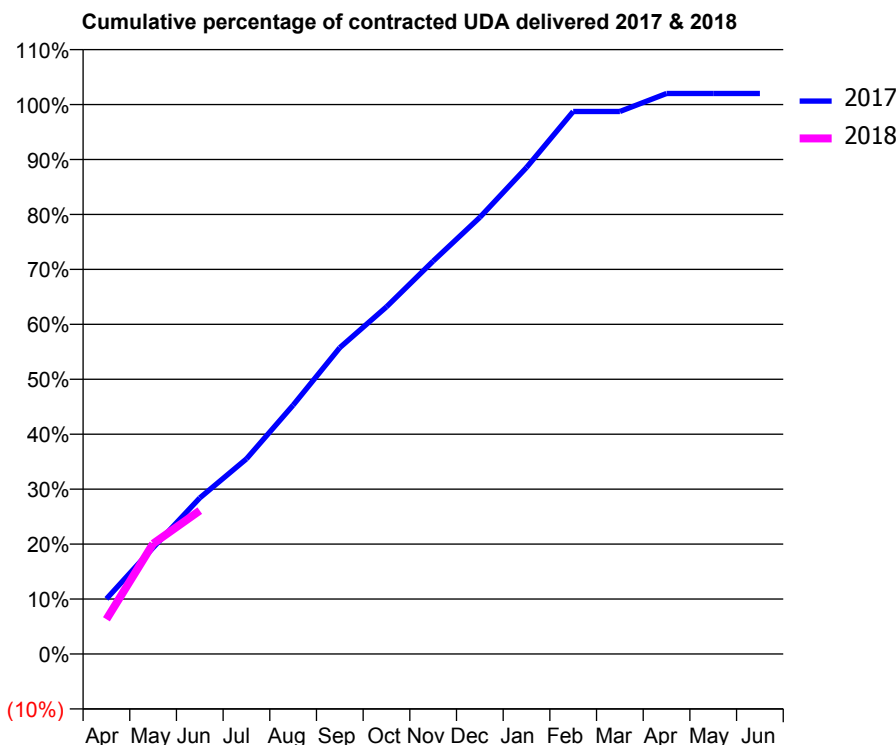
17/18 Contracted general activity (UDA)	9,120
Carry forward general activity (UDA)	0
17/18 Contracted orthodontic activity (UOA)	0
Carry forward orthodontic activity (UOA)	0
Baseline contract value	£283,077.34

ACCESS*

Patients seen in 24 months	Total	Change since previous quarter
Quarter ending June 2016	3,256	
Quarter ending September 2016	3,331	↑
Quarter ending December 2016	3,175	↓
Quarter ending March 2017	3,103	↓
Quarter ending June 2017	3,162	→
Variance since June 2016	(2.9%)	↓



ACTIVITY



Month	Adjusted Scheduled Activity (UDA)	
	2017	2018
April	915	577
May	1,765	1,832
June	2,590	2,379
July	3,239	
August	4,131	
September	5,084	
October	5,763	
November	6,520	
December	7,247	
January	8,074	
February	9,005	
March	9,005	
April	9,302	
May	9,303	
June	9,303	

QUALITY

	Quantity	Base Number	Contract	AT	Region	England
% of FP17s for the same patient ID Re-attending within 3 months - Children	48	504	9.5%	10.4%	11.5%	12.0%
% of FP17s for the same patient ID Re-attending within 3 months - Adults	150	663	22.6%	16.0%	16.8%	16.0%
% of FP17s for the same patient ID Re-attending between 3 & 9 months - Children	200	504	39.7%	42.7%	47.3%	58.0%
% of FP17s for the same patient ID Re-attending between 3 & 9 months - Adults	258	663	38.9%	35.6%	38.3%	50.9%
% of FP17s for Band 1 Urgent Courses	116	1,029	11.3%	11.0%	10.7%	9.1%
% of FP17s Relating to Free Repair or Replacements	2	1,029	0.2%	0.5%	0.6%	0.8%
% of FP17s Relating to Continuations	0	1,029	0.0%	0.8%	0.8%	1.1%
% of Patients satisfied with the dentistry they have received	0	1	N/A	88.7%	89.8%	91.7%
% of Patients satisfied with the time they had to wait for an appointment	0	1	N/A	80.2%	83.6%	88.0%

* This is based on patients treated on this contract for their most recent course of treatment. Figures in italics indicate the base number of FP17s or Patient Questionnaire responses are less than 100. N/A is shown where the base number of responses is less than 10 during the period. % is calculated as Quantity/Base number*100

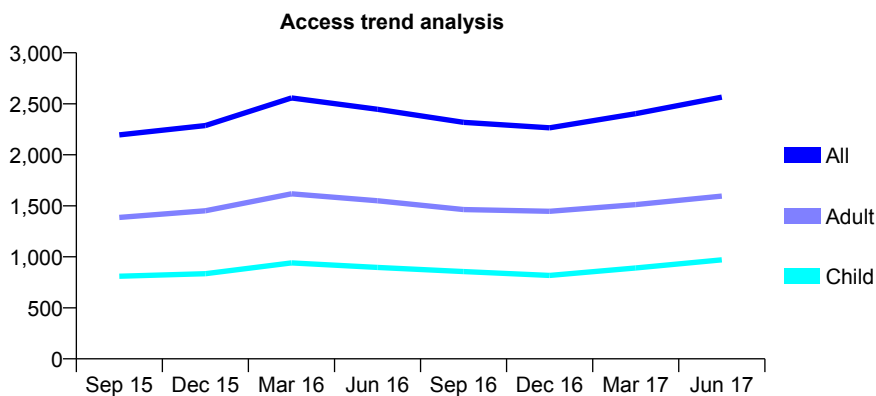
Q61 - Vital Signs At a Glance Contract Report for 196711/0001 - June 2017

Name or company name	Miss Chaudry & Dr M Siddique
Contract type name	GDS Contract
Purpose of contract	General
Contract start date	01/02/2012
Contract end date	

17/18 Contracted general activity (UDA)	6,879
Carry forward general activity (UDA)	0
17/18 Contracted orthodontic activity (UOA)	0
Carry forward orthodontic activity (UOA)	0
Baseline contract value	£173,962.72

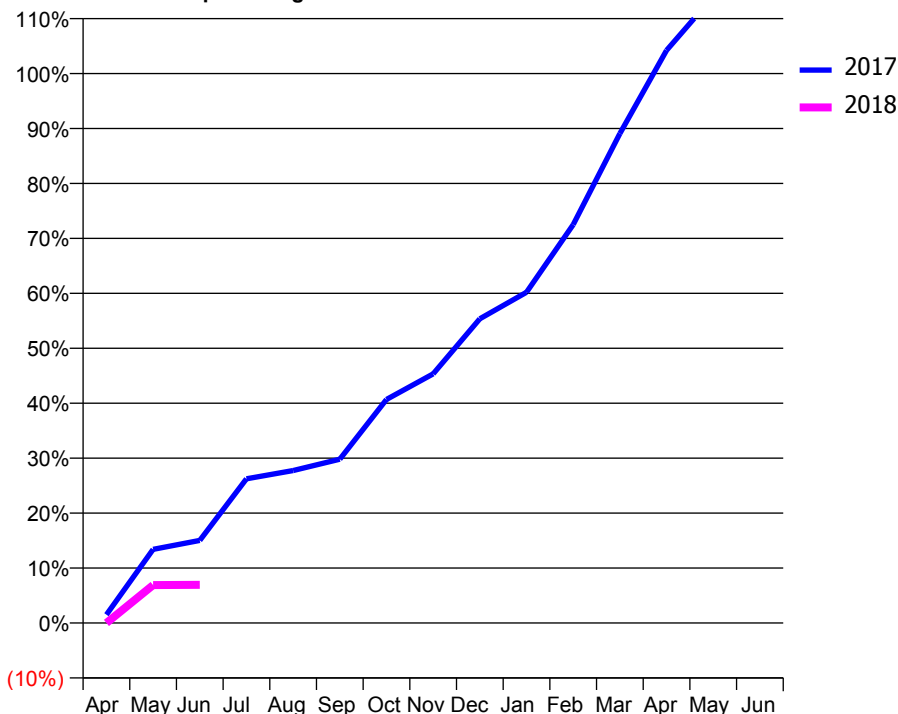
ACCESS*

Patients seen in 24 months	Total	Change since previous quarter
Quarter ending June 2016	2,446	
Quarter ending September 2016	2,318	↓
Quarter ending December 2016	2,265	↓
Quarter ending March 2017	2,403	↑
Quarter ending June 2017	2,566	↑
Variance since June 2016	4.9%	↑



ACTIVITY

Cumulative percentage of contracted UDA delivered 2017 & 2018



Month	Adjusted Scheduled Activity (UDA)	
	2017	2018
April	105	0
May	923	475
June	1,035	478
July	1,806	
August	1,908	
September	2,051	
October	2,798	
November	3,120	
December	3,808	
January	4,141	
February	4,987	
March	6,127	
April	7,169	
May	7,843	
June	7,843	

QUALITY

	Quantity	Base Number	Contract	AT	Region	England
% of FP17s for the same patient ID Re-attending within 3 months - Children	13	285	4.6%	10.4%	11.5%	12.0%
% of FP17s for the same patient ID Re-attending within 3 months - Adults	61	473	12.9%	16.0%	16.8%	16.0%
% of FP17s for the same patient ID Re-attending between 3 & 9 months - Children	76	285	26.7%	42.7%	47.3%	58.0%
% of FP17s for the same patient ID Re-attending between 3 & 9 months - Adults	60	473	12.7%	35.6%	38.3%	50.9%
% of FP17s for Band 1 Urgent Courses	34	181	18.8%	11.0%	10.7%	9.1%
% of FP17s Relating to Free Repair or Replacements	0	181	0.0%	0.5%	0.6%	0.8%
% of FP17s Relating to Continuations	0	181	0.0%	0.8%	0.8%	1.1%
% of Patients satisfied with the dentistry they have received	0	0	N/A	88.7%	89.8%	91.7%
% of Patients satisfied with the time they had to wait for an appointment	0	0	N/A	80.2%	83.6%	88.0%

* This is based on patients treated on this contract for their most recent course of treatment. Figures in italics indicate the base number of FP17s or Patient Questionnaire responses are less than 100. N/A is shown where the base number of responses is less than 10 during the period. % is calculated as Quantity/Base number*100

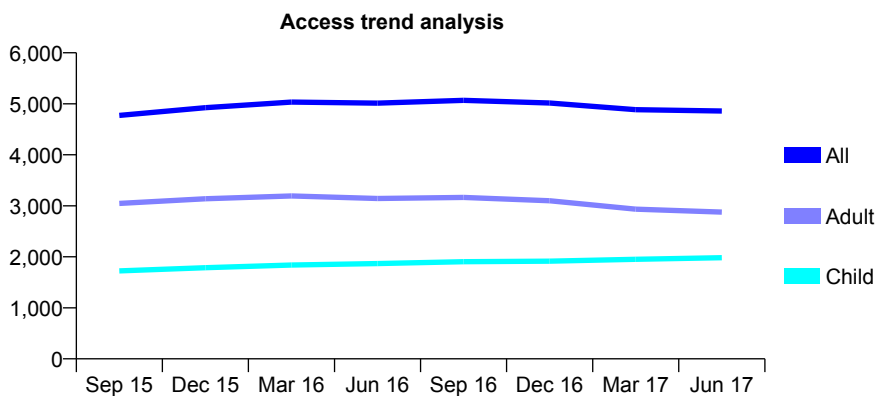
Q61 - Vital Signs At a Glance Contract Report for 196975/0001 - June 2017

Name or company name	Dental Art Studio
Contract type name	GDS Contract
Purpose of contract	General
Contract start date	01/10/2010
Contract end date	

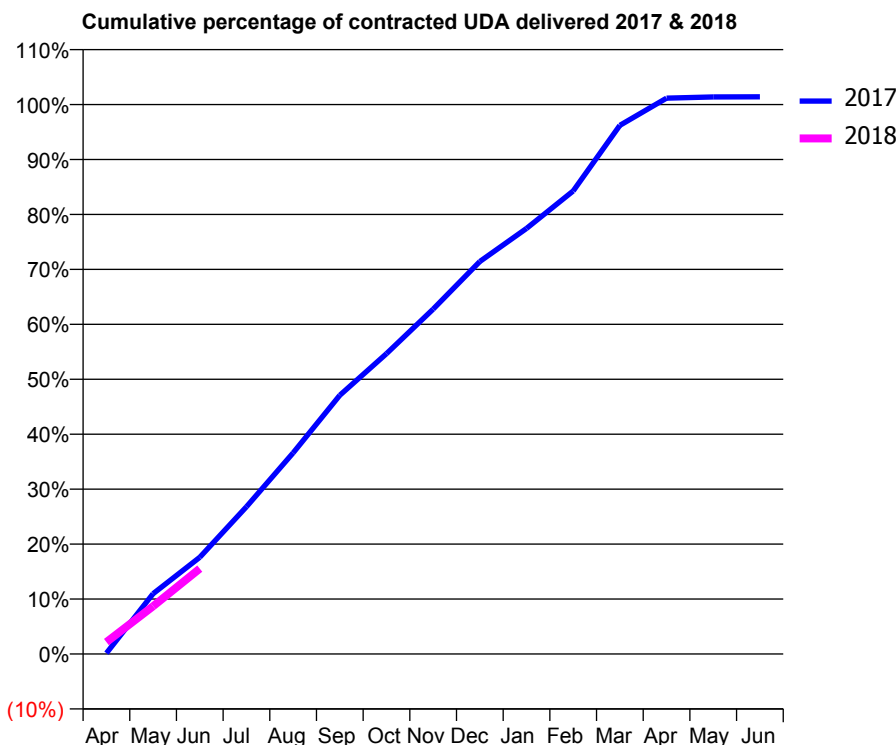
17/18 Contracted general activity (UDA)	11,429
Carry forward general activity (UDA)	0
17/18 Contracted orthodontic activity (UOA)	0
Carry forward orthodontic activity (UOA)	0
Baseline contract value	£313,422.51

ACCESS*

Patients seen in 24 months	Total	Change since previous quarter
Quarter ending June 2016	5,013	
Quarter ending September 2016	5,068	→
Quarter ending December 2016	5,016	↓
Quarter ending March 2017	4,886	↓
Quarter ending June 2017	4,860	→
Variance since June 2016	(3.1%)	↓



ACTIVITY



Month	Adjusted Scheduled Activity (UDA)	
	2017	2018
April	19	249
May	1,255	994
June	2,011	1,777
July	3,062	
August	4,185	
September	5,383	
October	6,246	
November	7,173	
December	8,165	
January	8,852	
February	9,631	
March	10,997	
April	11,562	
May	11,586	
June	11,589	

QUALITY

	Quantity	Base Number	Contract	AT	Region	England
% of FP17s for the same patient ID Re-attending within 3 months - Children	48	517	9.3%	10.4%	11.5%	12.0%
% of FP17s for the same patient ID Re-attending within 3 months - Adults	86	549	15.7%	16.0%	16.8%	16.0%
% of FP17s for the same patient ID Re-attending between 3 & 9 months - Children	215	517	41.6%	42.7%	47.3%	58.0%
% of FP17s for the same patient ID Re-attending between 3 & 9 months - Adults	164	549	29.9%	35.6%	38.3%	50.9%
% of FP17s for Band 1 Urgent Courses	64	847	7.6%	11.0%	10.7%	9.1%
% of FP17s Relating to Free Repair or Replacements	3	847	0.4%	0.5%	0.6%	0.8%
% of FP17s Relating to Continuations	3	847	0.4%	0.8%	0.8%	1.1%
% of Patients satisfied with the dentistry they have received	4	4	N/A	88.7%	89.8%	91.7%
% of Patients satisfied with the time they had to wait for an appointment	4	4	N/A	80.2%	83.6%	88.0%

* This is based on patients treated on this contract for their most recent course of treatment. Figures in italics indicate the base number of FP17s or Patient Questionnaire responses are less than 100. N/A is shown where the base number of responses is less than 10 during the period. % is calculated as Quantity/Base number*100

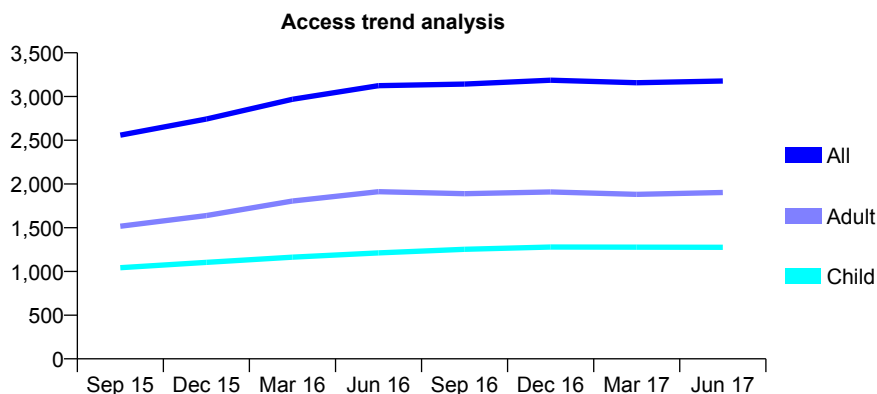
Q61 - Vital Signs At a Glance Contract Report for 197866/0001 - June 2017

Name or company name	Morris House Dental Surgery
Contract type name	GDS Contract
Purpose of contract	General
Contract start date	06/06/2014
Contract end date	

17/18 Contracted general activity (UDA)	10,306
Carry forward general activity (UDA)	0
17/18 Contracted orthodontic activity (UOA)	0
Carry forward orthodontic activity (UOA)	0
Baseline contract value	£323,394.82

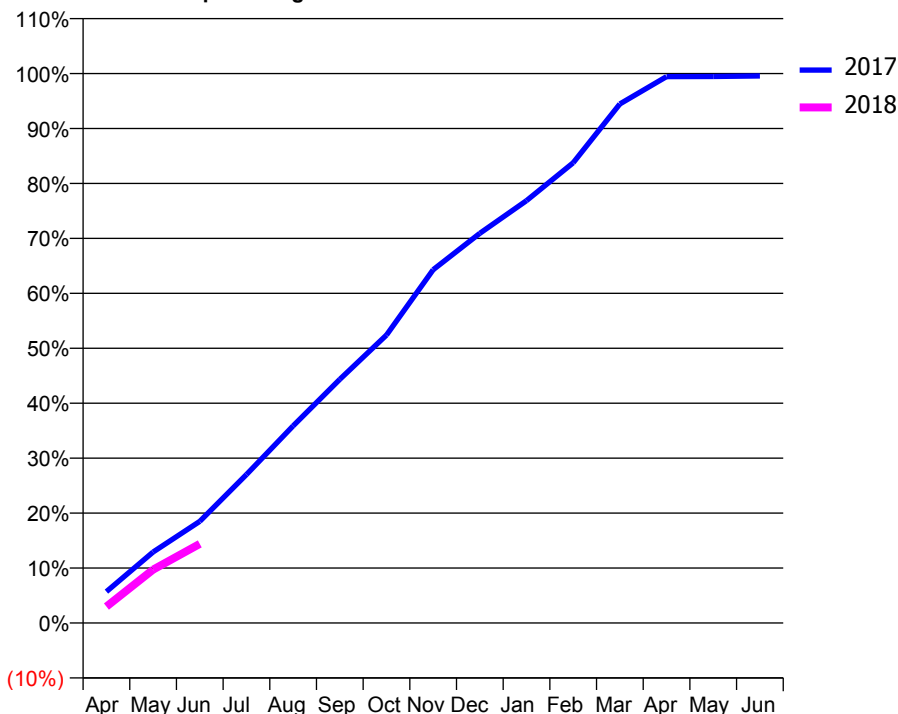
ACCESS*

Patients seen in 24 months	Total	Change since previous quarter
Quarter ending June 2016	3,124	
Quarter ending September 2016	3,142	→
Quarter ending December 2016	3,187	→
Quarter ending March 2017	3,158	→
Quarter ending June 2017	3,178	→
Variance since June 2016	1.7%	→



ACTIVITY

Cumulative percentage of contracted UDA delivered 2017 & 2018



Month	Adjusted Scheduled Activity (UDA)	
	2017	2018
April	590	309
May	1,332	1,000
June	1,908	1,484
July	2,784	
August	3,698	
September	4,571	
October	5,402	
November	6,266	
December	7,310	
January	7,923	
February	8,632	
March	9,734	
April	10,248	
May	10,249	
June	10,259	

QUALITY

	Quantity	Base Number	Contract	AT	Region	England
% of FP17s for the same patient ID Re-attending within 3 months - Children	11	289	3.8%	10.4%	11.5%	12.0%
% of FP17s for the same patient ID Re-attending within 3 months - Adults	27	352	7.7%	16.0%	16.8%	16.0%
% of FP17s for the same patient ID Re-attending between 3 & 9 months - Children	139	289	48.1%	42.7%	47.3%	58.0%
% of FP17s for the same patient ID Re-attending between 3 & 9 months - Adults	113	352	32.1%	35.6%	38.3%	50.9%
% of FP17s for Band 1 Urgent Courses	37	477	7.8%	11.0%	10.7%	9.1%
% of FP17s Relating to Free Repair or Replacements	1	477	0.2%	0.5%	0.6%	0.8%
% of FP17s Relating to Continuations	0	477	0.0%	0.8%	0.8%	1.1%
% of Patients satisfied with the dentistry they have received	2	2	N/A	88.7%	89.8%	91.7%
% of Patients satisfied with the time they had to wait for an appointment	2	2	N/A	80.2%	83.6%	88.0%

* This is based on patients treated on this contract for their most recent course of treatment. Figures in italics indicate the base number of FP17s or Patient Questionnaire responses are less than 100. N/A is shown where the base number of responses is less than 10 during the period. % is calculated as Quantity/Base number*100

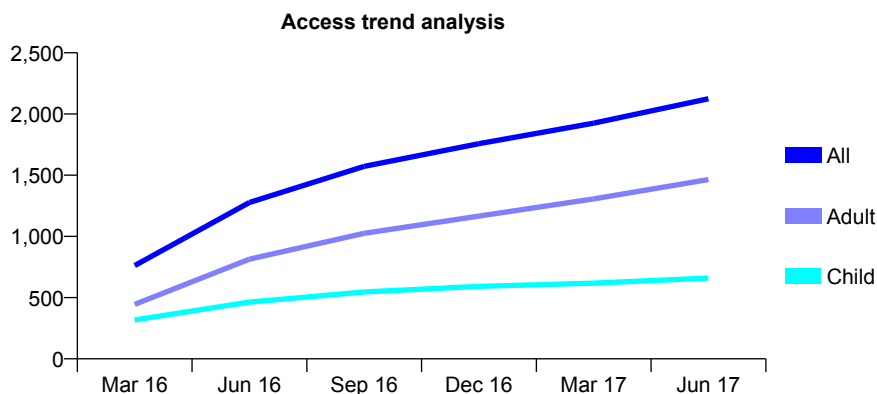
Q61 - Vital Signs At a Glance Contract Report for 198323/0001 - June 2017

Name or company name	Fowell and Lodhia and Dhuggal
Contract type name	GDS Contract
Purpose of contract	General
Contract start date	01/12/2015
Contract end date	

17/18 Contracted general activity (UDA)	6,262
Carry forward general activity (UDA)	0
17/18 Contracted orthodontic activity (UOA)	0
Carry forward orthodontic activity (UOA)	0
Baseline contract value	£210,540.36

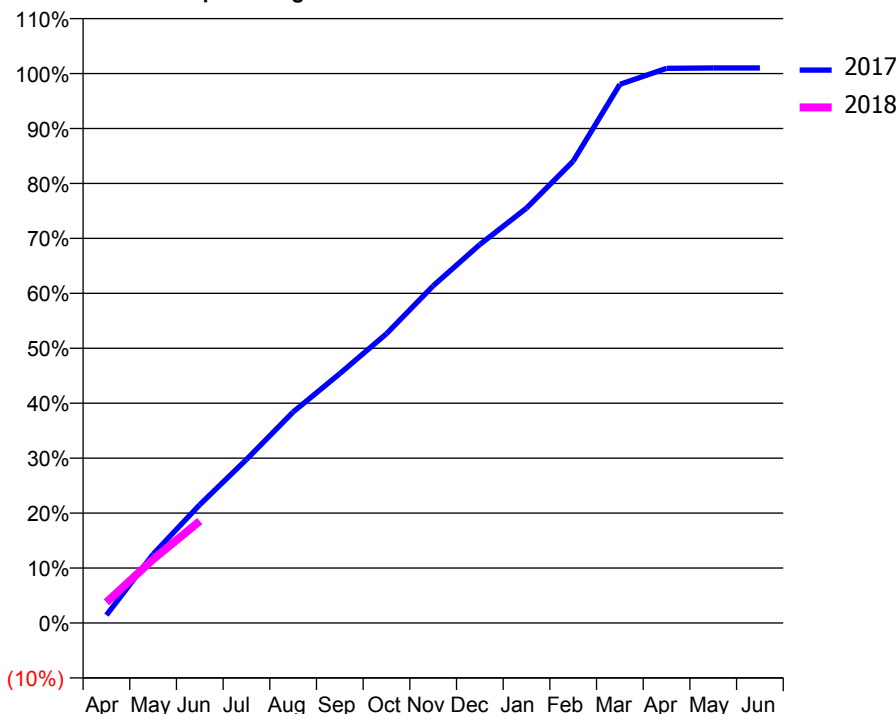
ACCESS*

Patients seen in 24 months	Total	Change since previous quarter
Quarter ending June 2016	1,277	
Quarter ending September 2016	1,572	↑
Quarter ending December 2016	1,758	↑
Quarter ending March 2017	1,925	↑
Quarter ending June 2017	2,125	↑
Variance since June 2016	66.4%	↑



ACTIVITY

Cumulative percentage of contracted UDA delivered 2017 & 2018



Adjusted Scheduled Activity (UDA)

Month	2017	2018
April	91	237
May	785	726
June	1,349	1,162
July	1,864	
August	2,405	
September	2,843	
October	3,297	
November	3,842	
December	4,313	
January	4,728	
February	5,264	
March	6,138	
April	6,321	
May	6,325	
June	6,325	

QUALITY

	Quantity	Base Number	Contract	AT	Region	England
% of FP17s for the same patient ID Re-attending within 3 months - Children	17	180	9.4%	10.4%	11.5%	12.0%
% of FP17s for the same patient ID Re-attending within 3 months - Adults	47	396	11.9%	16.0%	16.8%	16.0%
% of FP17s for the same patient ID Re-attending between 3 & 9 months - Children	74	180	41.1%	42.7%	47.3%	58.0%
% of FP17s for the same patient ID Re-attending between 3 & 9 months - Adults	155	396	39.1%	35.6%	38.3%	50.9%
% of FP17s for Band 1 Urgent Courses	26	485	5.4%	11.0%	10.7%	9.1%
% of FP17s Relating to Free Repair or Replacements	4	485	0.8%	0.5%	0.6%	0.8%
% of FP17s Relating to Continuations	6	485	1.2%	0.8%	0.8%	1.1%
% of Patients satisfied with the dentistry they have received	1	1	N/A	88.7%	89.8%	91.7%
% of Patients satisfied with the time they had to wait for an appointment	1	1	N/A	80.2%	83.6%	88.0%

* This is based on patients treated on this contract for their most recent course of treatment. Figures in italics indicate the base number of FP17s or Patient Questionnaire responses are less than 100. N/A is shown where the base number of responses is less than 10 during the period. % is calculated as Quantity/Base number*100

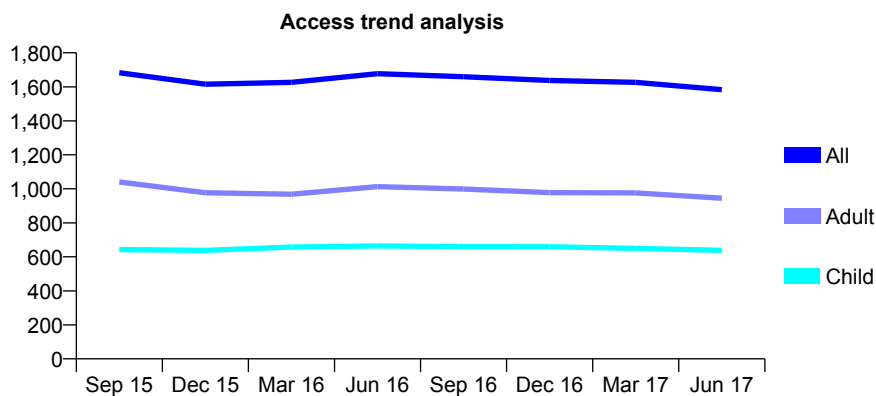
Q61 - Vital Signs At a Glance Contract Report for 198455/0001 - June 2017

Name or company name	Cambridge Park Dental Practice
Contract type name	GDS Contract
Purpose of contract	General
Contract start date	01/06/2008
Contract end date	

17/18 Contracted general activity (UDA)	4,037
Carry forward general activity (UDA)	0
17/18 Contracted orthodontic activity (UOA)	0
Carry forward orthodontic activity (UOA)	0
Baseline contract value	£109,408.22

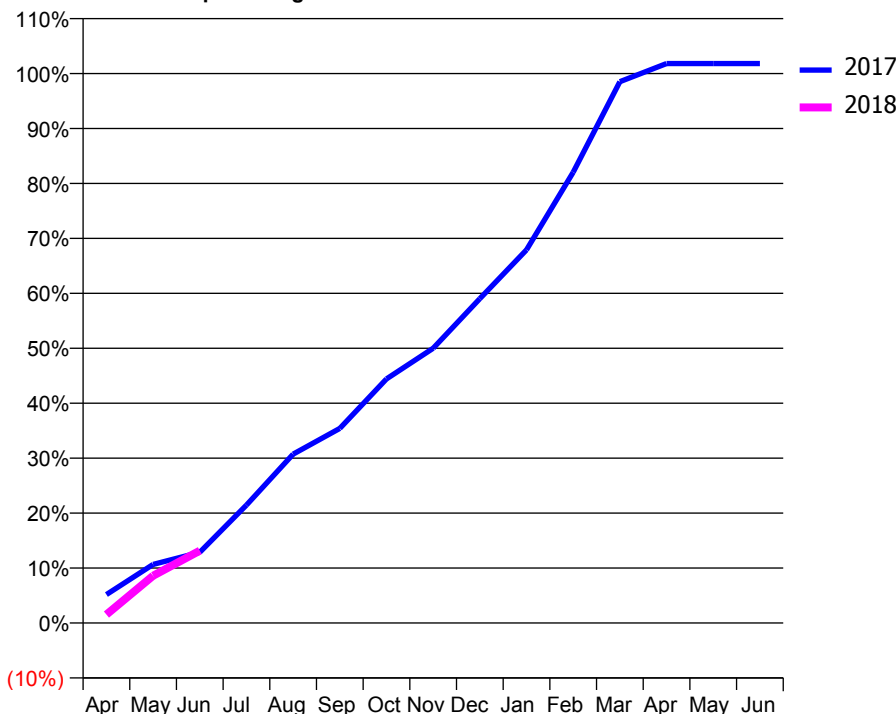
ACCESS*

Patients seen in 24 months	Total	Change since previous quarter
Quarter ending June 2016	1,677	
Quarter ending September 2016	1,659	↓
Quarter ending December 2016	1,637	↓
Quarter ending March 2017	1,626	→
Quarter ending June 2017	1,583	↓
Variance since June 2016	(5.6%)	↓



ACTIVITY

Cumulative percentage of contracted UDA delivered 2017 & 2018



Adjusted Scheduled Activity (UDA)

Month	2017	2018
April	209	62
May	430	347
June	519	531
July	867	
August	1,241	
September	1,430	
October	1,793	
November	2,019	
December	2,383	
January	2,741	
February	3,312	
March	3,977	
April	4,110	
May	4,110	
June	4,110	

QUALITY

	Quantity	Base Number	Contract	AT	Region	England
% of FP17s for the same patient ID Re-attending within 3 months - Children	31	173	17.9%	10.4%	11.5%	12.0%
% of FP17s for the same patient ID Re-attending within 3 months - Adults	50	223	22.4%	16.0%	16.8%	16.0%
% of FP17s for the same patient ID Re-attending between 3 & 9 months - Children	58	173	33.5%	42.7%	47.3%	58.0%
% of FP17s for the same patient ID Re-attending between 3 & 9 months - Adults	84	223	37.7%	35.6%	38.3%	50.9%
% of FP17s for Band 1 Urgent Courses	21	168	12.5%	11.0%	10.7%	9.1%
% of FP17s Relating to Free Repair or Replacements	1	168	0.6%	0.5%	0.6%	0.8%
% of FP17s Relating to Continuations	1	168	0.6%	0.8%	0.8%	1.1%
% of Patients satisfied with the dentistry they have received	1	2	N/A	88.7%	89.8%	91.7%
% of Patients satisfied with the time they had to wait for an appointment	1	2	N/A	80.2%	83.6%	88.0%

* This is based on patients treated on this contract for their most recent course of treatment. Figures in italics indicate the base number of FP17s or Patient Questionnaire responses are less than 100. N/A is shown where the base number of responses is less than 10 during the period. % is calculated as Quantity/Base number*100

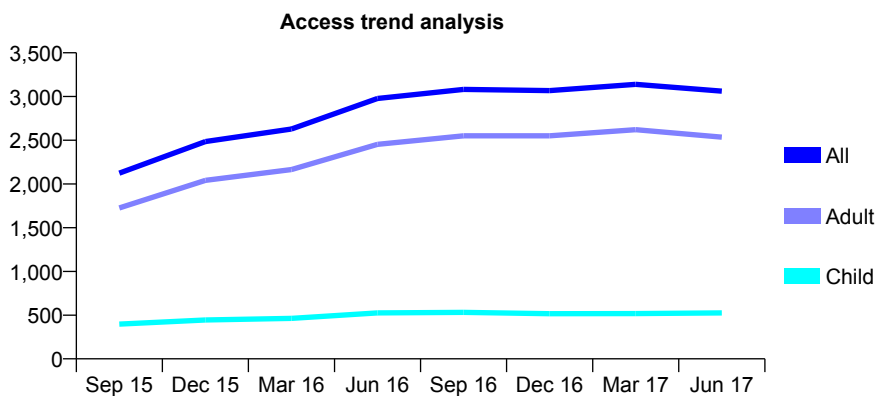
Q61 - Vital Signs At a Glance Contract Report for 198579/0001 - June 2017

Name or company name	MP Wong & Associates
Contract type name	GDS Contract
Purpose of contract	General
Contract start date	18/08/2014
Contract end date	

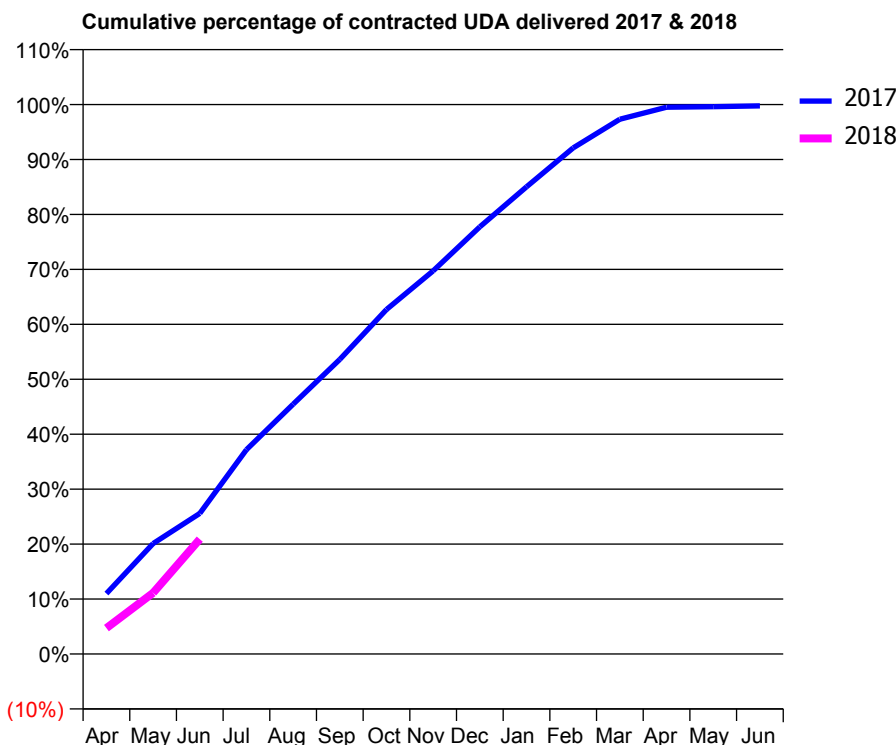
17/18 Contracted general activity (UDA)	8,716
Carry forward general activity (UDA)	0
17/18 Contracted orthodontic activity (UOA)	0
Carry forward orthodontic activity (UOA)	0
Baseline contract value	£238,659.15

ACCESS*

Patients seen in 24 months	Total	Change since previous quarter
Quarter ending June 2016	2,978	
Quarter ending September 2016	3,081	↑
Quarter ending December 2016	3,067	→
Quarter ending March 2017	3,139	↑
Quarter ending June 2017	3,061	↓
Variance since June 2016	2.8%	↑



ACTIVITY



Month	Adjusted Scheduled Activity (UDA)	
	2017	2018
April	960	412
May	1,752	971
June	2,230	1,823
July	3,242	
August	3,963	
September	4,674	
October	5,465	
November	6,078	
December	6,775	
January	7,411	
February	8,028	
March	8,483	
April	8,673	
May	8,682	
June	8,694	

QUALITY

	Quantity	Base Number	Contract	AT	Region	England
% of FP17s for the same patient ID Re-attending within 3 months - Children	1	132	0.8%	10.4%	11.5%	12.0%
% of FP17s for the same patient ID Re-attending within 3 months - Adults	42	526	8.0%	16.0%	16.8%	16.0%
% of FP17s for the same patient ID Re-attending between 3 & 9 months - Children	36	132	27.3%	42.7%	47.3%	58.0%
% of FP17s for the same patient ID Re-attending between 3 & 9 months - Adults	134	526	25.5%	35.6%	38.3%	50.9%
% of FP17s for Band 1 Urgent Courses	35	562	6.2%	11.0%	10.7%	9.1%
% of FP17s Relating to Free Repair or Replacements	1	562	0.2%	0.5%	0.6%	0.8%
% of FP17s Relating to Continuations	3	562	0.5%	0.8%	0.8%	1.1%
% of Patients satisfied with the dentistry they have received	9	9	N/A	88.7%	89.8%	91.7%
% of Patients satisfied with the time they had to wait for an appointment	7	9	N/A	80.2%	83.6%	88.0%

* This is based on patients treated on this contract for their most recent course of treatment. Figures in italics indicate the base number of FP17s or Patient Questionnaire responses are less than 100. N/A is shown where the base number of responses is less than 10 during the period. % is calculated as Quantity/Base number*100

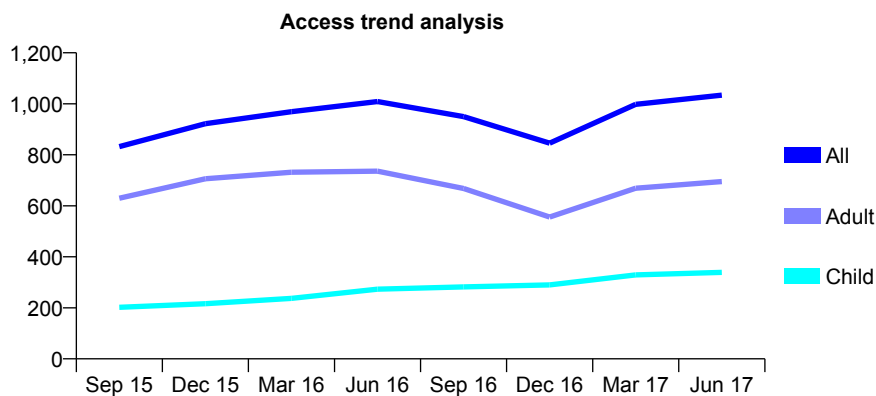
Q61 - Vital Signs At a Glance Contract Report for 198676/0001 - June 2017

Name or company name	Mrs Priya Shah and Mr Punit Shah
Contract type name	GDS Contract
Purpose of contract	General
Contract start date	01/05/2014
Contract end date	

17/18 Contracted general activity (UDA)	1,785
Carry forward general activity (UDA)	0
17/18 Contracted orthodontic activity (UOA)	0
Carry forward orthodontic activity (UOA)	0
Baseline contract value	£48,452.22

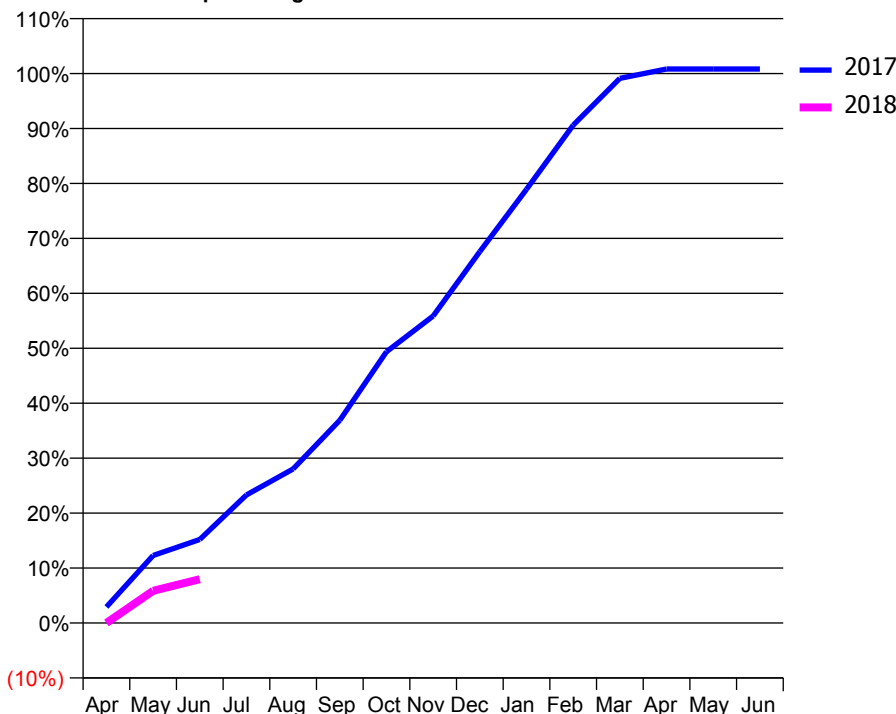
ACCESS*

Patients seen in 24 months	Total	Change since previous quarter
Quarter ending June 2016	1,009	
Quarter ending September 2016	950	↓
Quarter ending December 2016	846	↓
Quarter ending March 2017	998	↑
Quarter ending June 2017	1,034	↑
Variance since June 2016	2.5%	↑



ACTIVITY

Cumulative percentage of contracted UDA delivered 2017 & 2018



Month	Adjusted Scheduled Activity (UDA)	
	2017	2018
April	52	0
May	219	105
June	271	142
July	416	
August	500	
September	659	
October	881	
November	997	
December	1,206	
January	1,409	
February	1,617	
March	1,769	
April	1,799	
May	1,799	
June	1,799	

QUALITY

	Quantity	Base Number	Contract	AT	Region	England
% of FP17s for the same patient ID Re-attending within 3 months - Children	0	37	0.0%	10.4%	11.5%	12.0%
% of FP17s for the same patient ID Re-attending within 3 months - Adults	4	41	9.8%	16.0%	16.8%	16.0%
% of FP17s for the same patient ID Re-attending between 3 & 9 months - Children	16	37	43.2%	42.7%	47.3%	58.0%
% of FP17s for the same patient ID Re-attending between 3 & 9 months - Adults	8	41	19.5%	35.6%	38.3%	50.9%
% of FP17s for Band 1 Urgent Courses	11	65	16.9%	11.0%	10.7%	9.1%
% of FP17s Relating to Free Repair or Replacements	1	65	1.5%	0.5%	0.6%	0.8%
% of FP17s Relating to Continuations	0	65	0.0%	0.8%	0.8%	1.1%
% of Patients satisfied with the dentistry they have received	0	0	N/A	88.7%	89.8%	91.7%
% of Patients satisfied with the time they had to wait for an appointment	0	0	N/A	80.2%	83.6%	88.0%

* This is based on patients treated on this contract for their most recent course of treatment. Figures in italics indicate the base number of FP17s or Patient Questionnaire responses are less than 100. N/A is shown where the base number of responses is less than 10 during the period. % is calculated as Quantity/Base number*100

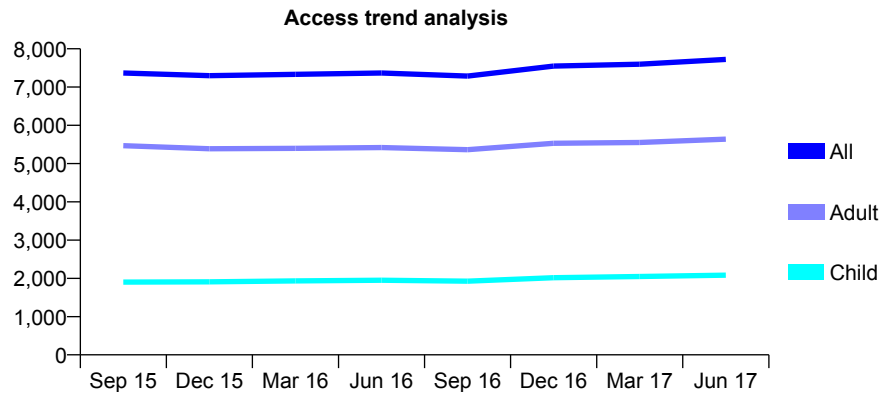
Q61 - Vital Signs At a Glance Contract Report for 198781/0001 - June 2017

Name or company name	Orchard Road (DS) Limited
Contract type name	GDS Contract
Purpose of contract	General
Contract start date	01/08/2011
Contract end date	

17/18 Contracted general activity (UDA)	26,107
Carry forward general activity (UDA)	0
17/18 Contracted orthodontic activity (UOA)	0
Carry forward orthodontic activity (UOA)	0
Baseline contract value	£750,886.76

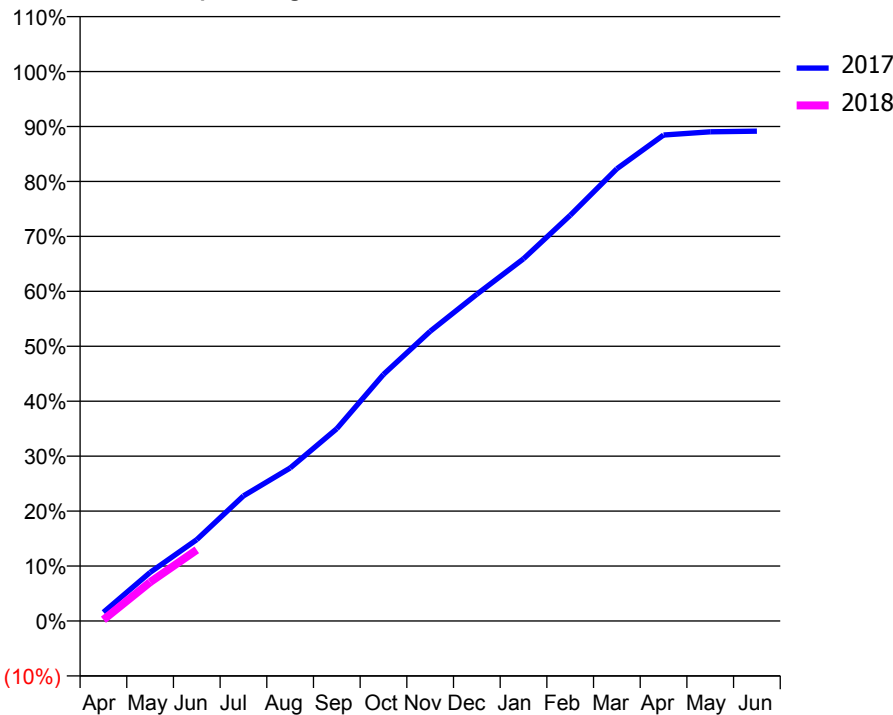
ACCESS*

Patients seen in 24 months	Total	Change since previous quarter
Quarter ending June 2016	7,366	
Quarter ending September 2016	7,287	↓
Quarter ending December 2016	7,548	↑
Quarter ending March 2017	7,597	→
Quarter ending June 2017	7,722	→
Variance since June 2016	4.8%	↑



ACTIVITY

Cumulative percentage of contracted UDA delivered 2017 & 2018



Month	Adjusted Scheduled Activity (UDA)	
	2017	2018
April	415	60
May	2,311	1,845
June	3,870	3,380
July	5,943	
August	7,273	
September	9,138	
October	11,720	
November	13,763	
December	15,525	
January	17,210	
February	19,273	
March	21,489	
April	23,091	
May	23,244	
June	23,272	

QUALITY

	Quantity	Base Number	Contract	AT	Region	England
% of FP17s for the same patient ID Re-attending within 3 months - Children	45	498	9.0%	10.4%	11.5%	12.0%
% of FP17s for the same patient ID Re-attending within 3 months - Adults	221	1,367	16.2%	16.0%	16.8%	16.0%
% of FP17s for the same patient ID Re-attending between 3 & 9 months - Children	167	498	33.5%	42.7%	47.3%	58.0%
% of FP17s for the same patient ID Re-attending between 3 & 9 months - Adults	395	1,367	28.9%	35.6%	38.3%	50.9%
% of FP17s for Band 1 Urgent Courses	175	1,343	13.0%	11.0%	10.7%	9.1%
% of FP17s Relating to Free Repair or Replacements	8	1,343	0.6%	0.5%	0.6%	0.8%
% of FP17s Relating to Continuations	14	1,343	1.0%	0.8%	0.8%	1.1%
% of Patients satisfied with the dentistry they have received	9	9	N/A	88.7%	89.8%	91.7%
% of Patients satisfied with the time they had to wait for an appointment	8	9	N/A	80.2%	83.6%	88.0%

* This is based on patients treated on this contract for their most recent course of treatment. Figures in italics indicate the base number of FP17s or Patient Questionnaire responses are less than 100. N/A is shown where the base number of responses is less than 10 during the period. % is calculated as Quantity/Base number*100

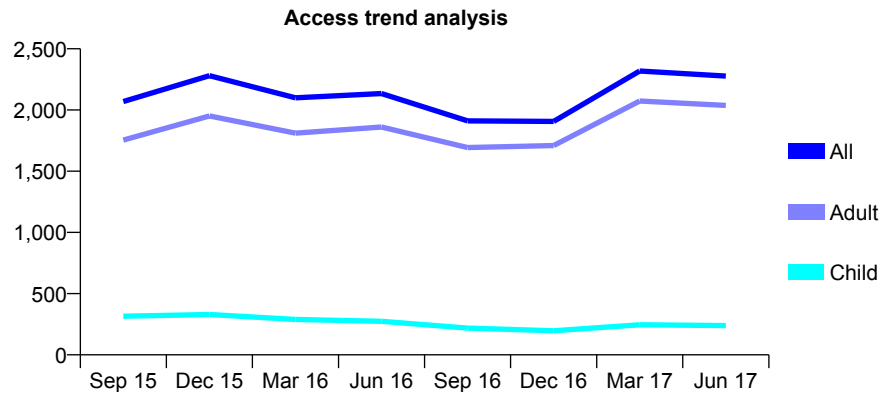
Q61 - Vital Signs At a Glance Contract Report for 199400/0001 - June 2017

Name or company name	Drs D & J Levenstein
Contract type name	GDS Contract
Purpose of contract	General
Contract start date	01/12/2011
Contract end date	

17/18 Contracted general activity (UDA)	6,501
Carry forward general activity (UDA)	0
17/18 Contracted orthodontic activity (UOA)	0
Carry forward orthodontic activity (UOA)	0
Baseline contract value	£206,279.97

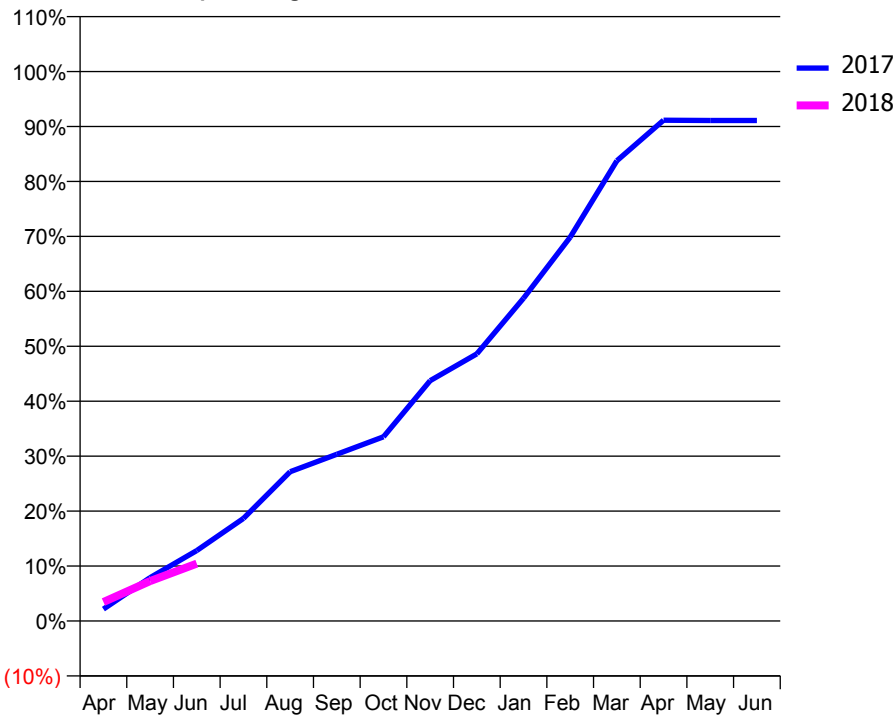
ACCESS*

Patients seen in 24 months	Total	Change since previous quarter
Quarter ending June 2016	2,135	
Quarter ending September 2016	1,911	↓
Quarter ending December 2016	1,907	→
Quarter ending March 2017	2,319	↑
Quarter ending June 2017	2,277	↓
Variance since June 2016	6.7%	↑



ACTIVITY

Cumulative percentage of contracted UDA delivered 2017 & 2018



Month	Adjusted Scheduled Activity (UDA)	
	2017	2018
April	141	225
May	514	472
June	834	679
July	1,214	
August	1,767	
September	1,972	
October	2,179	
November	2,844	
December	3,161	
January	3,818	
February	4,541	
March	5,445	
April	5,924	
May	5,921	
June	5,921	

QUALITY

	Quantity	Base Number	Contract	AT	Region	England
% of FP17s for the same patient ID Re-attending within 3 months - Children	8	65	12.3%	10.4%	11.5%	12.0%
% of FP17s for the same patient ID Re-attending within 3 months - Adults	54	455	11.9%	16.0%	16.8%	16.0%
% of FP17s for the same patient ID Re-attending between 3 & 9 months - Children	10	65	15.4%	42.7%	47.3%	58.0%
% of FP17s for the same patient ID Re-attending between 3 & 9 months - Adults	63	455	13.8%	35.6%	38.3%	50.9%
% of FP17s for Band 1 Urgent Courses	93	355	26.2%	11.0%	10.7%	9.1%
% of FP17s Relating to Free Repair or Replacements	2	355	0.6%	0.5%	0.6%	0.8%
% of FP17s Relating to Continuations	1	355	0.3%	0.8%	0.8%	1.1%
% of Patients satisfied with the dentistry they have received	0	0	N/A	88.7%	89.8%	91.7%
% of Patients satisfied with the time they had to wait for an appointment	0	0	N/A	80.2%	83.6%	88.0%

* This is based on patients treated on this contract for their most recent course of treatment. Figures in italics indicate the base number of FP17s or Patient Questionnaire responses are less than 100. N/A is shown where the base number of responses is less than 10 during the period. % is calculated as Quantity/Base number*100

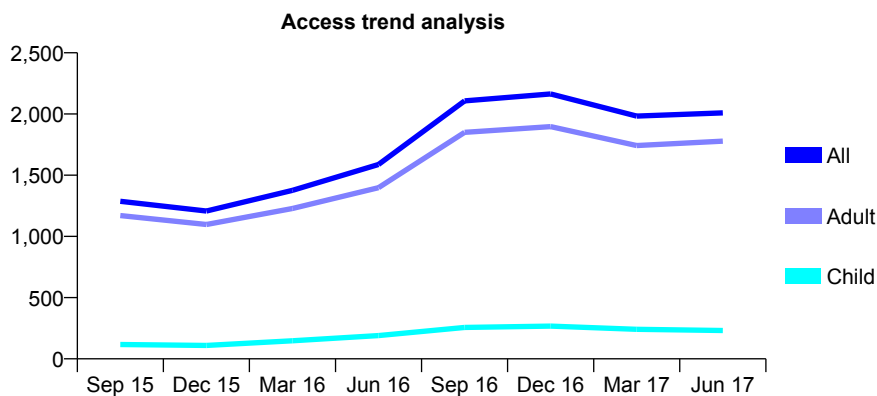
Q61 - Vital Signs At a Glance Contract Report for 199400/0002 - June 2017

Name or company name	Drs D & J Levenstein
Contract type name	PDS Contract
Purpose of contract	General
Contract start date	01/04/2012
Contract end date	31/03/2022

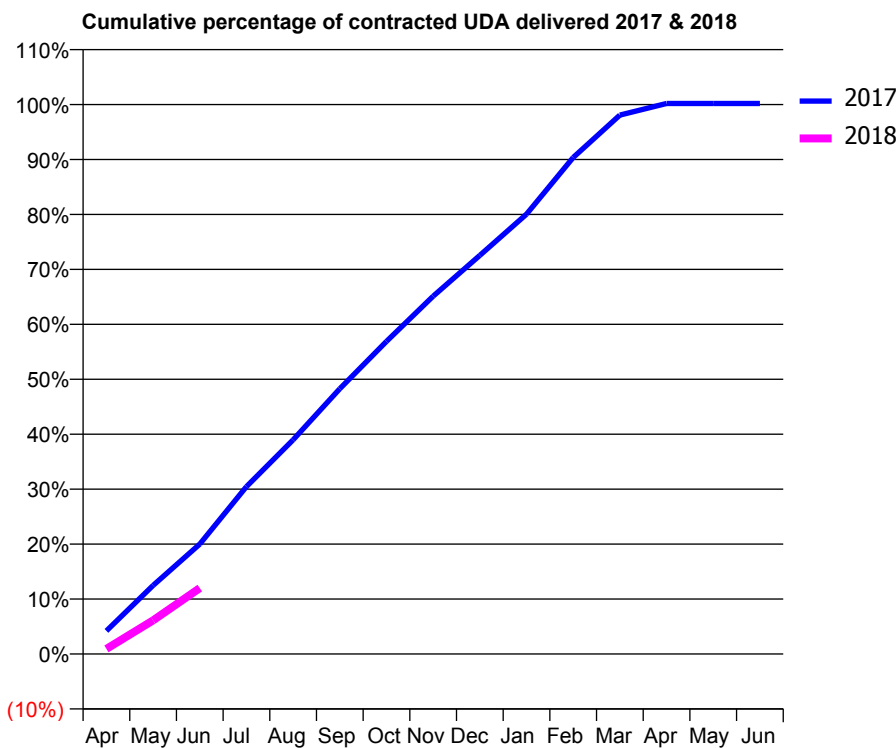
17/18 Contracted general activity (UDA)	5,249
Carry forward general activity (UDA)	0
17/18 Contracted orthodontic activity (UOA)	0
Carry forward orthodontic activity (UOA)	0
Baseline contract value	£216,734.98

ACCESS*

Patients seen in 24 months	Total	Change since previous quarter
Quarter ending June 2016	1,588	
Quarter ending September 2016	2,107	↑
Quarter ending December 2016	2,164	↑
Quarter ending March 2017	1,983	↓
Quarter ending June 2017	2,009	→
Variance since June 2016	26.5%	↑



ACTIVITY



Month	Adjusted Scheduled Activity (UDA)	
	2017	2018
April	221	49
May	655	322
June	1,051	630
July	1,599	
August	2,047	
September	2,534	
October	2,986	
November	3,418	
December	3,808	
January	4,201	
February	4,743	
March	5,148	
April	5,259	
May	5,259	
June	5,259	

QUALITY

	Quantity	Base Number	Contract	AT	Region	England
% of FP17s for the same patient ID Re-attending within 3 months - Children	1	45	2.2%	10.4%	11.5%	12.0%
% of FP17s for the same patient ID Re-attending within 3 months - Adults	13	343	3.8%	16.0%	16.8%	16.0%
% of FP17s for the same patient ID Re-attending between 3 & 9 months - Children	10	45	22.2%	42.7%	47.3%	58.0%
% of FP17s for the same patient ID Re-attending between 3 & 9 months - Adults	44	343	12.8%	35.6%	38.3%	50.9%
% of FP17s for Band 1 Urgent Courses	132	334	39.5%	11.0%	10.7%	9.1%
% of FP17s Relating to Free Repair or Replacements	2	334	0.6%	0.5%	0.6%	0.8%
% of FP17s Relating to Continuations	2	334	0.6%	0.8%	0.8%	1.1%
% of Patients satisfied with the dentistry they have received	2	2	N/A	88.7%	89.8%	91.7%
% of Patients satisfied with the time they had to wait for an appointment	2	2	N/A	80.2%	83.6%	88.0%

* This is based on patients treated on this contract for their most recent course of treatment. Figures in italics indicate the base number of FP17s or Patient Questionnaire responses are less than 100. N/A is shown where the base number of responses is less than 10 during the period. % is calculated as Quantity/Base number*100

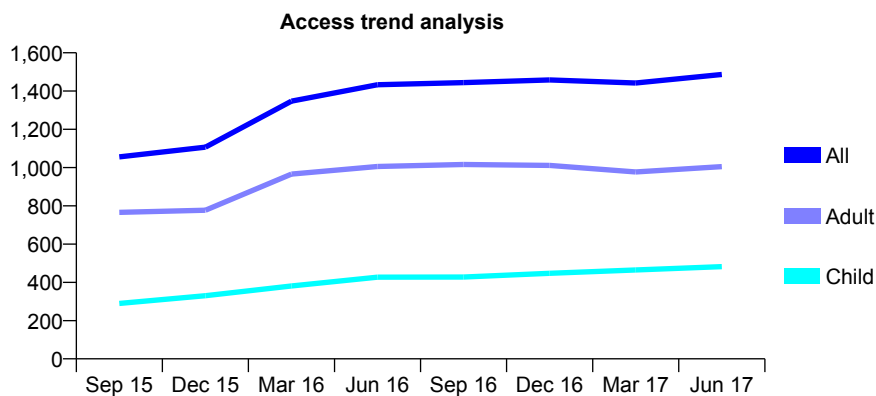
Q61 - Vital Signs At a Glance Contract Report for 199478/0001 - June 2017

Name or company name	Mr I S Mohsin & Mr M Siddiqui
Contract type name	GDS Contract
Purpose of contract	General
Contract start date	01/02/2012
Contract end date	

17/18 Contracted general activity (UDA)	5,441
Carry forward general activity (UDA)	0
17/18 Contracted orthodontic activity (UOA)	0
Carry forward orthodontic activity (UOA)	0
Baseline contract value	£177,877.00

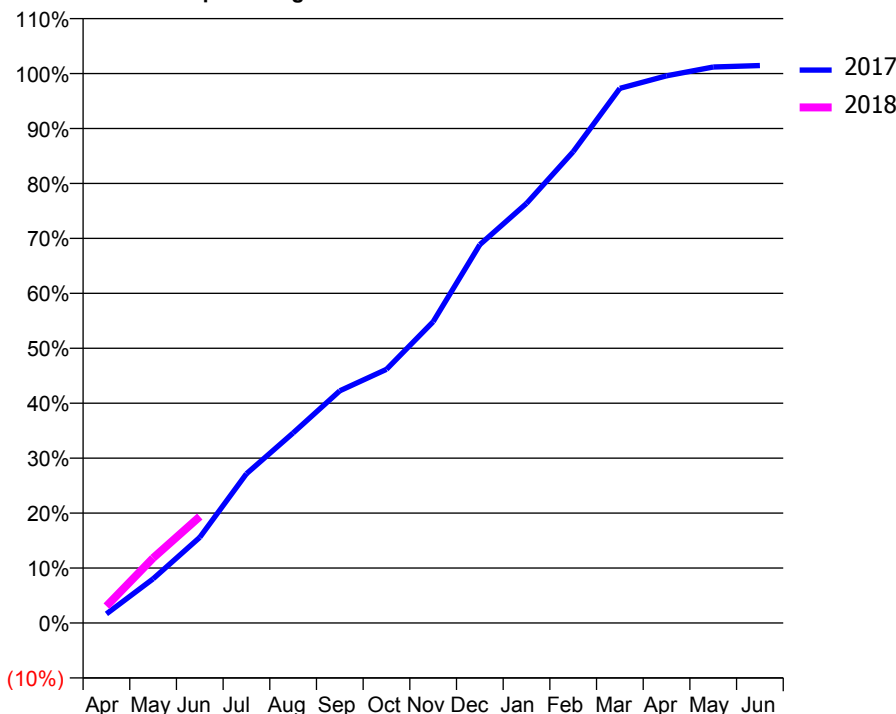
ACCESS*

Patients seen in 24 months	Total	Change since previous quarter
Quarter ending June 2016	1,433	
Quarter ending September 2016	1,444	→
Quarter ending December 2016	1,458	→
Quarter ending March 2017	1,442	↓
Quarter ending June 2017	1,487	↑
Variance since June 2016	3.8%	↑



ACTIVITY

Cumulative percentage of contracted UDA delivered 2017 & 2018



Month	Adjusted Scheduled Activity (UDA)	
	2017	2018
April	90	168
May	437	644
June	849	1,054
July	1,478	
August	1,882	
September	2,299	
October	2,512	
November	2,983	
December	3,747	
January	4,155	
February	4,666	
March	5,293	
April	5,419	
May	5,505	
June	5,520	

QUALITY

	Quantity	Base Number	Contract	AT	Region	England
% of FP17s for the same patient ID Re-attending within 3 months - Children	7	113	6.2%	10.4%	11.5%	12.0%
% of FP17s for the same patient ID Re-attending within 3 months - Adults	22	151	14.6%	16.0%	16.8%	16.0%
% of FP17s for the same patient ID Re-attending between 3 & 9 months - Children	30	113	26.5%	42.7%	47.3%	58.0%
% of FP17s for the same patient ID Re-attending between 3 & 9 months - Adults	36	151	23.8%	35.6%	38.3%	50.9%
% of FP17s for Band 1 Urgent Courses	50	228	21.9%	11.0%	10.7%	9.1%
% of FP17s Relating to Free Repair or Replacements	0	228	0.0%	0.5%	0.6%	0.8%
% of FP17s Relating to Continuations	0	228	0.0%	0.8%	0.8%	1.1%
% of Patients satisfied with the dentistry they have received	1	1	N/A	88.7%	89.8%	91.7%
% of Patients satisfied with the time they had to wait for an appointment	1	1	N/A	80.2%	83.6%	88.0%

* This is based on patients treated on this contract for their most recent course of treatment. Figures in italics indicate the base number of FP17s or Patient Questionnaire responses are less than 100. N/A is shown where the base number of responses is less than 10 during the period. % is calculated as Quantity/Base number*100

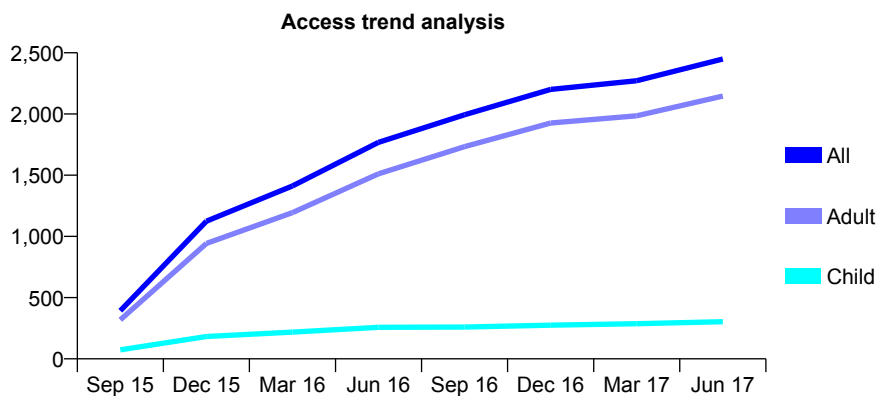
Q61 - Vital Signs At a Glance Contract Report for 207799/0002 - June 2017

Name or company name	MR RS LEVY
Contract type name	GDS Contract
Purpose of contract	General
Contract start date	01/07/2015
Contract end date	

17/18 Contracted general activity (UDA)	10,000
Carry forward general activity (UDA)	0
17/18 Contracted orthodontic activity (UOA)	0
Carry forward orthodontic activity (UOA)	0
Baseline contract value	£296,559.00

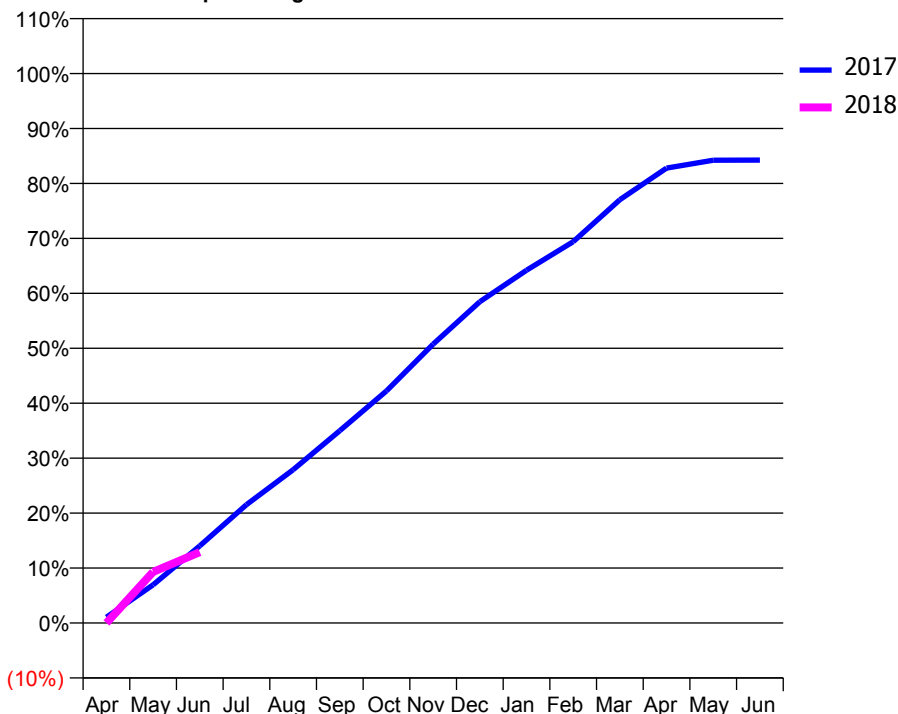
ACCESS*

Patients seen in 24 months	Total	Change since previous quarter
Quarter ending June 2016	1,769	
Quarter ending September 2016	1,994	↑
Quarter ending December 2016	2,201	↑
Quarter ending March 2017	2,272	↑
Quarter ending June 2017	2,449	↑
Variance since June 2016	38.4%	↑



ACTIVITY

Cumulative percentage of contracted UDA delivered 2017 & 2018



Month	Adjusted Scheduled Activity (UDA)	
	2017	2018
April	105	0
May	695	931
June	1,403	1,290
July	2,153	
August	2,788	
September	3,500	
October	4,223	
November	5,076	
December	5,848	
January	6,419	
February	6,939	
March	7,704	
April	8,279	
May	8,422	
June	8,425	

QUALITY

	Quantity	Base Number	Contract	AT	Region	England
% of FP17s for the same patient ID Re-attending within 3 months - Children	13	113	11.5%	10.4%	11.5%	12.0%
% of FP17s for the same patient ID Re-attending within 3 months - Adults	83	613	13.5%	16.0%	16.8%	16.0%
% of FP17s for the same patient ID Re-attending between 3 & 9 months - Children	58	113	51.3%	42.7%	47.3%	58.0%
% of FP17s for the same patient ID Re-attending between 3 & 9 months - Adults	296	613	48.3%	35.6%	38.3%	50.9%
% of FP17s for Band 1 Urgent Courses	53	484	11.0%	11.0%	10.7%	9.1%
% of FP17s Relating to Free Repair or Replacements	3	484	0.6%	0.5%	0.6%	0.8%
% of FP17s Relating to Continuations	3	484	0.6%	0.8%	0.8%	1.1%
% of Patients satisfied with the dentistry they have received	5	5	N/A	88.7%	89.8%	91.7%
% of Patients satisfied with the time they had to wait for an appointment	3	5	N/A	80.2%	83.6%	88.0%

* This is based on patients treated on this contract for their most recent course of treatment. Figures in italics indicate the base number of FP17s or Patient Questionnaire responses are less than 100. N/A is shown where the base number of responses is less than 10 during the period. % is calculated as Quantity/Base number*100

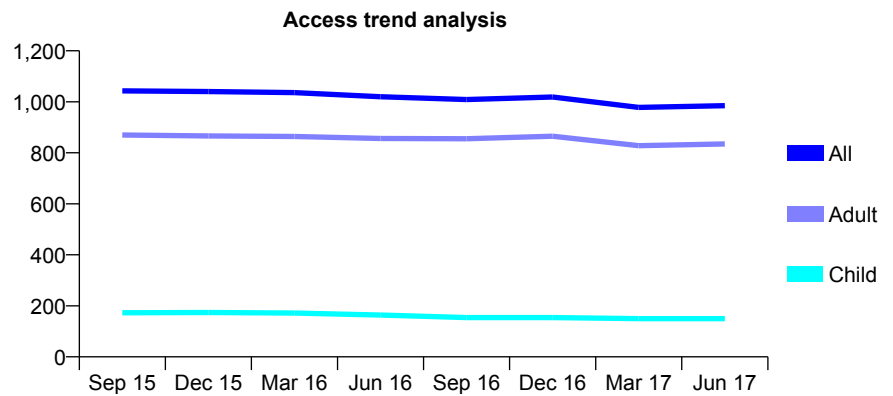
Q61 - Vital Signs At a Glance Contract Report for 208493/0001 - June 2017

Name or company name	MR PC WEE
Contract type name	GDS Contract
Purpose of contract	General
Contract start date	01/04/2006
Contract end date	

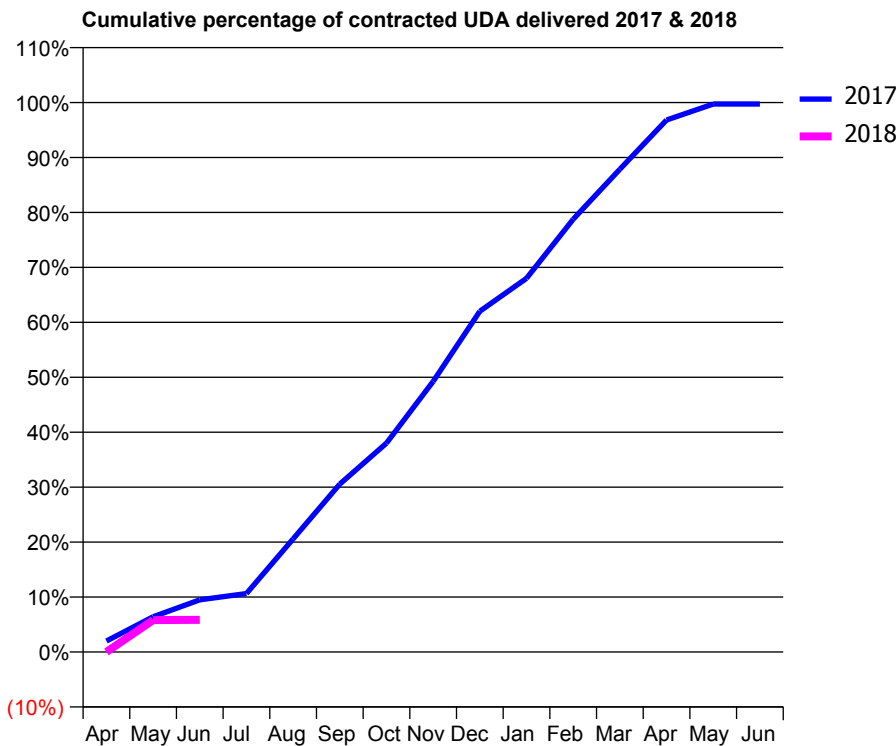
17/18 Contracted general activity (UDA)	3,505
Carry forward general activity (UDA)	0
17/18 Contracted orthodontic activity (UOA)	0
Carry forward orthodontic activity (UOA)	0
Baseline contract value	£105,248.09

ACCESS*

Patients seen in 24 months	Total	Change since previous quarter
Quarter ending June 2016	1,020	
Quarter ending September 2016	1,009	↓
Quarter ending December 2016	1,019	→
Quarter ending March 2017	978	↓
Quarter ending June 2017	985	→
Variance since June 2016	(3.4%)	↓



ACTIVITY



Month	Adjusted Scheduled Activity (UDA)	
	2017	2018
April	70	0
May	225	204
June	333	206
July	373	
August	722	
September	1,071	
October	1,332	
November	1,726	
December	2,174	
January	2,384	
February	2,760	
March	3,079	
April	3,393	
May	3,495	
June	3,495	

QUALITY

	Quantity	Base Number	Contract	AT	Region	England
% of FP17s for the same patient ID Re-attending within 3 months - Children	0	24	0.0%	10.4%	11.5%	12.0%
% of FP17s for the same patient ID Re-attending within 3 months - Adults	16	193	8.3%	16.0%	16.8%	16.0%
% of FP17s for the same patient ID Re-attending between 3 & 9 months - Children	16	24	66.7%	42.7%	47.3%	58.0%
% of FP17s for the same patient ID Re-attending between 3 & 9 months - Adults	91	193	47.2%	35.6%	38.3%	50.9%
% of FP17s for Band 1 Urgent Courses	4	75	5.3%	11.0%	10.7%	9.1%
% of FP17s Relating to Free Repair or Replacements	0	75	0.0%	0.5%	0.6%	0.8%
% of FP17s Relating to Continuations	0	75	0.0%	0.8%	0.8%	1.1%
% of Patients satisfied with the dentistry they have received	2	2	N/A	88.7%	89.8%	91.7%
% of Patients satisfied with the time they had to wait for an appointment	2	2	N/A	80.2%	83.6%	88.0%

* This is based on patients treated on this contract for their most recent course of treatment. Figures in italics indicate the base number of FP17s or Patient Questionnaire responses are less than 100. N/A is shown where the base number of responses is less than 10 during the period. % is calculated as Quantity/Base number*100

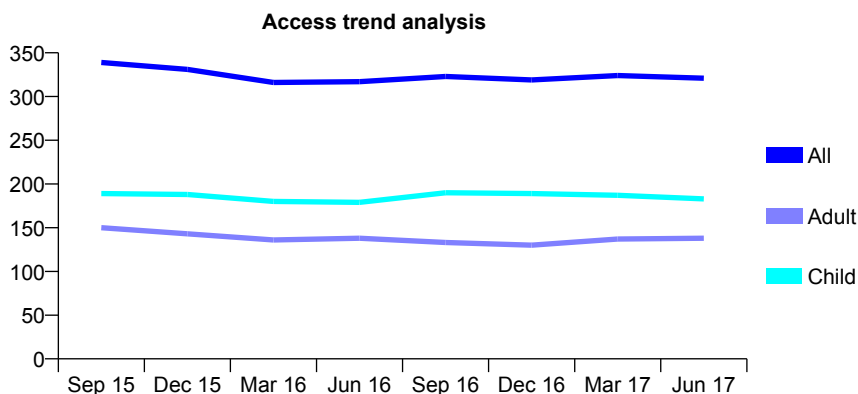
Q61 - Vital Signs At a Glance Contract Report for 209392/0001 - June 2017

Name or company name	MR LH BAUM
Contract type name	GDS Contract
Purpose of contract	General
Contract start date	01/04/2006
Contract end date	

17/18 Contracted general activity (UDA)	703
Carry forward general activity (UDA)	0
17/18 Contracted orthodontic activity (UOA)	0
Carry forward orthodontic activity (UOA)	0
Baseline contract value	£15,659.13

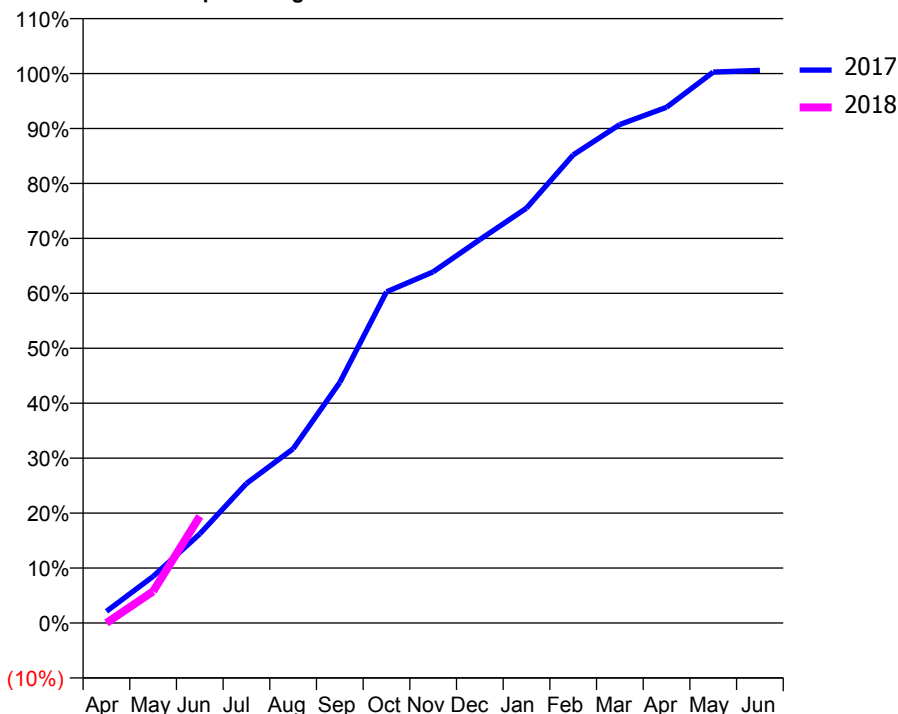
ACCESS*

Patients seen in 24 months	Total	Change since previous quarter
Quarter ending June 2016	317	
Quarter ending September 2016	323	→
Quarter ending December 2016	319	↓
Quarter ending March 2017	324	→
Quarter ending June 2017	321	→
Variance since June 2016	1.3%	→



ACTIVITY

Cumulative percentage of contracted UDA delivered 2017 & 2018



Month	Adjusted Scheduled Activity (UDA)	
	2017	2018
April	15	0
May	60	41
June	114	137
July	179	
August	223	
September	308	
October	424	
November	449	
December	491	
January	531	
February	599	
March	638	
April	660	
May	705	
June	707	

QUALITY

	Quantity	Base Number	Contract	AT	Region	England
% of FP17s for the same patient ID Re-attending within 3 months - Children	5	53	9.4%	10.4%	11.5%	12.0%
% of FP17s for the same patient ID Re-attending within 3 months - Adults	2	27	7.4%	16.0%	16.8%	16.0%
% of FP17s for the same patient ID Re-attending between 3 & 9 months - Children	23	53	43.4%	42.7%	47.3%	58.0%
% of FP17s for the same patient ID Re-attending between 3 & 9 months - Adults	13	27	48.1%	35.6%	38.3%	50.9%
% of FP17s for Band 1 Urgent Courses	3	45	6.7%	11.0%	10.7%	9.1%
% of FP17s Relating to Free Repair or Replacements	0	45	0.0%	0.5%	0.6%	0.8%
% of FP17s Relating to Continuations	0	45	0.0%	0.8%	0.8%	1.1%
% of Patients satisfied with the dentistry they have received	0	0	N/A	88.7%	89.8%	91.7%
% of Patients satisfied with the time they had to wait for an appointment	0	0	N/A	80.2%	83.6%	88.0%

* This is based on patients treated on this contract for their most recent course of treatment. Figures in italics indicate the base number of FP17s or Patient Questionnaire responses are less than 100. N/A is shown where the base number of responses is less than 10 during the period. % is calculated as Quantity/Base number*100

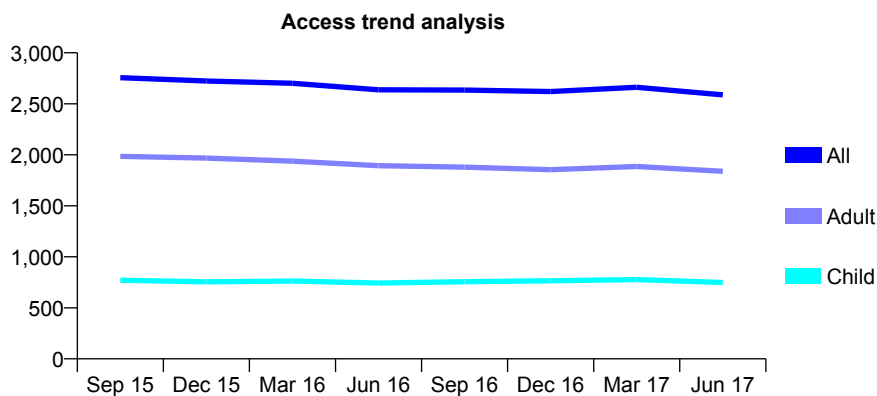
Q61 - Vital Signs At a Glance Contract Report for 215260/0002 - June 2017

Name or company name	MR M WIEDER
Contract type name	GDS Contract
Purpose of contract	General and Orthodontic
Contract start date	01/04/2006
Contract end date	

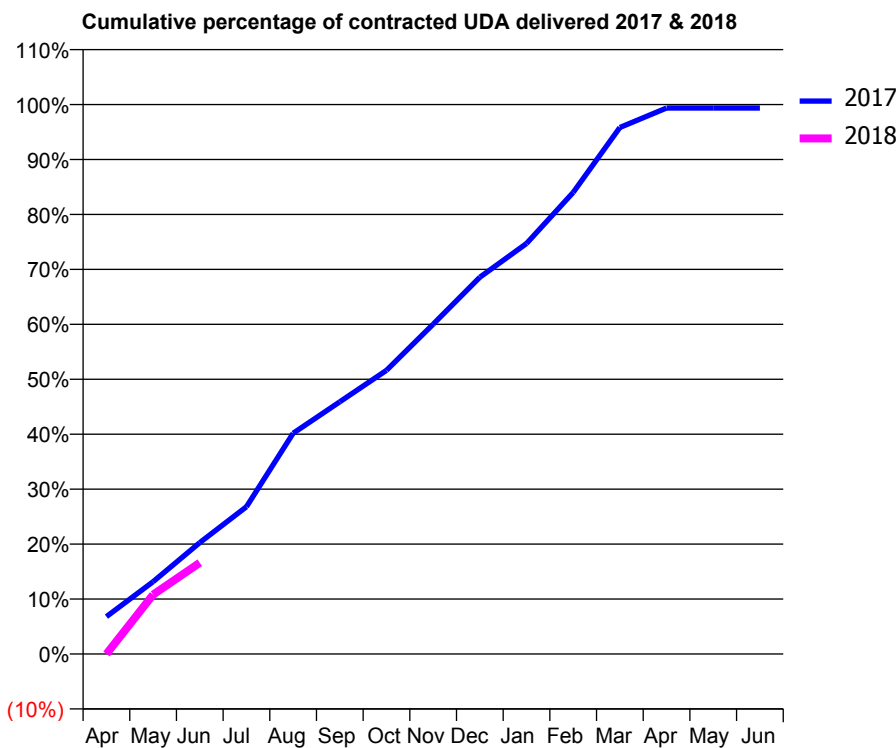
17/18 Contracted general activity (UDA)	8,606
Carry forward general activity (UDA)	0
17/18 Contracted orthodontic activity (UOA)	119
Carry forward orthodontic activity (UOA)	0
Baseline contract value	£242,498.35

ACCESS*

Patients seen in 24 months	Total	Change since previous quarter
Quarter ending June 2016	2,637	
Quarter ending September 2016	2,635	→
Quarter ending December 2016	2,620	→
Quarter ending March 2017	2,662	→
Quarter ending June 2017	2,587	↓
Variance since June 2016	(1.9%)	↓



ACTIVITY



Month	Adjusted Scheduled Activity (UDA)	
	2017	2018
April	586	0
May	1,134	930
June	1,746	1,429
July	2,308	
August	3,457	
September	3,951	
October	4,444	
November	5,167	
December	5,902	
January	6,430	
February	7,229	
March	8,245	
April	8,551	
May	8,551	
June	8,552	

QUALITY

	Quantity	Base Number	Contract	AT	Region	England
% of FP17s for the same patient ID Re-attending within 3 months - Children	21	179	11.7%	10.4%	11.5%	12.0%
% of FP17s for the same patient ID Re-attending within 3 months - Adults	86	461	18.7%	16.0%	16.8%	16.0%
% of FP17s for the same patient ID Re-attending between 3 & 9 months - Children	83	179	46.4%	42.7%	47.3%	58.0%
% of FP17s for the same patient ID Re-attending between 3 & 9 months - Adults	177	461	38.4%	35.6%	38.3%	50.9%
% of FP17s for Band 1 Urgent Courses	48	476	10.1%	11.0%	10.7%	9.1%
% of FP17s Relating to Free Repair or Replacements	4	476	0.8%	0.5%	0.6%	0.8%
% of FP17s Relating to Continuations	5	476	1.1%	0.8%	0.8%	1.1%
% of Patients satisfied with the dentistry they have received	6	6	N/A	88.7%	89.8%	91.7%
% of Patients satisfied with the time they had to wait for an appointment	6	6	N/A	80.2%	83.6%	88.0%

* This is based on patients treated on this contract for their most recent course of treatment. Figures in italics indicate the base number of FP17s or Patient Questionnaire responses are less than 100. N/A is shown where the base number of responses is less than 10 during the period. % is calculated as Quantity/Base number*100

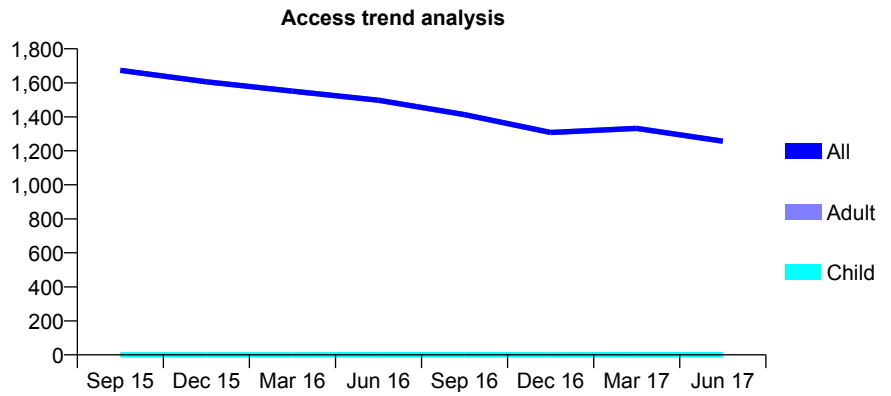
Q61 - Vital Signs At a Glance Contract Report for 215481/0001 - June 2017

Name or company name	MRS CK JONES
Contract type name	GDS Contract
Purpose of contract	General
Contract start date	01/04/2006
Contract end date	

17/18 Contracted general activity (UDA)	3,255
Carry forward general activity (UDA)	0
17/18 Contracted orthodontic activity (UOA)	0
Carry forward orthodontic activity (UOA)	0
Baseline contract value	£78,508.16

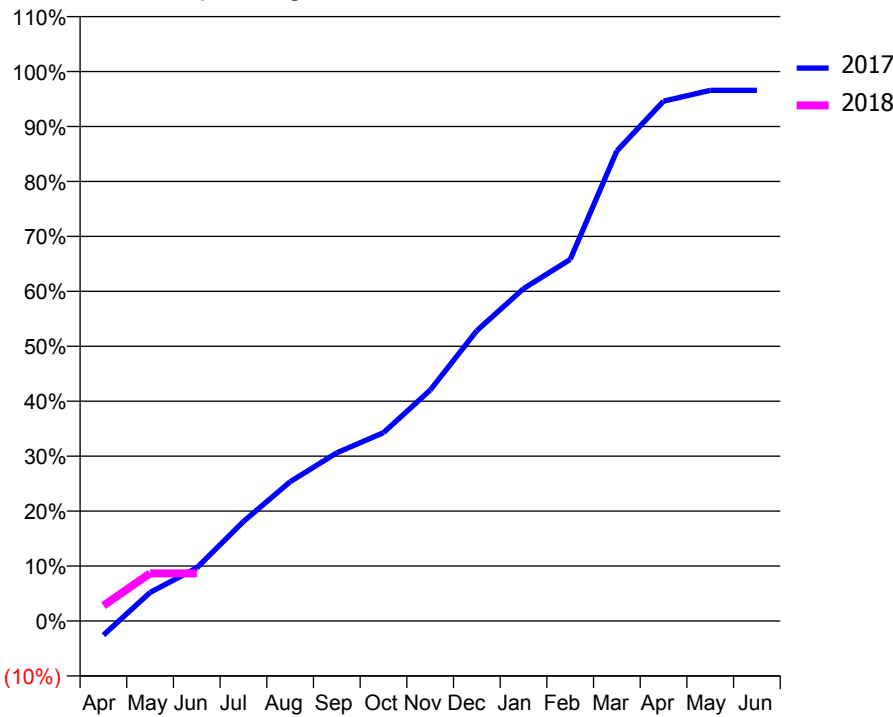
ACCESS*

Patients seen in 24 months	Total	Change since previous quarter
Quarter ending June 2016	1,498	
Quarter ending September 2016	1,413	↓
Quarter ending December 2016	1,308	↓
Quarter ending March 2017	1,332	→
Quarter ending June 2017	1,257	↓
Variance since June 2016	(16.1%)	↓



ACTIVITY

Cumulative percentage of contracted UDA delivered 2017 & 2018



Month	Adjusted Scheduled Activity (UDA)	
	2017	2018
April	-84	91
May	170	283
June	314	283
July	590	
August	825	
September	997	
October	1,116	
November	1,368	
December	1,720	
January	1,969	
February	2,142	
March	2,785	
April	3,079	
May	3,143	
June	3,143	

QUALITY

	Quantity	Base Number	Contract	AT	Region	England
% of FP17s for the same patient ID Re-attending within 3 months - Children	0	1	0.0%	10.4%	11.5%	12.0%
% of FP17s for the same patient ID Re-attending within 3 months - Adults	29	275	10.5%	16.0%	16.8%	16.0%
% of FP17s for the same patient ID Re-attending between 3 & 9 months - Children	0	1	0.0%	42.7%	47.3%	58.0%
% of FP17s for the same patient ID Re-attending between 3 & 9 months - Adults	156	275	56.7%	35.6%	38.3%	50.9%
% of FP17s for Band 1 Urgent Courses	8	123	6.5%	11.0%	10.7%	9.1%
% of FP17s Relating to Free Repair or Replacements	2	123	1.6%	0.5%	0.6%	0.8%
% of FP17s Relating to Continuations	0	123	0.0%	0.8%	0.8%	1.1%
% of Patients satisfied with the dentistry they have received	4	4	N/A	88.7%	89.8%	91.7%
% of Patients satisfied with the time they had to wait for an appointment	3	4	N/A	80.2%	83.6%	88.0%

* This is based on patients treated on this contract for their most recent course of treatment. Figures in italics indicate the base number of FP17s or Patient Questionnaire responses are less than 100. N/A is shown where the base number of responses is less than 10 during the period. % is calculated as Quantity/Base number*100

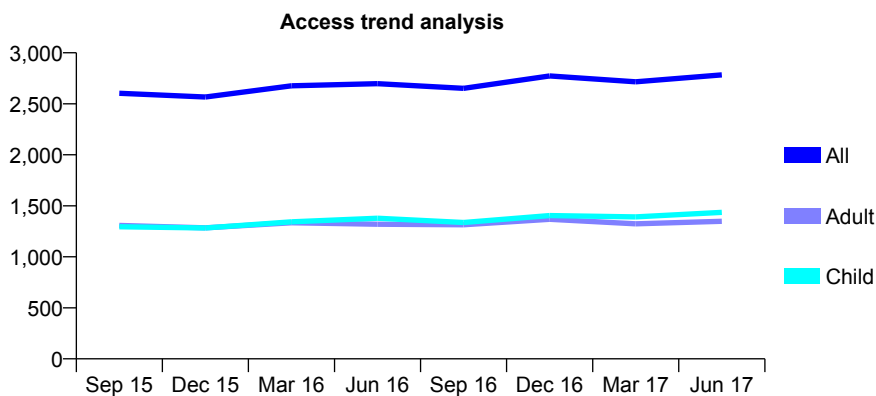
Q61 - Vital Signs At a Glance Contract Report for 221554/0001 - June 2017

Name or company name	MR NN PATEL
Contract type name	GDS Contract
Purpose of contract	General
Contract start date	01/04/2006
Contract end date	

17/18 Contracted general activity (UDA)	7,338
Carry forward general activity (UDA)	0
17/18 Contracted orthodontic activity (UOA)	0
Carry forward orthodontic activity (UOA)	0
Baseline contract value	£232,689.29

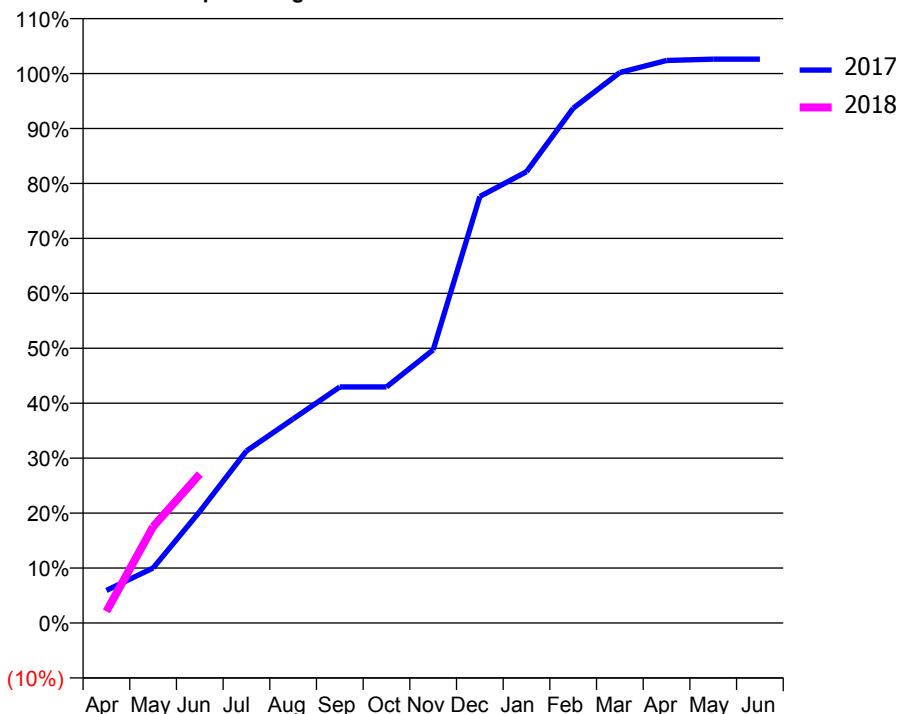
ACCESS*

Patients seen in 24 months	Total	Change since previous quarter
Quarter ending June 2016	2,698	
Quarter ending September 2016	2,651	↓
Quarter ending December 2016	2,773	↑
Quarter ending March 2017	2,716	↓
Quarter ending June 2017	2,784	↑
Variance since June 2016	3.2%	↑



ACTIVITY

Cumulative percentage of contracted UDA delivered 2017 & 2018



Month	Adjusted Scheduled Activity (UDA)	
	2017	2018
April	436	157
May	734	1,287
June	1,490	1,990
July	2,298	
August	2,725	
September	3,153	
October	3,153	
November	3,648	
December	5,696	
January	6,028	
February	6,875	
March	7,351	
April	7,513	
May	7,530	
June	7,530	

QUALITY

	Quantity	Base Number	Contract	AT	Region	England
% of FP17s for the same patient ID Re-attending within 3 months - Children	40	552	7.2%	10.4%	11.5%	12.0%
% of FP17s for the same patient ID Re-attending within 3 months - Adults	45	423	10.6%	16.0%	16.8%	16.0%
% of FP17s for the same patient ID Re-attending between 3 & 9 months - Children	324	552	58.7%	42.7%	47.3%	58.0%
% of FP17s for the same patient ID Re-attending between 3 & 9 months - Adults	192	423	45.4%	35.6%	38.3%	50.9%
% of FP17s for Band 1 Urgent Courses	51	718	7.1%	11.0%	10.7%	9.1%
% of FP17s Relating to Free Repair or Replacements	1	718	0.1%	0.5%	0.6%	0.8%
% of FP17s Relating to Continuations	2	718	0.3%	0.8%	0.8%	1.1%
% of Patients satisfied with the dentistry they have received	6	8	N/A	88.7%	89.8%	91.7%
% of Patients satisfied with the time they had to wait for an appointment	5	8	N/A	80.2%	83.6%	88.0%

* This is based on patients treated on this contract for their most recent course of treatment. Figures in italics indicate the base number of FP17s or Patient Questionnaire responses are less than 100. N/A is shown where the base number of responses is less than 10 during the period. % is calculated as Quantity/Base number*100

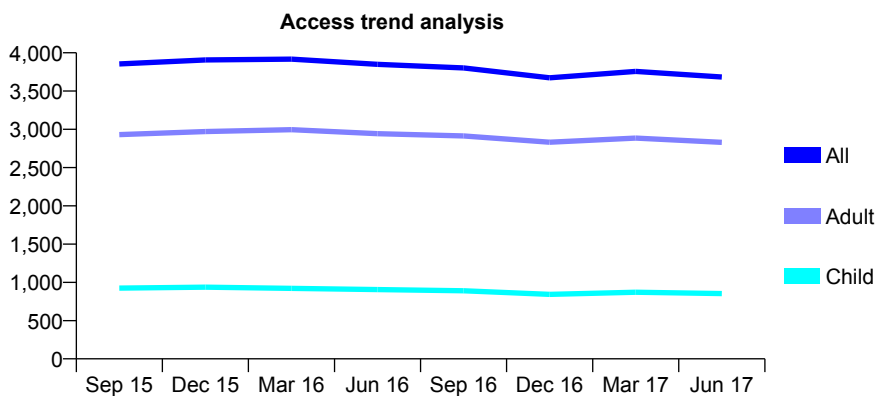
Q61 - Vital Signs At a Glance Contract Report for 229210/0001 - June 2017

Name or company name	MR SM MUGHAL
Contract type name	GDS Contract
Purpose of contract	General
Contract start date	01/04/2006
Contract end date	

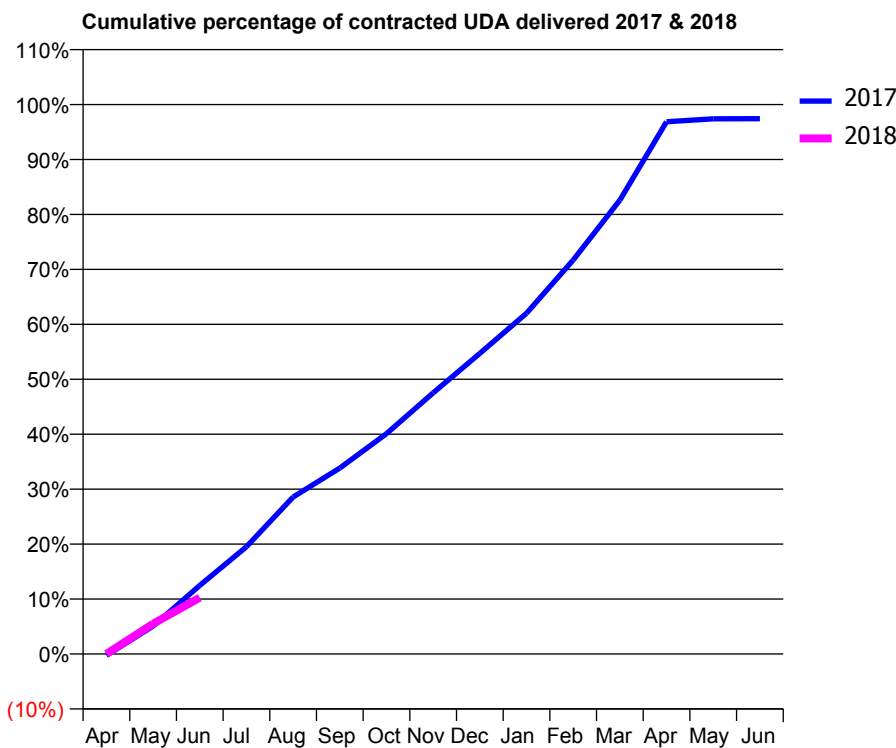
17/18 Contracted general activity (UDA)	12,135
Carry forward general activity (UDA)	0
17/18 Contracted orthodontic activity (UOA)	0
Carry forward orthodontic activity (UOA)	0
Baseline contract value	£293,232.49

ACCESS*

Patients seen in 24 months	Total	Change since previous quarter
Quarter ending June 2016	3,849	
Quarter ending September 2016	3,802	↓
Quarter ending December 2016	3,673	↓
Quarter ending March 2017	3,756	↑
Quarter ending June 2017	3,683	↓
Variance since June 2016	(4.3%)	↓



ACTIVITY



Month	Adjusted Scheduled Activity (UDA)	
	2017	2018
April	-34	0
May	617	671
June	1,515	1,244
July	2,368	
August	3,468	
September	4,108	
October	4,865	
November	5,768	
December	6,640	
January	7,527	
February	8,700	
March	10,024	
April	11,755	
May	11,820	
June	11,823	

QUALITY

	Quantity	Base Number	Contract	AT	Region	England
% of FP17s for the same patient ID Re-attending within 3 months - Children	31	219	14.2%	10.4%	11.5%	12.0%
% of FP17s for the same patient ID Re-attending within 3 months - Adults	104	656	15.9%	16.0%	16.8%	16.0%
% of FP17s for the same patient ID Re-attending between 3 & 9 months - Children	63	219	28.8%	42.7%	47.3%	58.0%
% of FP17s for the same patient ID Re-attending between 3 & 9 months - Adults	184	656	28.0%	35.6%	38.3%	50.9%
% of FP17s for Band 1 Urgent Courses	45	427	10.5%	11.0%	10.7%	9.1%
% of FP17s Relating to Free Repair or Replacements	0	427	0.0%	0.5%	0.6%	0.8%
% of FP17s Relating to Continuations	2	427	0.5%	0.8%	0.8%	1.1%
% of Patients satisfied with the dentistry they have received	3	3	N/A	88.7%	89.8%	91.7%
% of Patients satisfied with the time they had to wait for an appointment	2	3	N/A	80.2%	83.6%	88.0%

* This is based on patients treated on this contract for their most recent course of treatment. Figures in italics indicate the base number of FP17s or Patient Questionnaire responses are less than 100. N/A is shown where the base number of responses is less than 10 during the period. % is calculated as Quantity/Base number*100

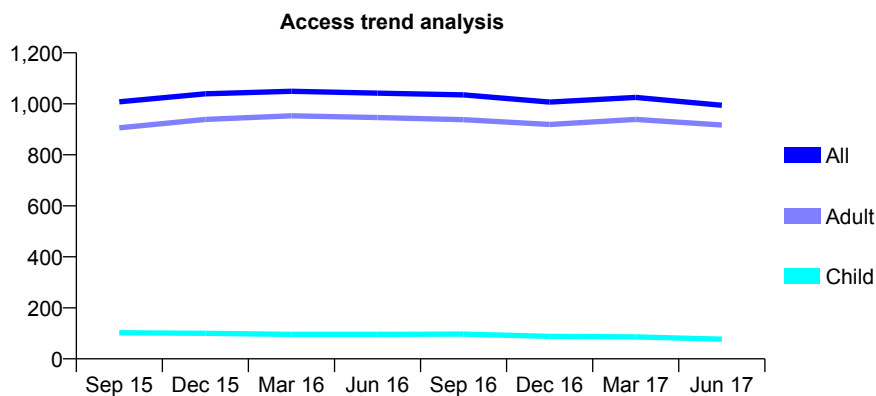
Q61 - Vital Signs At a Glance Contract Report for 230480/0001 - June 2017

Name or company name	MR K SHAH
Contract type name	GDS Contract
Purpose of contract	General
Contract start date	01/04/2006
Contract end date	

17/18 Contracted general activity (UDA)	3,482
Carry forward general activity (UDA)	0
17/18 Contracted orthodontic activity (UOA)	0
Carry forward orthodontic activity (UOA)	0
Baseline contract value	£101,210.89

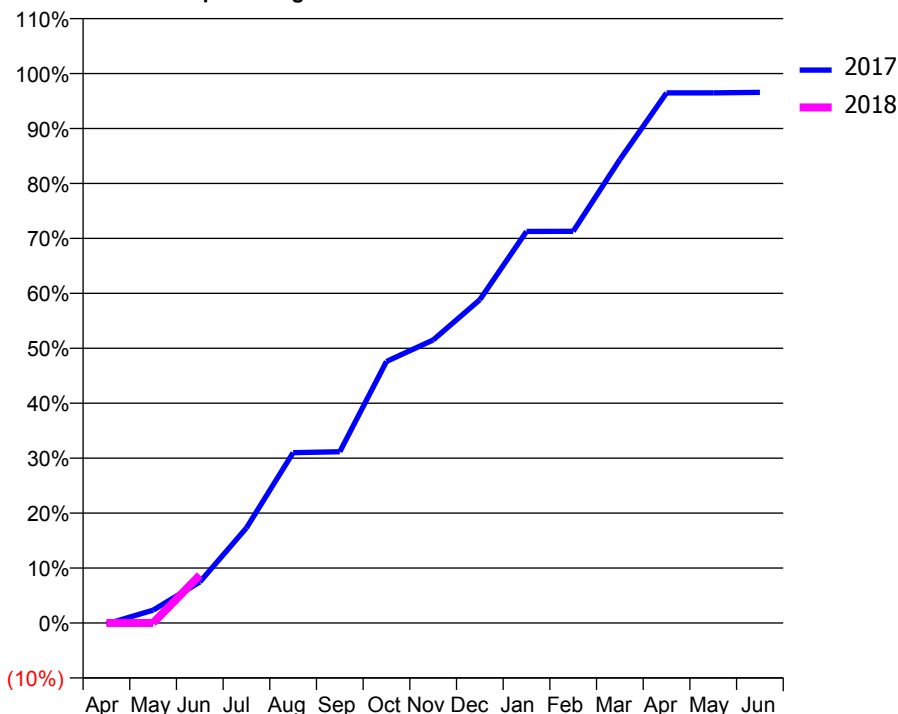
ACCESS*

Patients seen in 24 months	Total	Change since previous quarter
Quarter ending June 2016	1,042	
Quarter ending September 2016	1,035	→
Quarter ending December 2016	1,007	↓
Quarter ending March 2017	1,025	→
Quarter ending June 2017	994	↓
Variance since June 2016	(4.6%)	↓



ACTIVITY

Cumulative percentage of contracted UDA delivered 2017 & 2018



Month	Adjusted Scheduled Activity (UDA)	
	2017	2018
April	-7	0
May	81	0
June	260	304
July	603	
August	1,079	
September	1,085	
October	1,658	
November	1,794	
December	2,049	
January	2,481	
February	2,482	
March	2,937	
April	3,359	
May	3,359	
June	3,362	

QUALITY

	Quantity	Base Number	Contract	AT	Region	England
% of FP17s for the same patient ID Re-attending within 3 months - Children	0	12	0.0%	10.4%	11.5%	12.0%
% of FP17s for the same patient ID Re-attending within 3 months - Adults	9	162	5.6%	16.0%	16.8%	16.0%
% of FP17s for the same patient ID Re-attending between 3 & 9 months - Children	5	12	41.7%	42.7%	47.3%	58.0%
% of FP17s for the same patient ID Re-attending between 3 & 9 months - Adults	49	162	30.2%	35.6%	38.3%	50.9%
% of FP17s for Band 1 Urgent Courses	5	83	6.0%	11.0%	10.7%	9.1%
% of FP17s Relating to Free Repair or Replacements	0	83	0.0%	0.5%	0.6%	0.8%
% of FP17s Relating to Continuations	0	83	0.0%	0.8%	0.8%	1.1%
% of Patients satisfied with the dentistry they have received	3	3	N/A	88.7%	89.8%	91.7%
% of Patients satisfied with the time they had to wait for an appointment	3	3	N/A	80.2%	83.6%	88.0%

* This is based on patients treated on this contract for their most recent course of treatment. Figures in italics indicate the base number of FP17s or Patient Questionnaire responses are less than 100. N/A is shown where the base number of responses is less than 10 during the period. % is calculated as Quantity/Base number*100

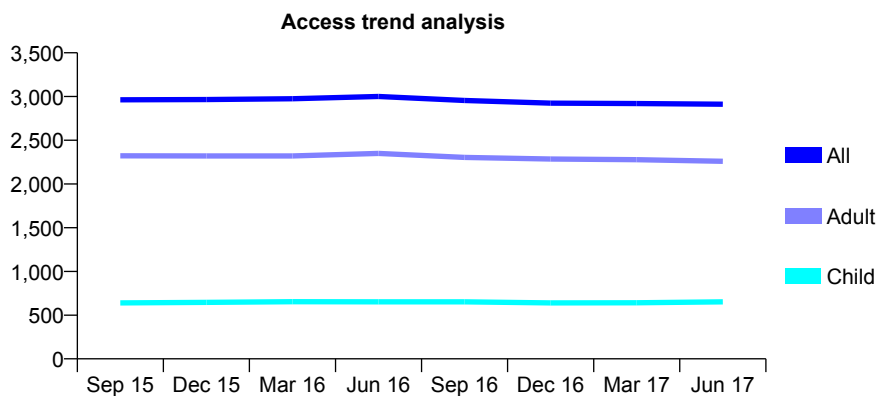
Q61 - Vital Signs At a Glance Contract Report for 232815/0001 - June 2017

Name or company name	MR HS GOUW
Contract type name	GDS Contract
Purpose of contract	General
Contract start date	01/04/2006
Contract end date	

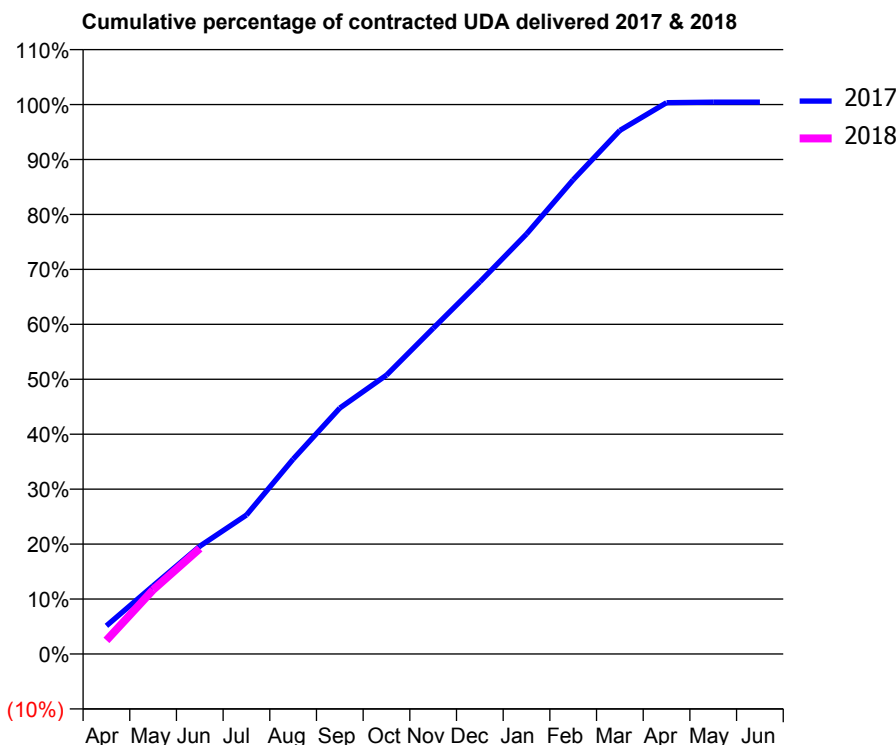
17/18 Contracted general activity (UDA)	9,434
Carry forward general activity (UDA)	0
17/18 Contracted orthodontic activity (UOA)	0
Carry forward orthodontic activity (UOA)	0
Baseline contract value	£236,755.01

ACCESS*

Patients seen in 24 months	Total	Change since previous quarter
Quarter ending June 2016	3,001	
Quarter ending September 2016	2,955	↓
Quarter ending December 2016	2,924	↓
Quarter ending March 2017	2,919	→
Quarter ending June 2017	2,912	→
Variance since June 2016	(3.0%)	↓



ACTIVITY



Month	Adjusted Scheduled Activity (UDA)	
	2017	2018
April	485	234
May	1,171	1,103
June	1,851	1,812
July	2,388	
August	3,347	
September	4,222	
October	4,789	
November	5,592	
December	6,389	
January	7,211	
February	8,143	
March	8,989	
April	9,465	
May	9,474	
June	9,474	

QUALITY

	Quantity	Base Number	Contract	AT	Region	England
% of FP17s for the same patient ID Re-attending within 3 months - Children	16	152	10.5%	10.4%	11.5%	12.0%
% of FP17s for the same patient ID Re-attending within 3 months - Adults	96	547	17.6%	16.0%	16.8%	16.0%
% of FP17s for the same patient ID Re-attending between 3 & 9 months - Children	46	152	30.3%	42.7%	47.3%	58.0%
% of FP17s for the same patient ID Re-attending between 3 & 9 months - Adults	137	547	25.0%	35.6%	38.3%	50.9%
% of FP17s for Band 1 Urgent Courses	80	541	14.8%	11.0%	10.7%	9.1%
% of FP17s Relating to Free Repair or Replacements	0	541	0.0%	0.5%	0.6%	0.8%
% of FP17s Relating to Continuations	0	541	0.0%	0.8%	0.8%	1.1%
% of Patients satisfied with the dentistry they have received	3	3	N/A	88.7%	89.8%	91.7%
% of Patients satisfied with the time they had to wait for an appointment	3	3	N/A	80.2%	83.6%	88.0%

* This is based on patients treated on this contract for their most recent course of treatment. Figures in italics indicate the base number of FP17s or Patient Questionnaire responses are less than 100. N/A is shown where the base number of responses is less than 10 during the period. % is calculated as Quantity/Base number*100

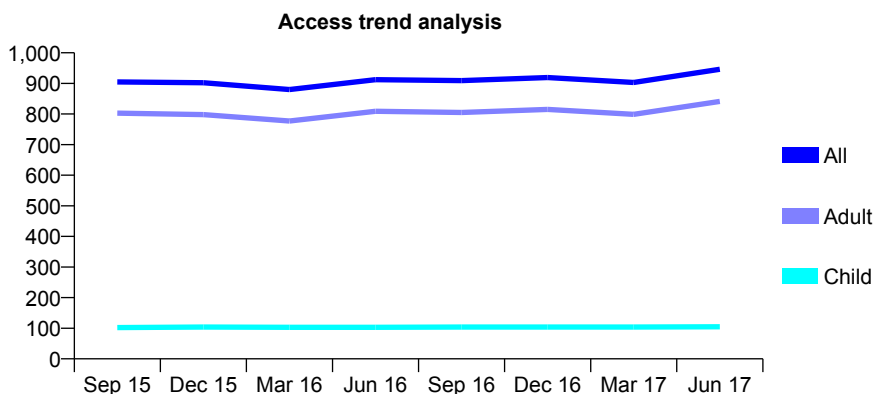
Q61 - Vital Signs At a Glance Contract Report for 233439/0001 - June 2017

Name or company name	MR MA CONNELL
Contract type name	GDS Contract
Purpose of contract	General
Contract start date	01/04/2006
Contract end date	

17/18 Contracted general activity (UDA)	4,281
Carry forward general activity (UDA)	0
17/18 Contracted orthodontic activity (UOA)	0
Carry forward orthodontic activity (UOA)	0
Baseline contract value	£119,211.02

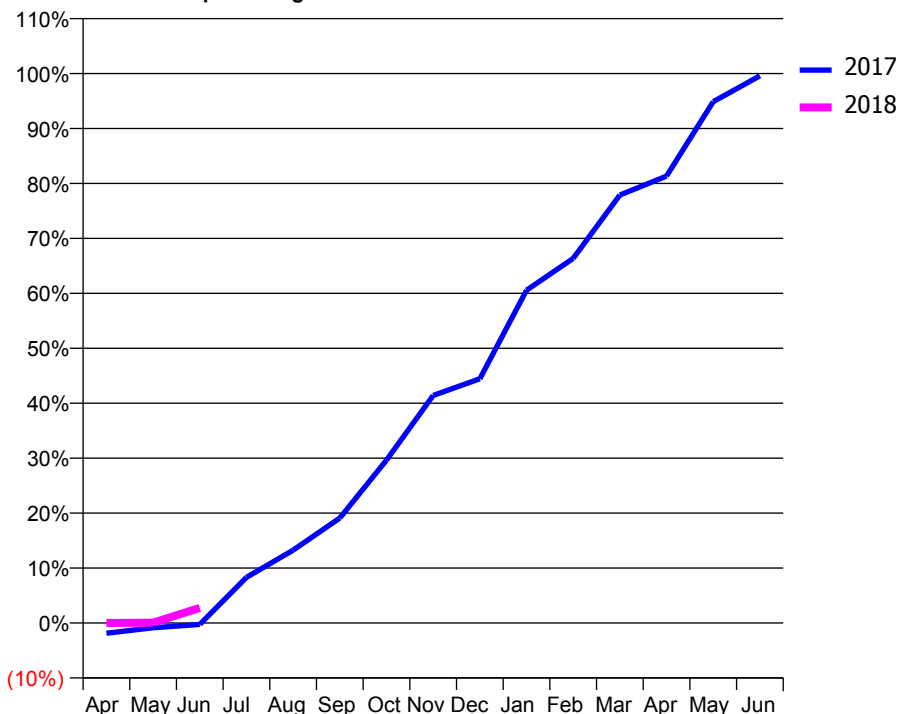
ACCESS*

Patients seen in 24 months	Total	Change since previous quarter
Quarter ending June 2016	912	
Quarter ending September 2016	909	→
Quarter ending December 2016	919	→
Quarter ending March 2017	903	↓
Quarter ending June 2017	946	↑
Variance since June 2016	3.7%	↑



ACTIVITY

Cumulative percentage of contracted UDA delivered 2017 & 2018



Month	Adjusted Scheduled Activity (UDA)	
	2017	2018
April	-80	0
May	-38	3
June	-12	118
July	355	
August	568	
September	818	
October	1,269	
November	1,773	
December	1,903	
January	2,593	
February	2,840	
March	3,334	
April	3,482	
May	4,061	
June	4,263	

QUALITY

	Quantity	Base Number	Contract	AT	Region	England
% of FP17s for the same patient ID Re-attending within 3 months - Children	0	14	0.0%	10.4%	11.5%	12.0%
% of FP17s for the same patient ID Re-attending within 3 months - Adults	33	226	14.6%	16.0%	16.8%	16.0%
% of FP17s for the same patient ID Re-attending between 3 & 9 months - Children	5	14	35.7%	42.7%	47.3%	58.0%
% of FP17s for the same patient ID Re-attending between 3 & 9 months - Adults	76	226	33.6%	35.6%	38.3%	50.9%
% of FP17s for Band 1 Urgent Courses	3	50	6.0%	11.0%	10.7%	9.1%
% of FP17s Relating to Free Repair or Replacements	0	50	0.0%	0.5%	0.6%	0.8%
% of FP17s Relating to Continuations	1	50	2.0%	0.8%	0.8%	1.1%
% of Patients satisfied with the dentistry they have received	1	1	N/A	88.7%	89.8%	91.7%
% of Patients satisfied with the time they had to wait for an appointment	1	1	N/A	80.2%	83.6%	88.0%

* This is based on patients treated on this contract for their most recent course of treatment. Figures in italics indicate the base number of FP17s or Patient Questionnaire responses are less than 100. N/A is shown where the base number of responses is less than 10 during the period. % is calculated as Quantity/Base number*100

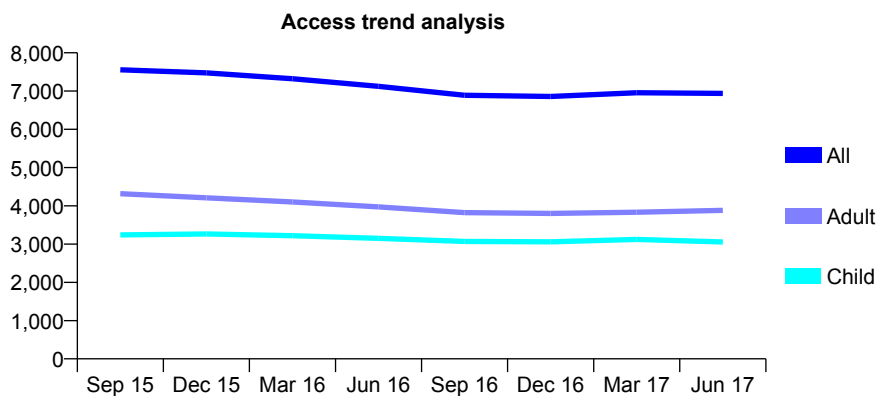
Q61 - Vital Signs At a Glance Contract Report for 234125/0001 - June 2017

Name or company name	MR NI AMIN
Contract type name	GDS Contract
Purpose of contract	General and Orthodontic
Contract start date	01/04/2006
Contract end date	

17/18 Contracted general activity (UDA)	16,536
Carry forward general activity (UDA)	0
17/18 Contracted orthodontic activity (UOA)	823
Carry forward orthodontic activity (UOA)	0
Baseline contract value	£536,808.43

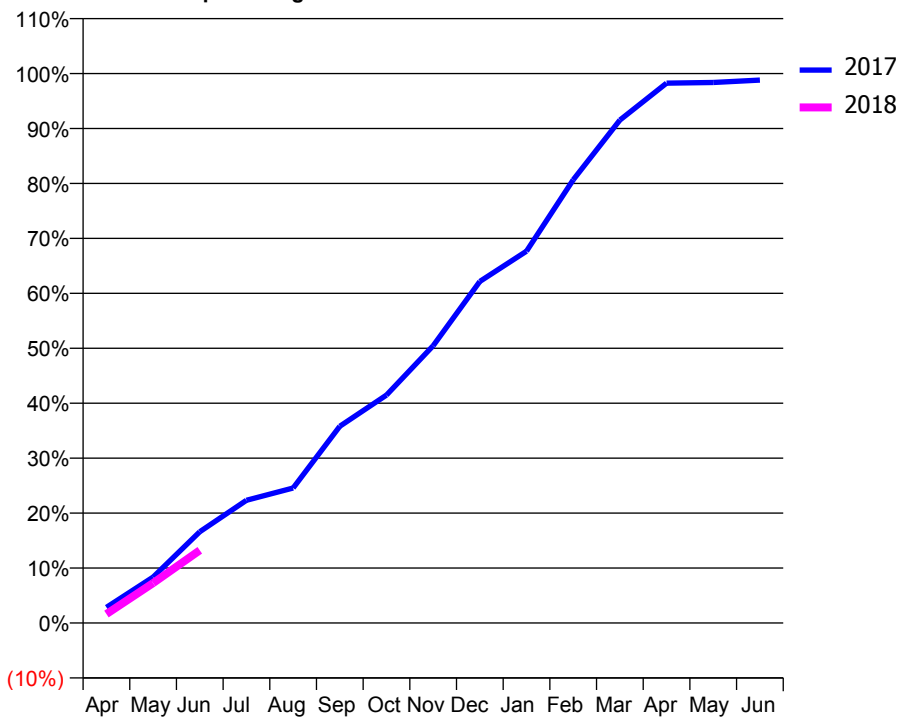
ACCESS*

Patients seen in 24 months	Total	Change since previous quarter
Quarter ending June 2016	7,124	
Quarter ending September 2016	6,891	↓
Quarter ending December 2016	6,859	→
Quarter ending March 2017	6,955	→
Quarter ending June 2017	6,937	→
Variance since June 2016	(2.6%)	↓



ACTIVITY

Cumulative percentage of contracted UDA delivered 2017 & 2018



Month	Adjusted Scheduled Activity (UDA)	
	2017	2018
April	473	271
May	1,384	1,201
June	2,746	2,188
July	3,692	
August	4,062	
September	5,920	
October	6,860	
November	8,344	
December	10,279	
January	11,188	
February	13,337	
March	15,136	
April	16,244	
May	16,264	
June	16,338	

QUALITY

	Quantity	Base Number	Contract	AT	Region	England
% of FP17s for the same patient ID Re-attending within 3 months - Children	38	700	5.4%	10.4%	11.5%	12.0%
% of FP17s for the same patient ID Re-attending within 3 months - Adults	105	929	11.3%	16.0%	16.8%	16.0%
% of FP17s for the same patient ID Re-attending between 3 & 9 months - Children	288	700	41.1%	42.7%	47.3%	58.0%
% of FP17s for the same patient ID Re-attending between 3 & 9 months - Adults	307	929	33.0%	35.6%	38.3%	50.9%
% of FP17s for Band 1 Urgent Courses	107	1,089	9.8%	11.0%	10.7%	9.1%
% of FP17s Relating to Free Repair or Replacements	6	1,089	0.6%	0.5%	0.6%	0.8%
% of FP17s Relating to Continuations	1	1,089	0.1%	0.8%	0.8%	1.1%
% of Patients satisfied with the dentistry they have received	6	6	N/A	88.7%	89.8%	91.7%
% of Patients satisfied with the time they had to wait for an appointment	4	6	N/A	80.2%	83.6%	88.0%

* This is based on patients treated on this contract for their most recent course of treatment. Figures in italics indicate the base number of FP17s or Patient Questionnaire responses are less than 100. N/A is shown where the base number of responses is less than 10 during the period. % is calculated as Quantity/Base number*100

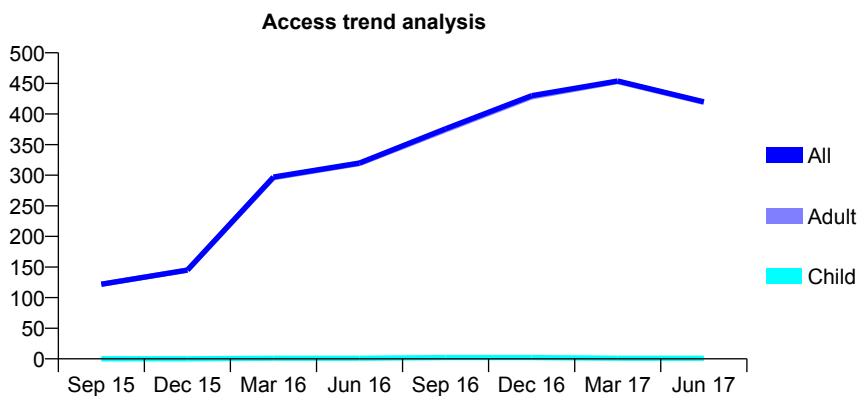
Q61 - Vital Signs At a Glance Contract Report for 234125/0003 - June 2017

Name or company name	MR NI AMIN
Contract type name	PDS Contract
Purpose of contract	General
Contract start date	01/04/2014
Contract end date	30/11/2017

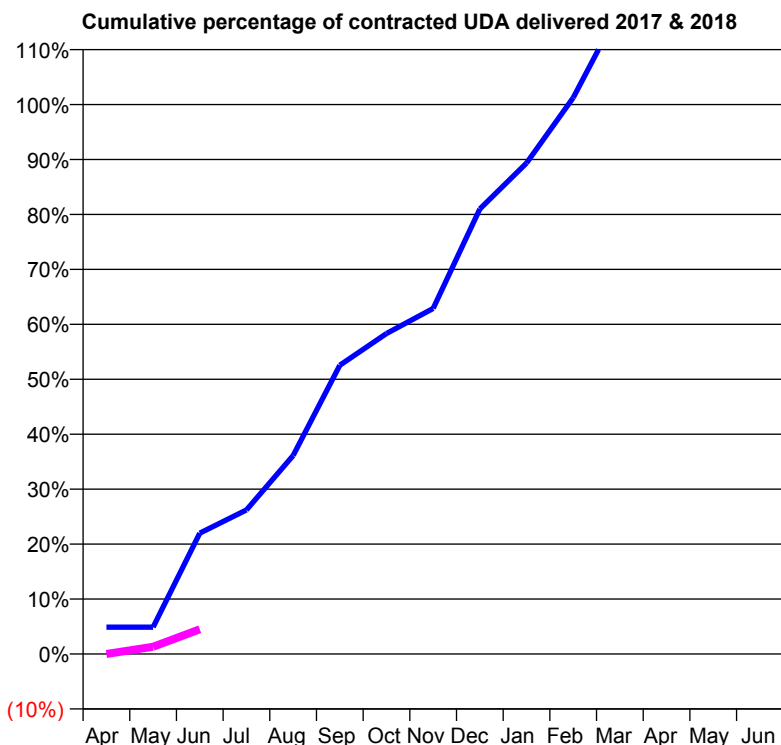
17/18 Contracted general activity (UDA)	600
Carry forward general activity (UDA)	0
17/18 Contracted orthodontic activity (UOA)	0
Carry forward orthodontic activity (UOA)	0
Baseline contract value	£37,325.58

ACCESS*

Patients seen in 24 months	Total	Change since previous quarter
Quarter ending June 2016	320	
Quarter ending September 2016	376	↑
Quarter ending December 2016	430	↑
Quarter ending March 2017	454	↑
Quarter ending June 2017	420	↓
Variance since June 2016	31.3%	↑



ACTIVITY



Month	Adjusted Scheduled Activity (UDA)	
	2017	2018
April	44	0
May	44	8
June	198	27
July	236	
August	325	
September	473	
October	525	
November	566	
December	729	
January	804	
February	911	
March	1,056	
April	1,103	
May	1,109	
June	1,125	

QUALITY

	Quantity	Base Number	Contract	AT	Region	England
% of FP17s for the same patient ID Re-attending within 3 months - Children	0	0	N/A	10.4%	11.5%	12.0%
% of FP17s for the same patient ID Re-attending within 3 months - Adults	0	36	0.0%	16.0%	16.8%	16.0%
% of FP17s for the same patient ID Re-attending between 3 & 9 months - Children	0	0	N/A	42.7%	47.3%	58.0%
% of FP17s for the same patient ID Re-attending between 3 & 9 months - Adults	0	36	0.0%	35.6%	38.3%	50.9%
% of FP17s for Band 1 Urgent Courses	0	11	0.0%	11.0%	10.7%	9.1%
% of FP17s Relating to Free Repair or Replacements	0	11	0.0%	0.5%	0.6%	0.8%
% of FP17s Relating to Continuations	0	11	0.0%	0.8%	0.8%	1.1%
% of Patients satisfied with the dentistry they have received	0	0	N/A	88.7%	89.8%	91.7%
% of Patients satisfied with the time they had to wait for an appointment	0	0	N/A	80.2%	83.6%	88.0%

* This is based on patients treated on this contract for their most recent course of treatment. Figures in italics indicate the base number of FP17s or Patient Questionnaire responses are less than 100. N/A is shown where the base number of responses is less than 10 during the period. % is calculated as Quantity/Base number*100

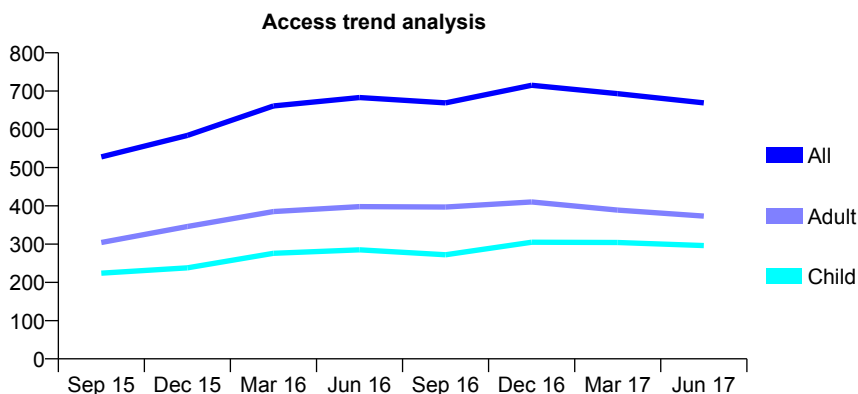
Q61 - Vital Signs At a Glance Contract Report for 237159/0002 - June 2017

Name or company name	MR HJ PAY
Contract type name	GDS Contract
Purpose of contract	General
Contract start date	01/05/2014
Contract end date	

17/18 Contracted general activity (UDA)	1,345
Carry forward general activity (UDA)	0
17/18 Contracted orthodontic activity (UOA)	0
Carry forward orthodontic activity (UOA)	0
Baseline contract value	£39,311.06

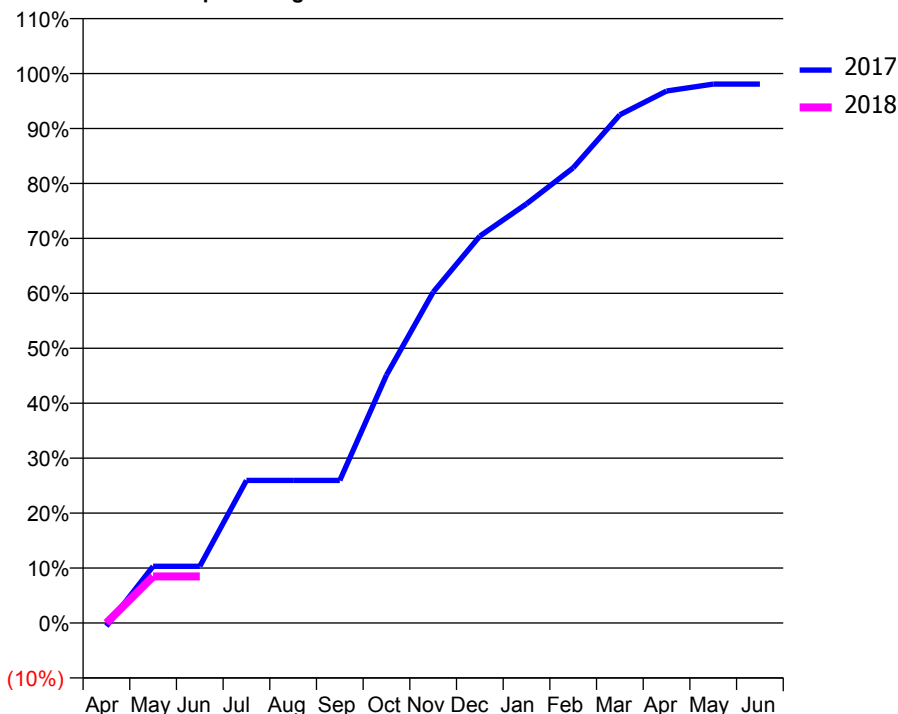
ACCESS*

Patients seen in 24 months	Total	Change since previous quarter
Quarter ending June 2016	683	
Quarter ending September 2016	669	↓
Quarter ending December 2016	715	↑
Quarter ending March 2017	693	↓
Quarter ending June 2017	669	↓
Variance since June 2016	(2.0%)	↓



ACTIVITY

Cumulative percentage of contracted UDA delivered 2017 & 2018



Month	Adjusted Scheduled Activity (UDA)	
	2017	2018
April	-8	0
May	139	114
June	139	114
July	349	
August	349	
September	349	
October	607	
November	810	
December	947	
January	1,026	
February	1,114	
March	1,244	
April	1,302	
May	1,319	
June	1,319	

QUALITY

	Quantity	Base Number	Contract	AT	Region	England
% of FP17s for the same patient ID Re-attending within 3 months - Children	7	62	11.3%	10.4%	11.5%	12.0%
% of FP17s for the same patient ID Re-attending within 3 months - Adults	1	40	2.5%	16.0%	16.8%	16.0%
% of FP17s for the same patient ID Re-attending between 3 & 9 months - Children	27	62	43.5%	42.7%	47.3%	58.0%
% of FP17s for the same patient ID Re-attending between 3 & 9 months - Adults	10	40	25.0%	35.6%	38.3%	50.9%
% of FP17s for Band 1 Urgent Courses	0	55	0.0%	11.0%	10.7%	9.1%
% of FP17s Relating to Free Repair or Replacements	0	55	0.0%	0.5%	0.6%	0.8%
% of FP17s Relating to Continuations	1	55	1.8%	0.8%	0.8%	1.1%
% of Patients satisfied with the dentistry they have received	10	12	83.3%	88.7%	89.8%	91.7%
% of Patients satisfied with the time they had to wait for an appointment	12	12	100.0%	80.2%	83.6%	88.0%

* This is based on patients treated on this contract for their most recent course of treatment. Figures in italics indicate the base number of FP17s or Patient Questionnaire responses are less than 100. N/A is shown where the base number of responses is less than 10 during the period. % is calculated as Quantity/Base number*100

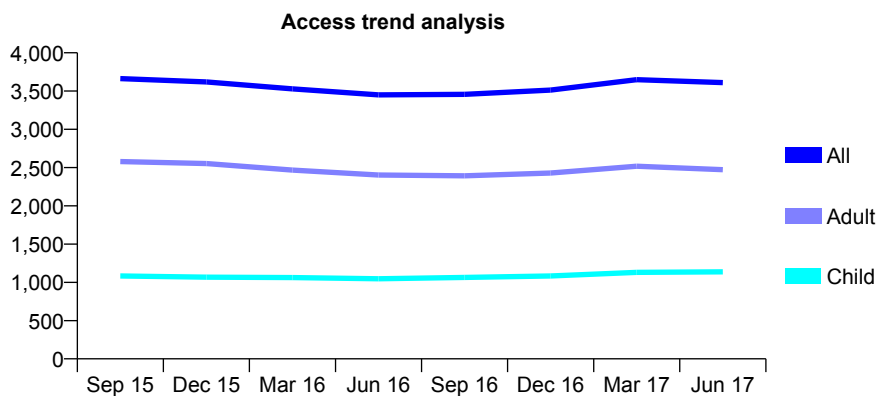
Q61 - Vital Signs At a Glance Contract Report for 238627/0001 - June 2017

Name or company name	Mr Bernard Weinbaum
Contract type name	GDS Contract
Purpose of contract	General
Contract start date	01/04/2006
Contract end date	

17/18 Contracted general activity (UDA)	6,804
Carry forward general activity (UDA)	0
17/18 Contracted orthodontic activity (UOA)	0
Carry forward orthodontic activity (UOA)	0
Baseline contract value	£186,806.06

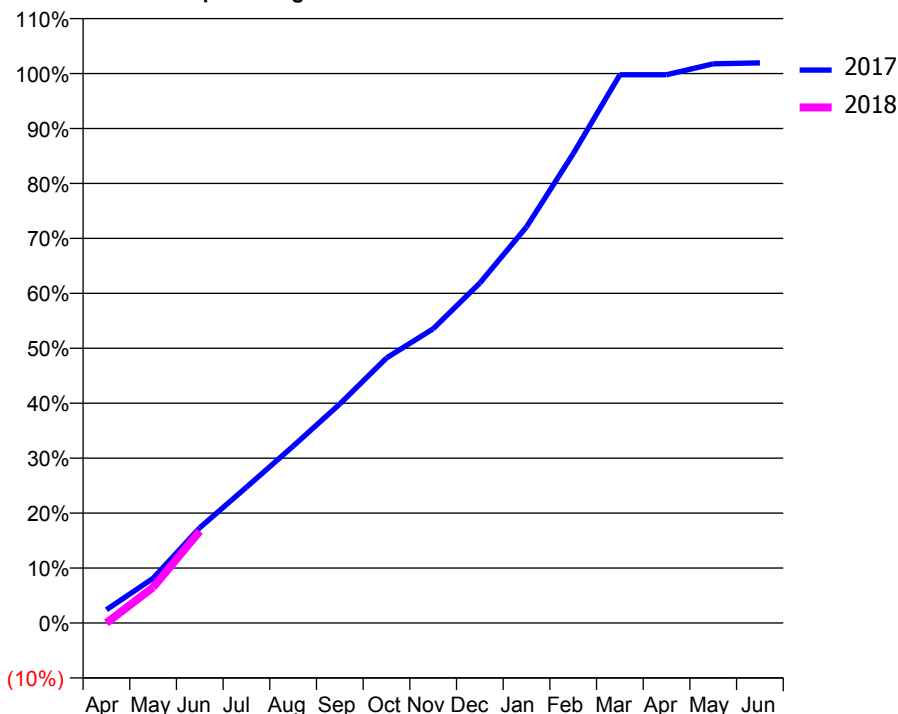
ACCESS*

Patients seen in 24 months	Total	Change since previous quarter
Quarter ending June 2016	3,450	
Quarter ending September 2016	3,457	→
Quarter ending December 2016	3,513	→
Quarter ending March 2017	3,649	↑
Quarter ending June 2017	3,610	↓
Variance since June 2016	4.6%	↑



ACTIVITY

Cumulative percentage of contracted UDA delivered 2017 & 2018



Adjusted Scheduled Activity (UDA)		
Month	2017	2018
April	164	0
May	554	442
June	1,180	1,139
July	1,681	
August	2,190	
September	2,712	
October	3,282	
November	3,644	
December	4,210	
January	4,905	
February	5,811	
March	6,788	
April	6,788	
May	6,924	
June	6,936	

QUALITY

	Quantity	Base Number	Contract	AT	Region	England
% of FP17s for the same patient ID Re-attending within 3 months - Children	20	249	8.0%	10.4%	11.5%	12.0%
% of FP17s for the same patient ID Re-attending within 3 months - Adults	52	394	13.2%	16.0%	16.8%	16.0%
% of FP17s for the same patient ID Re-attending between 3 & 9 months - Children	78	249	31.3%	42.7%	47.3%	58.0%
% of FP17s for the same patient ID Re-attending between 3 & 9 months - Adults	98	394	24.9%	35.6%	38.3%	50.9%
% of FP17s for Band 1 Urgent Courses	53	554	9.6%	11.0%	10.7%	9.1%
% of FP17s Relating to Free Repair or Replacements	0	554	0.0%	0.5%	0.6%	0.8%
% of FP17s Relating to Continuations	11	554	2.0%	0.8%	0.8%	1.1%
% of Patients satisfied with the dentistry they have received	1	1	N/A	88.7%	89.8%	91.7%
% of Patients satisfied with the time they had to wait for an appointment	1	1	N/A	80.2%	83.6%	88.0%

* This is based on patients treated on this contract for their most recent course of treatment. Figures in italics indicate the base number of FP17s or Patient Questionnaire responses are less than 100. N/A is shown where the base number of responses is less than 10 during the period. % is calculated as Quantity/Base number*100

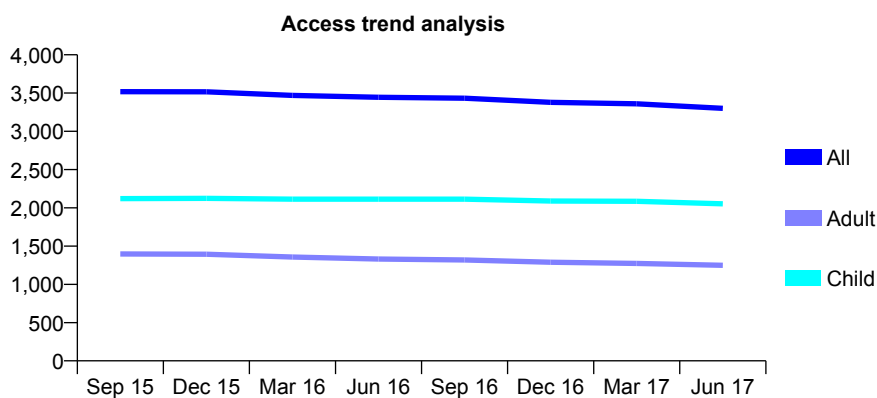
Q61 - Vital Signs At a Glance Contract Report for 244538/0001 - June 2017

Name or company name	MR MS MACMANUS
Contract type name	GDS Contract
Purpose of contract	General
Contract start date	01/04/2006
Contract end date	

17/18 Contracted general activity (UDA)	9,054
Carry forward general activity (UDA)	0
17/18 Contracted orthodontic activity (UOA)	0
Carry forward orthodontic activity (UOA)	0
Baseline contract value	£217,132.60

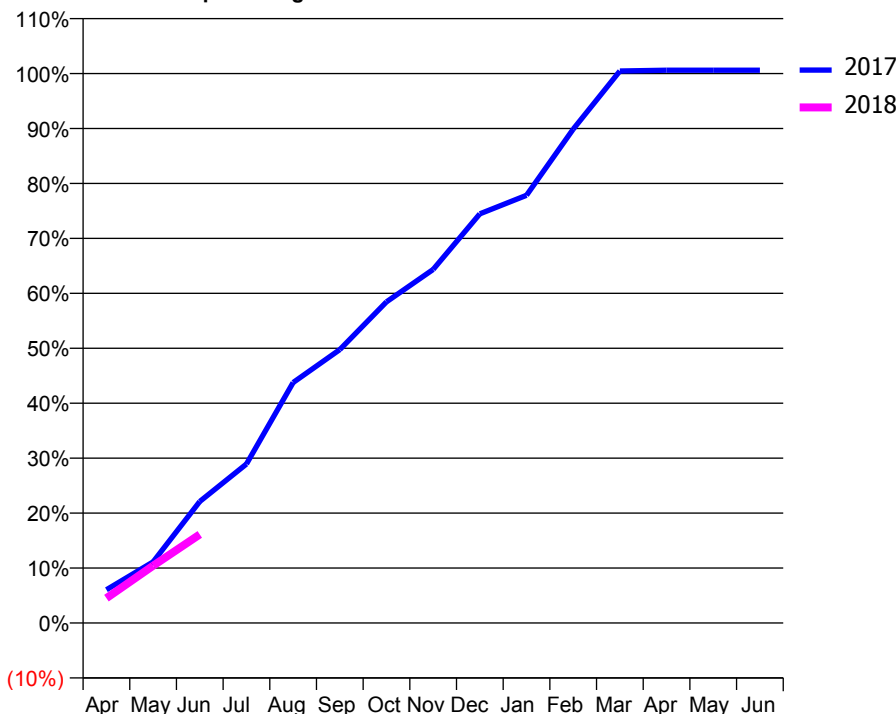
ACCESS*

Patients seen in 24 months	Total	Change since previous quarter
Quarter ending June 2016	3,445	
Quarter ending September 2016	3,432	→
Quarter ending December 2016	3,378	↓
Quarter ending March 2017	3,359	→
Quarter ending June 2017	3,301	↓
Variance since June 2016	(4.2%)	↓



ACTIVITY

Cumulative percentage of contracted UDA delivered 2017 & 2018



Adjusted Scheduled Activity (UDA)

Month	2017	2018
April	548	410
May	1,007	944
June	2,002	1,460
July	2,620	
August	3,963	
September	4,506	
October	5,291	
November	5,826	
December	6,742	
January	7,047	
February	8,138	
March	9,094	
April	9,107	
May	9,107	
June	9,107	

QUALITY

	Quantity	Base Number	Contract	AT	Region	England
% of FP17s for the same patient ID Re-attending within 3 months - Children	24	497	4.8%	10.4%	11.5%	12.0%
% of FP17s for the same patient ID Re-attending within 3 months - Adults	31	198	15.7%	16.0%	16.8%	16.0%
% of FP17s for the same patient ID Re-attending between 3 & 9 months - Children	255	497	51.3%	42.7%	47.3%	58.0%
% of FP17s for the same patient ID Re-attending between 3 & 9 months - Adults	76	198	38.4%	35.6%	38.3%	50.9%
% of FP17s for Band 1 Urgent Courses	55	687	8.0%	11.0%	10.7%	9.1%
% of FP17s Relating to Free Repair or Replacements	1	687	0.1%	0.5%	0.6%	0.8%
% of FP17s Relating to Continuations	0	687	0.0%	0.8%	0.8%	1.1%
% of Patients satisfied with the dentistry they have received	2	2	N/A	88.7%	89.8%	91.7%
% of Patients satisfied with the time they had to wait for an appointment	2	2	N/A	80.2%	83.6%	88.0%

* This is based on patients treated on this contract for their most recent course of treatment. Figures in italics indicate the base number of FP17s or Patient Questionnaire responses are less than 100. N/A is shown where the base number of responses is less than 10 during the period. % is calculated as Quantity/Base number*100

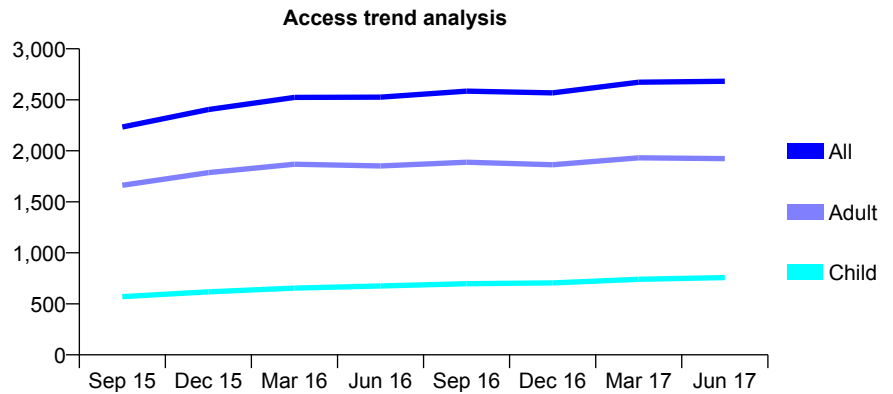
Q61 - Vital Signs At a Glance Contract Report for 245690/0002 - June 2017

Name or company name	MR N AGRAWAL
Contract type name	GDS Contract
Purpose of contract	General
Contract start date	01/04/2006
Contract end date	

17/18 Contracted general activity (UDA)	5,231
Carry forward general activity (UDA)	0
17/18 Contracted orthodontic activity (UOA)	0
Carry forward orthodontic activity (UOA)	0
Baseline contract value	£168,731.24

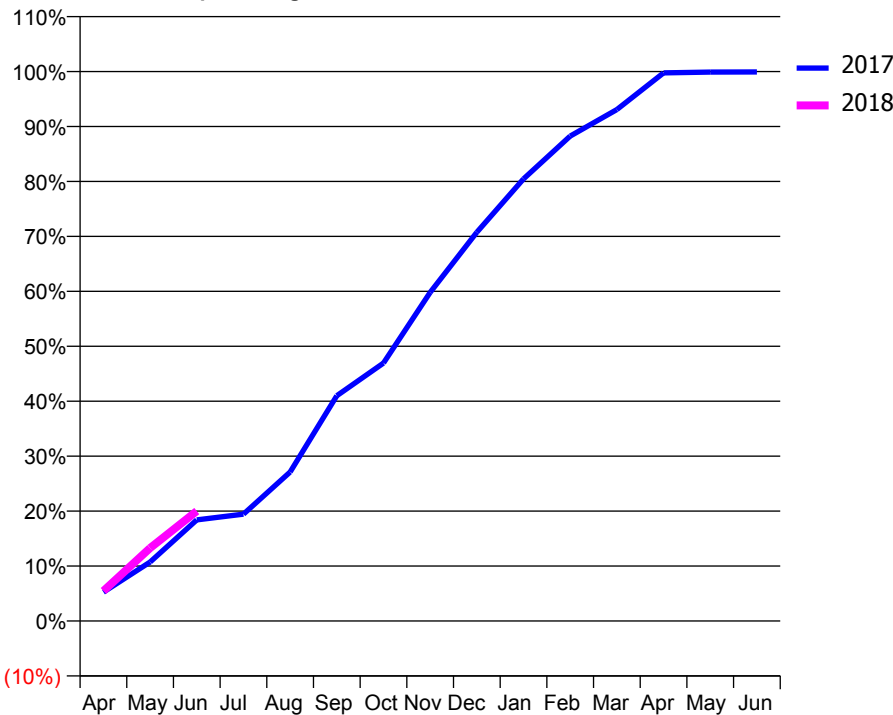
ACCESS*

Patients seen in 24 months	Total	Change since previous quarter
Quarter ending June 2016	2,526	
Quarter ending September 2016	2,585	↑
Quarter ending December 2016	2,568	→
Quarter ending March 2017	2,672	↑
Quarter ending June 2017	2,682	→
Variance since June 2016	6.2%	↑



ACTIVITY

Cumulative percentage of contracted UDA delivered 2017 & 2018



Month	Adjusted Scheduled Activity (UDA)	
	2017	2018
April	274	286
May	562	695
June	962	1,047
July	1,017	
August	1,419	
September	2,145	
October	2,455	
November	3,129	
December	3,700	
January	4,208	
February	4,616	
March	4,869	
April	5,218	
May	5,226	
June	5,227	

QUALITY

	Quantity	Base Number	Contract	AT	Region	England
% of FP17s for the same patient ID Re-attending within 3 months - Children	21	266	7.9%	10.4%	11.5%	12.0%
% of FP17s for the same patient ID Re-attending within 3 months - Adults	53	467	11.3%	16.0%	16.8%	16.0%
% of FP17s for the same patient ID Re-attending between 3 & 9 months - Children	105	266	39.5%	42.7%	47.3%	58.0%
% of FP17s for the same patient ID Re-attending between 3 & 9 months - Adults	160	467	34.3%	35.6%	38.3%	50.9%
% of FP17s for Band 1 Urgent Courses	55	453	12.1%	11.0%	10.7%	9.1%
% of FP17s Relating to Free Repair or Replacements	0	453	0.0%	0.5%	0.6%	0.8%
% of FP17s Relating to Continuations	7	453	1.5%	0.8%	0.8%	1.1%
% of Patients satisfied with the dentistry they have received	2	2	N/A	88.7%	89.8%	91.7%
% of Patients satisfied with the time they had to wait for an appointment	1	2	N/A	80.2%	83.6%	88.0%

* This is based on patients treated on this contract for their most recent course of treatment. Figures in italics indicate the base number of FP17s or Patient Questionnaire responses are less than 100. N/A is shown where the base number of responses is less than 10 during the period. % is calculated as Quantity/Base number*100

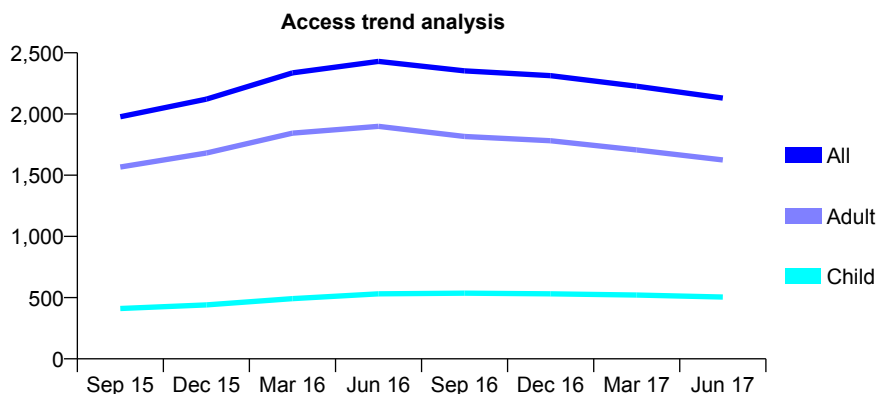
Q61 - Vital Signs At a Glance Contract Report for 250279/0004 - June 2017

Name or company name	MR S OLUBUNMI-OKE
Contract type name	GDS Contract
Purpose of contract	General
Contract start date	01/06/2014
Contract end date	

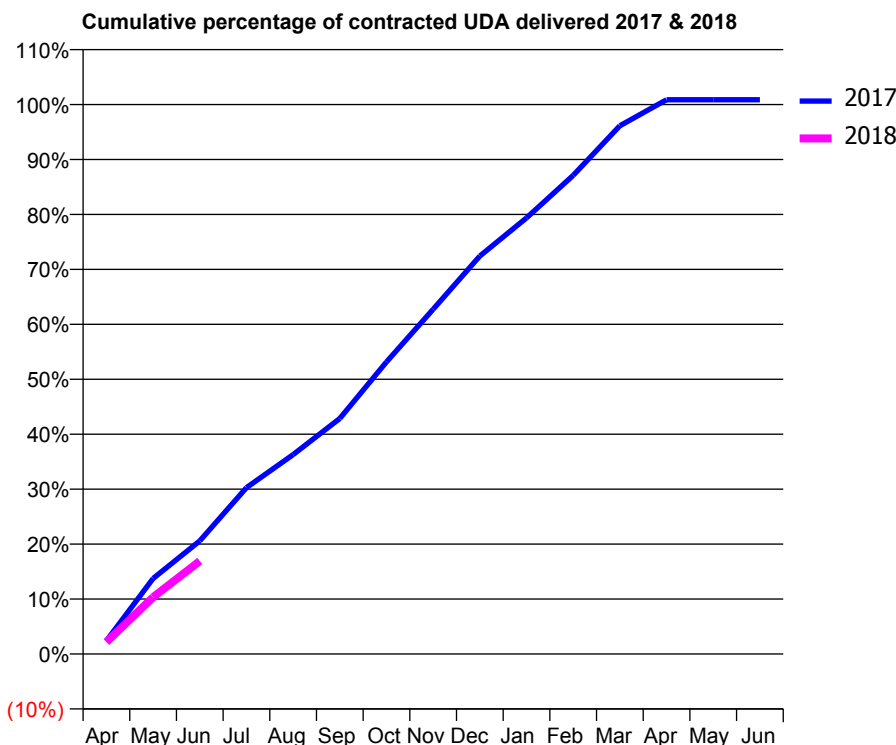
17/18 Contracted general activity (UDA)	9,194
Carry forward general activity (UDA)	0
17/18 Contracted orthodontic activity (UOA)	0
Carry forward orthodontic activity (UOA)	0
Baseline contract value	£283,659.41

ACCESS*

Patients seen in 24 months	Total	Change since previous quarter
Quarter ending June 2016	2,430	
Quarter ending September 2016	2,352	↓
Quarter ending December 2016	2,313	↓
Quarter ending March 2017	2,227	↓
Quarter ending June 2017	2,130	↓
Variance since June 2016	(12.3%)	↓



ACTIVITY



Month	Adjusted Scheduled Activity (UDA)	
	2017	2018
April	222	200
May	1,264	951
June	1,892	1,557
July	2,782	
August	3,336	
September	3,941	
October	4,888	
November	5,769	
December	6,658	
January	7,297	
February	8,009	
March	8,839	
April	9,275	
May	9,275	
June	9,275	

QUALITY

	Quantity	Base Number	Contract	AT	Region	England
% of FP17s for the same patient ID Re-attending within 3 months - Children	18	153	11.8%	10.4%	11.5%	12.0%
% of FP17s for the same patient ID Re-attending within 3 months - Adults	73	385	19.0%	16.0%	16.8%	16.0%
% of FP17s for the same patient ID Re-attending between 3 & 9 months - Children	87	153	56.9%	42.7%	47.3%	58.0%
% of FP17s for the same patient ID Re-attending between 3 & 9 months - Adults	151	385	39.2%	35.6%	38.3%	50.9%
% of FP17s for Band 1 Urgent Courses	46	455	10.1%	11.0%	10.7%	9.1%
% of FP17s Relating to Free Repair or Replacements	4	455	0.9%	0.5%	0.6%	0.8%
% of FP17s Relating to Continuations	1	455	0.2%	0.8%	0.8%	1.1%
% of Patients satisfied with the dentistry they have received	0	0	N/A	88.7%	89.8%	91.7%
% of Patients satisfied with the time they had to wait for an appointment	0	0	N/A	80.2%	83.6%	88.0%

* This is based on patients treated on this contract for their most recent course of treatment. Figures in italics indicate the base number of FP17s or Patient Questionnaire responses are less than 100. N/A is shown where the base number of responses is less than 10 during the period. % is calculated as Quantity/Base number*100

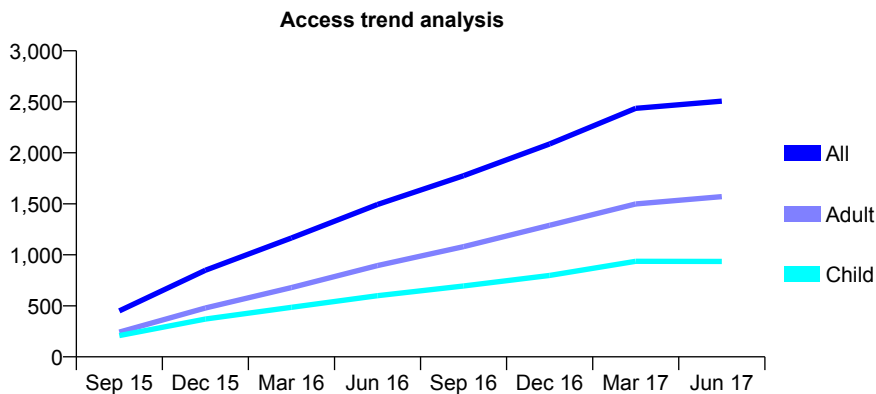
Q61 - Vital Signs At a Glance Contract Report for 250643/0001 - June 2017

Name or company name	MISS SY BHUIYAN
Contract type name	GDS Contract
Purpose of contract	General and Orthodontic
Contract start date	01/06/2015
Contract end date	

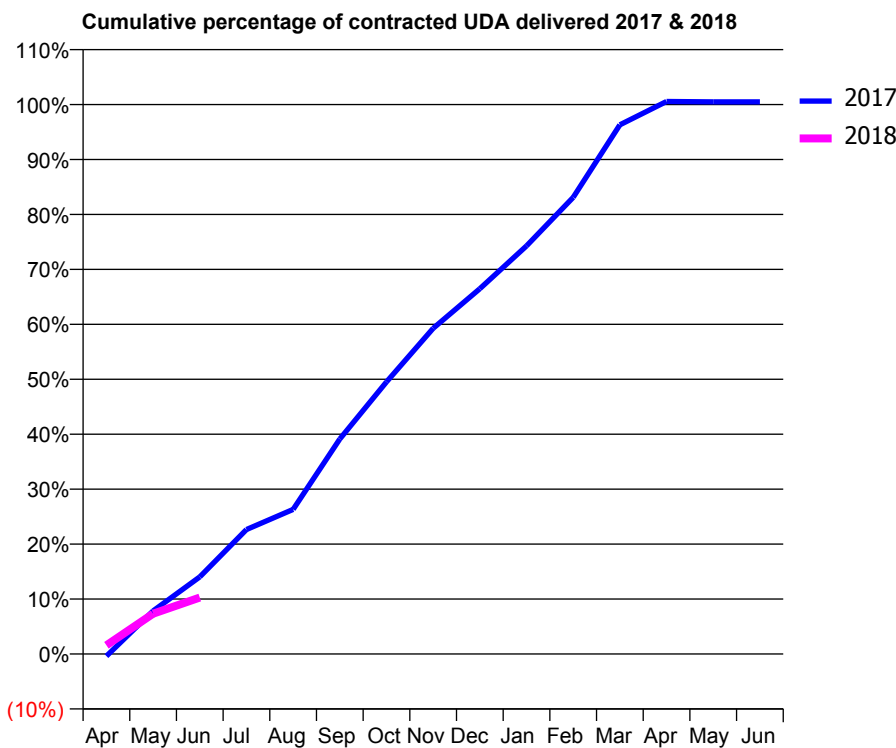
17/18 Contracted general activity (UDA)	5,300
Carry forward general activity (UDA)	0
17/18 Contracted orthodontic activity (UOA)	6,850
Carry forward orthodontic activity (UOA)	0
Baseline contract value	£713,424.34

ACCESS*

Patients seen in 24 months	Total	Change since previous quarter
Quarter ending June 2016	1,494	
Quarter ending September 2016	1,776	↑
Quarter ending December 2016	2,087	↑
Quarter ending March 2017	2,436	↑
Quarter ending June 2017	2,506	↑
Variance since June 2016	67.7%	↑



ACTIVITY



Month	Adjusted Scheduled Activity (UDA)	
	2017	2018
April	-21	85
May	416	390
June	743	544
July	1,201	
August	1,395	
September	2,074	
October	2,625	
November	3,142	
December	3,524	
January	3,936	
February	4,404	
March	5,104	
April	5,329	
May	5,326	
June	5,326	

QUALITY

	Quantity	Base Number	Contract	AT	Region	England
% of FP17s for the same patient ID Re-attending within 3 months - Children	37	177	20.9%	10.4%	11.5%	12.0%
% of FP17s for the same patient ID Re-attending within 3 months - Adults	39	210	18.6%	16.0%	16.8%	16.0%
% of FP17s for the same patient ID Re-attending between 3 & 9 months - Children	34	177	19.2%	42.7%	47.3%	58.0%
% of FP17s for the same patient ID Re-attending between 3 & 9 months - Adults	45	210	21.4%	35.6%	38.3%	50.9%
% of FP17s for Band 1 Urgent Courses	11	225	4.9%	11.0%	10.7%	9.1%
% of FP17s Relating to Free Repair or Replacements	0	225	0.0%	0.5%	0.6%	0.8%
% of FP17s Relating to Continuations	0	225	0.0%	0.8%	0.8%	1.1%
% of Patients satisfied with the dentistry they have received	1	1	N/A	88.7%	89.8%	91.7%
% of Patients satisfied with the time they had to wait for an appointment	1	1	N/A	80.2%	83.6%	88.0%

* This is based on patients treated on this contract for their most recent course of treatment. Figures in italics indicate the base number of FP17s or Patient Questionnaire responses are less than 100. N/A is shown where the base number of responses is less than 10 during the period. % is calculated as Quantity/Base number*100

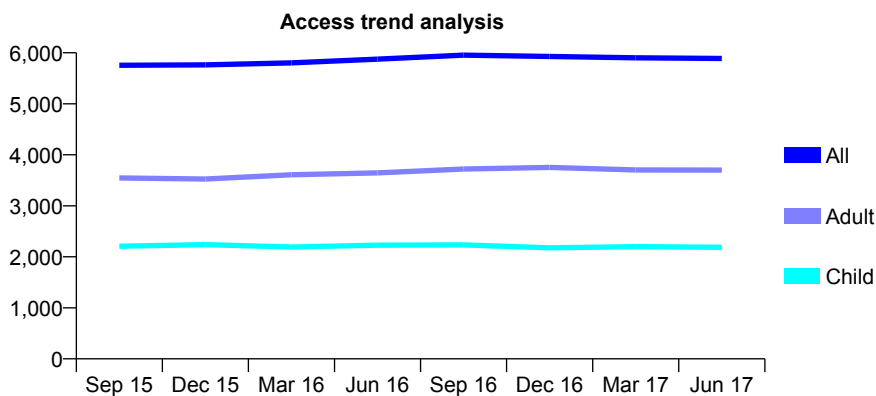
Q61 - Vital Signs At a Glance Contract Report for 250678/0001 - June 2017

Name or company name	MR GS COHEN
Contract type name	GDS Contract
Purpose of contract	General
Contract start date	01/04/2006
Contract end date	

17/18 Contracted general activity (UDA)	12,460
Carry forward general activity (UDA)	0
17/18 Contracted orthodontic activity (UOA)	0
Carry forward orthodontic activity (UOA)	0
Baseline contract value	£315,488.64

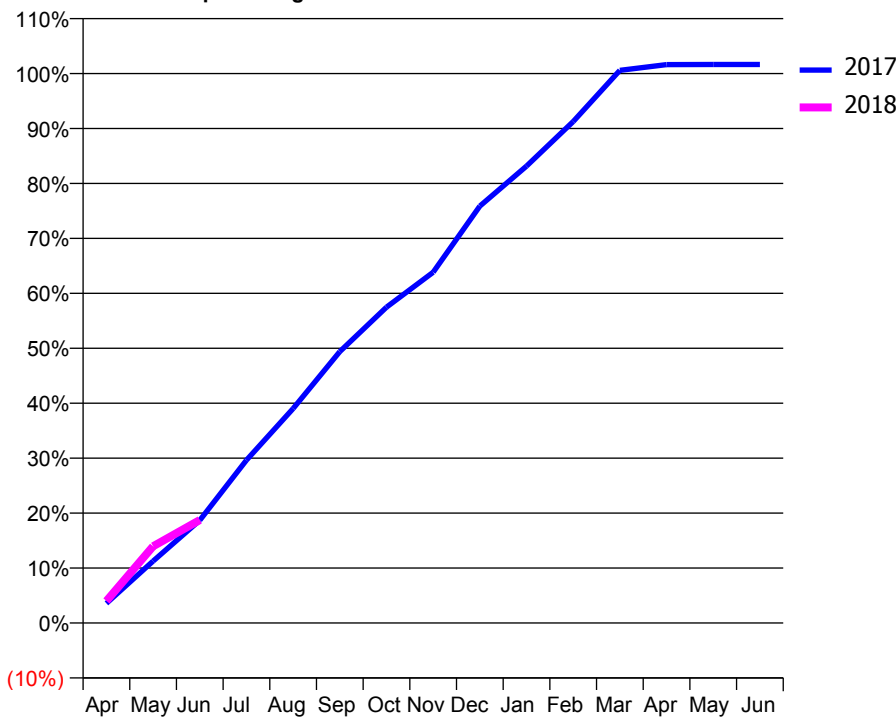
ACCESS*

Patients seen in 24 months	Total	Change since previous quarter
Quarter ending June 2016	5,876	
Quarter ending September 2016	5,954	→
Quarter ending December 2016	5,928	→
Quarter ending March 2017	5,902	→
Quarter ending June 2017	5,888	→
Variance since June 2016	0.2%	→



ACTIVITY

Cumulative percentage of contracted UDA delivered 2017 & 2018



Adjusted Scheduled Activity (UDA)

Month	2017	2018
April	446	501
May	1,405	1,740
June	2,331	2,337
July	3,694	
August	4,864	
September	6,156	
October	7,160	
November	7,954	
December	9,454	
January	10,361	
February	11,371	
March	12,533	
April	12,661	
May	12,664	
June	12,664	

QUALITY

	Quantity	Base Number	Contract	AT	Region	England
% of FP17s for the same patient ID Re-attending within 3 months - Children	34	561	6.1%	10.4%	11.5%	12.0%
% of FP17s for the same patient ID Re-attending within 3 months - Adults	143	761	18.8%	16.0%	16.8%	16.0%
% of FP17s for the same patient ID Re-attending between 3 & 9 months - Children	214	561	38.1%	42.7%	47.3%	58.0%
% of FP17s for the same patient ID Re-attending between 3 & 9 months - Adults	284	761	37.3%	35.6%	38.3%	50.9%
% of FP17s for Band 1 Urgent Courses	144	1,236	11.7%	11.0%	10.7%	9.1%
% of FP17s Relating to Free Repair or Replacements	3	1,236	0.2%	0.5%	0.6%	0.8%
% of FP17s Relating to Continuations	7	1,236	0.6%	0.8%	0.8%	1.1%
% of Patients satisfied with the dentistry they have received	7	7	N/A	88.7%	89.8%	91.7%
% of Patients satisfied with the time they had to wait for an appointment	5	7	N/A	80.2%	83.6%	88.0%

* This is based on patients treated on this contract for their most recent course of treatment. Figures in italics indicate the base number of FP17s or Patient Questionnaire responses are less than 100. N/A is shown where the base number of responses is less than 10 during the period. % is calculated as Quantity/Base number*100

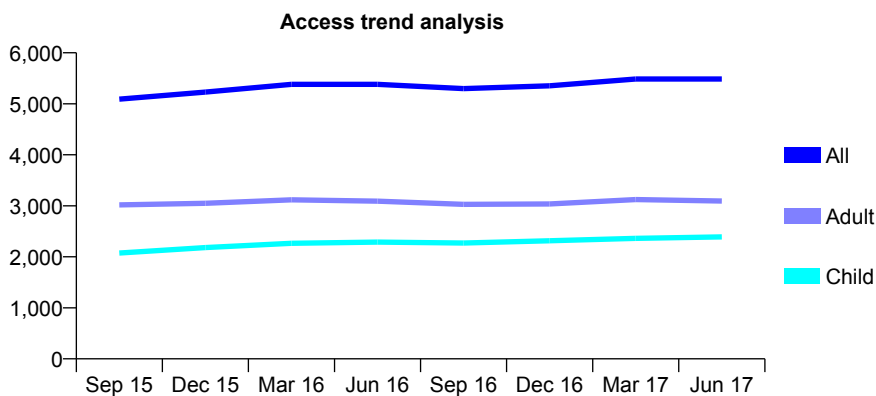
Q61 - Vital Signs At a Glance Contract Report for 250805/0001 - June 2017

Name or company name	MRS A CHAGGER
Contract type name	GDS Contract
Purpose of contract	General
Contract start date	01/04/2006
Contract end date	

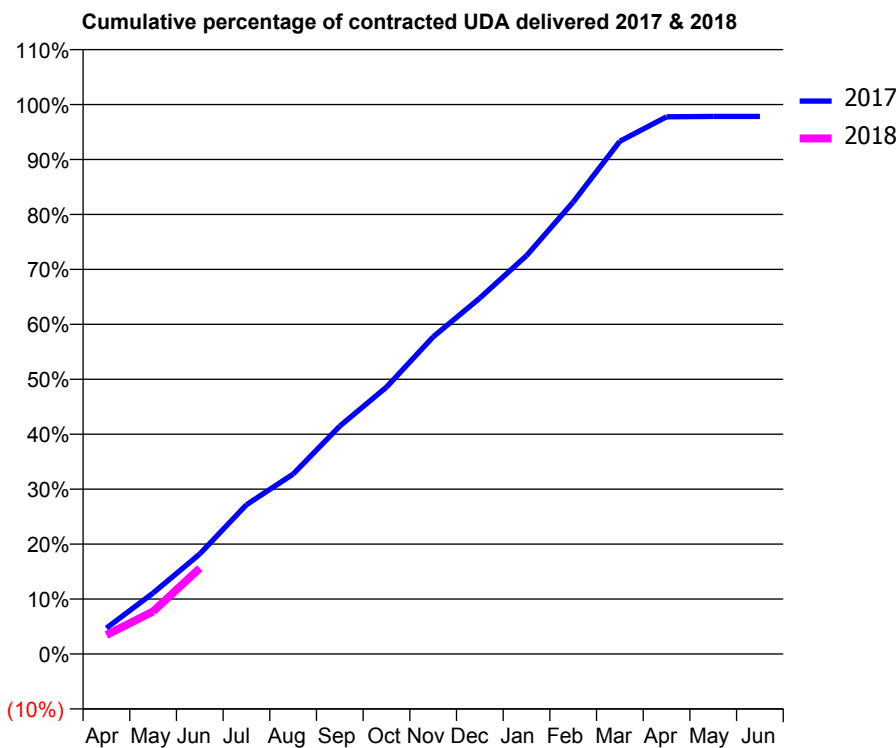
17/18 Contracted general activity (UDA)	20,606
Carry forward general activity (UDA)	0
17/18 Contracted orthodontic activity (UOA)	0
Carry forward orthodontic activity (UOA)	0
Baseline contract value	£583,822.36

ACCESS*

Patients seen in 24 months	Total	Change since previous quarter
Quarter ending June 2016	5,381	
Quarter ending September 2016	5,299	↓
Quarter ending December 2016	5,352	→
Quarter ending March 2017	5,486	↑
Quarter ending June 2017	5,485	→
Variance since June 2016	1.9%	→



ACTIVITY



Month	Adjusted Scheduled Activity (UDA)	
	2017	2018
April	975	714
May	2,286	1,598
June	3,751	3,216
July	5,596	
August	6,750	
September	8,546	
October	10,008	
November	11,894	
December	13,348	
January	14,937	
February	16,949	
March	19,229	
April	20,144	
May	20,158	
June	20,158	

QUALITY

	Quantity	Base Number	Contract	AT	Region	England
% of FP17s for the same patient ID Re-attending within 3 months - Children	42	621	6.8%	10.4%	11.5%	12.0%
% of FP17s for the same patient ID Re-attending within 3 months - Adults	121	773	15.7%	16.0%	16.8%	16.0%
% of FP17s for the same patient ID Re-attending between 3 & 9 months - Children	292	621	47.0%	42.7%	47.3%	58.0%
% of FP17s for the same patient ID Re-attending between 3 & 9 months - Adults	250	773	32.3%	35.6%	38.3%	50.9%
% of FP17s for Band 1 Urgent Courses	113	1,112	10.2%	11.0%	10.7%	9.1%
% of FP17s Relating to Free Repair or Replacements	0	1,112	0.0%	0.5%	0.6%	0.8%
% of FP17s Relating to Continuations	1	1,112	0.1%	0.8%	0.8%	1.1%
% of Patients satisfied with the dentistry they have received	5	5	N/A	88.7%	89.8%	91.7%
% of Patients satisfied with the time they had to wait for an appointment	5	5	N/A	80.2%	83.6%	88.0%

* This is based on patients treated on this contract for their most recent course of treatment. Figures in italics indicate the base number of FP17s or Patient Questionnaire responses are less than 100. N/A is shown where the base number of responses is less than 10 during the period. % is calculated as Quantity/Base number*100

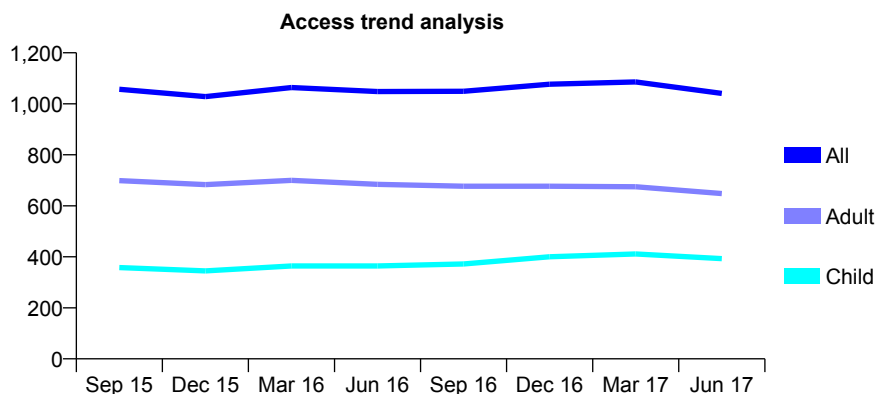
Q61 - Vital Signs At a Glance Contract Report for 250805/0004 - June 2017

Name or company name	MRS A CHAGGER
Contract type name	GDS Contract
Purpose of contract	General
Contract start date	01/02/2011
Contract end date	

17/18 Contracted general activity (UDA)	3,369
Carry forward general activity (UDA)	0
17/18 Contracted orthodontic activity (UOA)	0
Carry forward orthodontic activity (UOA)	0
Baseline contract value	£103,054.21

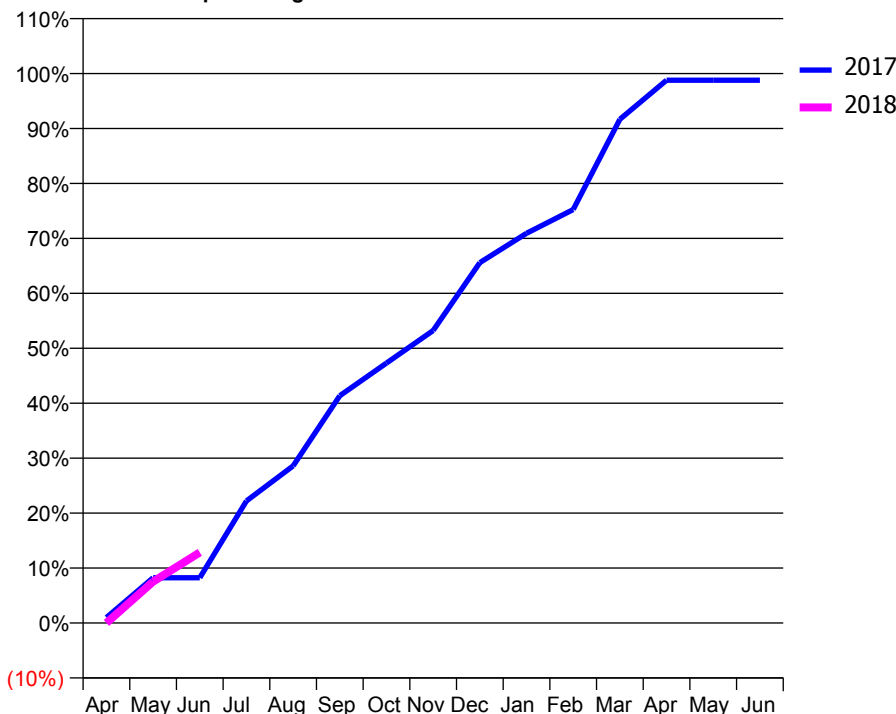
ACCESS*

Patients seen in 24 months	Total	Change since previous quarter
Quarter ending June 2016	1,048	
Quarter ending September 2016	1,049	→
Quarter ending December 2016	1,077	↑
Quarter ending March 2017	1,086	→
Quarter ending June 2017	1,041	↓
Variance since June 2016	(0.7%)	→



ACTIVITY

Cumulative percentage of contracted UDA delivered 2017 & 2018



Adjusted Scheduled Activity (UDA)		
Month	2017	2018
April	34	0
May	278	254
June	278	433
July	749	
August	964	
September	1,394	
October	1,594	
November	1,794	
December	2,210	
January	2,389	
February	2,535	
March	3,089	
April	3,328	
May	3,328	
June	3,328	

QUALITY

	Quantity	Base Number	Contract	AT	Region	England
% of FP17s for the same patient ID Re-attending within 3 months - Children	13	119	10.9%	10.4%	11.5%	12.0%
% of FP17s for the same patient ID Re-attending within 3 months - Adults	11	188	5.9%	16.0%	16.8%	16.0%
% of FP17s for the same patient ID Re-attending between 3 & 9 months - Children	66	119	55.5%	42.7%	47.3%	58.0%
% of FP17s for the same patient ID Re-attending between 3 & 9 months - Adults	121	188	64.4%	35.6%	38.3%	50.9%
% of FP17s for Band 1 Urgent Courses	14	217	6.5%	11.0%	10.7%	9.1%
% of FP17s Relating to Free Repair or Replacements	2	217	0.9%	0.5%	0.6%	0.8%
% of FP17s Relating to Continuations	0	217	0.0%	0.8%	0.8%	1.1%
% of Patients satisfied with the dentistry they have received	2	2	N/A	88.7%	89.8%	91.7%
% of Patients satisfied with the time they had to wait for an appointment	2	2	N/A	80.2%	83.6%	88.0%

* This is based on patients treated on this contract for their most recent course of treatment. Figures in italics indicate the base number of FP17s or Patient Questionnaire responses are less than 100. N/A is shown where the base number of responses is less than 10 during the period. % is calculated as Quantity/Base number*100

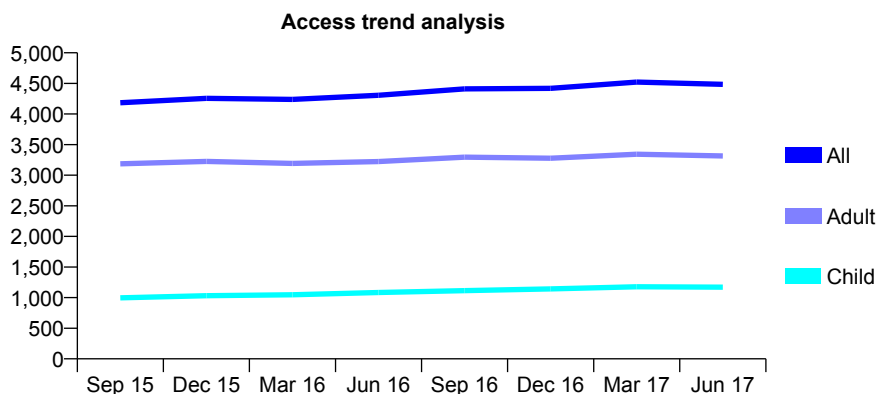
Q61 - Vital Signs At a Glance Contract Report for 251348/0001 - June 2017

Name or company name	MR A MOTAMEDARDAMEH
Contract type name	GDS Contract
Purpose of contract	General
Contract start date	01/04/2006
Contract end date	

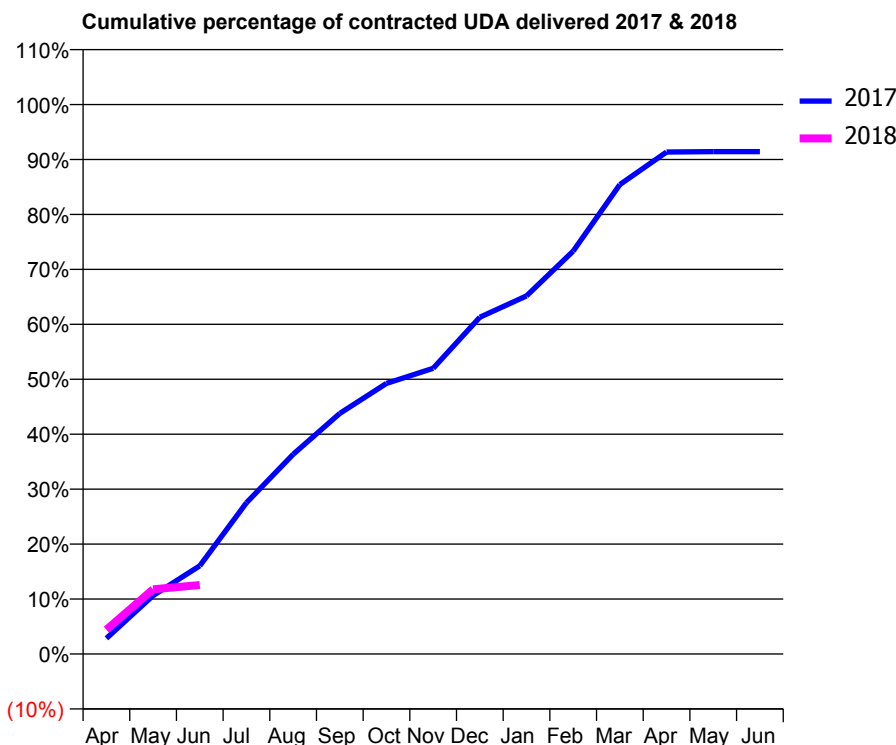
17/18 Contracted general activity (UDA)	15,139
Carry forward general activity (UDA)	0
17/18 Contracted orthodontic activity (UOA)	0
Carry forward orthodontic activity (UOA)	0
Baseline contract value	£389,882.92

ACCESS*

Patients seen in 24 months	Total	Change since previous quarter
Quarter ending June 2016	4,307	
Quarter ending September 2016	4,411	↑
Quarter ending December 2016	4,419	→
Quarter ending March 2017	4,521	↑
Quarter ending June 2017	4,485	→
Variance since June 2016	4.1%	↑



ACTIVITY



Month	Adjusted Scheduled Activity (UDA)	
	2017	2018
April	430	671
May	1,611	1,785
June	2,432	1,901
July	4,167	
August	5,503	
September	6,629	
October	7,454	
November	7,873	
December	9,278	
January	9,867	
February	11,102	
March	12,935	
April	13,828	
May	13,839	
June	13,839	

QUALITY

	Quantity	Base Number	Contract	AT	Region	England
% of FP17s for the same patient ID Re-attending within 3 months - Children	15	170	8.8%	10.4%	11.5%	12.0%
% of FP17s for the same patient ID Re-attending within 3 months - Adults	78	578	13.5%	16.0%	16.8%	16.0%
% of FP17s for the same patient ID Re-attending between 3 & 9 months - Children	68	170	40.0%	42.7%	47.3%	58.0%
% of FP17s for the same patient ID Re-attending between 3 & 9 months - Adults	148	578	25.6%	35.6%	38.3%	50.9%
% of FP17s for Band 1 Urgent Courses	62	509	12.2%	11.0%	10.7%	9.1%
% of FP17s Relating to Free Repair or Replacements	2	509	0.4%	0.5%	0.6%	0.8%
% of FP17s Relating to Continuations	3	509	0.6%	0.8%	0.8%	1.1%
% of Patients satisfied with the dentistry they have received	4	4	N/A	88.7%	89.8%	91.7%
% of Patients satisfied with the time they had to wait for an appointment	4	4	N/A	80.2%	83.6%	88.0%

* This is based on patients treated on this contract for their most recent course of treatment. Figures in italics indicate the base number of FP17s or Patient Questionnaire responses are less than 100. N/A is shown where the base number of responses is less than 10 during the period. % is calculated as Quantity/Base number*100

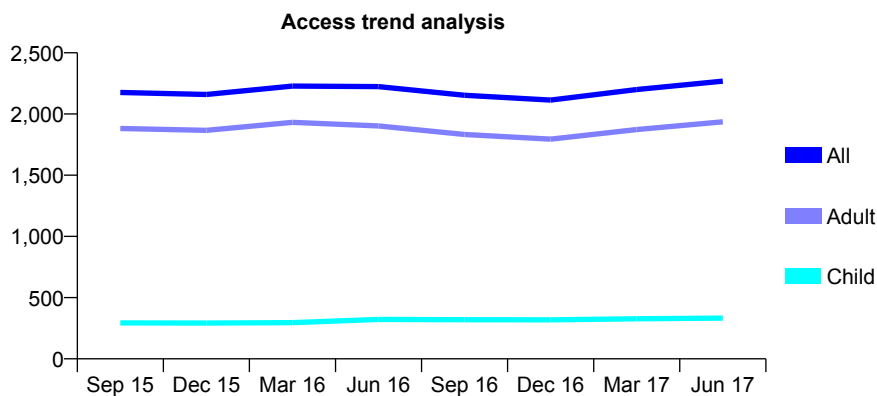
Q61 - Vital Signs At a Glance Contract Report for 256722/0001 - June 2017

Name or company name	MR S PATEL
Contract type name	GDS Contract
Purpose of contract	General
Contract start date	01/04/2006
Contract end date	

17/18 Contracted general activity (UDA)	4,834
Carry forward general activity (UDA)	0
17/18 Contracted orthodontic activity (UOA)	0
Carry forward orthodontic activity (UOA)	0
Baseline contract value	£170,640.96

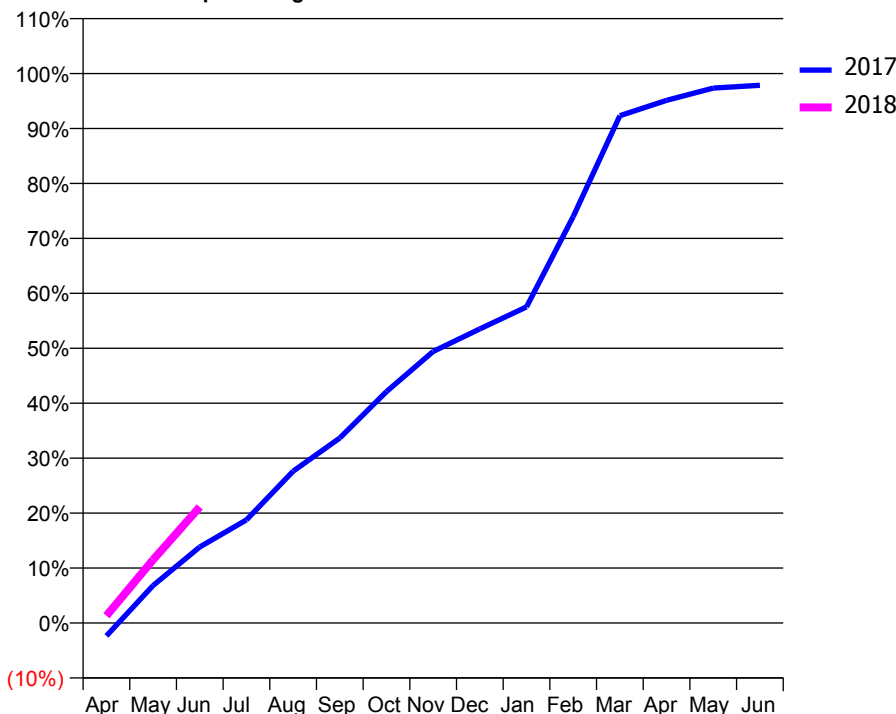
ACCESS*

Patients seen in 24 months	Total	Change since previous quarter
Quarter ending June 2016	2,224	
Quarter ending September 2016	2,153	↓
Quarter ending December 2016	2,114	↓
Quarter ending March 2017	2,200	↑
Quarter ending June 2017	2,269	↑
Variance since June 2016	2.0%	↑



ACTIVITY

Cumulative percentage of contracted UDA delivered 2017 & 2018



Month	Adjusted Scheduled Activity (UDA)	
	2017	2018
April	-115	64
May	330	556
June	669	1,021
July	907	
August	1,335	
September	1,628	
October	2,036	
November	2,389	
December	2,587	
January	2,781	
February	3,574	
March	4,463	
April	4,598	
May	4,706	
June	4,730	

QUALITY

	Quantity	Base Number	Contract	AT	Region	England
% of FP17s for the same patient ID Re-attending within 3 months - Children	14	111	12.6%	10.4%	11.5%	12.0%
% of FP17s for the same patient ID Re-attending within 3 months - Adults	25	474	5.3%	16.0%	16.8%	16.0%
% of FP17s for the same patient ID Re-attending between 3 & 9 months - Children	52	111	46.8%	42.7%	47.3%	58.0%
% of FP17s for the same patient ID Re-attending between 3 & 9 months - Adults	190	474	40.1%	35.6%	38.3%	50.9%
% of FP17s for Band 1 Urgent Courses	9	418	2.2%	11.0%	10.7%	9.1%
% of FP17s Relating to Free Repair or Replacements	4	418	1.0%	0.5%	0.6%	0.8%
% of FP17s Relating to Continuations	2	418	0.5%	0.8%	0.8%	1.1%
% of Patients satisfied with the dentistry they have received	1	1	N/A	88.7%	89.8%	91.7%
% of Patients satisfied with the time they had to wait for an appointment	1	1	N/A	80.2%	83.6%	88.0%

* This is based on patients treated on this contract for their most recent course of treatment. Figures in italics indicate the base number of FP17s or Patient Questionnaire responses are less than 100. N/A is shown where the base number of responses is less than 10 during the period. % is calculated as Quantity/Base number*100

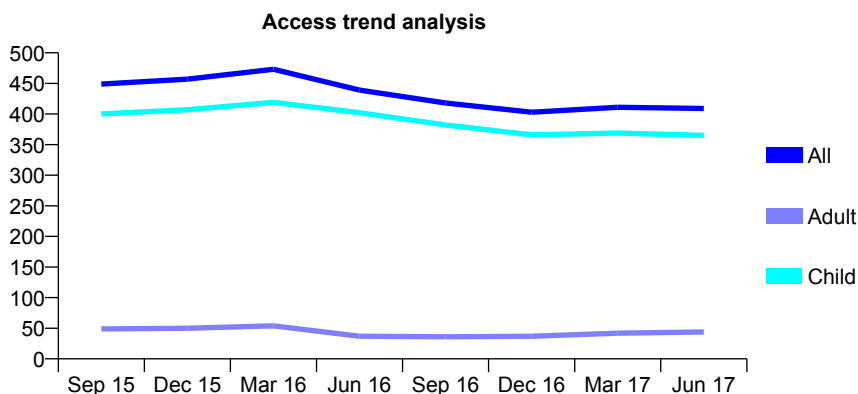
Q61 - Vital Signs At a Glance Contract Report for 256951/0001 - June 2017

Name or company name	MR I DAVIS
Contract type name	GDS Contract
Purpose of contract	General
Contract start date	01/04/2006
Contract end date	

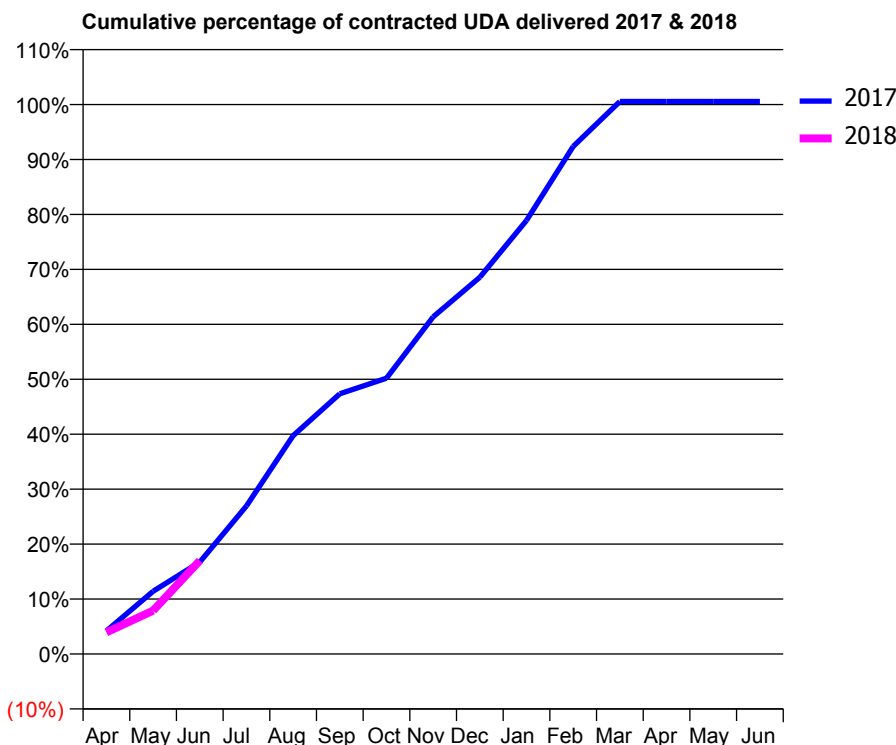
17/18 Contracted general activity (UDA)	735
Carry forward general activity (UDA)	0
17/18 Contracted orthodontic activity (UOA)	0
Carry forward orthodontic activity (UOA)	0
Baseline contract value	£17,432.67

ACCESS*

Patients seen in 24 months	Total	Change since previous quarter
Quarter ending June 2016	439	
Quarter ending September 2016	418	↓
Quarter ending December 2016	403	↓
Quarter ending March 2017	411	→
Quarter ending June 2017	409	→
Variance since June 2016	(6.8%)	↓



ACTIVITY



Month	Adjusted Scheduled Activity (UDA)	
	2017	2018
April	31	29
May	84	58
June	123	125
July	198	
August	292	
September	348	
October	369	
November	451	
December	504	
January	580	
February	679	
March	739	
April	739	
May	739	
June	739	

QUALITY

	Quantity	Base Number	Contract	AT	Region	England
% of FP17s for the same patient ID Re-attending within 3 months - Children	3	71	4.2%	10.4%	11.5%	12.0%
% of FP17s for the same patient ID Re-attending within 3 months - Adults	0	2	0.0%	16.0%	16.8%	16.0%
% of FP17s for the same patient ID Re-attending between 3 & 9 months - Children	29	71	40.8%	42.7%	47.3%	58.0%
% of FP17s for the same patient ID Re-attending between 3 & 9 months - Adults	0	2	0.0%	35.6%	38.3%	50.9%
% of FP17s for Band 1 Urgent Courses	0	73	0.0%	11.0%	10.7%	9.1%
% of FP17s Relating to Free Repair or Replacements	0	73	0.0%	0.5%	0.6%	0.8%
% of FP17s Relating to Continuations	0	73	0.0%	0.8%	0.8%	1.1%
% of Patients satisfied with the dentistry they have received	1	1	N/A	88.7%	89.8%	91.7%
% of Patients satisfied with the time they had to wait for an appointment	1	1	N/A	80.2%	83.6%	88.0%

* This is based on patients treated on this contract for their most recent course of treatment. Figures in italics indicate the base number of FP17s or Patient Questionnaire responses are less than 100. N/A is shown where the base number of responses is less than 10 during the period. % is calculated as Quantity/Base number*100

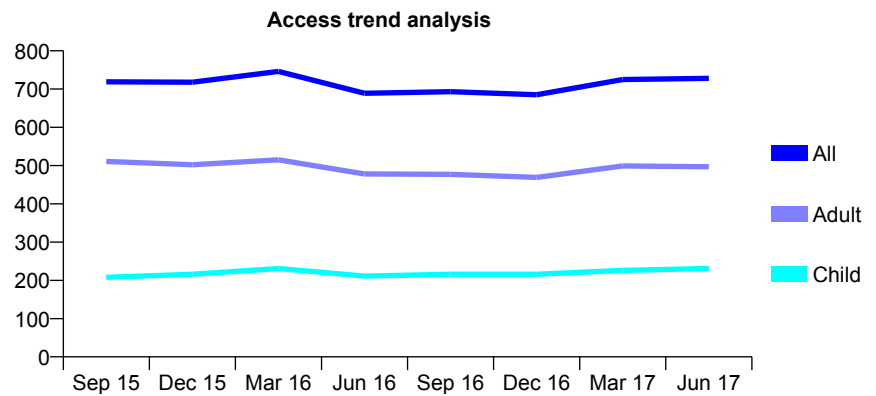
Q61 - Vital Signs At a Glance Contract Report for 258016/0001 - June 2017

Name or company name	MR L KHALILIBEGLOO
Contract type name	GDS Contract
Purpose of contract	General
Contract start date	01/04/2006
Contract end date	

17/18 Contracted general activity (UDA)	1,900
Carry forward general activity (UDA)	0
17/18 Contracted orthodontic activity (UOA)	0
Carry forward orthodontic activity (UOA)	0
Baseline contract value	£60,447.55

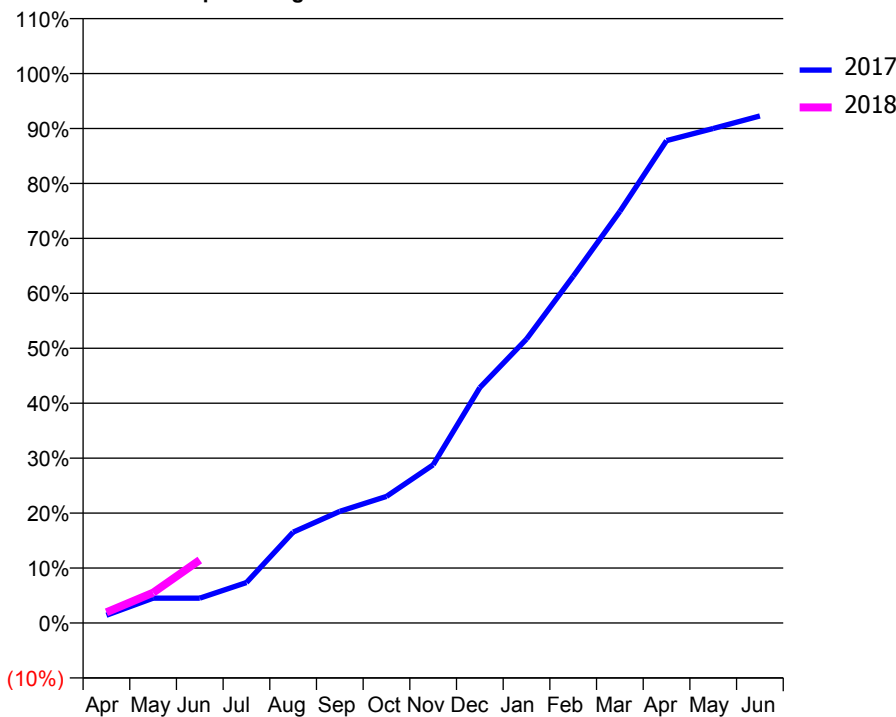
ACCESS*

Patients seen in 24 months	Total	Change since previous quarter
Quarter ending June 2016	689	
Quarter ending September 2016	693	→
Quarter ending December 2016	685	↓
Quarter ending March 2017	725	↑
Quarter ending June 2017	728	→
Variance since June 2016	5.7%	↑



ACTIVITY

Cumulative percentage of contracted UDA delivered 2017 & 2018



Month	Adjusted Scheduled Activity (UDA)	
	2017	2018
April	27	37
May	86	105
June	86	218
July	140	
August	314	
September	386	
October	438	
November	547	
December	814	
January	982	
February	1,199	
March	1,423	
April	1,668	
May	1,710	
June	1,753	

QUALITY

	Quantity	Base Number	Contract	AT	Region	England
% of FP17s for the same patient ID Re-attending within 3 months - Children	0	62	0.0%	10.4%	11.5%	12.0%
% of FP17s for the same patient ID Re-attending within 3 months - Adults	6	134	4.5%	16.0%	16.8%	16.0%
% of FP17s for the same patient ID Re-attending between 3 & 9 months - Children	21	62	33.9%	42.7%	47.3%	58.0%
% of FP17s for the same patient ID Re-attending between 3 & 9 months - Adults	42	134	31.3%	35.6%	38.3%	50.9%
% of FP17s for Band 1 Urgent Courses	0	112	0.0%	11.0%	10.7%	9.1%
% of FP17s Relating to Free Repair or Replacements	0	112	0.0%	0.5%	0.6%	0.8%
% of FP17s Relating to Continuations	1	112	0.9%	0.8%	0.8%	1.1%
% of Patients satisfied with the dentistry they have received	0	0	N/A	88.7%	89.8%	91.7%
% of Patients satisfied with the time they had to wait for an appointment	0	0	N/A	80.2%	83.6%	88.0%

* This is based on patients treated on this contract for their most recent course of treatment. Figures in italics indicate the base number of FP17s or Patient Questionnaire responses are less than 100. N/A is shown where the base number of responses is less than 10 during the period. % is calculated as Quantity/Base number*100

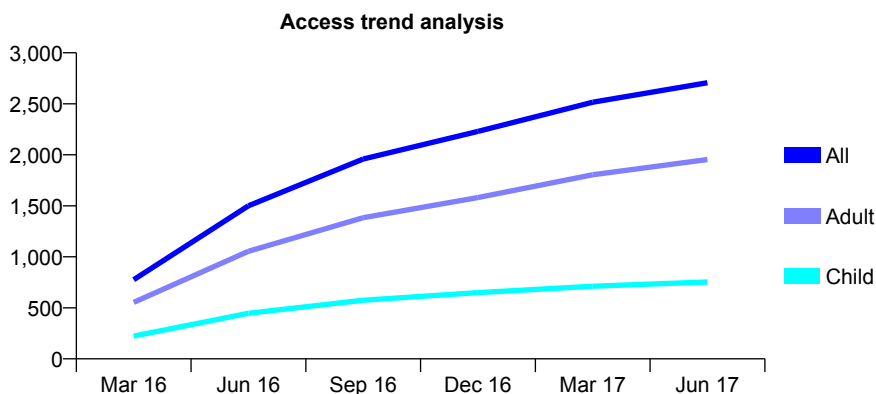
Q61 - Vital Signs At a Glance Contract Report for 269824/0001 - June 2017

Name or company name	MR A SHARMA
Contract type name	GDS Contract
Purpose of contract	General
Contract start date	01/01/2016
Contract end date	

17/18 Contracted general activity (UDA)	8,143
Carry forward general activity (UDA)	0
17/18 Contracted orthodontic activity (UOA)	0
Carry forward orthodontic activity (UOA)	0
Baseline contract value	£213,208.88

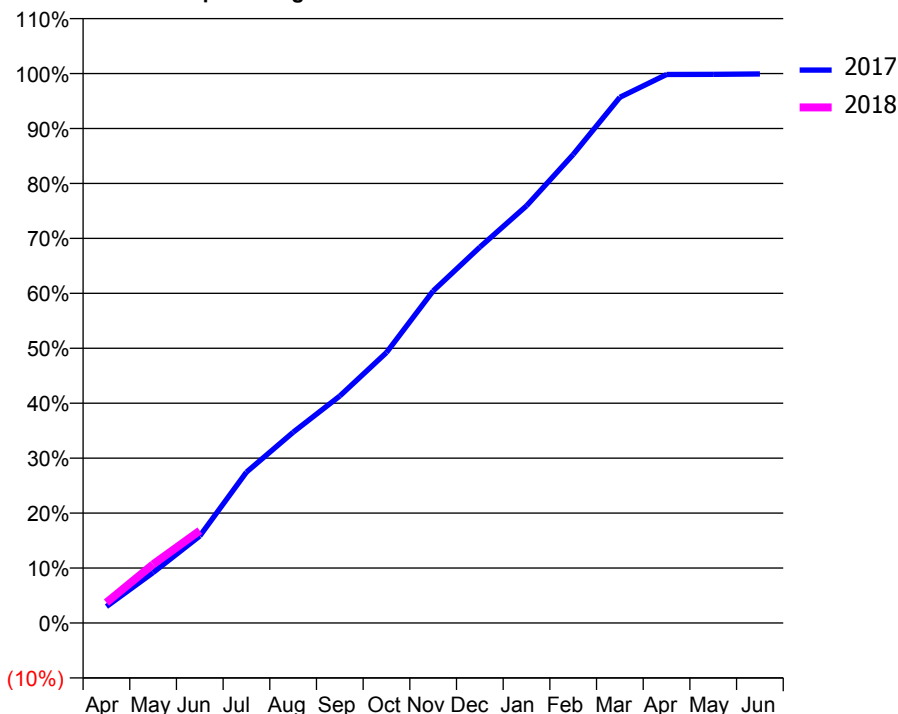
ACCESS*

Patients seen in 24 months	Total	Change since previous quarter
Quarter ending June 2016	1,500	
Quarter ending September 2016	1,959	↑
Quarter ending December 2016	2,230	↑
Quarter ending March 2017	2,516	↑
Quarter ending June 2017	2,707	↑
Variance since June 2016	80.5%	↑



ACTIVITY

Cumulative percentage of contracted UDA delivered 2017 & 2018



Month	Adjusted Scheduled Activity (UDA)	
	2017	2018
April	244	303
May	749	870
June	1,289	1,369
July	2,235	
August	2,827	
September	3,364	
October	4,008	
November	4,921	
December	5,570	
January	6,182	
February	6,944	
March	7,790	
April	8,129	
May	8,130	
June	8,136	

QUALITY

	Quantity	Base Number	Contract	AT	Region	England
% of FP17s for the same patient ID Re-attending within 3 months - Children	15	280	5.4%	10.4%	11.5%	12.0%
% of FP17s for the same patient ID Re-attending within 3 months - Adults	72	652	11.0%	16.0%	16.8%	16.0%
% of FP17s for the same patient ID Re-attending between 3 & 9 months - Children	156	280	55.7%	42.7%	47.3%	58.0%
% of FP17s for the same patient ID Re-attending between 3 & 9 months - Adults	325	652	49.8%	35.6%	38.3%	50.9%
% of FP17s for Band 1 Urgent Courses	81	788	10.3%	11.0%	10.7%	9.1%
% of FP17s Relating to Free Repair or Replacements	12	788	1.5%	0.5%	0.6%	0.8%
% of FP17s Relating to Continuations	2	788	0.3%	0.8%	0.8%	1.1%
% of Patients satisfied with the dentistry they have received	3	4	N/A	88.7%	89.8%	91.7%
% of Patients satisfied with the time they had to wait for an appointment	4	4	N/A	80.2%	83.6%	88.0%

* This is based on patients treated on this contract for their most recent course of treatment. Figures in italics indicate the base number of FP17s or Patient Questionnaire responses are less than 100. N/A is shown where the base number of responses is less than 10 during the period. % is calculated as Quantity/Base number*100

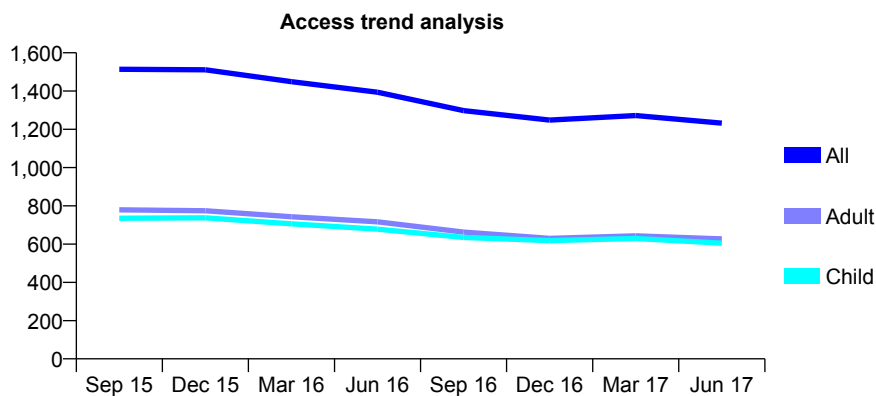
Q61 - Vital Signs At a Glance Contract Report for 270180/0001 - June 2017

Name or company name	MR SS SIHRA
Contract type name	GDS Contract
Purpose of contract	General
Contract start date	01/04/2006
Contract end date	

17/18 Contracted general activity (UDA)	4,009
Carry forward general activity (UDA)	0
17/18 Contracted orthodontic activity (UOA)	0
Carry forward orthodontic activity (UOA)	0
Baseline contract value	£128,460.74

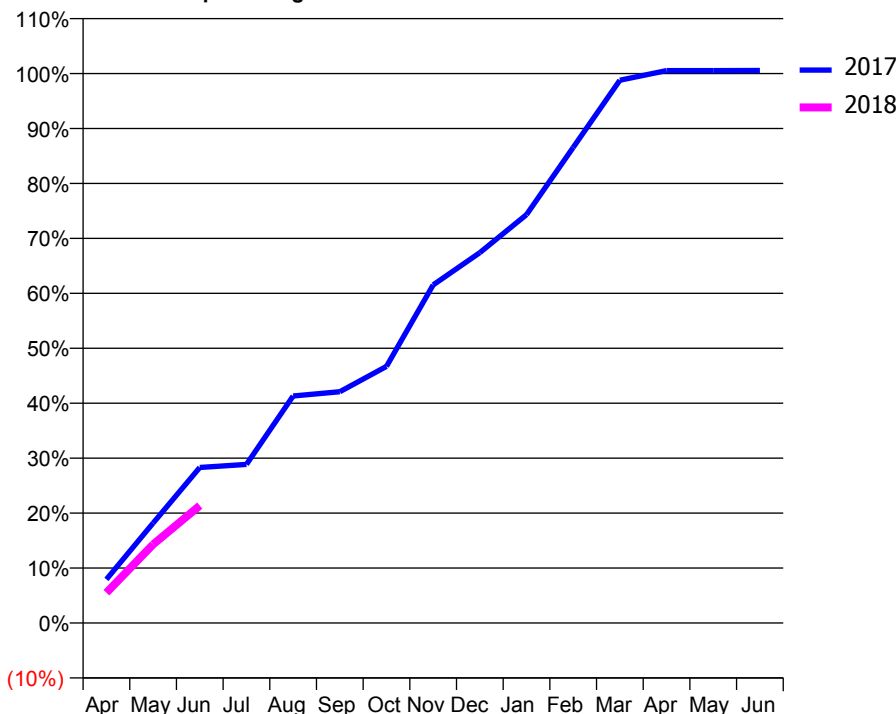
ACCESS*

Patients seen in 24 months	Total	Change since previous quarter
Quarter ending June 2016	1,394	
Quarter ending September 2016	1,298	↓
Quarter ending December 2016	1,248	↓
Quarter ending March 2017	1,272	→
Quarter ending June 2017	1,232	↓
Variance since June 2016	(11.6%)	↓



ACTIVITY

Cumulative percentage of contracted UDA delivered 2017 & 2018



Month	Adjusted Scheduled Activity (UDA)	
	2017	2018
April	319	221
May	730	573
June	1,135	856
July	1,157	
August	1,656	
September	1,687	
October	1,873	
November	2,467	
December	2,702	
January	2,980	
February	3,470	
March	3,960	
April	4,030	
May	4,030	
June	4,031	

QUALITY

	Quantity	Base Number	Contract	AT	Region	England
% of FP17s for the same patient ID Re-attending within 3 months - Children	11	167	6.6%	10.4%	11.5%	12.0%
% of FP17s for the same patient ID Re-attending within 3 months - Adults	15	126	11.9%	16.0%	16.8%	16.0%
% of FP17s for the same patient ID Re-attending between 3 & 9 months - Children	90	167	53.9%	42.7%	47.3%	58.0%
% of FP17s for the same patient ID Re-attending between 3 & 9 months - Adults	55	126	43.7%	35.6%	38.3%	50.9%
% of FP17s for Band 1 Urgent Courses	1	269	0.4%	11.0%	10.7%	9.1%
% of FP17s Relating to Free Repair or Replacements	0	269	0.0%	0.5%	0.6%	0.8%
% of FP17s Relating to Continuations	8	269	3.0%	0.8%	0.8%	1.1%
% of Patients satisfied with the dentistry they have received	0	0	N/A	88.7%	89.8%	91.7%
% of Patients satisfied with the time they had to wait for an appointment	0	0	N/A	80.2%	83.6%	88.0%

* This is based on patients treated on this contract for their most recent course of treatment. Figures in italics indicate the base number of FP17s or Patient Questionnaire responses are less than 100. N/A is shown where the base number of responses is less than 10 during the period. % is calculated as Quantity/Base number*100

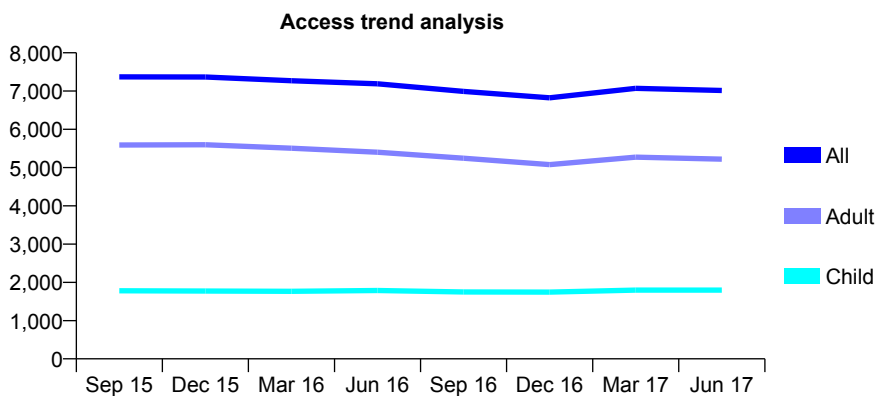
Q61 - Vital Signs At a Glance Contract Report for 277371/0001 - June 2017

Name or company name	MRS K SIVAGURUNATHAN
Contract type name	GDS Contract
Purpose of contract	General
Contract start date	01/04/2006
Contract end date	

17/18 Contracted general activity (UDA)	20,252
Carry forward general activity (UDA)	0
17/18 Contracted orthodontic activity (UOA)	0
Carry forward orthodontic activity (UOA)	0
Baseline contract value	£520,178.78

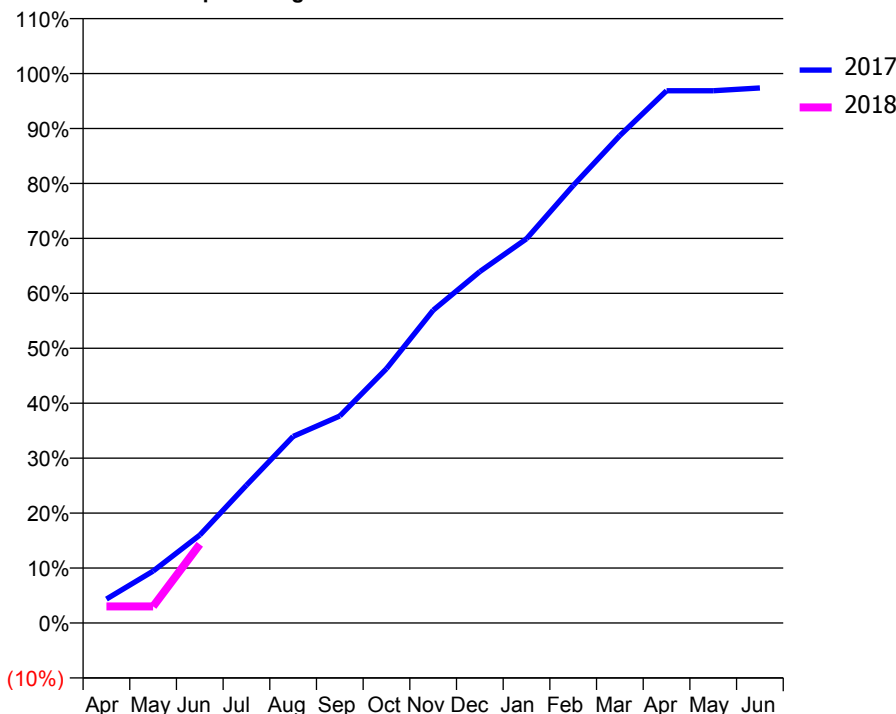
ACCESS*

Patients seen in 24 months	Total	Change since previous quarter
Quarter ending June 2016	7,189	
Quarter ending September 2016	6,992	↓
Quarter ending December 2016	6,822	↓
Quarter ending March 2017	7,070	↑
Quarter ending June 2017	7,015	→
Variance since June 2016	(2.4%)	↓



ACTIVITY

Cumulative percentage of contracted UDA delivered 2017 & 2018



Month	Adjusted Scheduled Activity (UDA)	
	2017	2018
April	884	610
May	1,912	610
June	3,241	2,903
July	5,079	
August	6,876	
September	7,631	
October	9,374	
November	11,528	
December	12,950	
January	14,162	
February	16,123	
March	17,964	
April	19,615	
May	19,615	
June	19,718	

QUALITY

	Quantity	Base Number	Contract	AT	Region	England
% of FP17s for the same patient ID Re-attending within 3 months - Children	20	400	5.0%	10.4%	11.5%	12.0%
% of FP17s for the same patient ID Re-attending within 3 months - Adults	142	1,275	11.1%	16.0%	16.8%	16.0%
% of FP17s for the same patient ID Re-attending between 3 & 9 months - Children	180	400	45.0%	42.7%	47.3%	58.0%
% of FP17s for the same patient ID Re-attending between 3 & 9 months - Adults	415	1,275	32.5%	35.6%	38.3%	50.9%
% of FP17s for Band 1 Urgent Courses	117	1,131	10.3%	11.0%	10.7%	9.1%
% of FP17s Relating to Free Repair or Replacements	3	1,131	0.3%	0.5%	0.6%	0.8%
% of FP17s Relating to Continuations	2	1,131	0.2%	0.8%	0.8%	1.1%
% of Patients satisfied with the dentistry they have received	4	6	N/A	88.7%	89.8%	91.7%
% of Patients satisfied with the time they had to wait for an appointment	3	6	N/A	80.2%	83.6%	88.0%

* This is based on patients treated on this contract for their most recent course of treatment. Figures in italics indicate the base number of FP17s or Patient Questionnaire responses are less than 100. N/A is shown where the base number of responses is less than 10 during the period. % is calculated as Quantity/Base number*100

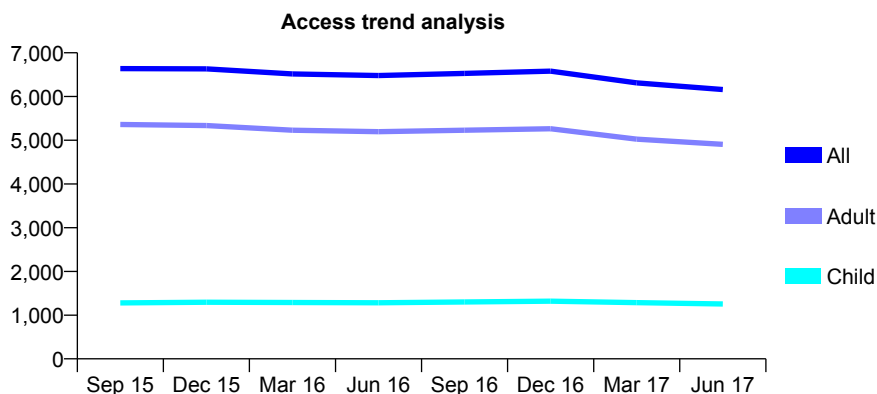
Q61 - Vital Signs At a Glance Contract Report for 277371/0002 - June 2017

Name or company name	MRS K SIVAGURUNATHAN
Contract type name	GDS Contract
Purpose of contract	General
Contract start date	01/11/2007
Contract end date	

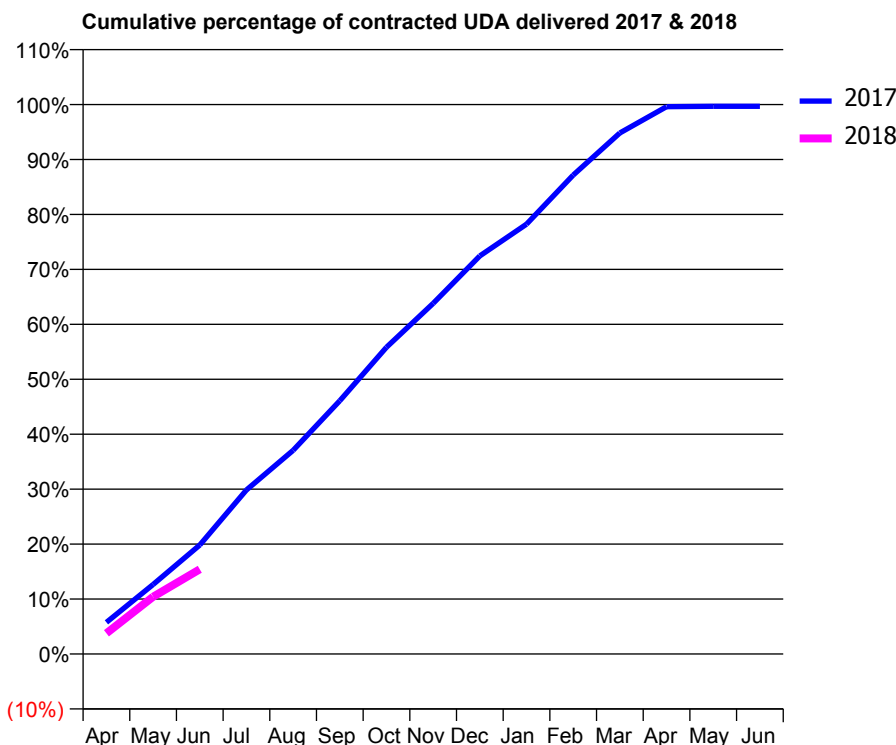
17/18 Contracted general activity (UDA)	19,281
Carry forward general activity (UDA)	0
17/18 Contracted orthodontic activity (UOA)	0
Carry forward orthodontic activity (UOA)	0
Baseline contract value	£544,409.79

ACCESS*

Patients seen in 24 months	Total	Change since previous quarter
Quarter ending June 2016	6,479	
Quarter ending September 2016	6,530	→
Quarter ending December 2016	6,581	→
Quarter ending March 2017	6,312	↓
Quarter ending June 2017	6,160	↓
Variance since June 2016	(4.9%)	↓



ACTIVITY



Month	Adjusted Scheduled Activity (UDA)	
	2017	2018
April	1,111	728
May	2,438	2,008
June	3,823	2,972
July	5,756	
August	7,146	
September	8,887	
October	10,764	
November	12,304	
December	13,970	
January	15,082	
February	16,803	
March	18,284	
April	19,205	
May	19,221	
June	19,221	

QUALITY

	Quantity	Base Number	Contract	AT	Region	England
% of FP17s for the same patient ID Re-attending within 3 months - Children	41	336	12.2%	10.4%	11.5%	12.0%
% of FP17s for the same patient ID Re-attending within 3 months - Adults	88	1,004	8.8%	16.0%	16.8%	16.0%
% of FP17s for the same patient ID Re-attending between 3 & 9 months - Children	146	336	43.5%	42.7%	47.3%	58.0%
% of FP17s for the same patient ID Re-attending between 3 & 9 months - Adults	367	1,004	36.6%	35.6%	38.3%	50.9%
% of FP17s for Band 1 Urgent Courses	21	987	2.1%	11.0%	10.7%	9.1%
% of FP17s Relating to Free Repair or Replacements	1	987	0.1%	0.5%	0.6%	0.8%
% of FP17s Relating to Continuations	5	987	0.5%	0.8%	0.8%	1.1%
% of Patients satisfied with the dentistry they have received	3	4	N/A	88.7%	89.8%	91.7%
% of Patients satisfied with the time they had to wait for an appointment	4	4	N/A	80.2%	83.6%	88.0%

* This is based on patients treated on this contract for their most recent course of treatment. Figures in italics indicate the base number of FP17s or Patient Questionnaire responses are less than 100. N/A is shown where the base number of responses is less than 10 during the period. % is calculated as Quantity/Base number*100

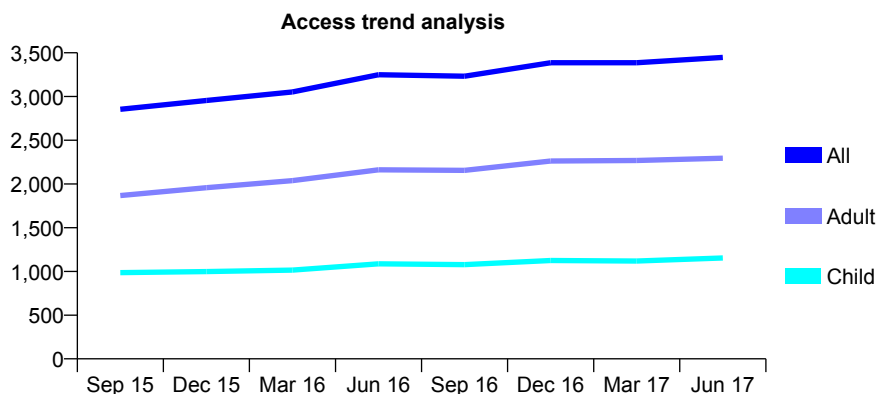
Q61 - Vital Signs At a Glance Contract Report for 277495/0001 - June 2017

Name or company name	DR A ALSAM
Contract type name	GDS Contract
Purpose of contract	General
Contract start date	01/04/2006
Contract end date	

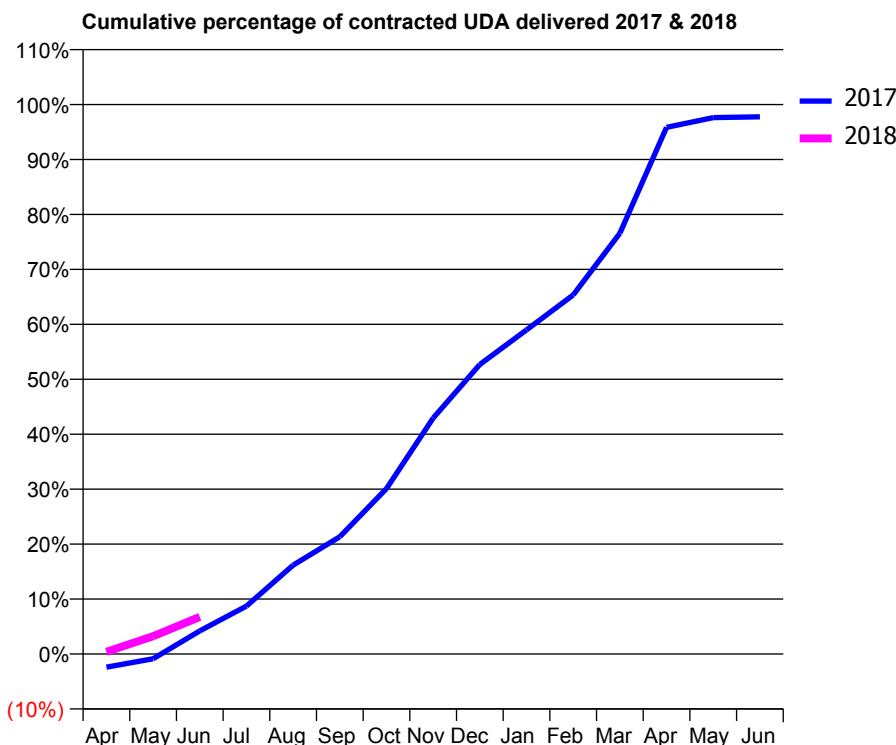
17/18 Contracted general activity (UDA)	7,861
Carry forward general activity (UDA)	0
17/18 Contracted orthodontic activity (UOA)	0
Carry forward orthodontic activity (UOA)	0
Baseline contract value	£220,135.00

ACCESS*

Patients seen in 24 months	Total	Change since previous quarter
Quarter ending June 2016	3,249	
Quarter ending September 2016	3,233	→
Quarter ending December 2016	3,387	↑
Quarter ending March 2017	3,386	→
Quarter ending June 2017	3,447	→
Variance since June 2016	6.1%	↑



ACTIVITY



Month	Adjusted Scheduled Activity (UDA)	
	2017	2018
April	-189	32
May	-70	255
June	331	531
July	685	
August	1,271	
September	1,677	
October	2,366	
November	3,376	
December	4,143	
January	4,637	
February	5,136	
March	6,020	
April	7,534	
May	7,673	
June	7,685	

QUALITY

	Quantity	Base Number	Contract	AT	Region	England
% of FP17s for the same patient ID Re-attending within 3 months - Children	18	251	7.2%	10.4%	11.5%	12.0%
% of FP17s for the same patient ID Re-attending within 3 months - Adults	34	451	7.5%	16.0%	16.8%	16.0%
% of FP17s for the same patient ID Re-attending between 3 & 9 months - Children	78	251	31.1%	42.7%	47.3%	58.0%
% of FP17s for the same patient ID Re-attending between 3 & 9 months - Adults	101	451	22.4%	35.6%	38.3%	50.9%
% of FP17s for Band 1 Urgent Courses	34	225	15.1%	11.0%	10.7%	9.1%
% of FP17s Relating to Free Repair or Replacements	0	225	0.0%	0.5%	0.6%	0.8%
% of FP17s Relating to Continuations	0	225	0.0%	0.8%	0.8%	1.1%
% of Patients satisfied with the dentistry they have received	1	1	N/A	88.7%	89.8%	91.7%
% of Patients satisfied with the time they had to wait for an appointment	1	1	N/A	80.2%	83.6%	88.0%

* This is based on patients treated on this contract for their most recent course of treatment. Figures in italics indicate the base number of FP17s or Patient Questionnaire responses are less than 100. N/A is shown where the base number of responses is less than 10 during the period. % is calculated as Quantity/Base number*100

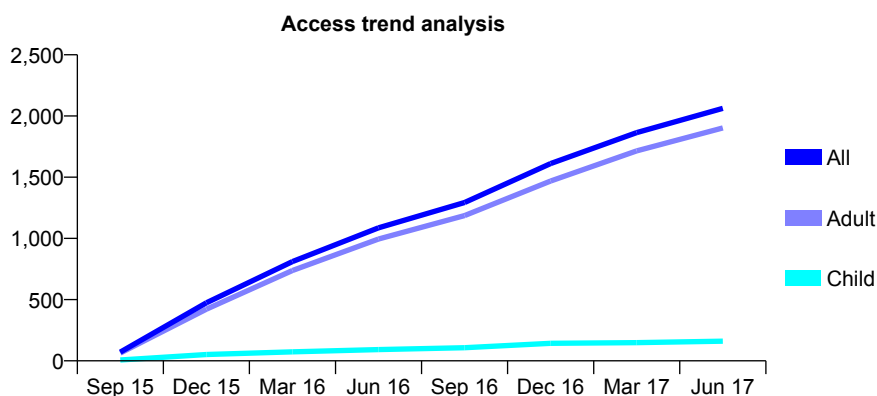
Q61 - Vital Signs At a Glance Contract Report for 285978/0002 - June 2017

Name or company name	MR A DEMETRIOU
Contract type name	GDS Contract
Purpose of contract	General
Contract start date	01/09/2015
Contract end date	

17/18 Contracted general activity (UDA)	6,809
Carry forward general activity (UDA)	0
17/18 Contracted orthodontic activity (UOA)	0
Carry forward orthodontic activity (UOA)	0
Baseline contract value	£149,211.09

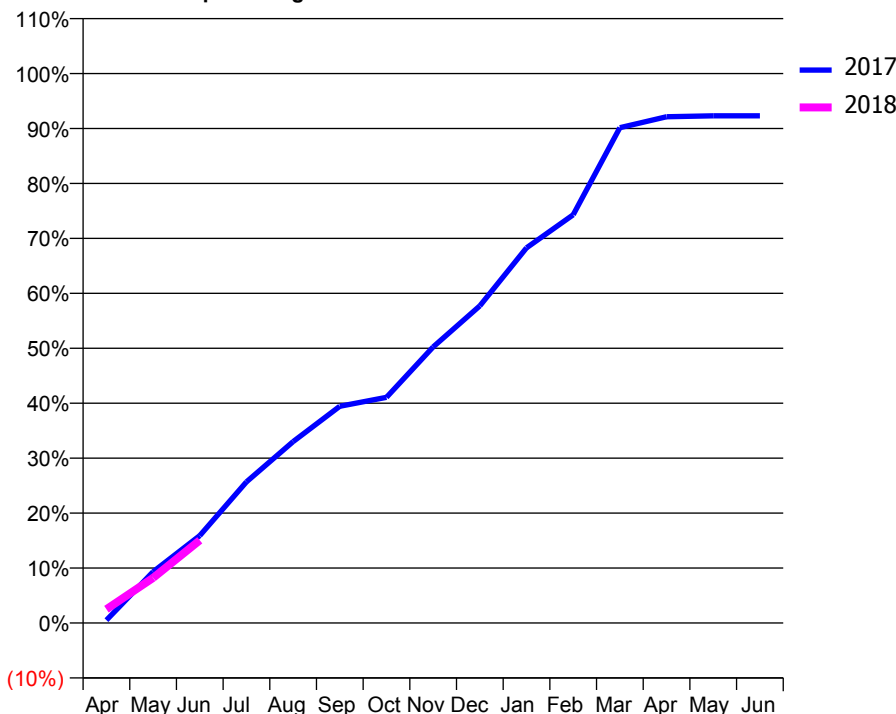
ACCESS*

Patients seen in 24 months	Total	Change since previous quarter
Quarter ending June 2016	1,087	
Quarter ending September 2016	1,294	↑
Quarter ending December 2016	1,612	↑
Quarter ending March 2017	1,864	↑
Quarter ending June 2017	2,063	↑
Variance since June 2016	89.8%	↑



ACTIVITY

Cumulative percentage of contracted UDA delivered 2017 & 2018



Month	Adjusted Scheduled Activity (UDA)	
	2017	2018
April	35	171
May	636	559
June	1,083	1,025
July	1,750	
August	2,247	
September	2,686	
October	2,797	
November	3,421	
December	3,931	
January	4,649	
February	5,058	
March	6,138	
April	6,273	
May	6,285	
June	6,285	

QUALITY

	Quantity	Base Number	Contract	AT	Region	England
% of FP17s for the same patient ID Re-attending within 3 months - Children	3	49	6.1%	10.4%	11.5%	12.0%
% of FP17s for the same patient ID Re-attending within 3 months - Adults	33	381	8.7%	16.0%	16.8%	16.0%
% of FP17s for the same patient ID Re-attending between 3 & 9 months - Children	16	49	32.7%	42.7%	47.3%	58.0%
% of FP17s for the same patient ID Re-attending between 3 & 9 months - Adults	96	381	25.2%	35.6%	38.3%	50.9%
% of FP17s for Band 1 Urgent Courses	27	357	7.6%	11.0%	10.7%	9.1%
% of FP17s Relating to Free Repair or Replacements	9	357	2.5%	0.5%	0.6%	0.8%
% of FP17s Relating to Continuations	0	357	0.0%	0.8%	0.8%	1.1%
% of Patients satisfied with the dentistry they have received	13	16	81.3%	88.7%	89.8%	91.7%
% of Patients satisfied with the time they had to wait for an appointment	14	16	87.5%	80.2%	83.6%	88.0%

* This is based on patients treated on this contract for their most recent course of treatment. Figures in italics indicate the base number of FP17s or Patient Questionnaire responses are less than 100. N/A is shown where the base number of responses is less than 10 during the period. % is calculated as Quantity/Base number*100

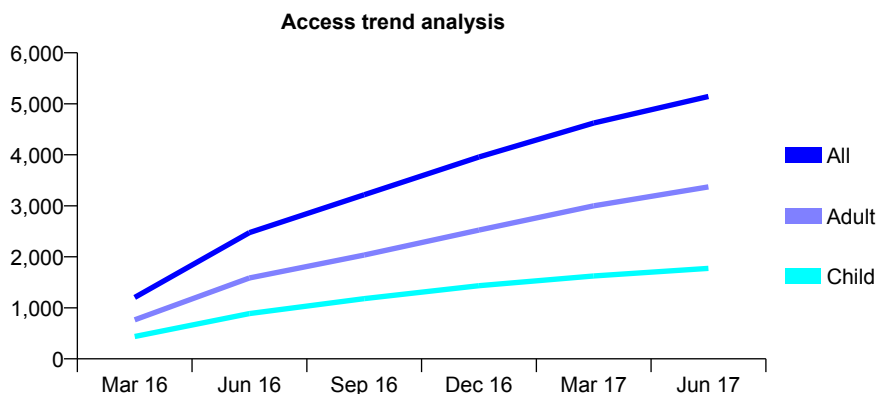
Q61 - Vital Signs At a Glance Contract Report for 299049/0001 - June 2017

Name or company name	MISS R SHAH
Contract type name	GDS Contract
Purpose of contract	General
Contract start date	01/01/2016
Contract end date	

17/18 Contracted general activity (UDA)	14,112
Carry forward general activity (UDA)	0
17/18 Contracted orthodontic activity (UOA)	0
Carry forward orthodontic activity (UOA)	0
Baseline contract value	£349,693.51

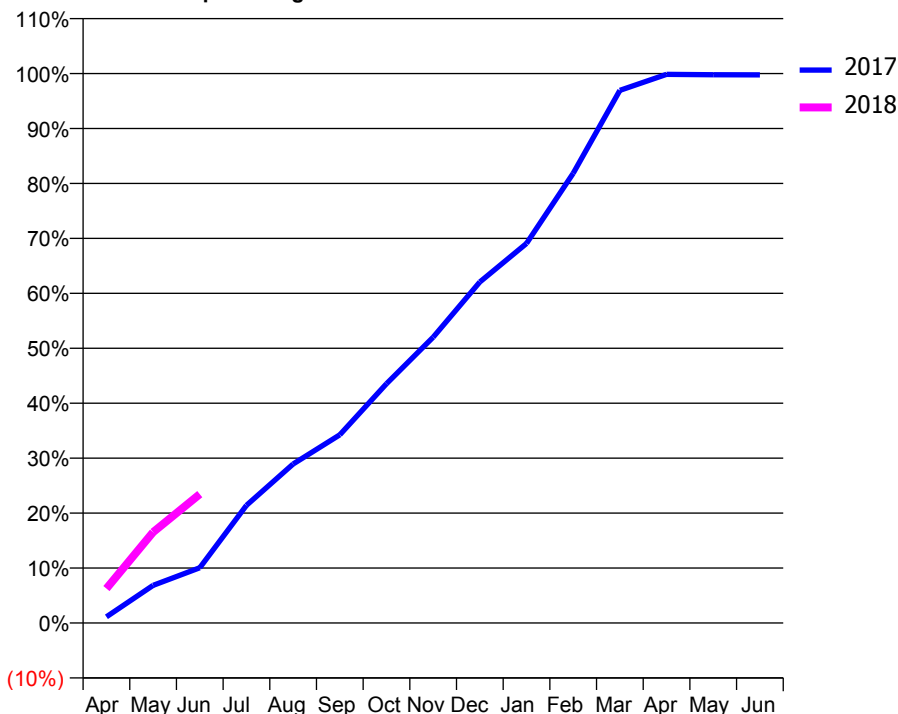
ACCESS*

Patients seen in 24 months	Total	Change since previous quarter
Quarter ending June 2016	2,474	
Quarter ending September 2016	3,216	↑
Quarter ending December 2016	3,957	↑
Quarter ending March 2017	4,623	↑
Quarter ending June 2017	5,144	↑
Variance since June 2016	107.9%	↑



ACTIVITY

Cumulative percentage of contracted UDA delivered 2017 & 2018



Month	Adjusted Scheduled Activity (UDA)	
	2017	2018
April	160	885
May	966	2,333
June	1,420	3,310
July	3,022	
August	4,083	
September	4,833	
October	6,147	
November	7,340	
December	8,759	
January	9,750	
February	11,550	
March	13,679	
April	14,090	
May	14,081	
June	14,078	

QUALITY

	Quantity	Base Number	Contract	AT	Region	England
% of FP17s for the same patient ID Re-attending within 3 months - Children	43	595	7.2%	10.4%	11.5%	12.0%
% of FP17s for the same patient ID Re-attending within 3 months - Adults	111	1,043	10.6%	16.0%	16.8%	16.0%
% of FP17s for the same patient ID Re-attending between 3 & 9 months - Children	247	595	41.5%	42.7%	47.3%	58.0%
% of FP17s for the same patient ID Re-attending between 3 & 9 months - Adults	412	1,043	39.5%	35.6%	38.3%	50.9%
% of FP17s for Band 1 Urgent Courses	93	1,444	6.4%	11.0%	10.7%	9.1%
% of FP17s Relating to Free Repair or Replacements	12	1,444	0.8%	0.5%	0.6%	0.8%
% of FP17s Relating to Continuations	7	1,444	0.5%	0.8%	0.8%	1.1%
% of Patients satisfied with the dentistry they have received	12	13	92.3%	88.7%	89.8%	91.7%
% of Patients satisfied with the time they had to wait for an appointment	11	13	84.6%	80.2%	83.6%	88.0%

* This is based on patients treated on this contract for their most recent course of treatment. Figures in italics indicate the base number of FP17s or Patient Questionnaire responses are less than 100. N/A is shown where the base number of responses is less than 10 during the period. % is calculated as Quantity/Base number*100

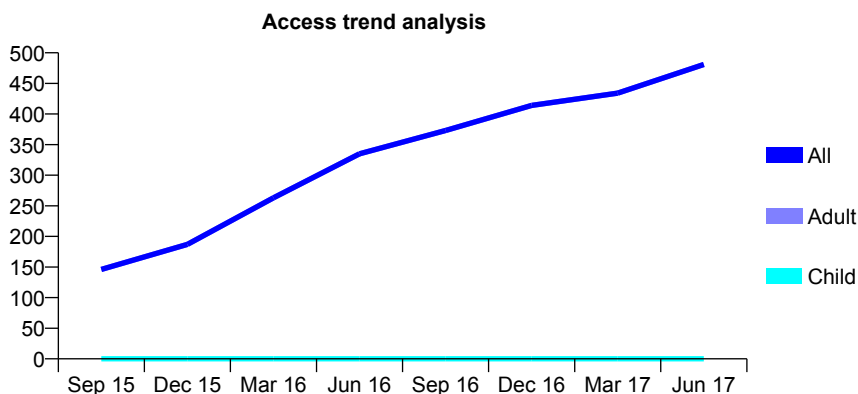
Q61 - Vital Signs At a Glance Contract Report for 302139/0003 - June 2017

Name or company name	MR VA PATEL
Contract type name	PDS Contract
Purpose of contract	General
Contract start date	01/04/2014
Contract end date	30/11/2017

17/18 Contracted general activity (UDA)	600
Carry forward general activity (UDA)	0
17/18 Contracted orthodontic activity (UOA)	0
Carry forward orthodontic activity (UOA)	0
Baseline contract value	£31,104.65

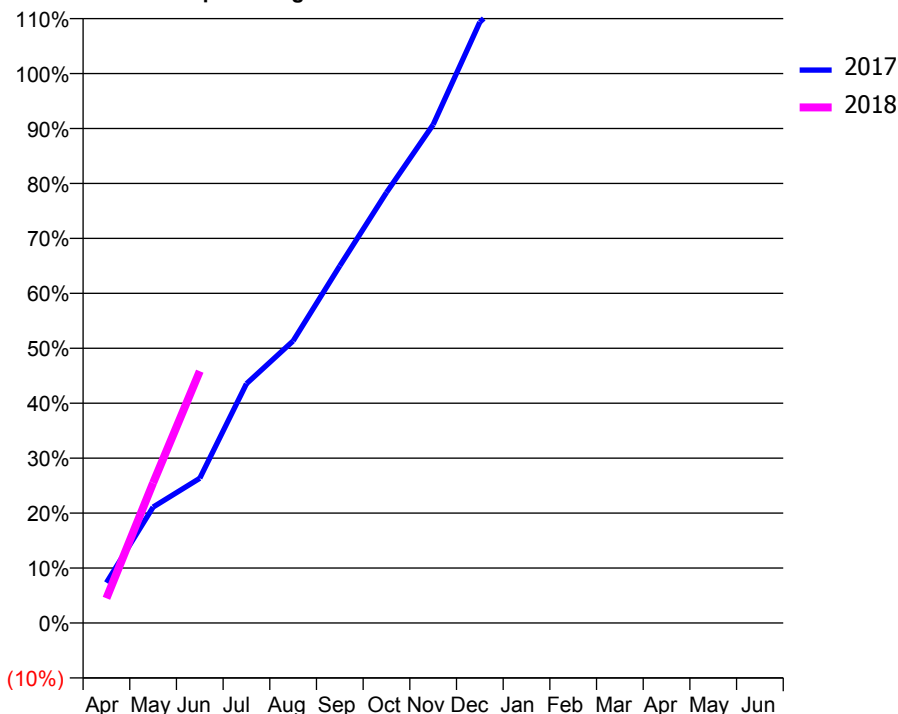
ACCESS*

Patients seen in 24 months	Total	Change since previous quarter
Quarter ending June 2016	335	
Quarter ending September 2016	373	↑
Quarter ending December 2016	414	↑
Quarter ending March 2017	434	↑
Quarter ending June 2017	481	↑
Variance since June 2016	43.6%	↑



ACTIVITY

Cumulative percentage of contracted UDA delivered 2017 & 2018



Month	Adjusted Scheduled Activity (UDA)	
	2017	2018
April	66	27
May	190	153
June	237	275
July	392	
August	462	
September	585	
October	705	
November	816	
December	984	
January	1,054	
February	1,151	
March	1,190	
April	1,265	
May	1,265	
June	1,265	

QUALITY

	Quantity	Base Number	Contract	AT	Region	England
% of FP17s for the same patient ID Re-attending within 3 months - Children	0	0	N/A	10.4%	11.5%	12.0%
% of FP17s for the same patient ID Re-attending within 3 months - Adults	1	123	0.8%	16.0%	16.8%	16.0%
% of FP17s for the same patient ID Re-attending between 3 & 9 months - Children	0	0	N/A	42.7%	47.3%	58.0%
% of FP17s for the same patient ID Re-attending between 3 & 9 months - Adults	0	123	0.0%	35.6%	38.3%	50.9%
% of FP17s for Band 1 Urgent Courses	0	97	0.0%	11.0%	10.7%	9.1%
% of FP17s Relating to Free Repair or Replacements	0	97	0.0%	0.5%	0.6%	0.8%
% of FP17s Relating to Continuations	0	97	0.0%	0.8%	0.8%	1.1%
% of Patients satisfied with the dentistry they have received	0	0	N/A	88.7%	89.8%	91.7%
% of Patients satisfied with the time they had to wait for an appointment	0	0	N/A	80.2%	83.6%	88.0%

* This is based on patients treated on this contract for their most recent course of treatment. Figures in italics indicate the base number of FP17s or Patient Questionnaire responses are less than 100. N/A is shown where the base number of responses is less than 10 during the period. % is calculated as Quantity/Base number*100

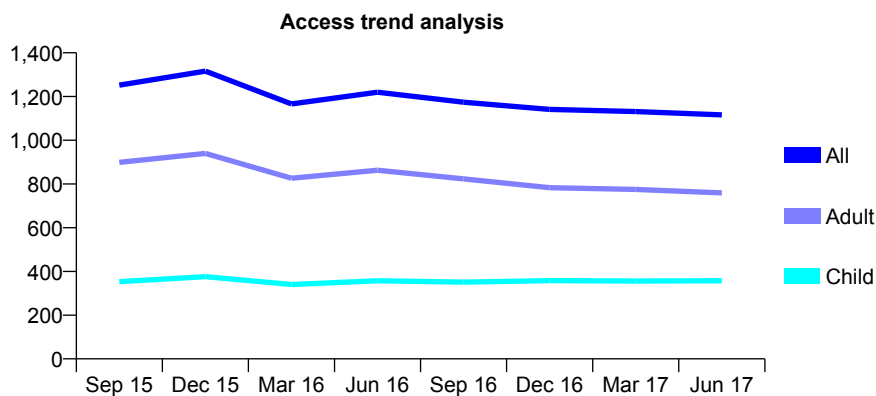
Q61 - Vital Signs At a Glance Contract Report for 305286/0001 - June 2017

Name or company name	MR S LEIGH
Contract type name	GDS Contract
Purpose of contract	General
Contract start date	01/04/2006
Contract end date	

17/18 Contracted general activity (UDA)	3,000
Carry forward general activity (UDA)	0
17/18 Contracted orthodontic activity (UOA)	0
Carry forward orthodontic activity (UOA)	0
Baseline contract value	£84,609.31

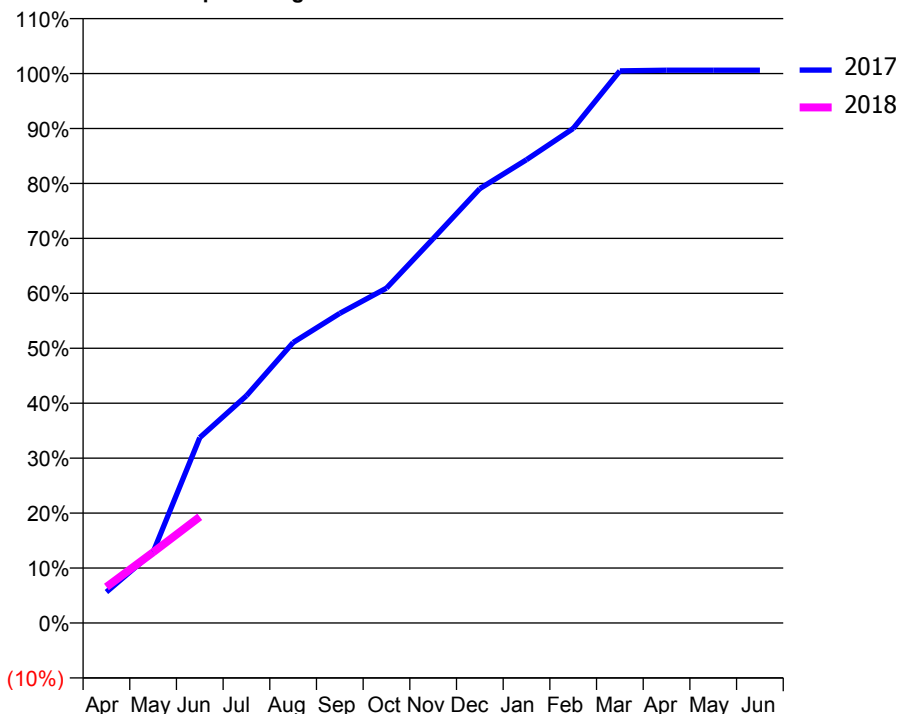
ACCESS*

Patients seen in 24 months	Total	Change since previous quarter
Quarter ending June 2016	1,220	
Quarter ending September 2016	1,174	↓
Quarter ending December 2016	1,141	↓
Quarter ending March 2017	1,131	→
Quarter ending June 2017	1,116	↓
Variance since June 2016	(8.5%)	↓



ACTIVITY

Cumulative percentage of contracted UDA delivered 2017 & 2018



Adjusted Scheduled Activity (UDA)

Month	2017	2018
April	170	197
May	387	386
June	1,013	580
July	1,241	
August	1,531	
September	1,691	
October	1,828	
November	2,098	
December	2,372	
January	2,529	
February	2,700	
March	3,014	
April	3,018	
May	3,018	
June	3,018	

QUALITY

	Quantity	Base Number	Contract	AT	Region	England
% of FP17s for the same patient ID Re-attending within 3 months - Children	6	97	6.2%	10.4%	11.5%	12.0%
% of FP17s for the same patient ID Re-attending within 3 months - Adults	14	155	9.0%	16.0%	16.8%	16.0%
% of FP17s for the same patient ID Re-attending between 3 & 9 months - Children	51	97	52.6%	42.7%	47.3%	58.0%
% of FP17s for the same patient ID Re-attending between 3 & 9 months - Adults	59	155	38.1%	35.6%	38.3%	50.9%
% of FP17s for Band 1 Urgent Courses	21	250	8.4%	11.0%	10.7%	9.1%
% of FP17s Relating to Free Repair or Replacements	0	250	0.0%	0.5%	0.6%	0.8%
% of FP17s Relating to Continuations	0	250	0.0%	0.8%	0.8%	1.1%
% of Patients satisfied with the dentistry they have received	0	0	N/A	88.7%	89.8%	91.7%
% of Patients satisfied with the time they had to wait for an appointment	0	0	N/A	80.2%	83.6%	88.0%

* This is based on patients treated on this contract for their most recent course of treatment. Figures in italics indicate the base number of FP17s or Patient Questionnaire responses are less than 100. N/A is shown where the base number of responses is less than 10 during the period. % is calculated as Quantity/Base number*100

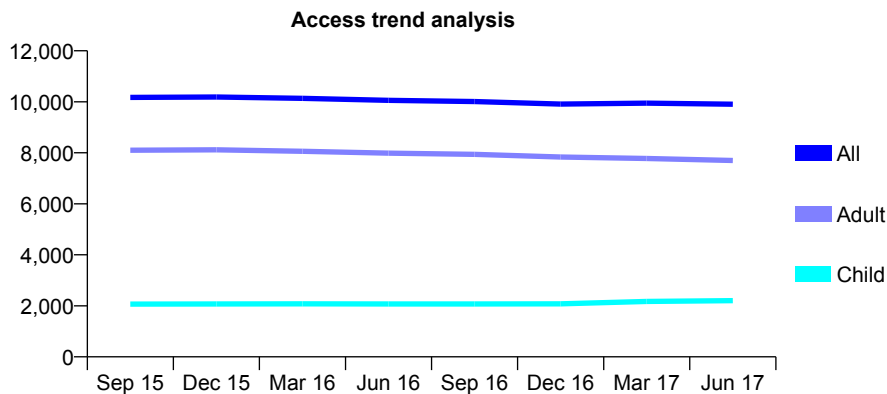
Q61 - Vital Signs At a Glance Contract Report for 306711/0001 - June 2017

Name or company name	Raydens Dental Surgery
Contract type name	GDS Contract
Purpose of contract	General
Contract start date	01/04/2006
Contract end date	

17/18 Contracted general activity (UDA)	25,759
Carry forward general activity (UDA)	0
17/18 Contracted orthodontic activity (UOA)	0
Carry forward orthodontic activity (UOA)	0
Baseline contract value	£586,121.07

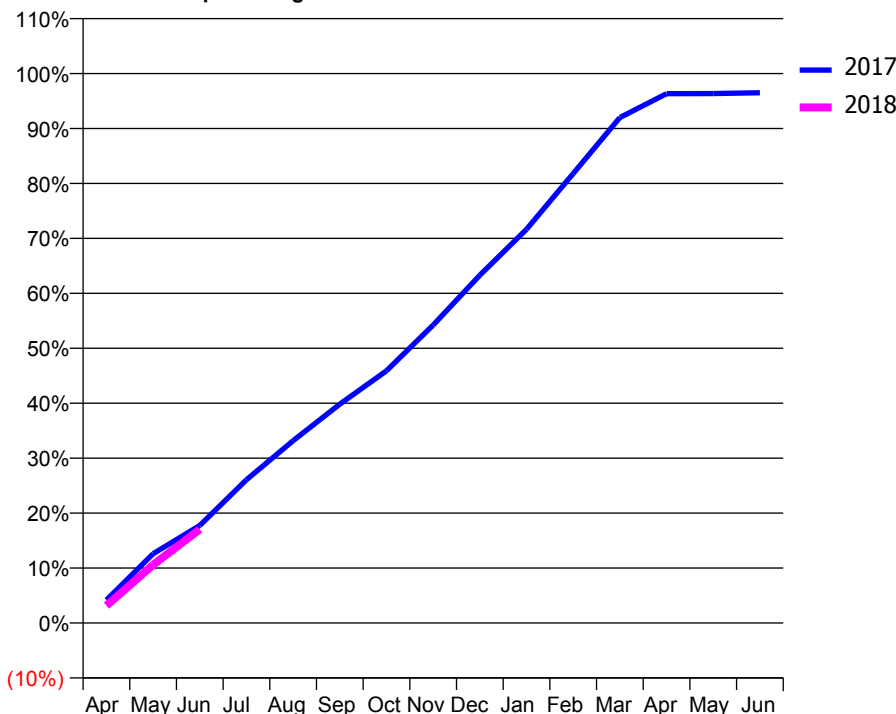
ACCESS*

Patients seen in 24 months	Total	Change since previous quarter
Quarter ending June 2016	10,058	
Quarter ending September 2016	10,009	→
Quarter ending December 2016	9,911	→
Quarter ending March 2017	9,948	→
Quarter ending June 2017	9,905	→
Variance since June 2016	(1.5%)	↓



ACTIVITY

Cumulative percentage of contracted UDA delivered 2017 & 2018



Month	Adjusted Scheduled Activity (UDA)	
	2017	2018
April	1,081	813
May	3,249	2,727
June	4,571	4,394
July	6,718	
August	8,548	
September	10,262	
October	11,821	
November	13,965	
December	16,306	
January	18,454	
February	21,072	
March	23,693	
April	24,813	
May	24,821	
June	24,855	

QUALITY

	Quantity	Base Number	Contract	AT	Region	England
% of FP17s for the same patient ID Re-attending within 3 months - Children	49	611	8.0%	10.4%	11.5%	12.0%
% of FP17s for the same patient ID Re-attending within 3 months - Adults	335	1,985	16.9%	16.0%	16.8%	16.0%
% of FP17s for the same patient ID Re-attending between 3 & 9 months - Children	223	611	36.5%	42.7%	47.3%	58.0%
% of FP17s for the same patient ID Re-attending between 3 & 9 months - Adults	622	1,985	31.3%	35.6%	38.3%	50.9%
% of FP17s for Band 1 Urgent Courses	341	2,069	16.5%	11.0%	10.7%	9.1%
% of FP17s Relating to Free Repair or Replacements	40	2,069	1.9%	0.5%	0.6%	0.8%
% of FP17s Relating to Continuations	22	2,069	1.1%	0.8%	0.8%	1.1%
% of Patients satisfied with the dentistry they have received	18	18	100.0%	88.7%	89.8%	91.7%
% of Patients satisfied with the time they had to wait for an appointment	15	18	83.3%	80.2%	83.6%	88.0%

* This is based on patients treated on this contract for their most recent course of treatment. Figures in italics indicate the base number of FP17s or Patient Questionnaire responses are less than 100. N/A is shown where the base number of responses is less than 10 during the period. % is calculated as Quantity/Base number*100

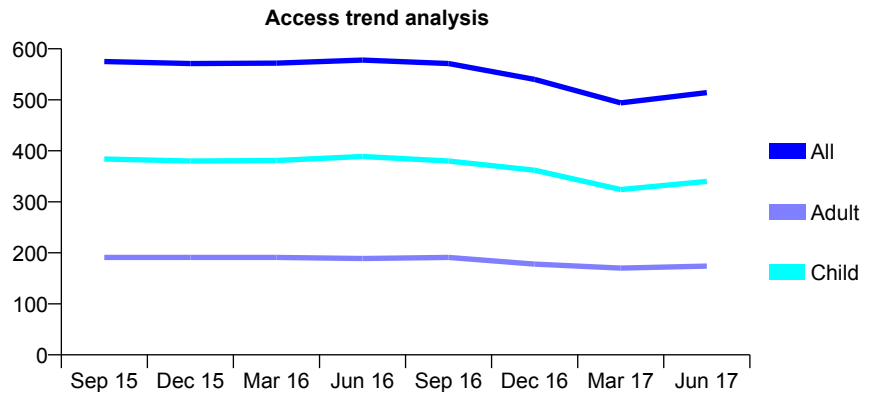
Q61 - Vital Signs At a Glance Contract Report for 307386/0001 - June 2017

Name or company name	Meeson Family Dental Practice
Contract type name	GDS Contract
Purpose of contract	General
Contract start date	01/04/2006
Contract end date	

17/18 Contracted general activity (UDA)	1,900
Carry forward general activity (UDA)	0
17/18 Contracted orthodontic activity (UOA)	0
Carry forward orthodontic activity (UOA)	0
Baseline contract value	£39,380.90

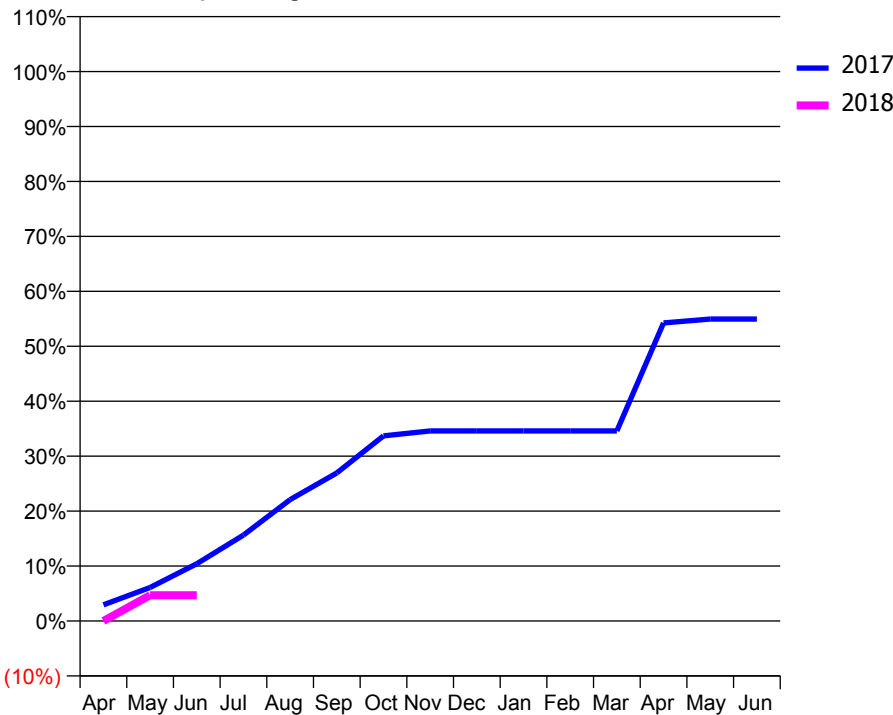
ACCESS*

Patients seen in 24 months	Total	Change since previous quarter
Quarter ending June 2016	578	
Quarter ending September 2016	571	↓
Quarter ending December 2016	540	↓
Quarter ending March 2017	494	↓
Quarter ending June 2017	514	↑
Variance since June 2016	(11.1%)	↓



ACTIVITY

Cumulative percentage of contracted UDA delivered 2017 & 2018



Month	Adjusted Scheduled Activity (UDA)	
	2017	2018
April	56	0
May	116	89
June	198	89
July	297	
August	420	
September	512	
October	640	
November	657	
December	657	
January	657	
February	657	
March	657	
April	1,031	
May	1,044	
June	1,044	

QUALITY

	Quantity	Base Number	Contract	AT	Region	England
% of FP17s for the same patient ID Re-attending within 3 months - Children	4	181	2.2%	10.4%	11.5%	12.0%
% of FP17s for the same patient ID Re-attending within 3 months - Adults	7	41	17.1%	16.0%	16.8%	16.0%
% of FP17s for the same patient ID Re-attending between 3 & 9 months - Children	84	181	46.4%	42.7%	47.3%	58.0%
% of FP17s for the same patient ID Re-attending between 3 & 9 months - Adults	12	41	29.3%	35.6%	38.3%	50.9%
% of FP17s for Band 1 Urgent Courses	1	33	3.0%	11.0%	10.7%	9.1%
% of FP17s Relating to Free Repair or Replacements	0	33	0.0%	0.5%	0.6%	0.8%
% of FP17s Relating to Continuations	0	33	0.0%	0.8%	0.8%	1.1%
% of Patients satisfied with the dentistry they have received	1	1	N/A	88.7%	89.8%	91.7%
% of Patients satisfied with the time they had to wait for an appointment	1	1	N/A	80.2%	83.6%	88.0%

* This is based on patients treated on this contract for their most recent course of treatment. Figures in italics indicate the base number of FP17s or Patient Questionnaire responses are less than 100. N/A is shown where the base number of responses is less than 10 during the period. % is calculated as Quantity/Base number*100

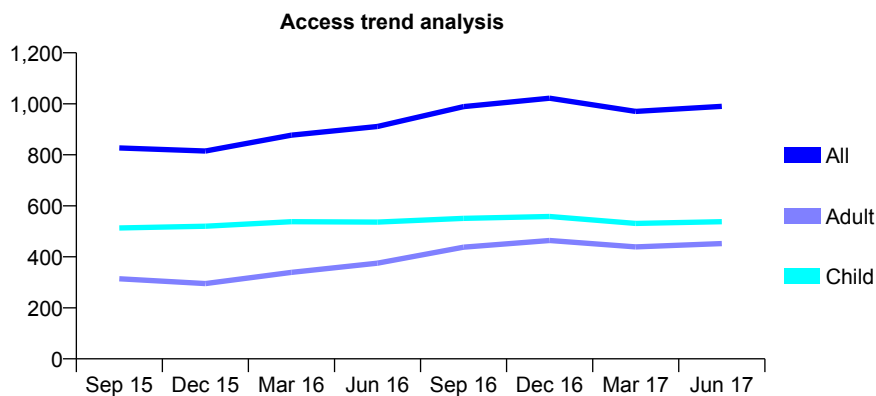
Q61 - Vital Signs At a Glance Contract Report for 308536/0001 - June 2017

Name or company name	MR AR ROSS
Contract type name	GDS Contract
Purpose of contract	General
Contract start date	01/04/2006
Contract end date	

17/18 Contracted general activity (UDA)	1,393
Carry forward general activity (UDA)	0
17/18 Contracted orthodontic activity (UOA)	0
Carry forward orthodontic activity (UOA)	0
Baseline contract value	£28,938.33

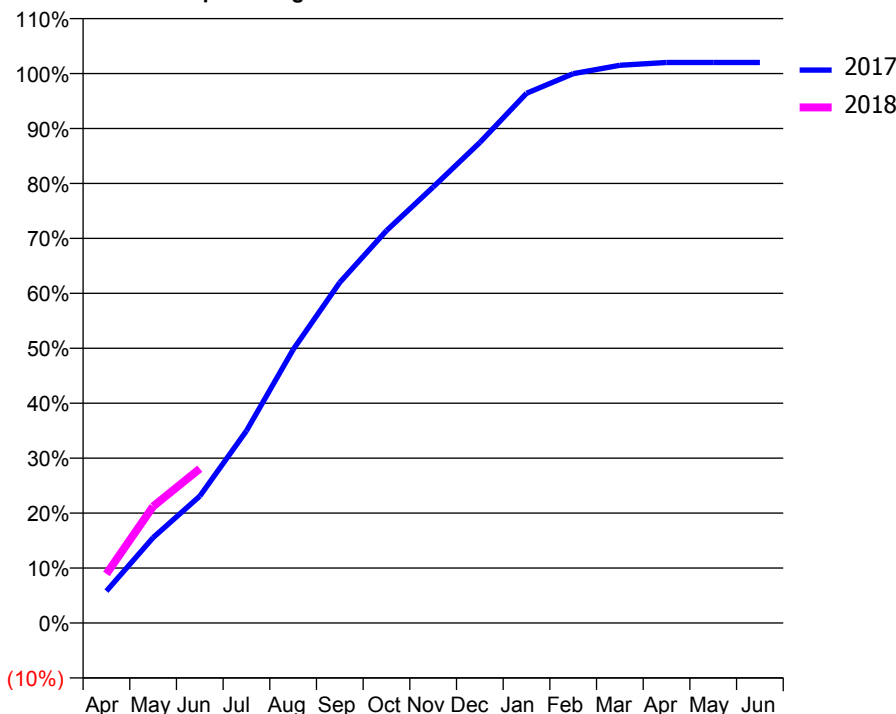
ACCESS*

Patients seen in 24 months	Total	Change since previous quarter
Quarter ending June 2016	911	
Quarter ending September 2016	989	↑
Quarter ending December 2016	1,022	↑
Quarter ending March 2017	970	↓
Quarter ending June 2017	990	↑
Variance since June 2016	8.7%	↑



ACTIVITY

Cumulative percentage of contracted UDA delivered 2017 & 2018



Adjusted Scheduled Activity (UDA)		
Month	2017	2018
April	81	125
May	217	296
June	322	391
July	487	
August	693	
September	863	
October	995	
November	1,105	
December	1,218	
January	1,343	
February	1,393	
March	1,414	
April	1,421	
May	1,421	
June	1,421	

QUALITY

	Quantity	Base Number	Contract	AT	Region	England
% of FP17s for the same patient ID Re-attending within 3 months - Children	4	202	2.0%	10.4%	11.5%	12.0%
% of FP17s for the same patient ID Re-attending within 3 months - Adults	7	107	6.5%	16.0%	16.8%	16.0%
% of FP17s for the same patient ID Re-attending between 3 & 9 months - Children	116	202	57.4%	42.7%	47.3%	58.0%
% of FP17s for the same patient ID Re-attending between 3 & 9 months - Adults	47	107	43.9%	35.6%	38.3%	50.9%
% of FP17s for Band 1 Urgent Courses	16	304	5.3%	11.0%	10.7%	9.1%
% of FP17s Relating to Free Repair or Replacements	0	304	0.0%	0.5%	0.6%	0.8%
% of FP17s Relating to Continuations	0	304	0.0%	0.8%	0.8%	1.1%
% of Patients satisfied with the dentistry they have received	1	1	N/A	88.7%	89.8%	91.7%
% of Patients satisfied with the time they had to wait for an appointment	1	1	N/A	80.2%	83.6%	88.0%

* This is based on patients treated on this contract for their most recent course of treatment. Figures in italics indicate the base number of FP17s or Patient Questionnaire responses are less than 100. N/A is shown where the base number of responses is less than 10 during the period. % is calculated as Quantity/Base number*100

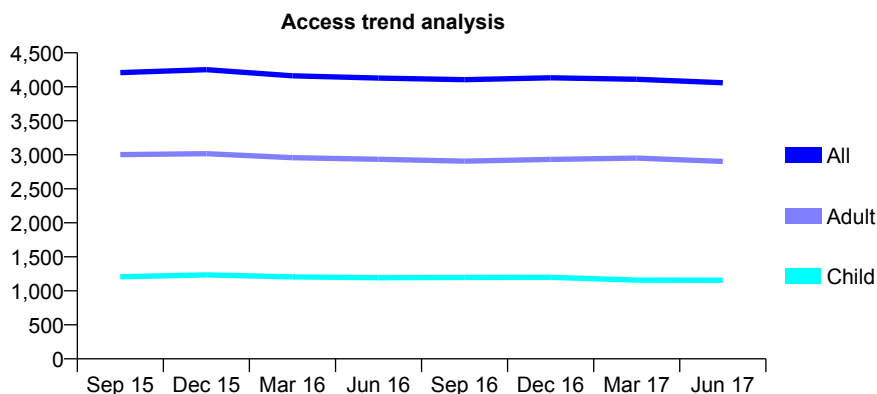
Q61 - Vital Signs At a Glance Contract Report for 310093/0001 - June 2017

Name or company name	MR DG BORODA
Contract type name	GDS Contract
Purpose of contract	General
Contract start date	01/04/2006
Contract end date	

17/18 Contracted general activity (UDA)	10,534
Carry forward general activity (UDA)	0
17/18 Contracted orthodontic activity (UOA)	0
Carry forward orthodontic activity (UOA)	0
Baseline contract value	£284,325.78

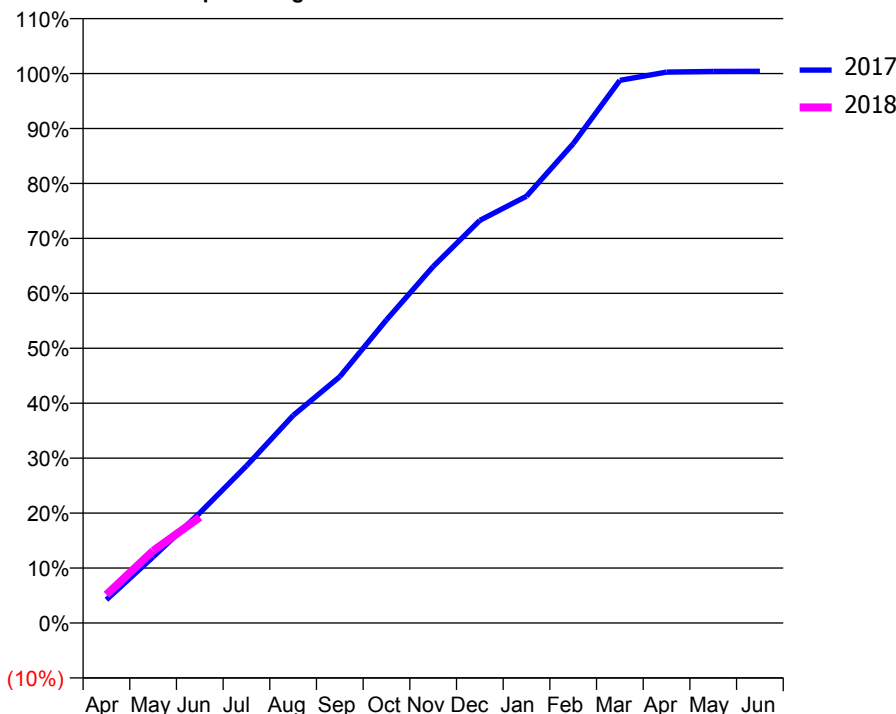
ACCESS*

Patients seen in 24 months	Total	Change since previous quarter
Quarter ending June 2016	4,128	
Quarter ending September 2016	4,104	→
Quarter ending December 2016	4,132	→
Quarter ending March 2017	4,110	→
Quarter ending June 2017	4,059	↓
Variance since June 2016	(1.7%)	↓



ACTIVITY

Cumulative percentage of contracted UDA delivered 2017 & 2018



Adjusted Scheduled Activity (UDA)

Month	2017	2018
April	446	544
May	1,267	1,384
June	2,110	2,027
July	3,014	
August	3,979	
September	4,723	
October	5,812	
November	6,835	
December	7,719	
January	8,182	
February	9,188	
March	10,403	
April	10,562	
May	10,574	
June	10,577	

QUALITY

	Quantity	Base Number	Contract	AT	Region	England
% of FP17s for the same patient ID Re-attending within 3 months - Children	13	327	4.0%	10.4%	11.5%	12.0%
% of FP17s for the same patient ID Re-attending within 3 months - Adults	87	653	13.3%	16.0%	16.8%	16.0%
% of FP17s for the same patient ID Re-attending between 3 & 9 months - Children	166	327	50.8%	42.7%	47.3%	58.0%
% of FP17s for the same patient ID Re-attending between 3 & 9 months - Adults	252	653	38.6%	35.6%	38.3%	50.9%
% of FP17s for Band 1 Urgent Courses	86	922	9.3%	11.0%	10.7%	9.1%
% of FP17s Relating to Free Repair or Replacements	0	922	0.0%	0.5%	0.6%	0.8%
% of FP17s Relating to Continuations	7	922	0.8%	0.8%	0.8%	1.1%
% of Patients satisfied with the dentistry they have received	3	3	N/A	88.7%	89.8%	91.7%
% of Patients satisfied with the time they had to wait for an appointment	2	3	N/A	80.2%	83.6%	88.0%

* This is based on patients treated on this contract for their most recent course of treatment. Figures in italics indicate the base number of FP17s or Patient Questionnaire responses are less than 100. N/A is shown where the base number of responses is less than 10 during the period. % is calculated as Quantity/Base number*100

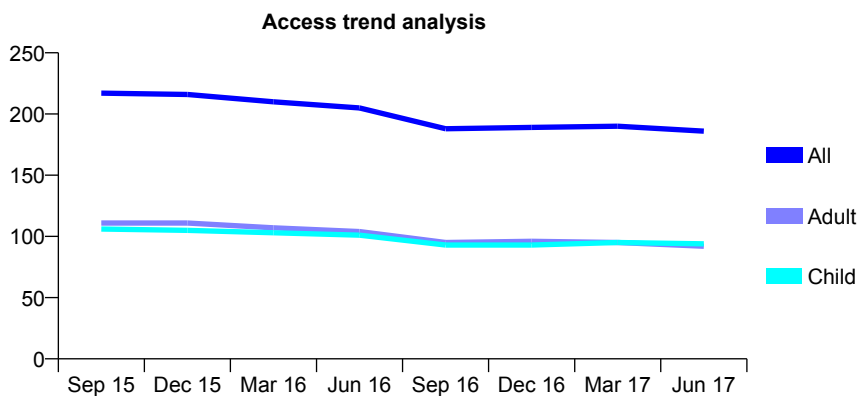
Q61 - Vital Signs At a Glance Contract Report for 319694/0001 - June 2017

Name or company name	MR A LANGDON
Contract type name	GDS Contract
Purpose of contract	General
Contract start date	01/04/2006
Contract end date	

17/18 Contracted general activity (UDA)	800
Carry forward general activity (UDA)	0
17/18 Contracted orthodontic activity (UOA)	0
Carry forward orthodontic activity (UOA)	0
Baseline contract value	£17,949.45

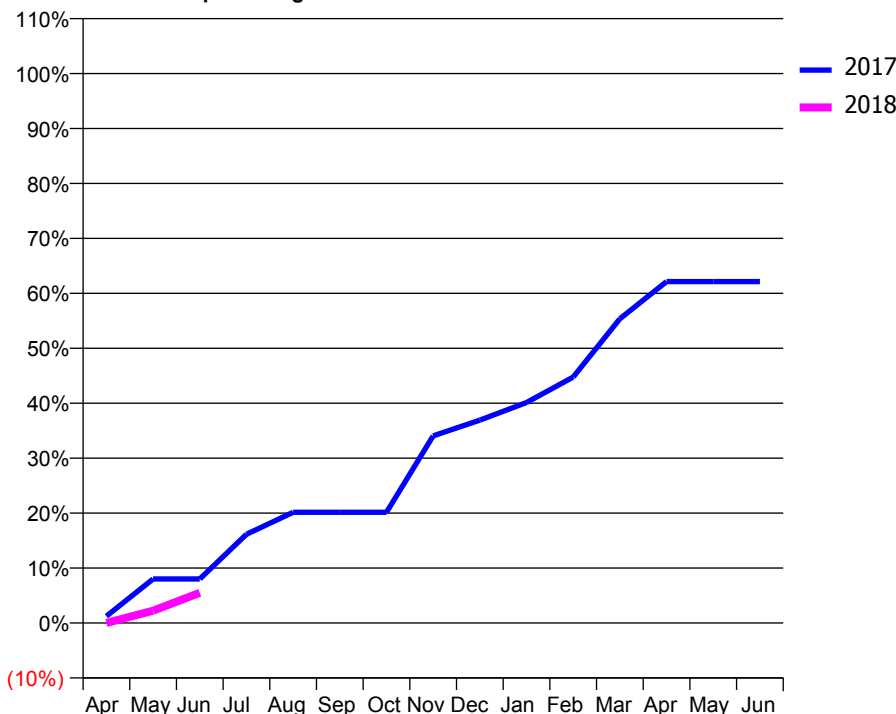
ACCESS*

Patients seen in 24 months	Total	Change since previous quarter
Quarter ending June 2016	205	
Quarter ending September 2016	188	↓
Quarter ending December 2016	189	→
Quarter ending March 2017	190	→
Quarter ending June 2017	186	↓
Variance since June 2016	(9.3%)	↓



ACTIVITY

Cumulative percentage of contracted UDA delivered 2017 & 2018



Adjusted Scheduled Activity (UDA)

Month	2017	2018
April	10	0
May	64	18
June	64	44
July	129	
August	161	
September	161	
October	161	
November	272	
December	295	
January	321	
February	358	
March	443	
April	497	
May	497	
June	497	

QUALITY

	Quantity	Base Number	Contract	AT	Region	England
% of FP17s for the same patient ID Re-attending within 3 months - Children	7	29	24.1%	10.4%	11.5%	12.0%
% of FP17s for the same patient ID Re-attending within 3 months - Adults	0	11	0.0%	16.0%	16.8%	16.0%
% of FP17s for the same patient ID Re-attending between 3 & 9 months - Children	8	29	27.6%	42.7%	47.3%	58.0%
% of FP17s for the same patient ID Re-attending between 3 & 9 months - Adults	7	11	63.6%	35.6%	38.3%	50.9%
% of FP17s for Band 1 Urgent Courses	0	14	0.0%	11.0%	10.7%	9.1%
% of FP17s Relating to Free Repair or Replacements	0	14	0.0%	0.5%	0.6%	0.8%
% of FP17s Relating to Continuations	0	14	0.0%	0.8%	0.8%	1.1%
% of Patients satisfied with the dentistry they have received	2	2	N/A	88.7%	89.8%	91.7%
% of Patients satisfied with the time they had to wait for an appointment	2	2	N/A	80.2%	83.6%	88.0%

* This is based on patients treated on this contract for their most recent course of treatment. Figures in italics indicate the base number of FP17s or Patient Questionnaire responses are less than 100. N/A is shown where the base number of responses is less than 10 during the period. % is calculated as Quantity/Base number*100

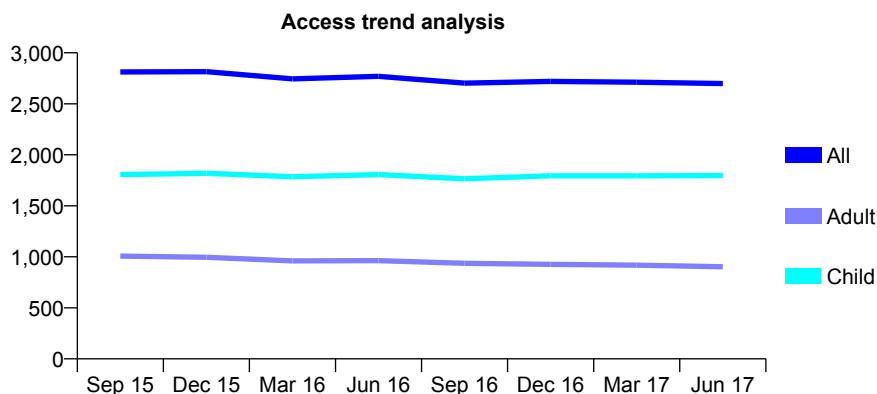
Q61 - Vital Signs At a Glance Contract Report for 325775/0001 - June 2017

Name or company name	MR R BABBAR
Contract type name	GDS Contract
Purpose of contract	General
Contract start date	01/04/2006
Contract end date	

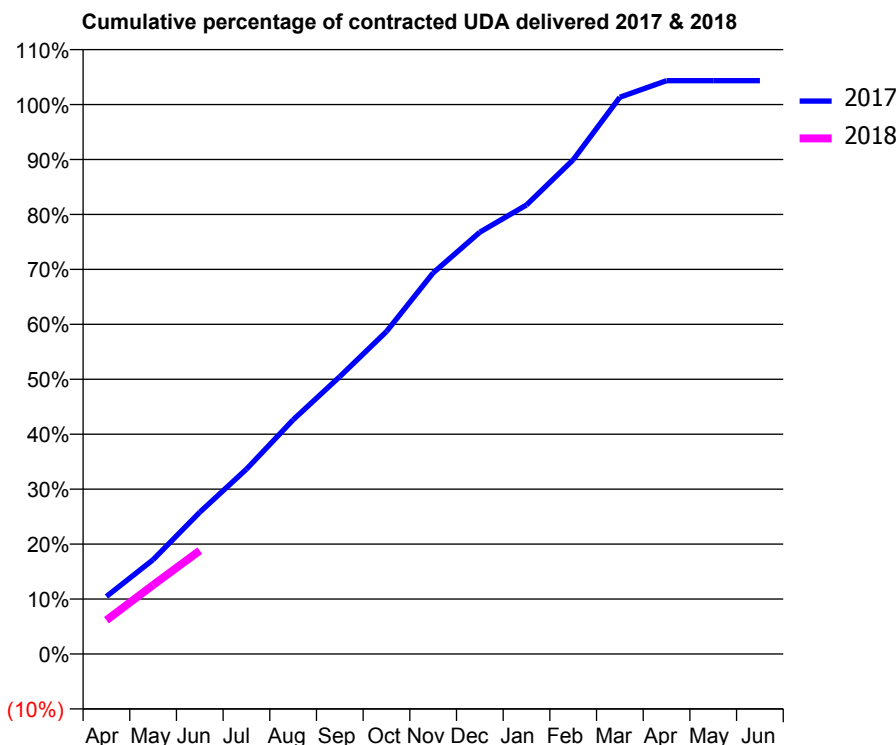
17/18 Contracted general activity (UDA)	5,818
Carry forward general activity (UDA)	0
17/18 Contracted orthodontic activity (UOA)	0
Carry forward orthodontic activity (UOA)	0
Baseline contract value	£151,017.15

ACCESS*

Patients seen in 24 months	Total	Change since previous quarter
Quarter ending June 2016	2,769	
Quarter ending September 2016	2,702	↓
Quarter ending December 2016	2,720	→
Quarter ending March 2017	2,712	→
Quarter ending June 2017	2,699	→
Variance since June 2016	(2.5%)	↓



ACTIVITY



Month	Adjusted Scheduled Activity (UDA)	
	2017	2018
April	609	358
May	999	730
June	1,501	1,095
July	1,957	
August	2,480	
September	2,937	
October	3,414	
November	4,036	
December	4,467	
January	4,755	
February	5,233	
March	5,895	
April	6,070	
May	6,070	
June	6,070	

QUALITY

	Quantity	Base Number	Contract	AT	Region	England
% of FP17s for the same patient ID Re-attending within 3 months - Children	37	500	7.4%	10.4%	11.5%	12.0%
% of FP17s for the same patient ID Re-attending within 3 months - Adults	53	183	29.0%	16.0%	16.8%	16.0%
% of FP17s for the same patient ID Re-attending between 3 & 9 months - Children	225	500	45.0%	42.7%	47.3%	58.0%
% of FP17s for the same patient ID Re-attending between 3 & 9 months - Adults	45	183	24.6%	35.6%	38.3%	50.9%
% of FP17s for Band 1 Urgent Courses	52	625	8.3%	11.0%	10.7%	9.1%
% of FP17s Relating to Free Repair or Replacements	0	625	0.0%	0.5%	0.6%	0.8%
% of FP17s Relating to Continuations	8	625	1.3%	0.8%	0.8%	1.1%
% of Patients satisfied with the dentistry they have received	1	1	N/A	88.7%	89.8%	91.7%
% of Patients satisfied with the time they had to wait for an appointment	1	1	N/A	80.2%	83.6%	88.0%

* This is based on patients treated on this contract for their most recent course of treatment. Figures in italics indicate the base number of FP17s or Patient Questionnaire responses are less than 100. N/A is shown where the base number of responses is less than 10 during the period. % is calculated as Quantity/Base number*100

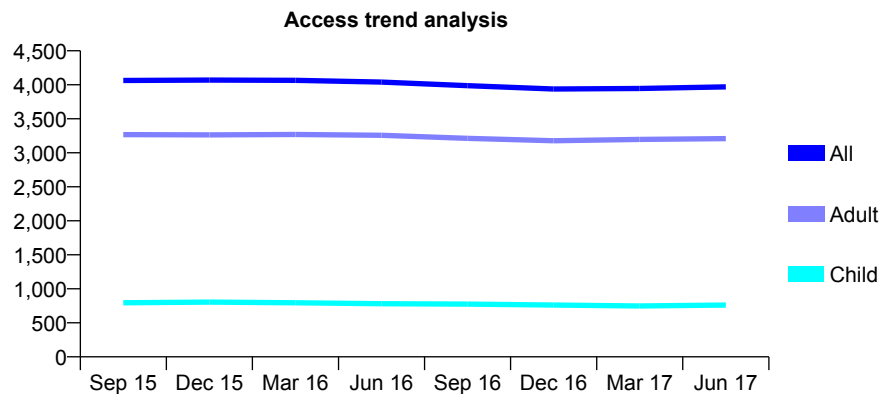
Q61 - Vital Signs At a Glance Contract Report for 326216/0001 - June 2017

Name or company name	MR LC WONG
Contract type name	GDS Contract
Purpose of contract	General
Contract start date	01/04/2006
Contract end date	

17/18 Contracted general activity (UDA)	14,316
Carry forward general activity (UDA)	0
17/18 Contracted orthodontic activity (UOA)	0
Carry forward orthodontic activity (UOA)	0
Baseline contract value	£350,561.44

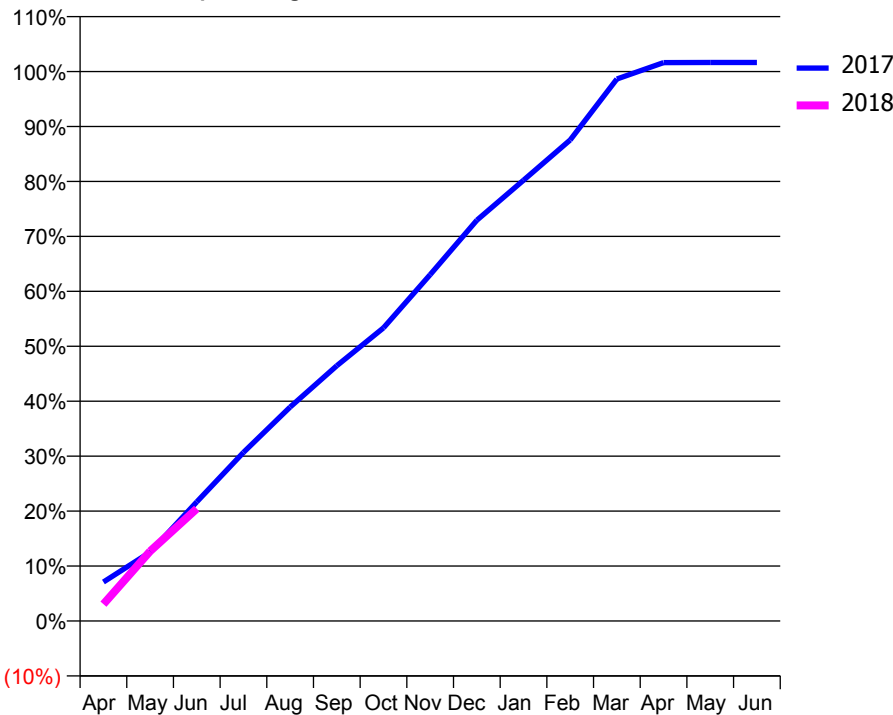
ACCESS*

Patients seen in 24 months	Total	Change since previous quarter
Quarter ending June 2016	4,040	
Quarter ending September 2016	3,987	↓
Quarter ending December 2016	3,938	↓
Quarter ending March 2017	3,946	→
Quarter ending June 2017	3,970	→
Variance since June 2016	(1.7%)	↓



ACTIVITY

Cumulative percentage of contracted UDA delivered 2017 & 2018



Month	Adjusted Scheduled Activity (UDA)	
	2017	2018
April	1,017	439
May	1,795	1,818
June	3,103	2,926
July	4,392	
August	5,575	
September	6,652	
October	7,637	
November	9,023	
December	10,443	
January	11,482	
February	12,532	
March	14,121	
April	14,546	
May	14,551	
June	14,552	

QUALITY

	Quantity	Base Number	Contract	AT	Region	England
% of FP17s for the same patient ID Re-attending within 3 months - Children	9	245	3.7%	10.4%	11.5%	12.0%
% of FP17s for the same patient ID Re-attending within 3 months - Adults	175	1,075	16.3%	16.0%	16.8%	16.0%
% of FP17s for the same patient ID Re-attending between 3 & 9 months - Children	122	245	49.8%	42.7%	47.3%	58.0%
% of FP17s for the same patient ID Re-attending between 3 & 9 months - Adults	498	1,075	46.3%	35.6%	38.3%	50.9%
% of FP17s for Band 1 Urgent Courses	88	1,161	7.6%	11.0%	10.7%	9.1%
% of FP17s Relating to Free Repair or Replacements	10	1,161	0.9%	0.5%	0.6%	0.8%
% of FP17s Relating to Continuations	26	1,161	2.2%	0.8%	0.8%	1.1%
% of Patients satisfied with the dentistry they have received	10	11	90.9%	88.7%	89.8%	91.7%
% of Patients satisfied with the time they had to wait for an appointment	9	11	81.8%	80.2%	83.6%	88.0%

* This is based on patients treated on this contract for their most recent course of treatment. Figures in italics indicate the base number of FP17s or Patient Questionnaire responses are less than 100. N/A is shown where the base number of responses is less than 10 during the period. % is calculated as Quantity/Base number*100

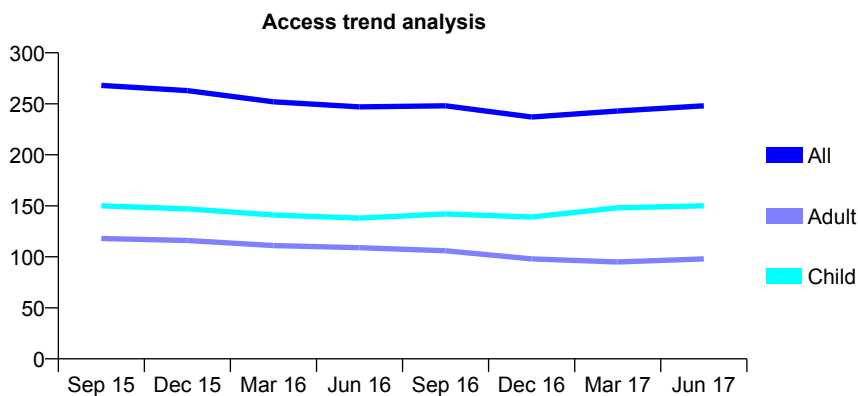
Q61 - Vital Signs At a Glance Contract Report for 327948/0001 - June 2017

Name or company name	The Hazelwood Dental Practice
Contract type name	GDS Contract
Purpose of contract	General
Contract start date	01/04/2006
Contract end date	

17/18 Contracted general activity (UDA)	481
Carry forward general activity (UDA)	0
17/18 Contracted orthodontic activity (UOA)	0
Carry forward orthodontic activity (UOA)	0
Baseline contract value	£11,772.05

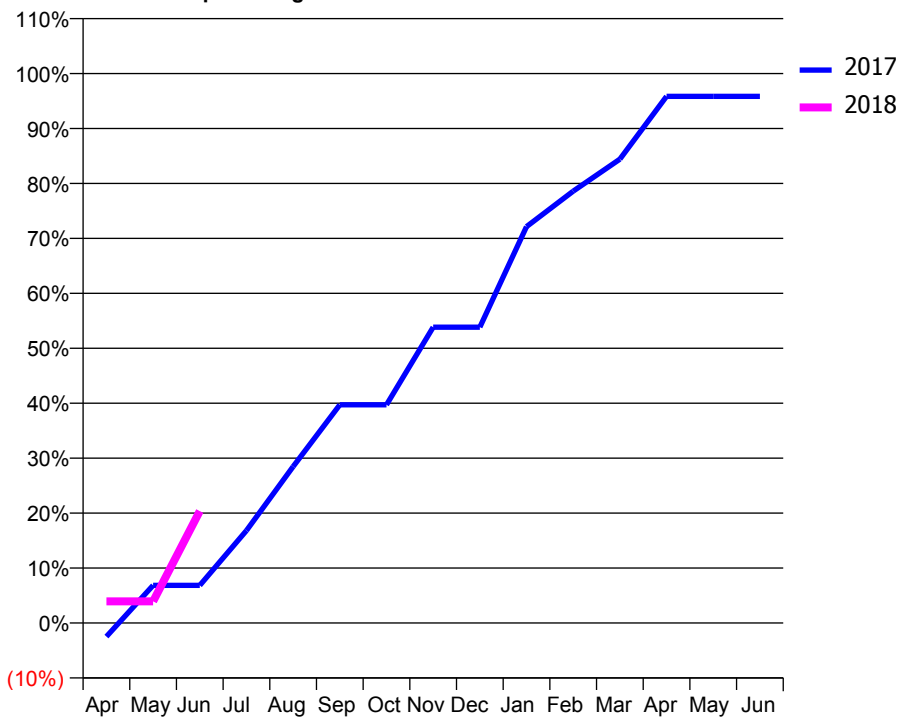
ACCESS*

Patients seen in 24 months	Total	Change since previous quarter
Quarter ending June 2016	247	
Quarter ending September 2016	248	→
Quarter ending December 2016	237	↓
Quarter ending March 2017	243	↑
Quarter ending June 2017	248	↑
Variance since June 2016	0.4%	→



ACTIVITY

Cumulative percentage of contracted UDA delivered 2017 & 2018



Adjusted Scheduled Activity (UDA)

Month	2017	2018
April	-12	19
May	33	19
June	33	98
July	81	
August	137	
September	191	
October	191	
November	259	
December	259	
January	347	
February	378	
March	406	
April	461	
May	461	
June	461	

QUALITY

	Quantity	Base Number	Contract	AT	Region	England
% of FP17s for the same patient ID Re-attending within 3 months - Children	1	70	1.4%	10.4%	11.5%	12.0%
% of FP17s for the same patient ID Re-attending within 3 months - Adults	0	28	0.0%	16.0%	16.8%	16.0%
% of FP17s for the same patient ID Re-attending between 3 & 9 months - Children	38	70	54.3%	42.7%	47.3%	58.0%
% of FP17s for the same patient ID Re-attending between 3 & 9 months - Adults	17	28	60.7%	35.6%	38.3%	50.9%
% of FP17s for Band 1 Urgent Courses	0	66	0.0%	11.0%	10.7%	9.1%
% of FP17s Relating to Free Repair or Replacements	0	66	0.0%	0.5%	0.6%	0.8%
% of FP17s Relating to Continuations	0	66	0.0%	0.8%	0.8%	1.1%
% of Patients satisfied with the dentistry they have received	0	0	N/A	88.7%	89.8%	91.7%
% of Patients satisfied with the time they had to wait for an appointment	0	0	N/A	80.2%	83.6%	88.0%

* This is based on patients treated on this contract for their most recent course of treatment. Figures in italics indicate the base number of FP17s or Patient Questionnaire responses are less than 100. N/A is shown where the base number of responses is less than 10 during the period. % is calculated as Quantity/Base number*100

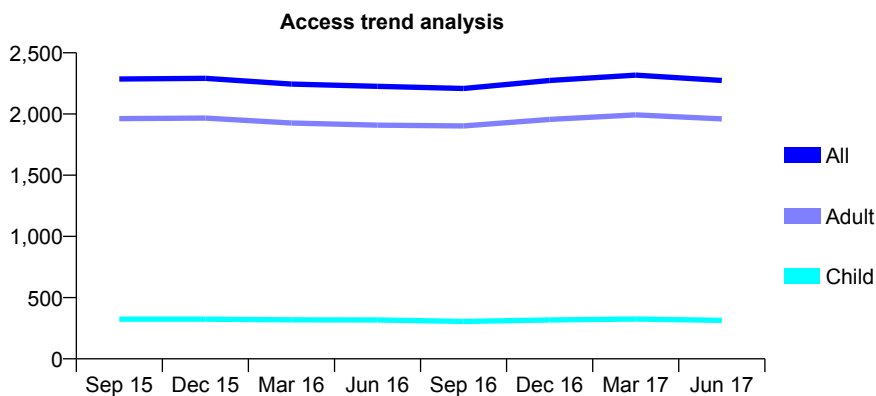
Q61 - Vital Signs At a Glance Contract Report for 328766/0001 - June 2017

Name or company name	MR RB TRAVERS
Contract type name	GDS Contract
Purpose of contract	General
Contract start date	01/04/2006
Contract end date	

17/18 Contracted general activity (UDA)	8,132
Carry forward general activity (UDA)	0
17/18 Contracted orthodontic activity (UOA)	0
Carry forward orthodontic activity (UOA)	0
Baseline contract value	£248,598.34

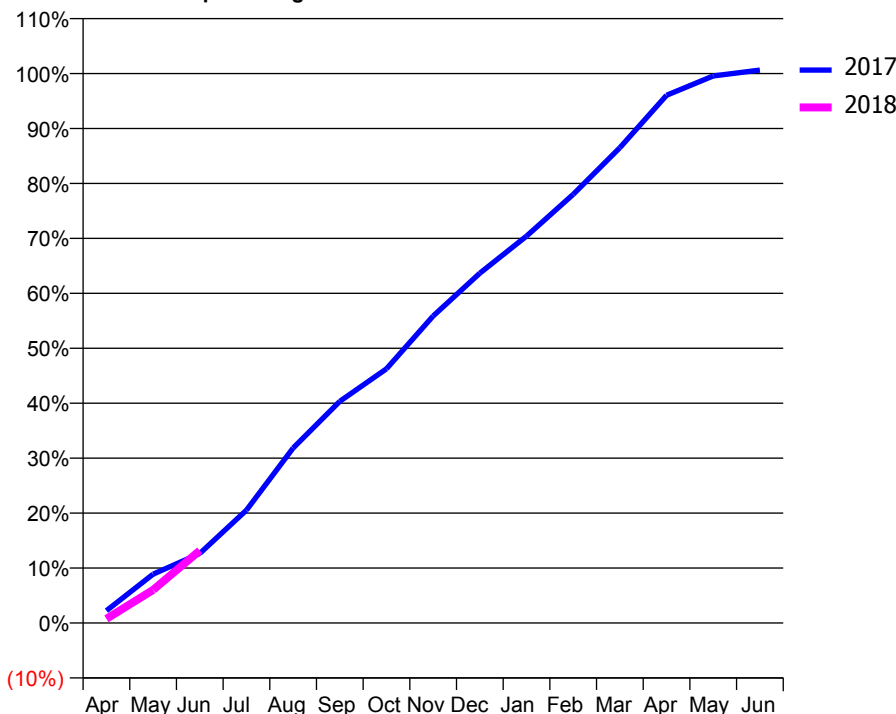
ACCESS*

Patients seen in 24 months	Total	Change since previous quarter
Quarter ending June 2016	2,226	
Quarter ending September 2016	2,209	→
Quarter ending December 2016	2,274	↑
Quarter ending March 2017	2,318	→
Quarter ending June 2017	2,274	↓
Variance since June 2016	2.2%	↑



ACTIVITY

Cumulative percentage of contracted UDA delivered 2017 & 2018



Adjusted Scheduled Activity (UDA)

Month	2017	2018
April	182	62
May	723	490
June	1,029	1,072
July	1,671	
August	2,589	
September	3,281	
October	3,763	
November	4,544	
December	5,177	
January	5,726	
February	6,343	
March	7,033	
April	7,810	
May	8,096	
June	8,183	

QUALITY

	Quantity	Base Number	Contract	AT	Region	England
% of FP17s for the same patient ID Re-attending within 3 months - Children	2	95	2.1%	10.4%	11.5%	12.0%
% of FP17s for the same patient ID Re-attending within 3 months - Adults	42	522	8.0%	16.0%	16.8%	16.0%
% of FP17s for the same patient ID Re-attending between 3 & 9 months - Children	23	95	24.2%	42.7%	47.3%	58.0%
% of FP17s for the same patient ID Re-attending between 3 & 9 months - Adults	149	522	28.5%	35.6%	38.3%	50.9%
% of FP17s for Band 1 Urgent Courses	12	310	3.9%	11.0%	10.7%	9.1%
% of FP17s Relating to Free Repair or Replacements	1	310	0.3%	0.5%	0.6%	0.8%
% of FP17s Relating to Continuations	1	310	0.3%	0.8%	0.8%	1.1%
% of Patients satisfied with the dentistry they have received	2	3	N/A	88.7%	89.8%	91.7%
% of Patients satisfied with the time they had to wait for an appointment	3	3	N/A	80.2%	83.6%	88.0%

* This is based on patients treated on this contract for their most recent course of treatment. Figures in italics indicate the base number of FP17s or Patient Questionnaire responses are less than 100. N/A is shown where the base number of responses is less than 10 during the period. % is calculated as Quantity/Base number*100

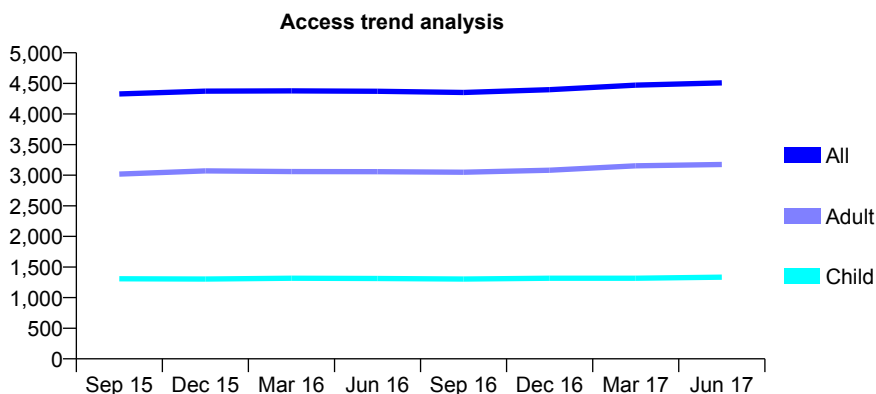
Q61 - Vital Signs At a Glance Contract Report for 329665/0002 - June 2017

Name or company name	MR A GANDECHA
Contract type name	GDS Contract
Purpose of contract	General
Contract start date	01/04/2006
Contract end date	

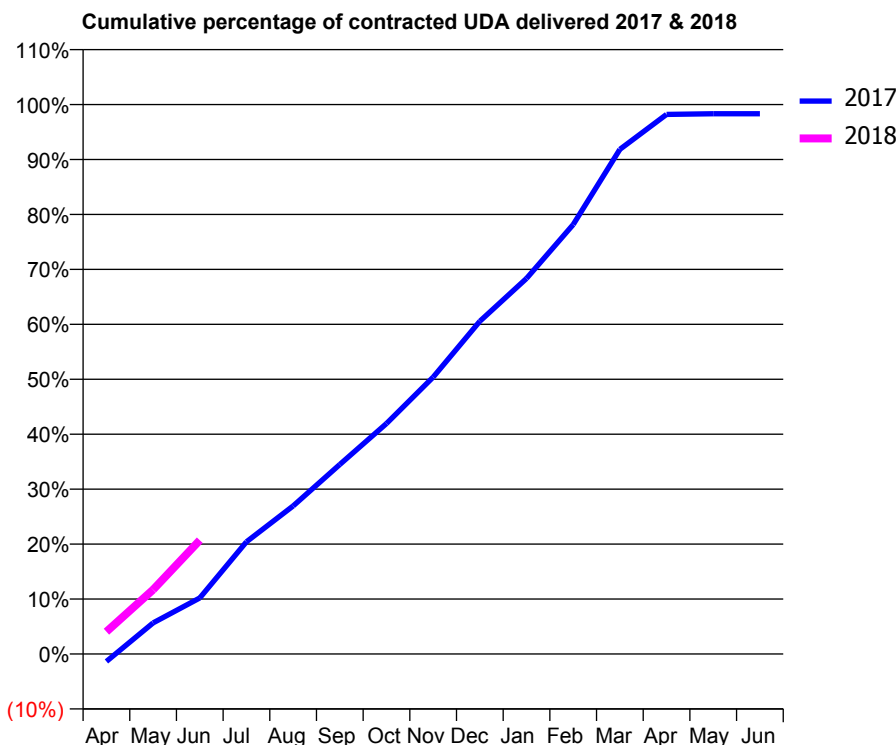
17/18 Contracted general activity (UDA)	14,047
Carry forward general activity (UDA)	0
17/18 Contracted orthodontic activity (UOA)	0
Carry forward orthodontic activity (UOA)	0
Baseline contract value	£361,583.71

ACCESS*

Patients seen in 24 months	Total	Change since previous quarter
Quarter ending June 2016	4,371	
Quarter ending September 2016	4,352	→
Quarter ending December 2016	4,398	→
Quarter ending March 2017	4,471	→
Quarter ending June 2017	4,509	→
Variance since June 2016	3.2%	↑



ACTIVITY



Month	Adjusted Scheduled Activity (UDA)	
	2017	2018
April	-192	571
May	795	1,646
June	1,433	2,908
July	2,867	
August	3,785	
September	4,846	
October	5,892	
November	7,079	
December	8,506	
January	9,601	
February	10,978	
March	12,900	
April	13,795	
May	13,810	
June	13,810	

QUALITY

	Quantity	Base Number	Contract	AT	Region	England
% of FP17s for the same patient ID Re-attending within 3 months - Children	60	451	13.3%	10.4%	11.5%	12.0%
% of FP17s for the same patient ID Re-attending within 3 months - Adults	177	924	19.2%	16.0%	16.8%	16.0%
% of FP17s for the same patient ID Re-attending between 3 & 9 months - Children	201	451	44.6%	42.7%	47.3%	58.0%
% of FP17s for the same patient ID Re-attending between 3 & 9 months - Adults	388	924	42.0%	35.6%	38.3%	50.9%
% of FP17s for Band 1 Urgent Courses	97	1,110	8.7%	11.0%	10.7%	9.1%
% of FP17s Relating to Free Repair or Replacements	17	1,110	1.5%	0.5%	0.6%	0.8%
% of FP17s Relating to Continuations	18	1,110	1.6%	0.8%	0.8%	1.1%
% of Patients satisfied with the dentistry they have received	4	5	N/A	88.7%	89.8%	91.7%
% of Patients satisfied with the time they had to wait for an appointment	4	5	N/A	80.2%	83.6%	88.0%

* This is based on patients treated on this contract for their most recent course of treatment. Figures in italics indicate the base number of FP17s or Patient Questionnaire responses are less than 100. N/A is shown where the base number of responses is less than 10 during the period. % is calculated as Quantity/Base number*100

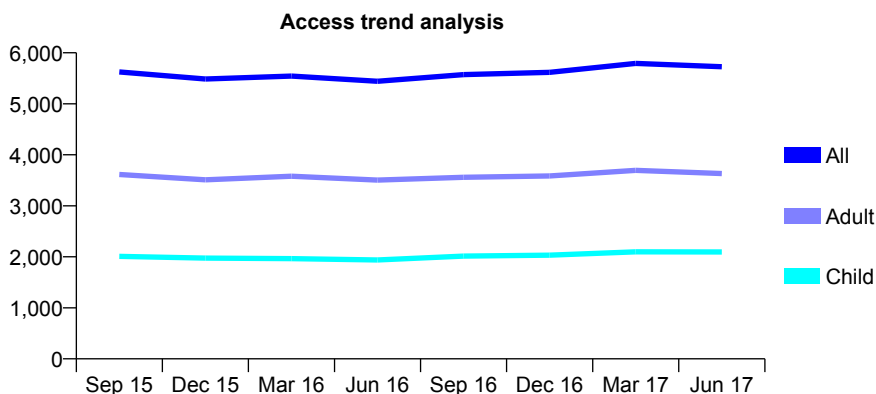
Q61 - Vital Signs At a Glance Contract Report for 332542/0001 - June 2017

Name or company name	MR V BAKSHI
Contract type name	GDS Contract
Purpose of contract	General
Contract start date	01/04/2006
Contract end date	

17/18 Contracted general activity (UDA)	12,606
Carry forward general activity (UDA)	0
17/18 Contracted orthodontic activity (UOA)	0
Carry forward orthodontic activity (UOA)	0
Baseline contract value	£338,508.90

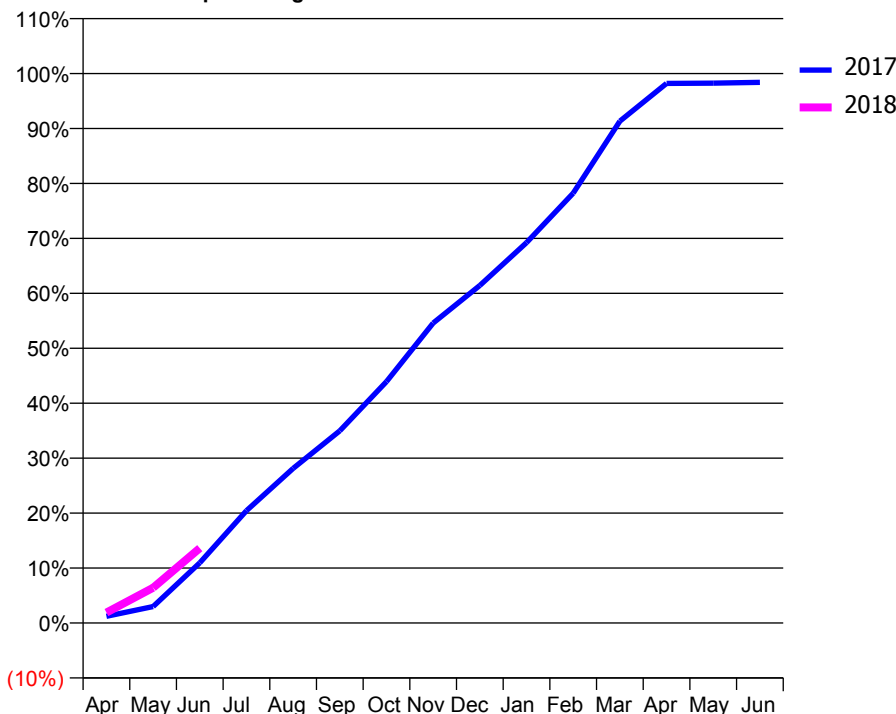
ACCESS*

Patients seen in 24 months	Total	Change since previous quarter
Quarter ending June 2016	5,443	
Quarter ending September 2016	5,573	↑
Quarter ending December 2016	5,618	→
Quarter ending March 2017	5,793	↑
Quarter ending June 2017	5,727	↓
Variance since June 2016	5.2%	↑



ACTIVITY

Cumulative percentage of contracted UDA delivered 2017 & 2018



Adjusted Scheduled Activity (UDA)

Month	2017	2018
April	154	242
May	379	809
June	1,382	1,717
July	2,577	
August	3,547	
September	4,409	
October	5,538	
November	6,881	
December	7,743	
January	8,725	
February	9,862	
March	11,512	
April	12,379	
May	12,384	
June	12,403	

QUALITY

	Quantity	Base Number	Contract	AT	Region	England
% of FP17s for the same patient ID Re-attending within 3 months - Children	24	486	4.9%	10.4%	11.5%	12.0%
% of FP17s for the same patient ID Re-attending within 3 months - Adults	78	687	11.4%	16.0%	16.8%	16.0%
% of FP17s for the same patient ID Re-attending between 3 & 9 months - Children	109	486	22.4%	42.7%	47.3%	58.0%
% of FP17s for the same patient ID Re-attending between 3 & 9 months - Adults	143	687	20.8%	35.6%	38.3%	50.9%
% of FP17s for Band 1 Urgent Courses	74	749	9.9%	11.0%	10.7%	9.1%
% of FP17s Relating to Free Repair or Replacements	2	749	0.3%	0.5%	0.6%	0.8%
% of FP17s Relating to Continuations	2	749	0.3%	0.8%	0.8%	1.1%
% of Patients satisfied with the dentistry they have received	5	8	N/A	88.7%	89.8%	91.7%
% of Patients satisfied with the time they had to wait for an appointment	5	8	N/A	80.2%	83.6%	88.0%

* This is based on patients treated on this contract for their most recent course of treatment. Figures in italics indicate the base number of FP17s or Patient Questionnaire responses are less than 100. N/A is shown where the base number of responses is less than 10 during the period. % is calculated as Quantity/Base number*100

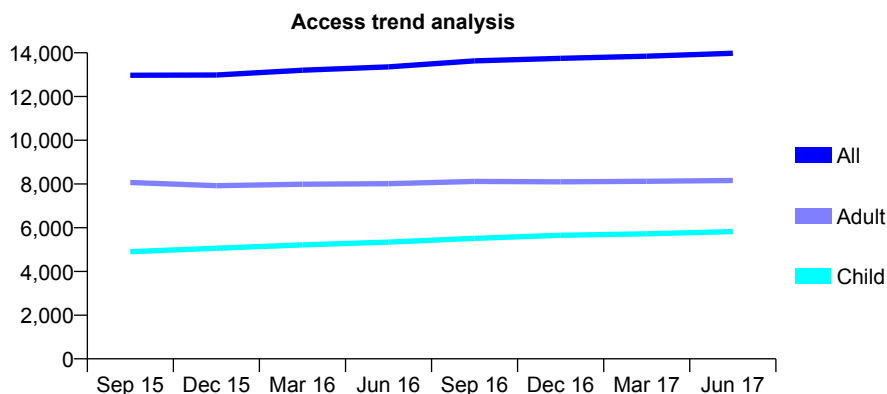
Q61 - Vital Signs At a Glance Contract Report for 332852/0001 - June 2017

Name or company name	MISS SK DHINDSA
Contract type name	GDS Contract
Purpose of contract	General
Contract start date	01/05/2013
Contract end date	

17/18 Contracted general activity (UDA)	33,873
Carry forward general activity (UDA)	0
17/18 Contracted orthodontic activity (UOA)	0
Carry forward orthodontic activity (UOA)	0
Baseline contract value	£1,162,650.80

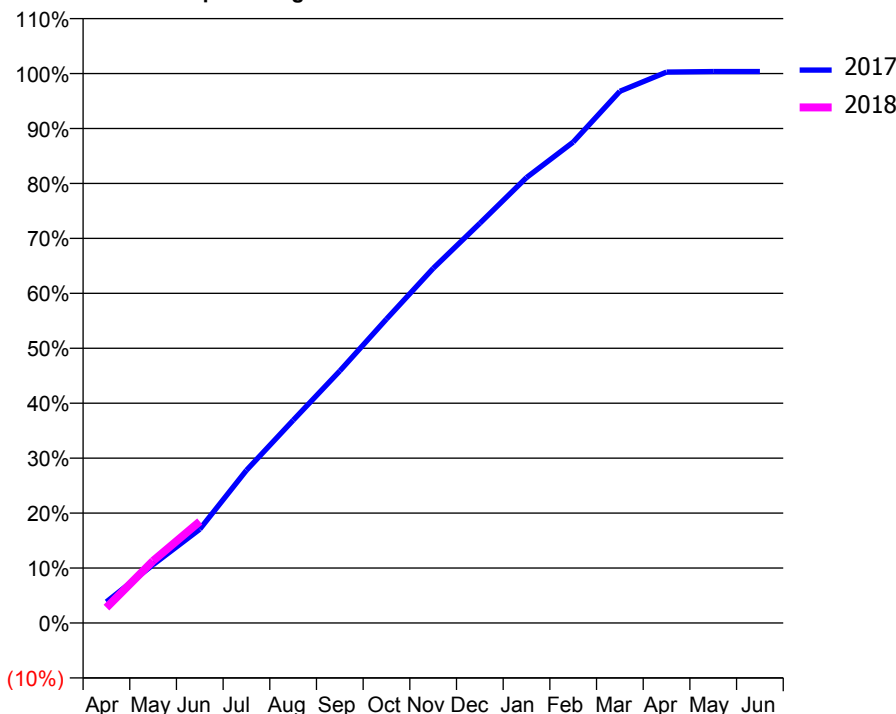
ACCESS*

Patients seen in 24 months	Total	Change since previous quarter
Quarter ending June 2016	13,354	
Quarter ending September 2016	13,630	↑
Quarter ending December 2016	13,746	→
Quarter ending March 2017	13,843	→
Quarter ending June 2017	13,979	→
Variance since June 2016	4.7%	↑



ACTIVITY

Cumulative percentage of contracted UDA delivered 2017 & 2018



Adjusted Scheduled Activity (UDA)

Month	2017	2018
April	1,302	945
May	3,600	3,836
June	5,784	6,257
July	9,415	
August	12,497	
September	15,537	
October	18,739	
November	21,864	
December	24,642	
January	27,458	
February	29,649	
March	32,780	
April	33,960	
May	33,992	
June	33,992	

QUALITY

	Quantity	Base Number	Contract	AT	Region	England
% of FP17s for the same patient ID Re-attending within 3 months - Children	103	1,534	6.7%	10.4%	11.5%	12.0%
% of FP17s for the same patient ID Re-attending within 3 months - Adults	299	1,899	15.7%	16.0%	16.8%	16.0%
% of FP17s for the same patient ID Re-attending between 3 & 9 months - Children	398	1,534	25.9%	42.7%	47.3%	58.0%
% of FP17s for the same patient ID Re-attending between 3 & 9 months - Adults	619	1,899	32.6%	35.6%	38.3%	50.9%
% of FP17s for Band 1 Urgent Courses	432	2,895	14.9%	11.0%	10.7%	9.1%
% of FP17s Relating to Free Repair or Replacements	6	2,895	0.2%	0.5%	0.6%	0.8%
% of FP17s Relating to Continuations	2	2,895	0.1%	0.8%	0.8%	1.1%
% of Patients satisfied with the dentistry they have received	10	11	90.9%	88.7%	89.8%	91.7%
% of Patients satisfied with the time they had to wait for an appointment	8	11	72.7%	80.2%	83.6%	88.0%

* This is based on patients treated on this contract for their most recent course of treatment. Figures in italics indicate the base number of FP17s or Patient Questionnaire responses are less than 100. N/A is shown where the base number of responses is less than 10 during the period. % is calculated as Quantity/Base number*100

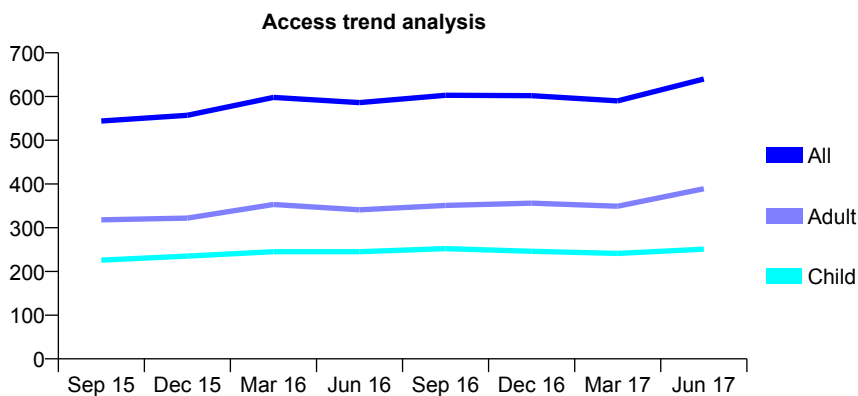
Q61 - Vital Signs At a Glance Contract Report for 334359/0001 - June 2017

Name or company name	MR A JARVID
Contract type name	GDS Contract
Purpose of contract	General
Contract start date	01/04/2006
Contract end date	

17/18 Contracted general activity (UDA)	1,322
Carry forward general activity (UDA)	0
17/18 Contracted orthodontic activity (UOA)	0
Carry forward orthodontic activity (UOA)	0
Baseline contract value	£41,301.18

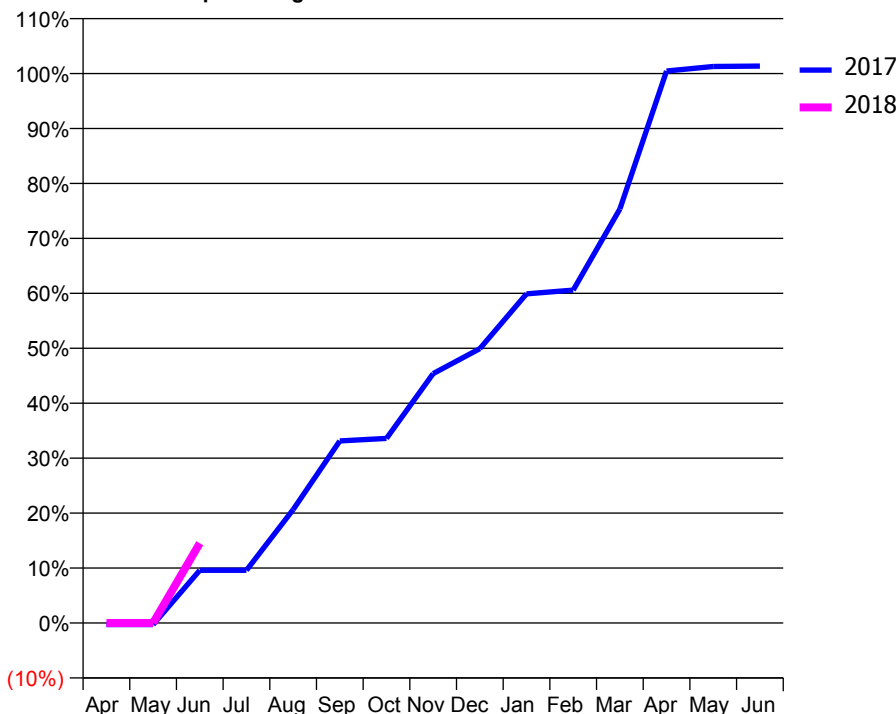
ACCESS*

Patients seen in 24 months	Total	Change since previous quarter
Quarter ending June 2016	586	
Quarter ending September 2016	603	↑
Quarter ending December 2016	602	→
Quarter ending March 2017	590	↓
Quarter ending June 2017	640	↑
Variance since June 2016	9.2%	↑



ACTIVITY

Cumulative percentage of contracted UDA delivered 2017 & 2018



Adjusted Scheduled Activity (UDA)

Month	2017	2018
April	-4	0
May	-4	0
June	127	192
July	127	
August	273	
September	438	
October	444	
November	600	
December	660	
January	792	
February	801	
March	996	
April	1,328	
May	1,339	
June	1,340	

QUALITY

	Quantity	Base Number	Contract	AT	Region	England
% of FP17s for the same patient ID Re-attending within 3 months - Children	8	98	8.2%	10.4%	11.5%	12.0%
% of FP17s for the same patient ID Re-attending within 3 months - Adults	8	114	7.0%	16.0%	16.8%	16.0%
% of FP17s for the same patient ID Re-attending between 3 & 9 months - Children	36	98	36.7%	42.7%	47.3%	58.0%
% of FP17s for the same patient ID Re-attending between 3 & 9 months - Adults	22	114	19.3%	35.6%	38.3%	50.9%
% of FP17s for Band 1 Urgent Courses	0	88	0.0%	11.0%	10.7%	9.1%
% of FP17s Relating to Free Repair or Replacements	0	88	0.0%	0.5%	0.6%	0.8%
% of FP17s Relating to Continuations	0	88	0.0%	0.8%	0.8%	1.1%
% of Patients satisfied with the dentistry they have received	0	0	N/A	88.7%	89.8%	91.7%
% of Patients satisfied with the time they had to wait for an appointment	0	0	N/A	80.2%	83.6%	88.0%

* This is based on patients treated on this contract for their most recent course of treatment. Figures in italics indicate the base number of FP17s or Patient Questionnaire responses are less than 100. N/A is shown where the base number of responses is less than 10 during the period. % is calculated as Quantity/Base number*100

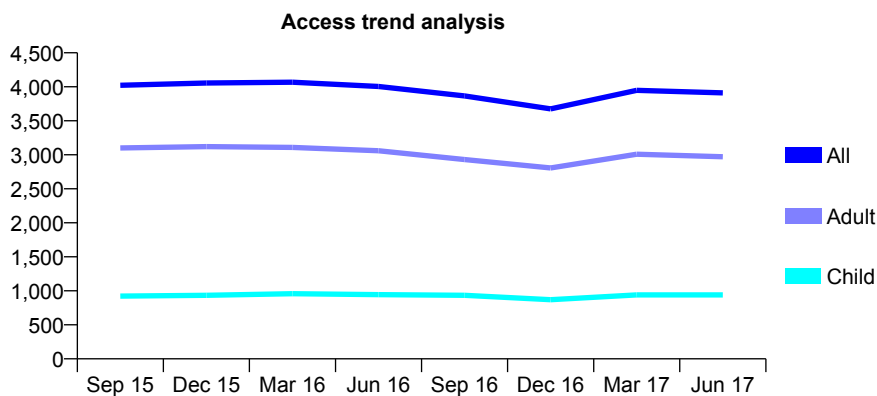
Q61 - Vital Signs At a Glance Contract Report for 335495/0001 - June 2017

Name or company name	MISS A HOQUE
Contract type name	GDS Contract
Purpose of contract	General
Contract start date	01/04/2006
Contract end date	

17/18 Contracted general activity (UDA)	13,234
Carry forward general activity (UDA)	0
17/18 Contracted orthodontic activity (UOA)	0
Carry forward orthodontic activity (UOA)	0
Baseline contract value	£361,258.64

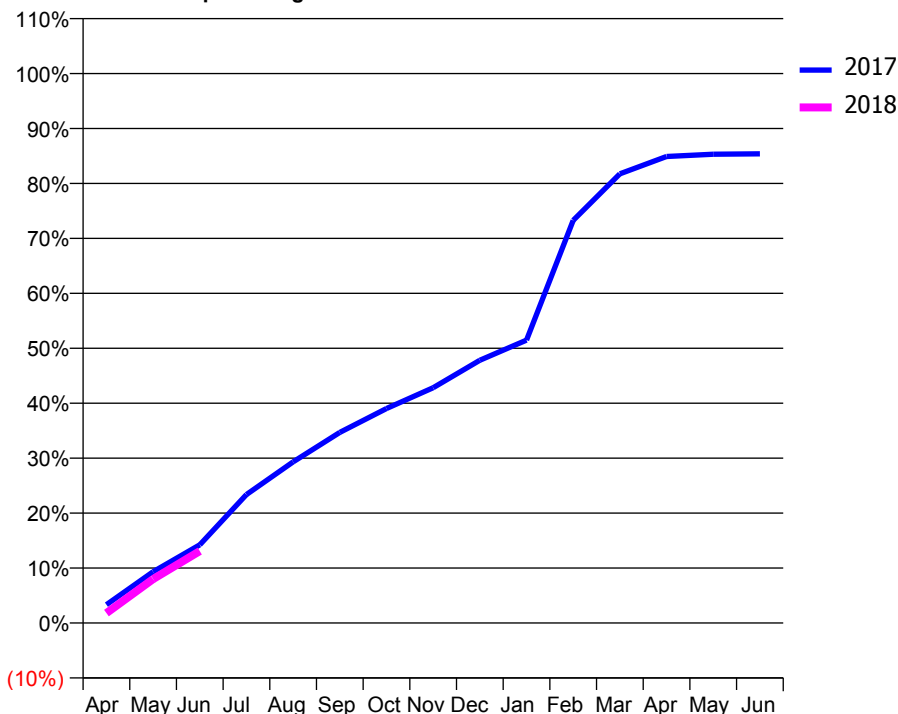
ACCESS*

Patients seen in 24 months	Total	Change since previous quarter
Quarter ending June 2016	4,004	
Quarter ending September 2016	3,866	↓
Quarter ending December 2016	3,676	↓
Quarter ending March 2017	3,948	↑
Quarter ending June 2017	3,911	→
Variance since June 2016	(2.3%)	↓



ACTIVITY

Cumulative percentage of contracted UDA delivered 2017 & 2018



Month	Adjusted Scheduled Activity (UDA)	
	2017	2018
April	440	240
May	1,236	1,059
June	1,885	1,733
July	3,094	
August	3,881	
September	4,592	
October	5,167	
November	5,666	
December	6,328	
January	6,813	
February	9,698	
March	10,816	
April	11,234	
May	11,290	
June	11,301	

QUALITY

	Quantity	Base Number	Contract	AT	Region	England
% of FP17s for the same patient ID Re-attending within 3 months - Children	11	199	5.5%	10.4%	11.5%	12.0%
% of FP17s for the same patient ID Re-attending within 3 months - Adults	97	600	16.2%	16.0%	16.8%	16.0%
% of FP17s for the same patient ID Re-attending between 3 & 9 months - Children	56	199	28.1%	42.7%	47.3%	58.0%
% of FP17s for the same patient ID Re-attending between 3 & 9 months - Adults	167	600	27.8%	35.6%	38.3%	50.9%
% of FP17s for Band 1 Urgent Courses	55	644	8.5%	11.0%	10.7%	9.1%
% of FP17s Relating to Free Repair or Replacements	4	644	0.6%	0.5%	0.6%	0.8%
% of FP17s Relating to Continuations	19	644	3.0%	0.8%	0.8%	1.1%
% of Patients satisfied with the dentistry they have received	0	1	N/A	88.7%	89.8%	91.7%
% of Patients satisfied with the time they had to wait for an appointment	1	1	N/A	80.2%	83.6%	88.0%

* This is based on patients treated on this contract for their most recent course of treatment. Figures in italics indicate the base number of FP17s or Patient Questionnaire responses are less than 100. N/A is shown where the base number of responses is less than 10 during the period. % is calculated as Quantity/Base number*100

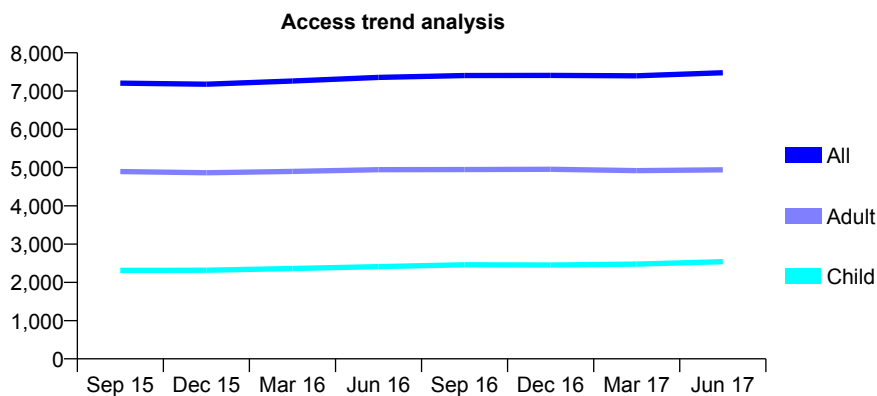
Q61 - Vital Signs At a Glance Contract Report for 336955/0004 - June 2017

Name or company name	MR SM HUSSAIN
Contract type name	GDS Contract
Purpose of contract	General
Contract start date	01/04/2006
Contract end date	

17/18 Contracted general activity (UDA)	20,008
Carry forward general activity (UDA)	0
17/18 Contracted orthodontic activity (UOA)	0
Carry forward orthodontic activity (UOA)	0
Baseline contract value	£543,190.98

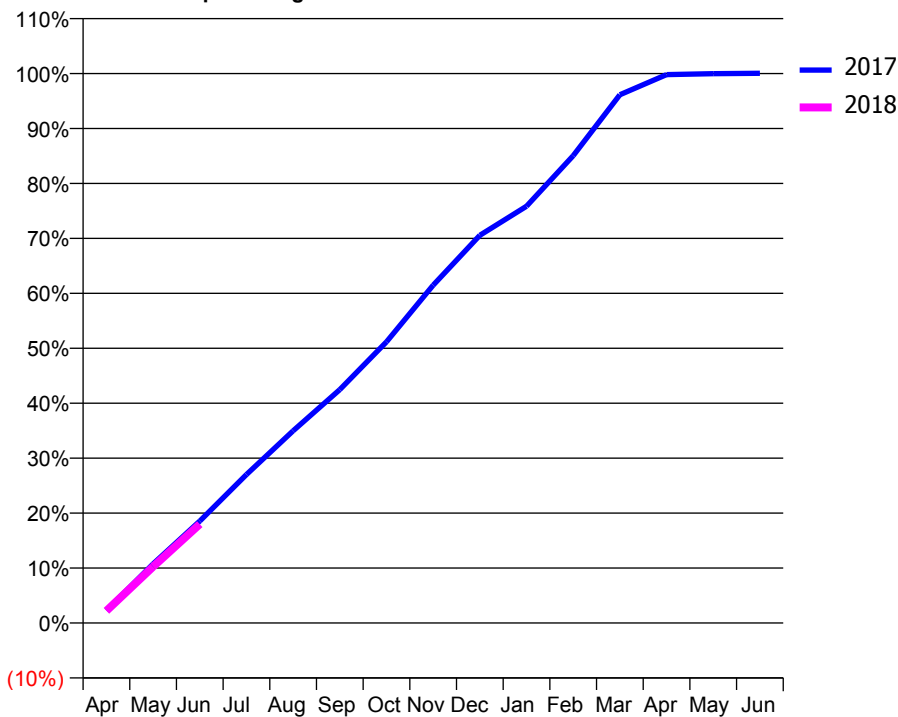
ACCESS*

Patients seen in 24 months	Total	Change since previous quarter
Quarter ending June 2016	7,356	
Quarter ending September 2016	7,407	→
Quarter ending December 2016	7,409	→
Quarter ending March 2017	7,397	→
Quarter ending June 2017	7,480	→
Variance since June 2016	1.7%	→



ACTIVITY

Cumulative percentage of contracted UDA delivered 2017 & 2018



Month	Adjusted Scheduled Activity (UDA)	
	2017	2018
April	460	445
May	2,153	2,054
June	3,712	3,601
July	5,407	
August	6,999	
September	8,499	
October	10,236	
November	12,299	
December	14,118	
January	15,175	
February	17,013	
March	19,236	
April	19,970	
May	20,002	
June	20,017	

QUALITY

	Quantity	Base Number	Contract	AT	Region	England
% of FP17s for the same patient ID Re-attending within 3 months - Children	29	655	4.4%	10.4%	11.5%	12.0%
% of FP17s for the same patient ID Re-attending within 3 months - Adults	83	1,096	7.6%	16.0%	16.8%	16.0%
% of FP17s for the same patient ID Re-attending between 3 & 9 months - Children	281	655	42.9%	42.7%	47.3%	58.0%
% of FP17s for the same patient ID Re-attending between 3 & 9 months - Adults	405	1,096	37.0%	35.6%	38.3%	50.9%
% of FP17s for Band 1 Urgent Courses	84	1,469	5.7%	11.0%	10.7%	9.1%
% of FP17s Relating to Free Repair or Replacements	2	1,469	0.1%	0.5%	0.6%	0.8%
% of FP17s Relating to Continuations	2	1,469	0.1%	0.8%	0.8%	1.1%
% of Patients satisfied with the dentistry they have received	7	7	N/A	88.7%	89.8%	91.7%
% of Patients satisfied with the time they had to wait for an appointment	4	7	N/A	80.2%	83.6%	88.0%

* This is based on patients treated on this contract for their most recent course of treatment. Figures in italics indicate the base number of FP17s or Patient Questionnaire responses are less than 100. N/A is shown where the base number of responses is less than 10 during the period. % is calculated as Quantity/Base number*100

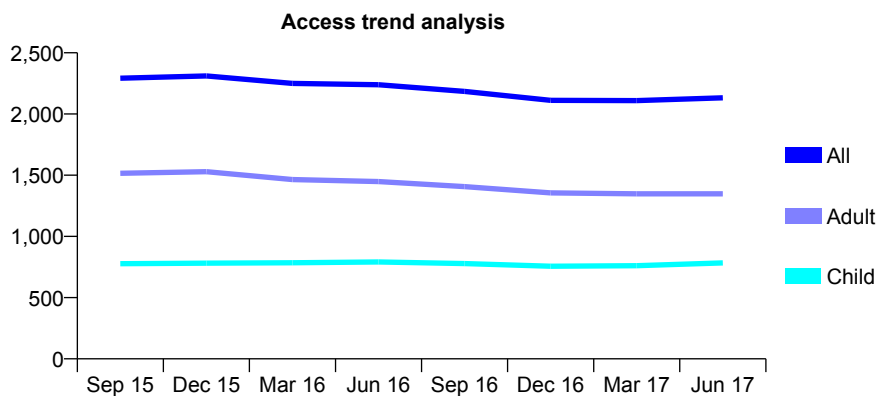
Q61 - Vital Signs At a Glance Contract Report for 337781/0001 - June 2017

Name or company name	MR R HEJAZI-TEHRANI
Contract type name	GDS Contract
Purpose of contract	General
Contract start date	01/04/2006
Contract end date	

17/18 Contracted general activity (UDA)	4,625
Carry forward general activity (UDA)	0
17/18 Contracted orthodontic activity (UOA)	0
Carry forward orthodontic activity (UOA)	0
Baseline contract value	£125,397.45

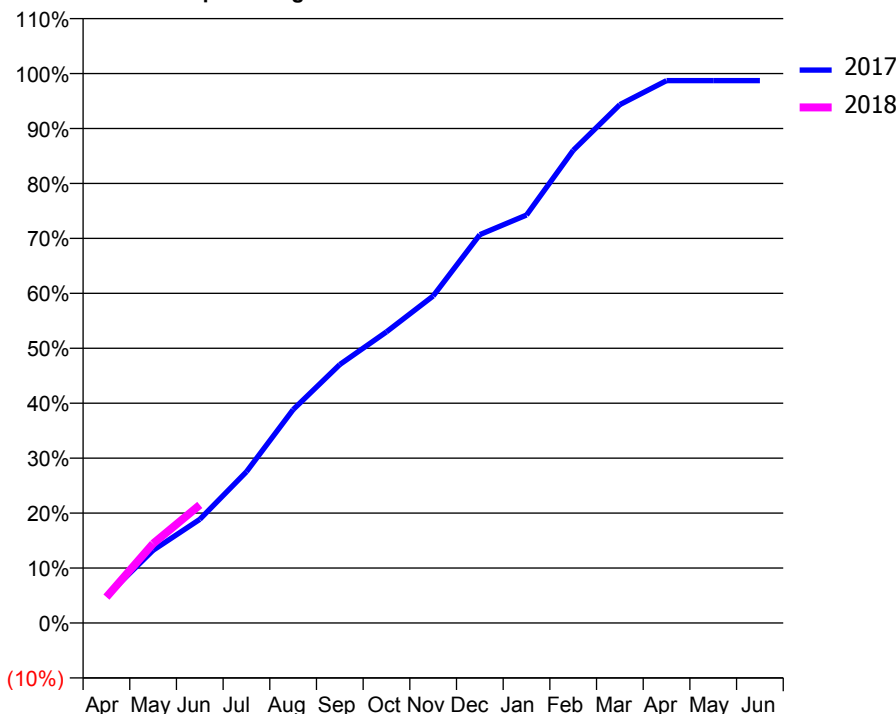
ACCESS*

Patients seen in 24 months	Total	Change since previous quarter
Quarter ending June 2016	2,239	
Quarter ending September 2016	2,185	↓
Quarter ending December 2016	2,112	↓
Quarter ending March 2017	2,109	→
Quarter ending June 2017	2,132	→
Variance since June 2016	(4.8%)	↓



ACTIVITY

Cumulative percentage of contracted UDA delivered 2017 & 2018



Adjusted Scheduled Activity (UDA)		
Month	2017	2018
April	226	218
May	612	668
June	873	994
July	1,273	
August	1,796	
September	2,176	
October	2,451	
November	2,753	
December	3,269	
January	3,434	
February	3,978	
March	4,364	
April	4,565	
May	4,566	
June	4,566	

QUALITY

	Quantity	Base Number	Contract	AT	Region	England
% of FP17s for the same patient ID Re-attending within 3 months - Children	4	237	1.7%	10.4%	11.5%	12.0%
% of FP17s for the same patient ID Re-attending within 3 months - Adults	21	322	6.5%	16.0%	16.8%	16.0%
% of FP17s for the same patient ID Re-attending between 3 & 9 months - Children	114	237	48.1%	42.7%	47.3%	58.0%
% of FP17s for the same patient ID Re-attending between 3 & 9 months - Adults	123	322	38.2%	35.6%	38.3%	50.9%
% of FP17s for Band 1 Urgent Courses	3	468	0.6%	11.0%	10.7%	9.1%
% of FP17s Relating to Free Repair or Replacements	0	468	0.0%	0.5%	0.6%	0.8%
% of FP17s Relating to Continuations	0	468	0.0%	0.8%	0.8%	1.1%
% of Patients satisfied with the dentistry they have received	1	1	N/A	88.7%	89.8%	91.7%
% of Patients satisfied with the time they had to wait for an appointment	1	1	N/A	80.2%	83.6%	88.0%

* This is based on patients treated on this contract for their most recent course of treatment. Figures in italics indicate the base number of FP17s or Patient Questionnaire responses are less than 100. N/A is shown where the base number of responses is less than 10 during the period. % is calculated as Quantity/Base number*100

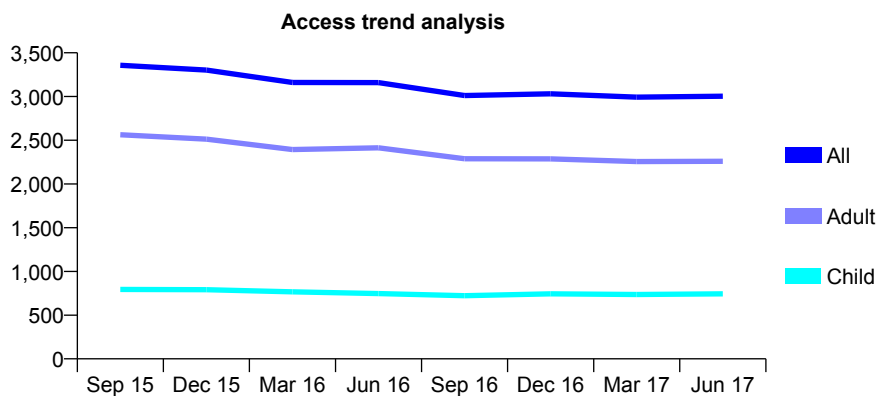
Q61 - Vital Signs At a Glance Contract Report for 338761/0001 - June 2017

Name or company name	MR MS KHAN
Contract type name	GDS Contract
Purpose of contract	General
Contract start date	01/04/2006
Contract end date	

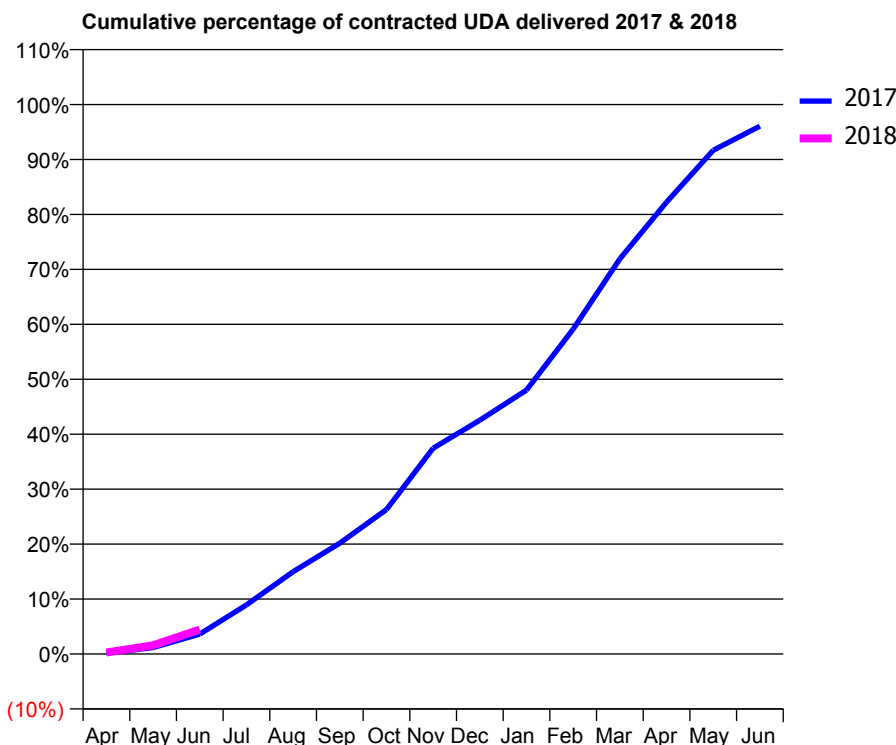
17/18 Contracted general activity (UDA)	11,004
Carry forward general activity (UDA)	0
17/18 Contracted orthodontic activity (UOA)	0
Carry forward orthodontic activity (UOA)	0
Baseline contract value	£330,610.17

ACCESS*

Patients seen in 24 months	Total	Change since previous quarter
Quarter ending June 2016	3,159	
Quarter ending September 2016	3,011	↓
Quarter ending December 2016	3,031	→
Quarter ending March 2017	2,993	↓
Quarter ending June 2017	3,004	→
Variance since June 2016	(4.9%)	↓



ACTIVITY



Month	Adjusted Scheduled Activity (UDA)	
	2017	2018
April	15	29
May	129	174
June	400	489
July	984	
August	1,649	
September	2,221	
October	2,895	
November	4,122	
December	4,683	
January	5,286	
February	6,506	
March	7,914	
April	9,050	
May	10,086	
June	10,571	

QUALITY

	Quantity	Base Number	Contract	AT	Region	England
% of FP17s for the same patient ID Re-attending within 3 months - Children	62	275	22.5%	10.4%	11.5%	12.0%
% of FP17s for the same patient ID Re-attending within 3 months - Adults	232	757	30.6%	16.0%	16.8%	16.0%
% of FP17s for the same patient ID Re-attending between 3 & 9 months - Children	117	275	42.5%	42.7%	47.3%	58.0%
% of FP17s for the same patient ID Re-attending between 3 & 9 months - Adults	203	757	26.8%	35.6%	38.3%	50.9%
% of FP17s for Band 1 Urgent Courses	142	244	58.2%	11.0%	10.7%	9.1%
% of FP17s Relating to Free Repair or Replacements	1	244	0.4%	0.5%	0.6%	0.8%
% of FP17s Relating to Continuations	13	244	5.3%	0.8%	0.8%	1.1%
% of Patients satisfied with the dentistry they have received	1	2	N/A	88.7%	89.8%	91.7%
% of Patients satisfied with the time they had to wait for an appointment	2	2	N/A	80.2%	83.6%	88.0%

* This is based on patients treated on this contract for their most recent course of treatment. Figures in italics indicate the base number of FP17s or Patient Questionnaire responses are less than 100. N/A is shown where the base number of responses is less than 10 during the period. % is calculated as Quantity/Base number*100

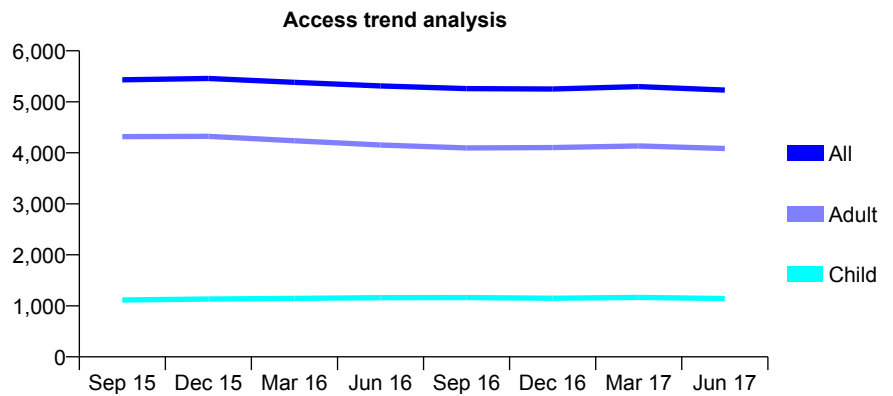
Q61 - Vital Signs At a Glance Contract Report for 338877/0001 - June 2017

Name or company name	MR MC MARCOU
Contract type name	GDS Contract
Purpose of contract	General
Contract start date	01/04/2006
Contract end date	

17/18 Contracted general activity (UDA)	15,124
Carry forward general activity (UDA)	0
17/18 Contracted orthodontic activity (UOA)	0
Carry forward orthodontic activity (UOA)	0
Baseline contract value	£400,533.64

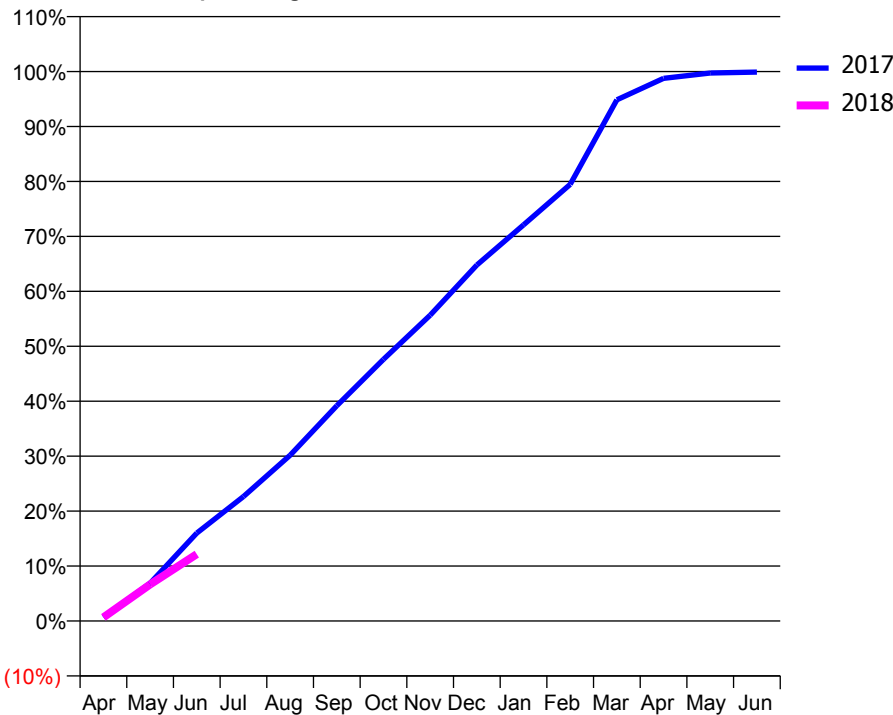
ACCESS*

Patients seen in 24 months	Total	Change since previous quarter
Quarter ending June 2016	5,312	
Quarter ending September 2016	5,258	↓
Quarter ending December 2016	5,252	→
Quarter ending March 2017	5,299	→
Quarter ending June 2017	5,229	↓
Variance since June 2016	(1.6%)	↓



ACTIVITY

Cumulative percentage of contracted UDA delivered 2017 & 2018



Month	Adjusted Scheduled Activity (UDA)	
	2017	2018
April	100	100
May	1,042	1,009
June	2,419	1,842
July	3,428	
August	4,565	
September	5,927	
October	7,202	
November	8,418	
December	9,798	
January	10,902	
February	12,018	
March	14,345	
April	14,934	
May	15,082	
June	15,107	

QUALITY

	Quantity	Base Number	Contract	AT	Region	England
% of FP17s for the same patient ID Re-attending within 3 months - Children	20	245	8.2%	10.4%	11.5%	12.0%
% of FP17s for the same patient ID Re-attending within 3 months - Adults	110	916	12.0%	16.0%	16.8%	16.0%
% of FP17s for the same patient ID Re-attending between 3 & 9 months - Children	121	245	49.4%	42.7%	47.3%	58.0%
% of FP17s for the same patient ID Re-attending between 3 & 9 months - Adults	431	916	47.1%	35.6%	38.3%	50.9%
% of FP17s for Band 1 Urgent Courses	72	785	9.2%	11.0%	10.7%	9.1%
% of FP17s Relating to Free Repair or Replacements	1	785	0.1%	0.5%	0.6%	0.8%
% of FP17s Relating to Continuations	1	785	0.1%	0.8%	0.8%	1.1%
% of Patients satisfied with the dentistry they have received	6	8	N/A	88.7%	89.8%	91.7%
% of Patients satisfied with the time they had to wait for an appointment	4	8	N/A	80.2%	83.6%	88.0%

* This is based on patients treated on this contract for their most recent course of treatment. Figures in italics indicate the base number of FP17s or Patient Questionnaire responses are less than 100. N/A is shown where the base number of responses is less than 10 during the period. % is calculated as Quantity/Base number*100

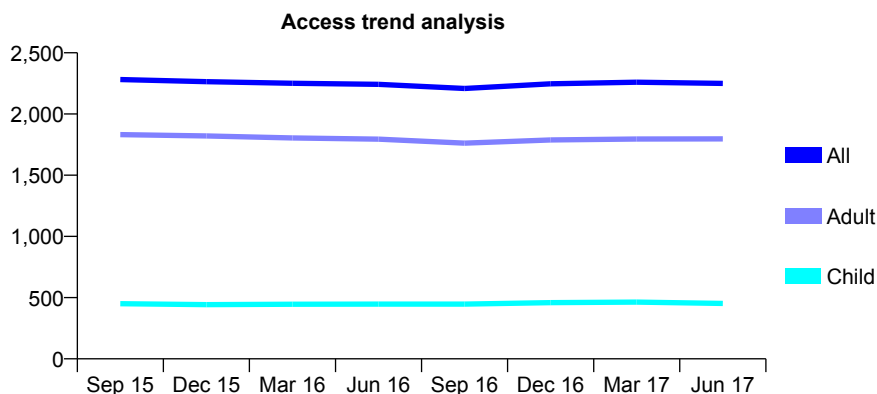
Q61 - Vital Signs At a Glance Contract Report for 339288/0001 - June 2017

Name or company name	MR SA HAMA SAIED
Contract type name	GDS Contract
Purpose of contract	General
Contract start date	01/04/2006
Contract end date	

17/18 Contracted general activity (UDA)	8,013
Carry forward general activity (UDA)	0
17/18 Contracted orthodontic activity (UOA)	0
Carry forward orthodontic activity (UOA)	0
Baseline contract value	£236,194.06

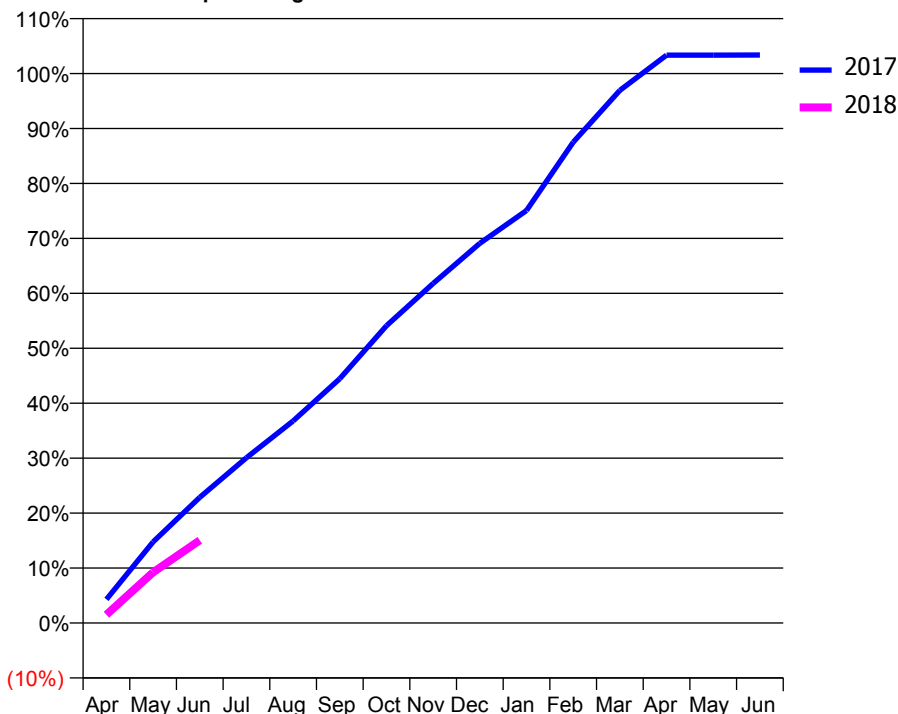
ACCESS*

Patients seen in 24 months	Total	Change since previous quarter
Quarter ending June 2016	2,242	
Quarter ending September 2016	2,209	↓
Quarter ending December 2016	2,247	→
Quarter ending March 2017	2,260	→
Quarter ending June 2017	2,250	→
Variance since June 2016	0.4%	→



ACTIVITY

Cumulative percentage of contracted UDA delivered 2017 & 2018



Adjusted Scheduled Activity (UDA)

Month	2017	2018
April	346	122
May	1,183	740
June	1,833	1,207
July	2,410	
August	2,946	
September	3,564	
October	4,336	
November	4,952	
December	5,538	
January	6,015	
February	7,011	
March	7,768	
April	8,281	
May	8,281	
June	8,282	

QUALITY

	Quantity	Base Number	Contract	AT	Region	England
% of FP17s for the same patient ID Re-attending within 3 months - Children	5	137	3.6%	10.4%	11.5%	12.0%
% of FP17s for the same patient ID Re-attending within 3 months - Adults	76	539	14.1%	16.0%	16.8%	16.0%
% of FP17s for the same patient ID Re-attending between 3 & 9 months - Children	67	137	48.9%	42.7%	47.3%	58.0%
% of FP17s for the same patient ID Re-attending between 3 & 9 months - Adults	238	539	44.2%	35.6%	38.3%	50.9%
% of FP17s for Band 1 Urgent Courses	0	489	0.0%	11.0%	10.7%	9.1%
% of FP17s Relating to Free Repair or Replacements	0	489	0.0%	0.5%	0.6%	0.8%
% of FP17s Relating to Continuations	16	489	3.3%	0.8%	0.8%	1.1%
% of Patients satisfied with the dentistry they have received	3	3	N/A	88.7%	89.8%	91.7%
% of Patients satisfied with the time they had to wait for an appointment	3	3	N/A	80.2%	83.6%	88.0%

* This is based on patients treated on this contract for their most recent course of treatment. Figures in italics indicate the base number of FP17s or Patient Questionnaire responses are less than 100. N/A is shown where the base number of responses is less than 10 during the period. % is calculated as Quantity/Base number*100

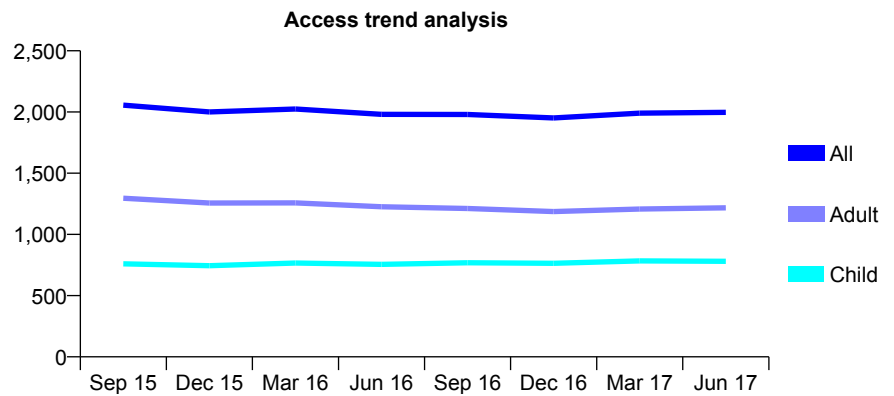
Q61 - Vital Signs At a Glance Contract Report for 339407/0001 - June 2017

Name or company name	MR H HAMBARCHIAN
Contract type name	GDS Contract
Purpose of contract	General
Contract start date	01/04/2006
Contract end date	

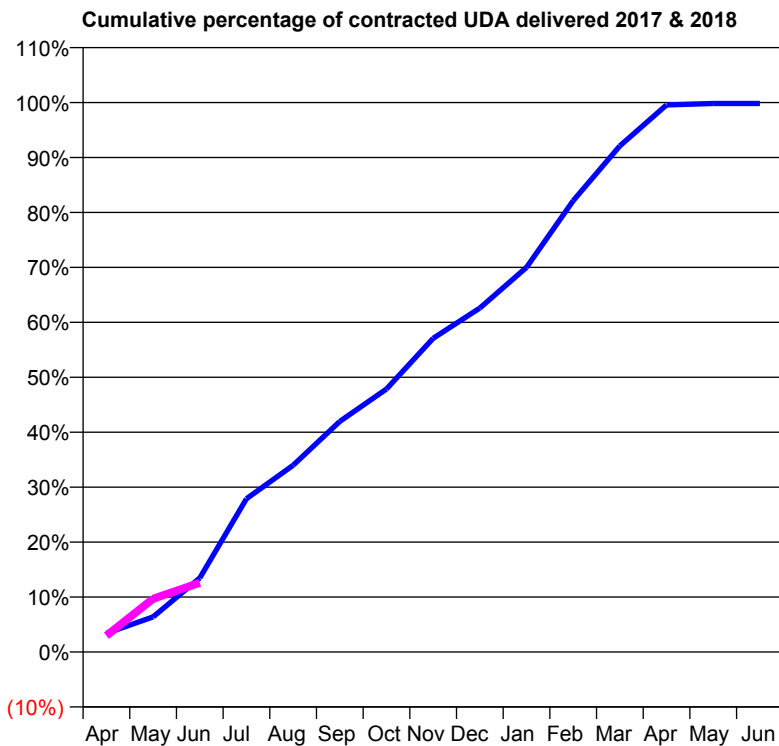
17/18 Contracted general activity (UDA)	10,663
Carry forward general activity (UDA)	0
17/18 Contracted orthodontic activity (UOA)	0
Carry forward orthodontic activity (UOA)	0
Baseline contract value	£343,424.01

ACCESS*

Patients seen in 24 months	Total	Change since previous quarter
Quarter ending June 2016	1,981	
Quarter ending September 2016	1,980	→
Quarter ending December 2016	1,951	↓
Quarter ending March 2017	1,991	↑
Quarter ending June 2017	1,997	→
Variance since June 2016	0.8%	→



ACTIVITY



Month	Adjusted Scheduled Activity (UDA)	
	2017	2018
April	364	317
May	681	1,034
June	1,439	1,345
July	2,975	
August	3,624	
September	4,474	
October	5,105	
November	6,087	
December	6,675	
January	7,463	
February	8,758	
March	9,821	
April	10,616	
May	10,644	
June	10,644	

QUALITY

	Quantity	Base Number	Contract	AT	Region	England
% of FP17s for the same patient ID Re-attending within 3 months - Children	11	208	5.3%	10.4%	11.5%	12.0%
% of FP17s for the same patient ID Re-attending within 3 months - Adults	67	348	19.3%	16.0%	16.8%	16.0%
% of FP17s for the same patient ID Re-attending between 3 & 9 months - Children	116	208	55.8%	42.7%	47.3%	58.0%
% of FP17s for the same patient ID Re-attending between 3 & 9 months - Adults	168	348	48.3%	35.6%	38.3%	50.9%
% of FP17s for Band 1 Urgent Courses	4	380	1.1%	11.0%	10.7%	9.1%
% of FP17s Relating to Free Repair or Replacements	0	380	0.0%	0.5%	0.6%	0.8%
% of FP17s Relating to Continuations	5	380	1.3%	0.8%	0.8%	1.1%
% of Patients satisfied with the dentistry they have received	2	2	N/A	88.7%	89.8%	91.7%
% of Patients satisfied with the time they had to wait for an appointment	2	2	N/A	80.2%	83.6%	88.0%

* This is based on patients treated on this contract for their most recent course of treatment. Figures in italics indicate the base number of FP17s or Patient Questionnaire responses are less than 100. N/A is shown where the base number of responses is less than 10 during the period. % is calculated as Quantity/Base number*100

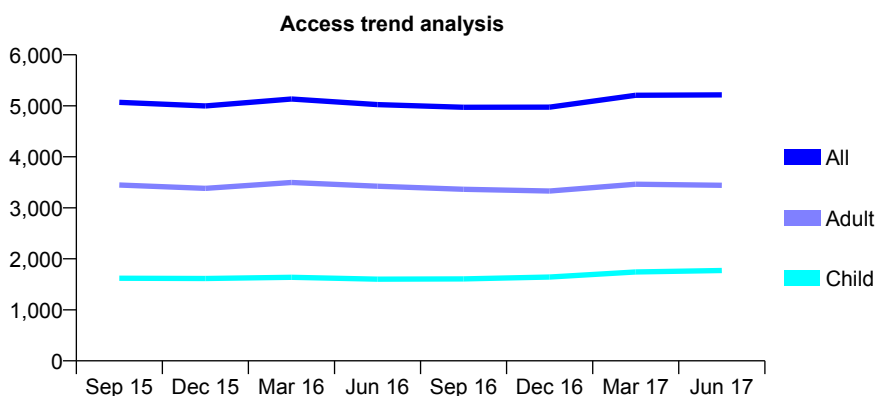
Q61 - Vital Signs At a Glance Contract Report for 340561/0001 - June 2017

Name or company name	MR S RAJAYOGAN
Contract type name	GDS Contract
Purpose of contract	General
Contract start date	01/04/2006
Contract end date	

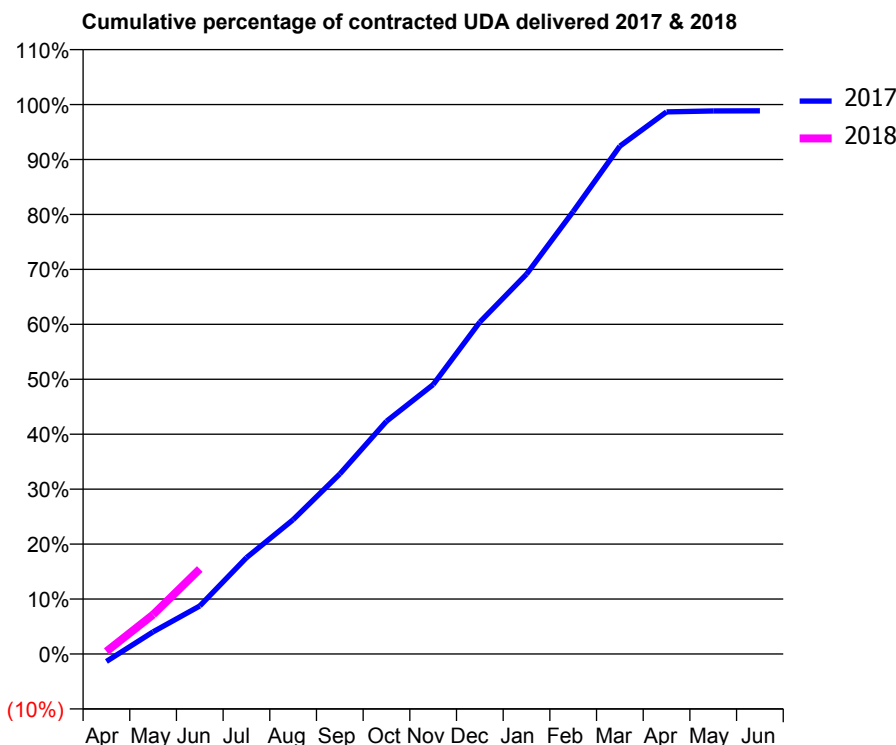
17/18 Contracted general activity (UDA)	13,563
Carry forward general activity (UDA)	0
17/18 Contracted orthodontic activity (UOA)	0
Carry forward orthodontic activity (UOA)	0
Baseline contract value	£376,243.02

ACCESS*

Patients seen in 24 months	Total	Change since previous quarter
Quarter ending June 2016	5,024	
Quarter ending September 2016	4,970	↓
Quarter ending December 2016	4,973	→
Quarter ending March 2017	5,206	↑
Quarter ending June 2017	5,214	→
Variance since June 2016	3.8%	↑



ACTIVITY



Month	Adjusted Scheduled Activity (UDA)	
	2017	2018
April	-184	65
May	546	973
June	1,186	2,097
July	2,380	
August	3,317	
September	4,444	
October	5,744	
November	6,651	
December	8,193	
January	9,377	
February	10,924	
March	12,536	
April	13,381	
May	13,403	
June	13,407	

QUALITY

	Quantity	Base Number	Contract	AT	Region	England
% of FP17s for the same patient ID Re-attending within 3 months - Children	33	432	7.6%	10.4%	11.5%	12.0%
% of FP17s for the same patient ID Re-attending within 3 months - Adults	90	705	12.8%	16.0%	16.8%	16.0%
% of FP17s for the same patient ID Re-attending between 3 & 9 months - Children	108	432	25.0%	42.7%	47.3%	58.0%
% of FP17s for the same patient ID Re-attending between 3 & 9 months - Adults	147	705	20.9%	35.6%	38.3%	50.9%
% of FP17s for Band 1 Urgent Courses	122	878	13.9%	11.0%	10.7%	9.1%
% of FP17s Relating to Free Repair or Replacements	0	878	0.0%	0.5%	0.6%	0.8%
% of FP17s Relating to Continuations	0	878	0.0%	0.8%	0.8%	1.1%
% of Patients satisfied with the dentistry they have received	2	2	N/A	88.7%	89.8%	91.7%
% of Patients satisfied with the time they had to wait for an appointment	1	2	N/A	80.2%	83.6%	88.0%

* This is based on patients treated on this contract for their most recent course of treatment. Figures in italics indicate the base number of FP17s or Patient Questionnaire responses are less than 100. N/A is shown where the base number of responses is less than 10 during the period. % is calculated as Quantity/Base number*100

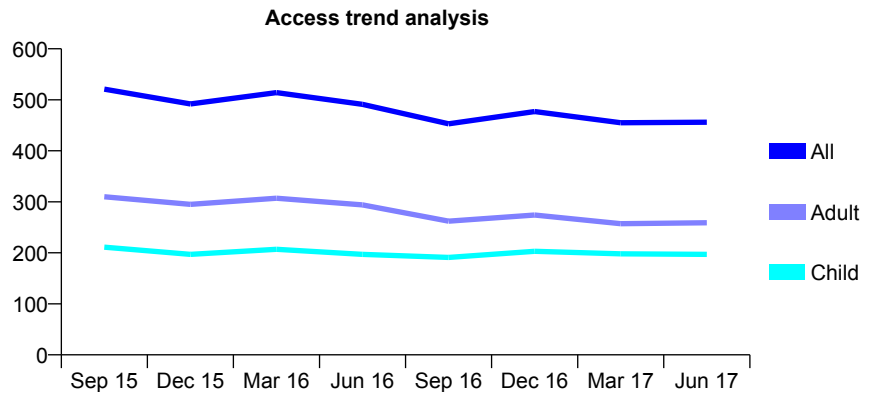
Q61 - Vital Signs At a Glance Contract Report for 341320/0001 - June 2017

Name or company name	MR HS JOSHI
Contract type name	GDS Contract
Purpose of contract	General
Contract start date	01/04/2006
Contract end date	

17/18 Contracted general activity (UDA)	1,646
Carry forward general activity (UDA)	0
17/18 Contracted orthodontic activity (UOA)	0
Carry forward orthodontic activity (UOA)	0
Baseline contract value	£81,739.00

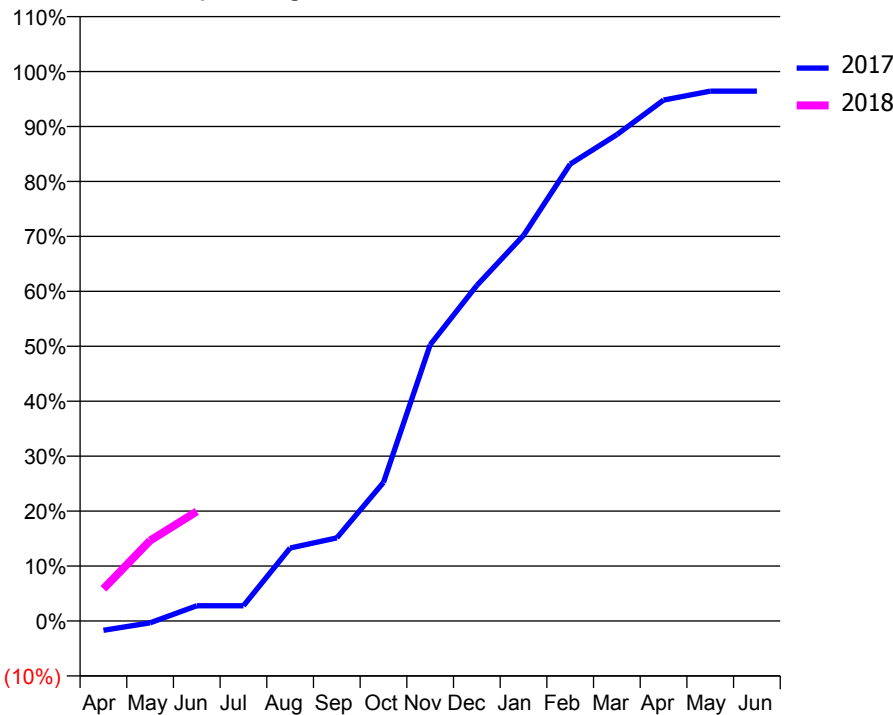
ACCESS*

Patients seen in 24 months	Total	Change since previous quarter
Quarter ending June 2016	491	
Quarter ending September 2016	453	↓
Quarter ending December 2016	477	↑
Quarter ending March 2017	455	↓
Quarter ending June 2017	456	→
Variance since June 2016	(7.1%)	↓



ACTIVITY

Cumulative percentage of contracted UDA delivered 2017 & 2018



Adjusted Scheduled Activity (UDA)		
Month	2017	2018
April	-28	96
May	-6	241
June	46	328
July	46	
August	219	
September	249	
October	415	
November	828	
December	1,005	
January	1,155	
February	1,369	
March	1,457	
April	1,560	
May	1,587	
June	1,587	

QUALITY

	Quantity	Base Number	Contract	AT	Region	England
% of FP17s for the same patient ID Re-attending within 3 months - Children	5	54	9.3%	10.4%	11.5%	12.0%
% of FP17s for the same patient ID Re-attending within 3 months - Adults	15	75	20.0%	16.0%	16.8%	16.0%
% of FP17s for the same patient ID Re-attending between 3 & 9 months - Children	23	54	42.6%	42.7%	47.3%	58.0%
% of FP17s for the same patient ID Re-attending between 3 & 9 months - Adults	23	75	30.7%	35.6%	38.3%	50.9%
% of FP17s for Band 1 Urgent Courses	11	104	10.6%	11.0%	10.7%	9.1%
% of FP17s Relating to Free Repair or Replacements	0	104	0.0%	0.5%	0.6%	0.8%
% of FP17s Relating to Continuations	0	104	0.0%	0.8%	0.8%	1.1%
% of Patients satisfied with the dentistry they have received	0	0	N/A	88.7%	89.8%	91.7%
% of Patients satisfied with the time they had to wait for an appointment	0	0	N/A	80.2%	83.6%	88.0%

* This is based on patients treated on this contract for their most recent course of treatment. Figures in italics indicate the base number of FP17s or Patient Questionnaire responses are less than 100. N/A is shown where the base number of responses is less than 10 during the period. % is calculated as Quantity/Base number*100

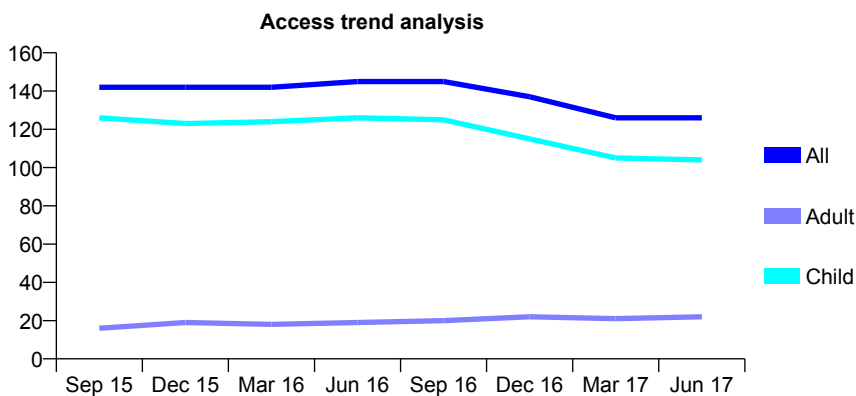
Q61 - Vital Signs At a Glance Contract Report for 342858/0002 - June 2017

Name or company name	MRS B SALEK-HADDADI
Contract type name	GDS Contract
Purpose of contract	General
Contract start date	01/04/2006
Contract end date	

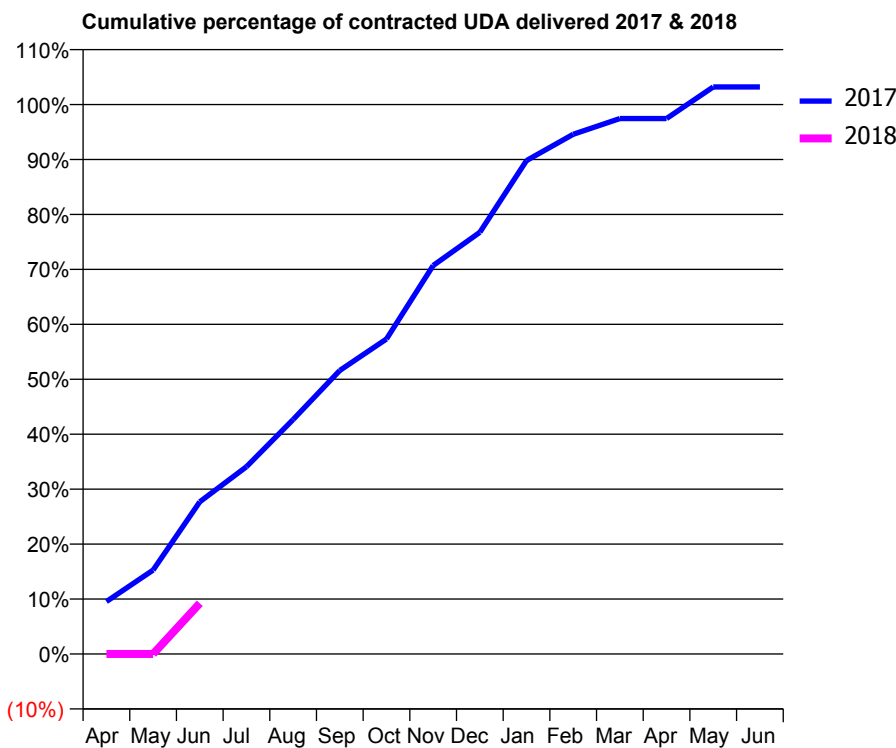
17/18 Contracted general activity (UDA)	314
Carry forward general activity (UDA)	0
17/18 Contracted orthodontic activity (UOA)	0
Carry forward orthodontic activity (UOA)	0
Baseline contract value	£12,585.53

ACCESS*

Patients seen in 24 months	Total	Change since previous quarter
Quarter ending June 2016	145	
Quarter ending September 2016	145	→
Quarter ending December 2016	137	↓
Quarter ending March 2017	126	↓
Quarter ending June 2017	126	→
Variance since June 2016	(13.1%)	↓



ACTIVITY



Month	Adjusted Scheduled Activity (UDA)	
	2017	2018
April	30	0
May	48	0
June	87	29
July	107	
August	134	
September	162	
October	180	
November	222	
December	241	
January	282	
February	297	
March	306	
April	306	
May	324	
June	324	

QUALITY

	Quantity	Base Number	Contract	AT	Region	England
% of FP17s for the same patient ID Re-attending within 3 months - Children	4	11	36.4%	10.4%	11.5%	12.0%
% of FP17s for the same patient ID Re-attending within 3 months - Adults	0	7	0.0%	16.0%	16.8%	16.0%
% of FP17s for the same patient ID Re-attending between 3 & 9 months - Children	2	11	18.2%	42.7%	47.3%	58.0%
% of FP17s for the same patient ID Re-attending between 3 & 9 months - Adults	2	7	28.6%	35.6%	38.3%	50.9%
% of FP17s for Band 1 Urgent Courses	0	10	0.0%	11.0%	10.7%	9.1%
% of FP17s Relating to Free Repair or Replacements	0	10	0.0%	0.5%	0.6%	0.8%
% of FP17s Relating to Continuations	0	10	0.0%	0.8%	0.8%	1.1%
% of Patients satisfied with the dentistry they have received	0	0	N/A	88.7%	89.8%	91.7%
% of Patients satisfied with the time they had to wait for an appointment	0	0	N/A	80.2%	83.6%	88.0%

* This is based on patients treated on this contract for their most recent course of treatment. Figures in italics indicate the base number of FP17s or Patient Questionnaire responses are less than 100. N/A is shown where the base number of responses is less than 10 during the period. % is calculated as Quantity/Base number*100

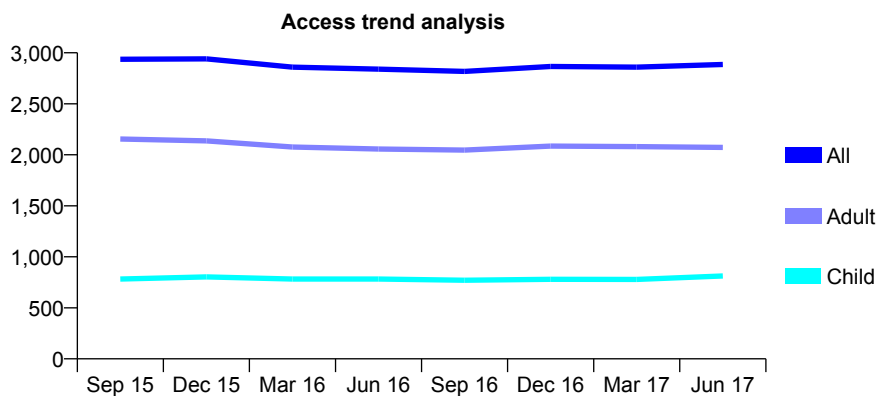
Q61 - Vital Signs At a Glance Contract Report for 343587/0001 - June 2017

Name or company name	MR F AMINI
Contract type name	GDS Contract
Purpose of contract	General
Contract start date	01/04/2006
Contract end date	

17/18 Contracted general activity (UDA)	10,546
Carry forward general activity (UDA)	0
17/18 Contracted orthodontic activity (UOA)	0
Carry forward orthodontic activity (UOA)	0
Baseline contract value	£307,892.91

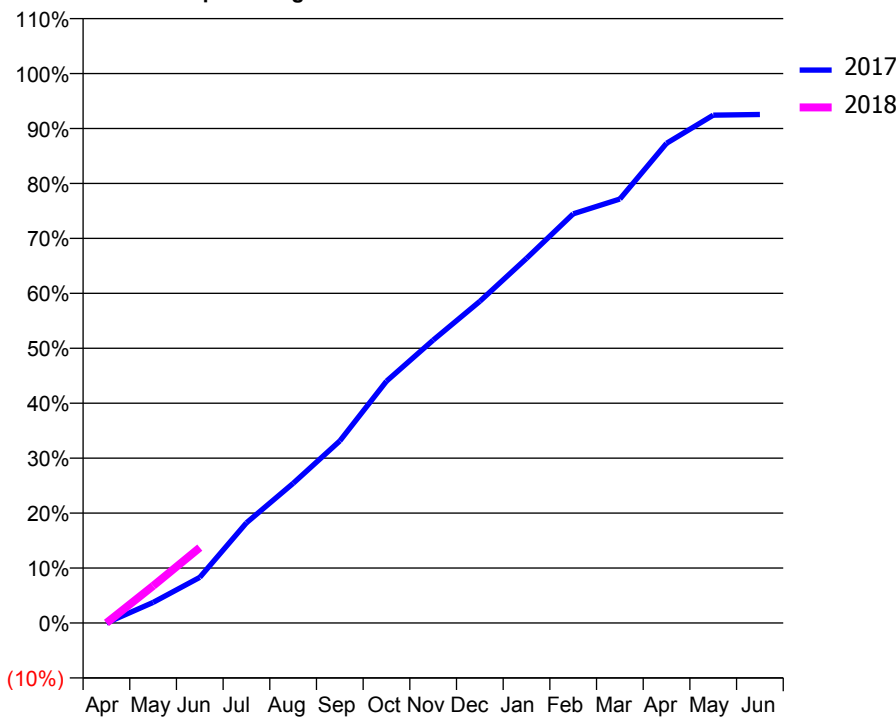
ACCESS*

Patients seen in 24 months	Total	Change since previous quarter
Quarter ending June 2016	2,840	
Quarter ending September 2016	2,817	→
Quarter ending December 2016	2,866	→
Quarter ending March 2017	2,860	→
Quarter ending June 2017	2,886	→
Variance since June 2016	1.6%	→



ACTIVITY

Cumulative percentage of contracted UDA delivered 2017 & 2018



Month	Adjusted Scheduled Activity (UDA)	
	2017	2018
April	0	0
May	395	713
June	877	1,447
July	1,924	
August	2,680	
September	3,496	
October	4,642	
November	5,430	
December	6,175	
January	6,998	
February	7,853	
March	8,136	
April	9,208	
May	9,747	
June	9,759	

QUALITY

	Quantity	Base Number	Contract	AT	Region	England
% of FP17s for the same patient ID Re-attending within 3 months - Children	25	310	8.1%	10.4%	11.5%	12.0%
% of FP17s for the same patient ID Re-attending within 3 months - Adults	144	658	21.9%	16.0%	16.8%	16.0%
% of FP17s for the same patient ID Re-attending between 3 & 9 months - Children	88	310	28.4%	42.7%	47.3%	58.0%
% of FP17s for the same patient ID Re-attending between 3 & 9 months - Adults	165	658	25.1%	35.6%	38.3%	50.9%
% of FP17s for Band 1 Urgent Courses	129	519	24.9%	11.0%	10.7%	9.1%
% of FP17s Relating to Free Repair or Replacements	3	519	0.6%	0.5%	0.6%	0.8%
% of FP17s Relating to Continuations	5	519	1.0%	0.8%	0.8%	1.1%
% of Patients satisfied with the dentistry they have received	3	3	N/A	88.7%	89.8%	91.7%
% of Patients satisfied with the time they had to wait for an appointment	3	3	N/A	80.2%	83.6%	88.0%

* This is based on patients treated on this contract for their most recent course of treatment. Figures in italics indicate the base number of FP17s or Patient Questionnaire responses are less than 100. N/A is shown where the base number of responses is less than 10 during the period. % is calculated as Quantity/Base number*100

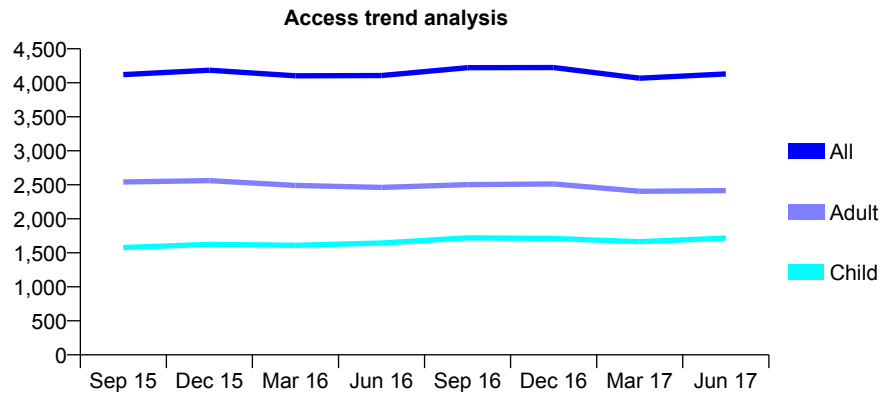
Q61 - Vital Signs At a Glance Contract Report for 344516/0001 - June 2017

Name or company name	MS MK MORADI
Contract type name	GDS Contract
Purpose of contract	General
Contract start date	01/04/2006
Contract end date	

17/18 Contracted general activity (UDA)	11,486
Carry forward general activity (UDA)	0
17/18 Contracted orthodontic activity (UOA)	0
Carry forward orthodontic activity (UOA)	0
Baseline contract value	£332,856.85

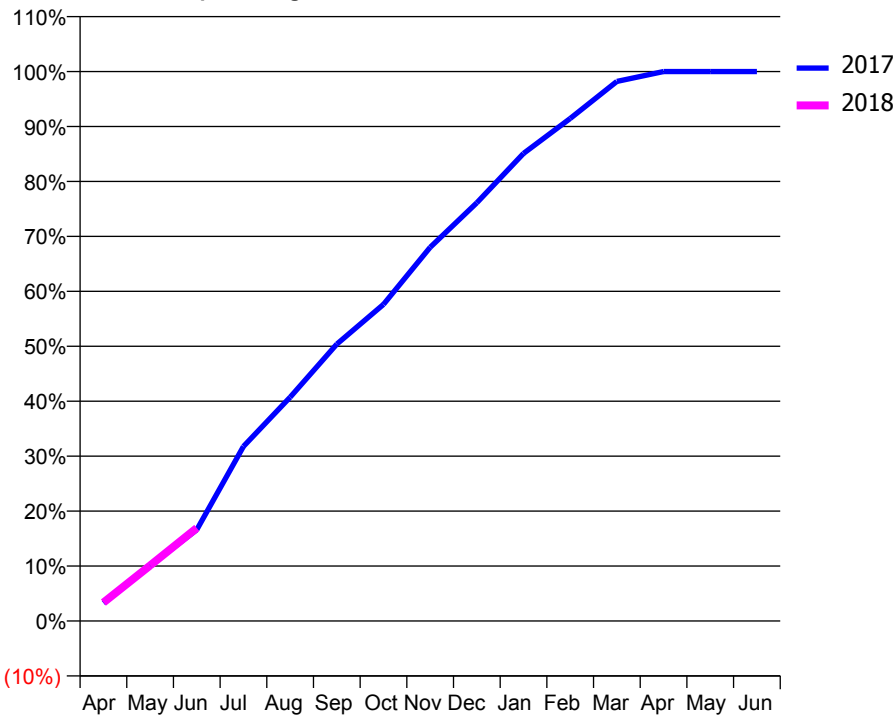
ACCESS*

Patients seen in 24 months	Total	Change since previous quarter
Quarter ending June 2016	4,106	
Quarter ending September 2016	4,223	↑
Quarter ending December 2016	4,224	→
Quarter ending March 2017	4,067	↓
Quarter ending June 2017	4,131	→
Variance since June 2016	0.6%	→



ACTIVITY

Cumulative percentage of contracted UDA delivered 2017 & 2018



Month	Adjusted Scheduled Activity (UDA)	
	2017	2018
April	375	386
May	1,160	1,161
June	1,909	1,943
July	3,651	
August	4,680	
September	5,788	
October	6,617	
November	7,811	
December	8,743	
January	9,773	
February	10,505	
March	11,278	
April	11,486	
May	11,486	
June	11,486	

QUALITY

	Quantity	Base Number	Contract	AT	Region	England
% of FP17s for the same patient ID Re-attending within 3 months - Children	24	453	5.3%	10.4%	11.5%	12.0%
% of FP17s for the same patient ID Re-attending within 3 months - Adults	40	442	9.0%	16.0%	16.8%	16.0%
% of FP17s for the same patient ID Re-attending between 3 & 9 months - Children	138	453	30.5%	42.7%	47.3%	58.0%
% of FP17s for the same patient ID Re-attending between 3 & 9 months - Adults	128	442	29.0%	35.6%	38.3%	50.9%
% of FP17s for Band 1 Urgent Courses	37	831	4.5%	11.0%	10.7%	9.1%
% of FP17s Relating to Free Repair or Replacements	6	831	0.7%	0.5%	0.6%	0.8%
% of FP17s Relating to Continuations	2	831	0.2%	0.8%	0.8%	1.1%
% of Patients satisfied with the dentistry they have received	3	3	N/A	88.7%	89.8%	91.7%
% of Patients satisfied with the time they had to wait for an appointment	2	3	N/A	80.2%	83.6%	88.0%

* This is based on patients treated on this contract for their most recent course of treatment. Figures in italics indicate the base number of FP17s or Patient Questionnaire responses are less than 100. N/A is shown where the base number of responses is less than 10 during the period. % is calculated as Quantity/Base number*100

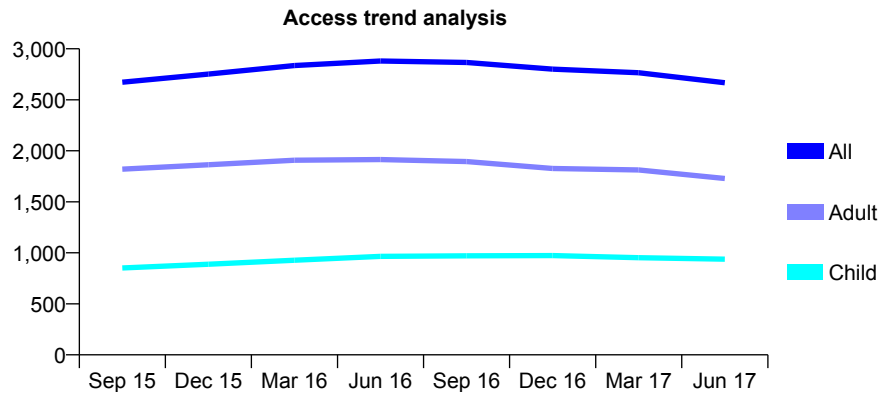
Q61 - Vital Signs At a Glance Contract Report for 345725/0002 - June 2017

Name or company name	DR OO AJANAKU
Contract type name	GDS Contract
Purpose of contract	General
Contract start date	05/04/2006
Contract end date	

17/18 Contracted general activity (UDA)	6,509
Carry forward general activity (UDA)	0
17/18 Contracted orthodontic activity (UOA)	0
Carry forward orthodontic activity (UOA)	0
Baseline contract value	£173,995.95

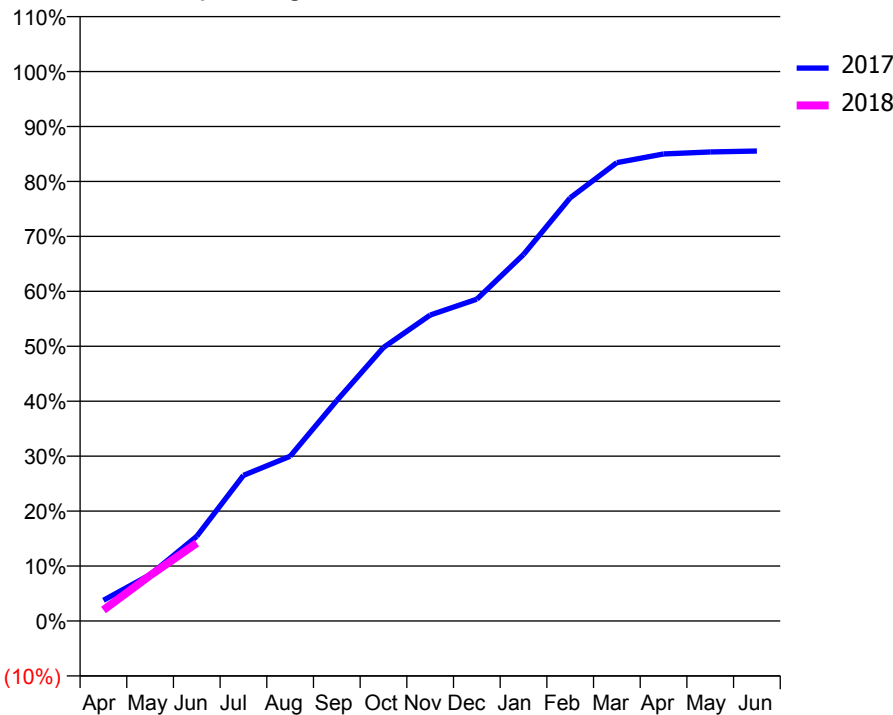
ACCESS*

Patients seen in 24 months	Total	Change since previous quarter
Quarter ending June 2016	2,880	
Quarter ending September 2016	2,866	→
Quarter ending December 2016	2,800	↓
Quarter ending March 2017	2,765	↓
Quarter ending June 2017	2,667	↓
Variance since June 2016	(7.4%)	↓



ACTIVITY

Cumulative percentage of contracted UDA delivered 2017 & 2018



Month	Adjusted Scheduled Activity (UDA)	
	2017	2018
April	245	130
May	549	540
June	1,003	923
July	1,725	
August	1,951	
September	2,611	
October	3,241	
November	3,624	
December	3,812	
January	4,342	
February	5,013	
March	5,429	
April	5,532	
May	5,556	
June	5,567	

QUALITY

	Quantity	Base Number	Contract	AT	Region	England
% of FP17s for the same patient ID Re-attending within 3 months - Children	10	186	5.4%	10.4%	11.5%	12.0%
% of FP17s for the same patient ID Re-attending within 3 months - Adults	25	264	9.5%	16.0%	16.8%	16.0%
% of FP17s for the same patient ID Re-attending between 3 & 9 months - Children	76	186	40.9%	42.7%	47.3%	58.0%
% of FP17s for the same patient ID Re-attending between 3 & 9 months - Adults	65	264	24.6%	35.6%	38.3%	50.9%
% of FP17s for Band 1 Urgent Courses	2	375	0.5%	11.0%	10.7%	9.1%
% of FP17s Relating to Free Repair or Replacements	3	375	0.8%	0.5%	0.6%	0.8%
% of FP17s Relating to Continuations	3	375	0.8%	0.8%	0.8%	1.1%
% of Patients satisfied with the dentistry they have received	2	2	N/A	88.7%	89.8%	91.7%
% of Patients satisfied with the time they had to wait for an appointment	2	2	N/A	80.2%	83.6%	88.0%

* This is based on patients treated on this contract for their most recent course of treatment. Figures in italics indicate the base number of FP17s or Patient Questionnaire responses are less than 100. N/A is shown where the base number of responses is less than 10 during the period. % is calculated as Quantity/Base number*100

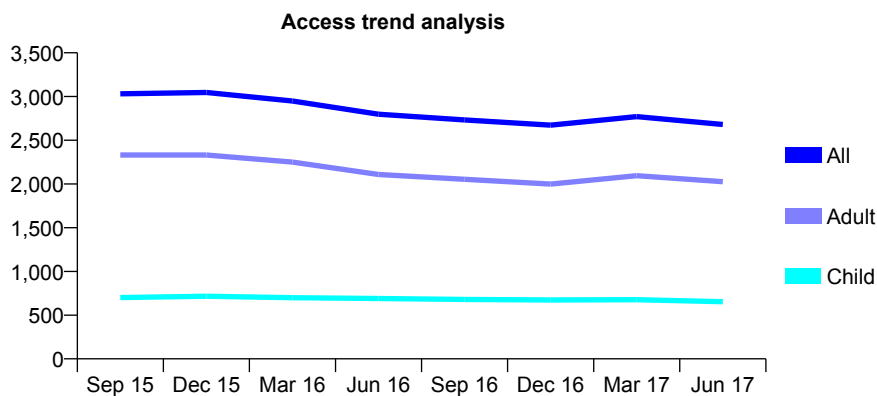
Q61 - Vital Signs At a Glance Contract Report for 347477/0001 - June 2017

Name or company name	MRS B CROWTHER
Contract type name	GDS Contract
Purpose of contract	General
Contract start date	01/04/2008
Contract end date	

17/18 Contracted general activity (UDA)	7,747
Carry forward general activity (UDA)	0
17/18 Contracted orthodontic activity (UOA)	0
Carry forward orthodontic activity (UOA)	0
Baseline contract value	£237,748.21

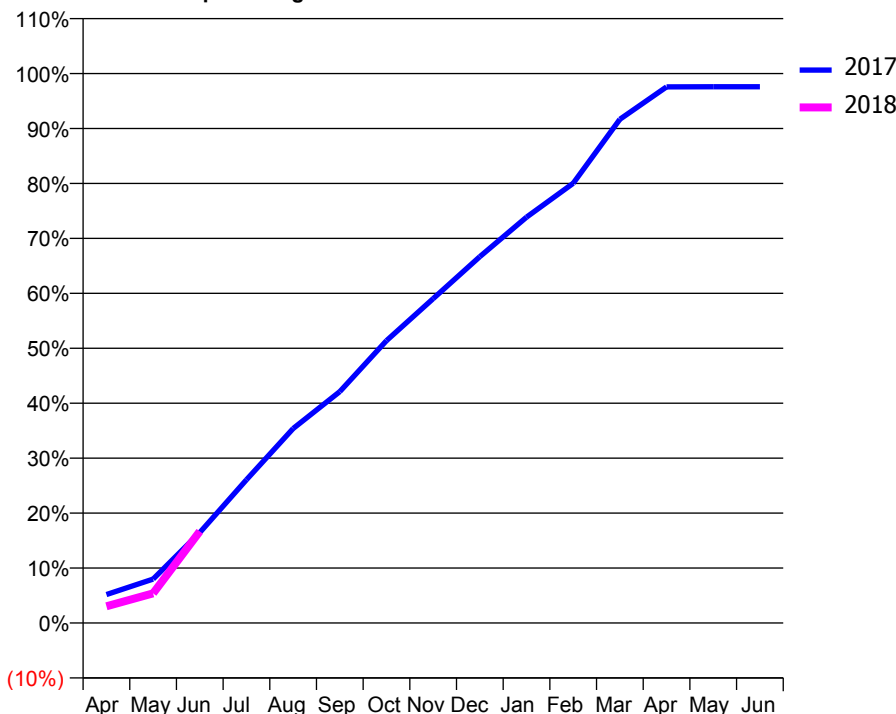
ACCESS*

Patients seen in 24 months	Total	Change since previous quarter
Quarter ending June 2016	2,798	
Quarter ending September 2016	2,732	↓
Quarter ending December 2016	2,672	↓
Quarter ending March 2017	2,771	↑
Quarter ending June 2017	2,680	↓
Variance since June 2016	(4.2%)	↓



ACTIVITY

Cumulative percentage of contracted UDA delivered 2017 & 2018



Adjusted Scheduled Activity (UDA)

Month	2017	2018
April	402	235
May	620	418
June	1,276	1,292
July	2,019	
August	2,742	
September	3,263	
October	3,980	
November	4,573	
December	5,166	
January	5,721	
February	6,199	
March	7,101	
April	7,558	
May	7,560	
June	7,560	

QUALITY

	Quantity	Base Number	Contract	AT	Region	England
% of FP17s for the same patient ID Re-attending within 3 months - Children	19	153	12.4%	10.4%	11.5%	12.0%
% of FP17s for the same patient ID Re-attending within 3 months - Adults	108	474	22.8%	16.0%	16.8%	16.0%
% of FP17s for the same patient ID Re-attending between 3 & 9 months - Children	38	153	24.8%	42.7%	47.3%	58.0%
% of FP17s for the same patient ID Re-attending between 3 & 9 months - Adults	95	474	20.0%	35.6%	38.3%	50.9%
% of FP17s for Band 1 Urgent Courses	131	480	27.3%	11.0%	10.7%	9.1%
% of FP17s Relating to Free Repair or Replacements	1	480	0.2%	0.5%	0.6%	0.8%
% of FP17s Relating to Continuations	4	480	0.8%	0.8%	0.8%	1.1%
% of Patients satisfied with the dentistry they have received	1	2	N/A	88.7%	89.8%	91.7%
% of Patients satisfied with the time they had to wait for an appointment	1	2	N/A	80.2%	83.6%	88.0%

* This is based on patients treated on this contract for their most recent course of treatment. Figures in italics indicate the base number of FP17s or Patient Questionnaire responses are less than 100. N/A is shown where the base number of responses is less than 10 during the period. % is calculated as Quantity/Base number*100

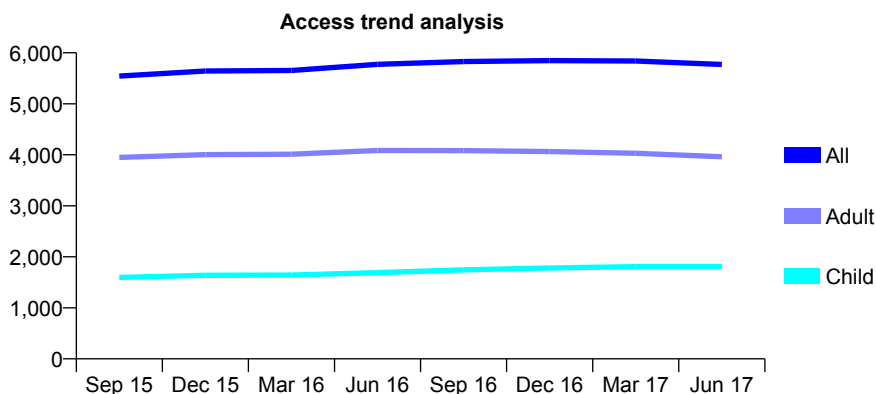
Q61 - Vital Signs At a Glance Contract Report for 353302/0002 - June 2017

Name or company name	MRS A BROGAN
Contract type name	GDS Contract
Purpose of contract	General
Contract start date	01/02/2007
Contract end date	

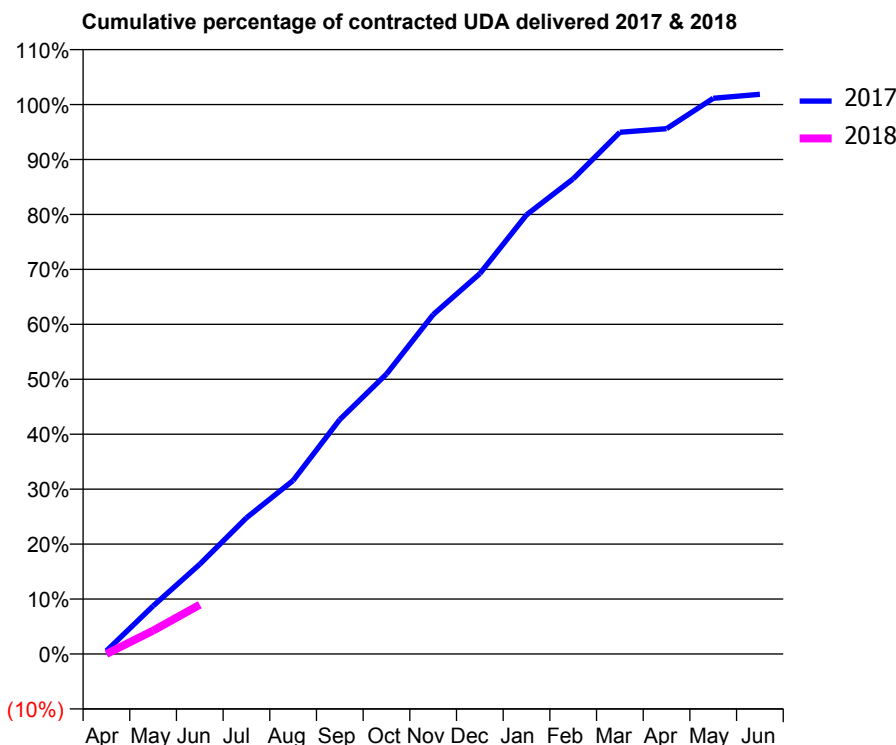
17/18 Contracted general activity (UDA)	15,436
Carry forward general activity (UDA)	0
17/18 Contracted orthodontic activity (UOA)	0
Carry forward orthodontic activity (UOA)	0
Baseline contract value	£326,661.73

ACCESS*

Patients seen in 24 months	Total	Change since previous quarter
Quarter ending June 2016	5,775	
Quarter ending September 2016	5,829	→
Quarter ending December 2016	5,846	→
Quarter ending March 2017	5,838	→
Quarter ending June 2017	5,771	↓
Variance since June 2016	(0.1%)	→



ACTIVITY



Month	Adjusted Scheduled Activity (UDA)	
	2017	2018
April	88	0
May	1,350	657
June	2,523	1,384
July	3,827	
August	4,877	
September	6,589	
October	7,865	
November	9,533	
December	10,685	
January	12,338	
February	13,348	
March	14,656	
April	14,758	
May	15,611	
June	15,723	

QUALITY

	Quantity	Base Number	Contract	AT	Region	England
% of FP17s for the same patient ID Re-attending within 3 months - Children	29	405	7.2%	10.4%	11.5%	12.0%
% of FP17s for the same patient ID Re-attending within 3 months - Adults	89	742	12.0%	16.0%	16.8%	16.0%
% of FP17s for the same patient ID Re-attending between 3 & 9 months - Children	224	405	55.3%	42.7%	47.3%	58.0%
% of FP17s for the same patient ID Re-attending between 3 & 9 months - Adults	296	742	39.9%	35.6%	38.3%	50.9%
% of FP17s for Band 1 Urgent Courses	46	647	7.1%	11.0%	10.7%	9.1%
% of FP17s Relating to Free Repair or Replacements	5	647	0.8%	0.5%	0.6%	0.8%
% of FP17s Relating to Continuations	1	647	0.2%	0.8%	0.8%	1.1%
% of Patients satisfied with the dentistry they have received	4	4	N/A	88.7%	89.8%	91.7%
% of Patients satisfied with the time they had to wait for an appointment	4	4	N/A	80.2%	83.6%	88.0%

* This is based on patients treated on this contract for their most recent course of treatment. Figures in italics indicate the base number of FP17s or Patient Questionnaire responses are less than 100. N/A is shown where the base number of responses is less than 10 during the period. % is calculated as Quantity/Base number*100

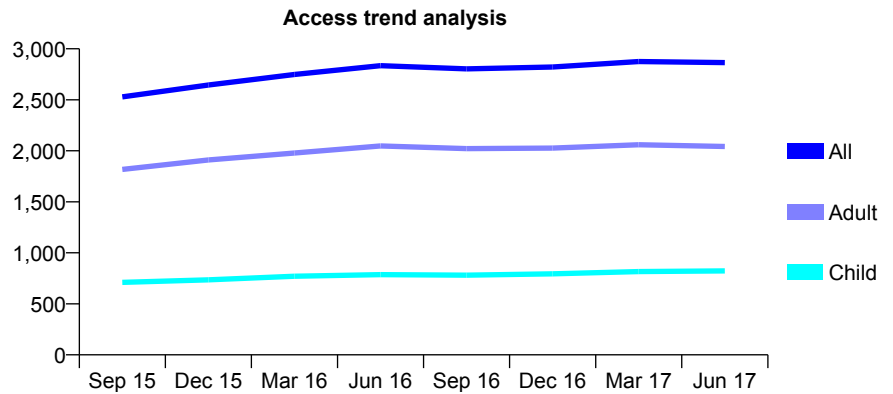
Q61 - Vital Signs At a Glance Contract Report for 353302/0003 - June 2017

Name or company name	MRS A BROGAN
Contract type name	GDS Contract
Purpose of contract	General
Contract start date	09/06/2008
Contract end date	

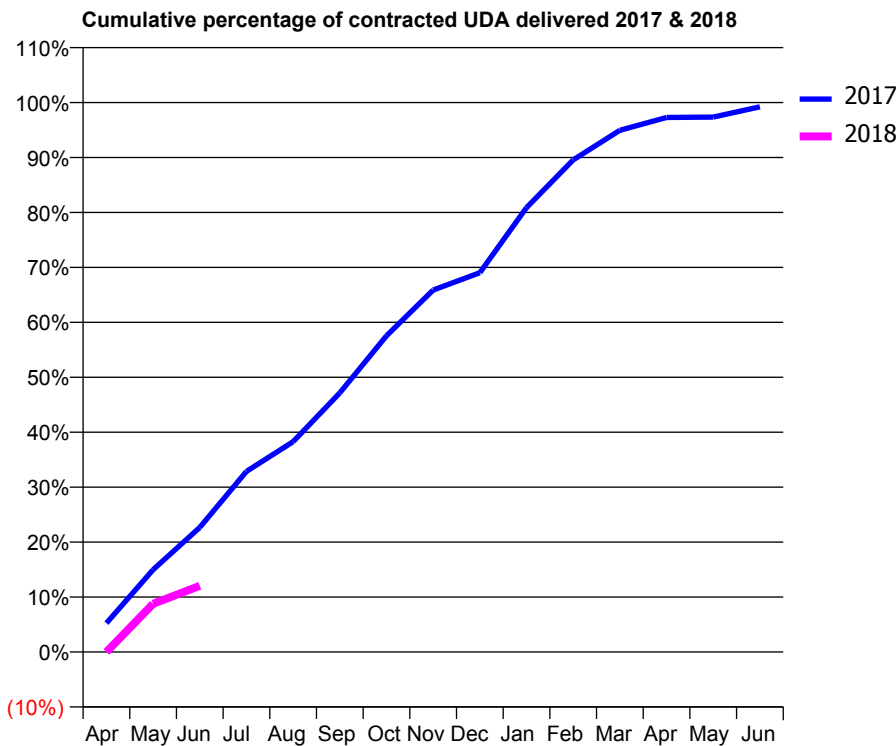
17/18 Contracted general activity (UDA)	10,063
Carry forward general activity (UDA)	0
17/18 Contracted orthodontic activity (UOA)	0
Carry forward orthodontic activity (UOA)	0
Baseline contract value	£314,958.57

ACCESS*

Patients seen in 24 months	Total	Change since previous quarter
Quarter ending June 2016	2,834	
Quarter ending September 2016	2,803	↓
Quarter ending December 2016	2,821	→
Quarter ending March 2017	2,875	→
Quarter ending June 2017	2,865	→
Variance since June 2016	1.1%	→



ACTIVITY



Month	Adjusted Scheduled Activity (UDA)	
	2017	2018
April	528	0
May	1,507	883
June	2,282	1,212
July	3,309	
August	3,853	
September	4,746	
October	5,790	
November	6,629	
December	6,947	
January	8,139	
February	9,012	
March	9,554	
April	9,789	
May	9,796	
June	9,985	

QUALITY

	Quantity	Base Number	Contract	AT	Region	England
% of FP17s for the same patient ID Re-attending within 3 months - Children	9	176	5.1%	10.4%	11.5%	12.0%
% of FP17s for the same patient ID Re-attending within 3 months - Adults	41	395	10.4%	16.0%	16.8%	16.0%
% of FP17s for the same patient ID Re-attending between 3 & 9 months - Children	75	176	42.6%	42.7%	47.3%	58.0%
% of FP17s for the same patient ID Re-attending between 3 & 9 months - Adults	155	395	39.2%	35.6%	38.3%	50.9%
% of FP17s for Band 1 Urgent Courses	30	418	7.2%	11.0%	10.7%	9.1%
% of FP17s Relating to Free Repair or Replacements	8	418	1.9%	0.5%	0.6%	0.8%
% of FP17s Relating to Continuations	3	418	0.7%	0.8%	0.8%	1.1%
% of Patients satisfied with the dentistry they have received	0	0	N/A	88.7%	89.8%	91.7%
% of Patients satisfied with the time they had to wait for an appointment	0	0	N/A	80.2%	83.6%	88.0%

* This is based on patients treated on this contract for their most recent course of treatment. Figures in italics indicate the base number of FP17s or Patient Questionnaire responses are less than 100. N/A is shown where the base number of responses is less than 10 during the period. % is calculated as Quantity/Base number*100

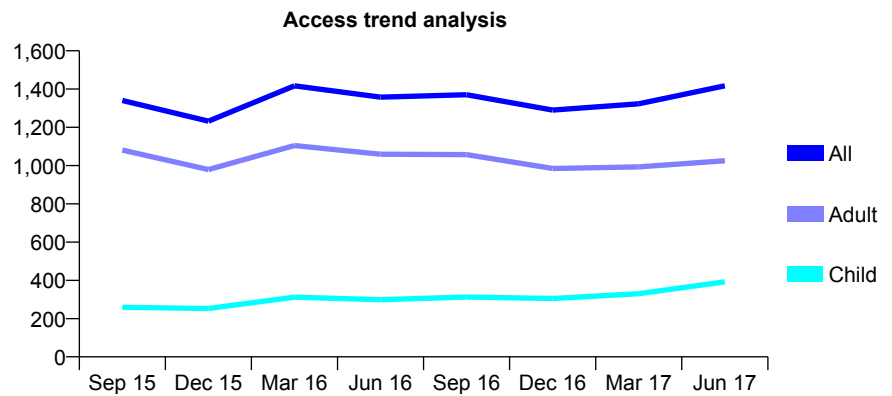
Q61 - Vital Signs At a Glance Contract Report for 354155/0002 - June 2017

Name or company name	MS M MEHDIANI
Contract type name	GDS Contract
Purpose of contract	General
Contract start date	15/09/2008
Contract end date	

17/18 Contracted general activity (UDA)	8,155
Carry forward general activity (UDA)	0
17/18 Contracted orthodontic activity (UOA)	0
Carry forward orthodontic activity (UOA)	0
Baseline contract value	£237,116.96

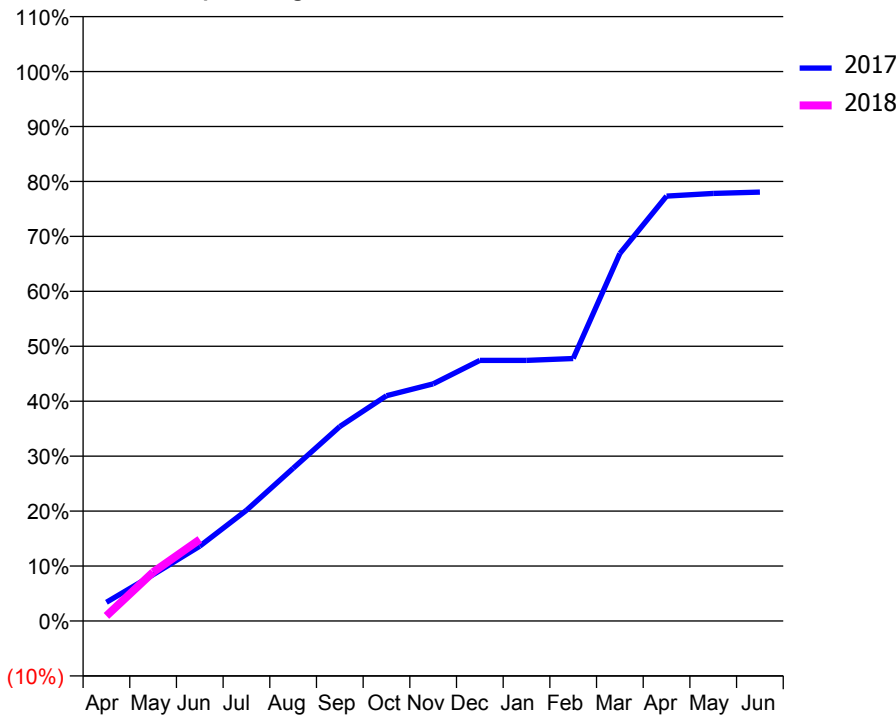
ACCESS*

Patients seen in 24 months	Total	Change since previous quarter
Quarter ending June 2016	1,358	
Quarter ending September 2016	1,370	→
Quarter ending December 2016	1,290	↓
Quarter ending March 2017	1,323	↑
Quarter ending June 2017	1,417	↑
Variance since June 2016	4.3%	↑



ACTIVITY

Cumulative percentage of contracted UDA delivered 2017 & 2018



Month	Adjusted Scheduled Activity (UDA)	
	2017	2018
April	277	76
May	688	726
June	1,112	1,210
July	1,643	
August	2,266	
September	2,887	
October	3,343	
November	3,520	
December	3,869	
January	3,869	
February	3,896	
March	5,456	
April	6,307	
May	6,345	
June	6,366	

QUALITY

	Quantity	Base Number	Contract	AT	Region	England
% of FP17s for the same patient ID Re-attending within 3 months - Children	14	164	8.5%	10.4%	11.5%	12.0%
% of FP17s for the same patient ID Re-attending within 3 months - Adults	26	311	8.4%	16.0%	16.8%	16.0%
% of FP17s for the same patient ID Re-attending between 3 & 9 months - Children	12	164	7.3%	42.7%	47.3%	58.0%
% of FP17s for the same patient ID Re-attending between 3 & 9 months - Adults	39	311	12.5%	35.6%	38.3%	50.9%
% of FP17s for Band 1 Urgent Courses	41	270	15.2%	11.0%	10.7%	9.1%
% of FP17s Relating to Free Repair or Replacements	0	270	0.0%	0.5%	0.6%	0.8%
% of FP17s Relating to Continuations	0	270	0.0%	0.8%	0.8%	1.1%
% of Patients satisfied with the dentistry they have received	3	3	N/A	88.7%	89.8%	91.7%
% of Patients satisfied with the time they had to wait for an appointment	2	3	N/A	80.2%	83.6%	88.0%

* This is based on patients treated on this contract for their most recent course of treatment. Figures in italics indicate the base number of FP17s or Patient Questionnaire responses are less than 100. N/A is shown where the base number of responses is less than 10 during the period. % is calculated as Quantity/Base number*100

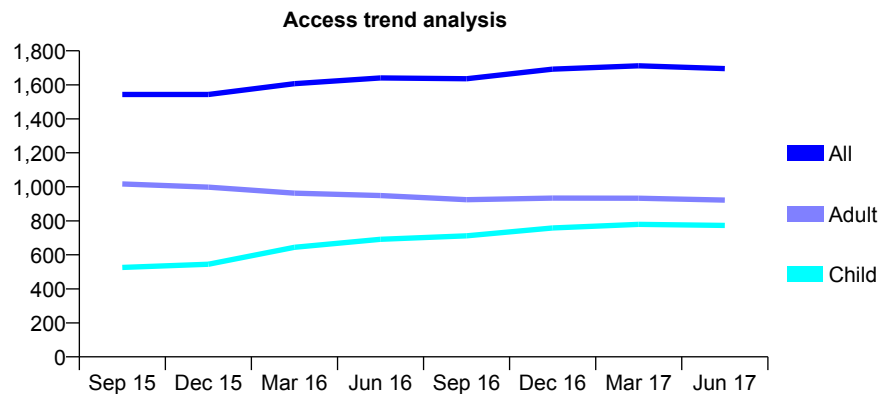
Q61 - Vital Signs At a Glance Contract Report for 355267/0001 - June 2017

Name or company name	MISS MJ GAJJAR
Contract type name	GDS Contract
Purpose of contract	General
Contract start date	19/05/2008
Contract end date	

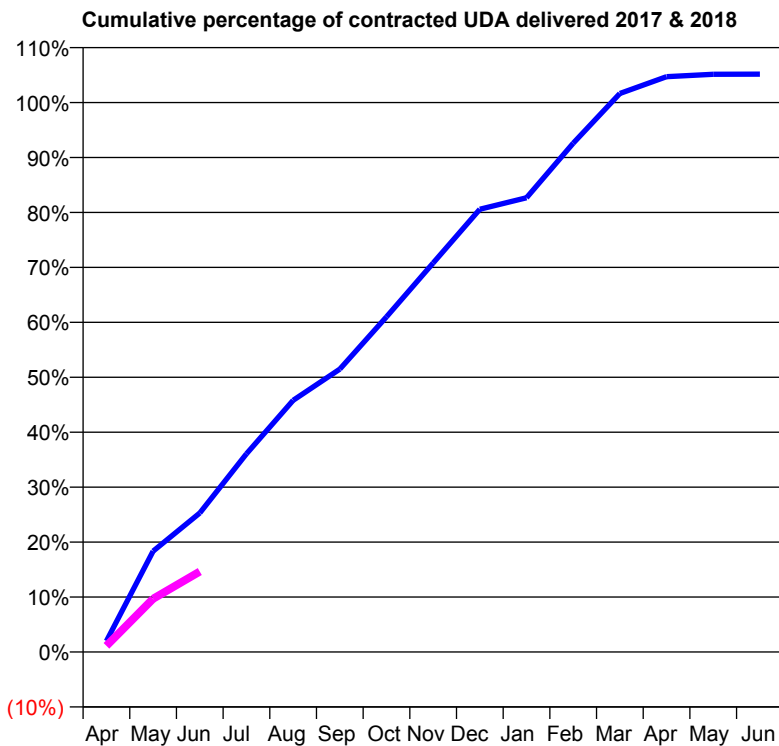
17/18 Contracted general activity (UDA)	3,976
Carry forward general activity (UDA)	0
17/18 Contracted orthodontic activity (UOA)	0
Carry forward orthodontic activity (UOA)	0
Baseline contract value	£114,858.28

ACCESS*

Patients seen in 24 months	Total	Change since previous quarter
Quarter ending June 2016	1,640	
Quarter ending September 2016	1,636	→
Quarter ending December 2016	1,692	↑
Quarter ending March 2017	1,712	→
Quarter ending June 2017	1,695	→
Variance since June 2016	3.4%	↑



ACTIVITY



Adjusted Scheduled Activity (UDA)		
Month	2017	2018
April	80	44
May	730	386
June	1,006	582
July	1,434	
August	1,821	
September	2,047	
October	2,425	
November	2,815	
December	3,203	
January	3,287	
February	3,681	
March	4,042	
April	4,163	
May	4,180	
June	4,181	

QUALITY

	Quantity	Base Number	Contract	AT	Region	England
% of FP17s for the same patient ID Re-attending within 3 months - Children	9	186	4.8%	10.4%	11.5%	12.0%
% of FP17s for the same patient ID Re-attending within 3 months - Adults	29	209	13.9%	16.0%	16.8%	16.0%
% of FP17s for the same patient ID Re-attending between 3 & 9 months - Children	107	186	57.5%	42.7%	47.3%	58.0%
% of FP17s for the same patient ID Re-attending between 3 & 9 months - Adults	97	209	46.4%	35.6%	38.3%	50.9%
% of FP17s for Band 1 Urgent Courses	22	315	7.0%	11.0%	10.7%	9.1%
% of FP17s Relating to Free Repair or Replacements	3	315	1.0%	0.5%	0.6%	0.8%
% of FP17s Relating to Continuations	5	315	1.6%	0.8%	0.8%	1.1%
% of Patients satisfied with the dentistry they have received	2	3	N/A	88.7%	89.8%	91.7%
% of Patients satisfied with the time they had to wait for an appointment	2	3	N/A	80.2%	83.6%	88.0%

* This is based on patients treated on this contract for their most recent course of treatment. Figures in italics indicate the base number of FP17s or Patient Questionnaire responses are less than 100. N/A is shown where the base number of responses is less than 10 during the period. % is calculated as Quantity/Base number*100

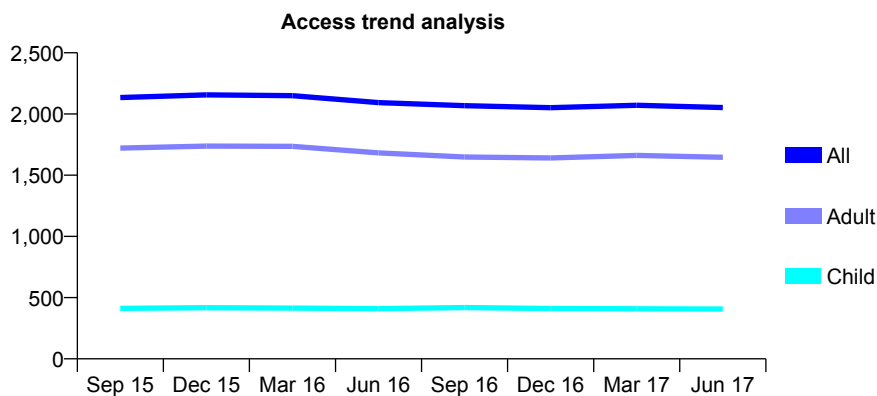
Q61 - Vital Signs At a Glance Contract Report for 360368/0001 - June 2017

Name or company name	MR J BABAN
Contract type name	GDS Contract
Purpose of contract	General
Contract start date	01/12/2007
Contract end date	

17/18 Contracted general activity (UDA)	5,593
Carry forward general activity (UDA)	0
17/18 Contracted orthodontic activity (UOA)	0
Carry forward orthodontic activity (UOA)	0
Baseline contract value	£167,381.00

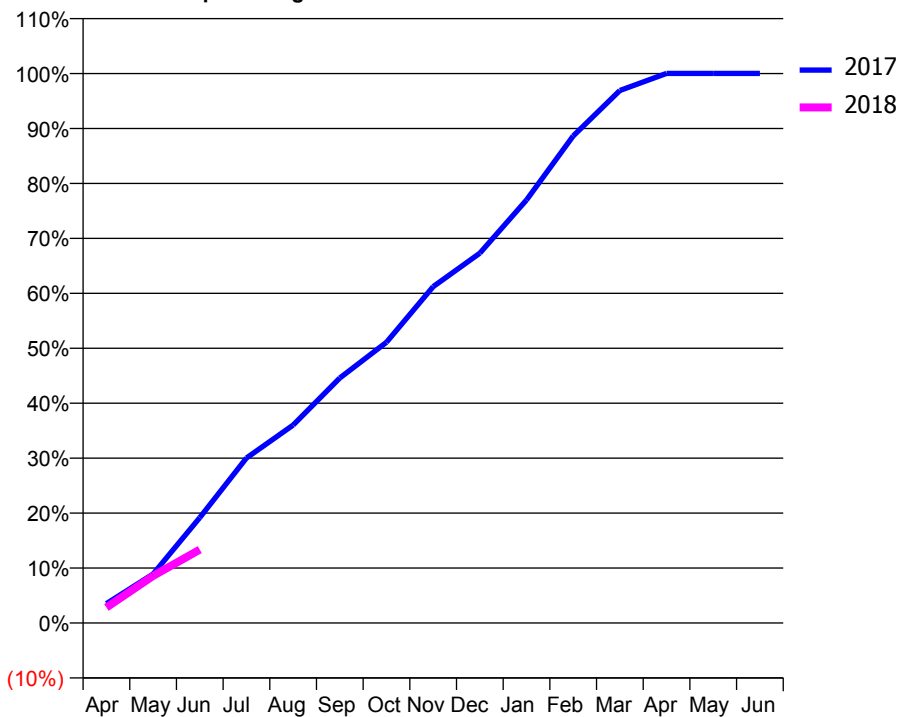
ACCESS*

Patients seen in 24 months	Total	Change since previous quarter
Quarter ending June 2016	2,093	
Quarter ending September 2016	2,068	↓
Quarter ending December 2016	2,052	→
Quarter ending March 2017	2,071	→
Quarter ending June 2017	2,053	→
Variance since June 2016	(1.9%)	↓



ACTIVITY

Cumulative percentage of contracted UDA delivered 2017 & 2018



Adjusted Scheduled Activity (UDA)

Month	2017	2018
April	198	158
May	499	480
June	1,073	747
July	1,679	
August	2,015	
September	2,493	
October	2,858	
November	3,423	
December	3,765	
January	4,306	
February	4,957	
March	5,420	
April	5,594	
May	5,594	
June	5,594	

QUALITY

	Quantity	Base Number	Contract	AT	Region	England
% of FP17s for the same patient ID Re-attending within 3 months - Children	2	94	2.1%	10.4%	11.5%	12.0%
% of FP17s for the same patient ID Re-attending within 3 months - Adults	11	332	3.3%	16.0%	16.8%	16.0%
% of FP17s for the same patient ID Re-attending between 3 & 9 months - Children	34	94	36.2%	42.7%	47.3%	58.0%
% of FP17s for the same patient ID Re-attending between 3 & 9 months - Adults	80	332	24.1%	35.6%	38.3%	50.9%
% of FP17s for Band 1 Urgent Courses	26	350	7.4%	11.0%	10.7%	9.1%
% of FP17s Relating to Free Repair or Replacements	0	350	0.0%	0.5%	0.6%	0.8%
% of FP17s Relating to Continuations	0	350	0.0%	0.8%	0.8%	1.1%
% of Patients satisfied with the dentistry they have received	2	3	N/A	88.7%	89.8%	91.7%
% of Patients satisfied with the time they had to wait for an appointment	3	3	N/A	80.2%	83.6%	88.0%

* This is based on patients treated on this contract for their most recent course of treatment. Figures in italics indicate the base number of FP17s or Patient Questionnaire responses are less than 100. N/A is shown where the base number of responses is less than 10 during the period. % is calculated as Quantity/Base number*100

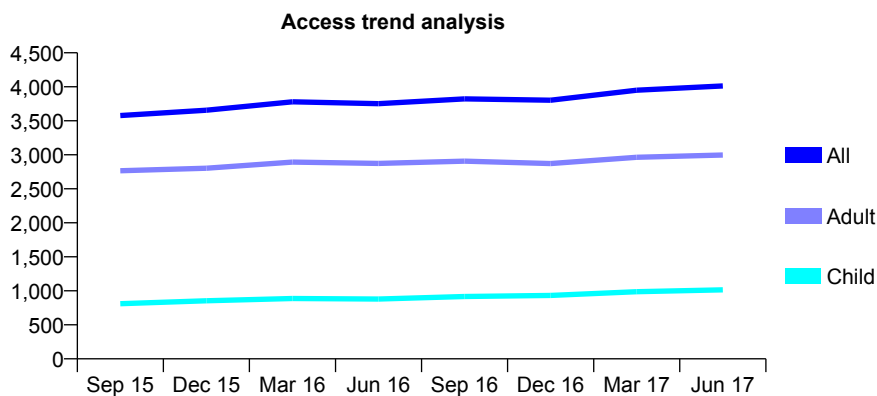
Q61 - Vital Signs At a Glance Contract Report for 361135/0001 - June 2017

Name or company name	The Dental Suite
Contract type name	GDS Contract
Purpose of contract	General
Contract start date	01/08/2010
Contract end date	

17/18 Contracted general activity (UDA)	7,600
Carry forward general activity (UDA)	0
17/18 Contracted orthodontic activity (UOA)	0
Carry forward orthodontic activity (UOA)	0
Baseline contract value	£215,489.62

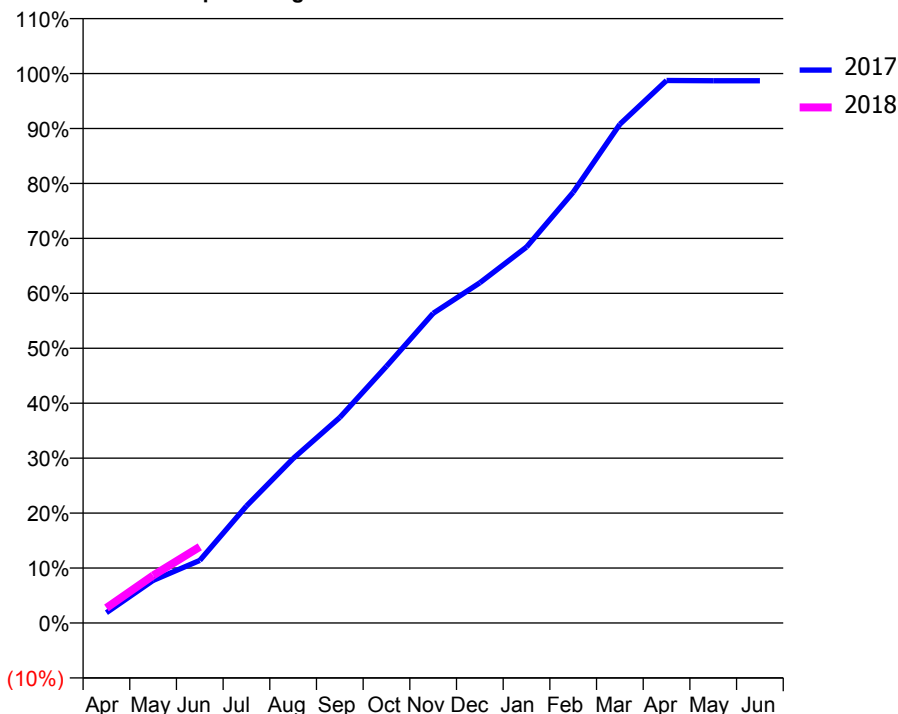
ACCESS*

Patients seen in 24 months	Total	Change since previous quarter
Quarter ending June 2016	3,752	
Quarter ending September 2016	3,823	→
Quarter ending December 2016	3,803	→
Quarter ending March 2017	3,950	↑
Quarter ending June 2017	4,012	→
Variance since June 2016	6.9%	↑



ACTIVITY

Cumulative percentage of contracted UDA delivered 2017 & 2018



Month	Adjusted Scheduled Activity (UDA)	
	2017	2018
April	143	210
May	589	658
June	865	1,055
July	1,618	
August	2,275	
September	2,843	
October	3,552	
November	4,283	
December	4,706	
January	5,199	
February	5,958	
March	6,899	
April	7,503	
May	7,500	
June	7,500	

QUALITY

	Quantity	Base Number	Contract	AT	Region	England
% of FP17s for the same patient ID Re-attending within 3 months - Children	28	269	10.4%	10.4%	11.5%	12.0%
% of FP17s for the same patient ID Re-attending within 3 months - Adults	89	664	13.4%	16.0%	16.8%	16.0%
% of FP17s for the same patient ID Re-attending between 3 & 9 months - Children	91	269	33.8%	42.7%	47.3%	58.0%
% of FP17s for the same patient ID Re-attending between 3 & 9 months - Adults	159	664	23.9%	35.6%	38.3%	50.9%
% of FP17s for Band 1 Urgent Courses	63	523	12.0%	11.0%	10.7%	9.1%
% of FP17s Relating to Free Repair or Replacements	2	523	0.4%	0.5%	0.6%	0.8%
% of FP17s Relating to Continuations	2	523	0.4%	0.8%	0.8%	1.1%
% of Patients satisfied with the dentistry they have received	2	2	N/A	88.7%	89.8%	91.7%
% of Patients satisfied with the time they had to wait for an appointment	1	2	N/A	80.2%	83.6%	88.0%

* This is based on patients treated on this contract for their most recent course of treatment. Figures in italics indicate the base number of FP17s or Patient Questionnaire responses are less than 100. N/A is shown where the base number of responses is less than 10 during the period. % is calculated as Quantity/Base number*100

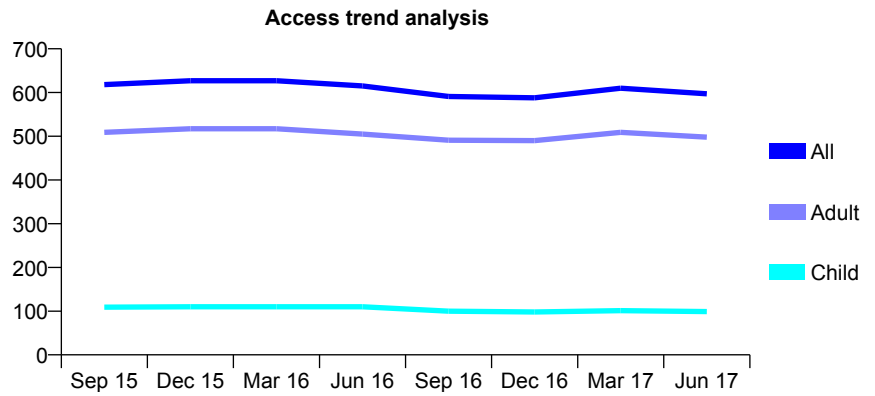
Q61 - Vital Signs At a Glance Contract Report for 363383/0002 - June 2017

Name or company name	MR ME LICHTIG
Contract type name	GDS Contract
Purpose of contract	General
Contract start date	12/06/2011
Contract end date	

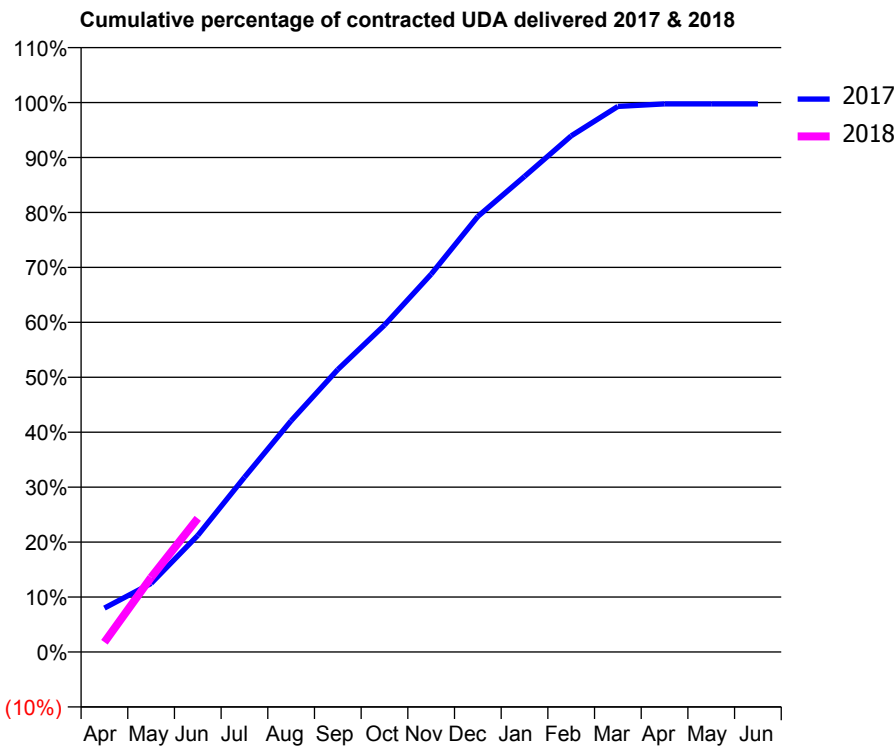
17/18 Contracted general activity (UDA)	1,658
Carry forward general activity (UDA)	0
17/18 Contracted orthodontic activity (UOA)	0
Carry forward orthodontic activity (UOA)	0
Baseline contract value	£45,078.98

ACCESS*

Patients seen in 24 months	Total	Change since previous quarter
Quarter ending June 2016	615	
Quarter ending September 2016	591	↓
Quarter ending December 2016	588	→
Quarter ending March 2017	610	↑
Quarter ending June 2017	597	↓
Variance since June 2016	(2.9%)	↓



ACTIVITY



Month	Adjusted Scheduled Activity (UDA)	
	2017	2018
April	132	30
May	207	225
June	352	403
July	527	
August	698	
September	852	
October	986	
November	1,140	
December	1,314	
January	1,435	
February	1,557	
March	1,646	
April	1,654	
May	1,654	
June	1,654	

QUALITY

	Quantity	Base Number	Contract	AT	Region	England
% of FP17s for the same patient ID Re-attending within 3 months - Children	0	21	0.0%	10.4%	11.5%	12.0%
% of FP17s for the same patient ID Re-attending within 3 months - Adults	24	183	13.1%	16.0%	16.8%	16.0%
% of FP17s for the same patient ID Re-attending between 3 & 9 months - Children	10	21	47.6%	42.7%	47.3%	58.0%
% of FP17s for the same patient ID Re-attending between 3 & 9 months - Adults	92	183	50.3%	35.6%	38.3%	50.9%
% of FP17s for Band 1 Urgent Courses	36	199	18.1%	11.0%	10.7%	9.1%
% of FP17s Relating to Free Repair or Replacements	2	199	1.0%	0.5%	0.6%	0.8%
% of FP17s Relating to Continuations	3	199	1.5%	0.8%	0.8%	1.1%
% of Patients satisfied with the dentistry they have received	0	0	N/A	88.7%	89.8%	91.7%
% of Patients satisfied with the time they had to wait for an appointment	0	0	N/A	80.2%	83.6%	88.0%

* This is based on patients treated on this contract for their most recent course of treatment. Figures in italics indicate the base number of FP17s or Patient Questionnaire responses are less than 100. N/A is shown where the base number of responses is less than 10 during the period. % is calculated as Quantity/Base number*100

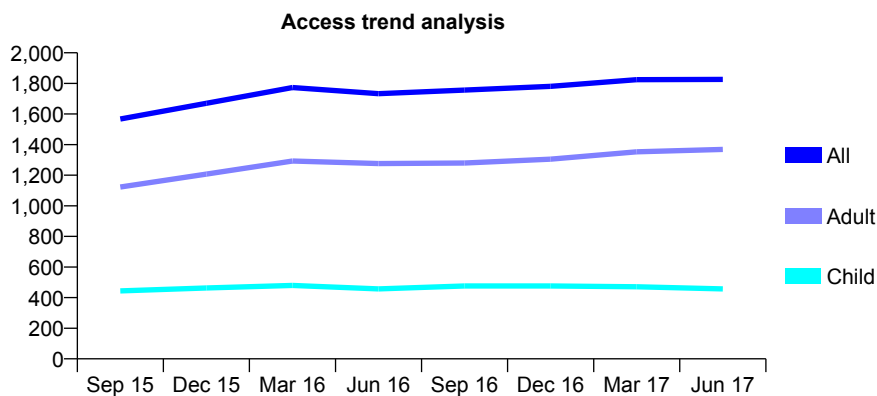
Q61 - Vital Signs At a Glance Contract Report for 364215/0001 - June 2017

Name or company name	MR GS GILL
Contract type name	GDS Contract
Purpose of contract	General
Contract start date	01/05/2014
Contract end date	

17/18 Contracted general activity (UDA)	7,827
Carry forward general activity (UDA)	0
17/18 Contracted orthodontic activity (UOA)	0
Carry forward orthodontic activity (UOA)	0
Baseline contract value	£252,032.26

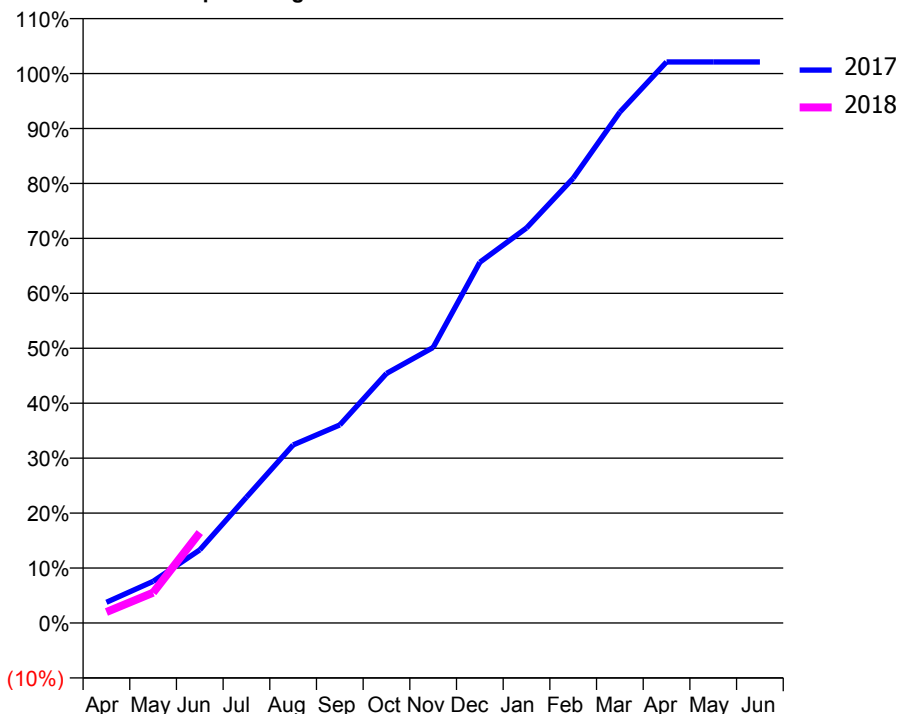
ACCESS*

Patients seen in 24 months	Total	Change since previous quarter
Quarter ending June 2016	1,733	
Quarter ending September 2016	1,756	→
Quarter ending December 2016	1,781	→
Quarter ending March 2017	1,824	↑
Quarter ending June 2017	1,826	→
Variance since June 2016	5.4%	↑



ACTIVITY

Cumulative percentage of contracted UDA delivered 2017 & 2018



Month	Adjusted Scheduled Activity (UDA)	
	2017	2018
April	295	156
May	594	431
June	1,042	1,290
July	1,792	
August	2,537	
September	2,822	
October	3,555	
November	3,924	
December	5,138	
January	5,626	
February	6,335	
March	7,278	
April	7,991	
May	7,991	
June	7,992	

QUALITY

	Quantity	Base Number	Contract	AT	Region	England
% of FP17s for the same patient ID Re-attending within 3 months - Children	20	149	13.4%	10.4%	11.5%	12.0%
% of FP17s for the same patient ID Re-attending within 3 months - Adults	117	460	25.4%	16.0%	16.8%	16.0%
% of FP17s for the same patient ID Re-attending between 3 & 9 months - Children	90	149	60.4%	42.7%	47.3%	58.0%
% of FP17s for the same patient ID Re-attending between 3 & 9 months - Adults	176	460	38.3%	35.6%	38.3%	50.9%
% of FP17s for Band 1 Urgent Courses	103	451	22.8%	11.0%	10.7%	9.1%
% of FP17s Relating to Free Repair or Replacements	1	451	0.2%	0.5%	0.6%	0.8%
% of FP17s Relating to Continuations	1	451	0.2%	0.8%	0.8%	1.1%
% of Patients satisfied with the dentistry they have received	0	0	N/A	88.7%	89.8%	91.7%
% of Patients satisfied with the time they had to wait for an appointment	0	0	N/A	80.2%	83.6%	88.0%

* This is based on patients treated on this contract for their most recent course of treatment. Figures in italics indicate the base number of FP17s or Patient Questionnaire responses are less than 100. N/A is shown where the base number of responses is less than 10 during the period. % is calculated as Quantity/Base number*100

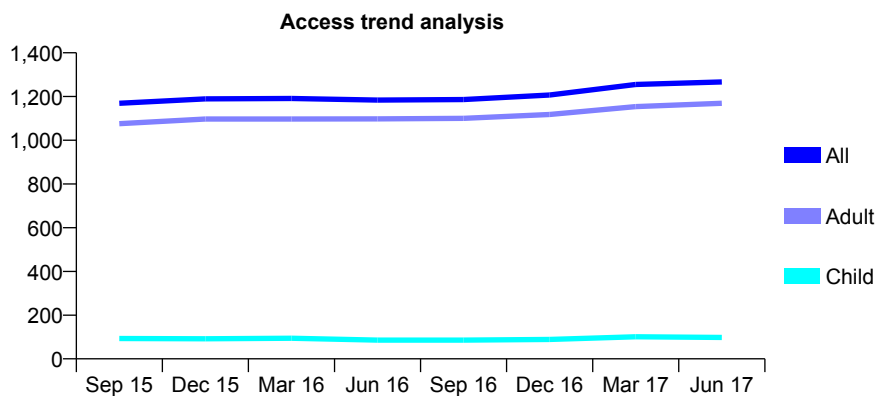
Q61 - Vital Signs At a Glance Contract Report for 395625/0003 - June 2017

Name or company name	MR CF NG
Contract type name	GDS Contract
Purpose of contract	General
Contract start date	01/11/2006
Contract end date	

17/18 Contracted general activity (UDA)	5,678
Carry forward general activity (UDA)	0
17/18 Contracted orthodontic activity (UOA)	0
Carry forward orthodontic activity (UOA)	0
Baseline contract value	£164,654.25

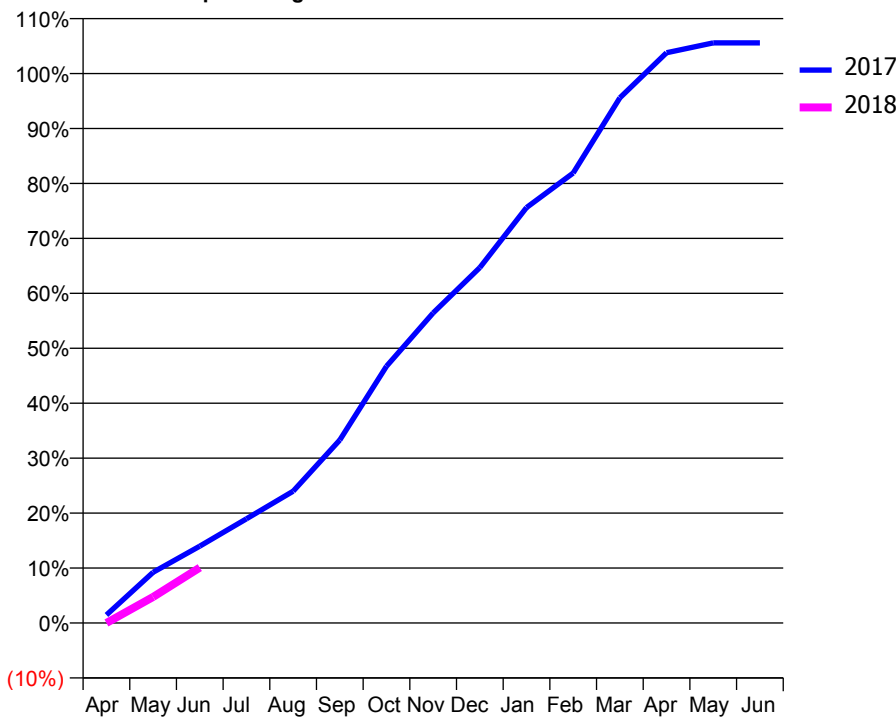
ACCESS*

Patients seen in 24 months	Total	Change since previous quarter
Quarter ending June 2016	1,184	
Quarter ending September 2016	1,186	→
Quarter ending December 2016	1,207	→
Quarter ending March 2017	1,255	↑
Quarter ending June 2017	1,267	→
Variance since June 2016	7.0%	↑



ACTIVITY

Cumulative percentage of contracted UDA delivered 2017 & 2018



Month	Adjusted Scheduled Activity (UDA)	
	2017	2018
April	83	0
May	524	270
June	795	573
July	1,077	
August	1,362	
September	1,891	
October	2,653	
November	3,204	
December	3,673	
January	4,293	
February	4,650	
March	5,427	
April	5,893	
May	5,994	
June	5,995	

QUALITY

	Quantity	Base Number	Contract	AT	Region	England
% of FP17s for the same patient ID Re-attending within 3 months - Children	1	22	4.5%	10.4%	11.5%	12.0%
% of FP17s for the same patient ID Re-attending within 3 months - Adults	24	234	10.3%	16.0%	16.8%	16.0%
% of FP17s for the same patient ID Re-attending between 3 & 9 months - Children	9	22	40.9%	42.7%	47.3%	58.0%
% of FP17s for the same patient ID Re-attending between 3 & 9 months - Adults	76	234	32.5%	35.6%	38.3%	50.9%
% of FP17s for Band 1 Urgent Courses	0	134	0.0%	11.0%	10.7%	9.1%
% of FP17s Relating to Free Repair or Replacements	2	134	1.5%	0.5%	0.6%	0.8%
% of FP17s Relating to Continuations	1	134	0.7%	0.8%	0.8%	1.1%
% of Patients satisfied with the dentistry they have received	1	1	N/A	88.7%	89.8%	91.7%
% of Patients satisfied with the time they had to wait for an appointment	1	1	N/A	80.2%	83.6%	88.0%

* This is based on patients treated on this contract for their most recent course of treatment. Figures in italics indicate the base number of FP17s or Patient Questionnaire responses are less than 100. N/A is shown where the base number of responses is less than 10 during the period. % is calculated as Quantity/Base number*100

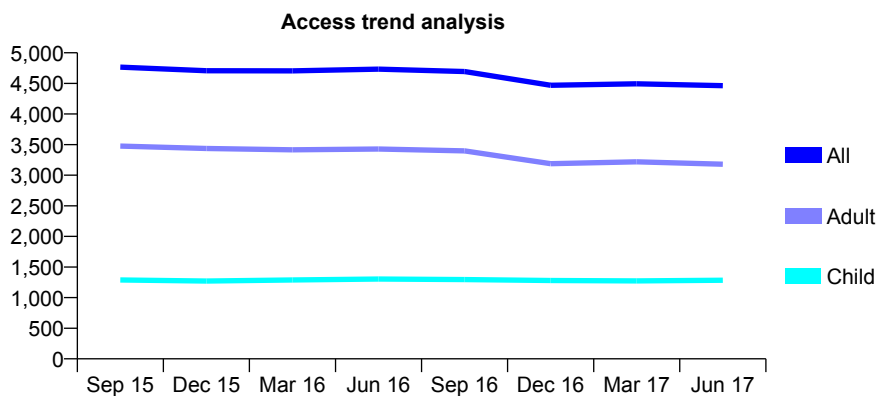
Q61 - Vital Signs At a Glance Contract Report for 549568/0001 - June 2017

Name or company name	MR C LEWIS
Contract type name	GDS Contract
Purpose of contract	General
Contract start date	01/04/2006
Contract end date	

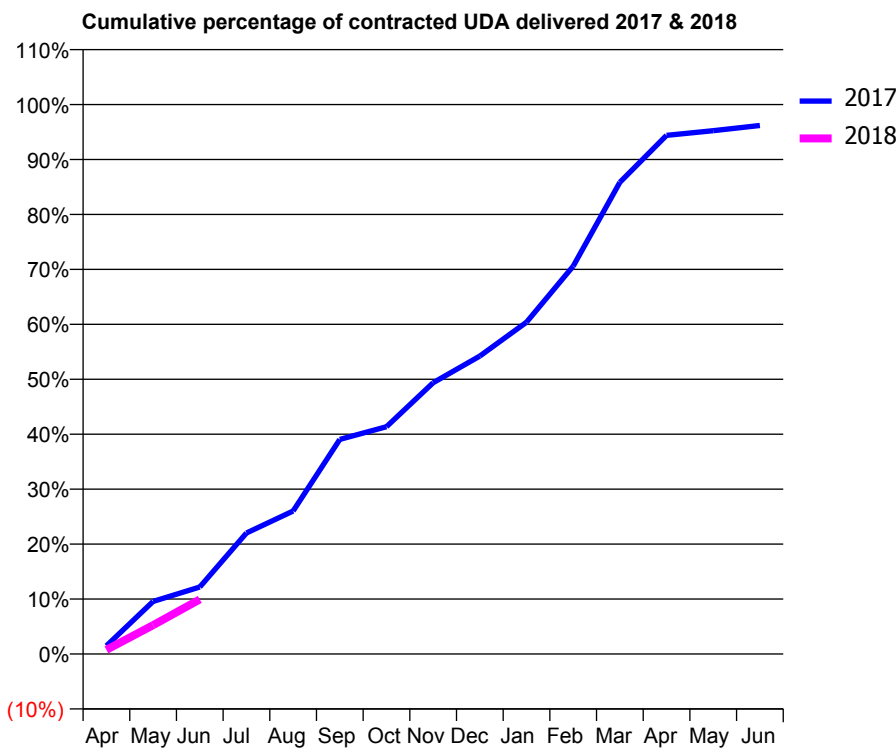
17/18 Contracted general activity (UDA)	14,514
Carry forward general activity (UDA)	0
17/18 Contracted orthodontic activity (UOA)	0
Carry forward orthodontic activity (UOA)	0
Baseline contract value	£380,440.16

ACCESS*

Patients seen in 24 months	Total	Change since previous quarter
Quarter ending June 2016	4,733	
Quarter ending September 2016	4,693	→
Quarter ending December 2016	4,469	↓
Quarter ending March 2017	4,493	→
Quarter ending June 2017	4,464	→
Variance since June 2016	(5.7%)	↓



ACTIVITY



Month	Adjusted Scheduled Activity (UDA)	
	2017	2018
April	218	112
May	1,389	761
June	1,771	1,442
July	3,195	
August	3,777	
September	5,669	
October	6,003	
November	7,165	
December	7,869	
January	8,764	
February	10,244	
March	12,461	
April	13,698	
May	13,822	
June	13,960	

QUALITY

	Quantity	Base Number	Contract	AT	Region	England
% of FP17s for the same patient ID Re-attending within 3 months - Children	37	287	12.9%	10.4%	11.5%	12.0%
% of FP17s for the same patient ID Re-attending within 3 months - Adults	151	702	21.5%	16.0%	16.8%	16.0%
% of FP17s for the same patient ID Re-attending between 3 & 9 months - Children	93	287	32.4%	42.7%	47.3%	58.0%
% of FP17s for the same patient ID Re-attending between 3 & 9 months - Adults	181	702	25.8%	35.6%	38.3%	50.9%
% of FP17s for Band 1 Urgent Courses	92	558	16.5%	11.0%	10.7%	9.1%
% of FP17s Relating to Free Repair or Replacements	1	558	0.2%	0.5%	0.6%	0.8%
% of FP17s Relating to Continuations	3	558	0.5%	0.8%	0.8%	1.1%
% of Patients satisfied with the dentistry they have received	1	2	N/A	88.7%	89.8%	91.7%
% of Patients satisfied with the time they had to wait for an appointment	2	2	N/A	80.2%	83.6%	88.0%

* This is based on patients treated on this contract for their most recent course of treatment. Figures in italics indicate the base number of FP17s or Patient Questionnaire responses are less than 100. N/A is shown where the base number of responses is less than 10 during the period. % is calculated as Quantity/Base number*100

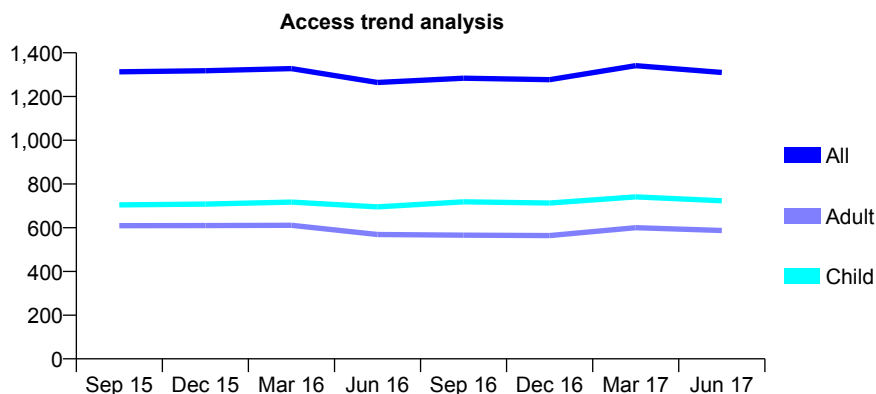
Q61 - Vital Signs At a Glance Contract Report for 554898/0001 - June 2017

Name or company name	MR AJ TREWELLA
Contract type name	GDS Contract
Purpose of contract	General
Contract start date	01/04/2006
Contract end date	

17/18 Contracted general activity (UDA)	3,740
Carry forward general activity (UDA)	0
17/18 Contracted orthodontic activity (UOA)	0
Carry forward orthodontic activity (UOA)	0
Baseline contract value	£98,757.66

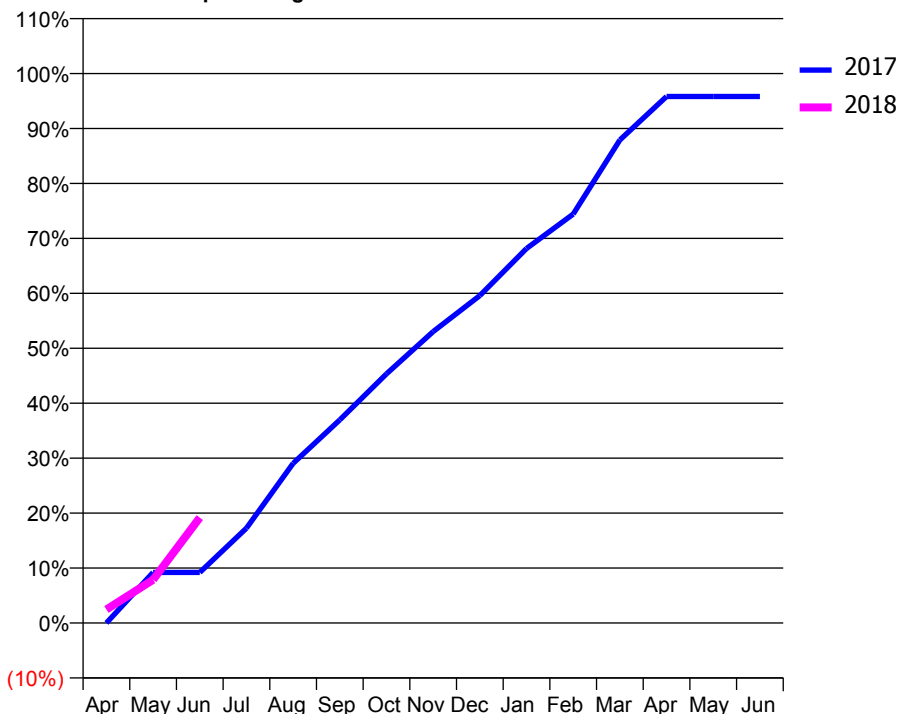
ACCESS*

Patients seen in 24 months	Total	Change since previous quarter
Quarter ending June 2016	1,264	
Quarter ending September 2016	1,284	→
Quarter ending December 2016	1,277	→
Quarter ending March 2017	1,341	↑
Quarter ending June 2017	1,310	↓
Variance since June 2016	3.6%	↑



ACTIVITY

Cumulative percentage of contracted UDA delivered 2017 & 2018



Adjusted Scheduled Activity (UDA)		
Month	2017	2018
April	0	92
May	344	295
June	344	717
July	646	
August	1,087	
September	1,383	
October	1,696	
November	1,984	
December	2,229	
January	2,549	
February	2,783	
March	3,288	
April	3,584	
May	3,584	
June	3,584	

QUALITY

	Quantity	Base Number	Contract	AT	Region	England
% of FP17s for the same patient ID Re-attending within 3 months - Children	14	271	5.2%	10.4%	11.5%	12.0%
% of FP17s for the same patient ID Re-attending within 3 months - Adults	38	181	21.0%	16.0%	16.8%	16.0%
% of FP17s for the same patient ID Re-attending between 3 & 9 months - Children	146	271	53.9%	42.7%	47.3%	58.0%
% of FP17s for the same patient ID Re-attending between 3 & 9 months - Adults	74	181	40.9%	35.6%	38.3%	50.9%
% of FP17s for Band 1 Urgent Courses	30	351	8.5%	11.0%	10.7%	9.1%
% of FP17s Relating to Free Repair or Replacements	0	351	0.0%	0.5%	0.6%	0.8%
% of FP17s Relating to Continuations	0	351	0.0%	0.8%	0.8%	1.1%
% of Patients satisfied with the dentistry they have received	0	0	N/A	88.7%	89.8%	91.7%
% of Patients satisfied with the time they had to wait for an appointment	0	0	N/A	80.2%	83.6%	88.0%

* This is based on patients treated on this contract for their most recent course of treatment. Figures in italics indicate the base number of FP17s or Patient Questionnaire responses are less than 100. N/A is shown where the base number of responses is less than 10 during the period. % is calculated as Quantity/Base number*100

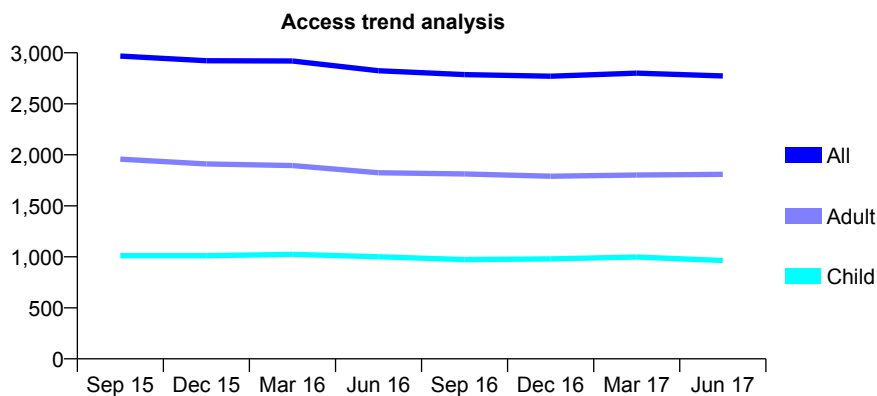
Q61 - Vital Signs At a Glance Contract Report for 556459/0002 - June 2017

Name or company name	MR GP DINDOL
Contract type name	GDS Contract
Purpose of contract	General and Orthodontic
Contract start date	19/07/2008
Contract end date	

17/18 Contracted general activity (UDA)	5,459
Carry forward general activity (UDA)	0
17/18 Contracted orthodontic activity (UOA)	2,491
Carry forward orthodontic activity (UOA)	0
Baseline contract value	£518,234.20

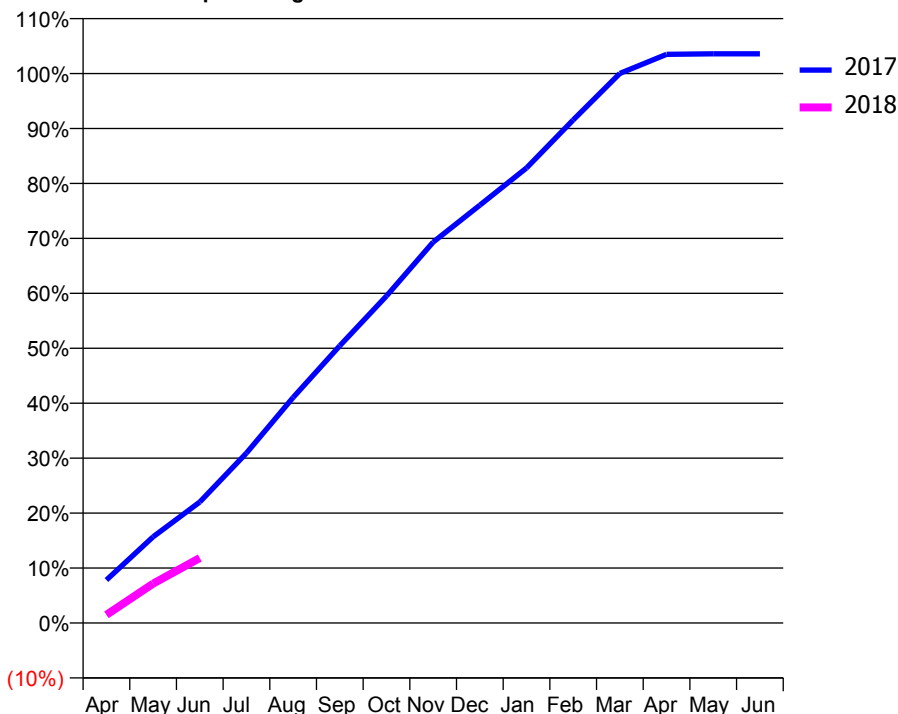
ACCESS*

Patients seen in 24 months	Total	Change since previous quarter
Quarter ending June 2016	2,824	
Quarter ending September 2016	2,786	↓
Quarter ending December 2016	2,770	→
Quarter ending March 2017	2,800	→
Quarter ending June 2017	2,773	→
Variance since June 2016	(1.8%)	↓



ACTIVITY

Cumulative percentage of contracted UDA delivered 2017 & 2018



Adjusted Scheduled Activity (UDA)

Month	2017	2018
April	427	81
May	856	392
June	1,202	646
July	1,688	
August	2,240	
September	2,755	
October	3,249	
November	3,784	
December	4,151	
January	4,521	
February	4,997	
March	5,459	
April	5,650	
May	5,655	
June	5,655	

QUALITY

	Quantity	Base Number	Contract	AT	Region	England
% of FP17s for the same patient ID Re-attending within 3 months - Children	24	253	9.5%	10.4%	11.5%	12.0%
% of FP17s for the same patient ID Re-attending within 3 months - Adults	54	368	14.7%	16.0%	16.8%	16.0%
% of FP17s for the same patient ID Re-attending between 3 & 9 months - Children	68	253	26.9%	42.7%	47.3%	58.0%
% of FP17s for the same patient ID Re-attending between 3 & 9 months - Adults	116	368	31.5%	35.6%	38.3%	50.9%
% of FP17s for Band 1 Urgent Courses	34	310	11.0%	11.0%	10.7%	9.1%
% of FP17s Relating to Free Repair or Replacements	2	310	0.6%	0.5%	0.6%	0.8%
% of FP17s Relating to Continuations	2	310	0.6%	0.8%	0.8%	1.1%
% of Patients satisfied with the dentistry they have received	0	1	N/A	88.7%	89.8%	91.7%
% of Patients satisfied with the time they had to wait for an appointment	0	1	N/A	80.2%	83.6%	88.0%

* This is based on patients treated on this contract for their most recent course of treatment. Figures in italics indicate the base number of FP17s or Patient Questionnaire responses are less than 100. N/A is shown where the base number of responses is less than 10 during the period. % is calculated as Quantity/Base number*100

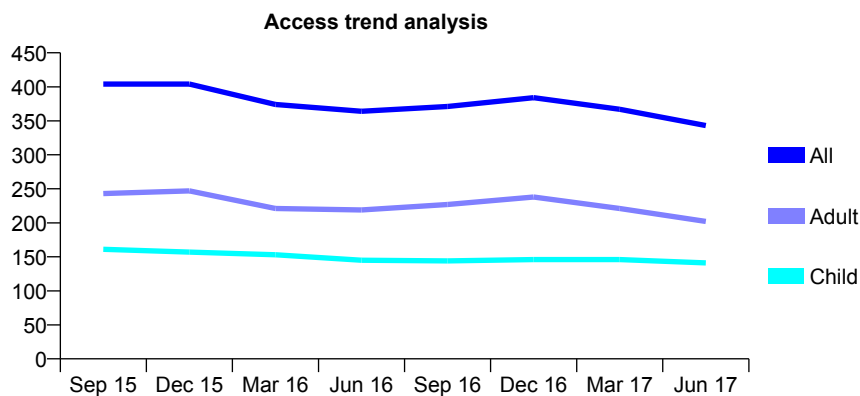
Q61 - Vital Signs At a Glance Contract Report for 557145/0003 - June 2017

Name or company name	MR A STELLMAN
Contract type name	GDS Contract
Purpose of contract	General
Contract start date	02/01/2007
Contract end date	

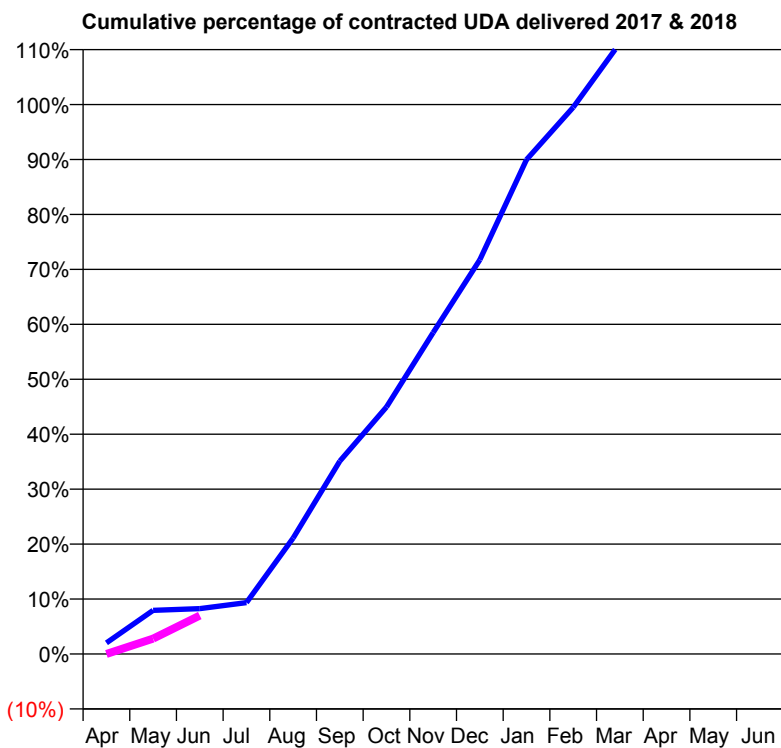
17/18 Contracted general activity (UDA)	642
Carry forward general activity (UDA)	0
17/18 Contracted orthodontic activity (UOA)	0
Carry forward orthodontic activity (UOA)	0
Baseline contract value	£17,075.26

ACCESS*

Patients seen in 24 months	Total	Change since previous quarter
Quarter ending June 2016	364	
Quarter ending September 2016	371	→
Quarter ending December 2016	384	↑
Quarter ending March 2017	367	↓
Quarter ending June 2017	343	↓
Variance since June 2016	(5.8%)	↓



ACTIVITY



Month	Adjusted Scheduled Activity (UDA)	
	2017	2018
April	13	0
May	51	18
June	53	45
July	60	
August	135	
September	225	
October	289	
November	376	
December	461	
January	578	
February	639	
March	714	
April	740	
May	747	
June	747	

QUALITY

	Quantity	Base Number	Contract	AT	Region	England
% of FP17s for the same patient ID Re-attending within 3 months - Children	1	29	3.4%	10.4%	11.5%	12.0%
% of FP17s for the same patient ID Re-attending within 3 months - Adults	2	18	11.1%	16.0%	16.8%	16.0%
% of FP17s for the same patient ID Re-attending between 3 & 9 months - Children	12	29	41.4%	42.7%	47.3%	58.0%
% of FP17s for the same patient ID Re-attending between 3 & 9 months - Adults	5	18	27.8%	35.6%	38.3%	50.9%
% of FP17s for Band 1 Urgent Courses	0	33	0.0%	11.0%	10.7%	9.1%
% of FP17s Relating to Free Repair or Replacements	0	33	0.0%	0.5%	0.6%	0.8%
% of FP17s Relating to Continuations	0	33	0.0%	0.8%	0.8%	1.1%
% of Patients satisfied with the dentistry they have received	0	0	N/A	88.7%	89.8%	91.7%
% of Patients satisfied with the time they had to wait for an appointment	0	0	N/A	80.2%	83.6%	88.0%

* This is based on patients treated on this contract for their most recent course of treatment. Figures in italics indicate the base number of FP17s or Patient Questionnaire responses are less than 100. N/A is shown where the base number of responses is less than 10 during the period. % is calculated as Quantity/Base number*100

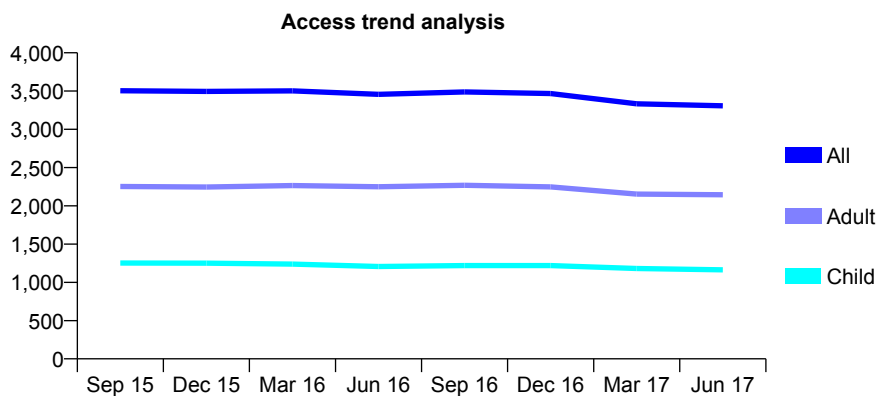
Q61 - Vital Signs At a Glance Contract Report for 560022/0002 - June 2017

Name or company name	MR J SCHWAB
Contract type name	GDS Contract
Purpose of contract	General
Contract start date	10/08/2011
Contract end date	

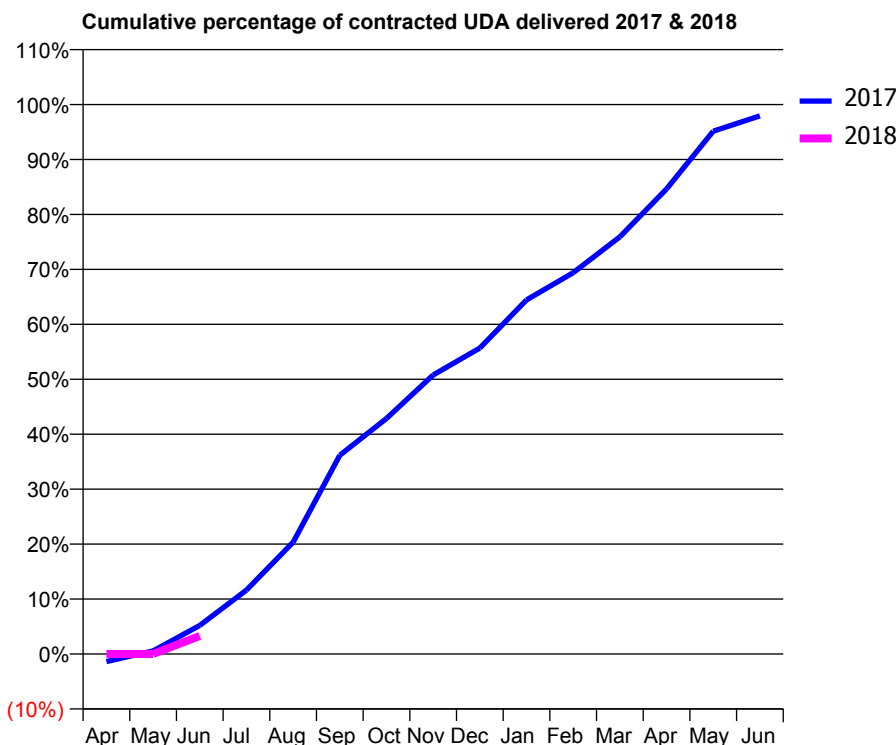
17/18 Contracted general activity (UDA)	13,288
Carry forward general activity (UDA)	0
17/18 Contracted orthodontic activity (UOA)	0
Carry forward orthodontic activity (UOA)	0
Baseline contract value	£246,679.52

ACCESS*

Patients seen in 24 months	Total	Change since previous quarter
Quarter ending June 2016	3,457	
Quarter ending September 2016	3,488	→
Quarter ending December 2016	3,468	→
Quarter ending March 2017	3,334	↓
Quarter ending June 2017	3,307	→
Variance since June 2016	(4.3%)	↓



ACTIVITY



Month	Adjusted Scheduled Activity (UDA)	
	2017	2018
April	-184	0
May	76	0
June	693	437
July	1,546	
August	2,704	
September	4,806	
October	5,696	
November	6,748	
December	7,399	
January	8,562	
February	9,219	
March	10,088	
April	11,244	
May	12,643	
June	13,013	

QUALITY

	Quantity	Base Number	Contract	AT	Region	England
% of FP17s for the same patient ID Re-attending within 3 months - Children	38	319	11.9%	10.4%	11.5%	12.0%
% of FP17s for the same patient ID Re-attending within 3 months - Adults	139	679	20.5%	16.0%	16.8%	16.0%
% of FP17s for the same patient ID Re-attending between 3 & 9 months - Children	112	319	35.1%	42.7%	47.3%	58.0%
% of FP17s for the same patient ID Re-attending between 3 & 9 months - Adults	233	679	34.3%	35.6%	38.3%	50.9%
% of FP17s for Band 1 Urgent Courses	21	156	13.5%	11.0%	10.7%	9.1%
% of FP17s Relating to Free Repair or Replacements	0	156	0.0%	0.5%	0.6%	0.8%
% of FP17s Relating to Continuations	0	156	0.0%	0.8%	0.8%	1.1%
% of Patients satisfied with the dentistry they have received	18	21	85.7%	88.7%	89.8%	91.7%
% of Patients satisfied with the time they had to wait for an appointment	11	21	52.4%	80.2%	83.6%	88.0%

* This is based on patients treated on this contract for their most recent course of treatment. Figures in italics indicate the base number of FP17s or Patient Questionnaire responses are less than 100. N/A is shown where the base number of responses is less than 10 during the period. % is calculated as Quantity/Base number*100

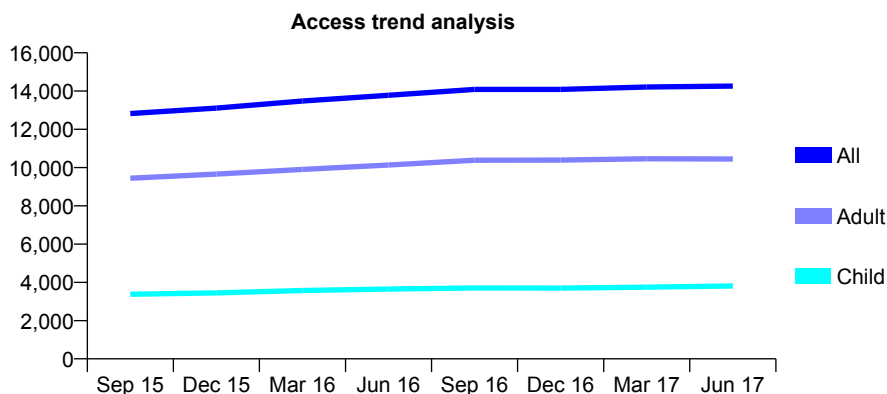
Q61 - Vital Signs At a Glance Contract Report for 566667/0001 - June 2017

Name or company name	MR RN TORRANCE
Contract type name	GDS Contract
Purpose of contract	General
Contract start date	01/04/2006
Contract end date	

17/18 Contracted general activity (UDA)	54,930
Carry forward general activity (UDA)	0
17/18 Contracted orthodontic activity (UOA)	0
Carry forward orthodontic activity (UOA)	0
Baseline contract value	£1,519,675.02

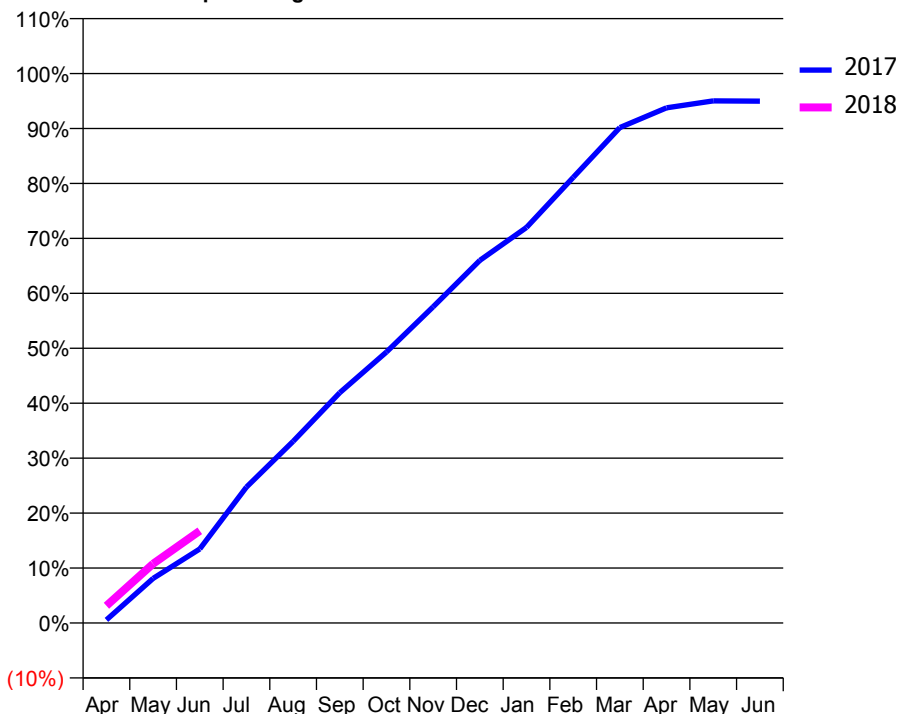
ACCESS*

Patients seen in 24 months	Total	Change since previous quarter
Quarter ending June 2016	13,779	
Quarter ending September 2016	14,084	↑
Quarter ending December 2016	14,085	→
Quarter ending March 2017	14,210	→
Quarter ending June 2017	14,260	→
Variance since June 2016	3.5%	↑



ACTIVITY

Cumulative percentage of contracted UDA delivered 2017 & 2018



Month	Adjusted Scheduled Activity (UDA)	
	2017	2018
April	310	1,729
May	4,463	5,931
June	7,408	9,218
July	13,595	
August	18,160	
September	23,027	
October	27,098	
November	31,608	
December	36,245	
January	39,537	
February	44,541	
March	49,529	
April	51,504	
May	52,192	
June	52,168	

QUALITY

	Quantity	Base Number	Contract	AT	Region	England
% of FP17s for the same patient ID Re-attending within 3 months - Children	155	1,111	14.0%	10.4%	11.5%	12.0%
% of FP17s for the same patient ID Re-attending within 3 months - Adults	573	2,540	22.6%	16.0%	16.8%	16.0%
% of FP17s for the same patient ID Re-attending between 3 & 9 months - Children	383	1,111	34.5%	42.7%	47.3%	58.0%
% of FP17s for the same patient ID Re-attending between 3 & 9 months - Adults	780	2,540	30.7%	35.6%	38.3%	50.9%
% of FP17s for Band 1 Urgent Courses	532	2,868	18.5%	11.0%	10.7%	9.1%
% of FP17s Relating to Free Repair or Replacements	28	2,868	1.0%	0.5%	0.6%	0.8%
% of FP17s Relating to Continuations	35	2,868	1.2%	0.8%	0.8%	1.1%
% of Patients satisfied with the dentistry they have received	13	14	92.9%	88.7%	89.8%	91.7%
% of Patients satisfied with the time they had to wait for an appointment	11	14	78.6%	80.2%	83.6%	88.0%

* This is based on patients treated on this contract for their most recent course of treatment. Figures in italics indicate the base number of FP17s or Patient Questionnaire responses are less than 100. N/A is shown where the base number of responses is less than 10 during the period. % is calculated as Quantity/Base number*100

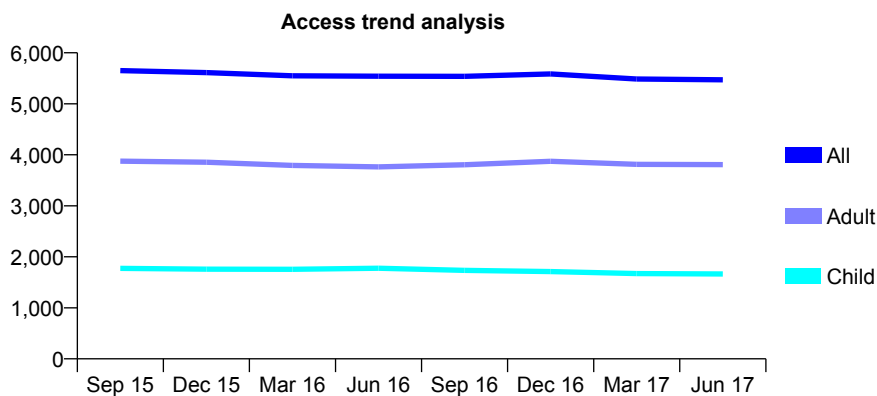
Q61 - Vital Signs At a Glance Contract Report for 566969/0001 - June 2017

Name or company name	Hackney Dental Practice
Contract type name	GDS Contract
Purpose of contract	General
Contract start date	01/04/2006
Contract end date	

17/18 Contracted general activity (UDA)	17,225
Carry forward general activity (UDA)	0
17/18 Contracted orthodontic activity (UOA)	0
Carry forward orthodontic activity (UOA)	0
Baseline contract value	£540,163.27

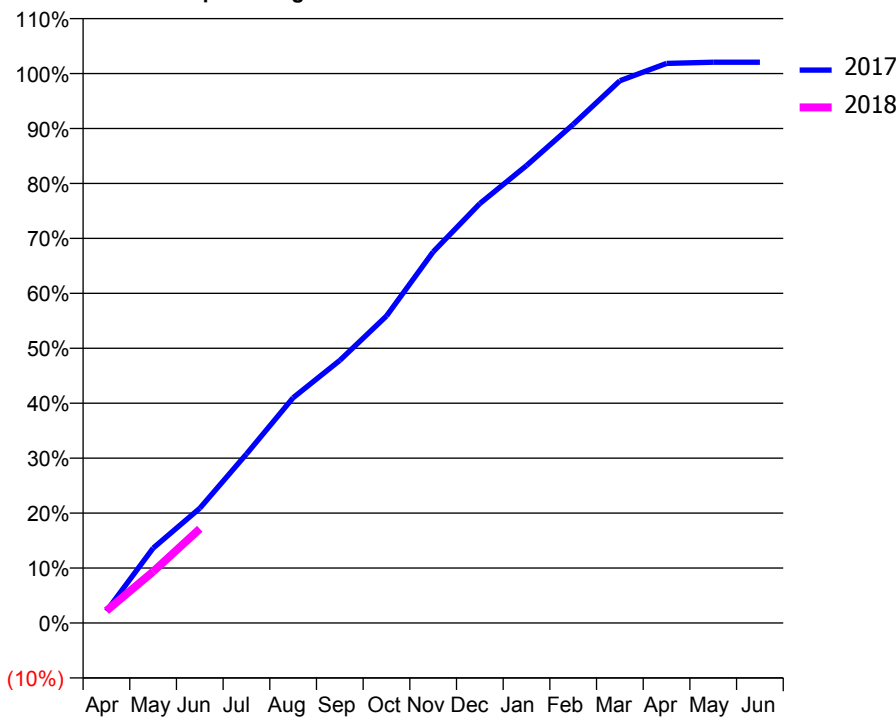
ACCESS*

Patients seen in 24 months	Total	Change since previous quarter
Quarter ending June 2016	5,540	
Quarter ending September 2016	5,539	→
Quarter ending December 2016	5,585	→
Quarter ending March 2017	5,485	↓
Quarter ending June 2017	5,470	→
Variance since June 2016	(1.3%)	↓



ACTIVITY

Cumulative percentage of contracted UDA delivered 2017 & 2018



Month	Adjusted Scheduled Activity (UDA)	
	2017	2018
April	372	382
May	2,348	1,613
June	3,595	2,953
July	5,299	
August	7,060	
September	8,232	
October	9,624	
November	11,636	
December	13,149	
January	14,341	
February	15,630	
March	16,997	
April	17,543	
May	17,578	
June	17,578	

QUALITY

	Quantity	Base Number	Contract	AT	Region	England
% of FP17s for the same patient ID Re-attending within 3 months - Children	29	473	6.1%	10.4%	11.5%	12.0%
% of FP17s for the same patient ID Re-attending within 3 months - Adults	191	951	20.1%	16.0%	16.8%	16.0%
% of FP17s for the same patient ID Re-attending between 3 & 9 months - Children	164	473	34.7%	42.7%	47.3%	58.0%
% of FP17s for the same patient ID Re-attending between 3 & 9 months - Adults	338	951	35.5%	35.6%	38.3%	50.9%
% of FP17s for Band 1 Urgent Courses	208	1,198	17.4%	11.0%	10.7%	9.1%
% of FP17s Relating to Free Repair or Replacements	3	1,198	0.3%	0.5%	0.6%	0.8%
% of FP17s Relating to Continuations	22	1,198	1.8%	0.8%	0.8%	1.1%
% of Patients satisfied with the dentistry they have received	10	10	100.0%	88.7%	89.8%	91.7%
% of Patients satisfied with the time they had to wait for an appointment	7	10	70.0%	80.2%	83.6%	88.0%

* This is based on patients treated on this contract for their most recent course of treatment. Figures in italics indicate the base number of FP17s or Patient Questionnaire responses are less than 100. N/A is shown where the base number of responses is less than 10 during the period. % is calculated as Quantity/Base number*100

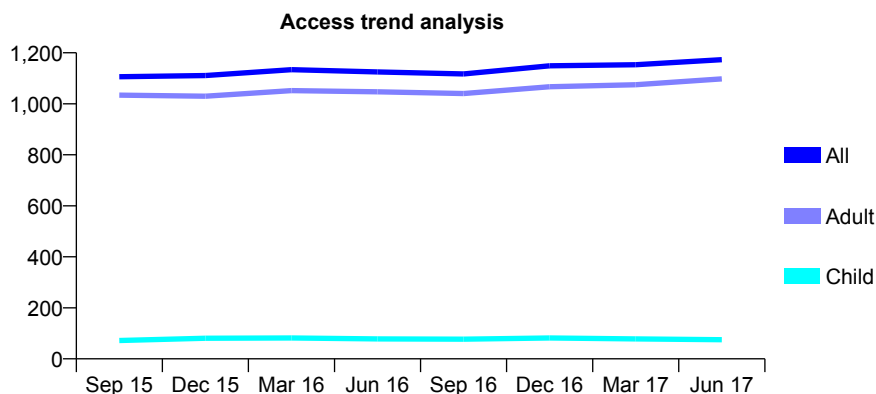
Q61 - Vital Signs At a Glance Contract Report for 568503/0001 - June 2017

Name or company name	MR NS MUDHAR
Contract type name	GDS Contract
Purpose of contract	General
Contract start date	01/04/2006
Contract end date	

17/18 Contracted general activity (UDA)	4,783
Carry forward general activity (UDA)	0
17/18 Contracted orthodontic activity (UOA)	0
Carry forward orthodontic activity (UOA)	0
Baseline contract value	£193,557.90

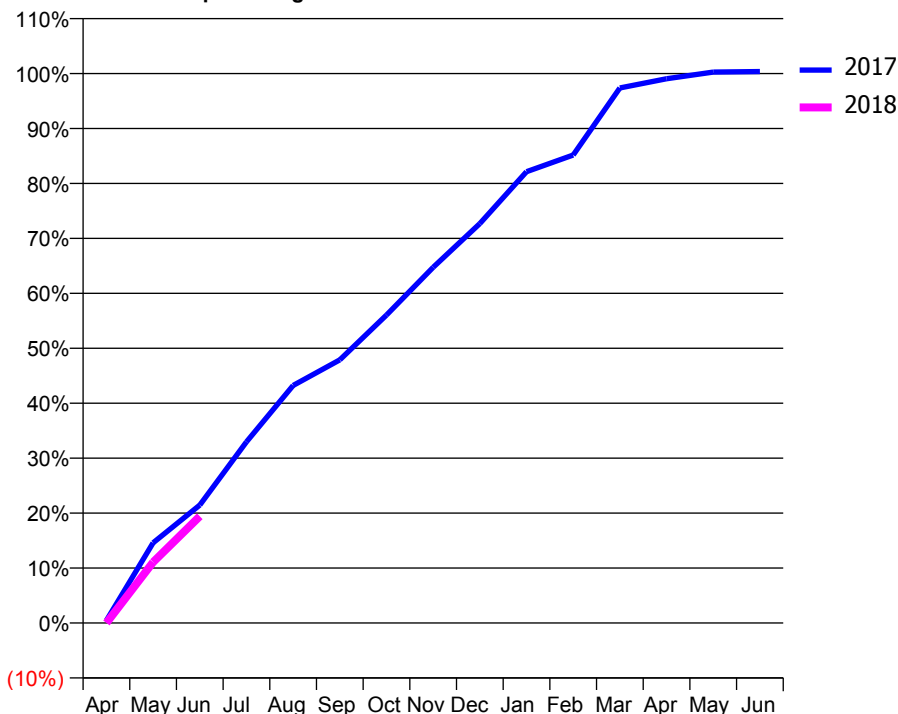
ACCESS*

Patients seen in 24 months	Total	Change since previous quarter
Quarter ending June 2016	1,125	
Quarter ending September 2016	1,117	→
Quarter ending December 2016	1,149	↑
Quarter ending March 2017	1,153	→
Quarter ending June 2017	1,173	→
Variance since June 2016	4.3%	↑



ACTIVITY

Cumulative percentage of contracted UDA delivered 2017 & 2018



Month	Adjusted Scheduled Activity (UDA)	
	2017	2018
April	23	0
May	698	529
June	1,027	929
July	1,577	
August	2,067	
September	2,291	
October	2,681	
November	3,096	
December	3,477	
January	3,929	
February	4,073	
March	4,657	
April	4,737	
May	4,796	
June	4,801	

QUALITY

	Quantity	Base Number	Contract	AT	Region	England
% of FP17s for the same patient ID Re-attending within 3 months - Children	1	14	7.1%	10.4%	11.5%	12.0%
% of FP17s for the same patient ID Re-attending within 3 months - Adults	20	227	8.8%	16.0%	16.8%	16.0%
% of FP17s for the same patient ID Re-attending between 3 & 9 months - Children	5	14	35.7%	42.7%	47.3%	58.0%
% of FP17s for the same patient ID Re-attending between 3 & 9 months - Adults	56	227	24.7%	35.6%	38.3%	50.9%
% of FP17s for Band 1 Urgent Courses	13	173	7.5%	11.0%	10.7%	9.1%
% of FP17s Relating to Free Repair or Replacements	0	173	0.0%	0.5%	0.6%	0.8%
% of FP17s Relating to Continuations	1	173	0.6%	0.8%	0.8%	1.1%
% of Patients satisfied with the dentistry they have received	0	0	N/A	88.7%	89.8%	91.7%
% of Patients satisfied with the time they had to wait for an appointment	0	0	N/A	80.2%	83.6%	88.0%

* This is based on patients treated on this contract for their most recent course of treatment. Figures in italics indicate the base number of FP17s or Patient Questionnaire responses are less than 100. N/A is shown where the base number of responses is less than 10 during the period. % is calculated as Quantity/Base number*100

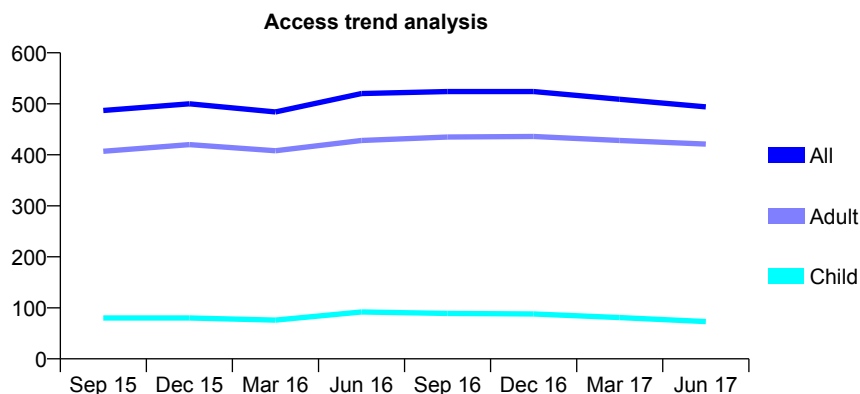
Q61 - Vital Signs At a Glance Contract Report for 568503/0003 - June 2017

Name or company name	MR NS MUDHAR
Contract type name	GDS Contract
Purpose of contract	General
Contract start date	01/04/2006
Contract end date	

17/18 Contracted general activity (UDA)	1,840
Carry forward general activity (UDA)	0
17/18 Contracted orthodontic activity (UOA)	0
Carry forward orthodontic activity (UOA)	0
Baseline contract value	£61,831.75

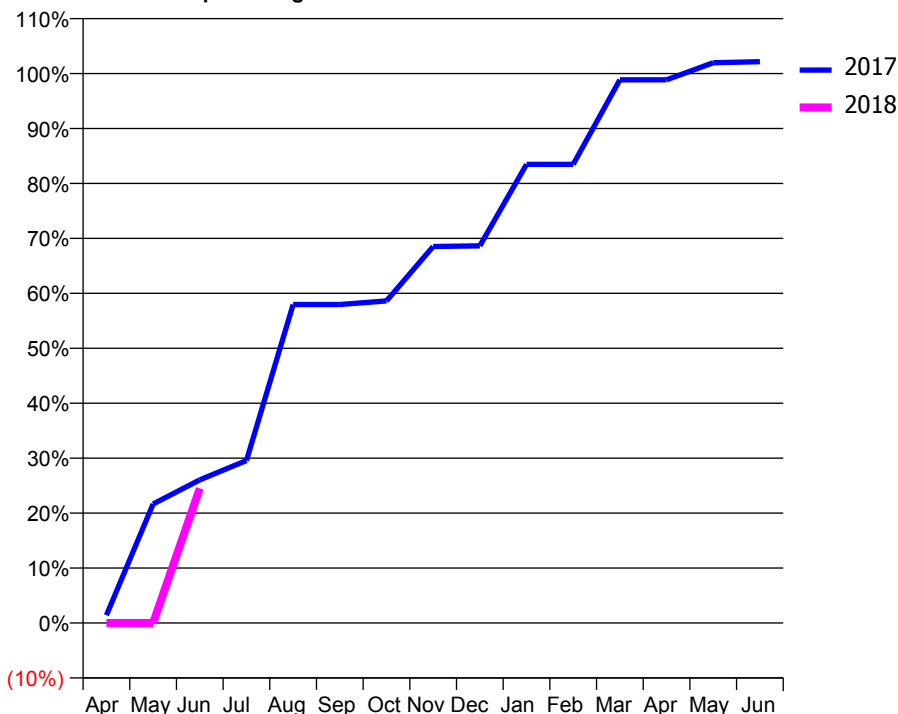
ACCESS*

Patients seen in 24 months	Total	Change since previous quarter
Quarter ending June 2016	520	
Quarter ending September 2016	524	→
Quarter ending December 2016	524	→
Quarter ending March 2017	509	↓
Quarter ending June 2017	494	↓
Variance since June 2016	(5.0%)	↓



ACTIVITY

Cumulative percentage of contracted UDA delivered 2017 & 2018



Adjusted Scheduled Activity (UDA)

Month	2017	2018
April	26	0
May	399	0
June	479	451
July	544	
August	1,066	
September	1,066	
October	1,078	
November	1,261	
December	1,263	
January	1,536	
February	1,536	
March	1,819	
April	1,819	
May	1,876	
June	1,880	

QUALITY

	Quantity	Base Number	Contract	AT	Region	England
% of FP17s for the same patient ID Re-attending within 3 months - Children	0	24	0.0%	10.4%	11.5%	12.0%
% of FP17s for the same patient ID Re-attending within 3 months - Adults	3	92	3.3%	16.0%	16.8%	16.0%
% of FP17s for the same patient ID Re-attending between 3 & 9 months - Children	3	24	12.5%	42.7%	47.3%	58.0%
% of FP17s for the same patient ID Re-attending between 3 & 9 months - Adults	22	92	23.9%	35.6%	38.3%	50.9%
% of FP17s for Band 1 Urgent Courses	3	84	3.6%	11.0%	10.7%	9.1%
% of FP17s Relating to Free Repair or Replacements	0	84	0.0%	0.5%	0.6%	0.8%
% of FP17s Relating to Continuations	0	84	0.0%	0.8%	0.8%	1.1%
% of Patients satisfied with the dentistry they have received	0	0	N/A	88.7%	89.8%	91.7%
% of Patients satisfied with the time they had to wait for an appointment	0	0	N/A	80.2%	83.6%	88.0%

* This is based on patients treated on this contract for their most recent course of treatment. Figures in italics indicate the base number of FP17s or Patient Questionnaire responses are less than 100. N/A is shown where the base number of responses is less than 10 during the period. % is calculated as Quantity/Base number*100

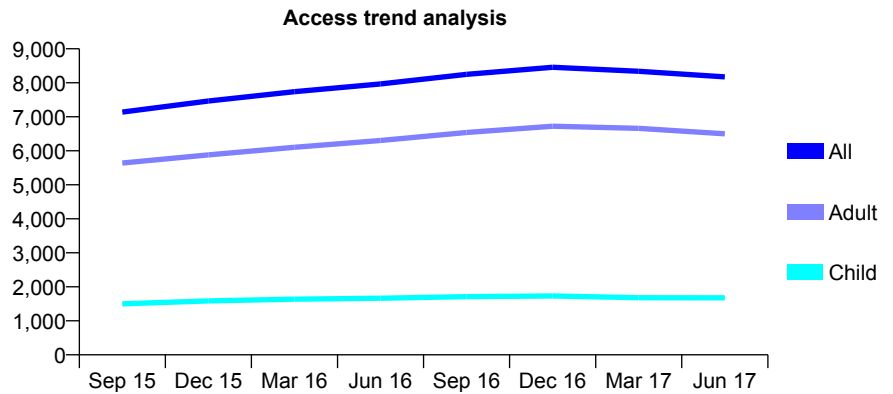
Q61 - Vital Signs At a Glance Contract Report for 568821/0003 - June 2017

Name or company name	MR BK VEKARIA
Contract type name	GDS Contract
Purpose of contract	General
Contract start date	01/05/2009
Contract end date	

17/18 Contracted general activity (UDA)	17,684
Carry forward general activity (UDA)	0
17/18 Contracted orthodontic activity (UOA)	0
Carry forward orthodontic activity (UOA)	0
Baseline contract value	£479,363.87

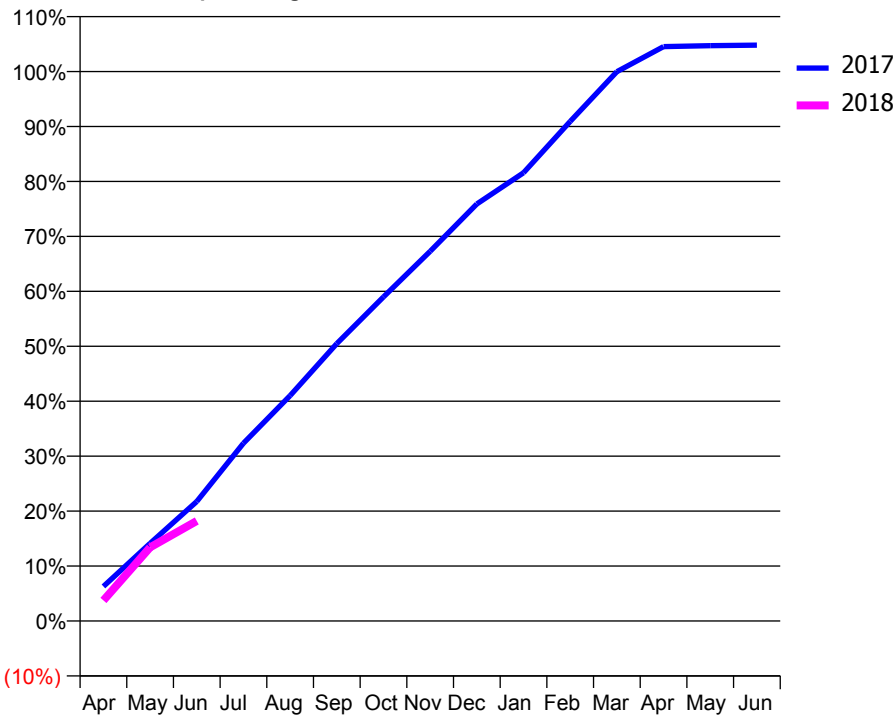
ACCESS*

Patients seen in 24 months	Total	Change since previous quarter
Quarter ending June 2016	7,968	
Quarter ending September 2016	8,250	↑
Quarter ending December 2016	8,455	↑
Quarter ending March 2017	8,340	↓
Quarter ending June 2017	8,176	↓
Variance since June 2016	2.6%	↑



ACTIVITY

Cumulative percentage of contracted UDA delivered 2017 & 2018



Month	Adjusted Scheduled Activity (UDA)	
	2017	2018
April	1,114	661
May	2,498	2,371
June	3,847	3,221
July	5,723	
August	7,256	
September	8,927	
October	10,432	
November	11,898	
December	13,422	
January	14,426	
February	16,078	
March	17,676	
April	18,485	
May	18,516	
June	18,531	

QUALITY

	Quantity	Base Number	Contract	AT	Region	England
% of FP17s for the same patient ID Re-attending within 3 months - Children	33	495	6.7%	10.4%	11.5%	12.0%
% of FP17s for the same patient ID Re-attending within 3 months - Adults	117	1,275	9.2%	16.0%	16.8%	16.0%
% of FP17s for the same patient ID Re-attending between 3 & 9 months - Children	223	495	45.1%	42.7%	47.3%	58.0%
% of FP17s for the same patient ID Re-attending between 3 & 9 months - Adults	411	1,275	32.2%	35.6%	38.3%	50.9%
% of FP17s for Band 1 Urgent Courses	139	1,382	10.1%	11.0%	10.7%	9.1%
% of FP17s Relating to Free Repair or Replacements	2	1,382	0.1%	0.5%	0.6%	0.8%
% of FP17s Relating to Continuations	1	1,382	0.1%	0.8%	0.8%	1.1%
% of Patients satisfied with the dentistry they have received	4	4	N/A	88.7%	89.8%	91.7%
% of Patients satisfied with the time they had to wait for an appointment	4	4	N/A	80.2%	83.6%	88.0%

* This is based on patients treated on this contract for their most recent course of treatment. Figures in italics indicate the base number of FP17s or Patient Questionnaire responses are less than 100. N/A is shown where the base number of responses is less than 10 during the period. % is calculated as Quantity/Base number*100

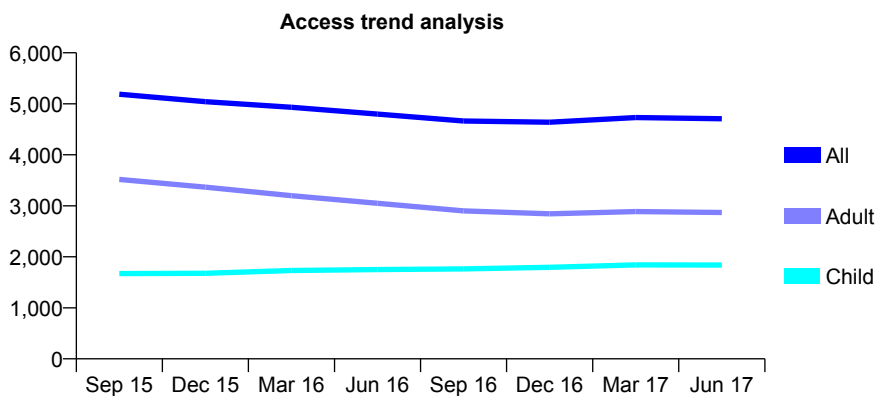
Q61 - Vital Signs At a Glance Contract Report for 572500/0001 - June 2017

Name or company name	MR ST KAKKAD
Contract type name	GDS Contract
Purpose of contract	General
Contract start date	01/04/2006
Contract end date	

17/18 Contracted general activity (UDA)	11,810
Carry forward general activity (UDA)	0
17/18 Contracted orthodontic activity (UOA)	0
Carry forward orthodontic activity (UOA)	0
Baseline contract value	£273,631.22

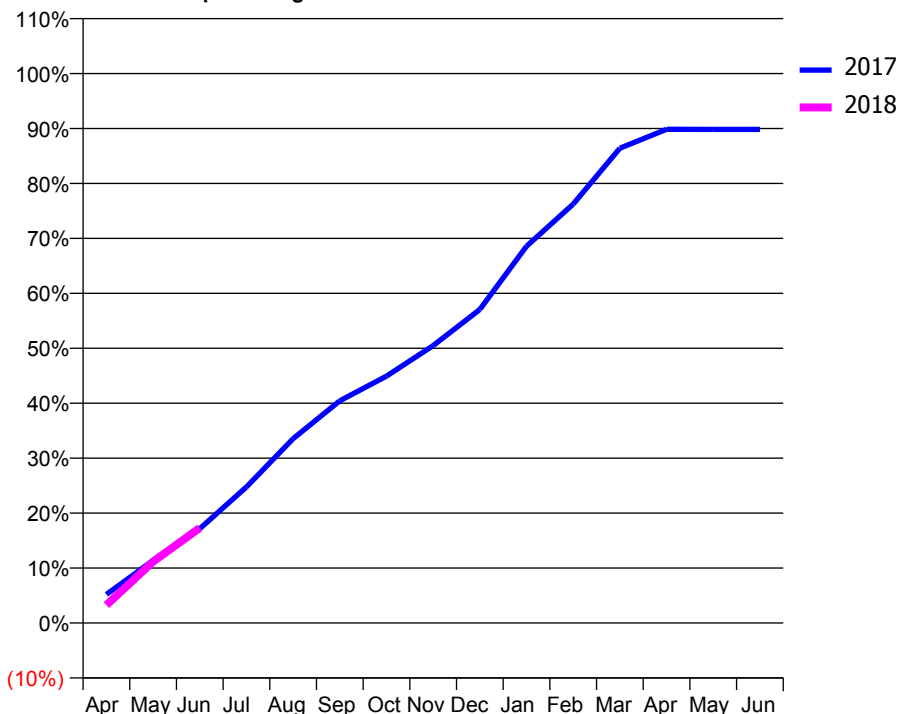
ACCESS*

Patients seen in 24 months	Total	Change since previous quarter
Quarter ending June 2016	4,799	
Quarter ending September 2016	4,663	↓
Quarter ending December 2016	4,639	→
Quarter ending March 2017	4,730	→
Quarter ending June 2017	4,708	→
Variance since June 2016	(1.9%)	↓



ACTIVITY

Cumulative percentage of contracted UDA delivered 2017 & 2018



Adjusted Scheduled Activity (UDA)		
Month	2017	2018
April	614	385
May	1,347	1,319
June	2,029	2,044
July	2,924	
August	3,962	
September	4,776	
October	5,305	
November	5,962	
December	6,739	
January	8,097	
February	9,004	
March	10,205	
April	10,610	
May	10,609	
June	10,609	

QUALITY

	Quantity	Base Number	Contract	AT	Region	England
% of FP17s for the same patient ID Re-attending within 3 months - Children	38	493	7.7%	10.4%	11.5%	12.0%
% of FP17s for the same patient ID Re-attending within 3 months - Adults	105	757	13.9%	16.0%	16.8%	16.0%
% of FP17s for the same patient ID Re-attending between 3 & 9 months - Children	229	493	46.5%	42.7%	47.3%	58.0%
% of FP17s for the same patient ID Re-attending between 3 & 9 months - Adults	303	757	40.0%	35.6%	38.3%	50.9%
% of FP17s for Band 1 Urgent Courses	144	1,053	13.7%	11.0%	10.7%	9.1%
% of FP17s Relating to Free Repair or Replacements	1	1,053	0.1%	0.5%	0.6%	0.8%
% of FP17s Relating to Continuations	14	1,053	1.3%	0.8%	0.8%	1.1%
% of Patients satisfied with the dentistry they have received	5	5	N/A	88.7%	89.8%	91.7%
% of Patients satisfied with the time they had to wait for an appointment	3	5	N/A	80.2%	83.6%	88.0%

* This is based on patients treated on this contract for their most recent course of treatment. Figures in italics indicate the base number of FP17s or Patient Questionnaire responses are less than 100. N/A is shown where the base number of responses is less than 10 during the period. % is calculated as Quantity/Base number*100

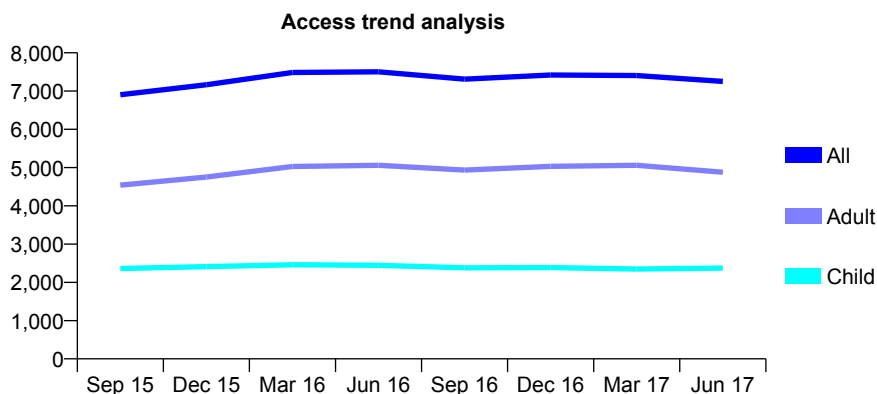
Q61 - Vital Signs At a Glance Contract Report for 572659/0001 - June 2017

Name or company name	MR LS LEVIN
Contract type name	GDS Contract
Purpose of contract	General
Contract start date	01/04/2006
Contract end date	

17/18 Contracted general activity (UDA)	21,691
Carry forward general activity (UDA)	0
17/18 Contracted orthodontic activity (UOA)	0
Carry forward orthodontic activity (UOA)	0
Baseline contract value	£617,199.23

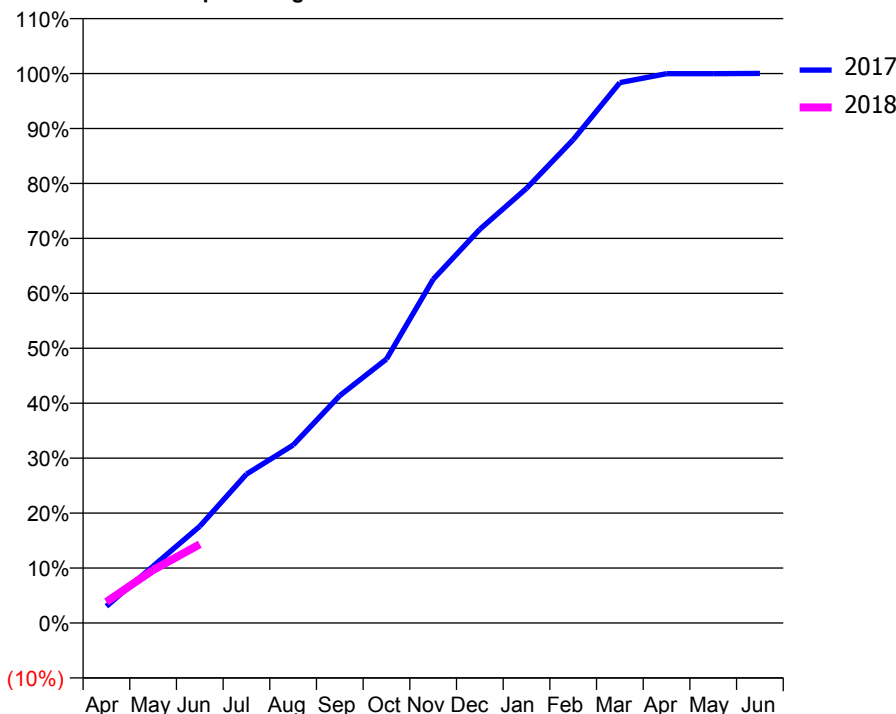
ACCESS*

Patients seen in 24 months	Total	Change since previous quarter
Quarter ending June 2016	7,503	
Quarter ending September 2016	7,313	↓
Quarter ending December 2016	7,418	→
Quarter ending March 2017	7,406	→
Quarter ending June 2017	7,252	↓
Variance since June 2016	(3.3%)	↓



ACTIVITY

Cumulative percentage of contracted UDA delivered 2017 & 2018



Month	Adjusted Scheduled Activity (UDA)	
	2017	2018
April	662	833
May	2,243	2,094
June	3,819	3,106
July	5,876	
August	7,023	
September	8,975	
October	10,417	
November	13,569	
December	15,541	
January	17,156	
February	19,076	
March	21,331	
April	21,684	
May	21,684	
June	21,695	

QUALITY

	Quantity	Base Number	Contract	AT	Region	England
% of FP17s for the same patient ID Re-attending within 3 months - Children	50	608	8.2%	10.4%	11.5%	12.0%
% of FP17s for the same patient ID Re-attending within 3 months - Adults	159	906	17.5%	16.0%	16.8%	16.0%
% of FP17s for the same patient ID Re-attending between 3 & 9 months - Children	203	608	33.4%	42.7%	47.3%	58.0%
% of FP17s for the same patient ID Re-attending between 3 & 9 months - Adults	349	906	38.5%	35.6%	38.3%	50.9%
% of FP17s for Band 1 Urgent Courses	130	1,392	9.3%	11.0%	10.7%	9.1%
% of FP17s Relating to Free Repair or Replacements	10	1,392	0.7%	0.5%	0.6%	0.8%
% of FP17s Relating to Continuations	31	1,392	2.2%	0.8%	0.8%	1.1%
% of Patients satisfied with the dentistry they have received	40	43	93.0%	88.7%	89.8%	91.7%
% of Patients satisfied with the time they had to wait for an appointment	39	43	90.7%	80.2%	83.6%	88.0%

* This is based on patients treated on this contract for their most recent course of treatment. Figures in italics indicate the base number of FP17s or Patient Questionnaire responses are less than 100. N/A is shown where the base number of responses is less than 10 during the period. % is calculated as Quantity/Base number*100

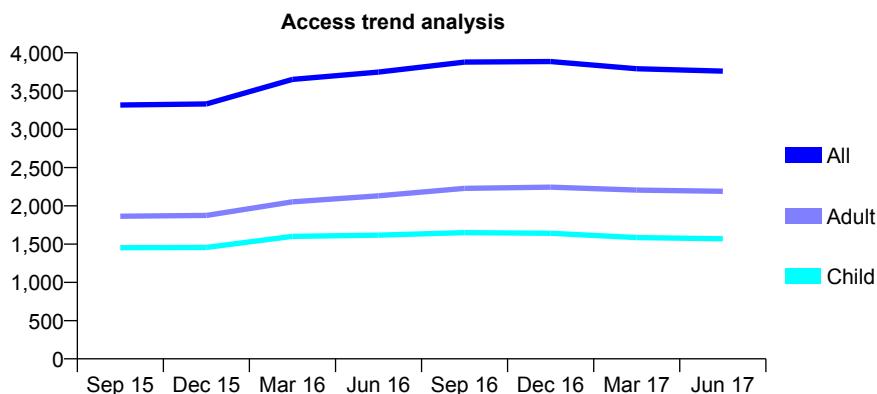
Q61 - Vital Signs At a Glance Contract Report for 572888/0001 - June 2017

Name or company name	MR R GOGNA
Contract type name	GDS Contract
Purpose of contract	General
Contract start date	01/04/2006
Contract end date	

17/18 Contracted general activity (UDA)	8,928
Carry forward general activity (UDA)	0
17/18 Contracted orthodontic activity (UOA)	0
Carry forward orthodontic activity (UOA)	0
Baseline contract value	£255,293.70

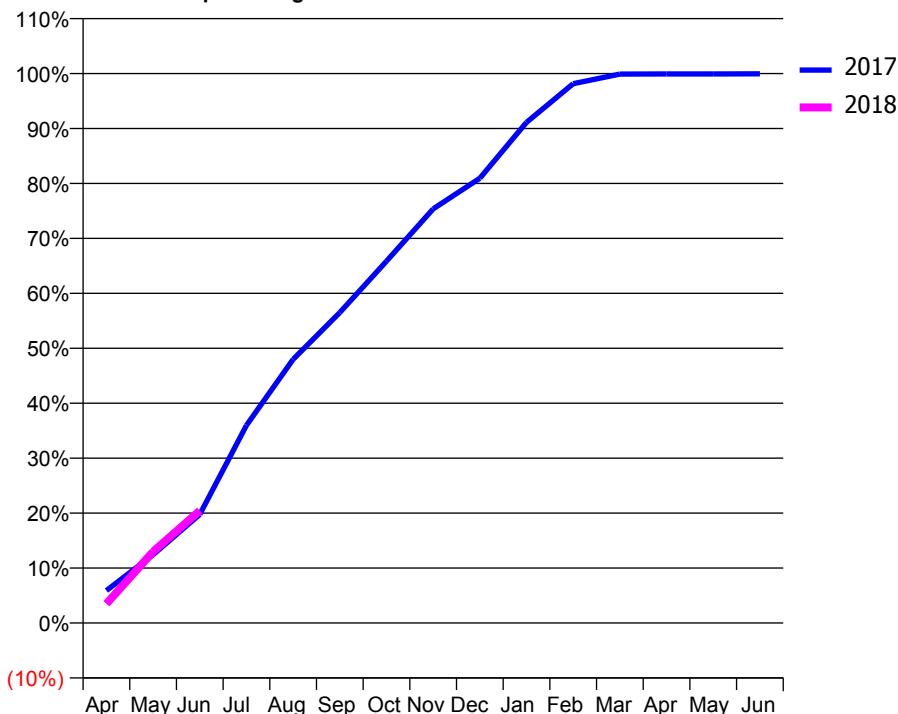
ACCESS*

Patients seen in 24 months	Total	Change since previous quarter
Quarter ending June 2016	3,748	
Quarter ending September 2016	3,879	↑
Quarter ending December 2016	3,885	→
Quarter ending March 2017	3,791	↓
Quarter ending June 2017	3,760	→
Variance since June 2016	0.3%	→



ACTIVITY

Cumulative percentage of contracted UDA delivered 2017 & 2018



Month	Adjusted Scheduled Activity (UDA)	
	2017	2018
April	528	313
May	1,110	1,161
June	1,765	1,826
July	3,212	
August	4,284	
September	5,045	
October	5,879	
November	6,728	
December	7,226	
January	8,133	
February	8,763	
March	8,919	
April	8,920	
May	8,921	
June	8,922	

QUALITY

	Quantity	Base Number	Contract	AT	Region	England
% of FP17s for the same patient ID Re-attending within 3 months - Children	23	506	4.5%	10.4%	11.5%	12.0%
% of FP17s for the same patient ID Re-attending within 3 months - Adults	43	530	8.1%	16.0%	16.8%	16.0%
% of FP17s for the same patient ID Re-attending between 3 & 9 months - Children	304	506	60.1%	42.7%	47.3%	58.0%
% of FP17s for the same patient ID Re-attending between 3 & 9 months - Adults	302	530	57.0%	35.6%	38.3%	50.9%
% of FP17s for Band 1 Urgent Courses	65	918	7.1%	11.0%	10.7%	9.1%
% of FP17s Relating to Free Repair or Replacements	4	918	0.4%	0.5%	0.6%	0.8%
% of FP17s Relating to Continuations	1	918	0.1%	0.8%	0.8%	1.1%
% of Patients satisfied with the dentistry they have received	4	4	N/A	88.7%	89.8%	91.7%
% of Patients satisfied with the time they had to wait for an appointment	4	4	N/A	80.2%	83.6%	88.0%

* This is based on patients treated on this contract for their most recent course of treatment. Figures in italics indicate the base number of FP17s or Patient Questionnaire responses are less than 100. N/A is shown where the base number of responses is less than 10 during the period. % is calculated as Quantity/Base number*100

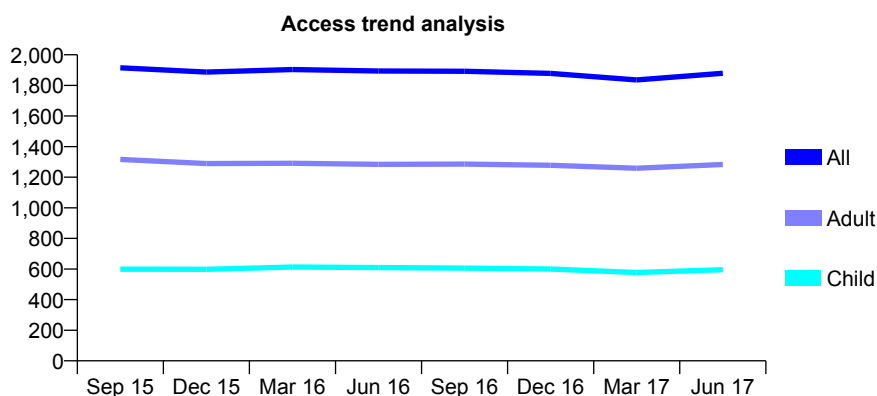
Q61 - Vital Signs At a Glance Contract Report for 574732/0001 - June 2017

Name or company name	MR B LILADHAR
Contract type name	GDS Contract
Purpose of contract	General and Orthodontic
Contract start date	01/04/2006
Contract end date	

17/18 Contracted general activity (UDA)	3,503
Carry forward general activity (UDA)	0
17/18 Contracted orthodontic activity (UOA)	315
Carry forward orthodontic activity (UOA)	0
Baseline contract value	£127,429.86

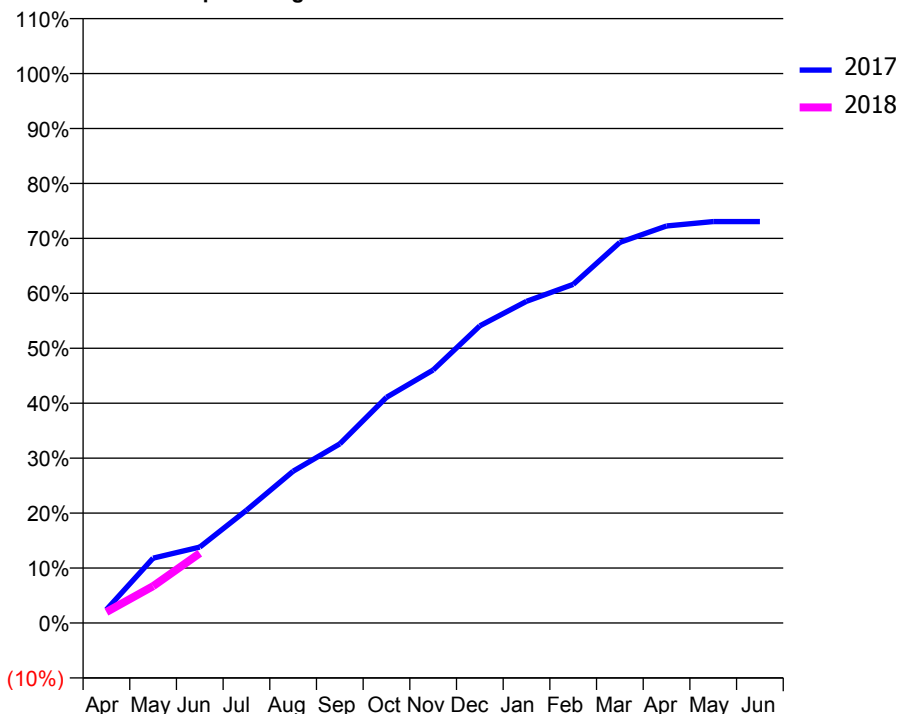
ACCESS*

Patients seen in 24 months	Total	Change since previous quarter
Quarter ending June 2016	1,894	
Quarter ending September 2016	1,892	→
Quarter ending December 2016	1,878	→
Quarter ending March 2017	1,836	↓
Quarter ending June 2017	1,879	↑
Variance since June 2016	(0.8%)	→



ACTIVITY

Cumulative percentage of contracted UDA delivered 2017 & 2018



Month	Adjusted Scheduled Activity (UDA)	
	2017	2018
April	85	70
May	414	235
June	484	445
July	719	
August	968	
September	1,142	
October	1,438	
November	1,613	
December	1,895	
January	2,051	
February	2,159	
March	2,426	
April	2,531	
May	2,559	
June	2,559	

QUALITY

	Quantity	Base Number	Contract	AT	Region	England
% of FP17s for the same patient ID Re-attending within 3 months - Children	17	199	8.5%	10.4%	11.5%	12.0%
% of FP17s for the same patient ID Re-attending within 3 months - Adults	31	367	8.4%	16.0%	16.8%	16.0%
% of FP17s for the same patient ID Re-attending between 3 & 9 months - Children	88	199	44.2%	42.7%	47.3%	58.0%
% of FP17s for the same patient ID Re-attending between 3 & 9 months - Adults	165	367	45.0%	35.6%	38.3%	50.9%
% of FP17s for Band 1 Urgent Courses	17	223	7.6%	11.0%	10.7%	9.1%
% of FP17s Relating to Free Repair or Replacements	2	223	0.9%	0.5%	0.6%	0.8%
% of FP17s Relating to Continuations	1	223	0.4%	0.8%	0.8%	1.1%
% of Patients satisfied with the dentistry they have received	1	1	N/A	88.7%	89.8%	91.7%
% of Patients satisfied with the time they had to wait for an appointment	1	1	N/A	80.2%	83.6%	88.0%

* This is based on patients treated on this contract for their most recent course of treatment. Figures in italics indicate the base number of FP17s or Patient Questionnaire responses are less than 100. N/A is shown where the base number of responses is less than 10 during the period. % is calculated as Quantity/Base number*100

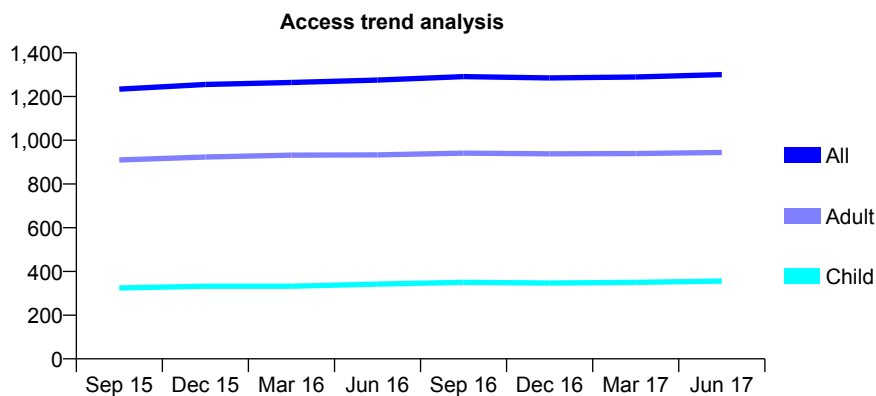
Q61 - Vital Signs At a Glance Contract Report for 576778/0001 - June 2017

Name or company name	MR AK FANG
Contract type name	GDS Contract
Purpose of contract	General
Contract start date	01/04/2006
Contract end date	

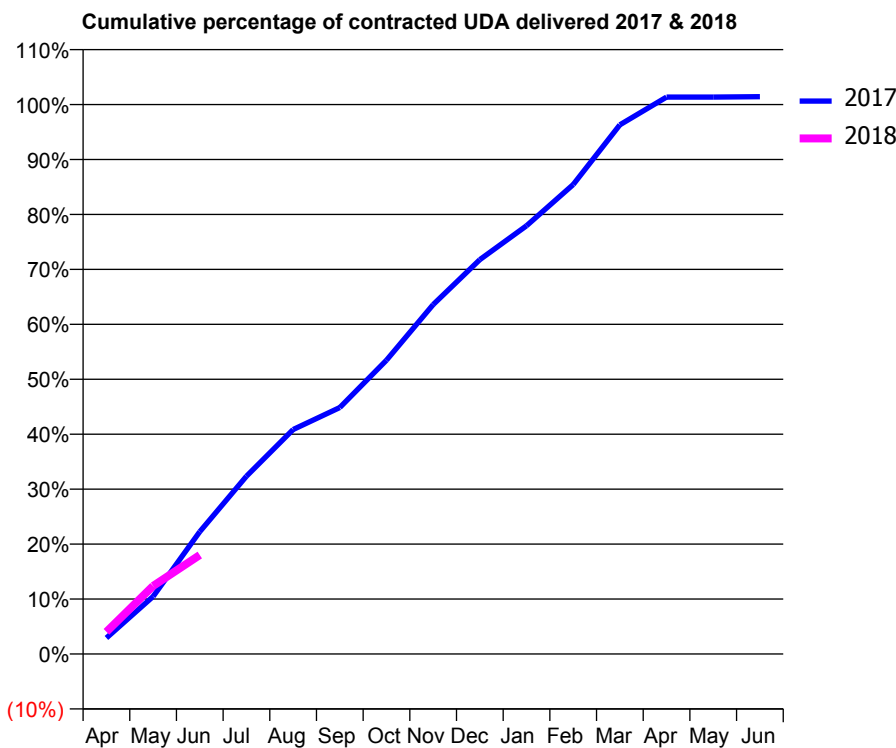
17/18 Contracted general activity (UDA)	4,368
Carry forward general activity (UDA)	0
17/18 Contracted orthodontic activity (UOA)	0
Carry forward orthodontic activity (UOA)	0
Baseline contract value	£120,110.59

ACCESS*

Patients seen in 24 months	Total	Change since previous quarter
Quarter ending June 2016	1,275	
Quarter ending September 2016	1,291	→
Quarter ending December 2016	1,285	→
Quarter ending March 2017	1,289	→
Quarter ending June 2017	1,300	→
Variance since June 2016	2.0%	→



ACTIVITY



Month	Adjusted Scheduled Activity (UDA)	
	2017	2018
April	128	177
May	457	541
June	973	787
July	1,413	
August	1,784	
September	1,959	
October	2,336	
November	2,778	
December	3,134	
January	3,405	
February	3,732	
March	4,207	
April	4,427	
May	4,427	
June	4,430	

QUALITY

	Quantity	Base Number	Contract	AT	Region	England
% of FP17s for the same patient ID Re-attending within 3 months - Children	5	118	4.2%	10.4%	11.5%	12.0%
% of FP17s for the same patient ID Re-attending within 3 months - Adults	53	335	15.8%	16.0%	16.8%	16.0%
% of FP17s for the same patient ID Re-attending between 3 & 9 months - Children	81	118	68.6%	42.7%	47.3%	58.0%
% of FP17s for the same patient ID Re-attending between 3 & 9 months - Adults	183	335	54.6%	35.6%	38.3%	50.9%
% of FP17s for Band 1 Urgent Courses	43	370	11.6%	11.0%	10.7%	9.1%
% of FP17s Relating to Free Repair or Replacements	1	370	0.3%	0.5%	0.6%	0.8%
% of FP17s Relating to Continuations	0	370	0.0%	0.8%	0.8%	1.1%
% of Patients satisfied with the dentistry they have received	2	3	N/A	88.7%	89.8%	91.7%
% of Patients satisfied with the time they had to wait for an appointment	2	3	N/A	80.2%	83.6%	88.0%

* This is based on patients treated on this contract for their most recent course of treatment. Figures in italics indicate the base number of FP17s or Patient Questionnaire responses are less than 100. N/A is shown where the base number of responses is less than 10 during the period. % is calculated as Quantity/Base number*100

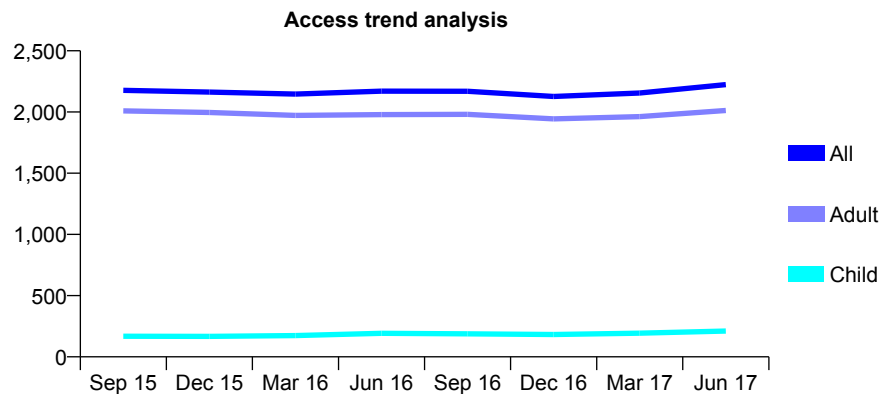
Q61 - Vital Signs At a Glance Contract Report for 577472/0001 - June 2017

Name or company name	MR NR SHUKLE
Contract type name	GDS Contract
Purpose of contract	General
Contract start date	01/04/2006
Contract end date	

17/18 Contracted general activity (UDA)	5,608
Carry forward general activity (UDA)	0
17/18 Contracted orthodontic activity (UOA)	0
Carry forward orthodontic activity (UOA)	0
Baseline contract value	£139,241.74

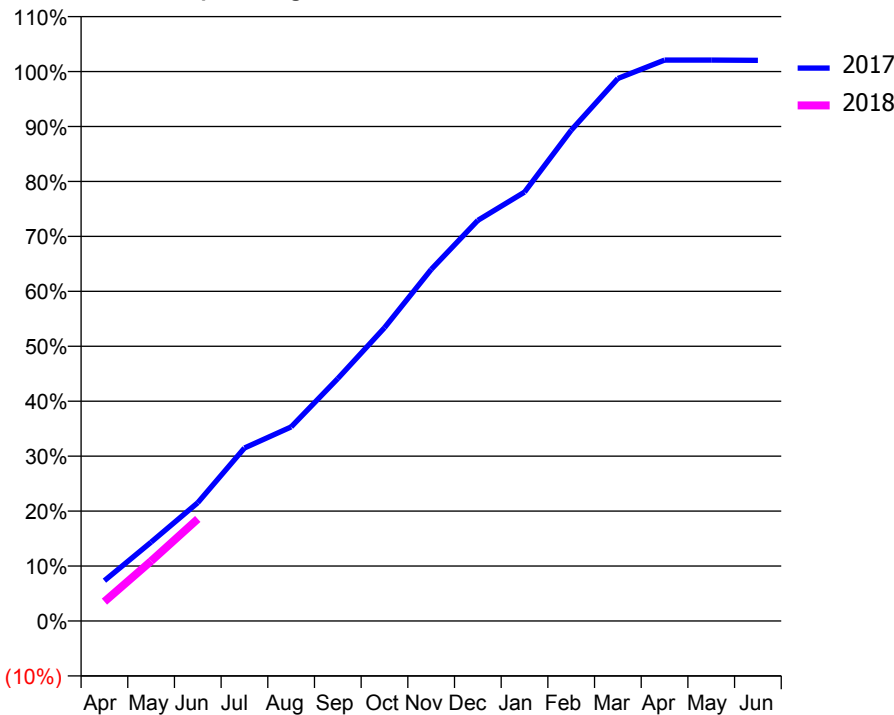
ACCESS*

Patients seen in 24 months	Total	Change since previous quarter
Quarter ending June 2016	2,171	
Quarter ending September 2016	2,169	→
Quarter ending December 2016	2,127	↓
Quarter ending March 2017	2,155	→
Quarter ending June 2017	2,224	↑
Variance since June 2016	2.4%	↑



ACTIVITY

Cumulative percentage of contracted UDA delivered 2017 & 2018



Month	Adjusted Scheduled Activity (UDA)	
	2017	2018
April	412	198
May	804	612
June	1,208	1,041
July	1,766	
August	1,981	
September	2,475	
October	2,994	
November	3,587	
December	4,089	
January	4,377	
February	5,009	
March	5,537	
April	5,725	
May	5,725	
June	5,722	

QUALITY

	Quantity	Base Number	Contract	AT	Region	England
% of FP17s for the same patient ID Re-attending within 3 months - Children	2	69	2.9%	10.4%	11.5%	12.0%
% of FP17s for the same patient ID Re-attending within 3 months - Adults	125	561	22.3%	16.0%	16.8%	16.0%
% of FP17s for the same patient ID Re-attending between 3 & 9 months - Children	21	69	30.4%	42.7%	47.3%	58.0%
% of FP17s for the same patient ID Re-attending between 3 & 9 months - Adults	160	561	28.5%	35.6%	38.3%	50.9%
% of FP17s for Band 1 Urgent Courses	46	431	10.7%	11.0%	10.7%	9.1%
% of FP17s Relating to Free Repair or Replacements	8	431	1.9%	0.5%	0.6%	0.8%
% of FP17s Relating to Continuations	7	431	1.6%	0.8%	0.8%	1.1%
% of Patients satisfied with the dentistry they have received	0	1	N/A	88.7%	89.8%	91.7%
% of Patients satisfied with the time they had to wait for an appointment	1	1	N/A	80.2%	83.6%	88.0%

* This is based on patients treated on this contract for their most recent course of treatment. Figures in italics indicate the base number of FP17s or Patient Questionnaire responses are less than 100. N/A is shown where the base number of responses is less than 10 during the period. % is calculated as Quantity/Base number*100

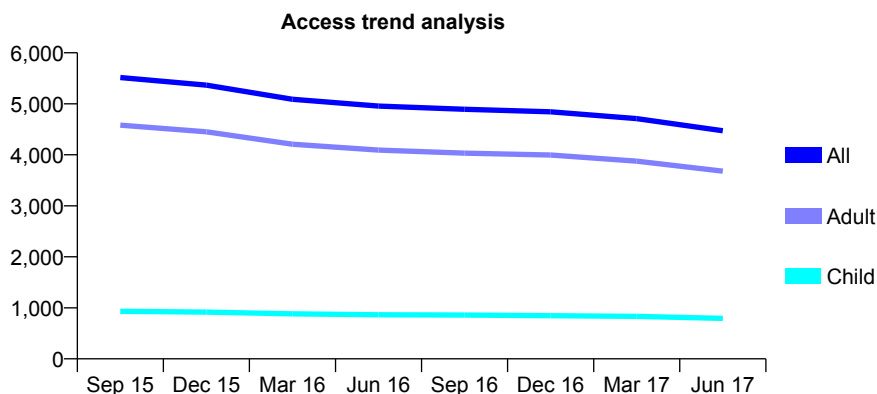
Q61 - Vital Signs At a Glance Contract Report for 577537/0001 - June 2017

Name or company name	The Grove Dental Care Limited
Contract type name	GDS Contract
Purpose of contract	General
Contract start date	01/04/2006
Contract end date	

17/18 Contracted general activity (UDA)	13,265
Carry forward general activity (UDA)	0
17/18 Contracted orthodontic activity (UOA)	0
Carry forward orthodontic activity (UOA)	0
Baseline contract value	£431,801.04

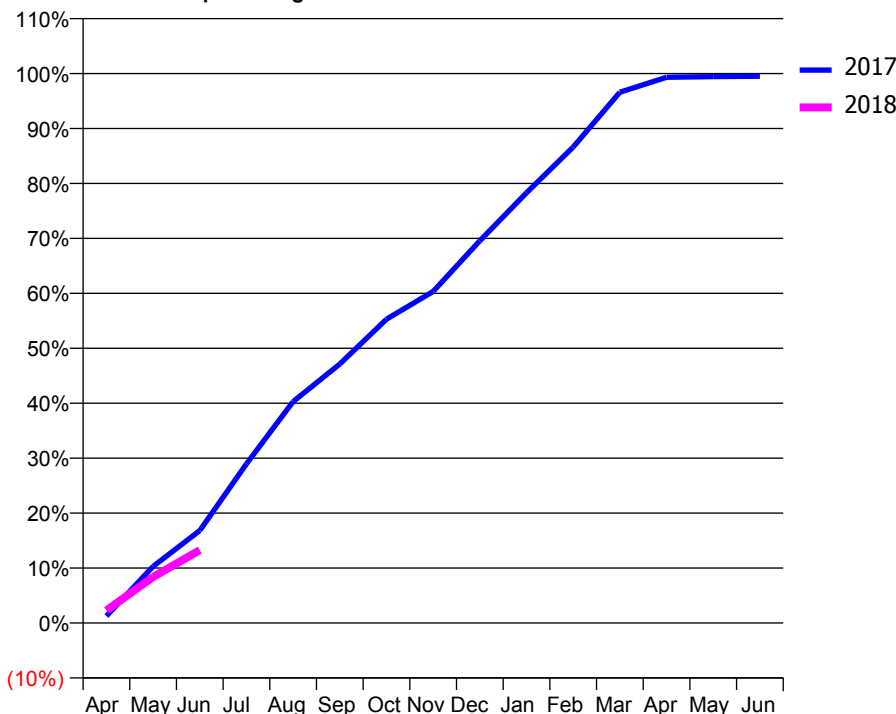
ACCESS*

Patients seen in 24 months	Total	Change since previous quarter
Quarter ending June 2016	4,956	
Quarter ending September 2016	4,893	↓
Quarter ending December 2016	4,843	↓
Quarter ending March 2017	4,709	↓
Quarter ending June 2017	4,473	↓
Variance since June 2016	(9.7%)	↓



ACTIVITY

Cumulative percentage of contracted UDA delivered 2017 & 2018



Adjusted Scheduled Activity (UDA)

Month	2017	2018
April	170	304
May	1,366	1,112
June	2,231	1,758
July	3,842	
August	5,344	
September	6,254	
October	7,336	
November	8,004	
December	9,229	
January	10,387	
February	11,491	
March	12,814	
April	13,175	
May	13,191	
June	13,200	

QUALITY

	Quantity	Base Number	Contract	AT	Region	England
% of FP17s for the same patient ID Re-attending within 3 months - Children	18	186	9.7%	10.4%	11.5%	12.0%
% of FP17s for the same patient ID Re-attending within 3 months - Adults	147	796	18.5%	16.0%	16.8%	16.0%
% of FP17s for the same patient ID Re-attending between 3 & 9 months - Children	74	186	39.8%	42.7%	47.3%	58.0%
% of FP17s for the same patient ID Re-attending between 3 & 9 months - Adults	307	796	38.6%	35.6%	38.3%	50.9%
% of FP17s for Band 1 Urgent Courses	111	837	13.3%	11.0%	10.7%	9.1%
% of FP17s Relating to Free Repair or Replacements	9	837	1.1%	0.5%	0.6%	0.8%
% of FP17s Relating to Continuations	11	837	1.3%	0.8%	0.8%	1.1%
% of Patients satisfied with the dentistry they have received	4	4	N/A	88.7%	89.8%	91.7%
% of Patients satisfied with the time they had to wait for an appointment	4	4	N/A	80.2%	83.6%	88.0%

* This is based on patients treated on this contract for their most recent course of treatment. Figures in italics indicate the base number of FP17s or Patient Questionnaire responses are less than 100. N/A is shown where the base number of responses is less than 10 during the period. % is calculated as Quantity/Base number*100

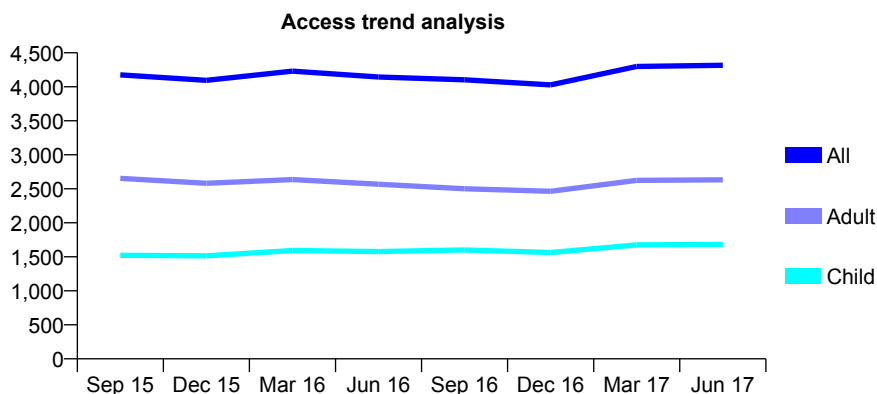
Q61 - Vital Signs At a Glance Contract Report for 578738/0001 - June 2017

Name or company name	MR OF ABBAS
Contract type name	GDS Contract
Purpose of contract	General
Contract start date	01/04/2006
Contract end date	

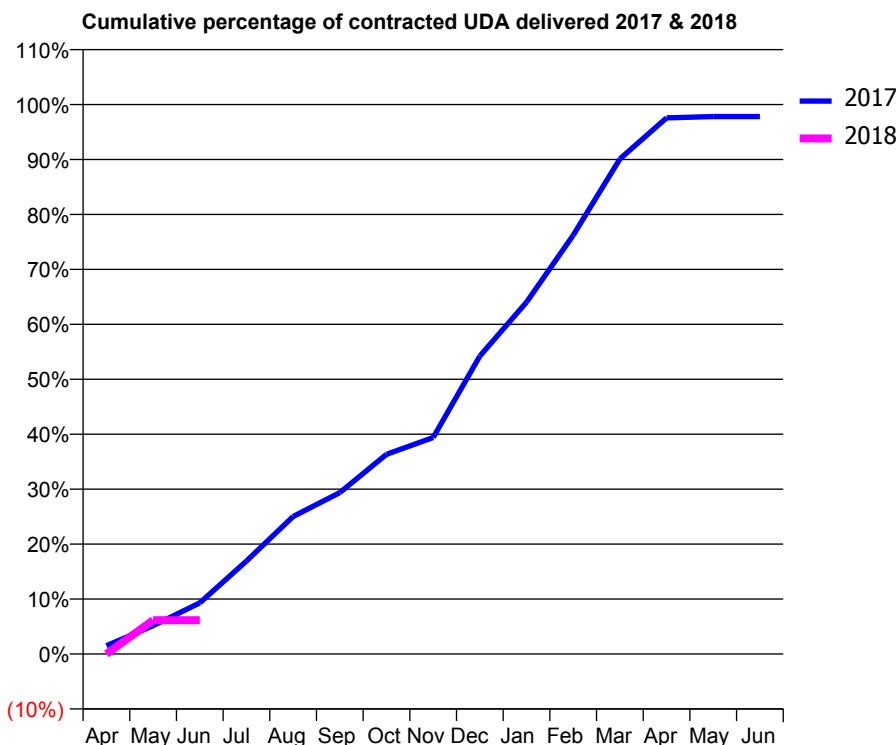
17/18 Contracted general activity (UDA)	14,007
Carry forward general activity (UDA)	0
17/18 Contracted orthodontic activity (UOA)	0
Carry forward orthodontic activity (UOA)	0
Baseline contract value	£362,614.70

ACCESS*

Patients seen in 24 months	Total	Change since previous quarter
Quarter ending June 2016	4,144	
Quarter ending September 2016	4,102	↓
Quarter ending December 2016	4,028	↓
Quarter ending March 2017	4,299	↑
Quarter ending June 2017	4,316	→
Variance since June 2016	4.2%	↑



ACTIVITY



Month	Adjusted Scheduled Activity (UDA)	
	2017	2018
April	213	0
May	723	860
June	1,304	860
July	2,372	
August	3,506	
September	4,115	
October	5,091	
November	5,517	
December	7,596	
January	8,968	
February	10,676	
March	12,619	
April	13,667	
May	13,699	
June	13,699	

QUALITY

	Quantity	Base Number	Contract	AT	Region	England
% of FP17s for the same patient ID Re-attending within 3 months - Children	19	264	7.2%	10.4%	11.5%	12.0%
% of FP17s for the same patient ID Re-attending within 3 months - Adults	47	391	12.0%	16.0%	16.8%	16.0%
% of FP17s for the same patient ID Re-attending between 3 & 9 months - Children	112	264	42.4%	42.7%	47.3%	58.0%
% of FP17s for the same patient ID Re-attending between 3 & 9 months - Adults	95	391	24.3%	35.6%	38.3%	50.9%
% of FP17s for Band 1 Urgent Courses	32	358	8.9%	11.0%	10.7%	9.1%
% of FP17s Relating to Free Repair or Replacements	2	358	0.6%	0.5%	0.6%	0.8%
% of FP17s Relating to Continuations	0	358	0.0%	0.8%	0.8%	1.1%
% of Patients satisfied with the dentistry they have received	3	3	N/A	88.7%	89.8%	91.7%
% of Patients satisfied with the time they had to wait for an appointment	1	3	N/A	80.2%	83.6%	88.0%

* This is based on patients treated on this contract for their most recent course of treatment. Figures in italics indicate the base number of FP17s or Patient Questionnaire responses are less than 100. N/A is shown where the base number of responses is less than 10 during the period. % is calculated as Quantity/Base number*100

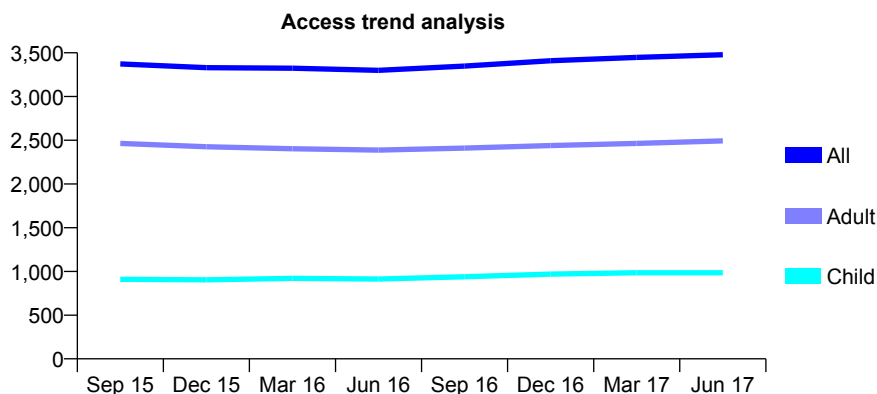
Q61 - Vital Signs At a Glance Contract Report for 578991/0001 - June 2017

Name or company name	MR TS DEO
Contract type name	GDS Contract
Purpose of contract	General
Contract start date	01/04/2006
Contract end date	

17/18 Contracted general activity (UDA)	10,649
Carry forward general activity (UDA)	0
17/18 Contracted orthodontic activity (UOA)	0
Carry forward orthodontic activity (UOA)	0
Baseline contract value	£347,476.37

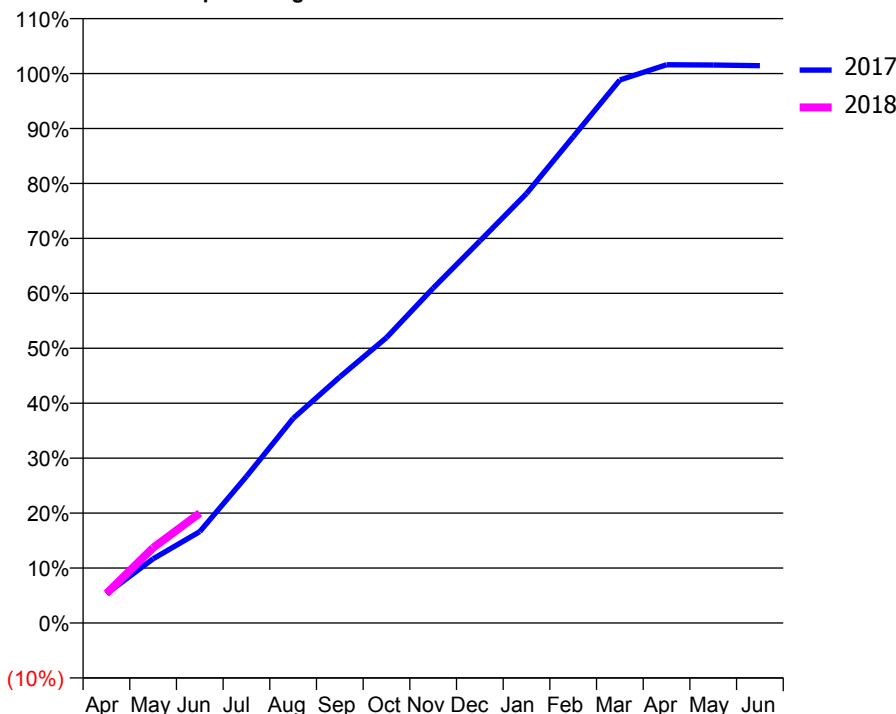
ACCESS*

Patients seen in 24 months	Total	Change since previous quarter
Quarter ending June 2016	3,299	
Quarter ending September 2016	3,348	→
Quarter ending December 2016	3,409	→
Quarter ending March 2017	3,447	→
Quarter ending June 2017	3,478	→
Variance since June 2016	5.4%	↑



ACTIVITY

Cumulative percentage of contracted UDA delivered 2017 & 2018



Month	Adjusted Scheduled Activity (UDA)	
	2017	2018
April	568	572
May	1,244	1,458
June	1,772	2,129
July	2,842	
August	3,966	
September	4,770	
October	5,531	
November	6,490	
December	7,403	
January	8,322	
February	9,422	
March	10,525	
April	10,818	
May	10,813	
June	10,800	

QUALITY

	Quantity	Base Number	Contract	AT	Region	England
% of FP17s for the same patient ID Re-attending within 3 months - Children	28	301	9.3%	10.4%	11.5%	12.0%
% of FP17s for the same patient ID Re-attending within 3 months - Adults	103	698	14.8%	16.0%	16.8%	16.0%
% of FP17s for the same patient ID Re-attending between 3 & 9 months - Children	155	301	51.5%	42.7%	47.3%	58.0%
% of FP17s for the same patient ID Re-attending between 3 & 9 months - Adults	295	698	42.3%	35.6%	38.3%	50.9%
% of FP17s for Band 1 Urgent Courses	87	880	9.9%	11.0%	10.7%	9.1%
% of FP17s Relating to Free Repair or Replacements	4	880	0.5%	0.5%	0.6%	0.8%
% of FP17s Relating to Continuations	2	880	0.2%	0.8%	0.8%	1.1%
% of Patients satisfied with the dentistry they have received	4	4	N/A	88.7%	89.8%	91.7%
% of Patients satisfied with the time they had to wait for an appointment	4	4	N/A	80.2%	83.6%	88.0%

* This is based on patients treated on this contract for their most recent course of treatment. Figures in italics indicate the base number of FP17s or Patient Questionnaire responses are less than 100. N/A is shown where the base number of responses is less than 10 during the period. % is calculated as Quantity/Base number*100

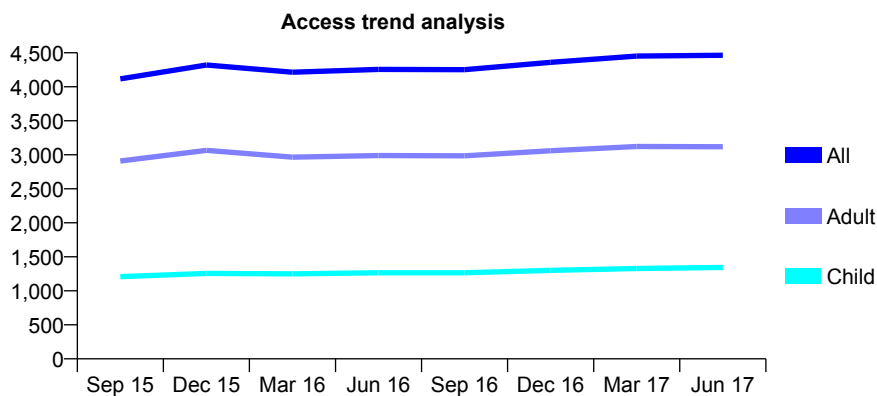
Q61 - Vital Signs At a Glance Contract Report for 607703/0001 - June 2017

Name or company name	MR R PATEL
Contract type name	GDS Contract
Purpose of contract	General
Contract start date	01/08/2013
Contract end date	

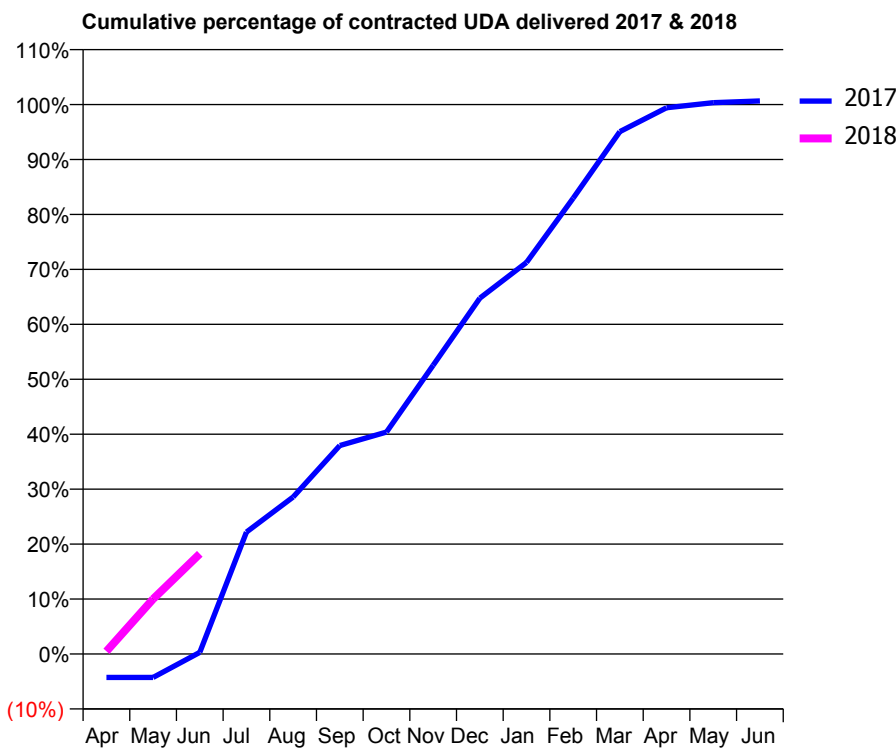
17/18 Contracted general activity (UDA)	9,343
Carry forward general activity (UDA)	0
17/18 Contracted orthodontic activity (UOA)	0
Carry forward orthodontic activity (UOA)	0
Baseline contract value	£232,964.60

ACCESS*

Patients seen in 24 months	Total	Change since previous quarter
Quarter ending June 2016	4,255	
Quarter ending September 2016	4,251	→
Quarter ending December 2016	4,359	↑
Quarter ending March 2017	4,451	↑
Quarter ending June 2017	4,463	→
Variance since June 2016	4.9%	↑



ACTIVITY



Month	Adjusted Scheduled Activity (UDA)	
	2017	2018
April	-401	47
May	-401	935
June	28	1,705
July	2,074	
August	2,670	
September	3,545	
October	3,773	
November	4,911	
December	6,049	
January	6,658	
February	7,750	
March	8,881	
April	9,289	
May	9,373	
June	9,403	

QUALITY

	Quantity	Base Number	Contract	AT	Region	England
% of FP17s for the same patient ID Re-attending within 3 months - Children	50	444	11.3%	10.4%	11.5%	12.0%
% of FP17s for the same patient ID Re-attending within 3 months - Adults	78	711	11.0%	16.0%	16.8%	16.0%
% of FP17s for the same patient ID Re-attending between 3 & 9 months - Children	224	444	50.5%	42.7%	47.3%	58.0%
% of FP17s for the same patient ID Re-attending between 3 & 9 months - Adults	260	711	36.6%	35.6%	38.3%	50.9%
% of FP17s for Band 1 Urgent Courses	79	864	9.1%	11.0%	10.7%	9.1%
% of FP17s Relating to Free Repair or Replacements	10	864	1.2%	0.5%	0.6%	0.8%
% of FP17s Relating to Continuations	7	864	0.8%	0.8%	0.8%	1.1%
% of Patients satisfied with the dentistry they have received	4	4	N/A	88.7%	89.8%	91.7%
% of Patients satisfied with the time they had to wait for an appointment	4	4	N/A	80.2%	83.6%	88.0%

* This is based on patients treated on this contract for their most recent course of treatment. Figures in italics indicate the base number of FP17s or Patient Questionnaire responses are less than 100. N/A is shown where the base number of responses is less than 10 during the period. % is calculated as Quantity/Base number*100

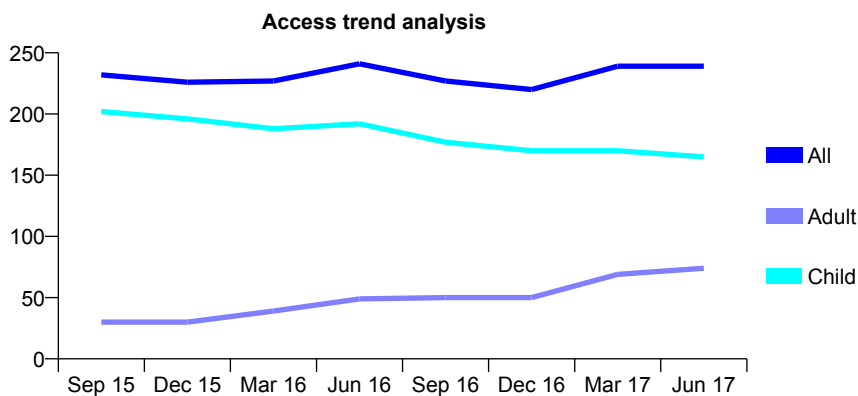
Q61 - Vital Signs At a Glance Contract Report for 629839/0001 - June 2017

Name or company name	MRS AJ SHAUL
Contract type name	GDS Contract
Purpose of contract	General
Contract start date	01/04/2006
Contract end date	

17/18 Contracted general activity (UDA)	320
Carry forward general activity (UDA)	0
17/18 Contracted orthodontic activity (UOA)	0
Carry forward orthodontic activity (UOA)	0
Baseline contract value	£8,718.56

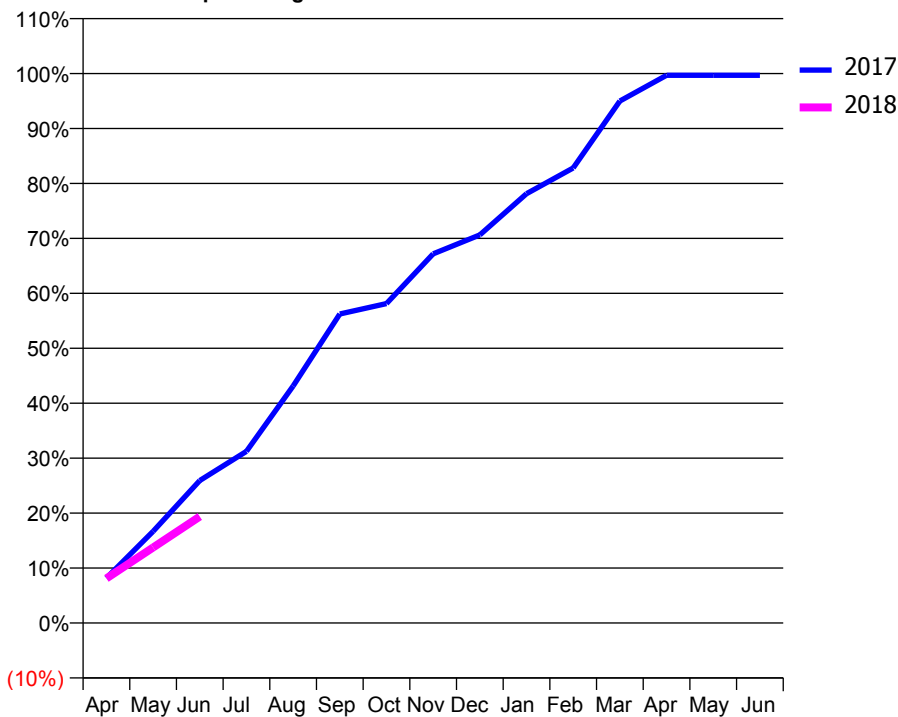
ACCESS*

Patients seen in 24 months	Total	Change since previous quarter
Quarter ending June 2016	241	
Quarter ending September 2016	227	↓
Quarter ending December 2016	220	↓
Quarter ending March 2017	239	↑
Quarter ending June 2017	239	→
Variance since June 2016	(0.8%)	→



ACTIVITY

Cumulative percentage of contracted UDA delivered 2017 & 2018



Adjusted Scheduled Activity (UDA)

Month	2017	2018
April	26	26
May	53	44
June	83	62
July	100	
August	138	
September	180	
October	186	
November	215	
December	226	
January	250	
February	265	
March	304	
April	319	
May	319	
June	319	

QUALITY

	Quantity	Base Number	Contract	AT	Region	England
% of FP17s for the same patient ID Re-attending within 3 months - Children	1	56	1.8%	10.4%	11.5%	12.0%
% of FP17s for the same patient ID Re-attending within 3 months - Adults	2	11	18.2%	16.0%	16.8%	16.0%
% of FP17s for the same patient ID Re-attending between 3 & 9 months - Children	34	56	60.7%	42.7%	47.3%	58.0%
% of FP17s for the same patient ID Re-attending between 3 & 9 months - Adults	5	11	45.5%	35.6%	38.3%	50.9%
% of FP17s for Band 1 Urgent Courses	0	60	0.0%	11.0%	10.7%	9.1%
% of FP17s Relating to Free Repair or Replacements	0	60	0.0%	0.5%	0.6%	0.8%
% of FP17s Relating to Continuations	0	60	0.0%	0.8%	0.8%	1.1%
% of Patients satisfied with the dentistry they have received	0	0	N/A	88.7%	89.8%	91.7%
% of Patients satisfied with the time they had to wait for an appointment	0	0	N/A	80.2%	83.6%	88.0%

* This is based on patients treated on this contract for their most recent course of treatment. Figures in italics indicate the base number of FP17s or Patient Questionnaire responses are less than 100. N/A is shown where the base number of responses is less than 10 during the period. % is calculated as Quantity/Base number*100

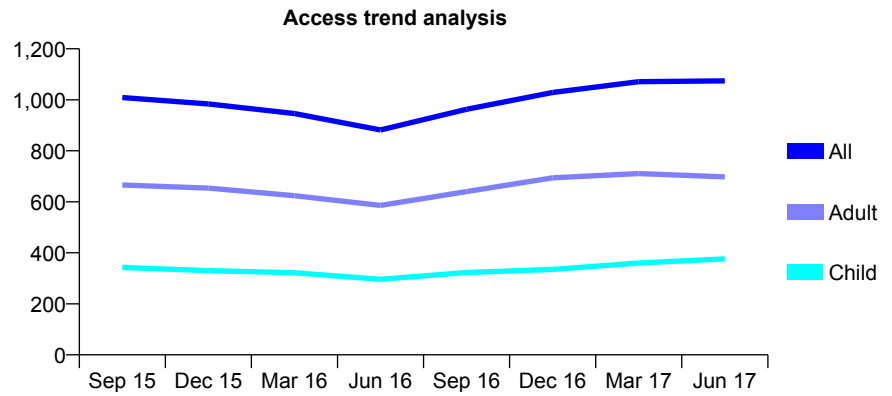
Q61 - Vital Signs At a Glance Contract Report for 630195/0001 - June 2017

Name or company name	MR M SPENCER BROWN
Contract type name	GDS Contract
Purpose of contract	General
Contract start date	01/04/2006
Contract end date	

17/18 Contracted general activity (UDA)	3,341
Carry forward general activity (UDA)	0
17/18 Contracted orthodontic activity (UOA)	0
Carry forward orthodontic activity (UOA)	0
Baseline contract value	£127,358.95

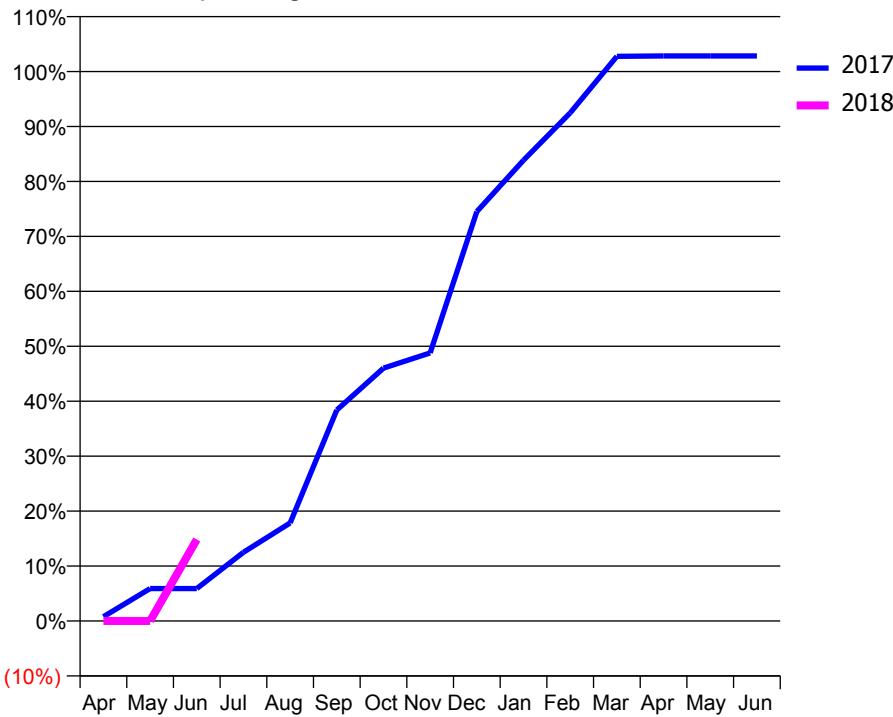
ACCESS*

Patients seen in 24 months	Total	Change since previous quarter
Quarter ending June 2016	882	
Quarter ending September 2016	963	↑
Quarter ending December 2016	1,029	↑
Quarter ending March 2017	1,071	↑
Quarter ending June 2017	1,074	→
Variance since June 2016	21.8%	↑



ACTIVITY

Cumulative percentage of contracted UDA delivered 2017 & 2018



Month	Adjusted Scheduled Activity (UDA)	
	2017	2018
April	26	0
May	197	0
June	197	496
July	418	
August	596	
September	1,283	
October	1,538	
November	1,630	
December	2,489	
January	2,801	
February	3,090	
March	3,433	
April	3,436	
May	3,436	
June	3,436	

QUALITY

	Quantity	Base Number	Contract	AT	Region	England
% of FP17s for the same patient ID Re-attending within 3 months - Children	2	73	2.7%	10.4%	11.5%	12.0%
% of FP17s for the same patient ID Re-attending within 3 months - Adults	20	143	14.0%	16.0%	16.8%	16.0%
% of FP17s for the same patient ID Re-attending between 3 & 9 months - Children	2	73	2.7%	42.7%	47.3%	58.0%
% of FP17s for the same patient ID Re-attending between 3 & 9 months - Adults	24	143	16.8%	35.6%	38.3%	50.9%
% of FP17s for Band 1 Urgent Courses	5	78	6.4%	11.0%	10.7%	9.1%
% of FP17s Relating to Free Repair or Replacements	0	78	0.0%	0.5%	0.6%	0.8%
% of FP17s Relating to Continuations	0	78	0.0%	0.8%	0.8%	1.1%
% of Patients satisfied with the dentistry they have received	1	1	N/A	88.7%	89.8%	91.7%
% of Patients satisfied with the time they had to wait for an appointment	1	1	N/A	80.2%	83.6%	88.0%

* This is based on patients treated on this contract for their most recent course of treatment. Figures in italics indicate the base number of FP17s or Patient Questionnaire responses are less than 100. N/A is shown where the base number of responses is less than 10 during the period. % is calculated as Quantity/Base number*100

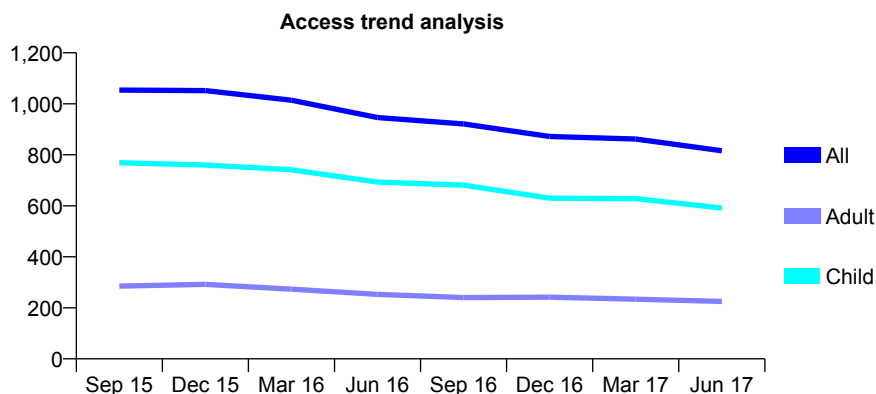
Q61 - Vital Signs At a Glance Contract Report for 642576/0001 - June 2017

Name or company name	MR CA HAWKES
Contract type name	GDS Contract
Purpose of contract	General
Contract start date	01/04/2006
Contract end date	

17/18 Contracted general activity (UDA)	1,500
Carry forward general activity (UDA)	0
17/18 Contracted orthodontic activity (UOA)	0
Carry forward orthodontic activity (UOA)	0
Baseline contract value	£35,044.05

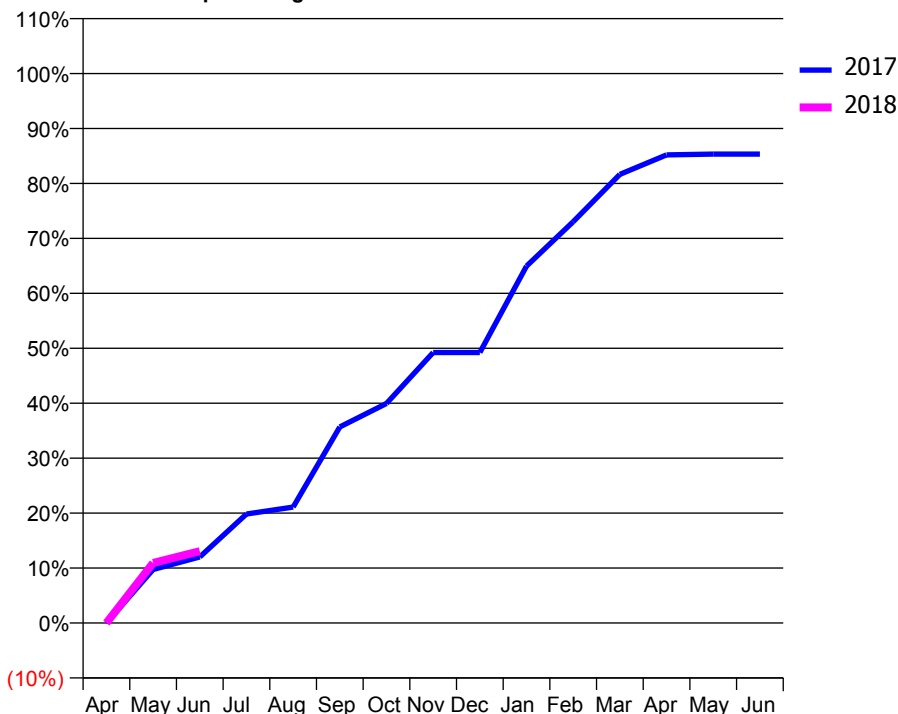
ACCESS*

Patients seen in 24 months	Total	Change since previous quarter
Quarter ending June 2016	946	
Quarter ending September 2016	921	↓
Quarter ending December 2016	872	↓
Quarter ending March 2017	862	↓
Quarter ending June 2017	816	↓
Variance since June 2016	(13.7%)	↓



ACTIVITY

Cumulative percentage of contracted UDA delivered 2017 & 2018



Adjusted Scheduled Activity (UDA)

Month	2017	2018
April	0	0
May	146	164
June	180	196
July	297	
August	316	
September	535	
October	599	
November	738	
December	738	
January	974	
February	1,096	
March	1,225	
April	1,278	
May	1,280	
June	1,280	

QUALITY

	Quantity	Base Number	Contract	AT	Region	England
% of FP17s for the same patient ID Re-attending within 3 months - Children	6	137	4.4%	10.4%	11.5%	12.0%
% of FP17s for the same patient ID Re-attending within 3 months - Adults	0	15	0.0%	16.0%	16.8%	16.0%
% of FP17s for the same patient ID Re-attending between 3 & 9 months - Children	39	137	28.5%	42.7%	47.3%	58.0%
% of FP17s for the same patient ID Re-attending between 3 & 9 months - Adults	0	15	0.0%	35.6%	38.3%	50.9%
% of FP17s for Band 1 Urgent Courses	0	125	0.0%	11.0%	10.7%	9.1%
% of FP17s Relating to Free Repair or Replacements	0	125	0.0%	0.5%	0.6%	0.8%
% of FP17s Relating to Continuations	0	125	0.0%	0.8%	0.8%	1.1%
% of Patients satisfied with the dentistry they have received	1	1	N/A	88.7%	89.8%	91.7%
% of Patients satisfied with the time they had to wait for an appointment	1	1	N/A	80.2%	83.6%	88.0%

* This is based on patients treated on this contract for their most recent course of treatment. Figures in italics indicate the base number of FP17s or Patient Questionnaire responses are less than 100. N/A is shown where the base number of responses is less than 10 during the period. % is calculated as Quantity/Base number*100

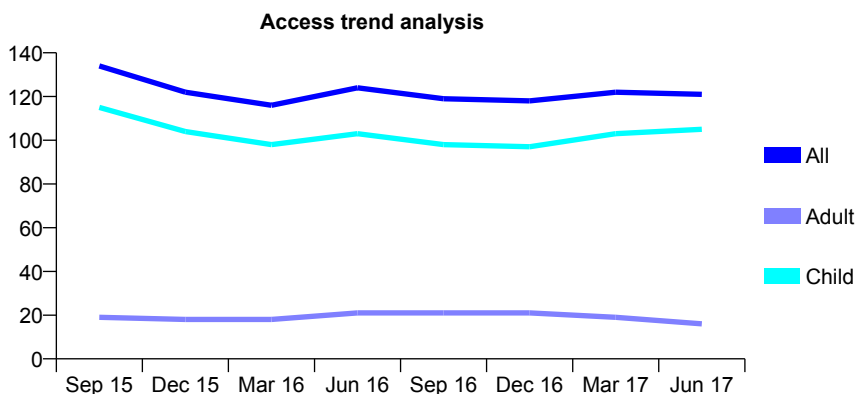
Q61 - Vital Signs At a Glance Contract Report for 643025/0001 - June 2017

Name or company name	MR PC VASWANI
Contract type name	GDS Contract
Purpose of contract	General
Contract start date	01/04/2006
Contract end date	

17/18 Contracted general activity (UDA)	260
Carry forward general activity (UDA)	0
17/18 Contracted orthodontic activity (UOA)	0
Carry forward orthodontic activity (UOA)	0
Baseline contract value	£5,822.57

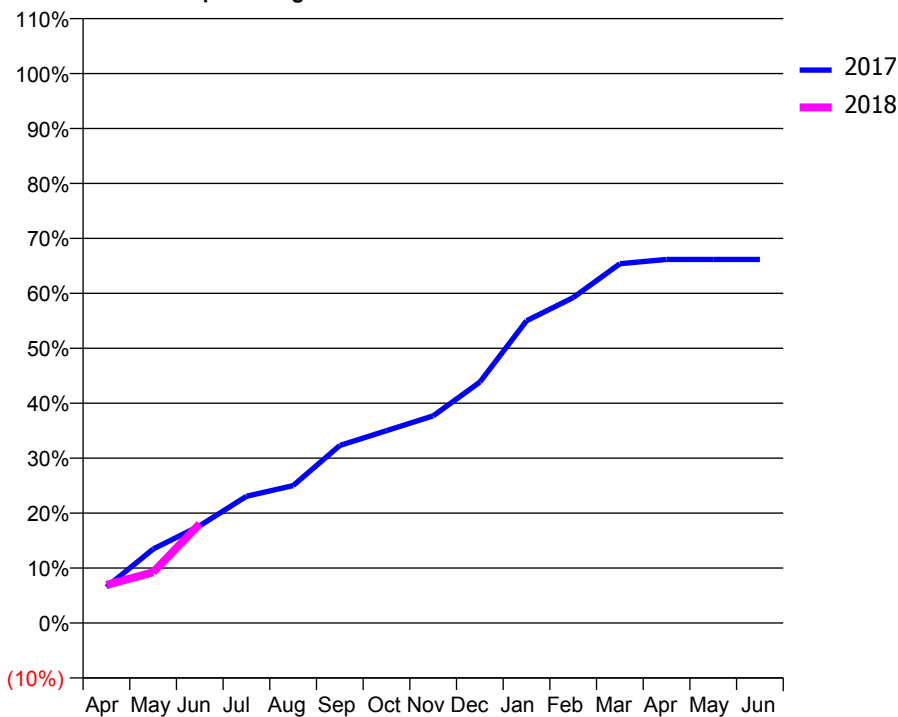
ACCESS*

Patients seen in 24 months	Total	Change since previous quarter
Quarter ending June 2016	124	
Quarter ending September 2016	119	↓
Quarter ending December 2016	118	→
Quarter ending March 2017	122	↑
Quarter ending June 2017	121	→
Variance since June 2016	(2.4%)	↓



ACTIVITY

Cumulative percentage of contracted UDA delivered 2017 & 2018



Adjusted Scheduled Activity (UDA)

Month	2017	2018
April	17	18
May	35	24
June	46	47
July	60	
August	65	
September	84	
October	91	
November	98	
December	114	
January	143	
February	154	
March	170	
April	172	
May	172	
June	172	

QUALITY

	Quantity	Base Number	Contract	AT	Region	England
% of FP17s for the same patient ID Re-attending within 3 months - Children	3	30	10.0%	10.4%	11.5%	12.0%
% of FP17s for the same patient ID Re-attending within 3 months - Adults	0	1	0.0%	16.0%	16.8%	16.0%
% of FP17s for the same patient ID Re-attending between 3 & 9 months - Children	10	30	33.3%	42.7%	47.3%	58.0%
% of FP17s for the same patient ID Re-attending between 3 & 9 months - Adults	0	1	0.0%	35.6%	38.3%	50.9%
% of FP17s for Band 1 Urgent Courses	0	29	0.0%	11.0%	10.7%	9.1%
% of FP17s Relating to Free Repair or Replacements	0	29	0.0%	0.5%	0.6%	0.8%
% of FP17s Relating to Continuations	1	29	3.4%	0.8%	0.8%	1.1%
% of Patients satisfied with the dentistry they have received	0	0	N/A	88.7%	89.8%	91.7%
% of Patients satisfied with the time they had to wait for an appointment	0	0	N/A	80.2%	83.6%	88.0%

* This is based on patients treated on this contract for their most recent course of treatment. Figures in italics indicate the base number of FP17s or Patient Questionnaire responses are less than 100. N/A is shown where the base number of responses is less than 10 during the period. % is calculated as Quantity/Base number*100

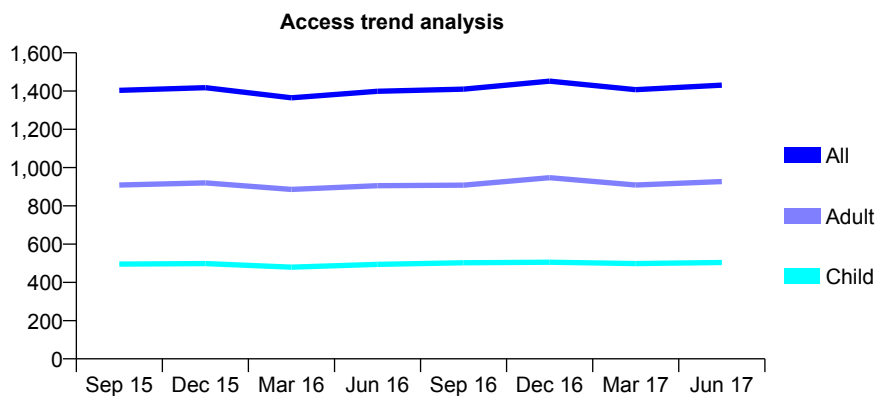
Q61 - Vital Signs At a Glance Contract Report for 643513/0001 - June 2017

Name or company name	MR JB RAVAL
Contract type name	GDS Contract
Purpose of contract	General
Contract start date	01/04/2006
Contract end date	

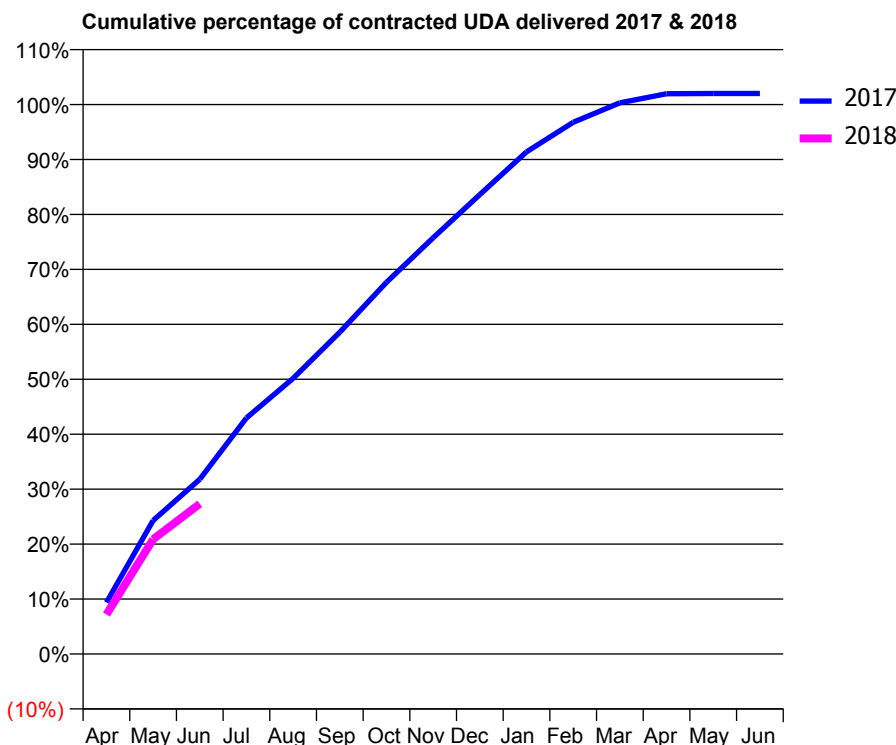
17/18 Contracted general activity (UDA)	6,014
Carry forward general activity (UDA)	0
17/18 Contracted orthodontic activity (UOA)	0
Carry forward orthodontic activity (UOA)	0
Baseline contract value	£188,578.29

ACCESS*

Patients seen in 24 months	Total	Change since previous quarter
Quarter ending June 2016	1,399	
Quarter ending September 2016	1,410	→
Quarter ending December 2016	1,452	↑
Quarter ending March 2017	1,407	↓
Quarter ending June 2017	1,431	→
Variance since June 2016	2.3%	↑



ACTIVITY



Month	Adjusted Scheduled Activity (UDA)	
	2017	2018
April	563	433
May	1,461	1,256
June	1,913	1,644
July	2,585	
August	3,017	
September	3,523	
October	4,068	
November	4,556	
December	5,029	
January	5,495	
February	5,819	
March	6,033	
April	6,131	
May	6,134	
June	6,134	

QUALITY

	Quantity	Base Number	Contract	AT	Region	England
% of FP17s for the same patient ID Re-attending within 3 months - Children	6	194	3.1%	10.4%	11.5%	12.0%
% of FP17s for the same patient ID Re-attending within 3 months - Adults	14	302	4.6%	16.0%	16.8%	16.0%
% of FP17s for the same patient ID Re-attending between 3 & 9 months - Children	105	194	54.1%	42.7%	47.3%	58.0%
% of FP17s for the same patient ID Re-attending between 3 & 9 months - Adults	153	302	50.7%	35.6%	38.3%	50.9%
% of FP17s for Band 1 Urgent Courses	17	439	3.9%	11.0%	10.7%	9.1%
% of FP17s Relating to Free Repair or Replacements	0	439	0.0%	0.5%	0.6%	0.8%
% of FP17s Relating to Continuations	0	439	0.0%	0.8%	0.8%	1.1%
% of Patients satisfied with the dentistry they have received	3	4	N/A	88.7%	89.8%	91.7%
% of Patients satisfied with the time they had to wait for an appointment	3	4	N/A	80.2%	83.6%	88.0%

* This is based on patients treated on this contract for their most recent course of treatment. Figures in italics indicate the base number of FP17s or Patient Questionnaire responses are less than 100. N/A is shown where the base number of responses is less than 10 during the period. % is calculated as Quantity/Base number*100

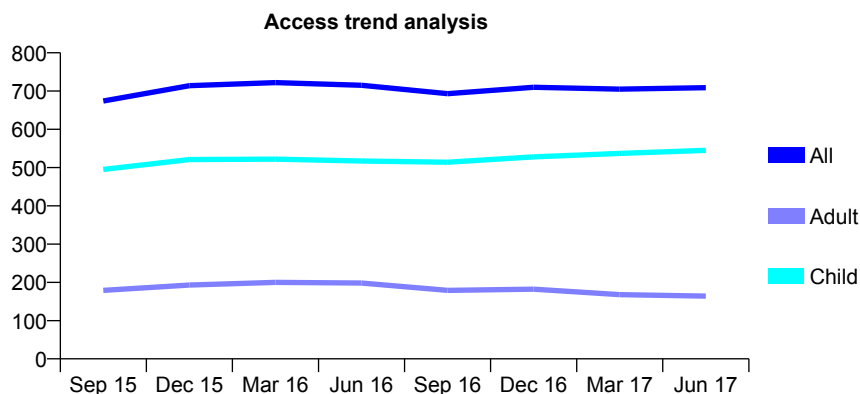
Q61 - Vital Signs At a Glance Contract Report for 644889/0001 - June 2017

Name or company name	MR C RISOLI
Contract type name	GDS Contract
Purpose of contract	General
Contract start date	01/04/2006
Contract end date	

17/18 Contracted general activity (UDA)	1,488
Carry forward general activity (UDA)	0
17/18 Contracted orthodontic activity (UOA)	0
Carry forward orthodontic activity (UOA)	0
Baseline contract value	£50,694.10

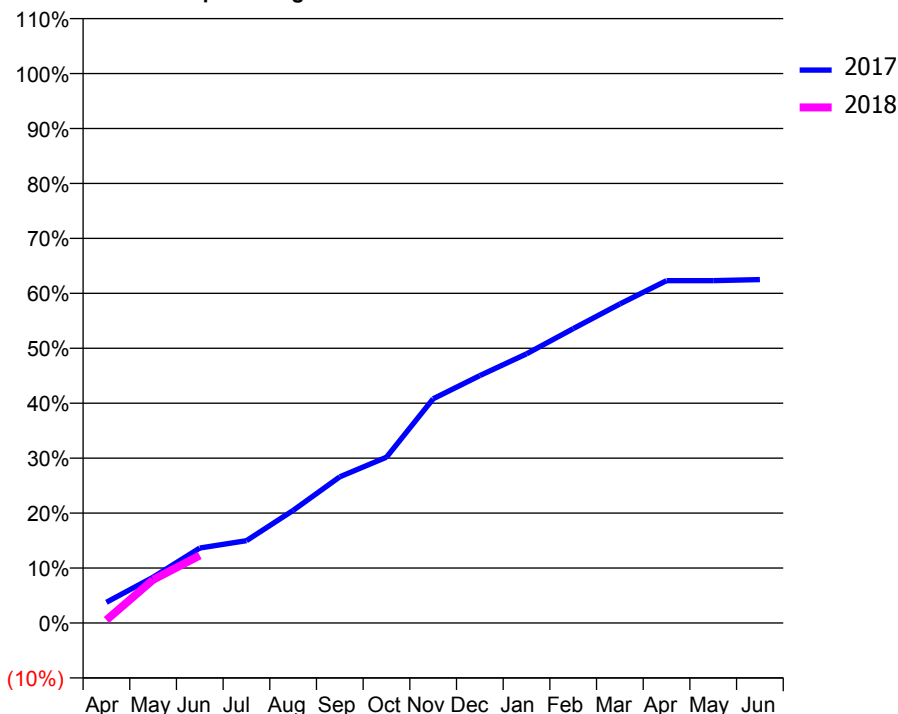
ACCESS*

Patients seen in 24 months	Total	Change since previous quarter
Quarter ending June 2016	715	
Quarter ending September 2016	693	↓
Quarter ending December 2016	710	↑
Quarter ending March 2017	705	→
Quarter ending June 2017	709	→
Variance since June 2016	(0.8%)	→



ACTIVITY

Cumulative percentage of contracted UDA delivered 2017 & 2018



Adjusted Scheduled Activity (UDA)

Month	2017	2018
April	56	8
May	124	117
June	203	183
July	223	
August	305	
September	396	
October	449	
November	607	
December	670	
January	729	
February	797	
March	864	
April	927	
May	927	
June	930	

QUALITY

	Quantity	Base Number	Contract	AT	Region	England
% of FP17s for the same patient ID Re-attending within 3 months - Children	8	148	5.4%	10.4%	11.5%	12.0%
% of FP17s for the same patient ID Re-attending within 3 months - Adults	2	29	6.9%	16.0%	16.8%	16.0%
% of FP17s for the same patient ID Re-attending between 3 & 9 months - Children	43	148	29.1%	42.7%	47.3%	58.0%
% of FP17s for the same patient ID Re-attending between 3 & 9 months - Adults	6	29	20.7%	35.6%	38.3%	50.9%
% of FP17s for Band 1 Urgent Courses	0	132	0.0%	11.0%	10.7%	9.1%
% of FP17s Relating to Free Repair or Replacements	0	132	0.0%	0.5%	0.6%	0.8%
% of FP17s Relating to Continuations	2	132	1.5%	0.8%	0.8%	1.1%
% of Patients satisfied with the dentistry they have received	0	0	N/A	88.7%	89.8%	91.7%
% of Patients satisfied with the time they had to wait for an appointment	0	0	N/A	80.2%	83.6%	88.0%

* This is based on patients treated on this contract for their most recent course of treatment. Figures in italics indicate the base number of FP17s or Patient Questionnaire responses are less than 100. N/A is shown where the base number of responses is less than 10 during the period. % is calculated as Quantity/Base number*100

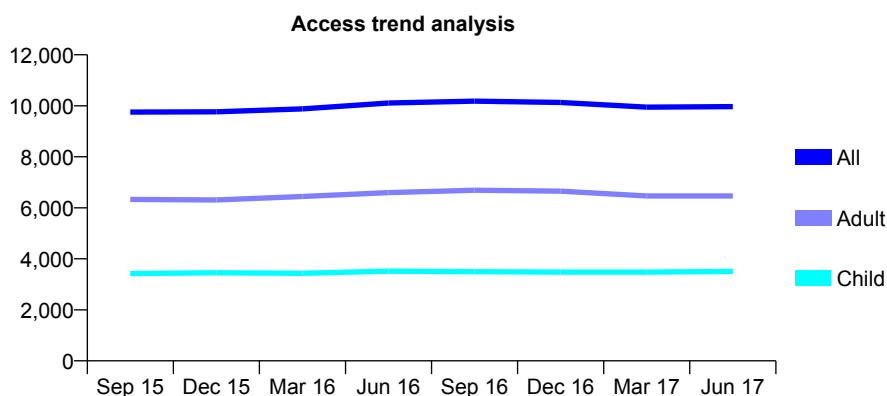
Q61 - Vital Signs At a Glance Contract Report for 650242/0001 - June 2017

Name or company name	MR H SHAH
Contract type name	GDS Contract
Purpose of contract	General and Orthodontic
Contract start date	01/04/2006
Contract end date	

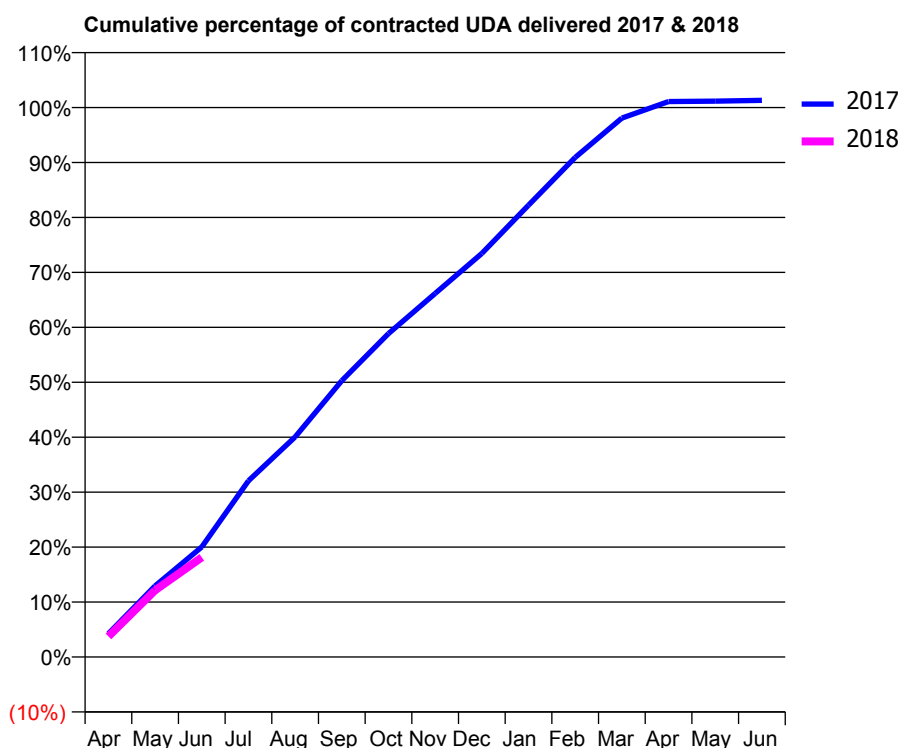
17/18 Contracted general activity (UDA)	27,477
Carry forward general activity (UDA)	0
17/18 Contracted orthodontic activity (UOA)	1,314
Carry forward orthodontic activity (UOA)	0
Baseline contract value	£886,923.03

ACCESS*

Patients seen in 24 months	Total	Change since previous quarter
Quarter ending June 2016	10,112	
Quarter ending September 2016	10,182	→
Quarter ending December 2016	10,132	→
Quarter ending March 2017	9,947	↓
Quarter ending June 2017	9,970	→
Variance since June 2016	(1.4%)	↓



ACTIVITY



Month	Adjusted Scheduled Activity (UDA)	
	2017	2018
April	1,168	1,027
May	3,556	3,340
June	5,501	4,981
July	8,810	
August	11,003	
September	13,822	
October	16,170	
November	18,177	
December	20,179	
January	22,596	
February	24,982	
March	26,949	
April	27,773	
May	27,793	
June	27,835	

QUALITY

	Quantity	Base Number	Contract	AT	Region	England
% of FP17s for the same patient ID Re-attending within 3 months - Children	130	960	13.5%	10.4%	11.5%	12.0%
% of FP17s for the same patient ID Re-attending within 3 months - Adults	169	1,270	13.3%	16.0%	16.8%	16.0%
% of FP17s for the same patient ID Re-attending between 3 & 9 months - Children	263	960	27.4%	42.7%	47.3%	58.0%
% of FP17s for the same patient ID Re-attending between 3 & 9 months - Adults	300	1,270	23.6%	35.6%	38.3%	50.9%
% of FP17s for Band 1 Urgent Courses	276	1,701	16.2%	11.0%	10.7%	9.1%
% of FP17s Relating to Free Repair or Replacements	12	1,701	0.7%	0.5%	0.6%	0.8%
% of FP17s Relating to Continuations	6	1,701	0.4%	0.8%	0.8%	1.1%
% of Patients satisfied with the dentistry they have received	9	13	69.2%	88.7%	89.8%	91.7%
% of Patients satisfied with the time they had to wait for an appointment	10	13	76.9%	80.2%	83.6%	88.0%

* This is based on patients treated on this contract for their most recent course of treatment. Figures in italics indicate the base number of FP17s or Patient Questionnaire responses are less than 100. N/A is shown where the base number of responses is less than 10 during the period. % is calculated as Quantity/Base number*100

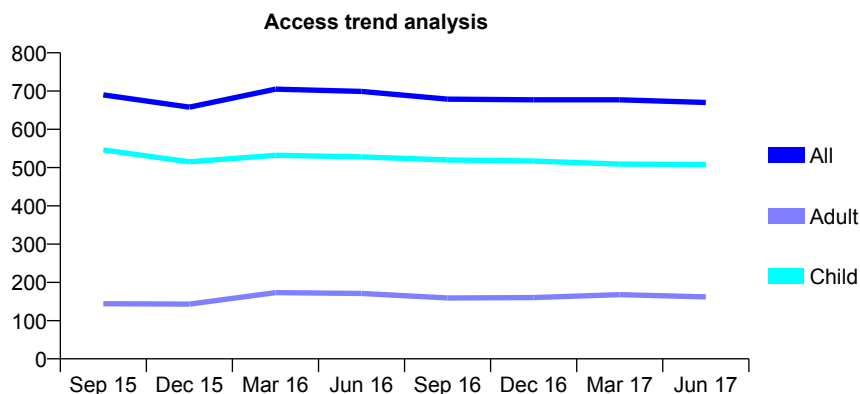
Q61 - Vital Signs At a Glance Contract Report for 650439/0001 - June 2017

Name or company name	MISS F AZIZ
Contract type name	GDS Contract
Purpose of contract	General
Contract start date	01/01/2013
Contract end date	

17/18 Contracted general activity (UDA)	1,461
Carry forward general activity (UDA)	0
17/18 Contracted orthodontic activity (UOA)	0
Carry forward orthodontic activity (UOA)	0
Baseline contract value	£33,425.98

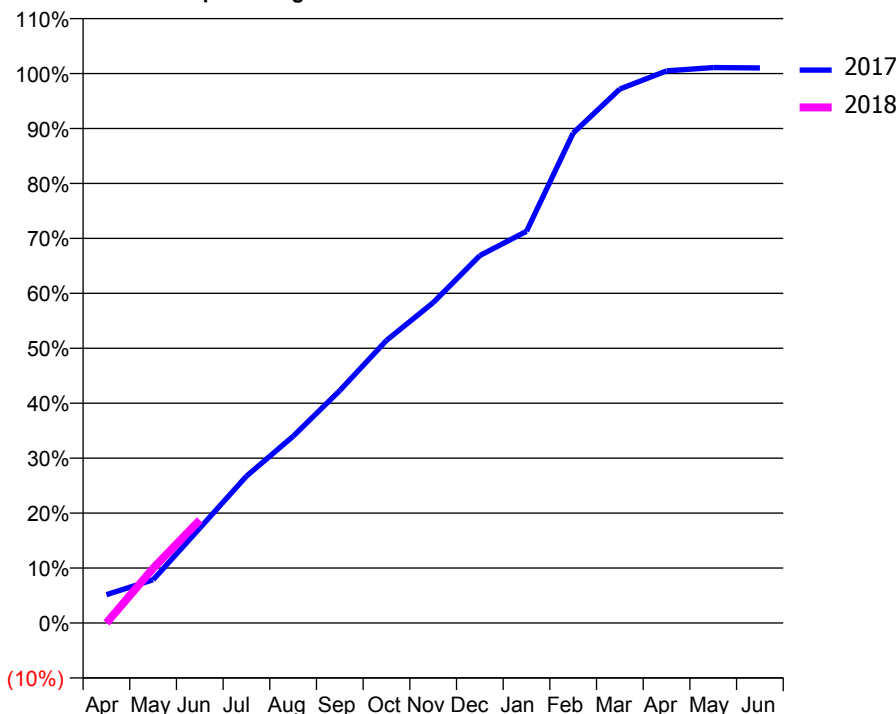
ACCESS*

Patients seen in 24 months	Total	Change since previous quarter
Quarter ending June 2016	699	
Quarter ending September 2016	679	↓
Quarter ending December 2016	677	→
Quarter ending March 2017	677	→
Quarter ending June 2017	670	↓
Variance since June 2016	(4.1%)	↓



ACTIVITY

Cumulative percentage of contracted UDA delivered 2017 & 2018



Month	Adjusted Scheduled Activity (UDA)	
	2017	2018
April	75	0
May	115	145
June	252	274
July	390	
August	496	
September	618	
October	751	
November	852	
December	977	
January	1,042	
February	1,303	
March	1,420	
April	1,468	
May	1,477	
June	1,476	

QUALITY

	Quantity	Base Number	Contract	AT	Region	England
% of FP17s for the same patient ID Re-attending within 3 months - Children	16	187	8.6%	10.4%	11.5%	12.0%
% of FP17s for the same patient ID Re-attending within 3 months - Adults	3	31	9.7%	16.0%	16.8%	16.0%
% of FP17s for the same patient ID Re-attending between 3 & 9 months - Children	126	187	67.4%	42.7%	47.3%	58.0%
% of FP17s for the same patient ID Re-attending between 3 & 9 months - Adults	16	31	51.6%	35.6%	38.3%	50.9%
% of FP17s for Band 1 Urgent Courses	5	192	2.6%	11.0%	10.7%	9.1%
% of FP17s Relating to Free Repair or Replacements	0	192	0.0%	0.5%	0.6%	0.8%
% of FP17s Relating to Continuations	1	192	0.5%	0.8%	0.8%	1.1%
% of Patients satisfied with the dentistry they have received	0	0	N/A	88.7%	89.8%	91.7%
% of Patients satisfied with the time they had to wait for an appointment	0	0	N/A	80.2%	83.6%	88.0%

* This is based on patients treated on this contract for their most recent course of treatment. Figures in italics indicate the base number of FP17s or Patient Questionnaire responses are less than 100. N/A is shown where the base number of responses is less than 10 during the period. % is calculated as Quantity/Base number*100

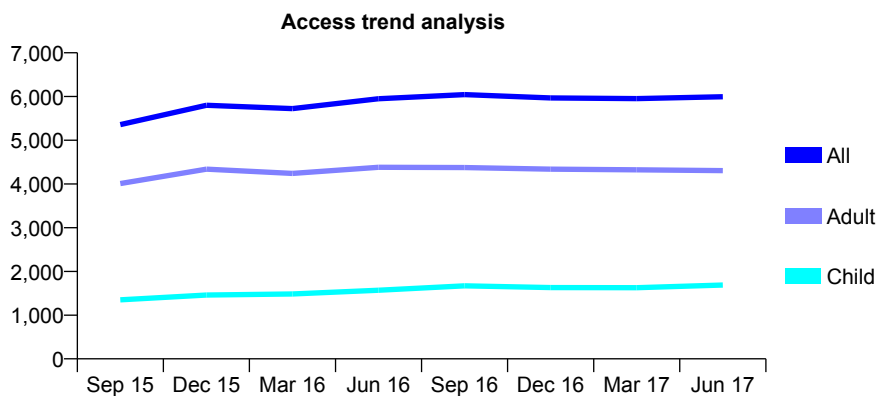
Q61 - Vital Signs At a Glance Contract Report for 650730/0001 - June 2017

Name or company name	Whitechapel Dental Centre
Contract type name	GDS Contract
Purpose of contract	General
Contract start date	01/04/2006
Contract end date	

17/18 Contracted general activity (UDA)	21,524
Carry forward general activity (UDA)	0
17/18 Contracted orthodontic activity (UOA)	0
Carry forward orthodontic activity (UOA)	0
Baseline contract value	£705,085.47

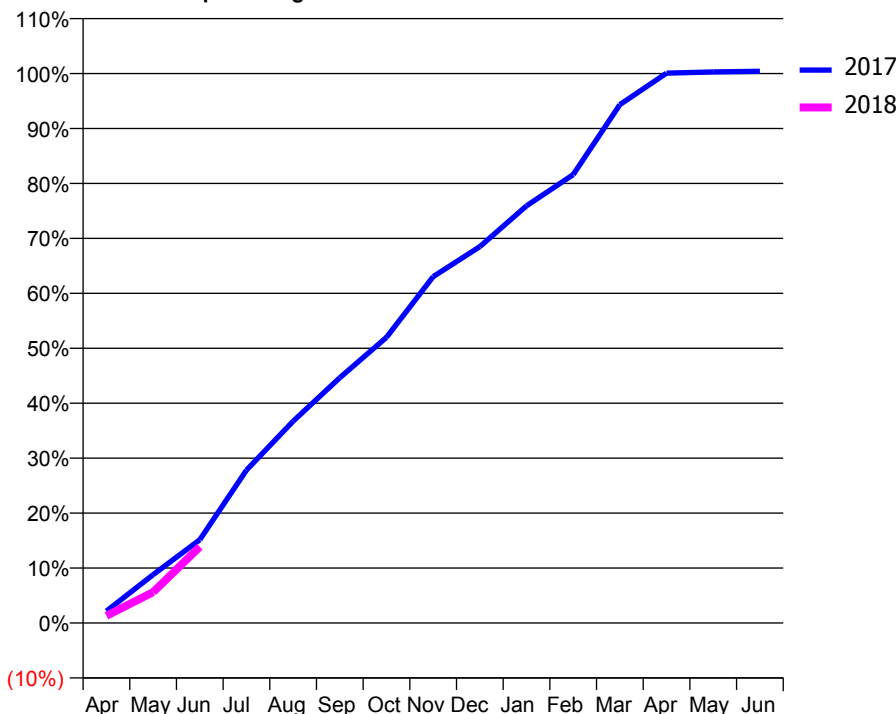
ACCESS*

Patients seen in 24 months	Total	Change since previous quarter
Quarter ending June 2016	5,949	
Quarter ending September 2016	6,044	→
Quarter ending December 2016	5,968	↓
Quarter ending March 2017	5,953	→
Quarter ending June 2017	5,994	→
Variance since June 2016	0.8%	→



ACTIVITY

Cumulative percentage of contracted UDA delivered 2017 & 2018



Adjusted Scheduled Activity (UDA)		
Month	2017	2018
April	469	285
May	1,895	1,211
June	3,264	2,984
July	5,987	
August	7,905	
September	9,607	
October	11,190	
November	13,569	
December	14,744	
January	16,341	
February	17,561	
March	20,307	
April	21,539	
May	21,586	
June	21,613	

QUALITY

	Quantity	Base Number	Contract	AT	Region	England
% of FP17s for the same patient ID Re-attending within 3 months - Children	43	417	10.3%	10.4%	11.5%	12.0%
% of FP17s for the same patient ID Re-attending within 3 months - Adults	193	1,023	18.9%	16.0%	16.8%	16.0%
% of FP17s for the same patient ID Re-attending between 3 & 9 months - Children	107	417	25.7%	42.7%	47.3%	58.0%
% of FP17s for the same patient ID Re-attending between 3 & 9 months - Adults	206	1,023	20.1%	35.6%	38.3%	50.9%
% of FP17s for Band 1 Urgent Courses	200	978	20.4%	11.0%	10.7%	9.1%
% of FP17s Relating to Free Repair or Replacements	2	978	0.2%	0.5%	0.6%	0.8%
% of FP17s Relating to Continuations	12	978	1.2%	0.8%	0.8%	1.1%
% of Patients satisfied with the dentistry they have received	3	3	N/A	88.7%	89.8%	91.7%
% of Patients satisfied with the time they had to wait for an appointment	3	3	N/A	80.2%	83.6%	88.0%

* This is based on patients treated on this contract for their most recent course of treatment. Figures in italics indicate the base number of FP17s or Patient Questionnaire responses are less than 100. N/A is shown where the base number of responses is less than 10 during the period. % is calculated as Quantity/Base number*100

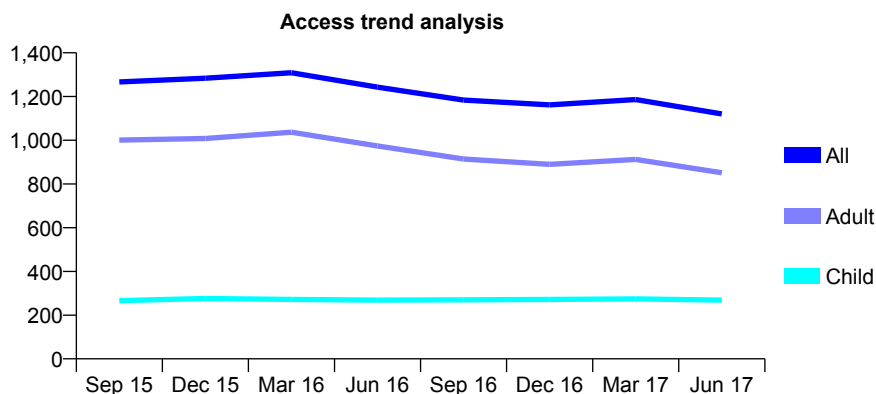
Q61 - Vital Signs At a Glance Contract Report for 656542/0001 - June 2017

Name or company name	MR JS SURDHAR
Contract type name	GDS Contract
Purpose of contract	General
Contract start date	01/04/2006
Contract end date	

17/18 Contracted general activity (UDA)	3,268
Carry forward general activity (UDA)	0
17/18 Contracted orthodontic activity (UOA)	0
Carry forward orthodontic activity (UOA)	0
Baseline contract value	£112,780.97

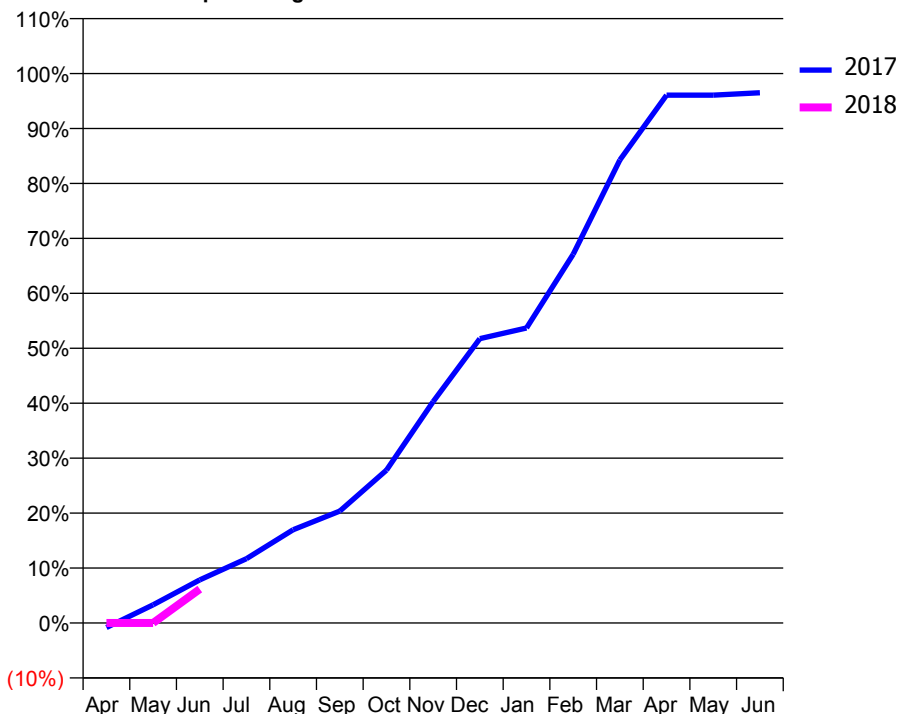
ACCESS*

Patients seen in 24 months	Total	Change since previous quarter
Quarter ending June 2016	1,243	
Quarter ending September 2016	1,184	↓
Quarter ending December 2016	1,162	↓
Quarter ending March 2017	1,186	↑
Quarter ending June 2017	1,120	↓
Variance since June 2016	(9.9%)	↓



ACTIVITY

Cumulative percentage of contracted UDA delivered 2017 & 2018



Month	Adjusted Scheduled Activity (UDA)	
	2017	2018
April	-27	0
May	108	0
June	256	202
July	383	
August	554	
September	666	
October	909	
November	1,317	
December	1,691	
January	1,755	
February	2,193	
March	2,754	
April	3,139	
May	3,139	
June	3,153	

QUALITY

	Quantity	Base Number	Contract	AT	Region	England
% of FP17s for the same patient ID Re-attending within 3 months - Children	2	45	4.4%	10.4%	11.5%	12.0%
% of FP17s for the same patient ID Re-attending within 3 months - Adults	23	110	20.9%	16.0%	16.8%	16.0%
% of FP17s for the same patient ID Re-attending between 3 & 9 months - Children	13	45	28.9%	42.7%	47.3%	58.0%
% of FP17s for the same patient ID Re-attending between 3 & 9 months - Adults	12	110	10.9%	35.6%	38.3%	50.9%
% of FP17s for Band 1 Urgent Courses	18	71	25.4%	11.0%	10.7%	9.1%
% of FP17s Relating to Free Repair or Replacements	0	71	0.0%	0.5%	0.6%	0.8%
% of FP17s Relating to Continuations	0	71	0.0%	0.8%	0.8%	1.1%
% of Patients satisfied with the dentistry they have received	1	1	N/A	88.7%	89.8%	91.7%
% of Patients satisfied with the time they had to wait for an appointment	0	1	N/A	80.2%	83.6%	88.0%

* This is based on patients treated on this contract for their most recent course of treatment. Figures in italics indicate the base number of FP17s or Patient Questionnaire responses are less than 100. N/A is shown where the base number of responses is less than 10 during the period. % is calculated as Quantity/Base number*100

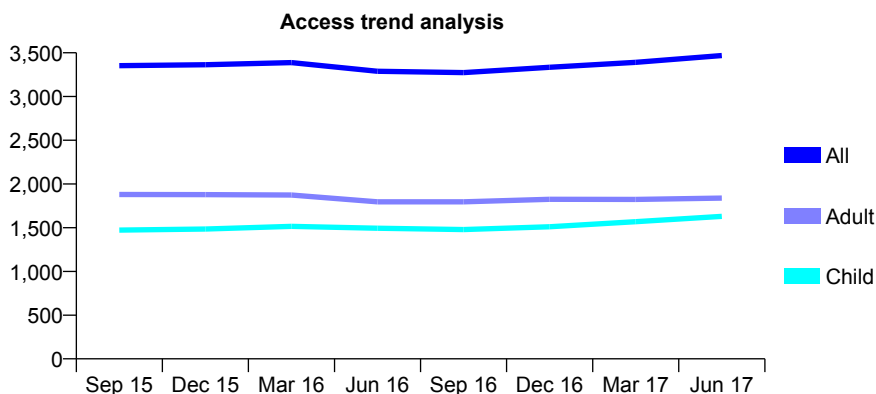
Q61 - Vital Signs At a Glance Contract Report for 661074/0002 - June 2017

Name or company name	MR SA TAVACKOLLI FARD
Contract type name	GDS Contract
Purpose of contract	General
Contract start date	01/04/2006
Contract end date	

17/18 Contracted general activity (UDA)	11,281
Carry forward general activity (UDA)	0
17/18 Contracted orthodontic activity (UOA)	0
Carry forward orthodontic activity (UOA)	0
Baseline contract value	£289,742.06

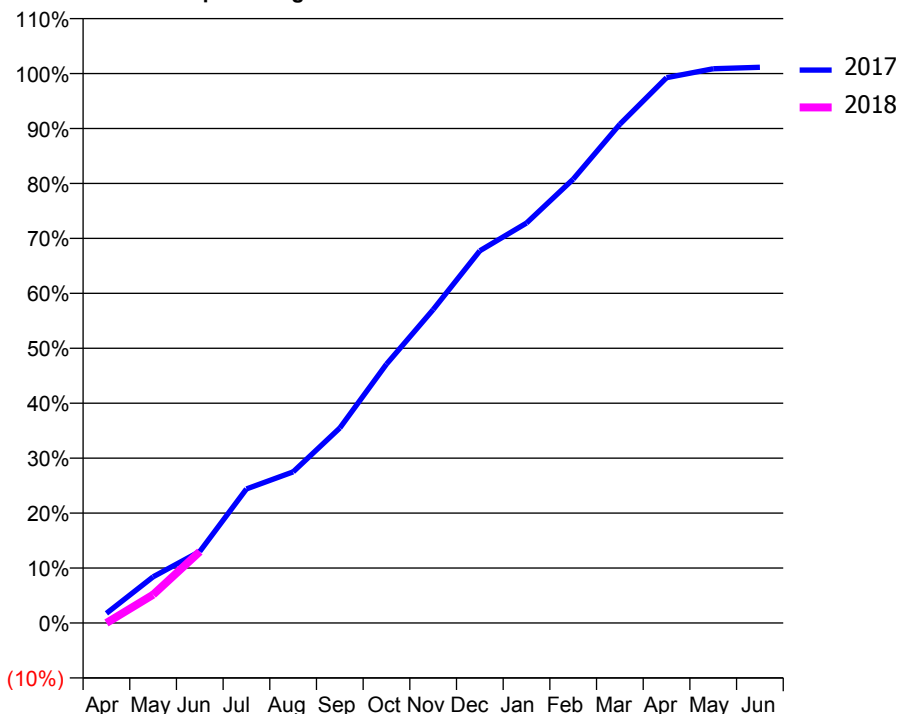
ACCESS*

Patients seen in 24 months	Total	Change since previous quarter
Quarter ending June 2016	3,289	
Quarter ending September 2016	3,274	→
Quarter ending December 2016	3,334	→
Quarter ending March 2017	3,391	→
Quarter ending June 2017	3,468	↑
Variance since June 2016	5.4%	↑



ACTIVITY

Cumulative percentage of contracted UDA delivered 2017 & 2018



Adjusted Scheduled Activity (UDA)

Month	2017	2018
April	198	0
May	950	580
June	1,470	1,467
July	2,752	
August	3,104	
September	4,004	
October	5,315	
November	6,435	
December	7,643	
January	8,213	
February	9,111	
March	10,240	
April	11,196	
May	11,379	
June	11,410	

QUALITY

	Quantity	Base Number	Contract	AT	Region	England
% of FP17s for the same patient ID Re-attending within 3 months - Children	16	411	3.9%	10.4%	11.5%	12.0%
% of FP17s for the same patient ID Re-attending within 3 months - Adults	23	386	6.0%	16.0%	16.8%	16.0%
% of FP17s for the same patient ID Re-attending between 3 & 9 months - Children	138	411	33.6%	42.7%	47.3%	58.0%
% of FP17s for the same patient ID Re-attending between 3 & 9 months - Adults	98	386	25.4%	35.6%	38.3%	50.9%
% of FP17s for Band 1 Urgent Courses	23	485	4.7%	11.0%	10.7%	9.1%
% of FP17s Relating to Free Repair or Replacements	0	485	0.0%	0.5%	0.6%	0.8%
% of FP17s Relating to Continuations	0	485	0.0%	0.8%	0.8%	1.1%
% of Patients satisfied with the dentistry they have received	3	4	N/A	88.7%	89.8%	91.7%
% of Patients satisfied with the time they had to wait for an appointment	4	4	N/A	80.2%	83.6%	88.0%

* This is based on patients treated on this contract for their most recent course of treatment. Figures in italics indicate the base number of FP17s or Patient Questionnaire responses are less than 100. N/A is shown where the base number of responses is less than 10 during the period. % is calculated as Quantity/Base number*100

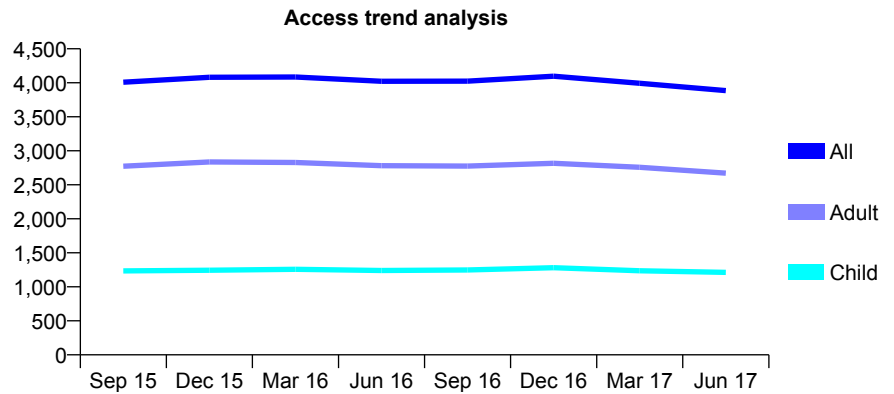
Q61 - Vital Signs At a Glance Contract Report for 673005/0001 - June 2017

Name or company name	MR C TAN
Contract type name	GDS Contract
Purpose of contract	General
Contract start date	01/04/2006
Contract end date	

17/18 Contracted general activity (UDA)	11,571
Carry forward general activity (UDA)	0
17/18 Contracted orthodontic activity (UOA)	0
Carry forward orthodontic activity (UOA)	0
Baseline contract value	£432,930.76

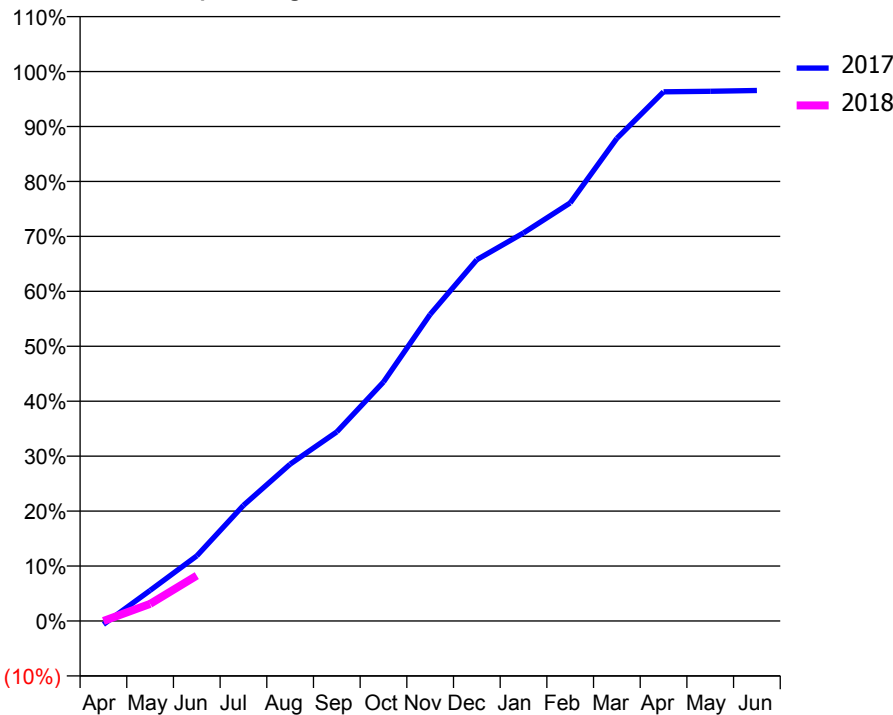
ACCESS*

Patients seen in 24 months	Total	Change since previous quarter
Quarter ending June 2016	4,022	
Quarter ending September 2016	4,024	→
Quarter ending December 2016	4,098	→
Quarter ending March 2017	3,994	↓
Quarter ending June 2017	3,885	↓
Variance since June 2016	(3.4%)	↓



ACTIVITY

Cumulative percentage of contracted UDA delivered 2017 & 2018



Month	Adjusted Scheduled Activity (UDA)	
	2017	2018
April	-73	0
May	644	360
June	1,371	955
July	2,437	
August	3,305	
September	3,982	
October	5,033	
November	6,457	
December	7,609	
January	8,171	
February	8,803	
March	10,163	
April	11,144	
May	11,156	
June	11,172	

QUALITY

	Quantity	Base Number	Contract	AT	Region	England
% of FP17s for the same patient ID Re-attending within 3 months - Children	14	203	6.9%	10.4%	11.5%	12.0%
% of FP17s for the same patient ID Re-attending within 3 months - Adults	79	487	16.2%	16.0%	16.8%	16.0%
% of FP17s for the same patient ID Re-attending between 3 & 9 months - Children	48	203	23.6%	42.7%	47.3%	58.0%
% of FP17s for the same patient ID Re-attending between 3 & 9 months - Adults	154	487	31.6%	35.6%	38.3%	50.9%
% of FP17s for Band 1 Urgent Courses	17	438	3.9%	11.0%	10.7%	9.1%
% of FP17s Relating to Free Repair or Replacements	4	438	0.9%	0.5%	0.6%	0.8%
% of FP17s Relating to Continuations	21	438	4.8%	0.8%	0.8%	1.1%
% of Patients satisfied with the dentistry they have received	5	6	N/A	88.7%	89.8%	91.7%
% of Patients satisfied with the time they had to wait for an appointment	6	6	N/A	80.2%	83.6%	88.0%

* This is based on patients treated on this contract for their most recent course of treatment. Figures in italics indicate the base number of FP17s or Patient Questionnaire responses are less than 100. N/A is shown where the base number of responses is less than 10 during the period. % is calculated as Quantity/Base number*100

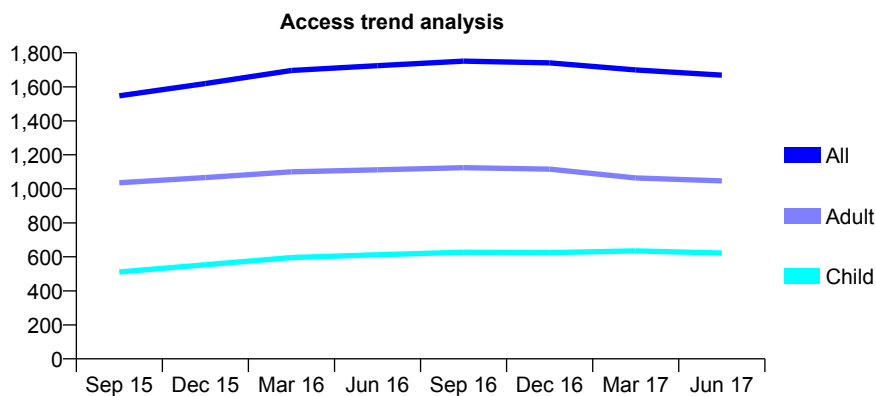
Q61 - Vital Signs At a Glance Contract Report for 673390/0001 - June 2017

Name or company name	MR A KOUCHEKIAN SABOUR
Contract type name	GDS Contract
Purpose of contract	General
Contract start date	01/04/2006
Contract end date	

17/18 Contracted general activity (UDA)	6,846
Carry forward general activity (UDA)	0
17/18 Contracted orthodontic activity (UOA)	0
Carry forward orthodontic activity (UOA)	0
Baseline contract value	£203,416.91

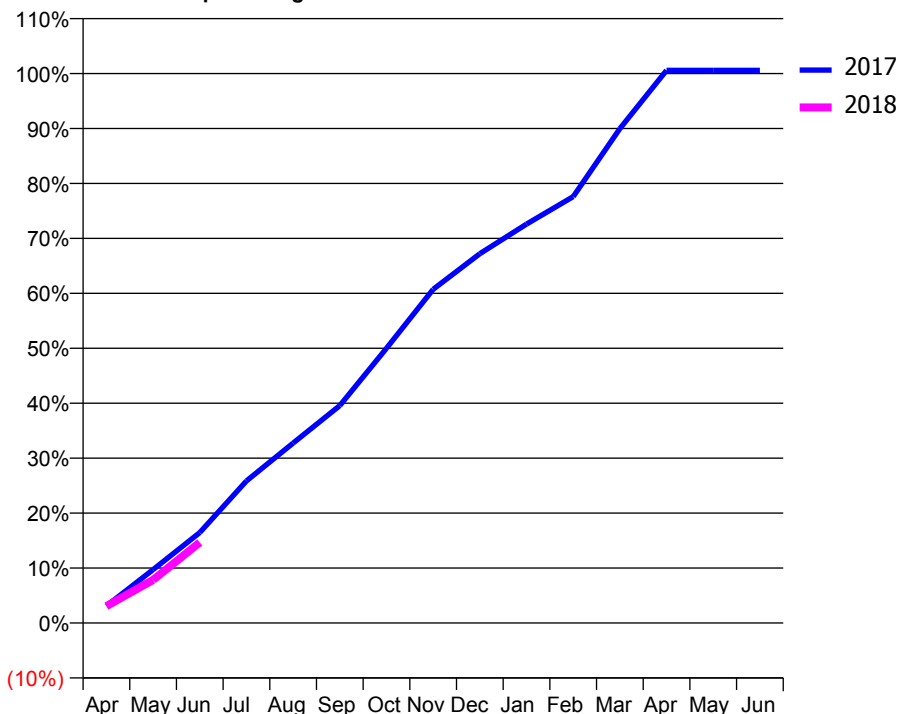
ACCESS*

Patients seen in 24 months	Total	Change since previous quarter
Quarter ending June 2016	1,724	
Quarter ending September 2016	1,751	→
Quarter ending December 2016	1,741	→
Quarter ending March 2017	1,699	↓
Quarter ending June 2017	1,669	↓
Variance since June 2016	(3.2%)	↓



ACTIVITY

Cumulative percentage of contracted UDA delivered 2017 & 2018



Month	Adjusted Scheduled Activity (UDA)	
	2017	2018
April	214	210
May	665	538
June	1,128	1,004
July	1,770	
August	2,241	
September	2,709	
October	3,422	
November	4,157	
December	4,600	
January	4,970	
February	5,313	
March	6,160	
April	6,885	
May	6,885	
June	6,885	

QUALITY

	Quantity	Base Number	Contract	AT	Region	England
% of FP17s for the same patient ID Re-attending within 3 months - Children	12	207	5.8%	10.4%	11.5%	12.0%
% of FP17s for the same patient ID Re-attending within 3 months - Adults	40	307	13.0%	16.0%	16.8%	16.0%
% of FP17s for the same patient ID Re-attending between 3 & 9 months - Children	143	207	69.1%	42.7%	47.3%	58.0%
% of FP17s for the same patient ID Re-attending between 3 & 9 months - Adults	152	307	49.5%	35.6%	38.3%	50.9%
% of FP17s for Band 1 Urgent Courses	45	360	12.5%	11.0%	10.7%	9.1%
% of FP17s Relating to Free Repair or Replacements	0	360	0.0%	0.5%	0.6%	0.8%
% of FP17s Relating to Continuations	0	360	0.0%	0.8%	0.8%	1.1%
% of Patients satisfied with the dentistry they have received	4	4	N/A	88.7%	89.8%	91.7%
% of Patients satisfied with the time they had to wait for an appointment	3	4	N/A	80.2%	83.6%	88.0%

* This is based on patients treated on this contract for their most recent course of treatment. Figures in italics indicate the base number of FP17s or Patient Questionnaire responses are less than 100. N/A is shown where the base number of responses is less than 10 during the period. % is calculated as Quantity/Base number*100

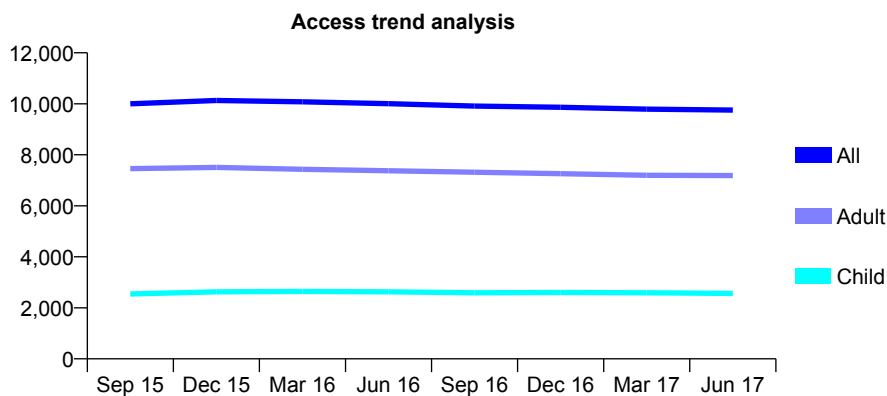
Q61 - Vital Signs At a Glance Contract Report for 673943/0001 - June 2017

Name or company name	Pashazadeh, Moghadam and Moghaddam
Contract type name	GDS Contract
Purpose of contract	General
Contract start date	01/04/2006
Contract end date	

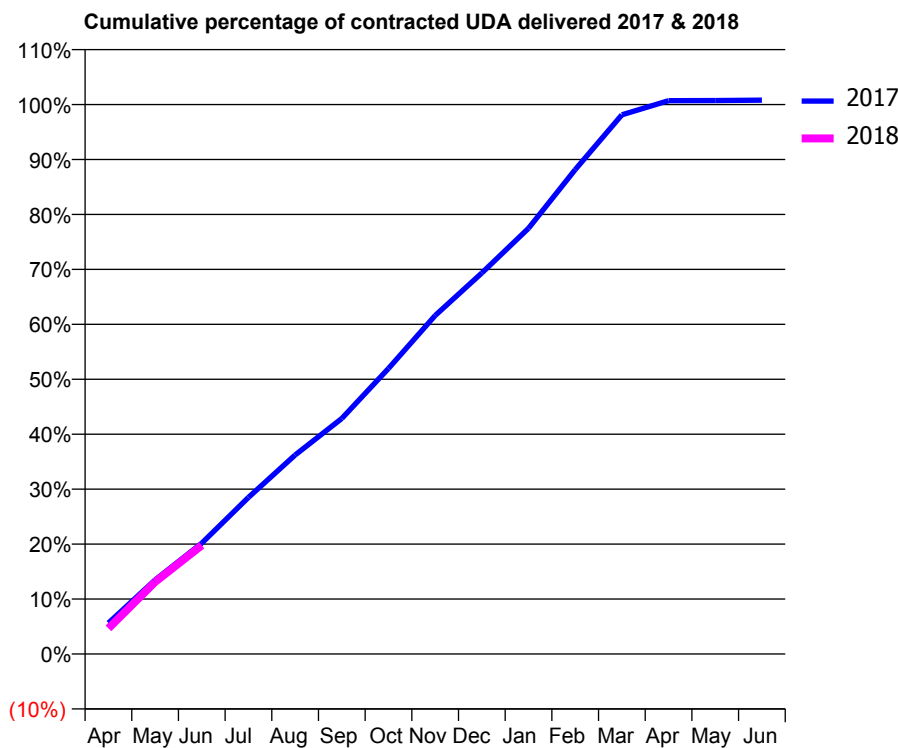
17/18 Contracted general activity (UDA)	33,784
Carry forward general activity (UDA)	0
17/18 Contracted orthodontic activity (UOA)	0
Carry forward orthodontic activity (UOA)	0
Baseline contract value	£1,070,030.40

ACCESS*

Patients seen in 24 months	Total	Change since previous quarter
Quarter ending June 2016	10,007	
Quarter ending September 2016	9,909	→
Quarter ending December 2016	9,862	→
Quarter ending March 2017	9,791	→
Quarter ending June 2017	9,752	→
Variance since June 2016	(2.5%)	↓



ACTIVITY



Month	Adjusted Scheduled Activity (UDA)	
	2017	2018
April	1,903	1,577
May	4,556	4,432
June	6,815	6,682
July	9,630	
August	12,235	
September	14,480	
October	17,557	
November	20,810	
December	23,429	
January	26,177	
February	29,778	
March	33,146	
April	34,021	
May	34,030	
June	34,049	

QUALITY

	Quantity	Base Number	Contract	AT	Region	England
% of FP17s for the same patient ID Re-attending within 3 months - Children	75	591	12.7%	10.4%	11.5%	12.0%
% of FP17s for the same patient ID Re-attending within 3 months - Adults	329	1,644	20.0%	16.0%	16.8%	16.0%
% of FP17s for the same patient ID Re-attending between 3 & 9 months - Children	218	591	36.9%	42.7%	47.3%	58.0%
% of FP17s for the same patient ID Re-attending between 3 & 9 months - Adults	554	1,644	33.7%	35.6%	38.3%	50.9%
% of FP17s for Band 1 Urgent Courses	359	1,916	18.7%	11.0%	10.7%	9.1%
% of FP17s Relating to Free Repair or Replacements	3	1,916	0.2%	0.5%	0.6%	0.8%
% of FP17s Relating to Continuations	2	1,916	0.1%	0.8%	0.8%	1.1%
% of Patients satisfied with the dentistry they have received	7	12	58.3%	88.7%	89.8%	91.7%
% of Patients satisfied with the time they had to wait for an appointment	7	12	58.3%	80.2%	83.6%	88.0%

* This is based on patients treated on this contract for their most recent course of treatment. Figures in italics indicate the base number of FP17s or Patient Questionnaire responses are less than 100. N/A is shown where the base number of responses is less than 10 during the period. % is calculated as Quantity/Base number*100

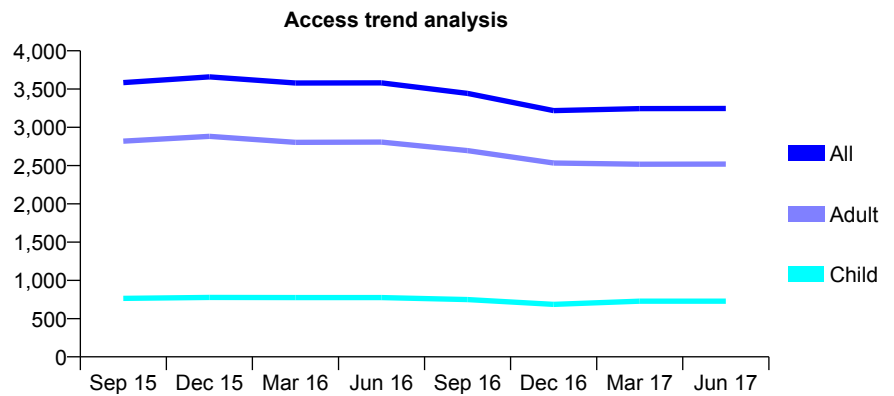
Q61 - Vital Signs At a Glance Contract Report for 675083/0001 - June 2017

Name or company name	MR S TABIBZADEH
Contract type name	GDS Contract
Purpose of contract	General
Contract start date	01/04/2006
Contract end date	

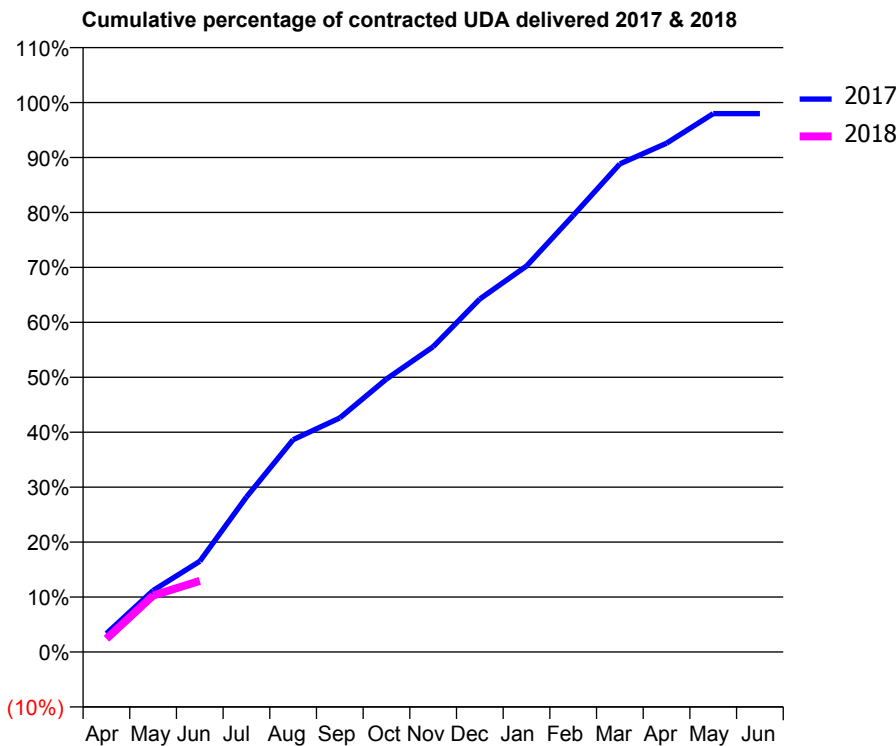
17/18 Contracted general activity (UDA)	13,995
Carry forward general activity (UDA)	0
17/18 Contracted orthodontic activity (UOA)	0
Carry forward orthodontic activity (UOA)	0
Baseline contract value	£488,616.55

ACCESS*

Patients seen in 24 months	Total	Change since previous quarter
Quarter ending June 2016	3,581	
Quarter ending September 2016	3,443	↓
Quarter ending December 2016	3,219	↓
Quarter ending March 2017	3,245	→
Quarter ending June 2017	3,247	→
Variance since June 2016	(9.3%)	↓



ACTIVITY



Month	Adjusted Scheduled Activity (UDA)	
	2017	2018
April	470	338
May	1,568	1,439
June	2,310	1,812
July	3,948	
August	5,410	
September	5,961	
October	6,953	
November	7,776	
December	8,993	
January	9,830	
February	11,116	
March	12,431	
April	12,958	
May	13,711	
June	13,711	

QUALITY

	Quantity	Base Number	Contract	AT	Region	England
% of FP17s for the same patient ID Re-attending within 3 months - Children	10	129	7.8%	10.4%	11.5%	12.0%
% of FP17s for the same patient ID Re-attending within 3 months - Adults	57	441	12.9%	16.0%	16.8%	16.0%
% of FP17s for the same patient ID Re-attending between 3 & 9 months - Children	33	129	25.6%	42.7%	47.3%	58.0%
% of FP17s for the same patient ID Re-attending between 3 & 9 months - Adults	118	441	26.8%	35.6%	38.3%	50.9%
% of FP17s for Band 1 Urgent Courses	31	345	9.0%	11.0%	10.7%	9.1%
% of FP17s Relating to Free Repair or Replacements	0	345	0.0%	0.5%	0.6%	0.8%
% of FP17s Relating to Continuations	3	345	0.9%	0.8%	0.8%	1.1%
% of Patients satisfied with the dentistry they have received	1	3	N/A	88.7%	89.8%	91.7%
% of Patients satisfied with the time they had to wait for an appointment	2	3	N/A	80.2%	83.6%	88.0%

* This is based on patients treated on this contract for their most recent course of treatment. Figures in italics indicate the base number of FP17s or Patient Questionnaire responses are less than 100. N/A is shown where the base number of responses is less than 10 during the period. % is calculated as Quantity/Base number*100

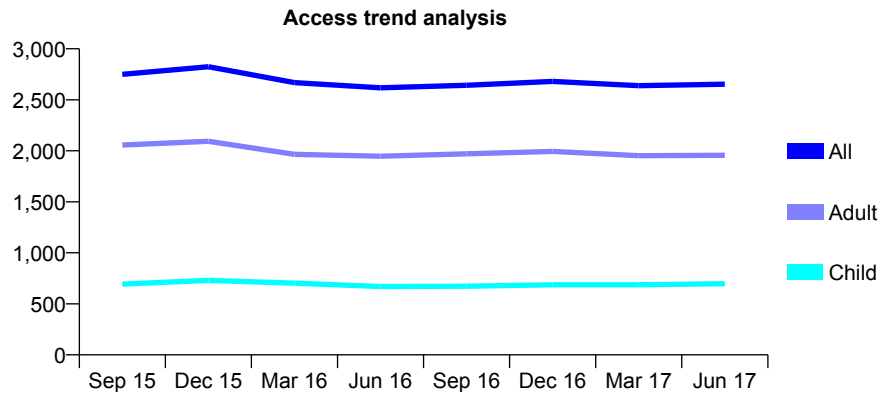
Q61 - Vital Signs At a Glance Contract Report for 677809/0001 - June 2017

Name or company name	MR QM KHALIL
Contract type name	GDS Contract
Purpose of contract	General
Contract start date	01/04/2006
Contract end date	

17/18 Contracted general activity (UDA)	10,923
Carry forward general activity (UDA)	0
17/18 Contracted orthodontic activity (UOA)	0
Carry forward orthodontic activity (UOA)	0
Baseline contract value	£327,474.16

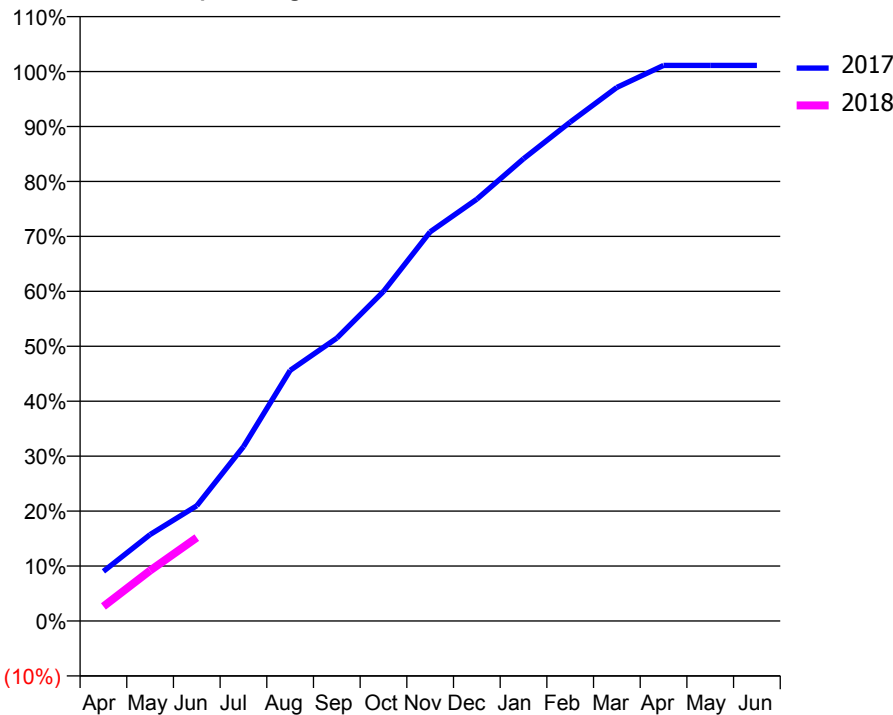
ACCESS*

Patients seen in 24 months	Total	Change since previous quarter
Quarter ending June 2016	2,617	
Quarter ending September 2016	2,643	→
Quarter ending December 2016	2,681	→
Quarter ending March 2017	2,639	↓
Quarter ending June 2017	2,653	→
Variance since June 2016	1.4%	→



ACTIVITY

Cumulative percentage of contracted UDA delivered 2017 & 2018



Month	Adjusted Scheduled Activity (UDA)	
	2017	2018
April	988	290
May	1,719	1,003
June	2,292	1,657
July	3,467	
August	4,983	
September	5,623	
October	6,551	
November	7,736	
December	8,385	
January	9,189	
February	9,917	
March	10,606	
April	11,044	
May	11,044	
June	11,044	

QUALITY

	Quantity	Base Number	Contract	AT	Region	England
% of FP17s for the same patient ID Re-attending within 3 months - Children	10	168	6.0%	10.4%	11.5%	12.0%
% of FP17s for the same patient ID Re-attending within 3 months - Adults	59	433	13.6%	16.0%	16.8%	16.0%
% of FP17s for the same patient ID Re-attending between 3 & 9 months - Children	51	168	30.4%	42.7%	47.3%	58.0%
% of FP17s for the same patient ID Re-attending between 3 & 9 months - Adults	136	433	31.4%	35.6%	38.3%	50.9%
% of FP17s for Band 1 Urgent Courses	45	492	9.1%	11.0%	10.7%	9.1%
% of FP17s Relating to Free Repair or Replacements	3	492	0.6%	0.5%	0.6%	0.8%
% of FP17s Relating to Continuations	10	492	2.0%	0.8%	0.8%	1.1%
% of Patients satisfied with the dentistry they have received	2	2	N/A	88.7%	89.8%	91.7%
% of Patients satisfied with the time they had to wait for an appointment	2	2	N/A	80.2%	83.6%	88.0%

* This is based on patients treated on this contract for their most recent course of treatment. Figures in italics indicate the base number of FP17s or Patient Questionnaire responses are less than 100. N/A is shown where the base number of responses is less than 10 during the period. % is calculated as Quantity/Base number*100

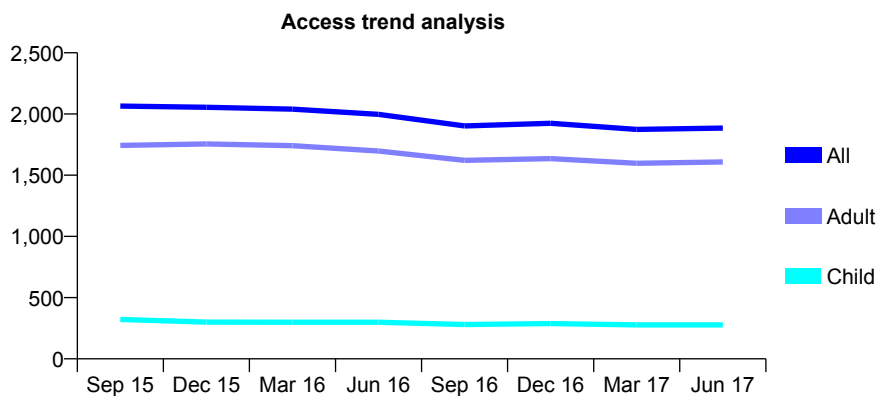
Q61 - Vital Signs At a Glance Contract Report for 680761/0002 - June 2017

Name or company name	MISS A KHAN
Contract type name	GDS Contract
Purpose of contract	General
Contract start date	15/03/2012
Contract end date	

17/18 Contracted general activity (UDA)	6,000
Carry forward general activity (UDA)	0
17/18 Contracted orthodontic activity (UOA)	0
Carry forward orthodontic activity (UOA)	0
Baseline contract value	£165,077.65

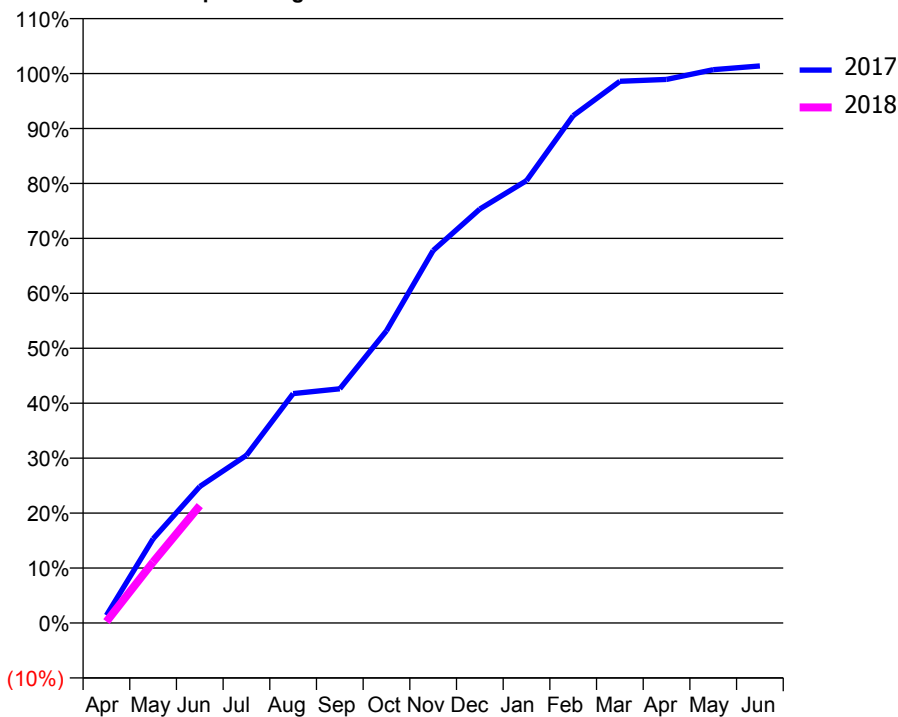
ACCESS*

Patients seen in 24 months	Total	Change since previous quarter
Quarter ending June 2016	1,997	
Quarter ending September 2016	1,903	↓
Quarter ending December 2016	1,924	→
Quarter ending March 2017	1,874	↓
Quarter ending June 2017	1,885	→
Variance since June 2016	(5.6%)	↓



ACTIVITY

Cumulative percentage of contracted UDA delivered 2017 & 2018



Month	Adjusted Scheduled Activity (UDA)	
	2017	2018
April	84	16
May	919	666
June	1,490	1,281
July	1,831	
August	2,506	
September	2,557	
October	3,191	
November	4,068	
December	4,520	
January	4,830	
February	5,539	
March	5,914	
April	5,935	
May	6,042	
June	6,083	

QUALITY

	Quantity	Base Number	Contract	AT	Region	England
% of FP17s for the same patient ID Re-attending within 3 months - Children	1	67	1.5%	10.4%	11.5%	12.0%
% of FP17s for the same patient ID Re-attending within 3 months - Adults	90	514	17.5%	16.0%	16.8%	16.0%
% of FP17s for the same patient ID Re-attending between 3 & 9 months - Children	30	67	44.8%	42.7%	47.3%	58.0%
% of FP17s for the same patient ID Re-attending between 3 & 9 months - Adults	205	514	39.9%	35.6%	38.3%	50.9%
% of FP17s for Band 1 Urgent Courses	57	488	11.7%	11.0%	10.7%	9.1%
% of FP17s Relating to Free Repair or Replacements	8	488	1.6%	0.5%	0.6%	0.8%
% of FP17s Relating to Continuations	3	488	0.6%	0.8%	0.8%	1.1%
% of Patients satisfied with the dentistry they have received	0	0	N/A	88.7%	89.8%	91.7%
% of Patients satisfied with the time they had to wait for an appointment	0	0	N/A	80.2%	83.6%	88.0%

* This is based on patients treated on this contract for their most recent course of treatment. Figures in italics indicate the base number of FP17s or Patient Questionnaire responses are less than 100. N/A is shown where the base number of responses is less than 10 during the period. % is calculated as Quantity/Base number*100

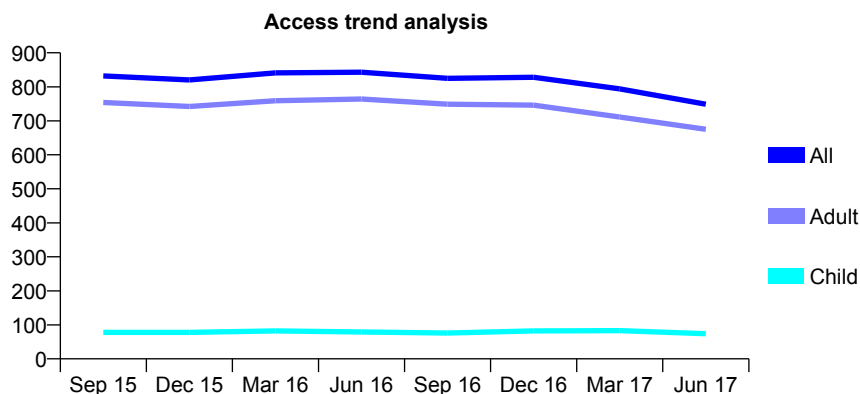
Q61 - Vital Signs At a Glance Contract Report for 681601/0001 - June 2017

Name or company name	MR A FARZEH-SAEID
Contract type name	GDS Contract
Purpose of contract	General
Contract start date	01/04/2006
Contract end date	

17/18 Contracted general activity (UDA)	3,000
Carry forward general activity (UDA)	0
17/18 Contracted orthodontic activity (UOA)	0
Carry forward orthodontic activity (UOA)	0
Baseline contract value	£79,622.62

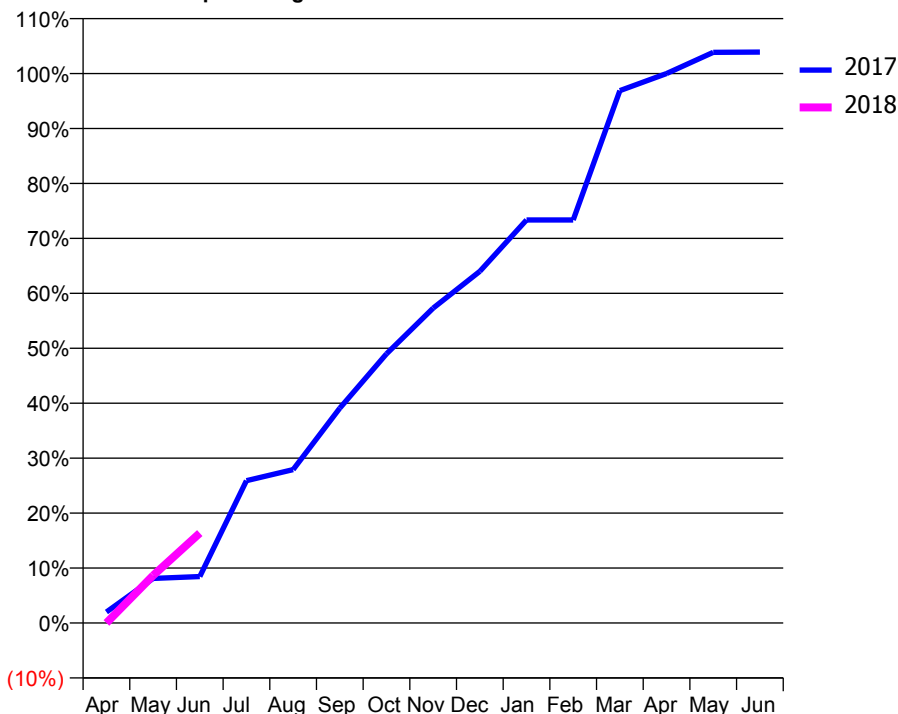
ACCESS*

Patients seen in 24 months	Total	Change since previous quarter
Quarter ending June 2016	843	
Quarter ending September 2016	825	↓
Quarter ending December 2016	828	→
Quarter ending March 2017	794	↓
Quarter ending June 2017	749	↓
Variance since June 2016	(11.2%)	↓



ACTIVITY

Cumulative percentage of contracted UDA delivered 2017 & 2018



Adjusted Scheduled Activity (UDA)

Month	2017	2018
April	60	0
May	243	259
June	254	491
July	777	
August	837	
September	1,173	
October	1,469	
November	1,719	
December	1,920	
January	2,201	
February	2,201	
March	2,907	
April	3,000	
May	3,116	
June	3,117	

QUALITY

	Quantity	Base Number	Contract	AT	Region	England
% of FP17s for the same patient ID Re-attending within 3 months - Children	2	21	9.5%	10.4%	11.5%	12.0%
% of FP17s for the same patient ID Re-attending within 3 months - Adults	16	141	11.3%	16.0%	16.8%	16.0%
% of FP17s for the same patient ID Re-attending between 3 & 9 months - Children	7	21	33.3%	42.7%	47.3%	58.0%
% of FP17s for the same patient ID Re-attending between 3 & 9 months - Adults	21	141	14.9%	35.6%	38.3%	50.9%
% of FP17s for Band 1 Urgent Courses	7	98	7.1%	11.0%	10.7%	9.1%
% of FP17s Relating to Free Repair or Replacements	1	98	1.0%	0.5%	0.6%	0.8%
% of FP17s Relating to Continuations	1	98	1.0%	0.8%	0.8%	1.1%
% of Patients satisfied with the dentistry they have received	0	0	N/A	88.7%	89.8%	91.7%
% of Patients satisfied with the time they had to wait for an appointment	0	0	N/A	80.2%	83.6%	88.0%

* This is based on patients treated on this contract for their most recent course of treatment. Figures in italics indicate the base number of FP17s or Patient Questionnaire responses are less than 100. N/A is shown where the base number of responses is less than 10 during the period. % is calculated as Quantity/Base number*100

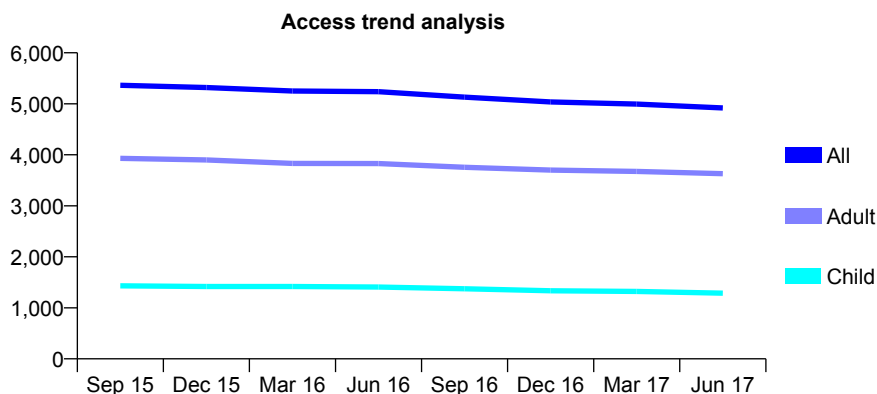
Q61 - Vital Signs At a Glance Contract Report for 683116/0001 - June 2017

Name or company name	MR SC KAPADIA
Contract type name	GDS Contract
Purpose of contract	General
Contract start date	01/04/2009
Contract end date	

17/18 Contracted general activity (UDA)	13,747
Carry forward general activity (UDA)	0
17/18 Contracted orthodontic activity (UOA)	0
Carry forward orthodontic activity (UOA)	0
Baseline contract value	£329,097.50

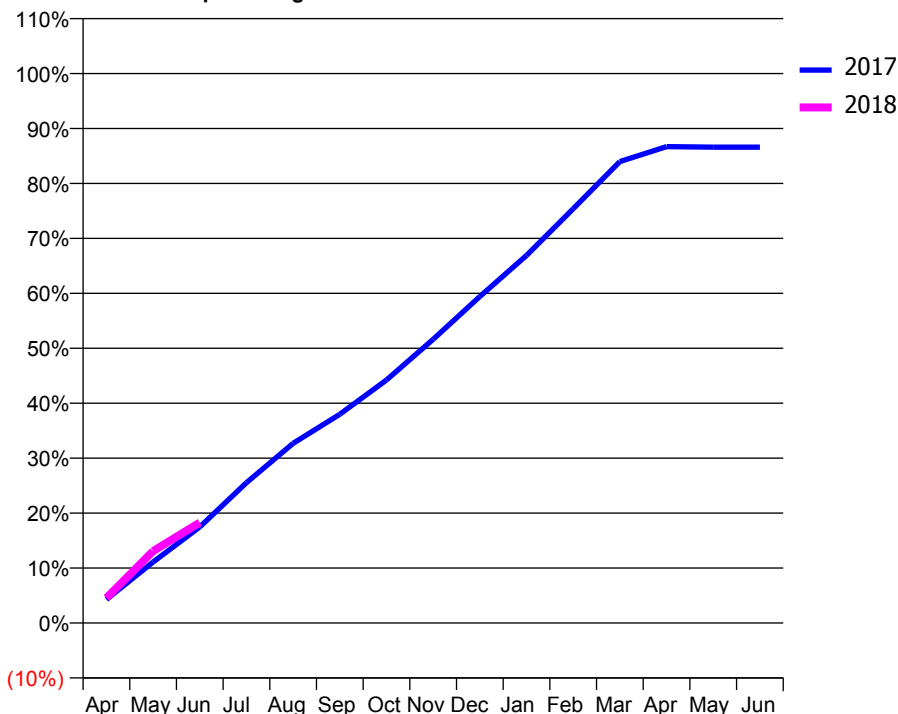
ACCESS*

Patients seen in 24 months	Total	Change since previous quarter
Quarter ending June 2016	5,237	
Quarter ending September 2016	5,130	↓
Quarter ending December 2016	5,036	↓
Quarter ending March 2017	4,996	→
Quarter ending June 2017	4,919	↓
Variance since June 2016	(6.1%)	↓



ACTIVITY

Cumulative percentage of contracted UDA delivered 2017 & 2018



Month	Adjusted Scheduled Activity (UDA)	
	2017	2018
April	588	624
May	1,528	1,800
June	2,404	2,514
July	3,511	
August	4,496	
September	5,223	
October	6,080	
November	7,098	
December	8,168	
January	9,194	
February	10,365	
March	11,543	
April	11,916	
May	11,904	
June	11,904	

QUALITY

	Quantity	Base Number	Contract	AT	Region	England
% of FP17s for the same patient ID Re-attending within 3 months - Children	18	326	5.5%	10.4%	11.5%	12.0%
% of FP17s for the same patient ID Re-attending within 3 months - Adults	75	860	8.7%	16.0%	16.8%	16.0%
% of FP17s for the same patient ID Re-attending between 3 & 9 months - Children	147	326	45.1%	42.7%	47.3%	58.0%
% of FP17s for the same patient ID Re-attending between 3 & 9 months - Adults	377	860	43.8%	35.6%	38.3%	50.9%
% of FP17s for Band 1 Urgent Courses	44	1,025	4.3%	11.0%	10.7%	9.1%
% of FP17s Relating to Free Repair or Replacements	9	1,025	0.9%	0.5%	0.6%	0.8%
% of FP17s Relating to Continuations	9	1,025	0.9%	0.8%	0.8%	1.1%
% of Patients satisfied with the dentistry they have received	4	4	N/A	88.7%	89.8%	91.7%
% of Patients satisfied with the time they had to wait for an appointment	3	4	N/A	80.2%	83.6%	88.0%

* This is based on patients treated on this contract for their most recent course of treatment. Figures in italics indicate the base number of FP17s or Patient Questionnaire responses are less than 100. N/A is shown where the base number of responses is less than 10 during the period. % is calculated as Quantity/Base number*100

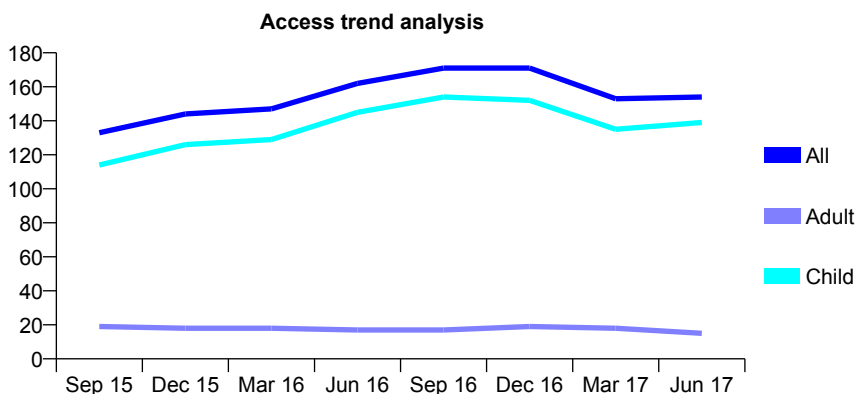
Q61 - Vital Signs At a Glance Contract Report for 683434/0001 - June 2017

Name or company name	MR F BASSEGGHI
Contract type name	GDS Contract
Purpose of contract	General
Contract start date	01/04/2006
Contract end date	

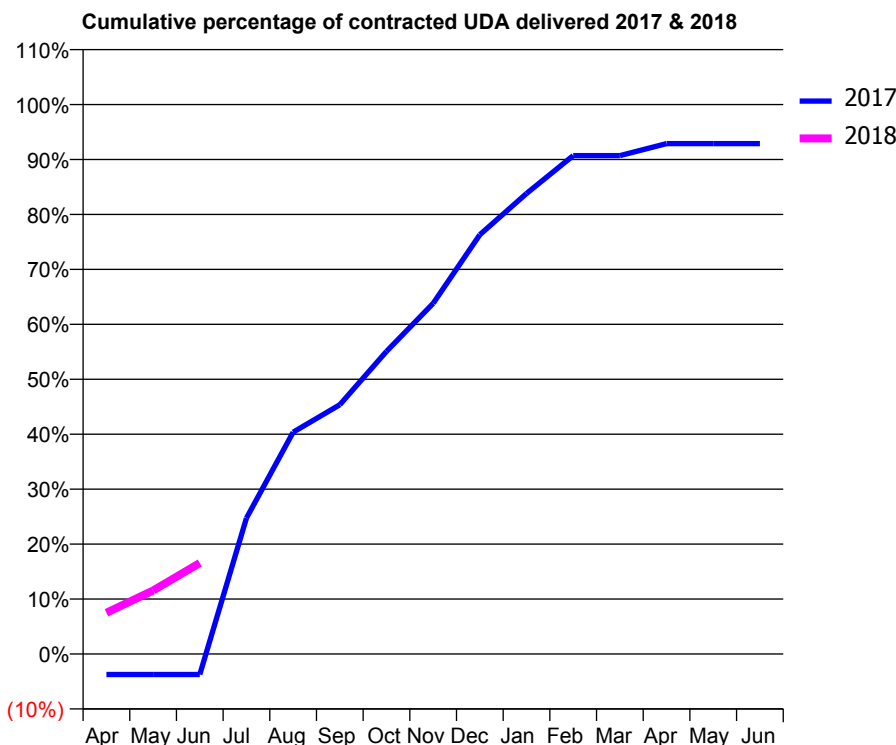
17/18 Contracted general activity (UDA)	320
Carry forward general activity (UDA)	0
17/18 Contracted orthodontic activity (UOA)	0
Carry forward orthodontic activity (UOA)	0
Baseline contract value	£11,964.09

ACCESS*

Patients seen in 24 months	Total	Change since previous quarter
Quarter ending June 2016	162	
Quarter ending September 2016	171	↑
Quarter ending December 2016	171	→
Quarter ending March 2017	153	↓
Quarter ending June 2017	154	→
Variance since June 2016	(4.9%)	↓



ACTIVITY



Month	Adjusted Scheduled Activity (UDA)	
	2017	2018
April	-12	24
May	-12	37
June	-12	53
July	79	
August	129	
September	145	
October	176	
November	204	
December	244	
January	268	
February	290	
March	290	
April	297	
May	297	
June	297	

QUALITY

	Quantity	Base Number	Contract	AT	Region	England
% of FP17s for the same patient ID Re-attending within 3 months - Children	0	51	0.0%	10.4%	11.5%	12.0%
% of FP17s for the same patient ID Re-attending within 3 months - Adults	0	3	0.0%	16.0%	16.8%	16.0%
% of FP17s for the same patient ID Re-attending between 3 & 9 months - Children	20	51	39.2%	42.7%	47.3%	58.0%
% of FP17s for the same patient ID Re-attending between 3 & 9 months - Adults	2	3	66.7%	35.6%	38.3%	50.9%
% of FP17s for Band 1 Urgent Courses	0	47	0.0%	11.0%	10.7%	9.1%
% of FP17s Relating to Free Repair or Replacements	0	47	0.0%	0.5%	0.6%	0.8%
% of FP17s Relating to Continuations	0	47	0.0%	0.8%	0.8%	1.1%
% of Patients satisfied with the dentistry they have received	0	0	N/A	88.7%	89.8%	91.7%
% of Patients satisfied with the time they had to wait for an appointment	0	0	N/A	80.2%	83.6%	88.0%

* This is based on patients treated on this contract for their most recent course of treatment. Figures in italics indicate the base number of FP17s or Patient Questionnaire responses are less than 100. N/A is shown where the base number of responses is less than 10 during the period. % is calculated as Quantity/Base number*100

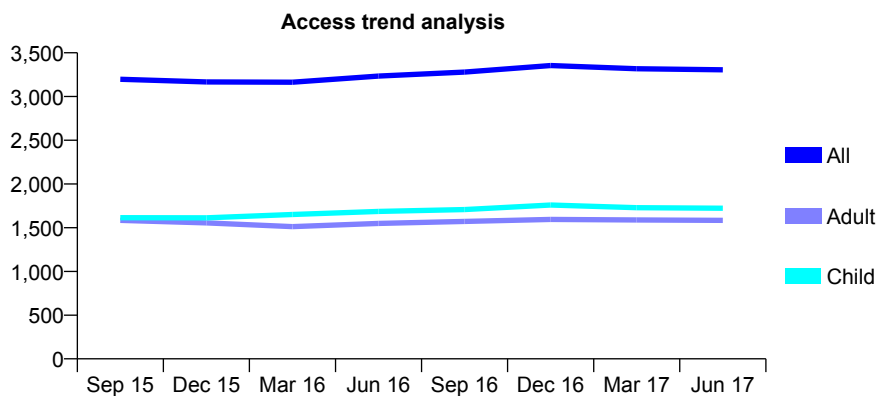
Q61 - Vital Signs At a Glance Contract Report for 685763/0001 - June 2017

Name or company name	MR S CHAUDHURI
Contract type name	GDS Contract
Purpose of contract	General
Contract start date	01/04/2008
Contract end date	

17/18 Contracted general activity (UDA)	12,935
Carry forward general activity (UDA)	0
17/18 Contracted orthodontic activity (UOA)	0
Carry forward orthodontic activity (UOA)	0
Baseline contract value	£385,883.32

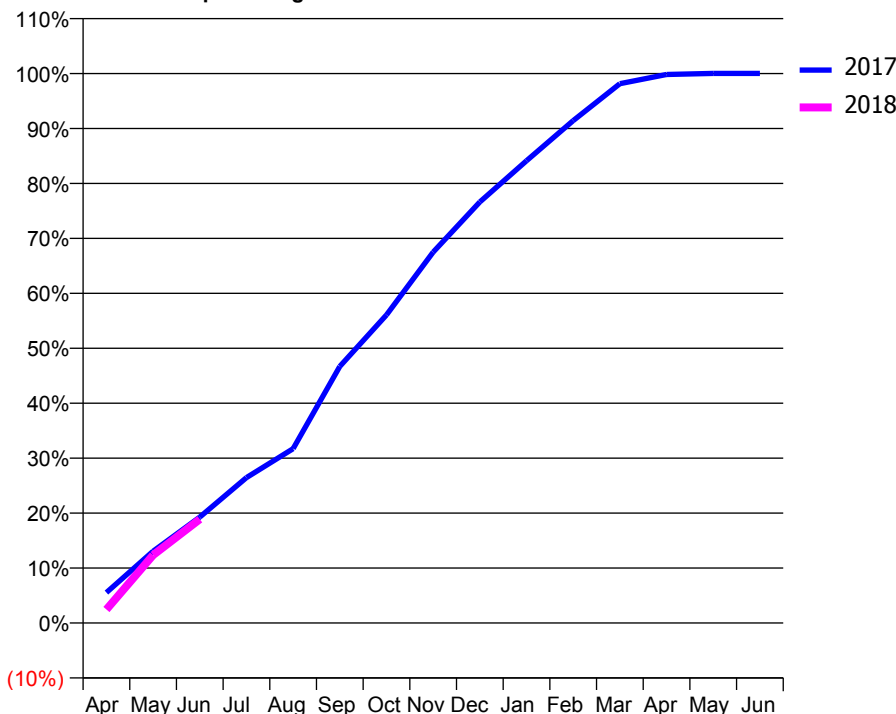
ACCESS*

Patients seen in 24 months	Total	Change since previous quarter
Quarter ending June 2016	3,234	
Quarter ending September 2016	3,279	→
Quarter ending December 2016	3,354	↑
Quarter ending March 2017	3,317	↓
Quarter ending June 2017	3,306	→
Variance since June 2016	2.2%	↑



ACTIVITY

Cumulative percentage of contracted UDA delivered 2017 & 2018



Adjusted Scheduled Activity (UDA)		
Month	2017	2018
April	717	319
May	1,689	1,600
June	2,495	2,443
July	3,423	
August	4,104	
September	6,040	
October	7,253	
November	8,732	
December	9,910	
January	10,880	
February	11,827	
March	12,694	
April	12,912	
May	12,936	
June	12,938	

QUALITY

	Quantity	Base Number	Contract	AT	Region	England
% of FP17s for the same patient ID Re-attending within 3 months - Children	61	611	10.0%	10.4%	11.5%	12.0%
% of FP17s for the same patient ID Re-attending within 3 months - Adults	140	527	26.6%	16.0%	16.8%	16.0%
% of FP17s for the same patient ID Re-attending between 3 & 9 months - Children	387	611	63.3%	42.7%	47.3%	58.0%
% of FP17s for the same patient ID Re-attending between 3 & 9 months - Adults	238	527	45.2%	35.6%	38.3%	50.9%
% of FP17s for Band 1 Urgent Courses	125	1,029	12.1%	11.0%	10.7%	9.1%
% of FP17s Relating to Free Repair or Replacements	3	1,029	0.3%	0.5%	0.6%	0.8%
% of FP17s Relating to Continuations	0	1,029	0.0%	0.8%	0.8%	1.1%
% of Patients satisfied with the dentistry they have received	2	2	N/A	88.7%	89.8%	91.7%
% of Patients satisfied with the time they had to wait for an appointment	2	2	N/A	80.2%	83.6%	88.0%

* This is based on patients treated on this contract for their most recent course of treatment. Figures in italics indicate the base number of FP17s or Patient Questionnaire responses are less than 100. N/A is shown where the base number of responses is less than 10 during the period. % is calculated as Quantity/Base number*100

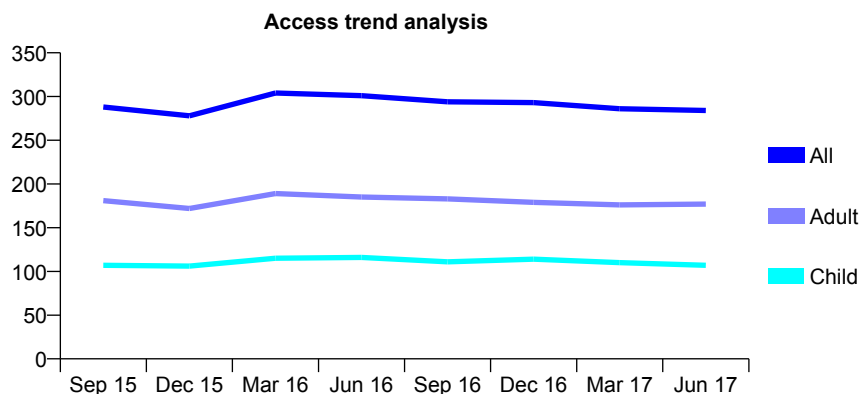
Q61 - Vital Signs At a Glance Contract Report for 687073/0001 - June 2017

Name or company name	MR H ALI
Contract type name	GDS Contract
Purpose of contract	General
Contract start date	01/04/2008
Contract end date	

17/18 Contracted general activity (UDA)	1,376
Carry forward general activity (UDA)	0
17/18 Contracted orthodontic activity (UOA)	0
Carry forward orthodontic activity (UOA)	0
Baseline contract value	£37,559.68

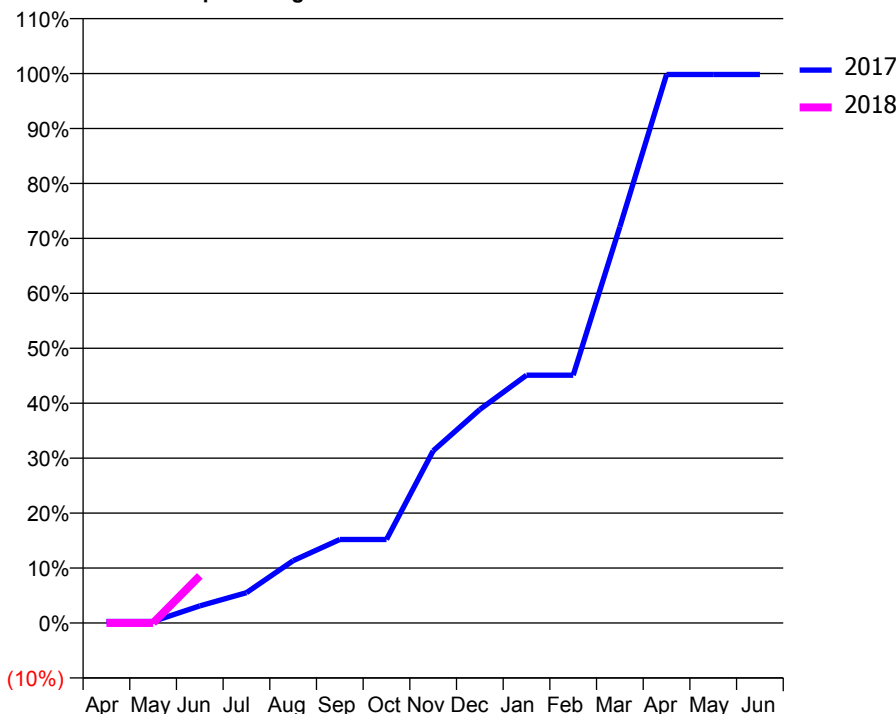
ACCESS*

Patients seen in 24 months	Total	Change since previous quarter
Quarter ending June 2016	301	
Quarter ending September 2016	294	↓
Quarter ending December 2016	293	→
Quarter ending March 2017	286	↓
Quarter ending June 2017	284	→
Variance since June 2016	(5.6%)	↓



ACTIVITY

Cumulative percentage of contracted UDA delivered 2017 & 2018



Adjusted Scheduled Activity (UDA)

Month	2017	2018
April	4	0
May	4	0
June	43	118
July	76	
August	156	
September	209	
October	209	
November	431	
December	535	
January	621	
February	621	
March	992	
April	1,373	
May	1,373	
June	1,373	

QUALITY

	Quantity	Base Number	Contract	AT	Region	England
% of FP17s for the same patient ID Re-attending within 3 months - Children	0	31	0.0%	10.4%	11.5%	12.0%
% of FP17s for the same patient ID Re-attending within 3 months - Adults	3	56	5.4%	16.0%	16.8%	16.0%
% of FP17s for the same patient ID Re-attending between 3 & 9 months - Children	11	31	35.5%	42.7%	47.3%	58.0%
% of FP17s for the same patient ID Re-attending between 3 & 9 months - Adults	15	56	26.8%	35.6%	38.3%	50.9%
% of FP17s for Band 1 Urgent Courses	0	37	0.0%	11.0%	10.7%	9.1%
% of FP17s Relating to Free Repair or Replacements	0	37	0.0%	0.5%	0.6%	0.8%
% of FP17s Relating to Continuations	0	37	0.0%	0.8%	0.8%	1.1%
% of Patients satisfied with the dentistry they have received	0	0	N/A	88.7%	89.8%	91.7%
% of Patients satisfied with the time they had to wait for an appointment	0	0	N/A	80.2%	83.6%	88.0%

* This is based on patients treated on this contract for their most recent course of treatment. Figures in italics indicate the base number of FP17s or Patient Questionnaire responses are less than 100. N/A is shown where the base number of responses is less than 10 during the period. % is calculated as Quantity/Base number*100

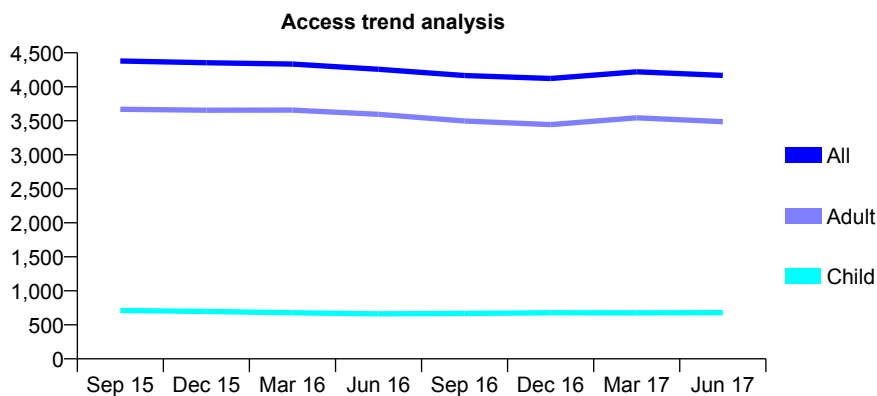
Q61 - Vital Signs At a Glance Contract Report for 687359/0001 - June 2017

Name or company name	MR K HADJI ALI AHMADI
Contract type name	GDS Contract
Purpose of contract	General
Contract start date	01/04/2006
Contract end date	

17/18 Contracted general activity (UDA)	17,540
Carry forward general activity (UDA)	0
17/18 Contracted orthodontic activity (UOA)	0
Carry forward orthodontic activity (UOA)	0
Baseline contract value	£630,705.52

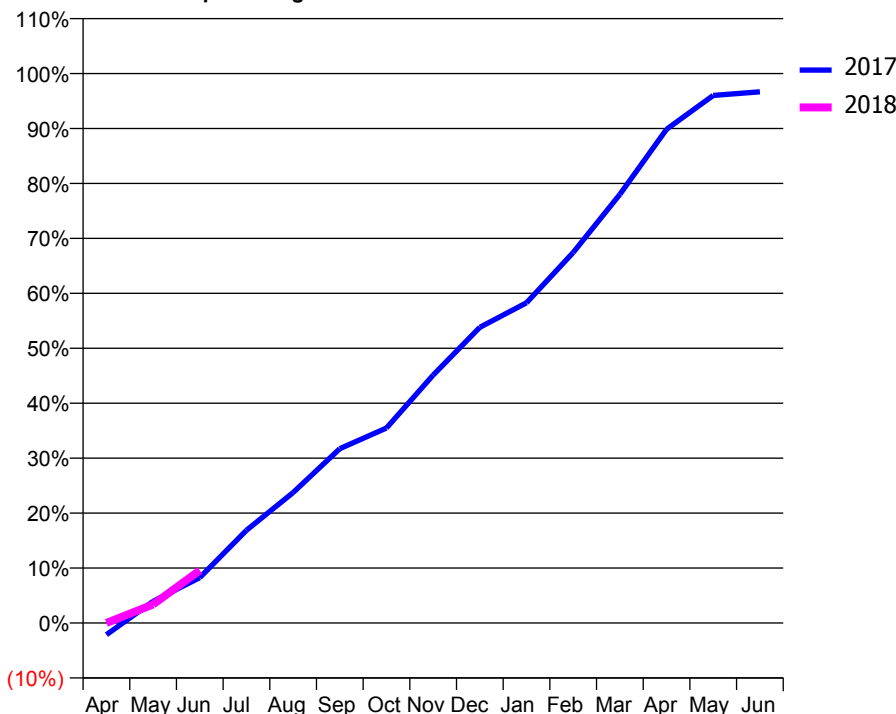
ACCESS*

Patients seen in 24 months	Total	Change since previous quarter
Quarter ending June 2016	4,258	
Quarter ending September 2016	4,166	↓
Quarter ending December 2016	4,122	↓
Quarter ending March 2017	4,220	↑
Quarter ending June 2017	4,168	↓
Variance since June 2016	(2.1%)	↓



ACTIVITY

Cumulative percentage of contracted UDA delivered 2017 & 2018



Adjusted Scheduled Activity (UDA)		
Month	2017	2018
April	-375	0
May	693	594
June	1,449	1,679
July	2,959	
August	4,164	
September	5,567	
October	6,225	
November	7,916	
December	9,439	
January	10,223	
February	11,825	
March	13,682	
April	15,758	
May	16,842	
June	16,955	

QUALITY

	Quantity	Base Number	Contract	AT	Region	England
% of FP17s for the same patient ID Re-attending within 3 months - Children	3	167	1.8%	10.4%	11.5%	12.0%
% of FP17s for the same patient ID Re-attending within 3 months - Adults	46	785	5.9%	16.0%	16.8%	16.0%
% of FP17s for the same patient ID Re-attending between 3 & 9 months - Children	29	167	17.4%	42.7%	47.3%	58.0%
% of FP17s for the same patient ID Re-attending between 3 & 9 months - Adults	171	785	21.8%	35.6%	38.3%	50.9%
% of FP17s for Band 1 Urgent Courses	15	495	3.0%	11.0%	10.7%	9.1%
% of FP17s Relating to Free Repair or Replacements	3	495	0.6%	0.5%	0.6%	0.8%
% of FP17s Relating to Continuations	1	495	0.2%	0.8%	0.8%	1.1%
% of Patients satisfied with the dentistry they have received	2	2	N/A	88.7%	89.8%	91.7%
% of Patients satisfied with the time they had to wait for an appointment	2	2	N/A	80.2%	83.6%	88.0%

* This is based on patients treated on this contract for their most recent course of treatment. Figures in italics indicate the base number of FP17s or Patient Questionnaire responses are less than 100. N/A is shown where the base number of responses is less than 10 during the period. % is calculated as Quantity/Base number*100

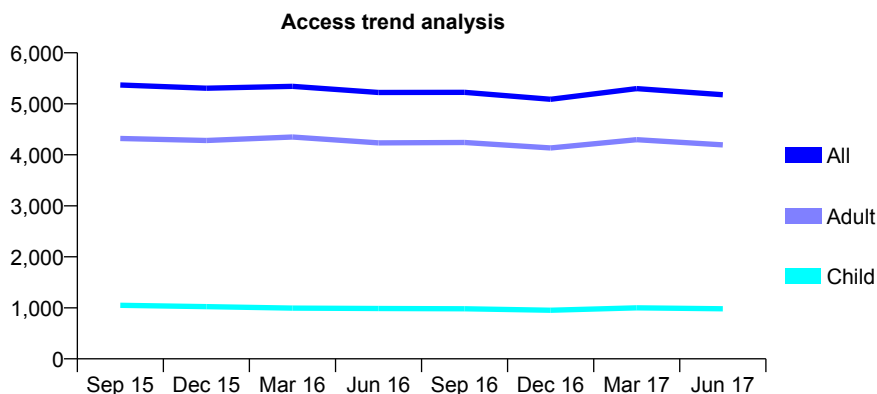
Q61 - Vital Signs At a Glance Contract Report for 688045/0001 - June 2017

Name or company name	MR M MOBASSERI
Contract type name	GDS Contract
Purpose of contract	General
Contract start date	03/07/2006
Contract end date	

17/18 Contracted general activity (UDA)	18,111
Carry forward general activity (UDA)	0
17/18 Contracted orthodontic activity (UOA)	0
Carry forward orthodontic activity (UOA)	0
Baseline contract value	£591,376.57

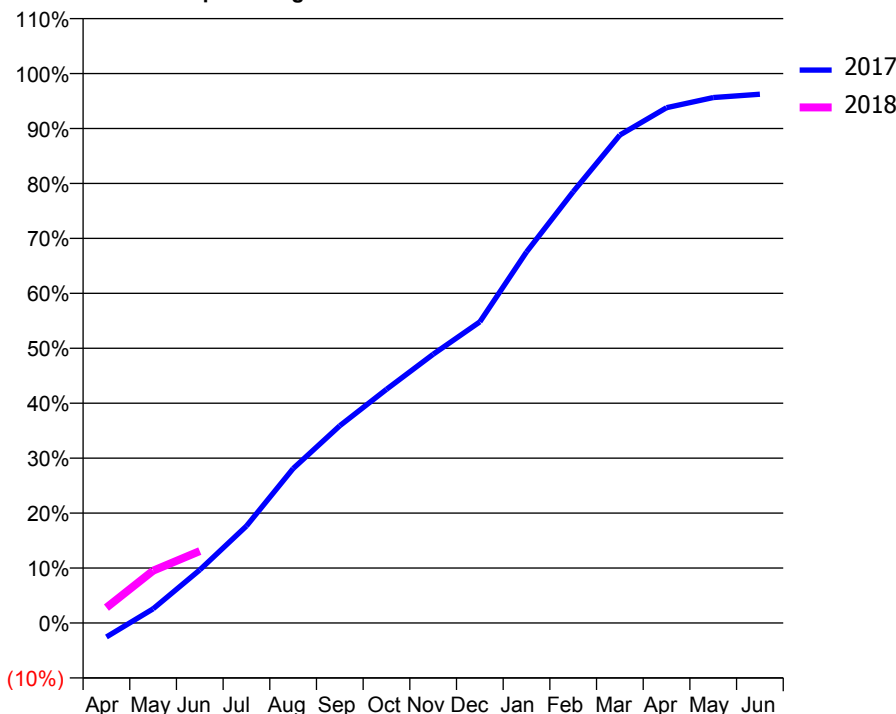
ACCESS*

Patients seen in 24 months	Total	Change since previous quarter
Quarter ending June 2016	5,221	
Quarter ending September 2016	5,226	→
Quarter ending December 2016	5,088	↓
Quarter ending March 2017	5,297	↑
Quarter ending June 2017	5,179	↓
Variance since June 2016	(0.8%)	→



ACTIVITY

Cumulative percentage of contracted UDA delivered 2017 & 2018



Adjusted Scheduled Activity (UDA)

Month	2017	2018
April	-464	508
May	467	1,727
June	1,753	2,370
July	3,197	
August	5,091	
September	6,503	
October	7,703	
November	8,859	
December	9,926	
January	12,231	
February	14,215	
March	16,085	
April	16,984	
May	17,318	
June	17,427	

QUALITY

	Quantity	Base Number	Contract	AT	Region	England
% of FP17s for the same patient ID Re-attending within 3 months - Children	20	231	8.7%	10.4%	11.5%	12.0%
% of FP17s for the same patient ID Re-attending within 3 months - Adults	144	889	16.2%	16.0%	16.8%	16.0%
% of FP17s for the same patient ID Re-attending between 3 & 9 months - Children	89	231	38.5%	42.7%	47.3%	58.0%
% of FP17s for the same patient ID Re-attending between 3 & 9 months - Adults	206	889	23.2%	35.6%	38.3%	50.9%
% of FP17s for Band 1 Urgent Courses	183	796	23.0%	11.0%	10.7%	9.1%
% of FP17s Relating to Free Repair or Replacements	2	796	0.3%	0.5%	0.6%	0.8%
% of FP17s Relating to Continuations	8	796	1.0%	0.8%	0.8%	1.1%
% of Patients satisfied with the dentistry they have received	5	6	N/A	88.7%	89.8%	91.7%
% of Patients satisfied with the time they had to wait for an appointment	5	6	N/A	80.2%	83.6%	88.0%

* This is based on patients treated on this contract for their most recent course of treatment. Figures in italics indicate the base number of FP17s or Patient Questionnaire responses are less than 100. N/A is shown where the base number of responses is less than 10 during the period. % is calculated as Quantity/Base number*100

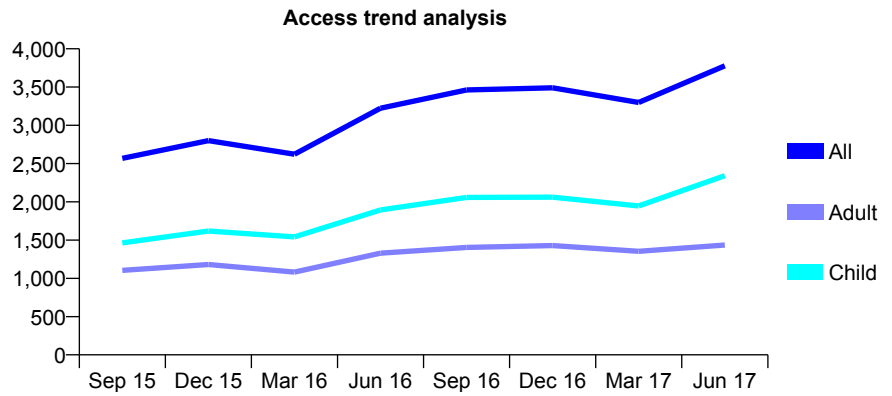
Q61 - Vital Signs At a Glance Contract Report for 689254/0005 - June 2017

Name or company name	MR M PATEL
Contract type name	GDS Contract
Purpose of contract	General
Contract start date	16/06/2010
Contract end date	

17/18 Contracted general activity (UDA)	9,508
Carry forward general activity (UDA)	0
17/18 Contracted orthodontic activity (UOA)	0
Carry forward orthodontic activity (UOA)	0
Baseline contract value	£807,979.98

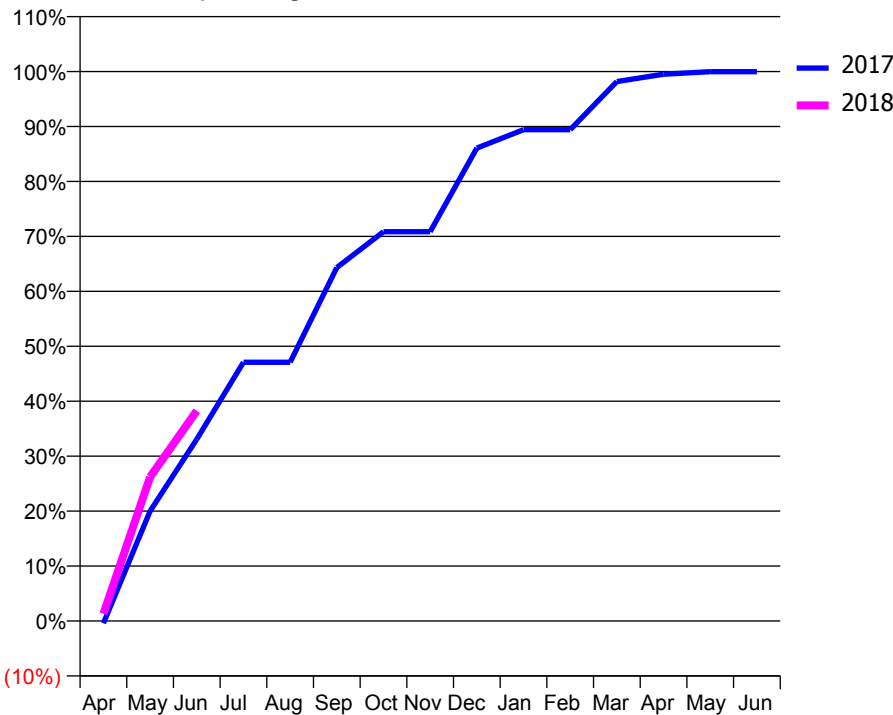
ACCESS*

Patients seen in 24 months	Total	Change since previous quarter
Quarter ending June 2016	3,223	
Quarter ending September 2016	3,462	↑
Quarter ending December 2016	3,490	→
Quarter ending March 2017	3,299	↓
Quarter ending June 2017	3,777	↑
Variance since June 2016	17.2%	↑



ACTIVITY

Cumulative percentage of contracted UDA delivered 2017 & 2018



Month	Adjusted Scheduled Activity (UDA)	
	2017	2018
April	-41	126
May	1,902	2,494
June	3,147	3,638
July	4,477	
August	4,477	
September	6,115	
October	6,737	
November	6,737	
December	8,183	
January	8,501	
February	8,501	
March	9,334	
April	9,461	
May	9,504	
June	9,504	

QUALITY

	Quantity	Base Number	Contract	AT	Region	England
% of FP17s for the same patient ID Re-attending within 3 months - Children	4	858	0.5%	10.4%	11.5%	12.0%
% of FP17s for the same patient ID Re-attending within 3 months - Adults	0	382	0.0%	16.0%	16.8%	16.0%
% of FP17s for the same patient ID Re-attending between 3 & 9 months - Children	4	858	0.5%	42.7%	47.3%	58.0%
% of FP17s for the same patient ID Re-attending between 3 & 9 months - Adults	9	382	2.4%	35.6%	38.3%	50.9%
% of FP17s for Band 1 Urgent Courses	0	1,180	0.0%	11.0%	10.7%	9.1%
% of FP17s Relating to Free Repair or Replacements	0	1,180	0.0%	0.5%	0.6%	0.8%
% of FP17s Relating to Continuations	0	1,180	0.0%	0.8%	0.8%	1.1%
% of Patients satisfied with the dentistry they have received	1	1	N/A	88.7%	89.8%	91.7%
% of Patients satisfied with the time they had to wait for an appointment	1	1	N/A	80.2%	83.6%	88.0%

* This is based on patients treated on this contract for their most recent course of treatment. Figures in italics indicate the base number of FP17s or Patient Questionnaire responses are less than 100. N/A is shown where the base number of responses is less than 10 during the period. % is calculated as Quantity/Base number*100

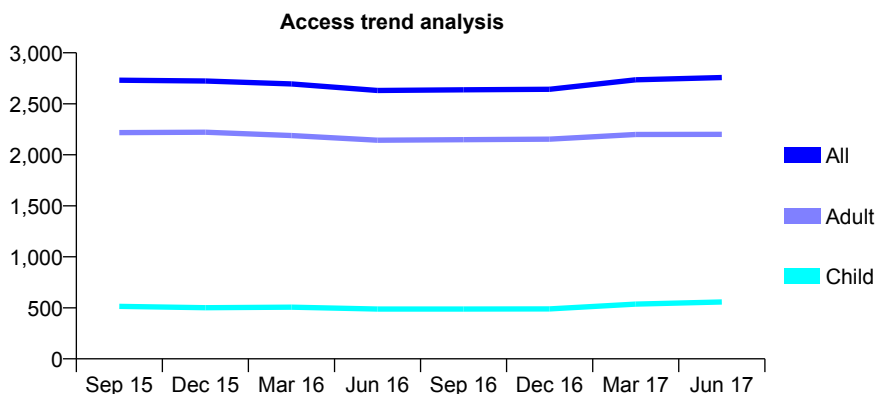
Q61 - Vital Signs At a Glance Contract Report for 689386/0003 - June 2017

Name or company name	MR SP DHAMI
Contract type name	GDS Contract
Purpose of contract	General
Contract start date	14/01/2010
Contract end date	

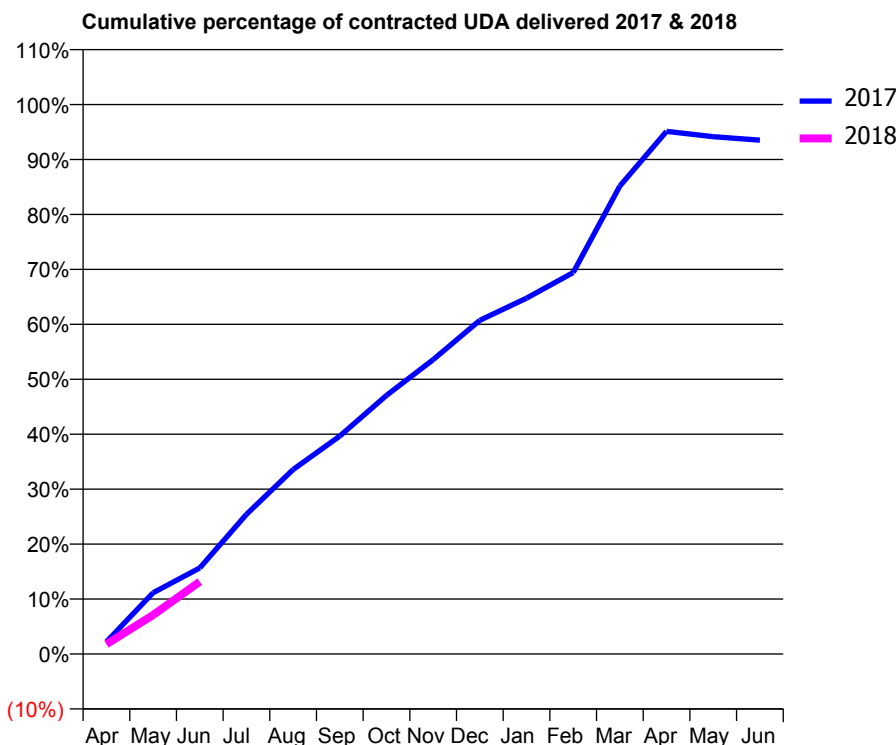
17/18 Contracted general activity (UDA)	11,716
Carry forward general activity (UDA)	0
17/18 Contracted orthodontic activity (UOA)	0
Carry forward orthodontic activity (UOA)	0
Baseline contract value	£288,930.81

ACCESS*

Patients seen in 24 months	Total	Change since previous quarter
Quarter ending June 2016	2,631	
Quarter ending September 2016	2,637	→
Quarter ending December 2016	2,643	→
Quarter ending March 2017	2,735	↑
Quarter ending June 2017	2,758	→
Variance since June 2016	4.8%	↑



ACTIVITY



Adjusted Scheduled Activity (UDA)		
Month	2017	2018
April	259	210
May	1,307	833
June	1,835	1,543
July	2,977	
August	3,933	
September	4,647	
October	5,514	
November	6,276	
December	7,116	
January	7,588	
February	8,133	
March	9,977	
April	11,144	
May	11,029	
June	10,956	

QUALITY

	Quantity	Base Number	Contract	AT	Region	England
% of FP17s for the same patient ID Re-attending within 3 months - Children	11	162	6.8%	10.4%	11.5%	12.0%
% of FP17s for the same patient ID Re-attending within 3 months - Adults	97	620	15.6%	16.0%	16.8%	16.0%
% of FP17s for the same patient ID Re-attending between 3 & 9 months - Children	48	162	29.6%	42.7%	47.3%	58.0%
% of FP17s for the same patient ID Re-attending between 3 & 9 months - Adults	212	620	34.2%	35.6%	38.3%	50.9%
% of FP17s for Band 1 Urgent Courses	48	549	8.7%	11.0%	10.7%	9.1%
% of FP17s Relating to Free Repair or Replacements	24	549	4.4%	0.5%	0.6%	0.8%
% of FP17s Relating to Continuations	3	549	0.5%	0.8%	0.8%	1.1%
% of Patients satisfied with the dentistry they have received	7	7	N/A	88.7%	89.8%	91.7%
% of Patients satisfied with the time they had to wait for an appointment	5	7	N/A	80.2%	83.6%	88.0%

* This is based on patients treated on this contract for their most recent course of treatment. Figures in italics indicate the base number of FP17s or Patient Questionnaire responses are less than 100. N/A is shown where the base number of responses is less than 10 during the period. % is calculated as Quantity/Base number*100

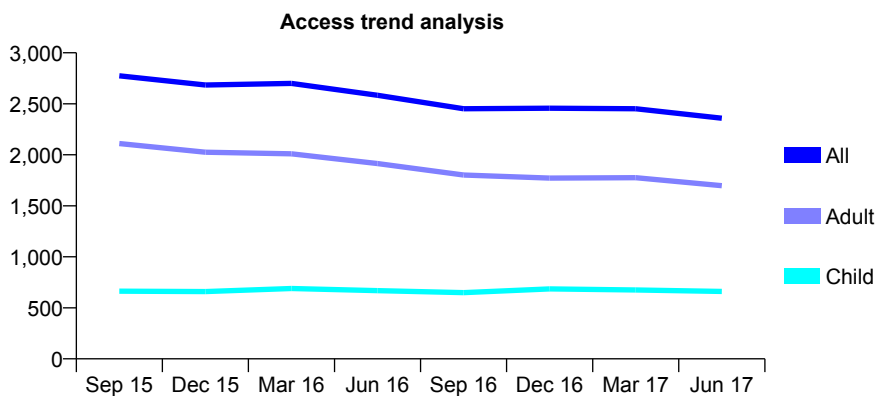
Q61 - Vital Signs At a Glance Contract Report for 691089/0001 - June 2017

Name or company name	MR R MAHER
Contract type name	GDS Contract
Purpose of contract	General
Contract start date	01/04/2006
Contract end date	

17/18 Contracted general activity (UDA)	8,238
Carry forward general activity (UDA)	0
17/18 Contracted orthodontic activity (UOA)	0
Carry forward orthodontic activity (UOA)	0
Baseline contract value	£230,516.94

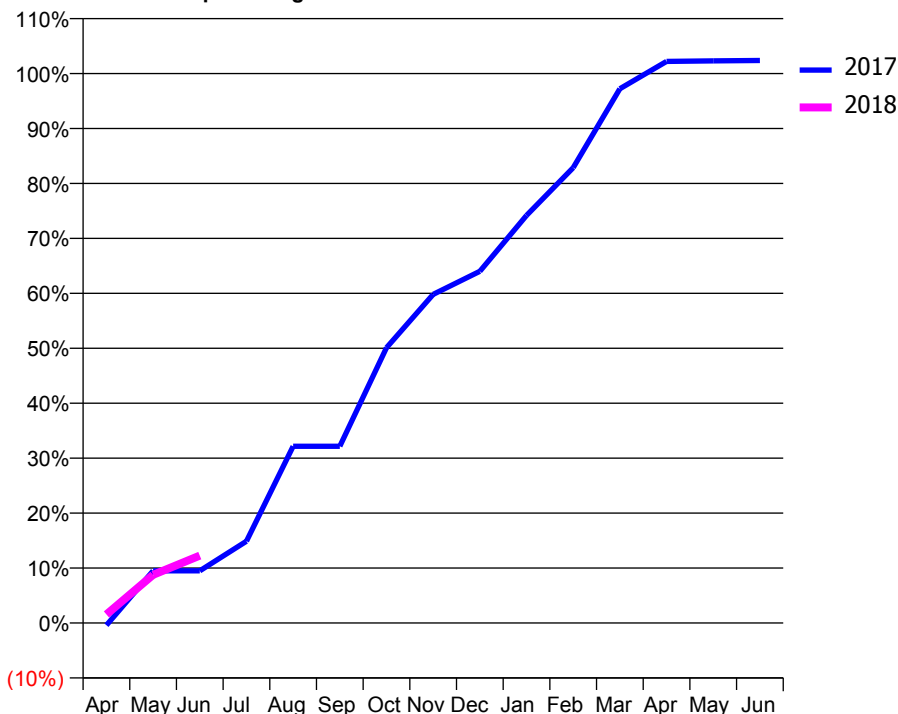
ACCESS*

Patients seen in 24 months	Total	Change since previous quarter
Quarter ending June 2016	2,584	
Quarter ending September 2016	2,451	↓
Quarter ending December 2016	2,457	→
Quarter ending March 2017	2,451	→
Quarter ending June 2017	2,359	↓
Variance since June 2016	(8.7%)	↓



ACTIVITY

Cumulative percentage of contracted UDA delivered 2017 & 2018



Month	Adjusted Scheduled Activity (UDA)	
	2017	2018
April	-34	129
May	783	723
June	783	1,010
July	1,227	
August	2,651	
September	2,651	
October	4,127	
November	4,926	
December	5,273	
January	6,109	
February	6,826	
March	8,009	
April	8,419	
May	8,428	
June	8,434	

QUALITY

	Quantity	Base Number	Contract	AT	Region	England
% of FP17s for the same patient ID Re-attending within 3 months - Children	16	140	11.4%	10.4%	11.5%	12.0%
% of FP17s for the same patient ID Re-attending within 3 months - Adults	57	305	18.7%	16.0%	16.8%	16.0%
% of FP17s for the same patient ID Re-attending between 3 & 9 months - Children	23	140	16.4%	42.7%	47.3%	58.0%
% of FP17s for the same patient ID Re-attending between 3 & 9 months - Adults	74	305	24.3%	35.6%	38.3%	50.9%
% of FP17s for Band 1 Urgent Courses	94	318	29.6%	11.0%	10.7%	9.1%
% of FP17s Relating to Free Repair or Replacements	1	318	0.3%	0.5%	0.6%	0.8%
% of FP17s Relating to Continuations	1	318	0.3%	0.8%	0.8%	1.1%
% of Patients satisfied with the dentistry they have received	0	1	N/A	88.7%	89.8%	91.7%
% of Patients satisfied with the time they had to wait for an appointment	1	1	N/A	80.2%	83.6%	88.0%

* This is based on patients treated on this contract for their most recent course of treatment. Figures in italics indicate the base number of FP17s or Patient Questionnaire responses are less than 100. N/A is shown where the base number of responses is less than 10 during the period. % is calculated as Quantity/Base number*100

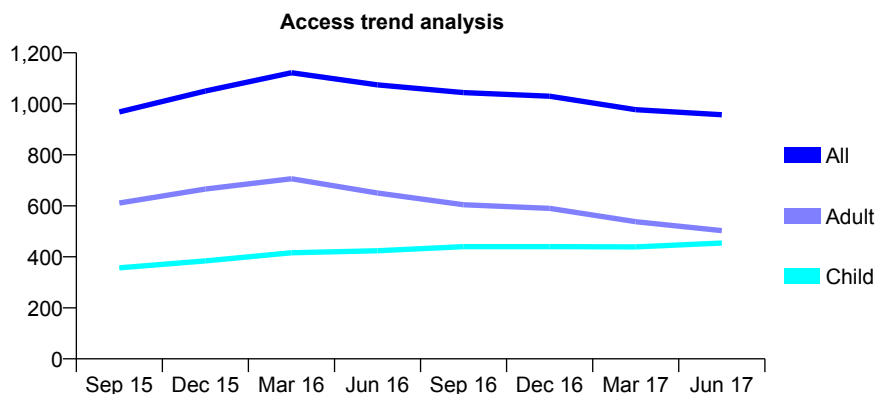
Q61 - Vital Signs At a Glance Contract Report for 693758/0001 - June 2017

Name or company name	MISS N PATEL
Contract type name	GDS Contract
Purpose of contract	General
Contract start date	01/04/2014
Contract end date	

17/18 Contracted general activity (UDA)	2,137
Carry forward general activity (UDA)	0
17/18 Contracted orthodontic activity (UOA)	0
Carry forward orthodontic activity (UOA)	0
Baseline contract value	£52,920.57

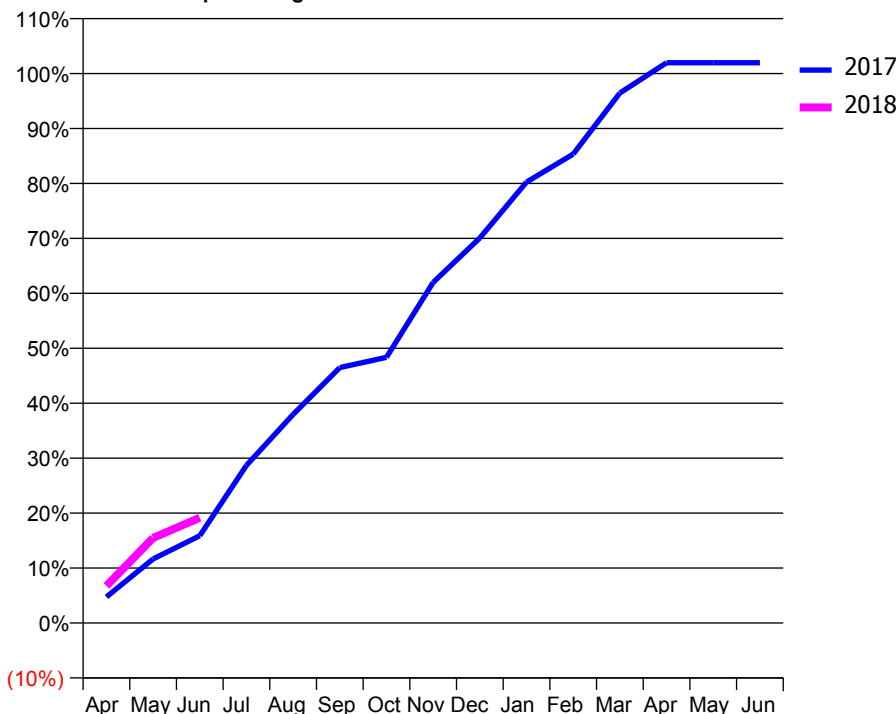
ACCESS*

Patients seen in 24 months	Total	Change since previous quarter
Quarter ending June 2016	1,074	
Quarter ending September 2016	1,044	↓
Quarter ending December 2016	1,030	↓
Quarter ending March 2017	977	↓
Quarter ending June 2017	957	↓
Variance since June 2016	(10.9%)	↓



ACTIVITY

Cumulative percentage of contracted UDA delivered 2017 & 2018



Adjusted Scheduled Activity (UDA)

Month	2017	2018
April	102	144
May	249	331
June	340	410
July	613	
August	811	
September	993	
October	1,033	
November	1,325	
December	1,498	
January	1,715	
February	1,824	
March	2,061	
April	2,179	
May	2,179	
June	2,179	

QUALITY

	Quantity	Base Number	Contract	AT	Region	England
% of FP17s for the same patient ID Re-attending within 3 months - Children	14	134	10.4%	10.4%	11.5%	12.0%
% of FP17s for the same patient ID Re-attending within 3 months - Adults	22	111	19.8%	16.0%	16.8%	16.0%
% of FP17s for the same patient ID Re-attending between 3 & 9 months - Children	57	134	42.5%	42.7%	47.3%	58.0%
% of FP17s for the same patient ID Re-attending between 3 & 9 months - Adults	43	111	38.7%	35.6%	38.3%	50.9%
% of FP17s for Band 1 Urgent Courses	13	207	6.3%	11.0%	10.7%	9.1%
% of FP17s Relating to Free Repair or Replacements	0	207	0.0%	0.5%	0.6%	0.8%
% of FP17s Relating to Continuations	7	207	3.4%	0.8%	0.8%	1.1%
% of Patients satisfied with the dentistry they have received	1	1	N/A	88.7%	89.8%	91.7%
% of Patients satisfied with the time they had to wait for an appointment	1	1	N/A	80.2%	83.6%	88.0%

* This is based on patients treated on this contract for their most recent course of treatment. Figures in italics indicate the base number of FP17s or Patient Questionnaire responses are less than 100. N/A is shown where the base number of responses is less than 10 during the period. % is calculated as Quantity/Base number*100

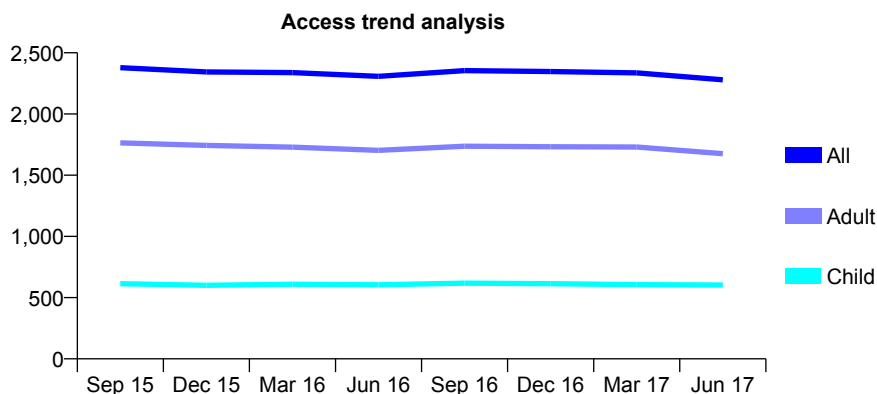
Q61 - Vital Signs At a Glance Contract Report for 729426/0001 - June 2017

Name or company name	MR AK SACHDEV
Contract type name	GDS Contract
Purpose of contract	General
Contract start date	02/07/2007
Contract end date	

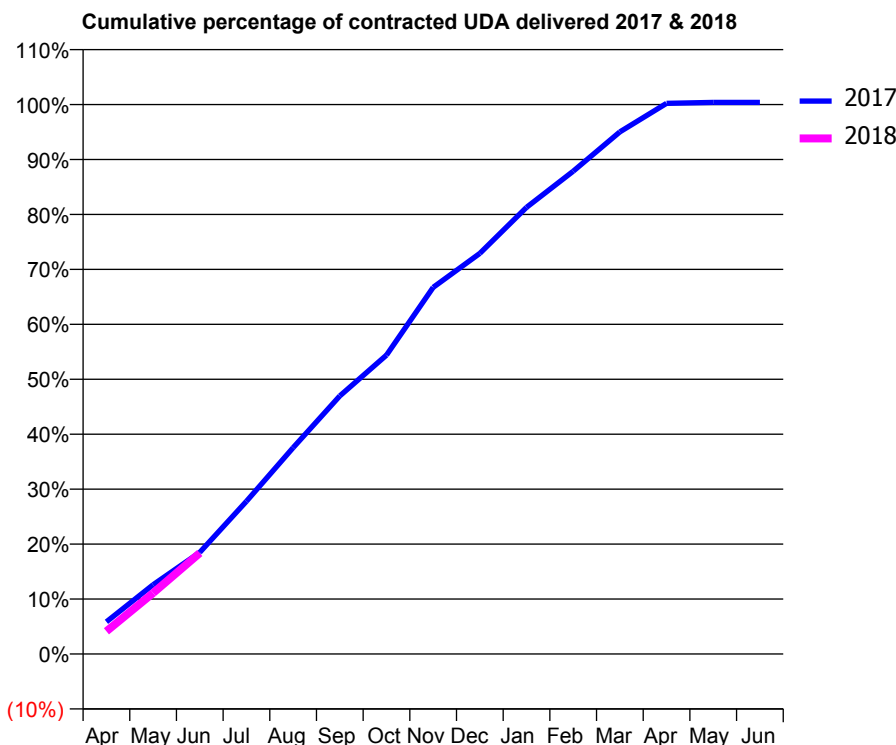
17/18 Contracted general activity (UDA)	5,212
Carry forward general activity (UDA)	0
17/18 Contracted orthodontic activity (UOA)	0
Carry forward orthodontic activity (UOA)	0
Baseline contract value	£141,551.54

ACCESS*

Patients seen in 24 months	Total	Change since previous quarter
Quarter ending June 2016	2,308	
Quarter ending September 2016	2,355	↑
Quarter ending December 2016	2,347	→
Quarter ending March 2017	2,336	→
Quarter ending June 2017	2,279	↓
Variance since June 2016	(1.3%)	↓



ACTIVITY



Month	Adjusted Scheduled Activity (UDA)	
	2017	2018
April	305	216
May	657	579
June	965	958
July	1,449	
August	1,957	
September	2,448	
October	2,835	
November	3,478	
December	3,800	
January	4,236	
February	4,580	
March	4,953	
April	5,223	
May	5,231	
June	5,232	

QUALITY

	Quantity	Base Number	Contract	AT	Region	England
% of FP17s for the same patient ID Re-attending within 3 months - Children	8	160	5.0%	10.4%	11.5%	12.0%
% of FP17s for the same patient ID Re-attending within 3 months - Adults	12	339	3.5%	16.0%	16.8%	16.0%
% of FP17s for the same patient ID Re-attending between 3 & 9 months - Children	67	160	41.9%	42.7%	47.3%	58.0%
% of FP17s for the same patient ID Re-attending between 3 & 9 months - Adults	111	339	32.7%	35.6%	38.3%	50.9%
% of FP17s for Band 1 Urgent Courses	94	399	23.6%	11.0%	10.7%	9.1%
% of FP17s Relating to Free Repair or Replacements	0	399	0.0%	0.5%	0.6%	0.8%
% of FP17s Relating to Continuations	0	399	0.0%	0.8%	0.8%	1.1%
% of Patients satisfied with the dentistry they have received	2	2	N/A	88.7%	89.8%	91.7%
% of Patients satisfied with the time they had to wait for an appointment	2	2	N/A	80.2%	83.6%	88.0%

* This is based on patients treated on this contract for their most recent course of treatment. Figures in italics indicate the base number of FP17s or Patient Questionnaire responses are less than 100. N/A is shown where the base number of responses is less than 10 during the period. % is calculated as Quantity/Base number*100

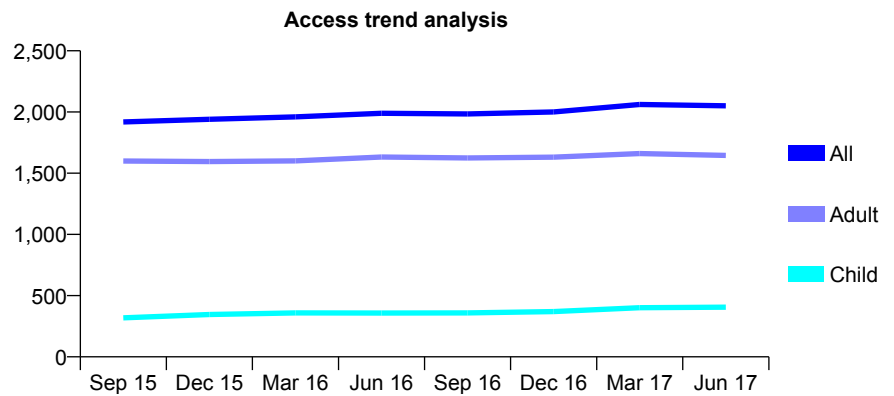
Q61 - Vital Signs At a Glance Contract Report for 729914/0001 - June 2017

Name or company name	MR ML EVANS
Contract type name	GDS Contract
Purpose of contract	General
Contract start date	01/04/2006
Contract end date	

17/18 Contracted general activity (UDA)	7,180
Carry forward general activity (UDA)	0
17/18 Contracted orthodontic activity (UOA)	0
Carry forward orthodontic activity (UOA)	0
Baseline contract value	£237,917.64

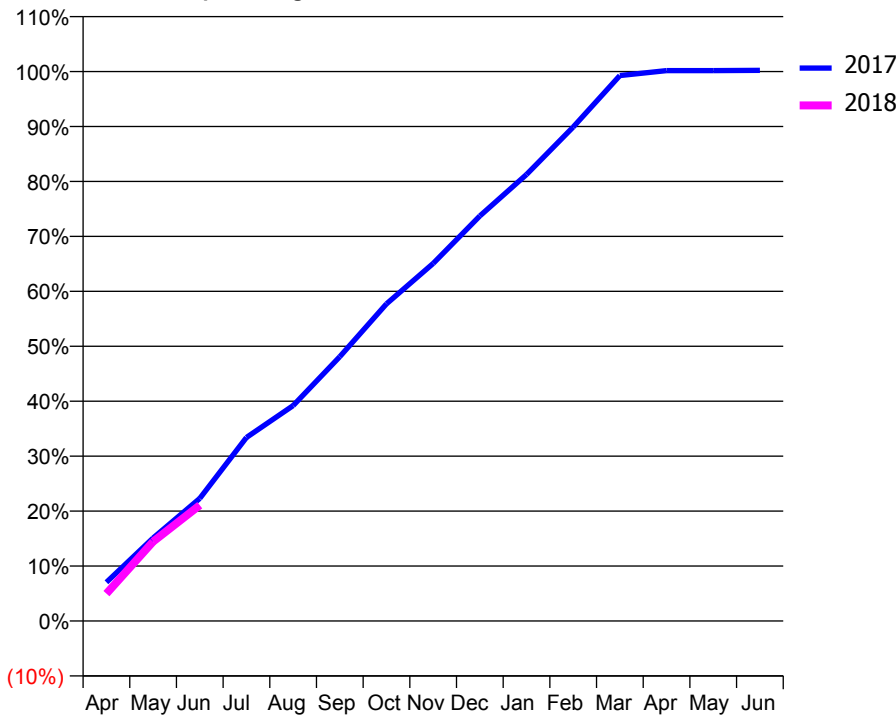
ACCESS*

Patients seen in 24 months	Total	Change since previous quarter
Quarter ending June 2016	1,990	
Quarter ending September 2016	1,984	→
Quarter ending December 2016	2,001	→
Quarter ending March 2017	2,062	↑
Quarter ending June 2017	2,051	→
Variance since June 2016	3.1%	↑



ACTIVITY

Cumulative percentage of contracted UDA delivered 2017 & 2018



Month	Adjusted Scheduled Activity (UDA)	
	2017	2018
April	507	358
May	1,085	1,037
June	1,602	1,514
July	2,398	
August	2,815	
September	3,455	
October	4,144	
November	4,672	
December	5,292	
January	5,834	
February	6,454	
March	7,128	
April	7,192	
May	7,192	
June	7,195	

QUALITY

	Quantity	Base Number	Contract	AT	Region	England
% of FP17s for the same patient ID Re-attending within 3 months - Children	7	102	6.9%	10.4%	11.5%	12.0%
% of FP17s for the same patient ID Re-attending within 3 months - Adults	100	448	22.3%	16.0%	16.8%	16.0%
% of FP17s for the same patient ID Re-attending between 3 & 9 months - Children	31	102	30.4%	42.7%	47.3%	58.0%
% of FP17s for the same patient ID Re-attending between 3 & 9 months - Adults	162	448	36.2%	35.6%	38.3%	50.9%
% of FP17s for Band 1 Urgent Courses	0	523	0.0%	11.0%	10.7%	9.1%
% of FP17s Relating to Free Repair or Replacements	0	523	0.0%	0.5%	0.6%	0.8%
% of FP17s Relating to Continuations	54	523	10.3%	0.8%	0.8%	1.1%
% of Patients satisfied with the dentistry they have received	1	1	N/A	88.7%	89.8%	91.7%
% of Patients satisfied with the time they had to wait for an appointment	1	1	N/A	80.2%	83.6%	88.0%

* This is based on patients treated on this contract for their most recent course of treatment. Figures in italics indicate the base number of FP17s or Patient Questionnaire responses are less than 100. N/A is shown where the base number of responses is less than 10 during the period. % is calculated as Quantity/Base number*100

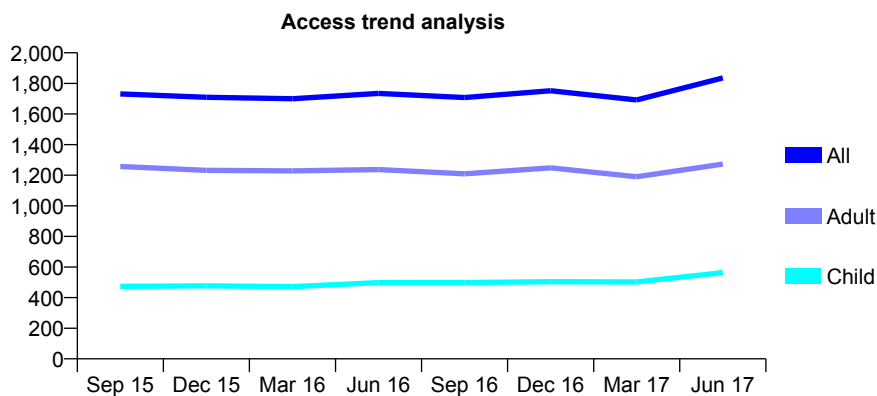
Q61 - Vital Signs At a Glance Contract Report for 730726/0001 - June 2017

Name or company name	Family Dental Care
Contract type name	GDS Contract
Purpose of contract	General
Contract start date	01/04/2006
Contract end date	

17/18 Contracted general activity (UDA)	5,150
Carry forward general activity (UDA)	0
17/18 Contracted orthodontic activity (UOA)	0
Carry forward orthodontic activity (UOA)	0
Baseline contract value	£187,464.42

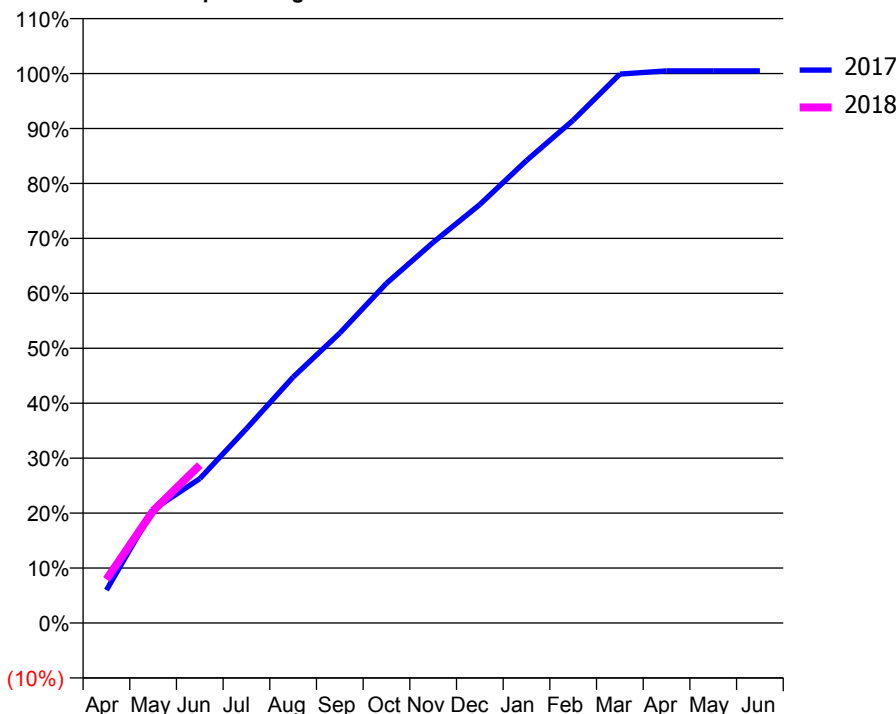
ACCESS*

Patients seen in 24 months	Total	Change since previous quarter
Quarter ending June 2016	1,735	
Quarter ending September 2016	1,708	↓
Quarter ending December 2016	1,752	↑
Quarter ending March 2017	1,692	↓
Quarter ending June 2017	1,836	↑
Variance since June 2016	5.8%	↑



ACTIVITY

Cumulative percentage of contracted UDA delivered 2017 & 2018



Month	Adjusted Scheduled Activity (UDA)	
	2017	2018
April	308	409
May	1,063	1,052
June	1,353	1,480
July	1,822	
August	2,305	
September	2,717	
October	3,184	
November	3,567	
December	3,922	
January	4,335	
February	4,712	
March	5,145	
April	5,174	
May	5,174	
June	5,175	

QUALITY

	Quantity	Base Number	Contract	AT	Region	England
% of FP17s for the same patient ID Re-attending within 3 months - Children	5	166	3.0%	10.4%	11.5%	12.0%
% of FP17s for the same patient ID Re-attending within 3 months - Adults	12	314	3.8%	16.0%	16.8%	16.0%
% of FP17s for the same patient ID Re-attending between 3 & 9 months - Children	35	166	21.1%	42.7%	47.3%	58.0%
% of FP17s for the same patient ID Re-attending between 3 & 9 months - Adults	66	314	21.0%	35.6%	38.3%	50.9%
% of FP17s for Band 1 Urgent Courses	0	471	0.0%	11.0%	10.7%	9.1%
% of FP17s Relating to Free Repair or Replacements	1	471	0.2%	0.5%	0.6%	0.8%
% of FP17s Relating to Continuations	0	471	0.0%	0.8%	0.8%	1.1%
% of Patients satisfied with the dentistry they have received	0	0	N/A	88.7%	89.8%	91.7%
% of Patients satisfied with the time they had to wait for an appointment	0	0	N/A	80.2%	83.6%	88.0%

* This is based on patients treated on this contract for their most recent course of treatment. Figures in italics indicate the base number of FP17s or Patient Questionnaire responses are less than 100. N/A is shown where the base number of responses is less than 10 during the period. % is calculated as Quantity/Base number*100

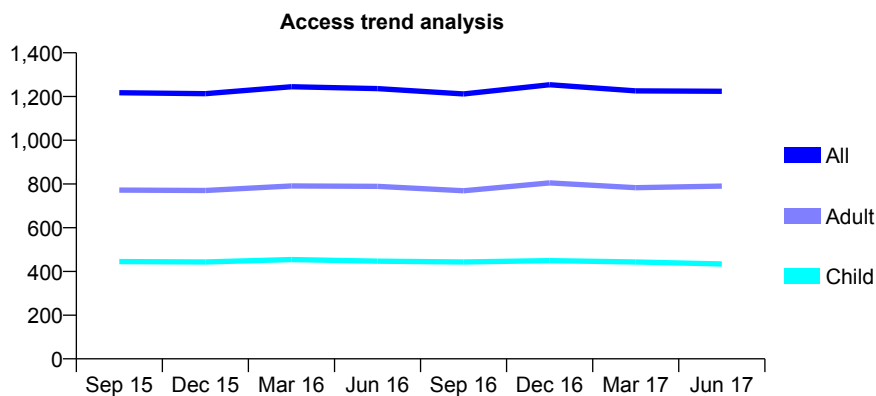
Q61 - Vital Signs At a Glance Contract Report for 731129/0001 - June 2017

Name or company name	MR AZ MALIK
Contract type name	GDS Contract
Purpose of contract	General
Contract start date	01/04/2006
Contract end date	

17/18 Contracted general activity (UDA)	3,500
Carry forward general activity (UDA)	0
17/18 Contracted orthodontic activity (UOA)	0
Carry forward orthodontic activity (UOA)	0
Baseline contract value	£83,234.89

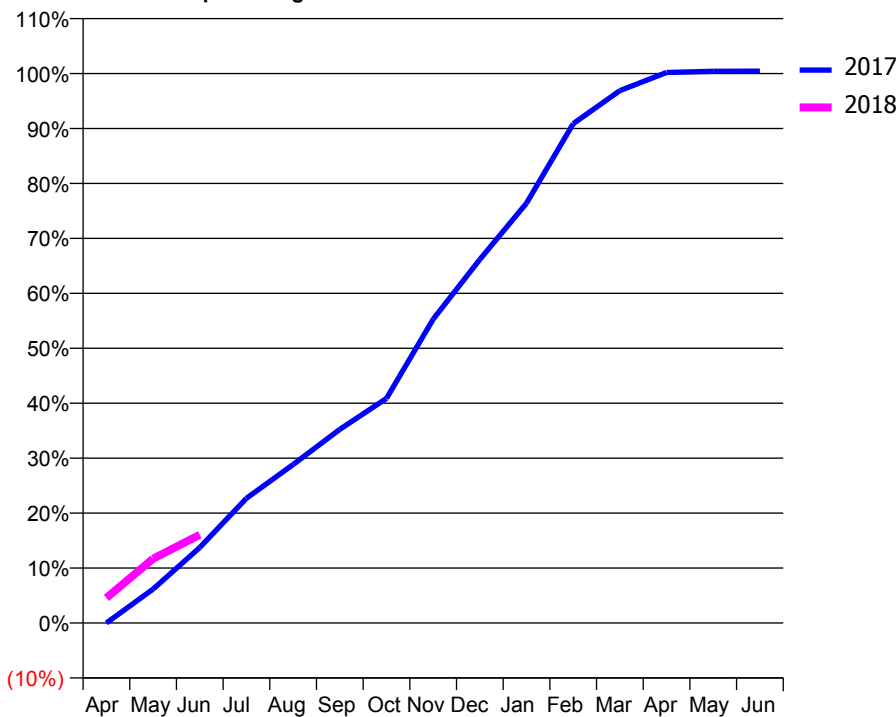
ACCESS*

Patients seen in 24 months	Total	Change since previous quarter
Quarter ending June 2016	1,236	
Quarter ending September 2016	1,212	↓
Quarter ending December 2016	1,254	↑
Quarter ending March 2017	1,226	↓
Quarter ending June 2017	1,224	→
Variance since June 2016	(1.0%)	→



ACTIVITY

Cumulative percentage of contracted UDA delivered 2017 & 2018



Adjusted Scheduled Activity (UDA)

Month	2017	2018
April	0	160
May	216	410
June	481	562
July	794	
August	1,010	
September	1,234	
October	1,431	
November	1,935	
December	2,315	
January	2,674	
February	3,181	
March	3,391	
April	3,506	
May	3,514	
June	3,515	

QUALITY

	Quantity	Base Number	Contract	AT	Region	England
% of FP17s for the same patient ID Re-attending within 3 months - Children	9	166	5.4%	10.4%	11.5%	12.0%
% of FP17s for the same patient ID Re-attending within 3 months - Adults	44	186	23.7%	16.0%	16.8%	16.0%
% of FP17s for the same patient ID Re-attending between 3 & 9 months - Children	130	166	78.3%	42.7%	47.3%	58.0%
% of FP17s for the same patient ID Re-attending between 3 & 9 months - Adults	69	186	37.1%	35.6%	38.3%	50.9%
% of FP17s for Band 1 Urgent Courses	35	294	11.9%	11.0%	10.7%	9.1%
% of FP17s Relating to Free Repair or Replacements	8	294	2.7%	0.5%	0.6%	0.8%
% of FP17s Relating to Continuations	1	294	0.3%	0.8%	0.8%	1.1%
% of Patients satisfied with the dentistry they have received	3	3	N/A	88.7%	89.8%	91.7%
% of Patients satisfied with the time they had to wait for an appointment	2	3	N/A	80.2%	83.6%	88.0%

* This is based on patients treated on this contract for their most recent course of treatment. Figures in italics indicate the base number of FP17s or Patient Questionnaire responses are less than 100. N/A is shown where the base number of responses is less than 10 during the period. % is calculated as Quantity/Base number*100

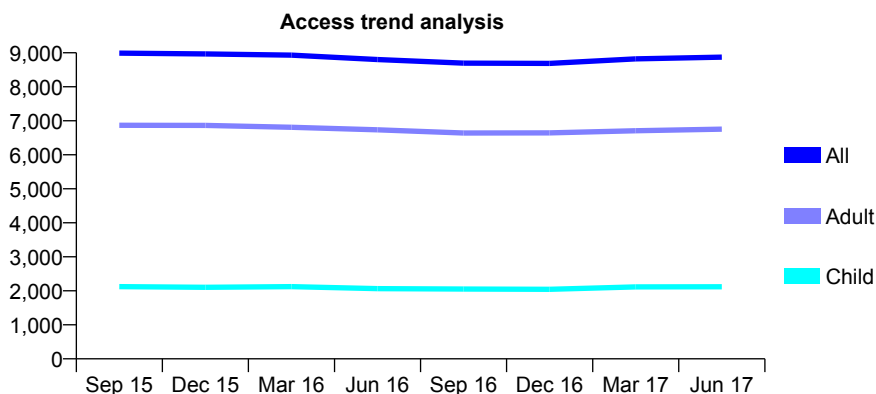
Q61 - Vital Signs At a Glance Contract Report for 731285/0001 - June 2017

Name or company name	V Barnes & C Wardle
Contract type name	GDS Contract
Purpose of contract	General
Contract start date	01/04/2006
Contract end date	

17/18 Contracted general activity (UDA)	23,933
Carry forward general activity (UDA)	0
17/18 Contracted orthodontic activity (UOA)	0
Carry forward orthodontic activity (UOA)	0
Baseline contract value	£802,188.51

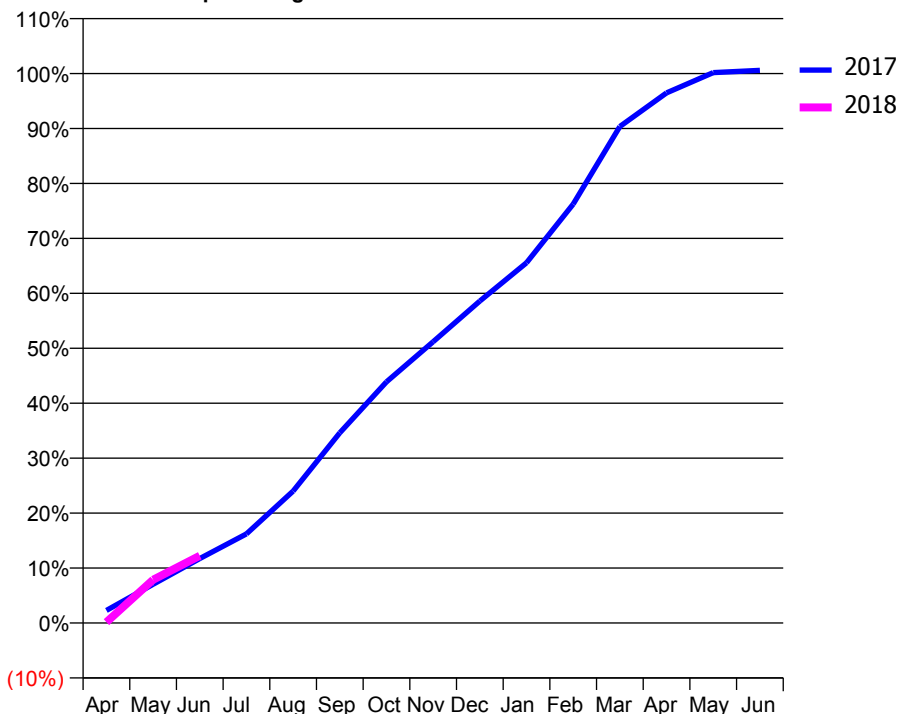
ACCESS*

Patients seen in 24 months	Total	Change since previous quarter
Quarter ending June 2016	8,800	
Quarter ending September 2016	8,696	↓
Quarter ending December 2016	8,689	→
Quarter ending March 2017	8,821	→
Quarter ending June 2017	8,873	→
Variance since June 2016	0.8%	→



ACTIVITY

Cumulative percentage of contracted UDA delivered 2017 & 2018



Month	Adjusted Scheduled Activity (UDA)	
	2017	2018
April	547	39
May	1,687	1,885
June	2,805	2,931
July	3,885	
August	5,747	
September	8,283	
October	10,502	
November	12,250	
December	14,021	
January	15,691	
February	18,242	
March	21,624	
April	23,087	
May	23,970	
June	24,071	

QUALITY

	Quantity	Base Number	Contract	AT	Region	England
% of FP17s for the same patient ID Re-attending within 3 months - Children	26	531	4.9%	10.4%	11.5%	12.0%
% of FP17s for the same patient ID Re-attending within 3 months - Adults	239	1,793	13.3%	16.0%	16.8%	16.0%
% of FP17s for the same patient ID Re-attending between 3 & 9 months - Children	192	531	36.2%	42.7%	47.3%	58.0%
% of FP17s for the same patient ID Re-attending between 3 & 9 months - Adults	722	1,793	40.3%	35.6%	38.3%	50.9%
% of FP17s for Band 1 Urgent Courses	94	1,474	6.4%	11.0%	10.7%	9.1%
% of FP17s Relating to Free Repair or Replacements	8	1,474	0.5%	0.5%	0.6%	0.8%
% of FP17s Relating to Continuations	10	1,474	0.7%	0.8%	0.8%	1.1%
% of Patients satisfied with the dentistry they have received	4	4	N/A	88.7%	89.8%	91.7%
% of Patients satisfied with the time they had to wait for an appointment	3	4	N/A	80.2%	83.6%	88.0%

* This is based on patients treated on this contract for their most recent course of treatment. Figures in italics indicate the base number of FP17s or Patient Questionnaire responses are less than 100. N/A is shown where the base number of responses is less than 10 during the period. % is calculated as Quantity/Base number*100

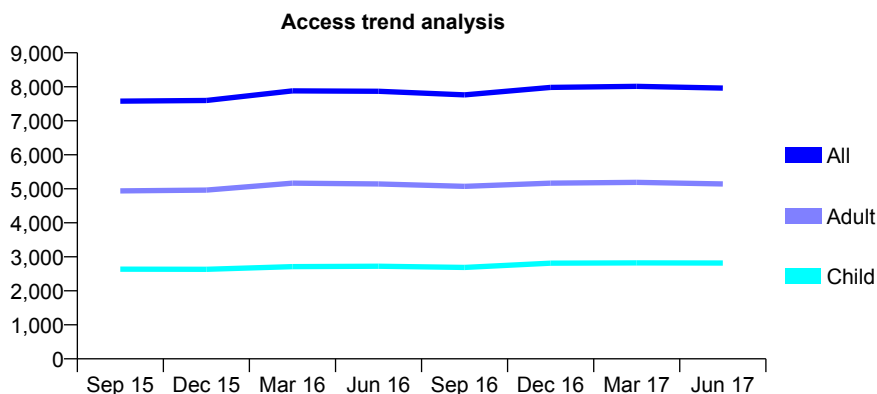
Q61 - Vital Signs At a Glance Contract Report for 733180/0001 - June 2017

Name or company name	MR P PATEL
Contract type name	GDS Contract
Purpose of contract	General
Contract start date	01/04/2006
Contract end date	

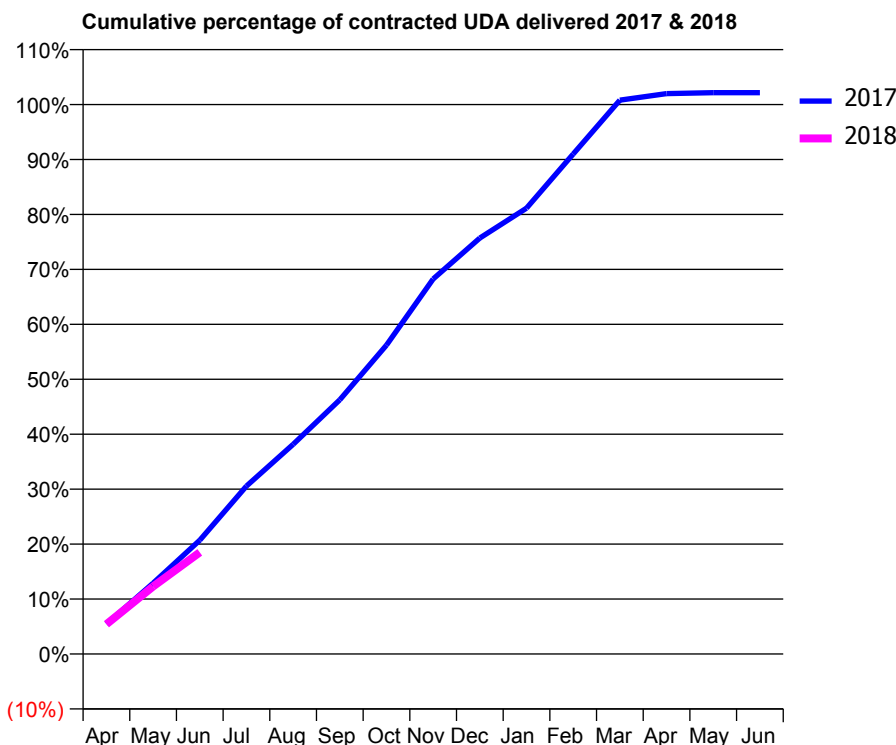
17/18 Contracted general activity (UDA)	20,204
Carry forward general activity (UDA)	0
17/18 Contracted orthodontic activity (UOA)	0
Carry forward orthodontic activity (UOA)	0
Baseline contract value	£594,316.19

ACCESS*

Patients seen in 24 months	Total	Change since previous quarter
Quarter ending June 2016	7,869	
Quarter ending September 2016	7,761	↓
Quarter ending December 2016	7,982	↑
Quarter ending March 2017	8,012	→
Quarter ending June 2017	7,964	→
Variance since June 2016	1.2%	→



ACTIVITY



Month	Adjusted Scheduled Activity (UDA)	
	2017	2018
April	1,107	1,095
May	2,608	2,486
June	4,187	3,739
July	6,173	
August	7,712	
September	9,347	
October	11,355	
November	13,791	
December	15,294	
January	16,393	
February	18,386	
March	20,363	
April	20,604	
May	20,640	
June	20,638	

QUALITY

	Quantity	Base Number	Contract	AT	Region	England
% of FP17s for the same patient ID Re-attending within 3 months - Children	83	764	10.9%	10.4%	11.5%	12.0%
% of FP17s for the same patient ID Re-attending within 3 months - Adults	169	1,156	14.6%	16.0%	16.8%	16.0%
% of FP17s for the same patient ID Re-attending between 3 & 9 months - Children	357	764	46.7%	42.7%	47.3%	58.0%
% of FP17s for the same patient ID Re-attending between 3 & 9 months - Adults	470	1,156	40.7%	35.6%	38.3%	50.9%
% of FP17s for Band 1 Urgent Courses	163	1,577	10.3%	11.0%	10.7%	9.1%
% of FP17s Relating to Free Repair or Replacements	2	1,577	0.1%	0.5%	0.6%	0.8%
% of FP17s Relating to Continuations	14	1,577	0.9%	0.8%	0.8%	1.1%
% of Patients satisfied with the dentistry they have received	8	9	N/A	88.7%	89.8%	91.7%
% of Patients satisfied with the time they had to wait for an appointment	7	9	N/A	80.2%	83.6%	88.0%

* This is based on patients treated on this contract for their most recent course of treatment. Figures in italics indicate the base number of FP17s or Patient Questionnaire responses are less than 100. N/A is shown where the base number of responses is less than 10 during the period. % is calculated as Quantity/Base number*100

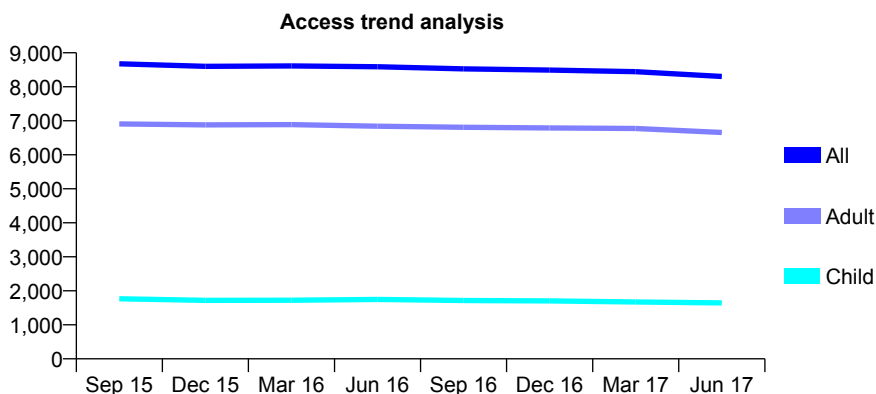
Q61 - Vital Signs At a Glance Contract Report for 733202/0001 - June 2017

Name or company name	MR CM GAUNT
Contract type name	GDS Contract
Purpose of contract	General
Contract start date	01/04/2006
Contract end date	

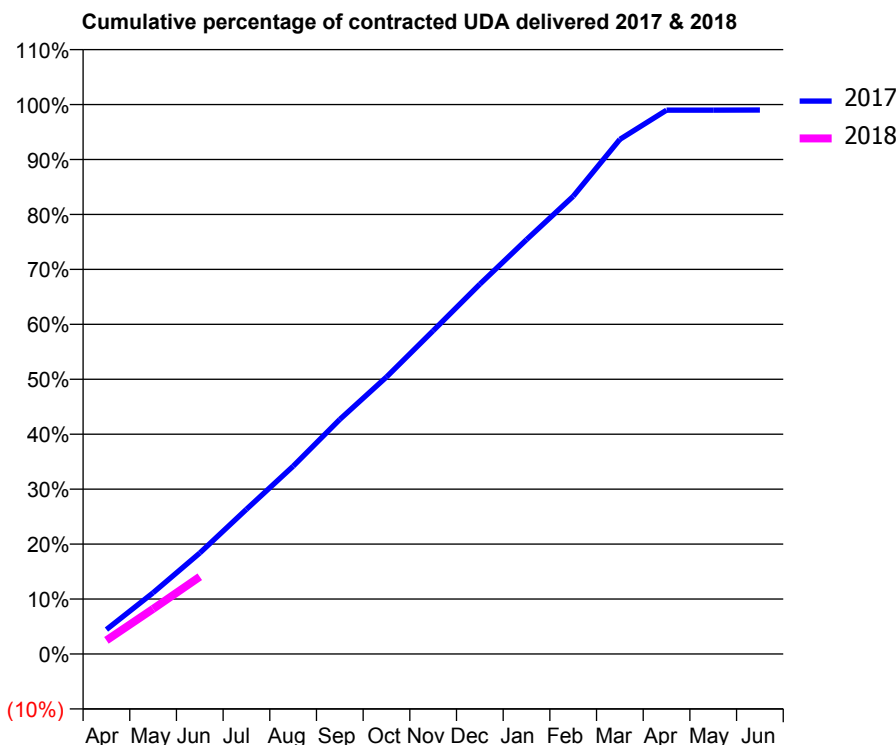
17/18 Contracted general activity (UDA)	24,083
Carry forward general activity (UDA)	0
17/18 Contracted orthodontic activity (UOA)	0
Carry forward orthodontic activity (UOA)	0
Baseline contract value	£682,556.93

ACCESS*

Patients seen in 24 months	Total	Change since previous quarter
Quarter ending June 2016	8,591	
Quarter ending September 2016	8,526	→
Quarter ending December 2016	8,492	→
Quarter ending March 2017	8,446	→
Quarter ending June 2017	8,302	↓
Variance since June 2016	(3.4%)	↓



ACTIVITY



Month	Adjusted Scheduled Activity (UDA)	
	2017	2018
April	1,074	596
May	2,688	1,977
June	4,429	3,389
July	6,347	
August	8,231	
September	10,285	
October	12,142	
November	14,167	
December	16,211	
January	18,162	
February	20,058	
March	22,554	
April	23,837	
May	23,837	
June	23,841	

QUALITY

	Quantity	Base Number	Contract	AT	Region	England
% of FP17s for the same patient ID Re-attending within 3 months - Children	22	467	4.7%	10.4%	11.5%	12.0%
% of FP17s for the same patient ID Re-attending within 3 months - Adults	281	1,746	16.1%	16.0%	16.8%	16.0%
% of FP17s for the same patient ID Re-attending between 3 & 9 months - Children	239	467	51.2%	42.7%	47.3%	58.0%
% of FP17s for the same patient ID Re-attending between 3 & 9 months - Adults	878	1,746	50.3%	35.6%	38.3%	50.9%
% of FP17s for Band 1 Urgent Courses	236	1,779	13.3%	11.0%	10.7%	9.1%
% of FP17s Relating to Free Repair or Replacements	5	1,779	0.3%	0.5%	0.6%	0.8%
% of FP17s Relating to Continuations	21	1,779	1.2%	0.8%	0.8%	1.1%
% of Patients satisfied with the dentistry they have received	15	16	93.8%	88.7%	89.8%	91.7%
% of Patients satisfied with the time they had to wait for an appointment	16	16	100.0%	80.2%	83.6%	88.0%

* This is based on patients treated on this contract for their most recent course of treatment. Figures in italics indicate the base number of FP17s or Patient Questionnaire responses are less than 100. N/A is shown where the base number of responses is less than 10 during the period. % is calculated as Quantity/Base number*100

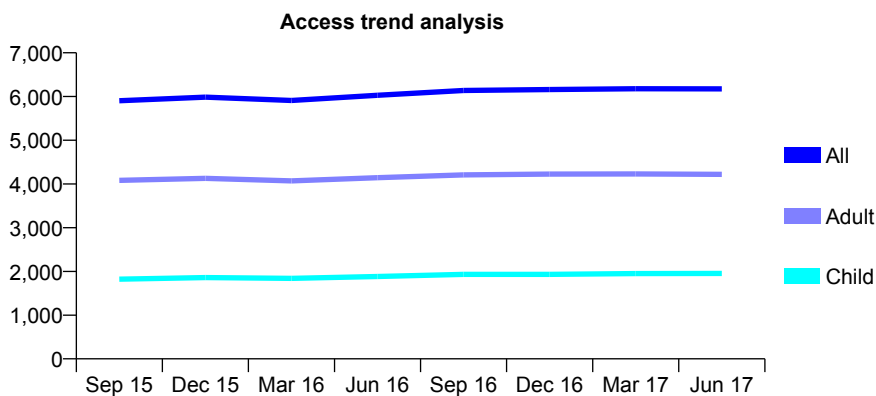
Q61 - Vital Signs At a Glance Contract Report for 733245/0001 - June 2017

Name or company name	MR AM BOOKEY
Contract type name	GDS Contract
Purpose of contract	General
Contract start date	01/04/2006
Contract end date	

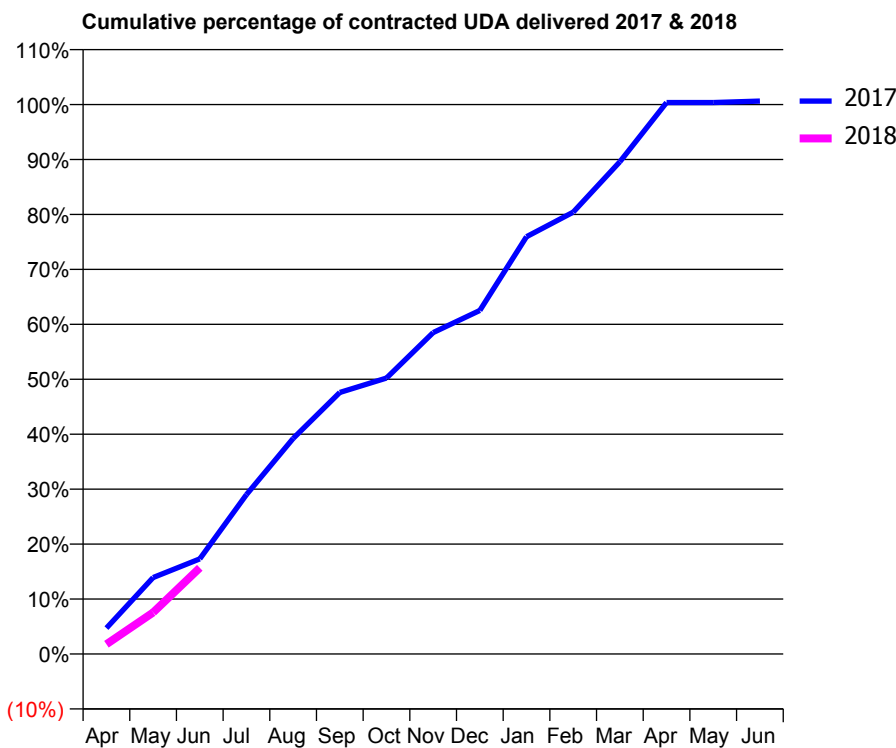
17/18 Contracted general activity (UDA)	13,493
Carry forward general activity (UDA)	0
17/18 Contracted orthodontic activity (UOA)	0
Carry forward orthodontic activity (UOA)	0
Baseline contract value	£308,526.35

ACCESS*

Patients seen in 24 months	Total	Change since previous quarter
Quarter ending June 2016	6,028	
Quarter ending September 2016	6,138	→
Quarter ending December 2016	6,159	→
Quarter ending March 2017	6,179	→
Quarter ending June 2017	6,174	→
Variance since June 2016	2.4%	↑



ACTIVITY



Month	Adjusted Scheduled Activity (UDA)	
	2017	2018
April	638	240
May	1,879	1,020
June	2,337	2,117
July	3,915	
August	5,294	
September	6,424	
October	6,777	
November	7,891	
December	8,437	
January	10,248	
February	10,848	
March	12,086	
April	13,541	
May	13,540	
June	13,578	

QUALITY

	Quantity	Base Number	Contract	AT	Region	England
% of FP17s for the same patient ID Re-attending within 3 months - Children	28	570	4.9%	10.4%	11.5%	12.0%
% of FP17s for the same patient ID Re-attending within 3 months - Adults	125	1,138	11.0%	16.0%	16.8%	16.0%
% of FP17s for the same patient ID Re-attending between 3 & 9 months - Children	280	570	49.1%	42.7%	47.3%	58.0%
% of FP17s for the same patient ID Re-attending between 3 & 9 months - Adults	391	1,138	34.4%	35.6%	38.3%	50.9%
% of FP17s for Band 1 Urgent Courses	90	1,024	8.8%	11.0%	10.7%	9.1%
% of FP17s Relating to Free Repair or Replacements	4	1,024	0.4%	0.5%	0.6%	0.8%
% of FP17s Relating to Continuations	7	1,024	0.7%	0.8%	0.8%	1.1%
% of Patients satisfied with the dentistry they have received	7	7	N/A	88.7%	89.8%	91.7%
% of Patients satisfied with the time they had to wait for an appointment	6	7	N/A	80.2%	83.6%	88.0%

* This is based on patients treated on this contract for their most recent course of treatment. Figures in italics indicate the base number of FP17s or Patient Questionnaire responses are less than 100. N/A is shown where the base number of responses is less than 10 during the period. % is calculated as Quantity/Base number*100

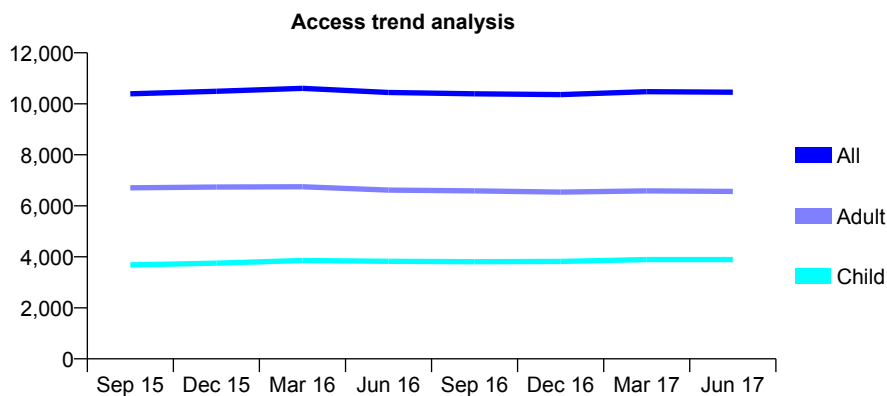
Q61 - Vital Signs At a Glance Contract Report for 738166/0001 - June 2017

Name or company name	MR S MALHAN
Contract type name	GDS Contract
Purpose of contract	General
Contract start date	01/04/2006
Contract end date	

17/18 Contracted general activity (UDA)	26,571
Carry forward general activity (UDA)	0
17/18 Contracted orthodontic activity (UOA)	0
Carry forward orthodontic activity (UOA)	0
Baseline contract value	£670,754.46

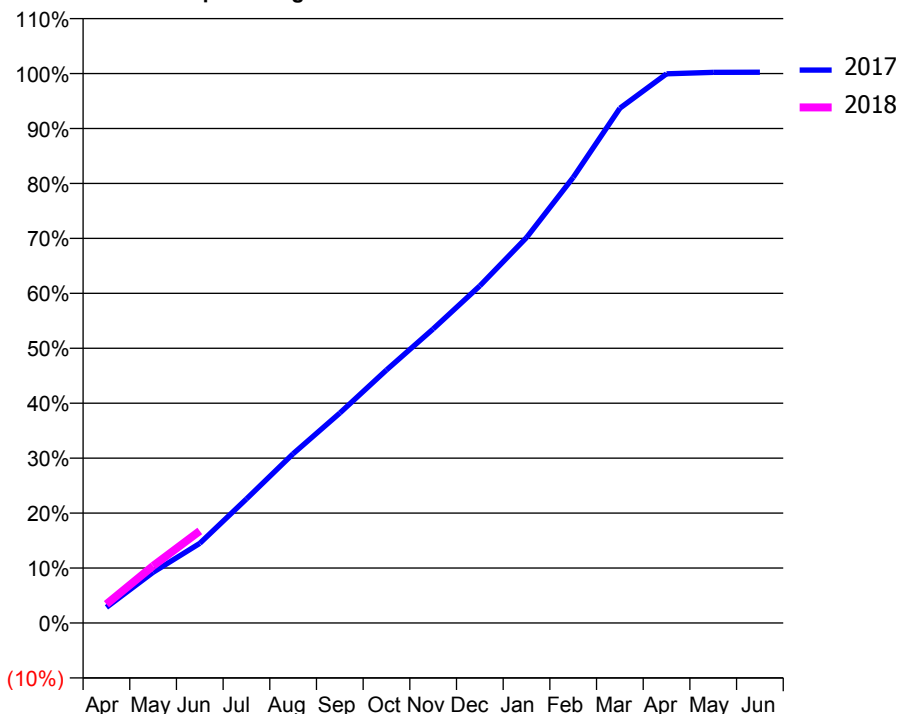
ACCESS*

Patients seen in 24 months	Total	Change since previous quarter
Quarter ending June 2016	10,442	
Quarter ending September 2016	10,394	→
Quarter ending December 2016	10,361	→
Quarter ending March 2017	10,478	→
Quarter ending June 2017	10,455	→
Variance since June 2016	0.1%	→



ACTIVITY

Cumulative percentage of contracted UDA delivered 2017 & 2018



Month	Adjusted Scheduled Activity (UDA)	
	2017	2018
April	759	913
May	2,451	2,764
June	3,854	4,453
July	6,000	
August	8,187	
September	10,155	
October	12,236	
November	14,223	
December	16,304	
January	18,640	
February	21,547	
March	24,891	
April	26,557	
May	26,627	
June	26,631	

QUALITY

	Quantity	Base Number	Contract	AT	Region	England
% of FP17s for the same patient ID Re-attending within 3 months - Children	76	922	8.2%	10.4%	11.5%	12.0%
% of FP17s for the same patient ID Re-attending within 3 months - Adults	214	1,540	13.9%	16.0%	16.8%	16.0%
% of FP17s for the same patient ID Re-attending between 3 & 9 months - Children	391	922	42.4%	42.7%	47.3%	58.0%
% of FP17s for the same patient ID Re-attending between 3 & 9 months - Adults	512	1,540	33.2%	35.6%	38.3%	50.9%
% of FP17s for Band 1 Urgent Courses	277	1,905	14.5%	11.0%	10.7%	9.1%
% of FP17s Relating to Free Repair or Replacements	11	1,905	0.6%	0.5%	0.6%	0.8%
% of FP17s Relating to Continuations	4	1,905	0.2%	0.8%	0.8%	1.1%
% of Patients satisfied with the dentistry they have received	7	8	N/A	88.7%	89.8%	91.7%
% of Patients satisfied with the time they had to wait for an appointment	7	8	N/A	80.2%	83.6%	88.0%

* This is based on patients treated on this contract for their most recent course of treatment. Figures in italics indicate the base number of FP17s or Patient Questionnaire responses are less than 100. N/A is shown where the base number of responses is less than 10 during the period. % is calculated as Quantity/Base number*100

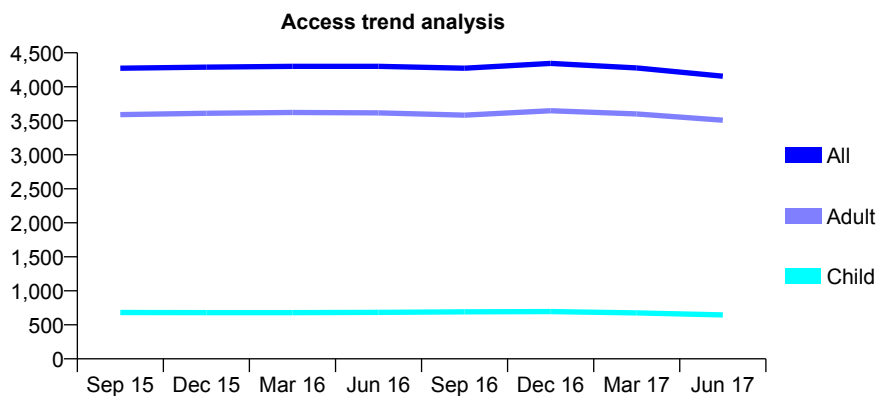
Q61 - Vital Signs At a Glance Contract Report for 741906/0001 - June 2017

Name or company name	MR DL LEVENSTEIN
Contract type name	GDS Contract
Purpose of contract	General
Contract start date	01/04/2006
Contract end date	

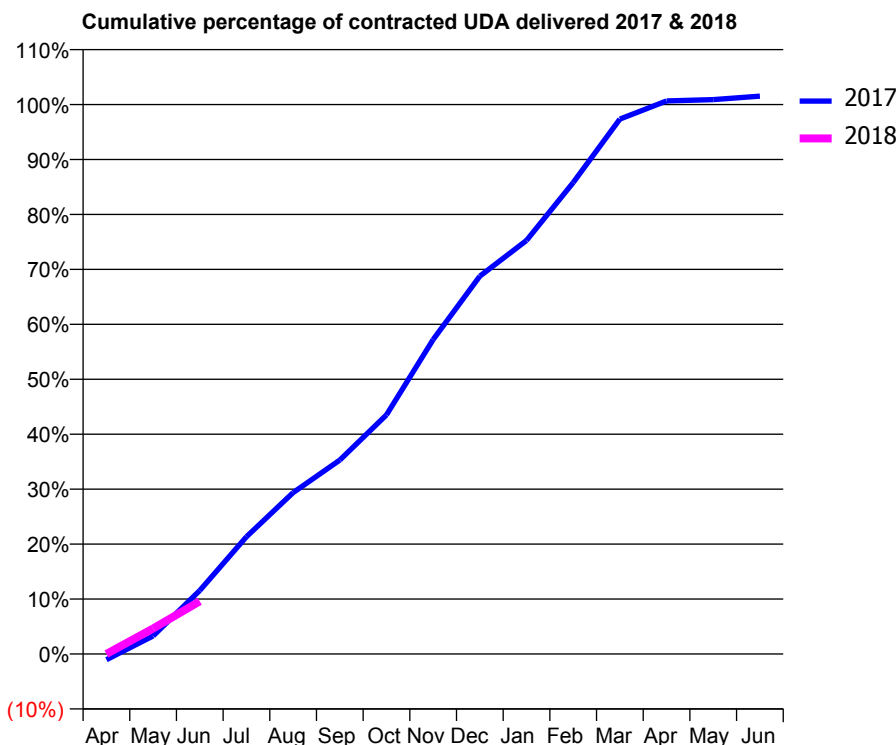
17/18 Contracted general activity (UDA)	11,978
Carry forward general activity (UDA)	0
17/18 Contracted orthodontic activity (UOA)	0
Carry forward orthodontic activity (UOA)	0
Baseline contract value	£333,142.22

ACCESS*

Patients seen in 24 months	Total	Change since previous quarter
Quarter ending June 2016	4,300	
Quarter ending September 2016	4,274	→
Quarter ending December 2016	4,344	→
Quarter ending March 2017	4,277	↓
Quarter ending June 2017	4,156	↓
Variance since June 2016	(3.3%)	↓



ACTIVITY



Month	Adjusted Scheduled Activity (UDA)	
	2017	2018
April	-128	0
May	395	558
June	1,385	1,150
July	2,555	
August	3,520	
September	4,229	
October	5,214	
November	6,854	
December	8,236	
January	9,016	
February	10,275	
March	11,659	
April	12,057	
May	12,086	
June	12,161	

QUALITY

	Quantity	Base Number	Contract	AT	Region	England
% of FP17s for the same patient ID Re-attending within 3 months - Children	1	84	1.2%	10.4%	11.5%	12.0%
% of FP17s for the same patient ID Re-attending within 3 months - Adults	52	548	9.5%	16.0%	16.8%	16.0%
% of FP17s for the same patient ID Re-attending between 3 & 9 months - Children	47	84	56.0%	42.7%	47.3%	58.0%
% of FP17s for the same patient ID Re-attending between 3 & 9 months - Adults	243	548	44.3%	35.6%	38.3%	50.9%
% of FP17s for Band 1 Urgent Courses	25	429	5.8%	11.0%	10.7%	9.1%
% of FP17s Relating to Free Repair or Replacements	4	429	0.9%	0.5%	0.6%	0.8%
% of FP17s Relating to Continuations	1	429	0.2%	0.8%	0.8%	1.1%
% of Patients satisfied with the dentistry they have received	4	4	N/A	88.7%	89.8%	91.7%
% of Patients satisfied with the time they had to wait for an appointment	3	4	N/A	80.2%	83.6%	88.0%

* This is based on patients treated on this contract for their most recent course of treatment. Figures in italics indicate the base number of FP17s or Patient Questionnaire responses are less than 100. N/A is shown where the base number of responses is less than 10 during the period. % is calculated as Quantity/Base number*100

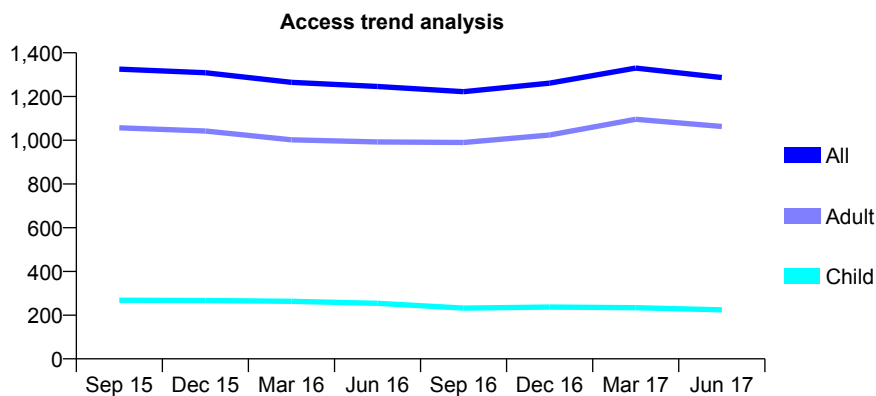
Q61 - Vital Signs At a Glance Contract Report for 742295/0001 - June 2017

Name or company name	Family Dental Care
Contract type name	GDS Contract
Purpose of contract	General
Contract start date	01/04/2006
Contract end date	

17/18 Contracted general activity (UDA)	5,308
Carry forward general activity (UDA)	0
17/18 Contracted orthodontic activity (UOA)	0
Carry forward orthodontic activity (UOA)	0
Baseline contract value	£183,571.89

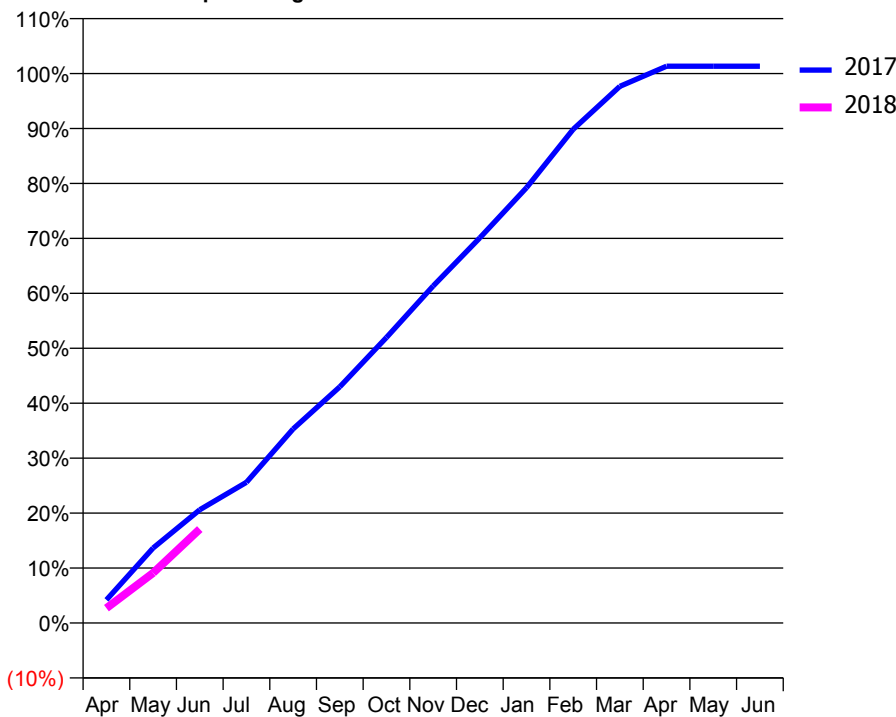
ACCESS*

Patients seen in 24 months	Total	Change since previous quarter
Quarter ending June 2016	1,246	
Quarter ending September 2016	1,222	↓
Quarter ending December 2016	1,261	↑
Quarter ending March 2017	1,330	↑
Quarter ending June 2017	1,287	↓
Variance since June 2016	3.3%	↑



ACTIVITY

Cumulative percentage of contracted UDA delivered 2017 & 2018



Month	Adjusted Scheduled Activity (UDA)	
	2017	2018
April	224	144
May	724	484
June	1,094	907
July	1,359	
August	1,875	
September	2,282	
October	2,758	
November	3,256	
December	3,721	
January	4,205	
February	4,769	
March	5,184	
April	5,378	
May	5,378	
June	5,378	

QUALITY

	Quantity	Base Number	Contract	AT	Region	England
% of FP17s for the same patient ID Re-attending within 3 months - Children	5	56	8.9%	10.4%	11.5%	12.0%
% of FP17s for the same patient ID Re-attending within 3 months - Adults	18	232	7.8%	16.0%	16.8%	16.0%
% of FP17s for the same patient ID Re-attending between 3 & 9 months - Children	18	56	32.1%	42.7%	47.3%	58.0%
% of FP17s for the same patient ID Re-attending between 3 & 9 months - Adults	60	232	25.9%	35.6%	38.3%	50.9%
% of FP17s for Band 1 Urgent Courses	0	224	0.0%	11.0%	10.7%	9.1%
% of FP17s Relating to Free Repair or Replacements	0	224	0.0%	0.5%	0.6%	0.8%
% of FP17s Relating to Continuations	0	224	0.0%	0.8%	0.8%	1.1%
% of Patients satisfied with the dentistry they have received	2	2	N/A	88.7%	89.8%	91.7%
% of Patients satisfied with the time they had to wait for an appointment	2	2	N/A	80.2%	83.6%	88.0%

* This is based on patients treated on this contract for their most recent course of treatment. Figures in italics indicate the base number of FP17s or Patient Questionnaire responses are less than 100. N/A is shown where the base number of responses is less than 10 during the period. % is calculated as Quantity/Base number*100

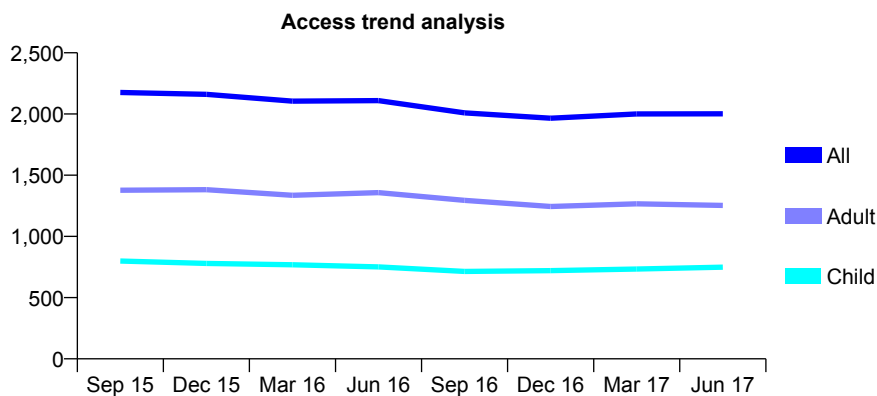
Q61 - Vital Signs At a Glance Contract Report for 742732/0001 - June 2017

Name or company name	MR R SULLMAN
Contract type name	GDS Contract
Purpose of contract	General
Contract start date	01/04/2006
Contract end date	

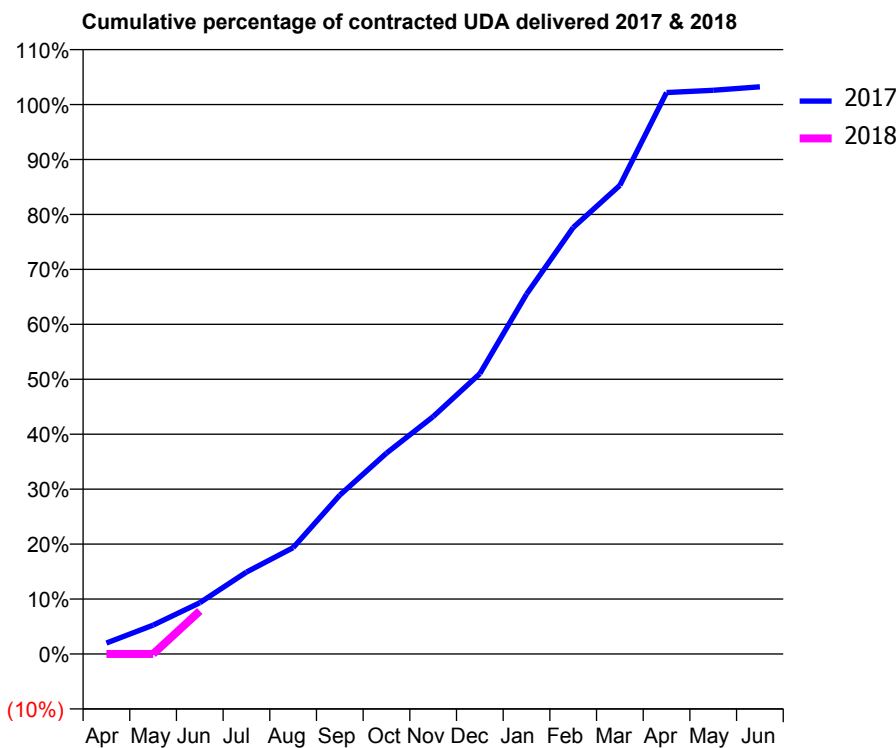
17/18 Contracted general activity (UDA)	6,652
Carry forward general activity (UDA)	0
17/18 Contracted orthodontic activity (UOA)	0
Carry forward orthodontic activity (UOA)	0
Baseline contract value	£172,475.22

ACCESS*

Patients seen in 24 months	Total	Change since previous quarter
Quarter ending June 2016	2,109	
Quarter ending September 2016	2,009	↓
Quarter ending December 2016	1,966	↓
Quarter ending March 2017	2,000	→
Quarter ending June 2017	2,002	→
Variance since June 2016	(5.1%)	↓



ACTIVITY



Month	Adjusted Scheduled Activity (UDA)	
	2017	2018
April	133	0
May	349	0
June	620	520
July	992	
August	1,288	
September	1,923	
October	2,432	
November	2,875	
December	3,394	
January	4,356	
February	5,163	
March	5,673	
April	6,796	
May	6,824	
June	6,867	

QUALITY

	Quantity	Base Number	Contract	AT	Region	England
% of FP17s for the same patient ID Re-attending within 3 months - Children	16	197	8.1%	10.4%	11.5%	12.0%
% of FP17s for the same patient ID Re-attending within 3 months - Adults	51	297	17.2%	16.0%	16.8%	16.0%
% of FP17s for the same patient ID Re-attending between 3 & 9 months - Children	26	197	13.2%	42.7%	47.3%	58.0%
% of FP17s for the same patient ID Re-attending between 3 & 9 months - Adults	72	297	24.2%	35.6%	38.3%	50.9%
% of FP17s for Band 1 Urgent Courses	30	180	16.7%	11.0%	10.7%	9.1%
% of FP17s Relating to Free Repair or Replacements	0	180	0.0%	0.5%	0.6%	0.8%
% of FP17s Relating to Continuations	0	180	0.0%	0.8%	0.8%	1.1%
% of Patients satisfied with the dentistry they have received	0	0	N/A	88.7%	89.8%	91.7%
% of Patients satisfied with the time they had to wait for an appointment	0	0	N/A	80.2%	83.6%	88.0%

* This is based on patients treated on this contract for their most recent course of treatment. Figures in italics indicate the base number of FP17s or Patient Questionnaire responses are less than 100. N/A is shown where the base number of responses is less than 10 during the period. % is calculated as Quantity/Base number*100

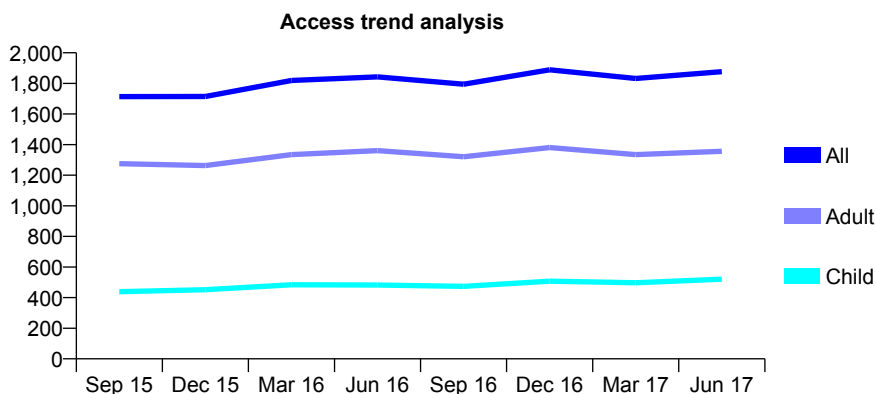
Q61 - Vital Signs At a Glance Contract Report for 745359/0001 - June 2017

Name or company name	MISS A AGARWAL
Contract type name	GDS Contract
Purpose of contract	General
Contract start date	01/04/2006
Contract end date	

17/18 Contracted general activity (UDA)	4,246
Carry forward general activity (UDA)	0
17/18 Contracted orthodontic activity (UOA)	0
Carry forward orthodontic activity (UOA)	0
Baseline contract value	£132,442.41

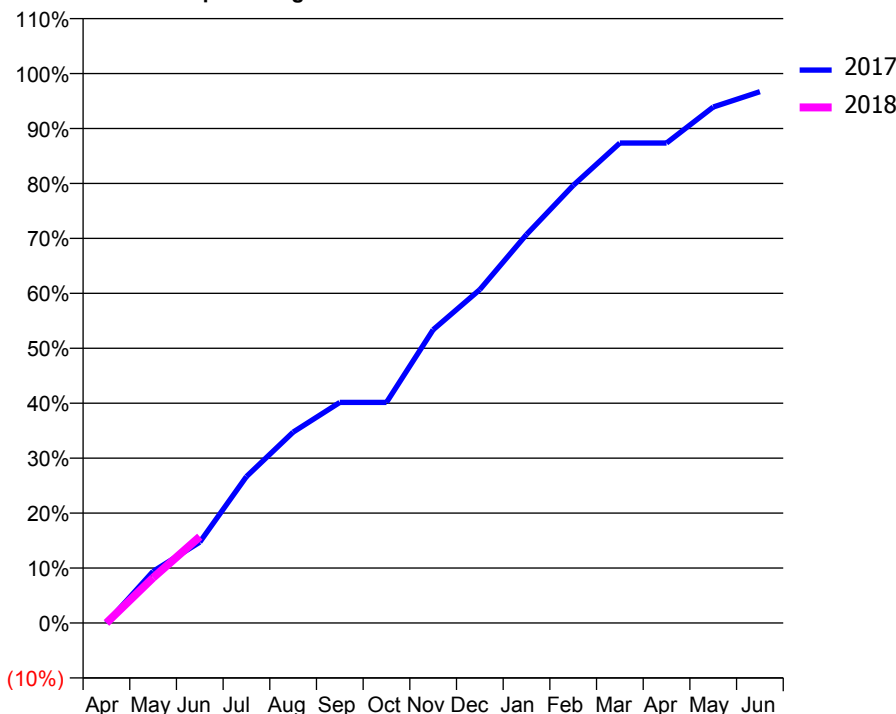
ACCESS*

Patients seen in 24 months	Total	Change since previous quarter
Quarter ending June 2016	1,843	
Quarter ending September 2016	1,795	↓
Quarter ending December 2016	1,889	↑
Quarter ending March 2017	1,832	↓
Quarter ending June 2017	1,877	↑
Variance since June 2016	1.8%	→



ACTIVITY

Cumulative percentage of contracted UDA delivered 2017 & 2018



Month	Adjusted Scheduled Activity (UDA)	
	2017	2018
April	0	0
May	399	350
June	625	667
July	1,132	
August	1,475	
September	1,705	
October	1,705	
November	2,267	
December	2,576	
January	3,002	
February	3,381	
March	3,709	
April	3,709	
May	3,987	
June	4,106	

QUALITY

	Quantity	Base Number	Contract	AT	Region	England
% of FP17s for the same patient ID Re-attending within 3 months - Children	13	135	9.6%	10.4%	11.5%	12.0%
% of FP17s for the same patient ID Re-attending within 3 months - Adults	59	307	19.2%	16.0%	16.8%	16.0%
% of FP17s for the same patient ID Re-attending between 3 & 9 months - Children	32	135	23.7%	42.7%	47.3%	58.0%
% of FP17s for the same patient ID Re-attending between 3 & 9 months - Adults	53	307	17.3%	35.6%	38.3%	50.9%
% of FP17s for Band 1 Urgent Courses	51	296	17.2%	11.0%	10.7%	9.1%
% of FP17s Relating to Free Repair or Replacements	1	296	0.3%	0.5%	0.6%	0.8%
% of FP17s Relating to Continuations	5	296	1.7%	0.8%	0.8%	1.1%
% of Patients satisfied with the dentistry they have received	2	2	N/A	88.7%	89.8%	91.7%
% of Patients satisfied with the time they had to wait for an appointment	2	2	N/A	80.2%	83.6%	88.0%

* This is based on patients treated on this contract for their most recent course of treatment. Figures in italics indicate the base number of FP17s or Patient Questionnaire responses are less than 100. N/A is shown where the base number of responses is less than 10 during the period. % is calculated as Quantity/Base number*100

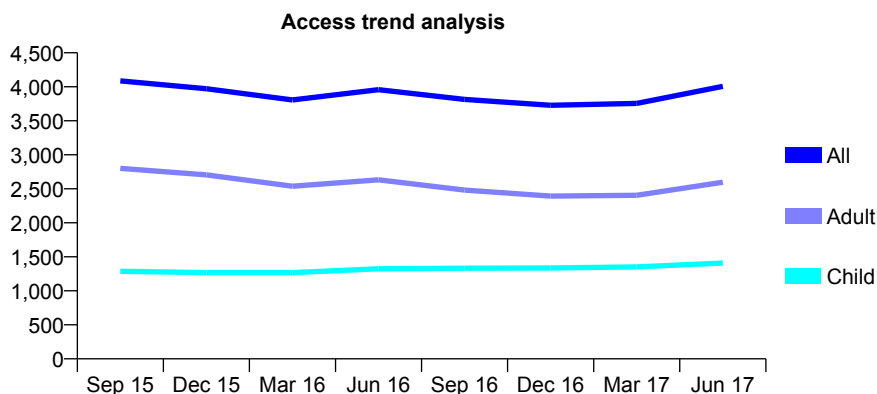
Q61 - Vital Signs At a Glance Contract Report for 745634/0001 - June 2017

Name or company name	MR DG FOURIE
Contract type name	GDS Contract
Purpose of contract	General
Contract start date	01/04/2006
Contract end date	

17/18 Contracted general activity (UDA)	11,947
Carry forward general activity (UDA)	0
17/18 Contracted orthodontic activity (UOA)	0
Carry forward orthodontic activity (UOA)	0
Baseline contract value	£396,905.02

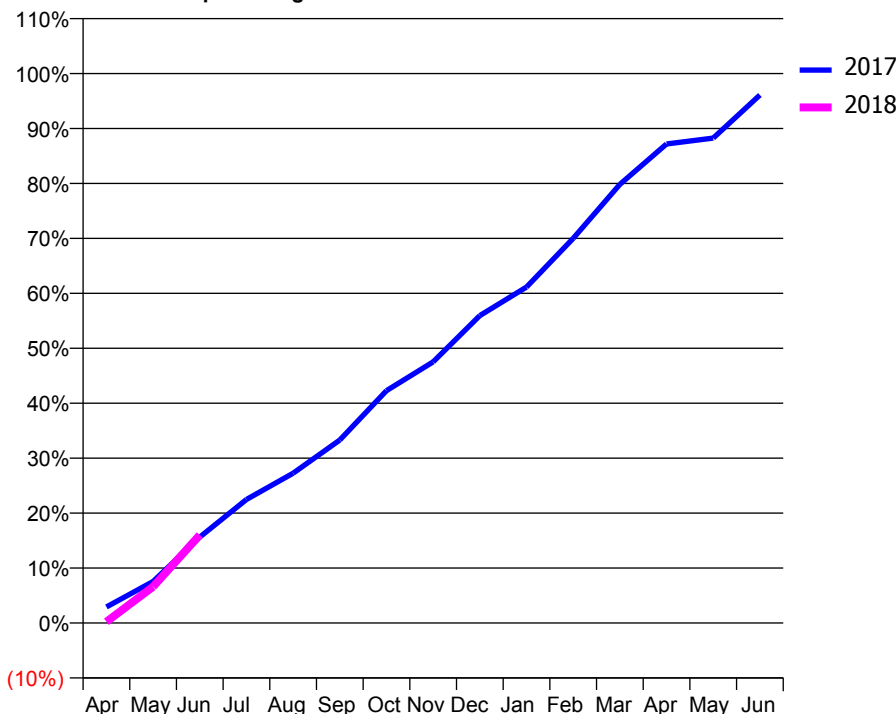
ACCESS*

Patients seen in 24 months	Total	Change since previous quarter
Quarter ending June 2016	3,957	
Quarter ending September 2016	3,815	↓
Quarter ending December 2016	3,729	↓
Quarter ending March 2017	3,756	→
Quarter ending June 2017	4,006	↑
Variance since June 2016	1.2%	→



ACTIVITY

Cumulative percentage of contracted UDA delivered 2017 & 2018



Month	Adjusted Scheduled Activity (UDA)	
	2017	2018
April	350	28
May	902	789
June	1,868	1,916
July	2,685	
August	3,258	
September	3,978	
October	5,051	
November	5,677	
December	6,685	
January	7,306	
February	8,364	
March	9,537	
April	10,415	
May	10,542	
June	11,479	

QUALITY

	Quantity	Base Number	Contract	AT	Region	England
% of FP17s for the same patient ID Re-attending within 3 months - Children	32	533	6.0%	10.4%	11.5%	12.0%
% of FP17s for the same patient ID Re-attending within 3 months - Adults	171	1,172	14.6%	16.0%	16.8%	16.0%
% of FP17s for the same patient ID Re-attending between 3 & 9 months - Children	261	533	49.0%	42.7%	47.3%	58.0%
% of FP17s for the same patient ID Re-attending between 3 & 9 months - Adults	439	1,172	37.5%	35.6%	38.3%	50.9%
% of FP17s for Band 1 Urgent Courses	78	857	9.1%	11.0%	10.7%	9.1%
% of FP17s Relating to Free Repair or Replacements	7	857	0.8%	0.5%	0.6%	0.8%
% of FP17s Relating to Continuations	2	857	0.2%	0.8%	0.8%	1.1%
% of Patients satisfied with the dentistry they have received	12	13	92.3%	88.7%	89.8%	91.7%
% of Patients satisfied with the time they had to wait for an appointment	8	13	61.5%	80.2%	83.6%	88.0%

* This is based on patients treated on this contract for their most recent course of treatment. Figures in italics indicate the base number of FP17s or Patient Questionnaire responses are less than 100. N/A is shown where the base number of responses is less than 10 during the period. % is calculated as Quantity/Base number*100

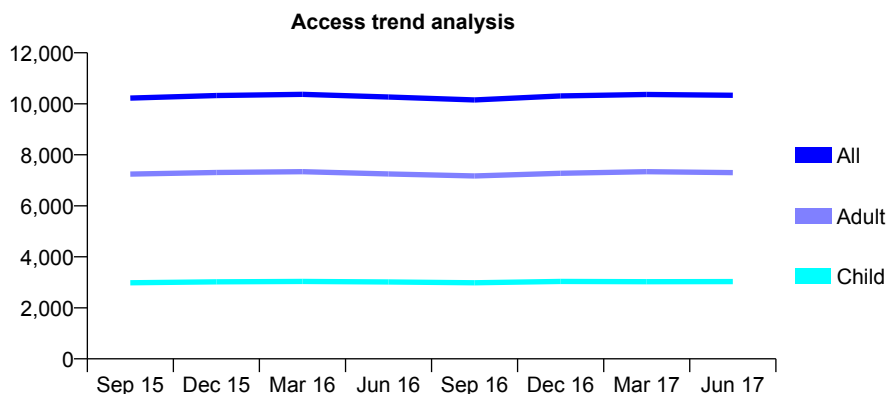
Q61 - Vital Signs At a Glance Contract Report for 746959/0001 - June 2017

Name or company name	MRS M SHAH
Contract type name	GDS Contract
Purpose of contract	General
Contract start date	01/04/2006
Contract end date	

17/18 Contracted general activity (UDA)	22,644
Carry forward general activity (UDA)	0
17/18 Contracted orthodontic activity (UOA)	0
Carry forward orthodontic activity (UOA)	0
Baseline contract value	£491,885.80

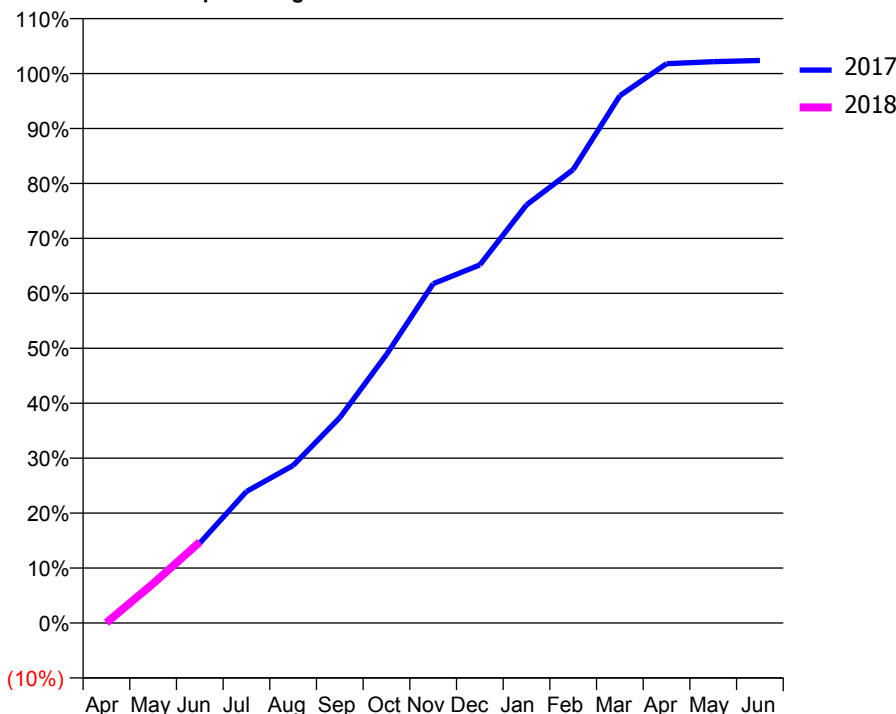
ACCESS*

Patients seen in 24 months	Total	Change since previous quarter
Quarter ending June 2016	10,267	
Quarter ending September 2016	10,151	↓
Quarter ending December 2016	10,307	→
Quarter ending March 2017	10,364	→
Quarter ending June 2017	10,335	→
Variance since June 2016	0.7%	→



ACTIVITY

Cumulative percentage of contracted UDA delivered 2017 & 2018



Adjusted Scheduled Activity (UDA)

Month	2017	2018
April	44	12
May	1,625	1,623
June	3,292	3,338
July	5,423	
August	6,491	
September	8,463	
October	11,062	
November	13,979	
December	14,757	
January	17,228	
February	18,685	
March	21,731	
April	23,051	
May	23,132	
June	23,182	

QUALITY

	Quantity	Base Number	Contract	AT	Region	England
% of FP17s for the same patient ID Re-attending within 3 months - Children	61	842	7.2%	10.4%	11.5%	12.0%
% of FP17s for the same patient ID Re-attending within 3 months - Adults	272	2,019	13.5%	16.0%	16.8%	16.0%
% of FP17s for the same patient ID Re-attending between 3 & 9 months - Children	464	842	55.1%	42.7%	47.3%	58.0%
% of FP17s for the same patient ID Re-attending between 3 & 9 months - Adults	997	2,019	49.4%	35.6%	38.3%	50.9%
% of FP17s for Band 1 Urgent Courses	228	1,905	12.0%	11.0%	10.7%	9.1%
% of FP17s Relating to Free Repair or Replacements	26	1,905	1.4%	0.5%	0.6%	0.8%
% of FP17s Relating to Continuations	2	1,905	0.1%	0.8%	0.8%	1.1%
% of Patients satisfied with the dentistry they have received	21	21	100.0%	88.7%	89.8%	91.7%
% of Patients satisfied with the time they had to wait for an appointment	19	21	90.5%	80.2%	83.6%	88.0%

* This is based on patients treated on this contract for their most recent course of treatment. Figures in italics indicate the base number of FP17s or Patient Questionnaire responses are less than 100. N/A is shown where the base number of responses is less than 10 during the period. % is calculated as Quantity/Base number*100

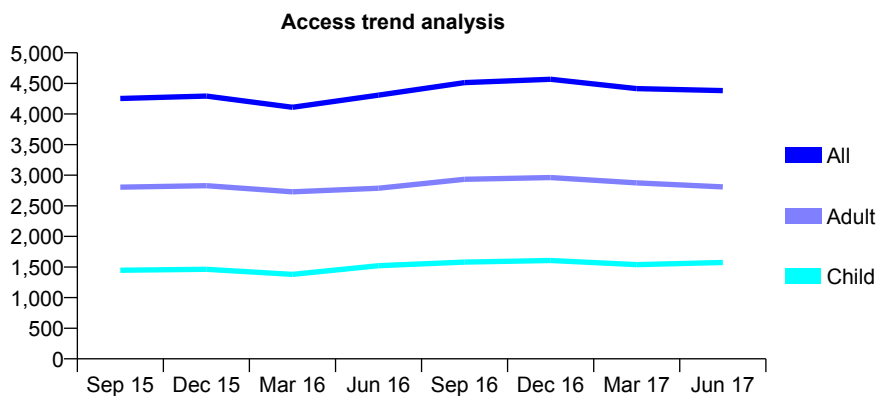
Q61 - Vital Signs At a Glance Contract Report for 750123/0001 - June 2017

Name or company name	MR S DODHIA
Contract type name	GDS Contract
Purpose of contract	General
Contract start date	01/04/2006
Contract end date	

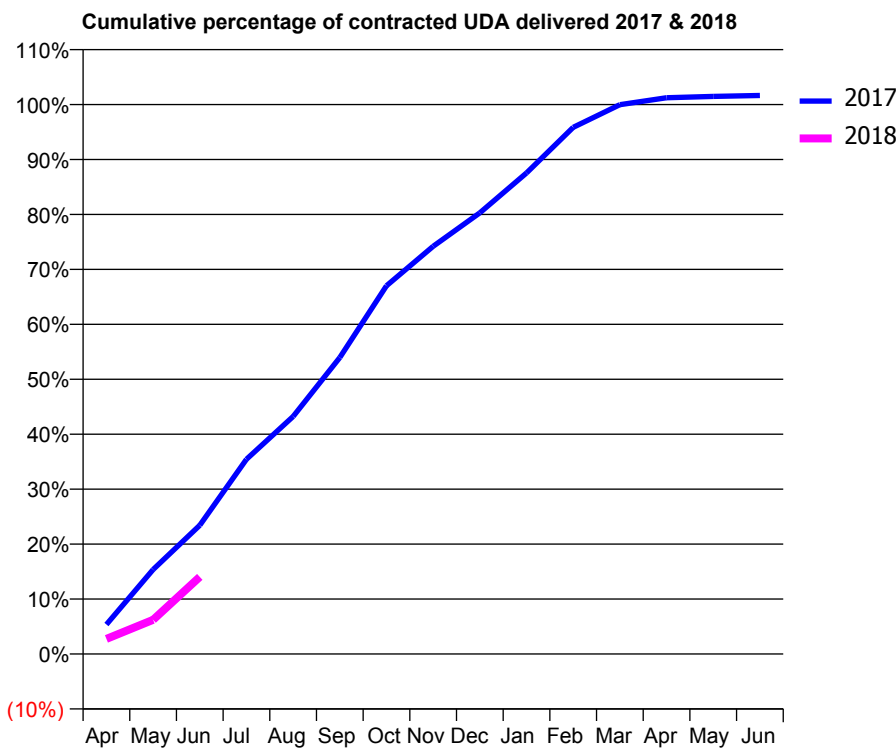
17/18 Contracted general activity (UDA)	12,420
Carry forward general activity (UDA)	0
17/18 Contracted orthodontic activity (UOA)	0
Carry forward orthodontic activity (UOA)	0
Baseline contract value	£462,575.34

ACCESS*

Patients seen in 24 months	Total	Change since previous quarter
Quarter ending June 2016	4,308	
Quarter ending September 2016	4,514	↑
Quarter ending December 2016	4,567	→
Quarter ending March 2017	4,414	↓
Quarter ending June 2017	4,383	→
Variance since June 2016	1.7%	→



ACTIVITY



Month	Adjusted Scheduled Activity (UDA)	
	2017	2018
April	668	342
May	1,909	772
June	2,909	1,744
July	4,403	
August	5,370	
September	6,702	
October	8,323	
November	9,214	
December	9,971	
January	10,873	
February	11,903	
March	12,417	
April	12,572	
May	12,603	
June	12,625	

QUALITY

	Quantity	Base Number	Contract	AT	Region	England
% of FP17s for the same patient ID Re-attending within 3 months - Children	24	243	9.9%	10.4%	11.5%	12.0%
% of FP17s for the same patient ID Re-attending within 3 months - Adults	91	488	18.6%	16.0%	16.8%	16.0%
% of FP17s for the same patient ID Re-attending between 3 & 9 months - Children	65	243	26.7%	42.7%	47.3%	58.0%
% of FP17s for the same patient ID Re-attending between 3 & 9 months - Adults	154	488	31.6%	35.6%	38.3%	50.9%
% of FP17s for Band 1 Urgent Courses	121	622	19.5%	11.0%	10.7%	9.1%
% of FP17s Relating to Free Repair or Replacements	0	622	0.0%	0.5%	0.6%	0.8%
% of FP17s Relating to Continuations	2	622	0.3%	0.8%	0.8%	1.1%
% of Patients satisfied with the dentistry they have received	1	1	N/A	88.7%	89.8%	91.7%
% of Patients satisfied with the time they had to wait for an appointment	1	1	N/A	80.2%	83.6%	88.0%

* This is based on patients treated on this contract for their most recent course of treatment. Figures in italics indicate the base number of FP17s or Patient Questionnaire responses are less than 100. N/A is shown where the base number of responses is less than 10 during the period. % is calculated as Quantity/Base number*100

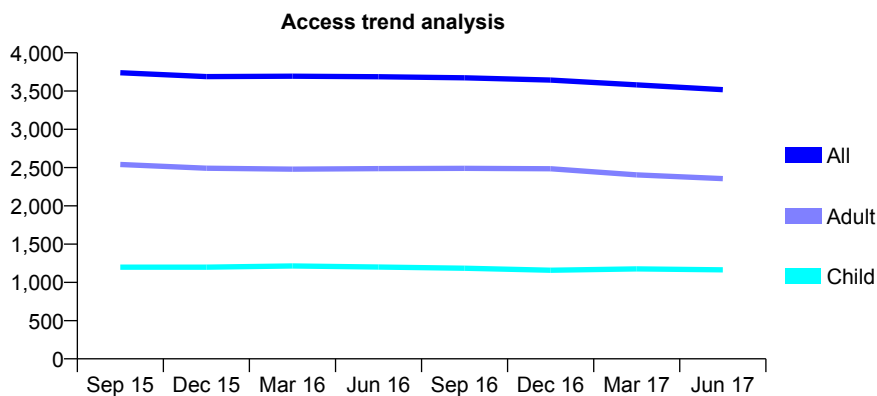
Q61 - Vital Signs At a Glance Contract Report for 750123/0002 - June 2017

Name or company name	MR S DODHIA
Contract type name	GDS Contract
Purpose of contract	General
Contract start date	01/04/2006
Contract end date	

17/18 Contracted general activity (UDA)	9,575
Carry forward general activity (UDA)	0
17/18 Contracted orthodontic activity (UOA)	0
Carry forward orthodontic activity (UOA)	0
Baseline contract value	£350,537.90

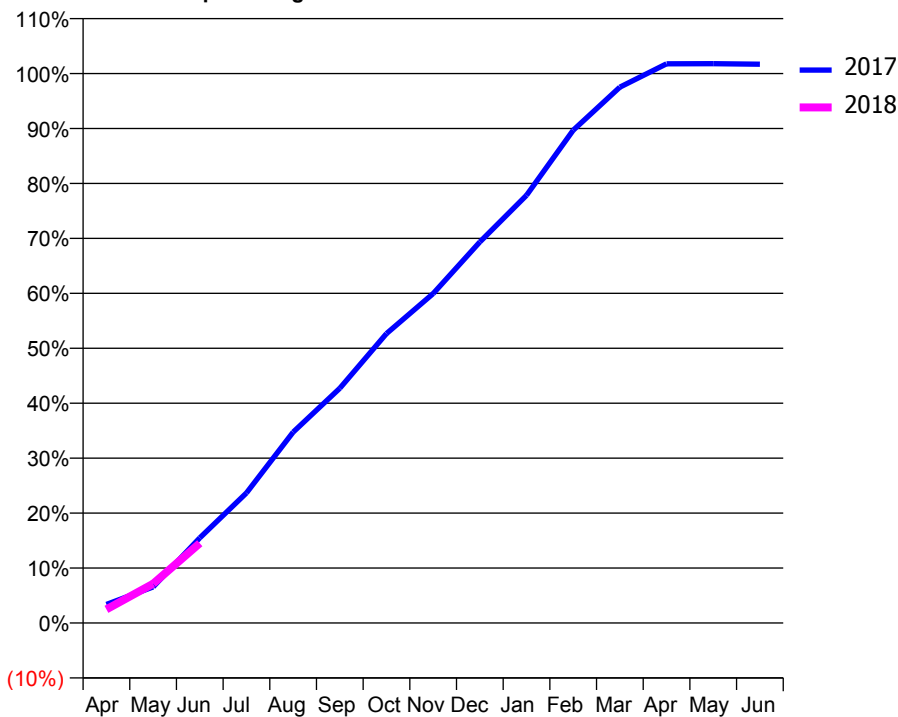
ACCESS*

Patients seen in 24 months	Total	Change since previous quarter
Quarter ending June 2016	3,687	
Quarter ending September 2016	3,674	→
Quarter ending December 2016	3,643	→
Quarter ending March 2017	3,580	↓
Quarter ending June 2017	3,518	↓
Variance since June 2016	(4.6%)	↓



ACTIVITY

Cumulative percentage of contracted UDA delivered 2017 & 2018



Adjusted Scheduled Activity (UDA)

Month	2017	2018
April	325	239
May	630	685
June	1,484	1,390
July	2,267	
August	3,326	
September	4,091	
October	5,043	
November	5,741	
December	6,641	
January	7,453	
February	8,586	
March	9,337	
April	9,743	
May	9,746	
June	9,737	

QUALITY

	Quantity	Base Number	Contract	AT	Region	England
% of FP17s for the same patient ID Re-attending within 3 months - Children	19	240	7.9%	10.4%	11.5%	12.0%
% of FP17s for the same patient ID Re-attending within 3 months - Adults	104	458	22.7%	16.0%	16.8%	16.0%
% of FP17s for the same patient ID Re-attending between 3 & 9 months - Children	66	240	27.5%	42.7%	47.3%	58.0%
% of FP17s for the same patient ID Re-attending between 3 & 9 months - Adults	108	458	23.6%	35.6%	38.3%	50.9%
% of FP17s for Band 1 Urgent Courses	120	567	21.2%	11.0%	10.7%	9.1%
% of FP17s Relating to Free Repair or Replacements	2	567	0.4%	0.5%	0.6%	0.8%
% of FP17s Relating to Continuations	0	567	0.0%	0.8%	0.8%	1.1%
% of Patients satisfied with the dentistry they have received	5	6	N/A	88.7%	89.8%	91.7%
% of Patients satisfied with the time they had to wait for an appointment	3	6	N/A	80.2%	83.6%	88.0%

* This is based on patients treated on this contract for their most recent course of treatment. Figures in italics indicate the base number of FP17s or Patient Questionnaire responses are less than 100. N/A is shown where the base number of responses is less than 10 during the period. % is calculated as Quantity/Base number*100

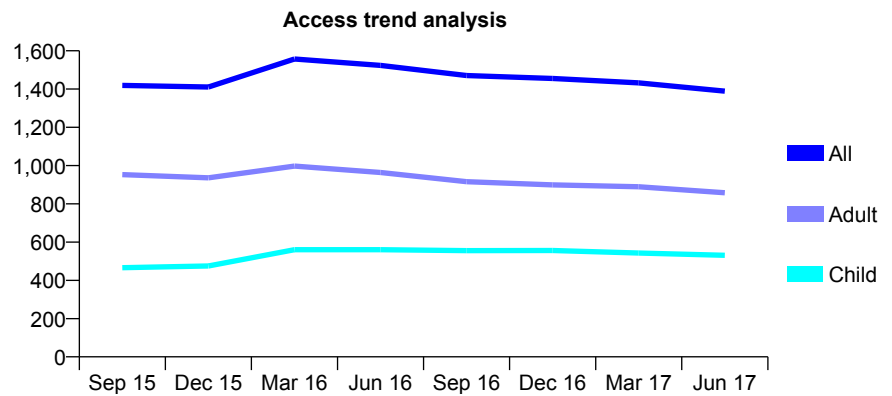
Q61 - Vital Signs At a Glance Contract Report for 750123/0004 - June 2017

Name or company name	MR S DODHIA
Contract type name	GDS Contract
Purpose of contract	General
Contract start date	27/07/2013
Contract end date	

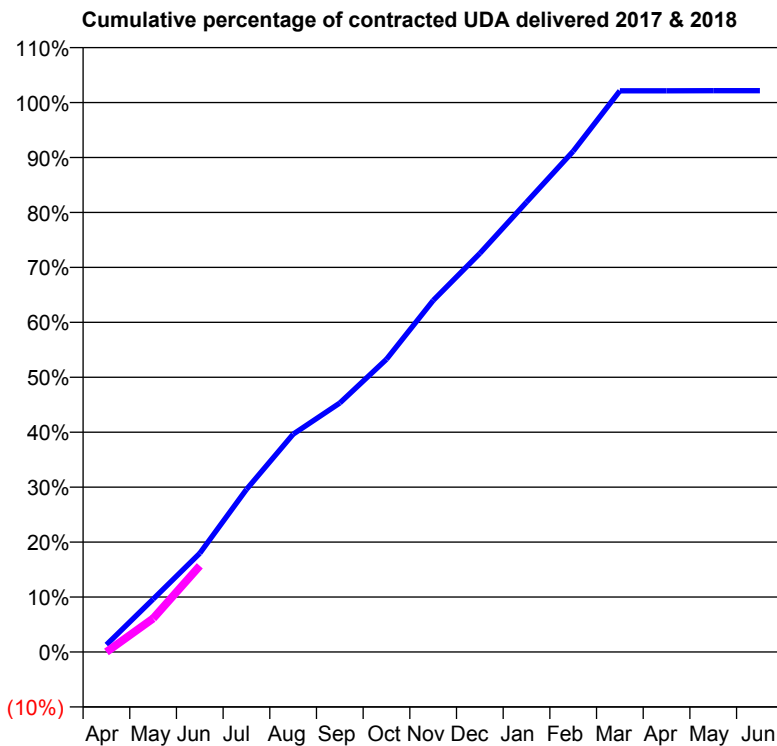
17/18 Contracted general activity (UDA)	4,105
Carry forward general activity (UDA)	0
17/18 Contracted orthodontic activity (UOA)	0
Carry forward orthodontic activity (UOA)	0
Baseline contract value	£136,532.26

ACCESS*

Patients seen in 24 months	Total	Change since previous quarter
Quarter ending June 2016	1,524	
Quarter ending September 2016	1,471	↓
Quarter ending December 2016	1,455	↓
Quarter ending March 2017	1,432	↓
Quarter ending June 2017	1,389	↓
Variance since June 2016	(8.9%)	↓



ACTIVITY



Month	Adjusted Scheduled Activity (UDA)	
	2017	2018
April	54	0
May	395	250
June	738	644
July	1,214	
August	1,627	
September	1,861	
October	2,187	
November	2,626	
December	2,978	
January	3,361	
February	3,741	
March	4,192	
April	4,192	
May	4,193	
June	4,193	

QUALITY

	Quantity	Base Number	Contract	AT	Region	England
% of FP17s for the same patient ID Re-attending within 3 months - Children	2	46	4.3%	10.4%	11.5%	12.0%
% of FP17s for the same patient ID Re-attending within 3 months - Adults	13	123	10.6%	16.0%	16.8%	16.0%
% of FP17s for the same patient ID Re-attending between 3 & 9 months - Children	18	46	39.1%	42.7%	47.3%	58.0%
% of FP17s for the same patient ID Re-attending between 3 & 9 months - Adults	43	123	35.0%	35.6%	38.3%	50.9%
% of FP17s for Band 1 Urgent Courses	31	167	18.6%	11.0%	10.7%	9.1%
% of FP17s Relating to Free Repair or Replacements	0	167	0.0%	0.5%	0.6%	0.8%
% of FP17s Relating to Continuations	0	167	0.0%	0.8%	0.8%	1.1%
% of Patients satisfied with the dentistry they have received	0	0	N/A	88.7%	89.8%	91.7%
% of Patients satisfied with the time they had to wait for an appointment	0	0	N/A	80.2%	83.6%	88.0%

* This is based on patients treated on this contract for their most recent course of treatment. Figures in italics indicate the base number of FP17s or Patient Questionnaire responses are less than 100. N/A is shown where the base number of responses is less than 10 during the period. % is calculated as Quantity/Base number*100

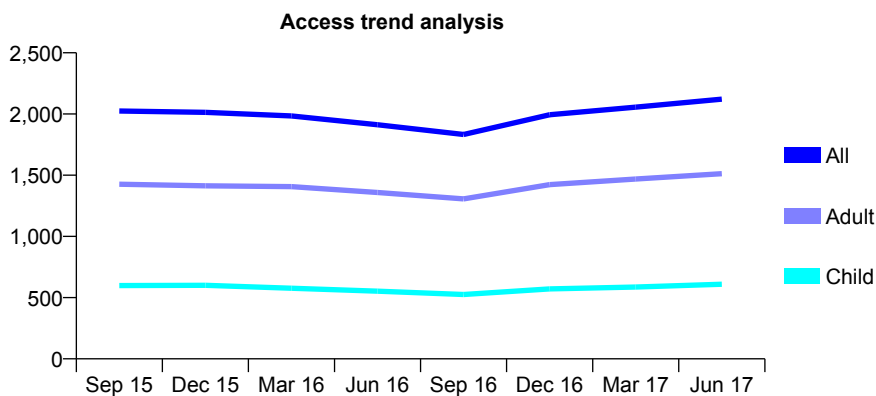
Q61 - Vital Signs At a Glance Contract Report for 751669/0001 - June 2017

Name or company name	MR V KAJAN
Contract type name	GDS Contract
Purpose of contract	General
Contract start date	01/04/2006
Contract end date	

17/18 Contracted general activity (UDA)	5,139
Carry forward general activity (UDA)	0
17/18 Contracted orthodontic activity (UOA)	0
Carry forward orthodontic activity (UOA)	0
Baseline contract value	£191,708.79

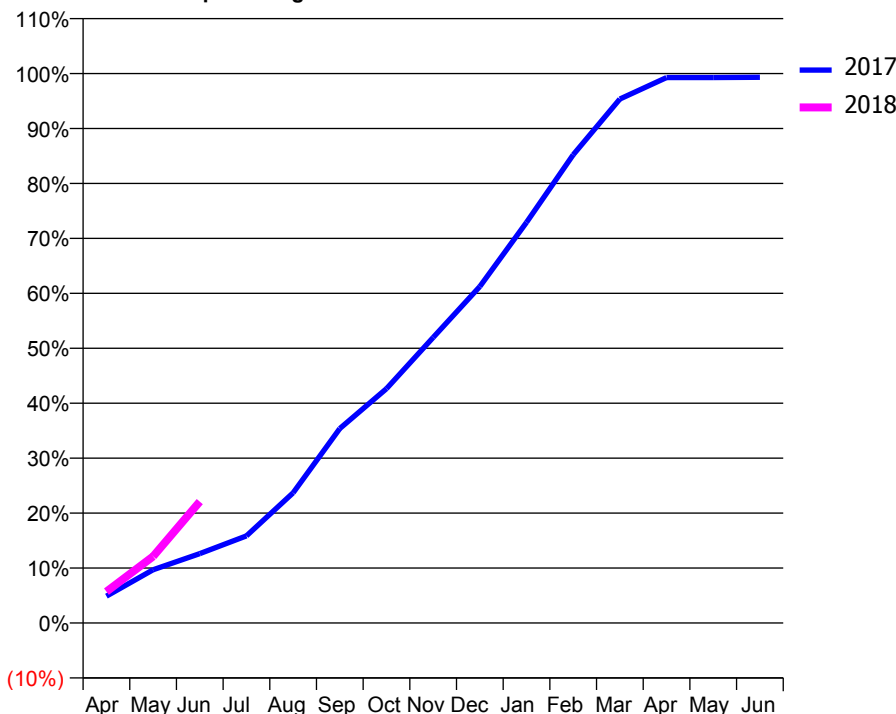
ACCESS*

Patients seen in 24 months	Total	Change since previous quarter
Quarter ending June 2016	1,912	
Quarter ending September 2016	1,833	↓
Quarter ending December 2016	1,994	↑
Quarter ending March 2017	2,056	↑
Quarter ending June 2017	2,122	↑
Variance since June 2016	11.0%	↑



ACTIVITY

Cumulative percentage of contracted UDA delivered 2017 & 2018



Month	Adjusted Scheduled Activity (UDA)	
	2017	2018
April	252	293
May	498	622
June	649	1,135
July	815	
August	1,218	
September	1,819	
October	2,191	
November	2,671	
December	3,147	
January	3,747	
February	4,379	
March	4,900	
April	5,101	
May	5,101	
June	5,104	

QUALITY

	Quantity	Base Number	Contract	AT	Region	England
% of FP17s for the same patient ID Re-attending within 3 months - Children	28	233	12.0%	10.4%	11.5%	12.0%
% of FP17s for the same patient ID Re-attending within 3 months - Adults	99	560	17.7%	16.0%	16.8%	16.0%
% of FP17s for the same patient ID Re-attending between 3 & 9 months - Children	136	233	58.4%	42.7%	47.3%	58.0%
% of FP17s for the same patient ID Re-attending between 3 & 9 months - Adults	327	560	58.4%	35.6%	38.3%	50.9%
% of FP17s for Band 1 Urgent Courses	50	661	7.6%	11.0%	10.7%	9.1%
% of FP17s Relating to Free Repair or Replacements	26	661	3.9%	0.5%	0.6%	0.8%
% of FP17s Relating to Continuations	7	661	1.1%	0.8%	0.8%	1.1%
% of Patients satisfied with the dentistry they have received	5	5	N/A	88.7%	89.8%	91.7%
% of Patients satisfied with the time they had to wait for an appointment	5	5	N/A	80.2%	83.6%	88.0%

* This is based on patients treated on this contract for their most recent course of treatment. Figures in italics indicate the base number of FP17s or Patient Questionnaire responses are less than 100. N/A is shown where the base number of responses is less than 10 during the period. % is calculated as Quantity/Base number*100

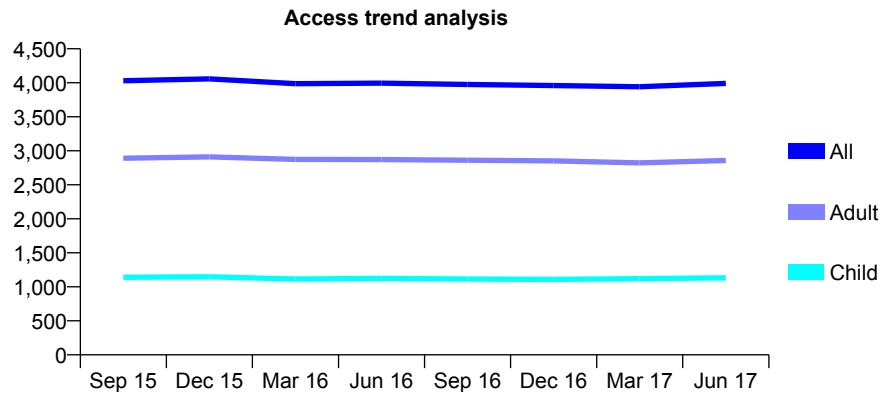
Q61 - Vital Signs At a Glance Contract Report for 755605/0001 - June 2017

Name or company name	MRS M KHAMBATI
Contract type name	GDS Contract
Purpose of contract	General
Contract start date	01/04/2006
Contract end date	

17/18 Contracted general activity (UDA)	11,817
Carry forward general activity (UDA)	0
17/18 Contracted orthodontic activity (UOA)	0
Carry forward orthodontic activity (UOA)	0
Baseline contract value	£372,960.63

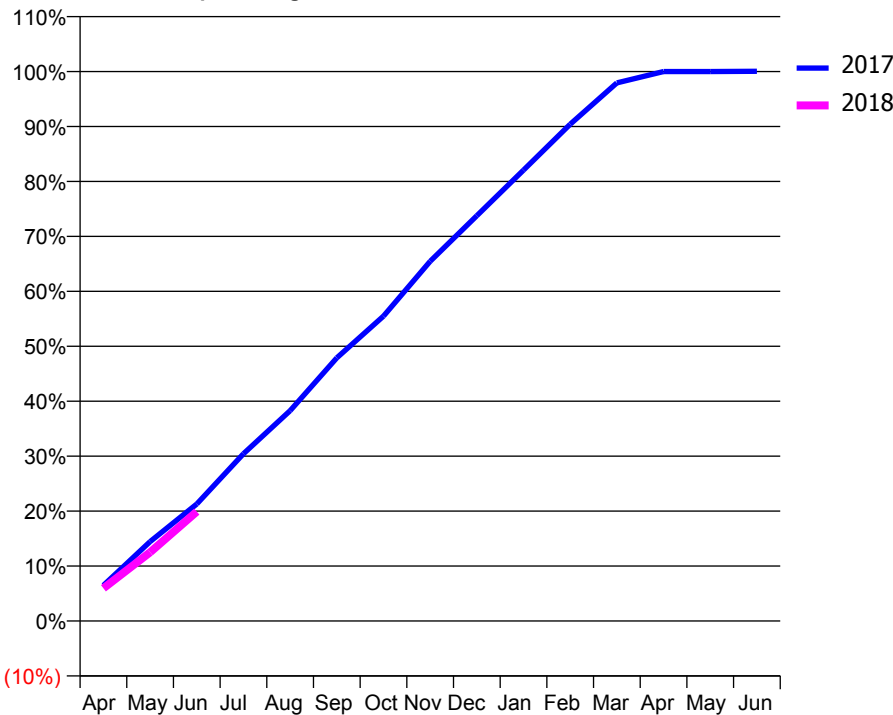
ACCESS*

Patients seen in 24 months	Total	Change since previous quarter
Quarter ending June 2016	3,996	
Quarter ending September 2016	3,975	→
Quarter ending December 2016	3,960	→
Quarter ending March 2017	3,943	→
Quarter ending June 2017	3,991	→
Variance since June 2016	(0.1%)	→



ACTIVITY

Cumulative percentage of contracted UDA delivered 2017 & 2018



Month	Adjusted Scheduled Activity (UDA)	
	2017	2018
April	766	703
May	1,709	1,480
June	2,517	2,354
July	3,597	
August	4,524	
September	5,658	
October	6,557	
November	7,734	
December	8,716	
January	9,696	
February	10,682	
March	11,573	
April	11,816	
May	11,817	
June	11,822	

QUALITY

	Quantity	Base Number	Contract	AT	Region	England
% of FP17s for the same patient ID Re-attending within 3 months - Children	33	331	10.0%	10.4%	11.5%	12.0%
% of FP17s for the same patient ID Re-attending within 3 months - Adults	108	781	13.8%	16.0%	16.8%	16.0%
% of FP17s for the same patient ID Re-attending between 3 & 9 months - Children	133	331	40.2%	42.7%	47.3%	58.0%
% of FP17s for the same patient ID Re-attending between 3 & 9 months - Adults	321	781	41.1%	35.6%	38.3%	50.9%
% of FP17s for Band 1 Urgent Courses	111	988	11.2%	11.0%	10.7%	9.1%
% of FP17s Relating to Free Repair or Replacements	7	988	0.7%	0.5%	0.6%	0.8%
% of FP17s Relating to Continuations	8	988	0.8%	0.8%	0.8%	1.1%
% of Patients satisfied with the dentistry they have received	5	5	N/A	88.7%	89.8%	91.7%
% of Patients satisfied with the time they had to wait for an appointment	3	5	N/A	80.2%	83.6%	88.0%

* This is based on patients treated on this contract for their most recent course of treatment. Figures in italics indicate the base number of FP17s or Patient Questionnaire responses are less than 100. N/A is shown where the base number of responses is less than 10 during the period. % is calculated as Quantity/Base number*100

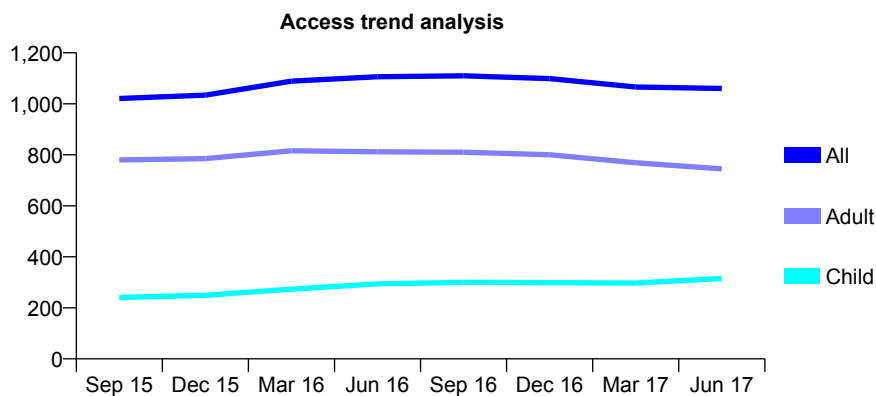
Q61 - Vital Signs At a Glance Contract Report for 762067/0001 - June 2017

Name or company name	MR M OTIFEH
Contract type name	GDS Contract
Purpose of contract	General
Contract start date	01/04/2006
Contract end date	

17/18 Contracted general activity (UDA)	2,910
Carry forward general activity (UDA)	0
17/18 Contracted orthodontic activity (UOA)	0
Carry forward orthodontic activity (UOA)	0
Baseline contract value	£83,039.42

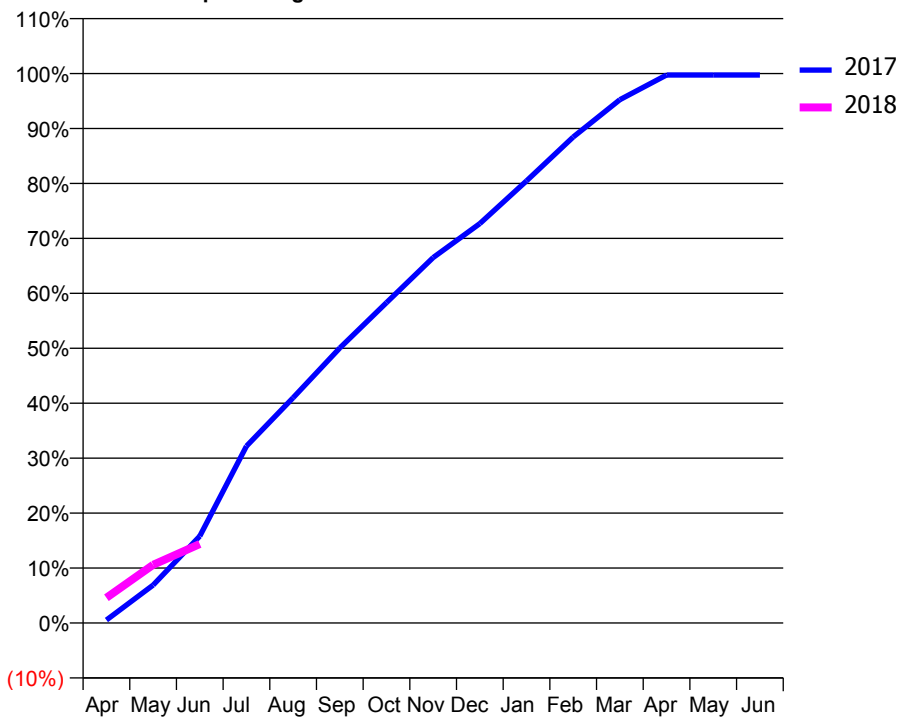
ACCESS*

Patients seen in 24 months	Total	Change since previous quarter
Quarter ending June 2016	1,106	
Quarter ending September 2016	1,110	→
Quarter ending December 2016	1,099	→
Quarter ending March 2017	1,066	↓
Quarter ending June 2017	1,060	→
Variance since June 2016	(4.2%)	↓



ACTIVITY

Cumulative percentage of contracted UDA delivered 2017 & 2018



Adjusted Scheduled Activity (UDA)

Month	2017	2018
April	16	134
May	201	308
June	460	418
July	937	
August	1,193	
September	1,457	
October	1,697	
November	1,935	
December	2,115	
January	2,341	
February	2,574	
March	2,771	
April	2,902	
May	2,902	
June	2,902	

QUALITY

	Quantity	Base Number	Contract	AT	Region	England
% of FP17s for the same patient ID Re-attending within 3 months - Children	1	78	1.3%	10.4%	11.5%	12.0%
% of FP17s for the same patient ID Re-attending within 3 months - Adults	20	163	12.3%	16.0%	16.8%	16.0%
% of FP17s for the same patient ID Re-attending between 3 & 9 months - Children	36	78	46.2%	42.7%	47.3%	58.0%
% of FP17s for the same patient ID Re-attending between 3 & 9 months - Adults	50	163	30.7%	35.6%	38.3%	50.9%
% of FP17s for Band 1 Urgent Courses	31	193	16.1%	11.0%	10.7%	9.1%
% of FP17s Relating to Free Repair or Replacements	0	193	0.0%	0.5%	0.6%	0.8%
% of FP17s Relating to Continuations	0	193	0.0%	0.8%	0.8%	1.1%
% of Patients satisfied with the dentistry they have received	0	0	N/A	88.7%	89.8%	91.7%
% of Patients satisfied with the time they had to wait for an appointment	0	0	N/A	80.2%	83.6%	88.0%

* This is based on patients treated on this contract for their most recent course of treatment. Figures in italics indicate the base number of FP17s or Patient Questionnaire responses are less than 100. N/A is shown where the base number of responses is less than 10 during the period. % is calculated as Quantity/Base number*100

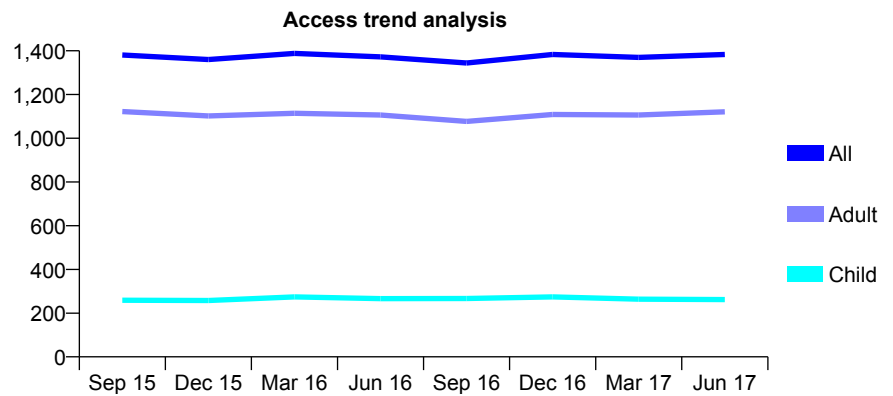
Q61 - Vital Signs At a Glance Contract Report for 762431/0003 - June 2017

Name or company name	MR N NEKOO-PARVAR
Contract type name	GDS Contract
Purpose of contract	General
Contract start date	08/10/2012
Contract end date	

17/18 Contracted general activity (UDA)	5,304
Carry forward general activity (UDA)	0
17/18 Contracted orthodontic activity (UOA)	0
Carry forward orthodontic activity (UOA)	0
Baseline contract value	£135,185.80

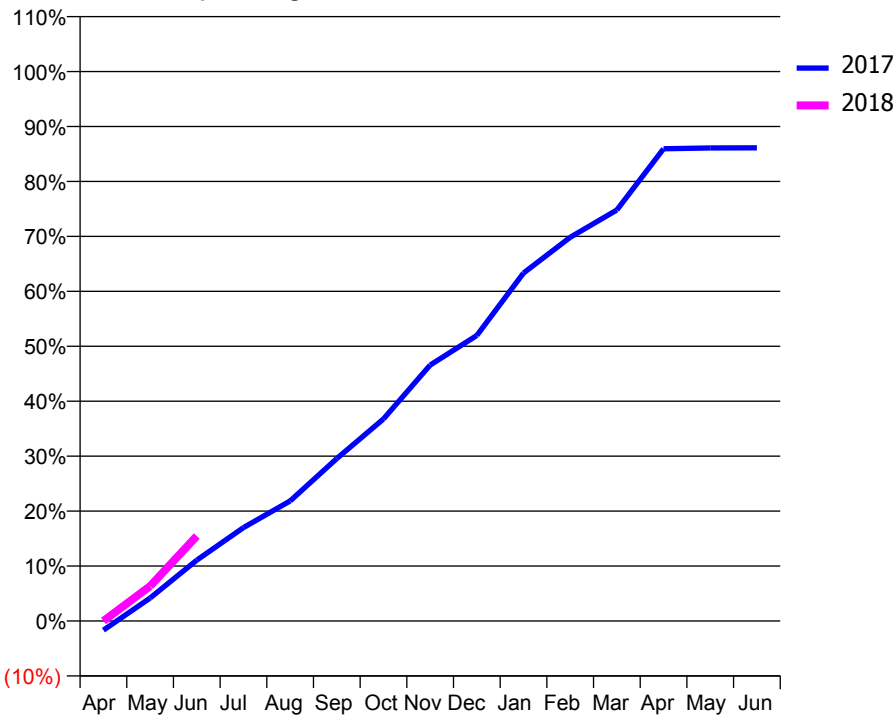
ACCESS*

Patients seen in 24 months	Total	Change since previous quarter
Quarter ending June 2016	1,372	
Quarter ending September 2016	1,344	↓
Quarter ending December 2016	1,383	↑
Quarter ending March 2017	1,370	→
Quarter ending June 2017	1,383	→
Variance since June 2016	0.8%	→



ACTIVITY

Cumulative percentage of contracted UDA delivered 2017 & 2018



Month	Adjusted Scheduled Activity (UDA)	
	2017	2018
April	-90	0
May	222	336
June	587	821
July	901	
August	1,159	
September	1,569	
October	1,951	
November	2,470	
December	2,757	
January	3,359	
February	3,704	
March	3,967	
April	4,559	
May	4,566	
June	4,568	

QUALITY

	Quantity	Base Number	Contract	AT	Region	England
% of FP17s for the same patient ID Re-attending within 3 months - Children	1	58	1.7%	10.4%	11.5%	12.0%
% of FP17s for the same patient ID Re-attending within 3 months - Adults	30	301	10.0%	16.0%	16.8%	16.0%
% of FP17s for the same patient ID Re-attending between 3 & 9 months - Children	21	58	36.2%	42.7%	47.3%	58.0%
% of FP17s for the same patient ID Re-attending between 3 & 9 months - Adults	105	301	34.9%	35.6%	38.3%	50.9%
% of FP17s for Band 1 Urgent Courses	9	229	3.9%	11.0%	10.7%	9.1%
% of FP17s Relating to Free Repair or Replacements	1	229	0.4%	0.5%	0.6%	0.8%
% of FP17s Relating to Continuations	2	229	0.9%	0.8%	0.8%	1.1%
% of Patients satisfied with the dentistry they have received	0	0	N/A	88.7%	89.8%	91.7%
% of Patients satisfied with the time they had to wait for an appointment	0	0	N/A	80.2%	83.6%	88.0%

* This is based on patients treated on this contract for their most recent course of treatment. Figures in italics indicate the base number of FP17s or Patient Questionnaire responses are less than 100. N/A is shown where the base number of responses is less than 10 during the period. % is calculated as Quantity/Base number*100

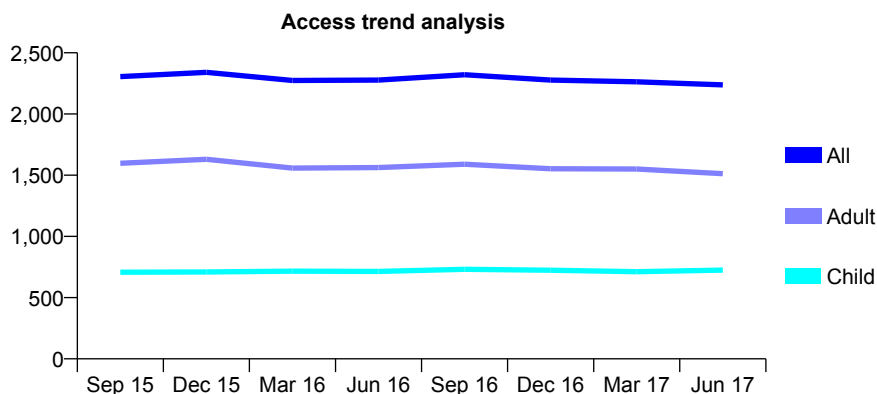
Q61 - Vital Signs At a Glance Contract Report for 763934/0002 - June 2017

Name or company name	MRS F KHOSRAVI
Contract type name	GDS Contract
Purpose of contract	General
Contract start date	01/04/2006
Contract end date	

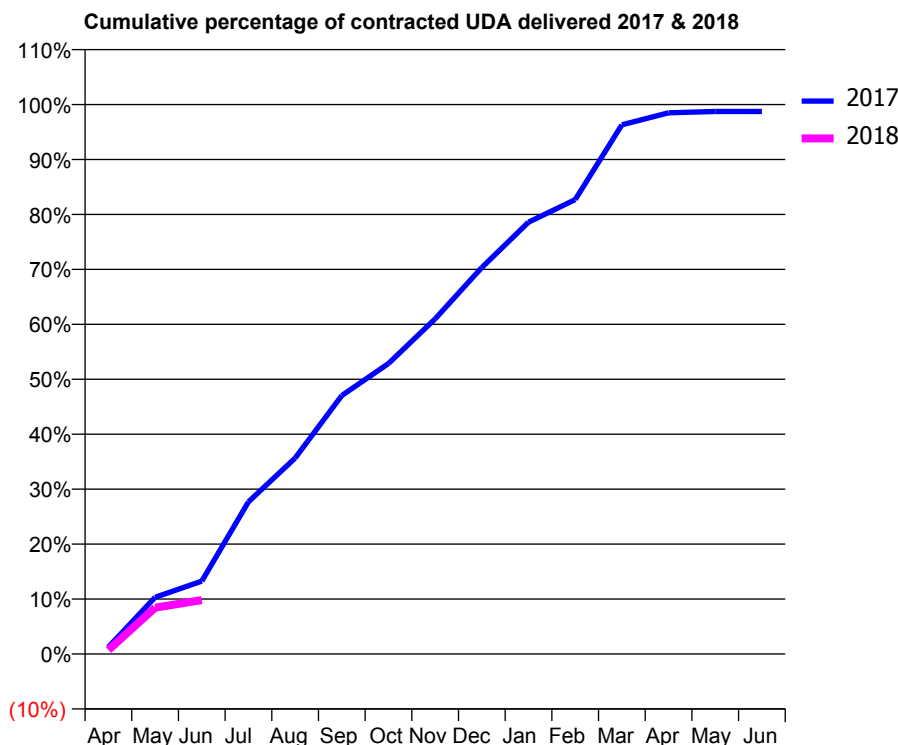
17/18 Contracted general activity (UDA)	5,793
Carry forward general activity (UDA)	0
17/18 Contracted orthodontic activity (UOA)	0
Carry forward orthodontic activity (UOA)	0
Baseline contract value	£162,597.38

ACCESS*

Patients seen in 24 months	Total	Change since previous quarter
Quarter ending June 2016	2,277	
Quarter ending September 2016	2,321	→
Quarter ending December 2016	2,277	↓
Quarter ending March 2017	2,263	→
Quarter ending June 2017	2,238	↓
Variance since June 2016	(1.7%)	↓



ACTIVITY



Month	Adjusted Scheduled Activity (UDA)	
	2017	2018
April	73	43
May	599	488
June	769	569
July	1,604	
August	2,065	
September	2,725	
October	3,063	
November	3,534	
December	4,074	
January	4,552	
February	4,790	
March	5,579	
April	5,705	
May	5,720	
June	5,720	

QUALITY

	Quantity	Base Number	Contract	AT	Region	England
% of FP17s for the same patient ID Re-attending within 3 months - Children	4	132	3.0%	10.4%	11.5%	12.0%
% of FP17s for the same patient ID Re-attending within 3 months - Adults	15	156	9.6%	16.0%	16.8%	16.0%
% of FP17s for the same patient ID Re-attending between 3 & 9 months - Children	32	132	24.2%	42.7%	47.3%	58.0%
% of FP17s for the same patient ID Re-attending between 3 & 9 months - Adults	40	156	25.6%	35.6%	38.3%	50.9%
% of FP17s for Band 1 Urgent Courses	13	238	5.5%	11.0%	10.7%	9.1%
% of FP17s Relating to Free Repair or Replacements	0	238	0.0%	0.5%	0.6%	0.8%
% of FP17s Relating to Continuations	0	238	0.0%	0.8%	0.8%	1.1%
% of Patients satisfied with the dentistry they have received	5	5	N/A	88.7%	89.8%	91.7%
% of Patients satisfied with the time they had to wait for an appointment	5	5	N/A	80.2%	83.6%	88.0%

* This is based on patients treated on this contract for their most recent course of treatment. Figures in italics indicate the base number of FP17s or Patient Questionnaire responses are less than 100. N/A is shown where the base number of responses is less than 10 during the period. % is calculated as Quantity/Base number*100

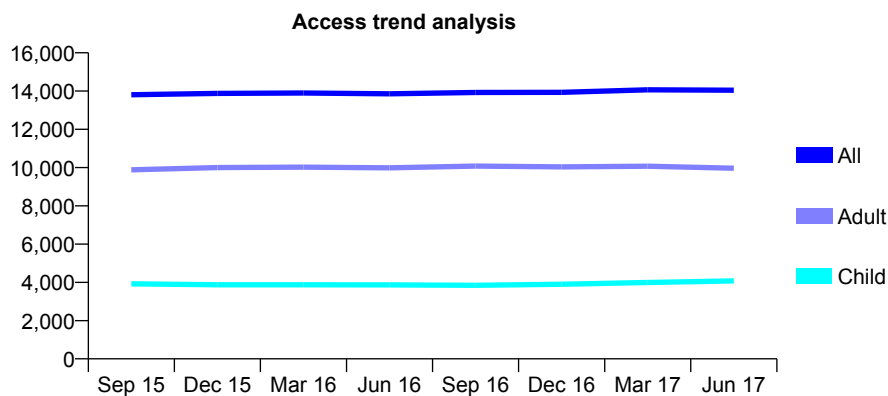
Q61 - Vital Signs At a Glance Contract Report for 764957/0004 - June 2017

Name or company name	MR GS KUMAR
Contract type name	GDS Contract
Purpose of contract	General
Contract start date	01/04/2006
Contract end date	

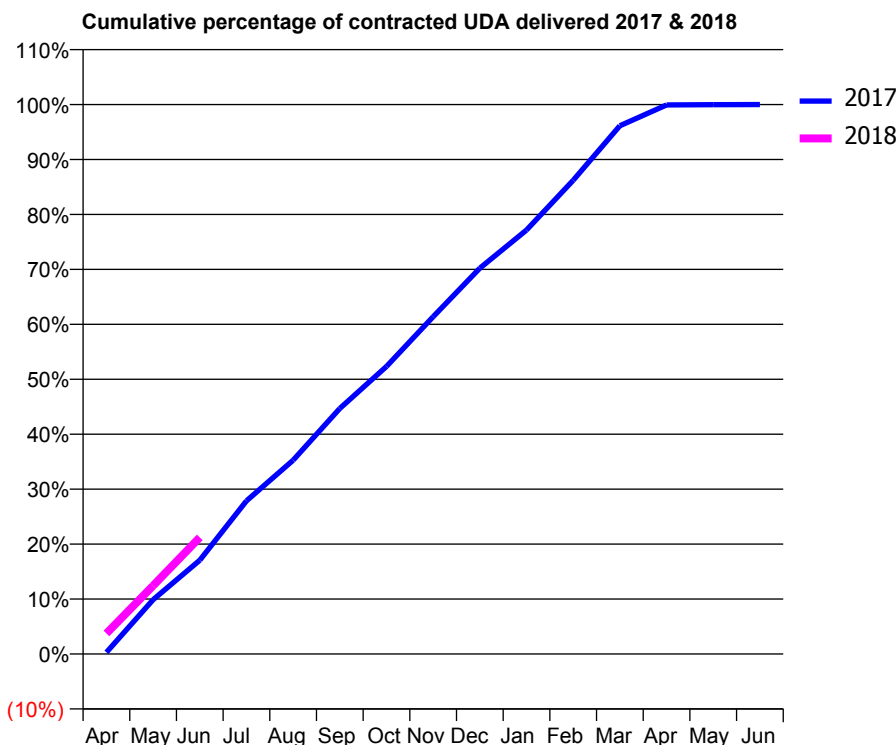
17/18 Contracted general activity (UDA)	40,267
Carry forward general activity (UDA)	0
17/18 Contracted orthodontic activity (UOA)	0
Carry forward orthodontic activity (UOA)	0
Baseline contract value	£1,137,007.38

ACCESS*

Patients seen in 24 months	Total	Change since previous quarter
Quarter ending June 2016	13,853	
Quarter ending September 2016	13,923	→
Quarter ending December 2016	13,936	→
Quarter ending March 2017	14,067	→
Quarter ending June 2017	14,043	→
Variance since June 2016	1.4%	→



ACTIVITY



Month	Adjusted Scheduled Activity (UDA)	
	2017	2018
April	120	1,508
May	3,979	5,006
June	6,875	8,546
July	11,220	
August	14,205	
September	17,999	
October	21,074	
November	24,718	
December	28,278	
January	31,071	
February	34,709	
March	38,712	
April	40,234	
May	40,250	
June	40,261	

QUALITY

	Quantity	Base Number	Contract	AT	Region	England
% of FP17s for the same patient ID Re-attending within 3 months - Children	71	1,384	5.1%	10.4%	11.5%	12.0%
% of FP17s for the same patient ID Re-attending within 3 months - Adults	222	2,644	8.4%	16.0%	16.8%	16.0%
% of FP17s for the same patient ID Re-attending between 3 & 9 months - Children	662	1,384	47.8%	42.7%	47.3%	58.0%
% of FP17s for the same patient ID Re-attending between 3 & 9 months - Adults	1,119	2,644	42.3%	35.6%	38.3%	50.9%
% of FP17s for Band 1 Urgent Courses	110	3,410	3.2%	11.0%	10.7%	9.1%
% of FP17s Relating to Free Repair or Replacements	41	3,410	1.2%	0.5%	0.6%	0.8%
% of FP17s Relating to Continuations	7	3,410	0.2%	0.8%	0.8%	1.1%
% of Patients satisfied with the dentistry they have received	14	17	82.4%	88.7%	89.8%	91.7%
% of Patients satisfied with the time they had to wait for an appointment	12	17	70.6%	80.2%	83.6%	88.0%

* This is based on patients treated on this contract for their most recent course of treatment. Figures in italics indicate the base number of FP17s or Patient Questionnaire responses are less than 100. N/A is shown where the base number of responses is less than 10 during the period. % is calculated as Quantity/Base number*100

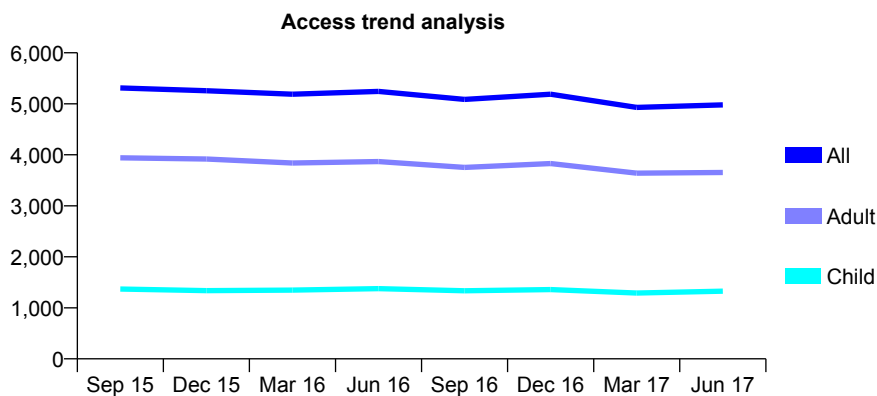
Q61 - Vital Signs At a Glance Contract Report for 765805/0001 - June 2017

Name or company name	MR JR KANOGO
Contract type name	GDS Contract
Purpose of contract	General
Contract start date	01/04/2006
Contract end date	

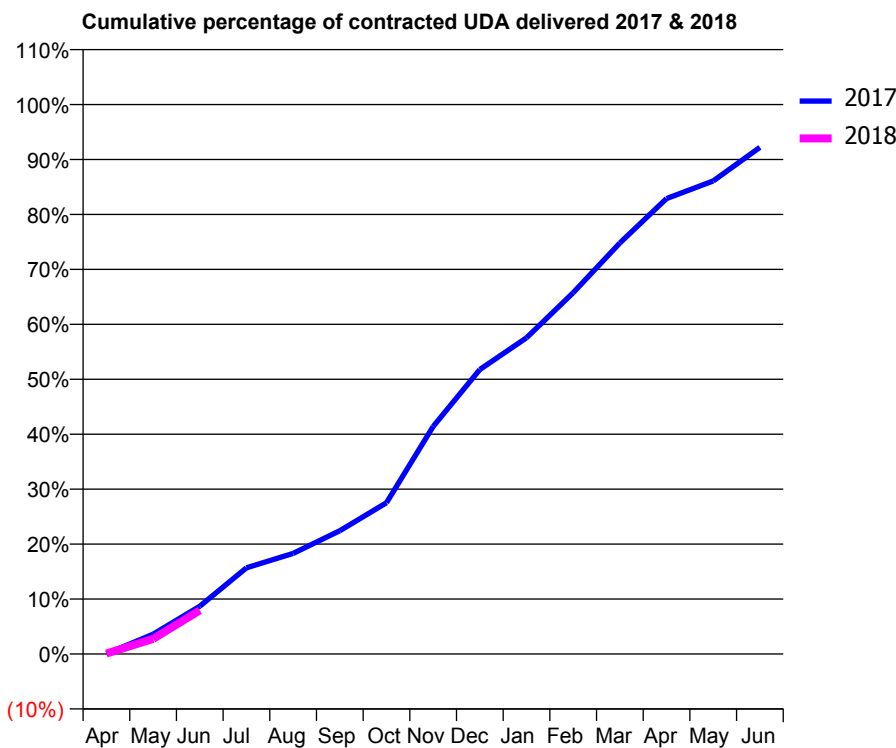
17/18 Contracted general activity (UDA)	13,708
Carry forward general activity (UDA)	0
17/18 Contracted orthodontic activity (UOA)	0
Carry forward orthodontic activity (UOA)	0
Baseline contract value	£357,299.00

ACCESS*

Patients seen in 24 months	Total	Change since previous quarter
Quarter ending June 2016	5,244	
Quarter ending September 2016	5,087	↓
Quarter ending December 2016	5,187	→
Quarter ending March 2017	4,930	↓
Quarter ending June 2017	4,980	→
Variance since June 2016	(5.0%)	↓



ACTIVITY



Month	Adjusted Scheduled Activity (UDA)	
	2017	2018
April	7	13
May	493	379
June	1,192	1,088
July	2,152	
August	2,511	
September	3,075	
October	3,774	
November	5,677	
December	7,096	
January	7,889	
February	9,013	
March	10,253	
April	11,363	
May	11,800	
June	12,640	

QUALITY

	Quantity	Base Number	Contract	AT	Region	England
% of FP17s for the same patient ID Re-attending within 3 months - Children	22	279	7.9%	10.4%	11.5%	12.0%
% of FP17s for the same patient ID Re-attending within 3 months - Adults	86	759	11.3%	16.0%	16.8%	16.0%
% of FP17s for the same patient ID Re-attending between 3 & 9 months - Children	70	279	25.1%	42.7%	47.3%	58.0%
% of FP17s for the same patient ID Re-attending between 3 & 9 months - Adults	221	759	29.1%	35.6%	38.3%	50.9%
% of FP17s for Band 1 Urgent Courses	43	440	9.8%	11.0%	10.7%	9.1%
% of FP17s Relating to Free Repair or Replacements	0	440	0.0%	0.5%	0.6%	0.8%
% of FP17s Relating to Continuations	0	440	0.0%	0.8%	0.8%	1.1%
% of Patients satisfied with the dentistry they have received	5	5	N/A	88.7%	89.8%	91.7%
% of Patients satisfied with the time they had to wait for an appointment	5	5	N/A	80.2%	83.6%	88.0%

* This is based on patients treated on this contract for their most recent course of treatment. Figures in italics indicate the base number of FP17s or Patient Questionnaire responses are less than 100. N/A is shown where the base number of responses is less than 10 during the period. % is calculated as Quantity/Base number*100

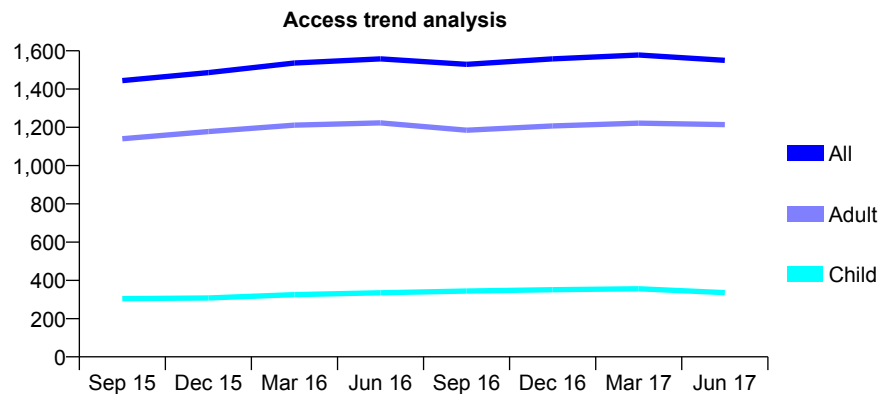
Q61 - Vital Signs At a Glance Contract Report for 766038/0001 - June 2017

Name or company name	MR VO AKINSOLA
Contract type name	GDS Contract
Purpose of contract	General
Contract start date	01/04/2006
Contract end date	

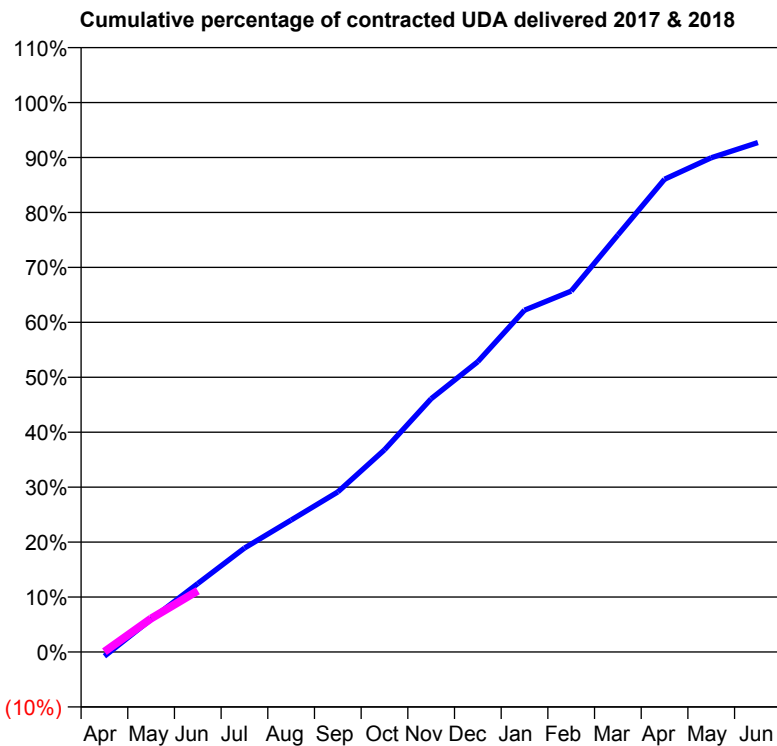
17/18 Contracted general activity (UDA)	6,225
Carry forward general activity (UDA)	0
17/18 Contracted orthodontic activity (UOA)	0
Carry forward orthodontic activity (UOA)	0
Baseline contract value	£197,661.95

ACCESS*

Patients seen in 24 months	Total	Change since previous quarter
Quarter ending June 2016	1,558	
Quarter ending September 2016	1,529	↓
Quarter ending December 2016	1,558	→
Quarter ending March 2017	1,578	→
Quarter ending June 2017	1,550	↓
Variance since June 2016	(0.5%)	→



ACTIVITY



Month	Adjusted Scheduled Activity (UDA)	
	2017	2018
April	-50	4
May	371	379
June	776	694
July	1,178	
August	1,495	
September	1,813	
October	2,291	
November	2,869	
December	3,289	
January	3,872	
February	4,088	
March	4,724	
April	5,355	
May	5,599	
June	5,772	

QUALITY

	Quantity	Base Number	Contract	AT	Region	England
% of FP17s for the same patient ID Re-attending within 3 months - Children	5	69	7.2%	10.4%	11.5%	12.0%
% of FP17s for the same patient ID Re-attending within 3 months - Adults	49	301	16.3%	16.0%	16.8%	16.0%
% of FP17s for the same patient ID Re-attending between 3 & 9 months - Children	17	69	24.6%	42.7%	47.3%	58.0%
% of FP17s for the same patient ID Re-attending between 3 & 9 months - Adults	60	301	19.9%	35.6%	38.3%	50.9%
% of FP17s for Band 1 Urgent Courses	26	183	14.2%	11.0%	10.7%	9.1%
% of FP17s Relating to Free Repair or Replacements	1	183	0.5%	0.5%	0.6%	0.8%
% of FP17s Relating to Continuations	0	183	0.0%	0.8%	0.8%	1.1%
% of Patients satisfied with the dentistry they have received	1	2	N/A	88.7%	89.8%	91.7%
% of Patients satisfied with the time they had to wait for an appointment	2	2	N/A	80.2%	83.6%	88.0%

* This is based on patients treated on this contract for their most recent course of treatment. Figures in italics indicate the base number of FP17s or Patient Questionnaire responses are less than 100. N/A is shown where the base number of responses is less than 10 during the period. % is calculated as Quantity/Base number*100

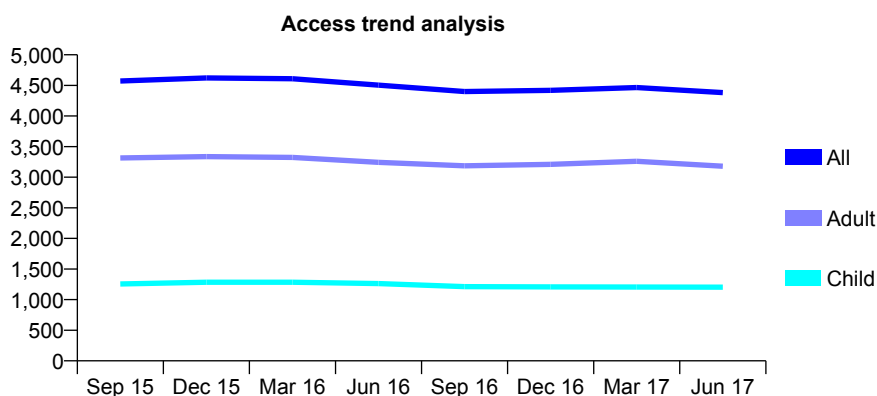
Q61 - Vital Signs At a Glance Contract Report for 766895/0003 - June 2017

Name or company name	MR M SOLTAN MOHAMMADI KHAYAT
Contract type name	GDS Contract
Purpose of contract	General
Contract start date	01/04/2006
Contract end date	

17/18 Contracted general activity (UDA)	15,725
Carry forward general activity (UDA)	0
17/18 Contracted orthodontic activity (UOA)	0
Carry forward orthodontic activity (UOA)	0
Baseline contract value	£392,743.74

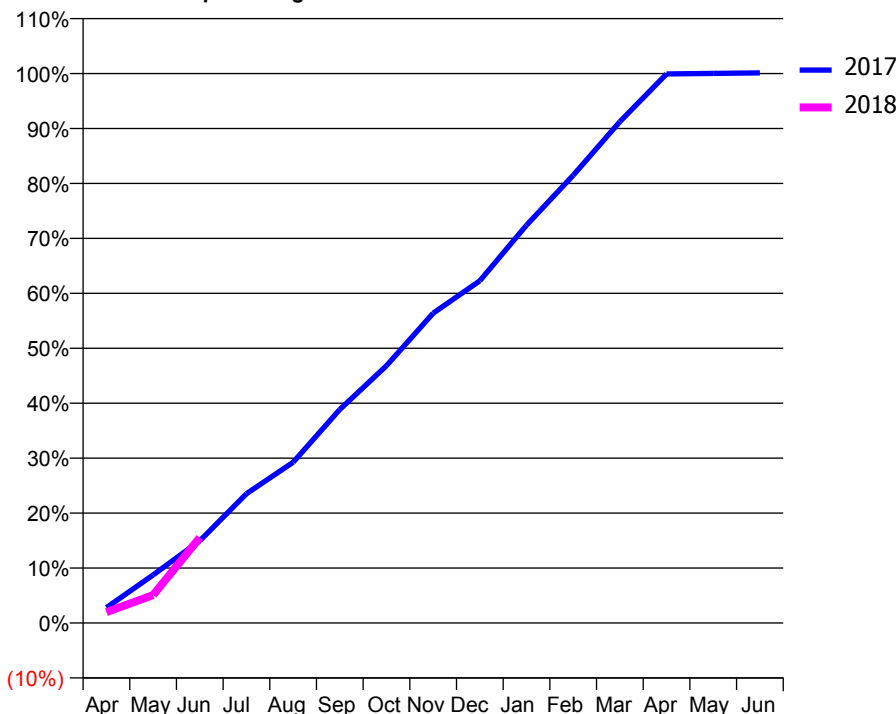
ACCESS*

Patients seen in 24 months	Total	Change since previous quarter
Quarter ending June 2016	4,504	
Quarter ending September 2016	4,399	↓
Quarter ending December 2016	4,419	→
Quarter ending March 2017	4,466	→
Quarter ending June 2017	4,382	↓
Variance since June 2016	(2.7%)	↓



ACTIVITY

Cumulative percentage of contracted UDA delivered 2017 & 2018



Month	Adjusted Scheduled Activity (UDA)	
	2017	2018
April	443	312
May	1,374	799
June	2,351	2,444
July	3,699	
August	4,599	
September	6,112	
October	7,363	
November	8,865	
December	9,794	
January	11,384	
February	12,813	
March	14,346	
April	15,714	
May	15,727	
June	15,743	

QUALITY

	Quantity	Base Number	Contract	AT	Region	England
% of FP17s for the same patient ID Re-attending within 3 months - Children	20	307	6.5%	10.4%	11.5%	12.0%
% of FP17s for the same patient ID Re-attending within 3 months - Adults	103	731	14.1%	16.0%	16.8%	16.0%
% of FP17s for the same patient ID Re-attending between 3 & 9 months - Children	121	307	39.4%	42.7%	47.3%	58.0%
% of FP17s for the same patient ID Re-attending between 3 & 9 months - Adults	225	731	30.8%	35.6%	38.3%	50.9%
% of FP17s for Band 1 Urgent Courses	94	730	12.9%	11.0%	10.7%	9.1%
% of FP17s Relating to Free Repair or Replacements	0	730	0.0%	0.5%	0.6%	0.8%
% of FP17s Relating to Continuations	4	730	0.5%	0.8%	0.8%	1.1%
% of Patients satisfied with the dentistry they have received	4	5	N/A	88.7%	89.8%	91.7%
% of Patients satisfied with the time they had to wait for an appointment	5	5	N/A	80.2%	83.6%	88.0%

* This is based on patients treated on this contract for their most recent course of treatment. Figures in italics indicate the base number of FP17s or Patient Questionnaire responses are less than 100. N/A is shown where the base number of responses is less than 10 during the period. % is calculated as Quantity/Base number*100

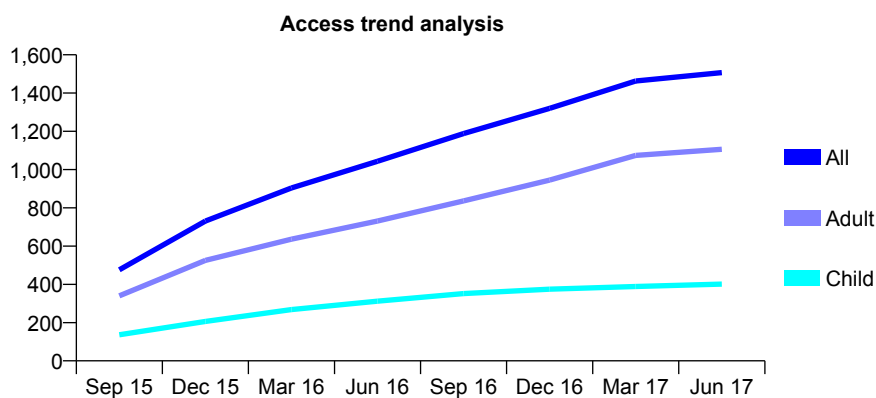
Q61 - Vital Signs At a Glance Contract Report for 766895/0005 - June 2017

Name or company name	MR M SOLTAN MOHAMMADI KHAYAT
Contract type name	GDS Contract
Purpose of contract	General
Contract start date	01/06/2015
Contract end date	

17/18 Contracted general activity (UDA)	5,000
Carry forward general activity (UDA)	0
17/18 Contracted orthodontic activity (UOA)	0
Carry forward orthodontic activity (UOA)	0
Baseline contract value	£159,008.19

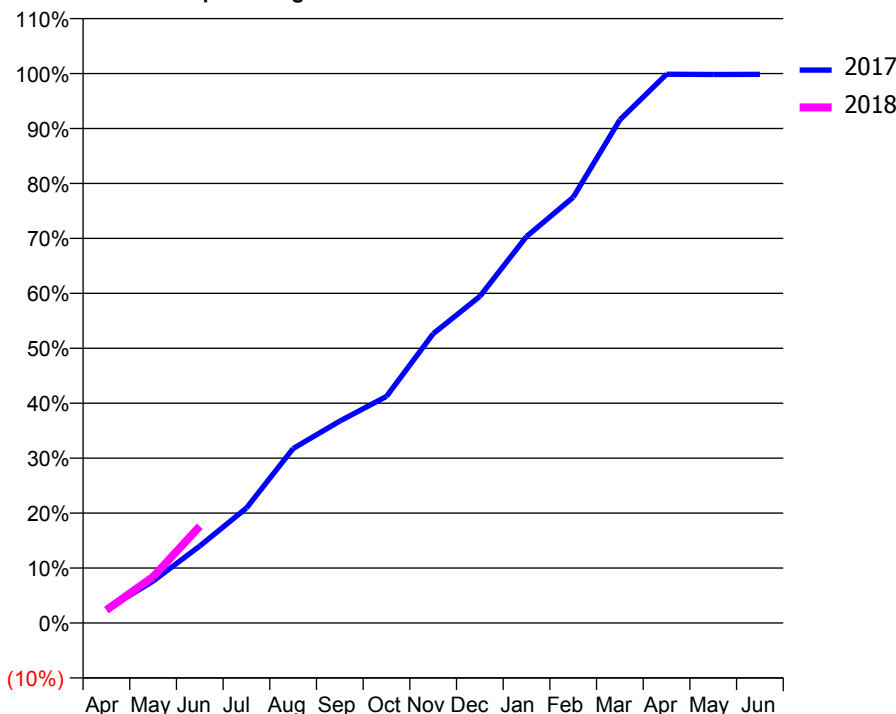
ACCESS*

Patients seen in 24 months	Total	Change since previous quarter
Quarter ending June 2016	1,043	
Quarter ending September 2016	1,188	↑
Quarter ending December 2016	1,320	↑
Quarter ending March 2017	1,463	↑
Quarter ending June 2017	1,507	↑
Variance since June 2016	44.5%	↑



ACTIVITY

Cumulative percentage of contracted UDA delivered 2017 & 2018



Adjusted Scheduled Activity (UDA)

Month	2017	2018
April	122	118
May	382	421
June	701	880
July	1,047	
August	1,588	
September	1,837	
October	2,062	
November	2,632	
December	2,973	
January	3,517	
February	3,873	
March	4,579	
April	4,993	
May	4,991	
June	4,992	

QUALITY

	Quantity	Base Number	Contract	AT	Region	England
% of FP17s for the same patient ID Re-attending within 3 months - Children	3	82	3.7%	10.4%	11.5%	12.0%
% of FP17s for the same patient ID Re-attending within 3 months - Adults	24	251	9.6%	16.0%	16.8%	16.0%
% of FP17s for the same patient ID Re-attending between 3 & 9 months - Children	25	82	30.5%	42.7%	47.3%	58.0%
% of FP17s for the same patient ID Re-attending between 3 & 9 months - Adults	54	251	21.5%	35.6%	38.3%	50.9%
% of FP17s for Band 1 Urgent Courses	19	235	8.1%	11.0%	10.7%	9.1%
% of FP17s Relating to Free Repair or Replacements	0	235	0.0%	0.5%	0.6%	0.8%
% of FP17s Relating to Continuations	0	235	0.0%	0.8%	0.8%	1.1%
% of Patients satisfied with the dentistry they have received	0	0	N/A	88.7%	89.8%	91.7%
% of Patients satisfied with the time they had to wait for an appointment	0	0	N/A	80.2%	83.6%	88.0%

* This is based on patients treated on this contract for their most recent course of treatment. Figures in italics indicate the base number of FP17s or Patient Questionnaire responses are less than 100. N/A is shown where the base number of responses is less than 10 during the period. % is calculated as Quantity/Base number*100

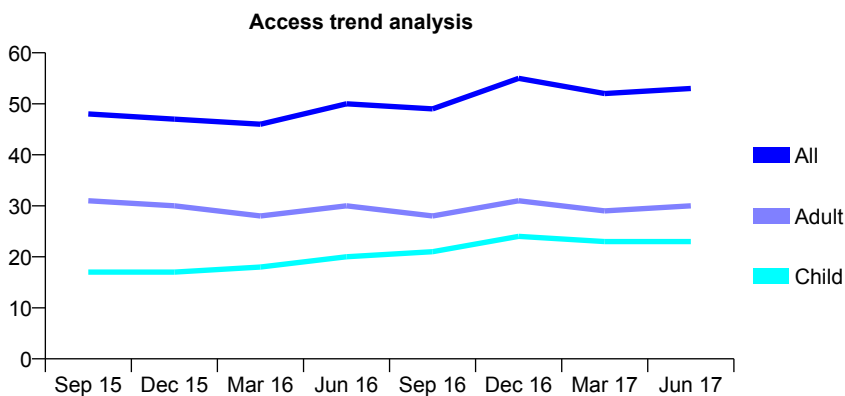
Q61 - Vital Signs At a Glance Contract Report for 767239/0001 - June 2017

Name or company name	MR N NAGPAUL
Contract type name	PDS Contract
Purpose of contract	General
Contract start date	01/08/2009
Contract end date	30/11/2017

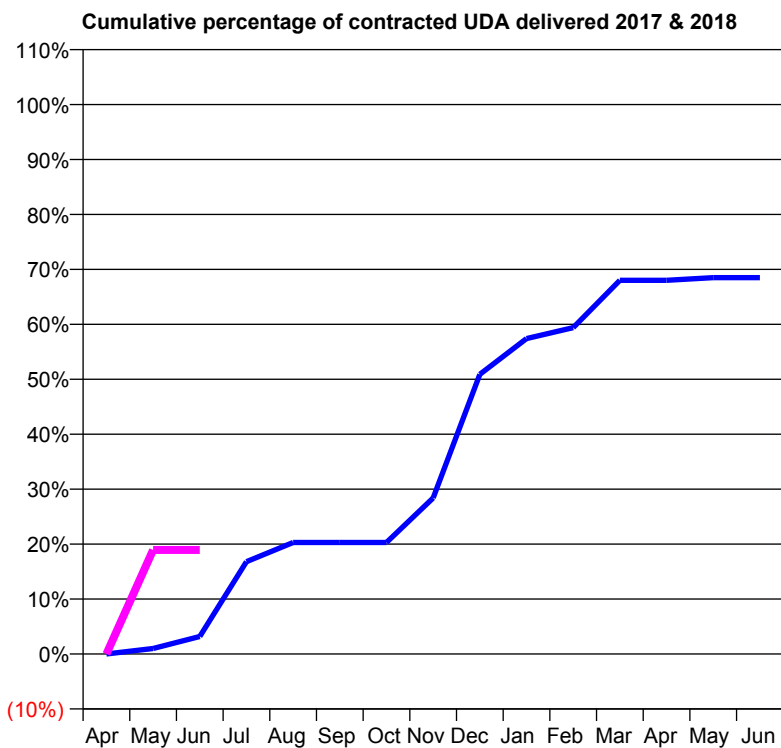
17/18 Contracted general activity (UDA)	133
Carry forward general activity (UDA)	0
17/18 Contracted orthodontic activity (UOA)	0
Carry forward orthodontic activity (UOA)	0
Baseline contract value	£3,860.97

ACCESS*

Patients seen in 24 months	Total	Change since previous quarter
Quarter ending June 2016	50	
Quarter ending September 2016	49	↓
Quarter ending December 2016	55	↑
Quarter ending March 2017	52	↓
Quarter ending June 2017	53	→
Variance since June 2016	6.0%	↑



ACTIVITY



Month	Adjusted Scheduled Activity (UDA)	
	2017	2018
April	0	0
May	2	25
June	6	25
July	34	
August	41	
September	41	
October	41	
November	57	
December	102	
January	115	
February	119	
March	136	
April	136	
May	137	
June	137	

QUALITY

	Quantity	Base Number	Contract	AT	Region	England
% of FP17s for the same patient ID Re-attending within 3 months - Children	1	4	25.0%	10.4%	11.5%	12.0%
% of FP17s for the same patient ID Re-attending within 3 months - Adults	0	7	0.0%	16.0%	16.8%	16.0%
% of FP17s for the same patient ID Re-attending between 3 & 9 months - Children	3	4	75.0%	42.7%	47.3%	58.0%
% of FP17s for the same patient ID Re-attending between 3 & 9 months - Adults	3	7	42.9%	35.6%	38.3%	50.9%
% of FP17s for Band 1 Urgent Courses	1	10	10.0%	11.0%	10.7%	9.1%
% of FP17s Relating to Free Repair or Replacements	0	10	0.0%	0.5%	0.6%	0.8%
% of FP17s Relating to Continuations	0	10	0.0%	0.8%	0.8%	1.1%
% of Patients satisfied with the dentistry they have received	0	0	N/A	88.7%	89.8%	91.7%
% of Patients satisfied with the time they had to wait for an appointment	0	0	N/A	80.2%	83.6%	88.0%

* This is based on patients treated on this contract for their most recent course of treatment. Figures in italics indicate the base number of FP17s or Patient Questionnaire responses are less than 100. N/A is shown where the base number of responses is less than 10 during the period. % is calculated as Quantity/Base number*100

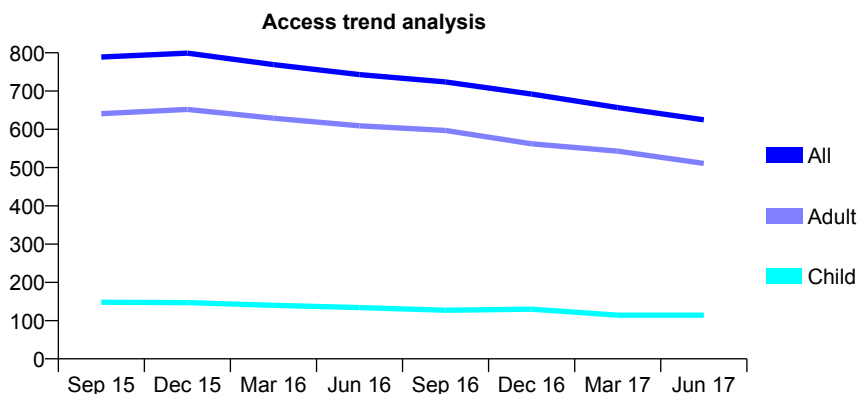
Q61 - Vital Signs At a Glance Contract Report for 769037/0001 - June 2017

Name or company name	MR B VARNAMKHASTY
Contract type name	GDS Contract
Purpose of contract	General
Contract start date	01/04/2006
Contract end date	

17/18 Contracted general activity (UDA)	2,936
Carry forward general activity (UDA)	0
17/18 Contracted orthodontic activity (UOA)	0
Carry forward orthodontic activity (UOA)	0
Baseline contract value	£94,826.49

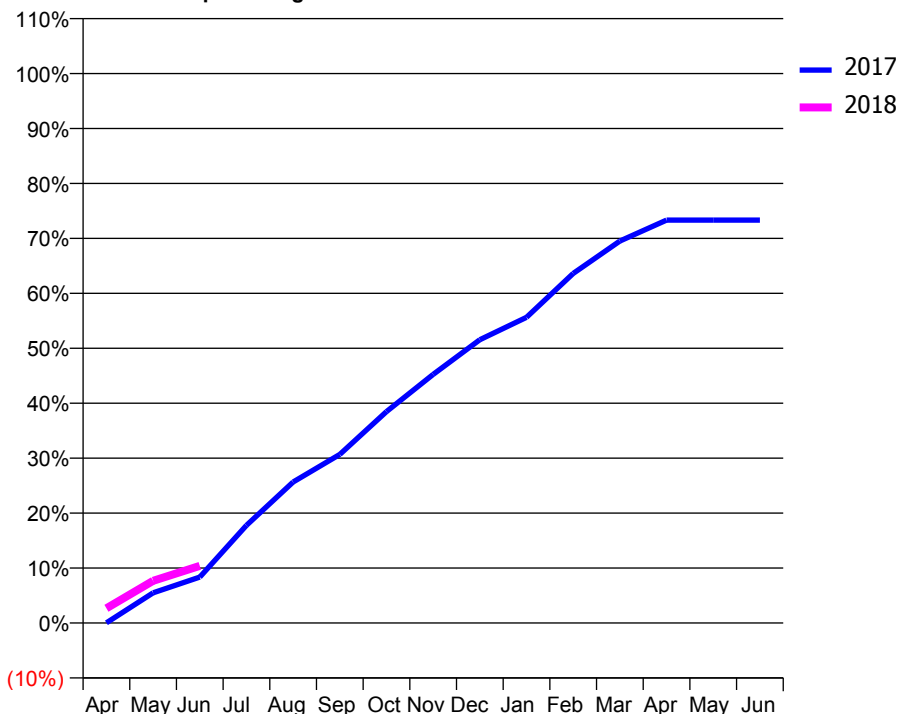
ACCESS*

Patients seen in 24 months	Total	Change since previous quarter
Quarter ending June 2016	743	
Quarter ending September 2016	724	↓
Quarter ending December 2016	692	↓
Quarter ending March 2017	657	↓
Quarter ending June 2017	625	↓
Variance since June 2016	(15.9%)	↓



ACTIVITY

Cumulative percentage of contracted UDA delivered 2017 & 2018



Month	Adjusted Scheduled Activity (UDA)	
	2017	2018
April	1	79
May	162	225
June	245	305
July	522	
August	754	
September	901	
October	1,130	
November	1,328	
December	1,514	
January	1,633	
February	1,868	
March	2,041	
April	2,152	
May	2,152	
June	2,152	

QUALITY

	Quantity	Base Number	Contract	AT	Region	England
% of FP17s for the same patient ID Re-attending within 3 months - Children	0	39	0.0%	10.4%	11.5%	12.0%
% of FP17s for the same patient ID Re-attending within 3 months - Adults	3	82	3.7%	16.0%	16.8%	16.0%
% of FP17s for the same patient ID Re-attending between 3 & 9 months - Children	12	39	30.8%	42.7%	47.3%	58.0%
% of FP17s for the same patient ID Re-attending between 3 & 9 months - Adults	23	82	28.0%	35.6%	38.3%	50.9%
% of FP17s for Band 1 Urgent Courses	6	91	6.6%	11.0%	10.7%	9.1%
% of FP17s Relating to Free Repair or Replacements	0	91	0.0%	0.5%	0.6%	0.8%
% of FP17s Relating to Continuations	0	91	0.0%	0.8%	0.8%	1.1%
% of Patients satisfied with the dentistry they have received	0	0	N/A	88.7%	89.8%	91.7%
% of Patients satisfied with the time they had to wait for an appointment	0	0	N/A	80.2%	83.6%	88.0%

* This is based on patients treated on this contract for their most recent course of treatment. Figures in italics indicate the base number of FP17s or Patient Questionnaire responses are less than 100. N/A is shown where the base number of responses is less than 10 during the period. % is calculated as Quantity/Base number*100

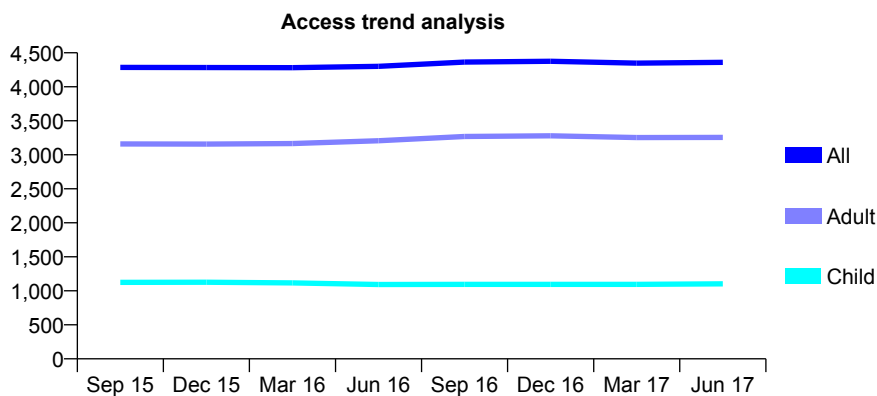
Q61 - Vital Signs At a Glance Contract Report for 769568/0001 - June 2017

Name or company name	MRS M RAFIEE
Contract type name	GDS Contract
Purpose of contract	General
Contract start date	01/04/2006
Contract end date	

17/18 Contracted general activity (UDA)	12,620
Carry forward general activity (UDA)	0
17/18 Contracted orthodontic activity (UOA)	0
Carry forward orthodontic activity (UOA)	0
Baseline contract value	£358,534.42

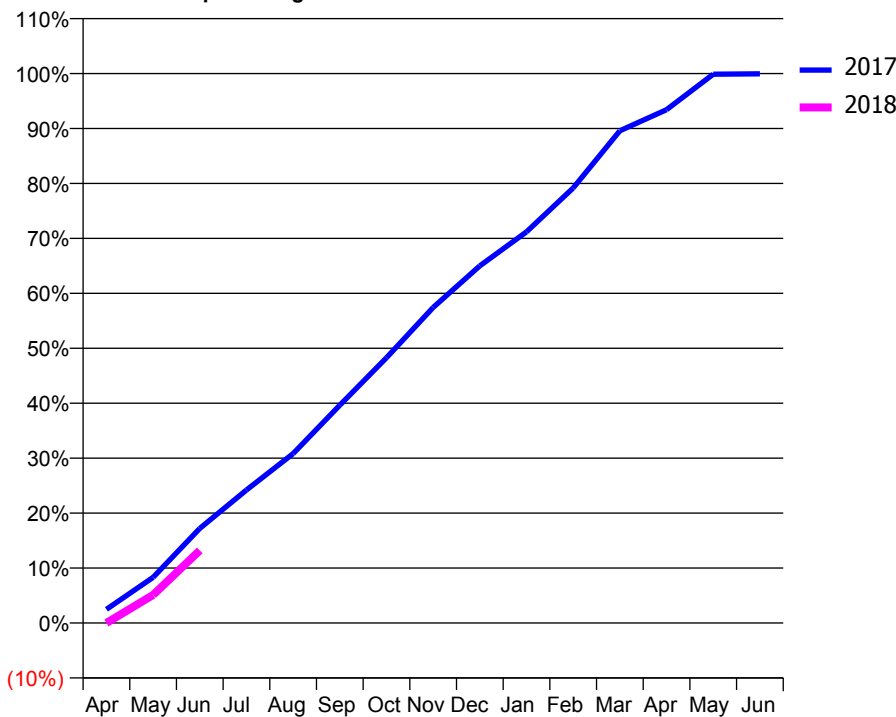
ACCESS*

Patients seen in 24 months	Total	Change since previous quarter
Quarter ending June 2016	4,300	
Quarter ending September 2016	4,364	→
Quarter ending December 2016	4,375	→
Quarter ending March 2017	4,349	→
Quarter ending June 2017	4,359	→
Variance since June 2016	1.4%	→



ACTIVITY

Cumulative percentage of contracted UDA delivered 2017 & 2018



Month	Adjusted Scheduled Activity (UDA)	
	2017	2018
April	314	0
May	1,050	645
June	2,174	1,668
July	3,053	
August	3,892	
September	5,004	
October	6,092	
November	7,247	
December	8,203	
January	8,985	
February	9,993	
March	11,305	
April	11,790	
May	12,605	
June	12,614	

QUALITY

	Quantity	Base Number	Contract	AT	Region	England
% of FP17s for the same patient ID Re-attending within 3 months - Children	15	340	4.4%	10.4%	11.5%	12.0%
% of FP17s for the same patient ID Re-attending within 3 months - Adults	92	823	11.2%	16.0%	16.8%	16.0%
% of FP17s for the same patient ID Re-attending between 3 & 9 months - Children	198	340	58.2%	42.7%	47.3%	58.0%
% of FP17s for the same patient ID Re-attending between 3 & 9 months - Adults	377	823	45.8%	35.6%	38.3%	50.9%
% of FP17s for Band 1 Urgent Courses	43	683	6.3%	11.0%	10.7%	9.1%
% of FP17s Relating to Free Repair or Replacements	2	683	0.3%	0.5%	0.6%	0.8%
% of FP17s Relating to Continuations	2	683	0.3%	0.8%	0.8%	1.1%
% of Patients satisfied with the dentistry they have received	8	8	N/A	88.7%	89.8%	91.7%
% of Patients satisfied with the time they had to wait for an appointment	7	8	N/A	80.2%	83.6%	88.0%

* This is based on patients treated on this contract for their most recent course of treatment. Figures in italics indicate the base number of FP17s or Patient Questionnaire responses are less than 100. N/A is shown where the base number of responses is less than 10 during the period. % is calculated as Quantity/Base number*100

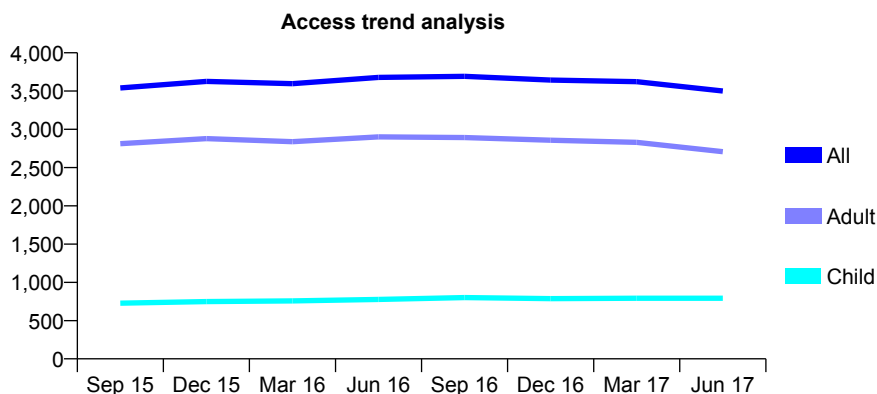
Q61 - Vital Signs At a Glance Contract Report for 778249/0001 - June 2017

Name or company name	MISS RJ SANGHVI
Contract type name	GDS Contract
Purpose of contract	General
Contract start date	01/09/2011
Contract end date	

17/18 Contracted general activity (UDA)	8,726
Carry forward general activity (UDA)	0
17/18 Contracted orthodontic activity (UOA)	0
Carry forward orthodontic activity (UOA)	0
Baseline contract value	£207,547.19

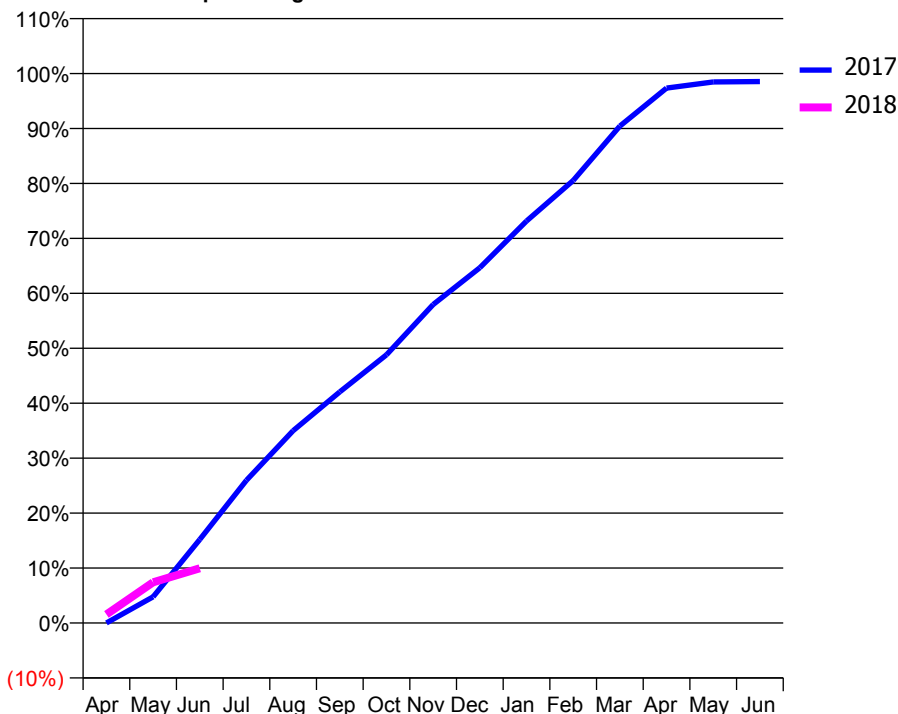
ACCESS*

Patients seen in 24 months	Total	Change since previous quarter
Quarter ending June 2016	3,678	
Quarter ending September 2016	3,693	→
Quarter ending December 2016	3,644	↓
Quarter ending March 2017	3,623	→
Quarter ending June 2017	3,500	↓
Variance since June 2016	(4.8%)	↓



ACTIVITY

Cumulative percentage of contracted UDA delivered 2017 & 2018



Adjusted Scheduled Activity (UDA)

Month	2017	2018
April	-0	136
May	416	648
June	1,327	870
July	2,267	
August	3,054	
September	3,670	
October	4,259	
November	5,057	
December	5,642	
January	6,384	
February	7,027	
March	7,891	
April	8,494	
May	8,591	
June	8,597	

QUALITY

	Quantity	Base Number	Contract	AT	Region	England
% of FP17s for the same patient ID Re-attending within 3 months - Children	12	156	7.7%	10.4%	11.5%	12.0%
% of FP17s for the same patient ID Re-attending within 3 months - Adults	45	474	9.5%	16.0%	16.8%	16.0%
% of FP17s for the same patient ID Re-attending between 3 & 9 months - Children	35	156	22.4%	42.7%	47.3%	58.0%
% of FP17s for the same patient ID Re-attending between 3 & 9 months - Adults	140	474	29.5%	35.6%	38.3%	50.9%
% of FP17s for Band 1 Urgent Courses	61	375	16.3%	11.0%	10.7%	9.1%
% of FP17s Relating to Free Repair or Replacements	1	375	0.3%	0.5%	0.6%	0.8%
% of FP17s Relating to Continuations	4	375	1.1%	0.8%	0.8%	1.1%
% of Patients satisfied with the dentistry they have received	5	5	N/A	88.7%	89.8%	91.7%
% of Patients satisfied with the time they had to wait for an appointment	4	5	N/A	80.2%	83.6%	88.0%

* This is based on patients treated on this contract for their most recent course of treatment. Figures in italics indicate the base number of FP17s or Patient Questionnaire responses are less than 100. N/A is shown where the base number of responses is less than 10 during the period. % is calculated as Quantity/Base number*100

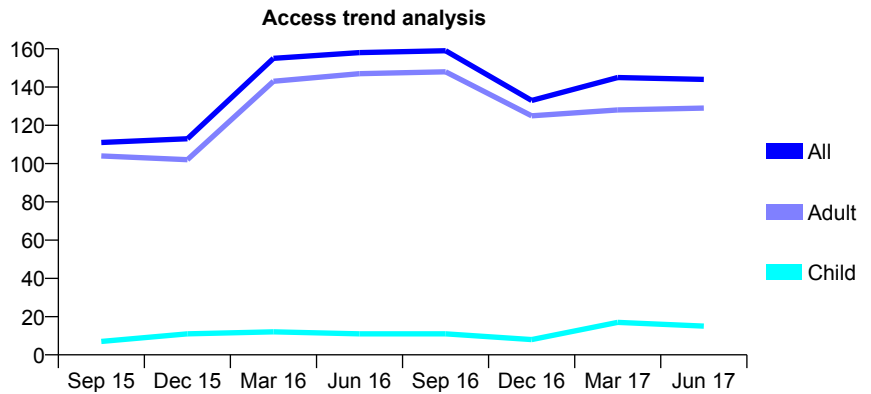
Q61 - Vital Signs At a Glance Contract Report for 781800/0001 - June 2017

Name or company name	MR B NISAR
Contract type name	GDS Contract
Purpose of contract	General
Contract start date	28/07/2011
Contract end date	

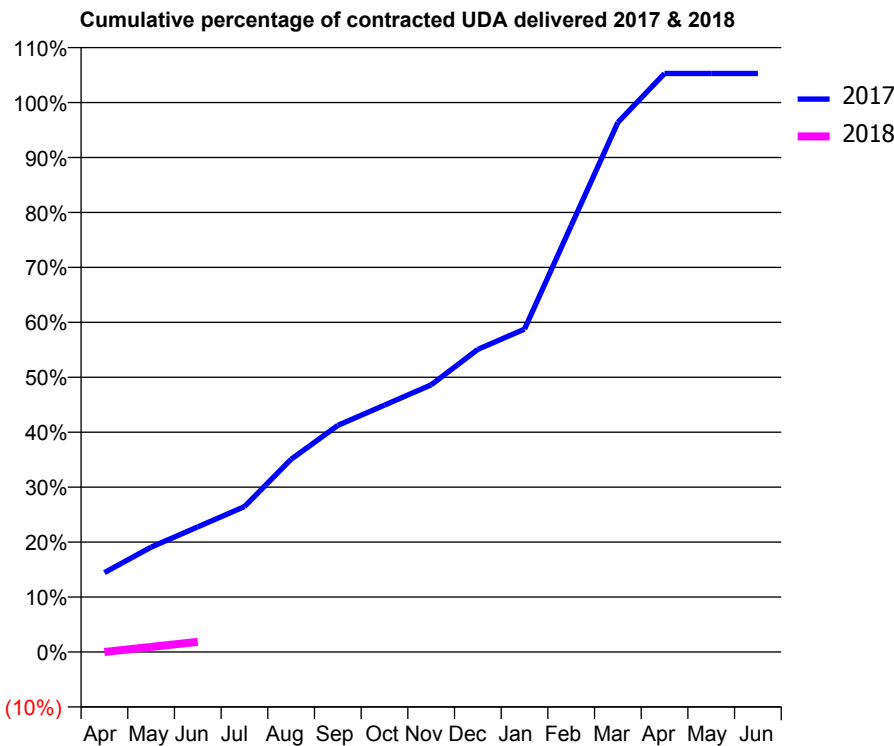
17/18 Contracted general activity (UDA)	325
Carry forward general activity (UDA)	0
17/18 Contracted orthodontic activity (UOA)	0
Carry forward orthodontic activity (UOA)	0
Baseline contract value	£7,422.75

ACCESS*

Patients seen in 24 months	Total	Change since previous quarter
Quarter ending June 2016	158	
Quarter ending September 2016	159	→
Quarter ending December 2016	133	↓
Quarter ending March 2017	145	↑
Quarter ending June 2017	144	→
Variance since June 2016	(8.9%)	↓



ACTIVITY



Month	Adjusted Scheduled Activity (UDA)	
	2017	2018
April	47	0
May	62	3
June	74	6
July	86	
August	114	
September	134	
October	146	
November	158	
December	179	
January	191	
February	252	
March	313	
April	342	
May	342	
June	342	

QUALITY

	Quantity	Base Number	Contract	AT	Region	England
% of FP17s for the same patient ID Re-attending within 3 months - Children	0	0	N/A	10.4%	11.5%	12.0%
% of FP17s for the same patient ID Re-attending within 3 months - Adults	1	7	14.3%	16.0%	16.8%	16.0%
% of FP17s for the same patient ID Re-attending between 3 & 9 months - Children	0	0	N/A	42.7%	47.3%	58.0%
% of FP17s for the same patient ID Re-attending between 3 & 9 months - Adults	0	7	0.0%	35.6%	38.3%	50.9%
% of FP17s for Band 1 Urgent Courses	0	2	0.0%	11.0%	10.7%	9.1%
% of FP17s Relating to Free Repair or Replacements	0	2	0.0%	0.5%	0.6%	0.8%
% of FP17s Relating to Continuations	0	2	0.0%	0.8%	0.8%	1.1%
% of Patients satisfied with the dentistry they have received	0	0	N/A	88.7%	89.8%	91.7%
% of Patients satisfied with the time they had to wait for an appointment	0	0	N/A	80.2%	83.6%	88.0%

* This is based on patients treated on this contract for their most recent course of treatment. Figures in italics indicate the base number of FP17s or Patient Questionnaire responses are less than 100. N/A is shown where the base number of responses is less than 10 during the period. % is calculated as Quantity/Base number*100

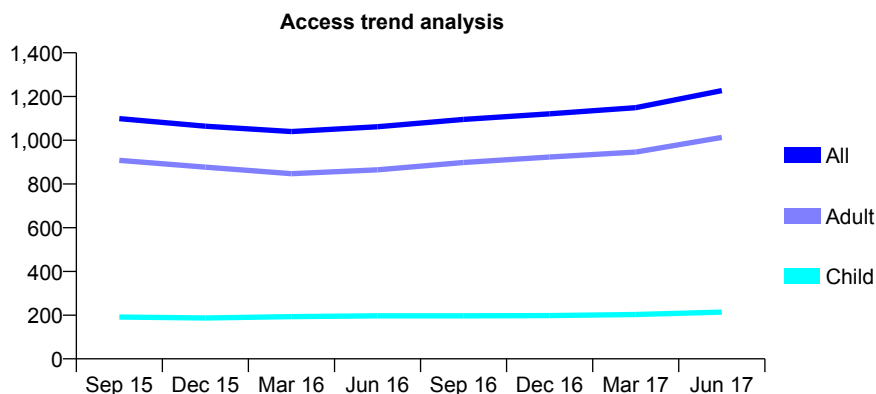
Q61 - Vital Signs At a Glance Contract Report for 782874/0001 - June 2017

Name or company name	MR DR SADOH
Contract type name	GDS Contract
Purpose of contract	General
Contract start date	01/04/2006
Contract end date	

17/18 Contracted general activity (UDA)	4,263
Carry forward general activity (UDA)	0
17/18 Contracted orthodontic activity (UOA)	0
Carry forward orthodontic activity (UOA)	0
Baseline contract value	£152,227.61

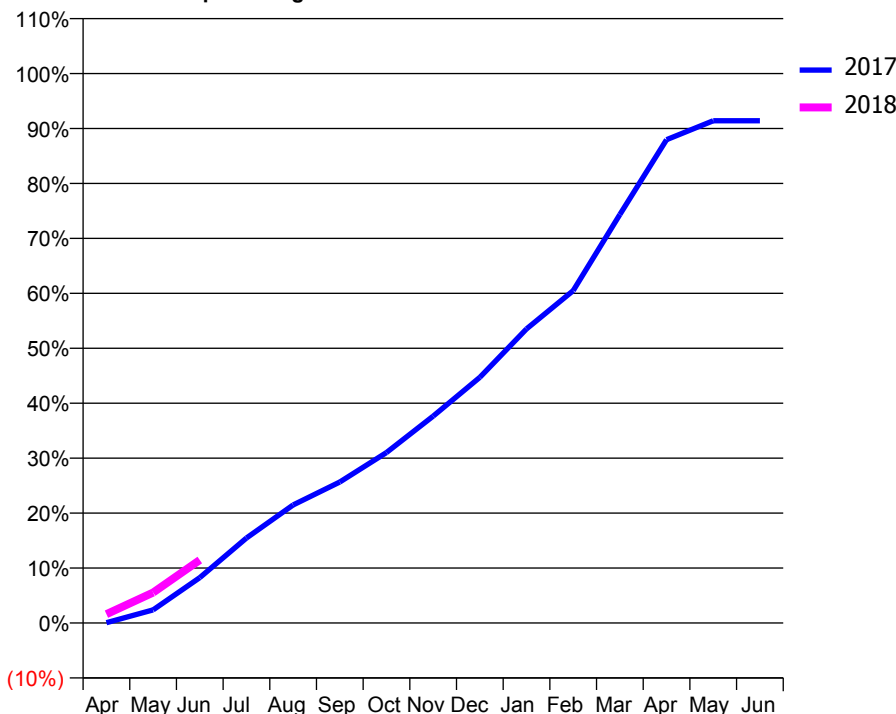
ACCESS*

Patients seen in 24 months	Total	Change since previous quarter
Quarter ending June 2016	1,062	
Quarter ending September 2016	1,095	↑
Quarter ending December 2016	1,121	↑
Quarter ending March 2017	1,149	↑
Quarter ending June 2017	1,227	↑
Variance since June 2016	15.5%	↑



ACTIVITY

Cumulative percentage of contracted UDA delivered 2017 & 2018



Adjusted Scheduled Activity (UDA)

Month	2017	2018
April	3	69
May	102	236
June	352	489
July	659	
August	916	
September	1,094	
October	1,323	
November	1,605	
December	1,906	
January	2,282	
February	2,579	
March	3,169	
April	3,750	
May	3,897	
June	3,897	

QUALITY

	Quantity	Base Number	Contract	AT	Region	England
% of FP17s for the same patient ID Re-attending within 3 months - Children	3	58	5.2%	10.4%	11.5%	12.0%
% of FP17s for the same patient ID Re-attending within 3 months - Adults	28	262	10.7%	16.0%	16.8%	16.0%
% of FP17s for the same patient ID Re-attending between 3 & 9 months - Children	19	58	32.8%	42.7%	47.3%	58.0%
% of FP17s for the same patient ID Re-attending between 3 & 9 months - Adults	48	262	18.3%	35.6%	38.3%	50.9%
% of FP17s for Band 1 Urgent Courses	86	238	36.1%	11.0%	10.7%	9.1%
% of FP17s Relating to Free Repair or Replacements	0	238	0.0%	0.5%	0.6%	0.8%
% of FP17s Relating to Continuations	1	238	0.4%	0.8%	0.8%	1.1%
% of Patients satisfied with the dentistry they have received	1	1	N/A	88.7%	89.8%	91.7%
% of Patients satisfied with the time they had to wait for an appointment	1	1	N/A	80.2%	83.6%	88.0%

* This is based on patients treated on this contract for their most recent course of treatment. Figures in italics indicate the base number of FP17s or Patient Questionnaire responses are less than 100. N/A is shown where the base number of responses is less than 10 during the period. % is calculated as Quantity/Base number*100

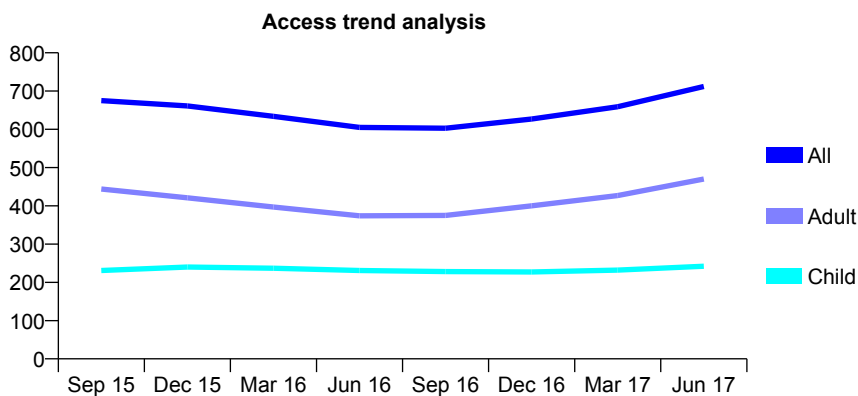
Q61 - Vital Signs At a Glance Contract Report for 783099/0001 - June 2017

Name or company name	MISS P HEIDARZADEH PASHA
Contract type name	GDS Contract
Purpose of contract	General
Contract start date	01/12/2007
Contract end date	

17/18 Contracted general activity (UDA)	3,600
Carry forward general activity (UDA)	0
17/18 Contracted orthodontic activity (UOA)	0
Carry forward orthodontic activity (UOA)	0
Baseline contract value	£97,190.66

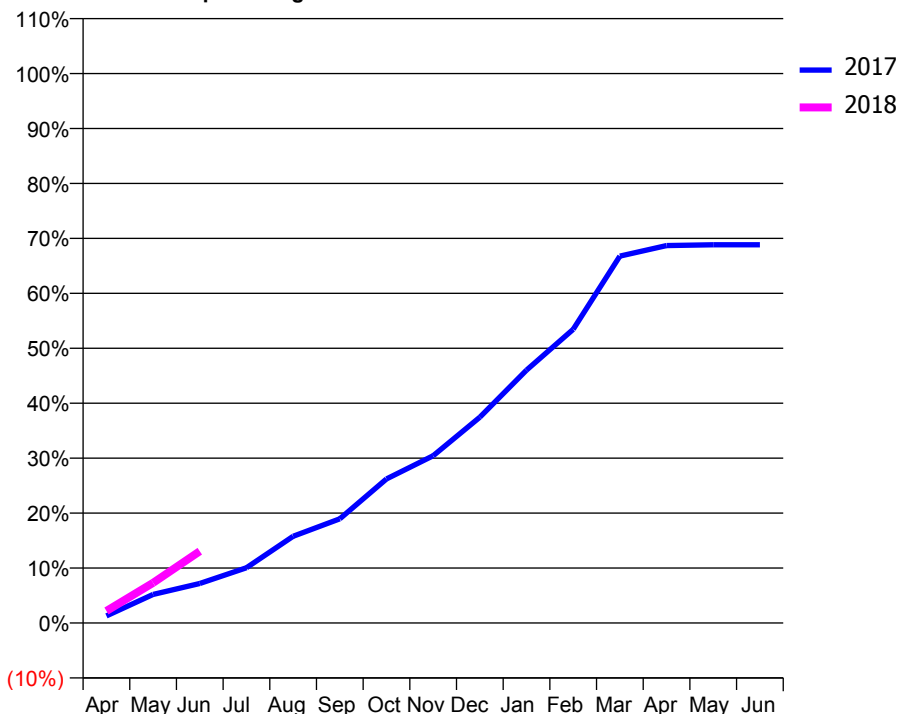
ACCESS*

Patients seen in 24 months	Total	Change since previous quarter
Quarter ending June 2016	605	
Quarter ending September 2016	603	→
Quarter ending December 2016	627	↑
Quarter ending March 2017	659	↑
Quarter ending June 2017	712	↑
Variance since June 2016	17.7%	↑



ACTIVITY

Cumulative percentage of contracted UDA delivered 2017 & 2018



Month	Adjusted Scheduled Activity (UDA)	
	2017	2018
April	47	79
May	187	263
June	259	471
July	362	
August	568	
September	682	
October	944	
November	1,096	
December	1,349	
January	1,657	
February	1,924	
March	2,403	
April	2,473	
May	2,478	
June	2,478	

QUALITY

	Quantity	Base Number	Contract	AT	Region	England
% of FP17s for the same patient ID Re-attending within 3 months - Children	1	53	1.9%	10.4%	11.5%	12.0%
% of FP17s for the same patient ID Re-attending within 3 months - Adults	9	112	8.0%	16.0%	16.8%	16.0%
% of FP17s for the same patient ID Re-attending between 3 & 9 months - Children	20	53	37.7%	42.7%	47.3%	58.0%
% of FP17s for the same patient ID Re-attending between 3 & 9 months - Adults	26	112	23.2%	35.6%	38.3%	50.9%
% of FP17s for Band 1 Urgent Courses	4	135	3.0%	11.0%	10.7%	9.1%
% of FP17s Relating to Free Repair or Replacements	0	135	0.0%	0.5%	0.6%	0.8%
% of FP17s Relating to Continuations	0	135	0.0%	0.8%	0.8%	1.1%
% of Patients satisfied with the dentistry they have received	3	4	N/A	88.7%	89.8%	91.7%
% of Patients satisfied with the time they had to wait for an appointment	3	4	N/A	80.2%	83.6%	88.0%

* This is based on patients treated on this contract for their most recent course of treatment. Figures in italics indicate the base number of FP17s or Patient Questionnaire responses are less than 100. N/A is shown where the base number of responses is less than 10 during the period. % is calculated as Quantity/Base number*100

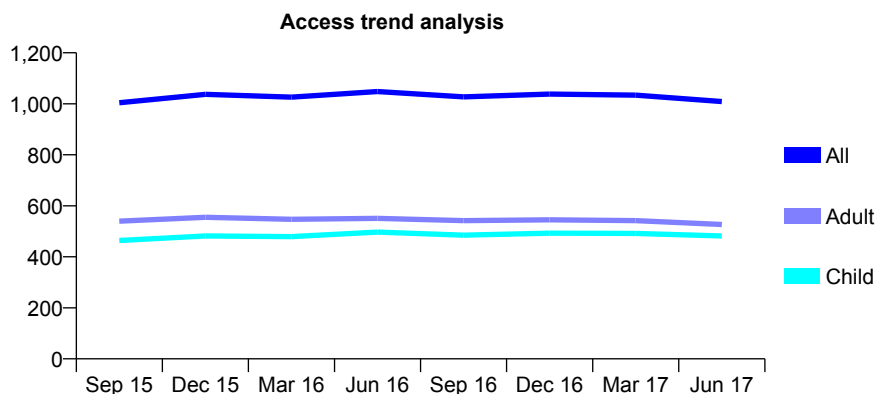
Q61 - Vital Signs At a Glance Contract Report for 785490/0001 - June 2017

Name or company name	MRS FI OLUYANNWO
Contract type name	GDS Contract
Purpose of contract	General
Contract start date	09/11/2009
Contract end date	

17/18 Contracted general activity (UDA)	2,582
Carry forward general activity (UDA)	0
17/18 Contracted orthodontic activity (UOA)	0
Carry forward orthodontic activity (UOA)	0
Baseline contract value	£92,778.86

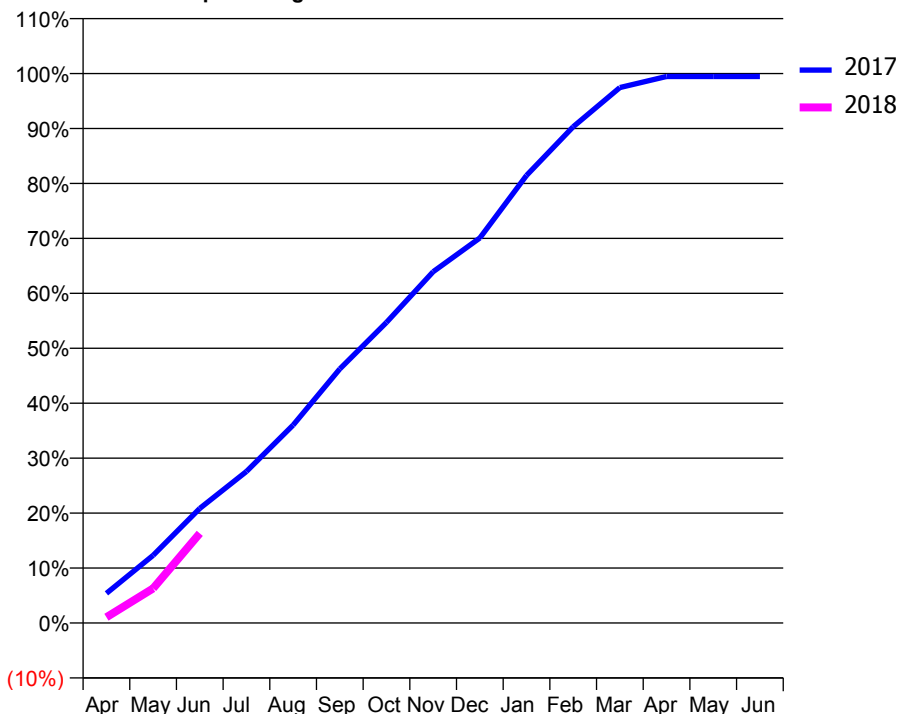
ACCESS*

Patients seen in 24 months	Total	Change since previous quarter
Quarter ending June 2016	1,048	
Quarter ending September 2016	1,027	↓
Quarter ending December 2016	1,038	→
Quarter ending March 2017	1,034	→
Quarter ending June 2017	1,009	↓
Variance since June 2016	(3.7%)	↓



ACTIVITY

Cumulative percentage of contracted UDA delivered 2017 & 2018



Adjusted Scheduled Activity (UDA)

Month	2017	2018
April	139	27
May	318	163
June	539	421
July	712	
August	930	
September	1,194	
October	1,413	
November	1,651	
December	1,809	
January	2,103	
February	2,332	
March	2,516	
April	2,568	
May	2,568	
June	2,568	

QUALITY

	Quantity	Base Number	Contract	AT	Region	England
% of FP17s for the same patient ID Re-attending within 3 months - Children	3	128	2.3%	10.4%	11.5%	12.0%
% of FP17s for the same patient ID Re-attending within 3 months - Adults	8	118	6.8%	16.0%	16.8%	16.0%
% of FP17s for the same patient ID Re-attending between 3 & 9 months - Children	80	128	62.5%	42.7%	47.3%	58.0%
% of FP17s for the same patient ID Re-attending between 3 & 9 months - Adults	75	118	63.6%	35.6%	38.3%	50.9%
% of FP17s for Band 1 Urgent Courses	6	208	2.9%	11.0%	10.7%	9.1%
% of FP17s Relating to Free Repair or Replacements	0	208	0.0%	0.5%	0.6%	0.8%
% of FP17s Relating to Continuations	0	208	0.0%	0.8%	0.8%	1.1%
% of Patients satisfied with the dentistry they have received	1	1	N/A	88.7%	89.8%	91.7%
% of Patients satisfied with the time they had to wait for an appointment	1	1	N/A	80.2%	83.6%	88.0%

* This is based on patients treated on this contract for their most recent course of treatment. Figures in italics indicate the base number of FP17s or Patient Questionnaire responses are less than 100. N/A is shown where the base number of responses is less than 10 during the period. % is calculated as Quantity/Base number*100

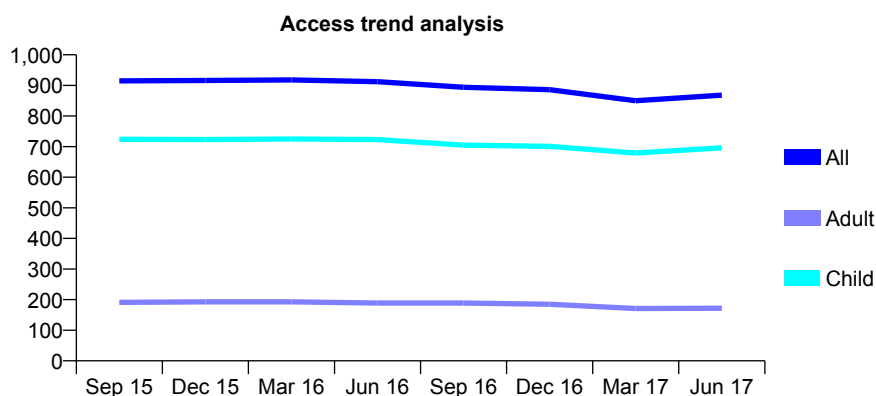
Q61 - Vital Signs At a Glance Contract Report for 785806/0001 - June 2017

Name or company name	MR M BHARDWAJ
Contract type name	GDS Contract
Purpose of contract	General
Contract start date	01/01/2013
Contract end date	

17/18 Contracted general activity (UDA)	1,850
Carry forward general activity (UDA)	0
17/18 Contracted orthodontic activity (UOA)	0
Carry forward orthodontic activity (UOA)	0
Baseline contract value	£47,558.22

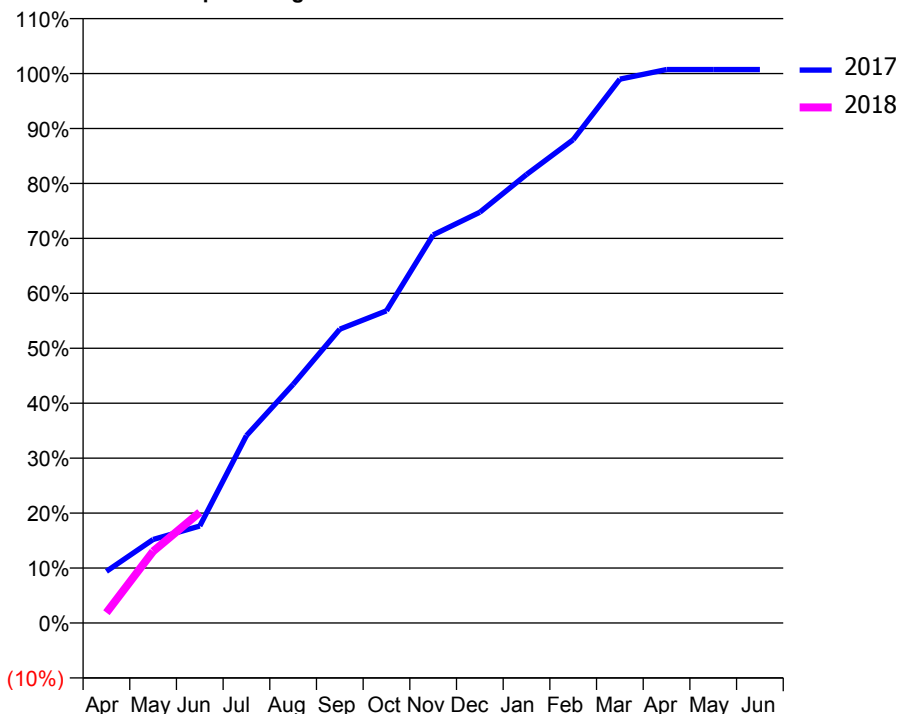
ACCESS*

Patients seen in 24 months	Total	Change since previous quarter
Quarter ending June 2016	912	
Quarter ending September 2016	894	↓
Quarter ending December 2016	886	→
Quarter ending March 2017	850	↓
Quarter ending June 2017	868	↑
Variance since June 2016	(4.8%)	↓



ACTIVITY

Cumulative percentage of contracted UDA delivered 2017 & 2018



Adjusted Scheduled Activity (UDA)

Month	2017	2018
April	174	35
May	281	241
June	327	373
July	631	
August	803	
September	989	
October	1,051	
November	1,307	
December	1,383	
January	1,510	
February	1,627	
March	1,831	
April	1,863	
May	1,863	
June	1,863	

QUALITY

	Quantity	Base Number	Contract	AT	Region	England
% of FP17s for the same patient ID Re-attending within 3 months - Children	16	217	7.4%	10.4%	11.5%	12.0%
% of FP17s for the same patient ID Re-attending within 3 months - Adults	3	25	12.0%	16.0%	16.8%	16.0%
% of FP17s for the same patient ID Re-attending between 3 & 9 months - Children	79	217	36.4%	42.7%	47.3%	58.0%
% of FP17s for the same patient ID Re-attending between 3 & 9 months - Adults	12	25	48.0%	35.6%	38.3%	50.9%
% of FP17s for Band 1 Urgent Courses	10	222	4.5%	11.0%	10.7%	9.1%
% of FP17s Relating to Free Repair or Replacements	0	222	0.0%	0.5%	0.6%	0.8%
% of FP17s Relating to Continuations	1	222	0.5%	0.8%	0.8%	1.1%
% of Patients satisfied with the dentistry they have received	0	0	N/A	88.7%	89.8%	91.7%
% of Patients satisfied with the time they had to wait for an appointment	0	0	N/A	80.2%	83.6%	88.0%

* This is based on patients treated on this contract for their most recent course of treatment. Figures in italics indicate the base number of FP17s or Patient Questionnaire responses are less than 100. N/A is shown where the base number of responses is less than 10 during the period. % is calculated as Quantity/Base number*100

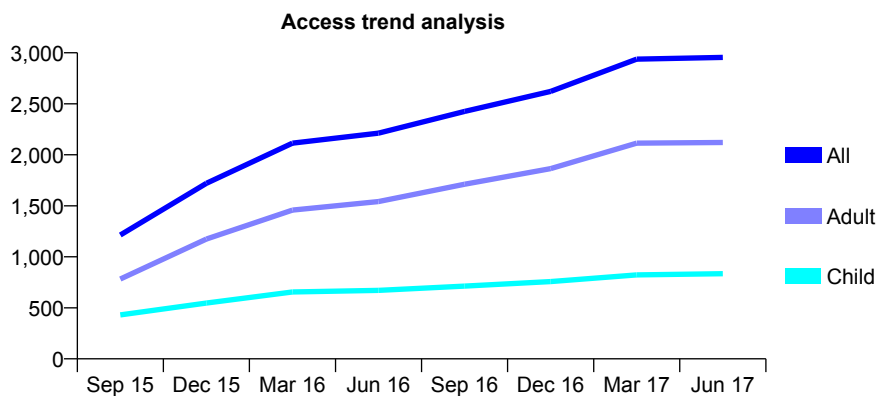
Q61 - Vital Signs At a Glance Contract Report for 785946/0001 - June 2017

Name or company name	MR M BEHNAM
Contract type name	GDS Contract
Purpose of contract	General
Contract start date	01/04/2015
Contract end date	

17/18 Contracted general activity (UDA)	9,969
Carry forward general activity (UDA)	0
17/18 Contracted orthodontic activity (UOA)	0
Carry forward orthodontic activity (UOA)	0
Baseline contract value	£241,090.29

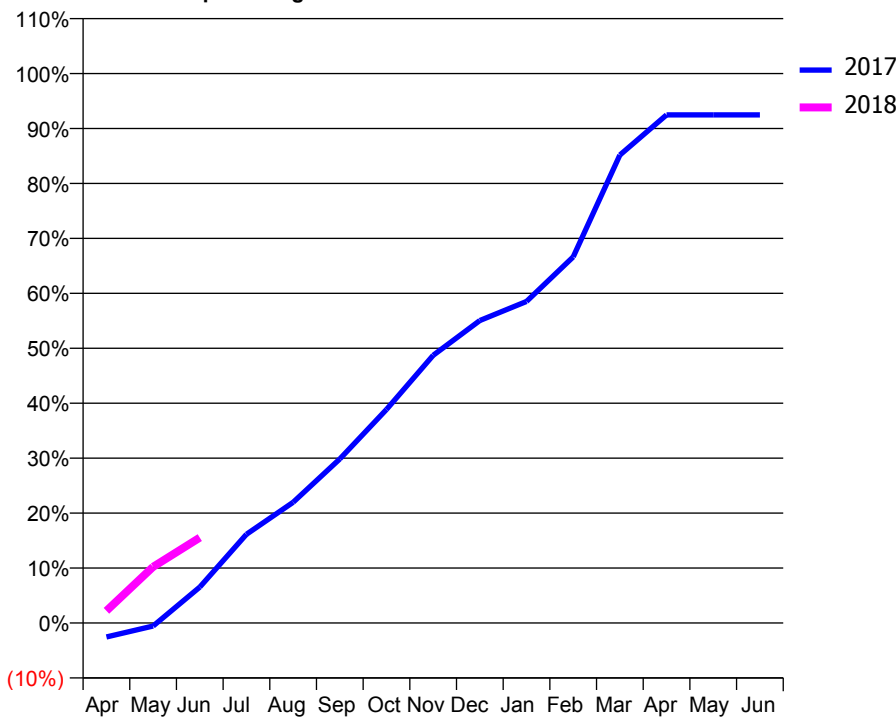
ACCESS*

Patients seen in 24 months	Total	Change since previous quarter
Quarter ending June 2016	2,213	
Quarter ending September 2016	2,425	↑
Quarter ending December 2016	2,622	↑
Quarter ending March 2017	2,938	↑
Quarter ending June 2017	2,955	→
Variance since June 2016	33.5%	↑



ACTIVITY

Cumulative percentage of contracted UDA delivered 2017 & 2018



Month	Adjusted Scheduled Activity (UDA)	
	2017	2018
April	-256	221
May	-56	1,020
June	651	1,551
July	1,609	
August	2,190	
September	2,978	
October	3,873	
November	4,855	
December	5,487	
January	5,833	
February	6,641	
March	8,489	
April	9,219	
May	9,219	
June	9,219	

QUALITY

	Quantity	Base Number	Contract	AT	Region	England
% of FP17s for the same patient ID Re-attending within 3 months - Children	22	250	8.8%	10.4%	11.5%	12.0%
% of FP17s for the same patient ID Re-attending within 3 months - Adults	61	515	11.8%	16.0%	16.8%	16.0%
% of FP17s for the same patient ID Re-attending between 3 & 9 months - Children	118	250	47.2%	42.7%	47.3%	58.0%
% of FP17s for the same patient ID Re-attending between 3 & 9 months - Adults	184	515	35.7%	35.6%	38.3%	50.9%
% of FP17s for Band 1 Urgent Courses	68	580	11.7%	11.0%	10.7%	9.1%
% of FP17s Relating to Free Repair or Replacements	5	580	0.9%	0.5%	0.6%	0.8%
% of FP17s Relating to Continuations	3	580	0.5%	0.8%	0.8%	1.1%
% of Patients satisfied with the dentistry they have received	2	2	N/A	88.7%	89.8%	91.7%
% of Patients satisfied with the time they had to wait for an appointment	1	2	N/A	80.2%	83.6%	88.0%

* This is based on patients treated on this contract for their most recent course of treatment. Figures in italics indicate the base number of FP17s or Patient Questionnaire responses are less than 100. N/A is shown where the base number of responses is less than 10 during the period. % is calculated as Quantity/Base number*100

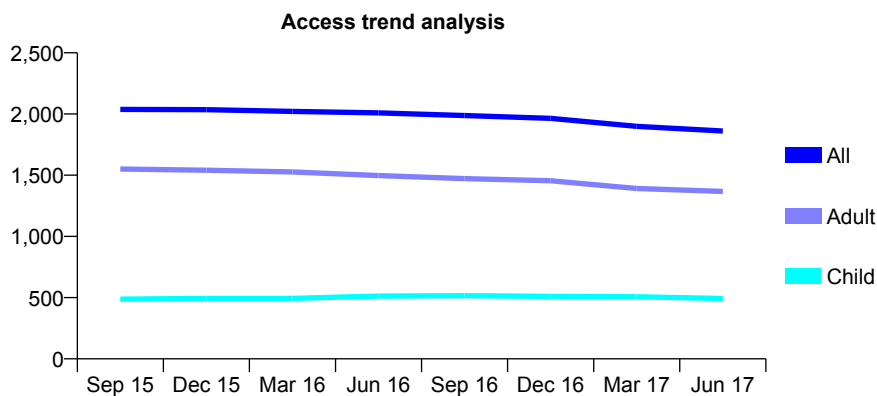
Q61 - Vital Signs At a Glance Contract Report for 787566/0001 - June 2017

Name or company name	DR P ZIAHOSSEINI
Contract type name	GDS Contract
Purpose of contract	General
Contract start date	15/04/2008
Contract end date	

17/18 Contracted general activity (UDA)	6,876
Carry forward general activity (UDA)	0
17/18 Contracted orthodontic activity (UOA)	0
Carry forward orthodontic activity (UOA)	0
Baseline contract value	£201,479.43

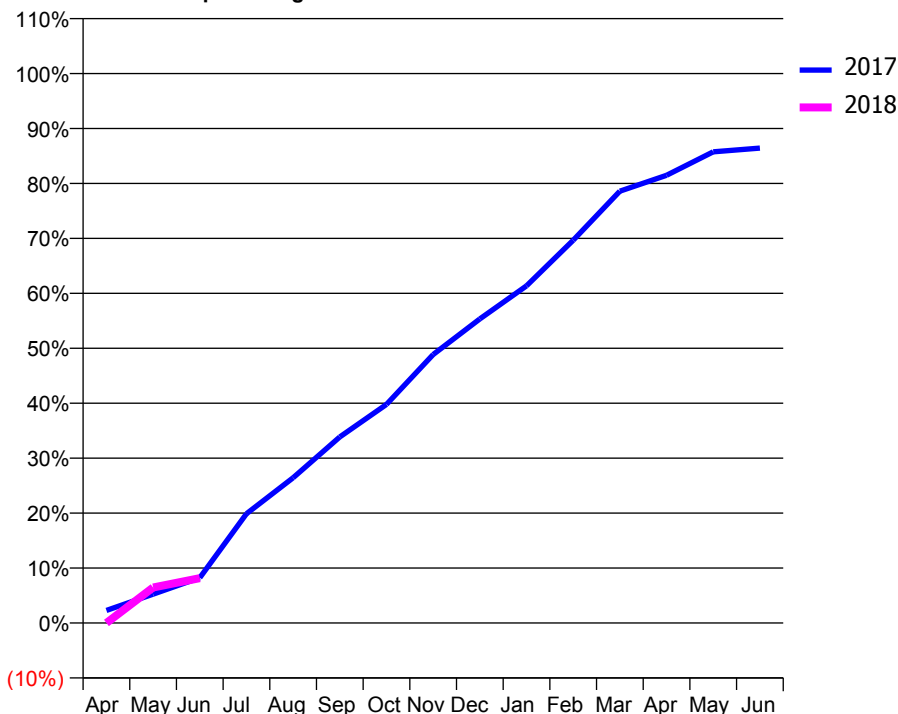
ACCESS*

Patients seen in 24 months	Total	Change since previous quarter
Quarter ending June 2016	2,009	
Quarter ending September 2016	1,988	↓
Quarter ending December 2016	1,965	↓
Quarter ending March 2017	1,899	↓
Quarter ending June 2017	1,861	↓
Variance since June 2016	(7.4%)	↓



ACTIVITY

Cumulative percentage of contracted UDA delivered 2017 & 2018



Adjusted Scheduled Activity (UDA)		
Month	2017	2018
April	157	0
May	362	445
June	567	562
July	1,367	
August	1,818	
September	2,328	
October	2,735	
November	3,359	
December	3,806	
January	4,219	
February	4,789	
March	5,404	
April	5,602	
May	5,896	
June	5,943	

QUALITY

	Quantity	Base Number	Contract	AT	Region	England
% of FP17s for the same patient ID Re-attending within 3 months - Children	28	120	23.3%	10.4%	11.5%	12.0%
% of FP17s for the same patient ID Re-attending within 3 months - Adults	76	321	23.7%	16.0%	16.8%	16.0%
% of FP17s for the same patient ID Re-attending between 3 & 9 months - Children	57	120	47.5%	42.7%	47.3%	58.0%
% of FP17s for the same patient ID Re-attending between 3 & 9 months - Adults	133	321	41.4%	35.6%	38.3%	50.9%
% of FP17s for Band 1 Urgent Courses	73	246	29.7%	11.0%	10.7%	9.1%
% of FP17s Relating to Free Repair or Replacements	1	246	0.4%	0.5%	0.6%	0.8%
% of FP17s Relating to Continuations	0	246	0.0%	0.8%	0.8%	1.1%
% of Patients satisfied with the dentistry they have received	1	1	N/A	88.7%	89.8%	91.7%
% of Patients satisfied with the time they had to wait for an appointment	1	1	N/A	80.2%	83.6%	88.0%

* This is based on patients treated on this contract for their most recent course of treatment. Figures in italics indicate the base number of FP17s or Patient Questionnaire responses are less than 100. N/A is shown where the base number of responses is less than 10 during the period. % is calculated as Quantity/Base number*100

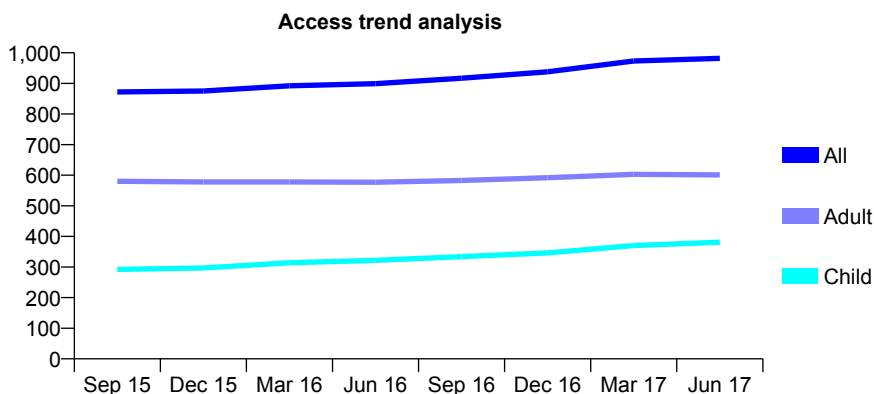
Q61 - Vital Signs At a Glance Contract Report for 789518/0001 - June 2017

Name or company name	The Fenton Dental Studios
Contract type name	GDS Contract
Purpose of contract	General
Contract start date	18/02/2010
Contract end date	

17/18 Contracted general activity (UDA)	2,481
Carry forward general activity (UDA)	0
17/18 Contracted orthodontic activity (UOA)	0
Carry forward orthodontic activity (UOA)	0
Baseline contract value	£76,798.98

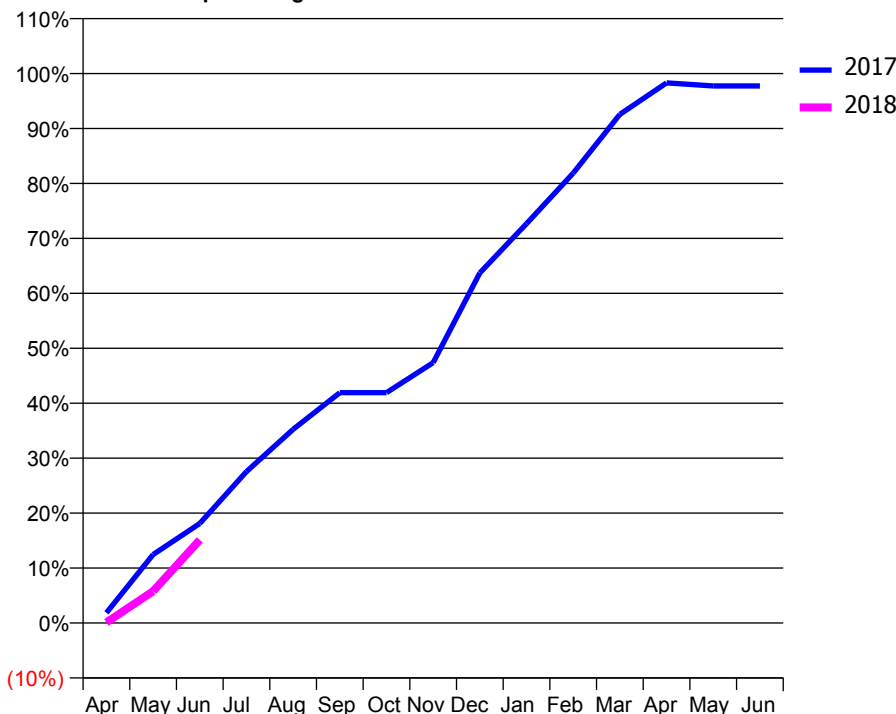
ACCESS*

Patients seen in 24 months	Total	Change since previous quarter
Quarter ending June 2016	899	
Quarter ending September 2016	917	↑
Quarter ending December 2016	938	↑
Quarter ending March 2017	973	↑
Quarter ending June 2017	982	→
Variance since June 2016	9.2%	↑



ACTIVITY

Cumulative percentage of contracted UDA delivered 2017 & 2018



Month	Adjusted Scheduled Activity (UDA)	
	2017	2018
April	46	3
May	309	144
June	449	375
July	684	
August	874	
September	1,040	
October	1,040	
November	1,176	
December	1,581	
January	1,803	
February	2,031	
March	2,296	
April	2,439	
May	2,425	
June	2,425	

QUALITY

	Quantity	Base Number	Contract	AT	Region	England
% of FP17s for the same patient ID Re-attending within 3 months - Children	4	146	2.7%	10.4%	11.5%	12.0%
% of FP17s for the same patient ID Re-attending within 3 months - Adults	13	178	7.3%	16.0%	16.8%	16.0%
% of FP17s for the same patient ID Re-attending between 3 & 9 months - Children	91	146	62.3%	42.7%	47.3%	58.0%
% of FP17s for the same patient ID Re-attending between 3 & 9 months - Adults	100	178	56.2%	35.6%	38.3%	50.9%
% of FP17s for Band 1 Urgent Courses	7	255	2.7%	11.0%	10.7%	9.1%
% of FP17s Relating to Free Repair or Replacements	0	255	0.0%	0.5%	0.6%	0.8%
% of FP17s Relating to Continuations	1	255	0.4%	0.8%	0.8%	1.1%
% of Patients satisfied with the dentistry they have received	1	1	N/A	88.7%	89.8%	91.7%
% of Patients satisfied with the time they had to wait for an appointment	1	1	N/A	80.2%	83.6%	88.0%

* This is based on patients treated on this contract for their most recent course of treatment. Figures in italics indicate the base number of FP17s or Patient Questionnaire responses are less than 100. N/A is shown where the base number of responses is less than 10 during the period. % is calculated as Quantity/Base number*100

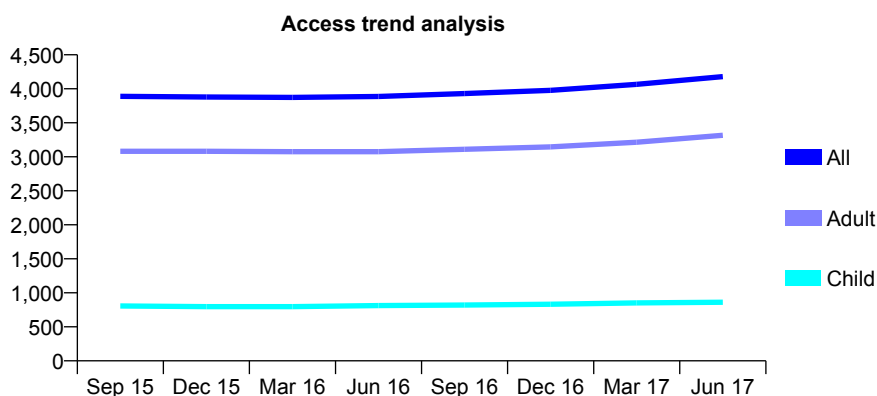
Q61 - Vital Signs At a Glance Contract Report for 794821/0001 - June 2017

Name or company name	Devalia, Devalia and Soffair Partnership
Contract type name	GDS Contract
Purpose of contract	General
Contract start date	01/04/2006
Contract end date	

17/18 Contracted general activity (UDA)	11,819
Carry forward general activity (UDA)	0
17/18 Contracted orthodontic activity (UOA)	0
Carry forward orthodontic activity (UOA)	0
Baseline contract value	£346,604.73

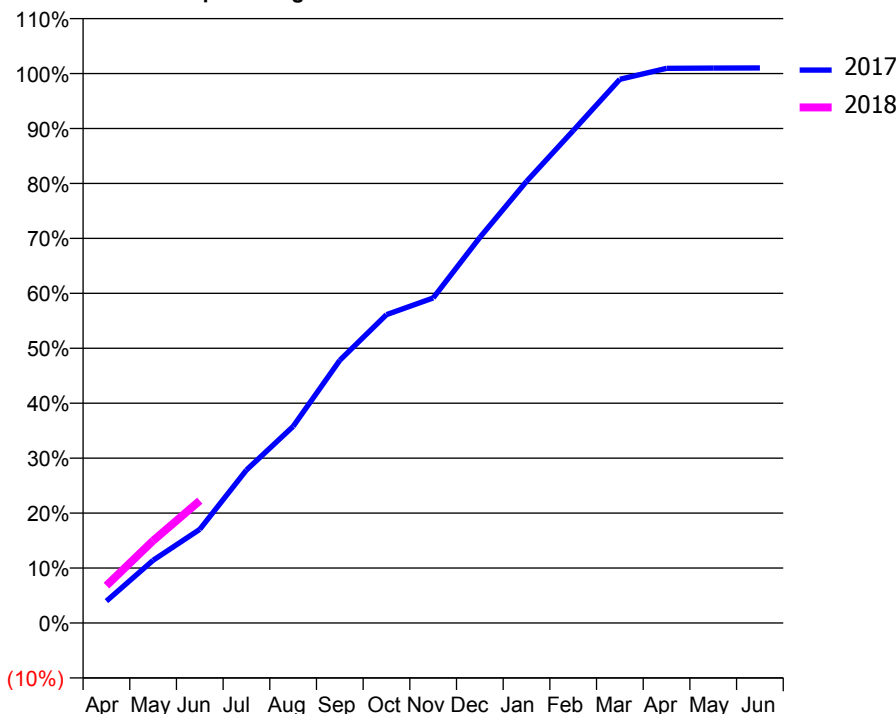
ACCESS*

Patients seen in 24 months	Total	Change since previous quarter
Quarter ending June 2016	3,888	
Quarter ending September 2016	3,931	→
Quarter ending December 2016	3,978	→
Quarter ending March 2017	4,065	↑
Quarter ending June 2017	4,179	↑
Variance since June 2016	7.5%	↑



ACTIVITY

Cumulative percentage of contracted UDA delivered 2017 & 2018



Adjusted Scheduled Activity (UDA)

Month	2017	2018
April	471	805
May	1,351	1,772
June	2,014	2,633
July	3,290	
August	4,230	
September	5,652	
October	6,634	
November	6,992	
December	8,294	
January	9,497	
February	10,592	
March	11,695	
April	11,929	
May	11,936	
June	11,937	

QUALITY

	Quantity	Base Number	Contract	AT	Region	England
% of FP17s for the same patient ID Re-attending within 3 months - Children	35	293	11.9%	10.4%	11.5%	12.0%
% of FP17s for the same patient ID Re-attending within 3 months - Adults	269	1,184	22.7%	16.0%	16.8%	16.0%
% of FP17s for the same patient ID Re-attending between 3 & 9 months - Children	172	293	58.7%	42.7%	47.3%	58.0%
% of FP17s for the same patient ID Re-attending between 3 & 9 months - Adults	556	1,184	47.0%	35.6%	38.3%	50.9%
% of FP17s for Band 1 Urgent Courses	261	1,350	19.3%	11.0%	10.7%	9.1%
% of FP17s Relating to Free Repair or Replacements	28	1,350	2.1%	0.5%	0.6%	0.8%
% of FP17s Relating to Continuations	25	1,350	1.9%	0.8%	0.8%	1.1%
% of Patients satisfied with the dentistry they have received	8	9	N/A	88.7%	89.8%	91.7%
% of Patients satisfied with the time they had to wait for an appointment	8	9	N/A	80.2%	83.6%	88.0%

* This is based on patients treated on this contract for their most recent course of treatment. Figures in italics indicate the base number of FP17s or Patient Questionnaire responses are less than 100. N/A is shown where the base number of responses is less than 10 during the period. % is calculated as Quantity/Base number*100

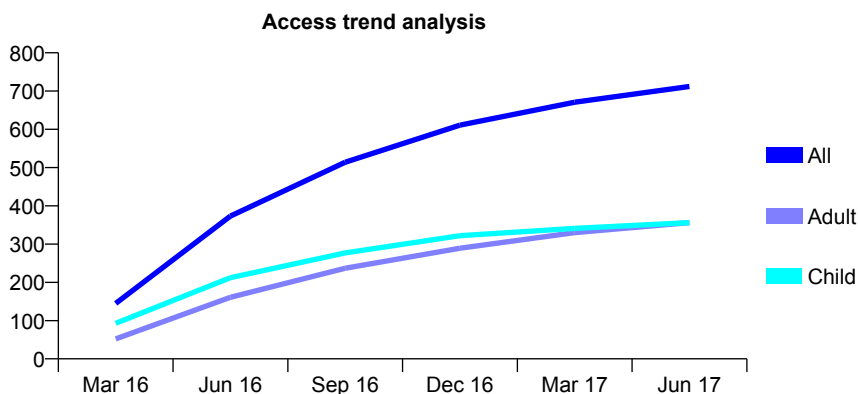
Q61 - Vital Signs At a Glance Contract Report for 805424/0001 - June 2017

Name or company name	MR RS SHETH
Contract type name	GDS Contract
Purpose of contract	General
Contract start date	01/01/2016
Contract end date	

17/18 Contracted general activity (UDA)	1,995
Carry forward general activity (UDA)	0
17/18 Contracted orthodontic activity (UOA)	0
Carry forward orthodontic activity (UOA)	0
Baseline contract value	£45,396.56

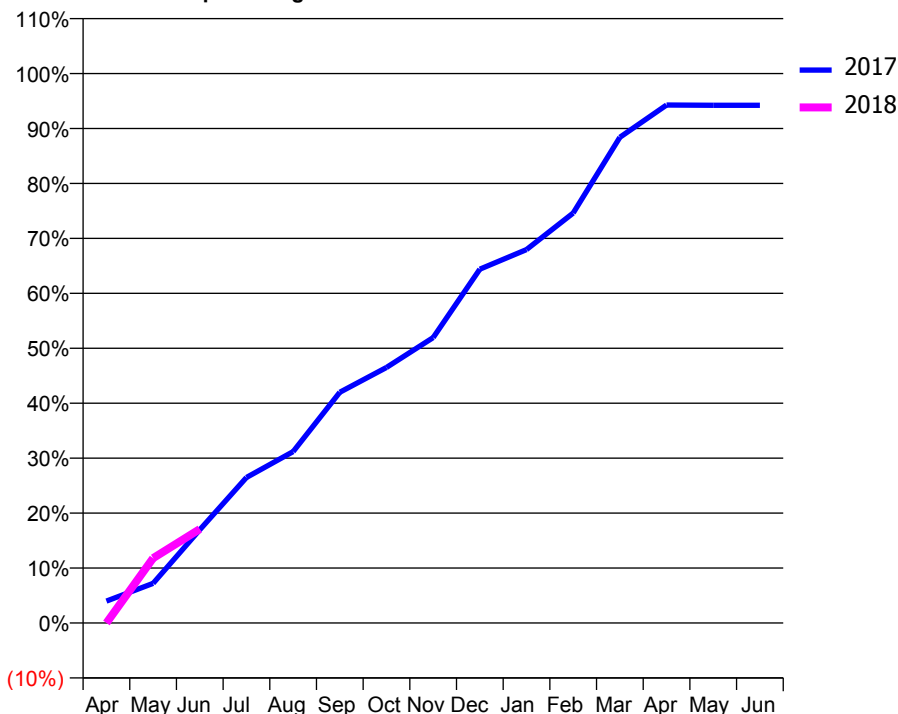
ACCESS*

Patients seen in 24 months	Total	Change since previous quarter
Quarter ending June 2016	373	
Quarter ending September 2016	514	↑
Quarter ending December 2016	611	↑
Quarter ending March 2017	671	↑
Quarter ending June 2017	712	↑
Variance since June 2016	90.9%	↑



ACTIVITY

Cumulative percentage of contracted UDA delivered 2017 & 2018



Adjusted Scheduled Activity (UDA)

Month	2017	2018
April	79	0
May	144	235
June	339	341
July	528	
August	622	
September	838	
October	928	
November	1,036	
December	1,285	
January	1,356	
February	1,489	
March	1,764	
April	1,881	
May	1,880	
June	1,880	

QUALITY

	Quantity	Base Number	Contract	AT	Region	England
% of FP17s for the same patient ID Re-attending within 3 months - Children	14	127	11.0%	10.4%	11.5%	12.0%
% of FP17s for the same patient ID Re-attending within 3 months - Adults	14	113	12.4%	16.0%	16.8%	16.0%
% of FP17s for the same patient ID Re-attending between 3 & 9 months - Children	74	127	58.3%	42.7%	47.3%	58.0%
% of FP17s for the same patient ID Re-attending between 3 & 9 months - Adults	57	113	50.4%	35.6%	38.3%	50.9%
% of FP17s for Band 1 Urgent Courses	10	191	5.2%	11.0%	10.7%	9.1%
% of FP17s Relating to Free Repair or Replacements	1	191	0.5%	0.5%	0.6%	0.8%
% of FP17s Relating to Continuations	1	191	0.5%	0.8%	0.8%	1.1%
% of Patients satisfied with the dentistry they have received	0	0	N/A	88.7%	89.8%	91.7%
% of Patients satisfied with the time they had to wait for an appointment	0	0	N/A	80.2%	83.6%	88.0%

* This is based on patients treated on this contract for their most recent course of treatment. Figures in italics indicate the base number of FP17s or Patient Questionnaire responses are less than 100. N/A is shown where the base number of responses is less than 10 during the period. % is calculated as Quantity/Base number*100

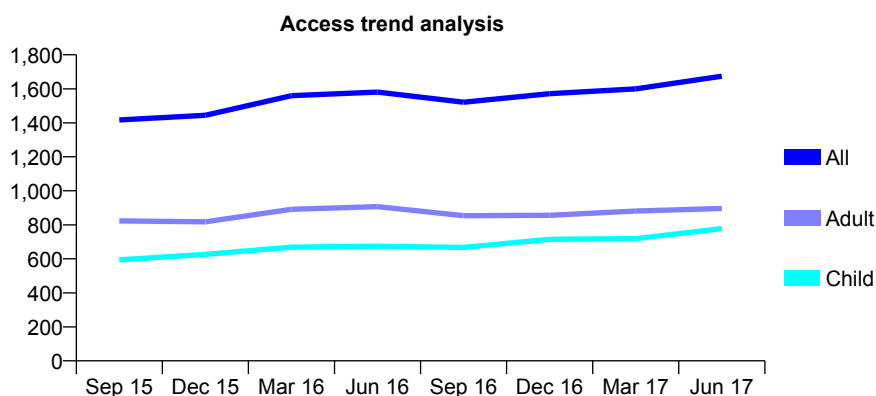
Q61 - Vital Signs At a Glance Contract Report for 808369/0001 - June 2017

Name or company name	MR JR SROTYR
Contract type name	GDS Contract
Purpose of contract	General
Contract start date	01/04/2006
Contract end date	

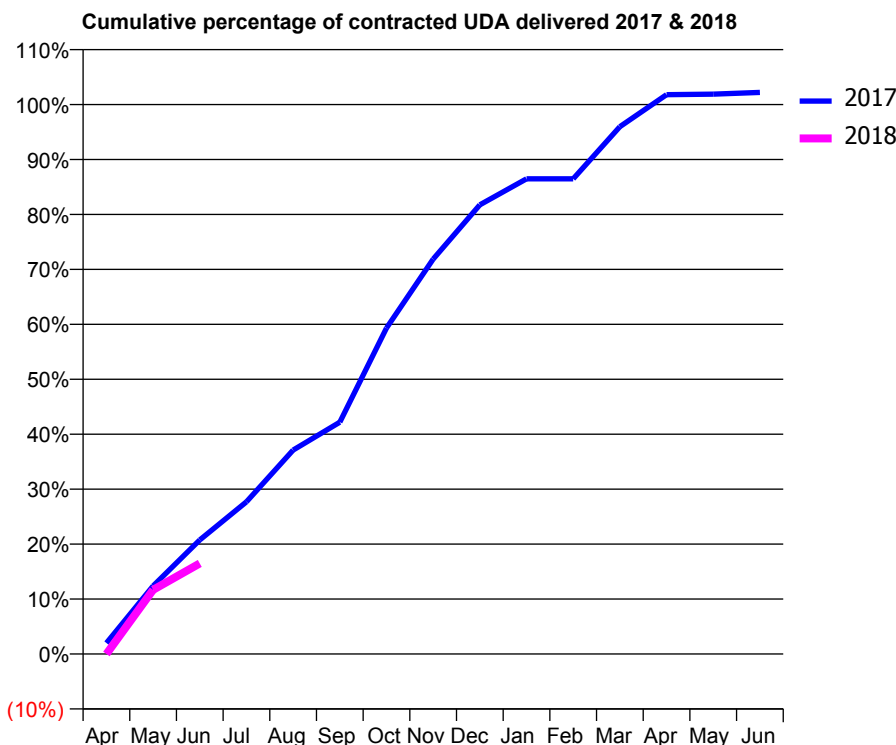
17/18 Contracted general activity (UDA)	4,757
Carry forward general activity (UDA)	0
17/18 Contracted orthodontic activity (UOA)	0
Carry forward orthodontic activity (UOA)	0
Baseline contract value	£154,390.52

ACCESS*

Patients seen in 24 months	Total	Change since previous quarter
Quarter ending June 2016	1,581	
Quarter ending September 2016	1,521	↓
Quarter ending December 2016	1,571	↑
Quarter ending March 2017	1,600	→
Quarter ending June 2017	1,674	↑
Variance since June 2016	5.9%	↑



ACTIVITY



Month	Adjusted Scheduled Activity (UDA)	
	2017	2018
April	95	0
May	590	556
June	987	784
July	1,318	
August	1,766	
September	2,007	
October	2,822	
November	3,419	
December	3,889	
January	4,114	
February	4,114	
March	4,565	
April	4,843	
May	4,847	
June	4,862	

QUALITY

	Quantity	Base Number	Contract	AT	Region	England
% of FP17s for the same patient ID Re-attending within 3 months - Children	7	161	4.3%	10.4%	11.5%	12.0%
% of FP17s for the same patient ID Re-attending within 3 months - Adults	35	197	17.8%	16.0%	16.8%	16.0%
% of FP17s for the same patient ID Re-attending between 3 & 9 months - Children	29	161	18.0%	42.7%	47.3%	58.0%
% of FP17s for the same patient ID Re-attending between 3 & 9 months - Adults	32	197	16.2%	35.6%	38.3%	50.9%
% of FP17s for Band 1 Urgent Courses	45	262	17.2%	11.0%	10.7%	9.1%
% of FP17s Relating to Free Repair or Replacements	0	262	0.0%	0.5%	0.6%	0.8%
% of FP17s Relating to Continuations	0	262	0.0%	0.8%	0.8%	1.1%
% of Patients satisfied with the dentistry they have received	0	0	N/A	88.7%	89.8%	91.7%
% of Patients satisfied with the time they had to wait for an appointment	0	0	N/A	80.2%	83.6%	88.0%

* This is based on patients treated on this contract for their most recent course of treatment. Figures in italics indicate the base number of FP17s or Patient Questionnaire responses are less than 100. N/A is shown where the base number of responses is less than 10 during the period. % is calculated as Quantity/Base number*100

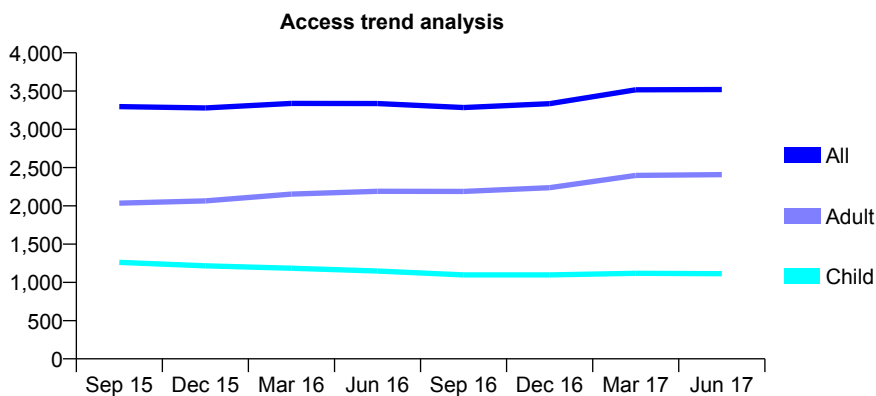
Q61 - Vital Signs At a Glance Contract Report for 809543/0002 - June 2017

Name or company name	MR SV PATEL
Contract type name	GDS Contract
Purpose of contract	General
Contract start date	14/05/2007
Contract end date	

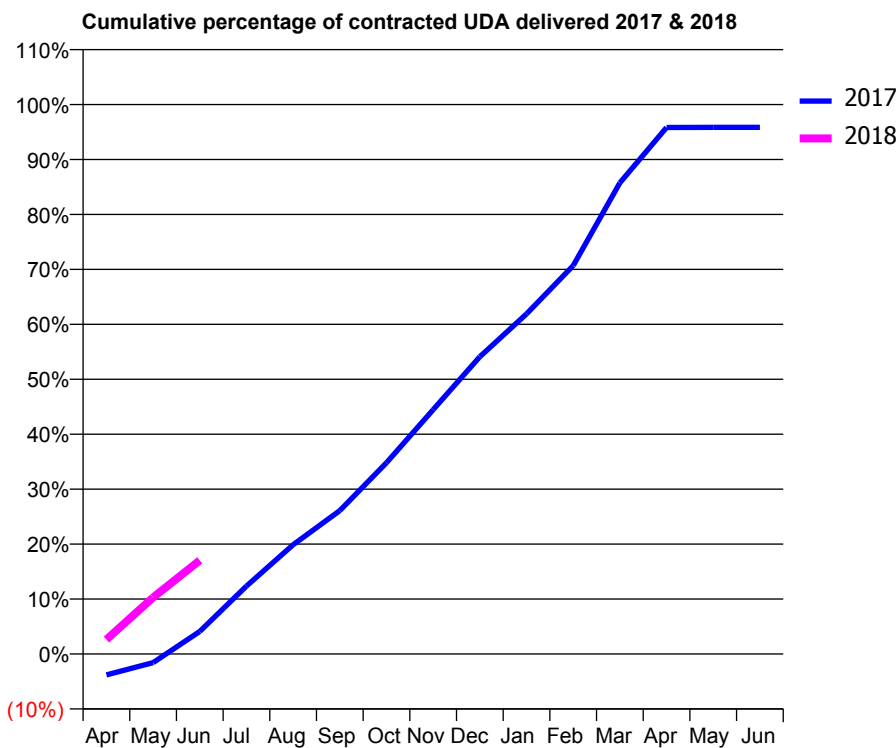
17/18 Contracted general activity (UDA)	13,086
Carry forward general activity (UDA)	0
17/18 Contracted orthodontic activity (UOA)	0
Carry forward orthodontic activity (UOA)	0
Baseline contract value	£336,215.37

ACCESS*

Patients seen in 24 months	Total	Change since previous quarter
Quarter ending June 2016	3,337	
Quarter ending September 2016	3,285	↓
Quarter ending December 2016	3,335	→
Quarter ending March 2017	3,516	↑
Quarter ending June 2017	3,520	→
Variance since June 2016	5.5%	↑



ACTIVITY



Month	Adjusted Scheduled Activity (UDA)	
	2017	2018
April	-501	345
May	-207	1,349
June	538	2,232
July	1,619	
August	2,603	
September	3,414	
October	4,555	
November	5,819	
December	7,081	
January	8,101	
February	9,249	
March	11,221	
April	12,538	
May	12,541	
June	12,541	

QUALITY

	Quantity	Base Number	Contract	AT	Region	England
% of FP17s for the same patient ID Re-attending within 3 months - Children	23	347	6.6%	10.4%	11.5%	12.0%
% of FP17s for the same patient ID Re-attending within 3 months - Adults	141	723	19.5%	16.0%	16.8%	16.0%
% of FP17s for the same patient ID Re-attending between 3 & 9 months - Children	191	347	55.0%	42.7%	47.3%	58.0%
% of FP17s for the same patient ID Re-attending between 3 & 9 months - Adults	312	723	43.2%	35.6%	38.3%	50.9%
% of FP17s for Band 1 Urgent Courses	36	789	4.6%	11.0%	10.7%	9.1%
% of FP17s Relating to Free Repair or Replacements	0	789	0.0%	0.5%	0.6%	0.8%
% of FP17s Relating to Continuations	41	789	5.2%	0.8%	0.8%	1.1%
% of Patients satisfied with the dentistry they have received	4	5	N/A	88.7%	89.8%	91.7%
% of Patients satisfied with the time they had to wait for an appointment	4	5	N/A	80.2%	83.6%	88.0%

* This is based on patients treated on this contract for their most recent course of treatment. Figures in italics indicate the base number of FP17s or Patient Questionnaire responses are less than 100. N/A is shown where the base number of responses is less than 10 during the period. % is calculated as Quantity/Base number*100

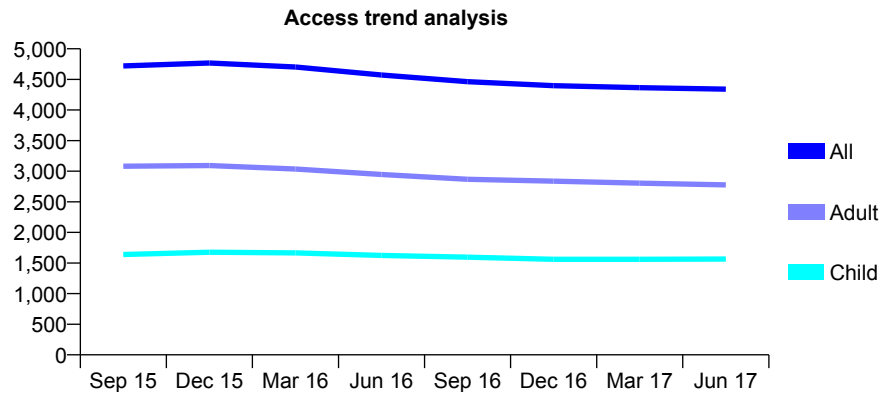
Q61 - Vital Signs At a Glance Contract Report for 812994/0001 - June 2017

Name or company name	Mr Anoushiravan Pashmi
Contract type name	GDS Contract
Purpose of contract	General
Contract start date	01/04/2006
Contract end date	

17/18 Contracted general activity (UDA)	11,039
Carry forward general activity (UDA)	0
17/18 Contracted orthodontic activity (UOA)	0
Carry forward orthodontic activity (UOA)	0
Baseline contract value	£336,529.16

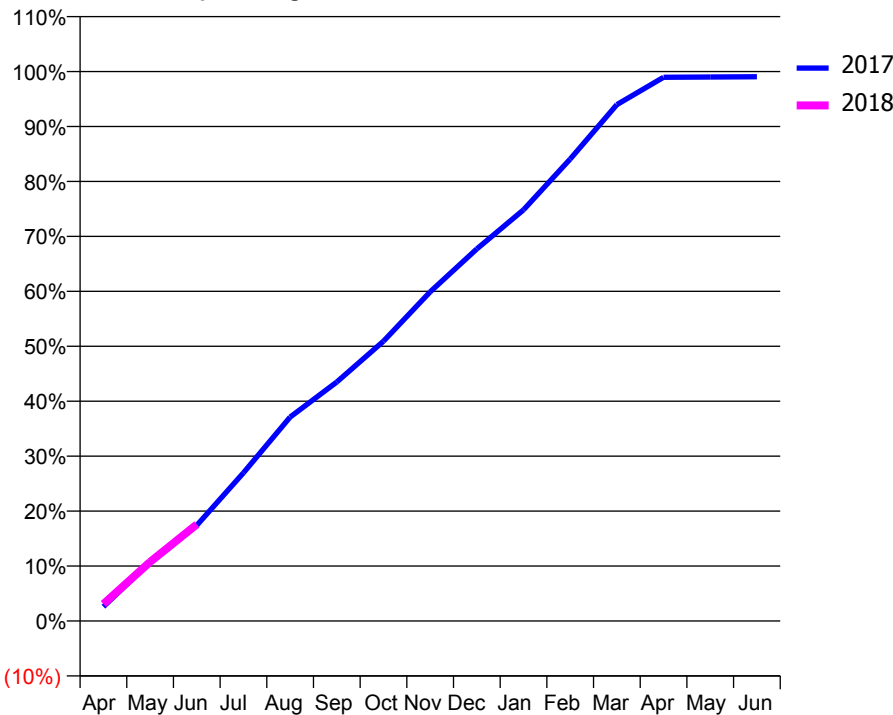
ACCESS*

Patients seen in 24 months	Total	Change since previous quarter
Quarter ending June 2016	4,571	
Quarter ending September 2016	4,464	↓
Quarter ending December 2016	4,398	↓
Quarter ending March 2017	4,365	→
Quarter ending June 2017	4,342	→
Variance since June 2016	(5.0%)	↓



ACTIVITY

Cumulative percentage of contracted UDA delivered 2017 & 2018



Month	Adjusted Scheduled Activity (UDA)	
	2017	2018
April	287	342
May	1,181	1,188
June	1,922	1,942
July	2,978	
August	4,096	
September	4,801	
October	5,620	
November	6,613	
December	7,475	
January	8,261	
February	9,280	
March	10,374	
April	10,924	
May	10,930	
June	10,933	

QUALITY

	Quantity	Base Number	Contract	AT	Region	England
% of FP17s for the same patient ID Re-attending within 3 months - Children	20	502	4.0%	10.4%	11.5%	12.0%
% of FP17s for the same patient ID Re-attending within 3 months - Adults	64	777	8.2%	16.0%	16.8%	16.0%
% of FP17s for the same patient ID Re-attending between 3 & 9 months - Children	306	502	61.0%	42.7%	47.3%	58.0%
% of FP17s for the same patient ID Re-attending between 3 & 9 months - Adults	402	777	51.7%	35.6%	38.3%	50.9%
% of FP17s for Band 1 Urgent Courses	40	1,036	3.9%	11.0%	10.7%	9.1%
% of FP17s Relating to Free Repair or Replacements	3	1,036	0.3%	0.5%	0.6%	0.8%
% of FP17s Relating to Continuations	2	1,036	0.2%	0.8%	0.8%	1.1%
% of Patients satisfied with the dentistry they have received	3	3	N/A	88.7%	89.8%	91.7%
% of Patients satisfied with the time they had to wait for an appointment	2	3	N/A	80.2%	83.6%	88.0%

* This is based on patients treated on this contract for their most recent course of treatment. Figures in italics indicate the base number of FP17s or Patient Questionnaire responses are less than 100. N/A is shown where the base number of responses is less than 10 during the period. % is calculated as Quantity/Base number*100

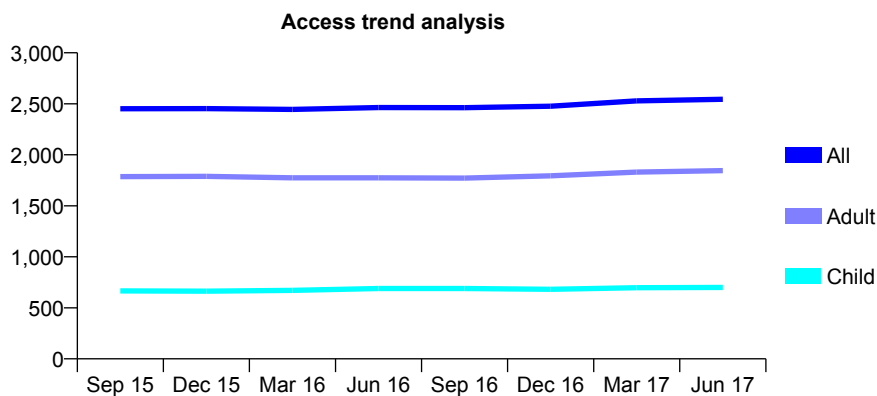
Q61 - Vital Signs At a Glance Contract Report for 815144/0001 - June 2017

Name or company name	MR A MARCUS
Contract type name	GDS Contract
Purpose of contract	General
Contract start date	01/04/2006
Contract end date	

17/18 Contracted general activity (UDA)	5,705
Carry forward general activity (UDA)	0
17/18 Contracted orthodontic activity (UOA)	0
Carry forward orthodontic activity (UOA)	0
Baseline contract value	£139,307.26

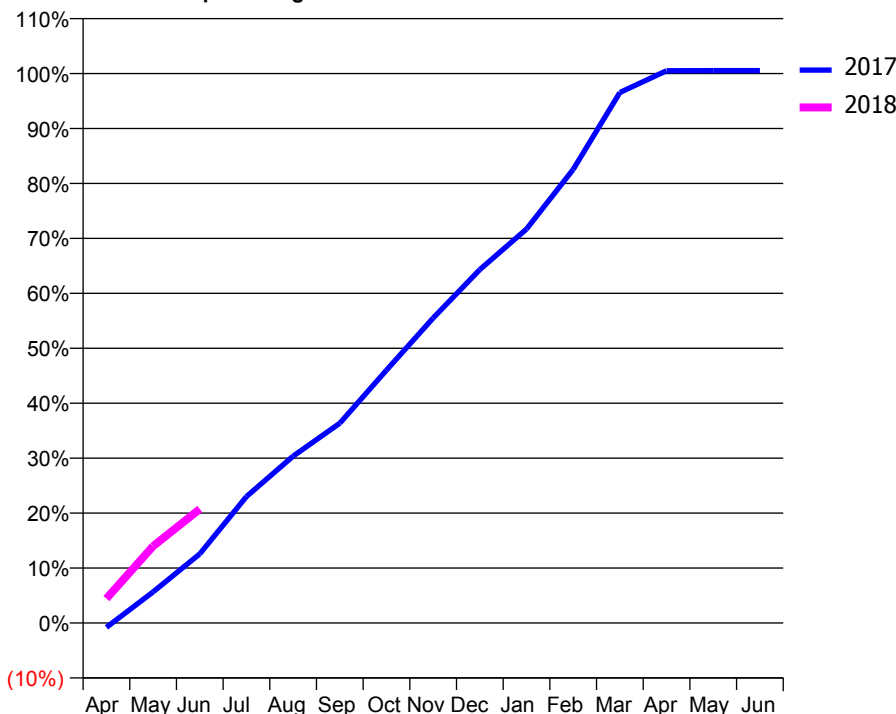
ACCESS*

Patients seen in 24 months	Total	Change since previous quarter
Quarter ending June 2016	2,463	
Quarter ending September 2016	2,462	→
Quarter ending December 2016	2,476	→
Quarter ending March 2017	2,529	↑
Quarter ending June 2017	2,545	→
Variance since June 2016	3.3%	↑



ACTIVITY

Cumulative percentage of contracted UDA delivered 2017 & 2018



Month	Adjusted Scheduled Activity (UDA)	
	2017	2018
April	-47	254
May	324	799
June	718	1,183
July	1,313	
August	1,733	
September	2,075	
October	2,626	
November	3,167	
December	3,669	
January	4,091	
February	4,709	
March	5,508	
April	5,734	
May	5,735	
June	5,735	

QUALITY

	Quantity	Base Number	Contract	AT	Region	England
% of FP17s for the same patient ID Re-attending within 3 months - Children	14	217	6.5%	10.4%	11.5%	12.0%
% of FP17s for the same patient ID Re-attending within 3 months - Adults	56	483	11.6%	16.0%	16.8%	16.0%
% of FP17s for the same patient ID Re-attending between 3 & 9 months - Children	113	217	52.1%	42.7%	47.3%	58.0%
% of FP17s for the same patient ID Re-attending between 3 & 9 months - Adults	221	483	45.8%	35.6%	38.3%	50.9%
% of FP17s for Band 1 Urgent Courses	40	594	6.7%	11.0%	10.7%	9.1%
% of FP17s Relating to Free Repair or Replacements	0	594	0.0%	0.5%	0.6%	0.8%
% of FP17s Relating to Continuations	10	594	1.7%	0.8%	0.8%	1.1%
% of Patients satisfied with the dentistry they have received	2	2	N/A	88.7%	89.8%	91.7%
% of Patients satisfied with the time they had to wait for an appointment	2	2	N/A	80.2%	83.6%	88.0%

* This is based on patients treated on this contract for their most recent course of treatment. Figures in italics indicate the base number of FP17s or Patient Questionnaire responses are less than 100. N/A is shown where the base number of responses is less than 10 during the period. % is calculated as Quantity/Base number*100

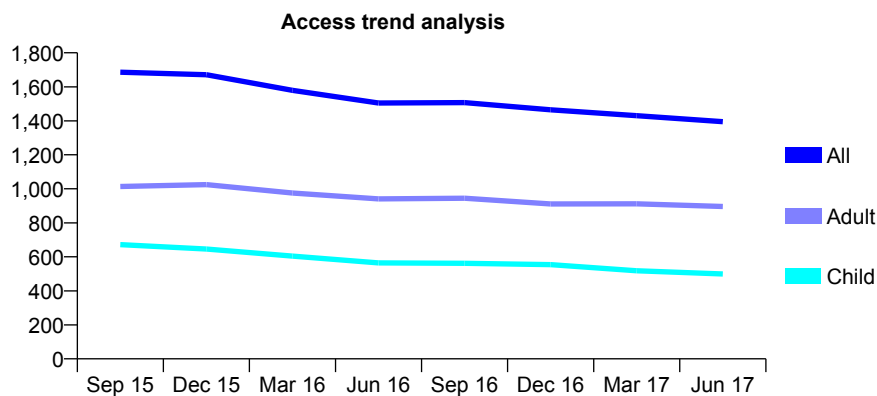
Q61 - Vital Signs At a Glance Contract Report for 820075/0001 - June 2017

Name or company name	MR CP BALCOMBE
Contract type name	GDS Contract
Purpose of contract	General
Contract start date	01/04/2006
Contract end date	

17/18 Contracted general activity (UDA)	2,759
Carry forward general activity (UDA)	0
17/18 Contracted orthodontic activity (UOA)	0
Carry forward orthodontic activity (UOA)	0
Baseline contract value	£67,604.70

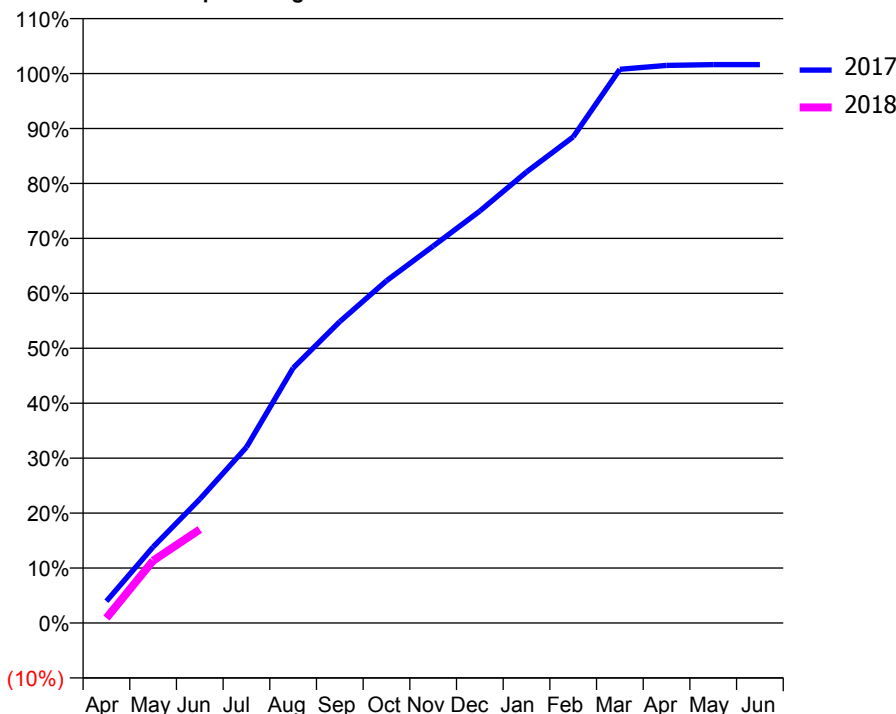
ACCESS*

Patients seen in 24 months	Total	Change since previous quarter
Quarter ending June 2016	1,505	
Quarter ending September 2016	1,507	→
Quarter ending December 2016	1,465	↓
Quarter ending March 2017	1,430	↓
Quarter ending June 2017	1,395	↓
Variance since June 2016	(7.3%)	↓



ACTIVITY

Cumulative percentage of contracted UDA delivered 2017 & 2018



Adjusted Scheduled Activity (UDA)

Month	2017	2018
April	110	25
May	382	313
June	622	470
July	883	
August	1,280	
September	1,513	
October	1,718	
November	1,892	
December	2,069	
January	2,265	
February	2,441	
March	2,780	
April	2,800	
May	2,804	
June	2,804	

QUALITY

	Quantity	Base Number	Contract	AT	Region	England
% of FP17s for the same patient ID Re-attending within 3 months - Children	9	134	6.7%	10.4%	11.5%	12.0%
% of FP17s for the same patient ID Re-attending within 3 months - Adults	14	168	8.3%	16.0%	16.8%	16.0%
% of FP17s for the same patient ID Re-attending between 3 & 9 months - Children	54	134	40.3%	42.7%	47.3%	58.0%
% of FP17s for the same patient ID Re-attending between 3 & 9 months - Adults	55	168	32.7%	35.6%	38.3%	50.9%
% of FP17s for Band 1 Urgent Courses	43	287	15.0%	11.0%	10.7%	9.1%
% of FP17s Relating to Free Repair or Replacements	2	287	0.7%	0.5%	0.6%	0.8%
% of FP17s Relating to Continuations	1	287	0.3%	0.8%	0.8%	1.1%
% of Patients satisfied with the dentistry they have received	1	1	N/A	88.7%	89.8%	91.7%
% of Patients satisfied with the time they had to wait for an appointment	1	1	N/A	80.2%	83.6%	88.0%

* This is based on patients treated on this contract for their most recent course of treatment. Figures in italics indicate the base number of FP17s or Patient Questionnaire responses are less than 100. N/A is shown where the base number of responses is less than 10 during the period. % is calculated as Quantity/Base number*100

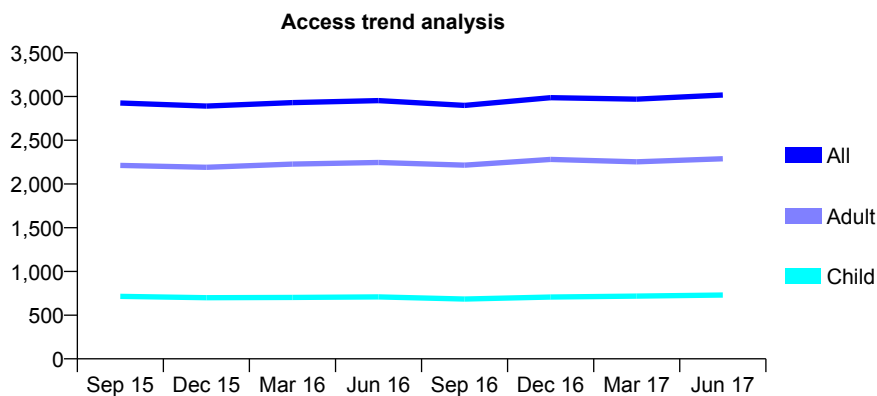
Q61 - Vital Signs At a Glance Contract Report for 824127/0001 - June 2017

Name or company name	MR AM HATHI
Contract type name	GDS Contract
Purpose of contract	General
Contract start date	01/04/2006
Contract end date	

17/18 Contracted general activity (UDA)	7,590
Carry forward general activity (UDA)	0
17/18 Contracted orthodontic activity (UOA)	0
Carry forward orthodontic activity (UOA)	0
Baseline contract value	£218,840.90

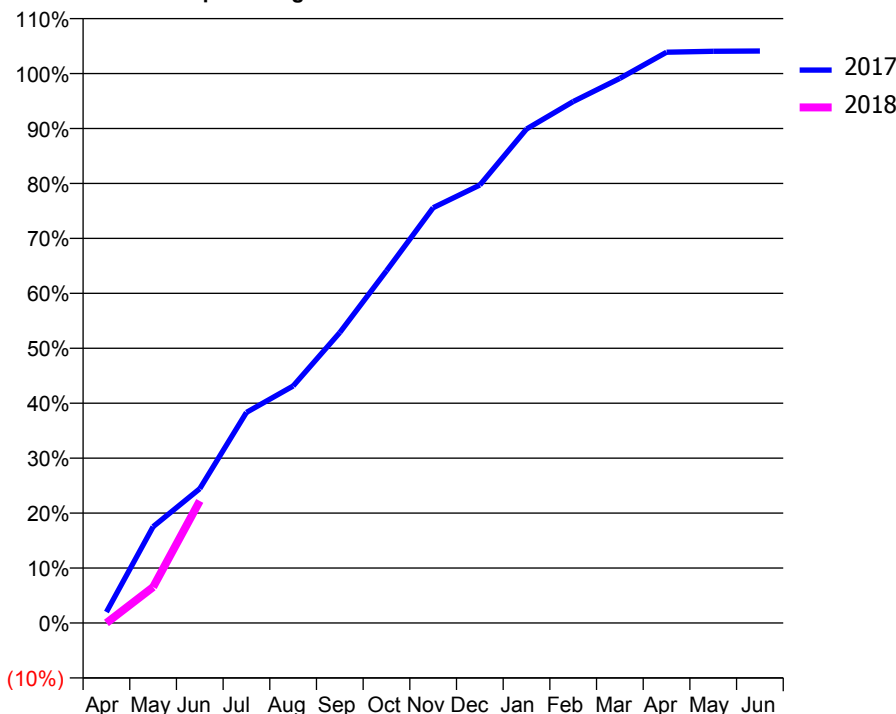
ACCESS*

Patients seen in 24 months	Total	Change since previous quarter
Quarter ending June 2016	2,954	
Quarter ending September 2016	2,899	↓
Quarter ending December 2016	2,987	↑
Quarter ending March 2017	2,970	→
Quarter ending June 2017	3,018	→
Variance since June 2016	2.2%	↑



ACTIVITY

Cumulative percentage of contracted UDA delivered 2017 & 2018



Adjusted Scheduled Activity (UDA)

Month	2017	2018
April	152	0
May	1,332	497
June	1,855	1,687
July	2,908	
August	3,274	
September	4,012	
October	4,866	
November	5,737	
December	6,050	
January	6,823	
February	7,202	
March	7,523	
April	7,884	
May	7,898	
June	7,901	

QUALITY

	Quantity	Base Number	Contract	AT	Region	England
% of FP17s for the same patient ID Re-attending within 3 months - Children	11	219	5.0%	10.4%	11.5%	12.0%
% of FP17s for the same patient ID Re-attending within 3 months - Adults	55	609	9.0%	16.0%	16.8%	16.0%
% of FP17s for the same patient ID Re-attending between 3 & 9 months - Children	70	219	32.0%	42.7%	47.3%	58.0%
% of FP17s for the same patient ID Re-attending between 3 & 9 months - Adults	208	609	34.2%	35.6%	38.3%	50.9%
% of FP17s for Band 1 Urgent Courses	29	594	4.9%	11.0%	10.7%	9.1%
% of FP17s Relating to Free Repair or Replacements	3	594	0.5%	0.5%	0.6%	0.8%
% of FP17s Relating to Continuations	4	594	0.7%	0.8%	0.8%	1.1%
% of Patients satisfied with the dentistry they have received	2	2	N/A	88.7%	89.8%	91.7%
% of Patients satisfied with the time they had to wait for an appointment	2	2	N/A	80.2%	83.6%	88.0%

* This is based on patients treated on this contract for their most recent course of treatment. Figures in italics indicate the base number of FP17s or Patient Questionnaire responses are less than 100. N/A is shown where the base number of responses is less than 10 during the period. % is calculated as Quantity/Base number*100

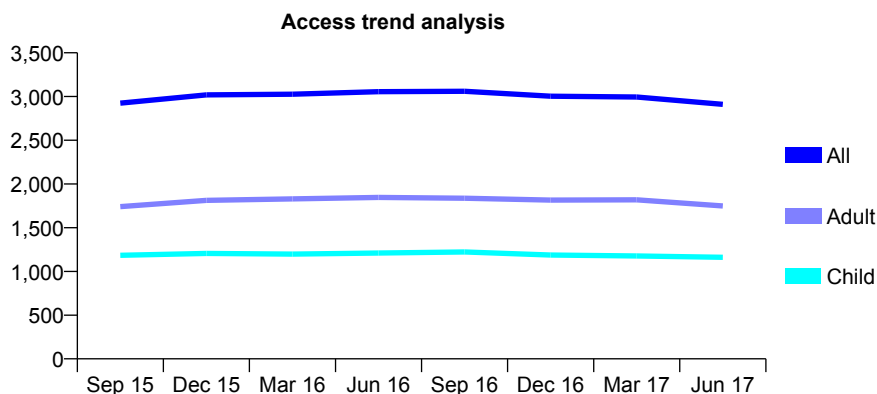
Q61 - Vital Signs At a Glance Contract Report for 824259/0001 - June 2017

Name or company name	MR RF PRAIS
Contract type name	GDS Contract
Purpose of contract	General
Contract start date	01/04/2006
Contract end date	

17/18 Contracted general activity (UDA)	6,711
Carry forward general activity (UDA)	0
17/18 Contracted orthodontic activity (UOA)	0
Carry forward orthodontic activity (UOA)	0
Baseline contract value	£209,861.20

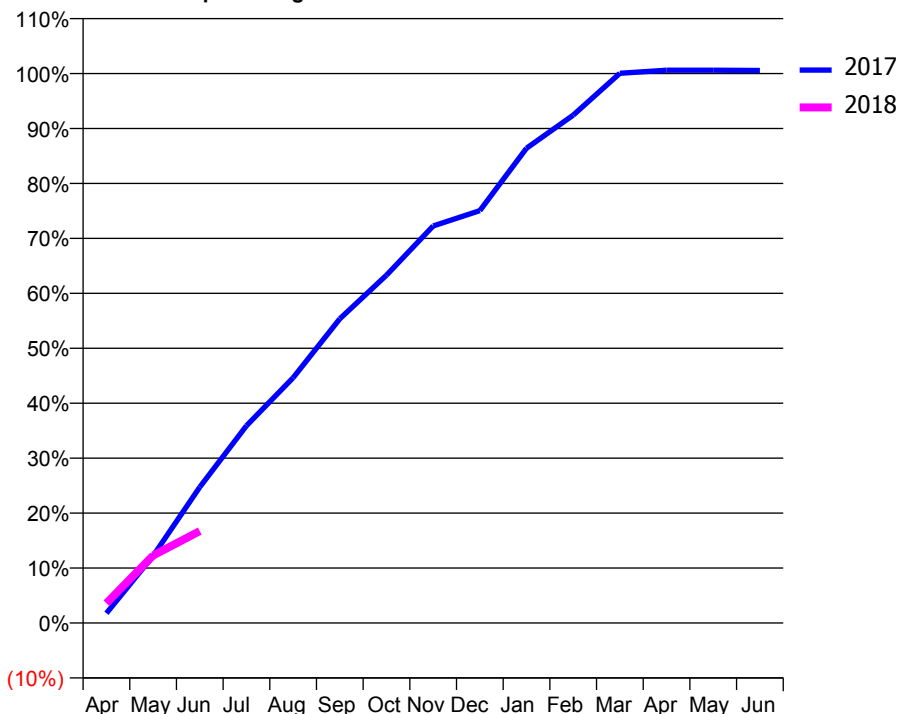
ACCESS*

Patients seen in 24 months	Total	Change since previous quarter
Quarter ending June 2016	3,056	
Quarter ending September 2016	3,060	→
Quarter ending December 2016	3,003	↓
Quarter ending March 2017	2,995	→
Quarter ending June 2017	2,910	↓
Variance since June 2016	(4.8%)	↓



ACTIVITY

Cumulative percentage of contracted UDA delivered 2017 & 2018



Adjusted Scheduled Activity (UDA)

Month	2017	2018
April	119	241
May	820	824
June	1,660	1,122
July	2,409	
August	2,995	
September	3,716	
October	4,248	
November	4,849	
December	5,037	
January	5,799	
February	6,203	
March	6,713	
April	6,751	
May	6,751	
June	6,749	

QUALITY

	Quantity	Base Number	Contract	AT	Region	England
% of FP17s for the same patient ID Re-attending within 3 months - Children	20	326	6.1%	10.4%	11.5%	12.0%
% of FP17s for the same patient ID Re-attending within 3 months - Adults	50	352	14.2%	16.0%	16.8%	16.0%
% of FP17s for the same patient ID Re-attending between 3 & 9 months - Children	220	326	67.5%	42.7%	47.3%	58.0%
% of FP17s for the same patient ID Re-attending between 3 & 9 months - Adults	185	352	52.6%	35.6%	38.3%	50.9%
% of FP17s for Band 1 Urgent Courses	32	658	4.9%	11.0%	10.7%	9.1%
% of FP17s Relating to Free Repair or Replacements	2	658	0.3%	0.5%	0.6%	0.8%
% of FP17s Relating to Continuations	1	658	0.2%	0.8%	0.8%	1.1%
% of Patients satisfied with the dentistry they have received	0	0	N/A	88.7%	89.8%	91.7%
% of Patients satisfied with the time they had to wait for an appointment	0	0	N/A	80.2%	83.6%	88.0%

* This is based on patients treated on this contract for their most recent course of treatment. Figures in italics indicate the base number of FP17s or Patient Questionnaire responses are less than 100. N/A is shown where the base number of responses is less than 10 during the period. % is calculated as Quantity/Base number*100

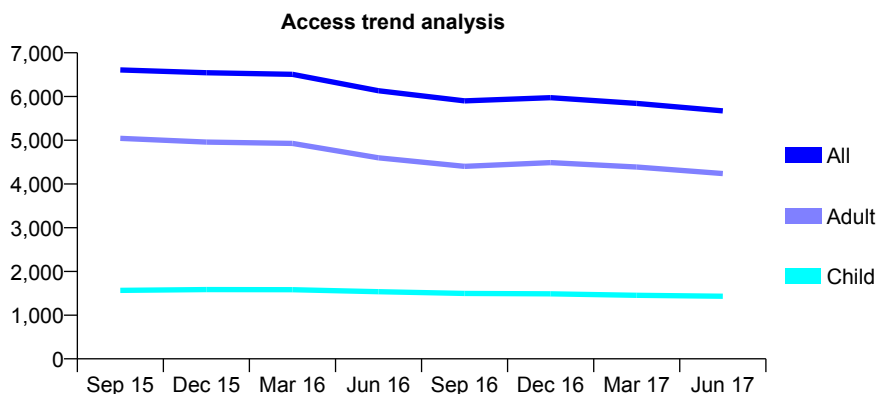
Q61 - Vital Signs At a Glance Contract Report for 825247/0001 - June 2017

Name or company name	MR JE DINEEN
Contract type name	GDS Contract
Purpose of contract	General
Contract start date	01/04/2006
Contract end date	

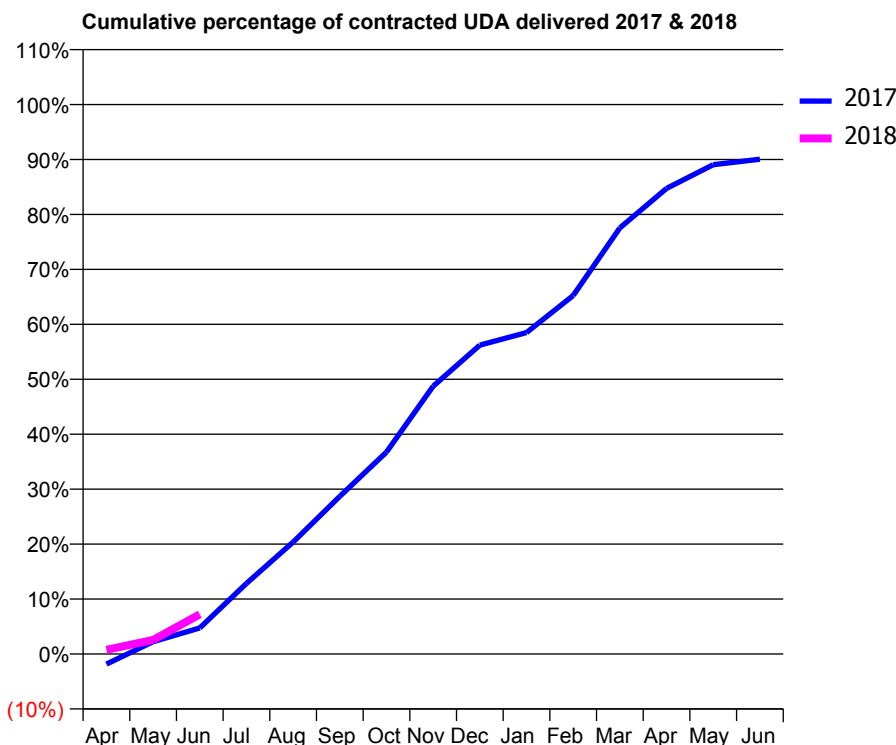
17/18 Contracted general activity (UDA)	21,166
Carry forward general activity (UDA)	0
17/18 Contracted orthodontic activity (UOA)	0
Carry forward orthodontic activity (UOA)	0
Baseline contract value	£717,501.99

ACCESS*

Patients seen in 24 months	Total	Change since previous quarter
Quarter ending June 2016	6,133	
Quarter ending September 2016	5,899	↓
Quarter ending December 2016	5,975	→
Quarter ending March 2017	5,842	↓
Quarter ending June 2017	5,671	↓
Variance since June 2016	(7.5%)	↓



ACTIVITY



Month	Adjusted Scheduled Activity (UDA)	
	2017	2018
April	-394	162
May	475	540
June	1,006	1,526
July	2,720	
August	4,313	
September	6,075	
October	7,778	
November	10,317	
December	11,896	
January	12,380	
February	13,807	
March	16,414	
April	17,934	
May	18,846	
June	19,058	

QUALITY

	Quantity	Base Number	Contract	AT	Region	England
% of FP17s for the same patient ID Re-attending within 3 months - Children	9	267	3.4%	10.4%	11.5%	12.0%
% of FP17s for the same patient ID Re-attending within 3 months - Adults	109	850	12.8%	16.0%	16.8%	16.0%
% of FP17s for the same patient ID Re-attending between 3 & 9 months - Children	59	267	22.1%	42.7%	47.3%	58.0%
% of FP17s for the same patient ID Re-attending between 3 & 9 months - Adults	205	850	24.1%	35.6%	38.3%	50.9%
% of FP17s for Band 1 Urgent Courses	26	577	4.5%	11.0%	10.7%	9.1%
% of FP17s Relating to Free Repair or Replacements	0	577	0.0%	0.5%	0.6%	0.8%
% of FP17s Relating to Continuations	0	577	0.0%	0.8%	0.8%	1.1%
% of Patients satisfied with the dentistry they have received	1	1	N/A	88.7%	89.8%	91.7%
% of Patients satisfied with the time they had to wait for an appointment	1	1	N/A	80.2%	83.6%	88.0%

* This is based on patients treated on this contract for their most recent course of treatment. Figures in italics indicate the base number of FP17s or Patient Questionnaire responses are less than 100. N/A is shown where the base number of responses is less than 10 during the period. % is calculated as Quantity/Base number*100

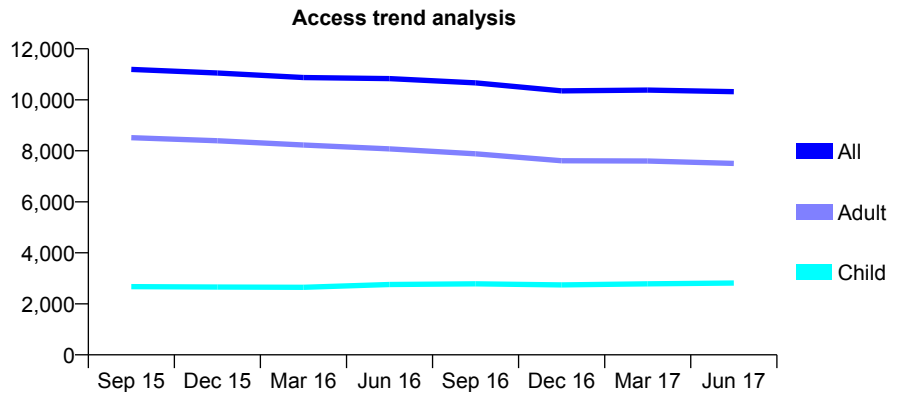
Q61 - Vital Signs At a Glance Contract Report for 825948/0001 - June 2017

Name or company name	MR JK KOTECHA
Contract type name	GDS Contract
Purpose of contract	General
Contract start date	01/04/2006
Contract end date	

17/18 Contracted general activity (UDA)	32,638
Carry forward general activity (UDA)	0
17/18 Contracted orthodontic activity (UOA)	0
Carry forward orthodontic activity (UOA)	0
Baseline contract value	£1,010,090.90

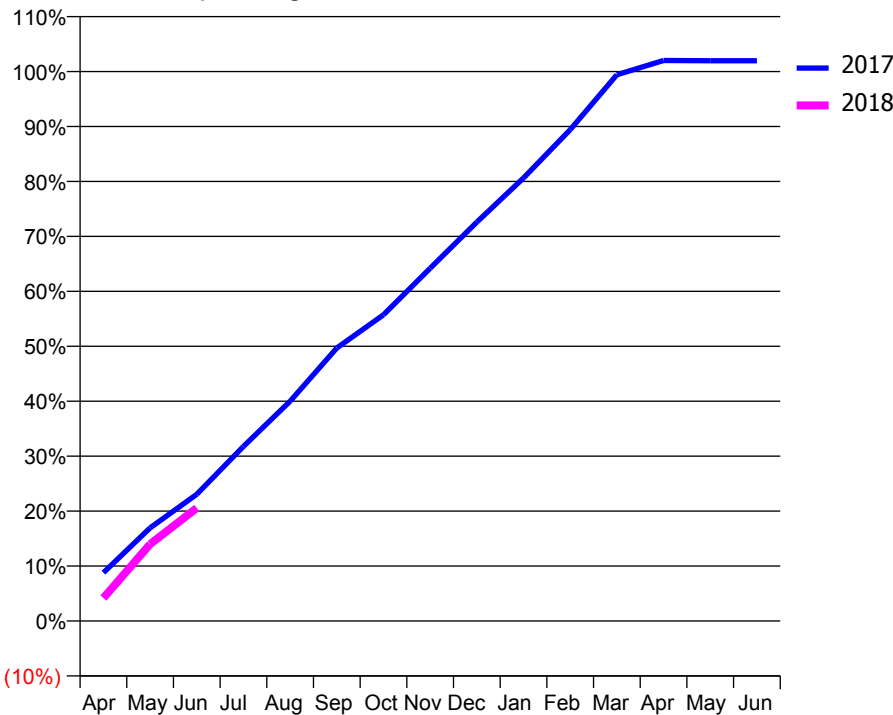
ACCESS*

Patients seen in 24 months	Total	Change since previous quarter
Quarter ending June 2016	10,832	
Quarter ending September 2016	10,665	↓
Quarter ending December 2016	10,352	↓
Quarter ending March 2017	10,382	→
Quarter ending June 2017	10,318	→
Variance since June 2016	(4.7%)	↓



ACTIVITY

Cumulative percentage of contracted UDA delivered 2017 & 2018



Adjusted Scheduled Activity (UDA)		
Month	2017	2018
April	2,872	1,370
May	5,536	4,566
June	7,526	6,715
July	10,370	
August	13,056	
September	16,213	
October	18,192	
November	20,953	
December	23,691	
January	26,315	
February	29,184	
March	32,446	
April	33,291	
May	33,277	
June	33,280	

QUALITY

	Quantity	Base Number	Contract	AT	Region	England
% of FP17s for the same patient ID Re-attending within 3 months - Children	53	861	6.2%	10.4%	11.5%	12.0%
% of FP17s for the same patient ID Re-attending within 3 months - Adults	149	1,800	8.3%	16.0%	16.8%	16.0%
% of FP17s for the same patient ID Re-attending between 3 & 9 months - Children	351	861	40.8%	42.7%	47.3%	58.0%
% of FP17s for the same patient ID Re-attending between 3 & 9 months - Adults	762	1,800	42.3%	35.6%	38.3%	50.9%
% of FP17s for Band 1 Urgent Courses	101	2,382	4.2%	11.0%	10.7%	9.1%
% of FP17s Relating to Free Repair or Replacements	4	2,382	0.2%	0.5%	0.6%	0.8%
% of FP17s Relating to Continuations	3	2,382	0.1%	0.8%	0.8%	1.1%
% of Patients satisfied with the dentistry they have received	8	9	N/A	88.7%	89.8%	91.7%
% of Patients satisfied with the time they had to wait for an appointment	5	9	N/A	80.2%	83.6%	88.0%

* This is based on patients treated on this contract for their most recent course of treatment. Figures in italics indicate the base number of FP17s or Patient Questionnaire responses are less than 100. N/A is shown where the base number of responses is less than 10 during the period. % is calculated as Quantity/Base number*100

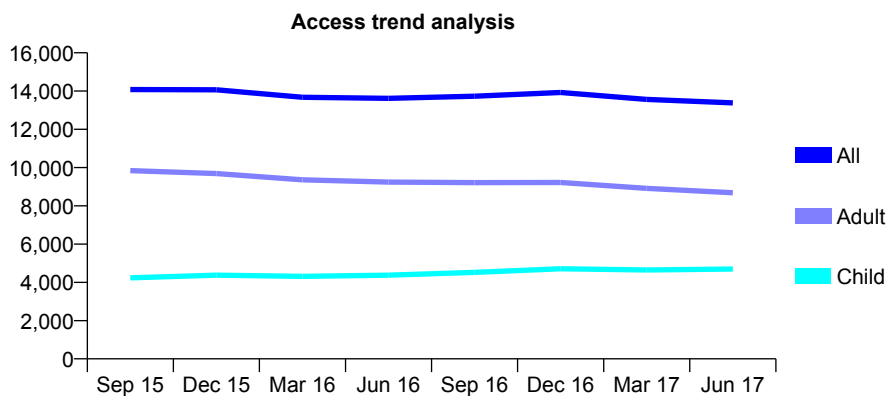
Q61 - Vital Signs At a Glance Contract Report for 825948/0002 - June 2017

Name or company name	MR JK KOTECHA
Contract type name	GDS Contract
Purpose of contract	General
Contract start date	01/04/2006
Contract end date	

17/18 Contracted general activity (UDA)	36,854
Carry forward general activity (UDA)	0
17/18 Contracted orthodontic activity (UOA)	0
Carry forward orthodontic activity (UOA)	0
Baseline contract value	£1,047,400.59

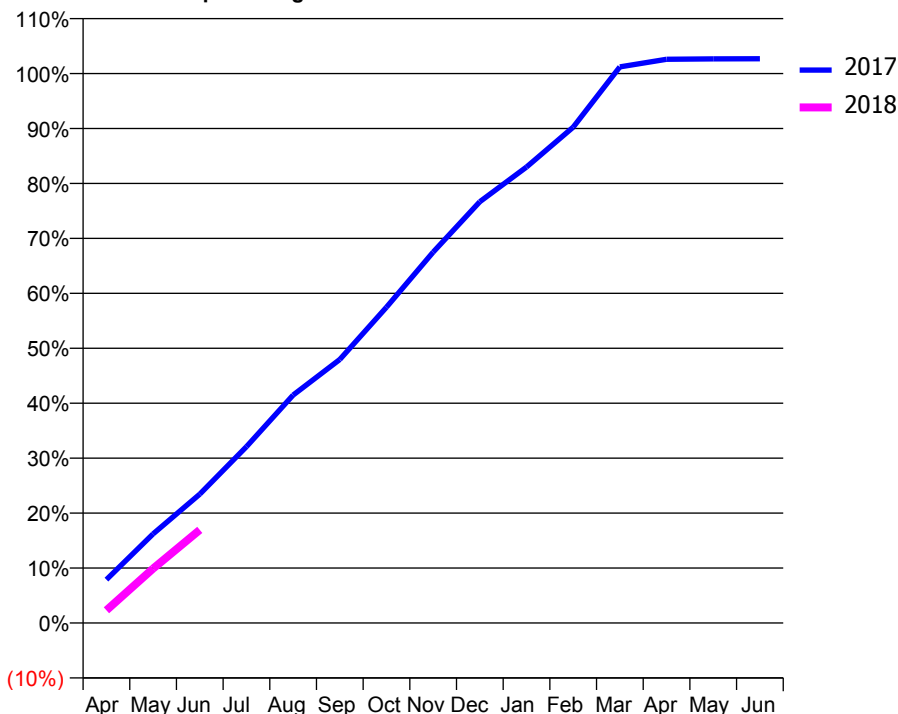
ACCESS*

Patients seen in 24 months	Total	Change since previous quarter
Quarter ending June 2016	13,619	
Quarter ending September 2016	13,730	→
Quarter ending December 2016	13,924	→
Quarter ending March 2017	13,565	↓
Quarter ending June 2017	13,382	↓
Variance since June 2016	(1.7%)	↓



ACTIVITY

Cumulative percentage of contracted UDA delivered 2017 & 2018



Month	Adjusted Scheduled Activity (UDA)	
	2017	2018
April	2,910	854
May	5,975	3,656
June	8,640	6,249
July	11,827	
August	15,288	
September	17,673	
October	21,183	
November	24,875	
December	28,254	
January	30,579	
February	33,259	
March	37,297	
April	37,808	
May	37,839	
June	37,842	

QUALITY

	Quantity	Base Number	Contract	AT	Region	England
% of FP17s for the same patient ID Re-attending within 3 months - Children	44	1,124	3.9%	10.4%	11.5%	12.0%
% of FP17s for the same patient ID Re-attending within 3 months - Adults	196	1,684	11.6%	16.0%	16.8%	16.0%
% of FP17s for the same patient ID Re-attending between 3 & 9 months - Children	530	1,124	47.2%	42.7%	47.3%	58.0%
% of FP17s for the same patient ID Re-attending between 3 & 9 months - Adults	720	1,684	42.8%	35.6%	38.3%	50.9%
% of FP17s for Band 1 Urgent Courses	114	2,615	4.4%	11.0%	10.7%	9.1%
% of FP17s Relating to Free Repair or Replacements	11	2,615	0.4%	0.5%	0.6%	0.8%
% of FP17s Relating to Continuations	6	2,615	0.2%	0.8%	0.8%	1.1%
% of Patients satisfied with the dentistry they have received	13	13	100.0%	88.7%	89.8%	91.7%
% of Patients satisfied with the time they had to wait for an appointment	9	13	69.2%	80.2%	83.6%	88.0%

* This is based on patients treated on this contract for their most recent course of treatment. Figures in italics indicate the base number of FP17s or Patient Questionnaire responses are less than 100. N/A is shown where the base number of responses is less than 10 during the period. % is calculated as Quantity/Base number*100

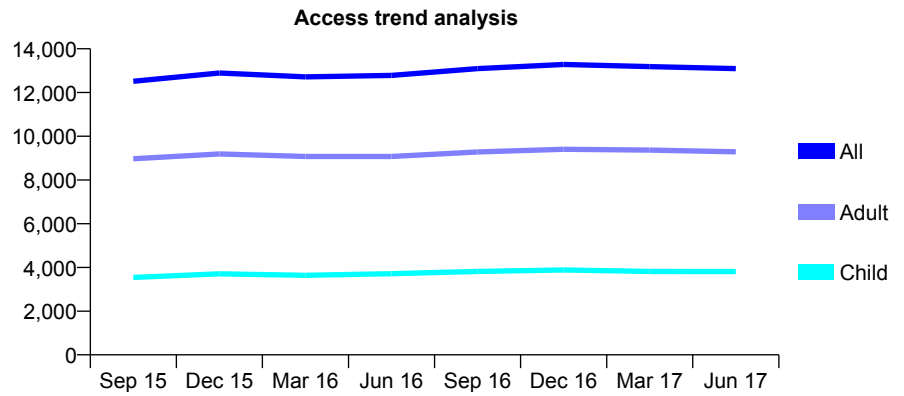
Q61 - Vital Signs At a Glance Contract Report for 825948/0003 - June 2017

Name or company name	MR JK KOTECHEA
Contract type name	GDS Contract
Purpose of contract	General
Contract start date	01/04/2006
Contract end date	

17/18 Contracted general activity (UDA)	37,108
Carry forward general activity (UDA)	0
17/18 Contracted orthodontic activity (UOA)	0
Carry forward orthodontic activity (UOA)	0
Baseline contract value	£1,137,420.64

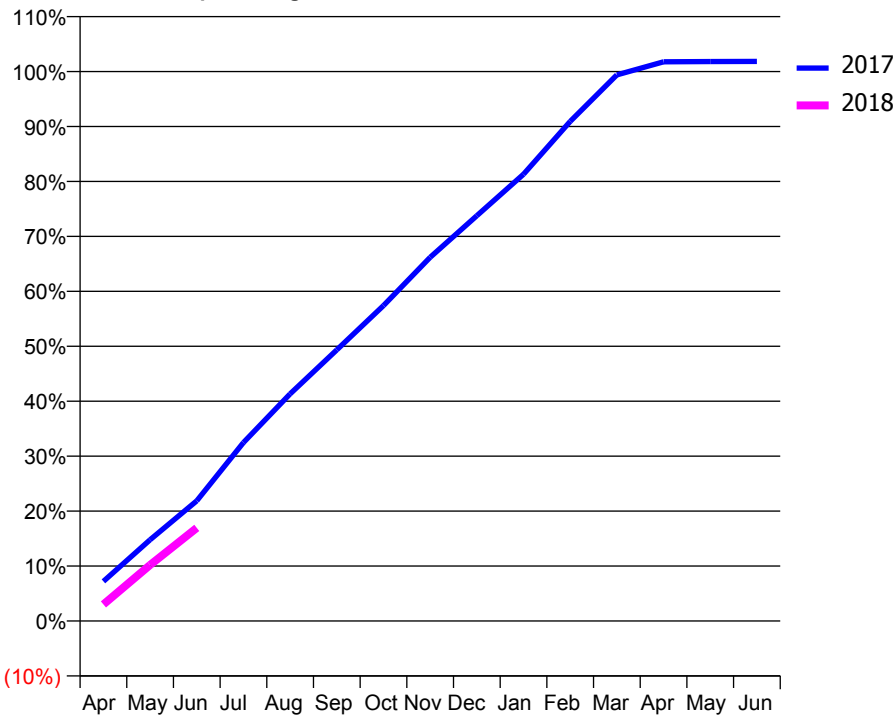
ACCESS*

Patients seen in 24 months	Total	Change since previous quarter
Quarter ending June 2016	12,782	
Quarter ending September 2016	13,095	↑
Quarter ending December 2016	13,285	→
Quarter ending March 2017	13,183	→
Quarter ending June 2017	13,094	→
Variance since June 2016	2.4%	↑



ACTIVITY

Cumulative percentage of contracted UDA delivered 2017 & 2018



Month	Adjusted Scheduled Activity (UDA)	
	2017	2018
April	2,683	1,120
May	5,485	3,787
June	8,119	6,289
July	12,050	
August	15,343	
September	18,313	
October	21,301	
November	24,564	
December	27,373	
January	30,173	
February	33,737	
March	36,881	
April	37,766	
May	37,785	
June	37,786	

QUALITY

	Quantity	Base Number	Contract	AT	Region	England
% of FP17s for the same patient ID Re-attending within 3 months - Children	40	918	4.4%	10.4%	11.5%	12.0%
% of FP17s for the same patient ID Re-attending within 3 months - Adults	250	1,907	13.1%	16.0%	16.8%	16.0%
% of FP17s for the same patient ID Re-attending between 3 & 9 months - Children	424	918	46.2%	42.7%	47.3%	58.0%
% of FP17s for the same patient ID Re-attending between 3 & 9 months - Adults	681	1,907	35.7%	35.6%	38.3%	50.9%
% of FP17s for Band 1 Urgent Courses	239	2,571	9.3%	11.0%	10.7%	9.1%
% of FP17s Relating to Free Repair or Replacements	12	2,571	0.5%	0.5%	0.6%	0.8%
% of FP17s Relating to Continuations	17	2,571	0.7%	0.8%	0.8%	1.1%
% of Patients satisfied with the dentistry they have received	10	13	76.9%	88.7%	89.8%	91.7%
% of Patients satisfied with the time they had to wait for an appointment	12	13	92.3%	80.2%	83.6%	88.0%

* This is based on patients treated on this contract for their most recent course of treatment. Figures in italics indicate the base number of FP17s or Patient Questionnaire responses are less than 100. N/A is shown where the base number of responses is less than 10 during the period. % is calculated as Quantity/Base number*100

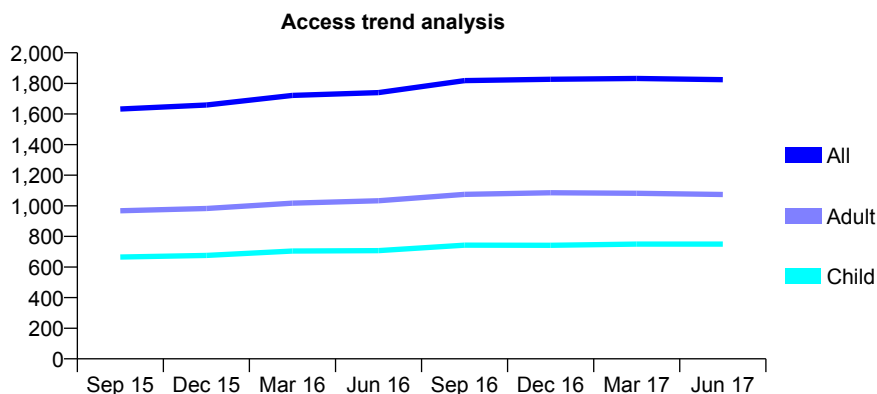
Q61 - Vital Signs At a Glance Contract Report for 828211/0001 - June 2017

Name or company name	MR J PRASHAR
Contract type name	GDS Contract
Purpose of contract	General
Contract start date	01/04/2006
Contract end date	

17/18 Contracted general activity (UDA)	3,968
Carry forward general activity (UDA)	0
17/18 Contracted orthodontic activity (UOA)	0
Carry forward orthodontic activity (UOA)	0
Baseline contract value	£107,260.68

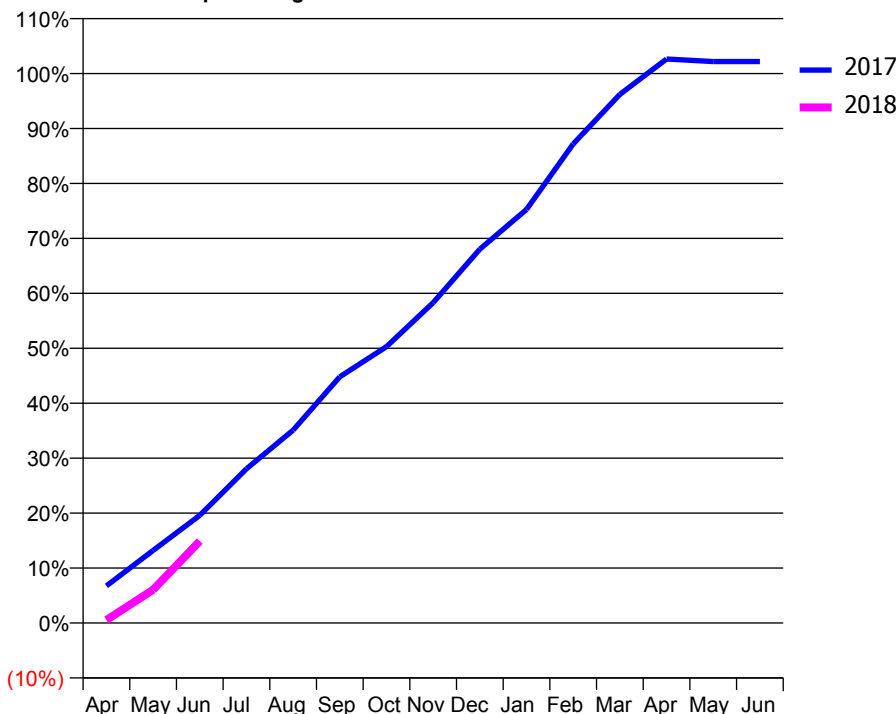
ACCESS*

Patients seen in 24 months	Total	Change since previous quarter
Quarter ending June 2016	1,740	
Quarter ending September 2016	1,818	↑
Quarter ending December 2016	1,827	→
Quarter ending March 2017	1,832	→
Quarter ending June 2017	1,824	→
Variance since June 2016	4.8%	↑



ACTIVITY

Cumulative percentage of contracted UDA delivered 2017 & 2018



Adjusted Scheduled Activity (UDA)

Month	2017	2018
April	269	22
May	525	240
June	777	591
July	1,114	
August	1,393	
September	1,778	
October	1,996	
November	2,314	
December	2,699	
January	2,986	
February	3,459	
March	3,817	
April	4,072	
May	4,054	
June	4,054	

QUALITY

	Quantity	Base Number	Contract	AT	Region	England
% of FP17s for the same patient ID Re-attending within 3 months - Children	10	181	5.5%	10.4%	11.5%	12.0%
% of FP17s for the same patient ID Re-attending within 3 months - Adults	32	246	13.0%	16.0%	16.8%	16.0%
% of FP17s for the same patient ID Re-attending between 3 & 9 months - Children	69	181	38.1%	42.7%	47.3%	58.0%
% of FP17s for the same patient ID Re-attending between 3 & 9 months - Adults	84	246	34.1%	35.6%	38.3%	50.9%
% of FP17s for Band 1 Urgent Courses	21	309	6.8%	11.0%	10.7%	9.1%
% of FP17s Relating to Free Repair or Replacements	0	309	0.0%	0.5%	0.6%	0.8%
% of FP17s Relating to Continuations	4	309	1.3%	0.8%	0.8%	1.1%
% of Patients satisfied with the dentistry they have received	8	8	N/A	88.7%	89.8%	91.7%
% of Patients satisfied with the time they had to wait for an appointment	8	8	N/A	80.2%	83.6%	88.0%

* This is based on patients treated on this contract for their most recent course of treatment. Figures in italics indicate the base number of FP17s or Patient Questionnaire responses are less than 100. N/A is shown where the base number of responses is less than 10 during the period. % is calculated as Quantity/Base number*100

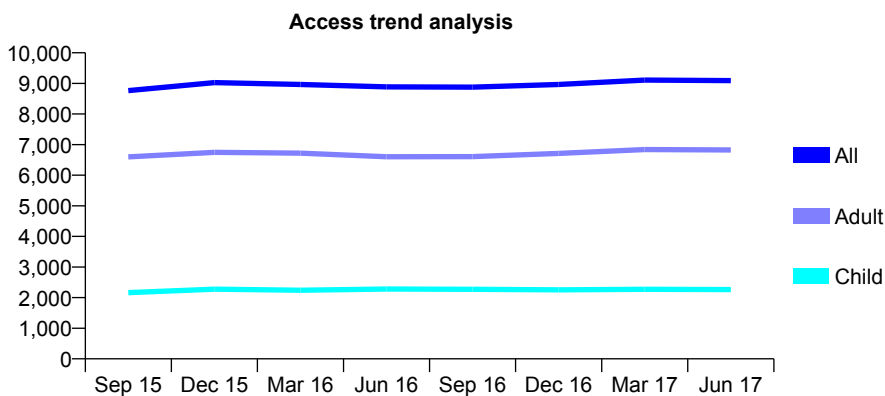
Q61 - Vital Signs At a Glance Contract Report for 828262/0001 - June 2017

Name or company name	MRS GT WARD
Contract type name	GDS Contract
Purpose of contract	General
Contract start date	01/04/2006
Contract end date	

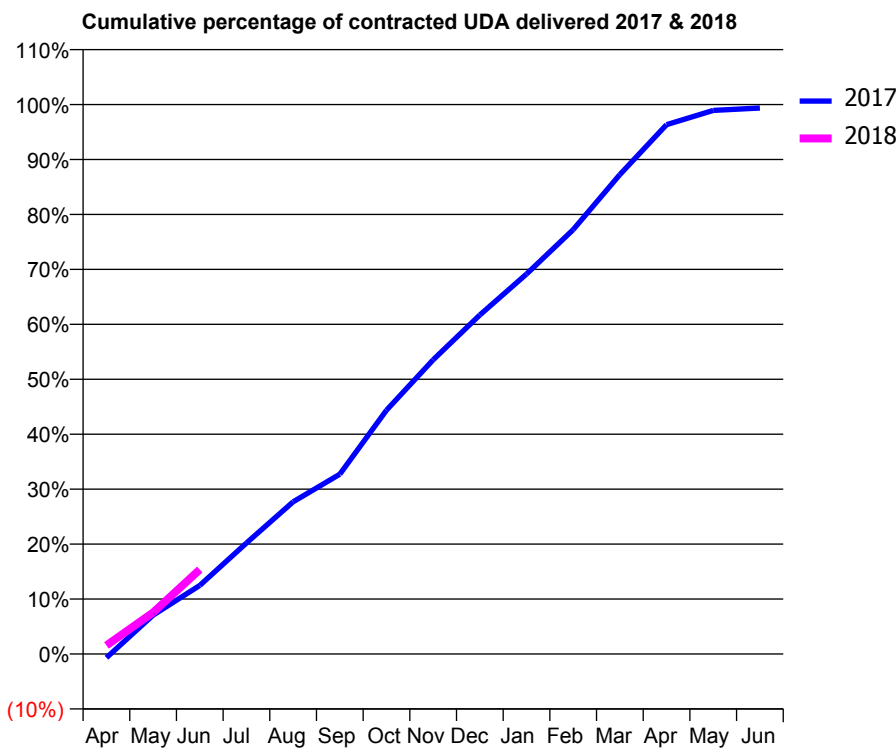
17/18 Contracted general activity (UDA)	17,513
Carry forward general activity (UDA)	0
17/18 Contracted orthodontic activity (UOA)	0
Carry forward orthodontic activity (UOA)	0
Baseline contract value	£455,226.57

ACCESS*

Patients seen in 24 months	Total	Change since previous quarter
Quarter ending June 2016	8,885	
Quarter ending September 2016	8,878	→
Quarter ending December 2016	8,967	→
Quarter ending March 2017	9,108	→
Quarter ending June 2017	9,091	→
Variance since June 2016	2.3%	↑



ACTIVITY



Month	Adjusted Scheduled Activity (UDA)	
	2017	2018
April	-121	272
May	1,240	1,323
June	2,186	2,693
July	3,537	
August	4,853	
September	5,731	
October	7,772	
November	9,377	
December	10,807	
January	12,108	
February	13,524	
March	15,281	
April	16,868	
May	17,325	
June	17,401	

QUALITY

	Quantity	Base Number	Contract	AT	Region	England
% of FP17s for the same patient ID Re-attending within 3 months - Children	23	608	3.8%	10.4%	11.5%	12.0%
% of FP17s for the same patient ID Re-attending within 3 months - Adults	289	1,633	17.7%	16.0%	16.8%	16.0%
% of FP17s for the same patient ID Re-attending between 3 & 9 months - Children	188	608	30.9%	42.7%	47.3%	58.0%
% of FP17s for the same patient ID Re-attending between 3 & 9 months - Adults	360	1,633	22.0%	35.6%	38.3%	50.9%
% of FP17s for Band 1 Urgent Courses	197	1,320	14.9%	11.0%	10.7%	9.1%
% of FP17s Relating to Free Repair or Replacements	17	1,320	1.3%	0.5%	0.6%	0.8%
% of FP17s Relating to Continuations	4	1,320	0.3%	0.8%	0.8%	1.1%
% of Patients satisfied with the dentistry they have received	7	7	N/A	88.7%	89.8%	91.7%
% of Patients satisfied with the time they had to wait for an appointment	6	7	N/A	80.2%	83.6%	88.0%

* This is based on patients treated on this contract for their most recent course of treatment. Figures in italics indicate the base number of FP17s or Patient Questionnaire responses are less than 100. N/A is shown where the base number of responses is less than 10 during the period. % is calculated as Quantity/Base number*100

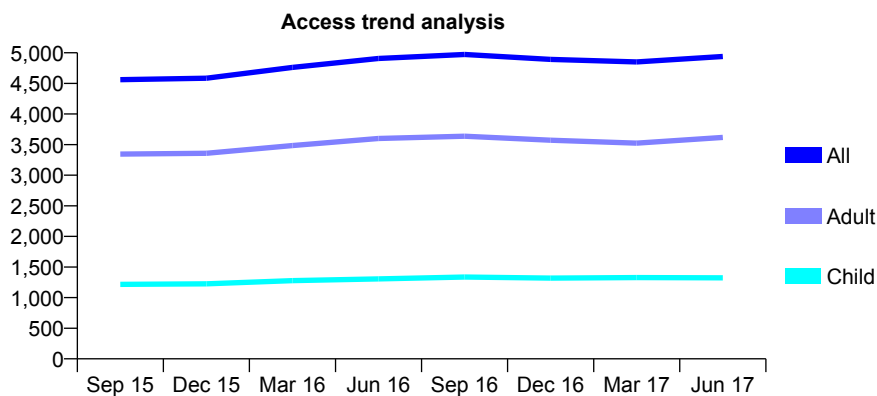
Q61 - Vital Signs At a Glance Contract Report for 828262/0002 - June 2017

Name or company name	MRS GT WARD
Contract type name	GDS Contract
Purpose of contract	General
Contract start date	20/12/2011
Contract end date	

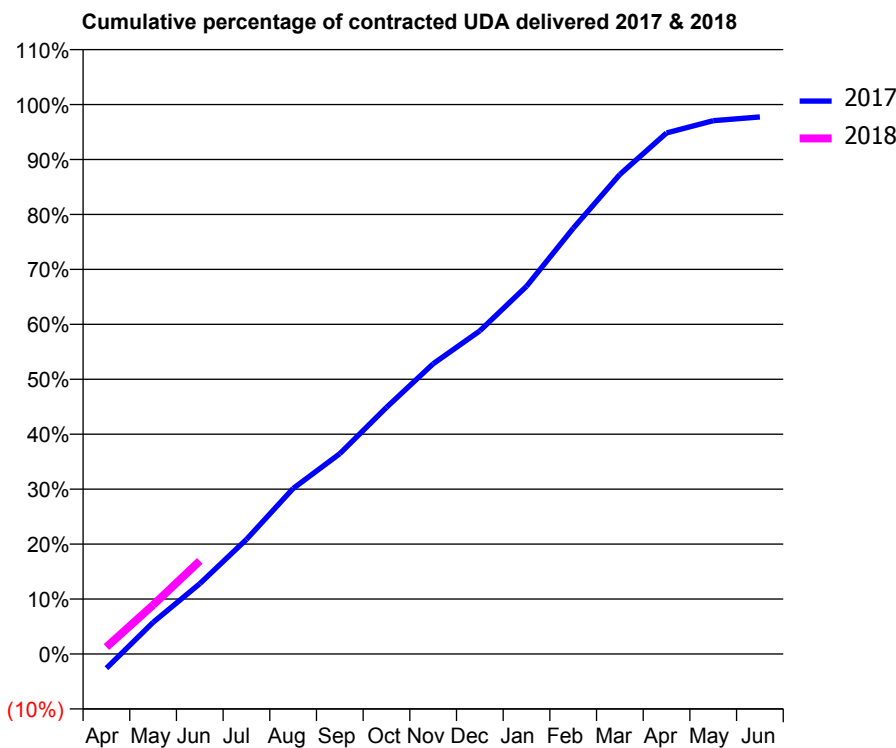
17/18 Contracted general activity (UDA)	10,554
Carry forward general activity (UDA)	0
17/18 Contracted orthodontic activity (UOA)	0
Carry forward orthodontic activity (UOA)	0
Baseline contract value	£284,397.60

ACCESS*

Patients seen in 24 months	Total	Change since previous quarter
Quarter ending June 2016	4,907	
Quarter ending September 2016	4,973	→
Quarter ending December 2016	4,892	↓
Quarter ending March 2017	4,851	→
Quarter ending June 2017	4,940	→
Variance since June 2016	0.7%	→



ACTIVITY



Month	Adjusted Scheduled Activity (UDA)	
	2017	2018
April	-274	136
May	608	942
June	1,351	1,789
July	2,202	
August	3,180	
September	3,848	
October	4,738	
November	5,575	
December	6,206	
January	7,061	
February	8,176	
March	9,210	
April	10,007	
May	10,244	
June	10,314	

QUALITY

	Quantity	Base Number	Contract	AT	Region	England
% of FP17s for the same patient ID Re-attending within 3 months - Children	11	339	3.2%	10.4%	11.5%	12.0%
% of FP17s for the same patient ID Re-attending within 3 months - Adults	105	869	12.1%	16.0%	16.8%	16.0%
% of FP17s for the same patient ID Re-attending between 3 & 9 months - Children	127	339	37.5%	42.7%	47.3%	58.0%
% of FP17s for the same patient ID Re-attending between 3 & 9 months - Adults	195	869	22.4%	35.6%	38.3%	50.9%
% of FP17s for Band 1 Urgent Courses	127	806	15.8%	11.0%	10.7%	9.1%
% of FP17s Relating to Free Repair or Replacements	2	806	0.2%	0.5%	0.6%	0.8%
% of FP17s Relating to Continuations	0	806	0.0%	0.8%	0.8%	1.1%
% of Patients satisfied with the dentistry they have received	4	4	N/A	88.7%	89.8%	91.7%
% of Patients satisfied with the time they had to wait for an appointment	2	4	N/A	80.2%	83.6%	88.0%

* This is based on patients treated on this contract for their most recent course of treatment. Figures in italics indicate the base number of FP17s or Patient Questionnaire responses are less than 100. N/A is shown where the base number of responses is less than 10 during the period. % is calculated as Quantity/Base number*100

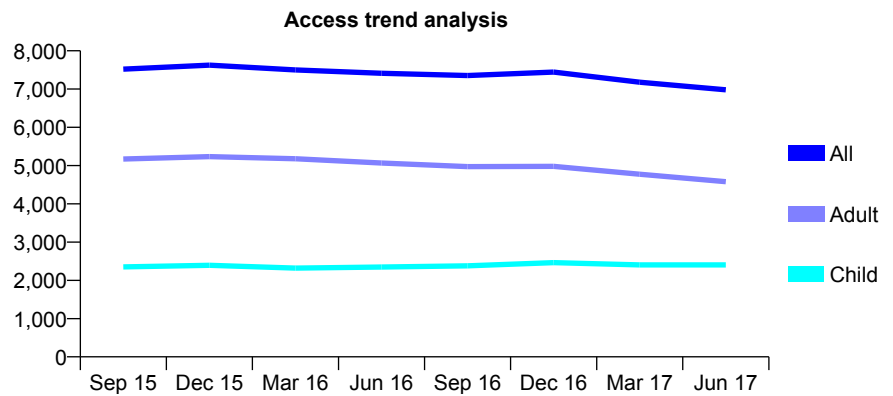
Q61 - Vital Signs At a Glance Contract Report for 829285/0001 - June 2017

Name or company name	MRS CO ADELOYE
Contract type name	GDS Contract
Purpose of contract	General
Contract start date	01/04/2006
Contract end date	

17/18 Contracted general activity (UDA)	22,618
Carry forward general activity (UDA)	0
17/18 Contracted orthodontic activity (UOA)	0
Carry forward orthodontic activity (UOA)	0
Baseline contract value	£559,172.25

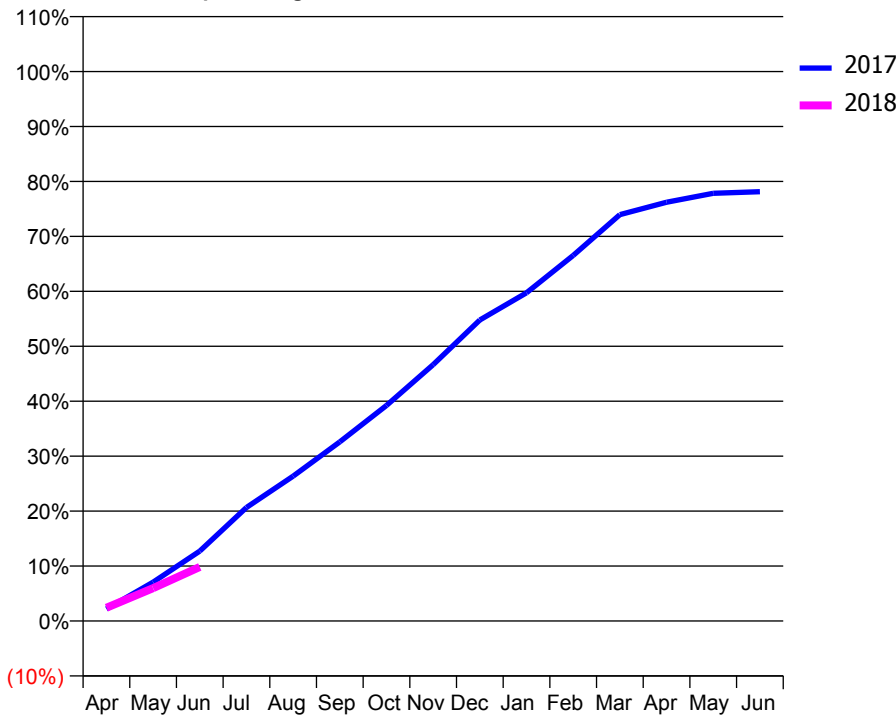
ACCESS*

Patients seen in 24 months	Total	Change since previous quarter
Quarter ending June 2016	7,413	
Quarter ending September 2016	7,352	→
Quarter ending December 2016	7,444	→
Quarter ending March 2017	7,180	↓
Quarter ending June 2017	6,981	↓
Variance since June 2016	(5.8%)	↓



ACTIVITY

Cumulative percentage of contracted UDA delivered 2017 & 2018



Month	Adjusted Scheduled Activity (UDA)	
	2017	2018
April	499	544
May	1,602	1,352
June	2,877	2,225
July	4,676	
August	5,961	
September	7,374	
October	8,872	
November	10,554	
December	12,392	
January	13,512	
February	15,050	
March	16,727	
April	17,239	
May	17,604	
June	17,673	

QUALITY

	Quantity	Base Number	Contract	AT	Region	England
% of FP17s for the same patient ID Re-attending within 3 months - Children	23	478	4.8%	10.4%	11.5%	12.0%
% of FP17s for the same patient ID Re-attending within 3 months - Adults	47	713	6.6%	16.0%	16.8%	16.0%
% of FP17s for the same patient ID Re-attending between 3 & 9 months - Children	140	478	29.3%	42.7%	47.3%	58.0%
% of FP17s for the same patient ID Re-attending between 3 & 9 months - Adults	174	713	24.4%	35.6%	38.3%	50.9%
% of FP17s for Band 1 Urgent Courses	18	740	2.4%	11.0%	10.7%	9.1%
% of FP17s Relating to Free Repair or Replacements	1	740	0.1%	0.5%	0.6%	0.8%
% of FP17s Relating to Continuations	2	740	0.3%	0.8%	0.8%	1.1%
% of Patients satisfied with the dentistry they have received	3	4	N/A	88.7%	89.8%	91.7%
% of Patients satisfied with the time they had to wait for an appointment	4	4	N/A	80.2%	83.6%	88.0%

* This is based on patients treated on this contract for their most recent course of treatment. Figures in italics indicate the base number of FP17s or Patient Questionnaire responses are less than 100. N/A is shown where the base number of responses is less than 10 during the period. % is calculated as Quantity/Base number*100

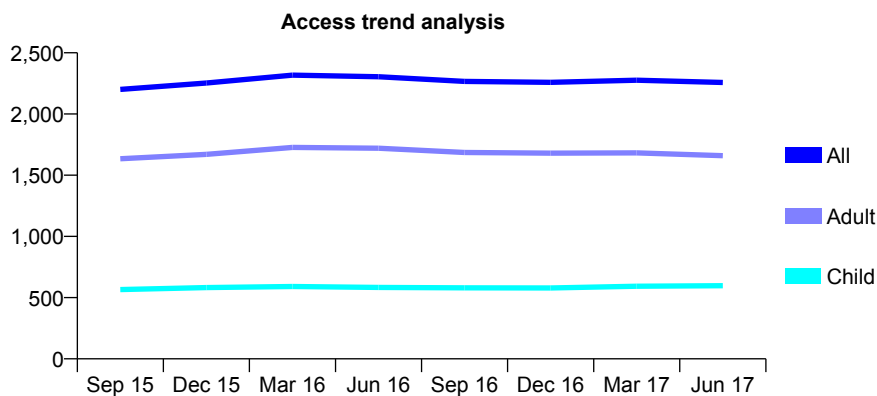
Q61 - Vital Signs At a Glance Contract Report for 831522/0001 - June 2017

Name or company name	MISS G HAKHAMANESHI
Contract type name	GDS Contract
Purpose of contract	General
Contract start date	01/04/2006
Contract end date	

17/18 Contracted general activity (UDA)	7,126
Carry forward general activity (UDA)	0
17/18 Contracted orthodontic activity (UOA)	0
Carry forward orthodontic activity (UOA)	0
Baseline contract value	£247,591.12

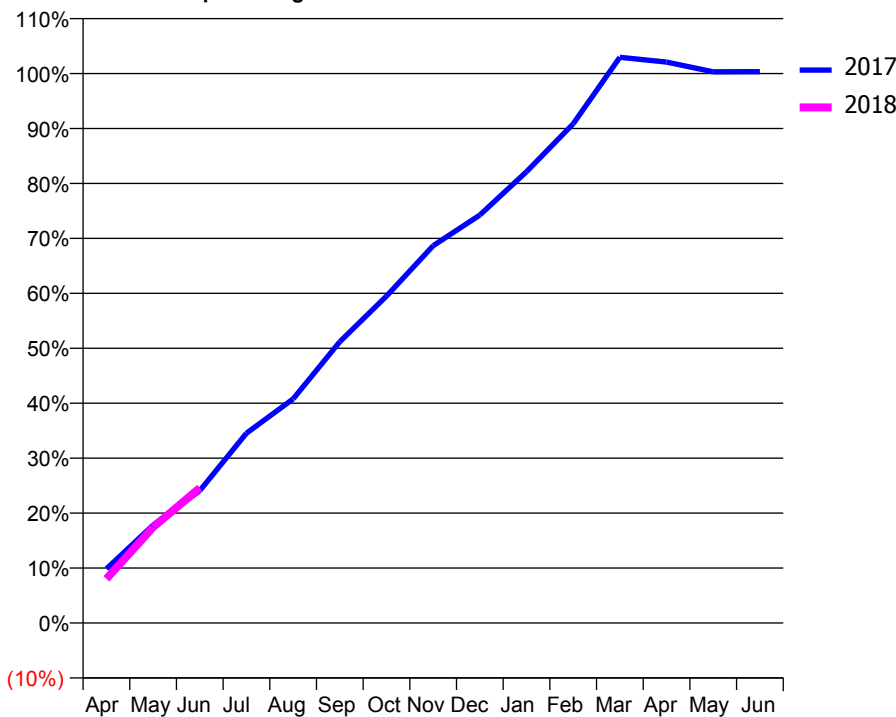
ACCESS*

Patients seen in 24 months	Total	Change since previous quarter
Quarter ending June 2016	2,304	
Quarter ending September 2016	2,266	↓
Quarter ending December 2016	2,259	→
Quarter ending March 2017	2,276	→
Quarter ending June 2017	2,258	→
Variance since June 2016	(2.0%)	↓



ACTIVITY

Cumulative percentage of contracted UDA delivered 2017 & 2018



Adjusted Scheduled Activity (UDA)

Month	2017	2018
April	704	574
May	1,270	1,243
June	1,716	1,752
July	2,462	
August	2,905	
September	3,648	
October	4,239	
November	4,893	
December	5,291	
January	5,853	
February	6,473	
March	7,336	
April	7,274	
May	7,148	
June	7,149	

QUALITY

	Quantity	Base Number	Contract	AT	Region	England
% of FP17s for the same patient ID Re-attending within 3 months - Children	17	192	8.9%	10.4%	11.5%	12.0%
% of FP17s for the same patient ID Re-attending within 3 months - Adults	83	481	17.3%	16.0%	16.8%	16.0%
% of FP17s for the same patient ID Re-attending between 3 & 9 months - Children	119	192	62.0%	42.7%	47.3%	58.0%
% of FP17s for the same patient ID Re-attending between 3 & 9 months - Adults	223	481	46.4%	35.6%	38.3%	50.9%
% of FP17s for Band 1 Urgent Courses	45	677	6.6%	11.0%	10.7%	9.1%
% of FP17s Relating to Free Repair or Replacements	2	677	0.3%	0.5%	0.6%	0.8%
% of FP17s Relating to Continuations	8	677	1.2%	0.8%	0.8%	1.1%
% of Patients satisfied with the dentistry they have received	5	5	N/A	88.7%	89.8%	91.7%
% of Patients satisfied with the time they had to wait for an appointment	5	5	N/A	80.2%	83.6%	88.0%

* This is based on patients treated on this contract for their most recent course of treatment. Figures in italics indicate the base number of FP17s or Patient Questionnaire responses are less than 100. N/A is shown where the base number of responses is less than 10 during the period. % is calculated as Quantity/Base number*100

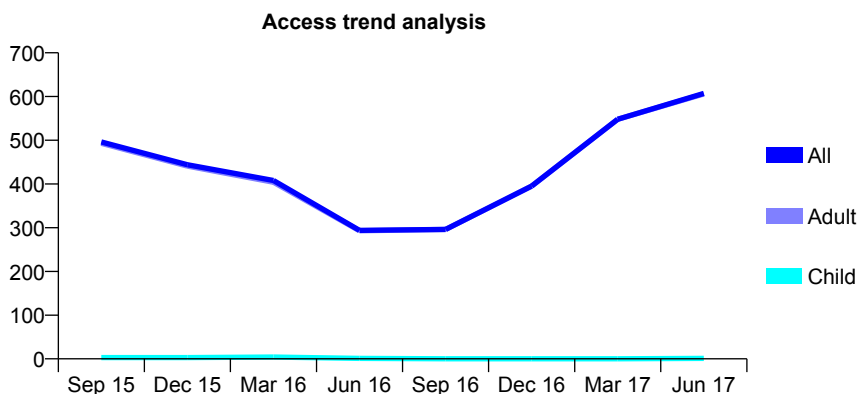
Q61 - Vital Signs At a Glance Contract Report for 832391/0002 - June 2017

Name or company name	MR M TORZ
Contract type name	PDS Contract
Purpose of contract	General
Contract start date	01/04/2006
Contract end date	30/11/2017

17/18 Contracted general activity (UDA)	1,425
Carry forward general activity (UDA)	0
17/18 Contracted orthodontic activity (UOA)	0
Carry forward orthodontic activity (UOA)	0
Baseline contract value	£72,659.16

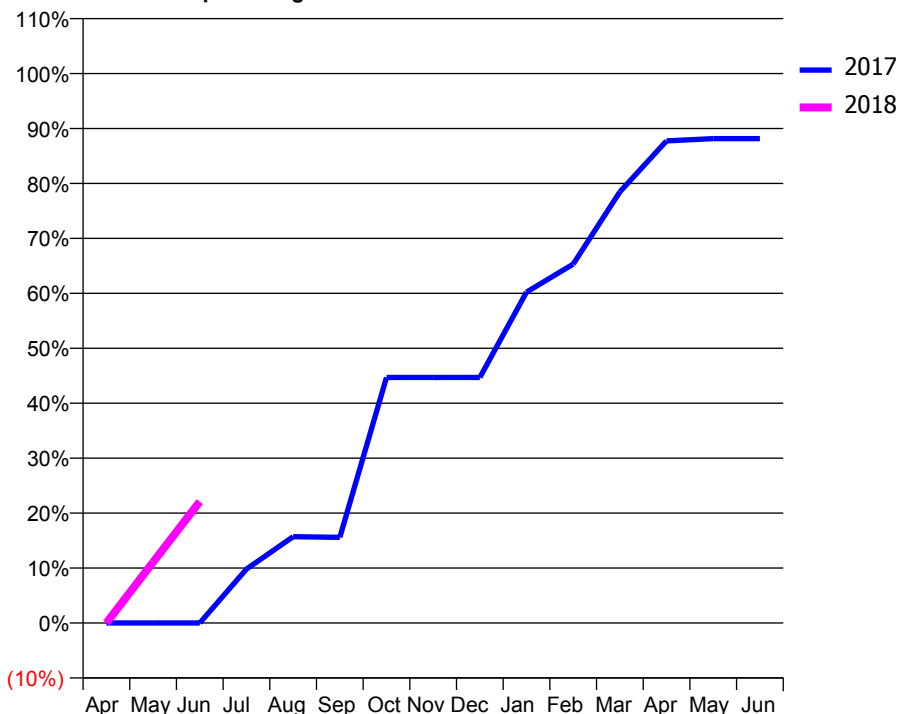
ACCESS*

Patients seen in 24 months	Total	Change since previous quarter
Quarter ending June 2016	294	
Quarter ending September 2016	296	→
Quarter ending December 2016	395	↑
Quarter ending March 2017	548	↑
Quarter ending June 2017	607	↑
Variance since June 2016	106.5%	↑



ACTIVITY

Cumulative percentage of contracted UDA delivered 2017 & 2018



Month	Adjusted Scheduled Activity (UDA)	
	2017	2018
April	0	0
May	0	158
June	0	315
July	210	
August	336	
September	333	
October	955	
November	955	
December	955	
January	1,287	
February	1,396	
March	1,677	
April	1,875	
May	1,884	
June	1,884	

QUALITY

	Quantity	Base Number	Contract	AT	Region	England
% of FP17s for the same patient ID Re-attending within 3 months - Children	0	1	0.0%	10.4%	11.5%	12.0%
% of FP17s for the same patient ID Re-attending within 3 months - Adults	1	183	0.5%	16.0%	16.8%	16.0%
% of FP17s for the same patient ID Re-attending between 3 & 9 months - Children	0	1	0.0%	42.7%	47.3%	58.0%
% of FP17s for the same patient ID Re-attending between 3 & 9 months - Adults	3	183	1.6%	35.6%	38.3%	50.9%
% of FP17s for Band 1 Urgent Courses	0	111	0.0%	11.0%	10.7%	9.1%
% of FP17s Relating to Free Repair or Replacements	0	111	0.0%	0.5%	0.6%	0.8%
% of FP17s Relating to Continuations	0	111	0.0%	0.8%	0.8%	1.1%
% of Patients satisfied with the dentistry they have received	1	1	N/A	88.7%	89.8%	91.7%
% of Patients satisfied with the time they had to wait for an appointment	0	1	N/A	80.2%	83.6%	88.0%

* This is based on patients treated on this contract for their most recent course of treatment. Figures in italics indicate the base number of FP17s or Patient Questionnaire responses are less than 100. N/A is shown where the base number of responses is less than 10 during the period. % is calculated as Quantity/Base number*100

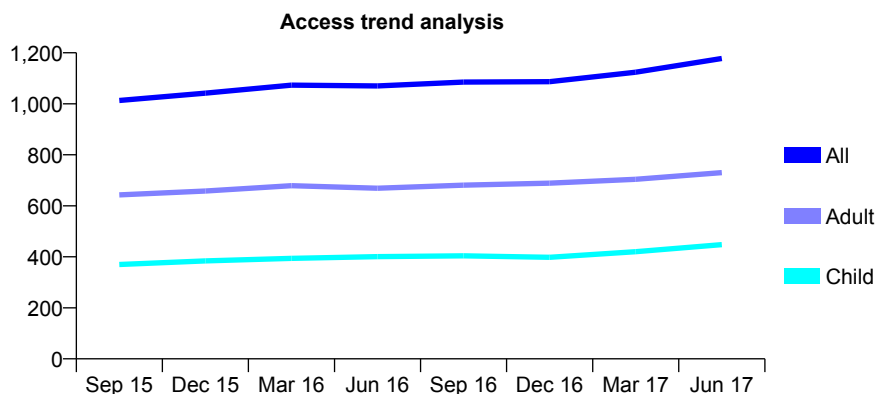
Q61 - Vital Signs At a Glance Contract Report for 839167/0001 - June 2017

Name or company name	Promenade Dental Practice
Contract type name	GDS Contract
Purpose of contract	General
Contract start date	01/04/2006
Contract end date	

17/18 Contracted general activity (UDA)	1,992
Carry forward general activity (UDA)	0
17/18 Contracted orthodontic activity (UOA)	0
Carry forward orthodontic activity (UOA)	0
Baseline contract value	£61,729.18

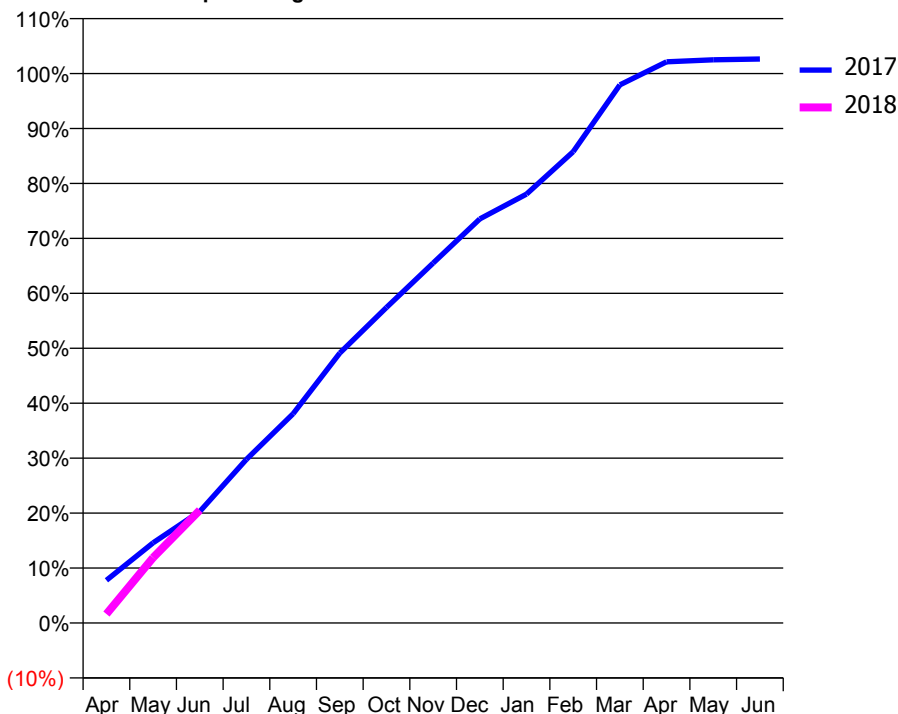
ACCESS*

Patients seen in 24 months	Total	Change since previous quarter
Quarter ending June 2016	1,070	
Quarter ending September 2016	1,085	→
Quarter ending December 2016	1,087	→
Quarter ending March 2017	1,124	↑
Quarter ending June 2017	1,178	↑
Variance since June 2016	10.1%	↑



ACTIVITY

Cumulative percentage of contracted UDA delivered 2017 & 2018



Month	Adjusted Scheduled Activity (UDA)	
	2017	2018
April	155	33
May	291	237
June	404	409
July	594	
August	759	
September	979	
October	1,144	
November	1,305	
December	1,465	
January	1,555	
February	1,709	
March	1,951	
April	2,034	
May	2,041	
June	2,044	

QUALITY

	Quantity	Base Number	Contract	AT	Region	England
% of FP17s for the same patient ID Re-attending within 3 months - Children	12	147	8.2%	10.4%	11.5%	12.0%
% of FP17s for the same patient ID Re-attending within 3 months - Adults	15	188	8.0%	16.0%	16.8%	16.0%
% of FP17s for the same patient ID Re-attending between 3 & 9 months - Children	58	147	39.5%	42.7%	47.3%	58.0%
% of FP17s for the same patient ID Re-attending between 3 & 9 months - Adults	75	188	39.9%	35.6%	38.3%	50.9%
% of FP17s for Band 1 Urgent Courses	26	267	9.7%	11.0%	10.7%	9.1%
% of FP17s Relating to Free Repair or Replacements	0	267	0.0%	0.5%	0.6%	0.8%
% of FP17s Relating to Continuations	0	267	0.0%	0.8%	0.8%	1.1%
% of Patients satisfied with the dentistry they have received	2	2	N/A	88.7%	89.8%	91.7%
% of Patients satisfied with the time they had to wait for an appointment	2	2	N/A	80.2%	83.6%	88.0%

* This is based on patients treated on this contract for their most recent course of treatment. Figures in italics indicate the base number of FP17s or Patient Questionnaire responses are less than 100. N/A is shown where the base number of responses is less than 10 during the period. % is calculated as Quantity/Base number*100

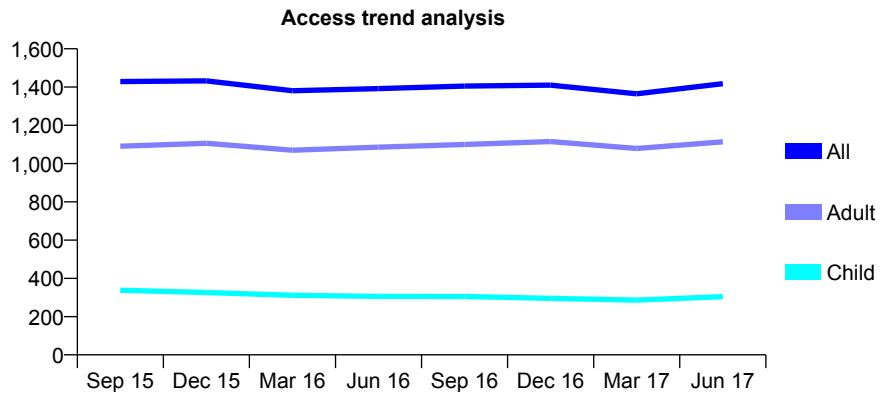
Q61 - Vital Signs At a Glance Contract Report for 839779/0001 - June 2017

Name or company name	MR M SIMYAB
Contract type name	GDS Contract
Purpose of contract	General
Contract start date	01/04/2006
Contract end date	

17/18 Contracted general activity (UDA)	3,780
Carry forward general activity (UDA)	0
17/18 Contracted orthodontic activity (UOA)	0
Carry forward orthodontic activity (UOA)	0
Baseline contract value	£136,307.21

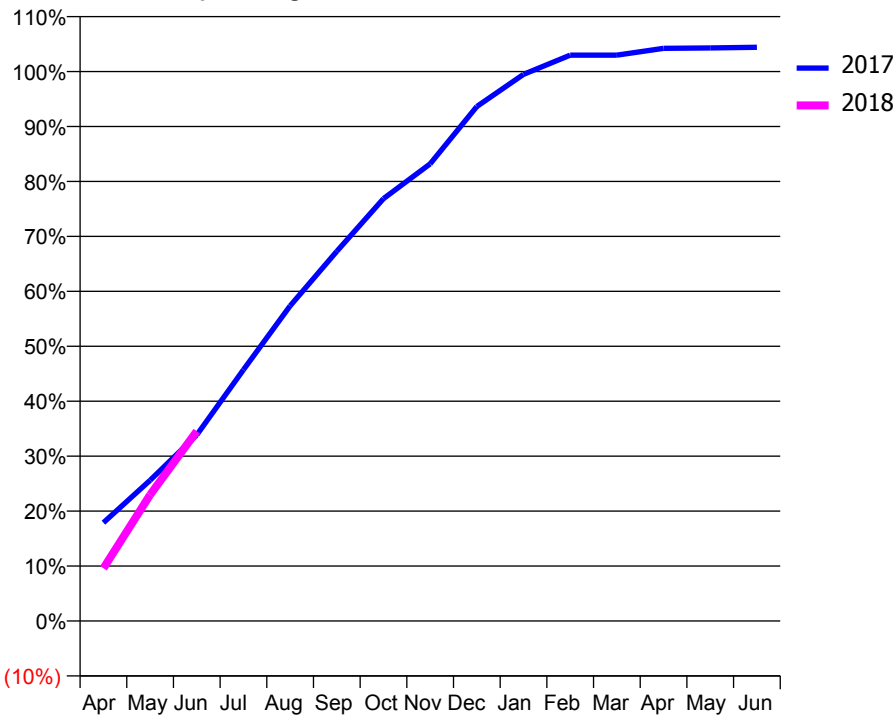
ACCESS*

Patients seen in 24 months	Total	Change since previous quarter
Quarter ending June 2016	1,392	
Quarter ending September 2016	1,405	→
Quarter ending December 2016	1,410	→
Quarter ending March 2017	1,365	↓
Quarter ending June 2017	1,418	↑
Variance since June 2016	1.9%	→



ACTIVITY

Cumulative percentage of contracted UDA delivered 2017 & 2018



Month	Adjusted Scheduled Activity (UDA)	
	2017	2018
April	677	363
May	969	868
June	1,280	1,305
July	1,728	
August	2,168	
September	2,543	
October	2,906	
November	3,145	
December	3,539	
January	3,760	
February	3,893	
March	3,893	
April	3,939	
May	3,942	
June	3,946	

QUALITY

	Quantity	Base Number	Contract	AT	Region	England
% of FP17s for the same patient ID Re-attending within 3 months - Children	10	143	7.0%	10.4%	11.5%	12.0%
% of FP17s for the same patient ID Re-attending within 3 months - Adults	48	364	13.2%	16.0%	16.8%	16.0%
% of FP17s for the same patient ID Re-attending between 3 & 9 months - Children	37	143	25.9%	42.7%	47.3%	58.0%
% of FP17s for the same patient ID Re-attending between 3 & 9 months - Adults	134	364	36.8%	35.6%	38.3%	50.9%
% of FP17s for Band 1 Urgent Courses	37	467	7.9%	11.0%	10.7%	9.1%
% of FP17s Relating to Free Repair or Replacements	0	467	0.0%	0.5%	0.6%	0.8%
% of FP17s Relating to Continuations	3	467	0.6%	0.8%	0.8%	1.1%
% of Patients satisfied with the dentistry they have received	5	5	N/A	88.7%	89.8%	91.7%
% of Patients satisfied with the time they had to wait for an appointment	4	5	N/A	80.2%	83.6%	88.0%

* This is based on patients treated on this contract for their most recent course of treatment. Figures in italics indicate the base number of FP17s or Patient Questionnaire responses are less than 100. N/A is shown where the base number of responses is less than 10 during the period. % is calculated as Quantity/Base number*100

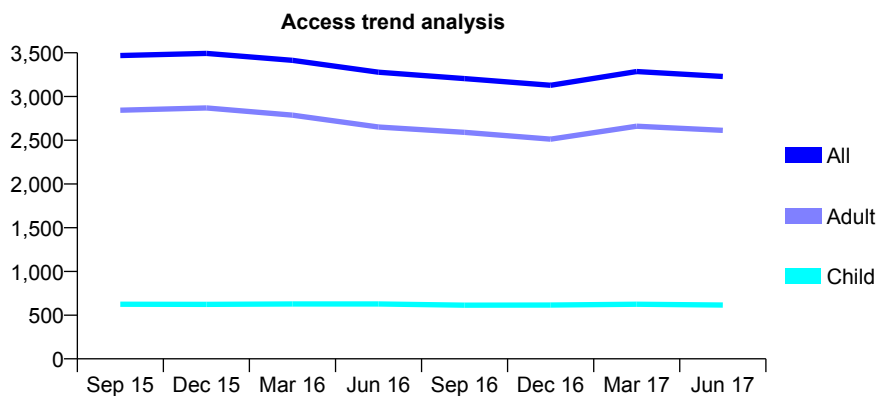
Q61 - Vital Signs At a Glance Contract Report for 841242/0001 - June 2017

Name or company name	MRS O SULAIMAN
Contract type name	GDS Contract
Purpose of contract	General
Contract start date	01/04/2006
Contract end date	

17/18 Contracted general activity (UDA)	6,663
Carry forward general activity (UDA)	0
17/18 Contracted orthodontic activity (UOA)	0
Carry forward orthodontic activity (UOA)	0
Baseline contract value	£185,212.56

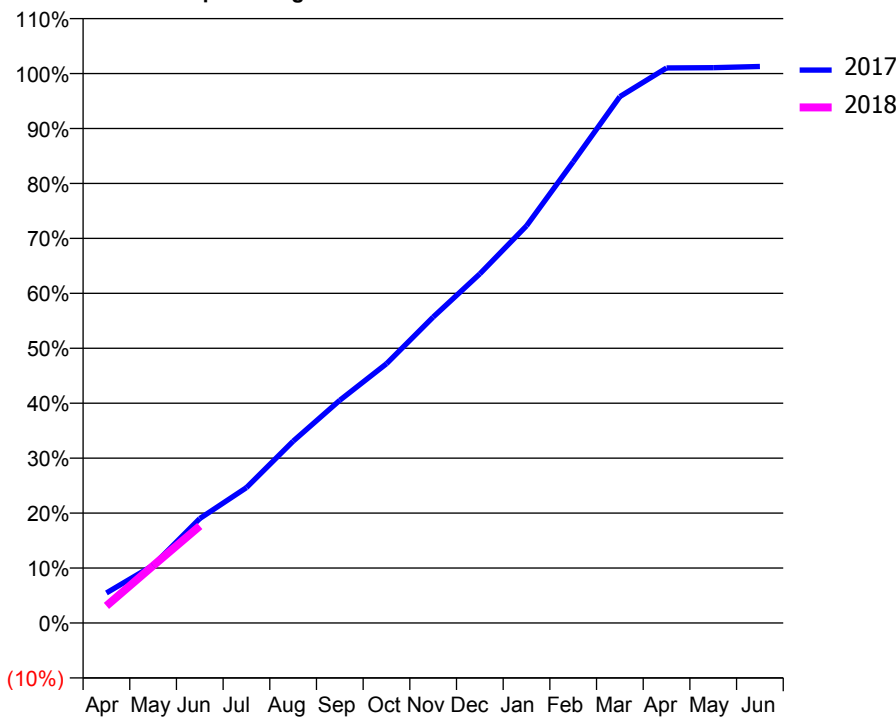
ACCESS*

Patients seen in 24 months	Total	Change since previous quarter
Quarter ending June 2016	3,278	
Quarter ending September 2016	3,205	↓
Quarter ending December 2016	3,128	↓
Quarter ending March 2017	3,286	↑
Quarter ending June 2017	3,229	↓
Variance since June 2016	(1.5%)	↓



ACTIVITY

Cumulative percentage of contracted UDA delivered 2017 & 2018



Adjusted Scheduled Activity (UDA)

Month	2017	2018
April	365	208
May	699	695
June	1,267	1,177
July	1,642	
August	2,205	
September	2,702	
October	3,145	
November	3,709	
December	4,233	
January	4,816	
February	5,591	
March	6,383	
April	6,730	
May	6,734	
June	6,747	

QUALITY

	Quantity	Base Number	Contract	AT	Region	England
% of FP17s for the same patient ID Re-attending within 3 months - Children	31	191	16.2%	10.4%	11.5%	12.0%
% of FP17s for the same patient ID Re-attending within 3 months - Adults	83	546	15.2%	16.0%	16.8%	16.0%
% of FP17s for the same patient ID Re-attending between 3 & 9 months - Children	87	191	45.5%	42.7%	47.3%	58.0%
% of FP17s for the same patient ID Re-attending between 3 & 9 months - Adults	156	546	28.6%	35.6%	38.3%	50.9%
% of FP17s for Band 1 Urgent Courses	65	567	11.5%	11.0%	10.7%	9.1%
% of FP17s Relating to Free Repair or Replacements	0	567	0.0%	0.5%	0.6%	0.8%
% of FP17s Relating to Continuations	0	567	0.0%	0.8%	0.8%	1.1%
% of Patients satisfied with the dentistry they have received	1	2	N/A	88.7%	89.8%	91.7%
% of Patients satisfied with the time they had to wait for an appointment	1	2	N/A	80.2%	83.6%	88.0%

* This is based on patients treated on this contract for their most recent course of treatment. Figures in italics indicate the base number of FP17s or Patient Questionnaire responses are less than 100. N/A is shown where the base number of responses is less than 10 during the period. % is calculated as Quantity/Base number*100

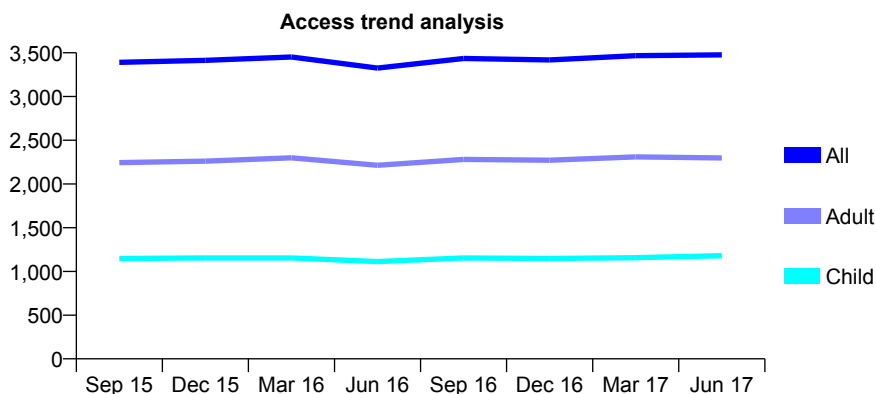
Q61 - Vital Signs At a Glance Contract Report for 841390/0001 - June 2017

Name or company name	MR AG PATEL
Contract type name	GDS Contract
Purpose of contract	General
Contract start date	01/04/2006
Contract end date	

17/18 Contracted general activity (UDA)	6,499
Carry forward general activity (UDA)	0
17/18 Contracted orthodontic activity (UOA)	0
Carry forward orthodontic activity (UOA)	0
Baseline contract value	£183,374.34

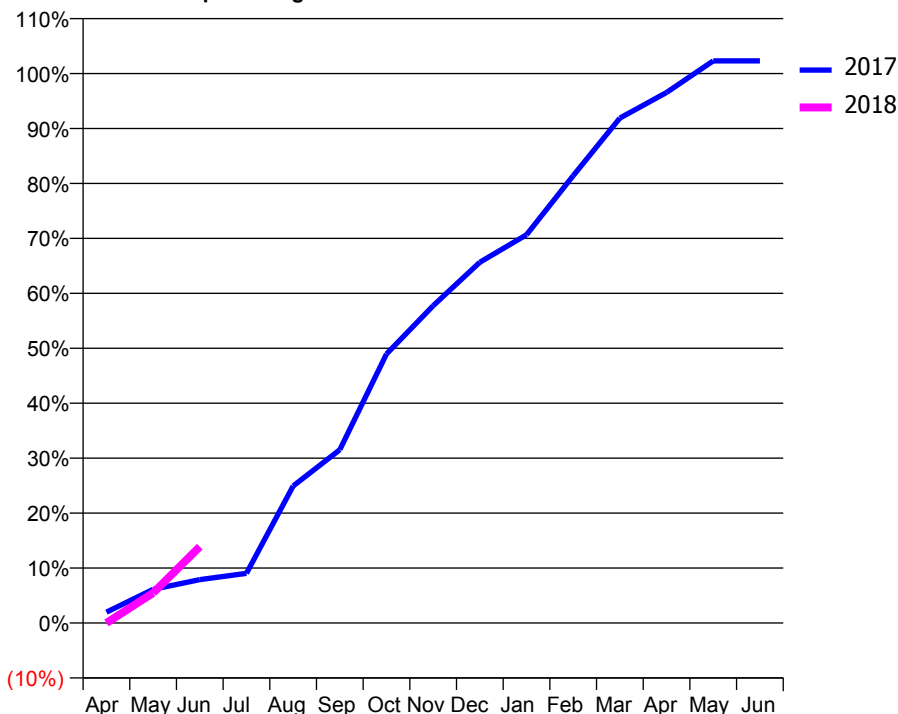
ACCESS*

Patients seen in 24 months	Total	Change since previous quarter
Quarter ending June 2016	3,325	
Quarter ending September 2016	3,435	↑
Quarter ending December 2016	3,418	→
Quarter ending March 2017	3,467	→
Quarter ending June 2017	3,477	→
Variance since June 2016	4.6%	↑



ACTIVITY

Cumulative percentage of contracted UDA delivered 2017 & 2018



Month	Adjusted Scheduled Activity (UDA)	
	2017	2018
April	128	0
May	398	356
June	513	903
July	587	
August	1,620	
September	2,049	
October	3,181	
November	3,752	
December	4,268	
January	4,591	
February	5,290	
March	5,972	
April	6,274	
May	6,648	
June	6,649	

QUALITY

	Quantity	Base Number	Contract	AT	Region	England
% of FP17s for the same patient ID Re-attending within 3 months - Children	7	302	2.3%	10.4%	11.5%	12.0%
% of FP17s for the same patient ID Re-attending within 3 months - Adults	19	486	3.9%	16.0%	16.8%	16.0%
% of FP17s for the same patient ID Re-attending between 3 & 9 months - Children	96	302	31.8%	42.7%	47.3%	58.0%
% of FP17s for the same patient ID Re-attending between 3 & 9 months - Adults	143	486	29.4%	35.6%	38.3%	50.9%
% of FP17s for Band 1 Urgent Courses	1	501	0.2%	11.0%	10.7%	9.1%
% of FP17s Relating to Free Repair or Replacements	0	501	0.0%	0.5%	0.6%	0.8%
% of FP17s Relating to Continuations	1	501	0.2%	0.8%	0.8%	1.1%
% of Patients satisfied with the dentistry they have received	4	4	N/A	88.7%	89.8%	91.7%
% of Patients satisfied with the time they had to wait for an appointment	4	4	N/A	80.2%	83.6%	88.0%

* This is based on patients treated on this contract for their most recent course of treatment. Figures in italics indicate the base number of FP17s or Patient Questionnaire responses are less than 100. N/A is shown where the base number of responses is less than 10 during the period. % is calculated as Quantity/Base number*100

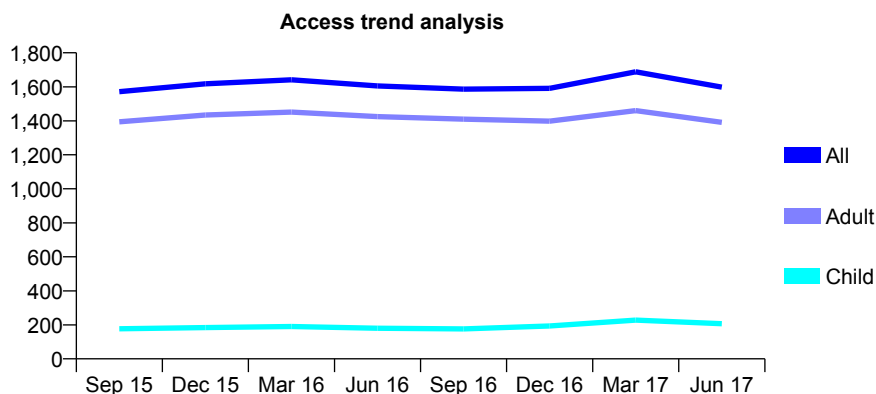
Q61 - Vital Signs At a Glance Contract Report for 841463/0001 - June 2017

Name or company name	MR H TOSI
Contract type name	GDS Contract
Purpose of contract	General
Contract start date	01/04/2006
Contract end date	

17/18 Contracted general activity (UDA)	3,786
Carry forward general activity (UDA)	0
17/18 Contracted orthodontic activity (UOA)	0
Carry forward orthodontic activity (UOA)	0
Baseline contract value	£191,693.86

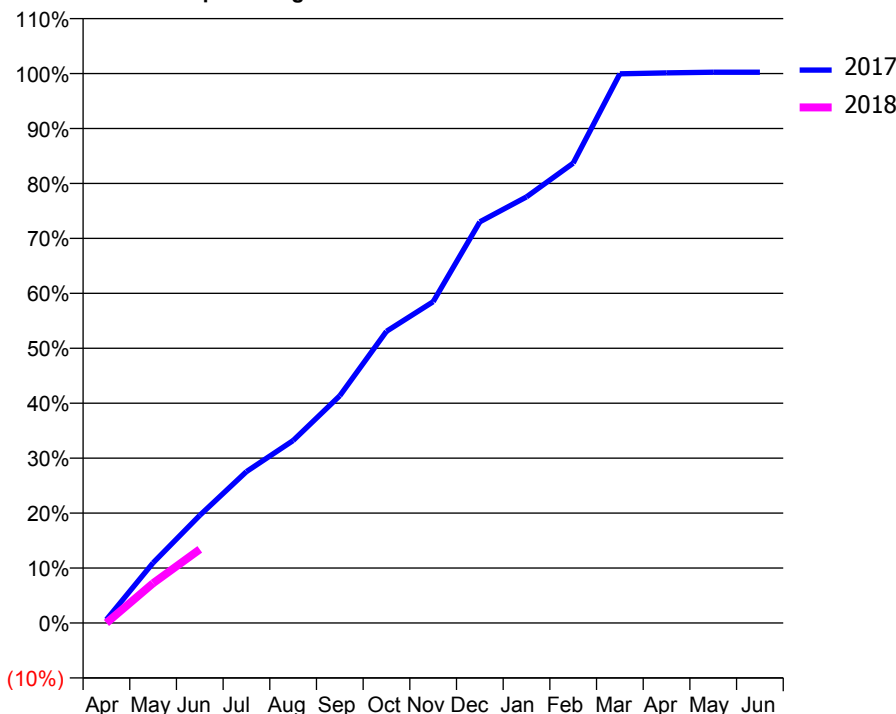
ACCESS*

Patients seen in 24 months	Total	Change since previous quarter
Quarter ending June 2016	1,605	
Quarter ending September 2016	1,586	↓
Quarter ending December 2016	1,591	→
Quarter ending March 2017	1,688	↑
Quarter ending June 2017	1,598	↓
Variance since June 2016	(0.4%)	→



ACTIVITY

Cumulative percentage of contracted UDA delivered 2017 & 2018



Adjusted Scheduled Activity (UDA)

Month	2017	2018
April	23	0
May	415	274
June	742	508
July	1,043	
August	1,257	
September	1,566	
October	2,010	
November	2,214	
December	2,764	
January	2,936	
February	3,168	
March	3,784	
April	3,790	
May	3,795	
June	3,795	

QUALITY

	Quantity	Base Number	Contract	AT	Region	England
% of FP17s for the same patient ID Re-attending within 3 months - Children	3	28	10.7%	10.4%	11.5%	12.0%
% of FP17s for the same patient ID Re-attending within 3 months - Adults	27	200	13.5%	16.0%	16.8%	16.0%
% of FP17s for the same patient ID Re-attending between 3 & 9 months - Children	8	28	28.6%	42.7%	47.3%	58.0%
% of FP17s for the same patient ID Re-attending between 3 & 9 months - Adults	40	200	20.0%	35.6%	38.3%	50.9%
% of FP17s for Band 1 Urgent Courses	28	219	12.8%	11.0%	10.7%	9.1%
% of FP17s Relating to Free Repair or Replacements	1	219	0.5%	0.5%	0.6%	0.8%
% of FP17s Relating to Continuations	2	219	0.9%	0.8%	0.8%	1.1%
% of Patients satisfied with the dentistry they have received	0	0	N/A	88.7%	89.8%	91.7%
% of Patients satisfied with the time they had to wait for an appointment	0	0	N/A	80.2%	83.6%	88.0%

* This is based on patients treated on this contract for their most recent course of treatment. Figures in italics indicate the base number of FP17s or Patient Questionnaire responses are less than 100. N/A is shown where the base number of responses is less than 10 during the period. % is calculated as Quantity/Base number*100

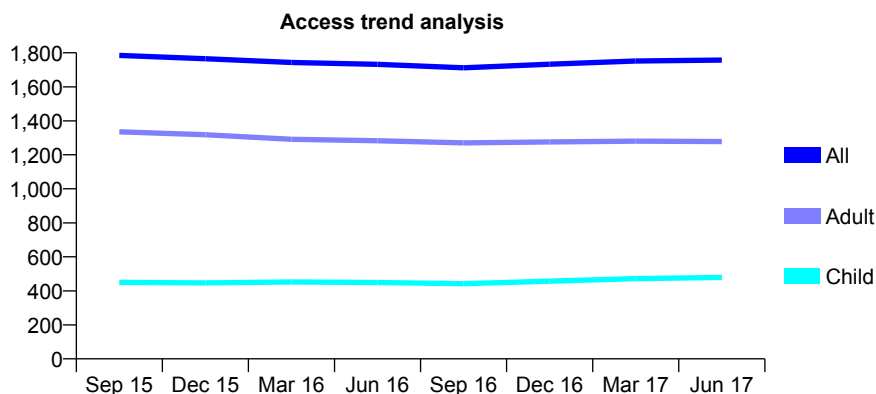
Q61 - Vital Signs At a Glance Contract Report for 842567/0001 - June 2017

Name or company name	MR P PATEL
Contract type name	GDS Contract
Purpose of contract	General
Contract start date	01/04/2006
Contract end date	

17/18 Contracted general activity (UDA)	10,481
Carry forward general activity (UDA)	0
17/18 Contracted orthodontic activity (UOA)	0
Carry forward orthodontic activity (UOA)	0
Baseline contract value	£279,527.13

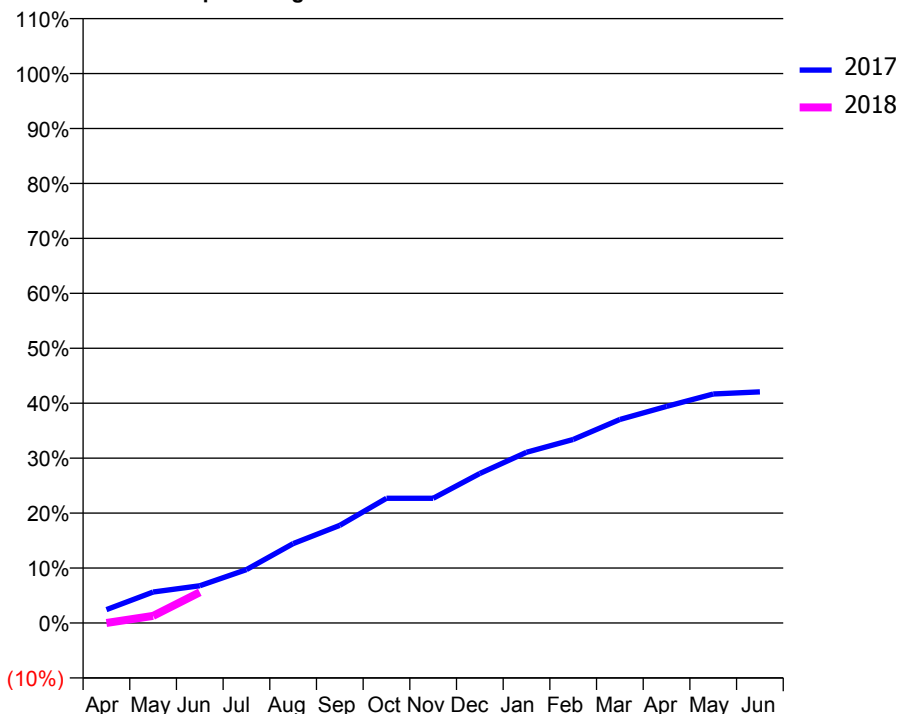
ACCESS*

Patients seen in 24 months	Total	Change since previous quarter
Quarter ending June 2016	1,732	
Quarter ending September 2016	1,712	↓
Quarter ending December 2016	1,733	→
Quarter ending March 2017	1,752	→
Quarter ending June 2017	1,757	→
Variance since June 2016	1.4%	→



ACTIVITY

Cumulative percentage of contracted UDA delivered 2017 & 2018



Month	Adjusted Scheduled Activity (UDA)	
	2017	2018
April	256	0
May	591	135
June	710	585
July	1,019	
August	1,515	
September	1,863	
October	2,379	
November	2,379	
December	2,853	
January	3,257	
February	3,501	
March	3,882	
April	4,132	
May	4,368	
June	4,409	

QUALITY

	Quantity	Base Number	Contract	AT	Region	England
% of FP17s for the same patient ID Re-attending within 3 months - Children	6	153	3.9%	10.4%	11.5%	12.0%
% of FP17s for the same patient ID Re-attending within 3 months - Adults	13	320	4.1%	16.0%	16.8%	16.0%
% of FP17s for the same patient ID Re-attending between 3 & 9 months - Children	84	153	54.9%	42.7%	47.3%	58.0%
% of FP17s for the same patient ID Re-attending between 3 & 9 months - Adults	143	320	44.7%	35.6%	38.3%	50.9%
% of FP17s for Band 1 Urgent Courses	12	269	4.5%	11.0%	10.7%	9.1%
% of FP17s Relating to Free Repair or Replacements	0	269	0.0%	0.5%	0.6%	0.8%
% of FP17s Relating to Continuations	0	269	0.0%	0.8%	0.8%	1.1%
% of Patients satisfied with the dentistry they have received	3	4	N/A	88.7%	89.8%	91.7%
% of Patients satisfied with the time they had to wait for an appointment	3	4	N/A	80.2%	83.6%	88.0%

* This is based on patients treated on this contract for their most recent course of treatment. Figures in italics indicate the base number of FP17s or Patient Questionnaire responses are less than 100. N/A is shown where the base number of responses is less than 10 during the period. % is calculated as Quantity/Base number*100

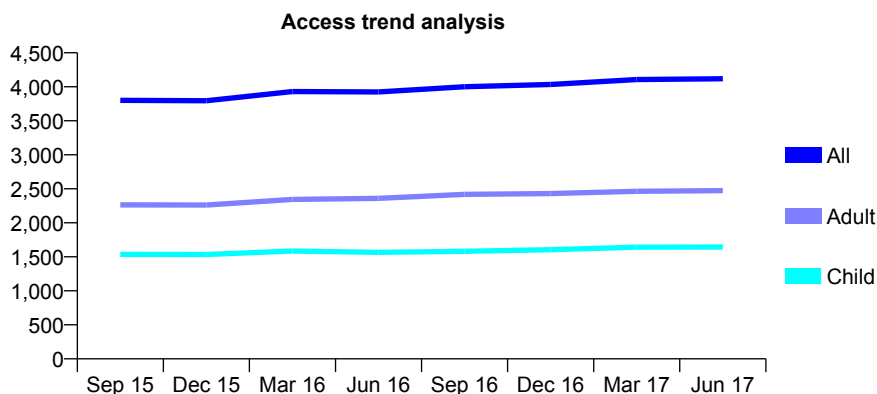
Q61 - Vital Signs At a Glance Contract Report for 842605/0001 - June 2017

Name or company name	MR GS UBHI
Contract type name	GDS Contract
Purpose of contract	General
Contract start date	01/04/2006
Contract end date	

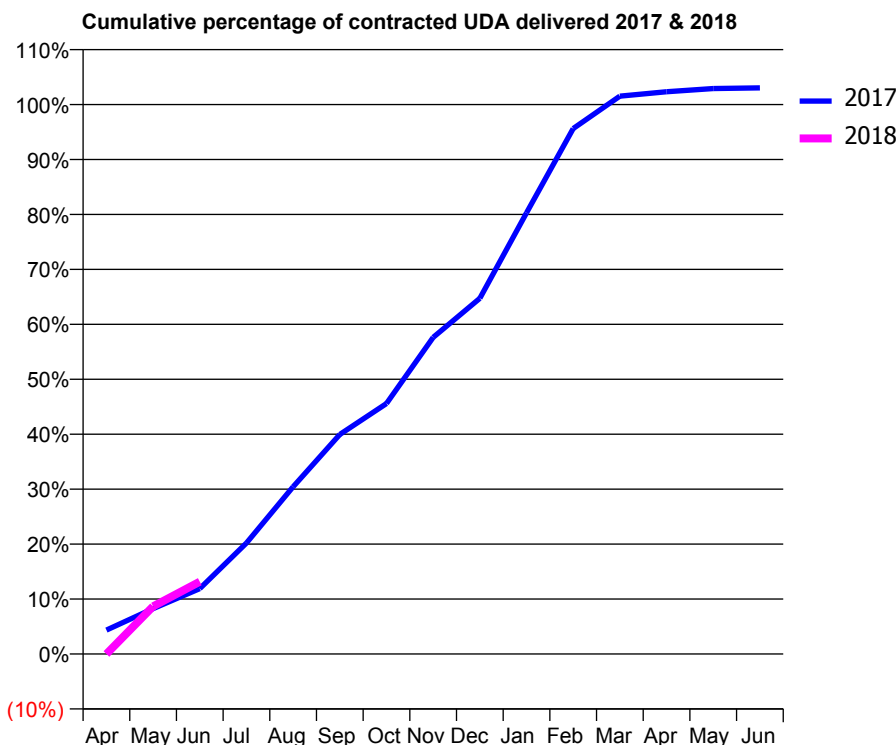
17/18 Contracted general activity (UDA)	12,053
Carry forward general activity (UDA)	0
17/18 Contracted orthodontic activity (UOA)	0
Carry forward orthodontic activity (UOA)	0
Baseline contract value	£352,132.02

ACCESS*

Patients seen in 24 months	Total	Change since previous quarter
Quarter ending June 2016	3,925	
Quarter ending September 2016	4,001	→
Quarter ending December 2016	4,035	→
Quarter ending March 2017	4,106	→
Quarter ending June 2017	4,118	→
Variance since June 2016	4.9%	↑



ACTIVITY



Month	Adjusted Scheduled Activity (UDA)	
	2017	2018
April	525	0
May	997	1,047
June	1,436	1,588
July	2,434	
August	3,670	
September	4,815	
October	5,495	
November	6,944	
December	7,802	
January	9,678	
February	11,526	
March	12,236	
April	12,332	
May	12,404	
June	12,417	

QUALITY

	Quantity	Base Number	Contract	AT	Region	England
% of FP17s for the same patient ID Re-attending within 3 months - Children	27	364	7.4%	10.4%	11.5%	12.0%
% of FP17s for the same patient ID Re-attending within 3 months - Adults	55	470	11.7%	16.0%	16.8%	16.0%
% of FP17s for the same patient ID Re-attending between 3 & 9 months - Children	134	364	36.8%	42.7%	47.3%	58.0%
% of FP17s for the same patient ID Re-attending between 3 & 9 months - Adults	111	470	23.6%	35.6%	38.3%	50.9%
% of FP17s for Band 1 Urgent Courses	75	503	14.9%	11.0%	10.7%	9.1%
% of FP17s Relating to Free Repair or Replacements	2	503	0.4%	0.5%	0.6%	0.8%
% of FP17s Relating to Continuations	4	503	0.8%	0.8%	0.8%	1.1%
% of Patients satisfied with the dentistry they have received	1	1	N/A	88.7%	89.8%	91.7%
% of Patients satisfied with the time they had to wait for an appointment	1	1	N/A	80.2%	83.6%	88.0%

* This is based on patients treated on this contract for their most recent course of treatment. Figures in italics indicate the base number of FP17s or Patient Questionnaire responses are less than 100. N/A is shown where the base number of responses is less than 10 during the period. % is calculated as Quantity/Base number*100

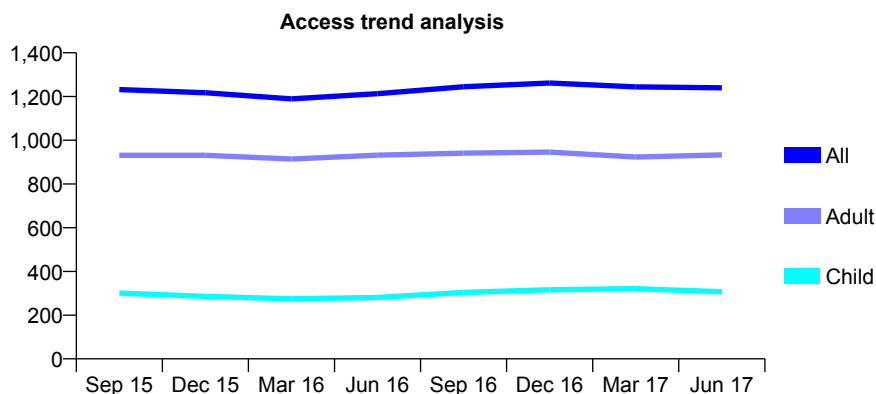
Q61 - Vital Signs At a Glance Contract Report for 843148/0002 - June 2017

Name or company name	MR SR MANAFI
Contract type name	GDS Contract
Purpose of contract	General
Contract start date	01/04/2006
Contract end date	

17/18 Contracted general activity (UDA)	4,613
Carry forward general activity (UDA)	0
17/18 Contracted orthodontic activity (UOA)	0
Carry forward orthodontic activity (UOA)	0
Baseline contract value	£154,451.90

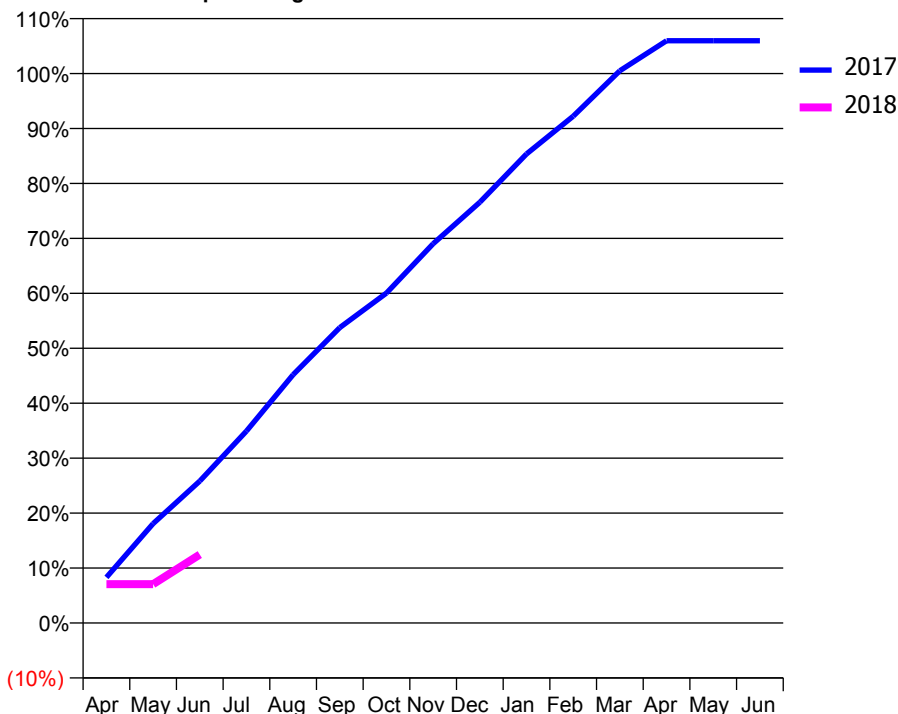
ACCESS*

Patients seen in 24 months	Total	Change since previous quarter
Quarter ending June 2016	1,213	
Quarter ending September 2016	1,245	↑
Quarter ending December 2016	1,262	→
Quarter ending March 2017	1,244	↓
Quarter ending June 2017	1,240	→
Variance since June 2016	2.2%	↑



ACTIVITY

Cumulative percentage of contracted UDA delivered 2017 & 2018



Month	Adjusted Scheduled Activity (UDA)	
	2017	2018
April	383	326
May	834	326
June	1,192	575
July	1,611	
August	2,084	
September	2,480	
October	2,770	
November	3,184	
December	3,532	
January	3,938	
February	4,254	
March	4,636	
April	4,888	
May	4,888	
June	4,888	

QUALITY

	Quantity	Base Number	Contract	AT	Region	England
% of FP17s for the same patient ID Re-attending within 3 months - Children	3	53	5.7%	10.4%	11.5%	12.0%
% of FP17s for the same patient ID Re-attending within 3 months - Adults	33	193	17.1%	16.0%	16.8%	16.0%
% of FP17s for the same patient ID Re-attending between 3 & 9 months - Children	31	53	58.5%	42.7%	47.3%	58.0%
% of FP17s for the same patient ID Re-attending between 3 & 9 months - Adults	61	193	31.6%	35.6%	38.3%	50.9%
% of FP17s for Band 1 Urgent Courses	28	175	16.0%	11.0%	10.7%	9.1%
% of FP17s Relating to Free Repair or Replacements	0	175	0.0%	0.5%	0.6%	0.8%
% of FP17s Relating to Continuations	1	175	0.6%	0.8%	0.8%	1.1%
% of Patients satisfied with the dentistry they have received	1	1	N/A	88.7%	89.8%	91.7%
% of Patients satisfied with the time they had to wait for an appointment	1	1	N/A	80.2%	83.6%	88.0%

* This is based on patients treated on this contract for their most recent course of treatment. Figures in italics indicate the base number of FP17s or Patient Questionnaire responses are less than 100. N/A is shown where the base number of responses is less than 10 during the period. % is calculated as Quantity/Base number*100

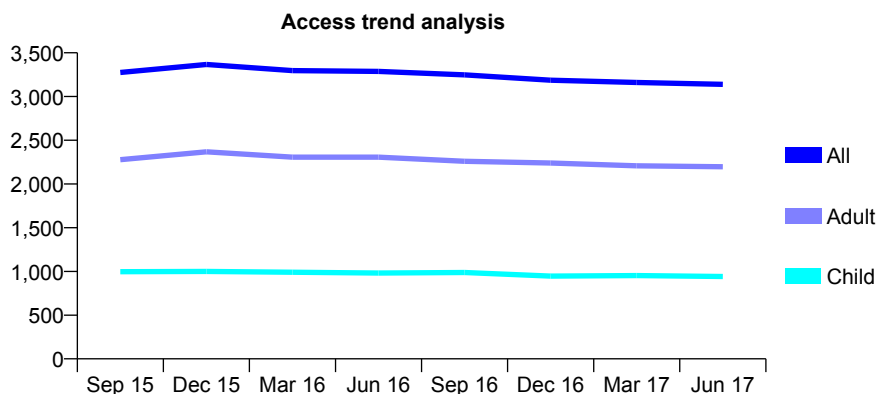
Q61 - Vital Signs At a Glance Contract Report for 843148/0003 - June 2017

Name or company name	MR SR MANAFI
Contract type name	GDS Contract
Purpose of contract	General
Contract start date	01/04/2006
Contract end date	

17/18 Contracted general activity (UDA)	9,676
Carry forward general activity (UDA)	0
17/18 Contracted orthodontic activity (UOA)	0
Carry forward orthodontic activity (UOA)	0
Baseline contract value	£320,465.76

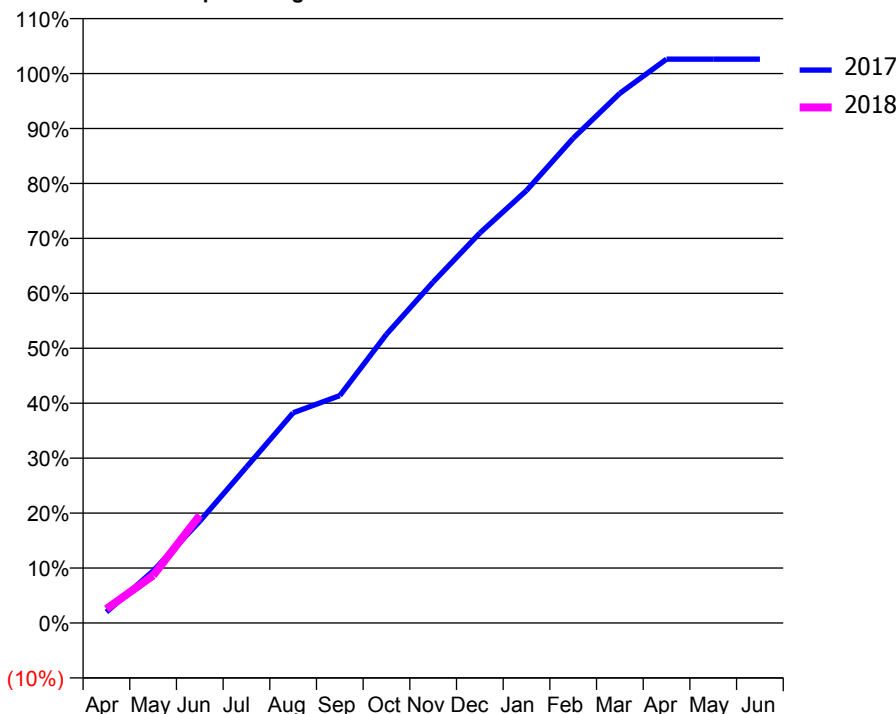
ACCESS*

Patients seen in 24 months	Total	Change since previous quarter
Quarter ending June 2016	3,288	
Quarter ending September 2016	3,248	↓
Quarter ending December 2016	3,187	↓
Quarter ending March 2017	3,160	→
Quarter ending June 2017	3,139	→
Variance since June 2016	(4.5%)	↓



ACTIVITY

Cumulative percentage of contracted UDA delivered 2017 & 2018



Adjusted Scheduled Activity (UDA)

Month	2017	2018
April	194	249
May	917	836
June	1,793	1,897
July	2,747	
August	3,702	
September	4,004	
October	5,084	
November	6,005	
December	6,868	
January	7,617	
February	8,537	
March	9,328	
April	9,929	
May	9,930	
June	9,930	

QUALITY

	Quantity	Base Number	Contract	AT	Region	England
% of FP17s for the same patient ID Re-attending within 3 months - Children	22	222	9.9%	10.4%	11.5%	12.0%
% of FP17s for the same patient ID Re-attending within 3 months - Adults	64	478	13.4%	16.0%	16.8%	16.0%
% of FP17s for the same patient ID Re-attending between 3 & 9 months - Children	76	222	34.2%	42.7%	47.3%	58.0%
% of FP17s for the same patient ID Re-attending between 3 & 9 months - Adults	123	478	25.7%	35.6%	38.3%	50.9%
% of FP17s for Band 1 Urgent Courses	74	528	14.0%	11.0%	10.7%	9.1%
% of FP17s Relating to Free Repair or Replacements	0	528	0.0%	0.5%	0.6%	0.8%
% of FP17s Relating to Continuations	6	528	1.1%	0.8%	0.8%	1.1%
% of Patients satisfied with the dentistry they have received	2	2	N/A	88.7%	89.8%	91.7%
% of Patients satisfied with the time they had to wait for an appointment	2	2	N/A	80.2%	83.6%	88.0%

* This is based on patients treated on this contract for their most recent course of treatment. Figures in italics indicate the base number of FP17s or Patient Questionnaire responses are less than 100. N/A is shown where the base number of responses is less than 10 during the period. % is calculated as Quantity/Base number*100

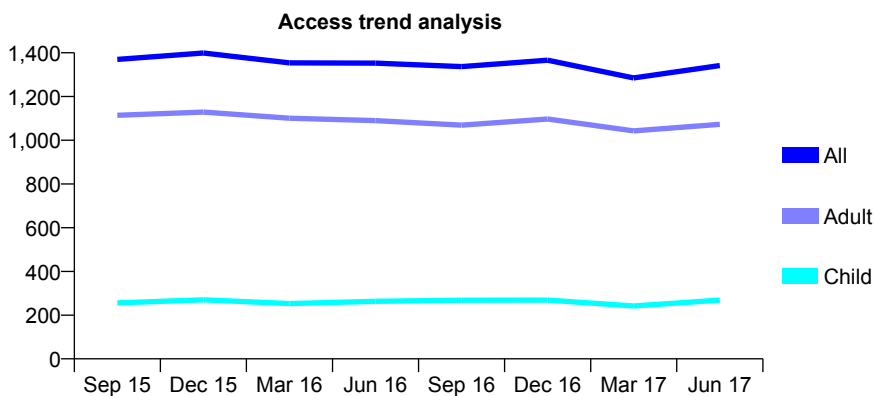
Q61 - Vital Signs At a Glance Contract Report for 843253/0001 - June 2017

Name or company name	MS AL DOBRE
Contract type name	GDS Contract
Purpose of contract	General
Contract start date	01/04/2006
Contract end date	

17/18 Contracted general activity (UDA)	3,786
Carry forward general activity (UDA)	0
17/18 Contracted orthodontic activity (UOA)	0
Carry forward orthodontic activity (UOA)	0
Baseline contract value	£192,096.41

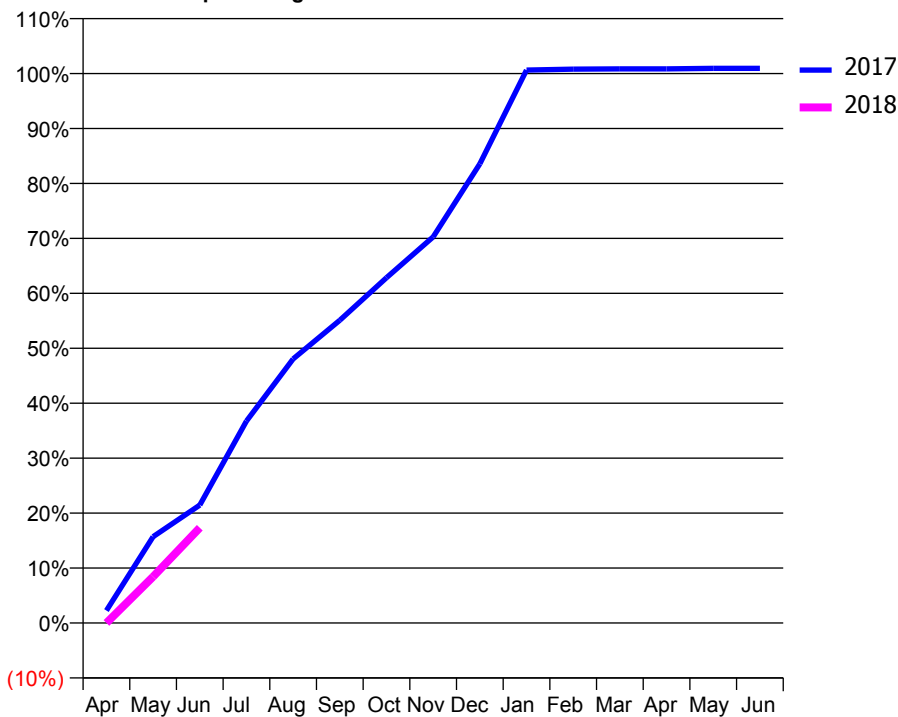
ACCESS*

Patients seen in 24 months	Total	Change since previous quarter
Quarter ending June 2016	1,353	
Quarter ending September 2016	1,337	↓
Quarter ending December 2016	1,366	↑
Quarter ending March 2017	1,285	↓
Quarter ending June 2017	1,342	↑
Variance since June 2016	(0.8%)	→



ACTIVITY

Cumulative percentage of contracted UDA delivered 2017 & 2018



Month	Adjusted Scheduled Activity (UDA)	
	2017	2018
April	86	0
May	595	320
June	812	656
July	1,391	
August	1,819	
September	2,086	
October	2,379	
November	2,660	
December	3,164	
January	3,809	
February	3,816	
March	3,818	
April	3,818	
May	3,822	
June	3,822	

QUALITY

	Quantity	Base Number	Contract	AT	Region	England
% of FP17s for the same patient ID Re-attending within 3 months - Children	0	66	0.0%	10.4%	11.5%	12.0%
% of FP17s for the same patient ID Re-attending within 3 months - Adults	5	238	2.1%	16.0%	16.8%	16.0%
% of FP17s for the same patient ID Re-attending between 3 & 9 months - Children	12	66	18.2%	42.7%	47.3%	58.0%
% of FP17s for the same patient ID Re-attending between 3 & 9 months - Adults	50	238	21.0%	35.6%	38.3%	50.9%
% of FP17s for Band 1 Urgent Courses	41	302	13.6%	11.0%	10.7%	9.1%
% of FP17s Relating to Free Repair or Replacements	0	302	0.0%	0.5%	0.6%	0.8%
% of FP17s Relating to Continuations	1	302	0.3%	0.8%	0.8%	1.1%
% of Patients satisfied with the dentistry they have received	0	0	N/A	88.7%	89.8%	91.7%
% of Patients satisfied with the time they had to wait for an appointment	0	0	N/A	80.2%	83.6%	88.0%

* This is based on patients treated on this contract for their most recent course of treatment. Figures in italics indicate the base number of FP17s or Patient Questionnaire responses are less than 100. N/A is shown where the base number of responses is less than 10 during the period. % is calculated as Quantity/Base number*100

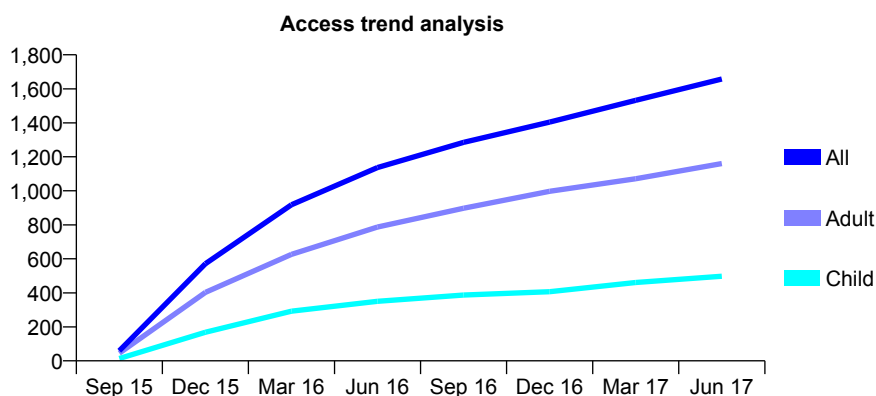
Q61 - Vital Signs At a Glance Contract Report for 845531/0001 - June 2017

Name or company name	MR J SHAH
Contract type name	GDS Contract
Purpose of contract	General
Contract start date	01/09/2015
Contract end date	

17/18 Contracted general activity (UDA)	7,427
Carry forward general activity (UDA)	0
17/18 Contracted orthodontic activity (UOA)	0
Carry forward orthodontic activity (UOA)	0
Baseline contract value	£215,257.73

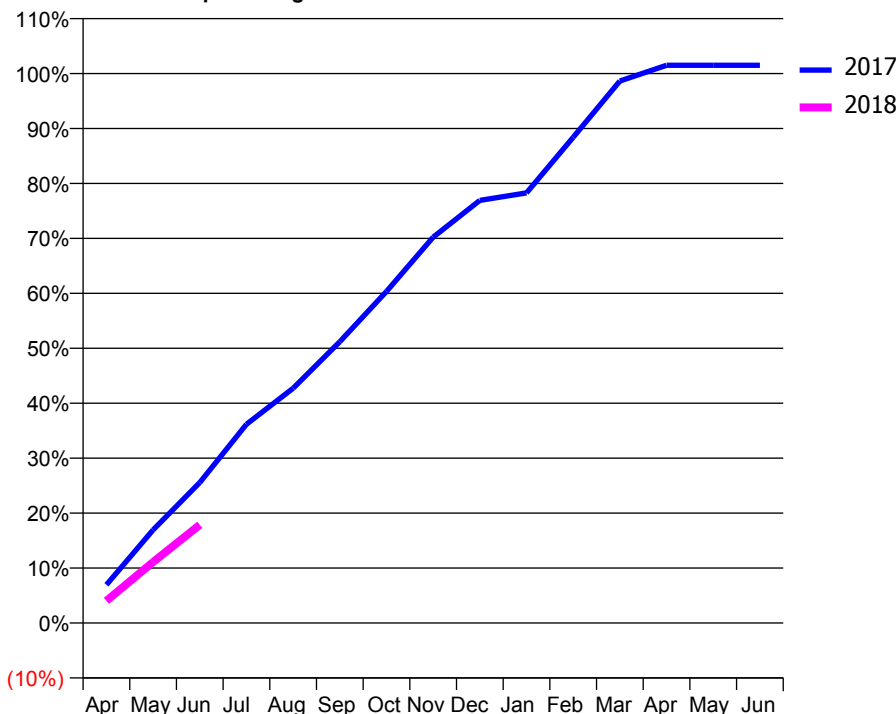
ACCESS*

Patients seen in 24 months	Total	Change since previous quarter
Quarter ending June 2016	1,137	
Quarter ending September 2016	1,285	↑
Quarter ending December 2016	1,404	↑
Quarter ending March 2017	1,532	↑
Quarter ending June 2017	1,658	↑
Variance since June 2016	45.8%	↑



ACTIVITY

Cumulative percentage of contracted UDA delivered 2017 & 2018



Adjusted Scheduled Activity (UDA)

Month	2017	2018
April	516	300
May	1,260	825
June	1,898	1,327
July	2,686	
August	3,172	
September	3,801	
October	4,481	
November	5,215	
December	5,713	
January	5,814	
February	6,565	
March	7,326	
April	7,537	
May	7,537	
June	7,537	

QUALITY

	Quantity	Base Number	Contract	AT	Region	England
% of FP17s for the same patient ID Re-attending within 3 months - Children	23	134	17.2%	10.4%	11.5%	12.0%
% of FP17s for the same patient ID Re-attending within 3 months - Adults	66	266	24.8%	16.0%	16.8%	16.0%
% of FP17s for the same patient ID Re-attending between 3 & 9 months - Children	44	134	32.8%	42.7%	47.3%	58.0%
% of FP17s for the same patient ID Re-attending between 3 & 9 months - Adults	60	266	22.6%	35.6%	38.3%	50.9%
% of FP17s for Band 1 Urgent Courses	59	340	17.4%	11.0%	10.7%	9.1%
% of FP17s Relating to Free Repair or Replacements	0	340	0.0%	0.5%	0.6%	0.8%
% of FP17s Relating to Continuations	13	340	3.8%	0.8%	0.8%	1.1%
% of Patients satisfied with the dentistry they have received	3	3	N/A	88.7%	89.8%	91.7%
% of Patients satisfied with the time they had to wait for an appointment	2	3	N/A	80.2%	83.6%	88.0%

* This is based on patients treated on this contract for their most recent course of treatment. Figures in italics indicate the base number of FP17s or Patient Questionnaire responses are less than 100. N/A is shown where the base number of responses is less than 10 during the period. % is calculated as Quantity/Base number*100

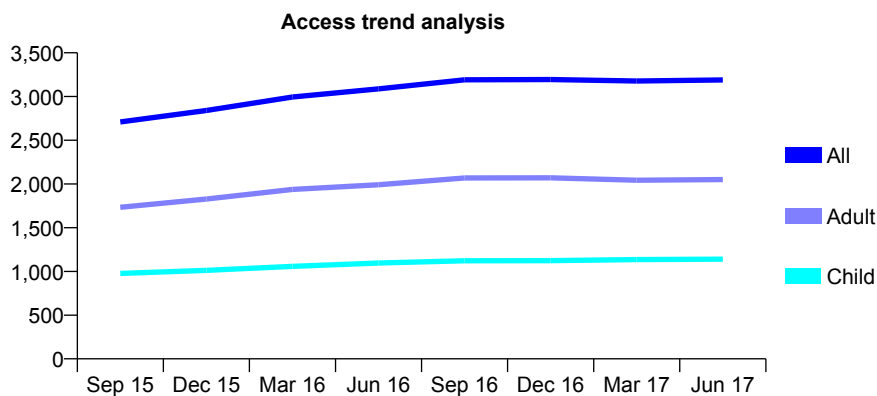
Q61 - Vital Signs At a Glance Contract Report for 847283/0001 - June 2017

Name or company name	MR SK MALIK
Contract type name	GDS Contract
Purpose of contract	General
Contract start date	01/04/2006
Contract end date	

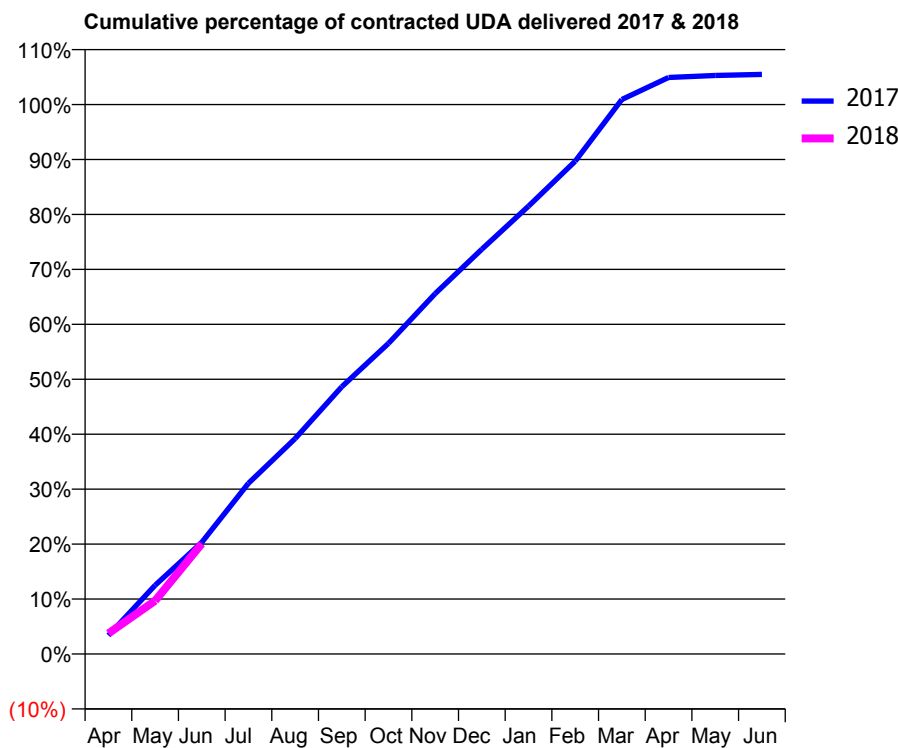
17/18 Contracted general activity (UDA)	5,694
Carry forward general activity (UDA)	0
17/18 Contracted orthodontic activity (UOA)	0
Carry forward orthodontic activity (UOA)	0
Baseline contract value	£147,589.58

ACCESS*

Patients seen in 24 months	Total	Change since previous quarter
Quarter ending June 2016	3,087	
Quarter ending September 2016	3,191	↑
Quarter ending December 2016	3,194	→
Quarter ending March 2017	3,178	→
Quarter ending June 2017	3,190	→
Variance since June 2016	3.3%	↑



ACTIVITY



Month	Adjusted Scheduled Activity (UDA)	
	2017	2018
April	193	213
May	712	553
June	1,158	1,143
July	1,770	
August	2,232	
September	2,770	
October	3,219	
November	3,734	
December	4,194	
January	4,640	
February	5,106	
March	5,746	
April	5,974	
May	5,994	
June	6,006	

QUALITY

	Quantity	Base Number	Contract	AT	Region	England
% of FP17s for the same patient ID Re-attending within 3 months - Children	24	364	6.6%	10.4%	11.5%	12.0%
% of FP17s for the same patient ID Re-attending within 3 months - Adults	59	523	11.3%	16.0%	16.8%	16.0%
% of FP17s for the same patient ID Re-attending between 3 & 9 months - Children	166	364	45.6%	42.7%	47.3%	58.0%
% of FP17s for the same patient ID Re-attending between 3 & 9 months - Adults	207	523	39.6%	35.6%	38.3%	50.9%
% of FP17s for Band 1 Urgent Courses	54	577	9.4%	11.0%	10.7%	9.1%
% of FP17s Relating to Free Repair or Replacements	0	577	0.0%	0.5%	0.6%	0.8%
% of FP17s Relating to Continuations	2	577	0.3%	0.8%	0.8%	1.1%
% of Patients satisfied with the dentistry they have received	5	7	N/A	88.7%	89.8%	91.7%
% of Patients satisfied with the time they had to wait for an appointment	5	7	N/A	80.2%	83.6%	88.0%

* This is based on patients treated on this contract for their most recent course of treatment. Figures in italics indicate the base number of FP17s or Patient Questionnaire responses are less than 100. N/A is shown where the base number of responses is less than 10 during the period. % is calculated as Quantity/Base number*100

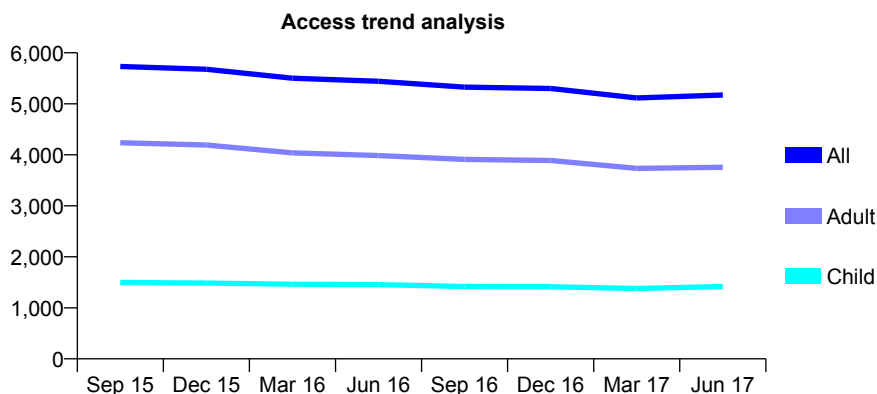
Q61 - Vital Signs At a Glance Contract Report for 853933/0001 - June 2017

Name or company name	MR M HASHEMI KHATOUN ABADI
Contract type name	PDS Contract
Purpose of contract	General
Contract start date	01/04/2006
Contract end date	31/03/2018

17/18 Contracted general activity (UDA)	12,854
Carry forward general activity (UDA)	0
17/18 Contracted orthodontic activity (UOA)	0
Carry forward orthodontic activity (UOA)	0
Baseline contract value	£356,906.19

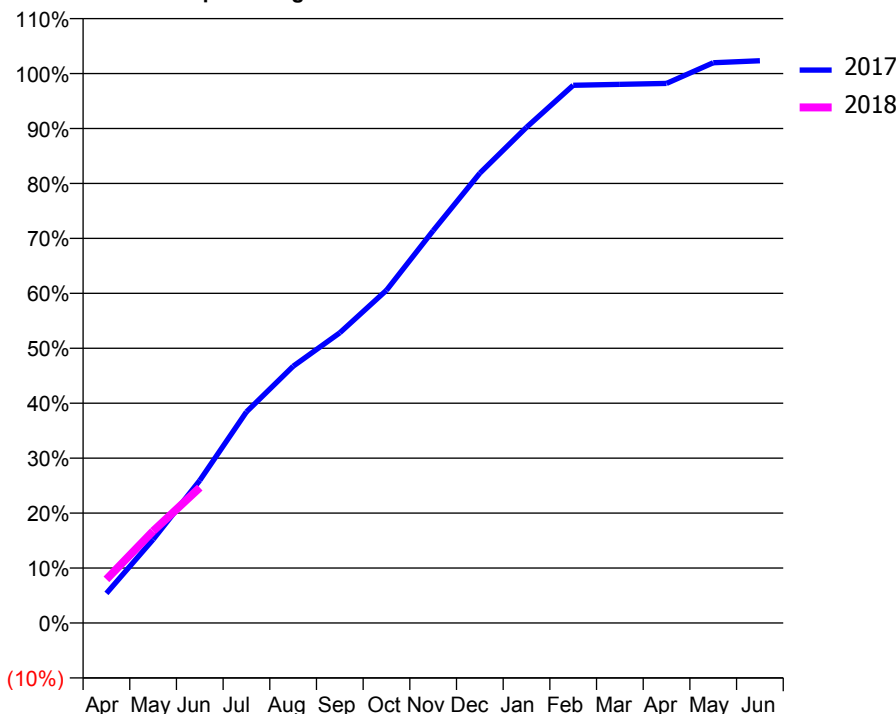
ACCESS*

Patients seen in 24 months	Total	Change since previous quarter
Quarter ending June 2016	5,441	
Quarter ending September 2016	5,327	↓
Quarter ending December 2016	5,301	→
Quarter ending March 2017	5,114	↓
Quarter ending June 2017	5,172	→
Variance since June 2016	(4.9%)	↓



ACTIVITY

Cumulative percentage of contracted UDA delivered 2017 & 2018



Month	Adjusted Scheduled Activity (UDA)	
	2017	2018
April	695	1,020
May	1,954	2,150
June	3,336	3,169
July	4,939	
August	6,006	
September	6,789	
October	7,784	
November	9,180	
December	10,522	
January	11,594	
February	12,580	
March	12,601	
April	12,621	
May	13,105	
June	13,151	

QUALITY

	Quantity	Base Number	Contract	AT	Region	England
% of FP17s for the same patient ID Re-attending within 3 months - Children	50	544	9.2%	10.4%	11.5%	12.0%
% of FP17s for the same patient ID Re-attending within 3 months - Adults	206	1,227	16.8%	16.0%	16.8%	16.0%
% of FP17s for the same patient ID Re-attending between 3 & 9 months - Children	250	544	46.0%	42.7%	47.3%	58.0%
% of FP17s for the same patient ID Re-attending between 3 & 9 months - Adults	563	1,227	45.9%	35.6%	38.3%	50.9%
% of FP17s for Band 1 Urgent Courses	128	1,483	8.6%	11.0%	10.7%	9.1%
% of FP17s Relating to Free Repair or Replacements	67	1,483	4.5%	0.5%	0.6%	0.8%
% of FP17s Relating to Continuations	17	1,483	1.1%	0.8%	0.8%	1.1%
% of Patients satisfied with the dentistry they have received	10	11	90.9%	88.7%	89.8%	91.7%
% of Patients satisfied with the time they had to wait for an appointment	10	11	90.9%	80.2%	83.6%	88.0%

* This is based on patients treated on this contract for their most recent course of treatment. Figures in italics indicate the base number of FP17s or Patient Questionnaire responses are less than 100. N/A is shown where the base number of responses is less than 10 during the period. % is calculated as Quantity/Base number*100

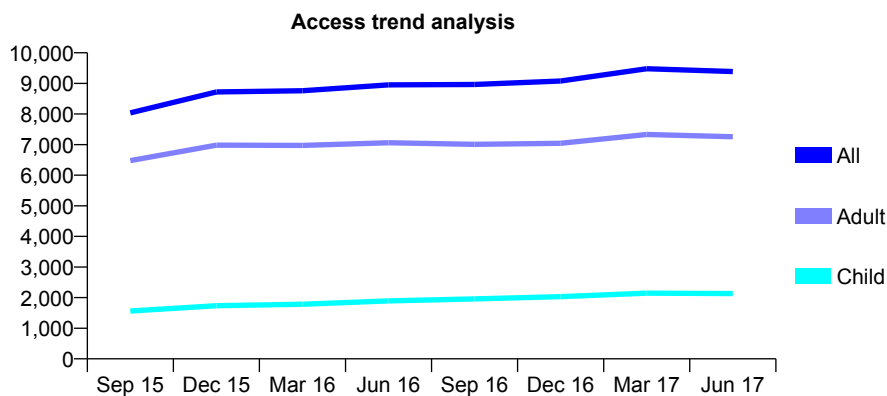
Q61 - Vital Signs At a Glance Contract Report for 855510/0001 - June 2017

Name or company name	MR MR MANBAJOOD
Contract type name	GDS Contract
Purpose of contract	General
Contract start date	01/04/2006
Contract end date	

17/18 Contracted general activity (UDA)	23,411
Carry forward general activity (UDA)	0
17/18 Contracted orthodontic activity (UOA)	0
Carry forward orthodontic activity (UOA)	0
Baseline contract value	£755,641.24

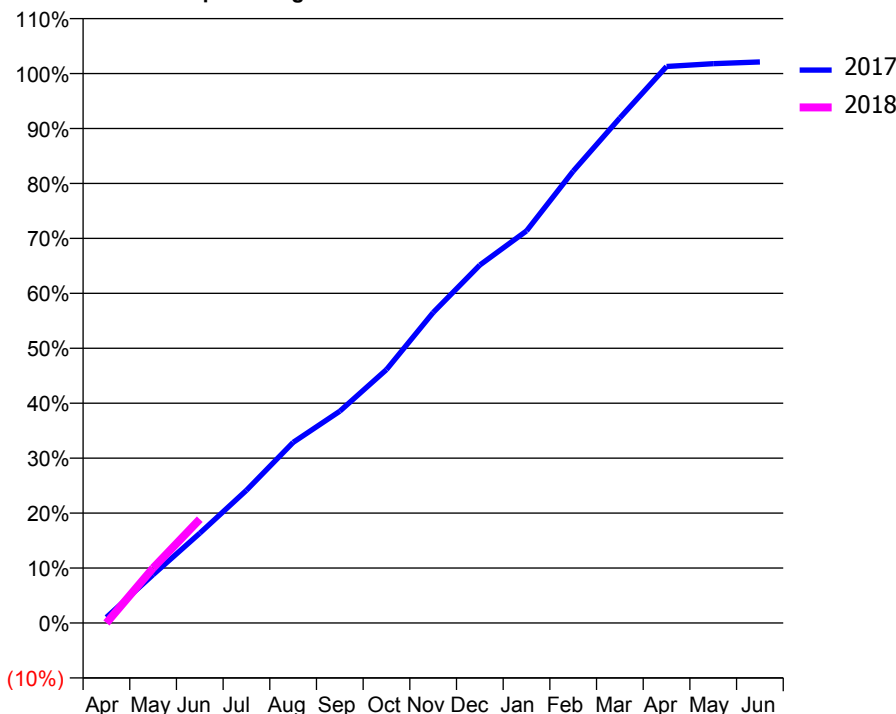
ACCESS*

Patients seen in 24 months	Total	Change since previous quarter
Quarter ending June 2016	8,954	
Quarter ending September 2016	8,965	→
Quarter ending December 2016	9,078	→
Quarter ending March 2017	9,479	↑
Quarter ending June 2017	9,388	→
Variance since June 2016	4.8%	↑



ACTIVITY

Cumulative percentage of contracted UDA delivered 2017 & 2018



Month	Adjusted Scheduled Activity (UDA)	
	2017	2018
April	249	0
May	2,145	2,346
June	3,981	4,421
July	5,884	
August	8,006	
September	9,391	
October	11,237	
November	13,765	
December	15,868	
January	17,380	
February	20,029	
March	22,390	
April	24,674	
May	24,794	
June	24,873	

QUALITY

	Quantity	Base Number	Contract	AT	Region	England
% of FP17s for the same patient ID Re-attending within 3 months - Children	29	536	5.4%	10.4%	11.5%	12.0%
% of FP17s for the same patient ID Re-attending within 3 months - Adults	171	1,716	10.0%	16.0%	16.8%	16.0%
% of FP17s for the same patient ID Re-attending between 3 & 9 months - Children	119	536	22.2%	42.7%	47.3%	58.0%
% of FP17s for the same patient ID Re-attending between 3 & 9 months - Adults	330	1,716	19.2%	35.6%	38.3%	50.9%
% of FP17s for Band 1 Urgent Courses	171	1,335	12.8%	11.0%	10.7%	9.1%
% of FP17s Relating to Free Repair or Replacements	0	1,335	0.0%	0.5%	0.6%	0.8%
% of FP17s Relating to Continuations	4	1,335	0.3%	0.8%	0.8%	1.1%
% of Patients satisfied with the dentistry they have received	0	0	N/A	88.7%	89.8%	91.7%
% of Patients satisfied with the time they had to wait for an appointment	0	0	N/A	80.2%	83.6%	88.0%

* This is based on patients treated on this contract for their most recent course of treatment. Figures in italics indicate the base number of FP17s or Patient Questionnaire responses are less than 100. N/A is shown where the base number of responses is less than 10 during the period. % is calculated as Quantity/Base number*100

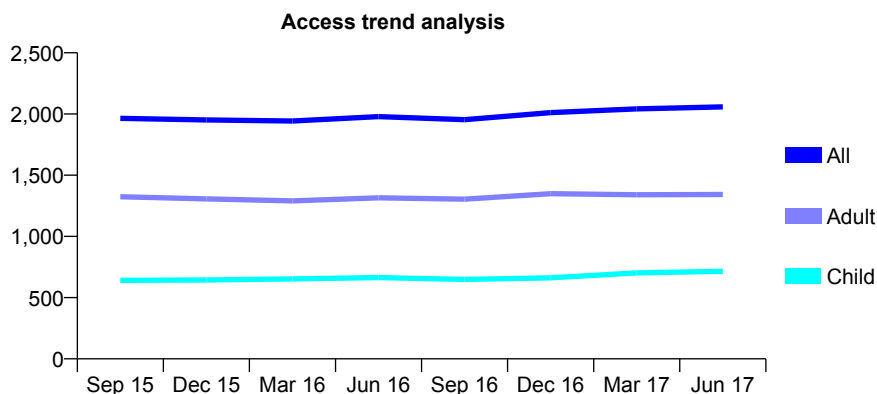
Q61 - Vital Signs At a Glance Contract Report for 857319/0001 - June 2017

Name or company name	MR A SHAMOSSON
Contract type name	GDS Contract
Purpose of contract	General
Contract start date	01/12/2008
Contract end date	

17/18 Contracted general activity (UDA)	6,675
Carry forward general activity (UDA)	0
17/18 Contracted orthodontic activity (UOA)	0
Carry forward orthodontic activity (UOA)	0
Baseline contract value	£184,987.83

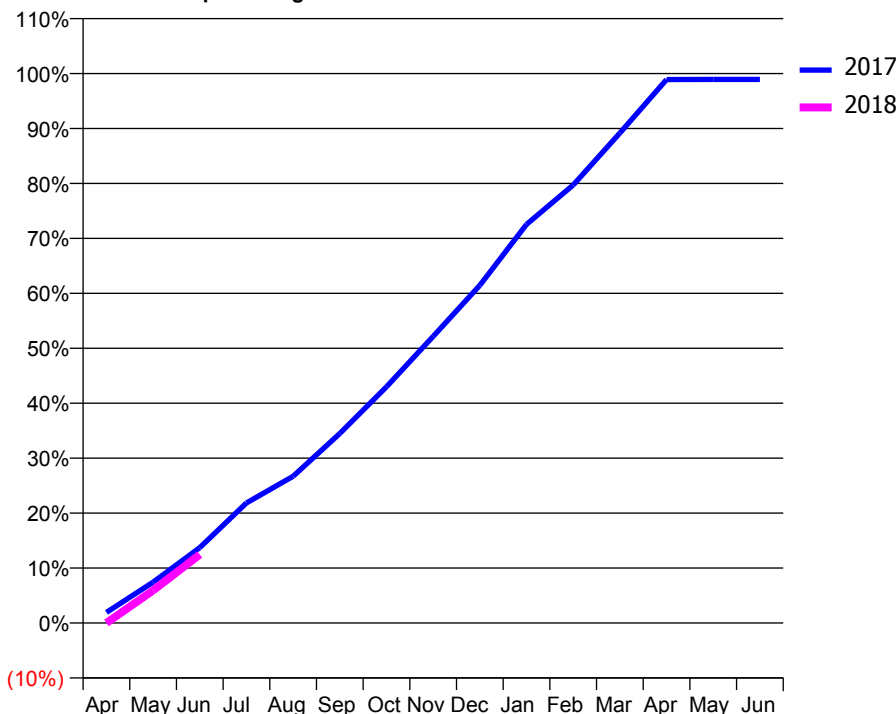
ACCESS*

Patients seen in 24 months	Total	Change since previous quarter
Quarter ending June 2016	1,979	
Quarter ending September 2016	1,954	↓
Quarter ending December 2016	2,011	↑
Quarter ending March 2017	2,042	→
Quarter ending June 2017	2,058	→
Variance since June 2016	4.0%	↑



ACTIVITY

Cumulative percentage of contracted UDA delivered 2017 & 2018



Adjusted Scheduled Activity (UDA)

Month	2017	2018
April	129	0
May	496	396
June	917	832
July	1,459	
August	1,783	
September	2,302	
October	2,869	
November	3,481	
December	4,101	
January	4,842	
February	5,321	
March	5,952	
April	6,601	
May	6,604	
June	6,604	

QUALITY

	Quantity	Base Number	Contract	AT	Region	England
% of FP17s for the same patient ID Re-attending within 3 months - Children	13	153	8.5%	10.4%	11.5%	12.0%
% of FP17s for the same patient ID Re-attending within 3 months - Adults	30	316	9.5%	16.0%	16.8%	16.0%
% of FP17s for the same patient ID Re-attending between 3 & 9 months - Children	50	153	32.7%	42.7%	47.3%	58.0%
% of FP17s for the same patient ID Re-attending between 3 & 9 months - Adults	104	316	32.9%	35.6%	38.3%	50.9%
% of FP17s for Band 1 Urgent Courses	9	301	3.0%	11.0%	10.7%	9.1%
% of FP17s Relating to Free Repair or Replacements	0	301	0.0%	0.5%	0.6%	0.8%
% of FP17s Relating to Continuations	0	301	0.0%	0.8%	0.8%	1.1%
% of Patients satisfied with the dentistry they have received	1	1	N/A	88.7%	89.8%	91.7%
% of Patients satisfied with the time they had to wait for an appointment	1	1	N/A	80.2%	83.6%	88.0%

* This is based on patients treated on this contract for their most recent course of treatment. Figures in italics indicate the base number of FP17s or Patient Questionnaire responses are less than 100. N/A is shown where the base number of responses is less than 10 during the period. % is calculated as Quantity/Base number*100

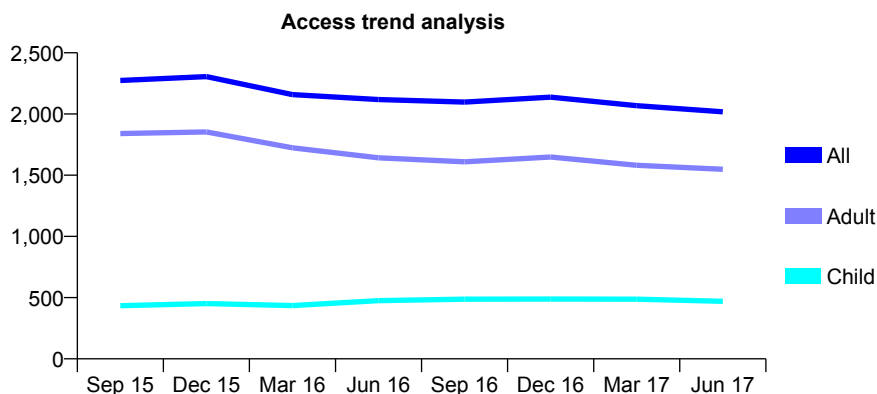
Q61 - Vital Signs At a Glance Contract Report for 859605/0001 - June 2017

Name or company name	MRS S MEHTA
Contract type name	GDS Contract
Purpose of contract	General
Contract start date	28/01/2008
Contract end date	

17/18 Contracted general activity (UDA)	3,854
Carry forward general activity (UDA)	0
17/18 Contracted orthodontic activity (UOA)	0
Carry forward orthodontic activity (UOA)	0
Baseline contract value	£104,542.04

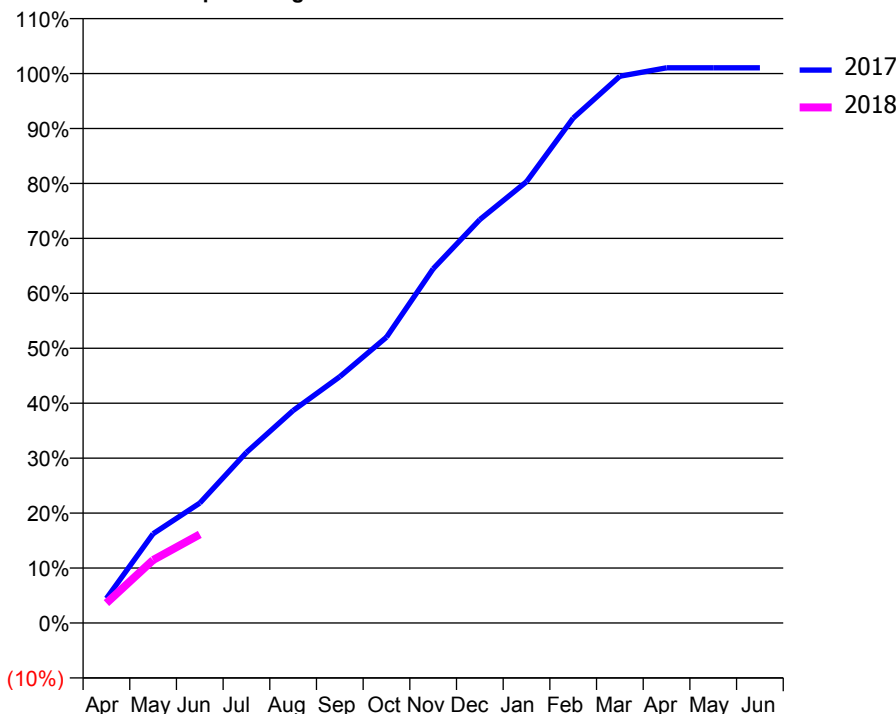
ACCESS*

Patients seen in 24 months	Total	Change since previous quarter
Quarter ending June 2016	2,118	
Quarter ending September 2016	2,097	→
Quarter ending December 2016	2,138	→
Quarter ending March 2017	2,068	↓
Quarter ending June 2017	2,018	↓
Variance since June 2016	(4.7%)	↓



ACTIVITY

Cumulative percentage of contracted UDA delivered 2017 & 2018



Adjusted Scheduled Activity (UDA)

Month	2017	2018
April	173	140
May	626	442
June	841	622
July	1,196	
August	1,490	
September	1,728	
October	2,004	
November	2,485	
December	2,830	
January	3,095	
February	3,542	
March	3,835	
April	3,894	
May	3,894	
June	3,894	

QUALITY

	Quantity	Base Number	Contract	AT	Region	England
% of FP17s for the same patient ID Re-attending within 3 months - Children	8	104	7.7%	10.4%	11.5%	12.0%
% of FP17s for the same patient ID Re-attending within 3 months - Adults	17	237	7.2%	16.0%	16.8%	16.0%
% of FP17s for the same patient ID Re-attending between 3 & 9 months - Children	56	104	53.8%	42.7%	47.3%	58.0%
% of FP17s for the same patient ID Re-attending between 3 & 9 months - Adults	51	237	21.5%	35.6%	38.3%	50.9%
% of FP17s for Band 1 Urgent Courses	34	294	11.6%	11.0%	10.7%	9.1%
% of FP17s Relating to Free Repair or Replacements	0	294	0.0%	0.5%	0.6%	0.8%
% of FP17s Relating to Continuations	3	294	1.0%	0.8%	0.8%	1.1%
% of Patients satisfied with the dentistry they have received	0	0	N/A	88.7%	89.8%	91.7%
% of Patients satisfied with the time they had to wait for an appointment	0	0	N/A	80.2%	83.6%	88.0%

* This is based on patients treated on this contract for their most recent course of treatment. Figures in italics indicate the base number of FP17s or Patient Questionnaire responses are less than 100. N/A is shown where the base number of responses is less than 10 during the period. % is calculated as Quantity/Base number*100

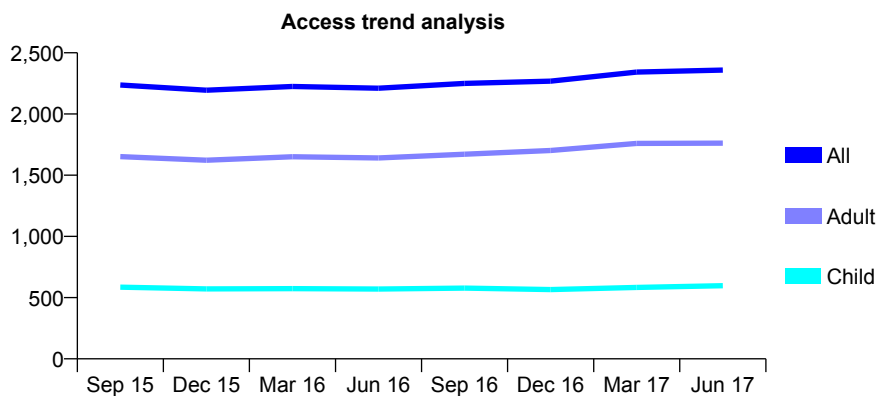
Q61 - Vital Signs At a Glance Contract Report for 869546/0002 - June 2017

Name or company name	MR A ULLAH
Contract type name	GDS Contract
Purpose of contract	General
Contract start date	01/11/2011
Contract end date	

17/18 Contracted general activity (UDA)	6,060
Carry forward general activity (UDA)	0
17/18 Contracted orthodontic activity (UOA)	0
Carry forward orthodontic activity (UOA)	0
Baseline contract value	£188,730.32

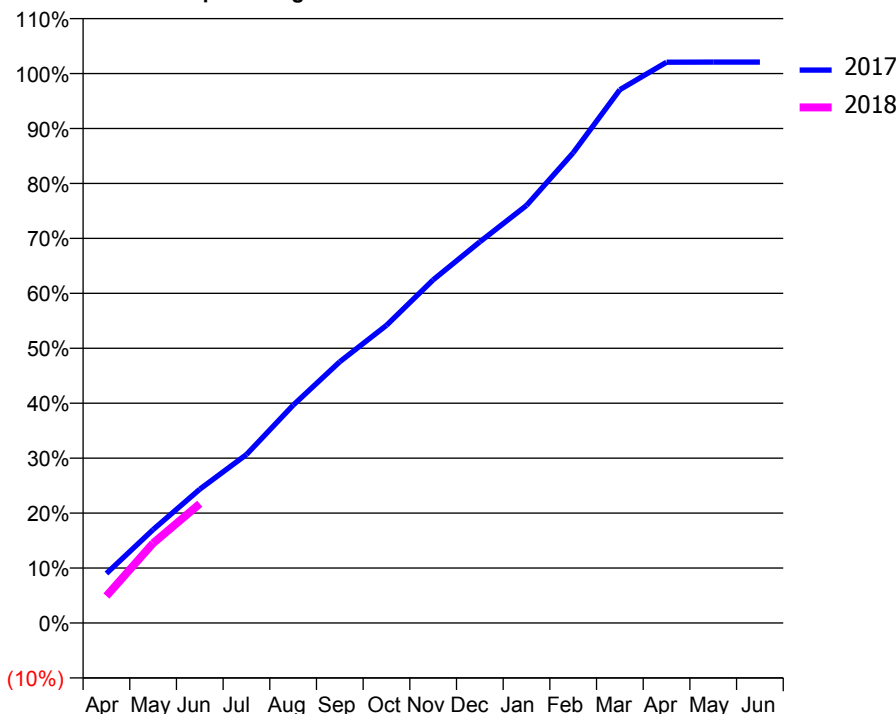
ACCESS*

Patients seen in 24 months	Total	Change since previous quarter
Quarter ending June 2016	2,211	
Quarter ending September 2016	2,250	→
Quarter ending December 2016	2,268	→
Quarter ending March 2017	2,343	↑
Quarter ending June 2017	2,359	→
Variance since June 2016	6.7%	↑



ACTIVITY

Cumulative percentage of contracted UDA delivered 2017 & 2018



Month	Adjusted Scheduled Activity (UDA)	
	2017	2018
April	547	297
May	1,031	881
June	1,476	1,316
July	1,858	
August	2,402	
September	2,882	
October	3,283	
November	3,784	
December	4,204	
January	4,605	
February	5,186	
March	5,882	
April	6,185	
May	6,186	
June	6,186	

QUALITY

	Quantity	Base Number	Contract	AT	Region	England
% of FP17s for the same patient ID Re-attending within 3 months - Children	9	134	6.7%	10.4%	11.5%	12.0%
% of FP17s for the same patient ID Re-attending within 3 months - Adults	57	397	14.4%	16.0%	16.8%	16.0%
% of FP17s for the same patient ID Re-attending between 3 & 9 months - Children	30	134	22.4%	42.7%	47.3%	58.0%
% of FP17s for the same patient ID Re-attending between 3 & 9 months - Adults	118	397	29.7%	35.6%	38.3%	50.9%
% of FP17s for Band 1 Urgent Courses	78	465	16.8%	11.0%	10.7%	9.1%
% of FP17s Relating to Free Repair or Replacements	6	465	1.3%	0.5%	0.6%	0.8%
% of FP17s Relating to Continuations	4	465	0.9%	0.8%	0.8%	1.1%
% of Patients satisfied with the dentistry they have received	0	0	N/A	88.7%	89.8%	91.7%
% of Patients satisfied with the time they had to wait for an appointment	0	0	N/A	80.2%	83.6%	88.0%

* This is based on patients treated on this contract for their most recent course of treatment. Figures in italics indicate the base number of FP17s or Patient Questionnaire responses are less than 100. N/A is shown where the base number of responses is less than 10 during the period. % is calculated as Quantity/Base number*100

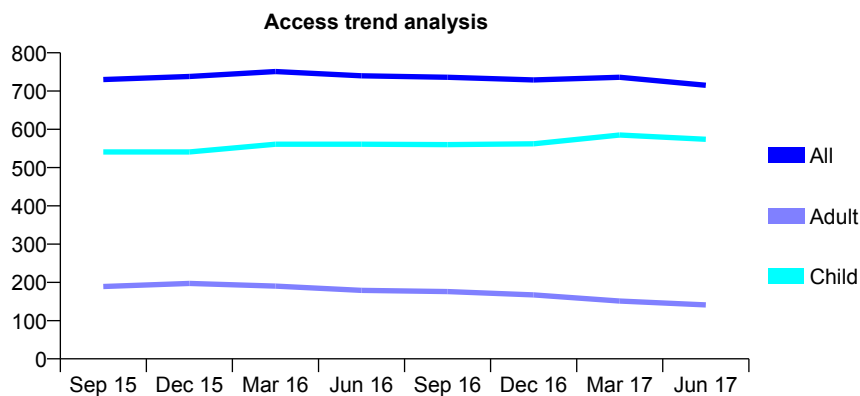
Q61 - Vital Signs At a Glance Contract Report for 881937/0001 - June 2017

Name or company name	MR A ADAMS
Contract type name	GDS Contract
Purpose of contract	General
Contract start date	01/04/2006
Contract end date	

17/18 Contracted general activity (UDA)	1,400
Carry forward general activity (UDA)	0
17/18 Contracted orthodontic activity (UOA)	0
Carry forward orthodontic activity (UOA)	0
Baseline contract value	£32,147.92

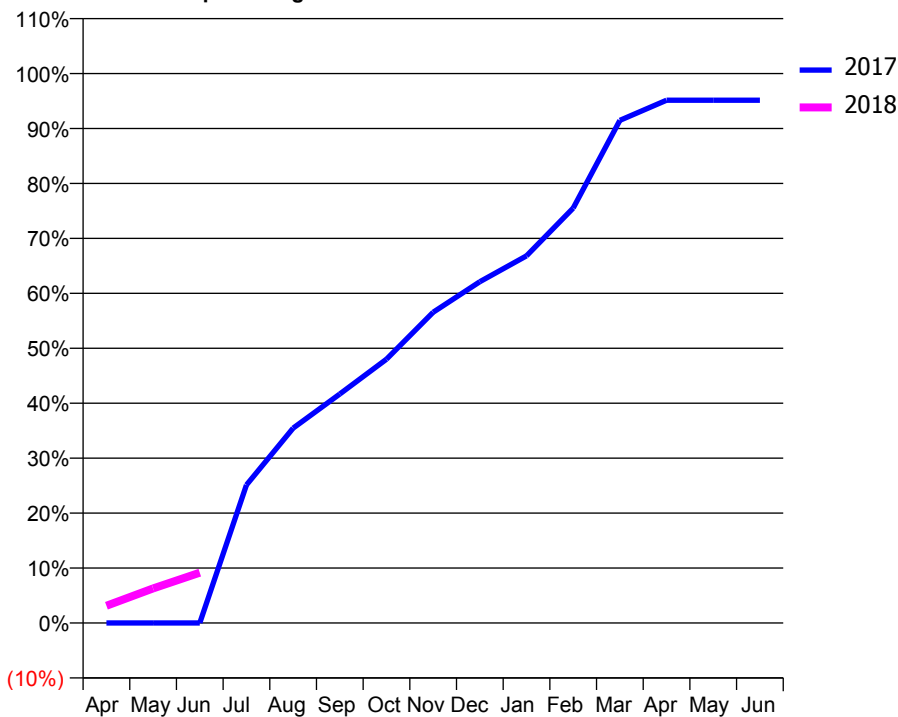
ACCESS*

Patients seen in 24 months	Total	Change since previous quarter
Quarter ending June 2016	740	
Quarter ending September 2016	736	→
Quarter ending December 2016	729	→
Quarter ending March 2017	736	→
Quarter ending June 2017	715	↓
Variance since June 2016	(3.4%)	↓



ACTIVITY

Cumulative percentage of contracted UDA delivered 2017 & 2018



Month	Adjusted Scheduled Activity (UDA)	
	2017	2018
April	0	44
May	0	88
June	0	128
July	352	
August	496	
September	584	
October	672	
November	792	
December	869	
January	936	
February	1,057	
March	1,281	
April	1,332	
May	1,332	
June	1,332	

QUALITY

	Quantity	Base Number	Contract	AT	Region	England
% of FP17s for the same patient ID Re-attending within 3 months - Children	10	120	8.3%	10.4%	11.5%	12.0%
% of FP17s for the same patient ID Re-attending within 3 months - Adults	2	11	18.2%	16.0%	16.8%	16.0%
% of FP17s for the same patient ID Re-attending between 3 & 9 months - Children	72	120	60.0%	42.7%	47.3%	58.0%
% of FP17s for the same patient ID Re-attending between 3 & 9 months - Adults	7	11	63.6%	35.6%	38.3%	50.9%
% of FP17s for Band 1 Urgent Courses	2	99	2.0%	11.0%	10.7%	9.1%
% of FP17s Relating to Free Repair or Replacements	0	99	0.0%	0.5%	0.6%	0.8%
% of FP17s Relating to Continuations	0	99	0.0%	0.8%	0.8%	1.1%
% of Patients satisfied with the dentistry they have received	0	0	N/A	88.7%	89.8%	91.7%
% of Patients satisfied with the time they had to wait for an appointment	0	0	N/A	80.2%	83.6%	88.0%

* This is based on patients treated on this contract for their most recent course of treatment. Figures in italics indicate the base number of FP17s or Patient Questionnaire responses are less than 100. N/A is shown where the base number of responses is less than 10 during the period. % is calculated as Quantity/Base number*100

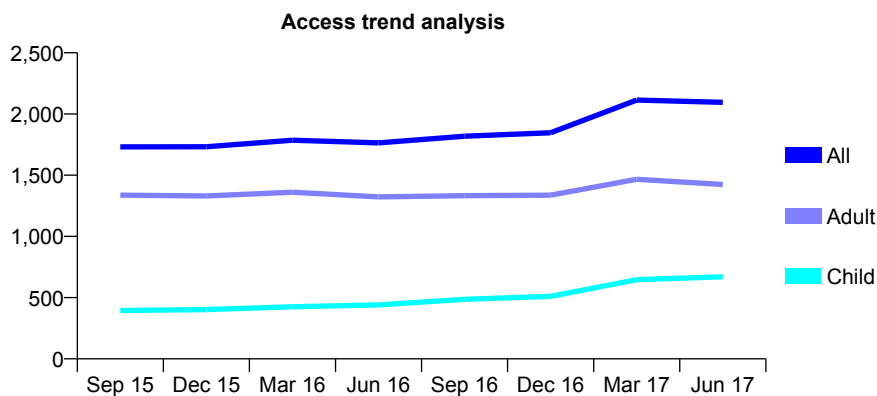
Q61 - Vital Signs At a Glance Contract Report for 894206/0001 - June 2017

Name or company name	MRS SC ROY
Contract type name	GDS Contract
Purpose of contract	General
Contract start date	01/07/2013
Contract end date	

17/18 Contracted general activity (UDA)	4,858
Carry forward general activity (UDA)	0
17/18 Contracted orthodontic activity (UOA)	0
Carry forward orthodontic activity (UOA)	0
Baseline contract value	£168,010.75

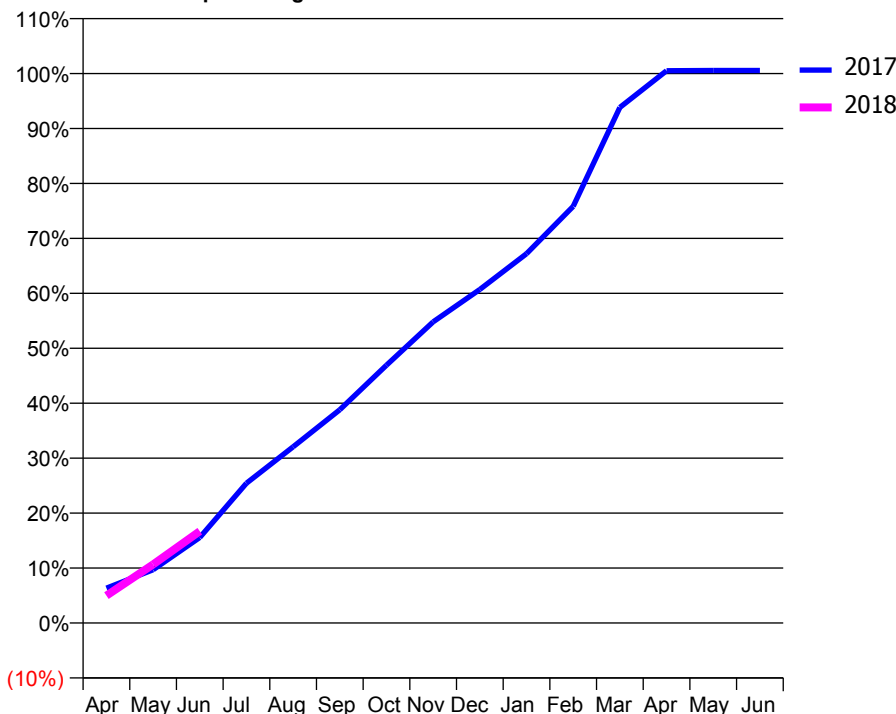
ACCESS*

Patients seen in 24 months	Total	Change since previous quarter
Quarter ending June 2016	1,764	
Quarter ending September 2016	1,819	↑
Quarter ending December 2016	1,847	→
Quarter ending March 2017	2,114	↑
Quarter ending June 2017	2,095	→
Variance since June 2016	18.8%	↑



ACTIVITY

Cumulative percentage of contracted UDA delivered 2017 & 2018



Adjusted Scheduled Activity (UDA)

Month	2017	2018
April	308	243
May	471	518
June	756	811
July	1,237	
August	1,557	
September	1,885	
October	2,280	
November	2,663	
December	2,949	
January	3,265	
February	3,684	
March	4,558	
April	4,882	
May	4,885	
June	4,885	

QUALITY

	Quantity	Base Number	Contract	AT	Region	England
% of FP17s for the same patient ID Re-attending within 3 months - Children	6	189	3.2%	10.4%	11.5%	12.0%
% of FP17s for the same patient ID Re-attending within 3 months - Adults	35	242	14.5%	16.0%	16.8%	16.0%
% of FP17s for the same patient ID Re-attending between 3 & 9 months - Children	58	189	30.7%	42.7%	47.3%	58.0%
% of FP17s for the same patient ID Re-attending between 3 & 9 months - Adults	60	242	24.8%	35.6%	38.3%	50.9%
% of FP17s for Band 1 Urgent Courses	47	312	15.1%	11.0%	10.7%	9.1%
% of FP17s Relating to Free Repair or Replacements	1	312	0.3%	0.5%	0.6%	0.8%
% of FP17s Relating to Continuations	0	312	0.0%	0.8%	0.8%	1.1%
% of Patients satisfied with the dentistry they have received	0	0	N/A	88.7%	89.8%	91.7%
% of Patients satisfied with the time they had to wait for an appointment	0	0	N/A	80.2%	83.6%	88.0%

* This is based on patients treated on this contract for their most recent course of treatment. Figures in italics indicate the base number of FP17s or Patient Questionnaire responses are less than 100. N/A is shown where the base number of responses is less than 10 during the period. % is calculated as Quantity/Base number*100

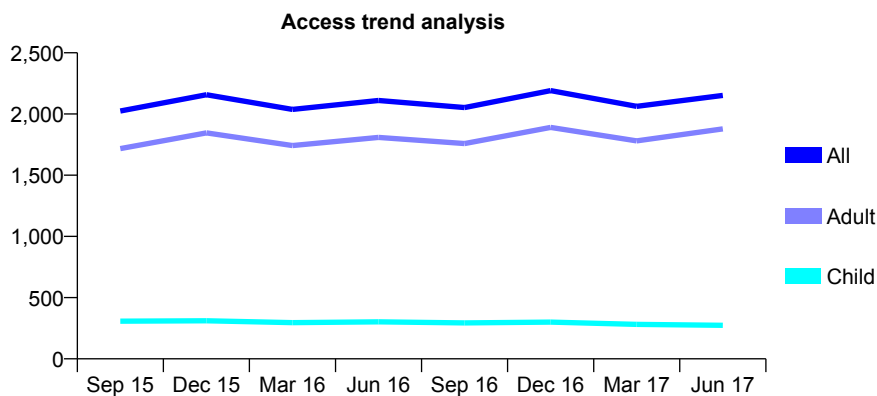
Q61 - Vital Signs At a Glance Contract Report for 904562/0001 - June 2017

Name or company name	MR DE BASS
Contract type name	GDS Contract
Purpose of contract	General
Contract start date	01/04/2006
Contract end date	

17/18 Contracted general activity (UDA)	7,614
Carry forward general activity (UDA)	0
17/18 Contracted orthodontic activity (UOA)	0
Carry forward orthodontic activity (UOA)	0
Baseline contract value	£353,201.35

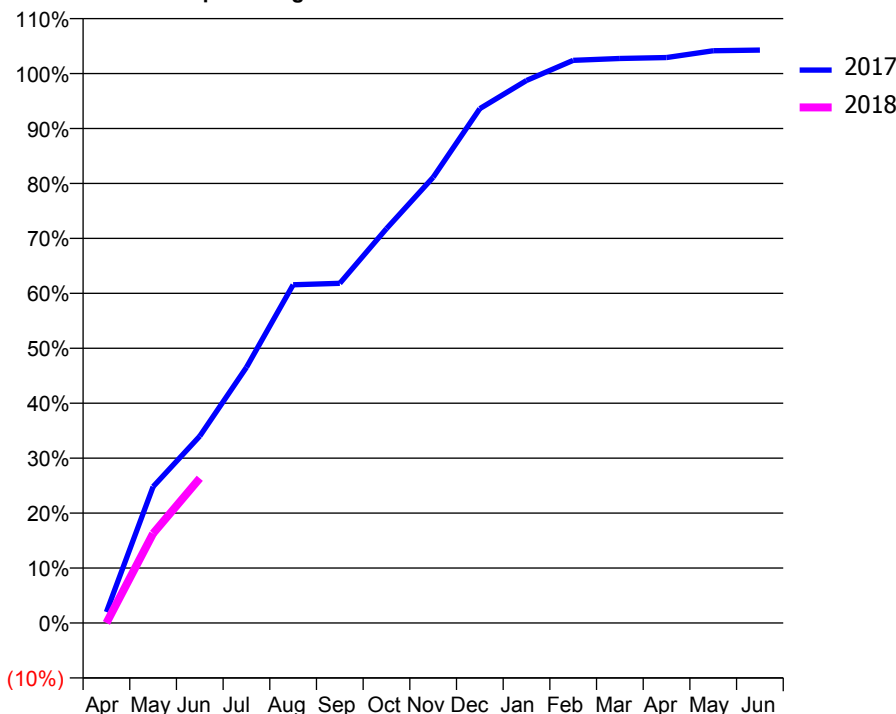
ACCESS*

Patients seen in 24 months	Total	Change since previous quarter
Quarter ending June 2016	2,111	
Quarter ending September 2016	2,053	↓
Quarter ending December 2016	2,191	↑
Quarter ending March 2017	2,063	↓
Quarter ending June 2017	2,152	↑
Variance since June 2016	1.9%	→



ACTIVITY

Cumulative percentage of contracted UDA delivered 2017 & 2018



Month	Adjusted Scheduled Activity (UDA)	
	2017	2018
April	152	0
May	1,889	1,240
June	2,590	2,006
July	3,543	
August	4,686	
September	4,707	
October	5,464	
November	6,175	
December	7,127	
January	7,518	
February	7,797	
March	7,822	
April	7,836	
May	7,929	
June	7,938	

QUALITY

	Quantity	Base Number	Contract	AT	Region	England
% of FP17s for the same patient ID Re-attending within 3 months - Children	0	65	0.0%	10.4%	11.5%	12.0%
% of FP17s for the same patient ID Re-attending within 3 months - Adults	49	494	9.9%	16.0%	16.8%	16.0%
% of FP17s for the same patient ID Re-attending between 3 & 9 months - Children	19	65	29.2%	42.7%	47.3%	58.0%
% of FP17s for the same patient ID Re-attending between 3 & 9 months - Adults	156	494	31.6%	35.6%	38.3%	50.9%
% of FP17s for Band 1 Urgent Courses	0	523	0.0%	11.0%	10.7%	9.1%
% of FP17s Relating to Free Repair or Replacements	1	523	0.2%	0.5%	0.6%	0.8%
% of FP17s Relating to Continuations	0	523	0.0%	0.8%	0.8%	1.1%
% of Patients satisfied with the dentistry they have received	0	1	N/A	88.7%	89.8%	91.7%
% of Patients satisfied with the time they had to wait for an appointment	0	1	N/A	80.2%	83.6%	88.0%

* This is based on patients treated on this contract for their most recent course of treatment. Figures in italics indicate the base number of FP17s or Patient Questionnaire responses are less than 100. N/A is shown where the base number of responses is less than 10 during the period. % is calculated as Quantity/Base number*100

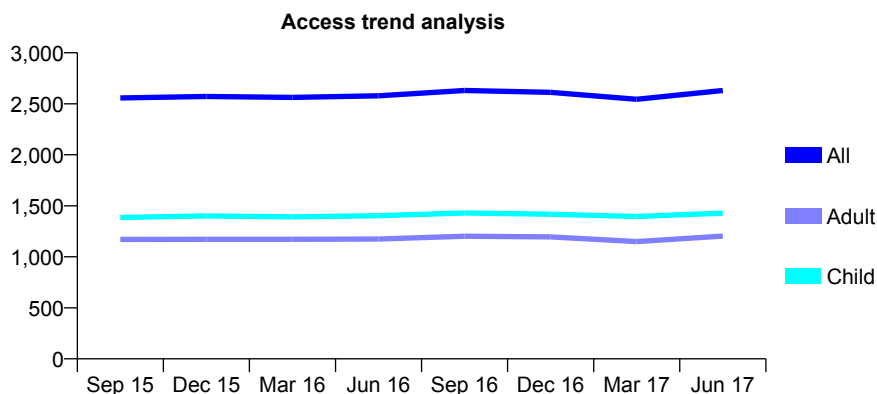
Q61 - Vital Signs At a Glance Contract Report for 905348/0003 - June 2017

Name or company name	MR HJ KANDLER
Contract type name	GDS Contract
Purpose of contract	General
Contract start date	01/04/2006
Contract end date	

17/18 Contracted general activity (UDA)	5,023
Carry forward general activity (UDA)	0
17/18 Contracted orthodontic activity (UOA)	0
Carry forward orthodontic activity (UOA)	0
Baseline contract value	£119,165.37

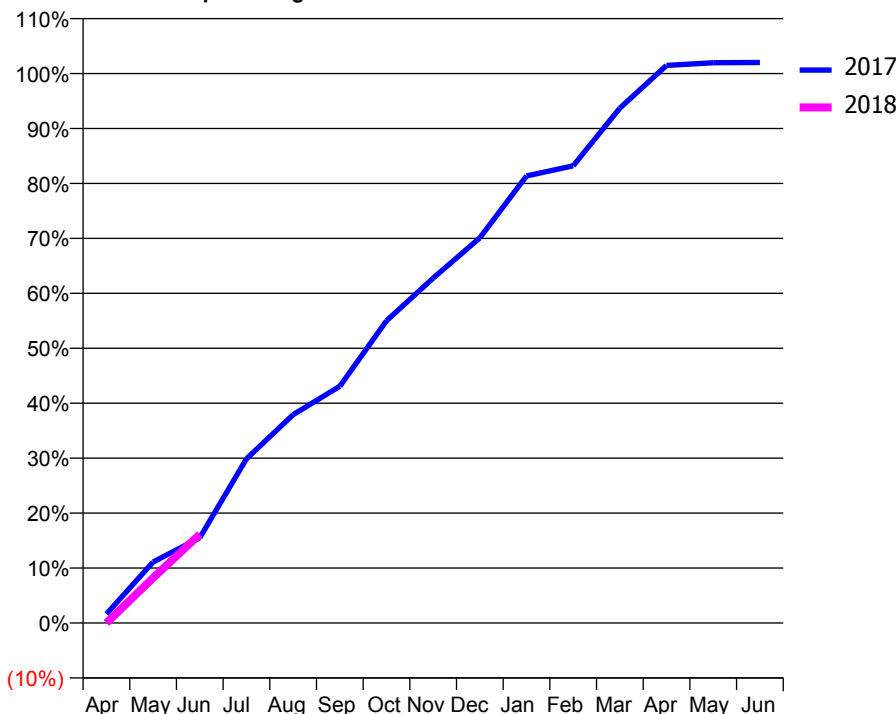
ACCESS*

Patients seen in 24 months	Total	Change since previous quarter
Quarter ending June 2016	2,578	
Quarter ending September 2016	2,631	↑
Quarter ending December 2016	2,612	→
Quarter ending March 2017	2,545	↓
Quarter ending June 2017	2,631	↑
Variance since June 2016	2.1%	↑



ACTIVITY

Cumulative percentage of contracted UDA delivered 2017 & 2018



Adjusted Scheduled Activity (UDA)

Month	2017	2018
April	83	0
May	558	413
June	779	811
July	1,501	
August	1,904	
September	2,164	
October	2,763	
November	3,153	
December	3,521	
January	4,086	
February	4,180	
March	4,706	
April	5,097	
May	5,121	
June	5,124	

QUALITY

	Quantity	Base Number	Contract	AT	Region	England
% of FP17s for the same patient ID Re-attending within 3 months - Children	14	332	4.2%	10.4%	11.5%	12.0%
% of FP17s for the same patient ID Re-attending within 3 months - Adults	48	313	15.3%	16.0%	16.8%	16.0%
% of FP17s for the same patient ID Re-attending between 3 & 9 months - Children	174	332	52.4%	42.7%	47.3%	58.0%
% of FP17s for the same patient ID Re-attending between 3 & 9 months - Adults	92	313	29.4%	35.6%	38.3%	50.9%
% of FP17s for Band 1 Urgent Courses	46	373	12.3%	11.0%	10.7%	9.1%
% of FP17s Relating to Free Repair or Replacements	1	373	0.3%	0.5%	0.6%	0.8%
% of FP17s Relating to Continuations	0	373	0.0%	0.8%	0.8%	1.1%
% of Patients satisfied with the dentistry they have received	4	4	N/A	88.7%	89.8%	91.7%
% of Patients satisfied with the time they had to wait for an appointment	3	4	N/A	80.2%	83.6%	88.0%

* This is based on patients treated on this contract for their most recent course of treatment. Figures in italics indicate the base number of FP17s or Patient Questionnaire responses are less than 100. N/A is shown where the base number of responses is less than 10 during the period. % is calculated as Quantity/Base number*100

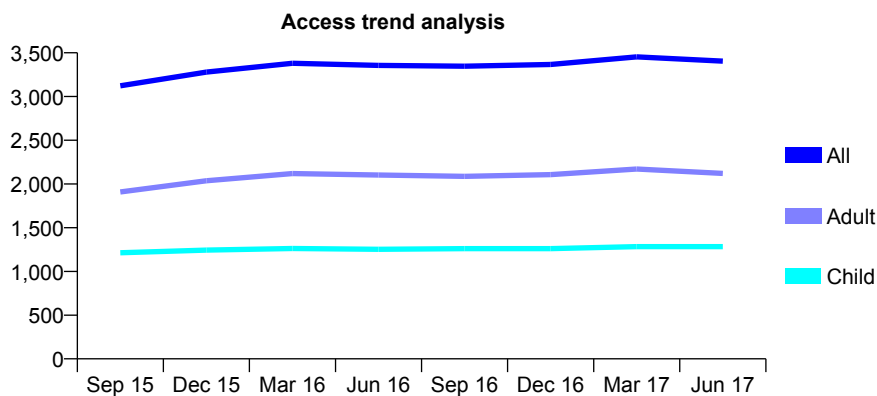
Q61 - Vital Signs At a Glance Contract Report for 906107/0001 - June 2017

Name or company name	MR HF KAPADIA
Contract type name	GDS Contract
Purpose of contract	General
Contract start date	01/04/2006
Contract end date	

17/18 Contracted general activity (UDA)	8,012
Carry forward general activity (UDA)	0
17/18 Contracted orthodontic activity (UOA)	0
Carry forward orthodontic activity (UOA)	0
Baseline contract value	£242,363.08

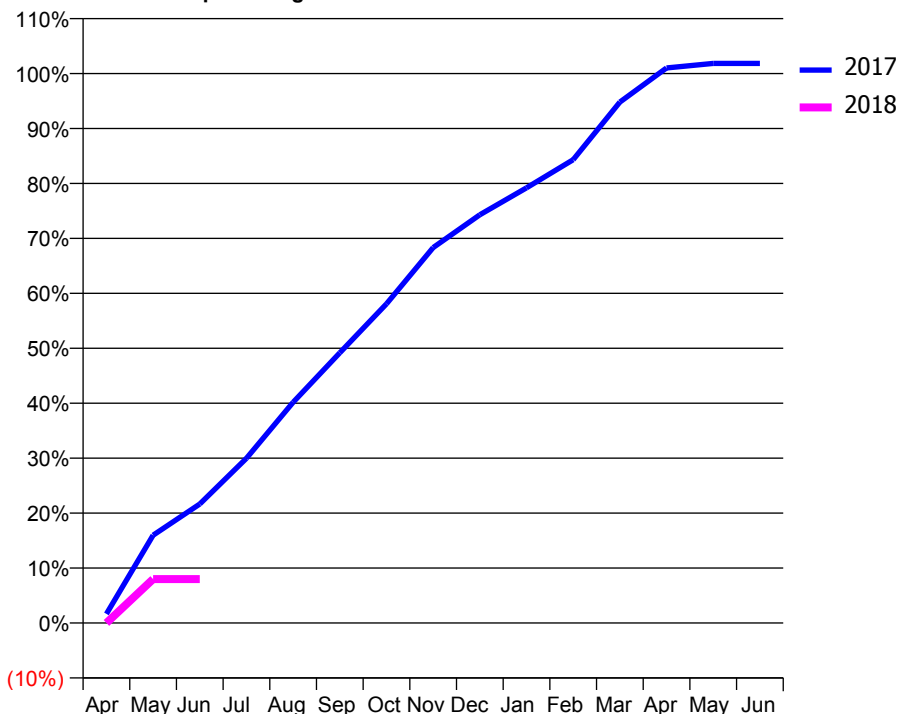
ACCESS*

Patients seen in 24 months	Total	Change since previous quarter
Quarter ending June 2016	3,356	
Quarter ending September 2016	3,347	→
Quarter ending December 2016	3,367	→
Quarter ending March 2017	3,454	↑
Quarter ending June 2017	3,404	↓
Variance since June 2016	1.4%	→



ACTIVITY

Cumulative percentage of contracted UDA delivered 2017 & 2018



Month	Adjusted Scheduled Activity (UDA)	
	2017	2018
April	133	0
May	1,280	640
June	1,736	640
July	2,403	
August	3,220	
September	3,940	
October	4,653	
November	5,475	
December	5,953	
January	6,345	
February	6,756	
March	7,596	
April	8,092	
May	8,159	
June	8,159	

QUALITY

	Quantity	Base Number	Contract	AT	Region	England
% of FP17s for the same patient ID Re-attending within 3 months - Children	5	210	2.4%	10.4%	11.5%	12.0%
% of FP17s for the same patient ID Re-attending within 3 months - Adults	28	261	10.7%	16.0%	16.8%	16.0%
% of FP17s for the same patient ID Re-attending between 3 & 9 months - Children	98	210	46.7%	42.7%	47.3%	58.0%
% of FP17s for the same patient ID Re-attending between 3 & 9 months - Adults	105	261	40.2%	35.6%	38.3%	50.9%
% of FP17s for Band 1 Urgent Courses	42	275	15.3%	11.0%	10.7%	9.1%
% of FP17s Relating to Free Repair or Replacements	0	275	0.0%	0.5%	0.6%	0.8%
% of FP17s Relating to Continuations	0	275	0.0%	0.8%	0.8%	1.1%
% of Patients satisfied with the dentistry they have received	6	6	N/A	88.7%	89.8%	91.7%
% of Patients satisfied with the time they had to wait for an appointment	6	6	N/A	80.2%	83.6%	88.0%

* This is based on patients treated on this contract for their most recent course of treatment. Figures in italics indicate the base number of FP17s or Patient Questionnaire responses are less than 100. N/A is shown where the base number of responses is less than 10 during the period. % is calculated as Quantity/Base number*100

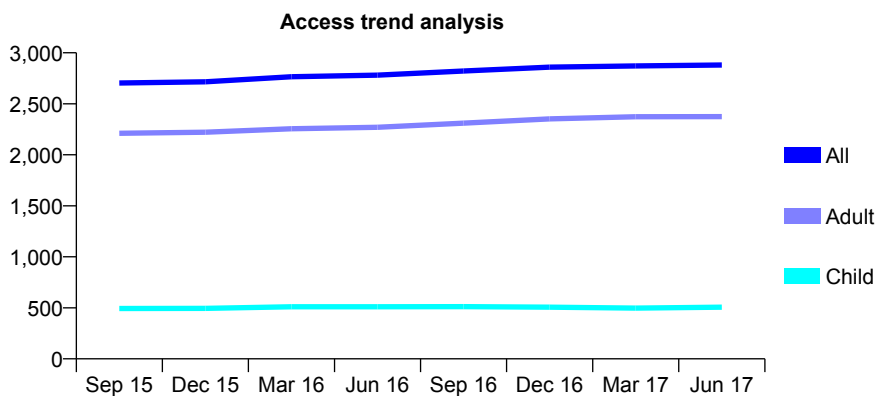
Q61 - Vital Signs At a Glance Contract Report for 906190/0001 - June 2017

Name or company name	MR BM ROSENBLUM
Contract type name	GDS Contract
Purpose of contract	General
Contract start date	01/04/2006
Contract end date	

17/18 Contracted general activity (UDA)	7,781
Carry forward general activity (UDA)	0
17/18 Contracted orthodontic activity (UOA)	0
Carry forward orthodontic activity (UOA)	0
Baseline contract value	£280,611.32

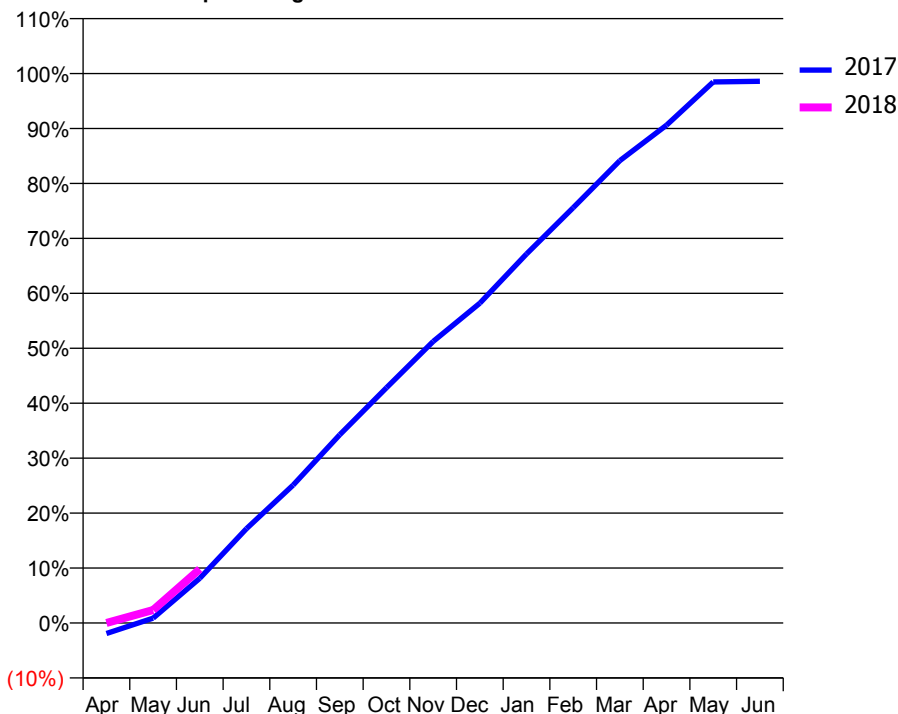
ACCESS*

Patients seen in 24 months	Total	Change since previous quarter
Quarter ending June 2016	2,781	
Quarter ending September 2016	2,822	→
Quarter ending December 2016	2,859	→
Quarter ending March 2017	2,871	→
Quarter ending June 2017	2,881	→
Variance since June 2016	3.6%	↑



ACTIVITY

Cumulative percentage of contracted UDA delivered 2017 & 2018



Month	Adjusted Scheduled Activity (UDA)	
	2017	2018
April	-151	0
May	69	185
June	634	765
July	1,335	
August	1,954	
September	2,668	
October	3,332	
November	3,987	
December	4,529	
January	5,225	
February	5,881	
March	6,547	
April	7,050	
May	7,661	
June	7,671	

QUALITY

	Quantity	Base Number	Contract	AT	Region	England
% of FP17s for the same patient ID Re-attending within 3 months - Children	6	138	4.3%	10.4%	11.5%	12.0%
% of FP17s for the same patient ID Re-attending within 3 months - Adults	68	609	11.2%	16.0%	16.8%	16.0%
% of FP17s for the same patient ID Re-attending between 3 & 9 months - Children	24	138	17.4%	42.7%	47.3%	58.0%
% of FP17s for the same patient ID Re-attending between 3 & 9 months - Adults	166	609	27.3%	35.6%	38.3%	50.9%
% of FP17s for Band 1 Urgent Courses	12	325	3.7%	11.0%	10.7%	9.1%
% of FP17s Relating to Free Repair or Replacements	1	325	0.3%	0.5%	0.6%	0.8%
% of FP17s Relating to Continuations	8	325	2.5%	0.8%	0.8%	1.1%
% of Patients satisfied with the dentistry they have received	4	4	N/A	88.7%	89.8%	91.7%
% of Patients satisfied with the time they had to wait for an appointment	4	4	N/A	80.2%	83.6%	88.0%

* This is based on patients treated on this contract for their most recent course of treatment. Figures in italics indicate the base number of FP17s or Patient Questionnaire responses are less than 100. N/A is shown where the base number of responses is less than 10 during the period. % is calculated as Quantity/Base number*100

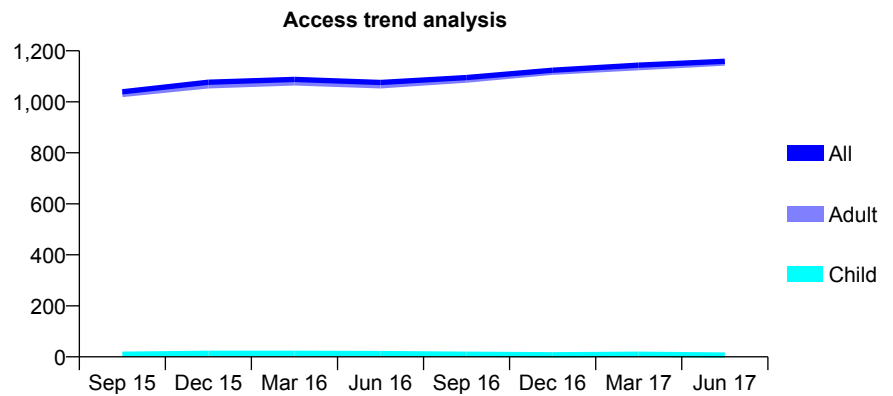
Q61 - Vital Signs At a Glance Contract Report for 906352/0001 - June 2017

Name or company name	MR HS REEL
Contract type name	GDS Contract
Purpose of contract	General
Contract start date	01/04/2006
Contract end date	

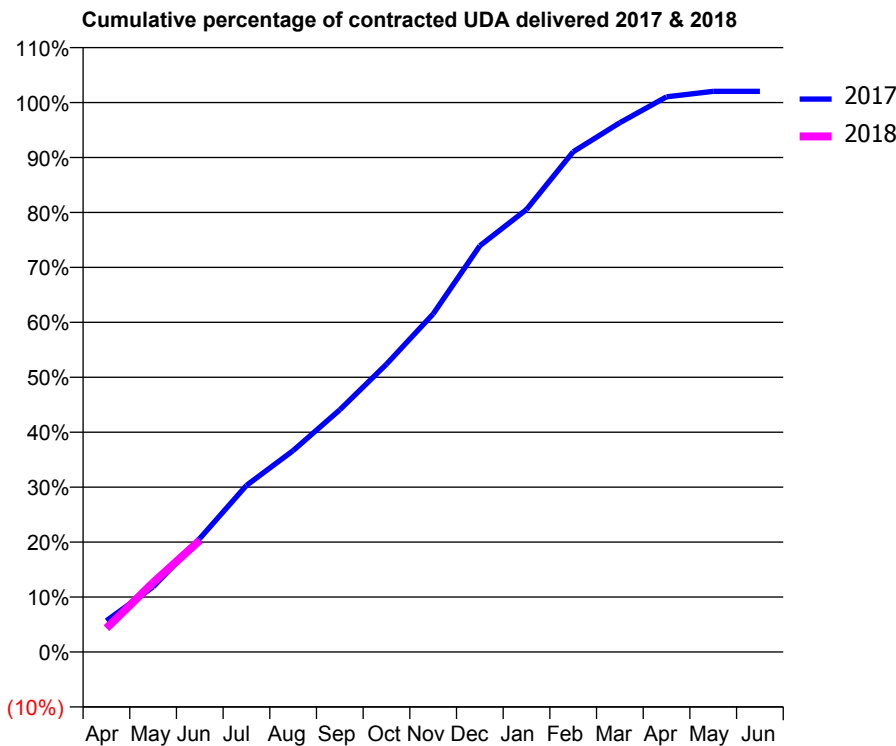
17/18 Contracted general activity (UDA)	5,297
Carry forward general activity (UDA)	0
17/18 Contracted orthodontic activity (UOA)	0
Carry forward orthodontic activity (UOA)	0
Baseline contract value	£186,191.28

ACCESS*

Patients seen in 24 months	Total	Change since previous quarter
Quarter ending June 2016	1,076	
Quarter ending September 2016	1,095	→
Quarter ending December 2016	1,124	↑
Quarter ending March 2017	1,144	→
Quarter ending June 2017	1,159	→
Variance since June 2016	7.7%	↑



ACTIVITY



Month	Adjusted Scheduled Activity (UDA)	
	2017	2018
April	302	230
May	628	669
June	1,095	1,077
July	1,607	
August	1,941	
September	2,334	
October	2,775	
November	3,259	
December	3,916	
January	4,266	
February	4,822	
March	5,102	
April	5,352	
May	5,404	
June	5,405	

QUALITY

	Quantity	Base Number	Contract	AT	Region	England
% of FP17s for the same patient ID Re-attending within 3 months - Children	0	1	0.0%	10.4%	11.5%	12.0%
% of FP17s for the same patient ID Re-attending within 3 months - Adults	43	313	13.7%	16.0%	16.8%	16.0%
% of FP17s for the same patient ID Re-attending between 3 & 9 months - Children	0	1	0.0%	42.7%	47.3%	58.0%
% of FP17s for the same patient ID Re-attending between 3 & 9 months - Adults	67	313	21.4%	35.6%	38.3%	50.9%
% of FP17s for Band 1 Urgent Courses	38	215	17.7%	11.0%	10.7%	9.1%
% of FP17s Relating to Free Repair or Replacements	0	215	0.0%	0.5%	0.6%	0.8%
% of FP17s Relating to Continuations	0	215	0.0%	0.8%	0.8%	1.1%
% of Patients satisfied with the dentistry they have received	4	4	N/A	88.7%	89.8%	91.7%
% of Patients satisfied with the time they had to wait for an appointment	2	4	N/A	80.2%	83.6%	88.0%

* This is based on patients treated on this contract for their most recent course of treatment. Figures in italics indicate the base number of FP17s or Patient Questionnaire responses are less than 100. N/A is shown where the base number of responses is less than 10 during the period. % is calculated as Quantity/Base number*100

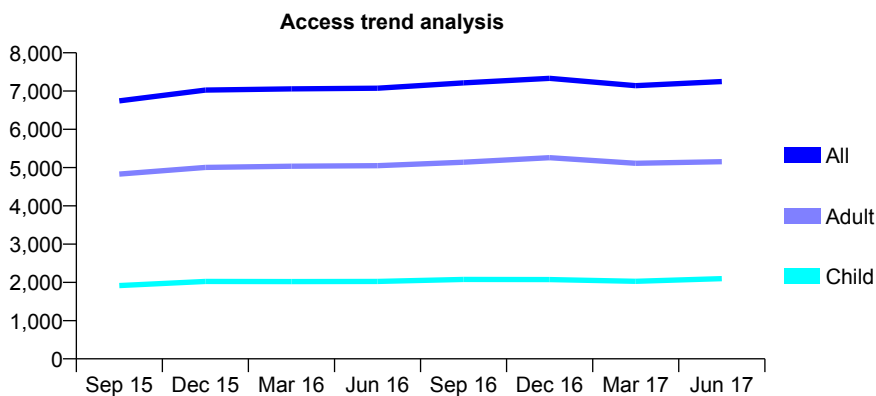
Q61 - Vital Signs At a Glance Contract Report for 907553/0001 - June 2017

Name or company name	MR AS SHAH
Contract type name	PDS Contract
Purpose of contract	General
Contract start date	01/04/2006
Contract end date	31/03/2018

17/18 Contracted general activity (UDA)	21,077
Carry forward general activity (UDA)	0
17/18 Contracted orthodontic activity (UOA)	0
Carry forward orthodontic activity (UOA)	0
Baseline contract value	£747,319.25

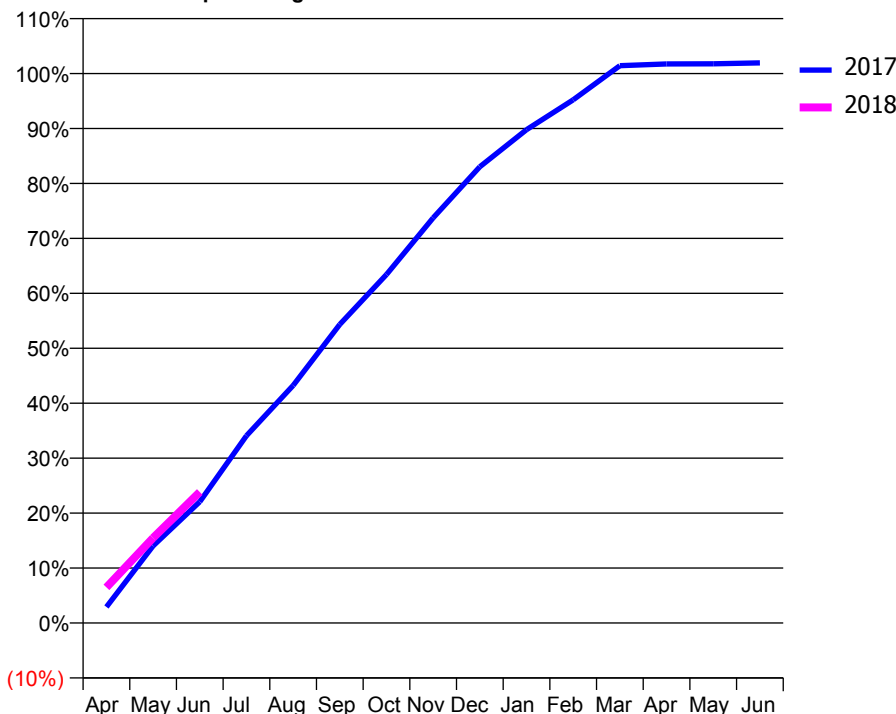
ACCESS*

Patients seen in 24 months	Total	Change since previous quarter
Quarter ending June 2016	7,074	
Quarter ending September 2016	7,214	→
Quarter ending December 2016	7,332	→
Quarter ending March 2017	7,139	↓
Quarter ending June 2017	7,250	→
Variance since June 2016	2.5%	↑



ACTIVITY

Cumulative percentage of contracted UDA delivered 2017 & 2018



Adjusted Scheduled Activity (UDA)

Month	2017	2018
April	614	1,369
May	2,957	3,268
June	4,654	5,027
July	7,186	
August	9,110	
September	11,456	
October	13,370	
November	15,543	
December	17,502	
January	18,923	
February	20,066	
March	21,376	
April	21,443	
May	21,447	
June	21,487	

QUALITY

	Quantity	Base Number	Contract	AT	Region	England
% of FP17s for the same patient ID Re-attending within 3 months - Children	56	504	11.1%	10.4%	11.5%	12.0%
% of FP17s for the same patient ID Re-attending within 3 months - Adults	221	1,261	17.5%	16.0%	16.8%	16.0%
% of FP17s for the same patient ID Re-attending between 3 & 9 months - Children	135	504	26.8%	42.7%	47.3%	58.0%
% of FP17s for the same patient ID Re-attending between 3 & 9 months - Adults	357	1,261	28.3%	35.6%	38.3%	50.9%
% of FP17s for Band 1 Urgent Courses	310	1,702	18.2%	11.0%	10.7%	9.1%
% of FP17s Relating to Free Repair or Replacements	4	1,702	0.2%	0.5%	0.6%	0.8%
% of FP17s Relating to Continuations	8	1,702	0.5%	0.8%	0.8%	1.1%
% of Patients satisfied with the dentistry they have received	15	16	93.8%	88.7%	89.8%	91.7%
% of Patients satisfied with the time they had to wait for an appointment	13	16	81.3%	80.2%	83.6%	88.0%

* This is based on patients treated on this contract for their most recent course of treatment. Figures in italics indicate the base number of FP17s or Patient Questionnaire responses are less than 100. N/A is shown where the base number of responses is less than 10 during the period. % is calculated as Quantity/Base number*100

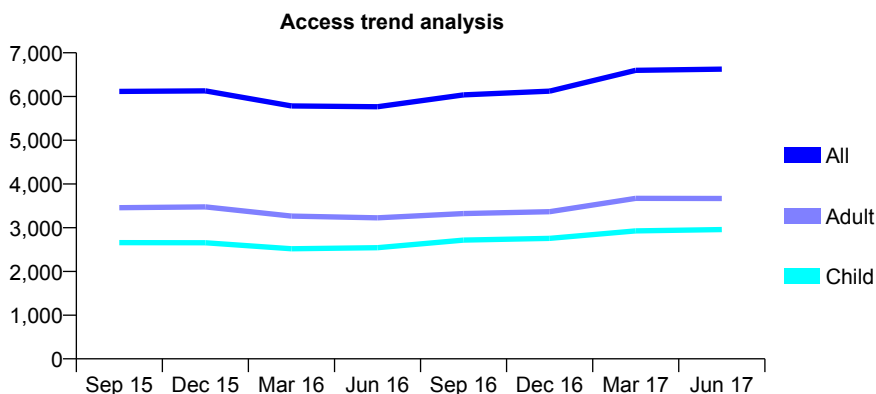
Q61 - Vital Signs At a Glance Contract Report for 907901/0007 - June 2017

Name or company name	MR GK MALHOTRA
Contract type name	GDS Contract
Purpose of contract	General
Contract start date	01/04/2006
Contract end date	

17/18 Contracted general activity (UDA)	18,691
Carry forward general activity (UDA)	0
17/18 Contracted orthodontic activity (UOA)	0
Carry forward orthodontic activity (UOA)	0
Baseline contract value	£536,720.28

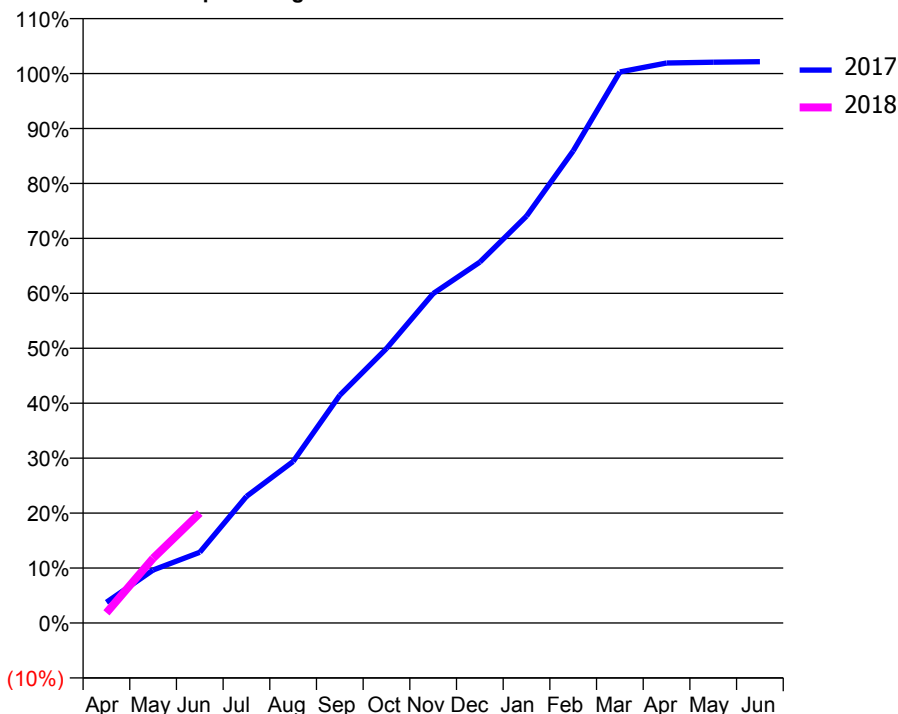
ACCESS*

Patients seen in 24 months	Total	Change since previous quarter
Quarter ending June 2016	5,767	
Quarter ending September 2016	6,039	↑
Quarter ending December 2016	6,122	→
Quarter ending March 2017	6,599	↑
Quarter ending June 2017	6,625	→
Variance since June 2016	14.9%	↑



ACTIVITY

Cumulative percentage of contracted UDA delivered 2017 & 2018



Adjusted Scheduled Activity (UDA)

Month	2017	2018
April	705	346
May	1,802	2,204
June	2,408	3,742
July	4,308	
August	5,497	
September	7,751	
October	9,338	
November	11,206	
December	12,274	
January	13,840	
February	16,057	
March	18,746	
April	19,047	
May	19,073	
June	19,091	

QUALITY

	Quantity	Base Number	Contract	AT	Region	England
% of FP17s for the same patient ID Re-attending within 3 months - Children	41	720	5.7%	10.4%	11.5%	12.0%
% of FP17s for the same patient ID Re-attending within 3 months - Adults	72	751	9.6%	16.0%	16.8%	16.0%
% of FP17s for the same patient ID Re-attending between 3 & 9 months - Children	248	720	34.4%	42.7%	47.3%	58.0%
% of FP17s for the same patient ID Re-attending between 3 & 9 months - Adults	238	751	31.7%	35.6%	38.3%	50.9%
% of FP17s for Band 1 Urgent Courses	29	1,352	2.1%	11.0%	10.7%	9.1%
% of FP17s Relating to Free Repair or Replacements	3	1,352	0.2%	0.5%	0.6%	0.8%
% of FP17s Relating to Continuations	5	1,352	0.4%	0.8%	0.8%	1.1%
% of Patients satisfied with the dentistry they have received	1	2	N/A	88.7%	89.8%	91.7%
% of Patients satisfied with the time they had to wait for an appointment	1	2	N/A	80.2%	83.6%	88.0%

* This is based on patients treated on this contract for their most recent course of treatment. Figures in italics indicate the base number of FP17s or Patient Questionnaire responses are less than 100. N/A is shown where the base number of responses is less than 10 during the period. % is calculated as Quantity/Base number*100

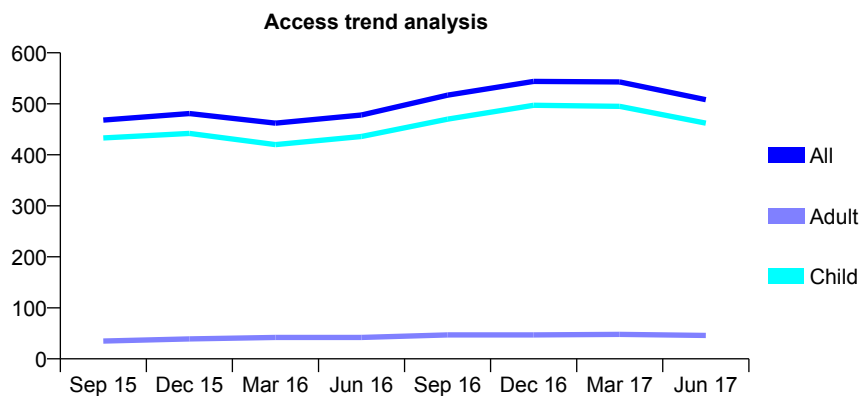
Q61 - Vital Signs At a Glance Contract Report for 910716/0001 - June 2017

Name or company name	MR JS BLISS
Contract type name	GDS Contract
Purpose of contract	General
Contract start date	01/04/2006
Contract end date	

17/18 Contracted general activity (UDA)	550
Carry forward general activity (UDA)	0
17/18 Contracted orthodontic activity (UOA)	0
Carry forward orthodontic activity (UOA)	0
Baseline contract value	£13,343.15

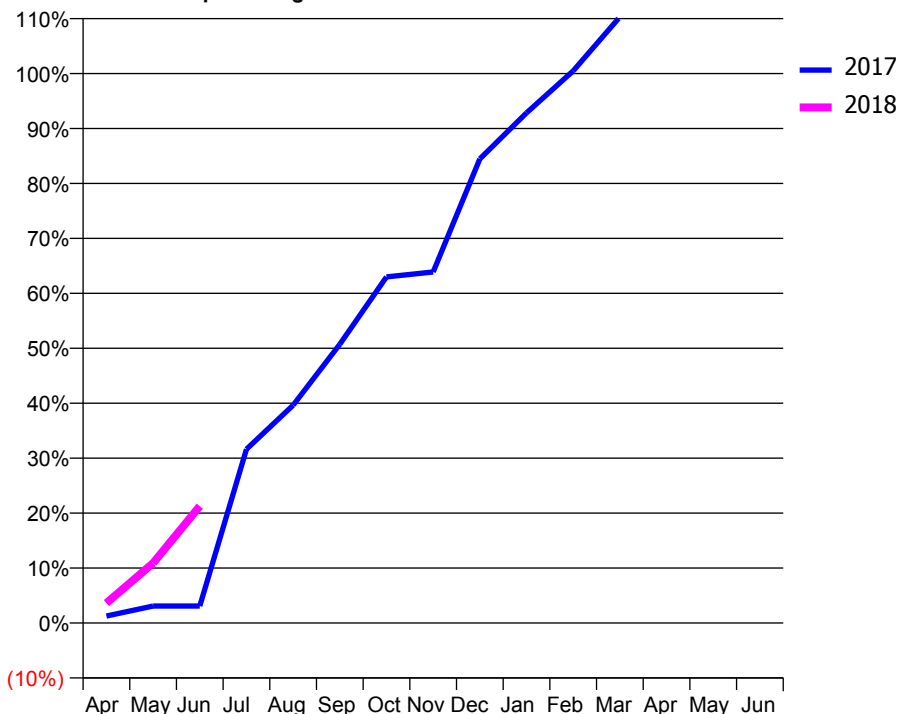
ACCESS*

Patients seen in 24 months	Total	Change since previous quarter
Quarter ending June 2016	478	
Quarter ending September 2016	517	↑
Quarter ending December 2016	544	↑
Quarter ending March 2017	543	→
Quarter ending June 2017	508	↓
Variance since June 2016	6.3%	↑



ACTIVITY

Cumulative percentage of contracted UDA delivered 2017 & 2018



Month	Adjusted Scheduled Activity (UDA)	
	2017	2018
April	7	20
May	17	60
June	17	117
July	174	
August	218	
September	279	
October	346	
November	351	
December	465	
January	511	
February	553	
March	607	
April	635	
May	639	
June	639	

QUALITY

	Quantity	Base Number	Contract	AT	Region	England
% of FP17s for the same patient ID Re-attending within 3 months - Children	8	101	7.9%	10.4%	11.5%	12.0%
% of FP17s for the same patient ID Re-attending within 3 months - Adults	0	2	0.0%	16.0%	16.8%	16.0%
% of FP17s for the same patient ID Re-attending between 3 & 9 months - Children	33	101	32.7%	42.7%	47.3%	58.0%
% of FP17s for the same patient ID Re-attending between 3 & 9 months - Adults	2	2	100.0%	35.6%	38.3%	50.9%
% of FP17s for Band 1 Urgent Courses	0	83	0.0%	11.0%	10.7%	9.1%
% of FP17s Relating to Free Repair or Replacements	0	83	0.0%	0.5%	0.6%	0.8%
% of FP17s Relating to Continuations	0	83	0.0%	0.8%	0.8%	1.1%
% of Patients satisfied with the dentistry they have received	3	3	N/A	88.7%	89.8%	91.7%
% of Patients satisfied with the time they had to wait for an appointment	3	3	N/A	80.2%	83.6%	88.0%

* This is based on patients treated on this contract for their most recent course of treatment. Figures in italics indicate the base number of FP17s or Patient Questionnaire responses are less than 100. N/A is shown where the base number of responses is less than 10 during the period. % is calculated as Quantity/Base number*100

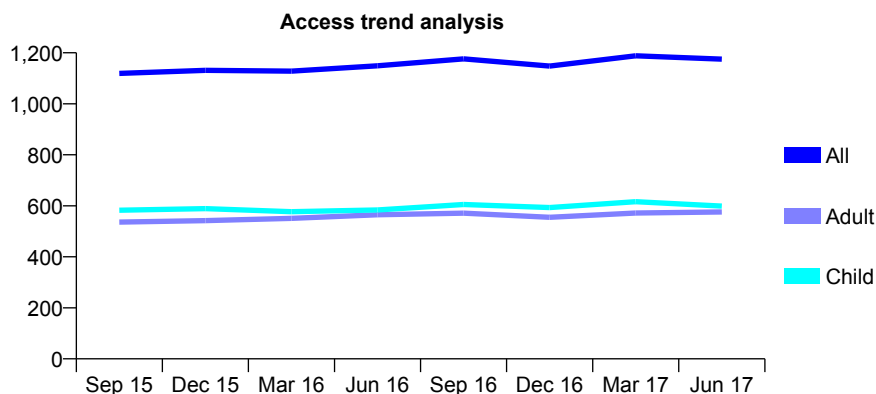
Q61 - Vital Signs At a Glance Contract Report for 912085/0001 - June 2017

Name or company name	MR MP BASS
Contract type name	GDS Contract
Purpose of contract	General
Contract start date	01/04/2006
Contract end date	

17/18 Contracted general activity (UDA)	2,738
Carry forward general activity (UDA)	0
17/18 Contracted orthodontic activity (UOA)	0
Carry forward orthodontic activity (UOA)	0
Baseline contract value	£59,499.65

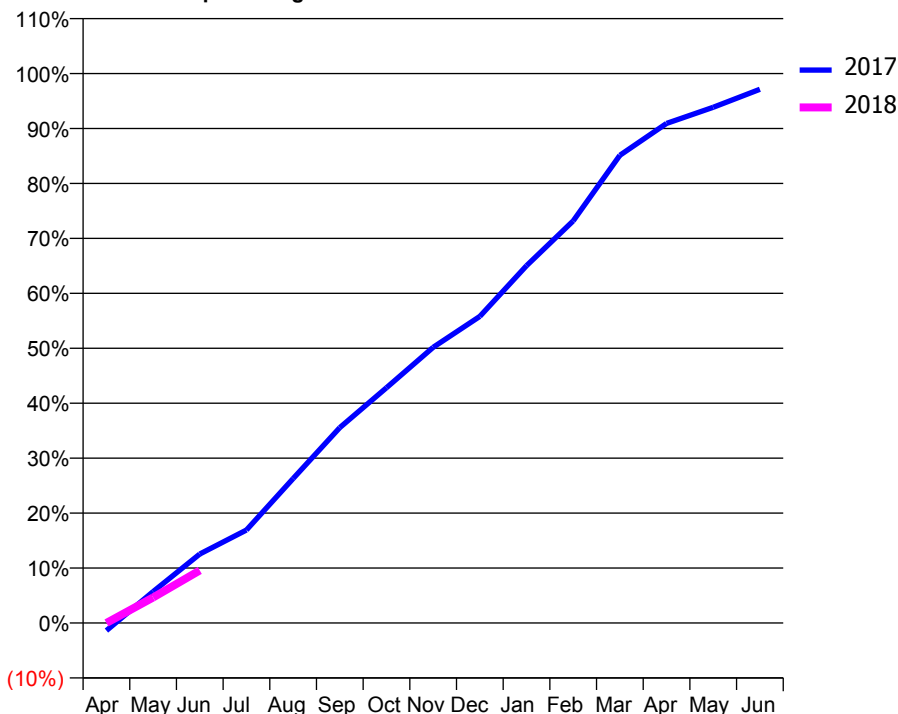
ACCESS*

Patients seen in 24 months	Total	Change since previous quarter
Quarter ending June 2016	1,149	
Quarter ending September 2016	1,176	↑
Quarter ending December 2016	1,148	↓
Quarter ending March 2017	1,188	↑
Quarter ending June 2017	1,175	↓
Variance since June 2016	2.3%	↑



ACTIVITY

Cumulative percentage of contracted UDA delivered 2017 & 2018



Month	Adjusted Scheduled Activity (UDA)	
	2017	2018
April	-38	0
May	157	127
June	344	262
July	463	
August	720	
September	973	
October	1,173	
November	1,374	
December	1,528	
January	1,781	
February	2,004	
March	2,331	
April	2,489	
May	2,570	
June	2,659	

QUALITY

	Quantity	Base Number	Contract	AT	Region	England
% of FP17s for the same patient ID Re-attending within 3 months - Children	10	116	8.6%	10.4%	11.5%	12.0%
% of FP17s for the same patient ID Re-attending within 3 months - Adults	34	147	23.1%	16.0%	16.8%	16.0%
% of FP17s for the same patient ID Re-attending between 3 & 9 months - Children	44	116	37.9%	42.7%	47.3%	58.0%
% of FP17s for the same patient ID Re-attending between 3 & 9 months - Adults	49	147	33.3%	35.6%	38.3%	50.9%
% of FP17s for Band 1 Urgent Courses	6	130	4.6%	11.0%	10.7%	9.1%
% of FP17s Relating to Free Repair or Replacements	2	130	1.5%	0.5%	0.6%	0.8%
% of FP17s Relating to Continuations	0	130	0.0%	0.8%	0.8%	1.1%
% of Patients satisfied with the dentistry they have received	0	0	N/A	88.7%	89.8%	91.7%
% of Patients satisfied with the time they had to wait for an appointment	0	0	N/A	80.2%	83.6%	88.0%

* This is based on patients treated on this contract for their most recent course of treatment. Figures in italics indicate the base number of FP17s or Patient Questionnaire responses are less than 100. N/A is shown where the base number of responses is less than 10 during the period. % is calculated as Quantity/Base number*100

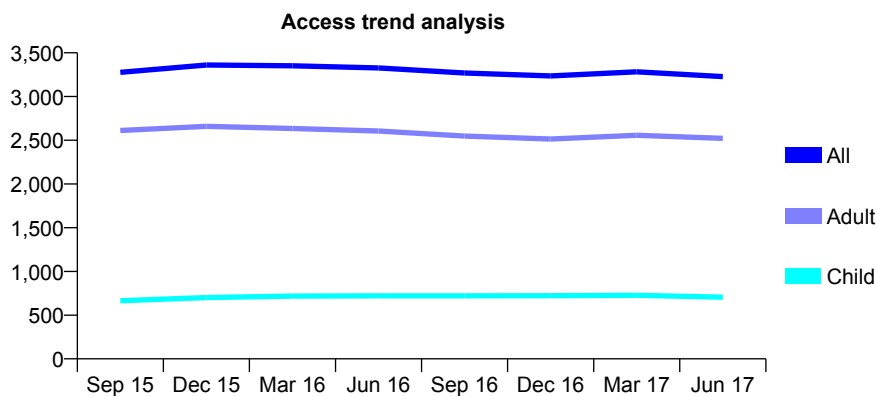
Q61 - Vital Signs At a Glance Contract Report for 912468/0001 - June 2017

Name or company name	MR KN FALEKKOS
Contract type name	GDS Contract
Purpose of contract	General
Contract start date	01/04/2006
Contract end date	

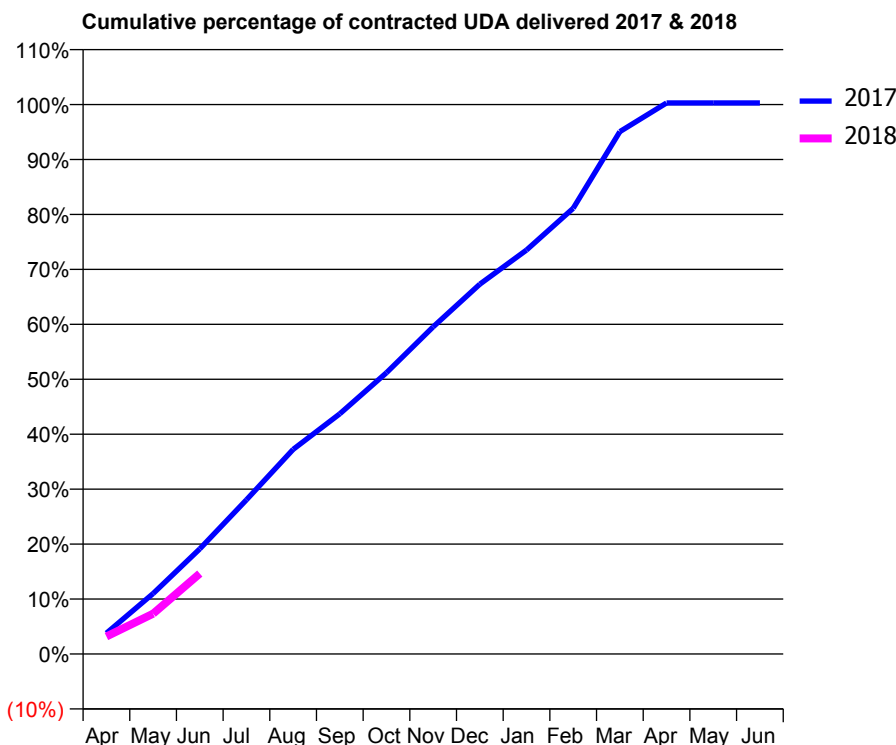
17/18 Contracted general activity (UDA)	8,701
Carry forward general activity (UDA)	0
17/18 Contracted orthodontic activity (UOA)	0
Carry forward orthodontic activity (UOA)	0
Baseline contract value	£236,435.82

ACCESS*

Patients seen in 24 months	Total	Change since previous quarter
Quarter ending June 2016	3,327	
Quarter ending September 2016	3,269	↓
Quarter ending December 2016	3,236	↓
Quarter ending March 2017	3,283	→
Quarter ending June 2017	3,228	↓
Variance since June 2016	(3.0%)	↓



ACTIVITY



Month	Adjusted Scheduled Activity (UDA)	
	2017	2018
April	331	277
May	958	639
June	1,666	1,274
July	2,442	
August	3,239	
September	3,805	
October	4,454	
November	5,180	
December	5,856	
January	6,396	
February	7,057	
March	8,271	
April	8,725	
May	8,726	
June	8,727	

QUALITY

	Quantity	Base Number	Contract	AT	Region	England
% of FP17s for the same patient ID Re-attending within 3 months - Children	9	222	4.1%	10.4%	11.5%	12.0%
% of FP17s for the same patient ID Re-attending within 3 months - Adults	65	618	10.5%	16.0%	16.8%	16.0%
% of FP17s for the same patient ID Re-attending between 3 & 9 months - Children	121	222	54.5%	42.7%	47.3%	58.0%
% of FP17s for the same patient ID Re-attending between 3 & 9 months - Adults	267	618	43.2%	35.6%	38.3%	50.9%
% of FP17s for Band 1 Urgent Courses	77	701	11.0%	11.0%	10.7%	9.1%
% of FP17s Relating to Free Repair or Replacements	1	701	0.1%	0.5%	0.6%	0.8%
% of FP17s Relating to Continuations	0	701	0.0%	0.8%	0.8%	1.1%
% of Patients satisfied with the dentistry they have received	4	4	N/A	88.7%	89.8%	91.7%
% of Patients satisfied with the time they had to wait for an appointment	4	4	N/A	80.2%	83.6%	88.0%

* This is based on patients treated on this contract for their most recent course of treatment. Figures in italics indicate the base number of FP17s or Patient Questionnaire responses are less than 100. N/A is shown where the base number of responses is less than 10 during the period. % is calculated as Quantity/Base number*100

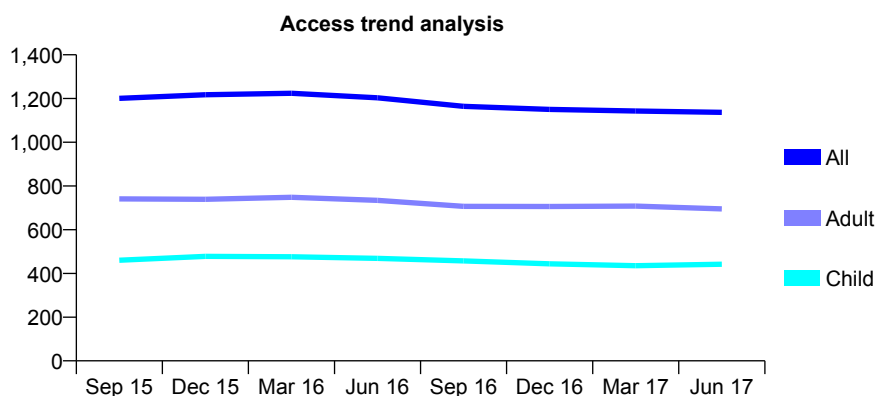
Q61 - Vital Signs At a Glance Contract Report for 914681/0001 - June 2017

Name or company name	MR VK SETHI
Contract type name	GDS Contract
Purpose of contract	General
Contract start date	01/04/2006
Contract end date	

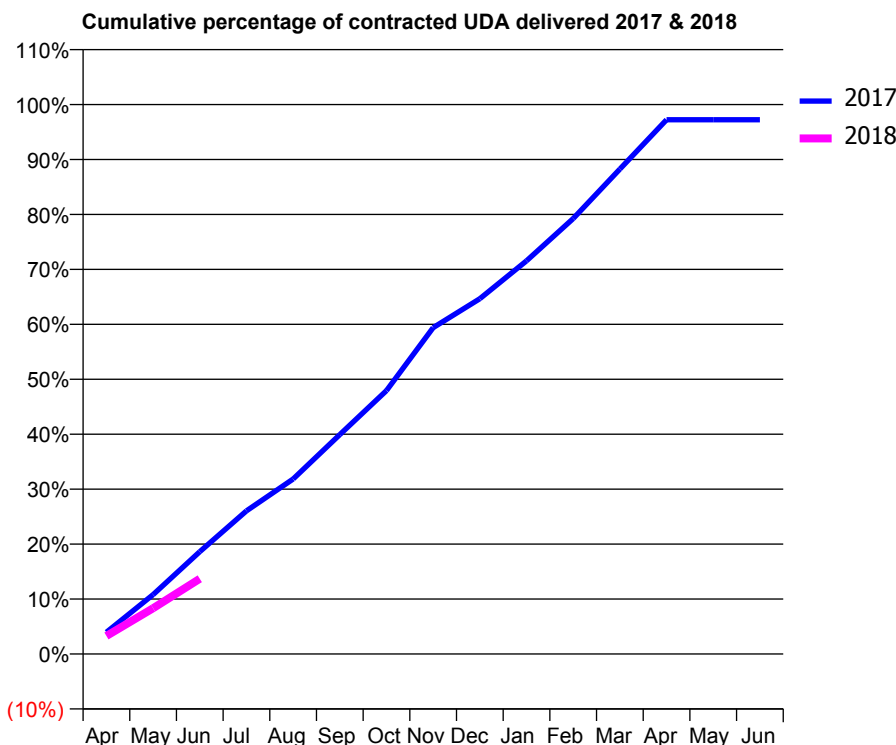
17/18 Contracted general activity (UDA)	4,926
Carry forward general activity (UDA)	0
17/18 Contracted orthodontic activity (UOA)	0
Carry forward orthodontic activity (UOA)	0
Baseline contract value	£169,758.21

ACCESS*

Patients seen in 24 months	Total	Change since previous quarter
Quarter ending June 2016	1,203	
Quarter ending September 2016	1,164	↓
Quarter ending December 2016	1,150	↓
Quarter ending March 2017	1,143	→
Quarter ending June 2017	1,137	→
Variance since June 2016	(5.5%)	↓



ACTIVITY



Month	Adjusted Scheduled Activity (UDA)	
	2017	2018
April	195	162
May	532	411
June	917	674
July	1,284	
August	1,569	
September	1,967	
October	2,362	
November	2,925	
December	3,185	
January	3,525	
February	3,903	
March	4,347	
April	4,789	
May	4,789	
June	4,789	

QUALITY

	Quantity	Base Number	Contract	AT	Region	England
% of FP17s for the same patient ID Re-attending within 3 months - Children	18	194	9.3%	10.4%	11.5%	12.0%
% of FP17s for the same patient ID Re-attending within 3 months - Adults	41	216	19.0%	16.0%	16.8%	16.0%
% of FP17s for the same patient ID Re-attending between 3 & 9 months - Children	120	194	61.9%	42.7%	47.3%	58.0%
% of FP17s for the same patient ID Re-attending between 3 & 9 months - Adults	122	216	56.5%	35.6%	38.3%	50.9%
% of FP17s for Band 1 Urgent Courses	26	306	8.5%	11.0%	10.7%	9.1%
% of FP17s Relating to Free Repair or Replacements	0	306	0.0%	0.5%	0.6%	0.8%
% of FP17s Relating to Continuations	3	306	1.0%	0.8%	0.8%	1.1%
% of Patients satisfied with the dentistry they have received	1	3	N/A	88.7%	89.8%	91.7%
% of Patients satisfied with the time they had to wait for an appointment	3	3	N/A	80.2%	83.6%	88.0%

* This is based on patients treated on this contract for their most recent course of treatment. Figures in italics indicate the base number of FP17s or Patient Questionnaire responses are less than 100. N/A is shown where the base number of responses is less than 10 during the period. % is calculated as Quantity/Base number*100

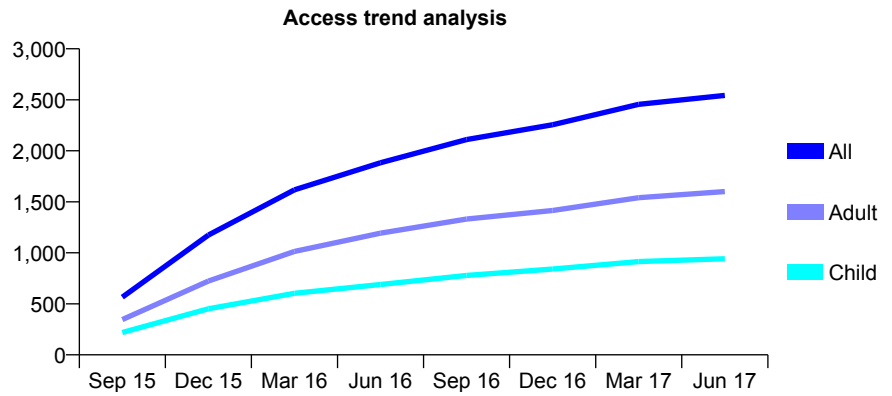
Q61 - Vital Signs At a Glance Contract Report for 916358/0002 - June 2017

Name or company name	MR PD CLESHAM
Contract type name	GDS Contract
Purpose of contract	General
Contract start date	01/05/2015
Contract end date	

17/18 Contracted general activity (UDA)	7,986
Carry forward general activity (UDA)	0
17/18 Contracted orthodontic activity (UOA)	0
Carry forward orthodontic activity (UOA)	0
Baseline contract value	£217,891.55

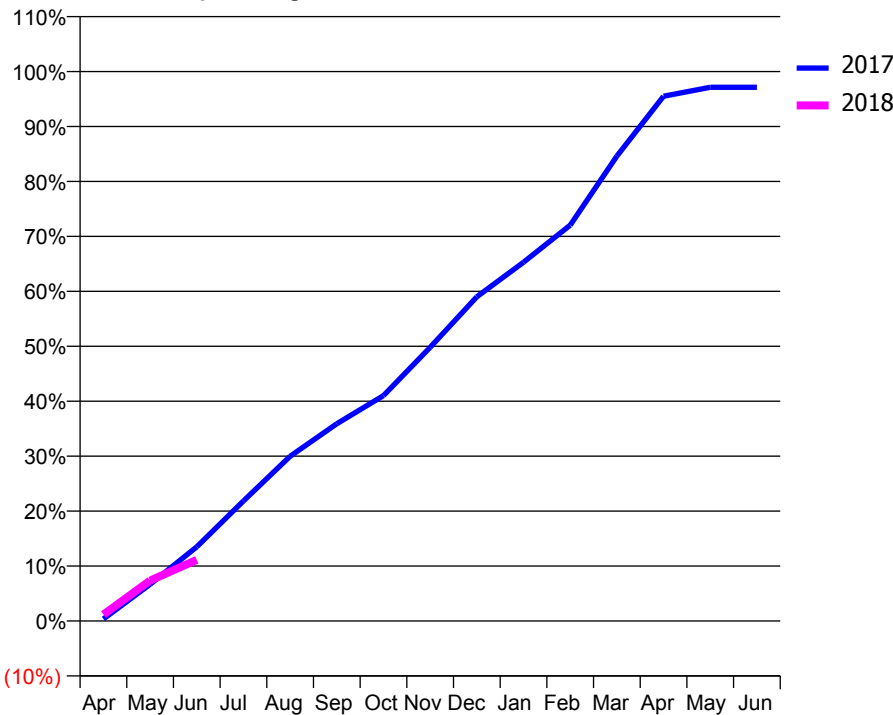
ACCESS*

Patients seen in 24 months	Total	Change since previous quarter
Quarter ending June 2016	1,883	
Quarter ending September 2016	2,110	↑
Quarter ending December 2016	2,256	↑
Quarter ending March 2017	2,456	↑
Quarter ending June 2017	2,543	↑
Variance since June 2016	35.1%	↑



ACTIVITY

Cumulative percentage of contracted UDA delivered 2017 & 2018



Month	Adjusted Scheduled Activity (UDA)	
	2017	2018
April	31	94
May	534	589
June	1,078	889
July	1,745	
August	2,394	
September	2,868	
October	3,277	
November	3,977	
December	4,711	
January	5,213	
February	5,753	
March	6,757	
April	7,626	
May	7,756	
June	7,756	

QUALITY

	Quantity	Base Number	Contract	AT	Region	England
% of FP17s for the same patient ID Re-attending within 3 months - Children	14	230	6.1%	10.4%	11.5%	12.0%
% of FP17s for the same patient ID Re-attending within 3 months - Adults	42	358	11.7%	16.0%	16.8%	16.0%
% of FP17s for the same patient ID Re-attending between 3 & 9 months - Children	66	230	28.7%	42.7%	47.3%	58.0%
% of FP17s for the same patient ID Re-attending between 3 & 9 months - Adults	113	358	31.6%	35.6%	38.3%	50.9%
% of FP17s for Band 1 Urgent Courses	25	357	7.0%	11.0%	10.7%	9.1%
% of FP17s Relating to Free Repair or Replacements	0	357	0.0%	0.5%	0.6%	0.8%
% of FP17s Relating to Continuations	0	357	0.0%	0.8%	0.8%	1.1%
% of Patients satisfied with the dentistry they have received	2	2	N/A	88.7%	89.8%	91.7%
% of Patients satisfied with the time they had to wait for an appointment	2	2	N/A	80.2%	83.6%	88.0%

* This is based on patients treated on this contract for their most recent course of treatment. Figures in italics indicate the base number of FP17s or Patient Questionnaire responses are less than 100. N/A is shown where the base number of responses is less than 10 during the period. % is calculated as Quantity/Base number*100

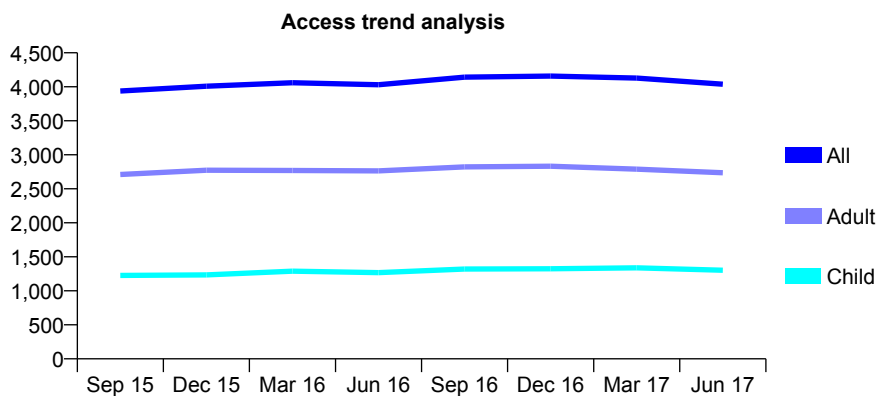
Q61 - Vital Signs At a Glance Contract Report for 917079/0001 - June 2017

Name or company name	MRS A LEE
Contract type name	GDS Contract
Purpose of contract	General and Orthodontic
Contract start date	01/04/2006
Contract end date	

17/18 Contracted general activity (UDA)	9,302
Carry forward general activity (UDA)	0
17/18 Contracted orthodontic activity (UOA)	1,419
Carry forward orthodontic activity (UOA)	0
Baseline contract value	£378,687.62

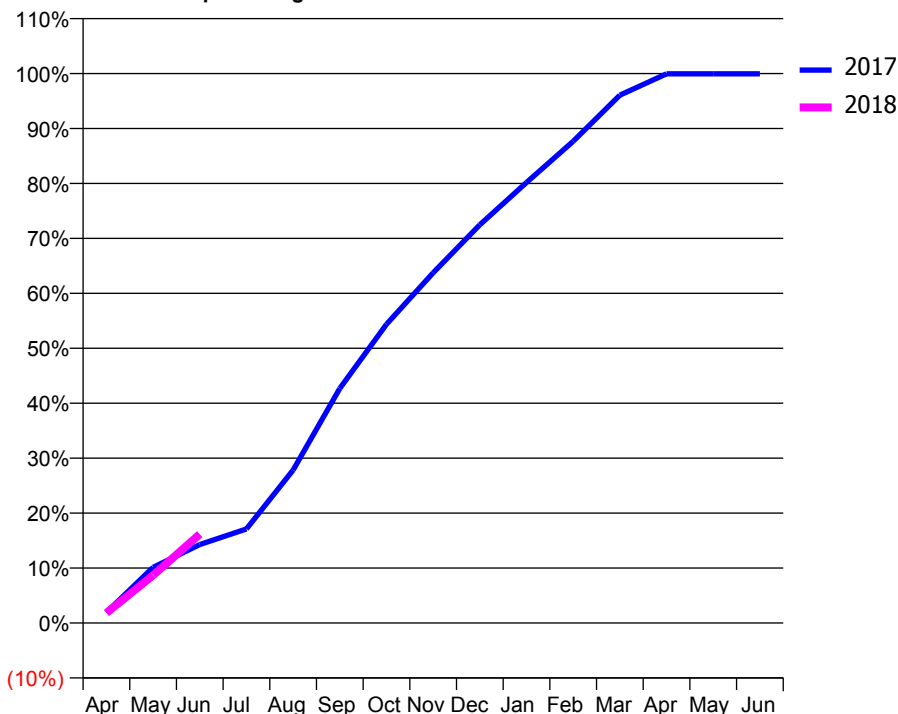
ACCESS*

Patients seen in 24 months	Total	Change since previous quarter
Quarter ending June 2016	4,030	
Quarter ending September 2016	4,143	↑
Quarter ending December 2016	4,157	→
Quarter ending March 2017	4,129	→
Quarter ending June 2017	4,039	↓
Variance since June 2016	0.2%	→



ACTIVITY

Cumulative percentage of contracted UDA delivered 2017 & 2018



Month	Adjusted Scheduled Activity (UDA)	
	2017	2018
April	183	171
May	943	808
June	1,328	1,506
July	1,593	
August	2,591	
September	3,971	
October	5,056	
November	5,929	
December	6,742	
January	7,457	
February	8,154	
March	8,937	
April	9,296	
May	9,296	
June	9,296	

QUALITY

	Quantity	Base Number	Contract	AT	Region	England
% of FP17s for the same patient ID Re-attending within 3 months - Children	26	336	7.7%	10.4%	11.5%	12.0%
% of FP17s for the same patient ID Re-attending within 3 months - Adults	57	551	10.3%	16.0%	16.8%	16.0%
% of FP17s for the same patient ID Re-attending between 3 & 9 months - Children	128	336	38.1%	42.7%	47.3%	58.0%
% of FP17s for the same patient ID Re-attending between 3 & 9 months - Adults	206	551	37.4%	35.6%	38.3%	50.9%
% of FP17s for Band 1 Urgent Courses	28	678	4.1%	11.0%	10.7%	9.1%
% of FP17s Relating to Free Repair or Replacements	5	678	0.7%	0.5%	0.6%	0.8%
% of FP17s Relating to Continuations	6	678	0.9%	0.8%	0.8%	1.1%
% of Patients satisfied with the dentistry they have received	5	5	N/A	88.7%	89.8%	91.7%
% of Patients satisfied with the time they had to wait for an appointment	4	5	N/A	80.2%	83.6%	88.0%

* This is based on patients treated on this contract for their most recent course of treatment. Figures in italics indicate the base number of FP17s or Patient Questionnaire responses are less than 100. N/A is shown where the base number of responses is less than 10 during the period. % is calculated as Quantity/Base number*100

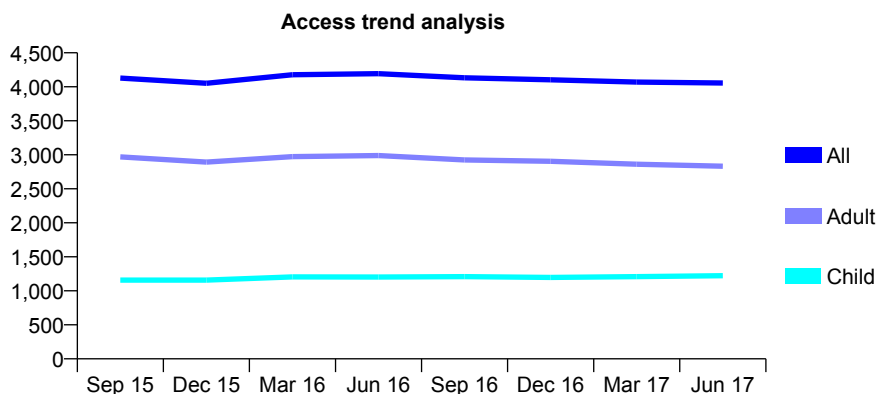
Q61 - Vital Signs At a Glance Contract Report for 918393/0001 - June 2017

Name or company name	MISS SV SMALL
Contract type name	GDS Contract
Purpose of contract	General
Contract start date	01/04/2006
Contract end date	

17/18 Contracted general activity (UDA)	9,569
Carry forward general activity (UDA)	0
17/18 Contracted orthodontic activity (UOA)	0
Carry forward orthodontic activity (UOA)	0
Baseline contract value	£269,140.47

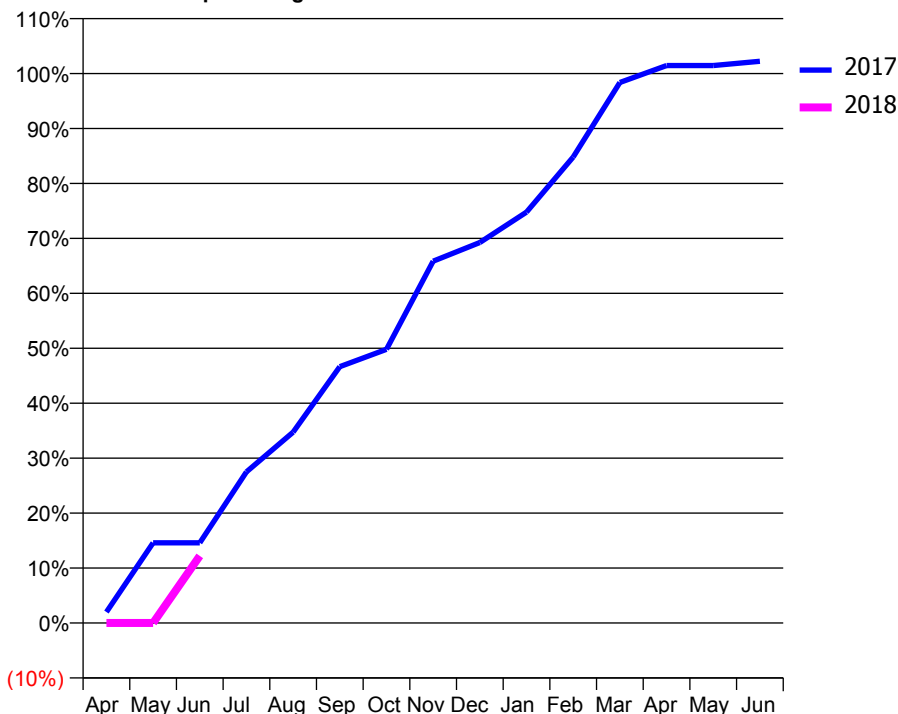
ACCESS*

Patients seen in 24 months	Total	Change since previous quarter
Quarter ending June 2016	4,193	
Quarter ending September 2016	4,133	↓
Quarter ending December 2016	4,102	→
Quarter ending March 2017	4,070	→
Quarter ending June 2017	4,055	→
Variance since June 2016	(3.3%)	↓



ACTIVITY

Cumulative percentage of contracted UDA delivered 2017 & 2018



Month	Adjusted Scheduled Activity (UDA)	
	2017	2018
April	191	0
May	1,397	0
June	1,397	1,169
July	2,631	
August	3,325	
September	4,463	
October	4,765	
November	6,301	
December	6,626	
January	7,157	
February	8,114	
March	9,413	
April	9,708	
May	9,708	
June	9,782	

QUALITY

	Quantity	Base Number	Contract	AT	Region	England
% of FP17s for the same patient ID Re-attending within 3 months - Children	28	341	8.2%	10.4%	11.5%	12.0%
% of FP17s for the same patient ID Re-attending within 3 months - Adults	111	652	17.0%	16.0%	16.8%	16.0%
% of FP17s for the same patient ID Re-attending between 3 & 9 months - Children	194	341	56.9%	42.7%	47.3%	58.0%
% of FP17s for the same patient ID Re-attending between 3 & 9 months - Adults	349	652	53.5%	35.6%	38.3%	50.9%
% of FP17s for Band 1 Urgent Courses	79	667	11.8%	11.0%	10.7%	9.1%
% of FP17s Relating to Free Repair or Replacements	5	667	0.7%	0.5%	0.6%	0.8%
% of FP17s Relating to Continuations	4	667	0.6%	0.8%	0.8%	1.1%
% of Patients satisfied with the dentistry they have received	2	3	N/A	88.7%	89.8%	91.7%
% of Patients satisfied with the time they had to wait for an appointment	2	3	N/A	80.2%	83.6%	88.0%

* This is based on patients treated on this contract for their most recent course of treatment. Figures in italics indicate the base number of FP17s or Patient Questionnaire responses are less than 100. N/A is shown where the base number of responses is less than 10 during the period. % is calculated as Quantity/Base number*100

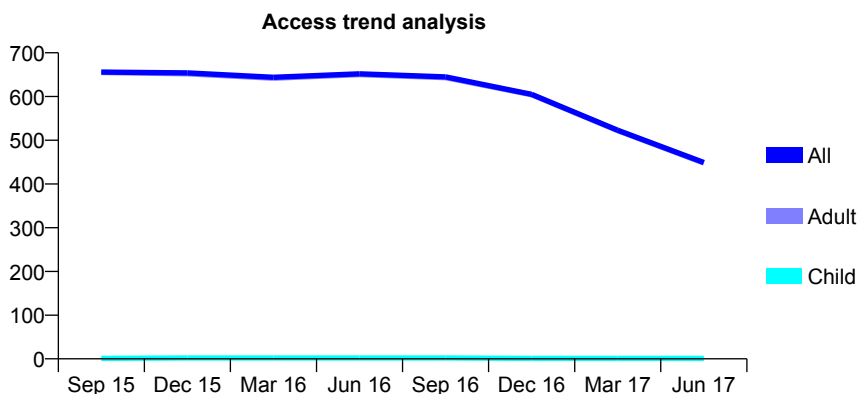
Q61 - Vital Signs At a Glance Contract Report for 921351/0007 - June 2017

Name or company name	MR PK CHOPRA
Contract type name	GDS Contract
Purpose of contract	General
Contract start date	01/04/2006
Contract end date	

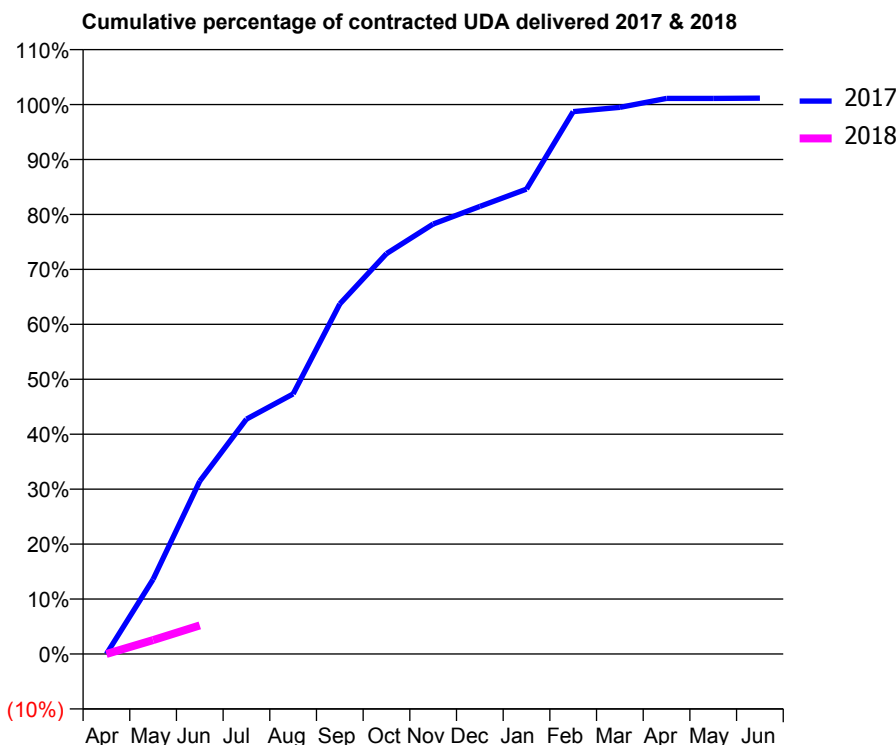
17/18 Contracted general activity (UDA)	1,800
Carry forward general activity (UDA)	0
17/18 Contracted orthodontic activity (UOA)	0
Carry forward orthodontic activity (UOA)	0
Baseline contract value	£51,508.17

ACCESS*

Patients seen in 24 months	Total	Change since previous quarter
Quarter ending June 2016	652	
Quarter ending September 2016	645	↓
Quarter ending December 2016	605	↓
Quarter ending March 2017	523	↓
Quarter ending June 2017	449	↓
Variance since June 2016	(31.1%)	↓



ACTIVITY



Month	Adjusted Scheduled Activity (UDA)	
	2017	2018
April	0	0
May	245	46
June	566	94
July	770	
August	852	
September	1,147	
October	1,311	
November	1,408	
December	1,466	
January	1,523	
February	1,777	
March	1,791	
April	1,820	
May	1,820	
June	1,821	

QUALITY

	Quantity	Base Number	Contract	AT	Region	England
% of FP17s for the same patient ID Re-attending within 3 months - Children	0	0	N/A	10.4%	11.5%	12.0%
% of FP17s for the same patient ID Re-attending within 3 months - Adults	1	32	3.1%	16.0%	16.8%	16.0%
% of FP17s for the same patient ID Re-attending between 3 & 9 months - Children	0	0	N/A	42.7%	47.3%	58.0%
% of FP17s for the same patient ID Re-attending between 3 & 9 months - Adults	0	32	0.0%	35.6%	38.3%	50.9%
% of FP17s for Band 1 Urgent Courses	4	20	20.0%	11.0%	10.7%	9.1%
% of FP17s Relating to Free Repair or Replacements	0	20	0.0%	0.5%	0.6%	0.8%
% of FP17s Relating to Continuations	0	20	0.0%	0.8%	0.8%	1.1%
% of Patients satisfied with the dentistry they have received	0	0	N/A	88.7%	89.8%	91.7%
% of Patients satisfied with the time they had to wait for an appointment	0	0	N/A	80.2%	83.6%	88.0%

* This is based on patients treated on this contract for their most recent course of treatment. Figures in italics indicate the base number of FP17s or Patient Questionnaire responses are less than 100. N/A is shown where the base number of responses is less than 10 during the period. % is calculated as Quantity/Base number*100

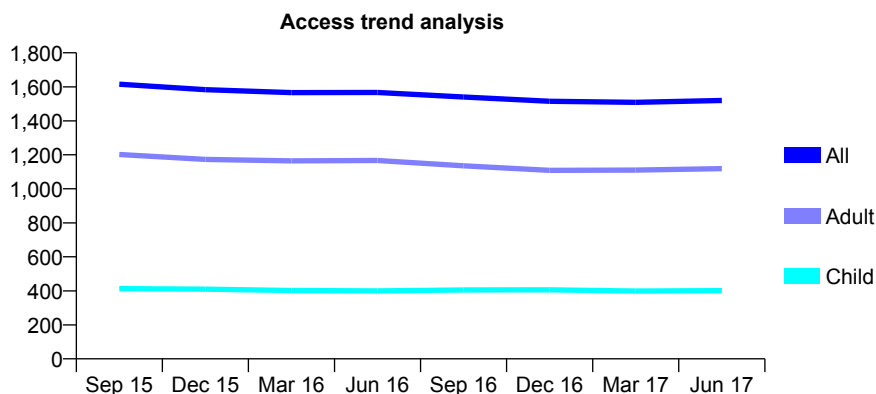
Q61 - Vital Signs At a Glance Contract Report for 921734/0001 - June 2017

Name or company name	MR N PATEL
Contract type name	GDS Contract
Purpose of contract	General
Contract start date	01/04/2006
Contract end date	

17/18 Contracted general activity (UDA)	5,448
Carry forward general activity (UDA)	0
17/18 Contracted orthodontic activity (UOA)	0
Carry forward orthodontic activity (UOA)	0
Baseline contract value	£183,829.26

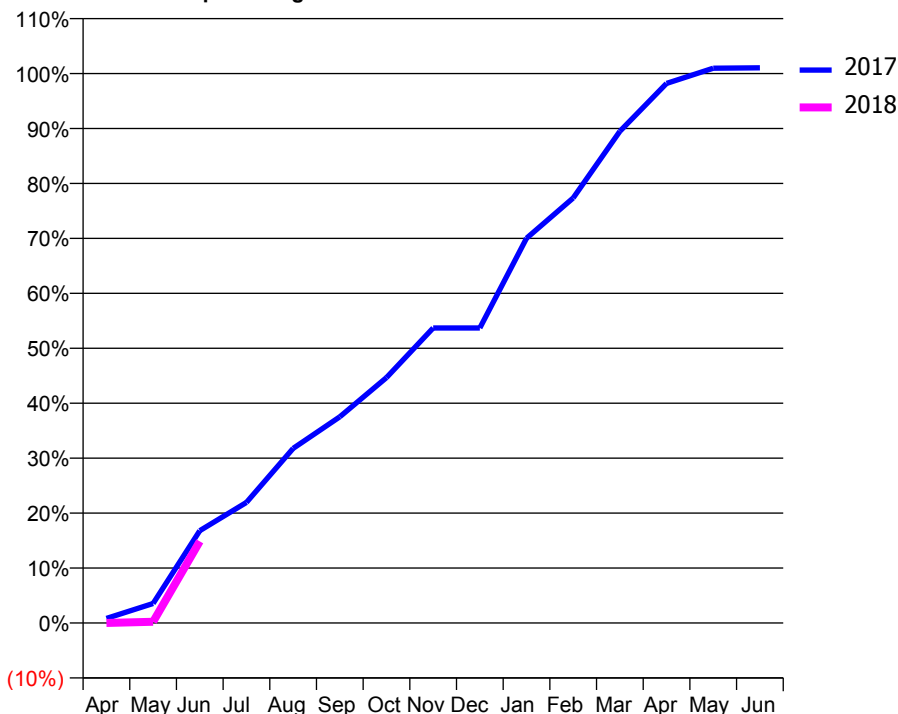
ACCESS*

Patients seen in 24 months	Total	Change since previous quarter
Quarter ending June 2016	1,567	
Quarter ending September 2016	1,540	↓
Quarter ending December 2016	1,515	↓
Quarter ending March 2017	1,509	→
Quarter ending June 2017	1,520	→
Variance since June 2016	(3.0%)	↓



ACTIVITY

Cumulative percentage of contracted UDA delivered 2017 & 2018



Month	Adjusted Scheduled Activity (UDA)	
	2017	2018
April	45	0
May	193	13
June	915	810
July	1,195	
August	1,731	
September	2,045	
October	2,433	
November	2,925	
December	2,925	
January	3,815	
February	4,214	
March	4,875	
April	5,350	
May	5,501	
June	5,505	

QUALITY

	Quantity	Base Number	Contract	AT	Region	England
% of FP17s for the same patient ID Re-attending within 3 months - Children	3	100	3.0%	10.4%	11.5%	12.0%
% of FP17s for the same patient ID Re-attending within 3 months - Adults	16	278	5.8%	16.0%	16.8%	16.0%
% of FP17s for the same patient ID Re-attending between 3 & 9 months - Children	40	100	40.0%	42.7%	47.3%	58.0%
% of FP17s for the same patient ID Re-attending between 3 & 9 months - Adults	88	278	31.7%	35.6%	38.3%	50.9%
% of FP17s for Band 1 Urgent Courses	2	261	0.8%	11.0%	10.7%	9.1%
% of FP17s Relating to Free Repair or Replacements	0	261	0.0%	0.5%	0.6%	0.8%
% of FP17s Relating to Continuations	0	261	0.0%	0.8%	0.8%	1.1%
% of Patients satisfied with the dentistry they have received	1	1	N/A	88.7%	89.8%	91.7%
% of Patients satisfied with the time they had to wait for an appointment	1	1	N/A	80.2%	83.6%	88.0%

* This is based on patients treated on this contract for their most recent course of treatment. Figures in italics indicate the base number of FP17s or Patient Questionnaire responses are less than 100. N/A is shown where the base number of responses is less than 10 during the period. % is calculated as Quantity/Base number*100

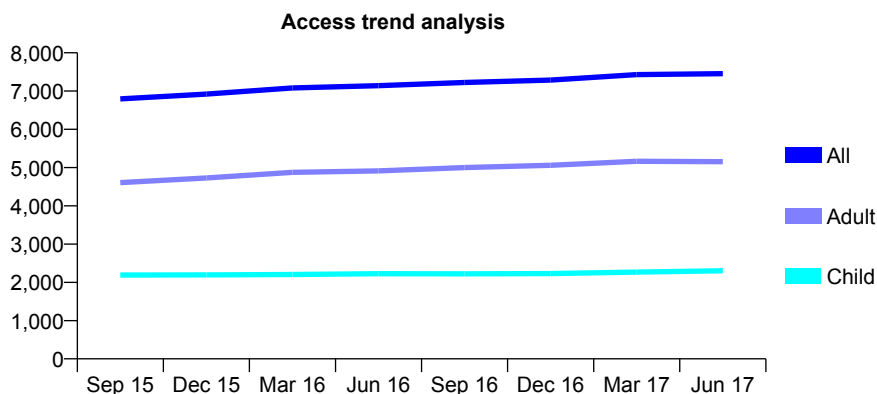
Q61 - Vital Signs At a Glance Contract Report for 921742/0002 - June 2017

Name or company name	MR AA OJETUNDE
Contract type name	GDS Contract
Purpose of contract	General
Contract start date	01/04/2006
Contract end date	

17/18 Contracted general activity (UDA)	31,006
Carry forward general activity (UDA)	0
17/18 Contracted orthodontic activity (UOA)	0
Carry forward orthodontic activity (UOA)	0
Baseline contract value	£987,543.43

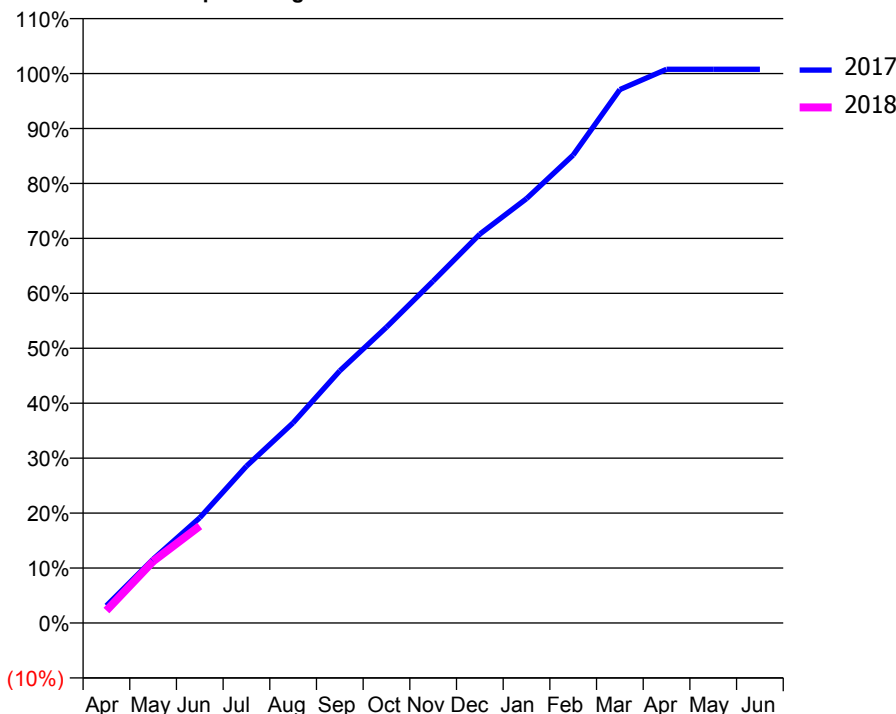
ACCESS*

Patients seen in 24 months	Total	Change since previous quarter
Quarter ending June 2016	7,139	
Quarter ending September 2016	7,223	→
Quarter ending December 2016	7,288	→
Quarter ending March 2017	7,431	→
Quarter ending June 2017	7,456	→
Variance since June 2016	4.4%	↑



ACTIVITY

Cumulative percentage of contracted UDA delivered 2017 & 2018



Adjusted Scheduled Activity (UDA)

Month	2017	2018
April	975	703
May	3,598	3,482
June	5,941	5,473
July	8,855	
August	11,295	
September	14,230	
October	16,694	
November	19,292	
December	21,941	
January	23,948	
February	26,409	
March	30,103	
April	31,242	
May	31,245	
June	31,245	

QUALITY

	Quantity	Base Number	Contract	AT	Region	England
% of FP17s for the same patient ID Re-attending within 3 months - Children	43	516	8.3%	10.4%	11.5%	12.0%
% of FP17s for the same patient ID Re-attending within 3 months - Adults	157	1,055	14.9%	16.0%	16.8%	16.0%
% of FP17s for the same patient ID Re-attending between 3 & 9 months - Children	134	516	26.0%	42.7%	47.3%	58.0%
% of FP17s for the same patient ID Re-attending between 3 & 9 months - Adults	255	1,055	24.2%	35.6%	38.3%	50.9%
% of FP17s for Band 1 Urgent Courses	130	1,331	9.8%	11.0%	10.7%	9.1%
% of FP17s Relating to Free Repair or Replacements	31	1,331	2.3%	0.5%	0.6%	0.8%
% of FP17s Relating to Continuations	25	1,331	1.9%	0.8%	0.8%	1.1%
% of Patients satisfied with the dentistry they have received	6	7	N/A	88.7%	89.8%	91.7%
% of Patients satisfied with the time they had to wait for an appointment	6	7	N/A	80.2%	83.6%	88.0%

* This is based on patients treated on this contract for their most recent course of treatment. Figures in italics indicate the base number of FP17s or Patient Questionnaire responses are less than 100. N/A is shown where the base number of responses is less than 10 during the period. % is calculated as Quantity/Base number*100

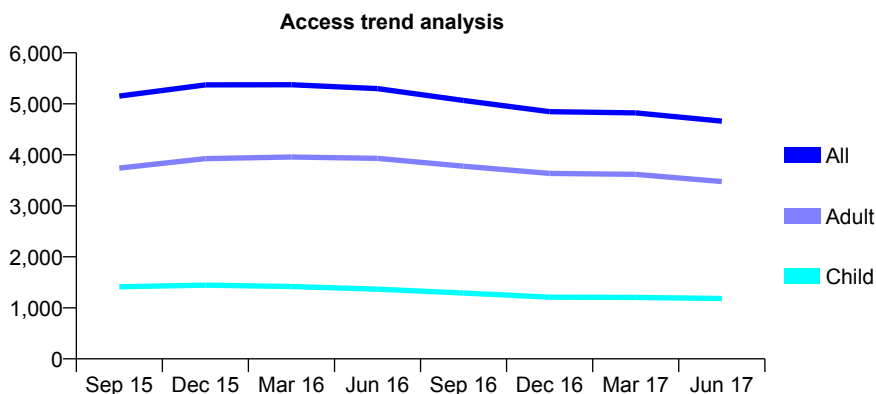
Q61 - Vital Signs At a Glance Contract Report for 921777/0001 - June 2017

Name or company name	MISS A AGGARWAL
Contract type name	GDS Contract
Purpose of contract	General
Contract start date	01/04/2006
Contract end date	

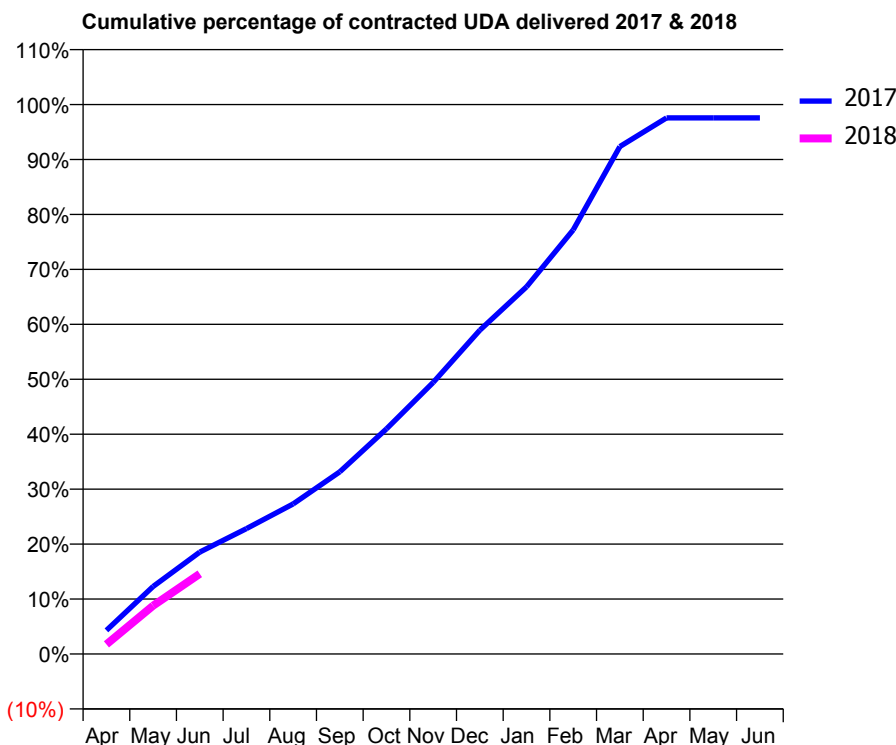
17/18 Contracted general activity (UDA)	11,405
Carry forward general activity (UDA)	0
17/18 Contracted orthodontic activity (UOA)	0
Carry forward orthodontic activity (UOA)	0
Baseline contract value	£285,901.44

ACCESS*

Patients seen in 24 months	Total	Change since previous quarter
Quarter ending June 2016	5,297	
Quarter ending September 2016	5,065	↓
Quarter ending December 2016	4,846	↓
Quarter ending March 2017	4,821	→
Quarter ending June 2017	4,659	↓
Variance since June 2016	(12.0%)	↓



ACTIVITY



Month	Adjusted Scheduled Activity (UDA)	
	2017	2018
April	491	199
May	1,401	1,004
June	2,116	1,664
July	2,604	
August	3,115	
September	3,782	
October	4,672	
November	5,637	
December	6,722	
January	7,622	
February	8,803	
March	10,531	
April	11,127	
May	11,128	
June	11,128	

QUALITY

	Quantity	Base Number	Contract	AT	Region	England
% of FP17s for the same patient ID Re-attending within 3 months - Children	20	330	6.1%	10.4%	11.5%	12.0%
% of FP17s for the same patient ID Re-attending within 3 months - Adults	137	925	14.8%	16.0%	16.8%	16.0%
% of FP17s for the same patient ID Re-attending between 3 & 9 months - Children	143	330	43.3%	42.7%	47.3%	58.0%
% of FP17s for the same patient ID Re-attending between 3 & 9 months - Adults	429	925	46.4%	35.6%	38.3%	50.9%
% of FP17s for Band 1 Urgent Courses	78	981	8.0%	11.0%	10.7%	9.1%
% of FP17s Relating to Free Repair or Replacements	9	981	0.9%	0.5%	0.6%	0.8%
% of FP17s Relating to Continuations	7	981	0.7%	0.8%	0.8%	1.1%
% of Patients satisfied with the dentistry they have received	4	4	N/A	88.7%	89.8%	91.7%
% of Patients satisfied with the time they had to wait for an appointment	3	4	N/A	80.2%	83.6%	88.0%

* This is based on patients treated on this contract for their most recent course of treatment. Figures in italics indicate the base number of FP17s or Patient Questionnaire responses are less than 100. N/A is shown where the base number of responses is less than 10 during the period. % is calculated as Quantity/Base number*100

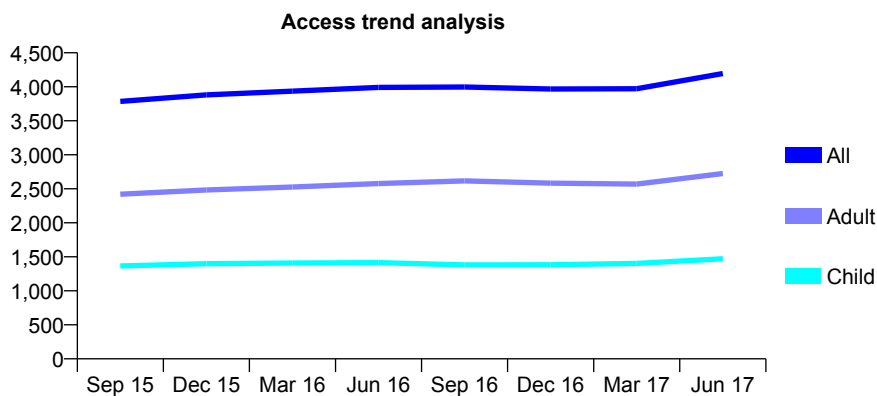
Q61 - Vital Signs At a Glance Contract Report for 925942/0001 - June 2017

Name or company name	MR YR SARWAR
Contract type name	GDS Contract
Purpose of contract	General
Contract start date	01/04/2006
Contract end date	

17/18 Contracted general activity (UDA)	8,836
Carry forward general activity (UDA)	0
17/18 Contracted orthodontic activity (UOA)	0
Carry forward orthodontic activity (UOA)	0
Baseline contract value	£222,824.64

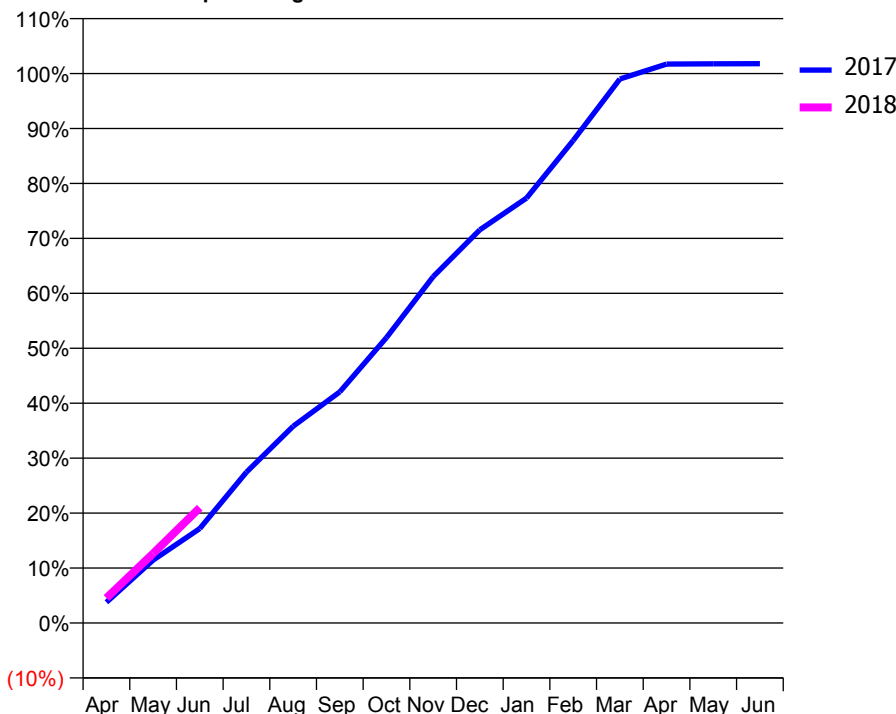
ACCESS*

Patients seen in 24 months	Total	Change since previous quarter
Quarter ending June 2016	3,991	
Quarter ending September 2016	3,997	→
Quarter ending December 2016	3,967	→
Quarter ending March 2017	3,972	→
Quarter ending June 2017	4,196	↑
Variance since June 2016	5.1%	↑



ACTIVITY

Cumulative percentage of contracted UDA delivered 2017 & 2018



Month	Adjusted Scheduled Activity (UDA)	
	2017	2018
April	333	403
May	1,011	1,118
June	1,520	1,854
July	2,426	
August	3,164	
September	3,717	
October	4,590	
November	5,570	
December	6,322	
January	6,833	
February	7,759	
March	8,748	
April	8,988	
May	8,992	
June	8,993	

QUALITY

	Quantity	Base Number	Contract	AT	Region	England
% of FP17s for the same patient ID Re-attending within 3 months - Children	35	461	7.6%	10.4%	11.5%	12.0%
% of FP17s for the same patient ID Re-attending within 3 months - Adults	102	754	13.5%	16.0%	16.8%	16.0%
% of FP17s for the same patient ID Re-attending between 3 & 9 months - Children	166	461	36.0%	42.7%	47.3%	58.0%
% of FP17s for the same patient ID Re-attending between 3 & 9 months - Adults	227	754	30.1%	35.6%	38.3%	50.9%
% of FP17s for Band 1 Urgent Courses	87	802	10.8%	11.0%	10.7%	9.1%
% of FP17s Relating to Free Repair or Replacements	2	802	0.2%	0.5%	0.6%	0.8%
% of FP17s Relating to Continuations	11	802	1.4%	0.8%	0.8%	1.1%
% of Patients satisfied with the dentistry they have received	4	5	N/A	88.7%	89.8%	91.7%
% of Patients satisfied with the time they had to wait for an appointment	3	5	N/A	80.2%	83.6%	88.0%

* This is based on patients treated on this contract for their most recent course of treatment. Figures in italics indicate the base number of FP17s or Patient Questionnaire responses are less than 100. N/A is shown where the base number of responses is less than 10 during the period. % is calculated as Quantity/Base number*100

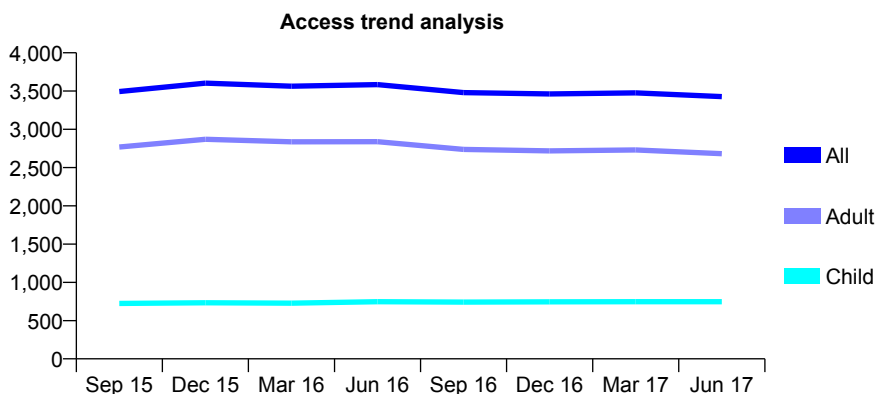
Q61 - Vital Signs At a Glance Contract Report for 925985/0001 - June 2017

Name or company name	MR S CHOPRA
Contract type name	GDS Contract
Purpose of contract	General
Contract start date	01/04/2006
Contract end date	

17/18 Contracted general activity (UDA)	6,963
Carry forward general activity (UDA)	0
17/18 Contracted orthodontic activity (UOA)	0
Carry forward orthodontic activity (UOA)	0
Baseline contract value	£240,714.30

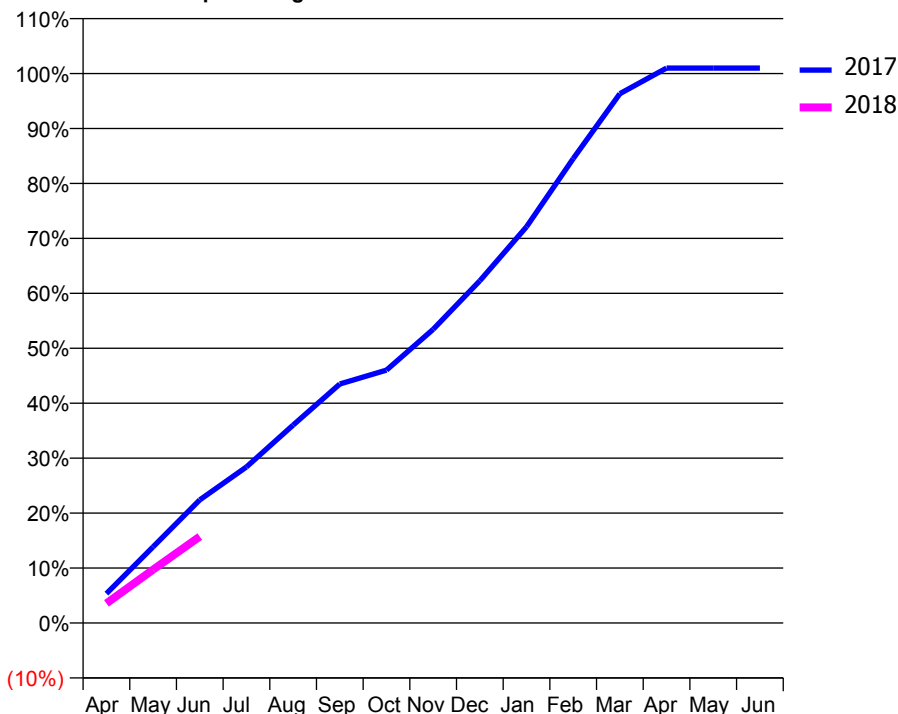
ACCESS*

Patients seen in 24 months	Total	Change since previous quarter
Quarter ending June 2016	3,584	
Quarter ending September 2016	3,480	↓
Quarter ending December 2016	3,463	→
Quarter ending March 2017	3,476	→
Quarter ending June 2017	3,428	↓
Variance since June 2016	(4.4%)	↓



ACTIVITY

Cumulative percentage of contracted UDA delivered 2017 & 2018



Month	Adjusted Scheduled Activity (UDA)	
	2017	2018
April	372	249
May	965	676
June	1,560	1,095
July	1,978	
August	2,509	
September	3,029	
October	3,204	
November	3,721	
December	4,336	
January	5,020	
February	5,884	
March	6,707	
April	7,031	
May	7,031	
June	7,031	

QUALITY

	Quantity	Base Number	Contract	AT	Region	England
% of FP17s for the same patient ID Re-attending within 3 months - Children	16	186	8.6%	10.4%	11.5%	12.0%
% of FP17s for the same patient ID Re-attending within 3 months - Adults	86	613	14.0%	16.0%	16.8%	16.0%
% of FP17s for the same patient ID Re-attending between 3 & 9 months - Children	63	186	33.9%	42.7%	47.3%	58.0%
% of FP17s for the same patient ID Re-attending between 3 & 9 months - Adults	193	613	31.5%	35.6%	38.3%	50.9%
% of FP17s for Band 1 Urgent Courses	41	508	8.1%	11.0%	10.7%	9.1%
% of FP17s Relating to Free Repair or Replacements	0	508	0.0%	0.5%	0.6%	0.8%
% of FP17s Relating to Continuations	2	508	0.4%	0.8%	0.8%	1.1%
% of Patients satisfied with the dentistry they have received	3	3	N/A	88.7%	89.8%	91.7%
% of Patients satisfied with the time they had to wait for an appointment	1	3	N/A	80.2%	83.6%	88.0%

* This is based on patients treated on this contract for their most recent course of treatment. Figures in italics indicate the base number of FP17s or Patient Questionnaire responses are less than 100. N/A is shown where the base number of responses is less than 10 during the period. % is calculated as Quantity/Base number*100

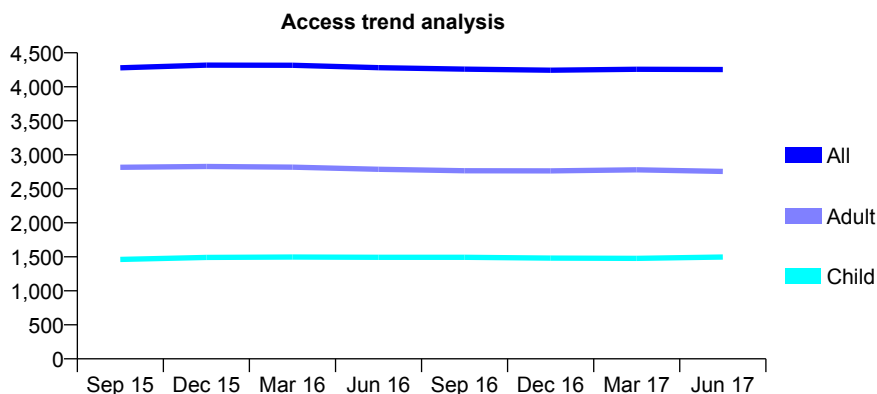
Q61 - Vital Signs At a Glance Contract Report for 926094/0001 - June 2017

Name or company name	MR AN AL-ATTAR
Contract type name	GDS Contract
Purpose of contract	General
Contract start date	01/04/2006
Contract end date	

17/18 Contracted general activity (UDA)	12,876
Carry forward general activity (UDA)	0
17/18 Contracted orthodontic activity (UOA)	0
Carry forward orthodontic activity (UOA)	0
Baseline contract value	£387,657.78

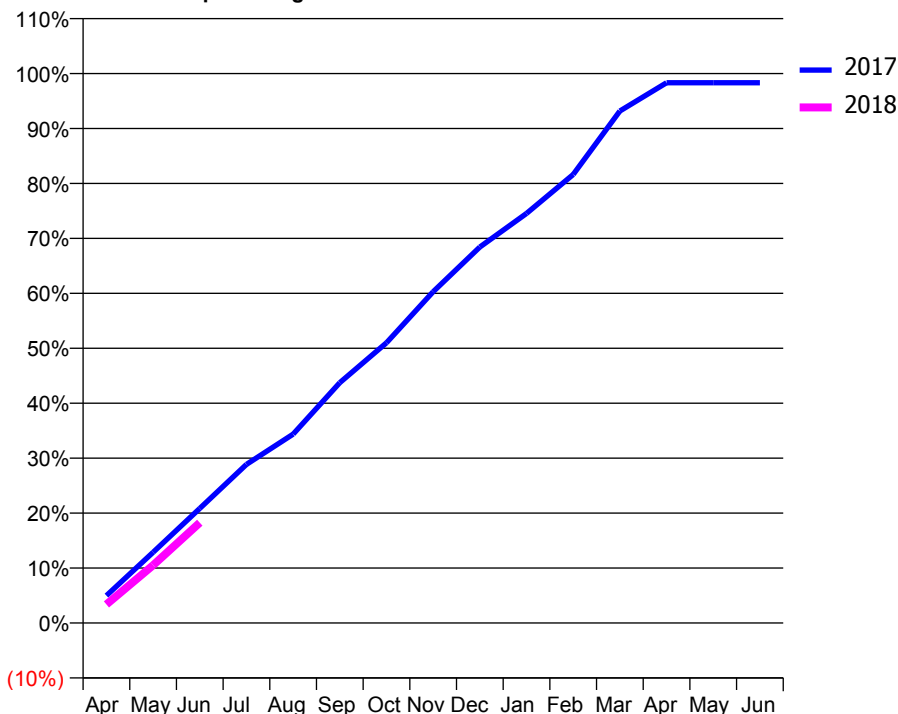
ACCESS*

Patients seen in 24 months	Total	Change since previous quarter
Quarter ending June 2016	4,281	
Quarter ending September 2016	4,259	→
Quarter ending December 2016	4,245	→
Quarter ending March 2017	4,258	→
Quarter ending June 2017	4,254	→
Variance since June 2016	(0.6%)	→



ACTIVITY

Cumulative percentage of contracted UDA delivered 2017 & 2018



Adjusted Scheduled Activity (UDA)

Month	2017	2018
April	643	437
May	1,658	1,356
June	2,685	2,351
July	3,717	
August	4,426	
September	5,633	
October	6,566	
November	7,762	
December	8,809	
January	9,597	
February	10,510	
March	11,998	
April	12,659	
May	12,659	
June	12,659	

QUALITY

	Quantity	Base Number	Contract	AT	Region	England
% of FP17s for the same patient ID Re-attending within 3 months - Children	57	464	12.3%	10.4%	11.5%	12.0%
% of FP17s for the same patient ID Re-attending within 3 months - Adults	173	818	21.1%	16.0%	16.8%	16.0%
% of FP17s for the same patient ID Re-attending between 3 & 9 months - Children	186	464	40.1%	42.7%	47.3%	58.0%
% of FP17s for the same patient ID Re-attending between 3 & 9 months - Adults	303	818	37.0%	35.6%	38.3%	50.9%
% of FP17s for Band 1 Urgent Courses	72	1,059	6.8%	11.0%	10.7%	9.1%
% of FP17s Relating to Free Repair or Replacements	9	1,059	0.8%	0.5%	0.6%	0.8%
% of FP17s Relating to Continuations	37	1,059	3.5%	0.8%	0.8%	1.1%
% of Patients satisfied with the dentistry they have received	2	2	N/A	88.7%	89.8%	91.7%
% of Patients satisfied with the time they had to wait for an appointment	2	2	N/A	80.2%	83.6%	88.0%

* This is based on patients treated on this contract for their most recent course of treatment. Figures in italics indicate the base number of FP17s or Patient Questionnaire responses are less than 100. N/A is shown where the base number of responses is less than 10 during the period. % is calculated as Quantity/Base number*100

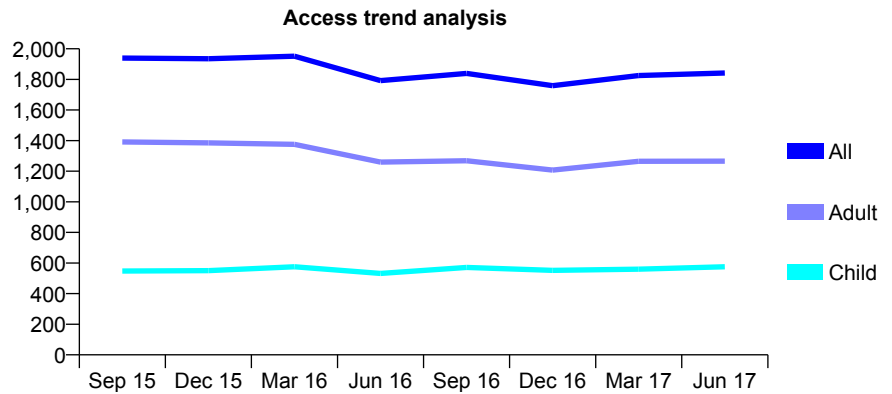
Q61 - Vital Signs At a Glance Contract Report for 927996/0001 - June 2017

Name or company name	MR WU ABALEKE
Contract type name	GDS Contract
Purpose of contract	General
Contract start date	01/04/2006
Contract end date	

17/18 Contracted general activity (UDA)	5,148
Carry forward general activity (UDA)	0
17/18 Contracted orthodontic activity (UOA)	0
Carry forward orthodontic activity (UOA)	0
Baseline contract value	£162,669.98

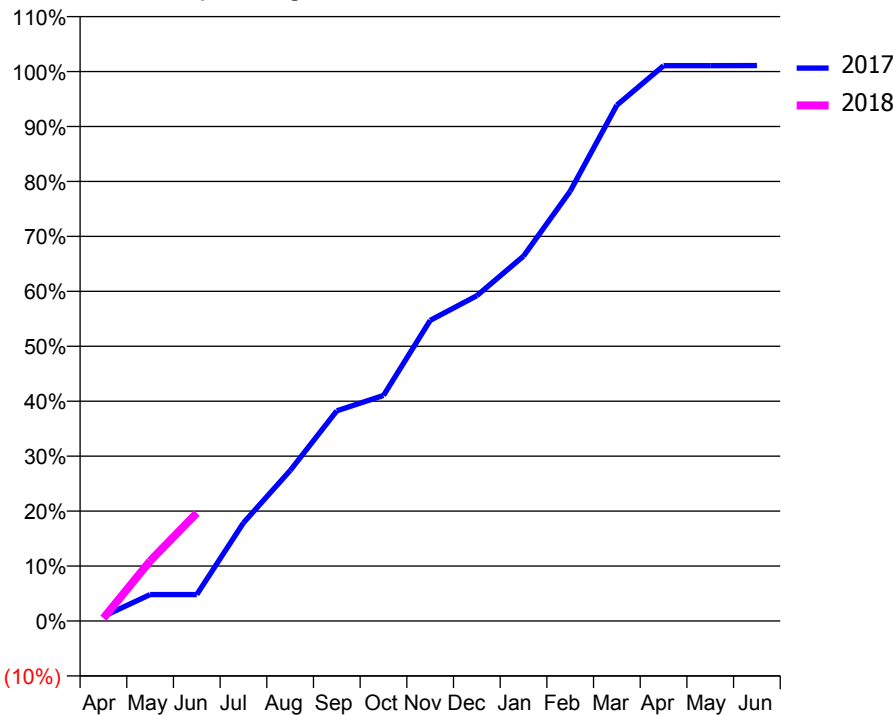
ACCESS*

Patients seen in 24 months	Total	Change since previous quarter
Quarter ending June 2016	1,792	
Quarter ending September 2016	1,839	↑
Quarter ending December 2016	1,759	↓
Quarter ending March 2017	1,825	↑
Quarter ending June 2017	1,842	→
Variance since June 2016	2.8%	↑



ACTIVITY

Cumulative percentage of contracted UDA delivered 2017 & 2018



Month	Adjusted Scheduled Activity (UDA)	
	2017	2018
April	43	26
May	248	563
June	248	1,013
July	920	
August	1,409	
September	1,969	
October	2,113	
November	2,817	
December	3,048	
January	3,419	
February	4,027	
March	4,833	
April	5,202	
May	5,202	
June	5,204	

QUALITY

	Quantity	Base Number	Contract	AT	Region	England
% of FP17s for the same patient ID Re-attending within 3 months - Children	13	210	6.2%	10.4%	11.5%	12.0%
% of FP17s for the same patient ID Re-attending within 3 months - Adults	68	380	17.9%	16.0%	16.8%	16.0%
% of FP17s for the same patient ID Re-attending between 3 & 9 months - Children	116	210	55.2%	42.7%	47.3%	58.0%
% of FP17s for the same patient ID Re-attending between 3 & 9 months - Adults	167	380	43.9%	35.6%	38.3%	50.9%
% of FP17s for Band 1 Urgent Courses	38	408	9.3%	11.0%	10.7%	9.1%
% of FP17s Relating to Free Repair or Replacements	0	408	0.0%	0.5%	0.6%	0.8%
% of FP17s Relating to Continuations	3	408	0.7%	0.8%	0.8%	1.1%
% of Patients satisfied with the dentistry they have received	2	2	N/A	88.7%	89.8%	91.7%
% of Patients satisfied with the time they had to wait for an appointment	2	2	N/A	80.2%	83.6%	88.0%

* This is based on patients treated on this contract for their most recent course of treatment. Figures in italics indicate the base number of FP17s or Patient Questionnaire responses are less than 100. N/A is shown where the base number of responses is less than 10 during the period. % is calculated as Quantity/Base number*100

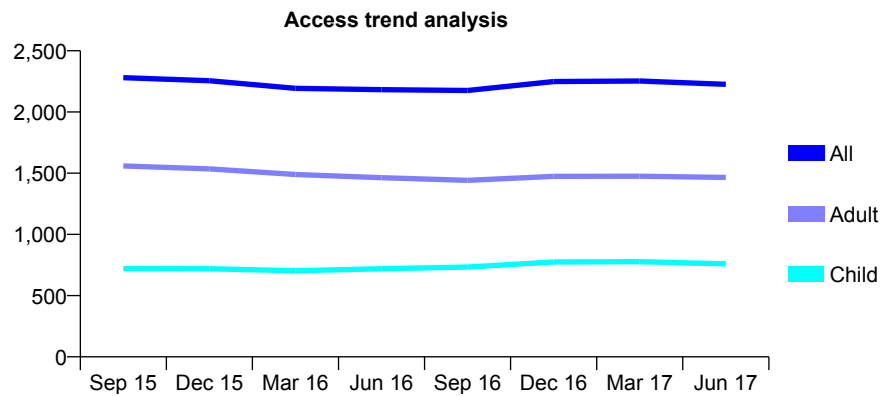
Q61 - Vital Signs At a Glance Contract Report for 929123/0001 - June 2017

Name or company name	MR R MEHROTRA
Contract type name	GDS Contract
Purpose of contract	General
Contract start date	01/04/2006
Contract end date	

17/18 Contracted general activity (UDA)	6,329
Carry forward general activity (UDA)	0
17/18 Contracted orthodontic activity (UOA)	0
Carry forward orthodontic activity (UOA)	0
Baseline contract value	£224,855.51

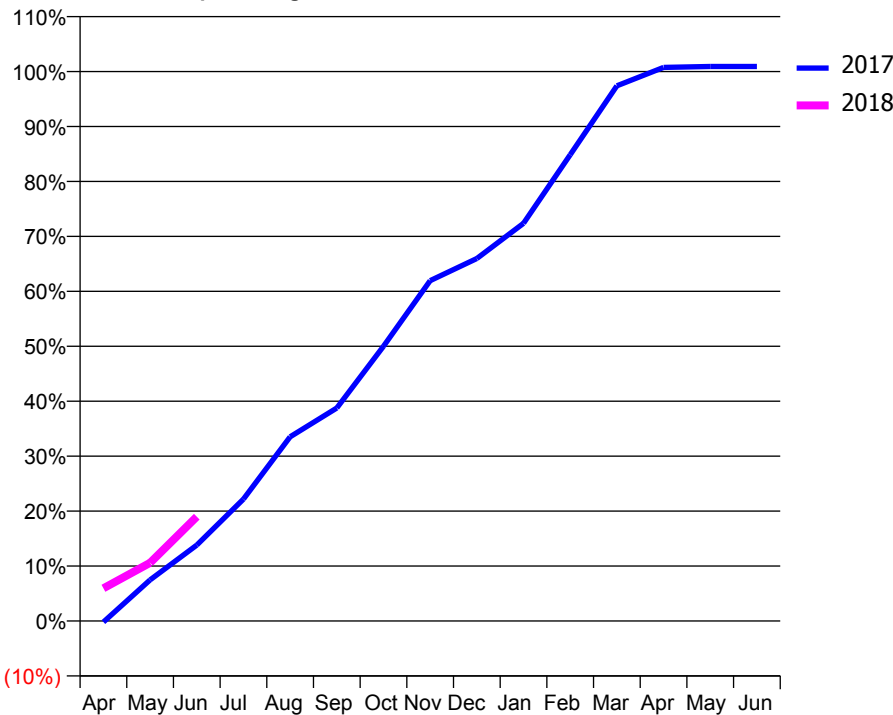
ACCESS*

Patients seen in 24 months	Total	Change since previous quarter
Quarter ending June 2016	2,183	
Quarter ending September 2016	2,176	→
Quarter ending December 2016	2,249	↑
Quarter ending March 2017	2,253	→
Quarter ending June 2017	2,226	↓
Variance since June 2016	2.0%	→



ACTIVITY

Cumulative percentage of contracted UDA delivered 2017 & 2018



Month	Adjusted Scheduled Activity (UDA)	
	2017	2018
April	-12	376
May	473	671
June	875	1,202
July	1,404	
August	2,122	
September	2,454	
October	3,165	
November	3,920	
December	4,175	
January	4,580	
February	5,369	
March	6,165	
April	6,377	
May	6,388	
June	6,388	

QUALITY

	Quantity	Base Number	Contract	AT	Region	England
% of FP17s for the same patient ID Re-attending within 3 months - Children	15	221	6.8%	10.4%	11.5%	12.0%
% of FP17s for the same patient ID Re-attending within 3 months - Adults	49	318	15.4%	16.0%	16.8%	16.0%
% of FP17s for the same patient ID Re-attending between 3 & 9 months - Children	124	221	56.1%	42.7%	47.3%	58.0%
% of FP17s for the same patient ID Re-attending between 3 & 9 months - Adults	129	318	40.6%	35.6%	38.3%	50.9%
% of FP17s for Band 1 Urgent Courses	22	430	5.1%	11.0%	10.7%	9.1%
% of FP17s Relating to Free Repair or Replacements	11	430	2.6%	0.5%	0.6%	0.8%
% of FP17s Relating to Continuations	18	430	4.2%	0.8%	0.8%	1.1%
% of Patients satisfied with the dentistry they have received	2	2	N/A	88.7%	89.8%	91.7%
% of Patients satisfied with the time they had to wait for an appointment	1	2	N/A	80.2%	83.6%	88.0%

* This is based on patients treated on this contract for their most recent course of treatment. Figures in italics indicate the base number of FP17s or Patient Questionnaire responses are less than 100. N/A is shown where the base number of responses is less than 10 during the period. % is calculated as Quantity/Base number*100

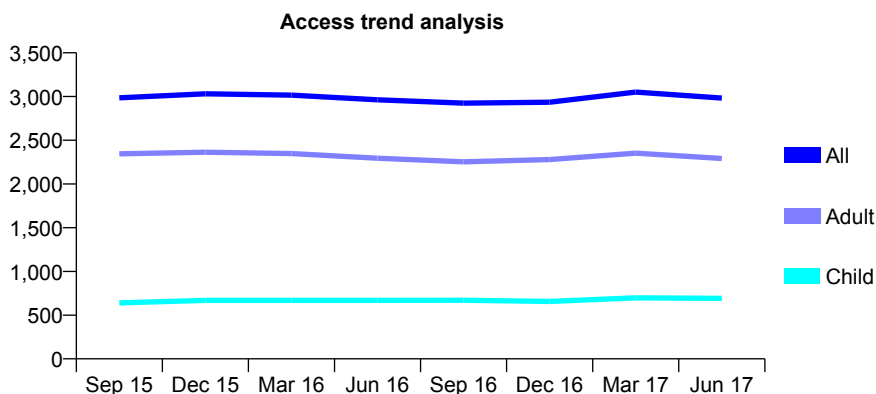
Q61 - Vital Signs At a Glance Contract Report for 929794/0001 - June 2017

Name or company name	MR NM OPARVAR
Contract type name	GDS Contract
Purpose of contract	General
Contract start date	01/04/2006
Contract end date	

17/18 Contracted general activity (UDA)	6,907
Carry forward general activity (UDA)	0
17/18 Contracted orthodontic activity (UOA)	0
Carry forward orthodontic activity (UOA)	0
Baseline contract value	£180,683.45

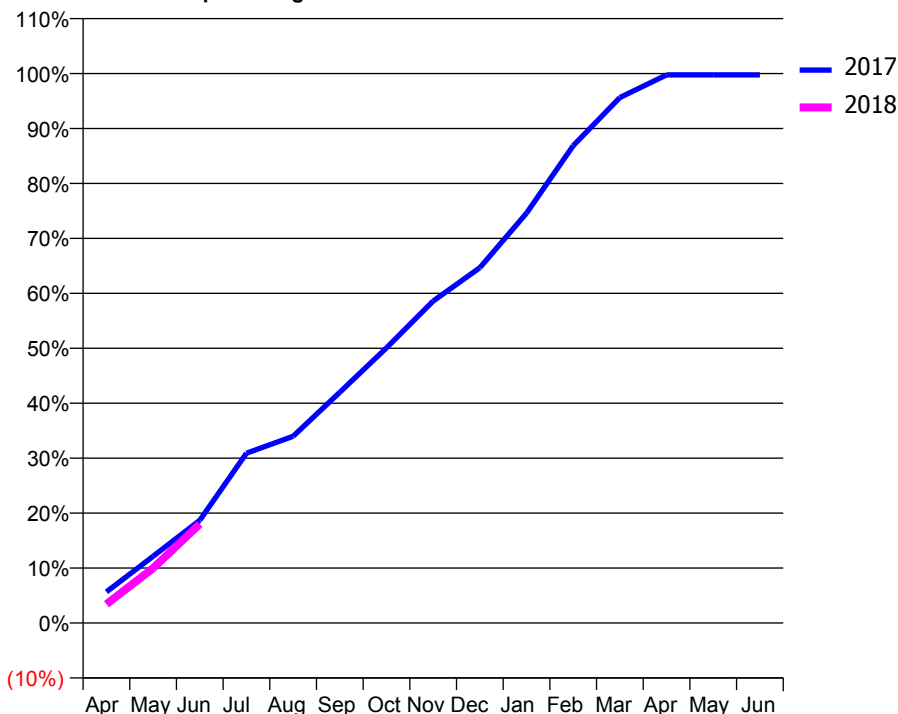
ACCESS*

Patients seen in 24 months	Total	Change since previous quarter
Quarter ending June 2016	2,963	
Quarter ending September 2016	2,924	↓
Quarter ending December 2016	2,935	→
Quarter ending March 2017	3,051	↑
Quarter ending June 2017	2,983	↓
Variance since June 2016	0.7%	→



ACTIVITY

Cumulative percentage of contracted UDA delivered 2017 & 2018



Month	Adjusted Scheduled Activity (UDA)	
	2017	2018
April	392	237
May	839	690
June	1,292	1,245
July	2,134	
August	2,348	
September	2,901	
October	3,459	
November	4,048	
December	4,466	
January	5,151	
February	6,000	
March	6,605	
April	6,890	
May	6,890	
June	6,890	

QUALITY

	Quantity	Base Number	Contract	AT	Region	England
% of FP17s for the same patient ID Re-attending within 3 months - Children	6	237	2.5%	10.4%	11.5%	12.0%
% of FP17s for the same patient ID Re-attending within 3 months - Adults	42	648	6.5%	16.0%	16.8%	16.0%
% of FP17s for the same patient ID Re-attending between 3 & 9 months - Children	131	237	55.3%	42.7%	47.3%	58.0%
% of FP17s for the same patient ID Re-attending between 3 & 9 months - Adults	334	648	51.5%	35.6%	38.3%	50.9%
% of FP17s for Band 1 Urgent Courses	36	714	5.0%	11.0%	10.7%	9.1%
% of FP17s Relating to Free Repair or Replacements	0	714	0.0%	0.5%	0.6%	0.8%
% of FP17s Relating to Continuations	1	714	0.1%	0.8%	0.8%	1.1%
% of Patients satisfied with the dentistry they have received	9	11	81.8%	88.7%	89.8%	91.7%
% of Patients satisfied with the time they had to wait for an appointment	10	11	90.9%	80.2%	83.6%	88.0%

* This is based on patients treated on this contract for their most recent course of treatment. Figures in italics indicate the base number of FP17s or Patient Questionnaire responses are less than 100. N/A is shown where the base number of responses is less than 10 during the period. % is calculated as Quantity/Base number*100

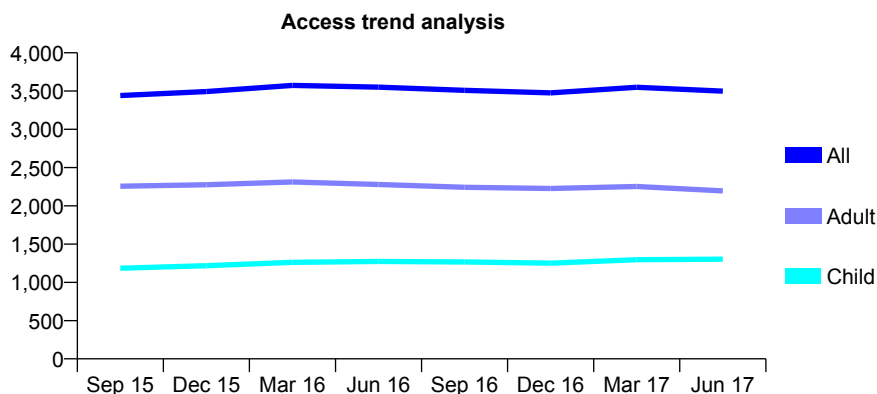
Q61 - Vital Signs At a Glance Contract Report for 932655/0001 - June 2017

Name or company name	MR M POURHASSAN GHAZIJAHANI
Contract type name	GDS Contract
Purpose of contract	General
Contract start date	01/04/2006
Contract end date	

17/18 Contracted general activity (UDA)	7,776
Carry forward general activity (UDA)	0
17/18 Contracted orthodontic activity (UOA)	0
Carry forward orthodontic activity (UOA)	0
Baseline contract value	£216,711.02

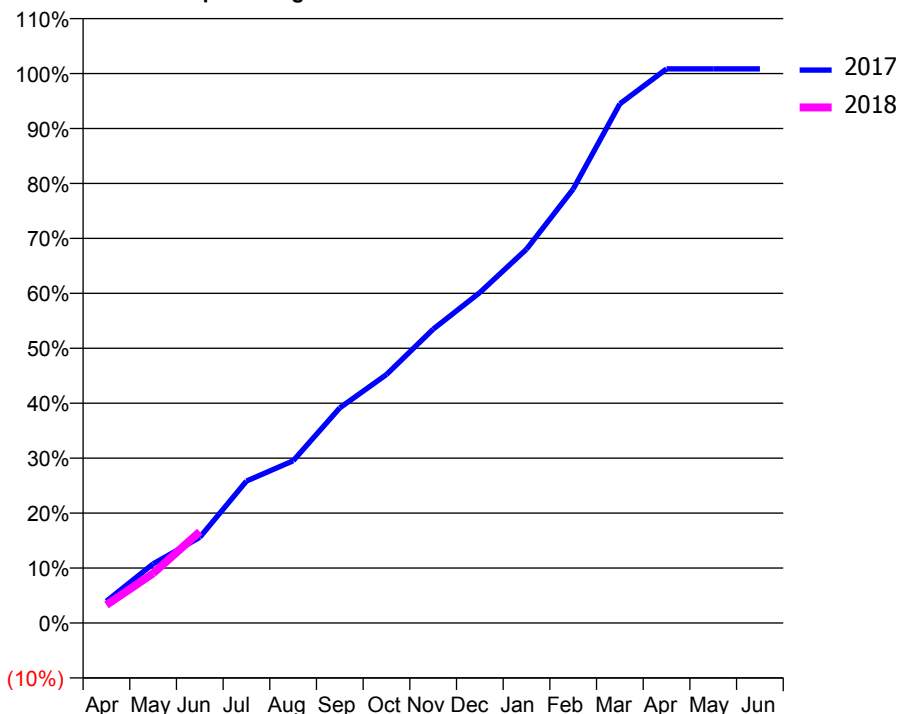
ACCESS*

Patients seen in 24 months	Total	Change since previous quarter
Quarter ending June 2016	3,551	
Quarter ending September 2016	3,509	↓
Quarter ending December 2016	3,477	→
Quarter ending March 2017	3,549	↑
Quarter ending June 2017	3,499	↓
Variance since June 2016	(1.5%)	↓



ACTIVITY

Cumulative percentage of contracted UDA delivered 2017 & 2018



Adjusted Scheduled Activity (UDA)

Month	2017	2018
April	309	257
May	838	703
June	1,213	1,291
July	2,009	
August	2,295	
September	3,046	
October	3,516	
November	4,158	
December	4,678	
January	5,291	
February	6,142	
March	7,347	
April	7,841	
May	7,841	
June	7,842	

QUALITY

	Quantity	Base Number	Contract	AT	Region	England
% of FP17s for the same patient ID Re-attending within 3 months - Children	12	351	3.4%	10.4%	11.5%	12.0%
% of FP17s for the same patient ID Re-attending within 3 months - Adults	49	500	9.8%	16.0%	16.8%	16.0%
% of FP17s for the same patient ID Re-attending between 3 & 9 months - Children	131	351	37.3%	42.7%	47.3%	58.0%
% of FP17s for the same patient ID Re-attending between 3 & 9 months - Adults	177	500	35.4%	35.6%	38.3%	50.9%
% of FP17s for Band 1 Urgent Courses	30	662	4.5%	11.0%	10.7%	9.1%
% of FP17s Relating to Free Repair or Replacements	6	662	0.9%	0.5%	0.6%	0.8%
% of FP17s Relating to Continuations	4	662	0.6%	0.8%	0.8%	1.1%
% of Patients satisfied with the dentistry they have received	10	10	100.0%	88.7%	89.8%	91.7%
% of Patients satisfied with the time they had to wait for an appointment	10	10	100.0%	80.2%	83.6%	88.0%

* This is based on patients treated on this contract for their most recent course of treatment. Figures in italics indicate the base number of FP17s or Patient Questionnaire responses are less than 100. N/A is shown where the base number of responses is less than 10 during the period. % is calculated as Quantity/Base number*100

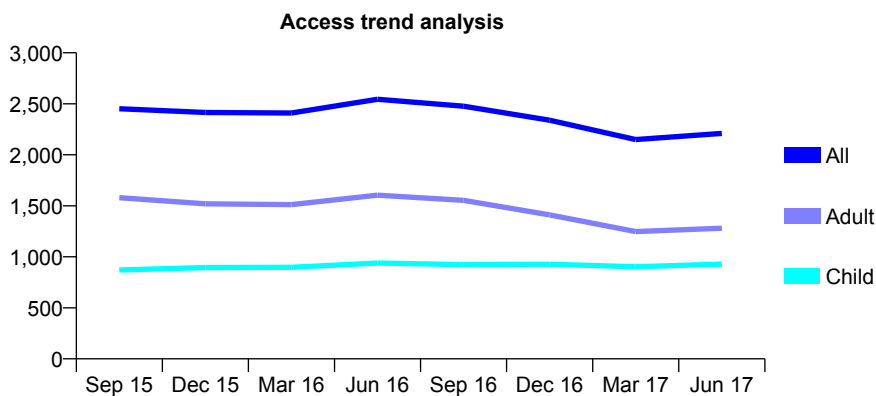
Q61 - Vital Signs At a Glance Contract Report for 932752/0002 - June 2017

Name or company name	MRS A CASTELLHEIM GHAREH
Contract type name	GDS Contract
Purpose of contract	General
Contract start date	01/04/2006
Contract end date	

17/18 Contracted general activity (UDA)	5,651
Carry forward general activity (UDA)	0
17/18 Contracted orthodontic activity (UOA)	0
Carry forward orthodontic activity (UOA)	0
Baseline contract value	£164,394.29

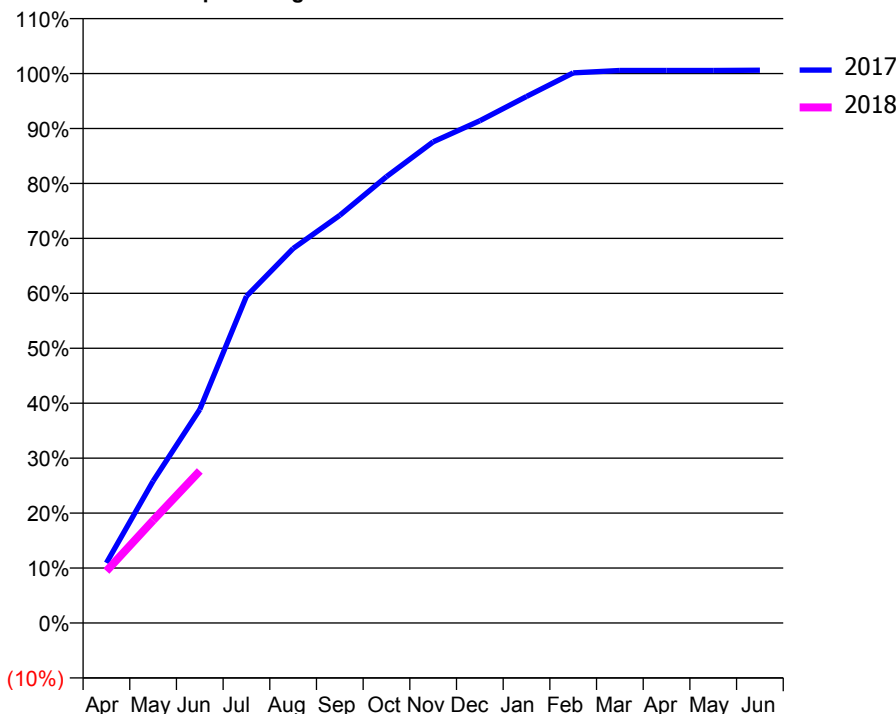
ACCESS*

Patients seen in 24 months	Total	Change since previous quarter
Quarter ending June 2016	2,544	
Quarter ending September 2016	2,477	↓
Quarter ending December 2016	2,339	↓
Quarter ending March 2017	2,150	↓
Quarter ending June 2017	2,210	↑
Variance since June 2016	(13.1%)	↓



ACTIVITY

Cumulative percentage of contracted UDA delivered 2017 & 2018



Month	Adjusted Scheduled Activity (UDA)	
	2017	2018
April	617	535
May	1,459	1,055
June	2,196	1,564
July	3,360	
August	3,852	
September	4,192	
October	4,590	
November	4,948	
December	5,165	
January	5,414	
February	5,657	
March	5,682	
April	5,682	
May	5,682	
June	5,685	

QUALITY

	Quantity	Base Number	Contract	AT	Region	England
% of FP17s for the same patient ID Re-attending within 3 months - Children	12	327	3.7%	10.4%	11.5%	12.0%
% of FP17s for the same patient ID Re-attending within 3 months - Adults	23	318	7.2%	16.0%	16.8%	16.0%
% of FP17s for the same patient ID Re-attending between 3 & 9 months - Children	117	327	35.8%	42.7%	47.3%	58.0%
% of FP17s for the same patient ID Re-attending between 3 & 9 months - Adults	79	318	24.8%	35.6%	38.3%	50.9%
% of FP17s for Band 1 Urgent Courses	93	644	14.4%	11.0%	10.7%	9.1%
% of FP17s Relating to Free Repair or Replacements	0	644	0.0%	0.5%	0.6%	0.8%
% of FP17s Relating to Continuations	0	644	0.0%	0.8%	0.8%	1.1%
% of Patients satisfied with the dentistry they have received	0	0	N/A	88.7%	89.8%	91.7%
% of Patients satisfied with the time they had to wait for an appointment	0	0	N/A	80.2%	83.6%	88.0%

* This is based on patients treated on this contract for their most recent course of treatment. Figures in italics indicate the base number of FP17s or Patient Questionnaire responses are less than 100. N/A is shown where the base number of responses is less than 10 during the period. % is calculated as Quantity/Base number*100

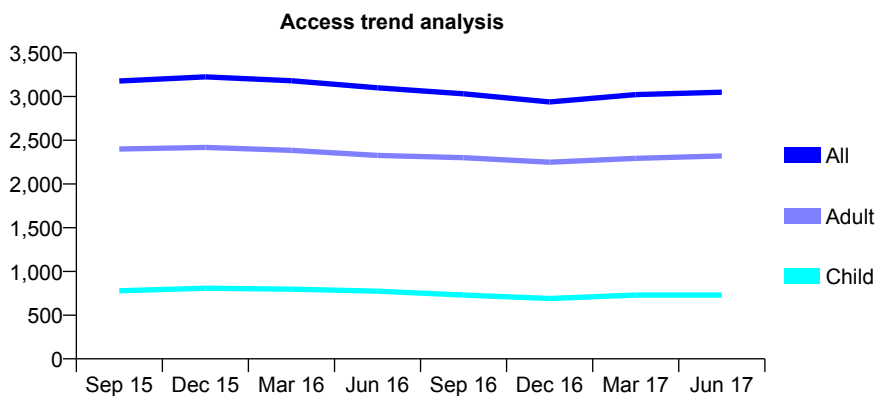
Q61 - Vital Signs At a Glance Contract Report for 932965/0001 - June 2017

Name or company name	MR A MEHRI
Contract type name	GDS Contract
Purpose of contract	General
Contract start date	01/04/2006
Contract end date	

17/18 Contracted general activity (UDA)	11,839
Carry forward general activity (UDA)	0
17/18 Contracted orthodontic activity (UOA)	0
Carry forward orthodontic activity (UOA)	0
Baseline contract value	£394,616.02

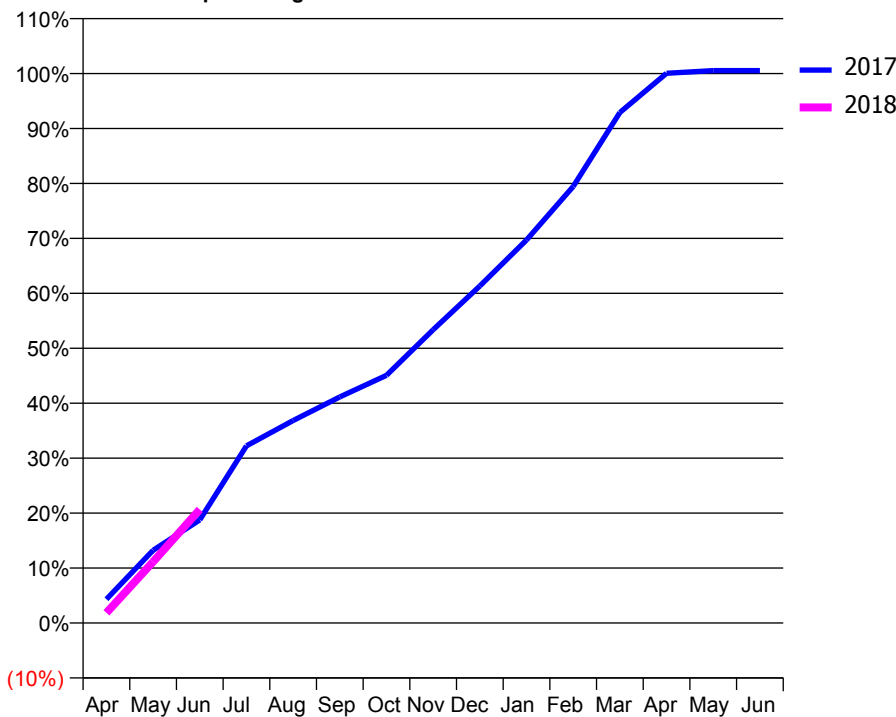
ACCESS*

Patients seen in 24 months	Total	Change since previous quarter
Quarter ending June 2016	3,100	
Quarter ending September 2016	3,031	↓
Quarter ending December 2016	2,938	↓
Quarter ending March 2017	3,022	↑
Quarter ending June 2017	3,050	→
Variance since June 2016	(1.6%)	↓



ACTIVITY

Cumulative percentage of contracted UDA delivered 2017 & 2018



Month	Adjusted Scheduled Activity (UDA)	
	2017	2018
April	513	219
May	1,567	1,319
June	2,223	2,446
July	3,816	
August	4,363	
September	4,872	
October	5,336	
November	6,319	
December	7,260	
January	8,254	
February	9,404	
March	11,000	
April	11,843	
May	11,902	
June	11,902	

QUALITY

	Quantity	Base Number	Contract	AT	Region	England
% of FP17s for the same patient ID Re-attending within 3 months - Children	11	176	6.3%	10.4%	11.5%	12.0%
% of FP17s for the same patient ID Re-attending within 3 months - Adults	61	528	11.6%	16.0%	16.8%	16.0%
% of FP17s for the same patient ID Re-attending between 3 & 9 months - Children	44	176	25.0%	42.7%	47.3%	58.0%
% of FP17s for the same patient ID Re-attending between 3 & 9 months - Adults	120	528	22.7%	35.6%	38.3%	50.9%
% of FP17s for Band 1 Urgent Courses	53	540	9.8%	11.0%	10.7%	9.1%
% of FP17s Relating to Free Repair or Replacements	0	540	0.0%	0.5%	0.6%	0.8%
% of FP17s Relating to Continuations	4	540	0.7%	0.8%	0.8%	1.1%
% of Patients satisfied with the dentistry they have received	2	2	N/A	88.7%	89.8%	91.7%
% of Patients satisfied with the time they had to wait for an appointment	2	2	N/A	80.2%	83.6%	88.0%

* This is based on patients treated on this contract for their most recent course of treatment. Figures in italics indicate the base number of FP17s or Patient Questionnaire responses are less than 100. N/A is shown where the base number of responses is less than 10 during the period. % is calculated as Quantity/Base number*100

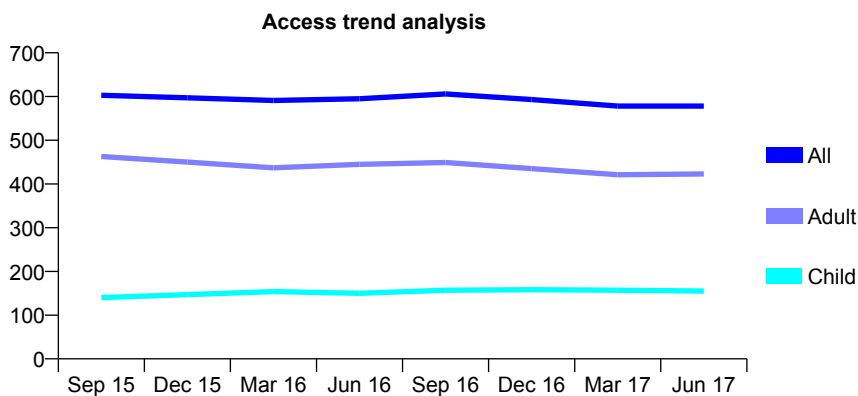
Q61 - Vital Signs At a Glance Contract Report for 932965/0002 - June 2017

Name or company name	MR A MEHRI
Contract type name	GDS Contract
Purpose of contract	General
Contract start date	01/04/2006
Contract end date	

17/18 Contracted general activity (UDA)	2,866
Carry forward general activity (UDA)	0
17/18 Contracted orthodontic activity (UOA)	0
Carry forward orthodontic activity (UOA)	0
Baseline contract value	£90,926.98

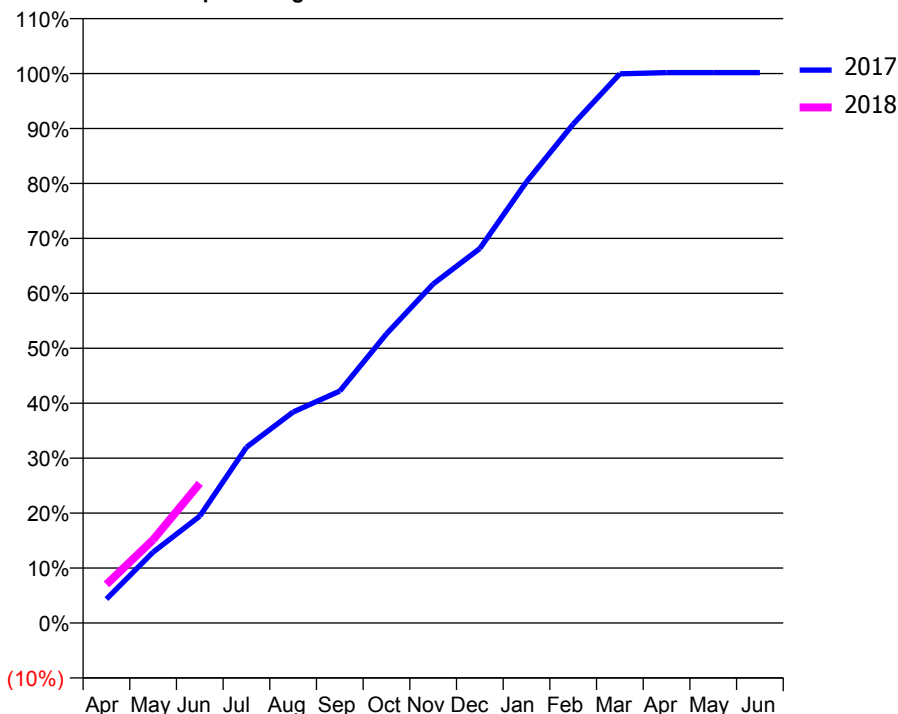
ACCESS*

Patients seen in 24 months	Total	Change since previous quarter
Quarter ending June 2016	595	
Quarter ending September 2016	606	→
Quarter ending December 2016	593	↓
Quarter ending March 2017	578	↓
Quarter ending June 2017	578	→
Variance since June 2016	(2.9%)	↓



ACTIVITY

Cumulative percentage of contracted UDA delivered 2017 & 2018



Month	Adjusted Scheduled Activity (UDA)	
	2017	2018
April	125	202
May	370	435
June	557	728
July	917	
August	1,100	
September	1,210	
October	1,508	
November	1,768	
December	1,954	
January	2,301	
February	2,602	
March	2,865	
April	2,871	
May	2,871	
June	2,871	

QUALITY

	Quantity	Base Number	Contract	AT	Region	England
% of FP17s for the same patient ID Re-attending within 3 months - Children	3	27	11.1%	10.4%	11.5%	12.0%
% of FP17s for the same patient ID Re-attending within 3 months - Adults	13	97	13.4%	16.0%	16.8%	16.0%
% of FP17s for the same patient ID Re-attending between 3 & 9 months - Children	7	27	25.9%	42.7%	47.3%	58.0%
% of FP17s for the same patient ID Re-attending between 3 & 9 months - Adults	28	97	28.9%	35.6%	38.3%	50.9%
% of FP17s for Band 1 Urgent Courses	11	122	9.0%	11.0%	10.7%	9.1%
% of FP17s Relating to Free Repair or Replacements	0	122	0.0%	0.5%	0.6%	0.8%
% of FP17s Relating to Continuations	1	122	0.8%	0.8%	0.8%	1.1%
% of Patients satisfied with the dentistry they have received	2	2	N/A	88.7%	89.8%	91.7%
% of Patients satisfied with the time they had to wait for an appointment	1	2	N/A	80.2%	83.6%	88.0%

* This is based on patients treated on this contract for their most recent course of treatment. Figures in italics indicate the base number of FP17s or Patient Questionnaire responses are less than 100. N/A is shown where the base number of responses is less than 10 during the period. % is calculated as Quantity/Base number*100

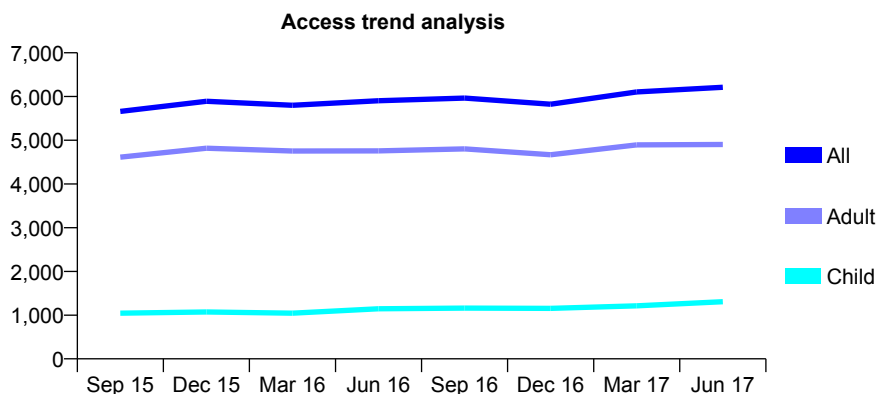
Q61 - Vital Signs At a Glance Contract Report for 934828/0001 - June 2017

Name or company name	MR L MASHENSKY
Contract type name	GDS Contract
Purpose of contract	General
Contract start date	01/04/2006
Contract end date	

17/18 Contracted general activity (UDA)	10,473
Carry forward general activity (UDA)	0
17/18 Contracted orthodontic activity (UOA)	0
Carry forward orthodontic activity (UOA)	0
Baseline contract value	£380,287.87

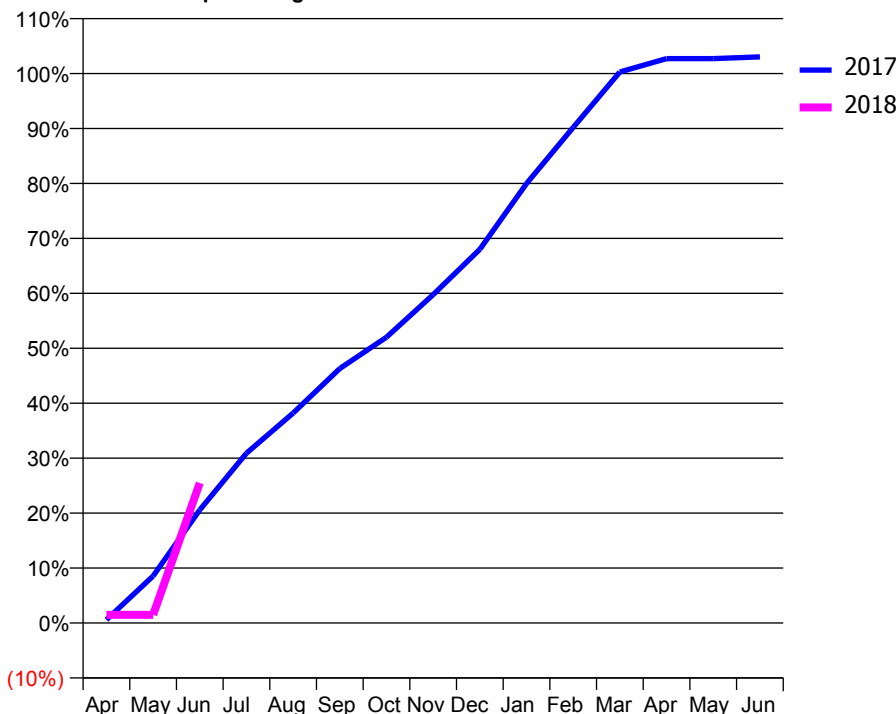
ACCESS*

Patients seen in 24 months	Total	Change since previous quarter
Quarter ending June 2016	5,904	
Quarter ending September 2016	5,963	→
Quarter ending December 2016	5,824	↓
Quarter ending March 2017	6,106	↑
Quarter ending June 2017	6,211	→
Variance since June 2016	5.2%	↑



ACTIVITY

Cumulative percentage of contracted UDA delivered 2017 & 2018



Month	Adjusted Scheduled Activity (UDA)	
	2017	2018
April	62	156
May	895	156
June	2,156	2,669
July	3,237	
August	4,002	
September	4,850	
October	5,449	
November	6,259	
December	7,122	
January	8,376	
February	9,446	
March	10,503	
April	10,758	
May	10,758	
June	10,789	

QUALITY

	Quantity	Base Number	Contract	AT	Region	England
% of FP17s for the same patient ID Re-attending within 3 months - Children	11	364	3.0%	10.4%	11.5%	12.0%
% of FP17s for the same patient ID Re-attending within 3 months - Adults	47	956	4.9%	16.0%	16.8%	16.0%
% of FP17s for the same patient ID Re-attending between 3 & 9 months - Children	57	364	15.7%	42.7%	47.3%	58.0%
% of FP17s for the same patient ID Re-attending between 3 & 9 months - Adults	153	956	16.0%	35.6%	38.3%	50.9%
% of FP17s for Band 1 Urgent Courses	36	1,162	3.1%	11.0%	10.7%	9.1%
% of FP17s Relating to Free Repair or Replacements	0	1,162	0.0%	0.5%	0.6%	0.8%
% of FP17s Relating to Continuations	1	1,162	0.1%	0.8%	0.8%	1.1%
% of Patients satisfied with the dentistry they have received	4	5	N/A	88.7%	89.8%	91.7%
% of Patients satisfied with the time they had to wait for an appointment	5	5	N/A	80.2%	83.6%	88.0%

* This is based on patients treated on this contract for their most recent course of treatment. Figures in italics indicate the base number of FP17s or Patient Questionnaire responses are less than 100. N/A is shown where the base number of responses is less than 10 during the period. % is calculated as Quantity/Base number*100

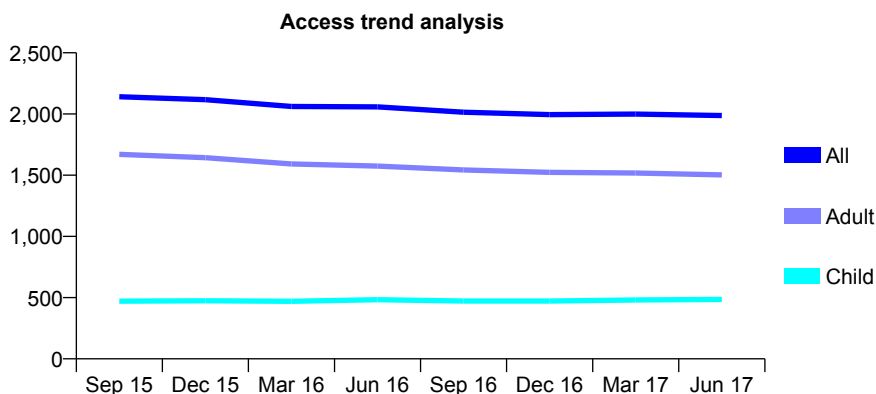
Q61 - Vital Signs At a Glance Contract Report for 935670/0001 - June 2017

Name or company name	MR PK OCANSEY
Contract type name	GDS Contract
Purpose of contract	General
Contract start date	01/04/2006
Contract end date	

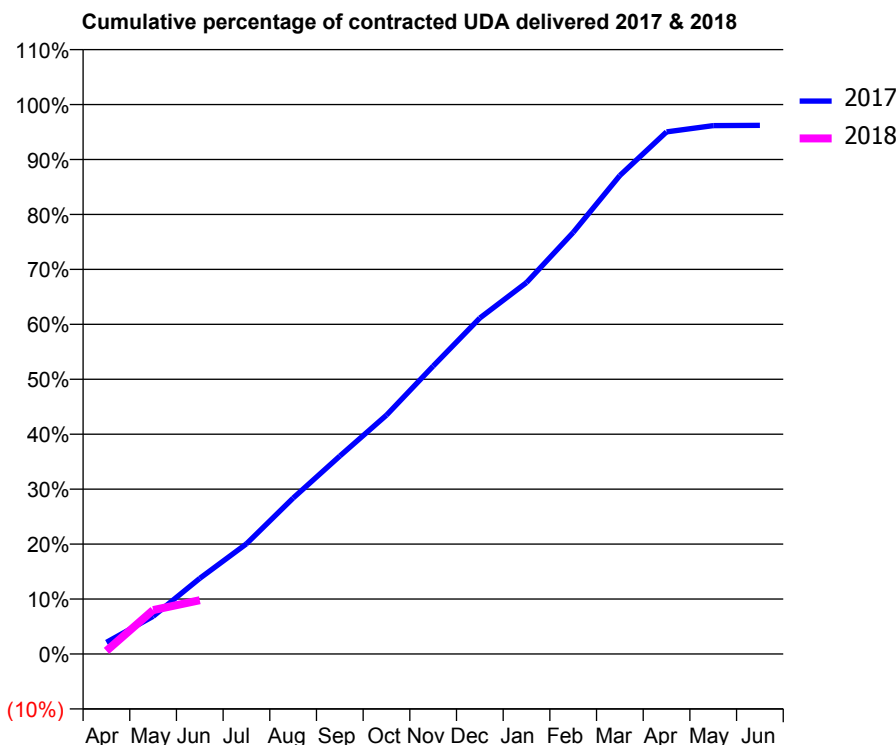
17/18 Contracted general activity (UDA)	7,145
Carry forward general activity (UDA)	0
17/18 Contracted orthodontic activity (UOA)	0
Carry forward orthodontic activity (UOA)	0
Baseline contract value	£201,885.09

ACCESS*

Patients seen in 24 months	Total	Change since previous quarter
Quarter ending June 2016	2,058	
Quarter ending September 2016	2,015	↓
Quarter ending December 2016	1,995	→
Quarter ending March 2017	1,999	→
Quarter ending June 2017	1,988	→
Variance since June 2016	(3.4%)	↓



ACTIVITY



Month	Adjusted Scheduled Activity (UDA)	
	2017	2018
April	151	41
May	490	571
June	984	699
July	1,433	
August	2,029	
September	2,574	
October	3,106	
November	3,744	
December	4,369	
January	4,829	
February	5,482	
March	6,221	
April	6,790	
May	6,871	
June	6,874	

QUALITY

	Quantity	Base Number	Contract	AT	Region	England
% of FP17s for the same patient ID Re-attending within 3 months - Children	13	126	10.3%	10.4%	11.5%	12.0%
% of FP17s for the same patient ID Re-attending within 3 months - Adults	46	305	15.1%	16.0%	16.8%	16.0%
% of FP17s for the same patient ID Re-attending between 3 & 9 months - Children	49	126	38.9%	42.7%	47.3%	58.0%
% of FP17s for the same patient ID Re-attending between 3 & 9 months - Adults	108	305	35.4%	35.6%	38.3%	50.9%
% of FP17s for Band 1 Urgent Courses	15	251	6.0%	11.0%	10.7%	9.1%
% of FP17s Relating to Free Repair or Replacements	3	251	1.2%	0.5%	0.6%	0.8%
% of FP17s Relating to Continuations	1	251	0.4%	0.8%	0.8%	1.1%
% of Patients satisfied with the dentistry they have received	0	0	N/A	88.7%	89.8%	91.7%
% of Patients satisfied with the time they had to wait for an appointment	0	0	N/A	80.2%	83.6%	88.0%

* This is based on patients treated on this contract for their most recent course of treatment. Figures in italics indicate the base number of FP17s or Patient Questionnaire responses are less than 100. N/A is shown where the base number of responses is less than 10 during the period. % is calculated as Quantity/Base number*100

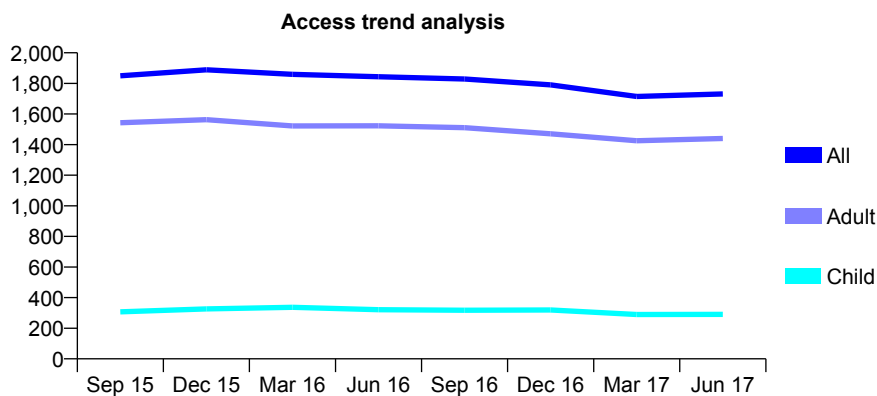
Q61 - Vital Signs At a Glance Contract Report for 935964/0001 - June 2017

Name or company name	MS KN RAO
Contract type name	GDS Contract
Purpose of contract	General
Contract start date	01/04/2006
Contract end date	

17/18 Contracted general activity (UDA)	7,018
Carry forward general activity (UDA)	0
17/18 Contracted orthodontic activity (UOA)	0
Carry forward orthodontic activity (UOA)	0
Baseline contract value	£206,698.59

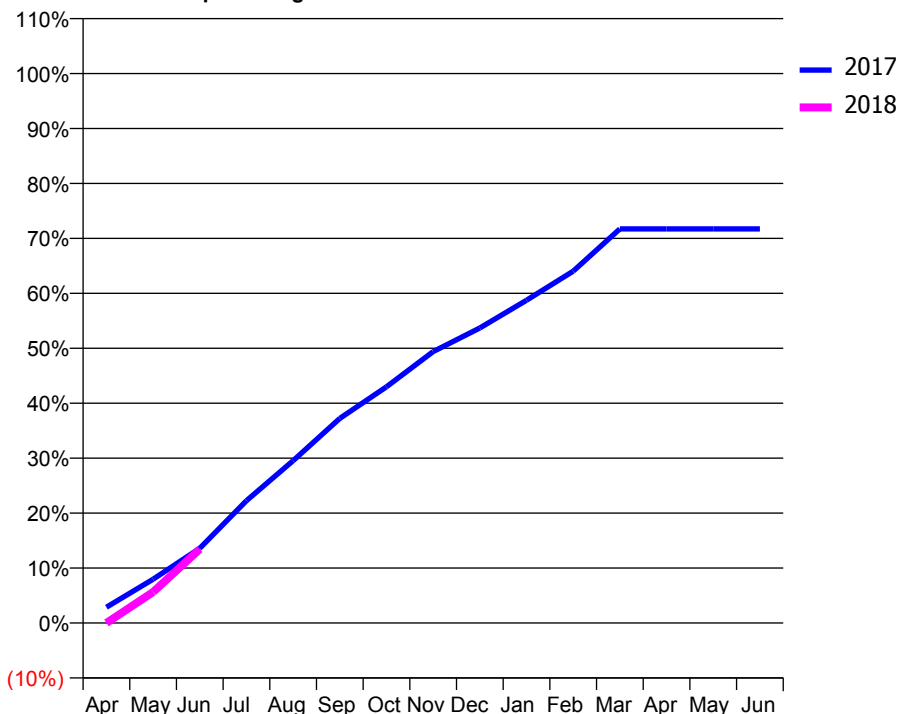
ACCESS*

Patients seen in 24 months	Total	Change since previous quarter
Quarter ending June 2016	1,844	
Quarter ending September 2016	1,829	→
Quarter ending December 2016	1,790	↓
Quarter ending March 2017	1,715	↓
Quarter ending June 2017	1,731	→
Variance since June 2016	(6.1%)	↓



ACTIVITY

Cumulative percentage of contracted UDA delivered 2017 & 2018



Month	Adjusted Scheduled Activity (UDA)	
	2017	2018
April	202	0
May	559	396
June	954	945
July	1,563	
August	2,073	
September	2,613	
October	3,017	
November	3,467	
December	3,767	
January	4,122	
February	4,494	
March	5,033	
April	5,033	
May	5,034	
June	5,034	

QUALITY

	Quantity	Base Number	Contract	AT	Region	England
% of FP17s for the same patient ID Re-attending within 3 months - Children	0	55	0.0%	10.4%	11.5%	12.0%
% of FP17s for the same patient ID Re-attending within 3 months - Adults	6	274	2.2%	16.0%	16.8%	16.0%
% of FP17s for the same patient ID Re-attending between 3 & 9 months - Children	23	55	41.8%	42.7%	47.3%	58.0%
% of FP17s for the same patient ID Re-attending between 3 & 9 months - Adults	64	274	23.4%	35.6%	38.3%	50.9%
% of FP17s for Band 1 Urgent Courses	25	328	7.6%	11.0%	10.7%	9.1%
% of FP17s Relating to Free Repair or Replacements	0	328	0.0%	0.5%	0.6%	0.8%
% of FP17s Relating to Continuations	0	328	0.0%	0.8%	0.8%	1.1%
% of Patients satisfied with the dentistry they have received	0	0	N/A	88.7%	89.8%	91.7%
% of Patients satisfied with the time they had to wait for an appointment	0	0	N/A	80.2%	83.6%	88.0%

* This is based on patients treated on this contract for their most recent course of treatment. Figures in italics indicate the base number of FP17s or Patient Questionnaire responses are less than 100. N/A is shown where the base number of responses is less than 10 during the period. % is calculated as Quantity/Base number*100

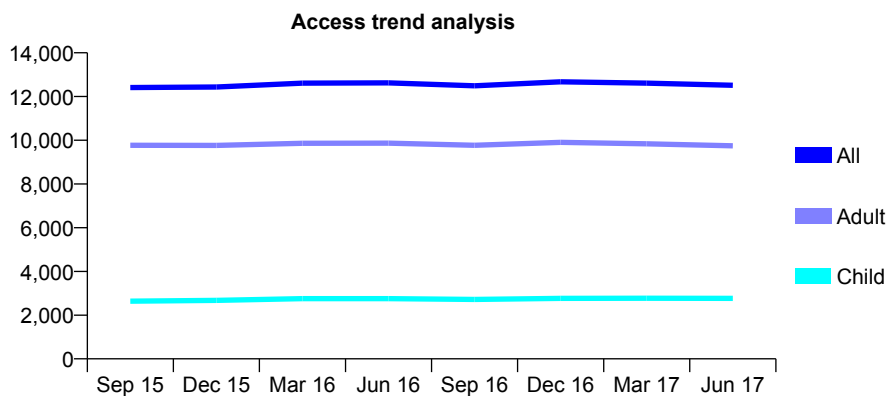
Q61 - Vital Signs At a Glance Contract Report for 936685/0001 - June 2017

Name or company name	MR K MADJIDZADEH AVAL
Contract type name	GDS Contract
Purpose of contract	General
Contract start date	01/04/2006
Contract end date	

17/18 Contracted general activity (UDA)	33,835
Carry forward general activity (UDA)	0
17/18 Contracted orthodontic activity (UOA)	0
Carry forward orthodontic activity (UOA)	0
Baseline contract value	£950,571.29

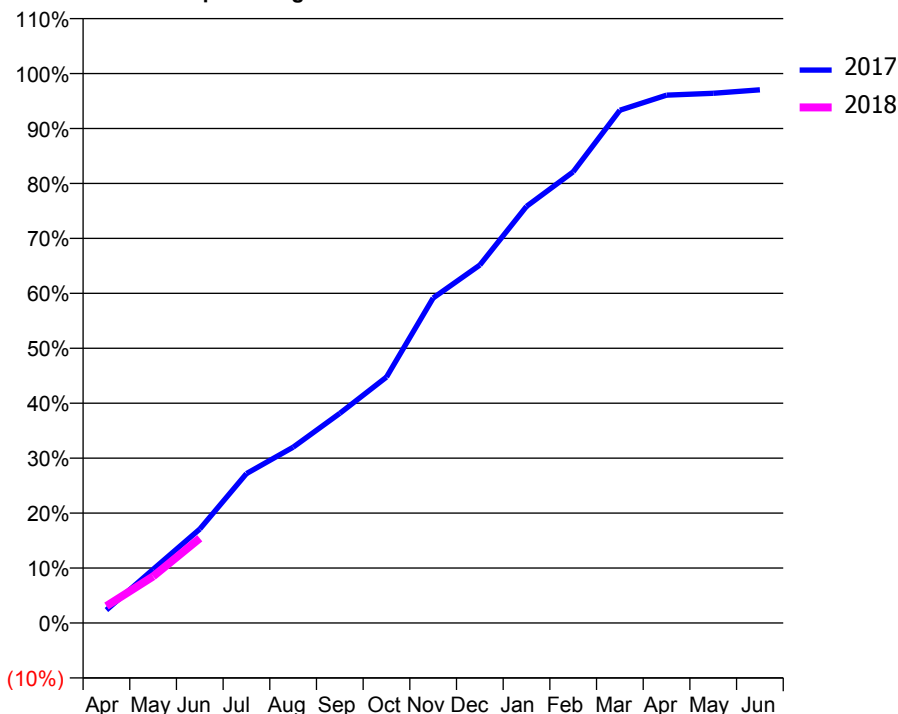
ACCESS*

Patients seen in 24 months	Total	Change since previous quarter
Quarter ending June 2016	12,626	
Quarter ending September 2016	12,488	↓
Quarter ending December 2016	12,671	→
Quarter ending March 2017	12,611	→
Quarter ending June 2017	12,514	→
Variance since June 2016	(0.9%)	→



ACTIVITY

Cumulative percentage of contracted UDA delivered 2017 & 2018



Month	Adjusted Scheduled Activity (UDA)	
	2017	2018
April	801	1,051
May	3,307	2,871
June	5,781	5,220
July	9,198	
August	10,822	
September	12,908	
October	15,146	
November	20,012	
December	22,040	
January	25,658	
February	27,778	
March	31,571	
April	32,504	
May	32,615	
June	32,833	

QUALITY

	Quantity	Base Number	Contract	AT	Region	England
% of FP17s for the same patient ID Re-attending within 3 months - Children	30	574	5.2%	10.4%	11.5%	12.0%
% of FP17s for the same patient ID Re-attending within 3 months - Adults	230	1,987	11.6%	16.0%	16.8%	16.0%
% of FP17s for the same patient ID Re-attending between 3 & 9 months - Children	235	574	40.9%	42.7%	47.3%	58.0%
% of FP17s for the same patient ID Re-attending between 3 & 9 months - Adults	747	1,987	37.6%	35.6%	38.3%	50.9%
% of FP17s for Band 1 Urgent Courses	166	2,074	8.0%	11.0%	10.7%	9.1%
% of FP17s Relating to Free Repair or Replacements	4	2,074	0.2%	0.5%	0.6%	0.8%
% of FP17s Relating to Continuations	12	2,074	0.6%	0.8%	0.8%	1.1%
% of Patients satisfied with the dentistry they have received	16	17	94.1%	88.7%	89.8%	91.7%
% of Patients satisfied with the time they had to wait for an appointment	16	17	94.1%	80.2%	83.6%	88.0%

* This is based on patients treated on this contract for their most recent course of treatment. Figures in italics indicate the base number of FP17s or Patient Questionnaire responses are less than 100. N/A is shown where the base number of responses is less than 10 during the period. % is calculated as Quantity/Base number*100

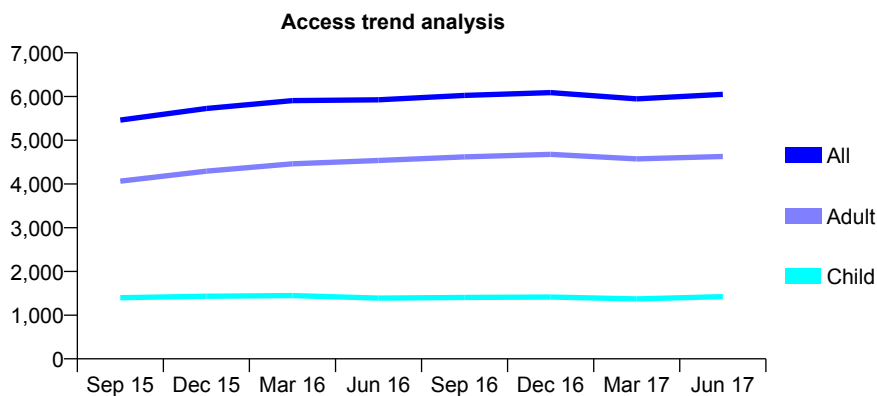
Q61 - Vital Signs At a Glance Contract Report for 937436/0006 - June 2017

Name or company name	MR DJ SACKWILD
Contract type name	GDS Contract
Purpose of contract	General
Contract start date	01/11/2013
Contract end date	

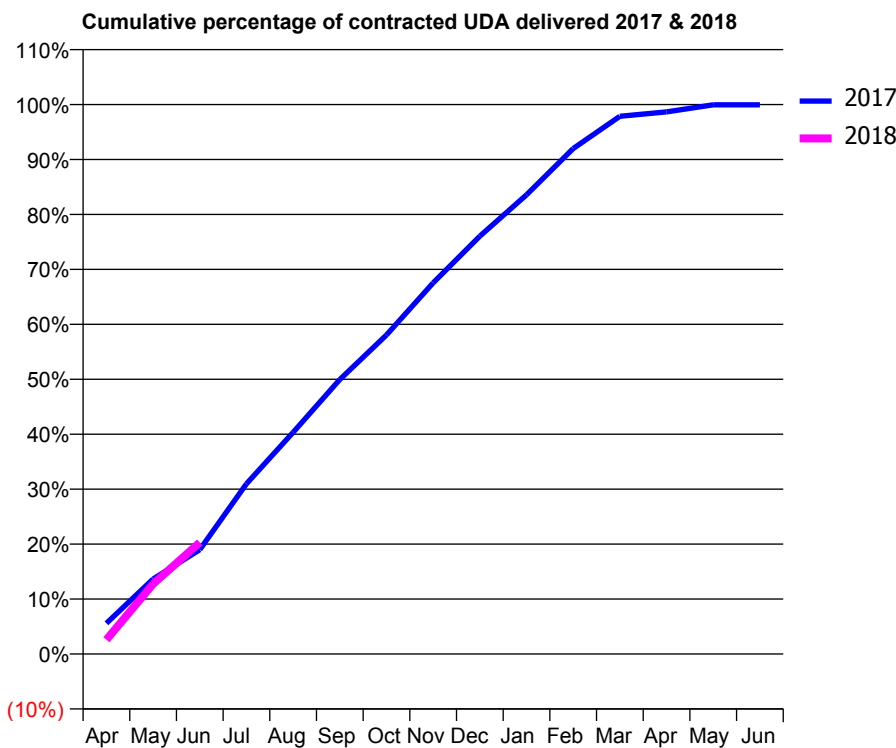
17/18 Contracted general activity (UDA)	17,260
Carry forward general activity (UDA)	0
17/18 Contracted orthodontic activity (UOA)	0
Carry forward orthodontic activity (UOA)	0
Baseline contract value	£432,377.74

ACCESS*

Patients seen in 24 months	Total	Change since previous quarter
Quarter ending June 2016	5,926	
Quarter ending September 2016	6,024	→
Quarter ending December 2016	6,091	→
Quarter ending March 2017	5,945	↓
Quarter ending June 2017	6,051	→
Variance since June 2016	2.1%	↑



ACTIVITY



Month	Adjusted Scheduled Activity (UDA)	
	2017	2018
April	964	450
May	2,358	2,203
June	3,276	3,505
July	5,347	
August	6,964	
September	8,622	
October	10,019	
November	11,657	
December	13,124	
January	14,421	
February	15,876	
March	16,890	
April	17,030	
May	17,249	
June	17,249	

QUALITY

	Quantity	Base Number	Contract	AT	Region	England
% of FP17s for the same patient ID Re-attending within 3 months - Children	25	400	6.3%	10.4%	11.5%	12.0%
% of FP17s for the same patient ID Re-attending within 3 months - Adults	112	1,031	10.9%	16.0%	16.8%	16.0%
% of FP17s for the same patient ID Re-attending between 3 & 9 months - Children	153	400	38.3%	42.7%	47.3%	58.0%
% of FP17s for the same patient ID Re-attending between 3 & 9 months - Adults	300	1,031	29.1%	35.6%	38.3%	50.9%
% of FP17s for Band 1 Urgent Courses	185	1,318	14.0%	11.0%	10.7%	9.1%
% of FP17s Relating to Free Repair or Replacements	0	1,318	0.0%	0.5%	0.6%	0.8%
% of FP17s Relating to Continuations	17	1,318	1.3%	0.8%	0.8%	1.1%
% of Patients satisfied with the dentistry they have received	2	2	N/A	88.7%	89.8%	91.7%
% of Patients satisfied with the time they had to wait for an appointment	2	2	N/A	80.2%	83.6%	88.0%

* This is based on patients treated on this contract for their most recent course of treatment. Figures in italics indicate the base number of FP17s or Patient Questionnaire responses are less than 100. N/A is shown where the base number of responses is less than 10 during the period. % is calculated as Quantity/Base number*100

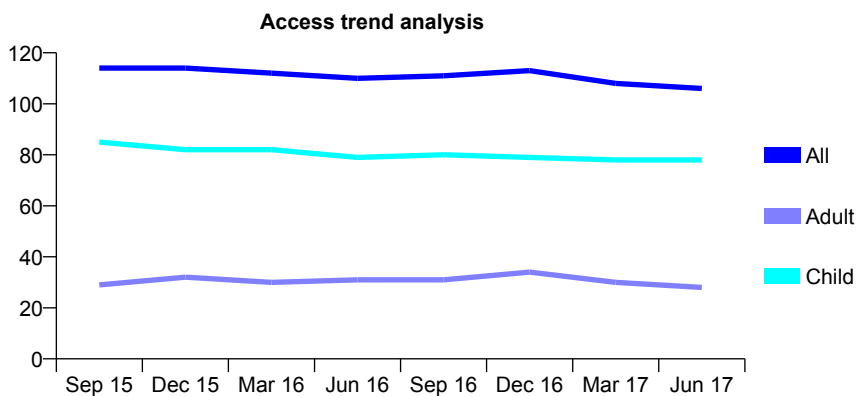
Q61 - Vital Signs At a Glance Contract Report for 941999/0001 - June 2017

Name or company name	MRS S DASWANI
Contract type name	GDS Contract
Purpose of contract	General
Contract start date	01/04/2006
Contract end date	

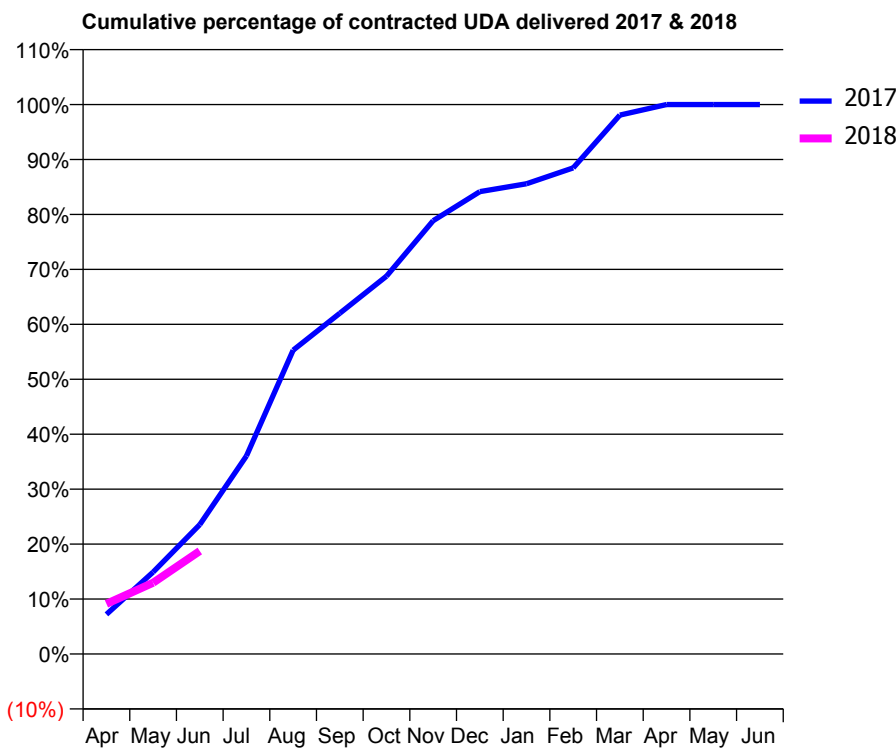
17/18 Contracted general activity (UDA)	208
Carry forward general activity (UDA)	0
17/18 Contracted orthodontic activity (UOA)	0
Carry forward orthodontic activity (UOA)	0
Baseline contract value	£4,871.75

ACCESS*

Patients seen in 24 months	Total	Change since previous quarter
Quarter ending June 2016	110	
Quarter ending September 2016	111	→
Quarter ending December 2016	113	→
Quarter ending March 2017	108	↓
Quarter ending June 2017	106	↓
Variance since June 2016	(3.6%)	↓



ACTIVITY



Month	Adjusted Scheduled Activity (UDA)	
	2017	2018
April	15	19
May	31	27
June	49	39
July	75	
August	115	
September	129	
October	143	
November	164	
December	175	
January	178	
February	184	
March	204	
April	208	
May	208	
June	208	

QUALITY

	Quantity	Base Number	Contract	AT	Region	England
% of FP17s for the same patient ID Re-attending within 3 months - Children	0	21	0.0%	10.4%	11.5%	12.0%
% of FP17s for the same patient ID Re-attending within 3 months - Adults	1	4	25.0%	16.0%	16.8%	16.0%
% of FP17s for the same patient ID Re-attending between 3 & 9 months - Children	16	21	76.2%	42.7%	47.3%	58.0%
% of FP17s for the same patient ID Re-attending between 3 & 9 months - Adults	3	4	75.0%	35.6%	38.3%	50.9%
% of FP17s for Band 1 Urgent Courses	0	21	0.0%	11.0%	10.7%	9.1%
% of FP17s Relating to Free Repair or Replacements	0	21	0.0%	0.5%	0.6%	0.8%
% of FP17s Relating to Continuations	0	21	0.0%	0.8%	0.8%	1.1%
% of Patients satisfied with the dentistry they have received	0	0	N/A	88.7%	89.8%	91.7%
% of Patients satisfied with the time they had to wait for an appointment	0	0	N/A	80.2%	83.6%	88.0%

* This is based on patients treated on this contract for their most recent course of treatment. Figures in italics indicate the base number of FP17s or Patient Questionnaire responses are less than 100. N/A is shown where the base number of responses is less than 10 during the period. % is calculated as Quantity/Base number*100

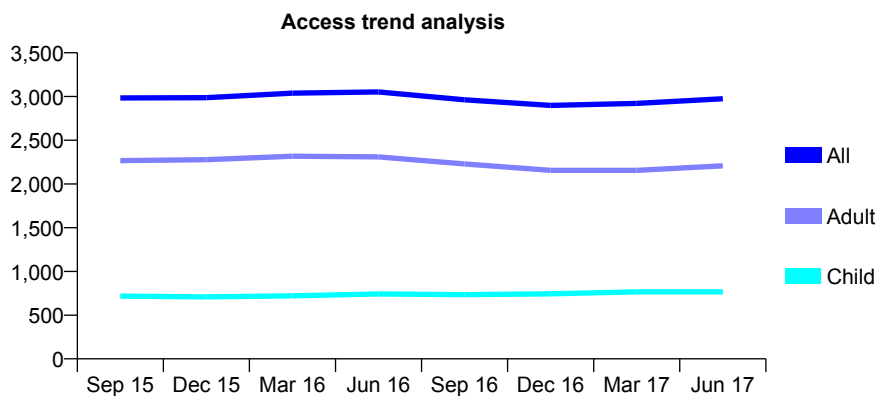
Q61 - Vital Signs At a Glance Contract Report for 944394/0001 - June 2017

Name or company name	MR R PAUL
Contract type name	GDS Contract
Purpose of contract	General
Contract start date	01/04/2006
Contract end date	

17/18 Contracted general activity (UDA)	9,412
Carry forward general activity (UDA)	0
17/18 Contracted orthodontic activity (UOA)	0
Carry forward orthodontic activity (UOA)	0
Baseline contract value	£240,368.70

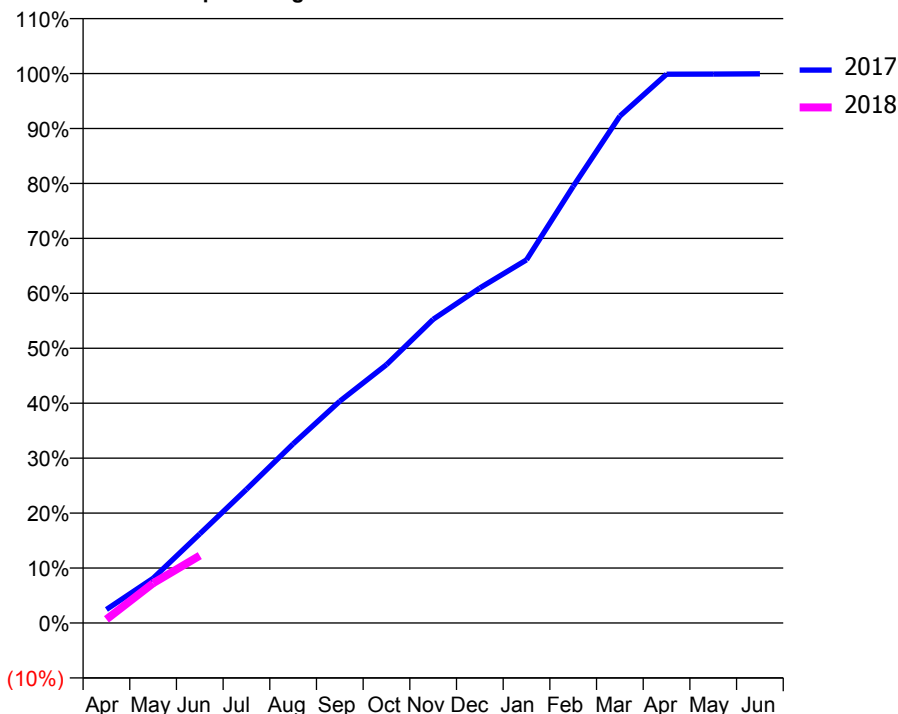
ACCESS*

Patients seen in 24 months	Total	Change since previous quarter
Quarter ending June 2016	3,052	
Quarter ending September 2016	2,963	↓
Quarter ending December 2016	2,898	↓
Quarter ending March 2017	2,922	→
Quarter ending June 2017	2,974	→
Variance since June 2016	(2.6%)	↓



ACTIVITY

Cumulative percentage of contracted UDA delivered 2017 & 2018



Month	Adjusted Scheduled Activity (UDA)	
	2017	2018
April	233	62
May	766	681
June	1,526	1,155
July	2,291	
August	3,068	
September	3,799	
October	4,425	
November	5,202	
December	5,738	
January	6,221	
February	7,479	
March	8,683	
April	9,400	
May	9,402	
June	9,406	

QUALITY

	Quantity	Base Number	Contract	AT	Region	England
% of FP17s for the same patient ID Re-attending within 3 months - Children	27	213	12.7%	10.4%	11.5%	12.0%
% of FP17s for the same patient ID Re-attending within 3 months - Adults	82	517	15.9%	16.0%	16.8%	16.0%
% of FP17s for the same patient ID Re-attending between 3 & 9 months - Children	85	213	39.9%	42.7%	47.3%	58.0%
% of FP17s for the same patient ID Re-attending between 3 & 9 months - Adults	176	517	34.0%	35.6%	38.3%	50.9%
% of FP17s for Band 1 Urgent Courses	55	533	10.3%	11.0%	10.7%	9.1%
% of FP17s Relating to Free Repair or Replacements	18	533	3.4%	0.5%	0.6%	0.8%
% of FP17s Relating to Continuations	5	533	0.9%	0.8%	0.8%	1.1%
% of Patients satisfied with the dentistry they have received	2	2	N/A	88.7%	89.8%	91.7%
% of Patients satisfied with the time they had to wait for an appointment	2	2	N/A	80.2%	83.6%	88.0%

* This is based on patients treated on this contract for their most recent course of treatment. Figures in italics indicate the base number of FP17s or Patient Questionnaire responses are less than 100. N/A is shown where the base number of responses is less than 10 during the period. % is calculated as Quantity/Base number*100

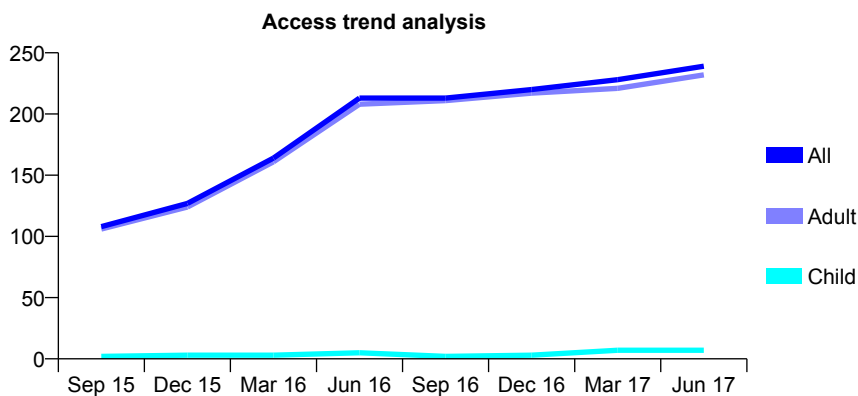
Q61 - Vital Signs At a Glance Contract Report for 947806/0002 - June 2017

Name or company name	MR PA SHAH
Contract type name	PDS Contract
Purpose of contract	General
Contract start date	01/08/2010
Contract end date	31/03/2018

17/18 Contracted general activity (UDA)	948
Carry forward general activity (UDA)	0
17/18 Contracted orthodontic activity (UOA)	0
Carry forward orthodontic activity (UOA)	0
Baseline contract value	£131,061.52

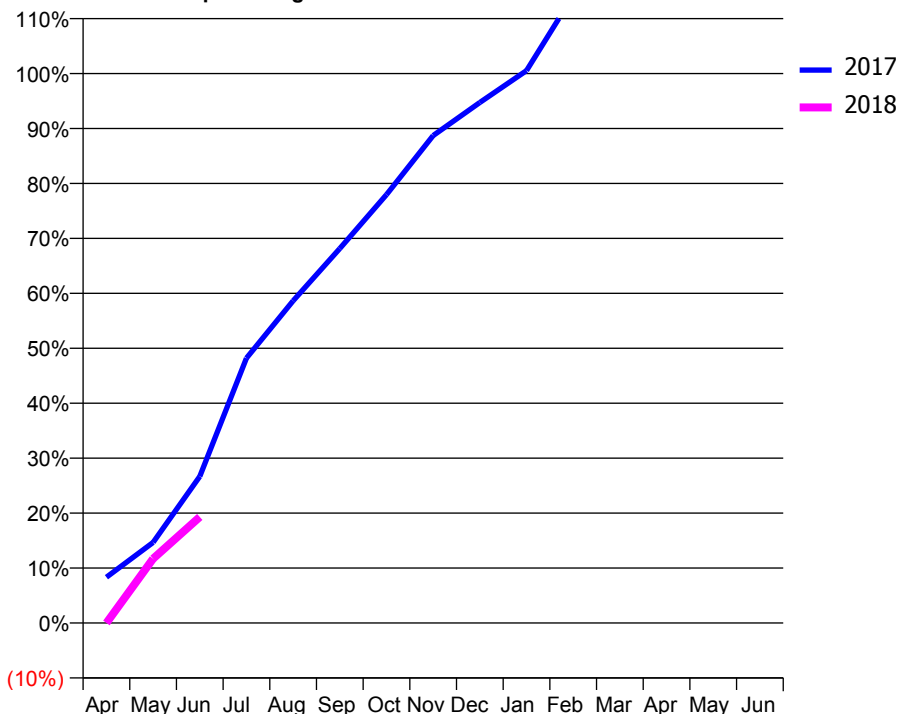
ACCESS*

Patients seen in 24 months	Total	Change since previous quarter
Quarter ending June 2016	213	
Quarter ending September 2016	213	→
Quarter ending December 2016	220	↑
Quarter ending March 2017	228	↑
Quarter ending June 2017	239	↑
Variance since June 2016	12.2%	↑



ACTIVITY

Cumulative percentage of contracted UDA delivered 2017 & 2018



Month	Adjusted Scheduled Activity (UDA)	
	2017	2018
April	79	0
May	139	111
June	253	183
July	457	
August	556	
September	646	
October	739	
November	841	
December	898	
January	953	
February	1,082	
March	1,133	
April	1,136	
May	1,145	
June	1,145	

QUALITY

	Quantity	Base Number	Contract	AT	Region	England
% of FP17s for the same patient ID Re-attending within 3 months - Children	0	2	0.0%	10.4%	11.5%	12.0%
% of FP17s for the same patient ID Re-attending within 3 months - Adults	1	63	1.6%	16.0%	16.8%	16.0%
% of FP17s for the same patient ID Re-attending between 3 & 9 months - Children	0	2	0.0%	42.7%	47.3%	58.0%
% of FP17s for the same patient ID Re-attending between 3 & 9 months - Adults	6	63	9.5%	35.6%	38.3%	50.9%
% of FP17s for Band 1 Urgent Courses	0	61	0.0%	11.0%	10.7%	9.1%
% of FP17s Relating to Free Repair or Replacements	0	61	0.0%	0.5%	0.6%	0.8%
% of FP17s Relating to Continuations	0	61	0.0%	0.8%	0.8%	1.1%
% of Patients satisfied with the dentistry they have received	1	1	N/A	88.7%	89.8%	91.7%
% of Patients satisfied with the time they had to wait for an appointment	0	1	N/A	80.2%	83.6%	88.0%

* This is based on patients treated on this contract for their most recent course of treatment. Figures in italics indicate the base number of FP17s or Patient Questionnaire responses are less than 100. N/A is shown where the base number of responses is less than 10 during the period. % is calculated as Quantity/Base number*100

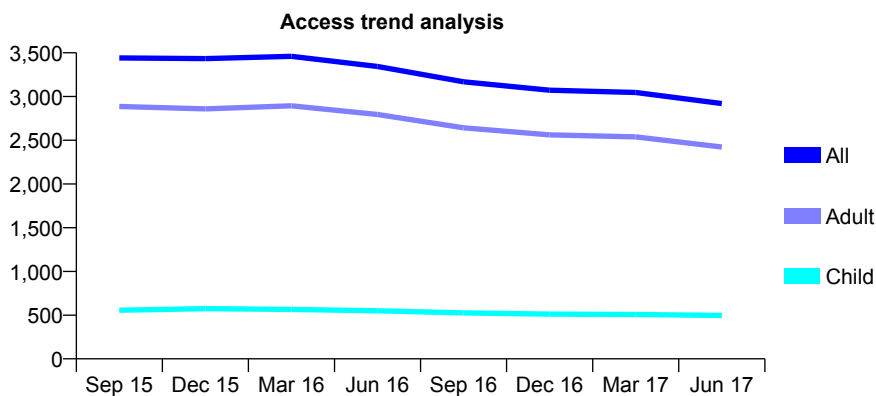
Q61 - Vital Signs At a Glance Contract Report for 949787/0001 - June 2017

Name or company name	MR OA ADEBIYI
Contract type name	GDS Contract
Purpose of contract	General
Contract start date	01/04/2006
Contract end date	

17/18 Contracted general activity (UDA)	9,518
Carry forward general activity (UDA)	0
17/18 Contracted orthodontic activity (UOA)	0
Carry forward orthodontic activity (UOA)	0
Baseline contract value	£230,270.92

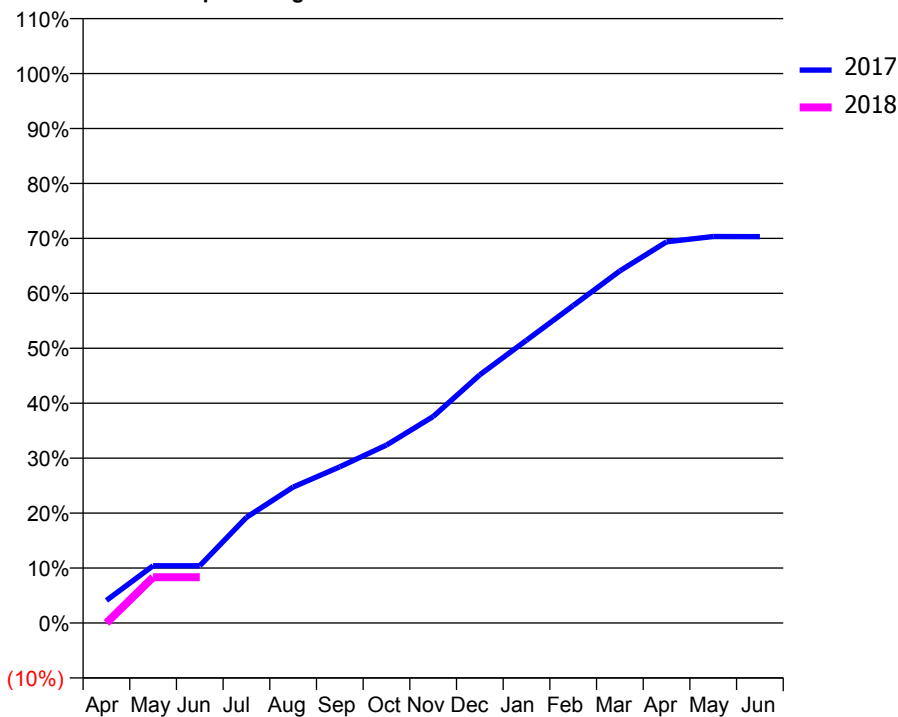
ACCESS*

Patients seen in 24 months	Total	Change since previous quarter
Quarter ending June 2016	3,344	
Quarter ending September 2016	3,168	↓
Quarter ending December 2016	3,072	↓
Quarter ending March 2017	3,046	→
Quarter ending June 2017	2,920	↓
Variance since June 2016	(12.7%)	↓



ACTIVITY

Cumulative percentage of contracted UDA delivered 2017 & 2018



Month	Adjusted Scheduled Activity (UDA)	
	2017	2018
April	392	0
May	993	793
June	993	793
July	1,831	
August	2,356	
September	2,706	
October	3,083	
November	3,577	
December	4,299	
January	4,897	
February	5,497	
March	6,099	
April	6,603	
May	6,695	
June	6,692	

QUALITY

	Quantity	Base Number	Contract	AT	Region	England
% of FP17s for the same patient ID Re-attending within 3 months - Children	9	131	6.9%	10.4%	11.5%	12.0%
% of FP17s for the same patient ID Re-attending within 3 months - Adults	53	462	11.5%	16.0%	16.8%	16.0%
% of FP17s for the same patient ID Re-attending between 3 & 9 months - Children	46	131	35.1%	42.7%	47.3%	58.0%
% of FP17s for the same patient ID Re-attending between 3 & 9 months - Adults	157	462	34.0%	35.6%	38.3%	50.9%
% of FP17s for Band 1 Urgent Courses	24	373	6.4%	11.0%	10.7%	9.1%
% of FP17s Relating to Free Repair or Replacements	0	373	0.0%	0.5%	0.6%	0.8%
% of FP17s Relating to Continuations	0	373	0.0%	0.8%	0.8%	1.1%
% of Patients satisfied with the dentistry they have received	1	1	N/A	88.7%	89.8%	91.7%
% of Patients satisfied with the time they had to wait for an appointment	1	1	N/A	80.2%	83.6%	88.0%

* This is based on patients treated on this contract for their most recent course of treatment. Figures in italics indicate the base number of FP17s or Patient Questionnaire responses are less than 100. N/A is shown where the base number of responses is less than 10 during the period. % is calculated as Quantity/Base number*100

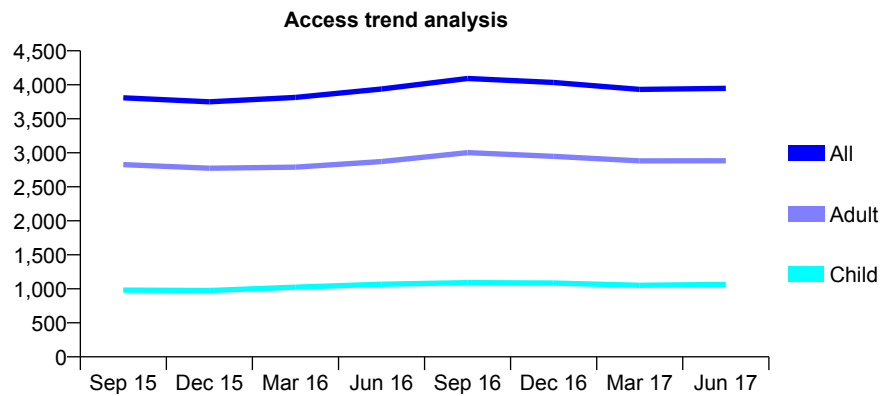
Q61 - Vital Signs At a Glance Contract Report for 949892/0001 - June 2017

Name or company name	MR KC SHAH
Contract type name	GDS Contract
Purpose of contract	General
Contract start date	21/07/2010
Contract end date	

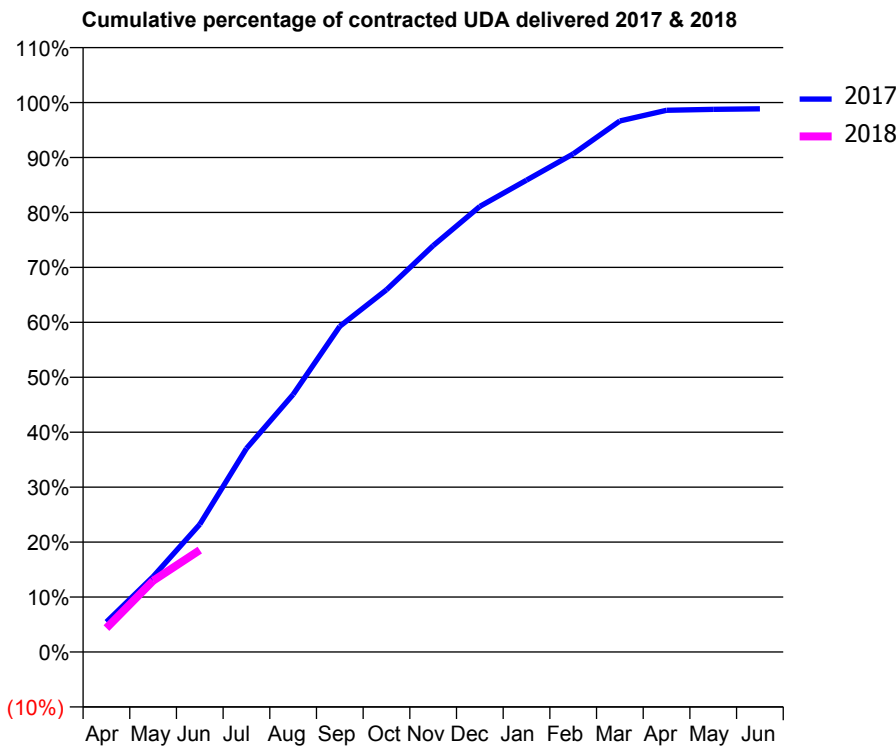
17/18 Contracted general activity (UDA)	8,870
Carry forward general activity (UDA)	0
17/18 Contracted orthodontic activity (UOA)	0
Carry forward orthodontic activity (UOA)	0
Baseline contract value	£206,208.02

ACCESS*

Patients seen in 24 months	Total	Change since previous quarter
Quarter ending June 2016	3,939	
Quarter ending September 2016	4,094	↑
Quarter ending December 2016	4,035	↓
Quarter ending March 2017	3,932	↓
Quarter ending June 2017	3,948	→
Variance since June 2016	0.2%	→



ACTIVITY



Month	Adjusted Scheduled Activity (UDA)	
	2017	2018
April	485	386
May	1,218	1,150
June	2,061	1,646
July	3,286	
August	4,158	
September	5,258	
October	5,847	
November	6,561	
December	7,193	
January	7,617	
February	8,041	
March	8,571	
April	8,745	
May	8,759	
June	8,767	

QUALITY

	Quantity	Base Number	Contract	AT	Region	England
% of FP17s for the same patient ID Re-attending within 3 months - Children	16	355	4.5%	10.4%	11.5%	12.0%
% of FP17s for the same patient ID Re-attending within 3 months - Adults	69	665	10.4%	16.0%	16.8%	16.0%
% of FP17s for the same patient ID Re-attending between 3 & 9 months - Children	177	355	49.9%	42.7%	47.3%	58.0%
% of FP17s for the same patient ID Re-attending between 3 & 9 months - Adults	227	665	34.1%	35.6%	38.3%	50.9%
% of FP17s for Band 1 Urgent Courses	106	910	11.6%	11.0%	10.7%	9.1%
% of FP17s Relating to Free Repair or Replacements	1	910	0.1%	0.5%	0.6%	0.8%
% of FP17s Relating to Continuations	1	910	0.1%	0.8%	0.8%	1.1%
% of Patients satisfied with the dentistry they have received	5	5	N/A	88.7%	89.8%	91.7%
% of Patients satisfied with the time they had to wait for an appointment	2	5	N/A	80.2%	83.6%	88.0%

* This is based on patients treated on this contract for their most recent course of treatment. Figures in italics indicate the base number of FP17s or Patient Questionnaire responses are less than 100. N/A is shown where the base number of responses is less than 10 during the period. % is calculated as Quantity/Base number*100

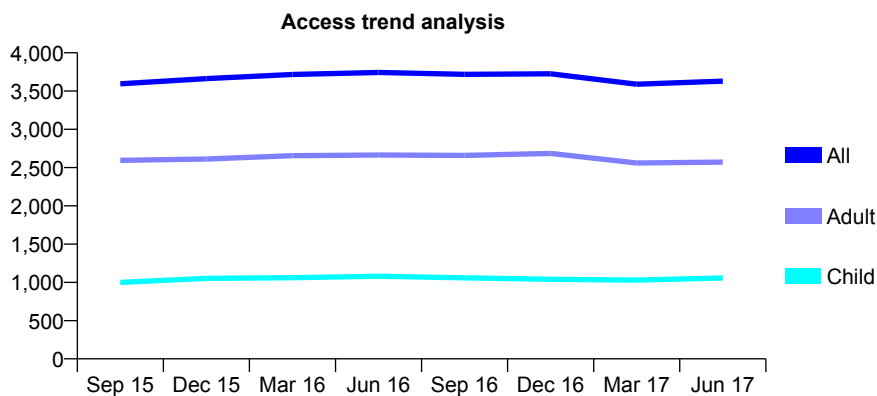
Q61 - Vital Signs At a Glance Contract Report for 954314/0001 - June 2017

Name or company name	Shraddha Innani
Contract type name	GDS Contract
Purpose of contract	General
Contract start date	01/04/2006
Contract end date	

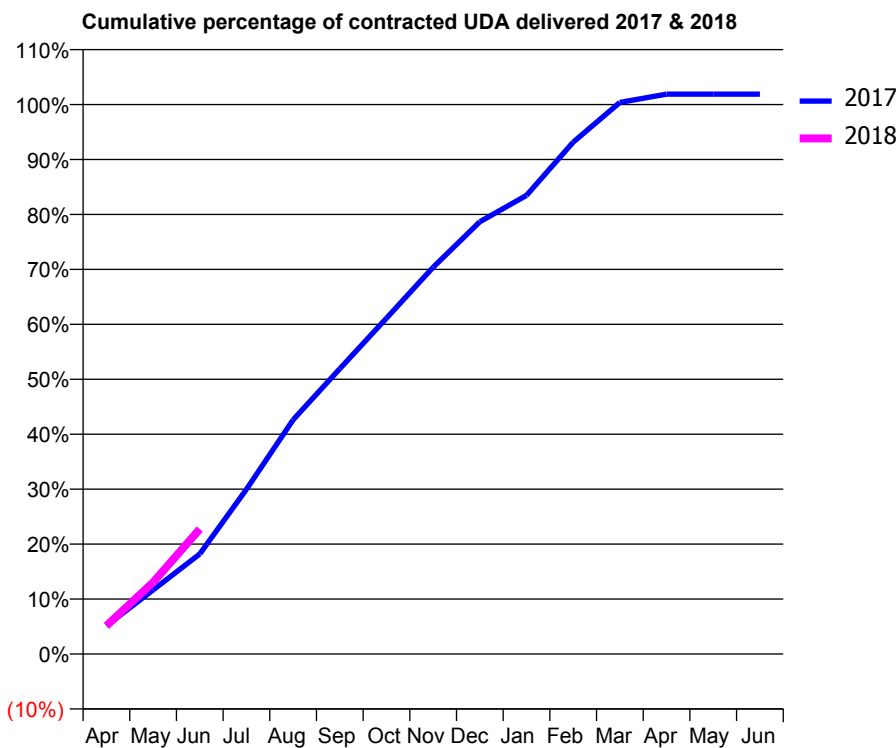
17/18 Contracted general activity (UDA)	10,835
Carry forward general activity (UDA)	0
17/18 Contracted orthodontic activity (UOA)	0
Carry forward orthodontic activity (UOA)	0
Baseline contract value	£309,023.87

ACCESS*

Patients seen in 24 months	Total	Change since previous quarter
Quarter ending June 2016	3,743	
Quarter ending September 2016	3,718	→
Quarter ending December 2016	3,725	→
Quarter ending March 2017	3,590	↓
Quarter ending June 2017	3,629	→
Variance since June 2016	(3.0%)	↓



ACTIVITY



Month	Adjusted Scheduled Activity (UDA)	
	2017	2018
April	555	555
May	1,264	1,414
June	1,974	2,464
July	3,250	
August	4,619	
September	5,624	
October	6,622	
November	7,626	
December	8,522	
January	9,045	
February	10,094	
March	10,877	
April	11,038	
May	11,038	
June	11,038	

QUALITY

	Quantity	Base Number	Contract	AT	Region	England
% of FP17s for the same patient ID Re-attending within 3 months - Children	23	322	7.1%	10.4%	11.5%	12.0%
% of FP17s for the same patient ID Re-attending within 3 months - Adults	100	681	14.7%	16.0%	16.8%	16.0%
% of FP17s for the same patient ID Re-attending between 3 & 9 months - Children	163	322	50.6%	42.7%	47.3%	58.0%
% of FP17s for the same patient ID Re-attending between 3 & 9 months - Adults	273	681	40.1%	35.6%	38.3%	50.9%
% of FP17s for Band 1 Urgent Courses	145	917	15.8%	11.0%	10.7%	9.1%
% of FP17s Relating to Free Repair or Replacements	8	917	0.9%	0.5%	0.6%	0.8%
% of FP17s Relating to Continuations	3	917	0.3%	0.8%	0.8%	1.1%
% of Patients satisfied with the dentistry they have received	2	2	N/A	88.7%	89.8%	91.7%
% of Patients satisfied with the time they had to wait for an appointment	2	2	N/A	80.2%	83.6%	88.0%

* This is based on patients treated on this contract for their most recent course of treatment. Figures in italics indicate the base number of FP17s or Patient Questionnaire responses are less than 100. N/A is shown where the base number of responses is less than 10 during the period. % is calculated as Quantity/Base number*100

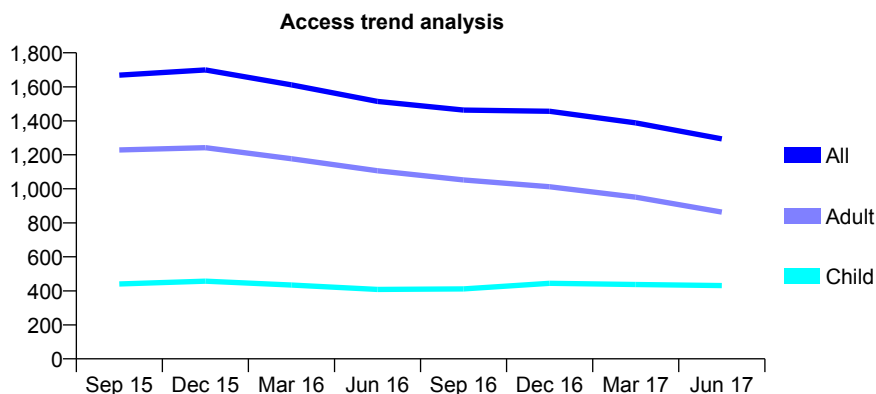
Q61 - Vital Signs At a Glance Contract Report for 964328/0001 - June 2017

Name or company name	MISS FA RAMJOHN
Contract type name	GDS Contract
Purpose of contract	General
Contract start date	01/11/2011
Contract end date	

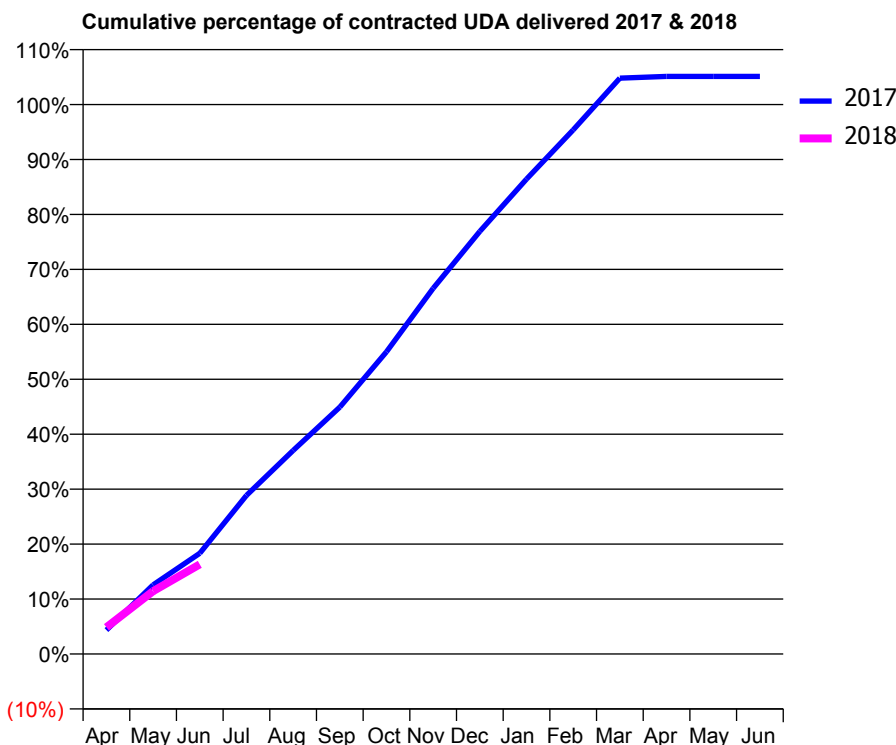
17/18 Contracted general activity (UDA)	4,344
Carry forward general activity (UDA)	0
17/18 Contracted orthodontic activity (UOA)	0
Carry forward orthodontic activity (UOA)	0
Baseline contract value	£123,304.57

ACCESS*

Patients seen in 24 months	Total	Change since previous quarter
Quarter ending June 2016	1,514	
Quarter ending September 2016	1,463	↓
Quarter ending December 2016	1,456	→
Quarter ending March 2017	1,388	↓
Quarter ending June 2017	1,294	↓
Variance since June 2016	(14.5%)	↓



ACTIVITY



Month	Adjusted Scheduled Activity (UDA)	
	2017	2018
April	189	212
May	547	497
June	796	709
July	1,254	
August	1,609	
September	1,952	
October	2,389	
November	2,891	
December	3,341	
January	3,755	
February	4,143	
March	4,553	
April	4,566	
May	4,566	
June	4,566	

QUALITY

	Quantity	Base Number	Contract	AT	Region	England
% of FP17s for the same patient ID Re-attending within 3 months - Children	2	118	1.7%	10.4%	11.5%	12.0%
% of FP17s for the same patient ID Re-attending within 3 months - Adults	8	128	6.3%	16.0%	16.8%	16.0%
% of FP17s for the same patient ID Re-attending between 3 & 9 months - Children	74	118	62.7%	42.7%	47.3%	58.0%
% of FP17s for the same patient ID Re-attending between 3 & 9 months - Adults	49	128	38.3%	35.6%	38.3%	50.9%
% of FP17s for Band 1 Urgent Courses	15	244	6.1%	11.0%	10.7%	9.1%
% of FP17s Relating to Free Repair or Replacements	0	244	0.0%	0.5%	0.6%	0.8%
% of FP17s Relating to Continuations	0	244	0.0%	0.8%	0.8%	1.1%
% of Patients satisfied with the dentistry they have received	0	0	N/A	88.7%	89.8%	91.7%
% of Patients satisfied with the time they had to wait for an appointment	0	0	N/A	80.2%	83.6%	88.0%

* This is based on patients treated on this contract for their most recent course of treatment. Figures in italics indicate the base number of FP17s or Patient Questionnaire responses are less than 100. N/A is shown where the base number of responses is less than 10 during the period. % is calculated as Quantity/Base number*100

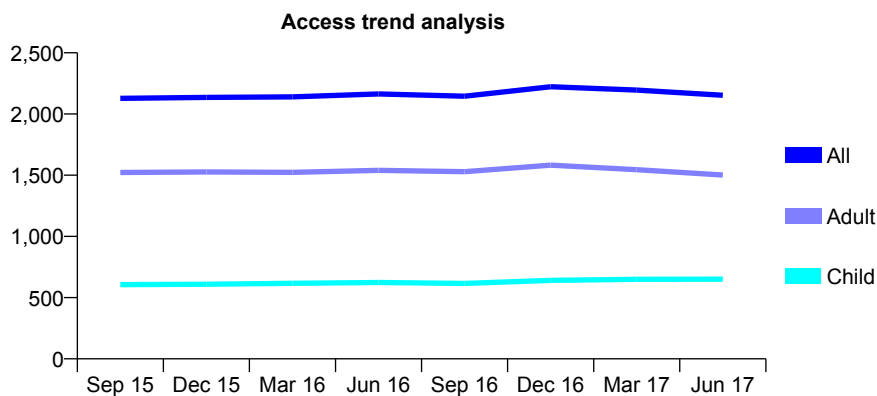
Q61 - Vital Signs At a Glance Contract Report for 999237/0001 - June 2017

Name or company name	MRS JM TALIB
Contract type name	GDS Contract
Purpose of contract	General
Contract start date	01/04/2006
Contract end date	

17/18 Contracted general activity (UDA)	7,248
Carry forward general activity (UDA)	0
17/18 Contracted orthodontic activity (UOA)	0
Carry forward orthodontic activity (UOA)	0
Baseline contract value	£229,964.71

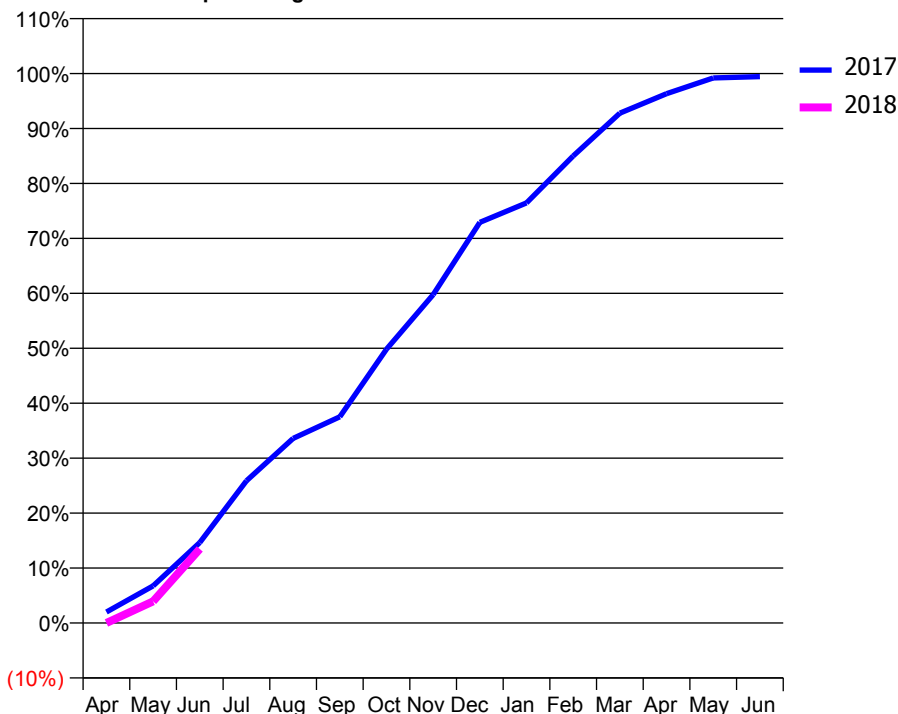
ACCESS*

Patients seen in 24 months	Total	Change since previous quarter
Quarter ending June 2016	2,164	
Quarter ending September 2016	2,145	→
Quarter ending December 2016	2,223	↑
Quarter ending March 2017	2,195	↓
Quarter ending June 2017	2,153	↓
Variance since June 2016	(0.5%)	→



ACTIVITY

Cumulative percentage of contracted UDA delivered 2017 & 2018



Month	Adjusted Scheduled Activity (UDA)	
	2017	2018
April	145	0
May	489	287
June	1,062	978
July	1,876	
August	2,436	
September	2,720	
October	3,612	
November	4,332	
December	5,285	
January	5,541	
February	6,160	
March	6,725	
April	6,982	
May	7,190	
June	7,206	

QUALITY

	Quantity	Base Number	Contract	AT	Region	England
% of FP17s for the same patient ID Re-attending within 3 months - Children	10	134	7.5%	10.4%	11.5%	12.0%
% of FP17s for the same patient ID Re-attending within 3 months - Adults	43	303	14.2%	16.0%	16.8%	16.0%
% of FP17s for the same patient ID Re-attending between 3 & 9 months - Children	38	134	28.4%	42.7%	47.3%	58.0%
% of FP17s for the same patient ID Re-attending between 3 & 9 months - Adults	78	303	25.7%	35.6%	38.3%	50.9%
% of FP17s for Band 1 Urgent Courses	44	266	16.5%	11.0%	10.7%	9.1%
% of FP17s Relating to Free Repair or Replacements	0	266	0.0%	0.5%	0.6%	0.8%
% of FP17s Relating to Continuations	0	266	0.0%	0.8%	0.8%	1.1%
% of Patients satisfied with the dentistry they have received	2	2	N/A	88.7%	89.8%	91.7%
% of Patients satisfied with the time they had to wait for an appointment	0	2	N/A	80.2%	83.6%	88.0%

* This is based on patients treated on this contract for their most recent course of treatment. Figures in italics indicate the base number of FP17s or Patient Questionnaire responses are less than 100. N/A is shown where the base number of responses is less than 10 during the period. % is calculated as Quantity/Base number*100

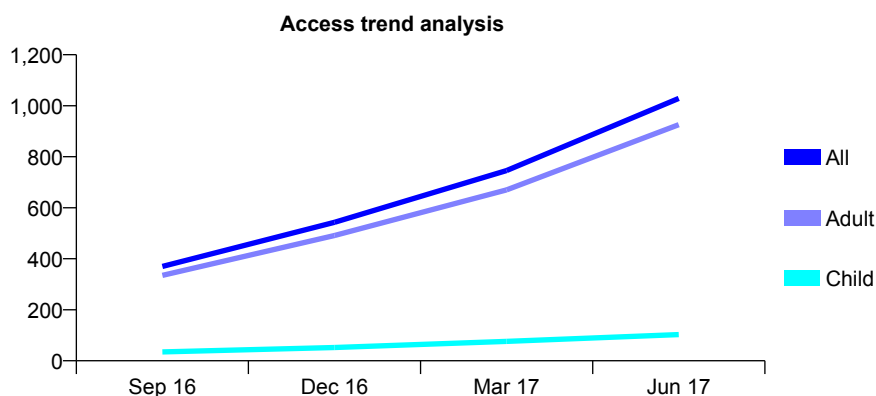
Q62 - Vital Signs At a Glance Contract Report for 100171/0000 - June 2017

Name or company name	MR AH GHAURI
Contract type name	PDS Contract
Purpose of contract	General
Contract start date	01/06/2016
Contract end date	31/05/2021

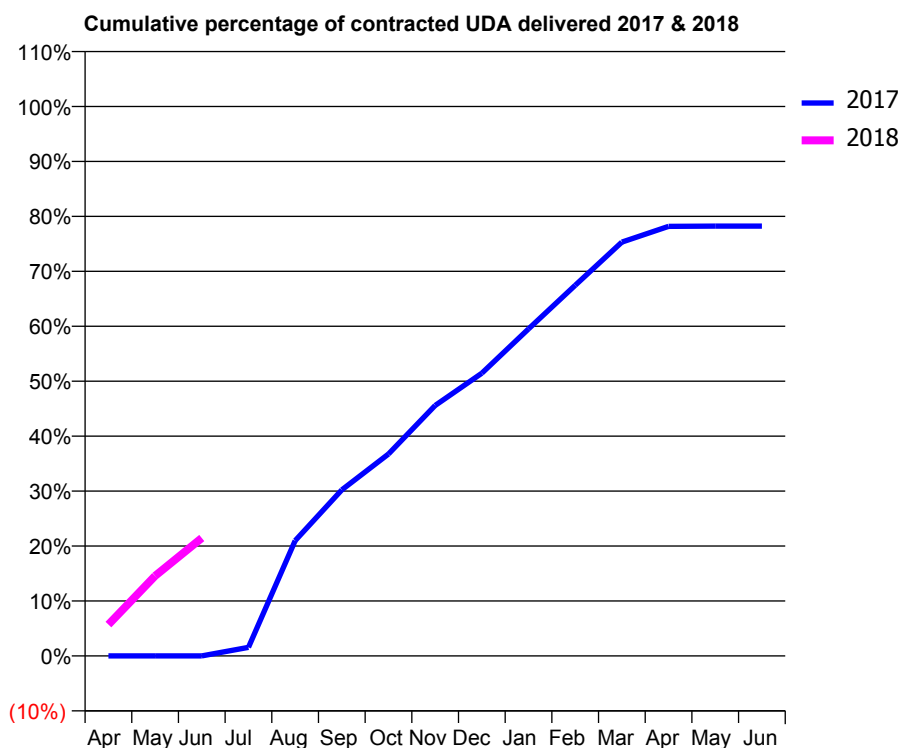
17/18 Contracted general activity (UDA)	3,211
Carry forward general activity (UDA)	0
17/18 Contracted orthodontic activity (UOA)	0
Carry forward orthodontic activity (UOA)	0
Baseline contract value	£160,530.00

ACCESS*

Patients seen in 24 months	Total	Change since previous quarter
Quarter ending June 2016	0	
Quarter ending September 2016	370	↑
Quarter ending December 2016	543	↑
Quarter ending March 2017	746	↑
Quarter ending June 2017	1,029	↑
Variance since June 2016	N/A	



ACTIVITY



Month	Adjusted Scheduled Activity (UDA)	
	2017	2018
April	0	184
May	0	468
June	0	689
July	42	
August	561	
September	809	
October	984	
November	1,220	
December	1,377	
January	1,593	
February	1,805	
March	2,015	
April	2,092	
May	2,093	
June	2,093	

QUALITY

	Quantity	Base Number	Contract	AT	Region	England
% of FP17s for the same patient ID Re-attending within 3 months - Children	2	113	1.8%	10.1%	11.5%	12.0%
% of FP17s for the same patient ID Re-attending within 3 months - Adults	6	527	1.1%	15.8%	16.8%	16.0%
% of FP17s for the same patient ID Re-attending between 3 & 9 months - Children	0	113	0.0%	47.1%	47.3%	58.0%
% of FP17s for the same patient ID Re-attending between 3 & 9 months - Adults	4	527	0.8%	37.7%	38.3%	50.9%
% of FP17s for Band 1 Urgent Courses	571	575	99.3%	11.4%	10.7%	9.1%
% of FP17s Relating to Free Repair or Replacements	0	575	0.0%	0.6%	0.6%	0.8%
% of FP17s Relating to Continuations	0	575	0.0%	0.6%	0.8%	1.1%
% of Patients satisfied with the dentistry they have received	1	1	N/A	90.4%	89.8%	91.7%
% of Patients satisfied with the time they had to wait for an appointment	1	1	N/A	84.2%	83.6%	88.0%

* This is based on patients treated on this contract for their most recent course of treatment. Figures in italics indicate the base number of FP17s or Patient Questionnaire responses are less than 100. N/A is shown where the base number of responses is less than 10 during the period. % is calculated as Quantity/Base number*100

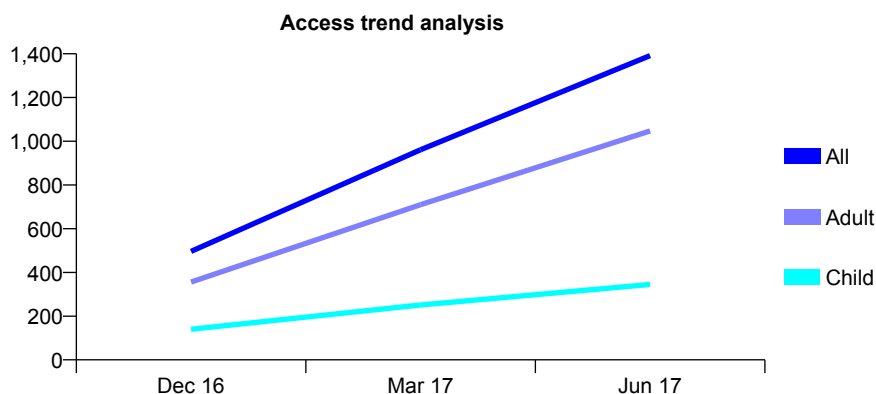
Q62 - Vital Signs At a Glance Contract Report for 100217/0000 - June 2017

Name or company name	Dentistry for You
Contract type name	PDS Plus Contract
Purpose of contract	General
Contract start date	01/10/2016
Contract end date	30/09/2024

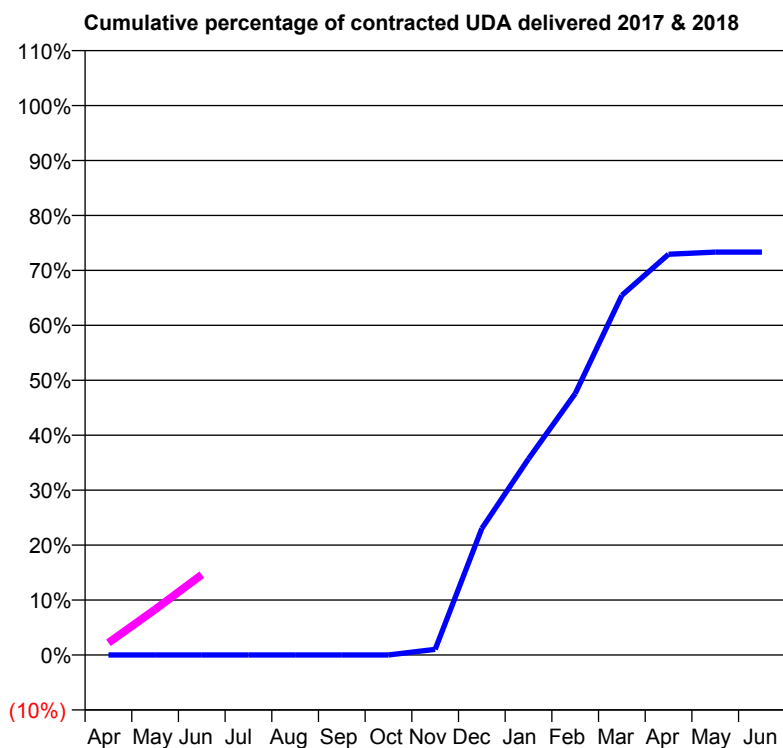
17/18 Contracted general activity (UDA)	11,200
Carry forward general activity (UDA)	0
17/18 Contracted orthodontic activity (UOA)	0
Carry forward orthodontic activity (UOA)	0
Baseline contract value	£196,000.00

ACCESS*

Patients seen in 24 months	Total	Change since previous quarter
Quarter ending June 2016	0	
Quarter ending September 2016	0	
Quarter ending December 2016	496	↑
Quarter ending March 2017	961	↑
Quarter ending June 2017	1,392	↑
Variance since June 2016	N/A	



ACTIVITY



Month	Adjusted Scheduled Activity (UDA)	
	2017	2018
April	0	247
May	0	927
June	0	1,638
July	0	
August	0	
September	0	
October	0	
November	48	
December	1,075	
January	1,667	
February	2,221	
March	3,055	
April	3,404	
May	3,422	
June	3,422	

QUALITY

	Quantity	Base Number	Contract	AT	Region	England
% of FP17s for the same patient ID Re-attending within 3 months - Children	14	187	7.5%	10.1%	11.5%	12.0%
% of FP17s for the same patient ID Re-attending within 3 months - Adults	83	509	16.3%	15.8%	16.8%	16.0%
% of FP17s for the same patient ID Re-attending between 3 & 9 months - Children	73	187	39.0%	47.1%	47.3%	58.0%
% of FP17s for the same patient ID Re-attending between 3 & 9 months - Adults	103	509	20.2%	37.7%	38.3%	50.9%
% of FP17s for Band 1 Urgent Courses	85	584	14.6%	11.4%	10.7%	9.1%
% of FP17s Relating to Free Repair or Replacements	4	584	0.7%	0.6%	0.6%	0.8%
% of FP17s Relating to Continuations	8	584	1.4%	0.6%	0.8%	1.1%
% of Patients satisfied with the dentistry they have received	0	0	N/A	90.4%	89.8%	91.7%
% of Patients satisfied with the time they had to wait for an appointment	0	0	N/A	84.2%	83.6%	88.0%

* This is based on patients treated on this contract for their most recent course of treatment. Figures in italics indicate the base number of FP17s or Patient Questionnaire responses are less than 100. N/A is shown where the base number of responses is less than 10 during the period. % is calculated as Quantity/Base number*100

Q62 - Vital Signs At a Glance Contract Report for 100358/0000 - June 2017


Name or company name	Mrs M Parekh & Dr V Patel & Dr. J. Parekh
Contract type name	GDS Contract
Purpose of contract	General
Contract start date	01/04/2017
Contract end date	

17/18 Contracted general activity (UDA)	7,263
Carry forward general activity (UDA)	0
17/18 Contracted orthodontic activity (UOA)	0
Carry forward orthodontic activity (UOA)	0
Baseline contract value	£195,825.65

ACCESS*

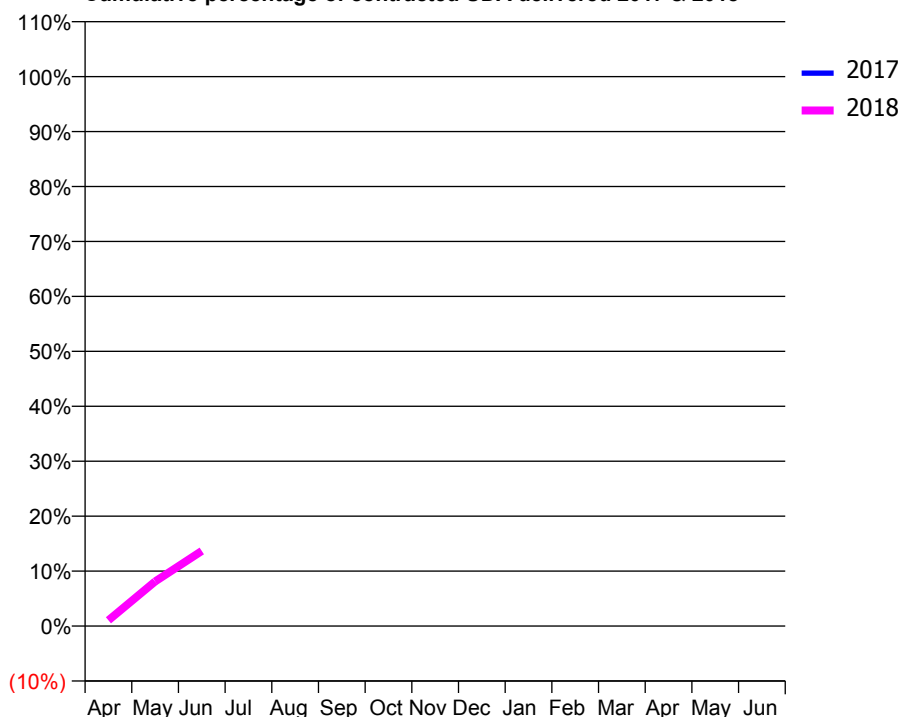
Patients seen in 24 months	Total	Change since previous quarter
Quarter ending June 2016	0	
Quarter ending September 2016	0	
Quarter ending December 2016	0	
Quarter ending March 2017	0	
Quarter ending June 2017	412	↑
Variance since June 2016	N/A	

Access trend analysis



ACTIVITY

Cumulative percentage of contracted UDA delivered 2017 & 2018



Adjusted Scheduled Activity (UDA)

Month	2017	2018
April	0	77
May	0	589
June	0	993
July	0	
August	0	
September	0	
October	0	
November	0	
December	0	
January	0	
February	0	
March	0	
April	0	
May	0	
June	0	

QUALITY

	Quantity	Base Number	Contract	AT	Region	England
% of FP17s for the same patient ID Re-attending within 3 months - Children	0	74	0.0%	10.1%	11.5%	12.0%
% of FP17s for the same patient ID Re-attending within 3 months - Adults	6	312	1.9%	15.8%	16.8%	16.0%
% of FP17s for the same patient ID Re-attending between 3 & 9 months - Children	0	74	0.0%	47.1%	47.3%	58.0%
% of FP17s for the same patient ID Re-attending between 3 & 9 months - Adults	0	312	0.0%	37.7%	38.3%	50.9%
% of FP17s for Band 1 Urgent Courses	79	386	20.5%	11.4%	10.7%	9.1%
% of FP17s Relating to Free Repair or Replacements	2	386	0.5%	0.6%	0.6%	0.8%
% of FP17s Relating to Continuations	0	386	0.0%	0.6%	0.8%	1.1%
% of Patients satisfied with the dentistry they have received	0	0	N/A	90.4%	89.8%	91.7%
% of Patients satisfied with the time they had to wait for an appointment	0	0	N/A	84.2%	83.6%	88.0%

* This is based on patients treated on this contract for their most recent course of treatment. Figures in italics indicate the base number of FP17s or Patient Questionnaire responses are less than 100. N/A is shown where the base number of responses is less than 10 during the period. % is calculated as Quantity/Base number*100

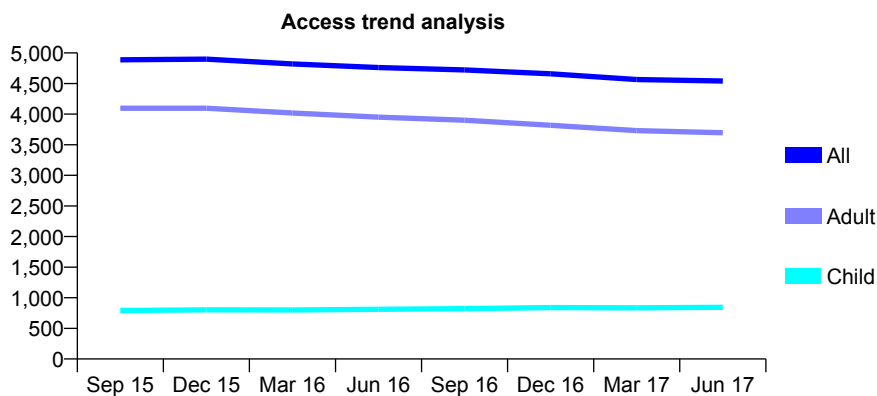
Q62 - Vital Signs At a Glance Contract Report for 101362/0034 - June 2017

Name or company name	Rodericks Dental Limited
Contract type name	GDS Contract
Purpose of contract	General
Contract start date	01/09/2010
Contract end date	

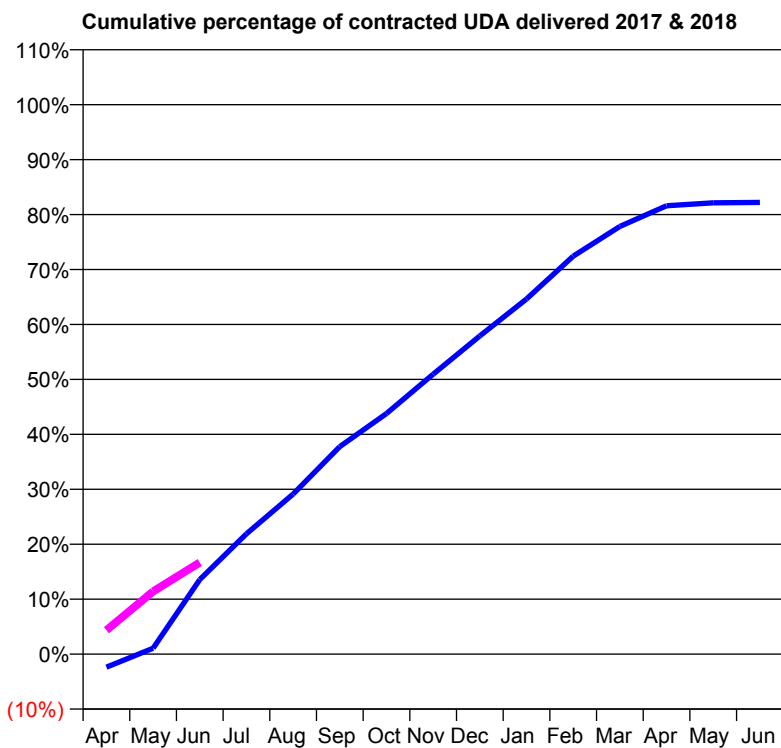
17/18 Contracted general activity (UDA)	14,797
Carry forward general activity (UDA)	0
17/18 Contracted orthodontic activity (UOA)	0
Carry forward orthodontic activity (UOA)	0
Baseline contract value	£409,751.94

ACCESS*

Patients seen in 24 months	Total	Change since previous quarter
Quarter ending June 2016	4,761	
Quarter ending September 2016	4,722	→
Quarter ending December 2016	4,658	↓
Quarter ending March 2017	4,566	↓
Quarter ending June 2017	4,542	→
Variance since June 2016	(4.6%)	↓



ACTIVITY



Month	Adjusted Scheduled Activity (UDA)	
	2017	2018
April	-353	645
May	161	1,691
June	2,010	2,468
July	3,240	
August	4,312	
September	5,590	
October	6,478	
November	7,537	
December	8,569	
January	9,563	
February	10,718	
March	11,516	
April	12,073	
May	12,153	
June	12,165	

QUALITY

	Quantity	Base Number	Contract	AT	Region	England
% of FP17s for the same patient ID Re-attending within 3 months - Children	29	267	10.9%	10.1%	11.5%	12.0%
% of FP17s for the same patient ID Re-attending within 3 months - Adults	214	1,051	20.4%	15.8%	16.8%	16.0%
% of FP17s for the same patient ID Re-attending between 3 & 9 months - Children	133	267	49.8%	47.1%	47.3%	58.0%
% of FP17s for the same patient ID Re-attending between 3 & 9 months - Adults	384	1,051	36.5%	37.7%	38.3%	50.9%
% of FP17s for Band 1 Urgent Courses	202	1,049	19.3%	11.4%	10.7%	9.1%
% of FP17s Relating to Free Repair or Replacements	13	1,049	1.2%	0.6%	0.6%	0.8%
% of FP17s Relating to Continuations	3	1,049	0.3%	0.6%	0.8%	1.1%
% of Patients satisfied with the dentistry they have received	5	5	N/A	90.4%	89.8%	91.7%
% of Patients satisfied with the time they had to wait for an appointment	5	5	N/A	84.2%	83.6%	88.0%

* This is based on patients treated on this contract for their most recent course of treatment. Figures in italics indicate the base number of FP17s or Patient Questionnaire responses are less than 100. N/A is shown where the base number of responses is less than 10 during the period. % is calculated as Quantity/Base number*100

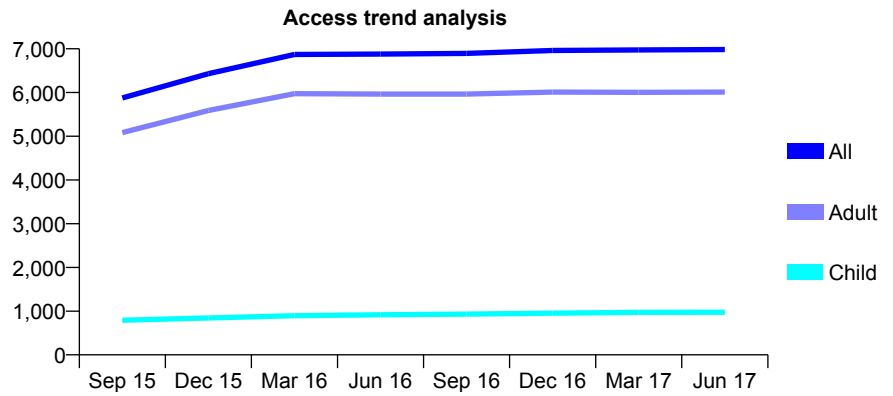
Q62 - Vital Signs At a Glance Contract Report for 101362/0058 - June 2017

Name or company name	Rodericks Dental Limited
Contract type name	GDS Contract
Purpose of contract	General
Contract start date	01/04/2014
Contract end date	

17/18 Contracted general activity (UDA)	22,598
Carry forward general activity (UDA)	0
17/18 Contracted orthodontic activity (UOA)	0
Carry forward orthodontic activity (UOA)	0
Baseline contract value	£557,431.16

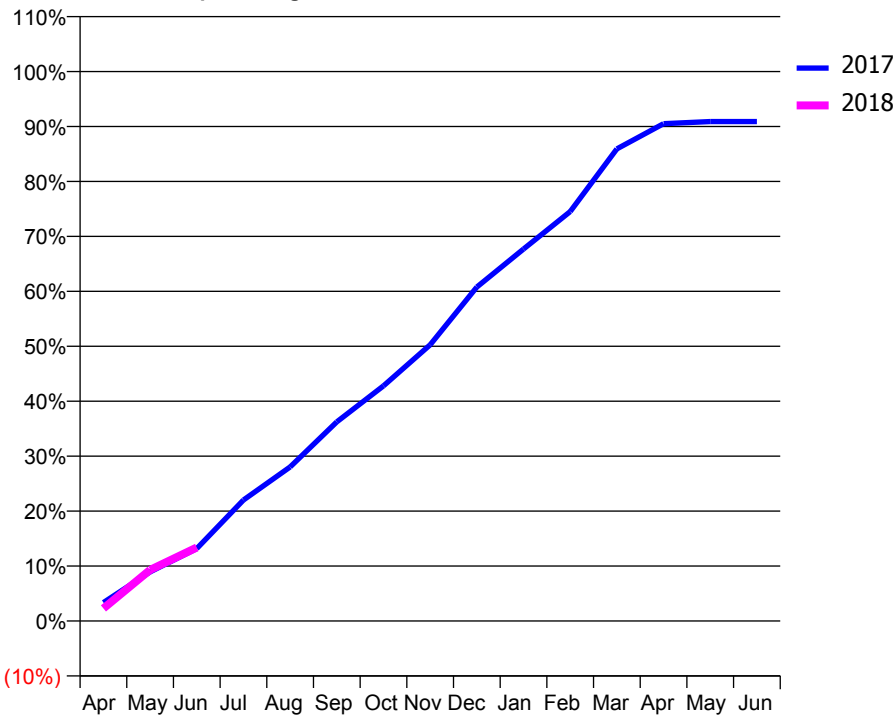
ACCESS*

Patients seen in 24 months	Total	Change since previous quarter
Quarter ending June 2016	6,881	
Quarter ending September 2016	6,896	→
Quarter ending December 2016	6,961	→
Quarter ending March 2017	6,975	→
Quarter ending June 2017	6,984	→
Variance since June 2016	1.5%	→



ACTIVITY

Cumulative percentage of contracted UDA delivered 2017 & 2018



Month	Adjusted Scheduled Activity (UDA)	
	2017	2018
April	762	519
May	2,018	2,104
June	2,980	3,024
July	4,979	
August	6,338	
September	8,189	
October	9,672	
November	11,360	
December	13,737	
January	15,296	
February	16,840	
March	19,414	
April	20,451	
May	20,538	
June	20,538	

QUALITY

	Quantity	Base Number	Contract	AT	Region	England
% of FP17s for the same patient ID Re-attending within 3 months - Children	29	265	10.9%	10.1%	11.5%	12.0%
% of FP17s for the same patient ID Re-attending within 3 months - Adults	206	1,332	15.5%	15.8%	16.8%	16.0%
% of FP17s for the same patient ID Re-attending between 3 & 9 months - Children	140	265	52.8%	47.1%	47.3%	58.0%
% of FP17s for the same patient ID Re-attending between 3 & 9 months - Adults	497	1,332	37.3%	37.7%	38.3%	50.9%
% of FP17s for Band 1 Urgent Courses	148	1,188	12.5%	11.4%	10.7%	9.1%
% of FP17s Relating to Free Repair or Replacements	18	1,188	1.5%	0.6%	0.6%	0.8%
% of FP17s Relating to Continuations	0	1,188	0.0%	0.6%	0.8%	1.1%
% of Patients satisfied with the dentistry they have received	8	8	N/A	90.4%	89.8%	91.7%
% of Patients satisfied with the time they had to wait for an appointment	5	8	N/A	84.2%	83.6%	88.0%

* This is based on patients treated on this contract for their most recent course of treatment. Figures in italics indicate the base number of FP17s or Patient Questionnaire responses are less than 100. N/A is shown where the base number of responses is less than 10 during the period. % is calculated as Quantity/Base number*100

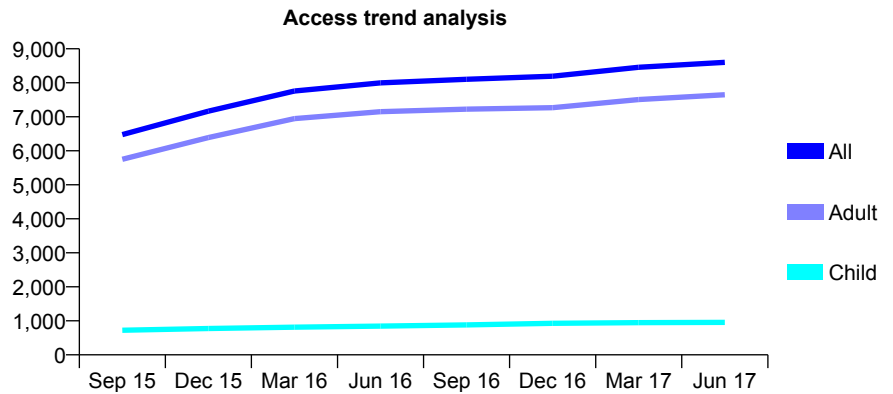
Q62 - Vital Signs At a Glance Contract Report for 101362/0059 - June 2017

Name or company name	Rodericks Dental Limited
Contract type name	GDS Contract
Purpose of contract	General
Contract start date	01/04/2014
Contract end date	

17/18 Contracted general activity (UDA)	22,570
Carry forward general activity (UDA)	0
17/18 Contracted orthodontic activity (UOA)	0
Carry forward orthodontic activity (UOA)	0
Baseline contract value	£532,534.38

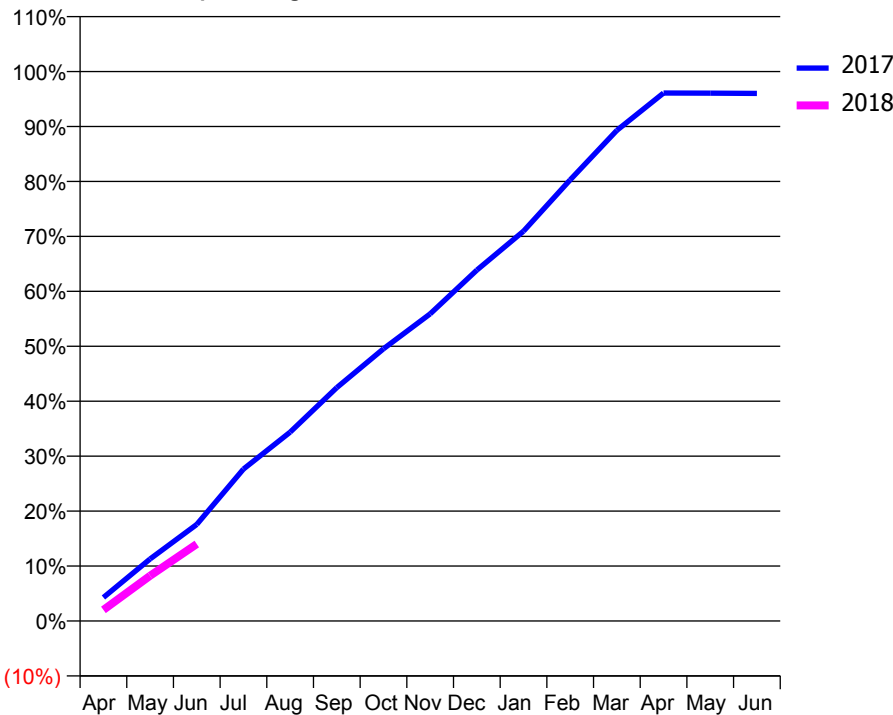
ACCESS*

Patients seen in 24 months	Total	Change since previous quarter
Quarter ending June 2016	7,998	
Quarter ending September 2016	8,105	→
Quarter ending December 2016	8,195	→
Quarter ending March 2017	8,456	↑
Quarter ending June 2017	8,603	→
Variance since June 2016	7.6%	↑



ACTIVITY

Cumulative percentage of contracted UDA delivered 2017 & 2018



Month	Adjusted Scheduled Activity (UDA)	
	2017	2018
April	969	459
May	2,551	1,858
June	3,967	3,161
July	6,239	
August	7,758	
September	9,588	
October	11,179	
November	12,614	
December	14,411	
January	16,010	
February	18,119	
March	20,153	
April	21,684	
May	21,679	
June	21,669	

QUALITY

	Quantity	Base Number	Contract	AT	Region	England
% of FP17s for the same patient ID Re-attending within 3 months - Children	41	296	13.9%	10.1%	11.5%	12.0%
% of FP17s for the same patient ID Re-attending within 3 months - Adults	232	1,907	12.2%	15.8%	16.8%	16.0%
% of FP17s for the same patient ID Re-attending between 3 & 9 months - Children	159	296	53.7%	47.1%	47.3%	58.0%
% of FP17s for the same patient ID Re-attending between 3 & 9 months - Adults	639	1,907	33.5%	37.7%	38.3%	50.9%
% of FP17s for Band 1 Urgent Courses	179	1,480	12.1%	11.4%	10.7%	9.1%
% of FP17s Relating to Free Repair or Replacements	15	1,480	1.0%	0.6%	0.6%	0.8%
% of FP17s Relating to Continuations	6	1,480	0.4%	0.6%	0.8%	1.1%
% of Patients satisfied with the dentistry they have received	13	13	100.0%	90.4%	89.8%	91.7%
% of Patients satisfied with the time they had to wait for an appointment	12	13	92.3%	84.2%	83.6%	88.0%

* This is based on patients treated on this contract for their most recent course of treatment. Figures in italics indicate the base number of FP17s or Patient Questionnaire responses are less than 100. N/A is shown where the base number of responses is less than 10 during the period. % is calculated as Quantity/Base number*100

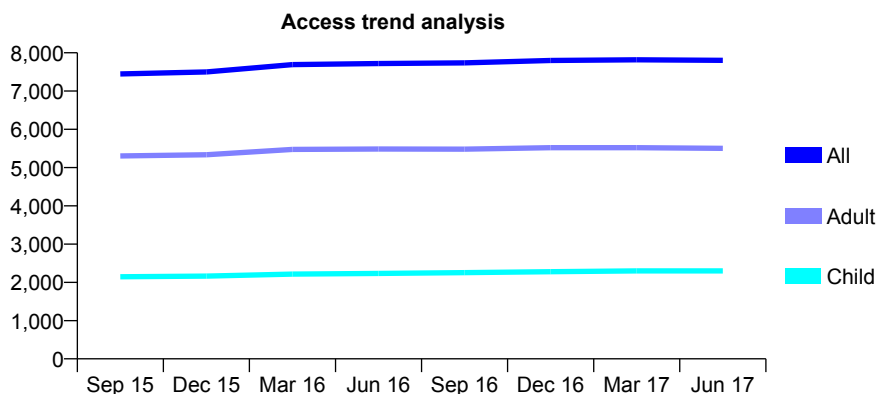
Q62 - Vital Signs At a Glance Contract Report for 101370/0045 - June 2017

Name or company name	Petrie Tucker and Partners Ltd
Contract type name	GDS Contract
Purpose of contract	General and Orthodontic
Contract start date	01/04/2006
Contract end date	

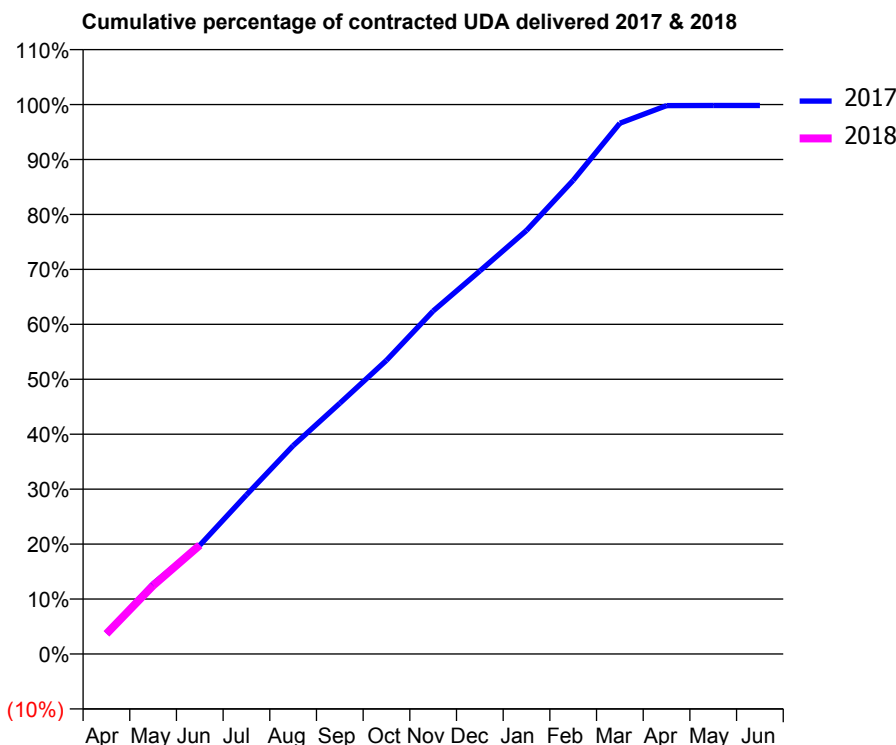
17/18 Contracted general activity (UDA)	19,022
Carry forward general activity (UDA)	0
17/18 Contracted orthodontic activity (UOA)	1,598
Carry forward orthodontic activity (UOA)	0
Baseline contract value	£671,627.98

ACCESS*

Patients seen in 24 months	Total	Change since previous quarter
Quarter ending June 2016	7,718	
Quarter ending September 2016	7,737	→
Quarter ending December 2016	7,799	→
Quarter ending March 2017	7,817	→
Quarter ending June 2017	7,802	→
Variance since June 2016	1.1%	→



ACTIVITY



Month	Adjusted Scheduled Activity (UDA)	
	2017	2018
April	713	699
May	2,431	2,370
June	3,766	3,770
July	5,507	
August	7,210	
September	8,678	
October	10,168	
November	11,873	
December	13,257	
January	14,665	
February	16,399	
March	18,374	
April	18,984	
May	18,988	
June	18,988	

QUALITY

	Quantity	Base Number	Contract	AT	Region	England
% of FP17s for the same patient ID Re-attending within 3 months - Children	19	602	3.2%	10.1%	11.5%	12.0%
% of FP17s for the same patient ID Re-attending within 3 months - Adults	104	1,215	8.6%	15.8%	16.8%	16.0%
% of FP17s for the same patient ID Re-attending between 3 & 9 months - Children	238	602	39.5%	47.1%	47.3%	58.0%
% of FP17s for the same patient ID Re-attending between 3 & 9 months - Adults	454	1,215	37.4%	37.7%	38.3%	50.9%
% of FP17s for Band 1 Urgent Courses	80	1,564	5.1%	11.4%	10.7%	9.1%
% of FP17s Relating to Free Repair or Replacements	5	1,564	0.3%	0.6%	0.6%	0.8%
% of FP17s Relating to Continuations	16	1,564	1.0%	0.6%	0.8%	1.1%
% of Patients satisfied with the dentistry they have received	10	10	100.0%	90.4%	89.8%	91.7%
% of Patients satisfied with the time they had to wait for an appointment	10	10	100.0%	84.2%	83.6%	88.0%

* This is based on patients treated on this contract for their most recent course of treatment. Figures in italics indicate the base number of FP17s or Patient Questionnaire responses are less than 100. N/A is shown where the base number of responses is less than 10 during the period. % is calculated as Quantity/Base number*100

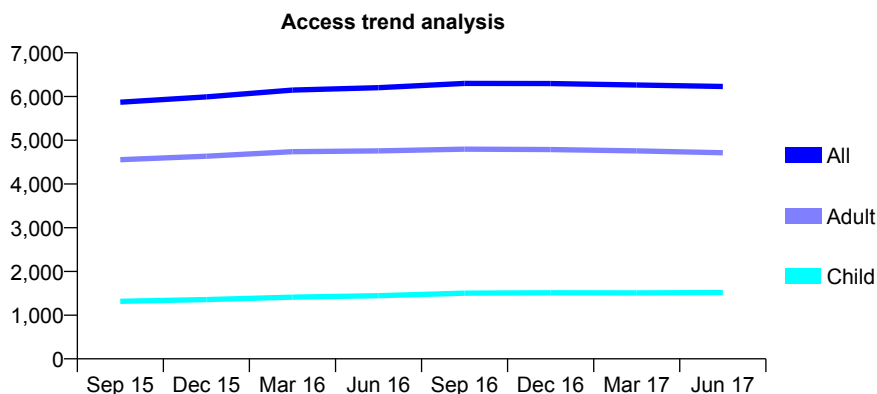
Q62 - Vital Signs At a Glance Contract Report for 101370/0099 - June 2017

Name or company name	Petrie Tucker and Partners Ltd
Contract type name	GDS Contract
Purpose of contract	General
Contract start date	01/04/2007
Contract end date	

17/18 Contracted general activity (UDA)	14,313
Carry forward general activity (UDA)	0
17/18 Contracted orthodontic activity (UOA)	0
Carry forward orthodontic activity (UOA)	0
Baseline contract value	£398,247.23

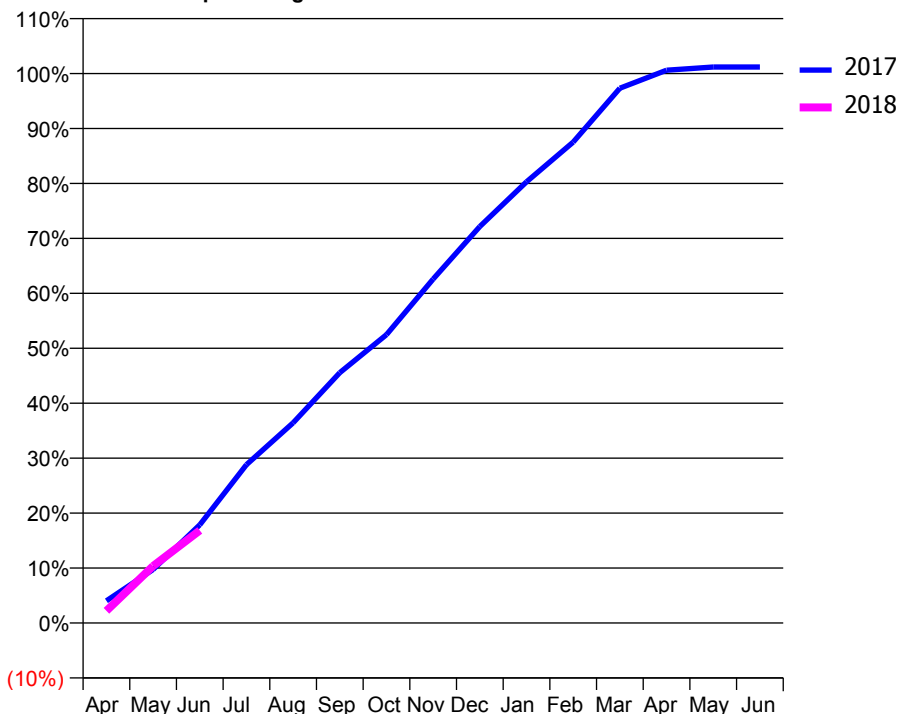
ACCESS*

Patients seen in 24 months	Total	Change since previous quarter
Quarter ending June 2016	6,202	
Quarter ending September 2016	6,299	→
Quarter ending December 2016	6,298	→
Quarter ending March 2017	6,264	→
Quarter ending June 2017	6,231	→
Variance since June 2016	0.5%	→



ACTIVITY

Cumulative percentage of contracted UDA delivered 2017 & 2018



Month	Adjusted Scheduled Activity (UDA)	
	2017	2018
April	580	317
May	1,393	1,486
June	2,559	2,413
July	4,126	
August	5,214	
September	6,522	
October	7,511	
November	8,958	
December	10,328	
January	11,491	
February	12,525	
March	13,929	
April	14,399	
May	14,480	
June	14,483	

QUALITY

	Quantity	Base Number	Contract	AT	Region	England
% of FP17s for the same patient ID Re-attending within 3 months - Children	4	347	1.2%	10.1%	11.5%	12.0%
% of FP17s for the same patient ID Re-attending within 3 months - Adults	44	815	5.4%	15.8%	16.8%	16.0%
% of FP17s for the same patient ID Re-attending between 3 & 9 months - Children	126	347	36.3%	47.1%	47.3%	58.0%
% of FP17s for the same patient ID Re-attending between 3 & 9 months - Adults	229	815	28.1%	37.7%	38.3%	50.9%
% of FP17s for Band 1 Urgent Courses	44	957	4.6%	11.4%	10.7%	9.1%
% of FP17s Relating to Free Repair or Replacements	8	957	0.8%	0.6%	0.6%	0.8%
% of FP17s Relating to Continuations	5	957	0.5%	0.6%	0.8%	1.1%
% of Patients satisfied with the dentistry they have received	4	5	N/A	90.4%	89.8%	91.7%
% of Patients satisfied with the time they had to wait for an appointment	3	5	N/A	84.2%	83.6%	88.0%

* This is based on patients treated on this contract for their most recent course of treatment. Figures in italics indicate the base number of FP17s or Patient Questionnaire responses are less than 100. N/A is shown where the base number of responses is less than 10 during the period. % is calculated as Quantity/Base number*100

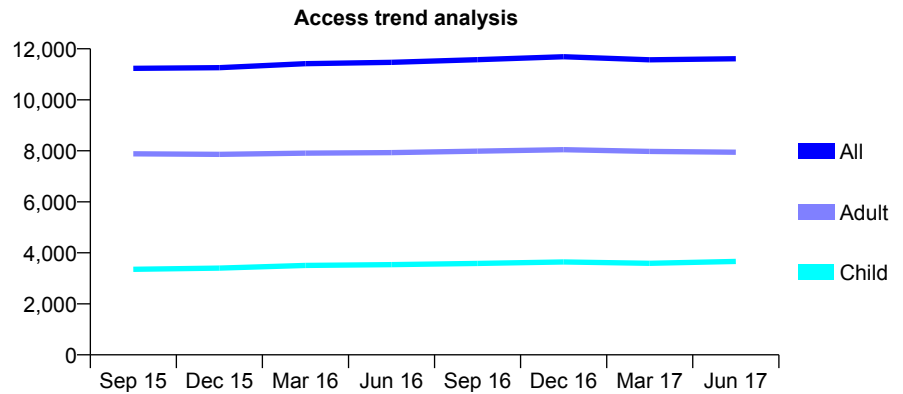
Q62 - Vital Signs At a Glance Contract Report for 101370/0100 - June 2017

Name or company name	Petrie Tucker and Partners Ltd
Contract type name	GDS Contract
Purpose of contract	General
Contract start date	01/04/2007
Contract end date	

17/18 Contracted general activity (UDA)	30,378
Carry forward general activity (UDA)	0
17/18 Contracted orthodontic activity (UOA)	0
Carry forward orthodontic activity (UOA)	0
Baseline contract value	£747,942.39

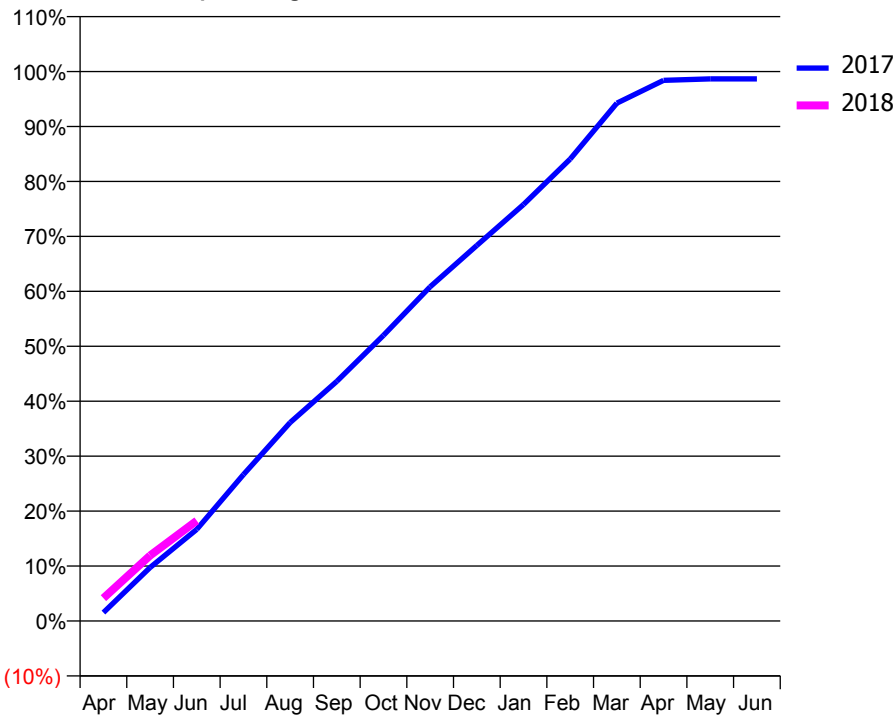
ACCESS*

Patients seen in 24 months	Total	Change since previous quarter
Quarter ending June 2016	11,468	
Quarter ending September 2016	11,575	→
Quarter ending December 2016	11,687	→
Quarter ending March 2017	11,569	↓
Quarter ending June 2017	11,608	→
Variance since June 2016	1.2%	→



ACTIVITY

Cumulative percentage of contracted UDA delivered 2017 & 2018



Month	Adjusted Scheduled Activity (UDA)	
	2017	2018
April	465	1,264
May	2,962	3,625
June	5,065	5,544
July	8,097	
August	10,972	
September	13,249	
October	15,793	
November	18,475	
December	20,760	
January	23,027	
February	25,542	
March	28,627	
April	29,889	
May	29,970	
June	29,968	

QUALITY

	Quantity	Base Number	Contract	AT	Region	England
% of FP17s for the same patient ID Re-attending within 3 months - Children	63	1,104	5.7%	10.1%	11.5%	12.0%
% of FP17s for the same patient ID Re-attending within 3 months - Adults	149	1,867	8.0%	15.8%	16.8%	16.0%
% of FP17s for the same patient ID Re-attending between 3 & 9 months - Children	448	1,104	40.6%	47.1%	47.3%	58.0%
% of FP17s for the same patient ID Re-attending between 3 & 9 months - Adults	740	1,867	39.6%	37.7%	38.3%	50.9%
% of FP17s for Band 1 Urgent Courses	92	2,426	3.8%	11.4%	10.7%	9.1%
% of FP17s Relating to Free Repair or Replacements	4	2,426	0.2%	0.6%	0.6%	0.8%
% of FP17s Relating to Continuations	24	2,426	1.0%	0.6%	0.8%	1.1%
% of Patients satisfied with the dentistry they have received	8	8	N/A	90.4%	89.8%	91.7%
% of Patients satisfied with the time they had to wait for an appointment	8	8	N/A	84.2%	83.6%	88.0%

* This is based on patients treated on this contract for their most recent course of treatment. Figures in italics indicate the base number of FP17s or Patient Questionnaire responses are less than 100. N/A is shown where the base number of responses is less than 10 during the period. % is calculated as Quantity/Base number*100

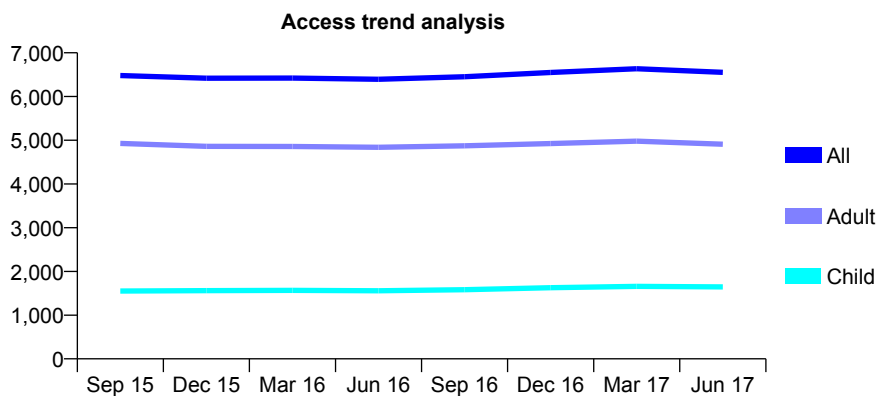
Q62 - Vital Signs At a Glance Contract Report for 101435/0013 - June 2017

Name or company name	IDH Limited
Contract type name	GDS Contract
Purpose of contract	General
Contract start date	01/04/2006
Contract end date	

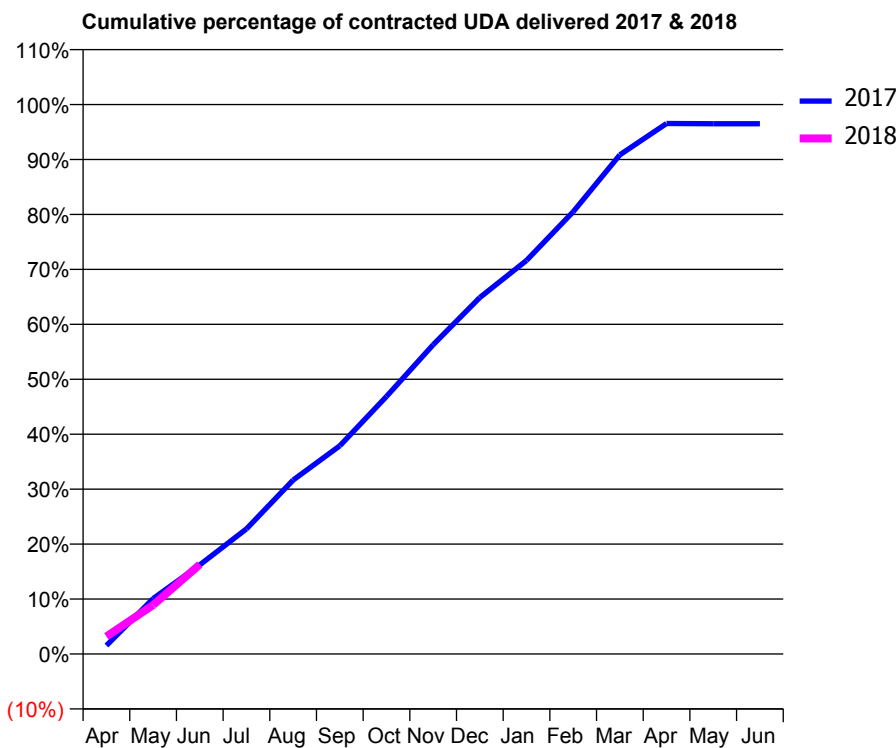
17/18 Contracted general activity (UDA)	21,930
Carry forward general activity (UDA)	0
17/18 Contracted orthodontic activity (UOA)	0
Carry forward orthodontic activity (UOA)	0
Baseline contract value	£561,399.49

ACCESS*

Patients seen in 24 months	Total	Change since previous quarter
Quarter ending June 2016	6,396	
Quarter ending September 2016	6,453	→
Quarter ending December 2016	6,551	→
Quarter ending March 2017	6,636	→
Quarter ending June 2017	6,554	↓
Variance since June 2016	2.5%	↑



ACTIVITY



Month	Adjusted Scheduled Activity (UDA)	
	2017	2018
April	340	701
May	2,213	1,955
June	3,555	3,573
July	4,993	
August	6,941	
September	8,309	
October	10,279	
November	12,344	
December	14,227	
January	15,705	
February	17,650	
March	19,924	
April	21,170	
May	21,159	
June	21,159	

QUALITY

	Quantity	Base Number	Contract	AT	Region	England
% of FP17s for the same patient ID Re-attending within 3 months - Children	41	407	10.1%	10.1%	11.5%	12.0%
% of FP17s for the same patient ID Re-attending within 3 months - Adults	182	1,128	16.1%	15.8%	16.8%	16.0%
% of FP17s for the same patient ID Re-attending between 3 & 9 months - Children	128	407	31.4%	47.1%	47.3%	58.0%
% of FP17s for the same patient ID Re-attending between 3 & 9 months - Adults	320	1,128	28.4%	37.7%	38.3%	50.9%
% of FP17s for Band 1 Urgent Courses	160	1,197	13.4%	11.4%	10.7%	9.1%
% of FP17s Relating to Free Repair or Replacements	7	1,197	0.6%	0.6%	0.6%	0.8%
% of FP17s Relating to Continuations	7	1,197	0.6%	0.6%	0.8%	1.1%
% of Patients satisfied with the dentistry they have received	15	19	78.9%	90.4%	89.8%	91.7%
% of Patients satisfied with the time they had to wait for an appointment	14	19	73.7%	84.2%	83.6%	88.0%

* This is based on patients treated on this contract for their most recent course of treatment. Figures in italics indicate the base number of FP17s or Patient Questionnaire responses are less than 100. N/A is shown where the base number of responses is less than 10 during the period. % is calculated as Quantity/Base number*100

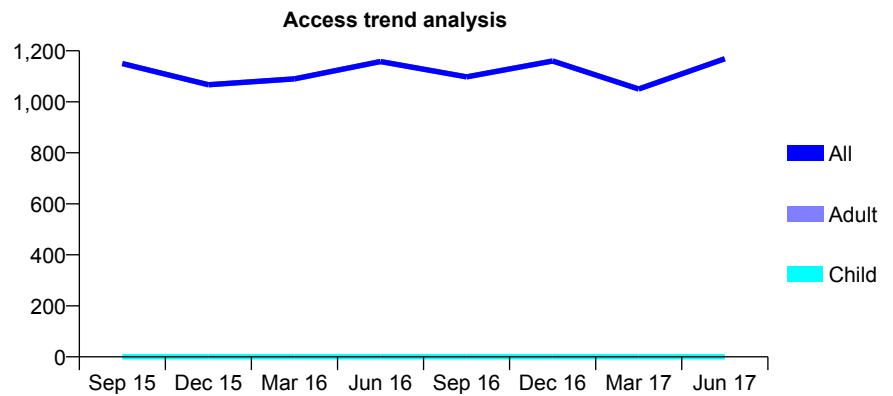
Q62 - Vital Signs At a Glance Contract Report for 102830/0001 - June 2017

Name or company name	Dr G Kataria
Contract type name	PDS Contract
Purpose of contract	General
Contract start date	01/04/2006
Contract end date	31/03/2018

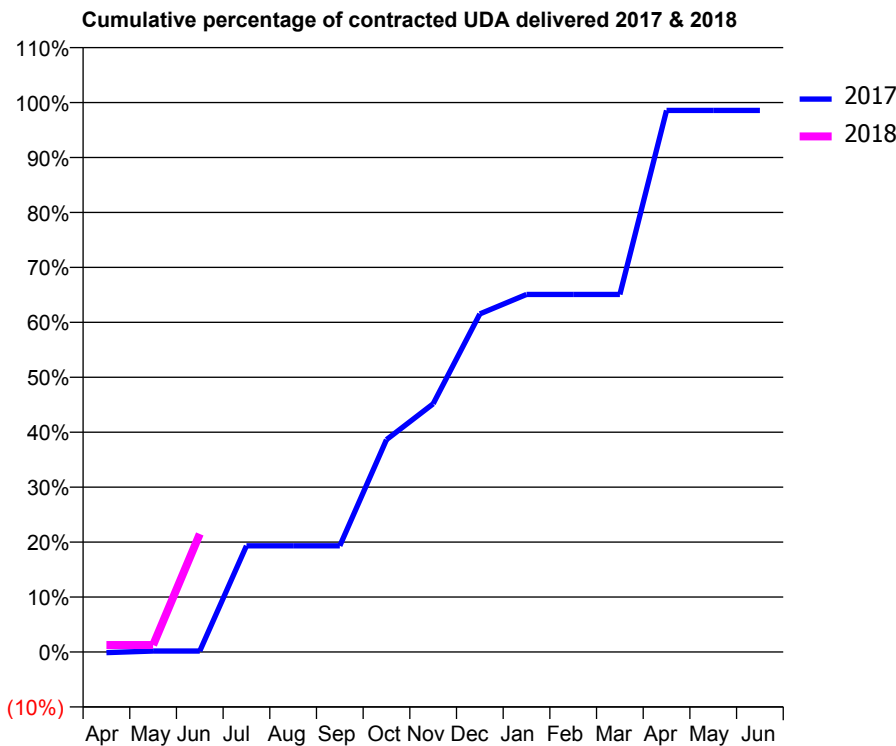
17/18 Contracted general activity (UDA)	2,432
Carry forward general activity (UDA)	0
17/18 Contracted orthodontic activity (UOA)	0
Carry forward orthodontic activity (UOA)	0
Baseline contract value	£103,582.06

ACCESS*

Patients seen in 24 months	Total	Change since previous quarter
Quarter ending June 2016	1,158	
Quarter ending September 2016	1,098	↓
Quarter ending December 2016	1,160	↑
Quarter ending March 2017	1,050	↓
Quarter ending June 2017	1,169	↑
Variance since June 2016	0.9%	→



ACTIVITY



Adjusted Scheduled Activity (UDA)		
Month	2017	2018
April	-3	31
May	4	31
June	4	523
July	470	
August	470	
September	470	
October	940	
November	1,099	
December	1,496	
January	1,582	
February	1,582	
March	1,582	
April	2,397	
May	2,397	
June	2,397	

QUALITY

	Quantity	Base Number	Contract	AT	Region	England
% of FP17s for the same patient ID Re-attending within 3 months - Children	0	0	N/A	10.1%	11.5%	12.0%
% of FP17s for the same patient ID Re-attending within 3 months - Adults	55	459	12.0%	15.8%	16.8%	16.0%
% of FP17s for the same patient ID Re-attending between 3 & 9 months - Children	0	0	N/A	47.1%	47.3%	58.0%
% of FP17s for the same patient ID Re-attending between 3 & 9 months - Adults	89	459	19.4%	37.7%	38.3%	50.9%
% of FP17s for Band 1 Urgent Courses	18	211	8.5%	11.4%	10.7%	9.1%
% of FP17s Relating to Free Repair or Replacements	0	211	0.0%	0.6%	0.6%	0.8%
% of FP17s Relating to Continuations	0	211	0.0%	0.6%	0.8%	1.1%
% of Patients satisfied with the dentistry they have received	0	0	N/A	90.4%	89.8%	91.7%
% of Patients satisfied with the time they had to wait for an appointment	0	0	N/A	84.2%	83.6%	88.0%

* This is based on patients treated on this contract for their most recent course of treatment. Figures in italics indicate the base number of FP17s or Patient Questionnaire responses are less than 100. N/A is shown where the base number of responses is less than 10 during the period. % is calculated as Quantity/Base number*100

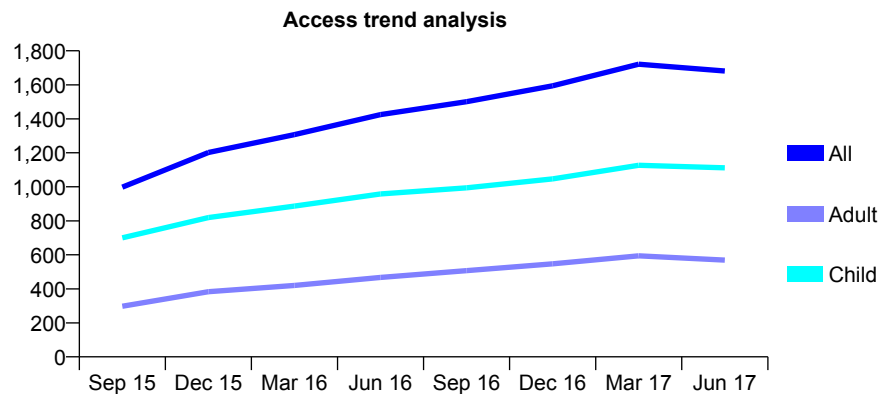
Q62 - Vital Signs At a Glance Contract Report for 106240/0001 - June 2017

Name or company name	Dr T Tikam & Dr S Ramchandani
Contract type name	GDS Contract
Purpose of contract	General
Contract start date	01/04/2015
Contract end date	

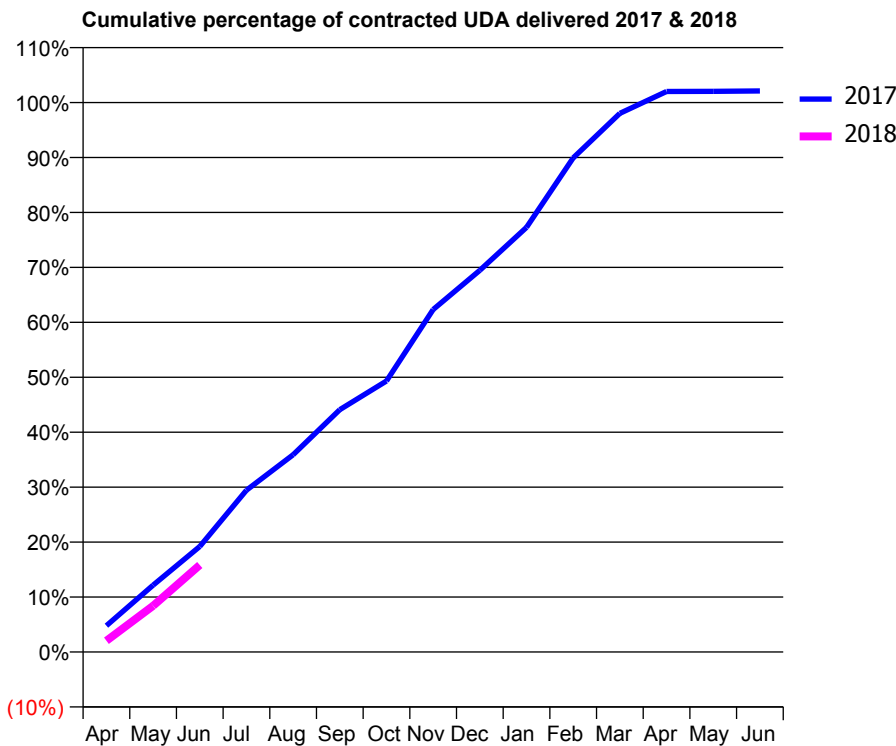
17/18 Contracted general activity (UDA)	3,739
Carry forward general activity (UDA)	0
17/18 Contracted orthodontic activity (UOA)	0
Carry forward orthodontic activity (UOA)	0
Baseline contract value	£103,941.23

ACCESS*

Patients seen in 24 months	Total	Change since previous quarter
Quarter ending June 2016	1,425	
Quarter ending September 2016	1,501	↑
Quarter ending December 2016	1,594	↑
Quarter ending March 2017	1,721	↑
Quarter ending June 2017	1,681	↓
Variance since June 2016	18.0%	↑



ACTIVITY



Month	Adjusted Scheduled Activity (UDA)	
	2017	2018
April	180	77
May	455	314
June	718	592
July	1,101	
August	1,342	
September	1,649	
October	1,844	
November	2,331	
December	2,598	
January	2,890	
February	3,362	
March	3,665	
April	3,814	
May	3,815	
June	3,818	

QUALITY

	Quantity	Base Number	Contract	AT	Region	England
% of FP17s for the same patient ID Re-attending within 3 months - Children	22	329	6.7%	10.1%	11.5%	12.0%
% of FP17s for the same patient ID Re-attending within 3 months - Adults	15	136	11.0%	15.8%	16.8%	16.0%
% of FP17s for the same patient ID Re-attending between 3 & 9 months - Children	186	329	56.5%	47.1%	47.3%	58.0%
% of FP17s for the same patient ID Re-attending between 3 & 9 months - Adults	68	136	50.0%	37.7%	38.3%	50.9%
% of FP17s for Band 1 Urgent Courses	27	404	6.7%	11.4%	10.7%	9.1%
% of FP17s Relating to Free Repair or Replacements	1	404	0.2%	0.6%	0.6%	0.8%
% of FP17s Relating to Continuations	0	404	0.0%	0.6%	0.8%	1.1%
% of Patients satisfied with the dentistry they have received	0	0	N/A	90.4%	89.8%	91.7%
% of Patients satisfied with the time they had to wait for an appointment	0	0	N/A	84.2%	83.6%	88.0%

* This is based on patients treated on this contract for their most recent course of treatment. Figures in italics indicate the base number of FP17s or Patient Questionnaire responses are less than 100. N/A is shown where the base number of responses is less than 10 during the period. % is calculated as Quantity/Base number*100

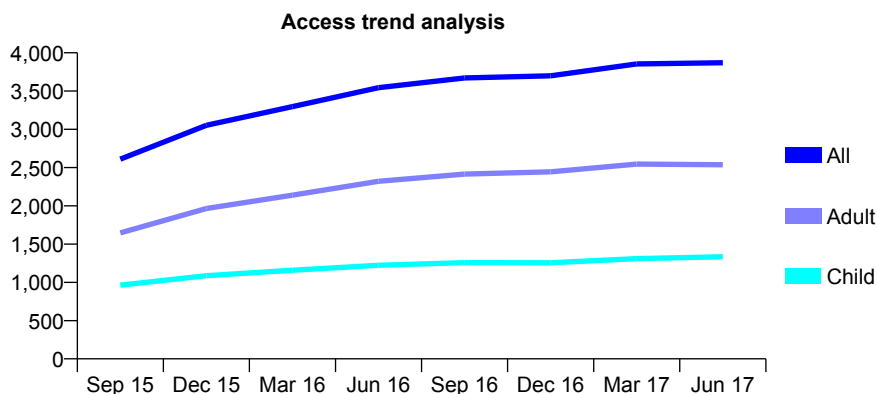
Q62 - Vital Signs At a Glance Contract Report for 107042/0001 - June 2017

Name or company name	Sudhir Thakerar & Partners
Contract type name	GDS Contract
Purpose of contract	General
Contract start date	01/08/2014
Contract end date	

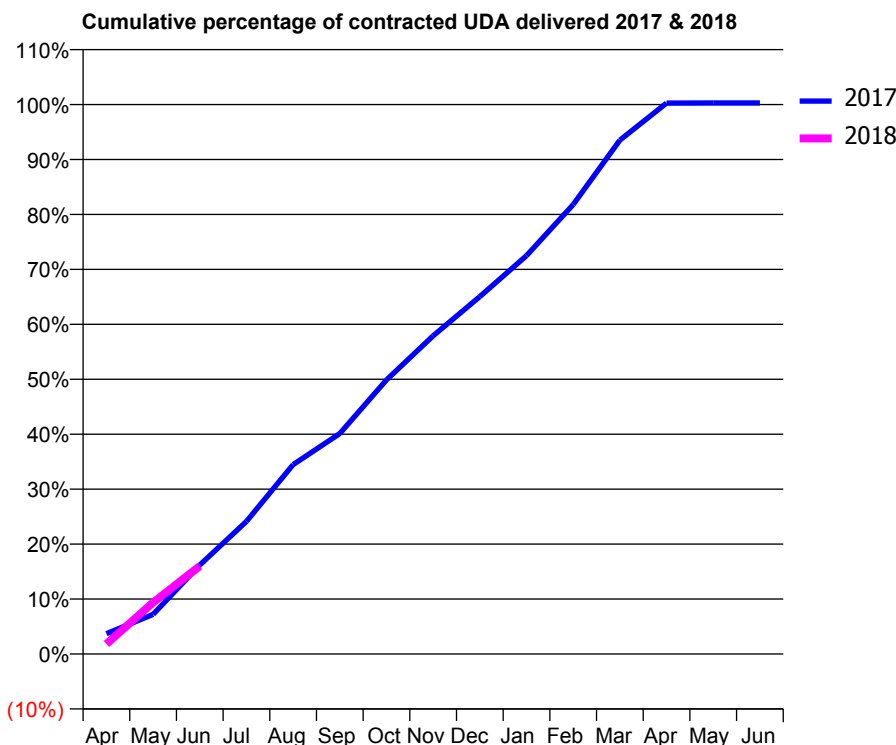
17/18 Contracted general activity (UDA)	10,073
Carry forward general activity (UDA)	0
17/18 Contracted orthodontic activity (UOA)	0
Carry forward orthodontic activity (UOA)	0
Baseline contract value	£279,606.85

ACCESS*

Patients seen in 24 months	Total	Change since previous quarter
Quarter ending June 2016	3,544	
Quarter ending September 2016	3,671	↑
Quarter ending December 2016	3,699	→
Quarter ending March 2017	3,855	↑
Quarter ending June 2017	3,871	→
Variance since June 2016	9.2%	↑



ACTIVITY



Adjusted Scheduled Activity (UDA)		
Month	2017	2018
April	373	185
May	728	944
June	1,631	1,612
July	2,431	
August	3,471	
September	4,041	
October	5,025	
November	5,835	
December	6,553	
January	7,303	
February	8,238	
March	9,419	
April	10,098	
May	10,100	
June	10,101	

QUALITY

	Quantity	Base Number	Contract	AT	Region	England
% of FP17s for the same patient ID Re-attending within 3 months - Children	54	393	13.7%	10.1%	11.5%	12.0%
% of FP17s for the same patient ID Re-attending within 3 months - Adults	182	781	23.3%	15.8%	16.8%	16.0%
% of FP17s for the same patient ID Re-attending between 3 & 9 months - Children	151	393	38.4%	47.1%	47.3%	58.0%
% of FP17s for the same patient ID Re-attending between 3 & 9 months - Adults	276	781	35.3%	37.7%	38.3%	50.9%
% of FP17s for Band 1 Urgent Courses	222	894	24.8%	11.4%	10.7%	9.1%
% of FP17s Relating to Free Repair or Replacements	3	894	0.3%	0.6%	0.6%	0.8%
% of FP17s Relating to Continuations	7	894	0.8%	0.6%	0.8%	1.1%
% of Patients satisfied with the dentistry they have received	4	5	N/A	90.4%	89.8%	91.7%
% of Patients satisfied with the time they had to wait for an appointment	4	5	N/A	84.2%	83.6%	88.0%

* This is based on patients treated on this contract for their most recent course of treatment. Figures in italics indicate the base number of FP17s or Patient Questionnaire responses are less than 100. N/A is shown where the base number of responses is less than 10 during the period. % is calculated as Quantity/Base number*100

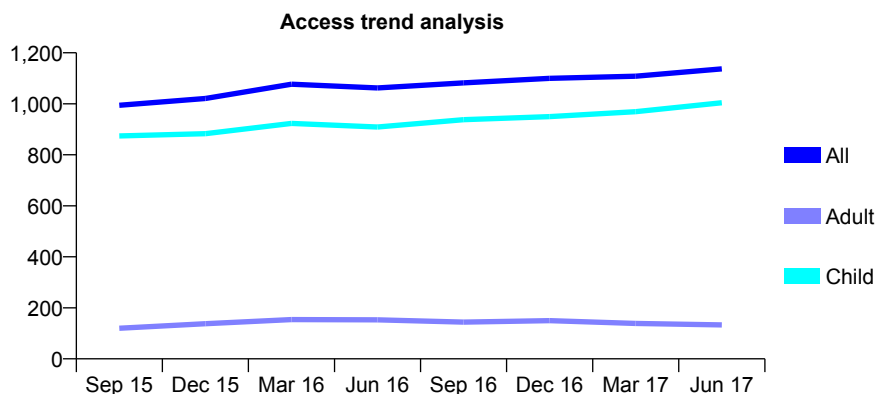
Q62 - Vital Signs At a Glance Contract Report for 107565/0001 - June 2017

Name or company name	Mrs UP Patel & Mrs N Patel
Contract type name	GDS Contract
Purpose of contract	General
Contract start date	01/04/2014
Contract end date	

17/18 Contracted general activity (UDA)	2,597
Carry forward general activity (UDA)	0
17/18 Contracted orthodontic activity (UOA)	0
Carry forward orthodontic activity (UOA)	0
Baseline contract value	£60,054.11

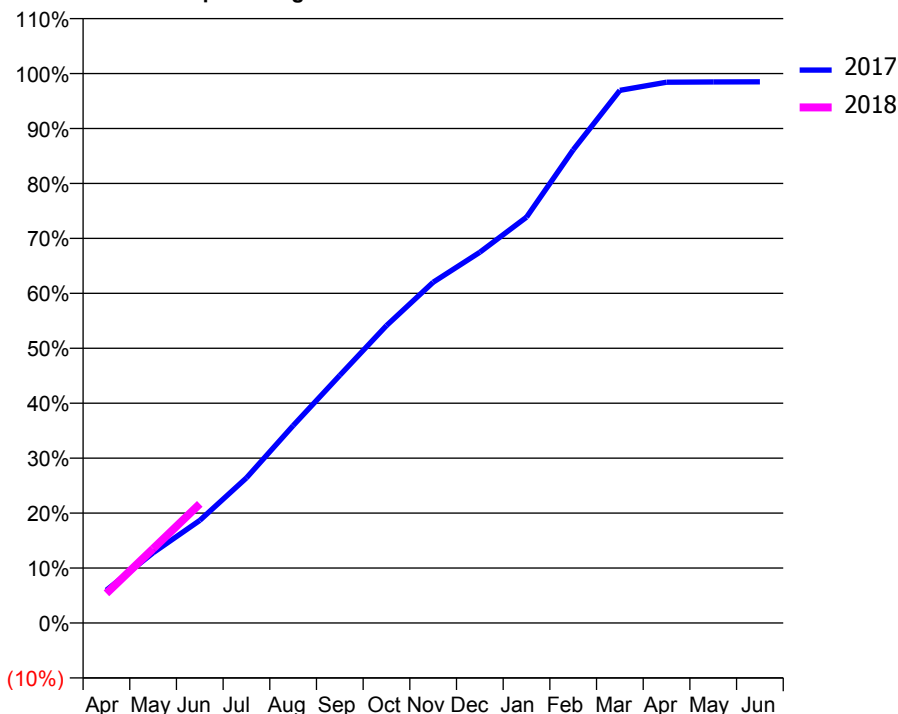
ACCESS*

Patients seen in 24 months	Total	Change since previous quarter
Quarter ending June 2016	1,062	
Quarter ending September 2016	1,082	→
Quarter ending December 2016	1,100	→
Quarter ending March 2017	1,108	→
Quarter ending June 2017	1,137	↑
Variance since June 2016	7.1%	↑



ACTIVITY

Cumulative percentage of contracted UDA delivered 2017 & 2018



Month	Adjusted Scheduled Activity (UDA)	
	2017	2018
April	156	140
May	332	351
June	485	563
July	686	
August	933	
September	1,170	
October	1,406	
November	1,611	
December	1,753	
January	1,918	
February	2,236	
March	2,517	
April	2,556	
May	2,557	
June	2,558	

QUALITY

	Quantity	Base Number	Contract	AT	Region	England
% of FP17s for the same patient ID Re-attending within 3 months - Children	48	412	11.7%	10.1%	11.5%	12.0%
% of FP17s for the same patient ID Re-attending within 3 months - Adults	3	18	16.7%	15.8%	16.8%	16.0%
% of FP17s for the same patient ID Re-attending between 3 & 9 months - Children	262	412	63.6%	47.1%	47.3%	58.0%
% of FP17s for the same patient ID Re-attending between 3 & 9 months - Adults	11	18	61.1%	37.7%	38.3%	50.9%
% of FP17s for Band 1 Urgent Courses	11	402	2.7%	11.4%	10.7%	9.1%
% of FP17s Relating to Free Repair or Replacements	0	402	0.0%	0.6%	0.6%	0.8%
% of FP17s Relating to Continuations	0	402	0.0%	0.6%	0.8%	1.1%
% of Patients satisfied with the dentistry they have received	4	4	N/A	90.4%	89.8%	91.7%
% of Patients satisfied with the time they had to wait for an appointment	4	4	N/A	84.2%	83.6%	88.0%

* This is based on patients treated on this contract for their most recent course of treatment. Figures in italics indicate the base number of FP17s or Patient Questionnaire responses are less than 100. N/A is shown where the base number of responses is less than 10 during the period. % is calculated as Quantity/Base number*100

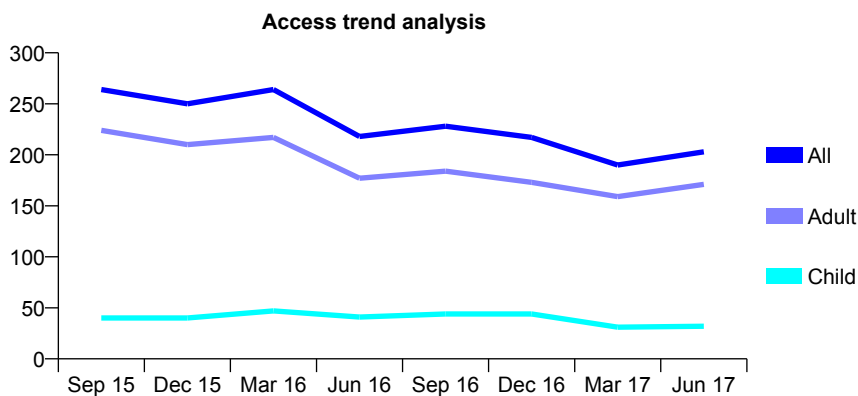
Q62 - Vital Signs At a Glance Contract Report for 108340/0001 - June 2017

Name or company name	Padayachee and Associates
Contract type name	GDS Contract
Purpose of contract	General
Contract start date	01/04/2011
Contract end date	

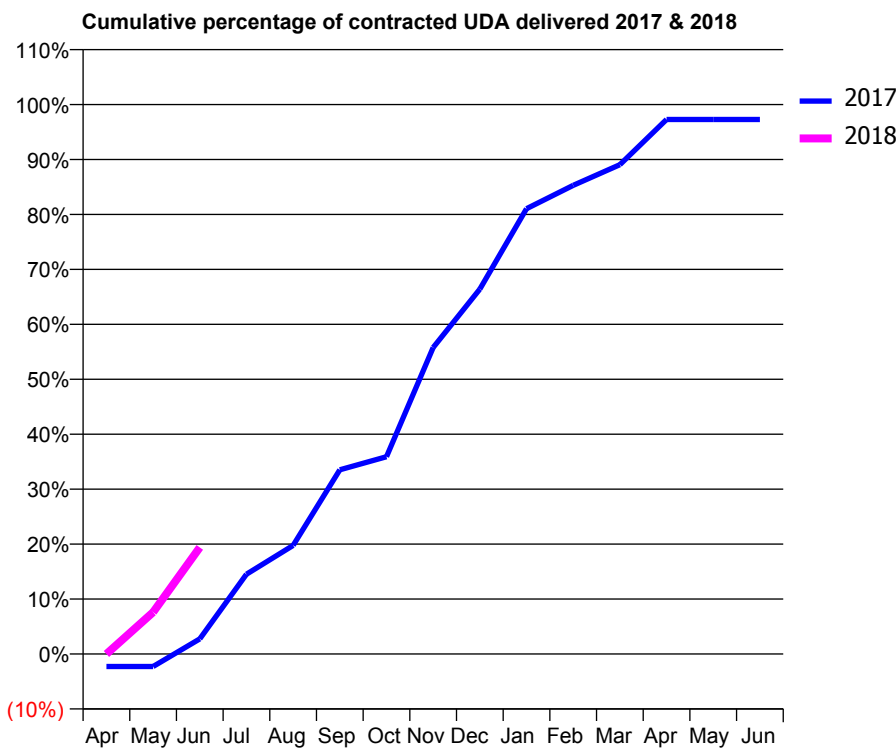
17/18 Contracted general activity (UDA)	655
Carry forward general activity (UDA)	0
17/18 Contracted orthodontic activity (UOA)	0
Carry forward orthodontic activity (UOA)	0
Baseline contract value	£15,326.51

ACCESS*

Patients seen in 24 months	Total	Change since previous quarter
Quarter ending June 2016	218	
Quarter ending September 2016	228	↑
Quarter ending December 2016	217	↓
Quarter ending March 2017	190	↓
Quarter ending June 2017	203	↑
Variance since June 2016	(6.9%)	↓



ACTIVITY



Month	Adjusted Scheduled Activity (UDA)	
	2017	2018
April	-15	0
May	-15	50
June	18	127
July	95	
August	129	
September	220	
October	235	
November	365	
December	435	
January	531	
February	559	
March	583	
April	637	
May	637	
June	637	

QUALITY

	Quantity	Base Number	Contract	AT	Region	England
% of FP17s for the same patient ID Re-attending within 3 months - Children	0	14	0.0%	10.1%	11.5%	12.0%
% of FP17s for the same patient ID Re-attending within 3 months - Adults	2	64	3.1%	15.8%	16.8%	16.0%
% of FP17s for the same patient ID Re-attending between 3 & 9 months - Children	3	14	21.4%	47.1%	47.3%	58.0%
% of FP17s for the same patient ID Re-attending between 3 & 9 months - Adults	7	64	10.9%	37.7%	38.3%	50.9%
% of FP17s for Band 1 Urgent Courses	15	65	23.1%	11.4%	10.7%	9.1%
% of FP17s Relating to Free Repair or Replacements	0	65	0.0%	0.6%	0.6%	0.8%
% of FP17s Relating to Continuations	0	65	0.0%	0.6%	0.8%	1.1%
% of Patients satisfied with the dentistry they have received	2	2	N/A	90.4%	89.8%	91.7%
% of Patients satisfied with the time they had to wait for an appointment	2	2	N/A	84.2%	83.6%	88.0%

* This is based on patients treated on this contract for their most recent course of treatment. Figures in italics indicate the base number of FP17s or Patient Questionnaire responses are less than 100. N/A is shown where the base number of responses is less than 10 during the period. % is calculated as Quantity/Base number*100

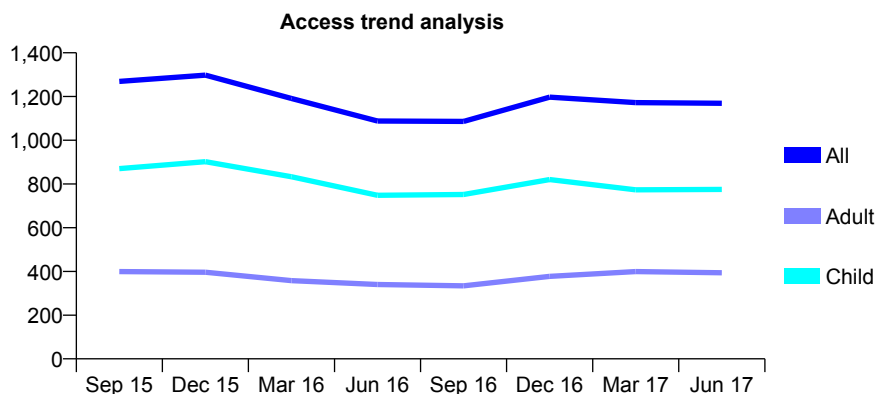
Q62 - Vital Signs At a Glance Contract Report for 108553/0001 - June 2017

Name or company name	MR MJ HUGHES & MISS K HUGHES
Contract type name	GDS Contract
Purpose of contract	General
Contract start date	01/09/2013
Contract end date	

17/18 Contracted general activity (UDA)	2,507
Carry forward general activity (UDA)	0
17/18 Contracted orthodontic activity (UOA)	0
Carry forward orthodontic activity (UOA)	0
Baseline contract value	£65,326.45

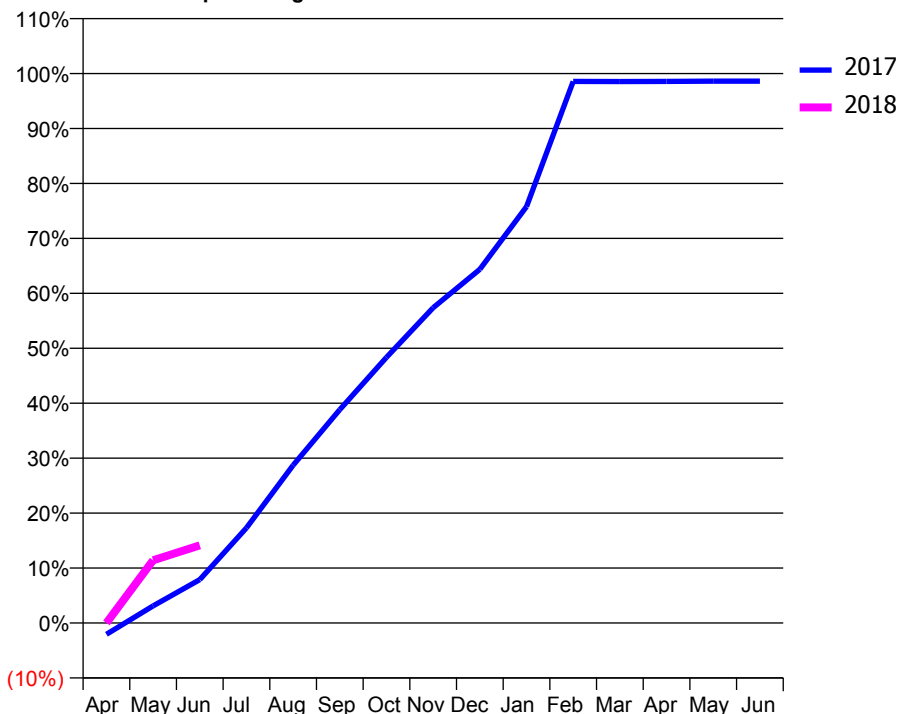
ACCESS*

Patients seen in 24 months	Total	Change since previous quarter
Quarter ending June 2016	1,088	
Quarter ending September 2016	1,086	→
Quarter ending December 2016	1,197	↑
Quarter ending March 2017	1,172	↓
Quarter ending June 2017	1,169	→
Variance since June 2016	7.4%	↑



ACTIVITY

Cumulative percentage of contracted UDA delivered 2017 & 2018



Month	Adjusted Scheduled Activity (UDA)	
	2017	2018
April	-52	0
May	78	286
June	198	354
July	434	
August	720	
September	973	
October	1,212	
November	1,438	
December	1,614	
January	1,900	
February	2,471	
March	2,470	
April	2,471	
May	2,472	
June	2,472	

QUALITY

	Quantity	Base Number	Contract	AT	Region	England
% of FP17s for the same patient ID Re-attending within 3 months - Children	4	189	2.1%	10.1%	11.5%	12.0%
% of FP17s for the same patient ID Re-attending within 3 months - Adults	3	56	5.4%	15.8%	16.8%	16.0%
% of FP17s for the same patient ID Re-attending between 3 & 9 months - Children	99	189	52.4%	47.1%	47.3%	58.0%
% of FP17s for the same patient ID Re-attending between 3 & 9 months - Adults	21	56	37.5%	37.7%	38.3%	50.9%
% of FP17s for Band 1 Urgent Courses	7	243	2.9%	11.4%	10.7%	9.1%
% of FP17s Relating to Free Repair or Replacements	1	243	0.4%	0.6%	0.6%	0.8%
% of FP17s Relating to Continuations	0	243	0.0%	0.6%	0.8%	1.1%
% of Patients satisfied with the dentistry they have received	4	4	N/A	90.4%	89.8%	91.7%
% of Patients satisfied with the time they had to wait for an appointment	1	4	N/A	84.2%	83.6%	88.0%

* This is based on patients treated on this contract for their most recent course of treatment. Figures in italics indicate the base number of FP17s or Patient Questionnaire responses are less than 100. N/A is shown where the base number of responses is less than 10 during the period. % is calculated as Quantity/Base number*100

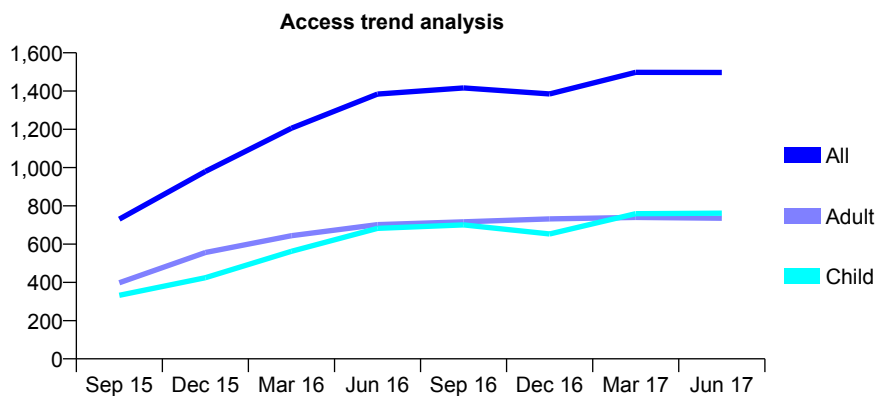
Q62 - Vital Signs At a Glance Contract Report for 108553/0003 - June 2017

Name or company name	MR MJ HUGHES & MISS K HUGHES
Contract type name	GDS Contract
Purpose of contract	General
Contract start date	01/04/2015
Contract end date	

17/18 Contracted general activity (UDA)	4,500
Carry forward general activity (UDA)	0
17/18 Contracted orthodontic activity (UOA)	0
Carry forward orthodontic activity (UOA)	0
Baseline contract value	£110,012.64

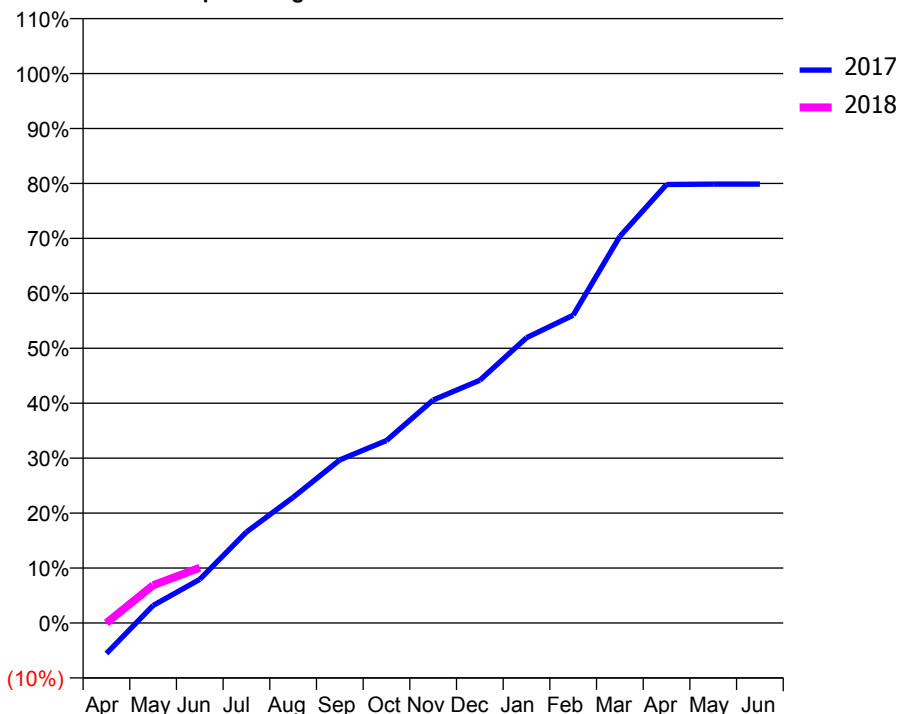
ACCESS*

Patients seen in 24 months	Total	Change since previous quarter
Quarter ending June 2016	1,384	
Quarter ending September 2016	1,416	↑
Quarter ending December 2016	1,385	↓
Quarter ending March 2017	1,498	↑
Quarter ending June 2017	1,497	→
Variance since June 2016	8.2%	↑



ACTIVITY

Cumulative percentage of contracted UDA delivered 2017 & 2018



Month	Adjusted Scheduled Activity (UDA)	
	2017	2018
April	-251	0
May	143	310
June	358	453
July	745	
August	1,030	
September	1,337	
October	1,494	
November	1,826	
December	1,988	
January	2,336	
February	2,521	
March	3,167	
April	3,591	
May	3,595	
June	3,595	

QUALITY

	Quantity	Base Number	Contract	AT	Region	England
% of FP17s for the same patient ID Re-attending within 3 months - Children	12	236	5.1%	10.1%	11.5%	12.0%
% of FP17s for the same patient ID Re-attending within 3 months - Adults	19	182	10.4%	15.8%	16.8%	16.0%
% of FP17s for the same patient ID Re-attending between 3 & 9 months - Children	95	236	40.3%	47.1%	47.3%	58.0%
% of FP17s for the same patient ID Re-attending between 3 & 9 months - Adults	86	182	47.3%	37.7%	38.3%	50.9%
% of FP17s for Band 1 Urgent Courses	13	261	5.0%	11.4%	10.7%	9.1%
% of FP17s Relating to Free Repair or Replacements	0	261	0.0%	0.6%	0.6%	0.8%
% of FP17s Relating to Continuations	1	261	0.4%	0.6%	0.8%	1.1%
% of Patients satisfied with the dentistry they have received	5	5	N/A	90.4%	89.8%	91.7%
% of Patients satisfied with the time they had to wait for an appointment	5	5	N/A	84.2%	83.6%	88.0%

* This is based on patients treated on this contract for their most recent course of treatment. Figures in italics indicate the base number of FP17s or Patient Questionnaire responses are less than 100. N/A is shown where the base number of responses is less than 10 during the period. % is calculated as Quantity/Base number*100

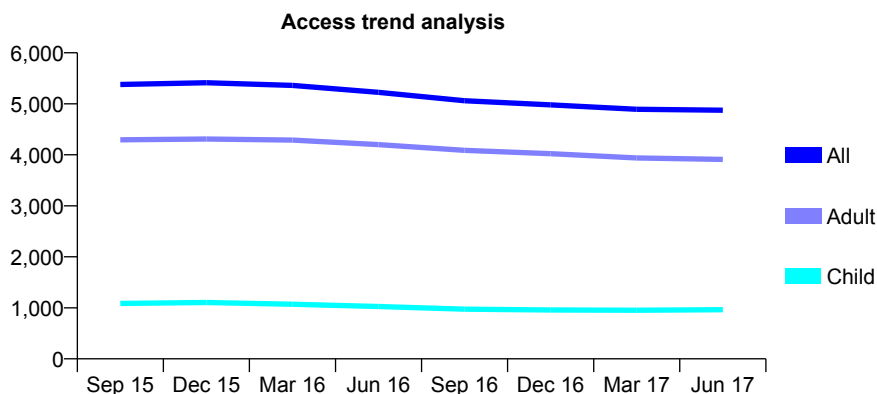
Q62 - Vital Signs At a Glance Contract Report for 109339/0001 - June 2017

Name or company name	M.A.Shepherd, C.Ruparelia & J.Ruparelia
Contract type name	GDS Contract
Purpose of contract	General
Contract start date	01/02/2010
Contract end date	

17/18 Contracted general activity (UDA)	15,936
Carry forward general activity (UDA)	0
17/18 Contracted orthodontic activity (UOA)	0
Carry forward orthodontic activity (UOA)	0
Baseline contract value	£390,304.58

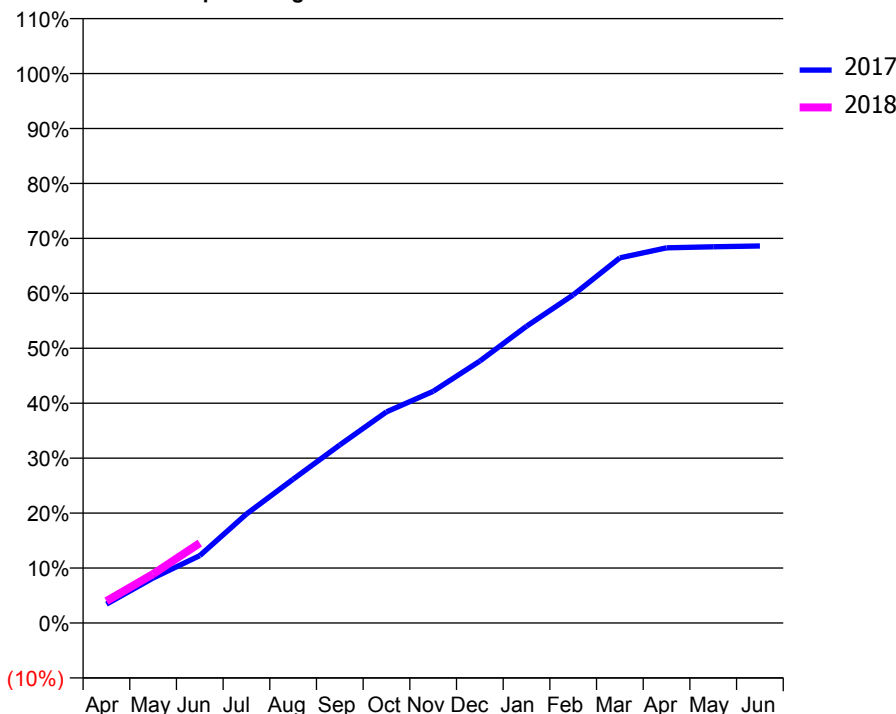
ACCESS*

Patients seen in 24 months	Total	Change since previous quarter
Quarter ending June 2016	5,226	
Quarter ending September 2016	5,061	↓
Quarter ending December 2016	4,980	↓
Quarter ending March 2017	4,892	↓
Quarter ending June 2017	4,874	→
Variance since June 2016	(6.7%)	↓



ACTIVITY

Cumulative percentage of contracted UDA delivered 2017 & 2018



Adjusted Scheduled Activity (UDA)

Month	2017	2018
April	546	638
May	1,307	1,423
June	1,954	2,320
July	3,163	
August	4,172	
September	5,164	
October	6,124	
November	6,719	
December	7,595	
January	8,608	
February	9,514	
March	10,592	
April	10,881	
May	10,910	
June	10,933	

QUALITY

	Quantity	Base Number	Contract	AT	Region	England
% of FP17s for the same patient ID Re-attending within 3 months - Children	20	284	7.0%	10.1%	11.5%	12.0%
% of FP17s for the same patient ID Re-attending within 3 months - Adults	161	1,046	15.4%	15.8%	16.8%	16.0%
% of FP17s for the same patient ID Re-attending between 3 & 9 months - Children	115	284	40.5%	47.1%	47.3%	58.0%
% of FP17s for the same patient ID Re-attending between 3 & 9 months - Adults	368	1,046	35.2%	37.7%	38.3%	50.9%
% of FP17s for Band 1 Urgent Courses	201	1,110	18.1%	11.4%	10.7%	9.1%
% of FP17s Relating to Free Repair or Replacements	5	1,110	0.5%	0.6%	0.6%	0.8%
% of FP17s Relating to Continuations	4	1,110	0.4%	0.6%	0.8%	1.1%
% of Patients satisfied with the dentistry they have received	10	11	90.9%	90.4%	89.8%	91.7%
% of Patients satisfied with the time they had to wait for an appointment	10	11	90.9%	84.2%	83.6%	88.0%

* This is based on patients treated on this contract for their most recent course of treatment. Figures in italics indicate the base number of FP17s or Patient Questionnaire responses are less than 100. N/A is shown where the base number of responses is less than 10 during the period. % is calculated as Quantity/Base number*100

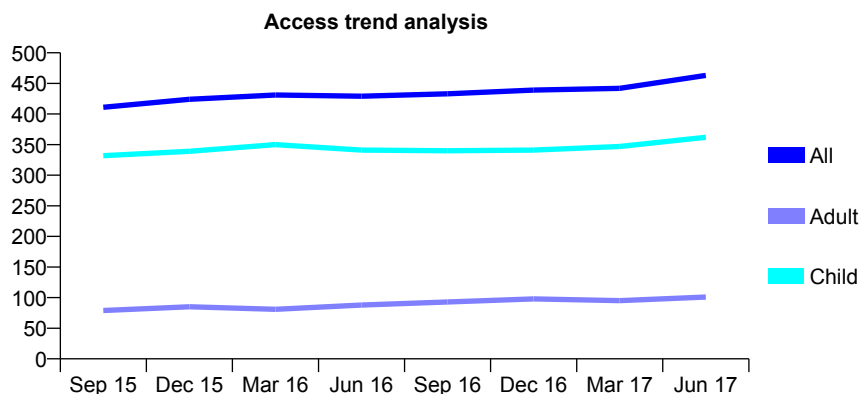
Q62 - Vital Signs At a Glance Contract Report for 110531/0001 - June 2017

Name or company name	STERLING DENTAL SURGERIES LTD
Contract type name	GDS Contract
Purpose of contract	General
Contract start date	01/04/2006
Contract end date	

17/18 Contracted general activity (UDA)	1,165
Carry forward general activity (UDA)	0
17/18 Contracted orthodontic activity (UOA)	0
Carry forward orthodontic activity (UOA)	0
Baseline contract value	£26,437.61

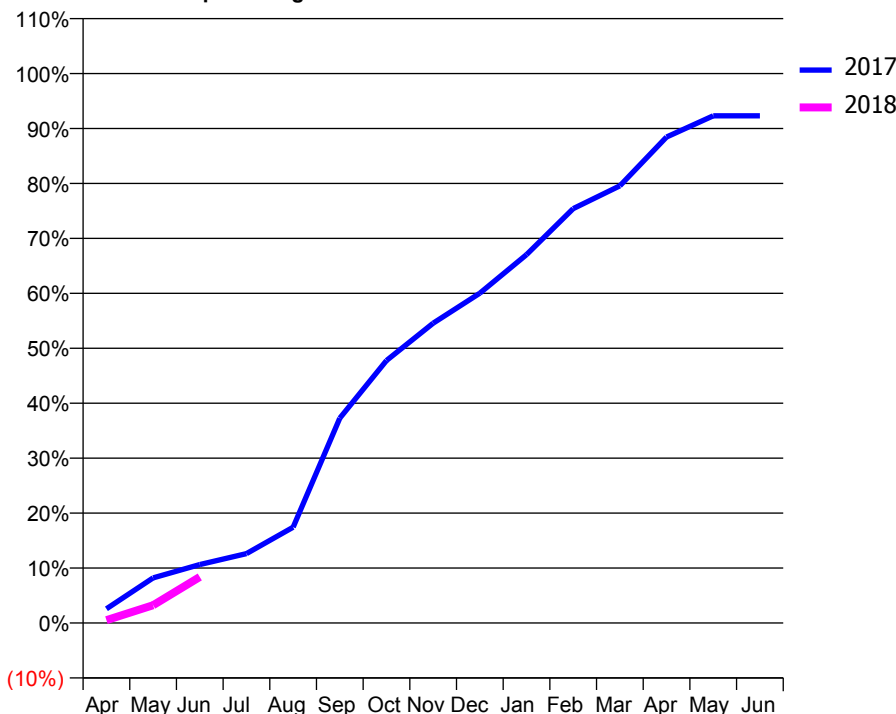
ACCESS*

Patients seen in 24 months	Total	Change since previous quarter
Quarter ending June 2016	429	
Quarter ending September 2016	433	→
Quarter ending December 2016	439	→
Quarter ending March 2017	442	→
Quarter ending June 2017	463	↑
Variance since June 2016	7.9%	↑



ACTIVITY

Cumulative percentage of contracted UDA delivered 2017 & 2018



Adjusted Scheduled Activity (UDA)

Month	2017	2018
April	30	6
May	96	38
June	124	98
July	147	
August	203	
September	434	
October	557	
November	636	
December	699	
January	781	
February	879	
March	927	
April	1,030	
May	1,075	
June	1,075	

QUALITY

	Quantity	Base Number	Contract	AT	Region	England
% of FP17s for the same patient ID Re-attending within 3 months - Children	10	114	8.8%	10.1%	11.5%	12.0%
% of FP17s for the same patient ID Re-attending within 3 months - Adults	3	14	21.4%	15.8%	16.8%	16.0%
% of FP17s for the same patient ID Re-attending between 3 & 9 months - Children	62	114	54.4%	47.1%	47.3%	58.0%
% of FP17s for the same patient ID Re-attending between 3 & 9 months - Adults	4	14	28.6%	37.7%	38.3%	50.9%
% of FP17s for Band 1 Urgent Courses	8	64	12.5%	11.4%	10.7%	9.1%
% of FP17s Relating to Free Repair or Replacements	0	64	0.0%	0.6%	0.6%	0.8%
% of FP17s Relating to Continuations	0	64	0.0%	0.6%	0.8%	1.1%
% of Patients satisfied with the dentistry they have received	0	0	N/A	90.4%	89.8%	91.7%
% of Patients satisfied with the time they had to wait for an appointment	0	0	N/A	84.2%	83.6%	88.0%

* This is based on patients treated on this contract for their most recent course of treatment. Figures in italics indicate the base number of FP17s or Patient Questionnaire responses are less than 100. N/A is shown where the base number of responses is less than 10 during the period. % is calculated as Quantity/Base number*100

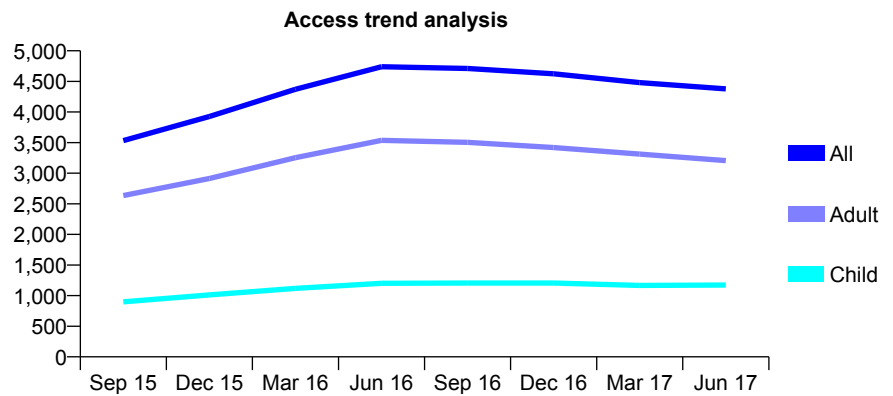
Q62 - Vital Signs At a Glance Contract Report for 110922/0001 - June 2017

Name or company name	Mr M. H. Bhatt & Mr D. G. Jani
Contract type name	GDS Contract
Purpose of contract	General
Contract start date	01/07/2014
Contract end date	

17/18 Contracted general activity (UDA)	13,288
Carry forward general activity (UDA)	0
17/18 Contracted orthodontic activity (UOA)	0
Carry forward orthodontic activity (UOA)	0
Baseline contract value	£365,597.00

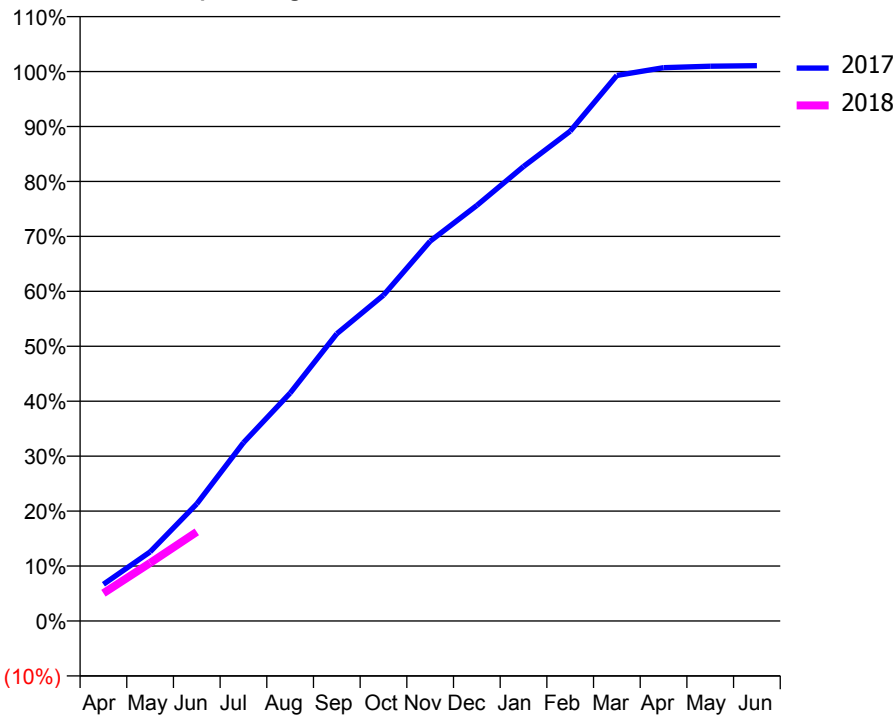
ACCESS*

Patients seen in 24 months	Total	Change since previous quarter
Quarter ending June 2016	4,739	
Quarter ending September 2016	4,711	→
Quarter ending December 2016	4,624	↓
Quarter ending March 2017	4,480	↓
Quarter ending June 2017	4,379	↓
Variance since June 2016	(7.6%)	↓



ACTIVITY

Cumulative percentage of contracted UDA delivered 2017 & 2018



Month	Adjusted Scheduled Activity (UDA)	
	2017	2018
April	887	672
May	1,672	1,405
June	2,832	2,155
July	4,312	
August	5,513	
September	6,948	
October	7,879	
November	9,185	
December	10,050	
January	10,991	
February	11,844	
March	13,194	
April	13,381	
May	13,417	
June	13,428	

QUALITY

	Quantity	Base Number	Contract	AT	Region	England
% of FP17s for the same patient ID Re-attending within 3 months - Children	30	268	11.2%	10.1%	11.5%	12.0%
% of FP17s for the same patient ID Re-attending within 3 months - Adults	90	615	14.6%	15.8%	16.8%	16.0%
% of FP17s for the same patient ID Re-attending between 3 & 9 months - Children	83	268	31.0%	47.1%	47.3%	58.0%
% of FP17s for the same patient ID Re-attending between 3 & 9 months - Adults	174	615	28.3%	37.7%	38.3%	50.9%
% of FP17s for Band 1 Urgent Courses	132	766	17.2%	11.4%	10.7%	9.1%
% of FP17s Relating to Free Repair or Replacements	2	766	0.3%	0.6%	0.6%	0.8%
% of FP17s Relating to Continuations	9	766	1.2%	0.6%	0.8%	1.1%
% of Patients satisfied with the dentistry they have received	2	4	N/A	90.4%	89.8%	91.7%
% of Patients satisfied with the time they had to wait for an appointment	3	4	N/A	84.2%	83.6%	88.0%

* This is based on patients treated on this contract for their most recent course of treatment. Figures in italics indicate the base number of FP17s or Patient Questionnaire responses are less than 100. N/A is shown where the base number of responses is less than 10 during the period. % is calculated as Quantity/Base number*100

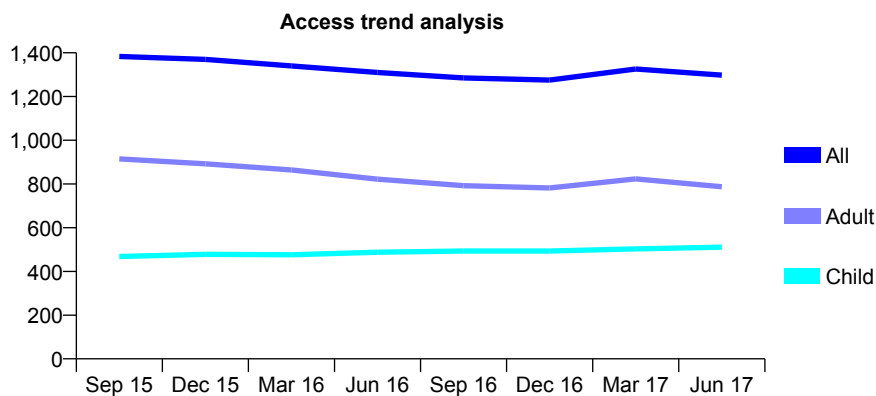
Q62 - Vital Signs At a Glance Contract Report for 112143/0001 - June 2017

Name or company name	Mr. G. Sumar & Mr. I. Gulamhusein
Contract type name	GDS Contract
Purpose of contract	General
Contract start date	01/07/2013
Contract end date	

17/18 Contracted general activity (UDA)	4,565
Carry forward general activity (UDA)	0
17/18 Contracted orthodontic activity (UOA)	0
Carry forward orthodontic activity (UOA)	0
Baseline contract value	£126,854.38

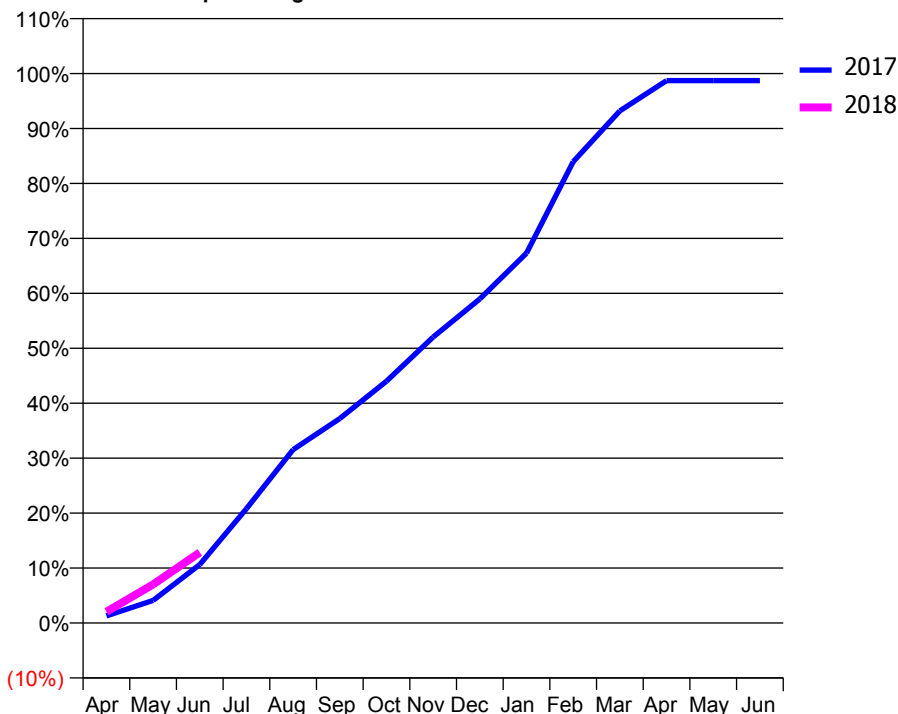
ACCESS*

Patients seen in 24 months	Total	Change since previous quarter
Quarter ending June 2016	1,310	
Quarter ending September 2016	1,285	↓
Quarter ending December 2016	1,275	→
Quarter ending March 2017	1,326	↑
Quarter ending June 2017	1,298	↓
Variance since June 2016	(0.9%)	→



ACTIVITY

Cumulative percentage of contracted UDA delivered 2017 & 2018



Month	Adjusted Scheduled Activity (UDA)	
	2017	2018
April	60	93
May	187	321
June	486	586
July	950	
August	1,441	
September	1,698	
October	2,009	
November	2,376	
December	2,692	
January	3,073	
February	3,833	
March	4,255	
April	4,506	
May	4,506	
June	4,506	

QUALITY

	Quantity	Base Number	Contract	AT	Region	England
% of FP17s for the same patient ID Re-attending within 3 months - Children	13	167	7.8%	10.1%	11.5%	12.0%
% of FP17s for the same patient ID Re-attending within 3 months - Adults	22	203	10.8%	15.8%	16.8%	16.0%
% of FP17s for the same patient ID Re-attending between 3 & 9 months - Children	110	167	65.9%	47.1%	47.3%	58.0%
% of FP17s for the same patient ID Re-attending between 3 & 9 months - Adults	116	203	57.1%	37.7%	38.3%	50.9%
% of FP17s for Band 1 Urgent Courses	22	281	7.8%	11.4%	10.7%	9.1%
% of FP17s Relating to Free Repair or Replacements	2	281	0.7%	0.6%	0.6%	0.8%
% of FP17s Relating to Continuations	0	281	0.0%	0.6%	0.8%	1.1%
% of Patients satisfied with the dentistry they have received	2	2	N/A	90.4%	89.8%	91.7%
% of Patients satisfied with the time they had to wait for an appointment	2	2	N/A	84.2%	83.6%	88.0%

* This is based on patients treated on this contract for their most recent course of treatment. Figures in italics indicate the base number of FP17s or Patient Questionnaire responses are less than 100. N/A is shown where the base number of responses is less than 10 during the period. % is calculated as Quantity/Base number*100

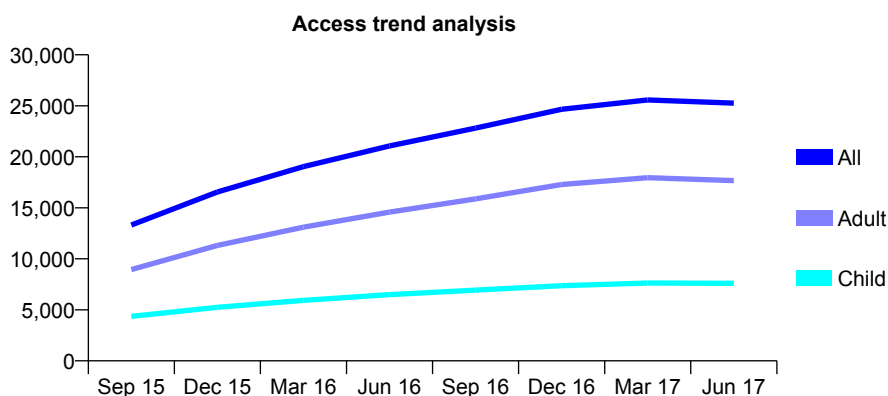
Q62 - Vital Signs At a Glance Contract Report for 112208/0001 - June 2017

Name or company name	Amarjit Singh Khambay and Gurdip Kaur
Contract type name	GDS Contract
Purpose of contract	General
Contract start date	01/02/2015
Contract end date	

17/18 Contracted general activity (UDA)	64,941
Carry forward general activity (UDA)	0
17/18 Contracted orthodontic activity (UOA)	0
Carry forward orthodontic activity (UOA)	0
Baseline contract value	£1,803,410.80

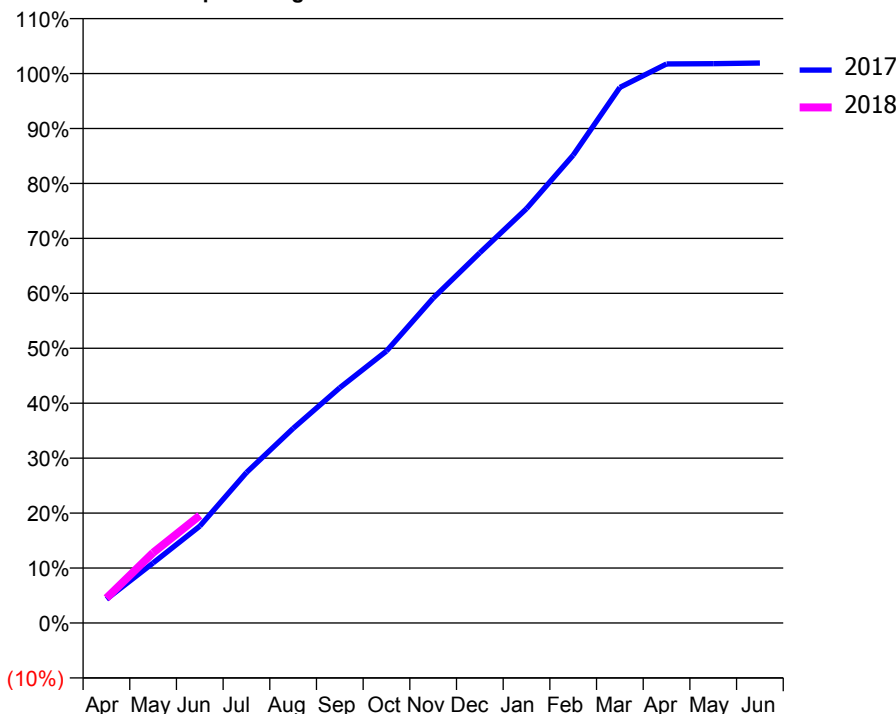
ACCESS*

Patients seen in 24 months	Total	Change since previous quarter
Quarter ending June 2016	21,067	
Quarter ending September 2016	22,822	↑
Quarter ending December 2016	24,657	↑
Quarter ending March 2017	25,570	↑
Quarter ending June 2017	25,260	↓
Variance since June 2016	19.9%	↑



ACTIVITY

Cumulative percentage of contracted UDA delivered 2017 & 2018



Month	Adjusted Scheduled Activity (UDA)	
	2017	2018
April	2,811	2,934
May	7,094	8,313
June	11,454	12,709
July	17,780	
August	23,005	
September	27,810	
October	32,140	
November	38,397	
December	43,761	
January	48,974	
February	55,288	
March	63,289	
April	66,069	
May	66,100	
June	66,177	

QUALITY

	Quantity	Base Number	Contract	AT	Region	England
% of FP17s for the same patient ID Re-attending within 3 months - Children	176	2,031	8.7%	10.1%	11.5%	12.0%
% of FP17s for the same patient ID Re-attending within 3 months - Adults	592	4,407	13.4%	15.8%	16.8%	16.0%
% of FP17s for the same patient ID Re-attending between 3 & 9 months - Children	716	2,031	35.3%	47.1%	47.3%	58.0%
% of FP17s for the same patient ID Re-attending between 3 & 9 months - Adults	1,025	4,407	23.3%	37.7%	38.3%	50.9%
% of FP17s for Band 1 Urgent Courses	933	5,245	17.8%	11.4%	10.7%	9.1%
% of FP17s Relating to Free Repair or Replacements	8	5,245	0.2%	0.6%	0.6%	0.8%
% of FP17s Relating to Continuations	79	5,245	1.5%	0.6%	0.8%	1.1%
% of Patients satisfied with the dentistry they have received	17	22	77.3%	90.4%	89.8%	91.7%
% of Patients satisfied with the time they had to wait for an appointment	21	22	95.5%	84.2%	83.6%	88.0%

* This is based on patients treated on this contract for their most recent course of treatment. Figures in italics indicate the base number of FP17s or Patient Questionnaire responses are less than 100. N/A is shown where the base number of responses is less than 10 during the period. % is calculated as Quantity/Base number*100

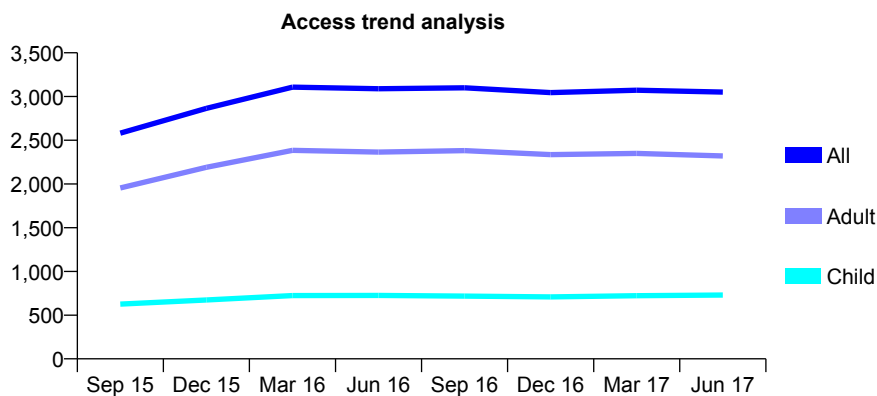
Q62 - Vital Signs At a Glance Contract Report for 113719/0001 - June 2017

Name or company name	Dr P Patel & Dr A Thethy
Contract type name	GDS Contract
Purpose of contract	General
Contract start date	01/04/2014
Contract end date	

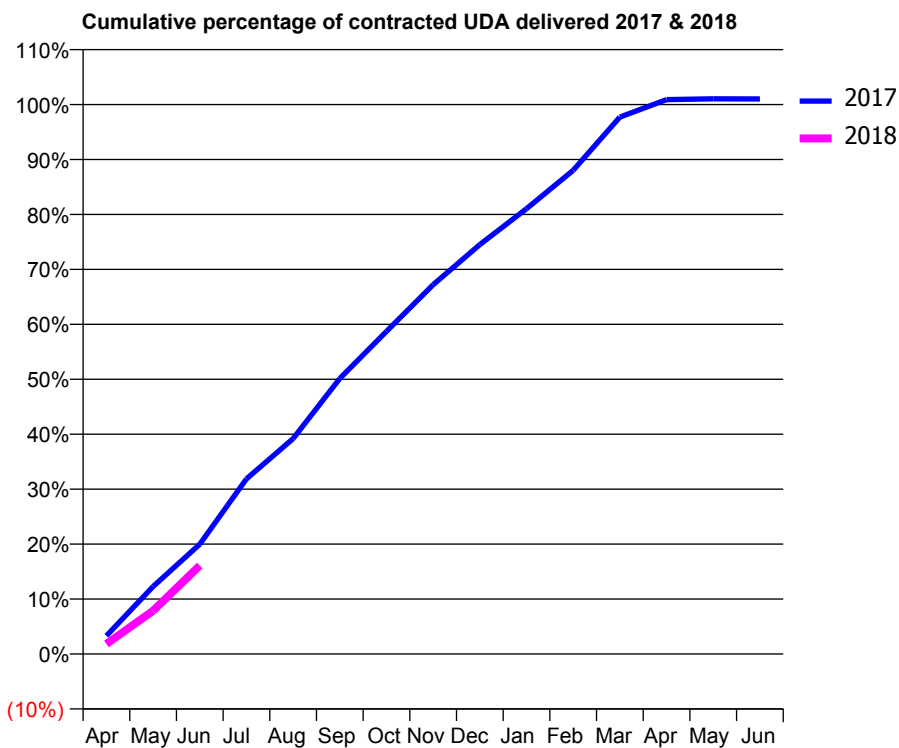
17/18 Contracted general activity (UDA)	10,050
Carry forward general activity (UDA)	0
17/18 Contracted orthodontic activity (UOA)	0
Carry forward orthodontic activity (UOA)	0
Baseline contract value	£304,613.90

ACCESS*

Patients seen in 24 months	Total	Change since previous quarter
Quarter ending June 2016	3,089	
Quarter ending September 2016	3,099	→
Quarter ending December 2016	3,045	↓
Quarter ending March 2017	3,072	→
Quarter ending June 2017	3,051	→
Variance since June 2016	(1.2%)	↓



ACTIVITY



Month	Adjusted Scheduled Activity (UDA)	
	2017	2018
April	333	185
May	1,235	792
June	2,007	1,619
July	3,202	
August	3,940	
September	5,040	
October	5,902	
November	6,754	
December	7,488	
January	8,144	
February	8,847	
March	9,820	
April	10,139	
May	10,153	
June	10,152	

QUALITY

	Quantity	Base Number	Contract	AT	Region	England
% of FP17s for the same patient ID Re-attending within 3 months - Children	7	203	3.4%	10.1%	11.5%	12.0%
% of FP17s for the same patient ID Re-attending within 3 months - Adults	46	474	9.7%	15.8%	16.8%	16.0%
% of FP17s for the same patient ID Re-attending between 3 & 9 months - Children	97	203	47.8%	47.1%	47.3%	58.0%
% of FP17s for the same patient ID Re-attending between 3 & 9 months - Adults	180	474	38.0%	37.7%	38.3%	50.9%
% of FP17s for Band 1 Urgent Courses	50	580	8.6%	11.4%	10.7%	9.1%
% of FP17s Relating to Free Repair or Replacements	1	580	0.2%	0.6%	0.6%	0.8%
% of FP17s Relating to Continuations	1	580	0.2%	0.6%	0.8%	1.1%
% of Patients satisfied with the dentistry they have received	1	1	N/A	90.4%	89.8%	91.7%
% of Patients satisfied with the time they had to wait for an appointment	1	1	N/A	84.2%	83.6%	88.0%

* This is based on patients treated on this contract for their most recent course of treatment. Figures in italics indicate the base number of FP17s or Patient Questionnaire responses are less than 100. N/A is shown where the base number of responses is less than 10 during the period. % is calculated as Quantity/Base number*100

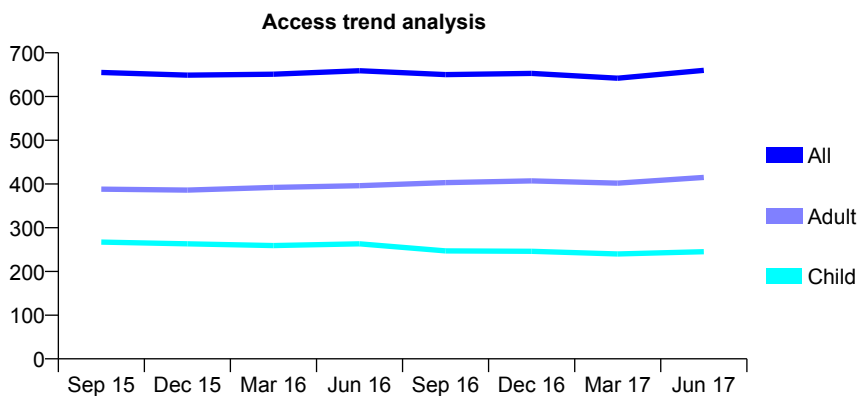
Q62 - Vital Signs At a Glance Contract Report for 114561/0001 - June 2017

Name or company name	Kenton Clinic
Contract type name	GDS Contract
Purpose of contract	General
Contract start date	01/09/2010
Contract end date	

17/18 Contracted general activity (UDA)	1,658
Carry forward general activity (UDA)	0
17/18 Contracted orthodontic activity (UOA)	0
Carry forward orthodontic activity (UOA)	0
Baseline contract value	£35,639.82

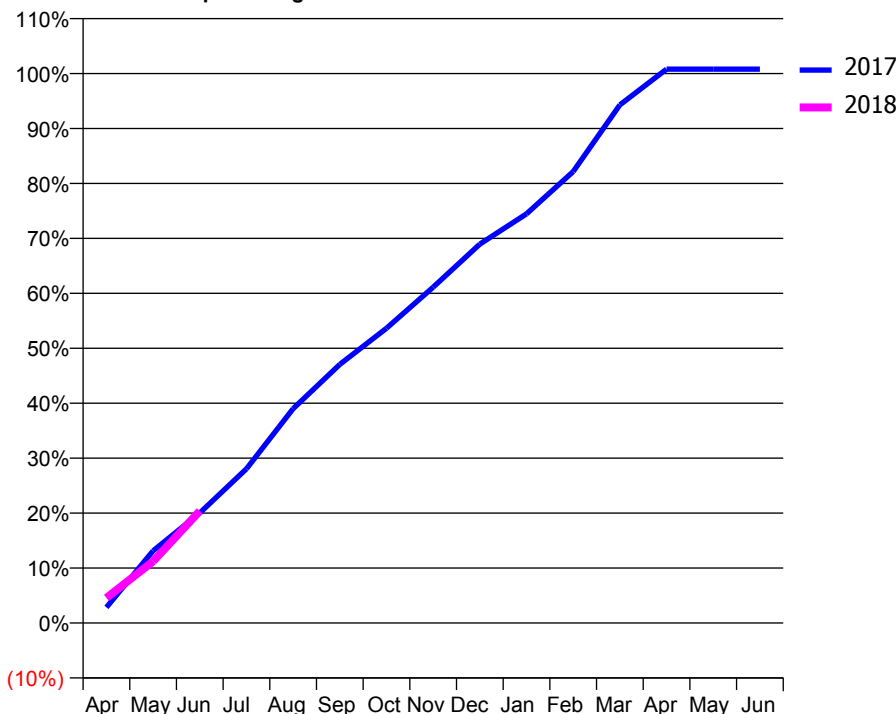
ACCESS*

Patients seen in 24 months	Total	Change since previous quarter
Quarter ending June 2016	659	
Quarter ending September 2016	650	↓
Quarter ending December 2016	653	→
Quarter ending March 2017	642	↓
Quarter ending June 2017	660	↑
Variance since June 2016	0.2%	→



ACTIVITY

Cumulative percentage of contracted UDA delivered 2017 & 2018



Month	Adjusted Scheduled Activity (UDA)	
	2017	2018
April	47	76
May	218	186
June	332	338
July	465	
August	647	
September	780	
October	889	
November	1,013	
December	1,143	
January	1,235	
February	1,362	
March	1,563	
April	1,671	
May	1,671	
June	1,671	

QUALITY

	Quantity	Base Number	Contract	AT	Region	England
% of FP17s for the same patient ID Re-attending within 3 months - Children	3	100	3.0%	10.1%	11.5%	12.0%
% of FP17s for the same patient ID Re-attending within 3 months - Adults	16	137	11.7%	15.8%	16.8%	16.0%
% of FP17s for the same patient ID Re-attending between 3 & 9 months - Children	60	100	60.0%	47.1%	47.3%	58.0%
% of FP17s for the same patient ID Re-attending between 3 & 9 months - Adults	42	137	30.7%	37.7%	38.3%	50.9%
% of FP17s for Band 1 Urgent Courses	16	185	8.6%	11.4%	10.7%	9.1%
% of FP17s Relating to Free Repair or Replacements	1	185	0.5%	0.6%	0.6%	0.8%
% of FP17s Relating to Continuations	0	185	0.0%	0.6%	0.8%	1.1%
% of Patients satisfied with the dentistry they have received	2	2	N/A	90.4%	89.8%	91.7%
% of Patients satisfied with the time they had to wait for an appointment	2	2	N/A	84.2%	83.6%	88.0%

* This is based on patients treated on this contract for their most recent course of treatment. Figures in italics indicate the base number of FP17s or Patient Questionnaire responses are less than 100. N/A is shown where the base number of responses is less than 10 during the period. % is calculated as Quantity/Base number*100

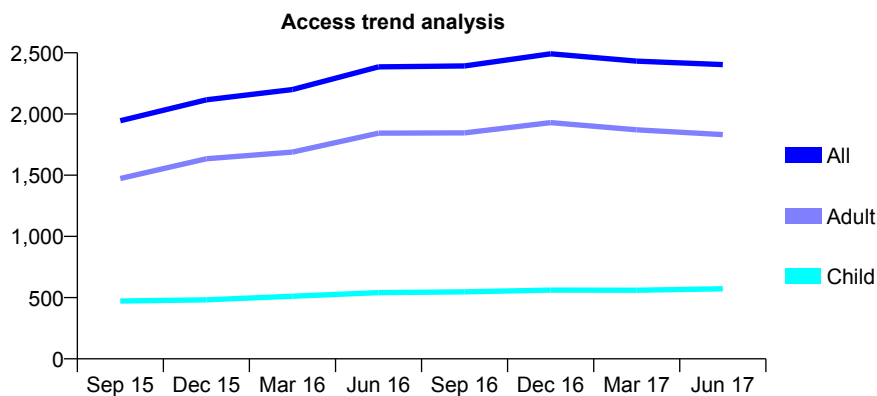
Q62 - Vital Signs At a Glance Contract Report for 115223/0001 - June 2017

Name or company name	Northfields Dental Practice
Contract type name	GDS Contract
Purpose of contract	General
Contract start date	01/07/2014
Contract end date	

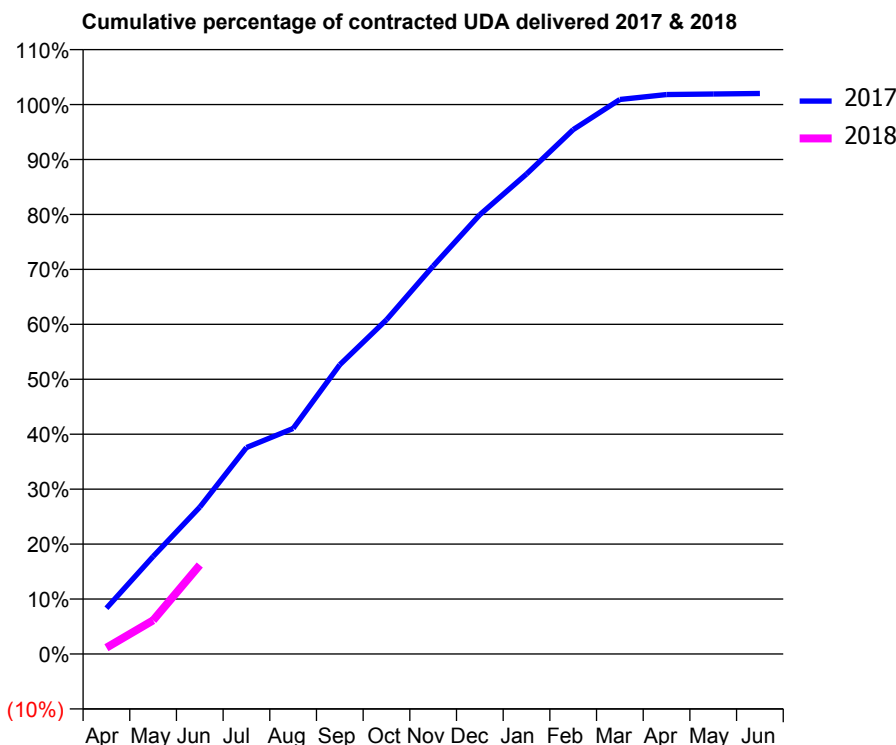
17/18 Contracted general activity (UDA)	5,933
Carry forward general activity (UDA)	0
17/18 Contracted orthodontic activity (UOA)	0
Carry forward orthodontic activity (UOA)	0
Baseline contract value	£145,137.21

ACCESS*

Patients seen in 24 months	Total	Change since previous quarter
Quarter ending June 2016	2,385	
Quarter ending September 2016	2,393	→
Quarter ending December 2016	2,492	↑
Quarter ending March 2017	2,432	↓
Quarter ending June 2017	2,404	↓
Variance since June 2016	0.8%	→



ACTIVITY



Month	Adjusted Scheduled Activity (UDA)	
	2017	2018
April	495	68
May	1,053	363
June	1,586	961
July	2,229	
August	2,436	
September	3,124	
October	3,609	
November	4,189	
December	4,743	
January	5,183	
February	5,662	
March	5,987	
April	6,040	
May	6,047	
June	6,052	

QUALITY

	Quantity	Base Number	Contract	AT	Region	England
% of FP17s for the same patient ID Re-attending within 3 months - Children	6	152	3.9%	10.1%	11.5%	12.0%
% of FP17s for the same patient ID Re-attending within 3 months - Adults	45	441	10.2%	15.8%	16.8%	16.0%
% of FP17s for the same patient ID Re-attending between 3 & 9 months - Children	57	152	37.5%	47.1%	47.3%	58.0%
% of FP17s for the same patient ID Re-attending between 3 & 9 months - Adults	180	441	40.8%	37.7%	38.3%	50.9%
% of FP17s for Band 1 Urgent Courses	74	557	13.3%	11.4%	10.7%	9.1%
% of FP17s Relating to Free Repair or Replacements	3	557	0.5%	0.6%	0.6%	0.8%
% of FP17s Relating to Continuations	0	557	0.0%	0.6%	0.8%	1.1%
% of Patients satisfied with the dentistry they have received	1	1	N/A	90.4%	89.8%	91.7%
% of Patients satisfied with the time they had to wait for an appointment	1	1	N/A	84.2%	83.6%	88.0%

* This is based on patients treated on this contract for their most recent course of treatment. Figures in italics indicate the base number of FP17s or Patient Questionnaire responses are less than 100. N/A is shown where the base number of responses is less than 10 during the period. % is calculated as Quantity/Base number*100

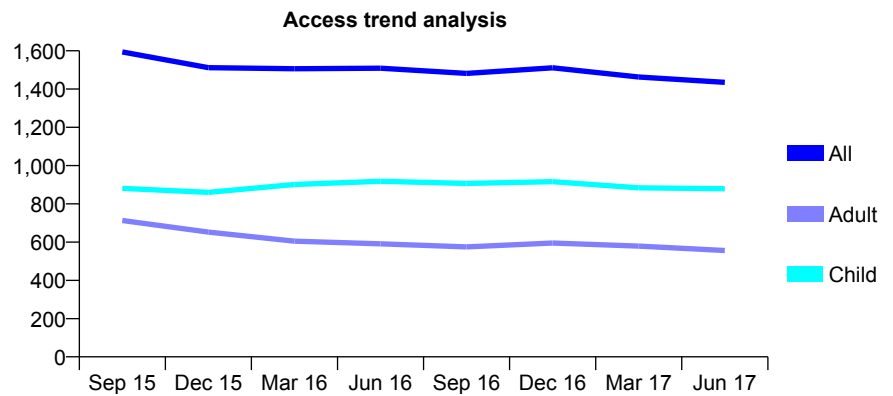
Q62 - Vital Signs At a Glance Contract Report for 115401/0001 - June 2017

Name or company name	DR M ALI & DR MAWJEE
Contract type name	GDS Contract
Purpose of contract	General
Contract start date	01/06/2012
Contract end date	

17/18 Contracted general activity (UDA)	3,005
Carry forward general activity (UDA)	0
17/18 Contracted orthodontic activity (UOA)	0
Carry forward orthodontic activity (UOA)	0
Baseline contract value	£66,762.35

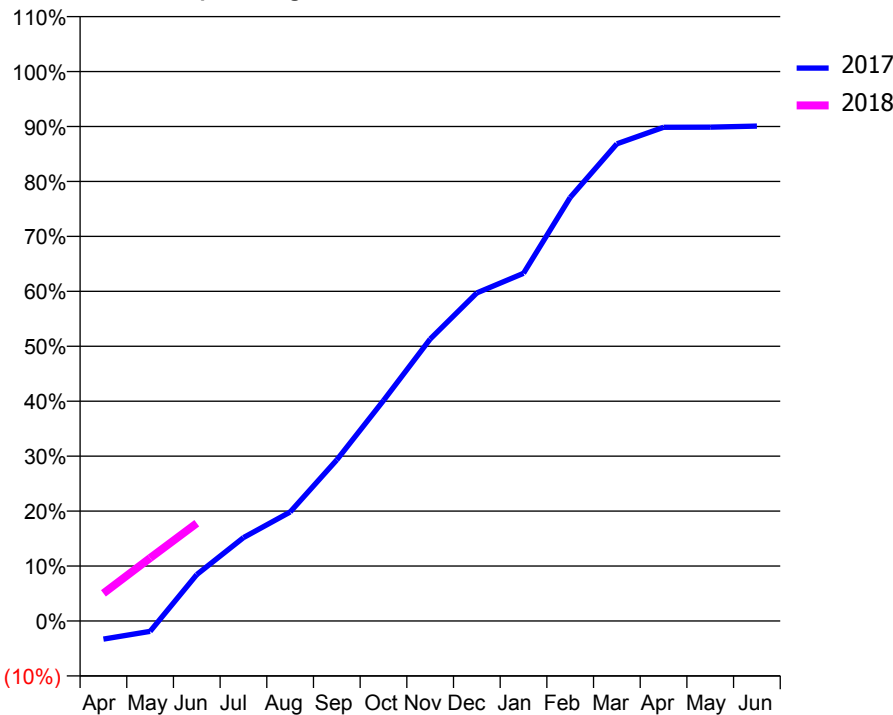
ACCESS*

Patients seen in 24 months	Total	Change since previous quarter
Quarter ending June 2016	1,509	
Quarter ending September 2016	1,482	↓
Quarter ending December 2016	1,511	→
Quarter ending March 2017	1,463	↓
Quarter ending June 2017	1,435	↓
Variance since June 2016	(4.9%)	↓



ACTIVITY

Cumulative percentage of contracted UDA delivered 2017 & 2018



Month	2017	2018
April	-100	152
May	-58	344
June	254	535
July	456	
August	596	
September	882	
October	1,206	
November	1,542	
December	1,795	
January	1,901	
February	2,316	
March	2,609	
April	2,700	
May	2,701	
June	2,707	

QUALITY

	Quantity	Base Number	Contract	AT	Region	England
% of FP17s for the same patient ID Re-attending within 3 months - Children	20	194	10.3%	10.1%	11.5%	12.0%
% of FP17s for the same patient ID Re-attending within 3 months - Adults	7	99	7.1%	15.8%	16.8%	16.0%
% of FP17s for the same patient ID Re-attending between 3 & 9 months - Children	96	194	49.5%	47.1%	47.3%	58.0%
% of FP17s for the same patient ID Re-attending between 3 & 9 months - Adults	23	99	23.2%	37.7%	38.3%	50.9%
% of FP17s for Band 1 Urgent Courses	8	248	3.2%	11.4%	10.7%	9.1%
% of FP17s Relating to Free Repair or Replacements	0	248	0.0%	0.6%	0.6%	0.8%
% of FP17s Relating to Continuations	0	248	0.0%	0.6%	0.8%	1.1%
% of Patients satisfied with the dentistry they have received	2	2	N/A	90.4%	89.8%	91.7%
% of Patients satisfied with the time they had to wait for an appointment	2	2	N/A	84.2%	83.6%	88.0%

* This is based on patients treated on this contract for their most recent course of treatment. Figures in italics indicate the base number of FP17s or Patient Questionnaire responses are less than 100. N/A is shown where the base number of responses is less than 10 during the period. % is calculated as Quantity/Base number*100

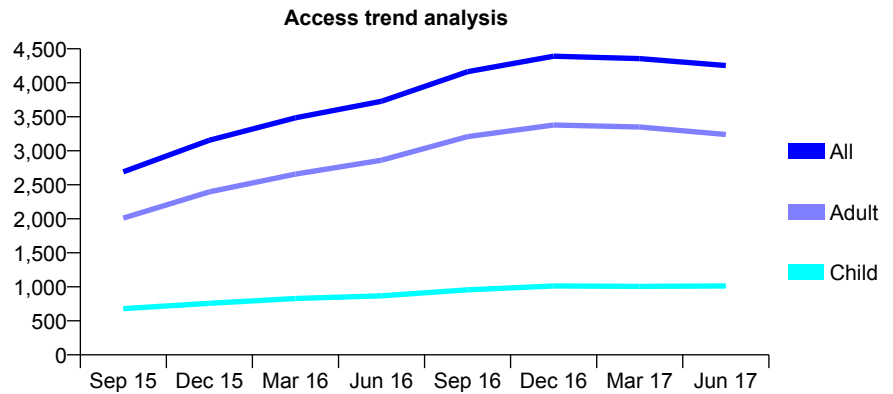
Q62 - Vital Signs At a Glance Contract Report for 116572/0001 - June 2017

Name or company name	Pearl Dental Care Centre
Contract type name	GDS Contract
Purpose of contract	General
Contract start date	01/01/2015
Contract end date	

17/18 Contracted general activity (UDA)	13,336
Carry forward general activity (UDA)	0
17/18 Contracted orthodontic activity (UOA)	0
Carry forward orthodontic activity (UOA)	0
Baseline contract value	£307,857.20

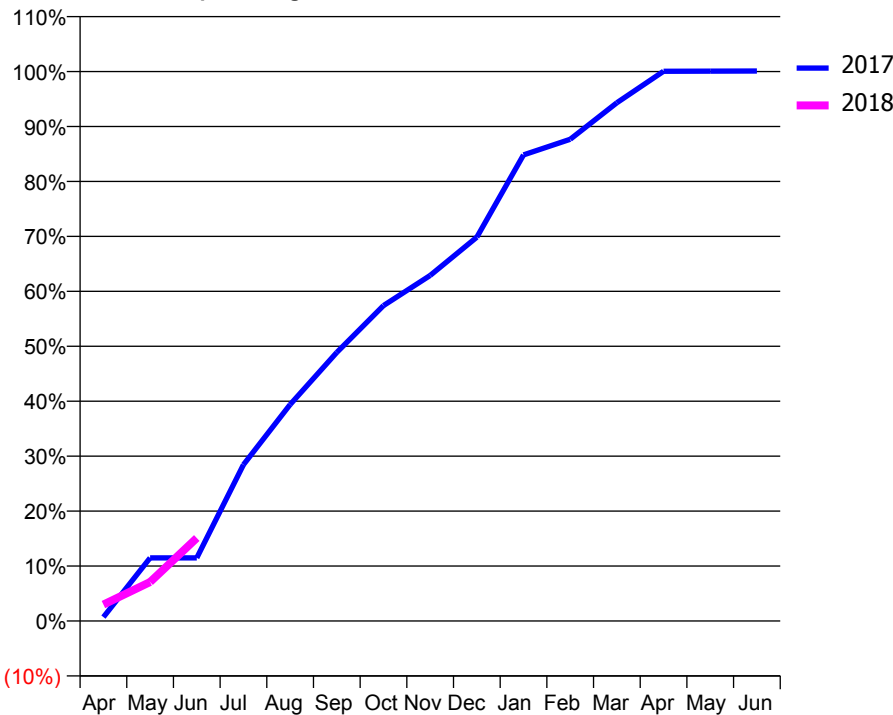
ACCESS*

Patients seen in 24 months	Total	Change since previous quarter
Quarter ending June 2016	3,728	
Quarter ending September 2016	4,163	↑
Quarter ending December 2016	4,391	↑
Quarter ending March 2017	4,356	→
Quarter ending June 2017	4,254	↓
Variance since June 2016	14.1%	↑



ACTIVITY

Cumulative percentage of contracted UDA delivered 2017 & 2018



Month	Adjusted Scheduled Activity (UDA)	
	2017	2018
April	94	399
May	1,532	947
June	1,532	2,016
July	3,794	
August	5,253	
September	6,520	
October	7,657	
November	8,385	
December	9,317	
January	11,313	
February	11,690	
March	12,579	
April	13,340	
May	13,346	
June	13,347	

QUALITY

	Quantity	Base Number	Contract	AT	Region	England
% of FP17s for the same patient ID Re-attending within 3 months - Children	12	399	3.0%	10.1%	11.5%	12.0%
% of FP17s for the same patient ID Re-attending within 3 months - Adults	106	927	11.4%	15.8%	16.8%	16.0%
% of FP17s for the same patient ID Re-attending between 3 & 9 months - Children	246	399	61.7%	47.1%	47.3%	58.0%
% of FP17s for the same patient ID Re-attending between 3 & 9 months - Adults	500	927	53.9%	37.7%	38.3%	50.9%
% of FP17s for Band 1 Urgent Courses	95	955	9.9%	11.4%	10.7%	9.1%
% of FP17s Relating to Free Repair or Replacements	5	955	0.5%	0.6%	0.6%	0.8%
% of FP17s Relating to Continuations	9	955	0.9%	0.6%	0.8%	1.1%
% of Patients satisfied with the dentistry they have received	9	9	N/A	90.4%	89.8%	91.7%
% of Patients satisfied with the time they had to wait for an appointment	9	9	N/A	84.2%	83.6%	88.0%

* This is based on patients treated on this contract for their most recent course of treatment. Figures in italics indicate the base number of FP17s or Patient Questionnaire responses are less than 100. N/A is shown where the base number of responses is less than 10 during the period. % is calculated as Quantity/Base number*100

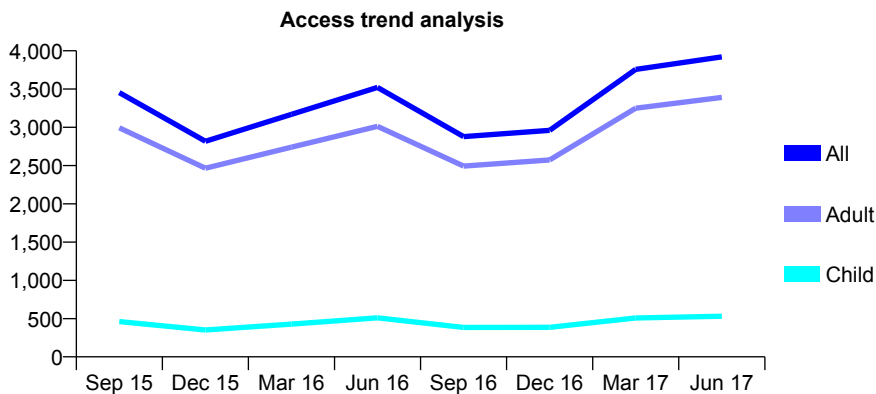
Q62 - Vital Signs At a Glance Contract Report for 116874/0001 - June 2017

Name or company name	S & Y Golar
Contract type name	GDS Contract
Purpose of contract	General
Contract start date	01/04/2010
Contract end date	

17/18 Contracted general activity (UDA)	15,530
Carry forward general activity (UDA)	0
17/18 Contracted orthodontic activity (UOA)	0
Carry forward orthodontic activity (UOA)	0
Baseline contract value	£512,068.76

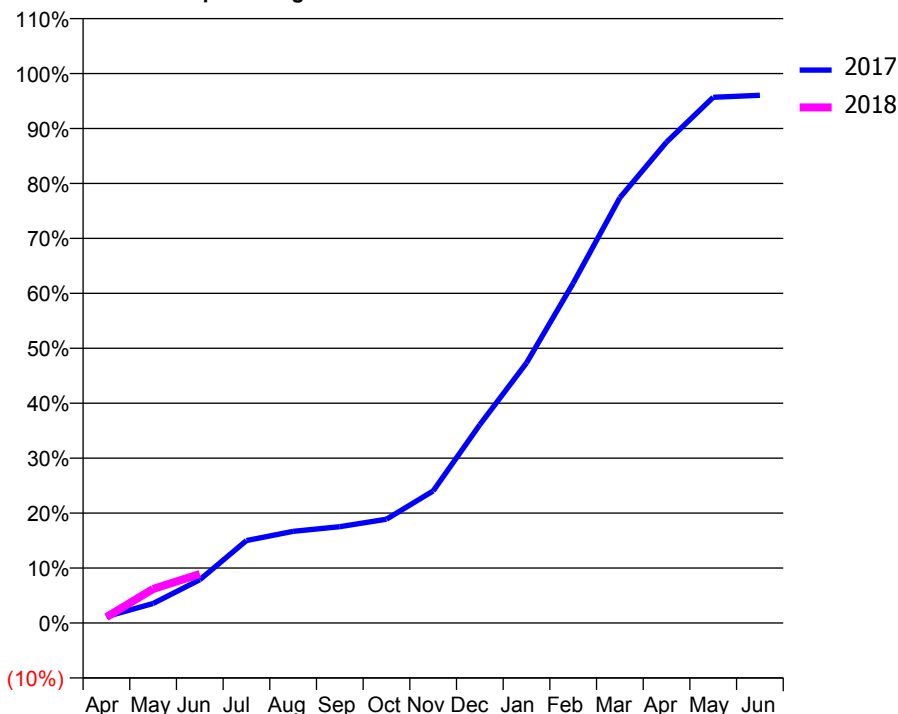
ACCESS*

Patients seen in 24 months	Total	Change since previous quarter
Quarter ending June 2016	3,522	
Quarter ending September 2016	2,879	↓
Quarter ending December 2016	2,960	↑
Quarter ending March 2017	3,757	↑
Quarter ending June 2017	3,921	↑
Variance since June 2016	11.3%	↑



ACTIVITY

Cumulative percentage of contracted UDA delivered 2017 & 2018



Month	Adjusted Scheduled Activity (UDA)	
	2017	2018
April	183	169
May	554	962
June	1,225	1,386
July	2,329	
August	2,590	
September	2,724	
October	2,932	
November	3,733	
December	5,605	
January	7,352	
February	9,604	
March	12,020	
April	13,591	
May	14,859	
June	14,915	

QUALITY

	Quantity	Base Number	Contract	AT	Region	England
% of FP17s for the same patient ID Re-attending within 3 months - Children	29	167	17.4%	10.1%	11.5%	12.0%
% of FP17s for the same patient ID Re-attending within 3 months - Adults	235	1,045	22.5%	15.8%	16.8%	16.0%
% of FP17s for the same patient ID Re-attending between 3 & 9 months - Children	33	167	19.8%	47.1%	47.3%	58.0%
% of FP17s for the same patient ID Re-attending between 3 & 9 months - Adults	182	1,045	17.4%	37.7%	38.3%	50.9%
% of FP17s for Band 1 Urgent Courses	103	489	21.1%	11.4%	10.7%	9.1%
% of FP17s Relating to Free Repair or Replacements	16	489	3.3%	0.6%	0.6%	0.8%
% of FP17s Relating to Continuations	10	489	2.0%	0.6%	0.8%	1.1%
% of Patients satisfied with the dentistry they have received	8	9	N/A	90.4%	89.8%	91.7%
% of Patients satisfied with the time they had to wait for an appointment	8	9	N/A	84.2%	83.6%	88.0%

* This is based on patients treated on this contract for their most recent course of treatment. Figures in italics indicate the base number of FP17s or Patient Questionnaire responses are less than 100. N/A is shown where the base number of responses is less than 10 during the period. % is calculated as Quantity/Base number*100

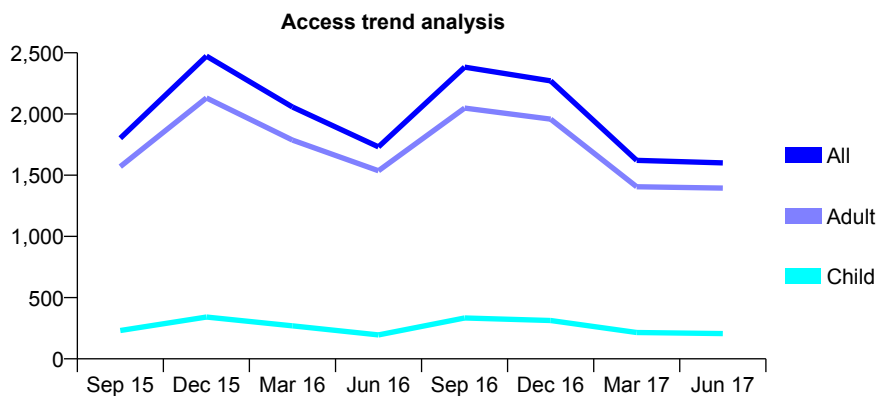
Q62 - Vital Signs At a Glance Contract Report for 116874/0002 - June 2017

Name or company name	S & Y Golar
Contract type name	PDS Plus Contract
Purpose of contract	General
Contract start date	01/04/2010
Contract end date	31/03/2018

17/18 Contracted general activity (UDA)	12,000
Carry forward general activity (UDA)	0
17/18 Contracted orthodontic activity (UOA)	0
Carry forward orthodontic activity (UOA)	0
Baseline contract value	£319,827.20

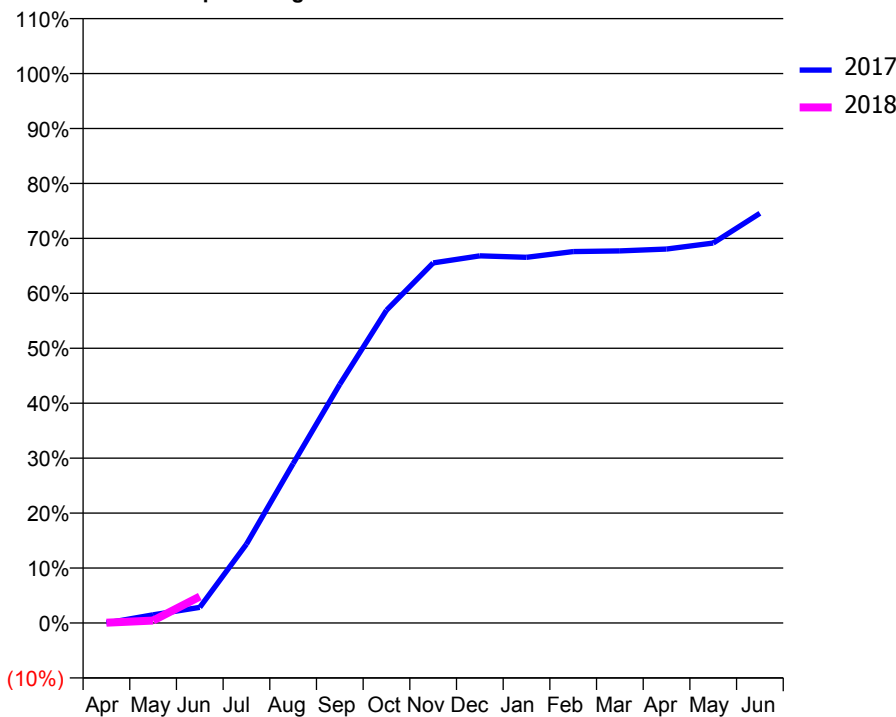
ACCESS*

Patients seen in 24 months	Total	Change since previous quarter
Quarter ending June 2016	1,732	
Quarter ending September 2016	2,383	↑
Quarter ending December 2016	2,271	↓
Quarter ending March 2017	1,621	↓
Quarter ending June 2017	1,601	↓
Variance since June 2016	(7.6%)	↓



ACTIVITY

Cumulative percentage of contracted UDA delivered 2017 & 2018



Month	Adjusted Scheduled Activity (UDA)	
	2017	2018
April	0	7
May	180	54
June	342	579
July	1,723	
August	3,480	
September	5,215	
October	6,830	
November	7,864	
December	8,018	
January	7,987	
February	8,112	
March	8,127	
April	8,166	
May	8,298	
June	8,947	

QUALITY

	Quantity	Base Number	Contract	AT	Region	England
% of FP17s for the same patient ID Re-attending within 3 months - Children	1	53	1.9%	10.1%	11.5%	12.0%
% of FP17s for the same patient ID Re-attending within 3 months - Adults	3	304	1.0%	15.8%	16.8%	16.0%
% of FP17s for the same patient ID Re-attending between 3 & 9 months - Children	7	53	13.2%	47.1%	47.3%	58.0%
% of FP17s for the same patient ID Re-attending between 3 & 9 months - Adults	43	304	14.1%	37.7%	38.3%	50.9%
% of FP17s for Band 1 Urgent Courses	25	175	14.3%	11.4%	10.7%	9.1%
% of FP17s Relating to Free Repair or Replacements	3	175	1.7%	0.6%	0.6%	0.8%
% of FP17s Relating to Continuations	0	175	0.0%	0.6%	0.8%	1.1%
% of Patients satisfied with the dentistry they have received	5	6	N/A	90.4%	89.8%	91.7%
% of Patients satisfied with the time they had to wait for an appointment	5	6	N/A	84.2%	83.6%	88.0%

* This is based on patients treated on this contract for their most recent course of treatment. Figures in italics indicate the base number of FP17s or Patient Questionnaire responses are less than 100. N/A is shown where the base number of responses is less than 10 during the period. % is calculated as Quantity/Base number*100

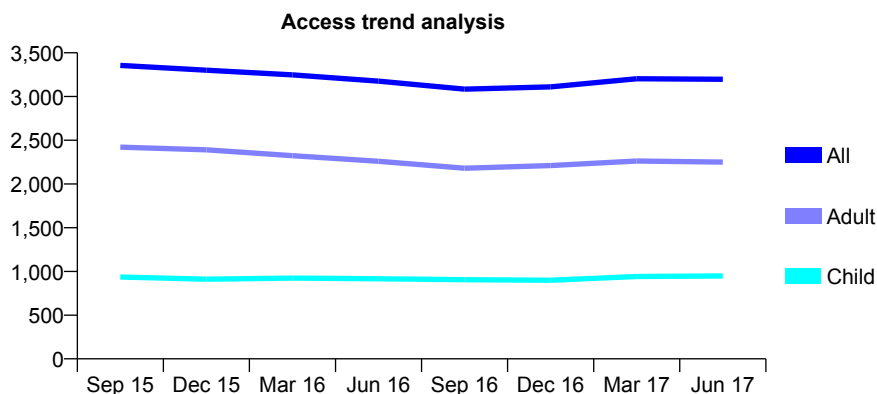
Q62 - Vital Signs At a Glance Contract Report for 118338/0001 - June 2017

Name or company name	Confident Dental Practices Ltd
Contract type name	PDS Contract
Purpose of contract	General
Contract start date	01/12/2010
Contract end date	30/11/2020

17/18 Contracted general activity (UDA)	10,363
Carry forward general activity (UDA)	0
17/18 Contracted orthodontic activity (UOA)	0
Carry forward orthodontic activity (UOA)	0
Baseline contract value	£303,666.80

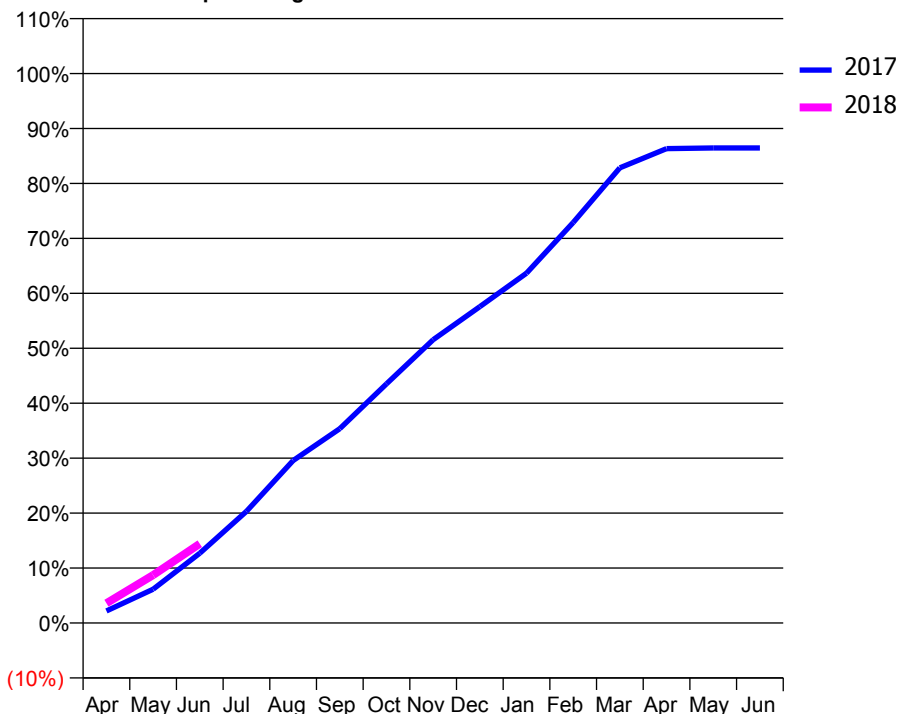
ACCESS*

Patients seen in 24 months	Total	Change since previous quarter
Quarter ending June 2016	3,176	
Quarter ending September 2016	3,085	↓
Quarter ending December 2016	3,110	→
Quarter ending March 2017	3,204	↑
Quarter ending June 2017	3,198	→
Variance since June 2016	0.7%	→



ACTIVITY

Cumulative percentage of contracted UDA delivered 2017 & 2018



Adjusted Scheduled Activity (UDA)

Month	2017	2018
April	226	374
May	637	905
June	1,317	1,496
July	2,106	
August	3,065	
September	3,666	
October	4,510	
November	5,341	
December	5,967	
January	6,598	
February	7,552	
March	8,585	
April	8,946	
May	8,958	
June	8,958	

QUALITY

	Quantity	Base Number	Contract	AT	Region	England
% of FP17s for the same patient ID Re-attending within 3 months - Children	28	254	11.0%	10.1%	11.5%	12.0%
% of FP17s for the same patient ID Re-attending within 3 months - Adults	77	516	14.9%	15.8%	16.8%	16.0%
% of FP17s for the same patient ID Re-attending between 3 & 9 months - Children	104	254	40.9%	47.1%	47.3%	58.0%
% of FP17s for the same patient ID Re-attending between 3 & 9 months - Adults	143	516	27.7%	37.7%	38.3%	50.9%
% of FP17s for Band 1 Urgent Courses	98	647	15.1%	11.4%	10.7%	9.1%
% of FP17s Relating to Free Repair or Replacements	4	647	0.6%	0.6%	0.6%	0.8%
% of FP17s Relating to Continuations	7	647	1.1%	0.6%	0.8%	1.1%
% of Patients satisfied with the dentistry they have received	12	13	92.3%	90.4%	89.8%	91.7%
% of Patients satisfied with the time they had to wait for an appointment	12	13	92.3%	84.2%	83.6%	88.0%

* This is based on patients treated on this contract for their most recent course of treatment. Figures in italics indicate the base number of FP17s or Patient Questionnaire responses are less than 100. N/A is shown where the base number of responses is less than 10 during the period. % is calculated as Quantity/Base number*100

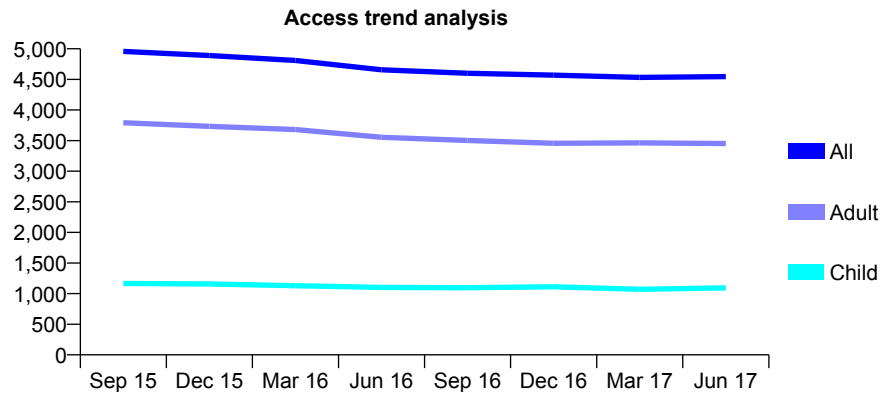
Q62 - Vital Signs At a Glance Contract Report for 119180/0001 - June 2017

Name or company name	Mr B Metha & Mr S Mehta
Contract type name	GDS Contract
Purpose of contract	General
Contract start date	01/07/2011
Contract end date	

17/18 Contracted general activity (UDA)	12,455
Carry forward general activity (UDA)	0
17/18 Contracted orthodontic activity (UOA)	0
Carry forward orthodontic activity (UOA)	0
Baseline contract value	£392,595.28

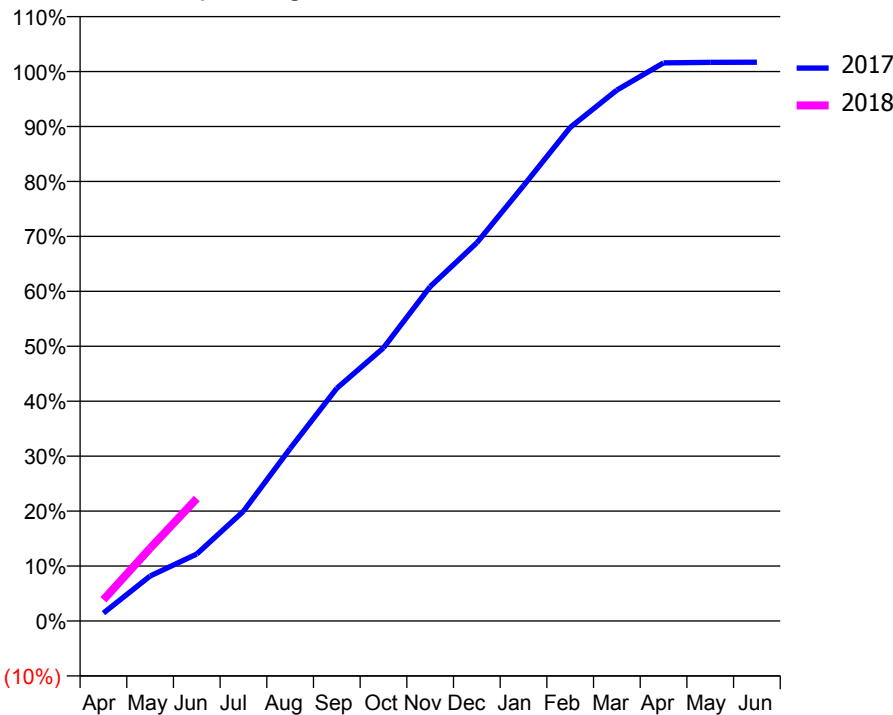
ACCESS*

Patients seen in 24 months	Total	Change since previous quarter
Quarter ending June 2016	4,656	
Quarter ending September 2016	4,600	↓
Quarter ending December 2016	4,570	→
Quarter ending March 2017	4,533	→
Quarter ending June 2017	4,546	→
Variance since June 2016	(2.4%)	↓



ACTIVITY

Cumulative percentage of contracted UDA delivered 2017 & 2018



Month	Adjusted Scheduled Activity (UDA)	
	2017	2018
April	179	482
May	1,020	1,650
June	1,520	2,775
July	2,488	
August	3,911	
September	5,275	
October	6,192	
November	7,578	
December	8,574	
January	9,867	
February	11,188	
March	12,035	
April	12,651	
May	12,663	
June	12,667	

QUALITY

	Quantity	Base Number	Contract	AT	Region	England
% of FP17s for the same patient ID Re-attending within 3 months - Children	29	461	6.3%	10.1%	11.5%	12.0%
% of FP17s for the same patient ID Re-attending within 3 months - Adults	144	916	15.7%	15.8%	16.8%	16.0%
% of FP17s for the same patient ID Re-attending between 3 & 9 months - Children	262	461	56.8%	47.1%	47.3%	58.0%
% of FP17s for the same patient ID Re-attending between 3 & 9 months - Adults	330	916	36.0%	37.7%	38.3%	50.9%
% of FP17s for Band 1 Urgent Courses	65	1,147	5.7%	11.4%	10.7%	9.1%
% of FP17s Relating to Free Repair or Replacements	23	1,147	2.0%	0.6%	0.6%	0.8%
% of FP17s Relating to Continuations	19	1,147	1.7%	0.6%	0.8%	1.1%
% of Patients satisfied with the dentistry they have received	5	6	N/A	90.4%	89.8%	91.7%
% of Patients satisfied with the time they had to wait for an appointment	4	6	N/A	84.2%	83.6%	88.0%

* This is based on patients treated on this contract for their most recent course of treatment. Figures in italics indicate the base number of FP17s or Patient Questionnaire responses are less than 100. N/A is shown where the base number of responses is less than 10 during the period. % is calculated as Quantity/Base number*100

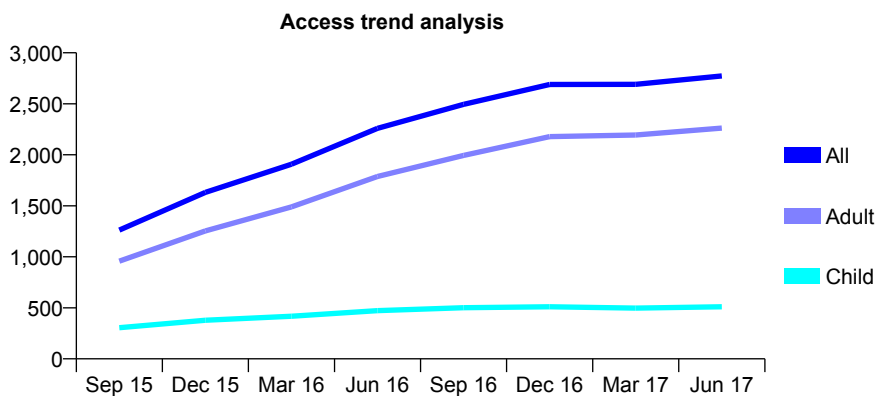
Q62 - Vital Signs At a Glance Contract Report for 124702/0001 - June 2017

Name or company name	168 Dental Clinic
Contract type name	GDS Contract
Purpose of contract	General
Contract start date	01/01/2015
Contract end date	

17/18 Contracted general activity (UDA)	13,793
Carry forward general activity (UDA)	0
17/18 Contracted orthodontic activity (UOA)	0
Carry forward orthodontic activity (UOA)	0
Baseline contract value	£444,334.16

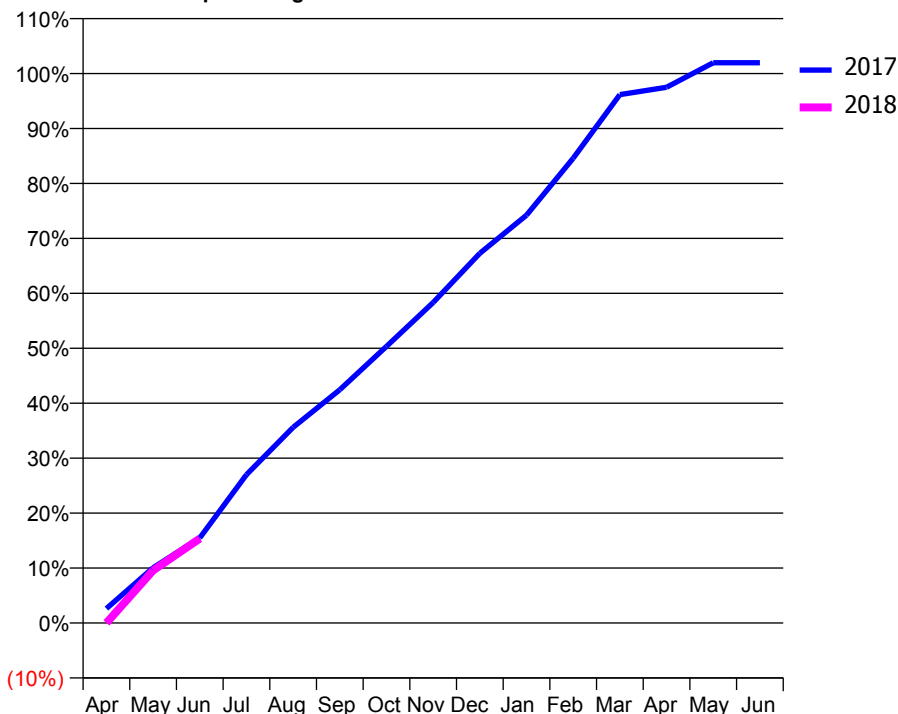
ACCESS*

Patients seen in 24 months	Total	Change since previous quarter
Quarter ending June 2016	2,260	
Quarter ending September 2016	2,495	↑
Quarter ending December 2016	2,689	↑
Quarter ending March 2017	2,691	→
Quarter ending June 2017	2,773	↑
Variance since June 2016	22.7%	↑



ACTIVITY

Cumulative percentage of contracted UDA delivered 2017 & 2018



Month	Adjusted Scheduled Activity (UDA)	
	2017	2018
April	364	0
May	1,388	1,321
June	2,139	2,121
July	3,722	
August	4,911	
September	5,856	
October	6,943	
November	8,044	
December	9,281	
January	10,237	
February	11,667	
March	13,262	
April	13,447	
May	14,062	
June	14,062	

QUALITY

	Quantity	Base Number	Contract	AT	Region	England
% of FP17s for the same patient ID Re-attending within 3 months - Children	23	120	19.2%	10.1%	11.5%	12.0%
% of FP17s for the same patient ID Re-attending within 3 months - Adults	123	579	21.2%	15.8%	16.8%	16.0%
% of FP17s for the same patient ID Re-attending between 3 & 9 months - Children	42	120	35.0%	47.1%	47.3%	58.0%
% of FP17s for the same patient ID Re-attending between 3 & 9 months - Adults	194	579	33.5%	37.7%	38.3%	50.9%
% of FP17s for Band 1 Urgent Courses	114	535	21.3%	11.4%	10.7%	9.1%
% of FP17s Relating to Free Repair or Replacements	10	535	1.9%	0.6%	0.6%	0.8%
% of FP17s Relating to Continuations	9	535	1.7%	0.6%	0.8%	1.1%
% of Patients satisfied with the dentistry they have received	7	7	N/A	90.4%	89.8%	91.7%
% of Patients satisfied with the time they had to wait for an appointment	7	7	N/A	84.2%	83.6%	88.0%

* This is based on patients treated on this contract for their most recent course of treatment. Figures in italics indicate the base number of FP17s or Patient Questionnaire responses are less than 100. N/A is shown where the base number of responses is less than 10 during the period. % is calculated as Quantity/Base number*100

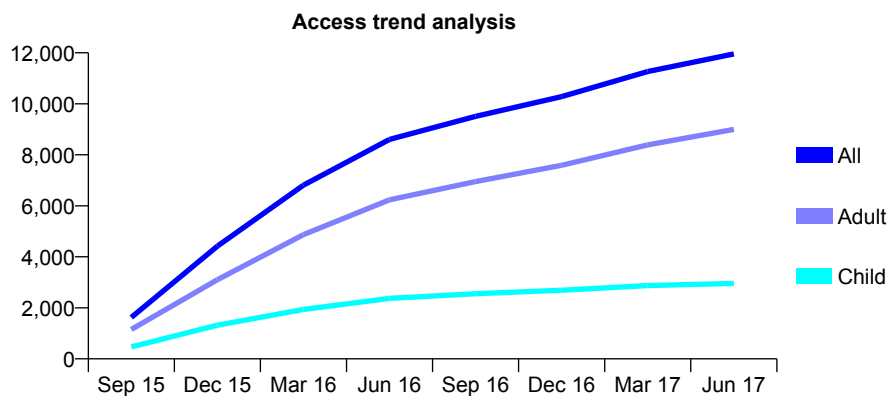
Q62 - Vital Signs At a Glance Contract Report for 125261/0001 - June 2017

Name or company name	Haven Green Clinic Limited
Contract type name	GDS Contract
Purpose of contract	General
Contract start date	01/08/2015
Contract end date	

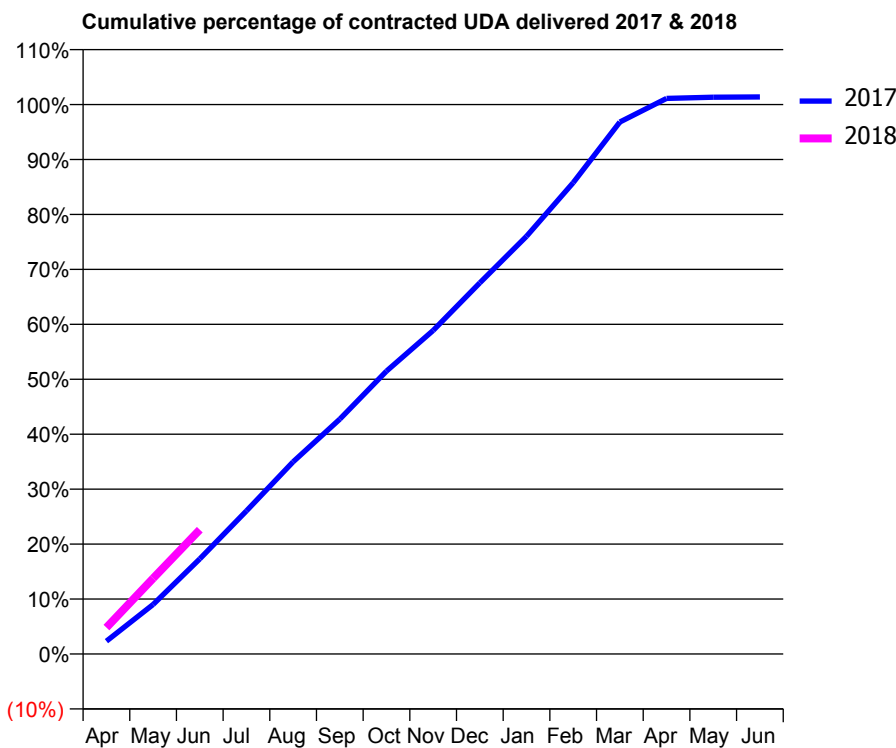
17/18 Contracted general activity (UDA)	25,243
Carry forward general activity (UDA)	0
17/18 Contracted orthodontic activity (UOA)	0
Carry forward orthodontic activity (UOA)	0
Baseline contract value	£713,715.85

ACCESS*

Patients seen in 24 months	Total	Change since previous quarter
Quarter ending June 2016	8,604	
Quarter ending September 2016	9,507	↑
Quarter ending December 2016	10,283	↑
Quarter ending March 2017	11,263	↑
Quarter ending June 2017	11,955	↑
Variance since June 2016	38.9%	↑



ACTIVITY



Month	Adjusted Scheduled Activity (UDA)	
	2017	2018
April	592	1,215
May	2,277	3,479
June	4,371	5,710
July	6,579	
August	8,832	
September	10,789	
October	12,998	
November	14,861	
December	17,053	
January	19,190	
February	21,653	
March	24,437	
April	25,524	
May	25,579	
June	25,588	

QUALITY

	Quantity	Base Number	Contract	AT	Region	England
% of FP17s for the same patient ID Re-attending within 3 months - Children	63	931	6.8%	10.1%	11.5%	12.0%
% of FP17s for the same patient ID Re-attending within 3 months - Adults	386	2,554	15.1%	15.8%	16.8%	16.0%
% of FP17s for the same patient ID Re-attending between 3 & 9 months - Children	464	931	49.8%	47.1%	47.3%	58.0%
% of FP17s for the same patient ID Re-attending between 3 & 9 months - Adults	1,063	2,554	41.6%	37.7%	38.3%	50.9%
% of FP17s for Band 1 Urgent Courses	316	2,897	10.9%	11.4%	10.7%	9.1%
% of FP17s Relating to Free Repair or Replacements	35	2,897	1.2%	0.6%	0.6%	0.8%
% of FP17s Relating to Continuations	0	2,897	0.0%	0.6%	0.8%	1.1%
% of Patients satisfied with the dentistry they have received	20	24	83.3%	90.4%	89.8%	91.7%
% of Patients satisfied with the time they had to wait for an appointment	17	24	70.8%	84.2%	83.6%	88.0%

* This is based on patients treated on this contract for their most recent course of treatment. Figures in italics indicate the base number of FP17s or Patient Questionnaire responses are less than 100. N/A is shown where the base number of responses is less than 10 during the period. % is calculated as Quantity/Base number*100

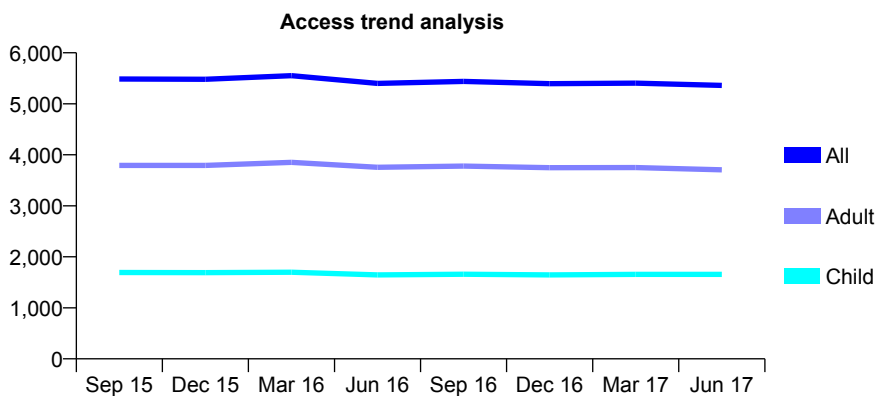
Q62 - Vital Signs At a Glance Contract Report for 129771/0001 - June 2017

Name or company name	Feltham Dental Care
Contract type name	GDS Contract
Purpose of contract	General
Contract start date	01/06/2012
Contract end date	

17/18 Contracted general activity (UDA)	15,351
Carry forward general activity (UDA)	0
17/18 Contracted orthodontic activity (UOA)	0
Carry forward orthodontic activity (UOA)	0
Baseline contract value	£430,923.56

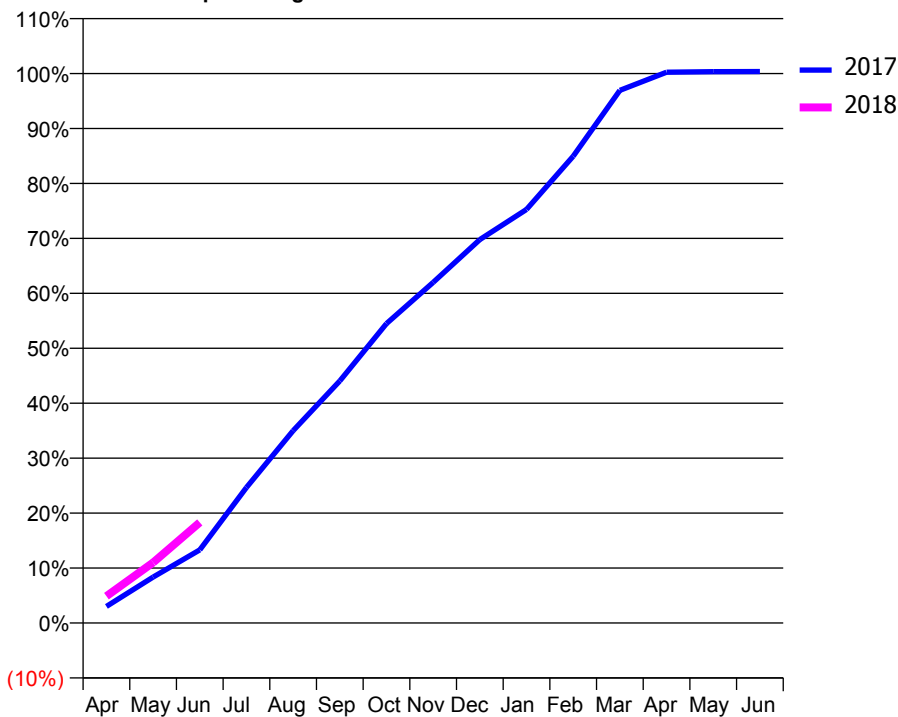
ACCESS*

Patients seen in 24 months	Total	Change since previous quarter
Quarter ending June 2016	5,400	
Quarter ending September 2016	5,438	→
Quarter ending December 2016	5,394	→
Quarter ending March 2017	5,406	→
Quarter ending June 2017	5,361	→
Variance since June 2016	(0.7%)	→



ACTIVITY

Cumulative percentage of contracted UDA delivered 2017 & 2018



Adjusted Scheduled Activity (UDA)

Month	2017	2018
April	465	752
May	1,283	1,688
June	2,044	2,812
July	3,785	
August	5,375	
September	6,764	
October	8,364	
November	9,516	
December	10,711	
January	11,552	
February	13,042	
March	14,879	
April	15,386	
May	15,404	
June	15,405	

QUALITY

	Quantity	Base Number	Contract	AT	Region	England
% of FP17s for the same patient ID Re-attending within 3 months - Children	32	532	6.0%	10.1%	11.5%	12.0%
% of FP17s for the same patient ID Re-attending within 3 months - Adults	124	994	12.5%	15.8%	16.8%	16.0%
% of FP17s for the same patient ID Re-attending between 3 & 9 months - Children	287	532	53.9%	47.1%	47.3%	58.0%
% of FP17s for the same patient ID Re-attending between 3 & 9 months - Adults	450	994	45.3%	37.7%	38.3%	50.9%
% of FP17s for Band 1 Urgent Courses	44	1,305	3.4%	11.4%	10.7%	9.1%
% of FP17s Relating to Free Repair or Replacements	3	1,305	0.2%	0.6%	0.6%	0.8%
% of FP17s Relating to Continuations	7	1,305	0.5%	0.6%	0.8%	1.1%
% of Patients satisfied with the dentistry they have received	11	12	91.7%	90.4%	89.8%	91.7%
% of Patients satisfied with the time they had to wait for an appointment	9	12	75.0%	84.2%	83.6%	88.0%

* This is based on patients treated on this contract for their most recent course of treatment. Figures in italics indicate the base number of FP17s or Patient Questionnaire responses are less than 100. N/A is shown where the base number of responses is less than 10 during the period. % is calculated as Quantity/Base number*100

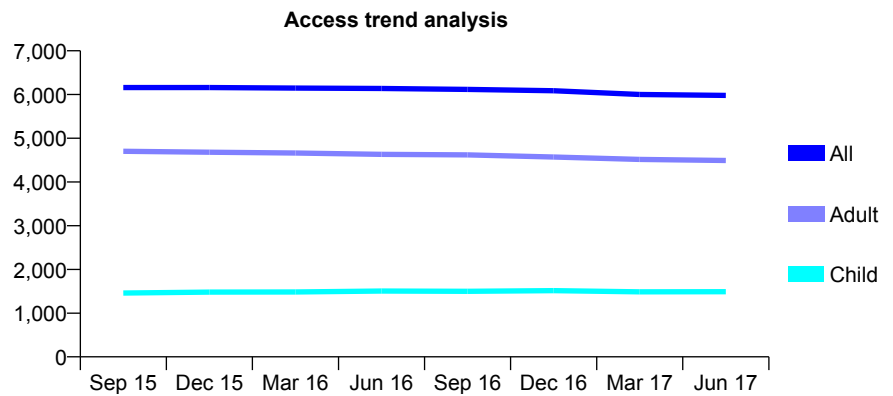
Q62 - Vital Signs At a Glance Contract Report for 130443/0001 - June 2017

Name or company name	Dr. L. Patel
Contract type name	GDS Contract
Purpose of contract	General
Contract start date	01/06/2011
Contract end date	

17/18 Contracted general activity (UDA)	14,053
Carry forward general activity (UDA)	0
17/18 Contracted orthodontic activity (UOA)	0
Carry forward orthodontic activity (UOA)	0
Baseline contract value	£304,338.00

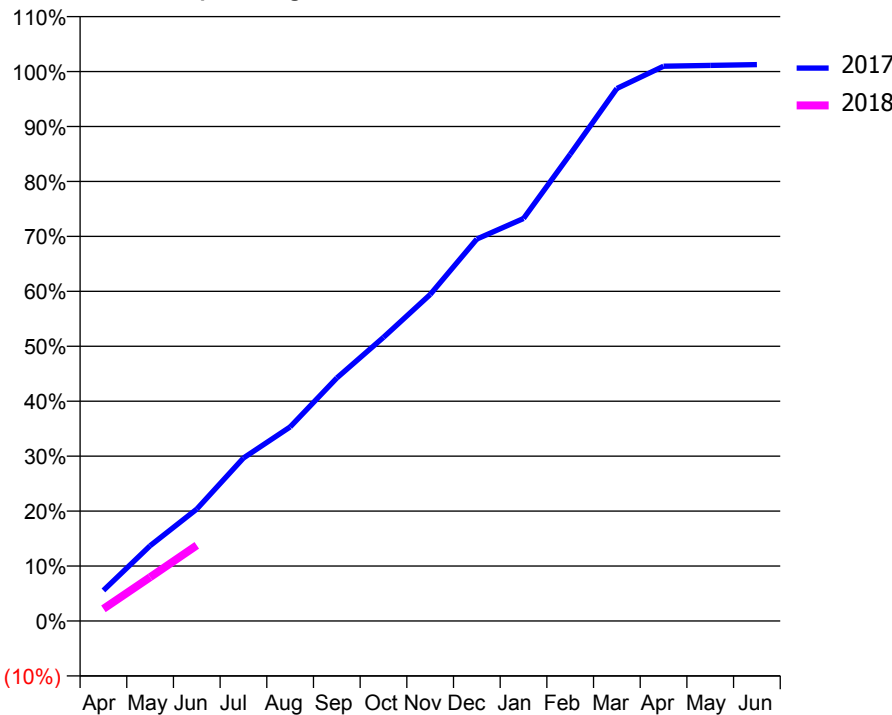
ACCESS*

Patients seen in 24 months	Total	Change since previous quarter
Quarter ending June 2016	6,137	
Quarter ending September 2016	6,117	→
Quarter ending December 2016	6,085	→
Quarter ending March 2017	6,002	↓
Quarter ending June 2017	5,981	→
Variance since June 2016	(2.5%)	↓



ACTIVITY

Cumulative percentage of contracted UDA delivered 2017 & 2018



Month	Adjusted Scheduled Activity (UDA)	
	2017	2018
April	784	311
May	1,927	1,122
June	2,862	1,934
July	4,168	
August	4,965	
September	6,215	
October	7,257	
November	8,349	
December	9,768	
January	10,293	
February	11,936	
March	13,619	
April	14,187	
May	14,209	
June	14,229	

QUALITY

	Quantity	Base Number	Contract	AT	Region	England
% of FP17s for the same patient ID Re-attending within 3 months - Children	34	432	7.9%	10.1%	11.5%	12.0%
% of FP17s for the same patient ID Re-attending within 3 months - Adults	99	1,025	9.7%	15.8%	16.8%	16.0%
% of FP17s for the same patient ID Re-attending between 3 & 9 months - Children	230	432	53.2%	47.1%	47.3%	58.0%
% of FP17s for the same patient ID Re-attending between 3 & 9 months - Adults	440	1,025	42.9%	37.7%	38.3%	50.9%
% of FP17s for Band 1 Urgent Courses	76	973	7.8%	11.4%	10.7%	9.1%
% of FP17s Relating to Free Repair or Replacements	3	973	0.3%	0.6%	0.6%	0.8%
% of FP17s Relating to Continuations	2	973	0.2%	0.6%	0.8%	1.1%
% of Patients satisfied with the dentistry they have received	7	9	N/A	90.4%	89.8%	91.7%
% of Patients satisfied with the time they had to wait for an appointment	8	9	N/A	84.2%	83.6%	88.0%

* This is based on patients treated on this contract for their most recent course of treatment. Figures in italics indicate the base number of FP17s or Patient Questionnaire responses are less than 100. N/A is shown where the base number of responses is less than 10 during the period. % is calculated as Quantity/Base number*100

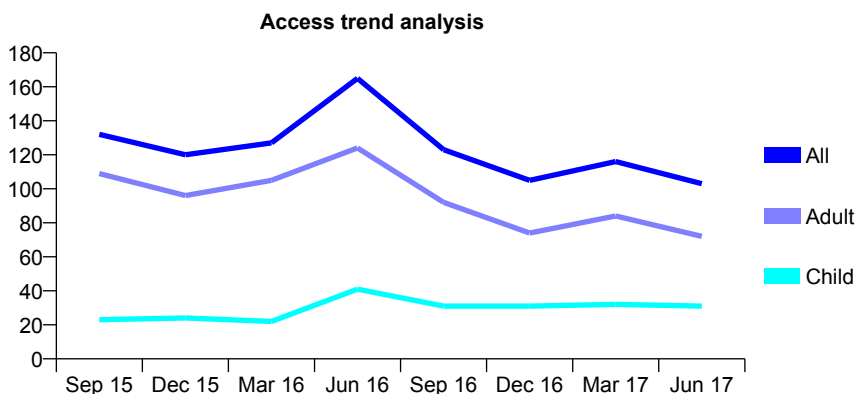
Q62 - Vital Signs At a Glance Contract Report for 134198/0001 - June 2017

Name or company name	A Vazir & E Vazir
Contract type name	GDS Contract
Purpose of contract	General
Contract start date	01/04/2010
Contract end date	

17/18 Contracted general activity (UDA)	551
Carry forward general activity (UDA)	0
17/18 Contracted orthodontic activity (UOA)	0
Carry forward orthodontic activity (UOA)	0
Baseline contract value	£19,681.57

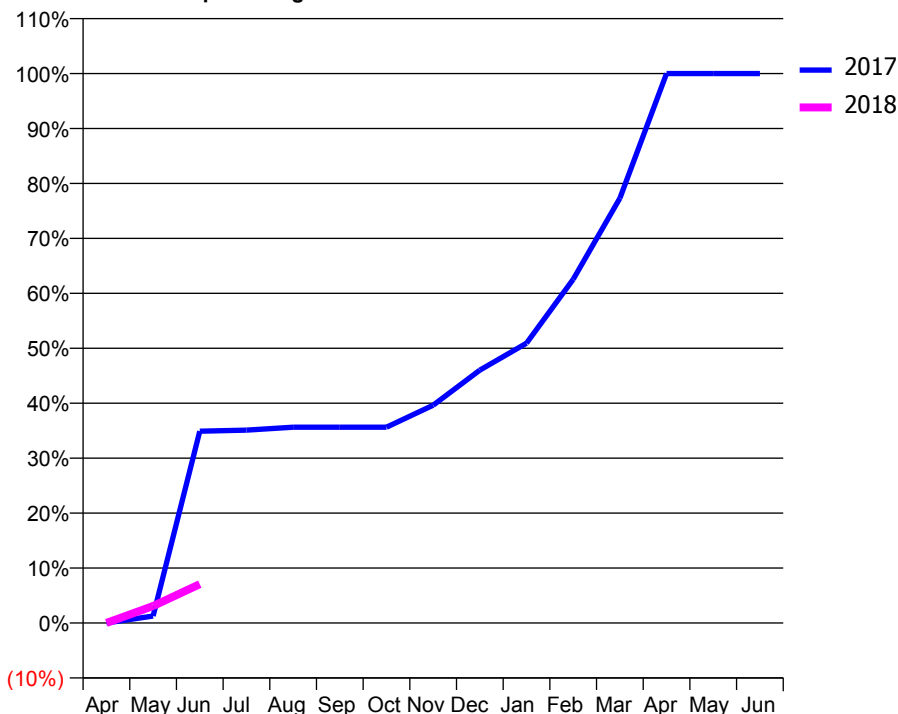
ACCESS*

Patients seen in 24 months	Total	Change since previous quarter
Quarter ending June 2016	165	
Quarter ending September 2016	123	↓
Quarter ending December 2016	105	↓
Quarter ending March 2017	116	↑
Quarter ending June 2017	103	↓
Variance since June 2016	(37.6%)	↓



ACTIVITY

Cumulative percentage of contracted UDA delivered 2017 & 2018



Adjusted Scheduled Activity (UDA)

Month	2017	2018
April	0	0
May	7	17
June	192	39
July	193	
August	196	
September	196	
October	196	
November	218	
December	254	
January	281	
February	345	
March	426	
April	551	
May	551	
June	551	

QUALITY

	Quantity	Base Number	Contract	AT	Region	England
% of FP17s for the same patient ID Re-attending within 3 months - Children	0	13	0.0%	10.1%	11.5%	12.0%
% of FP17s for the same patient ID Re-attending within 3 months - Adults	0	21	0.0%	15.8%	16.8%	16.0%
% of FP17s for the same patient ID Re-attending between 3 & 9 months - Children	2	13	15.4%	47.1%	47.3%	58.0%
% of FP17s for the same patient ID Re-attending between 3 & 9 months - Adults	0	21	0.0%	37.7%	38.3%	50.9%
% of FP17s for Band 1 Urgent Courses	0	12	0.0%	11.4%	10.7%	9.1%
% of FP17s Relating to Free Repair or Replacements	0	12	0.0%	0.6%	0.6%	0.8%
% of FP17s Relating to Continuations	0	12	0.0%	0.6%	0.8%	1.1%
% of Patients satisfied with the dentistry they have received	0	0	N/A	90.4%	89.8%	91.7%
% of Patients satisfied with the time they had to wait for an appointment	0	0	N/A	84.2%	83.6%	88.0%

* This is based on patients treated on this contract for their most recent course of treatment. Figures in italics indicate the base number of FP17s or Patient Questionnaire responses are less than 100. N/A is shown where the base number of responses is less than 10 during the period. % is calculated as Quantity/Base number*100

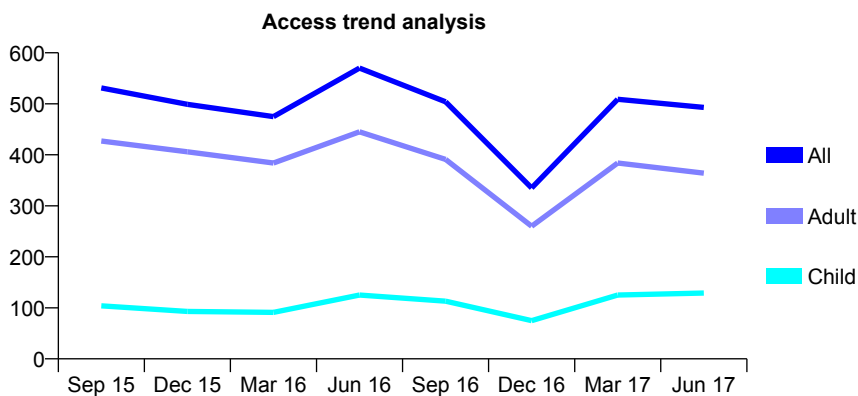
Q62 - Vital Signs At a Glance Contract Report for 134198/0002 - June 2017

Name or company name	A Vazir & E Vazir
Contract type name	GDS Contract
Purpose of contract	General
Contract start date	01/04/2010
Contract end date	

17/18 Contracted general activity (UDA)	2,327
Carry forward general activity (UDA)	0
17/18 Contracted orthodontic activity (UOA)	0
Carry forward orthodontic activity (UOA)	0
Baseline contract value	£76,203.32

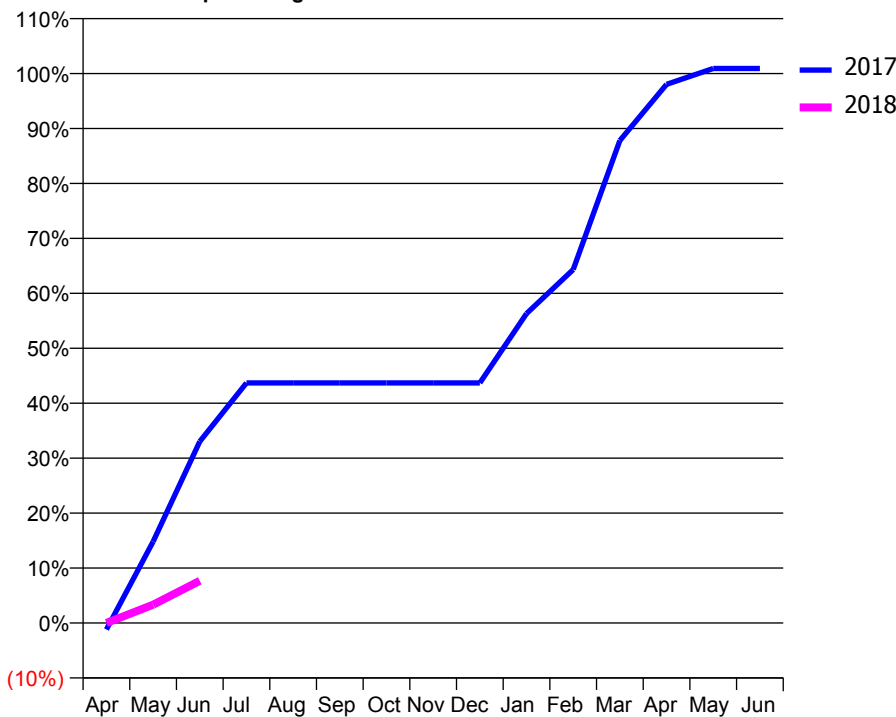
ACCESS*

Patients seen in 24 months	Total	Change since previous quarter
Quarter ending June 2016	570	
Quarter ending September 2016	504	↓
Quarter ending December 2016	335	↓
Quarter ending March 2017	509	↑
Quarter ending June 2017	493	↓
Variance since June 2016	(13.5%)	↓



ACTIVITY

Cumulative percentage of contracted UDA delivered 2017 & 2018



Month	Adjusted Scheduled Activity (UDA)	
	2017	2018
April	-28	0
May	345	78
June	769	179
July	1,017	
August	1,017	
September	1,017	
October	1,017	
November	1,017	
December	1,017	
January	1,310	
February	1,497	
March	2,044	
April	2,281	
May	2,348	
June	2,348	

QUALITY

	Quantity	Base Number	Contract	AT	Region	England
% of FP17s for the same patient ID Re-attending within 3 months - Children	4	29	13.8%	10.1%	11.5%	12.0%
% of FP17s for the same patient ID Re-attending within 3 months - Adults	14	92	15.2%	15.8%	16.8%	16.0%
% of FP17s for the same patient ID Re-attending between 3 & 9 months - Children	1	29	3.4%	47.1%	47.3%	58.0%
% of FP17s for the same patient ID Re-attending between 3 & 9 months - Adults	0	92	0.0%	37.7%	38.3%	50.9%
% of FP17s for Band 1 Urgent Courses	10	72	13.9%	11.4%	10.7%	9.1%
% of FP17s Relating to Free Repair or Replacements	0	72	0.0%	0.6%	0.6%	0.8%
% of FP17s Relating to Continuations	0	72	0.0%	0.6%	0.8%	1.1%
% of Patients satisfied with the dentistry they have received	0	0	N/A	90.4%	89.8%	91.7%
% of Patients satisfied with the time they had to wait for an appointment	0	0	N/A	84.2%	83.6%	88.0%

* This is based on patients treated on this contract for their most recent course of treatment. Figures in italics indicate the base number of FP17s or Patient Questionnaire responses are less than 100. N/A is shown where the base number of responses is less than 10 during the period. % is calculated as Quantity/Base number*100

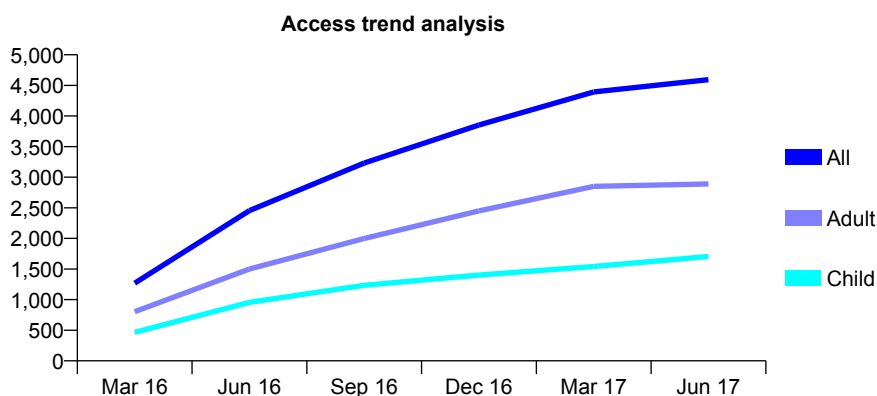
Q62 - Vital Signs At a Glance Contract Report for 134732/0001 - June 2017

Name or company name	SK Dental Staines Road Dental Practice Pa
Contract type name	GDS Contract
Purpose of contract	General
Contract start date	01/01/2016
Contract end date	

17/18 Contracted general activity (UDA)	16,423
Carry forward general activity (UDA)	0
17/18 Contracted orthodontic activity (UOA)	0
Carry forward orthodontic activity (UOA)	0
Baseline contract value	£503,419.18

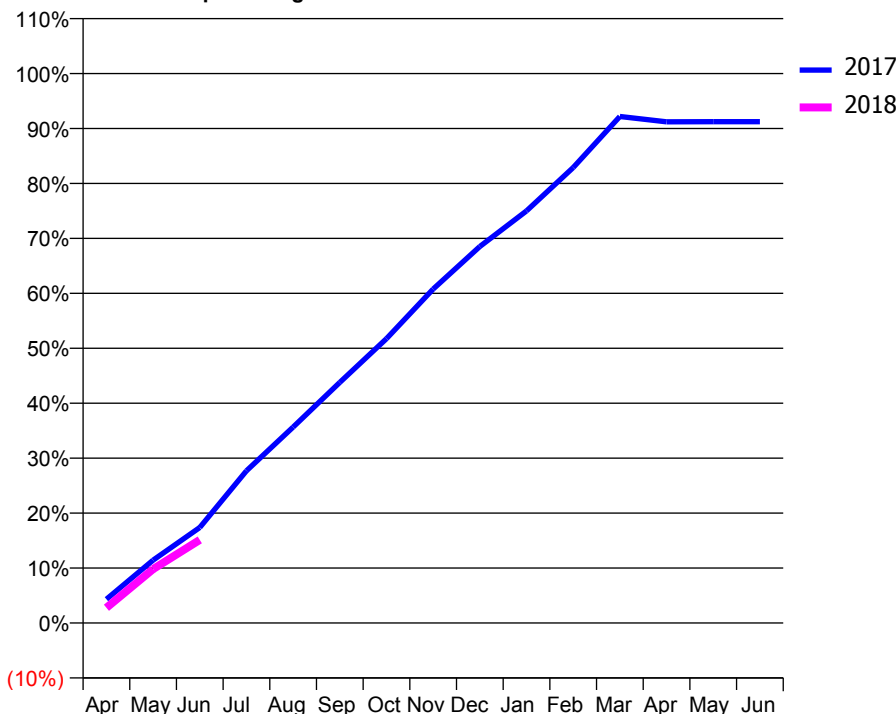
ACCESS*

Patients seen in 24 months	Total	Change since previous quarter
Quarter ending June 2016	2,455	
Quarter ending September 2016	3,232	↑
Quarter ending December 2016	3,852	↑
Quarter ending March 2017	4,393	↑
Quarter ending June 2017	4,594	↑
Variance since June 2016	87.1%	↑



ACTIVITY

Cumulative percentage of contracted UDA delivered 2017 & 2018



Adjusted Scheduled Activity (UDA)

Month	2017	2018
April	711	458
May	1,877	1,614
June	2,854	2,486
July	4,550	
August	5,857	
September	7,190	
October	8,498	
November	9,982	
December	11,251	
January	12,317	
February	13,613	
March	15,139	
April	14,981	
May	14,984	
June	14,984	

QUALITY

	Quantity	Base Number	Contract	AT	Region	England
% of FP17s for the same patient ID Re-attending within 3 months - Children	27	527	5.1%	10.1%	11.5%	12.0%
% of FP17s for the same patient ID Re-attending within 3 months - Adults	31	548	5.7%	15.8%	16.8%	16.0%
% of FP17s for the same patient ID Re-attending between 3 & 9 months - Children	220	527	41.7%	47.1%	47.3%	58.0%
% of FP17s for the same patient ID Re-attending between 3 & 9 months - Adults	318	548	58.0%	37.7%	38.3%	50.9%
% of FP17s for Band 1 Urgent Courses	66	1,087	6.1%	11.4%	10.7%	9.1%
% of FP17s Relating to Free Repair or Replacements	4	1,087	0.4%	0.6%	0.6%	0.8%
% of FP17s Relating to Continuations	8	1,087	0.7%	0.6%	0.8%	1.1%
% of Patients satisfied with the dentistry they have received	8	8	N/A	90.4%	89.8%	91.7%
% of Patients satisfied with the time they had to wait for an appointment	5	8	N/A	84.2%	83.6%	88.0%

* This is based on patients treated on this contract for their most recent course of treatment. Figures in italics indicate the base number of FP17s or Patient Questionnaire responses are less than 100. N/A is shown where the base number of responses is less than 10 during the period. % is calculated as Quantity/Base number*100

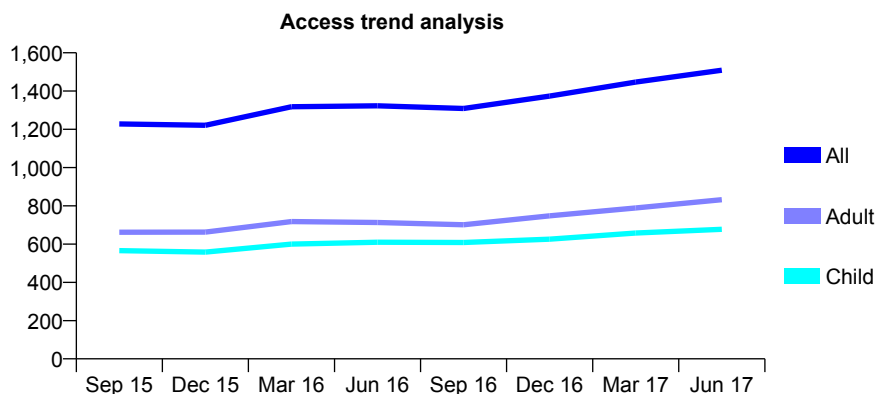
Q62 - Vital Signs At a Glance Contract Report for 135348/0001 - June 2017

Name or company name	Mr K. K. Kothary & Mr. P. Amin
Contract type name	GDS Contract
Purpose of contract	General
Contract start date	01/11/2013
Contract end date	

17/18 Contracted general activity (UDA)	8,498
Carry forward general activity (UDA)	0
17/18 Contracted orthodontic activity (UOA)	0
Carry forward orthodontic activity (UOA)	0
Baseline contract value	£221,150.09

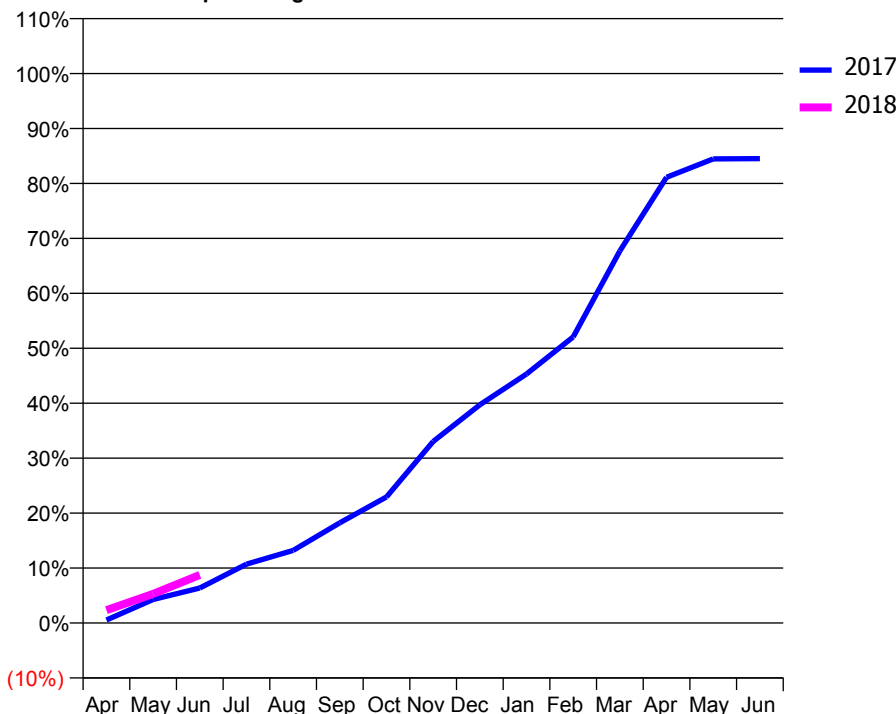
ACCESS*

Patients seen in 24 months	Total	Change since previous quarter
Quarter ending June 2016	1,323	
Quarter ending September 2016	1,309	↓
Quarter ending December 2016	1,374	↑
Quarter ending March 2017	1,447	↑
Quarter ending June 2017	1,509	↑
Variance since June 2016	14.1%	↑



ACTIVITY

Cumulative percentage of contracted UDA delivered 2017 & 2018



Adjusted Scheduled Activity (UDA)

Month	2017	2018
April	46	198
May	365	450
June	541	743
July	910	
August	1,123	
September	1,549	
October	1,950	
November	2,807	
December	3,375	
January	3,851	
February	4,425	
March	5,754	
April	6,893	
May	7,177	
June	7,181	

QUALITY

	Quantity	Base Number	Contract	AT	Region	England
% of FP17s for the same patient ID Re-attending within 3 months - Children	19	260	7.3%	10.1%	11.5%	12.0%
% of FP17s for the same patient ID Re-attending within 3 months - Adults	78	292	26.7%	15.8%	16.8%	16.0%
% of FP17s for the same patient ID Re-attending between 3 & 9 months - Children	143	260	55.0%	47.1%	47.3%	58.0%
% of FP17s for the same patient ID Re-attending between 3 & 9 months - Adults	107	292	36.6%	37.7%	38.3%	50.9%
% of FP17s for Band 1 Urgent Courses	48	252	19.0%	11.4%	10.7%	9.1%
% of FP17s Relating to Free Repair or Replacements	1	252	0.4%	0.6%	0.6%	0.8%
% of FP17s Relating to Continuations	0	252	0.0%	0.6%	0.8%	1.1%
% of Patients satisfied with the dentistry they have received	6	6	N/A	90.4%	89.8%	91.7%
% of Patients satisfied with the time they had to wait for an appointment	4	6	N/A	84.2%	83.6%	88.0%

* This is based on patients treated on this contract for their most recent course of treatment. Figures in italics indicate the base number of FP17s or Patient Questionnaire responses are less than 100. N/A is shown where the base number of responses is less than 10 during the period. % is calculated as Quantity/Base number*100

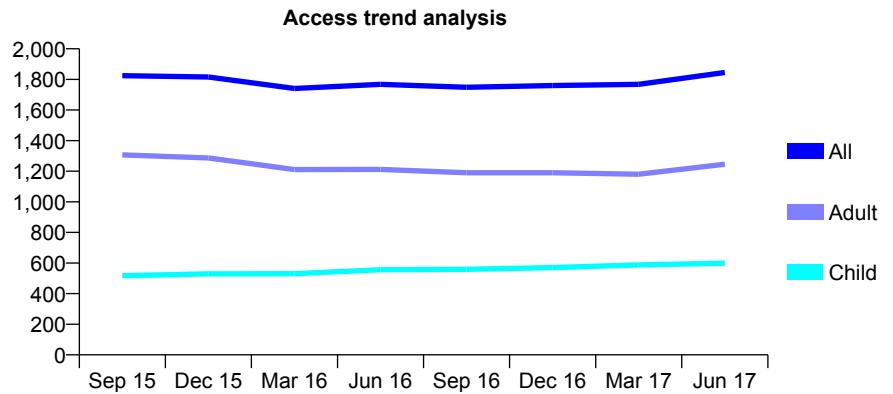
Q62 - Vital Signs At a Glance Contract Report for 136565/0001 - June 2017

Name or company name	Preeman Limited Smile For Life Dental Clin
Contract type name	GDS Contract
Purpose of contract	General
Contract start date	01/04/2011
Contract end date	

17/18 Contracted general activity (UDA)	8,350
Carry forward general activity (UDA)	0
17/18 Contracted orthodontic activity (UOA)	0
Carry forward orthodontic activity (UOA)	0
Baseline contract value	£200,902.28

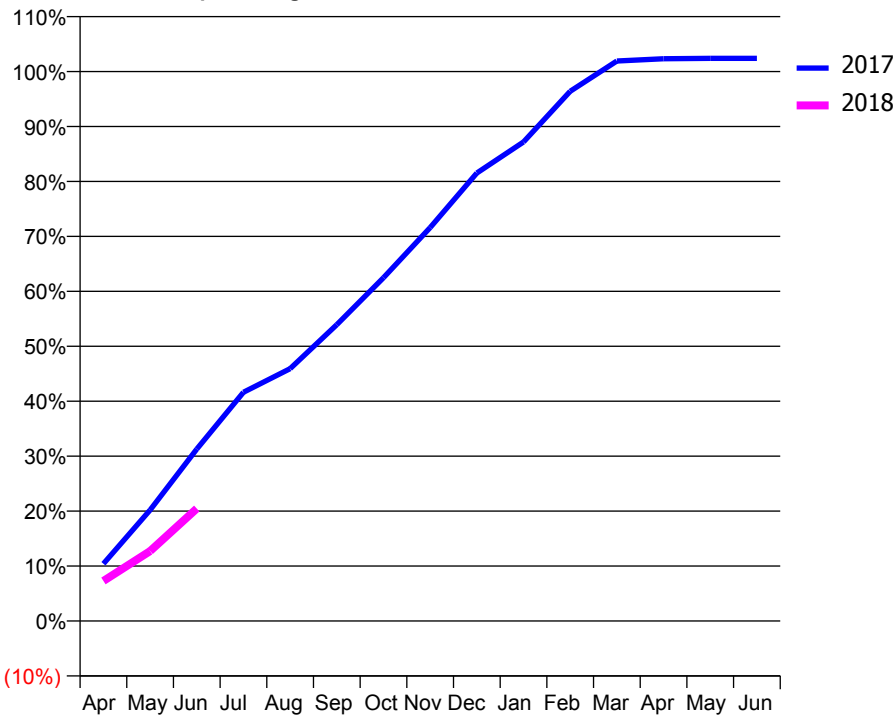
ACCESS*

Patients seen in 24 months	Total	Change since previous quarter
Quarter ending June 2016	1,768	
Quarter ending September 2016	1,749	↓
Quarter ending December 2016	1,760	→
Quarter ending March 2017	1,768	→
Quarter ending June 2017	1,845	↑
Variance since June 2016	4.4%	↑



ACTIVITY

Cumulative percentage of contracted UDA delivered 2017 & 2018



Month	Adjusted Scheduled Activity (UDA)	
	2017	2018
April	678	610
May	1,313	1,063
June	2,034	1,708
July	2,705	
August	2,986	
September	3,505	
October	4,061	
November	4,655	
December	5,300	
January	5,667	
February	6,267	
March	6,624	
April	6,651	
May	6,655	
June	6,655	

QUALITY

	Quantity	Base Number	Contract	AT	Region	England
% of FP17s for the same patient ID Re-attending within 3 months - Children	7	178	3.9%	10.1%	11.5%	12.0%
% of FP17s for the same patient ID Re-attending within 3 months - Adults	25	339	7.4%	15.8%	16.8%	16.0%
% of FP17s for the same patient ID Re-attending between 3 & 9 months - Children	97	178	54.5%	47.1%	47.3%	58.0%
% of FP17s for the same patient ID Re-attending between 3 & 9 months - Adults	117	339	34.5%	37.7%	38.3%	50.9%
% of FP17s for Band 1 Urgent Courses	21	490	4.3%	11.4%	10.7%	9.1%
% of FP17s Relating to Free Repair or Replacements	0	490	0.0%	0.6%	0.6%	0.8%
% of FP17s Relating to Continuations	8	490	1.6%	0.6%	0.8%	1.1%
% of Patients satisfied with the dentistry they have received	1	2	N/A	90.4%	89.8%	91.7%
% of Patients satisfied with the time they had to wait for an appointment	2	2	N/A	84.2%	83.6%	88.0%

* This is based on patients treated on this contract for their most recent course of treatment. Figures in italics indicate the base number of FP17s or Patient Questionnaire responses are less than 100. N/A is shown where the base number of responses is less than 10 during the period. % is calculated as Quantity/Base number*100

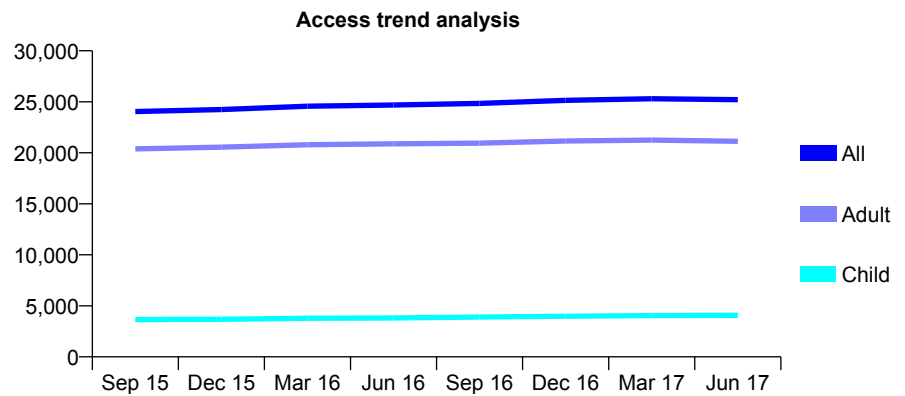
Q62 - Vital Signs At a Glance Contract Report for 138266/0001 - June 2017

Name or company name	Tooth and Mouth Limited
Contract type name	GDS Contract
Purpose of contract	General
Contract start date	01/04/2008
Contract end date	

17/18 Contracted general activity (UDA)	70,150
Carry forward general activity (UDA)	0
17/18 Contracted orthodontic activity (UOA)	0
Carry forward orthodontic activity (UOA)	0
Baseline contract value	£2,231,618.71

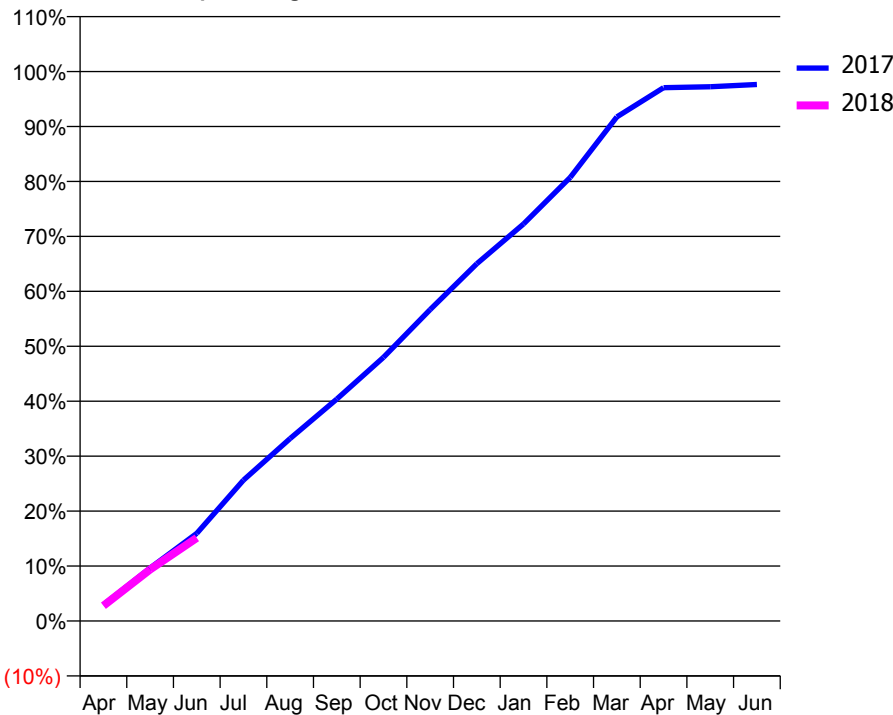
ACCESS*

Patients seen in 24 months	Total	Change since previous quarter
Quarter ending June 2016	24,691	
Quarter ending September 2016	24,847	→
Quarter ending December 2016	25,138	→
Quarter ending March 2017	25,304	→
Quarter ending June 2017	25,205	→
Variance since June 2016	2.1%	↑



ACTIVITY

Cumulative percentage of contracted UDA delivered 2017 & 2018



Month	Adjusted Scheduled Activity (UDA)	
	2017	2018
April	2,075	1,946
May	6,770	6,574
June	11,185	10,618
July	17,982	
August	23,293	
September	28,342	
October	33,664	
November	39,764	
December	45,612	
January	50,693	
February	56,623	
March	64,358	
April	68,077	
May	68,207	
June	68,493	

QUALITY

	Quantity	Base Number	Contract	AT	Region	England
% of FP17s for the same patient ID Re-attending within 3 months - Children	78	1,236	6.3%	10.1%	11.5%	12.0%
% of FP17s for the same patient ID Re-attending within 3 months - Adults	692	4,918	14.1%	15.8%	16.8%	16.0%
% of FP17s for the same patient ID Re-attending between 3 & 9 months - Children	725	1,236	58.7%	47.1%	47.3%	58.0%
% of FP17s for the same patient ID Re-attending between 3 & 9 months - Adults	1,556	4,918	31.6%	37.7%	38.3%	50.9%
% of FP17s for Band 1 Urgent Courses	667	4,852	13.7%	11.4%	10.7%	9.1%
% of FP17s Relating to Free Repair or Replacements	36	4,852	0.7%	0.6%	0.6%	0.8%
% of FP17s Relating to Continuations	20	4,852	0.4%	0.6%	0.8%	1.1%
% of Patients satisfied with the dentistry they have received	32	33	97.0%	90.4%	89.8%	91.7%
% of Patients satisfied with the time they had to wait for an appointment	31	33	93.9%	84.2%	83.6%	88.0%

* This is based on patients treated on this contract for their most recent course of treatment. Figures in italics indicate the base number of FP17s or Patient Questionnaire responses are less than 100. N/A is shown where the base number of responses is less than 10 during the period. % is calculated as Quantity/Base number*100

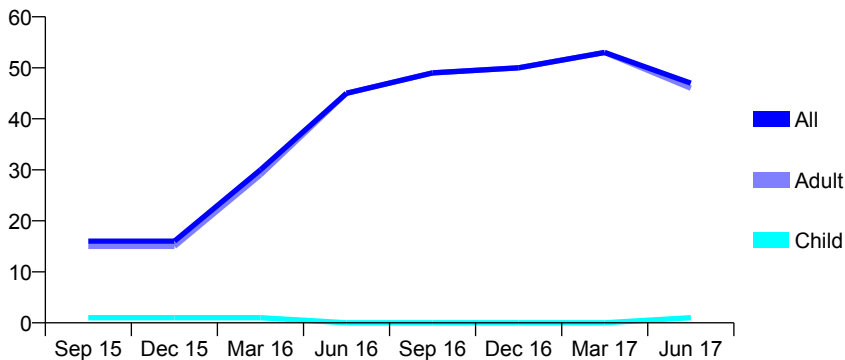
Q62 - Vital Signs At a Glance Contract Report for 138266/0003 - June 2017

Name or company name	Tooth and Mouth Limited
Contract type name	PDS Contract
Purpose of contract	General
Contract start date	01/04/2009
Contract end date	

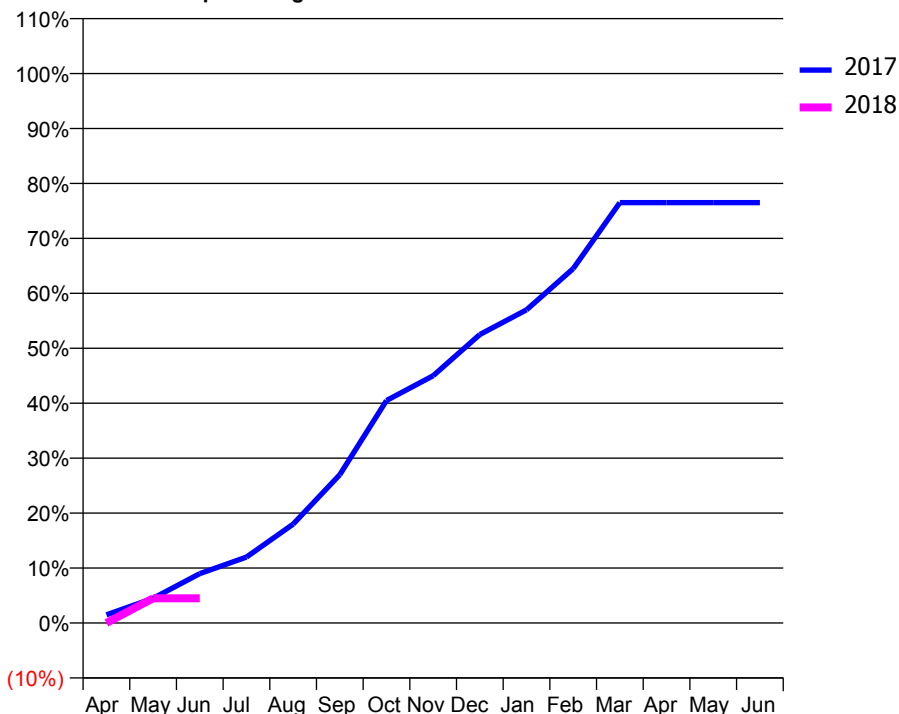
17/18 Contracted general activity (UDA)	200
Carry forward general activity (UDA)	0
17/18 Contracted orthodontic activity (UOA)	0
Carry forward orthodontic activity (UOA)	0
Baseline contract value	£25,739.78

ACCESS*

Patients seen in 24 months	Total	Change since previous quarter
Quarter ending June 2016	45	
Quarter ending September 2016	49	↑
Quarter ending December 2016	50	↑
Quarter ending March 2017	53	↑
Quarter ending June 2017	47	↓
Variance since June 2016	4.4%	↑

Access trend analysis


ACTIVITY

Cumulative percentage of contracted UDA delivered 2017 & 2018

Adjusted Scheduled Activity (UDA)

Month	2017	2018
April	3	0
May	9	9
June	18	9
July	24	
August	36	
September	54	
October	81	
November	90	
December	105	
January	114	
February	129	
March	153	
April	153	
May	153	
June	153	

QUALITY

	Quantity	Base Number	Contract	AT	Region	England
% of FP17s for the same patient ID Re-attending within 3 months - Children	0	0	N/A	10.1%	11.5%	12.0%
% of FP17s for the same patient ID Re-attending within 3 months - Adults	0	3	0.0%	15.8%	16.8%	16.0%
% of FP17s for the same patient ID Re-attending between 3 & 9 months - Children	0	0	N/A	47.1%	47.3%	58.0%
% of FP17s for the same patient ID Re-attending between 3 & 9 months - Adults	0	3	0.0%	37.7%	38.3%	50.9%
% of FP17s for Band 1 Urgent Courses	0	3	0.0%	11.4%	10.7%	9.1%
% of FP17s Relating to Free Repair or Replacements	0	3	0.0%	0.6%	0.6%	0.8%
% of FP17s Relating to Continuations	0	3	0.0%	0.6%	0.8%	1.1%
% of Patients satisfied with the dentistry they have received	0	0	N/A	90.4%	89.8%	91.7%
% of Patients satisfied with the time they had to wait for an appointment	0	0	N/A	84.2%	83.6%	88.0%

* This is based on patients treated on this contract for their most recent course of treatment. Figures in italics indicate the base number of FP17s or Patient Questionnaire responses are less than 100. N/A is shown where the base number of responses is less than 10 during the period. % is calculated as Quantity/Base number*100

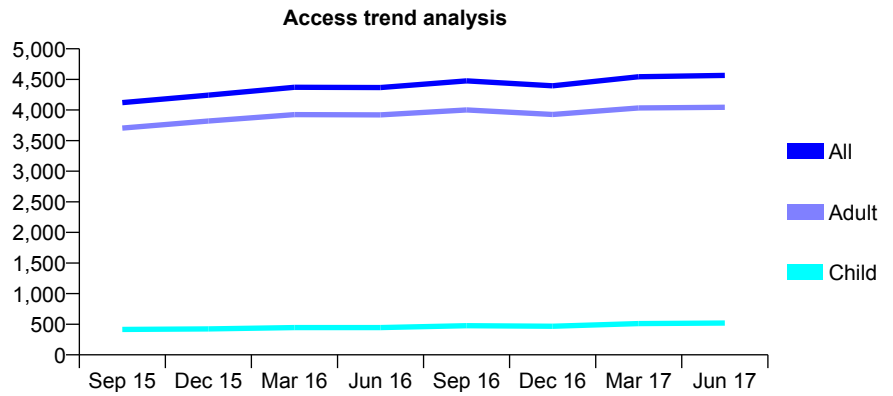
Q62 - Vital Signs At a Glance Contract Report for 138266/0005 - June 2017

Name or company name	Tooth and Mouth Limited
Contract type name	PDS Plus Contract
Purpose of contract	General
Contract start date	19/12/2011
Contract end date	18/12/2018

17/18 Contracted general activity (UDA)	14,500
Carry forward general activity (UDA)	0
17/18 Contracted orthodontic activity (UOA)	0
Carry forward orthodontic activity (UOA)	0
Baseline contract value	£245,991.00

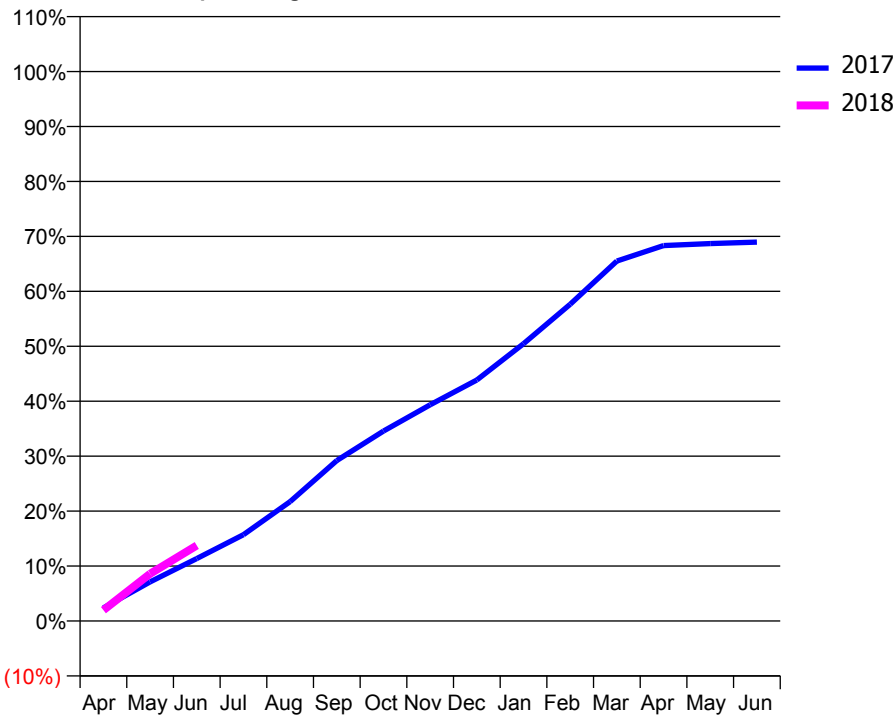
ACCESS*

Patients seen in 24 months	Total	Change since previous quarter
Quarter ending June 2016	4,367	
Quarter ending September 2016	4,477	↑
Quarter ending December 2016	4,395	↓
Quarter ending March 2017	4,544	↑
Quarter ending June 2017	4,565	→
Variance since June 2016	4.5%	↑



ACTIVITY

Cumulative percentage of contracted UDA delivered 2017 & 2018



Month	Adjusted Scheduled Activity (UDA)	
	2017	2018
April	348	288
May	1,031	1,247
June	1,647	1,994
July	2,280	
August	3,151	
September	4,235	
October	5,012	
November	5,704	
December	6,361	
January	7,318	
February	8,358	
March	9,498	
April	9,907	
May	9,958	
June	10,000	

QUALITY

	Quantity	Base Number	Contract	AT	Region	England
% of FP17s for the same patient ID Re-attending within 3 months - Children	13	143	9.1%	10.1%	11.5%	12.0%
% of FP17s for the same patient ID Re-attending within 3 months - Adults	118	864	13.7%	15.8%	16.8%	16.0%
% of FP17s for the same patient ID Re-attending between 3 & 9 months - Children	56	143	39.2%	47.1%	47.3%	58.0%
% of FP17s for the same patient ID Re-attending between 3 & 9 months - Adults	203	864	23.5%	37.7%	38.3%	50.9%
% of FP17s for Band 1 Urgent Courses	165	821	20.1%	11.4%	10.7%	9.1%
% of FP17s Relating to Free Repair or Replacements	12	821	1.5%	0.6%	0.6%	0.8%
% of FP17s Relating to Continuations	1	821	0.1%	0.6%	0.8%	1.1%
% of Patients satisfied with the dentistry they have received	4	4	N/A	90.4%	89.8%	91.7%
% of Patients satisfied with the time they had to wait for an appointment	3	4	N/A	84.2%	83.6%	88.0%

* This is based on patients treated on this contract for their most recent course of treatment. Figures in italics indicate the base number of FP17s or Patient Questionnaire responses are less than 100. N/A is shown where the base number of responses is less than 10 during the period. % is calculated as Quantity/Base number*100

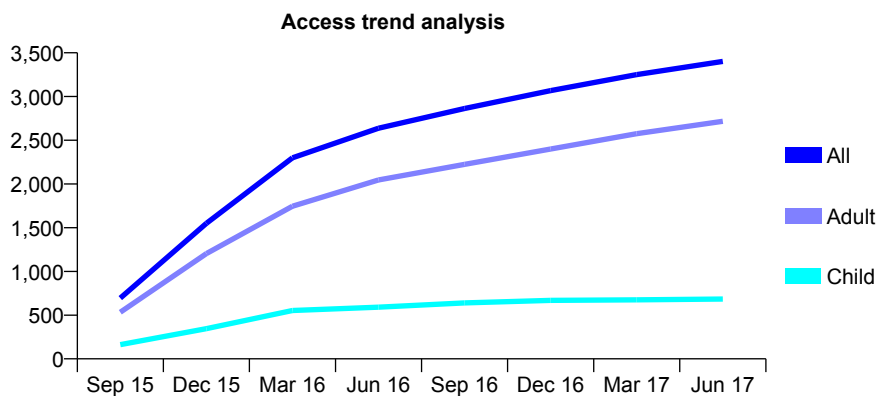
Q62 - Vital Signs At a Glance Contract Report for 141771/0001 - June 2017

Name or company name	Armytage Dental Practice
Contract type name	GDS Contract
Purpose of contract	General
Contract start date	01/07/2015
Contract end date	

17/18 Contracted general activity (UDA)	11,529
Carry forward general activity (UDA)	0
17/18 Contracted orthodontic activity (UOA)	0
Carry forward orthodontic activity (UOA)	0
Baseline contract value	£343,268.15

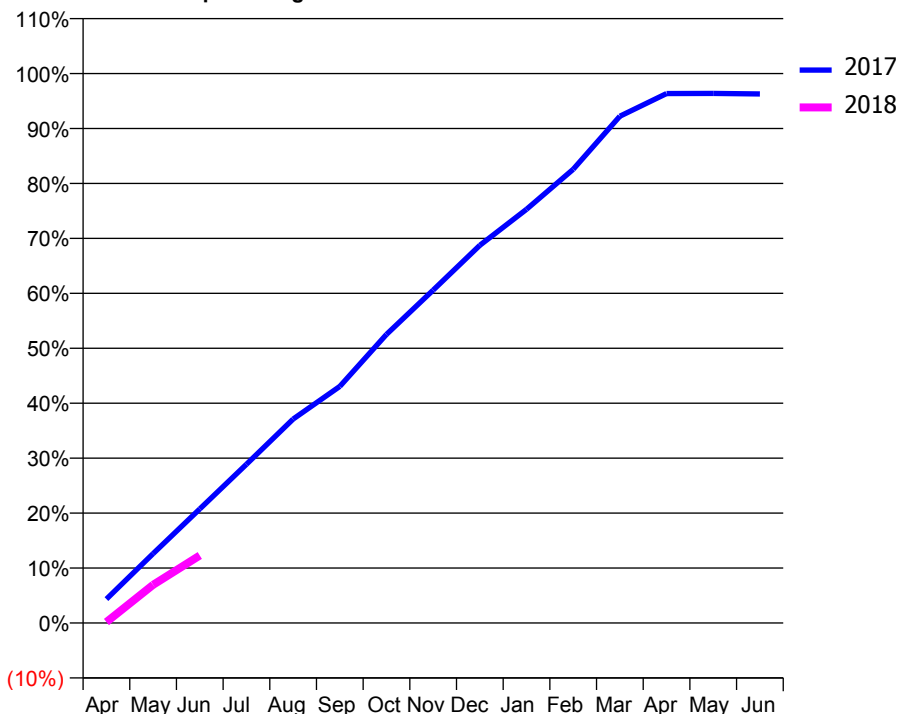
ACCESS*

Patients seen in 24 months	Total	Change since previous quarter
Quarter ending June 2016	2,637	
Quarter ending September 2016	2,863	↑
Quarter ending December 2016	3,068	↑
Quarter ending March 2017	3,250	↑
Quarter ending June 2017	3,401	↑
Variance since June 2016	29.0%	↑



ACTIVITY

Cumulative percentage of contracted UDA delivered 2017 & 2018



Month	Adjusted Scheduled Activity (UDA)	
	2017	2018
April	501	21
May	1,457	801
June	2,394	1,418
July	3,330	
August	4,280	
September	4,965	
October	6,055	
November	6,985	
December	7,924	
January	8,680	
February	9,520	
March	10,632	
April	11,107	
May	11,110	
June	11,099	

QUALITY

	Quantity	Base Number	Contract	AT	Region	England
% of FP17s for the same patient ID Re-attending within 3 months - Children	7	122	5.7%	10.1%	11.5%	12.0%
% of FP17s for the same patient ID Re-attending within 3 months - Adults	50	448	11.2%	15.8%	16.8%	16.0%
% of FP17s for the same patient ID Re-attending between 3 & 9 months - Children	41	122	33.6%	47.1%	47.3%	58.0%
% of FP17s for the same patient ID Re-attending between 3 & 9 months - Adults	106	448	23.7%	37.7%	38.3%	50.9%
% of FP17s for Band 1 Urgent Courses	30	454	6.6%	11.4%	10.7%	9.1%
% of FP17s Relating to Free Repair or Replacements	5	454	1.1%	0.6%	0.6%	0.8%
% of FP17s Relating to Continuations	5	454	1.1%	0.6%	0.8%	1.1%
% of Patients satisfied with the dentistry they have received	3	3	N/A	90.4%	89.8%	91.7%
% of Patients satisfied with the time they had to wait for an appointment	1	3	N/A	84.2%	83.6%	88.0%

* This is based on patients treated on this contract for their most recent course of treatment. Figures in italics indicate the base number of FP17s or Patient Questionnaire responses are less than 100. N/A is shown where the base number of responses is less than 10 during the period. % is calculated as Quantity/Base number*100

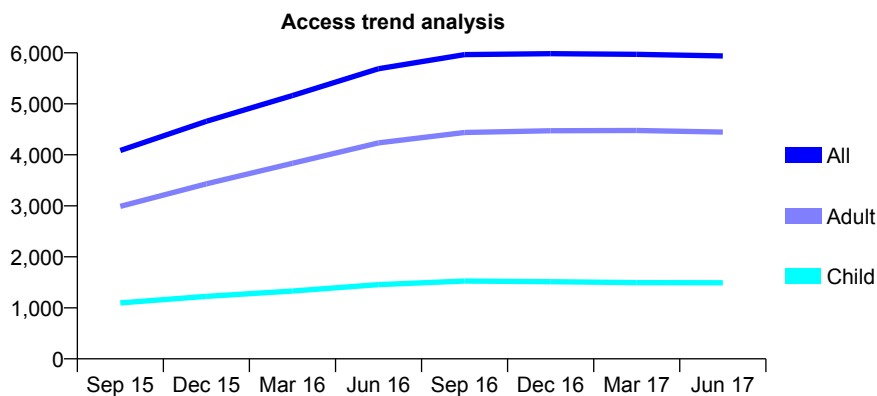
Q62 - Vital Signs At a Glance Contract Report for 142042/0001 - June 2017

Name or company name	Dr M Patel and Dr S Patel
Contract type name	GDS Contract
Purpose of contract	General
Contract start date	31/10/2014
Contract end date	

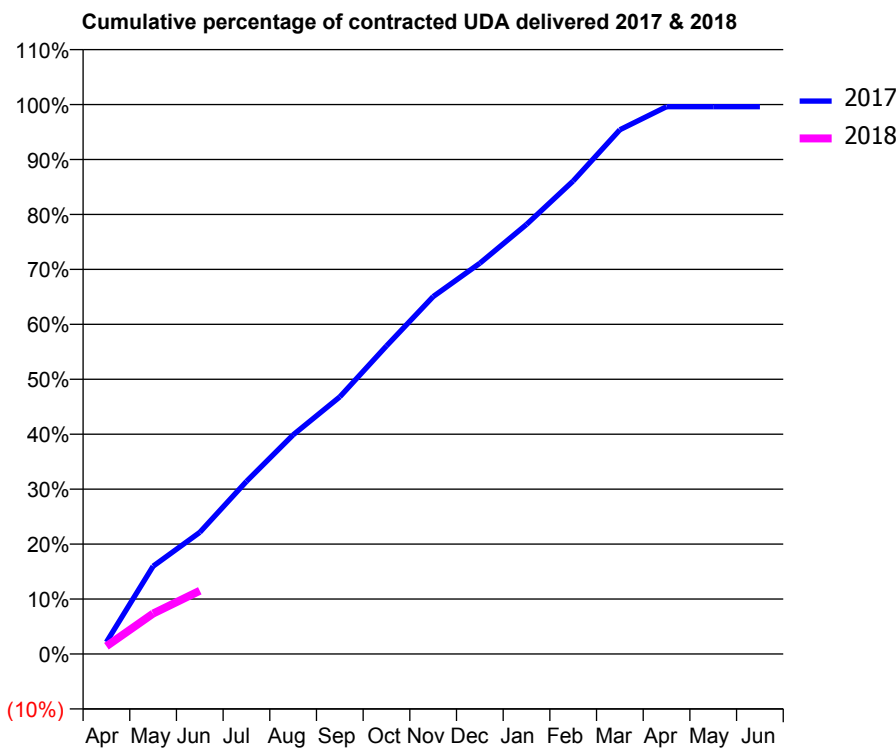
17/18 Contracted general activity (UDA)	16,272
Carry forward general activity (UDA)	0
17/18 Contracted orthodontic activity (UOA)	0
Carry forward orthodontic activity (UOA)	0
Baseline contract value	£460,767.44

ACCESS*

Patients seen in 24 months	Total	Change since previous quarter
Quarter ending June 2016	5,687	
Quarter ending September 2016	5,965	↑
Quarter ending December 2016	5,984	→
Quarter ending March 2017	5,969	→
Quarter ending June 2017	5,938	→
Variance since June 2016	4.4%	↑



ACTIVITY



Month	Adjusted Scheduled Activity (UDA)	
	2017	2018
April	352	232
May	2,599	1,199
June	3,601	1,874
July	5,113	
August	6,491	
September	7,616	
October	9,123	
November	10,585	
December	11,573	
January	12,721	
February	14,006	
March	15,525	
April	16,206	
May	16,206	
June	16,207	

QUALITY

	Quantity	Base Number	Contract	AT	Region	England
% of FP17s for the same patient ID Re-attending within 3 months - Children	15	371	4.0%	10.1%	11.5%	12.0%
% of FP17s for the same patient ID Re-attending within 3 months - Adults	116	936	12.4%	15.8%	16.8%	16.0%
% of FP17s for the same patient ID Re-attending between 3 & 9 months - Children	221	371	59.6%	47.1%	47.3%	58.0%
% of FP17s for the same patient ID Re-attending between 3 & 9 months - Adults	400	936	42.7%	37.7%	38.3%	50.9%
% of FP17s for Band 1 Urgent Courses	64	879	7.3%	11.4%	10.7%	9.1%
% of FP17s Relating to Free Repair or Replacements	3	879	0.3%	0.6%	0.6%	0.8%
% of FP17s Relating to Continuations	1	879	0.1%	0.6%	0.8%	1.1%
% of Patients satisfied with the dentistry they have received	7	7	N/A	90.4%	89.8%	91.7%
% of Patients satisfied with the time they had to wait for an appointment	7	7	N/A	84.2%	83.6%	88.0%

* This is based on patients treated on this contract for their most recent course of treatment. Figures in italics indicate the base number of FP17s or Patient Questionnaire responses are less than 100. N/A is shown where the base number of responses is less than 10 during the period. % is calculated as Quantity/Base number*100

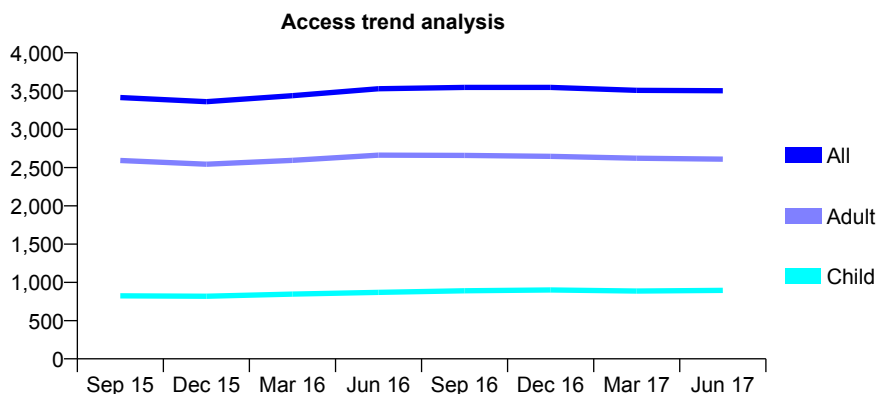
Q62 - Vital Signs At a Glance Contract Report for 142468/0001 - June 2017

Name or company name	Hill View Dental Practice Limited
Contract type name	GDS Contract
Purpose of contract	General
Contract start date	09/06/2010
Contract end date	

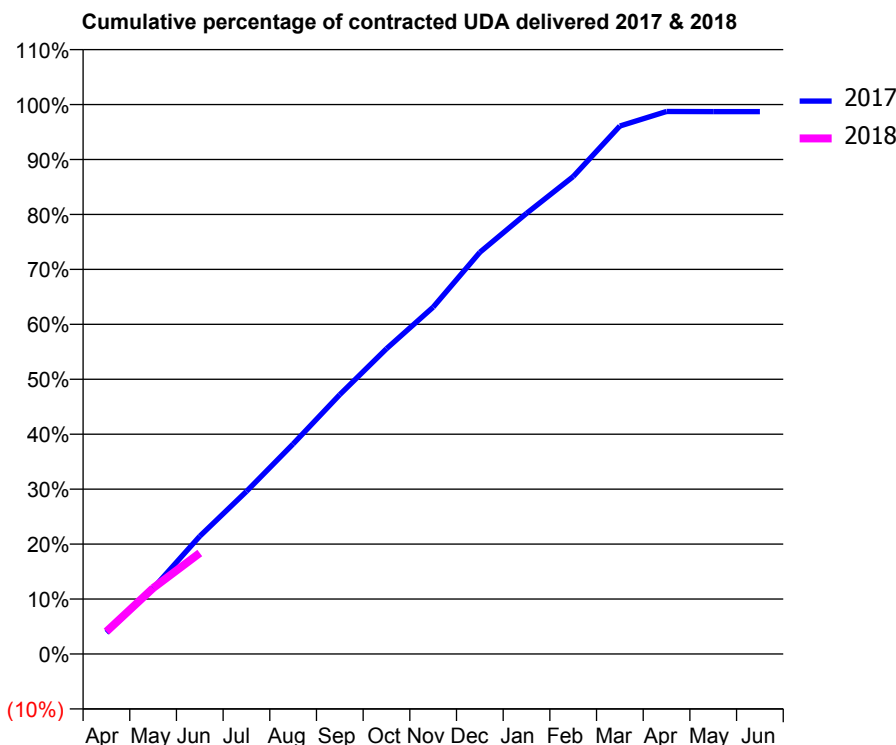
17/18 Contracted general activity (UDA)	12,029
Carry forward general activity (UDA)	0
17/18 Contracted orthodontic activity (UOA)	0
Carry forward orthodontic activity (UOA)	0
Baseline contract value	£309,909.44

ACCESS*

Patients seen in 24 months	Total	Change since previous quarter
Quarter ending June 2016	3,531	
Quarter ending September 2016	3,548	→
Quarter ending December 2016	3,548	→
Quarter ending March 2017	3,509	↓
Quarter ending June 2017	3,505	→
Variance since June 2016	(0.7%)	→



ACTIVITY



Month	Adjusted Scheduled Activity (UDA)	
	2017	2018
April	468	492
May	1,438	1,445
June	2,579	2,210
July	3,560	
August	4,598	
September	5,679	
October	6,684	
November	7,594	
December	8,795	
January	9,646	
February	10,451	
March	11,559	
April	11,875	
May	11,874	
June	11,874	

QUALITY

	Quantity	Base Number	Contract	AT	Region	England
% of FP17s for the same patient ID Re-attending within 3 months - Children	14	318	4.4%	10.1%	11.5%	12.0%
% of FP17s for the same patient ID Re-attending within 3 months - Adults	107	908	11.8%	15.8%	16.8%	16.0%
% of FP17s for the same patient ID Re-attending between 3 & 9 months - Children	207	318	65.1%	47.1%	47.3%	58.0%
% of FP17s for the same patient ID Re-attending between 3 & 9 months - Adults	602	908	66.3%	37.7%	38.3%	50.9%
% of FP17s for Band 1 Urgent Courses	79	1,036	7.6%	11.4%	10.7%	9.1%
% of FP17s Relating to Free Repair or Replacements	3	1,036	0.3%	0.6%	0.6%	0.8%
% of FP17s Relating to Continuations	4	1,036	0.4%	0.6%	0.8%	1.1%
% of Patients satisfied with the dentistry they have received	16	16	100.0%	90.4%	89.8%	91.7%
% of Patients satisfied with the time they had to wait for an appointment	15	16	93.8%	84.2%	83.6%	88.0%

* This is based on patients treated on this contract for their most recent course of treatment. Figures in italics indicate the base number of FP17s or Patient Questionnaire responses are less than 100. N/A is shown where the base number of responses is less than 10 during the period. % is calculated as Quantity/Base number*100

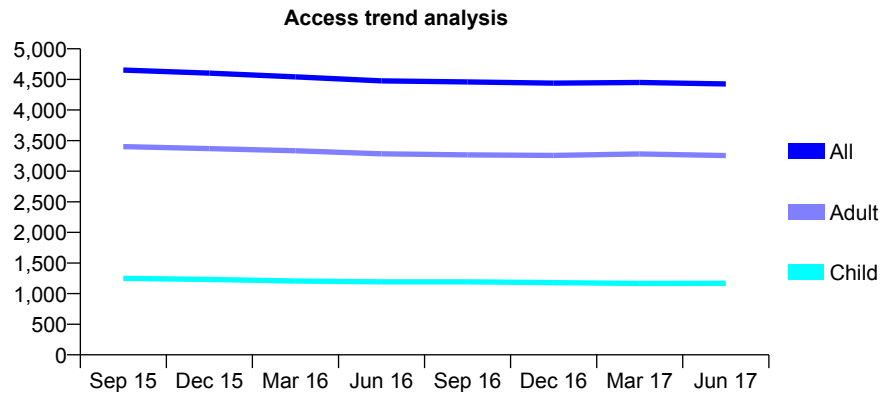
Q62 - Vital Signs At a Glance Contract Report for 142964/0001 - June 2017

Name or company name	The Bush Dental Clinic
Contract type name	GDS Contract
Purpose of contract	General
Contract start date	01/04/2011
Contract end date	

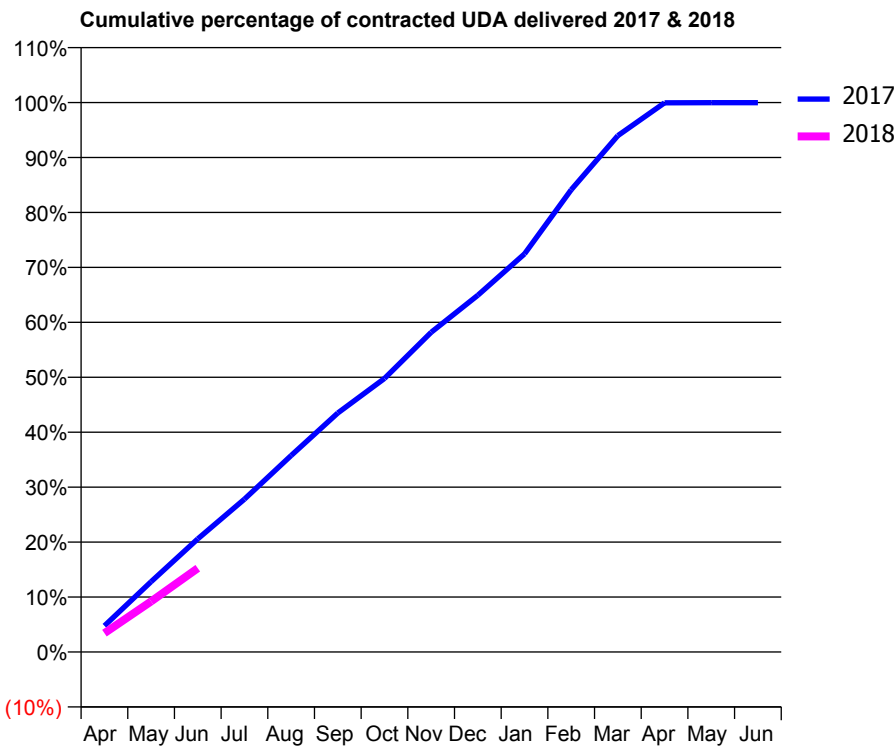
17/18 Contracted general activity (UDA)	12,840
Carry forward general activity (UDA)	0
17/18 Contracted orthodontic activity (UOA)	0
Carry forward orthodontic activity (UOA)	0
Baseline contract value	£448,026.43

ACCESS*

Patients seen in 24 months	Total	Change since previous quarter
Quarter ending June 2016	4,477	
Quarter ending September 2016	4,459	→
Quarter ending December 2016	4,438	→
Quarter ending March 2017	4,449	→
Quarter ending June 2017	4,425	→
Variance since June 2016	(1.2%)	↓



ACTIVITY



Month	Adjusted Scheduled Activity (UDA)	
	2017	2018
April	613	441
May	1,645	1,181
June	2,643	1,960
July	3,573	
August	4,590	
September	5,584	
October	6,394	
November	7,470	
December	8,338	
January	9,302	
February	10,802	
March	12,067	
April	12,834	
May	12,835	
June	12,835	

QUALITY

	Quantity	Base Number	Contract	AT	Region	England
% of FP17s for the same patient ID Re-attending within 3 months - Children	24	381	6.3%	10.1%	11.5%	12.0%
% of FP17s for the same patient ID Re-attending within 3 months - Adults	134	936	14.3%	15.8%	16.8%	16.0%
% of FP17s for the same patient ID Re-attending between 3 & 9 months - Children	208	381	54.6%	47.1%	47.3%	58.0%
% of FP17s for the same patient ID Re-attending between 3 & 9 months - Adults	404	936	43.2%	37.7%	38.3%	50.9%
% of FP17s for Band 1 Urgent Courses	118	1,037	11.4%	11.4%	10.7%	9.1%
% of FP17s Relating to Free Repair or Replacements	7	1,037	0.7%	0.6%	0.6%	0.8%
% of FP17s Relating to Continuations	1	1,037	0.1%	0.6%	0.8%	1.1%
% of Patients satisfied with the dentistry they have received	3	4	N/A	90.4%	89.8%	91.7%
% of Patients satisfied with the time they had to wait for an appointment	4	4	N/A	84.2%	83.6%	88.0%

* This is based on patients treated on this contract for their most recent course of treatment. Figures in italics indicate the base number of FP17s or Patient Questionnaire responses are less than 100. N/A is shown where the base number of responses is less than 10 during the period. % is calculated as Quantity/Base number*100

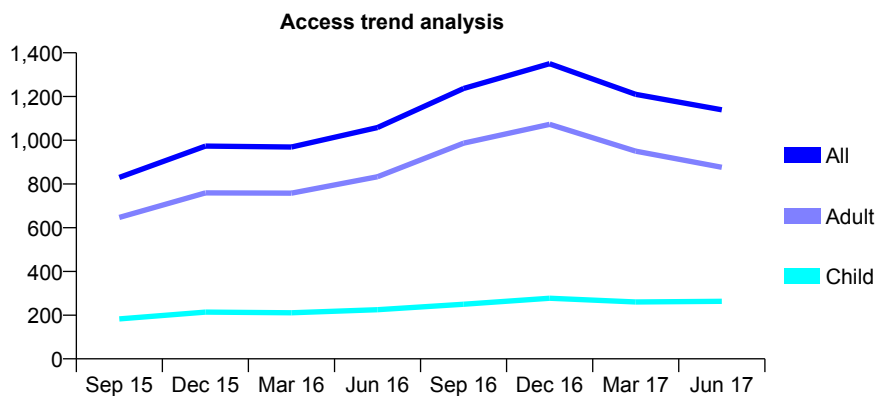
Q62 - Vital Signs At a Glance Contract Report for 143774/0001 - June 2017

Name or company name	Dr J Jeyaseelan & Dr A Thanki
Contract type name	GDS Contract
Purpose of contract	General
Contract start date	01/12/2014
Contract end date	

17/18 Contracted general activity (UDA)	3,957
Carry forward general activity (UDA)	0
17/18 Contracted orthodontic activity (UOA)	0
Carry forward orthodontic activity (UOA)	0
Baseline contract value	£121,719.87

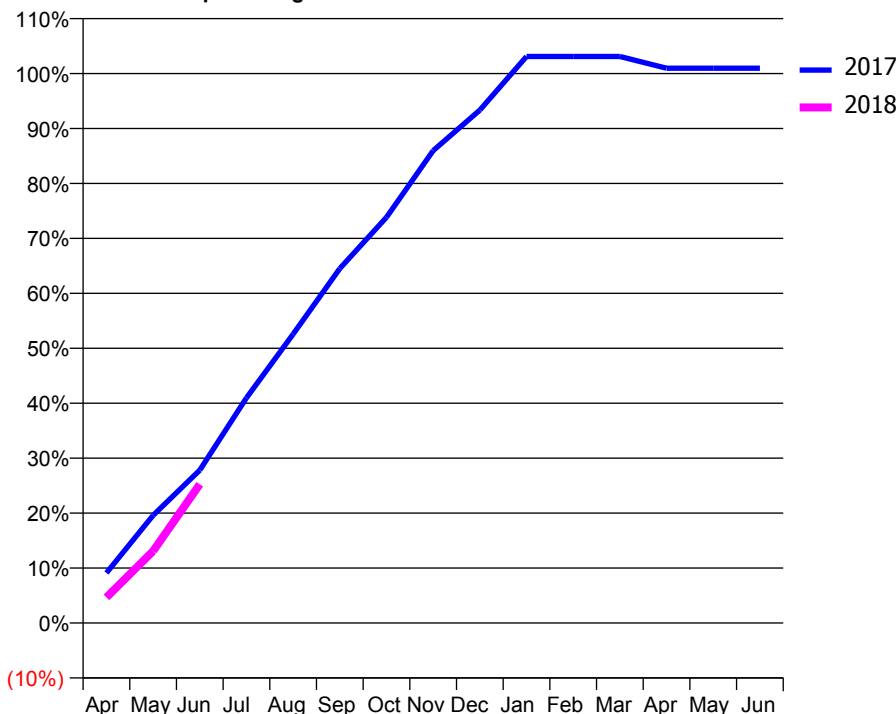
ACCESS*

Patients seen in 24 months	Total	Change since previous quarter
Quarter ending June 2016	1,058	
Quarter ending September 2016	1,237	↑
Quarter ending December 2016	1,350	↑
Quarter ending March 2017	1,210	↓
Quarter ending June 2017	1,139	↓
Variance since June 2016	7.7%	↑



ACTIVITY

Cumulative percentage of contracted UDA delivered 2017 & 2018



Adjusted Scheduled Activity (UDA)

Month	2017	2018
April	360	185
May	776	518
June	1,101	999
July	1,621	
August	2,081	
September	2,553	
October	2,921	
November	3,401	
December	3,693	
January	4,079	
February	4,079	
March	4,079	
April	3,995	
May	3,995	
June	3,995	

QUALITY

	Quantity	Base Number	Contract	AT	Region	England
% of FP17s for the same patient ID Re-attending within 3 months - Children	2	91	2.2%	10.1%	11.5%	12.0%
% of FP17s for the same patient ID Re-attending within 3 months - Adults	1	147	0.7%	15.8%	16.8%	16.0%
% of FP17s for the same patient ID Re-attending between 3 & 9 months - Children	39	91	42.9%	47.1%	47.3%	58.0%
% of FP17s for the same patient ID Re-attending between 3 & 9 months - Adults	64	147	43.5%	37.7%	38.3%	50.9%
% of FP17s for Band 1 Urgent Courses	5	245	2.0%	11.4%	10.7%	9.1%
% of FP17s Relating to Free Repair or Replacements	0	245	0.0%	0.6%	0.6%	0.8%
% of FP17s Relating to Continuations	0	245	0.0%	0.6%	0.8%	1.1%
% of Patients satisfied with the dentistry they have received	3	3	N/A	90.4%	89.8%	91.7%
% of Patients satisfied with the time they had to wait for an appointment	2	3	N/A	84.2%	83.6%	88.0%

* This is based on patients treated on this contract for their most recent course of treatment. Figures in italics indicate the base number of FP17s or Patient Questionnaire responses are less than 100. N/A is shown where the base number of responses is less than 10 during the period. % is calculated as Quantity/Base number*100

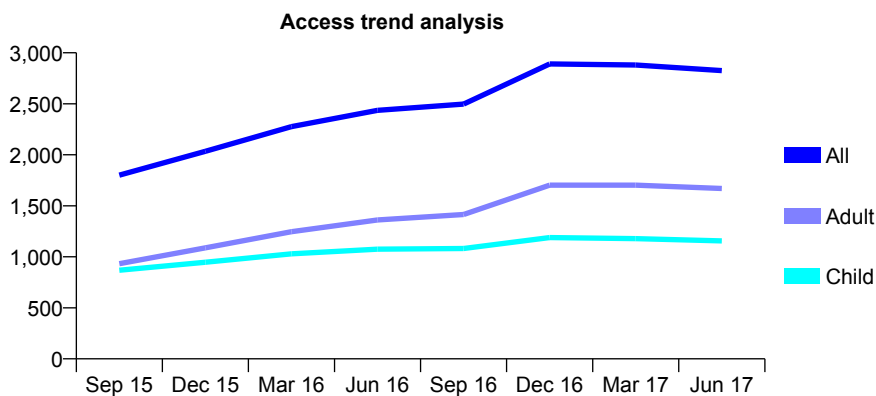
Q62 - Vital Signs At a Glance Contract Report for 144843/0001 - June 2017

Name or company name	Dr Jeff Sherer and Dr Larry Levin
Contract type name	GDS Contract
Purpose of contract	General
Contract start date	01/12/2014
Contract end date	

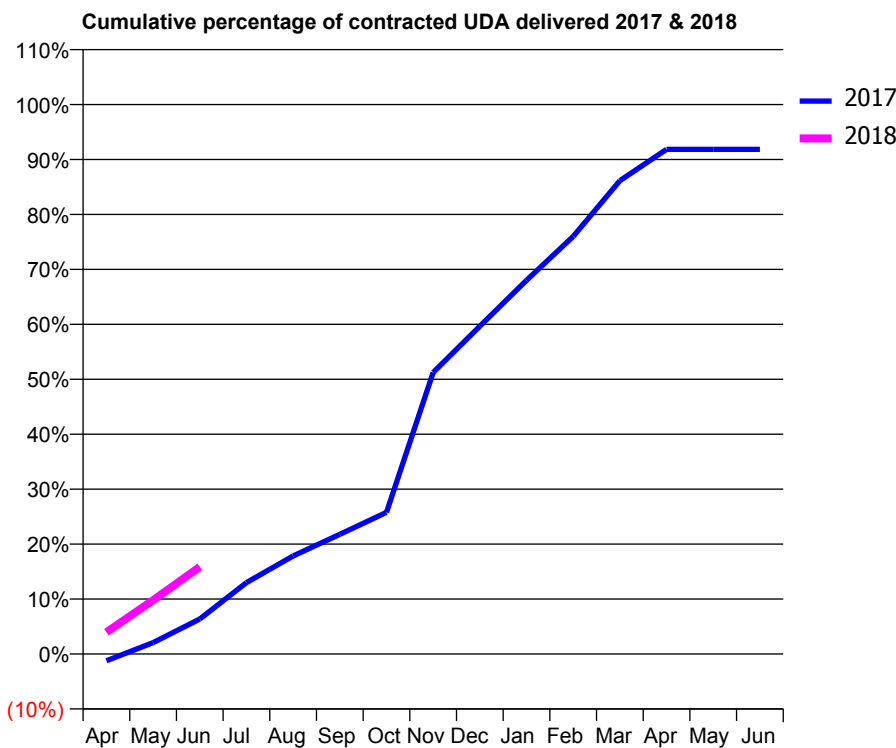
17/18 Contracted general activity (UDA)	7,313
Carry forward general activity (UDA)	0
17/18 Contracted orthodontic activity (UOA)	0
Carry forward orthodontic activity (UOA)	0
Baseline contract value	£176,844.75

ACCESS*

Patients seen in 24 months	Total	Change since previous quarter
Quarter ending June 2016	2,436	
Quarter ending September 2016	2,497	↑
Quarter ending December 2016	2,891	↑
Quarter ending March 2017	2,881	→
Quarter ending June 2017	2,826	↓
Variance since June 2016	16.0%	↑



ACTIVITY



Adjusted Scheduled Activity (UDA)		
Month	2017	2018
April	-91	291
May	151	717
June	466	1,160
July	950	
August	1,304	
September	1,593	
October	1,886	
November	3,747	
December	4,363	
January	4,973	
February	5,558	
March	6,299	
April	6,716	
May	6,716	
June	6,716	

QUALITY

	Quantity	Base Number	Contract	AT	Region	England
% of FP17s for the same patient ID Re-attending within 3 months - Children	32	374	8.6%	10.1%	11.5%	12.0%
% of FP17s for the same patient ID Re-attending within 3 months - Adults	71	389	18.3%	15.8%	16.8%	16.0%
% of FP17s for the same patient ID Re-attending between 3 & 9 months - Children	190	374	50.8%	47.1%	47.3%	58.0%
% of FP17s for the same patient ID Re-attending between 3 & 9 months - Adults	148	389	38.0%	37.7%	38.3%	50.9%
% of FP17s for Band 1 Urgent Courses	70	566	12.4%	11.4%	10.7%	9.1%
% of FP17s Relating to Free Repair or Replacements	6	566	1.1%	0.6%	0.6%	0.8%
% of FP17s Relating to Continuations	17	566	3.0%	0.6%	0.8%	1.1%
% of Patients satisfied with the dentistry they have received	7	7	N/A	90.4%	89.8%	91.7%
% of Patients satisfied with the time they had to wait for an appointment	7	7	N/A	84.2%	83.6%	88.0%

* This is based on patients treated on this contract for their most recent course of treatment. Figures in italics indicate the base number of FP17s or Patient Questionnaire responses are less than 100. N/A is shown where the base number of responses is less than 10 during the period. % is calculated as Quantity/Base number*100

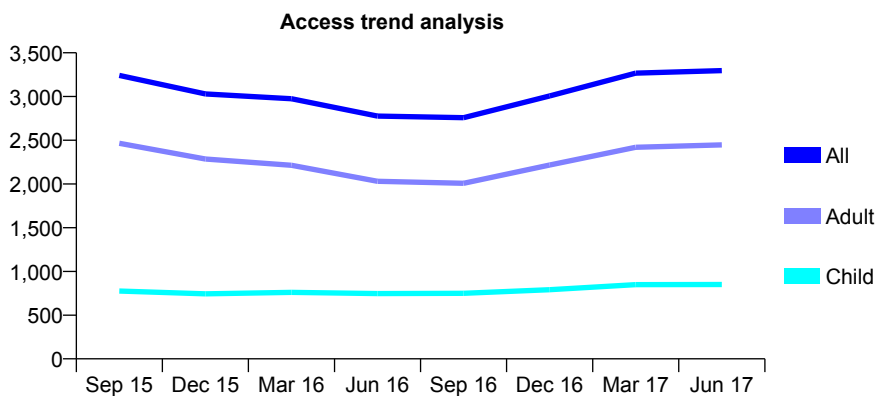
Q62 - Vital Signs At a Glance Contract Report for 145173/0001 - June 2017

Name or company name	Dr. B.C. Khuroya & Dr. R. Majithia
Contract type name	GDS Contract
Purpose of contract	General
Contract start date	01/04/2013
Contract end date	

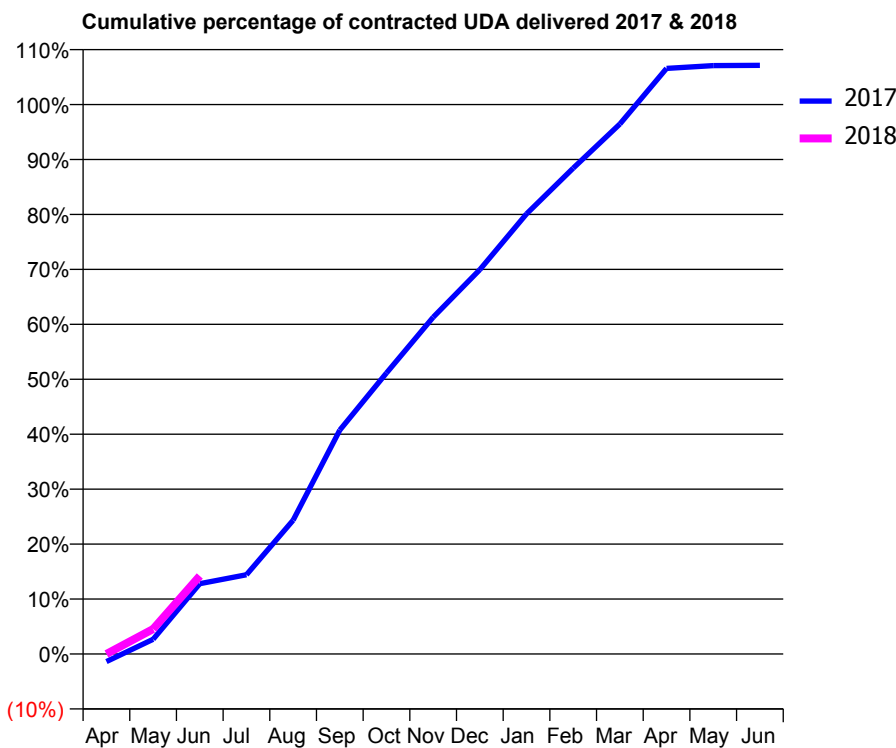
17/18 Contracted general activity (UDA)	6,470
Carry forward general activity (UDA)	0
17/18 Contracted orthodontic activity (UOA)	0
Carry forward orthodontic activity (UOA)	0
Baseline contract value	£153,932.50

ACCESS*

Patients seen in 24 months	Total	Change since previous quarter
Quarter ending June 2016	2,776	
Quarter ending September 2016	2,758	→
Quarter ending December 2016	3,007	↑
Quarter ending March 2017	3,268	↑
Quarter ending June 2017	3,297	→
Variance since June 2016	18.8%	↑



ACTIVITY



Month	Adjusted Scheduled Activity (UDA)	
	2017	2018
April	-91	0
May	173	295
June	828	919
July	934	
August	1,576	
September	2,637	
October	3,310	
November	3,965	
December	4,525	
January	5,181	
February	5,721	
March	6,241	
April	6,895	
May	6,928	
June	6,931	

QUALITY

	Quantity	Base Number	Contract	AT	Region	England
% of FP17s for the same patient ID Re-attending within 3 months - Children	14	208	6.7%	10.1%	11.5%	12.0%
% of FP17s for the same patient ID Re-attending within 3 months - Adults	94	543	17.3%	15.8%	16.8%	16.0%
% of FP17s for the same patient ID Re-attending between 3 & 9 months - Children	57	208	27.4%	47.1%	47.3%	58.0%
% of FP17s for the same patient ID Re-attending between 3 & 9 months - Adults	104	543	19.2%	37.7%	38.3%	50.9%
% of FP17s for Band 1 Urgent Courses	90	385	23.4%	11.4%	10.7%	9.1%
% of FP17s Relating to Free Repair or Replacements	0	385	0.0%	0.6%	0.6%	0.8%
% of FP17s Relating to Continuations	5	385	1.3%	0.6%	0.8%	1.1%
% of Patients satisfied with the dentistry they have received	3	4	N/A	90.4%	89.8%	91.7%
% of Patients satisfied with the time they had to wait for an appointment	4	4	N/A	84.2%	83.6%	88.0%

* This is based on patients treated on this contract for their most recent course of treatment. Figures in italics indicate the base number of FP17s or Patient Questionnaire responses are less than 100. N/A is shown where the base number of responses is less than 10 during the period. % is calculated as Quantity/Base number*100

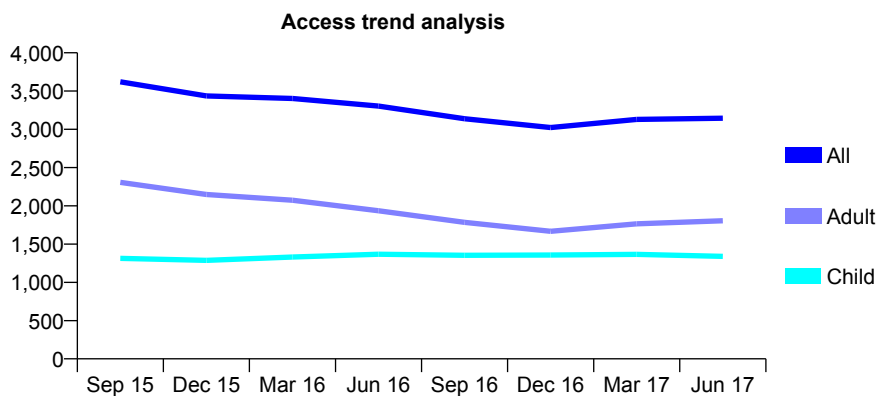
Q62 - Vital Signs At a Glance Contract Report for 147028/0001 - June 2017

Name or company name	Rose Garden Dental Practice
Contract type name	GDS Contract
Purpose of contract	General
Contract start date	01/09/2010
Contract end date	

17/18 Contracted general activity (UDA)	5,672
Carry forward general activity (UDA)	0
17/18 Contracted orthodontic activity (UOA)	0
Carry forward orthodontic activity (UOA)	0
Baseline contract value	£157,349.84

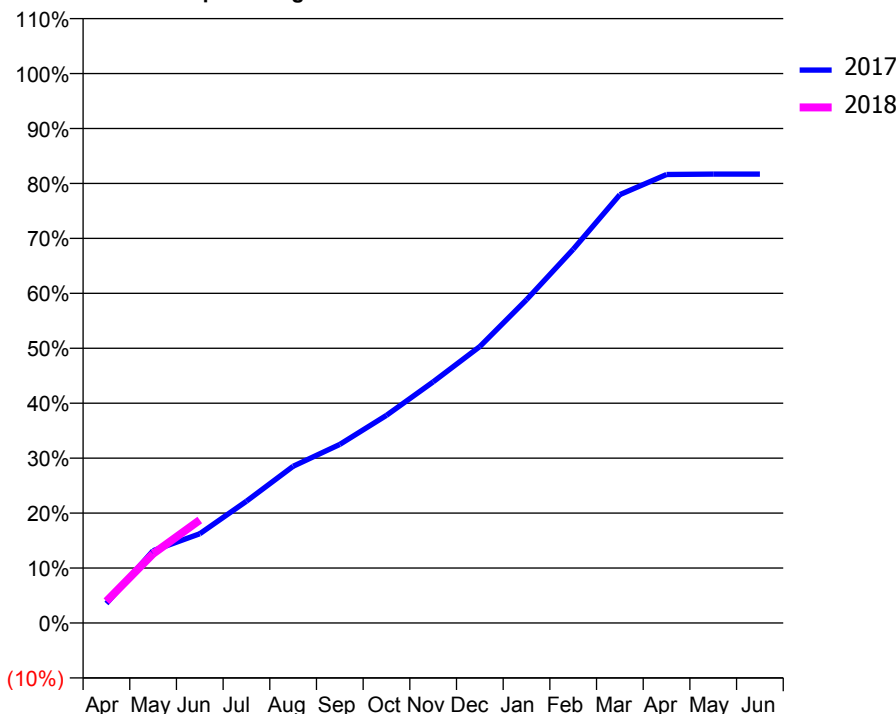
ACCESS*

Patients seen in 24 months	Total	Change since previous quarter
Quarter ending June 2016	3,304	
Quarter ending September 2016	3,138	↓
Quarter ending December 2016	3,023	↓
Quarter ending March 2017	3,130	↑
Quarter ending June 2017	3,145	→
Variance since June 2016	(4.8%)	↓



ACTIVITY

Cumulative percentage of contracted UDA delivered 2017 & 2018



Month	Adjusted Scheduled Activity (UDA)	
	2017	2018
April	202	226
May	746	715
June	922	1,063
July	1,257	
August	1,618	
September	1,844	
October	2,144	
November	2,489	
December	2,854	
January	3,337	
February	3,858	
March	4,421	
April	4,630	
May	4,634	
June	4,634	

QUALITY

	Quantity	Base Number	Contract	AT	Region	England
% of FP17s for the same patient ID Re-attending within 3 months - Children	22	365	6.0%	10.1%	11.5%	12.0%
% of FP17s for the same patient ID Re-attending within 3 months - Adults	52	422	12.3%	15.8%	16.8%	16.0%
% of FP17s for the same patient ID Re-attending between 3 & 9 months - Children	151	365	41.4%	47.1%	47.3%	58.0%
% of FP17s for the same patient ID Re-attending between 3 & 9 months - Adults	81	422	19.2%	37.7%	38.3%	50.9%
% of FP17s for Band 1 Urgent Courses	55	480	11.5%	11.4%	10.7%	9.1%
% of FP17s Relating to Free Repair or Replacements	0	480	0.0%	0.6%	0.6%	0.8%
% of FP17s Relating to Continuations	4	480	0.8%	0.6%	0.8%	1.1%
% of Patients satisfied with the dentistry they have received	1	2	N/A	90.4%	89.8%	91.7%
% of Patients satisfied with the time they had to wait for an appointment	1	2	N/A	84.2%	83.6%	88.0%

* This is based on patients treated on this contract for their most recent course of treatment. Figures in italics indicate the base number of FP17s or Patient Questionnaire responses are less than 100. N/A is shown where the base number of responses is less than 10 during the period. % is calculated as Quantity/Base number*100

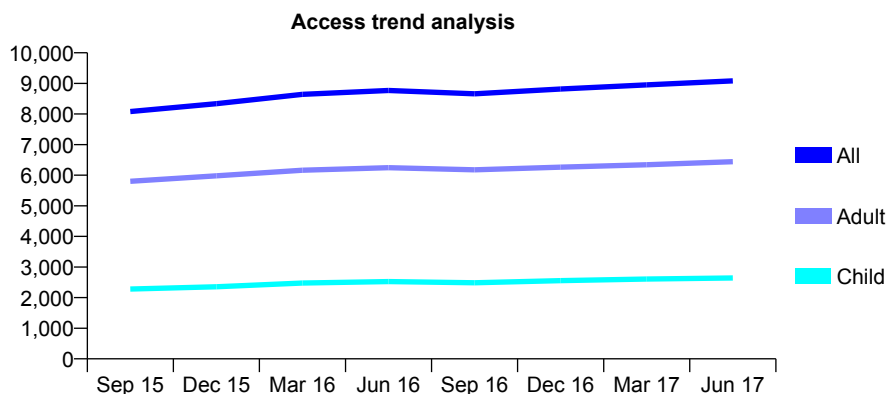
Q62 - Vital Signs At a Glance Contract Report for 148997/0001 - June 2017

Name or company name	Dr.S.B.Radia and Dr.P.Vaid
Contract type name	GDS Contract
Purpose of contract	General
Contract start date	01/11/2012
Contract end date	

17/18 Contracted general activity (UDA)	25,115
Carry forward general activity (UDA)	0
17/18 Contracted orthodontic activity (UOA)	0
Carry forward orthodontic activity (UOA)	0
Baseline contract value	£721,408.17

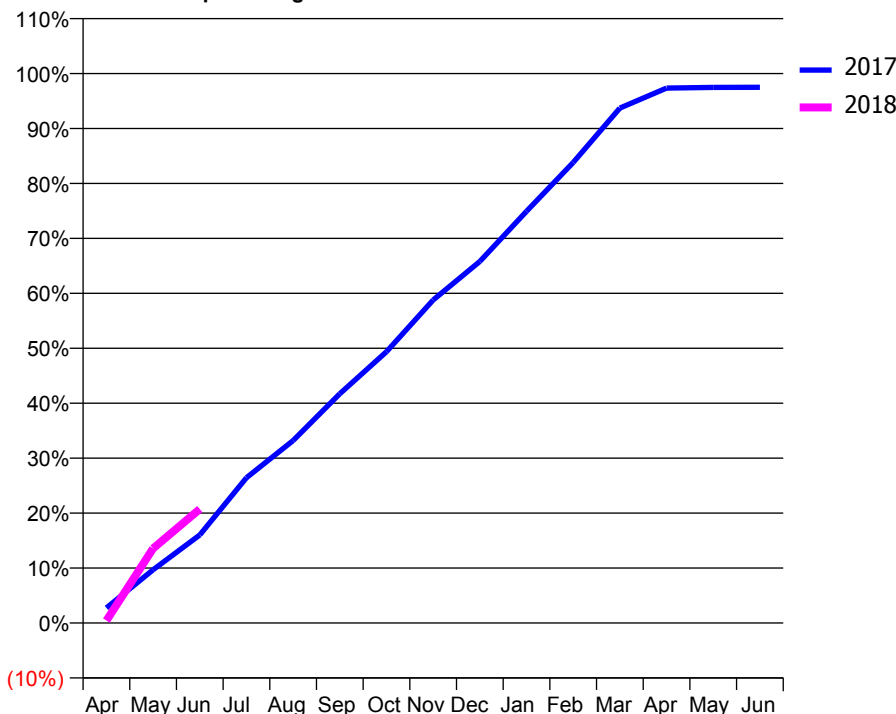
ACCESS*

Patients seen in 24 months	Total	Change since previous quarter
Quarter ending June 2016	8,770	
Quarter ending September 2016	8,660	↓
Quarter ending December 2016	8,817	→
Quarter ending March 2017	8,952	→
Quarter ending June 2017	9,083	→
Variance since June 2016	3.6%	↑



ACTIVITY

Cumulative percentage of contracted UDA delivered 2017 & 2018



Adjusted Scheduled Activity (UDA)

Month	2017	2018
April	691	114
May	2,437	3,410
June	4,024	5,211
July	6,638	
August	8,341	
September	10,483	
October	12,400	
November	14,764	
December	16,527	
January	18,817	
February	21,049	
March	23,534	
April	24,447	
May	24,481	
June	24,487	

QUALITY

	Quantity	Base Number	Contract	AT	Region	England
% of FP17s for the same patient ID Re-attending within 3 months - Children	61	937	6.5%	10.1%	11.5%	12.0%
% of FP17s for the same patient ID Re-attending within 3 months - Adults	193	1,826	10.6%	15.8%	16.8%	16.0%
% of FP17s for the same patient ID Re-attending between 3 & 9 months - Children	539	937	57.5%	47.1%	47.3%	58.0%
% of FP17s for the same patient ID Re-attending between 3 & 9 months - Adults	816	1,826	44.7%	37.7%	38.3%	50.9%
% of FP17s for Band 1 Urgent Courses	143	2,088	6.8%	11.4%	10.7%	9.1%
% of FP17s Relating to Free Repair or Replacements	9	2,088	0.4%	0.6%	0.6%	0.8%
% of FP17s Relating to Continuations	4	2,088	0.2%	0.6%	0.8%	1.1%
% of Patients satisfied with the dentistry they have received	7	9	N/A	90.4%	89.8%	91.7%
% of Patients satisfied with the time they had to wait for an appointment	6	9	N/A	84.2%	83.6%	88.0%

* This is based on patients treated on this contract for their most recent course of treatment. Figures in italics indicate the base number of FP17s or Patient Questionnaire responses are less than 100. N/A is shown where the base number of responses is less than 10 during the period. % is calculated as Quantity/Base number*100

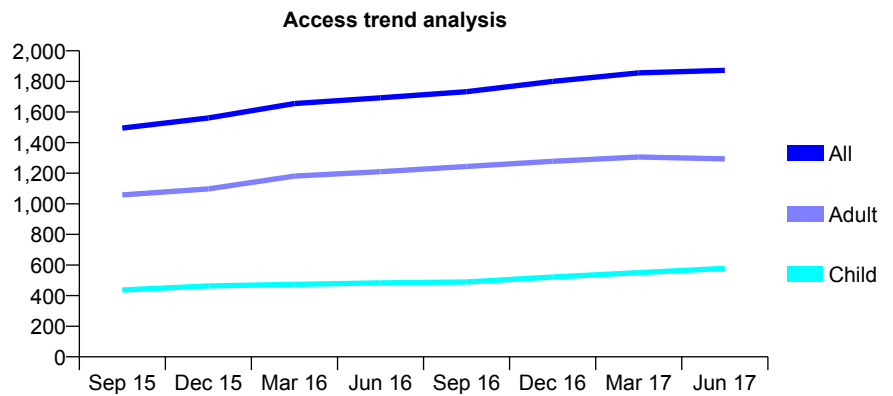
Q62 - Vital Signs At a Glance Contract Report for 150355/0001 - June 2017

Name or company name	Dr Sapneel Patel, and Dr. Cynthia Patel
Contract type name	GDS Contract
Purpose of contract	General
Contract start date	01/11/2013
Contract end date	

17/18 Contracted general activity (UDA)	3,975
Carry forward general activity (UDA)	0
17/18 Contracted orthodontic activity (UOA)	0
Carry forward orthodontic activity (UOA)	0
Baseline contract value	£101,228.01

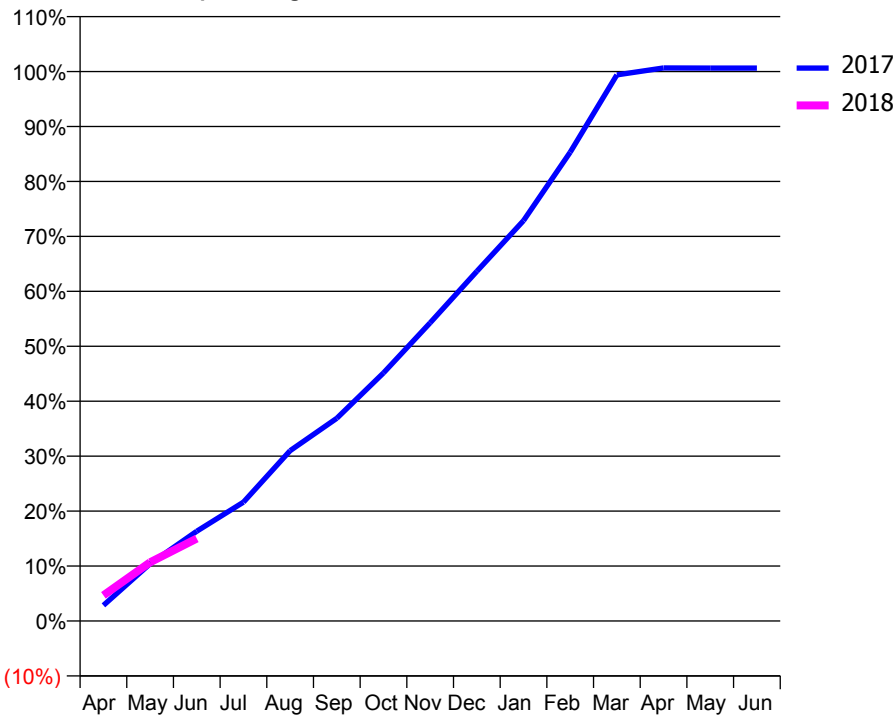
ACCESS*

Patients seen in 24 months	Total	Change since previous quarter
Quarter ending June 2016	1,693	
Quarter ending September 2016	1,733	↑
Quarter ending December 2016	1,800	↑
Quarter ending March 2017	1,856	↑
Quarter ending June 2017	1,872	→
Variance since June 2016	10.6%	↑



ACTIVITY

Cumulative percentage of contracted UDA delivered 2017 & 2018



Month	Adjusted Scheduled Activity (UDA)	
	2017	2018
April	113	186
May	414	425
June	649	596
July	860	
August	1,232	
September	1,467	
October	1,795	
November	2,158	
December	2,530	
January	2,896	
February	3,391	
March	3,950	
April	4,000	
May	3,999	
June	3,999	

QUALITY

	Quantity	Base Number	Contract	AT	Region	England
% of FP17s for the same patient ID Re-attending within 3 months - Children	8	195	4.1%	10.1%	11.5%	12.0%
% of FP17s for the same patient ID Re-attending within 3 months - Adults	10	225	4.4%	15.8%	16.8%	16.0%
% of FP17s for the same patient ID Re-attending between 3 & 9 months - Children	123	195	63.1%	47.1%	47.3%	58.0%
% of FP17s for the same patient ID Re-attending between 3 & 9 months - Adults	117	225	52.0%	37.7%	38.3%	50.9%
% of FP17s for Band 1 Urgent Courses	11	325	3.4%	11.4%	10.7%	9.1%
% of FP17s Relating to Free Repair or Replacements	1	325	0.3%	0.6%	0.6%	0.8%
% of FP17s Relating to Continuations	0	325	0.0%	0.6%	0.8%	1.1%
% of Patients satisfied with the dentistry they have received	1	2	N/A	90.4%	89.8%	91.7%
% of Patients satisfied with the time they had to wait for an appointment	1	2	N/A	84.2%	83.6%	88.0%

* This is based on patients treated on this contract for their most recent course of treatment. Figures in italics indicate the base number of FP17s or Patient Questionnaire responses are less than 100. N/A is shown where the base number of responses is less than 10 during the period. % is calculated as Quantity/Base number*100

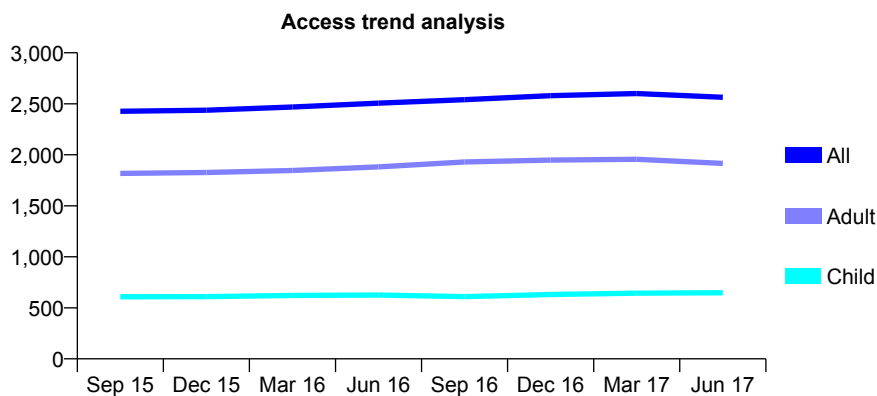
Q62 - Vital Signs At a Glance Contract Report for 153494/0001 - June 2017

Name or company name	Berkeley Dental Practice
Contract type name	GDS Contract
Purpose of contract	General
Contract start date	13/06/2011
Contract end date	

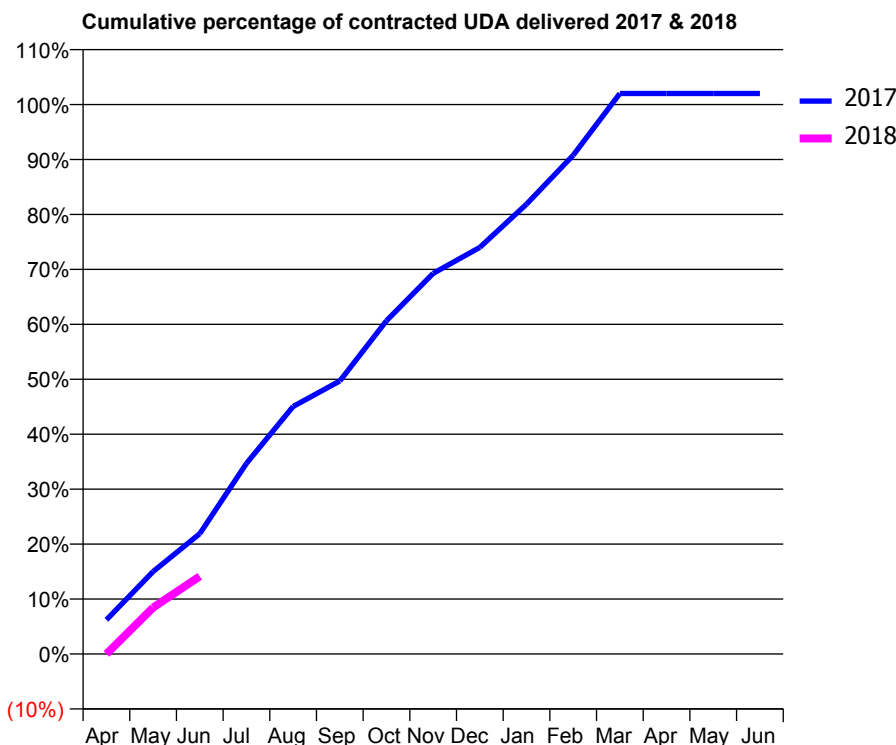
17/18 Contracted general activity (UDA)	8,420
Carry forward general activity (UDA)	0
17/18 Contracted orthodontic activity (UOA)	0
Carry forward orthodontic activity (UOA)	0
Baseline contract value	£255,034.88

ACCESS*

Patients seen in 24 months	Total	Change since previous quarter
Quarter ending June 2016	2,507	
Quarter ending September 2016	2,540	→
Quarter ending December 2016	2,580	→
Quarter ending March 2017	2,600	→
Quarter ending June 2017	2,564	↓
Variance since June 2016	2.3%	↑



ACTIVITY



Month	Adjusted Scheduled Activity (UDA)	
	2017	2018
April	523	0
May	1,264	713
June	1,844	1,190
July	2,920	
August	3,793	
September	4,184	
October	5,107	
November	5,832	
December	6,231	
January	6,894	
February	7,642	
March	8,589	
April	8,589	
May	8,589	
June	8,589	

QUALITY

	Quantity	Base Number	Contract	AT	Region	England
% of FP17s for the same patient ID Re-attending within 3 months - Children	25	176	14.2%	10.1%	11.5%	12.0%
% of FP17s for the same patient ID Re-attending within 3 months - Adults	64	336	19.0%	15.8%	16.8%	16.0%
% of FP17s for the same patient ID Re-attending between 3 & 9 months - Children	49	176	27.8%	47.1%	47.3%	58.0%
% of FP17s for the same patient ID Re-attending between 3 & 9 months - Adults	118	336	35.1%	37.7%	38.3%	50.9%
% of FP17s for Band 1 Urgent Courses	121	512	23.6%	11.4%	10.7%	9.1%
% of FP17s Relating to Free Repair or Replacements	6	512	1.2%	0.6%	0.6%	0.8%
% of FP17s Relating to Continuations	2	512	0.4%	0.6%	0.8%	1.1%
% of Patients satisfied with the dentistry they have received	5	5	N/A	90.4%	89.8%	91.7%
% of Patients satisfied with the time they had to wait for an appointment	5	5	N/A	84.2%	83.6%	88.0%

* This is based on patients treated on this contract for their most recent course of treatment. Figures in italics indicate the base number of FP17s or Patient Questionnaire responses are less than 100. N/A is shown where the base number of responses is less than 10 during the period. % is calculated as Quantity/Base number*100

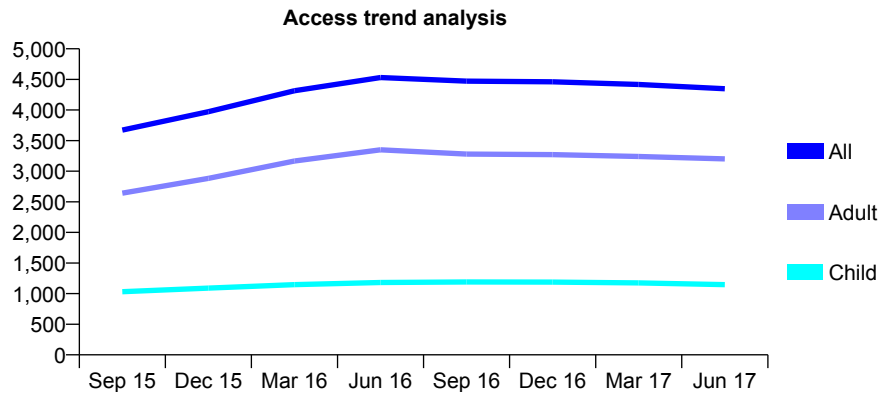
Q62 - Vital Signs At a Glance Contract Report for 154083/0001 - June 2017

Name or company name	Quality Dental Care Fulham
Contract type name	GDS Contract
Purpose of contract	General
Contract start date	01/07/2014
Contract end date	

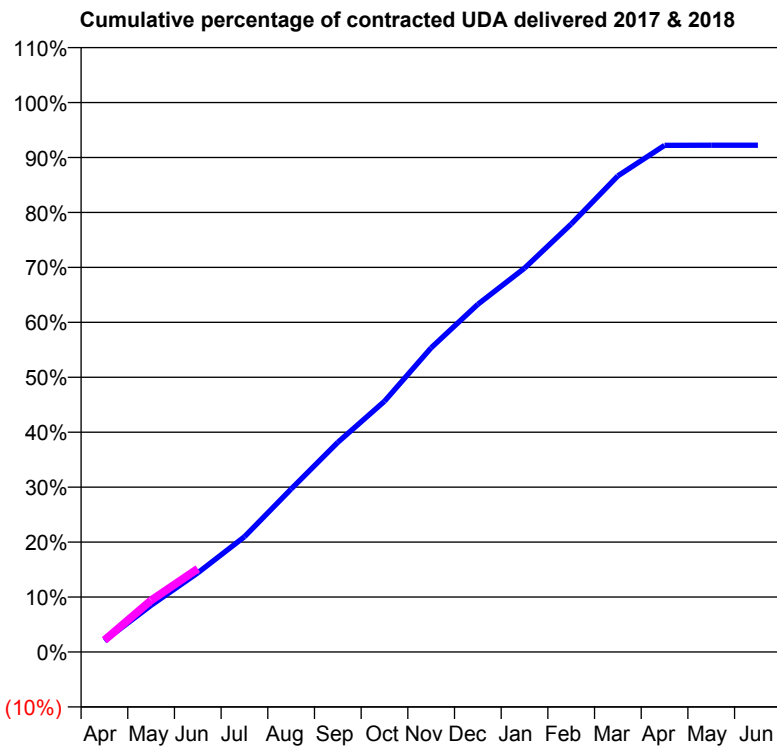
17/18 Contracted general activity (UDA)	16,627
Carry forward general activity (UDA)	0
17/18 Contracted orthodontic activity (UOA)	0
Carry forward orthodontic activity (UOA)	0
Baseline contract value	£482,728.87

ACCESS*

Patients seen in 24 months	Total	Change since previous quarter
Quarter ending June 2016	4,531	
Quarter ending September 2016	4,471	↓
Quarter ending December 2016	4,460	→
Quarter ending March 2017	4,417	→
Quarter ending June 2017	4,347	↓
Variance since June 2016	(4.1%)	↓



ACTIVITY



Month	Adjusted Scheduled Activity (UDA)	
	2017	2018
April	342	356
May	1,414	1,564
June	2,395	2,521
July	3,487	
August	4,934	
September	6,343	
October	7,589	
November	9,205	
December	10,520	
January	11,613	
February	12,950	
March	14,406	
April	15,330	
May	15,335	
June	15,335	

QUALITY

	Quantity	Base Number	Contract	AT	Region	England
% of FP17s for the same patient ID Re-attending within 3 months - Children	30	312	9.6%	10.1%	11.5%	12.0%
% of FP17s for the same patient ID Re-attending within 3 months - Adults	195	835	23.4%	15.8%	16.8%	16.0%
% of FP17s for the same patient ID Re-attending between 3 & 9 months - Children	161	312	51.6%	47.1%	47.3%	58.0%
% of FP17s for the same patient ID Re-attending between 3 & 9 months - Adults	267	835	32.0%	37.7%	38.3%	50.9%
% of FP17s for Band 1 Urgent Courses	127	852	14.9%	11.4%	10.7%	9.1%
% of FP17s Relating to Free Repair or Replacements	11	852	1.3%	0.6%	0.6%	0.8%
% of FP17s Relating to Continuations	11	852	1.3%	0.6%	0.8%	1.1%
% of Patients satisfied with the dentistry they have received	4	5	N/A	90.4%	89.8%	91.7%
% of Patients satisfied with the time they had to wait for an appointment	3	5	N/A	84.2%	83.6%	88.0%

* This is based on patients treated on this contract for their most recent course of treatment. Figures in italics indicate the base number of FP17s or Patient Questionnaire responses are less than 100. N/A is shown where the base number of responses is less than 10 during the period. % is calculated as Quantity/Base number*100

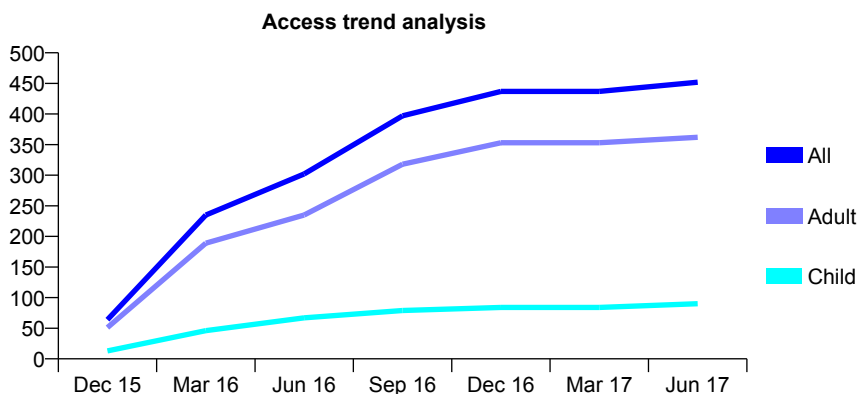
Q62 - Vital Signs At a Glance Contract Report for 154296/0001 - June 2017

Name or company name	Victoria Dental Centre
Contract type name	GDS Contract
Purpose of contract	General
Contract start date	02/11/2015
Contract end date	

17/18 Contracted general activity (UDA)	1,395
Carry forward general activity (UDA)	0
17/18 Contracted orthodontic activity (UOA)	0
Carry forward orthodontic activity (UOA)	0
Baseline contract value	£32,899.73

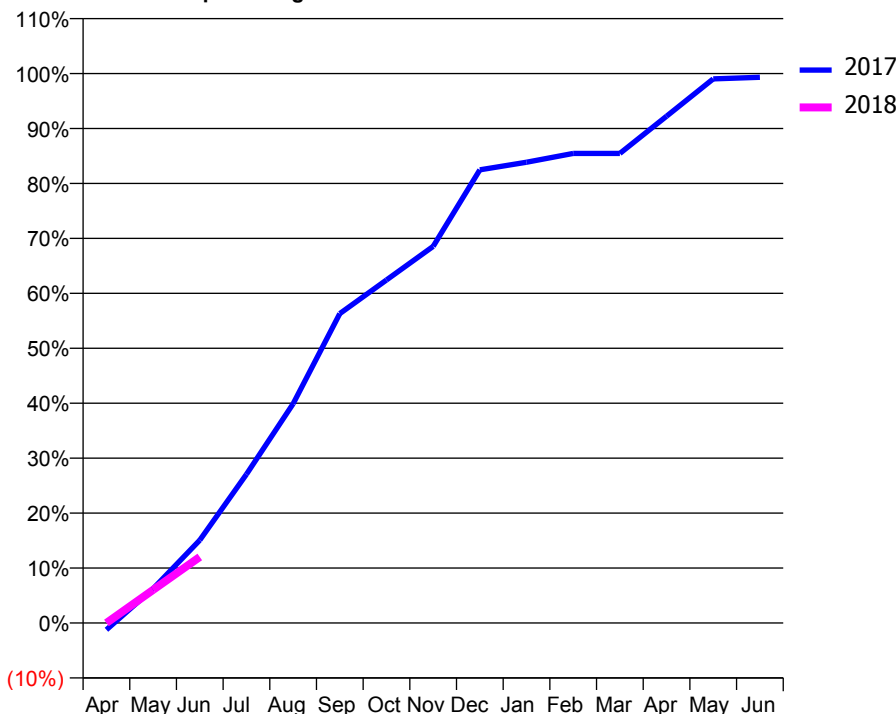
ACCESS*

Patients seen in 24 months	Total	Change since previous quarter
Quarter ending June 2016	302	
Quarter ending September 2016	397	↑
Quarter ending December 2016	437	↑
Quarter ending March 2017	437	→
Quarter ending June 2017	452	↑
Variance since June 2016	49.7%	↑



ACTIVITY

Cumulative percentage of contracted UDA delivered 2017 & 2018



Month	Adjusted Scheduled Activity (UDA)	
	2017	2018
April	-18	0
May	87	84
June	210	168
July	378	
August	557	
September	785	
October	871	
November	956	
December	1,151	
January	1,170	
February	1,192	
March	1,192	
April	1,286	
May	1,381	
June	1,385	

QUALITY

	Quantity	Base Number	Contract	AT	Region	England
% of FP17s for the same patient ID Re-attending within 3 months - Children	2	38	5.3%	10.1%	11.5%	12.0%
% of FP17s for the same patient ID Re-attending within 3 months - Adults	10	99	10.1%	15.8%	16.8%	16.0%
% of FP17s for the same patient ID Re-attending between 3 & 9 months - Children	16	38	42.1%	47.1%	47.3%	58.0%
% of FP17s for the same patient ID Re-attending between 3 & 9 months - Adults	50	99	50.5%	37.7%	38.3%	50.9%
% of FP17s for Band 1 Urgent Courses	3	69	4.3%	11.4%	10.7%	9.1%
% of FP17s Relating to Free Repair or Replacements	0	69	0.0%	0.6%	0.6%	0.8%
% of FP17s Relating to Continuations	0	69	0.0%	0.6%	0.8%	1.1%
% of Patients satisfied with the dentistry they have received	1	1	N/A	90.4%	89.8%	91.7%
% of Patients satisfied with the time they had to wait for an appointment	1	1	N/A	84.2%	83.6%	88.0%

* This is based on patients treated on this contract for their most recent course of treatment. Figures in italics indicate the base number of FP17s or Patient Questionnaire responses are less than 100. N/A is shown where the base number of responses is less than 10 during the period. % is calculated as Quantity/Base number*100

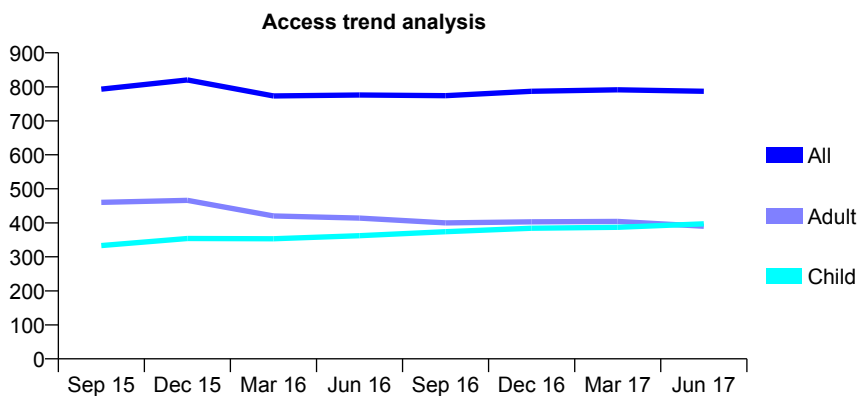
Q62 - Vital Signs At a Glance Contract Report for 154881/0001 - June 2017

Name or company name	Noorani & Shahid
Contract type name	GDS Contract
Purpose of contract	General
Contract start date	01/08/2009
Contract end date	

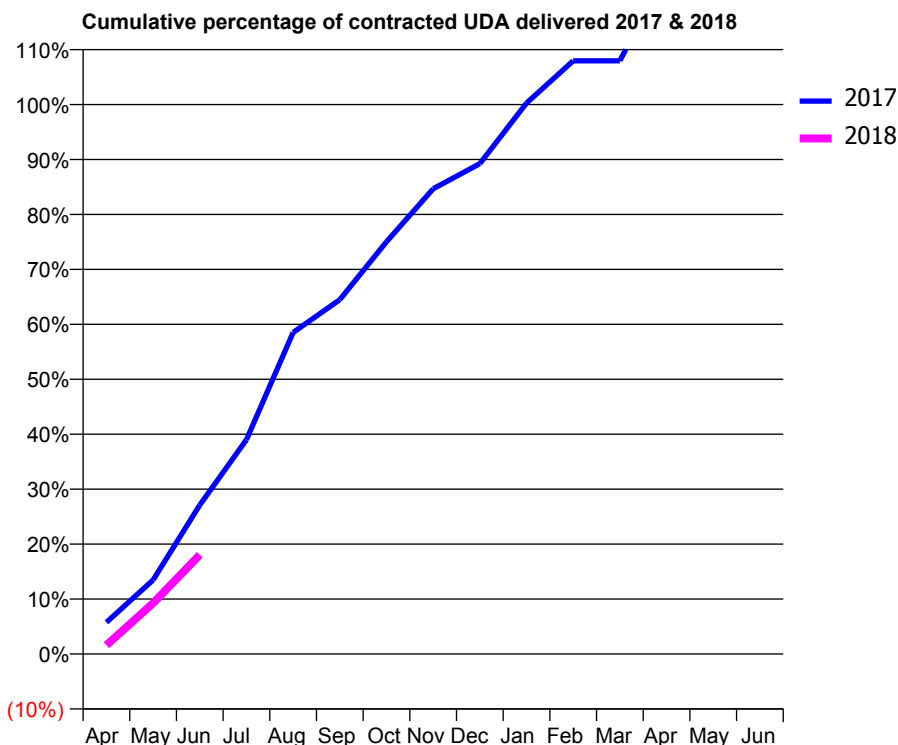
17/18 Contracted general activity (UDA)	1,300
Carry forward general activity (UDA)	0
17/18 Contracted orthodontic activity (UOA)	0
Carry forward orthodontic activity (UOA)	0
Baseline contract value	£37,528.76

ACCESS*

Patients seen in 24 months	Total	Change since previous quarter
Quarter ending June 2016	776	
Quarter ending September 2016	774	→
Quarter ending December 2016	787	→
Quarter ending March 2017	791	→
Quarter ending June 2017	787	→
Variance since June 2016	1.4%	→



ACTIVITY



Month	Adjusted Scheduled Activity (UDA)	
	2017	2018
April	75	21
May	175	120
June	352	235
July	507	
August	761	
September	838	
October	975	
November	1,101	
December	1,160	
January	1,303	
February	1,403	
March	1,403	
April	1,615	
May	1,627	
June	1,627	

QUALITY

	Quantity	Base Number	Contract	AT	Region	England
% of FP17s for the same patient ID Re-attending within 3 months - Children	10	163	6.1%	10.1%	11.5%	12.0%
% of FP17s for the same patient ID Re-attending within 3 months - Adults	6	93	6.5%	15.8%	16.8%	16.0%
% of FP17s for the same patient ID Re-attending between 3 & 9 months - Children	98	163	60.1%	47.1%	47.3%	58.0%
% of FP17s for the same patient ID Re-attending between 3 & 9 months - Adults	43	93	46.2%	37.7%	38.3%	50.9%
% of FP17s for Band 1 Urgent Courses	9	142	6.3%	11.4%	10.7%	9.1%
% of FP17s Relating to Free Repair or Replacements	0	142	0.0%	0.6%	0.6%	0.8%
% of FP17s Relating to Continuations	0	142	0.0%	0.6%	0.8%	1.1%
% of Patients satisfied with the dentistry they have received	0	0	N/A	90.4%	89.8%	91.7%
% of Patients satisfied with the time they had to wait for an appointment	0	0	N/A	84.2%	83.6%	88.0%

* This is based on patients treated on this contract for their most recent course of treatment. Figures in italics indicate the base number of FP17s or Patient Questionnaire responses are less than 100. N/A is shown where the base number of responses is less than 10 during the period. % is calculated as Quantity/Base number*100

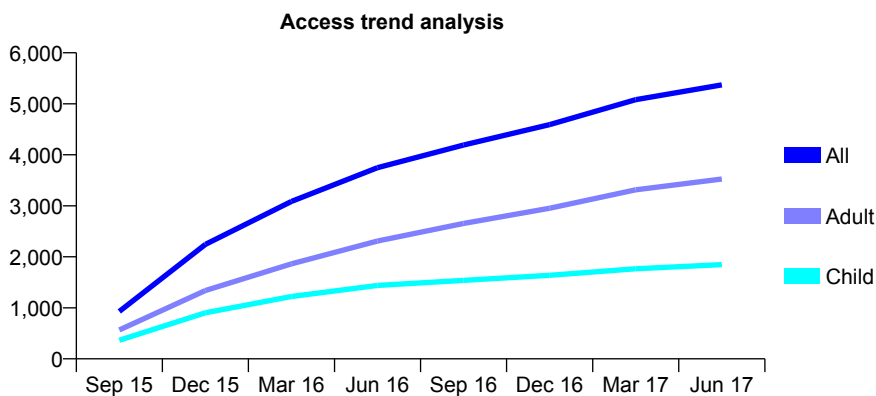
Q62 - Vital Signs At a Glance Contract Report for 155217/0001 - June 2017

Name or company name	Mr P. S. Sanehi & Mr A. K. Mirza
Contract type name	GDS Contract
Purpose of contract	General
Contract start date	01/04/2015
Contract end date	

17/18 Contracted general activity (UDA)	19,605
Carry forward general activity (UDA)	0
17/18 Contracted orthodontic activity (UOA)	0
Carry forward orthodontic activity (UOA)	0
Baseline contract value	£634,380.94

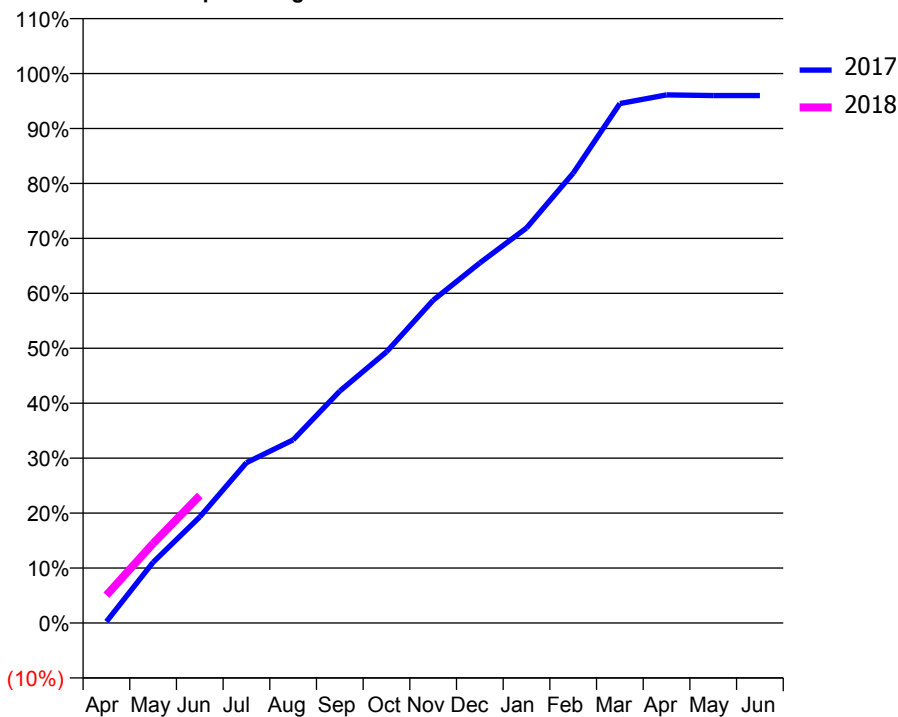
ACCESS*

Patients seen in 24 months	Total	Change since previous quarter
Quarter ending June 2016	3,749	
Quarter ending September 2016	4,193	↑
Quarter ending December 2016	4,591	↑
Quarter ending March 2017	5,082	↑
Quarter ending June 2017	5,372	↑
Variance since June 2016	43.3%	↑



ACTIVITY

Cumulative percentage of contracted UDA delivered 2017 & 2018



Month	Adjusted Scheduled Activity (UDA)	
	2017	2018
April	49	993
May	2,168	2,838
June	3,784	4,551
July	5,720	
August	6,534	
September	8,278	
October	9,673	
November	11,516	
December	12,850	
January	14,096	
February	16,048	
March	18,534	
April	18,840	
May	18,819	
June	18,821	

QUALITY

	Quantity	Base Number	Contract	AT	Region	England
% of FP17s for the same patient ID Re-attending within 3 months - Children	52	602	8.6%	10.1%	11.5%	12.0%
% of FP17s for the same patient ID Re-attending within 3 months - Adults	131	864	15.2%	15.8%	16.8%	16.0%
% of FP17s for the same patient ID Re-attending between 3 & 9 months - Children	310	602	51.5%	47.1%	47.3%	58.0%
% of FP17s for the same patient ID Re-attending between 3 & 9 months - Adults	295	864	34.1%	37.7%	38.3%	50.9%
% of FP17s for Band 1 Urgent Courses	242	1,369	17.7%	11.4%	10.7%	9.1%
% of FP17s Relating to Free Repair or Replacements	0	1,369	0.0%	0.6%	0.6%	0.8%
% of FP17s Relating to Continuations	1	1,369	0.1%	0.6%	0.8%	1.1%
% of Patients satisfied with the dentistry they have received	6	6	N/A	90.4%	89.8%	91.7%
% of Patients satisfied with the time they had to wait for an appointment	5	6	N/A	84.2%	83.6%	88.0%

* This is based on patients treated on this contract for their most recent course of treatment. Figures in italics indicate the base number of FP17s or Patient Questionnaire responses are less than 100. N/A is shown where the base number of responses is less than 10 during the period. % is calculated as Quantity/Base number*100

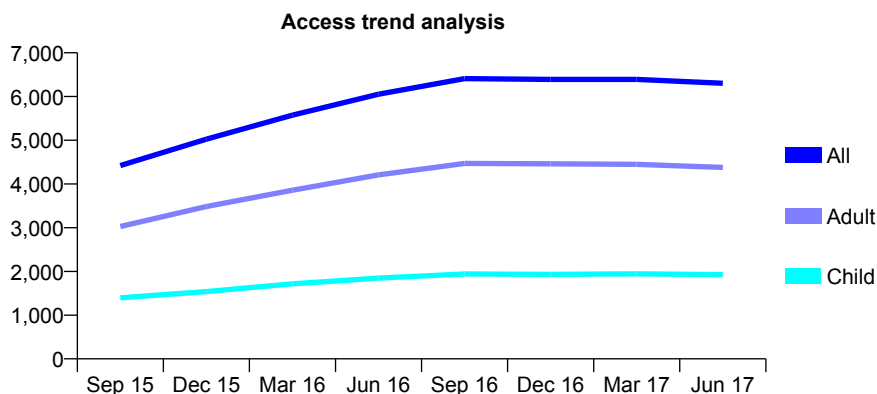
Q62 - Vital Signs At a Glance Contract Report for 157309/0001 - June 2017

Name or company name	Ms Urvi Shah and Ms Jilna Shah
Contract type name	GDS Contract
Purpose of contract	General
Contract start date	01/10/2014
Contract end date	

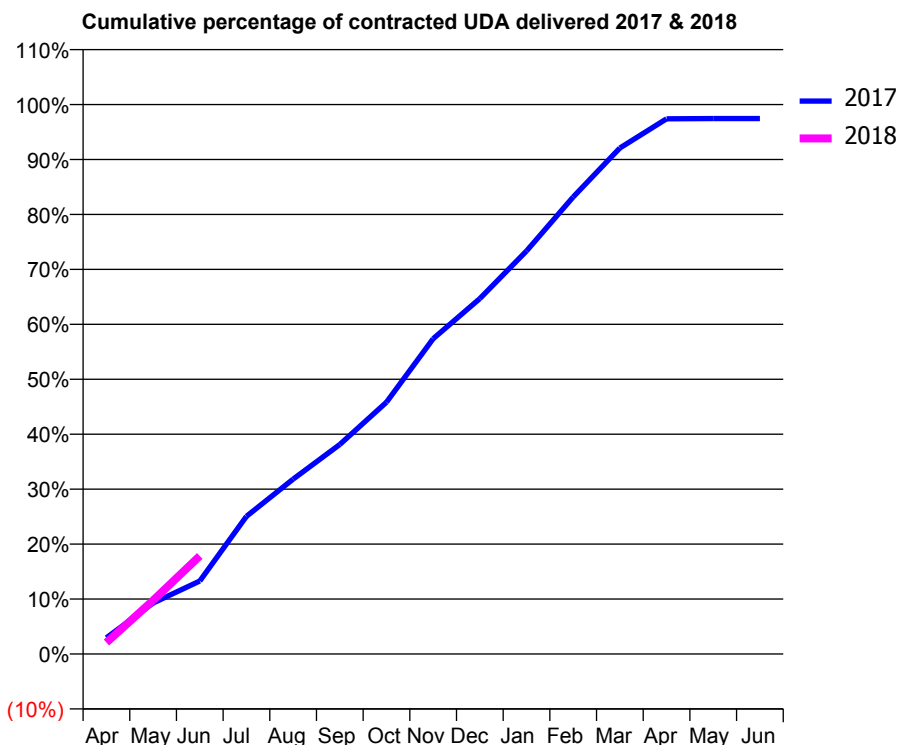
17/18 Contracted general activity (UDA)	17,729
Carry forward general activity (UDA)	0
17/18 Contracted orthodontic activity (UOA)	0
Carry forward orthodontic activity (UOA)	0
Baseline contract value	£436,673.27

ACCESS*

Patients seen in 24 months	Total	Change since previous quarter
Quarter ending June 2016	6,054	
Quarter ending September 2016	6,411	↑
Quarter ending December 2016	6,393	→
Quarter ending March 2017	6,392	→
Quarter ending June 2017	6,302	↓
Variance since June 2016	4.1%	↑



ACTIVITY



Month	Adjusted Scheduled Activity (UDA)	
	2017	2018
April	523	370
May	1,647	1,733
June	2,355	3,162
July	4,441	
August	5,642	
September	6,762	
October	8,124	
November	10,173	
December	11,470	
January	13,002	
February	14,748	
March	16,325	
April	17,267	
May	17,274	
June	17,274	

QUALITY

	Quantity	Base Number	Contract	AT	Region	England
% of FP17s for the same patient ID Re-attending within 3 months - Children	67	703	9.5%	10.1%	11.5%	12.0%
% of FP17s for the same patient ID Re-attending within 3 months - Adults	251	1,309	19.2%	15.8%	16.8%	16.0%
% of FP17s for the same patient ID Re-attending between 3 & 9 months - Children	347	703	49.4%	47.1%	47.3%	58.0%
% of FP17s for the same patient ID Re-attending between 3 & 9 months - Adults	493	1,309	37.7%	37.7%	38.3%	50.9%
% of FP17s for Band 1 Urgent Courses	221	1,429	15.5%	11.4%	10.7%	9.1%
% of FP17s Relating to Free Repair or Replacements	9	1,429	0.6%	0.6%	0.6%	0.8%
% of FP17s Relating to Continuations	9	1,429	0.6%	0.6%	0.8%	1.1%
% of Patients satisfied with the dentistry they have received	5	5	N/A	90.4%	89.8%	91.7%
% of Patients satisfied with the time they had to wait for an appointment	5	5	N/A	84.2%	83.6%	88.0%

* This is based on patients treated on this contract for their most recent course of treatment. Figures in italics indicate the base number of FP17s or Patient Questionnaire responses are less than 100. N/A is shown where the base number of responses is less than 10 during the period. % is calculated as Quantity/Base number*100

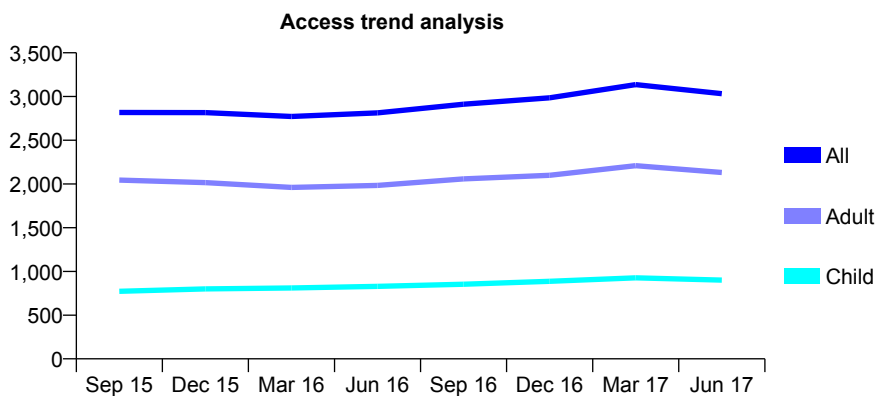
Q62 - Vital Signs At a Glance Contract Report for 157414/0001 - June 2017

Name or company name	H Patel
Contract type name	GDS Contract
Purpose of contract	General
Contract start date	01/03/2012
Contract end date	

17/18 Contracted general activity (UDA)	6,000
Carry forward general activity (UDA)	0
17/18 Contracted orthodontic activity (UOA)	0
Carry forward orthodontic activity (UOA)	0
Baseline contract value	£137,832.60

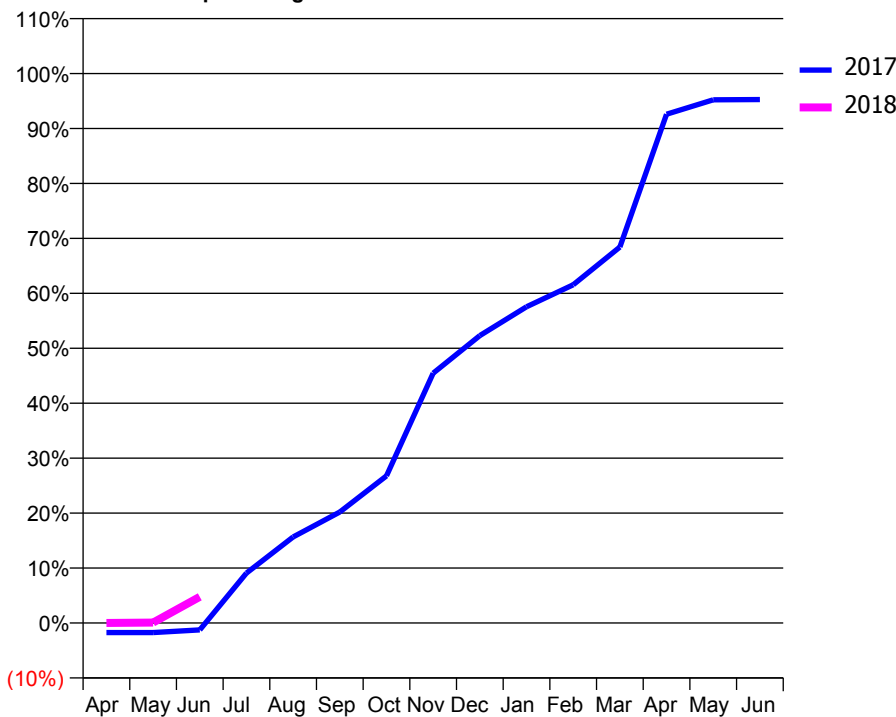
ACCESS*

Patients seen in 24 months	Total	Change since previous quarter
Quarter ending June 2016	2,813	
Quarter ending September 2016	2,912	↑
Quarter ending December 2016	2,986	↑
Quarter ending March 2017	3,136	↑
Quarter ending June 2017	3,033	↓
Variance since June 2016	7.8%	↑



ACTIVITY

Cumulative percentage of contracted UDA delivered 2017 & 2018



Month	Adjusted Scheduled Activity (UDA)	
	2017	2018
April	-105	0
May	-105	5
June	-77	285
July	546	
August	940	
September	1,212	
October	1,607	
November	2,728	
December	3,139	
January	3,453	
February	3,694	
March	4,105	
April	5,555	
May	5,712	
June	5,715	

QUALITY

	Quantity	Base Number	Contract	AT	Region	England
% of FP17s for the same patient ID Re-attending within 3 months - Children	13	374	3.5%	10.1%	11.5%	12.0%
% of FP17s for the same patient ID Re-attending within 3 months - Adults	51	629	8.1%	15.8%	16.8%	16.0%
% of FP17s for the same patient ID Re-attending between 3 & 9 months - Children	205	374	54.8%	47.1%	47.3%	58.0%
% of FP17s for the same patient ID Re-attending between 3 & 9 months - Adults	214	629	34.0%	37.7%	38.3%	50.9%
% of FP17s for Band 1 Urgent Courses	12	190	6.3%	11.4%	10.7%	9.1%
% of FP17s Relating to Free Repair or Replacements	0	190	0.0%	0.6%	0.6%	0.8%
% of FP17s Relating to Continuations	2	190	1.1%	0.6%	0.8%	1.1%
% of Patients satisfied with the dentistry they have received	2	2	N/A	90.4%	89.8%	91.7%
% of Patients satisfied with the time they had to wait for an appointment	2	2	N/A	84.2%	83.6%	88.0%

* This is based on patients treated on this contract for their most recent course of treatment. Figures in italics indicate the base number of FP17s or Patient Questionnaire responses are less than 100. N/A is shown where the base number of responses is less than 10 during the period. % is calculated as Quantity/Base number*100

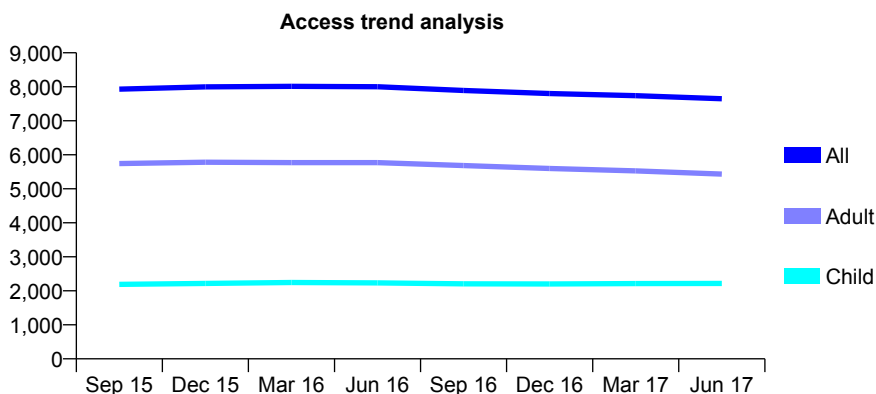
Q62 - Vital Signs At a Glance Contract Report for 158844/0001 - June 2017

Name or company name	Dr. Y. Nanavati & Dr. T. Mirza
Contract type name	GDS Contract
Purpose of contract	General
Contract start date	01/10/2012
Contract end date	

17/18 Contracted general activity (UDA)	24,603
Carry forward general activity (UDA)	0
17/18 Contracted orthodontic activity (UOA)	0
Carry forward orthodontic activity (UOA)	0
Baseline contract value	£641,296.77

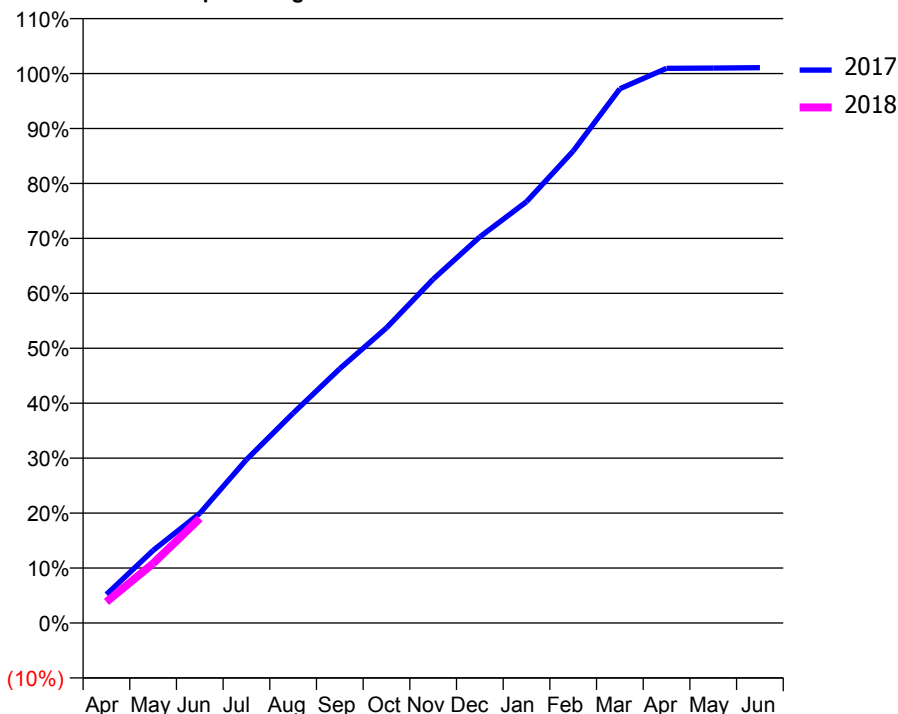
ACCESS*

Patients seen in 24 months	Total	Change since previous quarter
Quarter ending June 2016	8,003	
Quarter ending September 2016	7,892	↓
Quarter ending December 2016	7,800	↓
Quarter ending March 2017	7,739	→
Quarter ending June 2017	7,649	↓
Variance since June 2016	(4.4%)	↓



ACTIVITY

Cumulative percentage of contracted UDA delivered 2017 & 2018



Adjusted Scheduled Activity (UDA)

Month	2017	2018
April	1,280	949
May	3,251	2,663
June	4,912	4,687
July	7,314	
August	9,394	
September	11,390	
October	13,215	
November	15,395	
December	17,290	
January	18,865	
February	21,132	
March	23,922	
April	24,835	
May	24,845	
June	24,864	

QUALITY

	Quantity	Base Number	Contract	AT	Region	England
% of FP17s for the same patient ID Re-attending within 3 months - Children	32	701	4.6%	10.1%	11.5%	12.0%
% of FP17s for the same patient ID Re-attending within 3 months - Adults	191	1,354	14.1%	15.8%	16.8%	16.0%
% of FP17s for the same patient ID Re-attending between 3 & 9 months - Children	380	701	54.2%	47.1%	47.3%	58.0%
% of FP17s for the same patient ID Re-attending between 3 & 9 months - Adults	620	1,354	45.8%	37.7%	38.3%	50.9%
% of FP17s for Band 1 Urgent Courses	133	1,710	7.8%	11.4%	10.7%	9.1%
% of FP17s Relating to Free Repair or Replacements	10	1,710	0.6%	0.6%	0.6%	0.8%
% of FP17s Relating to Continuations	10	1,710	0.6%	0.6%	0.8%	1.1%
% of Patients satisfied with the dentistry they have received	9	9	N/A	90.4%	89.8%	91.7%
% of Patients satisfied with the time they had to wait for an appointment	7	9	N/A	84.2%	83.6%	88.0%

* This is based on patients treated on this contract for their most recent course of treatment. Figures in italics indicate the base number of FP17s or Patient Questionnaire responses are less than 100. N/A is shown where the base number of responses is less than 10 during the period. % is calculated as Quantity/Base number*100

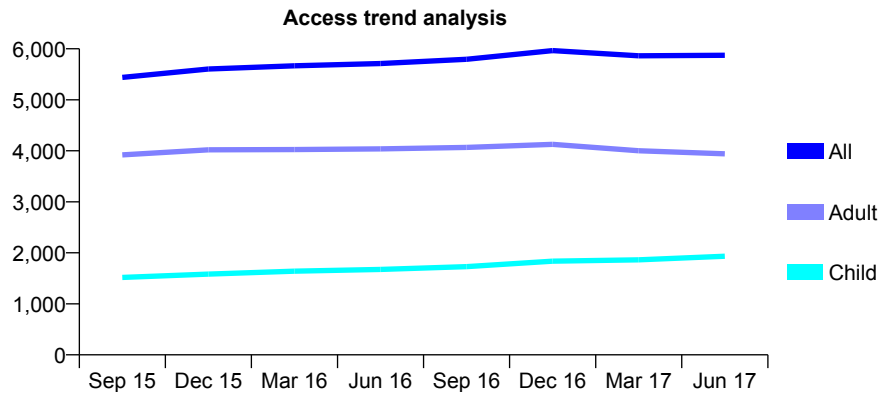
Q62 - Vital Signs At a Glance Contract Report for 159042/0001 - June 2017

Name or company name	Surgery@102 Limited
Contract type name	GDS Contract
Purpose of contract	General
Contract start date	01/01/2011
Contract end date	

17/18 Contracted general activity (UDA)	13,347
Carry forward general activity (UDA)	0
17/18 Contracted orthodontic activity (UOA)	0
Carry forward orthodontic activity (UOA)	0
Baseline contract value	£350,815.39

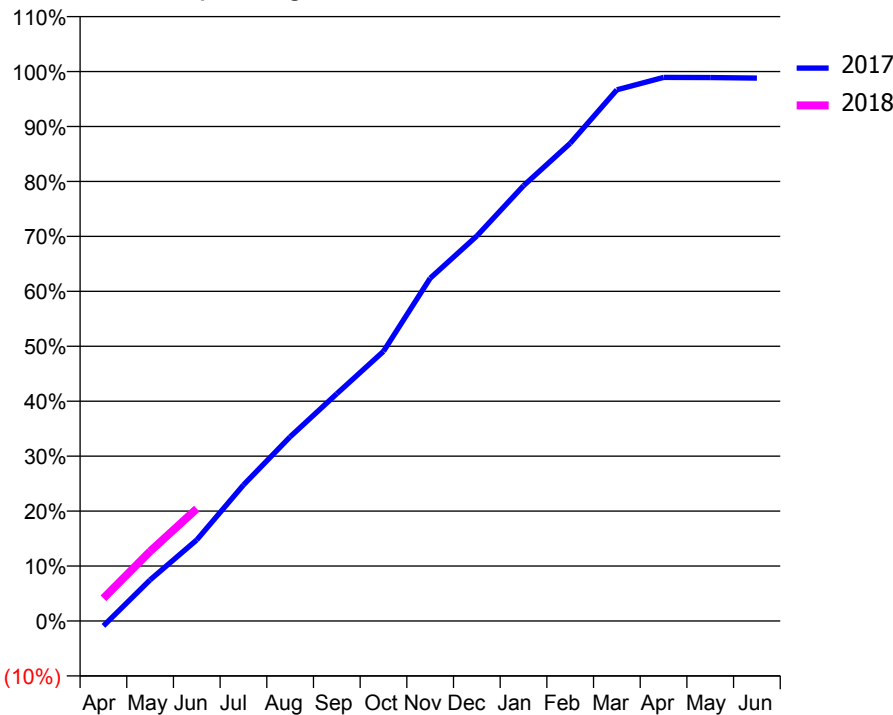
ACCESS*

Patients seen in 24 months	Total	Change since previous quarter
Quarter ending June 2016	5,712	
Quarter ending September 2016	5,796	→
Quarter ending December 2016	5,965	↑
Quarter ending March 2017	5,862	↓
Quarter ending June 2017	5,874	→
Variance since June 2016	2.8%	↑



ACTIVITY

Cumulative percentage of contracted UDA delivered 2017 & 2018



Month	Adjusted Scheduled Activity (UDA)	
	2017	2018
April	-121	551
May	1,000	1,693
June	1,971	2,730
July	3,307	
August	4,473	
September	5,521	
October	6,549	
November	8,325	
December	9,352	
January	10,574	
February	11,604	
March	12,903	
April	13,203	
May	13,200	
June	13,187	

QUALITY

	Quantity	Base Number	Contract	AT	Region	England
% of FP17s for the same patient ID Re-attending within 3 months - Children	40	565	7.1%	10.1%	11.5%	12.0%
% of FP17s for the same patient ID Re-attending within 3 months - Adults	128	806	15.9%	15.8%	16.8%	16.0%
% of FP17s for the same patient ID Re-attending between 3 & 9 months - Children	282	565	49.9%	47.1%	47.3%	58.0%
% of FP17s for the same patient ID Re-attending between 3 & 9 months - Adults	263	806	32.6%	37.7%	38.3%	50.9%
% of FP17s for Band 1 Urgent Courses	153	1,087	14.1%	11.4%	10.7%	9.1%
% of FP17s Relating to Free Repair or Replacements	6	1,087	0.6%	0.6%	0.6%	0.8%
% of FP17s Relating to Continuations	9	1,087	0.8%	0.6%	0.8%	1.1%
% of Patients satisfied with the dentistry they have received	5	7	N/A	90.4%	89.8%	91.7%
% of Patients satisfied with the time they had to wait for an appointment	5	7	N/A	84.2%	83.6%	88.0%

* This is based on patients treated on this contract for their most recent course of treatment. Figures in italics indicate the base number of FP17s or Patient Questionnaire responses are less than 100. N/A is shown where the base number of responses is less than 10 during the period. % is calculated as Quantity/Base number*100

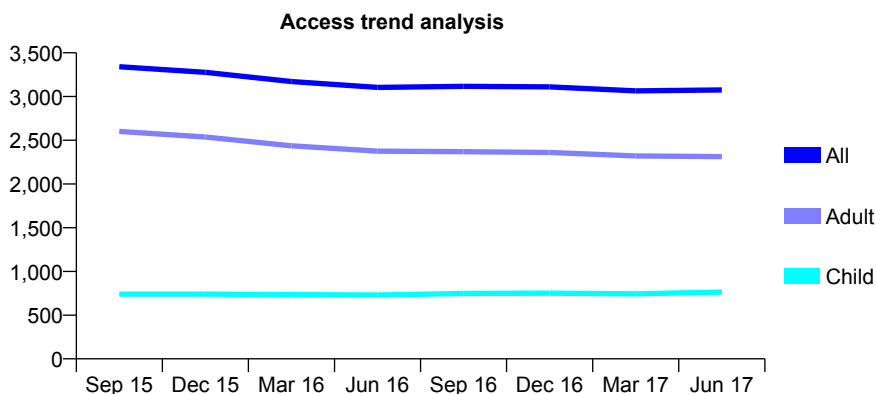
Q62 - Vital Signs At a Glance Contract Report for 159271/0001 - June 2017

Name or company name	Dr. K. Patel
Contract type name	GDS Contract
Purpose of contract	General
Contract start date	01/11/2012
Contract end date	

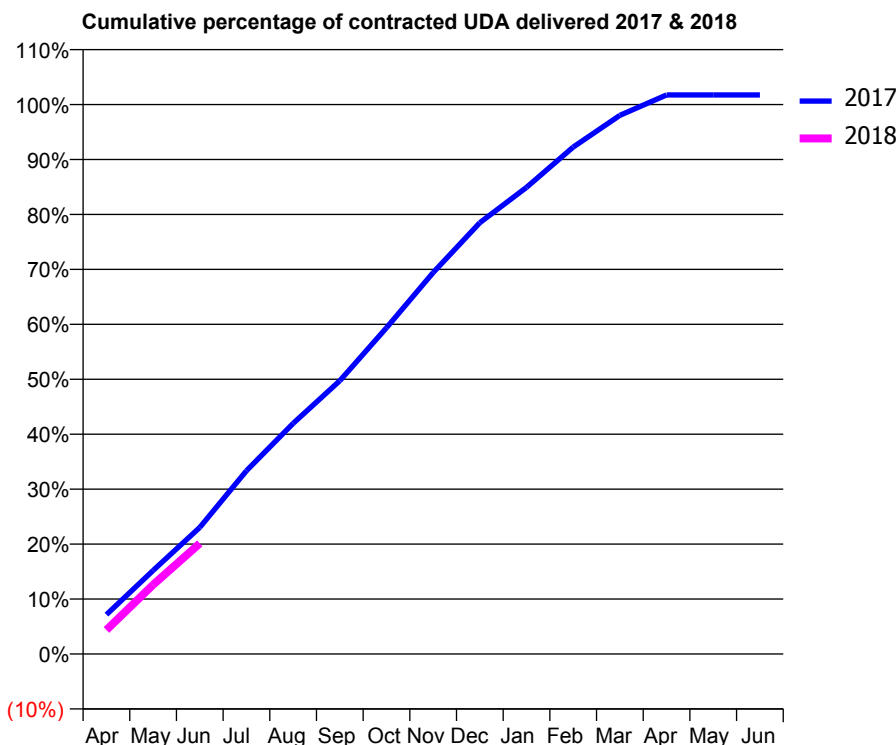
17/18 Contracted general activity (UDA)	7,685
Carry forward general activity (UDA)	0
17/18 Contracted orthodontic activity (UOA)	0
Carry forward orthodontic activity (UOA)	0
Baseline contract value	£218,562.21

ACCESS*

Patients seen in 24 months	Total	Change since previous quarter
Quarter ending June 2016	3,104	
Quarter ending September 2016	3,117	→
Quarter ending December 2016	3,111	→
Quarter ending March 2017	3,064	↓
Quarter ending June 2017	3,076	→
Variance since June 2016	(0.9%)	→



ACTIVITY



Month	Adjusted Scheduled Activity (UDA)	
	2017	2018
April	550	336
May	1,169	969
June	1,770	1,547
July	2,563	
August	3,225	
September	3,822	
October	4,563	
November	5,335	
December	6,031	
January	6,526	
February	7,090	
March	7,534	
April	7,818	
May	7,818	
June	7,818	

QUALITY

	Quantity	Base Number	Contract	AT	Region	England
% of FP17s for the same patient ID Re-attending within 3 months - Children	8	227	3.5%	10.1%	11.5%	12.0%
% of FP17s for the same patient ID Re-attending within 3 months - Adults	91	695	13.1%	15.8%	16.8%	16.0%
% of FP17s for the same patient ID Re-attending between 3 & 9 months - Children	102	227	44.9%	47.1%	47.3%	58.0%
% of FP17s for the same patient ID Re-attending between 3 & 9 months - Adults	343	695	49.4%	37.7%	38.3%	50.9%
% of FP17s for Band 1 Urgent Courses	72	751	9.6%	11.4%	10.7%	9.1%
% of FP17s Relating to Free Repair or Replacements	3	751	0.4%	0.6%	0.6%	0.8%
% of FP17s Relating to Continuations	10	751	1.3%	0.6%	0.8%	1.1%
% of Patients satisfied with the dentistry they have received	6	6	N/A	90.4%	89.8%	91.7%
% of Patients satisfied with the time they had to wait for an appointment	6	6	N/A	84.2%	83.6%	88.0%

* This is based on patients treated on this contract for their most recent course of treatment. Figures in italics indicate the base number of FP17s or Patient Questionnaire responses are less than 100. N/A is shown where the base number of responses is less than 10 during the period. % is calculated as Quantity/Base number*100

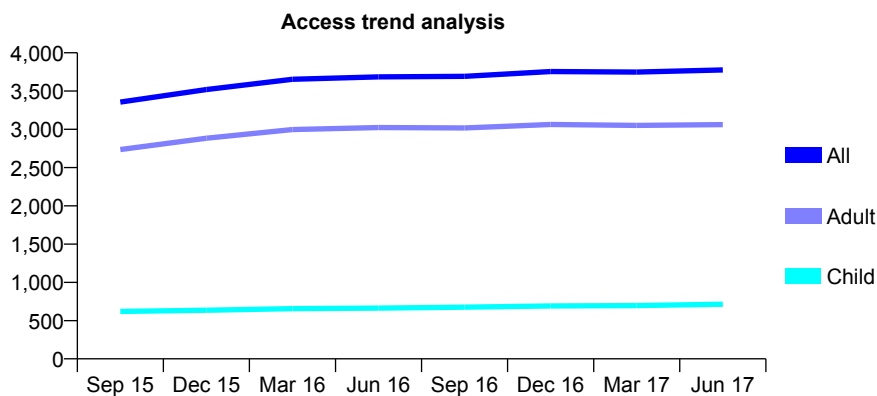
Q62 - Vital Signs At a Glance Contract Report for 159328/0001 - June 2017

Name or company name	Bhuva Dental Surgery - Pinner
Contract type name	GDS Contract
Purpose of contract	General
Contract start date	01/04/2014
Contract end date	

17/18 Contracted general activity (UDA)	7,956
Carry forward general activity (UDA)	0
17/18 Contracted orthodontic activity (UOA)	0
Carry forward orthodontic activity (UOA)	0
Baseline contract value	£217,737.81

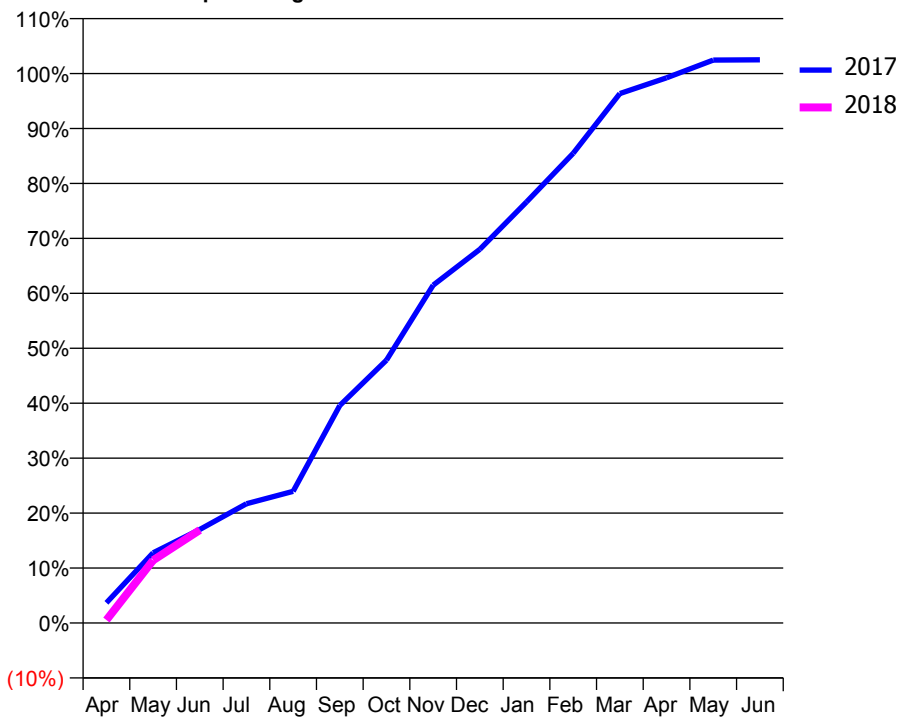
ACCESS*

Patients seen in 24 months	Total	Change since previous quarter
Quarter ending June 2016	3,686	
Quarter ending September 2016	3,692	→
Quarter ending December 2016	3,755	→
Quarter ending March 2017	3,748	→
Quarter ending June 2017	3,776	→
Variance since June 2016	2.4%	↑



ACTIVITY

Cumulative percentage of contracted UDA delivered 2017 & 2018



Month	Adjusted Scheduled Activity (UDA)	
	2017	2018
April	292	43
May	1,016	909
June	1,355	1,346
July	1,728	
August	1,907	
September	3,150	
October	3,807	
November	4,892	
December	5,412	
January	6,096	
February	6,801	
March	7,666	
April	7,894	
May	8,151	
June	8,154	

QUALITY

	Quantity	Base Number	Contract	AT	Region	England
% of FP17s for the same patient ID Re-attending within 3 months - Children	12	251	4.8%	10.1%	11.5%	12.0%
% of FP17s for the same patient ID Re-attending within 3 months - Adults	35	869	4.0%	15.8%	16.8%	16.0%
% of FP17s for the same patient ID Re-attending between 3 & 9 months - Children	159	251	63.3%	47.1%	47.3%	58.0%
% of FP17s for the same patient ID Re-attending between 3 & 9 months - Adults	556	869	64.0%	37.7%	38.3%	50.9%
% of FP17s for Band 1 Urgent Courses	19	845	2.2%	11.4%	10.7%	9.1%
% of FP17s Relating to Free Repair or Replacements	0	845	0.0%	0.6%	0.6%	0.8%
% of FP17s Relating to Continuations	0	845	0.0%	0.6%	0.8%	1.1%
% of Patients satisfied with the dentistry they have received	5	7	N/A	90.4%	89.8%	91.7%
% of Patients satisfied with the time they had to wait for an appointment	5	7	N/A	84.2%	83.6%	88.0%

* This is based on patients treated on this contract for their most recent course of treatment. Figures in italics indicate the base number of FP17s or Patient Questionnaire responses are less than 100. N/A is shown where the base number of responses is less than 10 during the period. % is calculated as Quantity/Base number*100

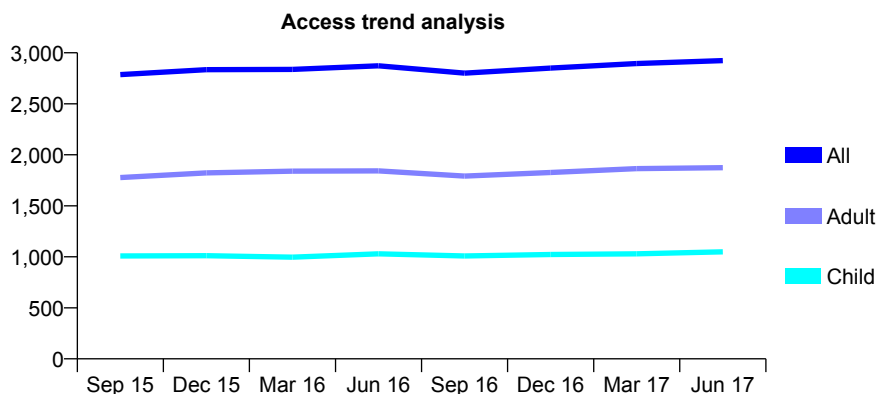
Q62 - Vital Signs At a Glance Contract Report for 160210/0001 - June 2017

Name or company name	Dr. H. Shakir & Dr. M. Eyrumlu
Contract type name	GDS Contract
Purpose of contract	General
Contract start date	01/11/2012
Contract end date	

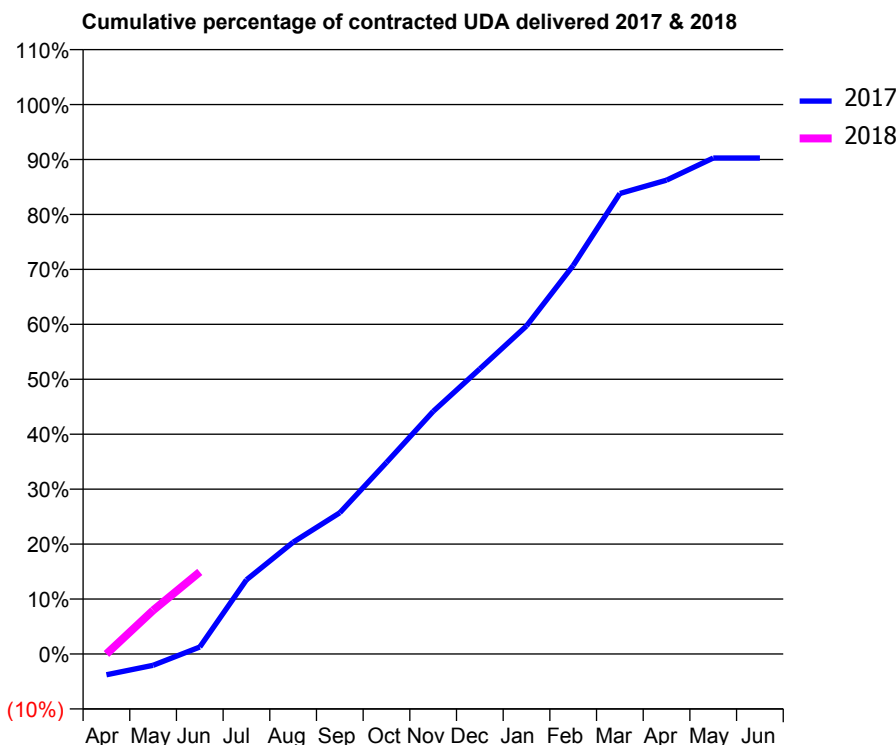
17/18 Contracted general activity (UDA)	9,436
Carry forward general activity (UDA)	0
17/18 Contracted orthodontic activity (UOA)	0
Carry forward orthodontic activity (UOA)	0
Baseline contract value	£381,122.47

ACCESS*

Patients seen in 24 months	Total	Change since previous quarter
Quarter ending June 2016	2,872	
Quarter ending September 2016	2,800	↓
Quarter ending December 2016	2,850	→
Quarter ending March 2017	2,895	→
Quarter ending June 2017	2,923	→
Variance since June 2016	1.8%	→



ACTIVITY



Month	Adjusted Scheduled Activity (UDA)	
	2017	2018
April	-358	0
May	-197	749
June	120	1,409
July	1,274	
August	1,921	
September	2,425	
October	3,290	
November	4,167	
December	4,896	
January	5,635	
February	6,671	
March	7,907	
April	8,137	
May	8,517	
June	8,517	

QUALITY

	Quantity	Base Number	Contract	AT	Region	England
% of FP17s for the same patient ID Re-attending within 3 months - Children	20	296	6.8%	10.1%	11.5%	12.0%
% of FP17s for the same patient ID Re-attending within 3 months - Adults	59	405	14.6%	15.8%	16.8%	16.0%
% of FP17s for the same patient ID Re-attending between 3 & 9 months - Children	127	296	42.9%	47.1%	47.3%	58.0%
% of FP17s for the same patient ID Re-attending between 3 & 9 months - Adults	117	405	28.9%	37.7%	38.3%	50.9%
% of FP17s for Band 1 Urgent Courses	74	554	13.4%	11.4%	10.7%	9.1%
% of FP17s Relating to Free Repair or Replacements	0	554	0.0%	0.6%	0.6%	0.8%
% of FP17s Relating to Continuations	3	554	0.5%	0.6%	0.8%	1.1%
% of Patients satisfied with the dentistry they have received	1	1	N/A	90.4%	89.8%	91.7%
% of Patients satisfied with the time they had to wait for an appointment	1	1	N/A	84.2%	83.6%	88.0%

* This is based on patients treated on this contract for their most recent course of treatment. Figures in italics indicate the base number of FP17s or Patient Questionnaire responses are less than 100. N/A is shown where the base number of responses is less than 10 during the period. % is calculated as Quantity/Base number*100

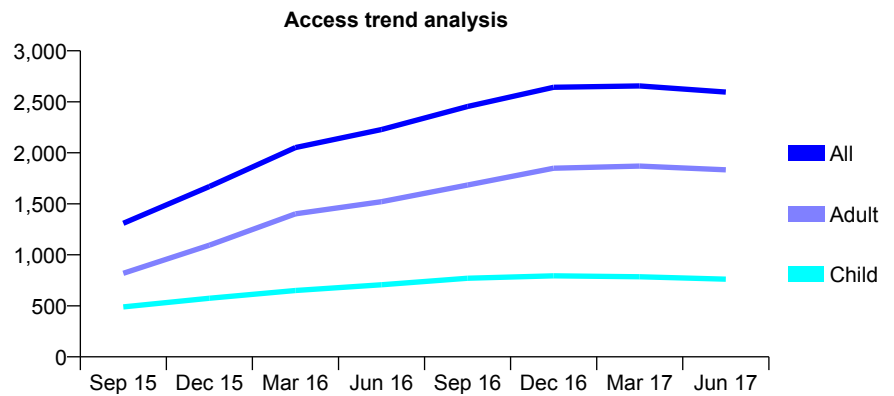
Q62 - Vital Signs At a Glance Contract Report for 160423/0001 - June 2017

Name or company name	Mr Neil Paryani & Ms Poonam Paryani
Contract type name	GDS Contract
Purpose of contract	General
Contract start date	01/01/2015
Contract end date	

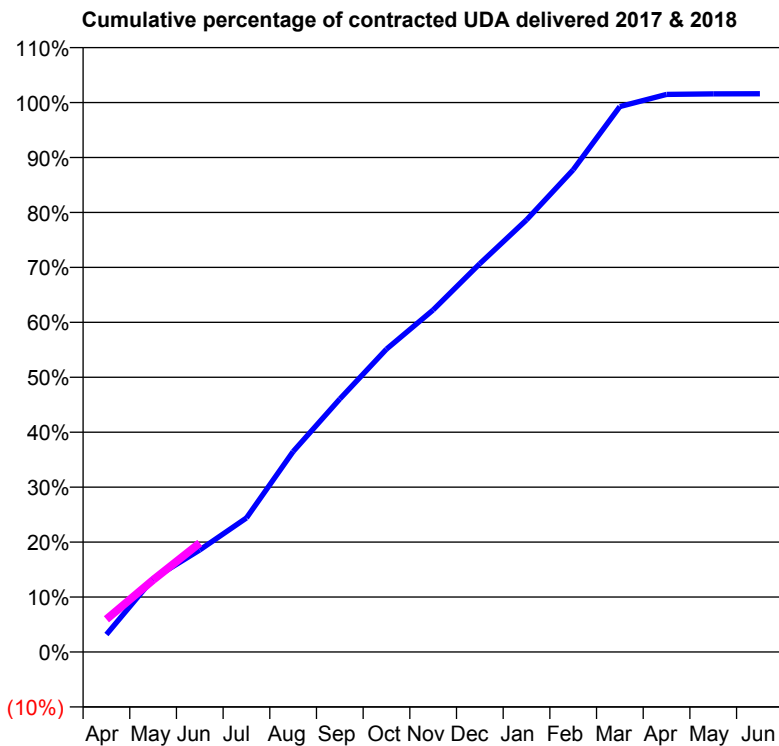
17/18 Contracted general activity (UDA)	8,179
Carry forward general activity (UDA)	0
17/18 Contracted orthodontic activity (UOA)	0
Carry forward orthodontic activity (UOA)	0
Baseline contract value	£226,746.99

ACCESS*

Patients seen in 24 months	Total	Change since previous quarter
Quarter ending June 2016	2,228	
Quarter ending September 2016	2,454	↑
Quarter ending December 2016	2,643	↑
Quarter ending March 2017	2,655	→
Quarter ending June 2017	2,595	↓
Variance since June 2016	16.5%	↑



ACTIVITY



Month	Adjusted Scheduled Activity (UDA)	
	2017	2018
April	261	487
May	1,091	1,073
June	1,519	1,622
July	1,995	
August	2,983	
September	3,767	
October	4,509	
November	5,092	
December	5,780	
January	6,432	
February	7,178	
March	8,119	
April	8,300	
May	8,308	
June	8,309	

QUALITY

	Quantity	Base Number	Contract	AT	Region	England
% of FP17s for the same patient ID Re-attending within 3 months - Children	33	250	13.2%	10.1%	11.5%	12.0%
% of FP17s for the same patient ID Re-attending within 3 months - Adults	74	392	18.9%	15.8%	16.8%	16.0%
% of FP17s for the same patient ID Re-attending between 3 & 9 months - Children	119	250	47.6%	47.1%	47.3%	58.0%
% of FP17s for the same patient ID Re-attending between 3 & 9 months - Adults	140	392	35.7%	37.7%	38.3%	50.9%
% of FP17s for Band 1 Urgent Courses	74	572	12.9%	11.4%	10.7%	9.1%
% of FP17s Relating to Free Repair or Replacements	7	572	1.2%	0.6%	0.6%	0.8%
% of FP17s Relating to Continuations	2	572	0.3%	0.6%	0.8%	1.1%
% of Patients satisfied with the dentistry they have received	2	2	N/A	90.4%	89.8%	91.7%
% of Patients satisfied with the time they had to wait for an appointment	1	2	N/A	84.2%	83.6%	88.0%

* This is based on patients treated on this contract for their most recent course of treatment. Figures in italics indicate the base number of FP17s or Patient Questionnaire responses are less than 100. N/A is shown where the base number of responses is less than 10 during the period. % is calculated as Quantity/Base number*100

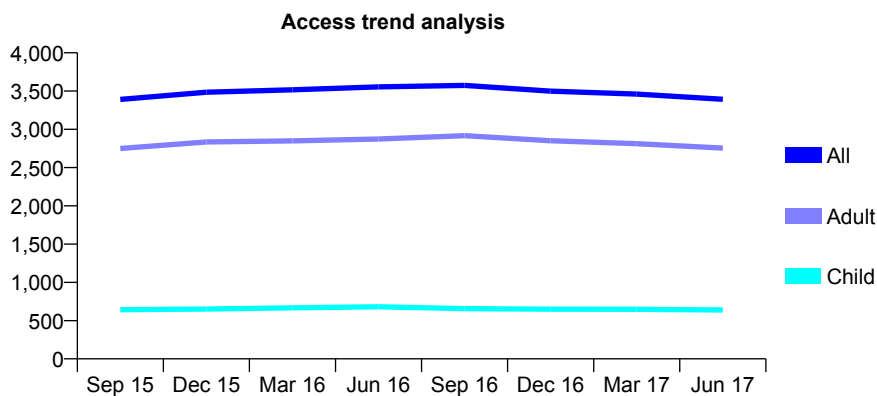
Q62 - Vital Signs At a Glance Contract Report for 161055/0001 - June 2017

Name or company name	Dental Magic (Care) Ltd
Contract type name	PDS Plus Contract
Purpose of contract	General
Contract start date	01/04/2010
Contract end date	31/03/2020

17/18 Contracted general activity (UDA)	14,779
Carry forward general activity (UDA)	0
17/18 Contracted orthodontic activity (UOA)	0
Carry forward orthodontic activity (UOA)	0
Baseline contract value	£382,662.03

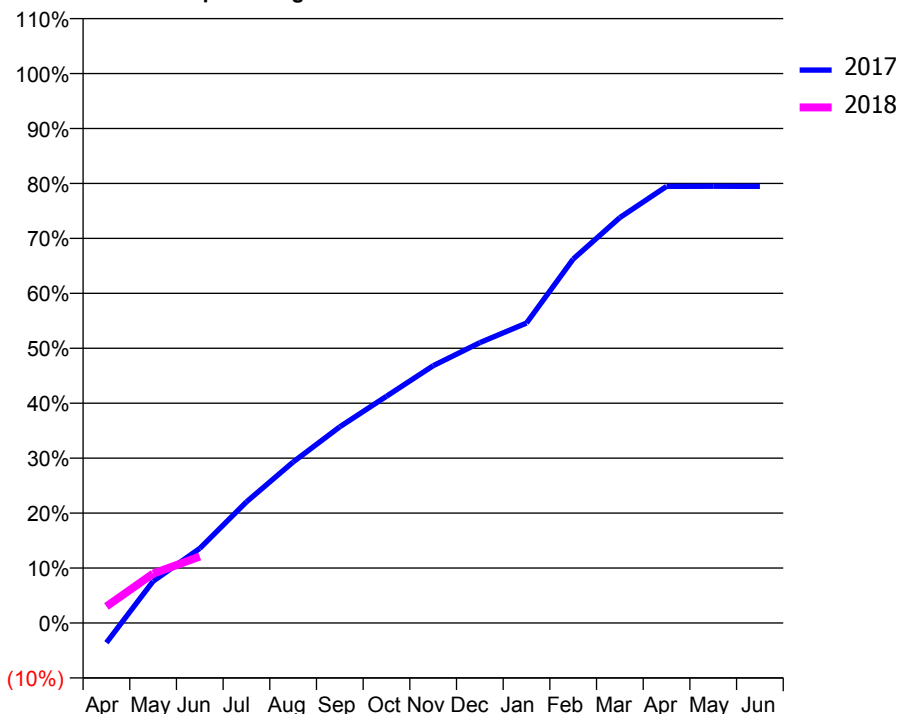
ACCESS*

Patients seen in 24 months	Total	Change since previous quarter
Quarter ending June 2016	3,555	
Quarter ending September 2016	3,573	→
Quarter ending December 2016	3,499	↓
Quarter ending March 2017	3,461	↓
Quarter ending June 2017	3,392	↓
Variance since June 2016	(4.6%)	↓



ACTIVITY

Cumulative percentage of contracted UDA delivered 2017 & 2018



Month	Adjusted Scheduled Activity (UDA)	
	2017	2018
April	-532	448
May	1,125	1,329
June	2,005	1,786
July	3,259	
August	4,331	
September	5,277	
October	6,100	
November	6,920	
December	7,541	
January	8,068	
February	9,789	
March	10,903	
April	11,744	
May	11,747	
June	11,744	

QUALITY

	Quantity	Base Number	Contract	AT	Region	England
% of FP17s for the same patient ID Re-attending within 3 months - Children	10	144	6.9%	10.1%	11.5%	12.0%
% of FP17s for the same patient ID Re-attending within 3 months - Adults	132	691	19.1%	15.8%	16.8%	16.0%
% of FP17s for the same patient ID Re-attending between 3 & 9 months - Children	69	144	47.9%	47.1%	47.3%	58.0%
% of FP17s for the same patient ID Re-attending between 3 & 9 months - Adults	272	691	39.4%	37.7%	38.3%	50.9%
% of FP17s for Band 1 Urgent Courses	96	591	16.2%	11.4%	10.7%	9.1%
% of FP17s Relating to Free Repair or Replacements	6	591	1.0%	0.6%	0.6%	0.8%
% of FP17s Relating to Continuations	0	591	0.0%	0.6%	0.8%	1.1%
% of Patients satisfied with the dentistry they have received	7	7	N/A	90.4%	89.8%	91.7%
% of Patients satisfied with the time they had to wait for an appointment	6	7	N/A	84.2%	83.6%	88.0%

* This is based on patients treated on this contract for their most recent course of treatment. Figures in italics indicate the base number of FP17s or Patient Questionnaire responses are less than 100. N/A is shown where the base number of responses is less than 10 during the period. % is calculated as Quantity/Base number*100

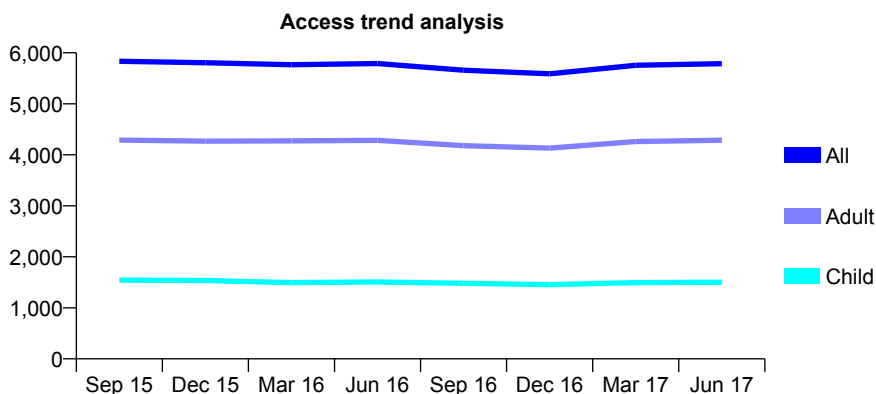
Q62 - Vital Signs At a Glance Contract Report for 164178/0001 - June 2017

Name or company name	Perfect Smile SDS
Contract type name	GDS Contract
Purpose of contract	General
Contract start date	01/01/2012
Contract end date	

17/18 Contracted general activity (UDA)	21,240
Carry forward general activity (UDA)	0
17/18 Contracted orthodontic activity (UOA)	0
Carry forward orthodontic activity (UOA)	0
Baseline contract value	£667,581.80

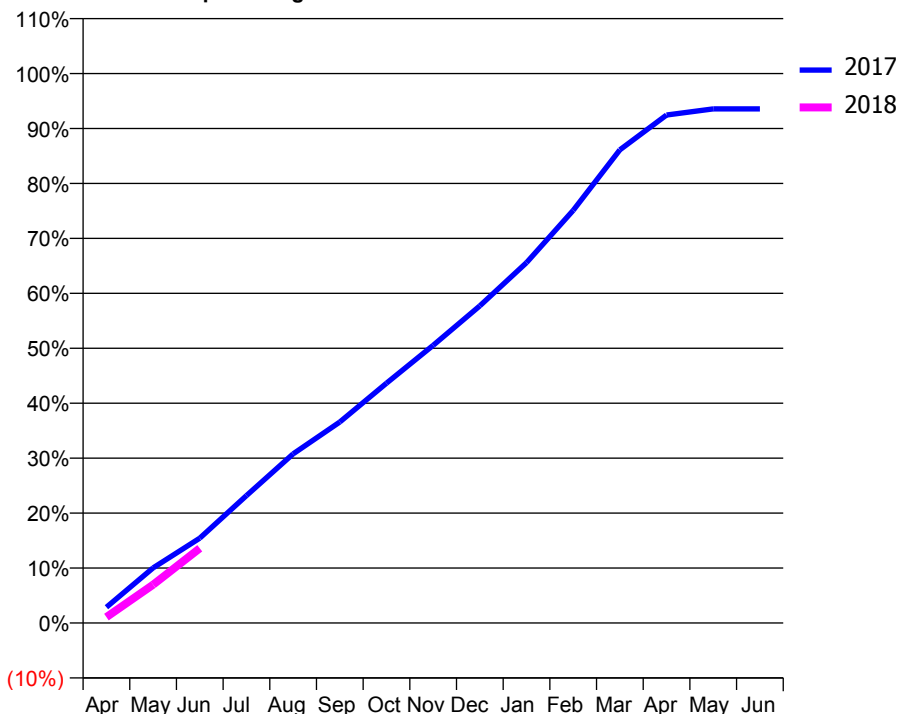
ACCESS*

Patients seen in 24 months	Total	Change since previous quarter
Quarter ending June 2016	5,789	
Quarter ending September 2016	5,659	↓
Quarter ending December 2016	5,587	↓
Quarter ending March 2017	5,756	↑
Quarter ending June 2017	5,788	→
Variance since June 2016	(0.0%)	→



ACTIVITY

Cumulative percentage of contracted UDA delivered 2017 & 2018



Month	Adjusted Scheduled Activity (UDA)	
	2017	2018
April	612	228
May	2,131	1,481
June	3,281	2,889
July	4,925	
August	6,541	
September	7,768	
October	9,269	
November	10,736	
December	12,260	
January	13,929	
February	15,949	
March	18,290	
April	19,634	
May	19,871	
June	19,872	

QUALITY

	Quantity	Base Number	Contract	AT	Region	England
% of FP17s for the same patient ID Re-attending within 3 months - Children	34	378	9.0%	10.1%	11.5%	12.0%
% of FP17s for the same patient ID Re-attending within 3 months - Adults	189	1,148	16.5%	15.8%	16.8%	16.0%
% of FP17s for the same patient ID Re-attending between 3 & 9 months - Children	151	378	39.9%	47.1%	47.3%	58.0%
% of FP17s for the same patient ID Re-attending between 3 & 9 months - Adults	397	1,148	34.6%	37.7%	38.3%	50.9%
% of FP17s for Band 1 Urgent Courses	73	1,075	6.8%	11.4%	10.7%	9.1%
% of FP17s Relating to Free Repair or Replacements	8	1,075	0.7%	0.6%	0.6%	0.8%
% of FP17s Relating to Continuations	47	1,075	4.4%	0.6%	0.8%	1.1%
% of Patients satisfied with the dentistry they have received	7	9	N/A	90.4%	89.8%	91.7%
% of Patients satisfied with the time they had to wait for an appointment	8	9	N/A	84.2%	83.6%	88.0%

* This is based on patients treated on this contract for their most recent course of treatment. Figures in italics indicate the base number of FP17s or Patient Questionnaire responses are less than 100. N/A is shown where the base number of responses is less than 10 during the period. % is calculated as Quantity/Base number*100

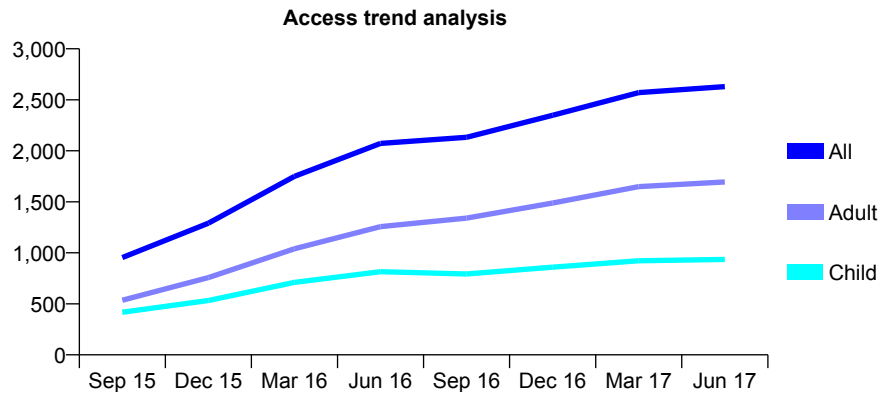
Q62 - Vital Signs At a Glance Contract Report for 164224/0001 - June 2017

Name or company name	Mr M Takhayori, Mrs P Massoudi
Contract type name	GDS Contract
Purpose of contract	General
Contract start date	01/04/2015
Contract end date	

17/18 Contracted general activity (UDA)	7,991
Carry forward general activity (UDA)	0
17/18 Contracted orthodontic activity (UOA)	0
Carry forward orthodontic activity (UOA)	0
Baseline contract value	£212,213.69

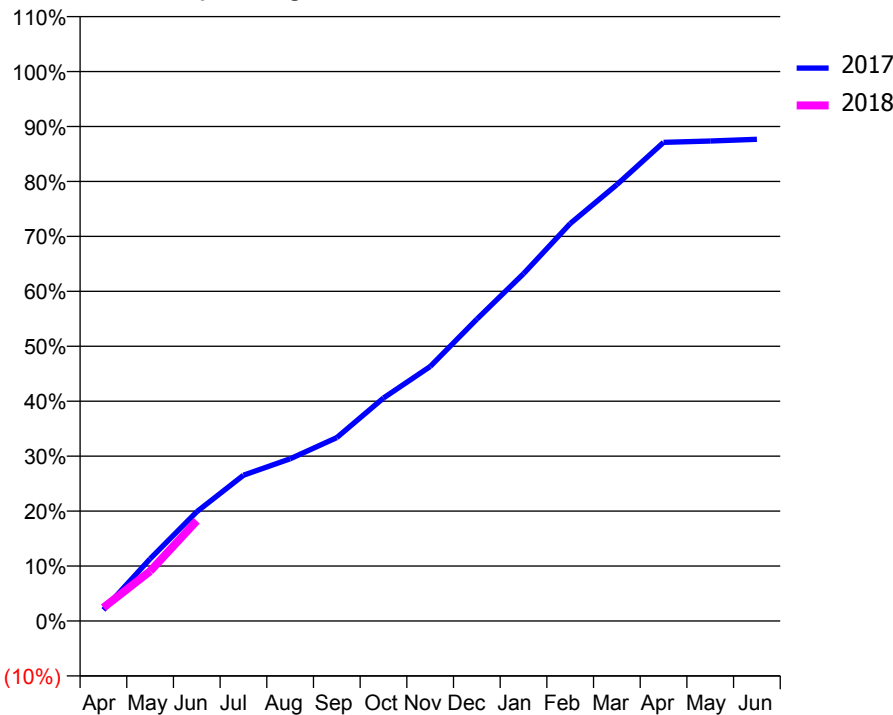
ACCESS*

Patients seen in 24 months	Total	Change since previous quarter
Quarter ending June 2016	2,072	
Quarter ending September 2016	2,133	↑
Quarter ending December 2016	2,348	↑
Quarter ending March 2017	2,571	↑
Quarter ending June 2017	2,630	↑
Variance since June 2016	26.9%	↑



ACTIVITY

Cumulative percentage of contracted UDA delivered 2017 & 2018



Month	Adjusted Scheduled Activity (UDA)	
	2017	2018
April	161	194
May	904	723
June	1,589	1,457
July	2,121	
August	2,359	
September	2,668	
October	3,243	
November	3,700	
December	4,389	
January	5,050	
February	5,780	
March	6,346	
April	6,961	
May	6,979	
June	7,006	

QUALITY

	Quantity	Base Number	Contract	AT	Region	England
% of FP17s for the same patient ID Re-attending within 3 months - Children	18	282	6.4%	10.1%	11.5%	12.0%
% of FP17s for the same patient ID Re-attending within 3 months - Adults	50	487	10.3%	15.8%	16.8%	16.0%
% of FP17s for the same patient ID Re-attending between 3 & 9 months - Children	76	282	27.0%	47.1%	47.3%	58.0%
% of FP17s for the same patient ID Re-attending between 3 & 9 months - Adults	119	487	24.4%	37.7%	38.3%	50.9%
% of FP17s for Band 1 Urgent Courses	51	545	9.4%	11.4%	10.7%	9.1%
% of FP17s Relating to Free Repair or Replacements	0	545	0.0%	0.6%	0.6%	0.8%
% of FP17s Relating to Continuations	3	545	0.6%	0.6%	0.8%	1.1%
% of Patients satisfied with the dentistry they have received	6	9	N/A	90.4%	89.8%	91.7%
% of Patients satisfied with the time they had to wait for an appointment	6	9	N/A	84.2%	83.6%	88.0%

* This is based on patients treated on this contract for their most recent course of treatment. Figures in italics indicate the base number of FP17s or Patient Questionnaire responses are less than 100. N/A is shown where the base number of responses is less than 10 during the period. % is calculated as Quantity/Base number*100

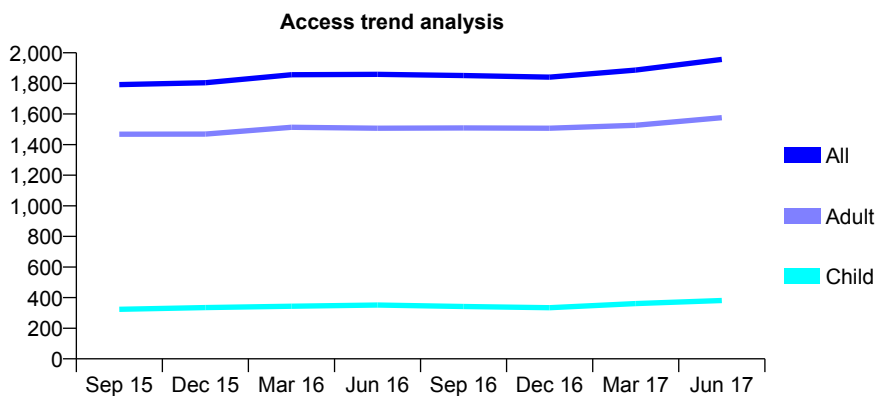
Q62 - Vital Signs At a Glance Contract Report for 165409/0001 - June 2017

Name or company name	Dr. Satinder Dhani & Dr. Sonia Dhani
Contract type name	GDS Contract
Purpose of contract	General
Contract start date	01/12/2012
Contract end date	

17/18 Contracted general activity (UDA)	7,042
Carry forward general activity (UDA)	0
17/18 Contracted orthodontic activity (UOA)	0
Carry forward orthodontic activity (UOA)	0
Baseline contract value	£183,216.50

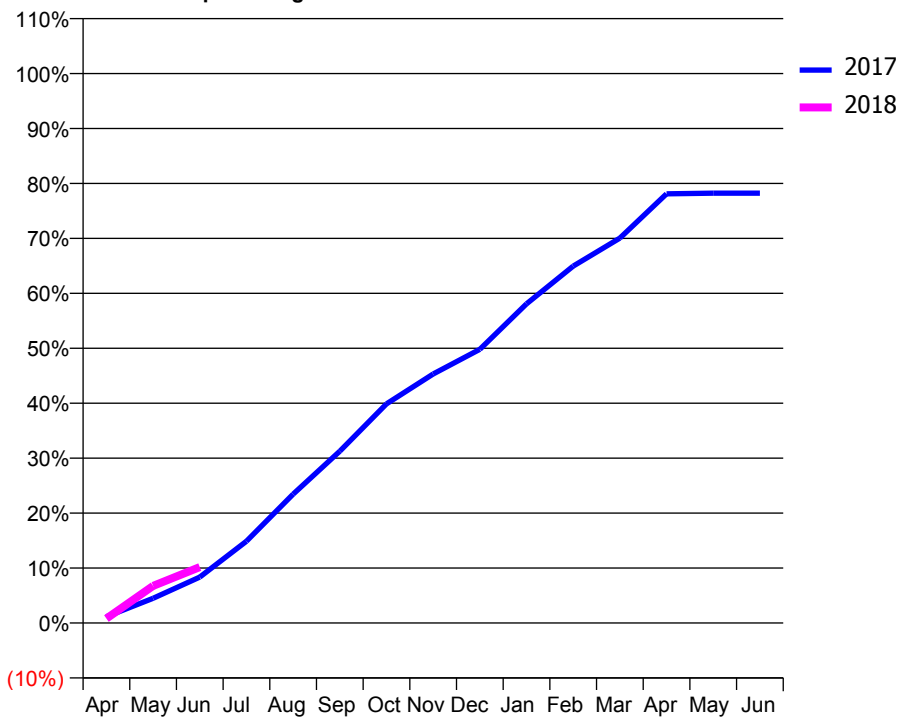
ACCESS*

Patients seen in 24 months	Total	Change since previous quarter
Quarter ending June 2016	1,859	
Quarter ending September 2016	1,851	→
Quarter ending December 2016	1,841	→
Quarter ending March 2017	1,887	↑
Quarter ending June 2017	1,957	↑
Variance since June 2016	5.3%	↑



ACTIVITY

Cumulative percentage of contracted UDA delivered 2017 & 2018



Adjusted Scheduled Activity (UDA)

Month	2017	2018
April	81	56
May	318	475
June	588	717
July	1,048	
August	1,651	
September	2,203	
October	2,808	
November	3,192	
December	3,508	
January	4,091	
February	4,574	
March	4,932	
April	5,500	
May	5,509	
June	5,509	

QUALITY

	Quantity	Base Number	Contract	AT	Region	England
% of FP17s for the same patient ID Re-attending within 3 months - Children	12	151	7.9%	10.1%	11.5%	12.0%
% of FP17s for the same patient ID Re-attending within 3 months - Adults	68	471	14.4%	15.8%	16.8%	16.0%
% of FP17s for the same patient ID Re-attending between 3 & 9 months - Children	63	151	41.7%	47.1%	47.3%	58.0%
% of FP17s for the same patient ID Re-attending between 3 & 9 months - Adults	176	471	37.4%	37.7%	38.3%	50.9%
% of FP17s for Band 1 Urgent Courses	27	294	9.2%	11.4%	10.7%	9.1%
% of FP17s Relating to Free Repair or Replacements	1	294	0.3%	0.6%	0.6%	0.8%
% of FP17s Relating to Continuations	4	294	1.4%	0.6%	0.8%	1.1%
% of Patients satisfied with the dentistry they have received	4	4	N/A	90.4%	89.8%	91.7%
% of Patients satisfied with the time they had to wait for an appointment	3	4	N/A	84.2%	83.6%	88.0%

* This is based on patients treated on this contract for their most recent course of treatment. Figures in italics indicate the base number of FP17s or Patient Questionnaire responses are less than 100. N/A is shown where the base number of responses is less than 10 during the period. % is calculated as Quantity/Base number*100

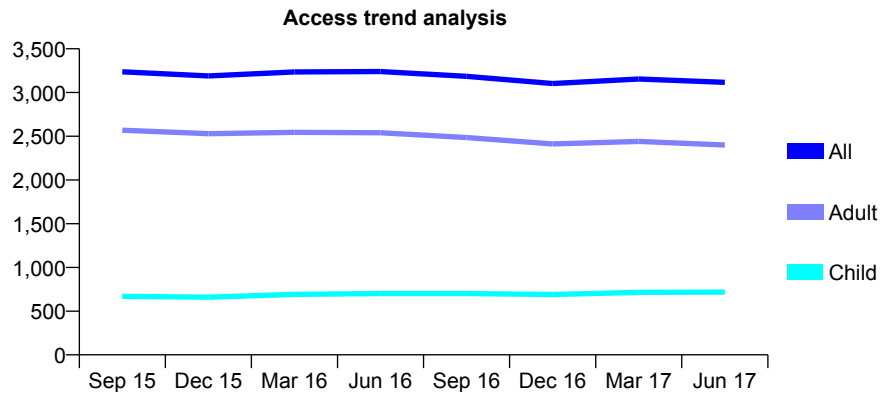
Q62 - Vital Signs At a Glance Contract Report for 165735/0001 - June 2017

Name or company name	Dr M Delahaye, Dr O Bhutta and Dr L Pada
Contract type name	GDS Contract
Purpose of contract	General
Contract start date	01/11/2011
Contract end date	

17/18 Contracted general activity (UDA)	7,365
Carry forward general activity (UDA)	0
17/18 Contracted orthodontic activity (UOA)	0
Carry forward orthodontic activity (UOA)	0
Baseline contract value	£194,529.20

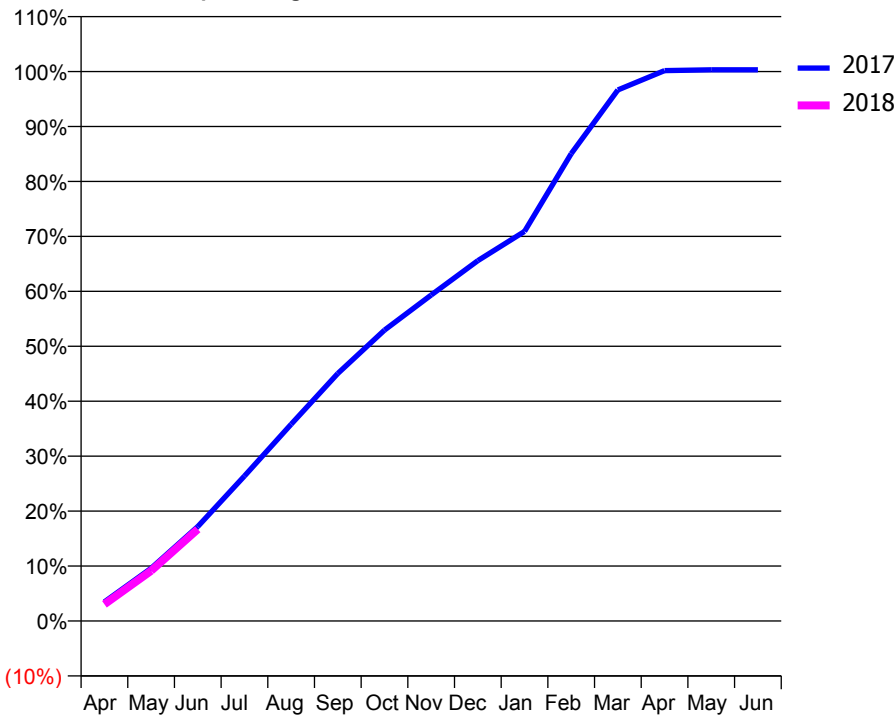
ACCESS*

Patients seen in 24 months	Total	Change since previous quarter
Quarter ending June 2016	3,240	
Quarter ending September 2016	3,185	↓
Quarter ending December 2016	3,102	↓
Quarter ending March 2017	3,155	→
Quarter ending June 2017	3,116	↓
Variance since June 2016	(3.8%)	↓



ACTIVITY

Cumulative percentage of contracted UDA delivered 2017 & 2018



Month	Adjusted Scheduled Activity (UDA)	
	2017	2018
April	256	224
May	707	673
June	1,267	1,230
July	1,943	
August	2,636	
September	3,317	
October	3,898	
November	4,369	
December	4,829	
January	5,221	
February	6,264	
March	7,119	
April	7,376	
May	7,388	
June	7,388	

QUALITY

	Quantity	Base Number	Contract	AT	Region	England
% of FP17s for the same patient ID Re-attending within 3 months - Children	17	227	7.5%	10.1%	11.5%	12.0%
% of FP17s for the same patient ID Re-attending within 3 months - Adults	83	580	14.3%	15.8%	16.8%	16.0%
% of FP17s for the same patient ID Re-attending between 3 & 9 months - Children	100	227	44.1%	47.1%	47.3%	58.0%
% of FP17s for the same patient ID Re-attending between 3 & 9 months - Adults	240	580	41.4%	37.7%	38.3%	50.9%
% of FP17s for Band 1 Urgent Courses	105	664	15.8%	11.4%	10.7%	9.1%
% of FP17s Relating to Free Repair or Replacements	1	664	0.2%	0.6%	0.6%	0.8%
% of FP17s Relating to Continuations	3	664	0.5%	0.6%	0.8%	1.1%
% of Patients satisfied with the dentistry they have received	2	2	N/A	90.4%	89.8%	91.7%
% of Patients satisfied with the time they had to wait for an appointment	2	2	N/A	84.2%	83.6%	88.0%

* This is based on patients treated on this contract for their most recent course of treatment. Figures in italics indicate the base number of FP17s or Patient Questionnaire responses are less than 100. N/A is shown where the base number of responses is less than 10 during the period. % is calculated as Quantity/Base number*100

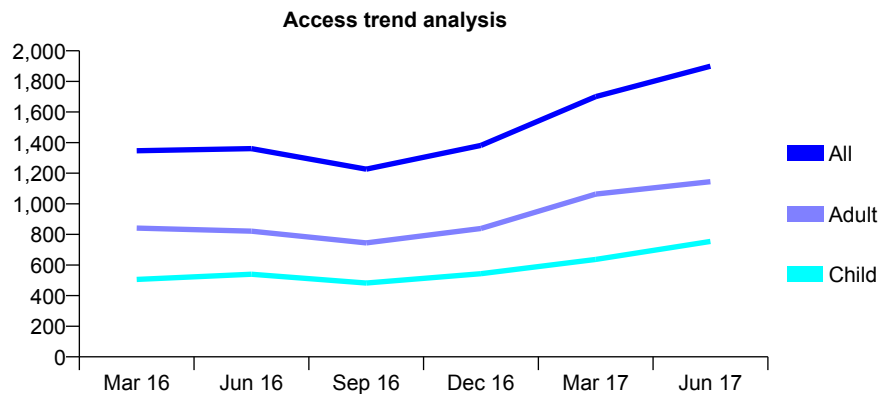
Q62 - Vital Signs At a Glance Contract Report for 165808/0001 - June 2017

Name or company name	Yeading Lane Dental Practice Partnership
Contract type name	GDS Contract
Purpose of contract	General
Contract start date	01/01/2015
Contract end date	

17/18 Contracted general activity (UDA)	5,438
Carry forward general activity (UDA)	0
17/18 Contracted orthodontic activity (UOA)	0
Carry forward orthodontic activity (UOA)	0
Baseline contract value	£128,001.40

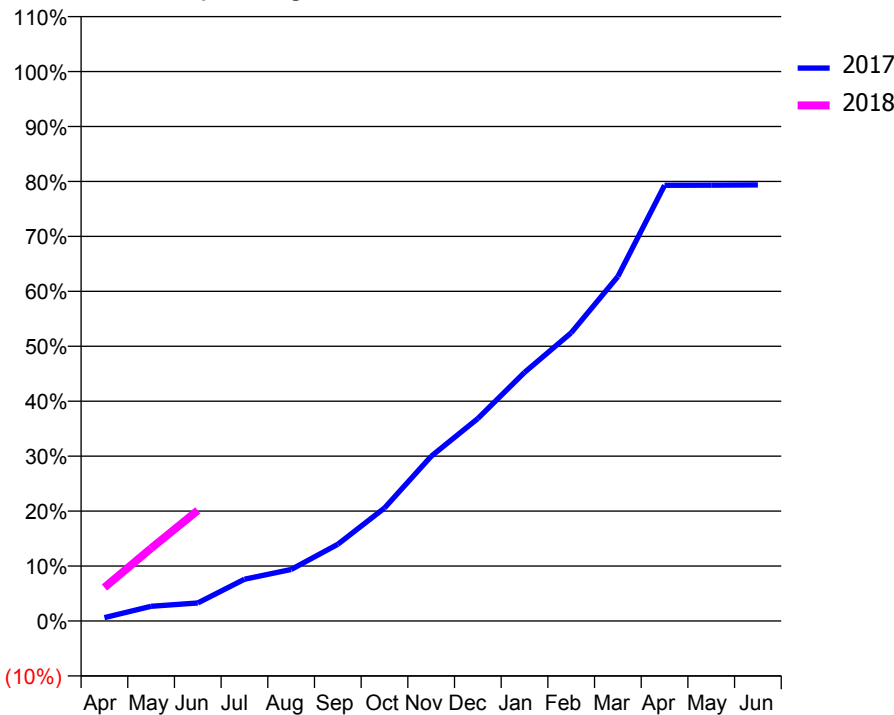
ACCESS*

Patients seen in 24 months	Total	Change since previous quarter
Quarter ending June 2016	1,361	
Quarter ending September 2016	1,227	↓
Quarter ending December 2016	1,382	↑
Quarter ending March 2017	1,701	↑
Quarter ending June 2017	1,899	↑
Variance since June 2016	39.5%	↑



ACTIVITY

Cumulative percentage of contracted UDA delivered 2017 & 2018



Month	Adjusted Scheduled Activity (UDA)	
	2017	2018
April	33	332
May	146	720
June	179	1,095
July	413	
August	510	
September	760	
October	1,119	
November	1,631	
December	2,004	
January	2,461	
February	2,852	
March	3,409	
April	4,312	
May	4,313	
June	4,316	

QUALITY

	Quantity	Base Number	Contract	AT	Region	England
% of FP17s for the same patient ID Re-attending within 3 months - Children	10	323	3.1%	10.1%	11.5%	12.0%
% of FP17s for the same patient ID Re-attending within 3 months - Adults	30	423	7.1%	15.8%	16.8%	16.0%
% of FP17s for the same patient ID Re-attending between 3 & 9 months - Children	91	323	28.2%	47.1%	47.3%	58.0%
% of FP17s for the same patient ID Re-attending between 3 & 9 months - Adults	90	423	21.3%	37.7%	38.3%	50.9%
% of FP17s for Band 1 Urgent Courses	29	496	5.8%	11.4%	10.7%	9.1%
% of FP17s Relating to Free Repair or Replacements	1	496	0.2%	0.6%	0.6%	0.8%
% of FP17s Relating to Continuations	1	496	0.2%	0.6%	0.8%	1.1%
% of Patients satisfied with the dentistry they have received	0	1	N/A	90.4%	89.8%	91.7%
% of Patients satisfied with the time they had to wait for an appointment	0	1	N/A	84.2%	83.6%	88.0%

* This is based on patients treated on this contract for their most recent course of treatment. Figures in italics indicate the base number of FP17s or Patient Questionnaire responses are less than 100. N/A is shown where the base number of responses is less than 10 during the period. % is calculated as Quantity/Base number*100

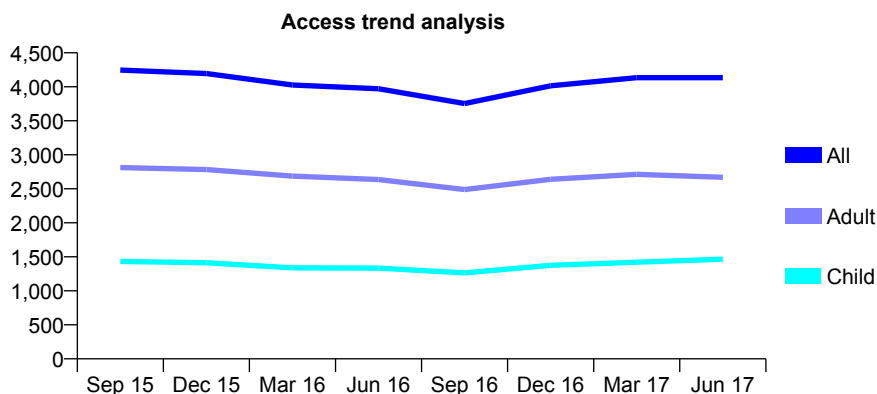
Q62 - Vital Signs At a Glance Contract Report for 166804/0001 - June 2017

Name or company name	The Neasden Dental Clinic
Contract type name	GDS Contract
Purpose of contract	General
Contract start date	01/04/2011
Contract end date	

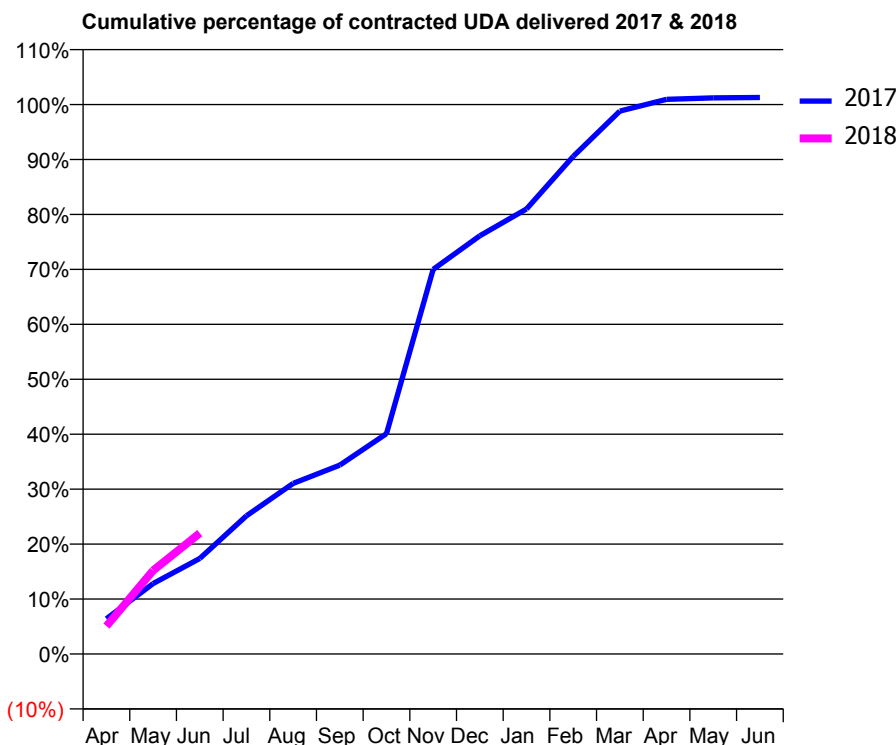
17/18 Contracted general activity (UDA)	10,922
Carry forward general activity (UDA)	0
17/18 Contracted orthodontic activity (UOA)	0
Carry forward orthodontic activity (UOA)	0
Baseline contract value	£261,509.41

ACCESS*

Patients seen in 24 months	Total	Change since previous quarter
Quarter ending June 2016	3,971	
Quarter ending September 2016	3,753	↓
Quarter ending December 2016	4,015	↑
Quarter ending March 2017	4,134	↑
Quarter ending June 2017	4,134	→
Variance since June 2016	4.1%	↑



ACTIVITY



Month	Adjusted Scheduled Activity (UDA)	
	2017	2018
April	700	556
May	1,401	1,662
June	1,899	2,402
July	2,748	
August	3,391	
September	3,755	
October	4,380	
November	7,644	
December	8,312	
January	8,845	
February	9,890	
March	10,790	
April	11,025	
May	11,054	
June	11,062	

QUALITY

	Quantity	Base Number	Contract	AT	Region	England
% of FP17s for the same patient ID Re-attending within 3 months - Children	31	463	6.7%	10.1%	11.5%	12.0%
% of FP17s for the same patient ID Re-attending within 3 months - Adults	89	622	14.3%	15.8%	16.8%	16.0%
% of FP17s for the same patient ID Re-attending between 3 & 9 months - Children	168	463	36.3%	47.1%	47.3%	58.0%
% of FP17s for the same patient ID Re-attending between 3 & 9 months - Adults	260	622	41.8%	37.7%	38.3%	50.9%
% of FP17s for Band 1 Urgent Courses	65	977	6.7%	11.4%	10.7%	9.1%
% of FP17s Relating to Free Repair or Replacements	8	977	0.8%	0.6%	0.6%	0.8%
% of FP17s Relating to Continuations	8	977	0.8%	0.6%	0.8%	1.1%
% of Patients satisfied with the dentistry they have received	3	5	N/A	90.4%	89.8%	91.7%
% of Patients satisfied with the time they had to wait for an appointment	4	5	N/A	84.2%	83.6%	88.0%

* This is based on patients treated on this contract for their most recent course of treatment. Figures in italics indicate the base number of FP17s or Patient Questionnaire responses are less than 100. N/A is shown where the base number of responses is less than 10 during the period. % is calculated as Quantity/Base number*100

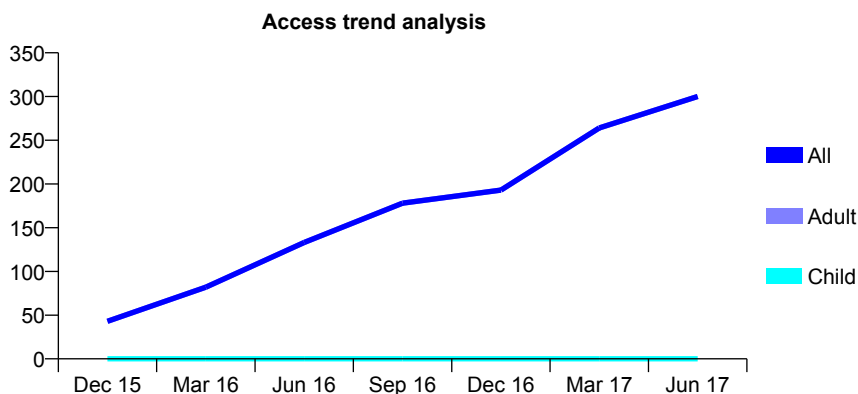
Q62 - Vital Signs At a Glance Contract Report for 167002/0001 - June 2017

Name or company name	Mr AS Khambay and Mrs GK Khambay
Contract type name	PDS Contract
Purpose of contract	General
Contract start date	01/10/2015
Contract end date	31/03/2018

17/18 Contracted general activity (UDA)	733
Carry forward general activity (UDA)	0
17/18 Contracted orthodontic activity (UOA)	0
Carry forward orthodontic activity (UOA)	0
Baseline contract value	£26,181.72

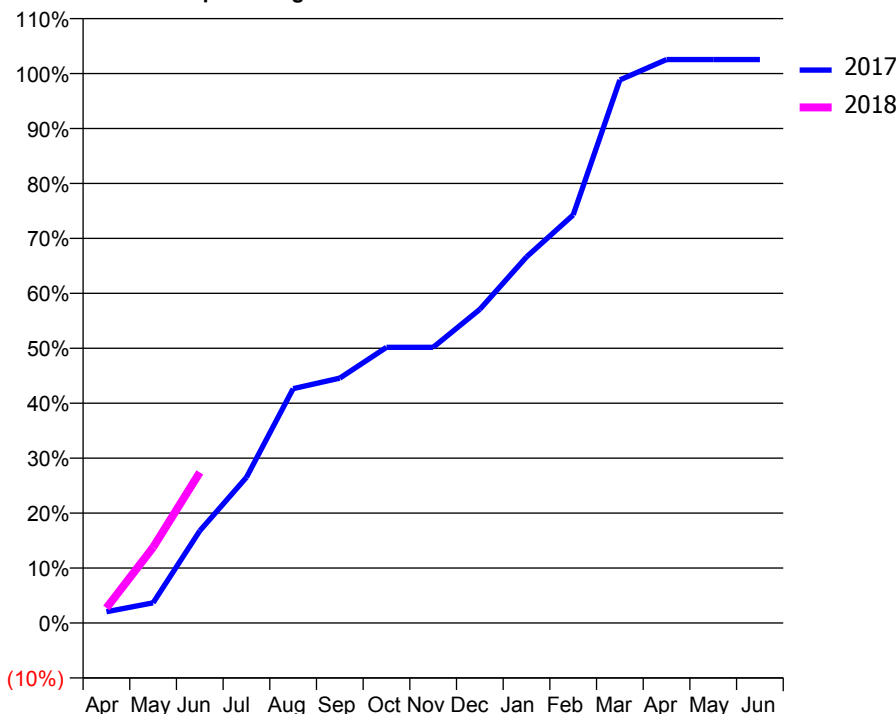
ACCESS*

Patients seen in 24 months	Total	Change since previous quarter
Quarter ending June 2016	133	
Quarter ending September 2016	178	↑
Quarter ending December 2016	193	↑
Quarter ending March 2017	264	↑
Quarter ending June 2017	300	↑
Variance since June 2016	125.6%	↑



ACTIVITY

Cumulative percentage of contracted UDA delivered 2017 & 2018



Adjusted Scheduled Activity (UDA)

Month	2017	2018
April	15	20
May	27	101
June	123	201
July	194	
August	313	
September	327	
October	368	
November	368	
December	418	
January	488	
February	544	
March	724	
April	752	
May	752	
June	752	

QUALITY

	Quantity	Base Number	Contract	AT	Region	England
% of FP17s for the same patient ID Re-attending within 3 months - Children	0	0	N/A	10.1%	11.5%	12.0%
% of FP17s for the same patient ID Re-attending within 3 months - Adults	7	64	10.9%	15.8%	16.8%	16.0%
% of FP17s for the same patient ID Re-attending between 3 & 9 months - Children	0	0	N/A	47.1%	47.3%	58.0%
% of FP17s for the same patient ID Re-attending between 3 & 9 months - Adults	4	64	6.3%	37.7%	38.3%	50.9%
% of FP17s for Band 1 Urgent Courses	0	54	0.0%	11.4%	10.7%	9.1%
% of FP17s Relating to Free Repair or Replacements	0	54	0.0%	0.6%	0.6%	0.8%
% of FP17s Relating to Continuations	4	54	7.4%	0.6%	0.8%	1.1%
% of Patients satisfied with the dentistry they have received	0	0	N/A	90.4%	89.8%	91.7%
% of Patients satisfied with the time they had to wait for an appointment	0	0	N/A	84.2%	83.6%	88.0%

* This is based on patients treated on this contract for their most recent course of treatment. Figures in italics indicate the base number of FP17s or Patient Questionnaire responses are less than 100. N/A is shown where the base number of responses is less than 10 during the period. % is calculated as Quantity/Base number*100

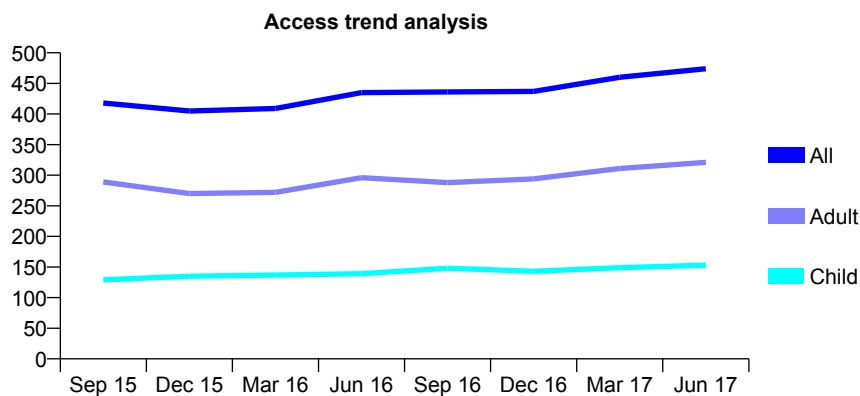
Q62 - Vital Signs At a Glance Contract Report for 168599/0001 - June 2017

Name or company name	Dental Centre 100
Contract type name	GDS Contract
Purpose of contract	General
Contract start date	01/11/2011
Contract end date	

17/18 Contracted general activity (UDA)	1,876
Carry forward general activity (UDA)	0
17/18 Contracted orthodontic activity (UOA)	0
Carry forward orthodontic activity (UOA)	0
Baseline contract value	£49,305.91

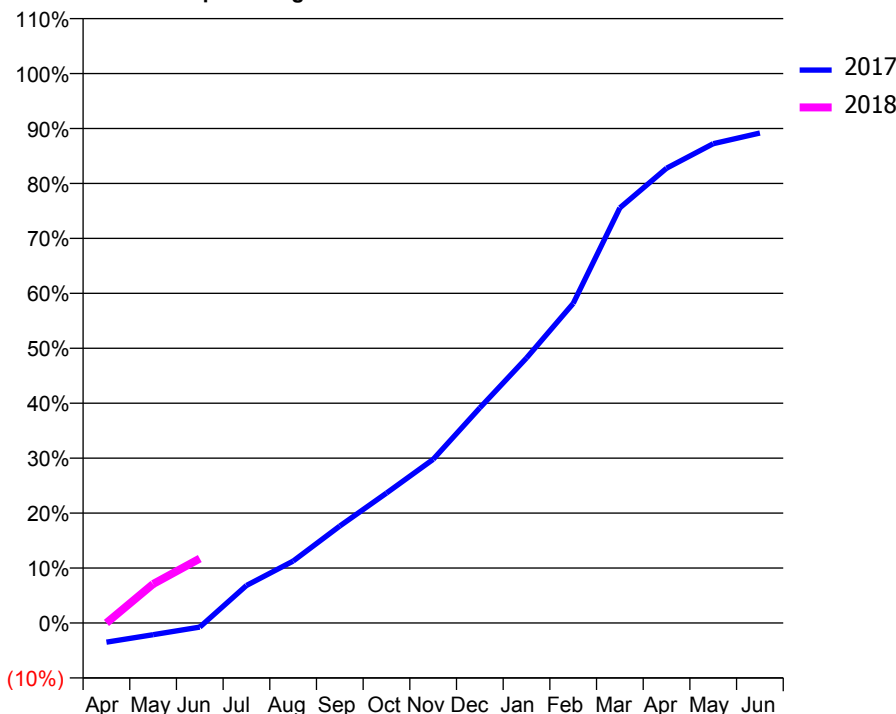
ACCESS*

Patients seen in 24 months	Total	Change since previous quarter
Quarter ending June 2016	435	
Quarter ending September 2016	436	→
Quarter ending December 2016	437	→
Quarter ending March 2017	460	↑
Quarter ending June 2017	474	↑
Variance since June 2016	9.0%	↑



ACTIVITY

Cumulative percentage of contracted UDA delivered 2017 & 2018



Month	Adjusted Scheduled Activity (UDA)	
	2017	2018
April	-66	0
May	-40	133
June	-14	220
July	128	
August	211	
September	331	
October	444	
November	559	
December	735	
January	905	
February	1,091	
March	1,417	
April	1,553	
May	1,637	
June	1,673	

QUALITY

	Quantity	Base Number	Contract	AT	Region	England
% of FP17s for the same patient ID Re-attending within 3 months - Children	3	34	8.8%	10.1%	11.5%	12.0%
% of FP17s for the same patient ID Re-attending within 3 months - Adults	11	65	16.9%	15.8%	16.8%	16.0%
% of FP17s for the same patient ID Re-attending between 3 & 9 months - Children	4	34	11.8%	47.1%	47.3%	58.0%
% of FP17s for the same patient ID Re-attending between 3 & 9 months - Adults	15	65	23.1%	37.7%	38.3%	50.9%
% of FP17s for Band 1 Urgent Courses	6	62	9.7%	11.4%	10.7%	9.1%
% of FP17s Relating to Free Repair or Replacements	0	62	0.0%	0.6%	0.6%	0.8%
% of FP17s Relating to Continuations	0	62	0.0%	0.6%	0.8%	1.1%
% of Patients satisfied with the dentistry they have received	0	2	N/A	90.4%	89.8%	91.7%
% of Patients satisfied with the time they had to wait for an appointment	2	2	N/A	84.2%	83.6%	88.0%

* This is based on patients treated on this contract for their most recent course of treatment. Figures in italics indicate the base number of FP17s or Patient Questionnaire responses are less than 100. N/A is shown where the base number of responses is less than 10 during the period. % is calculated as Quantity/Base number*100

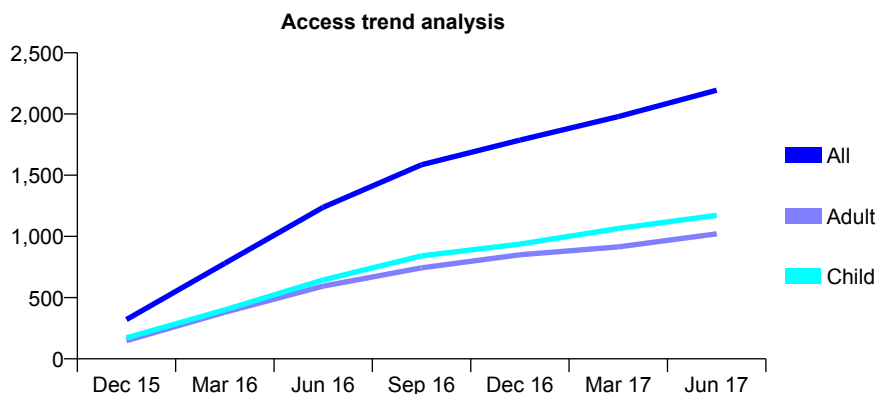
Q62 - Vital Signs At a Glance Contract Report for 168823/0001 - June 2017

Name or company name	MR JJ LAI
Contract type name	GDS Contract
Purpose of contract	General
Contract start date	01/11/2015
Contract end date	

17/18 Contracted general activity (UDA)	7,635
Carry forward general activity (UDA)	0
17/18 Contracted orthodontic activity (UOA)	0
Carry forward orthodontic activity (UOA)	0
Baseline contract value	£200,424.05

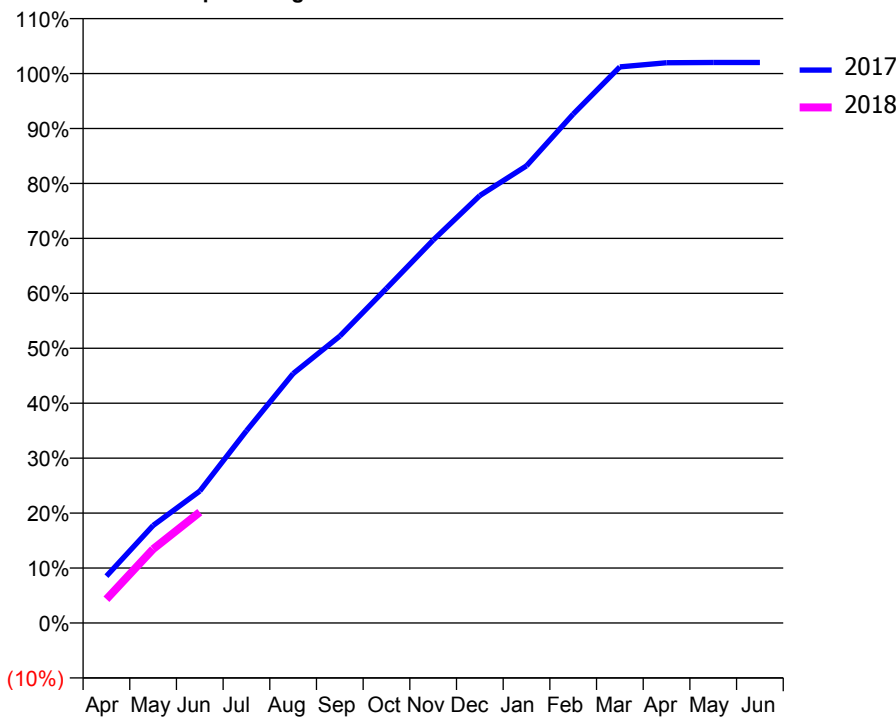
ACCESS*

Patients seen in 24 months	Total	Change since previous quarter
Quarter ending June 2016	1,238	
Quarter ending September 2016	1,586	↑
Quarter ending December 2016	1,787	↑
Quarter ending March 2017	1,979	↑
Quarter ending June 2017	2,194	↑
Variance since June 2016	77.2%	↑



ACTIVITY

Cumulative percentage of contracted UDA delivered 2017 & 2018



Month	Adjusted Scheduled Activity (UDA)	
	2017	2018
April	652	330
May	1,356	1,027
June	1,833	1,540
July	2,670	
August	3,466	
September	3,987	
October	4,650	
November	5,321	
December	5,938	
January	6,353	
February	7,071	
March	7,728	
April	7,785	
May	7,789	
June	7,789	

QUALITY

	Quantity	Base Number	Contract	AT	Region	England
% of FP17s for the same patient ID Re-attending within 3 months - Children	14	303	4.6%	10.1%	11.5%	12.0%
% of FP17s for the same patient ID Re-attending within 3 months - Adults	19	213	8.9%	15.8%	16.8%	16.0%
% of FP17s for the same patient ID Re-attending between 3 & 9 months - Children	115	303	38.0%	47.1%	47.3%	58.0%
% of FP17s for the same patient ID Re-attending between 3 & 9 months - Adults	69	213	32.4%	37.7%	38.3%	50.9%
% of FP17s for Band 1 Urgent Courses	4	499	0.8%	11.4%	10.7%	9.1%
% of FP17s Relating to Free Repair or Replacements	0	499	0.0%	0.6%	0.6%	0.8%
% of FP17s Relating to Continuations	4	499	0.8%	0.6%	0.8%	1.1%
% of Patients satisfied with the dentistry they have received	1	1	N/A	90.4%	89.8%	91.7%
% of Patients satisfied with the time they had to wait for an appointment	1	1	N/A	84.2%	83.6%	88.0%

* This is based on patients treated on this contract for their most recent course of treatment. Figures in italics indicate the base number of FP17s or Patient Questionnaire responses are less than 100. N/A is shown where the base number of responses is less than 10 during the period. % is calculated as Quantity/Base number*100

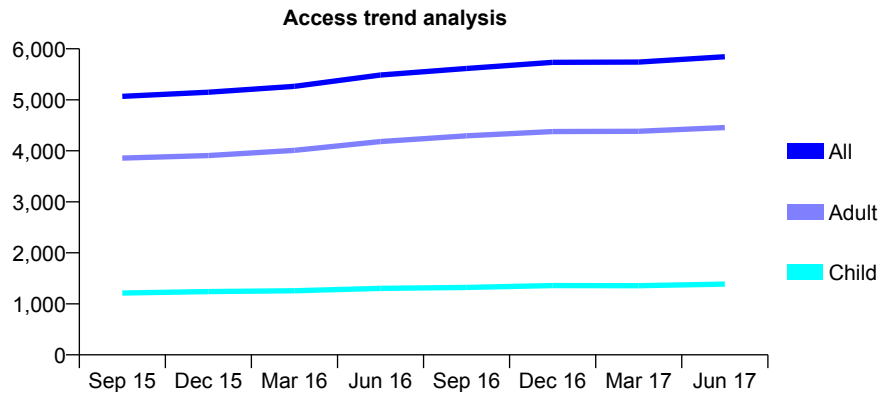
Q62 - Vital Signs At a Glance Contract Report for 169455/0001 - June 2017

Name or company name	Preeman Limited Smile For Life Dental Clin
Contract type name	GDS Contract
Purpose of contract	General
Contract start date	01/04/2011
Contract end date	

17/18 Contracted general activity (UDA)	25,000
Carry forward general activity (UDA)	0
17/18 Contracted orthodontic activity (UOA)	0
Carry forward orthodontic activity (UOA)	0
Baseline contract value	£686,465.83

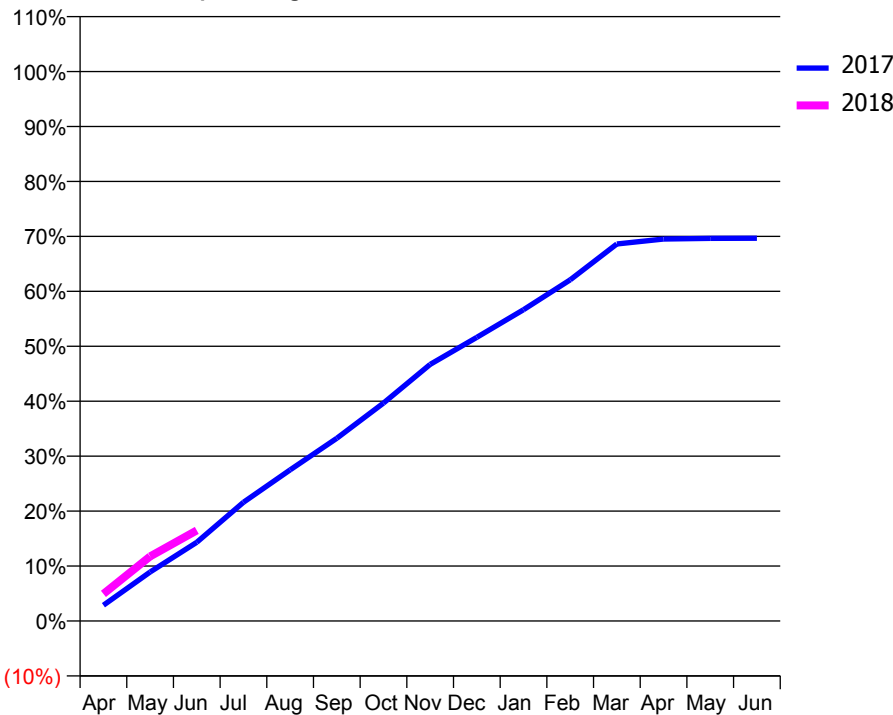
ACCESS*

Patients seen in 24 months	Total	Change since previous quarter
Quarter ending June 2016	5,485	
Quarter ending September 2016	5,615	↑
Quarter ending December 2016	5,735	↑
Quarter ending March 2017	5,739	→
Quarter ending June 2017	5,844	→
Variance since June 2016	6.5%	↑



ACTIVITY

Cumulative percentage of contracted UDA delivered 2017 & 2018



Month	Adjusted Scheduled Activity (UDA)	
	2017	2018
April	885	1,234
May	2,746	2,941
June	4,408	4,123
July	6,647	
August	8,464	
September	10,233	
October	12,203	
November	14,374	
December	15,887	
January	17,433	
February	19,103	
March	21,117	
April	21,390	
May	21,433	
June	21,440	

QUALITY

	Quantity	Base Number	Contract	AT	Region	England
% of FP17s for the same patient ID Re-attending within 3 months - Children	42	452	9.3%	10.1%	11.5%	12.0%
% of FP17s for the same patient ID Re-attending within 3 months - Adults	133	1,114	11.9%	15.8%	16.8%	16.0%
% of FP17s for the same patient ID Re-attending between 3 & 9 months - Children	265	452	58.6%	47.1%	47.3%	58.0%
% of FP17s for the same patient ID Re-attending between 3 & 9 months - Adults	475	1,114	42.6%	37.7%	38.3%	50.9%
% of FP17s for Band 1 Urgent Courses	72	1,434	5.0%	11.4%	10.7%	9.1%
% of FP17s Relating to Free Repair or Replacements	1	1,434	0.1%	0.6%	0.6%	0.8%
% of FP17s Relating to Continuations	18	1,434	1.3%	0.6%	0.8%	1.1%
% of Patients satisfied with the dentistry they have received	3	3	N/A	90.4%	89.8%	91.7%
% of Patients satisfied with the time they had to wait for an appointment	3	3	N/A	84.2%	83.6%	88.0%

* This is based on patients treated on this contract for their most recent course of treatment. Figures in italics indicate the base number of FP17s or Patient Questionnaire responses are less than 100. N/A is shown where the base number of responses is less than 10 during the period. % is calculated as Quantity/Base number*100

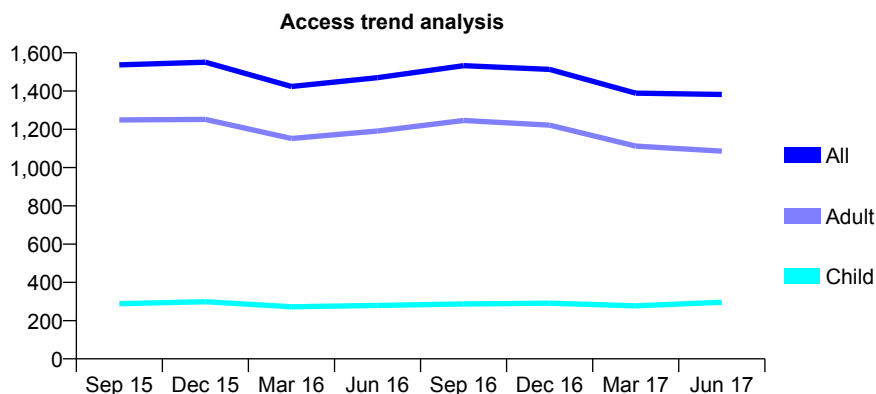
Q62 - Vital Signs At a Glance Contract Report for 171085/0001 - June 2017

Name or company name	Mr B K Vekeria & Mr A Ullah Sheikh
Contract type name	GDS Contract
Purpose of contract	General
Contract start date	01/12/2010
Contract end date	

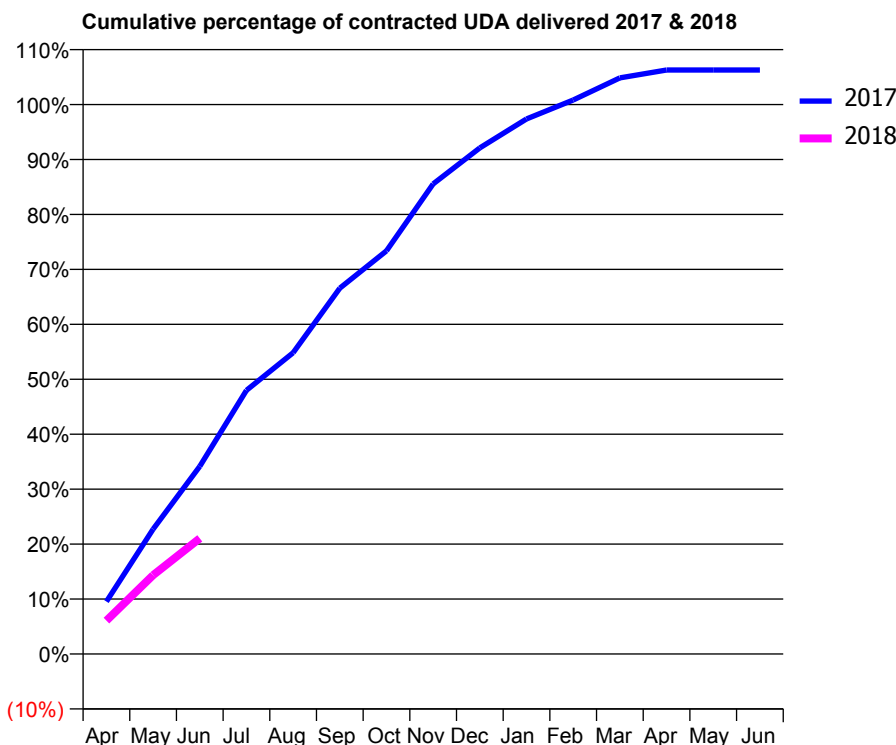
17/18 Contracted general activity (UDA)	4,341
Carry forward general activity (UDA)	0
17/18 Contracted orthodontic activity (UOA)	0
Carry forward orthodontic activity (UOA)	0
Baseline contract value	£100,880.16

ACCESS*

Patients seen in 24 months	Total	Change since previous quarter
Quarter ending June 2016	1,470	
Quarter ending September 2016	1,533	↑
Quarter ending December 2016	1,513	↓
Quarter ending March 2017	1,389	↓
Quarter ending June 2017	1,382	→
Variance since June 2016	(6.0%)	↓



ACTIVITY



Month	Adjusted Scheduled Activity (UDA)	
	2017	2018
April	415	263
May	987	623
June	1,483	914
July	2,083	
August	2,380	
September	2,890	
October	3,185	
November	3,714	
December	3,999	
January	4,227	
February	4,376	
March	4,551	
April	4,613	
May	4,613	
June	4,613	

QUALITY

	Quantity	Base Number	Contract	AT	Region	England
% of FP17s for the same patient ID Re-attending within 3 months - Children	2	65	3.1%	10.1%	11.5%	12.0%
% of FP17s for the same patient ID Re-attending within 3 months - Adults	18	244	7.4%	15.8%	16.8%	16.0%
% of FP17s for the same patient ID Re-attending between 3 & 9 months - Children	17	65	26.2%	47.1%	47.3%	58.0%
% of FP17s for the same patient ID Re-attending between 3 & 9 months - Adults	60	244	24.6%	37.7%	38.3%	50.9%
% of FP17s for Band 1 Urgent Courses	35	299	11.7%	11.4%	10.7%	9.1%
% of FP17s Relating to Free Repair or Replacements	0	299	0.0%	0.6%	0.6%	0.8%
% of FP17s Relating to Continuations	3	299	1.0%	0.6%	0.8%	1.1%
% of Patients satisfied with the dentistry they have received	3	3	N/A	90.4%	89.8%	91.7%
% of Patients satisfied with the time they had to wait for an appointment	3	3	N/A	84.2%	83.6%	88.0%

* This is based on patients treated on this contract for their most recent course of treatment. Figures in italics indicate the base number of FP17s or Patient Questionnaire responses are less than 100. N/A is shown where the base number of responses is less than 10 during the period. % is calculated as Quantity/Base number*100

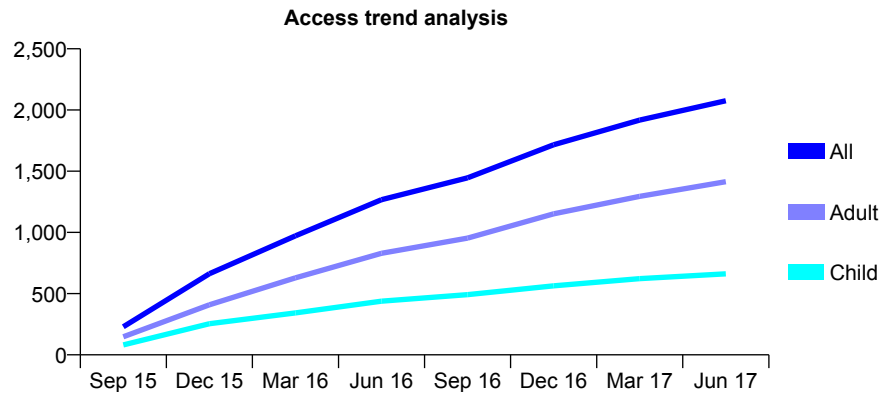
Q62 - Vital Signs At a Glance Contract Report for 172073/0001 - June 2017

Name or company name	Dr Gregory Lai & Dr Nicholas Lai & Associa
Contract type name	GDS Contract
Purpose of contract	General
Contract start date	01/06/2015
Contract end date	

17/18 Contracted general activity (UDA)	8,888
Carry forward general activity (UDA)	0
17/18 Contracted orthodontic activity (UOA)	0
Carry forward orthodontic activity (UOA)	0
Baseline contract value	£260,433.33

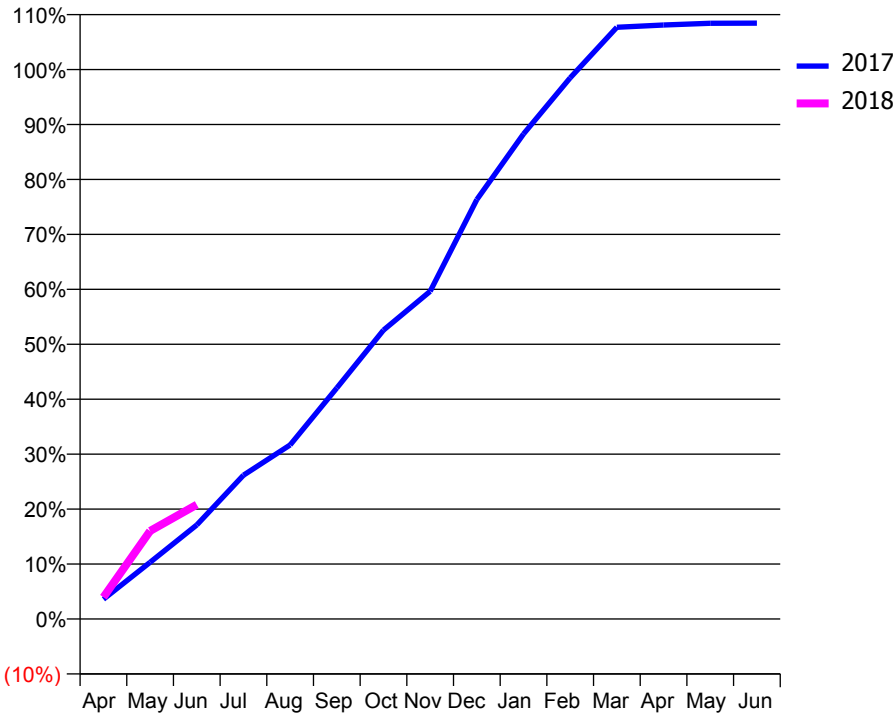
ACCESS*

Patients seen in 24 months	Total	Change since previous quarter
Quarter ending June 2016	1,267	
Quarter ending September 2016	1,446	↑
Quarter ending December 2016	1,716	↑
Quarter ending March 2017	1,918	↑
Quarter ending June 2017	2,076	↑
Variance since June 2016	63.9%	↑



ACTIVITY

Cumulative percentage of contracted UDA delivered 2017 & 2018



Month	Adjusted Scheduled Activity (UDA)	
	2017	2018
April	320	353
May	918	1,424
June	1,521	1,849
July	2,326	
August	2,816	
September	3,736	
October	4,673	
November	5,301	
December	6,784	
January	7,846	
February	8,753	
March	9,570	
April	9,607	
May	9,636	
June	9,638	

QUALITY

	Quantity	Base Number	Contract	AT	Region	England
% of FP17s for the same patient ID Re-attending within 3 months - Children	6	118	5.1%	10.1%	11.5%	12.0%
% of FP17s for the same patient ID Re-attending within 3 months - Adults	18	253	7.1%	15.8%	16.8%	16.0%
% of FP17s for the same patient ID Re-attending between 3 & 9 months - Children	34	118	28.8%	47.1%	47.3%	58.0%
% of FP17s for the same patient ID Re-attending between 3 & 9 months - Adults	83	253	32.8%	37.7%	38.3%	50.9%
% of FP17s for Band 1 Urgent Courses	14	355	3.9%	11.4%	10.7%	9.1%
% of FP17s Relating to Free Repair or Replacements	0	355	0.0%	0.6%	0.6%	0.8%
% of FP17s Relating to Continuations	4	355	1.1%	0.6%	0.8%	1.1%
% of Patients satisfied with the dentistry they have received	4	4	N/A	90.4%	89.8%	91.7%
% of Patients satisfied with the time they had to wait for an appointment	3	4	N/A	84.2%	83.6%	88.0%

* This is based on patients treated on this contract for their most recent course of treatment. Figures in italics indicate the base number of FP17s or Patient Questionnaire responses are less than 100. N/A is shown where the base number of responses is less than 10 during the period. % is calculated as Quantity/Base number*100

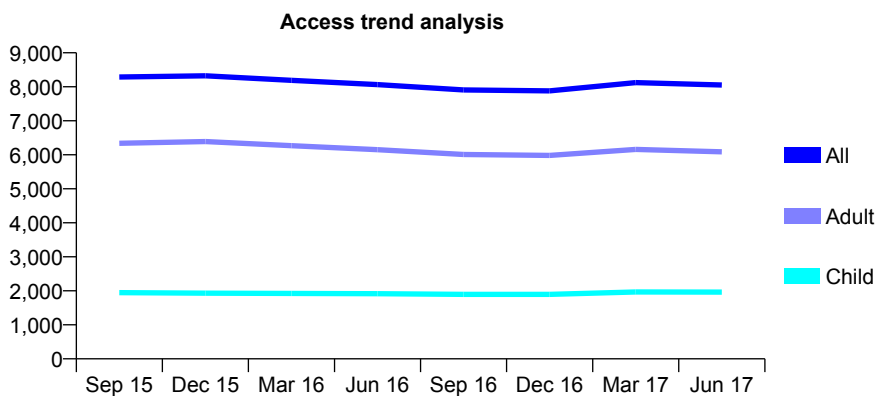
Q62 - Vital Signs At a Glance Contract Report for 173991/0001 - June 2017

Name or company name	Dr A.T. Brown & Dr. P. Bopanna
Contract type name	GDS Contract
Purpose of contract	General
Contract start date	01/01/2013
Contract end date	

17/18 Contracted general activity (UDA)	19,896
Carry forward general activity (UDA)	0
17/18 Contracted orthodontic activity (UOA)	0
Carry forward orthodontic activity (UOA)	0
Baseline contract value	£548,193.92

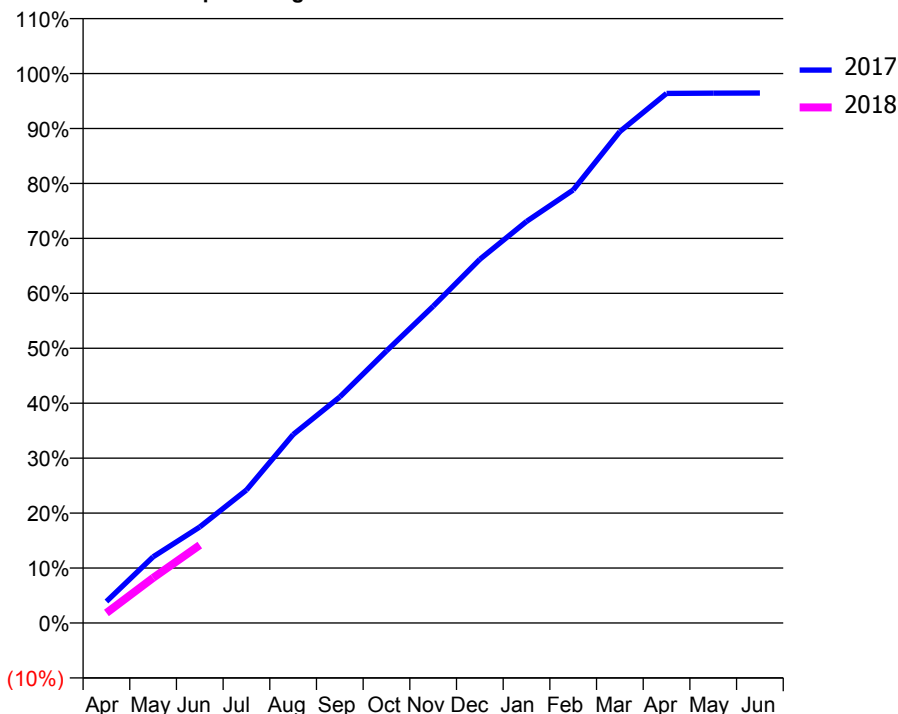
ACCESS*

Patients seen in 24 months	Total	Change since previous quarter
Quarter ending June 2016	8,066	
Quarter ending September 2016	7,909	↓
Quarter ending December 2016	7,881	→
Quarter ending March 2017	8,124	↑
Quarter ending June 2017	8,052	→
Variance since June 2016	(0.2%)	→



ACTIVITY

Cumulative percentage of contracted UDA delivered 2017 & 2018



Month	Adjusted Scheduled Activity (UDA)	
	2017	2018
April	781	363
May	2,396	1,636
June	3,478	2,824
July	4,814	
August	6,822	
September	8,186	
October	9,854	
November	11,468	
December	13,167	
January	14,539	
February	15,678	
March	17,795	
April	19,177	
May	19,184	
June	19,190	

QUALITY

	Quantity	Base Number	Contract	AT	Region	England
% of FP17s for the same patient ID Re-attending within 3 months - Children	58	661	8.8%	10.1%	11.5%	12.0%
% of FP17s for the same patient ID Re-attending within 3 months - Adults	327	1,572	20.8%	15.8%	16.8%	16.0%
% of FP17s for the same patient ID Re-attending between 3 & 9 months - Children	295	661	44.6%	47.1%	47.3%	58.0%
% of FP17s for the same patient ID Re-attending between 3 & 9 months - Adults	609	1,572	38.7%	37.7%	38.3%	50.9%
% of FP17s for Band 1 Urgent Courses	317	1,553	20.4%	11.4%	10.7%	9.1%
% of FP17s Relating to Free Repair or Replacements	12	1,553	0.8%	0.6%	0.6%	0.8%
% of FP17s Relating to Continuations	7	1,553	0.5%	0.6%	0.8%	1.1%
% of Patients satisfied with the dentistry they have received	11	13	84.6%	90.4%	89.8%	91.7%
% of Patients satisfied with the time they had to wait for an appointment	10	13	76.9%	84.2%	83.6%	88.0%

* This is based on patients treated on this contract for their most recent course of treatment. Figures in italics indicate the base number of FP17s or Patient Questionnaire responses are less than 100. N/A is shown where the base number of responses is less than 10 during the period. % is calculated as Quantity/Base number*100

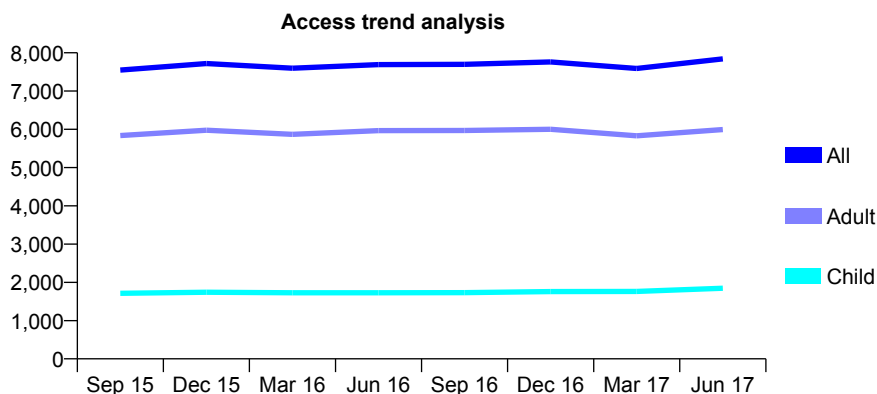
Q62 - Vital Signs At a Glance Contract Report for 174017/0001 - June 2017

Name or company name	Gupta and Lakhanpaul
Contract type name	GDS Contract
Purpose of contract	General
Contract start date	01/01/2012
Contract end date	

17/18 Contracted general activity (UDA)	22,787
Carry forward general activity (UDA)	0
17/18 Contracted orthodontic activity (UOA)	0
Carry forward orthodontic activity (UOA)	0
Baseline contract value	£614,830.15

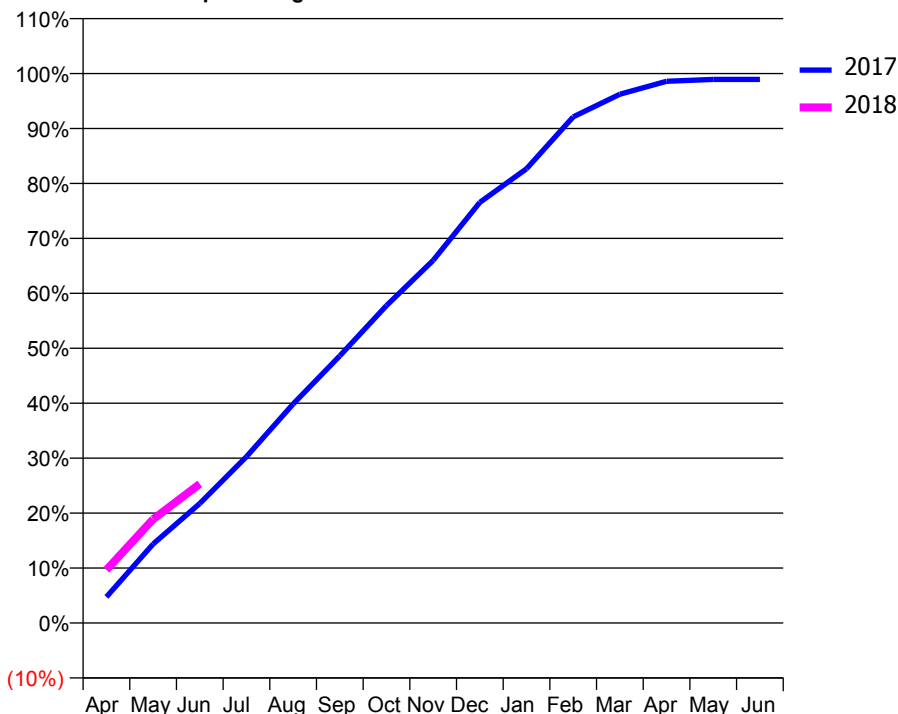
ACCESS*

Patients seen in 24 months	Total	Change since previous quarter
Quarter ending June 2016	7,692	
Quarter ending September 2016	7,699	→
Quarter ending December 2016	7,762	→
Quarter ending March 2017	7,591	↓
Quarter ending June 2017	7,840	↑
Variance since June 2016	1.9%	→



ACTIVITY

Cumulative percentage of contracted UDA delivered 2017 & 2018



Month	Adjusted Scheduled Activity (UDA)	
	2017	2018
April	1,082	2,204
May	3,276	4,302
June	4,959	5,769
July	6,896	
August	9,085	
September	11,079	
October	13,164	
November	15,039	
December	17,443	
January	18,838	
February	20,989	
March	21,927	
April	22,465	
May	22,542	
June	22,544	

QUALITY

	Quantity	Base Number	Contract	AT	Region	England
% of FP17s for the same patient ID Re-attending within 3 months - Children	39	636	6.1%	10.1%	11.5%	12.0%
% of FP17s for the same patient ID Re-attending within 3 months - Adults	209	1,916	10.9%	15.8%	16.8%	16.0%
% of FP17s for the same patient ID Re-attending between 3 & 9 months - Children	307	636	48.3%	47.1%	47.3%	58.0%
% of FP17s for the same patient ID Re-attending between 3 & 9 months - Adults	761	1,916	39.7%	37.7%	38.3%	50.9%
% of FP17s for Band 1 Urgent Courses	120	2,339	5.1%	11.4%	10.7%	9.1%
% of FP17s Relating to Free Repair or Replacements	13	2,339	0.6%	0.6%	0.6%	0.8%
% of FP17s Relating to Continuations	13	2,339	0.6%	0.6%	0.8%	1.1%
% of Patients satisfied with the dentistry they have received	5	5	N/A	90.4%	89.8%	91.7%
% of Patients satisfied with the time they had to wait for an appointment	5	5	N/A	84.2%	83.6%	88.0%

* This is based on patients treated on this contract for their most recent course of treatment. Figures in italics indicate the base number of FP17s or Patient Questionnaire responses are less than 100. N/A is shown where the base number of responses is less than 10 during the period. % is calculated as Quantity/Base number*100

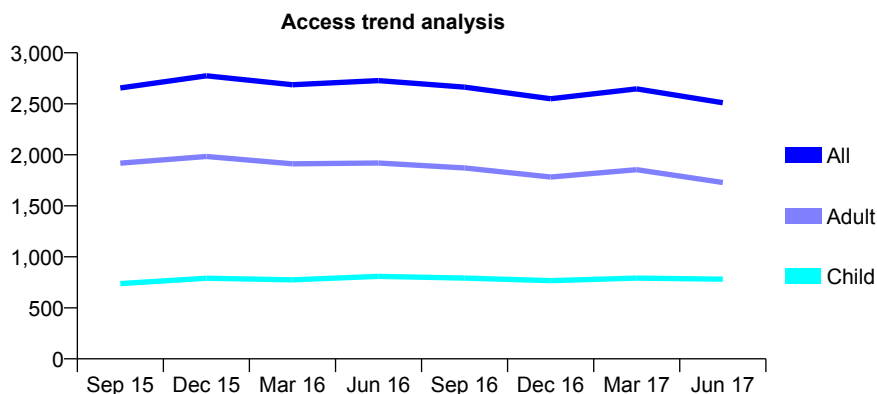
Q62 - Vital Signs At a Glance Contract Report for 174351/0001 - June 2017

Name or company name	Dr Kishan Patel, Dr Jinesh Vaghela, and Dr
Contract type name	GDS Contract
Purpose of contract	General
Contract start date	01/01/2013
Contract end date	

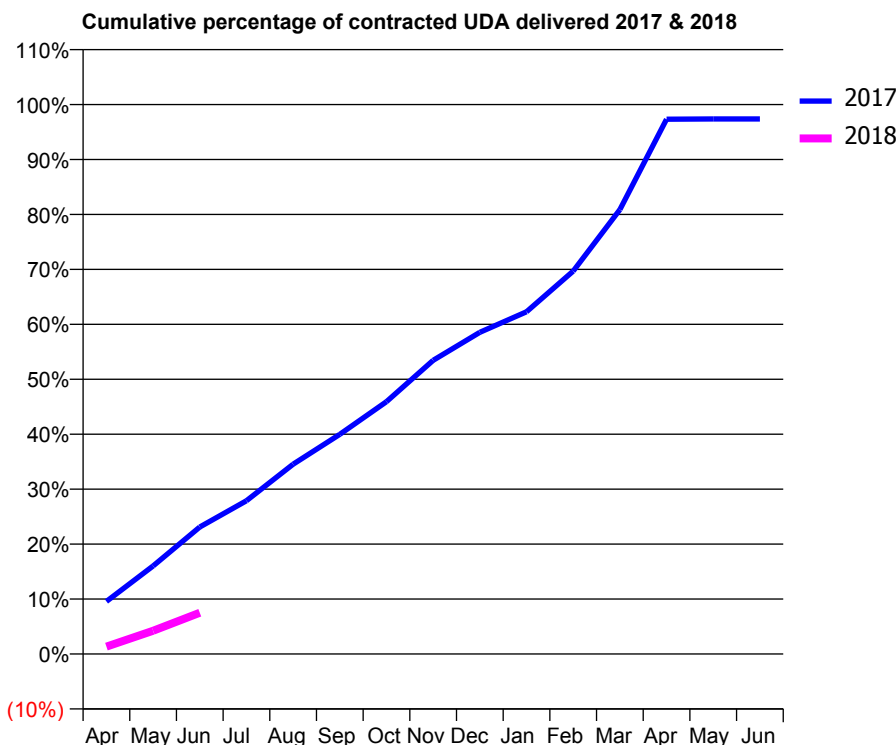
17/18 Contracted general activity (UDA)	7,275
Carry forward general activity (UDA)	0
17/18 Contracted orthodontic activity (UOA)	0
Carry forward orthodontic activity (UOA)	0
Baseline contract value	£203,377.68

ACCESS*

Patients seen in 24 months	Total	Change since previous quarter
Quarter ending June 2016	2,727	
Quarter ending September 2016	2,663	↓
Quarter ending December 2016	2,550	↓
Quarter ending March 2017	2,646	↑
Quarter ending June 2017	2,510	↓
Variance since June 2016	(8.0%)	↓



ACTIVITY



Month	Adjusted Scheduled Activity (UDA)	
	2017	2018
April	696	97
May	1,166	308
June	1,681	547
July	2,029	
August	2,512	
September	2,909	
October	3,341	
November	3,888	
December	4,258	
January	4,531	
February	5,069	
March	5,884	
April	7,081	
May	7,084	
June	7,084	

QUALITY

	Quantity	Base Number	Contract	AT	Region	England
% of FP17s for the same patient ID Re-attending within 3 months - Children	25	218	11.5%	10.1%	11.5%	12.0%
% of FP17s for the same patient ID Re-attending within 3 months - Adults	80	442	18.1%	15.8%	16.8%	16.0%
% of FP17s for the same patient ID Re-attending between 3 & 9 months - Children	91	218	41.7%	47.1%	47.3%	58.0%
% of FP17s for the same patient ID Re-attending between 3 & 9 months - Adults	160	442	36.2%	37.7%	38.3%	50.9%
% of FP17s for Band 1 Urgent Courses	46	289	15.9%	11.4%	10.7%	9.1%
% of FP17s Relating to Free Repair or Replacements	1	289	0.3%	0.6%	0.6%	0.8%
% of FP17s Relating to Continuations	7	289	2.4%	0.6%	0.8%	1.1%
% of Patients satisfied with the dentistry they have received	2	3	N/A	90.4%	89.8%	91.7%
% of Patients satisfied with the time they had to wait for an appointment	3	3	N/A	84.2%	83.6%	88.0%

* This is based on patients treated on this contract for their most recent course of treatment. Figures in italics indicate the base number of FP17s or Patient Questionnaire responses are less than 100. N/A is shown where the base number of responses is less than 10 during the period. % is calculated as Quantity/Base number*100

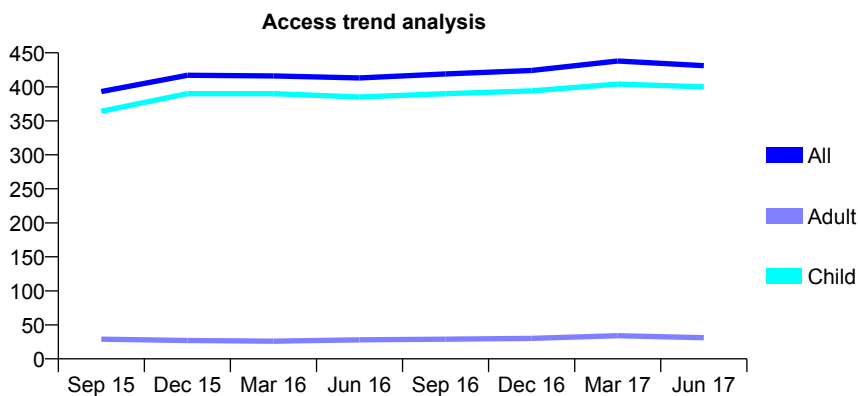
Q62 - Vital Signs At a Glance Contract Report for 175536/0001 - June 2017

Name or company name	Dr B Patel
Contract type name	GDS Contract
Purpose of contract	General
Contract start date	01/02/2012
Contract end date	

17/18 Contracted general activity (UDA)	504
Carry forward general activity (UDA)	0
17/18 Contracted orthodontic activity (UOA)	0
Carry forward orthodontic activity (UOA)	0
Baseline contract value	£11,777.87

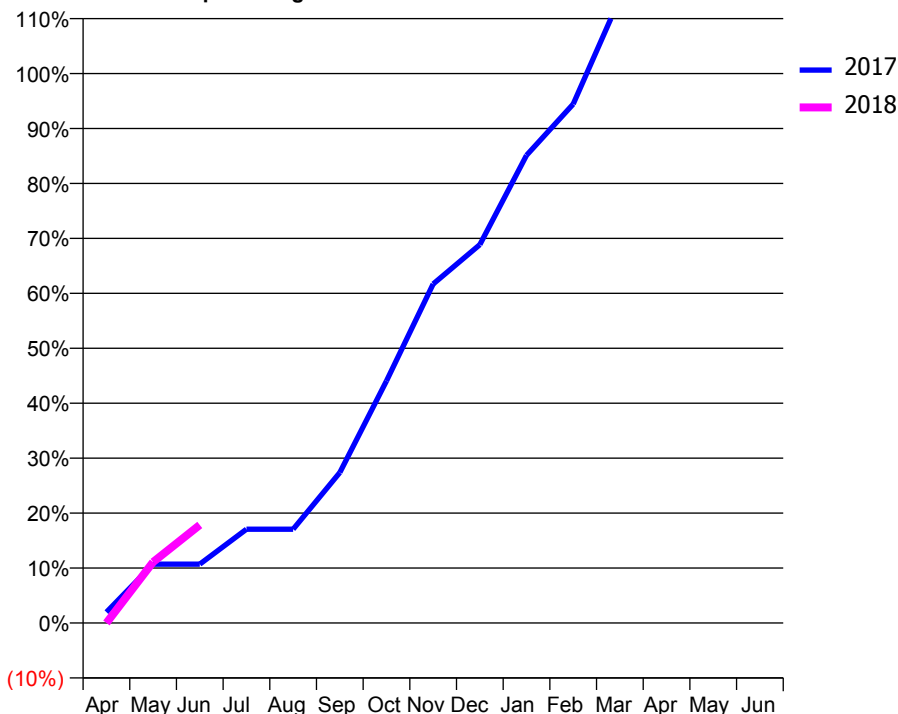
ACCESS*

Patients seen in 24 months	Total	Change since previous quarter
Quarter ending June 2016	413	
Quarter ending September 2016	419	→
Quarter ending December 2016	424	→
Quarter ending March 2017	438	↑
Quarter ending June 2017	431	↓
Variance since June 2016	4.4%	↑



ACTIVITY

Cumulative percentage of contracted UDA delivered 2017 & 2018



Month	Adjusted Scheduled Activity (UDA)	
	2017	2018
April	10	0
May	54	56
June	54	90
July	86	
August	86	
September	138	
October	222	
November	311	
December	347	
January	429	
February	476	
March	573	
April	595	
May	595	
June	595	

QUALITY

	Quantity	Base Number	Contract	AT	Region	England
% of FP17s for the same patient ID Re-attending within 3 months - Children	2	82	2.4%	10.1%	11.5%	12.0%
% of FP17s for the same patient ID Re-attending within 3 months - Adults	0	4	0.0%	15.8%	16.8%	16.0%
% of FP17s for the same patient ID Re-attending between 3 & 9 months - Children	38	82	46.3%	47.1%	47.3%	58.0%
% of FP17s for the same patient ID Re-attending between 3 & 9 months - Adults	3	4	75.0%	37.7%	38.3%	50.9%
% of FP17s for Band 1 Urgent Courses	0	74	0.0%	11.4%	10.7%	9.1%
% of FP17s Relating to Free Repair or Replacements	0	74	0.0%	0.6%	0.6%	0.8%
% of FP17s Relating to Continuations	0	74	0.0%	0.6%	0.8%	1.1%
% of Patients satisfied with the dentistry they have received	0	0	N/A	90.4%	89.8%	91.7%
% of Patients satisfied with the time they had to wait for an appointment	0	0	N/A	84.2%	83.6%	88.0%

* This is based on patients treated on this contract for their most recent course of treatment. Figures in italics indicate the base number of FP17s or Patient Questionnaire responses are less than 100. N/A is shown where the base number of responses is less than 10 during the period. % is calculated as Quantity/Base number*100

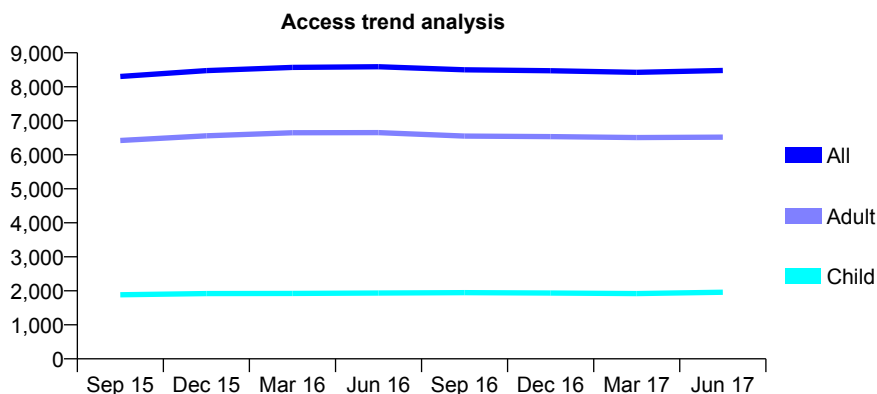
Q62 - Vital Signs At a Glance Contract Report for 178241/0001 - June 2017

Name or company name	Drs Al-Killidar, Al-Killidar & Al-Saidi
Contract type name	GDS Contract
Purpose of contract	General
Contract start date	01/04/2010
Contract end date	

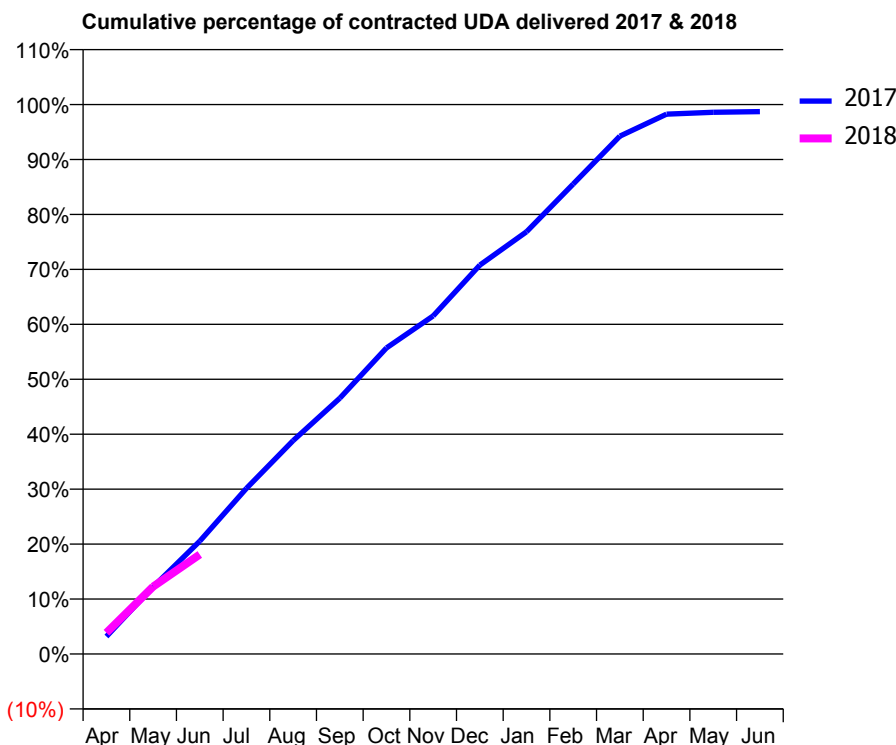
17/18 Contracted general activity (UDA)	33,037
Carry forward general activity (UDA)	0
17/18 Contracted orthodontic activity (UOA)	0
Carry forward orthodontic activity (UOA)	0
Baseline contract value	£1,153,610.57

ACCESS*

Patients seen in 24 months	Total	Change since previous quarter
Quarter ending June 2016	8,590	
Quarter ending September 2016	8,500	↓
Quarter ending December 2016	8,473	→
Quarter ending March 2017	8,426	→
Quarter ending June 2017	8,481	→
Variance since June 2016	(1.3%)	↓



ACTIVITY



Month	Adjusted Scheduled Activity (UDA)	
	2017	2018
April	1,053	1,281
May	4,037	4,052
June	6,785	5,982
July	9,961	
August	12,834	
September	15,379	
October	18,402	
November	20,323	
December	23,378	
January	25,388	
February	28,253	
March	31,132	
April	32,457	
May	32,566	
June	32,609	

QUALITY

	Quantity	Base Number	Contract	AT	Region	England
% of FP17s for the same patient ID Re-attending within 3 months - Children	40	544	7.4%	10.1%	11.5%	12.0%
% of FP17s for the same patient ID Re-attending within 3 months - Adults	124	1,407	8.8%	15.8%	16.8%	16.0%
% of FP17s for the same patient ID Re-attending between 3 & 9 months - Children	224	544	41.2%	47.1%	47.3%	58.0%
% of FP17s for the same patient ID Re-attending between 3 & 9 months - Adults	382	1,407	27.1%	37.7%	38.3%	50.9%
% of FP17s for Band 1 Urgent Courses	187	1,560	12.0%	11.4%	10.7%	9.1%
% of FP17s Relating to Free Repair or Replacements	0	1,560	0.0%	0.6%	0.6%	0.8%
% of FP17s Relating to Continuations	10	1,560	0.6%	0.6%	0.8%	1.1%
% of Patients satisfied with the dentistry they have received	13	16	81.3%	90.4%	89.8%	91.7%
% of Patients satisfied with the time they had to wait for an appointment	15	16	93.8%	84.2%	83.6%	88.0%

* This is based on patients treated on this contract for their most recent course of treatment. Figures in italics indicate the base number of FP17s or Patient Questionnaire responses are less than 100. N/A is shown where the base number of responses is less than 10 during the period. % is calculated as Quantity/Base number*100

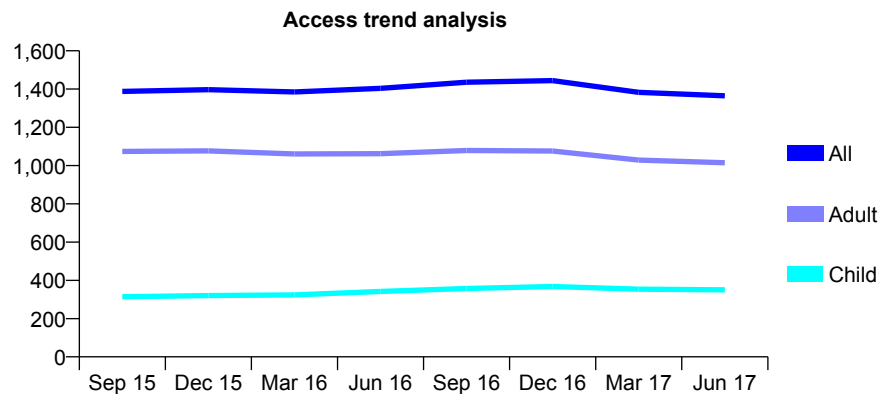
Q62 - Vital Signs At a Glance Contract Report for 178632/0001 - June 2017

Name or company name	DR Sherer & DR Levin
Contract type name	GDS Contract
Purpose of contract	General
Contract start date	01/04/2010
Contract end date	

17/18 Contracted general activity (UDA)	3,046
Carry forward general activity (UDA)	0
17/18 Contracted orthodontic activity (UOA)	0
Carry forward orthodontic activity (UOA)	0
Baseline contract value	£94,470.46

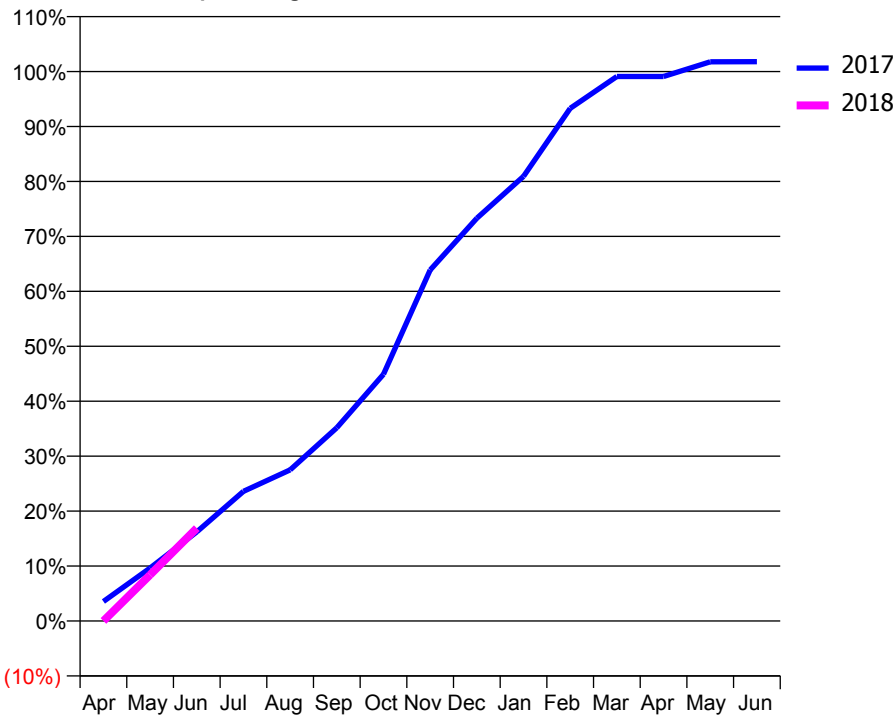
ACCESS*

Patients seen in 24 months	Total	Change since previous quarter
Quarter ending June 2016	1,404	
Quarter ending September 2016	1,436	↑
Quarter ending December 2016	1,444	→
Quarter ending March 2017	1,383	↓
Quarter ending June 2017	1,365	↓
Variance since June 2016	(2.8%)	↓



ACTIVITY

Cumulative percentage of contracted UDA delivered 2017 & 2018



Month	Adjusted Scheduled Activity (UDA)	
	2017	2018
April	109	0
May	294	256
June	494	515
July	719	
August	838	
September	1,071	
October	1,368	
November	1,946	
December	2,233	
January	2,465	
February	2,841	
March	3,019	
April	3,019	
May	3,100	
June	3,101	

QUALITY

	Quantity	Base Number	Contract	AT	Region	England
% of FP17s for the same patient ID Re-attending within 3 months - Children	4	111	3.6%	10.1%	11.5%	12.0%
% of FP17s for the same patient ID Re-attending within 3 months - Adults	30	218	13.8%	15.8%	16.8%	16.0%
% of FP17s for the same patient ID Re-attending between 3 & 9 months - Children	66	111	59.5%	47.1%	47.3%	58.0%
% of FP17s for the same patient ID Re-attending between 3 & 9 months - Adults	81	218	37.2%	37.7%	38.3%	50.9%
% of FP17s for Band 1 Urgent Courses	26	287	9.1%	11.4%	10.7%	9.1%
% of FP17s Relating to Free Repair or Replacements	2	287	0.7%	0.6%	0.6%	0.8%
% of FP17s Relating to Continuations	5	287	1.7%	0.6%	0.8%	1.1%
% of Patients satisfied with the dentistry they have received	4	6	N/A	90.4%	89.8%	91.7%
% of Patients satisfied with the time they had to wait for an appointment	5	6	N/A	84.2%	83.6%	88.0%

* This is based on patients treated on this contract for their most recent course of treatment. Figures in italics indicate the base number of FP17s or Patient Questionnaire responses are less than 100. N/A is shown where the base number of responses is less than 10 during the period. % is calculated as Quantity/Base number*100

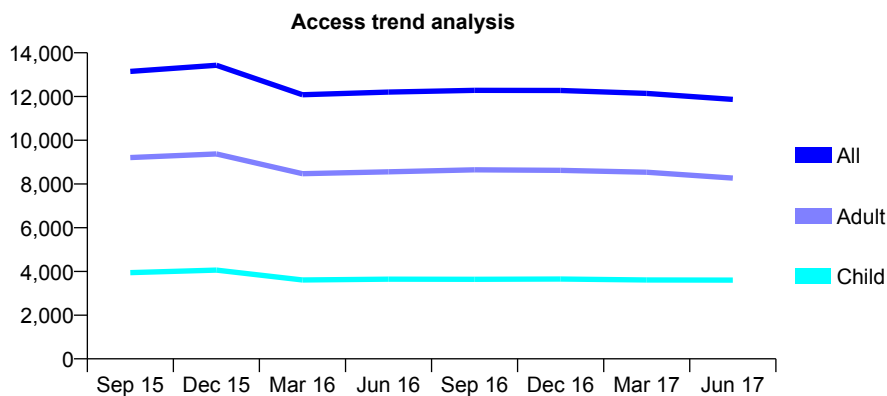
Q62 - Vital Signs At a Glance Contract Report for 180122/0001 - June 2017

Name or company name	IDH Limited
Contract type name	GDS Contract
Purpose of contract	General
Contract start date	01/08/2008
Contract end date	

17/18 Contracted general activity (UDA)	34,899
Carry forward general activity (UDA)	0
17/18 Contracted orthodontic activity (UOA)	0
Carry forward orthodontic activity (UOA)	0
Baseline contract value	£1,017,309.90

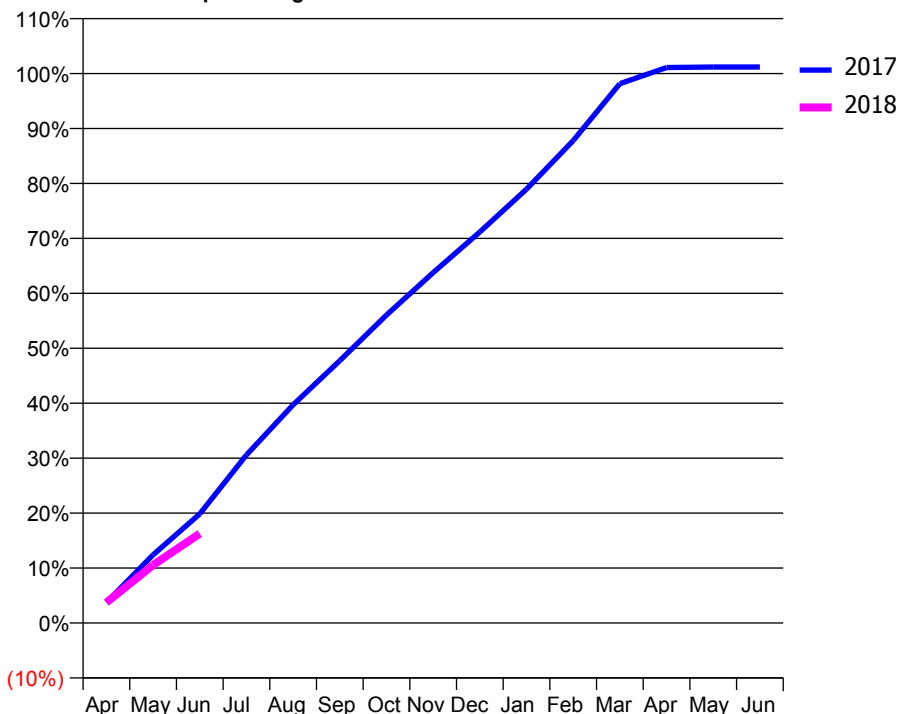
ACCESS*

Patients seen in 24 months	Total	Change since previous quarter
Quarter ending June 2016	12,201	
Quarter ending September 2016	12,281	→
Quarter ending December 2016	12,275	→
Quarter ending March 2017	12,141	↓
Quarter ending June 2017	11,869	↓
Variance since June 2016	(2.7%)	↓



ACTIVITY

Cumulative percentage of contracted UDA delivered 2017 & 2018



Month	Adjusted Scheduled Activity (UDA)	
	2017	2018
April	1,309	1,303
May	4,328	3,679
June	6,929	5,682
July	10,672	
August	13,859	
September	16,663	
October	19,558	
November	22,250	
December	24,838	
January	27,557	
February	30,635	
March	34,254	
April	35,277	
May	35,308	
June	35,309	

QUALITY

	Quantity	Base Number	Contract	AT	Region	England
% of FP17s for the same patient ID Re-attending within 3 months - Children	34	943	3.6%	10.1%	11.5%	12.0%
% of FP17s for the same patient ID Re-attending within 3 months - Adults	188	1,826	10.3%	15.8%	16.8%	16.0%
% of FP17s for the same patient ID Re-attending between 3 & 9 months - Children	410	943	43.5%	47.1%	47.3%	58.0%
% of FP17s for the same patient ID Re-attending between 3 & 9 months - Adults	796	1,826	43.6%	37.7%	38.3%	50.9%
% of FP17s for Band 1 Urgent Courses	132	2,504	5.3%	11.4%	10.7%	9.1%
% of FP17s Relating to Free Repair or Replacements	13	2,504	0.5%	0.6%	0.6%	0.8%
% of FP17s Relating to Continuations	35	2,504	1.4%	0.6%	0.8%	1.1%
% of Patients satisfied with the dentistry they have received	10	11	90.9%	90.4%	89.8%	91.7%
% of Patients satisfied with the time they had to wait for an appointment	7	11	63.6%	84.2%	83.6%	88.0%

* This is based on patients treated on this contract for their most recent course of treatment. Figures in italics indicate the base number of FP17s or Patient Questionnaire responses are less than 100. N/A is shown where the base number of responses is less than 10 during the period. % is calculated as Quantity/Base number*100

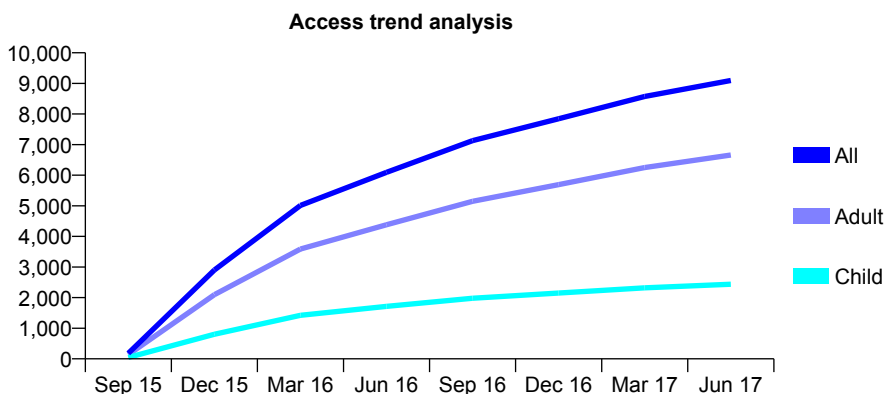
Q62 - Vital Signs At a Glance Contract Report for 180505/0001 - June 2017

Name or company name	A Patel, K Patel, G Pathmanathan
Contract type name	GDS Contract
Purpose of contract	General and Orthodontic
Contract start date	01/08/2015
Contract end date	

17/18 Contracted general activity (UDA)	27,409
Carry forward general activity (UDA)	0
17/18 Contracted orthodontic activity (UOA)	451
Carry forward orthodontic activity (UOA)	0
Baseline contract value	£892,411.97

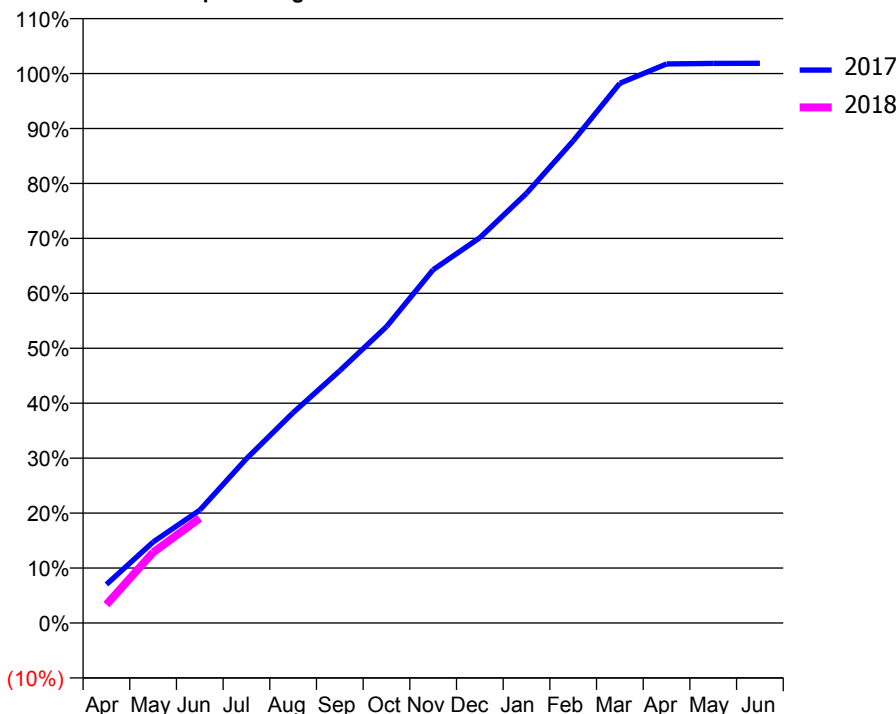
ACCESS*

Patients seen in 24 months	Total	Change since previous quarter
Quarter ending June 2016	6,095	
Quarter ending September 2016	7,130	↑
Quarter ending December 2016	7,845	↑
Quarter ending March 2017	8,574	↑
Quarter ending June 2017	9,097	↑
Variance since June 2016	49.3%	↑



ACTIVITY

Cumulative percentage of contracted UDA delivered 2017 & 2018



Adjusted Scheduled Activity (UDA)

Month	2017	2018
April	1,927	921
May	4,040	3,519
June	5,629	5,226
July	8,199	
August	10,493	
September	12,586	
October	14,784	
November	17,622	
December	19,216	
January	21,435	
February	24,046	
March	26,919	
April	27,887	
May	27,915	
June	27,920	

QUALITY

	Quantity	Base Number	Contract	AT	Region	England
% of FP17s for the same patient ID Re-attending within 3 months - Children	56	755	7.4%	10.1%	11.5%	12.0%
% of FP17s for the same patient ID Re-attending within 3 months - Adults	230	1,713	13.4%	15.8%	16.8%	16.0%
% of FP17s for the same patient ID Re-attending between 3 & 9 months - Children	340	755	45.0%	47.1%	47.3%	58.0%
% of FP17s for the same patient ID Re-attending between 3 & 9 months - Adults	694	1,713	40.5%	37.7%	38.3%	50.9%
% of FP17s for Band 1 Urgent Courses	178	2,043	8.7%	11.4%	10.7%	9.1%
% of FP17s Relating to Free Repair or Replacements	9	2,043	0.4%	0.6%	0.6%	0.8%
% of FP17s Relating to Continuations	2	2,043	0.1%	0.6%	0.8%	1.1%
% of Patients satisfied with the dentistry they have received	9	9	N/A	90.4%	89.8%	91.7%
% of Patients satisfied with the time they had to wait for an appointment	5	9	N/A	84.2%	83.6%	88.0%

* This is based on patients treated on this contract for their most recent course of treatment. Figures in italics indicate the base number of FP17s or Patient Questionnaire responses are less than 100. N/A is shown where the base number of responses is less than 10 during the period. % is calculated as Quantity/Base number*100

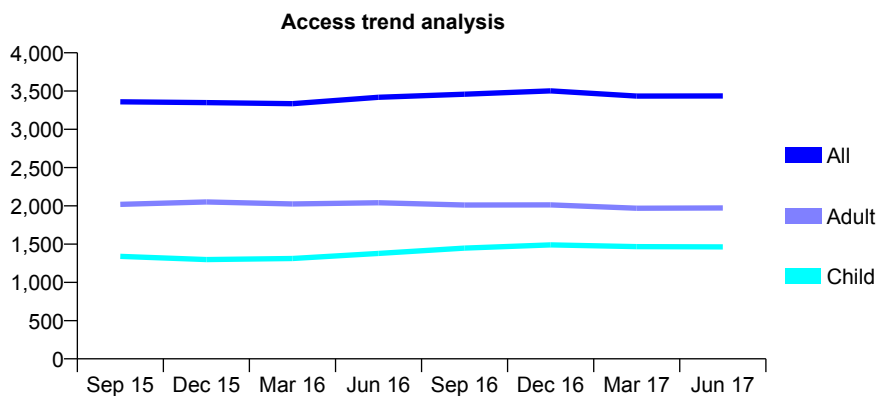
Q62 - Vital Signs At a Glance Contract Report for 182613/0001 - June 2017

Name or company name	Harlesden Health Ltd
Contract type name	GDS Contract
Purpose of contract	General
Contract start date	01/11/2009
Contract end date	

17/18 Contracted general activity (UDA)	14,600
Carry forward general activity (UDA)	0
17/18 Contracted orthodontic activity (UOA)	0
Carry forward orthodontic activity (UOA)	0
Baseline contract value	£439,797.13

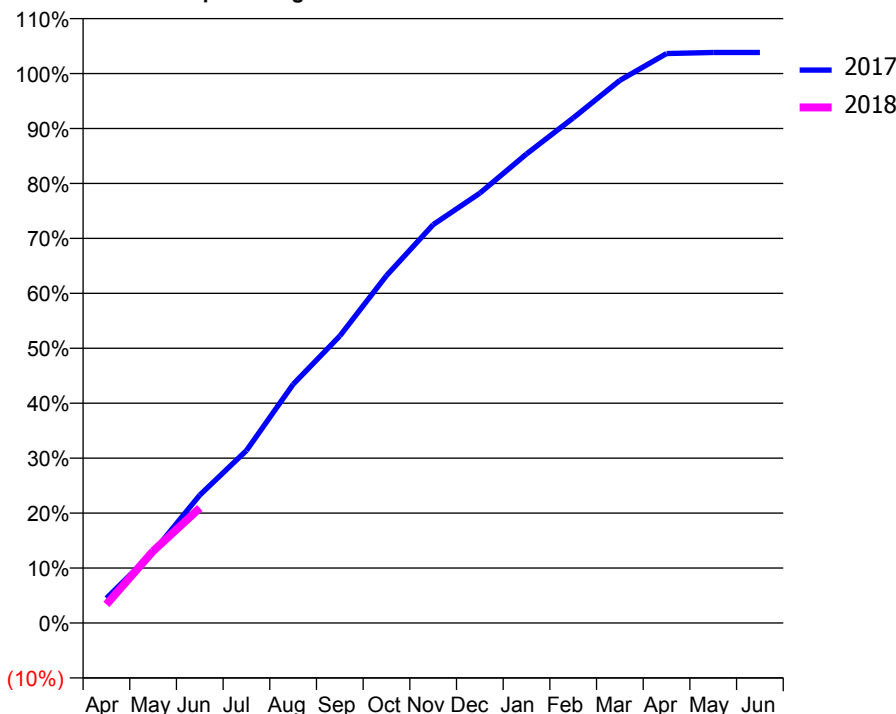
ACCESS*

Patients seen in 24 months	Total	Change since previous quarter
Quarter ending June 2016	3,418	
Quarter ending September 2016	3,458	→
Quarter ending December 2016	3,502	→
Quarter ending March 2017	3,435	↓
Quarter ending June 2017	3,436	→
Variance since June 2016	0.5%	→



ACTIVITY

Cumulative percentage of contracted UDA delivered 2017 & 2018



Month	Adjusted Scheduled Activity (UDA)	
	2017	2018
April	659	493
May	1,883	1,910
June	3,399	3,055
July	4,583	
August	6,344	
September	7,628	
October	9,230	
November	10,585	
December	11,419	
January	12,462	
February	13,419	
March	14,419	
April	15,129	
May	15,158	
June	15,158	

QUALITY

	Quantity	Base Number	Contract	AT	Region	England
% of FP17s for the same patient ID Re-attending within 3 months - Children	14	373	3.8%	10.1%	11.5%	12.0%
% of FP17s for the same patient ID Re-attending within 3 months - Adults	35	419	8.4%	15.8%	16.8%	16.0%
% of FP17s for the same patient ID Re-attending between 3 & 9 months - Children	136	373	36.5%	47.1%	47.3%	58.0%
% of FP17s for the same patient ID Re-attending between 3 & 9 months - Adults	147	419	35.1%	37.7%	38.3%	50.9%
% of FP17s for Band 1 Urgent Courses	28	604	4.6%	11.4%	10.7%	9.1%
% of FP17s Relating to Free Repair or Replacements	0	604	0.0%	0.6%	0.6%	0.8%
% of FP17s Relating to Continuations	1	604	0.2%	0.6%	0.8%	1.1%
% of Patients satisfied with the dentistry they have received	2	2	N/A	90.4%	89.8%	91.7%
% of Patients satisfied with the time they had to wait for an appointment	1	2	N/A	84.2%	83.6%	88.0%

* This is based on patients treated on this contract for their most recent course of treatment. Figures in italics indicate the base number of FP17s or Patient Questionnaire responses are less than 100. N/A is shown where the base number of responses is less than 10 during the period. % is calculated as Quantity/Base number*100

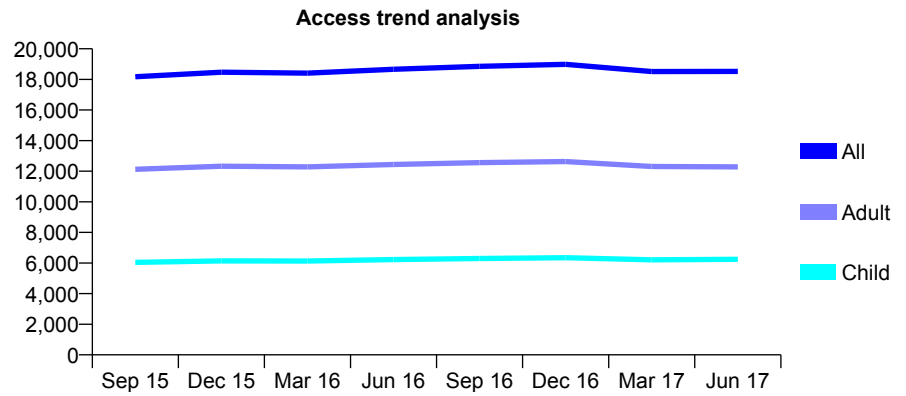
Q62 - Vital Signs At a Glance Contract Report for 182680/0001 - June 2017

Name or company name	Inspire Dental Southall Ltd
Contract type name	GDS Contract
Purpose of contract	General and Orthodontic
Contract start date	01/05/2007
Contract end date	

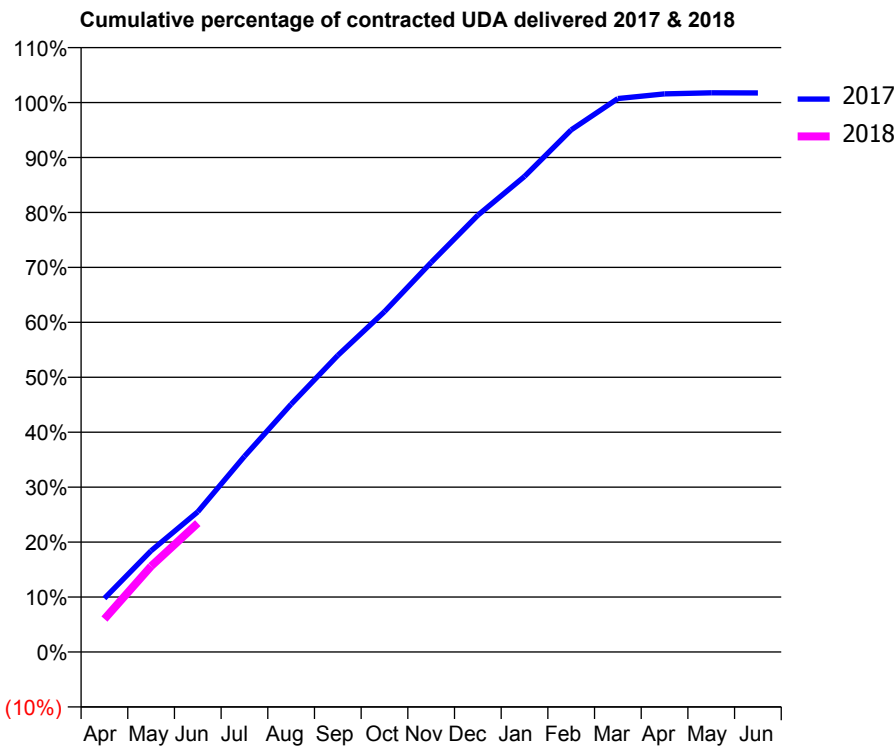
17/18 Contracted general activity (UDA)	54,717
Carry forward general activity (UDA)	0
17/18 Contracted orthodontic activity (UOA)	3,640
Carry forward orthodontic activity (UOA)	0
Baseline contract value	£1,672,579.54

ACCESS*

Patients seen in 24 months	Total	Change since previous quarter
Quarter ending June 2016	18,660	
Quarter ending September 2016	18,856	→
Quarter ending December 2016	18,983	→
Quarter ending March 2017	18,515	↓
Quarter ending June 2017	18,525	→
Variance since June 2016	(0.7%)	→



ACTIVITY



Month	Adjusted Scheduled Activity (UDA)	
	2017	2018
April	5,349	3,285
May	10,084	8,547
June	13,956	12,839
July	19,483	
August	24,672	
September	29,533	
October	33,892	
November	38,799	
December	43,492	
January	47,363	
February	51,984	
March	55,110	
April	55,578	
May	55,687	
June	55,672	

QUALITY

	Quantity	Base Number	Contract	AT	Region	England
% of FP17s for the same patient ID Re-attending within 3 months - Children	128	2,255	5.7%	10.1%	11.5%	12.0%
% of FP17s for the same patient ID Re-attending within 3 months - Adults	228	2,990	7.6%	15.8%	16.8%	16.0%
% of FP17s for the same patient ID Re-attending between 3 & 9 months - Children	1,435	2,255	63.6%	47.1%	47.3%	58.0%
% of FP17s for the same patient ID Re-attending between 3 & 9 months - Adults	1,421	2,990	47.5%	37.7%	38.3%	50.9%
% of FP17s for Band 1 Urgent Courses	208	4,864	4.3%	11.4%	10.7%	9.1%
% of FP17s Relating to Free Repair or Replacements	26	4,864	0.5%	0.6%	0.6%	0.8%
% of FP17s Relating to Continuations	15	4,864	0.3%	0.6%	0.8%	1.1%
% of Patients satisfied with the dentistry they have received	18	22	81.8%	90.4%	89.8%	91.7%
% of Patients satisfied with the time they had to wait for an appointment	18	22	81.8%	84.2%	83.6%	88.0%

* This is based on patients treated on this contract for their most recent course of treatment. Figures in italics indicate the base number of FP17s or Patient Questionnaire responses are less than 100. N/A is shown where the base number of responses is less than 10 during the period. % is calculated as Quantity/Base number*100

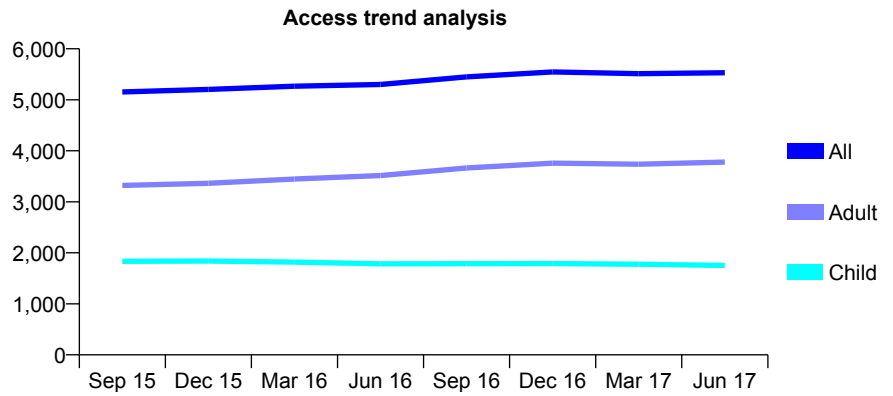
Q62 - Vital Signs At a Glance Contract Report for 183873/0001 - June 2017

Name or company name	Care Dental Ltd
Contract type name	GDS Contract
Purpose of contract	General
Contract start date	08/03/2007
Contract end date	

17/18 Contracted general activity (UDA)	17,139
Carry forward general activity (UDA)	0
17/18 Contracted orthodontic activity (UOA)	0
Carry forward orthodontic activity (UOA)	0
Baseline contract value	£504,827.38

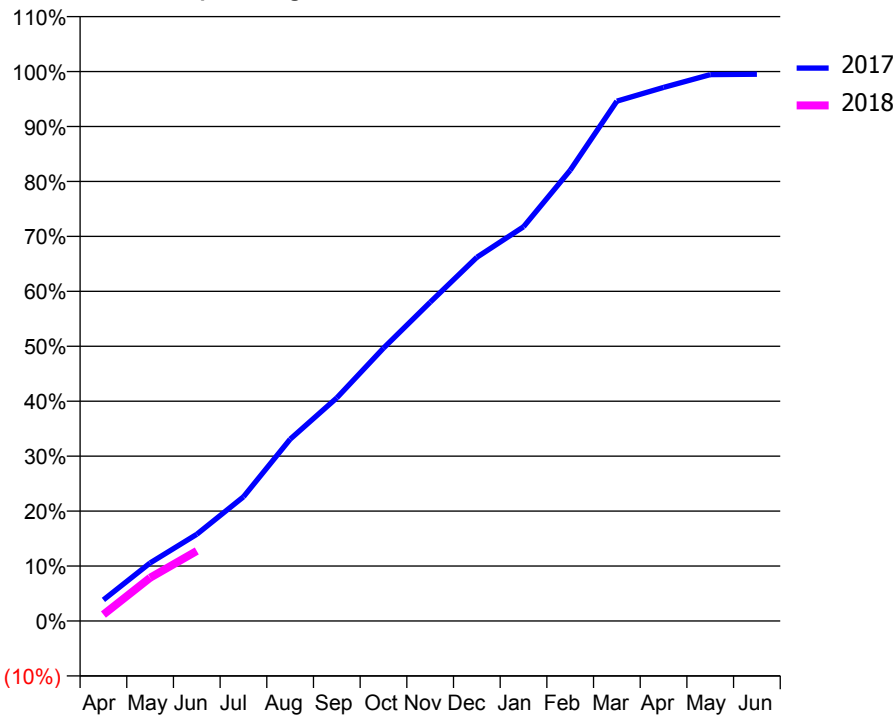
ACCESS*

Patients seen in 24 months	Total	Change since previous quarter
Quarter ending June 2016	5,300	
Quarter ending September 2016	5,449	↑
Quarter ending December 2016	5,546	→
Quarter ending March 2017	5,513	→
Quarter ending June 2017	5,531	→
Variance since June 2016	4.4%	↑



ACTIVITY

Cumulative percentage of contracted UDA delivered 2017 & 2018



Month	Adjusted Scheduled Activity (UDA)	
	2017	2018
April	659	202
May	1,812	1,349
June	2,706	2,186
July	3,876	
August	5,670	
September	6,960	
October	8,512	
November	9,944	
December	11,342	
January	12,295	
February	14,060	
March	16,215	
April	16,643	
May	17,043	
June	17,054	

QUALITY

	Quantity	Base Number	Contract	AT	Region	England
% of FP17s for the same patient ID Re-attending within 3 months - Children	28	363	7.7%	10.1%	11.5%	12.0%
% of FP17s for the same patient ID Re-attending within 3 months - Adults	76	575	13.2%	15.8%	16.8%	16.0%
% of FP17s for the same patient ID Re-attending between 3 & 9 months - Children	84	363	23.1%	47.1%	47.3%	58.0%
% of FP17s for the same patient ID Re-attending between 3 & 9 months - Adults	139	575	24.2%	37.7%	38.3%	50.9%
% of FP17s for Band 1 Urgent Courses	24	726	3.3%	11.4%	10.7%	9.1%
% of FP17s Relating to Free Repair or Replacements	12	726	1.7%	0.6%	0.6%	0.8%
% of FP17s Relating to Continuations	4	726	0.6%	0.6%	0.8%	1.1%
% of Patients satisfied with the dentistry they have received	14	14	100.0%	90.4%	89.8%	91.7%
% of Patients satisfied with the time they had to wait for an appointment	11	14	78.6%	84.2%	83.6%	88.0%

* This is based on patients treated on this contract for their most recent course of treatment. Figures in italics indicate the base number of FP17s or Patient Questionnaire responses are less than 100. N/A is shown where the base number of responses is less than 10 during the period. % is calculated as Quantity/Base number*100

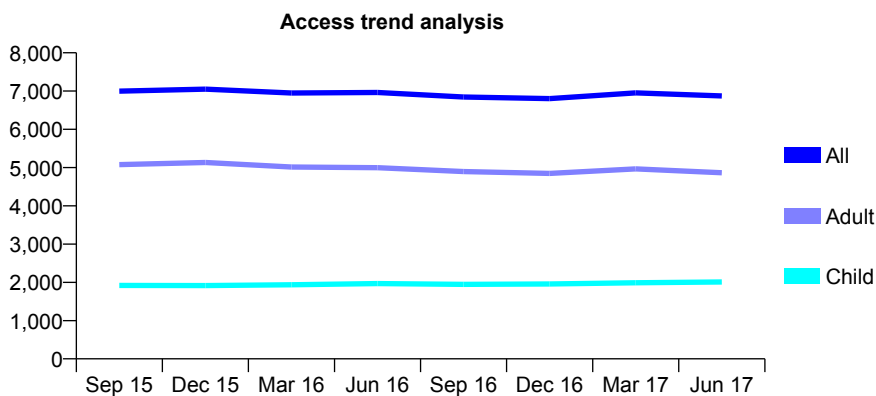
Q62 - Vital Signs At a Glance Contract Report for 184039/0001 - June 2017

Name or company name	Dr M Delahaye & Associates
Contract type name	GDS Contract
Purpose of contract	General
Contract start date	01/04/2011
Contract end date	

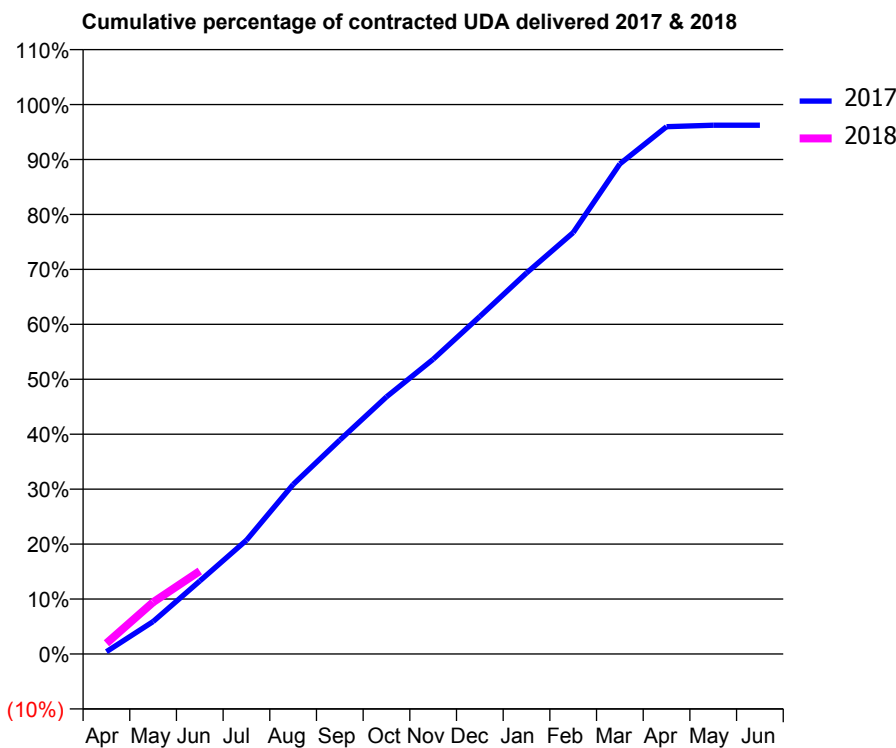
17/18 Contracted general activity (UDA)	18,725
Carry forward general activity (UDA)	0
17/18 Contracted orthodontic activity (UOA)	0
Carry forward orthodontic activity (UOA)	0
Baseline contract value	£466,870.07

ACCESS*

Patients seen in 24 months	Total	Change since previous quarter
Quarter ending June 2016	6,964	
Quarter ending September 2016	6,843	↓
Quarter ending December 2016	6,803	→
Quarter ending March 2017	6,951	↑
Quarter ending June 2017	6,874	↓
Variance since June 2016	(1.3%)	↓



ACTIVITY



Month	Adjusted Scheduled Activity (UDA)	
	2017	2018
April	81	365
May	1,108	1,767
June	2,489	2,828
July	3,877	
August	5,777	
September	7,291	
October	8,762	
November	10,043	
December	11,503	
January	12,985	
February	14,360	
March	16,699	
April	17,967	
May	18,017	
June	18,017	

QUALITY

	Quantity	Base Number	Contract	AT	Region	England
% of FP17s for the same patient ID Re-attending within 3 months - Children	52	566	9.2%	10.1%	11.5%	12.0%
% of FP17s for the same patient ID Re-attending within 3 months - Adults	172	1,054	16.3%	15.8%	16.8%	16.0%
% of FP17s for the same patient ID Re-attending between 3 & 9 months - Children	219	566	38.7%	47.1%	47.3%	58.0%
% of FP17s for the same patient ID Re-attending between 3 & 9 months - Adults	297	1,054	28.2%	37.7%	38.3%	50.9%
% of FP17s for Band 1 Urgent Courses	178	1,168	15.2%	11.4%	10.7%	9.1%
% of FP17s Relating to Free Repair or Replacements	25	1,168	2.1%	0.6%	0.6%	0.8%
% of FP17s Relating to Continuations	18	1,168	1.5%	0.6%	0.8%	1.1%
% of Patients satisfied with the dentistry they have received	9	10	90.0%	90.4%	89.8%	91.7%
% of Patients satisfied with the time they had to wait for an appointment	8	10	80.0%	84.2%	83.6%	88.0%

* This is based on patients treated on this contract for their most recent course of treatment. Figures in italics indicate the base number of FP17s or Patient Questionnaire responses are less than 100. N/A is shown where the base number of responses is less than 10 during the period. % is calculated as Quantity/Base number*100

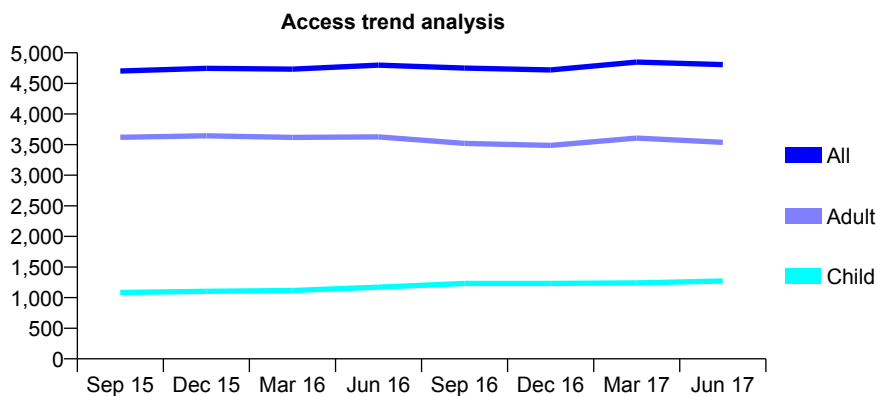
Q62 - Vital Signs At a Glance Contract Report for 184438/0001 - June 2017

Name or company name	Cedars Trading Limited
Contract type name	GDS Contract
Purpose of contract	General
Contract start date	01/04/2009
Contract end date	

17/18 Contracted general activity (UDA)	13,526
Carry forward general activity (UDA)	0
17/18 Contracted orthodontic activity (UOA)	0
Carry forward orthodontic activity (UOA)	0
Baseline contract value	£372,881.54

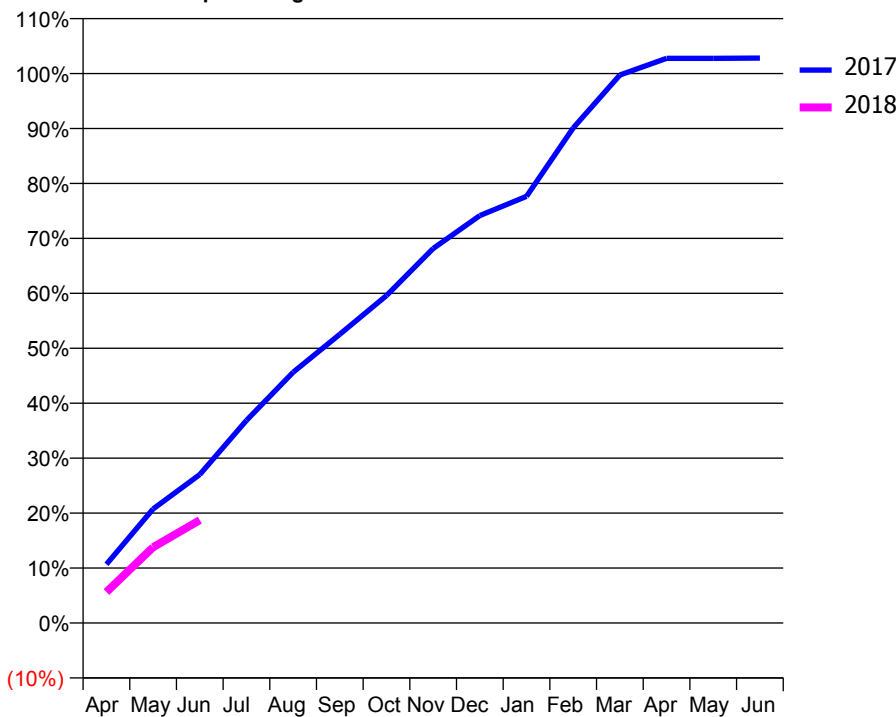
ACCESS*

Patients seen in 24 months	Total	Change since previous quarter
Quarter ending June 2016	4,798	
Quarter ending September 2016	4,751	→
Quarter ending December 2016	4,719	→
Quarter ending March 2017	4,848	↑
Quarter ending June 2017	4,808	→
Variance since June 2016	0.2%	→



ACTIVITY

Cumulative percentage of contracted UDA delivered 2017 & 2018



Adjusted Scheduled Activity (UDA)

Month	2017	2018
April	1,446	764
May	2,809	1,866
June	3,654	2,531
July	4,986	
August	6,172	
September	7,109	
October	8,059	
November	9,220	
December	10,028	
January	10,502	
February	12,186	
March	13,490	
April	13,899	
May	13,899	
June	13,906	

QUALITY

	Quantity	Base Number	Contract	AT	Region	England
% of FP17s for the same patient ID Re-attending within 3 months - Children	28	330	8.5%	10.1%	11.5%	12.0%
% of FP17s for the same patient ID Re-attending within 3 months - Adults	89	748	11.9%	15.8%	16.8%	16.0%
% of FP17s for the same patient ID Re-attending between 3 & 9 months - Children	145	330	43.9%	47.1%	47.3%	58.0%
% of FP17s for the same patient ID Re-attending between 3 & 9 months - Adults	209	748	27.9%	37.7%	38.3%	50.9%
% of FP17s for Band 1 Urgent Courses	59	898	6.6%	11.4%	10.7%	9.1%
% of FP17s Relating to Free Repair or Replacements	8	898	0.9%	0.6%	0.6%	0.8%
% of FP17s Relating to Continuations	4	898	0.4%	0.6%	0.8%	1.1%
% of Patients satisfied with the dentistry they have received	5	5	N/A	90.4%	89.8%	91.7%
% of Patients satisfied with the time they had to wait for an appointment	5	5	N/A	84.2%	83.6%	88.0%

* This is based on patients treated on this contract for their most recent course of treatment. Figures in italics indicate the base number of FP17s or Patient Questionnaire responses are less than 100. N/A is shown where the base number of responses is less than 10 during the period. % is calculated as Quantity/Base number*100

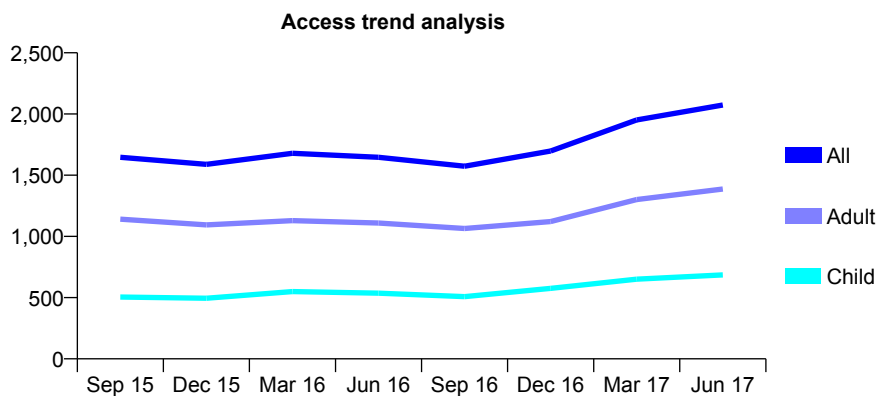
Q62 - Vital Signs At a Glance Contract Report for 184675/0001 - June 2017

Name or company name	Dr T Jabbar
Contract type name	GDS Contract
Purpose of contract	General
Contract start date	01/10/2012
Contract end date	

17/18 Contracted general activity (UDA)	5,952
Carry forward general activity (UDA)	0
17/18 Contracted orthodontic activity (UOA)	0
Carry forward orthodontic activity (UOA)	0
Baseline contract value	£154,177.99

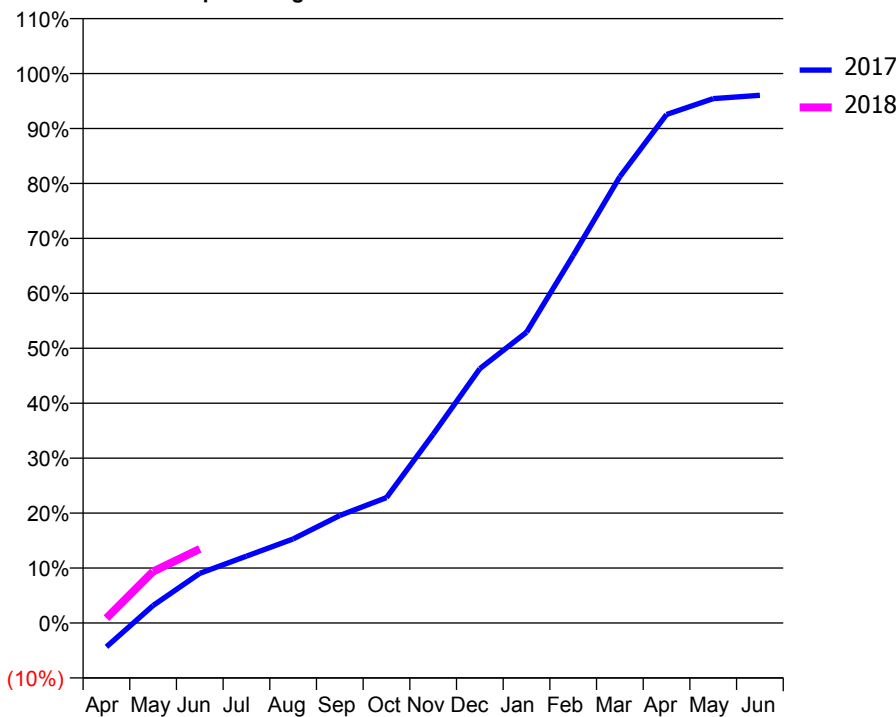
ACCESS*

Patients seen in 24 months	Total	Change since previous quarter
Quarter ending June 2016	1,646	
Quarter ending September 2016	1,573	↓
Quarter ending December 2016	1,698	↑
Quarter ending March 2017	1,952	↑
Quarter ending June 2017	2,073	↑
Variance since June 2016	25.9%	↑



ACTIVITY

Cumulative percentage of contracted UDA delivered 2017 & 2018



Adjusted Scheduled Activity (UDA)

Month	2017	2018
April	-259	53
May	189	558
June	538	802
July	725	
August	910	
September	1,164	
October	1,359	
November	2,044	
December	2,755	
January	3,150	
February	3,981	
March	4,835	
April	5,508	
May	5,680	
June	5,716	

QUALITY

	Quantity	Base Number	Contract	AT	Region	England
% of FP17s for the same patient ID Re-attending within 3 months - Children	33	233	14.2%	10.1%	11.5%	12.0%
% of FP17s for the same patient ID Re-attending within 3 months - Adults	104	494	21.1%	15.8%	16.8%	16.0%
% of FP17s for the same patient ID Re-attending between 3 & 9 months - Children	96	233	41.2%	47.1%	47.3%	58.0%
% of FP17s for the same patient ID Re-attending between 3 & 9 months - Adults	147	494	29.8%	37.7%	38.3%	50.9%
% of FP17s for Band 1 Urgent Courses	65	332	19.6%	11.4%	10.7%	9.1%
% of FP17s Relating to Free Repair or Replacements	4	332	1.2%	0.6%	0.6%	0.8%
% of FP17s Relating to Continuations	2	332	0.6%	0.6%	0.8%	1.1%
% of Patients satisfied with the dentistry they have received	1	2	N/A	90.4%	89.8%	91.7%
% of Patients satisfied with the time they had to wait for an appointment	2	2	N/A	84.2%	83.6%	88.0%

* This is based on patients treated on this contract for their most recent course of treatment. Figures in italics indicate the base number of FP17s or Patient Questionnaire responses are less than 100. N/A is shown where the base number of responses is less than 10 during the period. % is calculated as Quantity/Base number*100

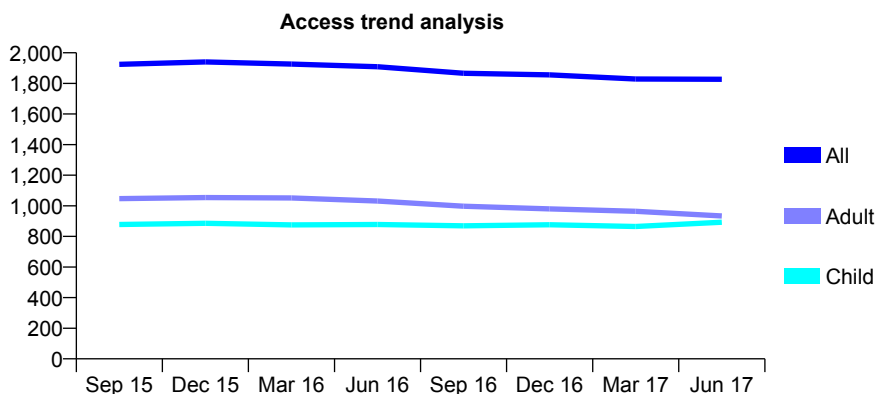
Q62 - Vital Signs At a Glance Contract Report for 186821/0001 - June 2017

Name or company name	Dr. S. Merali and Dr. F. Merali
Contract type name	GDS Contract
Purpose of contract	General
Contract start date	01/10/2012
Contract end date	

17/18 Contracted general activity (UDA)	7,761
Carry forward general activity (UDA)	0
17/18 Contracted orthodontic activity (UOA)	0
Carry forward orthodontic activity (UOA)	0
Baseline contract value	£234,701.28

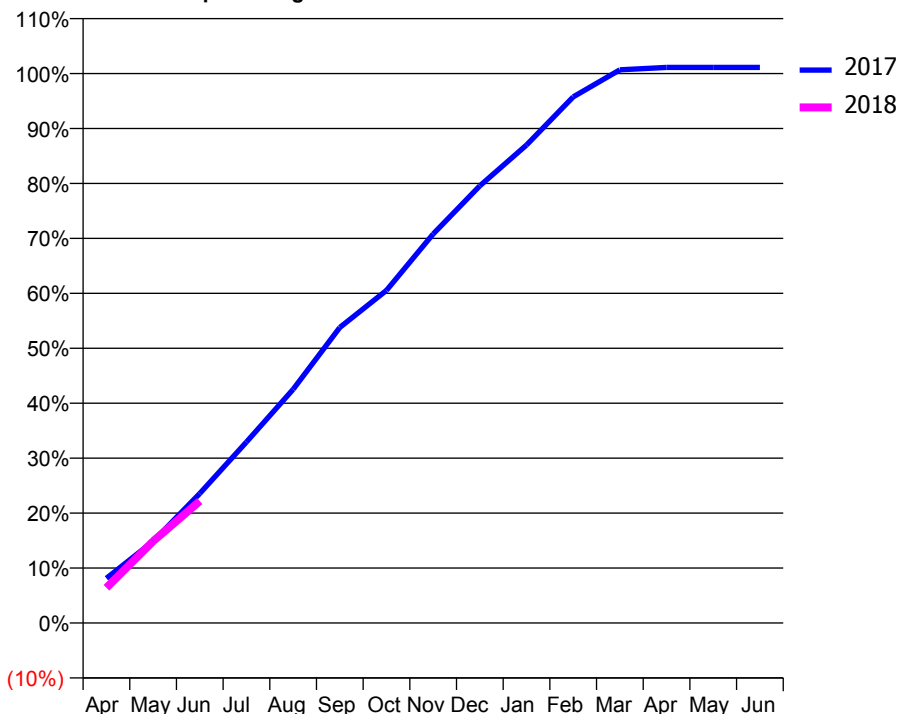
ACCESS*

Patients seen in 24 months	Total	Change since previous quarter
Quarter ending June 2016	1,909	
Quarter ending September 2016	1,866	↓
Quarter ending December 2016	1,856	→
Quarter ending March 2017	1,829	↓
Quarter ending June 2017	1,827	→
Variance since June 2016	(4.3%)	↓



ACTIVITY

Cumulative percentage of contracted UDA delivered 2017 & 2018



Month	Adjusted Scheduled Activity (UDA)	
	2017	2018
April	632	499
May	1,153	1,156
June	1,829	1,723
July	2,557	
August	3,300	
September	4,175	
October	4,698	
November	5,494	
December	6,175	
January	6,751	
February	7,431	
March	7,812	
April	7,846	
May	7,847	
June	7,847	

QUALITY

	Quantity	Base Number	Contract	AT	Region	England
% of FP17s for the same patient ID Re-attending within 3 months - Children	24	446	5.4%	10.1%	11.5%	12.0%
% of FP17s for the same patient ID Re-attending within 3 months - Adults	31	290	10.7%	15.8%	16.8%	16.0%
% of FP17s for the same patient ID Re-attending between 3 & 9 months - Children	314	446	70.4%	47.1%	47.3%	58.0%
% of FP17s for the same patient ID Re-attending between 3 & 9 months - Adults	188	290	64.8%	37.7%	38.3%	50.9%
% of FP17s for Band 1 Urgent Courses	26	721	3.6%	11.4%	10.7%	9.1%
% of FP17s Relating to Free Repair or Replacements	0	721	0.0%	0.6%	0.6%	0.8%
% of FP17s Relating to Continuations	1	721	0.1%	0.6%	0.8%	1.1%
% of Patients satisfied with the dentistry they have received	3	3	N/A	90.4%	89.8%	91.7%
% of Patients satisfied with the time they had to wait for an appointment	2	3	N/A	84.2%	83.6%	88.0%

* This is based on patients treated on this contract for their most recent course of treatment. Figures in italics indicate the base number of FP17s or Patient Questionnaire responses are less than 100. N/A is shown where the base number of responses is less than 10 during the period. % is calculated as Quantity/Base number*100

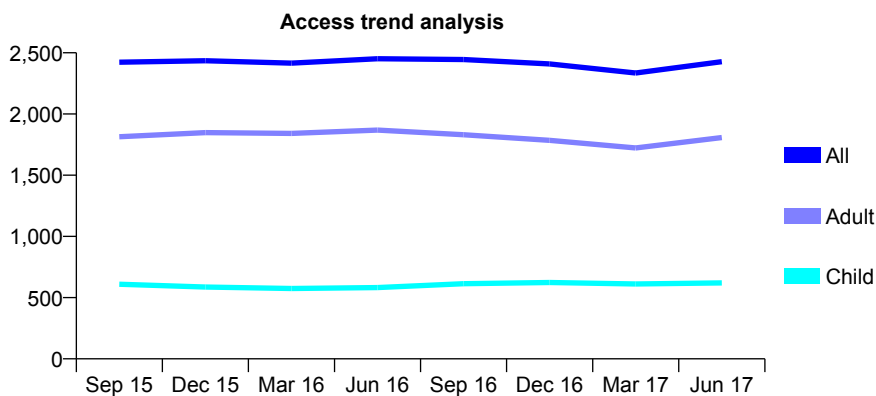
Q62 - Vital Signs At a Glance Contract Report for 187143/0001 - June 2017

Name or company name	Axfell Ltd T/A Bright Dental Practice
Contract type name	GDS Contract
Purpose of contract	General
Contract start date	01/01/2011
Contract end date	

17/18 Contracted general activity (UDA)	8,560
Carry forward general activity (UDA)	0
17/18 Contracted orthodontic activity (UOA)	0
Carry forward orthodontic activity (UOA)	0
Baseline contract value	£197,322.03

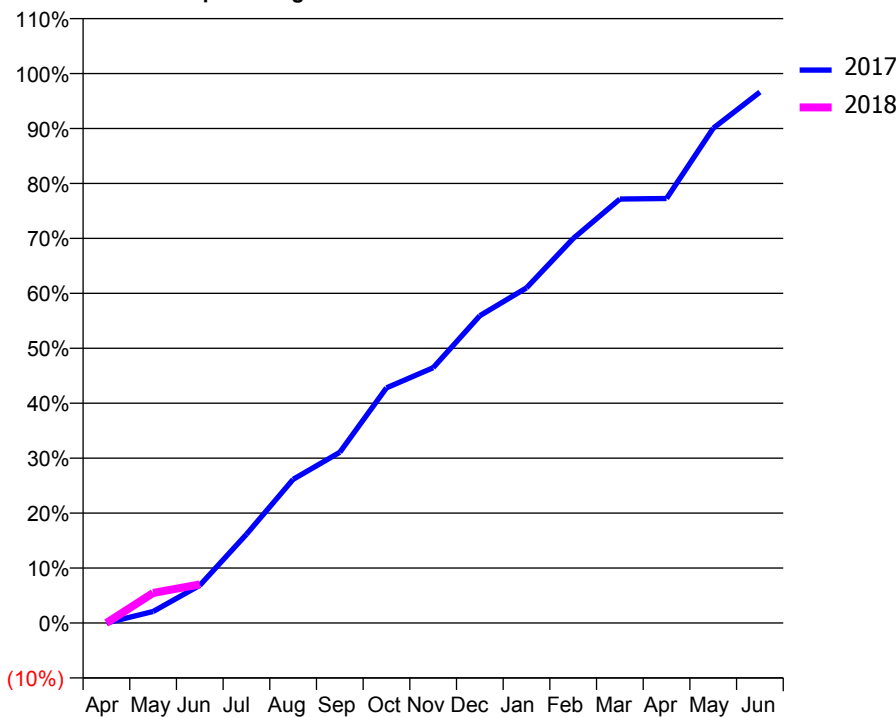
ACCESS*

Patients seen in 24 months	Total	Change since previous quarter
Quarter ending June 2016	2,451	
Quarter ending September 2016	2,445	→
Quarter ending December 2016	2,409	↓
Quarter ending March 2017	2,335	↓
Quarter ending June 2017	2,428	↑
Variance since June 2016	(0.9%)	→



ACTIVITY

Cumulative percentage of contracted UDA delivered 2017 & 2018



Adjusted Scheduled Activity (UDA)

Month	2017	2018
April	0	0
May	180	469
June	588	602
July	1,381	
August	2,237	
September	2,661	
October	3,662	
November	3,977	
December	4,787	
January	5,222	
February	5,990	
March	6,605	
April	6,612	
May	7,708	
June	8,271	

QUALITY

	Quantity	Base Number	Contract	AT	Region	England
% of FP17s for the same patient ID Re-attending within 3 months - Children	6	197	3.0%	10.1%	11.5%	12.0%
% of FP17s for the same patient ID Re-attending within 3 months - Adults	54	499	10.8%	15.8%	16.8%	16.0%
% of FP17s for the same patient ID Re-attending between 3 & 9 months - Children	98	197	49.7%	47.1%	47.3%	58.0%
% of FP17s for the same patient ID Re-attending between 3 & 9 months - Adults	223	499	44.7%	37.7%	38.3%	50.9%
% of FP17s for Band 1 Urgent Courses	33	269	12.3%	11.4%	10.7%	9.1%
% of FP17s Relating to Free Repair or Replacements	1	269	0.4%	0.6%	0.6%	0.8%
% of FP17s Relating to Continuations	1	269	0.4%	0.6%	0.8%	1.1%
% of Patients satisfied with the dentistry they have received	0	0	N/A	90.4%	89.8%	91.7%
% of Patients satisfied with the time they had to wait for an appointment	0	0	N/A	84.2%	83.6%	88.0%

* This is based on patients treated on this contract for their most recent course of treatment. Figures in italics indicate the base number of FP17s or Patient Questionnaire responses are less than 100. N/A is shown where the base number of responses is less than 10 during the period. % is calculated as Quantity/Base number*100

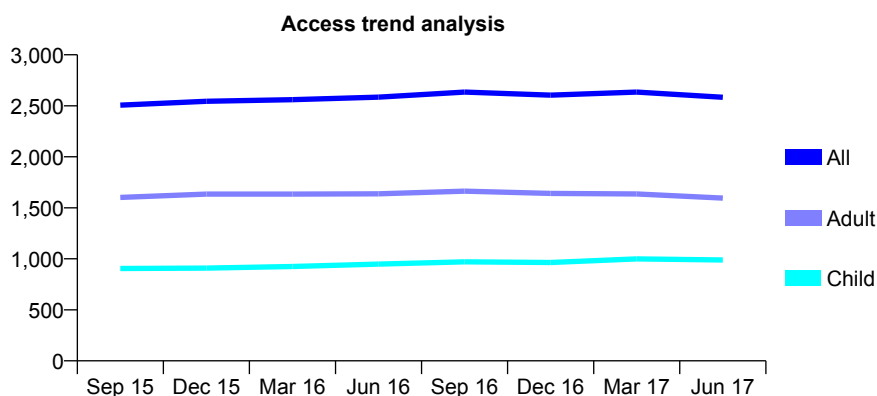
Q62 - Vital Signs At a Glance Contract Report for 189286/0001 - June 2017

Name or company name	MR M AL-JUBBAWY & MISS N JUBBAWY
Contract type name	GDS Contract
Purpose of contract	General
Contract start date	01/10/2012
Contract end date	

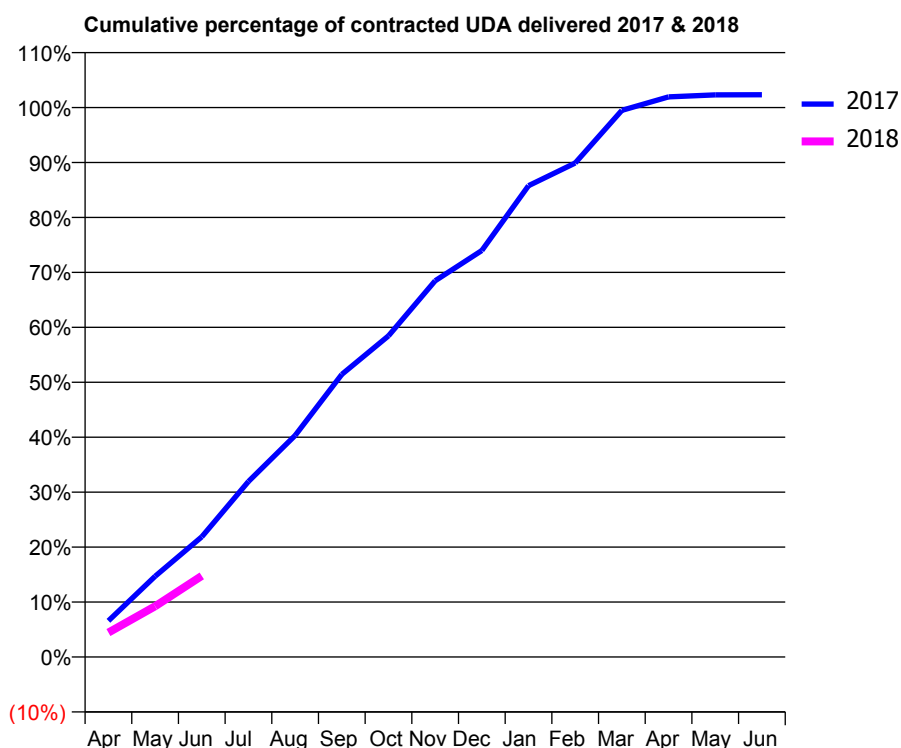
17/18 Contracted general activity (UDA)	8,503
Carry forward general activity (UDA)	0
17/18 Contracted orthodontic activity (UOA)	0
Carry forward orthodontic activity (UOA)	0
Baseline contract value	£259,857.90

ACCESS*

Patients seen in 24 months	Total	Change since previous quarter
Quarter ending June 2016	2,585	
Quarter ending September 2016	2,634	→
Quarter ending December 2016	2,605	↓
Quarter ending March 2017	2,635	→
Quarter ending June 2017	2,584	↓
Variance since June 2016	(0.0%)	→



ACTIVITY



Month	Adjusted Scheduled Activity (UDA)	
	2017	2018
April	560	379
May	1,249	785
June	1,860	1,256
July	2,717	
August	3,429	
September	4,374	
October	4,969	
November	5,822	
December	6,291	
January	7,294	
February	7,643	
March	8,458	
April	8,667	
May	8,698	
June	8,700	

QUALITY

	Quantity	Base Number	Contract	AT	Region	England
% of FP17s for the same patient ID Re-attending within 3 months - Children	19	243	7.8%	10.1%	11.5%	12.0%
% of FP17s for the same patient ID Re-attending within 3 months - Adults	42	306	13.7%	15.8%	16.8%	16.0%
% of FP17s for the same patient ID Re-attending between 3 & 9 months - Children	92	243	37.9%	47.1%	47.3%	58.0%
% of FP17s for the same patient ID Re-attending between 3 & 9 months - Adults	111	306	36.3%	37.7%	38.3%	50.9%
% of FP17s for Band 1 Urgent Courses	39	452	8.6%	11.4%	10.7%	9.1%
% of FP17s Relating to Free Repair or Replacements	0	452	0.0%	0.6%	0.6%	0.8%
% of FP17s Relating to Continuations	3	452	0.7%	0.6%	0.8%	1.1%
% of Patients satisfied with the dentistry they have received	8	8	N/A	90.4%	89.8%	91.7%
% of Patients satisfied with the time they had to wait for an appointment	8	8	N/A	84.2%	83.6%	88.0%

* This is based on patients treated on this contract for their most recent course of treatment. Figures in italics indicate the base number of FP17s or Patient Questionnaire responses are less than 100. N/A is shown where the base number of responses is less than 10 during the period. % is calculated as Quantity/Base number*100

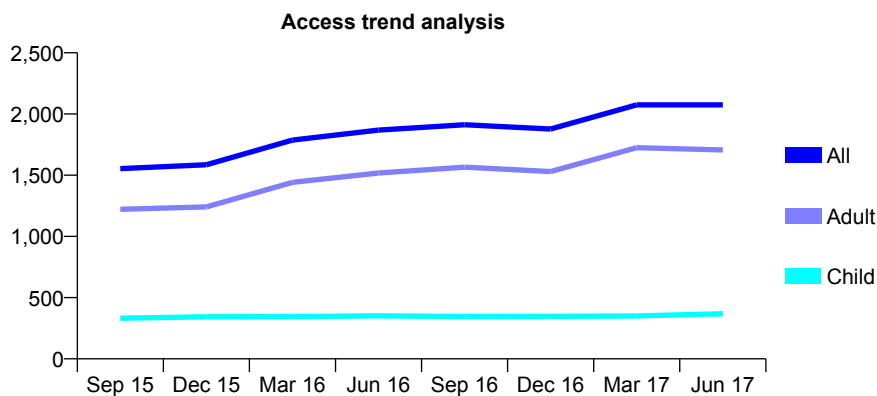
Q62 - Vital Signs At a Glance Contract Report for 189812/0001 - June 2017

Name or company name	Kensington Dental Practice
Contract type name	GDS Contract
Purpose of contract	General
Contract start date	01/08/2010
Contract end date	

17/18 Contracted general activity (UDA)	6,084
Carry forward general activity (UDA)	0
17/18 Contracted orthodontic activity (UOA)	0
Carry forward orthodontic activity (UOA)	0
Baseline contract value	£208,802.45

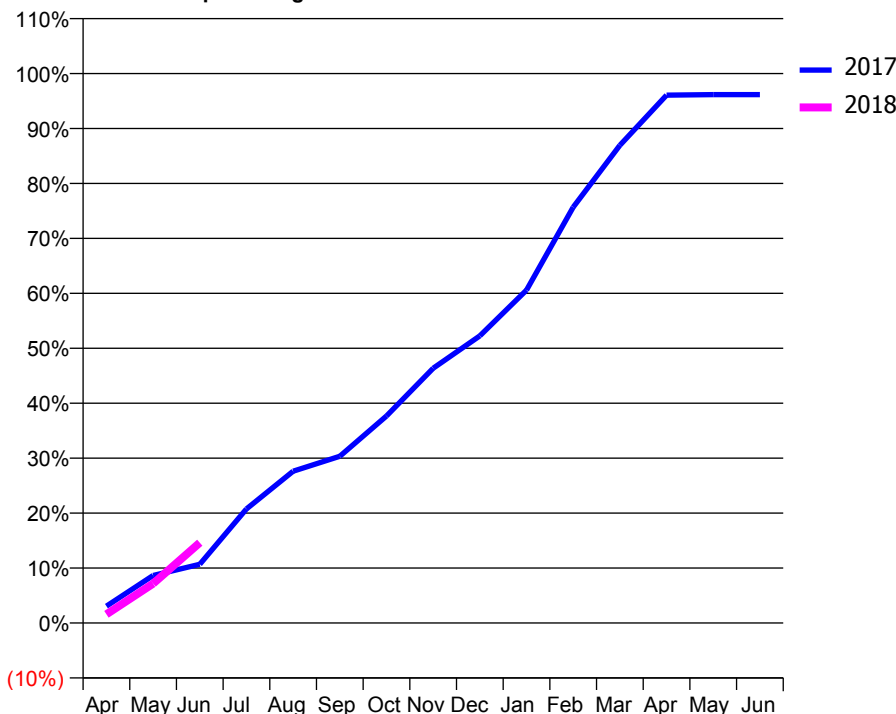
ACCESS*

Patients seen in 24 months	Total	Change since previous quarter
Quarter ending June 2016	1,869	
Quarter ending September 2016	1,912	↑
Quarter ending December 2016	1,877	↓
Quarter ending March 2017	2,075	↑
Quarter ending June 2017	2,075	→
Variance since June 2016	11.0%	↑



ACTIVITY

Cumulative percentage of contracted UDA delivered 2017 & 2018



Month	Adjusted Scheduled Activity (UDA)	
	2017	2018
April	187	96
May	527	437
June	650	889
July	1,263	
August	1,681	
September	1,846	
October	2,292	
November	2,821	
December	3,180	
January	3,685	
February	4,604	
March	5,289	
April	5,845	
May	5,851	
June	5,851	

QUALITY

	Quantity	Base Number	Contract	AT	Region	England
% of FP17s for the same patient ID Re-attending within 3 months - Children	12	156	7.7%	10.1%	11.5%	12.0%
% of FP17s for the same patient ID Re-attending within 3 months - Adults	43	387	11.1%	15.8%	16.8%	16.0%
% of FP17s for the same patient ID Re-attending between 3 & 9 months - Children	59	156	37.8%	47.1%	47.3%	58.0%
% of FP17s for the same patient ID Re-attending between 3 & 9 months - Adults	83	387	21.4%	37.7%	38.3%	50.9%
% of FP17s for Band 1 Urgent Courses	14	342	4.1%	11.4%	10.7%	9.1%
% of FP17s Relating to Free Repair or Replacements	0	342	0.0%	0.6%	0.6%	0.8%
% of FP17s Relating to Continuations	0	342	0.0%	0.6%	0.8%	1.1%
% of Patients satisfied with the dentistry they have received	4	4	N/A	90.4%	89.8%	91.7%
% of Patients satisfied with the time they had to wait for an appointment	4	4	N/A	84.2%	83.6%	88.0%

* This is based on patients treated on this contract for their most recent course of treatment. Figures in italics indicate the base number of FP17s or Patient Questionnaire responses are less than 100. N/A is shown where the base number of responses is less than 10 during the period. % is calculated as Quantity/Base number*100

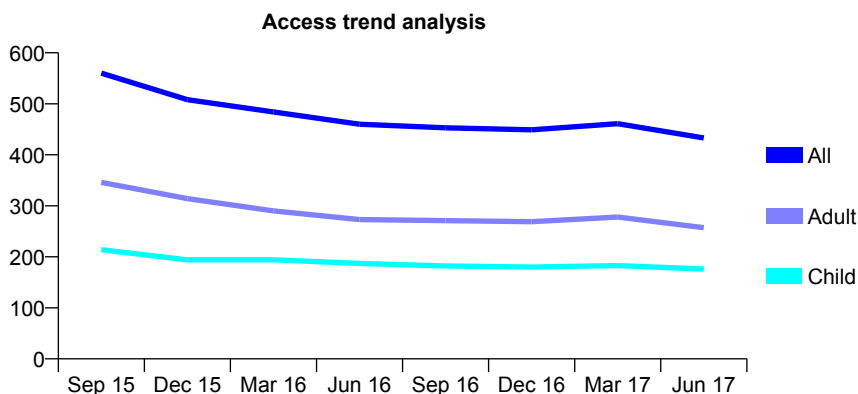
Q62 - Vital Signs At a Glance Contract Report for 190195/0003 - June 2017

Name or company name	Xeon Smiles UK Ltd
Contract type name	GDS Contract
Purpose of contract	General
Contract start date	01/04/2006
Contract end date	

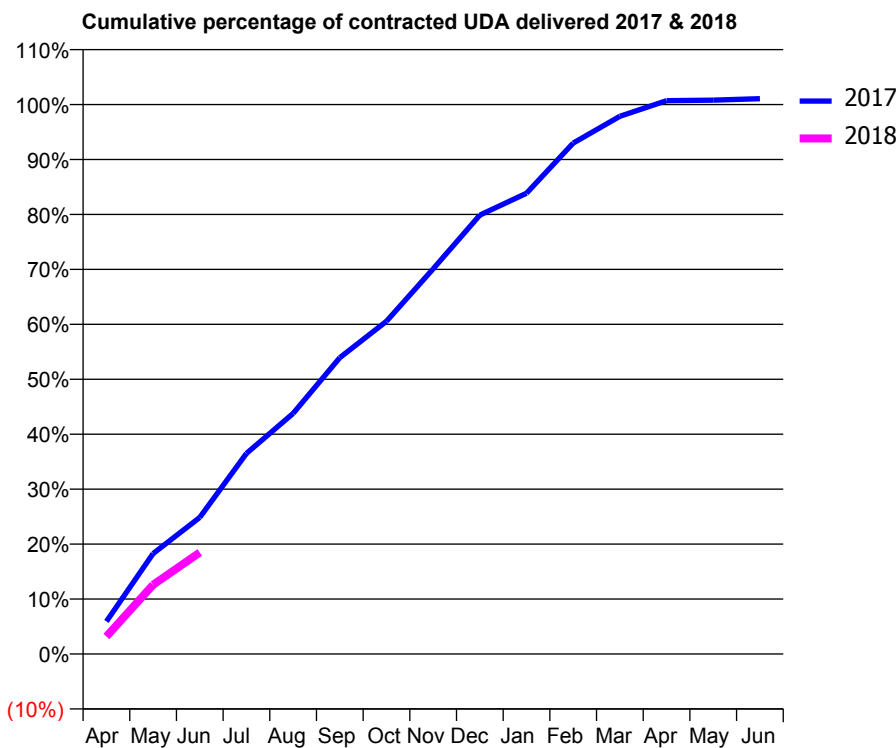
17/18 Contracted general activity (UDA)	2,685
Carry forward general activity (UDA)	0
17/18 Contracted orthodontic activity (UOA)	0
Carry forward orthodontic activity (UOA)	0
Baseline contract value	£64,851.32

ACCESS*

Patients seen in 24 months	Total	Change since previous quarter
Quarter ending June 2016	460	
Quarter ending September 2016	453	↓
Quarter ending December 2016	449	→
Quarter ending March 2017	461	↑
Quarter ending June 2017	433	↓
Variance since June 2016	(5.9%)	↓



ACTIVITY



Month	Adjusted Scheduled Activity (UDA)	
	2017	2018
April	159	85
May	491	339
June	667	496
July	981	
August	1,176	
September	1,448	
October	1,626	
November	1,882	
December	2,145	
January	2,251	
February	2,497	
March	2,627	
April	2,703	
May	2,706	
June	2,713	

QUALITY

	Quantity	Base Number	Contract	AT	Region	England
% of FP17s for the same patient ID Re-attending within 3 months - Children	15	82	18.3%	10.1%	11.5%	12.0%
% of FP17s for the same patient ID Re-attending within 3 months - Adults	21	94	22.3%	15.8%	16.8%	16.0%
% of FP17s for the same patient ID Re-attending between 3 & 9 months - Children	46	82	56.1%	47.1%	47.3%	58.0%
% of FP17s for the same patient ID Re-attending between 3 & 9 months - Adults	58	94	61.7%	37.7%	38.3%	50.9%
% of FP17s for Band 1 Urgent Courses	5	138	3.6%	11.4%	10.7%	9.1%
% of FP17s Relating to Free Repair or Replacements	1	138	0.7%	0.6%	0.6%	0.8%
% of FP17s Relating to Continuations	0	138	0.0%	0.6%	0.8%	1.1%
% of Patients satisfied with the dentistry they have received	2	2	N/A	90.4%	89.8%	91.7%
% of Patients satisfied with the time they had to wait for an appointment	2	2	N/A	84.2%	83.6%	88.0%

* This is based on patients treated on this contract for their most recent course of treatment. Figures in italics indicate the base number of FP17s or Patient Questionnaire responses are less than 100. N/A is shown where the base number of responses is less than 10 during the period. % is calculated as Quantity/Base number*100

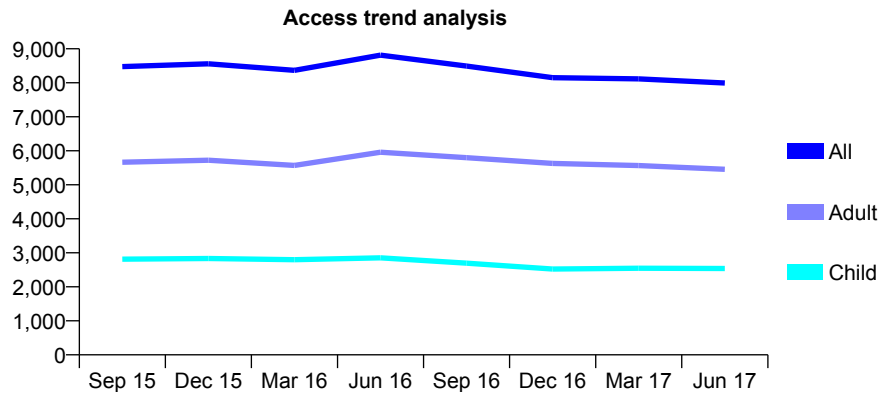
Q62 - Vital Signs At a Glance Contract Report for 191345/0001 - June 2017

Name or company name	Mr. AS Yousif and Mr. ZM Shamoon
Contract type name	GDS Contract
Purpose of contract	General
Contract start date	01/05/2013
Contract end date	

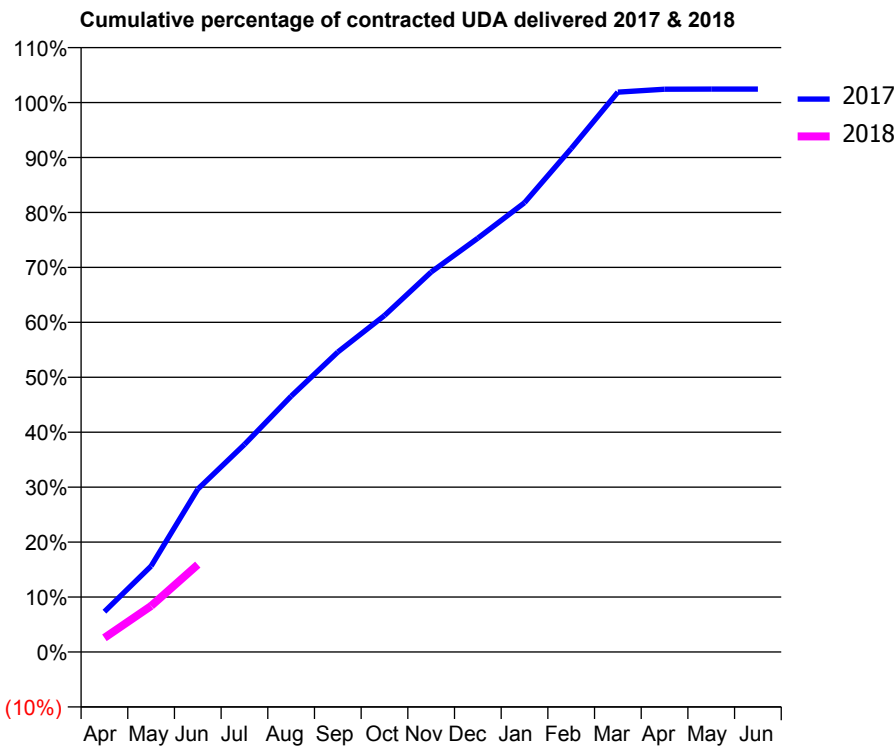
17/18 Contracted general activity (UDA)	22,048
Carry forward general activity (UDA)	0
17/18 Contracted orthodontic activity (UOA)	0
Carry forward orthodontic activity (UOA)	0
Baseline contract value	£596,961.77

ACCESS*

Patients seen in 24 months	Total	Change since previous quarter
Quarter ending June 2016	8,814	
Quarter ending September 2016	8,494	↓
Quarter ending December 2016	8,152	↓
Quarter ending March 2017	8,116	→
Quarter ending June 2017	7,995	↓
Variance since June 2016	(9.3%)	↓



ACTIVITY



Month	Adjusted Scheduled Activity (UDA)	
	2017	2018
April	1,618	570
May	3,447	1,851
June	6,533	3,508
July	8,328	
August	10,267	
September	12,037	
October	13,502	
November	15,247	
December	16,605	
January	18,030	
February	20,198	
March	22,466	
April	22,579	
May	22,585	
June	22,586	

QUALITY

	Quantity	Base Number	Contract	AT	Region	England
% of FP17s for the same patient ID Re-attending within 3 months - Children	35	636	5.5%	10.1%	11.5%	12.0%
% of FP17s for the same patient ID Re-attending within 3 months - Adults	95	1,022	9.3%	15.8%	16.8%	16.0%
% of FP17s for the same patient ID Re-attending between 3 & 9 months - Children	277	636	43.6%	47.1%	47.3%	58.0%
% of FP17s for the same patient ID Re-attending between 3 & 9 months - Adults	410	1,022	40.1%	37.7%	38.3%	50.9%
% of FP17s for Band 1 Urgent Courses	102	1,568	6.5%	11.4%	10.7%	9.1%
% of FP17s Relating to Free Repair or Replacements	4	1,568	0.3%	0.6%	0.6%	0.8%
% of FP17s Relating to Continuations	0	1,568	0.0%	0.6%	0.8%	1.1%
% of Patients satisfied with the dentistry they have received	16	16	100.0%	90.4%	89.8%	91.7%
% of Patients satisfied with the time they had to wait for an appointment	11	16	68.8%	84.2%	83.6%	88.0%

* This is based on patients treated on this contract for their most recent course of treatment. Figures in italics indicate the base number of FP17s or Patient Questionnaire responses are less than 100. N/A is shown where the base number of responses is less than 10 during the period. % is calculated as Quantity/Base number*100

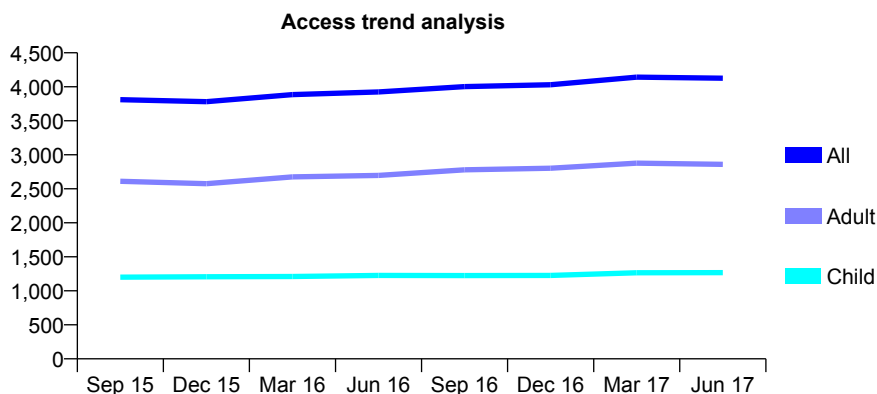
Q62 - Vital Signs At a Glance Contract Report for 191507/0001 - June 2017

Name or company name	Perfect Smile
Contract type name	GDS Contract
Purpose of contract	General
Contract start date	01/01/2012
Contract end date	

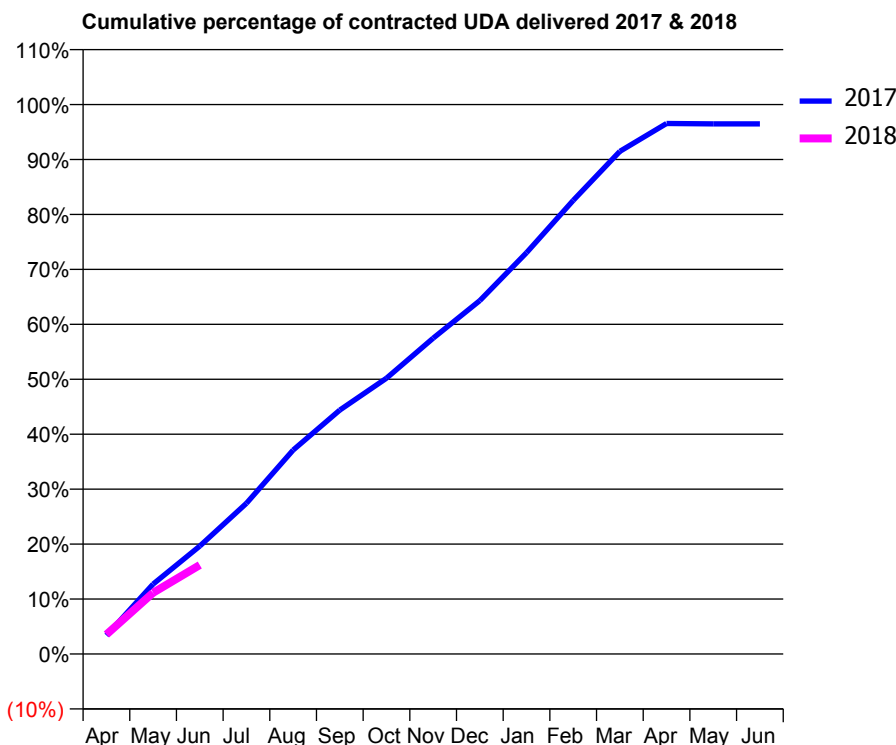
17/18 Contracted general activity (UDA)	9,616
Carry forward general activity (UDA)	0
17/18 Contracted orthodontic activity (UOA)	0
Carry forward orthodontic activity (UOA)	0
Baseline contract value	£250,988.49

ACCESS*

Patients seen in 24 months	Total	Change since previous quarter
Quarter ending June 2016	3,924	
Quarter ending September 2016	4,003	↑
Quarter ending December 2016	4,030	→
Quarter ending March 2017	4,142	↑
Quarter ending June 2017	4,127	→
Variance since June 2016	5.2%	↑



ACTIVITY



Month	Adjusted Scheduled Activity (UDA)	
	2017	2018
April	326	341
May	1,224	1,072
June	1,890	1,557
July	2,638	
August	3,569	
September	4,269	
October	4,826	
November	5,528	
December	6,184	
January	7,024	
February	7,938	
March	8,796	
April	9,284	
May	9,276	
June	9,276	

QUALITY

	Quantity	Base Number	Contract	AT	Region	England
% of FP17s for the same patient ID Re-attending within 3 months - Children	15	332	4.5%	10.1%	11.5%	12.0%
% of FP17s for the same patient ID Re-attending within 3 months - Adults	53	567	9.3%	15.8%	16.8%	16.0%
% of FP17s for the same patient ID Re-attending between 3 & 9 months - Children	180	332	54.2%	47.1%	47.3%	58.0%
% of FP17s for the same patient ID Re-attending between 3 & 9 months - Adults	166	567	29.3%	37.7%	38.3%	50.9%
% of FP17s for Band 1 Urgent Courses	74	731	10.1%	11.4%	10.7%	9.1%
% of FP17s Relating to Free Repair or Replacements	4	731	0.5%	0.6%	0.6%	0.8%
% of FP17s Relating to Continuations	3	731	0.4%	0.6%	0.8%	1.1%
% of Patients satisfied with the dentistry they have received	3	3	N/A	90.4%	89.8%	91.7%
% of Patients satisfied with the time they had to wait for an appointment	2	3	N/A	84.2%	83.6%	88.0%

* This is based on patients treated on this contract for their most recent course of treatment. Figures in italics indicate the base number of FP17s or Patient Questionnaire responses are less than 100. N/A is shown where the base number of responses is less than 10 during the period. % is calculated as Quantity/Base number*100

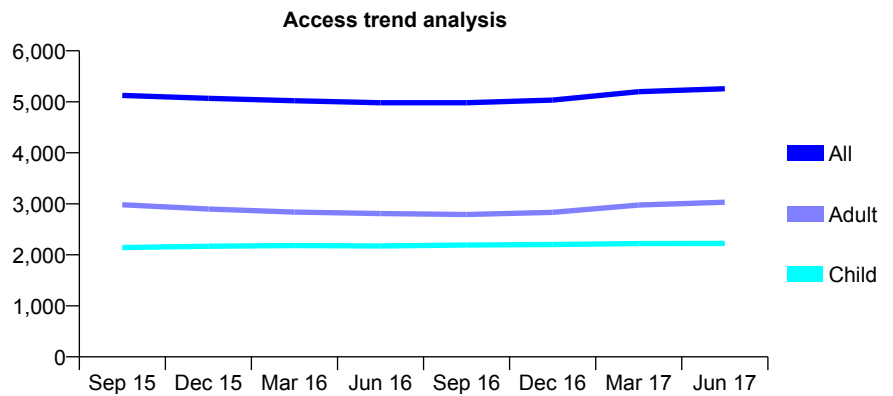
Q62 - Vital Signs At a Glance Contract Report for 193631/0001 - June 2017

Name or company name	Dr Natasha Luthra & Dr Trishna Dhot
Contract type name	GDS Contract
Purpose of contract	General
Contract start date	01/06/2013
Contract end date	

17/18 Contracted general activity (UDA)	12,297
Carry forward general activity (UDA)	0
17/18 Contracted orthodontic activity (UOA)	0
Carry forward orthodontic activity (UOA)	0
Baseline contract value	£269,338.10

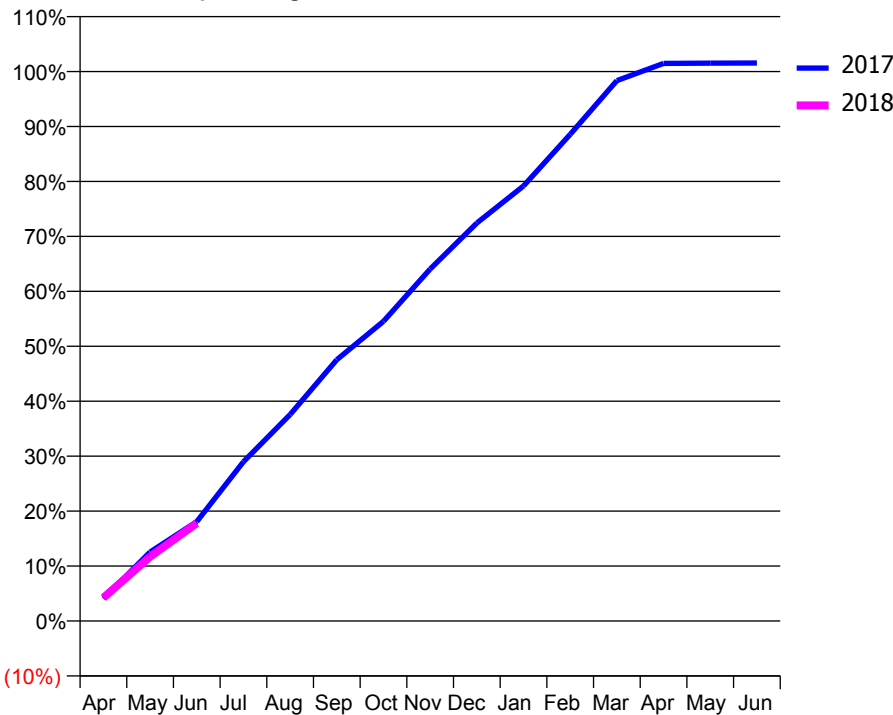
ACCESS*

Patients seen in 24 months	Total	Change since previous quarter
Quarter ending June 2016	4,983	
Quarter ending September 2016	4,981	→
Quarter ending December 2016	5,034	→
Quarter ending March 2017	5,198	↑
Quarter ending June 2017	5,255	→
Variance since June 2016	5.5%	↑



ACTIVITY

Cumulative percentage of contracted UDA delivered 2017 & 2018



Adjusted Scheduled Activity (UDA)		
Month	2017	2018
April	501	522
May	1,545	1,439
June	2,226	2,187
July	3,565	
August	4,621	
September	5,847	
October	6,707	
November	7,876	
December	8,906	
January	9,735	
February	10,889	
March	12,094	
April	12,478	
May	12,485	
June	12,486	

QUALITY

	Quantity	Base Number	Contract	AT	Region	England
% of FP17s for the same patient ID Re-attending within 3 months - Children	61	675	9.0%	10.1%	11.5%	12.0%
% of FP17s for the same patient ID Re-attending within 3 months - Adults	96	747	12.9%	15.8%	16.8%	16.0%
% of FP17s for the same patient ID Re-attending between 3 & 9 months - Children	351	675	52.0%	47.1%	47.3%	58.0%
% of FP17s for the same patient ID Re-attending between 3 & 9 months - Adults	344	747	46.1%	37.7%	38.3%	50.9%
% of FP17s for Band 1 Urgent Courses	92	1,227	7.5%	11.4%	10.7%	9.1%
% of FP17s Relating to Free Repair or Replacements	11	1,227	0.9%	0.6%	0.6%	0.8%
% of FP17s Relating to Continuations	4	1,227	0.3%	0.6%	0.8%	1.1%
% of Patients satisfied with the dentistry they have received	10	11	90.9%	90.4%	89.8%	91.7%
% of Patients satisfied with the time they had to wait for an appointment	9	11	81.8%	84.2%	83.6%	88.0%

* This is based on patients treated on this contract for their most recent course of treatment. Figures in italics indicate the base number of FP17s or Patient Questionnaire responses are less than 100. N/A is shown where the base number of responses is less than 10 during the period. % is calculated as Quantity/Base number*100

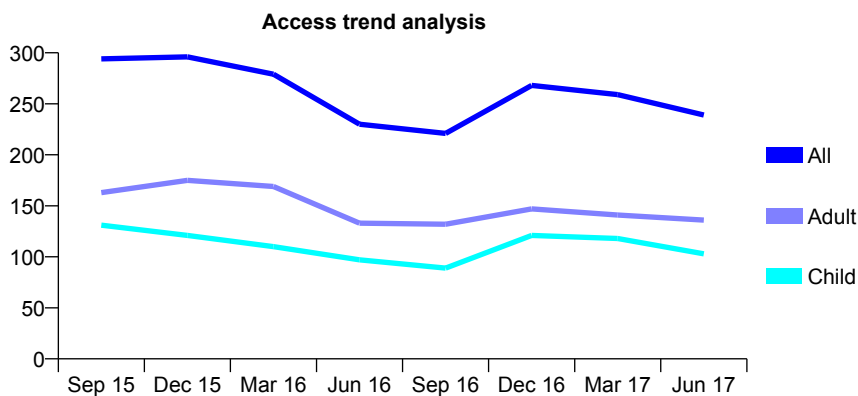
Q62 - Vital Signs At a Glance Contract Report for 194522/0001 - June 2017

Name or company name	Bhutta, Padayachee and associates
Contract type name	GDS Contract
Purpose of contract	General
Contract start date	01/04/2011
Contract end date	

17/18 Contracted general activity (UDA)	720
Carry forward general activity (UDA)	0
17/18 Contracted orthodontic activity (UOA)	0
Carry forward orthodontic activity (UOA)	0
Baseline contract value	£19,570.74

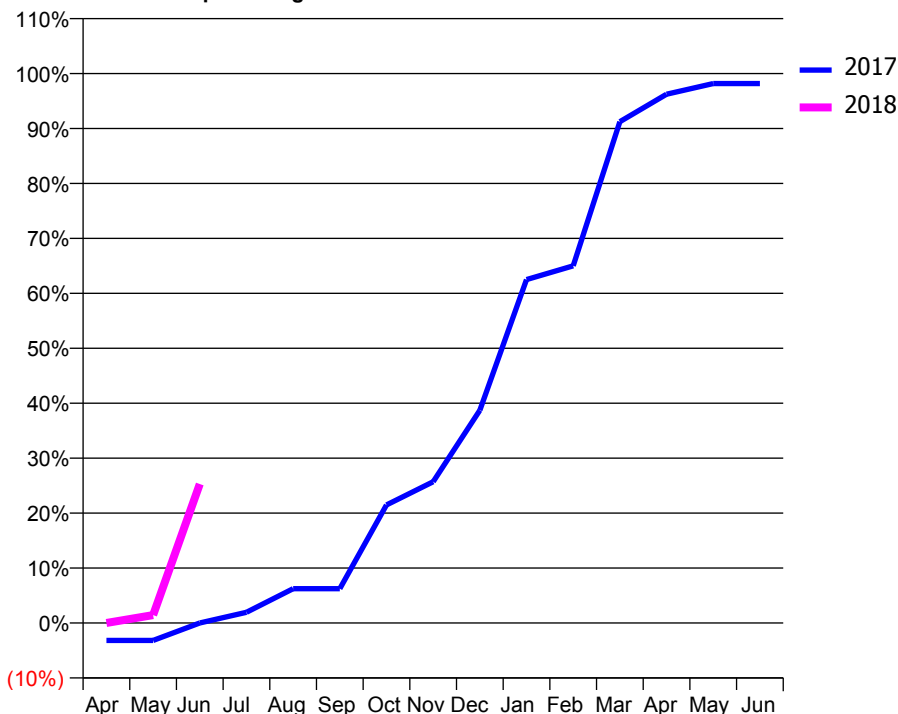
ACCESS*

Patients seen in 24 months	Total	Change since previous quarter
Quarter ending June 2016	230	
Quarter ending September 2016	221	↓
Quarter ending December 2016	268	↑
Quarter ending March 2017	259	↓
Quarter ending June 2017	239	↓
Variance since June 2016	3.9%	↑



ACTIVITY

Cumulative percentage of contracted UDA delivered 2017 & 2018



Adjusted Scheduled Activity (UDA)

Month	2017	2018
April	-23	0
May	-23	10
June	-0	182
July	14	
August	45	
September	45	
October	155	
November	185	
December	279	
January	450	
February	468	
March	657	
April	693	
May	707	
June	707	

QUALITY

	Quantity	Base Number	Contract	AT	Region	England
% of FP17s for the same patient ID Re-attending within 3 months - Children	0	22	0.0%	10.1%	11.5%	12.0%
% of FP17s for the same patient ID Re-attending within 3 months - Adults	0	47	0.0%	15.8%	16.8%	16.0%
% of FP17s for the same patient ID Re-attending between 3 & 9 months - Children	2	22	9.1%	47.1%	47.3%	58.0%
% of FP17s for the same patient ID Re-attending between 3 & 9 months - Adults	3	47	6.4%	37.7%	38.3%	50.9%
% of FP17s for Band 1 Urgent Courses	11	60	18.3%	11.4%	10.7%	9.1%
% of FP17s Relating to Free Repair or Replacements	0	60	0.0%	0.6%	0.6%	0.8%
% of FP17s Relating to Continuations	0	60	0.0%	0.6%	0.8%	1.1%
% of Patients satisfied with the dentistry they have received	0	0	N/A	90.4%	89.8%	91.7%
% of Patients satisfied with the time they had to wait for an appointment	0	0	N/A	84.2%	83.6%	88.0%

* This is based on patients treated on this contract for their most recent course of treatment. Figures in italics indicate the base number of FP17s or Patient Questionnaire responses are less than 100. N/A is shown where the base number of responses is less than 10 during the period. % is calculated as Quantity/Base number*100

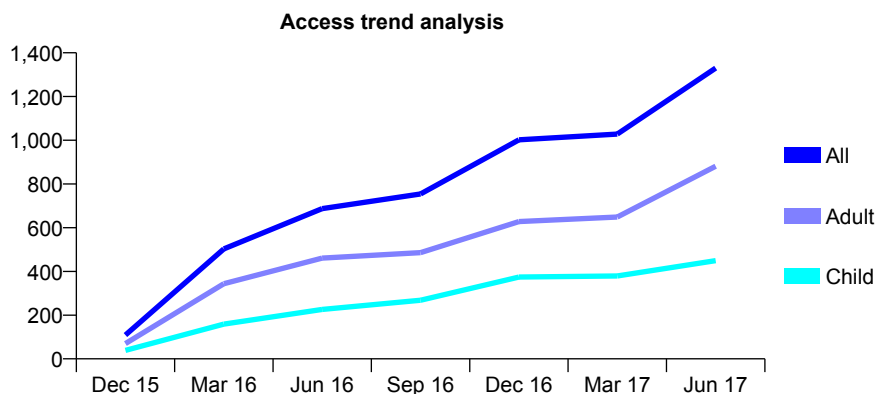
Q62 - Vital Signs At a Glance Contract Report for 198080/0001 - June 2017

Name or company name	Smile For Life
Contract type name	GDS Contract
Purpose of contract	General
Contract start date	01/11/2015
Contract end date	

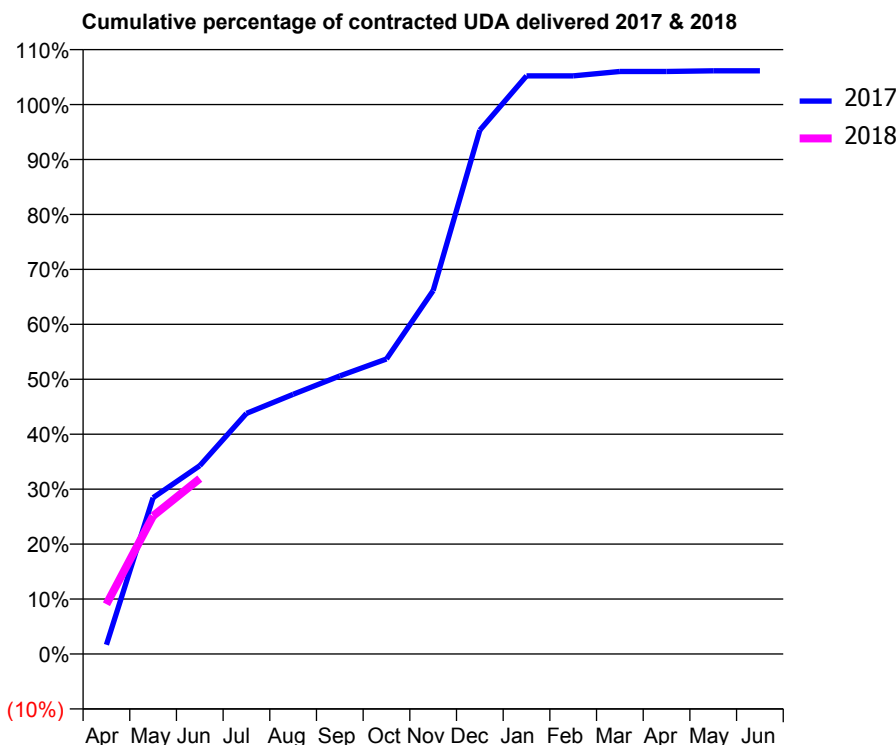
17/18 Contracted general activity (UDA)	8,136
Carry forward general activity (UDA)	0
17/18 Contracted orthodontic activity (UOA)	0
Carry forward orthodontic activity (UOA)	0
Baseline contract value	£283,364.19

ACCESS*

Patients seen in 24 months	Total	Change since previous quarter
Quarter ending June 2016	687	
Quarter ending September 2016	754	↑
Quarter ending December 2016	1,002	↑
Quarter ending March 2017	1,028	↑
Quarter ending June 2017	1,330	↑
Variance since June 2016	93.6%	↑



ACTIVITY



Month	Adjusted Scheduled Activity (UDA)	
	2017	2018
April	71	738
May	1,198	2,045
June	1,444	2,598
July	1,844	
August	1,990	
September	2,131	
October	2,261	
November	2,785	
December	4,015	
January	4,431	
February	4,431	
March	4,465	
April	4,465	
May	4,470	
June	4,470	

QUALITY

	Quantity	Base Number	Contract	AT	Region	England
% of FP17s for the same patient ID Re-attending within 3 months - Children	12	217	5.5%	10.1%	11.5%	12.0%
% of FP17s for the same patient ID Re-attending within 3 months - Adults	29	420	6.9%	15.8%	16.8%	16.0%
% of FP17s for the same patient ID Re-attending between 3 & 9 months - Children	89	217	41.0%	47.1%	47.3%	58.0%
% of FP17s for the same patient ID Re-attending between 3 & 9 months - Adults	102	420	24.3%	37.7%	38.3%	50.9%
% of FP17s for Band 1 Urgent Courses	0	634	0.0%	11.4%	10.7%	9.1%
% of FP17s Relating to Free Repair or Replacements	0	634	0.0%	0.6%	0.6%	0.8%
% of FP17s Relating to Continuations	12	634	1.9%	0.6%	0.8%	1.1%
% of Patients satisfied with the dentistry they have received	5	5	N/A	90.4%	89.8%	91.7%
% of Patients satisfied with the time they had to wait for an appointment	5	5	N/A	84.2%	83.6%	88.0%

* This is based on patients treated on this contract for their most recent course of treatment. Figures in italics indicate the base number of FP17s or Patient Questionnaire responses are less than 100. N/A is shown where the base number of responses is less than 10 during the period. % is calculated as Quantity/Base number*100

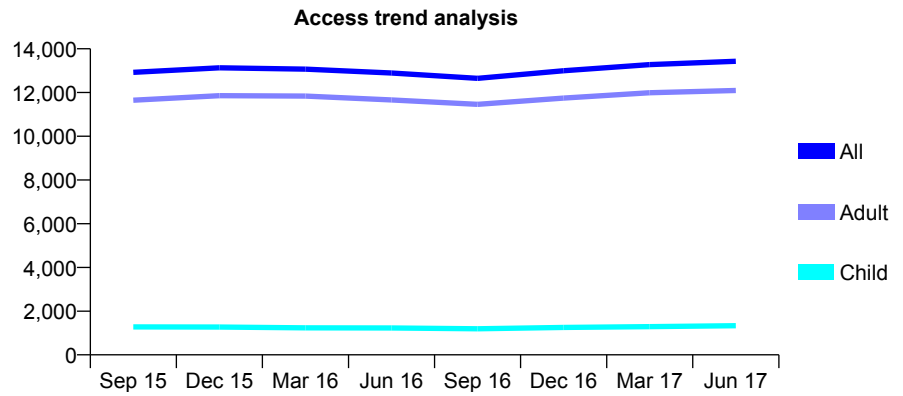
Q62 - Vital Signs At a Glance Contract Report for 199303/0001 - June 2017

Name or company name	Mrs R Szasz & Miss E Szasz
Contract type name	GDS Contract
Purpose of contract	General
Contract start date	01/07/2012
Contract end date	

17/18 Contracted general activity (UDA)	32,422
Carry forward general activity (UDA)	0
17/18 Contracted orthodontic activity (UOA)	0
Carry forward orthodontic activity (UOA)	0
Baseline contract value	£1,131,968.88

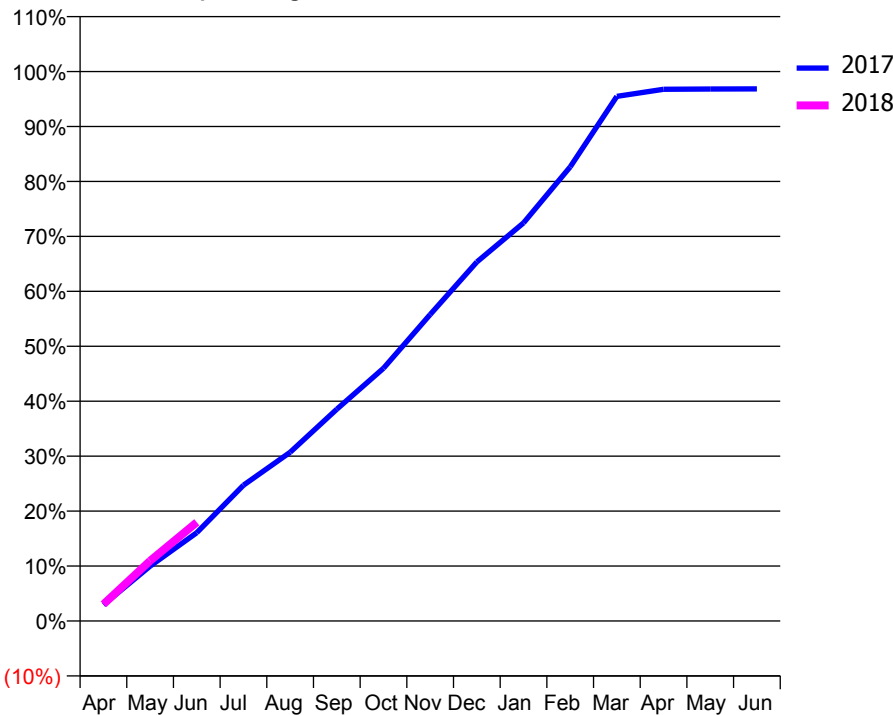
ACCESS*

Patients seen in 24 months	Total	Change since previous quarter
Quarter ending June 2016	12,891	
Quarter ending September 2016	12,651	↓
Quarter ending December 2016	12,999	↑
Quarter ending March 2017	13,280	↑
Quarter ending June 2017	13,430	→
Variance since June 2016	4.2%	↑



ACTIVITY

Cumulative percentage of contracted UDA delivered 2017 & 2018



Month	Adjusted Scheduled Activity (UDA)	
	2017	2018
April	956	984
May	3,239	3,553
June	5,215	5,823
July	8,012	
August	9,953	
September	12,500	
October	14,914	
November	18,088	
December	21,183	
January	23,489	
February	26,794	
March	30,953	
April	31,372	
May	31,389	
June	31,395	

QUALITY

	Quantity	Base Number	Contract	AT	Region	England
% of FP17s for the same patient ID Re-attending within 3 months - Children	14	319	4.4%	10.1%	11.5%	12.0%
% of FP17s for the same patient ID Re-attending within 3 months - Adults	378	2,539	14.9%	15.8%	16.8%	16.0%
% of FP17s for the same patient ID Re-attending between 3 & 9 months - Children	91	319	28.5%	47.1%	47.3%	58.0%
% of FP17s for the same patient ID Re-attending between 3 & 9 months - Adults	566	2,539	22.3%	37.7%	38.3%	50.9%
% of FP17s for Band 1 Urgent Courses	506	2,427	20.8%	11.4%	10.7%	9.1%
% of FP17s Relating to Free Repair or Replacements	38	2,427	1.6%	0.6%	0.6%	0.8%
% of FP17s Relating to Continuations	16	2,427	0.7%	0.6%	0.8%	1.1%
% of Patients satisfied with the dentistry they have received	15	19	78.9%	90.4%	89.8%	91.7%
% of Patients satisfied with the time they had to wait for an appointment	11	19	57.9%	84.2%	83.6%	88.0%

* This is based on patients treated on this contract for their most recent course of treatment. Figures in italics indicate the base number of FP17s or Patient Questionnaire responses are less than 100. N/A is shown where the base number of responses is less than 10 during the period. % is calculated as Quantity/Base number*100

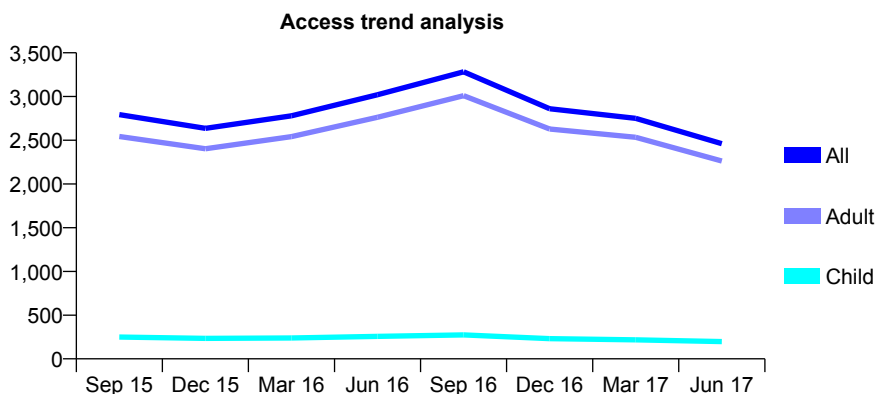
Q62 - Vital Signs At a Glance Contract Report for 199303/0003 - June 2017

Name or company name	Mrs R Szasz & Miss E Szasz
Contract type name	PDS Plus Contract
Purpose of contract	General
Contract start date	01/05/2013
Contract end date	31/03/2018

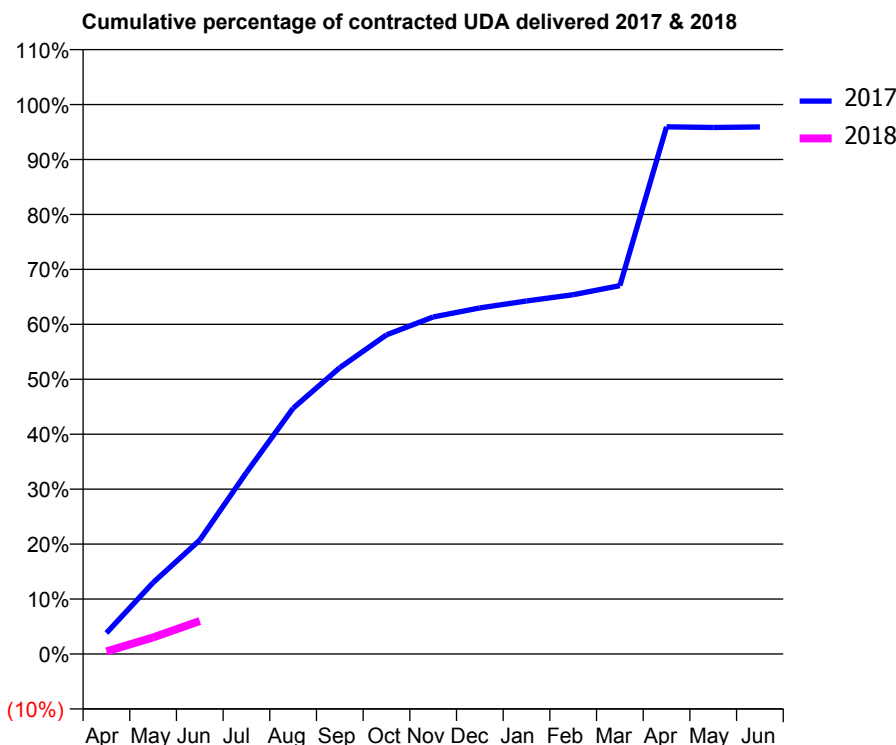
17/18 Contracted general activity (UDA)	7,500
Carry forward general activity (UDA)	0
17/18 Contracted orthodontic activity (UOA)	0
Carry forward orthodontic activity (UOA)	0
Baseline contract value	£159,913.60

ACCESS*

Patients seen in 24 months	Total	Change since previous quarter
Quarter ending June 2016	3,020	
Quarter ending September 2016	3,283	↑
Quarter ending December 2016	2,860	↓
Quarter ending March 2017	2,751	↓
Quarter ending June 2017	2,461	↓
Variance since June 2016	(18.5%)	↓



ACTIVITY



Month	Adjusted Scheduled Activity (UDA)	
	2017	2018
April	286	36
May	975	227
June	1,556	451
July	2,478	
August	3,355	
September	3,908	
October	4,356	
November	4,601	
December	4,723	
January	4,818	
February	4,905	
March	5,028	
April	7,195	
May	7,187	
June	7,193	

QUALITY

	Quantity	Base Number	Contract	AT	Region	England
% of FP17s for the same patient ID Re-attending within 3 months - Children	1	51	2.0%	10.1%	11.5%	12.0%
% of FP17s for the same patient ID Re-attending within 3 months - Adults	30	643	4.7%	15.8%	16.8%	16.0%
% of FP17s for the same patient ID Re-attending between 3 & 9 months - Children	0	51	0.0%	47.1%	47.3%	58.0%
% of FP17s for the same patient ID Re-attending between 3 & 9 months - Adults	34	643	5.3%	37.7%	38.3%	50.9%
% of FP17s for Band 1 Urgent Courses	35	119	29.4%	11.4%	10.7%	9.1%
% of FP17s Relating to Free Repair or Replacements	2	119	1.7%	0.6%	0.6%	0.8%
% of FP17s Relating to Continuations	10	119	8.4%	0.6%	0.8%	1.1%
% of Patients satisfied with the dentistry they have received	4	4	N/A	90.4%	89.8%	91.7%
% of Patients satisfied with the time they had to wait for an appointment	4	4	N/A	84.2%	83.6%	88.0%

* This is based on patients treated on this contract for their most recent course of treatment. Figures in italics indicate the base number of FP17s or Patient Questionnaire responses are less than 100. N/A is shown where the base number of responses is less than 10 during the period. % is calculated as Quantity/Base number*100

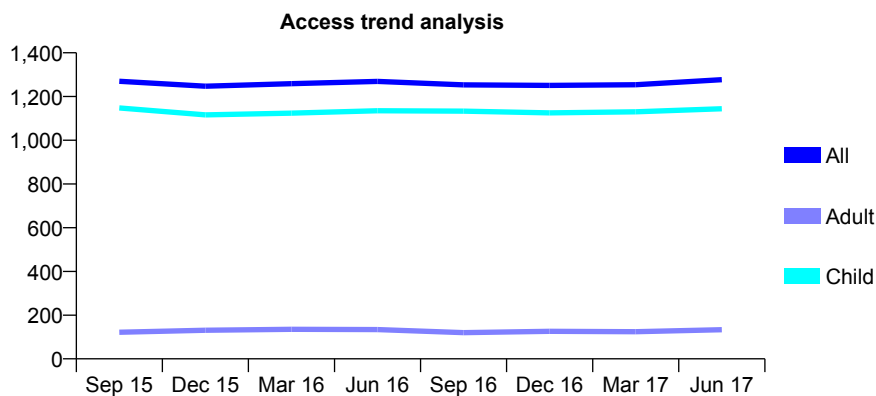
Q62 - Vital Signs At a Glance Contract Report for 199680/0001 - June 2017

Name or company name	KINGSEND DENTAL HEALTH CENTRE
Contract type name	GDS Contract
Purpose of contract	General
Contract start date	13/02/2008
Contract end date	

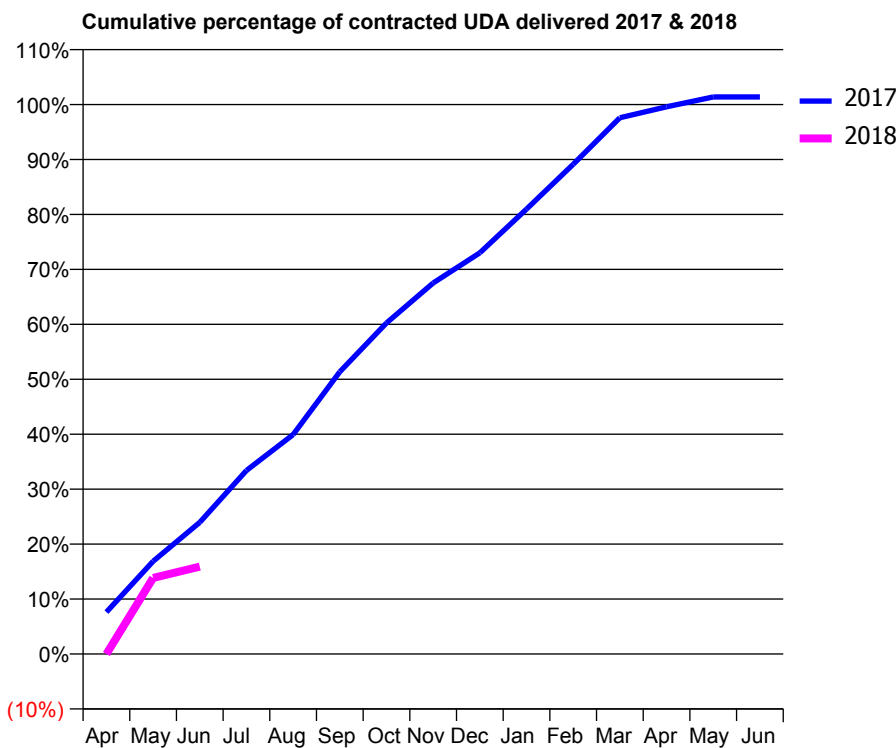
17/18 Contracted general activity (UDA)	2,800
Carry forward general activity (UDA)	0
17/18 Contracted orthodontic activity (UOA)	0
Carry forward orthodontic activity (UOA)	0
Baseline contract value	£58,489.37

ACCESS*

Patients seen in 24 months	Total	Change since previous quarter
Quarter ending June 2016	1,269	
Quarter ending September 2016	1,253	↓
Quarter ending December 2016	1,251	→
Quarter ending March 2017	1,254	→
Quarter ending June 2017	1,277	→
Variance since June 2016	0.6%	→



ACTIVITY



Month	Adjusted Scheduled Activity (UDA)	
	2017	2018
April	213	0
May	473	388
June	671	445
July	936	
August	1,118	
September	1,438	
October	1,687	
November	1,891	
December	2,044	
January	2,267	
February	2,495	
March	2,732	
April	2,788	
May	2,838	
June	2,838	

QUALITY

	Quantity	Base Number	Contract	AT	Region	England
% of FP17s for the same patient ID Re-attending within 3 months - Children	30	334	9.0%	10.1%	11.5%	12.0%
% of FP17s for the same patient ID Re-attending within 3 months - Adults	0	12	0.0%	15.8%	16.8%	16.0%
% of FP17s for the same patient ID Re-attending between 3 & 9 months - Children	200	334	59.9%	47.1%	47.3%	58.0%
% of FP17s for the same patient ID Re-attending between 3 & 9 months - Adults	4	12	33.3%	37.7%	38.3%	50.9%
% of FP17s for Band 1 Urgent Courses	11	292	3.8%	11.4%	10.7%	9.1%
% of FP17s Relating to Free Repair or Replacements	0	292	0.0%	0.6%	0.6%	0.8%
% of FP17s Relating to Continuations	2	292	0.7%	0.6%	0.8%	1.1%
% of Patients satisfied with the dentistry they have received	3	3	N/A	90.4%	89.8%	91.7%
% of Patients satisfied with the time they had to wait for an appointment	3	3	N/A	84.2%	83.6%	88.0%

* This is based on patients treated on this contract for their most recent course of treatment. Figures in italics indicate the base number of FP17s or Patient Questionnaire responses are less than 100. N/A is shown where the base number of responses is less than 10 during the period. % is calculated as Quantity/Base number*100

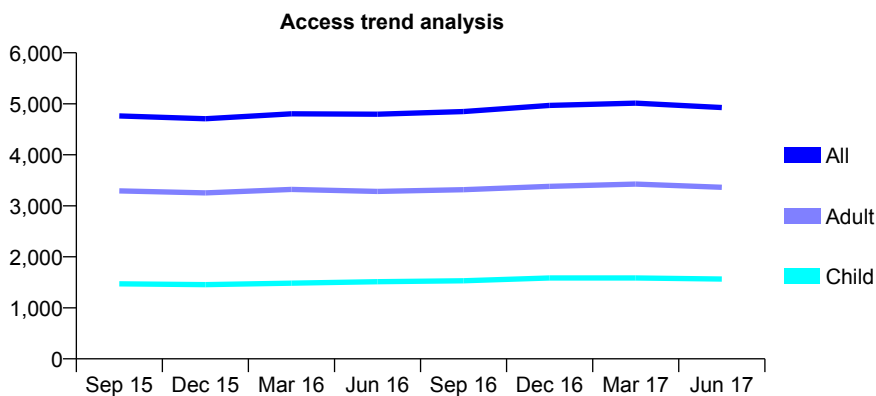
Q62 - Vital Signs At a Glance Contract Report for 202231/0002 - June 2017

Name or company name	MR VG SHAH
Contract type name	GDS Contract
Purpose of contract	General
Contract start date	01/05/2010
Contract end date	

17/18 Contracted general activity (UDA)	12,995
Carry forward general activity (UDA)	0
17/18 Contracted orthodontic activity (UOA)	0
Carry forward orthodontic activity (UOA)	0
Baseline contract value	£379,854.84

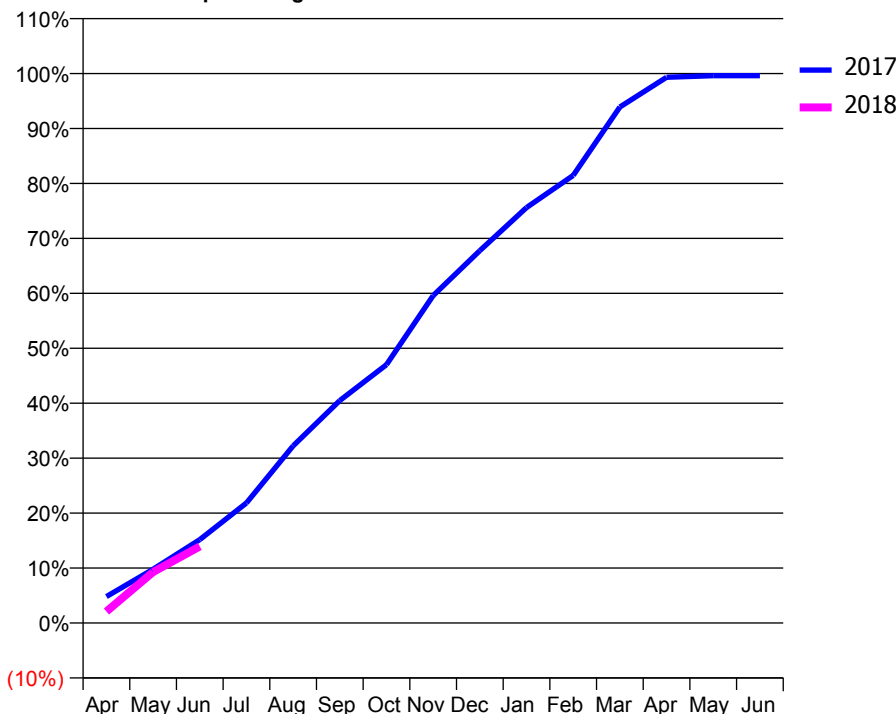
ACCESS*

Patients seen in 24 months	Total	Change since previous quarter
Quarter ending June 2016	4,796	
Quarter ending September 2016	4,848	→
Quarter ending December 2016	4,968	↑
Quarter ending March 2017	5,013	→
Quarter ending June 2017	4,928	↓
Variance since June 2016	2.8%	↑



ACTIVITY

Cumulative percentage of contracted UDA delivered 2017 & 2018



Adjusted Scheduled Activity (UDA)

Month	2017	2018
April	626	274
May	1,271	1,207
June	1,974	1,811
July	2,841	
August	4,189	
September	5,261	
October	6,111	
November	7,744	
December	8,808	
January	9,824	
February	10,586	
March	12,202	
April	12,907	
May	12,944	
June	12,944	

QUALITY

	Quantity	Base Number	Contract	AT	Region	England
% of FP17s for the same patient ID Re-attending within 3 months - Children	31	424	7.3%	10.1%	11.5%	12.0%
% of FP17s for the same patient ID Re-attending within 3 months - Adults	114	751	15.2%	15.8%	16.8%	16.0%
% of FP17s for the same patient ID Re-attending between 3 & 9 months - Children	183	424	43.2%	47.1%	47.3%	58.0%
% of FP17s for the same patient ID Re-attending between 3 & 9 months - Adults	260	751	34.6%	37.7%	38.3%	50.9%
% of FP17s for Band 1 Urgent Courses	53	806	6.6%	11.4%	10.7%	9.1%
% of FP17s Relating to Free Repair or Replacements	0	806	0.0%	0.6%	0.6%	0.8%
% of FP17s Relating to Continuations	3	806	0.4%	0.6%	0.8%	1.1%
% of Patients satisfied with the dentistry they have received	11	12	91.7%	90.4%	89.8%	91.7%
% of Patients satisfied with the time they had to wait for an appointment	11	12	91.7%	84.2%	83.6%	88.0%

* This is based on patients treated on this contract for their most recent course of treatment. Figures in italics indicate the base number of FP17s or Patient Questionnaire responses are less than 100. N/A is shown where the base number of responses is less than 10 during the period. % is calculated as Quantity/Base number*100

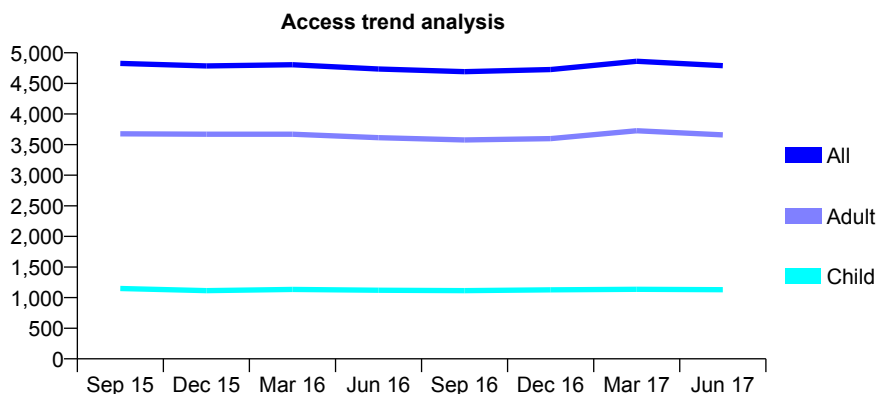
Q62 - Vital Signs At a Glance Contract Report for 203297/0001 - June 2017

Name or company name	MR SI HUTCHESON
Contract type name	GDS Contract
Purpose of contract	General
Contract start date	01/04/2006
Contract end date	

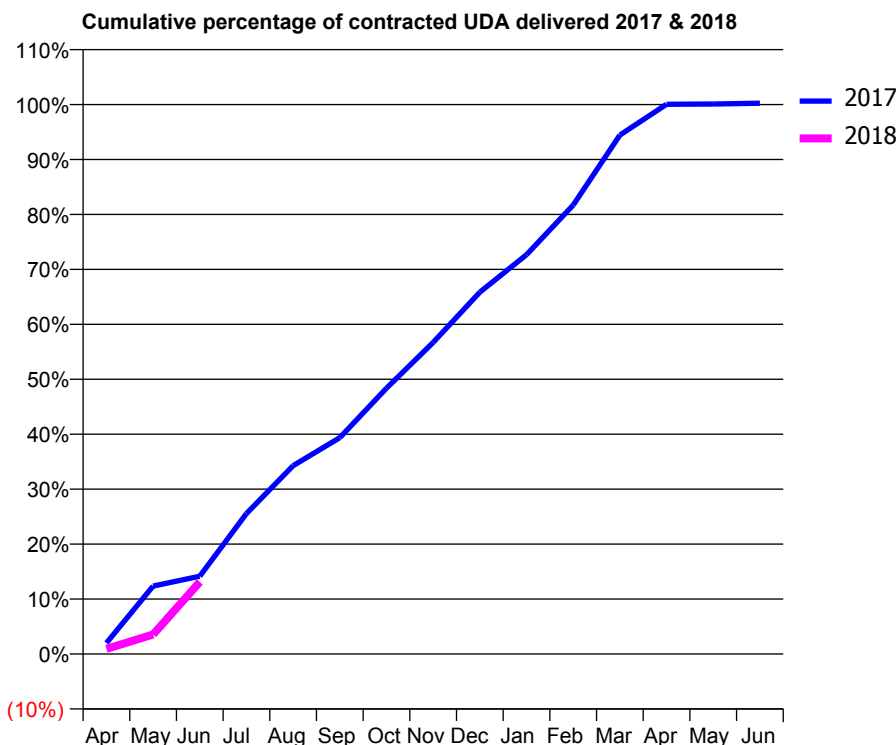
17/18 Contracted general activity (UDA)	14,714
Carry forward general activity (UDA)	0
17/18 Contracted orthodontic activity (UOA)	0
Carry forward orthodontic activity (UOA)	0
Baseline contract value	£365,206.16

ACCESS*

Patients seen in 24 months	Total	Change since previous quarter
Quarter ending June 2016	4,735	
Quarter ending September 2016	4,691	→
Quarter ending December 2016	4,727	→
Quarter ending March 2017	4,862	↑
Quarter ending June 2017	4,790	↓
Variance since June 2016	1.2%	→



ACTIVITY



Month	Adjusted Scheduled Activity (UDA)	
	2017	2018
April	294	138
May	1,820	525
June	2,082	1,929
July	3,762	
August	5,043	
September	5,792	
October	7,120	
November	8,343	
December	9,690	
January	10,692	
February	12,019	
March	13,895	
April	14,722	
May	14,726	
June	14,748	

QUALITY

	Quantity	Base Number	Contract	AT	Region	England
% of FP17s for the same patient ID Re-attending within 3 months - Children	16	304	5.3%	10.1%	11.5%	12.0%
% of FP17s for the same patient ID Re-attending within 3 months - Adults	115	840	13.7%	15.8%	16.8%	16.0%
% of FP17s for the same patient ID Re-attending between 3 & 9 months - Children	158	304	52.0%	47.1%	47.3%	58.0%
% of FP17s for the same patient ID Re-attending between 3 & 9 months - Adults	325	840	38.7%	37.7%	38.3%	50.9%
% of FP17s for Band 1 Urgent Courses	143	903	15.8%	11.4%	10.7%	9.1%
% of FP17s Relating to Free Repair or Replacements	4	903	0.4%	0.6%	0.6%	0.8%
% of FP17s Relating to Continuations	5	903	0.6%	0.6%	0.8%	1.1%
% of Patients satisfied with the dentistry they have received	9	9	N/A	90.4%	89.8%	91.7%
% of Patients satisfied with the time they had to wait for an appointment	9	9	N/A	84.2%	83.6%	88.0%

* This is based on patients treated on this contract for their most recent course of treatment. Figures in italics indicate the base number of FP17s or Patient Questionnaire responses are less than 100. N/A is shown where the base number of responses is less than 10 during the period. % is calculated as Quantity/Base number*100

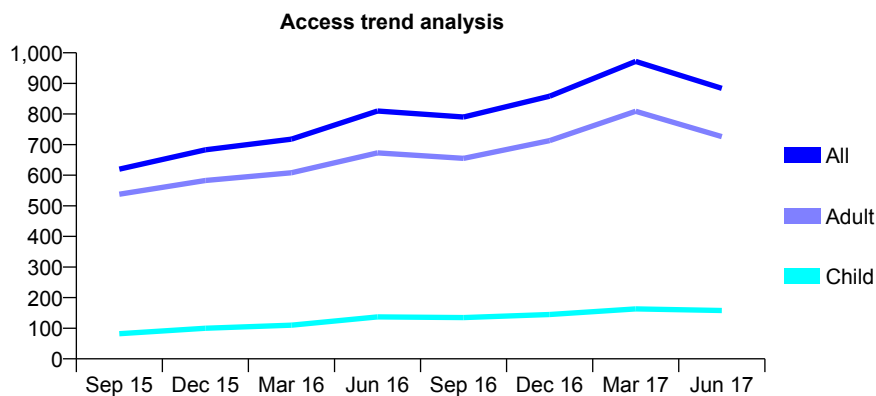
Q62 - Vital Signs At a Glance Contract Report for 204889/0002 - June 2017

Name or company name	MR GN RASHID
Contract type name	GDS Contract
Purpose of contract	General
Contract start date	02/11/2014
Contract end date	

17/18 Contracted general activity (UDA)	2,590
Carry forward general activity (UDA)	0
17/18 Contracted orthodontic activity (UOA)	0
Carry forward orthodontic activity (UOA)	0
Baseline contract value	£81,606.10

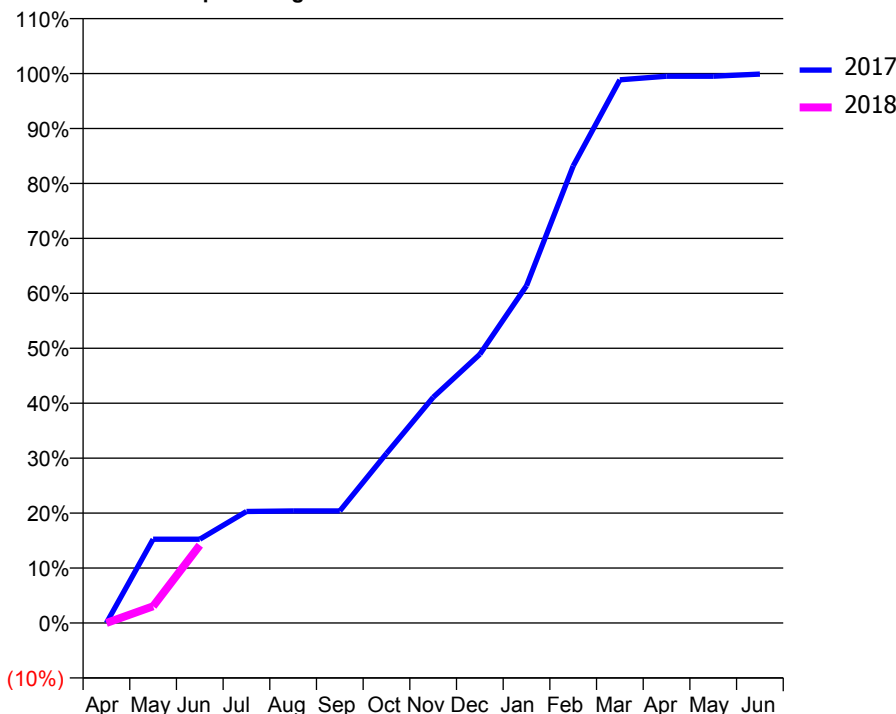
ACCESS*

Patients seen in 24 months	Total	Change since previous quarter
Quarter ending June 2016	810	
Quarter ending September 2016	790	↓
Quarter ending December 2016	858	↑
Quarter ending March 2017	972	↑
Quarter ending June 2017	884	↓
Variance since June 2016	9.1%	↑



ACTIVITY

Cumulative percentage of contracted UDA delivered 2017 & 2018



Adjusted Scheduled Activity (UDA)

Month	2017	2018
April	0	0
May	395	79
June	395	367
July	526	
August	528	
September	528	
October	799	
November	1,064	
December	1,267	
January	1,590	
February	2,154	
March	2,560	
April	2,577	
May	2,577	
June	2,587	

QUALITY

	Quantity	Base Number	Contract	AT	Region	England
% of FP17s for the same patient ID Re-attending within 3 months - Children	1	20	5.0%	10.1%	11.5%	12.0%
% of FP17s for the same patient ID Re-attending within 3 months - Adults	2	85	2.4%	15.8%	16.8%	16.0%
% of FP17s for the same patient ID Re-attending between 3 & 9 months - Children	6	20	30.0%	47.1%	47.3%	58.0%
% of FP17s for the same patient ID Re-attending between 3 & 9 months - Adults	31	85	36.5%	37.7%	38.3%	50.9%
% of FP17s for Band 1 Urgent Courses	0	92	0.0%	11.4%	10.7%	9.1%
% of FP17s Relating to Free Repair or Replacements	0	92	0.0%	0.6%	0.6%	0.8%
% of FP17s Relating to Continuations	0	92	0.0%	0.6%	0.8%	1.1%
% of Patients satisfied with the dentistry they have received	2	2	N/A	90.4%	89.8%	91.7%
% of Patients satisfied with the time they had to wait for an appointment	2	2	N/A	84.2%	83.6%	88.0%

* This is based on patients treated on this contract for their most recent course of treatment. Figures in italics indicate the base number of FP17s or Patient Questionnaire responses are less than 100. N/A is shown where the base number of responses is less than 10 during the period. % is calculated as Quantity/Base number*100

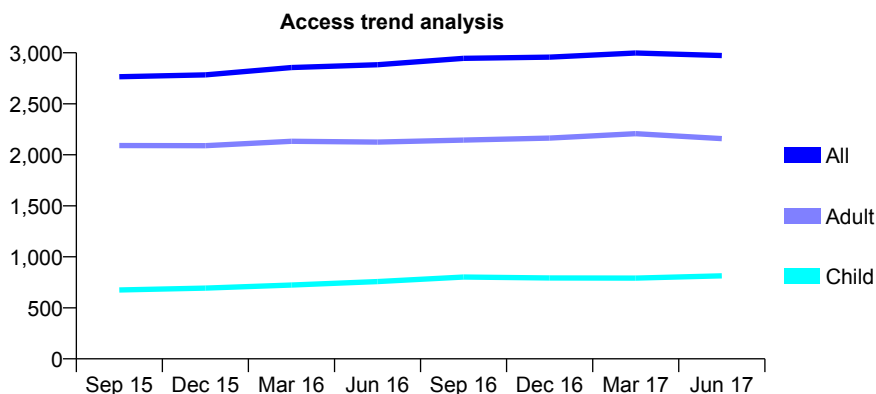
Q62 - Vital Signs At a Glance Contract Report for 208531/0004 - June 2017

Name or company name	MS MA SHEPHERD
Contract type name	GDS Contract
Purpose of contract	General
Contract start date	01/02/2010
Contract end date	

17/18 Contracted general activity (UDA)	7,015
Carry forward general activity (UDA)	0
17/18 Contracted orthodontic activity (UOA)	0
Carry forward orthodontic activity (UOA)	0
Baseline contract value	£170,115.19

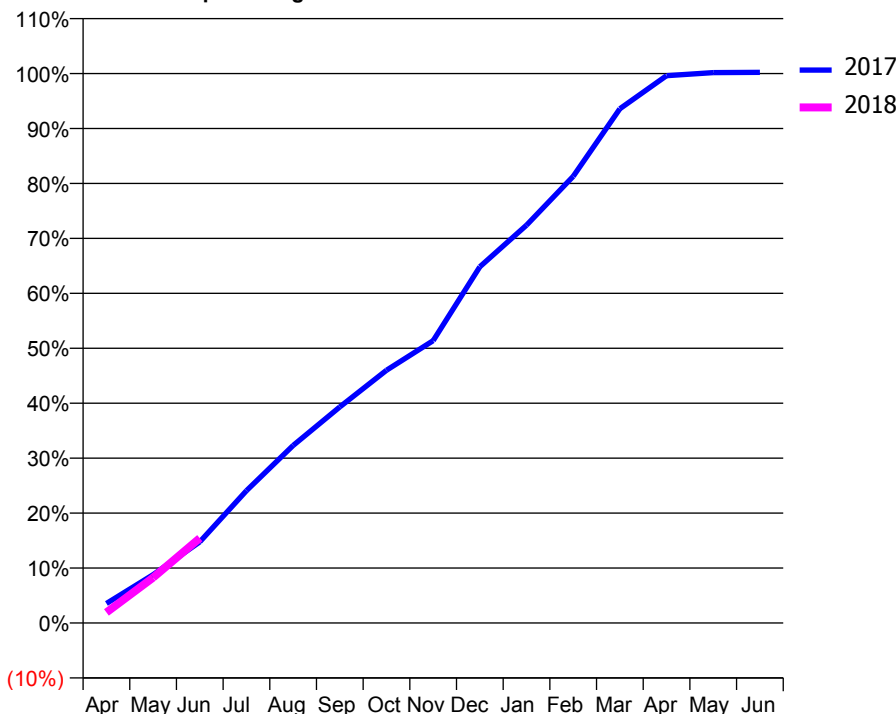
ACCESS*

Patients seen in 24 months	Total	Change since previous quarter
Quarter ending June 2016	2,883	
Quarter ending September 2016	2,946	↑
Quarter ending December 2016	2,957	→
Quarter ending March 2017	2,998	→
Quarter ending June 2017	2,973	→
Variance since June 2016	3.1%	↑



ACTIVITY

Cumulative percentage of contracted UDA delivered 2017 & 2018



Adjusted Scheduled Activity (UDA)

Month	2017	2018
April	249	136
May	617	580
June	1,035	1,084
July	1,690	
August	2,267	
September	2,758	
October	3,227	
November	3,605	
December	4,547	
January	5,079	
February	5,702	
March	6,565	
April	6,987	
May	7,027	
June	7,030	

QUALITY

	Quantity	Base Number	Contract	AT	Region	England
% of FP17s for the same patient ID Re-attending within 3 months - Children	18	225	8.0%	10.1%	11.5%	12.0%
% of FP17s for the same patient ID Re-attending within 3 months - Adults	82	485	16.9%	15.8%	16.8%	16.0%
% of FP17s for the same patient ID Re-attending between 3 & 9 months - Children	102	225	45.3%	47.1%	47.3%	58.0%
% of FP17s for the same patient ID Re-attending between 3 & 9 months - Adults	166	485	34.2%	37.7%	38.3%	50.9%
% of FP17s for Band 1 Urgent Courses	94	507	18.5%	11.4%	10.7%	9.1%
% of FP17s Relating to Free Repair or Replacements	6	507	1.2%	0.6%	0.6%	0.8%
% of FP17s Relating to Continuations	5	507	1.0%	0.6%	0.8%	1.1%
% of Patients satisfied with the dentistry they have received	2	2	N/A	90.4%	89.8%	91.7%
% of Patients satisfied with the time they had to wait for an appointment	2	2	N/A	84.2%	83.6%	88.0%

* This is based on patients treated on this contract for their most recent course of treatment. Figures in italics indicate the base number of FP17s or Patient Questionnaire responses are less than 100. N/A is shown where the base number of responses is less than 10 during the period. % is calculated as Quantity/Base number*100

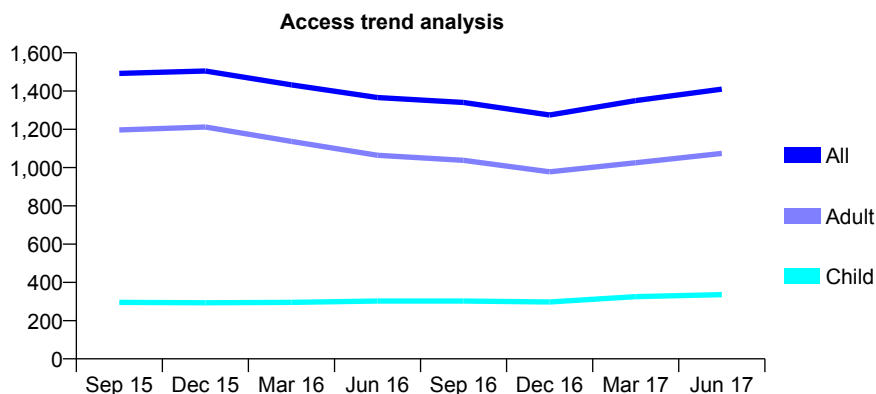
Q62 - Vital Signs At a Glance Contract Report for 213071/0001 - June 2017

Name or company name	MR JW O'DEA
Contract type name	GDS Contract
Purpose of contract	General
Contract start date	01/04/2006
Contract end date	

17/18 Contracted general activity (UDA)	3,854
Carry forward general activity (UDA)	0
17/18 Contracted orthodontic activity (UOA)	0
Carry forward orthodontic activity (UOA)	0
Baseline contract value	£114,183.24

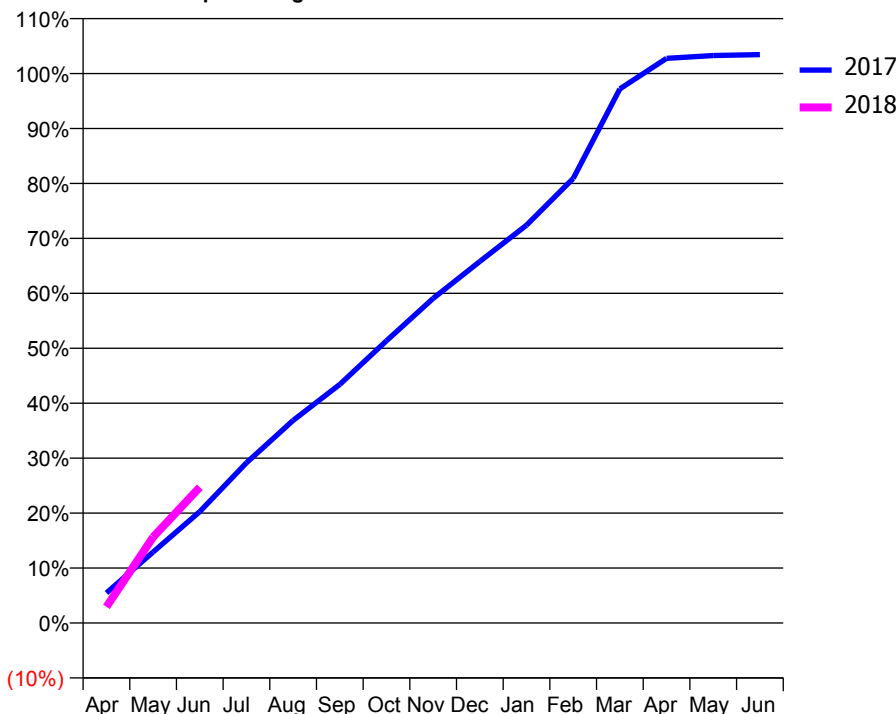
ACCESS*

Patients seen in 24 months	Total	Change since previous quarter
Quarter ending June 2016	1,366	
Quarter ending September 2016	1,340	↓
Quarter ending December 2016	1,275	↓
Quarter ending March 2017	1,350	↑
Quarter ending June 2017	1,410	↑
Variance since June 2016	3.2%	↑



ACTIVITY

Cumulative percentage of contracted UDA delivered 2017 & 2018



Adjusted Scheduled Activity (UDA)

Month	2017	2018
April	211	114
May	498	603
June	782	953
July	1,123	
August	1,421	
September	1,673	
October	1,980	
November	2,277	
December	2,536	
January	2,791	
February	3,118	
March	3,747	
April	3,961	
May	3,980	
June	3,987	

QUALITY

	Quantity	Base Number	Contract	AT	Region	England
% of FP17s for the same patient ID Re-attending within 3 months - Children	11	109	10.1%	10.1%	11.5%	12.0%
% of FP17s for the same patient ID Re-attending within 3 months - Adults	55	384	14.3%	15.8%	16.8%	16.0%
% of FP17s for the same patient ID Re-attending between 3 & 9 months - Children	41	109	37.6%	47.1%	47.3%	58.0%
% of FP17s for the same patient ID Re-attending between 3 & 9 months - Adults	108	384	28.1%	37.7%	38.3%	50.9%
% of FP17s for Band 1 Urgent Courses	38	390	9.7%	11.4%	10.7%	9.1%
% of FP17s Relating to Free Repair or Replacements	0	390	0.0%	0.6%	0.6%	0.8%
% of FP17s Relating to Continuations	0	390	0.0%	0.6%	0.8%	1.1%
% of Patients satisfied with the dentistry they have received	0	1	N/A	90.4%	89.8%	91.7%
% of Patients satisfied with the time they had to wait for an appointment	1	1	N/A	84.2%	83.6%	88.0%

* This is based on patients treated on this contract for their most recent course of treatment. Figures in italics indicate the base number of FP17s or Patient Questionnaire responses are less than 100. N/A is shown where the base number of responses is less than 10 during the period. % is calculated as Quantity/Base number*100

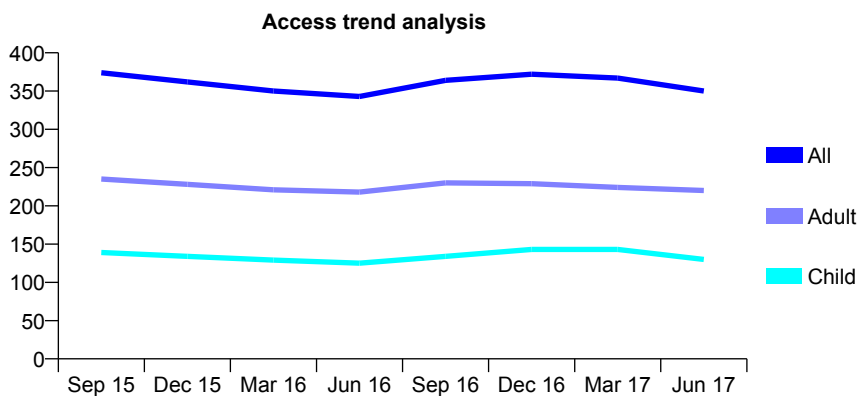
Q62 - Vital Signs At a Glance Contract Report for 213365/0001 - June 2017

Name or company name	Dr S Singh & Dr R Leow
Contract type name	GDS Contract
Purpose of contract	General
Contract start date	01/04/2006
Contract end date	

17/18 Contracted general activity (UDA)	1,800
Carry forward general activity (UDA)	0
17/18 Contracted orthodontic activity (UOA)	0
Carry forward orthodontic activity (UOA)	0
Baseline contract value	£52,460.36

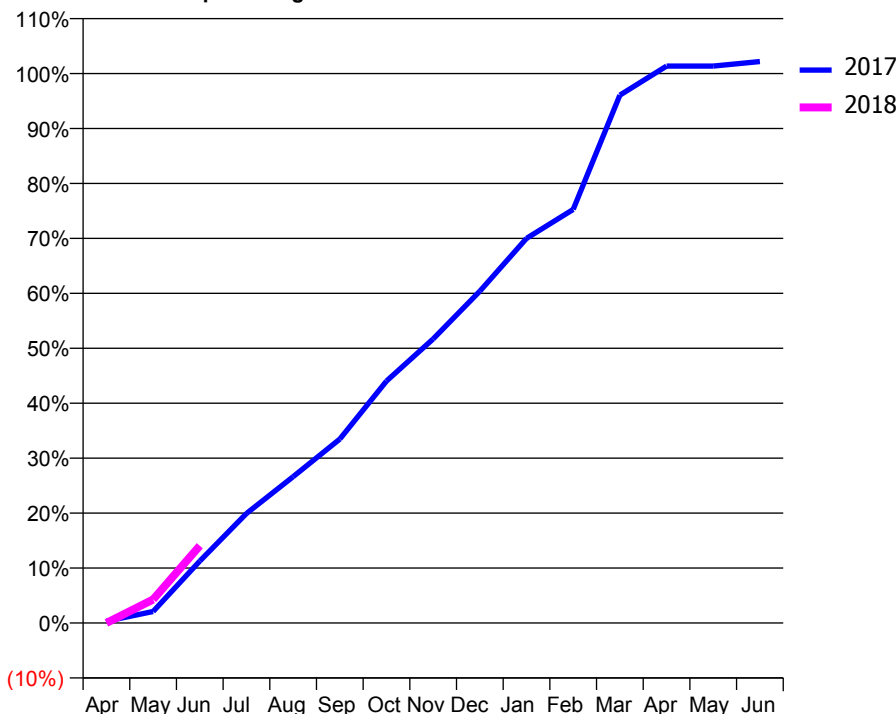
ACCESS*

Patients seen in 24 months	Total	Change since previous quarter
Quarter ending June 2016	343	
Quarter ending September 2016	364	↑
Quarter ending December 2016	372	↑
Quarter ending March 2017	367	↓
Quarter ending June 2017	350	↓
Variance since June 2016	2.0%	↑



ACTIVITY

Cumulative percentage of contracted UDA delivered 2017 & 2018



Month	Adjusted Scheduled Activity (UDA)	
	2017	2018
April	6	0
May	38	77
June	203	253
July	359	
August	479	
September	602	
October	793	
November	931	
December	1,087	
January	1,260	
February	1,355	
March	1,729	
April	1,824	
May	1,824	
June	1,839	

QUALITY

	Quantity	Base Number	Contract	AT	Region	England
% of FP17s for the same patient ID Re-attending within 3 months - Children	3	25	12.0%	10.1%	11.5%	12.0%
% of FP17s for the same patient ID Re-attending within 3 months - Adults	5	38	13.2%	15.8%	16.8%	16.0%
% of FP17s for the same patient ID Re-attending between 3 & 9 months - Children	4	25	16.0%	47.1%	47.3%	58.0%
% of FP17s for the same patient ID Re-attending between 3 & 9 months - Adults	7	38	18.4%	37.7%	38.3%	50.9%
% of FP17s for Band 1 Urgent Courses	0	42	0.0%	11.4%	10.7%	9.1%
% of FP17s Relating to Free Repair or Replacements	0	42	0.0%	0.6%	0.6%	0.8%
% of FP17s Relating to Continuations	1	42	2.4%	0.6%	0.8%	1.1%
% of Patients satisfied with the dentistry they have received	0	0	N/A	90.4%	89.8%	91.7%
% of Patients satisfied with the time they had to wait for an appointment	0	0	N/A	84.2%	83.6%	88.0%

* This is based on patients treated on this contract for their most recent course of treatment. Figures in italics indicate the base number of FP17s or Patient Questionnaire responses are less than 100. N/A is shown where the base number of responses is less than 10 during the period. % is calculated as Quantity/Base number*100

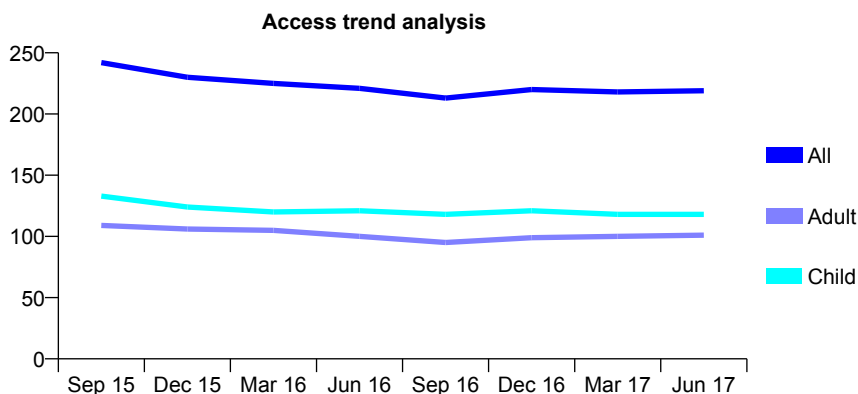
Q62 - Vital Signs At a Glance Contract Report for 214035/0001 - June 2017

Name or company name	MR KJ ALLEN
Contract type name	GDS Contract
Purpose of contract	General
Contract start date	01/04/2006
Contract end date	

17/18 Contracted general activity (UDA)	694
Carry forward general activity (UDA)	0
17/18 Contracted orthodontic activity (UOA)	0
Carry forward orthodontic activity (UOA)	0
Baseline contract value	£14,751.94

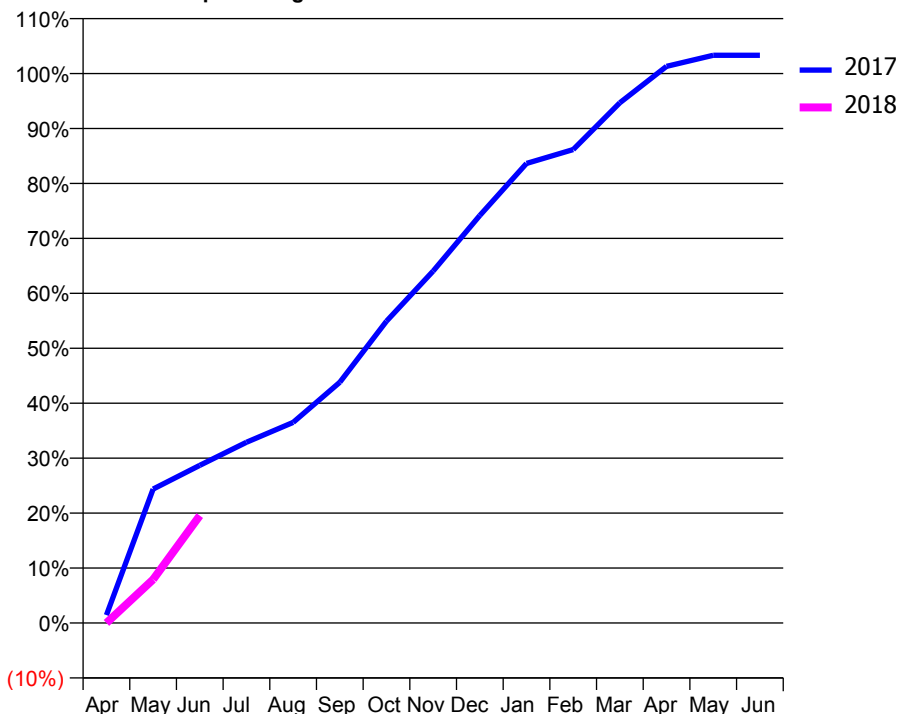
ACCESS*

Patients seen in 24 months	Total	Change since previous quarter
Quarter ending June 2016	221	
Quarter ending September 2016	213	↓
Quarter ending December 2016	220	↑
Quarter ending March 2017	218	→
Quarter ending June 2017	219	→
Variance since June 2016	(0.9%)	→



ACTIVITY

Cumulative percentage of contracted UDA delivered 2017 & 2018



Adjusted Scheduled Activity (UDA)		
Month	2017	2018
April	10	0
May	169	55
June	199	136
July	228	
August	253	
September	304	
October	381	
November	445	
December	515	
January	580	
February	598	
March	657	
April	703	
May	717	
June	717	

QUALITY

	Quantity	Base Number	Contract	AT	Region	England
% of FP17s for the same patient ID Re-attending within 3 months - Children	2	35	5.7%	10.1%	11.5%	12.0%
% of FP17s for the same patient ID Re-attending within 3 months - Adults	7	33	21.2%	15.8%	16.8%	16.0%
% of FP17s for the same patient ID Re-attending between 3 & 9 months - Children	16	35	45.7%	47.1%	47.3%	58.0%
% of FP17s for the same patient ID Re-attending between 3 & 9 months - Adults	16	33	48.5%	37.7%	38.3%	50.9%
% of FP17s for Band 1 Urgent Courses	3	46	6.5%	11.4%	10.7%	9.1%
% of FP17s Relating to Free Repair or Replacements	0	46	0.0%	0.6%	0.6%	0.8%
% of FP17s Relating to Continuations	0	46	0.0%	0.6%	0.8%	1.1%
% of Patients satisfied with the dentistry they have received	0	0	N/A	90.4%	89.8%	91.7%
% of Patients satisfied with the time they had to wait for an appointment	0	0	N/A	84.2%	83.6%	88.0%

* This is based on patients treated on this contract for their most recent course of treatment. Figures in italics indicate the base number of FP17s or Patient Questionnaire responses are less than 100. N/A is shown where the base number of responses is less than 10 during the period. % is calculated as Quantity/Base number*100

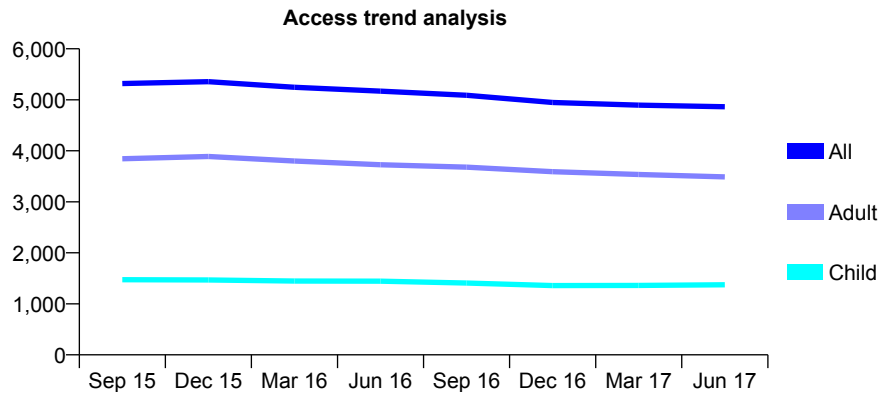
Q62 - Vital Signs At a Glance Contract Report for 215791/0001 - June 2017

Name or company name	MR JJ KING
Contract type name	GDS Contract
Purpose of contract	General
Contract start date	01/04/2006
Contract end date	

17/18 Contracted general activity (UDA)	14,636
Carry forward general activity (UDA)	0
17/18 Contracted orthodontic activity (UOA)	0
Carry forward orthodontic activity (UOA)	0
Baseline contract value	£397,081.93

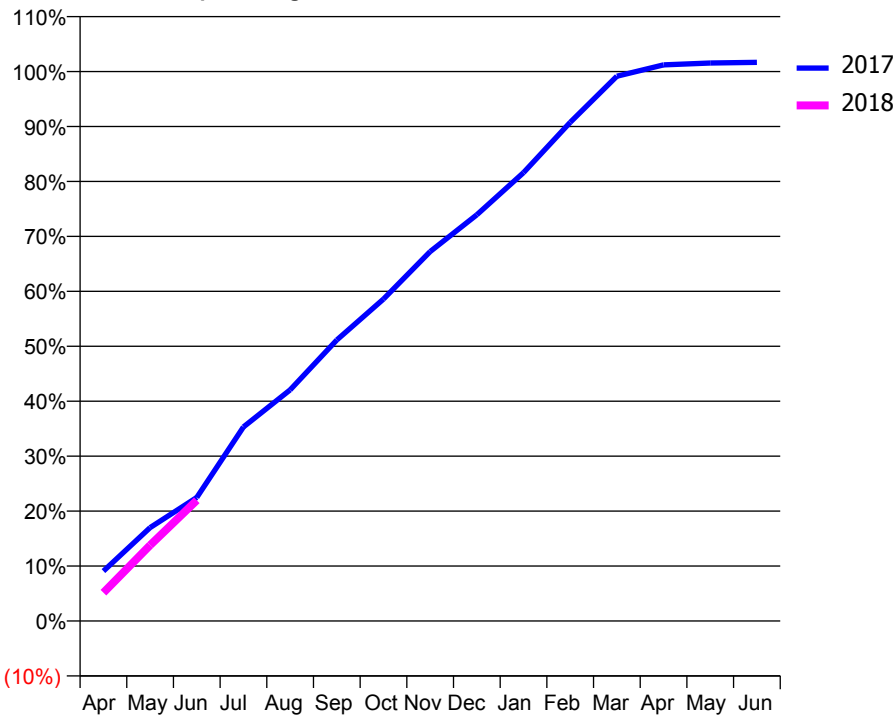
ACCESS*

Patients seen in 24 months	Total	Change since previous quarter
Quarter ending June 2016	5,170	
Quarter ending September 2016	5,088	↓
Quarter ending December 2016	4,948	↓
Quarter ending March 2017	4,896	↓
Quarter ending June 2017	4,863	→
Variance since June 2016	(5.9%)	↓



ACTIVITY

Cumulative percentage of contracted UDA delivered 2017 & 2018



Month	Adjusted Scheduled Activity (UDA)	
	2017	2018
April	1,329	756
May	2,487	2,017
June	3,289	3,216
July	5,168	
August	6,156	
September	7,485	
October	8,577	
November	9,839	
December	10,820	
January	11,943	
February	13,281	
March	14,509	
April	14,814	
May	14,863	
June	14,881	

QUALITY

	Quantity	Base Number	Contract	AT	Region	England
% of FP17s for the same patient ID Re-attending within 3 months - Children	17	343	5.0%	10.1%	11.5%	12.0%
% of FP17s for the same patient ID Re-attending within 3 months - Adults	130	988	13.2%	15.8%	16.8%	16.0%
% of FP17s for the same patient ID Re-attending between 3 & 9 months - Children	120	343	35.0%	47.1%	47.3%	58.0%
% of FP17s for the same patient ID Re-attending between 3 & 9 months - Adults	409	988	41.4%	37.7%	38.3%	50.9%
% of FP17s for Band 1 Urgent Courses	72	1,186	6.1%	11.4%	10.7%	9.1%
% of FP17s Relating to Free Repair or Replacements	35	1,186	3.0%	0.6%	0.6%	0.8%
% of FP17s Relating to Continuations	13	1,186	1.1%	0.6%	0.8%	1.1%
% of Patients satisfied with the dentistry they have received	15	16	93.8%	90.4%	89.8%	91.7%
% of Patients satisfied with the time they had to wait for an appointment	16	16	100.0%	84.2%	83.6%	88.0%

* This is based on patients treated on this contract for their most recent course of treatment. Figures in italics indicate the base number of FP17s or Patient Questionnaire responses are less than 100. N/A is shown where the base number of responses is less than 10 during the period. % is calculated as Quantity/Base number*100

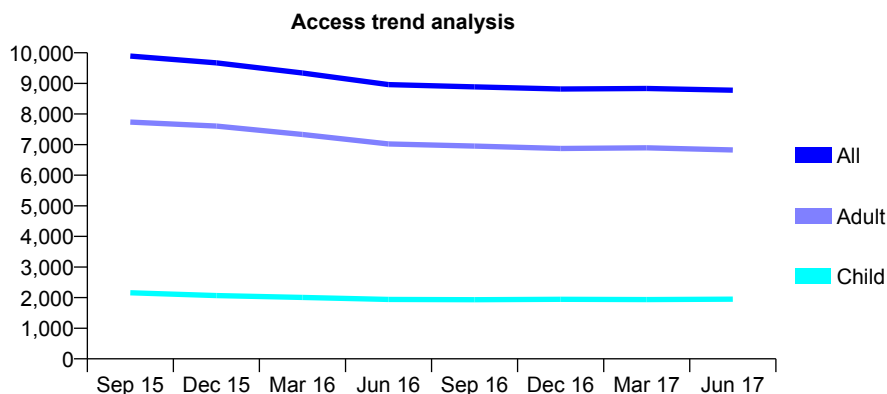
Q62 - Vital Signs At a Glance Contract Report for 222496/0001 - June 2017

Name or company name	MR RA RAEBURN
Contract type name	GDS Contract
Purpose of contract	General
Contract start date	01/04/2006
Contract end date	

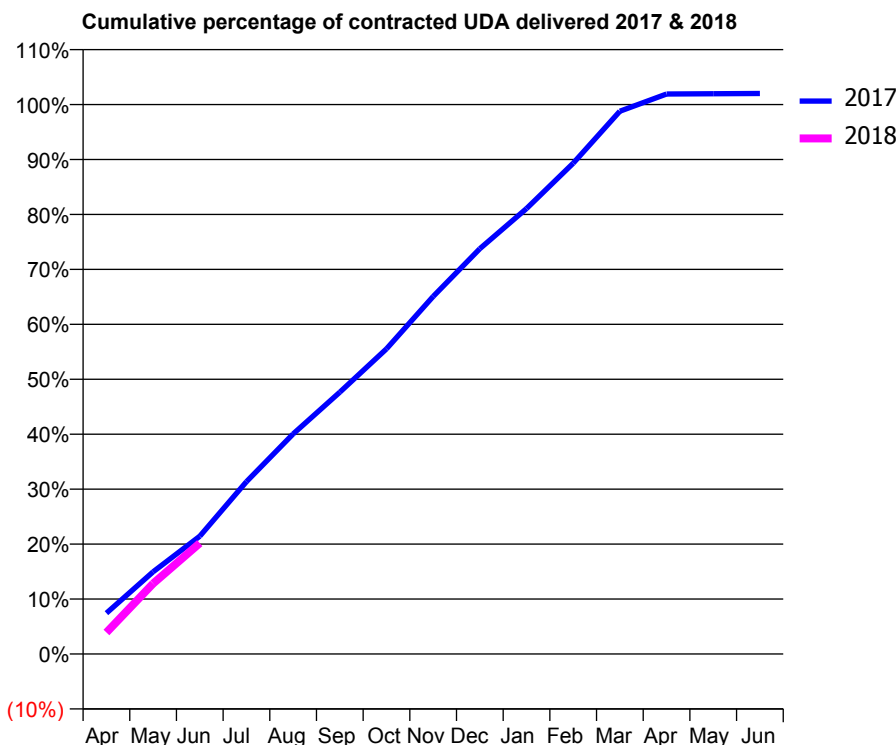
17/18 Contracted general activity (UDA)	25,353
Carry forward general activity (UDA)	0
17/18 Contracted orthodontic activity (UOA)	0
Carry forward orthodontic activity (UOA)	0
Baseline contract value	£618,538.13

ACCESS*

Patients seen in 24 months	Total	Change since previous quarter
Quarter ending June 2016	8,962	
Quarter ending September 2016	8,886	→
Quarter ending December 2016	8,819	→
Quarter ending March 2017	8,833	→
Quarter ending June 2017	8,776	→
Variance since June 2016	(2.1%)	↓



ACTIVITY



Month	Adjusted Scheduled Activity (UDA)	
	2017	2018
April	1,889	991
May	3,794	3,251
June	5,433	5,113
July	7,953	
August	10,152	
September	12,082	
October	14,077	
November	16,497	
December	18,703	
January	20,550	
February	22,643	
March	25,045	
April	25,839	
May	25,851	
June	25,862	

QUALITY

	Quantity	Base Number	Contract	AT	Region	England
% of FP17s for the same patient ID Re-attending within 3 months - Children	59	673	8.8%	10.1%	11.5%	12.0%
% of FP17s for the same patient ID Re-attending within 3 months - Adults	350	2,201	15.9%	15.8%	16.8%	16.0%
% of FP17s for the same patient ID Re-attending between 3 & 9 months - Children	397	673	59.0%	47.1%	47.3%	58.0%
% of FP17s for the same patient ID Re-attending between 3 & 9 months - Adults	1,229	2,201	55.8%	37.7%	38.3%	50.9%
% of FP17s for Band 1 Urgent Courses	366	2,497	14.7%	11.4%	10.7%	9.1%
% of FP17s Relating to Free Repair or Replacements	35	2,497	1.4%	0.6%	0.6%	0.8%
% of FP17s Relating to Continuations	4	2,497	0.2%	0.6%	0.8%	1.1%
% of Patients satisfied with the dentistry they have received	15	15	100.0%	90.4%	89.8%	91.7%
% of Patients satisfied with the time they had to wait for an appointment	15	15	100.0%	84.2%	83.6%	88.0%

* This is based on patients treated on this contract for their most recent course of treatment. Figures in italics indicate the base number of FP17s or Patient Questionnaire responses are less than 100. N/A is shown where the base number of responses is less than 10 during the period. % is calculated as Quantity/Base number*100

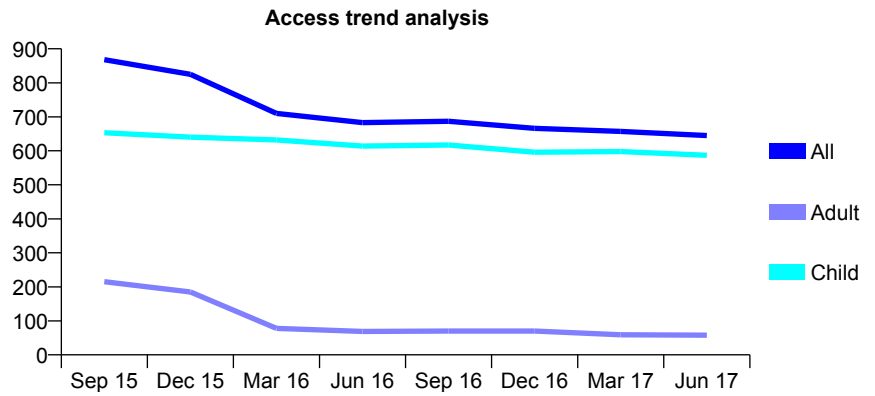
Q62 - Vital Signs At a Glance Contract Report for 224111/0001 - June 2017

Name or company name	MR MR PAREKH
Contract type name	GDS Contract
Purpose of contract	General
Contract start date	01/04/2006
Contract end date	

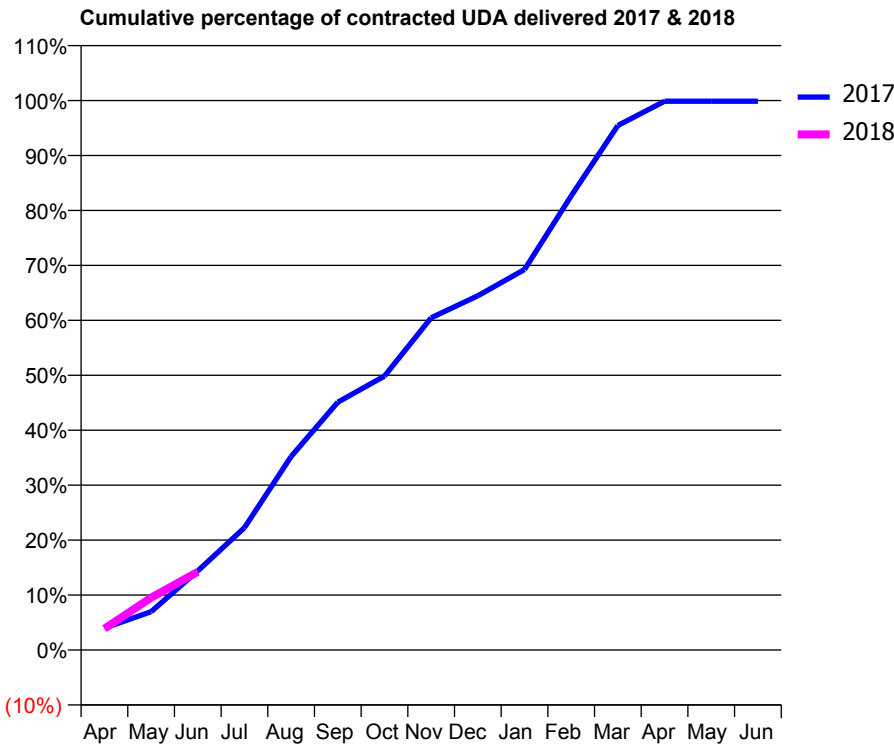
17/18 Contracted general activity (UDA)	1,003
Carry forward general activity (UDA)	0
17/18 Contracted orthodontic activity (UOA)	0
Carry forward orthodontic activity (UOA)	0
Baseline contract value	£28,172.56

ACCESS*

Patients seen in 24 months	Total	Change since previous quarter
Quarter ending June 2016	683	
Quarter ending September 2016	687	→
Quarter ending December 2016	666	↓
Quarter ending March 2017	657	↓
Quarter ending June 2017	645	↓
Variance since June 2016	(5.6%)	↓



ACTIVITY



Month	Adjusted Scheduled Activity (UDA)	
	2017	2018
April	40	39
May	70	96
June	144	143
July	223	
August	353	
September	452	
October	500	
November	606	
December	647	
January	695	
February	829	
March	957	
April	1,002	
May	1,002	
June	1,002	

QUALITY

	Quantity	Base Number	Contract	AT	Region	England
% of FP17s for the same patient ID Re-attending within 3 months - Children	7	165	4.2%	10.1%	11.5%	12.0%
% of FP17s for the same patient ID Re-attending within 3 months - Adults	0	1	0.0%	15.8%	16.8%	16.0%
% of FP17s for the same patient ID Re-attending between 3 & 9 months - Children	101	165	61.2%	47.1%	47.3%	58.0%
% of FP17s for the same patient ID Re-attending between 3 & 9 months - Adults	0	1	0.0%	37.7%	38.3%	50.9%
% of FP17s for Band 1 Urgent Courses	4	132	3.0%	11.4%	10.7%	9.1%
% of FP17s Relating to Free Repair or Replacements	0	132	0.0%	0.6%	0.6%	0.8%
% of FP17s Relating to Continuations	0	132	0.0%	0.6%	0.8%	1.1%
% of Patients satisfied with the dentistry they have received	0	0	N/A	90.4%	89.8%	91.7%
% of Patients satisfied with the time they had to wait for an appointment	0	0	N/A	84.2%	83.6%	88.0%

* This is based on patients treated on this contract for their most recent course of treatment. Figures in italics indicate the base number of FP17s or Patient Questionnaire responses are less than 100. N/A is shown where the base number of responses is less than 10 during the period. % is calculated as Quantity/Base number*100

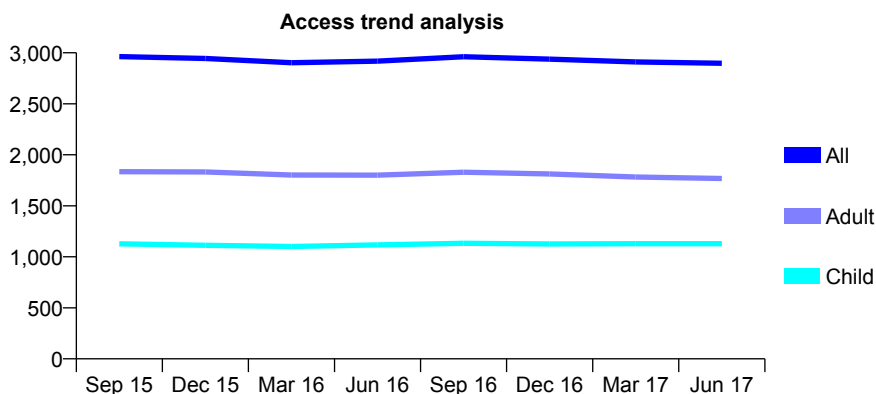
Q62 - Vital Signs At a Glance Contract Report for 228974/0002 - June 2017

Name or company name	MR PN PATEL
Contract type name	GDS Contract
Purpose of contract	General
Contract start date	01/05/2009
Contract end date	

17/18 Contracted general activity (UDA)	6,134
Carry forward general activity (UDA)	0
17/18 Contracted orthodontic activity (UOA)	0
Carry forward orthodontic activity (UOA)	0
Baseline contract value	£177,126.62

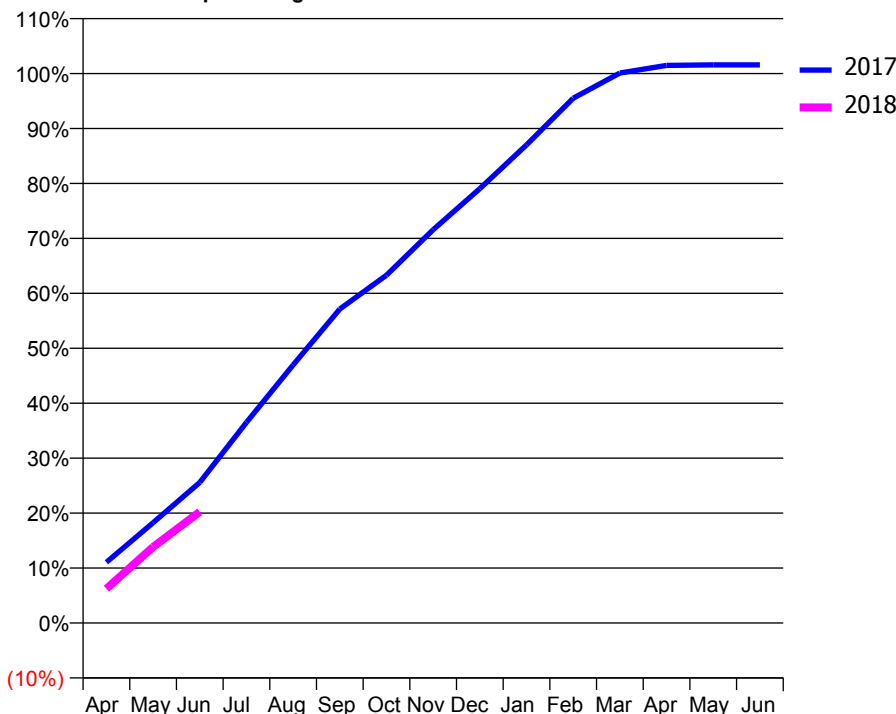
ACCESS*

Patients seen in 24 months	Total	Change since previous quarter
Quarter ending June 2016	2,918	
Quarter ending September 2016	2,962	→
Quarter ending December 2016	2,938	→
Quarter ending March 2017	2,911	→
Quarter ending June 2017	2,897	→
Variance since June 2016	(0.7%)	→



ACTIVITY

Cumulative percentage of contracted UDA delivered 2017 & 2018



Adjusted Scheduled Activity (UDA)

Month	2017	2018
April	678	383
May	1,120	849
June	1,570	1,242
July	2,239	
August	2,880	
September	3,504	
October	3,883	
November	4,391	
December	4,849	
January	5,337	
February	5,858	
March	6,139	
April	6,225	
May	6,231	
June	6,231	

QUALITY

	Quantity	Base Number	Contract	AT	Region	England
% of FP17s for the same patient ID Re-attending within 3 months - Children	12	256	4.7%	10.1%	11.5%	12.0%
% of FP17s for the same patient ID Re-attending within 3 months - Adults	70	440	15.9%	15.8%	16.8%	16.0%
% of FP17s for the same patient ID Re-attending between 3 & 9 months - Children	87	256	34.0%	47.1%	47.3%	58.0%
% of FP17s for the same patient ID Re-attending between 3 & 9 months - Adults	157	440	35.7%	37.7%	38.3%	50.9%
% of FP17s for Band 1 Urgent Courses	64	644	9.9%	11.4%	10.7%	9.1%
% of FP17s Relating to Free Repair or Replacements	4	644	0.6%	0.6%	0.6%	0.8%
% of FP17s Relating to Continuations	10	644	1.6%	0.6%	0.8%	1.1%
% of Patients satisfied with the dentistry they have received	6	8	N/A	90.4%	89.8%	91.7%
% of Patients satisfied with the time they had to wait for an appointment	6	8	N/A	84.2%	83.6%	88.0%

* This is based on patients treated on this contract for their most recent course of treatment. Figures in italics indicate the base number of FP17s or Patient Questionnaire responses are less than 100. N/A is shown where the base number of responses is less than 10 during the period. % is calculated as Quantity/Base number*100

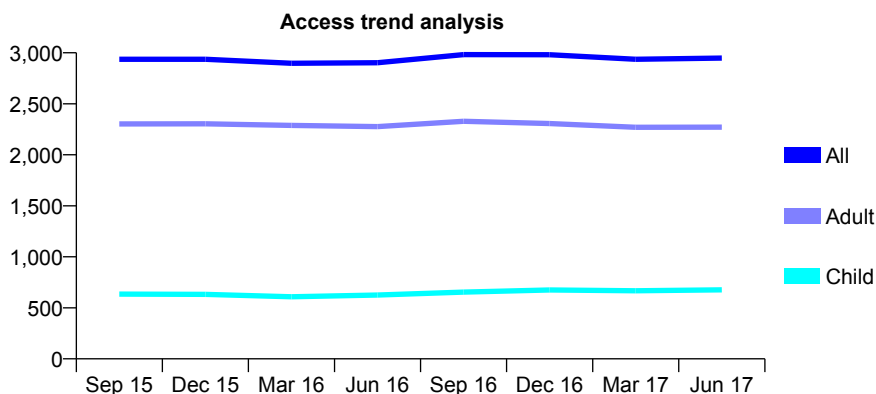
Q62 - Vital Signs At a Glance Contract Report for 232343/0001 - June 2017

Name or company name	MR RJ DOOA
Contract type name	GDS Contract
Purpose of contract	General
Contract start date	01/04/2006
Contract end date	

17/18 Contracted general activity (UDA)	10,657
Carry forward general activity (UDA)	0
17/18 Contracted orthodontic activity (UOA)	0
Carry forward orthodontic activity (UOA)	0
Baseline contract value	£344,528.23

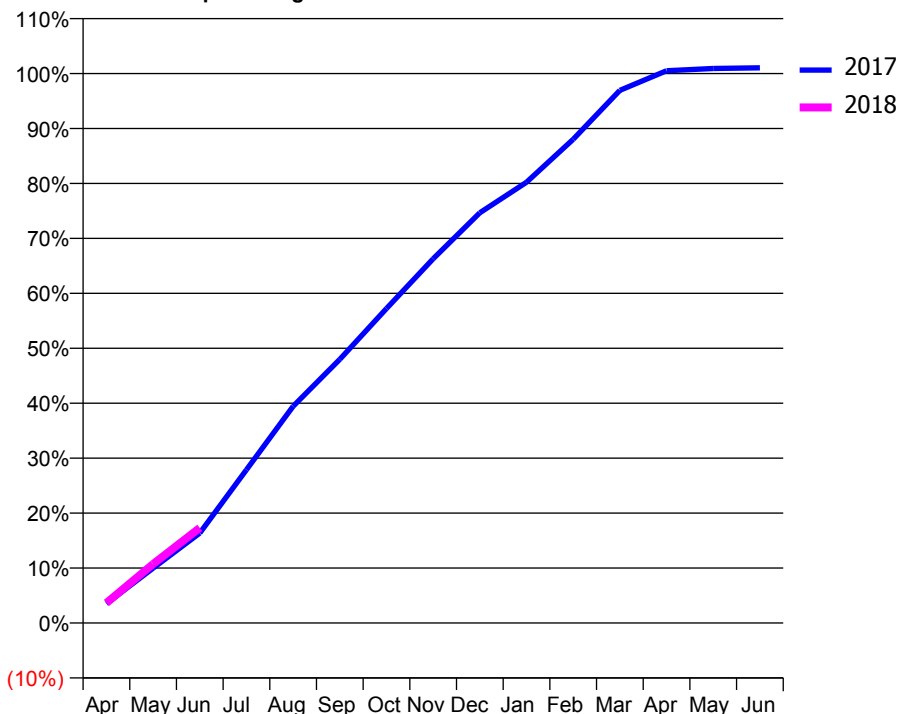
ACCESS*

Patients seen in 24 months	Total	Change since previous quarter
Quarter ending June 2016	2,903	
Quarter ending September 2016	2,983	↑
Quarter ending December 2016	2,981	→
Quarter ending March 2017	2,937	↓
Quarter ending June 2017	2,948	→
Variance since June 2016	1.6%	→



ACTIVITY

Cumulative percentage of contracted UDA delivered 2017 & 2018



Month	Adjusted Scheduled Activity (UDA)	
	2017	2018
April	377	390
May	1,063	1,144
June	1,745	1,846
July	2,973	
August	4,204	
September	5,114	
October	6,098	
November	7,063	
December	7,956	
January	8,548	
February	9,380	
March	10,329	
April	10,709	
May	10,754	
June	10,766	

QUALITY

	Quantity	Base Number	Contract	AT	Region	England
% of FP17s for the same patient ID Re-attending within 3 months - Children	16	208	7.7%	10.1%	11.5%	12.0%
% of FP17s for the same patient ID Re-attending within 3 months - Adults	106	640	16.6%	15.8%	16.8%	16.0%
% of FP17s for the same patient ID Re-attending between 3 & 9 months - Children	113	208	54.3%	47.1%	47.3%	58.0%
% of FP17s for the same patient ID Re-attending between 3 & 9 months - Adults	245	640	38.3%	37.7%	38.3%	50.9%
% of FP17s for Band 1 Urgent Courses	84	690	12.2%	11.4%	10.7%	9.1%
% of FP17s Relating to Free Repair or Replacements	4	690	0.6%	0.6%	0.6%	0.8%
% of FP17s Relating to Continuations	5	690	0.7%	0.6%	0.8%	1.1%
% of Patients satisfied with the dentistry they have received	4	4	N/A	90.4%	89.8%	91.7%
% of Patients satisfied with the time they had to wait for an appointment	2	4	N/A	84.2%	83.6%	88.0%

* This is based on patients treated on this contract for their most recent course of treatment. Figures in italics indicate the base number of FP17s or Patient Questionnaire responses are less than 100. N/A is shown where the base number of responses is less than 10 during the period. % is calculated as Quantity/Base number*100

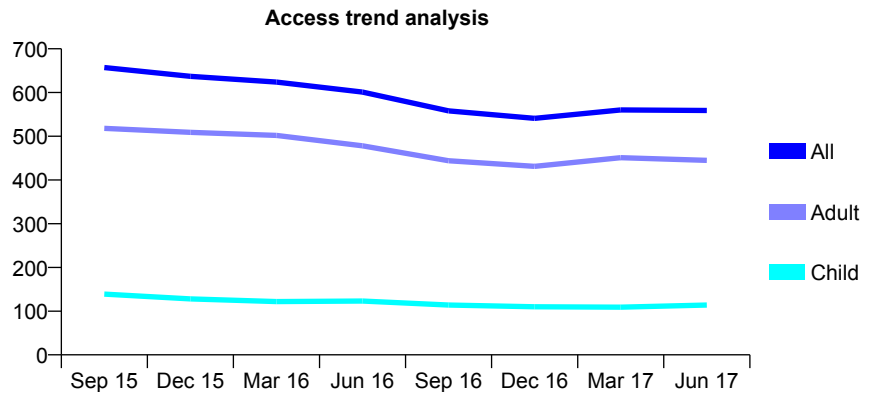
Q62 - Vital Signs At a Glance Contract Report for 239976/0002 - June 2017

Name or company name	MR WA TOWOLAWI
Contract type name	GDS Contract
Purpose of contract	General
Contract start date	01/04/2006
Contract end date	

17/18 Contracted general activity (UDA)	1,685
Carry forward general activity (UDA)	0
17/18 Contracted orthodontic activity (UOA)	0
Carry forward orthodontic activity (UOA)	0
Baseline contract value	£51,178.38

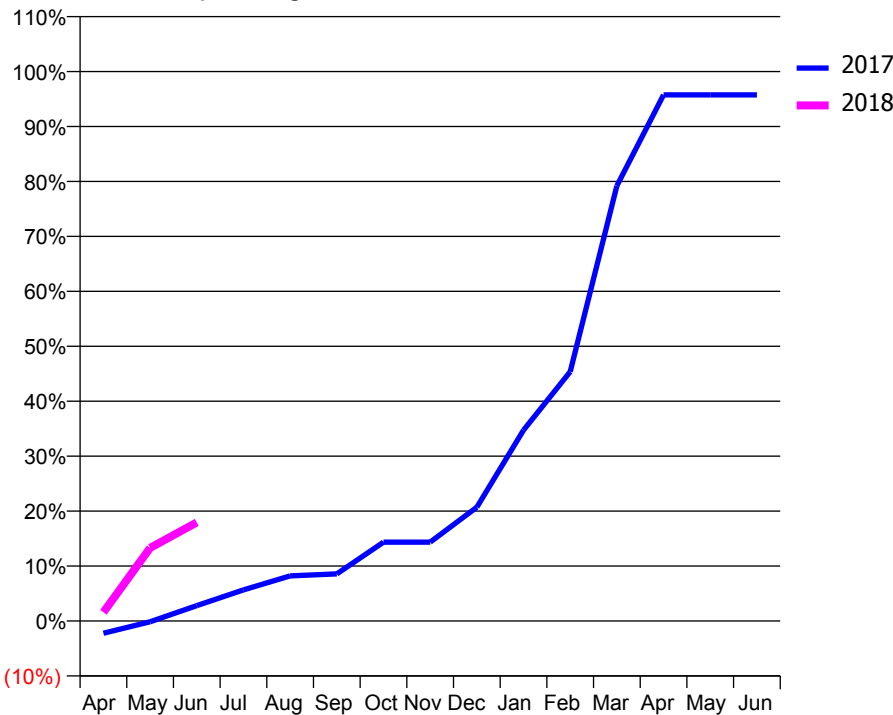
ACCESS*

Patients seen in 24 months	Total	Change since previous quarter
Quarter ending June 2016	601	
Quarter ending September 2016	558	↓
Quarter ending December 2016	541	↓
Quarter ending March 2017	560	↑
Quarter ending June 2017	559	→
Variance since June 2016	(7.0%)	↓



ACTIVITY

Cumulative percentage of contracted UDA delivered 2017 & 2018



Month	Adjusted Scheduled Activity (UDA)	
	2017	2018
April	-38	27
May	-3	224
June	47	302
July	96	
August	138	
September	145	
October	242	
November	242	
December	349	
January	585	
February	764	
March	1,335	
April	1,613	
May	1,613	
June	1,613	

QUALITY

	Quantity	Base Number	Contract	AT	Region	England
% of FP17s for the same patient ID Re-attending within 3 months - Children	2	28	7.1%	10.1%	11.5%	12.0%
% of FP17s for the same patient ID Re-attending within 3 months - Adults	24	114	21.1%	15.8%	16.8%	16.0%
% of FP17s for the same patient ID Re-attending between 3 & 9 months - Children	0	28	0.0%	47.1%	47.3%	58.0%
% of FP17s for the same patient ID Re-attending between 3 & 9 months - Adults	16	114	14.0%	37.7%	38.3%	50.9%
% of FP17s for Band 1 Urgent Courses	27	88	30.7%	11.4%	10.7%	9.1%
% of FP17s Relating to Free Repair or Replacements	0	88	0.0%	0.6%	0.6%	0.8%
% of FP17s Relating to Continuations	0	88	0.0%	0.6%	0.8%	1.1%
% of Patients satisfied with the dentistry they have received	0	0	N/A	90.4%	89.8%	91.7%
% of Patients satisfied with the time they had to wait for an appointment	0	0	N/A	84.2%	83.6%	88.0%

* This is based on patients treated on this contract for their most recent course of treatment. Figures in italics indicate the base number of FP17s or Patient Questionnaire responses are less than 100. N/A is shown where the base number of responses is less than 10 during the period. % is calculated as Quantity/Base number*100

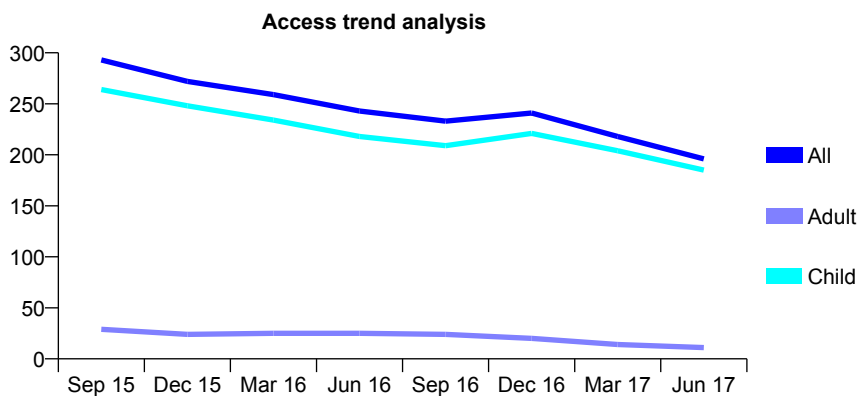
Q62 - Vital Signs At a Glance Contract Report for 245976/0001 - June 2017

Name or company name	MISS Y LIU
Contract type name	GDS Contract
Purpose of contract	General
Contract start date	01/04/2006
Contract end date	

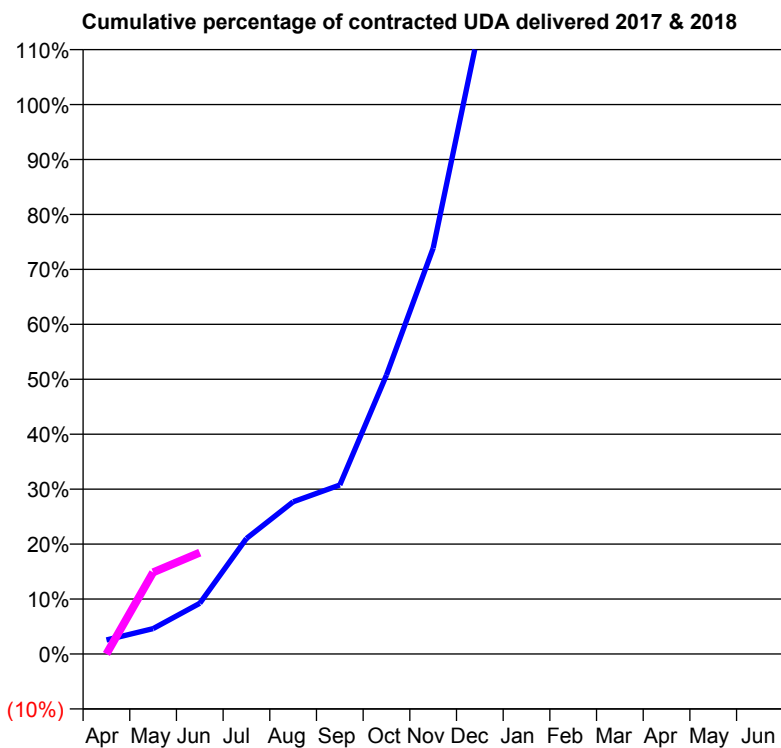
17/18 Contracted general activity (UDA)	195
Carry forward general activity (UDA)	0
17/18 Contracted orthodontic activity (UOA)	0
Carry forward orthodontic activity (UOA)	0
Baseline contract value	£3,512.82

ACCESS*

Patients seen in 24 months	Total	Change since previous quarter
Quarter ending June 2016	243	
Quarter ending September 2016	233	↓
Quarter ending December 2016	241	↑
Quarter ending March 2017	218	↓
Quarter ending June 2017	196	↓
Variance since June 2016	(19.3%)	↓



ACTIVITY



Month	Adjusted Scheduled Activity (UDA)	
	2017	2018
April	5	0
May	9	29
June	18	36
July	41	
August	54	
September	60	
October	99	
November	144	
December	223	
January	250	
February	284	
March	301	
April	338	
May	341	
June	341	

QUALITY

	Quantity	Base Number	Contract	AT	Region	England
% of FP17s for the same patient ID Re-attending within 3 months - Children	3	53	5.7%	10.1%	11.5%	12.0%
% of FP17s for the same patient ID Re-attending within 3 months - Adults	0	1	0.0%	15.8%	16.8%	16.0%
% of FP17s for the same patient ID Re-attending between 3 & 9 months - Children	41	53	77.4%	47.1%	47.3%	58.0%
% of FP17s for the same patient ID Re-attending between 3 & 9 months - Adults	1	1	100.0%	37.7%	38.3%	50.9%
% of FP17s for Band 1 Urgent Courses	0	28	0.0%	11.4%	10.7%	9.1%
% of FP17s Relating to Free Repair or Replacements	0	28	0.0%	0.6%	0.6%	0.8%
% of FP17s Relating to Continuations	0	28	0.0%	0.6%	0.8%	1.1%
% of Patients satisfied with the dentistry they have received	0	0	N/A	90.4%	89.8%	91.7%
% of Patients satisfied with the time they had to wait for an appointment	0	0	N/A	84.2%	83.6%	88.0%

* This is based on patients treated on this contract for their most recent course of treatment. Figures in italics indicate the base number of FP17s or Patient Questionnaire responses are less than 100. N/A is shown where the base number of responses is less than 10 during the period. % is calculated as Quantity/Base number*100

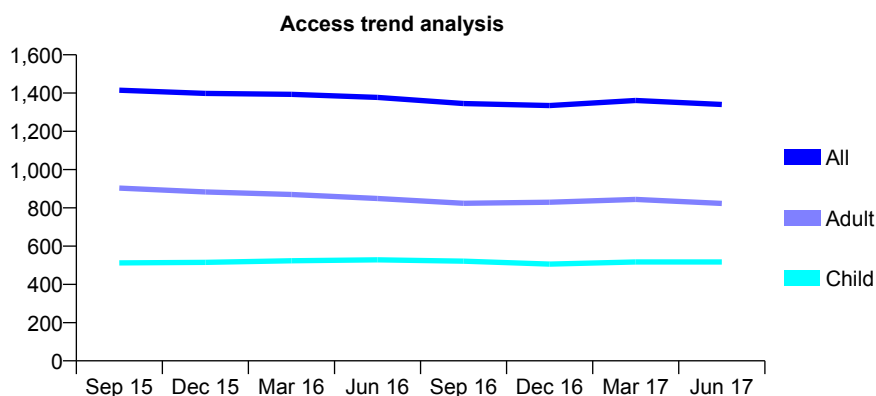
Q62 - Vital Signs At a Glance Contract Report for 250562/0001 - June 2017

Name or company name	MRS R KUNWARDIA
Contract type name	GDS Contract
Purpose of contract	General
Contract start date	01/04/2006
Contract end date	

17/18 Contracted general activity (UDA)	2,910
Carry forward general activity (UDA)	0
17/18 Contracted orthodontic activity (UOA)	0
Carry forward orthodontic activity (UOA)	0
Baseline contract value	£80,141.35

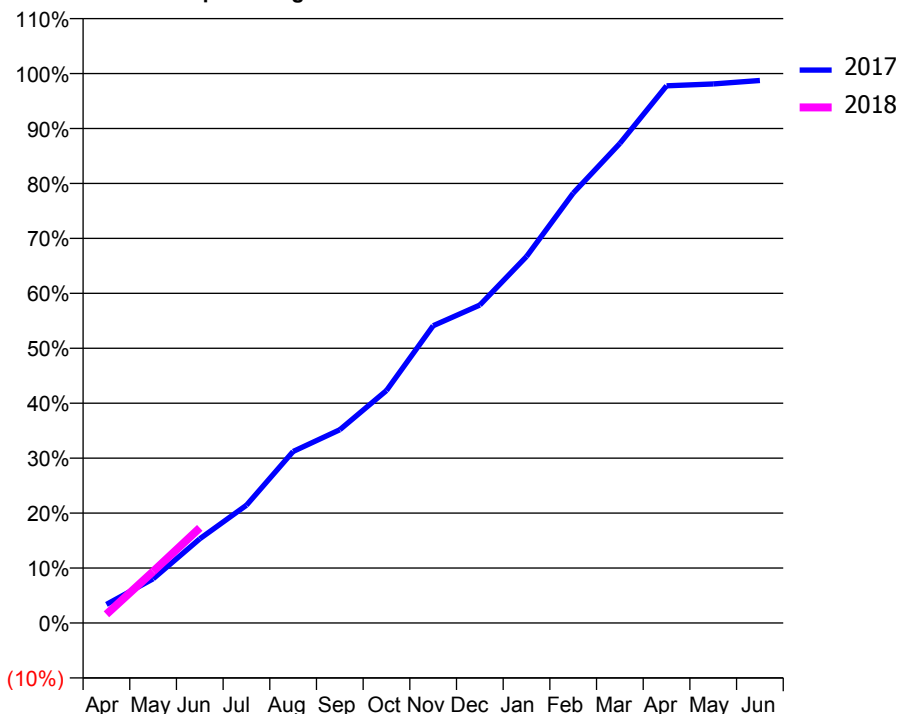
ACCESS*

Patients seen in 24 months	Total	Change since previous quarter
Quarter ending June 2016	1,377	
Quarter ending September 2016	1,345	↓
Quarter ending December 2016	1,335	→
Quarter ending March 2017	1,361	→
Quarter ending June 2017	1,340	↓
Variance since June 2016	(2.7%)	↓



ACTIVITY

Cumulative percentage of contracted UDA delivered 2017 & 2018



Adjusted Scheduled Activity (UDA)

Month	2017	2018
April	98	46
May	234	273
June	446	504
July	624	
August	908	
September	1,024	
October	1,231	
November	1,574	
December	1,684	
January	1,941	
February	2,276	
March	2,540	
April	2,845	
May	2,855	
June	2,873	

QUALITY

	Quantity	Base Number	Contract	AT	Region	England
% of FP17s for the same patient ID Re-attending within 3 months - Children	5	201	2.5%	10.1%	11.5%	12.0%
% of FP17s for the same patient ID Re-attending within 3 months - Adults	14	254	5.5%	15.8%	16.8%	16.0%
% of FP17s for the same patient ID Re-attending between 3 & 9 months - Children	99	201	49.3%	47.1%	47.3%	58.0%
% of FP17s for the same patient ID Re-attending between 3 & 9 months - Adults	123	254	48.4%	37.7%	38.3%	50.9%
% of FP17s for Band 1 Urgent Courses	26	299	8.7%	11.4%	10.7%	9.1%
% of FP17s Relating to Free Repair or Replacements	0	299	0.0%	0.6%	0.6%	0.8%
% of FP17s Relating to Continuations	0	299	0.0%	0.6%	0.8%	1.1%
% of Patients satisfied with the dentistry they have received	0	0	N/A	90.4%	89.8%	91.7%
% of Patients satisfied with the time they had to wait for an appointment	0	0	N/A	84.2%	83.6%	88.0%

* This is based on patients treated on this contract for their most recent course of treatment. Figures in italics indicate the base number of FP17s or Patient Questionnaire responses are less than 100. N/A is shown where the base number of responses is less than 10 during the period. % is calculated as Quantity/Base number*100

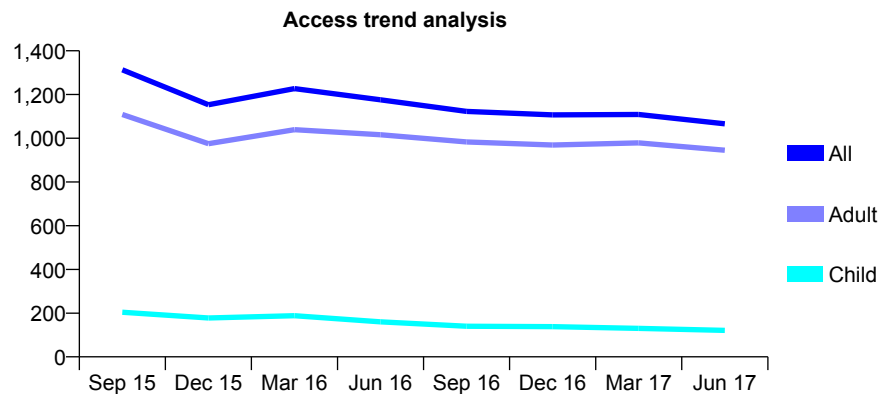
Q62 - Vital Signs At a Glance Contract Report for 251267/0001 - June 2017

Name or company name	MR HS MAUDUDI
Contract type name	GDS Contract
Purpose of contract	General
Contract start date	01/04/2006
Contract end date	

17/18 Contracted general activity (UDA)	1,599
Carry forward general activity (UDA)	0
17/18 Contracted orthodontic activity (UOA)	0
Carry forward orthodontic activity (UOA)	0
Baseline contract value	£38,103.32

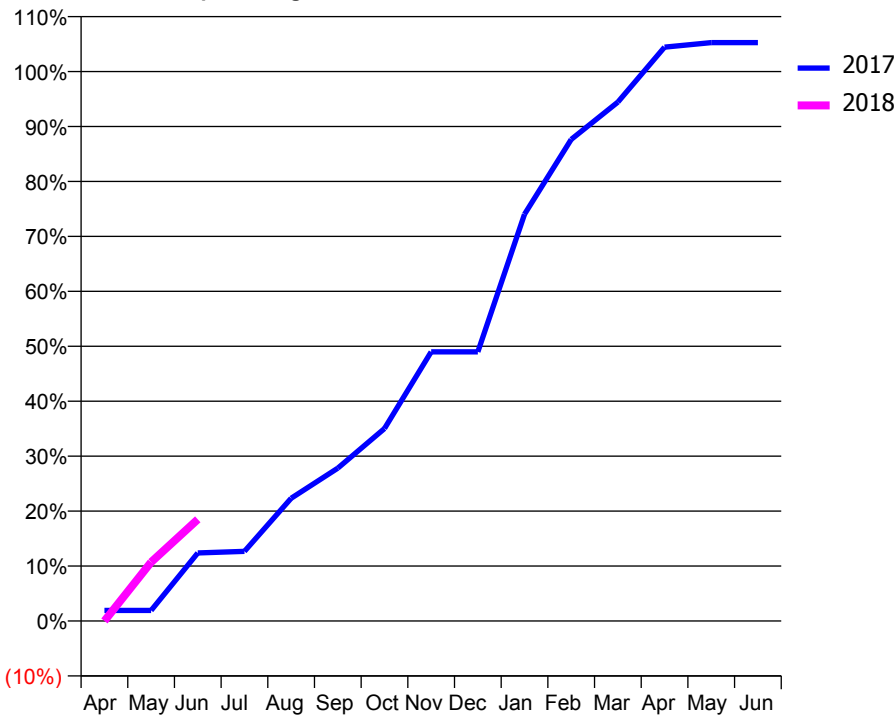
ACCESS*

Patients seen in 24 months	Total	Change since previous quarter
Quarter ending June 2016	1,176	
Quarter ending September 2016	1,123	↓
Quarter ending December 2016	1,107	↓
Quarter ending March 2017	1,109	→
Quarter ending June 2017	1,066	↓
Variance since June 2016	(9.4%)	↓



ACTIVITY

Cumulative percentage of contracted UDA delivered 2017 & 2018



Month	Adjusted Scheduled Activity (UDA)	
	2017	2018
April	31	0
May	31	171
June	198	296
July	203	
August	357	
September	445	
October	560	
November	783	
December	783	
January	1,184	
February	1,401	
March	1,510	
April	1,670	
May	1,683	
June	1,683	

QUALITY

	Quantity	Base Number	Contract	AT	Region	England
% of FP17s for the same patient ID Re-attending within 3 months - Children	0	62	0.0%	10.1%	11.5%	12.0%
% of FP17s for the same patient ID Re-attending within 3 months - Adults	4	273	1.5%	15.8%	16.8%	16.0%
% of FP17s for the same patient ID Re-attending between 3 & 9 months - Children	1	62	1.6%	47.1%	47.3%	58.0%
% of FP17s for the same patient ID Re-attending between 3 & 9 months - Adults	2	273	0.7%	37.7%	38.3%	50.9%
% of FP17s for Band 1 Urgent Courses	235	245	95.9%	11.4%	10.7%	9.1%
% of FP17s Relating to Free Repair or Replacements	0	245	0.0%	0.6%	0.6%	0.8%
% of FP17s Relating to Continuations	0	245	0.0%	0.6%	0.8%	1.1%
% of Patients satisfied with the dentistry they have received	0	1	N/A	90.4%	89.8%	91.7%
% of Patients satisfied with the time they had to wait for an appointment	0	1	N/A	84.2%	83.6%	88.0%

* This is based on patients treated on this contract for their most recent course of treatment. Figures in italics indicate the base number of FP17s or Patient Questionnaire responses are less than 100. N/A is shown where the base number of responses is less than 10 during the period. % is calculated as Quantity/Base number*100

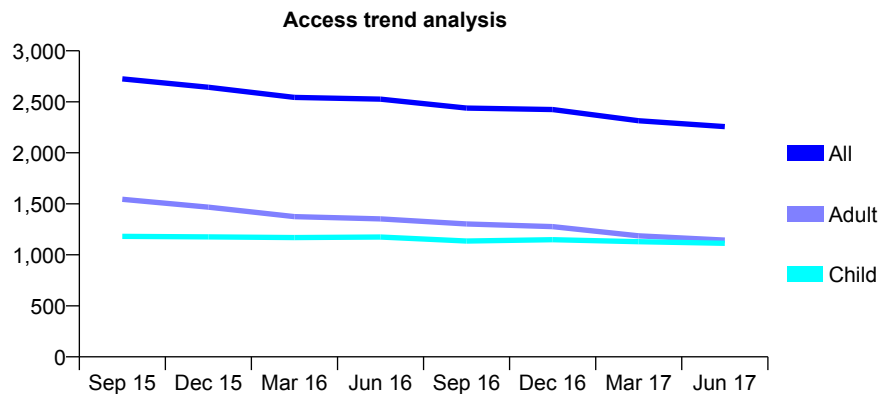
Q62 - Vital Signs At a Glance Contract Report for 251305/0001 - June 2017

Name or company name	MISS V IZADPANAHI
Contract type name	GDS Contract
Purpose of contract	General
Contract start date	01/04/2010
Contract end date	

17/18 Contracted general activity (UDA)	7,829
Carry forward general activity (UDA)	0
17/18 Contracted orthodontic activity (UOA)	0
Carry forward orthodontic activity (UOA)	0
Baseline contract value	£218,962.07

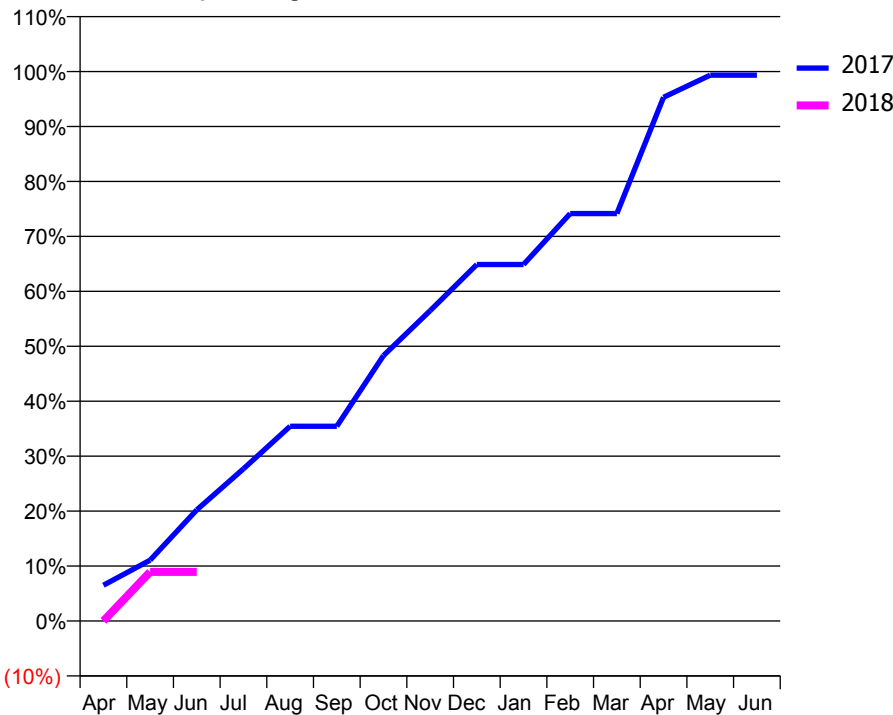
ACCESS*

Patients seen in 24 months	Total	Change since previous quarter
Quarter ending June 2016	2,526	
Quarter ending September 2016	2,438	↓
Quarter ending December 2016	2,424	→
Quarter ending March 2017	2,315	↓
Quarter ending June 2017	2,257	↓
Variance since June 2016	(10.6%)	↓



ACTIVITY

Cumulative percentage of contracted UDA delivered 2017 & 2018



Adjusted Scheduled Activity (UDA)		
Month	2017	2018
April	510	0
May	867	700
June	1,583	700
July	2,169	
August	2,775	
September	2,775	
October	3,782	
November	4,423	
December	5,079	
January	5,079	
February	5,804	
March	5,804	
April	7,462	
May	7,778	
June	7,778	

QUALITY

	Quantity	Base Number	Contract	AT	Region	England
% of FP17s for the same patient ID Re-attending within 3 months - Children	26	443	5.9%	10.1%	11.5%	12.0%
% of FP17s for the same patient ID Re-attending within 3 months - Adults	35	357	9.8%	15.8%	16.8%	16.0%
% of FP17s for the same patient ID Re-attending between 3 & 9 months - Children	210	443	47.4%	47.1%	47.3%	58.0%
% of FP17s for the same patient ID Re-attending between 3 & 9 months - Adults	131	357	36.7%	37.7%	38.3%	50.9%
% of FP17s for Band 1 Urgent Courses	23	233	9.9%	11.4%	10.7%	9.1%
% of FP17s Relating to Free Repair or Replacements	0	233	0.0%	0.6%	0.6%	0.8%
% of FP17s Relating to Continuations	0	233	0.0%	0.6%	0.8%	1.1%
% of Patients satisfied with the dentistry they have received	1	1	N/A	90.4%	89.8%	91.7%
% of Patients satisfied with the time they had to wait for an appointment	1	1	N/A	84.2%	83.6%	88.0%

* This is based on patients treated on this contract for their most recent course of treatment. Figures in italics indicate the base number of FP17s or Patient Questionnaire responses are less than 100. N/A is shown where the base number of responses is less than 10 during the period. % is calculated as Quantity/Base number*100

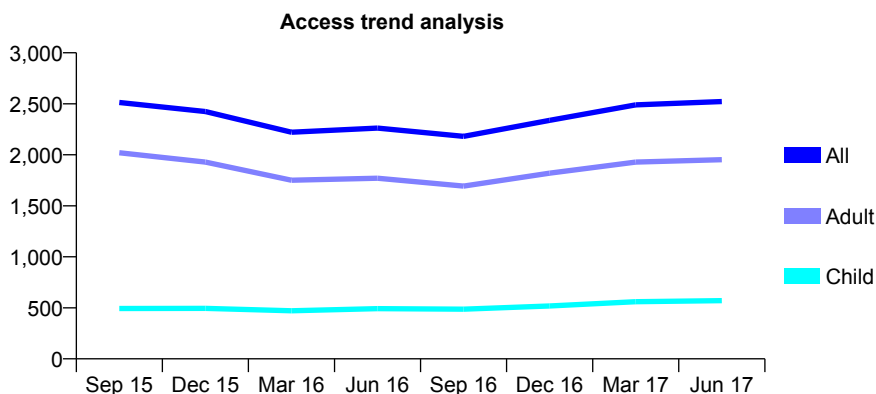
Q62 - Vital Signs At a Glance Contract Report for 254231/0001 - June 2017

Name or company name	MR SH PEZESHKI
Contract type name	GDS Contract
Purpose of contract	General
Contract start date	04/01/2010
Contract end date	

17/18 Contracted general activity (UDA)	8,200
Carry forward general activity (UDA)	0
17/18 Contracted orthodontic activity (UOA)	0
Carry forward orthodontic activity (UOA)	0
Baseline contract value	£227,976.37

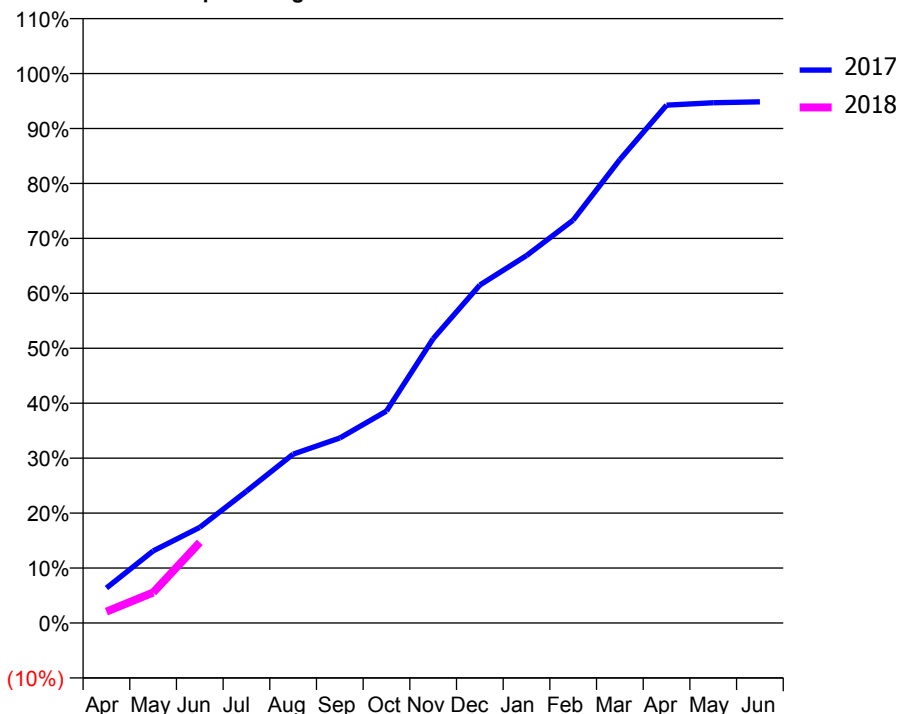
ACCESS*

Patients seen in 24 months	Total	Change since previous quarter
Quarter ending June 2016	2,262	
Quarter ending September 2016	2,181	↓
Quarter ending December 2016	2,338	↑
Quarter ending March 2017	2,489	↑
Quarter ending June 2017	2,522	→
Variance since June 2016	11.5%	↑



ACTIVITY

Cumulative percentage of contracted UDA delivered 2017 & 2018



Adjusted Scheduled Activity (UDA)

Month	2017	2018
April	523	171
May	1,075	454
June	1,427	1,202
July	1,968	
August	2,520	
September	2,760	
October	3,163	
November	4,244	
December	5,043	
January	5,483	
February	6,013	
March	6,916	
April	7,727	
May	7,763	
June	7,778	

QUALITY

	Quantity	Base Number	Contract	AT	Region	England
% of FP17s for the same patient ID Re-attending within 3 months - Children	27	188	14.4%	10.1%	11.5%	12.0%
% of FP17s for the same patient ID Re-attending within 3 months - Adults	145	637	22.8%	15.8%	16.8%	16.0%
% of FP17s for the same patient ID Re-attending between 3 & 9 months - Children	72	188	38.3%	47.1%	47.3%	58.0%
% of FP17s for the same patient ID Re-attending between 3 & 9 months - Adults	170	637	26.7%	37.7%	38.3%	50.9%
% of FP17s for Band 1 Urgent Courses	126	553	22.8%	11.4%	10.7%	9.1%
% of FP17s Relating to Free Repair or Replacements	0	553	0.0%	0.6%	0.6%	0.8%
% of FP17s Relating to Continuations	6	553	1.1%	0.6%	0.8%	1.1%
% of Patients satisfied with the dentistry they have received	6	8	N/A	90.4%	89.8%	91.7%
% of Patients satisfied with the time they had to wait for an appointment	6	8	N/A	84.2%	83.6%	88.0%

* This is based on patients treated on this contract for their most recent course of treatment. Figures in italics indicate the base number of FP17s or Patient Questionnaire responses are less than 100. N/A is shown where the base number of responses is less than 10 during the period. % is calculated as Quantity/Base number*100

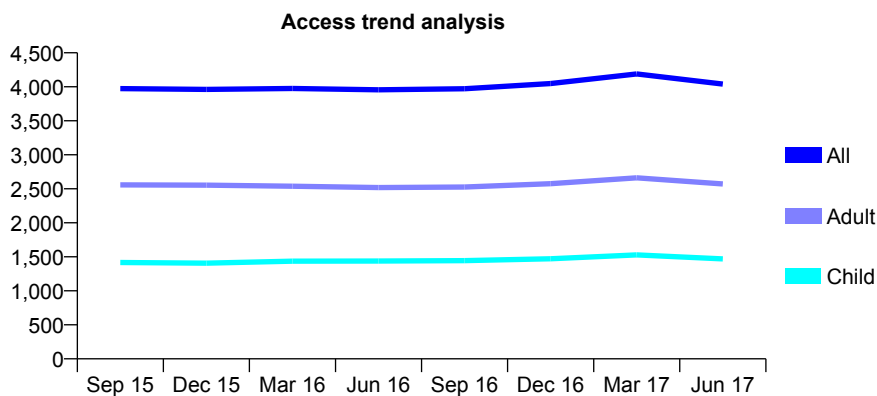
Q62 - Vital Signs At a Glance Contract Report for 261416/0001 - June 2017

Name or company name	MR JS JEER
Contract type name	GDS Contract
Purpose of contract	General
Contract start date	01/04/2006
Contract end date	

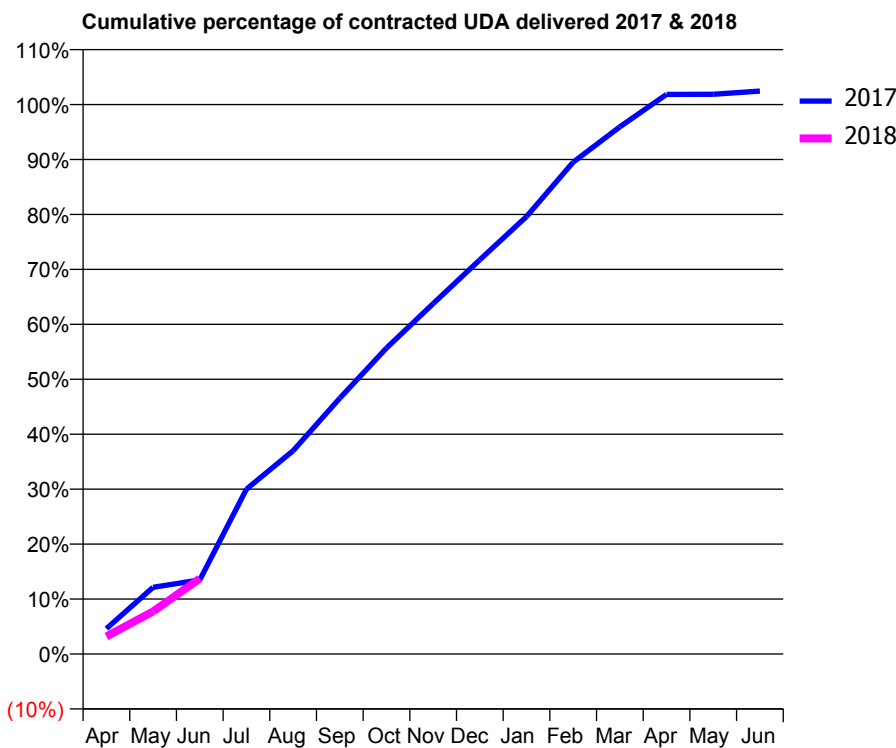
17/18 Contracted general activity (UDA)	11,840
Carry forward general activity (UDA)	0
17/18 Contracted orthodontic activity (UOA)	0
Carry forward orthodontic activity (UOA)	0
Baseline contract value	£335,106.30

ACCESS*

Patients seen in 24 months	Total	Change since previous quarter
Quarter ending June 2016	3,956	
Quarter ending September 2016	3,971	→
Quarter ending December 2016	4,048	→
Quarter ending March 2017	4,189	↑
Quarter ending June 2017	4,041	↓
Variance since June 2016	2.1%	↑



ACTIVITY



Month	Adjusted Scheduled Activity (UDA)	
	2017	2018
April	546	379
May	1,438	917
June	1,597	1,624
July	3,552	
August	4,381	
September	5,512	
October	6,593	
November	7,549	
December	8,495	
January	9,425	
February	10,597	
March	11,359	
April	12,056	
May	12,061	
June	12,130	

QUALITY

	Quantity	Base Number	Contract	AT	Region	England
% of FP17s for the same patient ID Re-attending within 3 months - Children	25	449	5.6%	10.1%	11.5%	12.0%
% of FP17s for the same patient ID Re-attending within 3 months - Adults	76	673	11.3%	15.8%	16.8%	16.0%
% of FP17s for the same patient ID Re-attending between 3 & 9 months - Children	270	449	60.1%	47.1%	47.3%	58.0%
% of FP17s for the same patient ID Re-attending between 3 & 9 months - Adults	308	673	45.8%	37.7%	38.3%	50.9%
% of FP17s for Band 1 Urgent Courses	191	794	24.1%	11.4%	10.7%	9.1%
% of FP17s Relating to Free Repair or Replacements	3	794	0.4%	0.6%	0.6%	0.8%
% of FP17s Relating to Continuations	0	794	0.0%	0.6%	0.8%	1.1%
% of Patients satisfied with the dentistry they have received	3	4	N/A	90.4%	89.8%	91.7%
% of Patients satisfied with the time they had to wait for an appointment	3	4	N/A	84.2%	83.6%	88.0%

* This is based on patients treated on this contract for their most recent course of treatment. Figures in italics indicate the base number of FP17s or Patient Questionnaire responses are less than 100. N/A is shown where the base number of responses is less than 10 during the period. % is calculated as Quantity/Base number*100

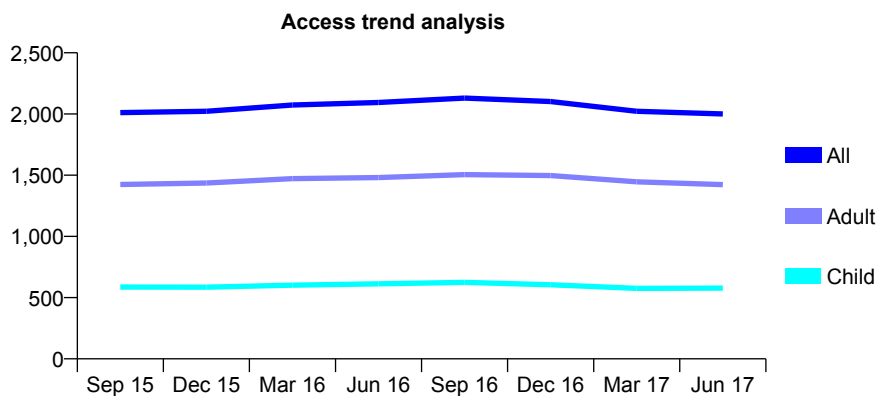
Q62 - Vital Signs At a Glance Contract Report for 262455/0001 - June 2017

Name or company name	MR M ZABIHI
Contract type name	GDS Contract
Purpose of contract	General
Contract start date	01/04/2006
Contract end date	

17/18 Contracted general activity (UDA)	7,433
Carry forward general activity (UDA)	0
17/18 Contracted orthodontic activity (UOA)	0
Carry forward orthodontic activity (UOA)	0
Baseline contract value	£185,710.48

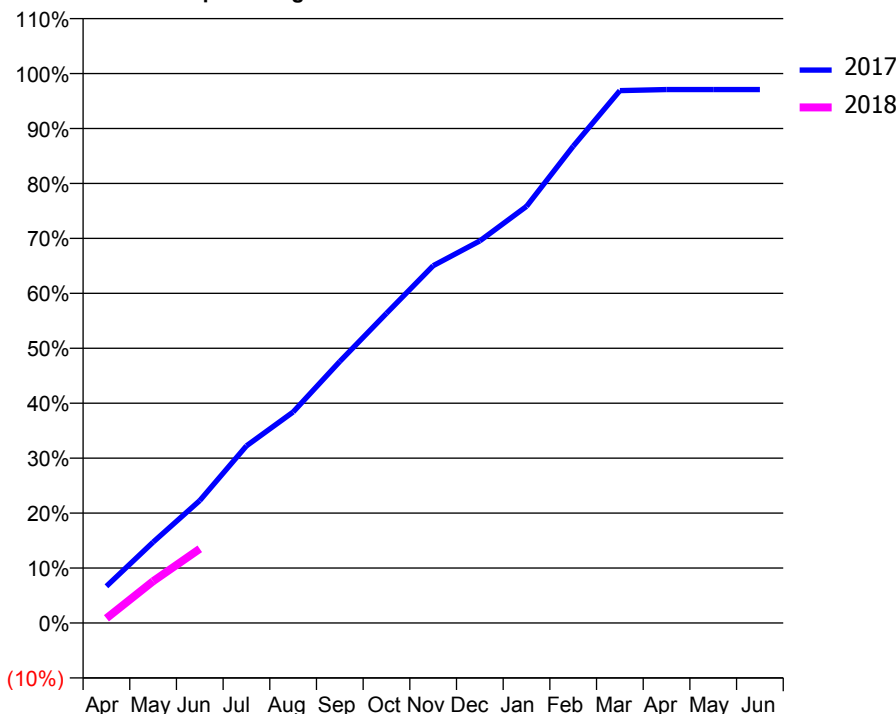
ACCESS*

Patients seen in 24 months	Total	Change since previous quarter
Quarter ending June 2016	2,094	
Quarter ending September 2016	2,130	→
Quarter ending December 2016	2,102	↓
Quarter ending March 2017	2,022	↓
Quarter ending June 2017	2,001	↓
Variance since June 2016	(4.4%)	↓



ACTIVITY

Cumulative percentage of contracted UDA delivered 2017 & 2018



Month	Adjusted Scheduled Activity (UDA)	
	2017	2018
April	498	64
May	1,095	565
June	1,657	1,005
July	2,396	
August	2,854	
September	3,538	
October	4,189	
November	4,834	
December	5,169	
January	5,636	
February	6,450	
March	7,202	
April	7,217	
May	7,217	
June	7,217	

QUALITY

	Quantity	Base Number	Contract	AT	Region	England
% of FP17s for the same patient ID Re-attending within 3 months - Children	9	144	6.3%	10.1%	11.5%	12.0%
% of FP17s for the same patient ID Re-attending within 3 months - Adults	63	309	20.4%	15.8%	16.8%	16.0%
% of FP17s for the same patient ID Re-attending between 3 & 9 months - Children	44	144	30.6%	47.1%	47.3%	58.0%
% of FP17s for the same patient ID Re-attending between 3 & 9 months - Adults	95	309	30.7%	37.7%	38.3%	50.9%
% of FP17s for Band 1 Urgent Courses	63	442	14.3%	11.4%	10.7%	9.1%
% of FP17s Relating to Free Repair or Replacements	3	442	0.7%	0.6%	0.6%	0.8%
% of FP17s Relating to Continuations	0	442	0.0%	0.6%	0.8%	1.1%
% of Patients satisfied with the dentistry they have received	2	2	N/A	90.4%	89.8%	91.7%
% of Patients satisfied with the time they had to wait for an appointment	2	2	N/A	84.2%	83.6%	88.0%

* This is based on patients treated on this contract for their most recent course of treatment. Figures in italics indicate the base number of FP17s or Patient Questionnaire responses are less than 100. N/A is shown where the base number of responses is less than 10 during the period. % is calculated as Quantity/Base number*100

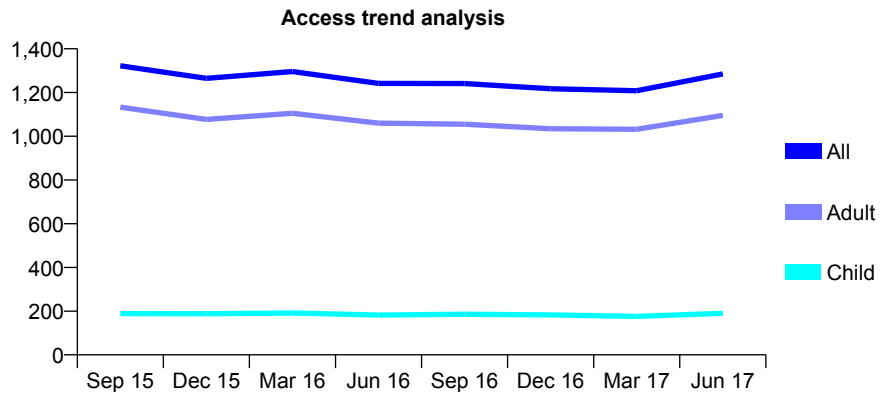
Q62 - Vital Signs At a Glance Contract Report for 263729/0001 - June 2017

Name or company name	MS A FAKI
Contract type name	GDS Contract
Purpose of contract	General
Contract start date	01/04/2006
Contract end date	

17/18 Contracted general activity (UDA)	3,178
Carry forward general activity (UDA)	0
17/18 Contracted orthodontic activity (UOA)	0
Carry forward orthodontic activity (UOA)	0
Baseline contract value	£111,591.92

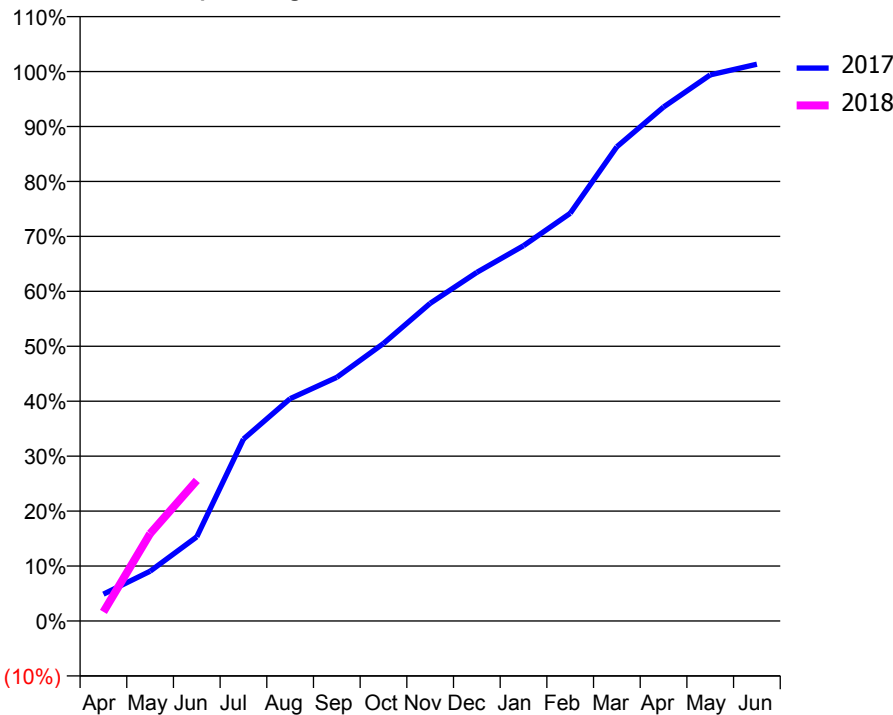
ACCESS*

Patients seen in 24 months	Total	Change since previous quarter
Quarter ending June 2016	1,242	
Quarter ending September 2016	1,241	→
Quarter ending December 2016	1,217	↓
Quarter ending March 2017	1,208	→
Quarter ending June 2017	1,285	↑
Variance since June 2016	3.5%	↑



ACTIVITY

Cumulative percentage of contracted UDA delivered 2017 & 2018



Month	Adjusted Scheduled Activity (UDA)	
	2017	2018
April	155	53
May	288	505
June	487	813
July	1,052	
August	1,286	
September	1,409	
October	1,605	
November	1,838	
December	2,016	
January	2,171	
February	2,358	
March	2,743	
April	2,973	
May	3,159	
June	3,220	

QUALITY

	Quantity	Base Number	Contract	AT	Region	England
% of FP17s for the same patient ID Re-attending within 3 months - Children	0	61	0.0%	10.1%	11.5%	12.0%
% of FP17s for the same patient ID Re-attending within 3 months - Adults	25	314	8.0%	15.8%	16.8%	16.0%
% of FP17s for the same patient ID Re-attending between 3 & 9 months - Children	23	61	37.7%	47.1%	47.3%	58.0%
% of FP17s for the same patient ID Re-attending between 3 & 9 months - Adults	48	314	15.3%	37.7%	38.3%	50.9%
% of FP17s for Band 1 Urgent Courses	46	266	17.3%	11.4%	10.7%	9.1%
% of FP17s Relating to Free Repair or Replacements	2	266	0.8%	0.6%	0.6%	0.8%
% of FP17s Relating to Continuations	0	266	0.0%	0.6%	0.8%	1.1%
% of Patients satisfied with the dentistry they have received	4	4	N/A	90.4%	89.8%	91.7%
% of Patients satisfied with the time they had to wait for an appointment	1	4	N/A	84.2%	83.6%	88.0%

* This is based on patients treated on this contract for their most recent course of treatment. Figures in italics indicate the base number of FP17s or Patient Questionnaire responses are less than 100. N/A is shown where the base number of responses is less than 10 during the period. % is calculated as Quantity/Base number*100

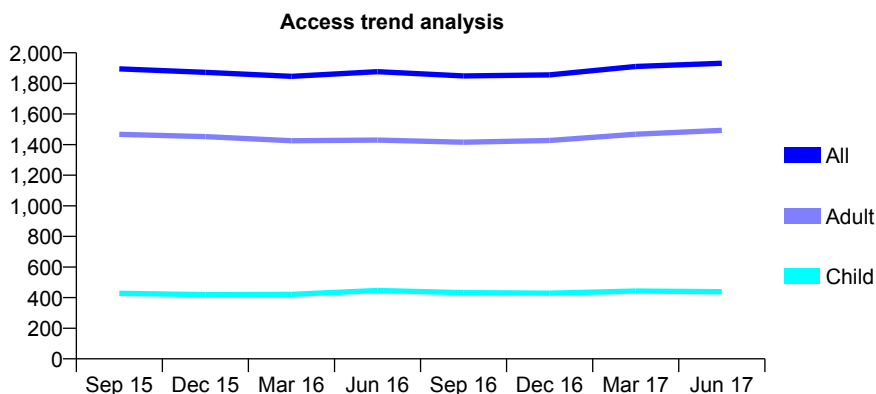
Q62 - Vital Signs At a Glance Contract Report for 263974/0001 - June 2017

Name or company name	MR A PATEL
Contract type name	GDS Contract
Purpose of contract	General
Contract start date	01/04/2006
Contract end date	

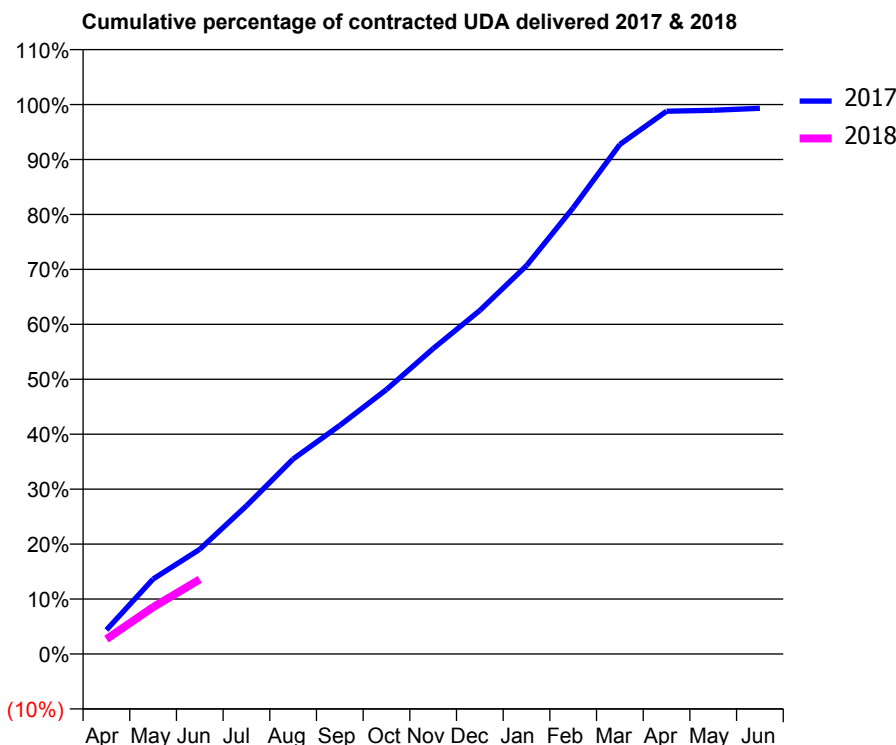
17/18 Contracted general activity (UDA)	7,011
Carry forward general activity (UDA)	0
17/18 Contracted orthodontic activity (UOA)	0
Carry forward orthodontic activity (UOA)	0
Baseline contract value	£205,814.78

ACCESS*

Patients seen in 24 months	Total	Change since previous quarter
Quarter ending June 2016	1,877	
Quarter ending September 2016	1,849	↓
Quarter ending December 2016	1,856	→
Quarter ending March 2017	1,911	↑
Quarter ending June 2017	1,932	→
Variance since June 2016	2.9%	↑



ACTIVITY



Month	Adjusted Scheduled Activity (UDA)	
	2017	2018
April	308	189
May	956	599
June	1,336	951
July	1,891	
August	2,487	
September	2,918	
October	3,374	
November	3,898	
December	4,384	
January	4,956	
February	5,694	
March	6,502	
April	6,926	
May	6,938	
June	6,963	

QUALITY

	Quantity	Base Number	Contract	AT	Region	England
% of FP17s for the same patient ID Re-attending within 3 months - Children	8	116	6.9%	10.1%	11.5%	12.0%
% of FP17s for the same patient ID Re-attending within 3 months - Adults	44	345	12.8%	15.8%	16.8%	16.0%
% of FP17s for the same patient ID Re-attending between 3 & 9 months - Children	37	116	31.9%	47.1%	47.3%	58.0%
% of FP17s for the same patient ID Re-attending between 3 & 9 months - Adults	76	345	22.0%	37.7%	38.3%	50.9%
% of FP17s for Band 1 Urgent Courses	12	243	4.9%	11.4%	10.7%	9.1%
% of FP17s Relating to Free Repair or Replacements	1	243	0.4%	0.6%	0.6%	0.8%
% of FP17s Relating to Continuations	0	243	0.0%	0.6%	0.8%	1.1%
% of Patients satisfied with the dentistry they have received	1	2	N/A	90.4%	89.8%	91.7%
% of Patients satisfied with the time they had to wait for an appointment	1	2	N/A	84.2%	83.6%	88.0%

* This is based on patients treated on this contract for their most recent course of treatment. Figures in italics indicate the base number of FP17s or Patient Questionnaire responses are less than 100. N/A is shown where the base number of responses is less than 10 during the period. % is calculated as Quantity/Base number*100

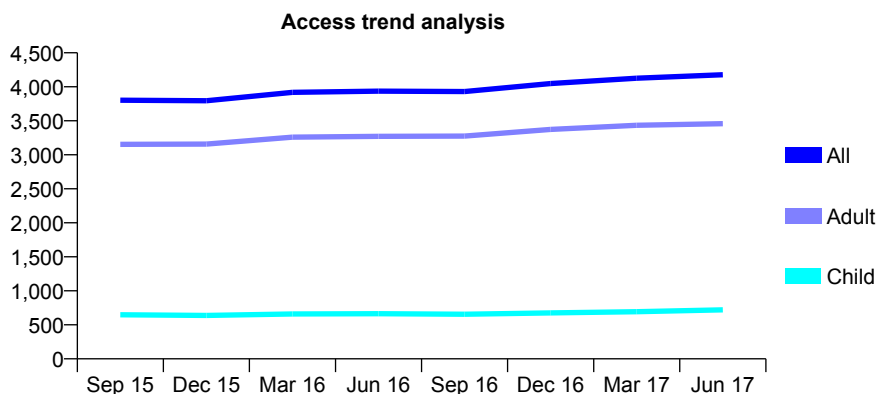
Q62 - Vital Signs At a Glance Contract Report for 271004/0001 - June 2017

Name or company name	MR J OMIDVARAN
Contract type name	GDS Contract
Purpose of contract	General
Contract start date	18/12/2006
Contract end date	

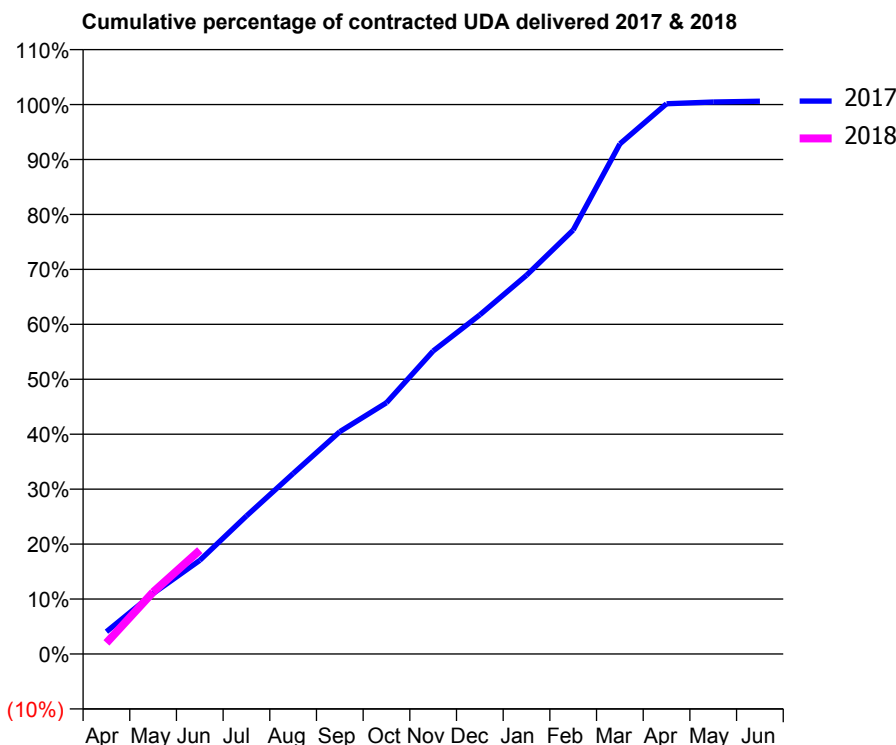
17/18 Contracted general activity (UDA)	16,794
Carry forward general activity (UDA)	0
17/18 Contracted orthodontic activity (UOA)	0
Carry forward orthodontic activity (UOA)	0
Baseline contract value	£490,429.13

ACCESS*

Patients seen in 24 months	Total	Change since previous quarter
Quarter ending June 2016	3,936	
Quarter ending September 2016	3,931	→
Quarter ending December 2016	4,049	↑
Quarter ending March 2017	4,127	→
Quarter ending June 2017	4,177	→
Variance since June 2016	6.1%	↑



ACTIVITY



Month	Adjusted Scheduled Activity (UDA)	
	2017	2018
April	682	339
May	1,848	1,892
June	2,864	3,171
July	4,221	
August	5,518	
September	6,796	
October	7,680	
November	9,261	
December	10,367	
January	11,576	
February	12,959	
March	15,590	
April	16,816	
May	16,872	
June	16,896	

QUALITY

	Quantity	Base Number	Contract	AT	Region	England
% of FP17s for the same patient ID Re-attending within 3 months - Children	24	198	12.1%	10.1%	11.5%	12.0%
% of FP17s for the same patient ID Re-attending within 3 months - Adults	224	957	23.4%	15.8%	16.8%	16.0%
% of FP17s for the same patient ID Re-attending between 3 & 9 months - Children	79	198	39.9%	47.1%	47.3%	58.0%
% of FP17s for the same patient ID Re-attending between 3 & 9 months - Adults	211	957	22.0%	37.7%	38.3%	50.9%
% of FP17s for Band 1 Urgent Courses	190	863	22.0%	11.4%	10.7%	9.1%
% of FP17s Relating to Free Repair or Replacements	5	863	0.6%	0.6%	0.6%	0.8%
% of FP17s Relating to Continuations	10	863	1.2%	0.6%	0.8%	1.1%
% of Patients satisfied with the dentistry they have received	3	4	N/A	90.4%	89.8%	91.7%
% of Patients satisfied with the time they had to wait for an appointment	3	4	N/A	84.2%	83.6%	88.0%

* This is based on patients treated on this contract for their most recent course of treatment. Figures in italics indicate the base number of FP17s or Patient Questionnaire responses are less than 100. N/A is shown where the base number of responses is less than 10 during the period. % is calculated as Quantity/Base number*100

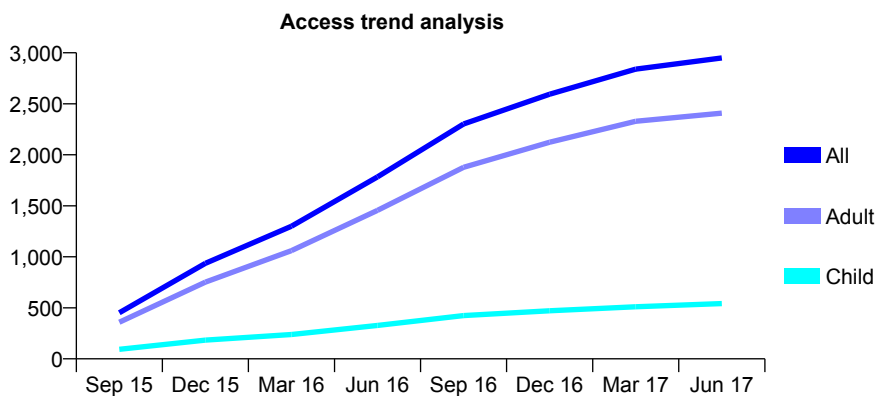
Q62 - Vital Signs At a Glance Contract Report for 271993/0001 - June 2017

Name or company name	MISS F GRAINGER
Contract type name	GDS Contract
Purpose of contract	General
Contract start date	22/06/2015
Contract end date	

17/18 Contracted general activity (UDA)	8,581
Carry forward general activity (UDA)	0
17/18 Contracted orthodontic activity (UOA)	0
Carry forward orthodontic activity (UOA)	0
Baseline contract value	£221,746.79

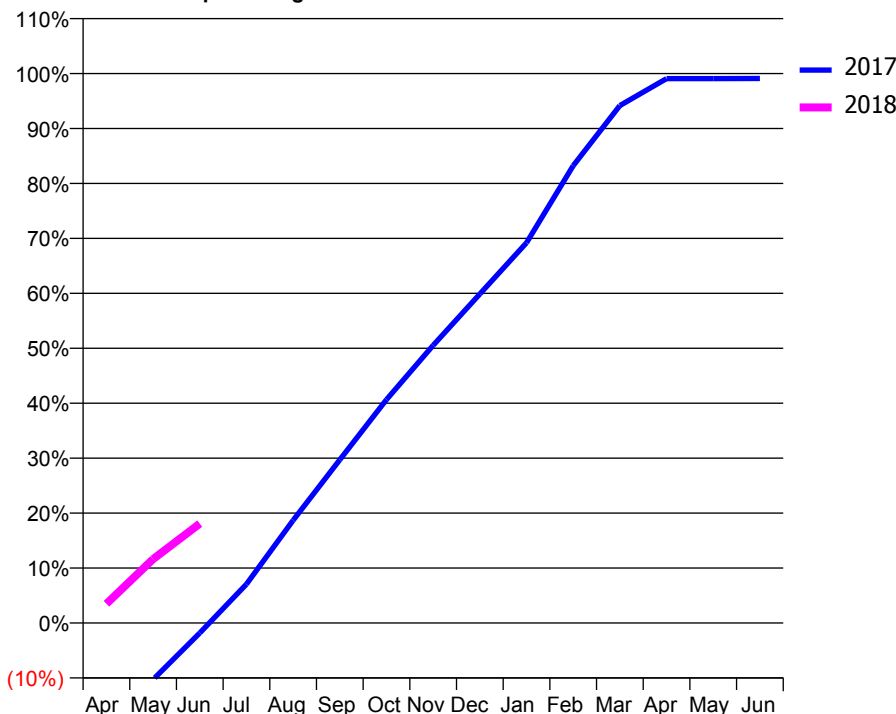
ACCESS*

Patients seen in 24 months	Total	Change since previous quarter
Quarter ending June 2016	1,784	
Quarter ending September 2016	2,302	↑
Quarter ending December 2016	2,594	↑
Quarter ending March 2017	2,840	↑
Quarter ending June 2017	2,950	↑
Variance since June 2016	65.4%	↑



ACTIVITY

Cumulative percentage of contracted UDA delivered 2017 & 2018



Adjusted Scheduled Activity (UDA)

Month	2017	2018
April	-1,631	301
May	-883	999
June	-157	1,552
July	608	
August	1,604	
September	2,549	
October	3,490	
November	4,336	
December	5,139	
January	5,938	
February	7,142	
March	8,080	
April	8,501	
May	8,502	
June	8,503	

QUALITY

	Quantity	Base Number	Contract	AT	Region	England
% of FP17s for the same patient ID Re-attending within 3 months - Children	20	154	13.0%	10.1%	11.5%	12.0%
% of FP17s for the same patient ID Re-attending within 3 months - Adults	116	593	19.6%	15.8%	16.8%	16.0%
% of FP17s for the same patient ID Re-attending between 3 & 9 months - Children	77	154	50.0%	47.1%	47.3%	58.0%
% of FP17s for the same patient ID Re-attending between 3 & 9 months - Adults	209	593	35.2%	37.7%	38.3%	50.9%
% of FP17s for Band 1 Urgent Courses	94	613	15.3%	11.4%	10.7%	9.1%
% of FP17s Relating to Free Repair or Replacements	7	613	1.1%	0.6%	0.6%	0.8%
% of FP17s Relating to Continuations	13	613	2.1%	0.6%	0.8%	1.1%
% of Patients satisfied with the dentistry they have received	9	9	N/A	90.4%	89.8%	91.7%
% of Patients satisfied with the time they had to wait for an appointment	9	9	N/A	84.2%	83.6%	88.0%

* This is based on patients treated on this contract for their most recent course of treatment. Figures in italics indicate the base number of FP17s or Patient Questionnaire responses are less than 100. N/A is shown where the base number of responses is less than 10 during the period. % is calculated as Quantity/Base number*100

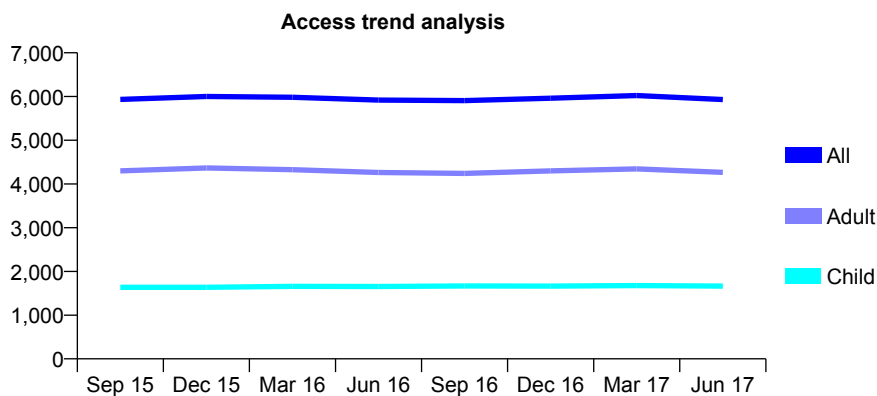
Q62 - Vital Signs At a Glance Contract Report for 273082/0001 - June 2017

Name or company name	MISS DL HUART
Contract type name	GDS Contract
Purpose of contract	General
Contract start date	13/12/2007
Contract end date	

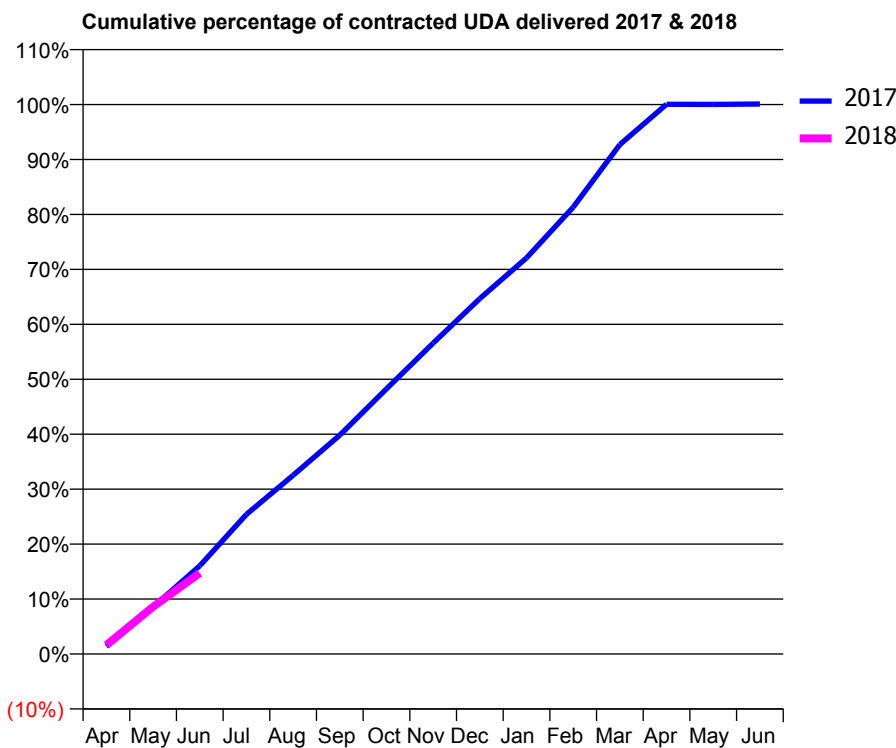
17/18 Contracted general activity (UDA)	19,180
Carry forward general activity (UDA)	0
17/18 Contracted orthodontic activity (UOA)	0
Carry forward orthodontic activity (UOA)	0
Baseline contract value	£474,666.03

ACCESS*

Patients seen in 24 months	Total	Change since previous quarter
Quarter ending June 2016	5,919	
Quarter ending September 2016	5,908	→
Quarter ending December 2016	5,962	→
Quarter ending March 2017	6,021	→
Quarter ending June 2017	5,931	↓
Variance since June 2016	0.2%	→



ACTIVITY



Month	Adjusted Scheduled Activity (UDA)	
	2017	2018
April	264	312
May	1,643	1,650
June	3,080	2,826
July	4,877	
August	6,238	
September	7,641	
October	9,256	
November	10,852	
December	12,405	
January	13,827	
February	15,596	
March	17,783	
April	19,188	
May	19,182	
June	19,198	

QUALITY

	Quantity	Base Number	Contract	AT	Region	England
% of FP17s for the same patient ID Re-attending within 3 months - Children	30	481	6.2%	10.1%	11.5%	12.0%
% of FP17s for the same patient ID Re-attending within 3 months - Adults	162	1,094	14.8%	15.8%	16.8%	16.0%
% of FP17s for the same patient ID Re-attending between 3 & 9 months - Children	247	481	51.4%	47.1%	47.3%	58.0%
% of FP17s for the same patient ID Re-attending between 3 & 9 months - Adults	508	1,094	46.4%	37.7%	38.3%	50.9%
% of FP17s for Band 1 Urgent Courses	65	1,163	5.6%	11.4%	10.7%	9.1%
% of FP17s Relating to Free Repair or Replacements	8	1,163	0.7%	0.6%	0.6%	0.8%
% of FP17s Relating to Continuations	9	1,163	0.8%	0.6%	0.8%	1.1%
% of Patients satisfied with the dentistry they have received	4	5	N/A	90.4%	89.8%	91.7%
% of Patients satisfied with the time they had to wait for an appointment	4	5	N/A	84.2%	83.6%	88.0%

* This is based on patients treated on this contract for their most recent course of treatment. Figures in italics indicate the base number of FP17s or Patient Questionnaire responses are less than 100. N/A is shown where the base number of responses is less than 10 during the period. % is calculated as Quantity/Base number*100

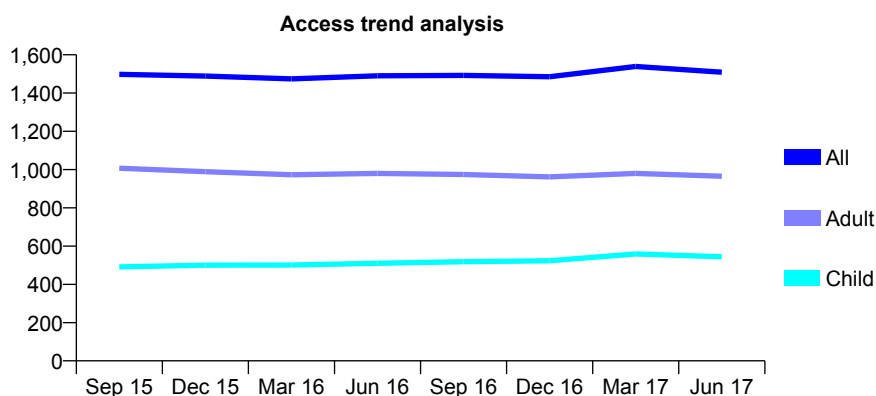
Q62 - Vital Signs At a Glance Contract Report for 273899/0001 - June 2017

Name or company name	MR A BECK
Contract type name	GDS Contract
Purpose of contract	General
Contract start date	01/04/2006
Contract end date	

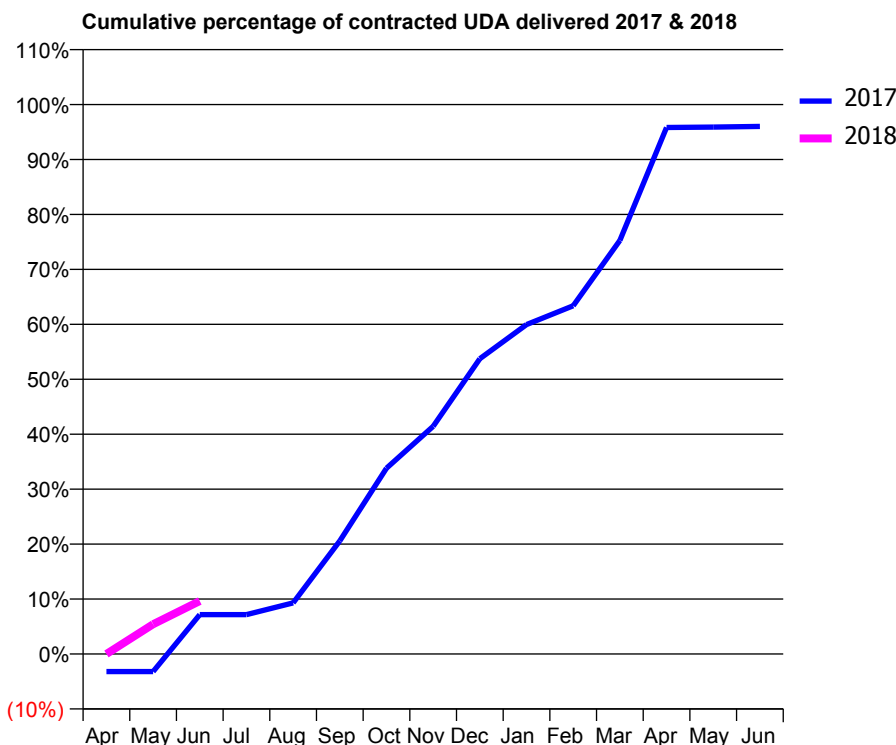
17/18 Contracted general activity (UDA)	4,437
Carry forward general activity (UDA)	0
17/18 Contracted orthodontic activity (UOA)	0
Carry forward orthodontic activity (UOA)	0
Baseline contract value	£127,422.59

ACCESS*

Patients seen in 24 months	Total	Change since previous quarter
Quarter ending June 2016	1,490	
Quarter ending September 2016	1,492	→
Quarter ending December 2016	1,485	→
Quarter ending March 2017	1,539	↑
Quarter ending June 2017	1,509	↓
Variance since June 2016	1.3%	→



ACTIVITY



Month	Adjusted Scheduled Activity (UDA)	
	2017	2018
April	-143	0
May	-143	241
June	318	428
July	318	
August	412	
September	913	
October	1,501	
November	1,839	
December	2,384	
January	2,660	
February	2,812	
March	3,339	
April	4,251	
May	4,255	
June	4,260	

QUALITY

	Quantity	Base Number	Contract	AT	Region	England
% of FP17s for the same patient ID Re-attending within 3 months - Children	4	180	2.2%	10.1%	11.5%	12.0%
% of FP17s for the same patient ID Re-attending within 3 months - Adults	30	301	10.0%	15.8%	16.8%	16.0%
% of FP17s for the same patient ID Re-attending between 3 & 9 months - Children	100	180	55.6%	47.1%	47.3%	58.0%
% of FP17s for the same patient ID Re-attending between 3 & 9 months - Adults	118	301	39.2%	37.7%	38.3%	50.9%
% of FP17s for Band 1 Urgent Courses	15	240	6.3%	11.4%	10.7%	9.1%
% of FP17s Relating to Free Repair or Replacements	0	240	0.0%	0.6%	0.6%	0.8%
% of FP17s Relating to Continuations	0	240	0.0%	0.6%	0.8%	1.1%
% of Patients satisfied with the dentistry they have received	7	7	N/A	90.4%	89.8%	91.7%
% of Patients satisfied with the time they had to wait for an appointment	6	7	N/A	84.2%	83.6%	88.0%

* This is based on patients treated on this contract for their most recent course of treatment. Figures in italics indicate the base number of FP17s or Patient Questionnaire responses are less than 100. N/A is shown where the base number of responses is less than 10 during the period. % is calculated as Quantity/Base number*100

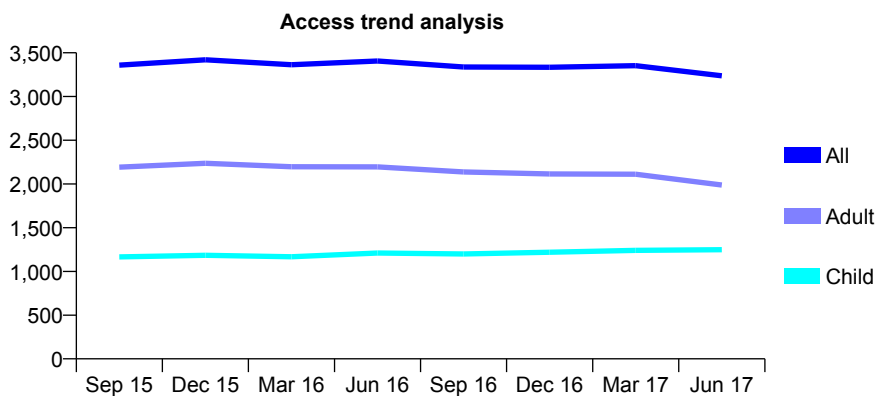
Q62 - Vital Signs At a Glance Contract Report for 277126/0001 - June 2017

Name or company name	Mr Tilak Patel
Contract type name	GDS Contract
Purpose of contract	General
Contract start date	10/04/2007
Contract end date	

17/18 Contracted general activity (UDA)	7,925
Carry forward general activity (UDA)	0
17/18 Contracted orthodontic activity (UOA)	0
Carry forward orthodontic activity (UOA)	0
Baseline contract value	£201,237.76

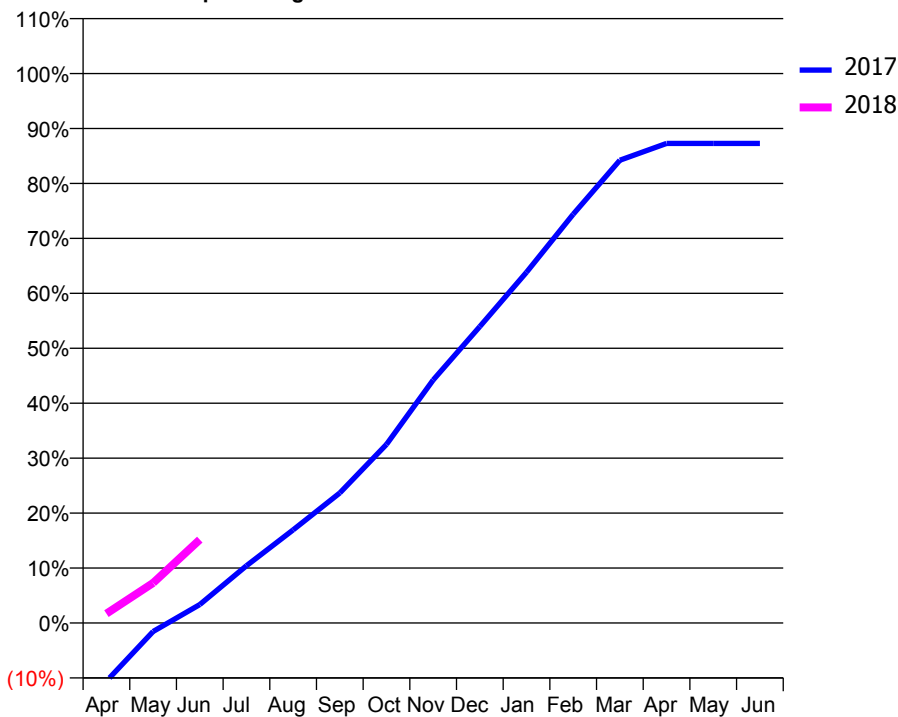
ACCESS*

Patients seen in 24 months	Total	Change since previous quarter
Quarter ending June 2016	3,406	
Quarter ending September 2016	3,337	↓
Quarter ending December 2016	3,334	→
Quarter ending March 2017	3,353	→
Quarter ending June 2017	3,237	↓
Variance since June 2016	(5.0%)	↓



ACTIVITY

Cumulative percentage of contracted UDA delivered 2017 & 2018



Month	Adjusted Scheduled Activity (UDA)	
	2017	2018
April	-1,050	135
May	-155	579
June	332	1,203
July	1,030	
August	1,674	
September	2,338	
October	3,211	
November	4,369	
December	5,330	
January	6,304	
February	7,347	
March	8,318	
April	8,621	
May	8,621	
June	8,621	

QUALITY

	Quantity	Base Number	Contract	AT	Region	England
% of FP17s for the same patient ID Re-attending within 3 months - Children	15	308	4.9%	10.1%	11.5%	12.0%
% of FP17s for the same patient ID Re-attending within 3 months - Adults	58	292	19.9%	15.8%	16.8%	16.0%
% of FP17s for the same patient ID Re-attending between 3 & 9 months - Children	95	308	30.8%	47.1%	47.3%	58.0%
% of FP17s for the same patient ID Re-attending between 3 & 9 months - Adults	66	292	22.6%	37.7%	38.3%	50.9%
% of FP17s for Band 1 Urgent Courses	75	501	15.0%	11.4%	10.7%	9.1%
% of FP17s Relating to Free Repair or Replacements	0	501	0.0%	0.6%	0.6%	0.8%
% of FP17s Relating to Continuations	0	501	0.0%	0.6%	0.8%	1.1%
% of Patients satisfied with the dentistry they have received	3	4	N/A	90.4%	89.8%	91.7%
% of Patients satisfied with the time they had to wait for an appointment	3	4	N/A	84.2%	83.6%	88.0%

* This is based on patients treated on this contract for their most recent course of treatment. Figures in italics indicate the base number of FP17s or Patient Questionnaire responses are less than 100. N/A is shown where the base number of responses is less than 10 during the period. % is calculated as Quantity/Base number*100

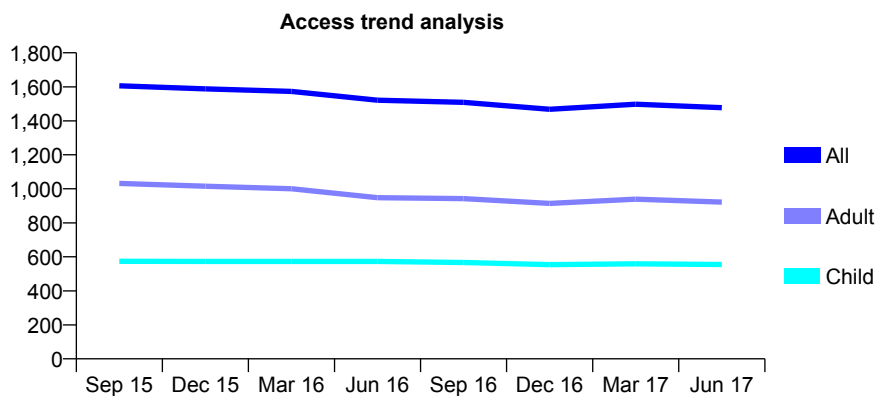
Q62 - Vital Signs At a Glance Contract Report for 279978/0001 - June 2017

Name or company name	MR AG PAUL
Contract type name	GDS Contract
Purpose of contract	General
Contract start date	01/02/2010
Contract end date	

17/18 Contracted general activity (UDA)	4,325
Carry forward general activity (UDA)	0
17/18 Contracted orthodontic activity (UOA)	0
Carry forward orthodontic activity (UOA)	0
Baseline contract value	£139,574.13

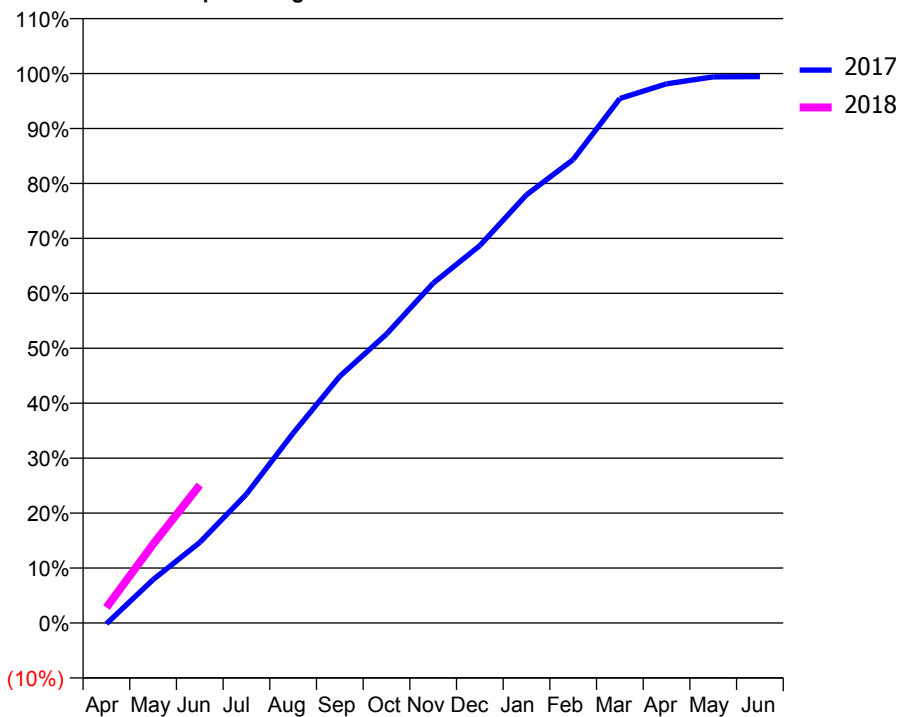
ACCESS*

Patients seen in 24 months	Total	Change since previous quarter
Quarter ending June 2016	1,521	
Quarter ending September 2016	1,509	→
Quarter ending December 2016	1,468	↓
Quarter ending March 2017	1,498	↑
Quarter ending June 2017	1,477	↓
Variance since June 2016	(2.9%)	↓



ACTIVITY

Cumulative percentage of contracted UDA delivered 2017 & 2018



Month	Adjusted Scheduled Activity (UDA)	
	2017	2018
April	-7	123
May	342	621
June	635	1,086
July	1,014	
August	1,494	
September	1,942	
October	2,274	
November	2,675	
December	2,971	
January	3,371	
February	3,648	
March	4,128	
April	4,244	
May	4,299	
June	4,301	

QUALITY

	Quantity	Base Number	Contract	AT	Region	England
% of FP17s for the same patient ID Re-attending within 3 months - Children	20	237	8.4%	10.1%	11.5%	12.0%
% of FP17s for the same patient ID Re-attending within 3 months - Adults	19	252	7.5%	15.8%	16.8%	16.0%
% of FP17s for the same patient ID Re-attending between 3 & 9 months - Children	175	237	73.8%	47.1%	47.3%	58.0%
% of FP17s for the same patient ID Re-attending between 3 & 9 months - Adults	138	252	54.8%	37.7%	38.3%	50.9%
% of FP17s for Band 1 Urgent Courses	31	395	7.8%	11.4%	10.7%	9.1%
% of FP17s Relating to Free Repair or Replacements	1	395	0.3%	0.6%	0.6%	0.8%
% of FP17s Relating to Continuations	0	395	0.0%	0.6%	0.8%	1.1%
% of Patients satisfied with the dentistry they have received	1	1	N/A	90.4%	89.8%	91.7%
% of Patients satisfied with the time they had to wait for an appointment	0	1	N/A	84.2%	83.6%	88.0%

* This is based on patients treated on this contract for their most recent course of treatment. Figures in italics indicate the base number of FP17s or Patient Questionnaire responses are less than 100. N/A is shown where the base number of responses is less than 10 during the period. % is calculated as Quantity/Base number*100

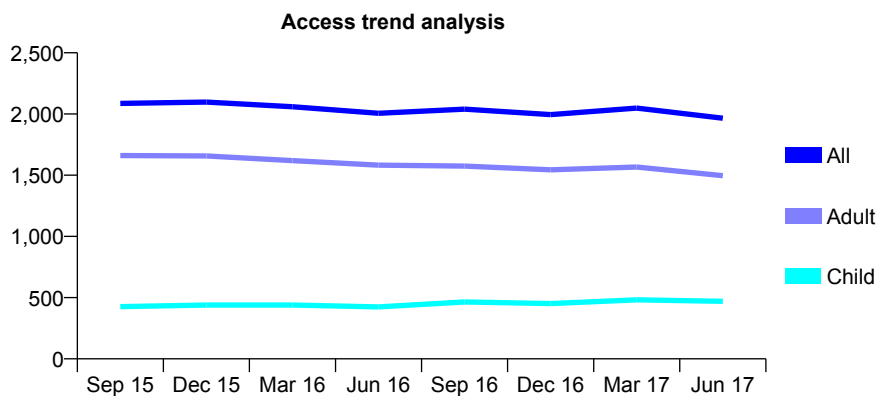
Q62 - Vital Signs At a Glance Contract Report for 283460/0001 - June 2017

Name or company name	MR S KAMYAB
Contract type name	GDS Contract
Purpose of contract	General
Contract start date	26/11/2007
Contract end date	

17/18 Contracted general activity (UDA)	8,675
Carry forward general activity (UDA)	0
17/18 Contracted orthodontic activity (UOA)	0
Carry forward orthodontic activity (UOA)	0
Baseline contract value	£224,117.06

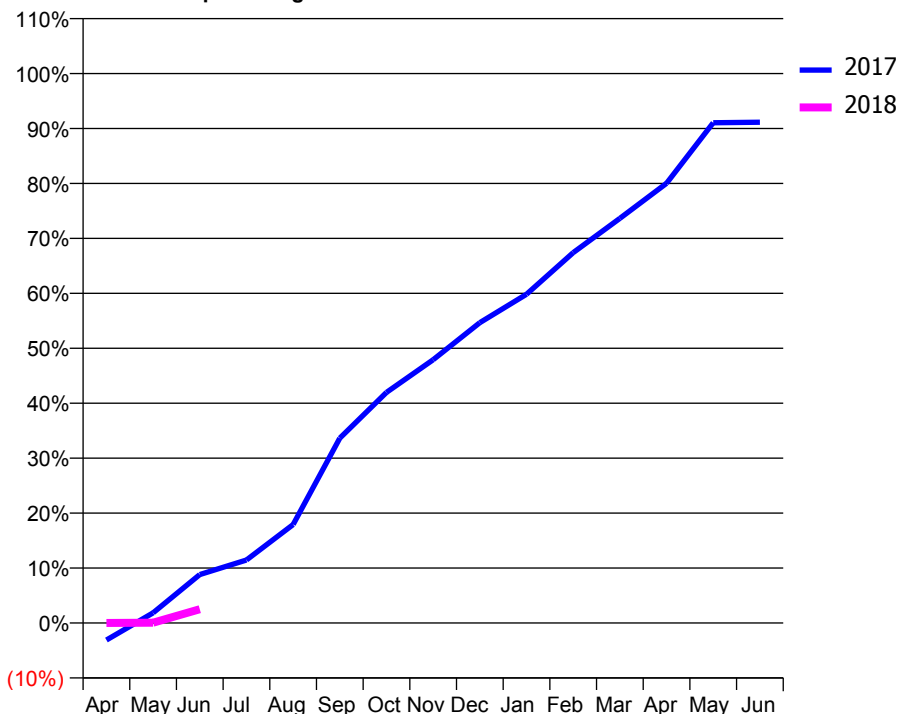
ACCESS*

Patients seen in 24 months	Total	Change since previous quarter
Quarter ending June 2016	2,006	
Quarter ending September 2016	2,040	→
Quarter ending December 2016	1,995	↓
Quarter ending March 2017	2,049	↑
Quarter ending June 2017	1,966	↓
Variance since June 2016	(2.0%)	↓



ACTIVITY

Cumulative percentage of contracted UDA delivered 2017 & 2018



Month	Adjusted Scheduled Activity (UDA)	
	2017	2018
April	-271	0
May	161	6
June	766	217
July	995	
August	1,554	
September	2,918	
October	3,641	
November	4,156	
December	4,741	
January	5,190	
February	5,847	
March	6,389	
April	6,942	
May	7,897	
June	7,906	

QUALITY

	Quantity	Base Number	Contract	AT	Region	England
% of FP17s for the same patient ID Re-attending within 3 months - Children	3	109	2.8%	10.1%	11.5%	12.0%
% of FP17s for the same patient ID Re-attending within 3 months - Adults	23	345	6.7%	15.8%	16.8%	16.0%
% of FP17s for the same patient ID Re-attending between 3 & 9 months - Children	25	109	22.9%	47.1%	47.3%	58.0%
% of FP17s for the same patient ID Re-attending between 3 & 9 months - Adults	43	345	12.5%	37.7%	38.3%	50.9%
% of FP17s for Band 1 Urgent Courses	12	70	17.1%	11.4%	10.7%	9.1%
% of FP17s Relating to Free Repair or Replacements	0	70	0.0%	0.6%	0.6%	0.8%
% of FP17s Relating to Continuations	0	70	0.0%	0.6%	0.8%	1.1%
% of Patients satisfied with the dentistry they have received	2	2	N/A	90.4%	89.8%	91.7%
% of Patients satisfied with the time they had to wait for an appointment	2	2	N/A	84.2%	83.6%	88.0%

* This is based on patients treated on this contract for their most recent course of treatment. Figures in italics indicate the base number of FP17s or Patient Questionnaire responses are less than 100. N/A is shown where the base number of responses is less than 10 during the period. % is calculated as Quantity/Base number*100

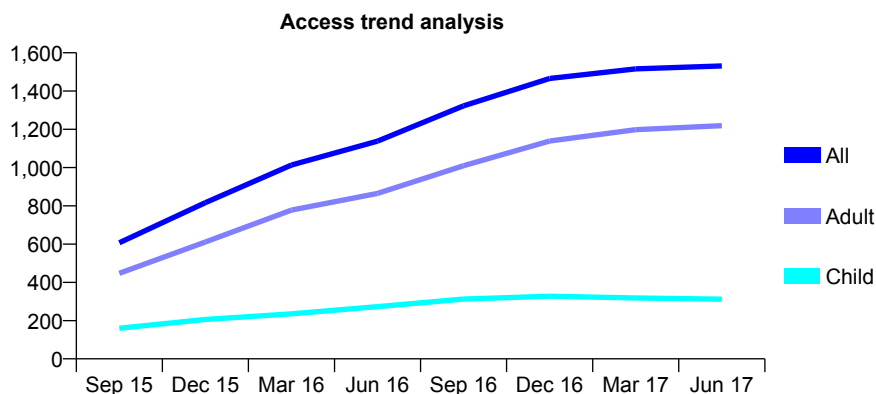
Q62 - Vital Signs At a Glance Contract Report for 283460/0008 - June 2017

Name or company name	MR S KAMYAB
Contract type name	GDS Contract
Purpose of contract	General
Contract start date	01/04/2015
Contract end date	

17/18 Contracted general activity (UDA)	6,200
Carry forward general activity (UDA)	0
17/18 Contracted orthodontic activity (UOA)	0
Carry forward orthodontic activity (UOA)	0
Baseline contract value	£154,770.67

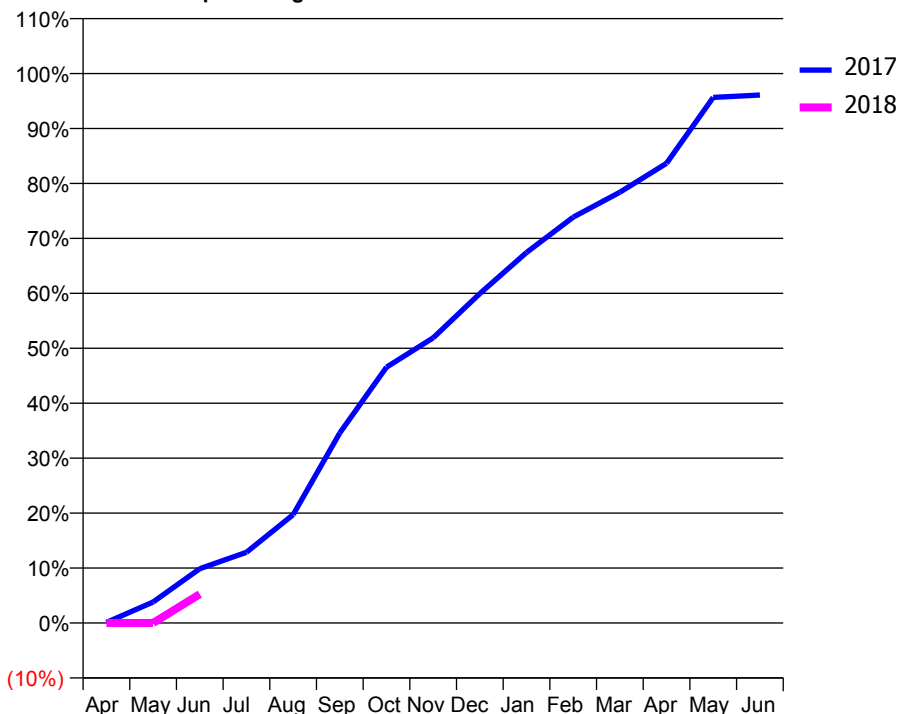
ACCESS*

Patients seen in 24 months	Total	Change since previous quarter
Quarter ending June 2016	1,138	
Quarter ending September 2016	1,323	↑
Quarter ending December 2016	1,466	↑
Quarter ending March 2017	1,516	↑
Quarter ending June 2017	1,531	→
Variance since June 2016	34.5%	↑



ACTIVITY

Cumulative percentage of contracted UDA delivered 2017 & 2018



Month	Adjusted Scheduled Activity (UDA)	
	2017	2018
April	7	0
May	236	1
June	613	326
July	798	
August	1,223	
September	2,145	
October	2,887	
November	3,217	
December	3,717	
January	4,180	
February	4,580	
March	4,861	
April	5,187	
May	5,931	
June	5,958	

QUALITY

	Quantity	Base Number	Contract	AT	Region	England
% of FP17s for the same patient ID Re-attending within 3 months - Children	2	83	2.4%	10.1%	11.5%	12.0%
% of FP17s for the same patient ID Re-attending within 3 months - Adults	16	315	5.1%	15.8%	16.8%	16.0%
% of FP17s for the same patient ID Re-attending between 3 & 9 months - Children	13	83	15.7%	47.1%	47.3%	58.0%
% of FP17s for the same patient ID Re-attending between 3 & 9 months - Adults	25	315	7.9%	37.7%	38.3%	50.9%
% of FP17s for Band 1 Urgent Courses	18	113	15.9%	11.4%	10.7%	9.1%
% of FP17s Relating to Free Repair or Replacements	1	113	0.9%	0.6%	0.6%	0.8%
% of FP17s Relating to Continuations	4	113	3.5%	0.6%	0.8%	1.1%
% of Patients satisfied with the dentistry they have received	0	0	N/A	90.4%	89.8%	91.7%
% of Patients satisfied with the time they had to wait for an appointment	0	0	N/A	84.2%	83.6%	88.0%

* This is based on patients treated on this contract for their most recent course of treatment. Figures in italics indicate the base number of FP17s or Patient Questionnaire responses are less than 100. N/A is shown where the base number of responses is less than 10 during the period. % is calculated as Quantity/Base number*100

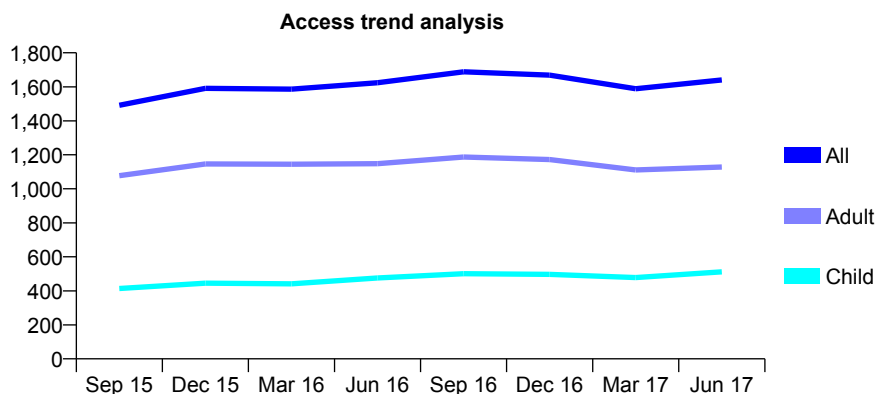
Q62 - Vital Signs At a Glance Contract Report for 295655/0001 - June 2017

Name or company name	MRS P BABATAHERI
Contract type name	GDS Contract
Purpose of contract	General
Contract start date	01/09/2013
Contract end date	

17/18 Contracted general activity (UDA)	4,112
Carry forward general activity (UDA)	0
17/18 Contracted orthodontic activity (UOA)	0
Carry forward orthodontic activity (UOA)	0
Baseline contract value	£106,275.68

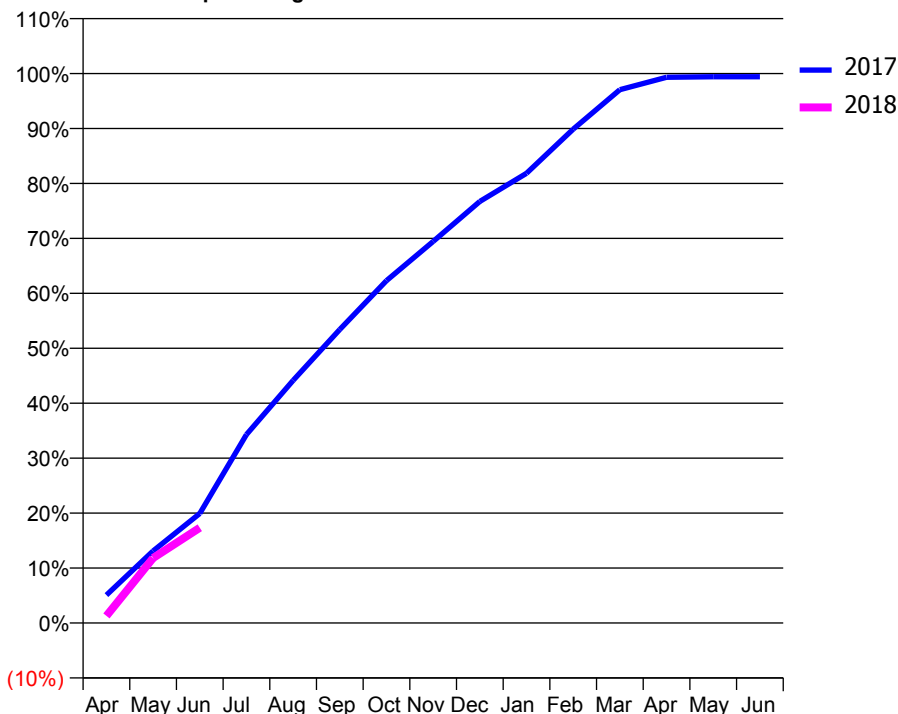
ACCESS*

Patients seen in 24 months	Total	Change since previous quarter
Quarter ending June 2016	1,624	
Quarter ending September 2016	1,688	↑
Quarter ending December 2016	1,669	↓
Quarter ending March 2017	1,589	↓
Quarter ending June 2017	1,640	↑
Variance since June 2016	1.0%	→



ACTIVITY

Cumulative percentage of contracted UDA delivered 2017 & 2018



Month	Adjusted Scheduled Activity (UDA)	
	2017	2018
April	209	54
May	540	487
June	820	713
July	1,410	
August	1,815	
September	2,196	
October	2,562	
November	2,856	
December	3,155	
January	3,365	
February	3,696	
March	3,991	
April	4,084	
May	4,088	
June	4,088	

QUALITY

	Quantity	Base Number	Contract	AT	Region	England
% of FP17s for the same patient ID Re-attending within 3 months - Children	7	135	5.2%	10.1%	11.5%	12.0%
% of FP17s for the same patient ID Re-attending within 3 months - Adults	14	265	5.3%	15.8%	16.8%	16.0%
% of FP17s for the same patient ID Re-attending between 3 & 9 months - Children	50	135	37.0%	47.1%	47.3%	58.0%
% of FP17s for the same patient ID Re-attending between 3 & 9 months - Adults	83	265	31.3%	37.7%	38.3%	50.9%
% of FP17s for Band 1 Urgent Courses	25	345	7.2%	11.4%	10.7%	9.1%
% of FP17s Relating to Free Repair or Replacements	0	345	0.0%	0.6%	0.6%	0.8%
% of FP17s Relating to Continuations	3	345	0.9%	0.6%	0.8%	1.1%
% of Patients satisfied with the dentistry they have received	1	1	N/A	90.4%	89.8%	91.7%
% of Patients satisfied with the time they had to wait for an appointment	1	1	N/A	84.2%	83.6%	88.0%

* This is based on patients treated on this contract for their most recent course of treatment. Figures in italics indicate the base number of FP17s or Patient Questionnaire responses are less than 100. N/A is shown where the base number of responses is less than 10 during the period. % is calculated as Quantity/Base number*100

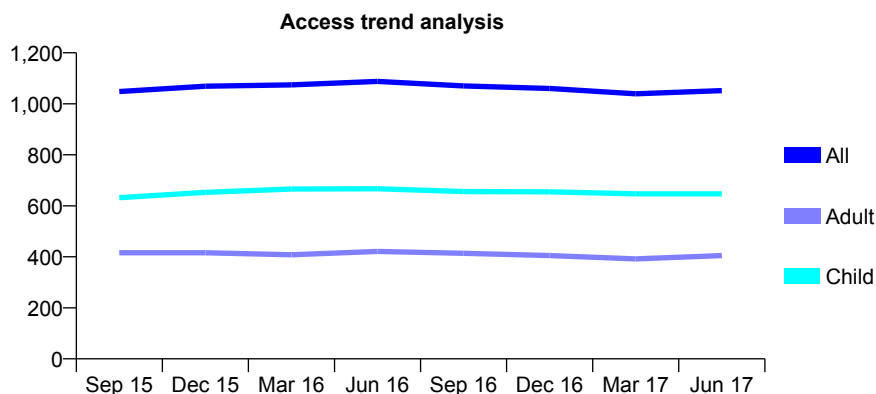
Q62 - Vital Signs At a Glance Contract Report for 300217/0002 - June 2017

Name or company name	MR SS LAWSON
Contract type name	GDS Contract
Purpose of contract	General
Contract start date	05/06/2011
Contract end date	

17/18 Contracted general activity (UDA)	2,192
Carry forward general activity (UDA)	0
17/18 Contracted orthodontic activity (UOA)	0
Carry forward orthodontic activity (UOA)	0
Baseline contract value	£55,331.18

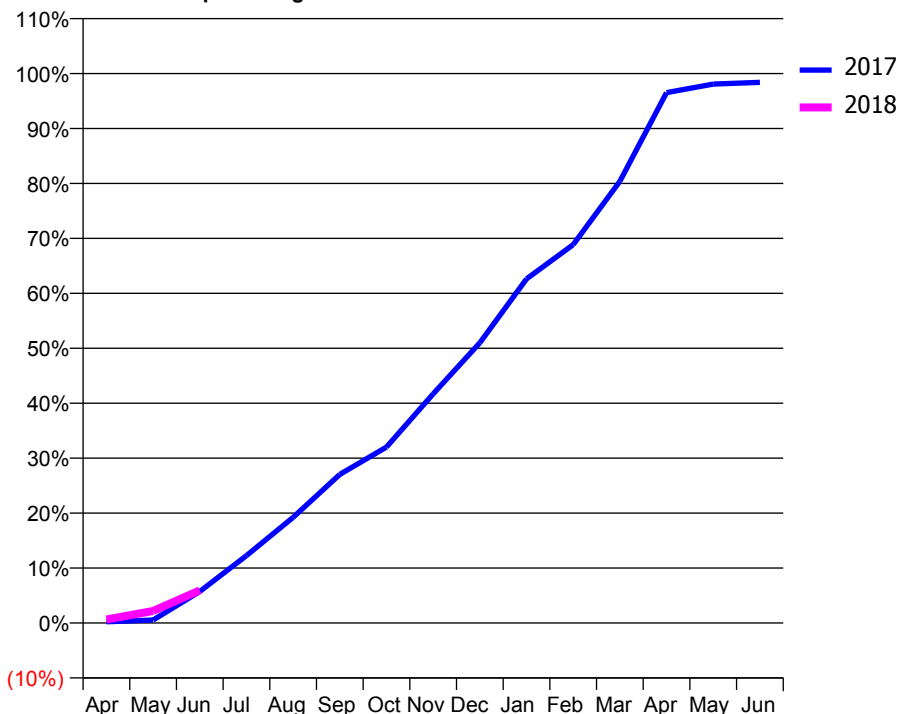
ACCESS*

Patients seen in 24 months	Total	Change since previous quarter
Quarter ending June 2016	1,088	
Quarter ending September 2016	1,070	↓
Quarter ending December 2016	1,060	→
Quarter ending March 2017	1,039	↓
Quarter ending June 2017	1,052	→
Variance since June 2016	(3.3%)	↓



ACTIVITY

Cumulative percentage of contracted UDA delivered 2017 & 2018



Month	Adjusted Scheduled Activity (UDA)	
	2017	2018
April	5	14
May	12	48
June	126	130
July	269	
August	421	
September	593	
October	702	
November	914	
December	1,118	
January	1,373	
February	1,509	
March	1,762	
April	2,116	
May	2,150	
June	2,157	

QUALITY

	Quantity	Base Number	Contract	AT	Region	England
% of FP17s for the same patient ID Re-attending within 3 months - Children	12	193	6.2%	10.1%	11.5%	12.0%
% of FP17s for the same patient ID Re-attending within 3 months - Adults	13	94	13.8%	15.8%	16.8%	16.0%
% of FP17s for the same patient ID Re-attending between 3 & 9 months - Children	108	193	56.0%	47.1%	47.3%	58.0%
% of FP17s for the same patient ID Re-attending between 3 & 9 months - Adults	34	94	36.2%	37.7%	38.3%	50.9%
% of FP17s for Band 1 Urgent Courses	10	96	10.4%	11.4%	10.7%	9.1%
% of FP17s Relating to Free Repair or Replacements	0	96	0.0%	0.6%	0.6%	0.8%
% of FP17s Relating to Continuations	0	96	0.0%	0.6%	0.8%	1.1%
% of Patients satisfied with the dentistry they have received	0	0	N/A	90.4%	89.8%	91.7%
% of Patients satisfied with the time they had to wait for an appointment	0	0	N/A	84.2%	83.6%	88.0%

* This is based on patients treated on this contract for their most recent course of treatment. Figures in italics indicate the base number of FP17s or Patient Questionnaire responses are less than 100. N/A is shown where the base number of responses is less than 10 during the period. % is calculated as Quantity/Base number*100

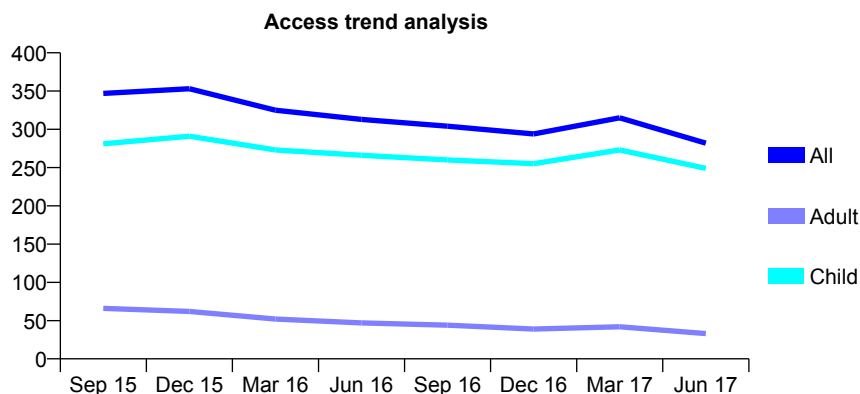
Q62 - Vital Signs At a Glance Contract Report for 306339/0001 - June 2017

Name or company name	MR P VOHRA
Contract type name	GDS Contract
Purpose of contract	General
Contract start date	01/04/2006
Contract end date	

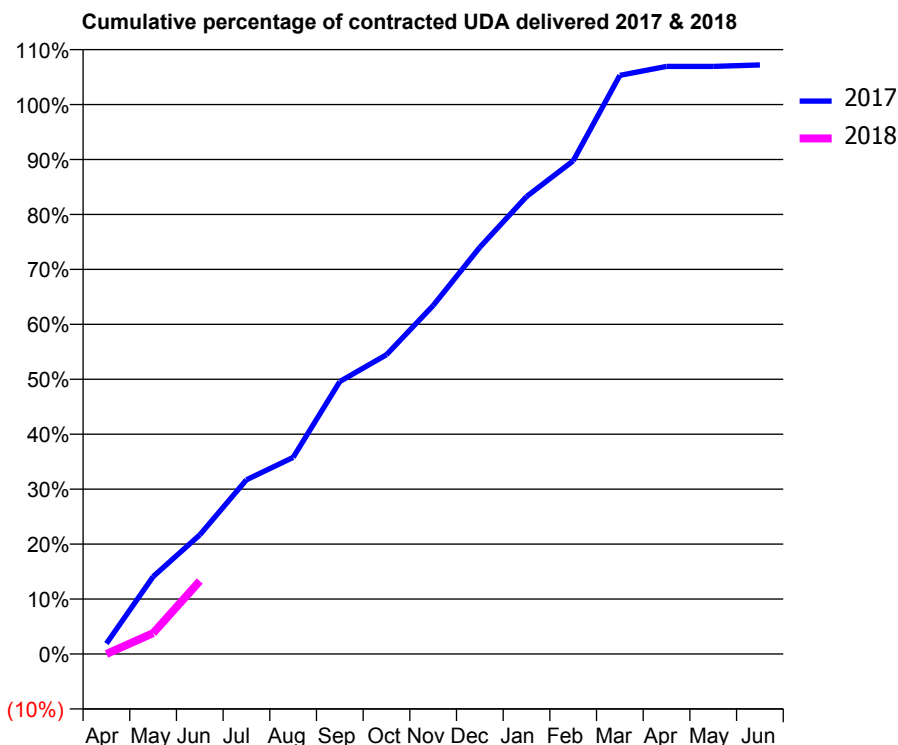
17/18 Contracted general activity (UDA)	369
Carry forward general activity (UDA)	0
17/18 Contracted orthodontic activity (UOA)	0
Carry forward orthodontic activity (UOA)	0
Baseline contract value	£8,389.40

ACCESS*

Patients seen in 24 months	Total	Change since previous quarter
Quarter ending June 2016	313	
Quarter ending September 2016	304	↓
Quarter ending December 2016	294	↓
Quarter ending March 2017	315	↑
Quarter ending June 2017	282	↓
Variance since June 2016	(9.9%)	↓



ACTIVITY



Month	Adjusted Scheduled Activity (UDA)	
	2017	2018
April	7	0
May	52	14
June	80	49
July	117	
August	132	
September	183	
October	201	
November	234	
December	273	
January	307	
February	331	
March	389	
April	395	
May	395	
June	396	

QUALITY

	Quantity	Base Number	Contract	AT	Region	England
% of FP17s for the same patient ID Re-attending within 3 months - Children	1	37	2.7%	10.1%	11.5%	12.0%
% of FP17s for the same patient ID Re-attending within 3 months - Adults	0	1	0.0%	15.8%	16.8%	16.0%
% of FP17s for the same patient ID Re-attending between 3 & 9 months - Children	4	37	10.8%	47.1%	47.3%	58.0%
% of FP17s for the same patient ID Re-attending between 3 & 9 months - Adults	0	1	0.0%	37.7%	38.3%	50.9%
% of FP17s for Band 1 Urgent Courses	0	31	0.0%	11.4%	10.7%	9.1%
% of FP17s Relating to Free Repair or Replacements	0	31	0.0%	0.6%	0.6%	0.8%
% of FP17s Relating to Continuations	0	31	0.0%	0.6%	0.8%	1.1%
% of Patients satisfied with the dentistry they have received	0	0	N/A	90.4%	89.8%	91.7%
% of Patients satisfied with the time they had to wait for an appointment	0	0	N/A	84.2%	83.6%	88.0%

* This is based on patients treated on this contract for their most recent course of treatment. Figures in italics indicate the base number of FP17s or Patient Questionnaire responses are less than 100. N/A is shown where the base number of responses is less than 10 during the period. % is calculated as Quantity/Base number*100

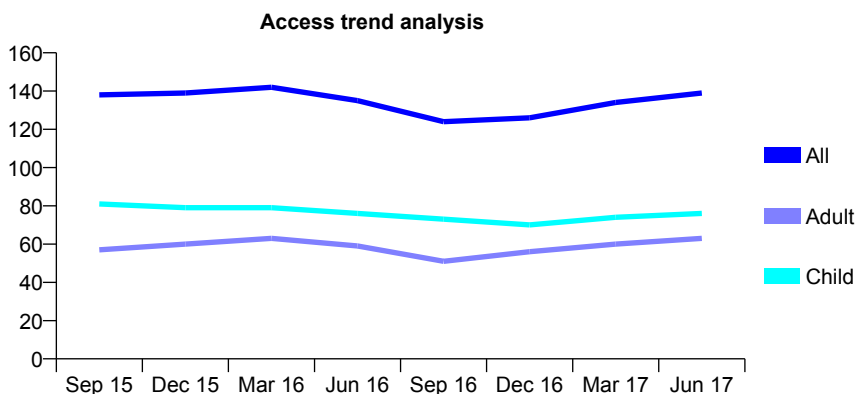
Q62 - Vital Signs At a Glance Contract Report for 318787/0001 - June 2017

Name or company name	MR PJ LASKOWSKI
Contract type name	GDS Contract
Purpose of contract	General
Contract start date	01/04/2006
Contract end date	

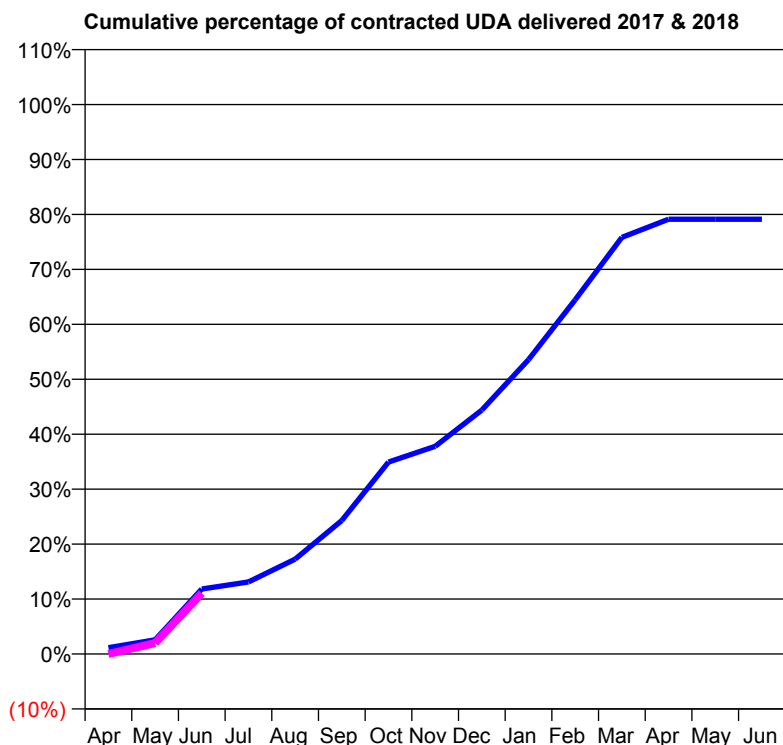
17/18 Contracted general activity (UDA)	697
Carry forward general activity (UDA)	0
17/18 Contracted orthodontic activity (UOA)	0
Carry forward orthodontic activity (UOA)	0
Baseline contract value	£19,843.35

ACCESS*

Patients seen in 24 months	Total	Change since previous quarter
Quarter ending June 2016	135	
Quarter ending September 2016	124	↓
Quarter ending December 2016	126	→
Quarter ending March 2017	134	↑
Quarter ending June 2017	139	↑
Variance since June 2016	3.0%	↑



ACTIVITY



Adjusted Scheduled Activity (UDA)		
Month	2017	2018
April	8	0
May	18	14
June	82	77
July	91	
August	120	
September	169	
October	243	
November	263	
December	309	
January	373	
February	449	
March	528	
April	551	
May	551	
June	551	

QUALITY

	Quantity	Base Number	Contract	AT	Region	England
% of FP17s for the same patient ID Re-attending within 3 months - Children	0	13	0.0%	10.1%	11.5%	12.0%
% of FP17s for the same patient ID Re-attending within 3 months - Adults	4	17	23.5%	15.8%	16.8%	16.0%
% of FP17s for the same patient ID Re-attending between 3 & 9 months - Children	6	13	46.2%	47.1%	47.3%	58.0%
% of FP17s for the same patient ID Re-attending between 3 & 9 months - Adults	7	17	41.2%	37.7%	38.3%	50.9%
% of FP17s for Band 1 Urgent Courses	1	24	4.2%	11.4%	10.7%	9.1%
% of FP17s Relating to Free Repair or Replacements	0	24	0.0%	0.6%	0.6%	0.8%
% of FP17s Relating to Continuations	0	24	0.0%	0.6%	0.8%	1.1%
% of Patients satisfied with the dentistry they have received	0	0	N/A	90.4%	89.8%	91.7%
% of Patients satisfied with the time they had to wait for an appointment	0	0	N/A	84.2%	83.6%	88.0%

* This is based on patients treated on this contract for their most recent course of treatment. Figures in italics indicate the base number of FP17s or Patient Questionnaire responses are less than 100. N/A is shown where the base number of responses is less than 10 during the period. % is calculated as Quantity/Base number*100

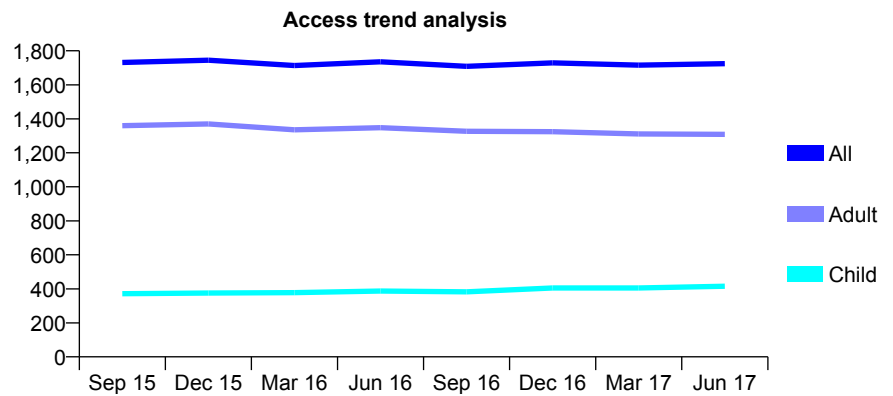
Q62 - Vital Signs At a Glance Contract Report for 321419/0001 - June 2017

Name or company name	MR MA AMIN
Contract type name	GDS Contract
Purpose of contract	General
Contract start date	01/04/2006
Contract end date	

17/18 Contracted general activity (UDA)	4,402
Carry forward general activity (UDA)	0
17/18 Contracted orthodontic activity (UOA)	0
Carry forward orthodontic activity (UOA)	0
Baseline contract value	£125,467.08

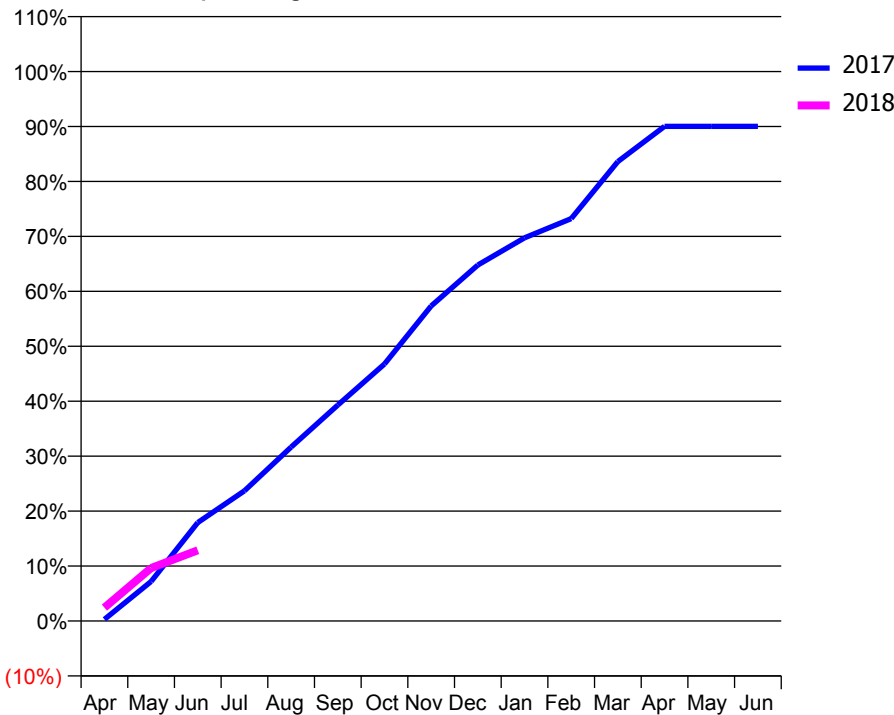
ACCESS*

Patients seen in 24 months	Total	Change since previous quarter
Quarter ending June 2016	1,735	
Quarter ending September 2016	1,709	↓
Quarter ending December 2016	1,729	→
Quarter ending March 2017	1,716	→
Quarter ending June 2017	1,724	→
Variance since June 2016	(0.6%)	→



ACTIVITY

Cumulative percentage of contracted UDA delivered 2017 & 2018



Month	Adjusted Scheduled Activity (UDA)	
	2017	2018
April	13	107
May	317	425
June	789	567
July	1,044	
August	1,393	
September	1,730	
October	2,059	
November	2,524	
December	2,852	
January	3,070	
February	3,224	
March	3,681	
April	3,962	
May	3,962	
June	3,962	

QUALITY

	Quantity	Base Number	Contract	AT	Region	England
% of FP17s for the same patient ID Re-attending within 3 months - Children	3	124	2.4%	10.1%	11.5%	12.0%
% of FP17s for the same patient ID Re-attending within 3 months - Adults	8	254	3.1%	15.8%	16.8%	16.0%
% of FP17s for the same patient ID Re-attending between 3 & 9 months - Children	78	124	62.9%	47.1%	47.3%	58.0%
% of FP17s for the same patient ID Re-attending between 3 & 9 months - Adults	91	254	35.8%	37.7%	38.3%	50.9%
% of FP17s for Band 1 Urgent Courses	16	274	5.8%	11.4%	10.7%	9.1%
% of FP17s Relating to Free Repair or Replacements	0	274	0.0%	0.6%	0.6%	0.8%
% of FP17s Relating to Continuations	1	274	0.4%	0.6%	0.8%	1.1%
% of Patients satisfied with the dentistry they have received	1	1	N/A	90.4%	89.8%	91.7%
% of Patients satisfied with the time they had to wait for an appointment	0	1	N/A	84.2%	83.6%	88.0%

* This is based on patients treated on this contract for their most recent course of treatment. Figures in italics indicate the base number of FP17s or Patient Questionnaire responses are less than 100. N/A is shown where the base number of responses is less than 10 during the period. % is calculated as Quantity/Base number*100

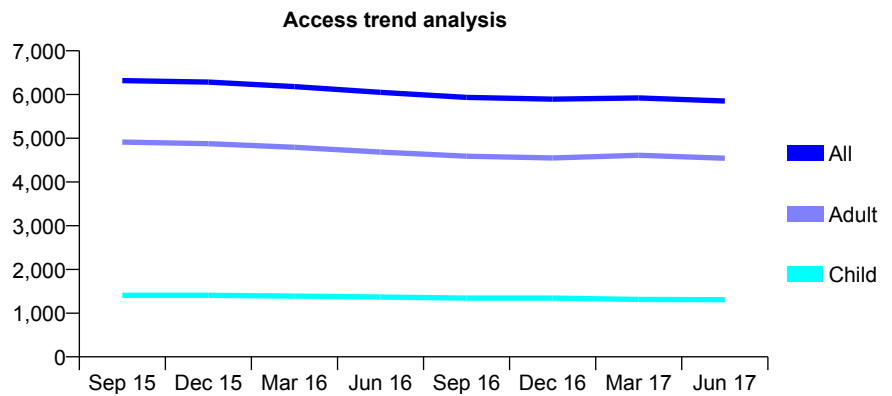
Q62 - Vital Signs At a Glance Contract Report for 322008/0001 - June 2017

Name or company name	MR D SHAH
Contract type name	GDS Contract
Purpose of contract	General
Contract start date	01/04/2006
Contract end date	

17/18 Contracted general activity (UDA)	22,527
Carry forward general activity (UDA)	0
17/18 Contracted orthodontic activity (UOA)	0
Carry forward orthodontic activity (UOA)	0
Baseline contract value	£668,590.96

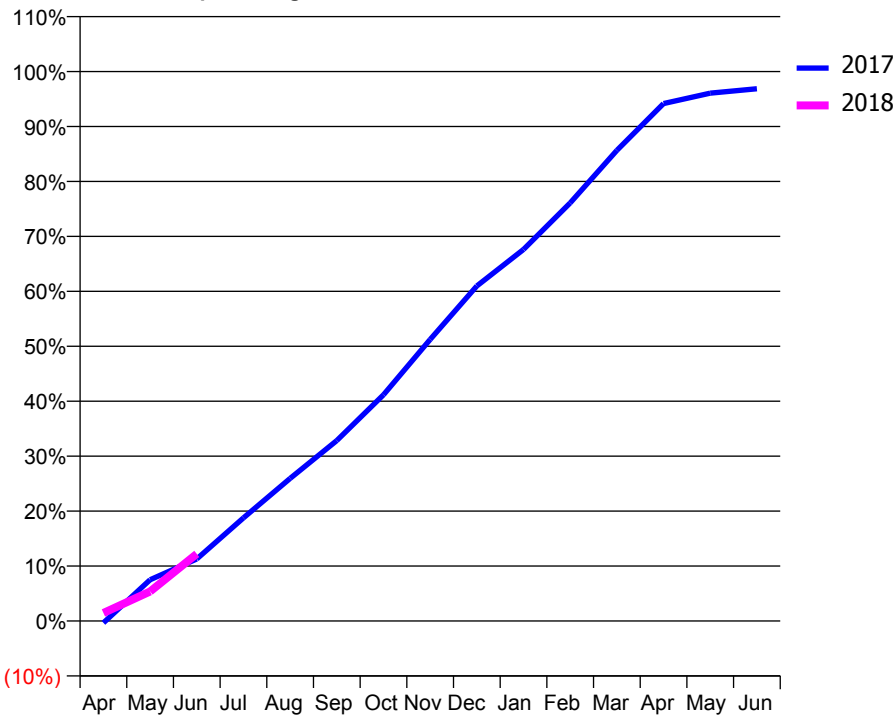
ACCESS*

Patients seen in 24 months	Total	Change since previous quarter
Quarter ending June 2016	6,051	
Quarter ending September 2016	5,933	↓
Quarter ending December 2016	5,893	→
Quarter ending March 2017	5,921	→
Quarter ending June 2017	5,851	↓
Variance since June 2016	(3.3%)	↓



ACTIVITY

Cumulative percentage of contracted UDA delivered 2017 & 2018



Month	Adjusted Scheduled Activity (UDA)	
	2017	2018
April	-79	333
May	1,691	1,210
June	2,547	2,754
July	4,226	
August	5,848	
September	7,400	
October	9,275	
November	11,541	
December	13,733	
January	15,234	
February	17,140	
March	19,297	
April	21,212	
May	21,640	
June	21,818	

QUALITY

	Quantity	Base Number	Contract	AT	Region	England
% of FP17s for the same patient ID Re-attending within 3 months - Children	24	309	7.8%	10.1%	11.5%	12.0%
% of FP17s for the same patient ID Re-attending within 3 months - Adults	200	1,089	18.4%	15.8%	16.8%	16.0%
% of FP17s for the same patient ID Re-attending between 3 & 9 months - Children	71	309	23.0%	47.1%	47.3%	58.0%
% of FP17s for the same patient ID Re-attending between 3 & 9 months - Adults	296	1,089	27.2%	37.7%	38.3%	50.9%
% of FP17s for Band 1 Urgent Courses	149	920	16.2%	11.4%	10.7%	9.1%
% of FP17s Relating to Free Repair or Replacements	14	920	1.5%	0.6%	0.6%	0.8%
% of FP17s Relating to Continuations	4	920	0.4%	0.6%	0.8%	1.1%
% of Patients satisfied with the dentistry they have received	13	13	100.0%	90.4%	89.8%	91.7%
% of Patients satisfied with the time they had to wait for an appointment	10	13	76.9%	84.2%	83.6%	88.0%

* This is based on patients treated on this contract for their most recent course of treatment. Figures in italics indicate the base number of FP17s or Patient Questionnaire responses are less than 100. N/A is shown where the base number of responses is less than 10 during the period. % is calculated as Quantity/Base number*100

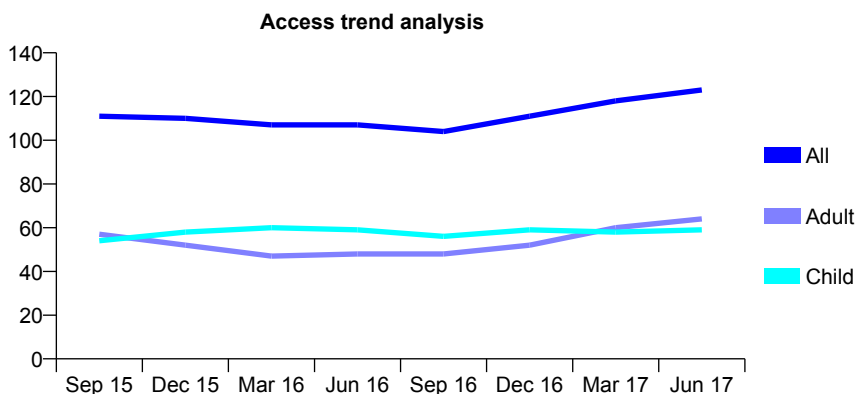
Q62 - Vital Signs At a Glance Contract Report for 323055/0001 - June 2017

Name or company name	MRS PA HARRIS
Contract type name	GDS Contract
Purpose of contract	General
Contract start date	01/04/2006
Contract end date	

17/18 Contracted general activity (UDA)	238
Carry forward general activity (UDA)	0
17/18 Contracted orthodontic activity (UOA)	0
Carry forward orthodontic activity (UOA)	0
Baseline contract value	£6,270.90

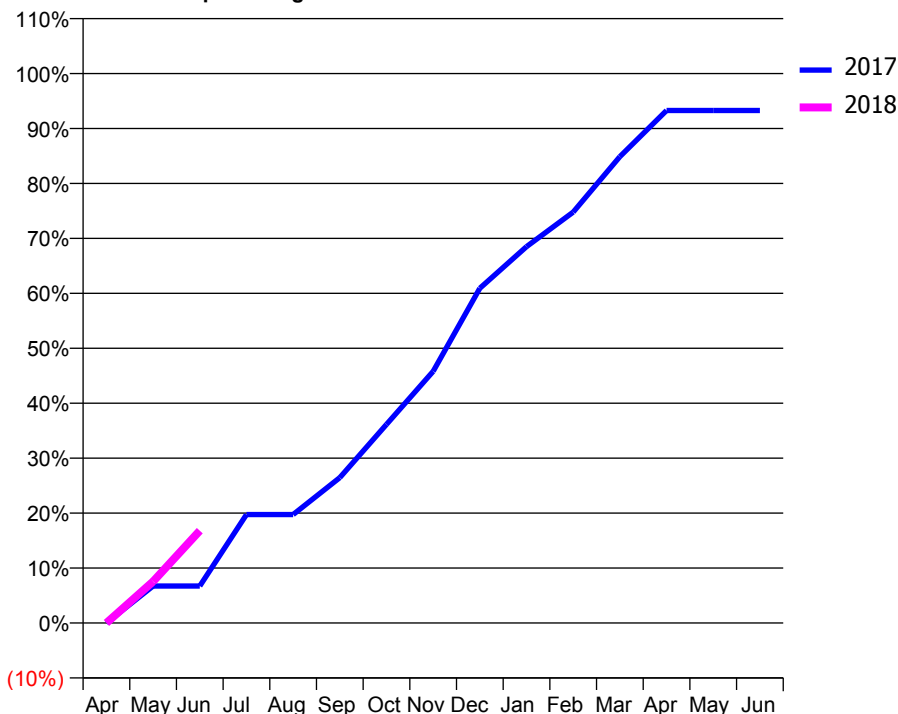
ACCESS*

Patients seen in 24 months	Total	Change since previous quarter
Quarter ending June 2016	107	
Quarter ending September 2016	104	↓
Quarter ending December 2016	111	↑
Quarter ending March 2017	118	↑
Quarter ending June 2017	123	↑
Variance since June 2016	15.0%	↑



ACTIVITY

Cumulative percentage of contracted UDA delivered 2017 & 2018



Adjusted Scheduled Activity (UDA)

Month	2017	2018
April	0	0
May	16	18
June	16	40
July	47	
August	47	
September	63	
October	86	
November	109	
December	145	
January	163	
February	178	
March	202	
April	222	
May	222	
June	222	

QUALITY

	Quantity	Base Number	Contract	AT	Region	England
% of FP17s for the same patient ID Re-attending within 3 months - Children	0	19	0.0%	10.1%	11.5%	12.0%
% of FP17s for the same patient ID Re-attending within 3 months - Adults	2	19	10.5%	15.8%	16.8%	16.0%
% of FP17s for the same patient ID Re-attending between 3 & 9 months - Children	11	19	57.9%	47.1%	47.3%	58.0%
% of FP17s for the same patient ID Re-attending between 3 & 9 months - Adults	9	19	47.4%	37.7%	38.3%	50.9%
% of FP17s for Band 1 Urgent Courses	0	28	0.0%	11.4%	10.7%	9.1%
% of FP17s Relating to Free Repair or Replacements	0	28	0.0%	0.6%	0.6%	0.8%
% of FP17s Relating to Continuations	0	28	0.0%	0.6%	0.8%	1.1%
% of Patients satisfied with the dentistry they have received	0	0	N/A	90.4%	89.8%	91.7%
% of Patients satisfied with the time they had to wait for an appointment	0	0	N/A	84.2%	83.6%	88.0%

* This is based on patients treated on this contract for their most recent course of treatment. Figures in italics indicate the base number of FP17s or Patient Questionnaire responses are less than 100. N/A is shown where the base number of responses is less than 10 during the period. % is calculated as Quantity/Base number*100

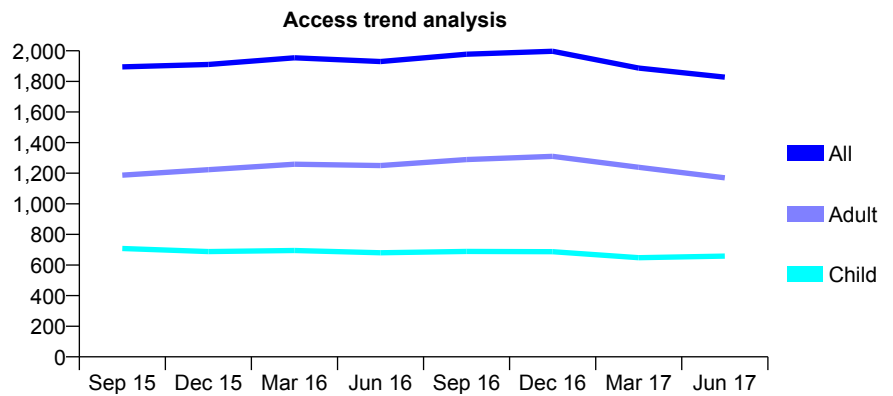
Q62 - Vital Signs At a Glance Contract Report for 323373/0001 - June 2017

Name or company name	MR GF HOLLIS
Contract type name	GDS Contract
Purpose of contract	General
Contract start date	01/04/2006
Contract end date	

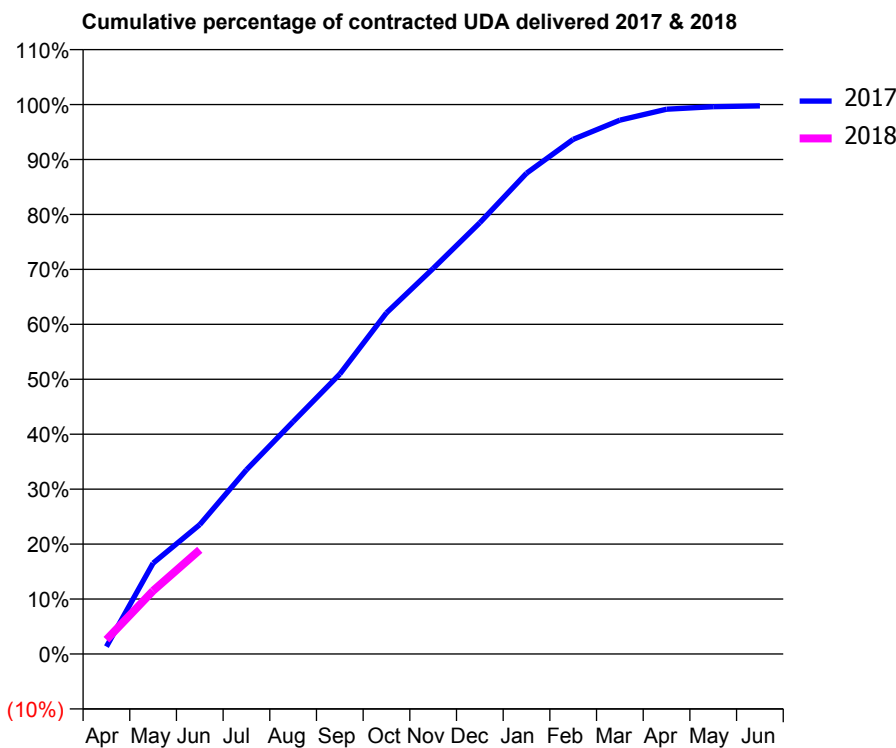
17/18 Contracted general activity (UDA)	8,407
Carry forward general activity (UDA)	0
17/18 Contracted orthodontic activity (UOA)	0
Carry forward orthodontic activity (UOA)	0
Baseline contract value	£217,687.72

ACCESS*

Patients seen in 24 months	Total	Change since previous quarter
Quarter ending June 2016	1,930	
Quarter ending September 2016	1,978	↑
Quarter ending December 2016	1,997	→
Quarter ending March 2017	1,887	↓
Quarter ending June 2017	1,828	↓
Variance since June 2016	(5.3%)	↓



ACTIVITY



Month	Adjusted Scheduled Activity (UDA)	
	2017	2018
April	114	220
May	1,391	968
June	1,979	1,595
July	2,819	
August	3,554	
September	4,284	
October	5,219	
November	5,899	
December	6,600	
January	7,356	
February	7,873	
March	8,168	
April	8,334	
May	8,374	
June	8,386	

QUALITY

	Quantity	Base Number	Contract	AT	Region	England
% of FP17s for the same patient ID Re-attending within 3 months - Children	14	285	4.9%	10.1%	11.5%	12.0%
% of FP17s for the same patient ID Re-attending within 3 months - Adults	25	333	7.5%	15.8%	16.8%	16.0%
% of FP17s for the same patient ID Re-attending between 3 & 9 months - Children	161	285	56.5%	47.1%	47.3%	58.0%
% of FP17s for the same patient ID Re-attending between 3 & 9 months - Adults	230	333	69.1%	37.7%	38.3%	50.9%
% of FP17s for Band 1 Urgent Courses	24	548	4.4%	11.4%	10.7%	9.1%
% of FP17s Relating to Free Repair or Replacements	9	548	1.6%	0.6%	0.6%	0.8%
% of FP17s Relating to Continuations	1	548	0.2%	0.6%	0.8%	1.1%
% of Patients satisfied with the dentistry they have received	5	5	N/A	90.4%	89.8%	91.7%
% of Patients satisfied with the time they had to wait for an appointment	5	5	N/A	84.2%	83.6%	88.0%

* This is based on patients treated on this contract for their most recent course of treatment. Figures in italics indicate the base number of FP17s or Patient Questionnaire responses are less than 100. N/A is shown where the base number of responses is less than 10 during the period. % is calculated as Quantity/Base number*100

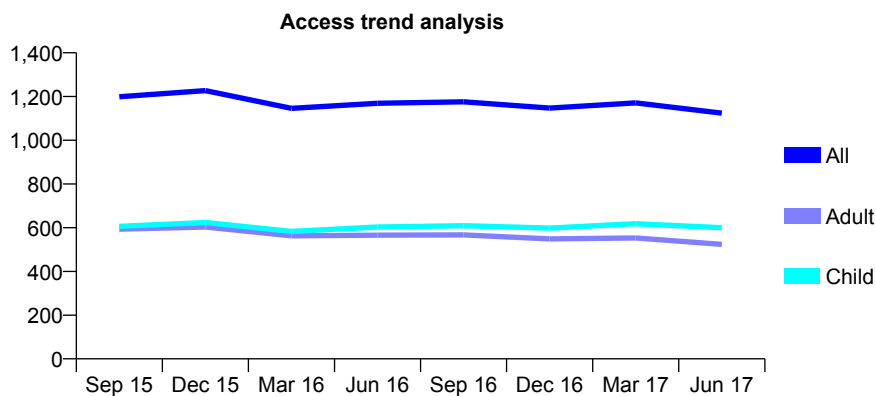
Q62 - Vital Signs At a Glance Contract Report for 325244/0002 - June 2017

Name or company name	MR RP SARAN
Contract type name	GDS Contract
Purpose of contract	General
Contract start date	01/04/2006
Contract end date	

17/18 Contracted general activity (UDA)	7,910
Carry forward general activity (UDA)	0
17/18 Contracted orthodontic activity (UOA)	0
Carry forward orthodontic activity (UOA)	0
Baseline contract value	£240,381.49

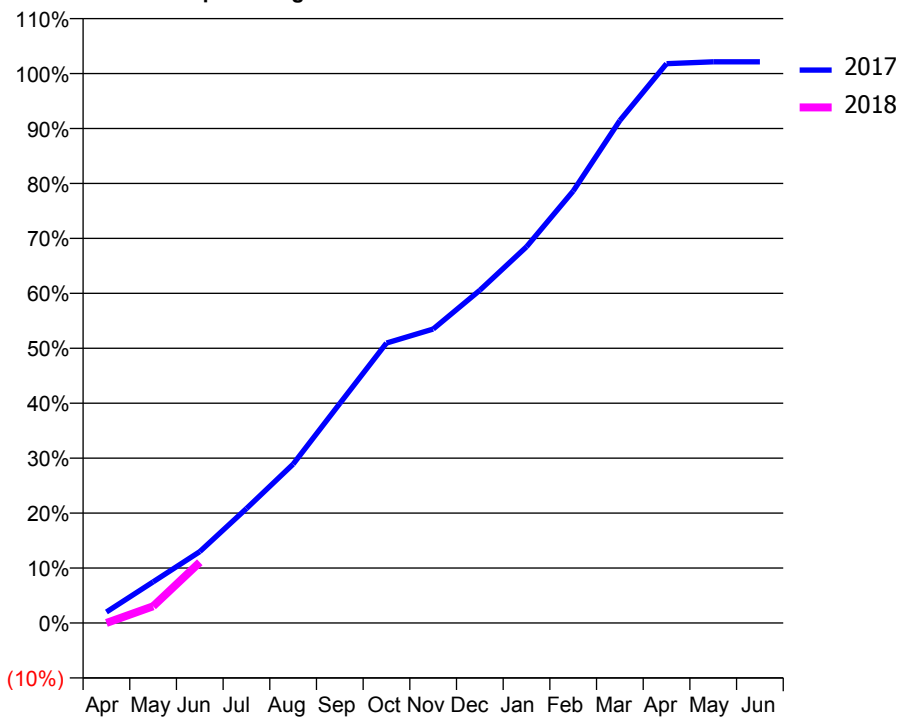
ACCESS*

Patients seen in 24 months	Total	Change since previous quarter
Quarter ending June 2016	1,169	
Quarter ending September 2016	1,176	→
Quarter ending December 2016	1,147	↓
Quarter ending March 2017	1,171	↑
Quarter ending June 2017	1,124	↓
Variance since June 2016	(3.8%)	↓



ACTIVITY

Cumulative percentage of contracted UDA delivered 2017 & 2018



Adjusted Scheduled Activity (UDA)		
Month	2017	2018
April	158	0
May	592	241
June	1,028	873
July	1,647	
August	2,286	
September	3,161	
October	4,030	
November	4,232	
December	4,790	
January	5,416	
February	6,218	
March	7,234	
April	8,051	
May	8,078	
June	8,078	

QUALITY

	Quantity	Base Number	Contract	AT	Region	England
% of FP17s for the same patient ID Re-attending within 3 months - Children	9	270	3.3%	10.1%	11.5%	12.0%
% of FP17s for the same patient ID Re-attending within 3 months - Adults	5	132	3.8%	15.8%	16.8%	16.0%
% of FP17s for the same patient ID Re-attending between 3 & 9 months - Children	219	270	81.1%	47.1%	47.3%	58.0%
% of FP17s for the same patient ID Re-attending between 3 & 9 months - Adults	107	132	81.1%	37.7%	38.3%	50.9%
% of FP17s for Band 1 Urgent Courses	2	214	0.9%	11.4%	10.7%	9.1%
% of FP17s Relating to Free Repair or Replacements	0	214	0.0%	0.6%	0.6%	0.8%
% of FP17s Relating to Continuations	0	214	0.0%	0.6%	0.8%	1.1%
% of Patients satisfied with the dentistry they have received	0	0	N/A	90.4%	89.8%	91.7%
% of Patients satisfied with the time they had to wait for an appointment	0	0	N/A	84.2%	83.6%	88.0%

* This is based on patients treated on this contract for their most recent course of treatment. Figures in italics indicate the base number of FP17s or Patient Questionnaire responses are less than 100. N/A is shown where the base number of responses is less than 10 during the period. % is calculated as Quantity/Base number*100

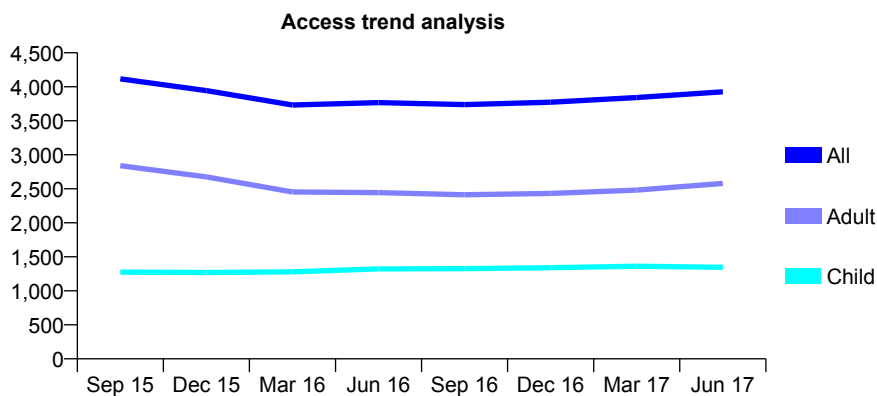
Q62 - Vital Signs At a Glance Contract Report for 327689/0001 - June 2017

Name or company name	MRS P WINAYAK
Contract type name	GDS Contract
Purpose of contract	General
Contract start date	01/04/2006
Contract end date	

17/18 Contracted general activity (UDA)	15,955
Carry forward general activity (UDA)	0
17/18 Contracted orthodontic activity (UOA)	0
Carry forward orthodontic activity (UOA)	0
Baseline contract value	£478,445.40

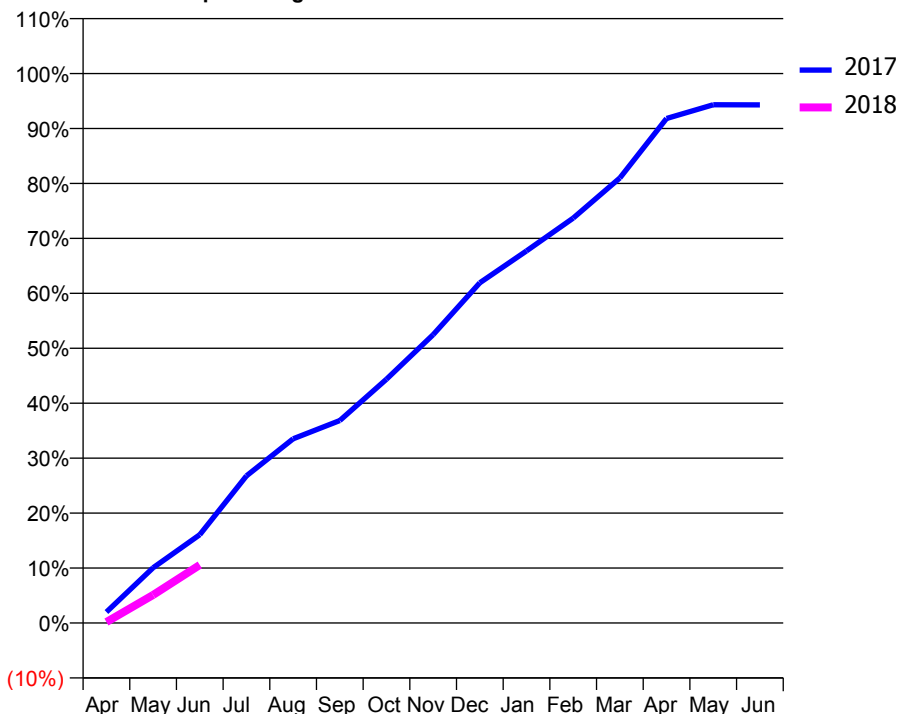
ACCESS*

Patients seen in 24 months	Total	Change since previous quarter
Quarter ending June 2016	3,767	
Quarter ending September 2016	3,739	→
Quarter ending December 2016	3,773	→
Quarter ending March 2017	3,843	→
Quarter ending June 2017	3,926	↑
Variance since June 2016	4.2%	↑



ACTIVITY

Cumulative percentage of contracted UDA delivered 2017 & 2018



Adjusted Scheduled Activity (UDA)

Month	2017	2018
April	319	28
May	1,605	817
June	2,564	1,687
July	4,273	
August	5,349	
September	5,880	
October	7,079	
November	8,372	
December	9,877	
January	10,805	
February	11,757	
March	12,924	
April	14,649	
May	15,047	
June	15,044	

QUALITY

	Quantity	Base Number	Contract	AT	Region	England
% of FP17s for the same patient ID Re-attending within 3 months - Children	31	332	9.3%	10.1%	11.5%	12.0%
% of FP17s for the same patient ID Re-attending within 3 months - Adults	146	783	18.6%	15.8%	16.8%	16.0%
% of FP17s for the same patient ID Re-attending between 3 & 9 months - Children	112	332	33.7%	47.1%	47.3%	58.0%
% of FP17s for the same patient ID Re-attending between 3 & 9 months - Adults	178	783	22.7%	37.7%	38.3%	50.9%
% of FP17s for Band 1 Urgent Courses	96	586	16.4%	11.4%	10.7%	9.1%
% of FP17s Relating to Free Repair or Replacements	7	586	1.2%	0.6%	0.6%	0.8%
% of FP17s Relating to Continuations	1	586	0.2%	0.6%	0.8%	1.1%
% of Patients satisfied with the dentistry they have received	8	10	80.0%	90.4%	89.8%	91.7%
% of Patients satisfied with the time they had to wait for an appointment	10	10	100.0%	84.2%	83.6%	88.0%

* This is based on patients treated on this contract for their most recent course of treatment. Figures in italics indicate the base number of FP17s or Patient Questionnaire responses are less than 100. N/A is shown where the base number of responses is less than 10 during the period. % is calculated as Quantity/Base number*100

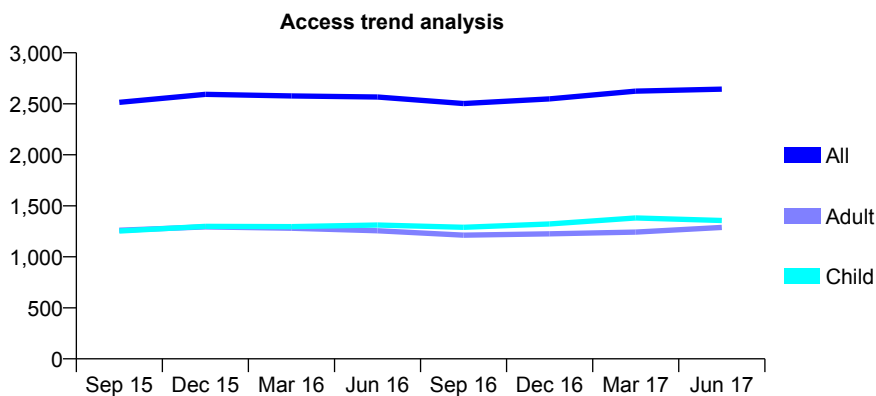
Q62 - Vital Signs At a Glance Contract Report for 327689/0002 - June 2017

Name or company name	MRS P WINAYAK
Contract type name	GDS Contract
Purpose of contract	General
Contract start date	01/04/2006
Contract end date	

17/18 Contracted general activity (UDA)	8,036
Carry forward general activity (UDA)	0
17/18 Contracted orthodontic activity (UOA)	0
Carry forward orthodontic activity (UOA)	0
Baseline contract value	£260,952.11

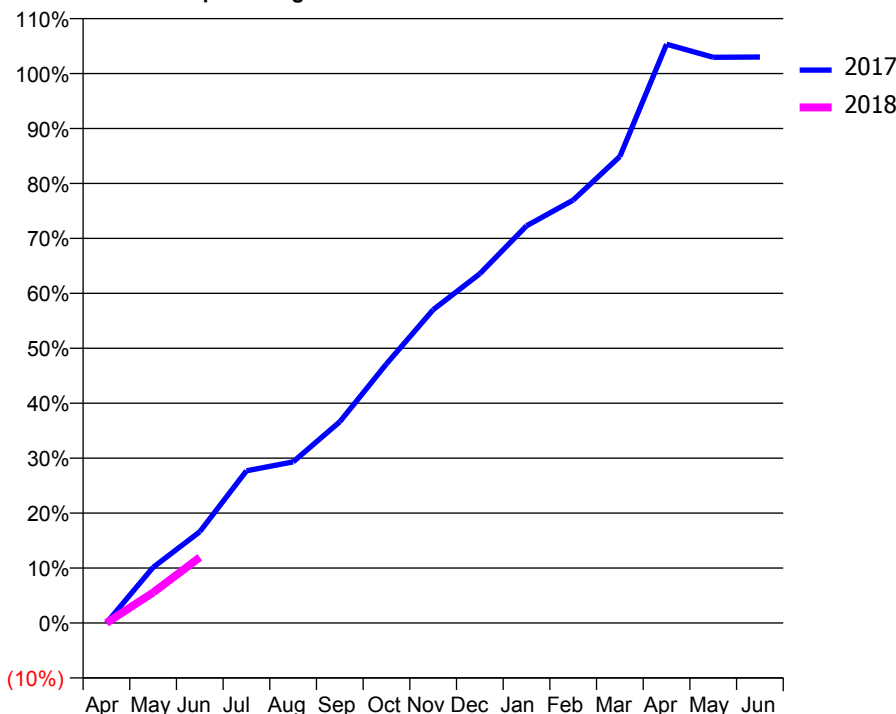
ACCESS*

Patients seen in 24 months	Total	Change since previous quarter
Quarter ending June 2016	2,567	
Quarter ending September 2016	2,502	↓
Quarter ending December 2016	2,548	→
Quarter ending March 2017	2,624	↑
Quarter ending June 2017	2,644	→
Variance since June 2016	3.0%	↑



ACTIVITY

Cumulative percentage of contracted UDA delivered 2017 & 2018



Adjusted Scheduled Activity (UDA)		
Month	2017	2018
April	0	0
May	813	445
June	1,336	960
July	2,226	
August	2,357	
September	2,944	
October	3,790	
November	4,581	
December	5,109	
January	5,808	
February	6,185	
March	6,822	
April	8,464	
May	8,274	
June	8,278	

QUALITY

	Quantity	Base Number	Contract	AT	Region	England
% of FP17s for the same patient ID Re-attending within 3 months - Children	33	384	8.6%	10.1%	11.5%	12.0%
% of FP17s for the same patient ID Re-attending within 3 months - Adults	76	464	16.4%	15.8%	16.8%	16.0%
% of FP17s for the same patient ID Re-attending between 3 & 9 months - Children	171	384	44.5%	47.1%	47.3%	58.0%
% of FP17s for the same patient ID Re-attending between 3 & 9 months - Adults	104	464	22.4%	37.7%	38.3%	50.9%
% of FP17s for Band 1 Urgent Courses	37	364	10.2%	11.4%	10.7%	9.1%
% of FP17s Relating to Free Repair or Replacements	8	364	2.2%	0.6%	0.6%	0.8%
% of FP17s Relating to Continuations	2	364	0.5%	0.6%	0.8%	1.1%
% of Patients satisfied with the dentistry they have received	10	10	100.0%	90.4%	89.8%	91.7%
% of Patients satisfied with the time they had to wait for an appointment	10	10	100.0%	84.2%	83.6%	88.0%

* This is based on patients treated on this contract for their most recent course of treatment. Figures in italics indicate the base number of FP17s or Patient Questionnaire responses are less than 100. N/A is shown where the base number of responses is less than 10 during the period. % is calculated as Quantity/Base number*100

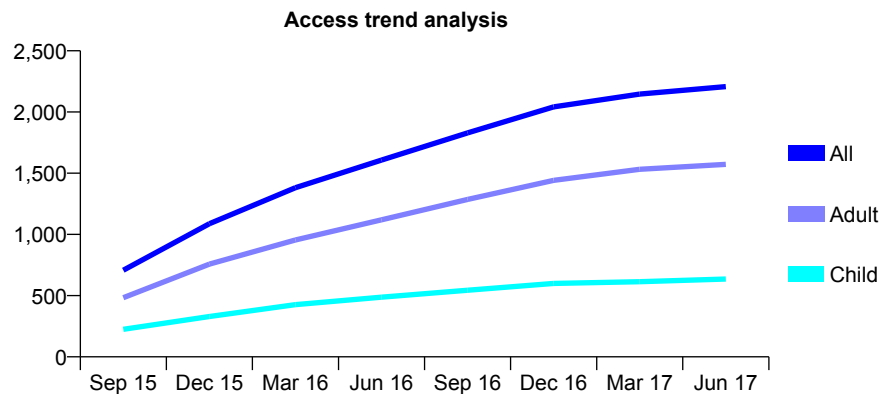
Q62 - Vital Signs At a Glance Contract Report for 328995/0002 - June 2017

Name or company name	MR I MOHAMMED
Contract type name	GDS Contract
Purpose of contract	General
Contract start date	01/04/2015
Contract end date	

17/18 Contracted general activity (UDA)	6,668
Carry forward general activity (UDA)	0
17/18 Contracted orthodontic activity (UOA)	0
Carry forward orthodontic activity (UOA)	0
Baseline contract value	£201,142.54

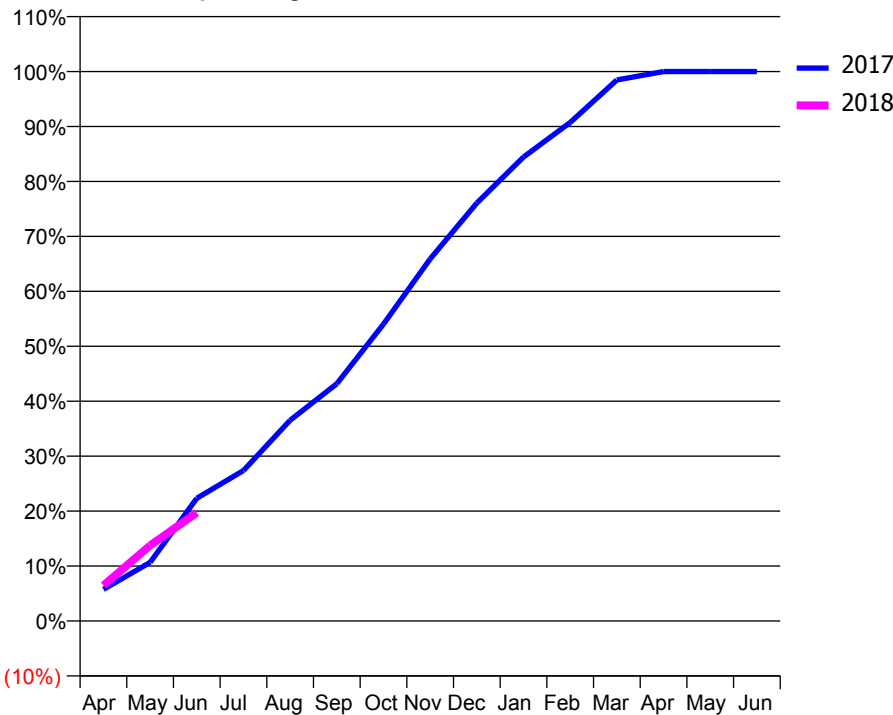
ACCESS*

Patients seen in 24 months	Total	Change since previous quarter
Quarter ending June 2016	1,607	
Quarter ending September 2016	1,830	↑
Quarter ending December 2016	2,042	↑
Quarter ending March 2017	2,146	↑
Quarter ending June 2017	2,208	↑
Variance since June 2016	37.4%	↑



ACTIVITY

Cumulative percentage of contracted UDA delivered 2017 & 2018



Month	Adjusted Scheduled Activity (UDA)	
	2017	2018
April	385	431
May	710	917
June	1,489	1,315
July	1,826	
August	2,436	
September	2,879	
October	3,602	
November	4,394	
December	5,072	
January	5,630	
February	6,050	
March	6,565	
April	6,667	
May	6,667	
June	6,667	

QUALITY

	Quantity	Base Number	Contract	AT	Region	England
% of FP17s for the same patient ID Re-attending within 3 months - Children	8	134	6.0%	10.1%	11.5%	12.0%
% of FP17s for the same patient ID Re-attending within 3 months - Adults	17	278	6.1%	15.8%	16.8%	16.0%
% of FP17s for the same patient ID Re-attending between 3 & 9 months - Children	28	134	20.9%	47.1%	47.3%	58.0%
% of FP17s for the same patient ID Re-attending between 3 & 9 months - Adults	78	278	28.1%	37.7%	38.3%	50.9%
% of FP17s for Band 1 Urgent Courses	15	391	3.8%	11.4%	10.7%	9.1%
% of FP17s Relating to Free Repair or Replacements	0	391	0.0%	0.6%	0.6%	0.8%
% of FP17s Relating to Continuations	4	391	1.0%	0.6%	0.8%	1.1%
% of Patients satisfied with the dentistry they have received	3	3	N/A	90.4%	89.8%	91.7%
% of Patients satisfied with the time they had to wait for an appointment	2	3	N/A	84.2%	83.6%	88.0%

* This is based on patients treated on this contract for their most recent course of treatment. Figures in italics indicate the base number of FP17s or Patient Questionnaire responses are less than 100. N/A is shown where the base number of responses is less than 10 during the period. % is calculated as Quantity/Base number*100

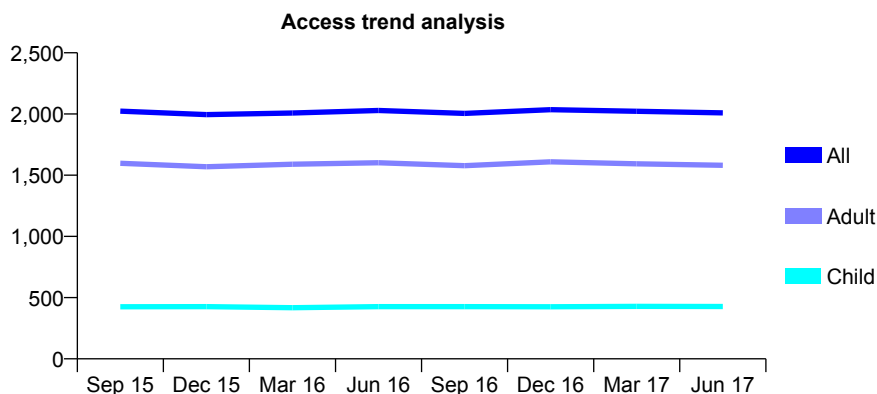
Q62 - Vital Signs At a Glance Contract Report for 331880/0001 - June 2017

Name or company name	MR NK PATEL
Contract type name	GDS Contract
Purpose of contract	General
Contract start date	01/04/2006
Contract end date	

17/18 Contracted general activity (UDA)	4,469
Carry forward general activity (UDA)	0
17/18 Contracted orthodontic activity (UOA)	0
Carry forward orthodontic activity (UOA)	0
Baseline contract value	£108,917.45

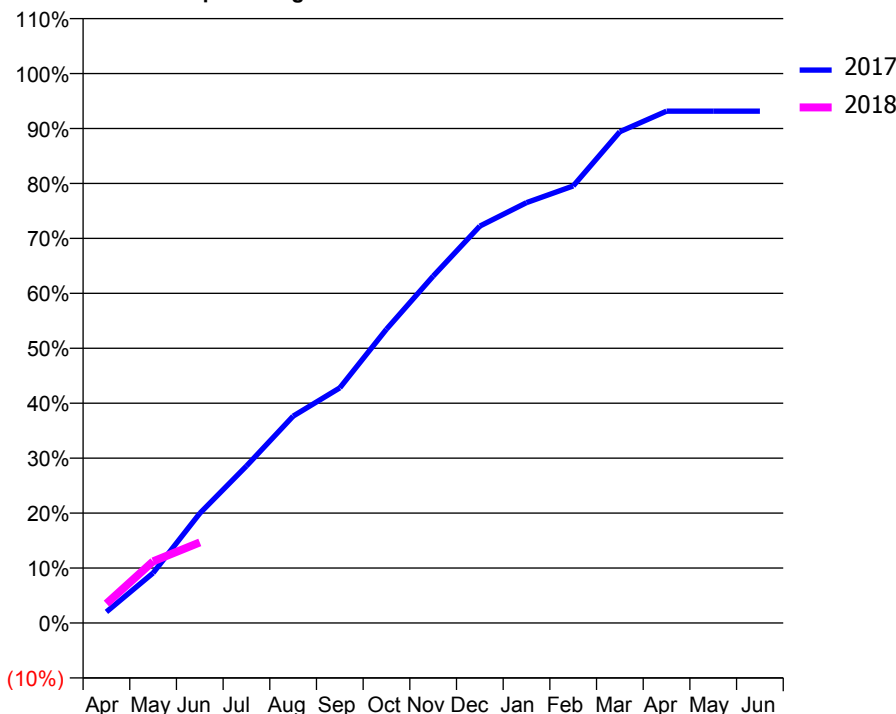
ACCESS*

Patients seen in 24 months	Total	Change since previous quarter
Quarter ending June 2016	2,029	
Quarter ending September 2016	2,005	↓
Quarter ending December 2016	2,035	→
Quarter ending March 2017	2,022	→
Quarter ending June 2017	2,009	→
Variance since June 2016	(1.0%)	→



ACTIVITY

Cumulative percentage of contracted UDA delivered 2017 & 2018



Month	Adjusted Scheduled Activity (UDA)	
	2017	2018
April	91	158
May	408	501
June	892	656
July	1,277	
August	1,682	
September	1,913	
October	2,389	
November	2,821	
December	3,228	
January	3,419	
February	3,554	
March	3,996	
April	4,163	
May	4,163	
June	4,163	

QUALITY

	Quantity	Base Number	Contract	AT	Region	England
% of FP17s for the same patient ID Re-attending within 3 months - Children	6	104	5.8%	10.1%	11.5%	12.0%
% of FP17s for the same patient ID Re-attending within 3 months - Adults	15	306	4.9%	15.8%	16.8%	16.0%
% of FP17s for the same patient ID Re-attending between 3 & 9 months - Children	27	104	26.0%	47.1%	47.3%	58.0%
% of FP17s for the same patient ID Re-attending between 3 & 9 months - Adults	75	306	24.5%	37.7%	38.3%	50.9%
% of FP17s for Band 1 Urgent Courses	25	316	7.9%	11.4%	10.7%	9.1%
% of FP17s Relating to Free Repair or Replacements	0	316	0.0%	0.6%	0.6%	0.8%
% of FP17s Relating to Continuations	1	316	0.3%	0.6%	0.8%	1.1%
% of Patients satisfied with the dentistry they have received	3	3	N/A	90.4%	89.8%	91.7%
% of Patients satisfied with the time they had to wait for an appointment	2	3	N/A	84.2%	83.6%	88.0%

* This is based on patients treated on this contract for their most recent course of treatment. Figures in italics indicate the base number of FP17s or Patient Questionnaire responses are less than 100. N/A is shown where the base number of responses is less than 10 during the period. % is calculated as Quantity/Base number*100

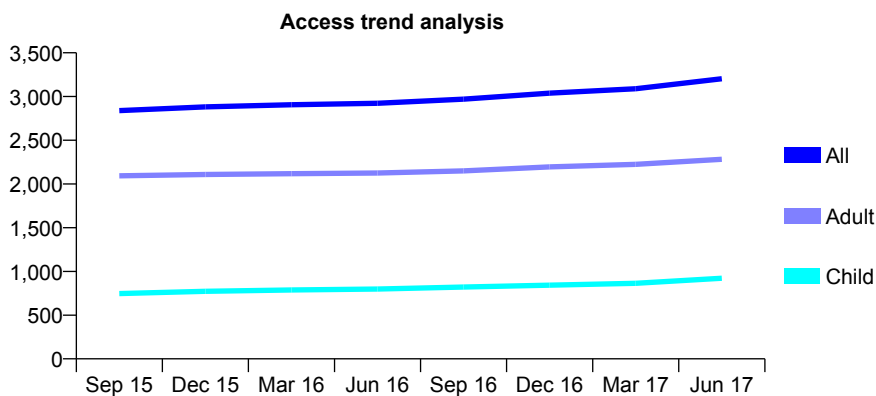
Q62 - Vital Signs At a Glance Contract Report for 333735/0002 - June 2017

Name or company name	MR H HASEN
Contract type name	GDS Contract
Purpose of contract	General
Contract start date	01/09/2010
Contract end date	

17/18 Contracted general activity (UDA)	8,914
Carry forward general activity (UDA)	0
17/18 Contracted orthodontic activity (UOA)	0
Carry forward orthodontic activity (UOA)	0
Baseline contract value	£238,533.65

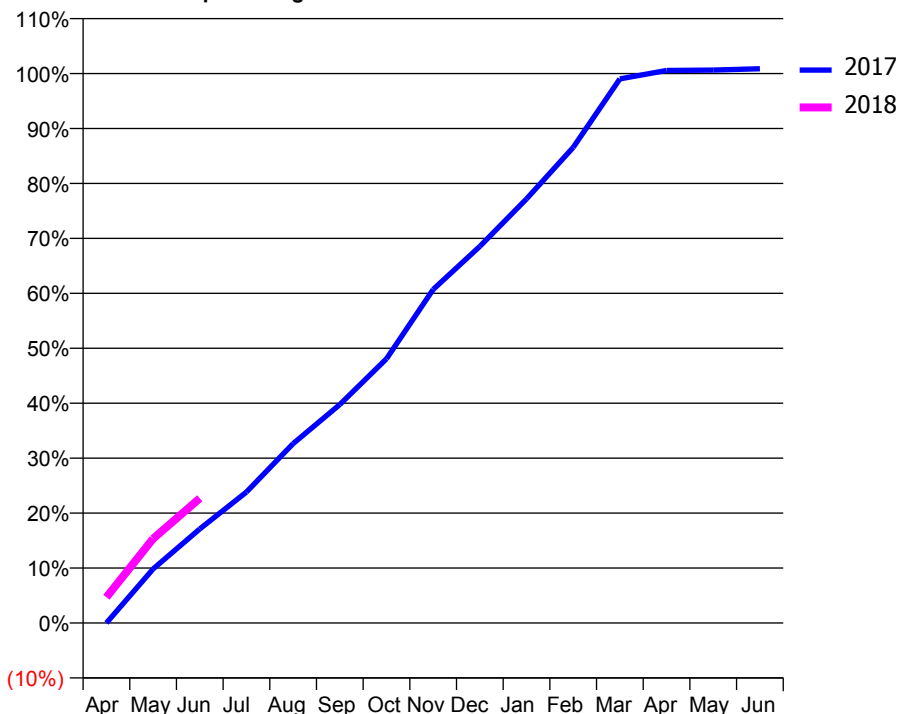
ACCESS*

Patients seen in 24 months	Total	Change since previous quarter
Quarter ending June 2016	2,923	
Quarter ending September 2016	2,970	→
Quarter ending December 2016	3,038	↑
Quarter ending March 2017	3,089	→
Quarter ending June 2017	3,204	↑
Variance since June 2016	9.6%	↑



ACTIVITY

Cumulative percentage of contracted UDA delivered 2017 & 2018



Month	Adjusted Scheduled Activity (UDA)	
	2017	2018
April	0	418
May	878	1,367
June	1,526	2,023
July	2,126	
August	2,911	
September	3,543	
October	4,286	
November	5,411	
December	6,110	
January	6,880	
February	7,716	
March	8,828	
April	8,963	
May	8,969	
June	8,992	

QUALITY

	Quantity	Base Number	Contract	AT	Region	England
% of FP17s for the same patient ID Re-attending within 3 months - Children	16	287	5.6%	10.1%	11.5%	12.0%
% of FP17s for the same patient ID Re-attending within 3 months - Adults	101	598	16.9%	15.8%	16.8%	16.0%
% of FP17s for the same patient ID Re-attending between 3 & 9 months - Children	111	287	38.7%	47.1%	47.3%	58.0%
% of FP17s for the same patient ID Re-attending between 3 & 9 months - Adults	168	598	28.1%	37.7%	38.3%	50.9%
% of FP17s for Band 1 Urgent Courses	104	835	12.5%	11.4%	10.7%	9.1%
% of FP17s Relating to Free Repair or Replacements	10	835	1.2%	0.6%	0.6%	0.8%
% of FP17s Relating to Continuations	4	835	0.5%	0.6%	0.8%	1.1%
% of Patients satisfied with the dentistry they have received	5	5	N/A	90.4%	89.8%	91.7%
% of Patients satisfied with the time they had to wait for an appointment	3	5	N/A	84.2%	83.6%	88.0%

* This is based on patients treated on this contract for their most recent course of treatment. Figures in italics indicate the base number of FP17s or Patient Questionnaire responses are less than 100. N/A is shown where the base number of responses is less than 10 during the period. % is calculated as Quantity/Base number*100

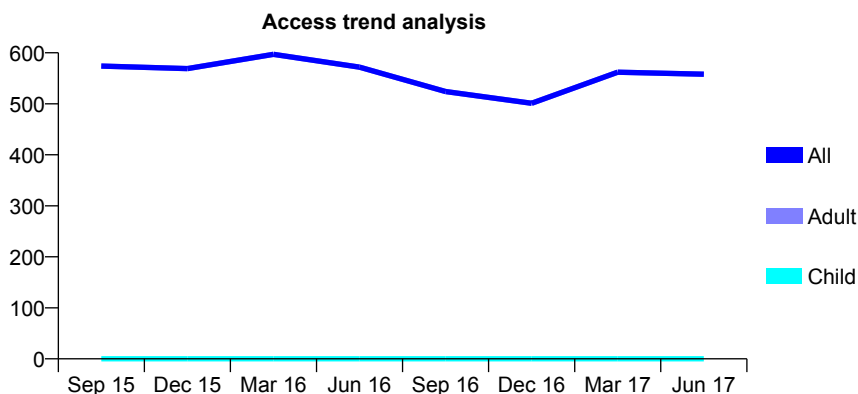
Q62 - Vital Signs At a Glance Contract Report for 334448/0001 - June 2017

Name or company name	MR JD CHARL
Contract type name	GDS Contract
Purpose of contract	General
Contract start date	01/04/2006
Contract end date	

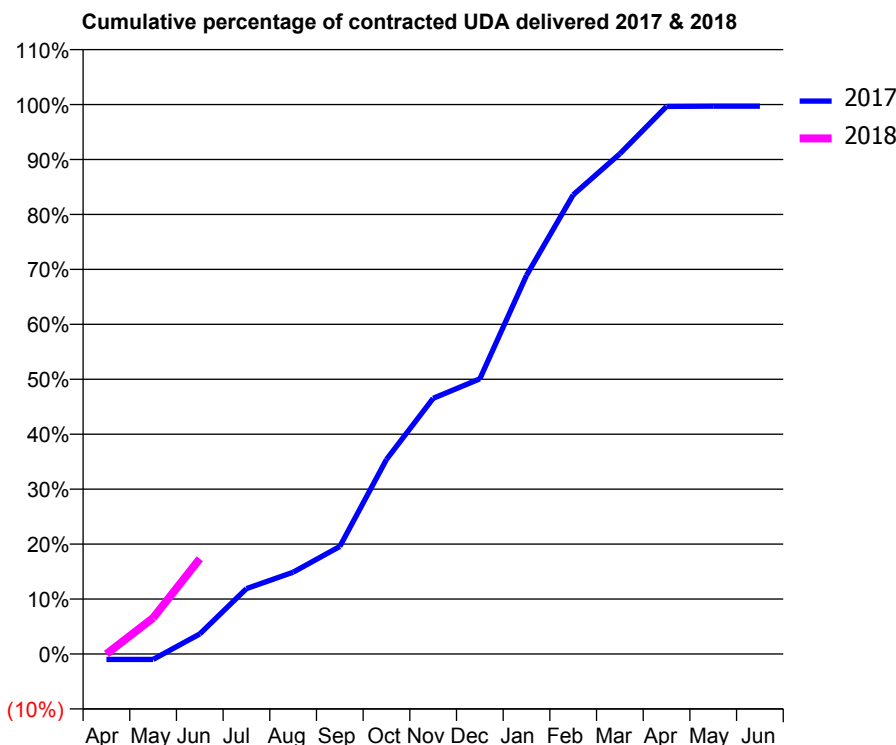
17/18 Contracted general activity (UDA)	1,999
Carry forward general activity (UDA)	0
17/18 Contracted orthodontic activity (UOA)	0
Carry forward orthodontic activity (UOA)	0
Baseline contract value	£68,192.45

ACCESS*

Patients seen in 24 months	Total	Change since previous quarter
Quarter ending June 2016	572	
Quarter ending September 2016	524	↓
Quarter ending December 2016	501	↓
Quarter ending March 2017	562	↑
Quarter ending June 2017	558	→
Variance since June 2016	(2.4%)	↓



ACTIVITY



Month	Adjusted Scheduled Activity (UDA)	
	2017	2018
April	-20	0
May	-20	131
June	73	346
July	238	
August	297	
September	391	
October	708	
November	930	
December	1,001	
January	1,377	
February	1,670	
March	1,820	
April	1,992	
May	1,993	
June	1,993	

QUALITY

	Quantity	Base Number	Contract	AT	Region	England
% of FP17s for the same patient ID Re-attending within 3 months - Children	0	0	N/A	10.1%	11.5%	12.0%
% of FP17s for the same patient ID Re-attending within 3 months - Adults	4	71	5.6%	15.8%	16.8%	16.0%
% of FP17s for the same patient ID Re-attending between 3 & 9 months - Children	0	0	N/A	47.1%	47.3%	58.0%
% of FP17s for the same patient ID Re-attending between 3 & 9 months - Adults	4	71	5.6%	37.7%	38.3%	50.9%
% of FP17s for Band 1 Urgent Courses	2	47	4.3%	11.4%	10.7%	9.1%
% of FP17s Relating to Free Repair or Replacements	0	47	0.0%	0.6%	0.6%	0.8%
% of FP17s Relating to Continuations	0	47	0.0%	0.6%	0.8%	1.1%
% of Patients satisfied with the dentistry they have received	0	0	N/A	90.4%	89.8%	91.7%
% of Patients satisfied with the time they had to wait for an appointment	0	0	N/A	84.2%	83.6%	88.0%

* This is based on patients treated on this contract for their most recent course of treatment. Figures in italics indicate the base number of FP17s or Patient Questionnaire responses are less than 100. N/A is shown where the base number of responses is less than 10 during the period. % is calculated as Quantity/Base number*100

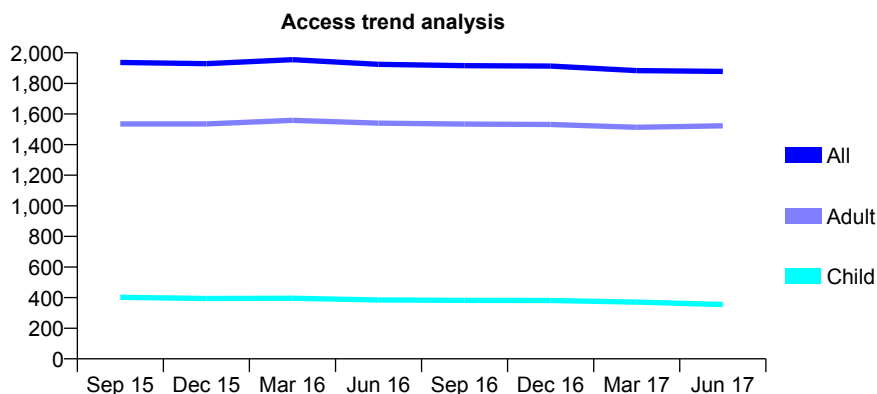
Q62 - Vital Signs At a Glance Contract Report for 334537/0001 - June 2017

Name or company name	MR SP AURORA
Contract type name	GDS Contract
Purpose of contract	General
Contract start date	01/04/2006
Contract end date	

17/18 Contracted general activity (UDA)	9,051
Carry forward general activity (UDA)	0
17/18 Contracted orthodontic activity (UOA)	0
Carry forward orthodontic activity (UOA)	0
Baseline contract value	£274,823.53

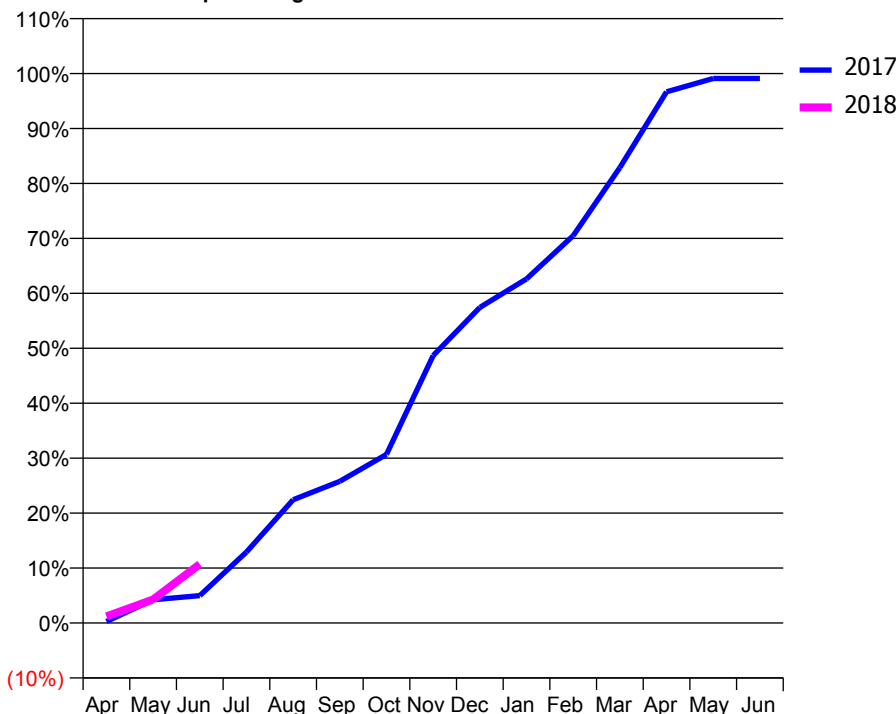
ACCESS*

Patients seen in 24 months	Total	Change since previous quarter
Quarter ending June 2016	1,925	
Quarter ending September 2016	1,916	→
Quarter ending December 2016	1,913	→
Quarter ending March 2017	1,884	↓
Quarter ending June 2017	1,878	→
Variance since June 2016	(2.4%)	↓



ACTIVITY

Cumulative percentage of contracted UDA delivered 2017 & 2018



Adjusted Scheduled Activity (UDA)

Month	2017	2018
April	25	109
May	383	388
June	451	970
July	1,169	
August	2,030	
September	2,334	
October	2,777	
November	4,405	
December	5,197	
January	5,668	
February	6,380	
March	7,503	
April	8,748	
May	8,969	
June	8,970	

QUALITY

	Quantity	Base Number	Contract	AT	Region	England
% of FP17s for the same patient ID Re-attending within 3 months - Children	14	137	10.2%	10.1%	11.5%	12.0%
% of FP17s for the same patient ID Re-attending within 3 months - Adults	143	625	22.9%	15.8%	16.8%	16.0%
% of FP17s for the same patient ID Re-attending between 3 & 9 months - Children	96	137	70.1%	47.1%	47.3%	58.0%
% of FP17s for the same patient ID Re-attending between 3 & 9 months - Adults	365	625	58.4%	37.7%	38.3%	50.9%
% of FP17s for Band 1 Urgent Courses	18	412	4.4%	11.4%	10.7%	9.1%
% of FP17s Relating to Free Repair or Replacements	7	412	1.7%	0.6%	0.6%	0.8%
% of FP17s Relating to Continuations	4	412	1.0%	0.6%	0.8%	1.1%
% of Patients satisfied with the dentistry they have received	10	11	90.9%	90.4%	89.8%	91.7%
% of Patients satisfied with the time they had to wait for an appointment	10	11	90.9%	84.2%	83.6%	88.0%

* This is based on patients treated on this contract for their most recent course of treatment. Figures in italics indicate the base number of FP17s or Patient Questionnaire responses are less than 100. N/A is shown where the base number of responses is less than 10 during the period. % is calculated as Quantity/Base number*100

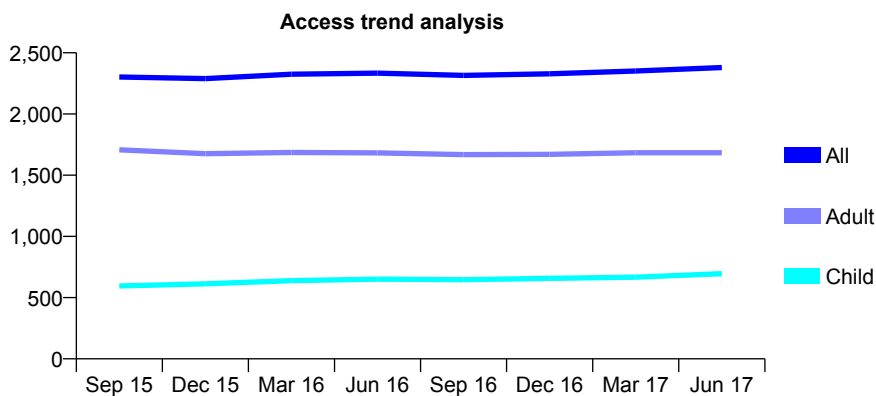
Q62 - Vital Signs At a Glance Contract Report for 335428/0001 - June 2017

Name or company name	MR AV PATEL
Contract type name	GDS Contract
Purpose of contract	General
Contract start date	01/04/2006
Contract end date	

17/18 Contracted general activity (UDA)	7,417
Carry forward general activity (UDA)	0
17/18 Contracted orthodontic activity (UOA)	0
Carry forward orthodontic activity (UOA)	0
Baseline contract value	£214,729.59

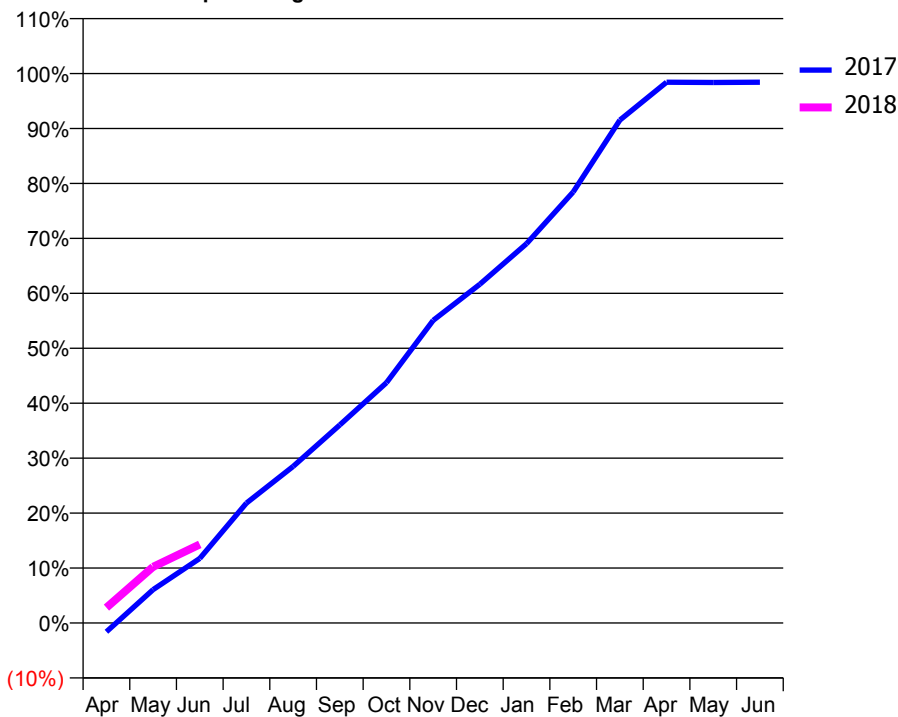
ACCESS*

Patients seen in 24 months	Total	Change since previous quarter
Quarter ending June 2016	2,334	
Quarter ending September 2016	2,315	→
Quarter ending December 2016	2,328	→
Quarter ending March 2017	2,351	→
Quarter ending June 2017	2,380	→
Variance since June 2016	2.0%	→



ACTIVITY

Cumulative percentage of contracted UDA delivered 2017 & 2018



Month	Adjusted Scheduled Activity (UDA)	
	2017	2018
April	-119	209
May	451	758
June	872	1,062
July	1,618	
August	2,115	
September	2,674	
October	3,244	
November	4,085	
December	4,572	
January	5,120	
February	5,819	
March	6,788	
April	7,299	
May	7,296	
June	7,299	

QUALITY

	Quantity	Base Number	Contract	AT	Region	England
% of FP17s for the same patient ID Re-attending within 3 months - Children	21	208	10.1%	10.1%	11.5%	12.0%
% of FP17s for the same patient ID Re-attending within 3 months - Adults	39	338	11.5%	15.8%	16.8%	16.0%
% of FP17s for the same patient ID Re-attending between 3 & 9 months - Children	72	208	34.6%	47.1%	47.3%	58.0%
% of FP17s for the same patient ID Re-attending between 3 & 9 months - Adults	111	338	32.8%	37.7%	38.3%	50.9%
% of FP17s for Band 1 Urgent Courses	43	411	10.5%	11.4%	10.7%	9.1%
% of FP17s Relating to Free Repair or Replacements	4	411	1.0%	0.6%	0.6%	0.8%
% of FP17s Relating to Continuations	2	411	0.5%	0.6%	0.8%	1.1%
% of Patients satisfied with the dentistry they have received	1	1	N/A	90.4%	89.8%	91.7%
% of Patients satisfied with the time they had to wait for an appointment	1	1	N/A	84.2%	83.6%	88.0%

* This is based on patients treated on this contract for their most recent course of treatment. Figures in italics indicate the base number of FP17s or Patient Questionnaire responses are less than 100. N/A is shown where the base number of responses is less than 10 during the period. % is calculated as Quantity/Base number*100

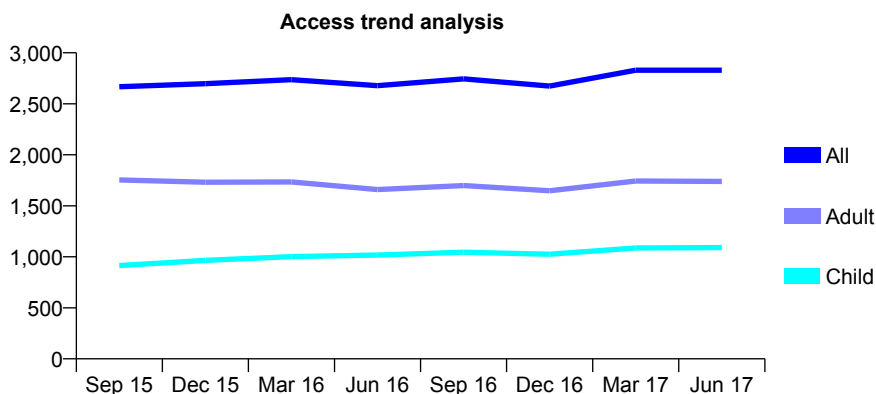
Q62 - Vital Signs At a Glance Contract Report for 335428/0003 - June 2017

Name or company name	MR AV PATEL
Contract type name	GDS Contract
Purpose of contract	General
Contract start date	02/08/2006
Contract end date	

17/18 Contracted general activity (UDA)	5,989
Carry forward general activity (UDA)	0
17/18 Contracted orthodontic activity (UOA)	0
Carry forward orthodontic activity (UOA)	0
Baseline contract value	£188,633.22

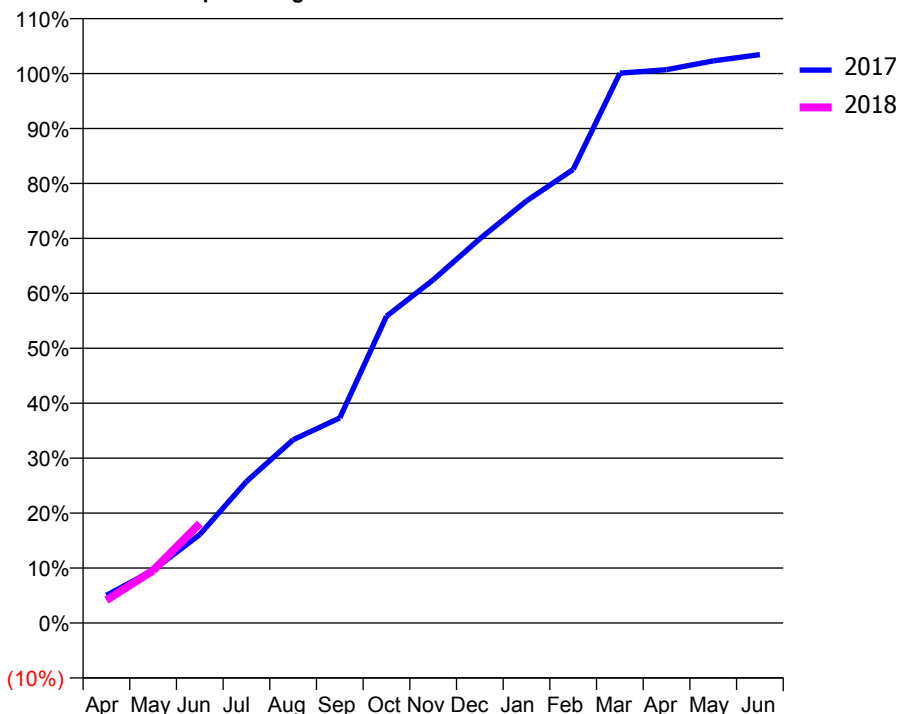
ACCESS*

Patients seen in 24 months	Total	Change since previous quarter
Quarter ending June 2016	2,678	
Quarter ending September 2016	2,744	↑
Quarter ending December 2016	2,674	↓
Quarter ending March 2017	2,830	↑
Quarter ending June 2017	2,830	→
Variance since June 2016	5.7%	↑



ACTIVITY

Cumulative percentage of contracted UDA delivered 2017 & 2018



Month	Adjusted Scheduled Activity (UDA)	
	2017	2018
April	301	249
May	577	574
June	964	1,085
July	1,543	
August	1,998	
September	2,236	
October	3,343	
November	3,740	
December	4,188	
January	4,600	
February	4,944	
March	5,993	
April	6,031	
May	6,126	
June	6,195	

QUALITY

	Quantity	Base Number	Contract	AT	Region	England
% of FP17s for the same patient ID Re-attending within 3 months - Children	17	289	5.9%	10.1%	11.5%	12.0%
% of FP17s for the same patient ID Re-attending within 3 months - Adults	27	320	8.4%	15.8%	16.8%	16.0%
% of FP17s for the same patient ID Re-attending between 3 & 9 months - Children	151	289	52.2%	47.1%	47.3%	58.0%
% of FP17s for the same patient ID Re-attending between 3 & 9 months - Adults	109	320	34.1%	37.7%	38.3%	50.9%
% of FP17s for Band 1 Urgent Courses	32	481	6.7%	11.4%	10.7%	9.1%
% of FP17s Relating to Free Repair or Replacements	0	481	0.0%	0.6%	0.6%	0.8%
% of FP17s Relating to Continuations	1	481	0.2%	0.6%	0.8%	1.1%
% of Patients satisfied with the dentistry they have received	0	0	N/A	90.4%	89.8%	91.7%
% of Patients satisfied with the time they had to wait for an appointment	0	0	N/A	84.2%	83.6%	88.0%

* This is based on patients treated on this contract for their most recent course of treatment. Figures in italics indicate the base number of FP17s or Patient Questionnaire responses are less than 100. N/A is shown where the base number of responses is less than 10 during the period. % is calculated as Quantity/Base number*100

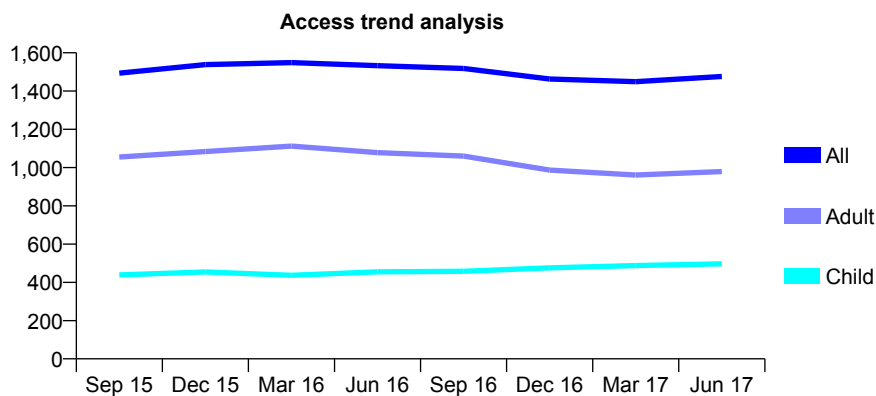
Q62 - Vital Signs At a Glance Contract Report for 335509/0001 - June 2017

Name or company name	MRS GC BASKERAN
Contract type name	GDS Contract
Purpose of contract	General
Contract start date	01/04/2006
Contract end date	

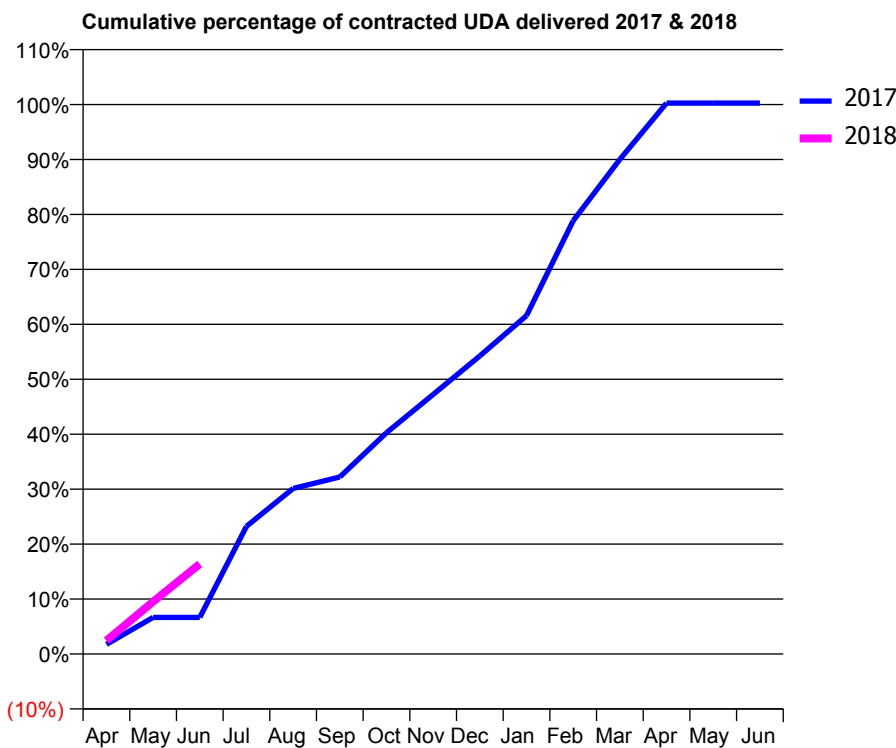
17/18 Contracted general activity (UDA)	4,773
Carry forward general activity (UDA)	0
17/18 Contracted orthodontic activity (UOA)	0
Carry forward orthodontic activity (UOA)	0
Baseline contract value	£126,605.51

ACCESS*

Patients seen in 24 months	Total	Change since previous quarter
Quarter ending June 2016	1,533	
Quarter ending September 2016	1,518	→
Quarter ending December 2016	1,463	↓
Quarter ending March 2017	1,449	→
Quarter ending June 2017	1,476	→
Variance since June 2016	(3.7%)	↓



ACTIVITY



Adjusted Scheduled Activity (UDA)		
Month	2017	2018
April	84	116
May	318	455
June	318	782
July	1,110	
August	1,438	
September	1,537	
October	1,922	
November	2,255	
December	2,590	
January	2,939	
February	3,763	
March	4,296	
April	4,786	
May	4,786	
June	4,786	

QUALITY

	Quantity	Base Number	Contract	AT	Region	England
% of FP17s for the same patient ID Re-attending within 3 months - Children	0	122	0.0%	10.1%	11.5%	12.0%
% of FP17s for the same patient ID Re-attending within 3 months - Adults	20	193	10.4%	15.8%	16.8%	16.0%
% of FP17s for the same patient ID Re-attending between 3 & 9 months - Children	36	122	29.5%	47.1%	47.3%	58.0%
% of FP17s for the same patient ID Re-attending between 3 & 9 months - Adults	63	193	32.6%	37.7%	38.3%	50.9%
% of FP17s for Band 1 Urgent Courses	4	227	1.8%	11.4%	10.7%	9.1%
% of FP17s Relating to Free Repair or Replacements	6	227	2.6%	0.6%	0.6%	0.8%
% of FP17s Relating to Continuations	2	227	0.9%	0.6%	0.8%	1.1%
% of Patients satisfied with the dentistry they have received	0	0	N/A	90.4%	89.8%	91.7%
% of Patients satisfied with the time they had to wait for an appointment	0	0	N/A	84.2%	83.6%	88.0%

* This is based on patients treated on this contract for their most recent course of treatment. Figures in italics indicate the base number of FP17s or Patient Questionnaire responses are less than 100. N/A is shown where the base number of responses is less than 10 during the period. % is calculated as Quantity/Base number*100

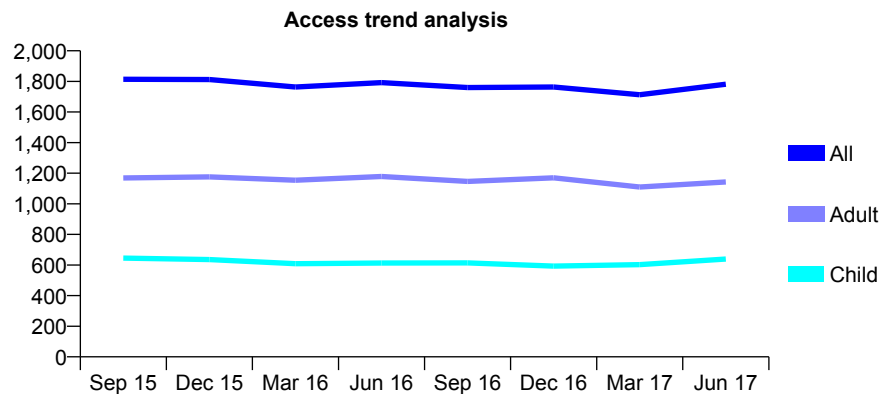
Q62 - Vital Signs At a Glance Contract Report for 335754/0001 - June 2017

Name or company name	MR N DIXIT
Contract type name	GDS Contract
Purpose of contract	General
Contract start date	01/04/2006
Contract end date	

17/18 Contracted general activity (UDA)	4,525
Carry forward general activity (UDA)	0
17/18 Contracted orthodontic activity (UOA)	0
Carry forward orthodontic activity (UOA)	0
Baseline contract value	£143,353.00

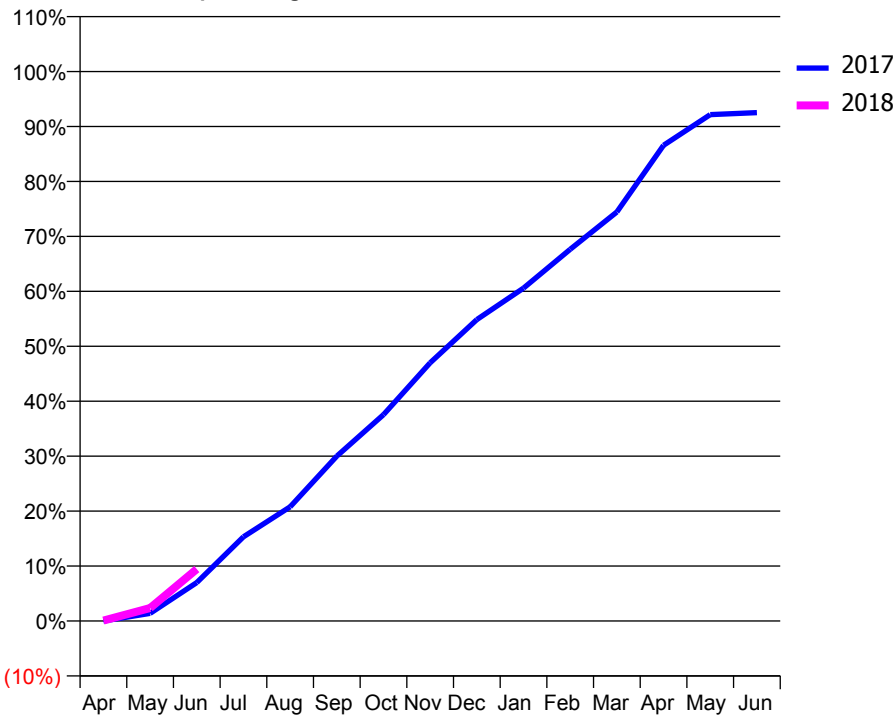
ACCESS*

Patients seen in 24 months	Total	Change since previous quarter
Quarter ending June 2016	1,792	
Quarter ending September 2016	1,760	↓
Quarter ending December 2016	1,763	→
Quarter ending March 2017	1,713	↓
Quarter ending June 2017	1,782	↑
Variance since June 2016	(0.6%)	→



ACTIVITY

Cumulative percentage of contracted UDA delivered 2017 & 2018



Month	Adjusted Scheduled Activity (UDA)	
	2017	2018
April	0	4
May	63	107
June	317	427
July	693	
August	941	
September	1,358	
October	1,700	
November	2,127	
December	2,482	
January	2,742	
February	3,061	
March	3,368	
April	3,917	
May	4,170	
June	4,187	

QUALITY

	Quantity	Base Number	Contract	AT	Region	England
% of FP17s for the same patient ID Re-attending within 3 months - Children	14	259	5.4%	10.1%	11.5%	12.0%
% of FP17s for the same patient ID Re-attending within 3 months - Adults	43	363	11.8%	15.8%	16.8%	16.0%
% of FP17s for the same patient ID Re-attending between 3 & 9 months - Children	118	259	45.6%	47.1%	47.3%	58.0%
% of FP17s for the same patient ID Re-attending between 3 & 9 months - Adults	172	363	47.4%	37.7%	38.3%	50.9%
% of FP17s for Band 1 Urgent Courses	32	250	12.8%	11.4%	10.7%	9.1%
% of FP17s Relating to Free Repair or Replacements	0	250	0.0%	0.6%	0.6%	0.8%
% of FP17s Relating to Continuations	3	250	1.2%	0.6%	0.8%	1.1%
% of Patients satisfied with the dentistry they have received	4	4	N/A	90.4%	89.8%	91.7%
% of Patients satisfied with the time they had to wait for an appointment	3	4	N/A	84.2%	83.6%	88.0%

* This is based on patients treated on this contract for their most recent course of treatment. Figures in italics indicate the base number of FP17s or Patient Questionnaire responses are less than 100. N/A is shown where the base number of responses is less than 10 during the period. % is calculated as Quantity/Base number*100

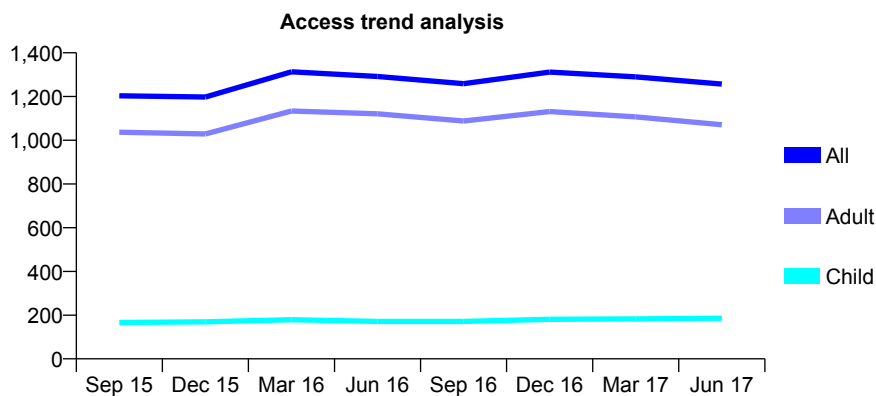
Q62 - Vital Signs At a Glance Contract Report for 337501/0001 - June 2017

Name or company name	MR E GHATEH
Contract type name	GDS Contract
Purpose of contract	General
Contract start date	01/04/2006
Contract end date	

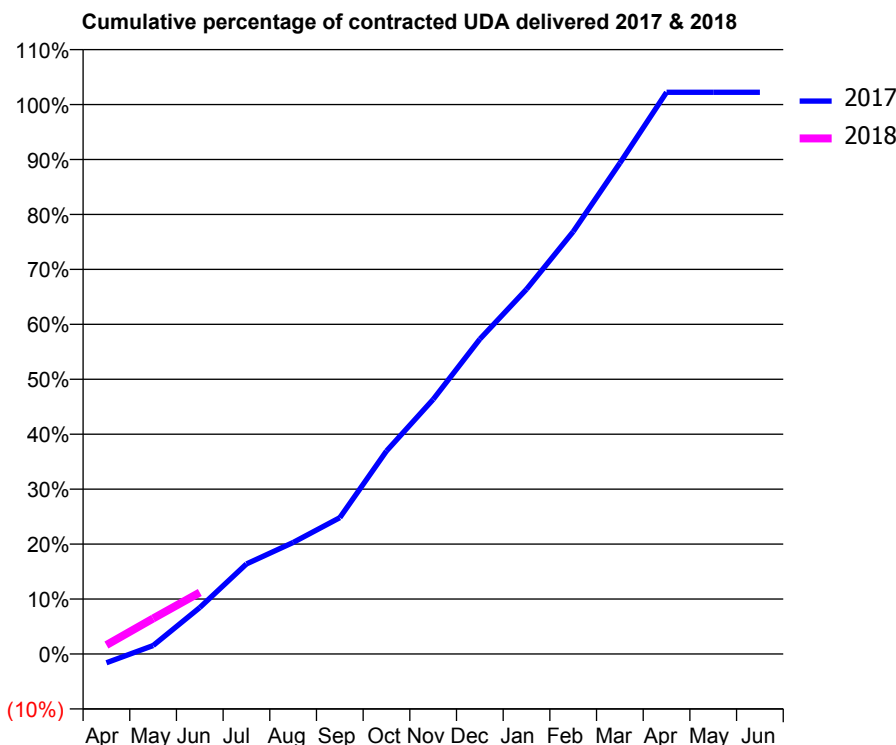
17/18 Contracted general activity (UDA)	4,250
Carry forward general activity (UDA)	0
17/18 Contracted orthodontic activity (UOA)	0
Carry forward orthodontic activity (UOA)	0
Baseline contract value	£127,830.25

ACCESS*

Patients seen in 24 months	Total	Change since previous quarter
Quarter ending June 2016	1,292	
Quarter ending September 2016	1,259	↓
Quarter ending December 2016	1,312	↑
Quarter ending March 2017	1,290	↓
Quarter ending June 2017	1,257	↓
Variance since June 2016	(2.7%)	↓



ACTIVITY



Month	Adjusted Scheduled Activity (UDA)	
	2017	2018
April	-69	69
May	65	275
June	359	476
July	697	
August	862	
September	1,054	
October	1,570	
November	1,969	
December	2,435	
January	2,821	
February	3,266	
March	3,797	
April	4,345	
May	4,345	
June	4,345	

QUALITY

	Quantity	Base Number	Contract	AT	Region	England
% of FP17s for the same patient ID Re-attending within 3 months - Children	17	54	31.5%	10.1%	11.5%	12.0%
% of FP17s for the same patient ID Re-attending within 3 months - Adults	57	250	22.8%	15.8%	16.8%	16.0%
% of FP17s for the same patient ID Re-attending between 3 & 9 months - Children	14	54	25.9%	47.1%	47.3%	58.0%
% of FP17s for the same patient ID Re-attending between 3 & 9 months - Adults	68	250	27.2%	37.7%	38.3%	50.9%
% of FP17s for Band 1 Urgent Courses	50	194	25.8%	11.4%	10.7%	9.1%
% of FP17s Relating to Free Repair or Replacements	2	194	1.0%	0.6%	0.6%	0.8%
% of FP17s Relating to Continuations	0	194	0.0%	0.6%	0.8%	1.1%
% of Patients satisfied with the dentistry they have received	0	0	N/A	90.4%	89.8%	91.7%
% of Patients satisfied with the time they had to wait for an appointment	0	0	N/A	84.2%	83.6%	88.0%

* This is based on patients treated on this contract for their most recent course of treatment. Figures in italics indicate the base number of FP17s or Patient Questionnaire responses are less than 100. N/A is shown where the base number of responses is less than 10 during the period. % is calculated as Quantity/Base number*100

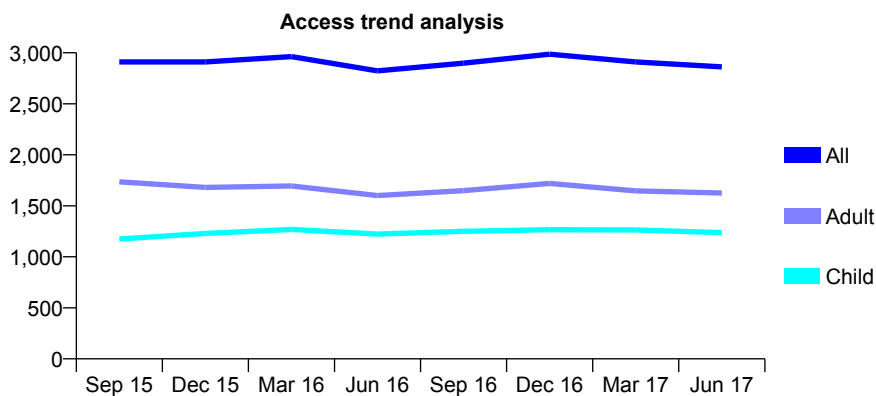
Q62 - Vital Signs At a Glance Contract Report for 341134/0001 - June 2017

Name or company name	MR A GHAFFARPOUR
Contract type name	GDS Contract
Purpose of contract	General
Contract start date	01/04/2006
Contract end date	

17/18 Contracted general activity (UDA)	7,125
Carry forward general activity (UDA)	0
17/18 Contracted orthodontic activity (UOA)	0
Carry forward orthodontic activity (UOA)	0
Baseline contract value	£339,275.46

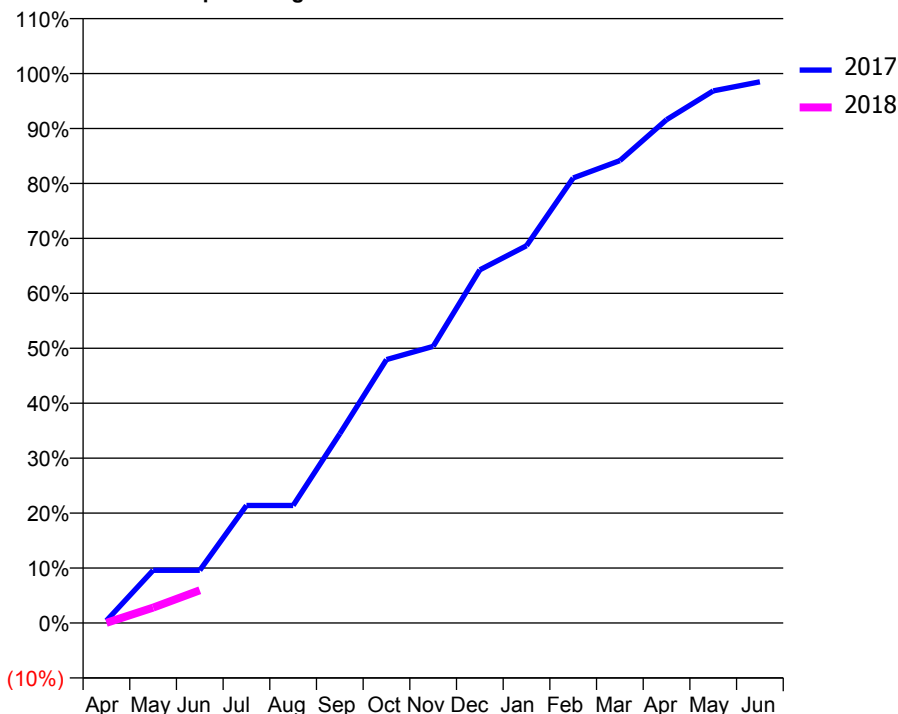
ACCESS*

Patients seen in 24 months	Total	Change since previous quarter
Quarter ending June 2016	2,823	
Quarter ending September 2016	2,899	↑
Quarter ending December 2016	2,986	↑
Quarter ending March 2017	2,910	↓
Quarter ending June 2017	2,862	↓
Variance since June 2016	1.4%	→



ACTIVITY

Cumulative percentage of contracted UDA delivered 2017 & 2018



Month	Adjusted Scheduled Activity (UDA)	
	2017	2018
April	30	3
May	683	200
June	683	424
July	1,524	
August	1,524	
September	2,455	
October	3,416	
November	3,587	
December	4,579	
January	4,893	
February	5,771	
March	5,995	
April	6,526	
May	6,900	
June	7,017	

QUALITY

	Quantity	Base Number	Contract	AT	Region	England
% of FP17s for the same patient ID Re-attending within 3 months - Children	6	224	2.7%	10.1%	11.5%	12.0%
% of FP17s for the same patient ID Re-attending within 3 months - Adults	8	285	2.8%	15.8%	16.8%	16.0%
% of FP17s for the same patient ID Re-attending between 3 & 9 months - Children	76	224	33.9%	47.1%	47.3%	58.0%
% of FP17s for the same patient ID Re-attending between 3 & 9 months - Adults	46	285	16.1%	37.7%	38.3%	50.9%
% of FP17s for Band 1 Urgent Courses	4	154	2.6%	11.4%	10.7%	9.1%
% of FP17s Relating to Free Repair or Replacements	0	154	0.0%	0.6%	0.6%	0.8%
% of FP17s Relating to Continuations	0	154	0.0%	0.6%	0.8%	1.1%
% of Patients satisfied with the dentistry they have received	0	0	N/A	90.4%	89.8%	91.7%
% of Patients satisfied with the time they had to wait for an appointment	0	0	N/A	84.2%	83.6%	88.0%

* This is based on patients treated on this contract for their most recent course of treatment. Figures in italics indicate the base number of FP17s or Patient Questionnaire responses are less than 100. N/A is shown where the base number of responses is less than 10 during the period. % is calculated as Quantity/Base number*100

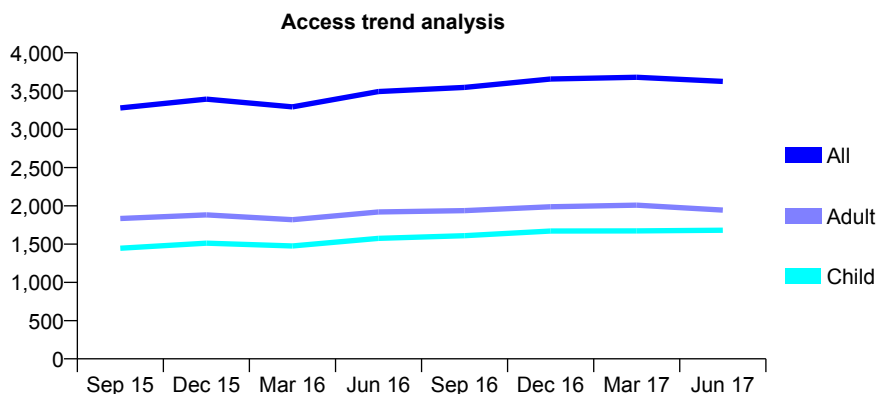
Q62 - Vital Signs At a Glance Contract Report for 341916/0001 - June 2017

Name or company name	MR G AL-SHAikh RADI
Contract type name	GDS Contract
Purpose of contract	General
Contract start date	01/04/2006
Contract end date	

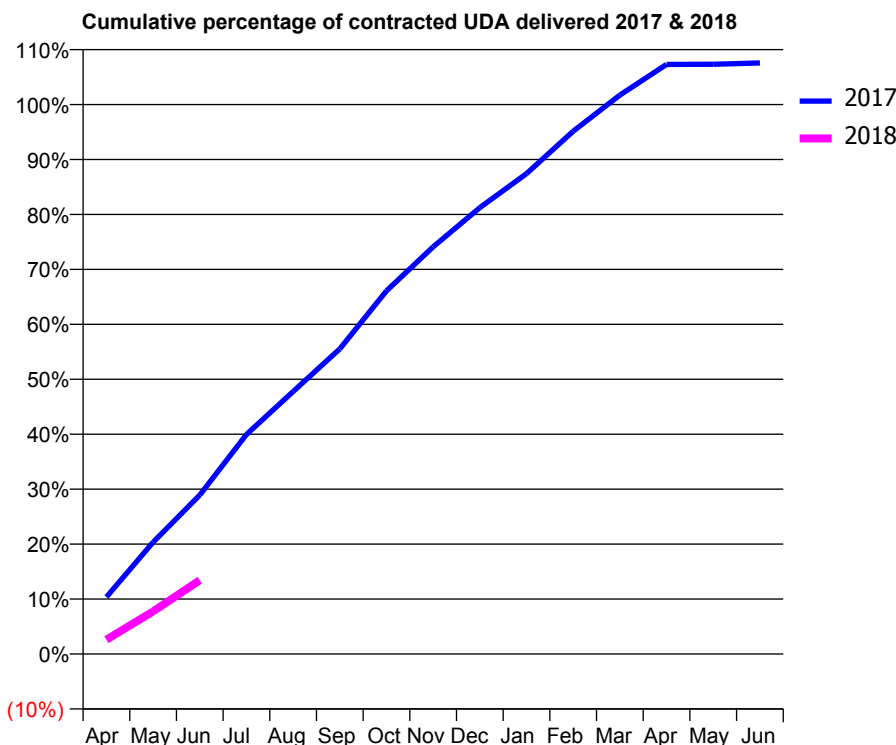
17/18 Contracted general activity (UDA)	11,917
Carry forward general activity (UDA)	0
17/18 Contracted orthodontic activity (UOA)	0
Carry forward orthodontic activity (UOA)	0
Baseline contract value	£312,017.72

ACCESS*

Patients seen in 24 months	Total	Change since previous quarter
Quarter ending June 2016	3,493	
Quarter ending September 2016	3,547	→
Quarter ending December 2016	3,657	↑
Quarter ending March 2017	3,681	→
Quarter ending June 2017	3,626	↓
Variance since June 2016	3.8%	↑



ACTIVITY



Month	Adjusted Scheduled Activity (UDA)	
	2017	2018
April	1,236	311
May	2,424	923
June	3,448	1,600
July	4,763	
August	5,693	
September	6,617	
October	7,876	
November	8,829	
December	9,681	
January	10,418	
February	11,338	
March	12,123	
April	12,787	
May	12,791	
June	12,817	

QUALITY

	Quantity	Base Number	Contract	AT	Region	England
% of FP17s for the same patient ID Re-attending within 3 months - Children	34	490	6.9%	10.1%	11.5%	12.0%
% of FP17s for the same patient ID Re-attending within 3 months - Adults	57	406	14.0%	15.8%	16.8%	16.0%
% of FP17s for the same patient ID Re-attending between 3 & 9 months - Children	211	490	43.1%	47.1%	47.3%	58.0%
% of FP17s for the same patient ID Re-attending between 3 & 9 months - Adults	152	406	37.4%	37.7%	38.3%	50.9%
% of FP17s for Band 1 Urgent Courses	64	631	10.1%	11.4%	10.7%	9.1%
% of FP17s Relating to Free Repair or Replacements	0	631	0.0%	0.6%	0.6%	0.8%
% of FP17s Relating to Continuations	8	631	1.3%	0.6%	0.8%	1.1%
% of Patients satisfied with the dentistry they have received	1	2	N/A	90.4%	89.8%	91.7%
% of Patients satisfied with the time they had to wait for an appointment	0	2	N/A	84.2%	83.6%	88.0%

* This is based on patients treated on this contract for their most recent course of treatment. Figures in italics indicate the base number of FP17s or Patient Questionnaire responses are less than 100. N/A is shown where the base number of responses is less than 10 during the period. % is calculated as Quantity/Base number*100

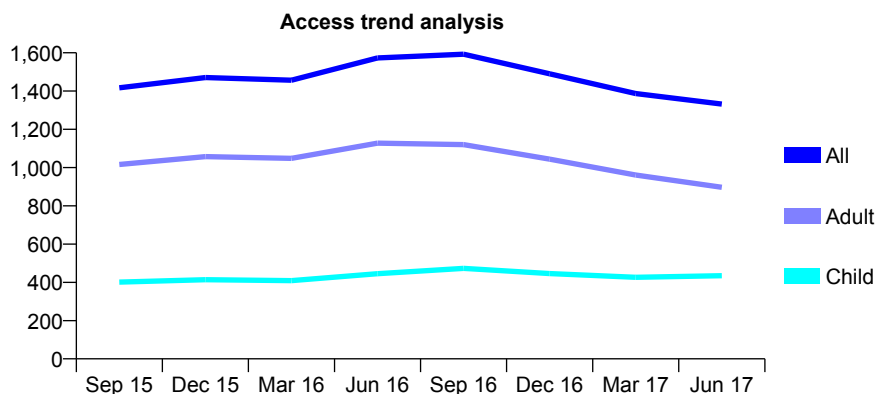
Q62 - Vital Signs At a Glance Contract Report for 341916/0002 - June 2017

Name or company name	MR G AL-SHAikh RADI
Contract type name	GDS Contract
Purpose of contract	General
Contract start date	01/04/2006
Contract end date	

17/18 Contracted general activity (UDA)	5,201
Carry forward general activity (UDA)	0
17/18 Contracted orthodontic activity (UOA)	0
Carry forward orthodontic activity (UOA)	0
Baseline contract value	£157,188.94

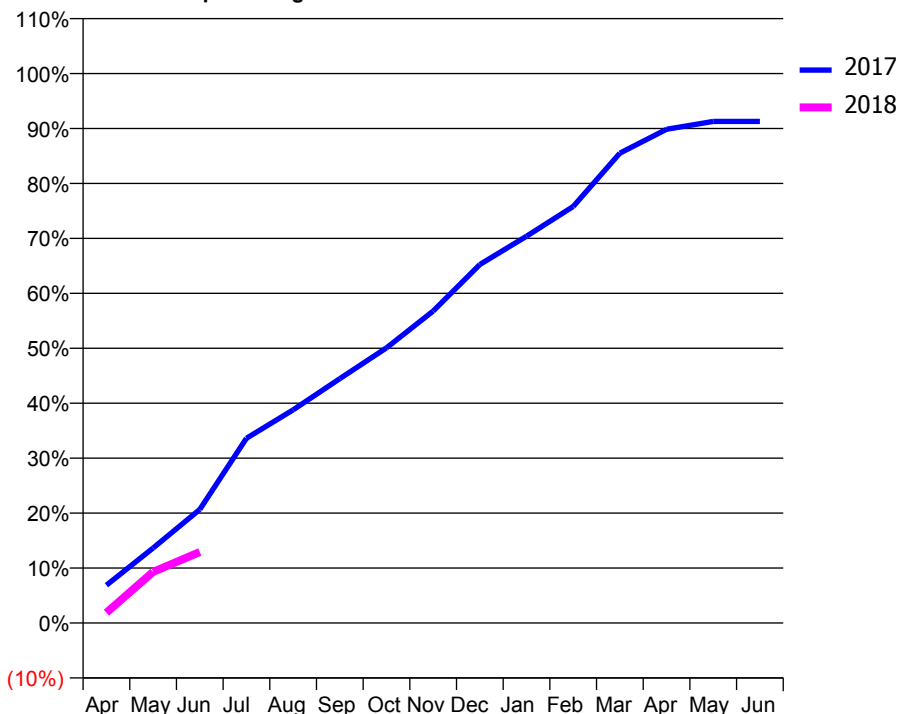
ACCESS*

Patients seen in 24 months	Total	Change since previous quarter
Quarter ending June 2016	1,573	
Quarter ending September 2016	1,593	→
Quarter ending December 2016	1,490	↓
Quarter ending March 2017	1,387	↓
Quarter ending June 2017	1,332	↓
Variance since June 2016	(15.3%)	↓



ACTIVITY

Cumulative percentage of contracted UDA delivered 2017 & 2018



Adjusted Scheduled Activity (UDA)

Month	2017	2018
April	357	98
May	710	484
June	1,074	672
July	1,748	
August	2,017	
September	2,313	
October	2,605	
November	2,953	
December	3,394	
January	3,661	
February	3,942	
March	4,447	
April	4,673	
May	4,747	
June	4,747	

QUALITY

	Quantity	Base Number	Contract	AT	Region	England
% of FP17s for the same patient ID Re-attending within 3 months - Children	7	132	5.3%	10.1%	11.5%	12.0%
% of FP17s for the same patient ID Re-attending within 3 months - Adults	19	159	11.9%	15.8%	16.8%	16.0%
% of FP17s for the same patient ID Re-attending between 3 & 9 months - Children	54	132	40.9%	47.1%	47.3%	58.0%
% of FP17s for the same patient ID Re-attending between 3 & 9 months - Adults	43	159	27.0%	37.7%	38.3%	50.9%
% of FP17s for Band 1 Urgent Courses	1	220	0.5%	11.4%	10.7%	9.1%
% of FP17s Relating to Free Repair or Replacements	0	220	0.0%	0.6%	0.6%	0.8%
% of FP17s Relating to Continuations	0	220	0.0%	0.6%	0.8%	1.1%
% of Patients satisfied with the dentistry they have received	0	1	N/A	90.4%	89.8%	91.7%
% of Patients satisfied with the time they had to wait for an appointment	0	1	N/A	84.2%	83.6%	88.0%

* This is based on patients treated on this contract for their most recent course of treatment. Figures in italics indicate the base number of FP17s or Patient Questionnaire responses are less than 100. N/A is shown where the base number of responses is less than 10 during the period. % is calculated as Quantity/Base number*100

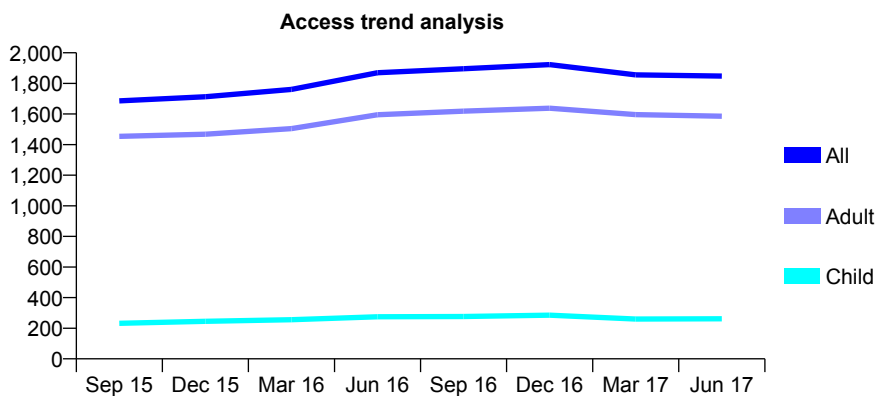
Q62 - Vital Signs At a Glance Contract Report for 343110/0001 - June 2017

Name or company name	MR S SENGUPTA
Contract type name	GDS Contract
Purpose of contract	General
Contract start date	01/04/2006
Contract end date	

17/18 Contracted general activity (UDA)	6,927
Carry forward general activity (UDA)	0
17/18 Contracted orthodontic activity (UOA)	0
Carry forward orthodontic activity (UOA)	0
Baseline contract value	£237,161.75

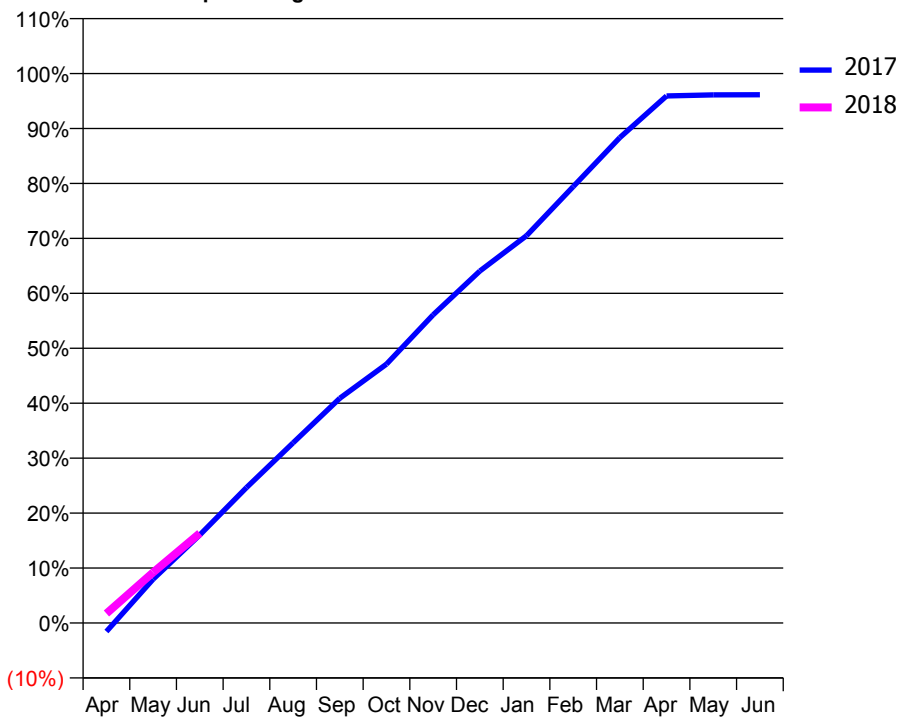
ACCESS*

Patients seen in 24 months	Total	Change since previous quarter
Quarter ending June 2016	1,870	
Quarter ending September 2016	1,896	→
Quarter ending December 2016	1,923	→
Quarter ending March 2017	1,856	↓
Quarter ending June 2017	1,848	→
Variance since June 2016	(1.2%)	↓



ACTIVITY

Cumulative percentage of contracted UDA delivered 2017 & 2018



Adjusted Scheduled Activity (UDA)

Month	2017	2018
April	-109	121
May	553	638
June	1,110	1,132
July	1,706	
August	2,272	
September	2,833	
October	3,264	
November	3,886	
December	4,436	
January	4,883	
February	5,501	
March	6,120	
April	6,644	
May	6,657	
June	6,659	

QUALITY

	Quantity	Base Number	Contract	AT	Region	England
% of FP17s for the same patient ID Re-attending within 3 months - Children	2	65	3.1%	10.1%	11.5%	12.0%
% of FP17s for the same patient ID Re-attending within 3 months - Adults	37	354	10.5%	15.8%	16.8%	16.0%
% of FP17s for the same patient ID Re-attending between 3 & 9 months - Children	18	65	27.7%	47.1%	47.3%	58.0%
% of FP17s for the same patient ID Re-attending between 3 & 9 months - Adults	119	354	33.6%	37.7%	38.3%	50.9%
% of FP17s for Band 1 Urgent Courses	12	329	3.6%	11.4%	10.7%	9.1%
% of FP17s Relating to Free Repair or Replacements	0	329	0.0%	0.6%	0.6%	0.8%
% of FP17s Relating to Continuations	3	329	0.9%	0.6%	0.8%	1.1%
% of Patients satisfied with the dentistry they have received	3	5	N/A	90.4%	89.8%	91.7%
% of Patients satisfied with the time they had to wait for an appointment	4	5	N/A	84.2%	83.6%	88.0%

* This is based on patients treated on this contract for their most recent course of treatment. Figures in italics indicate the base number of FP17s or Patient Questionnaire responses are less than 100. N/A is shown where the base number of responses is less than 10 during the period. % is calculated as Quantity/Base number*100

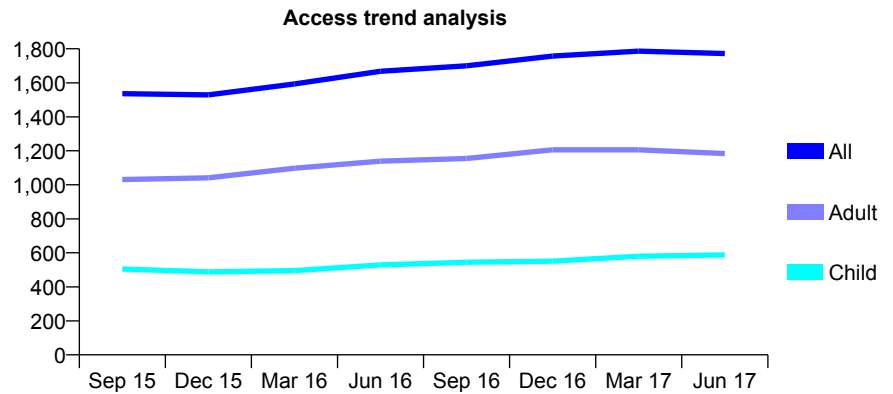
Q62 - Vital Signs At a Glance Contract Report for 343668/0001 - June 2017

Name or company name	MR PS PANESAR
Contract type name	GDS Contract
Purpose of contract	General
Contract start date	15/11/2007
Contract end date	

17/18 Contracted general activity (UDA)	5,175
Carry forward general activity (UDA)	0
17/18 Contracted orthodontic activity (UOA)	0
Carry forward orthodontic activity (UOA)	0
Baseline contract value	£143,625.88

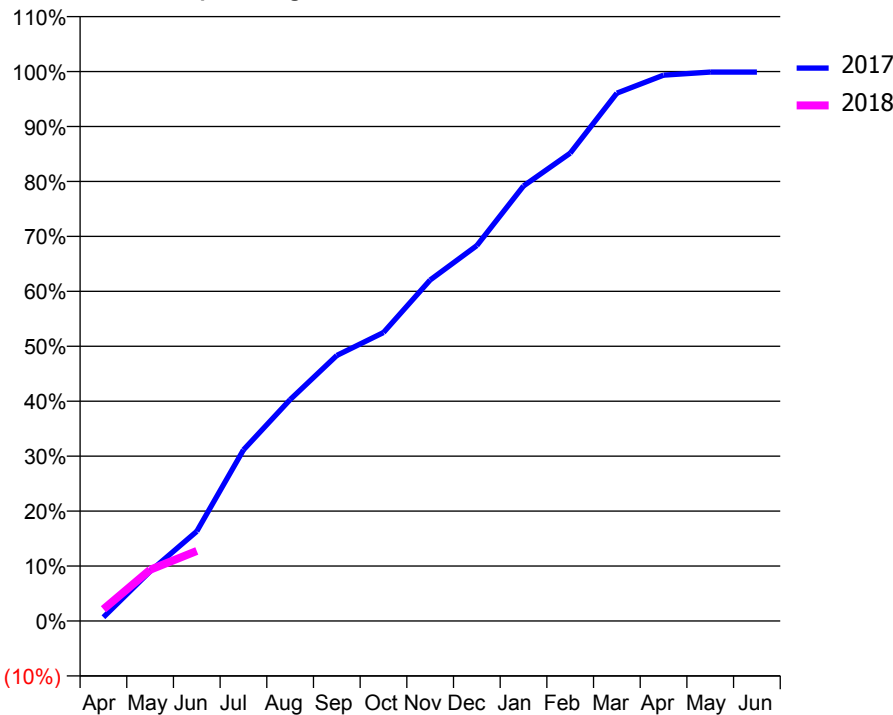
ACCESS*

Patients seen in 24 months	Total	Change since previous quarter
Quarter ending June 2016	1,668	
Quarter ending September 2016	1,700	→
Quarter ending December 2016	1,757	↑
Quarter ending March 2017	1,786	→
Quarter ending June 2017	1,772	→
Variance since June 2016	6.2%	↑



ACTIVITY

Cumulative percentage of contracted UDA delivered 2017 & 2018



Month	Adjusted Scheduled Activity (UDA)	
	2017	2018
April	36	111
May	468	483
June	844	660
July	1,612	
August	2,086	
September	2,501	
October	2,717	
November	3,211	
December	3,536	
January	4,097	
February	4,407	
March	4,971	
April	5,141	
May	5,169	
June	5,169	

QUALITY

	Quantity	Base Number	Contract	AT	Region	England
% of FP17s for the same patient ID Re-attending within 3 months - Children	7	109	6.4%	10.1%	11.5%	12.0%
% of FP17s for the same patient ID Re-attending within 3 months - Adults	27	220	12.3%	15.8%	16.8%	16.0%
% of FP17s for the same patient ID Re-attending between 3 & 9 months - Children	38	109	34.9%	47.1%	47.3%	58.0%
% of FP17s for the same patient ID Re-attending between 3 & 9 months - Adults	46	220	20.9%	37.7%	38.3%	50.9%
% of FP17s for Band 1 Urgent Courses	27	216	12.5%	11.4%	10.7%	9.1%
% of FP17s Relating to Free Repair or Replacements	4	216	1.9%	0.6%	0.6%	0.8%
% of FP17s Relating to Continuations	0	216	0.0%	0.6%	0.8%	1.1%
% of Patients satisfied with the dentistry they have received	6	6	N/A	90.4%	89.8%	91.7%
% of Patients satisfied with the time they had to wait for an appointment	4	6	N/A	84.2%	83.6%	88.0%

* This is based on patients treated on this contract for their most recent course of treatment. Figures in italics indicate the base number of FP17s or Patient Questionnaire responses are less than 100. N/A is shown where the base number of responses is less than 10 during the period. % is calculated as Quantity/Base number*100

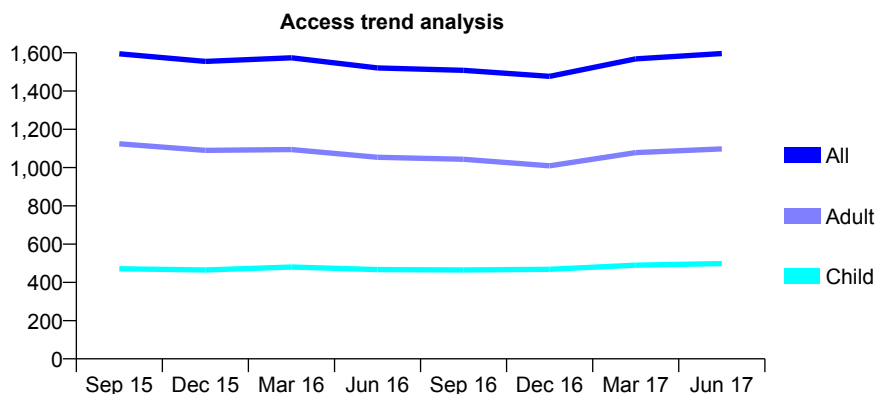
Q62 - Vital Signs At a Glance Contract Report for 345075/0001 - June 2017

Name or company name	MR S AKRAM
Contract type name	GDS Contract
Purpose of contract	General
Contract start date	25/11/2009
Contract end date	

17/18 Contracted general activity (UDA)	5,048
Carry forward general activity (UDA)	0
17/18 Contracted orthodontic activity (UOA)	0
Carry forward orthodontic activity (UOA)	0
Baseline contract value	£146,547.45

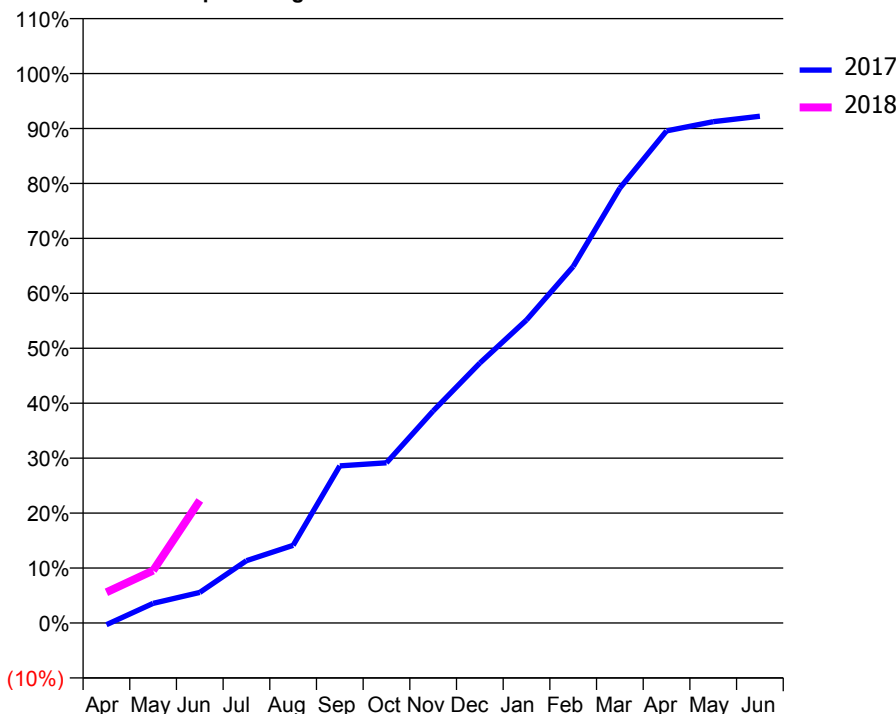
ACCESS*

Patients seen in 24 months	Total	Change since previous quarter
Quarter ending June 2016	1,521	
Quarter ending September 2016	1,508	→
Quarter ending December 2016	1,477	↓
Quarter ending March 2017	1,568	↑
Quarter ending June 2017	1,596	→
Variance since June 2016	4.9%	↑



ACTIVITY

Cumulative percentage of contracted UDA delivered 2017 & 2018



Month	Adjusted Scheduled Activity (UDA)	
	2017	2018
April	-16	282
May	181	482
June	281	1,126
July	573	
August	714	
September	1,443	
October	1,471	
November	1,948	
December	2,388	
January	2,784	
February	3,275	
March	3,995	
April	4,521	
May	4,605	
June	4,655	

QUALITY

	Quantity	Base Number	Contract	AT	Region	England
% of FP17s for the same patient ID Re-attending within 3 months - Children	21	162	13.0%	10.1%	11.5%	12.0%
% of FP17s for the same patient ID Re-attending within 3 months - Adults	62	348	17.8%	15.8%	16.8%	16.0%
% of FP17s for the same patient ID Re-attending between 3 & 9 months - Children	73	162	45.1%	47.1%	47.3%	58.0%
% of FP17s for the same patient ID Re-attending between 3 & 9 months - Adults	94	348	27.0%	37.7%	38.3%	50.9%
% of FP17s for Band 1 Urgent Courses	46	339	13.6%	11.4%	10.7%	9.1%
% of FP17s Relating to Free Repair or Replacements	1	339	0.3%	0.6%	0.6%	0.8%
% of FP17s Relating to Continuations	0	339	0.0%	0.6%	0.8%	1.1%
% of Patients satisfied with the dentistry they have received	5	5	N/A	90.4%	89.8%	91.7%
% of Patients satisfied with the time they had to wait for an appointment	3	5	N/A	84.2%	83.6%	88.0%

* This is based on patients treated on this contract for their most recent course of treatment. Figures in italics indicate the base number of FP17s or Patient Questionnaire responses are less than 100. N/A is shown where the base number of responses is less than 10 during the period. % is calculated as Quantity/Base number*100

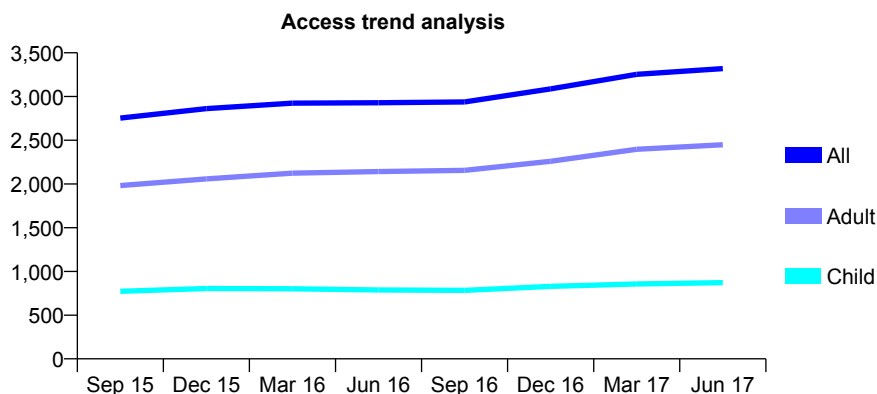
Q62 - Vital Signs At a Glance Contract Report for 352748/0001 - June 2017

Name or company name	MR DV CHAN
Contract type name	GDS Contract
Purpose of contract	General
Contract start date	01/04/2006
Contract end date	

17/18 Contracted general activity (UDA)	9,078
Carry forward general activity (UDA)	0
17/18 Contracted orthodontic activity (UOA)	0
Carry forward orthodontic activity (UOA)	0
Baseline contract value	£276,861.84

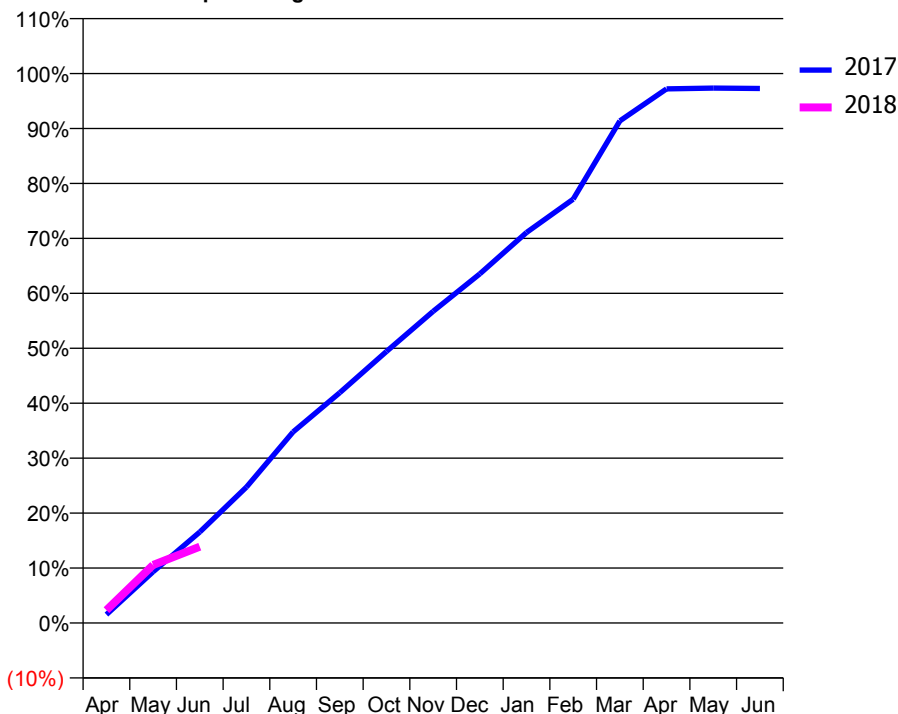
ACCESS*

Patients seen in 24 months	Total	Change since previous quarter
Quarter ending June 2016	2,929	
Quarter ending September 2016	2,938	→
Quarter ending December 2016	3,088	↑
Quarter ending March 2017	3,254	↑
Quarter ending June 2017	3,320	↑
Variance since June 2016	13.3%	↑



ACTIVITY

Cumulative percentage of contracted UDA delivered 2017 & 2018



Month	Adjusted Scheduled Activity (UDA)	
	2017	2018
April	141	212
May	847	960
June	1,504	1,261
July	2,247	
August	3,157	
September	3,806	
October	4,486	
November	5,148	
December	5,769	
January	6,452	
February	7,003	
March	8,295	
April	8,825	
May	8,838	
June	8,831	

QUALITY

	Quantity	Base Number	Contract	AT	Region	England
% of FP17s for the same patient ID Re-attending within 3 months - Children	26	295	8.8%	10.1%	11.5%	12.0%
% of FP17s for the same patient ID Re-attending within 3 months - Adults	74	659	11.2%	15.8%	16.8%	16.0%
% of FP17s for the same patient ID Re-attending between 3 & 9 months - Children	178	295	60.3%	47.1%	47.3%	58.0%
% of FP17s for the same patient ID Re-attending between 3 & 9 months - Adults	369	659	56.0%	37.7%	38.3%	50.9%
% of FP17s for Band 1 Urgent Courses	65	631	10.3%	11.4%	10.7%	9.1%
% of FP17s Relating to Free Repair or Replacements	0	631	0.0%	0.6%	0.6%	0.8%
% of FP17s Relating to Continuations	2	631	0.3%	0.6%	0.8%	1.1%
% of Patients satisfied with the dentistry they have received	6	6	N/A	90.4%	89.8%	91.7%
% of Patients satisfied with the time they had to wait for an appointment	6	6	N/A	84.2%	83.6%	88.0%

* This is based on patients treated on this contract for their most recent course of treatment. Figures in italics indicate the base number of FP17s or Patient Questionnaire responses are less than 100. N/A is shown where the base number of responses is less than 10 during the period. % is calculated as Quantity/Base number*100

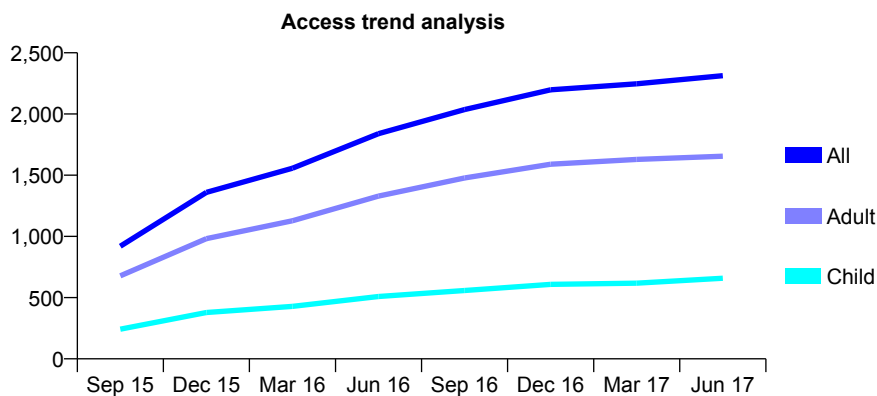
Q62 - Vital Signs At a Glance Contract Report for 353213/0003 - June 2017

Name or company name	MISS S KHAN
Contract type name	GDS Contract
Purpose of contract	General
Contract start date	01/04/2015
Contract end date	

17/18 Contracted general activity (UDA)	5,500
Carry forward general activity (UDA)	0
17/18 Contracted orthodontic activity (UOA)	0
Carry forward orthodontic activity (UOA)	0
Baseline contract value	£134,504.49

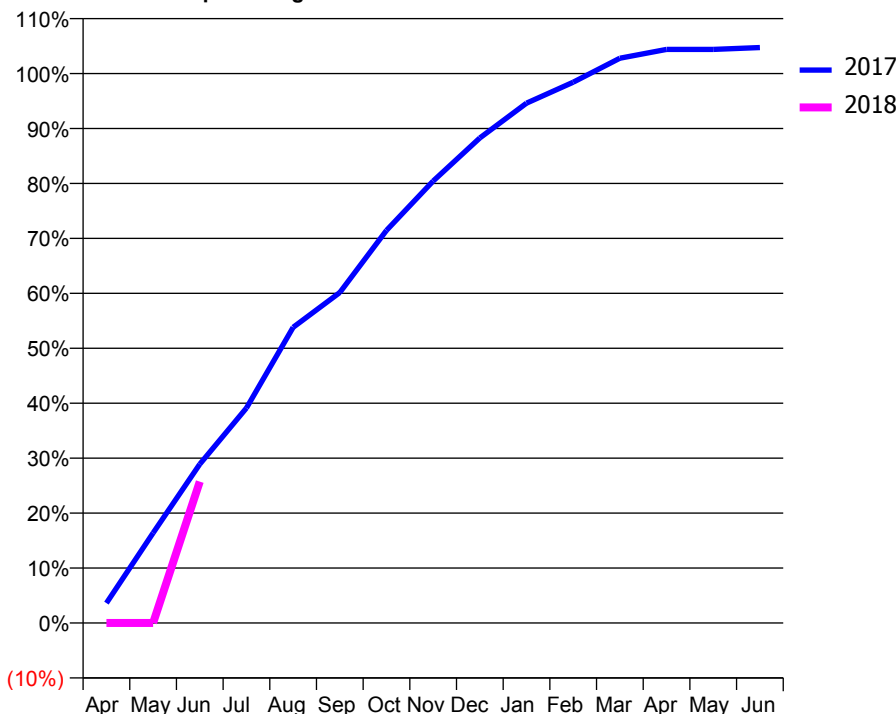
ACCESS*

Patients seen in 24 months	Total	Change since previous quarter
Quarter ending June 2016	1,839	
Quarter ending September 2016	2,036	↑
Quarter ending December 2016	2,198	↑
Quarter ending March 2017	2,247	↑
Quarter ending June 2017	2,313	↑
Variance since June 2016	25.8%	↑



ACTIVITY

Cumulative percentage of contracted UDA delivered 2017 & 2018



Month	Adjusted Scheduled Activity (UDA)	
	2017	2018
April	200	0
May	902	0
June	1,590	1,416
July	2,153	
August	2,959	
September	3,307	
October	3,930	
November	4,424	
December	4,855	
January	5,203	
February	5,412	
March	5,654	
April	5,741	
May	5,741	
June	5,759	

QUALITY

	Quantity	Base Number	Contract	AT	Region	England
% of FP17s for the same patient ID Re-attending within 3 months - Children	8	204	3.9%	10.1%	11.5%	12.0%
% of FP17s for the same patient ID Re-attending within 3 months - Adults	45	514	8.8%	15.8%	16.8%	16.0%
% of FP17s for the same patient ID Re-attending between 3 & 9 months - Children	84	204	41.2%	47.1%	47.3%	58.0%
% of FP17s for the same patient ID Re-attending between 3 & 9 months - Adults	243	514	47.3%	37.7%	38.3%	50.9%
% of FP17s for Band 1 Urgent Courses	40	633	6.3%	11.4%	10.7%	9.1%
% of FP17s Relating to Free Repair or Replacements	2	633	0.3%	0.6%	0.6%	0.8%
% of FP17s Relating to Continuations	0	633	0.0%	0.6%	0.8%	1.1%
% of Patients satisfied with the dentistry they have received	1	1	N/A	90.4%	89.8%	91.7%
% of Patients satisfied with the time they had to wait for an appointment	1	1	N/A	84.2%	83.6%	88.0%

* This is based on patients treated on this contract for their most recent course of treatment. Figures in italics indicate the base number of FP17s or Patient Questionnaire responses are less than 100. N/A is shown where the base number of responses is less than 10 during the period. % is calculated as Quantity/Base number*100

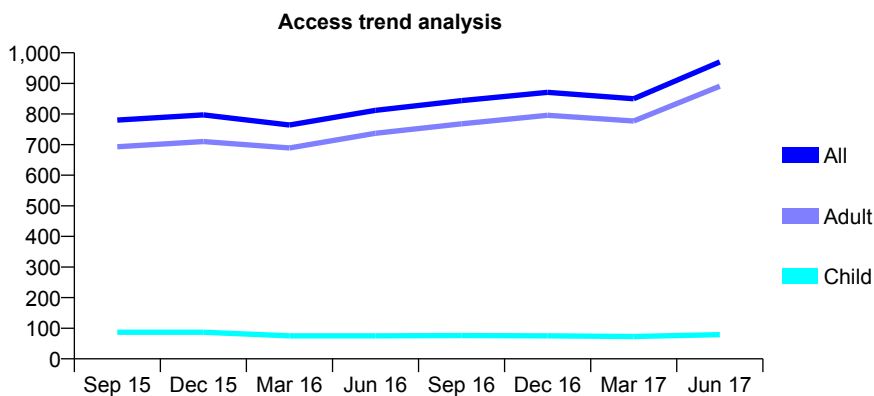
Q62 - Vital Signs At a Glance Contract Report for 355569/0002 - June 2017

Name or company name	MISS S LALANI
Contract type name	GDS Contract
Purpose of contract	General
Contract start date	09/05/2006
Contract end date	

17/18 Contracted general activity (UDA)	4,500
Carry forward general activity (UDA)	0
17/18 Contracted orthodontic activity (UOA)	0
Carry forward orthodontic activity (UOA)	0
Baseline contract value	£136,907.31

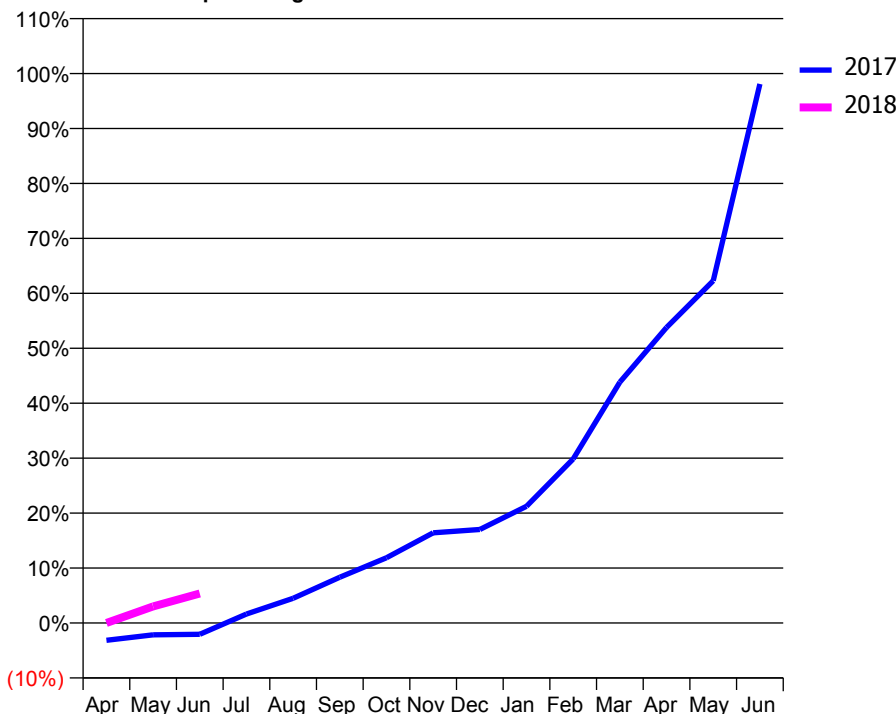
ACCESS*

Patients seen in 24 months	Total	Change since previous quarter
Quarter ending June 2016	812	
Quarter ending September 2016	844	↑
Quarter ending December 2016	871	↑
Quarter ending March 2017	850	↓
Quarter ending June 2017	970	↑
Variance since June 2016	19.5%	↑



ACTIVITY

Cumulative percentage of contracted UDA delivered 2017 & 2018



Adjusted Scheduled Activity (UDA)

Month	2017	2018
April	-142	0
May	-97	136
June	-93	242
July	73	
August	202	
September	375	
October	534	
November	739	
December	766	
January	956	
February	1,344	
March	1,973	
April	2,420	
May	2,802	
June	4,415	

QUALITY

	Quantity	Base Number	Contract	AT	Region	England
% of FP17s for the same patient ID Re-attending within 3 months - Children	2	16	12.5%	10.1%	11.5%	12.0%
% of FP17s for the same patient ID Re-attending within 3 months - Adults	34	316	10.8%	15.8%	16.8%	16.0%
% of FP17s for the same patient ID Re-attending between 3 & 9 months - Children	1	16	6.3%	47.1%	47.3%	58.0%
% of FP17s for the same patient ID Re-attending between 3 & 9 months - Adults	34	316	10.8%	37.7%	38.3%	50.9%
% of FP17s for Band 1 Urgent Courses	32	98	32.7%	11.4%	10.7%	9.1%
% of FP17s Relating to Free Repair or Replacements	0	98	0.0%	0.6%	0.6%	0.8%
% of FP17s Relating to Continuations	0	98	0.0%	0.6%	0.8%	1.1%
% of Patients satisfied with the dentistry they have received	4	6	N/A	90.4%	89.8%	91.7%
% of Patients satisfied with the time they had to wait for an appointment	6	6	N/A	84.2%	83.6%	88.0%

* This is based on patients treated on this contract for their most recent course of treatment. Figures in italics indicate the base number of FP17s or Patient Questionnaire responses are less than 100. N/A is shown where the base number of responses is less than 10 during the period. % is calculated as Quantity/Base number*100

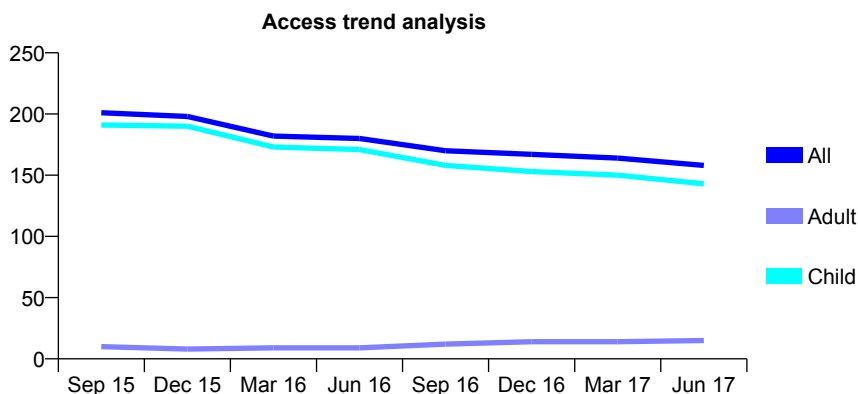
Q62 - Vital Signs At a Glance Contract Report for 355968/0001 - June 2017

Name or company name	MR JP RUPARELIA
Contract type name	GDS Contract
Purpose of contract	General
Contract start date	01/05/2007
Contract end date	

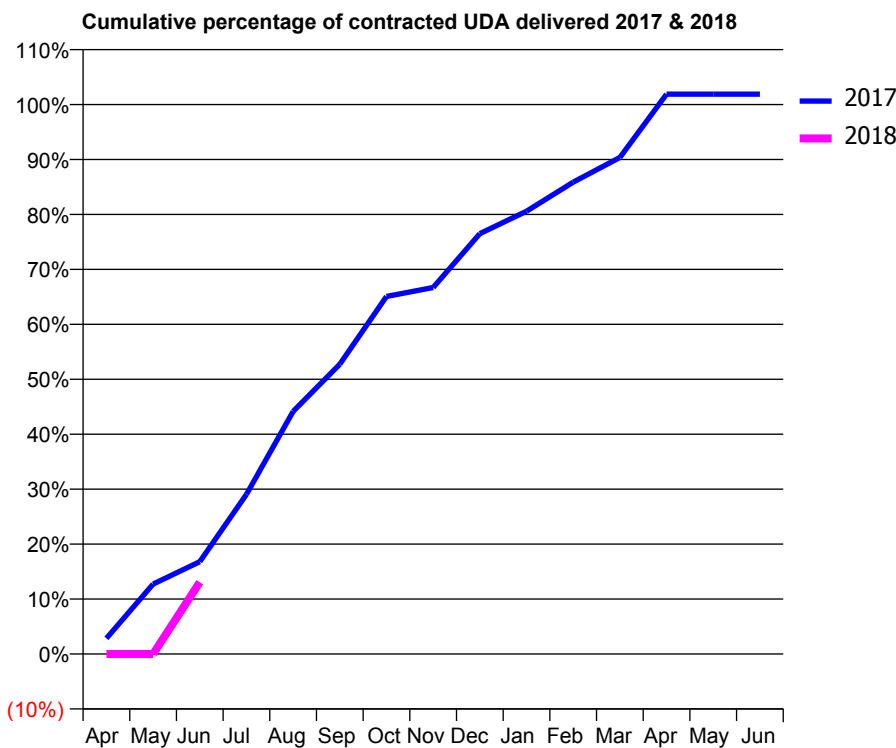
17/18 Contracted general activity (UDA)	245
Carry forward general activity (UDA)	0
17/18 Contracted orthodontic activity (UOA)	0
Carry forward orthodontic activity (UOA)	0
Baseline contract value	£5,725.42

ACCESS*

Patients seen in 24 months	Total	Change since previous quarter
Quarter ending June 2016	180	
Quarter ending September 2016	170	↓
Quarter ending December 2016	167	↓
Quarter ending March 2017	164	↓
Quarter ending June 2017	158	↓
Variance since June 2016	(12.2%)	↓



ACTIVITY



Month	Adjusted Scheduled Activity (UDA)	
	2017	2018
April	7	0
May	31	0
June	41	32
July	71	
August	108	
September	129	
October	159	
November	163	
December	187	
January	197	
February	210	
March	221	
April	250	
May	250	
June	250	

QUALITY

	Quantity	Base Number	Contract	AT	Region	England
% of FP17s for the same patient ID Re-attending within 3 months - Children	4	42	9.5%	10.1%	11.5%	12.0%
% of FP17s for the same patient ID Re-attending within 3 months - Adults	0	2	0.0%	15.8%	16.8%	16.0%
% of FP17s for the same patient ID Re-attending between 3 & 9 months - Children	9	42	21.4%	47.1%	47.3%	58.0%
% of FP17s for the same patient ID Re-attending between 3 & 9 months - Adults	1	2	50.0%	37.7%	38.3%	50.9%
% of FP17s for Band 1 Urgent Courses	0	26	0.0%	11.4%	10.7%	9.1%
% of FP17s Relating to Free Repair or Replacements	0	26	0.0%	0.6%	0.6%	0.8%
% of FP17s Relating to Continuations	0	26	0.0%	0.6%	0.8%	1.1%
% of Patients satisfied with the dentistry they have received	0	0	N/A	90.4%	89.8%	91.7%
% of Patients satisfied with the time they had to wait for an appointment	0	0	N/A	84.2%	83.6%	88.0%

* This is based on patients treated on this contract for their most recent course of treatment. Figures in italics indicate the base number of FP17s or Patient Questionnaire responses are less than 100. N/A is shown where the base number of responses is less than 10 during the period. % is calculated as Quantity/Base number*100

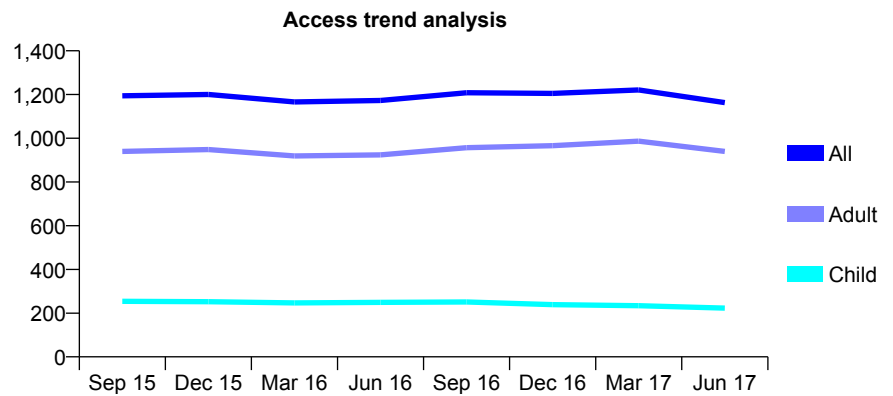
Q62 - Vital Signs At a Glance Contract Report for 358037/0001 - June 2017

Name or company name	MR MR NAJAFI
Contract type name	GDS Contract
Purpose of contract	General
Contract start date	01/04/2006
Contract end date	

17/18 Contracted general activity (UDA)	4,196
Carry forward general activity (UDA)	0
17/18 Contracted orthodontic activity (UOA)	0
Carry forward orthodontic activity (UOA)	0
Baseline contract value	£108,868.94

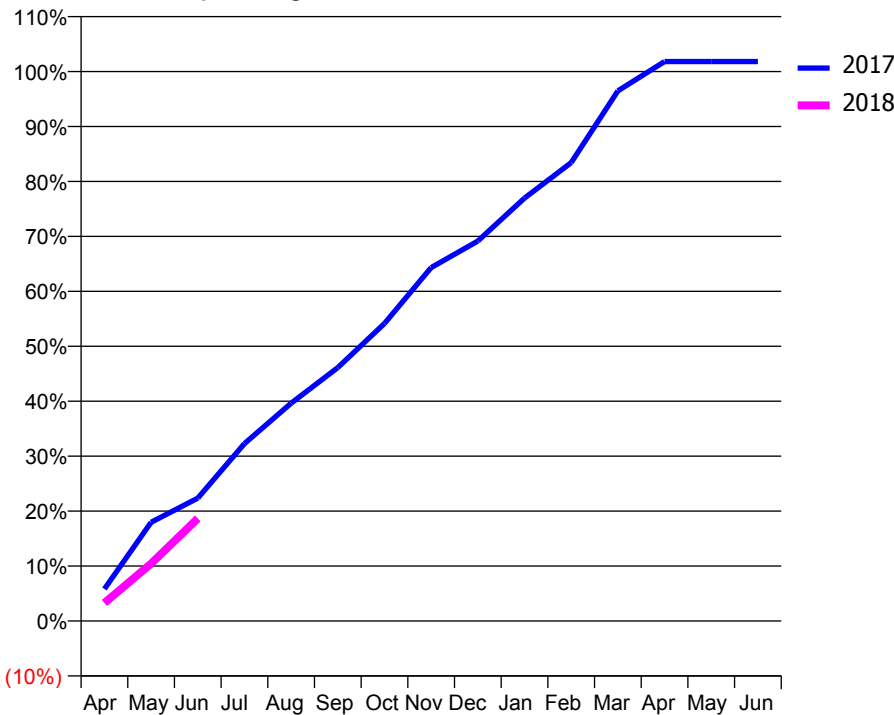
ACCESS*

Patients seen in 24 months	Total	Change since previous quarter
Quarter ending June 2016	1,173	
Quarter ending September 2016	1,208	↑
Quarter ending December 2016	1,205	→
Quarter ending March 2017	1,221	→
Quarter ending June 2017	1,163	↓
Variance since June 2016	(0.9%)	→



ACTIVITY

Cumulative percentage of contracted UDA delivered 2017 & 2018



Month	Adjusted Scheduled Activity (UDA)	
	2017	2018
April	244	138
May	754	438
June	939	784
July	1,355	
August	1,663	
September	1,935	
October	2,272	
November	2,698	
December	2,901	
January	3,229	
February	3,500	
March	4,048	
April	4,272	
May	4,272	
June	4,272	

QUALITY

	Quantity	Base Number	Contract	AT	Region	England
% of FP17s for the same patient ID Re-attending within 3 months - Children	6	69	8.7%	10.1%	11.5%	12.0%
% of FP17s for the same patient ID Re-attending within 3 months - Adults	28	216	13.0%	15.8%	16.8%	16.0%
% of FP17s for the same patient ID Re-attending between 3 & 9 months - Children	31	69	44.9%	47.1%	47.3%	58.0%
% of FP17s for the same patient ID Re-attending between 3 & 9 months - Adults	66	216	30.6%	37.7%	38.3%	50.9%
% of FP17s for Band 1 Urgent Courses	29	214	13.6%	11.4%	10.7%	9.1%
% of FP17s Relating to Free Repair or Replacements	0	214	0.0%	0.6%	0.6%	0.8%
% of FP17s Relating to Continuations	1	214	0.5%	0.6%	0.8%	1.1%
% of Patients satisfied with the dentistry they have received	0	0	N/A	90.4%	89.8%	91.7%
% of Patients satisfied with the time they had to wait for an appointment	0	0	N/A	84.2%	83.6%	88.0%

* This is based on patients treated on this contract for their most recent course of treatment. Figures in italics indicate the base number of FP17s or Patient Questionnaire responses are less than 100. N/A is shown where the base number of responses is less than 10 during the period. % is calculated as Quantity/Base number*100

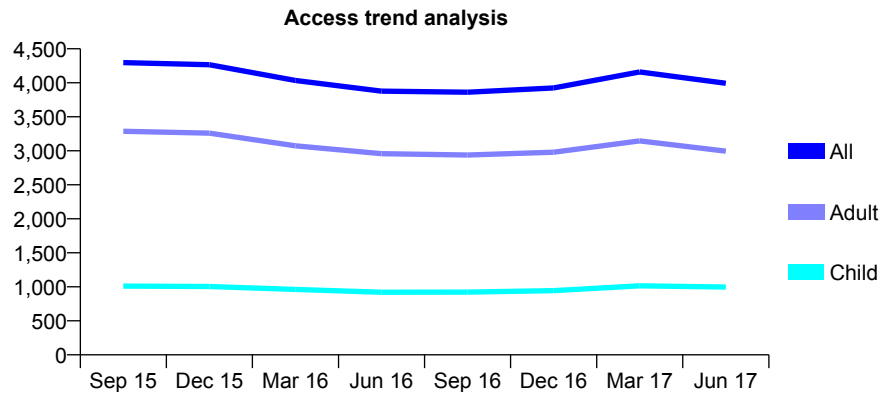
Q62 - Vital Signs At a Glance Contract Report for 359270/0001 - June 2017

Name or company name	MR AF RAI
Contract type name	GDS Contract
Purpose of contract	General
Contract start date	01/02/2009
Contract end date	

17/18 Contracted general activity (UDA)	9,679
Carry forward general activity (UDA)	0
17/18 Contracted orthodontic activity (UOA)	0
Carry forward orthodontic activity (UOA)	0
Baseline contract value	£203,498.78

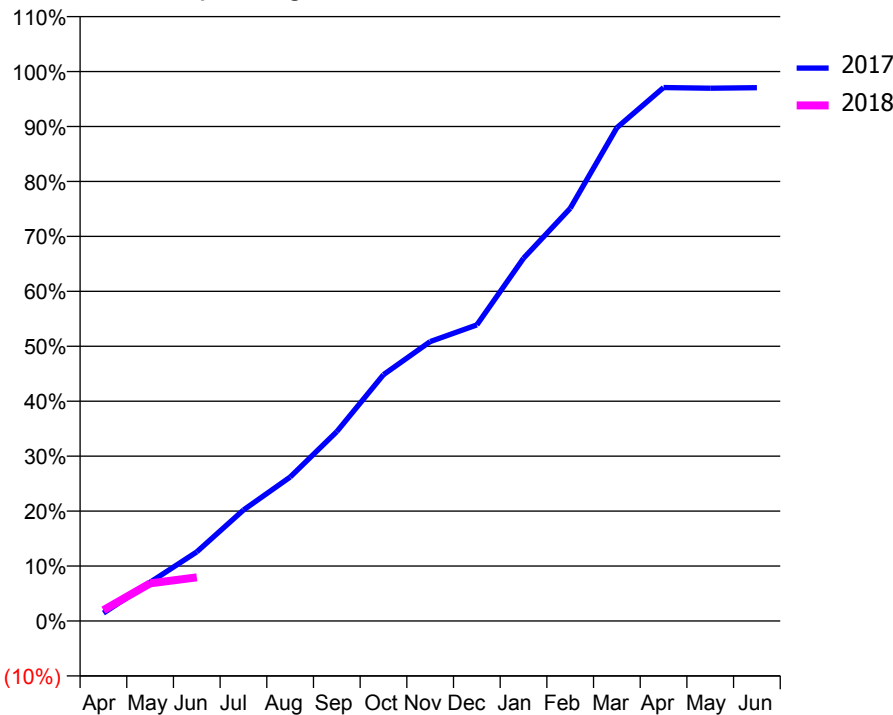
ACCESS*

Patients seen in 24 months	Total	Change since previous quarter
Quarter ending June 2016	3,878	
Quarter ending September 2016	3,862	→
Quarter ending December 2016	3,924	→
Quarter ending March 2017	4,160	↑
Quarter ending June 2017	3,993	↓
Variance since June 2016	3.0%	↑



ACTIVITY

Cumulative percentage of contracted UDA delivered 2017 & 2018



Month	Adjusted Scheduled Activity (UDA)	
	2017	2018
April	139	192
May	681	663
June	1,218	769
July	1,956	
August	2,535	
September	3,335	
October	4,339	
November	4,921	
December	5,216	
January	6,391	
February	7,269	
March	8,689	
April	9,397	
May	9,386	
June	9,394	

QUALITY

	Quantity	Base Number	Contract	AT	Region	England
% of FP17s for the same patient ID Re-attending within 3 months - Children	17	197	8.6%	10.1%	11.5%	12.0%
% of FP17s for the same patient ID Re-attending within 3 months - Adults	77	560	13.8%	15.8%	16.8%	16.0%
% of FP17s for the same patient ID Re-attending between 3 & 9 months - Children	109	197	55.3%	47.1%	47.3%	58.0%
% of FP17s for the same patient ID Re-attending between 3 & 9 months - Adults	214	560	38.2%	37.7%	38.3%	50.9%
% of FP17s for Band 1 Urgent Courses	52	457	11.4%	11.4%	10.7%	9.1%
% of FP17s Relating to Free Repair or Replacements	2	457	0.4%	0.6%	0.6%	0.8%
% of FP17s Relating to Continuations	10	457	2.2%	0.6%	0.8%	1.1%
% of Patients satisfied with the dentistry they have received	2	3	N/A	90.4%	89.8%	91.7%
% of Patients satisfied with the time they had to wait for an appointment	3	3	N/A	84.2%	83.6%	88.0%

* This is based on patients treated on this contract for their most recent course of treatment. Figures in italics indicate the base number of FP17s or Patient Questionnaire responses are less than 100. N/A is shown where the base number of responses is less than 10 during the period. % is calculated as Quantity/Base number*100

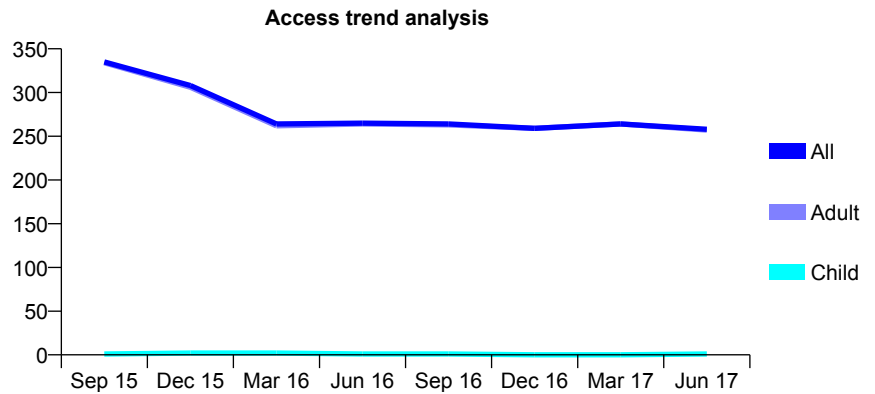
Q62 - Vital Signs At a Glance Contract Report for 359270/0006 - June 2017

Name or company name	MR AF RAI
Contract type name	PDS Contract
Purpose of contract	General
Contract start date	11/01/2010
Contract end date	31/03/2018

17/18 Contracted general activity (UDA)	2,500
Carry forward general activity (UDA)	0
17/18 Contracted orthodontic activity (UOA)	0
Carry forward orthodontic activity (UOA)	0
Baseline contract value	£51,498.98

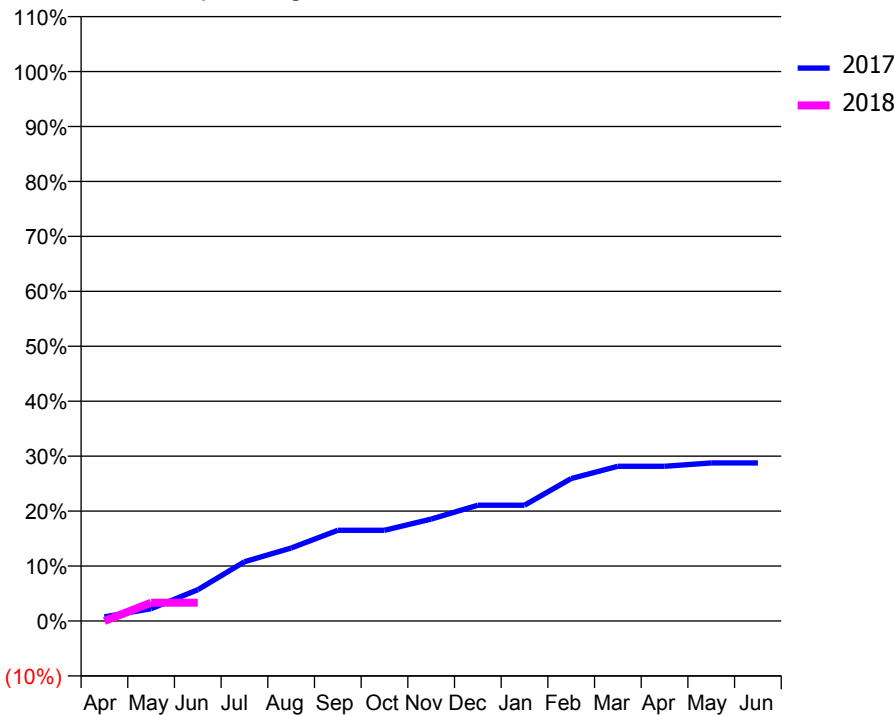
ACCESS*

Patients seen in 24 months	Total	Change since previous quarter
Quarter ending June 2016	265	
Quarter ending September 2016	264	→
Quarter ending December 2016	259	↓
Quarter ending March 2017	264	→
Quarter ending June 2017	258	↓
Variance since June 2016	(2.6%)	↓



ACTIVITY

Cumulative percentage of contracted UDA delivered 2017 & 2018



Month	Adjusted Scheduled Activity (UDA)	
	2017	2018
April	19	0
May	56	83
June	142	83
July	269	
August	332	
September	413	
October	413	
November	464	
December	527	
January	527	
February	648	
March	704	
April	704	
May	719	
June	719	

QUALITY

	Quantity	Base Number	Contract	AT	Region	England
% of FP17s for the same patient ID Re-attending within 3 months - Children	0	1	0.0%	10.1%	11.5%	12.0%
% of FP17s for the same patient ID Re-attending within 3 months - Adults	1	36	2.8%	15.8%	16.8%	16.0%
% of FP17s for the same patient ID Re-attending between 3 & 9 months - Children	0	1	0.0%	47.1%	47.3%	58.0%
% of FP17s for the same patient ID Re-attending between 3 & 9 months - Adults	15	36	41.7%	37.7%	38.3%	50.9%
% of FP17s for Band 1 Urgent Courses	1	24	4.2%	11.4%	10.7%	9.1%
% of FP17s Relating to Free Repair or Replacements	0	24	0.0%	0.6%	0.6%	0.8%
% of FP17s Relating to Continuations	0	24	0.0%	0.6%	0.8%	1.1%
% of Patients satisfied with the dentistry they have received	0	0	N/A	90.4%	89.8%	91.7%
% of Patients satisfied with the time they had to wait for an appointment	0	0	N/A	84.2%	83.6%	88.0%

* This is based on patients treated on this contract for their most recent course of treatment. Figures in italics indicate the base number of FP17s or Patient Questionnaire responses are less than 100. N/A is shown where the base number of responses is less than 10 during the period. % is calculated as Quantity/Base number*100

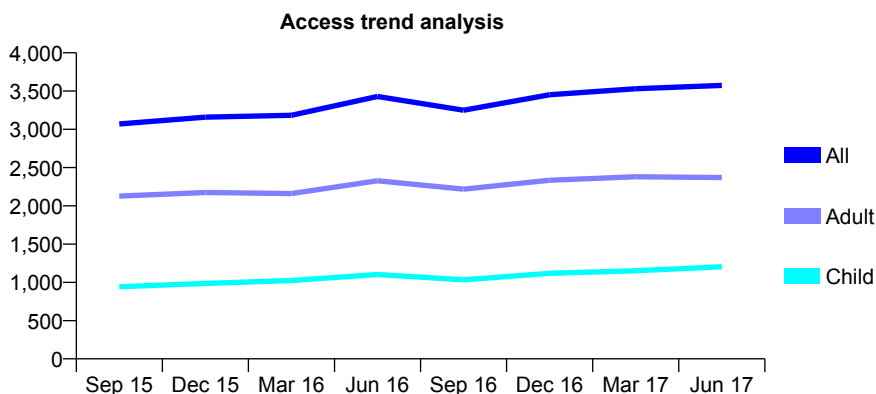
Q62 - Vital Signs At a Glance Contract Report for 359270/0007 - June 2017

Name or company name	Canberra Dental Practice
Contract type name	GDS Contract
Purpose of contract	General
Contract start date	23/12/2009
Contract end date	

17/18 Contracted general activity (UDA)	13,096
Carry forward general activity (UDA)	0
17/18 Contracted orthodontic activity (UOA)	0
Carry forward orthodontic activity (UOA)	0
Baseline contract value	£380,263.60

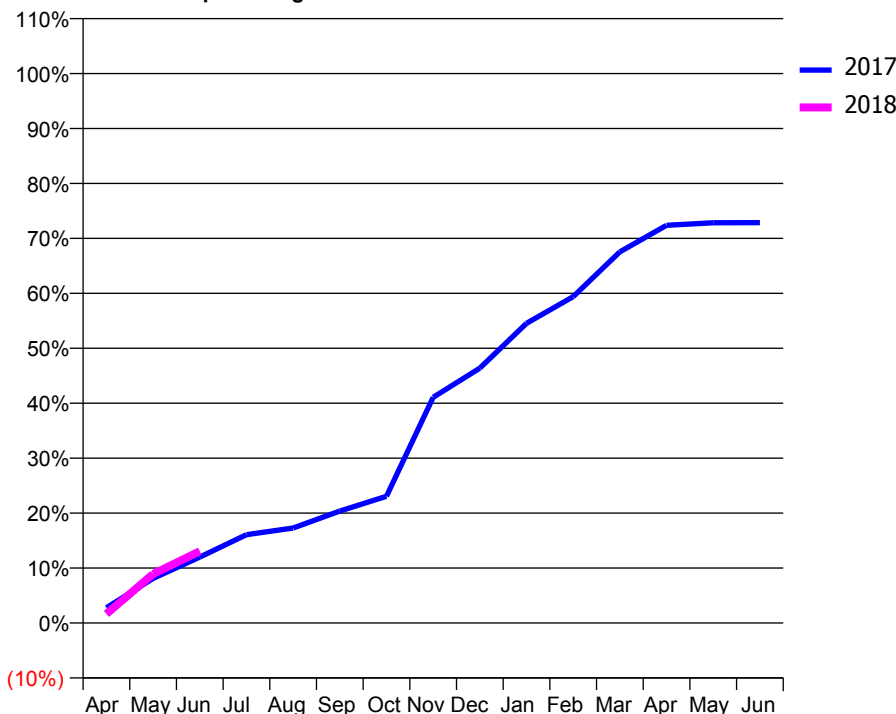
ACCESS*

Patients seen in 24 months	Total	Change since previous quarter
Quarter ending June 2016	3,430	
Quarter ending September 2016	3,250	↓
Quarter ending December 2016	3,452	↑
Quarter ending March 2017	3,531	↑
Quarter ending June 2017	3,573	→
Variance since June 2016	4.2%	↑



ACTIVITY

Cumulative percentage of contracted UDA delivered 2017 & 2018



Month	Adjusted Scheduled Activity (UDA)	
	2017	2018
April	363	217
May	1,063	1,168
June	1,572	1,713
July	2,105	
August	2,263	
September	2,669	
October	3,019	
November	5,377	
December	6,074	
January	7,143	
February	7,777	
March	8,845	
April	9,480	
May	9,539	
June	9,541	

QUALITY

	Quantity	Base Number	Contract	AT	Region	England
% of FP17s for the same patient ID Re-attending within 3 months - Children	39	490	8.0%	10.1%	11.5%	12.0%
% of FP17s for the same patient ID Re-attending within 3 months - Adults	84	654	12.8%	15.8%	16.8%	16.0%
% of FP17s for the same patient ID Re-attending between 3 & 9 months - Children	204	490	41.6%	47.1%	47.3%	58.0%
% of FP17s for the same patient ID Re-attending between 3 & 9 months - Adults	243	654	37.2%	37.7%	38.3%	50.9%
% of FP17s for Band 1 Urgent Courses	99	850	11.6%	11.4%	10.7%	9.1%
% of FP17s Relating to Free Repair or Replacements	0	850	0.0%	0.6%	0.6%	0.8%
% of FP17s Relating to Continuations	1	850	0.1%	0.6%	0.8%	1.1%
% of Patients satisfied with the dentistry they have received	2	2	N/A	90.4%	89.8%	91.7%
% of Patients satisfied with the time they had to wait for an appointment	1	2	N/A	84.2%	83.6%	88.0%

* This is based on patients treated on this contract for their most recent course of treatment. Figures in italics indicate the base number of FP17s or Patient Questionnaire responses are less than 100. N/A is shown where the base number of responses is less than 10 during the period. % is calculated as Quantity/Base number*100

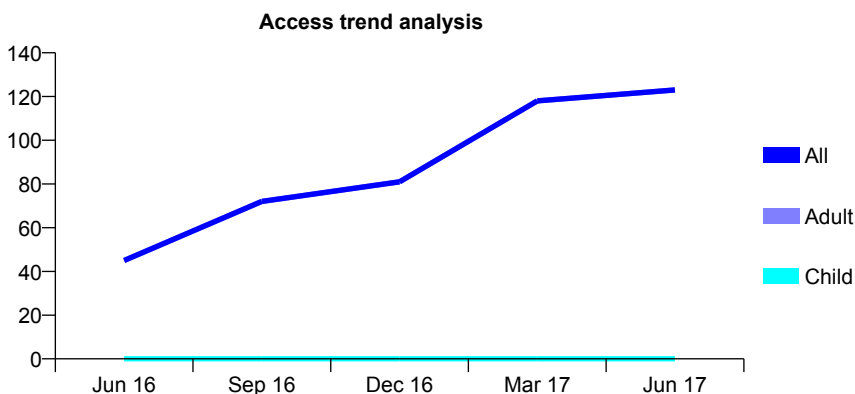
Q62 - Vital Signs At a Glance Contract Report for 359270/0023 - June 2017

Name or company name	MR AF RAI
Contract type name	PDS Contract
Purpose of contract	General
Contract start date	01/12/2015
Contract end date	31/03/2018

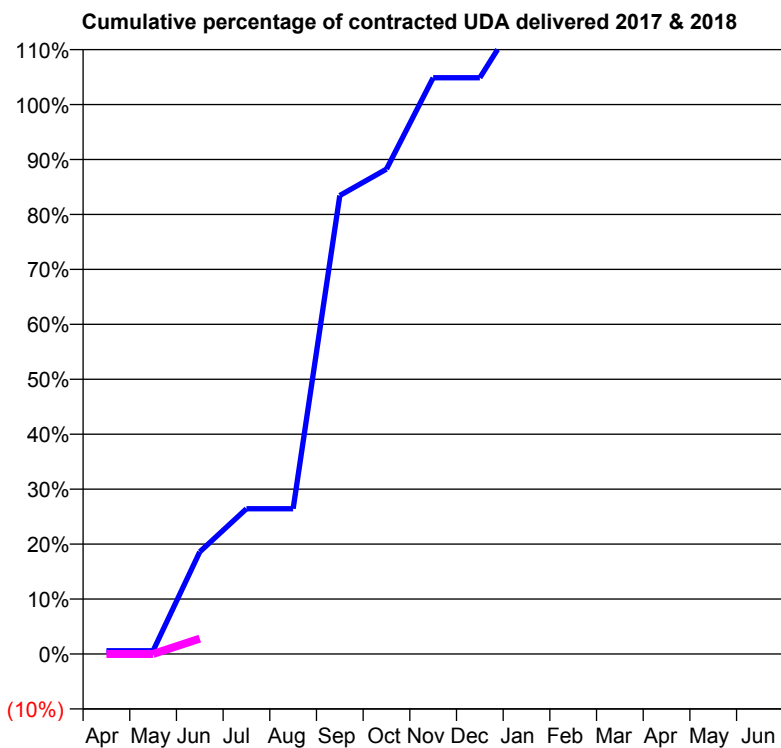
17/18 Contracted general activity (UDA)	500
Carry forward general activity (UDA)	0
17/18 Contracted orthodontic activity (UOA)	0
Carry forward orthodontic activity (UOA)	0
Baseline contract value	£13,202.40

ACCESS*

Patients seen in 24 months	Total	Change since previous quarter
Quarter ending June 2016	45	
Quarter ending September 2016	72	↑
Quarter ending December 2016	81	↑
Quarter ending March 2017	118	↑
Quarter ending June 2017	123	↑
Variance since June 2016	173.3%	↑



ACTIVITY



Month	Adjusted Scheduled Activity (UDA)	
	2017	2018
April	3	0
May	3	0
June	93	14
July	132	
August	132	
September	417	
October	441	
November	524	
December	524	
January	592	
February	613	
March	670	
April	727	
May	727	
June	727	

QUALITY

	Quantity	Base Number	Contract	AT	Region	England
% of FP17s for the same patient ID Re-attending within 3 months - Children	0	0	N/A	10.1%	11.5%	12.0%
% of FP17s for the same patient ID Re-attending within 3 months - Adults	0	27	0.0%	15.8%	16.8%	16.0%
% of FP17s for the same patient ID Re-attending between 3 & 9 months - Children	0	0	N/A	47.1%	47.3%	58.0%
% of FP17s for the same patient ID Re-attending between 3 & 9 months - Adults	0	27	0.0%	37.7%	38.3%	50.9%
% of FP17s for Band 1 Urgent Courses	0	6	0.0%	11.4%	10.7%	9.1%
% of FP17s Relating to Free Repair or Replacements	0	6	0.0%	0.6%	0.6%	0.8%
% of FP17s Relating to Continuations	0	6	0.0%	0.6%	0.8%	1.1%
% of Patients satisfied with the dentistry they have received	1	1	N/A	90.4%	89.8%	91.7%
% of Patients satisfied with the time they had to wait for an appointment	1	1	N/A	84.2%	83.6%	88.0%

* This is based on patients treated on this contract for their most recent course of treatment. Figures in italics indicate the base number of FP17s or Patient Questionnaire responses are less than 100. N/A is shown where the base number of responses is less than 10 during the period. % is calculated as Quantity/Base number*100

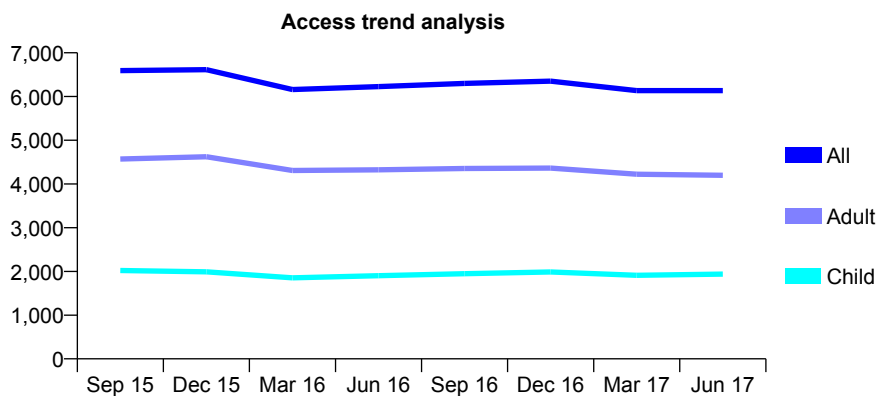
Q62 - Vital Signs At a Glance Contract Report for 359556/0001 - June 2017

Name or company name	MISS AR PATEL
Contract type name	GDS Contract
Purpose of contract	General
Contract start date	01/12/2006
Contract end date	

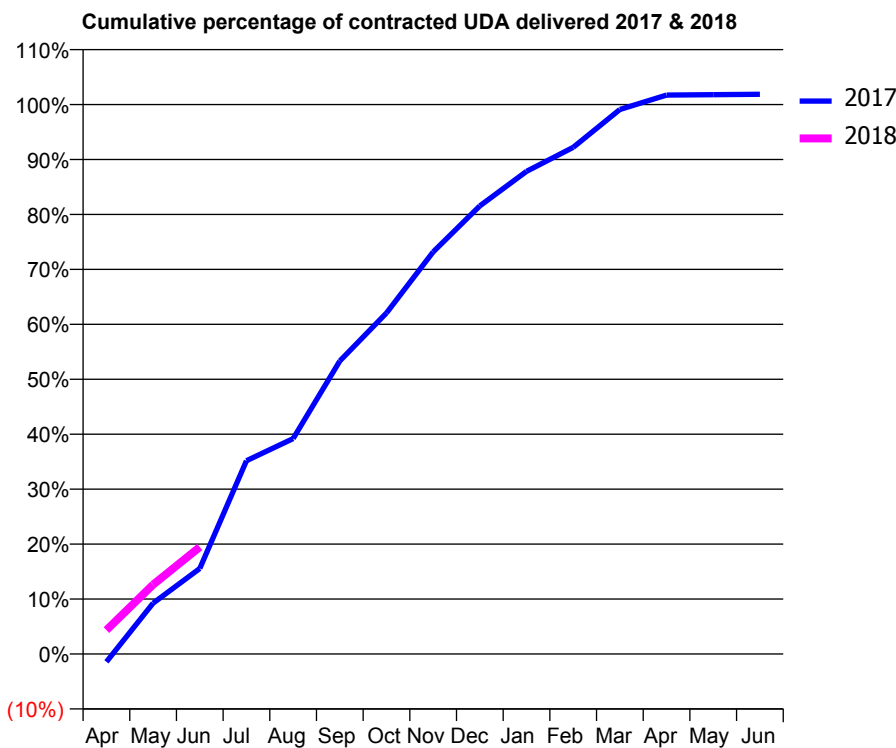
17/18 Contracted general activity (UDA)	16,625
Carry forward general activity (UDA)	0
17/18 Contracted orthodontic activity (UOA)	0
Carry forward orthodontic activity (UOA)	0
Baseline contract value	£504,159.31

ACCESS*

Patients seen in 24 months	Total	Change since previous quarter
Quarter ending June 2016	6,227	
Quarter ending September 2016	6,301	→
Quarter ending December 2016	6,352	→
Quarter ending March 2017	6,136	↓
Quarter ending June 2017	6,134	→
Variance since June 2016	(1.5%)	↓



ACTIVITY



Month	Adjusted Scheduled Activity (UDA)	
	2017	2018
April	-239	724
May	1,539	2,100
June	2,587	3,236
July	5,848	
August	6,517	
September	8,865	
October	10,320	
November	12,167	
December	13,557	
January	14,602	
February	15,330	
March	16,474	
April	16,909	
May	16,924	
June	16,934	

QUALITY

	Quantity	Base Number	Contract	AT	Region	England
% of FP17s for the same patient ID Re-attending within 3 months - Children	23	596	3.9%	10.1%	11.5%	12.0%
% of FP17s for the same patient ID Re-attending within 3 months - Adults	125	1,081	11.6%	15.8%	16.8%	16.0%
% of FP17s for the same patient ID Re-attending between 3 & 9 months - Children	291	596	48.8%	47.1%	47.3%	58.0%
% of FP17s for the same patient ID Re-attending between 3 & 9 months - Adults	475	1,081	43.9%	37.7%	38.3%	50.9%
% of FP17s for Band 1 Urgent Courses	177	1,446	12.2%	11.4%	10.7%	9.1%
% of FP17s Relating to Free Repair or Replacements	9	1,446	0.6%	0.6%	0.6%	0.8%
% of FP17s Relating to Continuations	3	1,446	0.2%	0.6%	0.8%	1.1%
% of Patients satisfied with the dentistry they have received	6	6	N/A	90.4%	89.8%	91.7%
% of Patients satisfied with the time they had to wait for an appointment	6	6	N/A	84.2%	83.6%	88.0%

* This is based on patients treated on this contract for their most recent course of treatment. Figures in italics indicate the base number of FP17s or Patient Questionnaire responses are less than 100. N/A is shown where the base number of responses is less than 10 during the period. % is calculated as Quantity/Base number*100

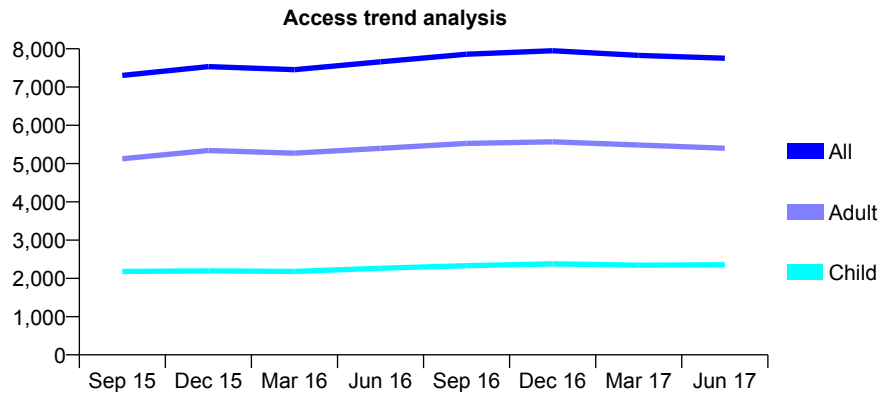
Q62 - Vital Signs At a Glance Contract Report for 359556/0002 - June 2017

Name or company name	MISS AR PATEL
Contract type name	GDS Contract
Purpose of contract	General
Contract start date	01/06/2008
Contract end date	

17/18 Contracted general activity (UDA)	16,568
Carry forward general activity (UDA)	0
17/18 Contracted orthodontic activity (UOA)	0
Carry forward orthodontic activity (UOA)	0
Baseline contract value	£373,881.36

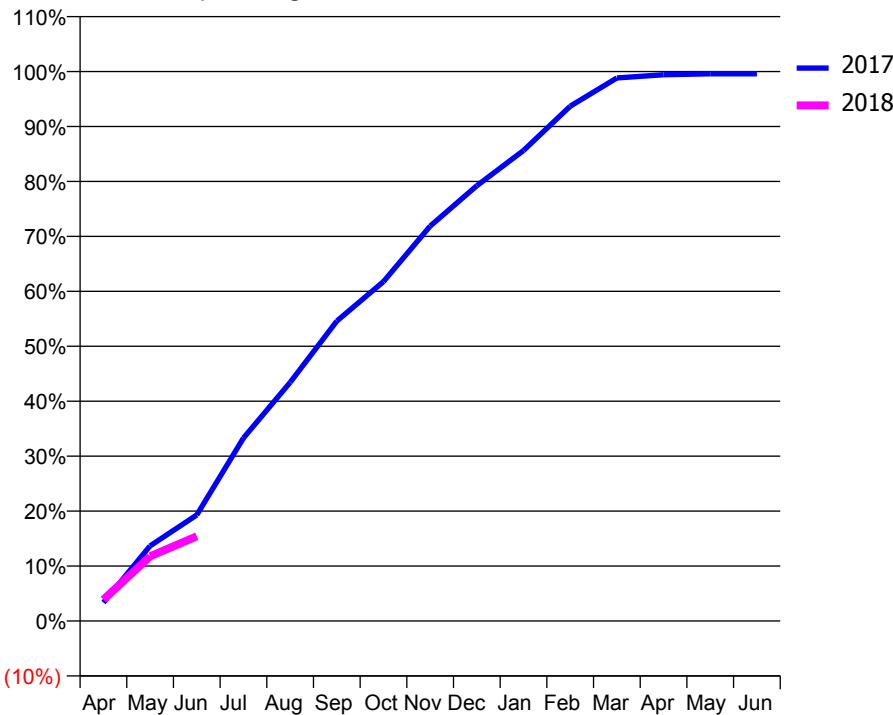
ACCESS*

Patients seen in 24 months	Total	Change since previous quarter
Quarter ending June 2016	7,661	
Quarter ending September 2016	7,858	↑
Quarter ending December 2016	7,948	→
Quarter ending March 2017	7,827	↓
Quarter ending June 2017	7,755	→
Variance since June 2016	1.2%	→



ACTIVITY

Cumulative percentage of contracted UDA delivered 2017 & 2018



Month	Adjusted Scheduled Activity (UDA)	
	2017	2018
April	556	645
May	2,267	1,952
June	3,200	2,557
July	5,519	
August	7,195	
September	9,043	
October	10,236	
November	11,906	
December	13,125	
January	14,186	
February	15,523	
March	16,372	
April	16,470	
May	16,497	
June	16,499	

QUALITY

	Quantity	Base Number	Contract	AT	Region	England
% of FP17s for the same patient ID Re-attending within 3 months - Children	32	570	5.6%	10.1%	11.5%	12.0%
% of FP17s for the same patient ID Re-attending within 3 months - Adults	89	981	9.1%	15.8%	16.8%	16.0%
% of FP17s for the same patient ID Re-attending between 3 & 9 months - Children	261	570	45.8%	47.1%	47.3%	58.0%
% of FP17s for the same patient ID Re-attending between 3 & 9 months - Adults	436	981	44.4%	37.7%	38.3%	50.9%
% of FP17s for Band 1 Urgent Courses	84	1,305	6.4%	11.4%	10.7%	9.1%
% of FP17s Relating to Free Repair or Replacements	2	1,305	0.2%	0.6%	0.6%	0.8%
% of FP17s Relating to Continuations	1	1,305	0.1%	0.6%	0.8%	1.1%
% of Patients satisfied with the dentistry they have received	3	3	N/A	90.4%	89.8%	91.7%
% of Patients satisfied with the time they had to wait for an appointment	3	3	N/A	84.2%	83.6%	88.0%

* This is based on patients treated on this contract for their most recent course of treatment. Figures in italics indicate the base number of FP17s or Patient Questionnaire responses are less than 100. N/A is shown where the base number of responses is less than 10 during the period. % is calculated as Quantity/Base number*100

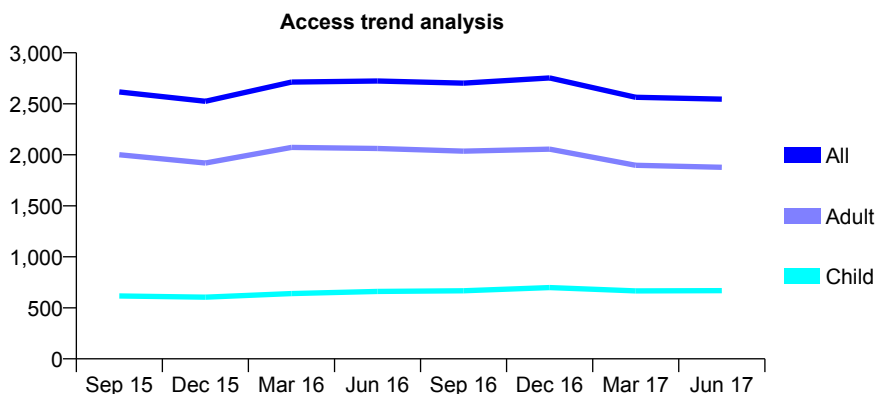
Q62 - Vital Signs At a Glance Contract Report for 363774/0001 - June 2017

Name or company name	MS M JOJI
Contract type name	GDS Contract
Purpose of contract	General
Contract start date	31/08/2007
Contract end date	

17/18 Contracted general activity (UDA)	6,846
Carry forward general activity (UDA)	0
17/18 Contracted orthodontic activity (UOA)	0
Carry forward orthodontic activity (UOA)	0
Baseline contract value	£191,476.94

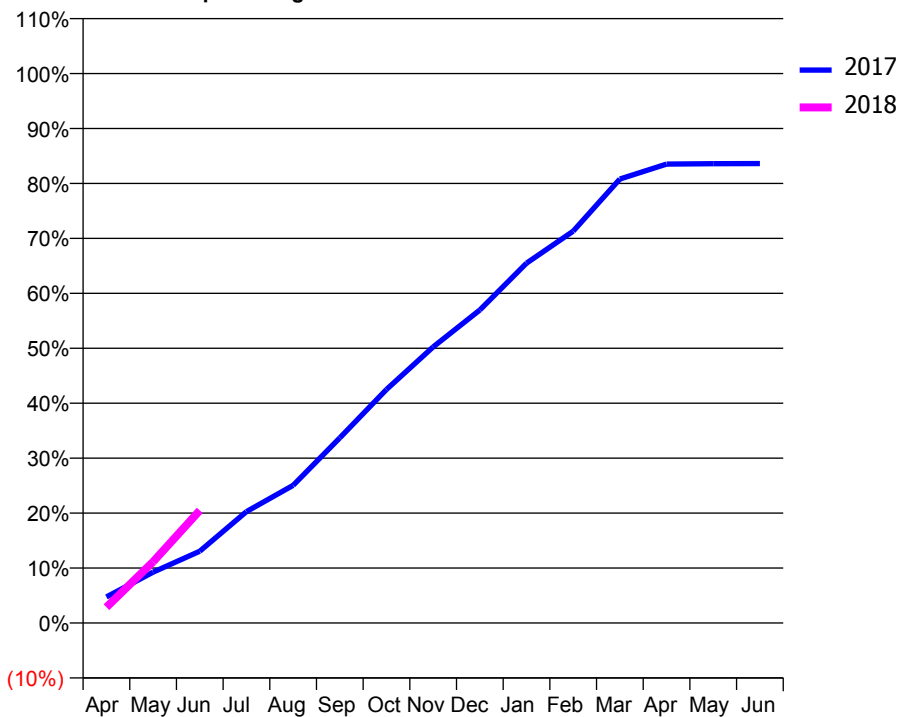
ACCESS*

Patients seen in 24 months	Total	Change since previous quarter
Quarter ending June 2016	2,723	
Quarter ending September 2016	2,703	→
Quarter ending December 2016	2,754	→
Quarter ending March 2017	2,564	↓
Quarter ending June 2017	2,546	→
Variance since June 2016	(6.5%)	↓



ACTIVITY

Cumulative percentage of contracted UDA delivered 2017 & 2018



Month	Adjusted Scheduled Activity (UDA)	
	2017	2018
April	324	196
May	634	764
June	895	1,403
July	1,388	
August	1,715	
September	2,306	
October	2,910	
November	3,439	
December	3,900	
January	4,484	
February	4,883	
March	5,532	
April	5,717	
May	5,722	
June	5,725	

QUALITY

	Quantity	Base Number	Contract	AT	Region	England
% of FP17s for the same patient ID Re-attending within 3 months - Children	30	239	12.6%	10.1%	11.5%	12.0%
% of FP17s for the same patient ID Re-attending within 3 months - Adults	86	550	15.6%	15.8%	16.8%	16.0%
% of FP17s for the same patient ID Re-attending between 3 & 9 months - Children	91	239	38.1%	47.1%	47.3%	58.0%
% of FP17s for the same patient ID Re-attending between 3 & 9 months - Adults	87	550	15.8%	37.7%	38.3%	50.9%
% of FP17s for Band 1 Urgent Courses	365	663	55.1%	11.4%	10.7%	9.1%
% of FP17s Relating to Free Repair or Replacements	0	663	0.0%	0.6%	0.6%	0.8%
% of FP17s Relating to Continuations	0	663	0.0%	0.6%	0.8%	1.1%
% of Patients satisfied with the dentistry they have received	0	0	N/A	90.4%	89.8%	91.7%
% of Patients satisfied with the time they had to wait for an appointment	0	0	N/A	84.2%	83.6%	88.0%

* This is based on patients treated on this contract for their most recent course of treatment. Figures in italics indicate the base number of FP17s or Patient Questionnaire responses are less than 100. N/A is shown where the base number of responses is less than 10 during the period. % is calculated as Quantity/Base number*100

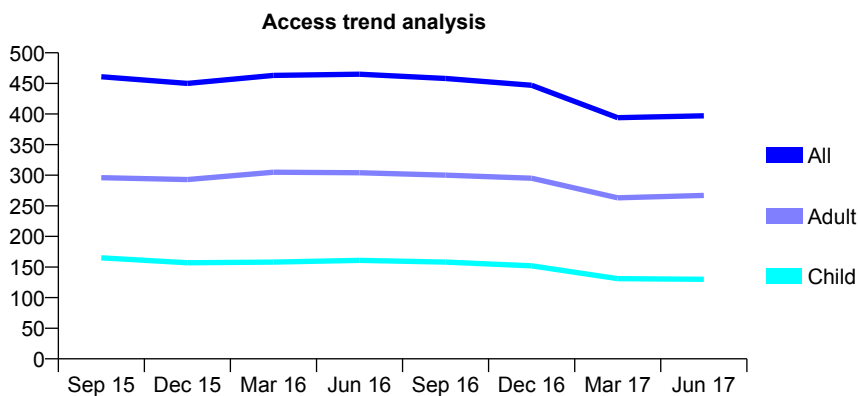
Q62 - Vital Signs At a Glance Contract Report for 364207/0001 - June 2017

Name or company name	Crystal Smile Dental Care
Contract type name	GDS Contract
Purpose of contract	General
Contract start date	01/02/2012
Contract end date	

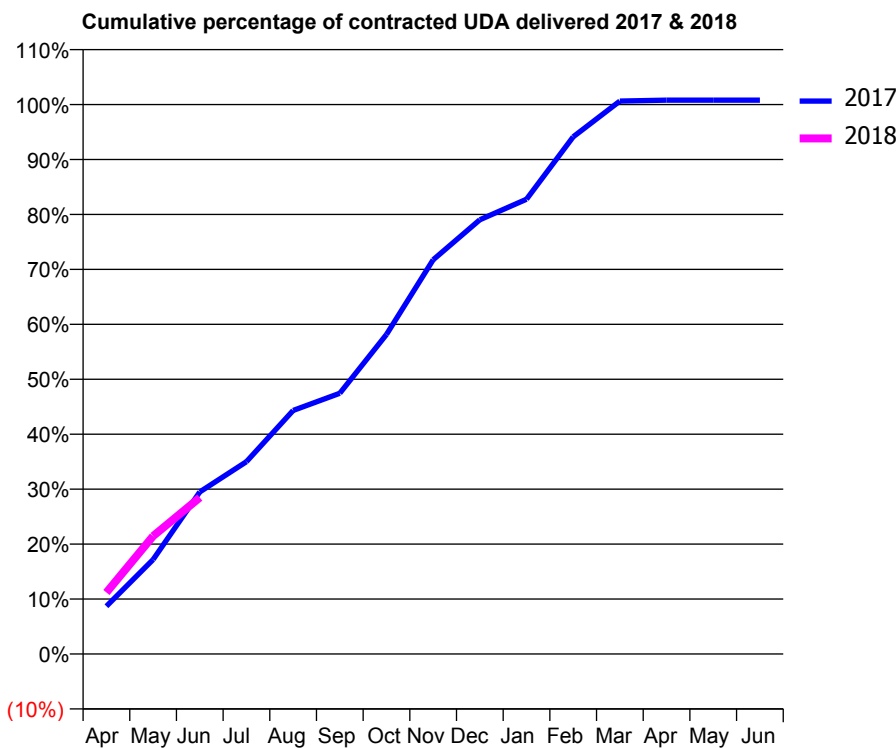
17/18 Contracted general activity (UDA)	1,911
Carry forward general activity (UDA)	0
17/18 Contracted orthodontic activity (UOA)	0
Carry forward orthodontic activity (UOA)	0
Baseline contract value	£66,056.17

ACCESS*

Patients seen in 24 months	Total	Change since previous quarter
Quarter ending June 2016	465	
Quarter ending September 2016	458	↓
Quarter ending December 2016	447	↓
Quarter ending March 2017	394	↓
Quarter ending June 2017	397	→
Variance since June 2016	(14.6%)	↓



ACTIVITY



Adjusted Scheduled Activity (UDA)		
Month	2017	2018
April	166	214
May	329	410
June	564	544
July	669	
August	847	
September	907	
October	1,111	
November	1,371	
December	1,510	
January	1,582	
February	1,799	
March	1,923	
April	1,926	
May	1,926	
June	1,926	

QUALITY

	Quantity	Base Number	Contract	AT	Region	England
% of FP17s for the same patient ID Re-attending within 3 months - Children	1	45	2.2%	10.1%	11.5%	12.0%
% of FP17s for the same patient ID Re-attending within 3 months - Adults	5	82	6.1%	15.8%	16.8%	16.0%
% of FP17s for the same patient ID Re-attending between 3 & 9 months - Children	24	45	53.3%	47.1%	47.3%	58.0%
% of FP17s for the same patient ID Re-attending between 3 & 9 months - Adults	33	82	40.2%	37.7%	38.3%	50.9%
% of FP17s for Band 1 Urgent Courses	1	124	0.8%	11.4%	10.7%	9.1%
% of FP17s Relating to Free Repair or Replacements	0	124	0.0%	0.6%	0.6%	0.8%
% of FP17s Relating to Continuations	0	124	0.0%	0.6%	0.8%	1.1%
% of Patients satisfied with the dentistry they have received	0	0	N/A	90.4%	89.8%	91.7%
% of Patients satisfied with the time they had to wait for an appointment	0	0	N/A	84.2%	83.6%	88.0%

* This is based on patients treated on this contract for their most recent course of treatment. Figures in italics indicate the base number of FP17s or Patient Questionnaire responses are less than 100. N/A is shown where the base number of responses is less than 10 during the period. % is calculated as Quantity/Base number*100

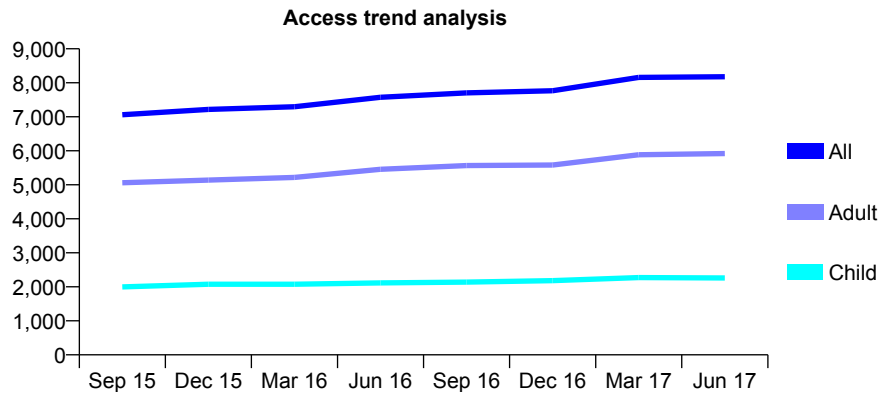
Q62 - Vital Signs At a Glance Contract Report for 381365/0002 - June 2017

Name or company name	MR P ZIDERMAN
Contract type name	GDS Contract
Purpose of contract	General
Contract start date	01/04/2006
Contract end date	

17/18 Contracted general activity (UDA)	25,594
Carry forward general activity (UDA)	0
17/18 Contracted orthodontic activity (UOA)	0
Carry forward orthodontic activity (UOA)	0
Baseline contract value	£955,874.12

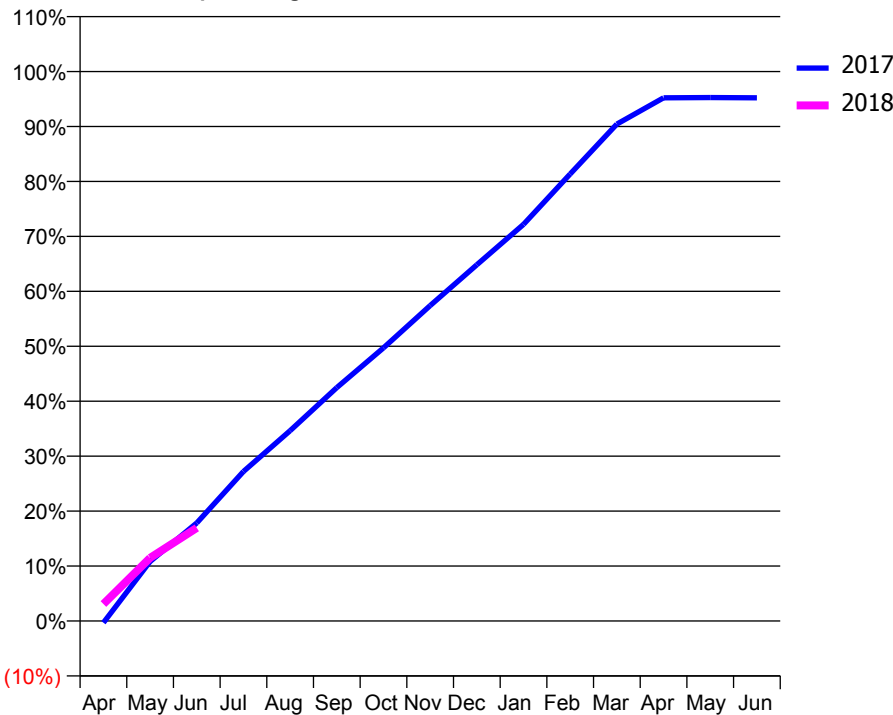
ACCESS*

Patients seen in 24 months	Total	Change since previous quarter
Quarter ending June 2016	7,573	
Quarter ending September 2016	7,703	→
Quarter ending December 2016	7,765	→
Quarter ending March 2017	8,158	↑
Quarter ending June 2017	8,180	→
Variance since June 2016	8.0%	↑



ACTIVITY

Cumulative percentage of contracted UDA delivered 2017 & 2018



Month	Adjusted Scheduled Activity (UDA)	
	2017	2018
April	-84	793
May	2,774	2,940
June	4,569	4,338
July	6,968	
August	8,867	
September	10,872	
October	12,725	
November	14,689	
December	16,589	
January	18,472	
February	20,821	
March	23,144	
April	24,366	
May	24,383	
June	24,371	

QUALITY

	Quantity	Base Number	Contract	AT	Region	England
% of FP17s for the same patient ID Re-attending within 3 months - Children	35	574	6.1%	10.1%	11.5%	12.0%
% of FP17s for the same patient ID Re-attending within 3 months - Adults	168	1,400	12.0%	15.8%	16.8%	16.0%
% of FP17s for the same patient ID Re-attending between 3 & 9 months - Children	229	574	39.9%	47.1%	47.3%	58.0%
% of FP17s for the same patient ID Re-attending between 3 & 9 months - Adults	387	1,400	27.6%	37.7%	38.3%	50.9%
% of FP17s for Band 1 Urgent Courses	162	1,604	10.1%	11.4%	10.7%	9.1%
% of FP17s Relating to Free Repair or Replacements	8	1,604	0.5%	0.6%	0.6%	0.8%
% of FP17s Relating to Continuations	8	1,604	0.5%	0.6%	0.8%	1.1%
% of Patients satisfied with the dentistry they have received	4	5	N/A	90.4%	89.8%	91.7%
% of Patients satisfied with the time they had to wait for an appointment	5	5	N/A	84.2%	83.6%	88.0%

* This is based on patients treated on this contract for their most recent course of treatment. Figures in italics indicate the base number of FP17s or Patient Questionnaire responses are less than 100. N/A is shown where the base number of responses is less than 10 during the period. % is calculated as Quantity/Base number*100

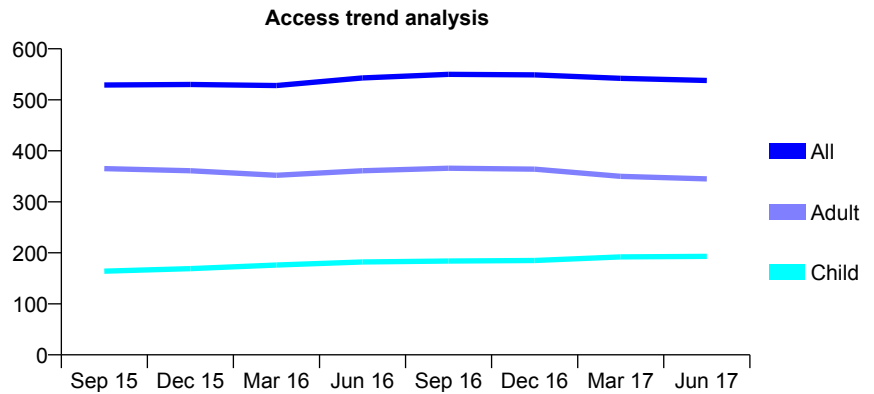
Q62 - Vital Signs At a Glance Contract Report for 385018/0001 - June 2017

Name or company name	MR RP SAINI
Contract type name	GDS Contract
Purpose of contract	General
Contract start date	01/04/2006
Contract end date	

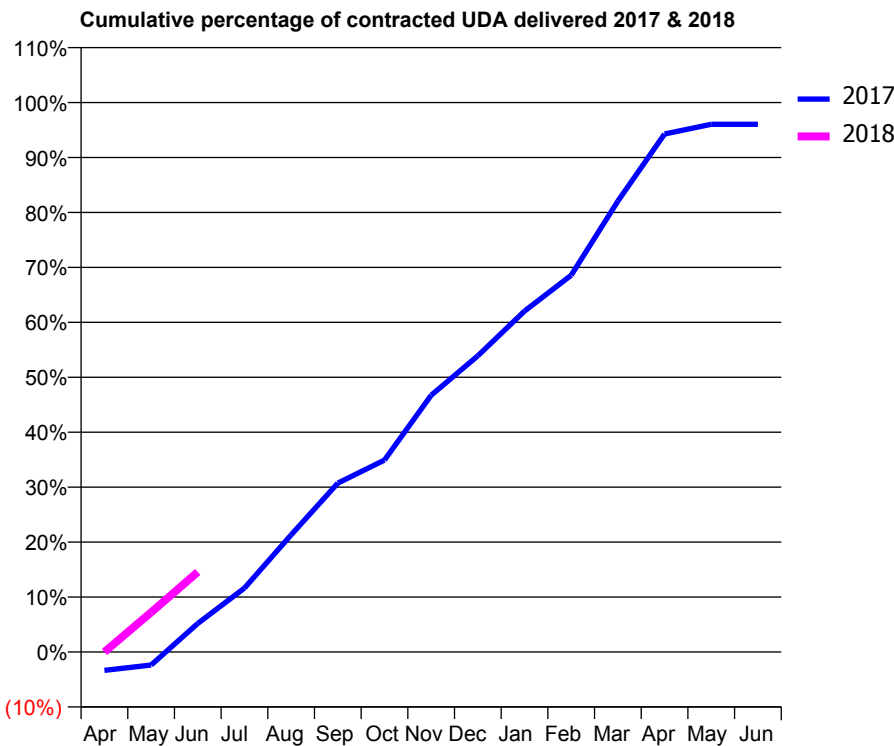
17/18 Contracted general activity (UDA)	2,500
Carry forward general activity (UDA)	0
17/18 Contracted orthodontic activity (UOA)	0
Carry forward orthodontic activity (UOA)	0
Baseline contract value	£72,654.89

ACCESS*

Patients seen in 24 months	Total	Change since previous quarter
Quarter ending June 2016	543	
Quarter ending September 2016	550	→
Quarter ending December 2016	549	→
Quarter ending March 2017	542	↓
Quarter ending June 2017	538	→
Variance since June 2016	(0.9%)	→



ACTIVITY



Month	Adjusted Scheduled Activity (UDA)	
	2017	2018
April	-84	0
May	-60	180
June	130	364
July	291	
August	533	
September	769	
October	873	
November	1,168	
December	1,348	
January	1,551	
February	1,714	
March	2,051	
April	2,357	
May	2,401	
June	2,401	

QUALITY

	Quantity	Base Number	Contract	AT	Region	England
% of FP17s for the same patient ID Re-attending within 3 months - Children	15	109	13.8%	10.1%	11.5%	12.0%
% of FP17s for the same patient ID Re-attending within 3 months - Adults	14	130	10.8%	15.8%	16.8%	16.0%
% of FP17s for the same patient ID Re-attending between 3 & 9 months - Children	78	109	71.6%	47.1%	47.3%	58.0%
% of FP17s for the same patient ID Re-attending between 3 & 9 months - Adults	79	130	60.8%	37.7%	38.3%	50.9%
% of FP17s for Band 1 Urgent Courses	2	123	1.6%	11.4%	10.7%	9.1%
% of FP17s Relating to Free Repair or Replacements	0	123	0.0%	0.6%	0.6%	0.8%
% of FP17s Relating to Continuations	0	123	0.0%	0.6%	0.8%	1.1%
% of Patients satisfied with the dentistry they have received	2	2	N/A	90.4%	89.8%	91.7%
% of Patients satisfied with the time they had to wait for an appointment	2	2	N/A	84.2%	83.6%	88.0%

* This is based on patients treated on this contract for their most recent course of treatment. Figures in italics indicate the base number of FP17s or Patient Questionnaire responses are less than 100. N/A is shown where the base number of responses is less than 10 during the period. % is calculated as Quantity/Base number*100

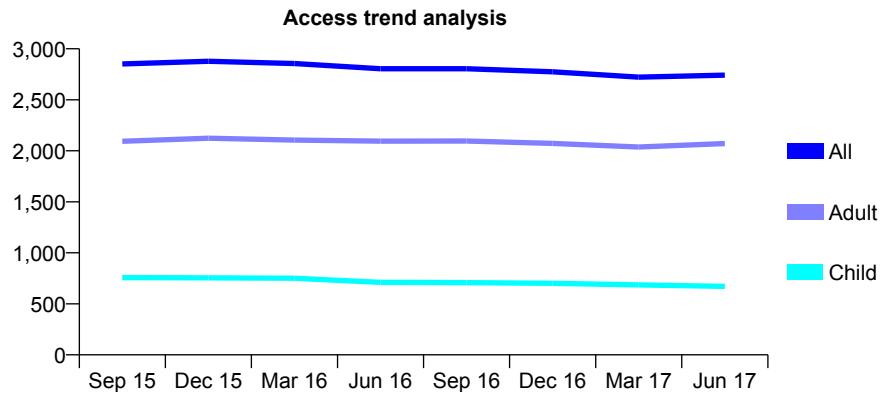
Q62 - Vital Signs At a Glance Contract Report for 393983/0002 - June 2017

Name or company name	MR D SAITOWITZ
Contract type name	GDS Contract
Purpose of contract	General
Contract start date	05/01/2009
Contract end date	

17/18 Contracted general activity (UDA)	10,991
Carry forward general activity (UDA)	0
17/18 Contracted orthodontic activity (UOA)	0
Carry forward orthodontic activity (UOA)	0
Baseline contract value	£342,135.60

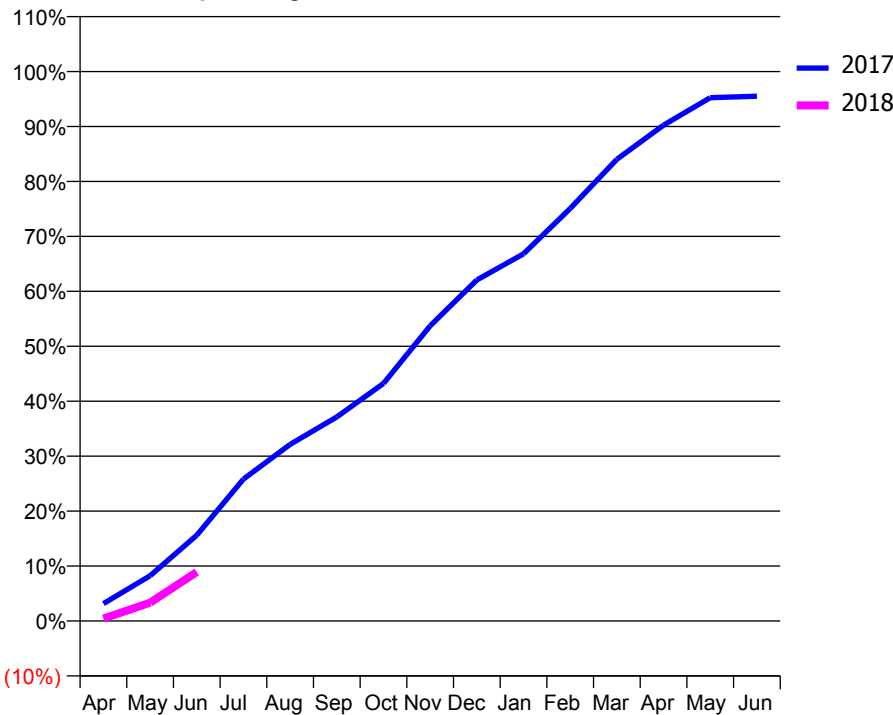
ACCESS*

Patients seen in 24 months	Total	Change since previous quarter
Quarter ending June 2016	2,805	
Quarter ending September 2016	2,804	→
Quarter ending December 2016	2,774	↓
Quarter ending March 2017	2,722	↓
Quarter ending June 2017	2,742	→
Variance since June 2016	(2.2%)	↓



ACTIVITY

Cumulative percentage of contracted UDA delivered 2017 & 2018



Month	Adjusted Scheduled Activity (UDA)	
	2017	2018
April	347	48
May	905	367
June	1,715	980
July	2,840	
August	3,534	
September	4,082	
October	4,752	
November	5,904	
December	6,821	
January	7,343	
February	8,252	
March	9,235	
April	9,918	
May	10,468	
June	10,497	

QUALITY

	Quantity	Base Number	Contract	AT	Region	England
% of FP17s for the same patient ID Re-attending within 3 months - Children	2	130	1.5%	10.1%	11.5%	12.0%
% of FP17s for the same patient ID Re-attending within 3 months - Adults	40	486	8.2%	15.8%	16.8%	16.0%
% of FP17s for the same patient ID Re-attending between 3 & 9 months - Children	55	130	42.3%	47.1%	47.3%	58.0%
% of FP17s for the same patient ID Re-attending between 3 & 9 months - Adults	188	486	38.7%	37.7%	38.3%	50.9%
% of FP17s for Band 1 Urgent Courses	6	338	1.8%	11.4%	10.7%	9.1%
% of FP17s Relating to Free Repair or Replacements	0	338	0.0%	0.6%	0.6%	0.8%
% of FP17s Relating to Continuations	0	338	0.0%	0.6%	0.8%	1.1%
% of Patients satisfied with the dentistry they have received	4	4	N/A	90.4%	89.8%	91.7%
% of Patients satisfied with the time they had to wait for an appointment	2	4	N/A	84.2%	83.6%	88.0%

* This is based on patients treated on this contract for their most recent course of treatment. Figures in italics indicate the base number of FP17s or Patient Questionnaire responses are less than 100. N/A is shown where the base number of responses is less than 10 during the period. % is calculated as Quantity/Base number*100

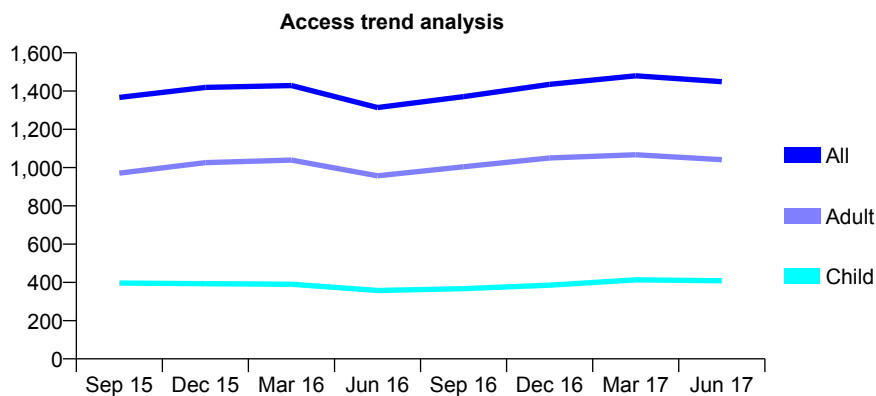
Q62 - Vital Signs At a Glance Contract Report for 394416/0004 - June 2017

Name or company name	MR SN CHANDE
Contract type name	PDS Plus Contract
Purpose of contract	General
Contract start date	01/05/2013
Contract end date	31/03/2018

17/18 Contracted general activity (UDA)	3,000
Carry forward general activity (UDA)	0
17/18 Contracted orthodontic activity (UOA)	0
Carry forward orthodontic activity (UOA)	0
Baseline contract value	£79,157.23

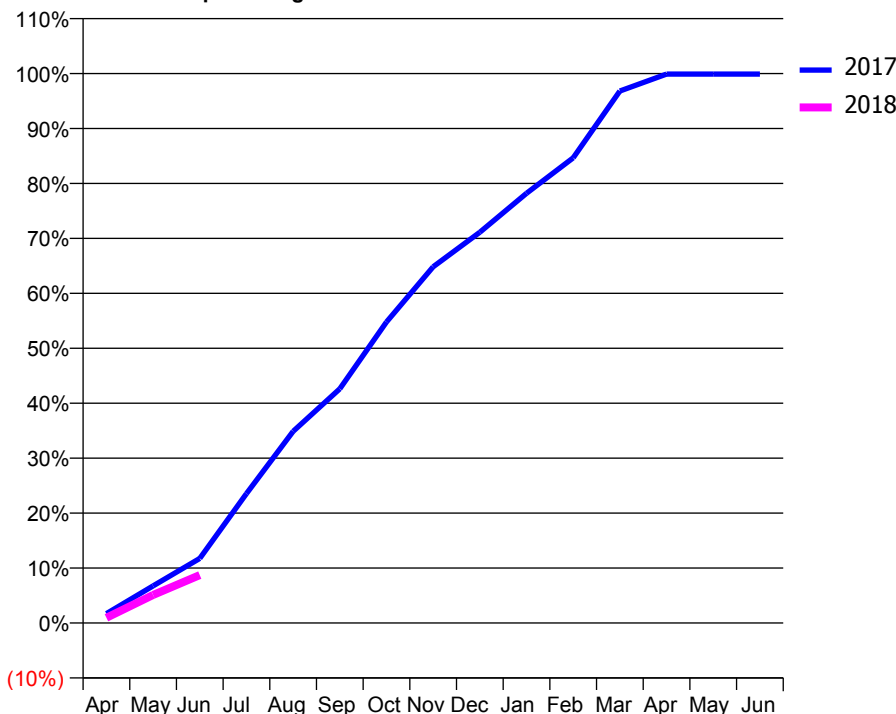
ACCESS*

Patients seen in 24 months	Total	Change since previous quarter
Quarter ending June 2016	1,314	
Quarter ending September 2016	1,371	↑
Quarter ending December 2016	1,435	↑
Quarter ending March 2017	1,480	↑
Quarter ending June 2017	1,449	↓
Variance since June 2016	10.3%	↑



ACTIVITY

Cumulative percentage of contracted UDA delivered 2017 & 2018



Adjusted Scheduled Activity (UDA)

Month	2017	2018
April	51	28
May	203	153
June	352	262
July	707	
August	1,046	
September	1,278	
October	1,643	
November	1,945	
December	2,134	
January	2,346	
February	2,540	
March	2,904	
April	2,997	
May	2,997	
June	2,997	

QUALITY

	Quantity	Base Number	Contract	AT	Region	England
% of FP17s for the same patient ID Re-attending within 3 months - Children	4	82	4.9%	10.1%	11.5%	12.0%
% of FP17s for the same patient ID Re-attending within 3 months - Adults	3	113	2.7%	15.8%	16.8%	16.0%
% of FP17s for the same patient ID Re-attending between 3 & 9 months - Children	12	82	14.6%	47.1%	47.3%	58.0%
% of FP17s for the same patient ID Re-attending between 3 & 9 months - Adults	6	113	5.3%	37.7%	38.3%	50.9%
% of FP17s for Band 1 Urgent Courses	10	147	6.8%	11.4%	10.7%	9.1%
% of FP17s Relating to Free Repair or Replacements	0	147	0.0%	0.6%	0.6%	0.8%
% of FP17s Relating to Continuations	0	147	0.0%	0.6%	0.8%	1.1%
% of Patients satisfied with the dentistry they have received	1	1	N/A	90.4%	89.8%	91.7%
% of Patients satisfied with the time they had to wait for an appointment	1	1	N/A	84.2%	83.6%	88.0%

* This is based on patients treated on this contract for their most recent course of treatment. Figures in italics indicate the base number of FP17s or Patient Questionnaire responses are less than 100. N/A is shown where the base number of responses is less than 10 during the period. % is calculated as Quantity/Base number*100

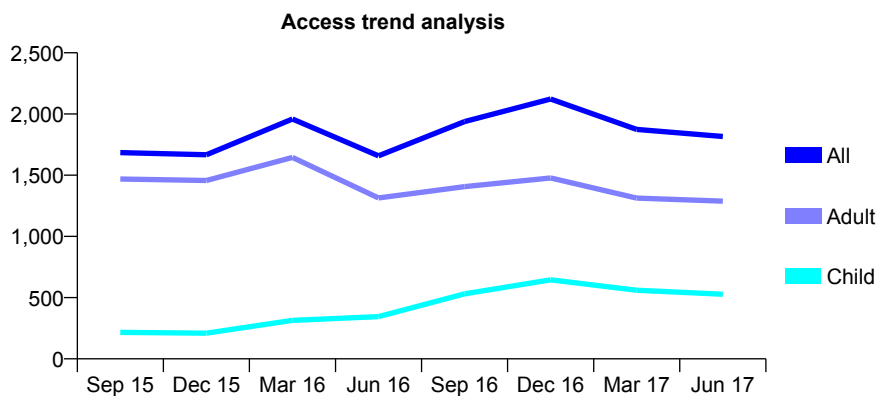
Q62 - Vital Signs At a Glance Contract Report for 395129/0001 - June 2017

Name or company name	Advance Dental Care
Contract type name	GDS Contract
Purpose of contract	General
Contract start date	01/04/2006
Contract end date	

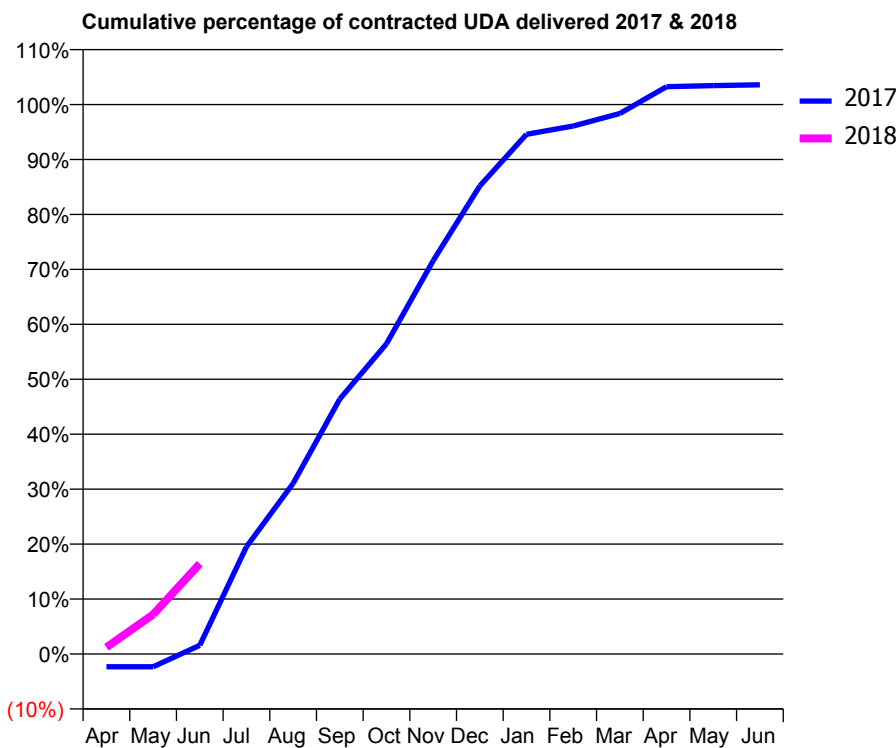
17/18 Contracted general activity (UDA)	4,825
Carry forward general activity (UDA)	0
17/18 Contracted orthodontic activity (UOA)	0
Carry forward orthodontic activity (UOA)	0
Baseline contract value	£136,538.29

ACCESS*

Patients seen in 24 months	Total	Change since previous quarter
Quarter ending June 2016	1,659	
Quarter ending September 2016	1,938	↑
Quarter ending December 2016	2,123	↑
Quarter ending March 2017	1,874	↓
Quarter ending June 2017	1,816	↓
Variance since June 2016	9.5%	↑



ACTIVITY



Month	Adjusted Scheduled Activity (UDA)	
	2017	2018
April	-113	59
May	-113	347
June	77	793
July	942	
August	1,498	
September	2,240	
October	2,724	
November	3,454	
December	4,110	
January	4,563	
February	4,636	
March	4,746	
April	4,982	
May	4,991	
June	4,998	

QUALITY

	Quantity	Base Number	Contract	AT	Region	England
% of FP17s for the same patient ID Re-attending within 3 months - Children	4	150	2.7%	10.1%	11.5%	12.0%
% of FP17s for the same patient ID Re-attending within 3 months - Adults	11	302	3.6%	15.8%	16.8%	16.0%
% of FP17s for the same patient ID Re-attending between 3 & 9 months - Children	43	150	28.7%	47.1%	47.3%	58.0%
% of FP17s for the same patient ID Re-attending between 3 & 9 months - Adults	57	302	18.9%	37.7%	38.3%	50.9%
% of FP17s for Band 1 Urgent Courses	36	340	10.6%	11.4%	10.7%	9.1%
% of FP17s Relating to Free Repair or Replacements	0	340	0.0%	0.6%	0.6%	0.8%
% of FP17s Relating to Continuations	0	340	0.0%	0.6%	0.8%	1.1%
% of Patients satisfied with the dentistry they have received	7	7	N/A	90.4%	89.8%	91.7%
% of Patients satisfied with the time they had to wait for an appointment	7	7	N/A	84.2%	83.6%	88.0%

* This is based on patients treated on this contract for their most recent course of treatment. Figures in italics indicate the base number of FP17s or Patient Questionnaire responses are less than 100. N/A is shown where the base number of responses is less than 10 during the period. % is calculated as Quantity/Base number*100

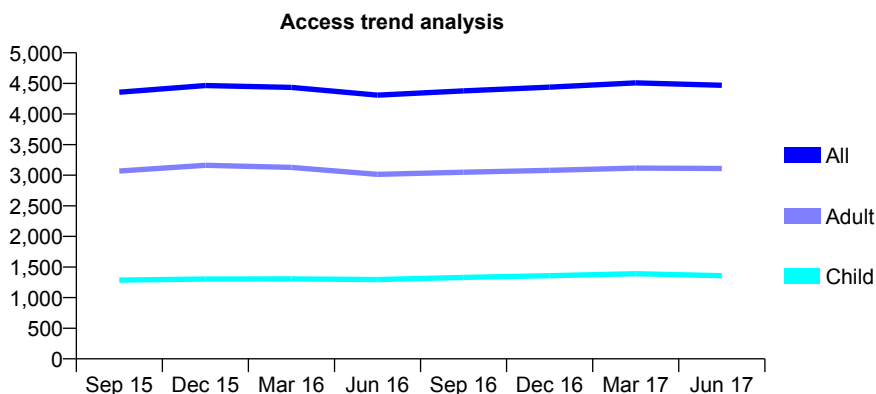
Q62 - Vital Signs At a Glance Contract Report for 395463/0001 - June 2017

Name or company name	MR AH GHAURI
Contract type name	GDS Contract
Purpose of contract	General
Contract start date	01/04/2006
Contract end date	

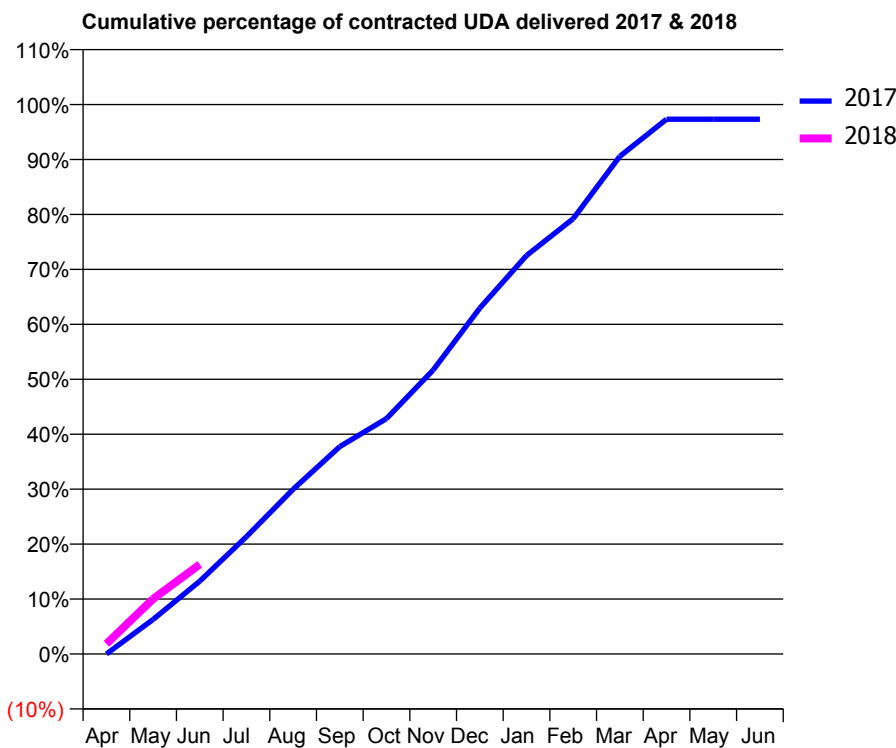
17/18 Contracted general activity (UDA)	11,256
Carry forward general activity (UDA)	0
17/18 Contracted orthodontic activity (UOA)	0
Carry forward orthodontic activity (UOA)	0
Baseline contract value	£298,693.82

ACCESS*

Patients seen in 24 months	Total	Change since previous quarter
Quarter ending June 2016	4,309	
Quarter ending September 2016	4,379	→
Quarter ending December 2016	4,438	→
Quarter ending March 2017	4,509	→
Quarter ending June 2017	4,470	→
Variance since June 2016	3.7%	↑



ACTIVITY



Month	Adjusted Scheduled Activity (UDA)	
	2017	2018
April	2	209
May	708	1,129
June	1,494	1,838
July	2,404	
August	3,376	
September	4,250	
October	4,821	
November	5,816	
December	7,087	
January	8,164	
February	8,918	
March	10,196	
April	10,956	
May	10,956	
June	10,956	

QUALITY

	Quantity	Base Number	Contract	AT	Region	England
% of FP17s for the same patient ID Re-attending within 3 months - Children	22	303	7.3%	10.1%	11.5%	12.0%
% of FP17s for the same patient ID Re-attending within 3 months - Adults	51	633	8.1%	15.8%	16.8%	16.0%
% of FP17s for the same patient ID Re-attending between 3 & 9 months - Children	83	303	27.4%	47.1%	47.3%	58.0%
% of FP17s for the same patient ID Re-attending between 3 & 9 months - Adults	120	633	19.0%	37.7%	38.3%	50.9%
% of FP17s for Band 1 Urgent Courses	85	706	12.0%	11.4%	10.7%	9.1%
% of FP17s Relating to Free Repair or Replacements	2	706	0.3%	0.6%	0.6%	0.8%
% of FP17s Relating to Continuations	4	706	0.6%	0.6%	0.8%	1.1%
% of Patients satisfied with the dentistry they have received	6	7	N/A	90.4%	89.8%	91.7%
% of Patients satisfied with the time they had to wait for an appointment	7	7	N/A	84.2%	83.6%	88.0%

* This is based on patients treated on this contract for their most recent course of treatment. Figures in italics indicate the base number of FP17s or Patient Questionnaire responses are less than 100. N/A is shown where the base number of responses is less than 10 during the period. % is calculated as Quantity/Base number*100

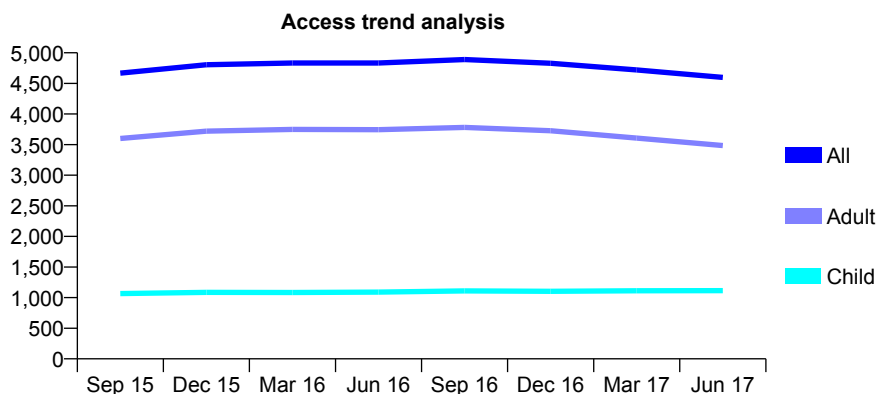
Q62 - Vital Signs At a Glance Contract Report for 395463/0002 - June 2017

Name or company name	MR AH GHAURI
Contract type name	GDS Contract
Purpose of contract	General
Contract start date	01/04/2006
Contract end date	

17/18 Contracted general activity (UDA)	16,269
Carry forward general activity (UDA)	0
17/18 Contracted orthodontic activity (UOA)	0
Carry forward orthodontic activity (UOA)	0
Baseline contract value	£595,745.35

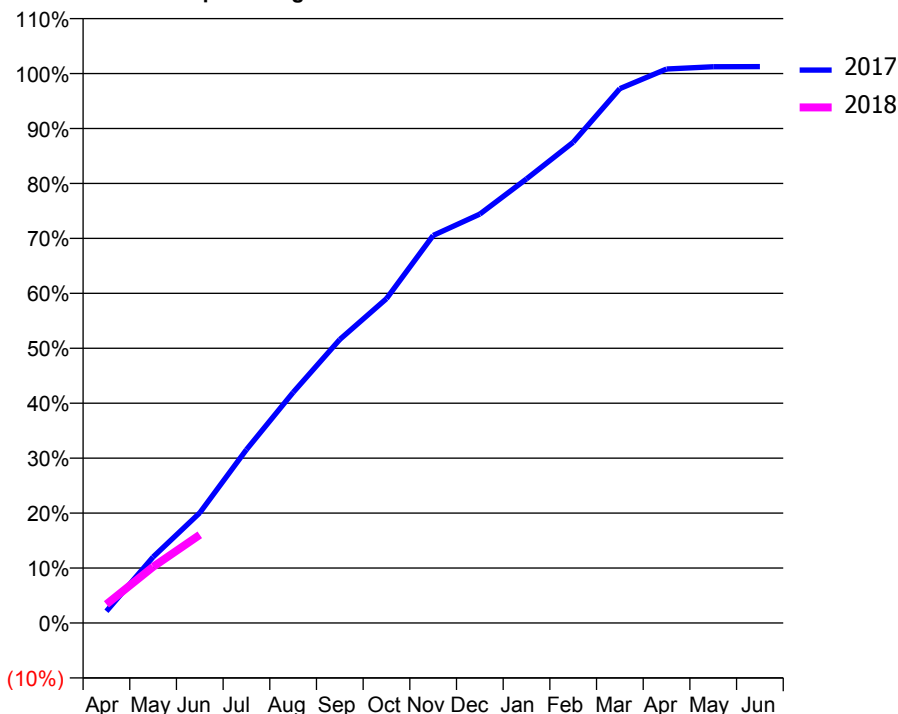
ACCESS*

Patients seen in 24 months	Total	Change since previous quarter
Quarter ending June 2016	4,834	
Quarter ending September 2016	4,891	→
Quarter ending December 2016	4,830	↓
Quarter ending March 2017	4,719	↓
Quarter ending June 2017	4,599	↓
Variance since June 2016	(4.9%)	↓



ACTIVITY

Cumulative percentage of contracted UDA delivered 2017 & 2018



Adjusted Scheduled Activity (UDA)

Month	2017	2018
April	351	553
May	1,957	1,662
June	3,264	2,611
July	5,136	
August	6,829	
September	8,395	
October	9,604	
November	11,473	
December	12,107	
January	13,150	
February	14,236	
March	15,823	
April	16,403	
May	16,468	
June	16,472	

QUALITY

	Quantity	Base Number	Contract	AT	Region	England
% of FP17s for the same patient ID Re-attending within 3 months - Children	15	266	5.6%	10.1%	11.5%	12.0%
% of FP17s for the same patient ID Re-attending within 3 months - Adults	98	648	15.1%	15.8%	16.8%	16.0%
% of FP17s for the same patient ID Re-attending between 3 & 9 months - Children	131	266	49.2%	47.1%	47.3%	58.0%
% of FP17s for the same patient ID Re-attending between 3 & 9 months - Adults	236	648	36.4%	37.7%	38.3%	50.9%
% of FP17s for Band 1 Urgent Courses	109	735	14.8%	11.4%	10.7%	9.1%
% of FP17s Relating to Free Repair or Replacements	6	735	0.8%	0.6%	0.6%	0.8%
% of FP17s Relating to Continuations	1	735	0.1%	0.6%	0.8%	1.1%
% of Patients satisfied with the dentistry they have received	27	28	96.4%	90.4%	89.8%	91.7%
% of Patients satisfied with the time they had to wait for an appointment	25	28	89.3%	84.2%	83.6%	88.0%

* This is based on patients treated on this contract for their most recent course of treatment. Figures in italics indicate the base number of FP17s or Patient Questionnaire responses are less than 100. N/A is shown where the base number of responses is less than 10 during the period. % is calculated as Quantity/Base number*100

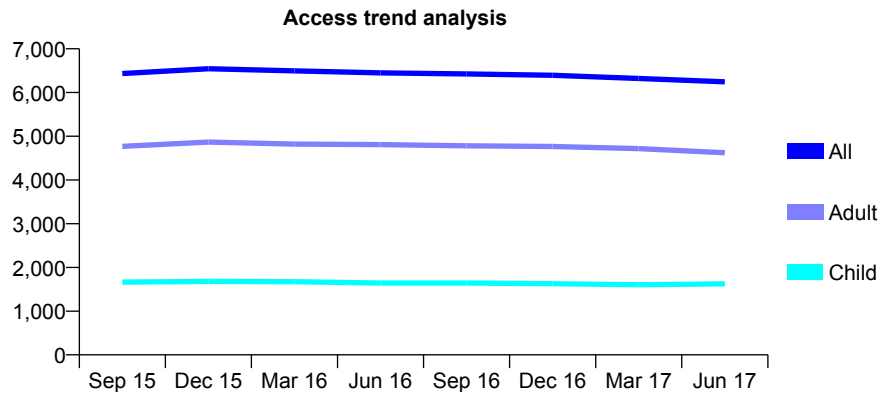
Q62 - Vital Signs At a Glance Contract Report for 395463/0004 - June 2017

Name or company name	MR AH GHAURI
Contract type name	GDS Contract
Purpose of contract	General
Contract start date	01/04/2006
Contract end date	

17/18 Contracted general activity (UDA)	24,669
Carry forward general activity (UDA)	0
17/18 Contracted orthodontic activity (UOA)	0
Carry forward orthodontic activity (UOA)	0
Baseline contract value	£648,687.77

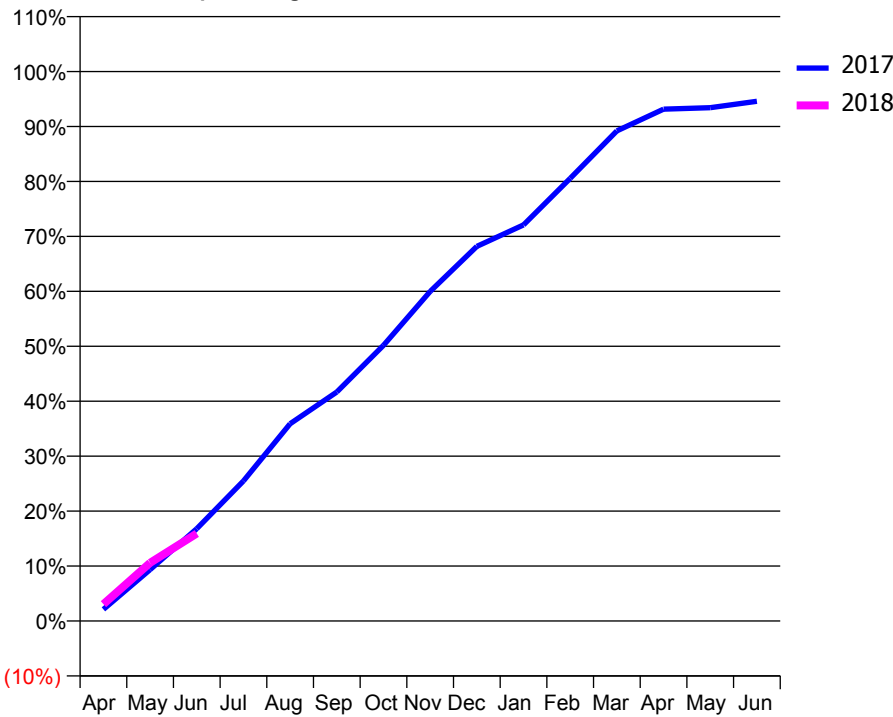
ACCESS*

Patients seen in 24 months	Total	Change since previous quarter
Quarter ending June 2016	6,449	
Quarter ending September 2016	6,424	→
Quarter ending December 2016	6,395	→
Quarter ending March 2017	6,322	↓
Quarter ending June 2017	6,246	↓
Variance since June 2016	(3.1%)	↓



ACTIVITY

Cumulative percentage of contracted UDA delivered 2017 & 2018



Month	Adjusted Scheduled Activity (UDA)	
	2017	2018
April	521	760
May	2,310	2,611
June	4,145	3,931
July	6,288	
August	8,859	
September	10,283	
October	12,375	
November	14,794	
December	16,820	
January	17,784	
February	19,874	
March	22,003	
April	22,979	
May	23,043	
June	23,332	

QUALITY

	Quantity	Base Number	Contract	AT	Region	England
% of FP17s for the same patient ID Re-attending within 3 months - Children	20	399	5.0%	10.1%	11.5%	12.0%
% of FP17s for the same patient ID Re-attending within 3 months - Adults	109	927	11.8%	15.8%	16.8%	16.0%
% of FP17s for the same patient ID Re-attending between 3 & 9 months - Children	113	399	28.3%	47.1%	47.3%	58.0%
% of FP17s for the same patient ID Re-attending between 3 & 9 months - Adults	214	927	23.1%	37.7%	38.3%	50.9%
% of FP17s for Band 1 Urgent Courses	126	1,072	11.8%	11.4%	10.7%	9.1%
% of FP17s Relating to Free Repair or Replacements	4	1,072	0.4%	0.6%	0.6%	0.8%
% of FP17s Relating to Continuations	10	1,072	0.9%	0.6%	0.8%	1.1%
% of Patients satisfied with the dentistry they have received	19	20	95.0%	90.4%	89.8%	91.7%
% of Patients satisfied with the time they had to wait for an appointment	18	20	90.0%	84.2%	83.6%	88.0%

* This is based on patients treated on this contract for their most recent course of treatment. Figures in italics indicate the base number of FP17s or Patient Questionnaire responses are less than 100. N/A is shown where the base number of responses is less than 10 during the period. % is calculated as Quantity/Base number*100

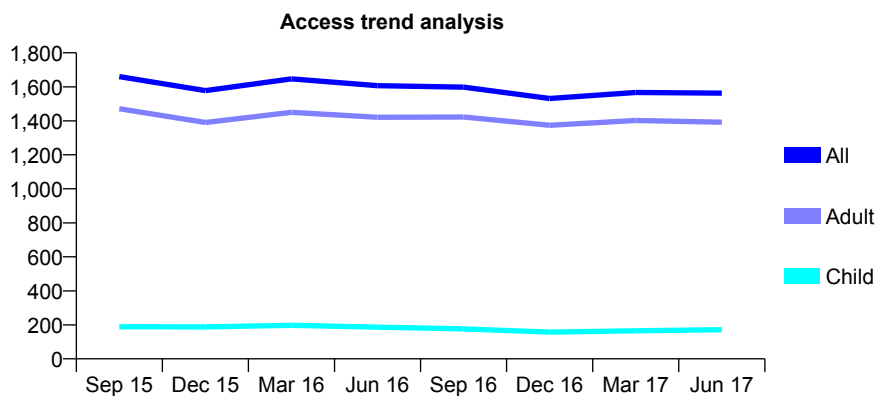
Q62 - Vital Signs At a Glance Contract Report for 395463/0006 - June 2017

Name or company name	MR AH GHAURI
Contract type name	GDS Contract
Purpose of contract	General
Contract start date	01/04/2006
Contract end date	

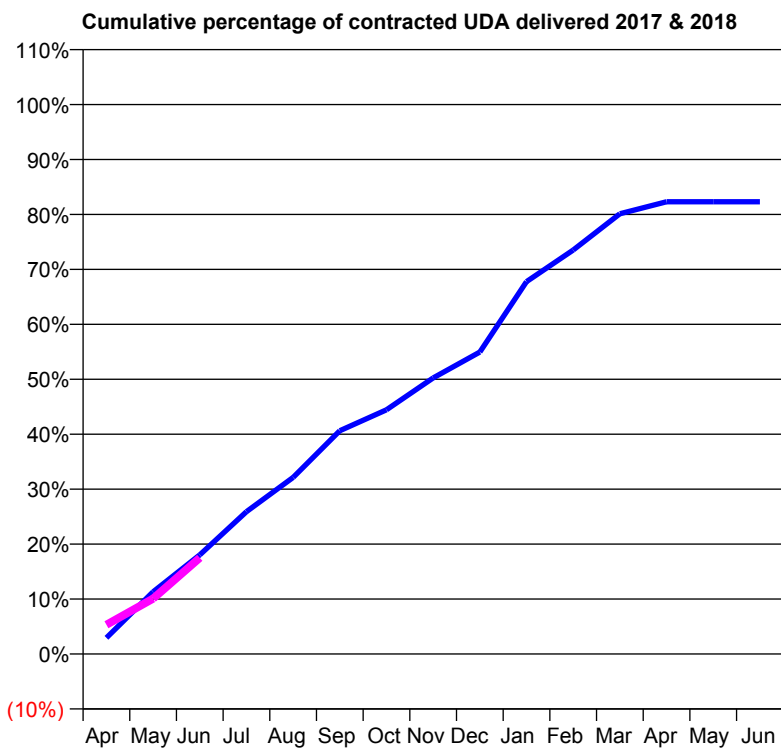
17/18 Contracted general activity (UDA)	3,000
Carry forward general activity (UDA)	0
17/18 Contracted orthodontic activity (UOA)	0
Carry forward orthodontic activity (UOA)	0
Baseline contract value	£117,723.68

ACCESS*

Patients seen in 24 months	Total	Change since previous quarter
Quarter ending June 2016	1,607	
Quarter ending September 2016	1,598	→
Quarter ending December 2016	1,531	↓
Quarter ending March 2017	1,567	↑
Quarter ending June 2017	1,563	→
Variance since June 2016	(2.7%)	↓



ACTIVITY



Month	Adjusted Scheduled Activity (UDA)	
	2017	2018
April	89	160
May	339	302
June	541	525
July	777	
August	964	
September	1,219	
October	1,333	
November	1,507	
December	1,649	
January	2,033	
February	2,206	
March	2,403	
April	2,469	
May	2,469	
June	2,469	

QUALITY

	Quantity	Base Number	Contract	AT	Region	England
% of FP17s for the same patient ID Re-attending within 3 months - Children	1	87	1.1%	10.1%	11.5%	12.0%
% of FP17s for the same patient ID Re-attending within 3 months - Adults	4	406	1.0%	15.8%	16.8%	16.0%
% of FP17s for the same patient ID Re-attending between 3 & 9 months - Children	0	87	0.0%	47.1%	47.3%	58.0%
% of FP17s for the same patient ID Re-attending between 3 & 9 months - Adults	2	406	0.5%	37.7%	38.3%	50.9%
% of FP17s for Band 1 Urgent Courses	437	438	99.8%	11.4%	10.7%	9.1%
% of FP17s Relating to Free Repair or Replacements	0	438	0.0%	0.6%	0.6%	0.8%
% of FP17s Relating to Continuations	0	438	0.0%	0.6%	0.8%	1.1%
% of Patients satisfied with the dentistry they have received	1	1	N/A	90.4%	89.8%	91.7%
% of Patients satisfied with the time they had to wait for an appointment	1	1	N/A	84.2%	83.6%	88.0%

* This is based on patients treated on this contract for their most recent course of treatment. Figures in italics indicate the base number of FP17s or Patient Questionnaire responses are less than 100. N/A is shown where the base number of responses is less than 10 during the period. % is calculated as Quantity/Base number*100

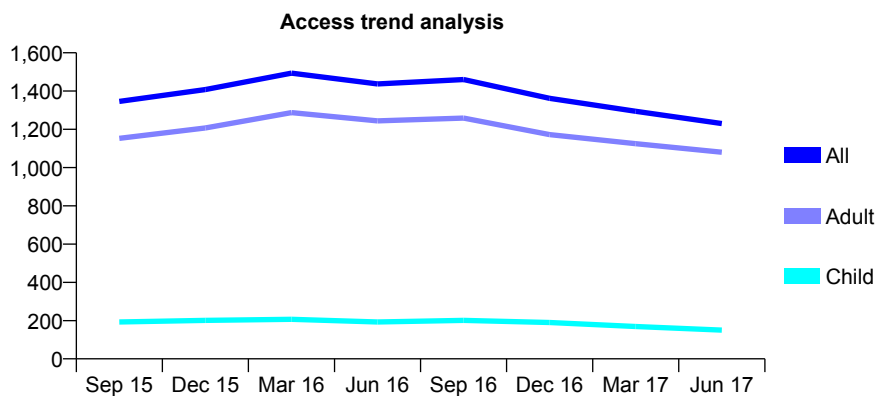
Q62 - Vital Signs At a Glance Contract Report for 395463/0007 - June 2017

Name or company name	MR AH GHAURI
Contract type name	GDS Contract
Purpose of contract	General
Contract start date	01/01/2007
Contract end date	

17/18 Contracted general activity (UDA)	2,200
Carry forward general activity (UDA)	0
17/18 Contracted orthodontic activity (UOA)	0
Carry forward orthodontic activity (UOA)	0
Baseline contract value	£85,973.95

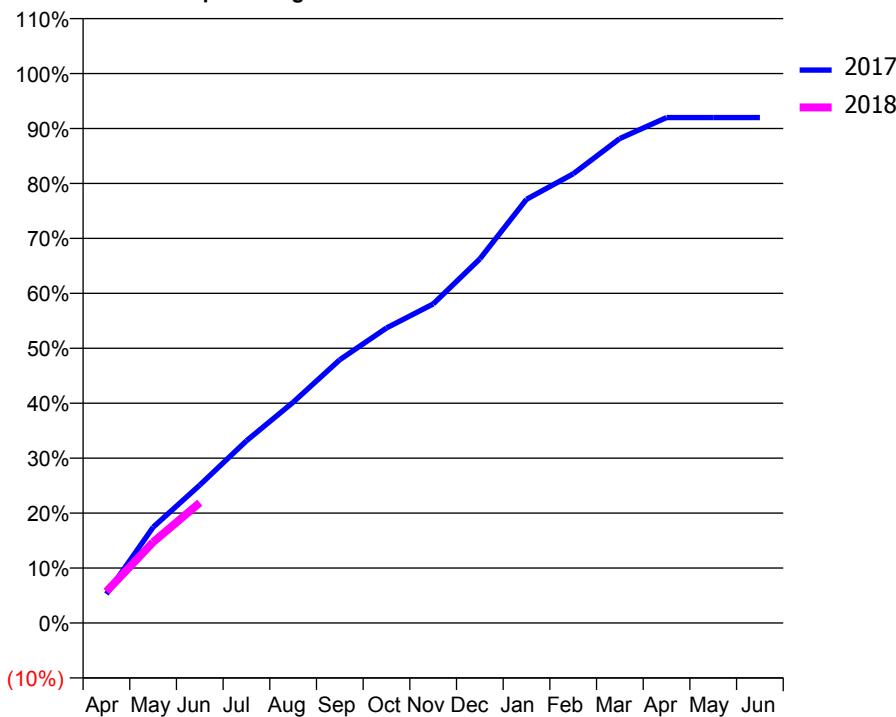
ACCESS*

Patients seen in 24 months	Total	Change since previous quarter
Quarter ending June 2016	1,437	
Quarter ending September 2016	1,460	→
Quarter ending December 2016	1,362	↓
Quarter ending March 2017	1,294	↓
Quarter ending June 2017	1,230	↓
Variance since June 2016	(14.4%)	↓



ACTIVITY

Cumulative percentage of contracted UDA delivered 2017 & 2018



Adjusted Scheduled Activity (UDA)

Month	2017	2018
April	116	126
May	384	324
June	552	482
July	730	
August	884	
September	1,054	
October	1,181	
November	1,277	
December	1,458	
January	1,696	
February	1,798	
March	1,940	
April	2,024	
May	2,024	
June	2,024	

QUALITY

	Quantity	Base Number	Contract	AT	Region	England
% of FP17s for the same patient ID Re-attending within 3 months - Children	2	82	2.4%	10.1%	11.5%	12.0%
% of FP17s for the same patient ID Re-attending within 3 months - Adults	4	390	1.0%	15.8%	16.8%	16.0%
% of FP17s for the same patient ID Re-attending between 3 & 9 months - Children	0	82	0.0%	47.1%	47.3%	58.0%
% of FP17s for the same patient ID Re-attending between 3 & 9 months - Adults	2	390	0.5%	37.7%	38.3%	50.9%
% of FP17s for Band 1 Urgent Courses	400	402	99.5%	11.4%	10.7%	9.1%
% of FP17s Relating to Free Repair or Replacements	0	402	0.0%	0.6%	0.6%	0.8%
% of FP17s Relating to Continuations	0	402	0.0%	0.6%	0.8%	1.1%
% of Patients satisfied with the dentistry they have received	0	0	N/A	90.4%	89.8%	91.7%
% of Patients satisfied with the time they had to wait for an appointment	0	0	N/A	84.2%	83.6%	88.0%

* This is based on patients treated on this contract for their most recent course of treatment. Figures in italics indicate the base number of FP17s or Patient Questionnaire responses are less than 100. N/A is shown where the base number of responses is less than 10 during the period. % is calculated as Quantity/Base number*100

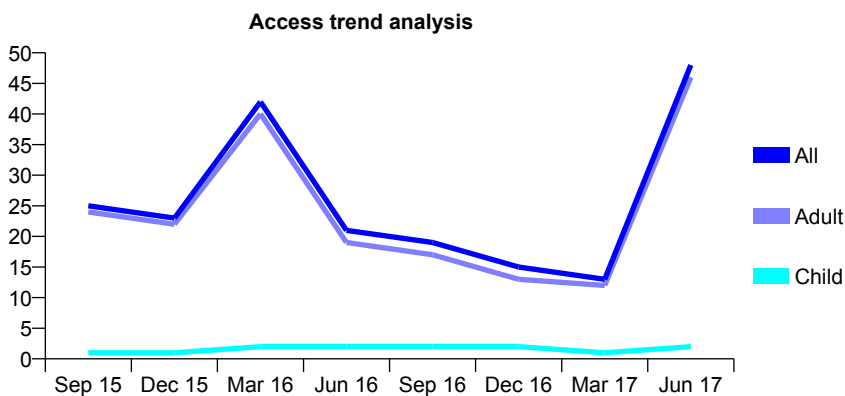
Q62 - Vital Signs At a Glance Contract Report for 395463/0009 - June 2017

Name or company name	MR AH GHAURI
Contract type name	PDS Contract
Purpose of contract	General
Contract start date	01/04/2009
Contract end date	31/03/2019

17/18 Contracted general activity (UDA)	200
Carry forward general activity (UDA)	0
17/18 Contracted orthodontic activity (UOA)	0
Carry forward orthodontic activity (UOA)	0
Baseline contract value	£25,739.78

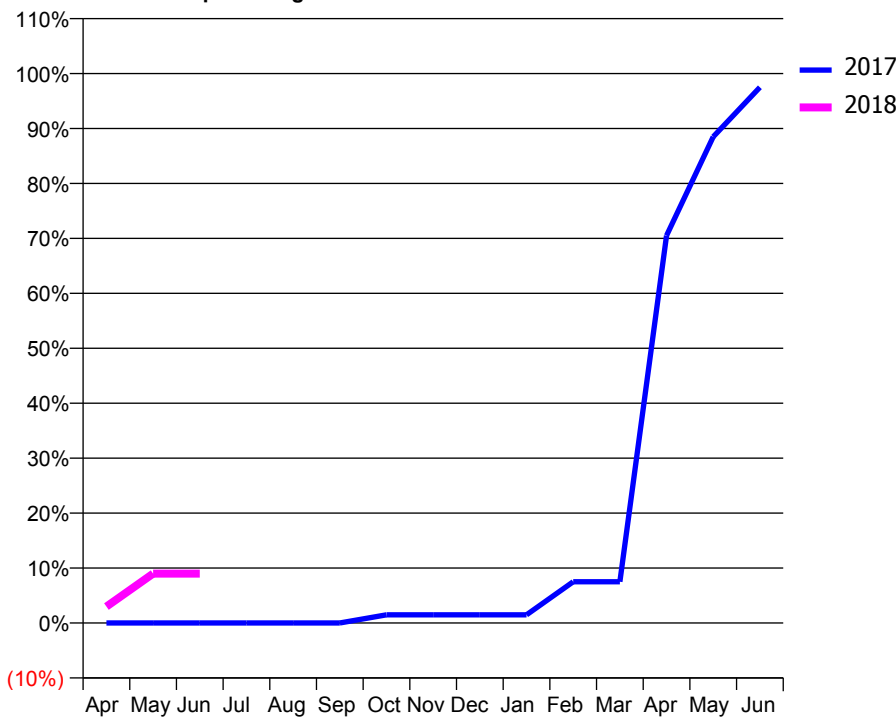
ACCESS*

Patients seen in 24 months	Total	Change since previous quarter
Quarter ending June 2016	21	
Quarter ending September 2016	19	↓
Quarter ending December 2016	15	↓
Quarter ending March 2017	13	↓
Quarter ending June 2017	48	↑
Variance since June 2016	128.6%	↑



ACTIVITY

Cumulative percentage of contracted UDA delivered 2017 & 2018



Adjusted Scheduled Activity (UDA)

Month	2017	2018
April	0	6
May	0	18
June	0	18
July	0	
August	0	
September	0	
October	3	
November	3	
December	3	
January	3	
February	15	
March	15	
April	141	
May	177	
June	195	

QUALITY

	Quantity	Base Number	Contract	AT	Region	England
% of FP17s for the same patient ID Re-attending within 3 months - Children	0	1	0.0%	10.1%	11.5%	12.0%
% of FP17s for the same patient ID Re-attending within 3 months - Adults	0	65	0.0%	15.8%	16.8%	16.0%
% of FP17s for the same patient ID Re-attending between 3 & 9 months - Children	0	1	0.0%	47.1%	47.3%	58.0%
% of FP17s for the same patient ID Re-attending between 3 & 9 months - Adults	0	65	0.0%	37.7%	38.3%	50.9%
% of FP17s for Band 1 Urgent Courses	0	6	0.0%	11.4%	10.7%	9.1%
% of FP17s Relating to Free Repair or Replacements	0	6	0.0%	0.6%	0.6%	0.8%
% of FP17s Relating to Continuations	0	6	0.0%	0.6%	0.8%	1.1%
% of Patients satisfied with the dentistry they have received	0	0	N/A	90.4%	89.8%	91.7%
% of Patients satisfied with the time they had to wait for an appointment	0	0	N/A	84.2%	83.6%	88.0%

* This is based on patients treated on this contract for their most recent course of treatment. Figures in italics indicate the base number of FP17s or Patient Questionnaire responses are less than 100. N/A is shown where the base number of responses is less than 10 during the period. % is calculated as Quantity/Base number*100

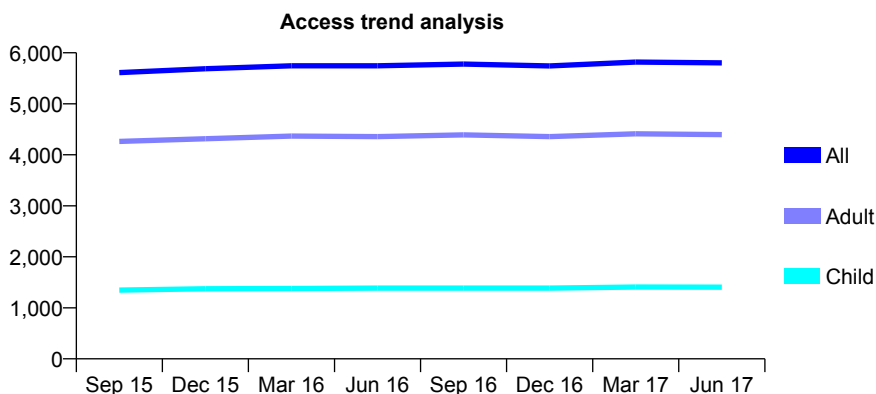
Q62 - Vital Signs At a Glance Contract Report for 555843/0001 - June 2017

Name or company name	MR B COHEN
Contract type name	GDS Contract
Purpose of contract	General
Contract start date	01/04/2006
Contract end date	

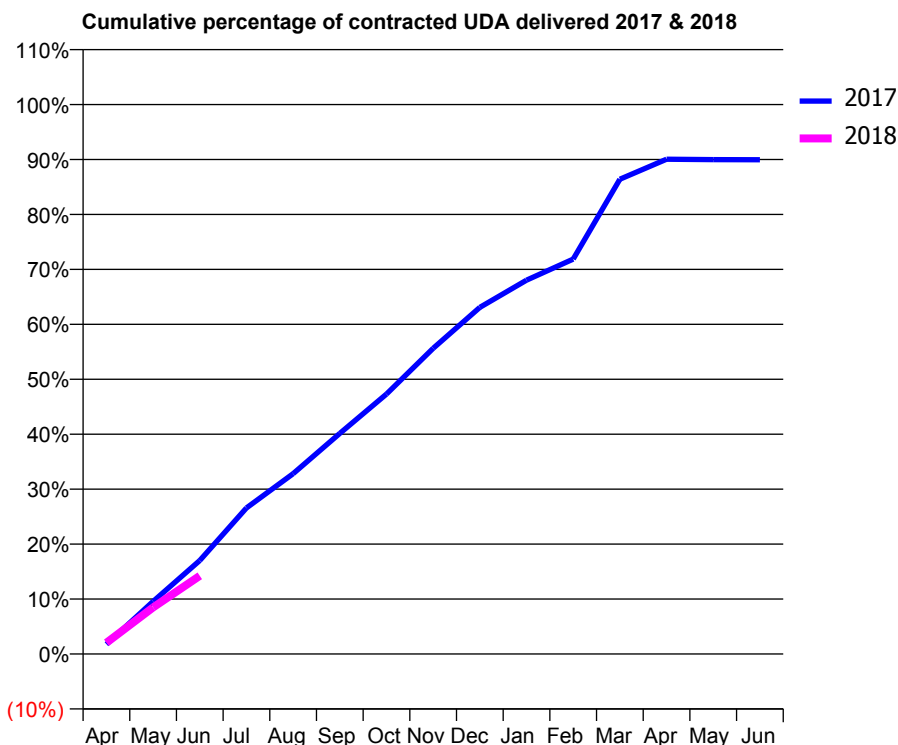
17/18 Contracted general activity (UDA)	13,083
Carry forward general activity (UDA)	0
17/18 Contracted orthodontic activity (UOA)	0
Carry forward orthodontic activity (UOA)	0
Baseline contract value	£343,740.82

ACCESS*

Patients seen in 24 months	Total	Change since previous quarter
Quarter ending June 2016	5,745	
Quarter ending September 2016	5,778	→
Quarter ending December 2016	5,742	→
Quarter ending March 2017	5,819	→
Quarter ending June 2017	5,802	→
Variance since June 2016	1.0%	→



ACTIVITY



Month	Adjusted Scheduled Activity (UDA)	
	2017	2018
April	234	268
May	1,253	1,110
June	2,226	1,861
July	3,479	
August	4,295	
September	5,254	
October	6,190	
November	7,278	
December	8,252	
January	8,902	
February	9,402	
March	11,305	
April	11,782	
May	11,770	
June	11,769	

QUALITY

	Quantity	Base Number	Contract	AT	Region	England
% of FP17s for the same patient ID Re-attending within 3 months - Children	36	390	9.2%	10.1%	11.5%	12.0%
% of FP17s for the same patient ID Re-attending within 3 months - Adults	175	1,147	15.3%	15.8%	16.8%	16.0%
% of FP17s for the same patient ID Re-attending between 3 & 9 months - Children	233	390	59.7%	47.1%	47.3%	58.0%
% of FP17s for the same patient ID Re-attending between 3 & 9 months - Adults	636	1,147	55.4%	37.7%	38.3%	50.9%
% of FP17s for Band 1 Urgent Courses	135	1,251	10.8%	11.4%	10.7%	9.1%
% of FP17s Relating to Free Repair or Replacements	5	1,251	0.4%	0.6%	0.6%	0.8%
% of FP17s Relating to Continuations	18	1,251	1.4%	0.6%	0.8%	1.1%
% of Patients satisfied with the dentistry they have received	10	11	90.9%	90.4%	89.8%	91.7%
% of Patients satisfied with the time they had to wait for an appointment	11	11	100.0%	84.2%	83.6%	88.0%

* This is based on patients treated on this contract for their most recent course of treatment. Figures in italics indicate the base number of FP17s or Patient Questionnaire responses are less than 100. N/A is shown where the base number of responses is less than 10 during the period. % is calculated as Quantity/Base number*100

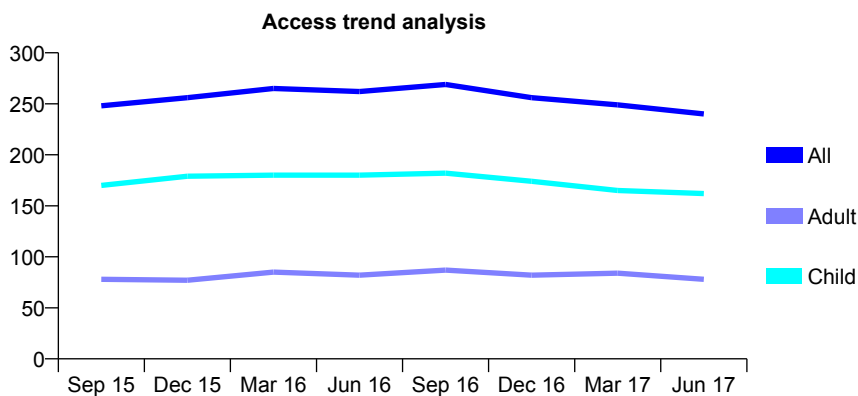
Q62 - Vital Signs At a Glance Contract Report for 558044/0003 - June 2017

Name or company name	MR BP WEINBAUM
Contract type name	GDS Contract
Purpose of contract	General
Contract start date	08/06/2007
Contract end date	

17/18 Contracted general activity (UDA)	431
Carry forward general activity (UDA)	0
17/18 Contracted orthodontic activity (UOA)	0
Carry forward orthodontic activity (UOA)	0
Baseline contract value	£9,596.12

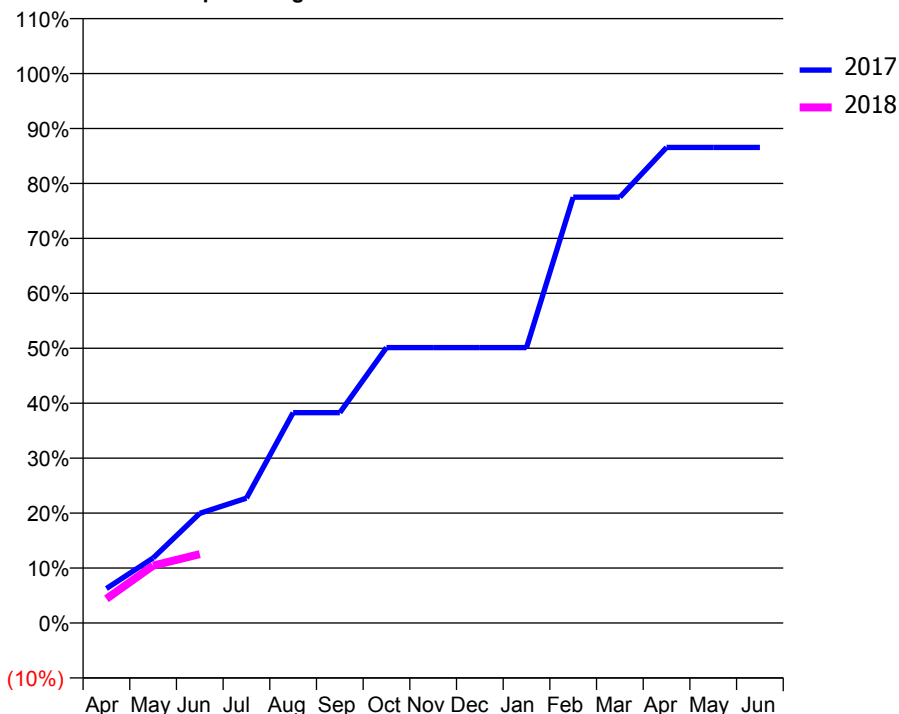
ACCESS*

Patients seen in 24 months	Total	Change since previous quarter
Quarter ending June 2016	262	
Quarter ending September 2016	269	↑
Quarter ending December 2016	256	↓
Quarter ending March 2017	249	↓
Quarter ending June 2017	240	↓
Variance since June 2016	(8.4%)	↓



ACTIVITY

Cumulative percentage of contracted UDA delivered 2017 & 2018



Adjusted Scheduled Activity (UDA)

Month	2017	2018
April	27	19
May	51	45
June	86	54
July	98	
August	165	
September	165	
October	216	
November	216	
December	216	
January	216	
February	334	
March	334	
April	373	
May	373	
June	373	

QUALITY

	Quantity	Base Number	Contract	AT	Region	England
% of FP17s for the same patient ID Re-attending within 3 months - Children	2	45	4.4%	10.1%	11.5%	12.0%
% of FP17s for the same patient ID Re-attending within 3 months - Adults	2	20	10.0%	15.8%	16.8%	16.0%
% of FP17s for the same patient ID Re-attending between 3 & 9 months - Children	26	45	57.8%	47.1%	47.3%	58.0%
% of FP17s for the same patient ID Re-attending between 3 & 9 months - Adults	11	20	55.0%	37.7%	38.3%	50.9%
% of FP17s for Band 1 Urgent Courses	0	38	0.0%	11.4%	10.7%	9.1%
% of FP17s Relating to Free Repair or Replacements	0	38	0.0%	0.6%	0.6%	0.8%
% of FP17s Relating to Continuations	1	38	2.6%	0.6%	0.8%	1.1%
% of Patients satisfied with the dentistry they have received	0	0	N/A	90.4%	89.8%	91.7%
% of Patients satisfied with the time they had to wait for an appointment	0	0	N/A	84.2%	83.6%	88.0%

* This is based on patients treated on this contract for their most recent course of treatment. Figures in italics indicate the base number of FP17s or Patient Questionnaire responses are less than 100. N/A is shown where the base number of responses is less than 10 during the period. % is calculated as Quantity/Base number*100

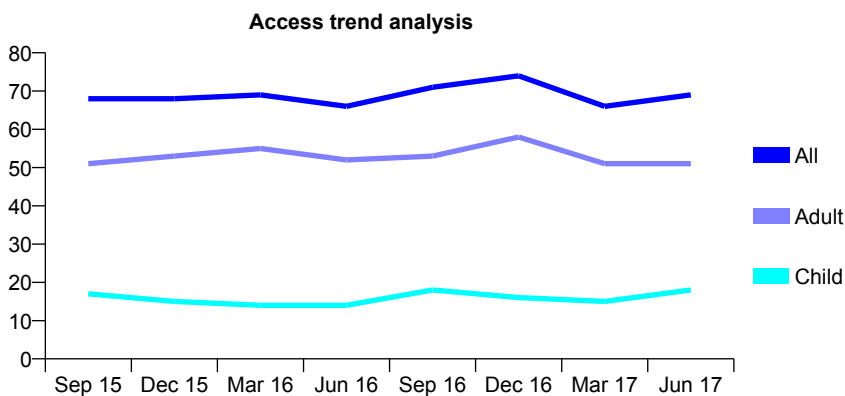
Q62 - Vital Signs At a Glance Contract Report for 558834/0002 - June 2017

Name or company name	MR SG RADIA
Contract type name	GDS Contract
Purpose of contract	General
Contract start date	22/04/2010
Contract end date	

17/18 Contracted general activity (UDA)	228
Carry forward general activity (UDA)	0
17/18 Contracted orthodontic activity (UOA)	0
Carry forward orthodontic activity (UOA)	0
Baseline contract value	£6,178.43

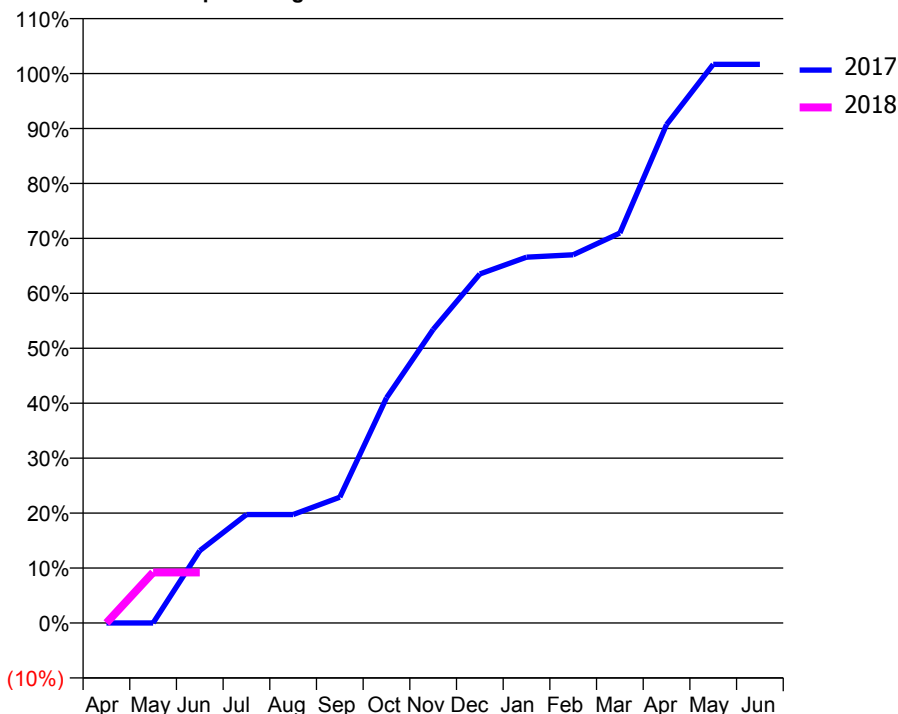
ACCESS*

Patients seen in 24 months	Total	Change since previous quarter
Quarter ending June 2016	66	
Quarter ending September 2016	71	↑
Quarter ending December 2016	74	↑
Quarter ending March 2017	66	↓
Quarter ending June 2017	69	↑
Variance since June 2016	4.5%	↑



ACTIVITY

Cumulative percentage of contracted UDA delivered 2017 & 2018



Adjusted Scheduled Activity (UDA)

Month	2017	2018
April	0	0
May	0	21
June	30	21
July	45	
August	45	
September	52	
October	93	
November	122	
December	145	
January	152	
February	153	
March	162	
April	207	
May	232	
June	232	

QUALITY

	Quantity	Base Number	Contract	AT	Region	England
% of FP17s for the same patient ID Re-attending within 3 months - Children	0	6	0.0%	10.1%	11.5%	12.0%
% of FP17s for the same patient ID Re-attending within 3 months - Adults	0	11	0.0%	15.8%	16.8%	16.0%
% of FP17s for the same patient ID Re-attending between 3 & 9 months - Children	3	6	50.0%	47.1%	47.3%	58.0%
% of FP17s for the same patient ID Re-attending between 3 & 9 months - Adults	6	11	54.5%	37.7%	38.3%	50.9%
% of FP17s for Band 1 Urgent Courses	0	8	0.0%	11.4%	10.7%	9.1%
% of FP17s Relating to Free Repair or Replacements	0	8	0.0%	0.6%	0.6%	0.8%
% of FP17s Relating to Continuations	0	8	0.0%	0.6%	0.8%	1.1%
% of Patients satisfied with the dentistry they have received	0	0	N/A	90.4%	89.8%	91.7%
% of Patients satisfied with the time they had to wait for an appointment	0	0	N/A	84.2%	83.6%	88.0%

* This is based on patients treated on this contract for their most recent course of treatment. Figures in italics indicate the base number of FP17s or Patient Questionnaire responses are less than 100. N/A is shown where the base number of responses is less than 10 during the period. % is calculated as Quantity/Base number*100

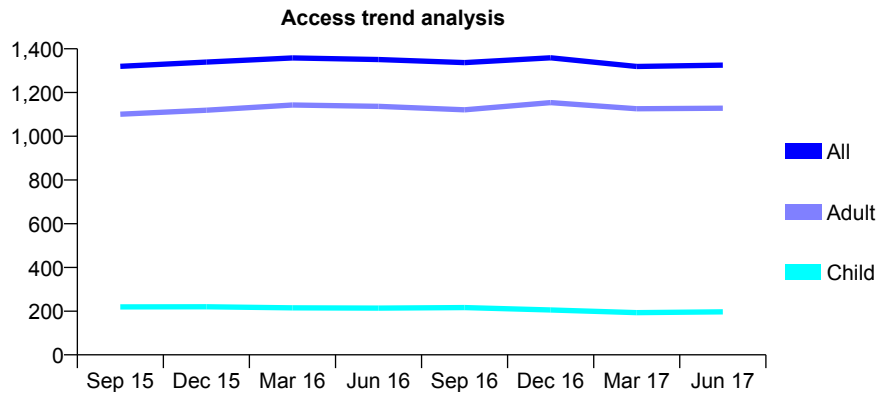
Q62 - Vital Signs At a Glance Contract Report for 559741/0002 - June 2017

Name or company name	R Dattani
Contract type name	GDS Contract
Purpose of contract	General
Contract start date	01/08/2006
Contract end date	

17/18 Contracted general activity (UDA)	4,829
Carry forward general activity (UDA)	0
17/18 Contracted orthodontic activity (UOA)	0
Carry forward orthodontic activity (UOA)	0
Baseline contract value	£124,616.59

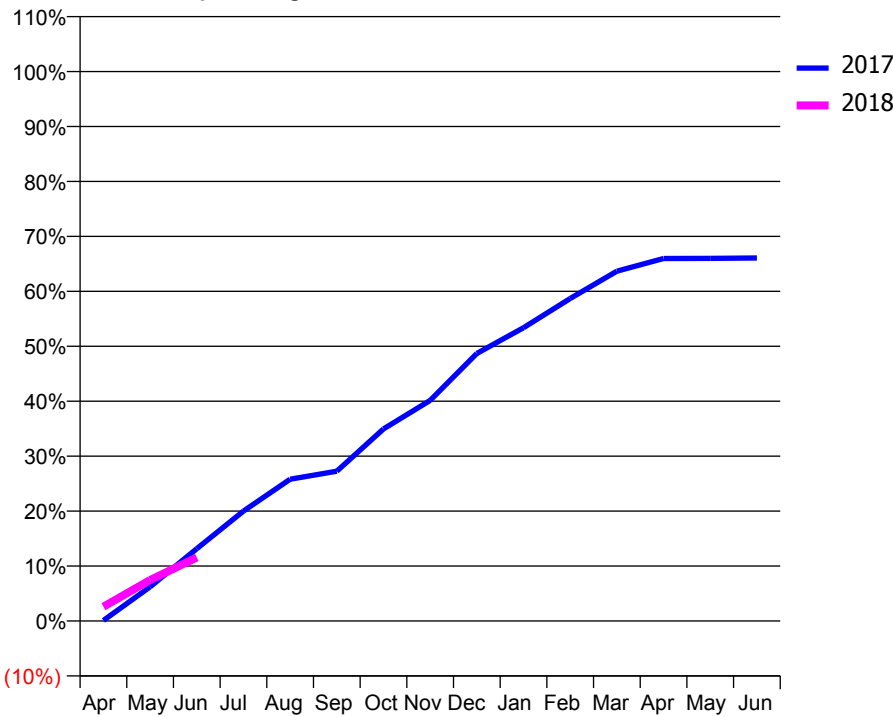
ACCESS*

Patients seen in 24 months	Total	Change since previous quarter
Quarter ending June 2016	1,351	
Quarter ending September 2016	1,337	↓
Quarter ending December 2016	1,359	→
Quarter ending March 2017	1,319	↓
Quarter ending June 2017	1,325	→
Variance since June 2016	(1.9%)	↓



ACTIVITY

Cumulative percentage of contracted UDA delivered 2017 & 2018



Month	Adjusted Scheduled Activity (UDA)	
	2017	2018
April	5	126
May	300	361
June	635	559
July	967	
August	1,246	
September	1,316	
October	1,688	
November	1,939	
December	2,351	
January	2,577	
February	2,834	
March	3,074	
April	3,185	
May	3,186	
June	3,190	

QUALITY

	Quantity	Base Number	Contract	AT	Region	England
% of FP17s for the same patient ID Re-attending within 3 months - Children	2	51	3.9%	10.1%	11.5%	12.0%
% of FP17s for the same patient ID Re-attending within 3 months - Adults	33	241	13.7%	15.8%	16.8%	16.0%
% of FP17s for the same patient ID Re-attending between 3 & 9 months - Children	22	51	43.1%	47.1%	47.3%	58.0%
% of FP17s for the same patient ID Re-attending between 3 & 9 months - Adults	74	241	30.7%	37.7%	38.3%	50.9%
% of FP17s for Band 1 Urgent Courses	23	228	10.1%	11.4%	10.7%	9.1%
% of FP17s Relating to Free Repair or Replacements	3	228	1.3%	0.6%	0.6%	0.8%
% of FP17s Relating to Continuations	3	228	1.3%	0.6%	0.8%	1.1%
% of Patients satisfied with the dentistry they have received	0	0	N/A	90.4%	89.8%	91.7%
% of Patients satisfied with the time they had to wait for an appointment	0	0	N/A	84.2%	83.6%	88.0%

* This is based on patients treated on this contract for their most recent course of treatment. Figures in italics indicate the base number of FP17s or Patient Questionnaire responses are less than 100. N/A is shown where the base number of responses is less than 10 during the period. % is calculated as Quantity/Base number*100

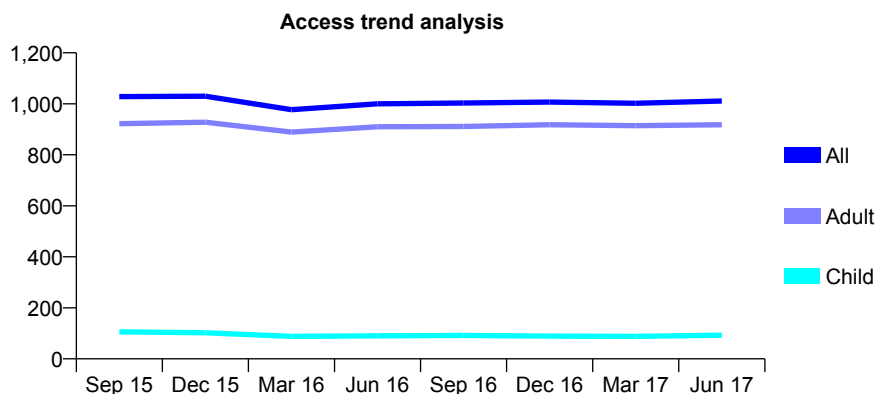
Q62 - Vital Signs At a Glance Contract Report for 567329/0002 - June 2017

Name or company name	MR WH LEE
Contract type name	GDS Contract
Purpose of contract	General
Contract start date	04/04/2007
Contract end date	

17/18 Contracted general activity (UDA)	5,024
Carry forward general activity (UDA)	0
17/18 Contracted orthodontic activity (UOA)	0
Carry forward orthodontic activity (UOA)	0
Baseline contract value	£130,865.09

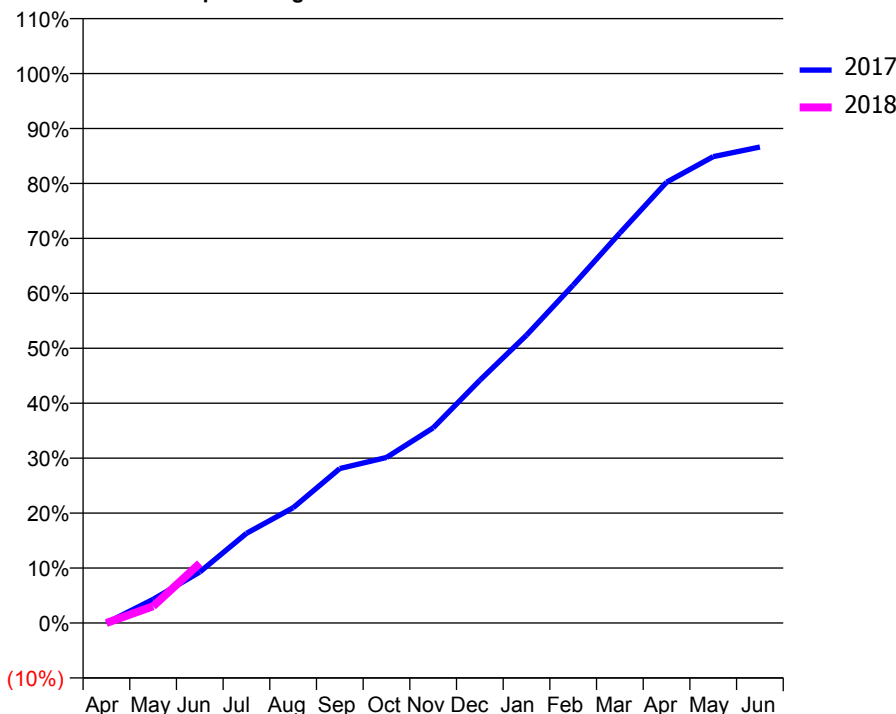
ACCESS*

Patients seen in 24 months	Total	Change since previous quarter
Quarter ending June 2016	1,000	
Quarter ending September 2016	1,003	→
Quarter ending December 2016	1,007	→
Quarter ending March 2017	1,002	→
Quarter ending June 2017	1,011	→
Variance since June 2016	1.1%	→



ACTIVITY

Cumulative percentage of contracted UDA delivered 2017 & 2018



Month	Adjusted Scheduled Activity (UDA)	
	2017	2018
April	0	0
May	217	153
June	467	546
July	820	
August	1,054	
September	1,412	
October	1,514	
November	1,785	
December	2,220	
January	2,631	
February	3,090	
March	3,566	
April	4,029	
May	4,265	
June	4,352	

QUALITY

	Quantity	Base Number	Contract	AT	Region	England
% of FP17s for the same patient ID Re-attending within 3 months - Children	1	26	3.8%	10.1%	11.5%	12.0%
% of FP17s for the same patient ID Re-attending within 3 months - Adults	1	191	0.5%	15.8%	16.8%	16.0%
% of FP17s for the same patient ID Re-attending between 3 & 9 months - Children	4	26	15.4%	47.1%	47.3%	58.0%
% of FP17s for the same patient ID Re-attending between 3 & 9 months - Adults	46	191	24.1%	37.7%	38.3%	50.9%
% of FP17s for Band 1 Urgent Courses	5	113	4.4%	11.4%	10.7%	9.1%
% of FP17s Relating to Free Repair or Replacements	1	113	0.9%	0.6%	0.6%	0.8%
% of FP17s Relating to Continuations	0	113	0.0%	0.6%	0.8%	1.1%
% of Patients satisfied with the dentistry they have received	1	1	N/A	90.4%	89.8%	91.7%
% of Patients satisfied with the time they had to wait for an appointment	1	1	N/A	84.2%	83.6%	88.0%

* This is based on patients treated on this contract for their most recent course of treatment. Figures in italics indicate the base number of FP17s or Patient Questionnaire responses are less than 100. N/A is shown where the base number of responses is less than 10 during the period. % is calculated as Quantity/Base number*100

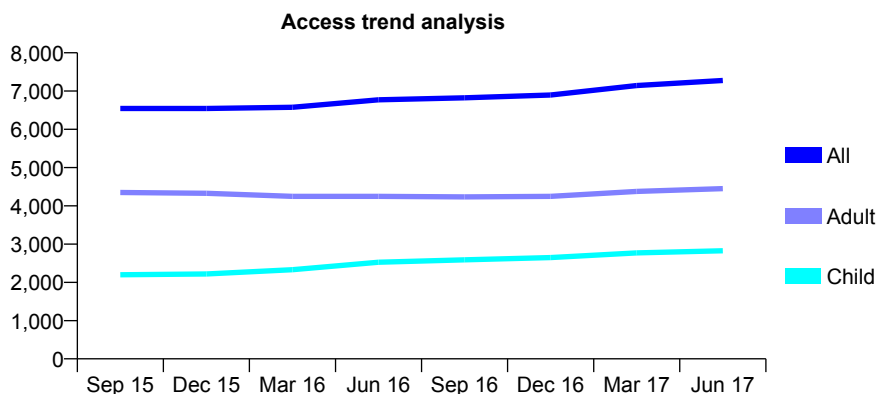
Q62 - Vital Signs At a Glance Contract Report for 568821/0001 - June 2017

Name or company name	MR BK VEKARIA
Contract type name	GDS Contract
Purpose of contract	General
Contract start date	01/04/2006
Contract end date	

17/18 Contracted general activity (UDA)	25,725
Carry forward general activity (UDA)	0
17/18 Contracted orthodontic activity (UOA)	0
Carry forward orthodontic activity (UOA)	0
Baseline contract value	£882,808.89

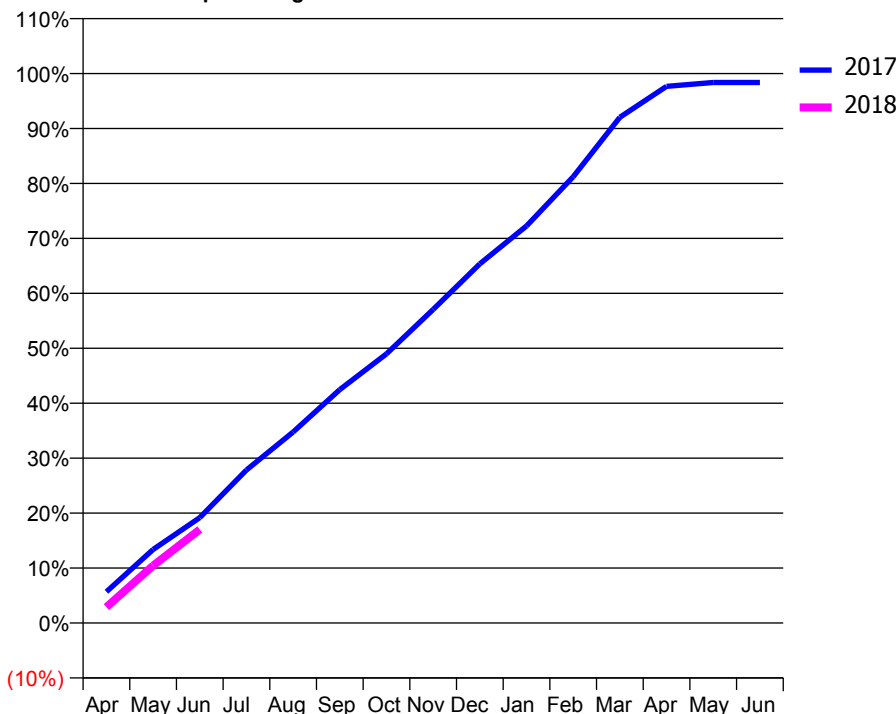
ACCESS*

Patients seen in 24 months	Total	Change since previous quarter
Quarter ending June 2016	6,771	
Quarter ending September 2016	6,822	→
Quarter ending December 2016	6,895	→
Quarter ending March 2017	7,143	↑
Quarter ending June 2017	7,277	→
Variance since June 2016	7.5%	↑



ACTIVITY

Cumulative percentage of contracted UDA delivered 2017 & 2018



Adjusted Scheduled Activity (UDA)		
Month	2017	2018
April	1,465	745
May	3,444	2,686
June	4,935	4,381
July	7,161	
August	8,944	
September	10,929	
October	12,598	
November	14,680	
December	16,814	
January	18,587	
February	20,888	
March	23,673	
April	25,123	
May	25,304	
June	25,304	

QUALITY

	Quantity	Base Number	Contract	AT	Region	England
% of FP17s for the same patient ID Re-attending within 3 months - Children	89	792	11.2%	10.1%	11.5%	12.0%
% of FP17s for the same patient ID Re-attending within 3 months - Adults	232	1,266	18.3%	15.8%	16.8%	16.0%
% of FP17s for the same patient ID Re-attending between 3 & 9 months - Children	240	792	30.3%	47.1%	47.3%	58.0%
% of FP17s for the same patient ID Re-attending between 3 & 9 months - Adults	376	1,266	29.7%	37.7%	38.3%	50.9%
% of FP17s for Band 1 Urgent Courses	256	1,624	15.8%	11.4%	10.7%	9.1%
% of FP17s Relating to Free Repair or Replacements	9	1,624	0.6%	0.6%	0.6%	0.8%
% of FP17s Relating to Continuations	0	1,624	0.0%	0.6%	0.8%	1.1%
% of Patients satisfied with the dentistry they have received	6	6	N/A	90.4%	89.8%	91.7%
% of Patients satisfied with the time they had to wait for an appointment	3	6	N/A	84.2%	83.6%	88.0%

* This is based on patients treated on this contract for their most recent course of treatment. Figures in italics indicate the base number of FP17s or Patient Questionnaire responses are less than 100. N/A is shown where the base number of responses is less than 10 during the period. % is calculated as Quantity/Base number*100

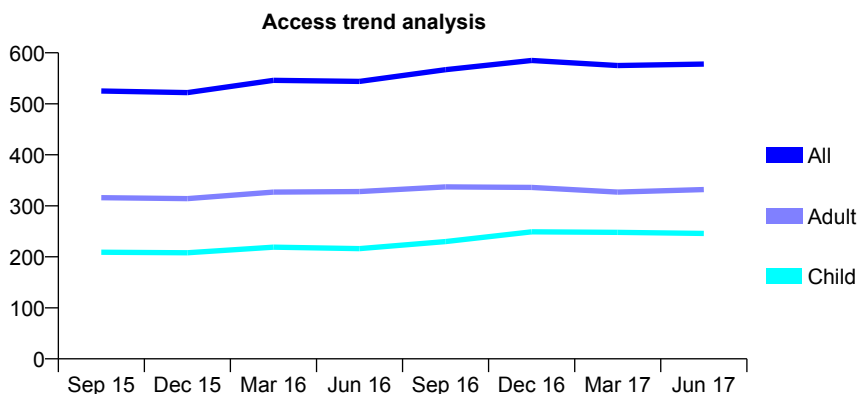
Q62 - Vital Signs At a Glance Contract Report for 570559/0001 - June 2017

Name or company name	MR Q MANJI
Contract type name	GDS Contract
Purpose of contract	General
Contract start date	01/04/2006
Contract end date	

17/18 Contracted general activity (UDA)	1,521
Carry forward general activity (UDA)	0
17/18 Contracted orthodontic activity (UOA)	0
Carry forward orthodontic activity (UOA)	0
Baseline contract value	£61,264.91

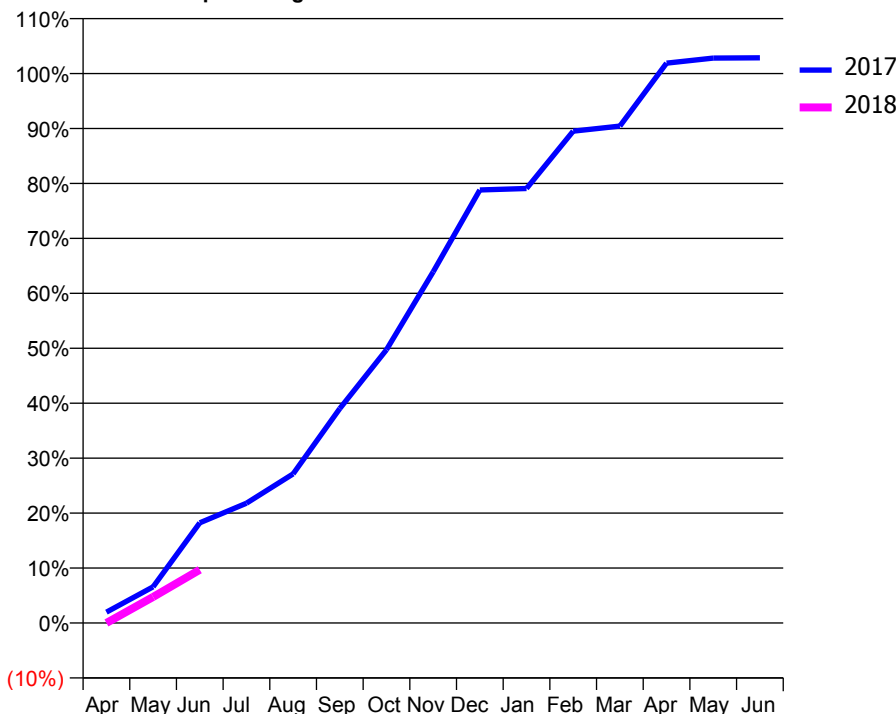
ACCESS*

Patients seen in 24 months	Total	Change since previous quarter
Quarter ending June 2016	544	
Quarter ending September 2016	567	↑
Quarter ending December 2016	585	↑
Quarter ending March 2017	575	↓
Quarter ending June 2017	578	→
Variance since June 2016	6.3%	↑



ACTIVITY

Cumulative percentage of contracted UDA delivered 2017 & 2018



Month	Adjusted Scheduled Activity (UDA)	
	2017	2018
April	30	0
May	100	72
June	277	148
July	332	
August	413	
September	594	
October	756	
November	972	
December	1,199	
January	1,203	
February	1,361	
March	1,375	
April	1,550	
May	1,564	
June	1,565	

QUALITY

	Quantity	Base Number	Contract	AT	Region	England
% of FP17s for the same patient ID Re-attending within 3 months - Children	2	63	3.2%	10.1%	11.5%	12.0%
% of FP17s for the same patient ID Re-attending within 3 months - Adults	12	78	15.4%	15.8%	16.8%	16.0%
% of FP17s for the same patient ID Re-attending between 3 & 9 months - Children	31	63	49.2%	47.1%	47.3%	58.0%
% of FP17s for the same patient ID Re-attending between 3 & 9 months - Adults	33	78	42.3%	37.7%	38.3%	50.9%
% of FP17s for Band 1 Urgent Courses	3	77	3.9%	11.4%	10.7%	9.1%
% of FP17s Relating to Free Repair or Replacements	0	77	0.0%	0.6%	0.6%	0.8%
% of FP17s Relating to Continuations	0	77	0.0%	0.6%	0.8%	1.1%
% of Patients satisfied with the dentistry they have received	0	0	N/A	90.4%	89.8%	91.7%
% of Patients satisfied with the time they had to wait for an appointment	0	0	N/A	84.2%	83.6%	88.0%

* This is based on patients treated on this contract for their most recent course of treatment. Figures in italics indicate the base number of FP17s or Patient Questionnaire responses are less than 100. N/A is shown where the base number of responses is less than 10 during the period. % is calculated as Quantity/Base number*100

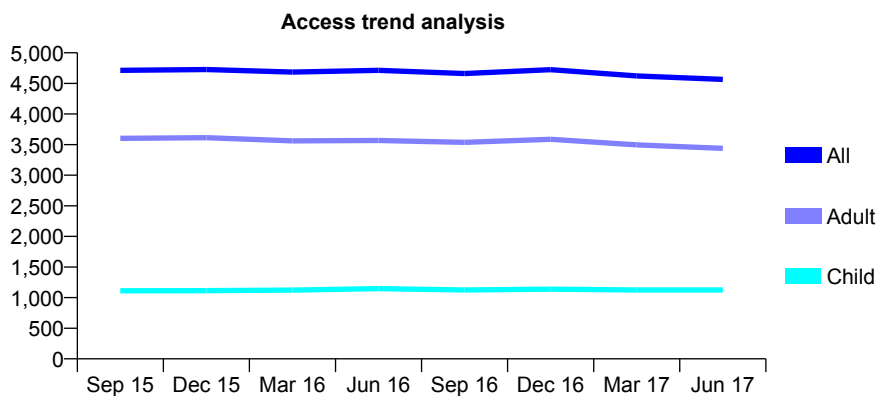
Q62 - Vital Signs At a Glance Contract Report for 571636/0001 - June 2017

Name or company name	MRS N SACOOR
Contract type name	GDS Contract
Purpose of contract	General
Contract start date	01/04/2006
Contract end date	

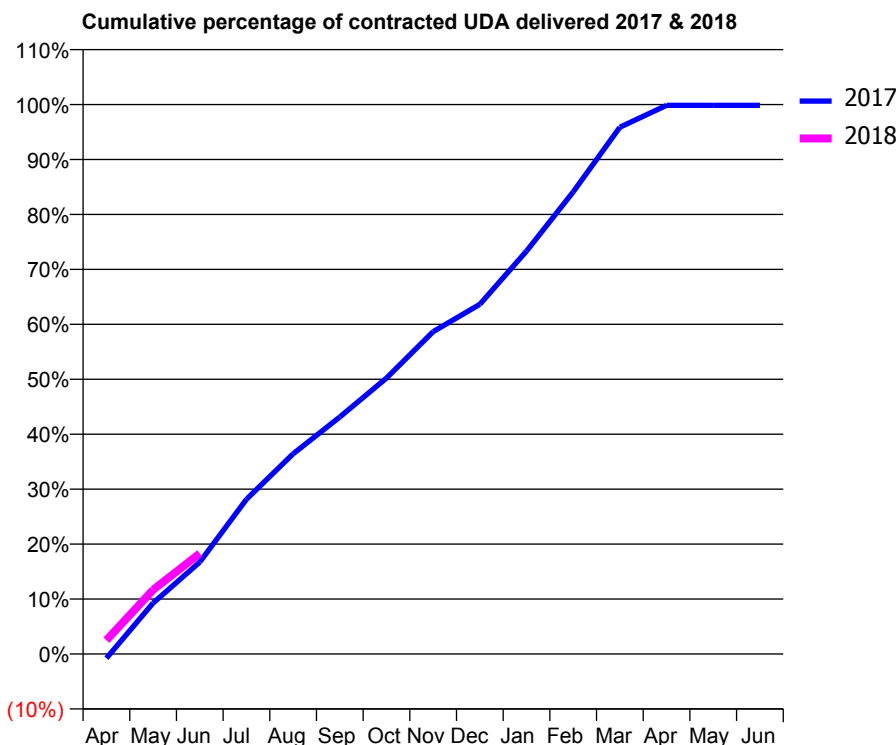
17/18 Contracted general activity (UDA)	14,033
Carry forward general activity (UDA)	0
17/18 Contracted orthodontic activity (UOA)	0
Carry forward orthodontic activity (UOA)	0
Baseline contract value	£365,045.89

ACCESS*

Patients seen in 24 months	Total	Change since previous quarter
Quarter ending June 2016	4,714	
Quarter ending September 2016	4,662	↓
Quarter ending December 2016	4,725	→
Quarter ending March 2017	4,621	↓
Quarter ending June 2017	4,565	↓
Variance since June 2016	(3.2%)	↓



ACTIVITY



Month	Adjusted Scheduled Activity (UDA)	
	2017	2018
April	-111	351
May	1,304	1,638
June	2,348	2,568
July	3,951	
August	5,115	
September	6,051	
October	7,048	
November	8,234	
December	8,930	
January	10,290	
February	11,802	
March	13,452	
April	14,011	
May	14,011	
June	14,011	

QUALITY

	Quantity	Base Number	Contract	AT	Region	England
% of FP17s for the same patient ID Re-attending within 3 months - Children	33	360	9.2%	10.1%	11.5%	12.0%
% of FP17s for the same patient ID Re-attending within 3 months - Adults	132	849	15.5%	15.8%	16.8%	16.0%
% of FP17s for the same patient ID Re-attending between 3 & 9 months - Children	143	360	39.7%	47.1%	47.3%	58.0%
% of FP17s for the same patient ID Re-attending between 3 & 9 months - Adults	280	849	33.0%	37.7%	38.3%	50.9%
% of FP17s for Band 1 Urgent Courses	100	1,033	9.7%	11.4%	10.7%	9.1%
% of FP17s Relating to Free Repair or Replacements	6	1,033	0.6%	0.6%	0.6%	0.8%
% of FP17s Relating to Continuations	15	1,033	1.5%	0.6%	0.8%	1.1%
% of Patients satisfied with the dentistry they have received	6	6	N/A	90.4%	89.8%	91.7%
% of Patients satisfied with the time they had to wait for an appointment	5	6	N/A	84.2%	83.6%	88.0%

* This is based on patients treated on this contract for their most recent course of treatment. Figures in italics indicate the base number of FP17s or Patient Questionnaire responses are less than 100. N/A is shown where the base number of responses is less than 10 during the period. % is calculated as Quantity/Base number*100

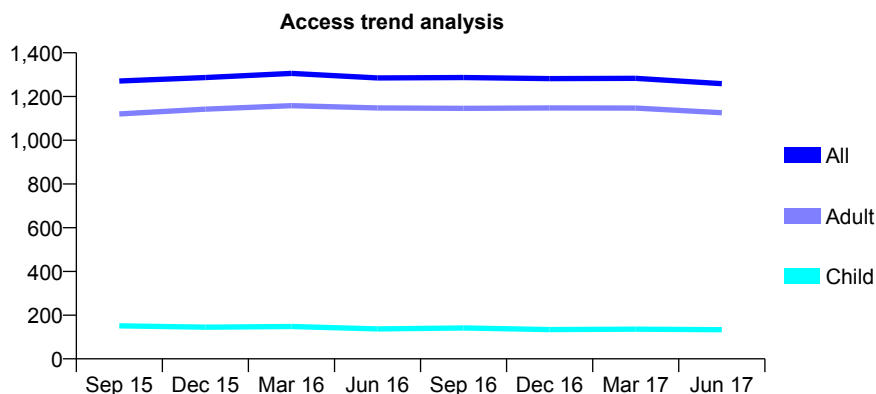
Q62 - Vital Signs At a Glance Contract Report for 572802/0001 - June 2017

Name or company name	MR JU SHAH
Contract type name	GDS Contract
Purpose of contract	General
Contract start date	01/04/2006
Contract end date	

17/18 Contracted general activity (UDA)	5,669
Carry forward general activity (UDA)	0
17/18 Contracted orthodontic activity (UOA)	0
Carry forward orthodontic activity (UOA)	0
Baseline contract value	£166,061.28

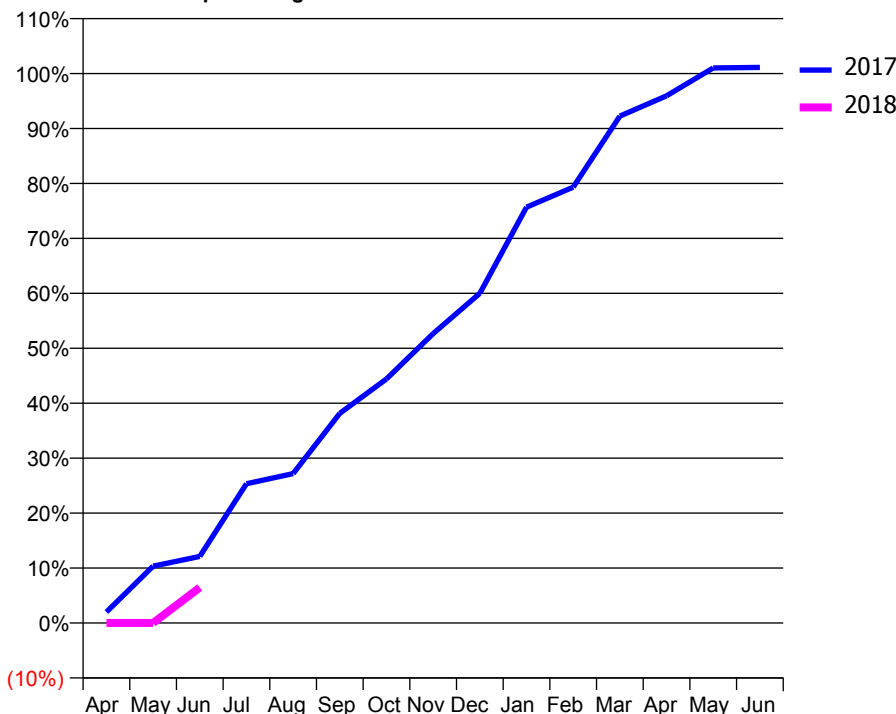
ACCESS*

Patients seen in 24 months	Total	Change since previous quarter
Quarter ending June 2016	1,285	
Quarter ending September 2016	1,287	→
Quarter ending December 2016	1,282	→
Quarter ending March 2017	1,283	→
Quarter ending June 2017	1,259	↓
Variance since June 2016	(2.0%)	↓



ACTIVITY

Cumulative percentage of contracted UDA delivered 2017 & 2018



Month	Adjusted Scheduled Activity (UDA)	
	2017	2018
April	113	0
May	586	0
June	687	366
July	1,437	
August	1,542	
September	2,164	
October	2,518	
November	2,985	
December	3,401	
January	4,290	
February	4,497	
March	5,230	
April	5,439	
May	5,727	
June	5,731	

QUALITY

	Quantity	Base Number	Contract	AT	Region	England
% of FP17s for the same patient ID Re-attending within 3 months - Children	3	21	14.3%	10.1%	11.5%	12.0%
% of FP17s for the same patient ID Re-attending within 3 months - Adults	35	222	15.8%	15.8%	16.8%	16.0%
% of FP17s for the same patient ID Re-attending between 3 & 9 months - Children	8	21	38.1%	47.1%	47.3%	58.0%
% of FP17s for the same patient ID Re-attending between 3 & 9 months - Adults	93	222	41.9%	37.7%	38.3%	50.9%
% of FP17s for Band 1 Urgent Courses	10	107	9.3%	11.4%	10.7%	9.1%
% of FP17s Relating to Free Repair or Replacements	1	107	0.9%	0.6%	0.6%	0.8%
% of FP17s Relating to Continuations	0	107	0.0%	0.6%	0.8%	1.1%
% of Patients satisfied with the dentistry they have received	5	5	N/A	90.4%	89.8%	91.7%
% of Patients satisfied with the time they had to wait for an appointment	5	5	N/A	84.2%	83.6%	88.0%

* This is based on patients treated on this contract for their most recent course of treatment. Figures in italics indicate the base number of FP17s or Patient Questionnaire responses are less than 100. N/A is shown where the base number of responses is less than 10 during the period. % is calculated as Quantity/Base number*100

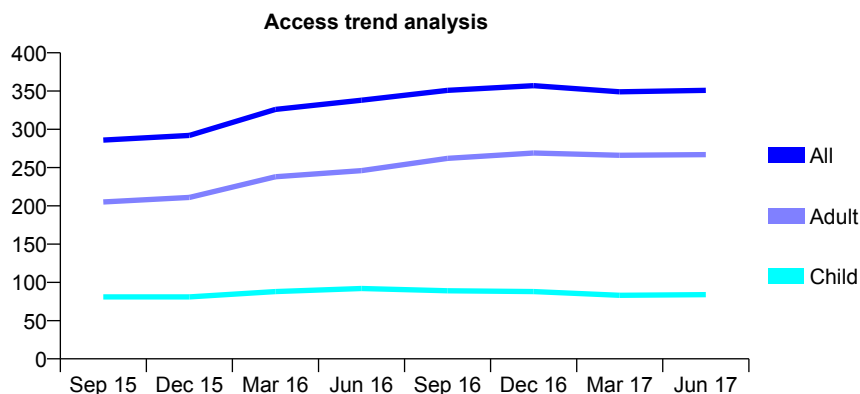
Q62 - Vital Signs At a Glance Contract Report for 572888/0002 - June 2017

Name or company name	MR R GOGNA
Contract type name	GDS Contract
Purpose of contract	General
Contract start date	01/04/2006
Contract end date	

17/18 Contracted general activity (UDA)	997
Carry forward general activity (UDA)	0
17/18 Contracted orthodontic activity (UOA)	0
Carry forward orthodontic activity (UOA)	0
Baseline contract value	£24,623.40

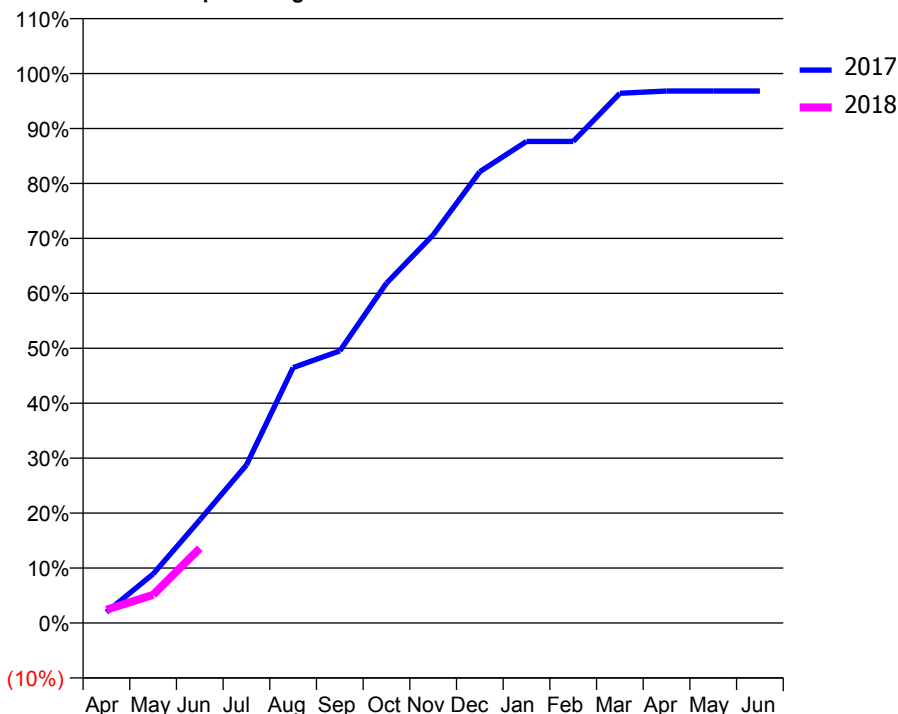
ACCESS*

Patients seen in 24 months	Total	Change since previous quarter
Quarter ending June 2016	338	
Quarter ending September 2016	351	↑
Quarter ending December 2016	357	→
Quarter ending March 2017	349	↓
Quarter ending June 2017	351	→
Variance since June 2016	3.8%	↑



ACTIVITY

Cumulative percentage of contracted UDA delivered 2017 & 2018



Month	Adjusted Scheduled Activity (UDA)	
	2017	2018
April	20	24
May	89	51
June	187	136
July	287	
August	463	
September	494	
October	617	
November	704	
December	819	
January	874	
February	874	
March	961	
April	965	
May	965	
June	965	

QUALITY

	Quantity	Base Number	Contract	AT	Region	England
% of FP17s for the same patient ID Re-attending within 3 months - Children	0	25	0.0%	10.1%	11.5%	12.0%
% of FP17s for the same patient ID Re-attending within 3 months - Adults	5	39	12.8%	15.8%	16.8%	16.0%
% of FP17s for the same patient ID Re-attending between 3 & 9 months - Children	19	25	76.0%	47.1%	47.3%	58.0%
% of FP17s for the same patient ID Re-attending between 3 & 9 months - Adults	16	39	41.0%	37.7%	38.3%	50.9%
% of FP17s for Band 1 Urgent Courses	3	60	5.0%	11.4%	10.7%	9.1%
% of FP17s Relating to Free Repair or Replacements	1	60	1.7%	0.6%	0.6%	0.8%
% of FP17s Relating to Continuations	0	60	0.0%	0.6%	0.8%	1.1%
% of Patients satisfied with the dentistry they have received	1	1	N/A	90.4%	89.8%	91.7%
% of Patients satisfied with the time they had to wait for an appointment	1	1	N/A	84.2%	83.6%	88.0%

* This is based on patients treated on this contract for their most recent course of treatment. Figures in italics indicate the base number of FP17s or Patient Questionnaire responses are less than 100. N/A is shown where the base number of responses is less than 10 during the period. % is calculated as Quantity/Base number*100

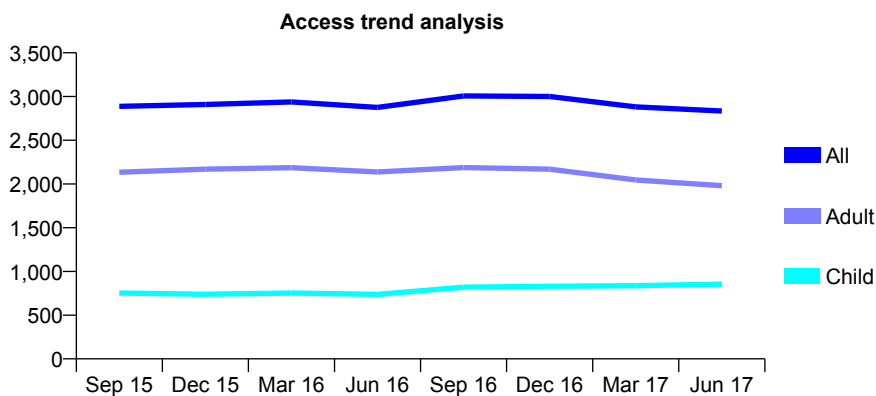
Q62 - Vital Signs At a Glance Contract Report for 573051/0001 - June 2017

Name or company name	MR R MAJITHIA
Contract type name	GDS Contract
Purpose of contract	General
Contract start date	01/04/2006
Contract end date	

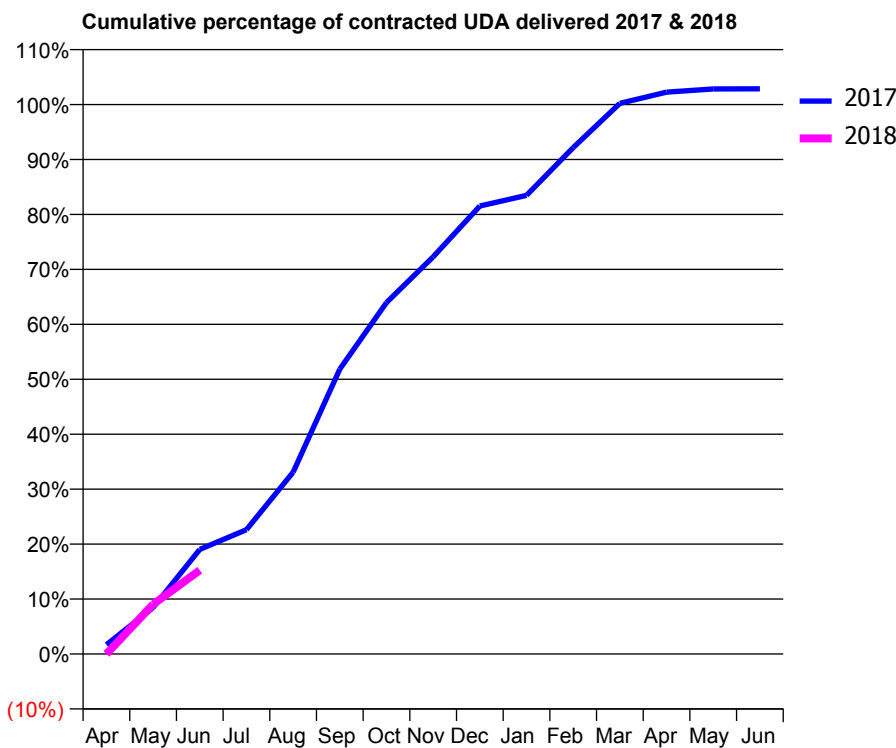
17/18 Contracted general activity (UDA)	6,745
Carry forward general activity (UDA)	0
17/18 Contracted orthodontic activity (UOA)	0
Carry forward orthodontic activity (UOA)	0
Baseline contract value	£164,347.70

ACCESS*

Patients seen in 24 months	Total	Change since previous quarter
Quarter ending June 2016	2,875	
Quarter ending September 2016	3,006	↑
Quarter ending December 2016	3,001	→
Quarter ending March 2017	2,882	↓
Quarter ending June 2017	2,835	↓
Variance since June 2016	(1.4%)	↓



ACTIVITY



Month	Adjusted Scheduled Activity (UDA)	
	2017	2018
April	114	0
May	570	610
June	1,284	1,028
July	1,526	
August	2,231	
September	3,497	
October	4,313	
November	4,875	
December	5,499	
January	5,630	
February	6,216	
March	6,759	
April	6,896	
May	6,937	
June	6,938	

QUALITY

	Quantity	Base Number	Contract	AT	Region	England
% of FP17s for the same patient ID Re-attending within 3 months - Children	18	201	9.0%	10.1%	11.5%	12.0%
% of FP17s for the same patient ID Re-attending within 3 months - Adults	41	306	13.4%	15.8%	16.8%	16.0%
% of FP17s for the same patient ID Re-attending between 3 & 9 months - Children	70	201	34.8%	47.1%	47.3%	58.0%
% of FP17s for the same patient ID Re-attending between 3 & 9 months - Adults	92	306	30.1%	37.7%	38.3%	50.9%
% of FP17s for Band 1 Urgent Courses	56	428	13.1%	11.4%	10.7%	9.1%
% of FP17s Relating to Free Repair or Replacements	4	428	0.9%	0.6%	0.6%	0.8%
% of FP17s Relating to Continuations	0	428	0.0%	0.6%	0.8%	1.1%
% of Patients satisfied with the dentistry they have received	2	2	N/A	90.4%	89.8%	91.7%
% of Patients satisfied with the time they had to wait for an appointment	2	2	N/A	84.2%	83.6%	88.0%

* This is based on patients treated on this contract for their most recent course of treatment. Figures in italics indicate the base number of FP17s or Patient Questionnaire responses are less than 100. N/A is shown where the base number of responses is less than 10 during the period. % is calculated as Quantity/Base number*100

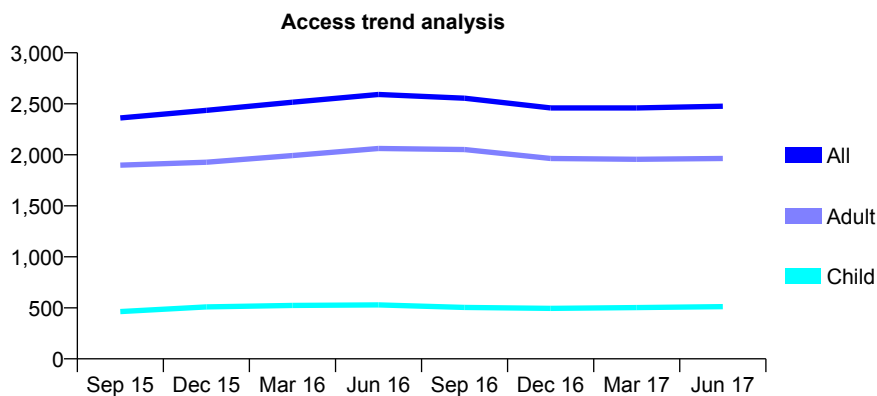
Q62 - Vital Signs At a Glance Contract Report for 574538/0001 - June 2017

Name or company name	MR HM PATEL
Contract type name	GDS Contract
Purpose of contract	General
Contract start date	01/04/2006
Contract end date	

17/18 Contracted general activity (UDA)	6,092
Carry forward general activity (UDA)	0
17/18 Contracted orthodontic activity (UOA)	0
Carry forward orthodontic activity (UOA)	0
Baseline contract value	£182,368.76

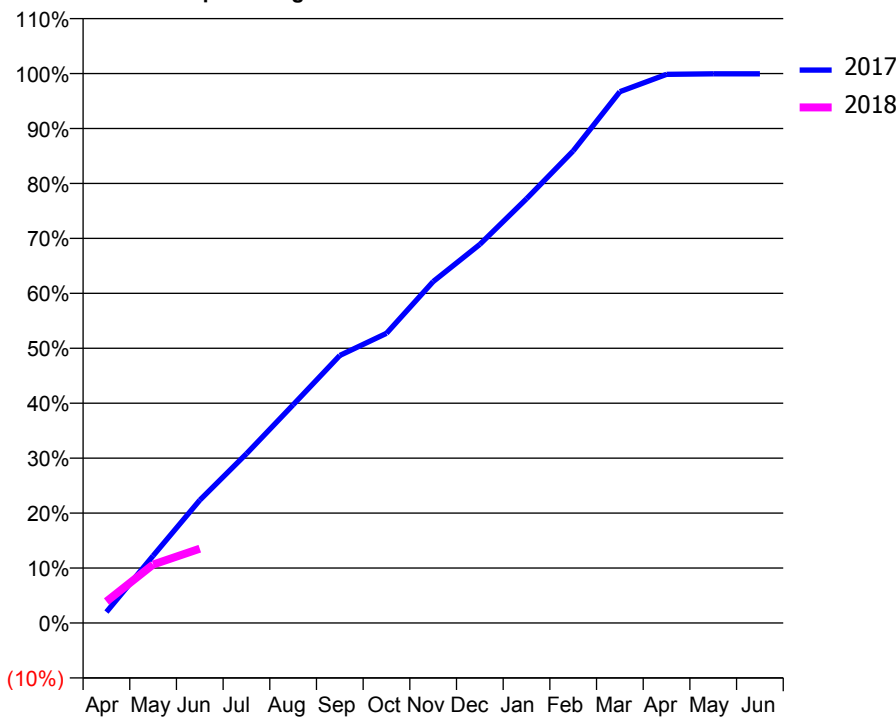
ACCESS*

Patients seen in 24 months	Total	Change since previous quarter
Quarter ending June 2016	2,591	
Quarter ending September 2016	2,555	↓
Quarter ending December 2016	2,459	↓
Quarter ending March 2017	2,459	→
Quarter ending June 2017	2,476	→
Variance since June 2016	(4.4%)	↓



ACTIVITY

Cumulative percentage of contracted UDA delivered 2017 & 2018



Adjusted Scheduled Activity (UDA)

Month	2017	2018
April	122	239
May	746	648
June	1,362	824
July	1,877	
August	2,420	
September	2,966	
October	3,212	
November	3,785	
December	4,198	
January	4,704	
February	5,233	
March	5,890	
April	6,083	
May	6,089	
June	6,089	

QUALITY

	Quantity	Base Number	Contract	AT	Region	England
% of FP17s for the same patient ID Re-attending within 3 months - Children	14	121	11.6%	10.1%	11.5%	12.0%
% of FP17s for the same patient ID Re-attending within 3 months - Adults	61	451	13.5%	15.8%	16.8%	16.0%
% of FP17s for the same patient ID Re-attending between 3 & 9 months - Children	63	121	52.1%	47.1%	47.3%	58.0%
% of FP17s for the same patient ID Re-attending between 3 & 9 months - Adults	201	451	44.6%	37.7%	38.3%	50.9%
% of FP17s for Band 1 Urgent Courses	48	443	10.8%	11.4%	10.7%	9.1%
% of FP17s Relating to Free Repair or Replacements	0	443	0.0%	0.6%	0.6%	0.8%
% of FP17s Relating to Continuations	0	443	0.0%	0.6%	0.8%	1.1%
% of Patients satisfied with the dentistry they have received	1	1	N/A	90.4%	89.8%	91.7%
% of Patients satisfied with the time they had to wait for an appointment	1	1	N/A	84.2%	83.6%	88.0%

* This is based on patients treated on this contract for their most recent course of treatment. Figures in italics indicate the base number of FP17s or Patient Questionnaire responses are less than 100. N/A is shown where the base number of responses is less than 10 during the period. % is calculated as Quantity/Base number*100

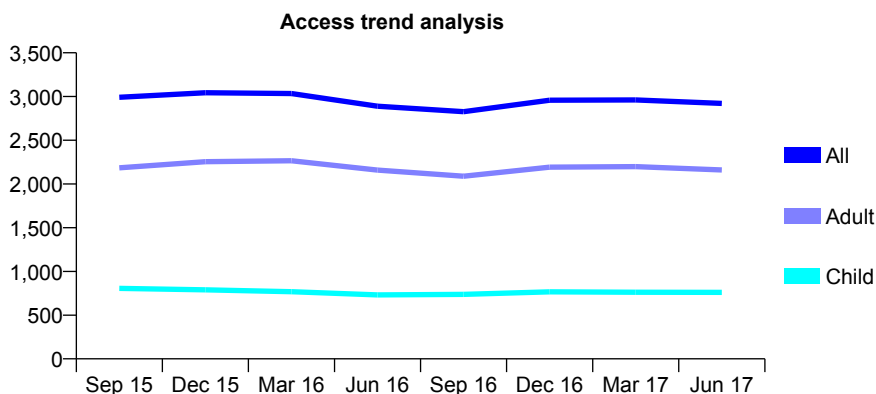
Q62 - Vital Signs At a Glance Contract Report for 574538/0003 - June 2017

Name or company name	MR HM PATEL
Contract type name	PDS Plus Contract
Purpose of contract	General
Contract start date	01/05/2013
Contract end date	31/03/2018

17/18 Contracted general activity (UDA)	7,000
Carry forward general activity (UDA)	0
17/18 Contracted orthodontic activity (UOA)	0
Carry forward orthodontic activity (UOA)	0
Baseline contract value	£175,371.92

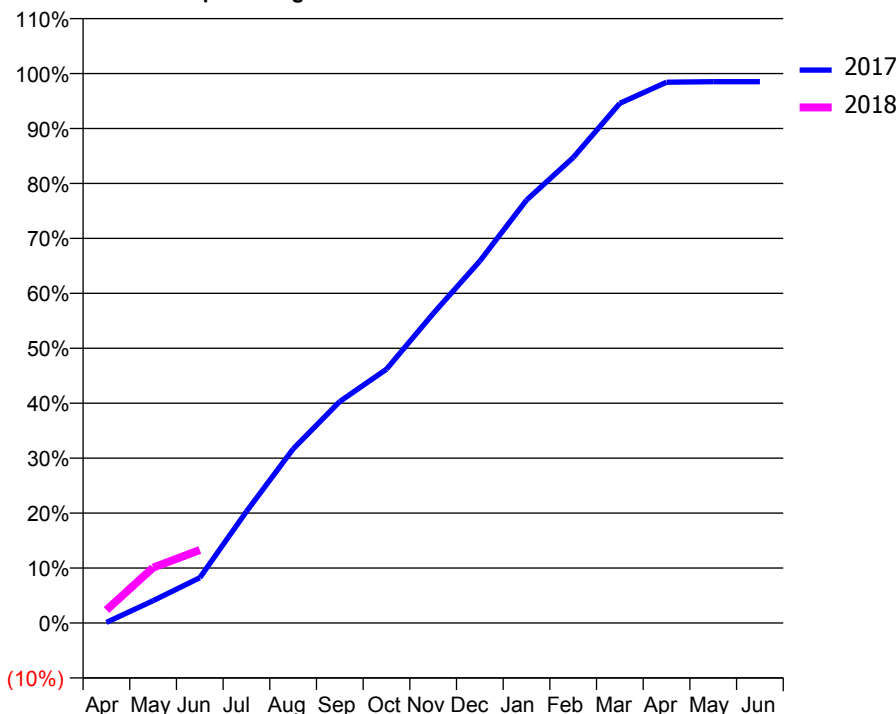
ACCESS*

Patients seen in 24 months	Total	Change since previous quarter
Quarter ending June 2016	2,889	
Quarter ending September 2016	2,826	↓
Quarter ending December 2016	2,958	↑
Quarter ending March 2017	2,961	→
Quarter ending June 2017	2,921	↓
Variance since June 2016	1.1%	→



ACTIVITY

Cumulative percentage of contracted UDA delivered 2017 & 2018



Month	Adjusted Scheduled Activity (UDA)	
	2017	2018
April	8	166
May	285	707
June	577	930
July	1,421	
August	2,217	
September	2,823	
October	3,234	
November	3,942	
December	4,611	
January	5,387	
February	5,929	
March	6,621	
April	6,888	
May	6,895	
June	6,896	

QUALITY

	Quantity	Base Number	Contract	AT	Region	England
% of FP17s for the same patient ID Re-attending within 3 months - Children	14	193	7.3%	10.1%	11.5%	12.0%
% of FP17s for the same patient ID Re-attending within 3 months - Adults	42	430	9.8%	15.8%	16.8%	16.0%
% of FP17s for the same patient ID Re-attending between 3 & 9 months - Children	85	193	44.0%	47.1%	47.3%	58.0%
% of FP17s for the same patient ID Re-attending between 3 & 9 months - Adults	178	430	41.4%	37.7%	38.3%	50.9%
% of FP17s for Band 1 Urgent Courses	81	490	16.5%	11.4%	10.7%	9.1%
% of FP17s Relating to Free Repair or Replacements	8	490	1.6%	0.6%	0.6%	0.8%
% of FP17s Relating to Continuations	1	490	0.2%	0.6%	0.8%	1.1%
% of Patients satisfied with the dentistry they have received	4	4	N/A	90.4%	89.8%	91.7%
% of Patients satisfied with the time they had to wait for an appointment	3	4	N/A	84.2%	83.6%	88.0%

* This is based on patients treated on this contract for their most recent course of treatment. Figures in italics indicate the base number of FP17s or Patient Questionnaire responses are less than 100. N/A is shown where the base number of responses is less than 10 during the period. % is calculated as Quantity/Base number*100

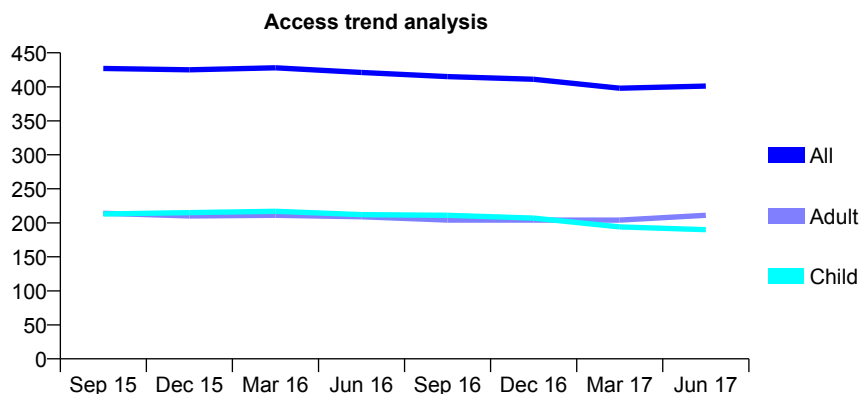
Q62 - Vital Signs At a Glance Contract Report for 575674/0001 - June 2017

Name or company name	MR K MEHTA
Contract type name	GDS Contract
Purpose of contract	General
Contract start date	01/04/2006
Contract end date	

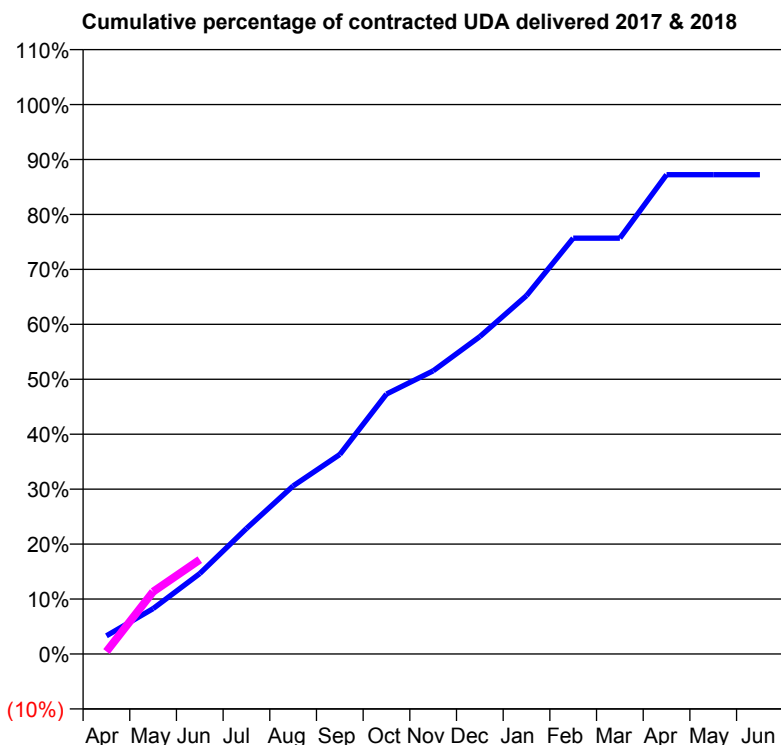
17/18 Contracted general activity (UDA)	875
Carry forward general activity (UDA)	0
17/18 Contracted orthodontic activity (UOA)	0
Carry forward orthodontic activity (UOA)	0
Baseline contract value	£19,811.32

ACCESS*

Patients seen in 24 months	Total	Change since previous quarter
Quarter ending June 2016	421	
Quarter ending September 2016	415	↓
Quarter ending December 2016	411	→
Quarter ending March 2017	398	↓
Quarter ending June 2017	401	→
Variance since June 2016	(4.8%)	↓



ACTIVITY



Month	Adjusted Scheduled Activity (UDA)	
	2017	2018
April	29	4
May	72	99
June	128	150
July	200	
August	268	
September	318	
October	414	
November	451	
December	505	
January	571	
February	662	
March	662	
April	763	
May	763	
June	763	

QUALITY

	Quantity	Base Number	Contract	AT	Region	England
% of FP17s for the same patient ID Re-attending within 3 months - Children	6	96	6.3%	10.1%	11.5%	12.0%
% of FP17s for the same patient ID Re-attending within 3 months - Adults	5	72	6.9%	15.8%	16.8%	16.0%
% of FP17s for the same patient ID Re-attending between 3 & 9 months - Children	67	96	69.8%	47.1%	47.3%	58.0%
% of FP17s for the same patient ID Re-attending between 3 & 9 months - Adults	37	72	51.4%	37.7%	38.3%	50.9%
% of FP17s for Band 1 Urgent Courses	1	102	1.0%	11.4%	10.7%	9.1%
% of FP17s Relating to Free Repair or Replacements	0	102	0.0%	0.6%	0.6%	0.8%
% of FP17s Relating to Continuations	1	102	1.0%	0.6%	0.8%	1.1%
% of Patients satisfied with the dentistry they have received	0	0	N/A	90.4%	89.8%	91.7%
% of Patients satisfied with the time they had to wait for an appointment	0	0	N/A	84.2%	83.6%	88.0%

* This is based on patients treated on this contract for their most recent course of treatment. Figures in italics indicate the base number of FP17s or Patient Questionnaire responses are less than 100. N/A is shown where the base number of responses is less than 10 during the period. % is calculated as Quantity/Base number*100

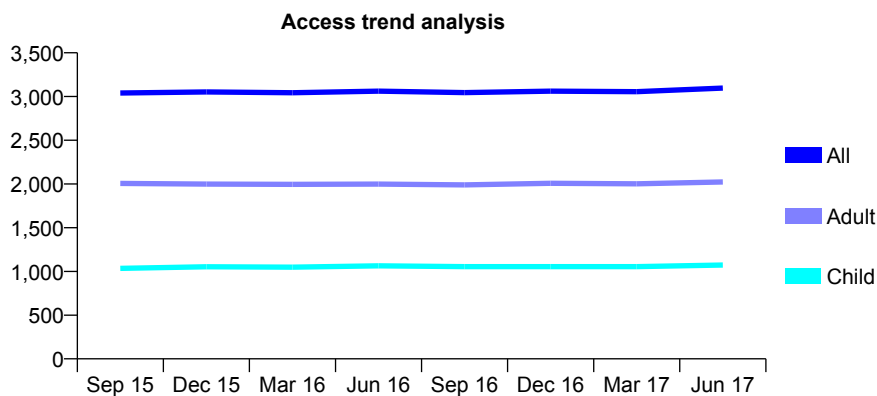
Q62 - Vital Signs At a Glance Contract Report for 576239/0001 - June 2017

Name or company name	MR R RATTAN
Contract type name	GDS Contract
Purpose of contract	General
Contract start date	01/04/2006
Contract end date	

17/18 Contracted general activity (UDA)	9,010
Carry forward general activity (UDA)	0
17/18 Contracted orthodontic activity (UOA)	0
Carry forward orthodontic activity (UOA)	0
Baseline contract value	£235,792.96

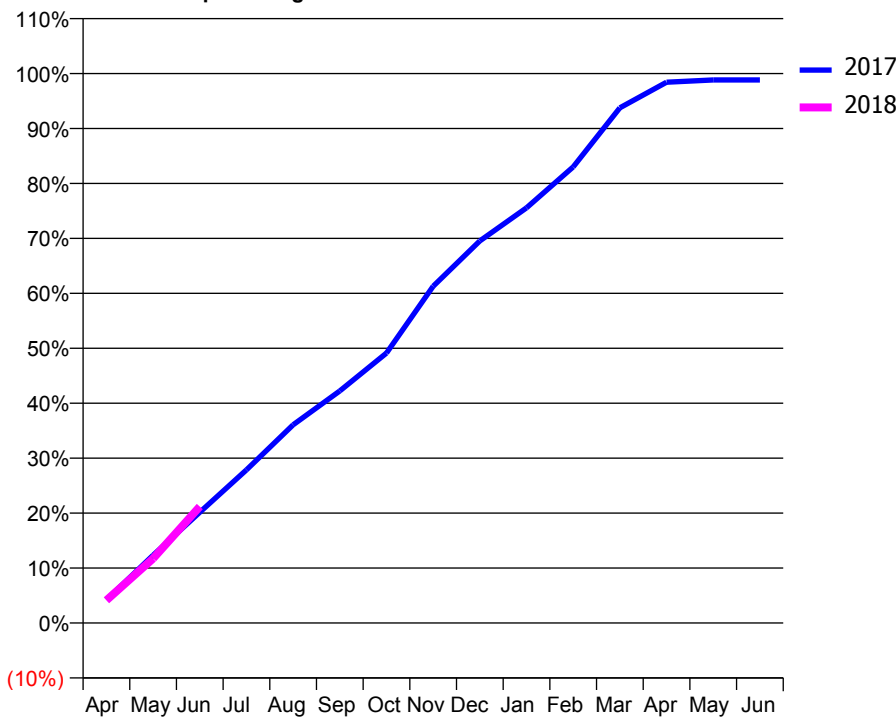
ACCESS*

Patients seen in 24 months	Total	Change since previous quarter
Quarter ending June 2016	3,061	
Quarter ending September 2016	3,045	→
Quarter ending December 2016	3,061	→
Quarter ending March 2017	3,056	→
Quarter ending June 2017	3,096	→
Variance since June 2016	1.1%	→



ACTIVITY

Cumulative percentage of contracted UDA delivered 2017 & 2018



Month	Adjusted Scheduled Activity (UDA)	
	2017	2018
April	381	373
May	1,112	1,058
June	1,816	1,909
July	2,511	
August	3,250	
September	3,806	
October	4,427	
November	5,521	
December	6,265	
January	6,807	
February	7,479	
March	8,447	
April	8,868	
May	8,905	
June	8,905	

QUALITY

	Quantity	Base Number	Contract	AT	Region	England
% of FP17s for the same patient ID Re-attending within 3 months - Children	26	361	7.2%	10.1%	11.5%	12.0%
% of FP17s for the same patient ID Re-attending within 3 months - Adults	97	590	16.4%	15.8%	16.8%	16.0%
% of FP17s for the same patient ID Re-attending between 3 & 9 months - Children	172	361	47.6%	47.1%	47.3%	58.0%
% of FP17s for the same patient ID Re-attending between 3 & 9 months - Adults	234	590	39.7%	37.7%	38.3%	50.9%
% of FP17s for Band 1 Urgent Courses	114	769	14.8%	11.4%	10.7%	9.1%
% of FP17s Relating to Free Repair or Replacements	3	769	0.4%	0.6%	0.6%	0.8%
% of FP17s Relating to Continuations	3	769	0.4%	0.6%	0.8%	1.1%
% of Patients satisfied with the dentistry they have received	3	4	N/A	90.4%	89.8%	91.7%
% of Patients satisfied with the time they had to wait for an appointment	2	4	N/A	84.2%	83.6%	88.0%

* This is based on patients treated on this contract for their most recent course of treatment. Figures in italics indicate the base number of FP17s or Patient Questionnaire responses are less than 100. N/A is shown where the base number of responses is less than 10 during the period. % is calculated as Quantity/Base number*100

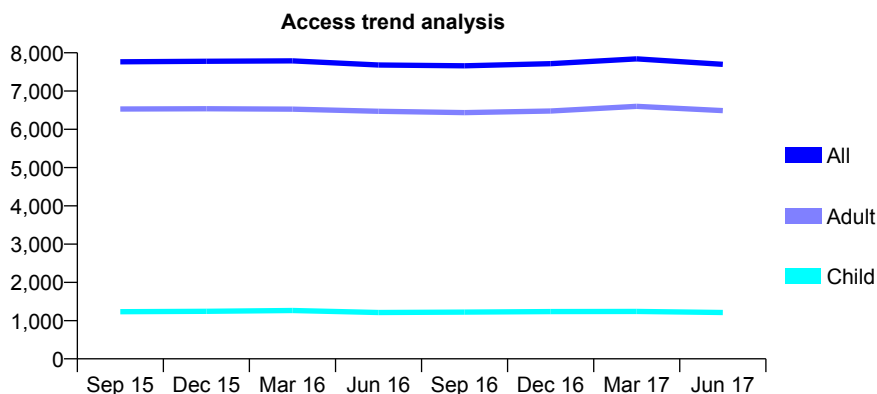
Q62 - Vital Signs At a Glance Contract Report for 577235/0001 - June 2017

Name or company name	MR RL JACK-KEE
Contract type name	GDS Contract
Purpose of contract	General
Contract start date	01/04/2006
Contract end date	

17/18 Contracted general activity (UDA)	29,962
Carry forward general activity (UDA)	0
17/18 Contracted orthodontic activity (UOA)	0
Carry forward orthodontic activity (UOA)	0
Baseline contract value	£978,585.94

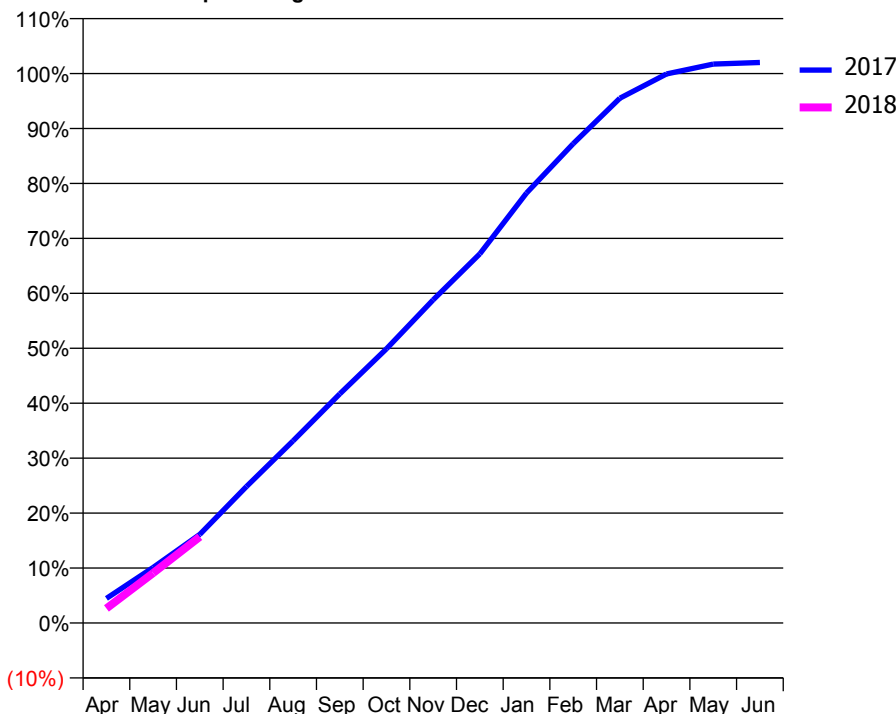
ACCESS*

Patients seen in 24 months	Total	Change since previous quarter
Quarter ending June 2016	7,682	
Quarter ending September 2016	7,660	→
Quarter ending December 2016	7,716	→
Quarter ending March 2017	7,841	→
Quarter ending June 2017	7,700	↓
Variance since June 2016	0.2%	→



ACTIVITY

Cumulative percentage of contracted UDA delivered 2017 & 2018



Month	Adjusted Scheduled Activity (UDA)	
	2017	2018
April	1,339	796
May	3,032	2,720
June	4,835	4,700
July	7,444	
August	9,934	
September	12,492	
October	14,955	
November	17,620	
December	20,129	
January	23,442	
February	26,138	
March	28,618	
April	29,939	
May	30,477	
June	30,566	

QUALITY

	Quantity	Base Number	Contract	AT	Region	England
% of FP17s for the same patient ID Re-attending within 3 months - Children	23	366	6.3%	10.1%	11.5%	12.0%
% of FP17s for the same patient ID Re-attending within 3 months - Adults	226	1,658	13.6%	15.8%	16.8%	16.0%
% of FP17s for the same patient ID Re-attending between 3 & 9 months - Children	203	366	55.5%	47.1%	47.3%	58.0%
% of FP17s for the same patient ID Re-attending between 3 & 9 months - Adults	705	1,658	42.5%	37.7%	38.3%	50.9%
% of FP17s for Band 1 Urgent Courses	186	1,472	12.6%	11.4%	10.7%	9.1%
% of FP17s Relating to Free Repair or Replacements	9	1,472	0.6%	0.6%	0.6%	0.8%
% of FP17s Relating to Continuations	8	1,472	0.5%	0.6%	0.8%	1.1%
% of Patients satisfied with the dentistry they have received	11	11	100.0%	90.4%	89.8%	91.7%
% of Patients satisfied with the time they had to wait for an appointment	10	11	90.9%	84.2%	83.6%	88.0%

* This is based on patients treated on this contract for their most recent course of treatment. Figures in italics indicate the base number of FP17s or Patient Questionnaire responses are less than 100. N/A is shown where the base number of responses is less than 10 during the period. % is calculated as Quantity/Base number*100

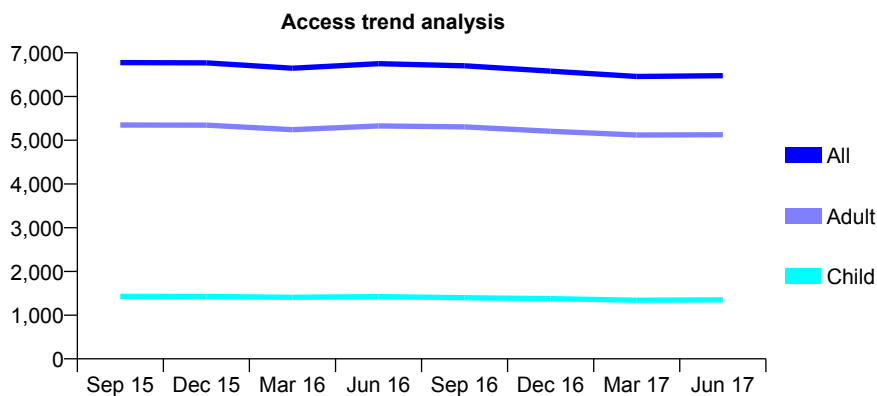
Q62 - Vital Signs At a Glance Contract Report for 578193/0001 - June 2017

Name or company name	MR MN BAIG
Contract type name	GDS Contract
Purpose of contract	General
Contract start date	01/04/2006
Contract end date	

17/18 Contracted general activity (UDA)	17,586
Carry forward general activity (UDA)	0
17/18 Contracted orthodontic activity (UOA)	0
Carry forward orthodontic activity (UOA)	0
Baseline contract value	£462,579.84

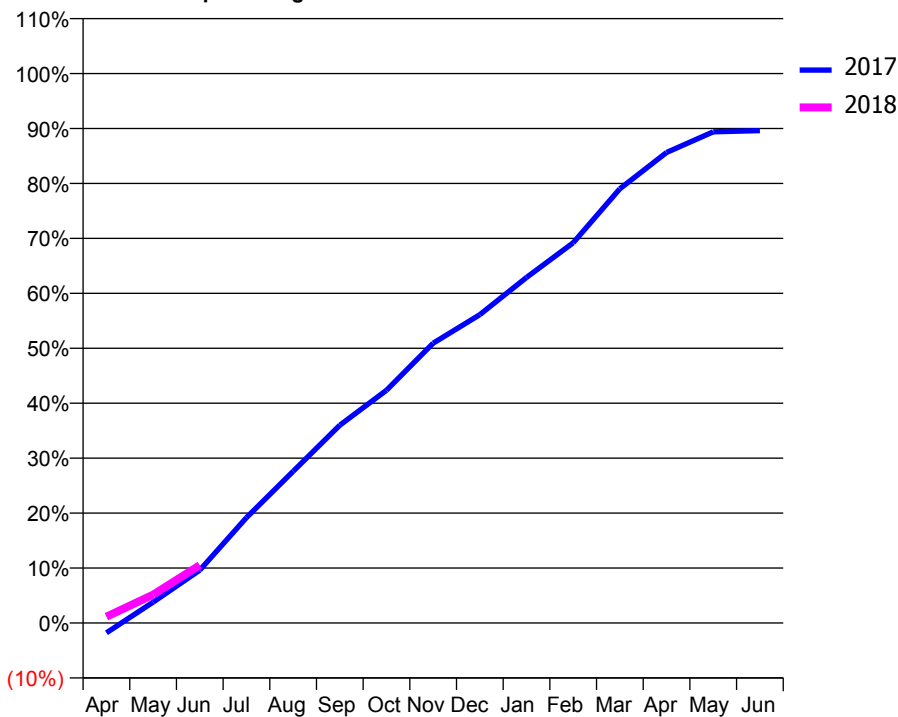
ACCESS*

Patients seen in 24 months	Total	Change since previous quarter
Quarter ending June 2016	6,750	
Quarter ending September 2016	6,702	→
Quarter ending December 2016	6,582	↓
Quarter ending March 2017	6,460	↓
Quarter ending June 2017	6,478	→
Variance since June 2016	(4.0%)	↓



ACTIVITY

Cumulative percentage of contracted UDA delivered 2017 & 2018



Month	Adjusted Scheduled Activity (UDA)	
	2017	2018
April	-318	202
May	667	906
June	1,690	1,850
July	3,375	
August	4,853	
September	6,331	
October	7,451	
November	8,955	
December	9,869	
January	11,059	
February	12,171	
March	13,898	
April	15,059	
May	15,720	
June	15,758	

QUALITY

	Quantity	Base Number	Contract	AT	Region	England
% of FP17s for the same patient ID Re-attending within 3 months - Children	25	318	7.9%	10.1%	11.5%	12.0%
% of FP17s for the same patient ID Re-attending within 3 months - Adults	173	1,046	16.5%	15.8%	16.8%	16.0%
% of FP17s for the same patient ID Re-attending between 3 & 9 months - Children	121	318	38.1%	47.1%	47.3%	58.0%
% of FP17s for the same patient ID Re-attending between 3 & 9 months - Adults	292	1,046	27.9%	37.7%	38.3%	50.9%
% of FP17s for Band 1 Urgent Courses	112	825	13.6%	11.4%	10.7%	9.1%
% of FP17s Relating to Free Repair or Replacements	10	825	1.2%	0.6%	0.6%	0.8%
% of FP17s Relating to Continuations	3	825	0.4%	0.6%	0.8%	1.1%
% of Patients satisfied with the dentistry they have received	14	16	87.5%	90.4%	89.8%	91.7%
% of Patients satisfied with the time they had to wait for an appointment	13	16	81.3%	84.2%	83.6%	88.0%

* This is based on patients treated on this contract for their most recent course of treatment. Figures in italics indicate the base number of FP17s or Patient Questionnaire responses are less than 100. N/A is shown where the base number of responses is less than 10 during the period. % is calculated as Quantity/Base number*100

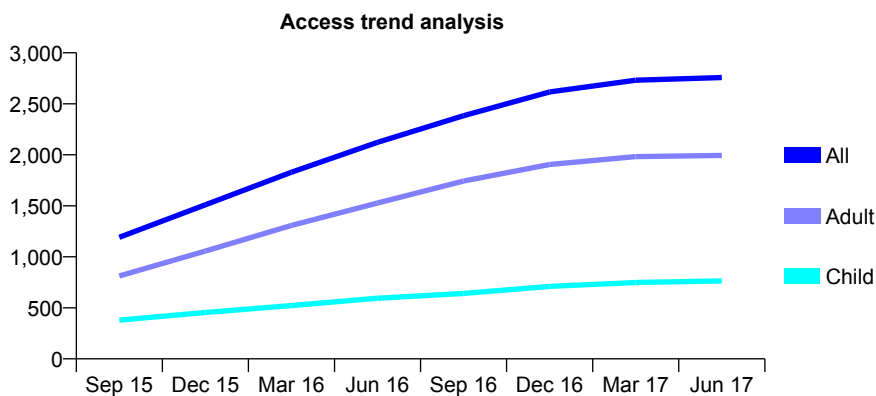
Q62 - Vital Signs At a Glance Contract Report for 602353/0001 - June 2017

Name or company name	MR RK MARWAHA
Contract type name	GDS Contract
Purpose of contract	General
Contract start date	02/02/2015
Contract end date	

17/18 Contracted general activity (UDA)	7,200
Carry forward general activity (UDA)	0
17/18 Contracted orthodontic activity (UOA)	0
Carry forward orthodontic activity (UOA)	0
Baseline contract value	£208,558.88

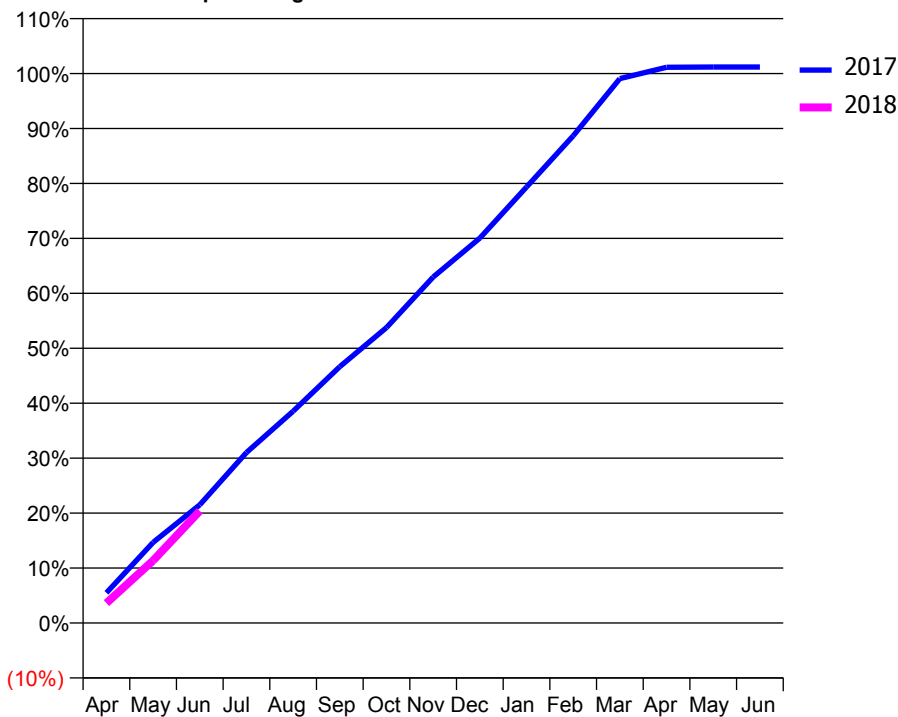
ACCESS*

Patients seen in 24 months	Total	Change since previous quarter
Quarter ending June 2016	2,122	
Quarter ending September 2016	2,384	↑
Quarter ending December 2016	2,616	↑
Quarter ending March 2017	2,731	↑
Quarter ending June 2017	2,758	→
Variance since June 2016	30.0%	↑



ACTIVITY

Cumulative percentage of contracted UDA delivered 2017 & 2018



Month	Adjusted Scheduled Activity (UDA)	
	2017	2018
April	395	261
May	1,055	819
June	1,550	1,468
July	2,233	
August	2,775	
September	3,359	
October	3,870	
November	4,533	
December	5,043	
January	5,713	
February	6,383	
March	7,134	
April	7,281	
May	7,285	
June	7,285	

QUALITY

	Quantity	Base Number	Contract	AT	Region	England
% of FP17s for the same patient ID Re-attending within 3 months - Children	9	181	5.0%	10.1%	11.5%	12.0%
% of FP17s for the same patient ID Re-attending within 3 months - Adults	44	390	11.3%	15.8%	16.8%	16.0%
% of FP17s for the same patient ID Re-attending between 3 & 9 months - Children	72	181	39.8%	47.1%	47.3%	58.0%
% of FP17s for the same patient ID Re-attending between 3 & 9 months - Adults	130	390	33.3%	37.7%	38.3%	50.9%
% of FP17s for Band 1 Urgent Courses	49	499	9.8%	11.4%	10.7%	9.1%
% of FP17s Relating to Free Repair or Replacements	1	499	0.2%	0.6%	0.6%	0.8%
% of FP17s Relating to Continuations	0	499	0.0%	0.6%	0.8%	1.1%
% of Patients satisfied with the dentistry they have received	2	2	N/A	90.4%	89.8%	91.7%
% of Patients satisfied with the time they had to wait for an appointment	2	2	N/A	84.2%	83.6%	88.0%

* This is based on patients treated on this contract for their most recent course of treatment. Figures in italics indicate the base number of FP17s or Patient Questionnaire responses are less than 100. N/A is shown where the base number of responses is less than 10 during the period. % is calculated as Quantity/Base number*100

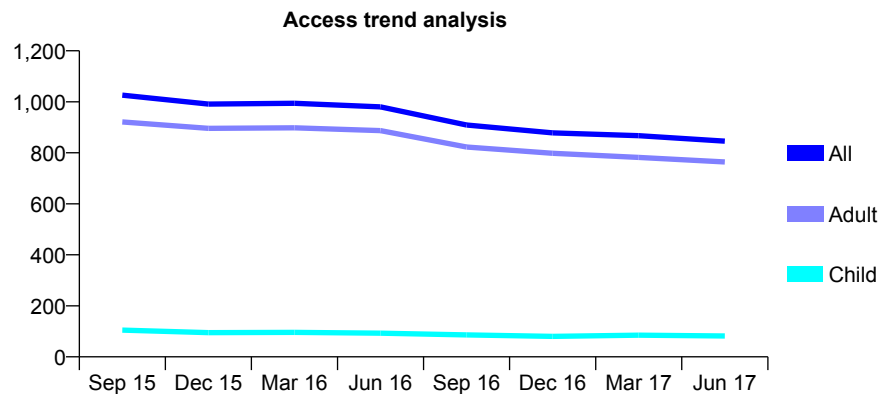
Q62 - Vital Signs At a Glance Contract Report for 613142/0001 - June 2017

Name or company name	MRS S BAHL
Contract type name	GDS Contract
Purpose of contract	General
Contract start date	01/10/2012
Contract end date	

17/18 Contracted general activity (UDA)	3,925
Carry forward general activity (UDA)	0
17/18 Contracted orthodontic activity (UOA)	0
Carry forward orthodontic activity (UOA)	0
Baseline contract value	£106,758.83

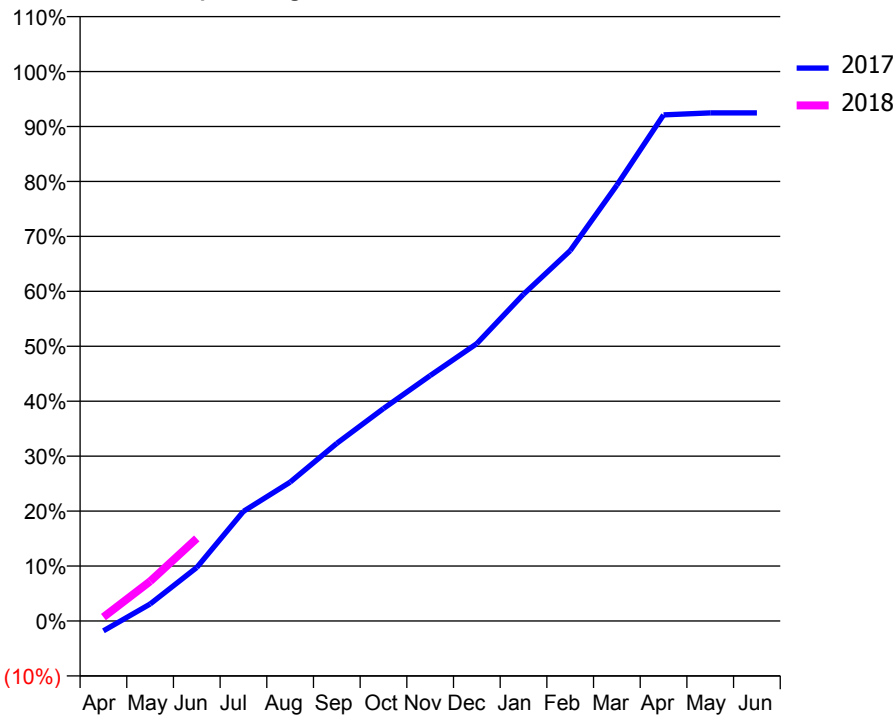
ACCESS*

Patients seen in 24 months	Total	Change since previous quarter
Quarter ending June 2016	980	
Quarter ending September 2016	909	↓
Quarter ending December 2016	878	↓
Quarter ending March 2017	867	↓
Quarter ending June 2017	846	↓
Variance since June 2016	(13.7%)	↓



ACTIVITY

Cumulative percentage of contracted UDA delivered 2017 & 2018



Month	Adjusted Scheduled Activity (UDA)	
	2017	2018
April	-71	28
May	122	283
June	382	590
July	784	
August	992	
September	1,269	
October	1,518	
November	1,753	
December	1,982	
January	2,334	
February	2,646	
March	3,113	
April	3,615	
May	3,629	
June	3,629	

QUALITY

	Quantity	Base Number	Contract	AT	Region	England
% of FP17s for the same patient ID Re-attending within 3 months - Children	2	18	11.1%	10.1%	11.5%	12.0%
% of FP17s for the same patient ID Re-attending within 3 months - Adults	40	212	18.9%	15.8%	16.8%	16.0%
% of FP17s for the same patient ID Re-attending between 3 & 9 months - Children	6	18	33.3%	47.1%	47.3%	58.0%
% of FP17s for the same patient ID Re-attending between 3 & 9 months - Adults	73	212	34.4%	37.7%	38.3%	50.9%
% of FP17s for Band 1 Urgent Courses	15	156	9.6%	11.4%	10.7%	9.1%
% of FP17s Relating to Free Repair or Replacements	1	156	0.6%	0.6%	0.6%	0.8%
% of FP17s Relating to Continuations	0	156	0.0%	0.6%	0.8%	1.1%
% of Patients satisfied with the dentistry they have received	4	4	N/A	90.4%	89.8%	91.7%
% of Patients satisfied with the time they had to wait for an appointment	4	4	N/A	84.2%	83.6%	88.0%

* This is based on patients treated on this contract for their most recent course of treatment. Figures in italics indicate the base number of FP17s or Patient Questionnaire responses are less than 100. N/A is shown where the base number of responses is less than 10 during the period. % is calculated as Quantity/Base number*100

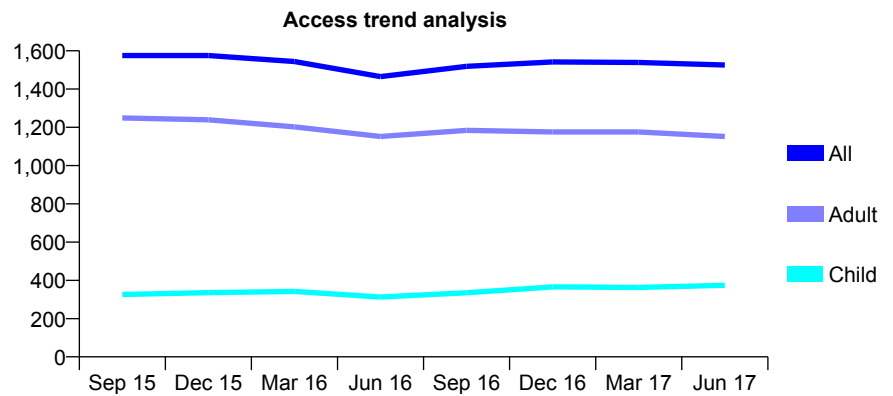
Q62 - Vital Signs At a Glance Contract Report for 619949/0001 - June 2017

Name or company name	MR MJ PATEL
Contract type name	GDS Contract
Purpose of contract	General
Contract start date	01/04/2006
Contract end date	

17/18 Contracted general activity (UDA)	6,100
Carry forward general activity (UDA)	0
17/18 Contracted orthodontic activity (UOA)	0
Carry forward orthodontic activity (UOA)	0
Baseline contract value	£168,489.40

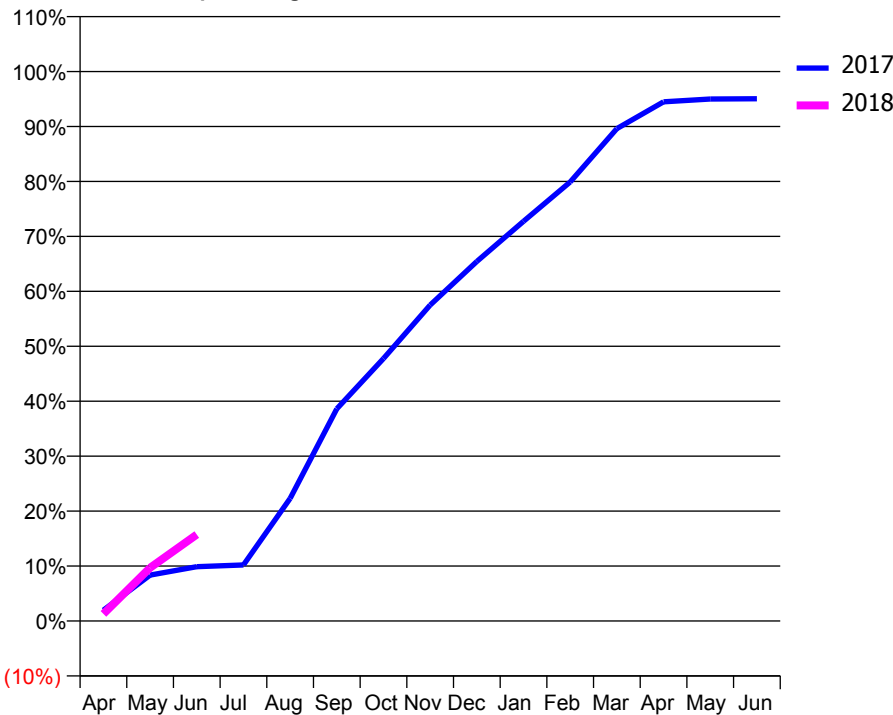
ACCESS*

Patients seen in 24 months	Total	Change since previous quarter
Quarter ending June 2016	1,465	
Quarter ending September 2016	1,519	↑
Quarter ending December 2016	1,542	→
Quarter ending March 2017	1,539	→
Quarter ending June 2017	1,526	→
Variance since June 2016	4.2%	↑



ACTIVITY

Cumulative percentage of contracted UDA delivered 2017 & 2018



Month	Adjusted Scheduled Activity (UDA)	
	2017	2018
April	121	79
May	510	592
June	603	960
July	623	
August	1,360	
September	2,356	
October	2,914	
November	3,507	
December	3,992	
January	4,438	
February	4,874	
March	5,466	
April	5,763	
May	5,794	
June	5,798	

QUALITY

	Quantity	Base Number	Contract	AT	Region	England
% of FP17s for the same patient ID Re-attending within 3 months - Children	12	123	9.8%	10.1%	11.5%	12.0%
% of FP17s for the same patient ID Re-attending within 3 months - Adults	45	266	16.9%	15.8%	16.8%	16.0%
% of FP17s for the same patient ID Re-attending between 3 & 9 months - Children	40	123	32.5%	47.1%	47.3%	58.0%
% of FP17s for the same patient ID Re-attending between 3 & 9 months - Adults	71	266	26.7%	37.7%	38.3%	50.9%
% of FP17s for Band 1 Urgent Courses	40	297	13.5%	11.4%	10.7%	9.1%
% of FP17s Relating to Free Repair or Replacements	2	297	0.7%	0.6%	0.6%	0.8%
% of FP17s Relating to Continuations	1	297	0.3%	0.6%	0.8%	1.1%
% of Patients satisfied with the dentistry they have received	3	3	N/A	90.4%	89.8%	91.7%
% of Patients satisfied with the time they had to wait for an appointment	3	3	N/A	84.2%	83.6%	88.0%

* This is based on patients treated on this contract for their most recent course of treatment. Figures in italics indicate the base number of FP17s or Patient Questionnaire responses are less than 100. N/A is shown where the base number of responses is less than 10 during the period. % is calculated as Quantity/Base number*100

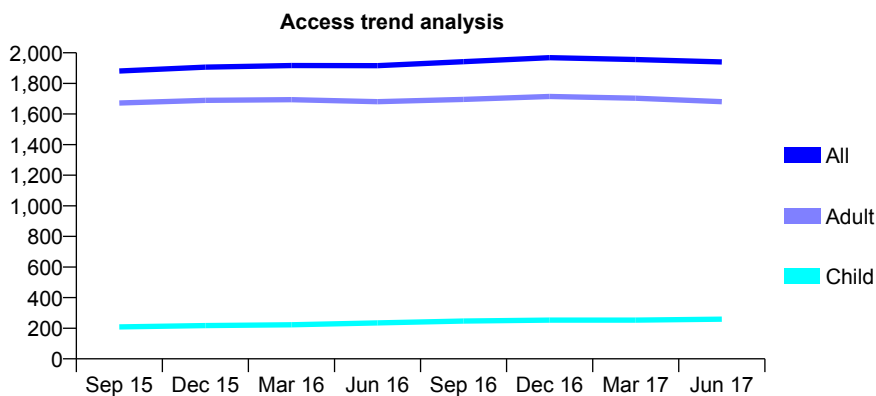
Q62 - Vital Signs At a Glance Contract Report for 629197/0001 - June 2017

Name or company name	MR NP MEYER
Contract type name	GDS Contract
Purpose of contract	General
Contract start date	01/04/2006
Contract end date	

17/18 Contracted general activity (UDA)	7,192
Carry forward general activity (UDA)	0
17/18 Contracted orthodontic activity (UOA)	0
Carry forward orthodontic activity (UOA)	0
Baseline contract value	£200,547.12

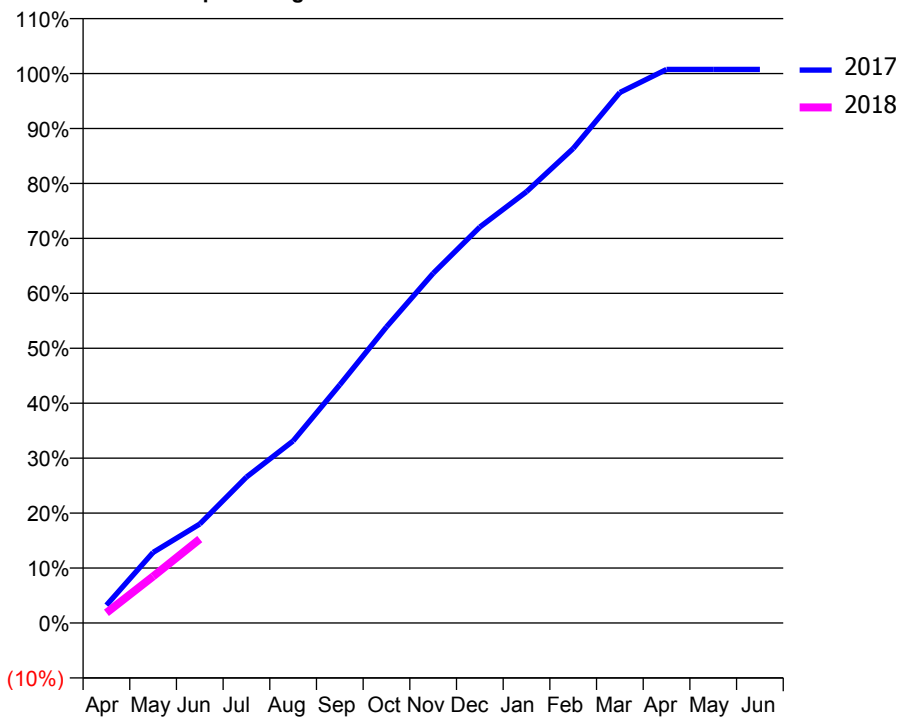
ACCESS*

Patients seen in 24 months	Total	Change since previous quarter
Quarter ending June 2016	1,916	
Quarter ending September 2016	1,942	→
Quarter ending December 2016	1,968	→
Quarter ending March 2017	1,956	→
Quarter ending June 2017	1,940	→
Variance since June 2016	1.3%	→



ACTIVITY

Cumulative percentage of contracted UDA delivered 2017 & 2018



Month	Adjusted Scheduled Activity (UDA)	
	2017	2018
April	232	134
May	924	610
June	1,296	1,099
July	1,910	
August	2,382	
September	3,118	
October	3,876	
November	4,576	
December	5,182	
January	5,645	
February	6,211	
March	6,944	
April	7,246	
May	7,246	
June	7,246	

QUALITY

	Quantity	Base Number	Contract	AT	Region	England
% of FP17s for the same patient ID Re-attending within 3 months - Children	4	99	4.0%	10.1%	11.5%	12.0%
% of FP17s for the same patient ID Re-attending within 3 months - Adults	53	488	10.9%	15.8%	16.8%	16.0%
% of FP17s for the same patient ID Re-attending between 3 & 9 months - Children	62	99	62.6%	47.1%	47.3%	58.0%
% of FP17s for the same patient ID Re-attending between 3 & 9 months - Adults	289	488	59.2%	37.7%	38.3%	50.9%
% of FP17s for Band 1 Urgent Courses	41	457	9.0%	11.4%	10.7%	9.1%
% of FP17s Relating to Free Repair or Replacements	4	457	0.9%	0.6%	0.6%	0.8%
% of FP17s Relating to Continuations	5	457	1.1%	0.6%	0.8%	1.1%
% of Patients satisfied with the dentistry they have received	6	6	N/A	90.4%	89.8%	91.7%
% of Patients satisfied with the time they had to wait for an appointment	6	6	N/A	84.2%	83.6%	88.0%

* This is based on patients treated on this contract for their most recent course of treatment. Figures in italics indicate the base number of FP17s or Patient Questionnaire responses are less than 100. N/A is shown where the base number of responses is less than 10 during the period. % is calculated as Quantity/Base number*100

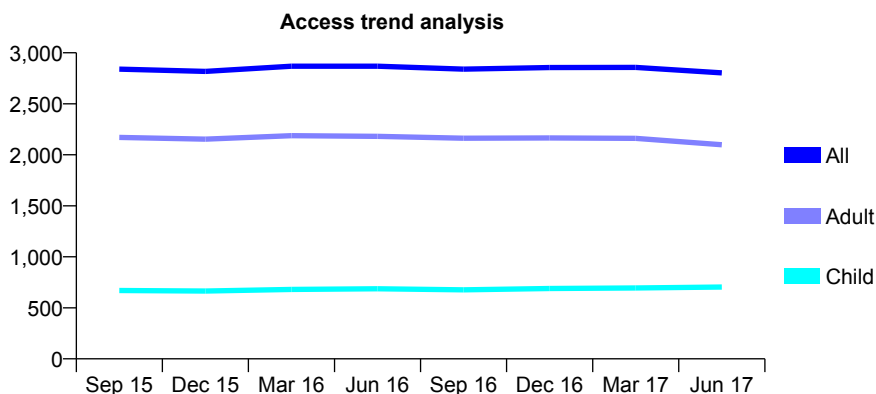
Q62 - Vital Signs At a Glance Contract Report for 631329/0001 - June 2017

Name or company name	MR RE LIM
Contract type name	GDS Contract
Purpose of contract	General
Contract start date	01/04/2006
Contract end date	

17/18 Contracted general activity (UDA)	8,686
Carry forward general activity (UDA)	0
17/18 Contracted orthodontic activity (UOA)	0
Carry forward orthodontic activity (UOA)	0
Baseline contract value	£236,163.44

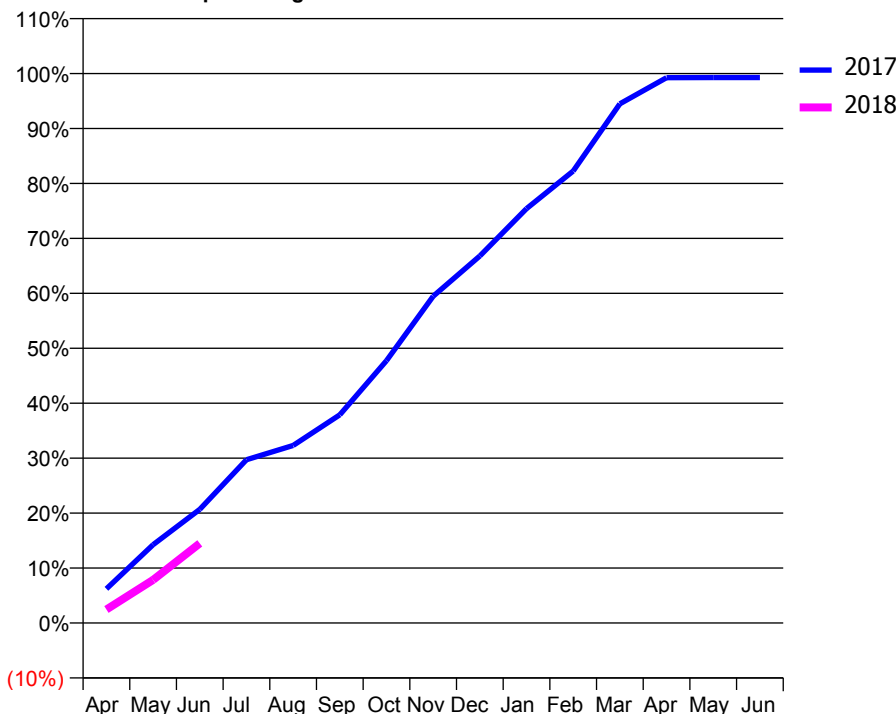
ACCESS*

Patients seen in 24 months	Total	Change since previous quarter
Quarter ending June 2016	2,868	
Quarter ending September 2016	2,840	→
Quarter ending December 2016	2,855	→
Quarter ending March 2017	2,857	→
Quarter ending June 2017	2,803	↓
Variance since June 2016	(2.3%)	↓



ACTIVITY

Cumulative percentage of contracted UDA delivered 2017 & 2018



Month	Adjusted Scheduled Activity (UDA)	
	2017	2018
April	542	214
May	1,239	682
June	1,797	1,260
July	2,581	
August	2,807	
September	3,290	
October	4,148	
November	5,166	
December	5,802	
January	6,549	
February	7,144	
March	8,206	
April	8,621	
May	8,623	
June	8,623	

QUALITY

	Quantity	Base Number	Contract	AT	Region	England
% of FP17s for the same patient ID Re-attending within 3 months - Children	9	237	3.8%	10.1%	11.5%	12.0%
% of FP17s for the same patient ID Re-attending within 3 months - Adults	93	610	15.2%	15.8%	16.8%	16.0%
% of FP17s for the same patient ID Re-attending between 3 & 9 months - Children	127	237	53.6%	47.1%	47.3%	58.0%
% of FP17s for the same patient ID Re-attending between 3 & 9 months - Adults	345	610	56.6%	37.7%	38.3%	50.9%
% of FP17s for Band 1 Urgent Courses	67	671	10.0%	11.4%	10.7%	9.1%
% of FP17s Relating to Free Repair or Replacements	3	671	0.4%	0.6%	0.6%	0.8%
% of FP17s Relating to Continuations	6	671	0.9%	0.6%	0.8%	1.1%
% of Patients satisfied with the dentistry they have received	8	8	N/A	90.4%	89.8%	91.7%
% of Patients satisfied with the time they had to wait for an appointment	6	8	N/A	84.2%	83.6%	88.0%

* This is based on patients treated on this contract for their most recent course of treatment. Figures in italics indicate the base number of FP17s or Patient Questionnaire responses are less than 100. N/A is shown where the base number of responses is less than 10 during the period. % is calculated as Quantity/Base number*100

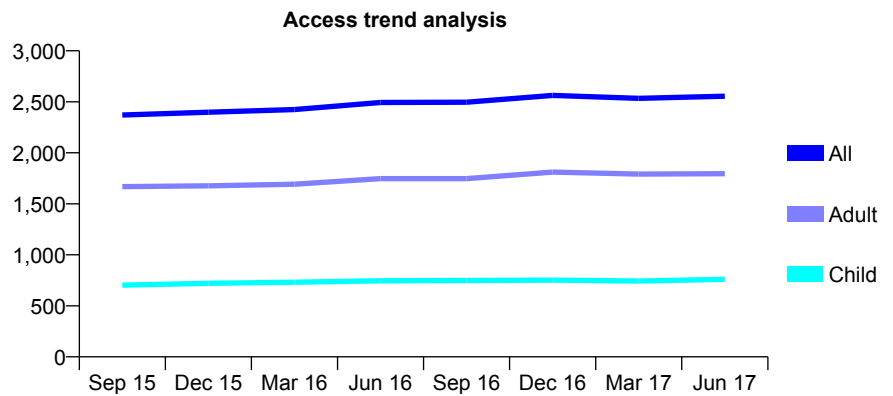
Q62 - Vital Signs At a Glance Contract Report for 635693/0001 - June 2017

Name or company name	MR JL SONEJI
Contract type name	GDS Contract
Purpose of contract	General
Contract start date	01/04/2006
Contract end date	

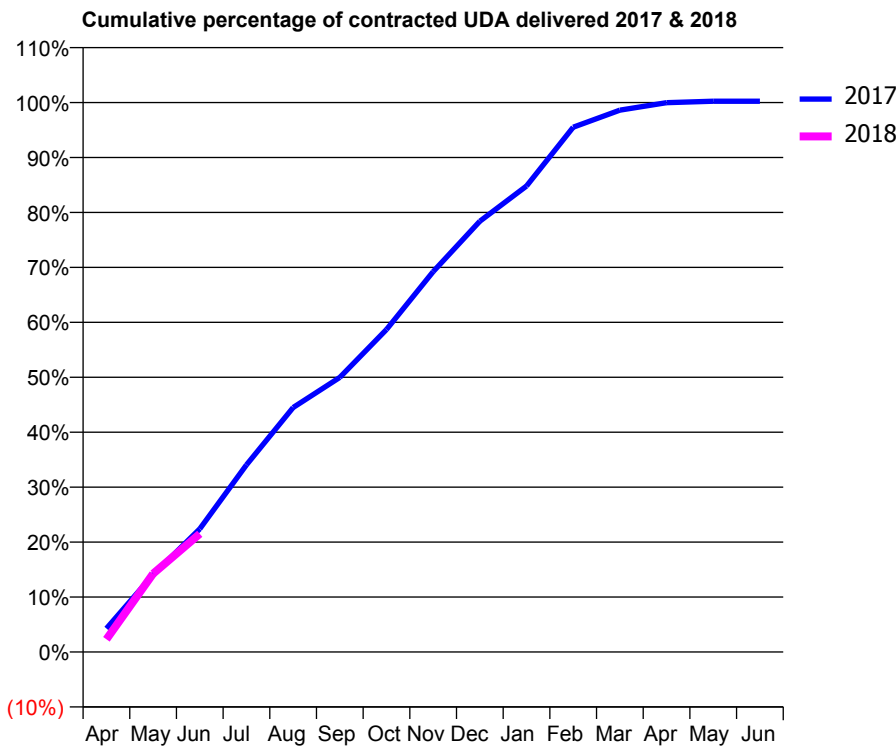
17/18 Contracted general activity (UDA)	6,493
Carry forward general activity (UDA)	0
17/18 Contracted orthodontic activity (UOA)	0
Carry forward orthodontic activity (UOA)	0
Baseline contract value	£189,876.92

ACCESS*

Patients seen in 24 months	Total	Change since previous quarter
Quarter ending June 2016	2,493	
Quarter ending September 2016	2,496	→
Quarter ending December 2016	2,563	↑
Quarter ending March 2017	2,534	↓
Quarter ending June 2017	2,555	→
Variance since June 2016	2.5%	↑



ACTIVITY



Month	Adjusted Scheduled Activity (UDA)	
	2017	2018
April	278	151
May	913	926
June	1,455	1,397
July	2,212	
August	2,890	
September	3,245	
October	3,810	
November	4,494	
December	5,090	
January	5,507	
February	6,202	
March	6,402	
April	6,492	
May	6,508	
June	6,508	

QUALITY

	Quantity	Base Number	Contract	AT	Region	England
% of FP17s for the same patient ID Re-attending within 3 months - Children	20	233	8.6%	10.1%	11.5%	12.0%
% of FP17s for the same patient ID Re-attending within 3 months - Adults	29	371	7.8%	15.8%	16.8%	16.0%
% of FP17s for the same patient ID Re-attending between 3 & 9 months - Children	77	233	33.0%	47.1%	47.3%	58.0%
% of FP17s for the same patient ID Re-attending between 3 & 9 months - Adults	122	371	32.9%	37.7%	38.3%	50.9%
% of FP17s for Band 1 Urgent Courses	41	547	7.5%	11.4%	10.7%	9.1%
% of FP17s Relating to Free Repair or Replacements	1	547	0.2%	0.6%	0.6%	0.8%
% of FP17s Relating to Continuations	6	547	1.1%	0.6%	0.8%	1.1%
% of Patients satisfied with the dentistry they have received	2	2	N/A	90.4%	89.8%	91.7%
% of Patients satisfied with the time they had to wait for an appointment	2	2	N/A	84.2%	83.6%	88.0%

* This is based on patients treated on this contract for their most recent course of treatment. Figures in italics indicate the base number of FP17s or Patient Questionnaire responses are less than 100. N/A is shown where the base number of responses is less than 10 during the period. % is calculated as Quantity/Base number*100

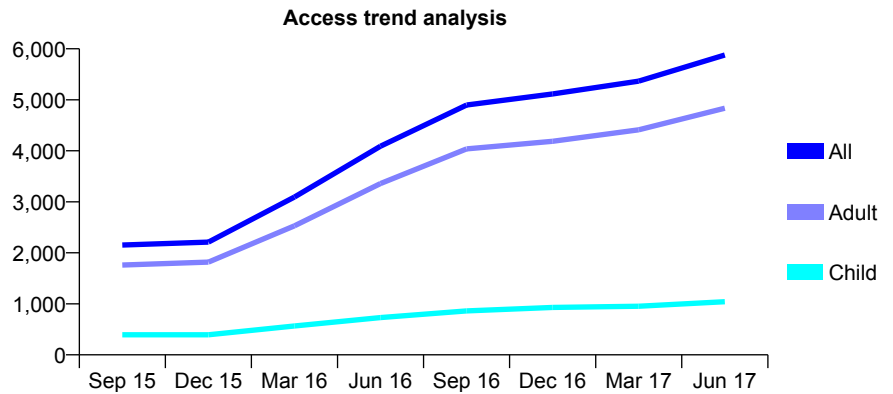
Q62 - Vital Signs At a Glance Contract Report for 636320/0001 - June 2017

Name or company name	MRS GK KHAMBAY
Contract type name	GDS Contract
Purpose of contract	General
Contract start date	01/04/2006
Contract end date	

17/18 Contracted general activity (UDA)	15,161
Carry forward general activity (UDA)	0
17/18 Contracted orthodontic activity (UOA)	0
Carry forward orthodontic activity (UOA)	0
Baseline contract value	£788,524.96

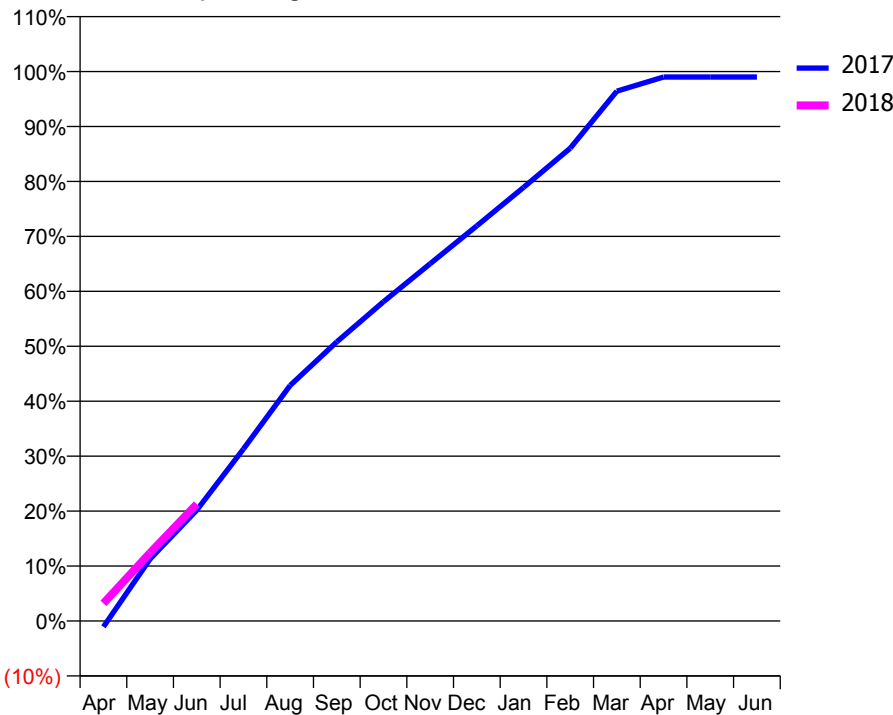
ACCESS*

Patients seen in 24 months	Total	Change since previous quarter
Quarter ending June 2016	4,089	
Quarter ending September 2016	4,899	↑
Quarter ending December 2016	5,115	↑
Quarter ending March 2017	5,365	↑
Quarter ending June 2017	5,878	↑
Variance since June 2016	43.8%	↑



ACTIVITY

Cumulative percentage of contracted UDA delivered 2017 & 2018



Month	Adjusted Scheduled Activity (UDA)	
	2017	2018
April	-163	487
May	1,713	1,883
June	3,058	3,225
July	4,746	
August	6,501	
September	7,702	
October	8,811	
November	9,859	
December	10,903	
January	11,962	
February	13,044	
March	14,618	
April	15,008	
May	15,008	
June	15,008	

QUALITY

	Quantity	Base Number	Contract	AT	Region	England
% of FP17s for the same patient ID Re-attending within 3 months - Children	1	259	0.4%	10.1%	11.5%	12.0%
% of FP17s for the same patient ID Re-attending within 3 months - Adults	26	1,052	2.5%	15.8%	16.8%	16.0%
% of FP17s for the same patient ID Re-attending between 3 & 9 months - Children	4	259	1.5%	47.1%	47.3%	58.0%
% of FP17s for the same patient ID Re-attending between 3 & 9 months - Adults	8	1,052	0.8%	37.7%	38.3%	50.9%
% of FP17s for Band 1 Urgent Courses	0	1,169	0.0%	11.4%	10.7%	9.1%
% of FP17s Relating to Free Repair or Replacements	0	1,169	0.0%	0.6%	0.6%	0.8%
% of FP17s Relating to Continuations	0	1,169	0.0%	0.6%	0.8%	1.1%
% of Patients satisfied with the dentistry they have received	3	3	N/A	90.4%	89.8%	91.7%
% of Patients satisfied with the time they had to wait for an appointment	3	3	N/A	84.2%	83.6%	88.0%

* This is based on patients treated on this contract for their most recent course of treatment. Figures in italics indicate the base number of FP17s or Patient Questionnaire responses are less than 100. N/A is shown where the base number of responses is less than 10 during the period. % is calculated as Quantity/Base number*100

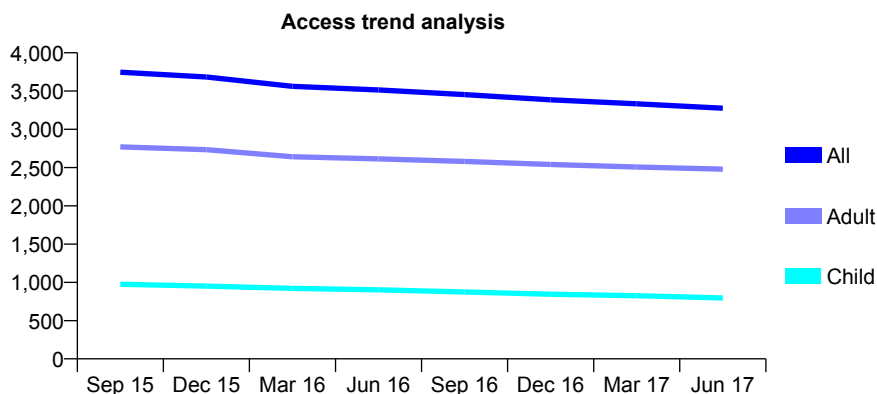
Q62 - Vital Signs At a Glance Contract Report for 638889/0001 - June 2017

Name or company name	MR BV TAANK
Contract type name	GDS Contract
Purpose of contract	General
Contract start date	01/04/2006
Contract end date	

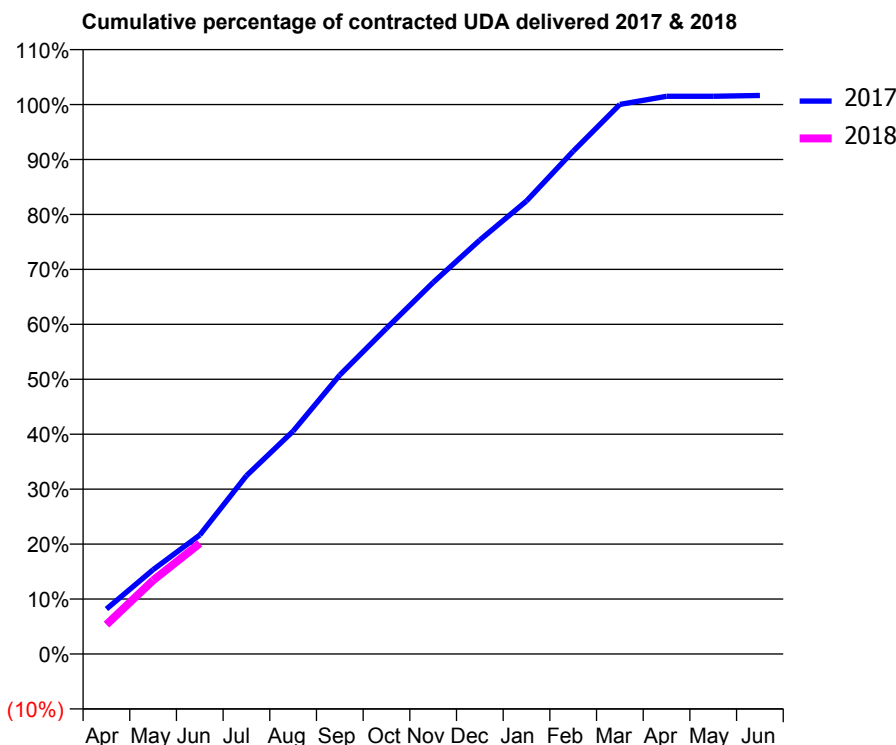
17/18 Contracted general activity (UDA)	8,508
Carry forward general activity (UDA)	0
17/18 Contracted orthodontic activity (UOA)	0
Carry forward orthodontic activity (UOA)	0
Baseline contract value	£188,689.87

ACCESS*

Patients seen in 24 months	Total	Change since previous quarter
Quarter ending June 2016	3,515	
Quarter ending September 2016	3,454	↓
Quarter ending December 2016	3,385	↓
Quarter ending March 2017	3,333	↓
Quarter ending June 2017	3,275	↓
Variance since June 2016	(6.8%)	↓



ACTIVITY



Month	Adjusted Scheduled Activity (UDA)	
	2017	2018
April	696	455
May	1,307	1,141
June	1,842	1,712
July	2,762	
August	3,450	
September	4,319	
October	5,043	
November	5,753	
December	6,409	
January	7,015	
February	7,785	
March	8,509	
April	8,634	
May	8,635	
June	8,648	

QUALITY

	Quantity	Base Number	Contract	AT	Region	England
% of FP17s for the same patient ID Re-attending within 3 months - Children	10	321	3.1%	10.1%	11.5%	12.0%
% of FP17s for the same patient ID Re-attending within 3 months - Adults	80	777	10.3%	15.8%	16.8%	16.0%
% of FP17s for the same patient ID Re-attending between 3 & 9 months - Children	255	321	79.4%	47.1%	47.3%	58.0%
% of FP17s for the same patient ID Re-attending between 3 & 9 months - Adults	489	777	62.9%	37.7%	38.3%	50.9%
% of FP17s for Band 1 Urgent Courses	19	1,027	1.9%	11.4%	10.7%	9.1%
% of FP17s Relating to Free Repair or Replacements	9	1,027	0.9%	0.6%	0.6%	0.8%
% of FP17s Relating to Continuations	7	1,027	0.7%	0.6%	0.8%	1.1%
% of Patients satisfied with the dentistry they have received	8	8	N/A	90.4%	89.8%	91.7%
% of Patients satisfied with the time they had to wait for an appointment	8	8	N/A	84.2%	83.6%	88.0%

* This is based on patients treated on this contract for their most recent course of treatment. Figures in italics indicate the base number of FP17s or Patient Questionnaire responses are less than 100. N/A is shown where the base number of responses is less than 10 during the period. % is calculated as Quantity/Base number*100

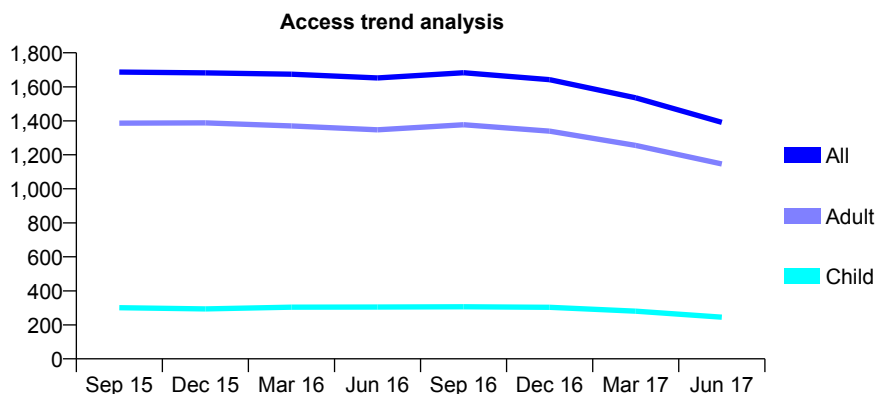
Q62 - Vital Signs At a Glance Contract Report for 642991/0001 - June 2017

Name or company name	Mr A Becker & Mr K Dhir
Contract type name	GDS Contract
Purpose of contract	General
Contract start date	01/04/2006
Contract end date	

17/18 Contracted general activity (UDA)	6,161
Carry forward general activity (UDA)	0
17/18 Contracted orthodontic activity (UOA)	0
Carry forward orthodontic activity (UOA)	0
Baseline contract value	£198,838.33

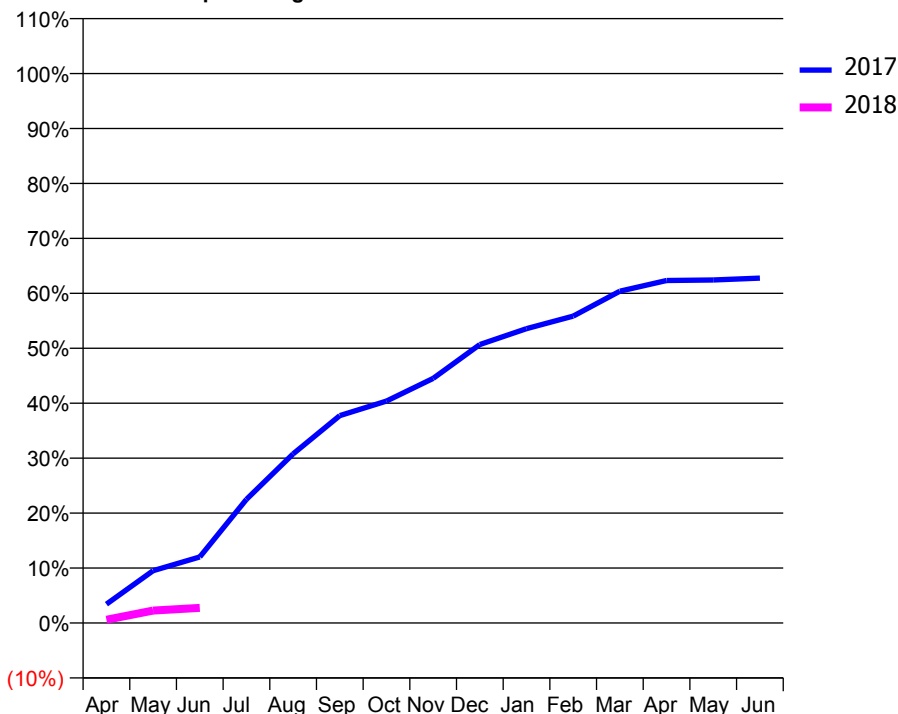
ACCESS*

Patients seen in 24 months	Total	Change since previous quarter
Quarter ending June 2016	1,652	
Quarter ending September 2016	1,683	→
Quarter ending December 2016	1,642	↓
Quarter ending March 2017	1,535	↓
Quarter ending June 2017	1,391	↓
Variance since June 2016	(15.8%)	↓



ACTIVITY

Cumulative percentage of contracted UDA delivered 2017 & 2018



Adjusted Scheduled Activity (UDA)

Month	2017	2018
April	212	37
May	587	140
June	741	170
July	1,387	
August	1,897	
September	2,325	
October	2,488	
November	2,742	
December	3,123	
January	3,301	
February	3,441	
March	3,720	
April	3,840	
May	3,846	
June	3,867	

QUALITY

	Quantity	Base Number	Contract	AT	Region	England
% of FP17s for the same patient ID Re-attending within 3 months - Children	0	11	0.0%	10.1%	11.5%	12.0%
% of FP17s for the same patient ID Re-attending within 3 months - Adults	13	81	16.0%	15.8%	16.8%	16.0%
% of FP17s for the same patient ID Re-attending between 3 & 9 months - Children	4	11	36.4%	47.1%	47.3%	58.0%
% of FP17s for the same patient ID Re-attending between 3 & 9 months - Adults	30	81	37.0%	37.7%	38.3%	50.9%
% of FP17s for Band 1 Urgent Courses	1	50	2.0%	11.4%	10.7%	9.1%
% of FP17s Relating to Free Repair or Replacements	0	50	0.0%	0.6%	0.6%	0.8%
% of FP17s Relating to Continuations	2	50	4.0%	0.6%	0.8%	1.1%
% of Patients satisfied with the dentistry they have received	3	3	N/A	90.4%	89.8%	91.7%
% of Patients satisfied with the time they had to wait for an appointment	3	3	N/A	84.2%	83.6%	88.0%

* This is based on patients treated on this contract for their most recent course of treatment. Figures in italics indicate the base number of FP17s or Patient Questionnaire responses are less than 100. N/A is shown where the base number of responses is less than 10 during the period. % is calculated as Quantity/Base number*100

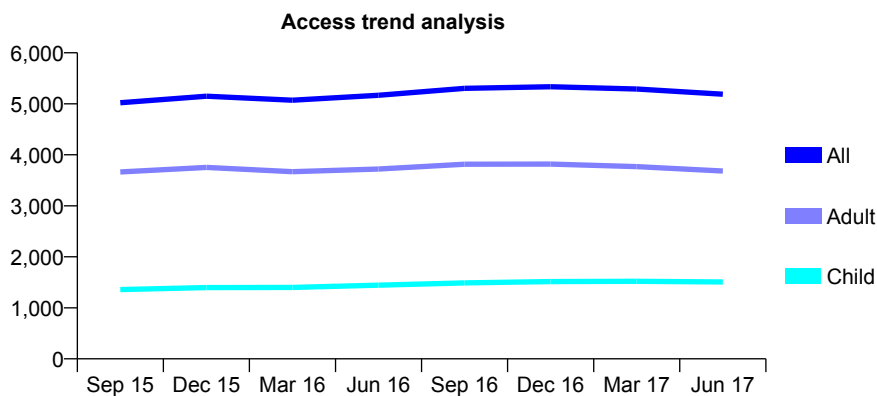
Q62 - Vital Signs At a Glance Contract Report for 651648/0001 - June 2017

Name or company name	MRS JV PATEL
Contract type name	GDS Contract
Purpose of contract	General
Contract start date	01/04/2006
Contract end date	

17/18 Contracted general activity (UDA)	10,583
Carry forward general activity (UDA)	0
17/18 Contracted orthodontic activity (UOA)	0
Carry forward orthodontic activity (UOA)	0
Baseline contract value	£248,940.83

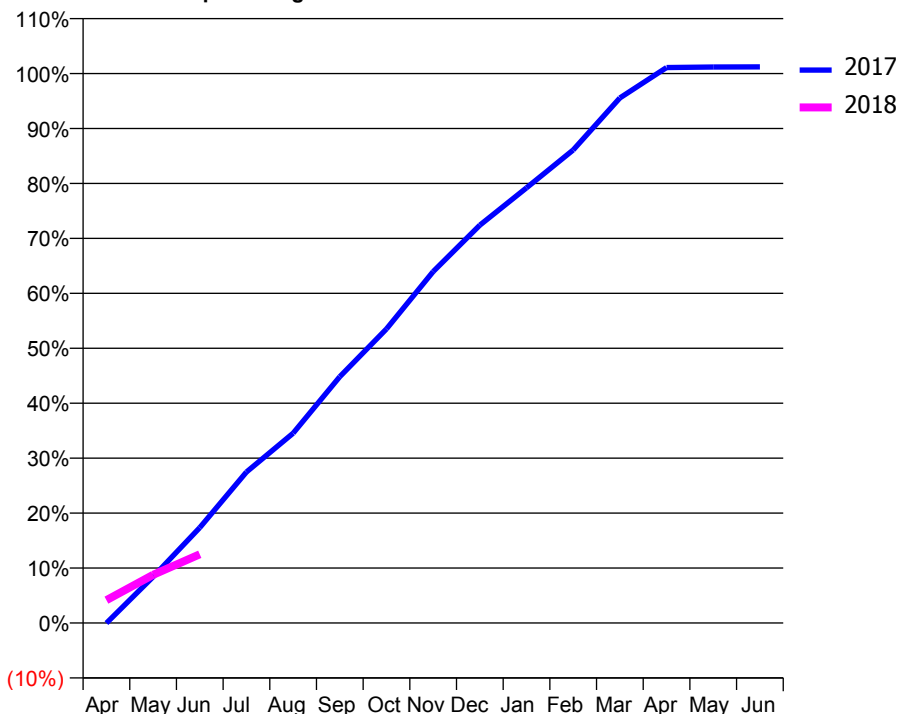
ACCESS*

Patients seen in 24 months	Total	Change since previous quarter
Quarter ending June 2016	5,167	
Quarter ending September 2016	5,304	↑
Quarter ending December 2016	5,335	→
Quarter ending March 2017	5,290	→
Quarter ending June 2017	5,189	↓
Variance since June 2016	0.4%	→



ACTIVITY

Cumulative percentage of contracted UDA delivered 2017 & 2018



Month	Adjusted Scheduled Activity (UDA)	
	2017	2018
April	-4	439
May	890	929
June	1,836	1,324
July	2,909	
August	3,656	
September	4,745	
October	5,663	
November	6,768	
December	7,663	
January	8,380	
February	9,111	
March	10,113	
April	10,698	
May	10,707	
June	10,711	

QUALITY

	Quantity	Base Number	Contract	AT	Region	England
% of FP17s for the same patient ID Re-attending within 3 months - Children	11	303	3.6%	10.1%	11.5%	12.0%
% of FP17s for the same patient ID Re-attending within 3 months - Adults	55	712	7.7%	15.8%	16.8%	16.0%
% of FP17s for the same patient ID Re-attending between 3 & 9 months - Children	130	303	42.9%	47.1%	47.3%	58.0%
% of FP17s for the same patient ID Re-attending between 3 & 9 months - Adults	289	712	40.6%	37.7%	38.3%	50.9%
% of FP17s for Band 1 Urgent Courses	36	700	5.1%	11.4%	10.7%	9.1%
% of FP17s Relating to Free Repair or Replacements	0	700	0.0%	0.6%	0.6%	0.8%
% of FP17s Relating to Continuations	0	700	0.0%	0.6%	0.8%	1.1%
% of Patients satisfied with the dentistry they have received	7	7	N/A	90.4%	89.8%	91.7%
% of Patients satisfied with the time they had to wait for an appointment	7	7	N/A	84.2%	83.6%	88.0%

* This is based on patients treated on this contract for their most recent course of treatment. Figures in italics indicate the base number of FP17s or Patient Questionnaire responses are less than 100. N/A is shown where the base number of responses is less than 10 during the period. % is calculated as Quantity/Base number*100

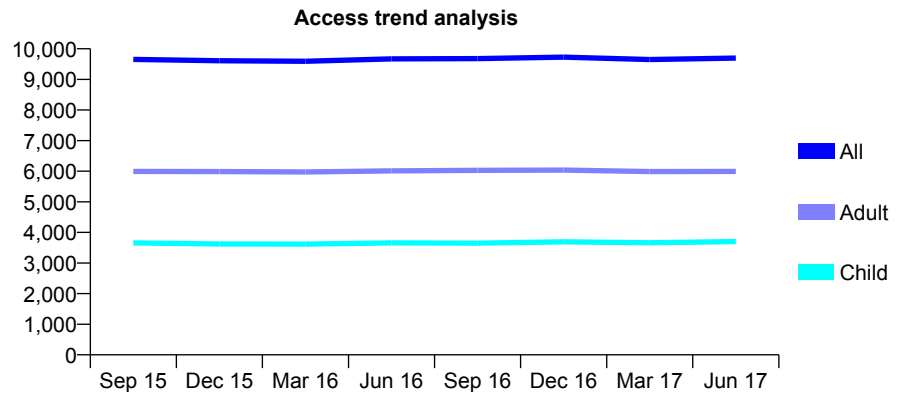
Q62 - Vital Signs At a Glance Contract Report for 653233/0001 - June 2017

Name or company name	Gadhri, Campbell-Barr and Pathmanyagam
Contract type name	GDS Contract
Purpose of contract	General
Contract start date	01/04/2006
Contract end date	

17/18 Contracted general activity (UDA)	23,558
Carry forward general activity (UDA)	0
17/18 Contracted orthodontic activity (UOA)	0
Carry forward orthodontic activity (UOA)	0
Baseline contract value	£665,458.46

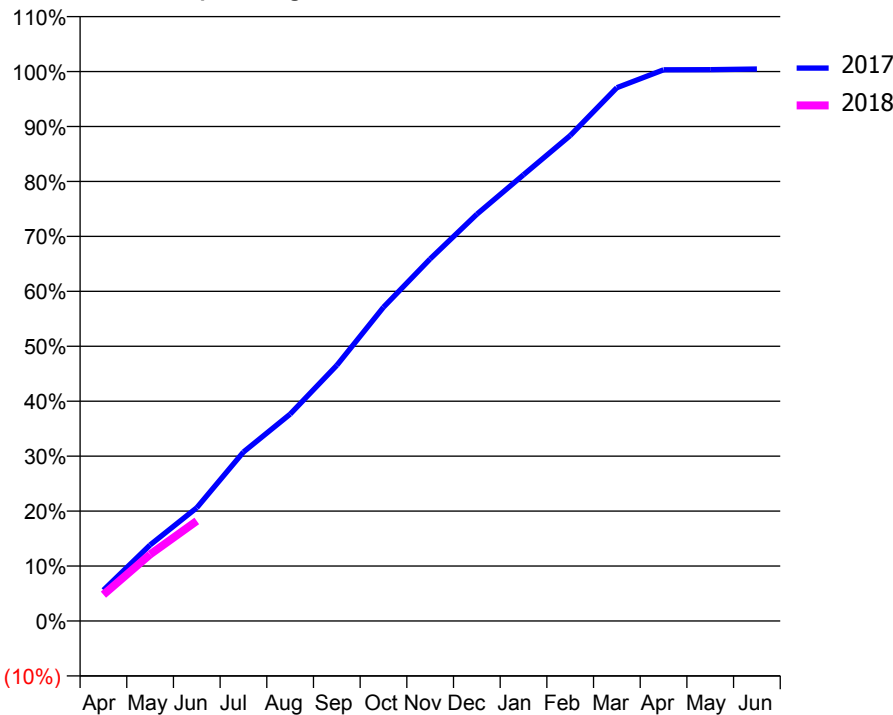
ACCESS*

Patients seen in 24 months	Total	Change since previous quarter
Quarter ending June 2016	9,669	
Quarter ending September 2016	9,679	→
Quarter ending December 2016	9,728	→
Quarter ending March 2017	9,649	→
Quarter ending June 2017	9,696	→
Variance since June 2016	0.3%	→



ACTIVITY

Cumulative percentage of contracted UDA delivered 2017 & 2018



Month	Adjusted Scheduled Activity (UDA)	
	2017	2018
April	1,322	1,128
May	3,259	2,855
June	4,858	4,289
July	7,246	
August	8,868	
September	10,964	
October	13,454	
November	15,523	
December	17,438	
January	19,130	
February	20,812	
March	22,866	
April	23,629	
May	23,638	
June	23,664	

QUALITY

	Quantity	Base Number	Contract	AT	Region	England
% of FP17s for the same patient ID Re-attending within 3 months - Children	62	927	6.7%	10.1%	11.5%	12.0%
% of FP17s for the same patient ID Re-attending within 3 months - Adults	216	1,274	17.0%	15.8%	16.8%	16.0%
% of FP17s for the same patient ID Re-attending between 3 & 9 months - Children	348	927	37.5%	47.1%	47.3%	58.0%
% of FP17s for the same patient ID Re-attending between 3 & 9 months - Adults	345	1,274	27.1%	37.7%	38.3%	50.9%
% of FP17s for Band 1 Urgent Courses	227	1,879	12.1%	11.4%	10.7%	9.1%
% of FP17s Relating to Free Repair or Replacements	13	1,879	0.7%	0.6%	0.6%	0.8%
% of FP17s Relating to Continuations	41	1,879	2.2%	0.6%	0.8%	1.1%
% of Patients satisfied with the dentistry they have received	12	14	85.7%	90.4%	89.8%	91.7%
% of Patients satisfied with the time they had to wait for an appointment	11	14	78.6%	84.2%	83.6%	88.0%

* This is based on patients treated on this contract for their most recent course of treatment. Figures in italics indicate the base number of FP17s or Patient Questionnaire responses are less than 100. N/A is shown where the base number of responses is less than 10 during the period. % is calculated as Quantity/Base number*100

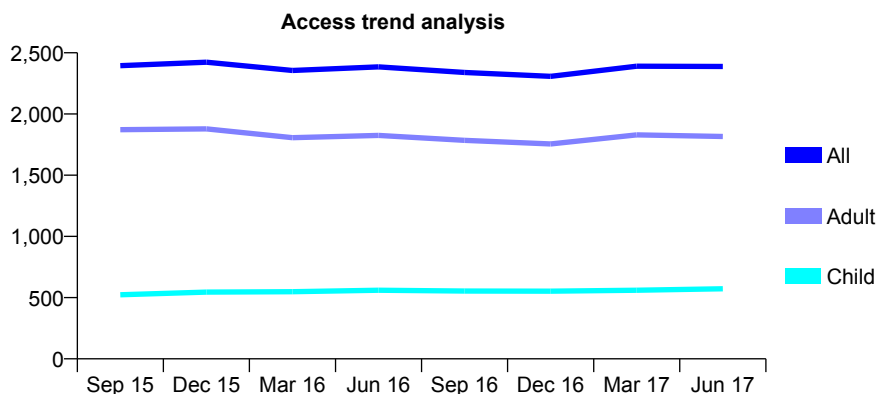
Q62 - Vital Signs At a Glance Contract Report for 657433/0002 - June 2017

Name or company name	MR P KUMAR
Contract type name	GDS Contract
Purpose of contract	General
Contract start date	01/04/2011
Contract end date	

17/18 Contracted general activity (UDA)	5,191
Carry forward general activity (UDA)	0
17/18 Contracted orthodontic activity (UOA)	0
Carry forward orthodontic activity (UOA)	0
Baseline contract value	£199,393.97

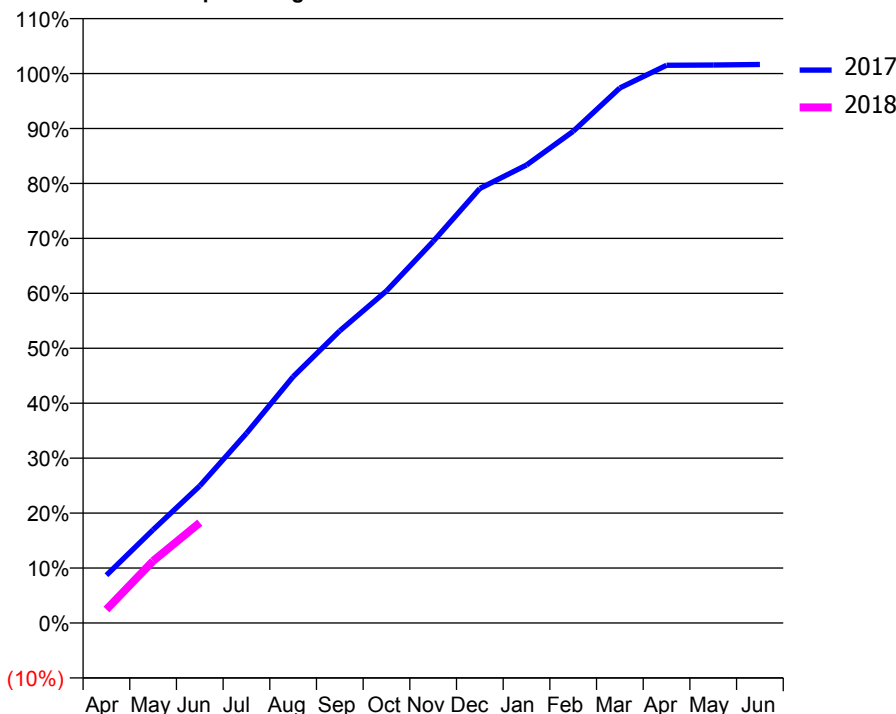
ACCESS*

Patients seen in 24 months	Total	Change since previous quarter
Quarter ending June 2016	2,385	
Quarter ending September 2016	2,339	↓
Quarter ending December 2016	2,308	↓
Quarter ending March 2017	2,391	↑
Quarter ending June 2017	2,388	→
Variance since June 2016	0.1%	→



ACTIVITY

Cumulative percentage of contracted UDA delivered 2017 & 2018



Month	Adjusted Scheduled Activity (UDA)	
	2017	2018
April	452	128
May	881	587
June	1,295	948
July	1,792	
August	2,327	
September	2,760	
October	3,137	
November	3,605	
December	4,105	
January	4,326	
February	4,645	
March	5,054	
April	5,269	
May	5,271	
June	5,276	

QUALITY

	Quantity	Base Number	Contract	AT	Region	England
% of FP17s for the same patient ID Re-attending within 3 months - Children	12	162	7.4%	10.1%	11.5%	12.0%
% of FP17s for the same patient ID Re-attending within 3 months - Adults	49	403	12.2%	15.8%	16.8%	16.0%
% of FP17s for the same patient ID Re-attending between 3 & 9 months - Children	48	162	29.6%	47.1%	47.3%	58.0%
% of FP17s for the same patient ID Re-attending between 3 & 9 months - Adults	87	403	21.6%	37.7%	38.3%	50.9%
% of FP17s for Band 1 Urgent Courses	37	372	9.9%	11.4%	10.7%	9.1%
% of FP17s Relating to Free Repair or Replacements	3	372	0.8%	0.6%	0.6%	0.8%
% of FP17s Relating to Continuations	8	372	2.2%	0.6%	0.8%	1.1%
% of Patients satisfied with the dentistry they have received	6	6	N/A	90.4%	89.8%	91.7%
% of Patients satisfied with the time they had to wait for an appointment	6	6	N/A	84.2%	83.6%	88.0%

* This is based on patients treated on this contract for their most recent course of treatment. Figures in italics indicate the base number of FP17s or Patient Questionnaire responses are less than 100. N/A is shown where the base number of responses is less than 10 during the period. % is calculated as Quantity/Base number*100

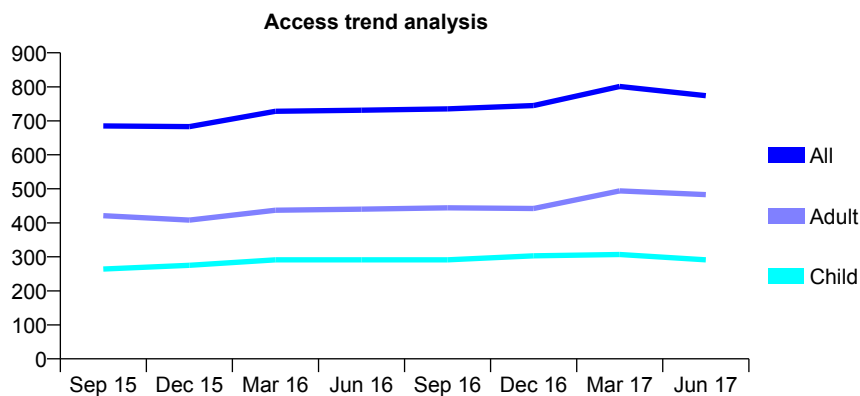
Q62 - Vital Signs At a Glance Contract Report for 660108/0001 - June 2017

Name or company name	MR DS SOHAL
Contract type name	GDS Contract
Purpose of contract	General
Contract start date	01/04/2006
Contract end date	

17/18 Contracted general activity (UDA)	2,097
Carry forward general activity (UDA)	0
17/18 Contracted orthodontic activity (UOA)	0
Carry forward orthodontic activity (UOA)	0
Baseline contract value	£50,840.43

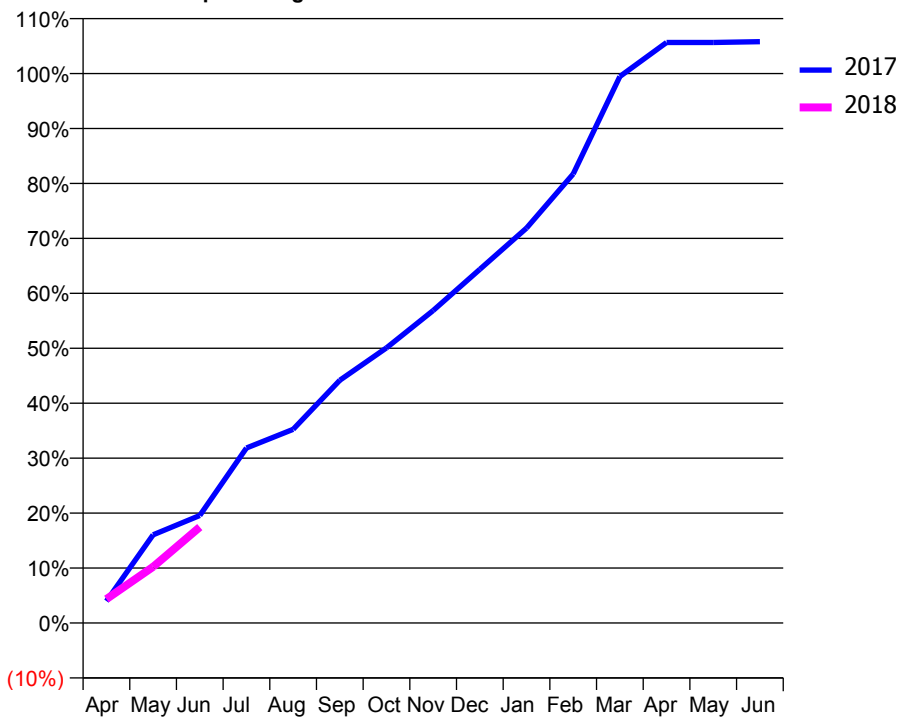
ACCESS*

Patients seen in 24 months	Total	Change since previous quarter
Quarter ending June 2016	731	
Quarter ending September 2016	735	→
Quarter ending December 2016	745	→
Quarter ending March 2017	801	↑
Quarter ending June 2017	774	↓
Variance since June 2016	5.9%	↑



ACTIVITY

Cumulative percentage of contracted UDA delivered 2017 & 2018



Month	Adjusted Scheduled Activity (UDA)	
	2017	2018
April	84	91
May	337	215
June	410	366
July	668	
August	739	
September	926	
October	1,050	
November	1,192	
December	1,350	
January	1,507	
February	1,714	
March	2,086	
April	2,215	
May	2,215	
June	2,218	

QUALITY

	Quantity	Base Number	Contract	AT	Region	England
% of FP17s for the same patient ID Re-attending within 3 months - Children	5	59	8.5%	10.1%	11.5%	12.0%
% of FP17s for the same patient ID Re-attending within 3 months - Adults	12	96	12.5%	15.8%	16.8%	16.0%
% of FP17s for the same patient ID Re-attending between 3 & 9 months - Children	25	59	42.4%	47.1%	47.3%	58.0%
% of FP17s for the same patient ID Re-attending between 3 & 9 months - Adults	25	96	26.0%	37.7%	38.3%	50.9%
% of FP17s for Band 1 Urgent Courses	21	129	16.3%	11.4%	10.7%	9.1%
% of FP17s Relating to Free Repair or Replacements	1	129	0.8%	0.6%	0.6%	0.8%
% of FP17s Relating to Continuations	0	129	0.0%	0.6%	0.8%	1.1%
% of Patients satisfied with the dentistry they have received	0	0	N/A	90.4%	89.8%	91.7%
% of Patients satisfied with the time they had to wait for an appointment	0	0	N/A	84.2%	83.6%	88.0%

* This is based on patients treated on this contract for their most recent course of treatment. Figures in italics indicate the base number of FP17s or Patient Questionnaire responses are less than 100. N/A is shown where the base number of responses is less than 10 during the period. % is calculated as Quantity/Base number*100

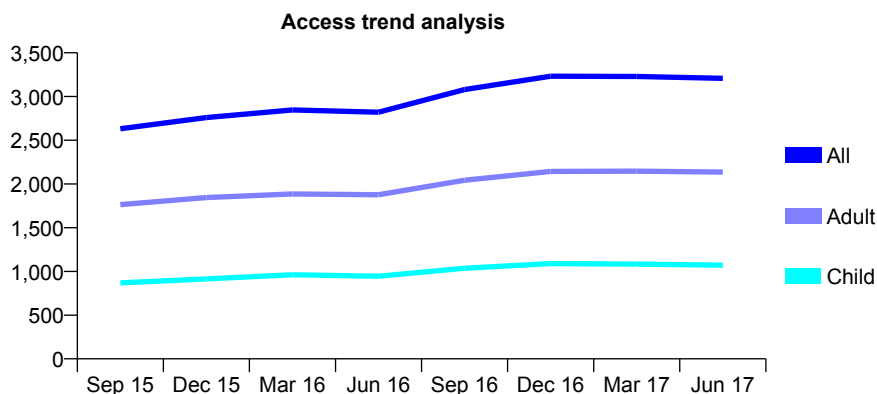
Q62 - Vital Signs At a Glance Contract Report for 660175/0001 - June 2017

Name or company name	MR F KHOURY
Contract type name	GDS Contract
Purpose of contract	General
Contract start date	01/04/2006
Contract end date	

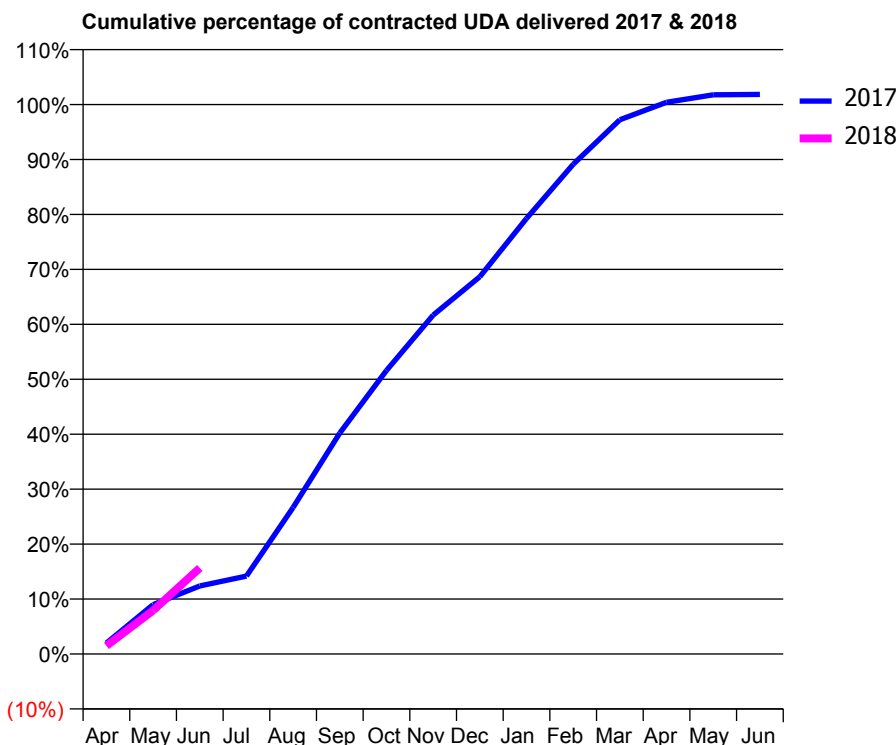
17/18 Contracted general activity (UDA)	10,063
Carry forward general activity (UDA)	0
17/18 Contracted orthodontic activity (UOA)	0
Carry forward orthodontic activity (UOA)	0
Baseline contract value	£274,611.56

ACCESS*

Patients seen in 24 months	Total	Change since previous quarter
Quarter ending June 2016	2,821	
Quarter ending September 2016	3,080	↑
Quarter ending December 2016	3,233	↑
Quarter ending March 2017	3,230	→
Quarter ending June 2017	3,208	→
Variance since June 2016	13.7%	↑



ACTIVITY



Month	Adjusted Scheduled Activity (UDA)	
	2017	2018
April	201	150
May	904	796
June	1,247	1,577
July	1,427	
August	2,685	
September	4,047	
October	5,194	
November	6,207	
December	6,910	
January	7,976	
February	8,969	
March	9,783	
April	10,103	
May	10,241	
June	10,248	

QUALITY

	Quantity	Base Number	Contract	AT	Region	England
% of FP17s for the same patient ID Re-attending within 3 months - Children	10	184	5.4%	10.1%	11.5%	12.0%
% of FP17s for the same patient ID Re-attending within 3 months - Adults	46	350	13.1%	15.8%	16.8%	16.0%
% of FP17s for the same patient ID Re-attending between 3 & 9 months - Children	59	184	32.1%	47.1%	47.3%	58.0%
% of FP17s for the same patient ID Re-attending between 3 & 9 months - Adults	115	350	32.9%	37.7%	38.3%	50.9%
% of FP17s for Band 1 Urgent Courses	62	391	15.9%	11.4%	10.7%	9.1%
% of FP17s Relating to Free Repair or Replacements	0	391	0.0%	0.6%	0.6%	0.8%
% of FP17s Relating to Continuations	1	391	0.3%	0.6%	0.8%	1.1%
% of Patients satisfied with the dentistry they have received	3	3	N/A	90.4%	89.8%	91.7%
% of Patients satisfied with the time they had to wait for an appointment	2	3	N/A	84.2%	83.6%	88.0%

* This is based on patients treated on this contract for their most recent course of treatment. Figures in italics indicate the base number of FP17s or Patient Questionnaire responses are less than 100. N/A is shown where the base number of responses is less than 10 during the period. % is calculated as Quantity/Base number*100

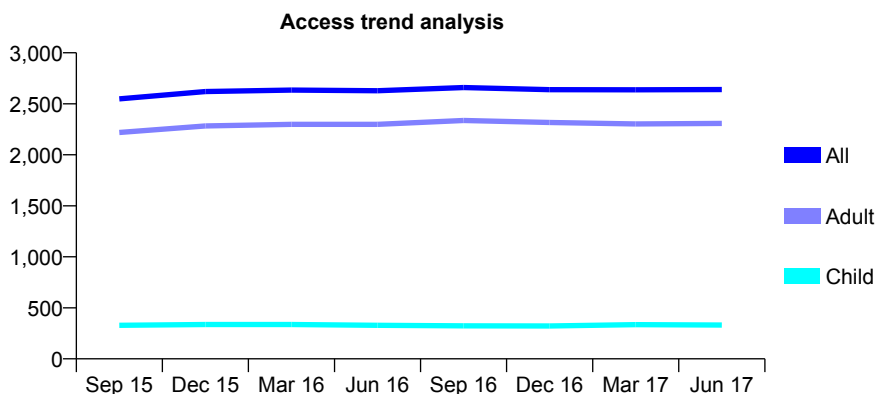
Q62 - Vital Signs At a Glance Contract Report for 660493/0001 - June 2017

Name or company name	MR AD DE LA VALETTE
Contract type name	GDS Contract
Purpose of contract	General
Contract start date	01/04/2006
Contract end date	

17/18 Contracted general activity (UDA)	15,171
Carry forward general activity (UDA)	0
17/18 Contracted orthodontic activity (UOA)	0
Carry forward orthodontic activity (UOA)	0
Baseline contract value	£519,568.74

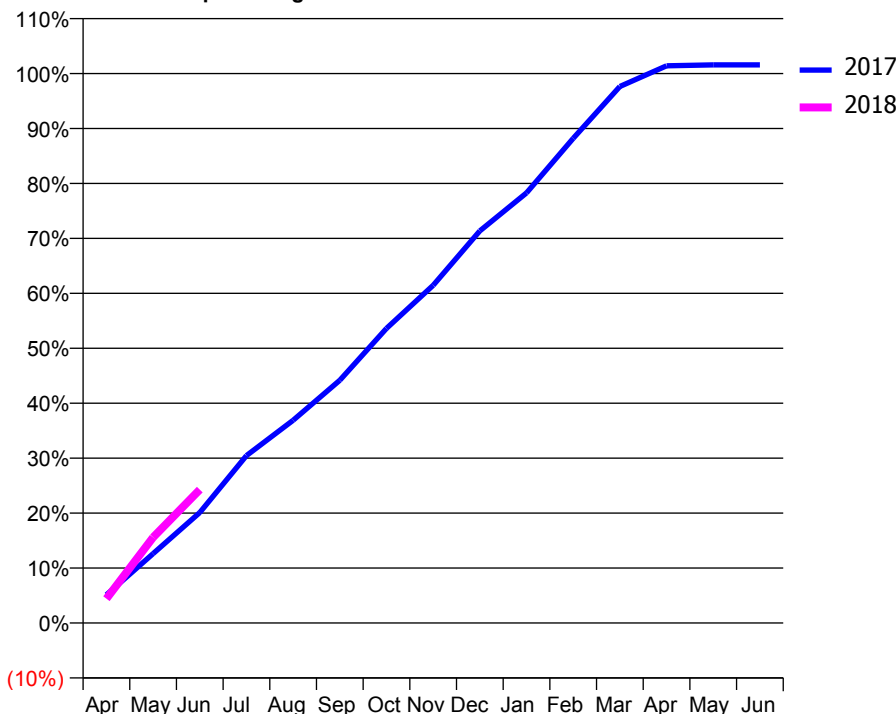
ACCESS*

Patients seen in 24 months	Total	Change since previous quarter
Quarter ending June 2016	2,628	
Quarter ending September 2016	2,659	→
Quarter ending December 2016	2,639	→
Quarter ending March 2017	2,637	→
Quarter ending June 2017	2,640	→
Variance since June 2016	0.5%	→



ACTIVITY

Cumulative percentage of contracted UDA delivered 2017 & 2018



Month	Adjusted Scheduled Activity (UDA)	
	2017	2018
April	780	671
May	1,917	2,367
June	3,049	3,682
July	4,622	
August	5,596	
September	6,700	
October	8,133	
November	9,322	
December	10,826	
January	11,876	
February	13,380	
March	14,814	
April	15,382	
May	15,409	
June	15,410	

QUALITY

	Quantity	Base Number	Contract	AT	Region	England
% of FP17s for the same patient ID Re-attending within 3 months - Children	7	81	8.6%	10.1%	11.5%	12.0%
% of FP17s for the same patient ID Re-attending within 3 months - Adults	83	571	14.5%	15.8%	16.8%	16.0%
% of FP17s for the same patient ID Re-attending between 3 & 9 months - Children	38	81	46.9%	47.1%	47.3%	58.0%
% of FP17s for the same patient ID Re-attending between 3 & 9 months - Adults	181	571	31.7%	37.7%	38.3%	50.9%
% of FP17s for Band 1 Urgent Courses	45	555	8.1%	11.4%	10.7%	9.1%
% of FP17s Relating to Free Repair or Replacements	5	555	0.9%	0.6%	0.6%	0.8%
% of FP17s Relating to Continuations	0	555	0.0%	0.6%	0.8%	1.1%
% of Patients satisfied with the dentistry they have received	2	2	N/A	90.4%	89.8%	91.7%
% of Patients satisfied with the time they had to wait for an appointment	1	2	N/A	84.2%	83.6%	88.0%

* This is based on patients treated on this contract for their most recent course of treatment. Figures in italics indicate the base number of FP17s or Patient Questionnaire responses are less than 100. N/A is shown where the base number of responses is less than 10 during the period. % is calculated as Quantity/Base number*100

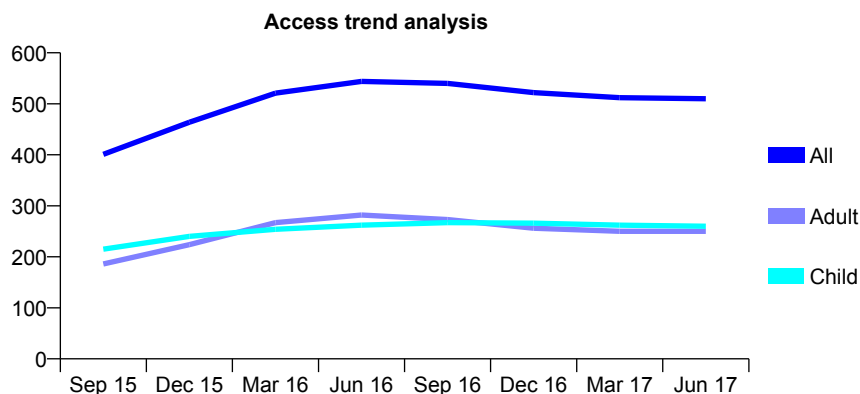
Q62 - Vital Signs At a Glance Contract Report for 661651/0001 - June 2017

Name or company name	MR I RAI
Contract type name	GDS Contract
Purpose of contract	General
Contract start date	01/04/2014
Contract end date	

17/18 Contracted general activity (UDA)	893
Carry forward general activity (UDA)	0
17/18 Contracted orthodontic activity (UOA)	0
Carry forward orthodontic activity (UOA)	0
Baseline contract value	£21,516.57

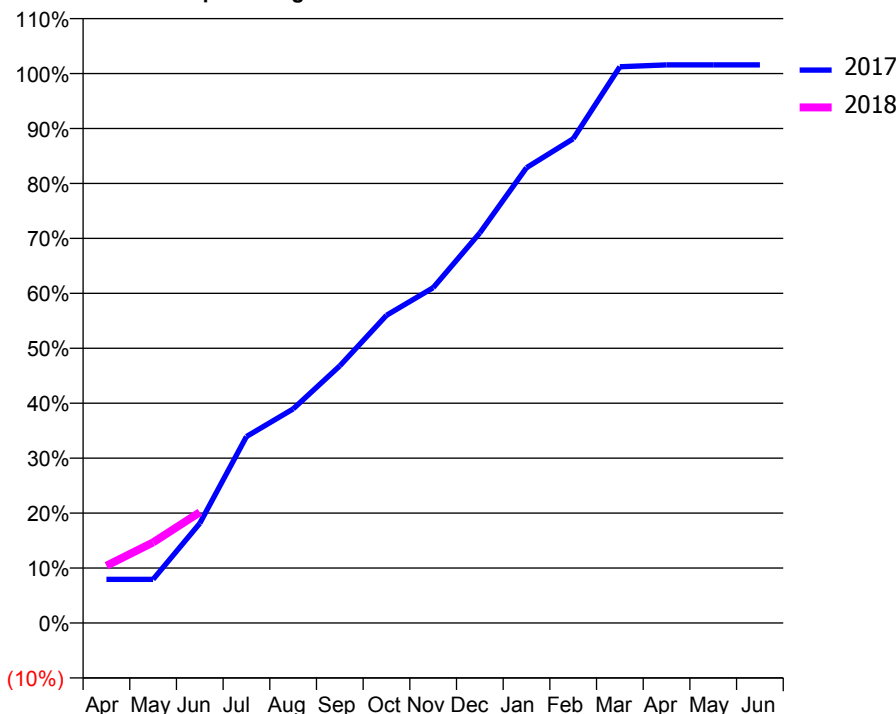
ACCESS*

Patients seen in 24 months	Total	Change since previous quarter
Quarter ending June 2016	544	
Quarter ending September 2016	540	→
Quarter ending December 2016	522	↓
Quarter ending March 2017	512	↓
Quarter ending June 2017	510	→
Variance since June 2016	(6.3%)	↓



ACTIVITY

Cumulative percentage of contracted UDA delivered 2017 & 2018



Adjusted Scheduled Activity (UDA)

Month	2017	2018
April	71	93
May	71	131
June	162	180
July	303	
August	348	
September	418	
October	500	
November	545	
December	634	
January	740	
February	787	
March	904	
April	907	
May	907	
June	907	

QUALITY

	Quantity	Base Number	Contract	AT	Region	England
% of FP17s for the same patient ID Re-attending within 3 months - Children	2	73	2.7%	10.1%	11.5%	12.0%
% of FP17s for the same patient ID Re-attending within 3 months - Adults	0	25	0.0%	15.8%	16.8%	16.0%
% of FP17s for the same patient ID Re-attending between 3 & 9 months - Children	40	73	54.8%	47.1%	47.3%	58.0%
% of FP17s for the same patient ID Re-attending between 3 & 9 months - Adults	7	25	28.0%	37.7%	38.3%	50.9%
% of FP17s for Band 1 Urgent Courses	0	95	0.0%	11.4%	10.7%	9.1%
% of FP17s Relating to Free Repair or Replacements	0	95	0.0%	0.6%	0.6%	0.8%
% of FP17s Relating to Continuations	1	95	1.1%	0.6%	0.8%	1.1%
% of Patients satisfied with the dentistry they have received	1	1	N/A	90.4%	89.8%	91.7%
% of Patients satisfied with the time they had to wait for an appointment	1	1	N/A	84.2%	83.6%	88.0%

* This is based on patients treated on this contract for their most recent course of treatment. Figures in italics indicate the base number of FP17s or Patient Questionnaire responses are less than 100. N/A is shown where the base number of responses is less than 10 during the period. % is calculated as Quantity/Base number*100

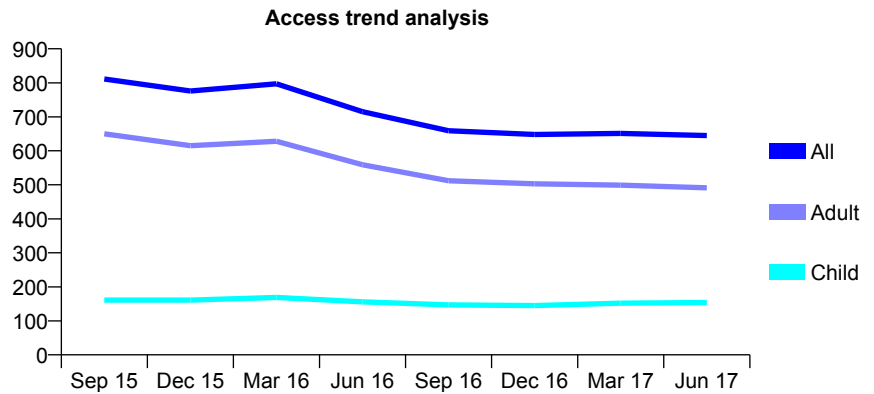
Q62 - Vital Signs At a Glance Contract Report for 675237/0001 - June 2017

Name or company name	MR M FARHANG HAERI
Contract type name	GDS Contract
Purpose of contract	General
Contract start date	01/04/2006
Contract end date	

17/18 Contracted general activity (UDA)	2,365
Carry forward general activity (UDA)	0
17/18 Contracted orthodontic activity (UOA)	0
Carry forward orthodontic activity (UOA)	0
Baseline contract value	£67,469.45

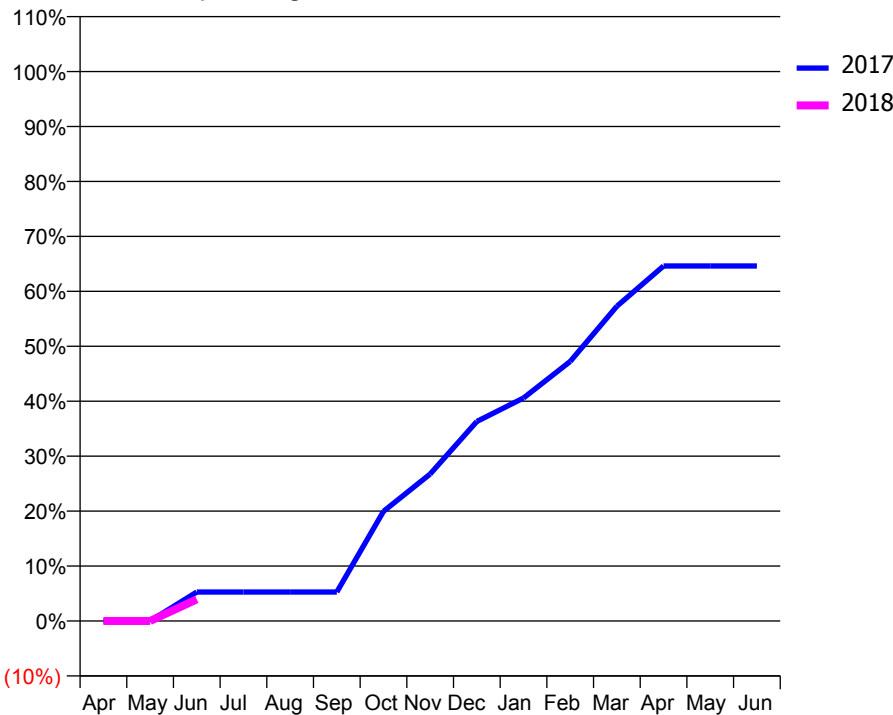
ACCESS*

Patients seen in 24 months	Total	Change since previous quarter
Quarter ending June 2016	715	
Quarter ending September 2016	659	↓
Quarter ending December 2016	648	↓
Quarter ending March 2017	651	→
Quarter ending June 2017	645	→
Variance since June 2016	(9.8%)	↓



ACTIVITY

Cumulative percentage of contracted UDA delivered 2017 & 2018



Month	Adjusted Scheduled Activity (UDA)	
	2017	2018
April	0	0
May	0	0
June	125	93
July	125	
August	125	
September	125	
October	472	
November	633	
December	859	
January	960	
February	1,117	
March	1,355	
April	1,528	
May	1,528	
June	1,528	

QUALITY

	Quantity	Base Number	Contract	AT	Region	England
% of FP17s for the same patient ID Re-attending within 3 months - Children	0	27	0.0%	10.1%	11.5%	12.0%
% of FP17s for the same patient ID Re-attending within 3 months - Adults	1	81	1.2%	15.8%	16.8%	16.0%
% of FP17s for the same patient ID Re-attending between 3 & 9 months - Children	11	27	40.7%	47.1%	47.3%	58.0%
% of FP17s for the same patient ID Re-attending between 3 & 9 months - Adults	15	81	18.5%	37.7%	38.3%	50.9%
% of FP17s for Band 1 Urgent Courses	0	61	0.0%	11.4%	10.7%	9.1%
% of FP17s Relating to Free Repair or Replacements	0	61	0.0%	0.6%	0.6%	0.8%
% of FP17s Relating to Continuations	0	61	0.0%	0.6%	0.8%	1.1%
% of Patients satisfied with the dentistry they have received	0	1	N/A	90.4%	89.8%	91.7%
% of Patients satisfied with the time they had to wait for an appointment	0	1	N/A	84.2%	83.6%	88.0%

* This is based on patients treated on this contract for their most recent course of treatment. Figures in italics indicate the base number of FP17s or Patient Questionnaire responses are less than 100. N/A is shown where the base number of responses is less than 10 during the period. % is calculated as Quantity/Base number*100

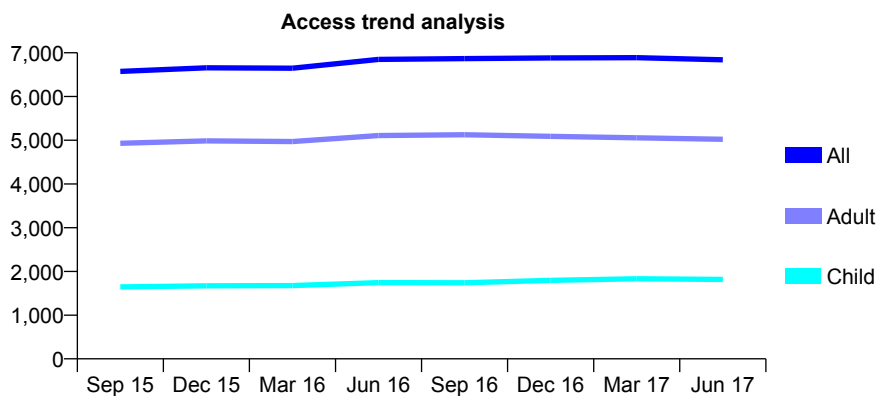
Q62 - Vital Signs At a Glance Contract Report for 676713/0001 - June 2017

Name or company name	MR K KAVIANI
Contract type name	GDS Contract
Purpose of contract	General
Contract start date	01/04/2006
Contract end date	

17/18 Contracted general activity (UDA)	17,508
Carry forward general activity (UDA)	0
17/18 Contracted orthodontic activity (UOA)	0
Carry forward orthodontic activity (UOA)	0
Baseline contract value	£497,002.62

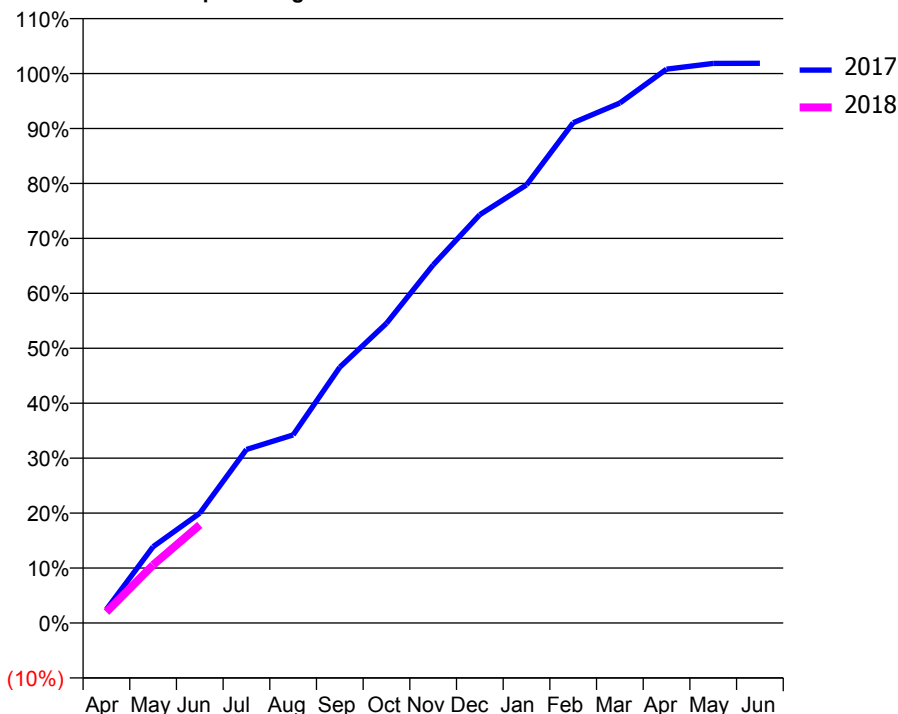
ACCESS*

Patients seen in 24 months	Total	Change since previous quarter
Quarter ending June 2016	6,849	
Quarter ending September 2016	6,868	→
Quarter ending December 2016	6,884	→
Quarter ending March 2017	6,888	→
Quarter ending June 2017	6,839	→
Variance since June 2016	(0.1%)	→



ACTIVITY

Cumulative percentage of contracted UDA delivered 2017 & 2018



Month	Adjusted Scheduled Activity (UDA)	
	2017	2018
April	436	352
May	2,432	1,852
June	3,498	3,125
July	5,530	
August	5,995	
September	8,151	
October	9,550	
November	11,410	
December	13,012	
January	13,961	
February	15,939	
March	16,569	
April	17,648	
May	17,830	
June	17,834	

QUALITY

	Quantity	Base Number	Contract	AT	Region	England
% of FP17s for the same patient ID Re-attending within 3 months - Children	37	468	7.9%	10.1%	11.5%	12.0%
% of FP17s for the same patient ID Re-attending within 3 months - Adults	295	1,451	20.3%	15.8%	16.8%	16.0%
% of FP17s for the same patient ID Re-attending between 3 & 9 months - Children	146	468	31.2%	47.1%	47.3%	58.0%
% of FP17s for the same patient ID Re-attending between 3 & 9 months - Adults	445	1,451	30.7%	37.7%	38.3%	50.9%
% of FP17s for Band 1 Urgent Courses	160	1,268	12.6%	11.4%	10.7%	9.1%
% of FP17s Relating to Free Repair or Replacements	15	1,268	1.2%	0.6%	0.6%	0.8%
% of FP17s Relating to Continuations	21	1,268	1.7%	0.6%	0.8%	1.1%
% of Patients satisfied with the dentistry they have received	6	7	N/A	90.4%	89.8%	91.7%
% of Patients satisfied with the time they had to wait for an appointment	5	7	N/A	84.2%	83.6%	88.0%

* This is based on patients treated on this contract for their most recent course of treatment. Figures in italics indicate the base number of FP17s or Patient Questionnaire responses are less than 100. N/A is shown where the base number of responses is less than 10 during the period. % is calculated as Quantity/Base number*100

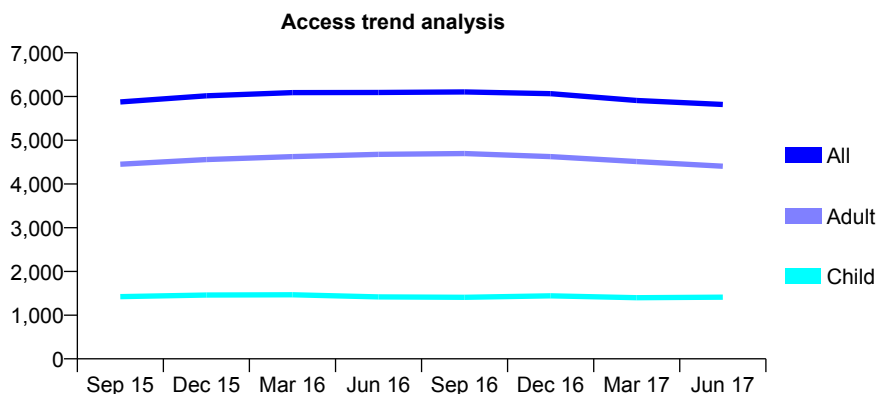
Q62 - Vital Signs At a Glance Contract Report for 676721/0001 - June 2017

Name or company name	MISS AM PATEL
Contract type name	GDS Contract
Purpose of contract	General
Contract start date	01/05/2008
Contract end date	

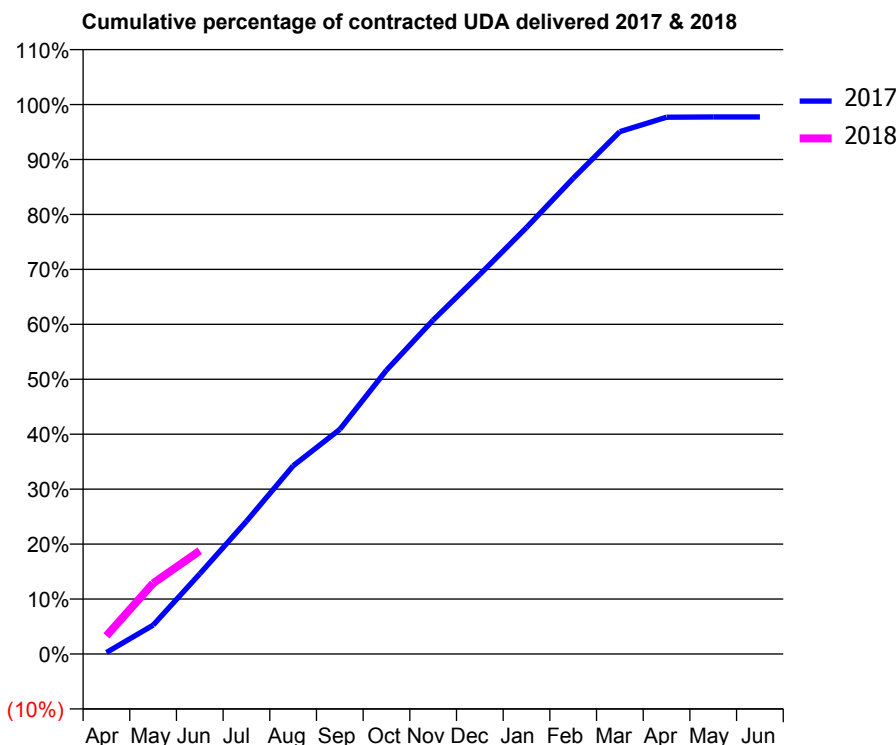
17/18 Contracted general activity (UDA)	19,880
Carry forward general activity (UDA)	0
17/18 Contracted orthodontic activity (UOA)	0
Carry forward orthodontic activity (UOA)	0
Baseline contract value	£601,373.29

ACCESS*

Patients seen in 24 months	Total	Change since previous quarter
Quarter ending June 2016	6,094	
Quarter ending September 2016	6,106	→
Quarter ending December 2016	6,066	→
Quarter ending March 2017	5,911	↓
Quarter ending June 2017	5,817	↓
Variance since June 2016	(4.5%)	↓



ACTIVITY



Month	Adjusted Scheduled Activity (UDA)	
	2017	2018
April	57	659
May	1,043	2,559
June	2,900	3,738
July	4,804	
August	6,808	
September	8,129	
October	10,270	
November	12,082	
December	13,732	
January	15,429	
February	17,210	
March	18,898	
April	19,420	
May	19,427	
June	19,431	

QUALITY

	Quantity	Base Number	Contract	AT	Region	England
% of FP17s for the same patient ID Re-attending within 3 months - Children	24	374	6.4%	10.1%	11.5%	12.0%
% of FP17s for the same patient ID Re-attending within 3 months - Adults	147	1,065	13.8%	15.8%	16.8%	16.0%
% of FP17s for the same patient ID Re-attending between 3 & 9 months - Children	156	374	41.7%	47.1%	47.3%	58.0%
% of FP17s for the same patient ID Re-attending between 3 & 9 months - Adults	482	1,065	45.3%	37.7%	38.3%	50.9%
% of FP17s for Band 1 Urgent Courses	127	1,232	10.3%	11.4%	10.7%	9.1%
% of FP17s Relating to Free Repair or Replacements	3	1,232	0.2%	0.6%	0.6%	0.8%
% of FP17s Relating to Continuations	10	1,232	0.8%	0.6%	0.8%	1.1%
% of Patients satisfied with the dentistry they have received	15	15	100.0%	90.4%	89.8%	91.7%
% of Patients satisfied with the time they had to wait for an appointment	13	15	86.7%	84.2%	83.6%	88.0%

* This is based on patients treated on this contract for their most recent course of treatment. Figures in italics indicate the base number of FP17s or Patient Questionnaire responses are less than 100. N/A is shown where the base number of responses is less than 10 during the period. % is calculated as Quantity/Base number*100

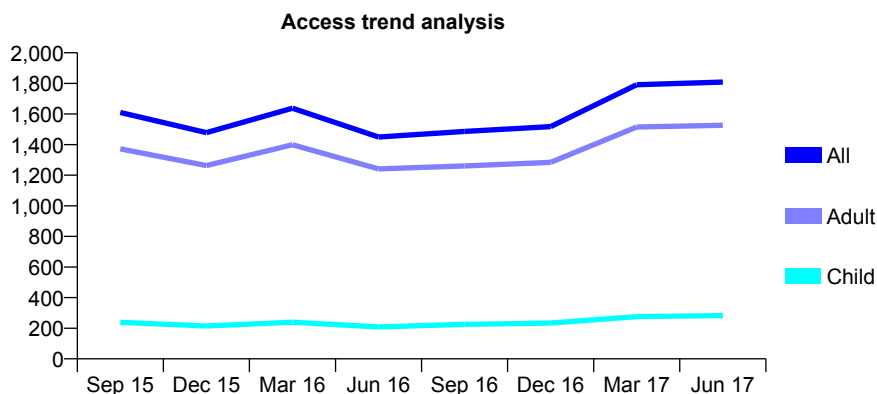
Q62 - Vital Signs At a Glance Contract Report for 677019/0001 - June 2017

Name or company name	Goldhawk Dental Partnership
Contract type name	GDS Contract
Purpose of contract	General
Contract start date	01/04/2006
Contract end date	

17/18 Contracted general activity (UDA)	6,359
Carry forward general activity (UDA)	0
17/18 Contracted orthodontic activity (UOA)	0
Carry forward orthodontic activity (UOA)	0
Baseline contract value	£222,554.80

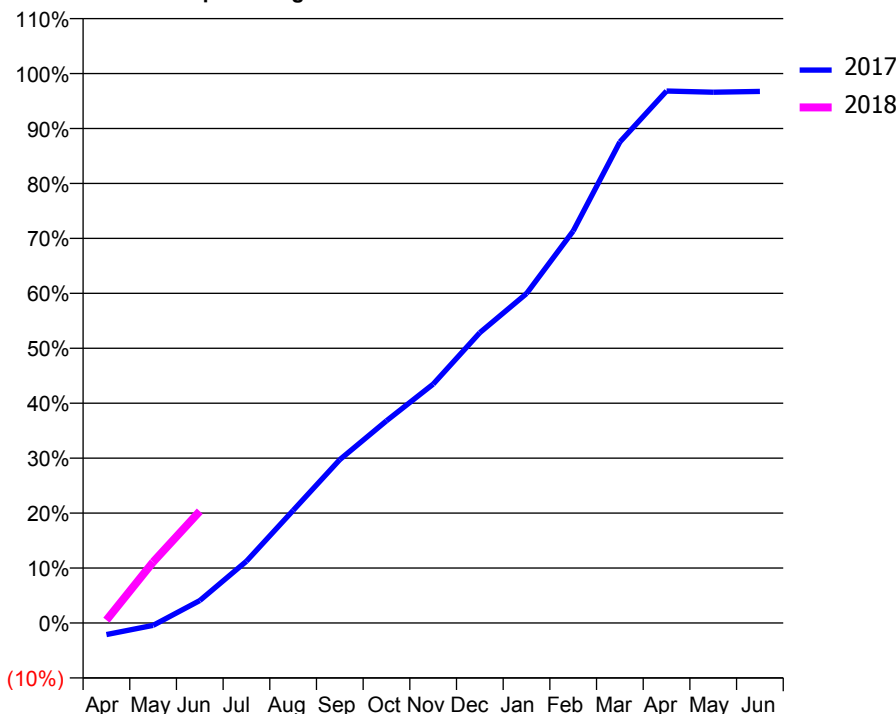
ACCESS*

Patients seen in 24 months	Total	Change since previous quarter
Quarter ending June 2016	1,450	
Quarter ending September 2016	1,486	↑
Quarter ending December 2016	1,518	↑
Quarter ending March 2017	1,791	↑
Quarter ending June 2017	1,809	→
Variance since June 2016	24.8%	↑



ACTIVITY

Cumulative percentage of contracted UDA delivered 2017 & 2018



Month	Adjusted Scheduled Activity (UDA)	
	2017	2018
April	-135	33
May	-28	705
June	260	1,294
July	716	
August	1,304	
September	1,891	
October	2,339	
November	2,764	
December	3,360	
January	3,813	
February	4,536	
March	5,566	
April	6,156	
May	6,143	
June	6,152	

QUALITY

	Quantity	Base Number	Contract	AT	Region	England
% of FP17s for the same patient ID Re-attending within 3 months - Children	7	71	9.9%	10.1%	11.5%	12.0%
% of FP17s for the same patient ID Re-attending within 3 months - Adults	76	440	17.3%	15.8%	16.8%	16.0%
% of FP17s for the same patient ID Re-attending between 3 & 9 months - Children	23	71	32.4%	47.1%	47.3%	58.0%
% of FP17s for the same patient ID Re-attending between 3 & 9 months - Adults	105	440	23.9%	37.7%	38.3%	50.9%
% of FP17s for Band 1 Urgent Courses	59	363	16.3%	11.4%	10.7%	9.1%
% of FP17s Relating to Free Repair or Replacements	1	363	0.3%	0.6%	0.6%	0.8%
% of FP17s Relating to Continuations	4	363	1.1%	0.6%	0.8%	1.1%
% of Patients satisfied with the dentistry they have received	6	6	N/A	90.4%	89.8%	91.7%
% of Patients satisfied with the time they had to wait for an appointment	6	6	N/A	84.2%	83.6%	88.0%

* This is based on patients treated on this contract for their most recent course of treatment. Figures in italics indicate the base number of FP17s or Patient Questionnaire responses are less than 100. N/A is shown where the base number of responses is less than 10 during the period. % is calculated as Quantity/Base number*100

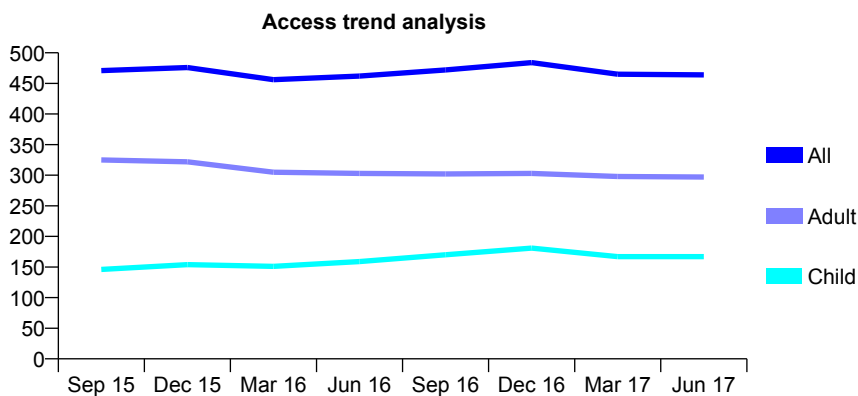
Q62 - Vital Signs At a Glance Contract Report for 678635/0001 - June 2017

Name or company name	MRS HM ZABIHI
Contract type name	GDS Contract
Purpose of contract	General
Contract start date	01/04/2006
Contract end date	

17/18 Contracted general activity (UDA)	1,263
Carry forward general activity (UDA)	0
17/18 Contracted orthodontic activity (UOA)	0
Carry forward orthodontic activity (UOA)	0
Baseline contract value	£31,096.52

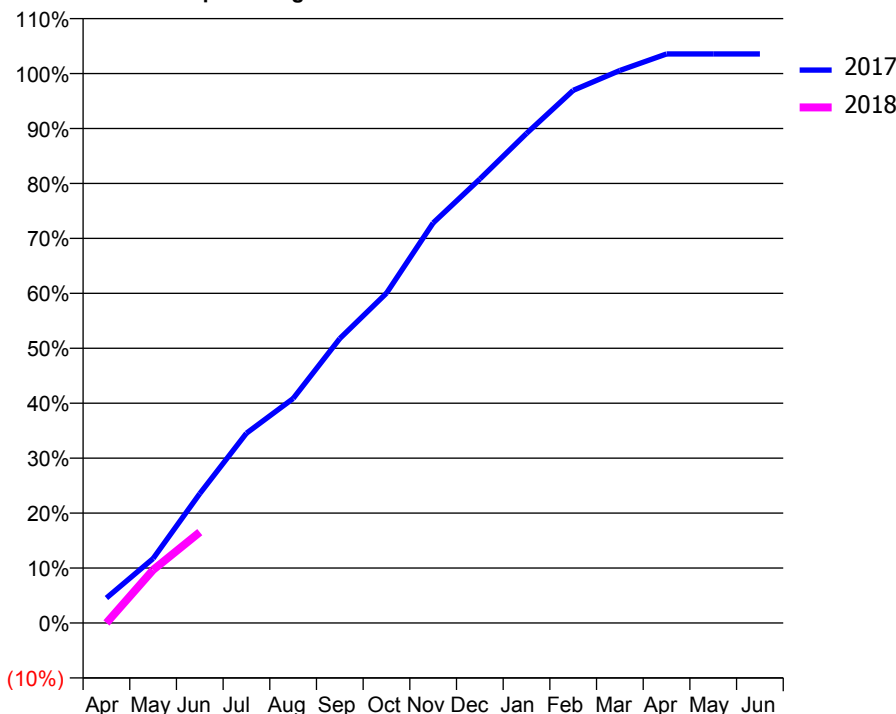
ACCESS*

Patients seen in 24 months	Total	Change since previous quarter
Quarter ending June 2016	462	
Quarter ending September 2016	472	↑
Quarter ending December 2016	484	↑
Quarter ending March 2017	465	↓
Quarter ending June 2017	464	→
Variance since June 2016	0.4%	→



ACTIVITY

Cumulative percentage of contracted UDA delivered 2017 & 2018



Month	Adjusted Scheduled Activity (UDA)	
	2017	2018
April	57	0
May	148	122
June	297	209
July	436	
August	516	
September	654	
October	758	
November	920	
December	1,021	
January	1,125	
February	1,224	
March	1,270	
April	1,308	
May	1,308	
June	1,308	

QUALITY

	Quantity	Base Number	Contract	AT	Region	England
% of FP17s for the same patient ID Re-attending within 3 months - Children	7	62	11.3%	10.1%	11.5%	12.0%
% of FP17s for the same patient ID Re-attending within 3 months - Adults	11	80	13.8%	15.8%	16.8%	16.0%
% of FP17s for the same patient ID Re-attending between 3 & 9 months - Children	32	62	51.6%	47.1%	47.3%	58.0%
% of FP17s for the same patient ID Re-attending between 3 & 9 months - Adults	32	80	40.0%	37.7%	38.3%	50.9%
% of FP17s for Band 1 Urgent Courses	9	113	8.0%	11.4%	10.7%	9.1%
% of FP17s Relating to Free Repair or Replacements	0	113	0.0%	0.6%	0.6%	0.8%
% of FP17s Relating to Continuations	1	113	0.9%	0.6%	0.8%	1.1%
% of Patients satisfied with the dentistry they have received	3	3	N/A	90.4%	89.8%	91.7%
% of Patients satisfied with the time they had to wait for an appointment	2	3	N/A	84.2%	83.6%	88.0%

* This is based on patients treated on this contract for their most recent course of treatment. Figures in italics indicate the base number of FP17s or Patient Questionnaire responses are less than 100. N/A is shown where the base number of responses is less than 10 during the period. % is calculated as Quantity/Base number*100

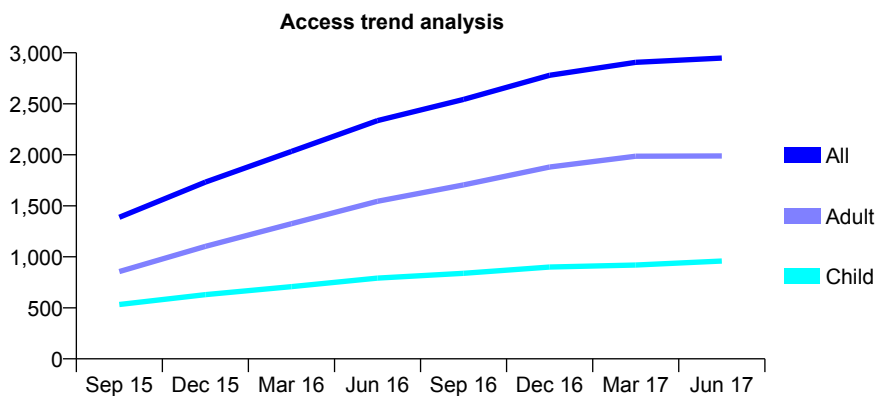
Q62 - Vital Signs At a Glance Contract Report for 679259/0001 - June 2017

Name or company name	MISS S MOVAHEDI
Contract type name	GDS Contract
Purpose of contract	General
Contract start date	01/02/2015
Contract end date	

17/18 Contracted general activity (UDA)	5,094
Carry forward general activity (UDA)	0
17/18 Contracted orthodontic activity (UOA)	0
Carry forward orthodontic activity (UOA)	0
Baseline contract value	£171,303.60

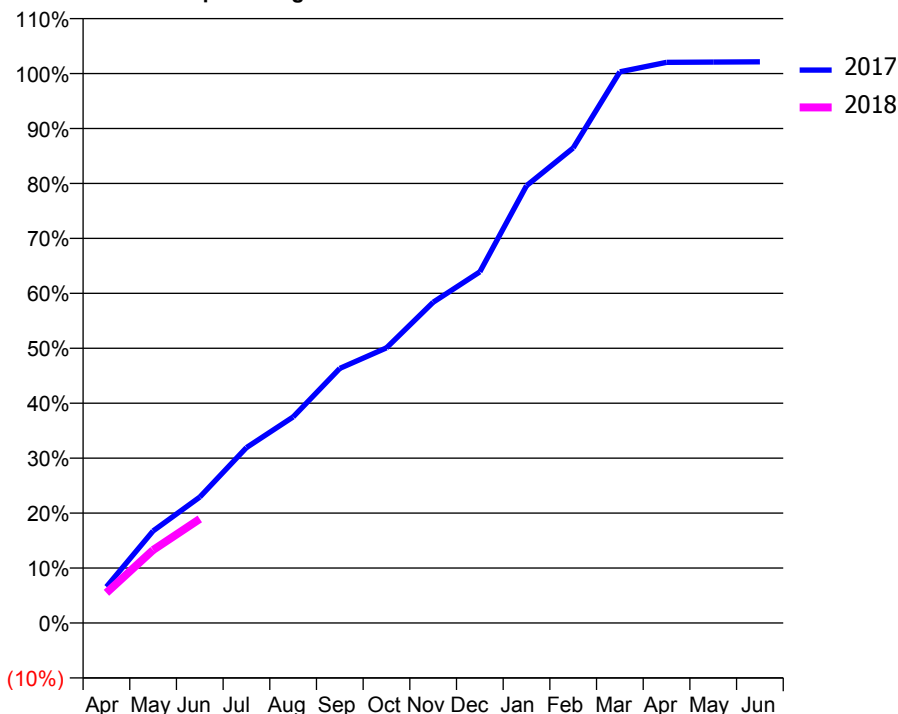
ACCESS*

Patients seen in 24 months	Total	Change since previous quarter
Quarter ending June 2016	2,335	
Quarter ending September 2016	2,543	↑
Quarter ending December 2016	2,780	↑
Quarter ending March 2017	2,906	↑
Quarter ending June 2017	2,948	→
Variance since June 2016	26.3%	↑



ACTIVITY

Cumulative percentage of contracted UDA delivered 2017 & 2018



Month	Adjusted Scheduled Activity (UDA)	
	2017	2018
April	336	280
May	853	677
June	1,167	965
July	1,626	
August	1,910	
September	2,360	
October	2,551	
November	2,974	
December	3,255	
January	4,054	
February	4,404	
March	5,109	
April	5,197	
May	5,200	
June	5,202	

QUALITY

	Quantity	Base Number	Contract	AT	Region	England
% of FP17s for the same patient ID Re-attending within 3 months - Children	29	335	8.7%	10.1%	11.5%	12.0%
% of FP17s for the same patient ID Re-attending within 3 months - Adults	63	432	14.6%	15.8%	16.8%	16.0%
% of FP17s for the same patient ID Re-attending between 3 & 9 months - Children	126	335	37.6%	47.1%	47.3%	58.0%
% of FP17s for the same patient ID Re-attending between 3 & 9 months - Adults	137	432	31.7%	37.7%	38.3%	50.9%
% of FP17s for Band 1 Urgent Courses	38	476	8.0%	11.4%	10.7%	9.1%
% of FP17s Relating to Free Repair or Replacements	1	476	0.2%	0.6%	0.6%	0.8%
% of FP17s Relating to Continuations	1	476	0.2%	0.6%	0.8%	1.1%
% of Patients satisfied with the dentistry they have received	7	8	N/A	90.4%	89.8%	91.7%
% of Patients satisfied with the time they had to wait for an appointment	8	8	N/A	84.2%	83.6%	88.0%

* This is based on patients treated on this contract for their most recent course of treatment. Figures in italics indicate the base number of FP17s or Patient Questionnaire responses are less than 100. N/A is shown where the base number of responses is less than 10 during the period. % is calculated as Quantity/Base number*100

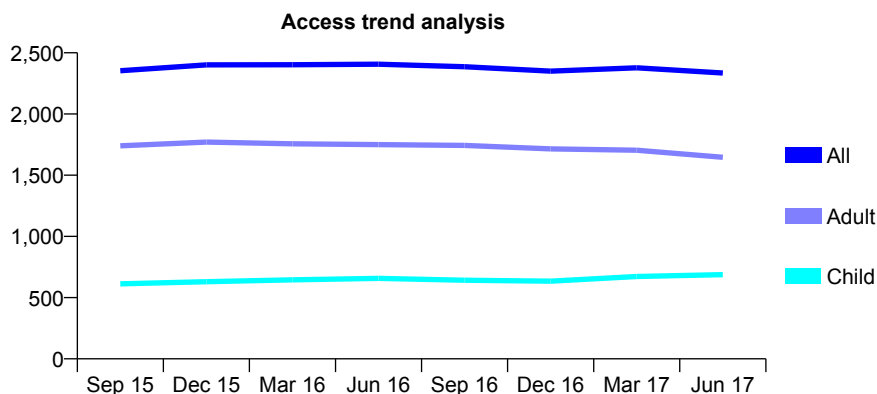
Q62 - Vital Signs At a Glance Contract Report for 679569/0001 - June 2017

Name or company name	MR A AGHABABAEI-KACHOU EI
Contract type name	GDS Contract
Purpose of contract	General
Contract start date	01/04/2006
Contract end date	

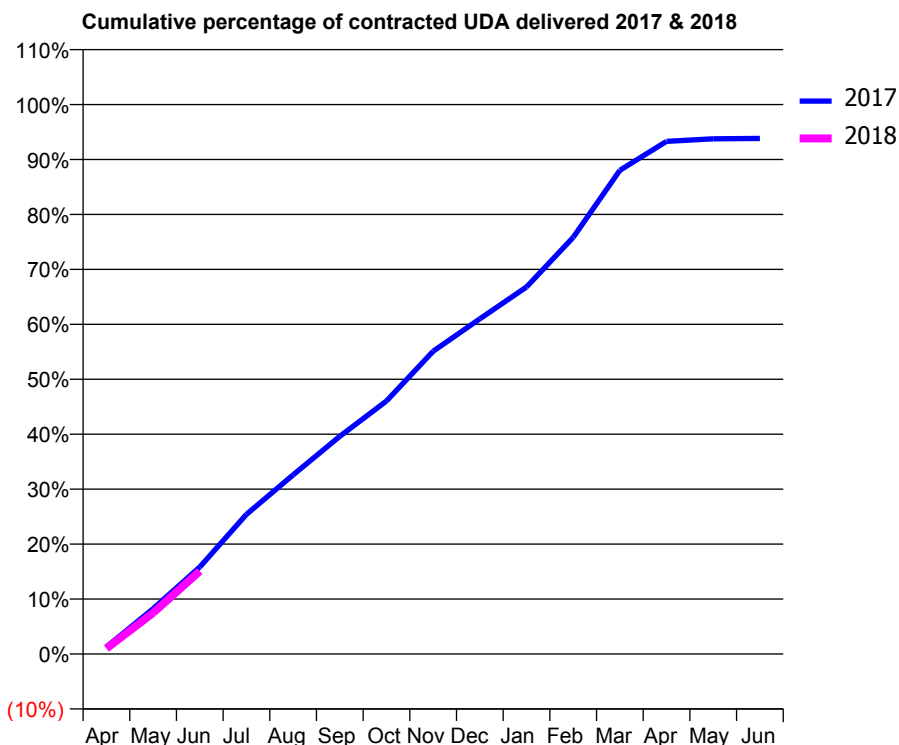
17/18 Contracted general activity (UDA)	7,475
Carry forward general activity (UDA)	0
17/18 Contracted orthodontic activity (UOA)	0
Carry forward orthodontic activity (UOA)	0
Baseline contract value	£275,877.77

ACCESS*

Patients seen in 24 months	Total	Change since previous quarter
Quarter ending June 2016	2,407	
Quarter ending September 2016	2,386	→
Quarter ending December 2016	2,350	↓
Quarter ending March 2017	2,377	→
Quarter ending June 2017	2,335	↓
Variance since June 2016	(3.0%)	↓



ACTIVITY



Month	Adjusted Scheduled Activity (UDA)	
	2017	2018
April	98	75
May	615	560
June	1,184	1,128
July	1,901	
August	2,437	
September	2,961	
October	3,442	
November	4,118	
December	4,560	
January	4,992	
February	5,667	
March	6,580	
April	6,975	
May	7,008	
June	7,014	

QUALITY

	Quantity	Base Number	Contract	AT	Region	England
% of FP17s for the same patient ID Re-attending within 3 months - Children	13	195	6.7%	10.1%	11.5%	12.0%
% of FP17s for the same patient ID Re-attending within 3 months - Adults	29	301	9.6%	15.8%	16.8%	16.0%
% of FP17s for the same patient ID Re-attending between 3 & 9 months - Children	58	195	29.7%	47.1%	47.3%	58.0%
% of FP17s for the same patient ID Re-attending between 3 & 9 months - Adults	68	301	22.6%	37.7%	38.3%	50.9%
% of FP17s for Band 1 Urgent Courses	25	374	6.7%	11.4%	10.7%	9.1%
% of FP17s Relating to Free Repair or Replacements	0	374	0.0%	0.6%	0.6%	0.8%
% of FP17s Relating to Continuations	4	374	1.1%	0.6%	0.8%	1.1%
% of Patients satisfied with the dentistry they have received	2	6	N/A	90.4%	89.8%	91.7%
% of Patients satisfied with the time they had to wait for an appointment	5	6	N/A	84.2%	83.6%	88.0%

* This is based on patients treated on this contract for their most recent course of treatment. Figures in italics indicate the base number of FP17s or Patient Questionnaire responses are less than 100. N/A is shown where the base number of responses is less than 10 during the period. % is calculated as Quantity/Base number*100

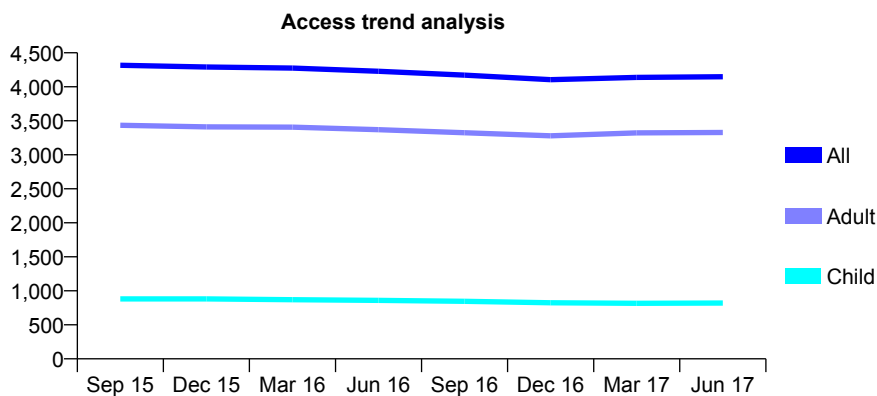
Q62 - Vital Signs At a Glance Contract Report for 686166/0001 - June 2017

Name or company name	MR R BAREZ
Contract type name	GDS Contract
Purpose of contract	General
Contract start date	01/12/2009
Contract end date	

17/18 Contracted general activity (UDA)	13,132
Carry forward general activity (UDA)	0
17/18 Contracted orthodontic activity (UOA)	0
Carry forward orthodontic activity (UOA)	0
Baseline contract value	£293,054.52

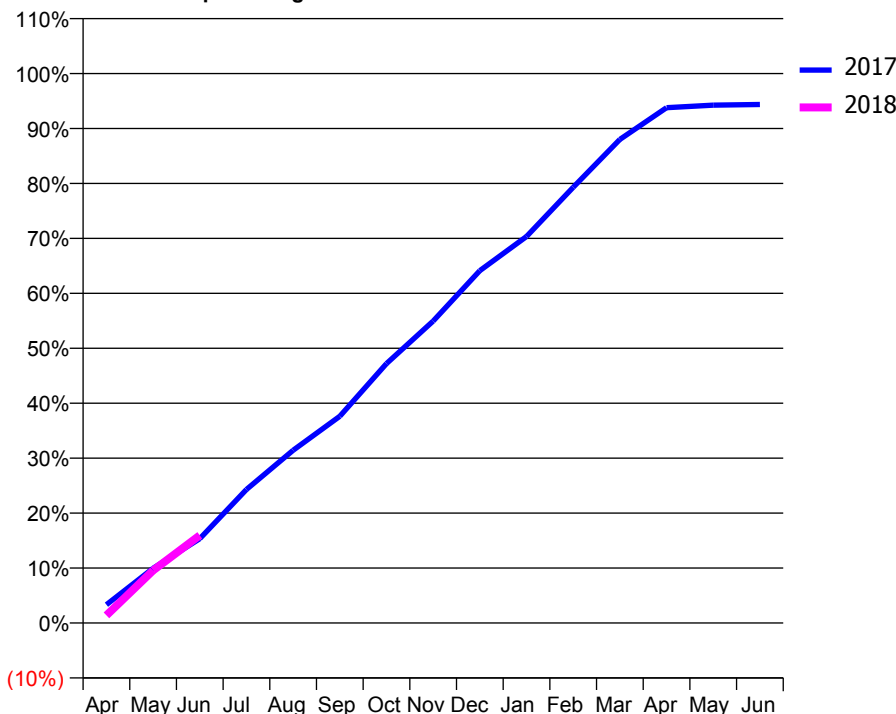
ACCESS*

Patients seen in 24 months	Total	Change since previous quarter
Quarter ending June 2016	4,229	
Quarter ending September 2016	4,171	↓
Quarter ending December 2016	4,104	↓
Quarter ending March 2017	4,138	→
Quarter ending June 2017	4,148	→
Variance since June 2016	(1.9%)	↓



ACTIVITY

Cumulative percentage of contracted UDA delivered 2017 & 2018



Month	Adjusted Scheduled Activity (UDA)	
	2017	2018
April	438	183
May	1,307	1,257
June	2,017	2,095
July	3,192	
August	4,127	
September	4,942	
October	6,199	
November	7,215	
December	8,420	
January	9,237	
February	10,414	
March	11,558	
April	12,314	
May	12,377	
June	12,392	

QUALITY

	Quantity	Base Number	Contract	AT	Region	England
% of FP17s for the same patient ID Re-attending within 3 months - Children	12	234	5.1%	10.1%	11.5%	12.0%
% of FP17s for the same patient ID Re-attending within 3 months - Adults	139	993	14.0%	15.8%	16.8%	16.0%
% of FP17s for the same patient ID Re-attending between 3 & 9 months - Children	129	234	55.1%	47.1%	47.3%	58.0%
% of FP17s for the same patient ID Re-attending between 3 & 9 months - Adults	528	993	53.2%	37.7%	38.3%	50.9%
% of FP17s for Band 1 Urgent Courses	84	910	9.2%	11.4%	10.7%	9.1%
% of FP17s Relating to Free Repair or Replacements	9	910	1.0%	0.6%	0.6%	0.8%
% of FP17s Relating to Continuations	17	910	1.9%	0.6%	0.8%	1.1%
% of Patients satisfied with the dentistry they have received	18	18	100.0%	90.4%	89.8%	91.7%
% of Patients satisfied with the time they had to wait for an appointment	16	18	88.9%	84.2%	83.6%	88.0%

* This is based on patients treated on this contract for their most recent course of treatment. Figures in italics indicate the base number of FP17s or Patient Questionnaire responses are less than 100. N/A is shown where the base number of responses is less than 10 during the period. % is calculated as Quantity/Base number*100

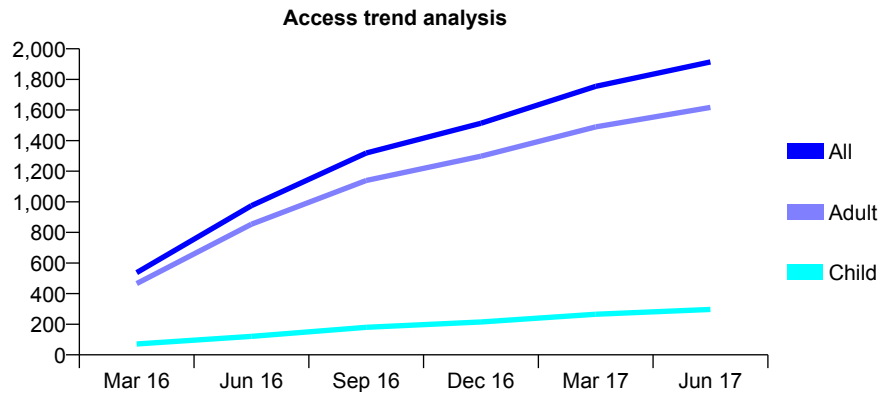
Q62 - Vital Signs At a Glance Contract Report for 686166/0002 - June 2017

Name or company name	MR R BAREZ
Contract type name	GDS Contract
Purpose of contract	General
Contract start date	01/12/2015
Contract end date	

17/18 Contracted general activity (UDA)	5,771
Carry forward general activity (UDA)	0
17/18 Contracted orthodontic activity (UOA)	0
Carry forward orthodontic activity (UOA)	0
Baseline contract value	£169,353.53

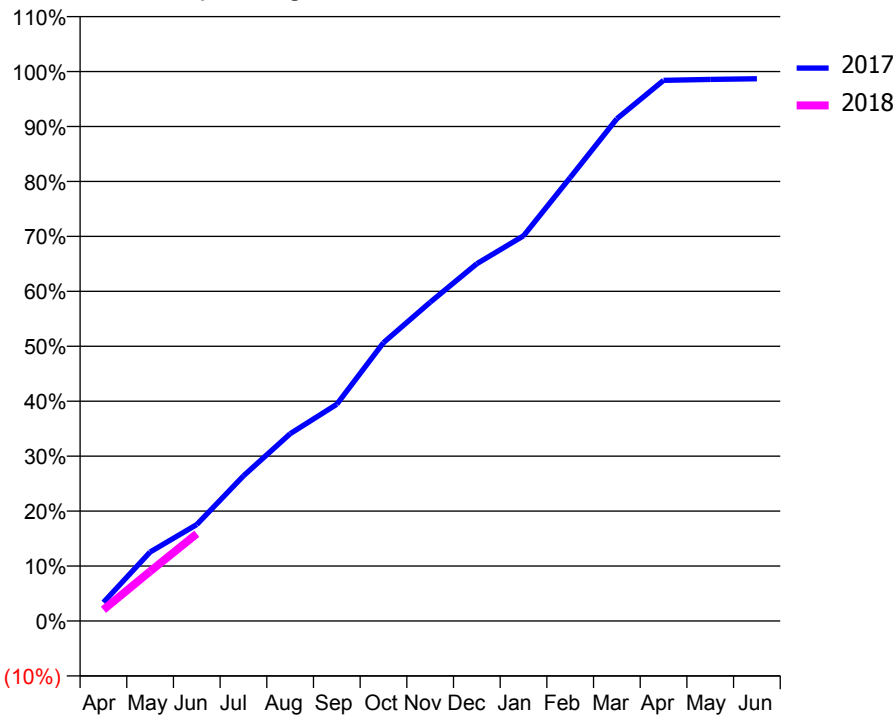
ACCESS*

Patients seen in 24 months	Total	Change since previous quarter
Quarter ending June 2016	975	
Quarter ending September 2016	1,319	↑
Quarter ending December 2016	1,513	↑
Quarter ending March 2017	1,755	↑
Quarter ending June 2017	1,914	↑
Variance since June 2016	96.3%	↑



ACTIVITY

Cumulative percentage of contracted UDA delivered 2017 & 2018



Month	Adjusted Scheduled Activity (UDA)	
	2017	2018
April	195	118
May	725	521
June	1,013	916
July	1,524	
August	1,967	
September	2,276	
October	2,923	
November	3,348	
December	3,753	
January	4,045	
February	4,657	
March	5,275	
April	5,679	
May	5,689	
June	5,696	

QUALITY

	Quantity	Base Number	Contract	AT	Region	England
% of FP17s for the same patient ID Re-attending within 3 months - Children	15	99	15.2%	10.1%	11.5%	12.0%
% of FP17s for the same patient ID Re-attending within 3 months - Adults	93	545	17.1%	15.8%	16.8%	16.0%
% of FP17s for the same patient ID Re-attending between 3 & 9 months - Children	37	99	37.4%	47.1%	47.3%	58.0%
% of FP17s for the same patient ID Re-attending between 3 & 9 months - Adults	202	545	37.1%	37.7%	38.3%	50.9%
% of FP17s for Band 1 Urgent Courses	41	456	9.0%	11.4%	10.7%	9.1%
% of FP17s Relating to Free Repair or Replacements	7	456	1.5%	0.6%	0.6%	0.8%
% of FP17s Relating to Continuations	11	456	2.4%	0.6%	0.8%	1.1%
% of Patients satisfied with the dentistry they have received	1	1	N/A	90.4%	89.8%	91.7%
% of Patients satisfied with the time they had to wait for an appointment	1	1	N/A	84.2%	83.6%	88.0%

* This is based on patients treated on this contract for their most recent course of treatment. Figures in italics indicate the base number of FP17s or Patient Questionnaire responses are less than 100. N/A is shown where the base number of responses is less than 10 during the period. % is calculated as Quantity/Base number*100

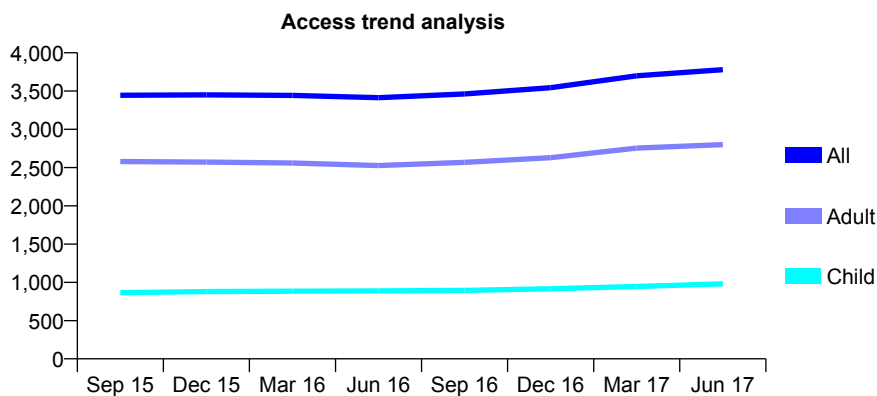
Q62 - Vital Signs At a Glance Contract Report for 691070/0001 - June 2017

Name or company name	MR H EZZATI-NIK
Contract type name	GDS Contract
Purpose of contract	General
Contract start date	31/10/2008
Contract end date	

17/18 Contracted general activity (UDA)	11,718
Carry forward general activity (UDA)	0
17/18 Contracted orthodontic activity (UOA)	0
Carry forward orthodontic activity (UOA)	0
Baseline contract value	£319,696.50

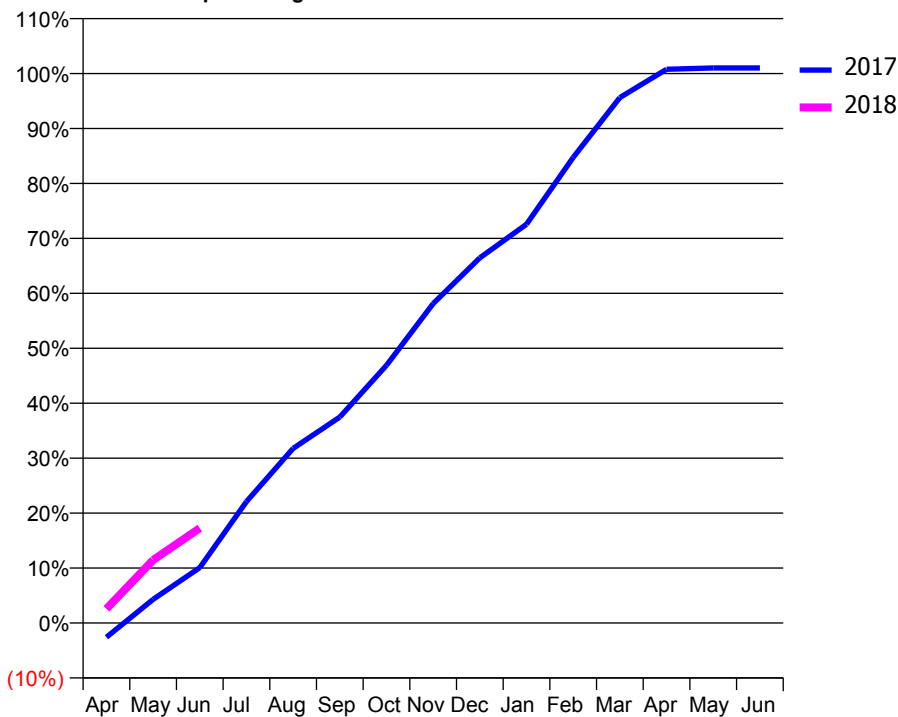
ACCESS*

Patients seen in 24 months	Total	Change since previous quarter
Quarter ending June 2016	3,414	
Quarter ending September 2016	3,463	→
Quarter ending December 2016	3,545	↑
Quarter ending March 2017	3,700	↑
Quarter ending June 2017	3,780	↑
Variance since June 2016	10.7%	↑



ACTIVITY

Cumulative percentage of contracted UDA delivered 2017 & 2018



Month	Adjusted Scheduled Activity (UDA)	
	2017	2018
April	-306	302
May	504	1,342
June	1,182	2,023
July	2,589	
August	3,723	
September	4,391	
October	5,495	
November	6,811	
December	7,787	
January	8,503	
February	9,928	
March	11,204	
April	11,808	
May	11,835	
June	11,835	

QUALITY

	Quantity	Base Number	Contract	AT	Region	England
% of FP17s for the same patient ID Re-attending within 3 months - Children	8	254	3.1%	10.1%	11.5%	12.0%
% of FP17s for the same patient ID Re-attending within 3 months - Adults	48	600	8.0%	15.8%	16.8%	16.0%
% of FP17s for the same patient ID Re-attending between 3 & 9 months - Children	87	254	34.3%	47.1%	47.3%	58.0%
% of FP17s for the same patient ID Re-attending between 3 & 9 months - Adults	224	600	37.3%	37.7%	38.3%	50.9%
% of FP17s for Band 1 Urgent Courses	26	668	3.9%	11.4%	10.7%	9.1%
% of FP17s Relating to Free Repair or Replacements	0	668	0.0%	0.6%	0.6%	0.8%
% of FP17s Relating to Continuations	0	668	0.0%	0.6%	0.8%	1.1%
% of Patients satisfied with the dentistry they have received	2	2	N/A	90.4%	89.8%	91.7%
% of Patients satisfied with the time they had to wait for an appointment	2	2	N/A	84.2%	83.6%	88.0%

* This is based on patients treated on this contract for their most recent course of treatment. Figures in italics indicate the base number of FP17s or Patient Questionnaire responses are less than 100. N/A is shown where the base number of responses is less than 10 during the period. % is calculated as Quantity/Base number*100

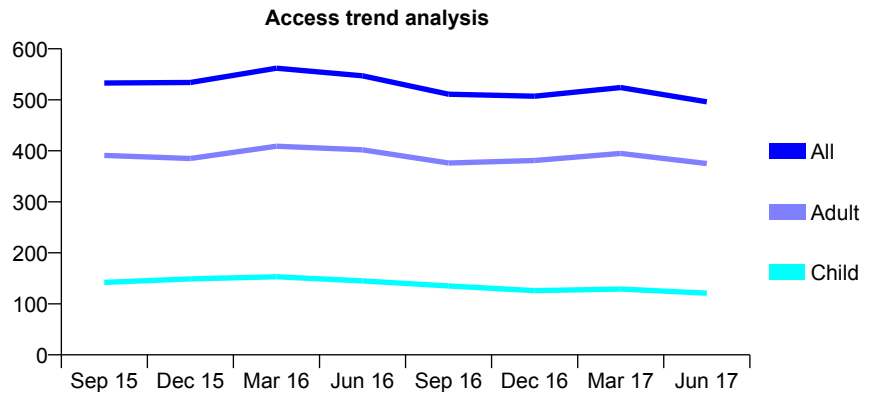
Q62 - Vital Signs At a Glance Contract Report for 692301/0001 - June 2017

Name or company name	MR A VUCETIC
Contract type name	GDS Contract
Purpose of contract	General
Contract start date	01/06/2008
Contract end date	

17/18 Contracted general activity (UDA)	1,525
Carry forward general activity (UDA)	0
17/18 Contracted orthodontic activity (UOA)	0
Carry forward orthodontic activity (UOA)	0
Baseline contract value	£42,761.05

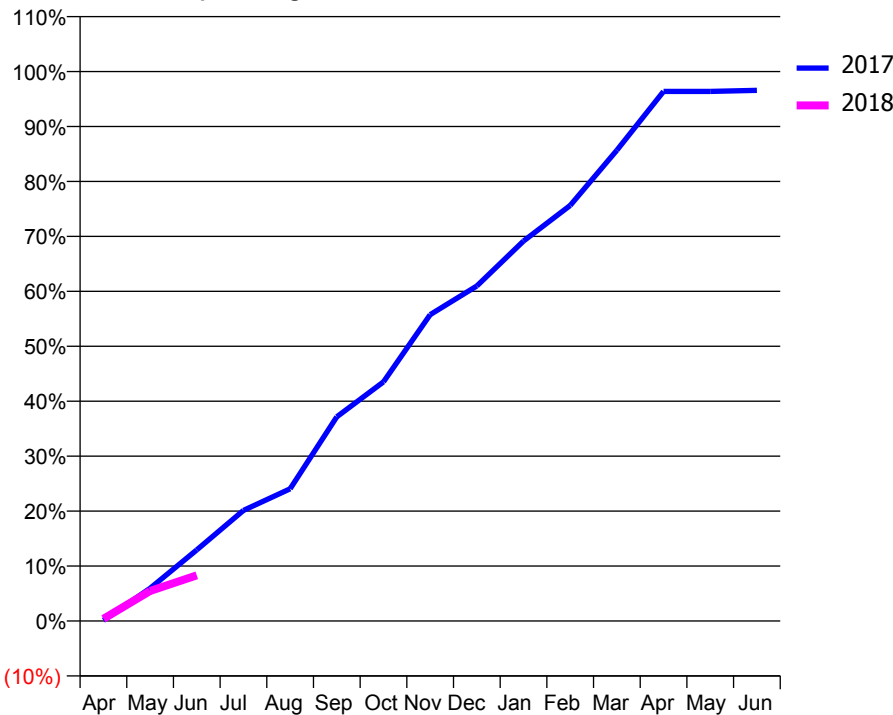
ACCESS*

Patients seen in 24 months	Total	Change since previous quarter
Quarter ending June 2016	547	
Quarter ending September 2016	511	↓
Quarter ending December 2016	507	→
Quarter ending March 2017	524	↑
Quarter ending June 2017	496	↓
Variance since June 2016	(9.3%)	↓



ACTIVITY

Cumulative percentage of contracted UDA delivered 2017 & 2018



Month	Adjusted Scheduled Activity (UDA)	
	2017	2018
April	2	6
May	91	84
June	198	127
July	307	
August	367	
September	567	
October	664	
November	850	
December	930	
January	1,055	
February	1,153	
March	1,307	
April	1,470	
May	1,470	
June	1,473	

QUALITY

	Quantity	Base Number	Contract	AT	Region	England
% of FP17s for the same patient ID Re-attending within 3 months - Children	5	31	16.1%	10.1%	11.5%	12.0%
% of FP17s for the same patient ID Re-attending within 3 months - Adults	7	62	11.3%	15.8%	16.8%	16.0%
% of FP17s for the same patient ID Re-attending between 3 & 9 months - Children	7	31	22.6%	47.1%	47.3%	58.0%
% of FP17s for the same patient ID Re-attending between 3 & 9 months - Adults	21	62	33.9%	37.7%	38.3%	50.9%
% of FP17s for Band 1 Urgent Courses	4	50	8.0%	11.4%	10.7%	9.1%
% of FP17s Relating to Free Repair or Replacements	0	50	0.0%	0.6%	0.6%	0.8%
% of FP17s Relating to Continuations	0	50	0.0%	0.6%	0.8%	1.1%
% of Patients satisfied with the dentistry they have received	0	0	N/A	90.4%	89.8%	91.7%
% of Patients satisfied with the time they had to wait for an appointment	0	0	N/A	84.2%	83.6%	88.0%

* This is based on patients treated on this contract for their most recent course of treatment. Figures in italics indicate the base number of FP17s or Patient Questionnaire responses are less than 100. N/A is shown where the base number of responses is less than 10 during the period. % is calculated as Quantity/Base number*100

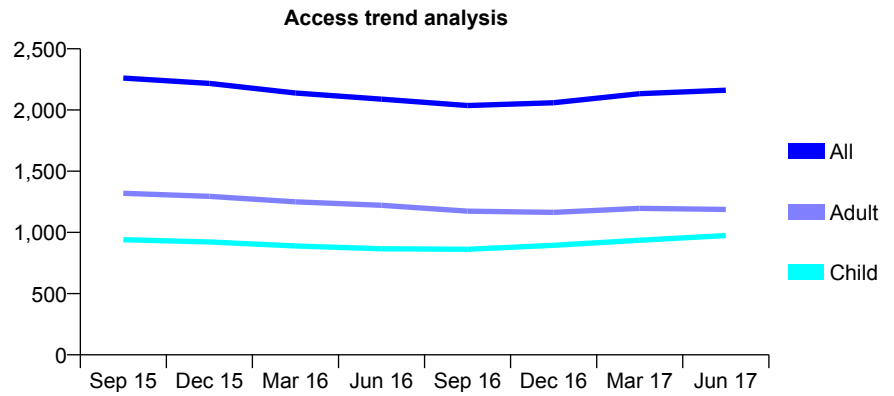
Q62 - Vital Signs At a Glance Contract Report for 695491/0001 - June 2017

Name or company name	MR S KALIRAI
Contract type name	PDS Contract
Purpose of contract	General
Contract start date	21/05/2009
Contract end date	20/05/2019

17/18 Contracted general activity (UDA)	7,598
Carry forward general activity (UDA)	0
17/18 Contracted orthodontic activity (UOA)	0
Carry forward orthodontic activity (UOA)	0
Baseline contract value	£218,170.83

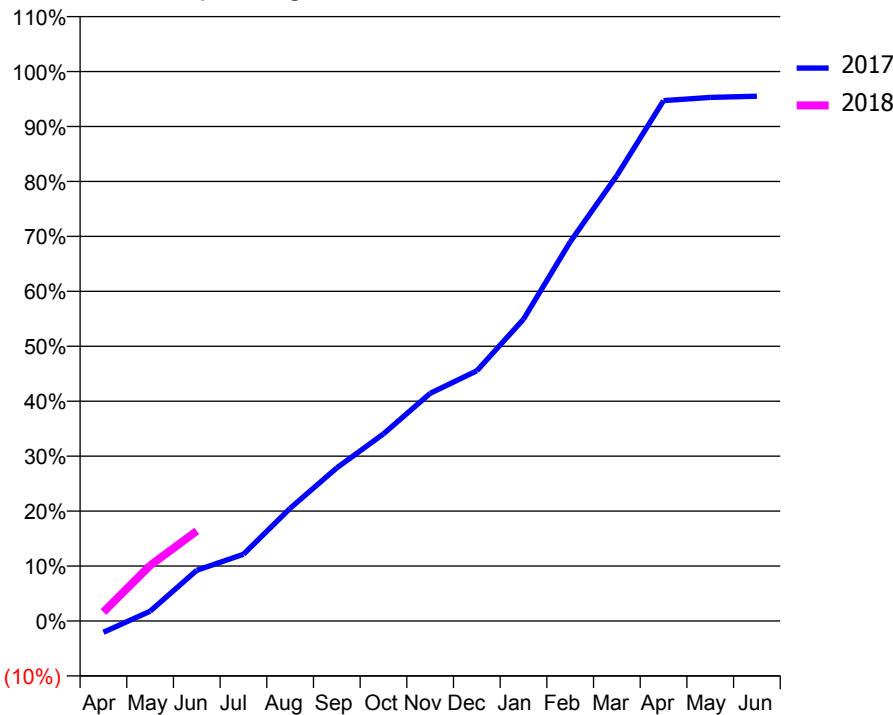
ACCESS*

Patients seen in 24 months	Total	Change since previous quarter
Quarter ending June 2016	2,089	
Quarter ending September 2016	2,036	↓
Quarter ending December 2016	2,059	→
Quarter ending March 2017	2,133	↑
Quarter ending June 2017	2,162	→
Variance since June 2016	3.5%	↑



ACTIVITY

Cumulative percentage of contracted UDA delivered 2017 & 2018



Month	Adjusted Scheduled Activity (UDA)	
	2017	2018
April	-158	125
May	136	767
June	702	1,245
July	923	
August	1,559	
September	2,118	
October	2,587	
November	3,148	
December	3,459	
January	4,174	
February	5,243	
March	6,160	
April	7,196	
May	7,240	
June	7,257	

QUALITY

	Quantity	Base Number	Contract	AT	Region	England
% of FP17s for the same patient ID Re-attending within 3 months - Children	41	492	8.3%	10.1%	11.5%	12.0%
% of FP17s for the same patient ID Re-attending within 3 months - Adults	85	419	20.3%	15.8%	16.8%	16.0%
% of FP17s for the same patient ID Re-attending between 3 & 9 months - Children	288	492	58.5%	47.1%	47.3%	58.0%
% of FP17s for the same patient ID Re-attending between 3 & 9 months - Adults	185	419	44.2%	37.7%	38.3%	50.9%
% of FP17s for Band 1 Urgent Courses	53	563	9.4%	11.4%	10.7%	9.1%
% of FP17s Relating to Free Repair or Replacements	2	563	0.4%	0.6%	0.6%	0.8%
% of FP17s Relating to Continuations	4	563	0.7%	0.6%	0.8%	1.1%
% of Patients satisfied with the dentistry they have received	16	17	94.1%	90.4%	89.8%	91.7%
% of Patients satisfied with the time they had to wait for an appointment	14	17	82.4%	84.2%	83.6%	88.0%

* This is based on patients treated on this contract for their most recent course of treatment. Figures in italics indicate the base number of FP17s or Patient Questionnaire responses are less than 100. N/A is shown where the base number of responses is less than 10 during the period. % is calculated as Quantity/Base number*100

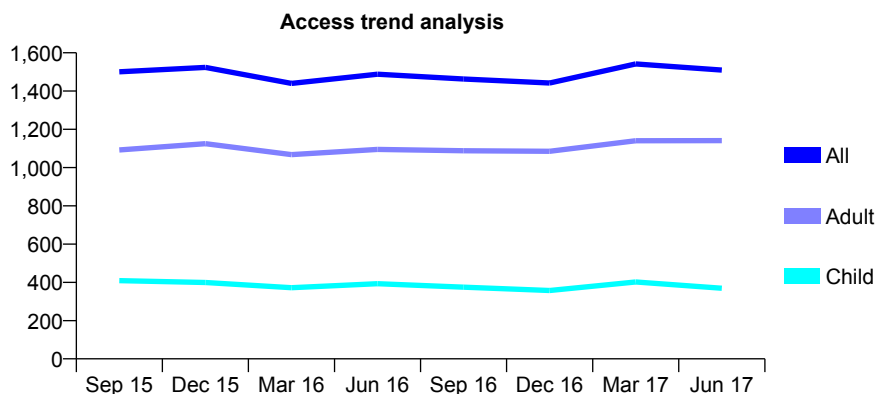
Q62 - Vital Signs At a Glance Contract Report for 725897/0001 - June 2017

Name or company name	MR PU SHAH
Contract type name	GDS Contract
Purpose of contract	General
Contract start date	01/04/2006
Contract end date	

17/18 Contracted general activity (UDA)	6,244
Carry forward general activity (UDA)	0
17/18 Contracted orthodontic activity (UOA)	0
Carry forward orthodontic activity (UOA)	0
Baseline contract value	£175,830.74

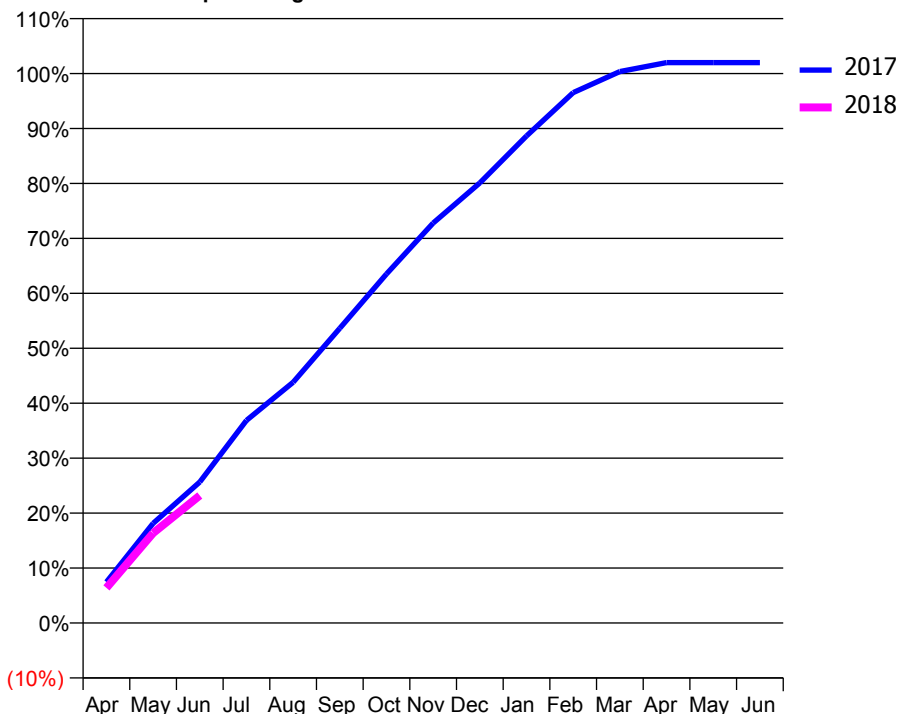
ACCESS*

Patients seen in 24 months	Total	Change since previous quarter
Quarter ending June 2016	1,488	
Quarter ending September 2016	1,463	↓
Quarter ending December 2016	1,442	↓
Quarter ending March 2017	1,542	↑
Quarter ending June 2017	1,510	↓
Variance since June 2016	1.5%	→



ACTIVITY

Cumulative percentage of contracted UDA delivered 2017 & 2018



Adjusted Scheduled Activity (UDA)

Month	2017	2018
April	466	399
May	1,132	1,022
June	1,603	1,449
July	2,302	
August	2,736	
September	3,349	
October	3,967	
November	4,544	
December	5,001	
January	5,534	
February	6,026	
March	6,267	
April	6,367	
May	6,367	
June	6,367	

QUALITY

	Quantity	Base Number	Contract	AT	Region	England
% of FP17s for the same patient ID Re-attending within 3 months - Children	0	108	0.0%	10.1%	11.5%	12.0%
% of FP17s for the same patient ID Re-attending within 3 months - Adults	24	278	8.6%	15.8%	16.8%	16.0%
% of FP17s for the same patient ID Re-attending between 3 & 9 months - Children	7	108	6.5%	47.1%	47.3%	58.0%
% of FP17s for the same patient ID Re-attending between 3 & 9 months - Adults	44	278	15.8%	37.7%	38.3%	50.9%
% of FP17s for Band 1 Urgent Courses	36	341	10.6%	11.4%	10.7%	9.1%
% of FP17s Relating to Free Repair or Replacements	0	341	0.0%	0.6%	0.6%	0.8%
% of FP17s Relating to Continuations	4	341	1.2%	0.6%	0.8%	1.1%
% of Patients satisfied with the dentistry they have received	2	3	N/A	90.4%	89.8%	91.7%
% of Patients satisfied with the time they had to wait for an appointment	2	3	N/A	84.2%	83.6%	88.0%

* This is based on patients treated on this contract for their most recent course of treatment. Figures in italics indicate the base number of FP17s or Patient Questionnaire responses are less than 100. N/A is shown where the base number of responses is less than 10 during the period. % is calculated as Quantity/Base number*100

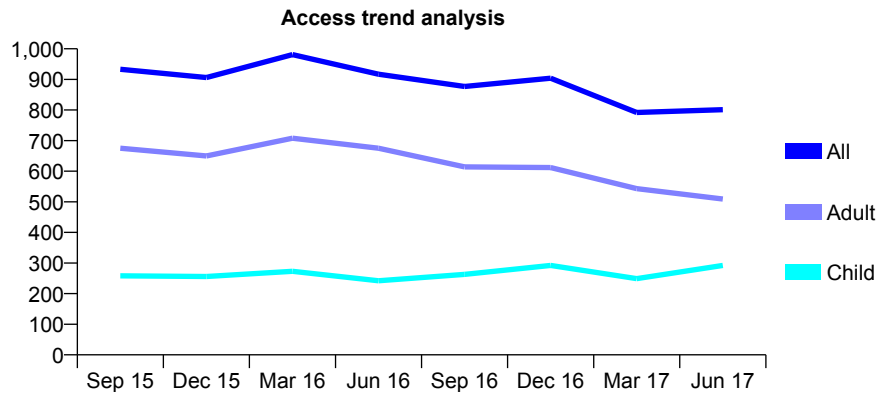
Q62 - Vital Signs At a Glance Contract Report for 725897/0003 - June 2017

Name or company name	MR PU SHAH
Contract type name	PDS Plus Contract
Purpose of contract	General
Contract start date	01/05/2013
Contract end date	31/03/2018

17/18 Contracted general activity (UDA)	3,000
Carry forward general activity (UDA)	0
17/18 Contracted orthodontic activity (UOA)	0
Carry forward orthodontic activity (UOA)	0
Baseline contract value	£73,560.26

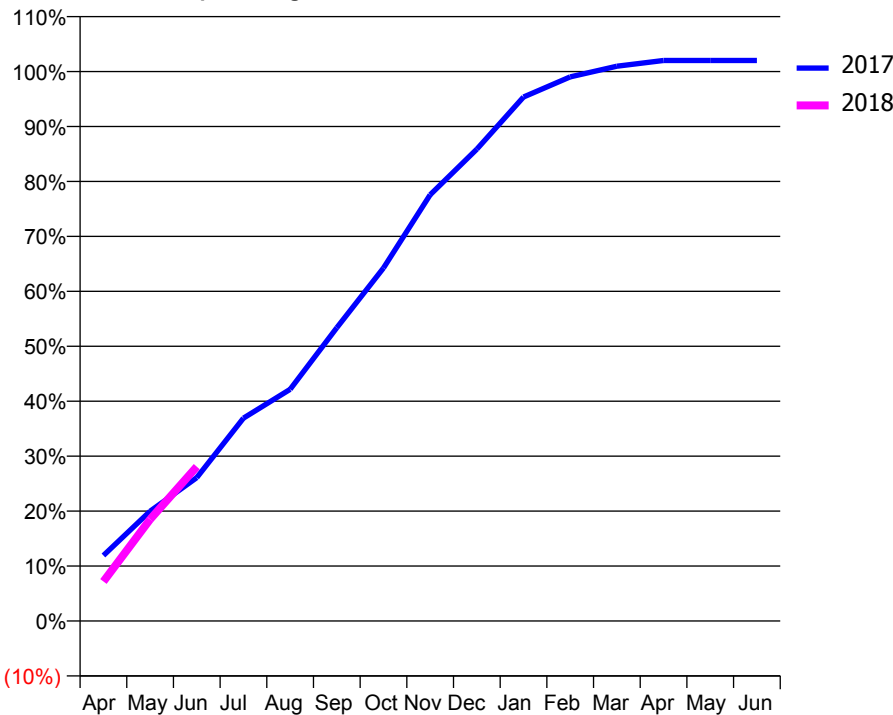
ACCESS*

Patients seen in 24 months	Total	Change since previous quarter
Quarter ending June 2016	917	
Quarter ending September 2016	877	↓
Quarter ending December 2016	904	↑
Quarter ending March 2017	792	↓
Quarter ending June 2017	801	→
Variance since June 2016	(12.6%)	↓



ACTIVITY

Cumulative percentage of contracted UDA delivered 2017 & 2018



Month	2017	2018
April	358	216
May	600	555
June	783	843
July	1,108	
August	1,265	
September	1,601	
October	1,927	
November	2,327	
December	2,576	
January	2,861	
February	2,971	
March	3,029	
April	3,060	
May	3,060	
June	3,060	

QUALITY

	Quantity	Base Number	Contract	AT	Region	England
% of FP17s for the same patient ID Re-attending within 3 months - Children	1	118	0.8%	10.1%	11.5%	12.0%
% of FP17s for the same patient ID Re-attending within 3 months - Adults	4	163	2.5%	15.8%	16.8%	16.0%
% of FP17s for the same patient ID Re-attending between 3 & 9 months - Children	4	118	3.4%	47.1%	47.3%	58.0%
% of FP17s for the same patient ID Re-attending between 3 & 9 months - Adults	5	163	3.1%	37.7%	38.3%	50.9%
% of FP17s for Band 1 Urgent Courses	43	268	16.0%	11.4%	10.7%	9.1%
% of FP17s Relating to Free Repair or Replacements	0	268	0.0%	0.6%	0.6%	0.8%
% of FP17s Relating to Continuations	1	268	0.4%	0.6%	0.8%	1.1%
% of Patients satisfied with the dentistry they have received	4	4	N/A	90.4%	89.8%	91.7%
% of Patients satisfied with the time they had to wait for an appointment	4	4	N/A	84.2%	83.6%	88.0%

* This is based on patients treated on this contract for their most recent course of treatment. Figures in italics indicate the base number of FP17s or Patient Questionnaire responses are less than 100. N/A is shown where the base number of responses is less than 10 during the period. % is calculated as Quantity/Base number*100

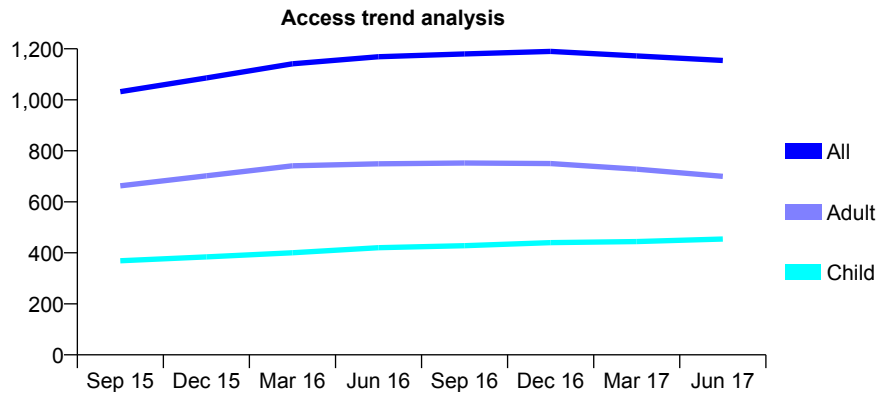
Q62 - Vital Signs At a Glance Contract Report for 725951/0001 - June 2017

Name or company name	MR AK JAIN
Contract type name	GDS Contract
Purpose of contract	General
Contract start date	01/04/2006
Contract end date	

17/18 Contracted general activity (UDA)	2,535
Carry forward general activity (UDA)	0
17/18 Contracted orthodontic activity (UOA)	0
Carry forward orthodontic activity (UOA)	0
Baseline contract value	£62,400.25

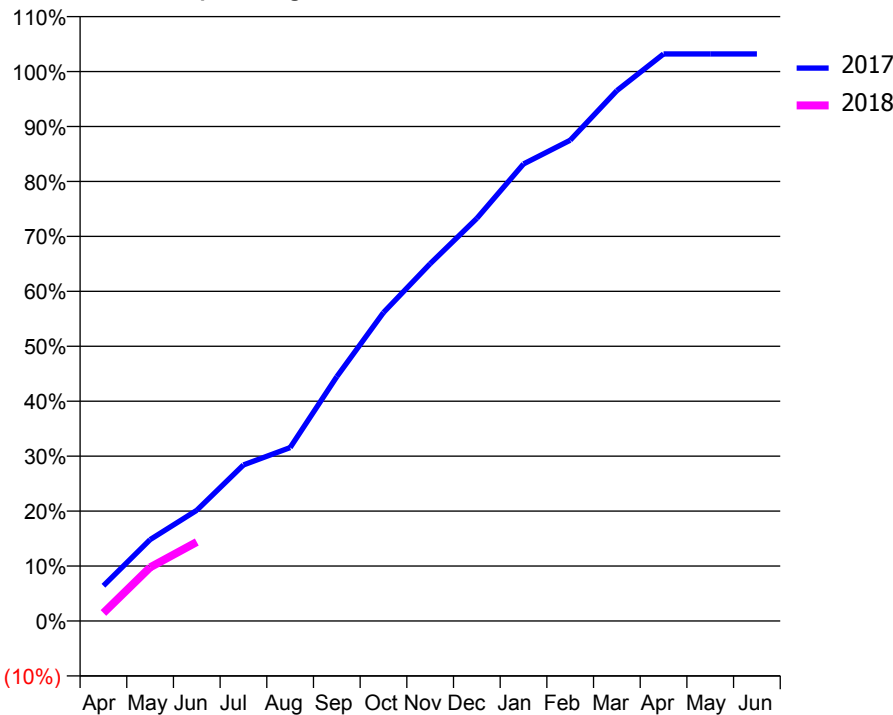
ACCESS*

Patients seen in 24 months	Total	Change since previous quarter
Quarter ending June 2016	1,169	
Quarter ending September 2016	1,180	→
Quarter ending December 2016	1,190	→
Quarter ending March 2017	1,172	↓
Quarter ending June 2017	1,154	↓
Variance since June 2016	(1.3%)	↓



ACTIVITY

Cumulative percentage of contracted UDA delivered 2017 & 2018



Month	Adjusted Scheduled Activity (UDA)	
	2017	2018
April	163	37
May	375	247
June	511	364
July	720	
August	800	
September	1,127	
October	1,423	
November	1,648	
December	1,857	
January	2,108	
February	2,218	
March	2,447	
April	2,616	
May	2,616	
June	2,616	

QUALITY

	Quantity	Base Number	Contract	AT	Region	England
% of FP17s for the same patient ID Re-attending within 3 months - Children	17	156	10.9%	10.1%	11.5%	12.0%
% of FP17s for the same patient ID Re-attending within 3 months - Adults	24	191	12.6%	15.8%	16.8%	16.0%
% of FP17s for the same patient ID Re-attending between 3 & 9 months - Children	81	156	51.9%	47.1%	47.3%	58.0%
% of FP17s for the same patient ID Re-attending between 3 & 9 months - Adults	110	191	57.6%	37.7%	38.3%	50.9%
% of FP17s for Band 1 Urgent Courses	37	259	14.3%	11.4%	10.7%	9.1%
% of FP17s Relating to Free Repair or Replacements	1	259	0.4%	0.6%	0.6%	0.8%
% of FP17s Relating to Continuations	0	259	0.0%	0.6%	0.8%	1.1%
% of Patients satisfied with the dentistry they have received	0	0	N/A	90.4%	89.8%	91.7%
% of Patients satisfied with the time they had to wait for an appointment	0	0	N/A	84.2%	83.6%	88.0%

* This is based on patients treated on this contract for their most recent course of treatment. Figures in italics indicate the base number of FP17s or Patient Questionnaire responses are less than 100. N/A is shown where the base number of responses is less than 10 during the period. % is calculated as Quantity/Base number*100

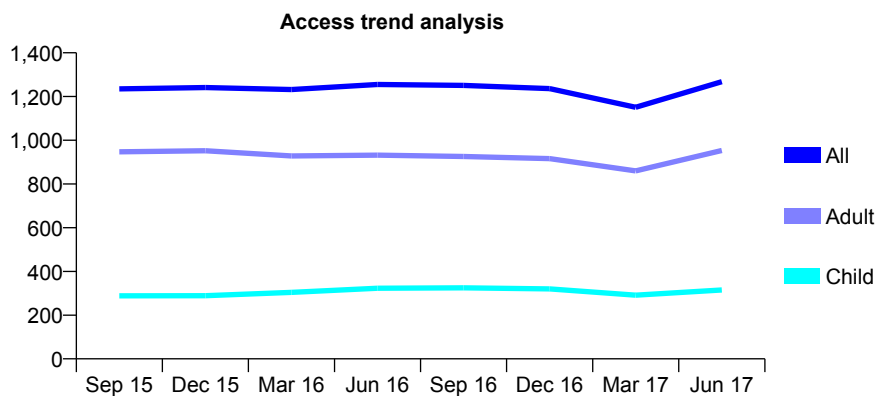
Q62 - Vital Signs At a Glance Contract Report for 730572/0001 - June 2017

Name or company name	MR DL MODHA
Contract type name	GDS Contract
Purpose of contract	General
Contract start date	01/04/2006
Contract end date	

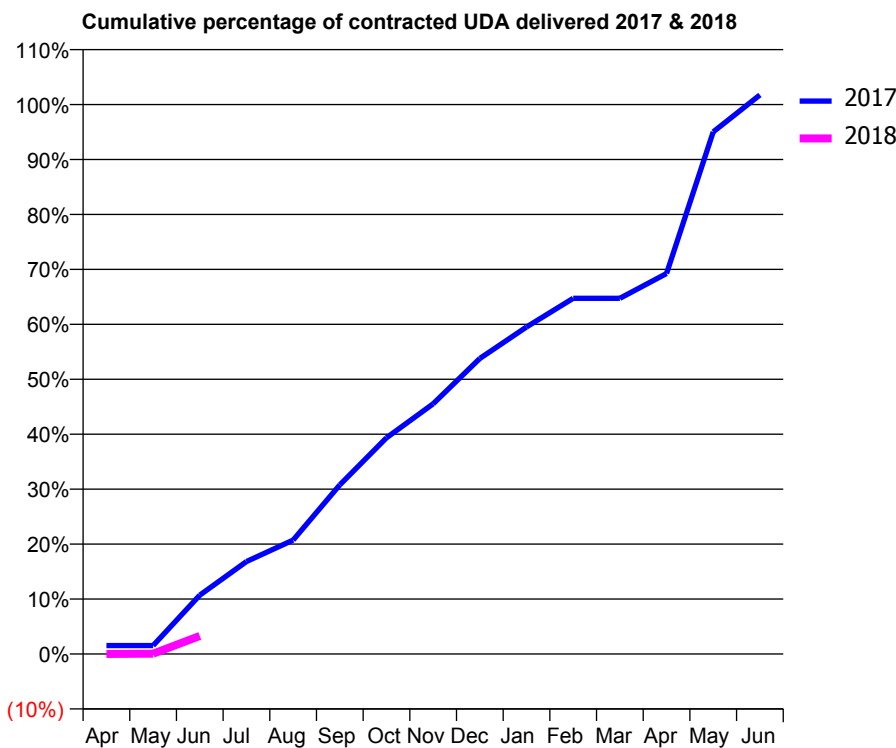
17/18 Contracted general activity (UDA)	4,022
Carry forward general activity (UDA)	0
17/18 Contracted orthodontic activity (UOA)	0
Carry forward orthodontic activity (UOA)	0
Baseline contract value	£101,232.98

ACCESS*

Patients seen in 24 months	Total	Change since previous quarter
Quarter ending June 2016	1,255	
Quarter ending September 2016	1,251	→
Quarter ending December 2016	1,236	↓
Quarter ending March 2017	1,151	↓
Quarter ending June 2017	1,268	↑
Variance since June 2016	1.0%	→



ACTIVITY



Month	Adjusted Scheduled Activity (UDA)	
	2017	2018
April	62	0
May	62	2
June	431	132
July	677	
August	834	
September	1,238	
October	1,583	
November	1,832	
December	2,163	
January	2,394	
February	2,603	
March	2,603	
April	2,785	
May	3,822	
June	4,092	

QUALITY

	Quantity	Base Number	Contract	AT	Region	England
% of FP17s for the same patient ID Re-attending within 3 months - Children	7	123	5.7%	10.1%	11.5%	12.0%
% of FP17s for the same patient ID Re-attending within 3 months - Adults	37	358	10.3%	15.8%	16.8%	16.0%
% of FP17s for the same patient ID Re-attending between 3 & 9 months - Children	24	123	19.5%	47.1%	47.3%	58.0%
% of FP17s for the same patient ID Re-attending between 3 & 9 months - Adults	83	358	23.2%	37.7%	38.3%	50.9%
% of FP17s for Band 1 Urgent Courses	6	50	12.0%	11.4%	10.7%	9.1%
% of FP17s Relating to Free Repair or Replacements	0	50	0.0%	0.6%	0.6%	0.8%
% of FP17s Relating to Continuations	0	50	0.0%	0.6%	0.8%	1.1%
% of Patients satisfied with the dentistry they have received	8	9	N/A	90.4%	89.8%	91.7%
% of Patients satisfied with the time they had to wait for an appointment	6	9	N/A	84.2%	83.6%	88.0%

* This is based on patients treated on this contract for their most recent course of treatment. Figures in italics indicate the base number of FP17s or Patient Questionnaire responses are less than 100. N/A is shown where the base number of responses is less than 10 during the period. % is calculated as Quantity/Base number*100

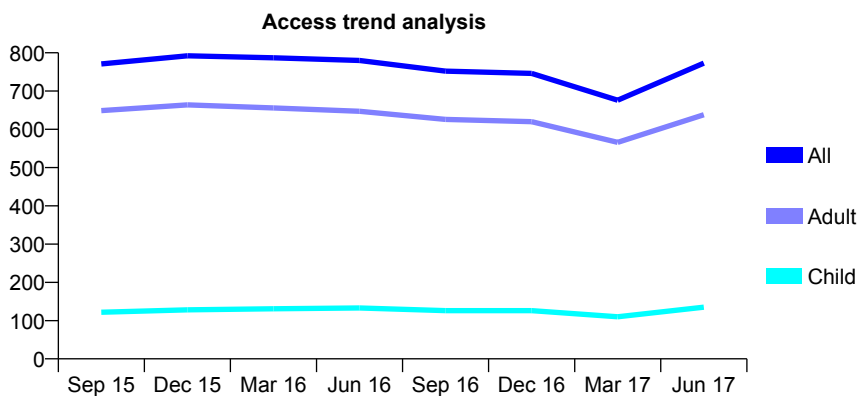
Q62 - Vital Signs At a Glance Contract Report for 736090/0001 - June 2017

Name or company name	MR AW KACZMARSKI
Contract type name	GDS Contract
Purpose of contract	General
Contract start date	01/04/2006
Contract end date	

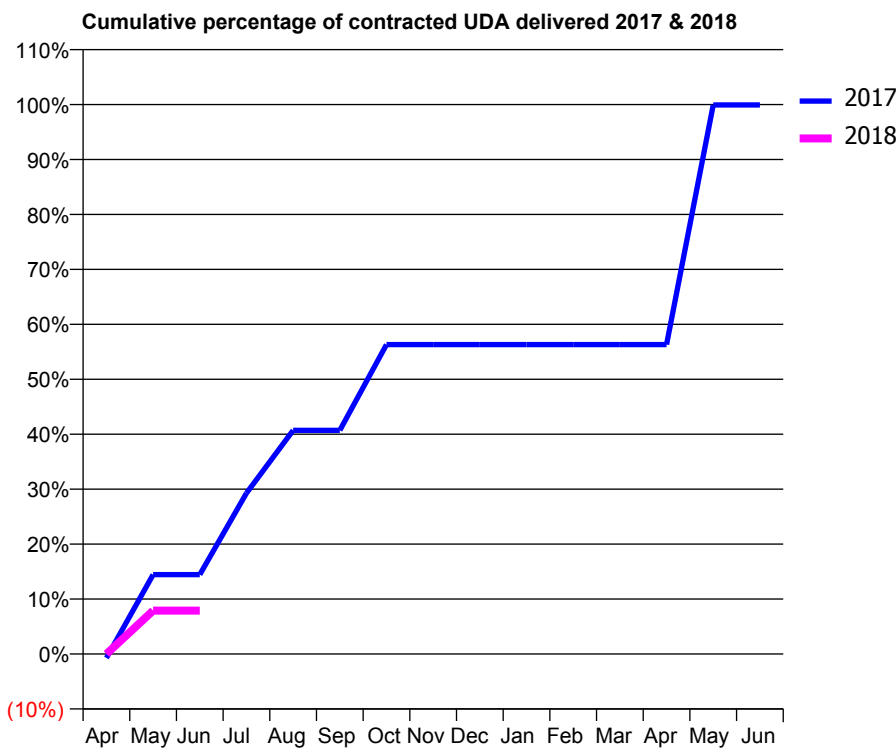
17/18 Contracted general activity (UDA)	2,282
Carry forward general activity (UDA)	0
17/18 Contracted orthodontic activity (UOA)	0
Carry forward orthodontic activity (UOA)	0
Baseline contract value	£56,742.41

ACCESS*

Patients seen in 24 months	Total	Change since previous quarter
Quarter ending June 2016	780	
Quarter ending September 2016	752	↓
Quarter ending December 2016	746	→
Quarter ending March 2017	676	↓
Quarter ending June 2017	773	↑
Variance since June 2016	(0.9%)	→



ACTIVITY



Month	Adjusted Scheduled Activity (UDA)	
	2017	2018
April	-17	0
May	330	180
June	330	180
July	668	
August	929	
September	929	
October	1,285	
November	1,285	
December	1,285	
January	1,285	
February	1,285	
March	1,285	
April	1,285	
May	2,280	
June	2,280	

QUALITY

	Quantity	Base Number	Contract	AT	Region	England
% of FP17s for the same patient ID Re-attending within 3 months - Children	5	87	5.7%	10.1%	11.5%	12.0%
% of FP17s for the same patient ID Re-attending within 3 months - Adults	33	363	9.1%	15.8%	16.8%	16.0%
% of FP17s for the same patient ID Re-attending between 3 & 9 months - Children	27	87	31.0%	47.1%	47.3%	58.0%
% of FP17s for the same patient ID Re-attending between 3 & 9 months - Adults	145	363	39.9%	37.7%	38.3%	50.9%
% of FP17s for Band 1 Urgent Courses	0	63	0.0%	11.4%	10.7%	9.1%
% of FP17s Relating to Free Repair or Replacements	0	63	0.0%	0.6%	0.6%	0.8%
% of FP17s Relating to Continuations	2	63	3.2%	0.6%	0.8%	1.1%
% of Patients satisfied with the dentistry they have received	1	1	N/A	90.4%	89.8%	91.7%
% of Patients satisfied with the time they had to wait for an appointment	1	1	N/A	84.2%	83.6%	88.0%

* This is based on patients treated on this contract for their most recent course of treatment. Figures in italics indicate the base number of FP17s or Patient Questionnaire responses are less than 100. N/A is shown where the base number of responses is less than 10 during the period. % is calculated as Quantity/Base number*100

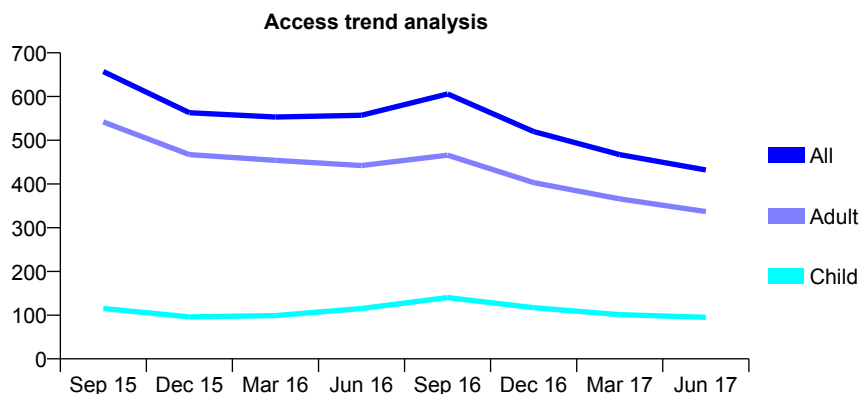
Q62 - Vital Signs At a Glance Contract Report for 739383/0001 - June 2017

Name or company name	MISS S NAGHIBI
Contract type name	GDS Contract
Purpose of contract	General
Contract start date	01/04/2011
Contract end date	

17/18 Contracted general activity (UDA)	2,399
Carry forward general activity (UDA)	0
17/18 Contracted orthodontic activity (UOA)	0
Carry forward orthodontic activity (UOA)	0
Baseline contract value	£88,020.74

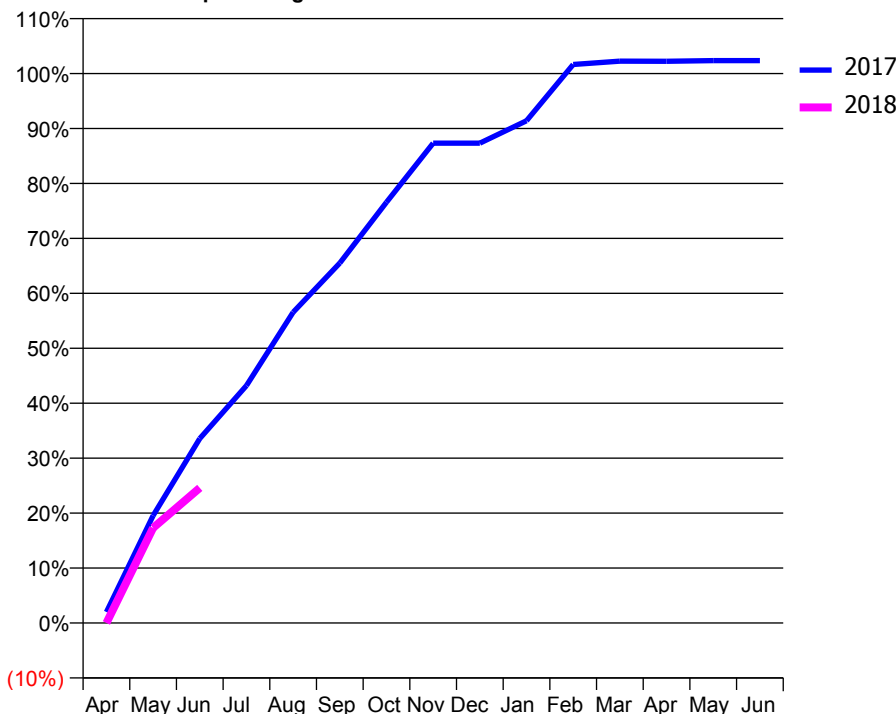
ACCESS*

Patients seen in 24 months	Total	Change since previous quarter
Quarter ending June 2016	557	
Quarter ending September 2016	606	↑
Quarter ending December 2016	520	↓
Quarter ending March 2017	467	↓
Quarter ending June 2017	432	↓
Variance since June 2016	(22.4%)	↓



ACTIVITY

Cumulative percentage of contracted UDA delivered 2017 & 2018



Month	Adjusted Scheduled Activity (UDA)	
	2017	2018
April	48	0
May	469	415
June	805	590
July	1,036	
August	1,357	
September	1,572	
October	1,837	
November	2,095	
December	2,095	
January	2,193	
February	2,438	
March	2,453	
April	2,452	
May	2,455	
June	2,455	

QUALITY

	Quantity	Base Number	Contract	AT	Region	England
% of FP17s for the same patient ID Re-attending within 3 months - Children	0	22	0.0%	10.1%	11.5%	12.0%
% of FP17s for the same patient ID Re-attending within 3 months - Adults	5	79	6.3%	15.8%	16.8%	16.0%
% of FP17s for the same patient ID Re-attending between 3 & 9 months - Children	3	22	13.6%	47.1%	47.3%	58.0%
% of FP17s for the same patient ID Re-attending between 3 & 9 months - Adults	1	79	1.3%	37.7%	38.3%	50.9%
% of FP17s for Band 1 Urgent Courses	1	101	1.0%	11.4%	10.7%	9.1%
% of FP17s Relating to Free Repair or Replacements	1	101	1.0%	0.6%	0.6%	0.8%
% of FP17s Relating to Continuations	0	101	0.0%	0.6%	0.8%	1.1%
% of Patients satisfied with the dentistry they have received	2	2	N/A	90.4%	89.8%	91.7%
% of Patients satisfied with the time they had to wait for an appointment	2	2	N/A	84.2%	83.6%	88.0%

* This is based on patients treated on this contract for their most recent course of treatment. Figures in italics indicate the base number of FP17s or Patient Questionnaire responses are less than 100. N/A is shown where the base number of responses is less than 10 during the period. % is calculated as Quantity/Base number*100

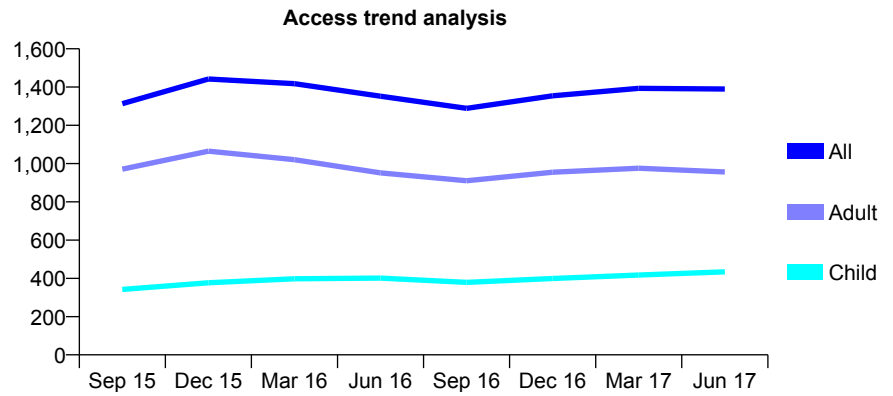
Q62 - Vital Signs At a Glance Contract Report for 739383/0003 - June 2017

Name or company name	MISS S NAGHIBI
Contract type name	PDS Plus Contract
Purpose of contract	General
Contract start date	01/05/2013
Contract end date	31/03/2018

17/18 Contracted general activity (UDA)	6,000
Carry forward general activity (UDA)	0
17/18 Contracted orthodontic activity (UOA)	0
Carry forward orthodontic activity (UOA)	0
Baseline contract value	£153,517.06

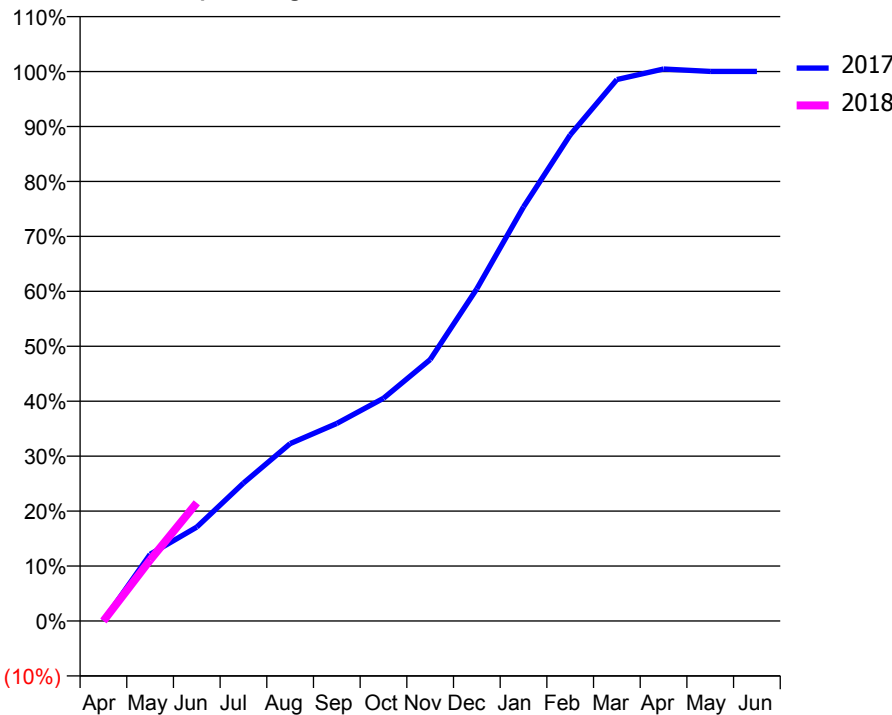
ACCESS*

Patients seen in 24 months	Total	Change since previous quarter
Quarter ending June 2016	1,352	
Quarter ending September 2016	1,289	↓
Quarter ending December 2016	1,354	↑
Quarter ending March 2017	1,393	↑
Quarter ending June 2017	1,390	→
Variance since June 2016	2.8%	↑



ACTIVITY

Cumulative percentage of contracted UDA delivered 2017 & 2018



Month	Adjusted Scheduled Activity (UDA)	
	2017	2018
April	4	0
May	729	666
June	1,025	1,291
July	1,506	
August	1,938	
September	2,158	
October	2,433	
November	2,854	
December	3,628	
January	4,521	
February	5,308	
March	5,913	
April	6,027	
May	6,000	
June	6,000	

QUALITY

	Quantity	Base Number	Contract	AT	Region	England
% of FP17s for the same patient ID Re-attending within 3 months - Children	10	114	8.8%	10.1%	11.5%	12.0%
% of FP17s for the same patient ID Re-attending within 3 months - Adults	11	170	6.5%	15.8%	16.8%	16.0%
% of FP17s for the same patient ID Re-attending between 3 & 9 months - Children	27	114	23.7%	47.1%	47.3%	58.0%
% of FP17s for the same patient ID Re-attending between 3 & 9 months - Adults	35	170	20.6%	37.7%	38.3%	50.9%
% of FP17s for Band 1 Urgent Courses	0	243	0.0%	11.4%	10.7%	9.1%
% of FP17s Relating to Free Repair or Replacements	0	243	0.0%	0.6%	0.6%	0.8%
% of FP17s Relating to Continuations	0	243	0.0%	0.6%	0.8%	1.1%
% of Patients satisfied with the dentistry they have received	1	1	N/A	90.4%	89.8%	91.7%
% of Patients satisfied with the time they had to wait for an appointment	1	1	N/A	84.2%	83.6%	88.0%

* This is based on patients treated on this contract for their most recent course of treatment. Figures in italics indicate the base number of FP17s or Patient Questionnaire responses are less than 100. N/A is shown where the base number of responses is less than 10 during the period. % is calculated as Quantity/Base number*100

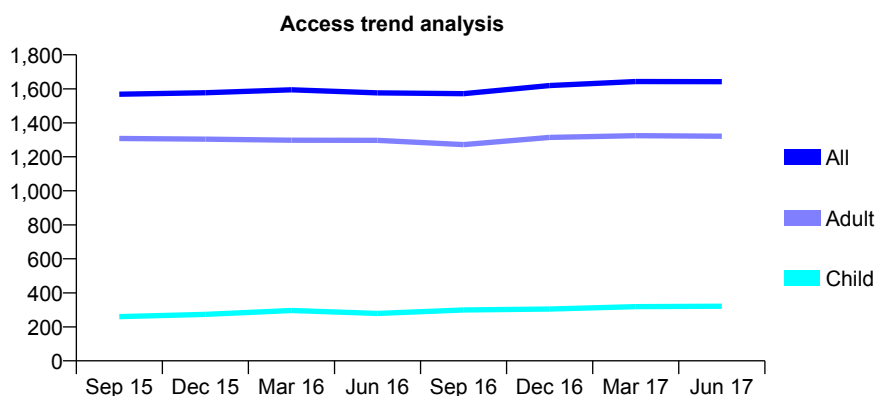
Q62 - Vital Signs At a Glance Contract Report for 740489/0001 - June 2017

Name or company name	MR TS CHEEMA
Contract type name	GDS Contract
Purpose of contract	General and Orthodontic
Contract start date	01/04/2006
Contract end date	

17/18 Contracted general activity (UDA)	6,236
Carry forward general activity (UDA)	0
17/18 Contracted orthodontic activity (UOA)	774
Carry forward orthodontic activity (UOA)	0
Baseline contract value	£203,223.35

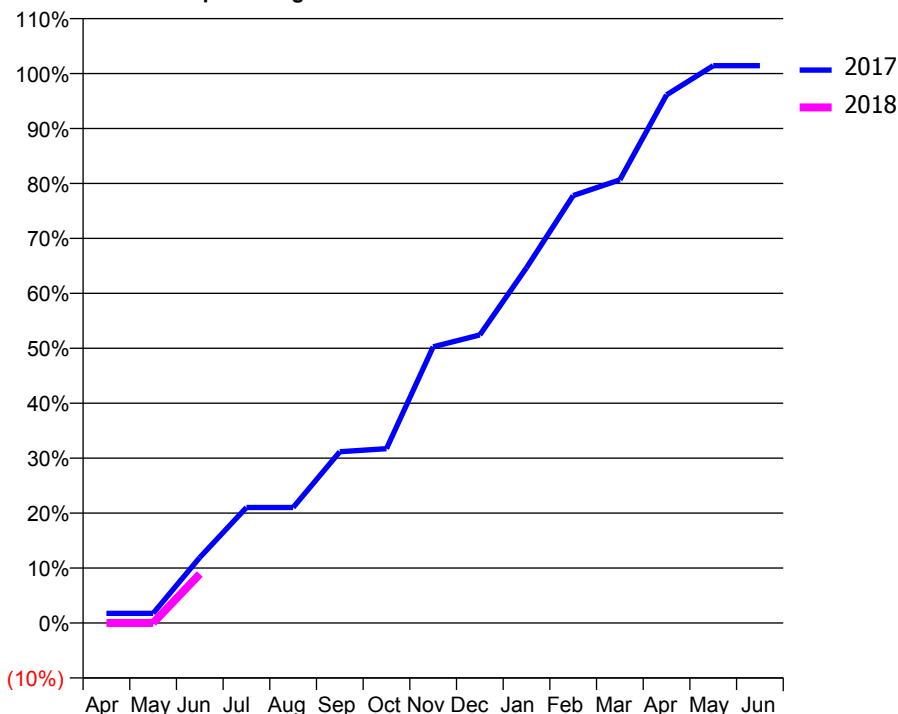
ACCESS*

Patients seen in 24 months	Total	Change since previous quarter
Quarter ending June 2016	1,576	
Quarter ending September 2016	1,571	→
Quarter ending December 2016	1,619	↑
Quarter ending March 2017	1,643	→
Quarter ending June 2017	1,642	→
Variance since June 2016	4.2%	↑



ACTIVITY

Cumulative percentage of contracted UDA delivered 2017 & 2018



Month	Adjusted Scheduled Activity (UDA)	
	2017	2018
April	110	0
May	110	0
June	744	556
July	1,311	
August	1,311	
September	1,943	
October	1,979	
November	3,135	
December	3,269	
January	4,032	
February	4,851	
March	5,030	
April	5,993	
May	6,325	
June	6,325	

QUALITY

	Quantity	Base Number	Contract	AT	Region	England
% of FP17s for the same patient ID Re-attending within 3 months - Children	24	179	13.4%	10.1%	11.5%	12.0%
% of FP17s for the same patient ID Re-attending within 3 months - Adults	147	587	25.0%	15.8%	16.8%	16.0%
% of FP17s for the same patient ID Re-attending between 3 & 9 months - Children	54	179	30.2%	47.1%	47.3%	58.0%
% of FP17s for the same patient ID Re-attending between 3 & 9 months - Adults	234	587	39.9%	37.7%	38.3%	50.9%
% of FP17s for Band 1 Urgent Courses	78	299	26.1%	11.4%	10.7%	9.1%
% of FP17s Relating to Free Repair or Replacements	6	299	2.0%	0.6%	0.6%	0.8%
% of FP17s Relating to Continuations	4	299	1.3%	0.6%	0.8%	1.1%
% of Patients satisfied with the dentistry they have received	2	2	N/A	90.4%	89.8%	91.7%
% of Patients satisfied with the time they had to wait for an appointment	1	2	N/A	84.2%	83.6%	88.0%

* This is based on patients treated on this contract for their most recent course of treatment. Figures in italics indicate the base number of FP17s or Patient Questionnaire responses are less than 100. N/A is shown where the base number of responses is less than 10 during the period. % is calculated as Quantity/Base number*100

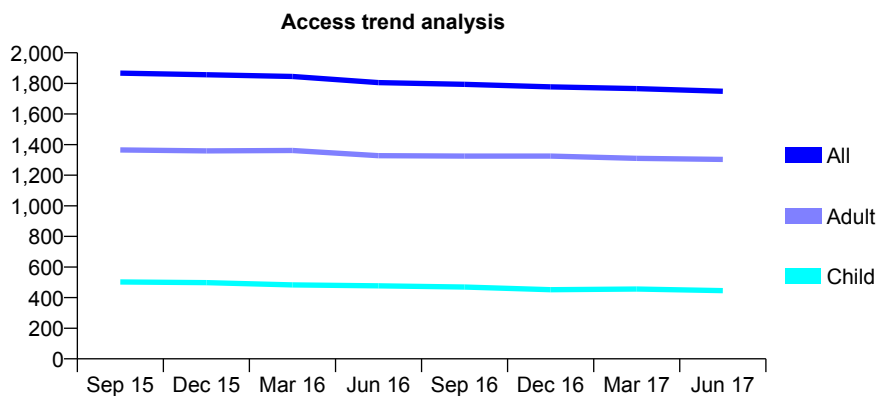
Q62 - Vital Signs At a Glance Contract Report for 740586/0001 - June 2017

Name or company name	MR NH ADATIA AND MR M BHATT
Contract type name	GDS Contract
Purpose of contract	General
Contract start date	01/04/2006
Contract end date	

17/18 Contracted general activity (UDA)	4,903
Carry forward general activity (UDA)	0
17/18 Contracted orthodontic activity (UOA)	0
Carry forward orthodontic activity (UOA)	0
Baseline contract value	£118,014.38

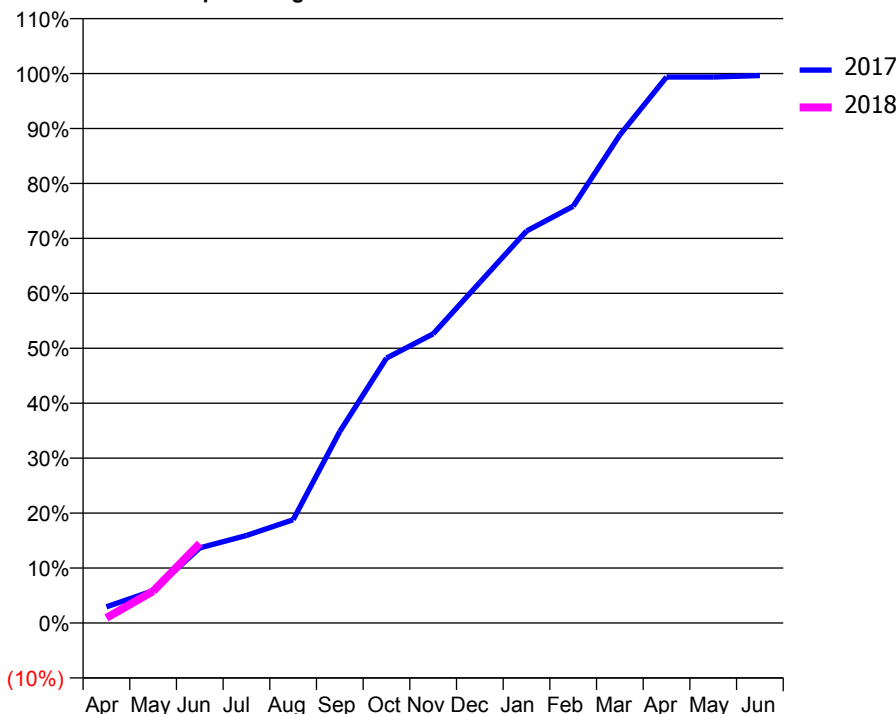
ACCESS*

Patients seen in 24 months	Total	Change since previous quarter
Quarter ending June 2016	1,805	
Quarter ending September 2016	1,794	→
Quarter ending December 2016	1,777	→
Quarter ending March 2017	1,766	→
Quarter ending June 2017	1,749	→
Variance since June 2016	(3.1%)	↓



ACTIVITY

Cumulative percentage of contracted UDA delivered 2017 & 2018



Adjusted Scheduled Activity (UDA)

Month	2017	2018
April	145	46
May	288	284
June	671	710
July	781	
August	921	
September	1,709	
October	2,363	
November	2,580	
December	3,039	
January	3,498	
February	3,719	
March	4,356	
April	4,871	
May	4,871	
June	4,885	

QUALITY

	Quantity	Base Number	Contract	AT	Region	England
% of FP17s for the same patient ID Re-attending within 3 months - Children	5	124	4.0%	10.1%	11.5%	12.0%
% of FP17s for the same patient ID Re-attending within 3 months - Adults	61	356	17.1%	15.8%	16.8%	16.0%
% of FP17s for the same patient ID Re-attending between 3 & 9 months - Children	50	124	40.3%	47.1%	47.3%	58.0%
% of FP17s for the same patient ID Re-attending between 3 & 9 months - Adults	121	356	34.0%	37.7%	38.3%	50.9%
% of FP17s for Band 1 Urgent Courses	63	321	19.6%	11.4%	10.7%	9.1%
% of FP17s Relating to Free Repair or Replacements	0	321	0.0%	0.6%	0.6%	0.8%
% of FP17s Relating to Continuations	1	321	0.3%	0.6%	0.8%	1.1%
% of Patients satisfied with the dentistry they have received	3	3	N/A	90.4%	89.8%	91.7%
% of Patients satisfied with the time they had to wait for an appointment	3	3	N/A	84.2%	83.6%	88.0%

* This is based on patients treated on this contract for their most recent course of treatment. Figures in italics indicate the base number of FP17s or Patient Questionnaire responses are less than 100. N/A is shown where the base number of responses is less than 10 during the period. % is calculated as Quantity/Base number*100

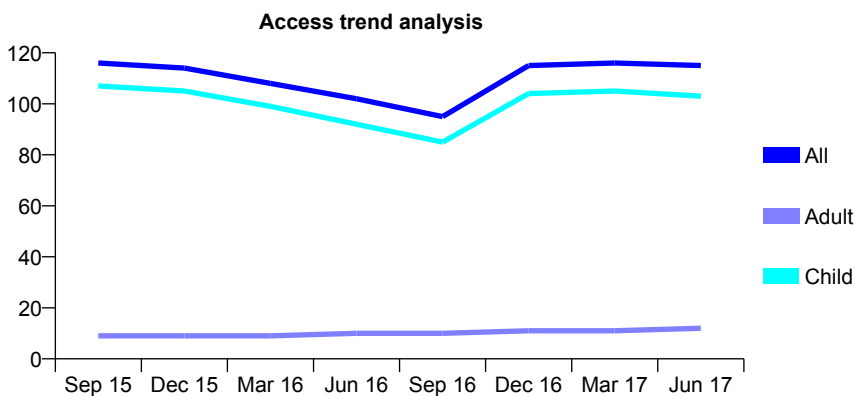
Q62 - Vital Signs At a Glance Contract Report for 743356/0002 - June 2017

Name or company name	MR LC BERNSTEIN
Contract type name	GDS Contract
Purpose of contract	General
Contract start date	06/10/2010
Contract end date	

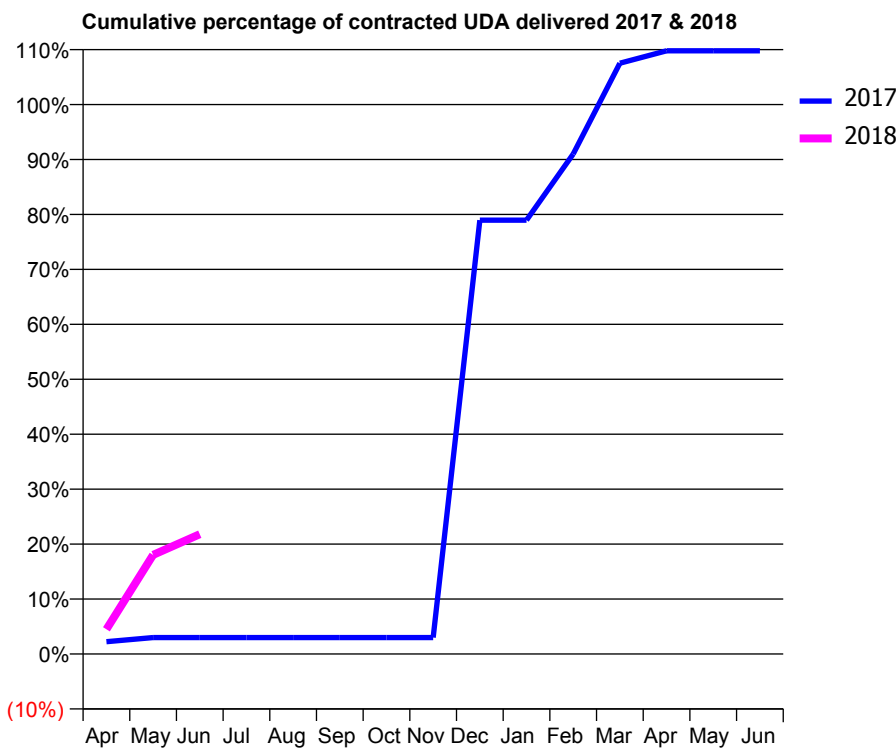
17/18 Contracted general activity (UDA)	133
Carry forward general activity (UDA)	0
17/18 Contracted orthodontic activity (UOA)	0
Carry forward orthodontic activity (UOA)	0
Baseline contract value	£5,008.32

ACCESS*

Patients seen in 24 months	Total	Change since previous quarter
Quarter ending June 2016	102	
Quarter ending September 2016	95	↓
Quarter ending December 2016	115	↑
Quarter ending March 2017	116	→
Quarter ending June 2017	115	→
Variance since June 2016	12.7%	↑



ACTIVITY



Month	Adjusted Scheduled Activity (UDA)	
	2017	2018
April	3	6
May	4	24
June	4	29
July	4	
August	4	
September	4	
October	4	
November	4	
December	105	
January	105	
February	121	
March	143	
April	146	
May	146	
June	146	

QUALITY

	Quantity	Base Number	Contract	AT	Region	England
% of FP17s for the same patient ID Re-attending within 3 months - Children	0	28	0.0%	10.1%	11.5%	12.0%
% of FP17s for the same patient ID Re-attending within 3 months - Adults	0	0	N/A	15.8%	16.8%	16.0%
% of FP17s for the same patient ID Re-attending between 3 & 9 months - Children	12	28	42.9%	47.1%	47.3%	58.0%
% of FP17s for the same patient ID Re-attending between 3 & 9 months - Adults	0	0	N/A	37.7%	38.3%	50.9%
% of FP17s for Band 1 Urgent Courses	0	25	0.0%	11.4%	10.7%	9.1%
% of FP17s Relating to Free Repair or Replacements	0	25	0.0%	0.6%	0.6%	0.8%
% of FP17s Relating to Continuations	0	25	0.0%	0.6%	0.8%	1.1%
% of Patients satisfied with the dentistry they have received	0	0	N/A	90.4%	89.8%	91.7%
% of Patients satisfied with the time they had to wait for an appointment	0	0	N/A	84.2%	83.6%	88.0%

* This is based on patients treated on this contract for their most recent course of treatment. Figures in italics indicate the base number of FP17s or Patient Questionnaire responses are less than 100. N/A is shown where the base number of responses is less than 10 during the period. % is calculated as Quantity/Base number*100

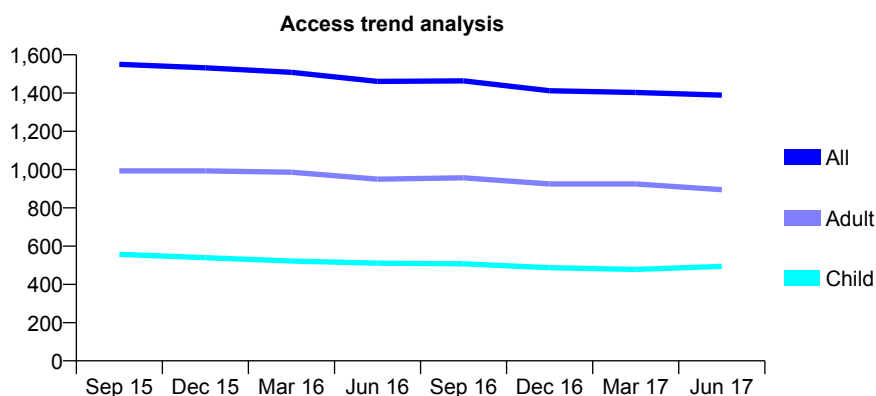
Q62 - Vital Signs At a Glance Contract Report for 746134/0001 - June 2017

Name or company name	MISS P JOSHI
Contract type name	GDS Contract
Purpose of contract	General
Contract start date	01/04/2006
Contract end date	

17/18 Contracted general activity (UDA)	5,319
Carry forward general activity (UDA)	0
17/18 Contracted orthodontic activity (UOA)	0
Carry forward orthodontic activity (UOA)	0
Baseline contract value	£148,090.40

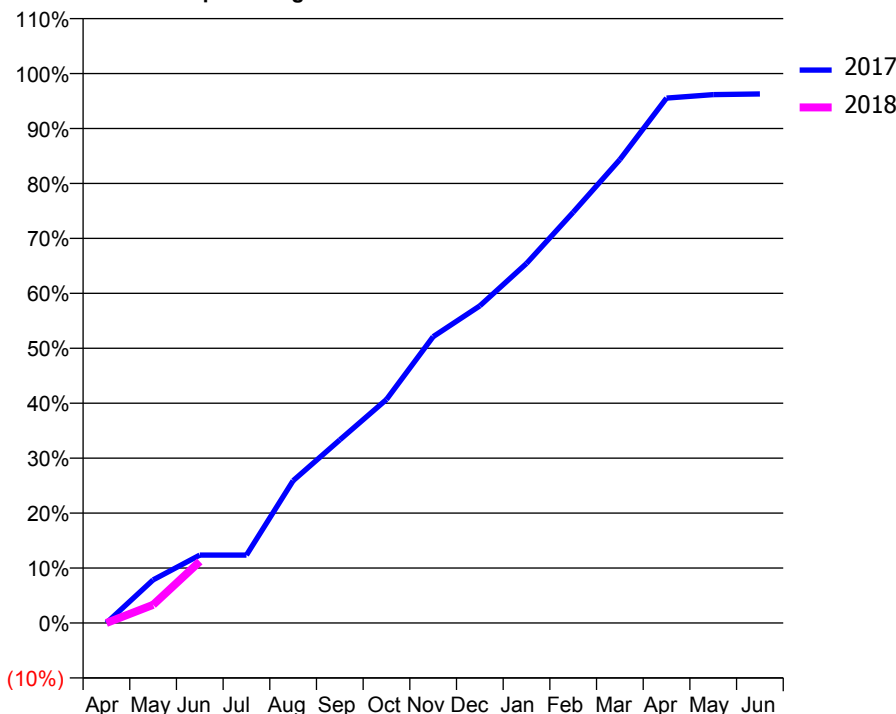
ACCESS*

Patients seen in 24 months	Total	Change since previous quarter
Quarter ending June 2016	1,461	
Quarter ending September 2016	1,464	→
Quarter ending December 2016	1,412	↓
Quarter ending March 2017	1,403	→
Quarter ending June 2017	1,389	→
Variance since June 2016	(4.9%)	↓



ACTIVITY

Cumulative percentage of contracted UDA delivered 2017 & 2018



Adjusted Scheduled Activity (UDA)

Month	2017	2018
April	0	0
May	417	176
June	657	596
July	657	
August	1,378	
September	1,772	
October	2,164	
November	2,772	
December	3,071	
January	3,480	
February	3,976	
March	4,486	
April	5,082	
May	5,115	
June	5,121	

QUALITY

	Quantity	Base Number	Contract	AT	Region	England
% of FP17s for the same patient ID Re-attending within 3 months - Children	9	189	4.8%	10.1%	11.5%	12.0%
% of FP17s for the same patient ID Re-attending within 3 months - Adults	44	240	18.3%	15.8%	16.8%	16.0%
% of FP17s for the same patient ID Re-attending between 3 & 9 months - Children	120	189	63.5%	47.1%	47.3%	58.0%
% of FP17s for the same patient ID Re-attending between 3 & 9 months - Adults	98	240	40.8%	37.7%	38.3%	50.9%
% of FP17s for Band 1 Urgent Courses	18	289	6.2%	11.4%	10.7%	9.1%
% of FP17s Relating to Free Repair or Replacements	0	289	0.0%	0.6%	0.6%	0.8%
% of FP17s Relating to Continuations	8	289	2.8%	0.6%	0.8%	1.1%
% of Patients satisfied with the dentistry they have received	3	3	N/A	90.4%	89.8%	91.7%
% of Patients satisfied with the time they had to wait for an appointment	3	3	N/A	84.2%	83.6%	88.0%

* This is based on patients treated on this contract for their most recent course of treatment. Figures in italics indicate the base number of FP17s or Patient Questionnaire responses are less than 100. N/A is shown where the base number of responses is less than 10 during the period. % is calculated as Quantity/Base number*100

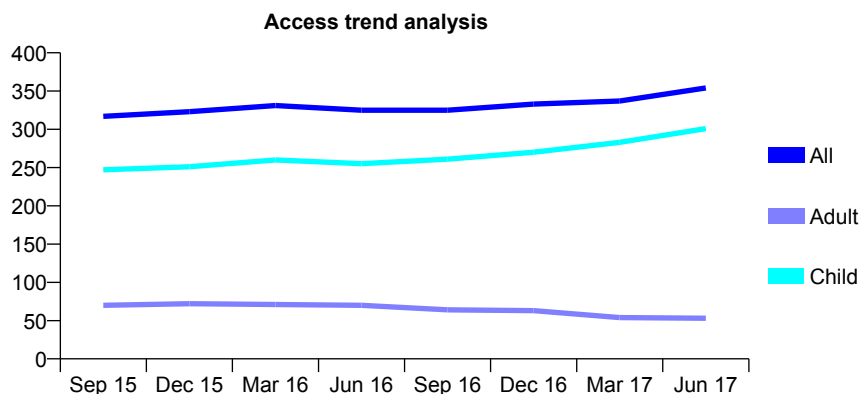
Q62 - Vital Signs At a Glance Contract Report for 746320/0002 - June 2017

Name or company name	MR C SHETH
Contract type name	GDS Contract
Purpose of contract	General
Contract start date	01/04/2006
Contract end date	

17/18 Contracted general activity (UDA)	491
Carry forward general activity (UDA)	0
17/18 Contracted orthodontic activity (UOA)	0
Carry forward orthodontic activity (UOA)	0
Baseline contract value	£11,218.78

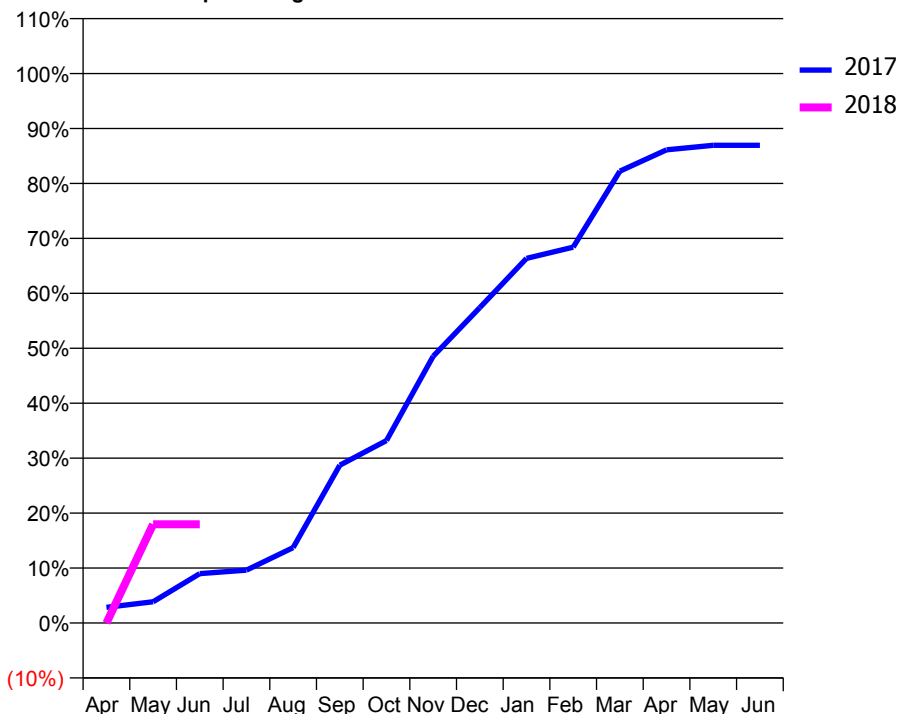
ACCESS*

Patients seen in 24 months	Total	Change since previous quarter
Quarter ending June 2016	325	
Quarter ending September 2016	325	→
Quarter ending December 2016	333	↑
Quarter ending March 2017	337	→
Quarter ending June 2017	354	↑
Variance since June 2016	8.9%	↑



ACTIVITY

Cumulative percentage of contracted UDA delivered 2017 & 2018



Month	Adjusted Scheduled Activity (UDA)	
	2017	2018
April	14	0
May	19	88
June	44	88
July	47	
August	67	
September	141	
October	163	
November	238	
December	282	
January	326	
February	336	
March	404	
April	423	
May	427	
June	427	

QUALITY

	Quantity	Base Number	Contract	AT	Region	England
% of FP17s for the same patient ID Re-attending within 3 months - Children	3	88	3.4%	10.1%	11.5%	12.0%
% of FP17s for the same patient ID Re-attending within 3 months - Adults	0	3	0.0%	15.8%	16.8%	16.0%
% of FP17s for the same patient ID Re-attending between 3 & 9 months - Children	49	88	55.7%	47.1%	47.3%	58.0%
% of FP17s for the same patient ID Re-attending between 3 & 9 months - Adults	1	3	33.3%	37.7%	38.3%	50.9%
% of FP17s for Band 1 Urgent Courses	1	74	1.4%	11.4%	10.7%	9.1%
% of FP17s Relating to Free Repair or Replacements	1	74	1.4%	0.6%	0.6%	0.8%
% of FP17s Relating to Continuations	0	74	0.0%	0.6%	0.8%	1.1%
% of Patients satisfied with the dentistry they have received	0	0	N/A	90.4%	89.8%	91.7%
% of Patients satisfied with the time they had to wait for an appointment	0	0	N/A	84.2%	83.6%	88.0%

* This is based on patients treated on this contract for their most recent course of treatment. Figures in italics indicate the base number of FP17s or Patient Questionnaire responses are less than 100. N/A is shown where the base number of responses is less than 10 during the period. % is calculated as Quantity/Base number*100

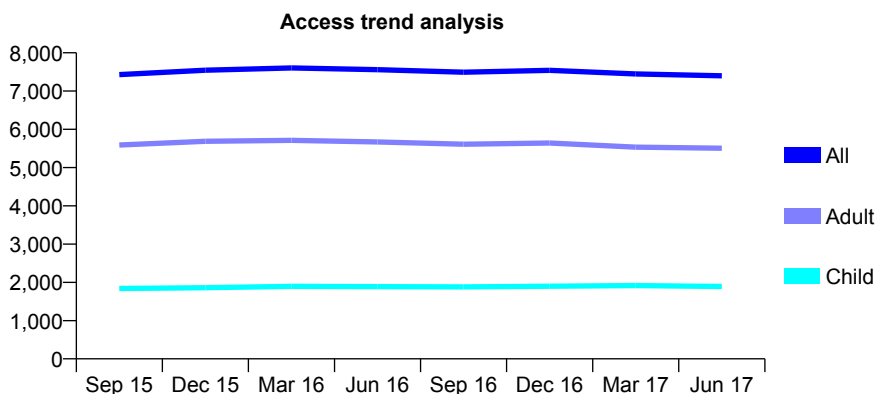
Q62 - Vital Signs At a Glance Contract Report for 755451/0001 - June 2017

Name or company name	MRS B THAKRAR
Contract type name	GDS Contract
Purpose of contract	General
Contract start date	01/04/2008
Contract end date	

17/18 Contracted general activity (UDA)	21,919
Carry forward general activity (UDA)	0
17/18 Contracted orthodontic activity (UOA)	0
Carry forward orthodontic activity (UOA)	0
Baseline contract value	£635,810.16

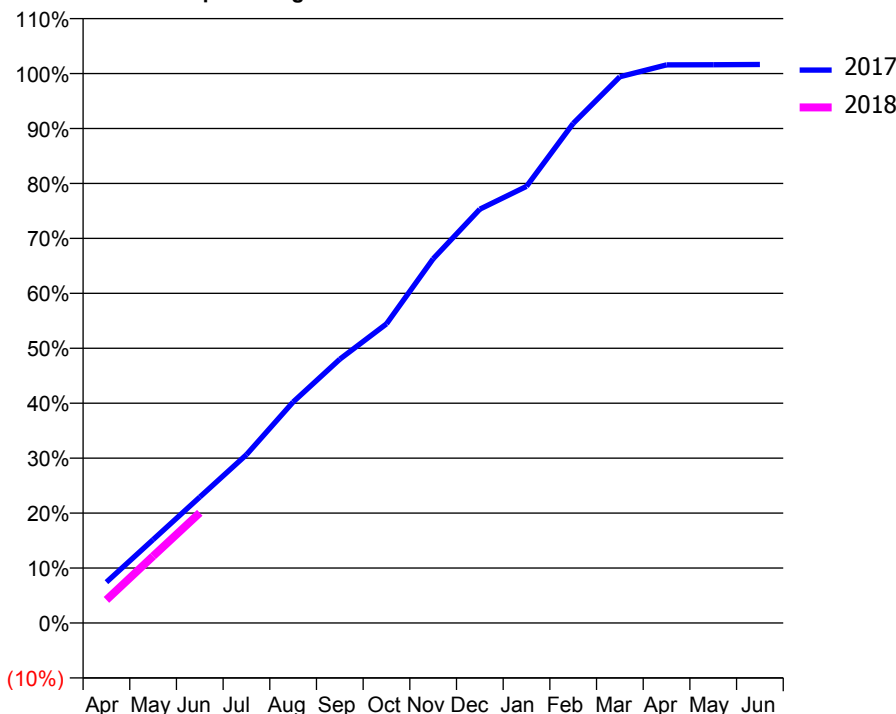
ACCESS*

Patients seen in 24 months	Total	Change since previous quarter
Quarter ending June 2016	7,558	
Quarter ending September 2016	7,492	→
Quarter ending December 2016	7,540	→
Quarter ending March 2017	7,449	↓
Quarter ending June 2017	7,397	→
Variance since June 2016	(2.1%)	↓



ACTIVITY

Cumulative percentage of contracted UDA delivered 2017 & 2018



Adjusted Scheduled Activity (UDA)		
Month	2017	2018
April	1,632	925
May	3,328	2,668
June	5,023	4,396
July	6,716	
August	8,816	
September	10,525	
October	11,933	
November	14,528	
December	16,508	
January	17,419	
February	19,926	
March	21,789	
April	22,265	
May	22,266	
June	22,278	

QUALITY

	Quantity	Base Number	Contract	AT	Region	England
% of FP17s for the same patient ID Re-attending within 3 months - Children	36	584	6.2%	10.1%	11.5%	12.0%
% of FP17s for the same patient ID Re-attending within 3 months - Adults	209	1,518	13.8%	15.8%	16.8%	16.0%
% of FP17s for the same patient ID Re-attending between 3 & 9 months - Children	337	584	57.7%	47.1%	47.3%	58.0%
% of FP17s for the same patient ID Re-attending between 3 & 9 months - Adults	697	1,518	45.9%	37.7%	38.3%	50.9%
% of FP17s for Band 1 Urgent Courses	209	1,846	11.3%	11.4%	10.7%	9.1%
% of FP17s Relating to Free Repair or Replacements	5	1,846	0.3%	0.6%	0.6%	0.8%
% of FP17s Relating to Continuations	2	1,846	0.1%	0.6%	0.8%	1.1%
% of Patients satisfied with the dentistry they have received	14	14	100.0%	90.4%	89.8%	91.7%
% of Patients satisfied with the time they had to wait for an appointment	13	14	92.9%	84.2%	83.6%	88.0%

* This is based on patients treated on this contract for their most recent course of treatment. Figures in italics indicate the base number of FP17s or Patient Questionnaire responses are less than 100. N/A is shown where the base number of responses is less than 10 during the period. % is calculated as Quantity/Base number*100

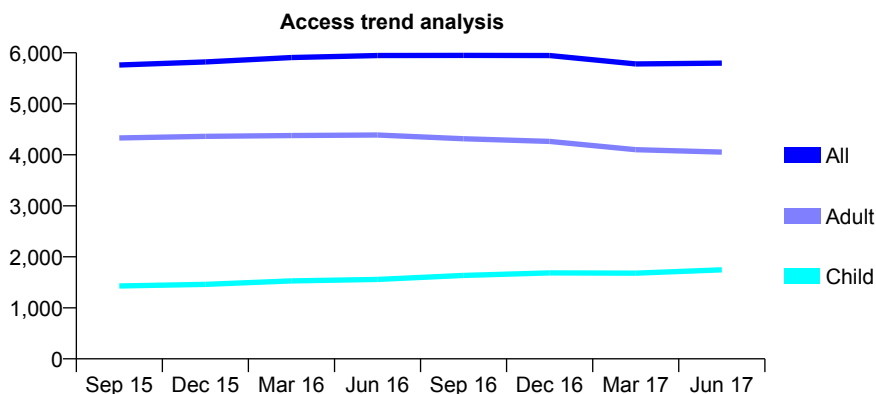
Q62 - Vital Signs At a Glance Contract Report for 755753/0001 - June 2017

Name or company name	MISS K PATEL
Contract type name	GDS Contract
Purpose of contract	General
Contract start date	01/04/2006
Contract end date	

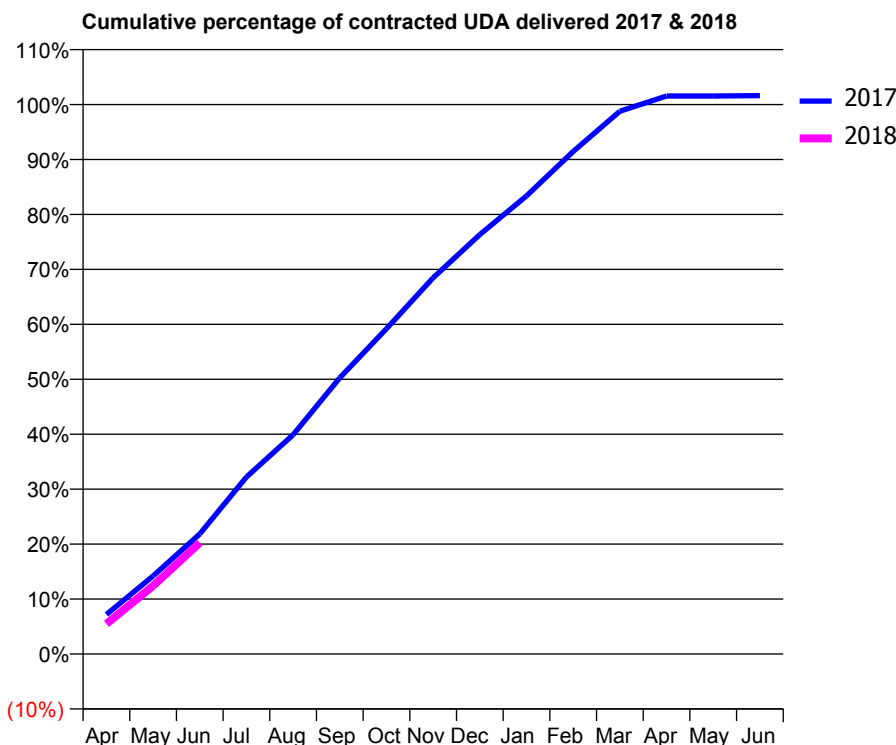
17/18 Contracted general activity (UDA)	13,557
Carry forward general activity (UDA)	0
17/18 Contracted orthodontic activity (UOA)	0
Carry forward orthodontic activity (UOA)	0
Baseline contract value	£369,054.16

ACCESS*

Patients seen in 24 months	Total	Change since previous quarter
Quarter ending June 2016	5,946	
Quarter ending September 2016	5,949	→
Quarter ending December 2016	5,947	→
Quarter ending March 2017	5,782	↓
Quarter ending June 2017	5,798	→
Variance since June 2016	(2.5%)	↓



ACTIVITY



Month	Adjusted Scheduled Activity (UDA)	
	2017	2018
April	974	746
May	1,925	1,681
June	2,961	2,747
July	4,366	
August	5,411	
September	6,815	
October	8,026	
November	9,283	
December	10,348	
January	11,302	
February	12,398	
March	13,391	
April	13,766	
May	13,766	
June	13,778	

QUALITY

	Quantity	Base Number	Contract	AT	Region	England
% of FP17s for the same patient ID Re-attending within 3 months - Children	38	643	5.9%	10.1%	11.5%	12.0%
% of FP17s for the same patient ID Re-attending within 3 months - Adults	130	1,148	11.3%	15.8%	16.8%	16.0%
% of FP17s for the same patient ID Re-attending between 3 & 9 months - Children	357	643	55.5%	47.1%	47.3%	58.0%
% of FP17s for the same patient ID Re-attending between 3 & 9 months - Adults	529	1,148	46.1%	37.7%	38.3%	50.9%
% of FP17s for Band 1 Urgent Courses	84	1,339	6.3%	11.4%	10.7%	9.1%
% of FP17s Relating to Free Repair or Replacements	14	1,339	1.0%	0.6%	0.6%	0.8%
% of FP17s Relating to Continuations	7	1,339	0.5%	0.6%	0.8%	1.1%
% of Patients satisfied with the dentistry they have received	10	12	83.3%	90.4%	89.8%	91.7%
% of Patients satisfied with the time they had to wait for an appointment	11	12	91.7%	84.2%	83.6%	88.0%

* This is based on patients treated on this contract for their most recent course of treatment. Figures in italics indicate the base number of FP17s or Patient Questionnaire responses are less than 100. N/A is shown where the base number of responses is less than 10 during the period. % is calculated as Quantity/Base number*100

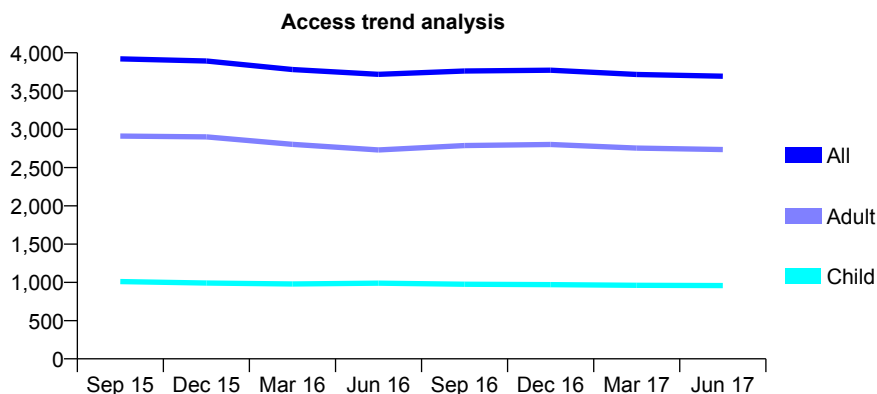
Q62 - Vital Signs At a Glance Contract Report for 763608/0001 - June 2017

Name or company name	MRS N TAVAKOLI
Contract type name	GDS Contract
Purpose of contract	General
Contract start date	01/04/2006
Contract end date	

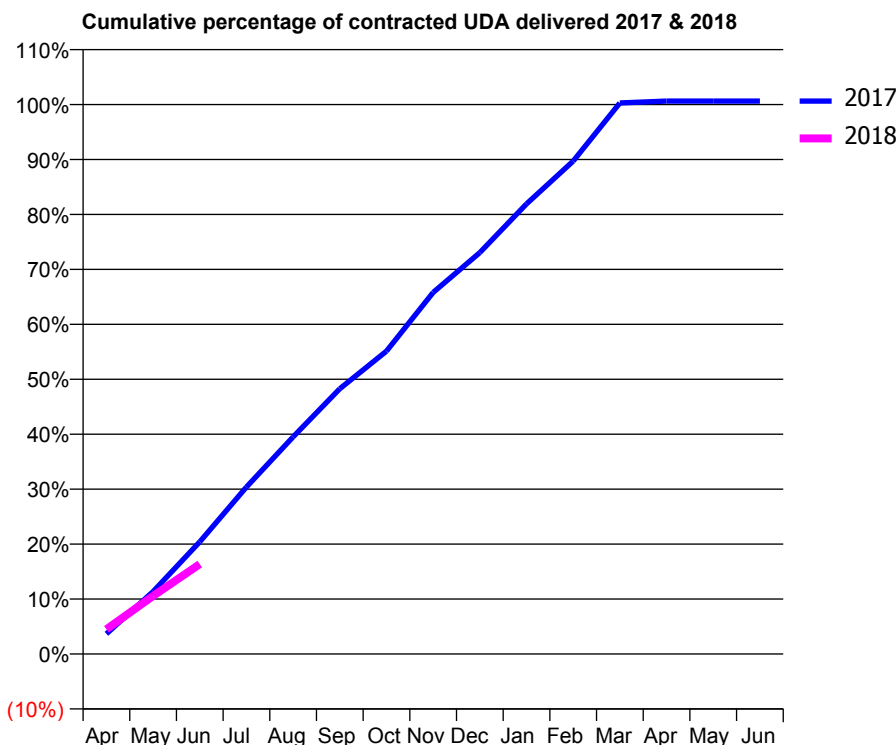
17/18 Contracted general activity (UDA)	10,618
Carry forward general activity (UDA)	0
17/18 Contracted orthodontic activity (UOA)	0
Carry forward orthodontic activity (UOA)	0
Baseline contract value	£303,067.03

ACCESS*

Patients seen in 24 months	Total	Change since previous quarter
Quarter ending June 2016	3,719	
Quarter ending September 2016	3,762	→
Quarter ending December 2016	3,772	→
Quarter ending March 2017	3,716	↓
Quarter ending June 2017	3,694	→
Variance since June 2016	(0.7%)	→



ACTIVITY



Month	Adjusted Scheduled Activity (UDA)	
	2017	2018
April	390	478
May	1,207	1,123
June	2,167	1,739
July	3,226	
August	4,196	
September	5,125	
October	5,854	
November	6,986	
December	7,757	
January	8,697	
February	9,525	
March	10,649	
April	10,684	
May	10,684	
June	10,684	

QUALITY

	Quantity	Base Number	Contract	AT	Region	England
% of FP17s for the same patient ID Re-attending within 3 months - Children	6	171	3.5%	10.1%	11.5%	12.0%
% of FP17s for the same patient ID Re-attending within 3 months - Adults	26	473	5.5%	15.8%	16.8%	16.0%
% of FP17s for the same patient ID Re-attending between 3 & 9 months - Children	57	171	33.3%	47.1%	47.3%	58.0%
% of FP17s for the same patient ID Re-attending between 3 & 9 months - Adults	181	473	38.3%	37.7%	38.3%	50.9%
% of FP17s for Band 1 Urgent Courses	40	621	6.4%	11.4%	10.7%	9.1%
% of FP17s Relating to Free Repair or Replacements	4	621	0.6%	0.6%	0.6%	0.8%
% of FP17s Relating to Continuations	0	621	0.0%	0.6%	0.8%	1.1%
% of Patients satisfied with the dentistry they have received	5	6	N/A	90.4%	89.8%	91.7%
% of Patients satisfied with the time they had to wait for an appointment	6	6	N/A	84.2%	83.6%	88.0%

* This is based on patients treated on this contract for their most recent course of treatment. Figures in italics indicate the base number of FP17s or Patient Questionnaire responses are less than 100. N/A is shown where the base number of responses is less than 10 during the period. % is calculated as Quantity/Base number*100

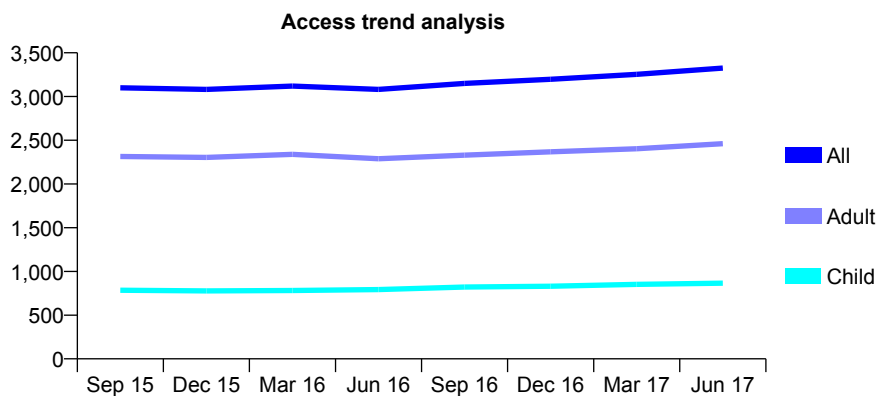
Q62 - Vital Signs At a Glance Contract Report for 763675/0002 - June 2017

Name or company name	MR SB MEHTA
Contract type name	GDS Contract
Purpose of contract	General
Contract start date	01/04/2006
Contract end date	

17/18 Contracted general activity (UDA)	9,778
Carry forward general activity (UDA)	0
17/18 Contracted orthodontic activity (UOA)	0
Carry forward orthodontic activity (UOA)	0
Baseline contract value	£236,125.04

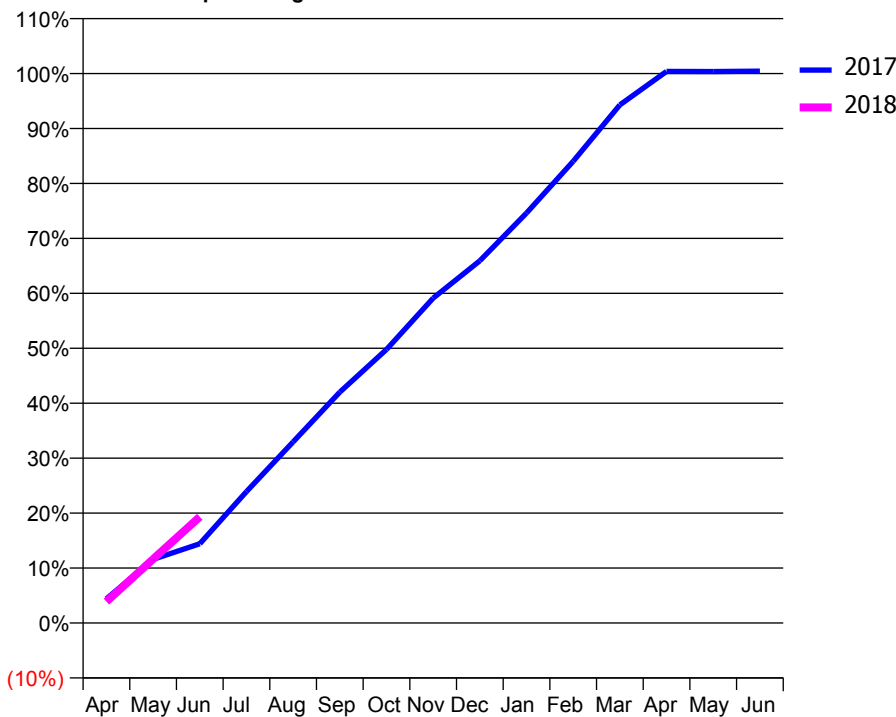
ACCESS*

Patients seen in 24 months	Total	Change since previous quarter
Quarter ending June 2016	3,081	
Quarter ending September 2016	3,150	↑
Quarter ending December 2016	3,197	→
Quarter ending March 2017	3,253	→
Quarter ending June 2017	3,326	↑
Variance since June 2016	8.0%	↑



ACTIVITY

Cumulative percentage of contracted UDA delivered 2017 & 2018



Month	Adjusted Scheduled Activity (UDA)	
	2017	2018
April	431	382
May	1,134	1,138
June	1,410	1,891
July	2,338	
August	3,224	
September	4,108	
October	4,867	
November	5,780	
December	6,447	
January	7,296	
February	8,216	
March	9,220	
April	9,815	
May	9,814	
June	9,820	

QUALITY

	Quantity	Base Number	Contract	AT	Region	England
% of FP17s for the same patient ID Re-attending within 3 months - Children	29	335	8.7%	10.1%	11.5%	12.0%
% of FP17s for the same patient ID Re-attending within 3 months - Adults	129	829	15.6%	15.8%	16.8%	16.0%
% of FP17s for the same patient ID Re-attending between 3 & 9 months - Children	167	335	49.9%	47.1%	47.3%	58.0%
% of FP17s for the same patient ID Re-attending between 3 & 9 months - Adults	387	829	46.7%	37.7%	38.3%	50.9%
% of FP17s for Band 1 Urgent Courses	64	956	6.7%	11.4%	10.7%	9.1%
% of FP17s Relating to Free Repair or Replacements	1	956	0.1%	0.6%	0.6%	0.8%
% of FP17s Relating to Continuations	12	956	1.3%	0.6%	0.8%	1.1%
% of Patients satisfied with the dentistry they have received	11	12	91.7%	90.4%	89.8%	91.7%
% of Patients satisfied with the time they had to wait for an appointment	10	12	83.3%	84.2%	83.6%	88.0%

* This is based on patients treated on this contract for their most recent course of treatment. Figures in italics indicate the base number of FP17s or Patient Questionnaire responses are less than 100. N/A is shown where the base number of responses is less than 10 during the period. % is calculated as Quantity/Base number*100

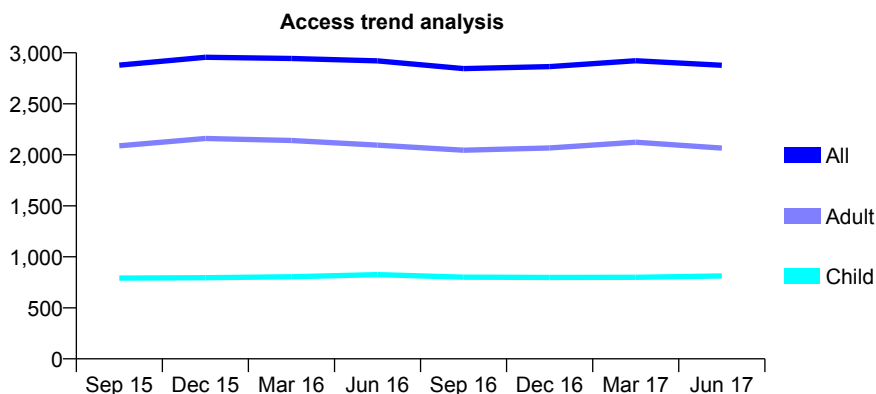
Q62 - Vital Signs At a Glance Contract Report for 763802/0001 - June 2017

Name or company name	MR R VADHER
Contract type name	GDS Contract
Purpose of contract	General
Contract start date	01/04/2006
Contract end date	

17/18 Contracted general activity (UDA)	6,390
Carry forward general activity (UDA)	0
17/18 Contracted orthodontic activity (UOA)	0
Carry forward orthodontic activity (UOA)	0
Baseline contract value	£169,177.32

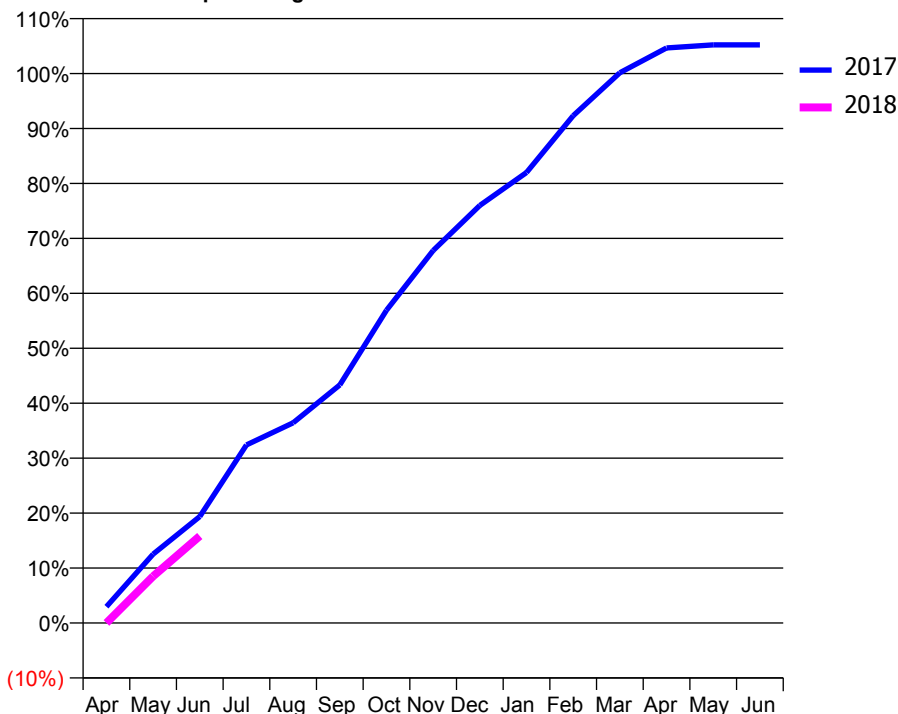
ACCESS*

Patients seen in 24 months	Total	Change since previous quarter
Quarter ending June 2016	2,921	
Quarter ending September 2016	2,845	↓
Quarter ending December 2016	2,865	→
Quarter ending March 2017	2,922	→
Quarter ending June 2017	2,878	↓
Variance since June 2016	(1.5%)	↓



ACTIVITY

Cumulative percentage of contracted UDA delivered 2017 & 2018



Adjusted Scheduled Activity (UDA)

Month	2017	2018
April	190	0
May	800	544
June	1,239	1,012
July	2,071	
August	2,329	
September	2,769	
October	3,637	
November	4,331	
December	4,855	
January	5,239	
February	5,900	
March	6,398	
April	6,687	
May	6,722	
June	6,722	

QUALITY

	Quantity	Base Number	Contract	AT	Region	England
% of FP17s for the same patient ID Re-attending within 3 months - Children	5	178	2.8%	10.1%	11.5%	12.0%
% of FP17s for the same patient ID Re-attending within 3 months - Adults	24	366	6.6%	15.8%	16.8%	16.0%
% of FP17s for the same patient ID Re-attending between 3 & 9 months - Children	45	178	25.3%	47.1%	47.3%	58.0%
% of FP17s for the same patient ID Re-attending between 3 & 9 months - Adults	103	366	28.1%	37.7%	38.3%	50.9%
% of FP17s for Band 1 Urgent Courses	4	414	1.0%	11.4%	10.7%	9.1%
% of FP17s Relating to Free Repair or Replacements	0	414	0.0%	0.6%	0.6%	0.8%
% of FP17s Relating to Continuations	1	414	0.2%	0.6%	0.8%	1.1%
% of Patients satisfied with the dentistry they have received	2	2	N/A	90.4%	89.8%	91.7%
% of Patients satisfied with the time they had to wait for an appointment	2	2	N/A	84.2%	83.6%	88.0%

* This is based on patients treated on this contract for their most recent course of treatment. Figures in italics indicate the base number of FP17s or Patient Questionnaire responses are less than 100. N/A is shown where the base number of responses is less than 10 during the period. % is calculated as Quantity/Base number*100

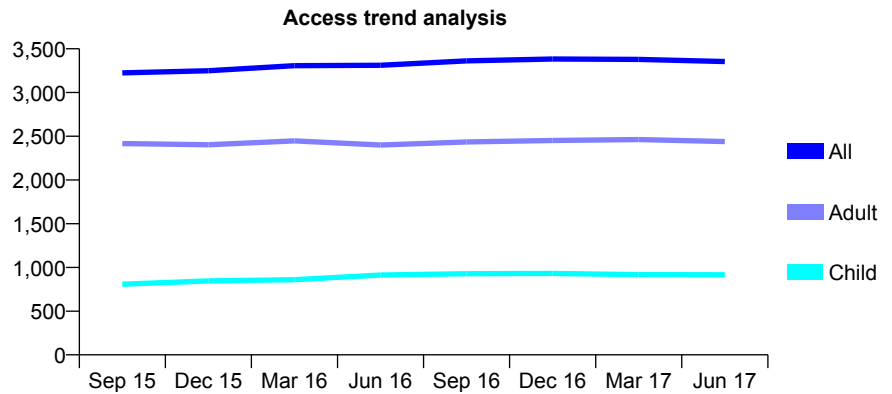
Q62 - Vital Signs At a Glance Contract Report for 763934/0001 - June 2017

Name or company name	MRS F KHOSRAVI
Contract type name	GDS Contract
Purpose of contract	General
Contract start date	01/04/2006
Contract end date	

17/18 Contracted general activity (UDA)	12,195
Carry forward general activity (UDA)	0
17/18 Contracted orthodontic activity (UOA)	0
Carry forward orthodontic activity (UOA)	0
Baseline contract value	£378,801.39

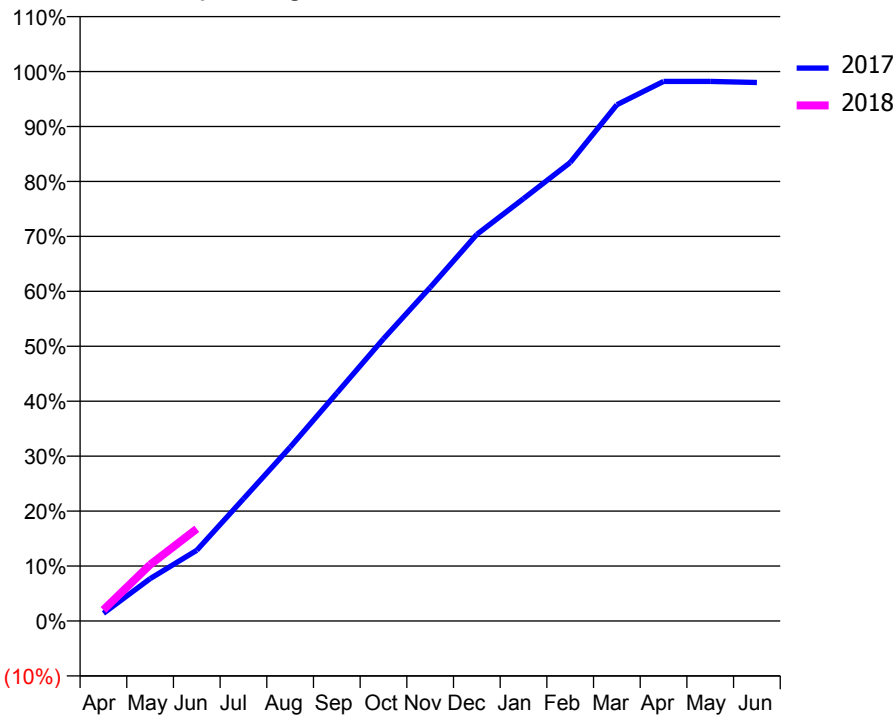
ACCESS*

Patients seen in 24 months	Total	Change since previous quarter
Quarter ending June 2016	3,312	
Quarter ending September 2016	3,362	→
Quarter ending December 2016	3,383	→
Quarter ending March 2017	3,379	→
Quarter ending June 2017	3,355	→
Variance since June 2016	1.3%	→



ACTIVITY

Cumulative percentage of contracted UDA delivered 2017 & 2018



Month	Adjusted Scheduled Activity (UDA)	
	2017	2018
April	170	246
May	941	1,250
June	1,570	2,047
July	2,711	
August	3,858	
September	5,060	
October	6,262	
November	7,404	
December	8,582	
January	9,374	
February	10,177	
March	11,456	
April	11,976	
May	11,975	
June	11,952	

QUALITY

	Quantity	Base Number	Contract	AT	Region	England
% of FP17s for the same patient ID Re-attending within 3 months - Children	28	236	11.9%	10.1%	11.5%	12.0%
% of FP17s for the same patient ID Re-attending within 3 months - Adults	135	604	22.4%	15.8%	16.8%	16.0%
% of FP17s for the same patient ID Re-attending between 3 & 9 months - Children	76	236	32.2%	47.1%	47.3%	58.0%
% of FP17s for the same patient ID Re-attending between 3 & 9 months - Adults	202	604	33.4%	37.7%	38.3%	50.9%
% of FP17s for Band 1 Urgent Courses	92	698	13.2%	11.4%	10.7%	9.1%
% of FP17s Relating to Free Repair or Replacements	0	698	0.0%	0.6%	0.6%	0.8%
% of FP17s Relating to Continuations	5	698	0.7%	0.6%	0.8%	1.1%
% of Patients satisfied with the dentistry they have received	6	8	N/A	90.4%	89.8%	91.7%
% of Patients satisfied with the time they had to wait for an appointment	7	8	N/A	84.2%	83.6%	88.0%

* This is based on patients treated on this contract for their most recent course of treatment. Figures in italics indicate the base number of FP17s or Patient Questionnaire responses are less than 100. N/A is shown where the base number of responses is less than 10 during the period. % is calculated as Quantity/Base number*100

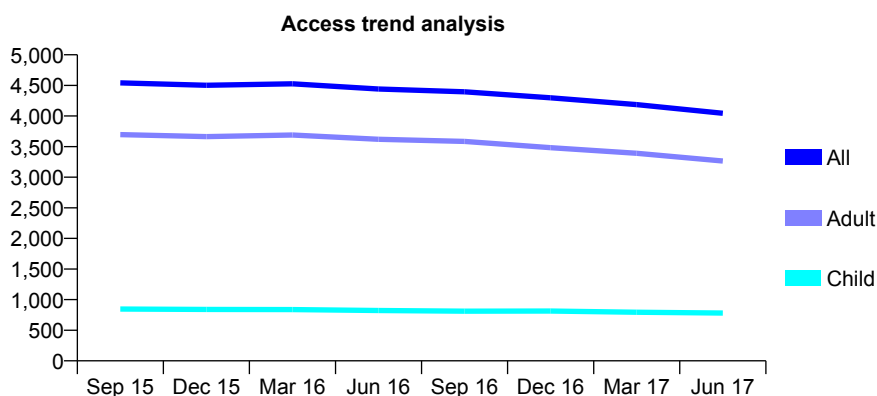
Q62 - Vital Signs At a Glance Contract Report for 764957/0003 - June 2017

Name or company name	MR GS KUMAR
Contract type name	GDS Contract
Purpose of contract	General
Contract start date	01/04/2006
Contract end date	

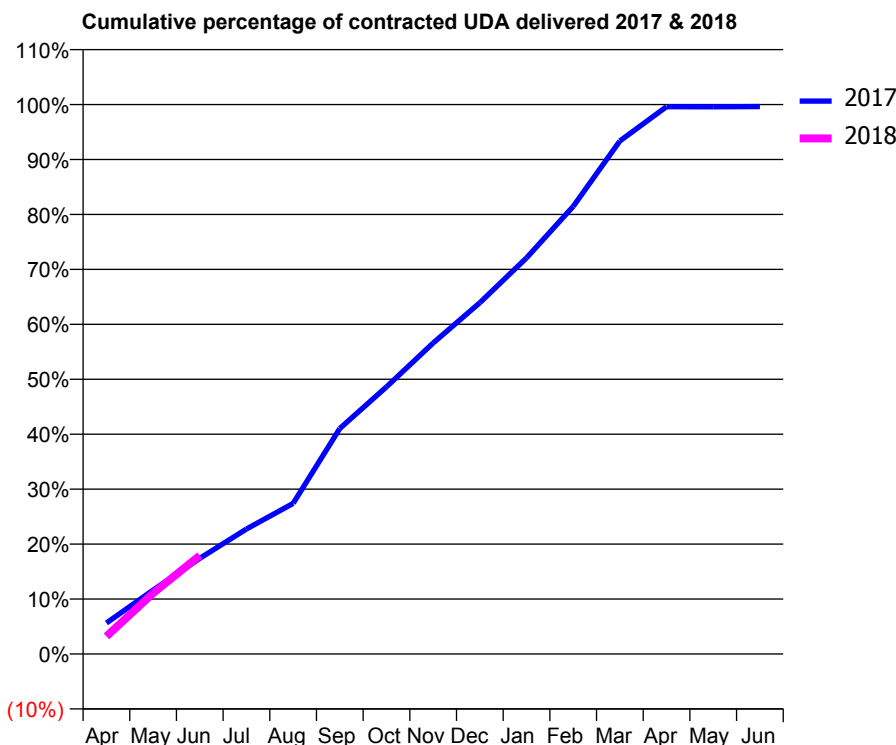
17/18 Contracted general activity (UDA)	15,834
Carry forward general activity (UDA)	0
17/18 Contracted orthodontic activity (UOA)	0
Carry forward orthodontic activity (UOA)	0
Baseline contract value	£404,804.05

ACCESS*

Patients seen in 24 months	Total	Change since previous quarter
Quarter ending June 2016	4,442	
Quarter ending September 2016	4,396	↓
Quarter ending December 2016	4,297	↓
Quarter ending March 2017	4,187	↓
Quarter ending June 2017	4,045	↓
Variance since June 2016	(8.9%)	↓



ACTIVITY



Month	Adjusted Scheduled Activity (UDA)	
	2017	2018
April	892	510
May	1,842	1,756
June	2,756	2,839
July	3,603	
August	4,341	
September	6,498	
October	7,697	
November	8,961	
December	10,121	
January	11,416	
February	12,898	
March	14,784	
April	15,770	
May	15,768	
June	15,776	

QUALITY

	Quantity	Base Number	Contract	AT	Region	England
% of FP17s for the same patient ID Re-attending within 3 months - Children	20	211	9.5%	10.1%	11.5%	12.0%
% of FP17s for the same patient ID Re-attending within 3 months - Adults	131	841	15.6%	15.8%	16.8%	16.0%
% of FP17s for the same patient ID Re-attending between 3 & 9 months - Children	89	211	42.2%	47.1%	47.3%	58.0%
% of FP17s for the same patient ID Re-attending between 3 & 9 months - Adults	296	841	35.2%	37.7%	38.3%	50.9%
% of FP17s for Band 1 Urgent Courses	67	819	8.2%	11.4%	10.7%	9.1%
% of FP17s Relating to Free Repair or Replacements	8	819	1.0%	0.6%	0.6%	0.8%
% of FP17s Relating to Continuations	7	819	0.9%	0.6%	0.8%	1.1%
% of Patients satisfied with the dentistry they have received	10	10	100.0%	90.4%	89.8%	91.7%
% of Patients satisfied with the time they had to wait for an appointment	8	10	80.0%	84.2%	83.6%	88.0%

* This is based on patients treated on this contract for their most recent course of treatment. Figures in italics indicate the base number of FP17s or Patient Questionnaire responses are less than 100. N/A is shown where the base number of responses is less than 10 during the period. % is calculated as Quantity/Base number*100

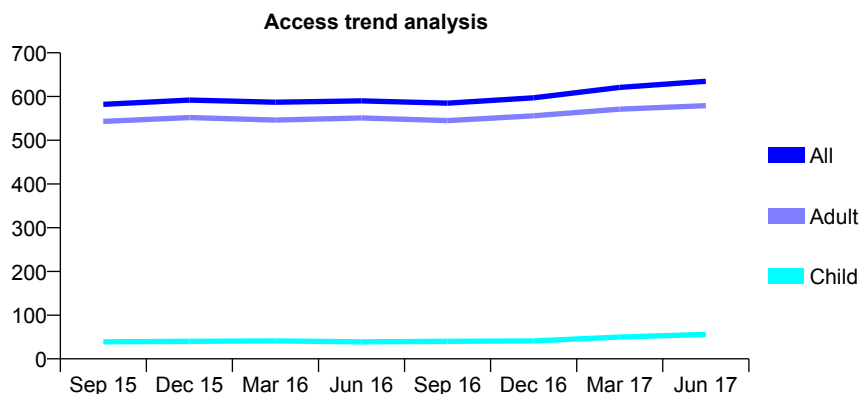
Q62 - Vital Signs At a Glance Contract Report for 766895/0001 - June 2017

Name or company name	MR M SOLTAN MOHAMMADI KHAYAT
Contract type name	GDS Contract
Purpose of contract	General
Contract start date	01/04/2006
Contract end date	

17/18 Contracted general activity (UDA)	976
Carry forward general activity (UDA)	0
17/18 Contracted orthodontic activity (UOA)	0
Carry forward orthodontic activity (UOA)	0
Baseline contract value	£35,200.34

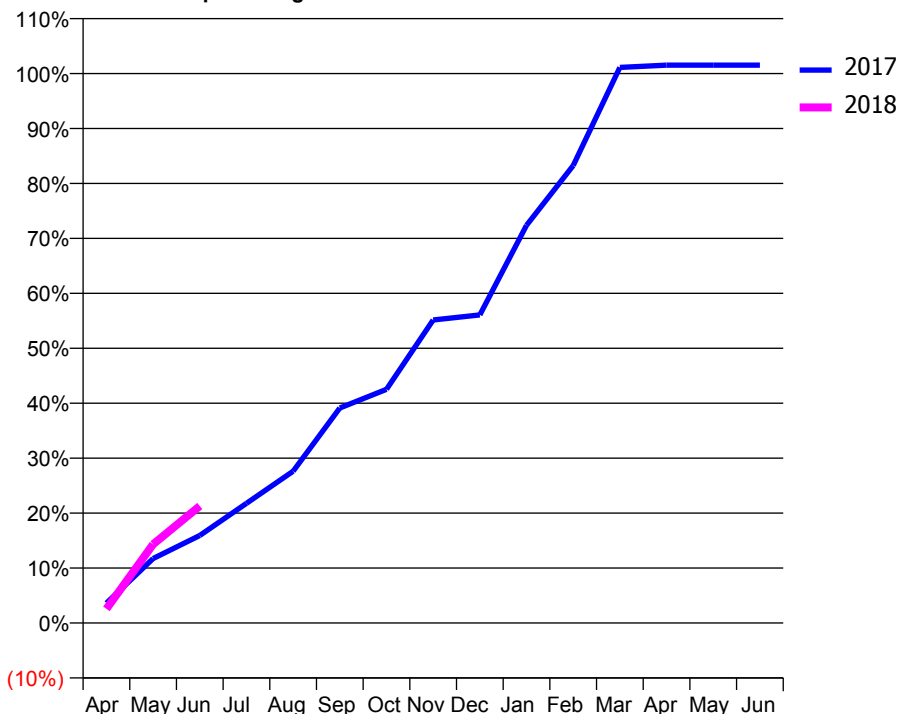
ACCESS*

Patients seen in 24 months	Total	Change since previous quarter
Quarter ending June 2016	590	
Quarter ending September 2016	585	→
Quarter ending December 2016	597	↑
Quarter ending March 2017	621	↑
Quarter ending June 2017	635	↑
Variance since June 2016	7.6%	↑



ACTIVITY

Cumulative percentage of contracted UDA delivered 2017 & 2018



Adjusted Scheduled Activity (UDA)

Month	2017	2018
April	35	25
May	115	140
June	156	208
July	213	
August	270	
September	382	
October	415	
November	538	
December	547	
January	706	
February	812	
March	987	
April	991	
May	991	
June	991	

QUALITY

	Quantity	Base Number	Contract	AT	Region	England
% of FP17s for the same patient ID Re-attending within 3 months - Children	0	15	0.0%	10.1%	11.5%	12.0%
% of FP17s for the same patient ID Re-attending within 3 months - Adults	6	121	5.0%	15.8%	16.8%	16.0%
% of FP17s for the same patient ID Re-attending between 3 & 9 months - Children	6	15	40.0%	47.1%	47.3%	58.0%
% of FP17s for the same patient ID Re-attending between 3 & 9 months - Adults	27	121	22.3%	37.7%	38.3%	50.9%
% of FP17s for Band 1 Urgent Courses	4	132	3.0%	11.4%	10.7%	9.1%
% of FP17s Relating to Free Repair or Replacements	0	132	0.0%	0.6%	0.6%	0.8%
% of FP17s Relating to Continuations	0	132	0.0%	0.6%	0.8%	1.1%
% of Patients satisfied with the dentistry they have received	1	1	N/A	90.4%	89.8%	91.7%
% of Patients satisfied with the time they had to wait for an appointment	1	1	N/A	84.2%	83.6%	88.0%

* This is based on patients treated on this contract for their most recent course of treatment. Figures in italics indicate the base number of FP17s or Patient Questionnaire responses are less than 100. N/A is shown where the base number of responses is less than 10 during the period. % is calculated as Quantity/Base number*100

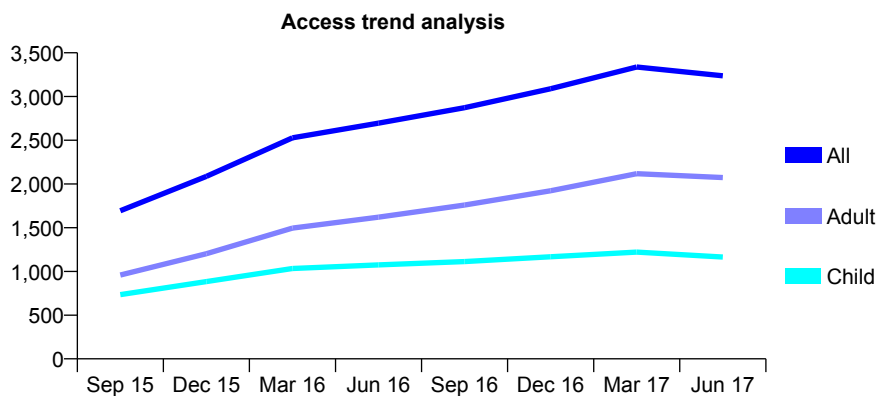
Q62 - Vital Signs At a Glance Contract Report for 766895/0004 - June 2017

Name or company name	MR M SOLTAN MOHAMMADI KHAYAT
Contract type name	GDS Contract
Purpose of contract	General
Contract start date	01/02/2015
Contract end date	

17/18 Contracted general activity (UDA)	9,365
Carry forward general activity (UDA)	0
17/18 Contracted orthodontic activity (UOA)	0
Carry forward orthodontic activity (UOA)	0
Baseline contract value	£258,284.07

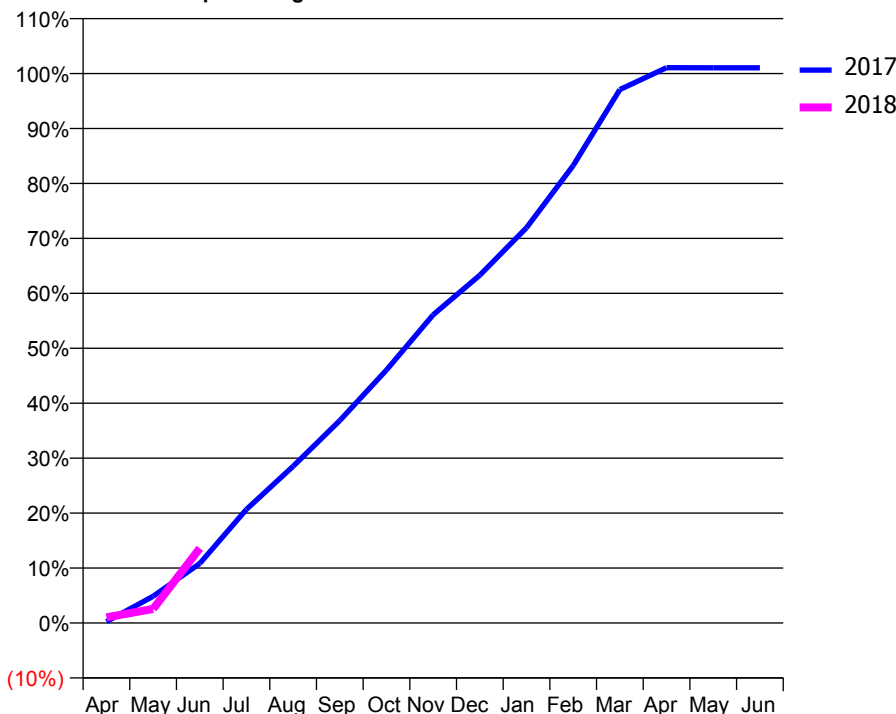
ACCESS*

Patients seen in 24 months	Total	Change since previous quarter
Quarter ending June 2016	2,695	
Quarter ending September 2016	2,872	↑
Quarter ending December 2016	3,089	↑
Quarter ending March 2017	3,338	↑
Quarter ending June 2017	3,237	↓
Variance since June 2016	20.1%	↑



ACTIVITY

Cumulative percentage of contracted UDA delivered 2017 & 2018



Month	Adjusted Scheduled Activity (UDA)	
	2017	2018
April	24	97
May	455	239
June	1,015	1,274
July	1,937	
August	2,672	
September	3,452	
October	4,312	
November	5,252	
December	5,927	
January	6,737	
February	7,796	
March	9,093	
April	9,464	
May	9,463	
June	9,463	

QUALITY

	Quantity	Base Number	Contract	AT	Region	England
% of FP17s for the same patient ID Re-attending within 3 months - Children	32	333	9.6%	10.1%	11.5%	12.0%
% of FP17s for the same patient ID Re-attending within 3 months - Adults	65	462	14.1%	15.8%	16.8%	16.0%
% of FP17s for the same patient ID Re-attending between 3 & 9 months - Children	188	333	56.5%	47.1%	47.3%	58.0%
% of FP17s for the same patient ID Re-attending between 3 & 9 months - Adults	192	462	41.6%	37.7%	38.3%	50.9%
% of FP17s for Band 1 Urgent Courses	69	713	9.7%	11.4%	10.7%	9.1%
% of FP17s Relating to Free Repair or Replacements	3	713	0.4%	0.6%	0.6%	0.8%
% of FP17s Relating to Continuations	0	713	0.0%	0.6%	0.8%	1.1%
% of Patients satisfied with the dentistry they have received	3	3	N/A	90.4%	89.8%	91.7%
% of Patients satisfied with the time they had to wait for an appointment	3	3	N/A	84.2%	83.6%	88.0%

* This is based on patients treated on this contract for their most recent course of treatment. Figures in italics indicate the base number of FP17s or Patient Questionnaire responses are less than 100. N/A is shown where the base number of responses is less than 10 during the period. % is calculated as Quantity/Base number*100

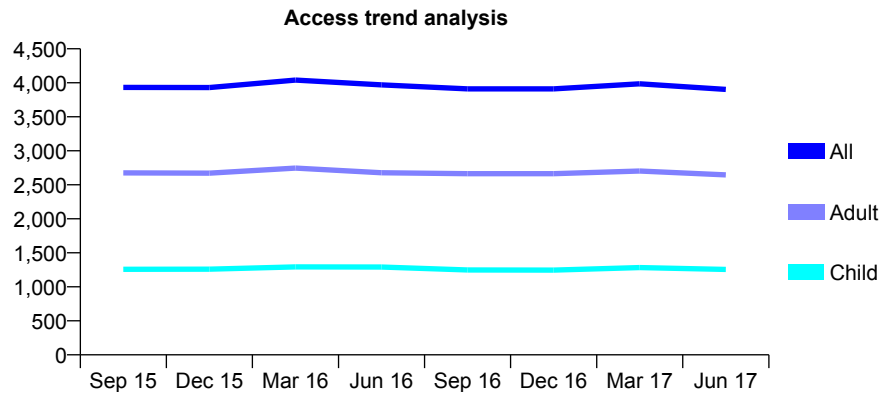
Q62 - Vital Signs At a Glance Contract Report for 767697/0002 - June 2017

Name or company name	MR F RAMEZANI
Contract type name	GDS Contract
Purpose of contract	General
Contract start date	01/04/2006
Contract end date	

17/18 Contracted general activity (UDA)	8,692
Carry forward general activity (UDA)	0
17/18 Contracted orthodontic activity (UOA)	0
Carry forward orthodontic activity (UOA)	0
Baseline contract value	£235,792.96

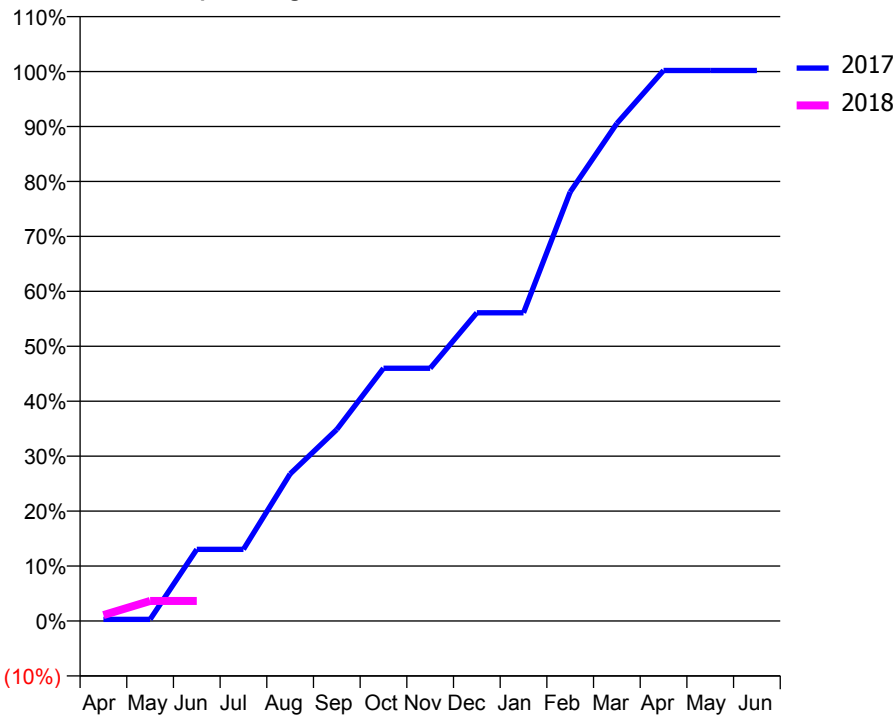
ACCESS*

Patients seen in 24 months	Total	Change since previous quarter
Quarter ending June 2016	3,970	
Quarter ending September 2016	3,911	↓
Quarter ending December 2016	3,911	→
Quarter ending March 2017	3,986	→
Quarter ending June 2017	3,902	↓
Variance since June 2016	(1.7%)	↓



ACTIVITY

Cumulative percentage of contracted UDA delivered 2017 & 2018



Month	Adjusted Scheduled Activity (UDA)	
	2017	2018
April	27	94
May	27	318
June	1,133	318
July	1,133	
August	2,327	
September	3,031	
October	3,998	
November	3,998	
December	4,875	
January	4,875	
February	6,787	
March	7,872	
April	8,709	
May	8,709	
June	8,709	

QUALITY

	Quantity	Base Number	Contract	AT	Region	England
% of FP17s for the same patient ID Re-attending within 3 months - Children	6	121	5.0%	10.1%	11.5%	12.0%
% of FP17s for the same patient ID Re-attending within 3 months - Adults	20	283	7.1%	15.8%	16.8%	16.0%
% of FP17s for the same patient ID Re-attending between 3 & 9 months - Children	26	121	21.5%	47.1%	47.3%	58.0%
% of FP17s for the same patient ID Re-attending between 3 & 9 months - Adults	56	283	19.8%	37.7%	38.3%	50.9%
% of FP17s for Band 1 Urgent Courses	3	156	1.9%	11.4%	10.7%	9.1%
% of FP17s Relating to Free Repair or Replacements	1	156	0.6%	0.6%	0.6%	0.8%
% of FP17s Relating to Continuations	3	156	1.9%	0.6%	0.8%	1.1%
% of Patients satisfied with the dentistry they have received	4	4	N/A	90.4%	89.8%	91.7%
% of Patients satisfied with the time they had to wait for an appointment	3	4	N/A	84.2%	83.6%	88.0%

* This is based on patients treated on this contract for their most recent course of treatment. Figures in italics indicate the base number of FP17s or Patient Questionnaire responses are less than 100. N/A is shown where the base number of responses is less than 10 during the period. % is calculated as Quantity/Base number*100

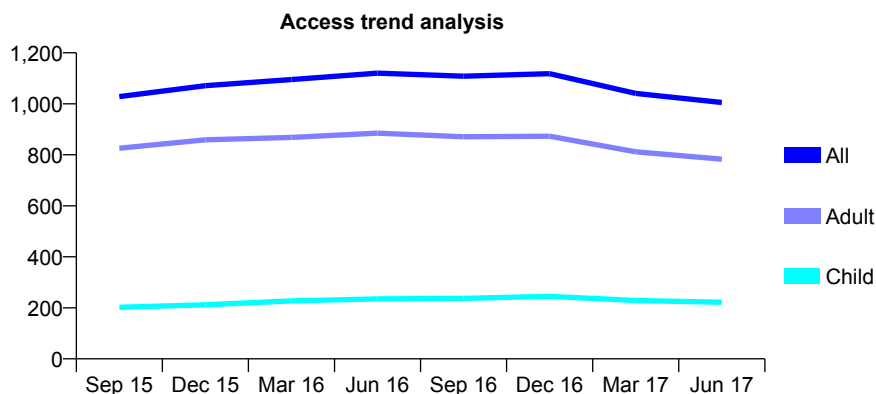
Q62 - Vital Signs At a Glance Contract Report for 768286/0001 - June 2017

Name or company name	MR NA BARAKJI
Contract type name	GDS Contract
Purpose of contract	General
Contract start date	01/04/2006
Contract end date	

17/18 Contracted general activity (UDA)	4,598
Carry forward general activity (UDA)	0
17/18 Contracted orthodontic activity (UOA)	0
Carry forward orthodontic activity (UOA)	0
Baseline contract value	£148,111.69

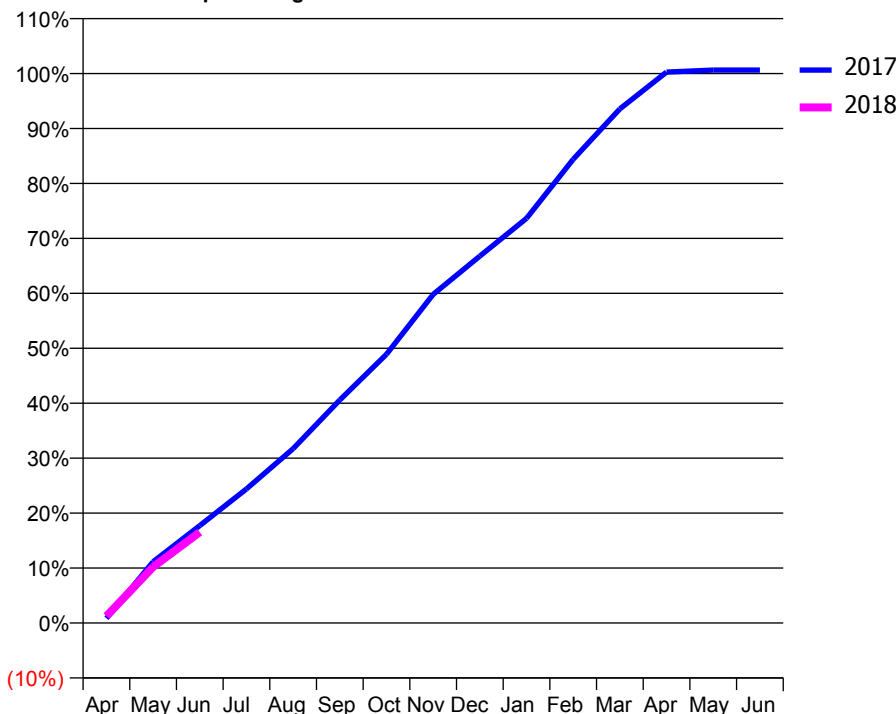
ACCESS*

Patients seen in 24 months	Total	Change since previous quarter
Quarter ending June 2016	1,120	
Quarter ending September 2016	1,108	↓
Quarter ending December 2016	1,118	→
Quarter ending March 2017	1,041	↓
Quarter ending June 2017	1,005	↓
Variance since June 2016	(10.3%)	↓



ACTIVITY

Cumulative percentage of contracted UDA delivered 2017 & 2018



Month	Adjusted Scheduled Activity (UDA)	
	2017	2018
April	40	57
May	512	469
June	815	760
July	1,122	
August	1,459	
September	1,866	
October	2,249	
November	2,750	
December	3,071	
January	3,386	
February	3,880	
March	4,302	
April	4,610	
May	4,627	
June	4,627	

QUALITY

	Quantity	Base Number	Contract	AT	Region	England
% of FP17s for the same patient ID Re-attending within 3 months - Children	5	61	8.2%	10.1%	11.5%	12.0%
% of FP17s for the same patient ID Re-attending within 3 months - Adults	48	231	20.8%	15.8%	16.8%	16.0%
% of FP17s for the same patient ID Re-attending between 3 & 9 months - Children	25	61	41.0%	47.1%	47.3%	58.0%
% of FP17s for the same patient ID Re-attending between 3 & 9 months - Adults	102	231	44.2%	37.7%	38.3%	50.9%
% of FP17s for Band 1 Urgent Courses	42	233	18.0%	11.4%	10.7%	9.1%
% of FP17s Relating to Free Repair or Replacements	1	233	0.4%	0.6%	0.6%	0.8%
% of FP17s Relating to Continuations	4	233	1.7%	0.6%	0.8%	1.1%
% of Patients satisfied with the dentistry they have received	0	0	N/A	90.4%	89.8%	91.7%
% of Patients satisfied with the time they had to wait for an appointment	0	0	N/A	84.2%	83.6%	88.0%

* This is based on patients treated on this contract for their most recent course of treatment. Figures in italics indicate the base number of FP17s or Patient Questionnaire responses are less than 100. N/A is shown where the base number of responses is less than 10 during the period. % is calculated as Quantity/Base number*100

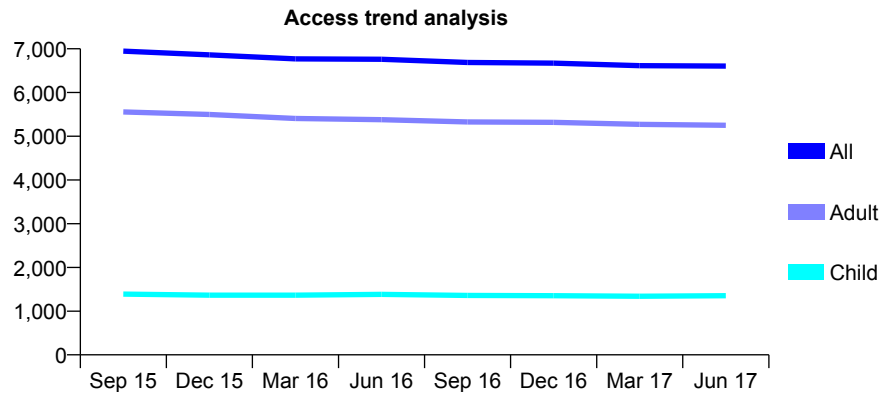
Q62 - Vital Signs At a Glance Contract Report for 768359/0001 - June 2017

Name or company name	MR KC SHAH
Contract type name	GDS Contract
Purpose of contract	General
Contract start date	01/04/2006
Contract end date	

17/18 Contracted general activity (UDA)	22,099
Carry forward general activity (UDA)	0
17/18 Contracted orthodontic activity (UOA)	0
Carry forward orthodontic activity (UOA)	0
Baseline contract value	£649,807.98

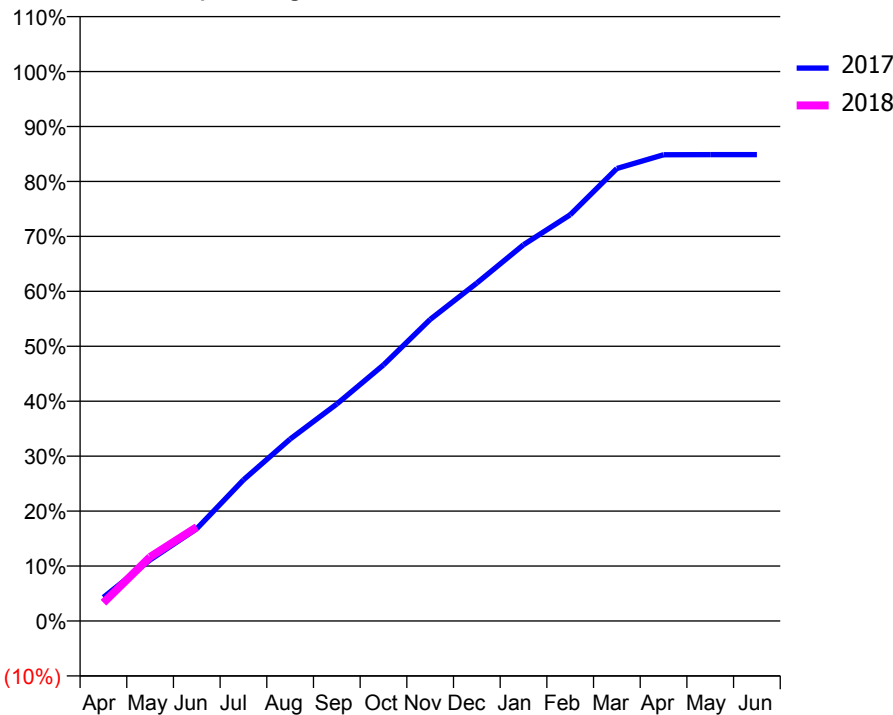
ACCESS*

Patients seen in 24 months	Total	Change since previous quarter
Quarter ending June 2016	6,761	
Quarter ending September 2016	6,688	↓
Quarter ending December 2016	6,672	→
Quarter ending March 2017	6,613	→
Quarter ending June 2017	6,606	→
Variance since June 2016	(2.3%)	↓



ACTIVITY

Cumulative percentage of contracted UDA delivered 2017 & 2018



Month	Adjusted Scheduled Activity (UDA)	
	2017	2018
April	950	737
May	2,457	2,579
June	3,713	3,779
July	5,677	
August	7,320	
September	8,727	
October	10,299	
November	12,129	
December	13,593	
January	15,132	
February	16,338	
March	18,201	
April	18,749	
May	18,755	
June	18,756	

QUALITY

	Quantity	Base Number	Contract	AT	Region	England
% of FP17s for the same patient ID Re-attending within 3 months - Children	22	481	4.6%	10.1%	11.5%	12.0%
% of FP17s for the same patient ID Re-attending within 3 months - Adults	192	1,450	13.2%	15.8%	16.8%	16.0%
% of FP17s for the same patient ID Re-attending between 3 & 9 months - Children	262	481	54.5%	47.1%	47.3%	58.0%
% of FP17s for the same patient ID Re-attending between 3 & 9 months - Adults	637	1,450	43.9%	37.7%	38.3%	50.9%
% of FP17s for Band 1 Urgent Courses	145	1,638	8.9%	11.4%	10.7%	9.1%
% of FP17s Relating to Free Repair or Replacements	7	1,638	0.4%	0.6%	0.6%	0.8%
% of FP17s Relating to Continuations	24	1,638	1.5%	0.6%	0.8%	1.1%
% of Patients satisfied with the dentistry they have received	9	9	N/A	90.4%	89.8%	91.7%
% of Patients satisfied with the time they had to wait for an appointment	9	9	N/A	84.2%	83.6%	88.0%

* This is based on patients treated on this contract for their most recent course of treatment. Figures in italics indicate the base number of FP17s or Patient Questionnaire responses are less than 100. N/A is shown where the base number of responses is less than 10 during the period. % is calculated as Quantity/Base number*100

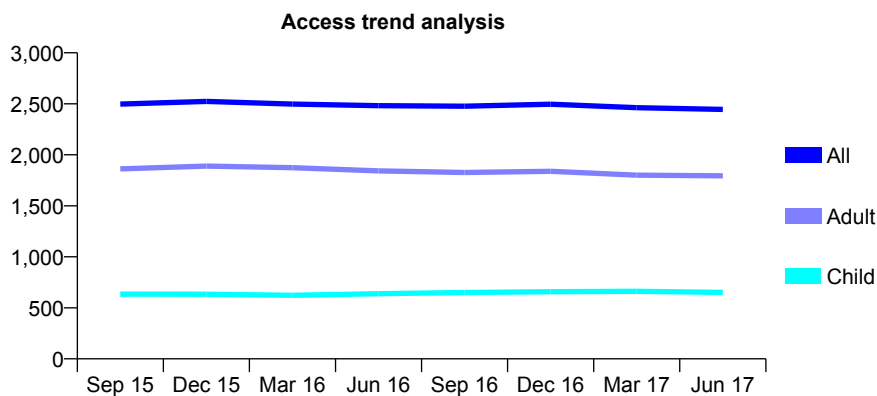
Q62 - Vital Signs At a Glance Contract Report for 769576/0001 - June 2017

Name or company name	MR E GANJEH KHOSRAVI
Contract type name	GDS Contract
Purpose of contract	General
Contract start date	01/04/2006
Contract end date	

17/18 Contracted general activity (UDA)	9,073
Carry forward general activity (UDA)	0
17/18 Contracted orthodontic activity (UOA)	0
Carry forward orthodontic activity (UOA)	0
Baseline contract value	£275,529.09

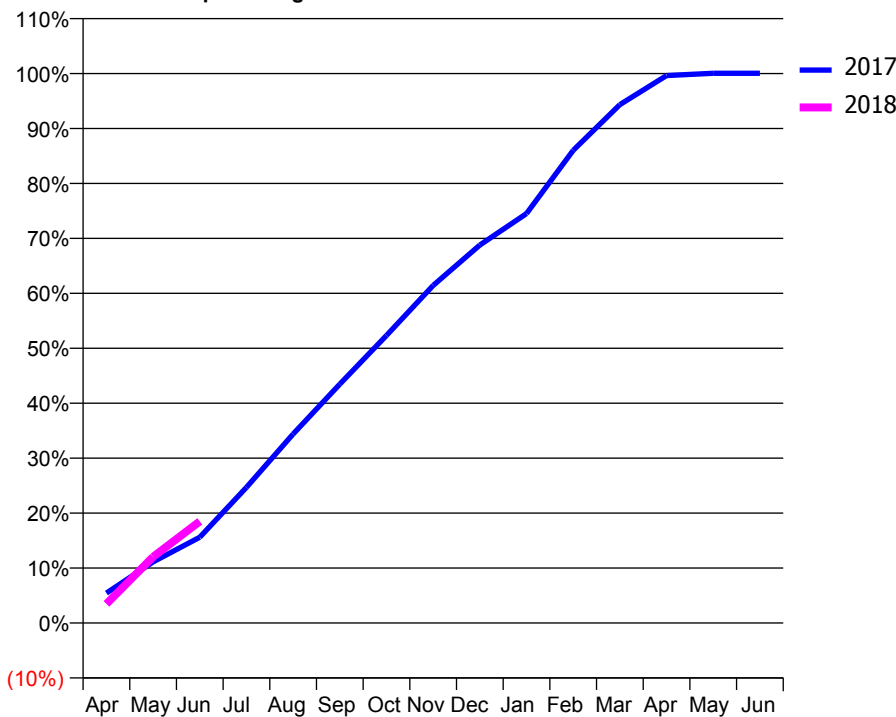
ACCESS*

Patients seen in 24 months	Total	Change since previous quarter
Quarter ending June 2016	2,482	
Quarter ending September 2016	2,477	→
Quarter ending December 2016	2,496	→
Quarter ending March 2017	2,462	↓
Quarter ending June 2017	2,445	→
Variance since June 2016	(1.5%)	↓



ACTIVITY

Cumulative percentage of contracted UDA delivered 2017 & 2018



Month	Adjusted Scheduled Activity (UDA)	
	2017	2018
April	494	317
May	1,009	1,093
June	1,417	1,680
July	2,241	
August	3,120	
September	3,943	
October	4,749	
November	5,573	
December	6,241	
January	6,760	
February	7,805	
March	8,558	
April	9,039	
May	9,076	
June	9,076	

QUALITY

	Quantity	Base Number	Contract	AT	Region	England
% of FP17s for the same patient ID Re-attending within 3 months - Children	15	205	7.3%	10.1%	11.5%	12.0%
% of FP17s for the same patient ID Re-attending within 3 months - Adults	61	442	13.8%	15.8%	16.8%	16.0%
% of FP17s for the same patient ID Re-attending between 3 & 9 months - Children	94	205	45.9%	47.1%	47.3%	58.0%
% of FP17s for the same patient ID Re-attending between 3 & 9 months - Adults	156	442	35.3%	37.7%	38.3%	50.9%
% of FP17s for Band 1 Urgent Courses	84	520	16.2%	11.4%	10.7%	9.1%
% of FP17s Relating to Free Repair or Replacements	1	520	0.2%	0.6%	0.6%	0.8%
% of FP17s Relating to Continuations	3	520	0.6%	0.6%	0.8%	1.1%
% of Patients satisfied with the dentistry they have received	4	5	N/A	90.4%	89.8%	91.7%
% of Patients satisfied with the time they had to wait for an appointment	5	5	N/A	84.2%	83.6%	88.0%

* This is based on patients treated on this contract for their most recent course of treatment. Figures in italics indicate the base number of FP17s or Patient Questionnaire responses are less than 100. N/A is shown where the base number of responses is less than 10 during the period. % is calculated as Quantity/Base number*100

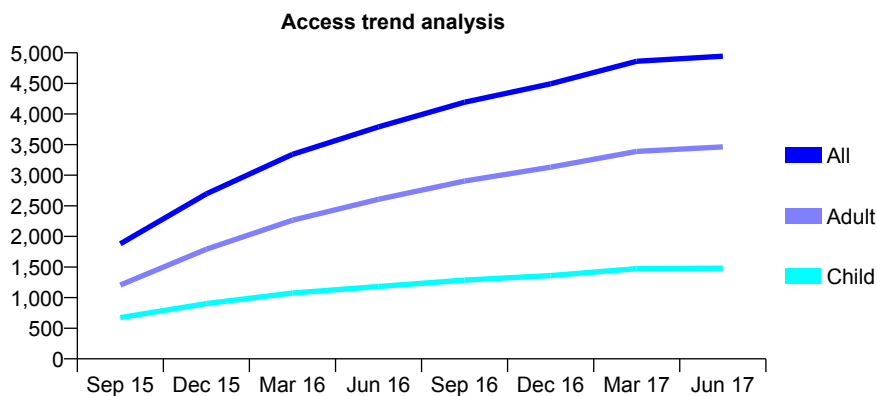
Q62 - Vital Signs At a Glance Contract Report for 770124/0002 - June 2017

Name or company name	MR DS NAR
Contract type name	GDS Contract
Purpose of contract	General
Contract start date	01/04/2015
Contract end date	

17/18 Contracted general activity (UDA)	16,141
Carry forward general activity (UDA)	0
17/18 Contracted orthodontic activity (UOA)	0
Carry forward orthodontic activity (UOA)	0
Baseline contract value	£547,267.85

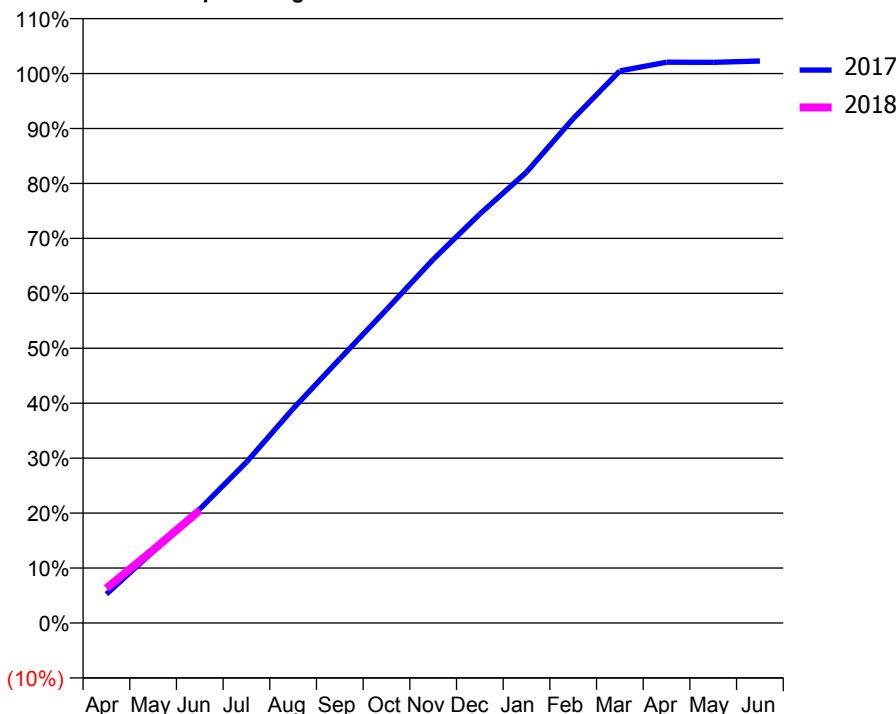
ACCESS*

Patients seen in 24 months	Total	Change since previous quarter
Quarter ending June 2016	3,789	
Quarter ending September 2016	4,193	↑
Quarter ending December 2016	4,493	↑
Quarter ending March 2017	4,861	↑
Quarter ending June 2017	4,944	→
Variance since June 2016	30.5%	↑



ACTIVITY

Cumulative percentage of contracted UDA delivered 2017 & 2018



Adjusted Scheduled Activity (UDA)

Month	2017	2018
April	849	1,021
May	2,102	2,143
June	3,345	3,311
July	4,725	
August	6,297	
September	7,760	
October	9,205	
November	10,681	
December	12,014	
January	13,246	
February	14,815	
March	16,220	
April	16,474	
May	16,470	
June	16,506	

QUALITY

	Quantity	Base Number	Contract	AT	Region	England
% of FP17s for the same patient ID Re-attending within 3 months - Children	56	541	10.4%	10.1%	11.5%	12.0%
% of FP17s for the same patient ID Re-attending within 3 months - Adults	141	900	15.7%	15.8%	16.8%	16.0%
% of FP17s for the same patient ID Re-attending between 3 & 9 months - Children	328	541	60.6%	47.1%	47.3%	58.0%
% of FP17s for the same patient ID Re-attending between 3 & 9 months - Adults	403	900	44.8%	37.7%	38.3%	50.9%
% of FP17s for Band 1 Urgent Courses	105	1,319	8.0%	11.4%	10.7%	9.1%
% of FP17s Relating to Free Repair or Replacements	1	1,319	0.1%	0.6%	0.6%	0.8%
% of FP17s Relating to Continuations	6	1,319	0.5%	0.6%	0.8%	1.1%
% of Patients satisfied with the dentistry they have received	5	6	N/A	90.4%	89.8%	91.7%
% of Patients satisfied with the time they had to wait for an appointment	5	6	N/A	84.2%	83.6%	88.0%

* This is based on patients treated on this contract for their most recent course of treatment. Figures in italics indicate the base number of FP17s or Patient Questionnaire responses are less than 100. N/A is shown where the base number of responses is less than 10 during the period. % is calculated as Quantity/Base number*100

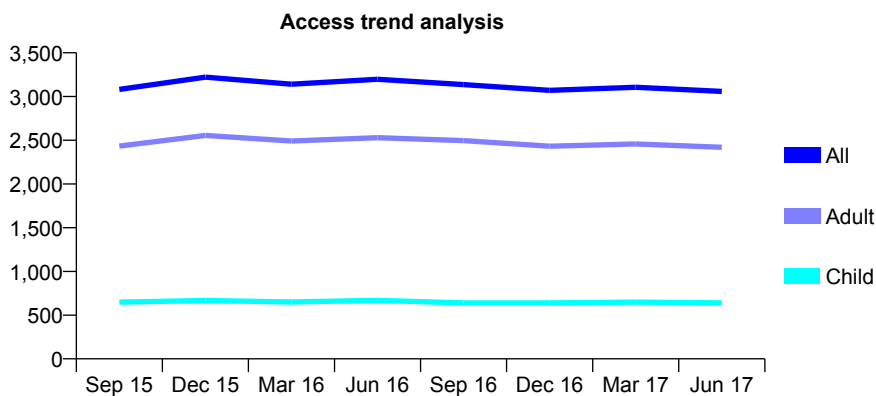
Q62 - Vital Signs At a Glance Contract Report for 771996/0001 - June 2017

Name or company name	MR H RAZBAN
Contract type name	GDS Contract
Purpose of contract	General
Contract start date	01/04/2006
Contract end date	

17/18 Contracted general activity (UDA)	10,339
Carry forward general activity (UDA)	0
17/18 Contracted orthodontic activity (UOA)	0
Carry forward orthodontic activity (UOA)	0
Baseline contract value	£307,598.83

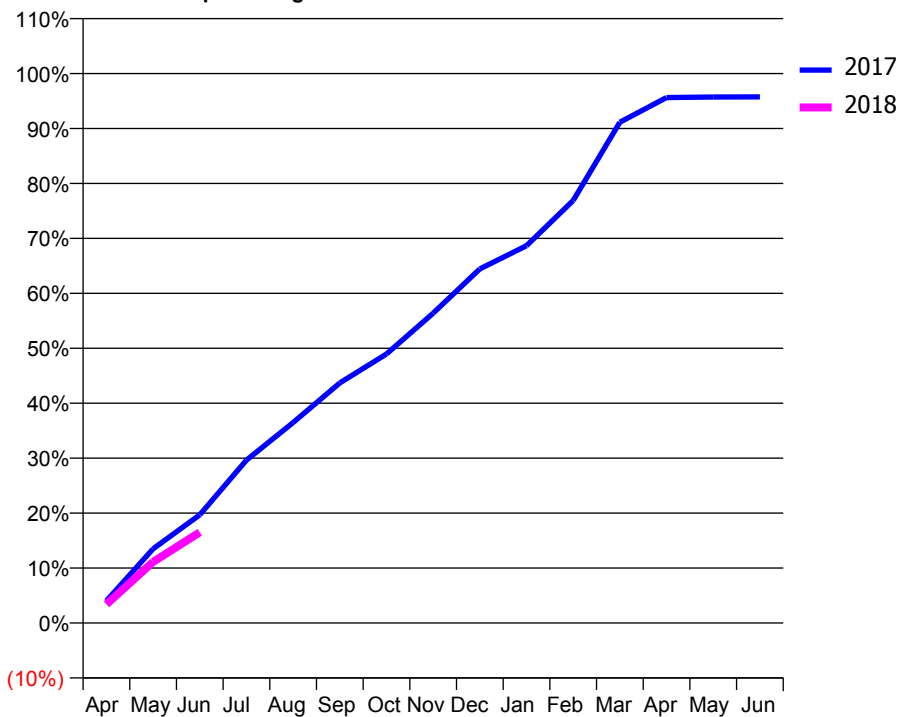
ACCESS*

Patients seen in 24 months	Total	Change since previous quarter
Quarter ending June 2016	3,198	
Quarter ending September 2016	3,136	↓
Quarter ending December 2016	3,071	↓
Quarter ending March 2017	3,106	→
Quarter ending June 2017	3,058	↓
Variance since June 2016	(4.4%)	↓



ACTIVITY

Cumulative percentage of contracted UDA delivered 2017 & 2018



Month	Adjusted Scheduled Activity (UDA)	
	2017	2018
April	419	353
May	1,396	1,150
June	2,036	1,708
July	3,065	
August	3,772	
September	4,519	
October	5,062	
November	5,829	
December	6,662	
January	7,099	
February	7,949	
March	9,423	
April	9,886	
May	9,896	
June	9,899	

QUALITY

	Quantity	Base Number	Contract	AT	Region	England
% of FP17s for the same patient ID Re-attending within 3 months - Children	4	139	2.9%	10.1%	11.5%	12.0%
% of FP17s for the same patient ID Re-attending within 3 months - Adults	23	514	4.5%	15.8%	16.8%	16.0%
% of FP17s for the same patient ID Re-attending between 3 & 9 months - Children	44	139	31.7%	47.1%	47.3%	58.0%
% of FP17s for the same patient ID Re-attending between 3 & 9 months - Adults	122	514	23.7%	37.7%	38.3%	50.9%
% of FP17s for Band 1 Urgent Courses	35	520	6.7%	11.4%	10.7%	9.1%
% of FP17s Relating to Free Repair or Replacements	0	520	0.0%	0.6%	0.6%	0.8%
% of FP17s Relating to Continuations	2	520	0.4%	0.6%	0.8%	1.1%
% of Patients satisfied with the dentistry they have received	3	3	N/A	90.4%	89.8%	91.7%
% of Patients satisfied with the time they had to wait for an appointment	2	3	N/A	84.2%	83.6%	88.0%

* This is based on patients treated on this contract for their most recent course of treatment. Figures in italics indicate the base number of FP17s or Patient Questionnaire responses are less than 100. N/A is shown where the base number of responses is less than 10 during the period. % is calculated as Quantity/Base number*100

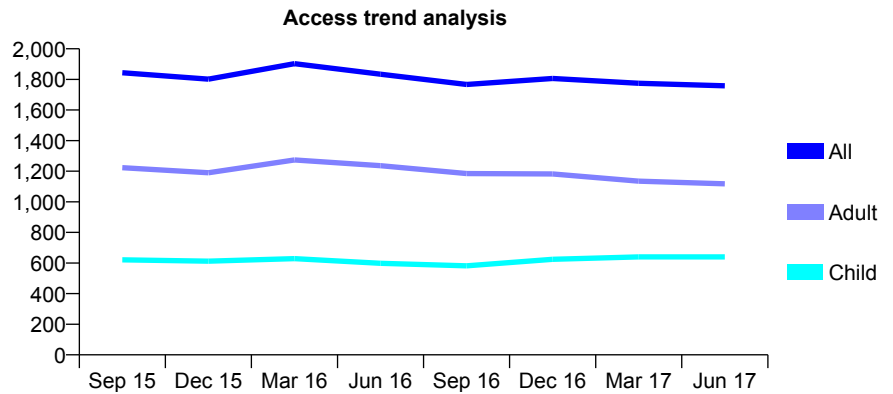
Q62 - Vital Signs At a Glance Contract Report for 774669/0001 - June 2017

Name or company name	MR SK SHARMA
Contract type name	GDS Contract
Purpose of contract	General
Contract start date	01/04/2006
Contract end date	

17/18 Contracted general activity (UDA)	3,197
Carry forward general activity (UDA)	0
17/18 Contracted orthodontic activity (UOA)	0
Carry forward orthodontic activity (UOA)	0
Baseline contract value	£104,102.60

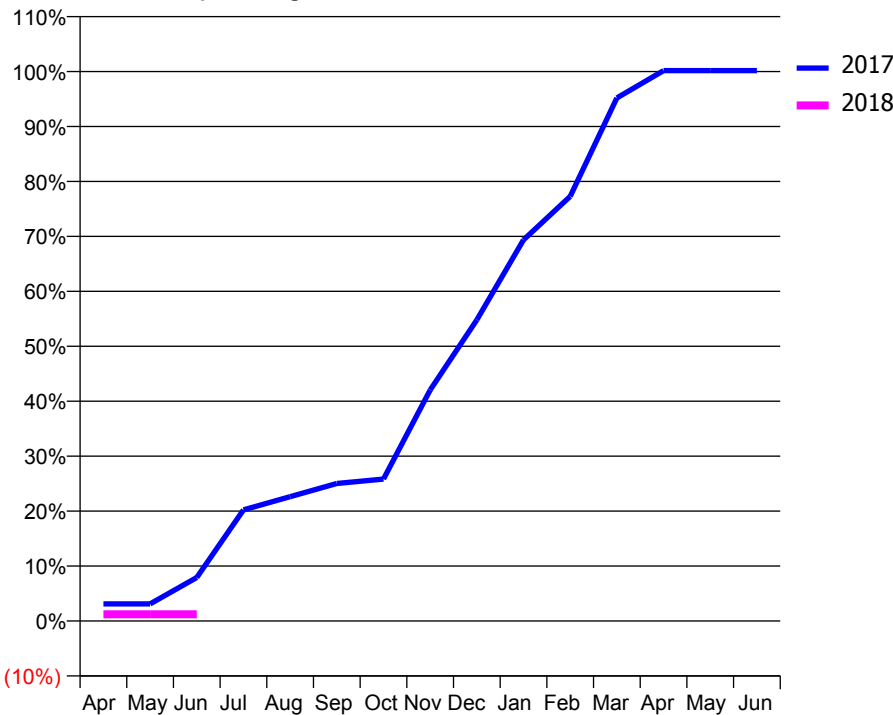
ACCESS*

Patients seen in 24 months	Total	Change since previous quarter
Quarter ending June 2016	1,834	
Quarter ending September 2016	1,767	↓
Quarter ending December 2016	1,806	↑
Quarter ending March 2017	1,775	↓
Quarter ending June 2017	1,758	→
Variance since June 2016	(4.1%)	↓



ACTIVITY

Cumulative percentage of contracted UDA delivered 2017 & 2018



Month	Adjusted Scheduled Activity (UDA)	
	2017	2018
April	100	39
May	100	39
June	253	39
July	647	
August	724	
September	800	
October	826	
November	1,344	
December	1,752	
January	2,218	
February	2,470	
March	3,043	
April	3,202	
May	3,202	
June	3,202	

QUALITY

	Quantity	Base Number	Contract	AT	Region	England
% of FP17s for the same patient ID Re-attending within 3 months - Children	3	27	11.1%	10.1%	11.5%	12.0%
% of FP17s for the same patient ID Re-attending within 3 months - Adults	11	30	36.7%	15.8%	16.8%	16.0%
% of FP17s for the same patient ID Re-attending between 3 & 9 months - Children	5	27	18.5%	47.1%	47.3%	58.0%
% of FP17s for the same patient ID Re-attending between 3 & 9 months - Adults	4	30	13.3%	37.7%	38.3%	50.9%
% of FP17s for Band 1 Urgent Courses	1	18	5.6%	11.4%	10.7%	9.1%
% of FP17s Relating to Free Repair or Replacements	0	18	0.0%	0.6%	0.6%	0.8%
% of FP17s Relating to Continuations	0	18	0.0%	0.6%	0.8%	1.1%
% of Patients satisfied with the dentistry they have received	4	4	N/A	90.4%	89.8%	91.7%
% of Patients satisfied with the time they had to wait for an appointment	2	4	N/A	84.2%	83.6%	88.0%

* This is based on patients treated on this contract for their most recent course of treatment. Figures in italics indicate the base number of FP17s or Patient Questionnaire responses are less than 100. N/A is shown where the base number of responses is less than 10 during the period. % is calculated as Quantity/Base number*100

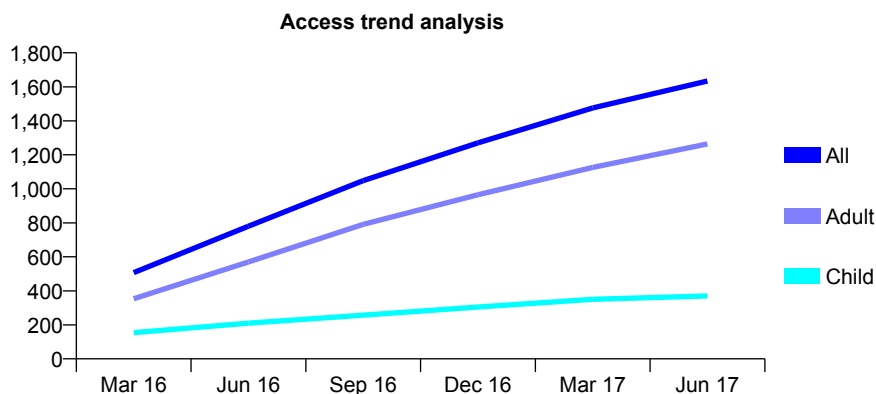
Q62 - Vital Signs At a Glance Contract Report for 775215/0011 - June 2017

Name or company name	MR C PATEL
Contract type name	GDS Contract
Purpose of contract	General
Contract start date	01/01/2016
Contract end date	

17/18 Contracted general activity (UDA)	7,200
Carry forward general activity (UDA)	0
17/18 Contracted orthodontic activity (UOA)	0
Carry forward orthodontic activity (UOA)	0
Baseline contract value	£216,676.31

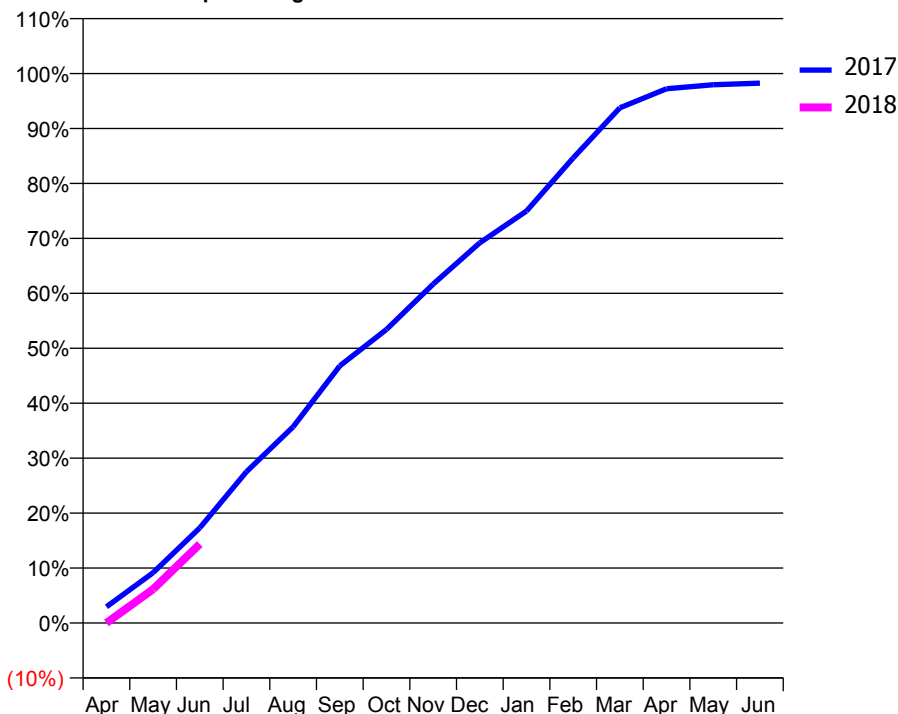
ACCESS*

Patients seen in 24 months	Total	Change since previous quarter
Quarter ending June 2016	780	
Quarter ending September 2016	1,048	↑
Quarter ending December 2016	1,270	↑
Quarter ending March 2017	1,476	↑
Quarter ending June 2017	1,634	↑
Variance since June 2016	109.5%	↑



ACTIVITY

Cumulative percentage of contracted UDA delivered 2017 & 2018



Month	Adjusted Scheduled Activity (UDA)	
	2017	2018
April	212	0
May	659	442
June	1,247	1,036
July	1,981	
August	2,572	
September	3,370	
October	3,846	
November	4,441	
December	4,982	
January	5,398	
February	6,093	
March	6,751	
April	7,000	
May	7,052	
June	7,074	

QUALITY

	Quantity	Base Number	Contract	AT	Region	England
% of FP17s for the same patient ID Re-attending within 3 months - Children	8	111	7.2%	10.1%	11.5%	12.0%
% of FP17s for the same patient ID Re-attending within 3 months - Adults	48	317	15.1%	15.8%	16.8%	16.0%
% of FP17s for the same patient ID Re-attending between 3 & 9 months - Children	39	111	35.1%	47.1%	47.3%	58.0%
% of FP17s for the same patient ID Re-attending between 3 & 9 months - Adults	79	317	24.9%	37.7%	38.3%	50.9%
% of FP17s for Band 1 Urgent Courses	23	338	6.8%	11.4%	10.7%	9.1%
% of FP17s Relating to Free Repair or Replacements	0	338	0.0%	0.6%	0.6%	0.8%
% of FP17s Relating to Continuations	4	338	1.2%	0.6%	0.8%	1.1%
% of Patients satisfied with the dentistry they have received	3	4	N/A	90.4%	89.8%	91.7%
% of Patients satisfied with the time they had to wait for an appointment	4	4	N/A	84.2%	83.6%	88.0%

* This is based on patients treated on this contract for their most recent course of treatment. Figures in italics indicate the base number of FP17s or Patient Questionnaire responses are less than 100. N/A is shown where the base number of responses is less than 10 during the period. % is calculated as Quantity/Base number*100

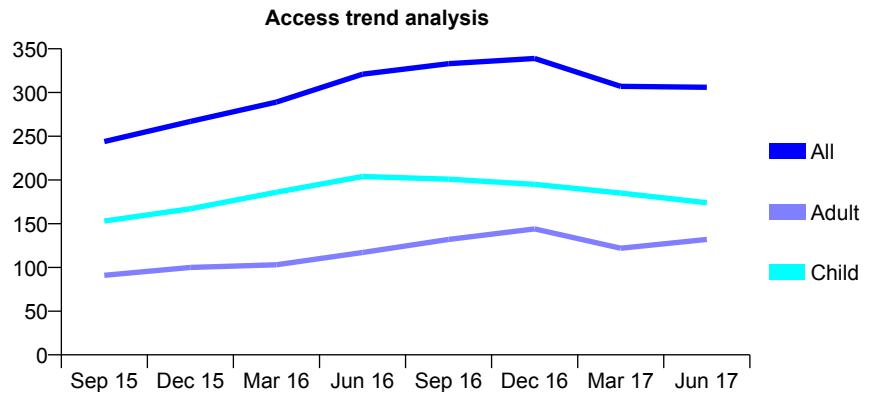
Q62 - Vital Signs At a Glance Contract Report for 784907/0001 - June 2017

Name or company name	MISS GA KSHIRSAGAR
Contract type name	GDS Contract
Purpose of contract	General
Contract start date	01/11/2014
Contract end date	

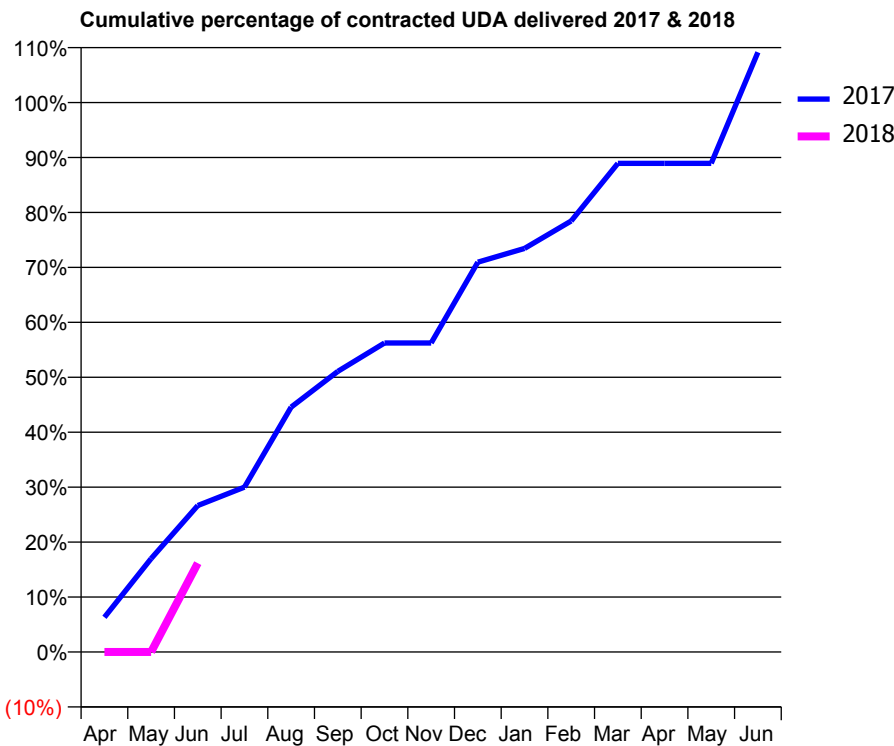
17/18 Contracted general activity (UDA)	600
Carry forward general activity (UDA)	0
17/18 Contracted orthodontic activity (UOA)	0
Carry forward orthodontic activity (UOA)	0
Baseline contract value	£13,856.92

ACCESS*

Patients seen in 24 months	Total	Change since previous quarter
Quarter ending June 2016	321	
Quarter ending September 2016	333	↑
Quarter ending December 2016	339	→
Quarter ending March 2017	307	↓
Quarter ending June 2017	306	→
Variance since June 2016	(4.7%)	↓



ACTIVITY



Month	Adjusted Scheduled Activity (UDA)	
	2017	2018
April	38	0
May	102	0
June	160	97
July	180	
August	267	
September	306	
October	337	
November	337	
December	426	
January	441	
February	471	
March	534	
April	534	
May	534	
June	655	

QUALITY

	Quantity	Base Number	Contract	AT	Region	England
% of FP17s for the same patient ID Re-attending within 3 months - Children	0	44	0.0%	10.1%	11.5%	12.0%
% of FP17s for the same patient ID Re-attending within 3 months - Adults	3	43	7.0%	15.8%	16.8%	16.0%
% of FP17s for the same patient ID Re-attending between 3 & 9 months - Children	9	44	20.5%	47.1%	47.3%	58.0%
% of FP17s for the same patient ID Re-attending between 3 & 9 months - Adults	6	43	14.0%	37.7%	38.3%	50.9%
% of FP17s for Band 1 Urgent Courses	0	48	0.0%	11.4%	10.7%	9.1%
% of FP17s Relating to Free Repair or Replacements	0	48	0.0%	0.6%	0.6%	0.8%
% of FP17s Relating to Continuations	0	48	0.0%	0.6%	0.8%	1.1%
% of Patients satisfied with the dentistry they have received	0	0	N/A	90.4%	89.8%	91.7%
% of Patients satisfied with the time they had to wait for an appointment	0	0	N/A	84.2%	83.6%	88.0%

* This is based on patients treated on this contract for their most recent course of treatment. Figures in italics indicate the base number of FP17s or Patient Questionnaire responses are less than 100. N/A is shown where the base number of responses is less than 10 during the period. % is calculated as Quantity/Base number*100

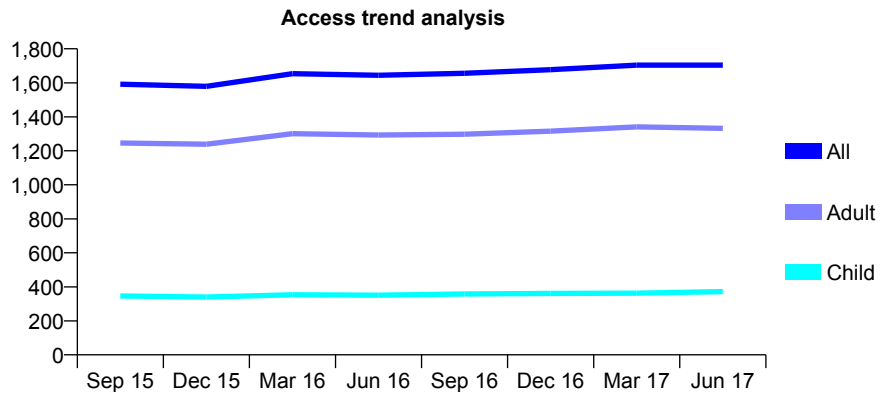
Q62 - Vital Signs At a Glance Contract Report for 785768/0001 - June 2017

Name or company name	MR V HRKALOVIC
Contract type name	GDS Contract
Purpose of contract	General
Contract start date	01/04/2006
Contract end date	

17/18 Contracted general activity (UDA)	6,127
Carry forward general activity (UDA)	0
17/18 Contracted orthodontic activity (UOA)	0
Carry forward orthodontic activity (UOA)	0
Baseline contract value	£149,204.86

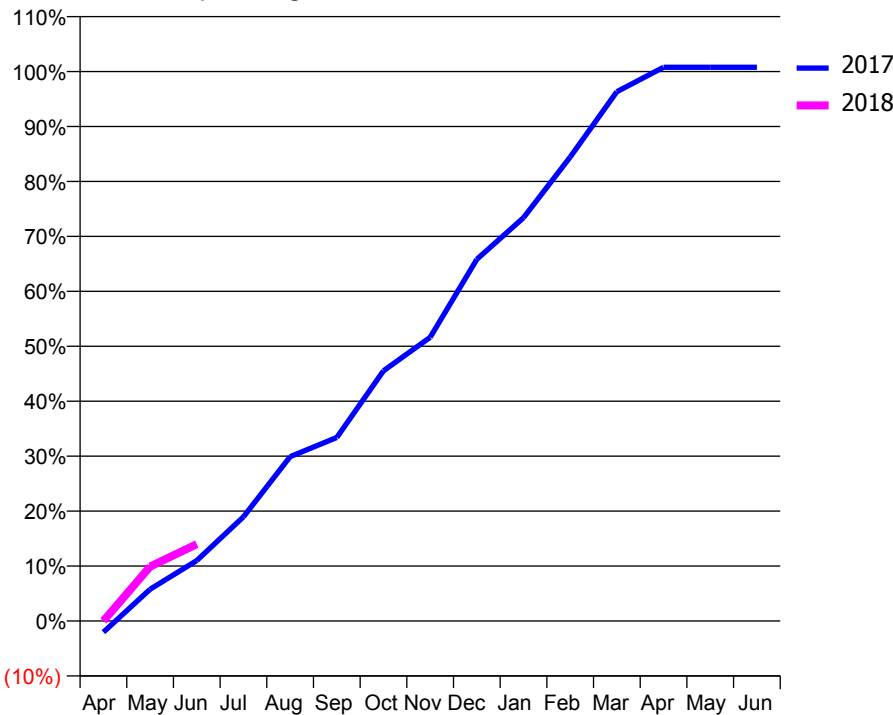
ACCESS*

Patients seen in 24 months	Total	Change since previous quarter
Quarter ending June 2016	1,644	
Quarter ending September 2016	1,656	→
Quarter ending December 2016	1,677	→
Quarter ending March 2017	1,704	→
Quarter ending June 2017	1,704	→
Variance since June 2016	3.6%	↑



ACTIVITY

Cumulative percentage of contracted UDA delivered 2017 & 2018



Month	Adjusted Scheduled Activity (UDA)	
	2017	2018
April	-126	0
May	354	607
June	674	857
July	1,161	
August	1,833	
September	2,047	
October	2,791	
November	3,164	
December	4,034	
January	4,496	
February	5,173	
March	5,902	
April	6,174	
May	6,174	
June	6,174	

QUALITY

	Quantity	Base Number	Contract	AT	Region	England
% of FP17s for the same patient ID Re-attending within 3 months - Children	7	93	7.5%	10.1%	11.5%	12.0%
% of FP17s for the same patient ID Re-attending within 3 months - Adults	10	238	4.2%	15.8%	16.8%	16.0%
% of FP17s for the same patient ID Re-attending between 3 & 9 months - Children	47	93	50.5%	47.1%	47.3%	58.0%
% of FP17s for the same patient ID Re-attending between 3 & 9 months - Adults	88	238	37.0%	37.7%	38.3%	50.9%
% of FP17s for Band 1 Urgent Courses	6	246	2.4%	11.4%	10.7%	9.1%
% of FP17s Relating to Free Repair or Replacements	0	246	0.0%	0.6%	0.6%	0.8%
% of FP17s Relating to Continuations	0	246	0.0%	0.6%	0.8%	1.1%
% of Patients satisfied with the dentistry they have received	7	7	N/A	90.4%	89.8%	91.7%
% of Patients satisfied with the time they had to wait for an appointment	7	7	N/A	84.2%	83.6%	88.0%

* This is based on patients treated on this contract for their most recent course of treatment. Figures in italics indicate the base number of FP17s or Patient Questionnaire responses are less than 100. N/A is shown where the base number of responses is less than 10 during the period. % is calculated as Quantity/Base number*100

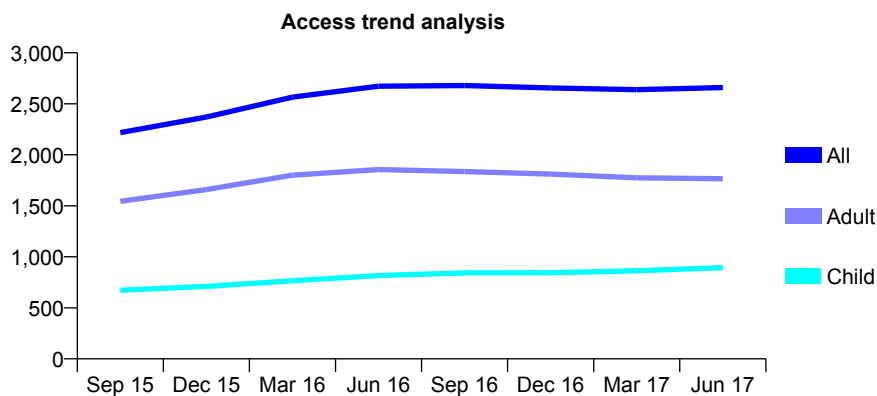
Q62 - Vital Signs At a Glance Contract Report for 785806/0002 - June 2017

Name or company name	MR M BHARDWAJ
Contract type name	GDS Contract
Purpose of contract	General
Contract start date	01/04/2014
Contract end date	

17/18 Contracted general activity (UDA)	6,181
Carry forward general activity (UDA)	0
17/18 Contracted orthodontic activity (UOA)	0
Carry forward orthodontic activity (UOA)	0
Baseline contract value	£174,908.87

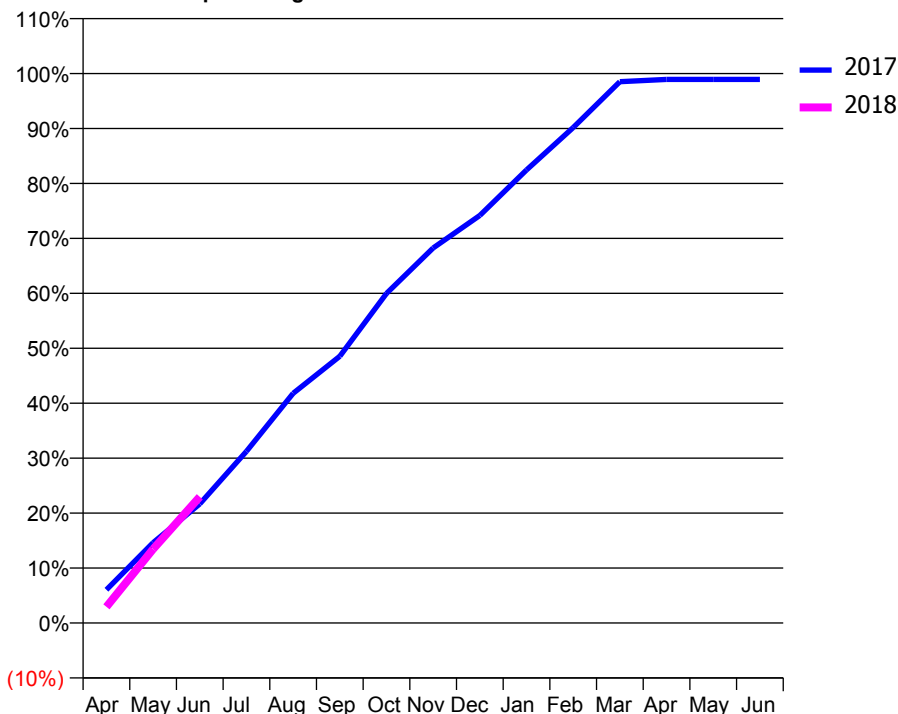
ACCESS*

Patients seen in 24 months	Total	Change since previous quarter
Quarter ending June 2016	2,672	
Quarter ending September 2016	2,679	→
Quarter ending December 2016	2,655	→
Quarter ending March 2017	2,639	→
Quarter ending June 2017	2,659	→
Variance since June 2016	(0.5%)	→



ACTIVITY

Cumulative percentage of contracted UDA delivered 2017 & 2018



Month	Adjusted Scheduled Activity (UDA)	
	2017	2018
April	374	182
May	904	831
June	1,341	1,419
July	1,931	
August	2,583	
September	3,000	
October	3,708	
November	4,219	
December	4,584	
January	5,095	
February	5,572	
March	6,088	
April	6,114	
May	6,115	
June	6,115	

QUALITY

	Quantity	Base Number	Contract	AT	Region	England
% of FP17s for the same patient ID Re-attending within 3 months - Children	17	331	5.1%	10.1%	11.5%	12.0%
% of FP17s for the same patient ID Re-attending within 3 months - Adults	29	421	6.9%	15.8%	16.8%	16.0%
% of FP17s for the same patient ID Re-attending between 3 & 9 months - Children	159	331	48.0%	47.1%	47.3%	58.0%
% of FP17s for the same patient ID Re-attending between 3 & 9 months - Adults	200	421	47.5%	37.7%	38.3%	50.9%
% of FP17s for Band 1 Urgent Courses	17	733	2.3%	11.4%	10.7%	9.1%
% of FP17s Relating to Free Repair or Replacements	1	733	0.1%	0.6%	0.6%	0.8%
% of FP17s Relating to Continuations	2	733	0.3%	0.6%	0.8%	1.1%
% of Patients satisfied with the dentistry they have received	5	6	N/A	90.4%	89.8%	91.7%
% of Patients satisfied with the time they had to wait for an appointment	5	6	N/A	84.2%	83.6%	88.0%

* This is based on patients treated on this contract for their most recent course of treatment. Figures in italics indicate the base number of FP17s or Patient Questionnaire responses are less than 100. N/A is shown where the base number of responses is less than 10 during the period. % is calculated as Quantity/Base number*100

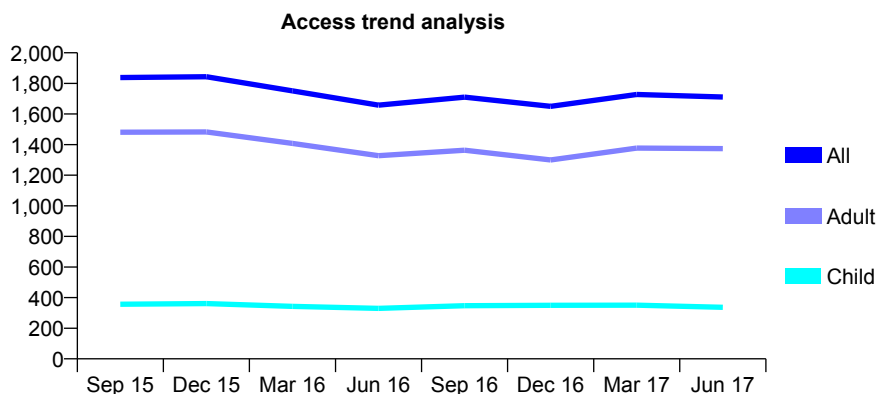
Q62 - Vital Signs At a Glance Contract Report for 786683/0001 - June 2017

Name or company name	MR MR FARIDRAD
Contract type name	GDS Contract
Purpose of contract	General
Contract start date	01/09/2008
Contract end date	

17/18 Contracted general activity (UDA)	5,270
Carry forward general activity (UDA)	0
17/18 Contracted orthodontic activity (UOA)	0
Carry forward orthodontic activity (UOA)	0
Baseline contract value	£166,100.82

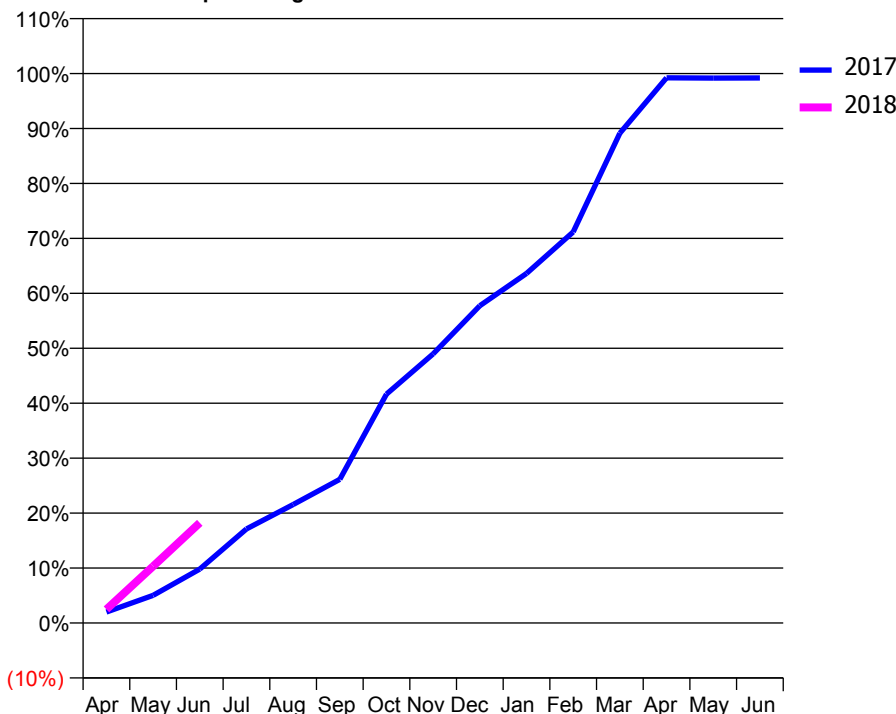
ACCESS*

Patients seen in 24 months	Total	Change since previous quarter
Quarter ending June 2016	1,658	
Quarter ending September 2016	1,710	↑
Quarter ending December 2016	1,650	↓
Quarter ending March 2017	1,728	↑
Quarter ending June 2017	1,711	→
Variance since June 2016	3.2%	↑



ACTIVITY

Cumulative percentage of contracted UDA delivered 2017 & 2018



Month	Adjusted Scheduled Activity (UDA)	
	2017	2018
April	105	131
May	266	545
June	518	962
July	902	
August	1,136	
September	1,379	
October	2,196	
November	2,581	
December	3,043	
January	3,352	
February	3,750	
March	4,697	
April	5,229	
May	5,226	
June	5,227	

QUALITY

	Quantity	Base Number	Contract	AT	Region	England
% of FP17s for the same patient ID Re-attending within 3 months - Children	7	93	7.5%	10.1%	11.5%	12.0%
% of FP17s for the same patient ID Re-attending within 3 months - Adults	37	352	10.5%	15.8%	16.8%	16.0%
% of FP17s for the same patient ID Re-attending between 3 & 9 months - Children	42	93	45.2%	47.1%	47.3%	58.0%
% of FP17s for the same patient ID Re-attending between 3 & 9 months - Adults	111	352	31.5%	37.7%	38.3%	50.9%
% of FP17s for Band 1 Urgent Courses	38	350	10.9%	11.4%	10.7%	9.1%
% of FP17s Relating to Free Repair or Replacements	3	350	0.9%	0.6%	0.6%	0.8%
% of FP17s Relating to Continuations	5	350	1.4%	0.6%	0.8%	1.1%
% of Patients satisfied with the dentistry they have received	3	4	N/A	90.4%	89.8%	91.7%
% of Patients satisfied with the time they had to wait for an appointment	3	4	N/A	84.2%	83.6%	88.0%

* This is based on patients treated on this contract for their most recent course of treatment. Figures in italics indicate the base number of FP17s or Patient Questionnaire responses are less than 100. N/A is shown where the base number of responses is less than 10 during the period. % is calculated as Quantity/Base number*100

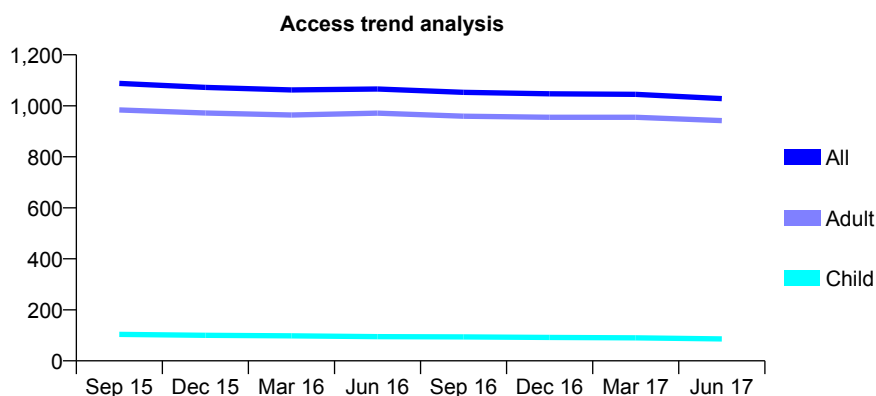
Q62 - Vital Signs At a Glance Contract Report for 801321/0001 - June 2017

Name or company name	MR AJ WEISS
Contract type name	GDS Contract
Purpose of contract	General
Contract start date	01/04/2006
Contract end date	

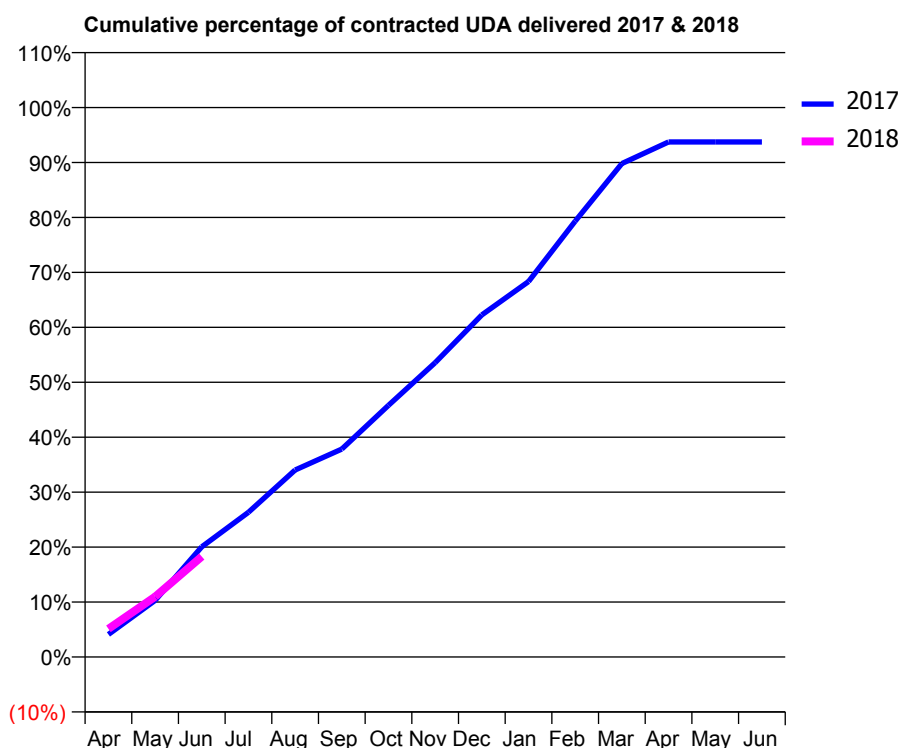
17/18 Contracted general activity (UDA)	4,000
Carry forward general activity (UDA)	0
17/18 Contracted orthodontic activity (UOA)	0
Carry forward orthodontic activity (UOA)	0
Baseline contract value	£86,800.00

ACCESS*

Patients seen in 24 months	Total	Change since previous quarter
Quarter ending June 2016	1,066	
Quarter ending September 2016	1,053	↓
Quarter ending December 2016	1,047	→
Quarter ending March 2017	1,045	→
Quarter ending June 2017	1,028	↓
Variance since June 2016	(3.6%)	↓



ACTIVITY



Adjusted Scheduled Activity (UDA)		
Month	2017	2018
April	165	206
May	412	439
June	802	732
July	1,054	
August	1,361	
September	1,514	
October	1,832	
November	2,143	
December	2,490	
January	2,733	
February	3,173	
March	3,592	
April	3,749	
May	3,749	
June	3,749	

QUALITY

	Quantity	Base Number	Contract	AT	Region	England
% of FP17s for the same patient ID Re-attending within 3 months - Children	0	20	0.0%	10.1%	11.5%	12.0%
% of FP17s for the same patient ID Re-attending within 3 months - Adults	56	368	15.2%	15.8%	16.8%	16.0%
% of FP17s for the same patient ID Re-attending between 3 & 9 months - Children	10	20	50.0%	47.1%	47.3%	58.0%
% of FP17s for the same patient ID Re-attending between 3 & 9 months - Adults	155	368	42.1%	37.7%	38.3%	50.9%
% of FP17s for Band 1 Urgent Courses	38	339	11.2%	11.4%	10.7%	9.1%
% of FP17s Relating to Free Repair or Replacements	0	339	0.0%	0.6%	0.6%	0.8%
% of FP17s Relating to Continuations	4	339	1.2%	0.6%	0.8%	1.1%
% of Patients satisfied with the dentistry they have received	0	0	N/A	90.4%	89.8%	91.7%
% of Patients satisfied with the time they had to wait for an appointment	0	0	N/A	84.2%	83.6%	88.0%

* This is based on patients treated on this contract for their most recent course of treatment. Figures in italics indicate the base number of FP17s or Patient Questionnaire responses are less than 100. N/A is shown where the base number of responses is less than 10 during the period. % is calculated as Quantity/Base number*100

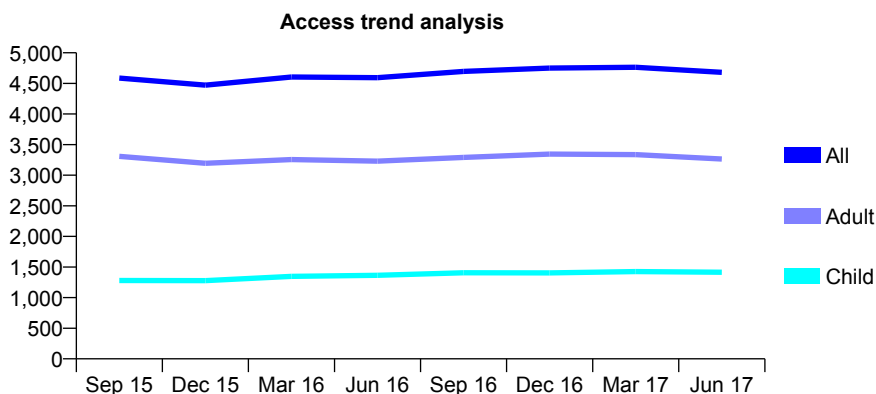
Q62 - Vital Signs At a Glance Contract Report for 808199/0001 - June 2017

Name or company name	MR BS BHOGAL
Contract type name	GDS Contract
Purpose of contract	General
Contract start date	01/04/2006
Contract end date	

17/18 Contracted general activity (UDA)	13,604
Carry forward general activity (UDA)	0
17/18 Contracted orthodontic activity (UOA)	0
Carry forward orthodontic activity (UOA)	0
Baseline contract value	£449,875.90

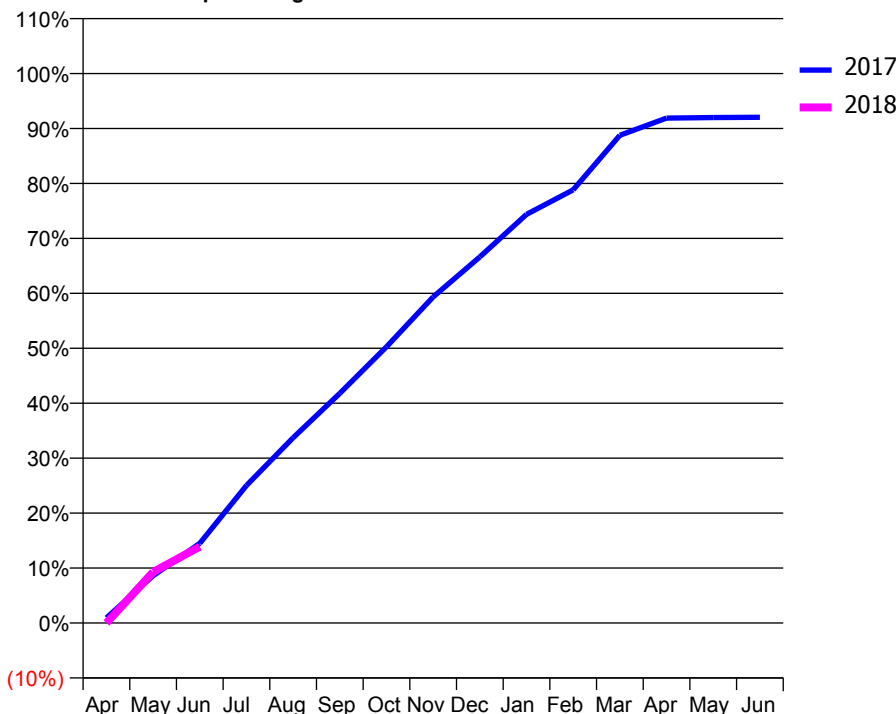
ACCESS*

Patients seen in 24 months	Total	Change since previous quarter
Quarter ending June 2016	4,593	
Quarter ending September 2016	4,696	↑
Quarter ending December 2016	4,751	→
Quarter ending March 2017	4,763	→
Quarter ending June 2017	4,680	↓
Variance since June 2016	1.9%	→



ACTIVITY

Cumulative percentage of contracted UDA delivered 2017 & 2018



Adjusted Scheduled Activity (UDA)

Month	2017	2018
April	126	0
May	1,169	1,263
June	1,973	1,889
July	3,404	
August	4,587	
September	5,685	
October	6,838	
November	8,075	
December	9,063	
January	10,116	
February	10,723	
March	12,073	
April	12,500	
May	12,513	
June	12,520	

QUALITY

	Quantity	Base Number	Contract	AT	Region	England
% of FP17s for the same patient ID Re-attending within 3 months - Children	35	424	8.3%	10.1%	11.5%	12.0%
% of FP17s for the same patient ID Re-attending within 3 months - Adults	117	729	16.0%	15.8%	16.8%	16.0%
% of FP17s for the same patient ID Re-attending between 3 & 9 months - Children	225	424	53.1%	47.1%	47.3%	58.0%
% of FP17s for the same patient ID Re-attending between 3 & 9 months - Adults	299	729	41.0%	37.7%	38.3%	50.9%
% of FP17s for Band 1 Urgent Courses	161	939	17.1%	11.4%	10.7%	9.1%
% of FP17s Relating to Free Repair or Replacements	1	939	0.1%	0.6%	0.6%	0.8%
% of FP17s Relating to Continuations	10	939	1.1%	0.6%	0.8%	1.1%
% of Patients satisfied with the dentistry they have received	7	8	N/A	90.4%	89.8%	91.7%
% of Patients satisfied with the time they had to wait for an appointment	8	8	N/A	84.2%	83.6%	88.0%

* This is based on patients treated on this contract for their most recent course of treatment. Figures in italics indicate the base number of FP17s or Patient Questionnaire responses are less than 100. N/A is shown where the base number of responses is less than 10 during the period. % is calculated as Quantity/Base number*100

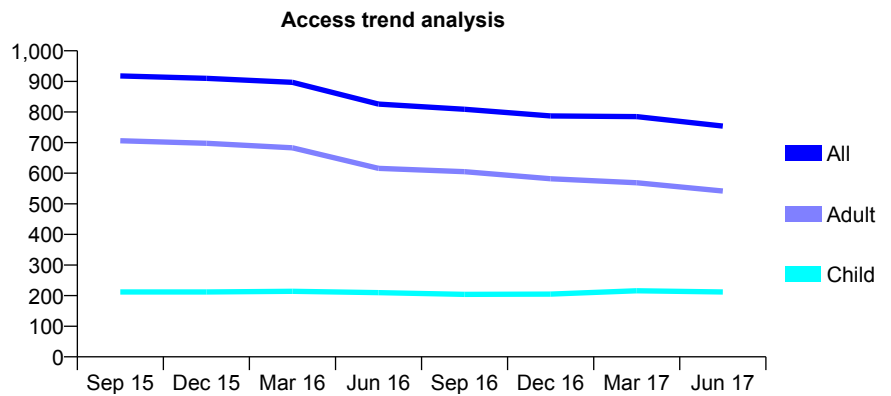
Q62 - Vital Signs At a Glance Contract Report for 812196/0001 - June 2017

Name or company name	MISS JP WATKINS
Contract type name	GDS Contract
Purpose of contract	General and Orthodontic
Contract start date	01/04/2006
Contract end date	

17/18 Contracted general activity (UDA)	1,719
Carry forward general activity (UDA)	0
17/18 Contracted orthodontic activity (UOA)	159
Carry forward orthodontic activity (UOA)	0
Baseline contract value	£50,475.63

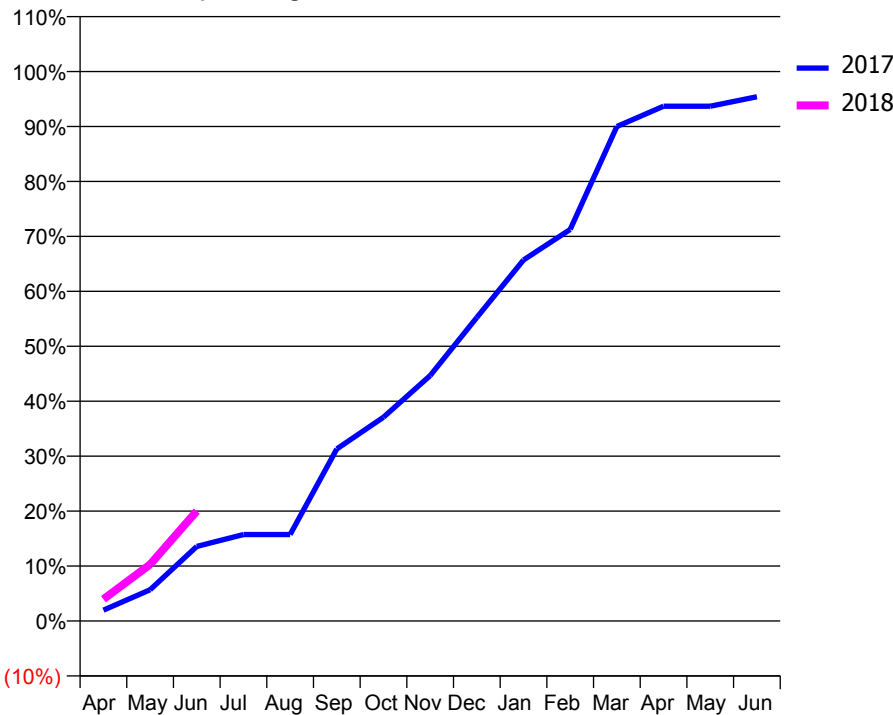
ACCESS*

Patients seen in 24 months	Total	Change since previous quarter
Quarter ending June 2016	826	
Quarter ending September 2016	809	↓
Quarter ending December 2016	787	↓
Quarter ending March 2017	785	→
Quarter ending June 2017	754	↓
Variance since June 2016	(8.7%)	↓



ACTIVITY

Cumulative percentage of contracted UDA delivered 2017 & 2018



Month	Adjusted Scheduled Activity (UDA)	
	2017	2018
April	34	68
May	98	177
June	234	344
July	271	
August	271	
September	538	
October	638	
November	768	
December	950	
January	1,130	
February	1,225	
March	1,547	
April	1,610	
May	1,610	
June	1,640	

QUALITY

	Quantity	Base Number	Contract	AT	Region	England
% of FP17s for the same patient ID Re-attending within 3 months - Children	6	50	12.0%	10.1%	11.5%	12.0%
% of FP17s for the same patient ID Re-attending within 3 months - Adults	17	148	11.5%	15.8%	16.8%	16.0%
% of FP17s for the same patient ID Re-attending between 3 & 9 months - Children	15	50	30.0%	47.1%	47.3%	58.0%
% of FP17s for the same patient ID Re-attending between 3 & 9 months - Adults	27	148	18.2%	37.7%	38.3%	50.9%
% of FP17s for Band 1 Urgent Courses	24	151	15.9%	11.4%	10.7%	9.1%
% of FP17s Relating to Free Repair or Replacements	3	151	2.0%	0.6%	0.6%	0.8%
% of FP17s Relating to Continuations	5	151	3.3%	0.6%	0.8%	1.1%
% of Patients satisfied with the dentistry they have received	1	1	N/A	90.4%	89.8%	91.7%
% of Patients satisfied with the time they had to wait for an appointment	1	1	N/A	84.2%	83.6%	88.0%

* This is based on patients treated on this contract for their most recent course of treatment. Figures in italics indicate the base number of FP17s or Patient Questionnaire responses are less than 100. N/A is shown where the base number of responses is less than 10 during the period. % is calculated as Quantity/Base number*100

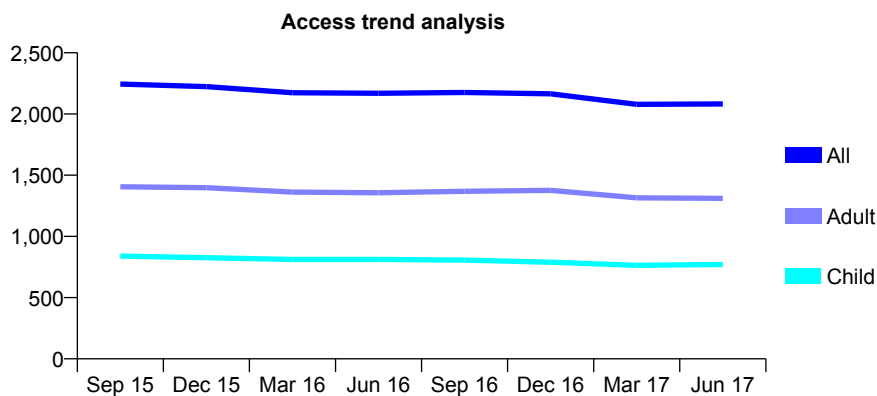
Q62 - Vital Signs At a Glance Contract Report for 813923/0002 - June 2017

Name or company name	MR JS MANDAIR
Contract type name	GDS Contract
Purpose of contract	General and Orthodontic
Contract start date	01/11/2006
Contract end date	

17/18 Contracted general activity (UDA)	4,546
Carry forward general activity (UDA)	0
17/18 Contracted orthodontic activity (UOA)	533
Carry forward orthodontic activity (UOA)	0
Baseline contract value	£197,451.84

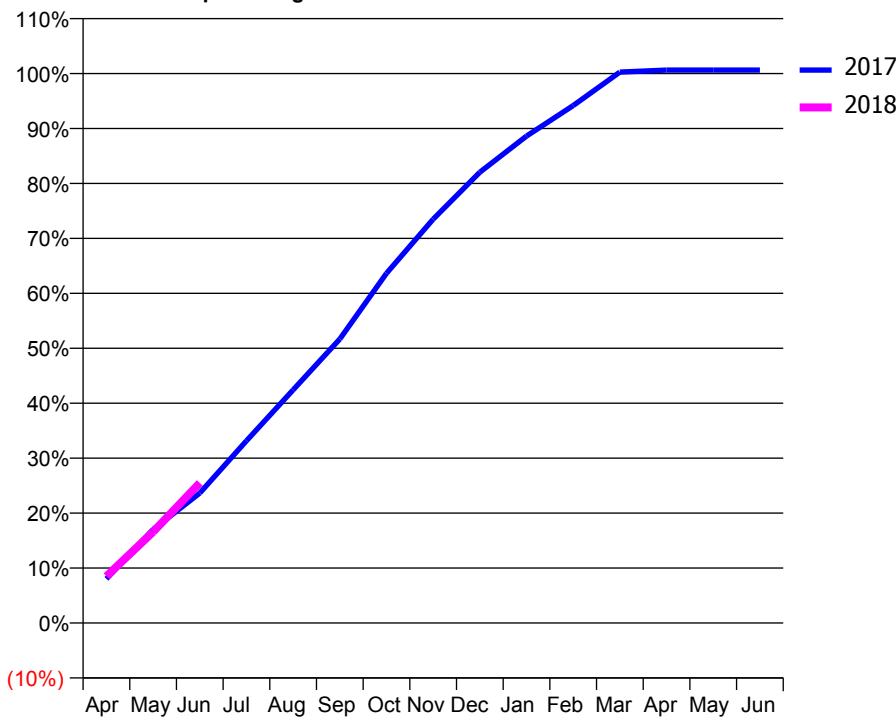
ACCESS*

Patients seen in 24 months	Total	Change since previous quarter
Quarter ending June 2016	2,169	
Quarter ending September 2016	2,176	→
Quarter ending December 2016	2,165	→
Quarter ending March 2017	2,079	↓
Quarter ending June 2017	2,082	→
Variance since June 2016	(4.0%)	↓



ACTIVITY

Cumulative percentage of contracted UDA delivered 2017 & 2018



Month	Adjusted Scheduled Activity (UDA)	
	2017	2018
April	366	387
May	774	754
June	1,075	1,159
July	1,508	
August	1,929	
September	2,349	
October	2,894	
November	3,341	
December	3,730	
January	4,028	
February	4,281	
March	4,557	
April	4,575	
May	4,575	
June	4,575	

QUALITY

	Quantity	Base Number	Contract	AT	Region	England
% of FP17s for the same patient ID Re-attending within 3 months - Children	22	275	8.0%	10.1%	11.5%	12.0%
% of FP17s for the same patient ID Re-attending within 3 months - Adults	28	303	9.2%	15.8%	16.8%	16.0%
% of FP17s for the same patient ID Re-attending between 3 & 9 months - Children	146	275	53.1%	47.1%	47.3%	58.0%
% of FP17s for the same patient ID Re-attending between 3 & 9 months - Adults	138	303	45.5%	37.7%	38.3%	50.9%
% of FP17s for Band 1 Urgent Courses	14	542	2.6%	11.4%	10.7%	9.1%
% of FP17s Relating to Free Repair or Replacements	1	542	0.2%	0.6%	0.6%	0.8%
% of FP17s Relating to Continuations	1	542	0.2%	0.6%	0.8%	1.1%
% of Patients satisfied with the dentistry they have received	0	0	N/A	90.4%	89.8%	91.7%
% of Patients satisfied with the time they had to wait for an appointment	0	0	N/A	84.2%	83.6%	88.0%

* This is based on patients treated on this contract for their most recent course of treatment. Figures in italics indicate the base number of FP17s or Patient Questionnaire responses are less than 100. N/A is shown where the base number of responses is less than 10 during the period. % is calculated as Quantity/Base number*100

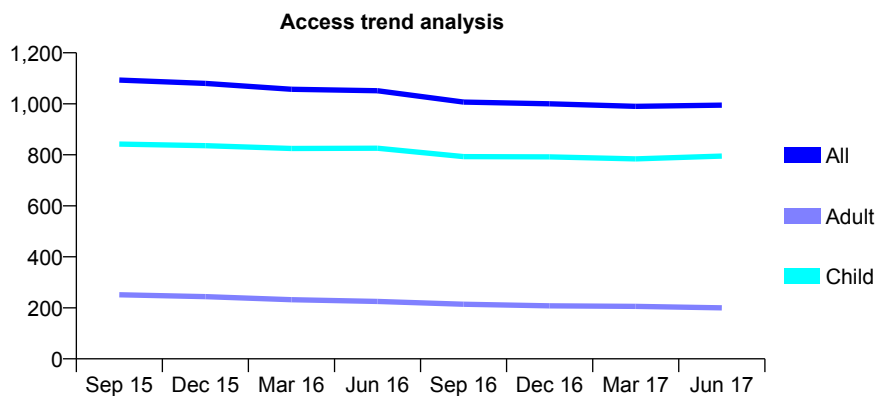
Q62 - Vital Signs At a Glance Contract Report for 825662/0001 - June 2017

Name or company name	MR J SINGH
Contract type name	GDS Contract
Purpose of contract	General
Contract start date	01/04/2006
Contract end date	

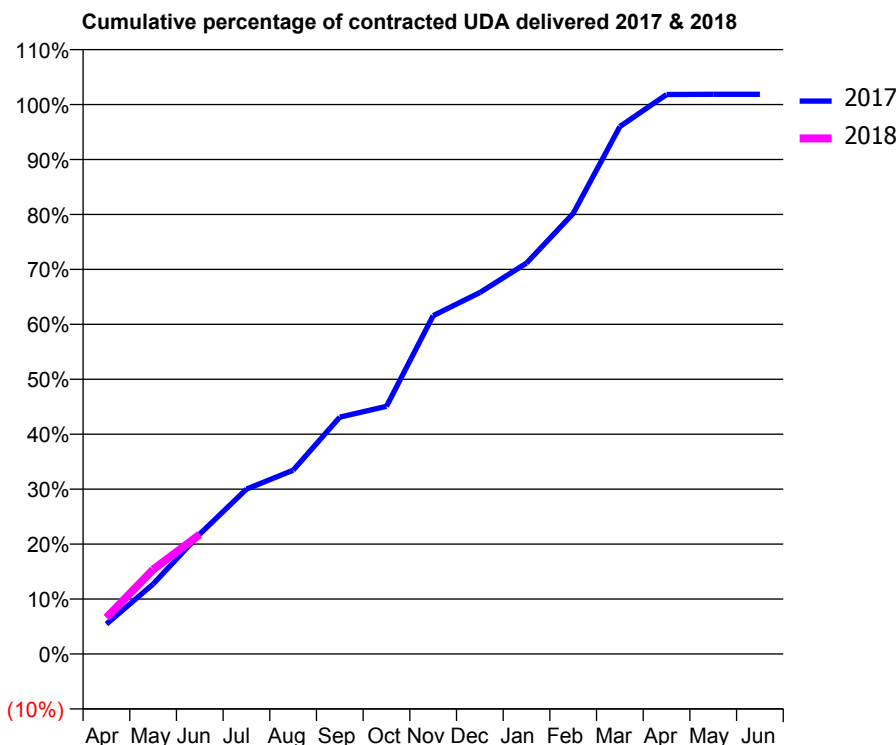
17/18 Contracted general activity (UDA)	2,696
Carry forward general activity (UDA)	0
17/18 Contracted orthodontic activity (UOA)	0
Carry forward orthodontic activity (UOA)	0
Baseline contract value	£93,797.27

ACCESS*

Patients seen in 24 months	Total	Change since previous quarter
Quarter ending June 2016	1,051	
Quarter ending September 2016	1,007	↓
Quarter ending December 2016	1,000	→
Quarter ending March 2017	990	↓
Quarter ending June 2017	995	→
Variance since June 2016	(5.3%)	↓



ACTIVITY



Month	Adjusted Scheduled Activity (UDA)	
	2017	2018
April	147	178
May	343	414
June	589	586
July	809	
August	902	
September	1,162	
October	1,215	
November	1,660	
December	1,773	
January	1,918	
February	2,161	
March	2,588	
April	2,745	
May	2,746	
June	2,746	

QUALITY

	Quantity	Base Number	Contract	AT	Region	England
% of FP17s for the same patient ID Re-attending within 3 months - Children	7	232	3.0%	10.1%	11.5%	12.0%
% of FP17s for the same patient ID Re-attending within 3 months - Adults	4	48	8.3%	15.8%	16.8%	16.0%
% of FP17s for the same patient ID Re-attending between 3 & 9 months - Children	43	232	18.5%	47.1%	47.3%	58.0%
% of FP17s for the same patient ID Re-attending between 3 & 9 months - Adults	6	48	12.5%	37.7%	38.3%	50.9%
% of FP17s for Band 1 Urgent Courses	2	235	0.9%	11.4%	10.7%	9.1%
% of FP17s Relating to Free Repair or Replacements	0	235	0.0%	0.6%	0.6%	0.8%
% of FP17s Relating to Continuations	0	235	0.0%	0.6%	0.8%	1.1%
% of Patients satisfied with the dentistry they have received	0	0	N/A	90.4%	89.8%	91.7%
% of Patients satisfied with the time they had to wait for an appointment	0	0	N/A	84.2%	83.6%	88.0%

* This is based on patients treated on this contract for their most recent course of treatment. Figures in italics indicate the base number of FP17s or Patient Questionnaire responses are less than 100. N/A is shown where the base number of responses is less than 10 during the period. % is calculated as Quantity/Base number*100

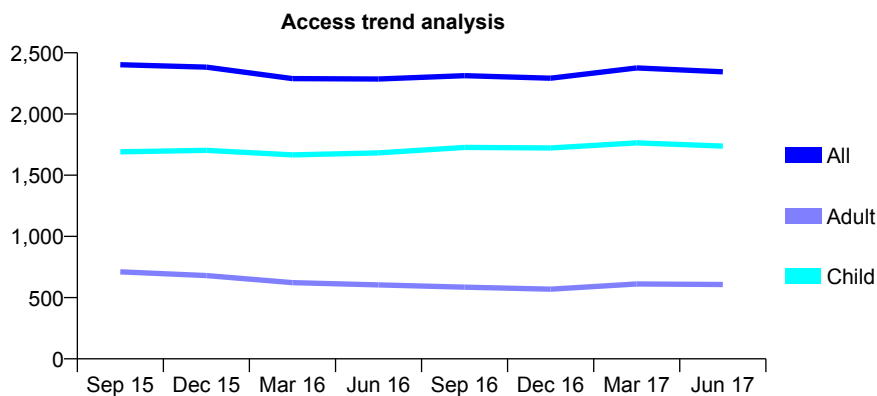
Q62 - Vital Signs At a Glance Contract Report for 825786/0001 - June 2017

Name or company name	MISS F RAHEMTULLA
Contract type name	GDS Contract
Purpose of contract	General
Contract start date	01/04/2006
Contract end date	

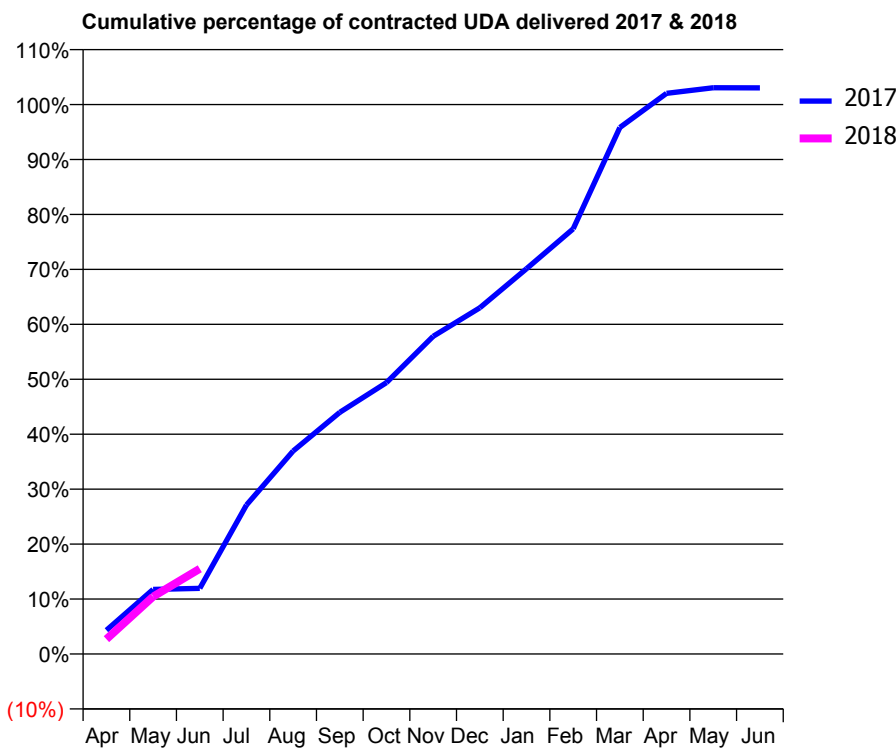
17/18 Contracted general activity (UDA)	6,732
Carry forward general activity (UDA)	0
17/18 Contracted orthodontic activity (UOA)	0
Carry forward orthodontic activity (UOA)	0
Baseline contract value	£204,508.21

ACCESS*

Patients seen in 24 months	Total	Change since previous quarter
Quarter ending June 2016	2,286	
Quarter ending September 2016	2,313	→
Quarter ending December 2016	2,292	→
Quarter ending March 2017	2,376	↑
Quarter ending June 2017	2,345	↓
Variance since June 2016	2.6%	↑



ACTIVITY



Adjusted Scheduled Activity (UDA)		
Month	2017	2018
April	291	181
May	792	704
June	804	1,045
July	1,825	
August	2,488	
September	2,960	
October	3,326	
November	3,892	
December	4,241	
January	4,721	
February	5,209	
March	6,450	
April	6,869	
May	6,937	
June	6,936	

QUALITY

	Quantity	Base Number	Contract	AT	Region	England
% of FP17s for the same patient ID Re-attending within 3 months - Children	28	540	5.2%	10.1%	11.5%	12.0%
% of FP17s for the same patient ID Re-attending within 3 months - Adults	4	148	2.7%	15.8%	16.8%	16.0%
% of FP17s for the same patient ID Re-attending between 3 & 9 months - Children	268	540	49.6%	47.1%	47.3%	58.0%
% of FP17s for the same patient ID Re-attending between 3 & 9 months - Adults	62	148	41.9%	37.7%	38.3%	50.9%
% of FP17s for Band 1 Urgent Courses	16	537	3.0%	11.4%	10.7%	9.1%
% of FP17s Relating to Free Repair or Replacements	0	537	0.0%	0.6%	0.6%	0.8%
% of FP17s Relating to Continuations	0	537	0.0%	0.6%	0.8%	1.1%
% of Patients satisfied with the dentistry they have received	3	4	N/A	90.4%	89.8%	91.7%
% of Patients satisfied with the time they had to wait for an appointment	2	4	N/A	84.2%	83.6%	88.0%

* This is based on patients treated on this contract for their most recent course of treatment. Figures in italics indicate the base number of FP17s or Patient Questionnaire responses are less than 100. N/A is shown where the base number of responses is less than 10 during the period. % is calculated as Quantity/Base number*100

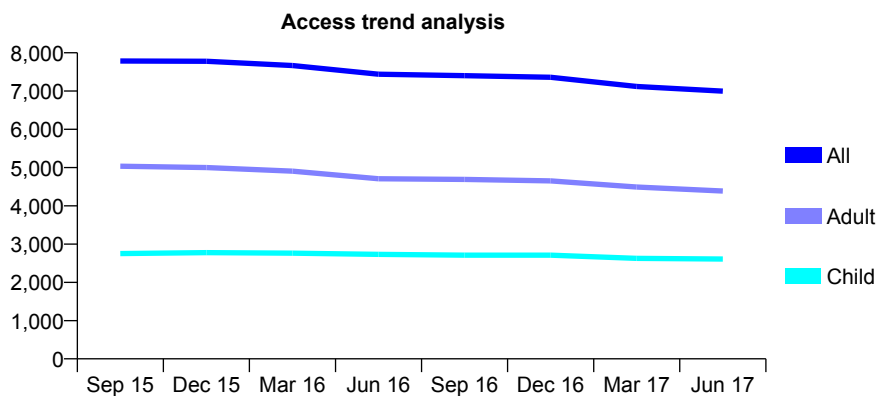
Q62 - Vital Signs At a Glance Contract Report for 825948/0005 - June 2017

Name or company name	MR JK KOTECHA
Contract type name	GDS Contract
Purpose of contract	General
Contract start date	01/04/2006
Contract end date	

17/18 Contracted general activity (UDA)	20,643
Carry forward general activity (UDA)	0
17/18 Contracted orthodontic activity (UOA)	0
Carry forward orthodontic activity (UOA)	0
Baseline contract value	£489,980.40

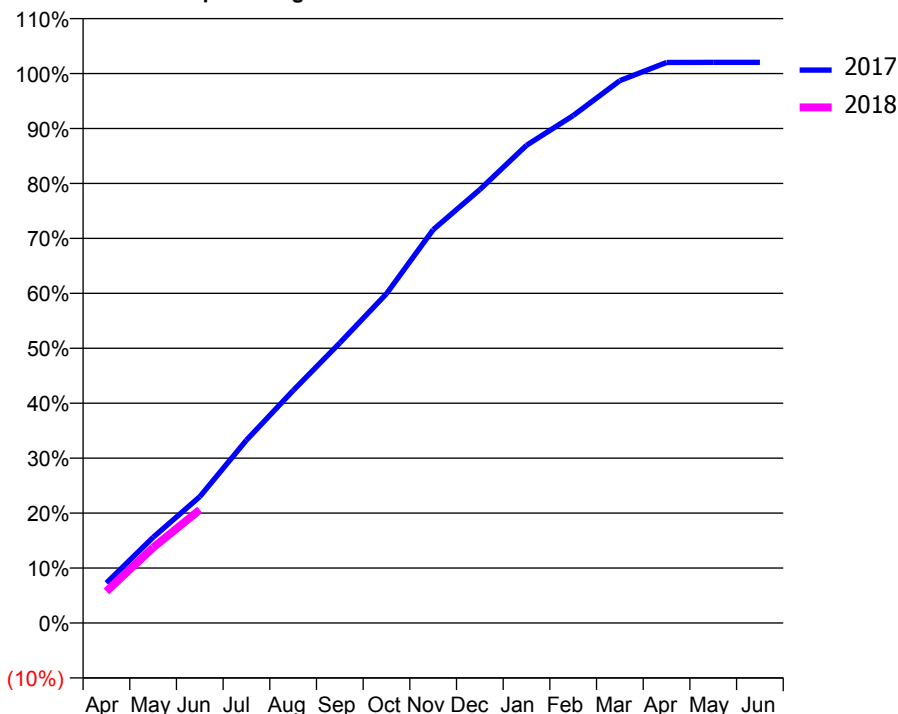
ACCESS*

Patients seen in 24 months	Total	Change since previous quarter
Quarter ending June 2016	7,440	
Quarter ending September 2016	7,401	→
Quarter ending December 2016	7,360	→
Quarter ending March 2017	7,119	↓
Quarter ending June 2017	6,998	↓
Variance since June 2016	(5.9%)	↓



ACTIVITY

Cumulative percentage of contracted UDA delivered 2017 & 2018



Adjusted Scheduled Activity (UDA)

Month	2017	2018
April	1,506	1,189
May	3,221	2,834
June	4,747	4,257
July	6,873	
August	8,733	
September	10,522	
October	12,372	
November	14,773	
December	16,282	
January	17,944	
February	19,062	
March	20,376	
April	21,056	
May	21,063	
June	21,062	

QUALITY

	Quantity	Base Number	Contract	AT	Region	England
% of FP17s for the same patient ID Re-attending within 3 months - Children	57	983	5.8%	10.1%	11.5%	12.0%
% of FP17s for the same patient ID Re-attending within 3 months - Adults	146	1,207	12.1%	15.8%	16.8%	16.0%
% of FP17s for the same patient ID Re-attending between 3 & 9 months - Children	568	983	57.8%	47.1%	47.3%	58.0%
% of FP17s for the same patient ID Re-attending between 3 & 9 months - Adults	621	1,207	51.4%	37.7%	38.3%	50.9%
% of FP17s for Band 1 Urgent Courses	118	1,956	6.0%	11.4%	10.7%	9.1%
% of FP17s Relating to Free Repair or Replacements	12	1,956	0.6%	0.6%	0.6%	0.8%
% of FP17s Relating to Continuations	9	1,956	0.5%	0.6%	0.8%	1.1%
% of Patients satisfied with the dentistry they have received	15	17	88.2%	90.4%	89.8%	91.7%
% of Patients satisfied with the time they had to wait for an appointment	15	17	88.2%	84.2%	83.6%	88.0%

* This is based on patients treated on this contract for their most recent course of treatment. Figures in italics indicate the base number of FP17s or Patient Questionnaire responses are less than 100. N/A is shown where the base number of responses is less than 10 during the period. % is calculated as Quantity/Base number*100

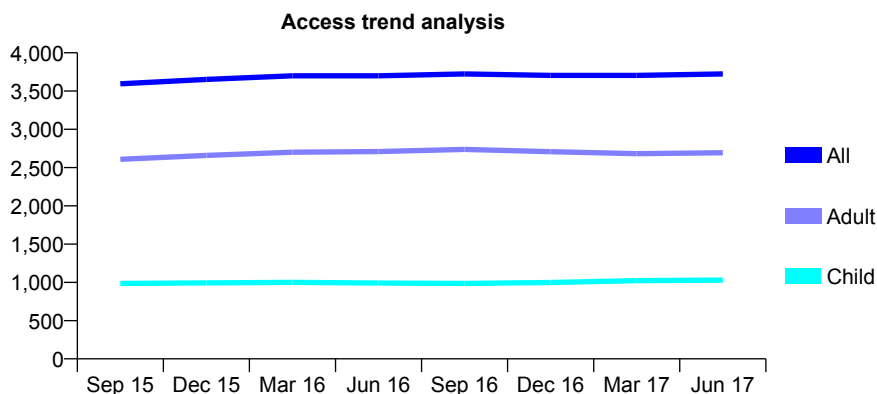
Q62 - Vital Signs At a Glance Contract Report for 825956/0001 - June 2017

Name or company name	MR RG RENTON
Contract type name	GDS Contract
Purpose of contract	General
Contract start date	01/04/2006
Contract end date	

17/18 Contracted general activity (UDA)	5,946
Carry forward general activity (UDA)	0
17/18 Contracted orthodontic activity (UOA)	0
Carry forward orthodontic activity (UOA)	0
Baseline contract value	£165,055.07

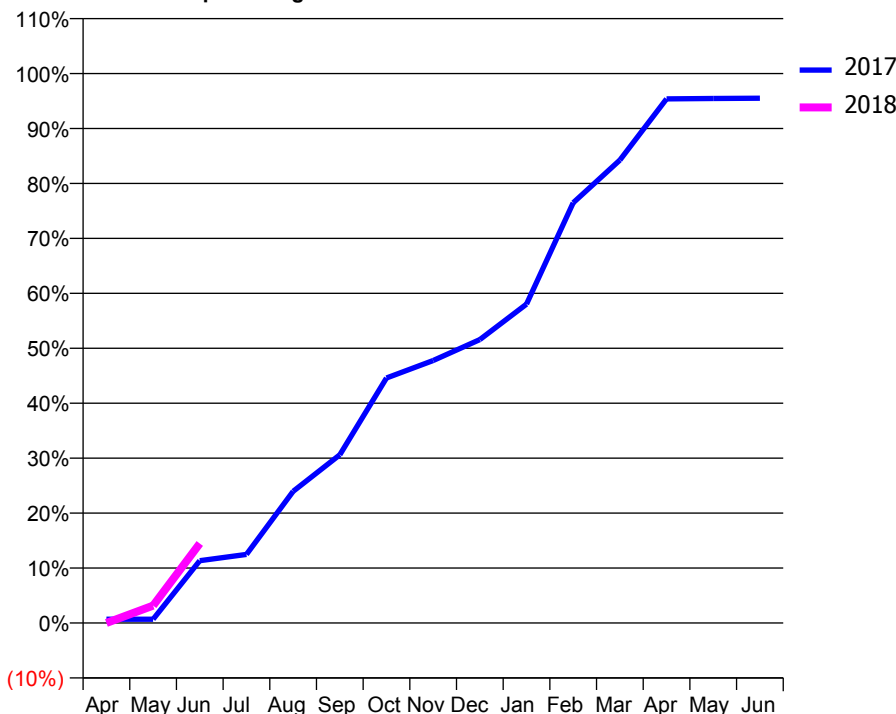
ACCESS*

Patients seen in 24 months	Total	Change since previous quarter
Quarter ending June 2016	3,700	
Quarter ending September 2016	3,724	→
Quarter ending December 2016	3,704	→
Quarter ending March 2017	3,705	→
Quarter ending June 2017	3,724	→
Variance since June 2016	0.6%	→



ACTIVITY

Cumulative percentage of contracted UDA delivered 2017 & 2018



Month	Adjusted Scheduled Activity (UDA)	
	2017	2018
April	41	0
May	41	188
June	674	861
July	742	
August	1,425	
September	1,820	
October	2,652	
November	2,841	
December	3,067	
January	3,451	
February	4,547	
March	5,010	
April	5,671	
May	5,675	
June	5,678	

QUALITY

	Quantity	Base Number	Contract	AT	Region	England
% of FP17s for the same patient ID Re-attending within 3 months - Children	3	248	1.2%	10.1%	11.5%	12.0%
% of FP17s for the same patient ID Re-attending within 3 months - Adults	67	689	9.7%	15.8%	16.8%	16.0%
% of FP17s for the same patient ID Re-attending between 3 & 9 months - Children	84	248	33.9%	47.1%	47.3%	58.0%
% of FP17s for the same patient ID Re-attending between 3 & 9 months - Adults	244	689	35.4%	37.7%	38.3%	50.9%
% of FP17s for Band 1 Urgent Courses	62	599	10.4%	11.4%	10.7%	9.1%
% of FP17s Relating to Free Repair or Replacements	0	599	0.0%	0.6%	0.6%	0.8%
% of FP17s Relating to Continuations	0	599	0.0%	0.6%	0.8%	1.1%
% of Patients satisfied with the dentistry they have received	5	5	N/A	90.4%	89.8%	91.7%
% of Patients satisfied with the time they had to wait for an appointment	4	5	N/A	84.2%	83.6%	88.0%

* This is based on patients treated on this contract for their most recent course of treatment. Figures in italics indicate the base number of FP17s or Patient Questionnaire responses are less than 100. N/A is shown where the base number of responses is less than 10 during the period. % is calculated as Quantity/Base number*100

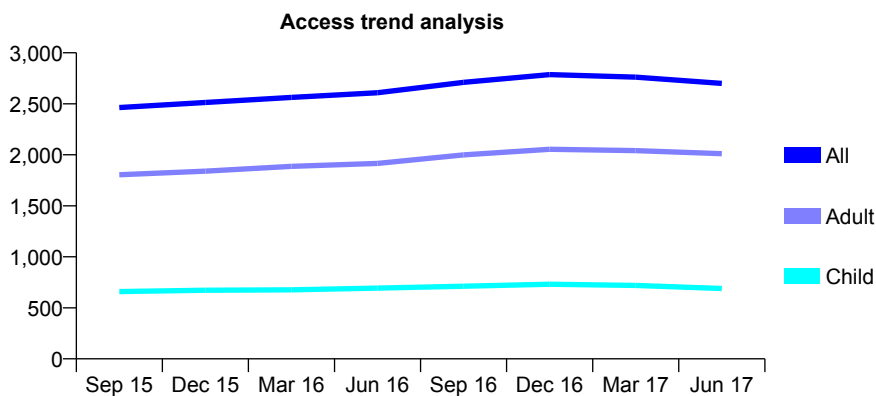
Q62 - Vital Signs At a Glance Contract Report for 839132/0001 - June 2017

Name or company name	Ivory Dental Practice
Contract type name	GDS Contract
Purpose of contract	General
Contract start date	01/04/2006
Contract end date	

17/18 Contracted general activity (UDA)	6,000
Carry forward general activity (UDA)	0
17/18 Contracted orthodontic activity (UOA)	0
Carry forward orthodontic activity (UOA)	0
Baseline contract value	£130,682.26

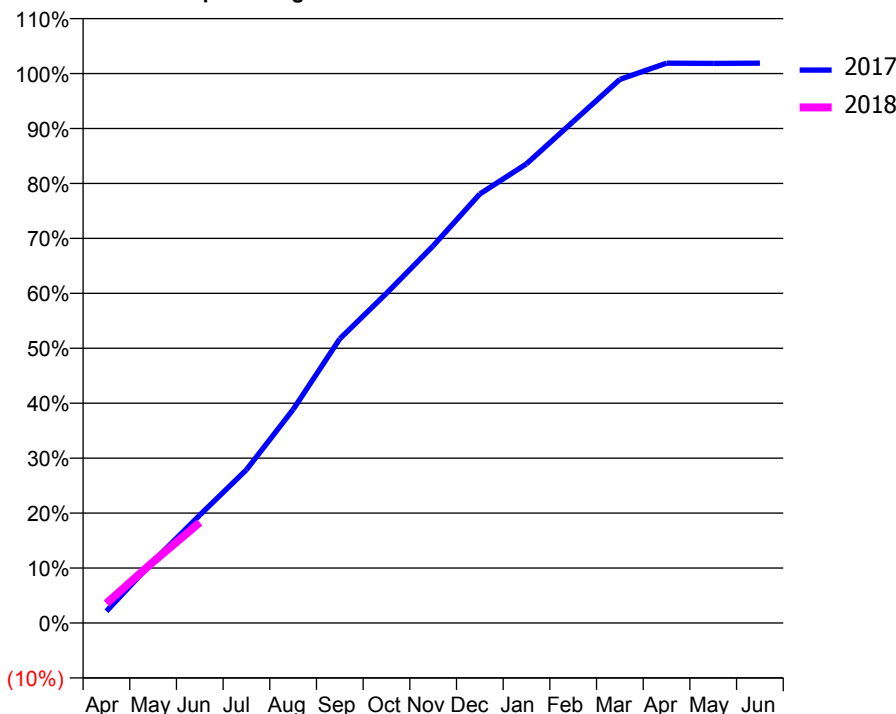
ACCESS*

Patients seen in 24 months	Total	Change since previous quarter
Quarter ending June 2016	2,609	
Quarter ending September 2016	2,711	↑
Quarter ending December 2016	2,786	↑
Quarter ending March 2017	2,761	→
Quarter ending June 2017	2,700	↓
Variance since June 2016	3.5%	↑



ACTIVITY

Cumulative percentage of contracted UDA delivered 2017 & 2018



Adjusted Scheduled Activity (UDA)		
Month	2017	2018
April	129	215
May	672	667
June	1,179	1,099
July	1,674	
August	2,332	
September	3,104	
October	3,600	
November	4,119	
December	4,685	
January	5,014	
February	5,475	
March	5,935	
April	6,114	
May	6,111	
June	6,114	

QUALITY

	Quantity	Base Number	Contract	AT	Region	England
% of FP17s for the same patient ID Re-attending within 3 months - Children	10	182	5.5%	10.1%	11.5%	12.0%
% of FP17s for the same patient ID Re-attending within 3 months - Adults	38	403	9.4%	15.8%	16.8%	16.0%
% of FP17s for the same patient ID Re-attending between 3 & 9 months - Children	100	182	54.9%	47.1%	47.3%	58.0%
% of FP17s for the same patient ID Re-attending between 3 & 9 months - Adults	170	403	42.2%	37.7%	38.3%	50.9%
% of FP17s for Band 1 Urgent Courses	39	500	7.8%	11.4%	10.7%	9.1%
% of FP17s Relating to Free Repair or Replacements	5	500	1.0%	0.6%	0.6%	0.8%
% of FP17s Relating to Continuations	1	500	0.2%	0.6%	0.8%	1.1%
% of Patients satisfied with the dentistry they have received	3	5	N/A	90.4%	89.8%	91.7%
% of Patients satisfied with the time they had to wait for an appointment	2	5	N/A	84.2%	83.6%	88.0%

* This is based on patients treated on this contract for their most recent course of treatment. Figures in italics indicate the base number of FP17s or Patient Questionnaire responses are less than 100. N/A is shown where the base number of responses is less than 10 during the period. % is calculated as Quantity/Base number*100

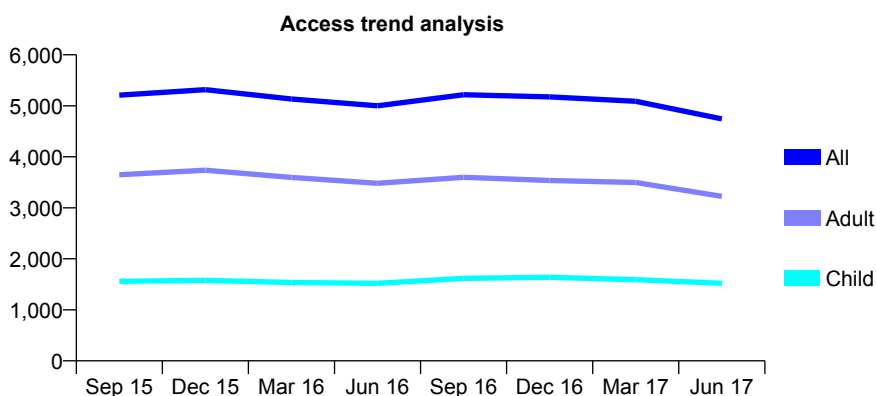
Q62 - Vital Signs At a Glance Contract Report for 839248/0001 - June 2017

Name or company name	MR K KHOSRAVANI
Contract type name	GDS Contract
Purpose of contract	General
Contract start date	01/04/2006
Contract end date	

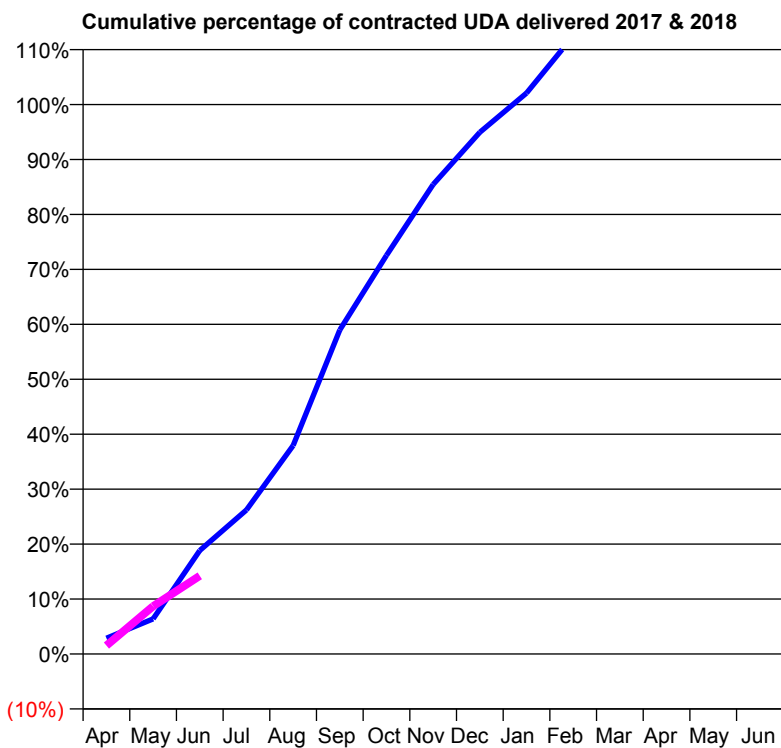
17/18 Contracted general activity (UDA)	11,434
Carry forward general activity (UDA)	0
17/18 Contracted orthodontic activity (UOA)	0
Carry forward orthodontic activity (UOA)	0
Baseline contract value	£347,301.47

ACCESS*

Patients seen in 24 months	Total	Change since previous quarter
Quarter ending June 2016	5,001	
Quarter ending September 2016	5,217	↑
Quarter ending December 2016	5,174	→
Quarter ending March 2017	5,088	↓
Quarter ending June 2017	4,744	↓
Variance since June 2016	(5.1%)	↓



ACTIVITY



Month	Adjusted Scheduled Activity (UDA)	
	2017	2018
April	329	175
May	730	995
June	2,153	1,626
July	2,998	
August	4,339	
September	6,744	
October	8,294	
November	9,772	
December	10,856	
January	11,670	
February	12,860	
March	14,887	
April	15,488	
May	15,490	
June	15,502	

QUALITY

	Quantity	Base Number	Contract	AT	Region	England
% of FP17s for the same patient ID Re-attending within 3 months - Children	23	260	8.8%	10.1%	11.5%	12.0%
% of FP17s for the same patient ID Re-attending within 3 months - Adults	32	384	8.3%	15.8%	16.8%	16.0%
% of FP17s for the same patient ID Re-attending between 3 & 9 months - Children	74	260	28.5%	47.1%	47.3%	58.0%
% of FP17s for the same patient ID Re-attending between 3 & 9 months - Adults	116	384	30.2%	37.7%	38.3%	50.9%
% of FP17s for Band 1 Urgent Courses	15	509	2.9%	11.4%	10.7%	9.1%
% of FP17s Relating to Free Repair or Replacements	3	509	0.6%	0.6%	0.6%	0.8%
% of FP17s Relating to Continuations	0	509	0.0%	0.6%	0.8%	1.1%
% of Patients satisfied with the dentistry they have received	8	8	N/A	90.4%	89.8%	91.7%
% of Patients satisfied with the time they had to wait for an appointment	5	8	N/A	84.2%	83.6%	88.0%

* This is based on patients treated on this contract for their most recent course of treatment. Figures in italics indicate the base number of FP17s or Patient Questionnaire responses are less than 100. N/A is shown where the base number of responses is less than 10 during the period. % is calculated as Quantity/Base number*100

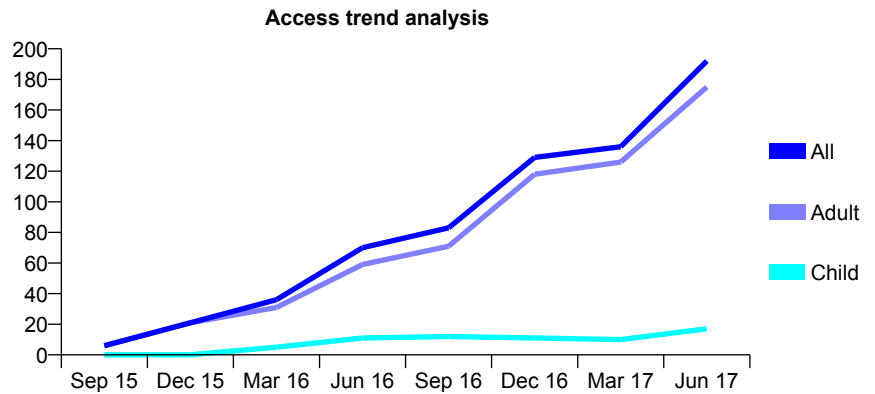
Q62 - Vital Signs At a Glance Contract Report for 839248/0002 - June 2017

Name or company name	MR K KHOSRAVANI
Contract type name	GDS Contract
Purpose of contract	General
Contract start date	01/01/2015
Contract end date	

17/18 Contracted general activity (UDA)	5,000
Carry forward general activity (UDA)	0
17/18 Contracted orthodontic activity (UOA)	0
Carry forward orthodontic activity (UOA)	0
Baseline contract value	£151,872.26

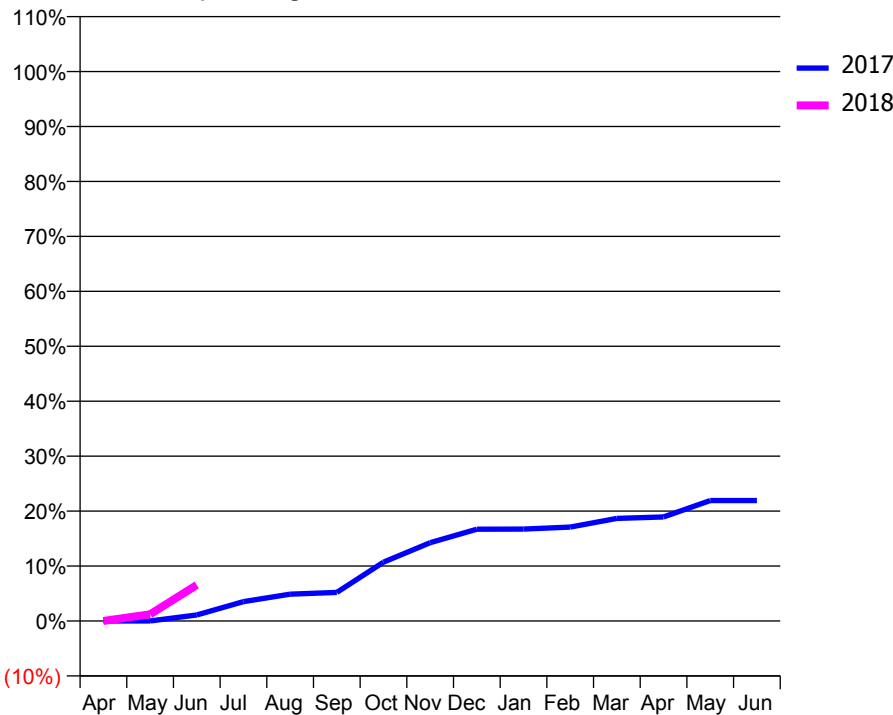
ACCESS*

Patients seen in 24 months	Total	Change since previous quarter
Quarter ending June 2016	70	
Quarter ending September 2016	83	↑
Quarter ending December 2016	129	↑
Quarter ending March 2017	136	↑
Quarter ending June 2017	192	↑
Variance since June 2016	174.3%	↑



ACTIVITY

Cumulative percentage of contracted UDA delivered 2017 & 2018



Month	Adjusted Scheduled Activity (UDA)	
	2017	2018
April	0	0
May	1	61
June	55	329
July	177	
August	244	
September	260	
October	536	
November	713	
December	836	
January	837	
February	855	
March	934	
April	947	
May	1,097	
June	1,097	

QUALITY

	Quantity	Base Number	Contract	AT	Region	England
% of FP17s for the same patient ID Re-attending within 3 months - Children	0	7	0.0%	10.1%	11.5%	12.0%
% of FP17s for the same patient ID Re-attending within 3 months - Adults	2	80	2.5%	15.8%	16.8%	16.0%
% of FP17s for the same patient ID Re-attending between 3 & 9 months - Children	0	7	0.0%	47.1%	47.3%	58.0%
% of FP17s for the same patient ID Re-attending between 3 & 9 months - Adults	17	80	21.3%	37.7%	38.3%	50.9%
% of FP17s for Band 1 Urgent Courses	4	58	6.9%	11.4%	10.7%	9.1%
% of FP17s Relating to Free Repair or Replacements	1	58	1.7%	0.6%	0.6%	0.8%
% of FP17s Relating to Continuations	0	58	0.0%	0.6%	0.8%	1.1%
% of Patients satisfied with the dentistry they have received	1	1	N/A	90.4%	89.8%	91.7%
% of Patients satisfied with the time they had to wait for an appointment	1	1	N/A	84.2%	83.6%	88.0%

* This is based on patients treated on this contract for their most recent course of treatment. Figures in italics indicate the base number of FP17s or Patient Questionnaire responses are less than 100. N/A is shown where the base number of responses is less than 10 during the period. % is calculated as Quantity/Base number*100

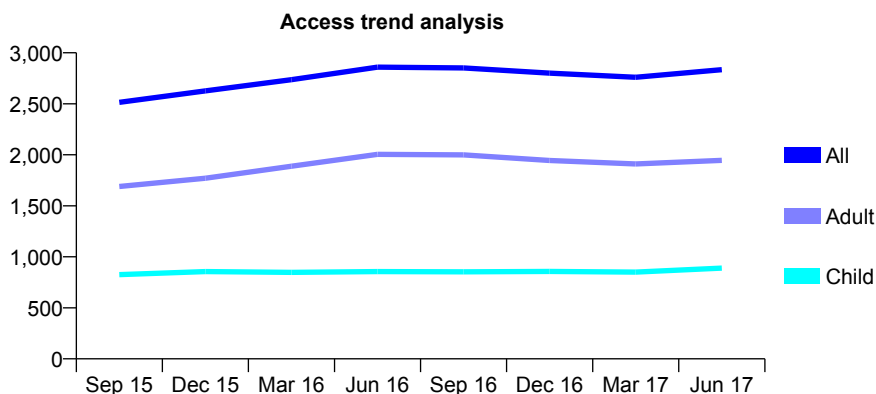
Q62 - Vital Signs At a Glance Contract Report for 839515/0001 - June 2017

Name or company name	MR C REDICAN
Contract type name	GDS Contract
Purpose of contract	General
Contract start date	01/04/2006
Contract end date	

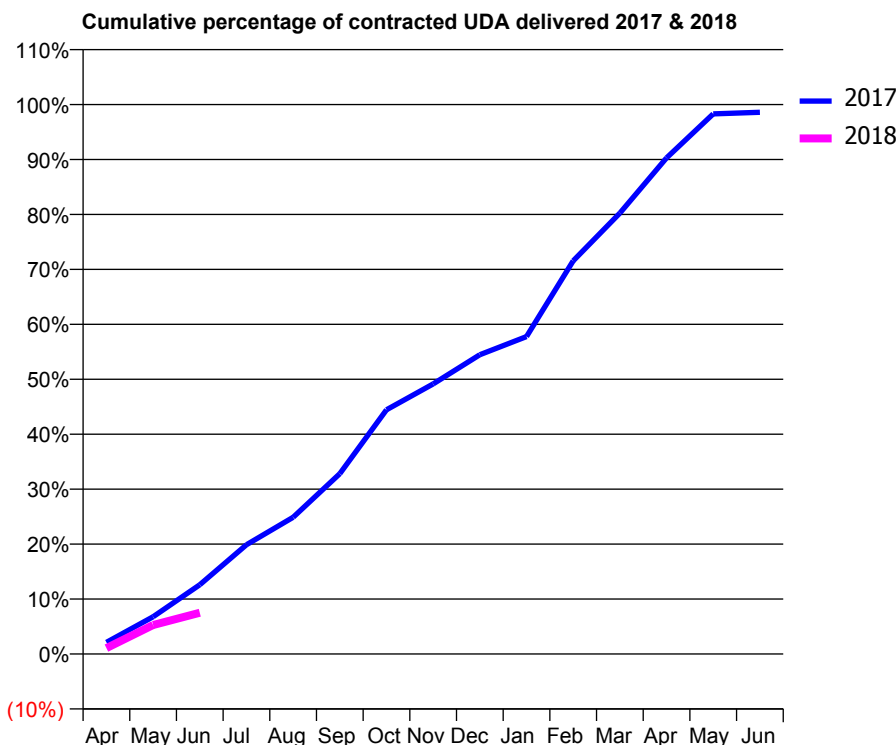
17/18 Contracted general activity (UDA)	5,074
Carry forward general activity (UDA)	0
17/18 Contracted orthodontic activity (UOA)	0
Carry forward orthodontic activity (UOA)	0
Baseline contract value	£153,721.71

ACCESS*

Patients seen in 24 months	Total	Change since previous quarter
Quarter ending June 2016	2,860	
Quarter ending September 2016	2,852	→
Quarter ending December 2016	2,801	↓
Quarter ending March 2017	2,760	↓
Quarter ending June 2017	2,835	↑
Variance since June 2016	(0.9%)	→



ACTIVITY



Month	Adjusted Scheduled Activity (UDA)	
	2017	2018
April	108	55
May	344	268
June	639	381
July	1,009	
August	1,263	
September	1,665	
October	2,255	
November	2,494	
December	2,764	
January	2,931	
February	3,631	
March	4,071	
April	4,581	
May	4,987	
June	5,002	

QUALITY

	Quantity	Base Number	Contract	AT	Region	England
% of FP17s for the same patient ID Re-attending within 3 months - Children	12	231	5.2%	10.1%	11.5%	12.0%
% of FP17s for the same patient ID Re-attending within 3 months - Adults	74	466	15.9%	15.8%	16.8%	16.0%
% of FP17s for the same patient ID Re-attending between 3 & 9 months - Children	64	231	27.7%	47.1%	47.3%	58.0%
% of FP17s for the same patient ID Re-attending between 3 & 9 months - Adults	126	466	27.0%	37.7%	38.3%	50.9%
% of FP17s for Band 1 Urgent Courses	12	195	6.2%	11.4%	10.7%	9.1%
% of FP17s Relating to Free Repair or Replacements	0	195	0.0%	0.6%	0.6%	0.8%
% of FP17s Relating to Continuations	0	195	0.0%	0.6%	0.8%	1.1%
% of Patients satisfied with the dentistry they have received	1	1	N/A	90.4%	89.8%	91.7%
% of Patients satisfied with the time they had to wait for an appointment	0	1	N/A	84.2%	83.6%	88.0%

* This is based on patients treated on this contract for their most recent course of treatment. Figures in italics indicate the base number of FP17s or Patient Questionnaire responses are less than 100. N/A is shown where the base number of responses is less than 10 during the period. % is calculated as Quantity/Base number*100

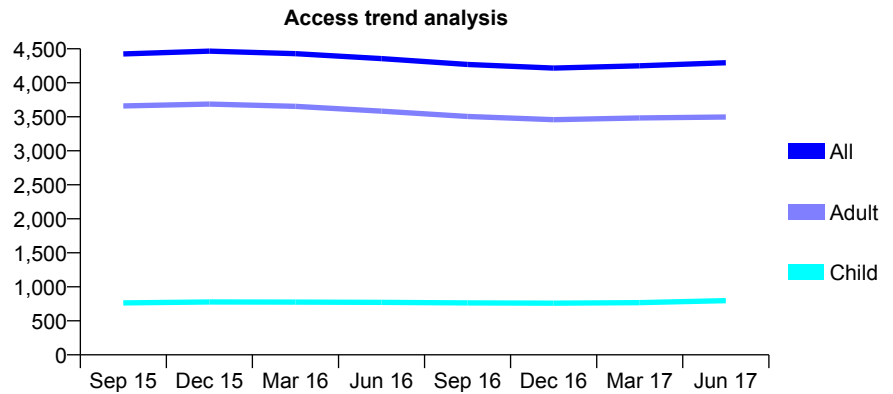
Q62 - Vital Signs At a Glance Contract Report for 839795/0001 - June 2017

Name or company name	MR K KARANTOUMANIS
Contract type name	GDS Contract
Purpose of contract	General
Contract start date	01/04/2006
Contract end date	

17/18 Contracted general activity (UDA)	15,386
Carry forward general activity (UDA)	0
17/18 Contracted orthodontic activity (UOA)	0
Carry forward orthodontic activity (UOA)	0
Baseline contract value	£429,646.63

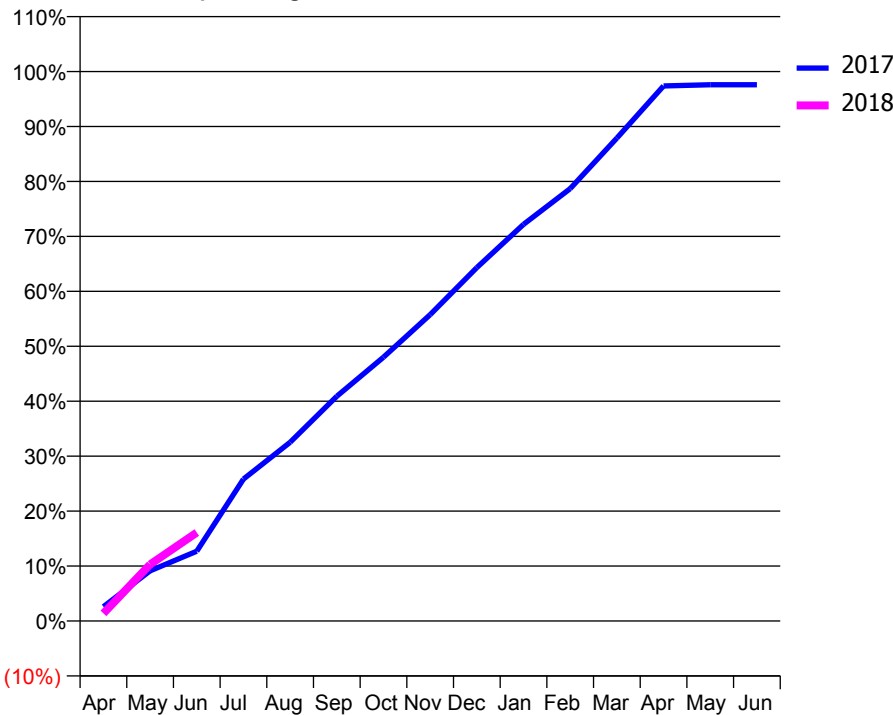
ACCESS*

Patients seen in 24 months	Total	Change since previous quarter
Quarter ending June 2016	4,356	
Quarter ending September 2016	4,269	↓
Quarter ending December 2016	4,216	↓
Quarter ending March 2017	4,250	→
Quarter ending June 2017	4,295	→
Variance since June 2016	(1.4%)	↓



ACTIVITY

Cumulative percentage of contracted UDA delivered 2017 & 2018



Month	Adjusted Scheduled Activity (UDA)	
	2017	2018
April	402	216
May	1,408	1,584
June	1,956	2,478
July	3,974	
August	5,007	
September	6,293	
October	7,386	
November	8,577	
December	9,897	
January	11,107	
February	12,107	
March	13,520	
April	14,982	
May	15,013	
June	15,014	

QUALITY

	Quantity	Base Number	Contract	AT	Region	England
% of FP17s for the same patient ID Re-attending within 3 months - Children	17	267	6.4%	10.1%	11.5%	12.0%
% of FP17s for the same patient ID Re-attending within 3 months - Adults	138	1,037	13.3%	15.8%	16.8%	16.0%
% of FP17s for the same patient ID Re-attending between 3 & 9 months - Children	122	267	45.7%	47.1%	47.3%	58.0%
% of FP17s for the same patient ID Re-attending between 3 & 9 months - Adults	449	1,037	43.3%	37.7%	38.3%	50.9%
% of FP17s for Band 1 Urgent Courses	104	932	11.2%	11.4%	10.7%	9.1%
% of FP17s Relating to Free Repair or Replacements	4	932	0.4%	0.6%	0.6%	0.8%
% of FP17s Relating to Continuations	3	932	0.3%	0.6%	0.8%	1.1%
% of Patients satisfied with the dentistry they have received	10	10	100.0%	90.4%	89.8%	91.7%
% of Patients satisfied with the time they had to wait for an appointment	10	10	100.0%	84.2%	83.6%	88.0%

* This is based on patients treated on this contract for their most recent course of treatment. Figures in italics indicate the base number of FP17s or Patient Questionnaire responses are less than 100. N/A is shown where the base number of responses is less than 10 during the period. % is calculated as Quantity/Base number*100

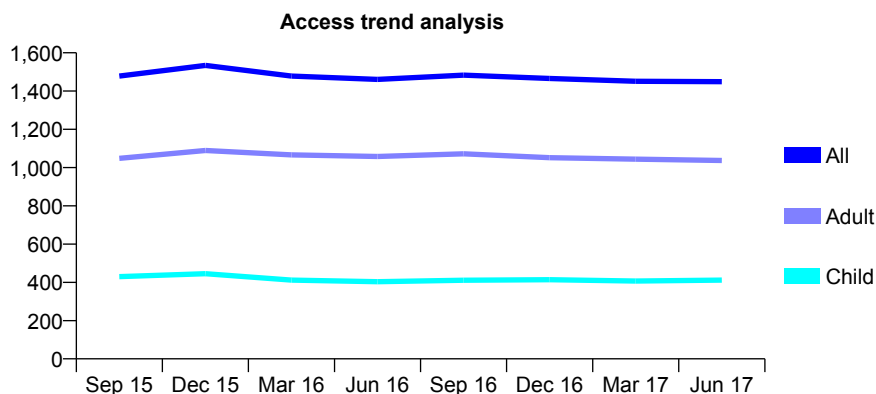
Q62 - Vital Signs At a Glance Contract Report for 843148/0001 - June 2017

Name or company name	MR SR MANAFI
Contract type name	GDS Contract
Purpose of contract	General
Contract start date	01/04/2006
Contract end date	

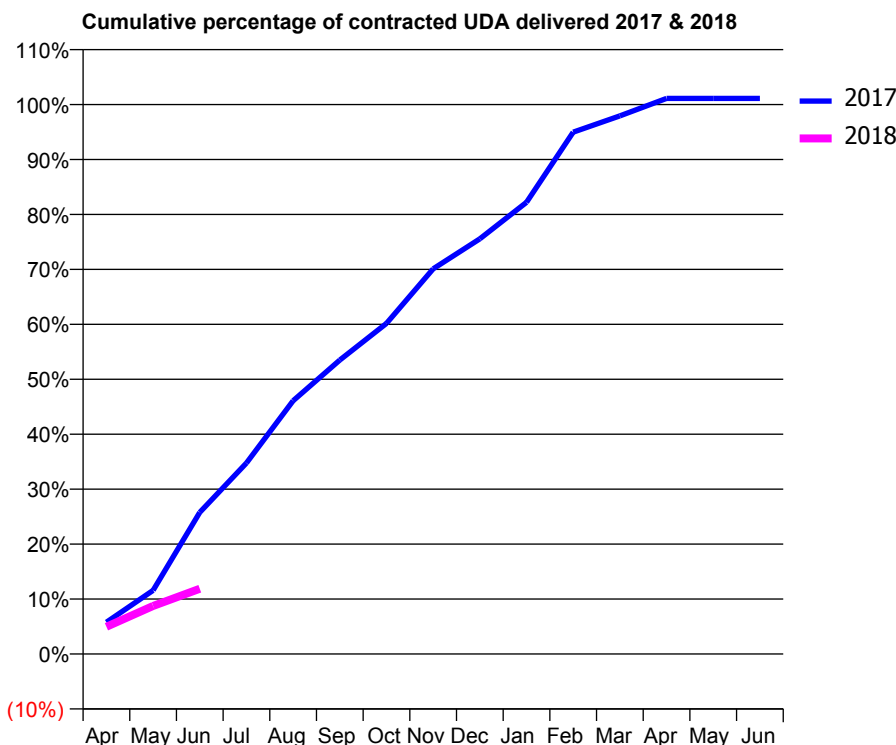
17/18 Contracted general activity (UDA)	5,756
Carry forward general activity (UDA)	0
17/18 Contracted orthodontic activity (UOA)	0
Carry forward orthodontic activity (UOA)	0
Baseline contract value	£220,817.02

ACCESS*

Patients seen in 24 months	Total	Change since previous quarter
Quarter ending June 2016	1,461	
Quarter ending September 2016	1,483	→
Quarter ending December 2016	1,466	↓
Quarter ending March 2017	1,451	↓
Quarter ending June 2017	1,449	→
Variance since June 2016	(0.8%)	→



ACTIVITY



Month	Adjusted Scheduled Activity (UDA)	
	2017	2018
April	333	285
May	667	503
June	1,484	684
July	2,000	
August	2,653	
September	3,079	
October	3,464	
November	4,034	
December	4,349	
January	4,732	
February	5,467	
March	5,637	
April	5,820	
May	5,820	
June	5,820	

QUALITY

	Quantity	Base Number	Contract	AT	Region	England
% of FP17s for the same patient ID Re-attending within 3 months - Children	4	124	3.2%	10.1%	11.5%	12.0%
% of FP17s for the same patient ID Re-attending within 3 months - Adults	36	221	16.3%	15.8%	16.8%	16.0%
% of FP17s for the same patient ID Re-attending between 3 & 9 months - Children	57	124	46.0%	47.1%	47.3%	58.0%
% of FP17s for the same patient ID Re-attending between 3 & 9 months - Adults	80	221	36.2%	37.7%	38.3%	50.9%
% of FP17s for Band 1 Urgent Courses	60	260	23.1%	11.4%	10.7%	9.1%
% of FP17s Relating to Free Repair or Replacements	0	260	0.0%	0.6%	0.6%	0.8%
% of FP17s Relating to Continuations	1	260	0.4%	0.6%	0.8%	1.1%
% of Patients satisfied with the dentistry they have received	0	0	N/A	90.4%	89.8%	91.7%
% of Patients satisfied with the time they had to wait for an appointment	0	0	N/A	84.2%	83.6%	88.0%

* This is based on patients treated on this contract for their most recent course of treatment. Figures in italics indicate the base number of FP17s or Patient Questionnaire responses are less than 100. N/A is shown where the base number of responses is less than 10 during the period. % is calculated as Quantity/Base number*100

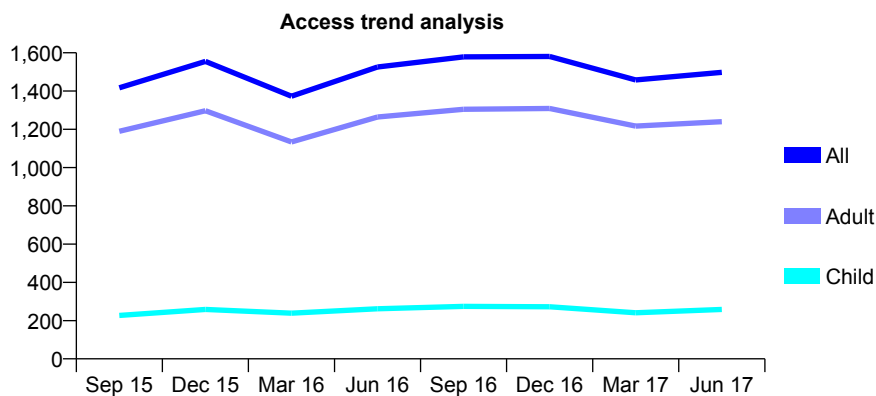
Q62 - Vital Signs At a Glance Contract Report for 846104/0001 - June 2017

Name or company name	Goldhawk Dental Partnership
Contract type name	GDS Contract
Purpose of contract	General
Contract start date	01/04/2006
Contract end date	

17/18 Contracted general activity (UDA)	6,599
Carry forward general activity (UDA)	0
17/18 Contracted orthodontic activity (UOA)	0
Carry forward orthodontic activity (UOA)	0
Baseline contract value	£234,318.64

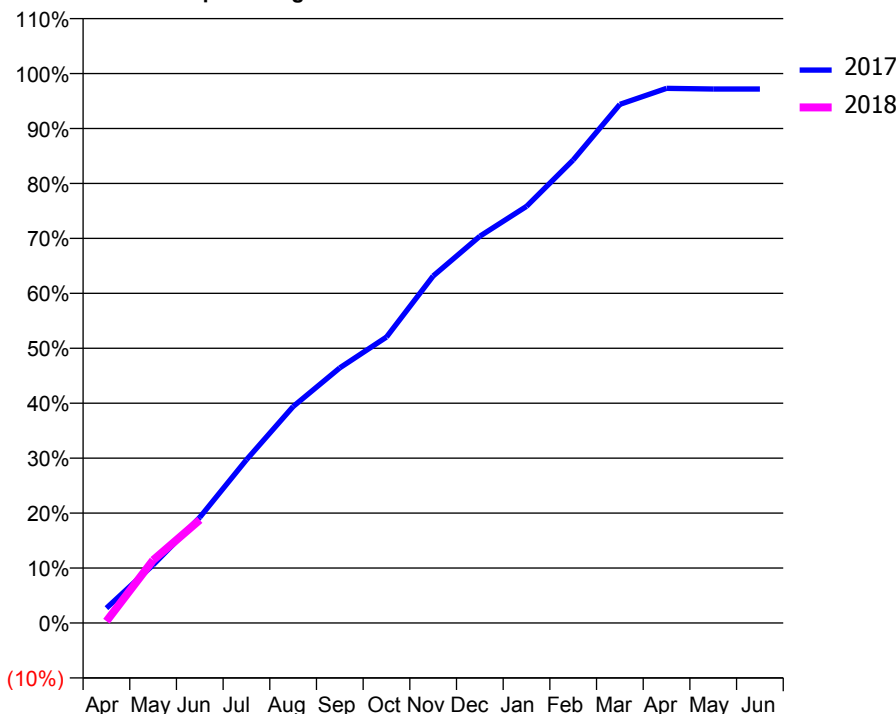
ACCESS*

Patients seen in 24 months	Total	Change since previous quarter
Quarter ending June 2016	1,526	
Quarter ending September 2016	1,579	↑
Quarter ending December 2016	1,581	→
Quarter ending March 2017	1,458	↓
Quarter ending June 2017	1,498	↑
Variance since June 2016	(1.8%)	↓



ACTIVITY

Cumulative percentage of contracted UDA delivered 2017 & 2018



Month	Adjusted Scheduled Activity (UDA)	
	2017	2018
April	179	22
May	697	755
June	1,270	1,239
July	1,960	
August	2,599	
September	3,064	
October	3,435	
November	4,167	
December	4,645	
January	5,004	
February	5,561	
March	6,229	
April	6,421	
May	6,413	
June	6,413	

QUALITY

	Quantity	Base Number	Contract	AT	Region	England
% of FP17s for the same patient ID Re-attending within 3 months - Children	9	86	10.5%	10.1%	11.5%	12.0%
% of FP17s for the same patient ID Re-attending within 3 months - Adults	73	343	21.3%	15.8%	16.8%	16.0%
% of FP17s for the same patient ID Re-attending between 3 & 9 months - Children	33	86	38.4%	47.1%	47.3%	58.0%
% of FP17s for the same patient ID Re-attending between 3 & 9 months - Adults	109	343	31.8%	37.7%	38.3%	50.9%
% of FP17s for Band 1 Urgent Courses	70	389	18.0%	11.4%	10.7%	9.1%
% of FP17s Relating to Free Repair or Replacements	4	389	1.0%	0.6%	0.6%	0.8%
% of FP17s Relating to Continuations	6	389	1.5%	0.6%	0.8%	1.1%
% of Patients satisfied with the dentistry they have received	1	1	N/A	90.4%	89.8%	91.7%
% of Patients satisfied with the time they had to wait for an appointment	0	1	N/A	84.2%	83.6%	88.0%

* This is based on patients treated on this contract for their most recent course of treatment. Figures in italics indicate the base number of FP17s or Patient Questionnaire responses are less than 100. N/A is shown where the base number of responses is less than 10 during the period. % is calculated as Quantity/Base number*100

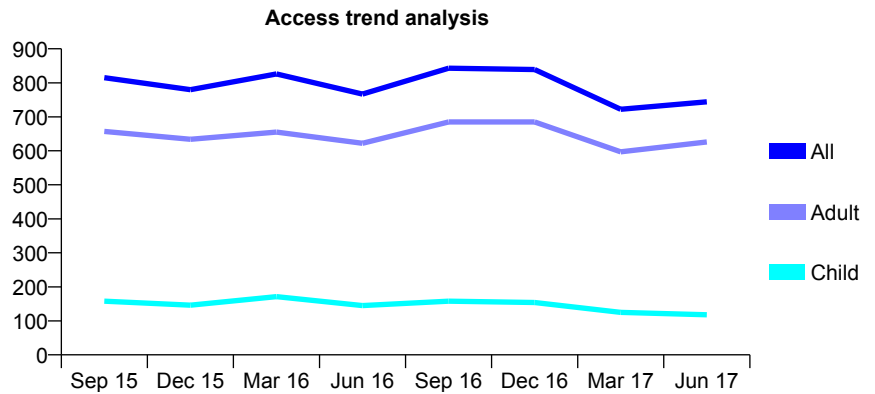
Q62 - Vital Signs At a Glance Contract Report for 849014/0004 - June 2017

Name or company name	MISS E VAZIR
Contract type name	GDS Contract
Purpose of contract	General
Contract start date	01/05/2013
Contract end date	

17/18 Contracted general activity (UDA)	4,000
Carry forward general activity (UDA)	0
17/18 Contracted orthodontic activity (UOA)	0
Carry forward orthodontic activity (UOA)	0
Baseline contract value	£105,867.24

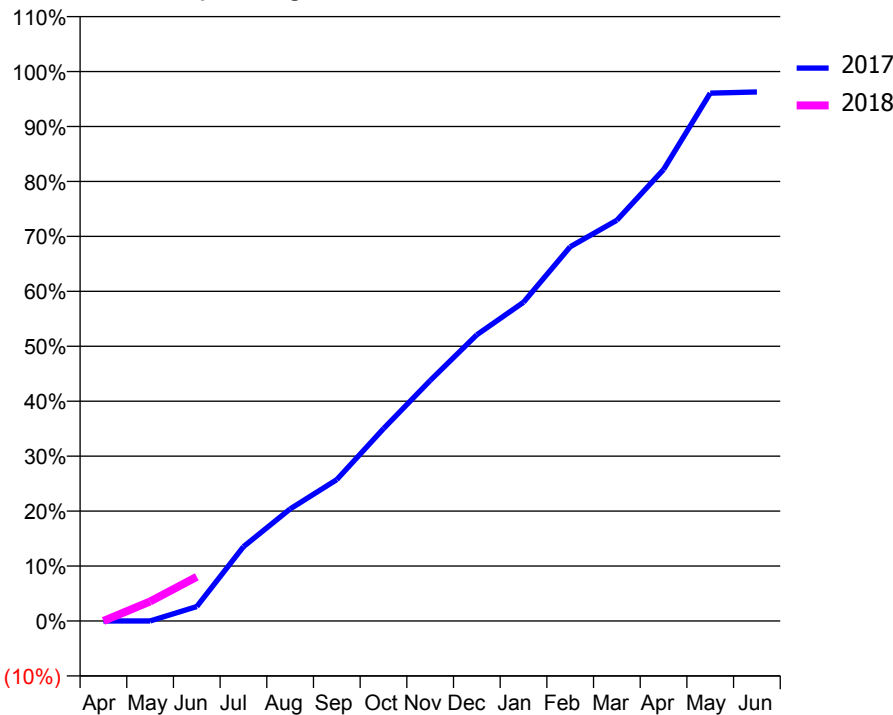
ACCESS*

Patients seen in 24 months	Total	Change since previous quarter
Quarter ending June 2016	767	
Quarter ending September 2016	843	↑
Quarter ending December 2016	839	→
Quarter ending March 2017	722	↓
Quarter ending June 2017	744	↑
Variance since June 2016	(3.0%)	↓



ACTIVITY

Cumulative percentage of contracted UDA delivered 2017 & 2018



Month	Adjusted Scheduled Activity (UDA)	
	2017	2018
April	0	0
May	0	142
June	106	322
July	542	
August	816	
September	1,030	
October	1,400	
November	1,751	
December	2,084	
January	2,321	
February	2,724	
March	2,917	
April	3,287	
May	3,843	
June	3,851	

QUALITY

	Quantity	Base Number	Contract	AT	Region	England
% of FP17s for the same patient ID Re-attending within 3 months - Children	1	29	3.4%	10.1%	11.5%	12.0%
% of FP17s for the same patient ID Re-attending within 3 months - Adults	17	215	7.9%	15.8%	16.8%	16.0%
% of FP17s for the same patient ID Re-attending between 3 & 9 months - Children	9	29	31.0%	47.1%	47.3%	58.0%
% of FP17s for the same patient ID Re-attending between 3 & 9 months - Adults	69	215	32.1%	37.7%	38.3%	50.9%
% of FP17s for Band 1 Urgent Courses	18	85	21.2%	11.4%	10.7%	9.1%
% of FP17s Relating to Free Repair or Replacements	0	85	0.0%	0.6%	0.6%	0.8%
% of FP17s Relating to Continuations	0	85	0.0%	0.6%	0.8%	1.1%
% of Patients satisfied with the dentistry they have received	0	1	N/A	90.4%	89.8%	91.7%
% of Patients satisfied with the time they had to wait for an appointment	0	1	N/A	84.2%	83.6%	88.0%

* This is based on patients treated on this contract for their most recent course of treatment. Figures in italics indicate the base number of FP17s or Patient Questionnaire responses are less than 100. N/A is shown where the base number of responses is less than 10 during the period. % is calculated as Quantity/Base number*100

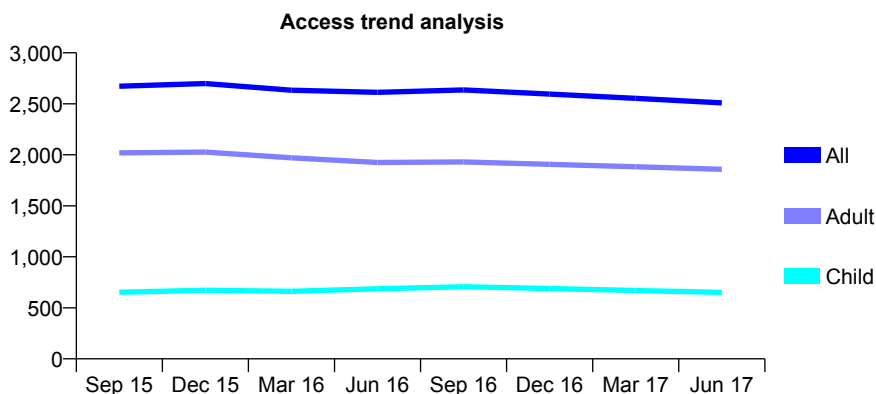
Q62 - Vital Signs At a Glance Contract Report for 849146/0001 - June 2017

Name or company name	MR A ARBABI
Contract type name	GDS Contract
Purpose of contract	General
Contract start date	01/04/2006
Contract end date	

17/18 Contracted general activity (UDA)	6,545
Carry forward general activity (UDA)	0
17/18 Contracted orthodontic activity (UOA)	0
Carry forward orthodontic activity (UOA)	0
Baseline contract value	£190,402.81

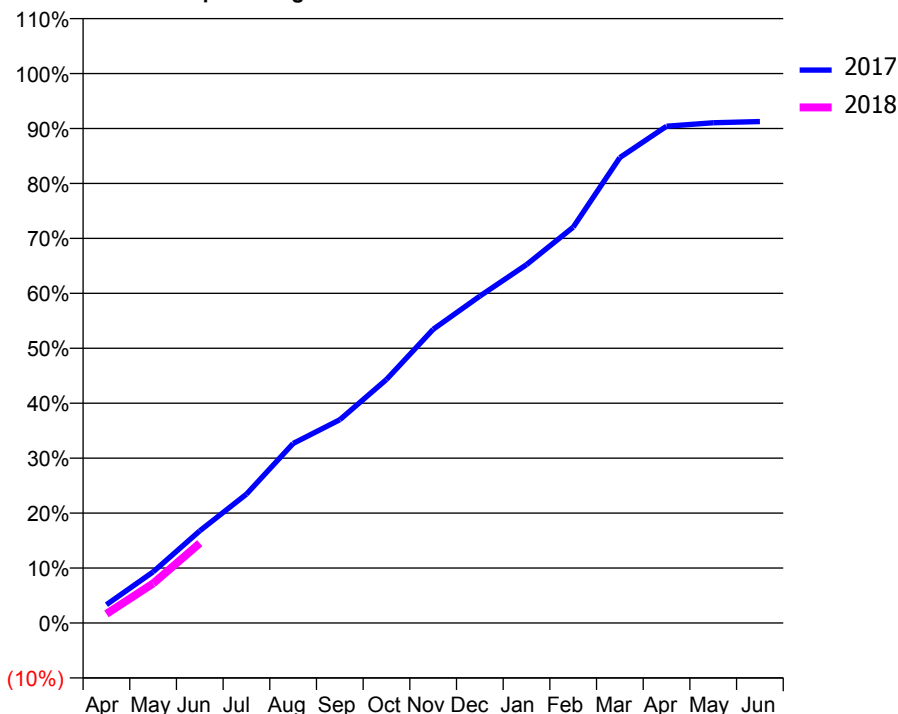
ACCESS*

Patients seen in 24 months	Total	Change since previous quarter
Quarter ending June 2016	2,612	
Quarter ending September 2016	2,636	→
Quarter ending December 2016	2,596	↓
Quarter ending March 2017	2,553	↓
Quarter ending June 2017	2,509	↓
Variance since June 2016	(3.9%)	↓



ACTIVITY

Cumulative percentage of contracted UDA delivered 2017 & 2018



Month	Adjusted Scheduled Activity (UDA)	
	2017	2018
April	219	109
May	609	471
June	1,099	951
July	1,534	
August	2,139	
September	2,421	
October	2,901	
November	3,498	
December	3,893	
January	4,269	
February	4,715	
March	5,545	
April	5,918	
May	5,958	
June	5,973	

QUALITY

	Quantity	Base Number	Contract	AT	Region	England
% of FP17s for the same patient ID Re-attending within 3 months - Children	2	176	1.1%	10.1%	11.5%	12.0%
% of FP17s for the same patient ID Re-attending within 3 months - Adults	49	399	12.3%	15.8%	16.8%	16.0%
% of FP17s for the same patient ID Re-attending between 3 & 9 months - Children	97	176	55.1%	47.1%	47.3%	58.0%
% of FP17s for the same patient ID Re-attending between 3 & 9 months - Adults	147	399	36.8%	37.7%	38.3%	50.9%
% of FP17s for Band 1 Urgent Courses	46	453	10.2%	11.4%	10.7%	9.1%
% of FP17s Relating to Free Repair or Replacements	0	453	0.0%	0.6%	0.6%	0.8%
% of FP17s Relating to Continuations	2	453	0.4%	0.6%	0.8%	1.1%
% of Patients satisfied with the dentistry they have received	4	4	N/A	90.4%	89.8%	91.7%
% of Patients satisfied with the time they had to wait for an appointment	4	4	N/A	84.2%	83.6%	88.0%

* This is based on patients treated on this contract for their most recent course of treatment. Figures in italics indicate the base number of FP17s or Patient Questionnaire responses are less than 100. N/A is shown where the base number of responses is less than 10 during the period. % is calculated as Quantity/Base number*100

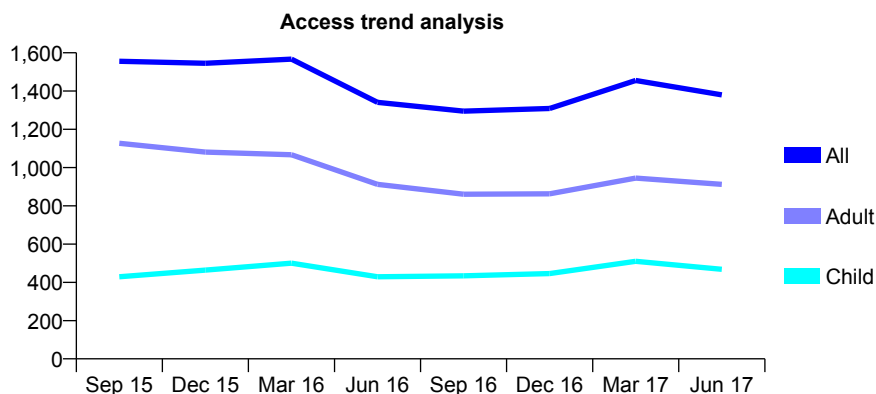
Q62 - Vital Signs At a Glance Contract Report for 852945/0001 - June 2017

Name or company name	MS P SOLEYMANI GILANDEH
Contract type name	GDS Contract
Purpose of contract	General
Contract start date	01/04/2006
Contract end date	

17/18 Contracted general activity (UDA)	3,492
Carry forward general activity (UDA)	0
17/18 Contracted orthodontic activity (UOA)	0
Carry forward orthodontic activity (UOA)	0
Baseline contract value	£107,007.14

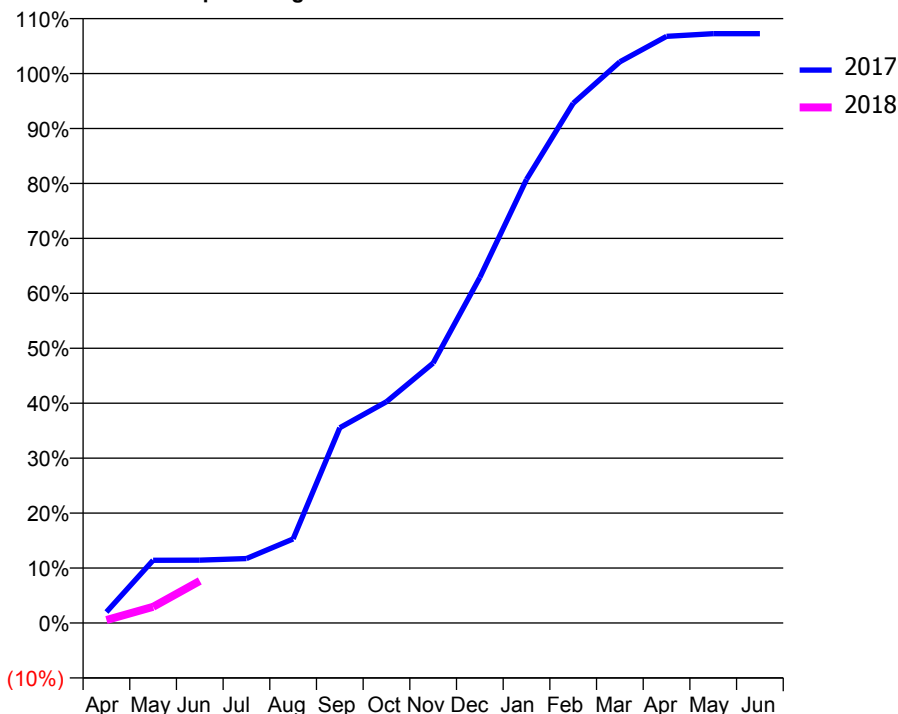
ACCESS*

Patients seen in 24 months	Total	Change since previous quarter
Quarter ending June 2016	1,341	
Quarter ending September 2016	1,295	↓
Quarter ending December 2016	1,309	→
Quarter ending March 2017	1,455	↑
Quarter ending June 2017	1,380	↓
Variance since June 2016	2.9%	↑



ACTIVITY

Cumulative percentage of contracted UDA delivered 2017 & 2018



Month	Adjusted Scheduled Activity (UDA)	
	2017	2018
April	70	19
May	398	103
June	400	268
July	410	
August	535	
September	1,241	
October	1,406	
November	1,652	
December	2,196	
January	2,819	
February	3,303	
March	3,566	
April	3,728	
May	3,745	
June	3,745	

QUALITY

	Quantity	Base Number	Contract	AT	Region	England
% of FP17s for the same patient ID Re-attending within 3 months - Children	3	82	3.7%	10.1%	11.5%	12.0%
% of FP17s for the same patient ID Re-attending within 3 months - Adults	8	111	7.2%	15.8%	16.8%	16.0%
% of FP17s for the same patient ID Re-attending between 3 & 9 months - Children	29	82	35.4%	47.1%	47.3%	58.0%
% of FP17s for the same patient ID Re-attending between 3 & 9 months - Adults	31	111	27.9%	37.7%	38.3%	50.9%
% of FP17s for Band 1 Urgent Courses	13	107	12.1%	11.4%	10.7%	9.1%
% of FP17s Relating to Free Repair or Replacements	0	107	0.0%	0.6%	0.6%	0.8%
% of FP17s Relating to Continuations	0	107	0.0%	0.6%	0.8%	1.1%
% of Patients satisfied with the dentistry they have received	1	1	N/A	90.4%	89.8%	91.7%
% of Patients satisfied with the time they had to wait for an appointment	1	1	N/A	84.2%	83.6%	88.0%

* This is based on patients treated on this contract for their most recent course of treatment. Figures in italics indicate the base number of FP17s or Patient Questionnaire responses are less than 100. N/A is shown where the base number of responses is less than 10 during the period. % is calculated as Quantity/Base number*100

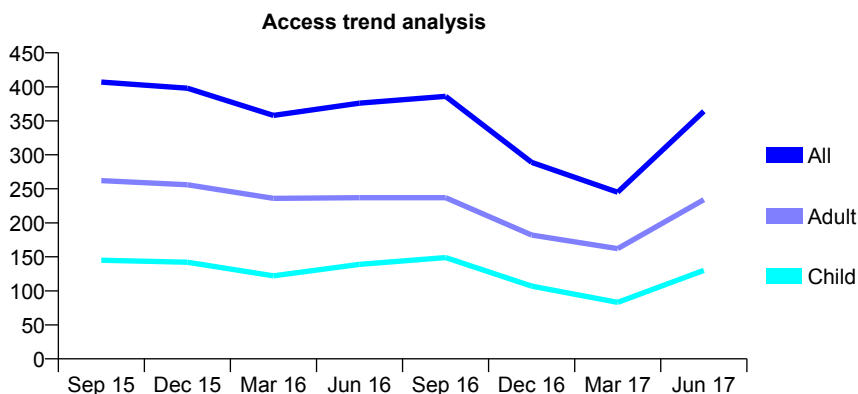
Q62 - Vital Signs At a Glance Contract Report for 852945/0002 - June 2017

Name or company name	MS P SOLEYMANI GILANDEH
Contract type name	GDS Contract
Purpose of contract	General
Contract start date	01/12/2007
Contract end date	

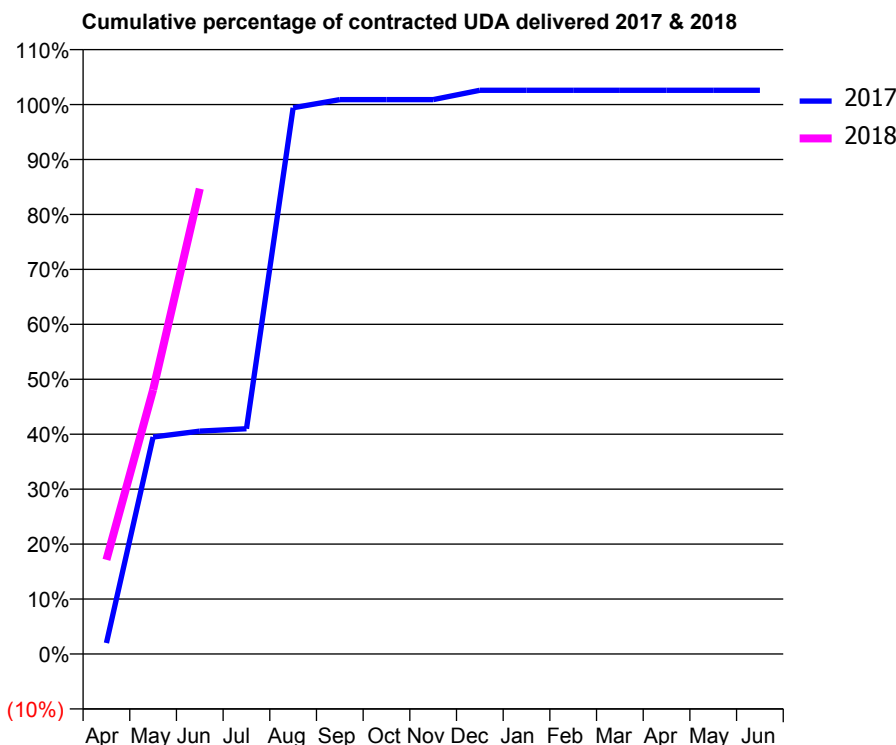
17/18 Contracted general activity (UDA)	700
Carry forward general activity (UDA)	0
17/18 Contracted orthodontic activity (UOA)	0
Carry forward orthodontic activity (UOA)	0
Baseline contract value	£22,282.44

ACCESS*

Patients seen in 24 months	Total	Change since previous quarter
Quarter ending June 2016	376	
Quarter ending September 2016	386	↑
Quarter ending December 2016	289	↓
Quarter ending March 2017	245	↓
Quarter ending June 2017	364	↑
Variance since June 2016	(3.2%)	↓



ACTIVITY



Month	Adjusted Scheduled Activity (UDA)	
	2017	2018
April	14	120
May	276	337
June	284	593
July	287	
August	696	
September	706	
October	706	
November	706	
December	718	
January	718	
February	718	
March	718	
April	718	
May	718	
June	718	

QUALITY

	Quantity	Base Number	Contract	AT	Region	England
% of FP17s for the same patient ID Re-attending within 3 months - Children	0	68	0.0%	10.1%	11.5%	12.0%
% of FP17s for the same patient ID Re-attending within 3 months - Adults	2	110	1.8%	15.8%	16.8%	16.0%
% of FP17s for the same patient ID Re-attending between 3 & 9 months - Children	0	68	0.0%	47.1%	47.3%	58.0%
% of FP17s for the same patient ID Re-attending between 3 & 9 months - Adults	0	110	0.0%	37.7%	38.3%	50.9%
% of FP17s for Band 1 Urgent Courses	34	178	19.1%	11.4%	10.7%	9.1%
% of FP17s Relating to Free Repair or Replacements	0	178	0.0%	0.6%	0.6%	0.8%
% of FP17s Relating to Continuations	0	178	0.0%	0.6%	0.8%	1.1%
% of Patients satisfied with the dentistry they have received	0	0	N/A	90.4%	89.8%	91.7%
% of Patients satisfied with the time they had to wait for an appointment	0	0	N/A	84.2%	83.6%	88.0%

* This is based on patients treated on this contract for their most recent course of treatment. Figures in italics indicate the base number of FP17s or Patient Questionnaire responses are less than 100. N/A is shown where the base number of responses is less than 10 during the period. % is calculated as Quantity/Base number*100

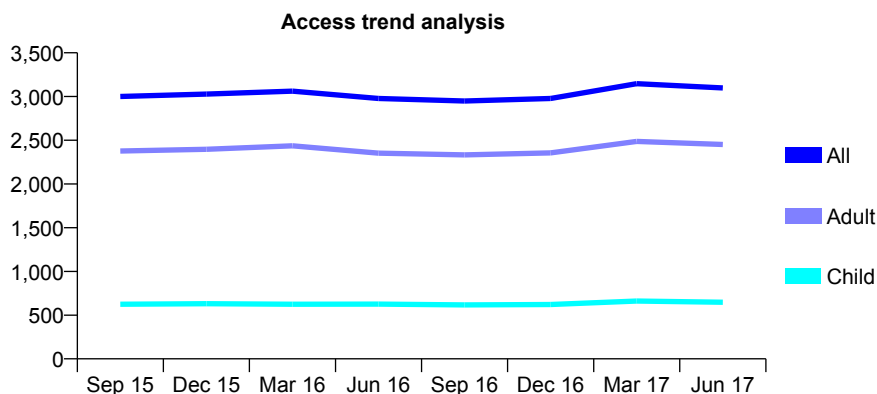
Q62 - Vital Signs At a Glance Contract Report for 857971/0001 - June 2017

Name or company name	MR I BAIC
Contract type name	GDS Contract
Purpose of contract	General
Contract start date	01/04/2006
Contract end date	

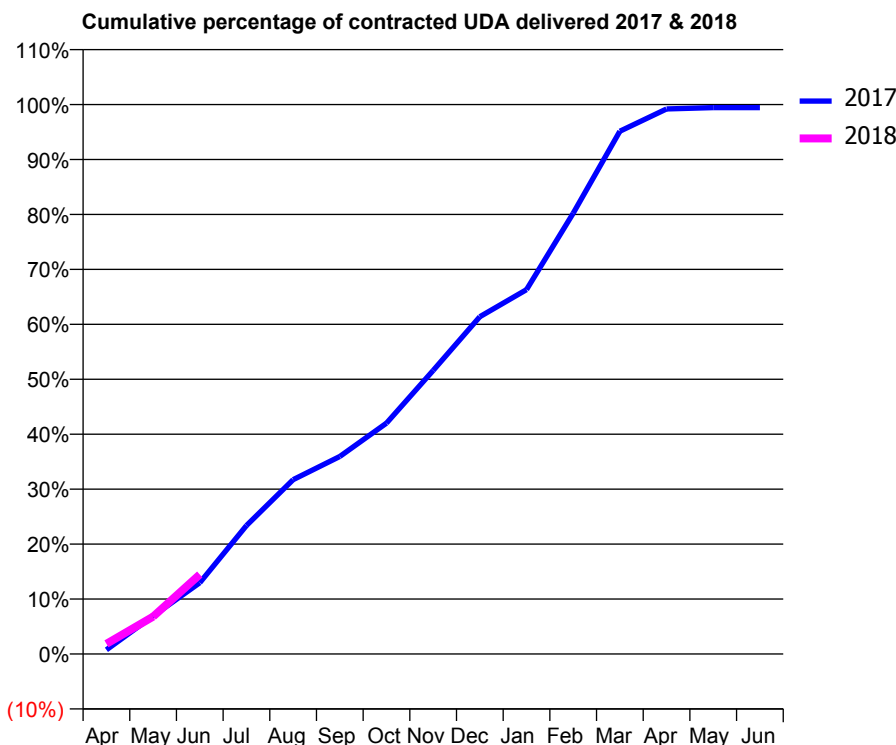
17/18 Contracted general activity (UDA)	9,225
Carry forward general activity (UDA)	0
17/18 Contracted orthodontic activity (UOA)	0
Carry forward orthodontic activity (UOA)	0
Baseline contract value	£265,384.70

ACCESS*

Patients seen in 24 months	Total	Change since previous quarter
Quarter ending June 2016	2,978	
Quarter ending September 2016	2,949	→
Quarter ending December 2016	2,977	→
Quarter ending March 2017	3,147	↑
Quarter ending June 2017	3,098	↓
Variance since June 2016	4.0%	↑



ACTIVITY



Month	Adjusted Scheduled Activity (UDA)	
	2017	2018
April	71	172
May	640	627
June	1,197	1,336
July	2,158	
August	2,927	
September	3,316	
October	3,876	
November	4,761	
December	5,663	
January	6,116	
February	7,401	
March	8,777	
April	9,149	
May	9,172	
June	9,172	

QUALITY

	Quantity	Base Number	Contract	AT	Region	England
% of FP17s for the same patient ID Re-attending within 3 months - Children	16	134	11.9%	10.1%	11.5%	12.0%
% of FP17s for the same patient ID Re-attending within 3 months - Adults	86	509	16.9%	15.8%	16.8%	16.0%
% of FP17s for the same patient ID Re-attending between 3 & 9 months - Children	38	134	28.4%	47.1%	47.3%	58.0%
% of FP17s for the same patient ID Re-attending between 3 & 9 months - Adults	142	509	27.9%	37.7%	38.3%	50.9%
% of FP17s for Band 1 Urgent Courses	95	504	18.8%	11.4%	10.7%	9.1%
% of FP17s Relating to Free Repair or Replacements	0	504	0.0%	0.6%	0.6%	0.8%
% of FP17s Relating to Continuations	3	504	0.6%	0.6%	0.8%	1.1%
% of Patients satisfied with the dentistry they have received	2	2	N/A	90.4%	89.8%	91.7%
% of Patients satisfied with the time they had to wait for an appointment	2	2	N/A	84.2%	83.6%	88.0%

* This is based on patients treated on this contract for their most recent course of treatment. Figures in italics indicate the base number of FP17s or Patient Questionnaire responses are less than 100. N/A is shown where the base number of responses is less than 10 during the period. % is calculated as Quantity/Base number*100

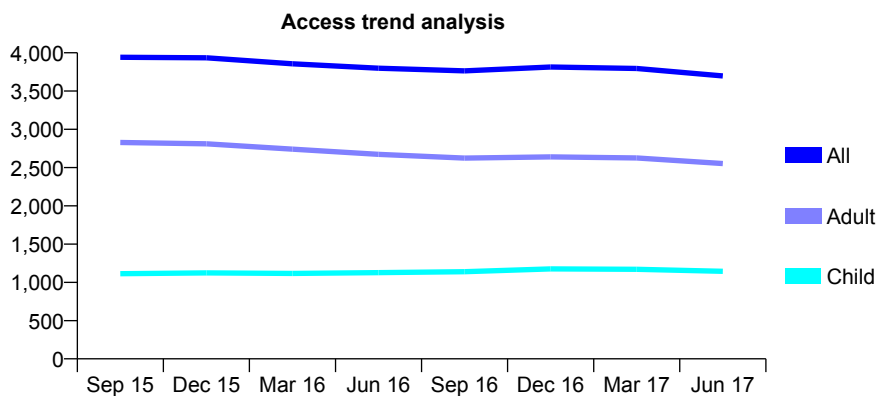
Q62 - Vital Signs At a Glance Contract Report for 862274/0001 - June 2017

Name or company name	MR D PATEL
Contract type name	GDS Contract
Purpose of contract	General
Contract start date	01/04/2008
Contract end date	

17/18 Contracted general activity (UDA)	12,778
Carry forward general activity (UDA)	0
17/18 Contracted orthodontic activity (UOA)	0
Carry forward orthodontic activity (UOA)	0
Baseline contract value	£387,147.03

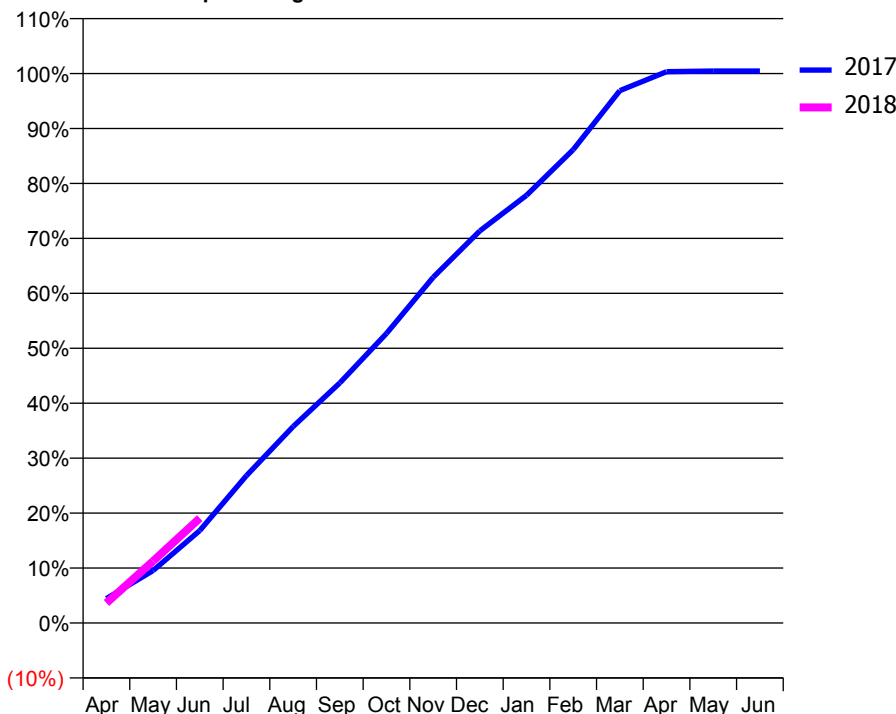
ACCESS*

Patients seen in 24 months	Total	Change since previous quarter
Quarter ending June 2016	3,799	
Quarter ending September 2016	3,763	→
Quarter ending December 2016	3,815	→
Quarter ending March 2017	3,796	→
Quarter ending June 2017	3,697	↓
Variance since June 2016	(2.7%)	↓



ACTIVITY

Cumulative percentage of contracted UDA delivered 2017 & 2018



Month	Adjusted Scheduled Activity (UDA)	
	2017	2018
April	570	465
May	1,219	1,440
June	2,149	2,439
July	3,428	
August	4,569	
September	5,584	
October	6,732	
November	8,040	
December	9,119	
January	9,946	
February	11,008	
March	12,379	
April	12,821	
May	12,835	
June	12,835	

QUALITY

	Quantity	Base Number	Contract	AT	Region	England
% of FP17s for the same patient ID Re-attending within 3 months - Children	46	451	10.2%	10.1%	11.5%	12.0%
% of FP17s for the same patient ID Re-attending within 3 months - Adults	138	761	18.1%	15.8%	16.8%	16.0%
% of FP17s for the same patient ID Re-attending between 3 & 9 months - Children	281	451	62.3%	47.1%	47.3%	58.0%
% of FP17s for the same patient ID Re-attending between 3 & 9 months - Adults	378	761	49.7%	37.7%	38.3%	50.9%
% of FP17s for Band 1 Urgent Courses	168	1,056	15.9%	11.4%	10.7%	9.1%
% of FP17s Relating to Free Repair or Replacements	6	1,056	0.6%	0.6%	0.6%	0.8%
% of FP17s Relating to Continuations	2	1,056	0.2%	0.6%	0.8%	1.1%
% of Patients satisfied with the dentistry they have received	8	9	N/A	90.4%	89.8%	91.7%
% of Patients satisfied with the time they had to wait for an appointment	7	9	N/A	84.2%	83.6%	88.0%

* This is based on patients treated on this contract for their most recent course of treatment. Figures in italics indicate the base number of FP17s or Patient Questionnaire responses are less than 100. N/A is shown where the base number of responses is less than 10 during the period. % is calculated as Quantity/Base number*100

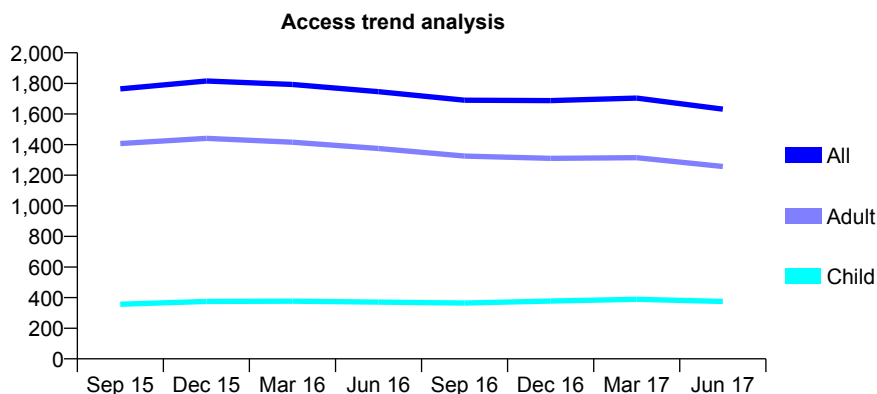
Q62 - Vital Signs At a Glance Contract Report for 886971/0001 - June 2017

Name or company name	MR AK SACHDEV
Contract type name	GDS Contract
Purpose of contract	General
Contract start date	01/04/2006
Contract end date	

17/18 Contracted general activity (UDA)	6,645
Carry forward general activity (UDA)	0
17/18 Contracted orthodontic activity (UOA)	0
Carry forward orthodontic activity (UOA)	0
Baseline contract value	£185,215.38

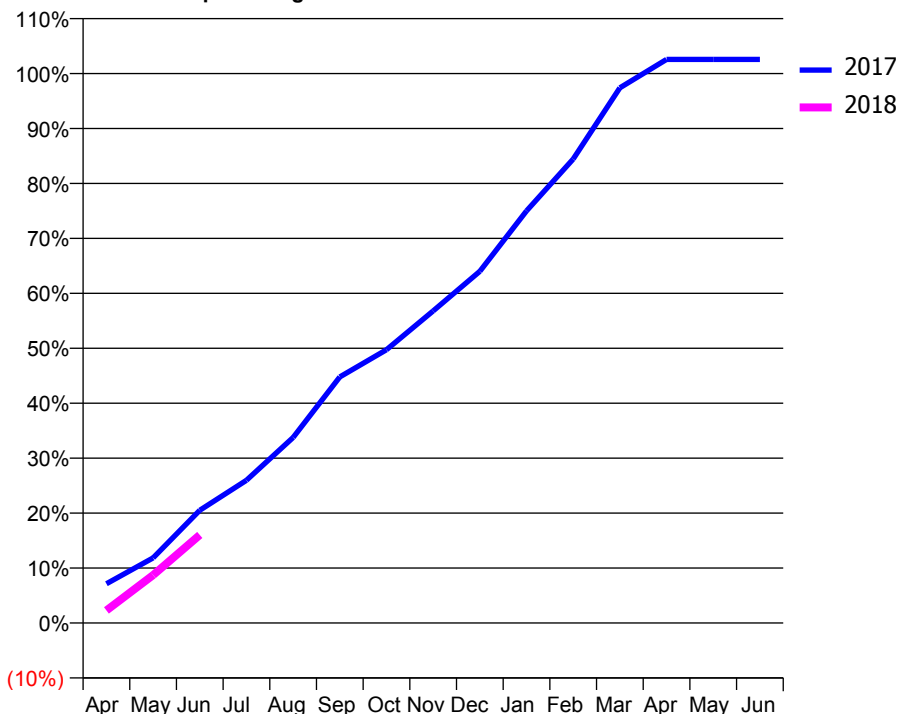
ACCESS*

Patients seen in 24 months	Total	Change since previous quarter
Quarter ending June 2016	1,746	
Quarter ending September 2016	1,690	↓
Quarter ending December 2016	1,688	→
Quarter ending March 2017	1,704	→
Quarter ending June 2017	1,632	↓
Variance since June 2016	(6.5%)	↓



ACTIVITY

Cumulative percentage of contracted UDA delivered 2017 & 2018



Month	Adjusted Scheduled Activity (UDA)	
	2017	2018
April	475	152
May	787	580
June	1,363	1,065
July	1,727	
August	2,243	
September	2,977	
October	3,304	
November	3,774	
December	4,253	
January	4,984	
February	5,610	
March	6,473	
April	6,815	
May	6,815	
June	6,815	

QUALITY

	Quantity	Base Number	Contract	AT	Region	England
% of FP17s for the same patient ID Re-attending within 3 months - Children	0	66	0.0%	10.1%	11.5%	12.0%
% of FP17s for the same patient ID Re-attending within 3 months - Adults	2	194	1.0%	15.8%	16.8%	16.0%
% of FP17s for the same patient ID Re-attending between 3 & 9 months - Children	25	66	37.9%	47.1%	47.3%	58.0%
% of FP17s for the same patient ID Re-attending between 3 & 9 months - Adults	59	194	30.4%	37.7%	38.3%	50.9%
% of FP17s for Band 1 Urgent Courses	2	201	1.0%	11.4%	10.7%	9.1%
% of FP17s Relating to Free Repair or Replacements	0	201	0.0%	0.6%	0.6%	0.8%
% of FP17s Relating to Continuations	0	201	0.0%	0.6%	0.8%	1.1%
% of Patients satisfied with the dentistry they have received	3	5	N/A	90.4%	89.8%	91.7%
% of Patients satisfied with the time they had to wait for an appointment	4	5	N/A	84.2%	83.6%	88.0%

* This is based on patients treated on this contract for their most recent course of treatment. Figures in italics indicate the base number of FP17s or Patient Questionnaire responses are less than 100. N/A is shown where the base number of responses is less than 10 during the period. % is calculated as Quantity/Base number*100

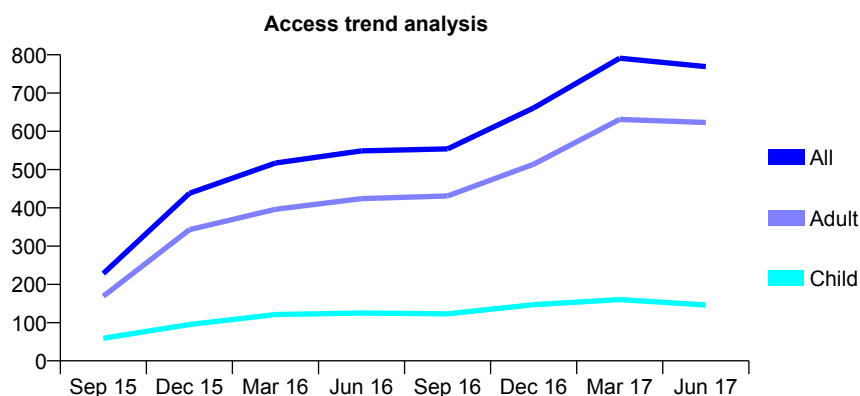
Q62 - Vital Signs At a Glance Contract Report for 887536/0001 - June 2017

Name or company name	MR AR PATEL
Contract type name	GDS Contract
Purpose of contract	General
Contract start date	01/04/2015
Contract end date	

17/18 Contracted general activity (UDA)	1,838
Carry forward general activity (UDA)	0
17/18 Contracted orthodontic activity (UOA)	0
Carry forward orthodontic activity (UOA)	0
Baseline contract value	£57,027.90

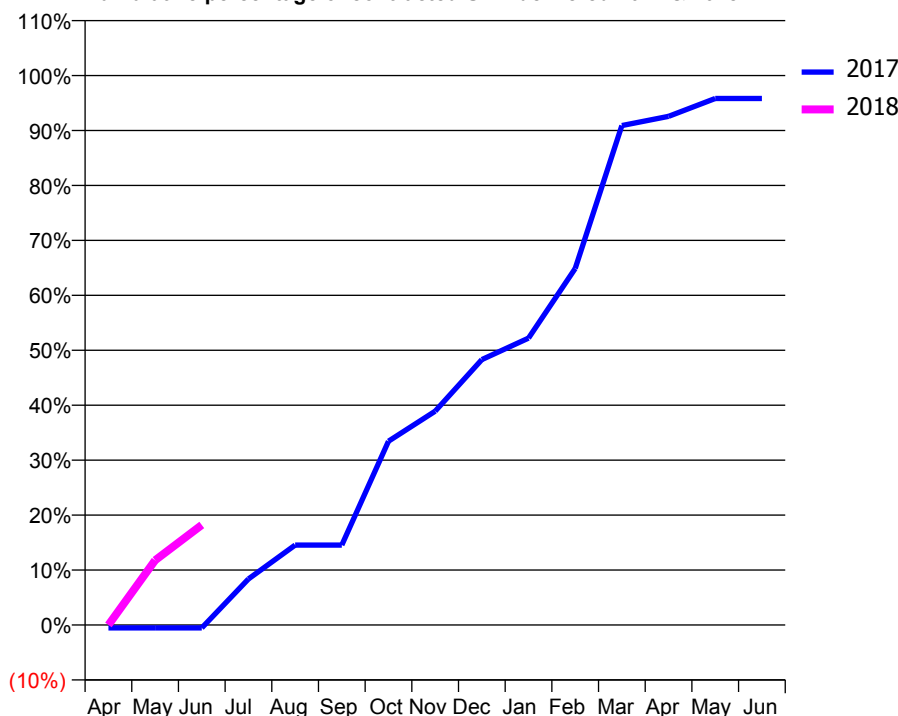
ACCESS*

Patients seen in 24 months	Total	Change since previous quarter
Quarter ending June 2016	549	
Quarter ending September 2016	554	→
Quarter ending December 2016	661	↑
Quarter ending March 2017	791	↑
Quarter ending June 2017	769	↓
Variance since June 2016	40.1%	↑



ACTIVITY

Cumulative percentage of contracted UDA delivered 2017 & 2018



Month	Adjusted Scheduled Activity (UDA)	
	2017	2018
April	-10	0
May	-10	216
June	-10	335
July	154	
August	268	
September	268	
October	615	
November	715	
December	888	
January	960	
February	1,192	
March	1,671	
April	1,701	
May	1,761	
June	1,761	

QUALITY

	Quantity	Base Number	Contract	AT	Region	England
% of FP17s for the same patient ID Re-attending within 3 months - Children	3	34	8.8%	10.1%	11.5%	12.0%
% of FP17s for the same patient ID Re-attending within 3 months - Adults	24	105	22.9%	15.8%	16.8%	16.0%
% of FP17s for the same patient ID Re-attending between 3 & 9 months - Children	13	34	38.2%	47.1%	47.3%	58.0%
% of FP17s for the same patient ID Re-attending between 3 & 9 months - Adults	10	105	9.5%	37.7%	38.3%	50.9%
% of FP17s for Band 1 Urgent Courses	9	111	8.1%	11.4%	10.7%	9.1%
% of FP17s Relating to Free Repair or Replacements	0	111	0.0%	0.6%	0.6%	0.8%
% of FP17s Relating to Continuations	2	111	1.8%	0.6%	0.8%	1.1%
% of Patients satisfied with the dentistry they have received	0	1	N/A	90.4%	89.8%	91.7%
% of Patients satisfied with the time they had to wait for an appointment	0	1	N/A	84.2%	83.6%	88.0%

* This is based on patients treated on this contract for their most recent course of treatment. Figures in italics indicate the base number of FP17s or Patient Questionnaire responses are less than 100. N/A is shown where the base number of responses is less than 10 during the period. % is calculated as Quantity/Base number*100

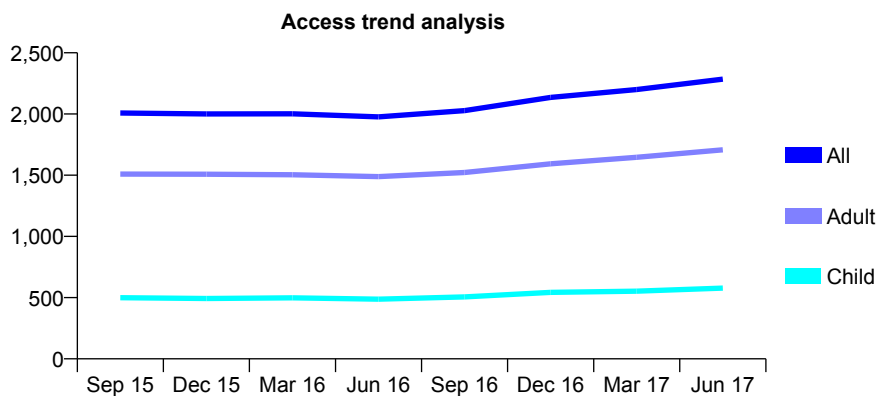
Q62 - Vital Signs At a Glance Contract Report for 888869/0002 - June 2017

Name or company name	MR MT RAJANI
Contract type name	GDS Contract
Purpose of contract	General
Contract start date	01/06/2011
Contract end date	

17/18 Contracted general activity (UDA)	5,346
Carry forward general activity (UDA)	0
17/18 Contracted orthodontic activity (UOA)	0
Carry forward orthodontic activity (UOA)	0
Baseline contract value	£154,843.33

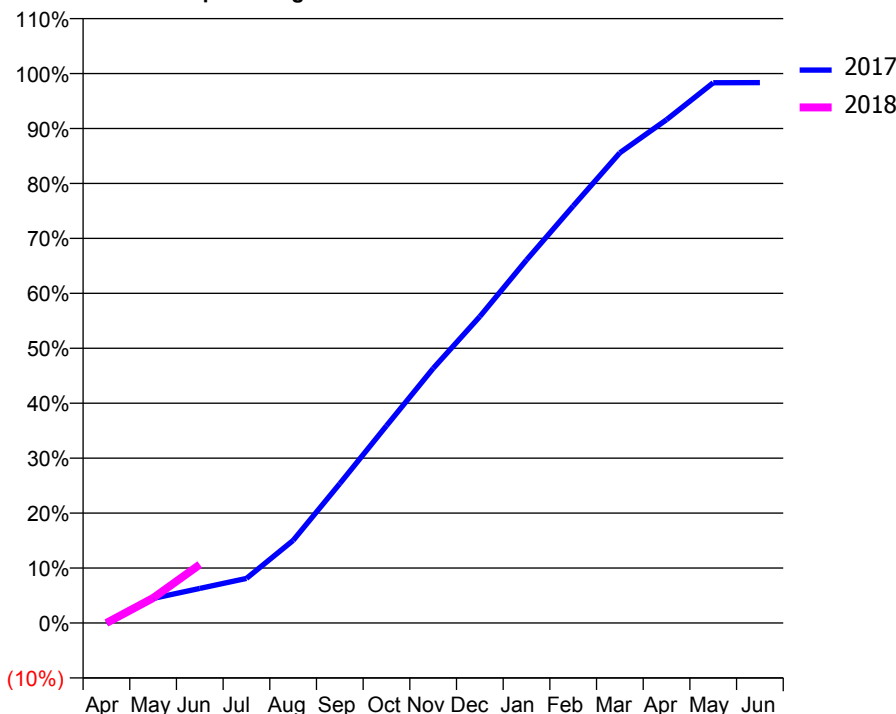
ACCESS*

Patients seen in 24 months	Total	Change since previous quarter
Quarter ending June 2016	1,977	
Quarter ending September 2016	2,028	↑
Quarter ending December 2016	2,136	↑
Quarter ending March 2017	2,200	↑
Quarter ending June 2017	2,285	↑
Variance since June 2016	15.6%	↑



ACTIVITY

Cumulative percentage of contracted UDA delivered 2017 & 2018



Month	Adjusted Scheduled Activity (UDA)	
	2017	2018
April	0	0
May	240	243
June	337	568
July	434	
August	804	
September	1,356	
October	1,919	
November	2,477	
December	2,981	
January	3,532	
February	4,057	
March	4,574	
April	4,896	
May	5,257	
June	5,258	

QUALITY

	Quantity	Base Number	Contract	AT	Region	England
% of FP17s for the same patient ID Re-attending within 3 months - Children	2	123	1.6%	10.1%	11.5%	12.0%
% of FP17s for the same patient ID Re-attending within 3 months - Adults	20	333	6.0%	15.8%	16.8%	16.0%
% of FP17s for the same patient ID Re-attending between 3 & 9 months - Children	59	123	48.0%	47.1%	47.3%	58.0%
% of FP17s for the same patient ID Re-attending between 3 & 9 months - Adults	85	333	25.5%	37.7%	38.3%	50.9%
% of FP17s for Band 1 Urgent Courses	7	241	2.9%	11.4%	10.7%	9.1%
% of FP17s Relating to Free Repair or Replacements	3	241	1.2%	0.6%	0.6%	0.8%
% of FP17s Relating to Continuations	1	241	0.4%	0.6%	0.8%	1.1%
% of Patients satisfied with the dentistry they have received	3	3	N/A	90.4%	89.8%	91.7%
% of Patients satisfied with the time they had to wait for an appointment	3	3	N/A	84.2%	83.6%	88.0%

* This is based on patients treated on this contract for their most recent course of treatment. Figures in italics indicate the base number of FP17s or Patient Questionnaire responses are less than 100. N/A is shown where the base number of responses is less than 10 during the period. % is calculated as Quantity/Base number*100

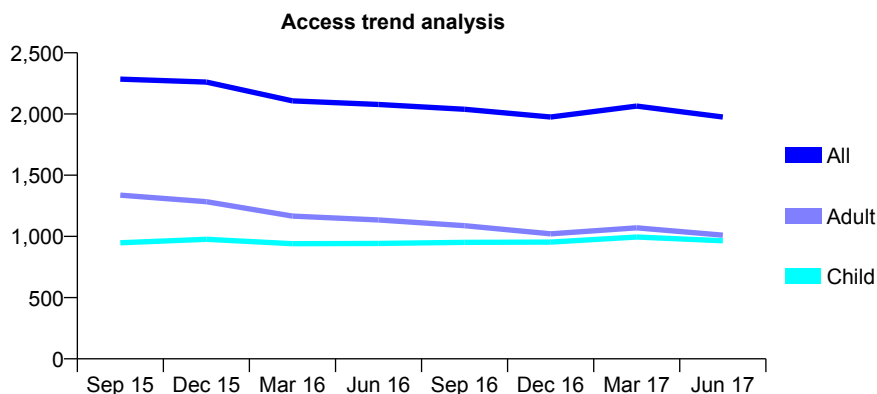
Q62 - Vital Signs At a Glance Contract Report for 890421/0002 - June 2017

Name or company name	MS M TADAION
Contract type name	GDS Contract
Purpose of contract	General
Contract start date	01/11/2013
Contract end date	

17/18 Contracted general activity (UDA)	5,845
Carry forward general activity (UDA)	0
17/18 Contracted orthodontic activity (UOA)	0
Carry forward orthodontic activity (UOA)	0
Baseline contract value	£173,929.42

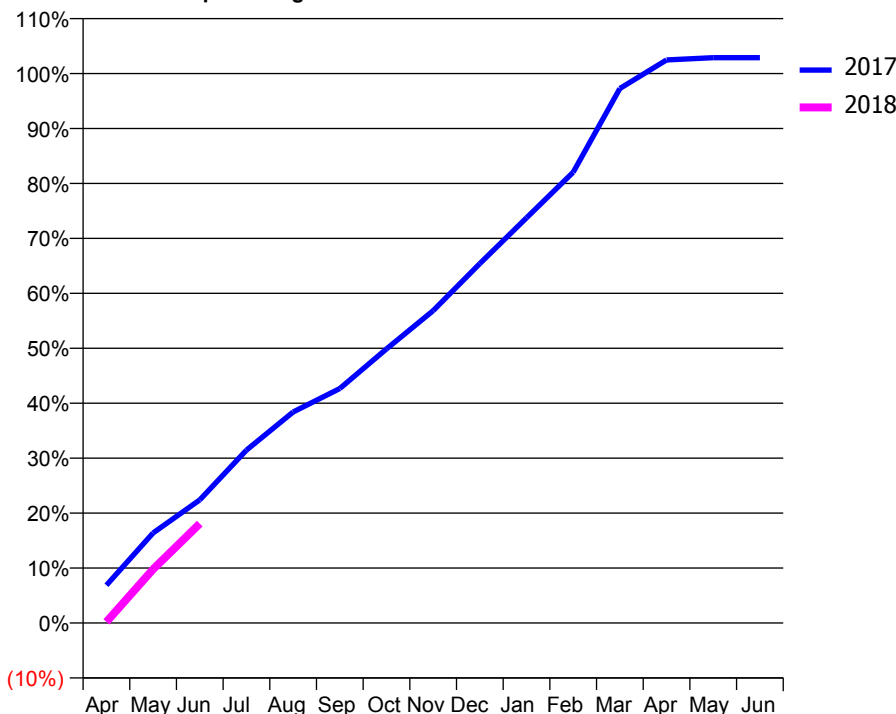
ACCESS*

Patients seen in 24 months	Total	Change since previous quarter
Quarter ending June 2016	2,078	
Quarter ending September 2016	2,039	↓
Quarter ending December 2016	1,975	↓
Quarter ending March 2017	2,065	↑
Quarter ending June 2017	1,975	↓
Variance since June 2016	(5.0%)	↓



ACTIVITY

Cumulative percentage of contracted UDA delivered 2017 & 2018



Adjusted Scheduled Activity (UDA)		
Month	2017	2018
April	402	12
May	959	573
June	1,310	1,058
July	1,839	
August	2,245	
September	2,494	
October	2,916	
November	3,322	
December	3,823	
January	4,310	
February	4,795	
March	5,686	
April	5,989	
May	6,013	
June	6,013	

QUALITY

	Quantity	Base Number	Contract	AT	Region	England
% of FP17s for the same patient ID Re-attending within 3 months - Children	30	271	11.1%	10.1%	11.5%	12.0%
% of FP17s for the same patient ID Re-attending within 3 months - Adults	26	192	13.5%	15.8%	16.8%	16.0%
% of FP17s for the same patient ID Re-attending between 3 & 9 months - Children	91	271	33.6%	47.1%	47.3%	58.0%
% of FP17s for the same patient ID Re-attending between 3 & 9 months - Adults	35	192	18.2%	37.7%	38.3%	50.9%
% of FP17s for Band 1 Urgent Courses	35	366	9.6%	11.4%	10.7%	9.1%
% of FP17s Relating to Free Repair or Replacements	0	366	0.0%	0.6%	0.6%	0.8%
% of FP17s Relating to Continuations	0	366	0.0%	0.6%	0.8%	1.1%
% of Patients satisfied with the dentistry they have received	1	1	N/A	90.4%	89.8%	91.7%
% of Patients satisfied with the time they had to wait for an appointment	1	1	N/A	84.2%	83.6%	88.0%

* This is based on patients treated on this contract for their most recent course of treatment. Figures in italics indicate the base number of FP17s or Patient Questionnaire responses are less than 100. N/A is shown where the base number of responses is less than 10 during the period. % is calculated as Quantity/Base number*100

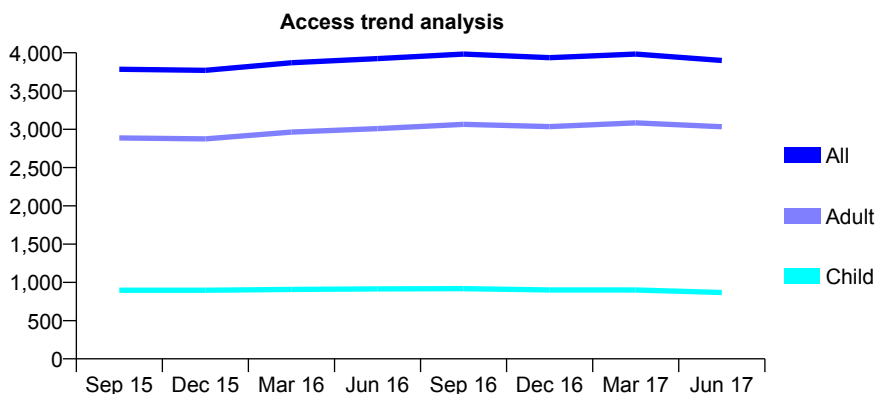
Q62 - Vital Signs At a Glance Contract Report for 890952/0001 - June 2017

Name or company name	M Clarke and L Marnitz
Contract type name	GDS Contract
Purpose of contract	General
Contract start date	01/04/2006
Contract end date	

17/18 Contracted general activity (UDA)	11,271
Carry forward general activity (UDA)	0
17/18 Contracted orthodontic activity (UOA)	0
Carry forward orthodontic activity (UOA)	0
Baseline contract value	£342,430.36

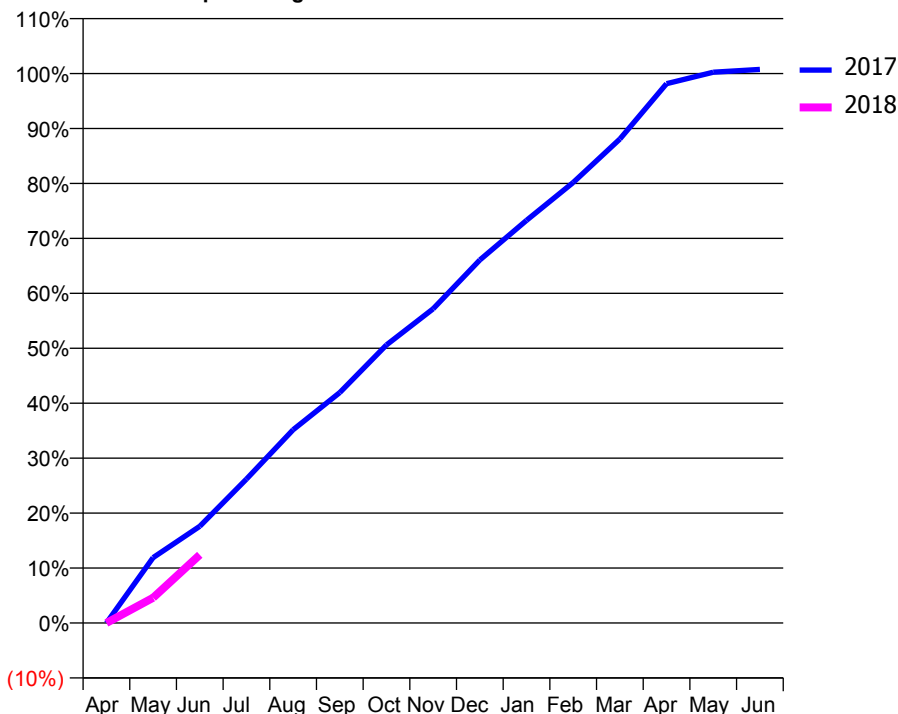
ACCESS*

Patients seen in 24 months	Total	Change since previous quarter
Quarter ending June 2016	3,925	
Quarter ending September 2016	3,983	→
Quarter ending December 2016	3,936	↓
Quarter ending March 2017	3,984	→
Quarter ending June 2017	3,900	↓
Variance since June 2016	(0.6%)	→



ACTIVITY

Cumulative percentage of contracted UDA delivered 2017 & 2018



Month	Adjusted Scheduled Activity (UDA)	
	2017	2018
April	0	0
May	1,343	518
June	1,985	1,398
July	2,952	
August	3,966	
September	4,727	
October	5,705	
November	6,445	
December	7,445	
January	8,259	
February	9,037	
March	9,928	
April	11,063	
May	11,299	
June	11,354	

QUALITY

	Quantity	Base Number	Contract	AT	Region	England
% of FP17s for the same patient ID Re-attending within 3 months - Children	19	288	6.6%	10.1%	11.5%	12.0%
% of FP17s for the same patient ID Re-attending within 3 months - Adults	128	922	13.9%	15.8%	16.8%	16.0%
% of FP17s for the same patient ID Re-attending between 3 & 9 months - Children	146	288	50.7%	47.1%	47.3%	58.0%
% of FP17s for the same patient ID Re-attending between 3 & 9 months - Adults	342	922	37.1%	37.7%	38.3%	50.9%
% of FP17s for Band 1 Urgent Courses	60	664	9.0%	11.4%	10.7%	9.1%
% of FP17s Relating to Free Repair or Replacements	8	664	1.2%	0.6%	0.6%	0.8%
% of FP17s Relating to Continuations	20	664	3.0%	0.6%	0.8%	1.1%
% of Patients satisfied with the dentistry they have received	4	4	N/A	90.4%	89.8%	91.7%
% of Patients satisfied with the time they had to wait for an appointment	3	4	N/A	84.2%	83.6%	88.0%

* This is based on patients treated on this contract for their most recent course of treatment. Figures in italics indicate the base number of FP17s or Patient Questionnaire responses are less than 100. N/A is shown where the base number of responses is less than 10 during the period. % is calculated as Quantity/Base number*100

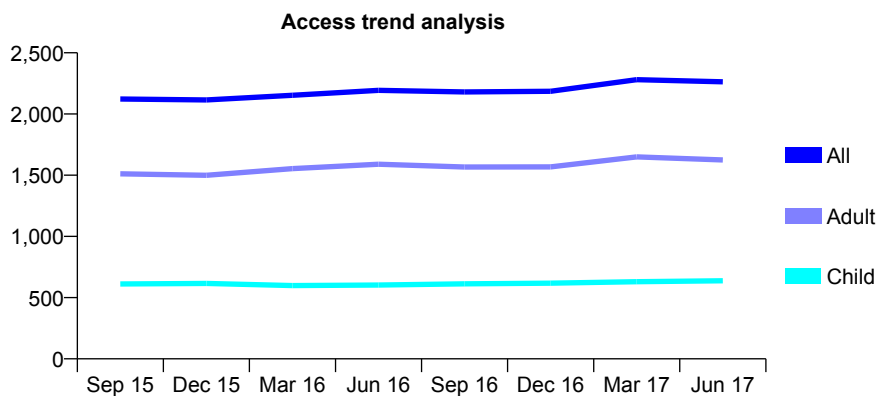
Q62 - Vital Signs At a Glance Contract Report for 899798/0005 - June 2017

Name or company name	Mr R L Shah & Dr S Shah
Contract type name	GDS Contract
Purpose of contract	General
Contract start date	01/03/2011
Contract end date	

17/18 Contracted general activity (UDA)	5,166
Carry forward general activity (UDA)	0
17/18 Contracted orthodontic activity (UOA)	0
Carry forward orthodontic activity (UOA)	0
Baseline contract value	£148,075.64

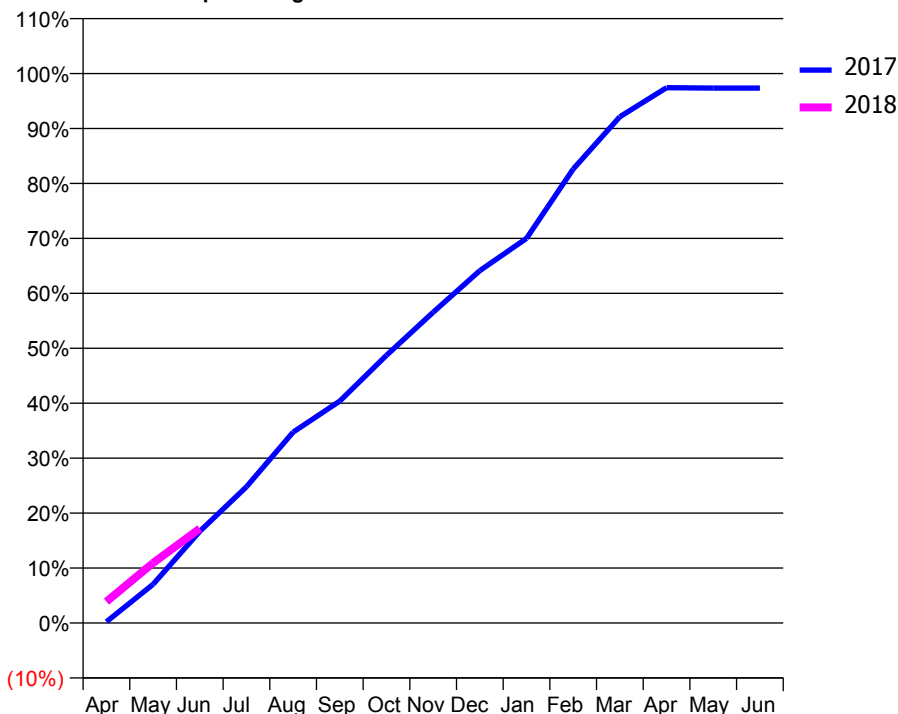
ACCESS*

Patients seen in 24 months	Total	Change since previous quarter
Quarter ending June 2016	2,193	
Quarter ending September 2016	2,180	→
Quarter ending December 2016	2,186	→
Quarter ending March 2017	2,280	↑
Quarter ending June 2017	2,263	→
Variance since June 2016	3.2%	↑



ACTIVITY

Cumulative percentage of contracted UDA delivered 2017 & 2018



Month	Adjusted Scheduled Activity (UDA)	
	2017	2018
April	12	201
May	364	565
June	862	888
July	1,280	
August	1,794	
September	2,087	
October	2,517	
November	2,921	
December	3,313	
January	3,616	
February	4,268	
March	4,760	
April	5,032	
May	5,029	
June	5,029	

QUALITY

	Quantity	Base Number	Contract	AT	Region	England
% of FP17s for the same patient ID Re-attending within 3 months - Children	5	188	2.7%	10.1%	11.5%	12.0%
% of FP17s for the same patient ID Re-attending within 3 months - Adults	51	381	13.4%	15.8%	16.8%	16.0%
% of FP17s for the same patient ID Re-attending between 3 & 9 months - Children	81	188	43.1%	47.1%	47.3%	58.0%
% of FP17s for the same patient ID Re-attending between 3 & 9 months - Adults	141	381	37.0%	37.7%	38.3%	50.9%
% of FP17s for Band 1 Urgent Courses	56	454	12.3%	11.4%	10.7%	9.1%
% of FP17s Relating to Free Repair or Replacements	5	454	1.1%	0.6%	0.6%	0.8%
% of FP17s Relating to Continuations	0	454	0.0%	0.6%	0.8%	1.1%
% of Patients satisfied with the dentistry they have received	4	4	N/A	90.4%	89.8%	91.7%
% of Patients satisfied with the time they had to wait for an appointment	4	4	N/A	84.2%	83.6%	88.0%

* This is based on patients treated on this contract for their most recent course of treatment. Figures in italics indicate the base number of FP17s or Patient Questionnaire responses are less than 100. N/A is shown where the base number of responses is less than 10 during the period. % is calculated as Quantity/Base number*100

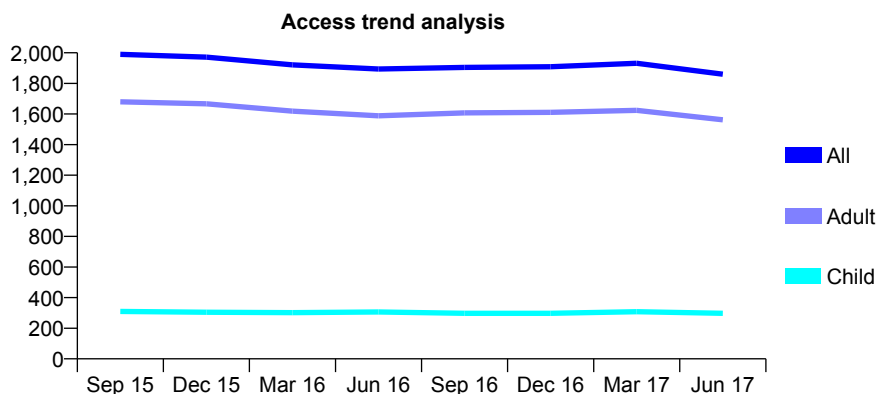
Q62 - Vital Signs At a Glance Contract Report for 906476/0001 - June 2017

Name or company name	TC Yeoh & Associates
Contract type name	GDS Contract
Purpose of contract	General
Contract start date	01/04/2006
Contract end date	

17/18 Contracted general activity (UDA)	8,062
Carry forward general activity (UDA)	0
17/18 Contracted orthodontic activity (UOA)	0
Carry forward orthodontic activity (UOA)	0
Baseline contract value	£257,399.84

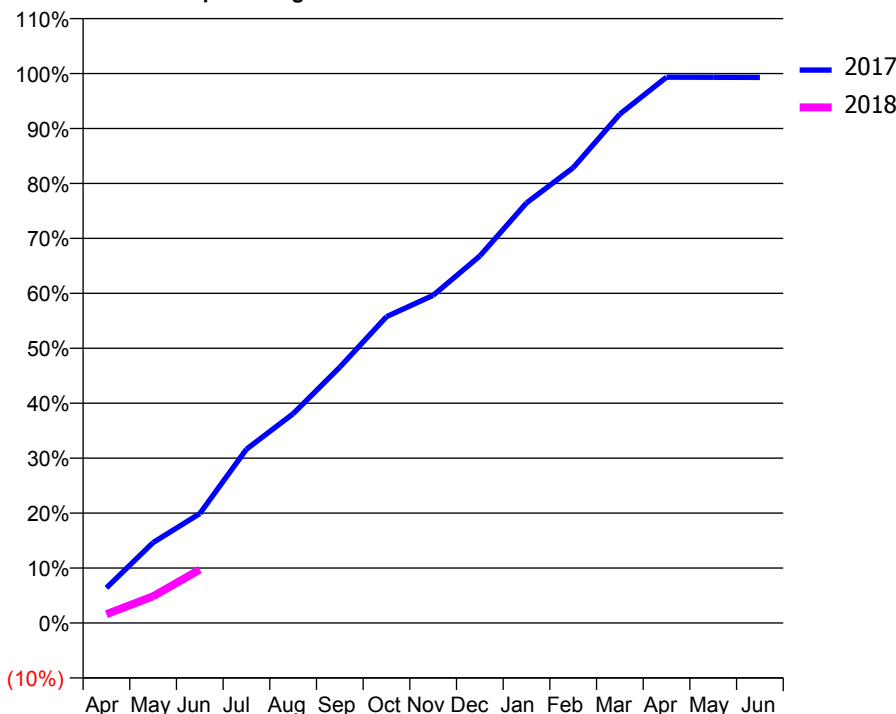
ACCESS*

Patients seen in 24 months	Total	Change since previous quarter
Quarter ending June 2016	1,894	
Quarter ending September 2016	1,905	→
Quarter ending December 2016	1,909	→
Quarter ending March 2017	1,932	→
Quarter ending June 2017	1,860	↓
Variance since June 2016	(1.8%)	↓



ACTIVITY

Cumulative percentage of contracted UDA delivered 2017 & 2018



Month	Adjusted Scheduled Activity (UDA)	
	2017	2018
April	515	130
May	1,180	391
June	1,605	784
July	2,551	
August	3,071	
September	3,754	
October	4,495	
November	4,808	
December	5,385	
January	6,163	
February	6,680	
March	7,467	
April	8,008	
May	8,007	
June	8,005	

QUALITY

	Quantity	Base Number	Contract	AT	Region	England
% of FP17s for the same patient ID Re-attending within 3 months - Children	5	72	6.9%	10.1%	11.5%	12.0%
% of FP17s for the same patient ID Re-attending within 3 months - Adults	68	370	18.4%	15.8%	16.8%	16.0%
% of FP17s for the same patient ID Re-attending between 3 & 9 months - Children	29	72	40.3%	47.1%	47.3%	58.0%
% of FP17s for the same patient ID Re-attending between 3 & 9 months - Adults	195	370	52.7%	37.7%	38.3%	50.9%
% of FP17s for Band 1 Urgent Courses	9	284	3.2%	11.4%	10.7%	9.1%
% of FP17s Relating to Free Repair or Replacements	0	284	0.0%	0.6%	0.6%	0.8%
% of FP17s Relating to Continuations	0	284	0.0%	0.6%	0.8%	1.1%
% of Patients satisfied with the dentistry they have received	6	6	N/A	90.4%	89.8%	91.7%
% of Patients satisfied with the time they had to wait for an appointment	5	6	N/A	84.2%	83.6%	88.0%

* This is based on patients treated on this contract for their most recent course of treatment. Figures in italics indicate the base number of FP17s or Patient Questionnaire responses are less than 100. N/A is shown where the base number of responses is less than 10 during the period. % is calculated as Quantity/Base number*100

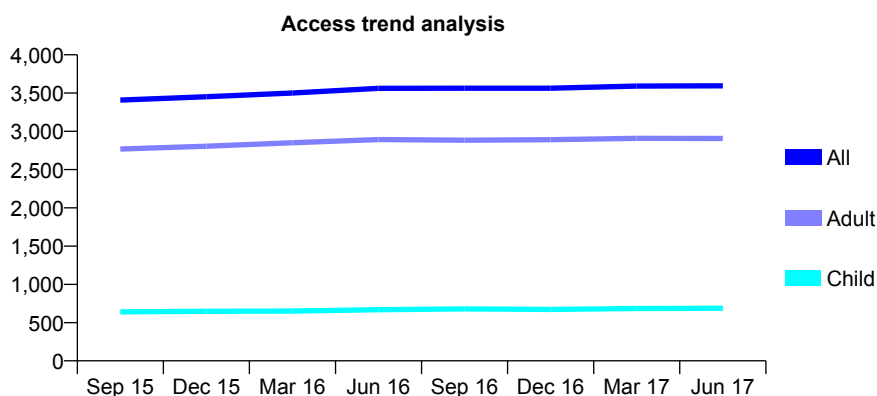
Q62 - Vital Signs At a Glance Contract Report for 908479/0001 - June 2017

Name or company name	MR JE ASQUITH
Contract type name	GDS Contract
Purpose of contract	General
Contract start date	01/04/2006
Contract end date	

17/18 Contracted general activity (UDA)	10,980
Carry forward general activity (UDA)	0
17/18 Contracted orthodontic activity (UOA)	0
Carry forward orthodontic activity (UOA)	0
Baseline contract value	£253,602.01

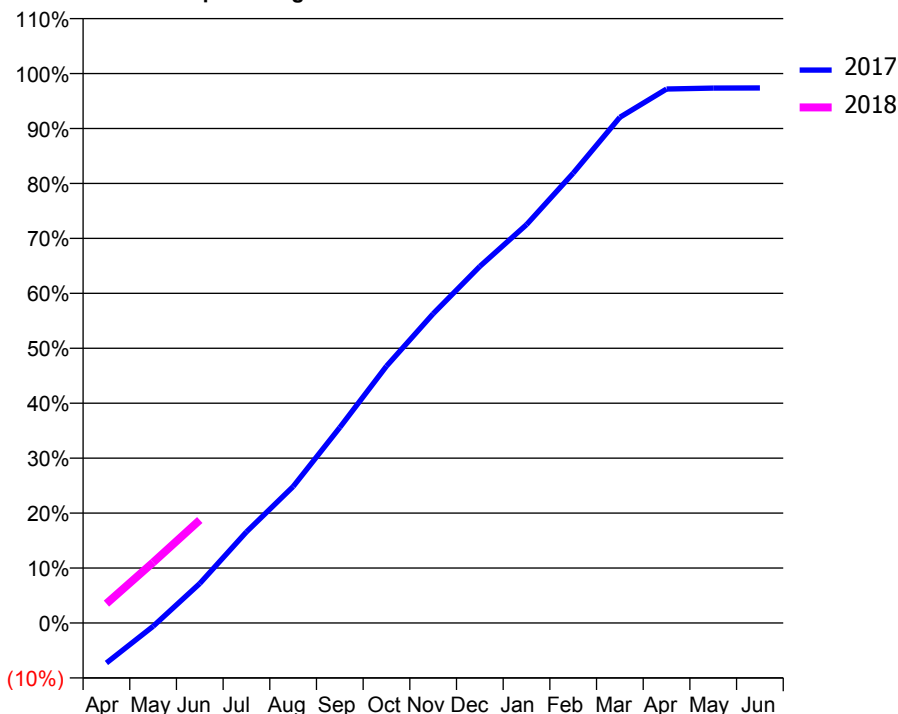
ACCESS*

Patients seen in 24 months	Total	Change since previous quarter
Quarter ending June 2016	3,561	
Quarter ending September 2016	3,563	→
Quarter ending December 2016	3,563	→
Quarter ending March 2017	3,592	→
Quarter ending June 2017	3,595	→
Variance since June 2016	1.0%	→



ACTIVITY

Cumulative percentage of contracted UDA delivered 2017 & 2018



Month	Adjusted Scheduled Activity (UDA)	
	2017	2018
April	-800	388
May	-67	1,211
June	790	2,059
July	1,821	
August	2,727	
September	3,906	
October	5,133	
November	6,180	
December	7,126	
January	7,961	
February	8,989	
March	10,106	
April	10,669	
May	10,688	
June	10,690	

QUALITY

	Quantity	Base Number	Contract	AT	Region	England
% of FP17s for the same patient ID Re-attending within 3 months - Children	5	187	2.7%	10.1%	11.5%	12.0%
% of FP17s for the same patient ID Re-attending within 3 months - Adults	86	819	10.5%	15.8%	16.8%	16.0%
% of FP17s for the same patient ID Re-attending between 3 & 9 months - Children	83	187	44.4%	47.1%	47.3%	58.0%
% of FP17s for the same patient ID Re-attending between 3 & 9 months - Adults	430	819	52.5%	37.7%	38.3%	50.9%
% of FP17s for Band 1 Urgent Courses	43	806	5.3%	11.4%	10.7%	9.1%
% of FP17s Relating to Free Repair or Replacements	6	806	0.7%	0.6%	0.6%	0.8%
% of FP17s Relating to Continuations	4	806	0.5%	0.6%	0.8%	1.1%
% of Patients satisfied with the dentistry they have received	13	13	100.0%	90.4%	89.8%	91.7%
% of Patients satisfied with the time they had to wait for an appointment	12	13	92.3%	84.2%	83.6%	88.0%

* This is based on patients treated on this contract for their most recent course of treatment. Figures in italics indicate the base number of FP17s or Patient Questionnaire responses are less than 100. N/A is shown where the base number of responses is less than 10 during the period. % is calculated as Quantity/Base number*100

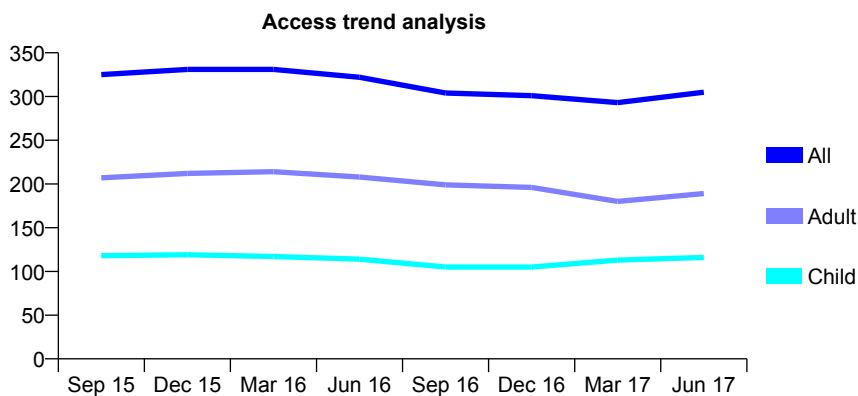
Q62 - Vital Signs At a Glance Contract Report for 909114/0001 - June 2017

Name or company name	MR PA CASPERSONN
Contract type name	GDS Contract
Purpose of contract	General
Contract start date	01/04/2006
Contract end date	

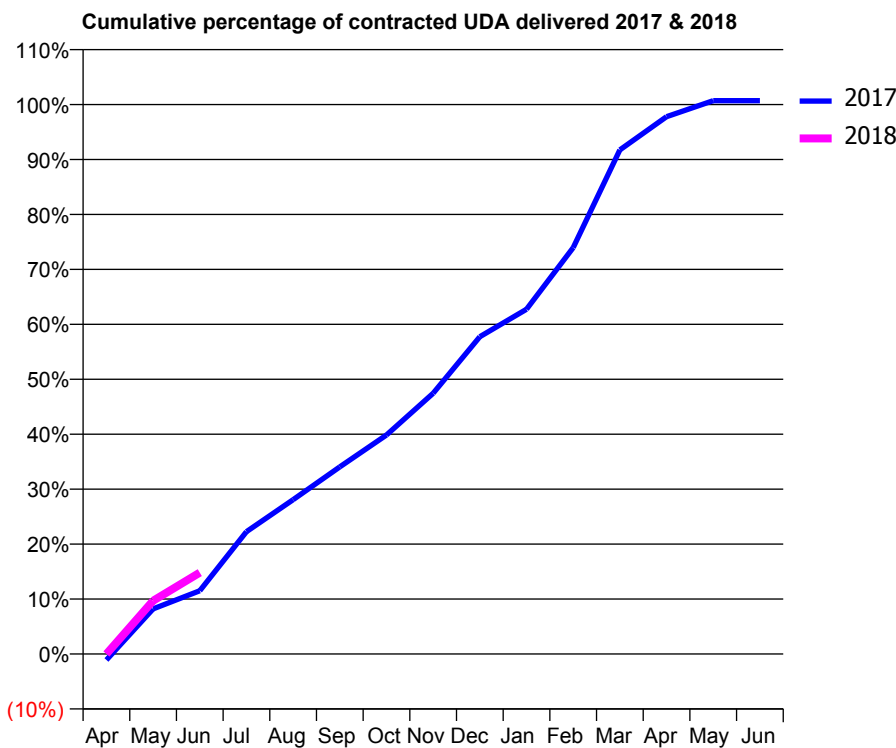
17/18 Contracted general activity (UDA)	1,725
Carry forward general activity (UDA)	0
17/18 Contracted orthodontic activity (UOA)	0
Carry forward orthodontic activity (UOA)	0
Baseline contract value	£54,194.60

ACCESS*

Patients seen in 24 months	Total	Change since previous quarter
Quarter ending June 2016	322	
Quarter ending September 2016	304	↓
Quarter ending December 2016	301	→
Quarter ending March 2017	293	↓
Quarter ending June 2017	305	↑
Variance since June 2016	(5.3%)	↓



ACTIVITY



Month	Adjusted Scheduled Activity (UDA)	
	2017	2018
April	-19	0
May	142	167
June	199	255
July	384	
August	484	
September	587	
October	687	
November	819	
December	996	
January	1,082	
February	1,276	
March	1,583	
April	1,687	
May	1,737	
June	1,737	

QUALITY

	Quantity	Base Number	Contract	AT	Region	England
% of FP17s for the same patient ID Re-attending within 3 months - Children	0	30	0.0%	10.1%	11.5%	12.0%
% of FP17s for the same patient ID Re-attending within 3 months - Adults	7	57	12.3%	15.8%	16.8%	16.0%
% of FP17s for the same patient ID Re-attending between 3 & 9 months - Children	8	30	26.7%	47.1%	47.3%	58.0%
% of FP17s for the same patient ID Re-attending between 3 & 9 months - Adults	21	57	36.8%	37.7%	38.3%	50.9%
% of FP17s for Band 1 Urgent Courses	2	61	3.3%	11.4%	10.7%	9.1%
% of FP17s Relating to Free Repair or Replacements	0	61	0.0%	0.6%	0.6%	0.8%
% of FP17s Relating to Continuations	0	61	0.0%	0.6%	0.8%	1.1%
% of Patients satisfied with the dentistry they have received	0	0	N/A	90.4%	89.8%	91.7%
% of Patients satisfied with the time they had to wait for an appointment	0	0	N/A	84.2%	83.6%	88.0%

* This is based on patients treated on this contract for their most recent course of treatment. Figures in italics indicate the base number of FP17s or Patient Questionnaire responses are less than 100. N/A is shown where the base number of responses is less than 10 during the period. % is calculated as Quantity/Base number*100

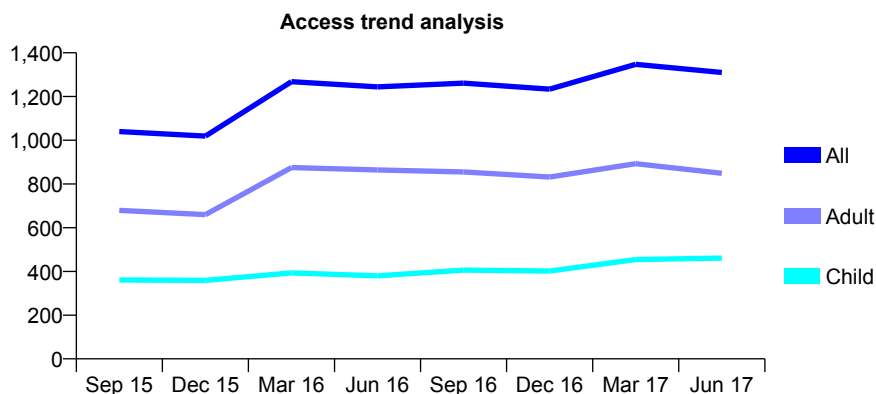
Q62 - Vital Signs At a Glance Contract Report for 909890/0001 - June 2017

Name or company name	MR BS AL-NAHER
Contract type name	GDS Contract
Purpose of contract	General
Contract start date	01/04/2006
Contract end date	

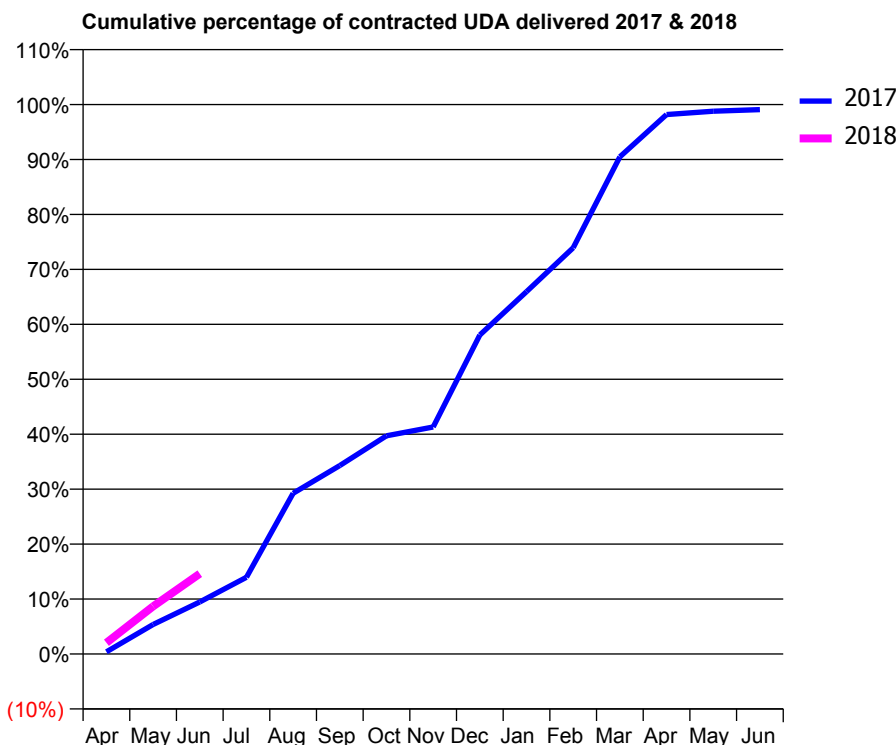
17/18 Contracted general activity (UDA)	4,680
Carry forward general activity (UDA)	0
17/18 Contracted orthodontic activity (UOA)	0
Carry forward orthodontic activity (UOA)	0
Baseline contract value	£146,922.90

ACCESS*

Patients seen in 24 months	Total	Change since previous quarter
Quarter ending June 2016	1,244	
Quarter ending September 2016	1,261	→
Quarter ending December 2016	1,234	↓
Quarter ending March 2017	1,347	↑
Quarter ending June 2017	1,310	↓
Variance since June 2016	5.3%	↑



ACTIVITY



Adjusted Scheduled Activity (UDA)		
Month	2017	2018
April	19	96
May	251	406
June	444	684
July	653	
August	1,369	
September	1,605	
October	1,859	
November	1,934	
December	2,717	
January	3,086	
February	3,460	
March	4,234	
April	4,594	
May	4,623	
June	4,636	

QUALITY

	Quantity	Base Number	Contract	AT	Region	England
% of FP17s for the same patient ID Re-attending within 3 months - Children	16	123	13.0%	10.1%	11.5%	12.0%
% of FP17s for the same patient ID Re-attending within 3 months - Adults	41	180	22.8%	15.8%	16.8%	16.0%
% of FP17s for the same patient ID Re-attending between 3 & 9 months - Children	33	123	26.8%	47.1%	47.3%	58.0%
% of FP17s for the same patient ID Re-attending between 3 & 9 months - Adults	59	180	32.8%	37.7%	38.3%	50.9%
% of FP17s for Band 1 Urgent Courses	24	207	11.6%	11.4%	10.7%	9.1%
% of FP17s Relating to Free Repair or Replacements	0	207	0.0%	0.6%	0.6%	0.8%
% of FP17s Relating to Continuations	0	207	0.0%	0.6%	0.8%	1.1%
% of Patients satisfied with the dentistry they have received	0	0	N/A	90.4%	89.8%	91.7%
% of Patients satisfied with the time they had to wait for an appointment	0	0	N/A	84.2%	83.6%	88.0%

* This is based on patients treated on this contract for their most recent course of treatment. Figures in italics indicate the base number of FP17s or Patient Questionnaire responses are less than 100. N/A is shown where the base number of responses is less than 10 during the period. % is calculated as Quantity/Base number*100

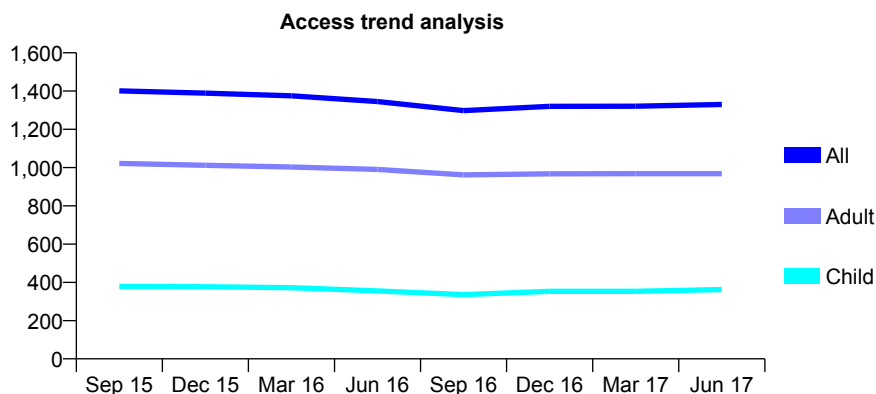
Q62 - Vital Signs At a Glance Contract Report for 910309/0001 - June 2017

Name or company name	MR AN LEUNG
Contract type name	GDS Contract
Purpose of contract	General
Contract start date	01/04/2006
Contract end date	

17/18 Contracted general activity (UDA)	9,600
Carry forward general activity (UDA)	0
17/18 Contracted orthodontic activity (UOA)	0
Carry forward orthodontic activity (UOA)	0
Baseline contract value	£330,086.56

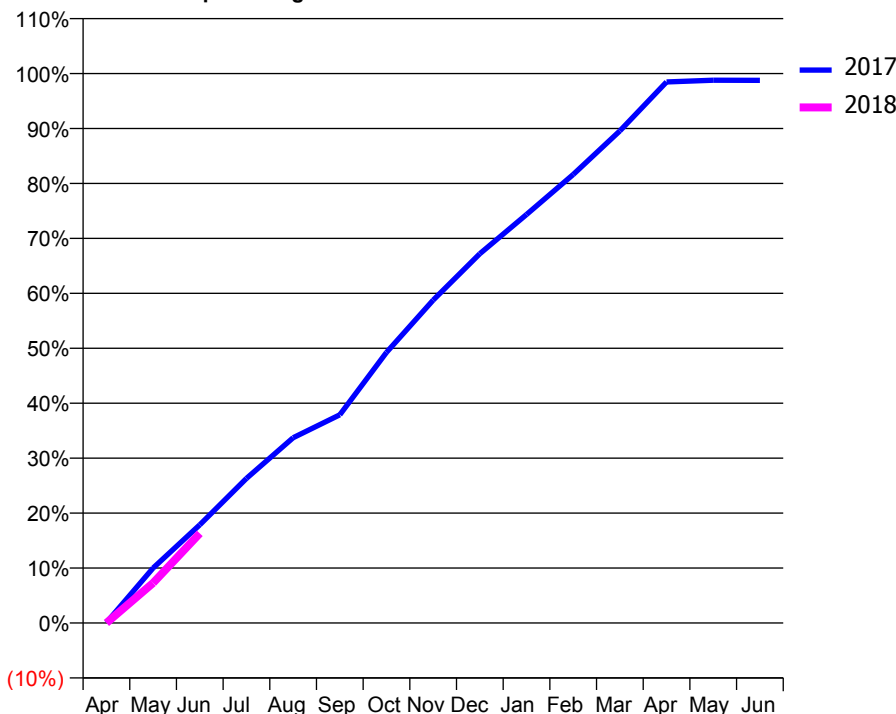
ACCESS*

Patients seen in 24 months	Total	Change since previous quarter
Quarter ending June 2016	1,345	
Quarter ending September 2016	1,298	↓
Quarter ending December 2016	1,320	→
Quarter ending March 2017	1,321	→
Quarter ending June 2017	1,330	→
Variance since June 2016	(1.1%)	↓



ACTIVITY

Cumulative percentage of contracted UDA delivered 2017 & 2018



Month	Adjusted Scheduled Activity (UDA)	
	2017	2018
April	8	0
May	960	701
June	1,717	1,566
July	2,527	
August	3,237	
September	3,638	
October	4,727	
November	5,642	
December	6,452	
January	7,137	
February	7,835	
March	8,597	
April	9,452	
May	9,482	
June	9,481	

QUALITY

	Quantity	Base Number	Contract	AT	Region	England
% of FP17s for the same patient ID Re-attending within 3 months - Children	8	118	6.8%	10.1%	11.5%	12.0%
% of FP17s for the same patient ID Re-attending within 3 months - Adults	57	353	16.1%	15.8%	16.8%	16.0%
% of FP17s for the same patient ID Re-attending between 3 & 9 months - Children	46	118	39.0%	47.1%	47.3%	58.0%
% of FP17s for the same patient ID Re-attending between 3 & 9 months - Adults	153	353	43.3%	37.7%	38.3%	50.9%
% of FP17s for Band 1 Urgent Courses	47	312	15.1%	11.4%	10.7%	9.1%
% of FP17s Relating to Free Repair or Replacements	0	312	0.0%	0.6%	0.6%	0.8%
% of FP17s Relating to Continuations	2	312	0.6%	0.6%	0.8%	1.1%
% of Patients satisfied with the dentistry they have received	5	5	N/A	90.4%	89.8%	91.7%
% of Patients satisfied with the time they had to wait for an appointment	5	5	N/A	84.2%	83.6%	88.0%

* This is based on patients treated on this contract for their most recent course of treatment. Figures in italics indicate the base number of FP17s or Patient Questionnaire responses are less than 100. N/A is shown where the base number of responses is less than 10 during the period. % is calculated as Quantity/Base number*100

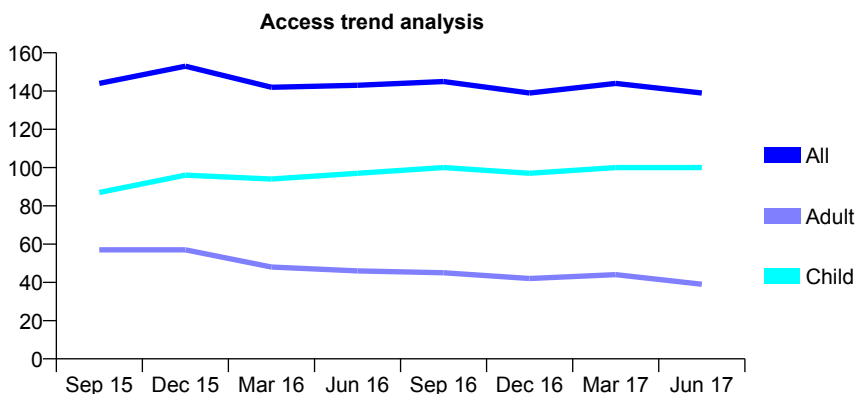
Q62 - Vital Signs At a Glance Contract Report for 916412/0001 - June 2017

Name or company name	MR MS LEE
Contract type name	GDS Contract
Purpose of contract	General
Contract start date	01/04/2006
Contract end date	

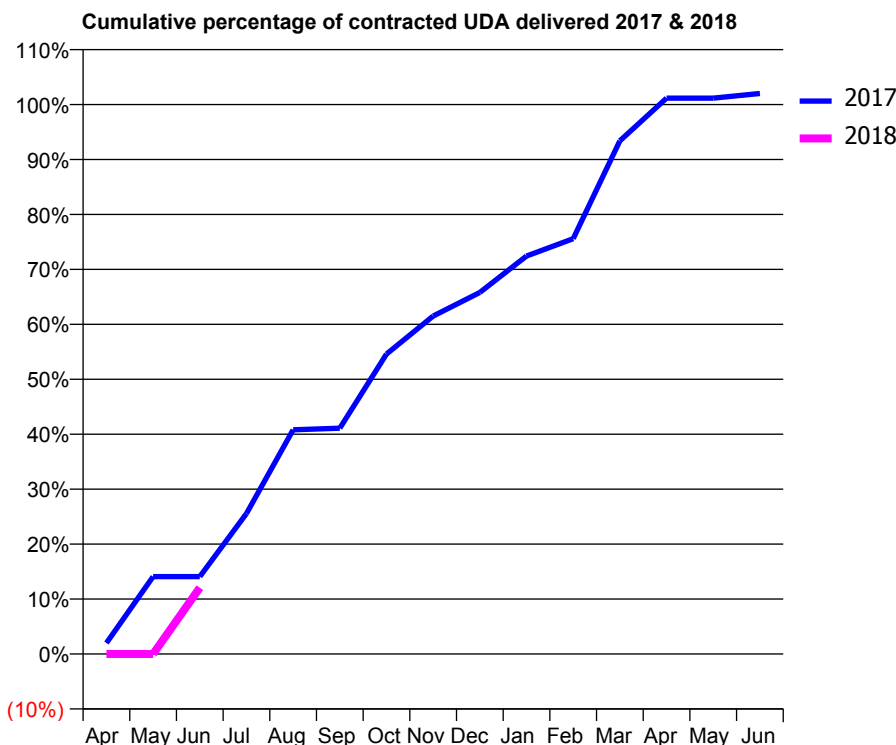
17/18 Contracted general activity (UDA)	348
Carry forward general activity (UDA)	0
17/18 Contracted orthodontic activity (UOA)	0
Carry forward orthodontic activity (UOA)	0
Baseline contract value	£8,935.37

ACCESS*

Patients seen in 24 months	Total	Change since previous quarter
Quarter ending June 2016	143	
Quarter ending September 2016	145	→
Quarter ending December 2016	139	↓
Quarter ending March 2017	144	↑
Quarter ending June 2017	139	↓
Variance since June 2016	(2.8%)	↓



ACTIVITY



Month	Adjusted Scheduled Activity (UDA)	
	2017	2018
April	7	0
May	49	0
June	49	42
July	89	
August	142	
September	143	
October	190	
November	214	
December	229	
January	252	
February	263	
March	325	
April	352	
May	352	
June	355	

QUALITY

	Quantity	Base Number	Contract	AT	Region	England
% of FP17s for the same patient ID Re-attending within 3 months - Children	0	11	0.0%	10.1%	11.5%	12.0%
% of FP17s for the same patient ID Re-attending within 3 months - Adults	1	7	14.3%	15.8%	16.8%	16.0%
% of FP17s for the same patient ID Re-attending between 3 & 9 months - Children	2	11	18.2%	47.1%	47.3%	58.0%
% of FP17s for the same patient ID Re-attending between 3 & 9 months - Adults	1	7	14.3%	37.7%	38.3%	50.9%
% of FP17s for Band 1 Urgent Courses	0	8	0.0%	11.4%	10.7%	9.1%
% of FP17s Relating to Free Repair or Replacements	0	8	0.0%	0.6%	0.6%	0.8%
% of FP17s Relating to Continuations	0	8	0.0%	0.6%	0.8%	1.1%
% of Patients satisfied with the dentistry they have received	0	0	N/A	90.4%	89.8%	91.7%
% of Patients satisfied with the time they had to wait for an appointment	0	0	N/A	84.2%	83.6%	88.0%

* This is based on patients treated on this contract for their most recent course of treatment. Figures in italics indicate the base number of FP17s or Patient Questionnaire responses are less than 100. N/A is shown where the base number of responses is less than 10 during the period. % is calculated as Quantity/Base number*100

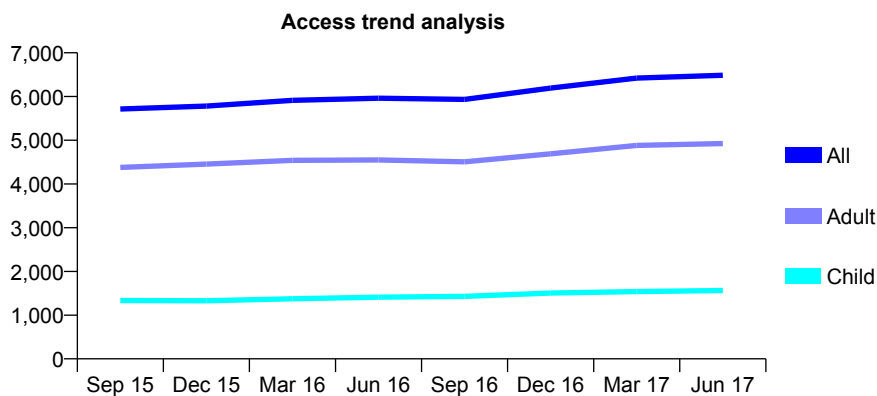
Q62 - Vital Signs At a Glance Contract Report for 918628/0001 - June 2017

Name or company name	MR P VAID
Contract type name	GDS Contract
Purpose of contract	General
Contract start date	01/04/2006
Contract end date	

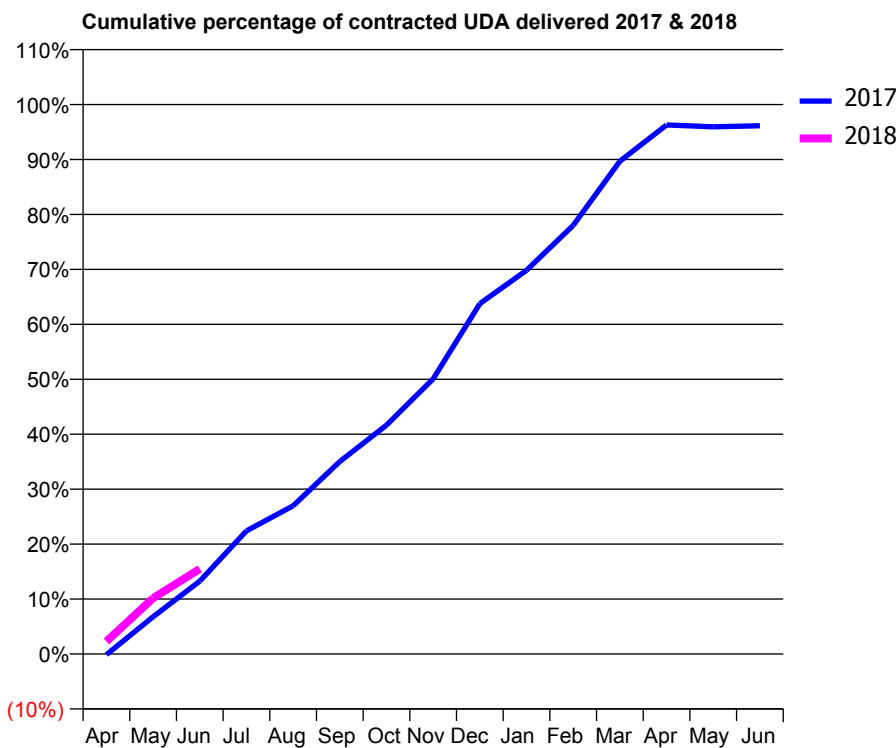
17/18 Contracted general activity (UDA)	23,527
Carry forward general activity (UDA)	0
17/18 Contracted orthodontic activity (UOA)	0
Carry forward orthodontic activity (UOA)	0
Baseline contract value	£726,880.67

ACCESS*

Patients seen in 24 months	Total	Change since previous quarter
Quarter ending June 2016	5,961	
Quarter ending September 2016	5,934	→
Quarter ending December 2016	6,194	↑
Quarter ending March 2017	6,422	↑
Quarter ending June 2017	6,486	→
Variance since June 2016	8.8%	↑



ACTIVITY



Month	Adjusted Scheduled Activity (UDA)	
	2017	2018
April	-32	538
May	1,597	2,396
June	3,121	3,647
July	5,274	
August	6,348	
September	8,242	
October	9,799	
November	11,781	
December	15,002	
January	16,428	
February	18,354	
March	21,098	
April	22,654	
May	22,573	
June	22,618	

QUALITY

	Quantity	Base Number	Contract	AT	Region	England
% of FP17s for the same patient ID Re-attending within 3 months - Children	33	483	6.8%	10.1%	11.5%	12.0%
% of FP17s for the same patient ID Re-attending within 3 months - Adults	165	1,233	13.4%	15.8%	16.8%	16.0%
% of FP17s for the same patient ID Re-attending between 3 & 9 months - Children	276	483	57.1%	47.1%	47.3%	58.0%
% of FP17s for the same patient ID Re-attending between 3 & 9 months - Adults	438	1,233	35.5%	37.7%	38.3%	50.9%
% of FP17s for Band 1 Urgent Courses	136	1,193	11.4%	11.4%	10.7%	9.1%
% of FP17s Relating to Free Repair or Replacements	6	1,193	0.5%	0.6%	0.6%	0.8%
% of FP17s Relating to Continuations	3	1,193	0.3%	0.6%	0.8%	1.1%
% of Patients satisfied with the dentistry they have received	10	11	90.9%	90.4%	89.8%	91.7%
% of Patients satisfied with the time they had to wait for an appointment	6	11	54.5%	84.2%	83.6%	88.0%

* This is based on patients treated on this contract for their most recent course of treatment. Figures in italics indicate the base number of FP17s or Patient Questionnaire responses are less than 100. N/A is shown where the base number of responses is less than 10 during the period. % is calculated as Quantity/Base number*100

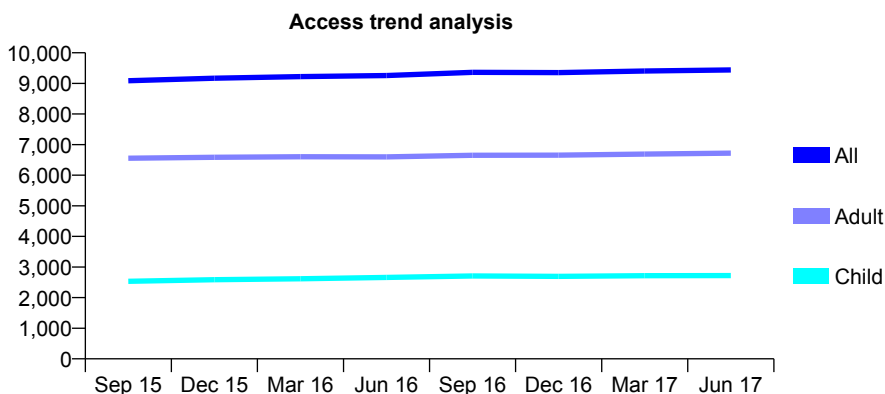
Q62 - Vital Signs At a Glance Contract Report for 920568/0002 - June 2017

Name or company name	MR JS BAINS
Contract type name	GDS Contract
Purpose of contract	General
Contract start date	01/05/2009
Contract end date	

17/18 Contracted general activity (UDA)	33,294
Carry forward general activity (UDA)	0
17/18 Contracted orthodontic activity (UOA)	0
Carry forward orthodontic activity (UOA)	0
Baseline contract value	£940,704.99

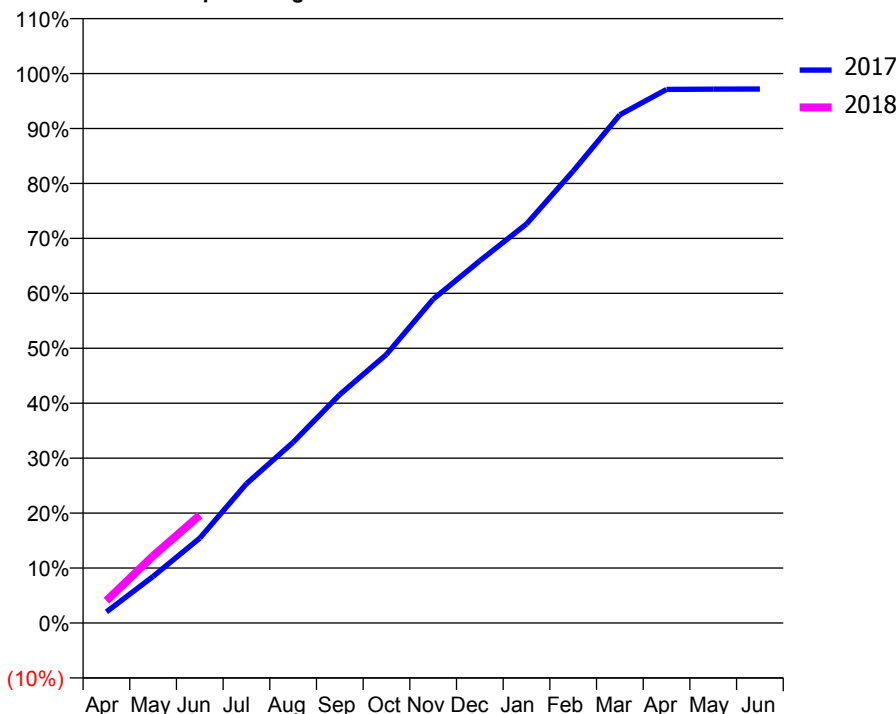
ACCESS*

Patients seen in 24 months	Total	Change since previous quarter
Quarter ending June 2016	9,259	
Quarter ending September 2016	9,362	→
Quarter ending December 2016	9,354	→
Quarter ending March 2017	9,406	→
Quarter ending June 2017	9,440	→
Variance since June 2016	2.0%	→



ACTIVITY

Cumulative percentage of contracted UDA delivered 2017 & 2018



Month	Adjusted Scheduled Activity (UDA)	
	2017	2018
April	711	1,355
May	2,988	4,071
June	5,444	6,531
July	8,935	
August	11,598	
September	14,653	
October	17,228	
November	20,774	
December	23,234	
January	25,599	
February	28,987	
March	32,601	
April	34,221	
May	34,244	
June	34,249	

QUALITY

	Quantity	Base Number	Contract	AT	Region	England
% of FP17s for the same patient ID Re-attending within 3 months - Children	124	805	15.4%	10.1%	11.5%	12.0%
% of FP17s for the same patient ID Re-attending within 3 months - Adults	630	1,918	32.8%	15.8%	16.8%	16.0%
% of FP17s for the same patient ID Re-attending between 3 & 9 months - Children	336	805	41.7%	47.1%	47.3%	58.0%
% of FP17s for the same patient ID Re-attending between 3 & 9 months - Adults	393	1,918	20.5%	37.7%	38.3%	50.9%
% of FP17s for Band 1 Urgent Courses	629	2,154	29.2%	11.4%	10.7%	9.1%
% of FP17s Relating to Free Repair or Replacements	7	2,154	0.3%	0.6%	0.6%	0.8%
% of FP17s Relating to Continuations	17	2,154	0.8%	0.6%	0.8%	1.1%
% of Patients satisfied with the dentistry they have received	11	13	84.6%	90.4%	89.8%	91.7%
% of Patients satisfied with the time they had to wait for an appointment	11	13	84.6%	84.2%	83.6%	88.0%

* This is based on patients treated on this contract for their most recent course of treatment. Figures in italics indicate the base number of FP17s or Patient Questionnaire responses are less than 100. N/A is shown where the base number of responses is less than 10 during the period. % is calculated as Quantity/Base number*100

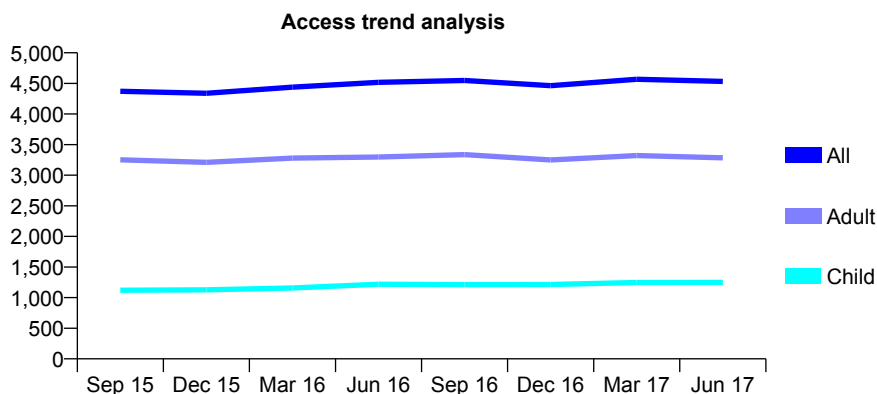
Q62 - Vital Signs At a Glance Contract Report for 921521/0001 - June 2017

Name or company name	MR RK AGGARWAL
Contract type name	GDS Contract
Purpose of contract	General
Contract start date	01/04/2006
Contract end date	

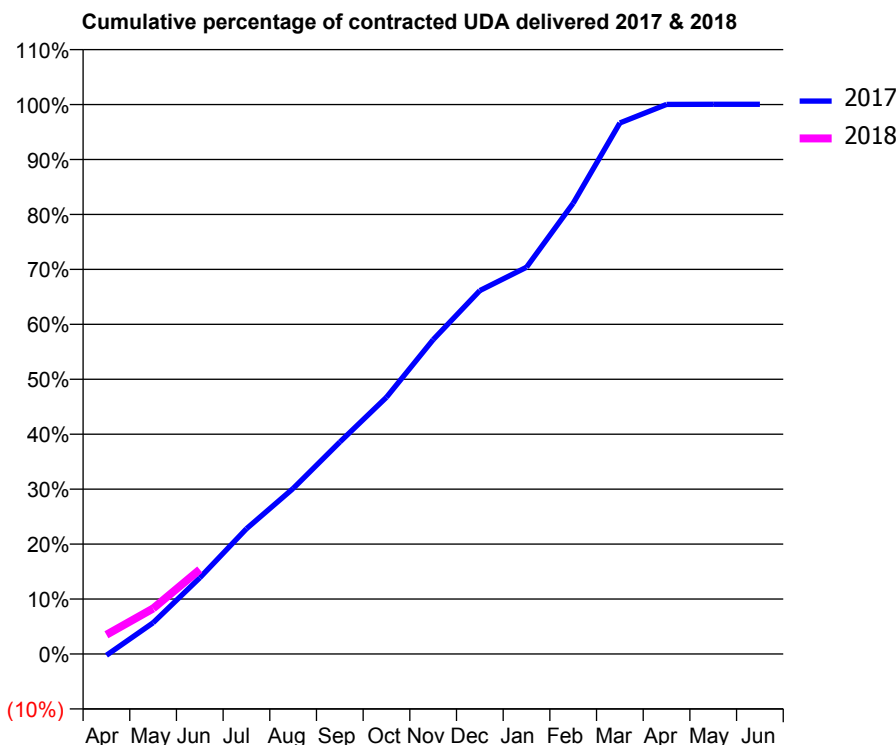
17/18 Contracted general activity (UDA)	10,579
Carry forward general activity (UDA)	0
17/18 Contracted orthodontic activity (UOA)	0
Carry forward orthodontic activity (UOA)	0
Baseline contract value	£275,926.57

ACCESS*

Patients seen in 24 months	Total	Change since previous quarter
Quarter ending June 2016	4,517	
Quarter ending September 2016	4,548	→
Quarter ending December 2016	4,463	↓
Quarter ending March 2017	4,568	↑
Quarter ending June 2017	4,533	→
Variance since June 2016	0.4%	→



ACTIVITY



Month	Adjusted Scheduled Activity (UDA)	
	2017	2018
April	-28	371
May	601	876
June	1,467	1,627
July	2,413	
August	3,187	
September	4,082	
October	4,944	
November	6,052	
December	6,997	
January	7,447	
February	8,679	
March	10,224	
April	10,581	
May	10,582	
June	10,582	

QUALITY

	Quantity	Base Number	Contract	AT	Region	England
% of FP17s for the same patient ID Re-attending within 3 months - Children	18	333	5.4%	10.1%	11.5%	12.0%
% of FP17s for the same patient ID Re-attending within 3 months - Adults	55	512	10.7%	15.8%	16.8%	16.0%
% of FP17s for the same patient ID Re-attending between 3 & 9 months - Children	138	333	41.4%	47.1%	47.3%	58.0%
% of FP17s for the same patient ID Re-attending between 3 & 9 months - Adults	162	512	31.6%	37.7%	38.3%	50.9%
% of FP17s for Band 1 Urgent Courses	27	690	3.9%	11.4%	10.7%	9.1%
% of FP17s Relating to Free Repair or Replacements	6	690	0.9%	0.6%	0.6%	0.8%
% of FP17s Relating to Continuations	8	690	1.2%	0.6%	0.8%	1.1%
% of Patients satisfied with the dentistry they have received	6	7	N/A	90.4%	89.8%	91.7%
% of Patients satisfied with the time they had to wait for an appointment	5	7	N/A	84.2%	83.6%	88.0%

* This is based on patients treated on this contract for their most recent course of treatment. Figures in italics indicate the base number of FP17s or Patient Questionnaire responses are less than 100. N/A is shown where the base number of responses is less than 10 during the period. % is calculated as Quantity/Base number*100

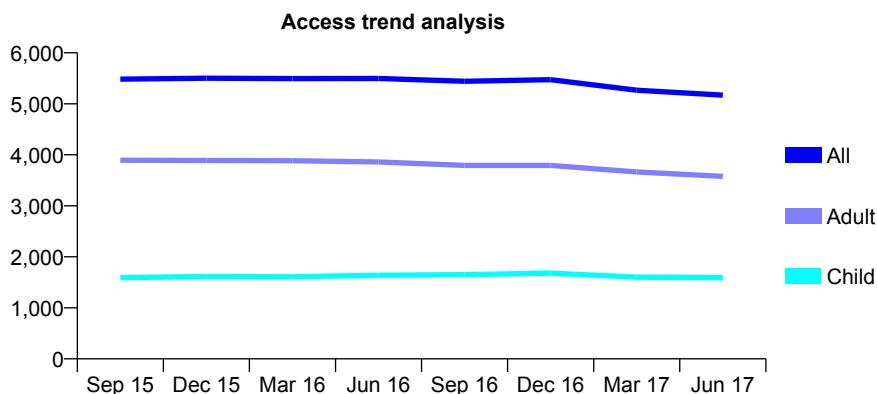
Q62 - Vital Signs At a Glance Contract Report for 921645/0002 - June 2017

Name or company name	Brightsmile Dental Care (Isleworth)
Contract type name	GDS Contract
Purpose of contract	General
Contract start date	01/04/2006
Contract end date	

17/18 Contracted general activity (UDA)	14,320
Carry forward general activity (UDA)	0
17/18 Contracted orthodontic activity (UOA)	0
Carry forward orthodontic activity (UOA)	0
Baseline contract value	£438,959.29

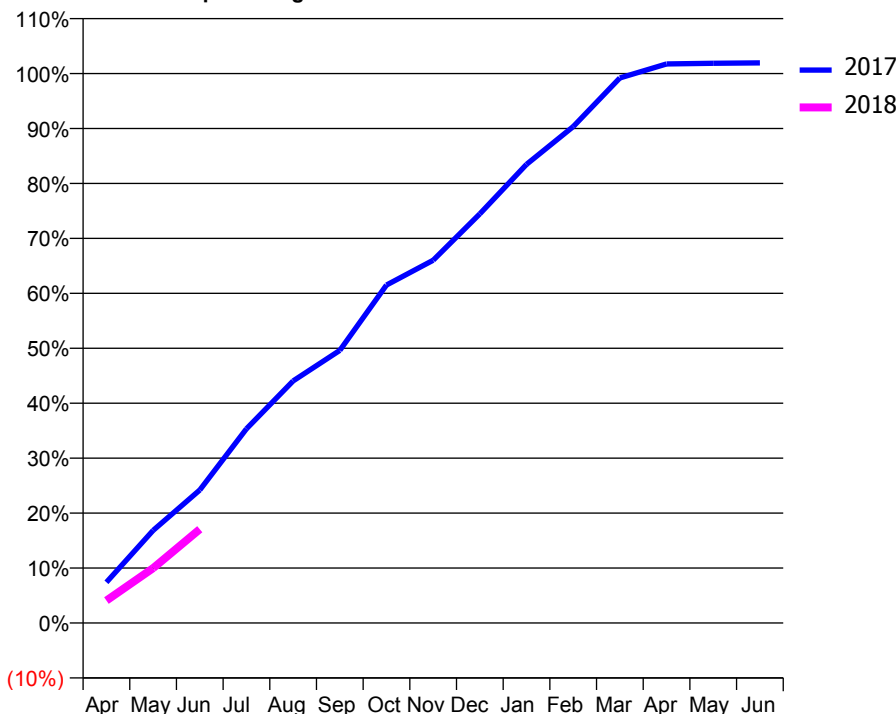
ACCESS*

Patients seen in 24 months	Total	Change since previous quarter
Quarter ending June 2016	5,497	
Quarter ending September 2016	5,443	→
Quarter ending December 2016	5,473	→
Quarter ending March 2017	5,266	↓
Quarter ending June 2017	5,169	↓
Variance since June 2016	(6.0%)	↓



ACTIVITY

Cumulative percentage of contracted UDA delivered 2017 & 2018



Adjusted Scheduled Activity (UDA)

Month	2017	2018
April	1,062	586
May	2,414	1,430
June	3,466	2,444
July	5,060	
August	6,308	
September	7,105	
October	8,807	
November	9,453	
December	10,664	
January	11,954	
February	12,934	
March	14,204	
April	14,569	
May	14,586	
June	14,597	

QUALITY

	Quantity	Base Number	Contract	AT	Region	England
% of FP17s for the same patient ID Re-attending within 3 months - Children	10	389	2.6%	10.1%	11.5%	12.0%
% of FP17s for the same patient ID Re-attending within 3 months - Adults	61	817	7.5%	15.8%	16.8%	16.0%
% of FP17s for the same patient ID Re-attending between 3 & 9 months - Children	178	389	45.8%	47.1%	47.3%	58.0%
% of FP17s for the same patient ID Re-attending between 3 & 9 months - Adults	402	817	49.2%	37.7%	38.3%	50.9%
% of FP17s for Band 1 Urgent Courses	50	1,050	4.8%	11.4%	10.7%	9.1%
% of FP17s Relating to Free Repair or Replacements	8	1,050	0.8%	0.6%	0.6%	0.8%
% of FP17s Relating to Continuations	6	1,050	0.6%	0.6%	0.8%	1.1%
% of Patients satisfied with the dentistry they have received	21	23	91.3%	90.4%	89.8%	91.7%
% of Patients satisfied with the time they had to wait for an appointment	17	23	73.9%	84.2%	83.6%	88.0%

* This is based on patients treated on this contract for their most recent course of treatment. Figures in italics indicate the base number of FP17s or Patient Questionnaire responses are less than 100. N/A is shown where the base number of responses is less than 10 during the period. % is calculated as Quantity/Base number*100

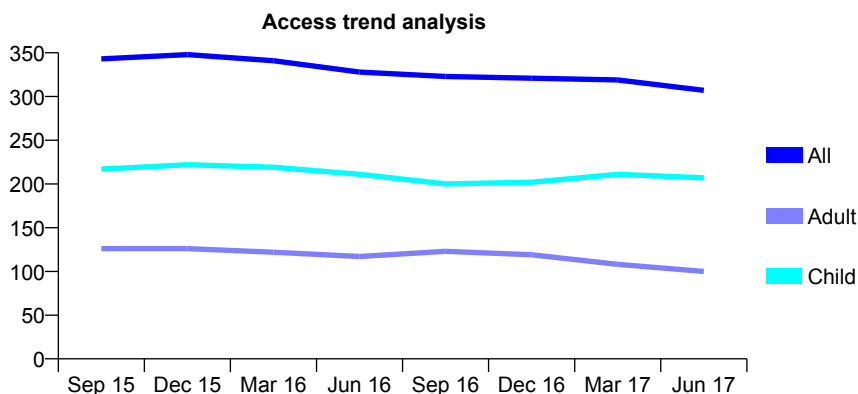
Q62 - Vital Signs At a Glance Contract Report for 923311/0001 - June 2017

Name or company name	MR N SHAH
Contract type name	GDS Contract
Purpose of contract	General
Contract start date	01/07/2012
Contract end date	

17/18 Contracted general activity (UDA)	585
Carry forward general activity (UDA)	0
17/18 Contracted orthodontic activity (UOA)	0
Carry forward orthodontic activity (UOA)	0
Baseline contract value	£13,793.47

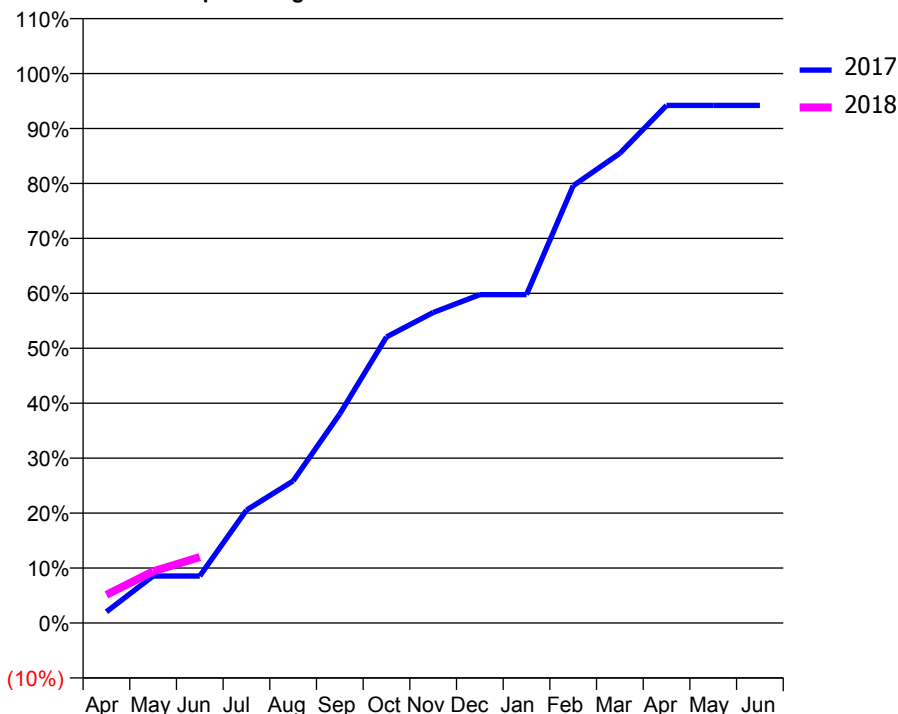
ACCESS*

Patients seen in 24 months	Total	Change since previous quarter
Quarter ending June 2016	328	
Quarter ending September 2016	323	↓
Quarter ending December 2016	321	→
Quarter ending March 2017	319	→
Quarter ending June 2017	307	↓
Variance since June 2016	(6.4%)	↓



ACTIVITY

Cumulative percentage of contracted UDA delivered 2017 & 2018



Adjusted Scheduled Activity (UDA)

Month	2017	2018
April	12	30
May	50	55
June	50	70
July	120	
August	151	
September	223	
October	305	
November	331	
December	350	
January	350	
February	466	
March	500	
April	551	
May	551	
June	551	

QUALITY

	Quantity	Base Number	Contract	AT	Region	England
% of FP17s for the same patient ID Re-attending within 3 months - Children	1	39	2.6%	10.1%	11.5%	12.0%
% of FP17s for the same patient ID Re-attending within 3 months - Adults	0	12	0.0%	15.8%	16.8%	16.0%
% of FP17s for the same patient ID Re-attending between 3 & 9 months - Children	26	39	66.7%	47.1%	47.3%	58.0%
% of FP17s for the same patient ID Re-attending between 3 & 9 months - Adults	2	12	16.7%	37.7%	38.3%	50.9%
% of FP17s for Band 1 Urgent Courses	1	34	2.9%	11.4%	10.7%	9.1%
% of FP17s Relating to Free Repair or Replacements	0	34	0.0%	0.6%	0.6%	0.8%
% of FP17s Relating to Continuations	0	34	0.0%	0.6%	0.8%	1.1%
% of Patients satisfied with the dentistry they have received	0	0	N/A	90.4%	89.8%	91.7%
% of Patients satisfied with the time they had to wait for an appointment	0	0	N/A	84.2%	83.6%	88.0%

* This is based on patients treated on this contract for their most recent course of treatment. Figures in italics indicate the base number of FP17s or Patient Questionnaire responses are less than 100. N/A is shown where the base number of responses is less than 10 during the period. % is calculated as Quantity/Base number*100

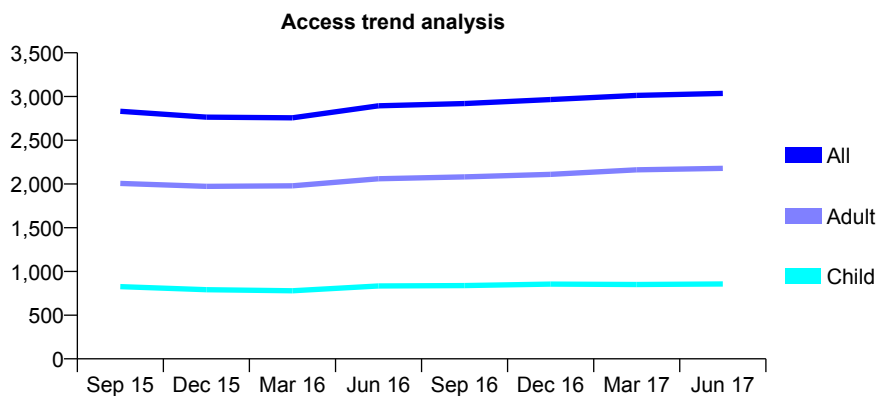
Q62 - Vital Signs At a Glance Contract Report for 927384/0001 - June 2017

Name or company name	MR M SHAH
Contract type name	GDS Contract
Purpose of contract	General
Contract start date	01/04/2006
Contract end date	

17/18 Contracted general activity (UDA)	8,775
Carry forward general activity (UDA)	0
17/18 Contracted orthodontic activity (UOA)	0
Carry forward orthodontic activity (UOA)	0
Baseline contract value	£227,080.47

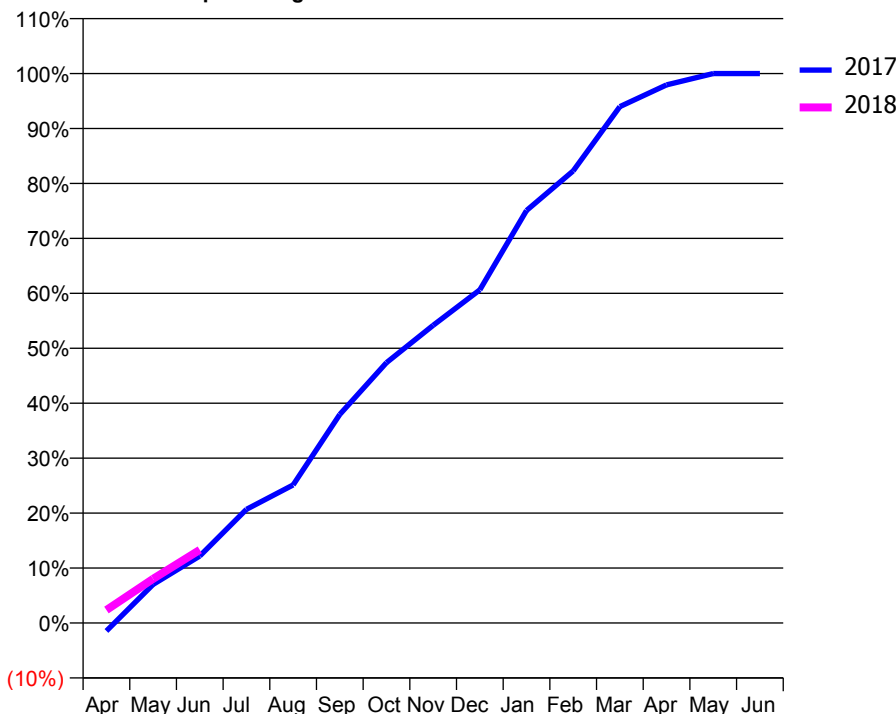
ACCESS*

Patients seen in 24 months	Total	Change since previous quarter
Quarter ending June 2016	2,894	
Quarter ending September 2016	2,919	→
Quarter ending December 2016	2,965	→
Quarter ending March 2017	3,012	→
Quarter ending June 2017	3,035	→
Variance since June 2016	4.9%	↑



ACTIVITY

Cumulative percentage of contracted UDA delivered 2017 & 2018



Adjusted Scheduled Activity (UDA)

Month	2017	2018
April	-130	208
May	616	706
June	1,071	1,167
July	1,815	
August	2,204	
September	3,331	
October	4,157	
November	4,755	
December	5,320	
January	6,587	
February	7,220	
March	8,246	
April	8,594	
May	8,775	
June	8,775	

QUALITY

	Quantity	Base Number	Contract	AT	Region	England
% of FP17s for the same patient ID Re-attending within 3 months - Children	13	269	4.8%	10.1%	11.5%	12.0%
% of FP17s for the same patient ID Re-attending within 3 months - Adults	55	512	10.7%	15.8%	16.8%	16.0%
% of FP17s for the same patient ID Re-attending between 3 & 9 months - Children	152	269	56.5%	47.1%	47.3%	58.0%
% of FP17s for the same patient ID Re-attending between 3 & 9 months - Adults	269	512	52.5%	37.7%	38.3%	50.9%
% of FP17s for Band 1 Urgent Courses	50	571	8.8%	11.4%	10.7%	9.1%
% of FP17s Relating to Free Repair or Replacements	6	571	1.1%	0.6%	0.6%	0.8%
% of FP17s Relating to Continuations	3	571	0.5%	0.6%	0.8%	1.1%
% of Patients satisfied with the dentistry they have received	1	2	N/A	90.4%	89.8%	91.7%
% of Patients satisfied with the time they had to wait for an appointment	1	2	N/A	84.2%	83.6%	88.0%

* This is based on patients treated on this contract for their most recent course of treatment. Figures in italics indicate the base number of FP17s or Patient Questionnaire responses are less than 100. N/A is shown where the base number of responses is less than 10 during the period. % is calculated as Quantity/Base number*100

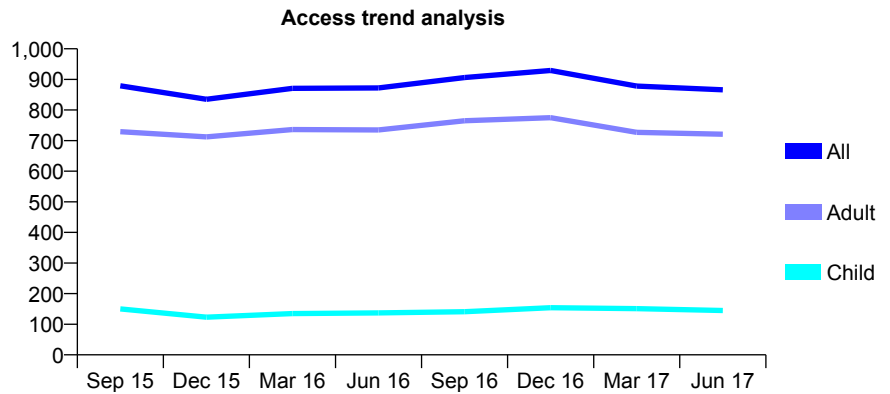
Q62 - Vital Signs At a Glance Contract Report for 929034/0001 - June 2017

Name or company name	Goldhawk Dental Partnership
Contract type name	GDS Contract
Purpose of contract	General
Contract start date	01/04/2006
Contract end date	

17/18 Contracted general activity (UDA)	3,378
Carry forward general activity (UDA)	0
17/18 Contracted orthodontic activity (UOA)	0
Carry forward orthodontic activity (UOA)	0
Baseline contract value	£106,891.89

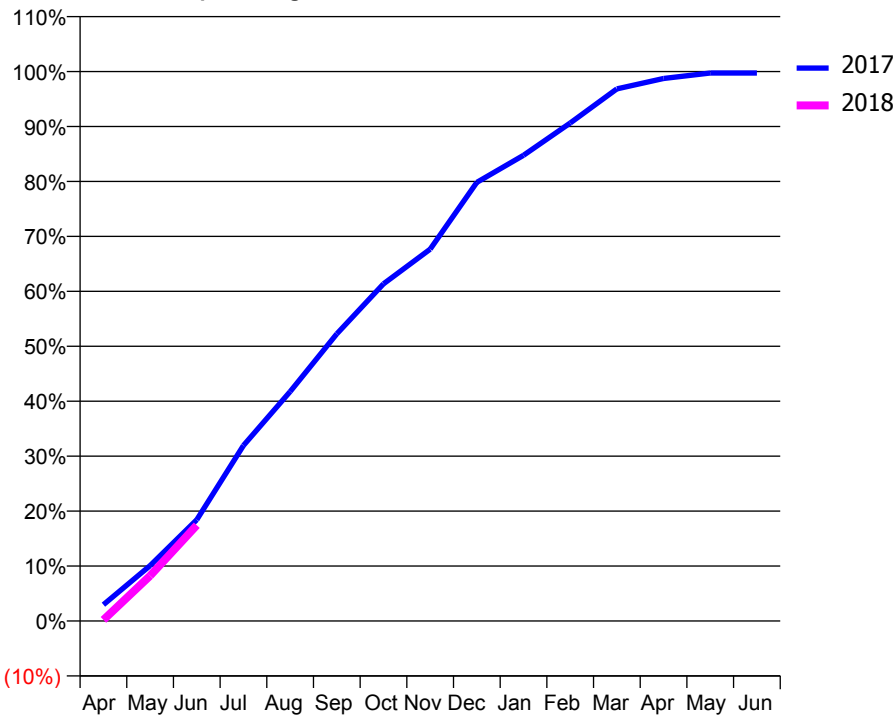
ACCESS*

Patients seen in 24 months	Total	Change since previous quarter
Quarter ending June 2016	872	
Quarter ending September 2016	906	↑
Quarter ending December 2016	929	↑
Quarter ending March 2017	878	↓
Quarter ending June 2017	866	↓
Variance since June 2016	(0.7%)	→



ACTIVITY

Cumulative percentage of contracted UDA delivered 2017 & 2018



Month	Adjusted Scheduled Activity (UDA)	
	2017	2018
April	100	7
May	340	278
June	623	589
July	1,079	
August	1,410	
September	1,765	
October	2,073	
November	2,286	
December	2,697	
January	2,863	
February	3,061	
March	3,271	
April	3,335	
May	3,368	
June	3,368	

QUALITY

	Quantity	Base Number	Contract	AT	Region	England
% of FP17s for the same patient ID Re-attending within 3 months - Children	2	40	5.0%	10.1%	11.5%	12.0%
% of FP17s for the same patient ID Re-attending within 3 months - Adults	15	159	9.4%	15.8%	16.8%	16.0%
% of FP17s for the same patient ID Re-attending between 3 & 9 months - Children	18	40	45.0%	47.1%	47.3%	58.0%
% of FP17s for the same patient ID Re-attending between 3 & 9 months - Adults	79	159	49.7%	37.7%	38.3%	50.9%
% of FP17s for Band 1 Urgent Courses	10	178	5.6%	11.4%	10.7%	9.1%
% of FP17s Relating to Free Repair or Replacements	0	178	0.0%	0.6%	0.6%	0.8%
% of FP17s Relating to Continuations	0	178	0.0%	0.6%	0.8%	1.1%
% of Patients satisfied with the dentistry they have received	1	1	N/A	90.4%	89.8%	91.7%
% of Patients satisfied with the time they had to wait for an appointment	1	1	N/A	84.2%	83.6%	88.0%

* This is based on patients treated on this contract for their most recent course of treatment. Figures in italics indicate the base number of FP17s or Patient Questionnaire responses are less than 100. N/A is shown where the base number of responses is less than 10 during the period. % is calculated as Quantity/Base number*100

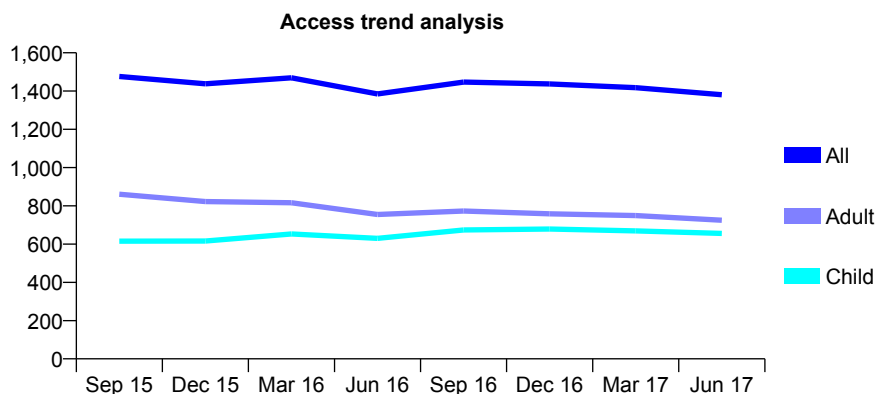
Q62 - Vital Signs At a Glance Contract Report for 929263/0001 - June 2017

Name or company name	MRS JM SRITHARAN
Contract type name	GDS Contract
Purpose of contract	General
Contract start date	01/04/2006
Contract end date	

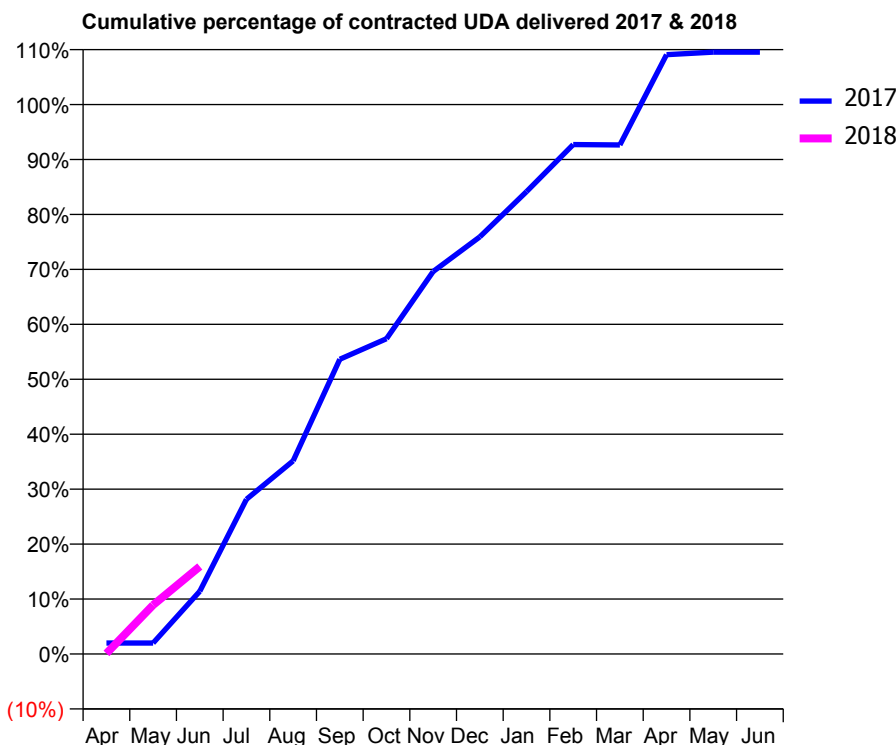
17/18 Contracted general activity (UDA)	3,815
Carry forward general activity (UDA)	0
17/18 Contracted orthodontic activity (UOA)	0
Carry forward orthodontic activity (UOA)	0
Baseline contract value	£97,131.43

ACCESS*

Patients seen in 24 months	Total	Change since previous quarter
Quarter ending June 2016	1,385	
Quarter ending September 2016	1,447	↑
Quarter ending December 2016	1,437	→
Quarter ending March 2017	1,418	↓
Quarter ending June 2017	1,381	↓
Variance since June 2016	(0.3%)	→



ACTIVITY



Month	Adjusted Scheduled Activity (UDA)	
	2017	2018
April	76	4
May	76	340
June	435	608
July	1,075	
August	1,341	
September	2,046	
October	2,189	
November	2,656	
December	2,896	
January	3,210	
February	3,537	
March	3,535	
April	4,161	
May	4,178	
June	4,178	

QUALITY

	Quantity	Base Number	Contract	AT	Region	England
% of FP17s for the same patient ID Re-attending within 3 months - Children	2	224	0.9%	10.1%	11.5%	12.0%
% of FP17s for the same patient ID Re-attending within 3 months - Adults	16	201	8.0%	15.8%	16.8%	16.0%
% of FP17s for the same patient ID Re-attending between 3 & 9 months - Children	77	224	34.4%	47.1%	47.3%	58.0%
% of FP17s for the same patient ID Re-attending between 3 & 9 months - Adults	58	201	28.9%	37.7%	38.3%	50.9%
% of FP17s for Band 1 Urgent Courses	9	223	4.0%	11.4%	10.7%	9.1%
% of FP17s Relating to Free Repair or Replacements	0	223	0.0%	0.6%	0.6%	0.8%
% of FP17s Relating to Continuations	0	223	0.0%	0.6%	0.8%	1.1%
% of Patients satisfied with the dentistry they have received	4	5	N/A	90.4%	89.8%	91.7%
% of Patients satisfied with the time they had to wait for an appointment	5	5	N/A	84.2%	83.6%	88.0%

* This is based on patients treated on this contract for their most recent course of treatment. Figures in italics indicate the base number of FP17s or Patient Questionnaire responses are less than 100. N/A is shown where the base number of responses is less than 10 during the period. % is calculated as Quantity/Base number*100

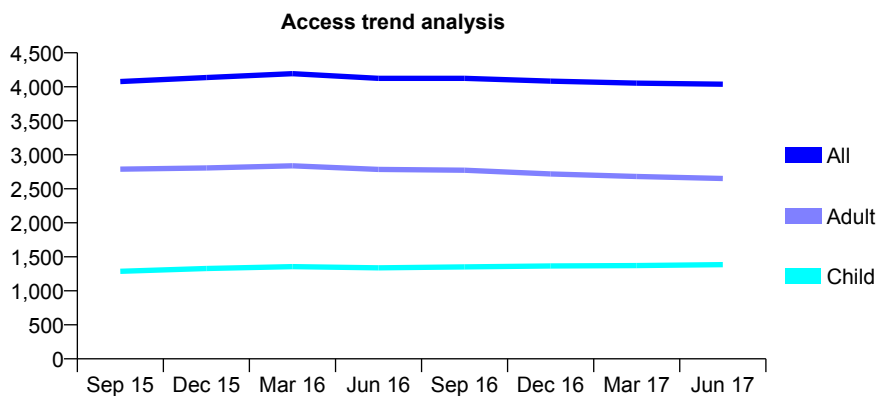
Q62 - Vital Signs At a Glance Contract Report for 933775/0001 - June 2017

Name or company name	MISS M VIJAYARAGHAVAN
Contract type name	GDS Contract
Purpose of contract	General
Contract start date	01/04/2006
Contract end date	

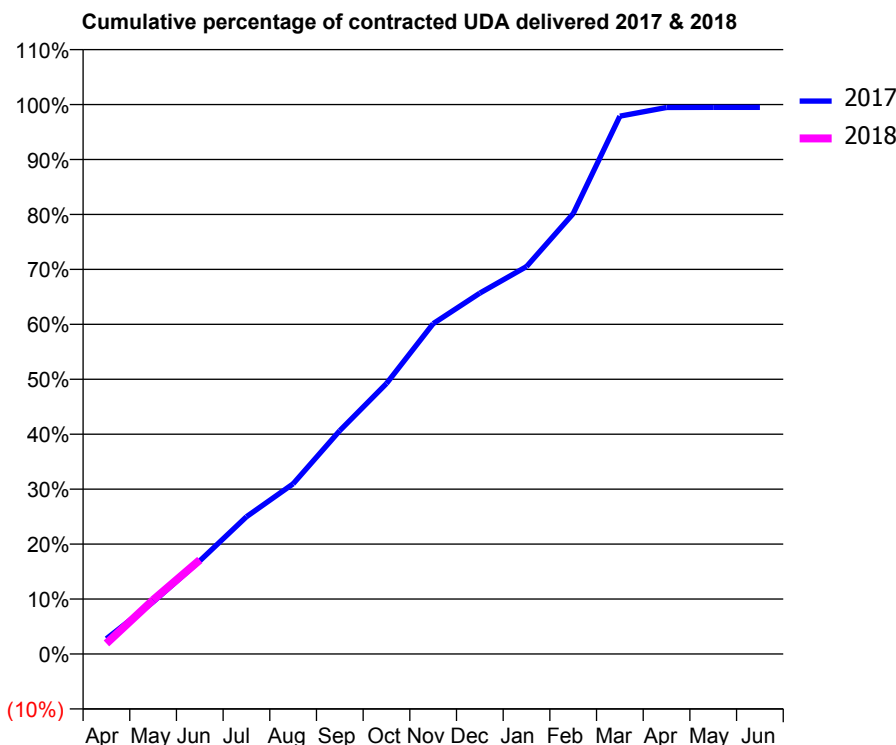
17/18 Contracted general activity (UDA)	9,700
Carry forward general activity (UDA)	0
17/18 Contracted orthodontic activity (UOA)	0
Carry forward orthodontic activity (UOA)	0
Baseline contract value	£260,904.92

ACCESS*

Patients seen in 24 months	Total	Change since previous quarter
Quarter ending June 2016	4,124	
Quarter ending September 2016	4,125	→
Quarter ending December 2016	4,083	↓
Quarter ending March 2017	4,053	→
Quarter ending June 2017	4,038	→
Variance since June 2016	(2.1%)	↓



ACTIVITY



Adjusted Scheduled Activity (UDA)		
Month	2017	2018
April	269	187
May	919	954
June	1,644	1,661
July	2,424	
August	3,006	
September	3,944	
October	4,774	
November	5,833	
December	6,372	
January	6,838	
February	7,774	
March	9,495	
April	9,647	
May	9,650	
June	9,650	

QUALITY

	Quantity	Base Number	Contract	AT	Region	England
% of FP17s for the same patient ID Re-attending within 3 months - Children	20	344	5.8%	10.1%	11.5%	12.0%
% of FP17s for the same patient ID Re-attending within 3 months - Adults	51	480	10.6%	15.8%	16.8%	16.0%
% of FP17s for the same patient ID Re-attending between 3 & 9 months - Children	156	344	45.3%	47.1%	47.3%	58.0%
% of FP17s for the same patient ID Re-attending between 3 & 9 months - Adults	120	480	25.0%	37.7%	38.3%	50.9%
% of FP17s for Band 1 Urgent Courses	59	768	7.7%	11.4%	10.7%	9.1%
% of FP17s Relating to Free Repair or Replacements	0	768	0.0%	0.6%	0.6%	0.8%
% of FP17s Relating to Continuations	8	768	1.0%	0.6%	0.8%	1.1%
% of Patients satisfied with the dentistry they have received	5	5	N/A	90.4%	89.8%	91.7%
% of Patients satisfied with the time they had to wait for an appointment	4	5	N/A	84.2%	83.6%	88.0%

* This is based on patients treated on this contract for their most recent course of treatment. Figures in italics indicate the base number of FP17s or Patient Questionnaire responses are less than 100. N/A is shown where the base number of responses is less than 10 during the period. % is calculated as Quantity/Base number*100

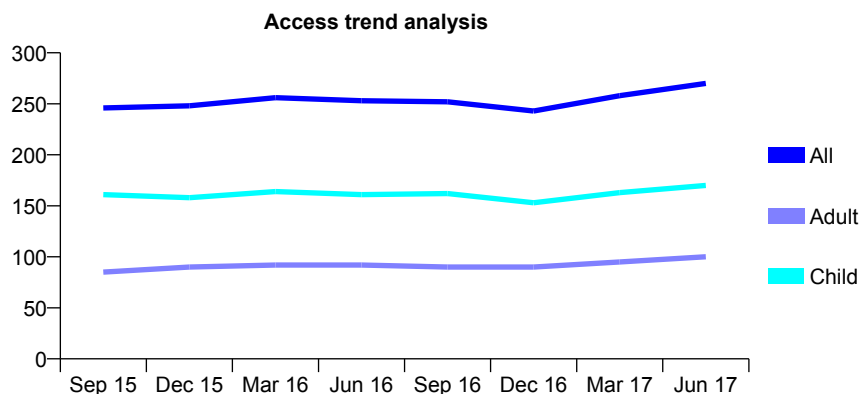
Q62 - Vital Signs At a Glance Contract Report for 934402/0002 - June 2017

Name or company name	MR M SHER
Contract type name	GDS Contract
Purpose of contract	General
Contract start date	25/04/2011
Contract end date	

17/18 Contracted general activity (UDA)	566
Carry forward general activity (UDA)	0
17/18 Contracted orthodontic activity (UOA)	0
Carry forward orthodontic activity (UOA)	0
Baseline contract value	£12,882.89

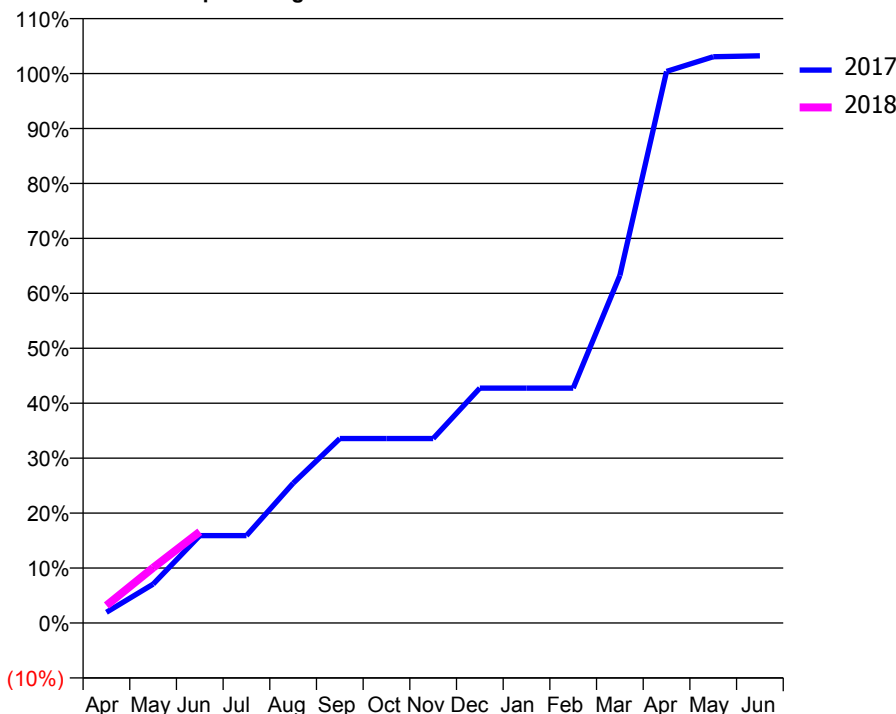
ACCESS*

Patients seen in 24 months	Total	Change since previous quarter
Quarter ending June 2016	253	
Quarter ending September 2016	252	→
Quarter ending December 2016	243	↓
Quarter ending March 2017	258	↑
Quarter ending June 2017	270	↑
Variance since June 2016	6.7%	↑



ACTIVITY

Cumulative percentage of contracted UDA delivered 2017 & 2018



Adjusted Scheduled Activity (UDA)

Month	2017	2018
April	11	18
May	40	57
June	90	94
July	90	
August	144	
September	190	
October	190	
November	190	
December	242	
January	242	
February	242	
March	358	
April	568	
May	583	
June	584	

QUALITY

	Quantity	Base Number	Contract	AT	Region	England
% of FP17s for the same patient ID Re-attending within 3 months - Children	7	117	6.0%	10.1%	11.5%	12.0%
% of FP17s for the same patient ID Re-attending within 3 months - Adults	0	47	0.0%	15.8%	16.8%	16.0%
% of FP17s for the same patient ID Re-attending between 3 & 9 months - Children	61	117	52.1%	47.1%	47.3%	58.0%
% of FP17s for the same patient ID Re-attending between 3 & 9 months - Adults	18	47	38.3%	37.7%	38.3%	50.9%
% of FP17s for Band 1 Urgent Courses	0	54	0.0%	11.4%	10.7%	9.1%
% of FP17s Relating to Free Repair or Replacements	0	54	0.0%	0.6%	0.6%	0.8%
% of FP17s Relating to Continuations	0	54	0.0%	0.6%	0.8%	1.1%
% of Patients satisfied with the dentistry they have received	0	0	N/A	90.4%	89.8%	91.7%
% of Patients satisfied with the time they had to wait for an appointment	0	0	N/A	84.2%	83.6%	88.0%

* This is based on patients treated on this contract for their most recent course of treatment. Figures in italics indicate the base number of FP17s or Patient Questionnaire responses are less than 100. N/A is shown where the base number of responses is less than 10 during the period. % is calculated as Quantity/Base number*100

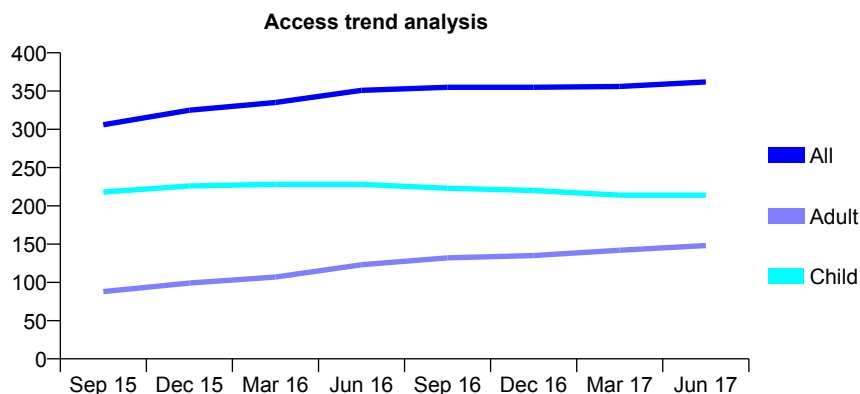
Q62 - Vital Signs At a Glance Contract Report for 935875/0001 - June 2017

Name or company name	MISS AS SHRESTHA
Contract type name	GDS Contract
Purpose of contract	General
Contract start date	01/09/2014
Contract end date	

17/18 Contracted general activity (UDA)	962
Carry forward general activity (UDA)	0
17/18 Contracted orthodontic activity (UOA)	0
Carry forward orthodontic activity (UOA)	0
Baseline contract value	£19,677.01

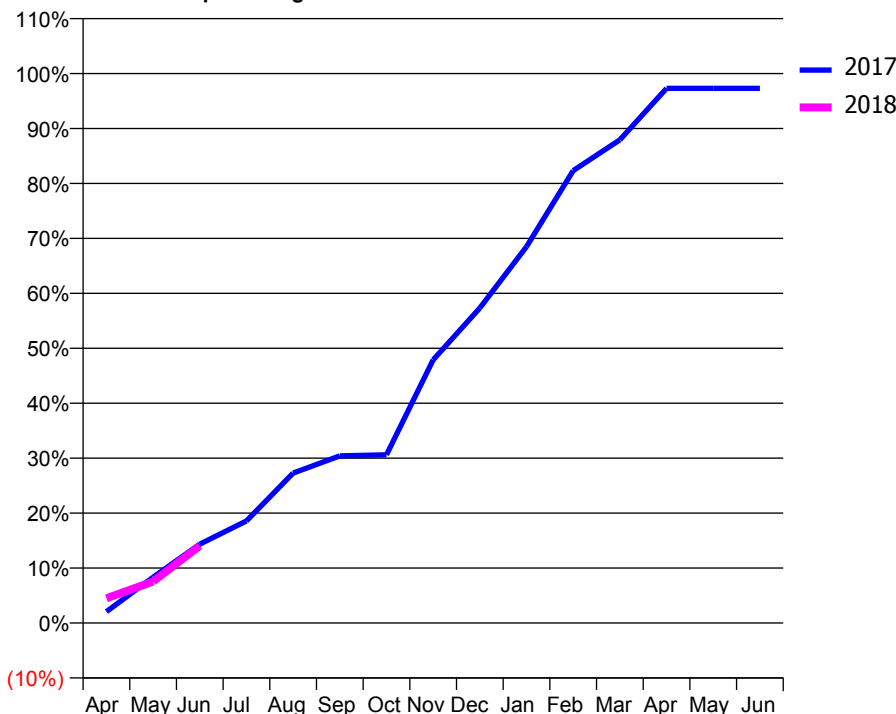
ACCESS*

Patients seen in 24 months	Total	Change since previous quarter
Quarter ending June 2016	351	
Quarter ending September 2016	355	→
Quarter ending December 2016	355	→
Quarter ending March 2017	356	→
Quarter ending June 2017	362	→
Variance since June 2016	3.1%	↑



ACTIVITY

Cumulative percentage of contracted UDA delivered 2017 & 2018



Month	Adjusted Scheduled Activity (UDA)	
	2017	2018
April	20	43
May	80	73
June	138	135
July	179	
August	262	
September	293	
October	295	
November	461	
December	552	
January	659	
February	792	
March	846	
April	936	
May	936	
June	936	

QUALITY

	Quantity	Base Number	Contract	AT	Region	England
% of FP17s for the same patient ID Re-attending within 3 months - Children	8	97	8.2%	10.1%	11.5%	12.0%
% of FP17s for the same patient ID Re-attending within 3 months - Adults	9	35	25.7%	15.8%	16.8%	16.0%
% of FP17s for the same patient ID Re-attending between 3 & 9 months - Children	72	97	74.2%	47.1%	47.3%	58.0%
% of FP17s for the same patient ID Re-attending between 3 & 9 months - Adults	14	35	40.0%	37.7%	38.3%	50.9%
% of FP17s for Band 1 Urgent Courses	6	93	6.5%	11.4%	10.7%	9.1%
% of FP17s Relating to Free Repair or Replacements	0	93	0.0%	0.6%	0.6%	0.8%
% of FP17s Relating to Continuations	0	93	0.0%	0.6%	0.8%	1.1%
% of Patients satisfied with the dentistry they have received	1	1	N/A	90.4%	89.8%	91.7%
% of Patients satisfied with the time they had to wait for an appointment	1	1	N/A	84.2%	83.6%	88.0%

* This is based on patients treated on this contract for their most recent course of treatment. Figures in italics indicate the base number of FP17s or Patient Questionnaire responses are less than 100. N/A is shown where the base number of responses is less than 10 during the period. % is calculated as Quantity/Base number*100

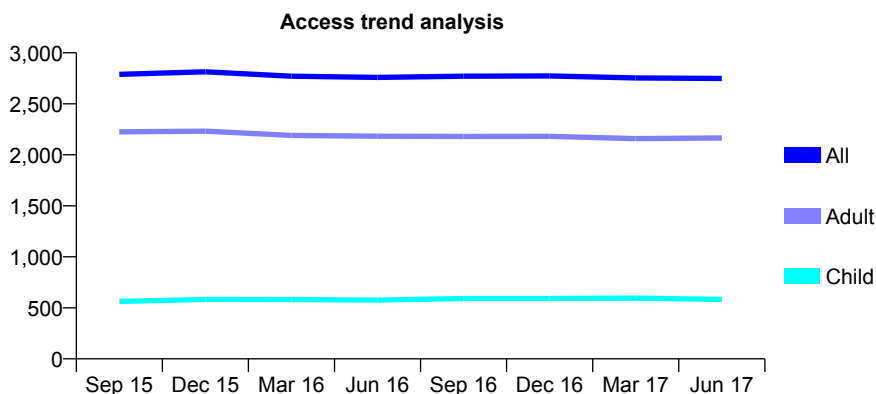
Q62 - Vital Signs At a Glance Contract Report for 938971/0001 - June 2017

Name or company name	MR K MOUNT
Contract type name	GDS Contract
Purpose of contract	General
Contract start date	01/04/2006
Contract end date	

17/18 Contracted general activity (UDA)	8,757
Carry forward general activity (UDA)	0
17/18 Contracted orthodontic activity (UOA)	0
Carry forward orthodontic activity (UOA)	0
Baseline contract value	£203,182.83

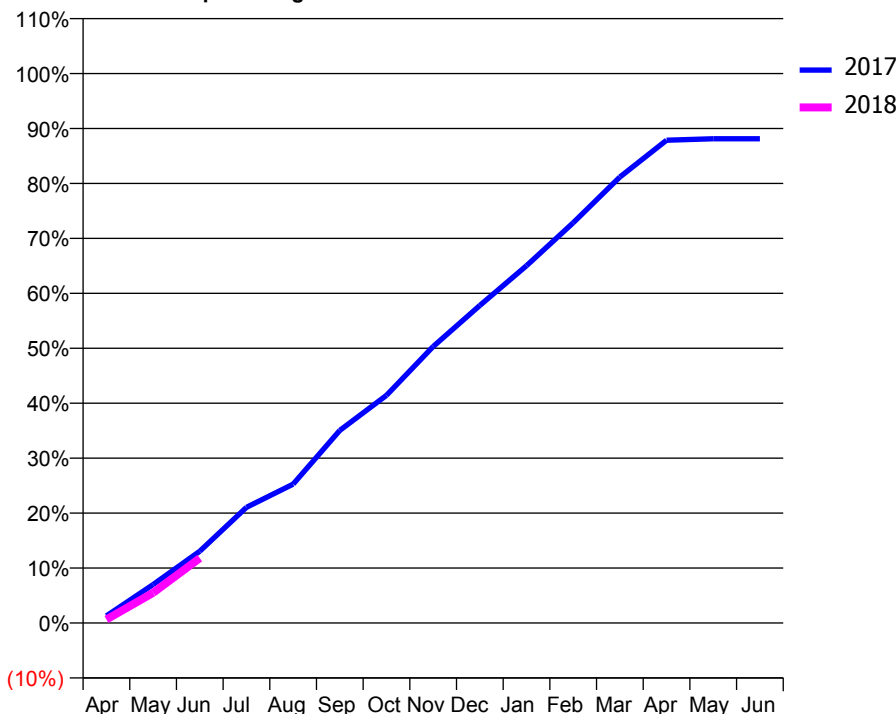
ACCESS*

Patients seen in 24 months	Total	Change since previous quarter
Quarter ending June 2016	2,759	
Quarter ending September 2016	2,771	→
Quarter ending December 2016	2,773	→
Quarter ending March 2017	2,754	→
Quarter ending June 2017	2,748	→
Variance since June 2016	(0.4%)	→



ACTIVITY

Cumulative percentage of contracted UDA delivered 2017 & 2018



Month	Adjusted Scheduled Activity (UDA)	
	2017	2018
April	114	56
May	613	482
June	1,145	1,033
July	1,843	
August	2,214	
September	3,071	
October	3,628	
November	4,406	
December	5,061	
January	5,694	
February	6,378	
March	7,108	
April	7,693	
May	7,718	
June	7,718	

QUALITY

	Quantity	Base Number	Contract	AT	Region	England
% of FP17s for the same patient ID Re-attending within 3 months - Children	12	121	9.9%	10.1%	11.5%	12.0%
% of FP17s for the same patient ID Re-attending within 3 months - Adults	112	568	19.7%	15.8%	16.8%	16.0%
% of FP17s for the same patient ID Re-attending between 3 & 9 months - Children	41	121	33.9%	47.1%	47.3%	58.0%
% of FP17s for the same patient ID Re-attending between 3 & 9 months - Adults	231	568	40.7%	37.7%	38.3%	50.9%
% of FP17s for Band 1 Urgent Courses	84	469	17.9%	11.4%	10.7%	9.1%
% of FP17s Relating to Free Repair or Replacements	0	469	0.0%	0.6%	0.6%	0.8%
% of FP17s Relating to Continuations	2	469	0.4%	0.6%	0.8%	1.1%
% of Patients satisfied with the dentistry they have received	7	7	N/A	90.4%	89.8%	91.7%
% of Patients satisfied with the time they had to wait for an appointment	7	7	N/A	84.2%	83.6%	88.0%

* This is based on patients treated on this contract for their most recent course of treatment. Figures in italics indicate the base number of FP17s or Patient Questionnaire responses are less than 100. N/A is shown where the base number of responses is less than 10 during the period. % is calculated as Quantity/Base number*100

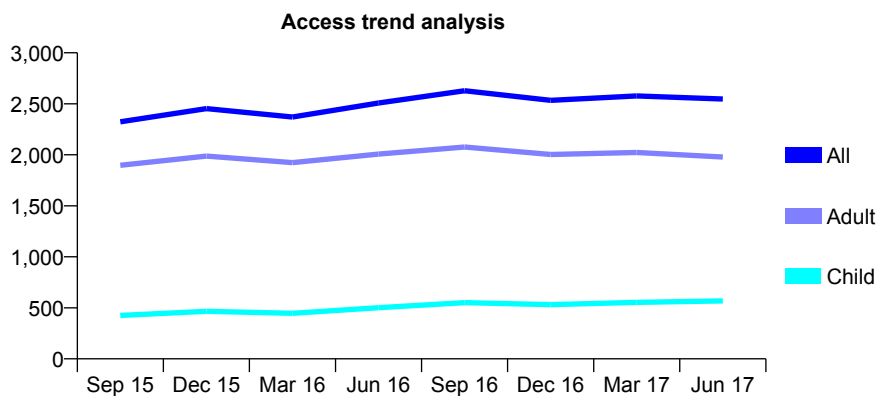
Q62 - Vital Signs At a Glance Contract Report for 939587/0001 - June 2017

Name or company name	MR SM AYIOUB-BEY
Contract type name	GDS Contract
Purpose of contract	General
Contract start date	01/04/2006
Contract end date	

17/18 Contracted general activity (UDA)	9,179
Carry forward general activity (UDA)	0
17/18 Contracted orthodontic activity (UOA)	0
Carry forward orthodontic activity (UOA)	0
Baseline contract value	£313,786.20

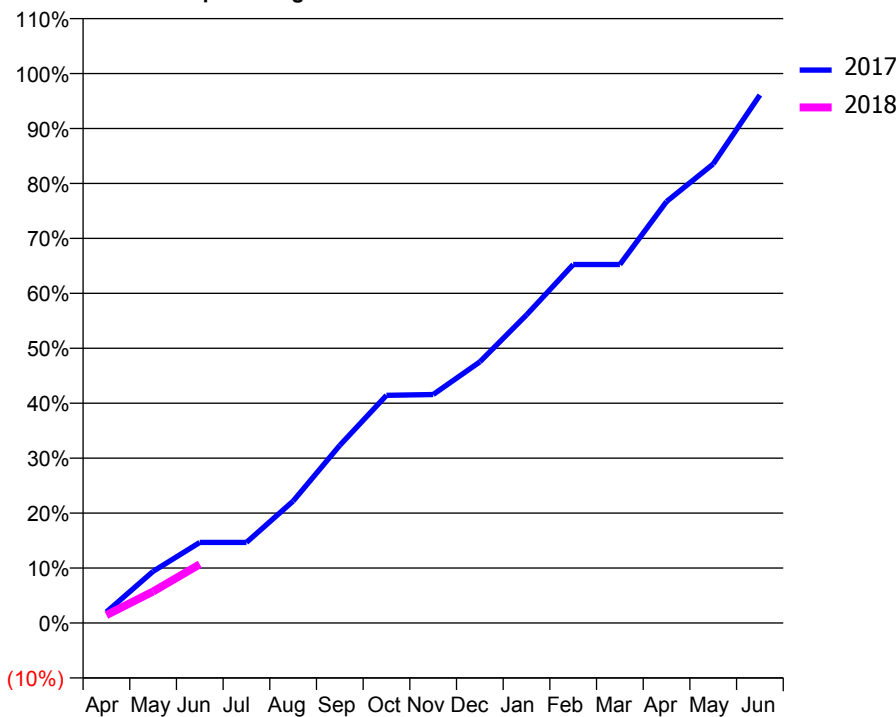
ACCESS*

Patients seen in 24 months	Total	Change since previous quarter
Quarter ending June 2016	2,508	
Quarter ending September 2016	2,628	↑
Quarter ending December 2016	2,534	↓
Quarter ending March 2017	2,577	→
Quarter ending June 2017	2,547	↓
Variance since June 2016	1.6%	→



ACTIVITY

Cumulative percentage of contracted UDA delivered 2017 & 2018



Month	Adjusted Scheduled Activity (UDA)	
	2017	2018
April	184	132
May	863	526
June	1,348	982
July	1,348	
August	2,037	
September	2,969	
October	3,804	
November	3,817	
December	4,363	
January	5,148	
February	5,989	
March	5,989	
April	7,039	
May	7,669	
June	8,820	

QUALITY

	Quantity	Base Number	Contract	AT	Region	England
% of FP17s for the same patient ID Re-attending within 3 months - Children	21	214	9.8%	10.1%	11.5%	12.0%
% of FP17s for the same patient ID Re-attending within 3 months - Adults	63	720	8.8%	15.8%	16.8%	16.0%
% of FP17s for the same patient ID Re-attending between 3 & 9 months - Children	97	214	45.3%	47.1%	47.3%	58.0%
% of FP17s for the same patient ID Re-attending between 3 & 9 months - Adults	227	720	31.5%	37.7%	38.3%	50.9%
% of FP17s for Band 1 Urgent Courses	62	419	14.8%	11.4%	10.7%	9.1%
% of FP17s Relating to Free Repair or Replacements	1	419	0.2%	0.6%	0.6%	0.8%
% of FP17s Relating to Continuations	1	419	0.2%	0.6%	0.8%	1.1%
% of Patients satisfied with the dentistry they have received	3	4	N/A	90.4%	89.8%	91.7%
% of Patients satisfied with the time they had to wait for an appointment	4	4	N/A	84.2%	83.6%	88.0%

* This is based on patients treated on this contract for their most recent course of treatment. Figures in italics indicate the base number of FP17s or Patient Questionnaire responses are less than 100. N/A is shown where the base number of responses is less than 10 during the period. % is calculated as Quantity/Base number*100

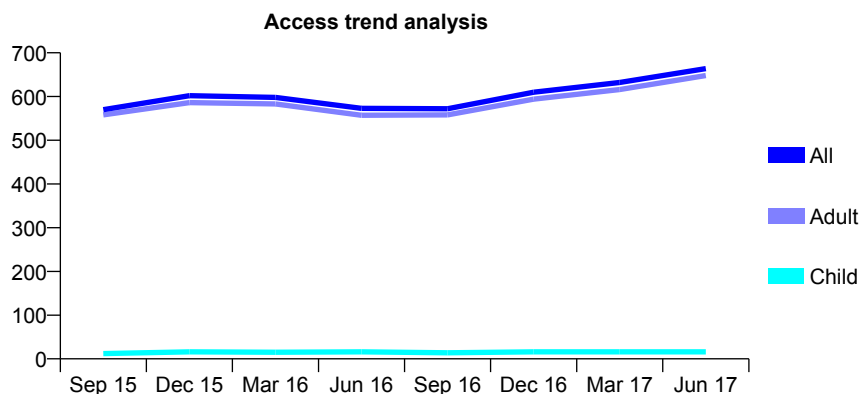
Q62 - Vital Signs At a Glance Contract Report for 939587/0003 - June 2017

Name or company name	MR SM AYOUB-BEY
Contract type name	GDS Contract
Purpose of contract	General
Contract start date	01/02/2012
Contract end date	

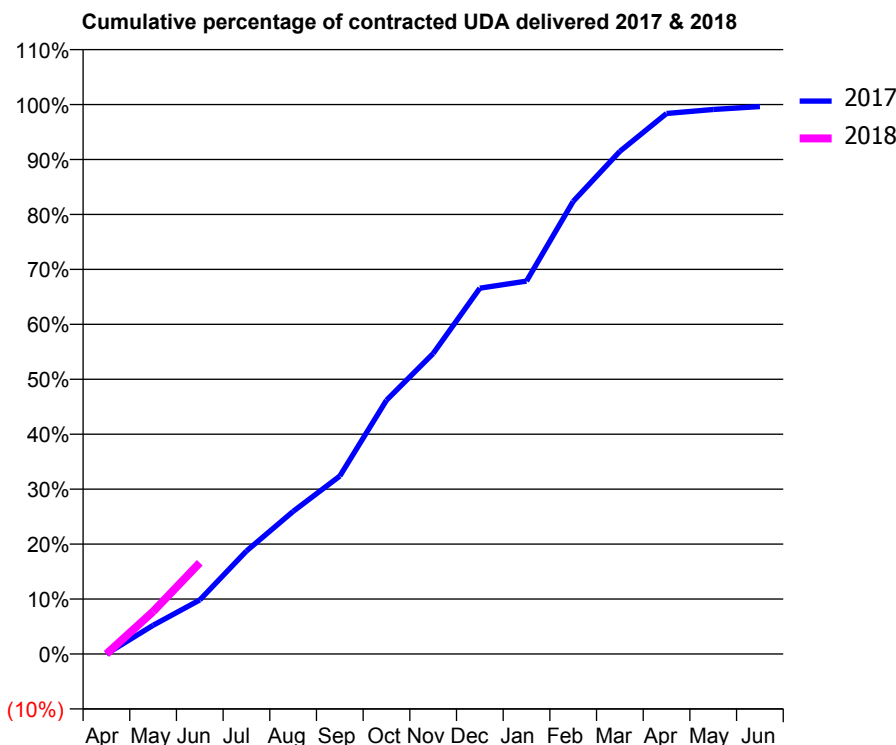
17/18 Contracted general activity (UDA)	1,725
Carry forward general activity (UDA)	0
17/18 Contracted orthodontic activity (UOA)	0
Carry forward orthodontic activity (UOA)	0
Baseline contract value	£47,623.10

ACCESS*

Patients seen in 24 months	Total	Change since previous quarter
Quarter ending June 2016	573	
Quarter ending September 2016	572	→
Quarter ending December 2016	610	↑
Quarter ending March 2017	632	↑
Quarter ending June 2017	664	↑
Variance since June 2016	15.9%	↑



ACTIVITY



Month	Adjusted Scheduled Activity (UDA)	
	2017	2018
April	0	0
May	90	133
June	170	287
July	323	
August	448	
September	559	
October	797	
November	943	
December	1,148	
January	1,171	
February	1,421	
March	1,578	
April	1,697	
May	1,709	
June	1,718	

QUALITY

	Quantity	Base Number	Contract	AT	Region	England
% of FP17s for the same patient ID Re-attending within 3 months - Children	0	4	0.0%	10.1%	11.5%	12.0%
% of FP17s for the same patient ID Re-attending within 3 months - Adults	15	158	9.5%	15.8%	16.8%	16.0%
% of FP17s for the same patient ID Re-attending between 3 & 9 months - Children	1	4	25.0%	47.1%	47.3%	58.0%
% of FP17s for the same patient ID Re-attending between 3 & 9 months - Adults	32	158	20.3%	37.7%	38.3%	50.9%
% of FP17s for Band 1 Urgent Courses	23	94	24.5%	11.4%	10.7%	9.1%
% of FP17s Relating to Free Repair or Replacements	0	94	0.0%	0.6%	0.6%	0.8%
% of FP17s Relating to Continuations	0	94	0.0%	0.6%	0.8%	1.1%
% of Patients satisfied with the dentistry they have received	3	3	N/A	90.4%	89.8%	91.7%
% of Patients satisfied with the time they had to wait for an appointment	3	3	N/A	84.2%	83.6%	88.0%

* This is based on patients treated on this contract for their most recent course of treatment. Figures in italics indicate the base number of FP17s or Patient Questionnaire responses are less than 100. N/A is shown where the base number of responses is less than 10 during the period. % is calculated as Quantity/Base number*100

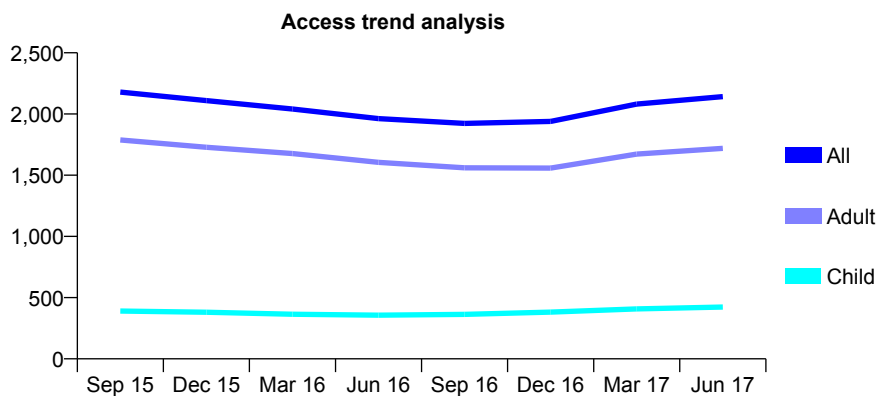
Q62 - Vital Signs At a Glance Contract Report for 939870/0001 - June 2017

Name or company name	MR B SHAH
Contract type name	GDS Contract
Purpose of contract	General
Contract start date	01/04/2006
Contract end date	

17/18 Contracted general activity (UDA)	6,000
Carry forward general activity (UDA)	0
17/18 Contracted orthodontic activity (UOA)	0
Carry forward orthodontic activity (UOA)	0
Baseline contract value	£155,445.45

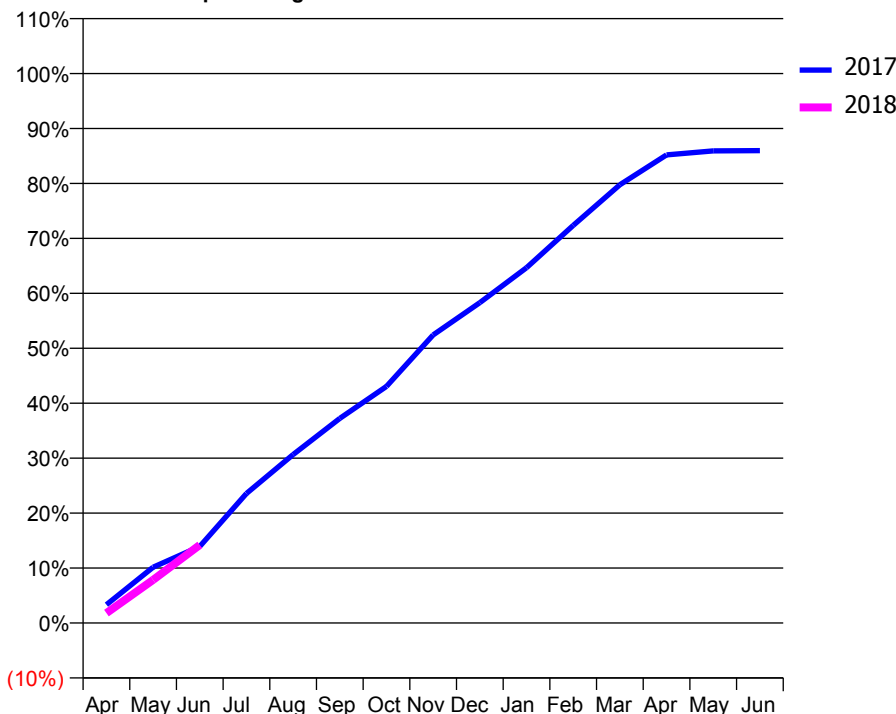
ACCESS*

Patients seen in 24 months	Total	Change since previous quarter
Quarter ending June 2016	1,962	
Quarter ending September 2016	1,923	↓
Quarter ending December 2016	1,940	→
Quarter ending March 2017	2,081	↑
Quarter ending June 2017	2,142	↑
Variance since June 2016	9.2%	↑



ACTIVITY

Cumulative percentage of contracted UDA delivered 2017 & 2018



Adjusted Scheduled Activity (UDA)		
Month	2017	2018
April	200	109
May	610	471
June	837	853
July	1,414	
August	1,840	
September	2,234	
October	2,584	
November	3,145	
December	3,498	
January	3,879	
February	4,342	
March	4,786	
April	5,111	
May	5,155	
June	5,158	

QUALITY

	Quantity	Base Number	Contract	AT	Region	England
% of FP17s for the same patient ID Re-attending within 3 months - Children	4	98	4.1%	10.1%	11.5%	12.0%
% of FP17s for the same patient ID Re-attending within 3 months - Adults	24	311	7.7%	15.8%	16.8%	16.0%
% of FP17s for the same patient ID Re-attending between 3 & 9 months - Children	40	98	40.8%	47.1%	47.3%	58.0%
% of FP17s for the same patient ID Re-attending between 3 & 9 months - Adults	114	311	36.7%	37.7%	38.3%	50.9%
% of FP17s for Band 1 Urgent Courses	10	287	3.5%	11.4%	10.7%	9.1%
% of FP17s Relating to Free Repair or Replacements	1	287	0.3%	0.6%	0.6%	0.8%
% of FP17s Relating to Continuations	1	287	0.3%	0.6%	0.8%	1.1%
% of Patients satisfied with the dentistry they have received	2	2	N/A	90.4%	89.8%	91.7%
% of Patients satisfied with the time they had to wait for an appointment	2	2	N/A	84.2%	83.6%	88.0%

* This is based on patients treated on this contract for their most recent course of treatment. Figures in italics indicate the base number of FP17s or Patient Questionnaire responses are less than 100. N/A is shown where the base number of responses is less than 10 during the period. % is calculated as Quantity/Base number*100

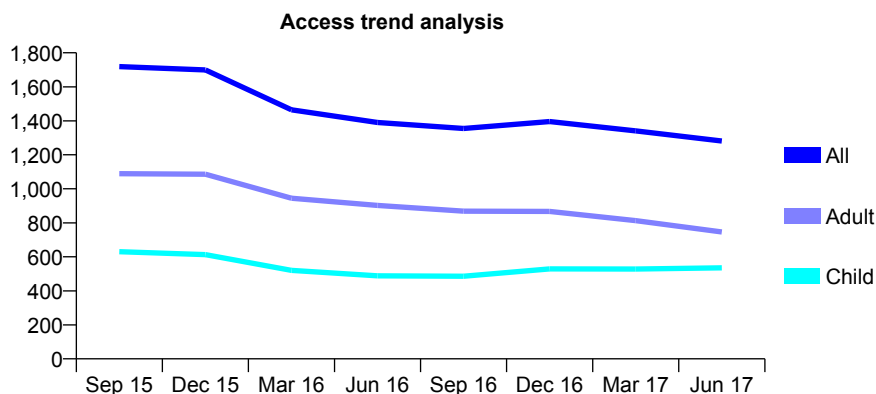
Q62 - Vital Signs At a Glance Contract Report for 941077/0001 - June 2017

Name or company name	Mr Jason Lai and Mr Gregory Lai
Contract type name	GDS Contract
Purpose of contract	General
Contract start date	01/04/2008
Contract end date	

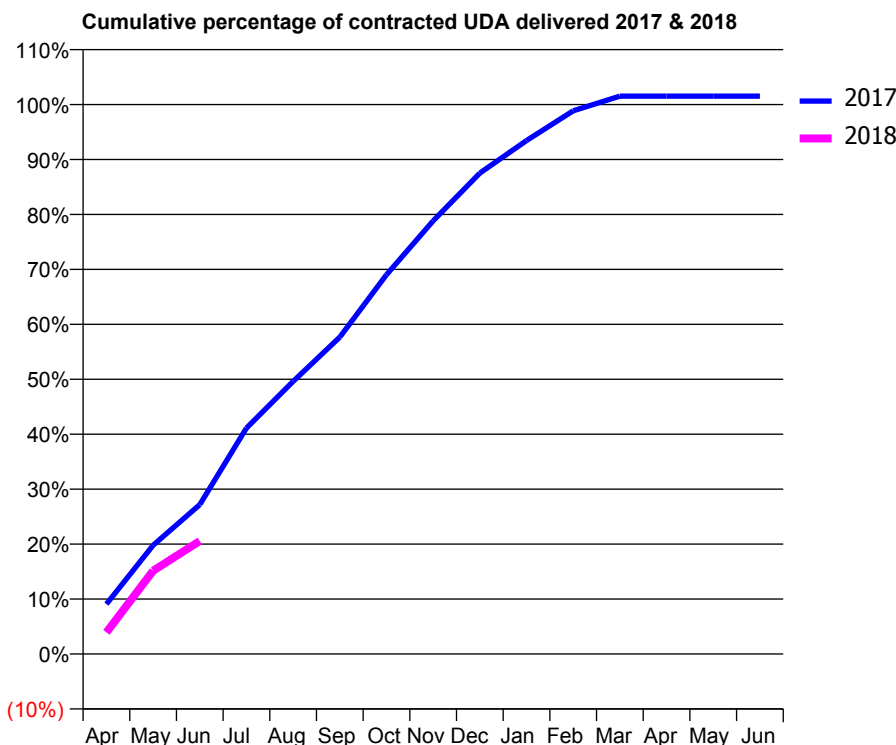
17/18 Contracted general activity (UDA)	8,354
Carry forward general activity (UDA)	0
17/18 Contracted orthodontic activity (UOA)	0
Carry forward orthodontic activity (UOA)	0
Baseline contract value	£267,153.42

ACCESS*

Patients seen in 24 months	Total	Change since previous quarter
Quarter ending June 2016	1,390	
Quarter ending September 2016	1,355	↓
Quarter ending December 2016	1,396	↑
Quarter ending March 2017	1,341	↓
Quarter ending June 2017	1,281	↓
Variance since June 2016	(7.8%)	↓



ACTIVITY



Month	Adjusted Scheduled Activity (UDA)	
	2017	2018
April	759	330
May	1,653	1,266
June	2,271	1,719
July	3,434	
August	4,144	
September	4,817	
October	5,766	
November	6,585	
December	7,311	
January	7,806	
February	8,258	
March	8,481	
April	8,482	
May	8,482	
June	8,482	

QUALITY

	Quantity	Base Number	Contract	AT	Region	England
% of FP17s for the same patient ID Re-attending within 3 months - Children	5	145	3.4%	10.1%	11.5%	12.0%
% of FP17s for the same patient ID Re-attending within 3 months - Adults	16	156	10.3%	15.8%	16.8%	16.0%
% of FP17s for the same patient ID Re-attending between 3 & 9 months - Children	46	145	31.7%	47.1%	47.3%	58.0%
% of FP17s for the same patient ID Re-attending between 3 & 9 months - Adults	51	156	32.7%	37.7%	38.3%	50.9%
% of FP17s for Band 1 Urgent Courses	24	300	8.0%	11.4%	10.7%	9.1%
% of FP17s Relating to Free Repair or Replacements	1	300	0.3%	0.6%	0.6%	0.8%
% of FP17s Relating to Continuations	4	300	1.3%	0.6%	0.8%	1.1%
% of Patients satisfied with the dentistry they have received	1	1	N/A	90.4%	89.8%	91.7%
% of Patients satisfied with the time they had to wait for an appointment	1	1	N/A	84.2%	83.6%	88.0%

* This is based on patients treated on this contract for their most recent course of treatment. Figures in italics indicate the base number of FP17s or Patient Questionnaire responses are less than 100. N/A is shown where the base number of responses is less than 10 during the period. % is calculated as Quantity/Base number*100

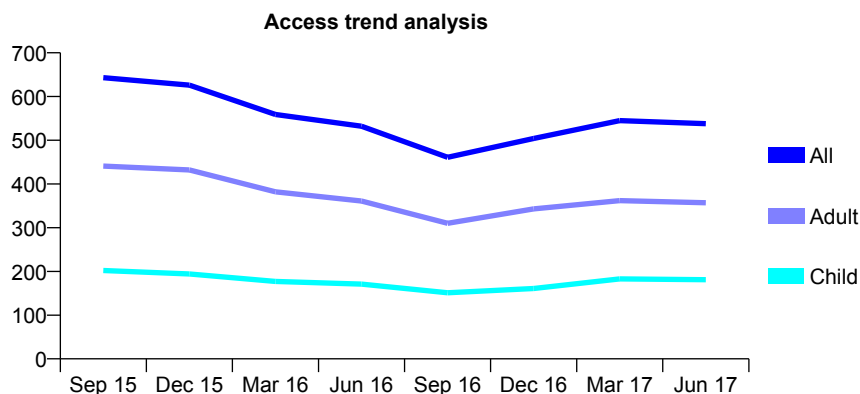
Q62 - Vital Signs At a Glance Contract Report for 941077/0002 - June 2017

Name or company name	Mr Jason Lai and Mr Gregory Lai
Contract type name	GDS Contract
Purpose of contract	General
Contract start date	21/01/2010
Contract end date	

17/18 Contracted general activity (UDA)	3,527
Carry forward general activity (UDA)	0
17/18 Contracted orthodontic activity (UOA)	0
Carry forward orthodontic activity (UOA)	0
Baseline contract value	£76,597.33

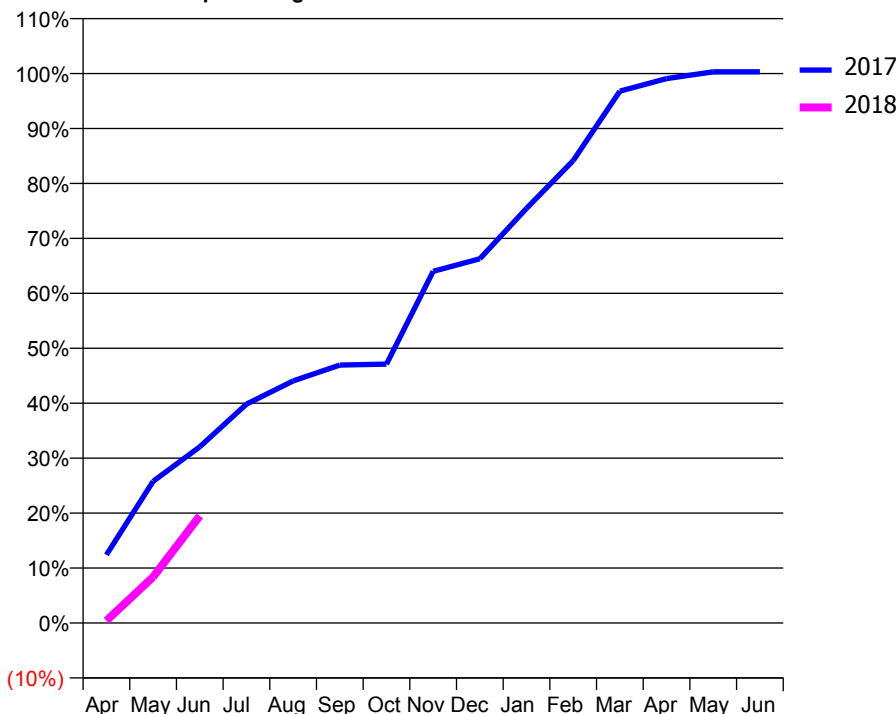
ACCESS*

Patients seen in 24 months	Total	Change since previous quarter
Quarter ending June 2016	532	
Quarter ending September 2016	461	↓
Quarter ending December 2016	504	↑
Quarter ending March 2017	545	↑
Quarter ending June 2017	538	↓
Variance since June 2016	1.1%	→



ACTIVITY

Cumulative percentage of contracted UDA delivered 2017 & 2018



Adjusted Scheduled Activity (UDA)

Month	2017	2018
April	438	15
May	909	296
June	1,131	687
July	1,405	
August	1,554	
September	1,656	
October	1,662	
November	2,257	
December	2,338	
January	2,661	
February	2,968	
March	3,413	
April	3,494	
May	3,538	
June	3,538	

QUALITY

	Quantity	Base Number	Contract	AT	Region	England
% of FP17s for the same patient ID Re-attending within 3 months - Children	2	59	3.4%	10.1%	11.5%	12.0%
% of FP17s for the same patient ID Re-attending within 3 months - Adults	8	119	6.7%	15.8%	16.8%	16.0%
% of FP17s for the same patient ID Re-attending between 3 & 9 months - Children	30	59	50.8%	47.1%	47.3%	58.0%
% of FP17s for the same patient ID Re-attending between 3 & 9 months - Adults	61	119	51.3%	37.7%	38.3%	50.9%
% of FP17s for Band 1 Urgent Courses	7	151	4.6%	11.4%	10.7%	9.1%
% of FP17s Relating to Free Repair or Replacements	0	151	0.0%	0.6%	0.6%	0.8%
% of FP17s Relating to Continuations	0	151	0.0%	0.6%	0.8%	1.1%
% of Patients satisfied with the dentistry they have received	0	0	N/A	90.4%	89.8%	91.7%
% of Patients satisfied with the time they had to wait for an appointment	0	0	N/A	84.2%	83.6%	88.0%

* This is based on patients treated on this contract for their most recent course of treatment. Figures in italics indicate the base number of FP17s or Patient Questionnaire responses are less than 100. N/A is shown where the base number of responses is less than 10 during the period. % is calculated as Quantity/Base number*100

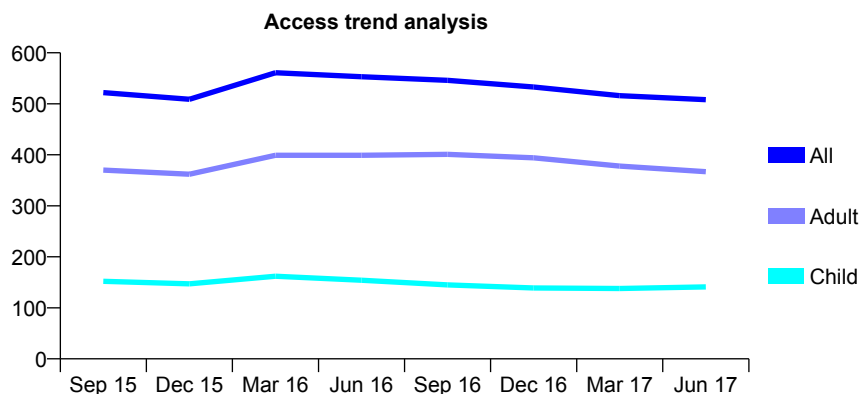
Q62 - Vital Signs At a Glance Contract Report for 941298/0001 - June 2017

Name or company name	MR K NIRMALATHASAN
Contract type name	GDS Contract
Purpose of contract	General
Contract start date	01/04/2006
Contract end date	

17/18 Contracted general activity (UDA)	2,381
Carry forward general activity (UDA)	0
17/18 Contracted orthodontic activity (UOA)	0
Carry forward orthodontic activity (UOA)	0
Baseline contract value	£72,825.84

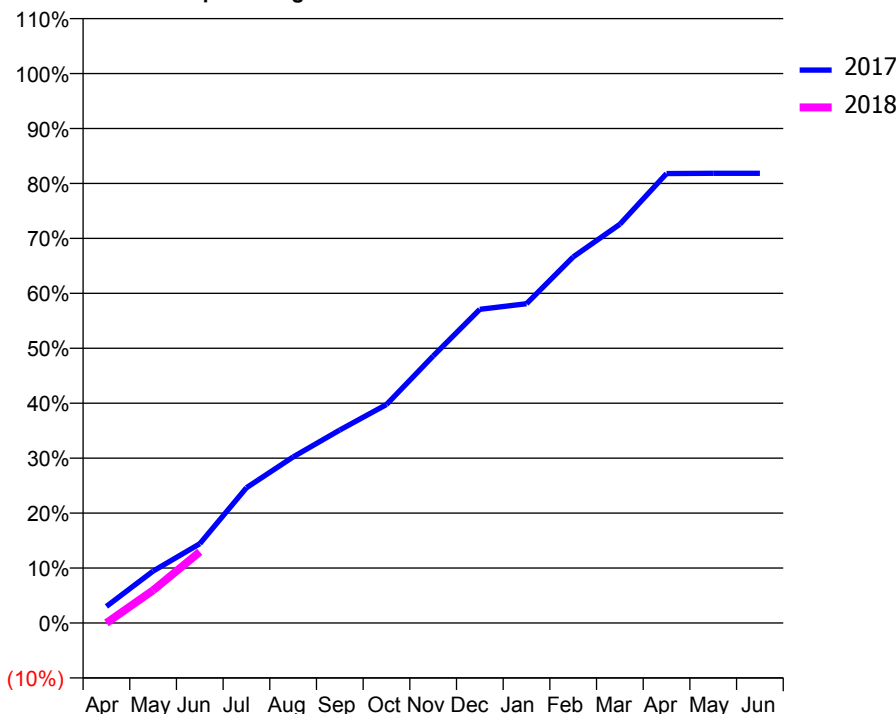
ACCESS*

Patients seen in 24 months	Total	Change since previous quarter
Quarter ending June 2016	553	
Quarter ending September 2016	546	↓
Quarter ending December 2016	533	↓
Quarter ending March 2017	516	↓
Quarter ending June 2017	508	↓
Variance since June 2016	(8.1%)	↓



ACTIVITY

Cumulative percentage of contracted UDA delivered 2017 & 2018



Month	Adjusted Scheduled Activity (UDA)	
	2017	2018
April	72	0
May	225	142
June	343	308
July	586	
August	719	
September	837	
October	947	
November	1,157	
December	1,359	
January	1,384	
February	1,586	
March	1,728	
April	1,947	
May	1,949	
June	1,949	

QUALITY

	Quantity	Base Number	Contract	AT	Region	England
% of FP17s for the same patient ID Re-attending within 3 months - Children	1	44	2.3%	10.1%	11.5%	12.0%
% of FP17s for the same patient ID Re-attending within 3 months - Adults	26	121	21.5%	15.8%	16.8%	16.0%
% of FP17s for the same patient ID Re-attending between 3 & 9 months - Children	22	44	50.0%	47.1%	47.3%	58.0%
% of FP17s for the same patient ID Re-attending between 3 & 9 months - Adults	51	121	42.1%	37.7%	38.3%	50.9%
% of FP17s for Band 1 Urgent Courses	7	103	6.8%	11.4%	10.7%	9.1%
% of FP17s Relating to Free Repair or Replacements	0	103	0.0%	0.6%	0.6%	0.8%
% of FP17s Relating to Continuations	0	103	0.0%	0.6%	0.8%	1.1%
% of Patients satisfied with the dentistry they have received	0	1	N/A	90.4%	89.8%	91.7%
% of Patients satisfied with the time they had to wait for an appointment	0	1	N/A	84.2%	83.6%	88.0%

* This is based on patients treated on this contract for their most recent course of treatment. Figures in italics indicate the base number of FP17s or Patient Questionnaire responses are less than 100. N/A is shown where the base number of responses is less than 10 during the period. % is calculated as Quantity/Base number*100

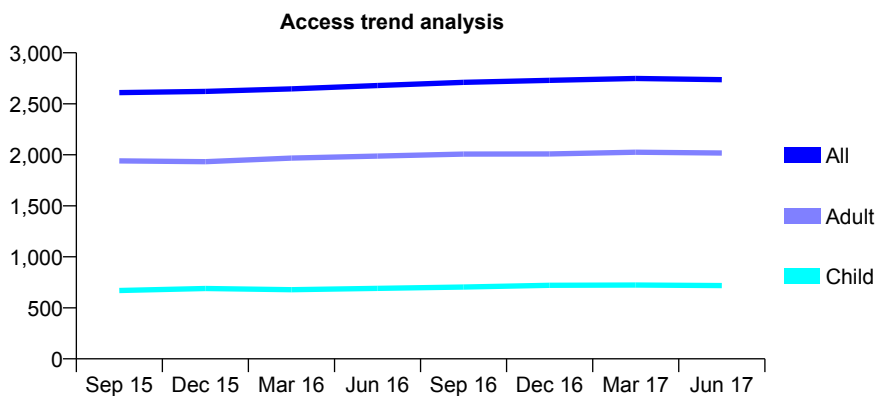
Q62 - Vital Signs At a Glance Contract Report for 942073/0001 - June 2017

Name or company name	MRS HK KALSI
Contract type name	GDS Contract
Purpose of contract	General
Contract start date	01/04/2006
Contract end date	

17/18 Contracted general activity (UDA)	6,347
Carry forward general activity (UDA)	0
17/18 Contracted orthodontic activity (UOA)	0
Carry forward orthodontic activity (UOA)	0
Baseline contract value	£216,619.49

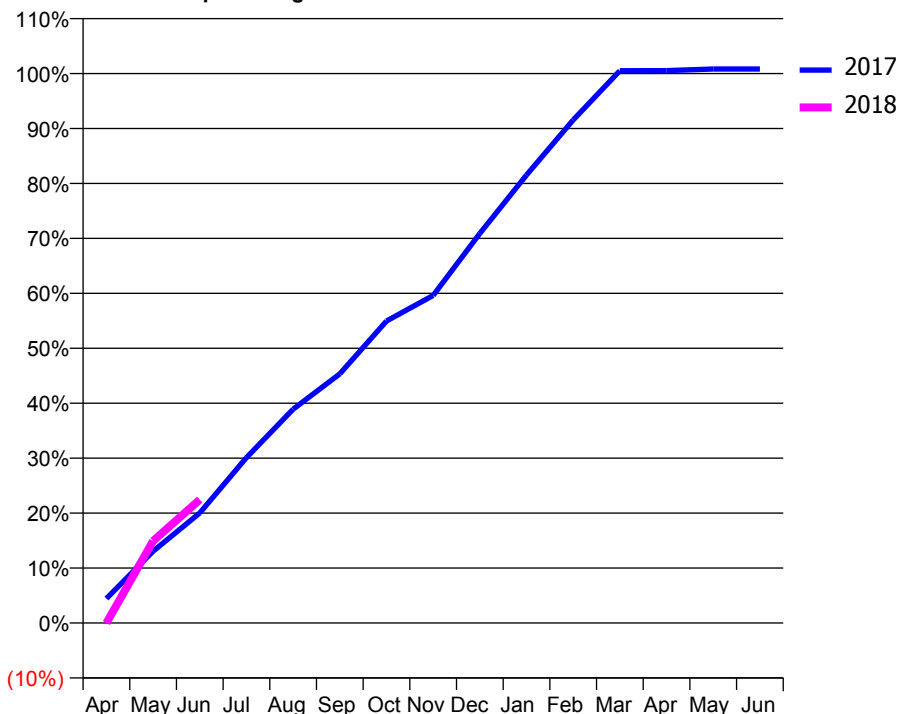
ACCESS*

Patients seen in 24 months	Total	Change since previous quarter
Quarter ending June 2016	2,679	
Quarter ending September 2016	2,711	→
Quarter ending December 2016	2,730	→
Quarter ending March 2017	2,749	→
Quarter ending June 2017	2,736	→
Variance since June 2016	2.1%	↑



ACTIVITY

Cumulative percentage of contracted UDA delivered 2017 & 2018



Month	Adjusted Scheduled Activity (UDA)	
	2017	2018
April	282	0
May	829	948
June	1,272	1,425
July	1,911	
August	2,469	
September	2,878	
October	3,487	
November	3,783	
December	4,500	
January	5,174	
February	5,810	
March	6,379	
April	6,380	
May	6,398	
June	6,398	

QUALITY

	Quantity	Base Number	Contract	AT	Region	England
% of FP17s for the same patient ID Re-attending within 3 months - Children	19	218	8.7%	10.1%	11.5%	12.0%
% of FP17s for the same patient ID Re-attending within 3 months - Adults	60	467	12.8%	15.8%	16.8%	16.0%
% of FP17s for the same patient ID Re-attending between 3 & 9 months - Children	112	218	51.4%	47.1%	47.3%	58.0%
% of FP17s for the same patient ID Re-attending between 3 & 9 months - Adults	248	467	53.1%	37.7%	38.3%	50.9%
% of FP17s for Band 1 Urgent Courses	67	672	10.0%	11.4%	10.7%	9.1%
% of FP17s Relating to Free Repair or Replacements	4	672	0.6%	0.6%	0.6%	0.8%
% of FP17s Relating to Continuations	0	672	0.0%	0.6%	0.8%	1.1%
% of Patients satisfied with the dentistry they have received	5	5	N/A	90.4%	89.8%	91.7%
% of Patients satisfied with the time they had to wait for an appointment	3	5	N/A	84.2%	83.6%	88.0%

* This is based on patients treated on this contract for their most recent course of treatment. Figures in italics indicate the base number of FP17s or Patient Questionnaire responses are less than 100. N/A is shown where the base number of responses is less than 10 during the period. % is calculated as Quantity/Base number*100

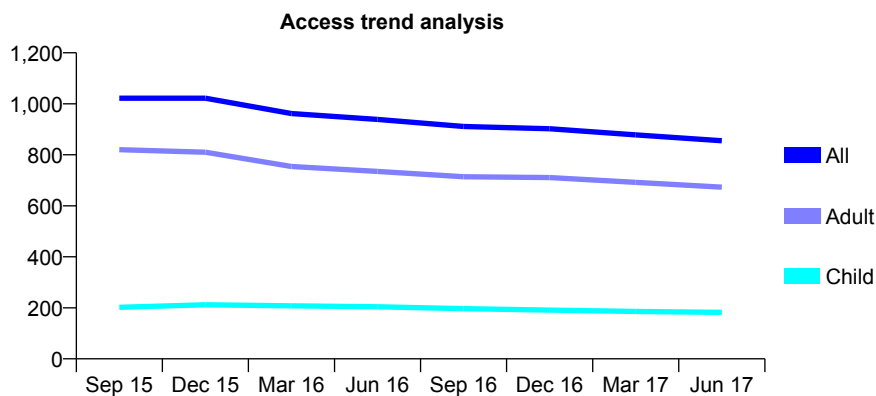
Q62 - Vital Signs At a Glance Contract Report for 943916/0001 - June 2017

Name or company name	MR DN LI TAI LEONG
Contract type name	GDS Contract
Purpose of contract	General
Contract start date	04/07/2006
Contract end date	

17/18 Contracted general activity (UDA)	7,406
Carry forward general activity (UDA)	0
17/18 Contracted orthodontic activity (UOA)	0
Carry forward orthodontic activity (UOA)	0
Baseline contract value	£236,534.54

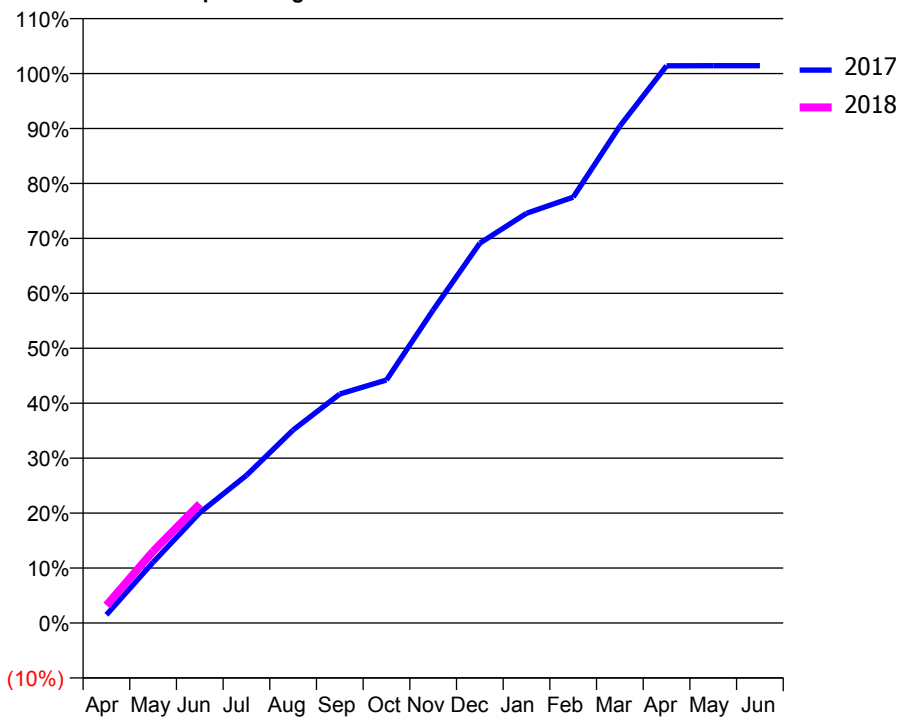
ACCESS*

Patients seen in 24 months	Total	Change since previous quarter
Quarter ending June 2016	939	
Quarter ending September 2016	911	↓
Quarter ending December 2016	902	→
Quarter ending March 2017	878	↓
Quarter ending June 2017	855	↓
Variance since June 2016	(8.9%)	↓



ACTIVITY

Cumulative percentage of contracted UDA delivered 2017 & 2018



Adjusted Scheduled Activity (UDA)

Month	2017	2018
April	110	239
May	819	966
June	1,487	1,606
July	1,990	
August	2,601	
September	3,086	
October	3,276	
November	4,219	
December	5,119	
January	5,522	
February	5,740	
March	6,697	
April	7,509	
May	7,512	
June	7,512	

QUALITY

	Quantity	Base Number	Contract	AT	Region	England
% of FP17s for the same patient ID Re-attending within 3 months - Children	0	58	0.0%	10.1%	11.5%	12.0%
% of FP17s for the same patient ID Re-attending within 3 months - Adults	0	243	0.0%	15.8%	16.8%	16.0%
% of FP17s for the same patient ID Re-attending between 3 & 9 months - Children	19	58	32.8%	47.1%	47.3%	58.0%
% of FP17s for the same patient ID Re-attending between 3 & 9 months - Adults	150	243	61.7%	37.7%	38.3%	50.9%
% of FP17s for Band 1 Urgent Courses	0	190	0.0%	11.4%	10.7%	9.1%
% of FP17s Relating to Free Repair or Replacements	0	190	0.0%	0.6%	0.6%	0.8%
% of FP17s Relating to Continuations	0	190	0.0%	0.6%	0.8%	1.1%
% of Patients satisfied with the dentistry they have received	1	2	N/A	90.4%	89.8%	91.7%
% of Patients satisfied with the time they had to wait for an appointment	2	2	N/A	84.2%	83.6%	88.0%

* This is based on patients treated on this contract for their most recent course of treatment. Figures in italics indicate the base number of FP17s or Patient Questionnaire responses are less than 100. N/A is shown where the base number of responses is less than 10 during the period. % is calculated as Quantity/Base number*100

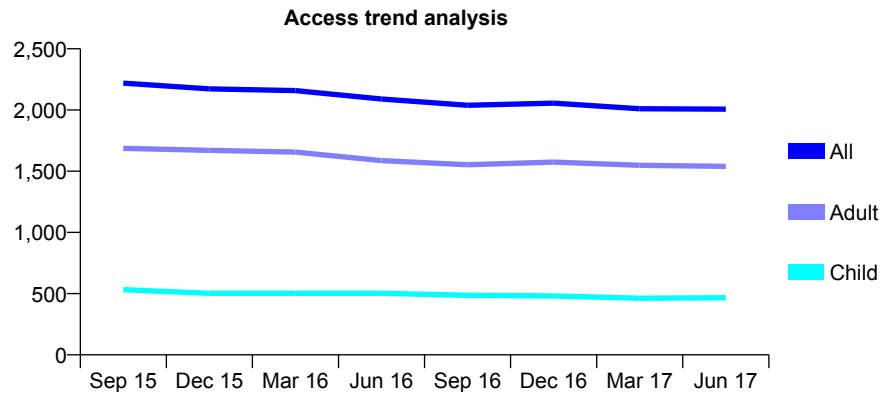
Q62 - Vital Signs At a Glance Contract Report for 944408/0001 - June 2017

Name or company name	MR A JESSA
Contract type name	GDS Contract
Purpose of contract	General
Contract start date	01/04/2006
Contract end date	

17/18 Contracted general activity (UDA)	7,897
Carry forward general activity (UDA)	0
17/18 Contracted orthodontic activity (UOA)	0
Carry forward orthodontic activity (UOA)	0
Baseline contract value	£233,285.38

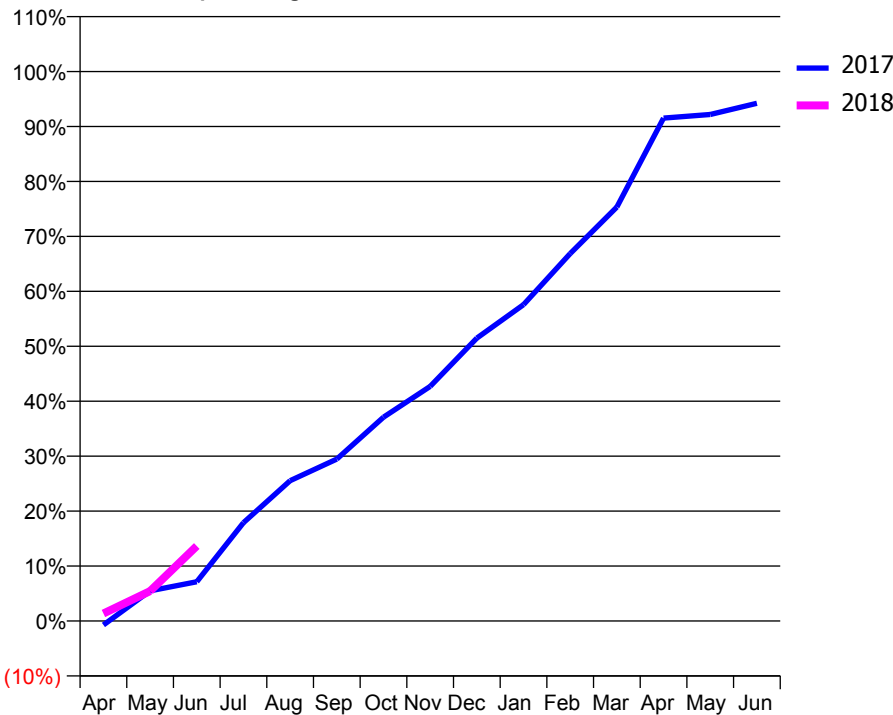
ACCESS*

Patients seen in 24 months	Total	Change since previous quarter
Quarter ending June 2016	2,090	
Quarter ending September 2016	2,039	↓
Quarter ending December 2016	2,056	→
Quarter ending March 2017	2,010	↓
Quarter ending June 2017	2,007	→
Variance since June 2016	(4.0%)	↓



ACTIVITY

Cumulative percentage of contracted UDA delivered 2017 & 2018



Month	Adjusted Scheduled Activity (UDA)	
	2017	2018
April	-58	108
May	433	430
June	565	1,078
July	1,413	
August	2,016	
September	2,328	
October	2,929	
November	3,372	
December	4,065	
January	4,547	
February	5,280	
March	5,949	
April	7,228	
May	7,279	
June	7,440	

QUALITY

	Quantity	Base Number	Contract	AT	Region	England
% of FP17s for the same patient ID Re-attending within 3 months - Children	17	195	8.7%	10.1%	11.5%	12.0%
% of FP17s for the same patient ID Re-attending within 3 months - Adults	70	455	15.4%	15.8%	16.8%	16.0%
% of FP17s for the same patient ID Re-attending between 3 & 9 months - Children	81	195	41.5%	47.1%	47.3%	58.0%
% of FP17s for the same patient ID Re-attending between 3 & 9 months - Adults	140	455	30.8%	37.7%	38.3%	50.9%
% of FP17s for Band 1 Urgent Courses	37	396	9.3%	11.4%	10.7%	9.1%
% of FP17s Relating to Free Repair or Replacements	5	396	1.3%	0.6%	0.6%	0.8%
% of FP17s Relating to Continuations	3	396	0.8%	0.6%	0.8%	1.1%
% of Patients satisfied with the dentistry they have received	1	1	N/A	90.4%	89.8%	91.7%
% of Patients satisfied with the time they had to wait for an appointment	1	1	N/A	84.2%	83.6%	88.0%

* This is based on patients treated on this contract for their most recent course of treatment. Figures in italics indicate the base number of FP17s or Patient Questionnaire responses are less than 100. N/A is shown where the base number of responses is less than 10 during the period. % is calculated as Quantity/Base number*100

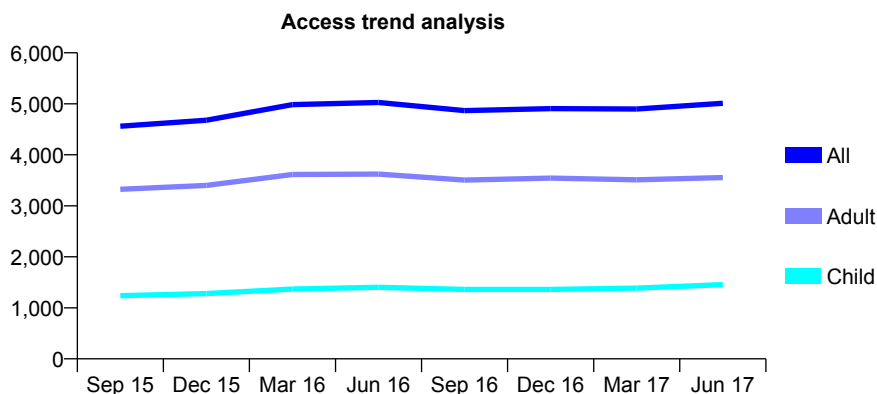
Q62 - Vital Signs At a Glance Contract Report for 944408/0003 - June 2017

Name or company name	MR A JESSA
Contract type name	GDS Contract
Purpose of contract	General
Contract start date	01/04/2011
Contract end date	

17/18 Contracted general activity (UDA)	18,263
Carry forward general activity (UDA)	0
17/18 Contracted orthodontic activity (UOA)	0
Carry forward orthodontic activity (UOA)	0
Baseline contract value	£516,007.94

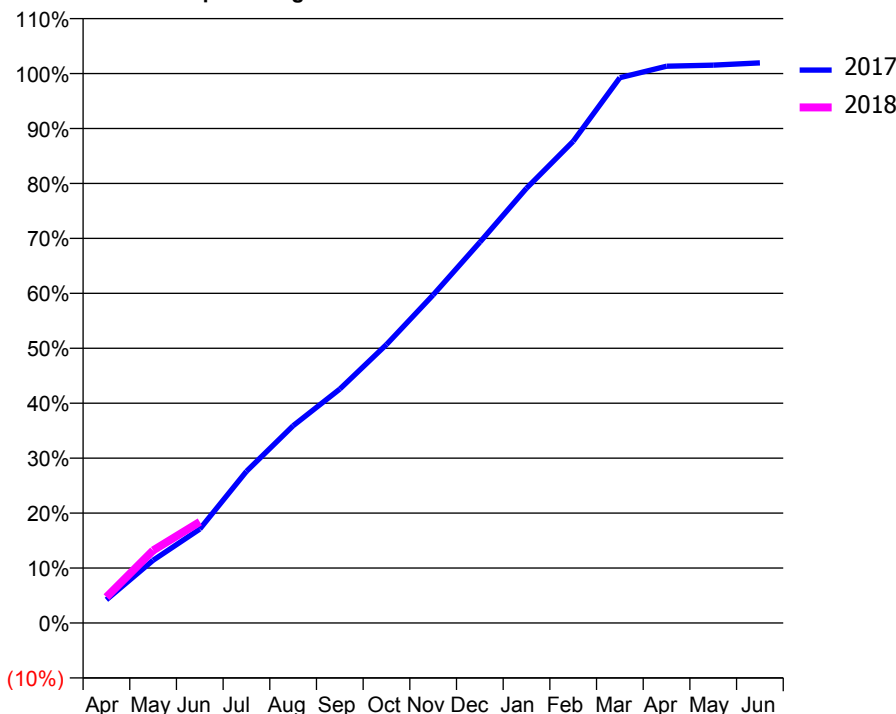
ACCESS*

Patients seen in 24 months	Total	Change since previous quarter
Quarter ending June 2016	5,025	
Quarter ending September 2016	4,866	↓
Quarter ending December 2016	4,906	→
Quarter ending March 2017	4,897	→
Quarter ending June 2017	5,010	↑
Variance since June 2016	(0.3%)	→



ACTIVITY

Cumulative percentage of contracted UDA delivered 2017 & 2018



Adjusted Scheduled Activity (UDA)

Month	2017	2018
April	772	863
May	2,085	2,413
June	3,121	3,362
July	5,043	
August	6,557	
September	7,777	
October	9,256	
November	10,904	
December	12,653	
January	14,449	
February	16,010	
March	18,126	
April	18,506	
May	18,542	
June	18,616	

QUALITY

	Quantity	Base Number	Contract	AT	Region	England
% of FP17s for the same patient ID Re-attending within 3 months - Children	32	403	7.9%	10.1%	11.5%	12.0%
% of FP17s for the same patient ID Re-attending within 3 months - Adults	122	795	15.3%	15.8%	16.8%	16.0%
% of FP17s for the same patient ID Re-attending between 3 & 9 months - Children	165	403	40.9%	47.1%	47.3%	58.0%
% of FP17s for the same patient ID Re-attending between 3 & 9 months - Adults	234	795	29.4%	37.7%	38.3%	50.9%
% of FP17s for Band 1 Urgent Courses	110	1,009	10.9%	11.4%	10.7%	9.1%
% of FP17s Relating to Free Repair or Replacements	9	1,009	0.9%	0.6%	0.6%	0.8%
% of FP17s Relating to Continuations	11	1,009	1.1%	0.6%	0.8%	1.1%
% of Patients satisfied with the dentistry they have received	5	5	N/A	90.4%	89.8%	91.7%
% of Patients satisfied with the time they had to wait for an appointment	5	5	N/A	84.2%	83.6%	88.0%

* This is based on patients treated on this contract for their most recent course of treatment. Figures in italics indicate the base number of FP17s or Patient Questionnaire responses are less than 100. N/A is shown where the base number of responses is less than 10 during the period. % is calculated as Quantity/Base number*100

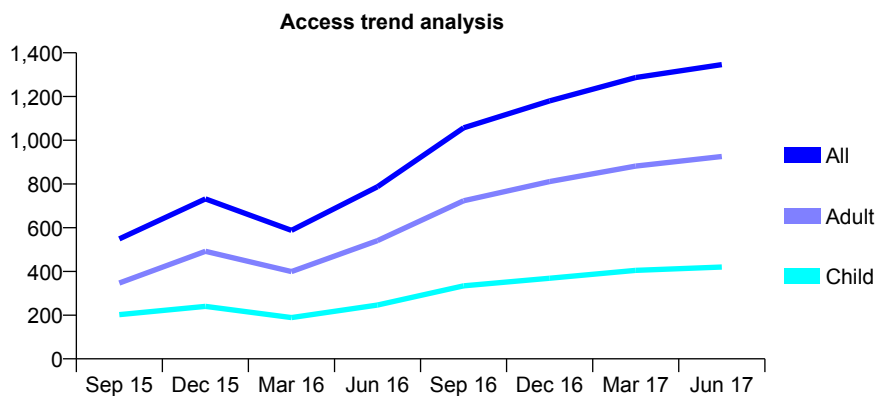
Q62 - Vital Signs At a Glance Contract Report for 944408/0005 - June 2017

Name or company name	MR A JESSA
Contract type name	GDS Contract
Purpose of contract	General
Contract start date	01/04/2015
Contract end date	

17/18 Contracted general activity (UDA)	5,000
Carry forward general activity (UDA)	0
17/18 Contracted orthodontic activity (UOA)	0
Carry forward orthodontic activity (UOA)	0
Baseline contract value	£111,607.03

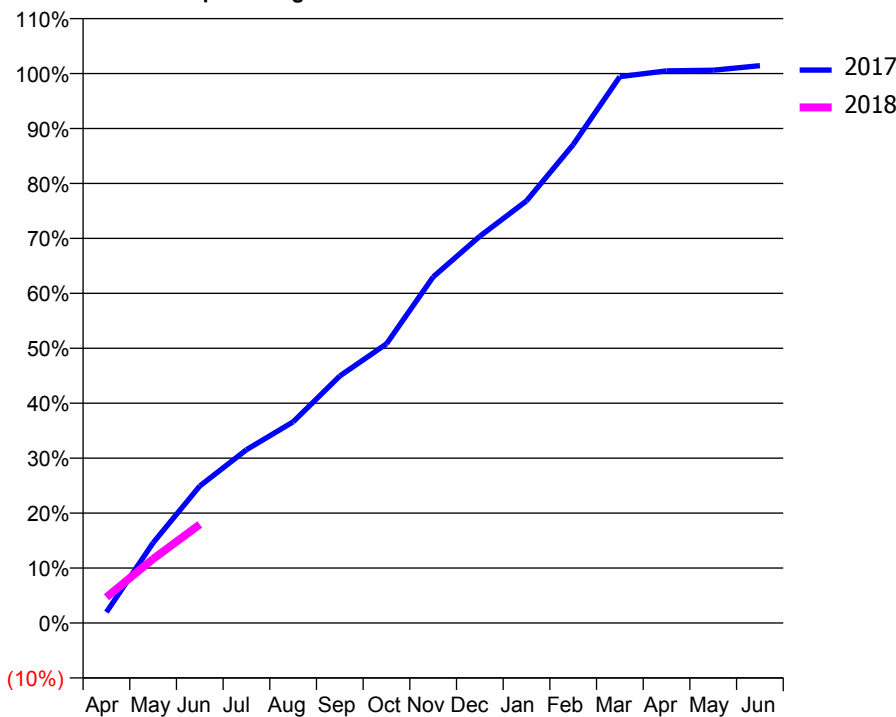
ACCESS*

Patients seen in 24 months	Total	Change since previous quarter
Quarter ending June 2016	787	
Quarter ending September 2016	1,057	↑
Quarter ending December 2016	1,180	↑
Quarter ending March 2017	1,287	↑
Quarter ending June 2017	1,346	↑
Variance since June 2016	71.0%	↑



ACTIVITY

Cumulative percentage of contracted UDA delivered 2017 & 2018



Adjusted Scheduled Activity (UDA)

Month	2017	2018
April	99	235
May	730	583
June	1,247	897
July	1,577	
August	1,830	
September	2,248	
October	2,540	
November	3,149	
December	3,519	
January	3,841	
February	4,353	
March	4,971	
April	5,024	
May	5,030	
June	5,071	

QUALITY

	Quantity	Base Number	Contract	AT	Region	England
% of FP17s for the same patient ID Re-attending within 3 months - Children	2	113	1.8%	10.1%	11.5%	12.0%
% of FP17s for the same patient ID Re-attending within 3 months - Adults	14	221	6.3%	15.8%	16.8%	16.0%
% of FP17s for the same patient ID Re-attending between 3 & 9 months - Children	20	113	17.7%	47.1%	47.3%	58.0%
% of FP17s for the same patient ID Re-attending between 3 & 9 months - Adults	35	221	15.8%	37.7%	38.3%	50.9%
% of FP17s for Band 1 Urgent Courses	12	296	4.1%	11.4%	10.7%	9.1%
% of FP17s Relating to Free Repair or Replacements	2	296	0.7%	0.6%	0.6%	0.8%
% of FP17s Relating to Continuations	1	296	0.3%	0.6%	0.8%	1.1%
% of Patients satisfied with the dentistry they have received	2	2	N/A	90.4%	89.8%	91.7%
% of Patients satisfied with the time they had to wait for an appointment	2	2	N/A	84.2%	83.6%	88.0%

* This is based on patients treated on this contract for their most recent course of treatment. Figures in italics indicate the base number of FP17s or Patient Questionnaire responses are less than 100. N/A is shown where the base number of responses is less than 10 during the period. % is calculated as Quantity/Base number*100

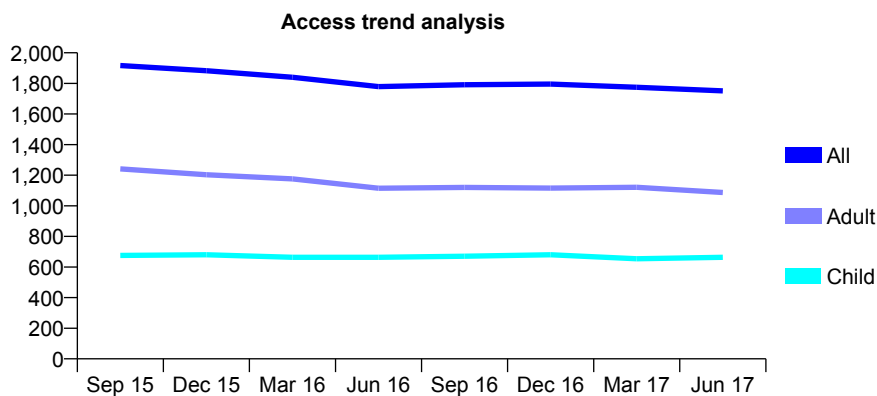
Q62 - Vital Signs At a Glance Contract Report for 949329/0001 - June 2017

Name or company name	MISS H KHALIQ
Contract type name	GDS Contract
Purpose of contract	General
Contract start date	01/04/2006
Contract end date	

17/18 Contracted general activity (UDA)	2,999
Carry forward general activity (UDA)	0
17/18 Contracted orthodontic activity (UOA)	0
Carry forward orthodontic activity (UOA)	0
Baseline contract value	£82,263.85

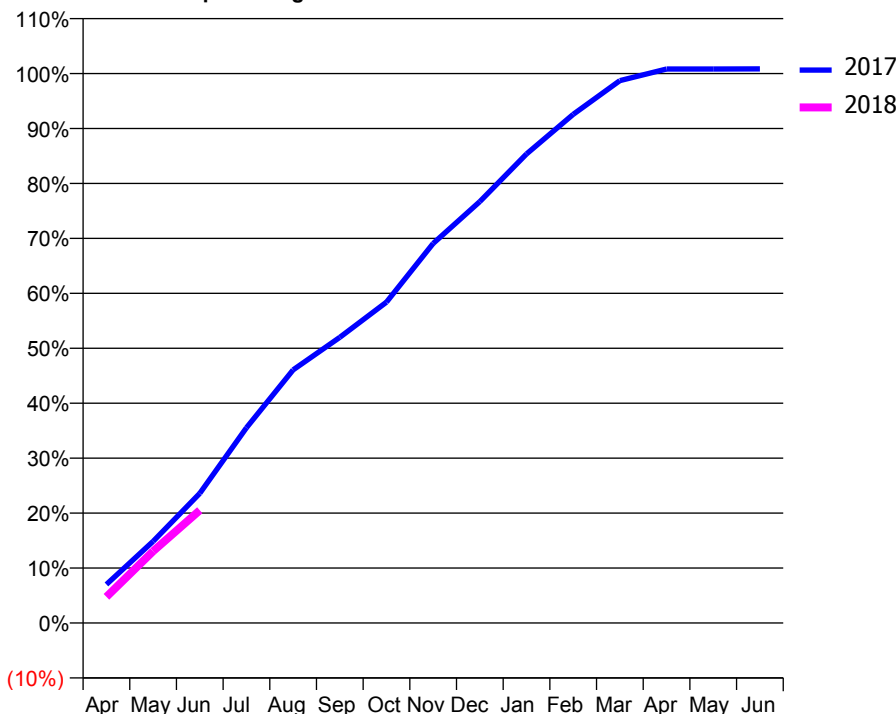
ACCESS*

Patients seen in 24 months	Total	Change since previous quarter
Quarter ending June 2016	1,779	
Quarter ending September 2016	1,791	→
Quarter ending December 2016	1,796	→
Quarter ending March 2017	1,775	↓
Quarter ending June 2017	1,751	↓
Variance since June 2016	(1.6%)	↓



ACTIVITY

Cumulative percentage of contracted UDA delivered 2017 & 2018



Month	Adjusted Scheduled Activity (UDA)	
	2017	2018
April	210	143
May	446	392
June	708	615
July	1,066	
August	1,382	
September	1,559	
October	1,752	
November	2,071	
December	2,300	
January	2,560	
February	2,776	
March	2,960	
April	3,023	
May	3,023	
June	3,024	

QUALITY

	Quantity	Base Number	Contract	AT	Region	England
% of FP17s for the same patient ID Re-attending within 3 months - Children	7	254	2.8%	10.1%	11.5%	12.0%
% of FP17s for the same patient ID Re-attending within 3 months - Adults	11	231	4.8%	15.8%	16.8%	16.0%
% of FP17s for the same patient ID Re-attending between 3 & 9 months - Children	155	254	61.0%	47.1%	47.3%	58.0%
% of FP17s for the same patient ID Re-attending between 3 & 9 months - Adults	109	231	47.2%	37.7%	38.3%	50.9%
% of FP17s for Band 1 Urgent Courses	12	447	2.7%	11.4%	10.7%	9.1%
% of FP17s Relating to Free Repair or Replacements	0	447	0.0%	0.6%	0.6%	0.8%
% of FP17s Relating to Continuations	1	447	0.2%	0.6%	0.8%	1.1%
% of Patients satisfied with the dentistry they have received	2	2	N/A	90.4%	89.8%	91.7%
% of Patients satisfied with the time they had to wait for an appointment	2	2	N/A	84.2%	83.6%	88.0%

* This is based on patients treated on this contract for their most recent course of treatment. Figures in italics indicate the base number of FP17s or Patient Questionnaire responses are less than 100. N/A is shown where the base number of responses is less than 10 during the period. % is calculated as Quantity/Base number*100

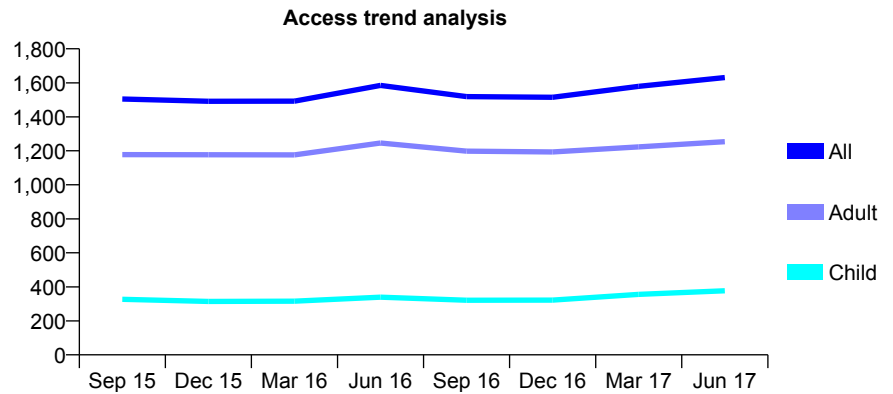
Q62 - Vital Signs At a Glance Contract Report for 951196/0001 - June 2017

Name or company name	Cornerstone Dental Practice
Contract type name	GDS Contract
Purpose of contract	General
Contract start date	01/04/2006
Contract end date	

17/18 Contracted general activity (UDA)	6,243
Carry forward general activity (UDA)	0
17/18 Contracted orthodontic activity (UOA)	0
Carry forward orthodontic activity (UOA)	0
Baseline contract value	£195,348.12

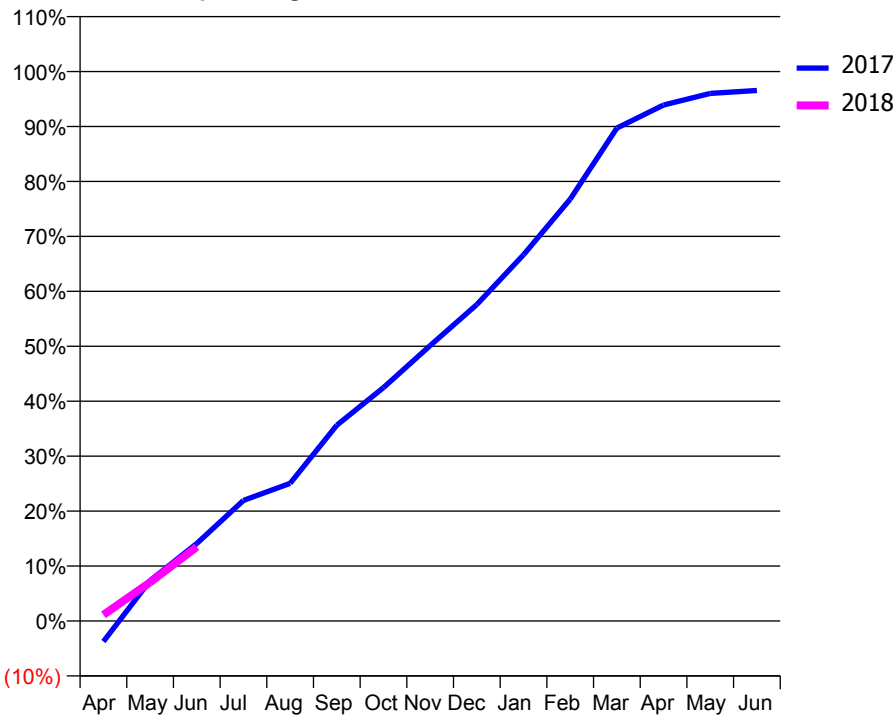
ACCESS*

Patients seen in 24 months	Total	Change since previous quarter
Quarter ending June 2016	1,585	
Quarter ending September 2016	1,519	↓
Quarter ending December 2016	1,515	→
Quarter ending March 2017	1,579	↑
Quarter ending June 2017	1,631	↑
Variance since June 2016	2.9%	↑



ACTIVITY

Cumulative percentage of contracted UDA delivered 2017 & 2018



Month	Adjusted Scheduled Activity (UDA)	
	2017	2018
April	-234	70
May	459	440
June	880	842
July	1,371	
August	1,565	
September	2,224	
October	2,653	
November	3,129	
December	3,596	
January	4,161	
February	4,792	
March	5,599	
April	5,863	
May	5,994	
June	6,027	

QUALITY

	Quantity	Base Number	Contract	AT	Region	England
% of FP17s for the same patient ID Re-attending within 3 months - Children	14	141	9.9%	10.1%	11.5%	12.0%
% of FP17s for the same patient ID Re-attending within 3 months - Adults	36	344	10.5%	15.8%	16.8%	16.0%
% of FP17s for the same patient ID Re-attending between 3 & 9 months - Children	47	141	33.3%	47.1%	47.3%	58.0%
% of FP17s for the same patient ID Re-attending between 3 & 9 months - Adults	100	344	29.1%	37.7%	38.3%	50.9%
% of FP17s for Band 1 Urgent Courses	26	330	7.9%	11.4%	10.7%	9.1%
% of FP17s Relating to Free Repair or Replacements	0	330	0.0%	0.6%	0.6%	0.8%
% of FP17s Relating to Continuations	0	330	0.0%	0.6%	0.8%	1.1%
% of Patients satisfied with the dentistry they have received	1	1	N/A	90.4%	89.8%	91.7%
% of Patients satisfied with the time they had to wait for an appointment	1	1	N/A	84.2%	83.6%	88.0%

* This is based on patients treated on this contract for their most recent course of treatment. Figures in italics indicate the base number of FP17s or Patient Questionnaire responses are less than 100. N/A is shown where the base number of responses is less than 10 during the period. % is calculated as Quantity/Base number*100

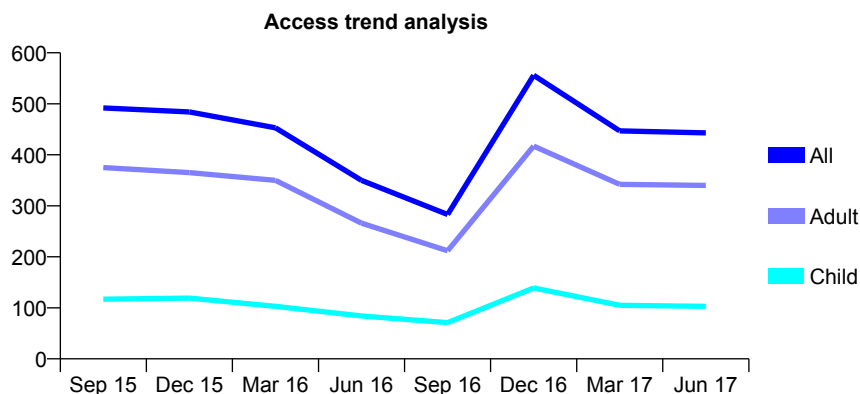
Q62 - Vital Signs At a Glance Contract Report for 960837/0003 - June 2017

Name or company name	MISS A VAZIR
Contract type name	GDS Contract
Purpose of contract	General
Contract start date	01/05/2013
Contract end date	

17/18 Contracted general activity (UDA)	2,000
Carry forward general activity (UDA)	0
17/18 Contracted orthodontic activity (UOA)	0
Carry forward orthodontic activity (UOA)	0
Baseline contract value	£52,933.62

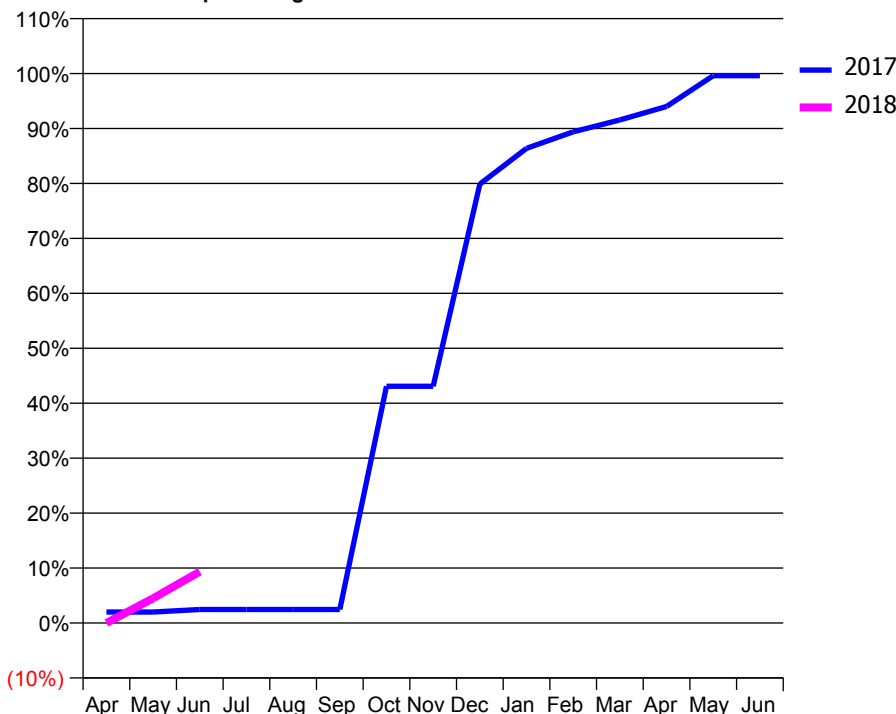
ACCESS*

Patients seen in 24 months	Total	Change since previous quarter
Quarter ending June 2016	350	
Quarter ending September 2016	283	↓
Quarter ending December 2016	556	↑
Quarter ending March 2017	447	↓
Quarter ending June 2017	443	→
Variance since June 2016	26.6%	↑



ACTIVITY

Cumulative percentage of contracted UDA delivered 2017 & 2018



Month	Adjusted Scheduled Activity (UDA)	
	2017	2018
April	40	0
May	40	90
June	49	187
July	49	
August	49	
September	49	
October	862	
November	862	
December	1,598	
January	1,728	
February	1,788	
March	1,831	
April	1,880	
May	1,992	
June	1,992	

QUALITY

	Quantity	Base Number	Contract	AT	Region	England
% of FP17s for the same patient ID Re-attending within 3 months - Children	0	19	0.0%	10.1%	11.5%	12.0%
% of FP17s for the same patient ID Re-attending within 3 months - Adults	6	64	9.4%	15.8%	16.8%	16.0%
% of FP17s for the same patient ID Re-attending between 3 & 9 months - Children	7	19	36.8%	47.1%	47.3%	58.0%
% of FP17s for the same patient ID Re-attending between 3 & 9 months - Adults	13	64	20.3%	37.7%	38.3%	50.9%
% of FP17s for Band 1 Urgent Courses	0	61	0.0%	11.4%	10.7%	9.1%
% of FP17s Relating to Free Repair or Replacements	2	61	3.3%	0.6%	0.6%	0.8%
% of FP17s Relating to Continuations	1	61	1.6%	0.6%	0.8%	1.1%
% of Patients satisfied with the dentistry they have received	0	0	N/A	90.4%	89.8%	91.7%
% of Patients satisfied with the time they had to wait for an appointment	0	0	N/A	84.2%	83.6%	88.0%

* This is based on patients treated on this contract for their most recent course of treatment. Figures in italics indicate the base number of FP17s or Patient Questionnaire responses are less than 100. N/A is shown where the base number of responses is less than 10 during the period. % is calculated as Quantity/Base number*100

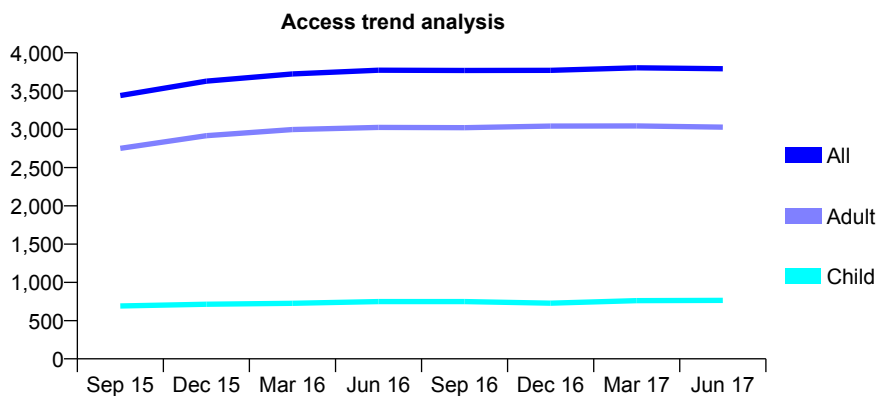
Q62 - Vital Signs At a Glance Contract Report for 961256/0001 - June 2017

Name or company name	Archna Patel and Rajesh Kylahsum
Contract type name	GDS Contract
Purpose of contract	General
Contract start date	01/01/2012
Contract end date	

17/18 Contracted general activity (UDA)	9,749
Carry forward general activity (UDA)	0
17/18 Contracted orthodontic activity (UOA)	0
Carry forward orthodontic activity (UOA)	0
Baseline contract value	£271,161.92

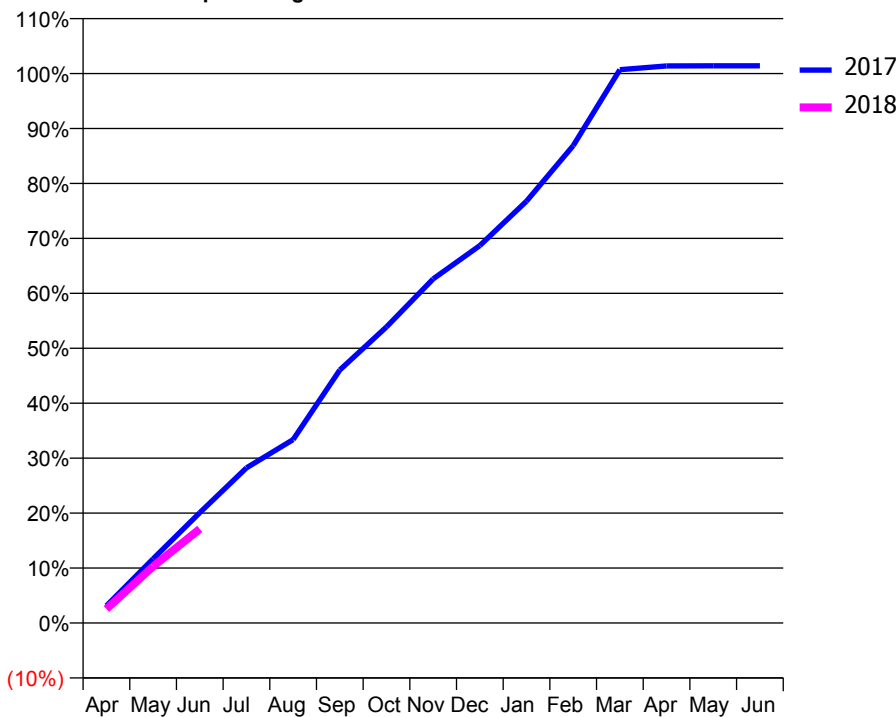
ACCESS*

Patients seen in 24 months	Total	Change since previous quarter
Quarter ending June 2016	3,772	
Quarter ending September 2016	3,769	→
Quarter ending December 2016	3,771	→
Quarter ending March 2017	3,804	→
Quarter ending June 2017	3,792	→
Variance since June 2016	0.5%	→



ACTIVITY

Cumulative percentage of contracted UDA delivered 2017 & 2018



Month	Adjusted Scheduled Activity (UDA)	
	2017	2018
April	306	250
May	1,139	1,004
June	1,957	1,668
July	2,752	
August	3,253	
September	4,489	
October	5,252	
November	6,106	
December	6,697	
January	7,484	
February	8,469	
March	9,816	
April	9,883	
May	9,886	
June	9,885	

QUALITY

	Quantity	Base Number	Contract	AT	Region	England
% of FP17s for the same patient ID Re-attending within 3 months - Children	12	230	5.2%	10.1%	11.5%	12.0%
% of FP17s for the same patient ID Re-attending within 3 months - Adults	116	741	15.7%	15.8%	16.8%	16.0%
% of FP17s for the same patient ID Re-attending between 3 & 9 months - Children	133	230	57.8%	47.1%	47.3%	58.0%
% of FP17s for the same patient ID Re-attending between 3 & 9 months - Adults	379	741	51.1%	37.7%	38.3%	50.9%
% of FP17s for Band 1 Urgent Courses	56	767	7.3%	11.4%	10.7%	9.1%
% of FP17s Relating to Free Repair or Replacements	1	767	0.1%	0.6%	0.6%	0.8%
% of FP17s Relating to Continuations	7	767	0.9%	0.6%	0.8%	1.1%
% of Patients satisfied with the dentistry they have received	4	5	N/A	90.4%	89.8%	91.7%
% of Patients satisfied with the time they had to wait for an appointment	5	5	N/A	84.2%	83.6%	88.0%

* This is based on patients treated on this contract for their most recent course of treatment. Figures in italics indicate the base number of FP17s or Patient Questionnaire responses are less than 100. N/A is shown where the base number of responses is less than 10 during the period. % is calculated as Quantity/Base number*100

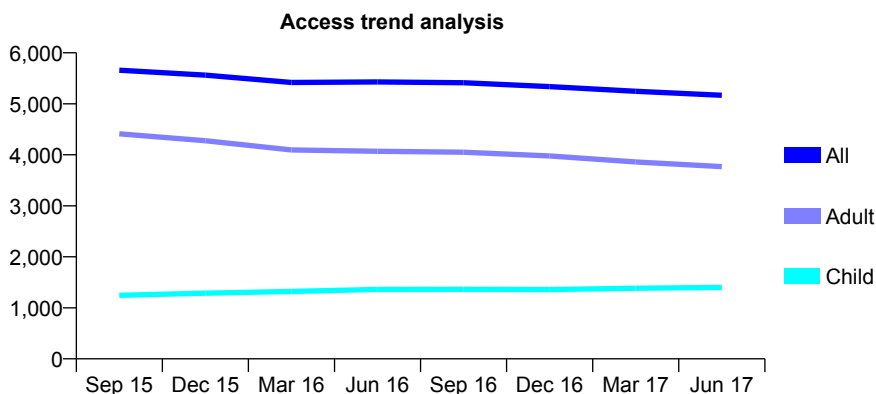
Q62 - Vital Signs At a Glance Contract Report for 963895/0001 - June 2017

Name or company name	MR SK MAKHIJANI
Contract type name	GDS Contract
Purpose of contract	General
Contract start date	01/04/2006
Contract end date	

17/18 Contracted general activity (UDA)	9,654
Carry forward general activity (UDA)	0
17/18 Contracted orthodontic activity (UOA)	0
Carry forward orthodontic activity (UOA)	0
Baseline contract value	£233,614.22

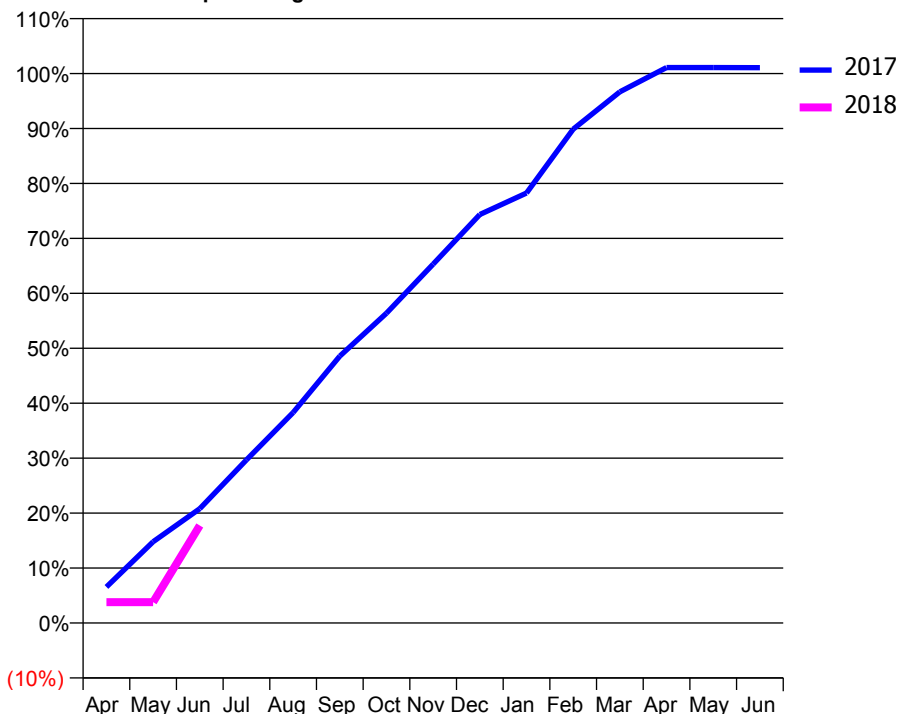
ACCESS*

Patients seen in 24 months	Total	Change since previous quarter
Quarter ending June 2016	5,429	
Quarter ending September 2016	5,413	→
Quarter ending December 2016	5,338	↓
Quarter ending March 2017	5,245	↓
Quarter ending June 2017	5,168	↓
Variance since June 2016	(4.8%)	↓



ACTIVITY

Cumulative percentage of contracted UDA delivered 2017 & 2018



Month	Adjusted Scheduled Activity (UDA)	
	2017	2018
April	633	368
May	1,428	368
June	2,008	1,714
July	2,866	
August	3,698	
September	4,688	
October	5,443	
November	6,306	
December	7,177	
January	7,555	
February	8,676	
March	9,333	
April	9,760	
May	9,760	
June	9,756	

QUALITY

	Quantity	Base Number	Contract	AT	Region	England
% of FP17s for the same patient ID Re-attending within 3 months - Children	6	336	1.8%	10.1%	11.5%	12.0%
% of FP17s for the same patient ID Re-attending within 3 months - Adults	62	854	7.3%	15.8%	16.8%	16.0%
% of FP17s for the same patient ID Re-attending between 3 & 9 months - Children	105	336	31.3%	47.1%	47.3%	58.0%
% of FP17s for the same patient ID Re-attending between 3 & 9 months - Adults	351	854	41.1%	37.7%	38.3%	50.9%
% of FP17s for Band 1 Urgent Courses	71	959	7.4%	11.4%	10.7%	9.1%
% of FP17s Relating to Free Repair or Replacements	0	959	0.0%	0.6%	0.6%	0.8%
% of FP17s Relating to Continuations	1	959	0.1%	0.6%	0.8%	1.1%
% of Patients satisfied with the dentistry they have received	2	3	N/A	90.4%	89.8%	91.7%
% of Patients satisfied with the time they had to wait for an appointment	2	3	N/A	84.2%	83.6%	88.0%

* This is based on patients treated on this contract for their most recent course of treatment. Figures in italics indicate the base number of FP17s or Patient Questionnaire responses are less than 100. N/A is shown where the base number of responses is less than 10 during the period. % is calculated as Quantity/Base number*100

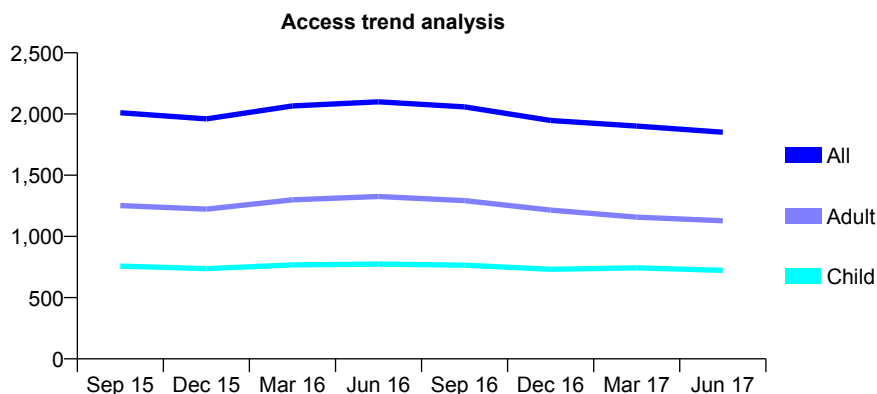
Q62 - Vital Signs At a Glance Contract Report for 967548/0001 - June 2017

Name or company name	Mr Ali J Abulhab
Contract type name	GDS Contract
Purpose of contract	General
Contract start date	01/12/2008
Contract end date	

17/18 Contracted general activity (UDA)	5,500
Carry forward general activity (UDA)	0
17/18 Contracted orthodontic activity (UOA)	0
Carry forward orthodontic activity (UOA)	0
Baseline contract value	£136,088.80

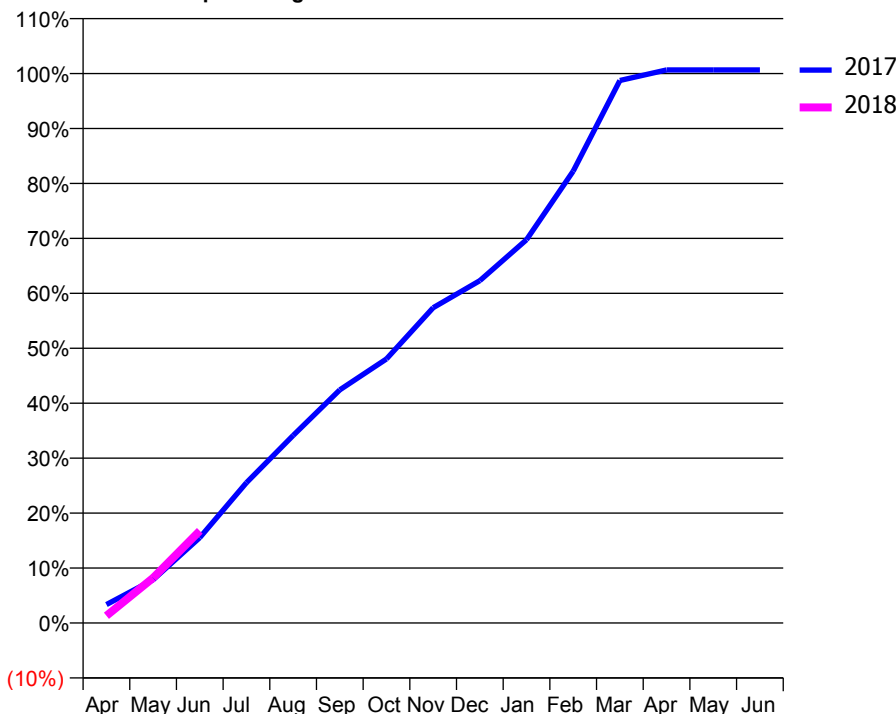
ACCESS*

Patients seen in 24 months	Total	Change since previous quarter
Quarter ending June 2016	2,100	
Quarter ending September 2016	2,058	↓
Quarter ending December 2016	1,947	↓
Quarter ending March 2017	1,901	↓
Quarter ending June 2017	1,851	↓
Variance since June 2016	(11.9%)	↓



ACTIVITY

Cumulative percentage of contracted UDA delivered 2017 & 2018



QUALITY

	Quantity	Base Number	Contract	AT	Region	England
% of FP17s for the same patient ID Re-attending within 3 months - Children	18	184	9.8%	10.1%	11.5%	12.0%
% of FP17s for the same patient ID Re-attending within 3 months - Adults	15	192	7.8%	15.8%	16.8%	16.0%
% of FP17s for the same patient ID Re-attending between 3 & 9 months - Children	88	184	47.8%	47.1%	47.3%	58.0%
% of FP17s for the same patient ID Re-attending between 3 & 9 months - Adults	72	192	37.5%	37.7%	38.3%	50.9%
% of FP17s for Band 1 Urgent Courses	1	331	0.3%	11.4%	10.7%	9.1%
% of FP17s Relating to Free Repair or Replacements	0	331	0.0%	0.6%	0.6%	0.8%
% of FP17s Relating to Continuations	0	331	0.0%	0.6%	0.8%	1.1%
% of Patients satisfied with the dentistry they have received	0	0	N/A	90.4%	89.8%	91.7%
% of Patients satisfied with the time they had to wait for an appointment	0	0	N/A	84.2%	83.6%	88.0%

* This is based on patients treated on this contract for their most recent course of treatment. Figures in italics indicate the base number of FP17s or Patient Questionnaire responses are less than 100. N/A is shown where the base number of responses is less than 10 during the period. % is calculated as Quantity/Base number*100

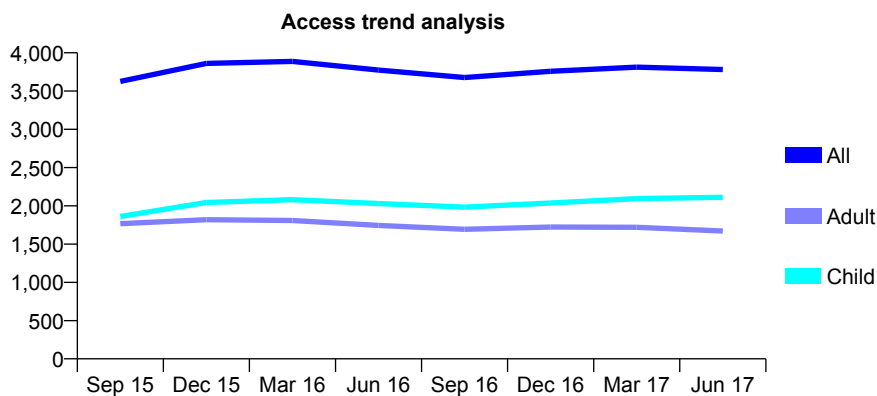
Q62 - Vital Signs At a Glance Contract Report for 979414/0003 - June 2017

Name or company name	MR SS GHALLEY
Contract type name	GDS Contract
Purpose of contract	General
Contract start date	01/04/2006
Contract end date	

17/18 Contracted general activity (UDA)	13,002
Carry forward general activity (UDA)	0
17/18 Contracted orthodontic activity (UOA)	0
Carry forward orthodontic activity (UOA)	0
Baseline contract value	£406,524.84

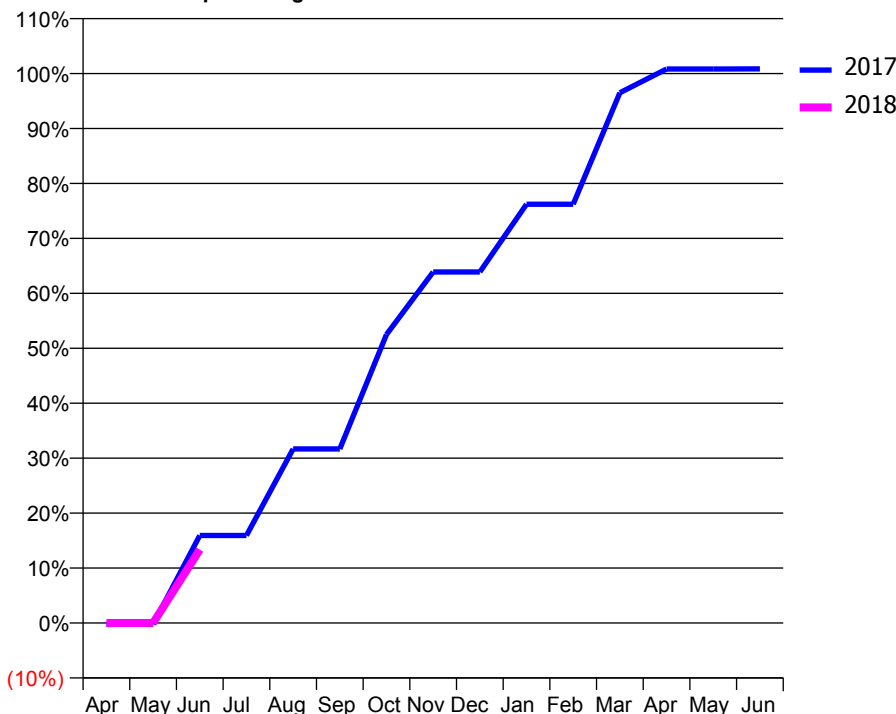
ACCESS*

Patients seen in 24 months	Total	Change since previous quarter
Quarter ending June 2016	3,774	
Quarter ending September 2016	3,676	↓
Quarter ending December 2016	3,759	↑
Quarter ending March 2017	3,813	→
Quarter ending June 2017	3,781	→
Variance since June 2016	0.2%	→



ACTIVITY

Cumulative percentage of contracted UDA delivered 2017 & 2018



Adjusted Scheduled Activity (UDA)

Month	2017	2018
April	-29	0
May	-29	0
June	2,072	1,737
July	2,072	
August	4,119	
September	4,119	
October	6,825	
November	8,305	
December	8,305	
January	9,909	
February	9,909	
March	12,547	
April	13,107	
May	13,107	
June	13,112	

QUALITY

	Quantity	Base Number	Contract	AT	Region	England
% of FP17s for the same patient ID Re-attending within 3 months - Children	25	512	4.9%	10.1%	11.5%	12.0%
% of FP17s for the same patient ID Re-attending within 3 months - Adults	73	366	19.9%	15.8%	16.8%	16.0%
% of FP17s for the same patient ID Re-attending between 3 & 9 months - Children	248	512	48.4%	47.1%	47.3%	58.0%
% of FP17s for the same patient ID Re-attending between 3 & 9 months - Adults	155	366	42.3%	37.7%	38.3%	50.9%
% of FP17s for Band 1 Urgent Courses	70	686	10.2%	11.4%	10.7%	9.1%
% of FP17s Relating to Free Repair or Replacements	5	686	0.7%	0.6%	0.6%	0.8%
% of FP17s Relating to Continuations	7	686	1.0%	0.6%	0.8%	1.1%
% of Patients satisfied with the dentistry they have received	1	1	N/A	90.4%	89.8%	91.7%
% of Patients satisfied with the time they had to wait for an appointment	1	1	N/A	84.2%	83.6%	88.0%

* This is based on patients treated on this contract for their most recent course of treatment. Figures in italics indicate the base number of FP17s or Patient Questionnaire responses are less than 100. N/A is shown where the base number of responses is less than 10 during the period. % is calculated as Quantity/Base number*100

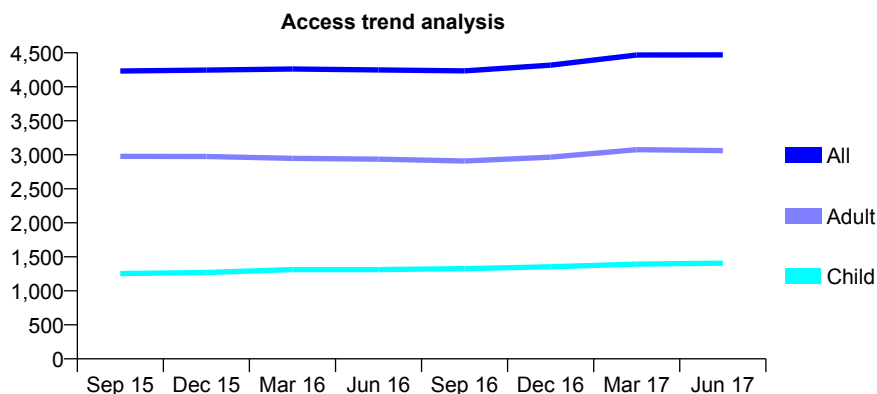
Q62 - Vital Signs At a Glance Contract Report for 979414/0005 - June 2017

Name or company name	Baljeet Singh Chawla
Contract type name	GDS Contract
Purpose of contract	General
Contract start date	01/05/2009
Contract end date	

17/18 Contracted general activity (UDA)	12,820
Carry forward general activity (UDA)	0
17/18 Contracted orthodontic activity (UOA)	0
Carry forward orthodontic activity (UOA)	0
Baseline contract value	£329,759.74

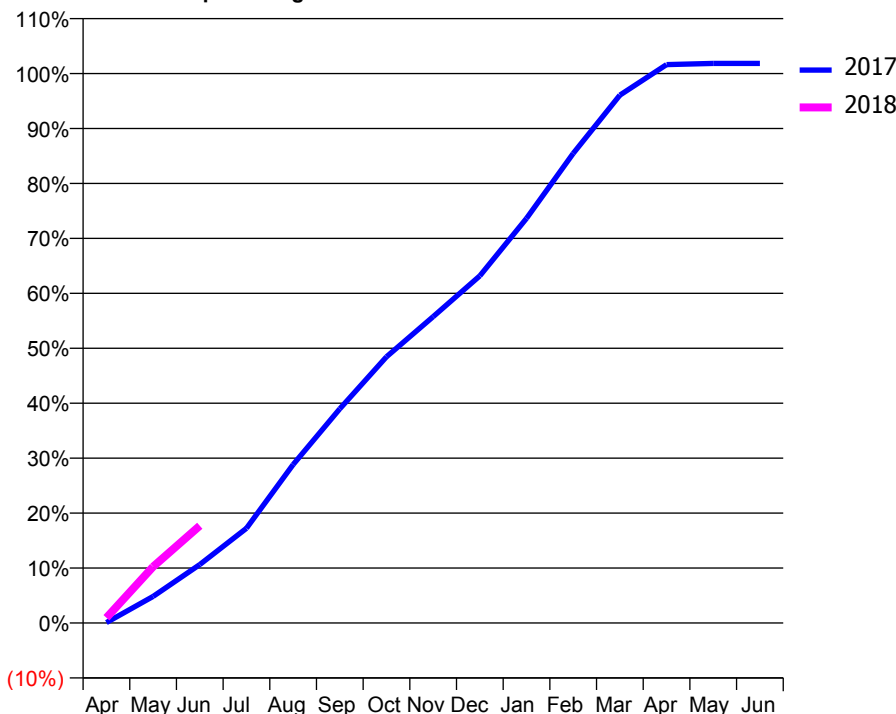
ACCESS*

Patients seen in 24 months	Total	Change since previous quarter
Quarter ending June 2016	4,249	
Quarter ending September 2016	4,234	→
Quarter ending December 2016	4,319	↑
Quarter ending March 2017	4,468	↑
Quarter ending June 2017	4,469	→
Variance since June 2016	5.2%	↑



ACTIVITY

Cumulative percentage of contracted UDA delivered 2017 & 2018



Month	Adjusted Scheduled Activity (UDA)	
	2017	2018
April	12	123
May	619	1,313
June	1,363	2,271
July	2,211	
August	3,697	
September	4,997	
October	6,213	
November	7,148	
December	8,100	
January	9,440	
February	10,955	
March	12,315	
April	13,027	
May	13,056	
June	13,056	

QUALITY

	Quantity	Base Number	Contract	AT	Region	England
% of FP17s for the same patient ID Re-attending within 3 months - Children	36	575	6.3%	10.1%	11.5%	12.0%
% of FP17s for the same patient ID Re-attending within 3 months - Adults	94	732	12.8%	15.8%	16.8%	16.0%
% of FP17s for the same patient ID Re-attending between 3 & 9 months - Children	364	575	63.3%	47.1%	47.3%	58.0%
% of FP17s for the same patient ID Re-attending between 3 & 9 months - Adults	270	732	36.9%	37.7%	38.3%	50.9%
% of FP17s for Band 1 Urgent Courses	45	1,001	4.5%	11.4%	10.7%	9.1%
% of FP17s Relating to Free Repair or Replacements	7	1,001	0.7%	0.6%	0.6%	0.8%
% of FP17s Relating to Continuations	7	1,001	0.7%	0.6%	0.8%	1.1%
% of Patients satisfied with the dentistry they have received	1	1	N/A	90.4%	89.8%	91.7%
% of Patients satisfied with the time they had to wait for an appointment	1	1	N/A	84.2%	83.6%	88.0%

* This is based on patients treated on this contract for their most recent course of treatment. Figures in italics indicate the base number of FP17s or Patient Questionnaire responses are less than 100. N/A is shown where the base number of responses is less than 10 during the period. % is calculated as Quantity/Base number*100

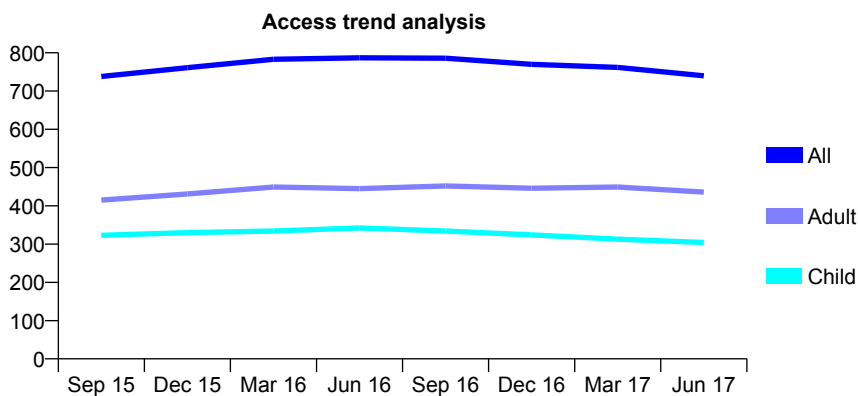
Q62 - Vital Signs At a Glance Contract Report for 982849/0001 - June 2017

Name or company name	MR RJ O'MALLEY
Contract type name	GDS Contract
Purpose of contract	General
Contract start date	01/04/2006
Contract end date	

17/18 Contracted general activity (UDA)	1,355
Carry forward general activity (UDA)	0
17/18 Contracted orthodontic activity (UOA)	0
Carry forward orthodontic activity (UOA)	0
Baseline contract value	£36,220.17

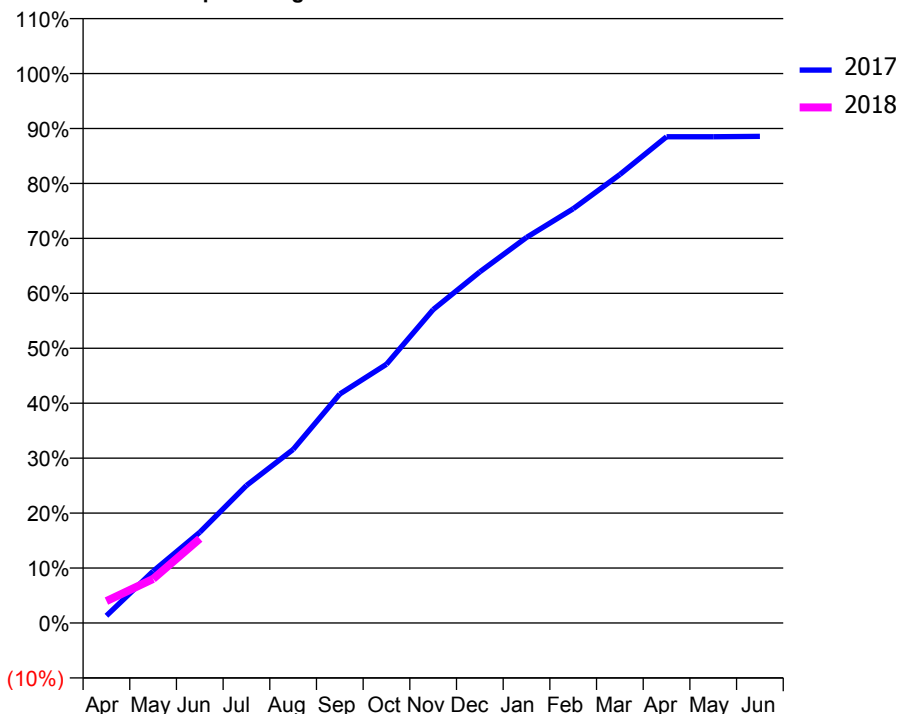
ACCESS*

Patients seen in 24 months	Total	Change since previous quarter
Quarter ending June 2016	787	
Quarter ending September 2016	786	→
Quarter ending December 2016	770	↓
Quarter ending March 2017	762	↓
Quarter ending June 2017	740	↓
Variance since June 2016	(6.0%)	↓



ACTIVITY

Cumulative percentage of contracted UDA delivered 2017 & 2018



Adjusted Scheduled Activity (UDA)

Month	2017	2018
April	18	54
May	128	109
June	224	208
July	339	
August	428	
September	565	
October	638	
November	773	
December	866	
January	951	
February	1,021	
March	1,106	
April	1,199	
May	1,199	
June	1,200	

QUALITY

	Quantity	Base Number	Contract	AT	Region	England
% of FP17s for the same patient ID Re-attending within 3 months - Children	10	79	12.7%	10.1%	11.5%	12.0%
% of FP17s for the same patient ID Re-attending within 3 months - Adults	15	91	16.5%	15.8%	16.8%	16.0%
% of FP17s for the same patient ID Re-attending between 3 & 9 months - Children	21	79	26.6%	47.1%	47.3%	58.0%
% of FP17s for the same patient ID Re-attending between 3 & 9 months - Adults	25	91	27.5%	37.7%	38.3%	50.9%
% of FP17s for Band 1 Urgent Courses	10	118	8.5%	11.4%	10.7%	9.1%
% of FP17s Relating to Free Repair or Replacements	0	118	0.0%	0.6%	0.6%	0.8%
% of FP17s Relating to Continuations	1	118	0.8%	0.6%	0.8%	1.1%
% of Patients satisfied with the dentistry they have received	0	0	N/A	90.4%	89.8%	91.7%
% of Patients satisfied with the time they had to wait for an appointment	0	0	N/A	84.2%	83.6%	88.0%

* This is based on patients treated on this contract for their most recent course of treatment. Figures in italics indicate the base number of FP17s or Patient Questionnaire responses are less than 100. N/A is shown where the base number of responses is less than 10 during the period. % is calculated as Quantity/Base number*100

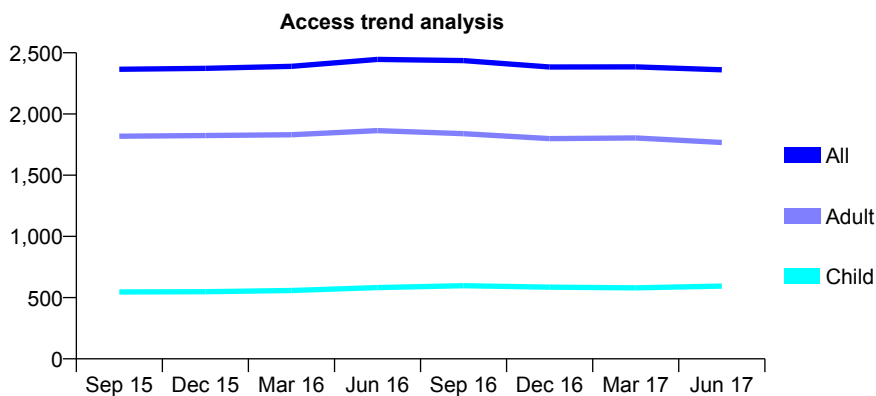
Q62 - Vital Signs At a Glance Contract Report for 998214/0001 - June 2017

Name or company name	MR DS KOONER
Contract type name	GDS Contract
Purpose of contract	General
Contract start date	01/04/2006
Contract end date	

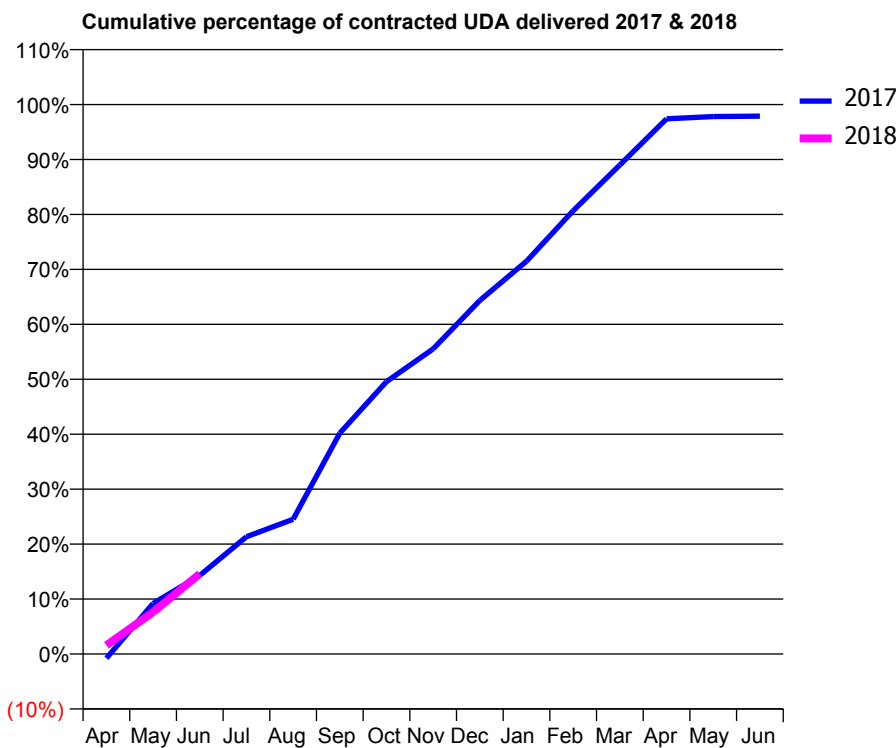
17/18 Contracted general activity (UDA)	7,767
Carry forward general activity (UDA)	0
17/18 Contracted orthodontic activity (UOA)	0
Carry forward orthodontic activity (UOA)	0
Baseline contract value	£217,749.99

ACCESS*

Patients seen in 24 months	Total	Change since previous quarter
Quarter ending June 2016	2,446	
Quarter ending September 2016	2,436	→
Quarter ending December 2016	2,384	↓
Quarter ending March 2017	2,385	→
Quarter ending June 2017	2,361	↓
Variance since June 2016	(3.5%)	↓



ACTIVITY



Month	Adjusted Scheduled Activity (UDA)	
	2017	2018
April	-62	124
May	715	592
June	1,111	1,133
July	1,658	
August	1,904	
September	3,123	
October	3,850	
November	4,314	
December	4,998	
January	5,552	
February	6,266	
March	6,912	
April	7,564	
May	7,597	
June	7,603	

QUALITY

	Quantity	Base Number	Contract	AT	Region	England
% of FP17s for the same patient ID Re-attending within 3 months - Children	16	124	12.9%	10.1%	11.5%	12.0%
% of FP17s for the same patient ID Re-attending within 3 months - Adults	61	405	15.1%	15.8%	16.8%	16.0%
% of FP17s for the same patient ID Re-attending between 3 & 9 months - Children	28	124	22.6%	47.1%	47.3%	58.0%
% of FP17s for the same patient ID Re-attending between 3 & 9 months - Adults	88	405	21.7%	37.7%	38.3%	50.9%
% of FP17s for Band 1 Urgent Courses	49	338	14.5%	11.4%	10.7%	9.1%
% of FP17s Relating to Free Repair or Replacements	0	338	0.0%	0.6%	0.6%	0.8%
% of FP17s Relating to Continuations	1	338	0.3%	0.6%	0.8%	1.1%
% of Patients satisfied with the dentistry they have received	4	4	N/A	90.4%	89.8%	91.7%
% of Patients satisfied with the time they had to wait for an appointment	2	4	N/A	84.2%	83.6%	88.0%

* This is based on patients treated on this contract for their most recent course of treatment. Figures in italics indicate the base number of FP17s or Patient Questionnaire responses are less than 100. N/A is shown where the base number of responses is less than 10 during the period. % is calculated as Quantity/Base number*100

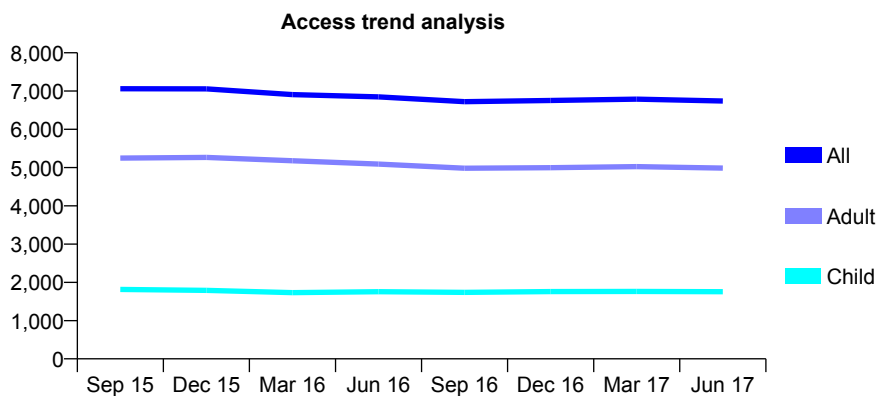
Q62 - Vital Signs At a Glance Contract Report for 998214/0002 - June 2017

Name or company name	MR DS KOONER
Contract type name	GDS Contract
Purpose of contract	General
Contract start date	01/04/2006
Contract end date	

17/18 Contracted general activity (UDA)	16,231
Carry forward general activity (UDA)	0
17/18 Contracted orthodontic activity (UOA)	0
Carry forward orthodontic activity (UOA)	0
Baseline contract value	£531,197.90

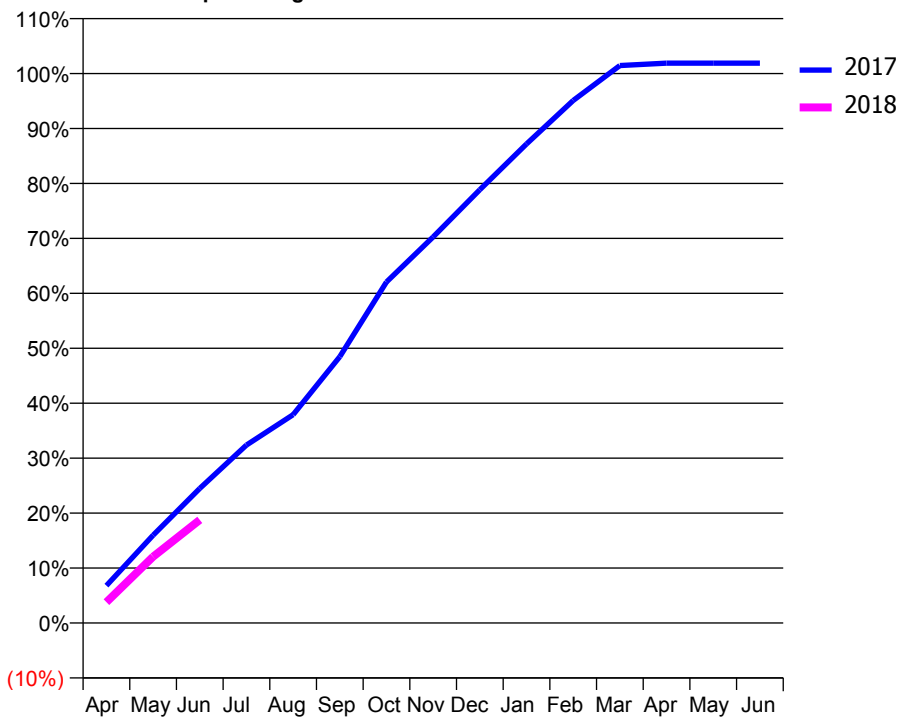
ACCESS*

Patients seen in 24 months	Total	Change since previous quarter
Quarter ending June 2016	6,848	
Quarter ending September 2016	6,721	↓
Quarter ending December 2016	6,754	→
Quarter ending March 2017	6,787	→
Quarter ending June 2017	6,739	→
Variance since June 2016	(1.6%)	↓



ACTIVITY

Cumulative percentage of contracted UDA delivered 2017 & 2018



Month	Adjusted Scheduled Activity (UDA)	
	2017	2018
April	1,105	616
May	2,595	1,961
June	3,978	3,048
July	5,258	
August	6,153	
September	7,867	
October	10,075	
November	11,406	
December	12,800	
January	14,150	
February	15,434	
March	16,465	
April	16,539	
May	16,539	
June	16,539	

QUALITY

	Quantity	Base Number	Contract	AT	Region	England
% of FP17s for the same patient ID Re-attending within 3 months - Children	21	373	5.6%	10.1%	11.5%	12.0%
% of FP17s for the same patient ID Re-attending within 3 months - Adults	138	1,013	13.6%	15.8%	16.8%	16.0%
% of FP17s for the same patient ID Re-attending between 3 & 9 months - Children	132	373	35.4%	47.1%	47.3%	58.0%
% of FP17s for the same patient ID Re-attending between 3 & 9 months - Adults	317	1,013	31.3%	37.7%	38.3%	50.9%
% of FP17s for Band 1 Urgent Courses	80	1,040	7.7%	11.4%	10.7%	9.1%
% of FP17s Relating to Free Repair or Replacements	10	1,040	1.0%	0.6%	0.6%	0.8%
% of FP17s Relating to Continuations	21	1,040	2.0%	0.6%	0.8%	1.1%
% of Patients satisfied with the dentistry they have received	7	9	N/A	90.4%	89.8%	91.7%
% of Patients satisfied with the time they had to wait for an appointment	9	9	N/A	84.2%	83.6%	88.0%

* This is based on patients treated on this contract for their most recent course of treatment. Figures in italics indicate the base number of FP17s or Patient Questionnaire responses are less than 100. N/A is shown where the base number of responses is less than 10 during the period. % is calculated as Quantity/Base number*100

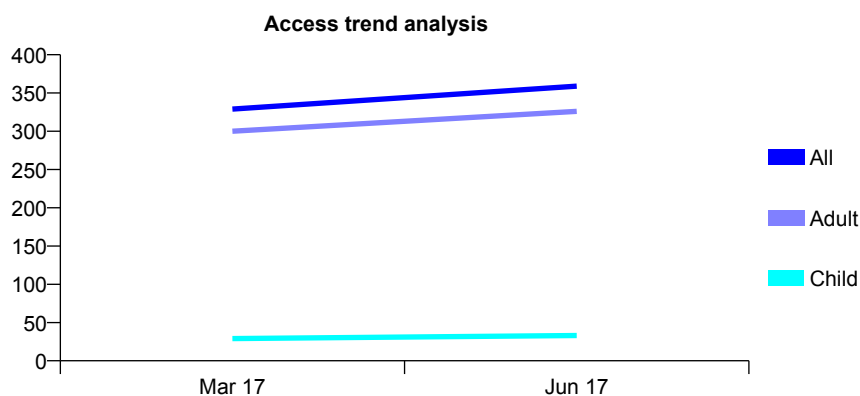
Q63 - Vital Signs At a Glance Contract Report for 100178/0000 - June 2017

Name or company name	Dentistry for You
Contract type name	PDS Contract
Purpose of contract	General
Contract start date	01/07/2016
Contract end date	31/05/2021

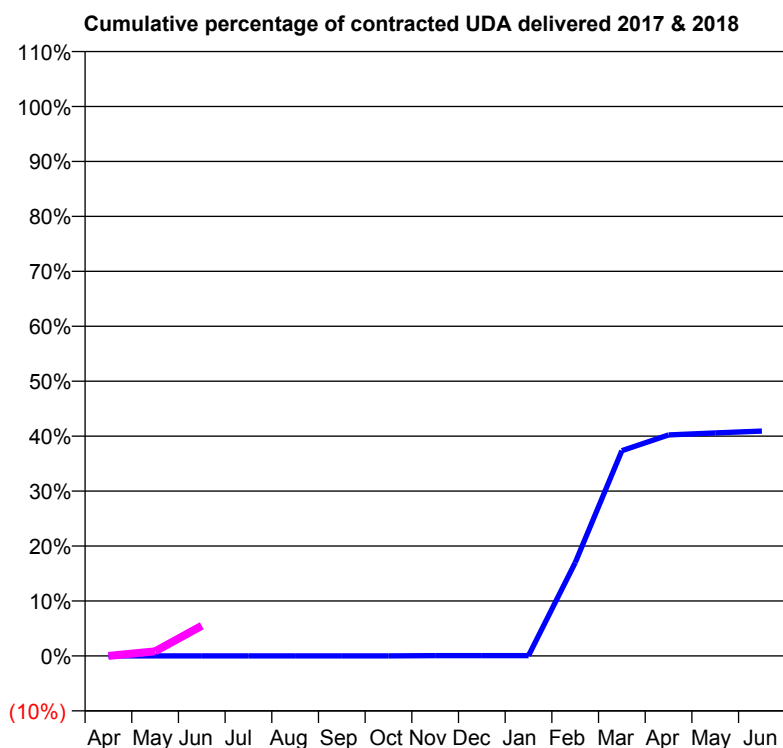
17/18 Contracted general activity (UDA)	2,678
Carry forward general activity (UDA)	0
17/18 Contracted orthodontic activity (UOA)	0
Carry forward orthodontic activity (UOA)	0
Baseline contract value	£134,210.00

ACCESS*

Patients seen in 24 months	Total	Change since previous quarter
Quarter ending June 2016	0	
Quarter ending September 2016	0	
Quarter ending December 2016	0	
Quarter ending March 2017	329	
Quarter ending June 2017	359	↑
Variance since June 2016	N/A	



ACTIVITY



Month	Adjusted Scheduled Activity (UDA)	
	2017	2018
April	0	0
May	0	23
June	0	147
July	0	
August	0	
September	0	
October	0	
November	1	
December	1	
January	1	
February	341	
March	751	
April	808	
May	815	
June	822	

QUALITY

	Quantity	Base Number	Contract	AT	Region	England
% of FP17s for the same patient ID Re-attending within 3 months - Children	0	19	0.0%	10.0%	11.5%	12.0%
% of FP17s for the same patient ID Re-attending within 3 months - Adults	0	159	0.0%	15.4%	16.8%	16.0%
% of FP17s for the same patient ID Re-attending between 3 & 9 months - Children	0	19	0.0%	48.2%	47.3%	58.0%
% of FP17s for the same patient ID Re-attending between 3 & 9 months - Adults	0	159	0.0%	38.4%	38.3%	50.9%
% of FP17s for Band 1 Urgent Courses	120	123	97.6%	10.0%	10.7%	9.1%
% of FP17s Relating to Free Repair or Replacements	0	123	0.0%	0.6%	0.6%	0.8%
% of FP17s Relating to Continuations	0	123	0.0%	0.9%	0.8%	1.1%
% of Patients satisfied with the dentistry they have received	0	0	N/A	90.2%	89.8%	91.7%
% of Patients satisfied with the time they had to wait for an appointment	0	0	N/A	86.2%	83.6%	88.0%

* This is based on patients treated on this contract for their most recent course of treatment. Figures in italics indicate the base number of FP17s or Patient Questionnaire responses are less than 100. N/A is shown where the base number of responses is less than 10 during the period. % is calculated as Quantity/Base number*100

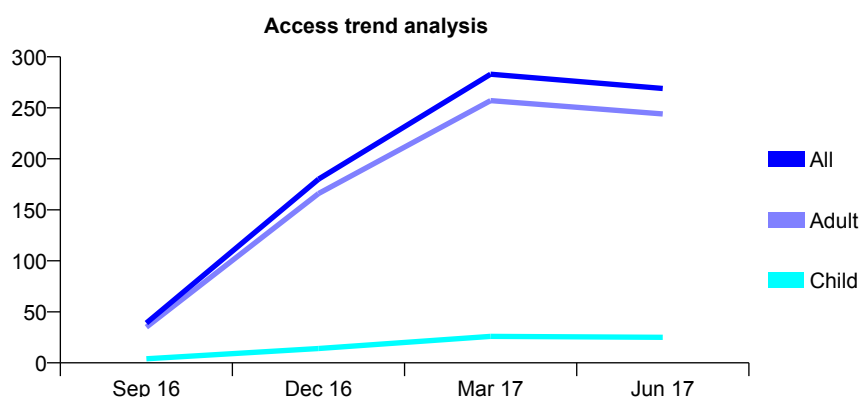
Q63 - Vital Signs At a Glance Contract Report for 100179/0000 - June 2017

Name or company name	Aspire Dental Practice Partnership
Contract type name	PDS Contract
Purpose of contract	General
Contract start date	18/06/2016
Contract end date	31/03/2021

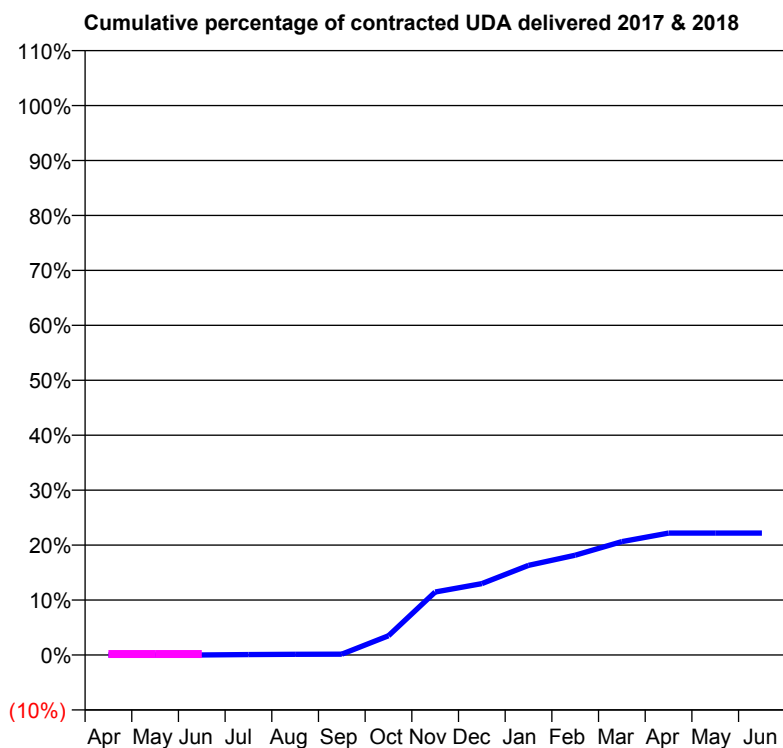
17/18 Contracted general activity (UDA)	4,986
Carry forward general activity (UDA)	0
17/18 Contracted orthodontic activity (UOA)	0
Carry forward orthodontic activity (UOA)	0
Baseline contract value	£252,150.00

ACCESS*

Patients seen in 24 months	Total	Change since previous quarter
Quarter ending June 2016	0	
Quarter ending September 2016	39	↑
Quarter ending December 2016	180	↑
Quarter ending March 2017	283	↑
Quarter ending June 2017	269	↓
Variance since June 2016	N/A	



ACTIVITY



Month	Adjusted Scheduled Activity (UDA)	
	2017	2018
April	0	10
May	0	10
June	0	10
July	4	
August	5	
September	6	
October	138	
November	449	
December	509	
January	640	
February	712	
March	809	
April	870	
May	870	
June	870	

QUALITY

	Quantity	Base Number	Contract	AT	Region	England
% of FP17s for the same patient ID Re-attending within 3 months - Children	1	12	8.3%	10.0%	11.5%	12.0%
% of FP17s for the same patient ID Re-attending within 3 months - Adults	0	44	0.0%	15.4%	16.8%	16.0%
% of FP17s for the same patient ID Re-attending between 3 & 9 months - Children	0	12	0.0%	48.2%	47.3%	58.0%
% of FP17s for the same patient ID Re-attending between 3 & 9 months - Adults	1	44	2.3%	38.4%	38.3%	50.9%
% of FP17s for Band 1 Urgent Courses	8	8	100.0%	10.0%	10.7%	9.1%
% of FP17s Relating to Free Repair or Replacements	0	8	0.0%	0.6%	0.6%	0.8%
% of FP17s Relating to Continuations	0	8	0.0%	0.9%	0.8%	1.1%
% of Patients satisfied with the dentistry they have received	0	0	N/A	90.2%	89.8%	91.7%
% of Patients satisfied with the time they had to wait for an appointment	0	0	N/A	86.2%	83.6%	88.0%

* This is based on patients treated on this contract for their most recent course of treatment. Figures in italics indicate the base number of FP17s or Patient Questionnaire responses are less than 100. N/A is shown where the base number of responses is less than 10 during the period. % is calculated as Quantity/Base number*100

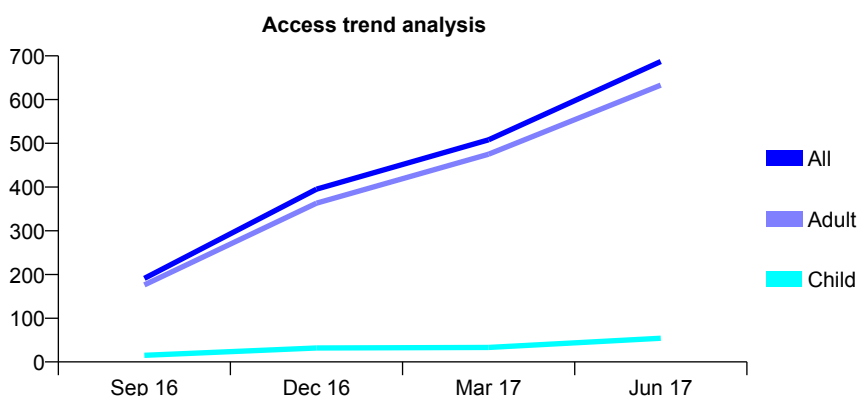
Q63 - Vital Signs At a Glance Contract Report for 100185/0000 - June 2017

Name or company name	IDH Limited
Contract type name	PDS Contract
Purpose of contract	General
Contract start date	01/07/2016
Contract end date	31/05/2021

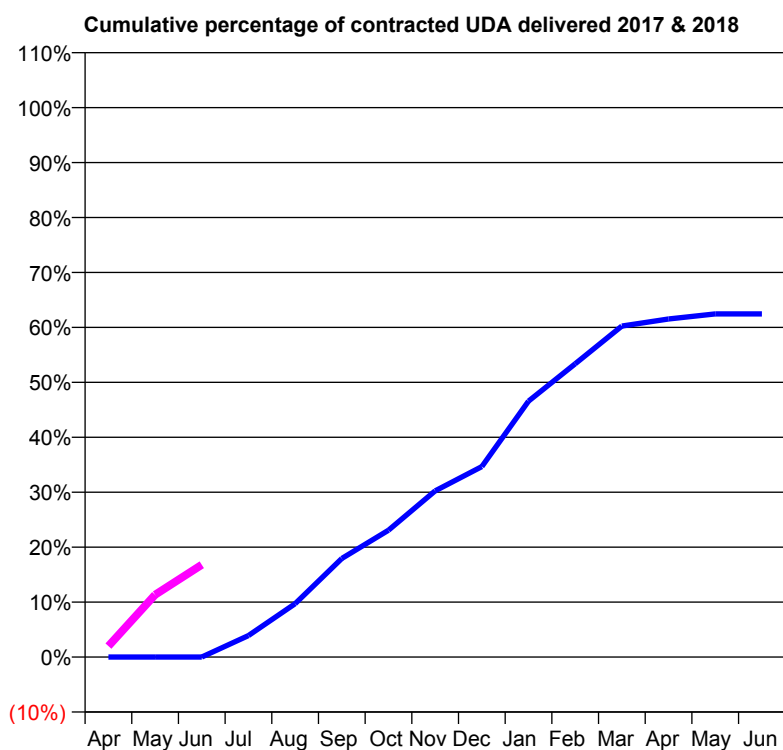
17/18 Contracted general activity (UDA)	3,478
Carry forward general activity (UDA)	0
17/18 Contracted orthodontic activity (UOA)	0
Carry forward orthodontic activity (UOA)	0
Baseline contract value	£177,690.00

ACCESS*

Patients seen in 24 months	Total	Change since previous quarter
Quarter ending June 2016	0	
Quarter ending September 2016	191	↑
Quarter ending December 2016	395	↑
Quarter ending March 2017	508	↑
Quarter ending June 2017	687	↑
Variance since June 2016	N/A	



ACTIVITY



Month	Adjusted Scheduled Activity (UDA)	
	2017	2018
April	0	70
May	0	395
June	0	584
July	102	
August	253	
September	468	
October	602	
November	789	
December	904	
January	1,215	
February	1,392	
March	1,571	
April	1,605	
May	1,629	
June	1,629	

QUALITY

	Quantity	Base Number	Contract	AT	Region	England
% of FP17s for the same patient ID Re-attending within 3 months - Children	2	78	2.6%	10.0%	11.5%	12.0%
% of FP17s for the same patient ID Re-attending within 3 months - Adults	6	457	1.3%	15.4%	16.8%	16.0%
% of FP17s for the same patient ID Re-attending between 3 & 9 months - Children	0	78	0.0%	48.2%	47.3%	58.0%
% of FP17s for the same patient ID Re-attending between 3 & 9 months - Adults	0	457	0.0%	38.4%	38.3%	50.9%
% of FP17s for Band 1 Urgent Courses	486	487	99.8%	10.0%	10.7%	9.1%
% of FP17s Relating to Free Repair or Replacements	0	487	0.0%	0.6%	0.6%	0.8%
% of FP17s Relating to Continuations	0	487	0.0%	0.9%	0.8%	1.1%
% of Patients satisfied with the dentistry they have received	2	3	N/A	90.2%	89.8%	91.7%
% of Patients satisfied with the time they had to wait for an appointment	3	3	N/A	86.2%	83.6%	88.0%

* This is based on patients treated on this contract for their most recent course of treatment. Figures in italics indicate the base number of FP17s or Patient Questionnaire responses are less than 100. N/A is shown where the base number of responses is less than 10 during the period. % is calculated as Quantity/Base number*100

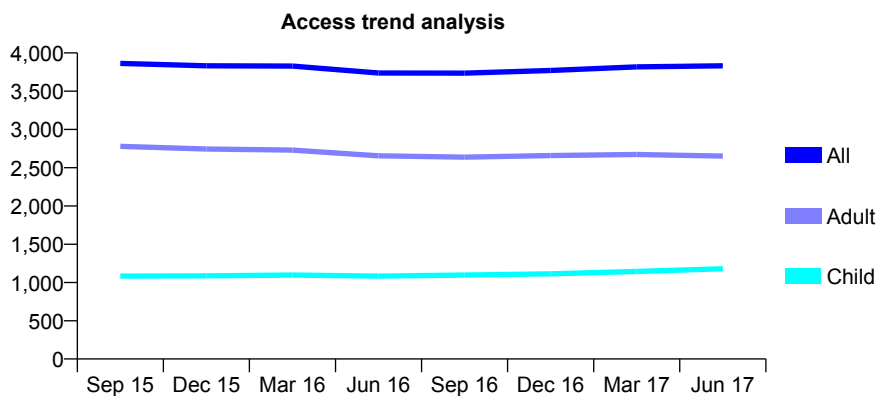
Q63 - Vital Signs At a Glance Contract Report for 101281/0107 - June 2017

Name or company name	OASIS DENTAL CARE LTD
Contract type name	GDS Contract
Purpose of contract	General
Contract start date	01/04/2006
Contract end date	

17/18 Contracted general activity (UDA)	9,000
Carry forward general activity (UDA)	0
17/18 Contracted orthodontic activity (UOA)	0
Carry forward orthodontic activity (UOA)	0
Baseline contract value	£228,975.60

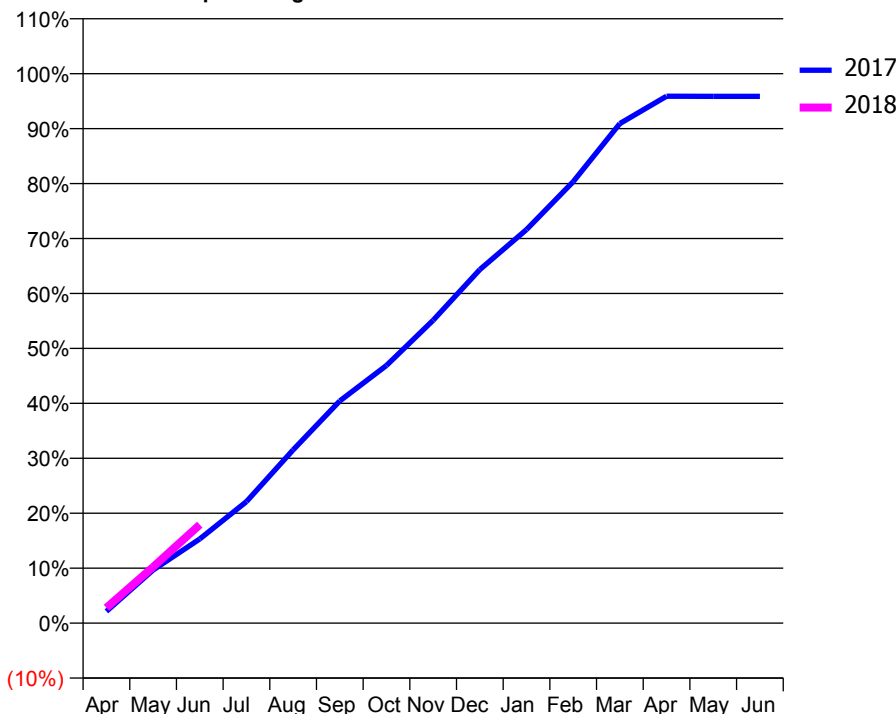
ACCESS*

Patients seen in 24 months	Total	Change since previous quarter
Quarter ending June 2016	3,738	
Quarter ending September 2016	3,736	→
Quarter ending December 2016	3,771	→
Quarter ending March 2017	3,817	→
Quarter ending June 2017	3,831	→
Variance since June 2016	2.5%	↑



ACTIVITY

Cumulative percentage of contracted UDA delivered 2017 & 2018



Adjusted Scheduled Activity (UDA)

Month	2017	2018
April	194	253
May	870	922
June	1,379	1,612
July	1,990	
August	2,839	
September	3,639	
October	4,221	
November	4,962	
December	5,790	
January	6,446	
February	7,230	
March	8,182	
April	8,631	
May	8,627	
June	8,627	

QUALITY

	Quantity	Base Number	Contract	AT	Region	England
% of FP17s for the same patient ID Re-attending within 3 months - Children	20	398	5.0%	10.0%	11.5%	12.0%
% of FP17s for the same patient ID Re-attending within 3 months - Adults	58	680	8.5%	15.4%	16.8%	16.0%
% of FP17s for the same patient ID Re-attending between 3 & 9 months - Children	227	398	57.0%	48.2%	47.3%	58.0%
% of FP17s for the same patient ID Re-attending between 3 & 9 months - Adults	335	680	49.3%	38.4%	38.3%	50.9%
% of FP17s for Band 1 Urgent Courses	52	866	6.0%	10.0%	10.7%	9.1%
% of FP17s Relating to Free Repair or Replacements	9	866	1.0%	0.6%	0.6%	0.8%
% of FP17s Relating to Continuations	1	866	0.1%	0.9%	0.8%	1.1%
% of Patients satisfied with the dentistry they have received	3	4	N/A	90.2%	89.8%	91.7%
% of Patients satisfied with the time they had to wait for an appointment	3	4	N/A	86.2%	83.6%	88.0%

* This is based on patients treated on this contract for their most recent course of treatment. Figures in italics indicate the base number of FP17s or Patient Questionnaire responses are less than 100. N/A is shown where the base number of responses is less than 10 during the period. % is calculated as Quantity/Base number*100

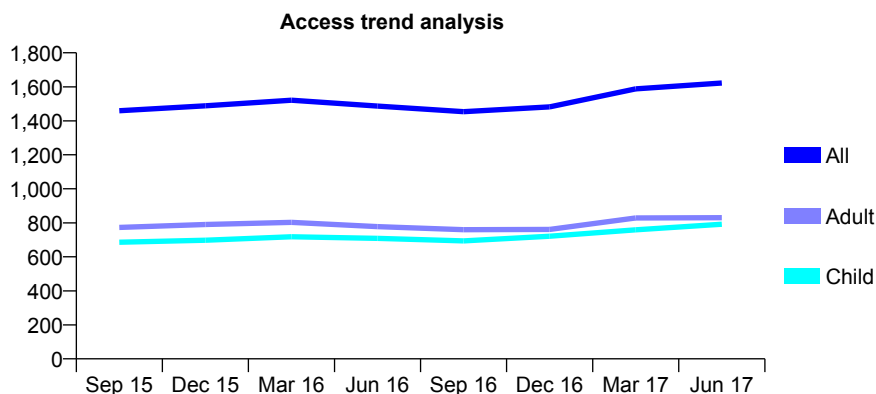
Q63 - Vital Signs At a Glance Contract Report for 101281/0142 - June 2017

Name or company name	OASIS DENTAL CARE LTD
Contract type name	GDS Contract
Purpose of contract	General
Contract start date	01/04/2006
Contract end date	

17/18 Contracted general activity (UDA)	2,919
Carry forward general activity (UDA)	0
17/18 Contracted orthodontic activity (UOA)	0
Carry forward orthodontic activity (UOA)	0
Baseline contract value	£75,103.60

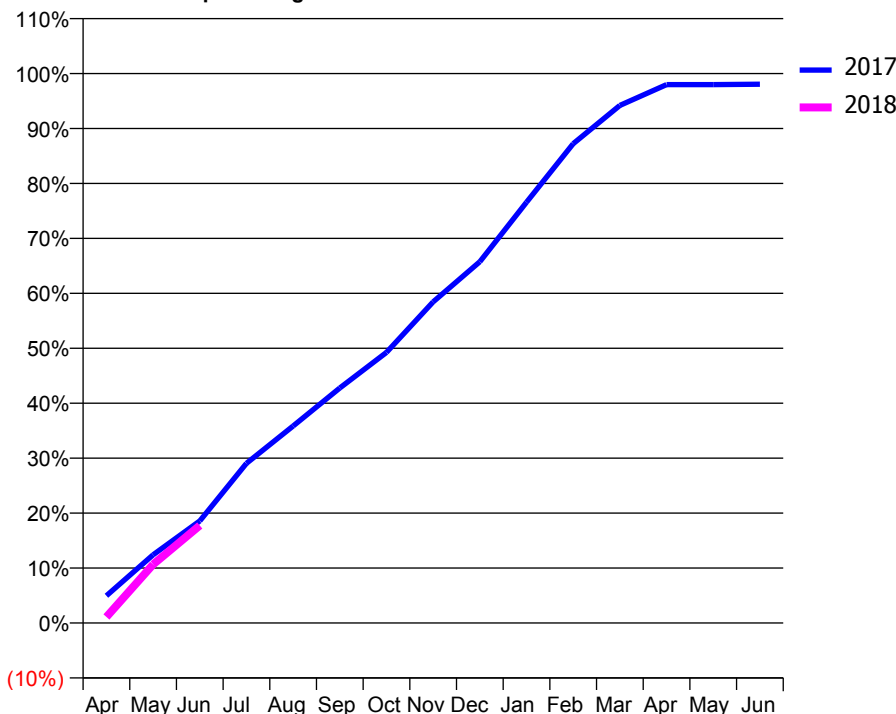
ACCESS*

Patients seen in 24 months	Total	Change since previous quarter
Quarter ending June 2016	1,487	
Quarter ending September 2016	1,454	↓
Quarter ending December 2016	1,482	→
Quarter ending March 2017	1,588	↑
Quarter ending June 2017	1,622	↑
Variance since June 2016	9.1%	↑



ACTIVITY

Cumulative percentage of contracted UDA delivered 2017 & 2018



Month	Adjusted Scheduled Activity (UDA)	
	2017	2018
April	145	32
May	362	311
June	542	518
July	848	
August	1,046	
September	1,249	
October	1,438	
November	1,706	
December	1,919	
January	2,235	
February	2,546	
March	2,750	
April	2,860	
May	2,860	
June	2,862	

QUALITY

	Quantity	Base Number	Contract	AT	Region	England
% of FP17s for the same patient ID Re-attending within 3 months - Children	25	232	10.8%	10.0%	11.5%	12.0%
% of FP17s for the same patient ID Re-attending within 3 months - Adults	21	180	11.7%	15.4%	16.8%	16.0%
% of FP17s for the same patient ID Re-attending between 3 & 9 months - Children	92	232	39.7%	48.2%	47.3%	58.0%
% of FP17s for the same patient ID Re-attending between 3 & 9 months - Adults	75	180	41.7%	38.4%	38.3%	50.9%
% of FP17s for Band 1 Urgent Courses	16	331	4.8%	10.0%	10.7%	9.1%
% of FP17s Relating to Free Repair or Replacements	0	331	0.0%	0.6%	0.6%	0.8%
% of FP17s Relating to Continuations	3	331	0.9%	0.9%	0.8%	1.1%
% of Patients satisfied with the dentistry they have received	0	0	N/A	90.2%	89.8%	91.7%
% of Patients satisfied with the time they had to wait for an appointment	0	0	N/A	86.2%	83.6%	88.0%

* This is based on patients treated on this contract for their most recent course of treatment. Figures in italics indicate the base number of FP17s or Patient Questionnaire responses are less than 100. N/A is shown where the base number of responses is less than 10 during the period. % is calculated as Quantity/Base number*100

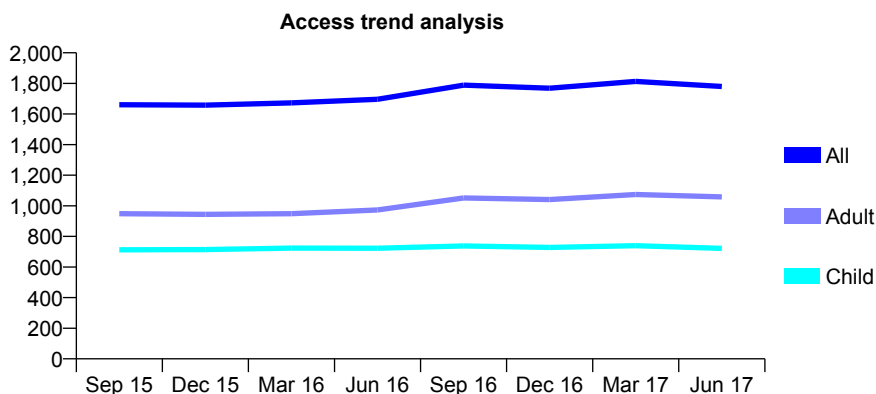
Q63 - Vital Signs At a Glance Contract Report for 101281/0148 - June 2017

Name or company name	OASIS DENTAL CARE LTD
Contract type name	GDS Contract
Purpose of contract	General
Contract start date	01/04/2006
Contract end date	

17/18 Contracted general activity (UDA)	4,000
Carry forward general activity (UDA)	0
17/18 Contracted orthodontic activity (UOA)	0
Carry forward orthodontic activity (UOA)	0
Baseline contract value	£104,232.20

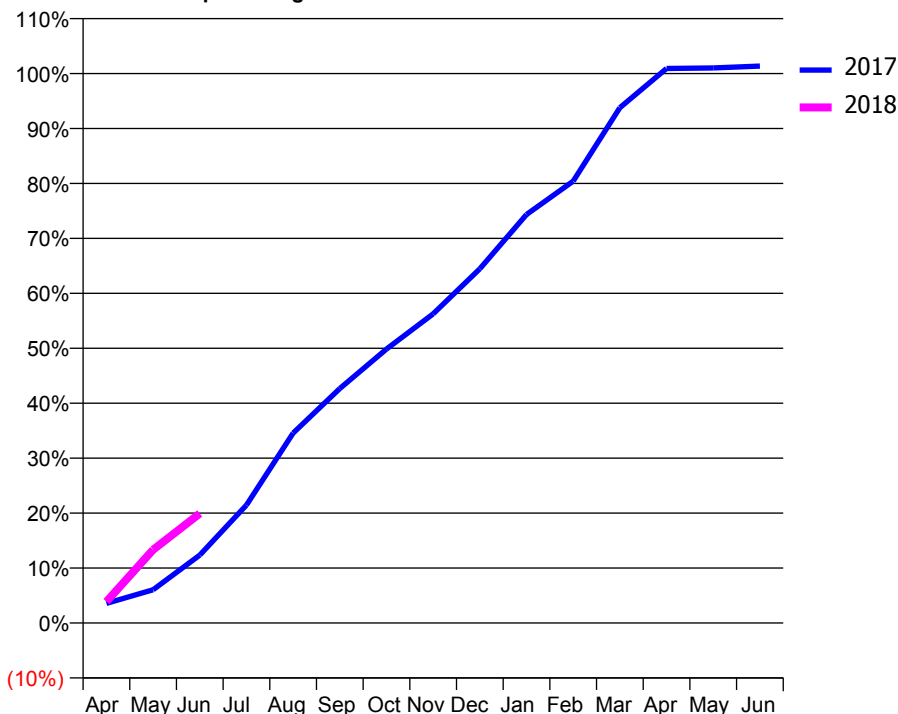
ACCESS*

Patients seen in 24 months	Total	Change since previous quarter
Quarter ending June 2016	1,696	
Quarter ending September 2016	1,789	↑
Quarter ending December 2016	1,769	↓
Quarter ending March 2017	1,813	↑
Quarter ending June 2017	1,780	↓
Variance since June 2016	5.0%	↑



ACTIVITY

Cumulative percentage of contracted UDA delivered 2017 & 2018



Adjusted Scheduled Activity (UDA)

Month	2017	2018
April	143	156
May	242	534
June	495	797
July	858	
August	1,383	
September	1,707	
October	1,994	
November	2,251	
December	2,579	
January	2,974	
February	3,217	
March	3,751	
April	4,037	
May	4,041	
June	4,054	

QUALITY

	Quantity	Base Number	Contract	AT	Region	England
% of FP17s for the same patient ID Re-attending within 3 months - Children	23	246	9.3%	10.0%	11.5%	12.0%
% of FP17s for the same patient ID Re-attending within 3 months - Adults	37	258	14.3%	15.4%	16.8%	16.0%
% of FP17s for the same patient ID Re-attending between 3 & 9 months - Children	143	246	58.1%	48.2%	47.3%	58.0%
% of FP17s for the same patient ID Re-attending between 3 & 9 months - Adults	115	258	44.6%	38.4%	38.3%	50.9%
% of FP17s for Band 1 Urgent Courses	26	389	6.7%	10.0%	10.7%	9.1%
% of FP17s Relating to Free Repair or Replacements	2	389	0.5%	0.6%	0.6%	0.8%
% of FP17s Relating to Continuations	4	389	1.0%	0.9%	0.8%	1.1%
% of Patients satisfied with the dentistry they have received	1	1	N/A	90.2%	89.8%	91.7%
% of Patients satisfied with the time they had to wait for an appointment	1	1	N/A	86.2%	83.6%	88.0%

* This is based on patients treated on this contract for their most recent course of treatment. Figures in italics indicate the base number of FP17s or Patient Questionnaire responses are less than 100. N/A is shown where the base number of responses is less than 10 during the period. % is calculated as Quantity/Base number*100

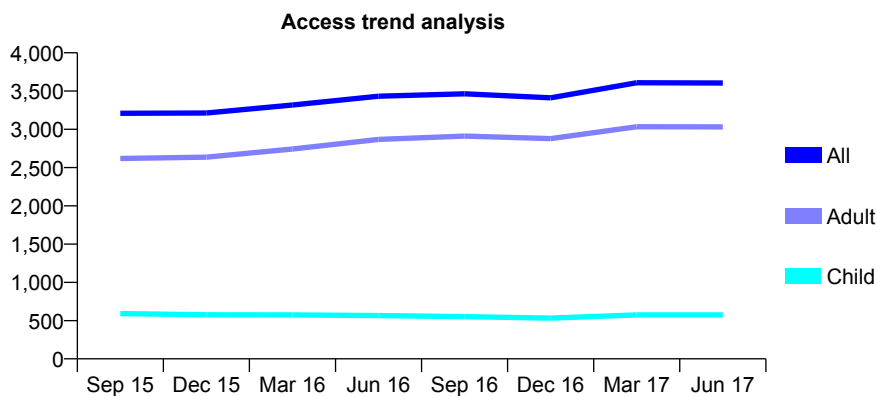
Q63 - Vital Signs At a Glance Contract Report for 101281/0167 - June 2017

Name or company name	OASIS DENTAL CARE LTD
Contract type name	GDS Contract
Purpose of contract	General
Contract start date	01/05/2007
Contract end date	

17/18 Contracted general activity (UDA)	8,500
Carry forward general activity (UDA)	0
17/18 Contracted orthodontic activity (UOA)	0
Carry forward orthodontic activity (UOA)	0
Baseline contract value	£219,588.42

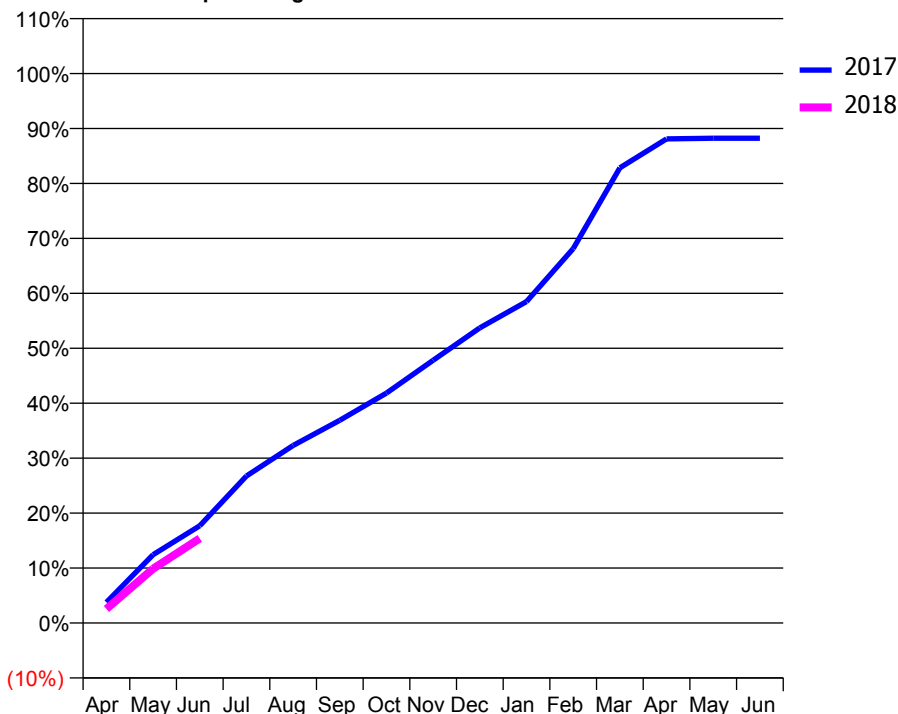
ACCESS*

Patients seen in 24 months	Total	Change since previous quarter
Quarter ending June 2016	3,433	
Quarter ending September 2016	3,464	→
Quarter ending December 2016	3,412	↓
Quarter ending March 2017	3,608	↑
Quarter ending June 2017	3,605	→
Variance since June 2016	5.0%	↑



ACTIVITY

Cumulative percentage of contracted UDA delivered 2017 & 2018



Month	Adjusted Scheduled Activity (UDA)	
	2017	2018
April	321	218
May	1,057	841
June	1,506	1,309
July	2,274	
August	2,746	
September	3,137	
October	3,557	
November	4,065	
December	4,565	
January	4,972	
February	5,792	
March	7,040	
April	7,489	
May	7,499	
June	7,499	

QUALITY

	Quantity	Base Number	Contract	AT	Region	England
% of FP17s for the same patient ID Re-attending within 3 months - Children	10	182	5.5%	10.0%	11.5%	12.0%
% of FP17s for the same patient ID Re-attending within 3 months - Adults	85	700	12.1%	15.4%	16.8%	16.0%
% of FP17s for the same patient ID Re-attending between 3 & 9 months - Children	82	182	45.1%	48.2%	47.3%	58.0%
% of FP17s for the same patient ID Re-attending between 3 & 9 months - Adults	178	700	25.4%	38.4%	38.3%	50.9%
% of FP17s for Band 1 Urgent Courses	51	692	7.4%	10.0%	10.7%	9.1%
% of FP17s Relating to Free Repair or Replacements	4	692	0.6%	0.6%	0.6%	0.8%
% of FP17s Relating to Continuations	10	692	1.4%	0.9%	0.8%	1.1%
% of Patients satisfied with the dentistry they have received	1	1	N/A	90.2%	89.8%	91.7%
% of Patients satisfied with the time they had to wait for an appointment	0	1	N/A	86.2%	83.6%	88.0%

* This is based on patients treated on this contract for their most recent course of treatment. Figures in italics indicate the base number of FP17s or Patient Questionnaire responses are less than 100. N/A is shown where the base number of responses is less than 10 during the period. % is calculated as Quantity/Base number*100

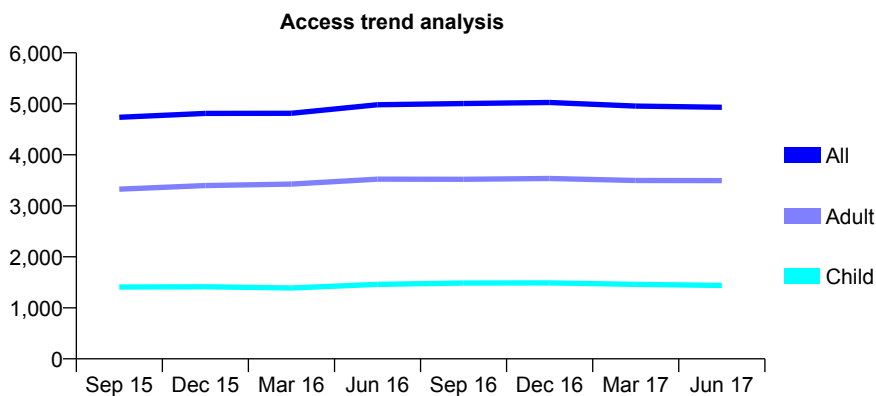
Q63 - Vital Signs At a Glance Contract Report for 101338/0042 - June 2017

Name or company name	Whitecross Dental Care Limited
Contract type name	GDS Contract
Purpose of contract	General
Contract start date	01/04/2006
Contract end date	

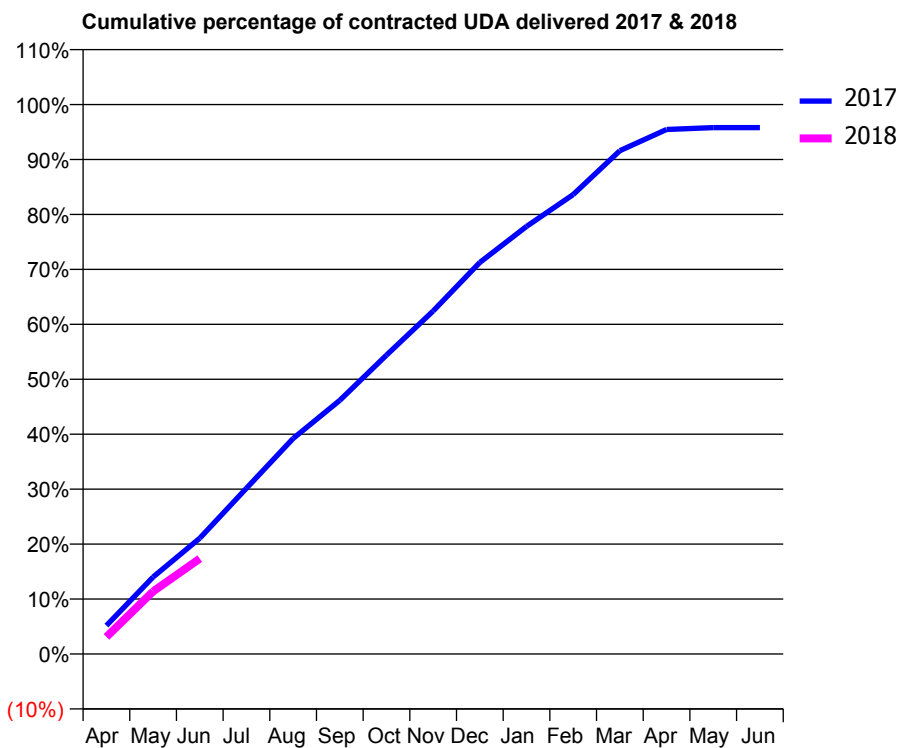
17/18 Contracted general activity (UDA)	17,283
Carry forward general activity (UDA)	0
17/18 Contracted orthodontic activity (UOA)	0
Carry forward orthodontic activity (UOA)	0
Baseline contract value	£589,266.81

ACCESS*

Patients seen in 24 months	Total	Change since previous quarter
Quarter ending June 2016	4,981	
Quarter ending September 2016	5,005	→
Quarter ending December 2016	5,025	→
Quarter ending March 2017	4,956	↓
Quarter ending June 2017	4,933	→
Variance since June 2016	(1.0%)	→



ACTIVITY



Month	Adjusted Scheduled Activity (UDA)	
	2017	2018
April	896	538
May	2,422	1,969
June	3,643	3,000
July	5,216	
August	6,780	
September	7,978	
October	9,401	
November	10,791	
December	12,317	
January	13,447	
February	14,452	
March	15,829	
April	16,497	
May	16,558	
June	16,556	

QUALITY

	Quantity	Base Number	Contract	AT	Region	England
% of FP17s for the same patient ID Re-attending within 3 months - Children	22	307	7.2%	10.0%	11.5%	12.0%
% of FP17s for the same patient ID Re-attending within 3 months - Adults	131	829	15.8%	15.4%	16.8%	16.0%
% of FP17s for the same patient ID Re-attending between 3 & 9 months - Children	131	307	42.7%	48.2%	47.3%	58.0%
% of FP17s for the same patient ID Re-attending between 3 & 9 months - Adults	256	829	30.9%	38.4%	38.3%	50.9%
% of FP17s for Band 1 Urgent Courses	91	949	9.6%	10.0%	10.7%	9.1%
% of FP17s Relating to Free Repair or Replacements	7	949	0.7%	0.6%	0.6%	0.8%
% of FP17s Relating to Continuations	13	949	1.4%	0.9%	0.8%	1.1%
% of Patients satisfied with the dentistry they have received	5	5	N/A	90.2%	89.8%	91.7%
% of Patients satisfied with the time they had to wait for an appointment	2	5	N/A	86.2%	83.6%	88.0%

* This is based on patients treated on this contract for their most recent course of treatment. Figures in italics indicate the base number of FP17s or Patient Questionnaire responses are less than 100. N/A is shown where the base number of responses is less than 10 during the period. % is calculated as Quantity/Base number*100

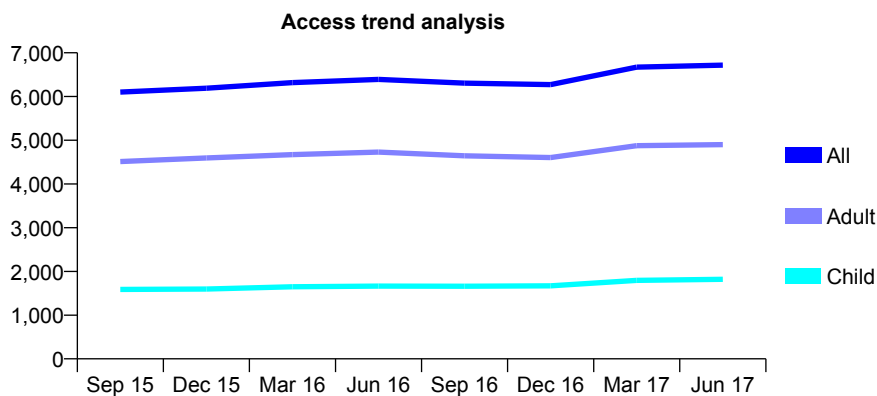
Q63 - Vital Signs At a Glance Contract Report for 101362/0030 - June 2017

Name or company name	Rodericks Dental Limited
Contract type name	GDS Contract
Purpose of contract	General
Contract start date	30/04/2010
Contract end date	

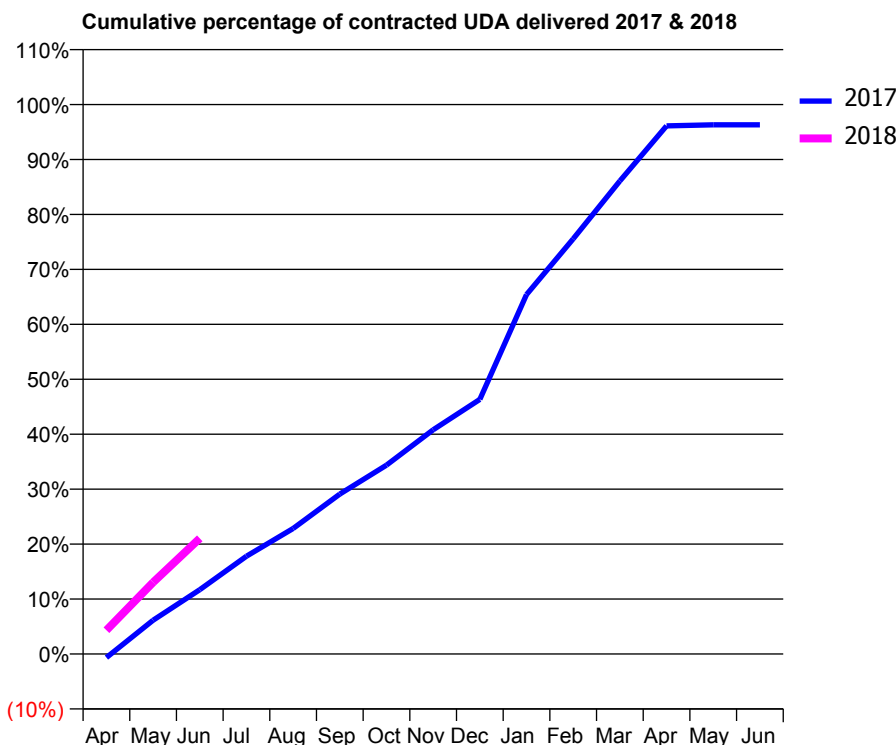
17/18 Contracted general activity (UDA)	16,500
Carry forward general activity (UDA)	0
17/18 Contracted orthodontic activity (UOA)	0
Carry forward orthodontic activity (UOA)	0
Baseline contract value	£435,693.36

ACCESS*

Patients seen in 24 months	Total	Change since previous quarter
Quarter ending June 2016	6,392	
Quarter ending September 2016	6,305	↓
Quarter ending December 2016	6,272	→
Quarter ending March 2017	6,672	↑
Quarter ending June 2017	6,719	→
Variance since June 2016	5.1%	↑



ACTIVITY



Month	Adjusted Scheduled Activity (UDA)	
	2017	2018
April	-109	716
May	1,016	2,151
June	1,931	3,473
July	2,937	
August	3,770	
September	4,803	
October	5,672	
November	6,731	
December	7,646	
January	10,793	
February	12,465	
March	14,206	
April	15,860	
May	15,889	
June	15,891	

QUALITY

	Quantity	Base Number	Contract	AT	Region	England
% of FP17s for the same patient ID Re-attending within 3 months - Children	73	703	10.4%	10.0%	11.5%	12.0%
% of FP17s for the same patient ID Re-attending within 3 months - Adults	324	1,561	20.8%	15.4%	16.8%	16.0%
% of FP17s for the same patient ID Re-attending between 3 & 9 months - Children	386	703	54.9%	48.2%	47.3%	58.0%
% of FP17s for the same patient ID Re-attending between 3 & 9 months - Adults	629	1,561	40.3%	38.4%	38.3%	50.9%
% of FP17s for Band 1 Urgent Courses	187	1,608	11.6%	10.0%	10.7%	9.1%
% of FP17s Relating to Free Repair or Replacements	26	1,608	1.6%	0.6%	0.6%	0.8%
% of FP17s Relating to Continuations	16	1,608	1.0%	0.9%	0.8%	1.1%
% of Patients satisfied with the dentistry they have received	4	4	N/A	90.2%	89.8%	91.7%
% of Patients satisfied with the time they had to wait for an appointment	4	4	N/A	86.2%	83.6%	88.0%

* This is based on patients treated on this contract for their most recent course of treatment. Figures in italics indicate the base number of FP17s or Patient Questionnaire responses are less than 100. N/A is shown where the base number of responses is less than 10 during the period. % is calculated as Quantity/Base number*100

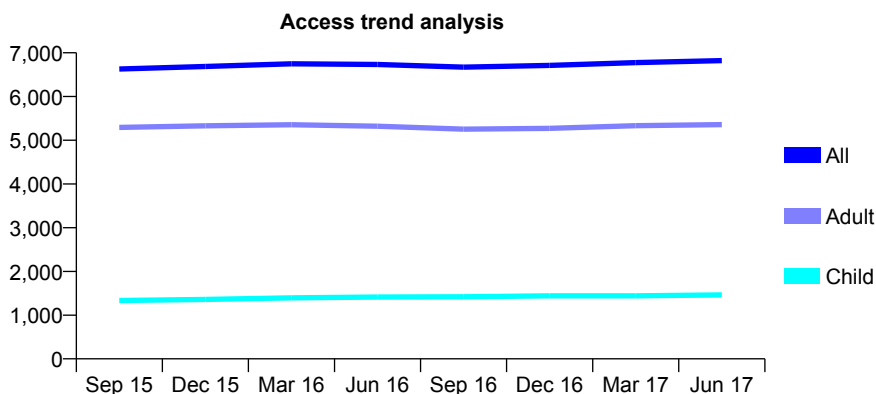
Q63 - Vital Signs At a Glance Contract Report for 101370/0062 - June 2017

Name or company name	Petrie Tucker and Partners Ltd
Contract type name	GDS Contract
Purpose of contract	General
Contract start date	01/04/2006
Contract end date	

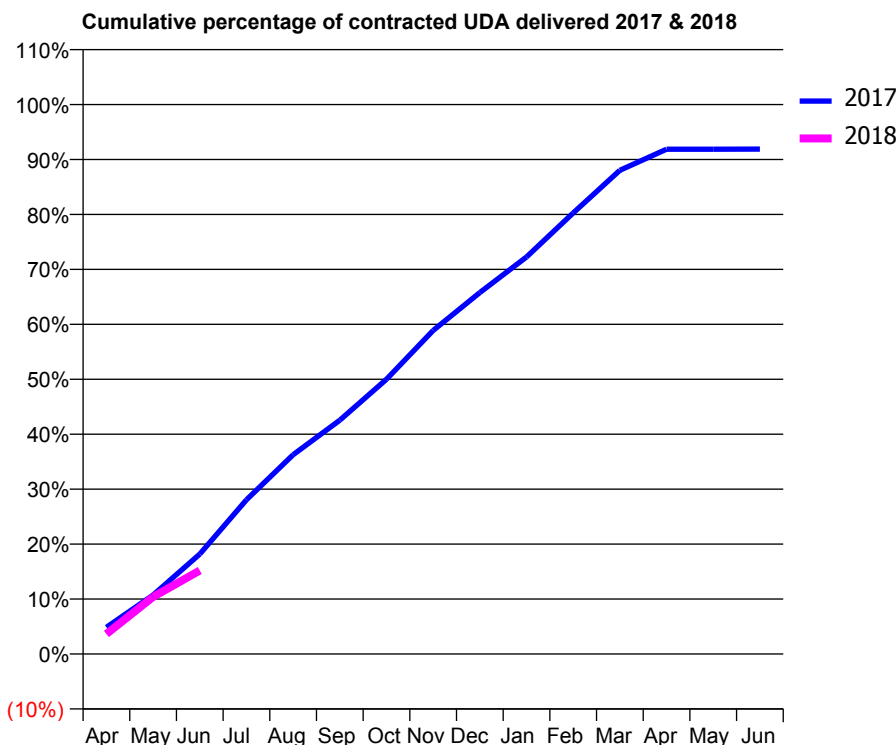
17/18 Contracted general activity (UDA)	21,013
Carry forward general activity (UDA)	0
17/18 Contracted orthodontic activity (UOA)	0
Carry forward orthodontic activity (UOA)	0
Baseline contract value	£580,216.27

ACCESS*

Patients seen in 24 months	Total	Change since previous quarter
Quarter ending June 2016	6,733	
Quarter ending September 2016	6,673	→
Quarter ending December 2016	6,713	→
Quarter ending March 2017	6,776	→
Quarter ending June 2017	6,821	→
Variance since June 2016	1.3%	→



ACTIVITY



Month	Adjusted Scheduled Activity (UDA)	
	2017	2018
April	1,021	769
May	2,257	2,184
June	3,824	3,197
July	5,899	
August	7,619	
September	8,943	
October	10,508	
November	12,372	
December	13,824	
January	15,185	
February	16,864	
March	18,499	
April	19,306	
May	19,306	
June	19,311	

QUALITY

	Quantity	Base Number	Contract	AT	Region	England
% of FP17s for the same patient ID Re-attending within 3 months - Children	34	407	8.4%	10.0%	11.5%	12.0%
% of FP17s for the same patient ID Re-attending within 3 months - Adults	186	1,384	13.4%	15.4%	16.8%	16.0%
% of FP17s for the same patient ID Re-attending between 3 & 9 months - Children	190	407	46.7%	48.2%	47.3%	58.0%
% of FP17s for the same patient ID Re-attending between 3 & 9 months - Adults	574	1,384	41.5%	38.4%	38.3%	50.9%
% of FP17s for Band 1 Urgent Courses	93	1,485	6.3%	10.0%	10.7%	9.1%
% of FP17s Relating to Free Repair or Replacements	21	1,485	1.4%	0.6%	0.6%	0.8%
% of FP17s Relating to Continuations	32	1,485	2.2%	0.9%	0.8%	1.1%
% of Patients satisfied with the dentistry they have received	6	6	N/A	90.2%	89.8%	91.7%
% of Patients satisfied with the time they had to wait for an appointment	6	6	N/A	86.2%	83.6%	88.0%

* This is based on patients treated on this contract for their most recent course of treatment. Figures in italics indicate the base number of FP17s or Patient Questionnaire responses are less than 100. N/A is shown where the base number of responses is less than 10 during the period. % is calculated as Quantity/Base number*100

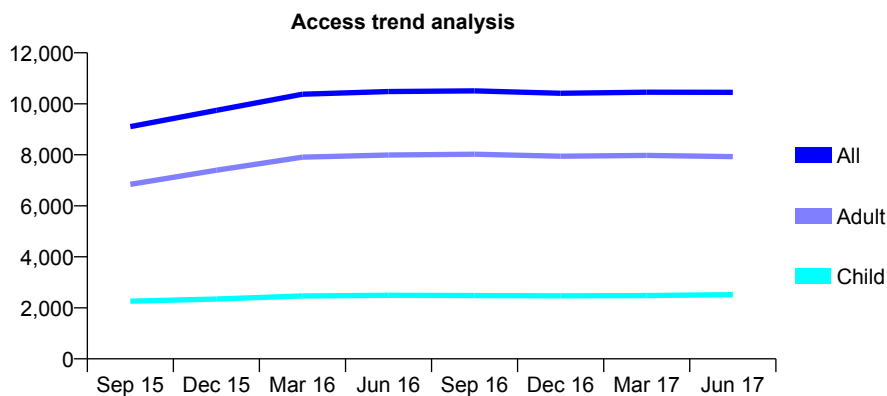
Q63 - Vital Signs At a Glance Contract Report for 101370/0067 - June 2017

Name or company name	Petrie Tucker and Partners Ltd
Contract type name	GDS Contract
Purpose of contract	General
Contract start date	01/04/2006
Contract end date	

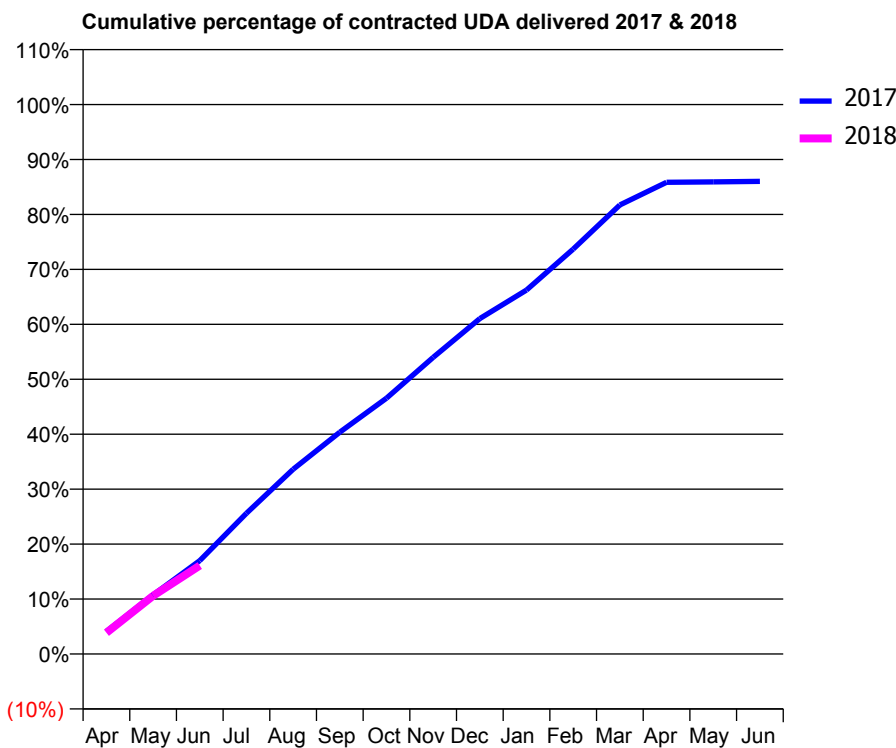
17/18 Contracted general activity (UDA)	37,732
Carry forward general activity (UDA)	0
17/18 Contracted orthodontic activity (UOA)	0
Carry forward orthodontic activity (UOA)	0
Baseline contract value	£1,044,113.70

ACCESS*

Patients seen in 24 months	Total	Change since previous quarter
Quarter ending June 2016	10,483	
Quarter ending September 2016	10,508	→
Quarter ending December 2016	10,414	→
Quarter ending March 2017	10,456	→
Quarter ending June 2017	10,448	→
Variance since June 2016	(0.3%)	→



ACTIVITY



Month	Adjusted Scheduled Activity (UDA)	
	2017	2018
April	1,553	1,464
May	4,064	3,995
June	6,410	6,076
July	9,661	
August	12,682	
September	15,232	
October	17,570	
November	20,369	
December	23,035	
January	24,989	
February	27,802	
March	30,832	
April	32,386	
May	32,419	
June	32,457	

QUALITY

	Quantity	Base Number	Contract	AT	Region	England
% of FP17s for the same patient ID Re-attending within 3 months - Children	73	818	8.9%	10.0%	11.5%	12.0%
% of FP17s for the same patient ID Re-attending within 3 months - Adults	318	2,008	15.8%	15.4%	16.8%	16.0%
% of FP17s for the same patient ID Re-attending between 3 & 9 months - Children	356	818	43.5%	48.2%	47.3%	58.0%
% of FP17s for the same patient ID Re-attending between 3 & 9 months - Adults	741	2,008	36.9%	38.4%	38.3%	50.9%
% of FP17s for Band 1 Urgent Courses	216	2,327	9.3%	10.0%	10.7%	9.1%
% of FP17s Relating to Free Repair or Replacements	26	2,327	1.1%	0.6%	0.6%	0.8%
% of FP17s Relating to Continuations	59	2,327	2.5%	0.9%	0.8%	1.1%
% of Patients satisfied with the dentistry they have received	16	19	84.2%	90.2%	89.8%	91.7%
% of Patients satisfied with the time they had to wait for an appointment	18	19	94.7%	86.2%	83.6%	88.0%

* This is based on patients treated on this contract for their most recent course of treatment. Figures in italics indicate the base number of FP17s or Patient Questionnaire responses are less than 100. N/A is shown where the base number of responses is less than 10 during the period. % is calculated as Quantity/Base number*100

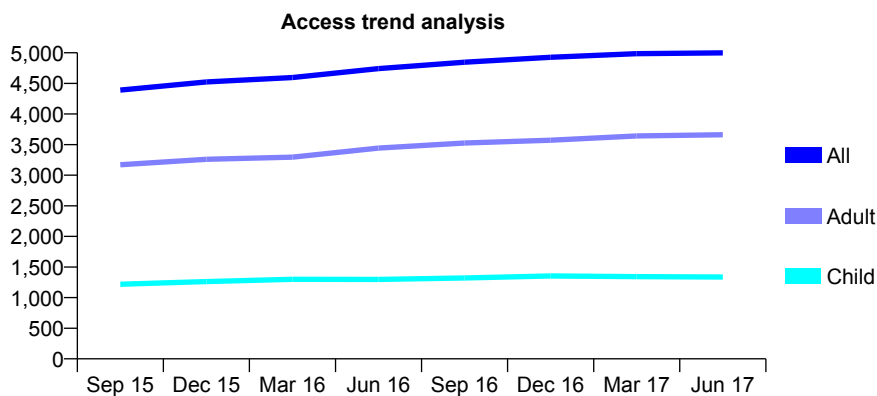
Q63 - Vital Signs At a Glance Contract Report for 101435/0001 - June 2017

Name or company name	IDH Limited
Contract type name	GDS Contract
Purpose of contract	General
Contract start date	01/04/2006
Contract end date	

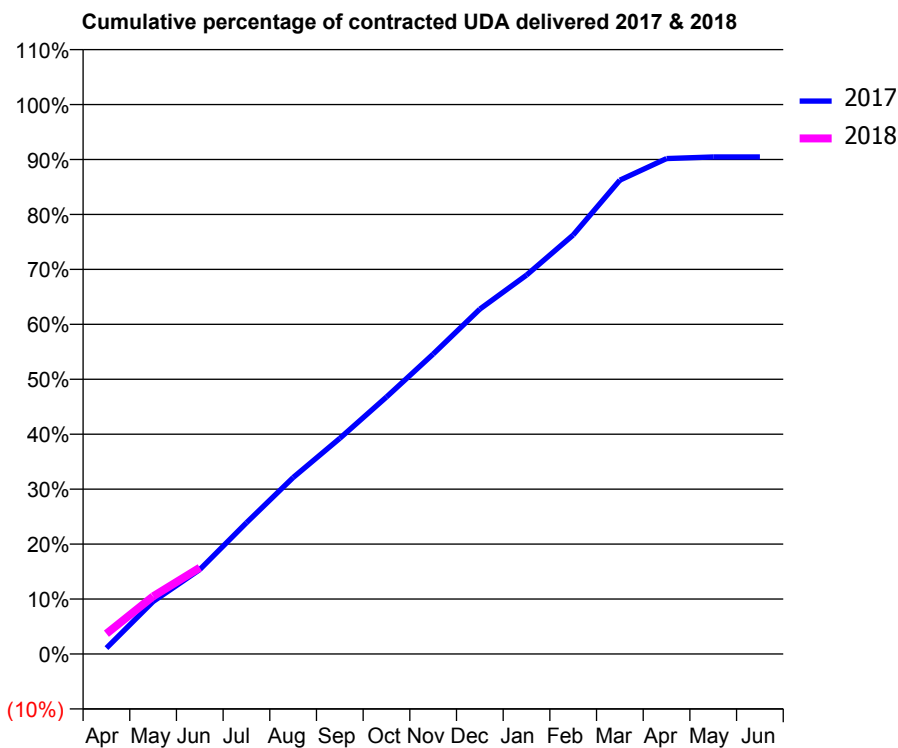
17/18 Contracted general activity (UDA)	13,959
Carry forward general activity (UDA)	0
17/18 Contracted orthodontic activity (UOA)	0
Carry forward orthodontic activity (UOA)	0
Baseline contract value	£360,055.97

ACCESS*

Patients seen in 24 months	Total	Change since previous quarter
Quarter ending June 2016	4,741	
Quarter ending September 2016	4,847	↑
Quarter ending December 2016	4,927	→
Quarter ending March 2017	4,985	→
Quarter ending June 2017	4,998	→
Variance since June 2016	5.4%	↑



ACTIVITY



Month	Adjusted Scheduled Activity (UDA)	
	2017	2018
April	151	516
May	1,332	1,466
June	2,147	2,192
July	3,336	
August	4,482	
September	5,479	
October	6,528	
November	7,621	
December	8,760	
January	9,626	
February	10,646	
March	12,036	
April	12,585	
May	12,628	
June	12,628	

QUALITY

	Quantity	Base Number	Contract	AT	Region	England
% of FP17s for the same patient ID Re-attending within 3 months - Children	17	329	5.2%	10.0%	11.5%	12.0%
% of FP17s for the same patient ID Re-attending within 3 months - Adults	65	751	8.7%	15.4%	16.8%	16.0%
% of FP17s for the same patient ID Re-attending between 3 & 9 months - Children	156	329	47.4%	48.2%	47.3%	58.0%
% of FP17s for the same patient ID Re-attending between 3 & 9 months - Adults	218	751	29.0%	38.4%	38.3%	50.9%
% of FP17s for Band 1 Urgent Courses	37	894	4.1%	10.0%	10.7%	9.1%
% of FP17s Relating to Free Repair or Replacements	1	894	0.1%	0.6%	0.6%	0.8%
% of FP17s Relating to Continuations	14	894	1.6%	0.9%	0.8%	1.1%
% of Patients satisfied with the dentistry they have received	3	3	N/A	90.2%	89.8%	91.7%
% of Patients satisfied with the time they had to wait for an appointment	2	3	N/A	86.2%	83.6%	88.0%

* This is based on patients treated on this contract for their most recent course of treatment. Figures in italics indicate the base number of FP17s or Patient Questionnaire responses are less than 100. N/A is shown where the base number of responses is less than 10 during the period. % is calculated as Quantity/Base number*100

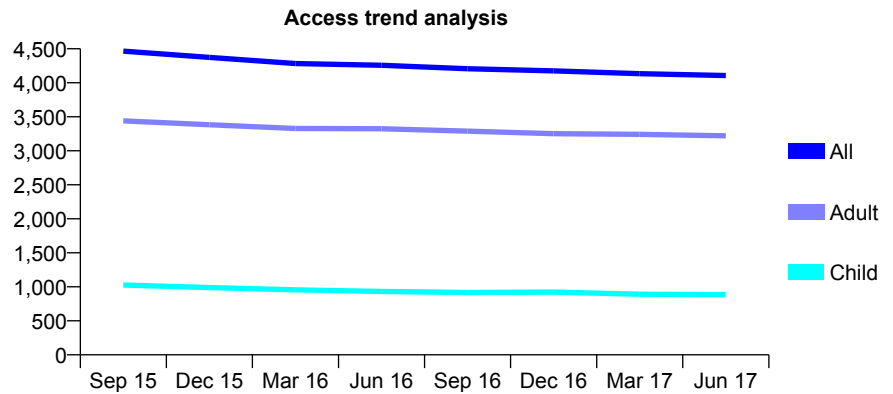
Q63 - Vital Signs At a Glance Contract Report for 101435/0026 - June 2017

Name or company name	IDH Limited
Contract type name	GDS Contract
Purpose of contract	General
Contract start date	01/04/2006
Contract end date	

17/18 Contracted general activity (UDA)	14,614
Carry forward general activity (UDA)	0
17/18 Contracted orthodontic activity (UOA)	0
Carry forward orthodontic activity (UOA)	0
Baseline contract value	£354,786.79

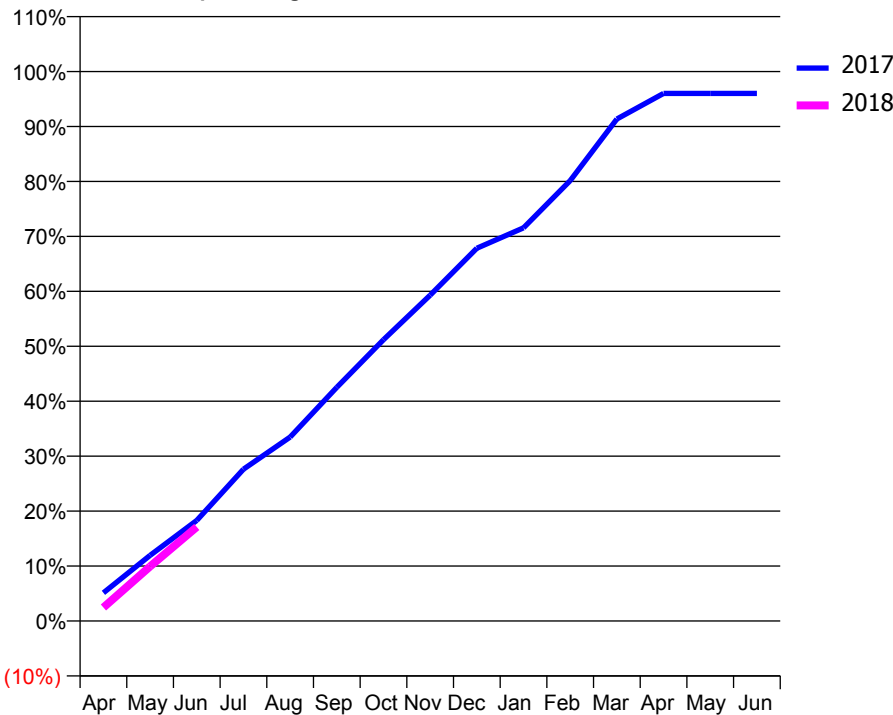
ACCESS*

Patients seen in 24 months	Total	Change since previous quarter
Quarter ending June 2016	4,257	
Quarter ending September 2016	4,206	↓
Quarter ending December 2016	4,175	→
Quarter ending March 2017	4,135	→
Quarter ending June 2017	4,106	→
Variance since June 2016	(3.5%)	↓



ACTIVITY

Cumulative percentage of contracted UDA delivered 2017 & 2018



Month	Adjusted Scheduled Activity (UDA)	
	2017	2018
April	751	361
May	1,745	1,452
June	2,674	2,502
July	4,038	
August	4,891	
September	6,216	
October	7,481	
November	8,666	
December	9,915	
January	10,457	
February	11,712	
March	13,349	
April	14,030	
May	14,032	
June	14,032	

QUALITY

	Quantity	Base Number	Contract	AT	Region	England
% of FP17s for the same patient ID Re-attending within 3 months - Children	27	290	9.3%	10.0%	11.5%	12.0%
% of FP17s for the same patient ID Re-attending within 3 months - Adults	176	1,093	16.1%	15.4%	16.8%	16.0%
% of FP17s for the same patient ID Re-attending between 3 & 9 months - Children	127	290	43.8%	48.2%	47.3%	58.0%
% of FP17s for the same patient ID Re-attending between 3 & 9 months - Adults	536	1,093	49.0%	38.4%	38.3%	50.9%
% of FP17s for Band 1 Urgent Courses	92	1,136	8.1%	10.0%	10.7%	9.1%
% of FP17s Relating to Free Repair or Replacements	8	1,136	0.7%	0.6%	0.6%	0.8%
% of FP17s Relating to Continuations	30	1,136	2.6%	0.9%	0.8%	1.1%
% of Patients satisfied with the dentistry they have received	10	10	100.0%	90.2%	89.8%	91.7%
% of Patients satisfied with the time they had to wait for an appointment	10	10	100.0%	86.2%	83.6%	88.0%

* This is based on patients treated on this contract for their most recent course of treatment. Figures in italics indicate the base number of FP17s or Patient Questionnaire responses are less than 100. N/A is shown where the base number of responses is less than 10 during the period. % is calculated as Quantity/Base number*100

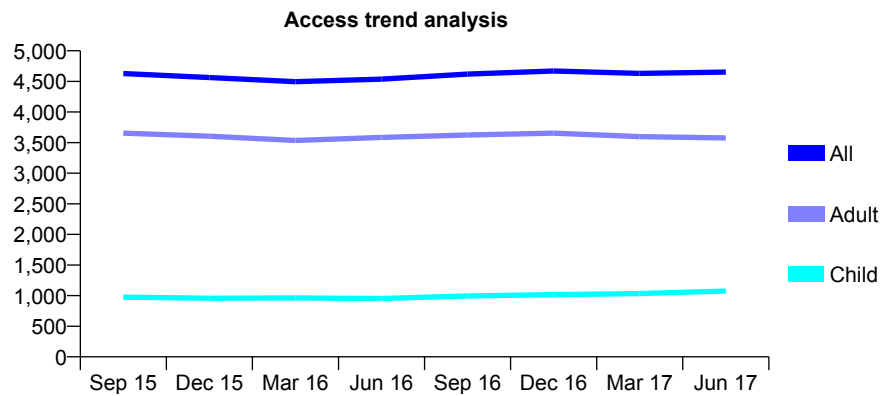
Q63 - Vital Signs At a Glance Contract Report for 101435/0030 - June 2017

Name or company name	IDH Limited
Contract type name	GDS Contract
Purpose of contract	General
Contract start date	01/04/2006
Contract end date	

17/18 Contracted general activity (UDA)	15,000
Carry forward general activity (UDA)	0
17/18 Contracted orthodontic activity (UOA)	0
Carry forward orthodontic activity (UOA)	0
Baseline contract value	£396,613.47

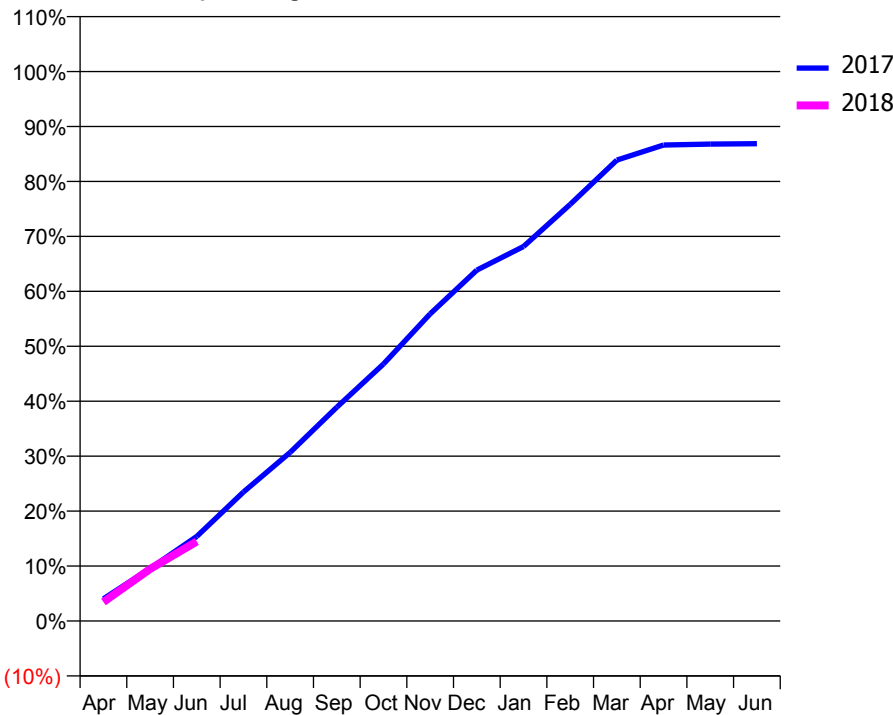
ACCESS*

Patients seen in 24 months	Total	Change since previous quarter
Quarter ending June 2016	4,538	
Quarter ending September 2016	4,620	→
Quarter ending December 2016	4,671	→
Quarter ending March 2017	4,631	→
Quarter ending June 2017	4,652	→
Variance since June 2016	2.5%	↑



ACTIVITY

Cumulative percentage of contracted UDA delivered 2017 & 2018



Month	Adjusted Scheduled Activity (UDA)	
	2017	2018
April	607	520
May	1,435	1,423
June	2,309	2,172
July	3,523	
August	4,604	
September	5,838	
October	7,016	
November	8,386	
December	9,580	
January	10,223	
February	11,373	
March	12,581	
April	12,995	
May	13,017	
June	13,029	

QUALITY

	Quantity	Base Number	Contract	AT	Region	England
% of FP17s for the same patient ID Re-attending within 3 months - Children	22	318	6.9%	10.0%	11.5%	12.0%
% of FP17s for the same patient ID Re-attending within 3 months - Adults	73	772	9.5%	15.4%	16.8%	16.0%
% of FP17s for the same patient ID Re-attending between 3 & 9 months - Children	142	318	44.7%	48.2%	47.3%	58.0%
% of FP17s for the same patient ID Re-attending between 3 & 9 months - Adults	328	772	42.5%	38.4%	38.3%	50.9%
% of FP17s for Band 1 Urgent Courses	28	907	3.1%	10.0%	10.7%	9.1%
% of FP17s Relating to Free Repair or Replacements	2	907	0.2%	0.6%	0.6%	0.8%
% of FP17s Relating to Continuations	15	907	1.7%	0.9%	0.8%	1.1%
% of Patients satisfied with the dentistry they have received	4	4	N/A	90.2%	89.8%	91.7%
% of Patients satisfied with the time they had to wait for an appointment	4	4	N/A	86.2%	83.6%	88.0%

* This is based on patients treated on this contract for their most recent course of treatment. Figures in italics indicate the base number of FP17s or Patient Questionnaire responses are less than 100. N/A is shown where the base number of responses is less than 10 during the period. % is calculated as Quantity/Base number*100

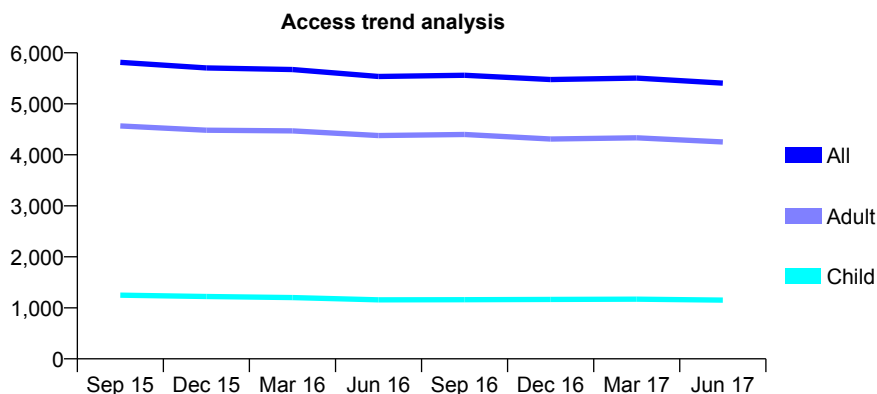
Q63 - Vital Signs At a Glance Contract Report for 101435/0032 - June 2017

Name or company name	IDH Limited
Contract type name	GDS Contract
Purpose of contract	General
Contract start date	01/04/2006
Contract end date	

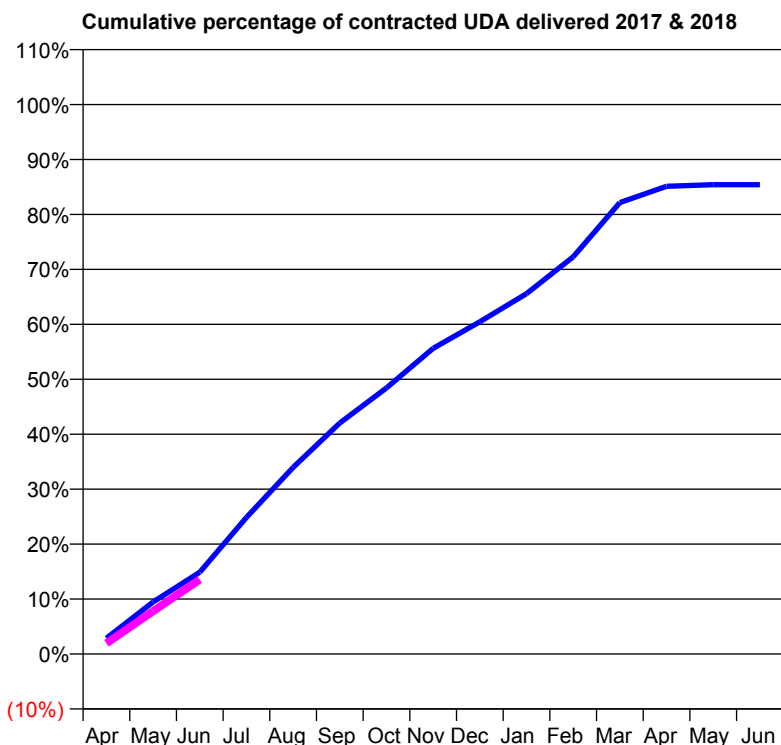
17/18 Contracted general activity (UDA)	20,379
Carry forward general activity (UDA)	0
17/18 Contracted orthodontic activity (UOA)	0
Carry forward orthodontic activity (UOA)	0
Baseline contract value	£576,189.75

ACCESS*

Patients seen in 24 months	Total	Change since previous quarter
Quarter ending June 2016	5,535	
Quarter ending September 2016	5,559	→
Quarter ending December 2016	5,476	↓
Quarter ending March 2017	5,504	→
Quarter ending June 2017	5,405	↓
Variance since June 2016	(2.3%)	↓



ACTIVITY



Month	Adjusted Scheduled Activity (UDA)	
	2017	2018
April	584	398
May	1,932	1,591
June	3,033	2,762
July	5,066	
August	6,921	
September	8,566	
October	9,867	
November	11,337	
December	12,324	
January	13,366	
February	14,730	
March	16,743	
April	17,346	
May	17,404	
June	17,404	

QUALITY

	Quantity	Base Number	Contract	AT	Region	England
% of FP17s for the same patient ID Re-attending within 3 months - Children	11	288	3.8%	10.0%	11.5%	12.0%
% of FP17s for the same patient ID Re-attending within 3 months - Adults	84	875	9.6%	15.4%	16.8%	16.0%
% of FP17s for the same patient ID Re-attending between 3 & 9 months - Children	127	288	44.1%	48.2%	47.3%	58.0%
% of FP17s for the same patient ID Re-attending between 3 & 9 months - Adults	341	875	39.0%	38.4%	38.3%	50.9%
% of FP17s for Band 1 Urgent Courses	35	939	3.7%	10.0%	10.7%	9.1%
% of FP17s Relating to Free Repair or Replacements	1	939	0.1%	0.6%	0.6%	0.8%
% of FP17s Relating to Continuations	15	939	1.6%	0.9%	0.8%	1.1%
% of Patients satisfied with the dentistry they have received	6	7	N/A	90.2%	89.8%	91.7%
% of Patients satisfied with the time they had to wait for an appointment	6	7	N/A	86.2%	83.6%	88.0%

* This is based on patients treated on this contract for their most recent course of treatment. Figures in italics indicate the base number of FP17s or Patient Questionnaire responses are less than 100. N/A is shown where the base number of responses is less than 10 during the period. % is calculated as Quantity/Base number*100

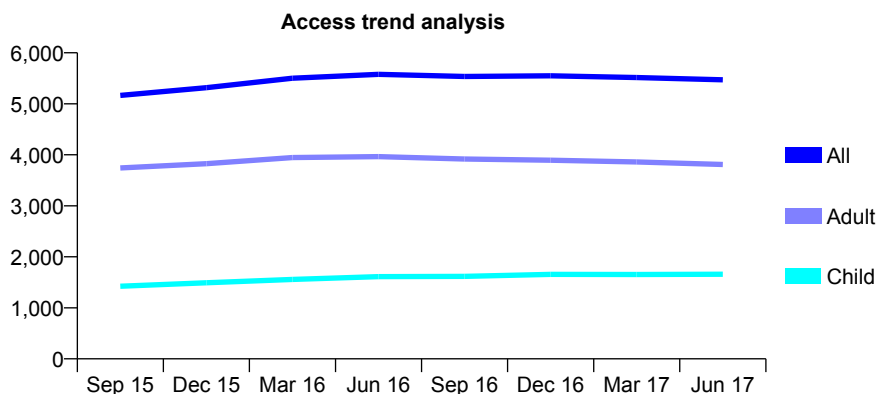
Q63 - Vital Signs At a Glance Contract Report for 101435/0036 - June 2017

Name or company name	IDH Limited
Contract type name	GDS Contract
Purpose of contract	General
Contract start date	01/04/2006
Contract end date	

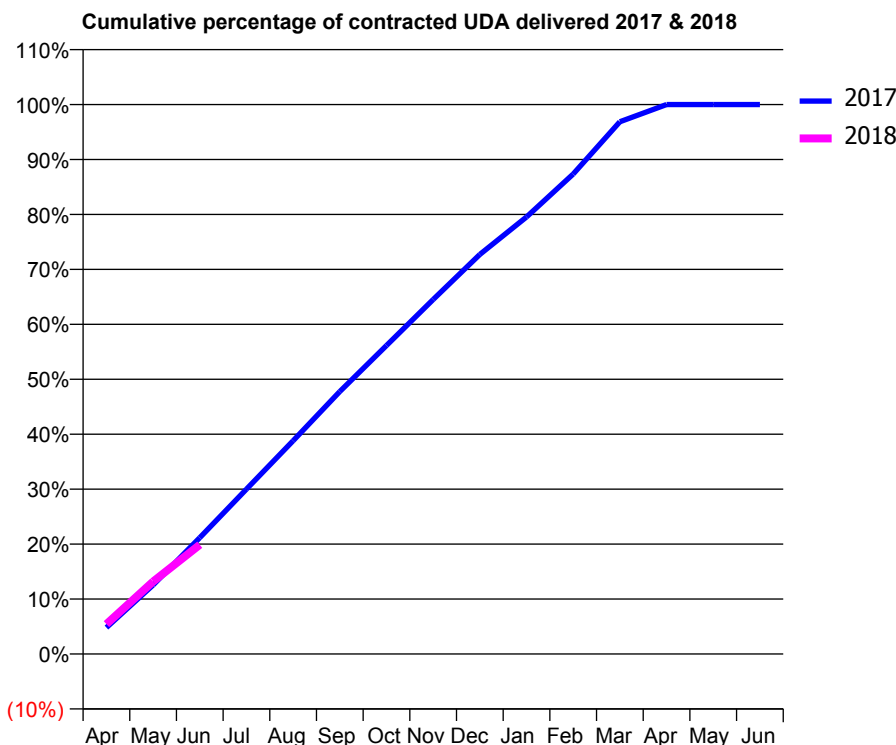
17/18 Contracted general activity (UDA)	15,301
Carry forward general activity (UDA)	0
17/18 Contracted orthodontic activity (UOA)	0
Carry forward orthodontic activity (UOA)	0
Baseline contract value	£471,953.78

ACCESS*

Patients seen in 24 months	Total	Change since previous quarter
Quarter ending June 2016	5,577	
Quarter ending September 2016	5,535	→
Quarter ending December 2016	5,548	→
Quarter ending March 2017	5,514	→
Quarter ending June 2017	5,470	→
Variance since June 2016	(1.9%)	↓



ACTIVITY



Month	Adjusted Scheduled Activity (UDA)	
	2017	2018
April	739	835
May	1,921	2,016
June	3,240	3,043
July	4,590	
August	5,940	
September	7,309	
October	8,590	
November	9,872	
December	11,124	
January	12,170	
February	13,365	
March	14,820	
April	15,298	
May	15,300	
June	15,300	

QUALITY

	Quantity	Base Number	Contract	AT	Region	England
% of FP17s for the same patient ID Re-attending within 3 months - Children	22	391	5.6%	10.0%	11.5%	12.0%
% of FP17s for the same patient ID Re-attending within 3 months - Adults	101	752	13.4%	15.4%	16.8%	16.0%
% of FP17s for the same patient ID Re-attending between 3 & 9 months - Children	157	391	40.2%	48.2%	47.3%	58.0%
% of FP17s for the same patient ID Re-attending between 3 & 9 months - Adults	197	752	26.2%	38.4%	38.3%	50.9%
% of FP17s for Band 1 Urgent Courses	88	988	8.9%	10.0%	10.7%	9.1%
% of FP17s Relating to Free Repair or Replacements	6	988	0.6%	0.6%	0.6%	0.8%
% of FP17s Relating to Continuations	6	988	0.6%	0.9%	0.8%	1.1%
% of Patients satisfied with the dentistry they have received	3	3	N/A	90.2%	89.8%	91.7%
% of Patients satisfied with the time they had to wait for an appointment	3	3	N/A	86.2%	83.6%	88.0%

* This is based on patients treated on this contract for their most recent course of treatment. Figures in italics indicate the base number of FP17s or Patient Questionnaire responses are less than 100. N/A is shown where the base number of responses is less than 10 during the period. % is calculated as Quantity/Base number*100

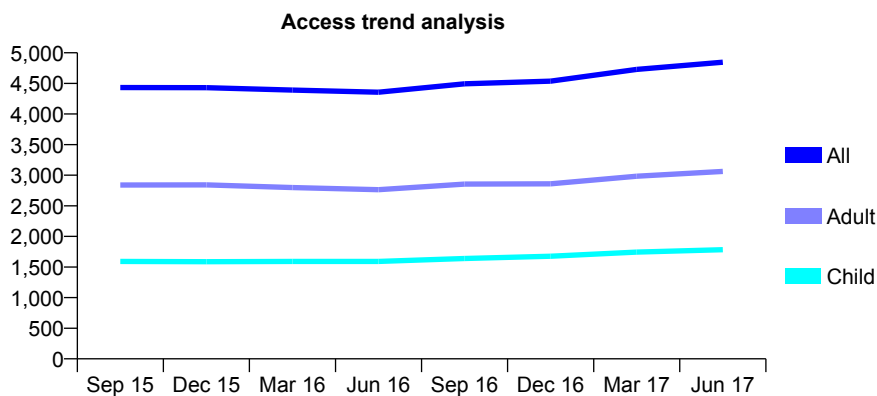
Q63 - Vital Signs At a Glance Contract Report for 101435/0037 - June 2017

Name or company name	IDH Limited
Contract type name	GDS Contract
Purpose of contract	General
Contract start date	01/04/2006
Contract end date	

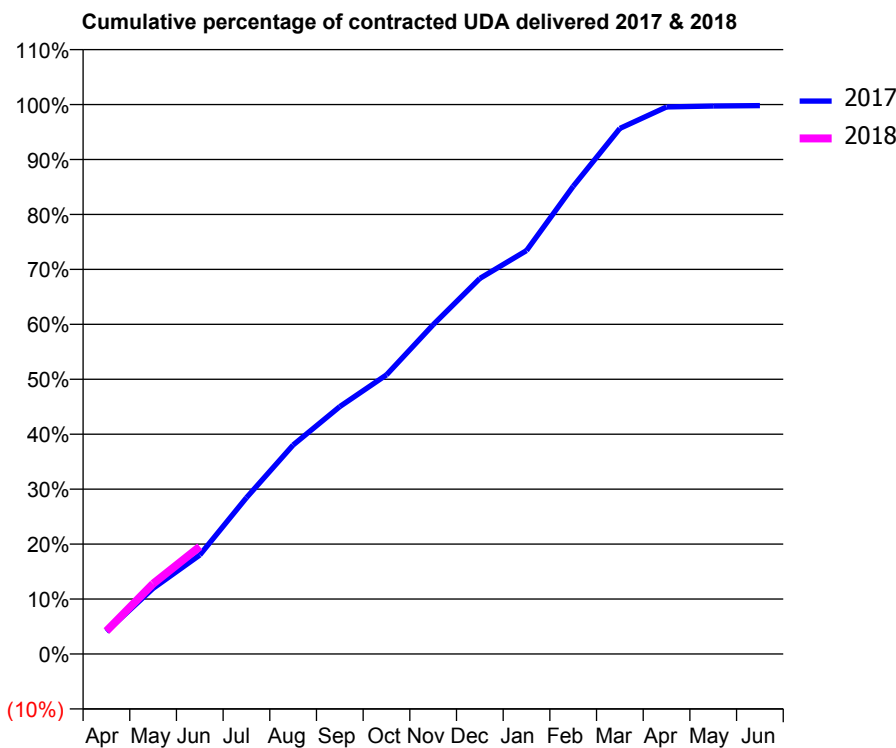
17/18 Contracted general activity (UDA)	12,512
Carry forward general activity (UDA)	0
17/18 Contracted orthodontic activity (UOA)	0
Carry forward orthodontic activity (UOA)	0
Baseline contract value	£329,098.01

ACCESS*

Patients seen in 24 months	Total	Change since previous quarter
Quarter ending June 2016	4,356	
Quarter ending September 2016	4,494	↑
Quarter ending December 2016	4,536	→
Quarter ending March 2017	4,729	↑
Quarter ending June 2017	4,846	↑
Variance since June 2016	11.2%	↑



ACTIVITY



Month	Adjusted Scheduled Activity (UDA)	
	2017	2018
April	513	523
May	1,495	1,600
June	2,253	2,445
July	3,559	
August	4,760	
September	5,634	
October	6,356	
November	7,500	
December	8,552	
January	9,186	
February	10,649	
March	11,967	
April	12,455	
May	12,479	
June	12,487	

QUALITY

	Quantity	Base Number	Contract	AT	Region	England
% of FP17s for the same patient ID Re-attending within 3 months - Children	34	557	6.1%	10.0%	11.5%	12.0%
% of FP17s for the same patient ID Re-attending within 3 months - Adults	107	776	13.8%	15.4%	16.8%	16.0%
% of FP17s for the same patient ID Re-attending between 3 & 9 months - Children	259	557	46.5%	48.2%	47.3%	58.0%
% of FP17s for the same patient ID Re-attending between 3 & 9 months - Adults	233	776	30.0%	38.4%	38.3%	50.9%
% of FP17s for Band 1 Urgent Courses	104	1,149	9.1%	10.0%	10.7%	9.1%
% of FP17s Relating to Free Repair or Replacements	3	1,149	0.3%	0.6%	0.6%	0.8%
% of FP17s Relating to Continuations	7	1,149	0.6%	0.9%	0.8%	1.1%
% of Patients satisfied with the dentistry they have received	3	4	N/A	90.2%	89.8%	91.7%
% of Patients satisfied with the time they had to wait for an appointment	3	4	N/A	86.2%	83.6%	88.0%

* This is based on patients treated on this contract for their most recent course of treatment. Figures in italics indicate the base number of FP17s or Patient Questionnaire responses are less than 100. N/A is shown where the base number of responses is less than 10 during the period. % is calculated as Quantity/Base number*100

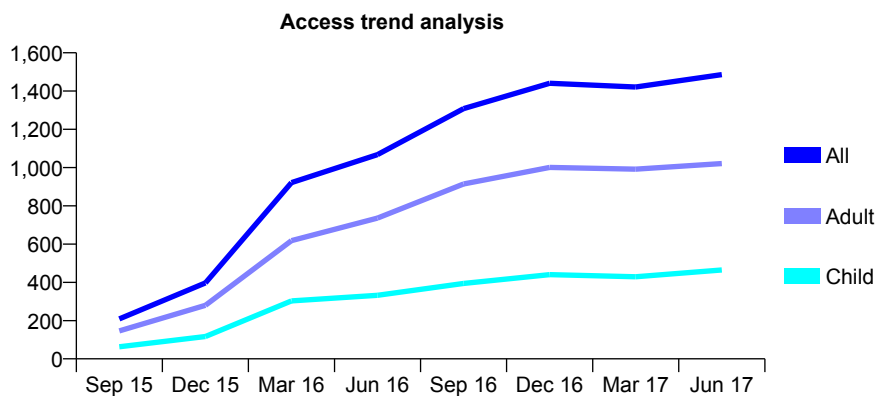
Q63 - Vital Signs At a Glance Contract Report for 103756/0001 - June 2017

Name or company name	Smile Impressions Blackheath Ltd
Contract type name	GDS Contract
Purpose of contract	General
Contract start date	01/06/2015
Contract end date	

17/18 Contracted general activity (UDA)	3,463
Carry forward general activity (UDA)	0
17/18 Contracted orthodontic activity (UOA)	0
Carry forward orthodontic activity (UOA)	0
Baseline contract value	£77,753.40

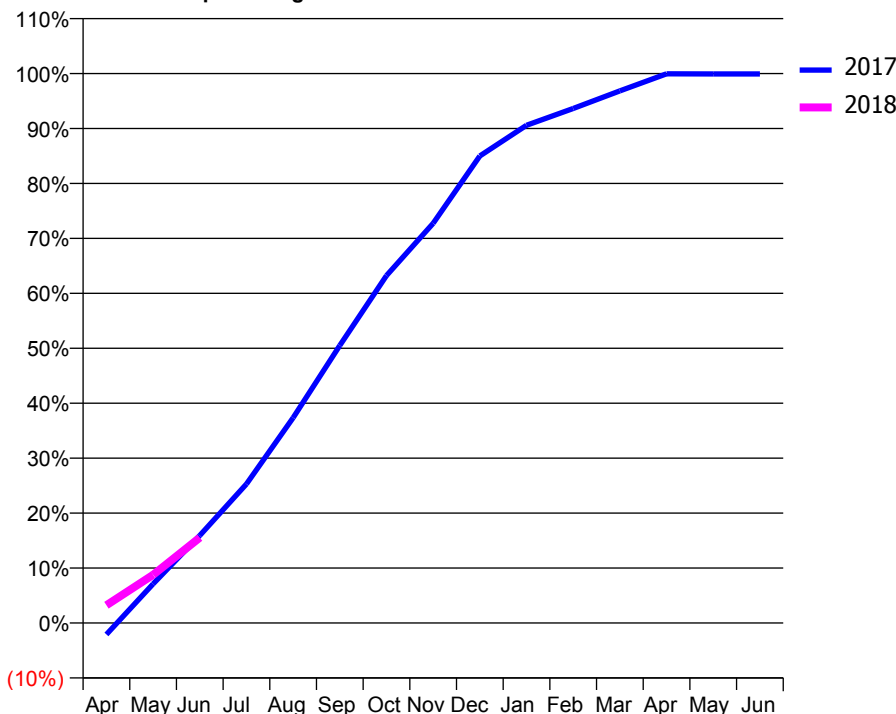
ACCESS*

Patients seen in 24 months	Total	Change since previous quarter
Quarter ending June 2016	1,068	
Quarter ending September 2016	1,308	↑
Quarter ending December 2016	1,441	↑
Quarter ending March 2017	1,421	↓
Quarter ending June 2017	1,486	↑
Variance since June 2016	39.1%	↑



ACTIVITY

Cumulative percentage of contracted UDA delivered 2017 & 2018



Adjusted Scheduled Activity (UDA)

Month	2017	2018
April	-73	112
May	247	304
June	551	538
July	876	
August	1,294	
September	1,750	
October	2,189	
November	2,519	
December	2,944	
January	3,137	
February	3,243	
March	3,353	
April	3,461	
May	3,460	
June	3,460	

QUALITY

	Quantity	Base Number	Contract	AT	Region	England
% of FP17s for the same patient ID Re-attending within 3 months - Children	12	151	7.9%	10.0%	11.5%	12.0%
% of FP17s for the same patient ID Re-attending within 3 months - Adults	25	200	12.5%	15.4%	16.8%	16.0%
% of FP17s for the same patient ID Re-attending between 3 & 9 months - Children	81	151	53.6%	48.2%	47.3%	58.0%
% of FP17s for the same patient ID Re-attending between 3 & 9 months - Adults	75	200	37.5%	38.4%	38.3%	50.9%
% of FP17s for Band 1 Urgent Courses	35	312	11.2%	10.0%	10.7%	9.1%
% of FP17s Relating to Free Repair or Replacements	1	312	0.3%	0.6%	0.6%	0.8%
% of FP17s Relating to Continuations	0	312	0.0%	0.9%	0.8%	1.1%
% of Patients satisfied with the dentistry they have received	0	1	N/A	90.2%	89.8%	91.7%
% of Patients satisfied with the time they had to wait for an appointment	0	1	N/A	86.2%	83.6%	88.0%

* This is based on patients treated on this contract for their most recent course of treatment. Figures in italics indicate the base number of FP17s or Patient Questionnaire responses are less than 100. N/A is shown where the base number of responses is less than 10 during the period. % is calculated as Quantity/Base number*100

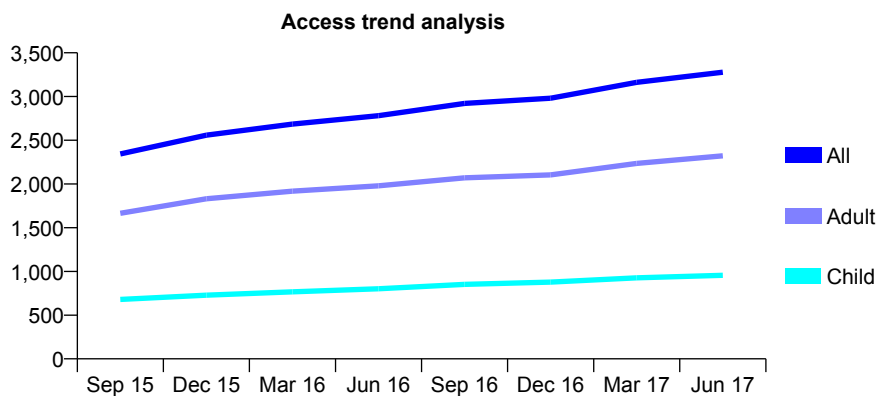
Q63 - Vital Signs At a Glance Contract Report for 103896/0001 - June 2017

Name or company name	Newham Family Dental Care Limited
Contract type name	GDS Contract
Purpose of contract	General
Contract start date	17/03/2011
Contract end date	

17/18 Contracted general activity (UDA)	15,000
Carry forward general activity (UDA)	0
17/18 Contracted orthodontic activity (UOA)	0
Carry forward orthodontic activity (UOA)	0
Baseline contract value	£398,620.95

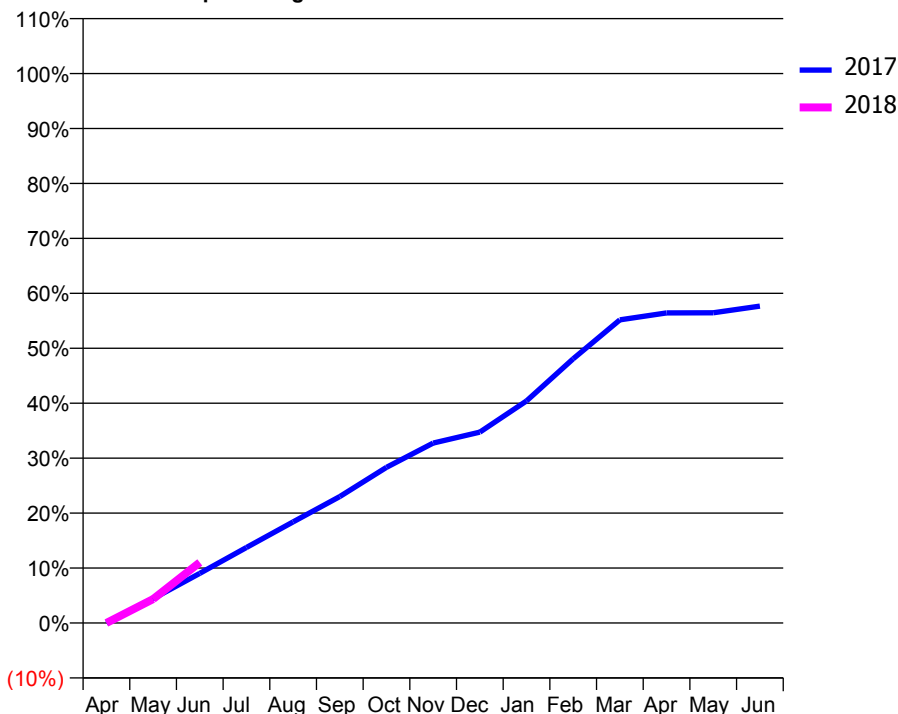
ACCESS*

Patients seen in 24 months	Total	Change since previous quarter
Quarter ending June 2016	2,781	
Quarter ending September 2016	2,922	↑
Quarter ending December 2016	2,981	↑
Quarter ending March 2017	3,162	↑
Quarter ending June 2017	3,278	↑
Variance since June 2016	17.9%	↑



ACTIVITY

Cumulative percentage of contracted UDA delivered 2017 & 2018



Month	Adjusted Scheduled Activity (UDA)	
	2017	2018
April	0	0
May	664	654
June	1,355	1,653
July	2,064	
August	2,762	
September	3,451	
October	4,251	
November	4,911	
December	5,212	
January	6,062	
February	7,214	
March	8,276	
April	8,466	
May	8,469	
June	8,652	

QUALITY

	Quantity	Base Number	Contract	AT	Region	England
% of FP17s for the same patient ID Re-attending within 3 months - Children	16	312	5.1%	10.0%	11.5%	12.0%
% of FP17s for the same patient ID Re-attending within 3 months - Adults	58	523	11.1%	15.4%	16.8%	16.0%
% of FP17s for the same patient ID Re-attending between 3 & 9 months - Children	152	312	48.7%	48.2%	47.3%	58.0%
% of FP17s for the same patient ID Re-attending between 3 & 9 months - Adults	154	523	29.4%	38.4%	38.3%	50.9%
% of FP17s for Band 1 Urgent Courses	160	702	22.8%	10.0%	10.7%	9.1%
% of FP17s Relating to Free Repair or Replacements	4	702	0.6%	0.6%	0.6%	0.8%
% of FP17s Relating to Continuations	0	702	0.0%	0.9%	0.8%	1.1%
% of Patients satisfied with the dentistry they have received	1	1	N/A	90.2%	89.8%	91.7%
% of Patients satisfied with the time they had to wait for an appointment	1	1	N/A	86.2%	83.6%	88.0%

* This is based on patients treated on this contract for their most recent course of treatment. Figures in italics indicate the base number of FP17s or Patient Questionnaire responses are less than 100. N/A is shown where the base number of responses is less than 10 during the period. % is calculated as Quantity/Base number*100

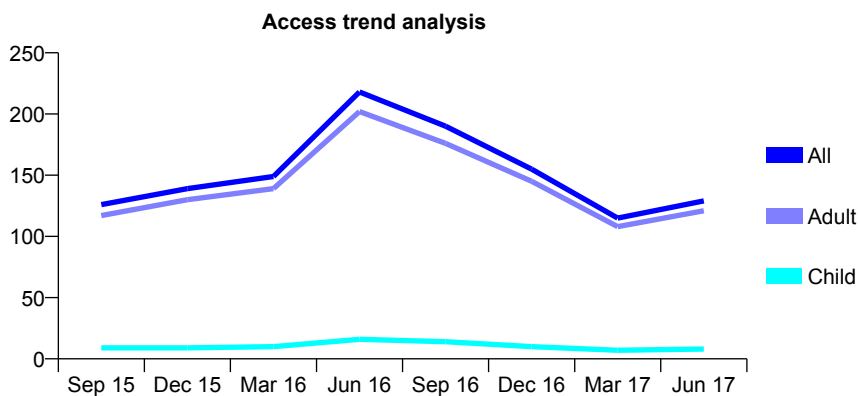
Q63 - Vital Signs At a Glance Contract Report for 104523/0009 - June 2017

Name or company name	Bromley Healthcare Interest Company
Contract type name	PDS Contract
Purpose of contract	General
Contract start date	01/08/2014
Contract end date	30/11/2017

17/18 Contracted general activity (UDA)	899
Carry forward general activity (UDA)	0
17/18 Contracted orthodontic activity (UOA)	0
Carry forward orthodontic activity (UOA)	0
Baseline contract value	£37,357.30

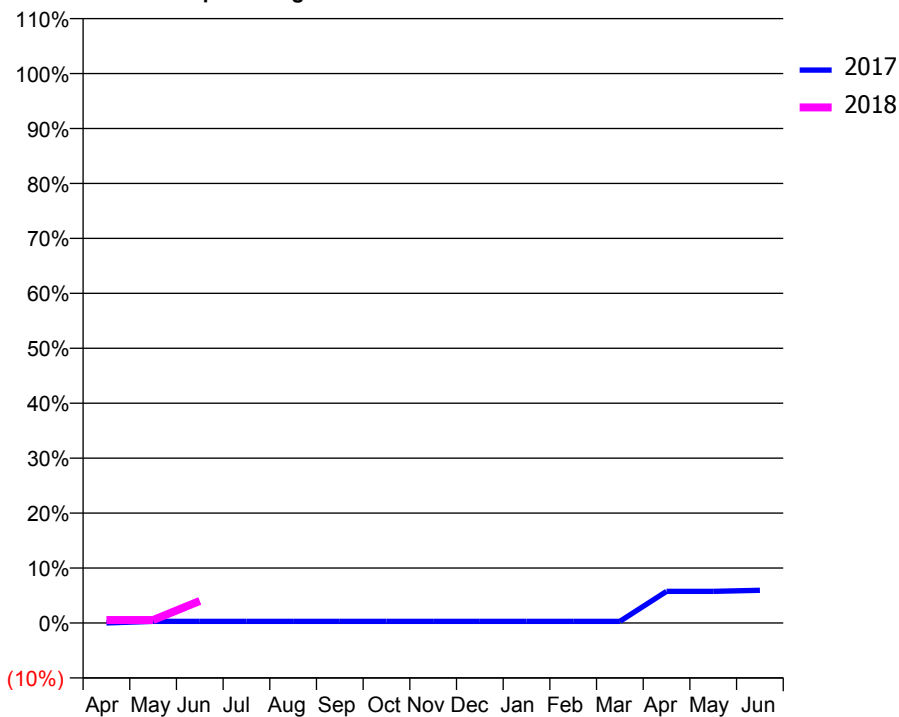
ACCESS*

Patients seen in 24 months	Total	Change since previous quarter
Quarter ending June 2016	218	
Quarter ending September 2016	190	↓
Quarter ending December 2016	155	↓
Quarter ending March 2017	115	↓
Quarter ending June 2017	129	↑
Variance since June 2016	(40.8%)	↓



ACTIVITY

Cumulative percentage of contracted UDA delivered 2017 & 2018



Month	Adjusted Scheduled Activity (UDA)	
	2017	2018
April	0	5
May	4	5
June	4	36
July	4	
August	4	
September	4	
October	4	
November	4	
December	4	
January	4	
February	4	
March	4	
April	78	
May	78	
June	80	

QUALITY

	Quantity	Base Number	Contract	AT	Region	England
% of FP17s for the same patient ID Re-attending within 3 months - Children	0	9	0.0%	10.0%	11.5%	12.0%
% of FP17s for the same patient ID Re-attending within 3 months - Adults	0	80	0.0%	15.4%	16.8%	16.0%
% of FP17s for the same patient ID Re-attending between 3 & 9 months - Children	0	9	0.0%	48.2%	47.3%	58.0%
% of FP17s for the same patient ID Re-attending between 3 & 9 months - Adults	0	80	0.0%	38.4%	38.3%	50.9%
% of FP17s for Band 1 Urgent Courses	30	30	100.0%	10.0%	10.7%	9.1%
% of FP17s Relating to Free Repair or Replacements	0	30	0.0%	0.6%	0.6%	0.8%
% of FP17s Relating to Continuations	0	30	0.0%	0.9%	0.8%	1.1%
% of Patients satisfied with the dentistry they have received	0	1	N/A	90.2%	89.8%	91.7%
% of Patients satisfied with the time they had to wait for an appointment	1	1	N/A	86.2%	83.6%	88.0%

* This is based on patients treated on this contract for their most recent course of treatment. Figures in italics indicate the base number of FP17s or Patient Questionnaire responses are less than 100. N/A is shown where the base number of responses is less than 10 during the period. % is calculated as Quantity/Base number*100

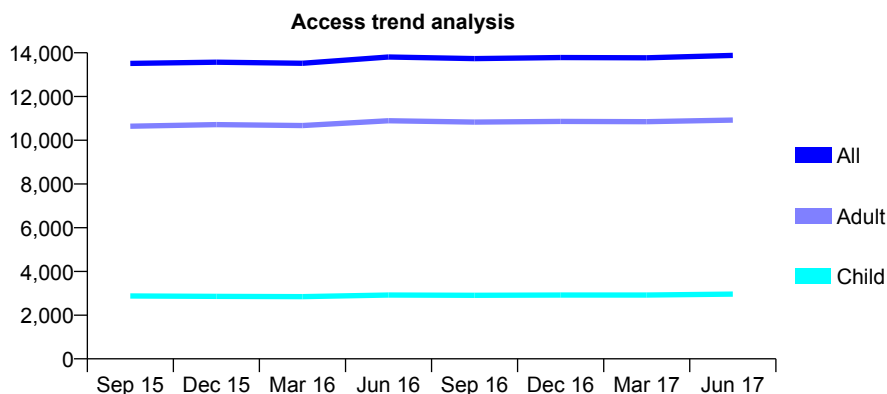
Q63 - Vital Signs At a Glance Contract Report for 104965/0001 - June 2017

Name or company name	Brightsmile Dental Care Limited
Contract type name	GDS Contract
Purpose of contract	General
Contract start date	01/11/2010
Contract end date	

17/18 Contracted general activity (UDA)	36,000
Carry forward general activity (UDA)	0
17/18 Contracted orthodontic activity (UOA)	0
Carry forward orthodontic activity (UOA)	0
Baseline contract value	£1,019,403.79

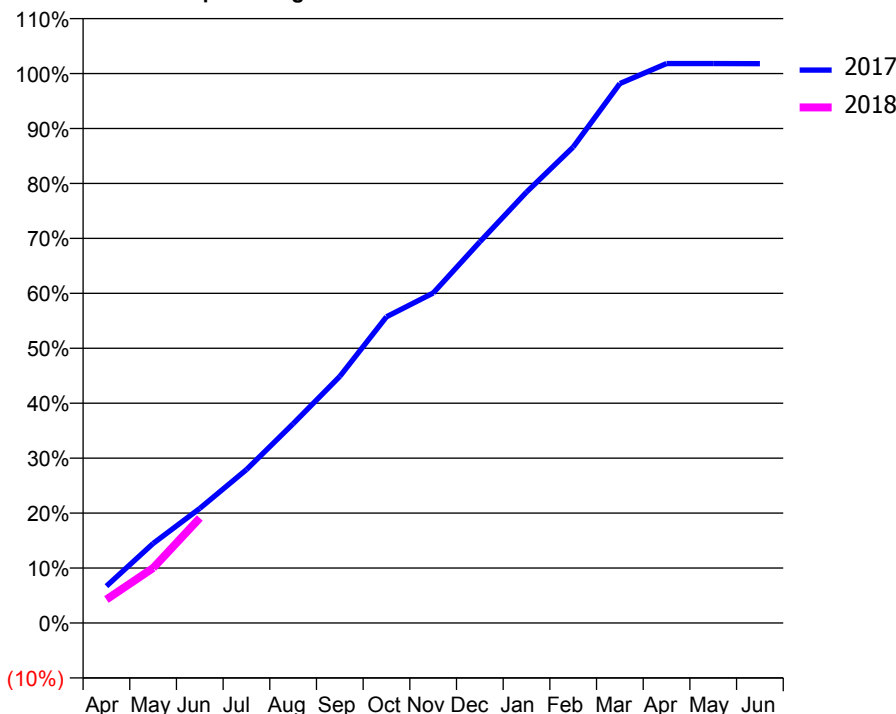
ACCESS*

Patients seen in 24 months	Total	Change since previous quarter
Quarter ending June 2016	13,809	
Quarter ending September 2016	13,736	→
Quarter ending December 2016	13,783	→
Quarter ending March 2017	13,769	→
Quarter ending June 2017	13,884	→
Variance since June 2016	0.5%	→



ACTIVITY

Cumulative percentage of contracted UDA delivered 2017 & 2018



Month	Adjusted Scheduled Activity (UDA)	
	2017	2018
April	2,411	1,542
May	5,212	3,603
June	7,508	6,877
July	10,053	
August	13,055	
September	16,161	
October	20,067	
November	21,622	
December	24,976	
January	28,227	
February	31,183	
March	35,342	
April	36,649	
May	36,650	
June	36,645	

QUALITY

	Quantity	Base Number	Contract	AT	Region	England
% of FP17s for the same patient ID Re-attending within 3 months - Children	32	859	3.7%	10.0%	11.5%	12.0%
% of FP17s for the same patient ID Re-attending within 3 months - Adults	236	2,692	8.8%	15.4%	16.8%	16.0%
% of FP17s for the same patient ID Re-attending between 3 & 9 months - Children	386	859	44.9%	48.2%	47.3%	58.0%
% of FP17s for the same patient ID Re-attending between 3 & 9 months - Adults	1,088	2,692	40.4%	38.4%	38.3%	50.9%
% of FP17s for Band 1 Urgent Courses	254	3,031	8.4%	10.0%	10.7%	9.1%
% of FP17s Relating to Free Repair or Replacements	7	3,031	0.2%	0.6%	0.6%	0.8%
% of FP17s Relating to Continuations	12	3,031	0.4%	0.9%	0.8%	1.1%
% of Patients satisfied with the dentistry they have received	54	55	98.2%	90.2%	89.8%	91.7%
% of Patients satisfied with the time they had to wait for an appointment	52	55	94.5%	86.2%	83.6%	88.0%

* This is based on patients treated on this contract for their most recent course of treatment. Figures in italics indicate the base number of FP17s or Patient Questionnaire responses are less than 100. N/A is shown where the base number of responses is less than 10 during the period. % is calculated as Quantity/Base number*100

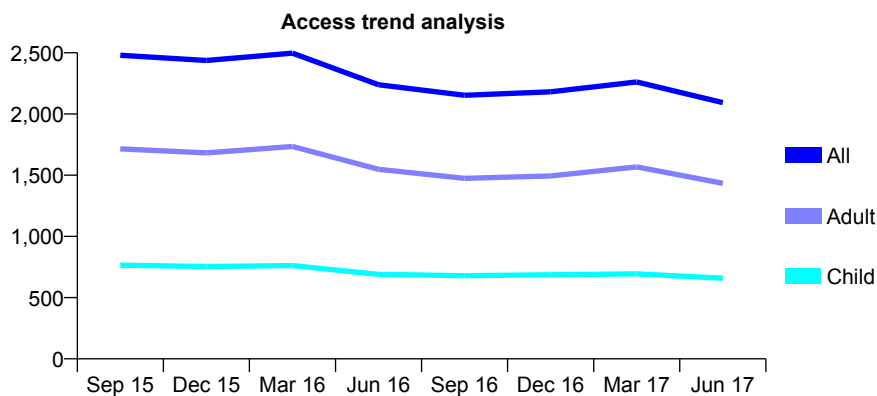
Q63 - Vital Signs At a Glance Contract Report for 106666/0001 - June 2017

Name or company name	Stanstead Road Dental Practice Limited
Contract type name	GDS Contract
Purpose of contract	General
Contract start date	01/11/2010
Contract end date	

17/18 Contracted general activity (UDA)	7,009
Carry forward general activity (UDA)	0
17/18 Contracted orthodontic activity (UOA)	0
Carry forward orthodontic activity (UOA)	0
Baseline contract value	£180,952.19

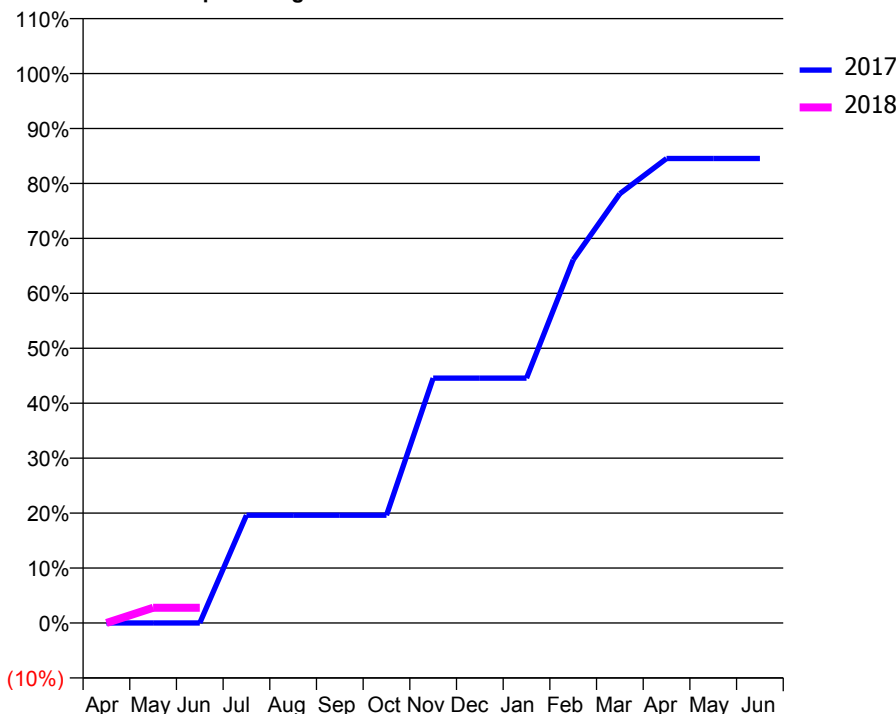
ACCESS*

Patients seen in 24 months	Total	Change since previous quarter
Quarter ending June 2016	2,239	
Quarter ending September 2016	2,153	↓
Quarter ending December 2016	2,181	→
Quarter ending March 2017	2,262	↑
Quarter ending June 2017	2,093	↓
Variance since June 2016	(6.5%)	↓



ACTIVITY

Cumulative percentage of contracted UDA delivered 2017 & 2018



Adjusted Scheduled Activity (UDA)

Month	2017	2018
April	0	0
May	0	194
June	0	194
July	1,375	
August	1,375	
September	1,375	
October	1,375	
November	3,123	
December	3,123	
January	3,123	
February	4,632	
March	5,476	
April	5,924	
May	5,924	
June	5,924	

QUALITY

	Quantity	Base Number	Contract	AT	Region	England
% of FP17s for the same patient ID Re-attending within 3 months - Children	1	79	1.3%	10.0%	11.5%	12.0%
% of FP17s for the same patient ID Re-attending within 3 months - Adults	6	145	4.1%	15.4%	16.8%	16.0%
% of FP17s for the same patient ID Re-attending between 3 & 9 months - Children	35	79	44.3%	48.2%	47.3%	58.0%
% of FP17s for the same patient ID Re-attending between 3 & 9 months - Adults	49	145	33.8%	38.4%	38.3%	50.9%
% of FP17s for Band 1 Urgent Courses	1	94	1.1%	10.0%	10.7%	9.1%
% of FP17s Relating to Free Repair or Replacements	0	94	0.0%	0.6%	0.6%	0.8%
% of FP17s Relating to Continuations	1	94	1.1%	0.9%	0.8%	1.1%
% of Patients satisfied with the dentistry they have received	0	0	N/A	90.2%	89.8%	91.7%
% of Patients satisfied with the time they had to wait for an appointment	0	0	N/A	86.2%	83.6%	88.0%

* This is based on patients treated on this contract for their most recent course of treatment. Figures in italics indicate the base number of FP17s or Patient Questionnaire responses are less than 100. N/A is shown where the base number of responses is less than 10 during the period. % is calculated as Quantity/Base number*100

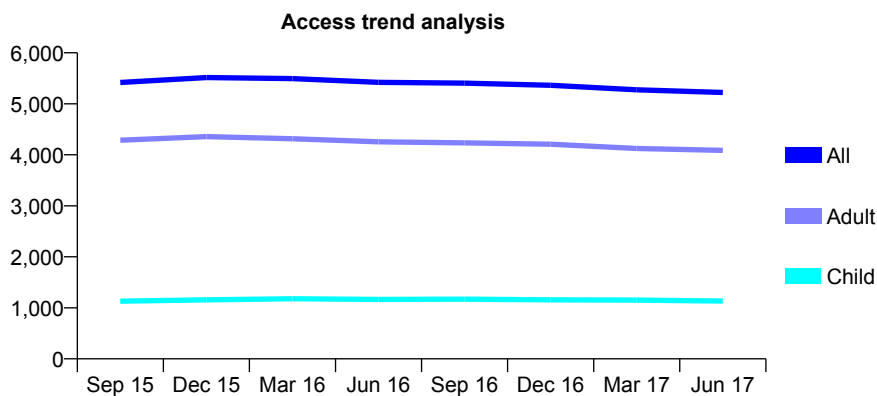
Q63 - Vital Signs At a Glance Contract Report for 107603/0001 - June 2017

Name or company name	Smile with Pride Dental Care Limited
Contract type name	GDS Contract
Purpose of contract	General
Contract start date	01/04/2011
Contract end date	

17/18 Contracted general activity (UDA)	12,989
Carry forward general activity (UDA)	0
17/18 Contracted orthodontic activity (UOA)	0
Carry forward orthodontic activity (UOA)	0
Baseline contract value	£371,427.59

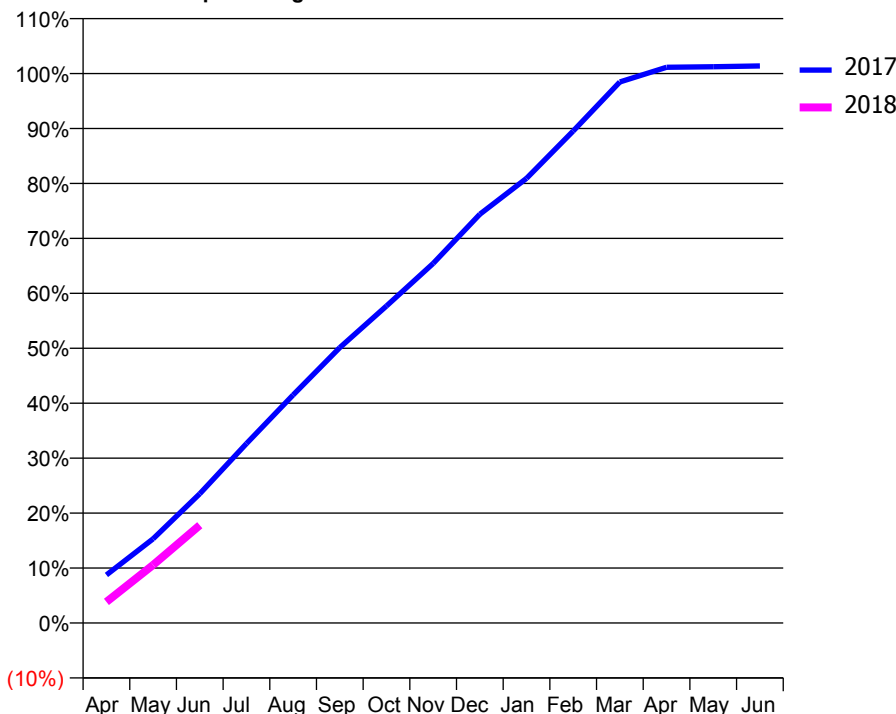
ACCESS*

Patients seen in 24 months	Total	Change since previous quarter
Quarter ending June 2016	5,421	
Quarter ending September 2016	5,406	→
Quarter ending December 2016	5,364	→
Quarter ending March 2017	5,275	↓
Quarter ending June 2017	5,221	↓
Variance since June 2016	(3.7%)	↓



ACTIVITY

Cumulative percentage of contracted UDA delivered 2017 & 2018



Month	Adjusted Scheduled Activity (UDA)	
	2017	2018
April	1,137	501
May	1,992	1,373
June	3,056	2,311
July	4,240	
August	5,392	
September	6,511	
October	7,495	
November	8,498	
December	9,662	
January	10,509	
February	11,631	
March	12,789	
April	13,135	
May	13,148	
June	13,167	

QUALITY

	Quantity	Base Number	Contract	AT	Region	England
% of FP17s for the same patient ID Re-attending within 3 months - Children	19	278	6.8%	10.0%	11.5%	12.0%
% of FP17s for the same patient ID Re-attending within 3 months - Adults	152	993	15.3%	15.4%	16.8%	16.0%
% of FP17s for the same patient ID Re-attending between 3 & 9 months - Children	112	278	40.3%	48.2%	47.3%	58.0%
% of FP17s for the same patient ID Re-attending between 3 & 9 months - Adults	378	993	38.1%	38.4%	38.3%	50.9%
% of FP17s for Band 1 Urgent Courses	117	977	12.0%	10.0%	10.7%	9.1%
% of FP17s Relating to Free Repair or Replacements	1	977	0.1%	0.6%	0.6%	0.8%
% of FP17s Relating to Continuations	10	977	1.0%	0.9%	0.8%	1.1%
% of Patients satisfied with the dentistry they have received	3	3	N/A	90.2%	89.8%	91.7%
% of Patients satisfied with the time they had to wait for an appointment	3	3	N/A	86.2%	83.6%	88.0%

* This is based on patients treated on this contract for their most recent course of treatment. Figures in italics indicate the base number of FP17s or Patient Questionnaire responses are less than 100. N/A is shown where the base number of responses is less than 10 during the period. % is calculated as Quantity/Base number*100

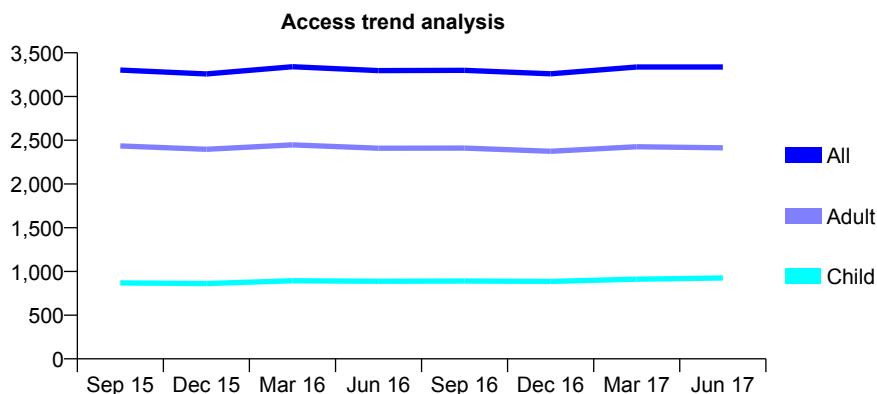
Q63 - Vital Signs At a Glance Contract Report for 108189/0001 - June 2017

Name or company name	Greenwich & Bexley Emergency Dental Ser
Contract type name	GDS Contract
Purpose of contract	General
Contract start date	01/04/2011
Contract end date	

17/18 Contracted general activity (UDA)	9,700
Carry forward general activity (UDA)	0
17/18 Contracted orthodontic activity (UOA)	0
Carry forward orthodontic activity (UOA)	0
Baseline contract value	£242,600.71

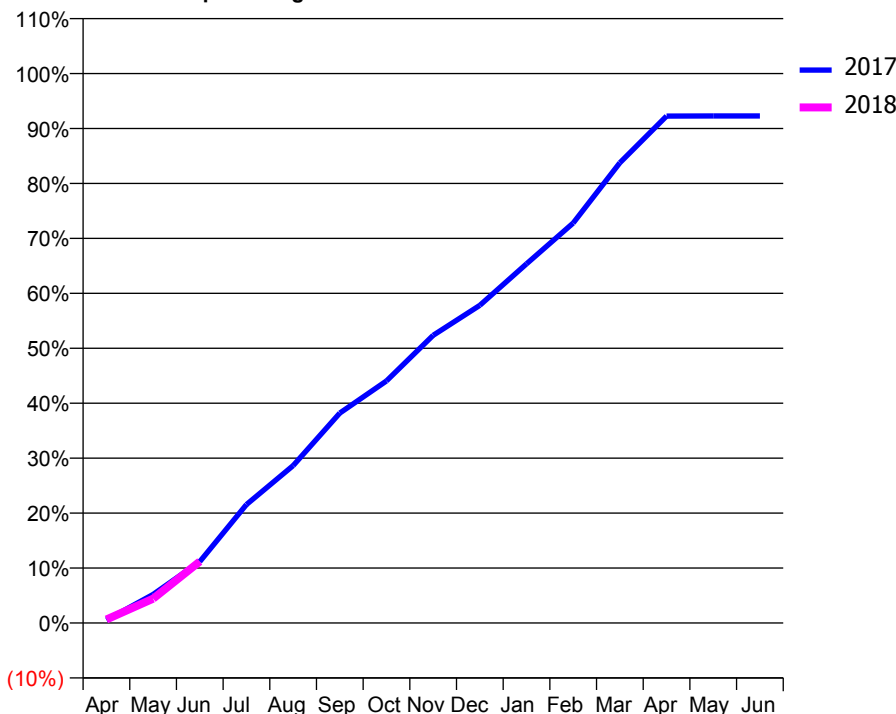
ACCESS*

Patients seen in 24 months	Total	Change since previous quarter
Quarter ending June 2016	3,296	
Quarter ending September 2016	3,300	→
Quarter ending December 2016	3,260	↓
Quarter ending March 2017	3,337	↑
Quarter ending June 2017	3,338	→
Variance since June 2016	1.3%	→



ACTIVITY

Cumulative percentage of contracted UDA delivered 2017 & 2018



Month	Adjusted Scheduled Activity (UDA)	
	2017	2018
April	52	63
May	504	430
June	1,083	1,086
July	2,091	
August	2,778	
September	3,707	
October	4,275	
November	5,079	
December	5,608	
January	6,341	
February	7,061	
March	8,125	
April	8,947	
May	8,950	
June	8,950	

QUALITY

	Quantity	Base Number	Contract	AT	Region	England
% of FP17s for the same patient ID Re-attending within 3 months - Children	24	278	8.6%	10.0%	11.5%	12.0%
% of FP17s for the same patient ID Re-attending within 3 months - Adults	84	544	15.4%	15.4%	16.8%	16.0%
% of FP17s for the same patient ID Re-attending between 3 & 9 months - Children	133	278	47.8%	48.2%	47.3%	58.0%
% of FP17s for the same patient ID Re-attending between 3 & 9 months - Adults	188	544	34.6%	38.4%	38.3%	50.9%
% of FP17s for Band 1 Urgent Courses	42	474	8.9%	10.0%	10.7%	9.1%
% of FP17s Relating to Free Repair or Replacements	5	474	1.1%	0.6%	0.6%	0.8%
% of FP17s Relating to Continuations	17	474	3.6%	0.9%	0.8%	1.1%
% of Patients satisfied with the dentistry they have received	4	5	N/A	90.2%	89.8%	91.7%
% of Patients satisfied with the time they had to wait for an appointment	5	5	N/A	86.2%	83.6%	88.0%

* This is based on patients treated on this contract for their most recent course of treatment. Figures in italics indicate the base number of FP17s or Patient Questionnaire responses are less than 100. N/A is shown where the base number of responses is less than 10 during the period. % is calculated as Quantity/Base number*100

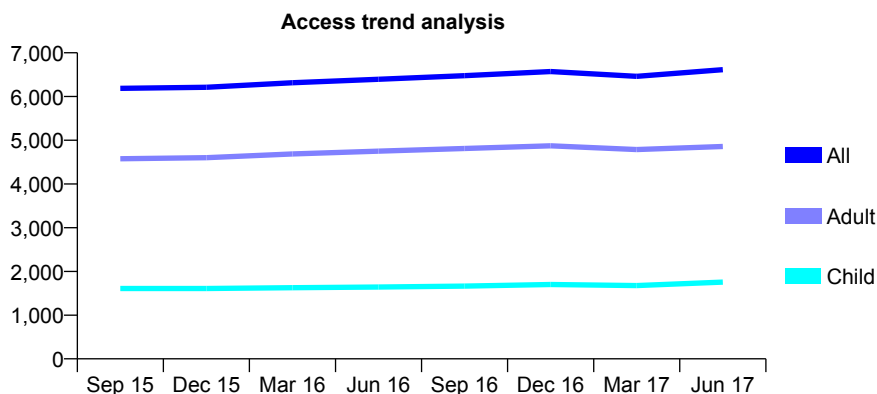
Q63 - Vital Signs At a Glance Contract Report for 108243/0001 - June 2017

Name or company name	Confidential Clinic
Contract type name	GDS Contract
Purpose of contract	General
Contract start date	01/04/2012
Contract end date	

17/18 Contracted general activity (UDA)	14,608
Carry forward general activity (UDA)	0
17/18 Contracted orthodontic activity (UOA)	0
Carry forward orthodontic activity (UOA)	0
Baseline contract value	£377,538.90

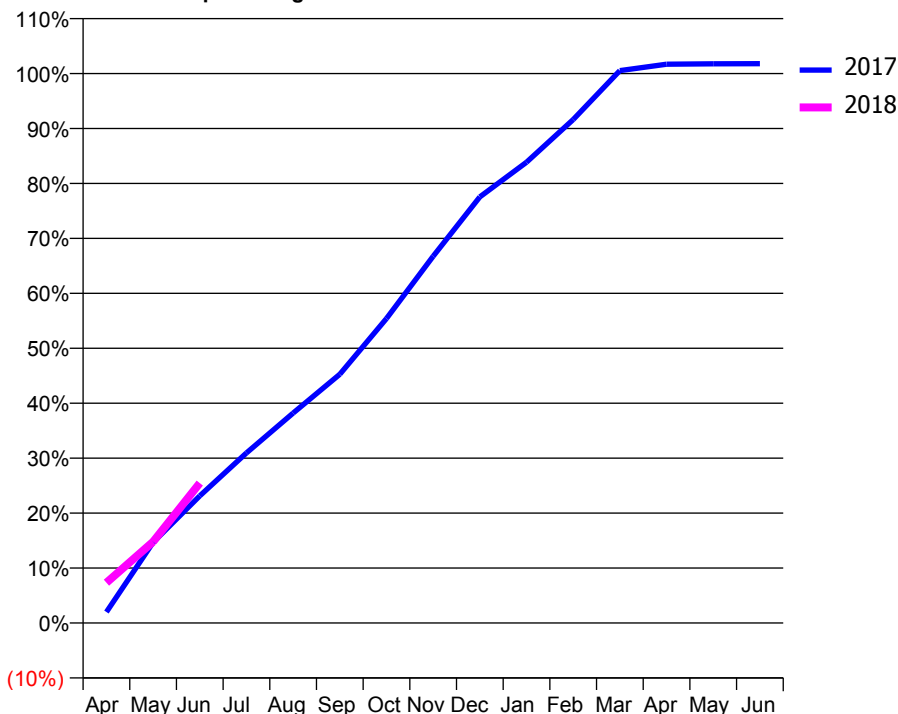
ACCESS*

Patients seen in 24 months	Total	Change since previous quarter
Quarter ending June 2016	6,394	
Quarter ending September 2016	6,476	→
Quarter ending December 2016	6,572	→
Quarter ending March 2017	6,462	↓
Quarter ending June 2017	6,613	↑
Variance since June 2016	3.4%	↑



ACTIVITY

Cumulative percentage of contracted UDA delivered 2017 & 2018



Month	Adjusted Scheduled Activity (UDA)	
	2017	2018
April	292	1,074
May	2,143	2,161
June	3,379	3,720
July	4,521	
August	5,582	
September	6,615	
October	8,095	
November	9,749	
December	11,328	
January	12,249	
February	13,383	
March	14,684	
April	14,855	
May	14,867	
June	14,869	

QUALITY

	Quantity	Base Number	Contract	AT	Region	England
% of FP17s for the same patient ID Re-attending within 3 months - Children	46	552	8.3%	10.0%	11.5%	12.0%
% of FP17s for the same patient ID Re-attending within 3 months - Adults	187	1,251	14.9%	15.4%	16.8%	16.0%
% of FP17s for the same patient ID Re-attending between 3 & 9 months - Children	230	552	41.7%	48.2%	47.3%	58.0%
% of FP17s for the same patient ID Re-attending between 3 & 9 months - Adults	388	1,251	31.0%	38.4%	38.3%	50.9%
% of FP17s for Band 1 Urgent Courses	237	1,614	14.7%	10.0%	10.7%	9.1%
% of FP17s Relating to Free Repair or Replacements	11	1,614	0.7%	0.6%	0.6%	0.8%
% of FP17s Relating to Continuations	12	1,614	0.7%	0.9%	0.8%	1.1%
% of Patients satisfied with the dentistry they have received	2	3	N/A	90.2%	89.8%	91.7%
% of Patients satisfied with the time they had to wait for an appointment	3	3	N/A	86.2%	83.6%	88.0%

* This is based on patients treated on this contract for their most recent course of treatment. Figures in italics indicate the base number of FP17s or Patient Questionnaire responses are less than 100. N/A is shown where the base number of responses is less than 10 during the period. % is calculated as Quantity/Base number*100

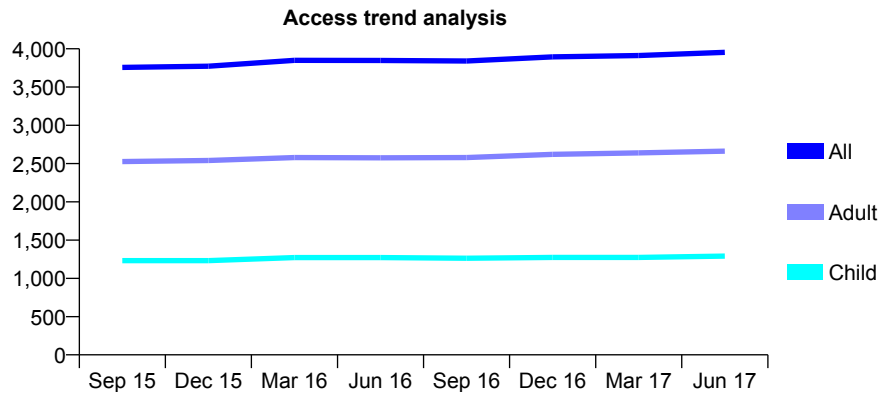
Q63 - Vital Signs At a Glance Contract Report for 108758/0001 - June 2017

Name or company name	Beeches Dental Surgery
Contract type name	GDS Contract
Purpose of contract	General
Contract start date	01/05/2006
Contract end date	

17/18 Contracted general activity (UDA)	10,053
Carry forward general activity (UDA)	0
17/18 Contracted orthodontic activity (UOA)	0
Carry forward orthodontic activity (UOA)	0
Baseline contract value	£292,036.79

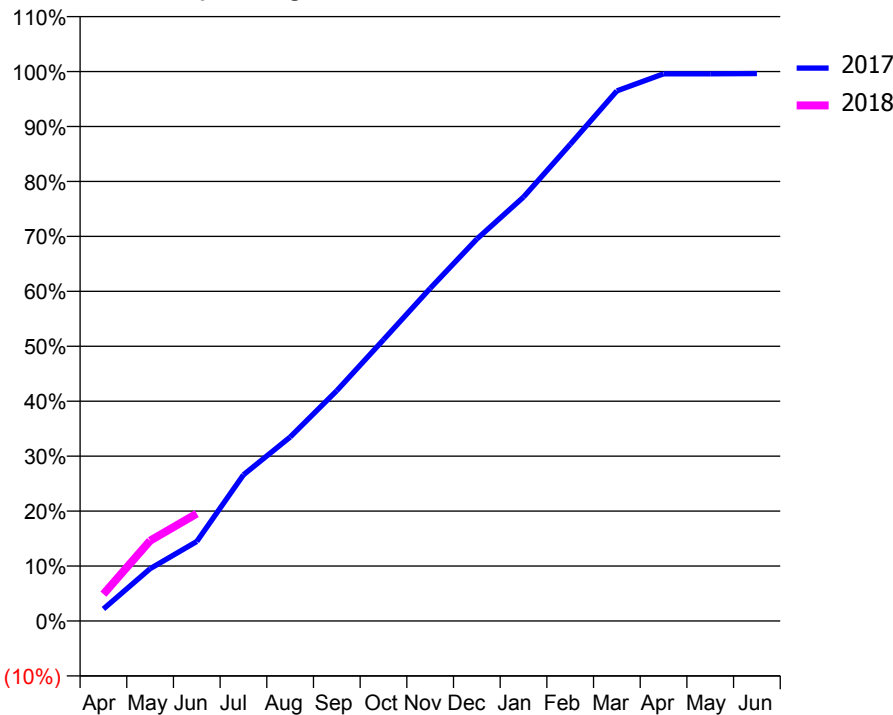
ACCESS*

Patients seen in 24 months	Total	Change since previous quarter
Quarter ending June 2016	3,847	
Quarter ending September 2016	3,840	→
Quarter ending December 2016	3,895	→
Quarter ending March 2017	3,912	→
Quarter ending June 2017	3,953	→
Variance since June 2016	2.8%	↑



ACTIVITY

Cumulative percentage of contracted UDA delivered 2017 & 2018



Month	Adjusted Scheduled Activity (UDA)	
	2017	2018
April	221	491
May	956	1,471
June	1,456	1,965
July	2,676	
August	3,366	
September	4,214	
October	5,145	
November	6,085	
December	6,987	
January	7,757	
February	8,719	
March	9,697	
April	10,012	
May	10,010	
June	10,016	

QUALITY

	Quantity	Base Number	Contract	AT	Region	England
% of FP17s for the same patient ID Re-attending within 3 months - Children	14	370	3.8%	10.0%	11.5%	12.0%
% of FP17s for the same patient ID Re-attending within 3 months - Adults	60	655	9.2%	15.4%	16.8%	16.0%
% of FP17s for the same patient ID Re-attending between 3 & 9 months - Children	190	370	51.4%	48.2%	47.3%	58.0%
% of FP17s for the same patient ID Re-attending between 3 & 9 months - Adults	300	655	45.8%	38.4%	38.3%	50.9%
% of FP17s for Band 1 Urgent Courses	11	911	1.2%	10.0%	10.7%	9.1%
% of FP17s Relating to Free Repair or Replacements	12	911	1.3%	0.6%	0.6%	0.8%
% of FP17s Relating to Continuations	6	911	0.7%	0.9%	0.8%	1.1%
% of Patients satisfied with the dentistry they have received	7	8	N/A	90.2%	89.8%	91.7%
% of Patients satisfied with the time they had to wait for an appointment	8	8	N/A	86.2%	83.6%	88.0%

* This is based on patients treated on this contract for their most recent course of treatment. Figures in italics indicate the base number of FP17s or Patient Questionnaire responses are less than 100. N/A is shown where the base number of responses is less than 10 during the period. % is calculated as Quantity/Base number*100

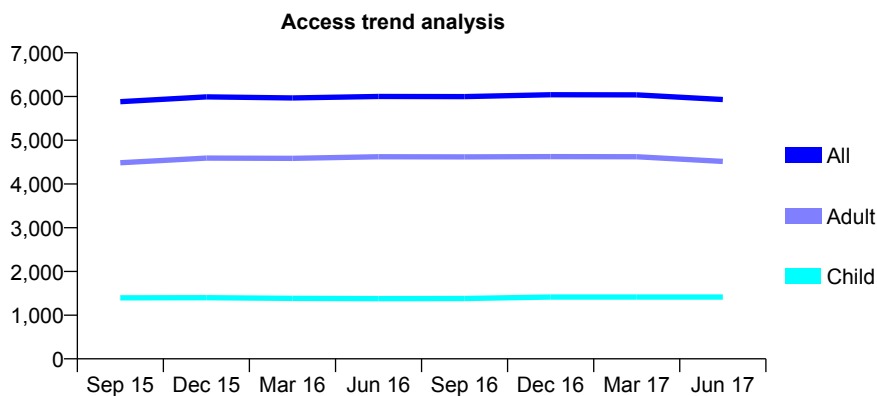
Q63 - Vital Signs At a Glance Contract Report for 109150/0001 - June 2017

Name or company name	MR K FAIZ
Contract type name	GDS Contract
Purpose of contract	General
Contract start date	01/07/2012
Contract end date	

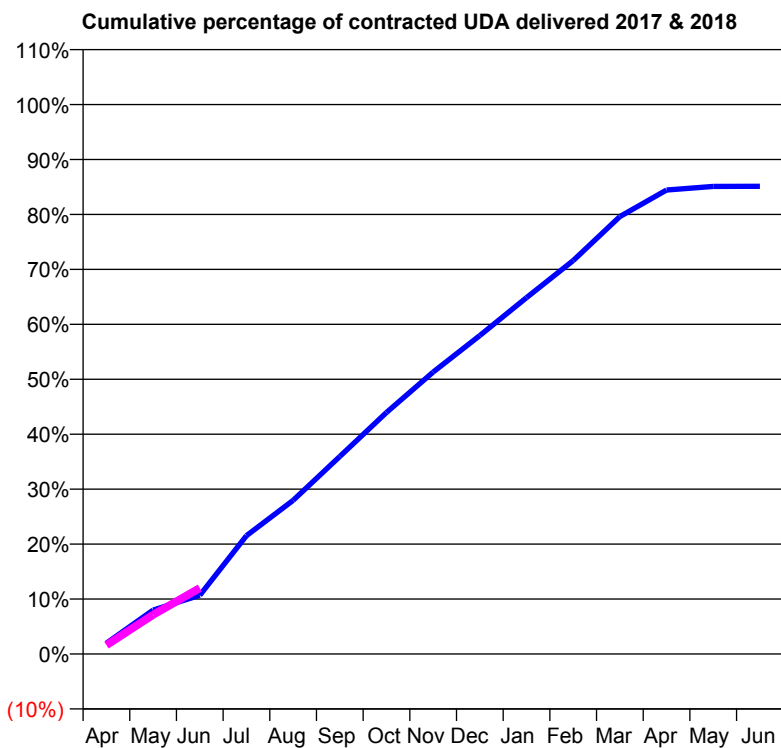
17/18 Contracted general activity (UDA)	19,865
Carry forward general activity (UDA)	0
17/18 Contracted orthodontic activity (UOA)	0
Carry forward orthodontic activity (UOA)	0
Baseline contract value	£583,825.68

ACCESS*

Patients seen in 24 months	Total	Change since previous quarter
Quarter ending June 2016	6,000	
Quarter ending September 2016	5,999	→
Quarter ending December 2016	6,040	→
Quarter ending March 2017	6,037	→
Quarter ending June 2017	5,930	↓
Variance since June 2016	(1.2%)	↓



ACTIVITY



Month	Adjusted Scheduled Activity (UDA)	
	2017	2018
April	392	320
May	1,587	1,420
June	2,124	2,382
July	4,276	
August	5,553	
September	7,143	
October	8,734	
November	10,194	
December	11,516	
January	12,884	
February	14,225	
March	15,813	
April	16,775	
May	16,904	
June	16,907	

QUALITY

	Quantity	Base Number	Contract	AT	Region	England
% of FP17s for the same patient ID Re-attending within 3 months - Children	48	454	10.6%	10.0%	11.5%	12.0%
% of FP17s for the same patient ID Re-attending within 3 months - Adults	251	1,177	21.3%	15.4%	16.8%	16.0%
% of FP17s for the same patient ID Re-attending between 3 & 9 months - Children	221	454	48.7%	48.2%	47.3%	58.0%
% of FP17s for the same patient ID Re-attending between 3 & 9 months - Adults	477	1,177	40.5%	38.4%	38.3%	50.9%
% of FP17s for Band 1 Urgent Courses	289	1,211	23.9%	10.0%	10.7%	9.1%
% of FP17s Relating to Free Repair or Replacements	4	1,211	0.3%	0.6%	0.6%	0.8%
% of FP17s Relating to Continuations	11	1,211	0.9%	0.9%	0.8%	1.1%
% of Patients satisfied with the dentistry they have received	9	11	81.8%	90.2%	89.8%	91.7%
% of Patients satisfied with the time they had to wait for an appointment	11	11	100.0%	86.2%	83.6%	88.0%

* This is based on patients treated on this contract for their most recent course of treatment. Figures in italics indicate the base number of FP17s or Patient Questionnaire responses are less than 100. N/A is shown where the base number of responses is less than 10 during the period. % is calculated as Quantity/Base number*100

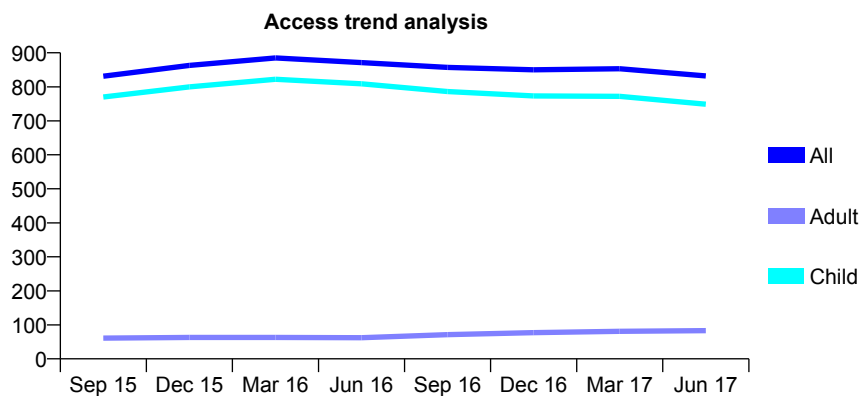
Q63 - Vital Signs At a Glance Contract Report for 109797/0001 - June 2017

Name or company name	The Buckley Practice Ltd
Contract type name	GDS Contract
Purpose of contract	General
Contract start date	11/02/2008
Contract end date	

17/18 Contracted general activity (UDA)	1,846
Carry forward general activity (UDA)	0
17/18 Contracted orthodontic activity (UOA)	0
Carry forward orthodontic activity (UOA)	0
Baseline contract value	£37,621.93

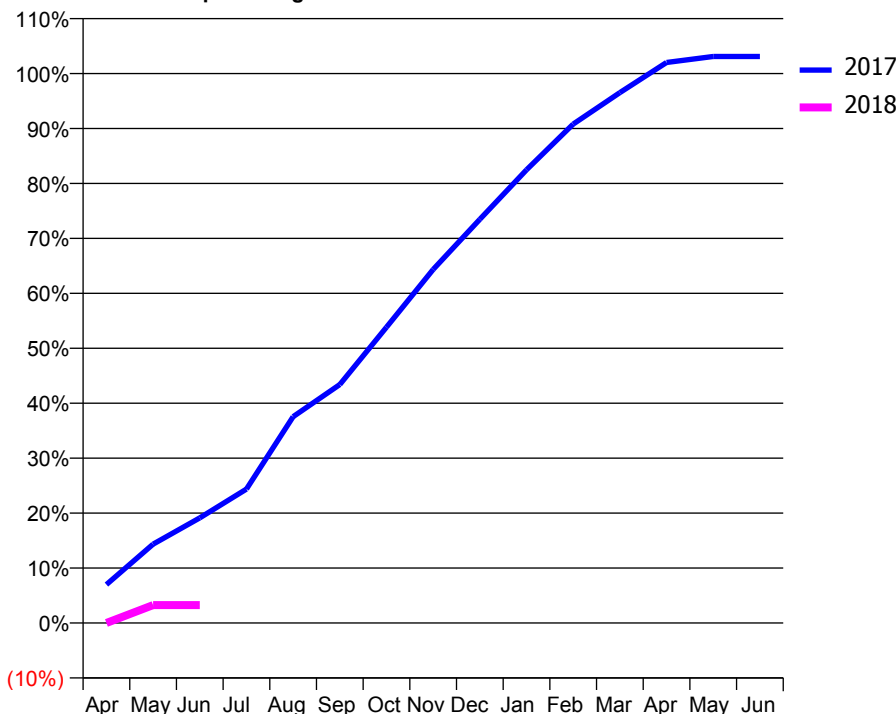
ACCESS*

Patients seen in 24 months	Total	Change since previous quarter
Quarter ending June 2016	871	
Quarter ending September 2016	857	↓
Quarter ending December 2016	850	→
Quarter ending March 2017	853	→
Quarter ending June 2017	832	↓
Variance since June 2016	(4.5%)	↓



ACTIVITY

Cumulative percentage of contracted UDA delivered 2017 & 2018



Adjusted Scheduled Activity (UDA)

Month	2017	2018
April	129	0
May	265	60
June	353	60
July	450	
August	693	
September	801	
October	994	
November	1,188	
December	1,356	
January	1,522	
February	1,676	
March	1,782	
April	1,883	
May	1,903	
June	1,903	

QUALITY

	Quantity	Base Number	Contract	AT	Region	England
% of FP17s for the same patient ID Re-attending within 3 months - Children	11	141	7.8%	10.0%	11.5%	12.0%
% of FP17s for the same patient ID Re-attending within 3 months - Adults	0	1	0.0%	15.4%	16.8%	16.0%
% of FP17s for the same patient ID Re-attending between 3 & 9 months - Children	105	141	74.5%	48.2%	47.3%	58.0%
% of FP17s for the same patient ID Re-attending between 3 & 9 months - Adults	1	1	100.0%	38.4%	38.3%	50.9%
% of FP17s for Band 1 Urgent Courses	1	54	1.9%	10.0%	10.7%	9.1%
% of FP17s Relating to Free Repair or Replacements	0	54	0.0%	0.6%	0.6%	0.8%
% of FP17s Relating to Continuations	1	54	1.9%	0.9%	0.8%	1.1%
% of Patients satisfied with the dentistry they have received	0	0	N/A	90.2%	89.8%	91.7%
% of Patients satisfied with the time they had to wait for an appointment	0	0	N/A	86.2%	83.6%	88.0%

* This is based on patients treated on this contract for their most recent course of treatment. Figures in italics indicate the base number of FP17s or Patient Questionnaire responses are less than 100. N/A is shown where the base number of responses is less than 10 during the period. % is calculated as Quantity/Base number*100

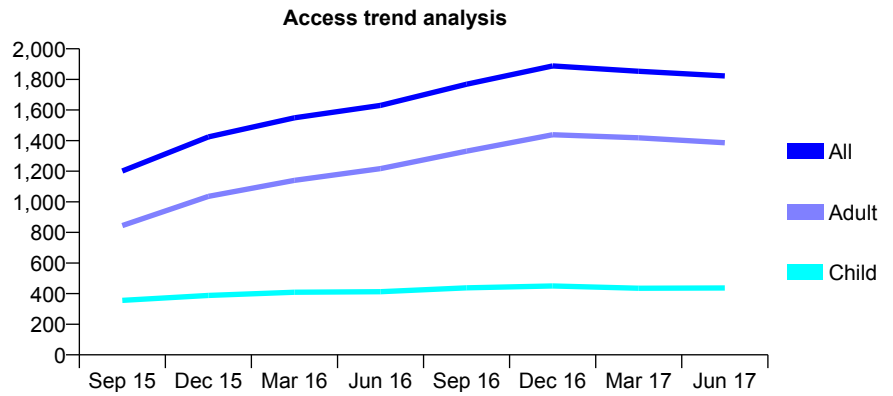
Q63 - Vital Signs At a Glance Contract Report for 110256/0001 - June 2017

Name or company name	One 4 One Dental Practice
Contract type name	GDS Contract
Purpose of contract	General
Contract start date	12/12/2014
Contract end date	

17/18 Contracted general activity (UDA)	3,994
Carry forward general activity (UDA)	0
17/18 Contracted orthodontic activity (UOA)	0
Carry forward orthodontic activity (UOA)	0
Baseline contract value	£130,491.15

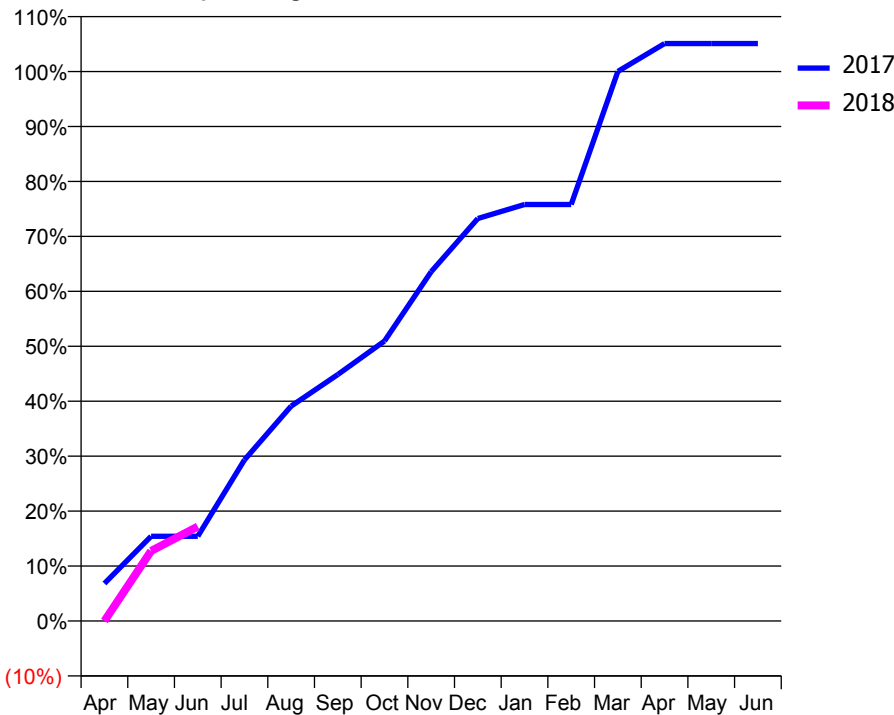
ACCESS*

Patients seen in 24 months	Total	Change since previous quarter
Quarter ending June 2016	1,630	
Quarter ending September 2016	1,769	↑
Quarter ending December 2016	1,888	↑
Quarter ending March 2017	1,853	↓
Quarter ending June 2017	1,823	↓
Variance since June 2016	11.8%	↑



ACTIVITY

Cumulative percentage of contracted UDA delivered 2017 & 2018



Month	Adjusted Scheduled Activity (UDA)	
	2017	2018
April	272	0
May	616	510
June	616	687
July	1,172	
August	1,562	
September	1,792	
October	2,035	
November	2,539	
December	2,926	
January	3,027	
February	3,027	
March	3,995	
April	4,197	
May	4,197	
June	4,197	

QUALITY

	Quantity	Base Number	Contract	AT	Region	England
% of FP17s for the same patient ID Re-attending within 3 months - Children	11	139	7.9%	10.0%	11.5%	12.0%
% of FP17s for the same patient ID Re-attending within 3 months - Adults	28	289	9.7%	15.4%	16.8%	16.0%
% of FP17s for the same patient ID Re-attending between 3 & 9 months - Children	56	139	40.3%	48.2%	47.3%	58.0%
% of FP17s for the same patient ID Re-attending between 3 & 9 months - Adults	97	289	33.6%	38.4%	38.3%	50.9%
% of FP17s for Band 1 Urgent Courses	24	350	6.9%	10.0%	10.7%	9.1%
% of FP17s Relating to Free Repair or Replacements	1	350	0.3%	0.6%	0.6%	0.8%
% of FP17s Relating to Continuations	1	350	0.3%	0.9%	0.8%	1.1%
% of Patients satisfied with the dentistry they have received	0	0	N/A	90.2%	89.8%	91.7%
% of Patients satisfied with the time they had to wait for an appointment	0	0	N/A	86.2%	83.6%	88.0%

* This is based on patients treated on this contract for their most recent course of treatment. Figures in italics indicate the base number of FP17s or Patient Questionnaire responses are less than 100. N/A is shown where the base number of responses is less than 10 during the period. % is calculated as Quantity/Base number*100

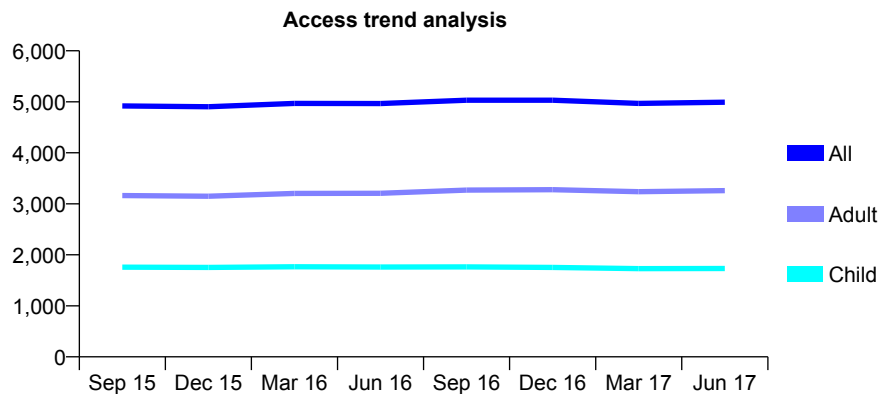
Q63 - Vital Signs At a Glance Contract Report for 110337/0002 - June 2017

Name or company name	Groves Dental Centre
Contract type name	GDS Contract
Purpose of contract	General
Contract start date	01/01/2012
Contract end date	

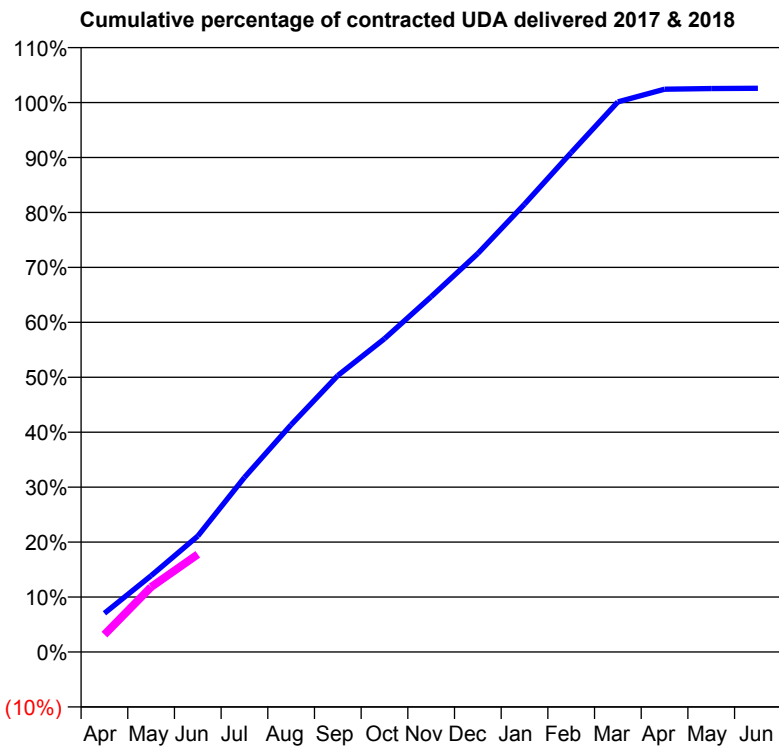
17/18 Contracted general activity (UDA)	13,000
Carry forward general activity (UDA)	0
17/18 Contracted orthodontic activity (UOA)	0
Carry forward orthodontic activity (UOA)	0
Baseline contract value	£325,930.28

ACCESS*

Patients seen in 24 months	Total	Change since previous quarter
Quarter ending June 2016	4,966	
Quarter ending September 2016	5,032	→
Quarter ending December 2016	5,031	→
Quarter ending March 2017	4,969	↓
Quarter ending June 2017	4,992	→
Variance since June 2016	0.5%	→



ACTIVITY



Month	Adjusted Scheduled Activity (UDA)	
	2017	2018
April	916	413
May	1,806	1,537
June	2,743	2,311
July	4,133	
August	5,379	
September	6,542	
October	7,411	
November	8,406	
December	9,428	
January	10,594	
February	11,816	
March	13,015	
April	13,316	
May	13,330	
June	13,337	

QUALITY

	Quantity	Base Number	Contract	AT	Region	England
% of FP17s for the same patient ID Re-attending within 3 months - Children	56	649	8.6%	10.0%	11.5%	12.0%
% of FP17s for the same patient ID Re-attending within 3 months - Adults	102	1,022	10.0%	15.4%	16.8%	16.0%
% of FP17s for the same patient ID Re-attending between 3 & 9 months - Children	456	649	70.3%	48.2%	47.3%	58.0%
% of FP17s for the same patient ID Re-attending between 3 & 9 months - Adults	692	1,022	67.7%	38.4%	38.3%	50.9%
% of FP17s for Band 1 Urgent Courses	62	1,463	4.2%	10.0%	10.7%	9.1%
% of FP17s Relating to Free Repair or Replacements	5	1,463	0.3%	0.6%	0.6%	0.8%
% of FP17s Relating to Continuations	3	1,463	0.2%	0.9%	0.8%	1.1%
% of Patients satisfied with the dentistry they have received	13	13	100.0%	90.2%	89.8%	91.7%
% of Patients satisfied with the time they had to wait for an appointment	12	13	92.3%	86.2%	83.6%	88.0%

* This is based on patients treated on this contract for their most recent course of treatment. Figures in italics indicate the base number of FP17s or Patient Questionnaire responses are less than 100. N/A is shown where the base number of responses is less than 10 during the period. % is calculated as Quantity/Base number*100

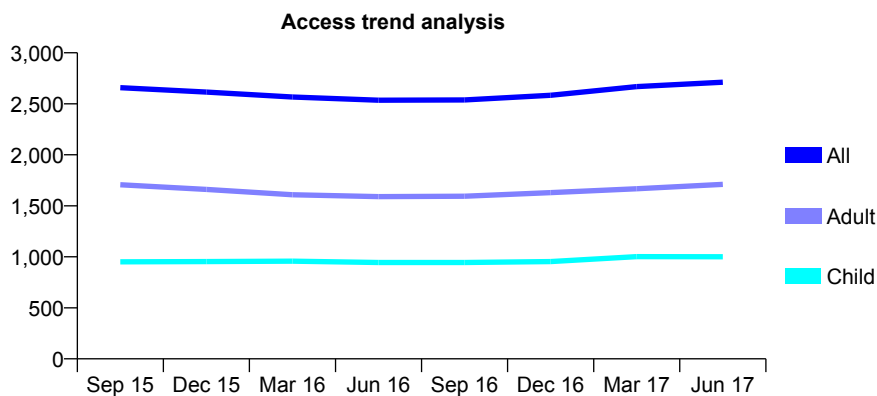
Q63 - Vital Signs At a Glance Contract Report for 111996/0001 - June 2017

Name or company name	Lillywhite Dental Practice
Contract type name	GDS Contract
Purpose of contract	General
Contract start date	16/03/2010
Contract end date	

17/18 Contracted general activity (UDA)	8,548
Carry forward general activity (UDA)	0
17/18 Contracted orthodontic activity (UOA)	0
Carry forward orthodontic activity (UOA)	0
Baseline contract value	£227,096.98

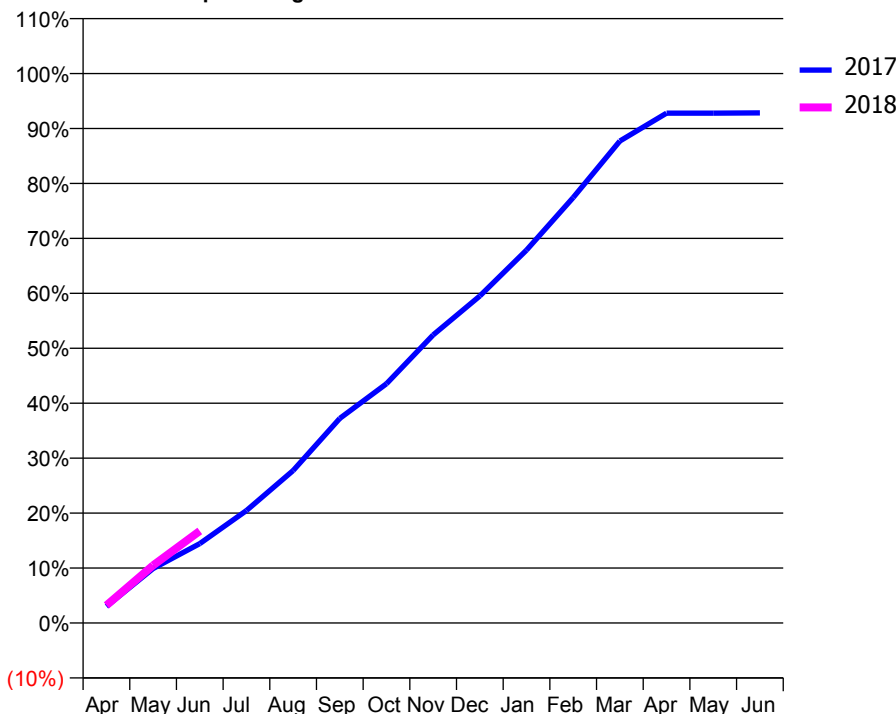
ACCESS*

Patients seen in 24 months	Total	Change since previous quarter
Quarter ending June 2016	2,535	
Quarter ending September 2016	2,538	→
Quarter ending December 2016	2,584	→
Quarter ending March 2017	2,669	↑
Quarter ending June 2017	2,712	→
Variance since June 2016	7.0%	↑



ACTIVITY

Cumulative percentage of contracted UDA delivered 2017 & 2018



Adjusted Scheduled Activity (UDA)		
Month	2017	2018
April	259	274
May	847	898
June	1,236	1,433
July	1,750	
August	2,371	
September	3,182	
October	3,723	
November	4,482	
December	5,088	
January	5,801	
February	6,617	
March	7,497	
April	7,932	
May	7,932	
June	7,936	

QUALITY

	Quantity	Base Number	Contract	AT	Region	England
% of FP17s for the same patient ID Re-attending within 3 months - Children	35	370	9.5%	10.0%	11.5%	12.0%
% of FP17s for the same patient ID Re-attending within 3 months - Adults	81	602	13.5%	15.4%	16.8%	16.0%
% of FP17s for the same patient ID Re-attending between 3 & 9 months - Children	242	370	65.4%	48.2%	47.3%	58.0%
% of FP17s for the same patient ID Re-attending between 3 & 9 months - Adults	369	602	61.3%	38.4%	38.3%	50.9%
% of FP17s for Band 1 Urgent Courses	79	789	10.0%	10.0%	10.7%	9.1%
% of FP17s Relating to Free Repair or Replacements	3	789	0.4%	0.6%	0.6%	0.8%
% of FP17s Relating to Continuations	3	789	0.4%	0.9%	0.8%	1.1%
% of Patients satisfied with the dentistry they have received	2	2	N/A	90.2%	89.8%	91.7%
% of Patients satisfied with the time they had to wait for an appointment	2	2	N/A	86.2%	83.6%	88.0%

* This is based on patients treated on this contract for their most recent course of treatment. Figures in italics indicate the base number of FP17s or Patient Questionnaire responses are less than 100. N/A is shown where the base number of responses is less than 10 during the period. % is calculated as Quantity/Base number*100

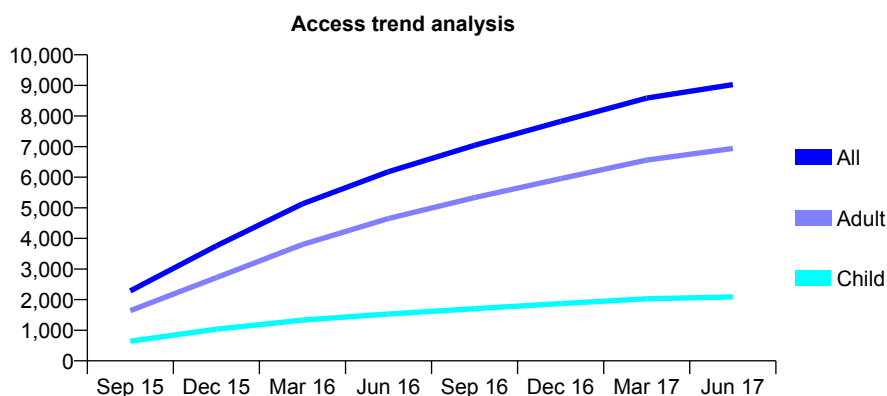
Q63 - Vital Signs At a Glance Contract Report for 112054/0001 - June 2017

Name or company name	Mr J Ginty and Mr Rumit Desai
Contract type name	GDS Contract
Purpose of contract	General
Contract start date	01/05/2015
Contract end date	

17/18 Contracted general activity (UDA)	19,545
Carry forward general activity (UDA)	0
17/18 Contracted orthodontic activity (UOA)	0
Carry forward orthodontic activity (UOA)	0
Baseline contract value	£606,162.82

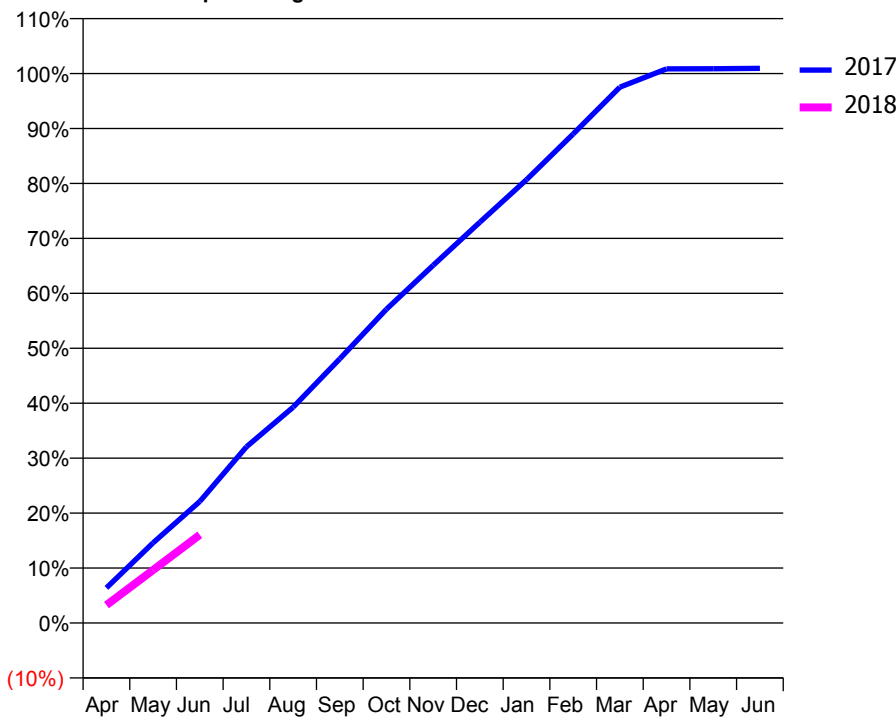
ACCESS*

Patients seen in 24 months	Total	Change since previous quarter
Quarter ending June 2016	6,182	
Quarter ending September 2016	7,045	↑
Quarter ending December 2016	7,825	↑
Quarter ending March 2017	8,588	↑
Quarter ending June 2017	9,026	↑
Variance since June 2016	46.0%	↑



ACTIVITY

Cumulative percentage of contracted UDA delivered 2017 & 2018



Month	Adjusted Scheduled Activity (UDA)	
	2017	2018
April	1,251	639
May	2,851	1,884
June	4,323	3,135
July	6,270	
August	7,679	
September	9,398	
October	11,164	
November	12,725	
December	14,256	
January	15,767	
February	17,395	
March	19,058	
April	19,707	
May	19,713	
June	19,727	

QUALITY

	Quantity	Base Number	Contract	AT	Region	England
% of FP17s for the same patient ID Re-attending within 3 months - Children	28	510	5.5%	10.0%	11.5%	12.0%
% of FP17s for the same patient ID Re-attending within 3 months - Adults	120	1,488	8.1%	15.4%	16.8%	16.0%
% of FP17s for the same patient ID Re-attending between 3 & 9 months - Children	210	510	41.2%	48.2%	47.3%	58.0%
% of FP17s for the same patient ID Re-attending between 3 & 9 months - Adults	472	1,488	31.7%	38.4%	38.3%	50.9%
% of FP17s for Band 1 Urgent Courses	116	1,593	7.3%	10.0%	10.7%	9.1%
% of FP17s Relating to Free Repair or Replacements	11	1,593	0.7%	0.6%	0.6%	0.8%
% of FP17s Relating to Continuations	10	1,593	0.6%	0.9%	0.8%	1.1%
% of Patients satisfied with the dentistry they have received	4	4	N/A	90.2%	89.8%	91.7%
% of Patients satisfied with the time they had to wait for an appointment	3	4	N/A	86.2%	83.6%	88.0%

* This is based on patients treated on this contract for their most recent course of treatment. Figures in italics indicate the base number of FP17s or Patient Questionnaire responses are less than 100. N/A is shown where the base number of responses is less than 10 during the period. % is calculated as Quantity/Base number*100

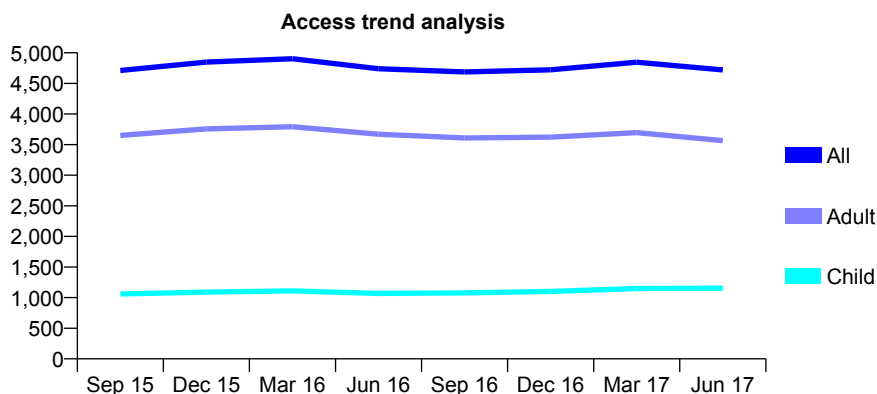
Q63 - Vital Signs At a Glance Contract Report for 112712/0001 - June 2017

Name or company name	Ebrahim Zadeh Saadat and Tabrizi Hosseir
Contract type name	GDS Contract
Purpose of contract	General
Contract start date	01/03/2009
Contract end date	

17/18 Contracted general activity (UDA)	16,200
Carry forward general activity (UDA)	0
17/18 Contracted orthodontic activity (UOA)	0
Carry forward orthodontic activity (UOA)	0
Baseline contract value	£385,432.12

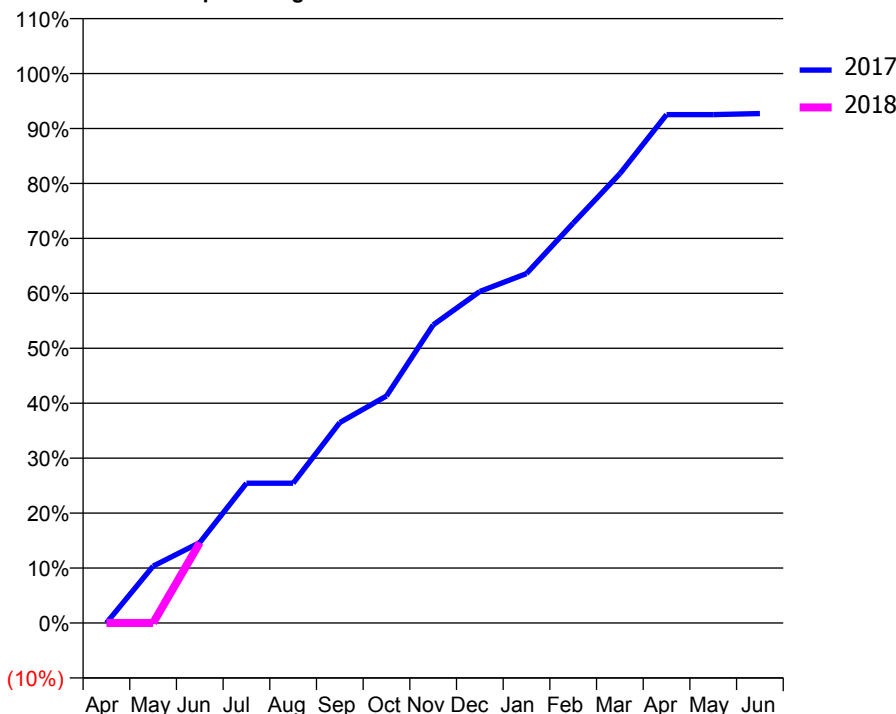
ACCESS*

Patients seen in 24 months	Total	Change since previous quarter
Quarter ending June 2016	4,739	
Quarter ending September 2016	4,688	↓
Quarter ending December 2016	4,723	→
Quarter ending March 2017	4,847	↑
Quarter ending June 2017	4,719	↓
Variance since June 2016	(0.4%)	→



ACTIVITY

Cumulative percentage of contracted UDA delivered 2017 & 2018



Adjusted Scheduled Activity (UDA)

Month	2017	2018
April	0	0
May	1,678	0
June	2,371	2,367
July	4,123	
August	4,123	
September	5,912	
October	6,695	
November	8,788	
December	9,773	
January	10,301	
February	11,787	
March	13,248	
April	14,988	
May	14,988	
June	15,020	

QUALITY

	Quantity	Base Number	Contract	AT	Region	England
% of FP17s for the same patient ID Re-attending within 3 months - Children	25	356	7.0%	10.0%	11.5%	12.0%
% of FP17s for the same patient ID Re-attending within 3 months - Adults	150	1,115	13.5%	15.4%	16.8%	16.0%
% of FP17s for the same patient ID Re-attending between 3 & 9 months - Children	128	356	36.0%	48.2%	47.3%	58.0%
% of FP17s for the same patient ID Re-attending between 3 & 9 months - Adults	435	1,115	39.0%	38.4%	38.3%	50.9%
% of FP17s for Band 1 Urgent Courses	68	875	7.8%	10.0%	10.7%	9.1%
% of FP17s Relating to Free Repair or Replacements	0	875	0.0%	0.6%	0.6%	0.8%
% of FP17s Relating to Continuations	15	875	1.7%	0.9%	0.8%	1.1%
% of Patients satisfied with the dentistry they have received	1	1	N/A	90.2%	89.8%	91.7%
% of Patients satisfied with the time they had to wait for an appointment	1	1	N/A	86.2%	83.6%	88.0%

* This is based on patients treated on this contract for their most recent course of treatment. Figures in italics indicate the base number of FP17s or Patient Questionnaire responses are less than 100. N/A is shown where the base number of responses is less than 10 during the period. % is calculated as Quantity/Base number*100

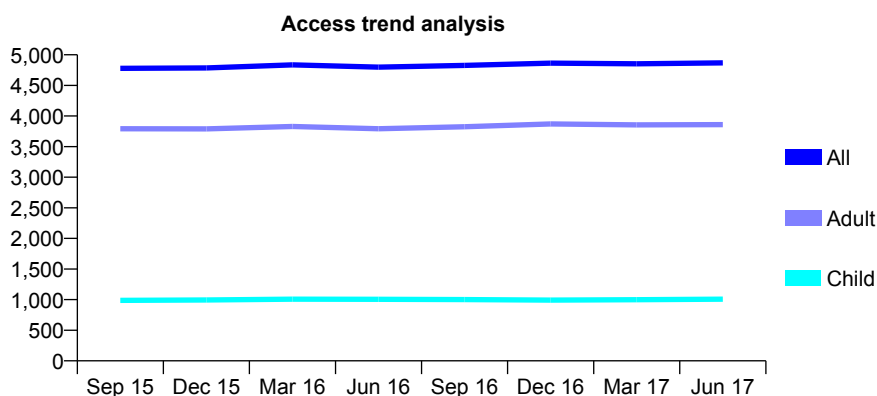
Q63 - Vital Signs At a Glance Contract Report for 113271/0001 - June 2017

Name or company name	Amritpal Marway & Divyash Patel
Contract type name	GDS Contract
Purpose of contract	General
Contract start date	01/09/2013
Contract end date	

17/18 Contracted general activity (UDA)	11,125
Carry forward general activity (UDA)	0
17/18 Contracted orthodontic activity (UOA)	0
Carry forward orthodontic activity (UOA)	0
Baseline contract value	£663,000.28

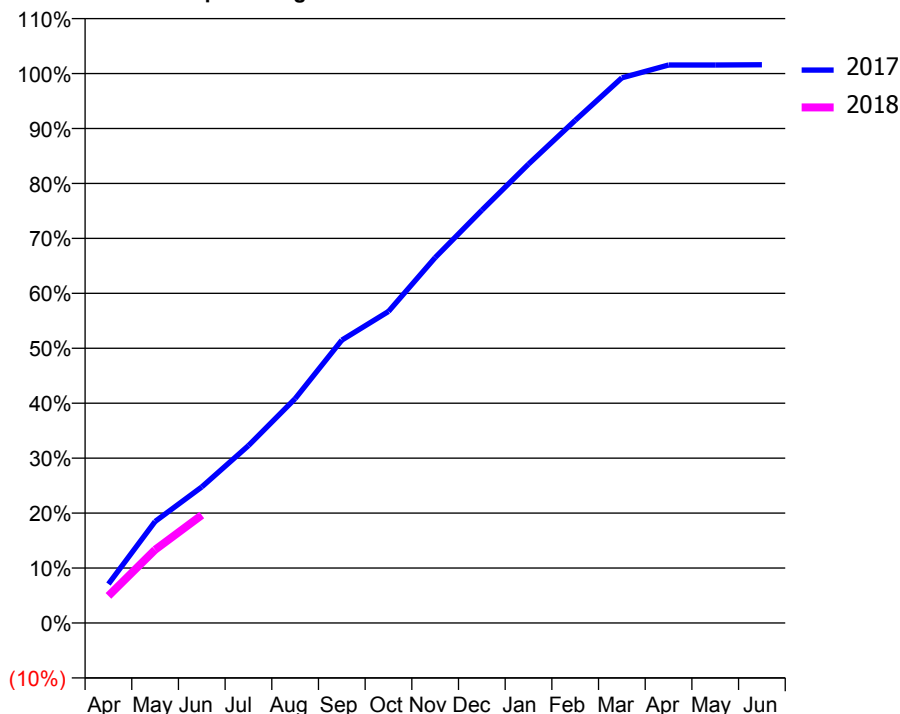
ACCESS*

Patients seen in 24 months	Total	Change since previous quarter
Quarter ending June 2016	4,798	
Quarter ending September 2016	4,826	→
Quarter ending December 2016	4,863	→
Quarter ending March 2017	4,854	→
Quarter ending June 2017	4,868	→
Variance since June 2016	1.5%	→



ACTIVITY

Cumulative percentage of contracted UDA delivered 2017 & 2018



Month	Adjusted Scheduled Activity (UDA)	
	2017	2018
April	789	548
May	2,056	1,484
June	2,756	2,185
July	3,591	
August	4,543	
September	5,728	
October	6,308	
November	7,399	
December	8,356	
January	9,291	
February	10,177	
March	11,038	
April	11,298	
May	11,298	
June	11,301	

QUALITY

	Quantity	Base Number	Contract	AT	Region	England
% of FP17s for the same patient ID Re-attending within 3 months - Children	19	230	8.3%	10.0%	11.5%	12.0%
% of FP17s for the same patient ID Re-attending within 3 months - Adults	94	793	11.9%	15.4%	16.8%	16.0%
% of FP17s for the same patient ID Re-attending between 3 & 9 months - Children	47	230	20.4%	48.2%	47.3%	58.0%
% of FP17s for the same patient ID Re-attending between 3 & 9 months - Adults	134	793	16.9%	38.4%	38.3%	50.9%
% of FP17s for Band 1 Urgent Courses	19	758	2.5%	10.0%	10.7%	9.1%
% of FP17s Relating to Free Repair or Replacements	23	758	3.0%	0.6%	0.6%	0.8%
% of FP17s Relating to Continuations	11	758	1.5%	0.9%	0.8%	1.1%
% of Patients satisfied with the dentistry they have received	3	3	N/A	90.2%	89.8%	91.7%
% of Patients satisfied with the time they had to wait for an appointment	2	3	N/A	86.2%	83.6%	88.0%

* This is based on patients treated on this contract for their most recent course of treatment. Figures in italics indicate the base number of FP17s or Patient Questionnaire responses are less than 100. N/A is shown where the base number of responses is less than 10 during the period. % is calculated as Quantity/Base number*100

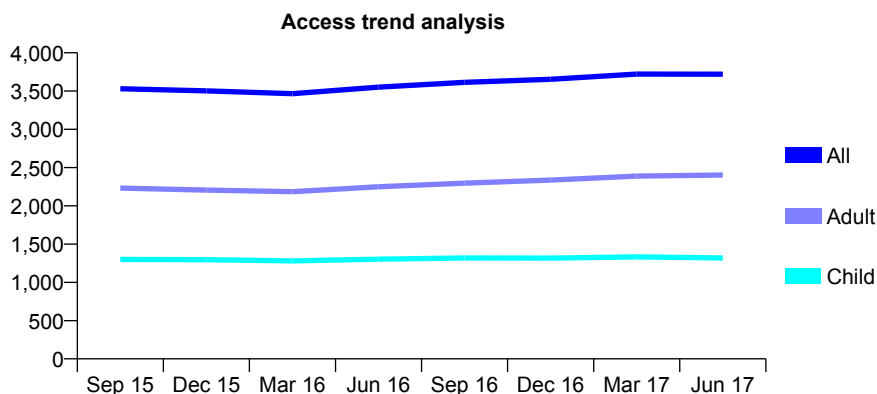
Q63 - Vital Signs At a Glance Contract Report for 113751/0001 - June 2017

Name or company name	JH Patel & Partners
Contract type name	GDS Contract
Purpose of contract	General
Contract start date	01/05/2006
Contract end date	

17/18 Contracted general activity (UDA)	10,421
Carry forward general activity (UDA)	0
17/18 Contracted orthodontic activity (UOA)	0
Carry forward orthodontic activity (UOA)	0
Baseline contract value	£258,753.31

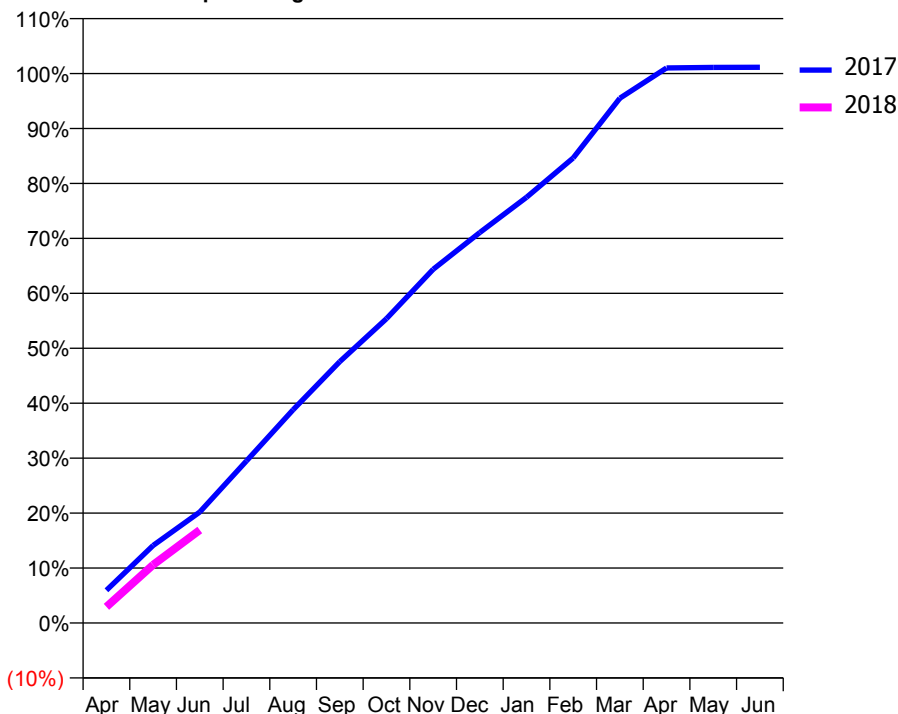
ACCESS*

Patients seen in 24 months	Total	Change since previous quarter
Quarter ending June 2016	3,552	
Quarter ending September 2016	3,614	→
Quarter ending December 2016	3,654	→
Quarter ending March 2017	3,722	→
Quarter ending June 2017	3,721	→
Variance since June 2016	4.8%	↑



ACTIVITY

Cumulative percentage of contracted UDA delivered 2017 & 2018



Month	Adjusted Scheduled Activity (UDA)	
	2017	2018
April	622	306
May	1,470	1,103
June	2,105	1,764
July	3,073	
August	4,045	
September	4,958	
October	5,772	
November	6,708	
December	7,407	
January	8,074	
February	8,820	
March	9,953	
April	10,528	
May	10,536	
June	10,540	

QUALITY

	Quantity	Base Number	Contract	AT	Region	England
% of FP17s for the same patient ID Re-attending within 3 months - Children	40	453	8.8%	10.0%	11.5%	12.0%
% of FP17s for the same patient ID Re-attending within 3 months - Adults	122	711	17.2%	15.4%	16.8%	16.0%
% of FP17s for the same patient ID Re-attending between 3 & 9 months - Children	221	453	48.8%	48.2%	47.3%	58.0%
% of FP17s for the same patient ID Re-attending between 3 & 9 months - Adults	366	711	51.5%	38.4%	38.3%	50.9%
% of FP17s for Band 1 Urgent Courses	83	839	9.9%	10.0%	10.7%	9.1%
% of FP17s Relating to Free Repair or Replacements	2	839	0.2%	0.6%	0.6%	0.8%
% of FP17s Relating to Continuations	15	839	1.8%	0.9%	0.8%	1.1%
% of Patients satisfied with the dentistry they have received	4	4	N/A	90.2%	89.8%	91.7%
% of Patients satisfied with the time they had to wait for an appointment	4	4	N/A	86.2%	83.6%	88.0%

* This is based on patients treated on this contract for their most recent course of treatment. Figures in italics indicate the base number of FP17s or Patient Questionnaire responses are less than 100. N/A is shown where the base number of responses is less than 10 during the period. % is calculated as Quantity/Base number*100

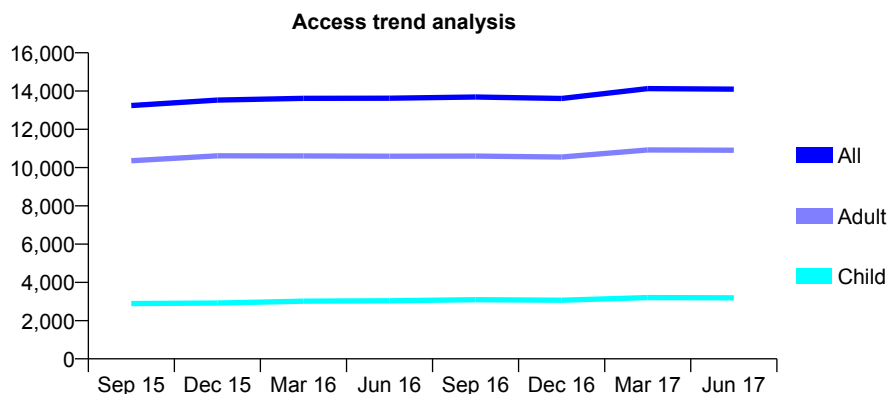
Q63 - Vital Signs At a Glance Contract Report for 114340/0001 - June 2017

Name or company name	Maxident Clinic Ltd.
Contract type name	GDS Contract
Purpose of contract	General
Contract start date	01/06/2012
Contract end date	

17/18 Contracted general activity (UDA)	41,609
Carry forward general activity (UDA)	0
17/18 Contracted orthodontic activity (UOA)	0
Carry forward orthodontic activity (UOA)	0
Baseline contract value	£1,050,930.05

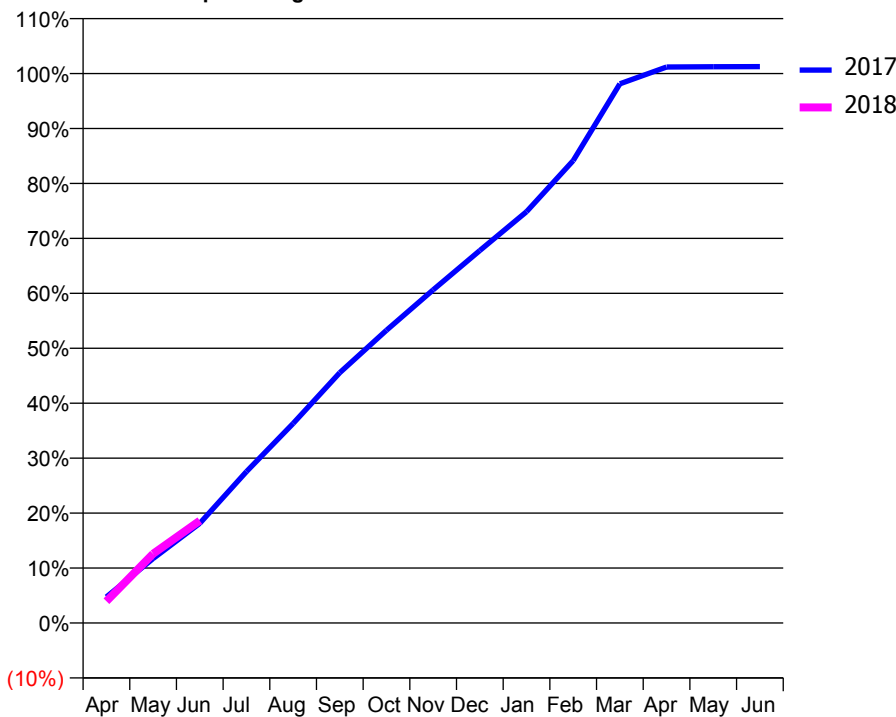
ACCESS*

Patients seen in 24 months	Total	Change since previous quarter
Quarter ending June 2016	13,627	
Quarter ending September 2016	13,692	→
Quarter ending December 2016	13,613	→
Quarter ending March 2017	14,127	↑
Quarter ending June 2017	14,100	→
Variance since June 2016	3.5%	↑



ACTIVITY

Cumulative percentage of contracted UDA delivered 2017 & 2018



Month	Adjusted Scheduled Activity (UDA)	
	2017	2018
April	1,976	1,654
May	4,884	5,244
June	7,545	7,754
July	11,467	
August	15,115	
September	18,955	
October	22,171	
November	25,228	
December	28,204	
January	31,144	
February	35,010	
March	40,830	
April	42,097	
May	42,119	
June	42,128	

QUALITY

	Quantity	Base Number	Contract	AT	Region	England
% of FP17s for the same patient ID Re-attending within 3 months - Children	54	935	5.8%	10.0%	11.5%	12.0%
% of FP17s for the same patient ID Re-attending within 3 months - Adults	202	2,526	8.0%	15.4%	16.8%	16.0%
% of FP17s for the same patient ID Re-attending between 3 & 9 months - Children	497	935	53.2%	48.2%	47.3%	58.0%
% of FP17s for the same patient ID Re-attending between 3 & 9 months - Adults	1,143	2,526	45.2%	38.4%	38.3%	50.9%
% of FP17s for Band 1 Urgent Courses	176	2,954	6.0%	10.0%	10.7%	9.1%
% of FP17s Relating to Free Repair or Replacements	12	2,954	0.4%	0.6%	0.6%	0.8%
% of FP17s Relating to Continuations	11	2,954	0.4%	0.9%	0.8%	1.1%
% of Patients satisfied with the dentistry they have received	15	15	100.0%	90.2%	89.8%	91.7%
% of Patients satisfied with the time they had to wait for an appointment	13	15	86.7%	86.2%	83.6%	88.0%

* This is based on patients treated on this contract for their most recent course of treatment. Figures in italics indicate the base number of FP17s or Patient Questionnaire responses are less than 100. N/A is shown where the base number of responses is less than 10 during the period. % is calculated as Quantity/Base number*100

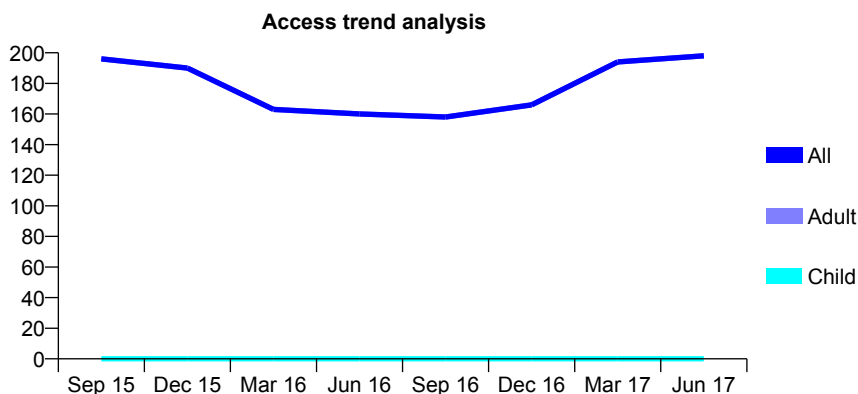
Q63 - Vital Signs At a Glance Contract Report for 114340/0002 - June 2017

Name or company name	Maxident Clinic Ltd.
Contract type name	PDS Contract
Purpose of contract	General
Contract start date	01/09/2012
Contract end date	31/03/2018

17/18 Contracted general activity (UDA)	750
Carry forward general activity (UDA)	0
17/18 Contracted orthodontic activity (UOA)	0
Carry forward orthodontic activity (UOA)	0
Baseline contract value	£38,878.78

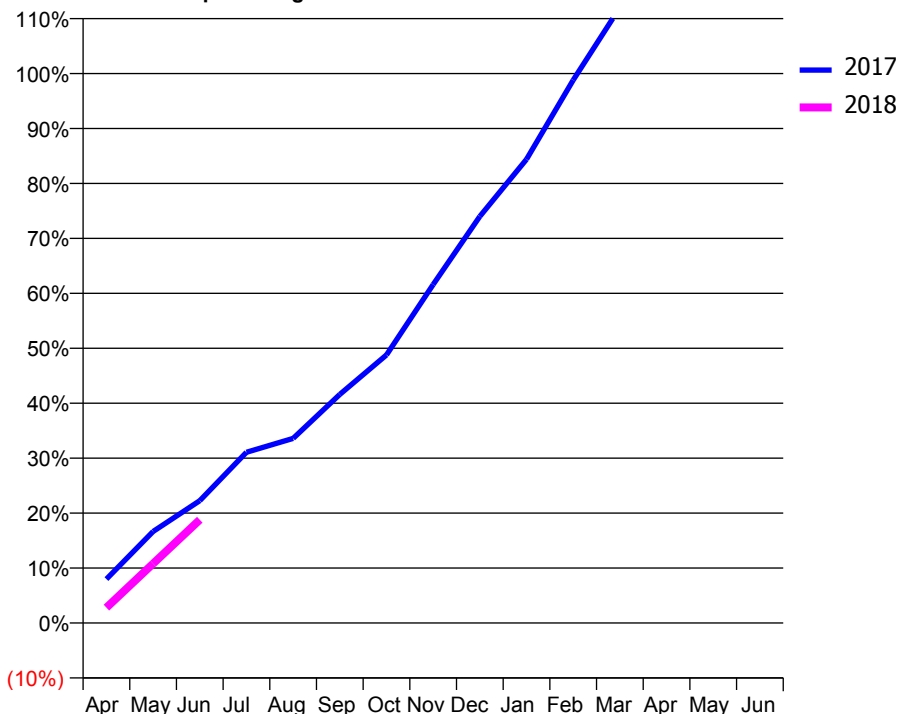
ACCESS*

Patients seen in 24 months	Total	Change since previous quarter
Quarter ending June 2016	160	
Quarter ending September 2016	158	↓
Quarter ending December 2016	166	↑
Quarter ending March 2017	194	↑
Quarter ending June 2017	198	↑
Variance since June 2016	23.8%	↑



ACTIVITY

Cumulative percentage of contracted UDA delivered 2017 & 2018



Adjusted Scheduled Activity (UDA)

Month	2017	2018
April	60	21
May	125	81
June	167	141
July	233	
August	252	
September	312	
October	366	
November	462	
December	555	
January	633	
February	741	
March	840	
April	864	
May	864	
June	864	

QUALITY

	Quantity	Base Number	Contract	AT	Region	England
% of FP17s for the same patient ID Re-attending within 3 months - Children	0	0	N/A	10.0%	11.5%	12.0%
% of FP17s for the same patient ID Re-attending within 3 months - Adults	0	46	0.0%	15.4%	16.8%	16.0%
% of FP17s for the same patient ID Re-attending between 3 & 9 months - Children	0	0	N/A	48.2%	47.3%	58.0%
% of FP17s for the same patient ID Re-attending between 3 & 9 months - Adults	0	46	0.0%	38.4%	38.3%	50.9%
% of FP17s for Band 1 Urgent Courses	0	41	0.0%	10.0%	10.7%	9.1%
% of FP17s Relating to Free Repair or Replacements	0	41	0.0%	0.6%	0.6%	0.8%
% of FP17s Relating to Continuations	0	41	0.0%	0.9%	0.8%	1.1%
% of Patients satisfied with the dentistry they have received	1	1	N/A	90.2%	89.8%	91.7%
% of Patients satisfied with the time they had to wait for an appointment	1	1	N/A	86.2%	83.6%	88.0%

* This is based on patients treated on this contract for their most recent course of treatment. Figures in italics indicate the base number of FP17s or Patient Questionnaire responses are less than 100. N/A is shown where the base number of responses is less than 10 during the period. % is calculated as Quantity/Base number*100

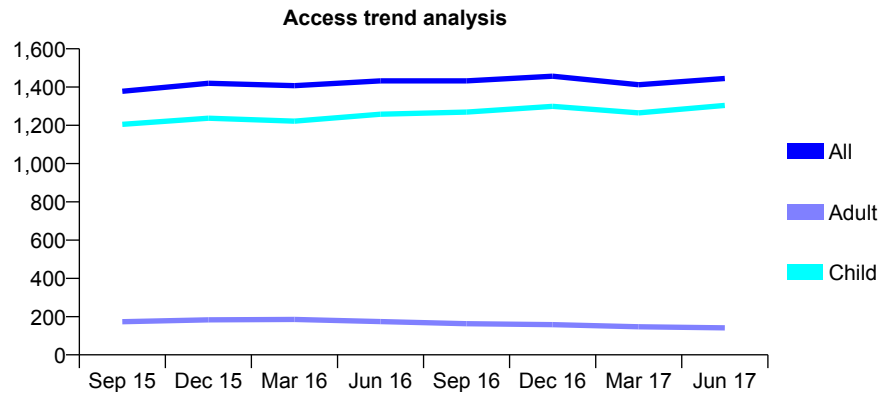
Q63 - Vital Signs At a Glance Contract Report for 114359/0001 - June 2017

Name or company name	Tradex Services Limited
Contract type name	GDS Contract
Purpose of contract	General
Contract start date	01/04/2009
Contract end date	

17/18 Contracted general activity (UDA)	2,400
Carry forward general activity (UDA)	0
17/18 Contracted orthodontic activity (UOA)	0
Carry forward orthodontic activity (UOA)	0
Baseline contract value	£50,822.42

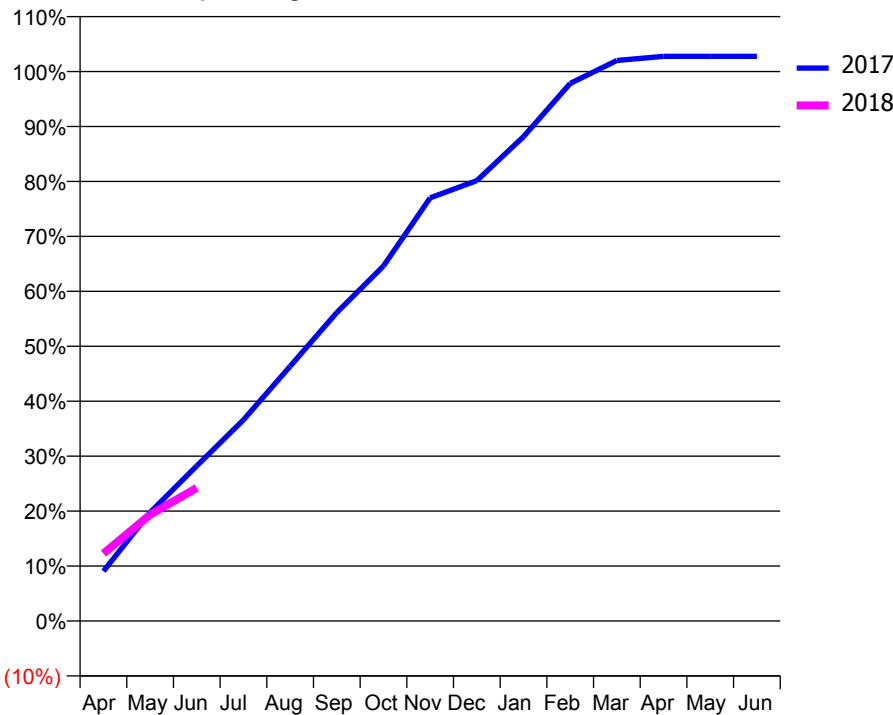
ACCESS*

Patients seen in 24 months	Total	Change since previous quarter
Quarter ending June 2016	1,432	
Quarter ending September 2016	1,432	→
Quarter ending December 2016	1,457	→
Quarter ending March 2017	1,412	↓
Quarter ending June 2017	1,445	↑
Variance since June 2016	0.9%	→



ACTIVITY

Cumulative percentage of contracted UDA delivered 2017 & 2018



Month	Adjusted Scheduled Activity (UDA)	
	2017	2018
April	218	295
May	474	464
June	677	581
July	879	
August	1,113	
September	1,347	
October	1,551	
November	1,848	
December	1,923	
January	2,116	
February	2,348	
March	2,448	
April	2,466	
May	2,466	
June	2,466	

QUALITY

	Quantity	Base Number	Contract	AT	Region	England
% of FP17s for the same patient ID Re-attending within 3 months - Children	23	418	5.5%	10.0%	11.5%	12.0%
% of FP17s for the same patient ID Re-attending within 3 months - Adults	0	9	0.0%	15.4%	16.8%	16.0%
% of FP17s for the same patient ID Re-attending between 3 & 9 months - Children	194	418	46.4%	48.2%	47.3%	58.0%
% of FP17s for the same patient ID Re-attending between 3 & 9 months - Adults	5	9	55.6%	38.4%	38.3%	50.9%
% of FP17s for Band 1 Urgent Courses	2	415	0.5%	10.0%	10.7%	9.1%
% of FP17s Relating to Free Repair or Replacements	0	415	0.0%	0.6%	0.6%	0.8%
% of FP17s Relating to Continuations	0	415	0.0%	0.9%	0.8%	1.1%
% of Patients satisfied with the dentistry they have received	0	0	N/A	90.2%	89.8%	91.7%
% of Patients satisfied with the time they had to wait for an appointment	0	0	N/A	86.2%	83.6%	88.0%

* This is based on patients treated on this contract for their most recent course of treatment. Figures in italics indicate the base number of FP17s or Patient Questionnaire responses are less than 100. N/A is shown where the base number of responses is less than 10 during the period. % is calculated as Quantity/Base number*100

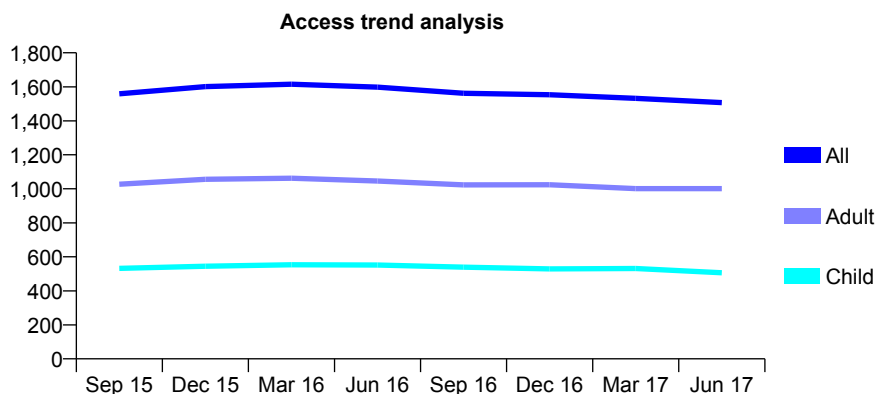
Q63 - Vital Signs At a Glance Contract Report for 114499/0001 - June 2017

Name or company name	Bywood Dental Practice
Contract type name	GDS Contract
Purpose of contract	General
Contract start date	03/08/2009
Contract end date	

17/18 Contracted general activity (UDA)	5,716
Carry forward general activity (UDA)	0
17/18 Contracted orthodontic activity (UOA)	0
Carry forward orthodontic activity (UOA)	0
Baseline contract value	£160,950.11

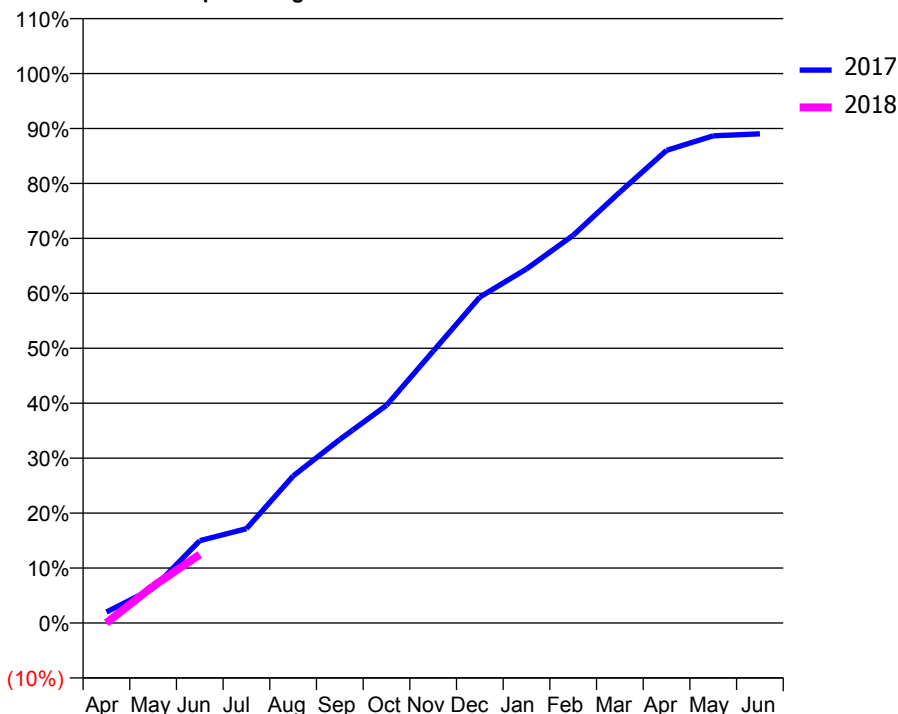
ACCESS*

Patients seen in 24 months	Total	Change since previous quarter
Quarter ending June 2016	1,598	
Quarter ending September 2016	1,562	↓
Quarter ending December 2016	1,553	→
Quarter ending March 2017	1,532	↓
Quarter ending June 2017	1,507	↓
Variance since June 2016	(5.7%)	↓



ACTIVITY

Cumulative percentage of contracted UDA delivered 2017 & 2018



Month	Adjusted Scheduled Activity (UDA)	
	2017	2018
April	114	0
May	360	384
June	857	712
July	982	
August	1,529	
September	1,909	
October	2,264	
November	2,827	
December	3,391	
January	3,683	
February	4,033	
March	4,482	
April	4,916	
May	5,068	
June	5,088	

QUALITY

	Quantity	Base Number	Contract	AT	Region	England
% of FP17s for the same patient ID Re-attending within 3 months - Children	17	208	8.2%	10.0%	11.5%	12.0%
% of FP17s for the same patient ID Re-attending within 3 months - Adults	66	349	18.9%	15.4%	16.8%	16.0%
% of FP17s for the same patient ID Re-attending between 3 & 9 months - Children	128	208	61.5%	48.2%	47.3%	58.0%
% of FP17s for the same patient ID Re-attending between 3 & 9 months - Adults	168	349	48.1%	38.4%	38.3%	50.9%
% of FP17s for Band 1 Urgent Courses	49	321	15.3%	10.0%	10.7%	9.1%
% of FP17s Relating to Free Repair or Replacements	3	321	0.9%	0.6%	0.6%	0.8%
% of FP17s Relating to Continuations	0	321	0.0%	0.9%	0.8%	1.1%
% of Patients satisfied with the dentistry they have received	2	2	N/A	90.2%	89.8%	91.7%
% of Patients satisfied with the time they had to wait for an appointment	1	2	N/A	86.2%	83.6%	88.0%

* This is based on patients treated on this contract for their most recent course of treatment. Figures in italics indicate the base number of FP17s or Patient Questionnaire responses are less than 100. N/A is shown where the base number of responses is less than 10 during the period. % is calculated as Quantity/Base number*100

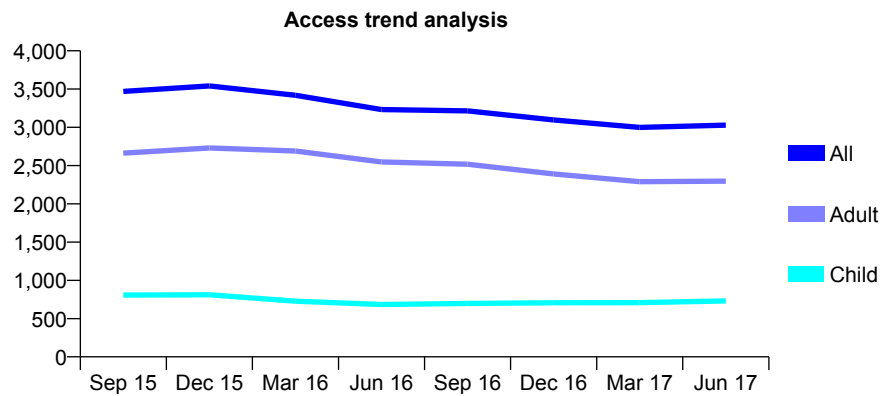
Q63 - Vital Signs At a Glance Contract Report for 115428/0001 - June 2017

Name or company name	Norwood dental care
Contract type name	GDS Contract
Purpose of contract	General
Contract start date	01/11/2013
Contract end date	

17/18 Contracted general activity (UDA)	10,504
Carry forward general activity (UDA)	0
17/18 Contracted orthodontic activity (UOA)	0
Carry forward orthodontic activity (UOA)	0
Baseline contract value	£350,056.34

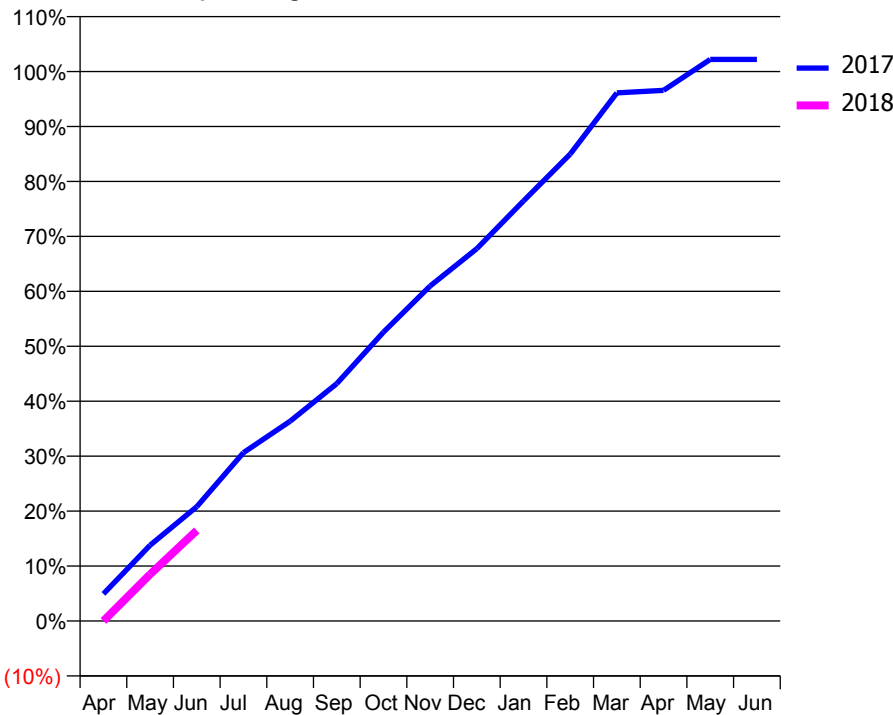
ACCESS*

Patients seen in 24 months	Total	Change since previous quarter
Quarter ending June 2016	3,232	
Quarter ending September 2016	3,215	→
Quarter ending December 2016	3,096	↓
Quarter ending March 2017	2,999	↓
Quarter ending June 2017	3,028	→
Variance since June 2016	(6.3%)	↓



ACTIVITY

Cumulative percentage of contracted UDA delivered 2017 & 2018



Month	Adjusted Scheduled Activity (UDA)	
	2017	2018
April	519	0
May	1,449	894
June	2,186	1,731
July	3,217	
August	3,820	
September	4,539	
October	5,523	
November	6,404	
December	7,118	
January	8,029	
February	8,926	
March	10,095	
April	10,143	
May	10,736	
June	10,735	

QUALITY

	Quantity	Base Number	Contract	AT	Region	England
% of FP17s for the same patient ID Re-attending within 3 months - Children	20	222	9.0%	10.0%	11.5%	12.0%
% of FP17s for the same patient ID Re-attending within 3 months - Adults	71	507	14.0%	15.4%	16.8%	16.0%
% of FP17s for the same patient ID Re-attending between 3 & 9 months - Children	72	222	32.4%	48.2%	47.3%	58.0%
% of FP17s for the same patient ID Re-attending between 3 & 9 months - Adults	149	507	29.4%	38.4%	38.3%	50.9%
% of FP17s for Band 1 Urgent Courses	70	569	12.3%	10.0%	10.7%	9.1%
% of FP17s Relating to Free Repair or Replacements	0	569	0.0%	0.6%	0.6%	0.8%
% of FP17s Relating to Continuations	3	569	0.5%	0.9%	0.8%	1.1%
% of Patients satisfied with the dentistry they have received	4	5	N/A	90.2%	89.8%	91.7%
% of Patients satisfied with the time they had to wait for an appointment	5	5	N/A	86.2%	83.6%	88.0%

* This is based on patients treated on this contract for their most recent course of treatment. Figures in italics indicate the base number of FP17s or Patient Questionnaire responses are less than 100. N/A is shown where the base number of responses is less than 10 during the period. % is calculated as Quantity/Base number*100

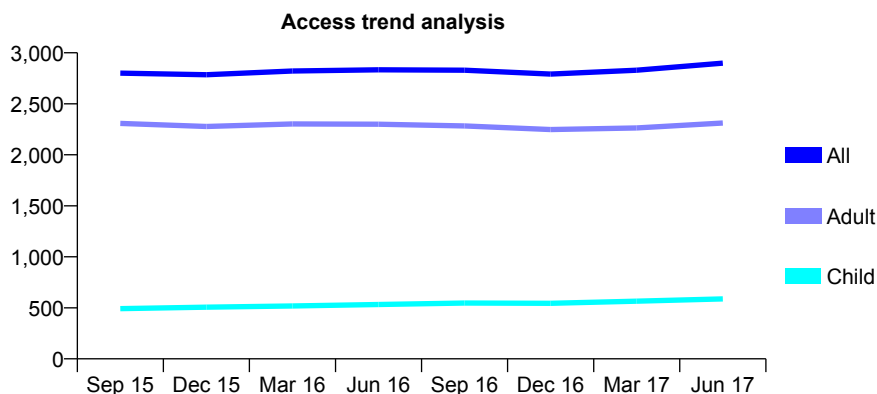
Q63 - Vital Signs At a Glance Contract Report for 115630/0001 - June 2017

Name or company name	Birwood Dental Care Ltd
Contract type name	GDS Contract
Purpose of contract	General
Contract start date	01/08/2011
Contract end date	

17/18 Contracted general activity (UDA)	9,347
Carry forward general activity (UDA)	0
17/18 Contracted orthodontic activity (UOA)	0
Carry forward orthodontic activity (UOA)	0
Baseline contract value	£209,861.41

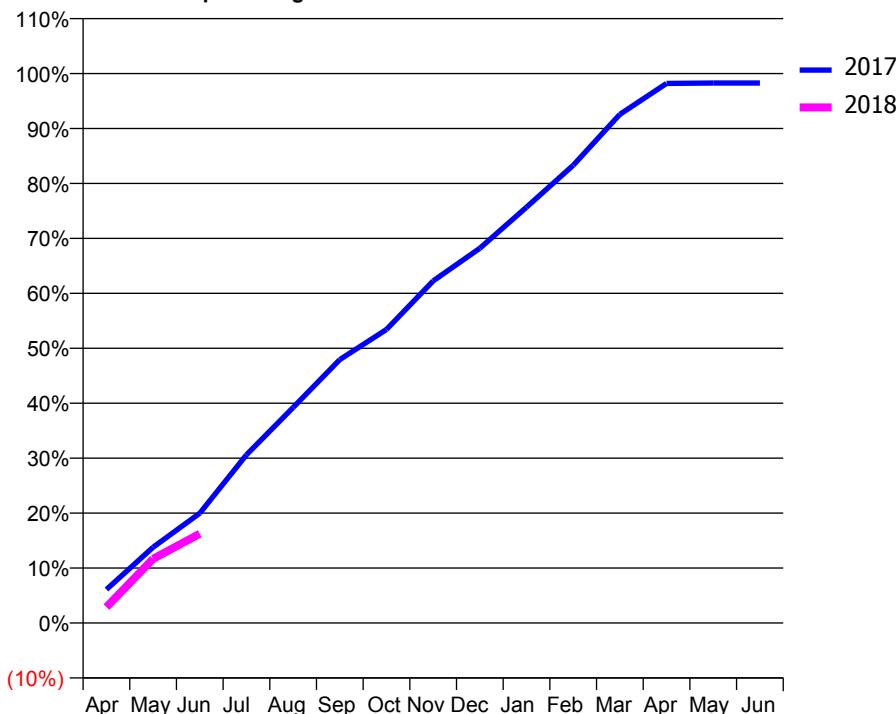
ACCESS*

Patients seen in 24 months	Total	Change since previous quarter
Quarter ending June 2016	2,833	
Quarter ending September 2016	2,830	→
Quarter ending December 2016	2,792	↓
Quarter ending March 2017	2,829	→
Quarter ending June 2017	2,899	↑
Variance since June 2016	2.3%	↑



ACTIVITY

Cumulative percentage of contracted UDA delivered 2017 & 2018



Adjusted Scheduled Activity (UDA)

Month	2017	2018
April	571	271
May	1,288	1,093
June	1,869	1,519
July	2,861	
August	3,666	
September	4,480	
October	4,994	
November	5,819	
December	6,375	
January	7,072	
February	7,785	
March	8,653	
April	9,178	
May	9,185	
June	9,186	

QUALITY

	Quantity	Base Number	Contract	AT	Region	England
% of FP17s for the same patient ID Re-attending within 3 months - Children	19	217	8.8%	10.0%	11.5%	12.0%
% of FP17s for the same patient ID Re-attending within 3 months - Adults	143	745	19.2%	15.4%	16.8%	16.0%
% of FP17s for the same patient ID Re-attending between 3 & 9 months - Children	125	217	57.6%	48.2%	47.3%	58.0%
% of FP17s for the same patient ID Re-attending between 3 & 9 months - Adults	276	745	37.0%	38.4%	38.3%	50.9%
% of FP17s for Band 1 Urgent Courses	41	741	5.5%	10.0%	10.7%	9.1%
% of FP17s Relating to Free Repair or Replacements	19	741	2.6%	0.6%	0.6%	0.8%
% of FP17s Relating to Continuations	50	741	6.7%	0.9%	0.8%	1.1%
% of Patients satisfied with the dentistry they have received	3	3	N/A	90.2%	89.8%	91.7%
% of Patients satisfied with the time they had to wait for an appointment	3	3	N/A	86.2%	83.6%	88.0%

* This is based on patients treated on this contract for their most recent course of treatment. Figures in italics indicate the base number of FP17s or Patient Questionnaire responses are less than 100. N/A is shown where the base number of responses is less than 10 during the period. % is calculated as Quantity/Base number*100

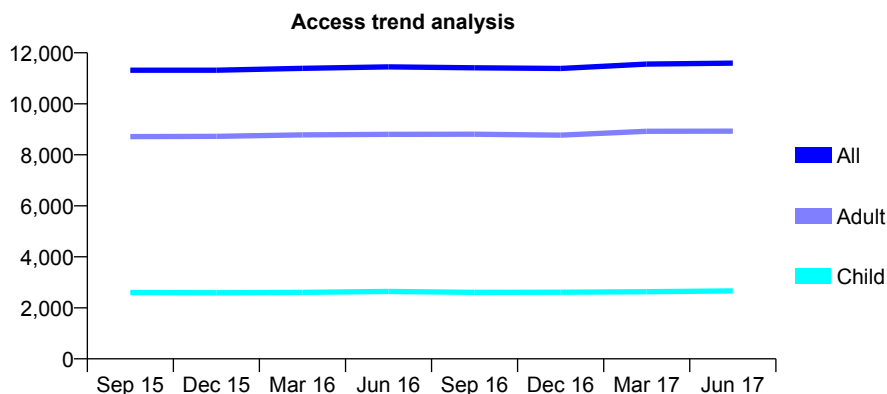
Q63 - Vital Signs At a Glance Contract Report for 115681/0001 - June 2017

Name or company name	Bateman, Knight & McConnell
Contract type name	GDS Contract
Purpose of contract	General
Contract start date	01/04/2008
Contract end date	

17/18 Contracted general activity (UDA)	34,610
Carry forward general activity (UDA)	0
17/18 Contracted orthodontic activity (UOA)	0
Carry forward orthodontic activity (UOA)	0
Baseline contract value	£887,728.65

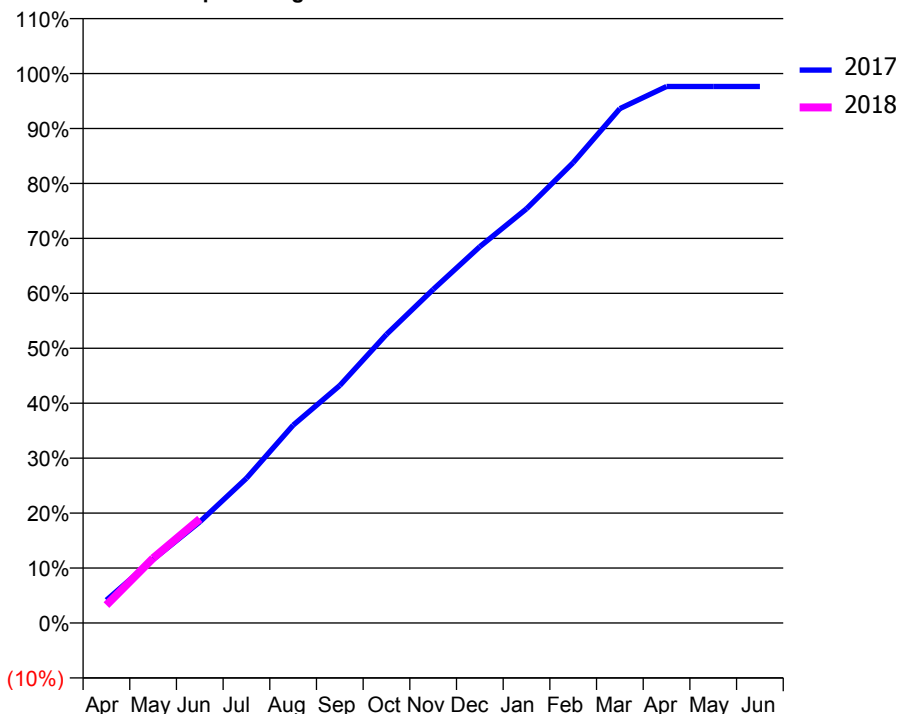
ACCESS*

Patients seen in 24 months	Total	Change since previous quarter
Quarter ending June 2016	11,447	
Quarter ending September 2016	11,414	→
Quarter ending December 2016	11,384	→
Quarter ending March 2017	11,556	→
Quarter ending June 2017	11,593	→
Variance since June 2016	1.3%	→



ACTIVITY

Cumulative percentage of contracted UDA delivered 2017 & 2018



Month	Adjusted Scheduled Activity (UDA)	
	2017	2018
April	1,444	1,131
May	4,004	4,084
June	6,367	6,556
July	9,115	
August	12,460	
September	14,962	
October	18,175	
November	21,012	
December	23,706	
January	26,090	
February	28,997	
March	32,395	
April	33,792	
May	33,792	
June	33,792	

QUALITY

	Quantity	Base Number	Contract	AT	Region	England
% of FP17s for the same patient ID Re-attending within 3 months - Children	53	810	6.5%	10.0%	11.5%	12.0%
% of FP17s for the same patient ID Re-attending within 3 months - Adults	459	2,279	20.1%	15.4%	16.8%	16.0%
% of FP17s for the same patient ID Re-attending between 3 & 9 months - Children	306	810	37.8%	48.2%	47.3%	58.0%
% of FP17s for the same patient ID Re-attending between 3 & 9 months - Adults	715	2,279	31.4%	38.4%	38.3%	50.9%
% of FP17s for Band 1 Urgent Courses	303	2,613	11.6%	10.0%	10.7%	9.1%
% of FP17s Relating to Free Repair or Replacements	44	2,613	1.7%	0.6%	0.6%	0.8%
% of FP17s Relating to Continuations	77	2,613	2.9%	0.9%	0.8%	1.1%
% of Patients satisfied with the dentistry they have received	10	11	90.9%	90.2%	89.8%	91.7%
% of Patients satisfied with the time they had to wait for an appointment	8	11	72.7%	86.2%	83.6%	88.0%

* This is based on patients treated on this contract for their most recent course of treatment. Figures in italics indicate the base number of FP17s or Patient Questionnaire responses are less than 100. N/A is shown where the base number of responses is less than 10 during the period. % is calculated as Quantity/Base number*100

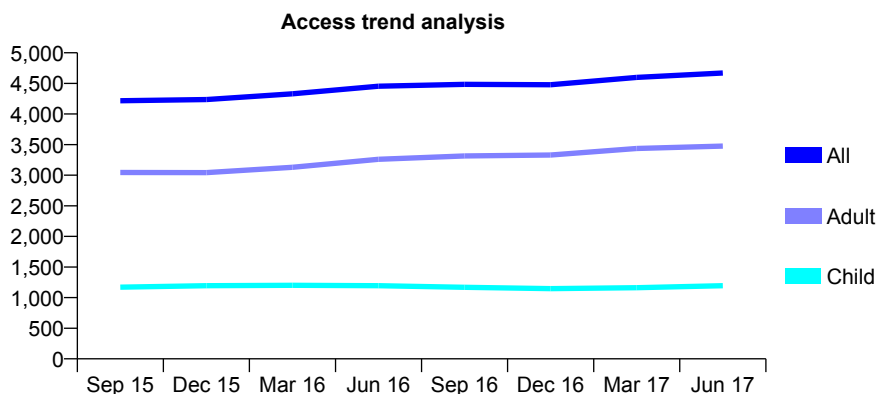
Q63 - Vital Signs At a Glance Contract Report for 116890/0001 - June 2017

Name or company name	Mr P S Photay and Miss S R Photay
Contract type name	PDS Contract
Purpose of contract	General
Contract start date	01/12/2007
Contract end date	31/03/2018

17/18 Contracted general activity (UDA)	17,510
Carry forward general activity (UDA)	0
17/18 Contracted orthodontic activity (UOA)	0
Carry forward orthodontic activity (UOA)	0
Baseline contract value	£509,377.68

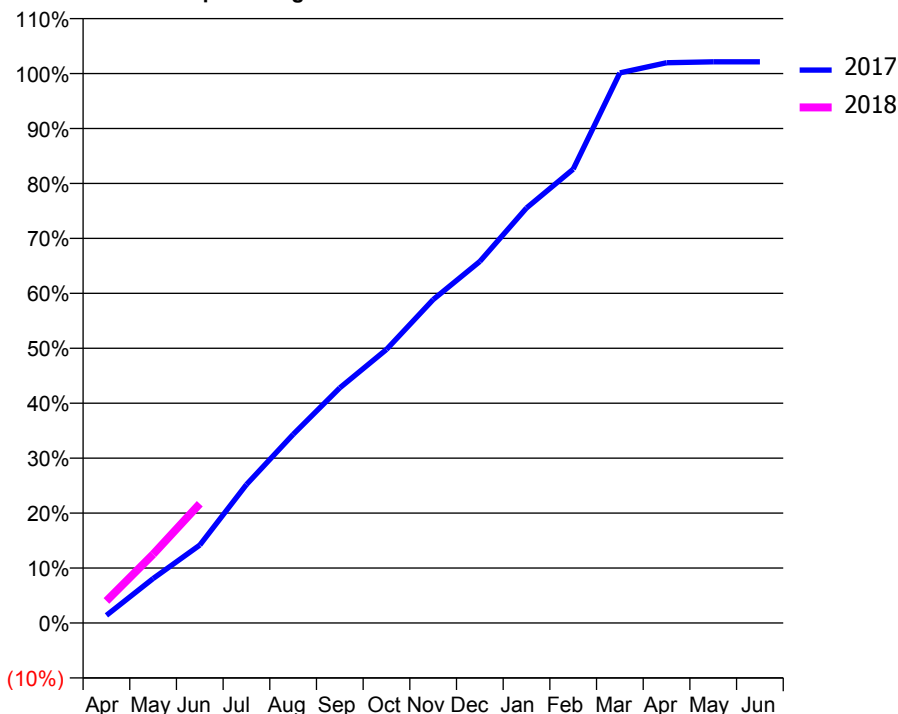
ACCESS*

Patients seen in 24 months	Total	Change since previous quarter
Quarter ending June 2016	4,455	
Quarter ending September 2016	4,484	→
Quarter ending December 2016	4,479	→
Quarter ending March 2017	4,599	↑
Quarter ending June 2017	4,670	→
Variance since June 2016	4.8%	↑



ACTIVITY

Cumulative percentage of contracted UDA delivered 2017 & 2018



Month	Adjusted Scheduled Activity (UDA)	
	2017	2018
April	243	701
May	1,416	2,188
June	2,485	3,801
July	4,414	
August	6,011	
September	7,495	
October	8,718	
November	10,306	
December	11,521	
January	13,227	
February	14,463	
March	17,530	
April	17,851	
May	17,881	
June	17,884	

QUALITY

	Quantity	Base Number	Contract	AT	Region	England
% of FP17s for the same patient ID Re-attending within 3 months - Children	24	295	8.1%	10.0%	11.5%	12.0%
% of FP17s for the same patient ID Re-attending within 3 months - Adults	105	746	14.1%	15.4%	16.8%	16.0%
% of FP17s for the same patient ID Re-attending between 3 & 9 months - Children	102	295	34.6%	48.2%	47.3%	58.0%
% of FP17s for the same patient ID Re-attending between 3 & 9 months - Adults	194	746	26.0%	38.4%	38.3%	50.9%
% of FP17s for Band 1 Urgent Courses	62	913	6.8%	10.0%	10.7%	9.1%
% of FP17s Relating to Free Repair or Replacements	0	913	0.0%	0.6%	0.6%	0.8%
% of FP17s Relating to Continuations	13	913	1.4%	0.9%	0.8%	1.1%
% of Patients satisfied with the dentistry they have received	5	6	N/A	90.2%	89.8%	91.7%
% of Patients satisfied with the time they had to wait for an appointment	6	6	N/A	86.2%	83.6%	88.0%

* This is based on patients treated on this contract for their most recent course of treatment. Figures in italics indicate the base number of FP17s or Patient Questionnaire responses are less than 100. N/A is shown where the base number of responses is less than 10 during the period. % is calculated as Quantity/Base number*100

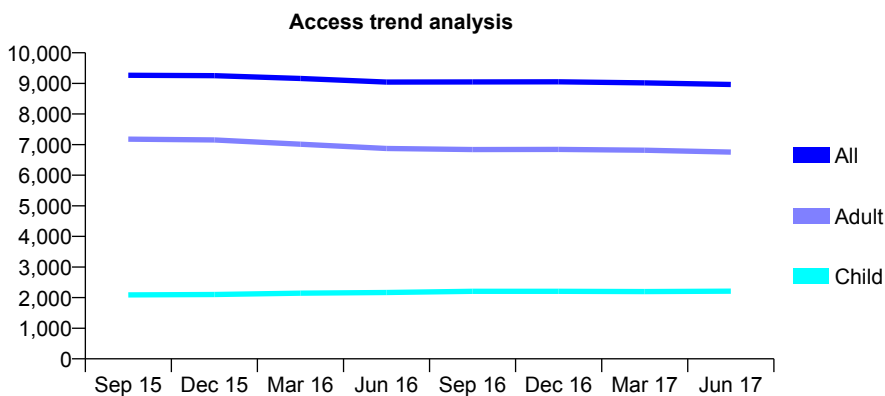
Q63 - Vital Signs At a Glance Contract Report for 117048/0001 - June 2017

Name or company name	Dental Care Centre Ltd
Contract type name	GDS Contract
Purpose of contract	General
Contract start date	01/09/2009
Contract end date	

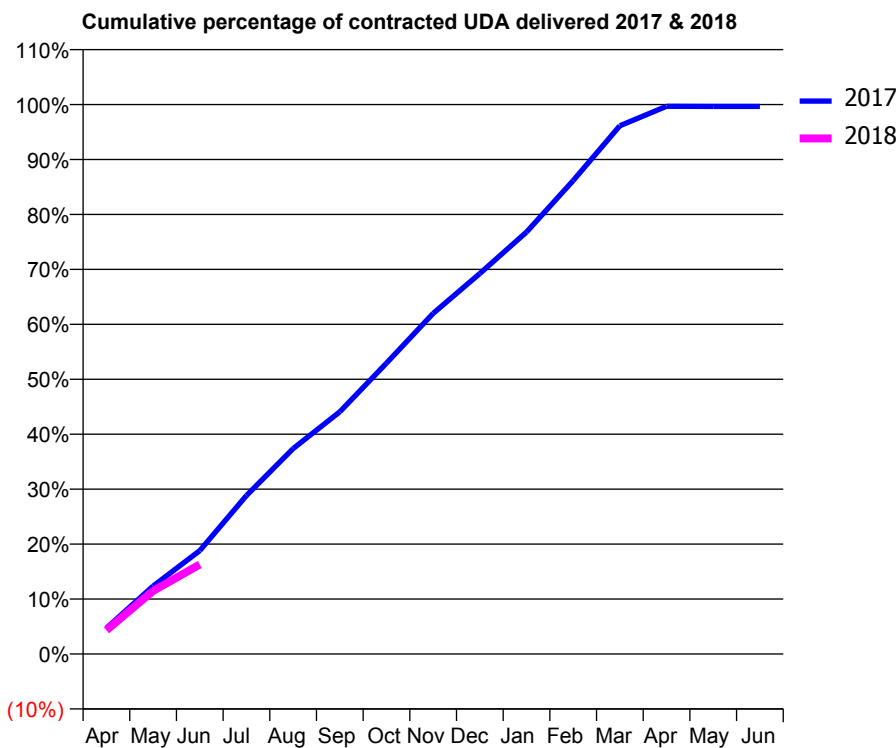
17/18 Contracted general activity (UDA)	33,034
Carry forward general activity (UDA)	0
17/18 Contracted orthodontic activity (UOA)	0
Carry forward orthodontic activity (UOA)	0
Baseline contract value	£909,623.78

ACCESS*

Patients seen in 24 months	Total	Change since previous quarter
Quarter ending June 2016	9,043	
Quarter ending September 2016	9,047	→
Quarter ending December 2016	9,051	→
Quarter ending March 2017	9,019	→
Quarter ending June 2017	8,966	→
Variance since June 2016	(0.9%)	→



ACTIVITY



Month	Adjusted Scheduled Activity (UDA)	
	2017	2018
April	1,561	1,432
May	4,086	3,798
June	6,214	5,381
July	9,525	
August	12,347	
September	14,558	
October	17,489	
November	20,474	
December	22,877	
January	25,369	
February	28,464	
March	31,758	
April	32,931	
May	32,920	
June	32,920	

QUALITY

	Quantity	Base Number	Contract	AT	Region	England
% of FP17s for the same patient ID Re-attending within 3 months - Children	57	709	8.0%	10.0%	11.5%	12.0%
% of FP17s for the same patient ID Re-attending within 3 months - Adults	298	1,809	16.5%	15.4%	16.8%	16.0%
% of FP17s for the same patient ID Re-attending between 3 & 9 months - Children	436	709	61.5%	48.2%	47.3%	58.0%
% of FP17s for the same patient ID Re-attending between 3 & 9 months - Adults	846	1,809	46.8%	38.4%	38.3%	50.9%
% of FP17s for Band 1 Urgent Courses	275	2,122	13.0%	10.0%	10.7%	9.1%
% of FP17s Relating to Free Repair or Replacements	36	2,122	1.7%	0.6%	0.6%	0.8%
% of FP17s Relating to Continuations	3	2,122	0.1%	0.9%	0.8%	1.1%
% of Patients satisfied with the dentistry they have received	6	7	N/A	90.2%	89.8%	91.7%
% of Patients satisfied with the time they had to wait for an appointment	5	7	N/A	86.2%	83.6%	88.0%

* This is based on patients treated on this contract for their most recent course of treatment. Figures in italics indicate the base number of FP17s or Patient Questionnaire responses are less than 100. N/A is shown where the base number of responses is less than 10 during the period. % is calculated as Quantity/Base number*100

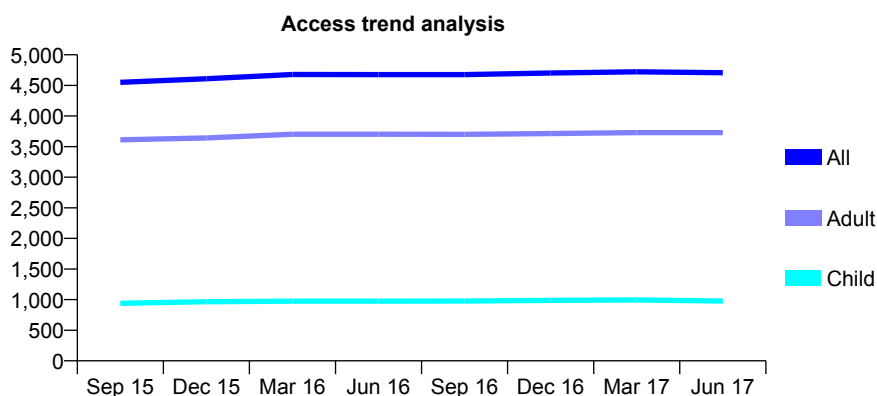
Q63 - Vital Signs At a Glance Contract Report for 117471/0001 - June 2017

Name or company name	Summerstown Dental Centre Limited
Contract type name	Pilot Contract
Purpose of contract	General and Orthodontic
Contract start date	01/06/2010
Contract end date	

17/18 Contracted general activity (UDA)	11,000
Carry forward general activity (UDA)	0
17/18 Contracted orthodontic activity (UOA)	245
Carry forward orthodontic activity (UOA)	0
Baseline contract value	£335,744.73

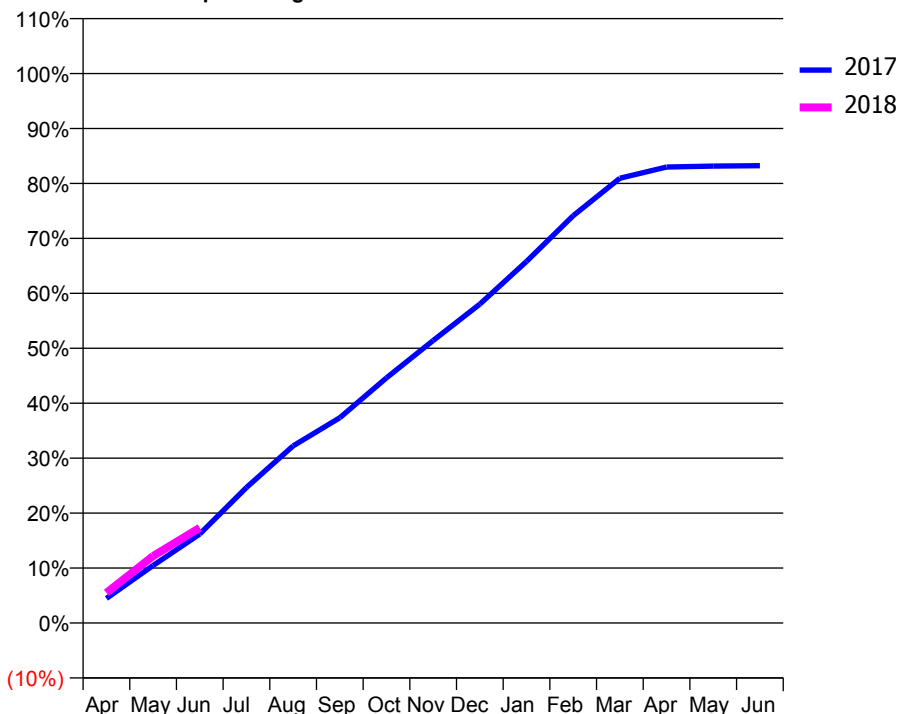
ACCESS*

Patients seen in 24 months	Total	Change since previous quarter
Quarter ending June 2016	4,677	
Quarter ending September 2016	4,677	→
Quarter ending December 2016	4,703	→
Quarter ending March 2017	4,722	→
Quarter ending June 2017	4,707	→
Variance since June 2016	0.6%	→



ACTIVITY

Cumulative percentage of contracted UDA delivered 2017 & 2018



Month	Adjusted Scheduled Activity (UDA)	
	2017	2018
April	493	605
May	1,151	1,342
June	1,782	1,907
July	2,714	
August	3,547	
September	4,109	
October	4,907	
November	5,655	
December	6,383	
January	7,239	
February	8,153	
March	8,903	
April	9,127	
May	9,146	
June	9,155	

QUALITY

	Quantity	Base Number	Contract	AT	Region	England
% of FP17s for the same patient ID Re-attending within 3 months - Children	35	283	12.4%	10.0%	11.5%	12.0%
% of FP17s for the same patient ID Re-attending within 3 months - Adults	122	838	14.6%	15.4%	16.8%	16.0%
% of FP17s for the same patient ID Re-attending between 3 & 9 months - Children	115	283	40.6%	48.2%	47.3%	58.0%
% of FP17s for the same patient ID Re-attending between 3 & 9 months - Adults	235	838	28.0%	38.4%	38.3%	50.9%
% of FP17s for Band 1 Urgent Courses	104	820	12.7%	10.0%	10.7%	9.1%
% of FP17s Relating to Free Repair or Replacements	2	820	0.2%	0.6%	0.6%	0.8%
% of FP17s Relating to Continuations	3	820	0.4%	0.9%	0.8%	1.1%
% of Patients satisfied with the dentistry they have received	5	5	N/A	90.2%	89.8%	91.7%
% of Patients satisfied with the time they had to wait for an appointment	5	5	N/A	86.2%	83.6%	88.0%

* This is based on patients treated on this contract for their most recent course of treatment. Figures in italics indicate the base number of FP17s or Patient Questionnaire responses are less than 100. N/A is shown where the base number of responses is less than 10 during the period. % is calculated as Quantity/Base number*100

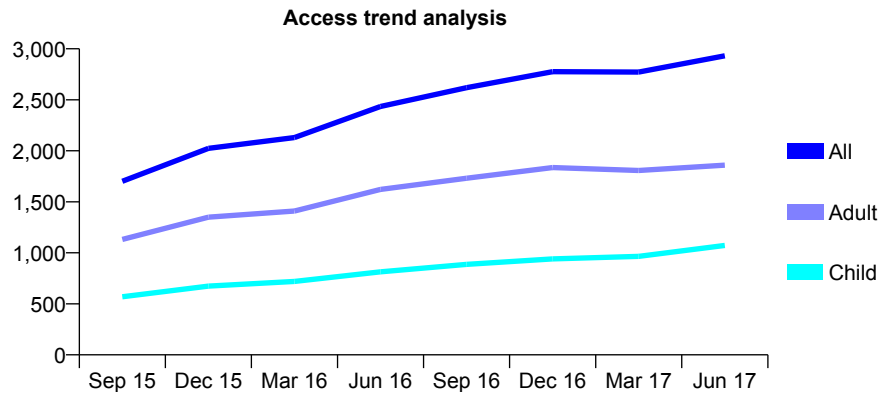
Q63 - Vital Signs At a Glance Contract Report for 117862/0001 - June 2017

Name or company name	L B Williams and K Patel
Contract type name	GDS Contract
Purpose of contract	General
Contract start date	01/09/2014
Contract end date	

17/18 Contracted general activity (UDA)	5,979
Carry forward general activity (UDA)	0
17/18 Contracted orthodontic activity (UOA)	0
Carry forward orthodontic activity (UOA)	0
Baseline contract value	£173,904.87

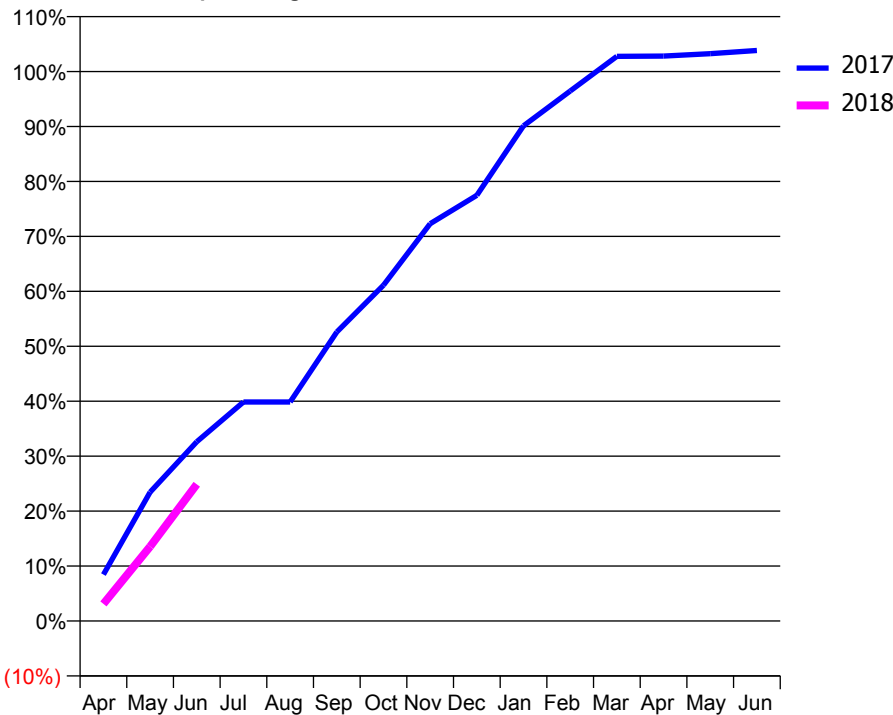
ACCESS*

Patients seen in 24 months	Total	Change since previous quarter
Quarter ending June 2016	2,435	
Quarter ending September 2016	2,619	↑
Quarter ending December 2016	2,776	↑
Quarter ending March 2017	2,772	→
Quarter ending June 2017	2,932	↑
Variance since June 2016	20.4%	↑



ACTIVITY

Cumulative percentage of contracted UDA delivered 2017 & 2018



Month	Adjusted Scheduled Activity (UDA)	
	2017	2018
April	505	187
May	1,402	811
June	1,951	1,487
July	2,383	
August	2,383	
September	3,145	
October	3,655	
November	4,324	
December	4,632	
January	5,388	
February	5,767	
March	6,144	
April	6,146	
May	6,173	
June	6,208	

QUALITY

	Quantity	Base Number	Contract	AT	Region	England
% of FP17s for the same patient ID Re-attending within 3 months - Children	25	382	6.5%	10.0%	11.5%	12.0%
% of FP17s for the same patient ID Re-attending within 3 months - Adults	37	427	8.7%	15.4%	16.8%	16.0%
% of FP17s for the same patient ID Re-attending between 3 & 9 months - Children	112	382	29.3%	48.2%	47.3%	58.0%
% of FP17s for the same patient ID Re-attending between 3 & 9 months - Adults	79	427	18.5%	38.4%	38.3%	50.9%
% of FP17s for Band 1 Urgent Courses	76	772	9.8%	10.0%	10.7%	9.1%
% of FP17s Relating to Free Repair or Replacements	0	772	0.0%	0.6%	0.6%	0.8%
% of FP17s Relating to Continuations	9	772	1.2%	0.9%	0.8%	1.1%
% of Patients satisfied with the dentistry they have received	4	5	N/A	90.2%	89.8%	91.7%
% of Patients satisfied with the time they had to wait for an appointment	4	5	N/A	86.2%	83.6%	88.0%

* This is based on patients treated on this contract for their most recent course of treatment. Figures in italics indicate the base number of FP17s or Patient Questionnaire responses are less than 100. N/A is shown where the base number of responses is less than 10 during the period. % is calculated as Quantity/Base number*100

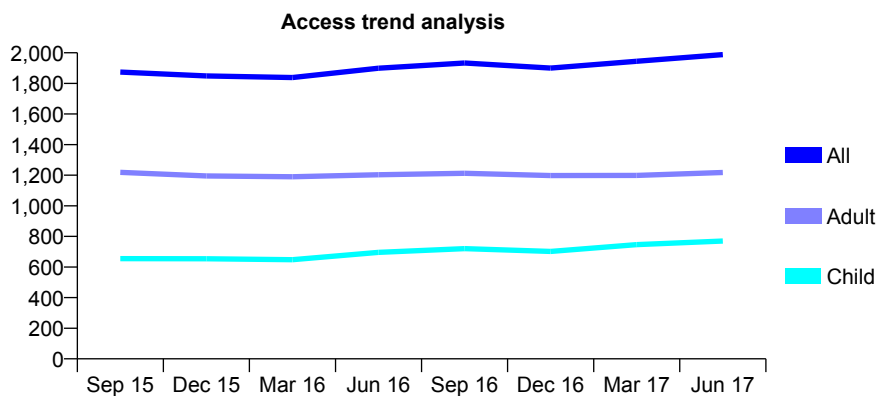
Q63 - Vital Signs At a Glance Contract Report for 118125/0001 - June 2017

Name or company name	Honor Oak Dental Care
Contract type name	GDS Contract
Purpose of contract	General
Contract start date	01/10/2013
Contract end date	

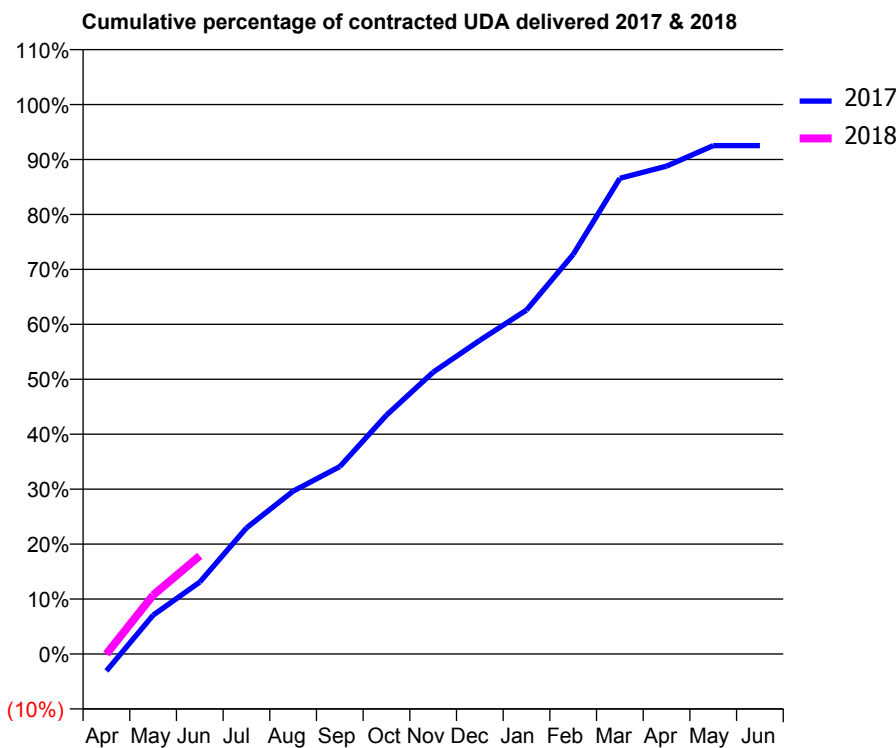
17/18 Contracted general activity (UDA)	6,372
Carry forward general activity (UDA)	0
17/18 Contracted orthodontic activity (UOA)	0
Carry forward orthodontic activity (UOA)	0
Baseline contract value	£237,131.65

ACCESS*

Patients seen in 24 months	Total	Change since previous quarter
Quarter ending June 2016	1,899	
Quarter ending September 2016	1,933	→
Quarter ending December 2016	1,900	↓
Quarter ending March 2017	1,945	↑
Quarter ending June 2017	1,988	↑
Variance since June 2016	4.7%	↑



ACTIVITY



Month	Adjusted Scheduled Activity (UDA)	
	2017	2018
April	-198	0
May	451	683
June	835	1,140
July	1,462	
August	1,889	
September	2,173	
October	2,770	
November	3,268	
December	3,638	
January	3,989	
February	4,633	
March	5,517	
April	5,657	
May	5,895	
June	5,895	

QUALITY

	Quantity	Base Number	Contract	AT	Region	England
% of FP17s for the same patient ID Re-attending within 3 months - Children	19	219	8.7%	10.0%	11.5%	12.0%
% of FP17s for the same patient ID Re-attending within 3 months - Adults	36	296	12.2%	15.4%	16.8%	16.0%
% of FP17s for the same patient ID Re-attending between 3 & 9 months - Children	106	219	48.4%	48.2%	47.3%	58.0%
% of FP17s for the same patient ID Re-attending between 3 & 9 months - Adults	100	296	33.8%	38.4%	38.3%	50.9%
% of FP17s for Band 1 Urgent Courses	38	418	9.1%	10.0%	10.7%	9.1%
% of FP17s Relating to Free Repair or Replacements	0	418	0.0%	0.6%	0.6%	0.8%
% of FP17s Relating to Continuations	6	418	1.4%	0.9%	0.8%	1.1%
% of Patients satisfied with the dentistry they have received	2	2	N/A	90.2%	89.8%	91.7%
% of Patients satisfied with the time they had to wait for an appointment	2	2	N/A	86.2%	83.6%	88.0%

* This is based on patients treated on this contract for their most recent course of treatment. Figures in italics indicate the base number of FP17s or Patient Questionnaire responses are less than 100. N/A is shown where the base number of responses is less than 10 during the period. % is calculated as Quantity/Base number*100

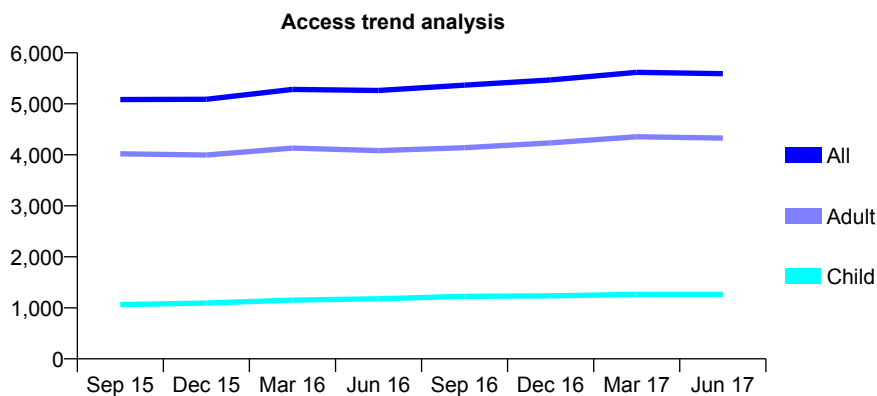
Q63 - Vital Signs At a Glance Contract Report for 118257/0001 - June 2017

Name or company name	Perfect Smile Surgery Ltd.
Contract type name	GDS Contract
Purpose of contract	General
Contract start date	01/07/2007
Contract end date	

17/18 Contracted general activity (UDA)	16,200
Carry forward general activity (UDA)	0
17/18 Contracted orthodontic activity (UOA)	0
Carry forward orthodontic activity (UOA)	0
Baseline contract value	£438,105.41

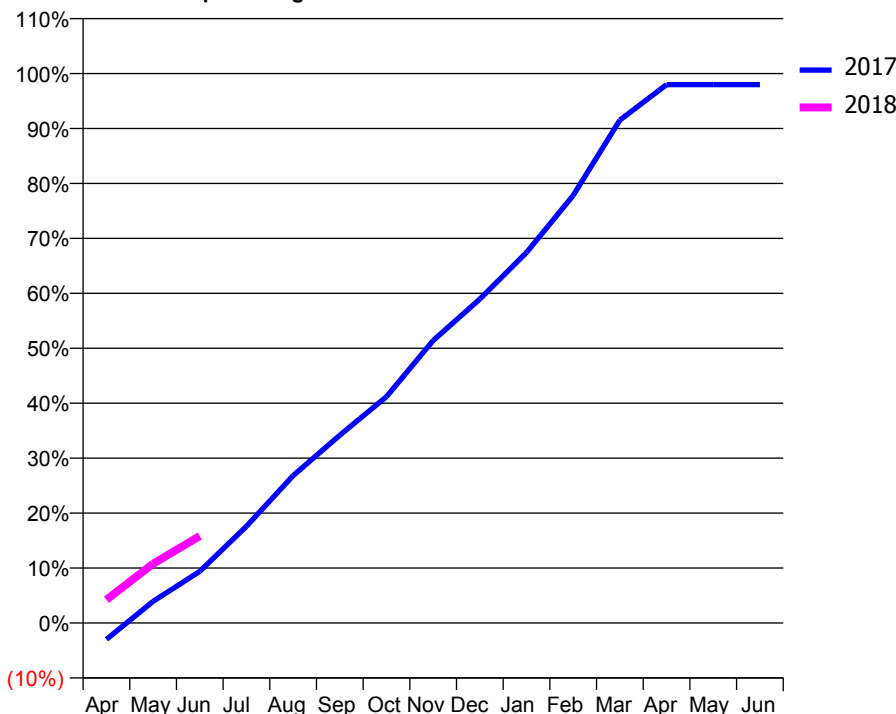
ACCESS*

Patients seen in 24 months	Total	Change since previous quarter
Quarter ending June 2016	5,261	
Quarter ending September 2016	5,366	→
Quarter ending December 2016	5,468	→
Quarter ending March 2017	5,618	↑
Quarter ending June 2017	5,592	→
Variance since June 2016	6.3%	↑



ACTIVITY

Cumulative percentage of contracted UDA delivered 2017 & 2018



Adjusted Scheduled Activity (UDA)

Month	2017	2018
April	-484	685
May	638	1,747
June	1,524	2,567
July	2,853	
August	4,348	
September	5,539	
October	6,673	
November	8,328	
December	9,551	
January	10,923	
February	12,605	
March	14,827	
April	15,871	
May	15,871	
June	15,871	

QUALITY

	Quantity	Base Number	Contract	AT	Region	England
% of FP17s for the same patient ID Re-attending within 3 months - Children	31	353	8.8%	10.0%	11.5%	12.0%
% of FP17s for the same patient ID Re-attending within 3 months - Adults	148	954	15.5%	15.4%	16.8%	16.0%
% of FP17s for the same patient ID Re-attending between 3 & 9 months - Children	193	353	54.7%	48.2%	47.3%	58.0%
% of FP17s for the same patient ID Re-attending between 3 & 9 months - Adults	253	954	26.5%	38.4%	38.3%	50.9%
% of FP17s for Band 1 Urgent Courses	175	980	17.9%	10.0%	10.7%	9.1%
% of FP17s Relating to Free Repair or Replacements	5	980	0.5%	0.6%	0.6%	0.8%
% of FP17s Relating to Continuations	11	980	1.1%	0.9%	0.8%	1.1%
% of Patients satisfied with the dentistry they have received	2	3	N/A	90.2%	89.8%	91.7%
% of Patients satisfied with the time they had to wait for an appointment	2	3	N/A	86.2%	83.6%	88.0%

* This is based on patients treated on this contract for their most recent course of treatment. Figures in italics indicate the base number of FP17s or Patient Questionnaire responses are less than 100. N/A is shown where the base number of responses is less than 10 during the period. % is calculated as Quantity/Base number*100

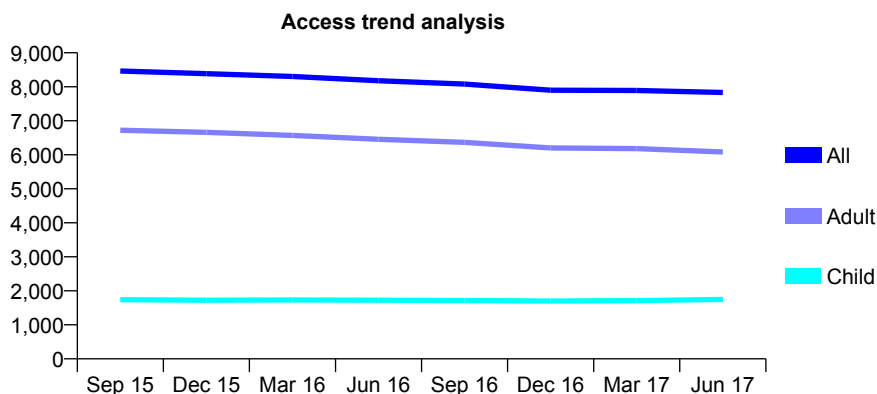
Q63 - Vital Signs At a Glance Contract Report for 118664/0001 - June 2017

Name or company name	Drs P Pakzad & E Harunani
Contract type name	GDS Contract
Purpose of contract	General
Contract start date	01/04/2013
Contract end date	

17/18 Contracted general activity (UDA)	31,225
Carry forward general activity (UDA)	0
17/18 Contracted orthodontic activity (UOA)	0
Carry forward orthodontic activity (UOA)	0
Baseline contract value	£768,581.78

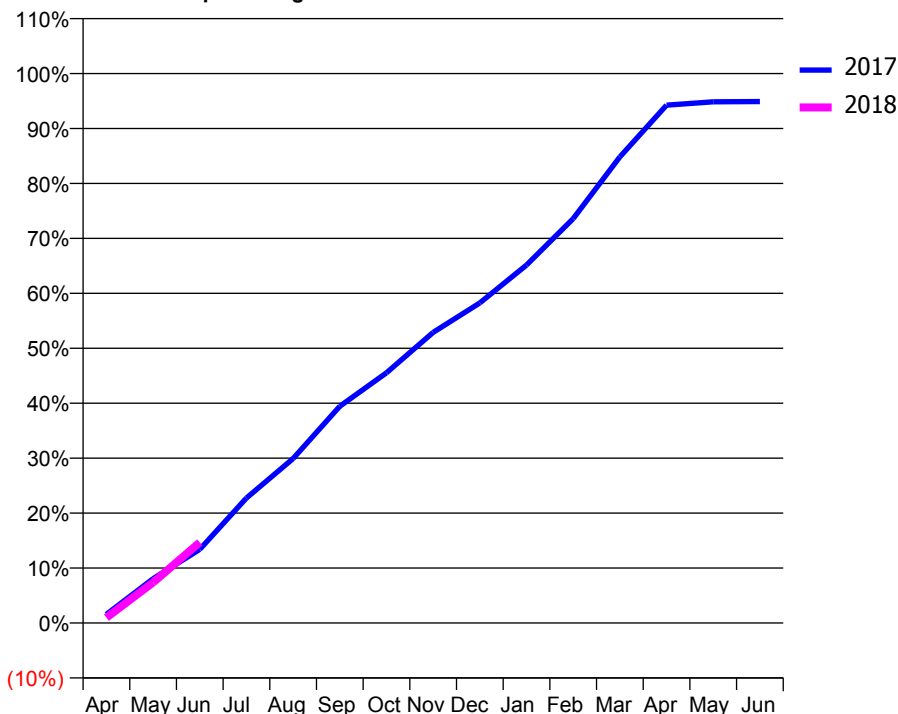
ACCESS*

Patients seen in 24 months	Total	Change since previous quarter
Quarter ending June 2016	8,180	
Quarter ending September 2016	8,080	↓
Quarter ending December 2016	7,901	↓
Quarter ending March 2017	7,893	→
Quarter ending June 2017	7,832	→
Variance since June 2016	(4.3%)	↓



ACTIVITY

Cumulative percentage of contracted UDA delivered 2017 & 2018



Month	Adjusted Scheduled Activity (UDA)	
	2017	2018
April	499	310
May	2,520	2,308
June	4,183	4,582
July	7,107	
August	9,348	
September	12,316	
October	14,220	
November	16,517	
December	18,192	
January	20,345	
February	22,980	
March	26,487	
April	29,424	
May	29,616	
June	29,634	

QUALITY

	Quantity	Base Number	Contract	AT	Region	England
% of FP17s for the same patient ID Re-attending within 3 months - Children	25	489	5.1%	10.0%	11.5%	12.0%
% of FP17s for the same patient ID Re-attending within 3 months - Adults	220	1,595	13.8%	15.4%	16.8%	16.0%
% of FP17s for the same patient ID Re-attending between 3 & 9 months - Children	198	489	40.5%	48.2%	47.3%	58.0%
% of FP17s for the same patient ID Re-attending between 3 & 9 months - Adults	554	1,595	34.7%	38.4%	38.3%	50.9%
% of FP17s for Band 1 Urgent Courses	158	1,393	11.3%	10.0%	10.7%	9.1%
% of FP17s Relating to Free Repair or Replacements	21	1,393	1.5%	0.6%	0.6%	0.8%
% of FP17s Relating to Continuations	9	1,393	0.6%	0.9%	0.8%	1.1%
% of Patients satisfied with the dentistry they have received	4	5	N/A	90.2%	89.8%	91.7%
% of Patients satisfied with the time they had to wait for an appointment	5	5	N/A	86.2%	83.6%	88.0%

* This is based on patients treated on this contract for their most recent course of treatment. Figures in italics indicate the base number of FP17s or Patient Questionnaire responses are less than 100. N/A is shown where the base number of responses is less than 10 during the period. % is calculated as Quantity/Base number*100

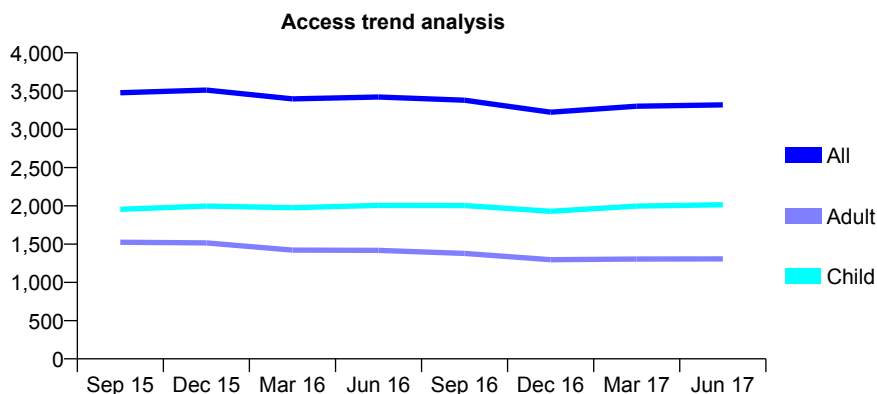
Q63 - Vital Signs At a Glance Contract Report for 118729/0001 - June 2017

Name or company name	Mr V Vithani & Mrs V Vithani
Contract type name	GDS Contract
Purpose of contract	General
Contract start date	01/04/2011
Contract end date	

17/18 Contracted general activity (UDA)	7,767
Carry forward general activity (UDA)	0
17/18 Contracted orthodontic activity (UOA)	0
Carry forward orthodontic activity (UOA)	0
Baseline contract value	£193,075.91

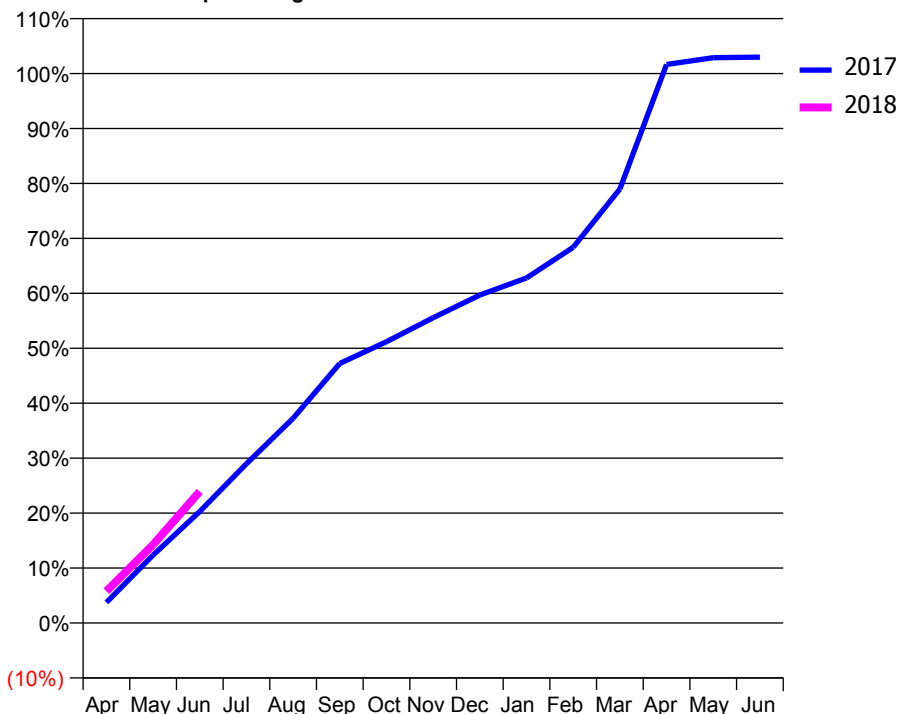
ACCESS*

Patients seen in 24 months	Total	Change since previous quarter
Quarter ending June 2016	3,423	
Quarter ending September 2016	3,381	↓
Quarter ending December 2016	3,224	↓
Quarter ending March 2017	3,302	↑
Quarter ending June 2017	3,320	→
Variance since June 2016	(3.0%)	↓



ACTIVITY

Cumulative percentage of contracted UDA delivered 2017 & 2018



Month	Adjusted Scheduled Activity (UDA)	
	2017	2018
April	292	450
May	960	1,108
June	1,577	1,860
July	2,251	
August	2,894	
September	3,670	
October	3,976	
November	4,315	
December	4,636	
January	4,877	
February	5,311	
March	6,134	
April	7,895	
May	7,992	
June	7,998	

QUALITY

	Quantity	Base Number	Contract	AT	Region	England
% of FP17s for the same patient ID Re-attending within 3 months - Children	97	1,396	6.9%	10.0%	11.5%	12.0%
% of FP17s for the same patient ID Re-attending within 3 months - Adults	103	765	13.5%	15.4%	16.8%	16.0%
% of FP17s for the same patient ID Re-attending between 3 & 9 months - Children	793	1,396	56.8%	48.2%	47.3%	58.0%
% of FP17s for the same patient ID Re-attending between 3 & 9 months - Adults	319	765	41.7%	38.4%	38.3%	50.9%
% of FP17s for Band 1 Urgent Courses	54	920	5.9%	10.0%	10.7%	9.1%
% of FP17s Relating to Free Repair or Replacements	0	920	0.0%	0.6%	0.6%	0.8%
% of FP17s Relating to Continuations	2	920	0.2%	0.9%	0.8%	1.1%
% of Patients satisfied with the dentistry they have received	0	0	N/A	90.2%	89.8%	91.7%
% of Patients satisfied with the time they had to wait for an appointment	0	0	N/A	86.2%	83.6%	88.0%

* This is based on patients treated on this contract for their most recent course of treatment. Figures in italics indicate the base number of FP17s or Patient Questionnaire responses are less than 100. N/A is shown where the base number of responses is less than 10 during the period. % is calculated as Quantity/Base number*100

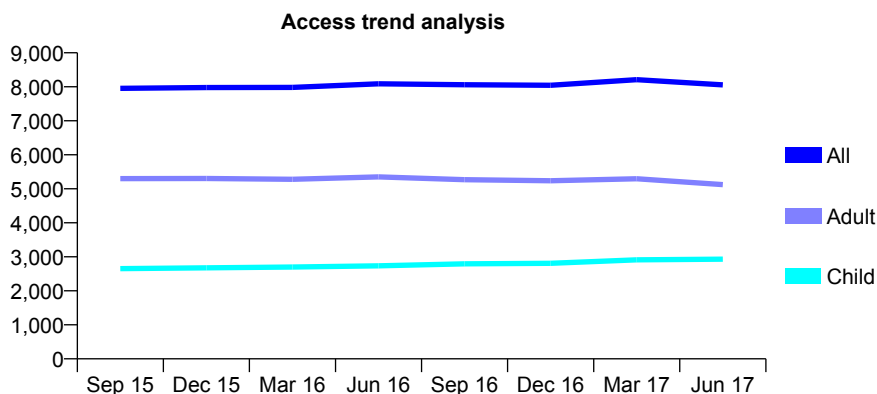
Q63 - Vital Signs At a Glance Contract Report for 118826/0001 - June 2017

Name or company name	Mr R Siddique & Mr I Khaliq
Contract type name	GDS Contract
Purpose of contract	General
Contract start date	01/04/2013
Contract end date	

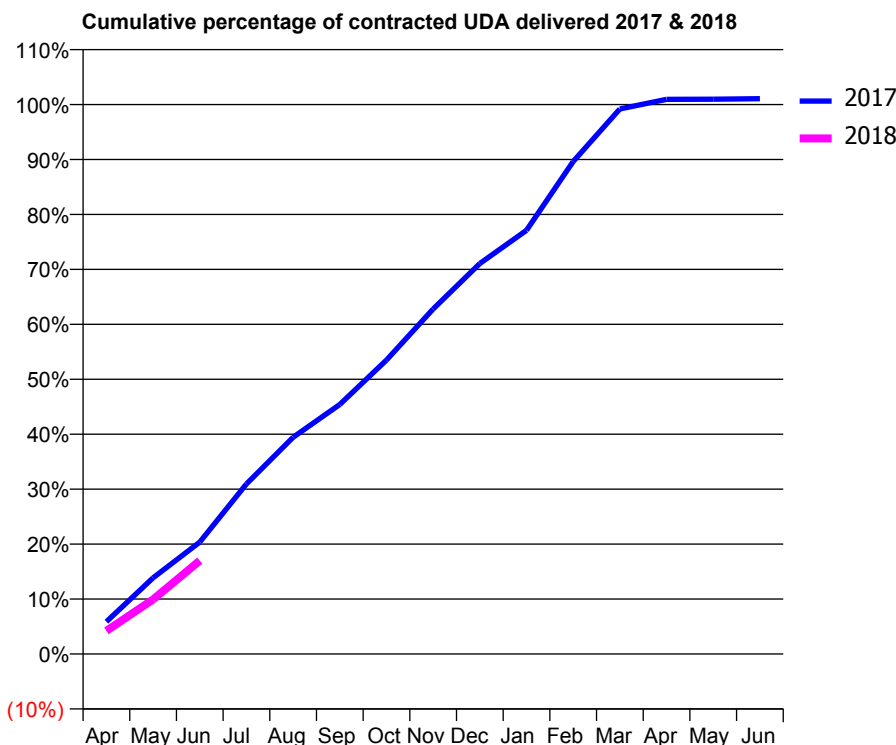
17/18 Contracted general activity (UDA)	22,354
Carry forward general activity (UDA)	0
17/18 Contracted orthodontic activity (UOA)	0
Carry forward orthodontic activity (UOA)	0
Baseline contract value	£566,093.01

ACCESS*

Patients seen in 24 months	Total	Change since previous quarter
Quarter ending June 2016	8,087	
Quarter ending September 2016	8,061	→
Quarter ending December 2016	8,046	→
Quarter ending March 2017	8,208	↑
Quarter ending June 2017	8,057	↓
Variance since June 2016	(0.4%)	→



ACTIVITY



Month	Adjusted Scheduled Activity (UDA)	
	2017	2018
April	1,314	943
May	3,098	2,219
June	4,555	3,800
July	6,920	
August	8,819	
September	10,150	
October	11,961	
November	14,034	
December	15,887	
January	17,235	
February	20,034	
March	22,171	
April	22,565	
May	22,569	
June	22,589	

QUALITY

	Quantity	Base Number	Contract	AT	Region	England
% of FP17s for the same patient ID Re-attending within 3 months - Children	35	881	4.0%	10.0%	11.5%	12.0%
% of FP17s for the same patient ID Re-attending within 3 months - Adults	62	940	6.6%	15.4%	16.8%	16.0%
% of FP17s for the same patient ID Re-attending between 3 & 9 months - Children	463	881	52.6%	48.2%	47.3%	58.0%
% of FP17s for the same patient ID Re-attending between 3 & 9 months - Adults	406	940	43.2%	38.4%	38.3%	50.9%
% of FP17s for Band 1 Urgent Courses	92	1,656	5.6%	10.0%	10.7%	9.1%
% of FP17s Relating to Free Repair or Replacements	2	1,656	0.1%	0.6%	0.6%	0.8%
% of FP17s Relating to Continuations	2	1,656	0.1%	0.9%	0.8%	1.1%
% of Patients satisfied with the dentistry they have received	5	7	N/A	90.2%	89.8%	91.7%
% of Patients satisfied with the time they had to wait for an appointment	4	7	N/A	86.2%	83.6%	88.0%

* This is based on patients treated on this contract for their most recent course of treatment. Figures in italics indicate the base number of FP17s or Patient Questionnaire responses are less than 100. N/A is shown where the base number of responses is less than 10 during the period. % is calculated as Quantity/Base number*100

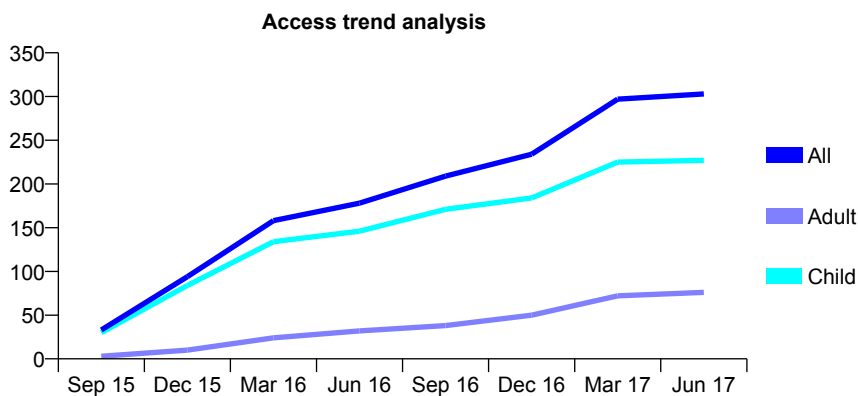
Q63 - Vital Signs At a Glance Contract Report for 119385/0001 - June 2017

Name or company name	Stock Hill Dental Care Partnership
Contract type name	GDS Contract
Purpose of contract	General
Contract start date	01/05/2015
Contract end date	

17/18 Contracted general activity (UDA)	731
Carry forward general activity (UDA)	0
17/18 Contracted orthodontic activity (UOA)	0
Carry forward orthodontic activity (UOA)	0
Baseline contract value	£16,052.62

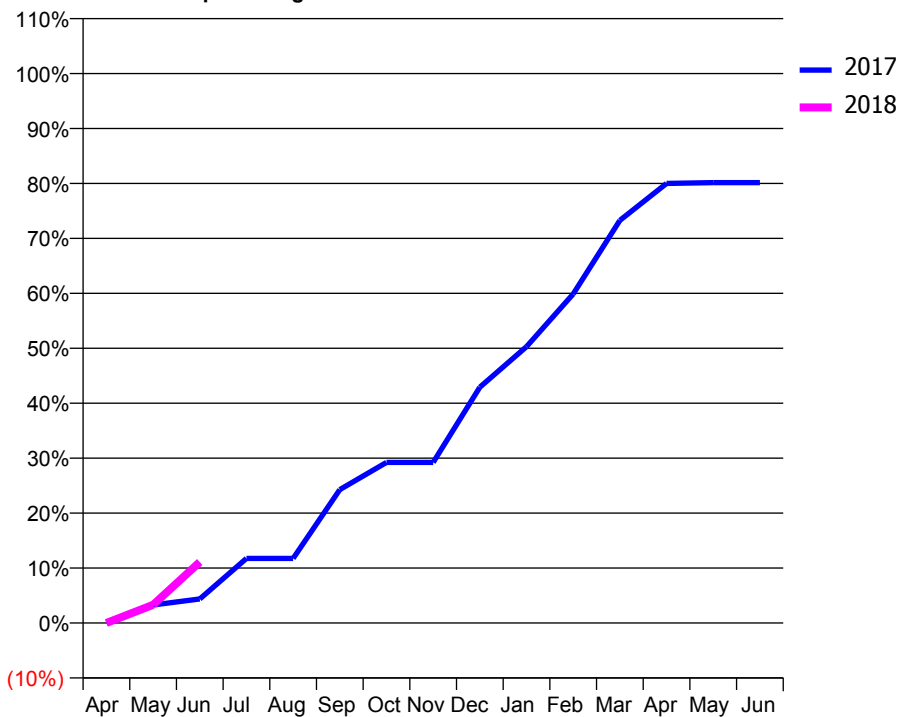
ACCESS*

Patients seen in 24 months	Total	Change since previous quarter
Quarter ending June 2016	178	
Quarter ending September 2016	209	↑
Quarter ending December 2016	234	↑
Quarter ending March 2017	297	↑
Quarter ending June 2017	303	↑
Variance since June 2016	70.2%	↑



ACTIVITY

Cumulative percentage of contracted UDA delivered 2017 & 2018



Month	Adjusted Scheduled Activity (UDA)	
	2017	2018
April	0	0
May	24	24
June	32	81
July	86	
August	86	
September	177	
October	214	
November	214	
December	314	
January	368	
February	438	
March	536	
April	585	
May	586	
June	586	

QUALITY

	Quantity	Base Number	Contract	AT	Region	England
% of FP17s for the same patient ID Re-attending within 3 months - Children	4	62	6.5%	10.0%	11.5%	12.0%
% of FP17s for the same patient ID Re-attending within 3 months - Adults	4	15	26.7%	15.4%	16.8%	16.0%
% of FP17s for the same patient ID Re-attending between 3 & 9 months - Children	20	62	32.3%	48.2%	47.3%	58.0%
% of FP17s for the same patient ID Re-attending between 3 & 9 months - Adults	1	15	6.7%	38.4%	38.3%	50.9%
% of FP17s for Band 1 Urgent Courses	1	49	2.0%	10.0%	10.7%	9.1%
% of FP17s Relating to Free Repair or Replacements	0	49	0.0%	0.6%	0.6%	0.8%
% of FP17s Relating to Continuations	3	49	6.1%	0.9%	0.8%	1.1%
% of Patients satisfied with the dentistry they have received	0	0	N/A	90.2%	89.8%	91.7%
% of Patients satisfied with the time they had to wait for an appointment	0	0	N/A	86.2%	83.6%	88.0%

* This is based on patients treated on this contract for their most recent course of treatment. Figures in italics indicate the base number of FP17s or Patient Questionnaire responses are less than 100. N/A is shown where the base number of responses is less than 10 during the period. % is calculated as Quantity/Base number*100

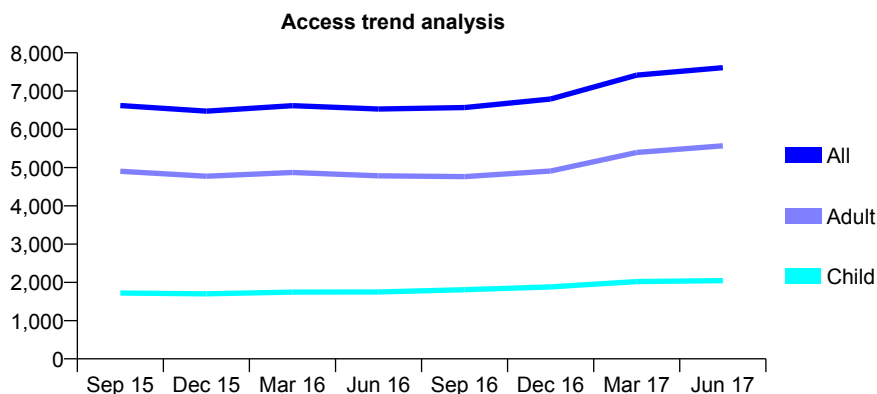
Q63 - Vital Signs At a Glance Contract Report for 119644/0001 - June 2017

Name or company name	Perfect Smile Associates Limited
Contract type name	GDS Contract
Purpose of contract	General and Orthodontic
Contract start date	17/05/2011
Contract end date	

17/18 Contracted general activity (UDA)	15,740
Carry forward general activity (UDA)	0
17/18 Contracted orthodontic activity (UOA)	4,000
Carry forward orthodontic activity (UOA)	0
Baseline contract value	£729,089.32

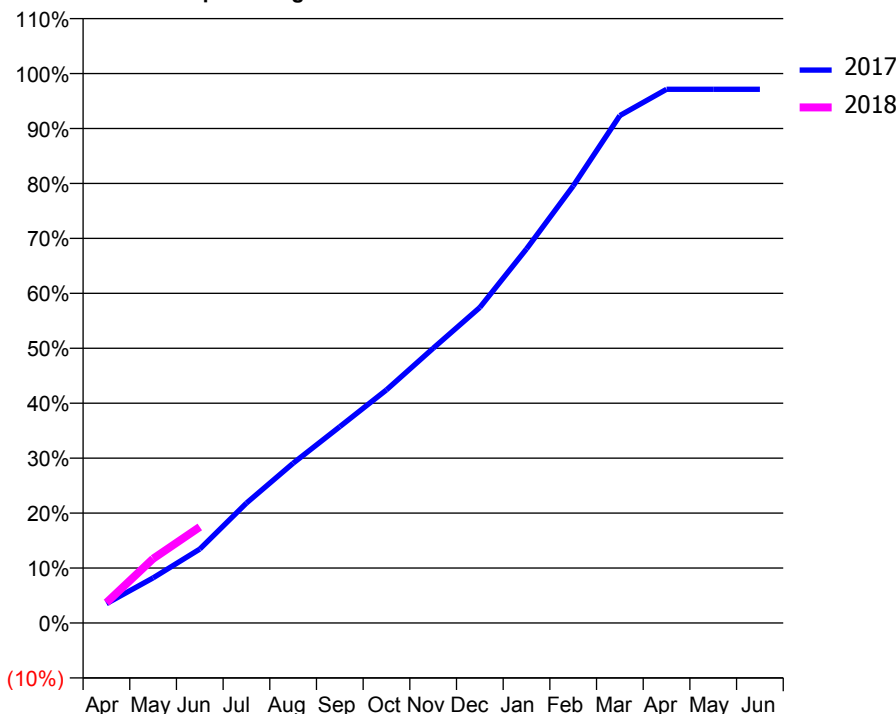
ACCESS*

Patients seen in 24 months	Total	Change since previous quarter
Quarter ending June 2016	6,532	
Quarter ending September 2016	6,570	→
Quarter ending December 2016	6,792	↑
Quarter ending March 2017	7,416	↑
Quarter ending June 2017	7,612	↑
Variance since June 2016	16.5%	↑



ACTIVITY

Cumulative percentage of contracted UDA delivered 2017 & 2018



Adjusted Scheduled Activity (UDA)

Month	2017	2018
April	593	582
May	1,377	1,843
June	2,253	2,751
July	3,654	
August	4,867	
September	5,981	
October	7,104	
November	8,371	
December	9,615	
January	11,396	
February	13,316	
March	15,459	
April	16,259	
May	16,258	
June	16,258	

QUALITY

	Quantity	Base Number	Contract	AT	Region	England
% of FP17s for the same patient ID Re-attending within 3 months - Children	70	687	10.2%	10.0%	11.5%	12.0%
% of FP17s for the same patient ID Re-attending within 3 months - Adults	155	1,339	11.6%	15.4%	16.8%	16.0%
% of FP17s for the same patient ID Re-attending between 3 & 9 months - Children	330	687	48.0%	48.2%	47.3%	58.0%
% of FP17s for the same patient ID Re-attending between 3 & 9 months - Adults	408	1,339	30.5%	38.4%	38.3%	50.9%
% of FP17s for Band 1 Urgent Courses	176	1,568	11.2%	10.0%	10.7%	9.1%
% of FP17s Relating to Free Repair or Replacements	5	1,568	0.3%	0.6%	0.6%	0.8%
% of FP17s Relating to Continuations	12	1,568	0.8%	0.9%	0.8%	1.1%
% of Patients satisfied with the dentistry they have received	9	10	90.0%	90.2%	89.8%	91.7%
% of Patients satisfied with the time they had to wait for an appointment	9	10	90.0%	86.2%	83.6%	88.0%

* This is based on patients treated on this contract for their most recent course of treatment. Figures in italics indicate the base number of FP17s or Patient Questionnaire responses are less than 100. N/A is shown where the base number of responses is less than 10 during the period. % is calculated as Quantity/Base number*100

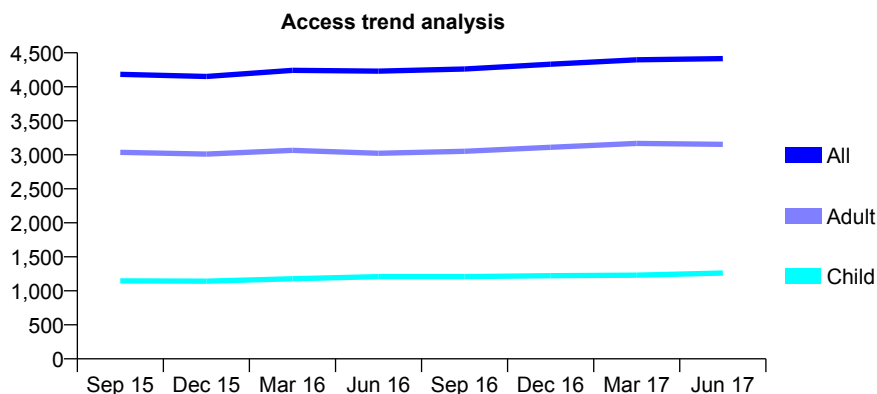
Q63 - Vital Signs At a Glance Contract Report for 119644/0002 - June 2017

Name or company name	Perfect Smile Associates Limited
Contract type name	GDS Contract
Purpose of contract	General
Contract start date	17/05/2011
Contract end date	

17/18 Contracted general activity (UDA)	9,100
Carry forward general activity (UDA)	0
17/18 Contracted orthodontic activity (UOA)	0
Carry forward orthodontic activity (UOA)	0
Baseline contract value	£240,663.58

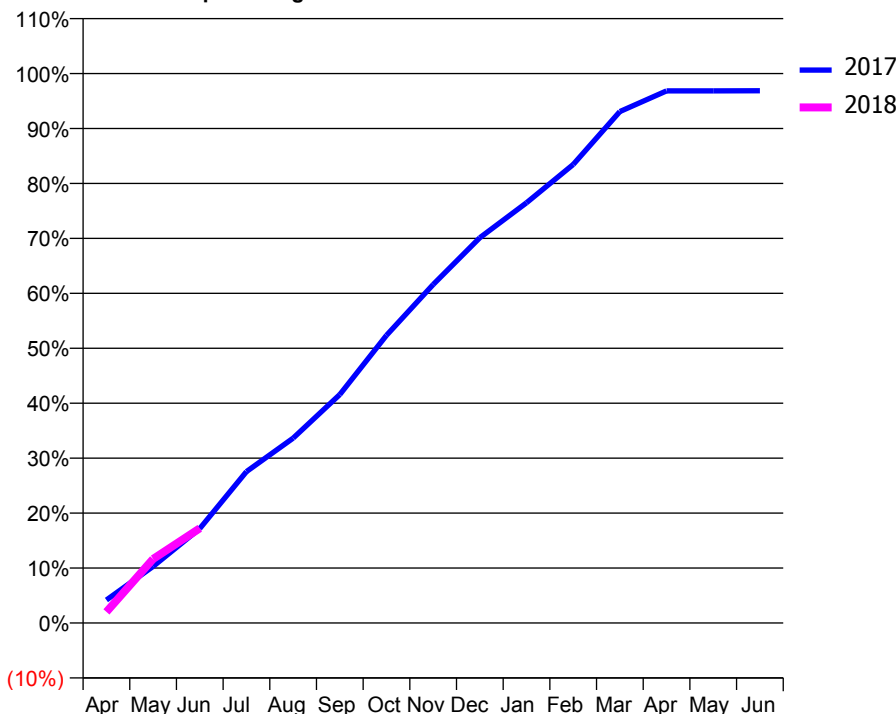
ACCESS*

Patients seen in 24 months	Total	Change since previous quarter
Quarter ending June 2016	4,231	
Quarter ending September 2016	4,261	→
Quarter ending December 2016	4,333	→
Quarter ending March 2017	4,398	→
Quarter ending June 2017	4,415	→
Variance since June 2016	4.3%	↑



ACTIVITY

Cumulative percentage of contracted UDA delivered 2017 & 2018



Month	Adjusted Scheduled Activity (UDA)	
	2017	2018
April	380	184
May	937	1,061
June	1,564	1,569
July	2,507	
August	3,061	
September	3,784	
October	4,765	
November	5,605	
December	6,381	
January	6,960	
February	7,592	
March	8,471	
April	8,813	
May	8,813	
June	8,815	

QUALITY

	Quantity	Base Number	Contract	AT	Region	England
% of FP17s for the same patient ID Re-attending within 3 months - Children	19	392	4.8%	10.0%	11.5%	12.0%
% of FP17s for the same patient ID Re-attending within 3 months - Adults	105	764	13.7%	15.4%	16.8%	16.0%
% of FP17s for the same patient ID Re-attending between 3 & 9 months - Children	165	392	42.1%	48.2%	47.3%	58.0%
% of FP17s for the same patient ID Re-attending between 3 & 9 months - Adults	233	764	30.5%	38.4%	38.3%	50.9%
% of FP17s for Band 1 Urgent Courses	83	968	8.6%	10.0%	10.7%	9.1%
% of FP17s Relating to Free Repair or Replacements	8	968	0.8%	0.6%	0.6%	0.8%
% of FP17s Relating to Continuations	29	968	3.0%	0.9%	0.8%	1.1%
% of Patients satisfied with the dentistry they have received	2	2	N/A	90.2%	89.8%	91.7%
% of Patients satisfied with the time they had to wait for an appointment	1	2	N/A	86.2%	83.6%	88.0%

* This is based on patients treated on this contract for their most recent course of treatment. Figures in italics indicate the base number of FP17s or Patient Questionnaire responses are less than 100. N/A is shown where the base number of responses is less than 10 during the period. % is calculated as Quantity/Base number*100

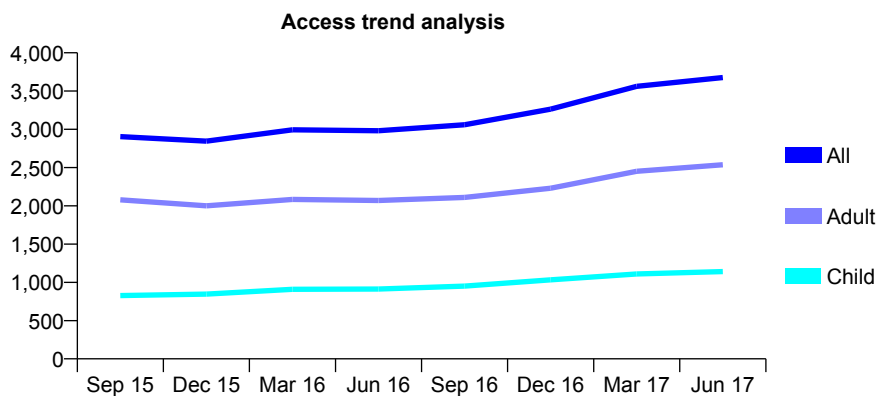
Q63 - Vital Signs At a Glance Contract Report for 119954/0001 - June 2017

Name or company name	Smile Impressions Ltd
Contract type name	GDS Contract
Purpose of contract	General
Contract start date	01/06/2008
Contract end date	

17/18 Contracted general activity (UDA)	8,579
Carry forward general activity (UDA)	0
17/18 Contracted orthodontic activity (UOA)	0
Carry forward orthodontic activity (UOA)	0
Baseline contract value	£225,030.59

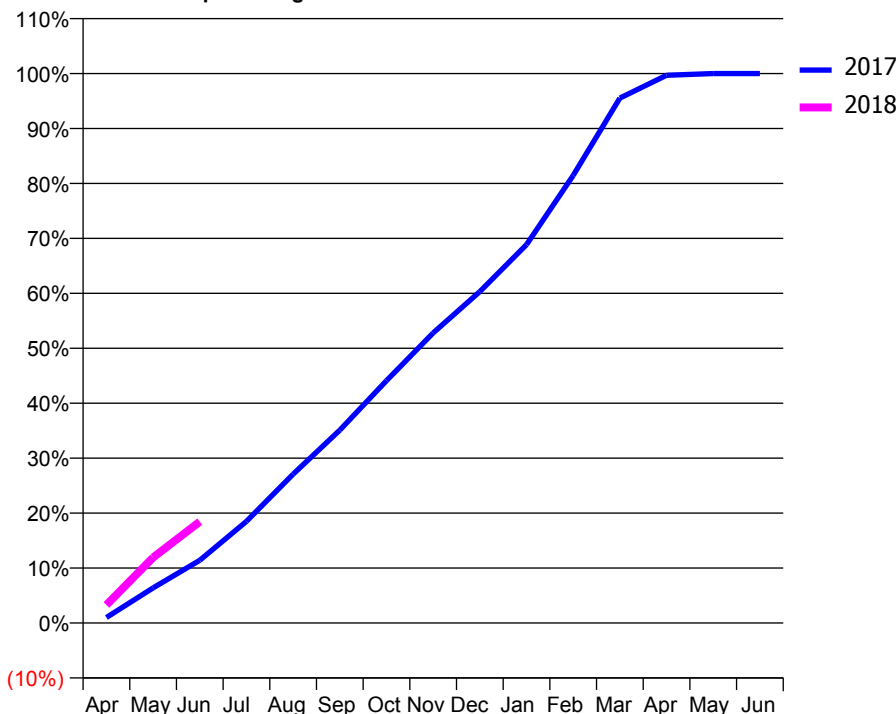
ACCESS*

Patients seen in 24 months	Total	Change since previous quarter
Quarter ending June 2016	2,982	
Quarter ending September 2016	3,060	↑
Quarter ending December 2016	3,263	↑
Quarter ending March 2017	3,562	↑
Quarter ending June 2017	3,677	↑
Variance since June 2016	23.3%	↑



ACTIVITY

Cumulative percentage of contracted UDA delivered 2017 & 2018



Month	Adjusted Scheduled Activity (UDA)	
	2017	2018
April	87	281
May	550	1,023
June	980	1,584
July	1,586	
August	2,324	
September	3,012	
October	3,783	
November	4,530	
December	5,175	
January	5,907	
February	6,989	
March	8,195	
April	8,551	
May	8,579	
June	8,578	

QUALITY

	Quantity	Base Number	Contract	AT	Region	England
% of FP17s for the same patient ID Re-attending within 3 months - Children	38	356	10.7%	10.0%	11.5%	12.0%
% of FP17s for the same patient ID Re-attending within 3 months - Adults	88	710	12.4%	15.4%	16.8%	16.0%
% of FP17s for the same patient ID Re-attending between 3 & 9 months - Children	207	356	58.1%	48.2%	47.3%	58.0%
% of FP17s for the same patient ID Re-attending between 3 & 9 months - Adults	333	710	46.9%	38.4%	38.3%	50.9%
% of FP17s for Band 1 Urgent Courses	75	882	8.5%	10.0%	10.7%	9.1%
% of FP17s Relating to Free Repair or Replacements	6	882	0.7%	0.6%	0.6%	0.8%
% of FP17s Relating to Continuations	2	882	0.2%	0.9%	0.8%	1.1%
% of Patients satisfied with the dentistry they have received	5	5	N/A	90.2%	89.8%	91.7%
% of Patients satisfied with the time they had to wait for an appointment	3	5	N/A	86.2%	83.6%	88.0%

* This is based on patients treated on this contract for their most recent course of treatment. Figures in italics indicate the base number of FP17s or Patient Questionnaire responses are less than 100. N/A is shown where the base number of responses is less than 10 during the period. % is calculated as Quantity/Base number*100

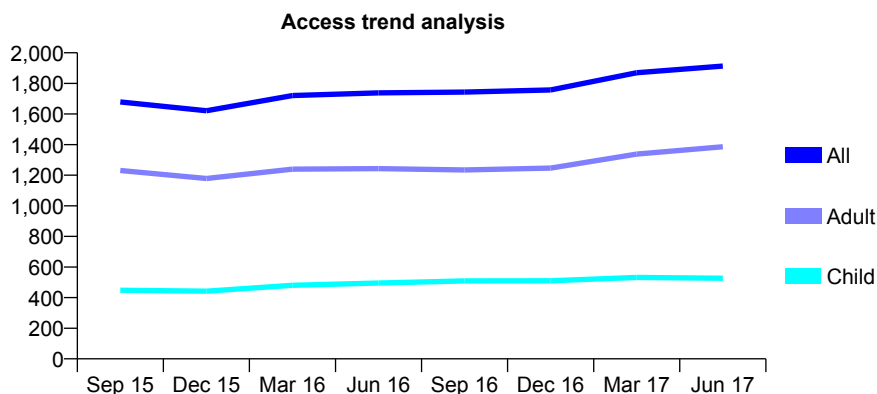
Q63 - Vital Signs At a Glance Contract Report for 120251/0001 - June 2017

Name or company name	W. M. Rosten Ltd
Contract type name	GDS Contract
Purpose of contract	General
Contract start date	01/04/2008
Contract end date	

17/18 Contracted general activity (UDA)	5,000
Carry forward general activity (UDA)	0
17/18 Contracted orthodontic activity (UOA)	0
Carry forward orthodontic activity (UOA)	0
Baseline contract value	£126,863.11

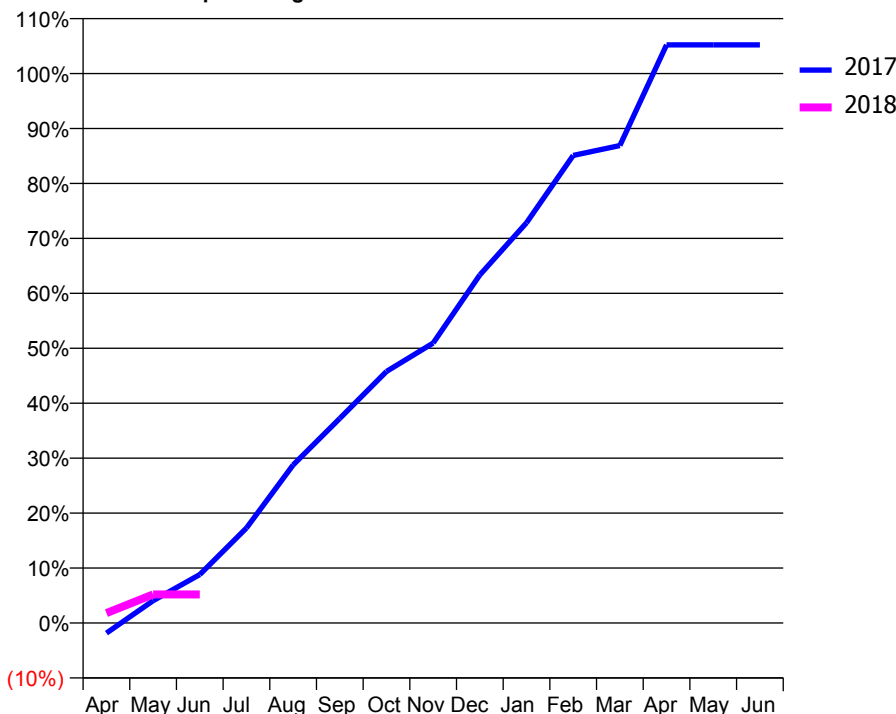
ACCESS*

Patients seen in 24 months	Total	Change since previous quarter
Quarter ending June 2016	1,738	
Quarter ending September 2016	1,743	→
Quarter ending December 2016	1,757	→
Quarter ending March 2017	1,870	↑
Quarter ending June 2017	1,913	↑
Variance since June 2016	10.1%	↑



ACTIVITY

Cumulative percentage of contracted UDA delivered 2017 & 2018



Month	Adjusted Scheduled Activity (UDA)	
	2017	2018
April	-93	90
May	203	260
June	441	260
July	864	
August	1,439	
September	1,862	
October	2,289	
November	2,547	
December	3,167	
January	3,642	
February	4,254	
March	4,345	
April	5,261	
May	5,261	
June	5,261	

QUALITY

	Quantity	Base Number	Contract	AT	Region	England
% of FP17s for the same patient ID Re-attending within 3 months - Children	16	131	12.2%	10.0%	11.5%	12.0%
% of FP17s for the same patient ID Re-attending within 3 months - Adults	74	363	20.4%	15.4%	16.8%	16.0%
% of FP17s for the same patient ID Re-attending between 3 & 9 months - Children	67	131	51.1%	48.2%	47.3%	58.0%
% of FP17s for the same patient ID Re-attending between 3 & 9 months - Adults	108	363	29.8%	38.4%	38.3%	50.9%
% of FP17s for Band 1 Urgent Courses	17	119	14.3%	10.0%	10.7%	9.1%
% of FP17s Relating to Free Repair or Replacements	0	119	0.0%	0.6%	0.6%	0.8%
% of FP17s Relating to Continuations	4	119	3.4%	0.9%	0.8%	1.1%
% of Patients satisfied with the dentistry they have received	0	0	N/A	90.2%	89.8%	91.7%
% of Patients satisfied with the time they had to wait for an appointment	0	0	N/A	86.2%	83.6%	88.0%

* This is based on patients treated on this contract for their most recent course of treatment. Figures in italics indicate the base number of FP17s or Patient Questionnaire responses are less than 100. N/A is shown where the base number of responses is less than 10 during the period. % is calculated as Quantity/Base number*100

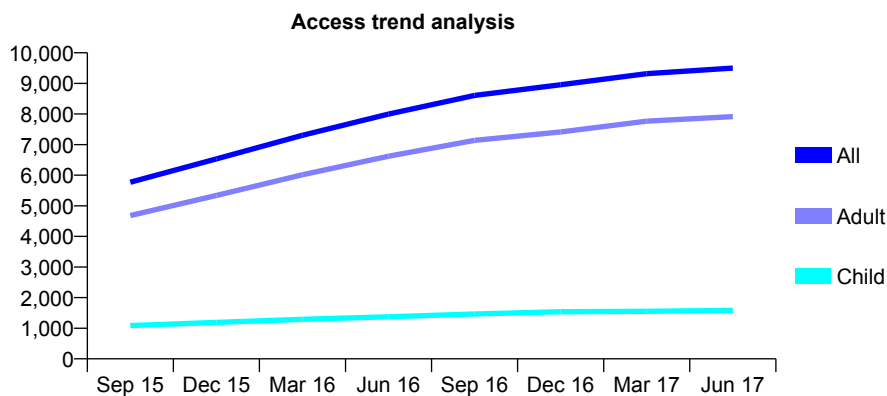
Q63 - Vital Signs At a Glance Contract Report for 120375/0001 - June 2017

Name or company name	New Cross Dental Practice
Contract type name	GDS Contract
Purpose of contract	General
Contract start date	01/09/2014
Contract end date	

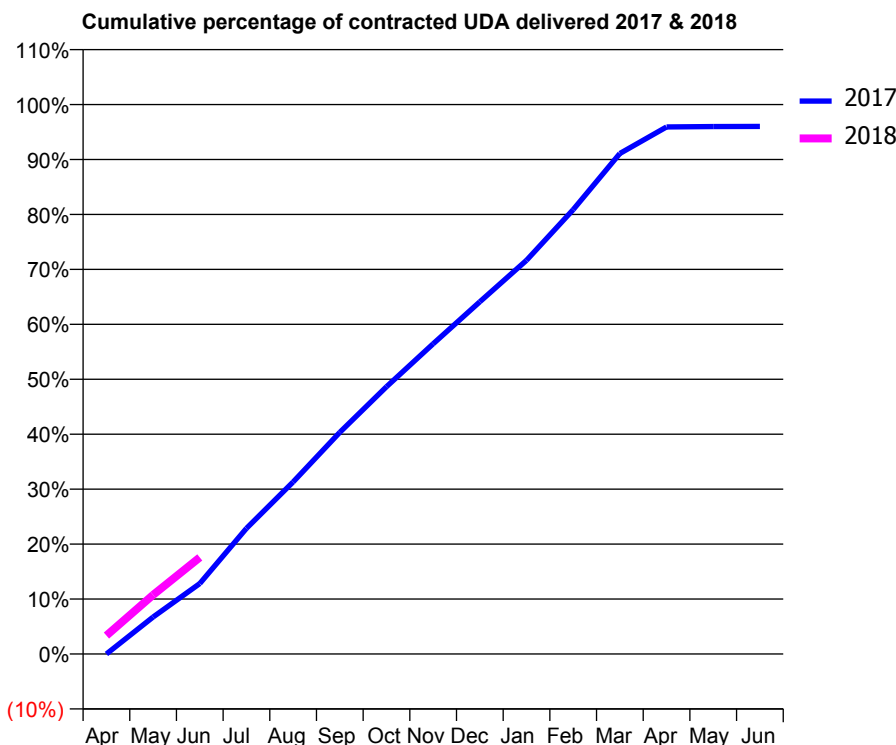
17/18 Contracted general activity (UDA)	35,350
Carry forward general activity (UDA)	0
17/18 Contracted orthodontic activity (UOA)	0
Carry forward orthodontic activity (UOA)	0
Baseline contract value	£1,012,250.69

ACCESS*

Patients seen in 24 months	Total	Change since previous quarter
Quarter ending June 2016	7,997	
Quarter ending September 2016	8,608	↑
Quarter ending December 2016	8,958	↑
Quarter ending March 2017	9,319	↑
Quarter ending June 2017	9,499	→
Variance since June 2016	18.8%	↑



ACTIVITY



Month	Adjusted Scheduled Activity (UDA)	
	2017	2018
April	3	1,191
May	2,381	3,802
June	4,535	6,219
July	8,082	
August	11,074	
September	14,263	
October	17,195	
November	19,955	
December	22,658	
January	25,326	
February	28,590	
March	32,199	
April	33,902	
May	33,936	
June	33,943	

QUALITY

	Quantity	Base Number	Contract	AT	Region	England
% of FP17s for the same patient ID Re-attending within 3 months - Children	47	499	9.4%	10.0%	11.5%	12.0%
% of FP17s for the same patient ID Re-attending within 3 months - Adults	275	2,141	12.8%	15.4%	16.8%	16.0%
% of FP17s for the same patient ID Re-attending between 3 & 9 months - Children	218	499	43.7%	48.2%	47.3%	58.0%
% of FP17s for the same patient ID Re-attending between 3 & 9 months - Adults	831	2,141	38.8%	38.4%	38.3%	50.9%
% of FP17s for Band 1 Urgent Courses	210	2,147	9.8%	10.0%	10.7%	9.1%
% of FP17s Relating to Free Repair or Replacements	17	2,147	0.8%	0.6%	0.6%	0.8%
% of FP17s Relating to Continuations	20	2,147	0.9%	0.9%	0.8%	1.1%
% of Patients satisfied with the dentistry they have received	8	9	N/A	90.2%	89.8%	91.7%
% of Patients satisfied with the time they had to wait for an appointment	9	9	N/A	86.2%	83.6%	88.0%

* This is based on patients treated on this contract for their most recent course of treatment. Figures in italics indicate the base number of FP17s or Patient Questionnaire responses are less than 100. N/A is shown where the base number of responses is less than 10 during the period. % is calculated as Quantity/Base number*100

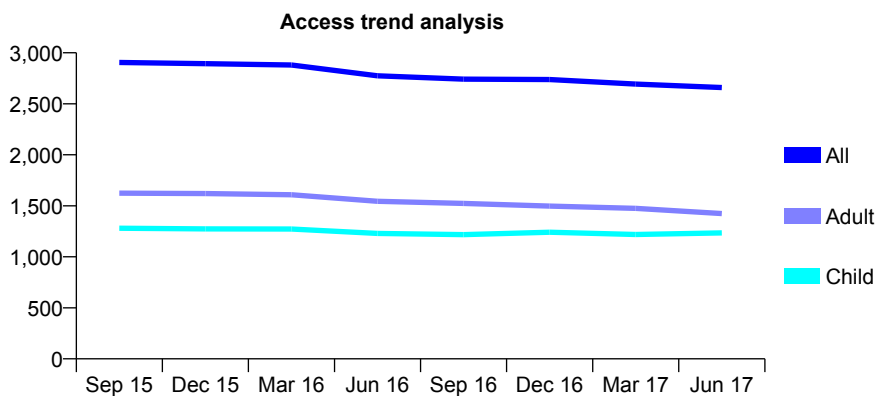
Q63 - Vital Signs At a Glance Contract Report for 121134/0001 - June 2017

Name or company name	Mottingham Dental Practice Limited
Contract type name	GDS Contract
Purpose of contract	General
Contract start date	01/04/2010
Contract end date	

17/18 Contracted general activity (UDA)	10,750
Carry forward general activity (UDA)	0
17/18 Contracted orthodontic activity (UOA)	0
Carry forward orthodontic activity (UOA)	0
Baseline contract value	£313,081.40

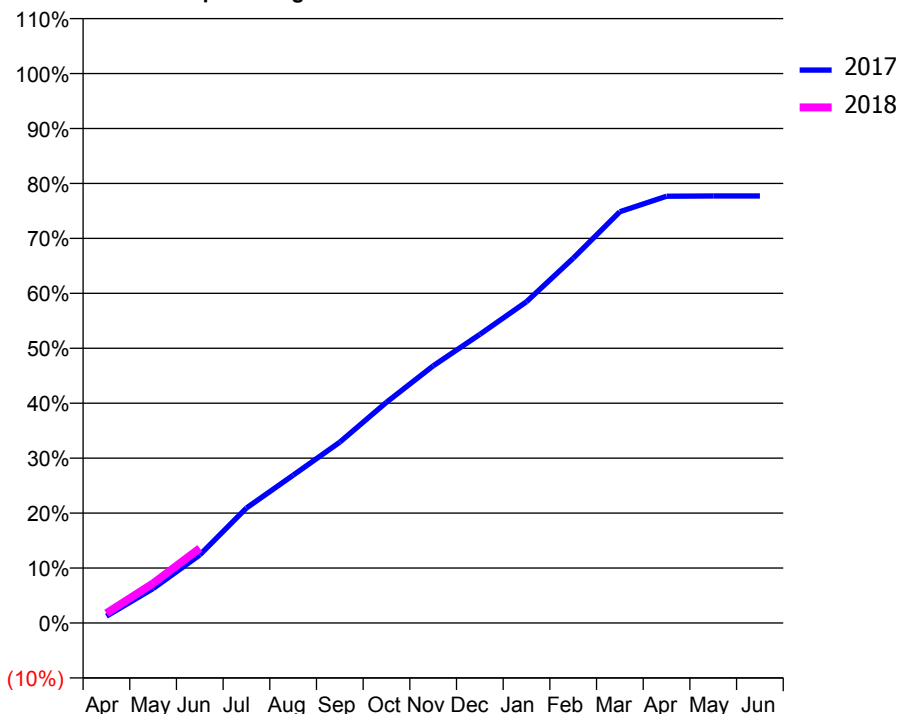
ACCESS*

Patients seen in 24 months	Total	Change since previous quarter
Quarter ending June 2016	2,774	
Quarter ending September 2016	2,742	↓
Quarter ending December 2016	2,738	→
Quarter ending March 2017	2,694	↓
Quarter ending June 2017	2,659	↓
Variance since June 2016	(4.1%)	↓



ACTIVITY

Cumulative percentage of contracted UDA delivered 2017 & 2018



Month	2017	2018
April	133	191
May	674	775
June	1,331	1,462
July	2,249	
August	2,891	
September	3,538	
October	4,319	
November	5,031	
December	5,646	
January	6,286	
February	7,135	
March	8,047	
April	8,350	
May	8,356	
June	8,356	

QUALITY

	Quantity	Base Number	Contract	AT	Region	England
% of FP17s for the same patient ID Re-attending within 3 months - Children	26	330	7.9%	10.0%	11.5%	12.0%
% of FP17s for the same patient ID Re-attending within 3 months - Adults	77	338	22.8%	15.4%	16.8%	16.0%
% of FP17s for the same patient ID Re-attending between 3 & 9 months - Children	142	330	43.0%	48.2%	47.3%	58.0%
% of FP17s for the same patient ID Re-attending between 3 & 9 months - Adults	111	338	32.8%	38.4%	38.3%	50.9%
% of FP17s for Band 1 Urgent Courses	111	573	19.4%	10.0%	10.7%	9.1%
% of FP17s Relating to Free Repair or Replacements	0	573	0.0%	0.6%	0.6%	0.8%
% of FP17s Relating to Continuations	1	573	0.2%	0.9%	0.8%	1.1%
% of Patients satisfied with the dentistry they have received	2	2	N/A	90.2%	89.8%	91.7%
% of Patients satisfied with the time they had to wait for an appointment	2	2	N/A	86.2%	83.6%	88.0%

* This is based on patients treated on this contract for their most recent course of treatment. Figures in italics indicate the base number of FP17s or Patient Questionnaire responses are less than 100. N/A is shown where the base number of responses is less than 10 during the period. % is calculated as Quantity/Base number*100

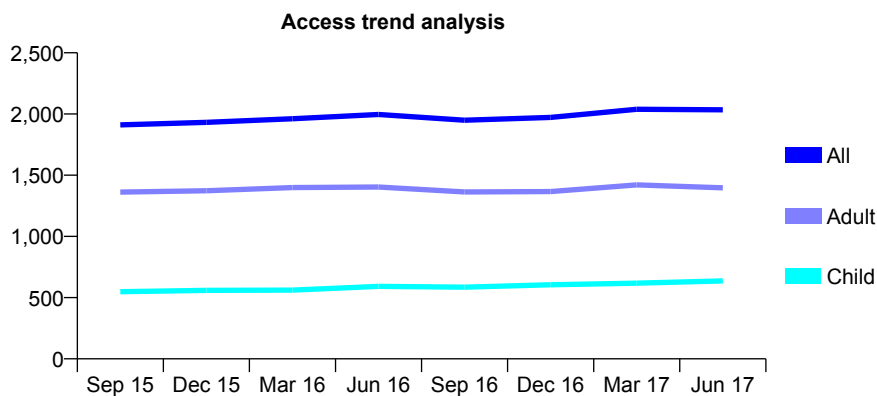
Q63 - Vital Signs At a Glance Contract Report for 121290/0001 - June 2017

Name or company name	Mount Road Dental Surgery
Contract type name	GDS Contract
Purpose of contract	General
Contract start date	15/09/2008
Contract end date	

17/18 Contracted general activity (UDA)	5,000
Carry forward general activity (UDA)	0
17/18 Contracted orthodontic activity (UOA)	0
Carry forward orthodontic activity (UOA)	0
Baseline contract value	£124,906.23

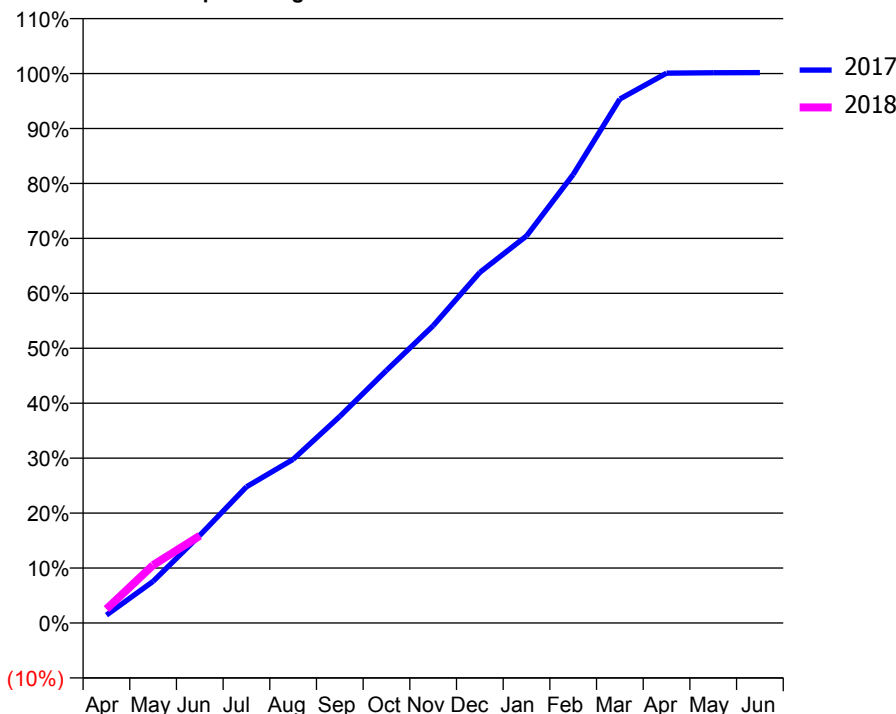
ACCESS*

Patients seen in 24 months	Total	Change since previous quarter
Quarter ending June 2016	1,996	
Quarter ending September 2016	1,949	↓
Quarter ending December 2016	1,972	→
Quarter ending March 2017	2,039	↑
Quarter ending June 2017	2,034	→
Variance since June 2016	1.9%	→



ACTIVITY

Cumulative percentage of contracted UDA delivered 2017 & 2018



Adjusted Scheduled Activity (UDA)

Month	2017	2018
April	72	126
May	379	527
June	797	794
July	1,239	
August	1,489	
September	1,880	
October	2,299	
November	2,706	
December	3,190	
January	3,522	
February	4,081	
March	4,768	
April	5,003	
May	5,007	
June	5,008	

QUALITY

	Quantity	Base Number	Contract	AT	Region	England
% of FP17s for the same patient ID Re-attending within 3 months - Children	20	207	9.7%	10.0%	11.5%	12.0%
% of FP17s for the same patient ID Re-attending within 3 months - Adults	39	300	13.0%	15.4%	16.8%	16.0%
% of FP17s for the same patient ID Re-attending between 3 & 9 months - Children	103	207	49.8%	48.2%	47.3%	58.0%
% of FP17s for the same patient ID Re-attending between 3 & 9 months - Adults	139	300	46.3%	38.4%	38.3%	50.9%
% of FP17s for Band 1 Urgent Courses	38	412	9.2%	10.0%	10.7%	9.1%
% of FP17s Relating to Free Repair or Replacements	1	412	0.2%	0.6%	0.6%	0.8%
% of FP17s Relating to Continuations	2	412	0.5%	0.9%	0.8%	1.1%
% of Patients satisfied with the dentistry they have received	3	3	N/A	90.2%	89.8%	91.7%
% of Patients satisfied with the time they had to wait for an appointment	3	3	N/A	86.2%	83.6%	88.0%

* This is based on patients treated on this contract for their most recent course of treatment. Figures in italics indicate the base number of FP17s or Patient Questionnaire responses are less than 100. N/A is shown where the base number of responses is less than 10 during the period. % is calculated as Quantity/Base number*100

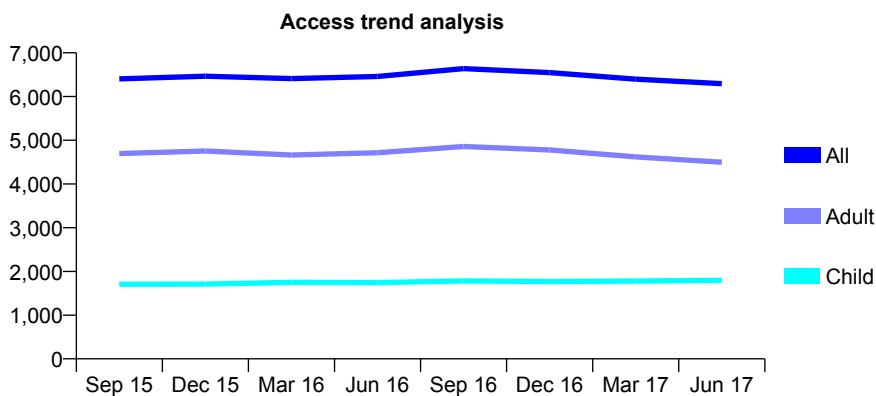
Q63 - Vital Signs At a Glance Contract Report for 122300/0001 - June 2017

Name or company name	Splendent Care Ltd
Contract type name	GDS Contract
Purpose of contract	General
Contract start date	01/04/2007
Contract end date	

17/18 Contracted general activity (UDA)	22,149
Carry forward general activity (UDA)	0
17/18 Contracted orthodontic activity (UOA)	0
Carry forward orthodontic activity (UOA)	0
Baseline contract value	£649,260.53

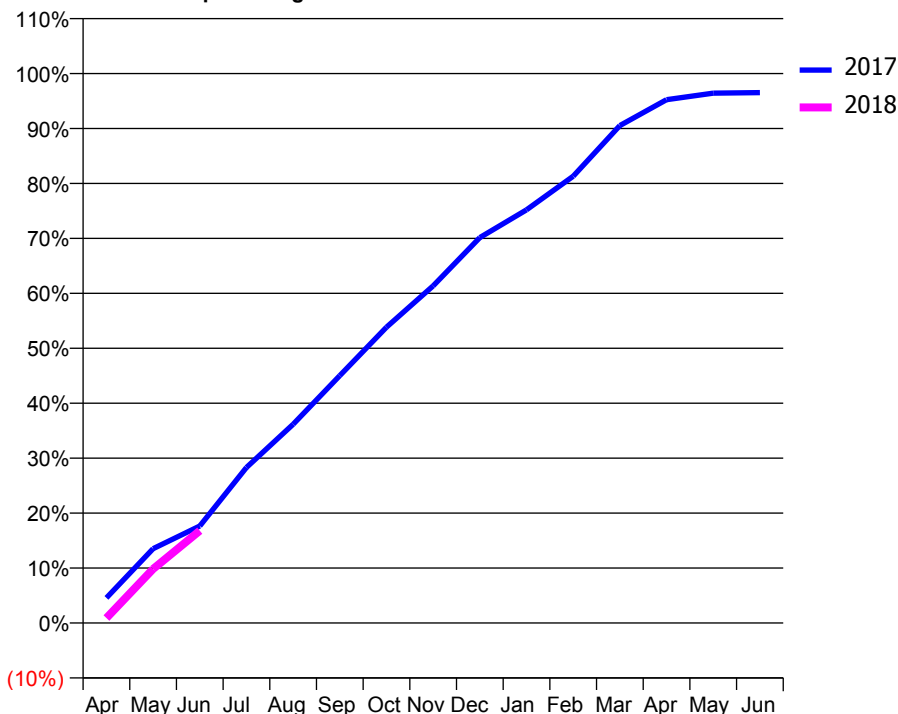
ACCESS*

Patients seen in 24 months	Total	Change since previous quarter
Quarter ending June 2016	6,459	
Quarter ending September 2016	6,640	↑
Quarter ending December 2016	6,546	↓
Quarter ending March 2017	6,399	↓
Quarter ending June 2017	6,293	↓
Variance since June 2016	(2.6%)	↓



ACTIVITY

Cumulative percentage of contracted UDA delivered 2017 & 2018



Adjusted Scheduled Activity (UDA)

Month	2017	2018
April	1,013	200
May	2,999	2,180
June	3,912	3,721
July	6,270	
August	8,012	
September	9,975	
October	11,927	
November	13,591	
December	15,535	
January	16,652	
February	18,009	
March	20,049	
April	21,095	
May	21,359	
June	21,376	

QUALITY

	Quantity	Base Number	Contract	AT	Region	England
% of FP17s for the same patient ID Re-attending within 3 months - Children	46	603	7.6%	10.0%	11.5%	12.0%
% of FP17s for the same patient ID Re-attending within 3 months - Adults	192	1,340	14.3%	15.4%	16.8%	16.0%
% of FP17s for the same patient ID Re-attending between 3 & 9 months - Children	230	603	38.1%	48.2%	47.3%	58.0%
% of FP17s for the same patient ID Re-attending between 3 & 9 months - Adults	417	1,340	31.1%	38.4%	38.3%	50.9%
% of FP17s for Band 1 Urgent Courses	163	1,497	10.9%	10.0%	10.7%	9.1%
% of FP17s Relating to Free Repair or Replacements	4	1,497	0.3%	0.6%	0.6%	0.8%
% of FP17s Relating to Continuations	7	1,497	0.5%	0.9%	0.8%	1.1%
% of Patients satisfied with the dentistry they have received	3	3	N/A	90.2%	89.8%	91.7%
% of Patients satisfied with the time they had to wait for an appointment	3	3	N/A	86.2%	83.6%	88.0%

* This is based on patients treated on this contract for their most recent course of treatment. Figures in italics indicate the base number of FP17s or Patient Questionnaire responses are less than 100. N/A is shown where the base number of responses is less than 10 during the period. % is calculated as Quantity/Base number*100

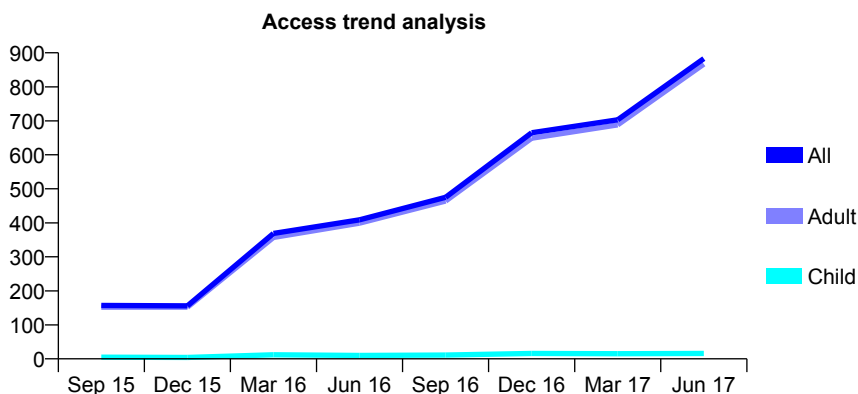
Q63 - Vital Signs At a Glance Contract Report for 122300/0005 - June 2017

Name or company name	Splendent Care Ltd
Contract type name	PDS Contract
Purpose of contract	General
Contract start date	01/09/2010
Contract end date	30/11/2017

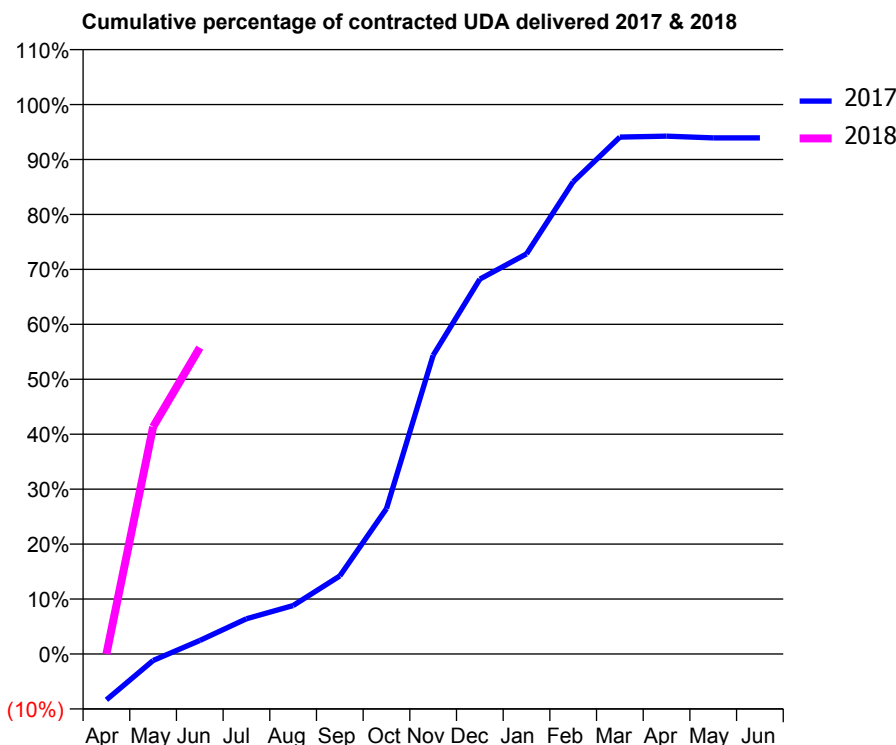
17/18 Contracted general activity (UDA)	1,333
Carry forward general activity (UDA)	0
17/18 Contracted orthodontic activity (UOA)	0
Carry forward orthodontic activity (UOA)	0
Baseline contract value	£64,179.33

ACCESS*

Patients seen in 24 months	Total	Change since previous quarter
Quarter ending June 2016	409	
Quarter ending September 2016	475	↑
Quarter ending December 2016	665	↑
Quarter ending March 2017	703	↑
Quarter ending June 2017	883	↑
Variance since June 2016	115.9%	↑



ACTIVITY



Month	Adjusted Scheduled Activity (UDA)	
	2017	2018
April	-167	0
May	-24	551
June	49	743
July	128	
August	176	
September	284	
October	529	
November	1,087	
December	1,364	
January	1,456	
February	1,719	
March	1,882	
April	1,885	
May	1,879	
June	1,879	

QUALITY

	Quantity	Base Number	Contract	AT	Region	England
% of FP17s for the same patient ID Re-attending within 3 months - Children	1	6	16.7%	10.0%	11.5%	12.0%
% of FP17s for the same patient ID Re-attending within 3 months - Adults	8	250	3.2%	15.4%	16.8%	16.0%
% of FP17s for the same patient ID Re-attending between 3 & 9 months - Children	0	6	0.0%	48.2%	47.3%	58.0%
% of FP17s for the same patient ID Re-attending between 3 & 9 months - Adults	3	250	1.2%	38.4%	38.3%	50.9%
% of FP17s for Band 1 Urgent Courses	1	257	0.4%	10.0%	10.7%	9.1%
% of FP17s Relating to Free Repair or Replacements	0	257	0.0%	0.6%	0.6%	0.8%
% of FP17s Relating to Continuations	0	257	0.0%	0.9%	0.8%	1.1%
% of Patients satisfied with the dentistry they have received	0	0	N/A	90.2%	89.8%	91.7%
% of Patients satisfied with the time they had to wait for an appointment	0	0	N/A	86.2%	83.6%	88.0%

* This is based on patients treated on this contract for their most recent course of treatment. Figures in italics indicate the base number of FP17s or Patient Questionnaire responses are less than 100. N/A is shown where the base number of responses is less than 10 during the period. % is calculated as Quantity/Base number*100

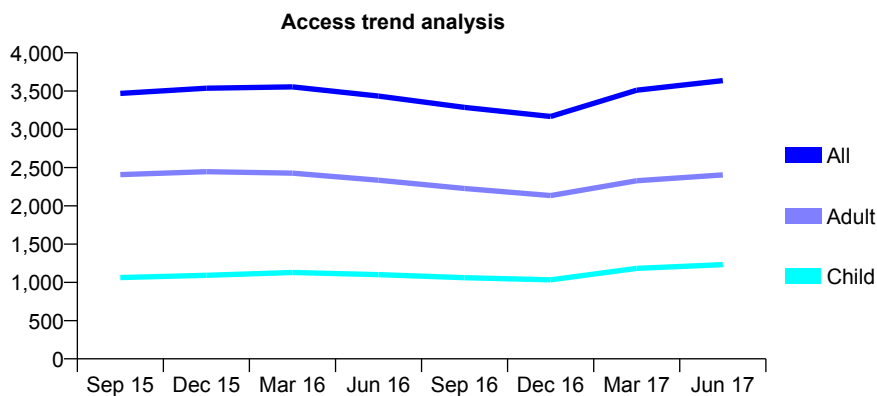
Q63 - Vital Signs At a Glance Contract Report for 122564/0001 - June 2017

Name or company name	Westbury Dental Care
Contract type name	GDS Contract
Purpose of contract	General
Contract start date	01/11/2013
Contract end date	

17/18 Contracted general activity (UDA)	10,000
Carry forward general activity (UDA)	0
17/18 Contracted orthodontic activity (UOA)	0
Carry forward orthodontic activity (UOA)	0
Baseline contract value	£288,923.84

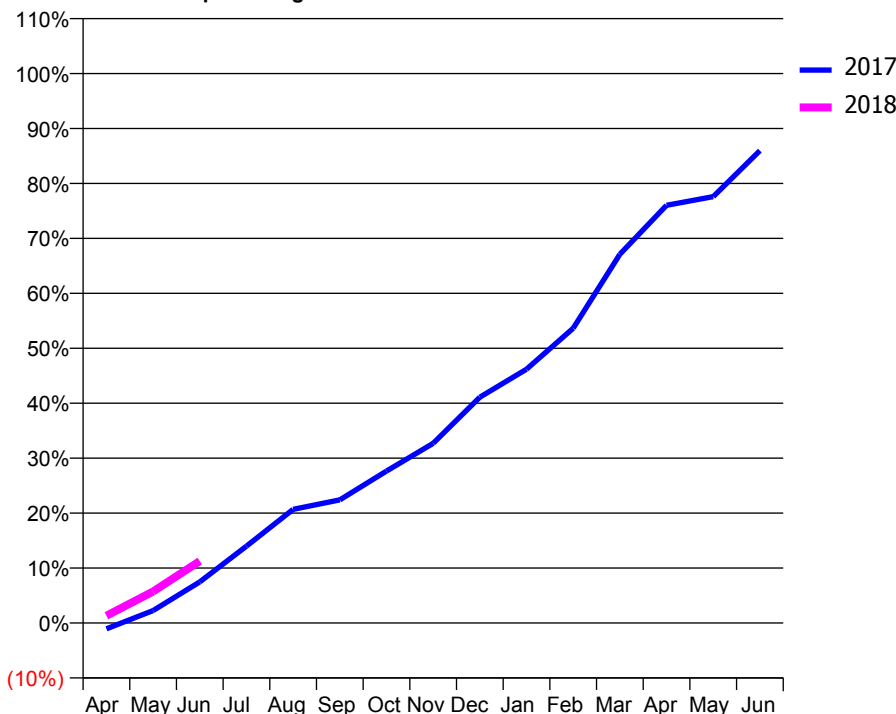
ACCESS*

Patients seen in 24 months	Total	Change since previous quarter
Quarter ending June 2016	3,435	
Quarter ending September 2016	3,287	↓
Quarter ending December 2016	3,167	↓
Quarter ending March 2017	3,511	↑
Quarter ending June 2017	3,636	↑
Variance since June 2016	5.9%	↑



ACTIVITY

Cumulative percentage of contracted UDA delivered 2017 & 2018



Adjusted Scheduled Activity (UDA)

Month	2017	2018
April	-109	133
May	227	574
June	748	1,127
July	1,398	
August	2,070	
September	2,241	
October	2,766	
November	3,270	
December	4,111	
January	4,619	
February	5,363	
March	6,712	
April	7,602	
May	7,759	
June	8,597	

QUALITY

	Quantity	Base Number	Contract	AT	Region	England
% of FP17s for the same patient ID Re-attending within 3 months - Children	88	495	17.8%	10.0%	11.5%	12.0%
% of FP17s for the same patient ID Re-attending within 3 months - Adults	155	765	20.3%	15.4%	16.8%	16.0%
% of FP17s for the same patient ID Re-attending between 3 & 9 months - Children	234	495	47.3%	48.2%	47.3%	58.0%
% of FP17s for the same patient ID Re-attending between 3 & 9 months - Adults	186	765	24.3%	38.4%	38.3%	50.9%
% of FP17s for Band 1 Urgent Courses	109	603	18.1%	10.0%	10.7%	9.1%
% of FP17s Relating to Free Repair or Replacements	1	603	0.2%	0.6%	0.6%	0.8%
% of FP17s Relating to Continuations	4	603	0.7%	0.9%	0.8%	1.1%
% of Patients satisfied with the dentistry they have received	3	3	N/A	90.2%	89.8%	91.7%
% of Patients satisfied with the time they had to wait for an appointment	1	3	N/A	86.2%	83.6%	88.0%

* This is based on patients treated on this contract for their most recent course of treatment. Figures in italics indicate the base number of FP17s or Patient Questionnaire responses are less than 100. N/A is shown where the base number of responses is less than 10 during the period. % is calculated as Quantity/Base number*100

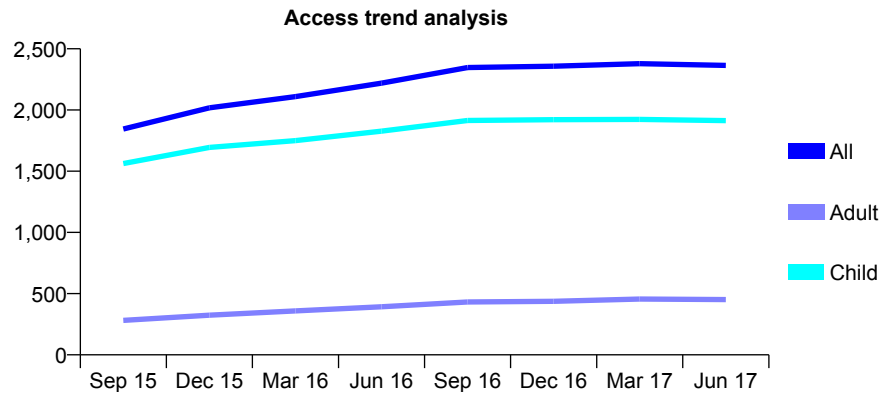
Q63 - Vital Signs At a Glance Contract Report for 123226/0001 - June 2017

Name or company name	Anand Dinker Patel
Contract type name	GDS Contract
Purpose of contract	General
Contract start date	01/09/2014
Contract end date	

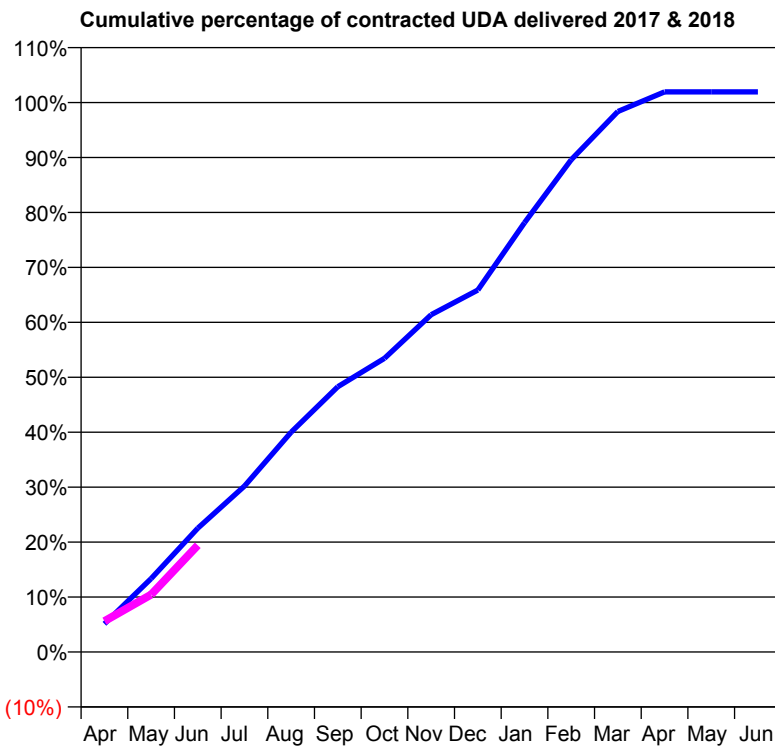
17/18 Contracted general activity (UDA)	4,200
Carry forward general activity (UDA)	0
17/18 Contracted orthodontic activity (UOA)	0
Carry forward orthodontic activity (UOA)	0
Baseline contract value	£92,174.22

ACCESS*

Patients seen in 24 months	Total	Change since previous quarter
Quarter ending June 2016	2,220	
Quarter ending September 2016	2,347	↑
Quarter ending December 2016	2,358	→
Quarter ending March 2017	2,379	→
Quarter ending June 2017	2,364	→
Variance since June 2016	6.5%	↑



ACTIVITY



Month	Adjusted Scheduled Activity (UDA)	
	2017	2018
April	216	236
May	561	439
June	947	815
July	1,268	
August	1,680	
September	2,028	
October	2,244	
November	2,578	
December	2,767	
January	3,281	
February	3,763	
March	4,131	
April	4,281	
May	4,281	
June	4,281	

QUALITY

	Quantity	Base Number	Contract	AT	Region	England
% of FP17s for the same patient ID Re-attending within 3 months - Children	40	579	6.9%	10.0%	11.5%	12.0%
% of FP17s for the same patient ID Re-attending within 3 months - Adults	4	79	5.1%	15.4%	16.8%	16.0%
% of FP17s for the same patient ID Re-attending between 3 & 9 months - Children	282	579	48.7%	48.2%	47.3%	58.0%
% of FP17s for the same patient ID Re-attending between 3 & 9 months - Adults	44	79	55.7%	38.4%	38.3%	50.9%
% of FP17s for Band 1 Urgent Courses	27	548	4.9%	10.0%	10.7%	9.1%
% of FP17s Relating to Free Repair or Replacements	0	548	0.0%	0.6%	0.6%	0.8%
% of FP17s Relating to Continuations	0	548	0.0%	0.9%	0.8%	1.1%
% of Patients satisfied with the dentistry they have received	2	2	N/A	90.2%	89.8%	91.7%
% of Patients satisfied with the time they had to wait for an appointment	2	2	N/A	86.2%	83.6%	88.0%

* This is based on patients treated on this contract for their most recent course of treatment. Figures in italics indicate the base number of FP17s or Patient Questionnaire responses are less than 100. N/A is shown where the base number of responses is less than 10 during the period. % is calculated as Quantity/Base number*100

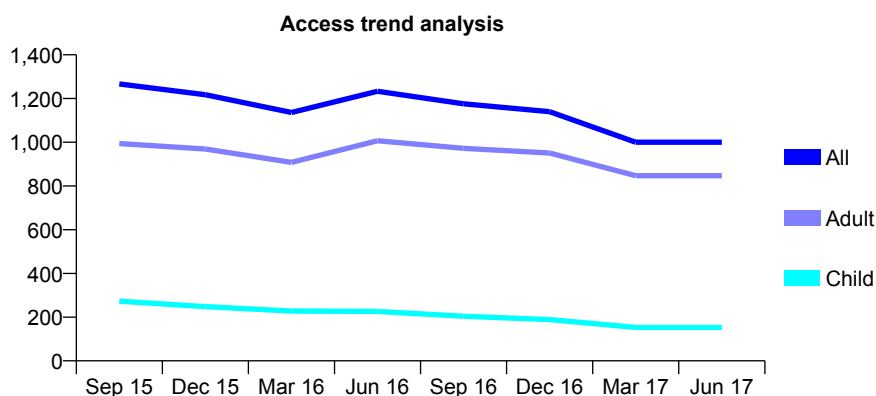
Q63 - Vital Signs At a Glance Contract Report for 124656/0001 - June 2017

Name or company name	Bhageerutty Smiles Ltd
Contract type name	GDS Contract
Purpose of contract	General
Contract start date	01/04/2009
Contract end date	

17/18 Contracted general activity (UDA)	7,265
Carry forward general activity (UDA)	0
17/18 Contracted orthodontic activity (UOA)	0
Carry forward orthodontic activity (UOA)	0
Baseline contract value	£234,320.86

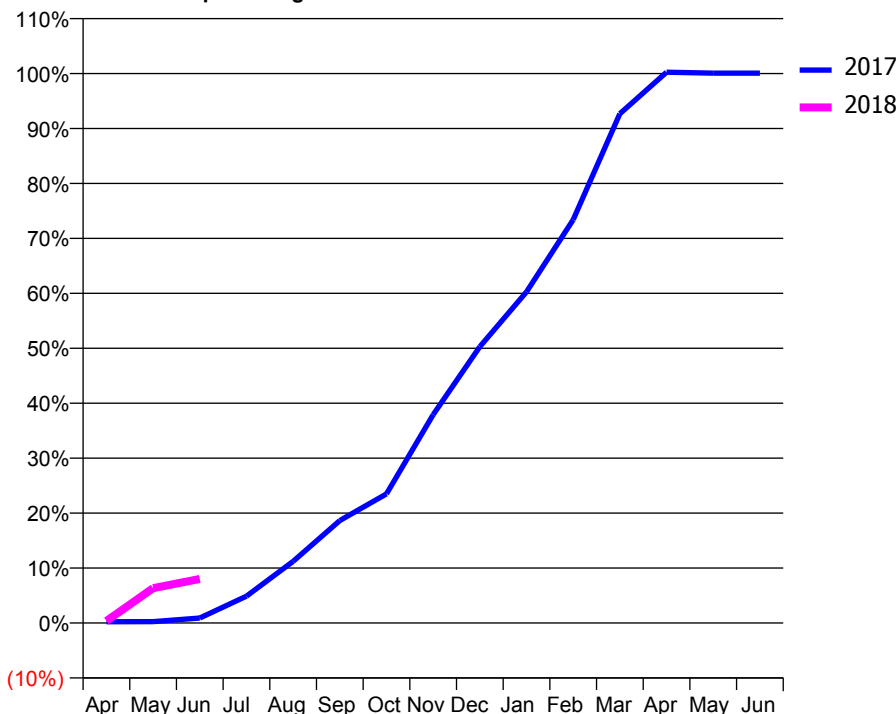
ACCESS*

Patients seen in 24 months	Total	Change since previous quarter
Quarter ending June 2016	1,233	
Quarter ending September 2016	1,176	↓
Quarter ending December 2016	1,140	↓
Quarter ending March 2017	1,000	↓
Quarter ending June 2017	1,000	→
Variance since June 2016	(18.9%)	↓



ACTIVITY

Cumulative percentage of contracted UDA delivered 2017 & 2018



Month	Adjusted Scheduled Activity (UDA)	
	2017	2018
April	17	27
May	18	462
June	66	582
July	354	
August	815	
September	1,355	
October	1,708	
November	2,754	
December	3,654	
January	4,379	
February	5,332	
March	6,735	
April	7,282	
May	7,270	
June	7,270	

QUALITY

	Quantity	Base Number	Contract	AT	Region	England
% of FP17s for the same patient ID Re-attending within 3 months - Children	0	11	0.0%	10.0%	11.5%	12.0%
% of FP17s for the same patient ID Re-attending within 3 months - Adults	29	145	20.0%	15.4%	16.8%	16.0%
% of FP17s for the same patient ID Re-attending between 3 & 9 months - Children	2	11	18.2%	48.2%	47.3%	58.0%
% of FP17s for the same patient ID Re-attending between 3 & 9 months - Adults	46	145	31.7%	38.4%	38.3%	50.9%
% of FP17s for Band 1 Urgent Courses	11	106	10.4%	10.0%	10.7%	9.1%
% of FP17s Relating to Free Repair or Replacements	1	106	0.9%	0.6%	0.6%	0.8%
% of FP17s Relating to Continuations	1	106	0.9%	0.9%	0.8%	1.1%
% of Patients satisfied with the dentistry they have received	0	0	N/A	90.2%	89.8%	91.7%
% of Patients satisfied with the time they had to wait for an appointment	0	0	N/A	86.2%	83.6%	88.0%

* This is based on patients treated on this contract for their most recent course of treatment. Figures in italics indicate the base number of FP17s or Patient Questionnaire responses are less than 100. N/A is shown where the base number of responses is less than 10 during the period. % is calculated as Quantity/Base number*100

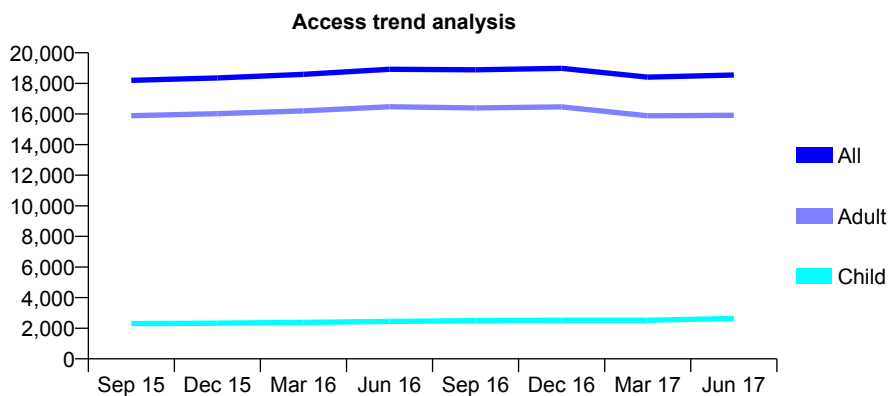
Q63 - Vital Signs At a Glance Contract Report for 124796/0001 - June 2017

Name or company name	Progenics Ltd
Contract type name	GDS Contract
Purpose of contract	General
Contract start date	01/11/2009
Contract end date	

17/18 Contracted general activity (UDA)	41,300
Carry forward general activity (UDA)	0
17/18 Contracted orthodontic activity (UOA)	0
Carry forward orthodontic activity (UOA)	0
Baseline contract value	£1,192,988.82

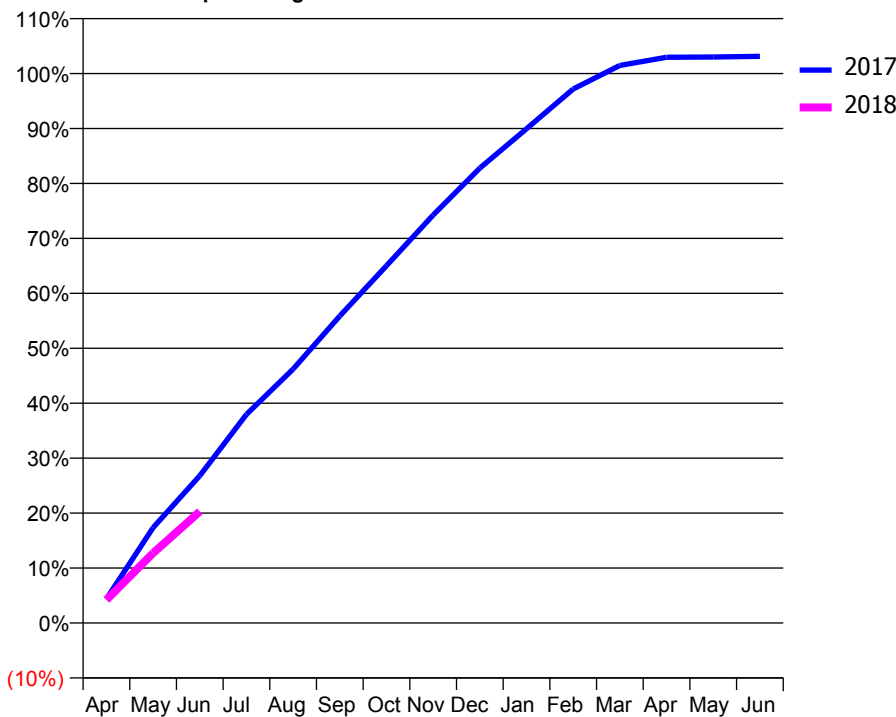
ACCESS*

Patients seen in 24 months	Total	Change since previous quarter
Quarter ending June 2016	18,920	
Quarter ending September 2016	18,893	→
Quarter ending December 2016	18,984	→
Quarter ending March 2017	18,409	↓
Quarter ending June 2017	18,552	→
Variance since June 2016	(1.9%)	↓



ACTIVITY

Cumulative percentage of contracted UDA delivered 2017 & 2018



Month	Adjusted Scheduled Activity (UDA)	
	2017	2018
April	1,817	1,743
May	7,175	5,255
June	11,067	8,384
July	15,679	
August	19,090	
September	23,080	
October	26,856	
November	30,666	
December	34,188	
January	37,143	
February	40,136	
March	41,911	
April	42,521	
May	42,544	
June	42,589	

QUALITY

	Quantity	Base Number	Contract	AT	Region	England
% of FP17s for the same patient ID Re-attending within 3 months - Children	37	753	4.9%	10.0%	11.5%	12.0%
% of FP17s for the same patient ID Re-attending within 3 months - Adults	211	3,088	6.8%	15.4%	16.8%	16.0%
% of FP17s for the same patient ID Re-attending between 3 & 9 months - Children	358	753	47.5%	48.2%	47.3%	58.0%
% of FP17s for the same patient ID Re-attending between 3 & 9 months - Adults	1,079	3,088	34.9%	38.4%	38.3%	50.9%
% of FP17s for Band 1 Urgent Courses	445	3,539	12.6%	10.0%	10.7%	9.1%
% of FP17s Relating to Free Repair or Replacements	26	3,539	0.7%	0.6%	0.6%	0.8%
% of FP17s Relating to Continuations	0	3,539	0.0%	0.9%	0.8%	1.1%
% of Patients satisfied with the dentistry they have received	27	29	93.1%	90.2%	89.8%	91.7%
% of Patients satisfied with the time they had to wait for an appointment	28	29	96.6%	86.2%	83.6%	88.0%

* This is based on patients treated on this contract for their most recent course of treatment. Figures in italics indicate the base number of FP17s or Patient Questionnaire responses are less than 100. N/A is shown where the base number of responses is less than 10 during the period. % is calculated as Quantity/Base number*100

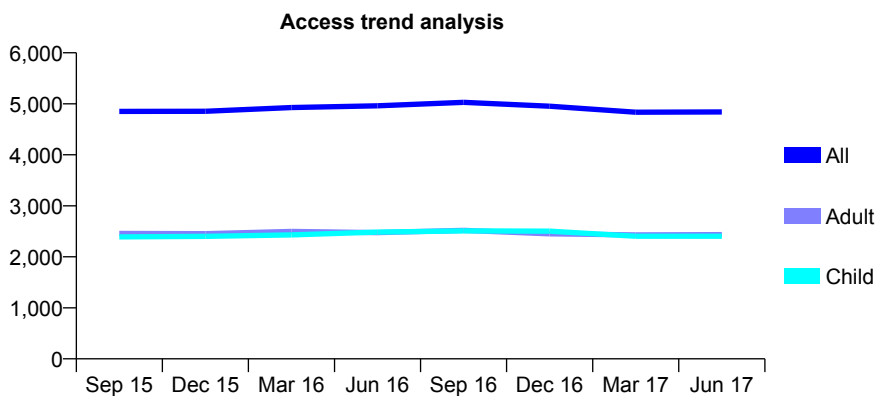
Q63 - Vital Signs At a Glance Contract Report for 124869/0001 - June 2017

Name or company name	M.K. Vasant & Associates
Contract type name	GDS Contract
Purpose of contract	General
Contract start date	01/04/2006
Contract end date	

17/18 Contracted general activity (UDA)	12,500
Carry forward general activity (UDA)	0
17/18 Contracted orthodontic activity (UOA)	0
Carry forward orthodontic activity (UOA)	0
Baseline contract value	£307,732.22

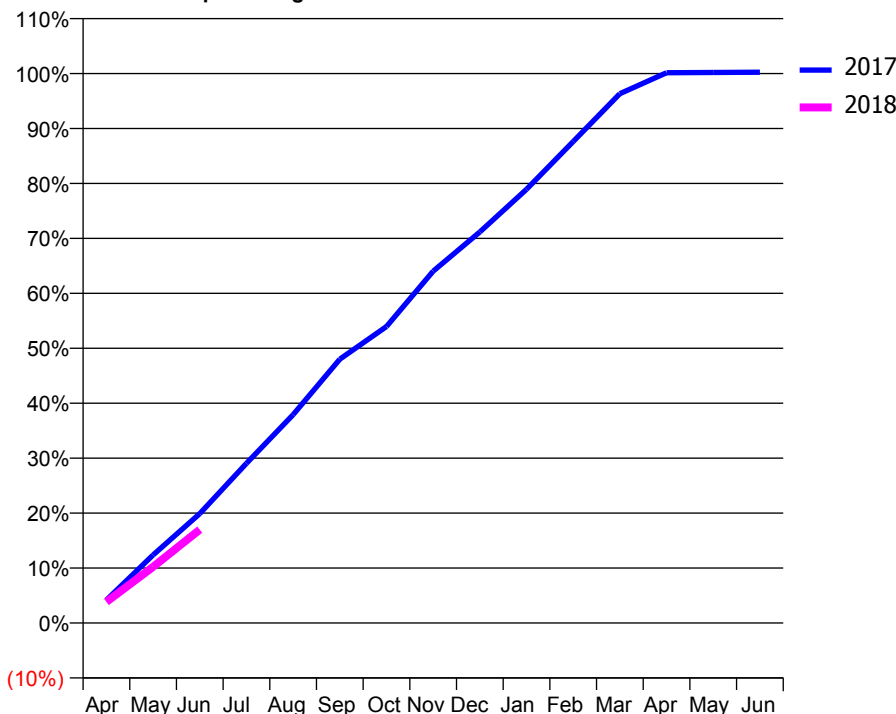
ACCESS*

Patients seen in 24 months	Total	Change since previous quarter
Quarter ending June 2016	4,960	
Quarter ending September 2016	5,029	→
Quarter ending December 2016	4,954	↓
Quarter ending March 2017	4,834	↓
Quarter ending June 2017	4,840	→
Variance since June 2016	(2.4%)	↓



ACTIVITY

Cumulative percentage of contracted UDA delivered 2017 & 2018



Month	Adjusted Scheduled Activity (UDA)	
	2017	2018
April	522	480
May	1,548	1,278
June	2,490	2,125
July	3,632	
August	4,739	
September	6,001	
October	6,746	
November	8,003	
December	8,896	
January	9,866	
February	10,951	
March	12,041	
April	12,519	
May	12,524	
June	12,531	

QUALITY

	Quantity	Base Number	Contract	AT	Region	England
% of FP17s for the same patient ID Re-attending within 3 months - Children	89	817	10.9%	10.0%	11.5%	12.0%
% of FP17s for the same patient ID Re-attending within 3 months - Adults	96	609	15.8%	15.4%	16.8%	16.0%
% of FP17s for the same patient ID Re-attending between 3 & 9 months - Children	412	817	50.4%	48.2%	47.3%	58.0%
% of FP17s for the same patient ID Re-attending between 3 & 9 months - Adults	217	609	35.6%	38.4%	38.3%	50.9%
% of FP17s for Band 1 Urgent Courses	108	1,080	10.0%	10.0%	10.7%	9.1%
% of FP17s Relating to Free Repair or Replacements	0	1,080	0.0%	0.6%	0.6%	0.8%
% of FP17s Relating to Continuations	5	1,080	0.5%	0.9%	0.8%	1.1%
% of Patients satisfied with the dentistry they have received	3	3	N/A	90.2%	89.8%	91.7%
% of Patients satisfied with the time they had to wait for an appointment	3	3	N/A	86.2%	83.6%	88.0%

* This is based on patients treated on this contract for their most recent course of treatment. Figures in italics indicate the base number of FP17s or Patient Questionnaire responses are less than 100. N/A is shown where the base number of responses is less than 10 during the period. % is calculated as Quantity/Base number*100

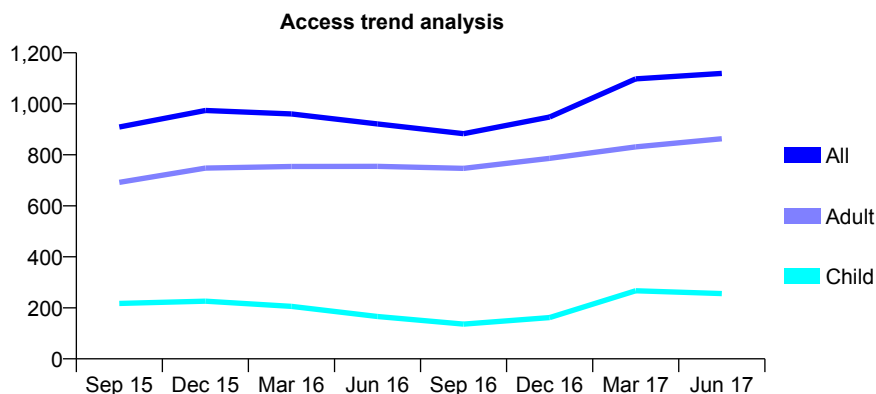
Q63 - Vital Signs At a Glance Contract Report for 124869/0002 - June 2017

Name or company name	M.K. Vasant & Associates
Contract type name	GDS Contract
Purpose of contract	General
Contract start date	01/04/2006
Contract end date	

17/18 Contracted general activity (UDA)	2,831
Carry forward general activity (UDA)	0
17/18 Contracted orthodontic activity (UOA)	0
Carry forward orthodontic activity (UOA)	0
Baseline contract value	£75,770.10

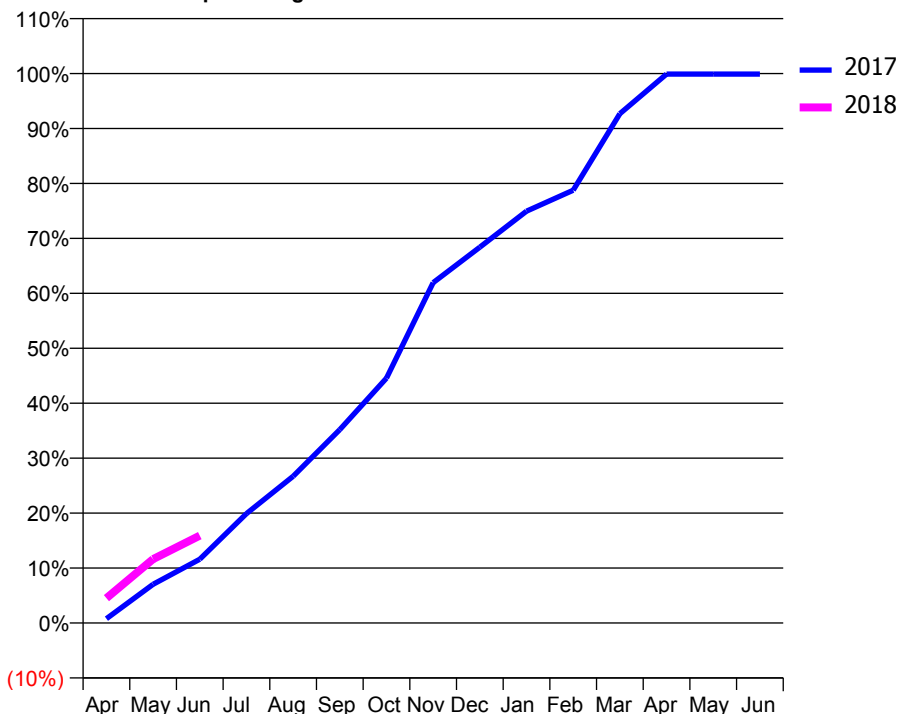
ACCESS*

Patients seen in 24 months	Total	Change since previous quarter
Quarter ending June 2016	921	
Quarter ending September 2016	883	↓
Quarter ending December 2016	948	↑
Quarter ending March 2017	1,098	↑
Quarter ending June 2017	1,119	→
Variance since June 2016	21.5%	↑



ACTIVITY

Cumulative percentage of contracted UDA delivered 2017 & 2018



Month	Adjusted Scheduled Activity (UDA)	
	2017	2018
April	22	128
May	199	330
June	329	450
July	564	
August	756	
September	997	
October	1,262	
November	1,753	
December	1,936	
January	2,122	
February	2,229	
March	2,624	
April	2,828	
May	2,828	
June	2,828	

QUALITY

	Quantity	Base Number	Contract	AT	Region	England
% of FP17s for the same patient ID Re-attending within 3 months - Children	1	87	1.1%	10.0%	11.5%	12.0%
% of FP17s for the same patient ID Re-attending within 3 months - Adults	11	198	5.6%	15.4%	16.8%	16.0%
% of FP17s for the same patient ID Re-attending between 3 & 9 months - Children	7	87	8.0%	48.2%	47.3%	58.0%
% of FP17s for the same patient ID Re-attending between 3 & 9 months - Adults	45	198	22.7%	38.4%	38.3%	50.9%
% of FP17s for Band 1 Urgent Courses	32	217	14.7%	10.0%	10.7%	9.1%
% of FP17s Relating to Free Repair or Replacements	0	217	0.0%	0.6%	0.6%	0.8%
% of FP17s Relating to Continuations	1	217	0.5%	0.9%	0.8%	1.1%
% of Patients satisfied with the dentistry they have received	1	1	N/A	90.2%	89.8%	91.7%
% of Patients satisfied with the time they had to wait for an appointment	1	1	N/A	86.2%	83.6%	88.0%

* This is based on patients treated on this contract for their most recent course of treatment. Figures in italics indicate the base number of FP17s or Patient Questionnaire responses are less than 100. N/A is shown where the base number of responses is less than 10 during the period. % is calculated as Quantity/Base number*100

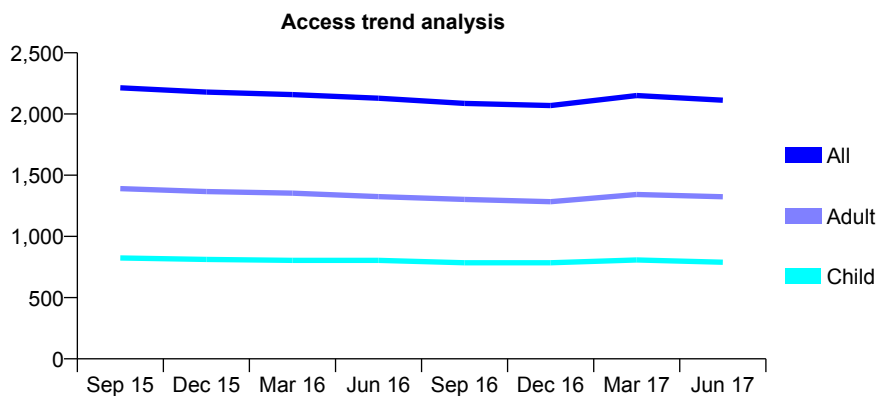
Q63 - Vital Signs At a Glance Contract Report for 124966/0001 - June 2017

Name or company name	Malden Dental Care
Contract type name	GDS Contract
Purpose of contract	General
Contract start date	01/06/2010
Contract end date	

17/18 Contracted general activity (UDA)	5,300
Carry forward general activity (UDA)	0
17/18 Contracted orthodontic activity (UOA)	0
Carry forward orthodontic activity (UOA)	0
Baseline contract value	£146,891.68

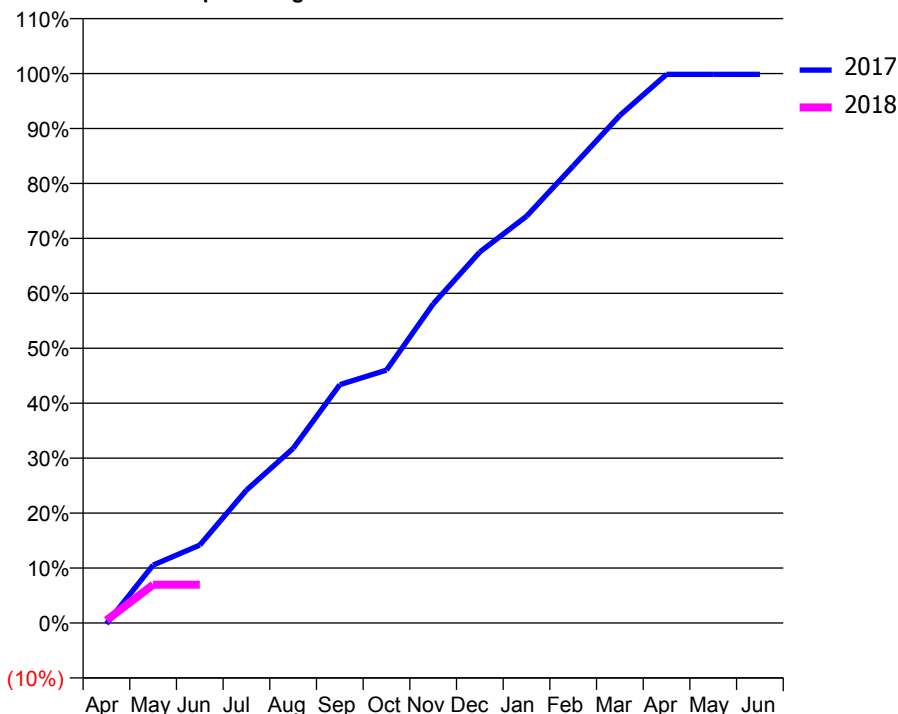
ACCESS*

Patients seen in 24 months	Total	Change since previous quarter
Quarter ending June 2016	2,129	
Quarter ending September 2016	2,087	↓
Quarter ending December 2016	2,069	→
Quarter ending March 2017	2,151	↑
Quarter ending June 2017	2,113	↓
Variance since June 2016	(0.8%)	→



ACTIVITY

Cumulative percentage of contracted UDA delivered 2017 & 2018



Adjusted Scheduled Activity (UDA)

Month	2017	2018
April	-8	27
May	559	369
June	752	369
July	1,281	
August	1,684	
September	2,299	
October	2,439	
November	3,077	
December	3,579	
January	3,923	
February	4,408	
March	4,896	
April	5,292	
May	5,292	
June	5,292	

QUALITY

	Quantity	Base Number	Contract	AT	Region	England
% of FP17s for the same patient ID Re-attending within 3 months - Children	17	153	11.1%	10.0%	11.5%	12.0%
% of FP17s for the same patient ID Re-attending within 3 months - Adults	38	229	16.6%	15.4%	16.8%	16.0%
% of FP17s for the same patient ID Re-attending between 3 & 9 months - Children	56	153	36.6%	48.2%	47.3%	58.0%
% of FP17s for the same patient ID Re-attending between 3 & 9 months - Adults	64	229	27.9%	38.4%	38.3%	50.9%
% of FP17s for Band 1 Urgent Courses	17	216	7.9%	10.0%	10.7%	9.1%
% of FP17s Relating to Free Repair or Replacements	0	216	0.0%	0.6%	0.6%	0.8%
% of FP17s Relating to Continuations	1	216	0.5%	0.9%	0.8%	1.1%
% of Patients satisfied with the dentistry they have received	3	3	N/A	90.2%	89.8%	91.7%
% of Patients satisfied with the time they had to wait for an appointment	2	3	N/A	86.2%	83.6%	88.0%

* This is based on patients treated on this contract for their most recent course of treatment. Figures in italics indicate the base number of FP17s or Patient Questionnaire responses are less than 100. N/A is shown where the base number of responses is less than 10 during the period. % is calculated as Quantity/Base number*100

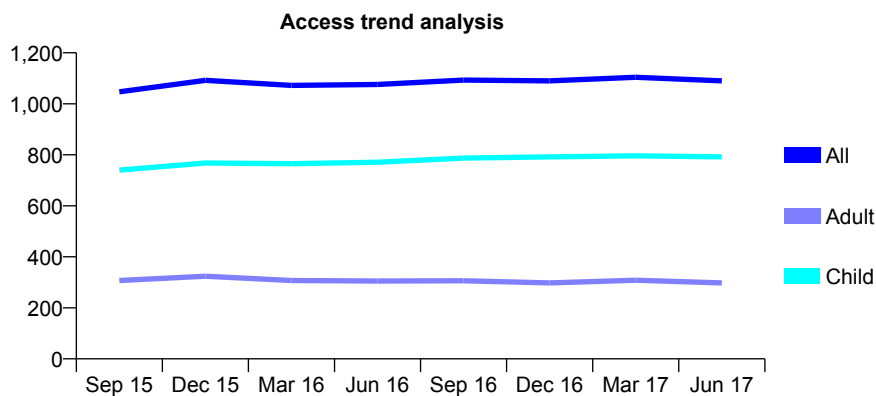
Q63 - Vital Signs At a Glance Contract Report for 125180/0001 - June 2017

Name or company name	Haynes Dental Ltd
Contract type name	GDS Contract
Purpose of contract	General
Contract start date	01/04/2012
Contract end date	

17/18 Contracted general activity (UDA)	2,430
Carry forward general activity (UDA)	0
17/18 Contracted orthodontic activity (UOA)	0
Carry forward orthodontic activity (UOA)	0
Baseline contract value	£57,517.42

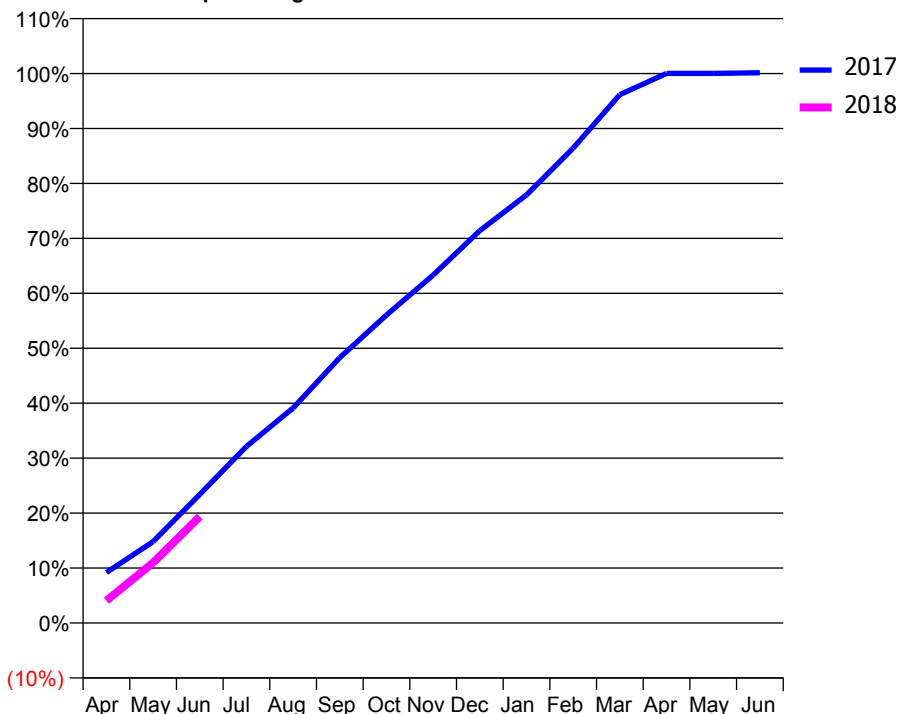
ACCESS*

Patients seen in 24 months	Total	Change since previous quarter
Quarter ending June 2016	1,076	
Quarter ending September 2016	1,093	→
Quarter ending December 2016	1,090	→
Quarter ending March 2017	1,104	→
Quarter ending June 2017	1,090	↓
Variance since June 2016	1.3%	→



ACTIVITY

Cumulative percentage of contracted UDA delivered 2017 & 2018



Adjusted Scheduled Activity (UDA)

Month	2017	2018
April	223	99
May	360	267
June	569	471
July	781	
August	951	
September	1,174	
October	1,362	
November	1,539	
December	1,735	
January	1,893	
February	2,100	
March	2,337	
April	2,431	
May	2,431	
June	2,434	

QUALITY

	Quantity	Base Number	Contract	AT	Region	England
% of FP17s for the same patient ID Re-attending within 3 months - Children	25	269	9.3%	10.0%	11.5%	12.0%
% of FP17s for the same patient ID Re-attending within 3 months - Adults	9	61	14.8%	15.4%	16.8%	16.0%
% of FP17s for the same patient ID Re-attending between 3 & 9 months - Children	140	269	52.0%	48.2%	47.3%	58.0%
% of FP17s for the same patient ID Re-attending between 3 & 9 months - Adults	27	61	44.3%	38.4%	38.3%	50.9%
% of FP17s for Band 1 Urgent Courses	3	277	1.1%	10.0%	10.7%	9.1%
% of FP17s Relating to Free Repair or Replacements	0	277	0.0%	0.6%	0.6%	0.8%
% of FP17s Relating to Continuations	6	277	2.2%	0.9%	0.8%	1.1%
% of Patients satisfied with the dentistry they have received	2	2	N/A	90.2%	89.8%	91.7%
% of Patients satisfied with the time they had to wait for an appointment	2	2	N/A	86.2%	83.6%	88.0%

* This is based on patients treated on this contract for their most recent course of treatment. Figures in italics indicate the base number of FP17s or Patient Questionnaire responses are less than 100. N/A is shown where the base number of responses is less than 10 during the period. % is calculated as Quantity/Base number*100

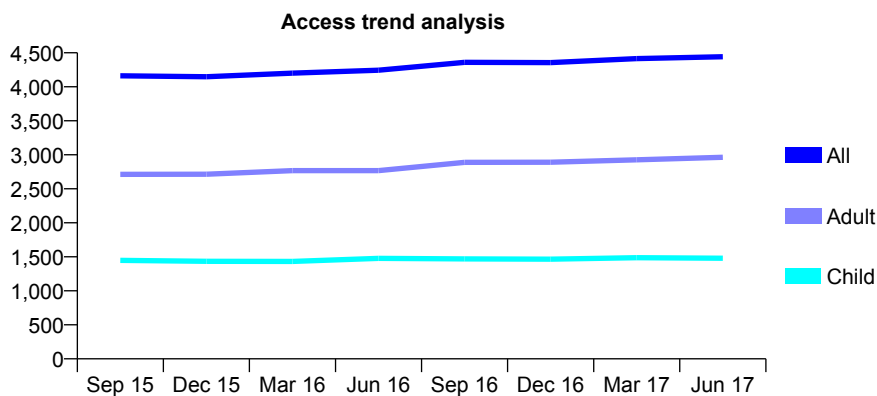
Q63 - Vital Signs At a Glance Contract Report for 125482/0001 - June 2017

Name or company name	Linden Lodge Dental Practice
Contract type name	GDS Contract
Purpose of contract	General
Contract start date	01/04/2010
Contract end date	

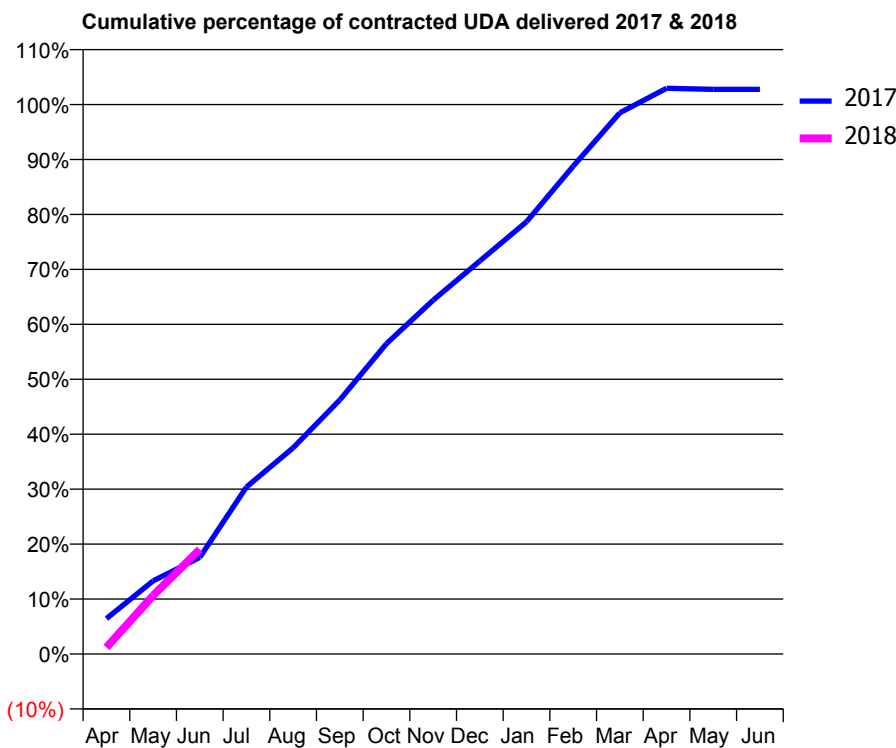
17/18 Contracted general activity (UDA)	13,278
Carry forward general activity (UDA)	0
17/18 Contracted orthodontic activity (UOA)	0
Carry forward orthodontic activity (UOA)	0
Baseline contract value	£362,866.34

ACCESS*

Patients seen in 24 months	Total	Change since previous quarter
Quarter ending June 2016	4,245	
Quarter ending September 2016	4,360	↑
Quarter ending December 2016	4,356	→
Quarter ending March 2017	4,414	→
Quarter ending June 2017	4,443	→
Variance since June 2016	4.7%	↑



ACTIVITY



Month	Adjusted Scheduled Activity (UDA)	
	2017	2018
April	855	158
May	1,766	1,411
June	2,333	2,528
July	4,035	
August	4,985	
September	6,139	
October	7,499	
November	8,549	
December	9,497	
January	10,444	
February	11,787	
March	13,078	
April	13,670	
May	13,644	
June	13,644	

QUALITY

	Quantity	Base Number	Contract	AT	Region	England
% of FP17s for the same patient ID Re-attending within 3 months - Children	22	305	7.2%	10.0%	11.5%	12.0%
% of FP17s for the same patient ID Re-attending within 3 months - Adults	58	583	9.9%	15.4%	16.8%	16.0%
% of FP17s for the same patient ID Re-attending between 3 & 9 months - Children	74	305	24.3%	48.2%	47.3%	58.0%
% of FP17s for the same patient ID Re-attending between 3 & 9 months - Adults	166	583	28.5%	38.4%	38.3%	50.9%
% of FP17s for Band 1 Urgent Courses	61	741	8.2%	10.0%	10.7%	9.1%
% of FP17s Relating to Free Repair or Replacements	0	741	0.0%	0.6%	0.6%	0.8%
% of FP17s Relating to Continuations	1	741	0.1%	0.9%	0.8%	1.1%
% of Patients satisfied with the dentistry they have received	2	2	N/A	90.2%	89.8%	91.7%
% of Patients satisfied with the time they had to wait for an appointment	2	2	N/A	86.2%	83.6%	88.0%

* This is based on patients treated on this contract for their most recent course of treatment. Figures in italics indicate the base number of FP17s or Patient Questionnaire responses are less than 100. N/A is shown where the base number of responses is less than 10 during the period. % is calculated as Quantity/Base number*100

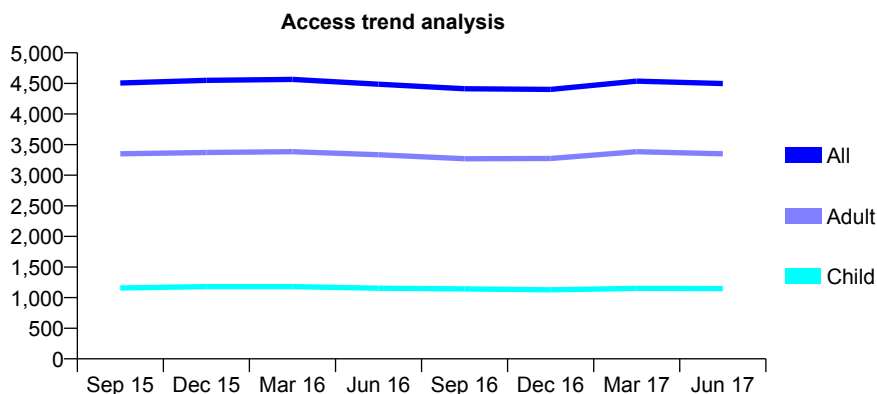
Q63 - Vital Signs At a Glance Contract Report for 125660/0001 - June 2017

Name or company name	Crook Log Dental Liimited
Contract type name	GDS Contract
Purpose of contract	General
Contract start date	01/04/2011
Contract end date	

17/18 Contracted general activity (UDA)	11,462
Carry forward general activity (UDA)	0
17/18 Contracted orthodontic activity (UOA)	0
Carry forward orthodontic activity (UOA)	0
Baseline contract value	£321,435.52

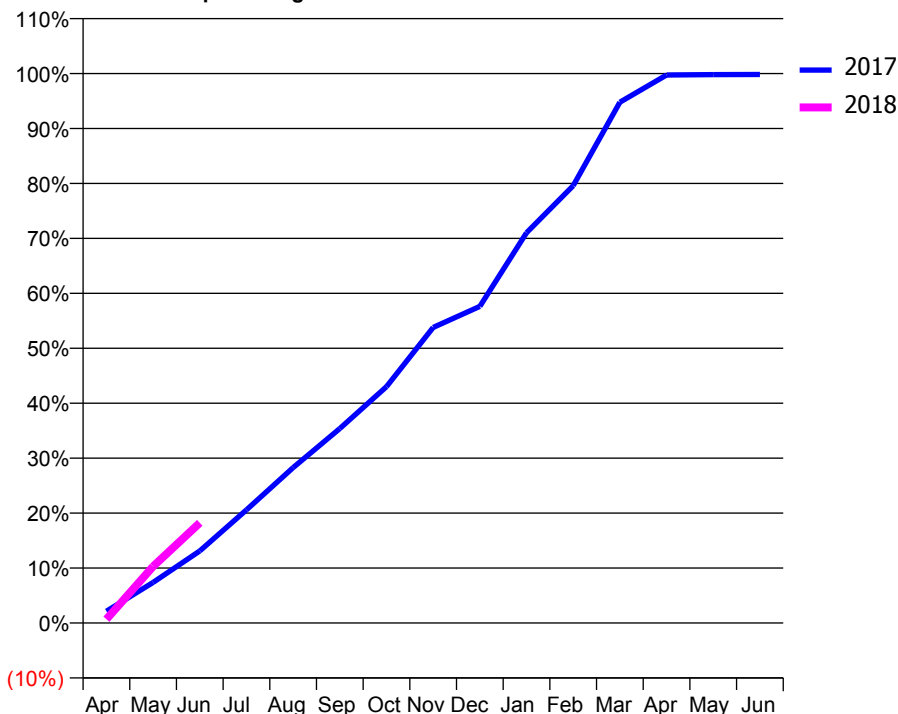
ACCESS*

Patients seen in 24 months	Total	Change since previous quarter
Quarter ending June 2016	4,488	
Quarter ending September 2016	4,412	↓
Quarter ending December 2016	4,401	→
Quarter ending March 2017	4,536	↑
Quarter ending June 2017	4,497	→
Variance since June 2016	0.2%	→



ACTIVITY

Cumulative percentage of contracted UDA delivered 2017 & 2018



Month	Adjusted Scheduled Activity (UDA)	
	2017	2018
April	245	78
May	846	1,181
June	1,504	2,090
July	2,360	
August	3,242	
September	4,056	
October	4,930	
November	6,166	
December	6,606	
January	8,140	
February	9,123	
March	10,862	
April	11,431	
May	11,439	
June	11,442	

QUALITY

	Quantity	Base Number	Contract	AT	Region	England
% of FP17s for the same patient ID Re-attending within 3 months - Children	21	379	5.5%	10.0%	11.5%	12.0%
% of FP17s for the same patient ID Re-attending within 3 months - Adults	115	1,072	10.7%	15.4%	16.8%	16.0%
% of FP17s for the same patient ID Re-attending between 3 & 9 months - Children	215	379	56.7%	48.2%	47.3%	58.0%
% of FP17s for the same patient ID Re-attending between 3 & 9 months - Adults	657	1,072	61.3%	38.4%	38.3%	50.9%
% of FP17s for Band 1 Urgent Courses	91	993	9.2%	10.0%	10.7%	9.1%
% of FP17s Relating to Free Repair or Replacements	7	993	0.7%	0.6%	0.6%	0.8%
% of FP17s Relating to Continuations	0	993	0.0%	0.9%	0.8%	1.1%
% of Patients satisfied with the dentistry they have received	24	25	96.0%	90.2%	89.8%	91.7%
% of Patients satisfied with the time they had to wait for an appointment	24	25	96.0%	86.2%	83.6%	88.0%

* This is based on patients treated on this contract for their most recent course of treatment. Figures in italics indicate the base number of FP17s or Patient Questionnaire responses are less than 100. N/A is shown where the base number of responses is less than 10 during the period. % is calculated as Quantity/Base number*100

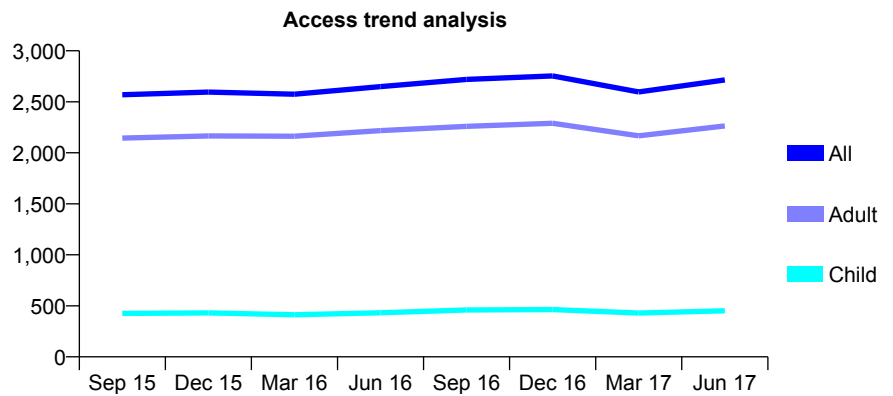
Q63 - Vital Signs At a Glance Contract Report for 125768/0001 - June 2017

Name or company name	Camberdent Ltd
Contract type name	GDS Contract
Purpose of contract	General
Contract start date	02/11/2009
Contract end date	

17/18 Contracted general activity (UDA)	8,500
Carry forward general activity (UDA)	0
17/18 Contracted orthodontic activity (UOA)	0
Carry forward orthodontic activity (UOA)	0
Baseline contract value	£263,904.50

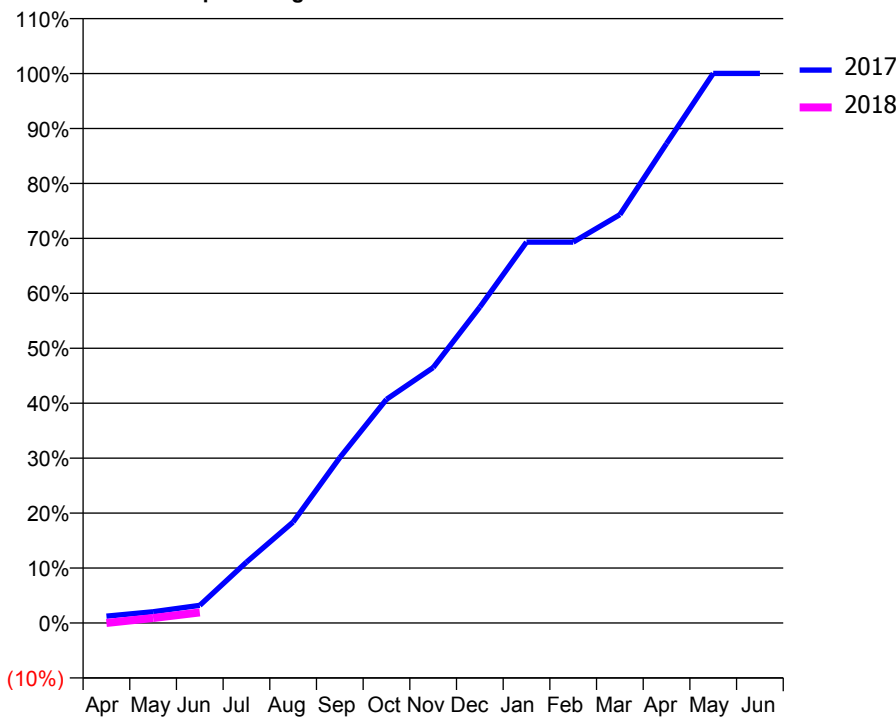
ACCESS*

Patients seen in 24 months	Total	Change since previous quarter
Quarter ending June 2016	2,649	
Quarter ending September 2016	2,720	↑
Quarter ending December 2016	2,754	→
Quarter ending March 2017	2,597	↓
Quarter ending June 2017	2,715	↑
Variance since June 2016	2.5%	↑



ACTIVITY

Cumulative percentage of contracted UDA delivered 2017 & 2018



Month	Adjusted Scheduled Activity (UDA)	
	2017	2018
April	110	0
May	180	78
June	284	164
July	976	
August	1,619	
September	2,649	
October	3,582	
November	4,091	
December	5,061	
January	6,102	
February	6,102	
March	6,541	
April	7,680	
May	8,802	
June	8,802	

QUALITY

	Quantity	Base Number	Contract	AT	Region	England
% of FP17s for the same patient ID Re-attending within 3 months - Children	3	110	2.7%	10.0%	11.5%	12.0%
% of FP17s for the same patient ID Re-attending within 3 months - Adults	26	574	4.5%	15.4%	16.8%	16.0%
% of FP17s for the same patient ID Re-attending between 3 & 9 months - Children	28	110	25.5%	48.2%	47.3%	58.0%
% of FP17s for the same patient ID Re-attending between 3 & 9 months - Adults	188	574	32.8%	38.4%	38.3%	50.9%
% of FP17s for Band 1 Urgent Courses	2	72	2.8%	10.0%	10.7%	9.1%
% of FP17s Relating to Free Repair or Replacements	0	72	0.0%	0.6%	0.6%	0.8%
% of FP17s Relating to Continuations	0	72	0.0%	0.9%	0.8%	1.1%
% of Patients satisfied with the dentistry they have received	1	1	N/A	90.2%	89.8%	91.7%
% of Patients satisfied with the time they had to wait for an appointment	1	1	N/A	86.2%	83.6%	88.0%

* This is based on patients treated on this contract for their most recent course of treatment. Figures in italics indicate the base number of FP17s or Patient Questionnaire responses are less than 100. N/A is shown where the base number of responses is less than 10 during the period. % is calculated as Quantity/Base number*100

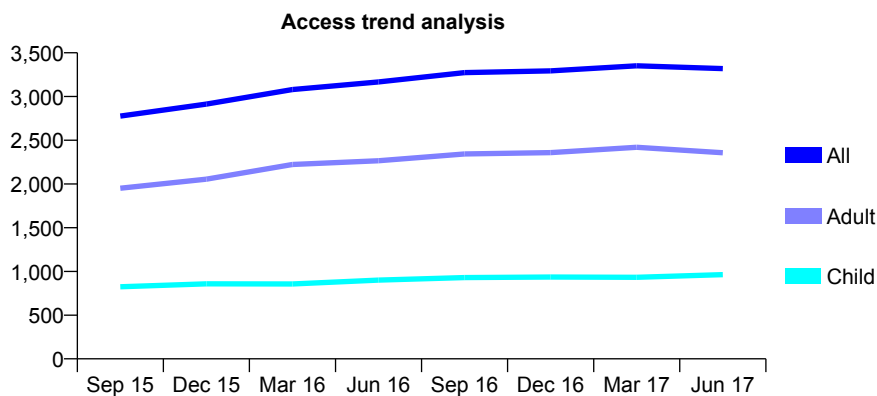
Q63 - Vital Signs At a Glance Contract Report for 125776/0002 - June 2017

Name or company name	Apex Dental Care Ltd
Contract type name	GDS Contract
Purpose of contract	General
Contract start date	01/03/2009
Contract end date	

17/18 Contracted general activity (UDA)	9,665
Carry forward general activity (UDA)	0
17/18 Contracted orthodontic activity (UOA)	0
Carry forward orthodontic activity (UOA)	0
Baseline contract value	£250,635.37

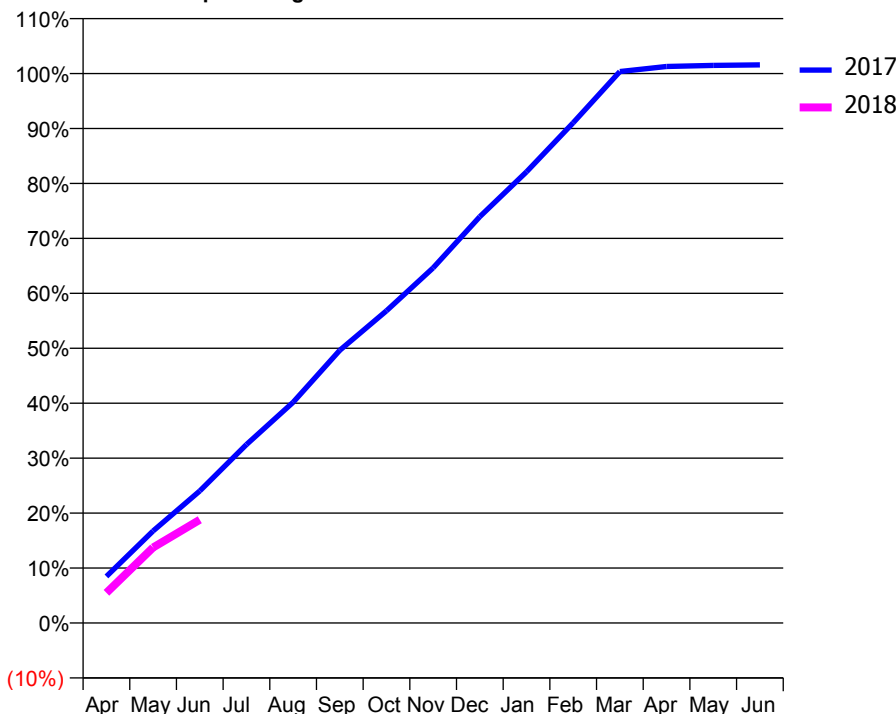
ACCESS*

Patients seen in 24 months	Total	Change since previous quarter
Quarter ending June 2016	3,167	
Quarter ending September 2016	3,274	↑
Quarter ending December 2016	3,294	→
Quarter ending March 2017	3,352	→
Quarter ending June 2017	3,320	→
Variance since June 2016	4.8%	↑



ACTIVITY

Cumulative percentage of contracted UDA delivered 2017 & 2018



Adjusted Scheduled Activity (UDA)

Month	2017	2018
April	819	531
May	1,619	1,329
June	2,322	1,817
July	3,138	
August	3,883	
September	4,797	
October	5,492	
November	6,248	
December	7,147	
January	7,937	
February	8,799	
March	9,699	
April	9,789	
May	9,806	
June	9,816	

QUALITY

	Quantity	Base Number	Contract	AT	Region	England
% of FP17s for the same patient ID Re-attending within 3 months - Children	34	261	13.0%	10.0%	11.5%	12.0%
% of FP17s for the same patient ID Re-attending within 3 months - Adults	147	548	26.8%	15.4%	16.8%	16.0%
% of FP17s for the same patient ID Re-attending between 3 & 9 months - Children	111	261	42.5%	48.2%	47.3%	58.0%
% of FP17s for the same patient ID Re-attending between 3 & 9 months - Adults	218	548	39.8%	38.4%	38.3%	50.9%
% of FP17s for Band 1 Urgent Courses	146	746	19.6%	10.0%	10.7%	9.1%
% of FP17s Relating to Free Repair or Replacements	4	746	0.5%	0.6%	0.6%	0.8%
% of FP17s Relating to Continuations	5	746	0.7%	0.9%	0.8%	1.1%
% of Patients satisfied with the dentistry they have received	5	5	N/A	90.2%	89.8%	91.7%
% of Patients satisfied with the time they had to wait for an appointment	4	5	N/A	86.2%	83.6%	88.0%

* This is based on patients treated on this contract for their most recent course of treatment. Figures in italics indicate the base number of FP17s or Patient Questionnaire responses are less than 100. N/A is shown where the base number of responses is less than 10 during the period. % is calculated as Quantity/Base number*100

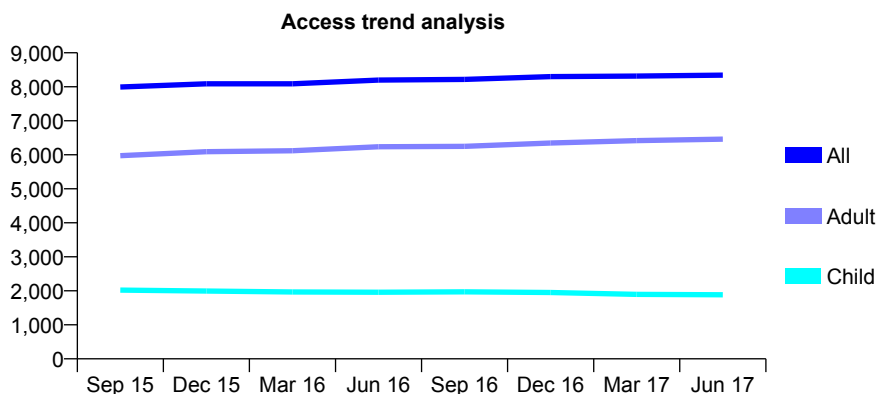
Q63 - Vital Signs At a Glance Contract Report for 126365/0001 - June 2017

Name or company name	Dental Arts Studio - Clapham (Dental Care)
Contract type name	GDS Contract
Purpose of contract	General
Contract start date	11/08/2010
Contract end date	

17/18 Contracted general activity (UDA)	20,103
Carry forward general activity (UDA)	0
17/18 Contracted orthodontic activity (UOA)	0
Carry forward orthodontic activity (UOA)	0
Baseline contract value	£560,922.98

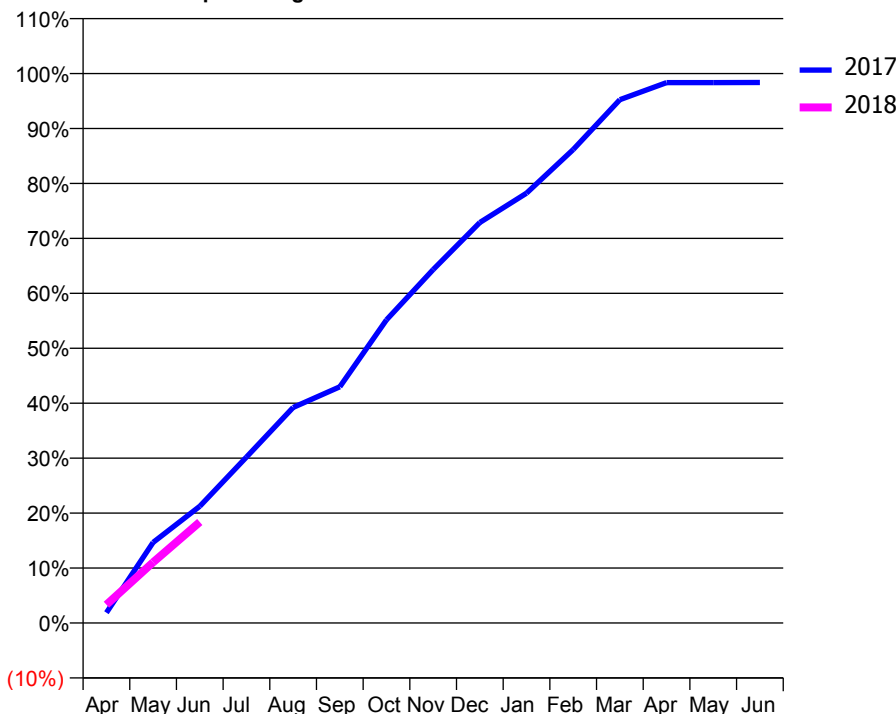
ACCESS*

Patients seen in 24 months	Total	Change since previous quarter
Quarter ending June 2016	8,197	
Quarter ending September 2016	8,219	→
Quarter ending December 2016	8,301	→
Quarter ending March 2017	8,316	→
Quarter ending June 2017	8,343	→
Variance since June 2016	1.8%	→



ACTIVITY

Cumulative percentage of contracted UDA delivered 2017 & 2018



Adjusted Scheduled Activity (UDA)

Month	2017	2018
April	378	673
May	2,948	2,220
June	4,271	3,696
July	6,071	
August	7,884	
September	8,640	
October	11,093	
November	12,928	
December	14,654	
January	15,726	
February	17,321	
March	19,144	
April	19,771	
May	19,772	
June	19,774	

QUALITY

	Quantity	Base Number	Contract	AT	Region	England
% of FP17s for the same patient ID Re-attending within 3 months - Children	28	494	5.7%	10.0%	11.5%	12.0%
% of FP17s for the same patient ID Re-attending within 3 months - Adults	167	1,410	11.8%	15.4%	16.8%	16.0%
% of FP17s for the same patient ID Re-attending between 3 & 9 months - Children	197	494	39.9%	48.2%	47.3%	58.0%
% of FP17s for the same patient ID Re-attending between 3 & 9 months - Adults	371	1,410	26.3%	38.4%	38.3%	50.9%
% of FP17s for Band 1 Urgent Courses	146	1,619	9.0%	10.0%	10.7%	9.1%
% of FP17s Relating to Free Repair or Replacements	3	1,619	0.2%	0.6%	0.6%	0.8%
% of FP17s Relating to Continuations	17	1,619	1.1%	0.9%	0.8%	1.1%
% of Patients satisfied with the dentistry they have received	6	6	N/A	90.2%	89.8%	91.7%
% of Patients satisfied with the time they had to wait for an appointment	2	6	N/A	86.2%	83.6%	88.0%

* This is based on patients treated on this contract for their most recent course of treatment. Figures in italics indicate the base number of FP17s or Patient Questionnaire responses are less than 100. N/A is shown where the base number of responses is less than 10 during the period. % is calculated as Quantity/Base number*100

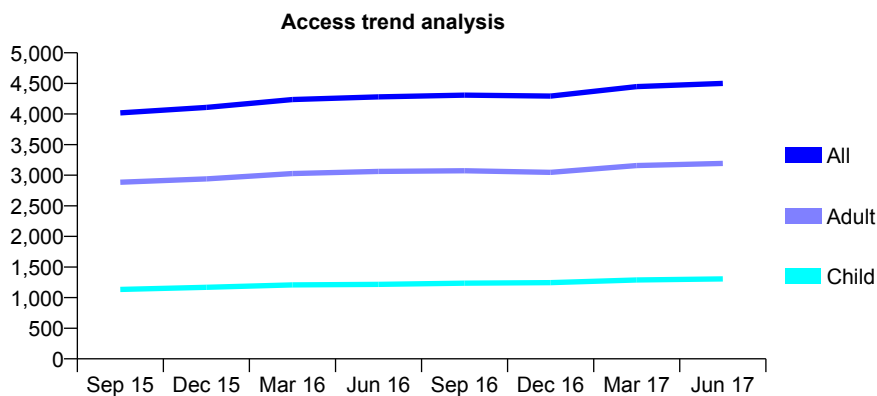
Q63 - Vital Signs At a Glance Contract Report for 126632/0001 - June 2017

Name or company name	Perfect Smile Surgery Limited
Contract type name	GDS Contract
Purpose of contract	General
Contract start date	01/11/2007
Contract end date	

17/18 Contracted general activity (UDA)	12,086
Carry forward general activity (UDA)	0
17/18 Contracted orthodontic activity (UOA)	0
Carry forward orthodontic activity (UOA)	0
Baseline contract value	£309,338.61

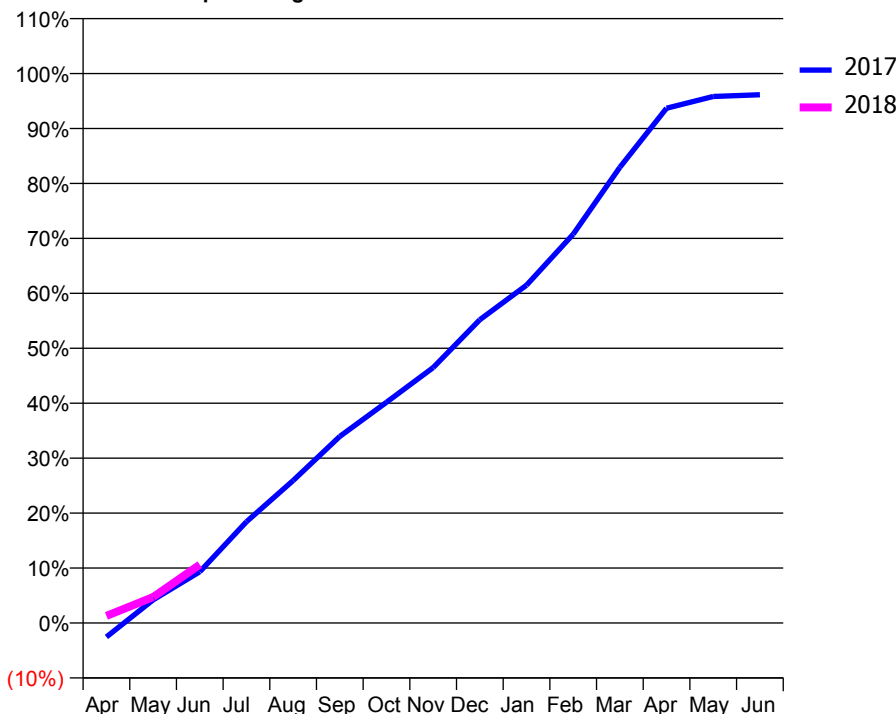
ACCESS*

Patients seen in 24 months	Total	Change since previous quarter
Quarter ending June 2016	4,279	
Quarter ending September 2016	4,309	→
Quarter ending December 2016	4,292	→
Quarter ending March 2017	4,448	↑
Quarter ending June 2017	4,500	→
Variance since June 2016	5.2%	↑



ACTIVITY

Cumulative percentage of contracted UDA delivered 2017 & 2018



Month	Adjusted Scheduled Activity (UDA)	
	2017	2018
April	-311	158
May	508	571
June	1,128	1,283
July	2,228	
August	3,133	
September	4,104	
October	4,855	
November	5,619	
December	6,670	
January	7,430	
February	8,550	
March	10,024	
April	11,324	
May	11,581	
June	11,617	

QUALITY

	Quantity	Base Number	Contract	AT	Region	England
% of FP17s for the same patient ID Re-attending within 3 months - Children	37	376	9.8%	10.0%	11.5%	12.0%
% of FP17s for the same patient ID Re-attending within 3 months - Adults	160	853	18.8%	15.4%	16.8%	16.0%
% of FP17s for the same patient ID Re-attending between 3 & 9 months - Children	176	376	46.8%	48.2%	47.3%	58.0%
% of FP17s for the same patient ID Re-attending between 3 & 9 months - Adults	282	853	33.1%	38.4%	38.3%	50.9%
% of FP17s for Band 1 Urgent Courses	110	713	15.4%	10.0%	10.7%	9.1%
% of FP17s Relating to Free Repair or Replacements	0	713	0.0%	0.6%	0.6%	0.8%
% of FP17s Relating to Continuations	15	713	2.1%	0.9%	0.8%	1.1%
% of Patients satisfied with the dentistry they have received	4	4	N/A	90.2%	89.8%	91.7%
% of Patients satisfied with the time they had to wait for an appointment	4	4	N/A	86.2%	83.6%	88.0%

* This is based on patients treated on this contract for their most recent course of treatment. Figures in italics indicate the base number of FP17s or Patient Questionnaire responses are less than 100. N/A is shown where the base number of responses is less than 10 during the period. % is calculated as Quantity/Base number*100

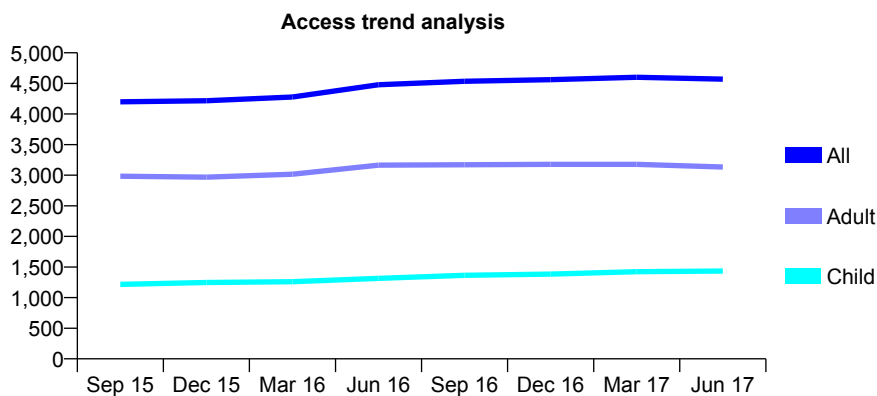
Q63 - Vital Signs At a Glance Contract Report for 126632/0003 - June 2017

Name or company name	Perfect Smile Surgery Limited
Contract type name	GDS Contract
Purpose of contract	General
Contract start date	01/04/2010
Contract end date	

17/18 Contracted general activity (UDA)	8,000
Carry forward general activity (UDA)	0
17/18 Contracted orthodontic activity (UOA)	0
Carry forward orthodontic activity (UOA)	0
Baseline contract value	£186,731.41

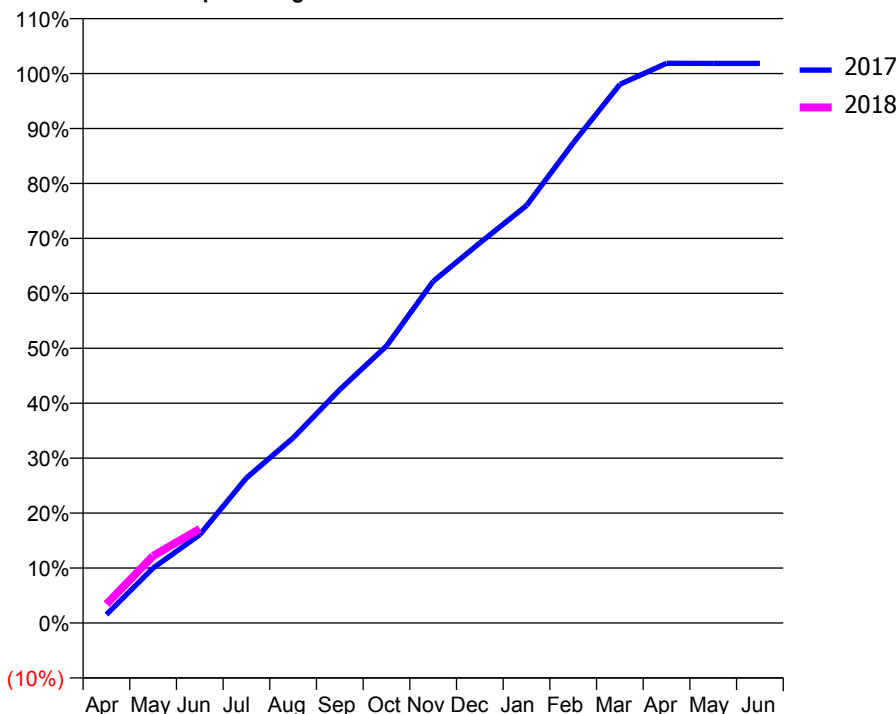
ACCESS*

Patients seen in 24 months	Total	Change since previous quarter
Quarter ending June 2016	4,479	
Quarter ending September 2016	4,535	→
Quarter ending December 2016	4,562	→
Quarter ending March 2017	4,601	→
Quarter ending June 2017	4,569	→
Variance since June 2016	2.0%	↑



ACTIVITY

Cumulative percentage of contracted UDA delivered 2017 & 2018



Month	Adjusted Scheduled Activity (UDA)	
	2017	2018
April	124	275
May	801	978
June	1,286	1,372
July	2,113	
August	2,696	
September	3,398	
October	4,034	
November	4,975	
December	5,533	
January	6,078	
February	6,987	
March	7,843	
April	8,149	
May	8,148	
June	8,148	

QUALITY

	Quantity	Base Number	Contract	AT	Region	England
% of FP17s for the same patient ID Re-attending within 3 months - Children	33	360	9.2%	10.0%	11.5%	12.0%
% of FP17s for the same patient ID Re-attending within 3 months - Adults	93	649	14.3%	15.4%	16.8%	16.0%
% of FP17s for the same patient ID Re-attending between 3 & 9 months - Children	158	360	43.9%	48.2%	47.3%	58.0%
% of FP17s for the same patient ID Re-attending between 3 & 9 months - Adults	184	649	28.4%	38.4%	38.3%	50.9%
% of FP17s for Band 1 Urgent Courses	143	833	17.2%	10.0%	10.7%	9.1%
% of FP17s Relating to Free Repair or Replacements	1	833	0.1%	0.6%	0.6%	0.8%
% of FP17s Relating to Continuations	6	833	0.7%	0.9%	0.8%	1.1%
% of Patients satisfied with the dentistry they have received	2	3	N/A	90.2%	89.8%	91.7%
% of Patients satisfied with the time they had to wait for an appointment	2	3	N/A	86.2%	83.6%	88.0%

* This is based on patients treated on this contract for their most recent course of treatment. Figures in italics indicate the base number of FP17s or Patient Questionnaire responses are less than 100. N/A is shown where the base number of responses is less than 10 during the period. % is calculated as Quantity/Base number*100

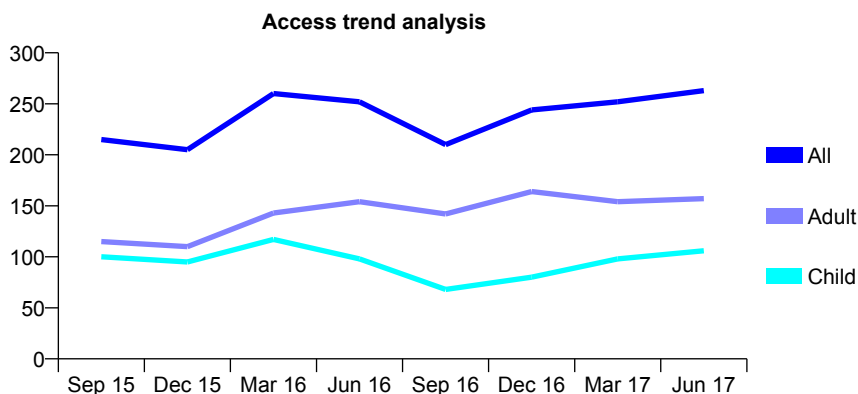
Q63 - Vital Signs At a Glance Contract Report for 129410/0001 - June 2017

Name or company name	Miss N Khoobehi
Contract type name	GDS Contract
Purpose of contract	General
Contract start date	29/06/2012
Contract end date	

17/18 Contracted general activity (UDA)	844
Carry forward general activity (UDA)	0
17/18 Contracted orthodontic activity (UOA)	0
Carry forward orthodontic activity (UOA)	0
Baseline contract value	£23,539.59

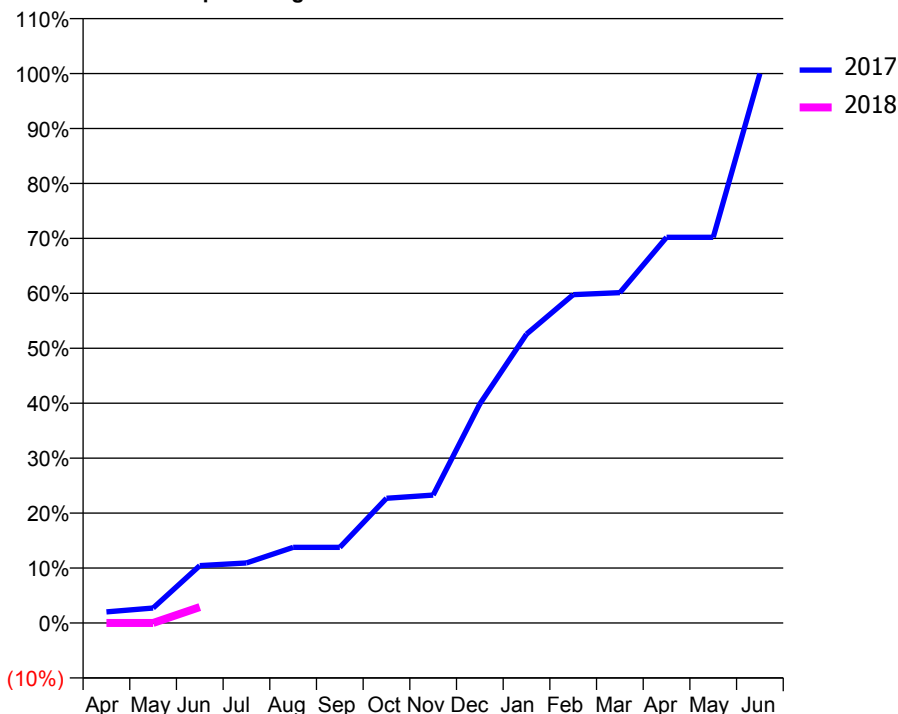
ACCESS*

Patients seen in 24 months	Total	Change since previous quarter
Quarter ending June 2016	252	
Quarter ending September 2016	210	↓
Quarter ending December 2016	244	↑
Quarter ending March 2017	252	↑
Quarter ending June 2017	263	↑
Variance since June 2016	4.4%	↑



ACTIVITY

Cumulative percentage of contracted UDA delivered 2017 & 2018



Month	Adjusted Scheduled Activity (UDA)	
	2017	2018
April	17	0
May	23	0
June	88	24
July	92	
August	116	
September	116	
October	192	
November	197	
December	337	
January	444	
February	504	
March	507	
April	592	
May	592	
June	844	

QUALITY

	Quantity	Base Number	Contract	AT	Region	England
% of FP17s for the same patient ID Re-attending within 3 months - Children	1	44	2.3%	10.0%	11.5%	12.0%
% of FP17s for the same patient ID Re-attending within 3 months - Adults	0	44	0.0%	15.4%	16.8%	16.0%
% of FP17s for the same patient ID Re-attending between 3 & 9 months - Children	4	44	9.1%	48.2%	47.3%	58.0%
% of FP17s for the same patient ID Re-attending between 3 & 9 months - Adults	14	44	31.8%	38.4%	38.3%	50.9%
% of FP17s for Band 1 Urgent Courses	2	9	22.2%	10.0%	10.7%	9.1%
% of FP17s Relating to Free Repair or Replacements	0	9	0.0%	0.6%	0.6%	0.8%
% of FP17s Relating to Continuations	0	9	0.0%	0.9%	0.8%	1.1%
% of Patients satisfied with the dentistry they have received	0	0	N/A	90.2%	89.8%	91.7%
% of Patients satisfied with the time they had to wait for an appointment	0	0	N/A	86.2%	83.6%	88.0%

* This is based on patients treated on this contract for their most recent course of treatment. Figures in italics indicate the base number of FP17s or Patient Questionnaire responses are less than 100. N/A is shown where the base number of responses is less than 10 during the period. % is calculated as Quantity/Base number*100

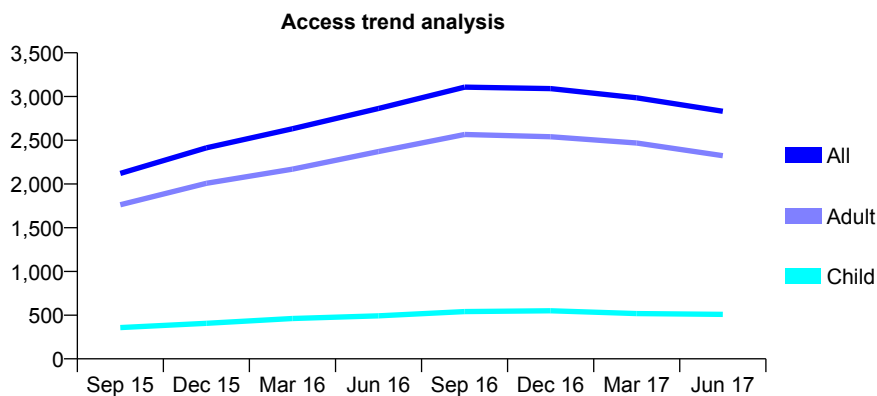
Q63 - Vital Signs At a Glance Contract Report for 129682/0001 - June 2017

Name or company name	Jazz Dental Practice
Contract type name	GDS Contract
Purpose of contract	General
Contract start date	30/05/2014
Contract end date	

17/18 Contracted general activity (UDA)	9,543
Carry forward general activity (UDA)	0
17/18 Contracted orthodontic activity (UOA)	0
Carry forward orthodontic activity (UOA)	0
Baseline contract value	£235,280.89

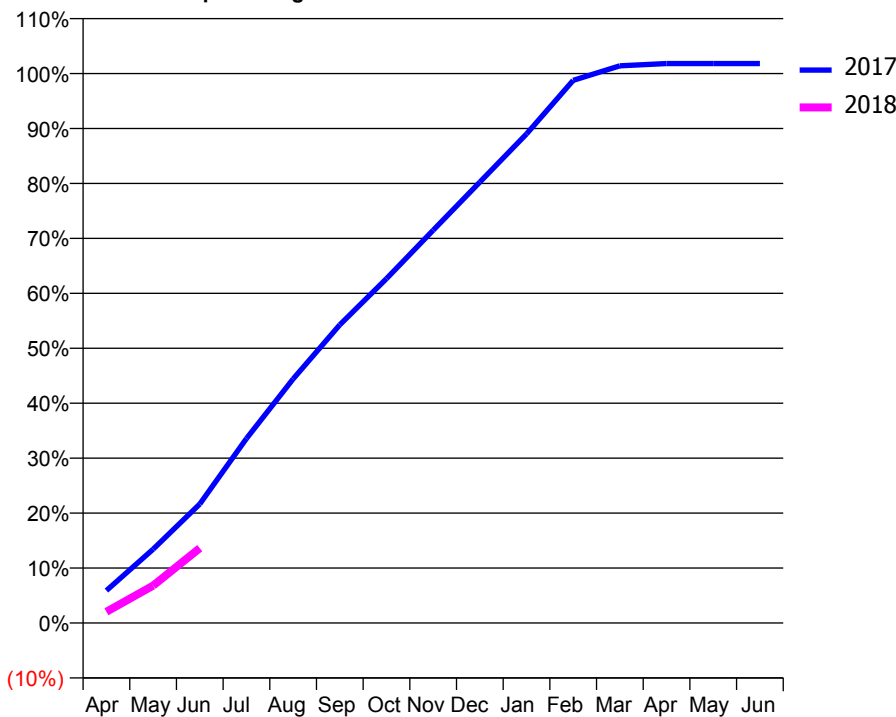
ACCESS*

Patients seen in 24 months	Total	Change since previous quarter
Quarter ending June 2016	2,863	
Quarter ending September 2016	3,107	↑
Quarter ending December 2016	3,090	→
Quarter ending March 2017	2,986	↓
Quarter ending June 2017	2,832	↓
Variance since June 2016	(1.1%)	↓



ACTIVITY

Cumulative percentage of contracted UDA delivered 2017 & 2018



Month	Adjusted Scheduled Activity (UDA)	
	2017	2018
April	564	196
May	1,281	649
June	2,067	1,300
July	3,205	
August	4,238	
September	5,180	
October	5,981	
November	6,821	
December	7,657	
January	8,493	
February	9,424	
March	9,677	
April	9,716	
May	9,716	
June	9,716	

QUALITY

	Quantity	Base Number	Contract	AT	Region	England
% of FP17s for the same patient ID Re-attending within 3 months - Children	11	96	11.5%	10.0%	11.5%	12.0%
% of FP17s for the same patient ID Re-attending within 3 months - Adults	42	365	11.5%	15.4%	16.8%	16.0%
% of FP17s for the same patient ID Re-attending between 3 & 9 months - Children	28	96	29.2%	48.2%	47.3%	58.0%
% of FP17s for the same patient ID Re-attending between 3 & 9 months - Adults	177	365	48.5%	38.4%	38.3%	50.9%
% of FP17s for Band 1 Urgent Courses	64	444	14.4%	10.0%	10.7%	9.1%
% of FP17s Relating to Free Repair or Replacements	1	444	0.2%	0.6%	0.6%	0.8%
% of FP17s Relating to Continuations	10	444	2.3%	0.9%	0.8%	1.1%
% of Patients satisfied with the dentistry they have received	4	4	N/A	90.2%	89.8%	91.7%
% of Patients satisfied with the time they had to wait for an appointment	4	4	N/A	86.2%	83.6%	88.0%

* This is based on patients treated on this contract for their most recent course of treatment. Figures in italics indicate the base number of FP17s or Patient Questionnaire responses are less than 100. N/A is shown where the base number of responses is less than 10 during the period. % is calculated as Quantity/Base number*100

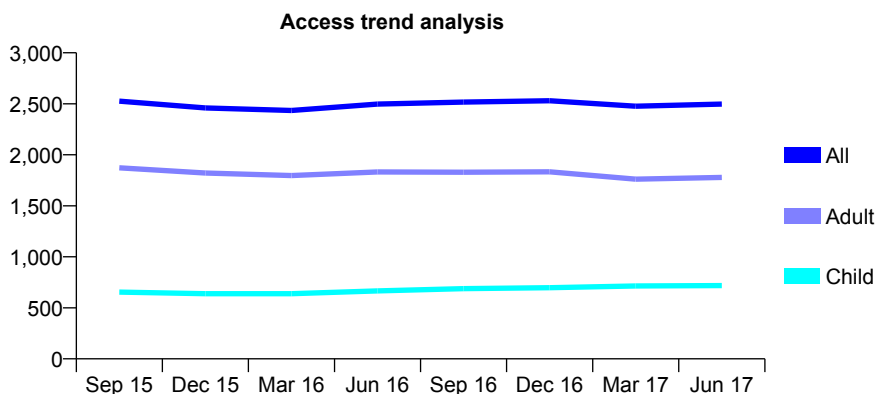
Q63 - Vital Signs At a Glance Contract Report for 130214/0001 - June 2017

Name or company name	Crofton Park Dental Practice Ltd
Contract type name	Pilot Contract
Purpose of contract	General
Contract start date	01/04/2013
Contract end date	

17/18 Contracted general activity (UDA)	10,330
Carry forward general activity (UDA)	0
17/18 Contracted orthodontic activity (UOA)	0
Carry forward orthodontic activity (UOA)	0
Baseline contract value	£260,898.97

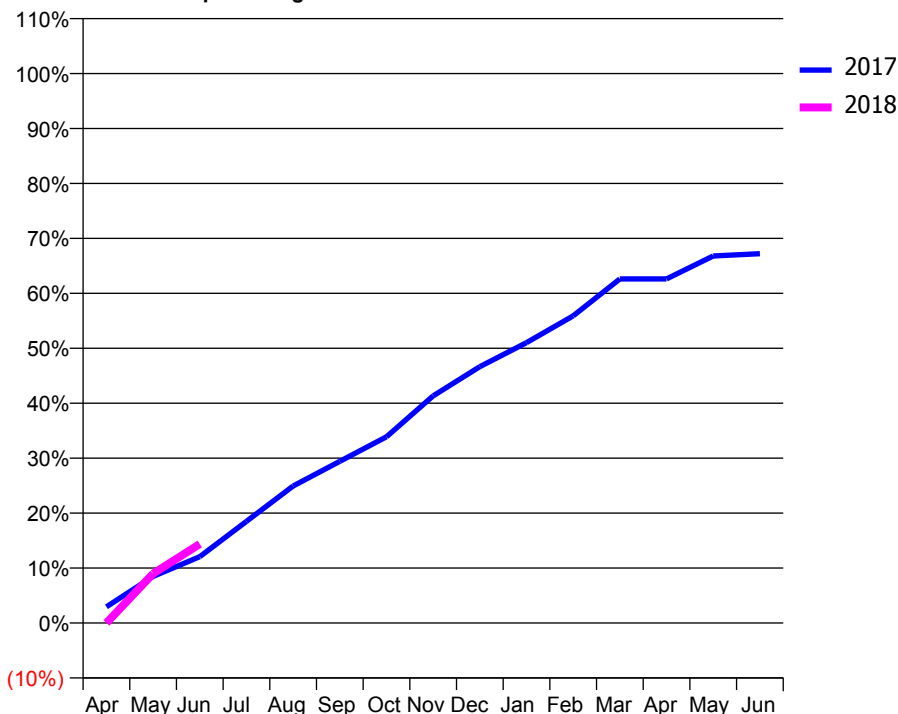
ACCESS*

Patients seen in 24 months	Total	Change since previous quarter
Quarter ending June 2016	2,498	
Quarter ending September 2016	2,517	→
Quarter ending December 2016	2,530	→
Quarter ending March 2017	2,476	↓
Quarter ending June 2017	2,497	→
Variance since June 2016	(0.0%)	→



ACTIVITY

Cumulative percentage of contracted UDA delivered 2017 & 2018



Month	Adjusted Scheduled Activity (UDA)	
	2017	2018
April	303	0
May	875	929
June	1,246	1,485
July	1,912	
August	2,576	
September	3,038	
October	3,500	
November	4,269	
December	4,819	
January	5,270	
February	5,774	
March	6,468	
April	6,468	
May	6,901	
June	6,942	

QUALITY

	Quantity	Base Number	Contract	AT	Region	England
% of FP17s for the same patient ID Re-attending within 3 months - Children	19	261	7.3%	10.0%	11.5%	12.0%
% of FP17s for the same patient ID Re-attending within 3 months - Adults	121	578	20.9%	15.4%	16.8%	16.0%
% of FP17s for the same patient ID Re-attending between 3 & 9 months - Children	149	261	57.1%	48.2%	47.3%	58.0%
% of FP17s for the same patient ID Re-attending between 3 & 9 months - Adults	218	578	37.7%	38.4%	38.3%	50.9%
% of FP17s for Band 1 Urgent Courses	77	650	11.8%	10.0%	10.7%	9.1%
% of FP17s Relating to Free Repair or Replacements	2	650	0.3%	0.6%	0.6%	0.8%
% of FP17s Relating to Continuations	0	650	0.0%	0.9%	0.8%	1.1%
% of Patients satisfied with the dentistry they have received	1	1	N/A	90.2%	89.8%	91.7%
% of Patients satisfied with the time they had to wait for an appointment	0	1	N/A	86.2%	83.6%	88.0%

* This is based on patients treated on this contract for their most recent course of treatment. Figures in italics indicate the base number of FP17s or Patient Questionnaire responses are less than 100. N/A is shown where the base number of responses is less than 10 during the period. % is calculated as Quantity/Base number*100

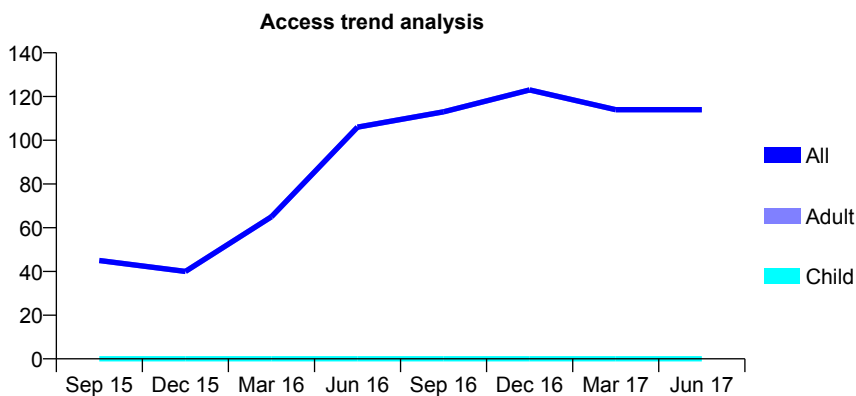
Q63 - Vital Signs At a Glance Contract Report for 130214/0002 - June 2017

Name or company name	Crofton Park Dental Practice Ltd
Contract type name	PDS Contract
Purpose of contract	General
Contract start date	01/04/2013
Contract end date	31/03/2018

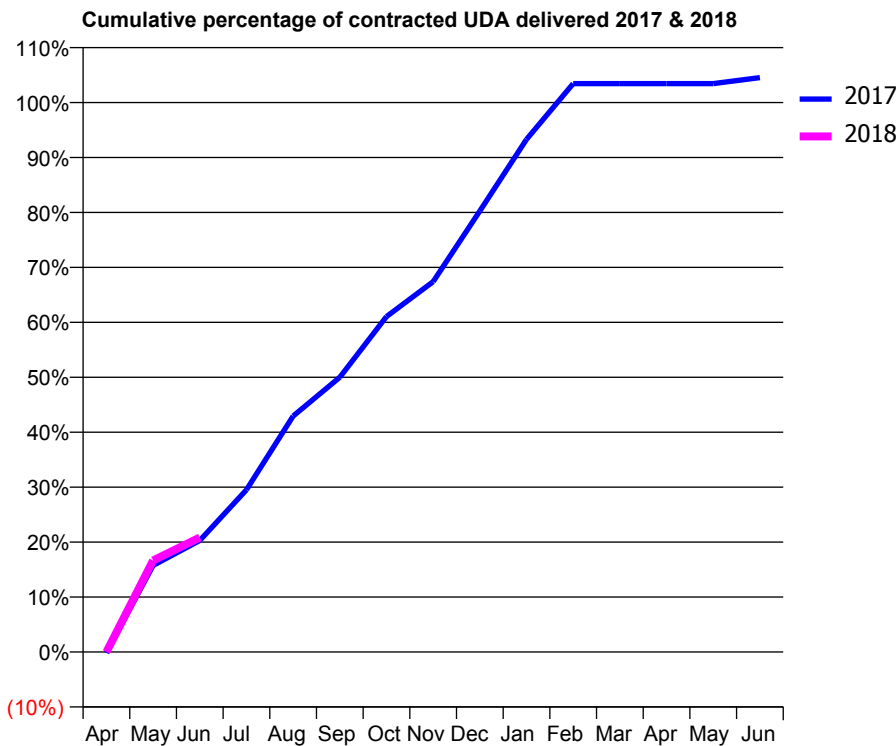
17/18 Contracted general activity (UDA)	552
Carry forward general activity (UDA)	0
17/18 Contracted orthodontic activity (UOA)	0
Carry forward orthodontic activity (UOA)	0
Baseline contract value	£98,878.30

ACCESS*

Patients seen in 24 months	Total	Change since previous quarter
Quarter ending June 2016	106	
Quarter ending September 2016	113	↑
Quarter ending December 2016	123	↑
Quarter ending March 2017	114	↓
Quarter ending June 2017	114	→
Variance since June 2016	7.5%	↑



ACTIVITY



Month	Adjusted Scheduled Activity (UDA)	
	2017	2018
April	-1	0
May	87	92
June	112	115
July	163	
August	237	
September	276	
October	337	
November	372	
December	443	
January	515	
February	571	
March	571	
April	571	
May	571	
June	577	

QUALITY

	Quantity	Base Number	Contract	AT	Region	England
% of FP17s for the same patient ID Re-attending within 3 months - Children	0	0	N/A	10.0%	11.5%	12.0%
% of FP17s for the same patient ID Re-attending within 3 months - Adults	0	45	0.0%	15.4%	16.8%	16.0%
% of FP17s for the same patient ID Re-attending between 3 & 9 months - Children	0	0	N/A	48.2%	47.3%	58.0%
% of FP17s for the same patient ID Re-attending between 3 & 9 months - Adults	1	45	2.2%	38.4%	38.3%	50.9%
% of FP17s for Band 1 Urgent Courses	0	41	0.0%	10.0%	10.7%	9.1%
% of FP17s Relating to Free Repair or Replacements	0	41	0.0%	0.6%	0.6%	0.8%
% of FP17s Relating to Continuations	0	41	0.0%	0.9%	0.8%	1.1%
% of Patients satisfied with the dentistry they have received	0	0	N/A	90.2%	89.8%	91.7%
% of Patients satisfied with the time they had to wait for an appointment	0	0	N/A	86.2%	83.6%	88.0%

* This is based on patients treated on this contract for their most recent course of treatment. Figures in italics indicate the base number of FP17s or Patient Questionnaire responses are less than 100. N/A is shown where the base number of responses is less than 10 during the period. % is calculated as Quantity/Base number*100

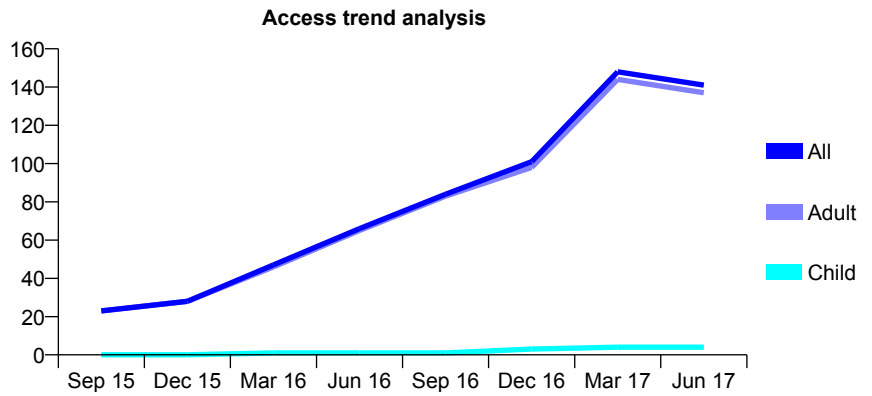
Q63 - Vital Signs At a Glance Contract Report for 130214/0003 - June 2017

Name or company name	Crofton Park Dental Practice Ltd
Contract type name	PDS Contract
Purpose of contract	General
Contract start date	01/04/2013
Contract end date	31/03/2018

17/18 Contracted general activity (UDA)	327
Carry forward general activity (UDA)	0
17/18 Contracted orthodontic activity (UOA)	0
Carry forward orthodontic activity (UOA)	0
Baseline contract value	£63,126.72

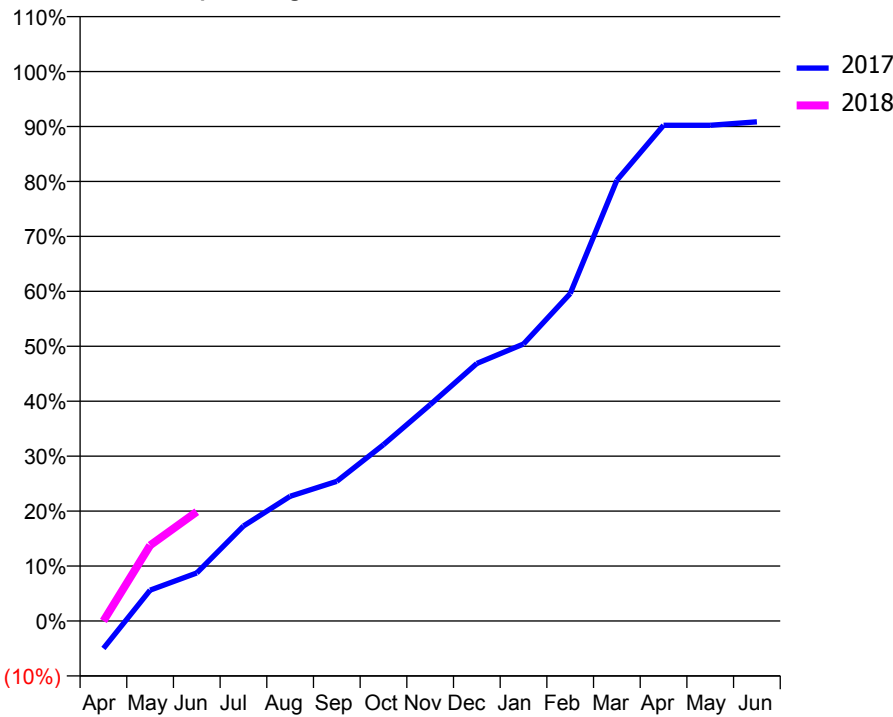
ACCESS*

Patients seen in 24 months	Total	Change since previous quarter
Quarter ending June 2016	66	
Quarter ending September 2016	84	↑
Quarter ending December 2016	101	↑
Quarter ending March 2017	148	↑
Quarter ending June 2017	141	↓
Variance since June 2016	113.6%	↑



ACTIVITY

Cumulative percentage of contracted UDA delivered 2017 & 2018



QUALITY

	Quantity	Base Number	Contract	AT	Region	England
% of FP17s for the same patient ID Re-attending within 3 months - Children	0	0	N/A	10.0%	11.5%	12.0%
% of FP17s for the same patient ID Re-attending within 3 months - Adults	0	54	0.0%	15.4%	16.8%	16.0%
% of FP17s for the same patient ID Re-attending between 3 & 9 months - Children	0	0	N/A	48.2%	47.3%	58.0%
% of FP17s for the same patient ID Re-attending between 3 & 9 months - Adults	1	54	1.9%	38.4%	38.3%	50.9%
% of FP17s for Band 1 Urgent Courses	0	29	0.0%	10.0%	10.7%	9.1%
% of FP17s Relating to Free Repair or Replacements	0	29	0.0%	0.6%	0.6%	0.8%
% of FP17s Relating to Continuations	0	29	0.0%	0.9%	0.8%	1.1%
% of Patients satisfied with the dentistry they have received	0	0	N/A	90.2%	89.8%	91.7%
% of Patients satisfied with the time they had to wait for an appointment	0	0	N/A	86.2%	83.6%	88.0%

* This is based on patients treated on this contract for their most recent course of treatment. Figures in italics indicate the base number of FP17s or Patient Questionnaire responses are less than 100. N/A is shown where the base number of responses is less than 10 during the period. % is calculated as Quantity/Base number*100

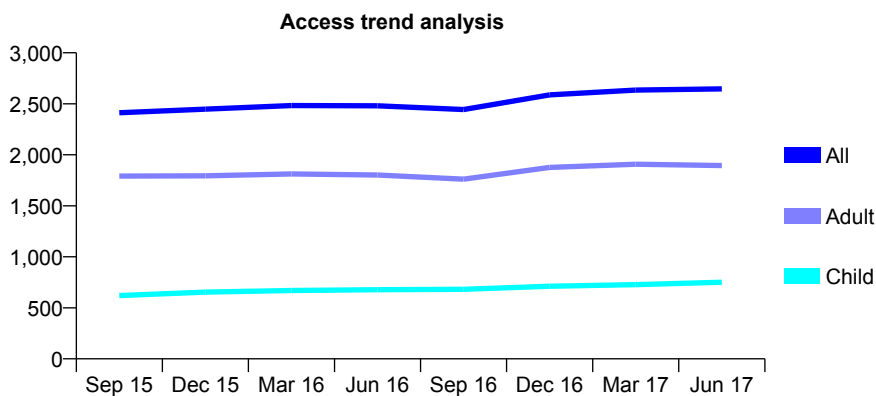
Q63 - Vital Signs At a Glance Contract Report for 131490/0001 - June 2017

Name or company name	Gracefield Dental Practice
Contract type name	GDS Contract
Purpose of contract	General
Contract start date	01/04/2012
Contract end date	

17/18 Contracted general activity (UDA)	7,491
Carry forward general activity (UDA)	0
17/18 Contracted orthodontic activity (UOA)	0
Carry forward orthodontic activity (UOA)	0
Baseline contract value	£210,062.44

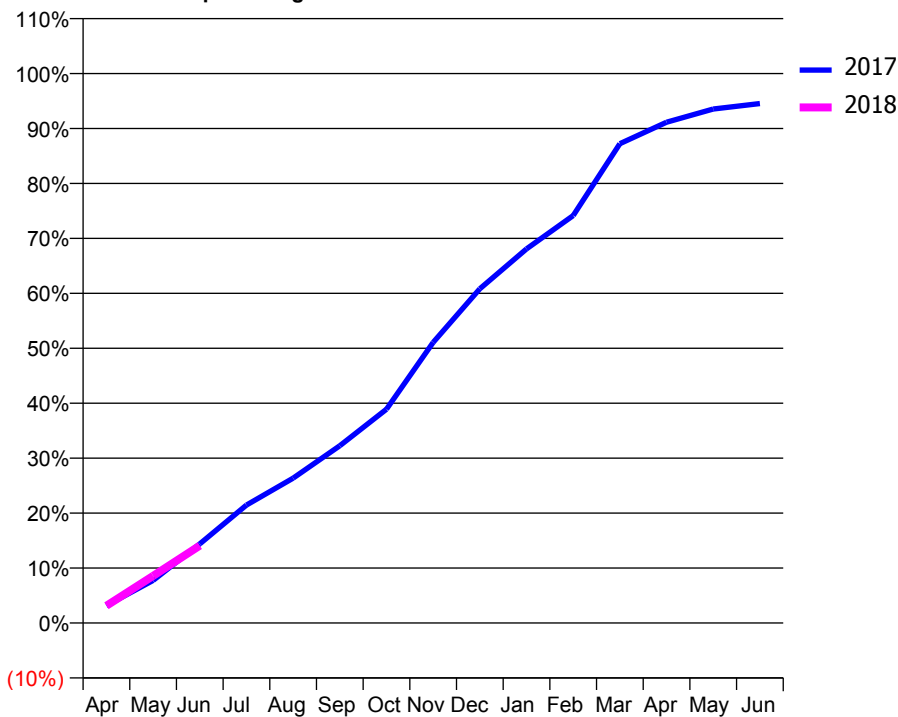
ACCESS*

Patients seen in 24 months	Total	Change since previous quarter
Quarter ending June 2016	2,480	
Quarter ending September 2016	2,444	↓
Quarter ending December 2016	2,588	↑
Quarter ending March 2017	2,635	→
Quarter ending June 2017	2,646	→
Variance since June 2016	6.7%	↑



ACTIVITY

Cumulative percentage of contracted UDA delivered 2017 & 2018



Month	Adjusted Scheduled Activity (UDA)	
	2017	2018
April	238	236
May	581	642
June	1,079	1,055
July	1,609	
August	1,975	
September	2,417	
October	2,915	
November	3,825	
December	4,556	
January	5,099	
February	5,554	
March	6,535	
April	6,826	
May	7,007	
June	7,081	

QUALITY

	Quantity	Base Number	Contract	AT	Region	England
% of FP17s for the same patient ID Re-attending within 3 months - Children	25	215	11.6%	10.0%	11.5%	12.0%
% of FP17s for the same patient ID Re-attending within 3 months - Adults	75	458	16.4%	15.4%	16.8%	16.0%
% of FP17s for the same patient ID Re-attending between 3 & 9 months - Children	64	215	29.8%	48.2%	47.3%	58.0%
% of FP17s for the same patient ID Re-attending between 3 & 9 months - Adults	133	458	29.0%	38.4%	38.3%	50.9%
% of FP17s for Band 1 Urgent Courses	80	508	15.7%	10.0%	10.7%	9.1%
% of FP17s Relating to Free Repair or Replacements	2	508	0.4%	0.6%	0.6%	0.8%
% of FP17s Relating to Continuations	11	508	2.2%	0.9%	0.8%	1.1%
% of Patients satisfied with the dentistry they have received	2	2	N/A	90.2%	89.8%	91.7%
% of Patients satisfied with the time they had to wait for an appointment	2	2	N/A	86.2%	83.6%	88.0%

* This is based on patients treated on this contract for their most recent course of treatment. Figures in italics indicate the base number of FP17s or Patient Questionnaire responses are less than 100. N/A is shown where the base number of responses is less than 10 during the period. % is calculated as Quantity/Base number*100

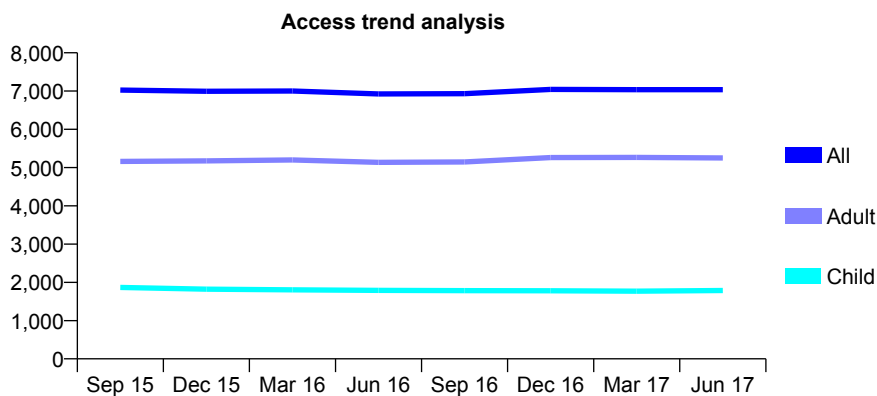
Q63 - Vital Signs At a Glance Contract Report for 132861/0001 - June 2017

Name or company name	London Road Dental Centre
Contract type name	GDS Contract
Purpose of contract	General
Contract start date	01/04/2006
Contract end date	

17/18 Contracted general activity (UDA)	24,885
Carry forward general activity (UDA)	0
17/18 Contracted orthodontic activity (UOA)	0
Carry forward orthodontic activity (UOA)	0
Baseline contract value	£668,143.33

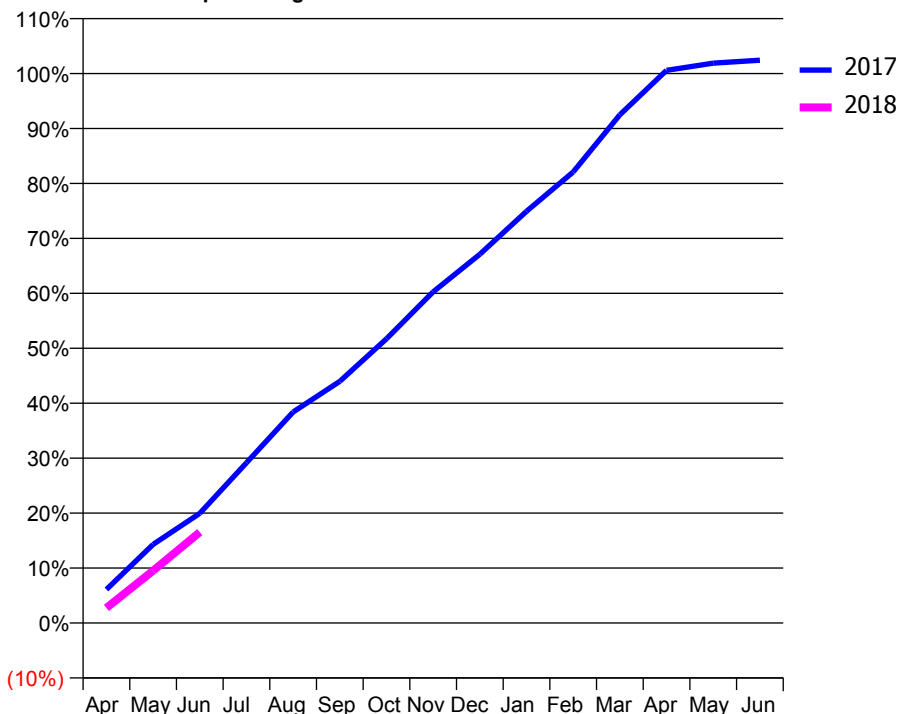
ACCESS*

Patients seen in 24 months	Total	Change since previous quarter
Quarter ending June 2016	6,926	
Quarter ending September 2016	6,931	→
Quarter ending December 2016	7,042	→
Quarter ending March 2017	7,036	→
Quarter ending June 2017	7,035	→
Variance since June 2016	1.6%	→



ACTIVITY

Cumulative percentage of contracted UDA delivered 2017 & 2018



Month	Adjusted Scheduled Activity (UDA)	
	2017	2018
April	1,521	684
May	3,560	2,370
June	4,970	4,118
July	7,255	
August	9,557	
September	10,948	
October	12,873	
November	14,997	
December	16,698	
January	18,643	
February	20,429	
March	23,016	
April	25,029	
May	25,355	
June	25,486	

QUALITY

	Quantity	Base Number	Contract	AT	Region	England
% of FP17s for the same patient ID Re-attending within 3 months - Children	42	460	9.1%	10.0%	11.5%	12.0%
% of FP17s for the same patient ID Re-attending within 3 months - Adults	179	1,187	15.1%	15.4%	16.8%	16.0%
% of FP17s for the same patient ID Re-attending between 3 & 9 months - Children	164	460	35.7%	48.2%	47.3%	58.0%
% of FP17s for the same patient ID Re-attending between 3 & 9 months - Adults	308	1,187	25.9%	38.4%	38.3%	50.9%
% of FP17s for Band 1 Urgent Courses	121	1,209	10.0%	10.0%	10.7%	9.1%
% of FP17s Relating to Free Repair or Replacements	3	1,209	0.2%	0.6%	0.6%	0.8%
% of FP17s Relating to Continuations	17	1,209	1.4%	0.9%	0.8%	1.1%
% of Patients satisfied with the dentistry they have received	8	10	80.0%	90.2%	89.8%	91.7%
% of Patients satisfied with the time they had to wait for an appointment	9	10	90.0%	86.2%	83.6%	88.0%

* This is based on patients treated on this contract for their most recent course of treatment. Figures in italics indicate the base number of FP17s or Patient Questionnaire responses are less than 100. N/A is shown where the base number of responses is less than 10 during the period. % is calculated as Quantity/Base number*100

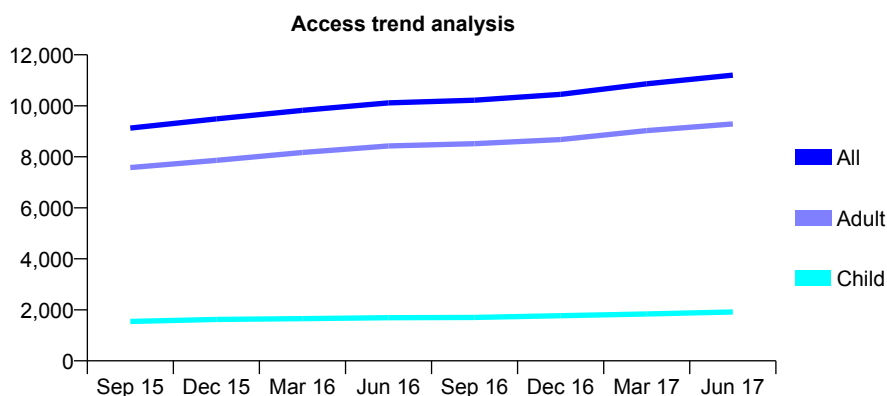
Q63 - Vital Signs At a Glance Contract Report for 133167/0001 - June 2017

Name or company name	Nitin Nagpaul and Hayley Seresht
Contract type name	PDS Plus Contract
Purpose of contract	General
Contract start date	01/06/2010
Contract end date	31/03/2018

17/18 Contracted general activity (UDA)	20,996
Carry forward general activity (UDA)	0
17/18 Contracted orthodontic activity (UOA)	0
Carry forward orthodontic activity (UOA)	0
Baseline contract value	£793,381.74

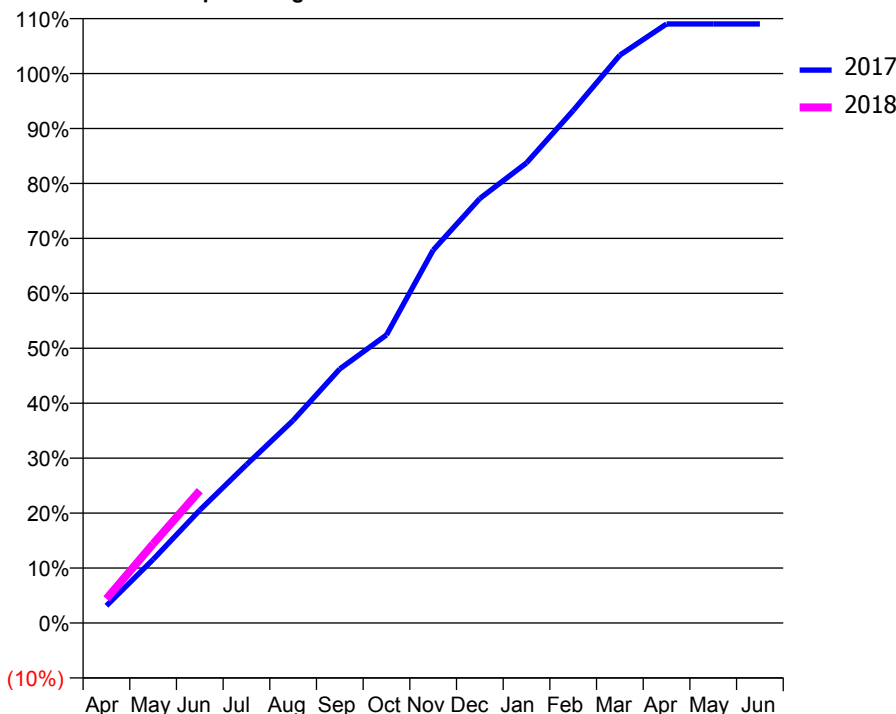
ACCESS*

Patients seen in 24 months	Total	Change since previous quarter
Quarter ending June 2016	10,113	
Quarter ending September 2016	10,220	→
Quarter ending December 2016	10,448	↑
Quarter ending March 2017	10,862	↑
Quarter ending June 2017	11,205	↑
Variance since June 2016	10.8%	↑



ACTIVITY

Cumulative percentage of contracted UDA delivered 2017 & 2018



Month	Adjusted Scheduled Activity (UDA)	
	2017	2018
April	658	924
May	2,429	3,022
June	4,315	5,058
July	6,053	
August	7,743	
September	9,710	
October	11,009	
November	14,247	
December	16,220	
January	17,582	
February	19,584	
March	21,697	
April	22,891	
May	22,891	
June	22,891	

QUALITY

	Quantity	Base Number	Contract	AT	Region	England
% of FP17s for the same patient ID Re-attending within 3 months - Children	69	518	13.3%	10.0%	11.5%	12.0%
% of FP17s for the same patient ID Re-attending within 3 months - Adults	315	2,218	14.2%	15.4%	16.8%	16.0%
% of FP17s for the same patient ID Re-attending between 3 & 9 months - Children	176	518	34.0%	48.2%	47.3%	58.0%
% of FP17s for the same patient ID Re-attending between 3 & 9 months - Adults	398	2,218	17.9%	38.4%	38.3%	50.9%
% of FP17s for Band 1 Urgent Courses	507	2,229	22.7%	10.0%	10.7%	9.1%
% of FP17s Relating to Free Repair or Replacements	7	2,229	0.3%	0.6%	0.6%	0.8%
% of FP17s Relating to Continuations	14	2,229	0.6%	0.9%	0.8%	1.1%
% of Patients satisfied with the dentistry they have received	3	5	N/A	90.2%	89.8%	91.7%
% of Patients satisfied with the time they had to wait for an appointment	3	5	N/A	86.2%	83.6%	88.0%

* This is based on patients treated on this contract for their most recent course of treatment. Figures in italics indicate the base number of FP17s or Patient Questionnaire responses are less than 100. N/A is shown where the base number of responses is less than 10 during the period. % is calculated as Quantity/Base number*100

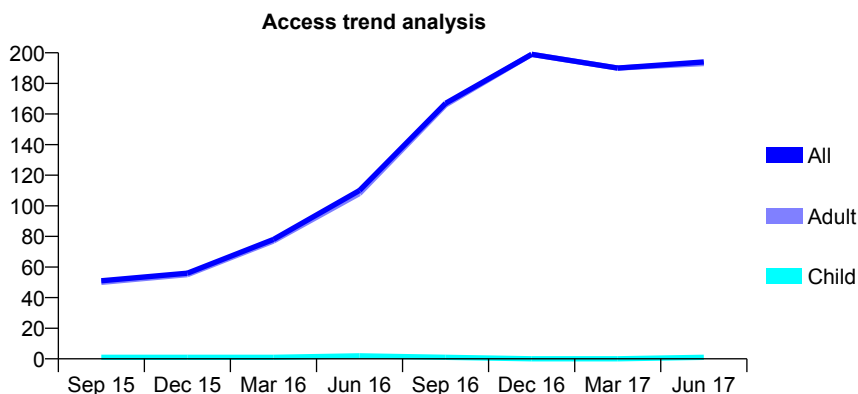
Q63 - Vital Signs At a Glance Contract Report for 133167/0002 - June 2017

Name or company name	Nitin Nagpaul and Hayley Seresht
Contract type name	PDS Contract
Purpose of contract	General
Contract start date	01/09/2010
Contract end date	30/11/2017

17/18 Contracted general activity (UDA)	400
Carry forward general activity (UDA)	0
17/18 Contracted orthodontic activity (UOA)	0
Carry forward orthodontic activity (UOA)	0
Baseline contract value	£19,486.95

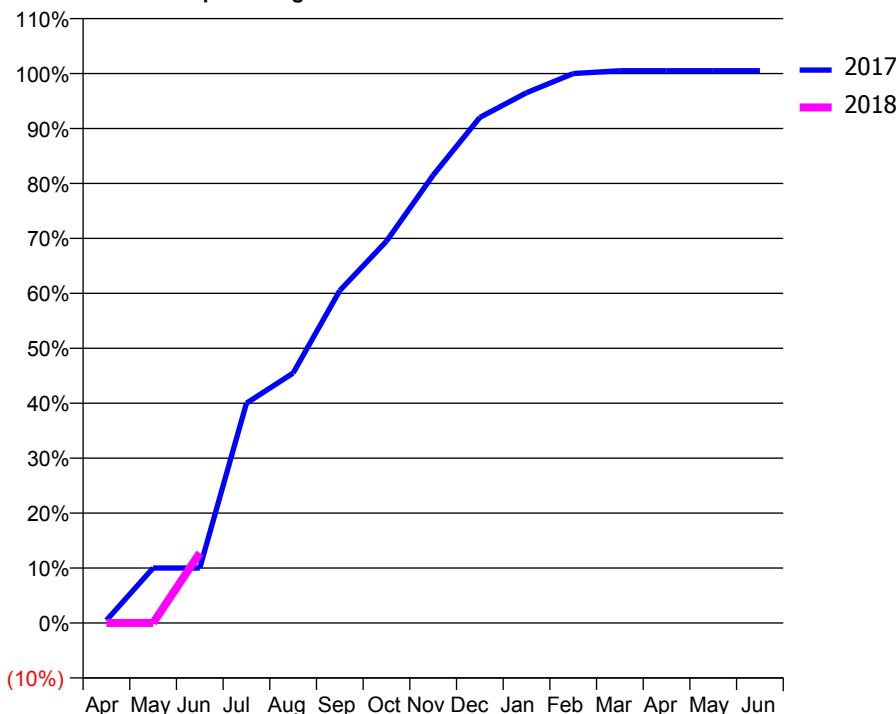
ACCESS*

Patients seen in 24 months	Total	Change since previous quarter
Quarter ending June 2016	110	
Quarter ending September 2016	167	↑
Quarter ending December 2016	199	↑
Quarter ending March 2017	190	↓
Quarter ending June 2017	194	↑
Variance since June 2016	76.4%	↑



ACTIVITY

Cumulative percentage of contracted UDA delivered 2017 & 2018



Month	Adjusted Scheduled Activity (UDA)	
	2017	2018
April	3	0
May	60	0
June	60	51
July	240	
August	273	
September	363	
October	417	
November	489	
December	552	
January	579	
February	600	
March	603	
April	603	
May	603	
June	603	

QUALITY

	Quantity	Base Number	Contract	AT	Region	England
% of FP17s for the same patient ID Re-attending within 3 months - Children	0	1	0.0%	10.0%	11.5%	12.0%
% of FP17s for the same patient ID Re-attending within 3 months - Adults	0	16	0.0%	15.4%	16.8%	16.0%
% of FP17s for the same patient ID Re-attending between 3 & 9 months - Children	0	1	0.0%	48.2%	47.3%	58.0%
% of FP17s for the same patient ID Re-attending between 3 & 9 months - Adults	0	16	0.0%	38.4%	38.3%	50.9%
% of FP17s for Band 1 Urgent Courses	0	17	0.0%	10.0%	10.7%	9.1%
% of FP17s Relating to Free Repair or Replacements	0	17	0.0%	0.6%	0.6%	0.8%
% of FP17s Relating to Continuations	0	17	0.0%	0.9%	0.8%	1.1%
% of Patients satisfied with the dentistry they have received	0	0	N/A	90.2%	89.8%	91.7%
% of Patients satisfied with the time they had to wait for an appointment	0	0	N/A	86.2%	83.6%	88.0%

* This is based on patients treated on this contract for their most recent course of treatment. Figures in italics indicate the base number of FP17s or Patient Questionnaire responses are less than 100. N/A is shown where the base number of responses is less than 10 during the period. % is calculated as Quantity/Base number*100

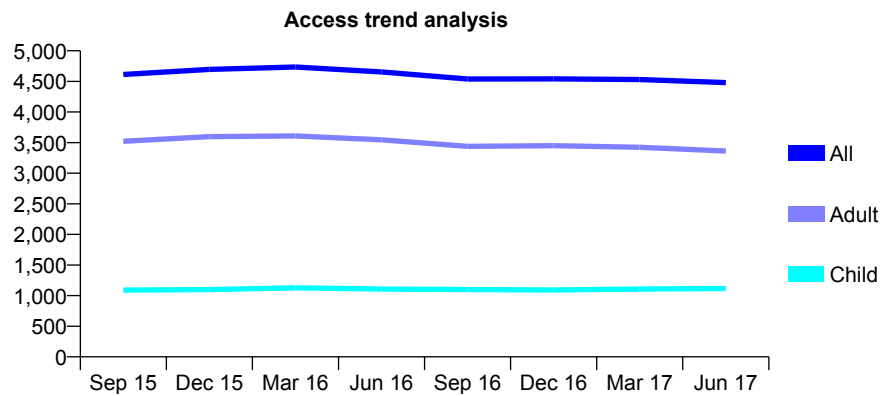
Q63 - Vital Signs At a Glance Contract Report for 134791/0002 - June 2017

Name or company name	The Beulah Hill Dental Centre
Contract type name	GDS Contract
Purpose of contract	General
Contract start date	01/04/2006
Contract end date	

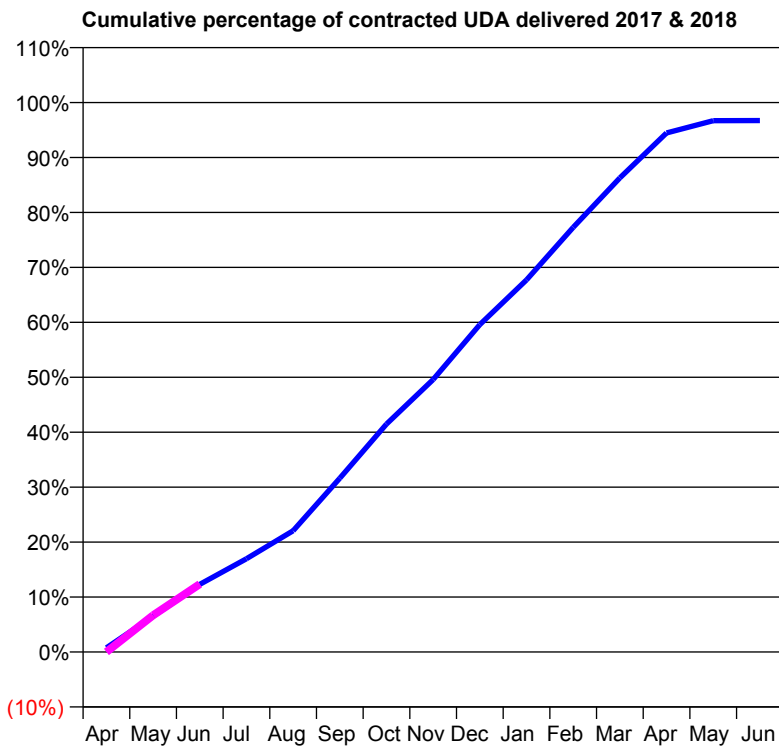
17/18 Contracted general activity (UDA)	16,990
Carry forward general activity (UDA)	0
17/18 Contracted orthodontic activity (UOA)	0
Carry forward orthodontic activity (UOA)	0
Baseline contract value	£410,219.08

ACCESS*

Patients seen in 24 months	Total	Change since previous quarter
Quarter ending June 2016	4,654	
Quarter ending September 2016	4,539	↓
Quarter ending December 2016	4,542	→
Quarter ending March 2017	4,531	→
Quarter ending June 2017	4,480	↓
Variance since June 2016	(3.7%)	↓



ACTIVITY



Month	Adjusted Scheduled Activity (UDA)	
	2017	2018
April	132	0
May	1,108	1,137
June	2,094	2,100
July	2,886	
August	3,750	
September	5,374	
October	7,048	
November	8,427	
December	10,122	
January	11,506	
February	13,129	
March	14,661	
April	16,050	
May	16,428	
June	16,433	

QUALITY

	Quantity	Base Number	Contract	AT	Region	England
% of FP17s for the same patient ID Re-attending within 3 months - Children	14	297	4.7%	10.0%	11.5%	12.0%
% of FP17s for the same patient ID Re-attending within 3 months - Adults	126	1,029	12.2%	15.4%	16.8%	16.0%
% of FP17s for the same patient ID Re-attending between 3 & 9 months - Children	173	297	58.2%	48.2%	47.3%	58.0%
% of FP17s for the same patient ID Re-attending between 3 & 9 months - Adults	615	1,029	59.8%	38.4%	38.3%	50.9%
% of FP17s for Band 1 Urgent Courses	44	783	5.6%	10.0%	10.7%	9.1%
% of FP17s Relating to Free Repair or Replacements	12	783	1.5%	0.6%	0.6%	0.8%
% of FP17s Relating to Continuations	13	783	1.7%	0.9%	0.8%	1.1%
% of Patients satisfied with the dentistry they have received	4	5	N/A	90.2%	89.8%	91.7%
% of Patients satisfied with the time they had to wait for an appointment	4	5	N/A	86.2%	83.6%	88.0%

* This is based on patients treated on this contract for their most recent course of treatment. Figures in italics indicate the base number of FP17s or Patient Questionnaire responses are less than 100. N/A is shown where the base number of responses is less than 10 during the period. % is calculated as Quantity/Base number*100

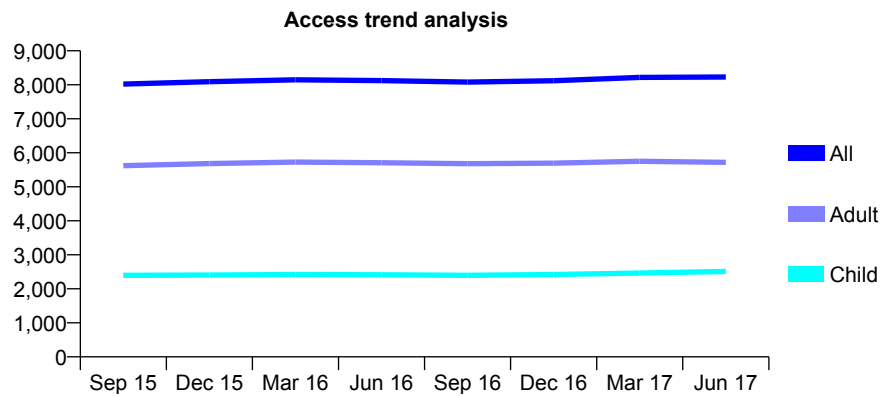
Q63 - Vital Signs At a Glance Contract Report for 135186/0001 - June 2017

Name or company name	Aspire Dental Practice Partnership
Contract type name	GDS Contract
Purpose of contract	General
Contract start date	21/08/2011
Contract end date	

17/18 Contracted general activity (UDA)	27,000
Carry forward general activity (UDA)	0
17/18 Contracted orthodontic activity (UOA)	0
Carry forward orthodontic activity (UOA)	0
Baseline contract value	£674,962.39

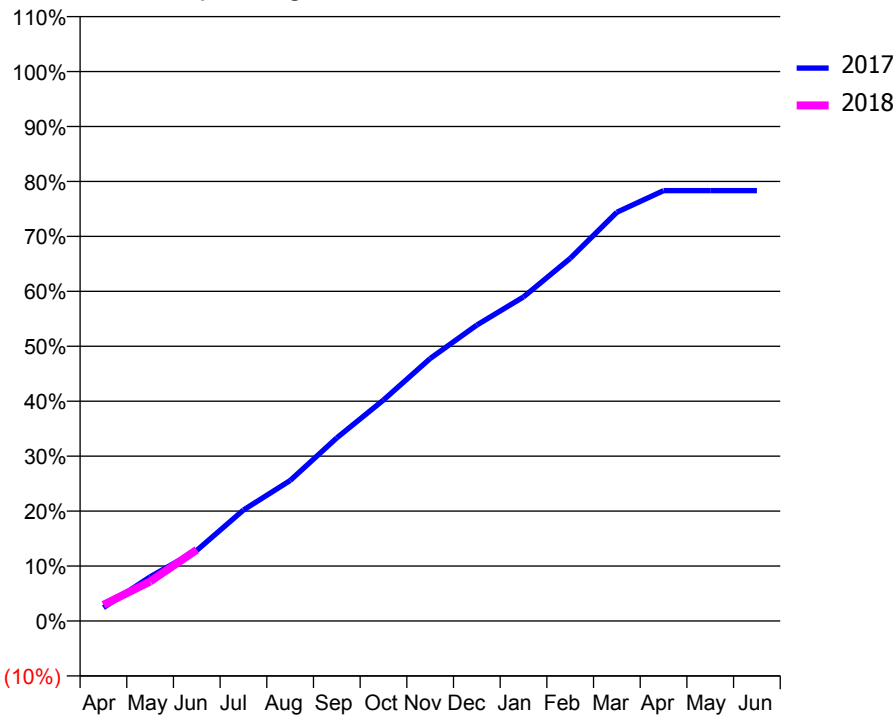
ACCESS*

Patients seen in 24 months	Total	Change since previous quarter
Quarter ending June 2016	8,123	
Quarter ending September 2016	8,079	→
Quarter ending December 2016	8,118	→
Quarter ending March 2017	8,217	→
Quarter ending June 2017	8,231	→
Variance since June 2016	1.3%	→



ACTIVITY

Cumulative percentage of contracted UDA delivered 2017 & 2018



Month	Adjusted Scheduled Activity (UDA)	
	2017	2018
April	660	794
May	2,169	1,942
June	3,469	3,504
July	5,457	
August	6,903	
September	9,000	
October	10,863	
November	12,897	
December	14,545	
January	15,924	
February	17,819	
March	20,086	
April	21,147	
May	21,146	
June	21,146	

QUALITY

	Quantity	Base Number	Contract	AT	Region	England
% of FP17s for the same patient ID Re-attending within 3 months - Children	55	709	7.8%	10.0%	11.5%	12.0%
% of FP17s for the same patient ID Re-attending within 3 months - Adults	192	1,313	14.6%	15.4%	16.8%	16.0%
% of FP17s for the same patient ID Re-attending between 3 & 9 months - Children	339	709	47.8%	48.2%	47.3%	58.0%
% of FP17s for the same patient ID Re-attending between 3 & 9 months - Adults	487	1,313	37.1%	38.4%	38.3%	50.9%
% of FP17s for Band 1 Urgent Courses	168	1,634	10.3%	10.0%	10.7%	9.1%
% of FP17s Relating to Free Repair or Replacements	6	1,634	0.4%	0.6%	0.6%	0.8%
% of FP17s Relating to Continuations	25	1,634	1.5%	0.9%	0.8%	1.1%
% of Patients satisfied with the dentistry they have received	7	7	N/A	90.2%	89.8%	91.7%
% of Patients satisfied with the time they had to wait for an appointment	6	7	N/A	86.2%	83.6%	88.0%

* This is based on patients treated on this contract for their most recent course of treatment. Figures in italics indicate the base number of FP17s or Patient Questionnaire responses are less than 100. N/A is shown where the base number of responses is less than 10 during the period. % is calculated as Quantity/Base number*100

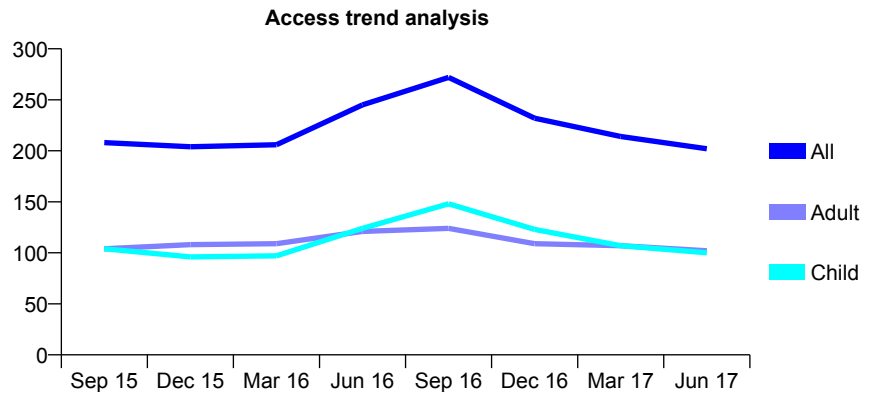
Q63 - Vital Signs At a Glance Contract Report for 135437/0001 - June 2017

Name or company name	Miss N Khoobehi
Contract type name	GDS Contract
Purpose of contract	General
Contract start date	29/06/2012
Contract end date	

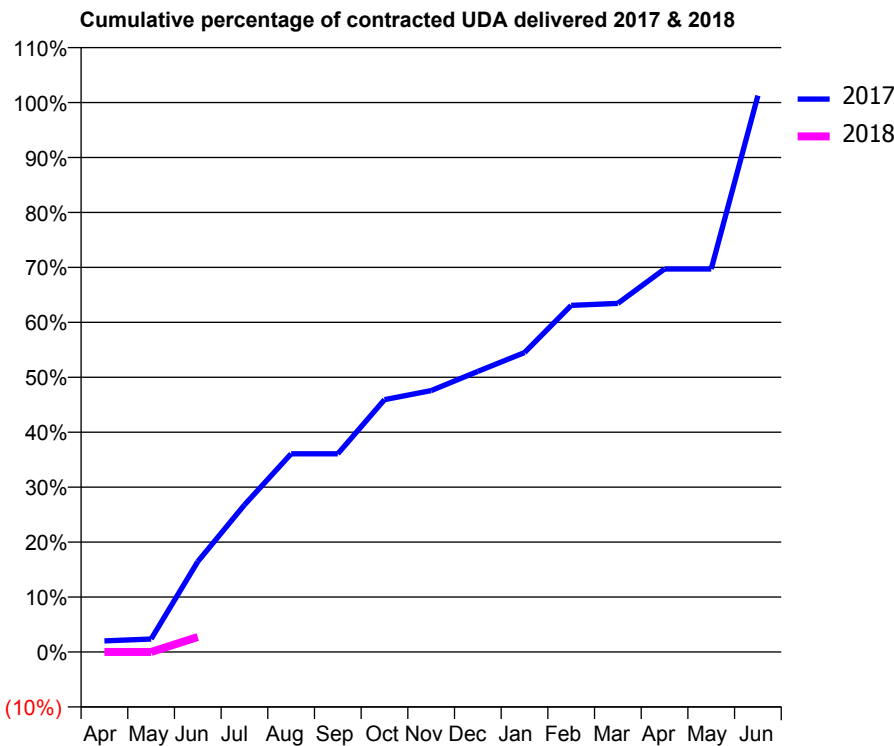
17/18 Contracted general activity (UDA)	844
Carry forward general activity (UDA)	0
17/18 Contracted orthodontic activity (UOA)	0
Carry forward orthodontic activity (UOA)	0
Baseline contract value	£22,474.47

ACCESS*

Patients seen in 24 months	Total	Change since previous quarter
Quarter ending June 2016	245	
Quarter ending September 2016	272	↑
Quarter ending December 2016	232	↓
Quarter ending March 2017	214	↓
Quarter ending June 2017	202	↓
Variance since June 2016	(17.6%)	↓



ACTIVITY



Month	Adjusted Scheduled Activity (UDA)	
	2017	2018
April	17	0
May	20	0
June	139	23
July	226	
August	304	
September	304	
October	388	
November	402	
December	431	
January	460	
February	532	
March	535	
April	588	
May	588	
June	855	

QUALITY

	Quantity	Base Number	Contract	AT	Region	England
% of FP17s for the same patient ID Re-attending within 3 months - Children	3	47	6.4%	10.0%	11.5%	12.0%
% of FP17s for the same patient ID Re-attending within 3 months - Adults	2	34	5.9%	15.4%	16.8%	16.0%
% of FP17s for the same patient ID Re-attending between 3 & 9 months - Children	16	47	34.0%	48.2%	47.3%	58.0%
% of FP17s for the same patient ID Re-attending between 3 & 9 months - Adults	19	34	55.9%	38.4%	38.3%	50.9%
% of FP17s for Band 1 Urgent Courses	0	6	0.0%	10.0%	10.7%	9.1%
% of FP17s Relating to Free Repair or Replacements	0	6	0.0%	0.6%	0.6%	0.8%
% of FP17s Relating to Continuations	0	6	0.0%	0.9%	0.8%	1.1%
% of Patients satisfied with the dentistry they have received	0	0	N/A	90.2%	89.8%	91.7%
% of Patients satisfied with the time they had to wait for an appointment	0	0	N/A	86.2%	83.6%	88.0%

* This is based on patients treated on this contract for their most recent course of treatment. Figures in italics indicate the base number of FP17s or Patient Questionnaire responses are less than 100. N/A is shown where the base number of responses is less than 10 during the period. % is calculated as Quantity/Base number*100

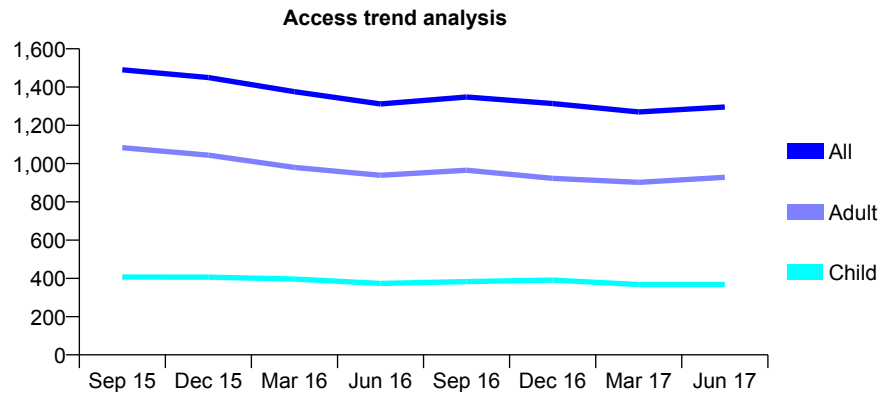
Q63 - Vital Signs At a Glance Contract Report for 136638/0001 - June 2017

Name or company name	Orchard Dental Centre
Contract type name	GDS Contract
Purpose of contract	General
Contract start date	14/06/2010
Contract end date	

17/18 Contracted general activity (UDA)	5,908
Carry forward general activity (UDA)	0
17/18 Contracted orthodontic activity (UOA)	0
Carry forward orthodontic activity (UOA)	0
Baseline contract value	£157,068.21

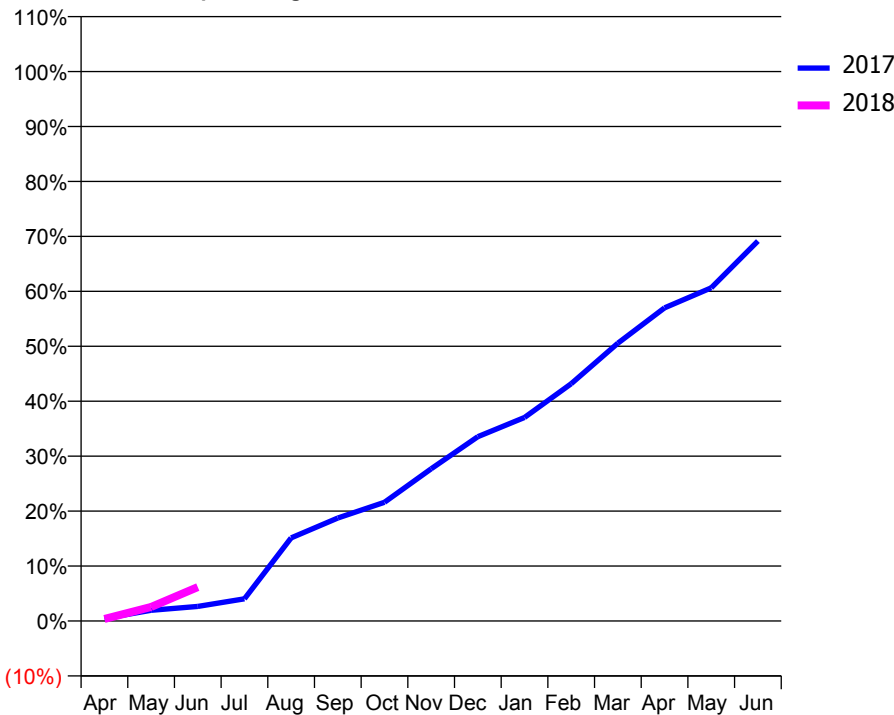
ACCESS*

Patients seen in 24 months	Total	Change since previous quarter
Quarter ending June 2016	1,312	
Quarter ending September 2016	1,348	↑
Quarter ending December 2016	1,314	↓
Quarter ending March 2017	1,270	↓
Quarter ending June 2017	1,296	↑
Variance since June 2016	(1.2%)	↓



ACTIVITY

Cumulative percentage of contracted UDA delivered 2017 & 2018



Month	Adjusted Scheduled Activity (UDA)	
	2017	2018
April	27	23
May	116	151
June	158	365
July	238	
August	893	
September	1,108	
October	1,277	
November	1,636	
December	1,983	
January	2,189	
February	2,551	
March	2,987	
April	3,367	
May	3,582	
June	4,085	

QUALITY

	Quantity	Base Number	Contract	AT	Region	England
% of FP17s for the same patient ID Re-attending within 3 months - Children	18	93	19.4%	10.0%	11.5%	12.0%
% of FP17s for the same patient ID Re-attending within 3 months - Adults	74	300	24.7%	15.4%	16.8%	16.0%
% of FP17s for the same patient ID Re-attending between 3 & 9 months - Children	29	93	31.2%	48.2%	47.3%	58.0%
% of FP17s for the same patient ID Re-attending between 3 & 9 months - Adults	78	300	26.0%	38.4%	38.3%	50.9%
% of FP17s for Band 1 Urgent Courses	36	158	22.8%	10.0%	10.7%	9.1%
% of FP17s Relating to Free Repair or Replacements	0	158	0.0%	0.6%	0.6%	0.8%
% of FP17s Relating to Continuations	0	158	0.0%	0.9%	0.8%	1.1%
% of Patients satisfied with the dentistry they have received	1	1	N/A	90.2%	89.8%	91.7%
% of Patients satisfied with the time they had to wait for an appointment	1	1	N/A	86.2%	83.6%	88.0%

* This is based on patients treated on this contract for their most recent course of treatment. Figures in italics indicate the base number of FP17s or Patient Questionnaire responses are less than 100. N/A is shown where the base number of responses is less than 10 during the period. % is calculated as Quantity/Base number*100

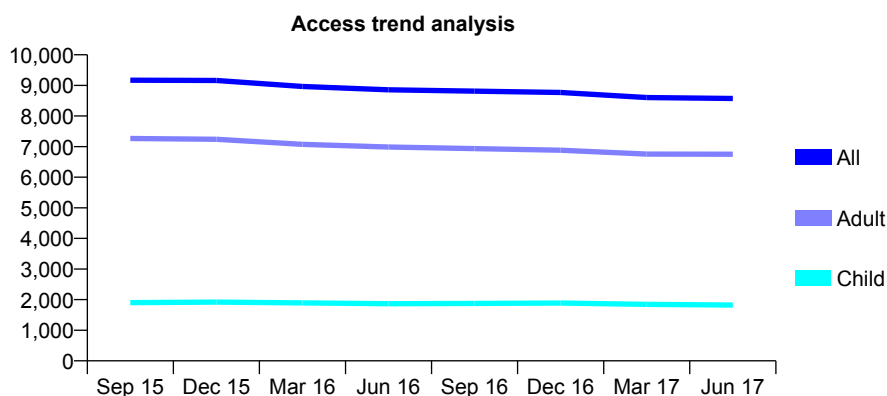
Q63 - Vital Signs At a Glance Contract Report for 136816/0001 - June 2017

Name or company name	N A JONES & R JOSEPH
Contract type name	GDS Contract
Purpose of contract	General
Contract start date	01/04/2011
Contract end date	

17/18 Contracted general activity (UDA)	29,000
Carry forward general activity (UDA)	0
17/18 Contracted orthodontic activity (UOA)	0
Carry forward orthodontic activity (UOA)	0
Baseline contract value	£741,393.80

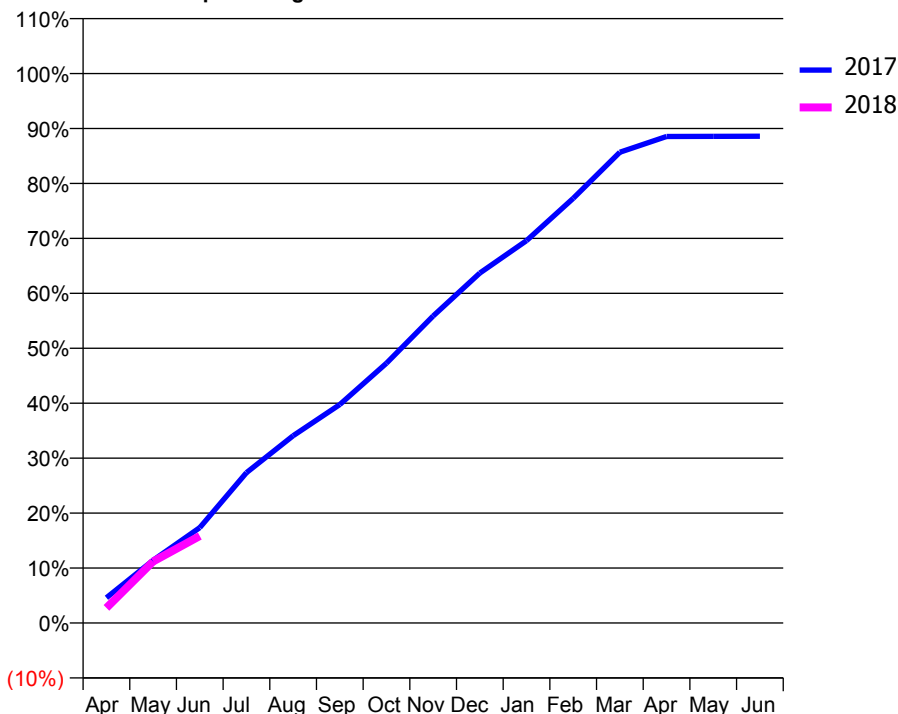
ACCESS*

Patients seen in 24 months	Total	Change since previous quarter
Quarter ending June 2016	8,857	
Quarter ending September 2016	8,811	→
Quarter ending December 2016	8,769	→
Quarter ending March 2017	8,603	↓
Quarter ending June 2017	8,575	→
Variance since June 2016	(3.2%)	↓



ACTIVITY

Cumulative percentage of contracted UDA delivered 2017 & 2018



Adjusted Scheduled Activity (UDA)

Month	2017	2018
April	1,336	800
May	3,309	3,249
June	5,033	4,590
July	7,933	
August	9,886	
September	11,534	
October	13,713	
November	16,206	
December	18,467	
January	20,182	
February	22,411	
March	24,846	
April	25,679	
May	25,684	
June	25,687	

QUALITY

	Quantity	Base Number	Contract	AT	Region	England
% of FP17s for the same patient ID Re-attending within 3 months - Children	23	525	4.4%	10.0%	11.5%	12.0%
% of FP17s for the same patient ID Re-attending within 3 months - Adults	385	1,914	20.1%	15.4%	16.8%	16.0%
% of FP17s for the same patient ID Re-attending between 3 & 9 months - Children	282	525	53.7%	48.2%	47.3%	58.0%
% of FP17s for the same patient ID Re-attending between 3 & 9 months - Adults	783	1,914	40.9%	38.4%	38.3%	50.9%
% of FP17s for Band 1 Urgent Courses	134	2,105	6.4%	10.0%	10.7%	9.1%
% of FP17s Relating to Free Repair or Replacements	57	2,105	2.7%	0.6%	0.6%	0.8%
% of FP17s Relating to Continuations	74	2,105	3.5%	0.9%	0.8%	1.1%
% of Patients satisfied with the dentistry they have received	14	15	93.3%	90.2%	89.8%	91.7%
% of Patients satisfied with the time they had to wait for an appointment	14	15	93.3%	86.2%	83.6%	88.0%

* This is based on patients treated on this contract for their most recent course of treatment. Figures in italics indicate the base number of FP17s or Patient Questionnaire responses are less than 100. N/A is shown where the base number of responses is less than 10 during the period. % is calculated as Quantity/Base number*100

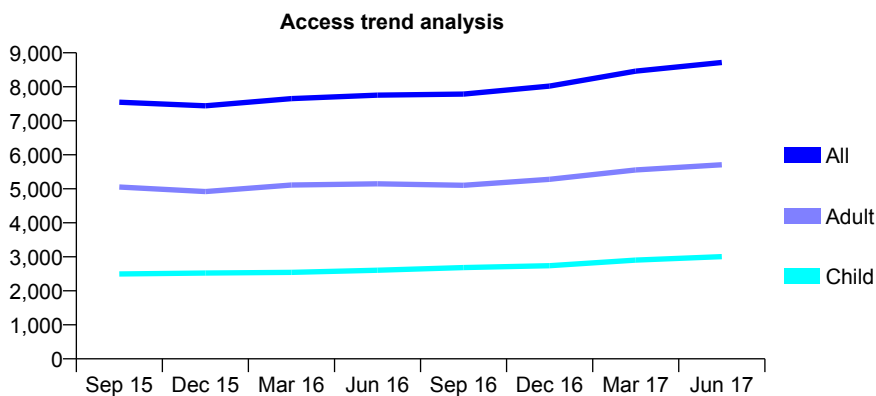
Q63 - Vital Signs At a Glance Contract Report for 138673/0001 - June 2017

Name or company name	Plumstead Dental Surgery Ltd
Contract type name	GDS Contract
Purpose of contract	General
Contract start date	01/12/2007
Contract end date	

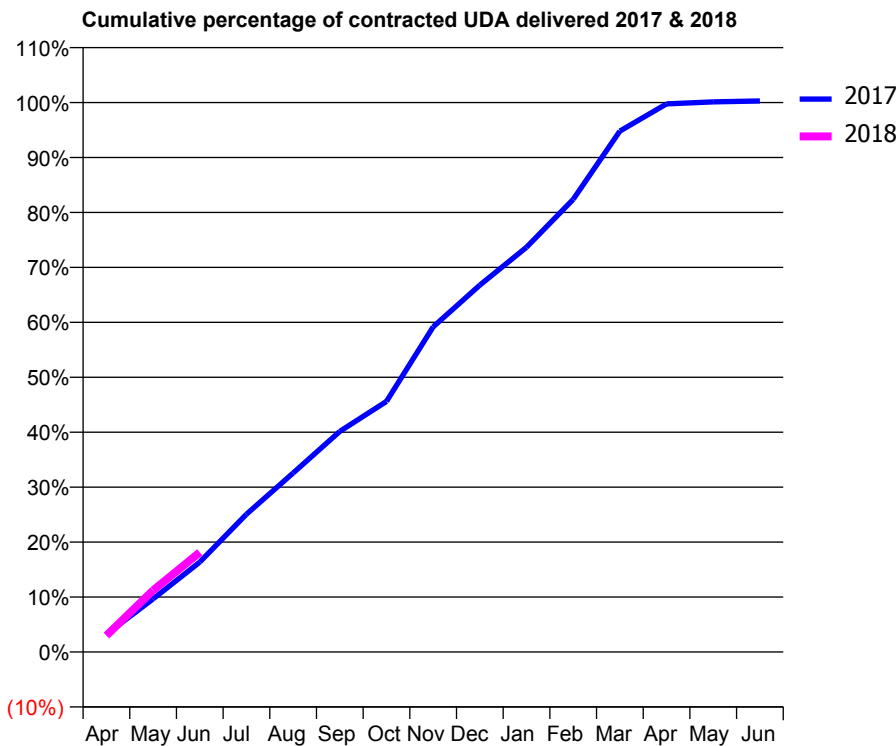
17/18 Contracted general activity (UDA)	24,351
Carry forward general activity (UDA)	0
17/18 Contracted orthodontic activity (UOA)	0
Carry forward orthodontic activity (UOA)	0
Baseline contract value	£601,147.27

ACCESS*

Patients seen in 24 months	Total	Change since previous quarter
Quarter ending June 2016	7,754	
Quarter ending September 2016	7,787	→
Quarter ending December 2016	8,022	↑
Quarter ending March 2017	8,461	↑
Quarter ending June 2017	8,714	↑
Variance since June 2016	12.4%	↑



ACTIVITY



Month	Adjusted Scheduled Activity (UDA)	
	2017	2018
April	789	730
May	2,356	2,736
June	3,986	4,419
July	6,106	
August	7,931	
September	9,774	
October	11,104	
November	14,412	
December	16,256	
January	17,936	
February	20,061	
March	23,083	
April	24,290	
May	24,381	
June	24,422	

QUALITY

	Quantity	Base Number	Contract	AT	Region	England
% of FP17s for the same patient ID Re-attending within 3 months - Children	93	892	10.4%	10.0%	11.5%	12.0%
% of FP17s for the same patient ID Re-attending within 3 months - Adults	335	1,510	22.2%	15.4%	16.8%	16.0%
% of FP17s for the same patient ID Re-attending between 3 & 9 months - Children	364	892	40.8%	48.2%	47.3%	58.0%
% of FP17s for the same patient ID Re-attending between 3 & 9 months - Adults	360	1,510	23.8%	38.4%	38.3%	50.9%
% of FP17s for Band 1 Urgent Courses	357	1,860	19.2%	10.0%	10.7%	9.1%
% of FP17s Relating to Free Repair or Replacements	5	1,860	0.3%	0.6%	0.6%	0.8%
% of FP17s Relating to Continuations	22	1,860	1.2%	0.9%	0.8%	1.1%
% of Patients satisfied with the dentistry they have received	3	5	N/A	90.2%	89.8%	91.7%
% of Patients satisfied with the time they had to wait for an appointment	3	5	N/A	86.2%	83.6%	88.0%

* This is based on patients treated on this contract for their most recent course of treatment. Figures in italics indicate the base number of FP17s or Patient Questionnaire responses are less than 100. N/A is shown where the base number of responses is less than 10 during the period. % is calculated as Quantity/Base number*100

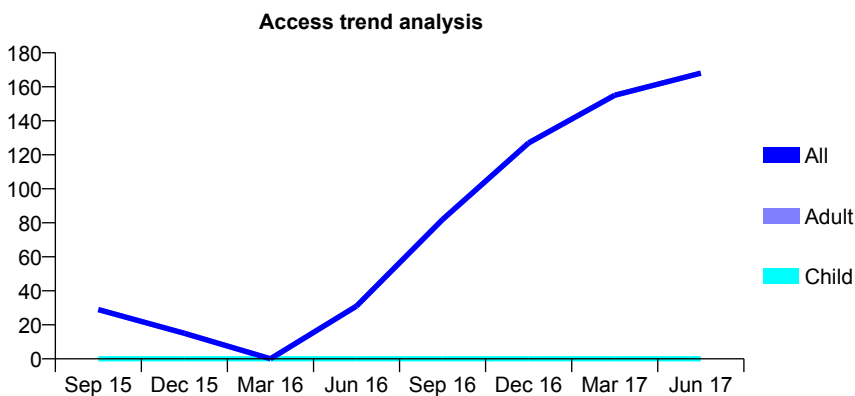
Q63 - Vital Signs At a Glance Contract Report for 138673/0002 - June 2017

Name or company name	Plumstead Dental Surgery Ltd
Contract type name	PDS Contract
Purpose of contract	General
Contract start date	01/04/2011
Contract end date	30/11/2017

17/18 Contracted general activity (UDA)	600
Carry forward general activity (UDA)	0
17/18 Contracted orthodontic activity (UOA)	0
Carry forward orthodontic activity (UOA)	0
Baseline contract value	£31,295.14

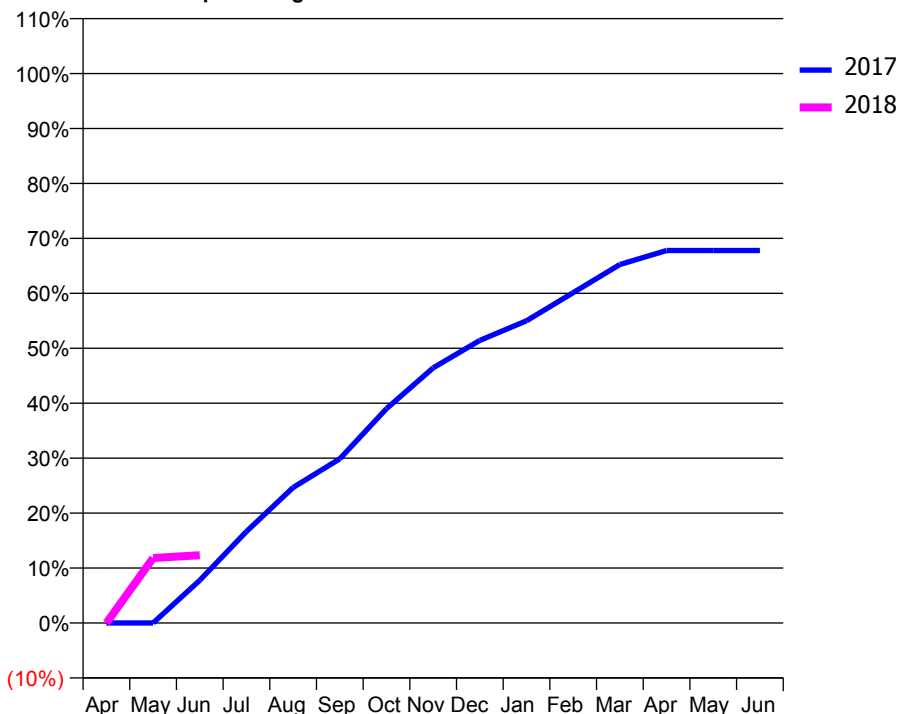
ACCESS*

Patients seen in 24 months	Total	Change since previous quarter
Quarter ending June 2016	31	
Quarter ending September 2016	82	↑
Quarter ending December 2016	127	↑
Quarter ending March 2017	155	↑
Quarter ending June 2017	168	↑
Variance since June 2016	441.9%	↑



ACTIVITY

Cumulative percentage of contracted UDA delivered 2017 & 2018



Adjusted Scheduled Activity (UDA)

Month	2017	2018
April	0	0
May	0	71
June	70	74
July	150	
August	222	
September	269	
October	351	
November	418	
December	463	
January	495	
February	541	
March	587	
April	610	
May	610	
June	610	

QUALITY

	Quantity	Base Number	Contract	AT	Region	England
% of FP17s for the same patient ID Re-attending within 3 months - Children	0	0	N/A	10.0%	11.5%	12.0%
% of FP17s for the same patient ID Re-attending within 3 months - Adults	0	35	0.0%	15.4%	16.8%	16.0%
% of FP17s for the same patient ID Re-attending between 3 & 9 months - Children	0	0	N/A	48.2%	47.3%	58.0%
% of FP17s for the same patient ID Re-attending between 3 & 9 months - Adults	0	35	0.0%	38.4%	38.3%	50.9%
% of FP17s for Band 1 Urgent Courses	0	26	0.0%	10.0%	10.7%	9.1%
% of FP17s Relating to Free Repair or Replacements	0	26	0.0%	0.6%	0.6%	0.8%
% of FP17s Relating to Continuations	0	26	0.0%	0.9%	0.8%	1.1%
% of Patients satisfied with the dentistry they have received	0	0	N/A	90.2%	89.8%	91.7%
% of Patients satisfied with the time they had to wait for an appointment	0	0	N/A	86.2%	83.6%	88.0%

* This is based on patients treated on this contract for their most recent course of treatment. Figures in italics indicate the base number of FP17s or Patient Questionnaire responses are less than 100. N/A is shown where the base number of responses is less than 10 during the period. % is calculated as Quantity/Base number*100

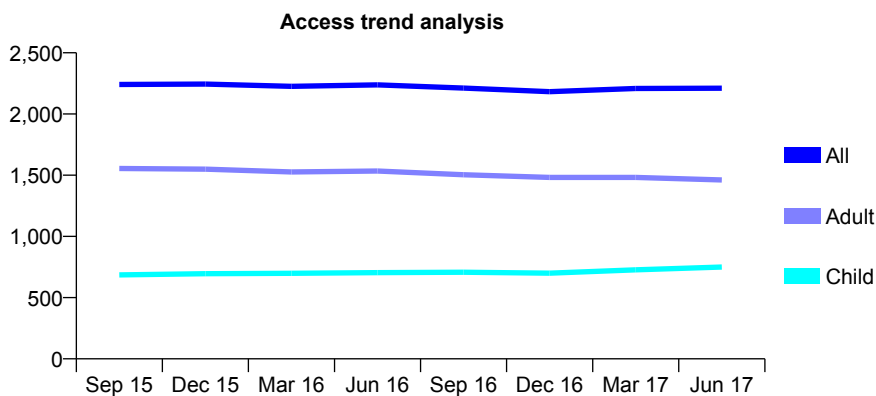
Q63 - Vital Signs At a Glance Contract Report for 140384/0001 - June 2017

Name or company name	Arcades Dental Surgery
Contract type name	GDS Contract
Purpose of contract	General
Contract start date	01/04/2006
Contract end date	

17/18 Contracted general activity (UDA)	6,775
Carry forward general activity (UDA)	0
17/18 Contracted orthodontic activity (UOA)	0
Carry forward orthodontic activity (UOA)	0
Baseline contract value	£203,709.54

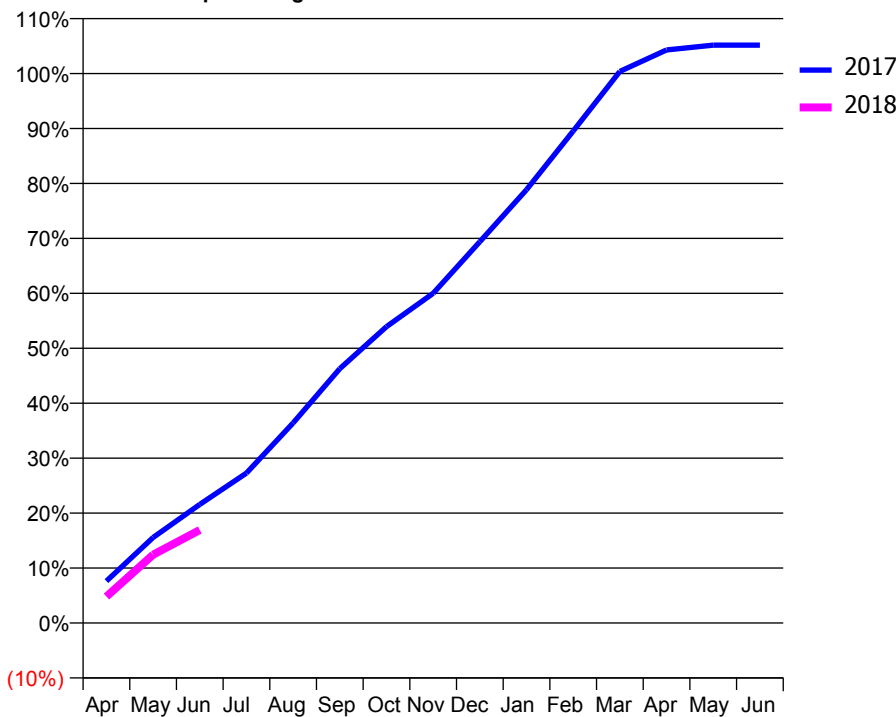
ACCESS*

Patients seen in 24 months	Total	Change since previous quarter
Quarter ending June 2016	2,238	
Quarter ending September 2016	2,212	↓
Quarter ending December 2016	2,182	↓
Quarter ending March 2017	2,209	→
Quarter ending June 2017	2,211	→
Variance since June 2016	(1.2%)	↓



ACTIVITY

Cumulative percentage of contracted UDA delivered 2017 & 2018



Month	Adjusted Scheduled Activity (UDA)	
	2017	2018
April	517	326
May	1,055	843
June	1,462	1,146
July	1,849	
August	2,467	
September	3,137	
October	3,654	
November	4,065	
December	4,701	
January	5,342	
February	6,066	
March	6,801	
April	7,066	
May	7,125	
June	7,125	

QUALITY

	Quantity	Base Number	Contract	AT	Region	England
% of FP17s for the same patient ID Re-attending within 3 months - Children	6	201	3.0%	10.0%	11.5%	12.0%
% of FP17s for the same patient ID Re-attending within 3 months - Adults	45	301	15.0%	15.4%	16.8%	16.0%
% of FP17s for the same patient ID Re-attending between 3 & 9 months - Children	90	201	44.8%	48.2%	47.3%	58.0%
% of FP17s for the same patient ID Re-attending between 3 & 9 months - Adults	103	301	34.2%	38.4%	38.3%	50.9%
% of FP17s for Band 1 Urgent Courses	31	418	7.4%	10.0%	10.7%	9.1%
% of FP17s Relating to Free Repair or Replacements	0	418	0.0%	0.6%	0.6%	0.8%
% of FP17s Relating to Continuations	0	418	0.0%	0.9%	0.8%	1.1%
% of Patients satisfied with the dentistry they have received	0	0	N/A	90.2%	89.8%	91.7%
% of Patients satisfied with the time they had to wait for an appointment	0	0	N/A	86.2%	83.6%	88.0%

* This is based on patients treated on this contract for their most recent course of treatment. Figures in italics indicate the base number of FP17s or Patient Questionnaire responses are less than 100. N/A is shown where the base number of responses is less than 10 during the period. % is calculated as Quantity/Base number*100

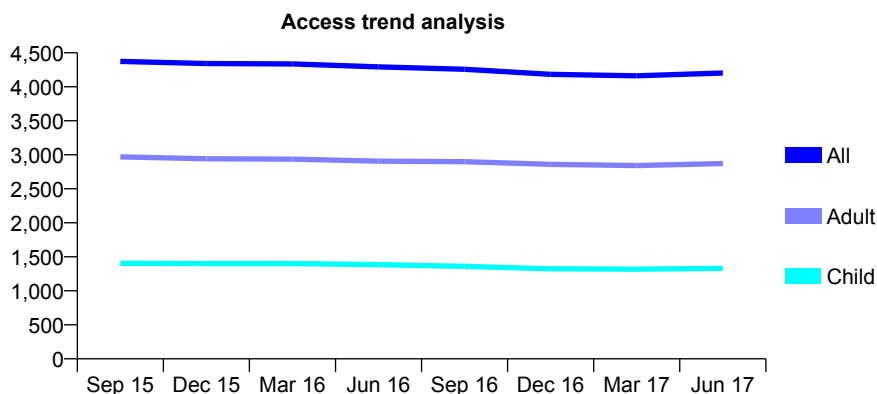
Q63 - Vital Signs At a Glance Contract Report for 141097/0001 - June 2017

Name or company name	Mr DJ Mehigan & Miss AM Peel
Contract type name	GDS Contract
Purpose of contract	General and Orthodontic
Contract start date	01/11/2006
Contract end date	

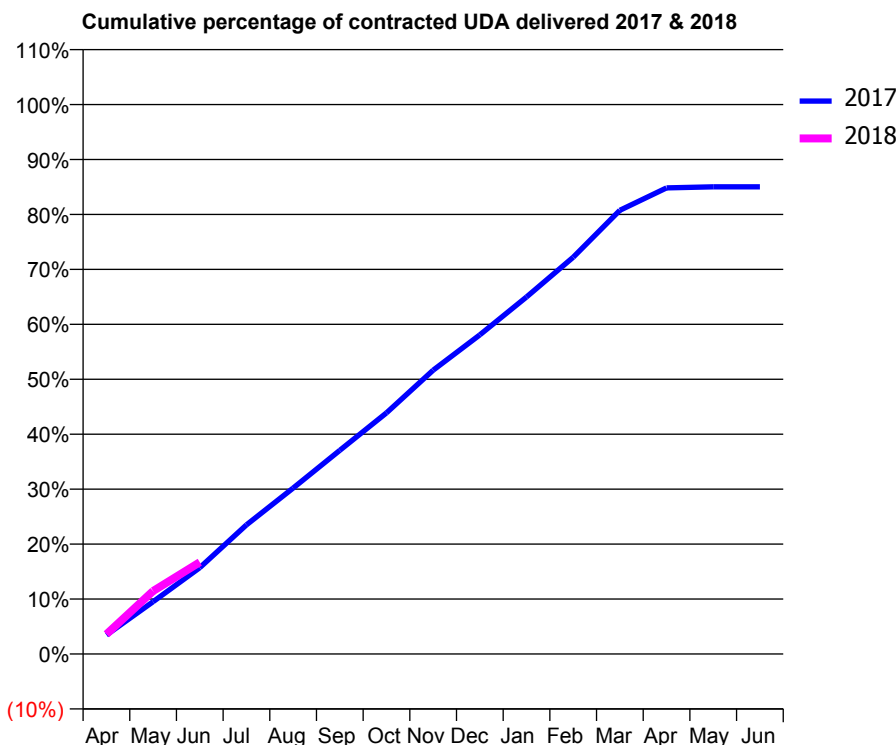
17/18 Contracted general activity (UDA)	14,962
Carry forward general activity (UDA)	0
17/18 Contracted orthodontic activity (UOA)	688
Carry forward orthodontic activity (UOA)	0
Baseline contract value	£372,559.08

ACCESS*

Patients seen in 24 months	Total	Change since previous quarter
Quarter ending June 2016	4,293	
Quarter ending September 2016	4,258	→
Quarter ending December 2016	4,184	↓
Quarter ending March 2017	4,161	→
Quarter ending June 2017	4,202	→
Variance since June 2016	(2.1%)	↓



ACTIVITY



Month	Adjusted Scheduled Activity (UDA)	
	2017	2018
April	518	541
May	1,425	1,716
June	2,350	2,501
July	3,517	
August	4,519	
September	5,545	
October	6,567	
November	7,729	
December	8,689	
January	9,721	
February	10,805	
March	12,081	
April	12,692	
May	12,720	
June	12,721	

QUALITY

	Quantity	Base Number	Contract	AT	Region	England
% of FP17s for the same patient ID Re-attending within 3 months - Children	49	555	8.8%	10.0%	11.5%	12.0%
% of FP17s for the same patient ID Re-attending within 3 months - Adults	254	1,074	23.6%	15.4%	16.8%	16.0%
% of FP17s for the same patient ID Re-attending between 3 & 9 months - Children	302	555	54.4%	48.2%	47.3%	58.0%
% of FP17s for the same patient ID Re-attending between 3 & 9 months - Adults	541	1,074	50.4%	38.4%	38.3%	50.9%
% of FP17s for Band 1 Urgent Courses	66	1,228	5.4%	10.0%	10.7%	9.1%
% of FP17s Relating to Free Repair or Replacements	15	1,228	1.2%	0.6%	0.6%	0.8%
% of FP17s Relating to Continuations	70	1,228	5.7%	0.9%	0.8%	1.1%
% of Patients satisfied with the dentistry they have received	9	9	N/A	90.2%	89.8%	91.7%
% of Patients satisfied with the time they had to wait for an appointment	8	9	N/A	86.2%	83.6%	88.0%

* This is based on patients treated on this contract for their most recent course of treatment. Figures in italics indicate the base number of FP17s or Patient Questionnaire responses are less than 100. N/A is shown where the base number of responses is less than 10 during the period. % is calculated as Quantity/Base number*100

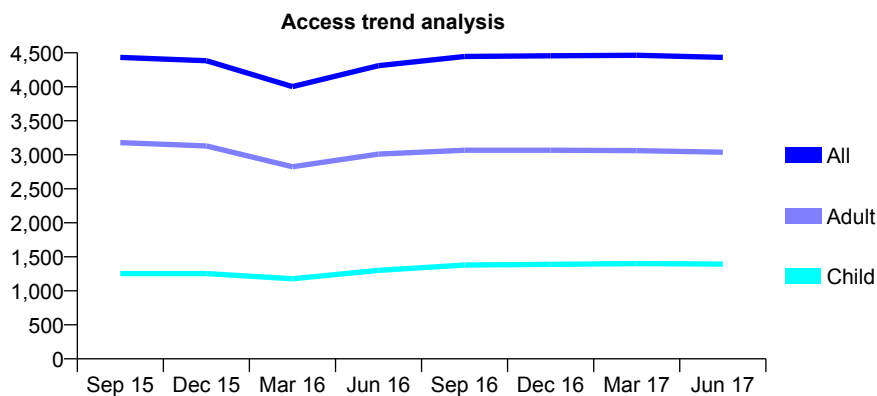
Q63 - Vital Signs At a Glance Contract Report for 141992/0001 - June 2017

Name or company name	Mazdak Eyrumlu and Honar Shakir
Contract type name	GDS Contract
Purpose of contract	General
Contract start date	01/12/2012
Contract end date	

17/18 Contracted general activity (UDA)	20,575
Carry forward general activity (UDA)	0
17/18 Contracted orthodontic activity (UOA)	0
Carry forward orthodontic activity (UOA)	0
Baseline contract value	£630,501.13

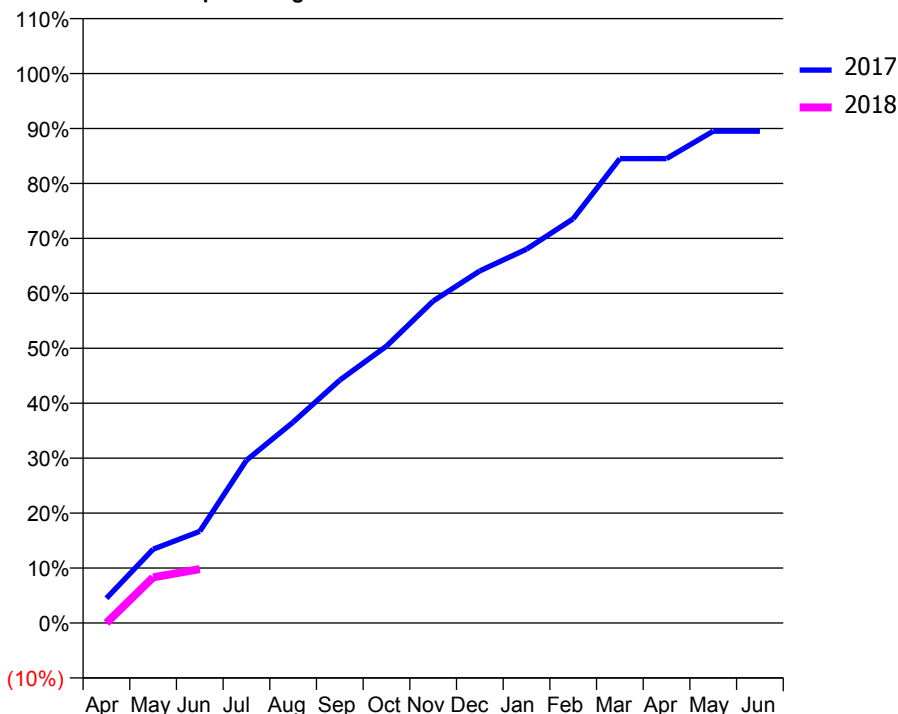
ACCESS*

Patients seen in 24 months	Total	Change since previous quarter
Quarter ending June 2016	4,310	
Quarter ending September 2016	4,447	↑
Quarter ending December 2016	4,456	→
Quarter ending March 2017	4,463	→
Quarter ending June 2017	4,433	→
Variance since June 2016	2.9%	↑



ACTIVITY

Cumulative percentage of contracted UDA delivered 2017 & 2018



Month	Adjusted Scheduled Activity (UDA)	
	2017	2018
April	928	0
May	2,766	1,711
June	3,435	2,018
July	6,092	
August	7,522	
September	9,092	
October	10,366	
November	12,053	
December	13,184	
January	13,998	
February	15,138	
March	17,388	
April	17,388	
May	18,415	
June	18,414	

QUALITY

	Quantity	Base Number	Contract	AT	Region	England
% of FP17s for the same patient ID Re-attending within 3 months - Children	23	242	9.5%	10.0%	11.5%	12.0%
% of FP17s for the same patient ID Re-attending within 3 months - Adults	107	549	19.5%	15.4%	16.8%	16.0%
% of FP17s for the same patient ID Re-attending between 3 & 9 months - Children	90	242	37.2%	48.2%	47.3%	58.0%
% of FP17s for the same patient ID Re-attending between 3 & 9 months - Adults	172	549	31.3%	38.4%	38.3%	50.9%
% of FP17s for Band 1 Urgent Courses	109	600	18.2%	10.0%	10.7%	9.1%
% of FP17s Relating to Free Repair or Replacements	4	600	0.7%	0.6%	0.6%	0.8%
% of FP17s Relating to Continuations	14	600	2.3%	0.9%	0.8%	1.1%
% of Patients satisfied with the dentistry they have received	3	3	N/A	90.2%	89.8%	91.7%
% of Patients satisfied with the time they had to wait for an appointment	2	3	N/A	86.2%	83.6%	88.0%

* This is based on patients treated on this contract for their most recent course of treatment. Figures in italics indicate the base number of FP17s or Patient Questionnaire responses are less than 100. N/A is shown where the base number of responses is less than 10 during the period. % is calculated as Quantity/Base number*100

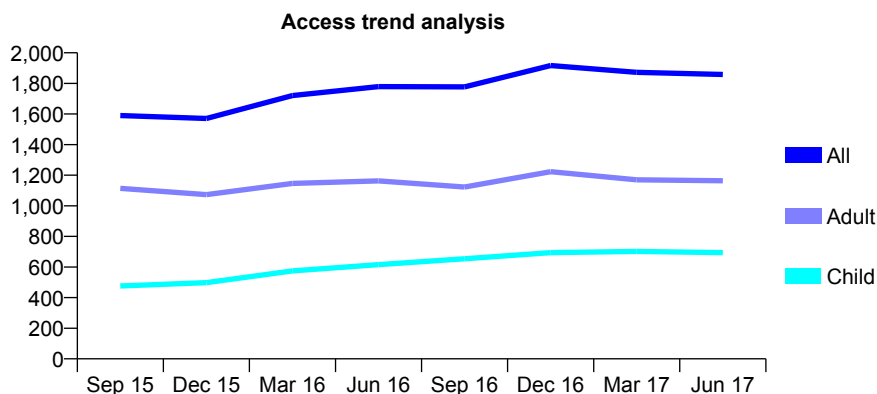
Q63 - Vital Signs At a Glance Contract Report for 142654/0001 - June 2017

Name or company name	Dr May Amour
Contract type name	GDS Contract
Purpose of contract	General
Contract start date	04/12/2012
Contract end date	

17/18 Contracted general activity (UDA)	4,000
Carry forward general activity (UDA)	0
17/18 Contracted orthodontic activity (UOA)	0
Carry forward orthodontic activity (UOA)	0
Baseline contract value	£121,974.51

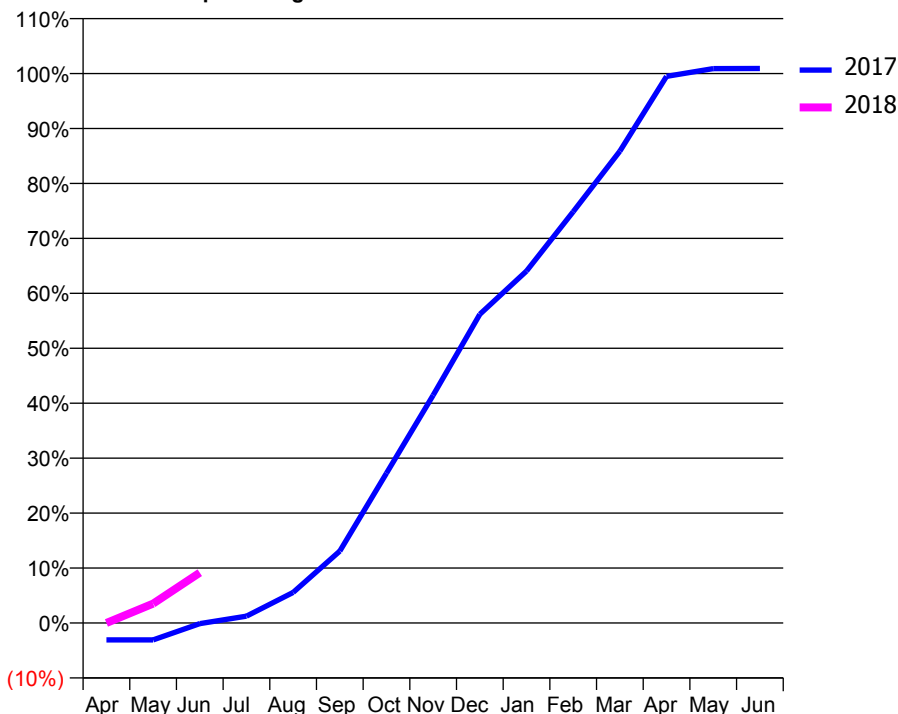
ACCESS*

Patients seen in 24 months	Total	Change since previous quarter
Quarter ending June 2016	1,779	
Quarter ending September 2016	1,777	→
Quarter ending December 2016	1,917	↑
Quarter ending March 2017	1,872	↓
Quarter ending June 2017	1,858	→
Variance since June 2016	4.4%	↑



ACTIVITY

Cumulative percentage of contracted UDA delivered 2017 & 2018



Month	Adjusted Scheduled Activity (UDA)	
	2017	2018
April	-124	0
May	-124	141
June	-5	367
July	50	
August	223	
September	524	
October	1,090	
November	1,659	
December	2,248	
January	2,562	
February	2,994	
March	3,435	
April	3,979	
May	4,035	
June	4,036	

QUALITY

	Quantity	Base Number	Contract	AT	Region	England
% of FP17s for the same patient ID Re-attending within 3 months - Children	3	97	3.1%	10.0%	11.5%	12.0%
% of FP17s for the same patient ID Re-attending within 3 months - Adults	5	216	2.3%	15.4%	16.8%	16.0%
% of FP17s for the same patient ID Re-attending between 3 & 9 months - Children	27	97	27.8%	48.2%	47.3%	58.0%
% of FP17s for the same patient ID Re-attending between 3 & 9 months - Adults	44	216	20.4%	38.4%	38.3%	50.9%
% of FP17s for Band 1 Urgent Courses	14	168	8.3%	10.0%	10.7%	9.1%
% of FP17s Relating to Free Repair or Replacements	0	168	0.0%	0.6%	0.6%	0.8%
% of FP17s Relating to Continuations	0	168	0.0%	0.9%	0.8%	1.1%
% of Patients satisfied with the dentistry they have received	0	1	N/A	90.2%	89.8%	91.7%
% of Patients satisfied with the time they had to wait for an appointment	0	1	N/A	86.2%	83.6%	88.0%

* This is based on patients treated on this contract for their most recent course of treatment. Figures in italics indicate the base number of FP17s or Patient Questionnaire responses are less than 100. N/A is shown where the base number of responses is less than 10 during the period. % is calculated as Quantity/Base number*100

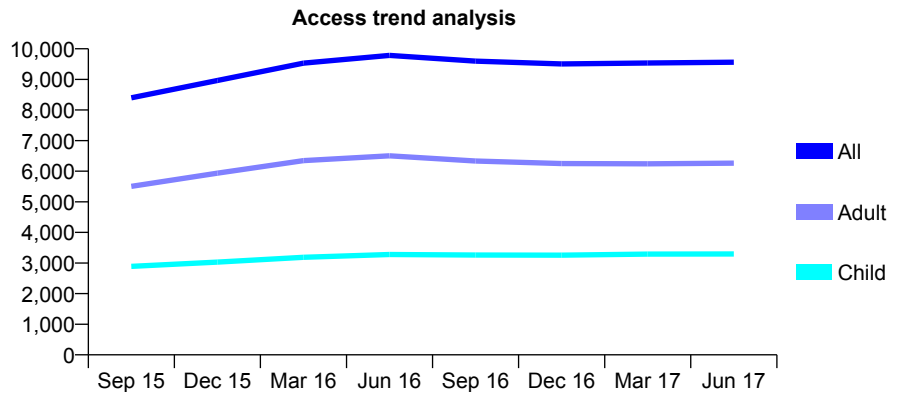
Q63 - Vital Signs At a Glance Contract Report for 143553/0001 - June 2017

Name or company name	Brigstock Dental Practice
Contract type name	GDS Contract
Purpose of contract	General
Contract start date	05/06/2014
Contract end date	

17/18 Contracted general activity (UDA)	21,983
Carry forward general activity (UDA)	0
17/18 Contracted orthodontic activity (UOA)	0
Carry forward orthodontic activity (UOA)	0
Baseline contract value	£631,493.13

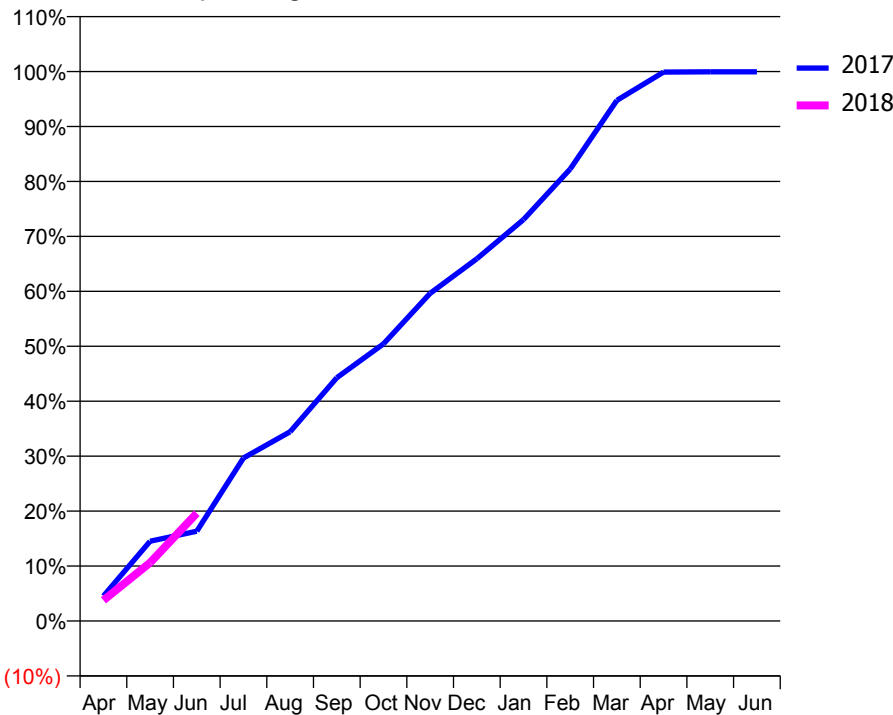
ACCESS*

Patients seen in 24 months	Total	Change since previous quarter
Quarter ending June 2016	9,786	
Quarter ending September 2016	9,595	↓
Quarter ending December 2016	9,506	→
Quarter ending March 2017	9,535	→
Quarter ending June 2017	9,560	→
Variance since June 2016	(2.3%)	↓



ACTIVITY

Cumulative percentage of contracted UDA delivered 2017 & 2018



Month	Adjusted Scheduled Activity (UDA)	
	2017	2018
April	1,002	829
May	3,192	2,334
June	3,594	4,312
July	6,524	
August	7,572	
September	9,734	
October	11,085	
November	13,111	
December	14,491	
January	16,058	
February	18,081	
March	20,831	
April	21,960	
May	21,970	
June	21,971	

QUALITY

	Quantity	Base Number	Contract	AT	Region	England
% of FP17s for the same patient ID Re-attending within 3 months - Children	80	1,064	7.5%	10.0%	11.5%	12.0%
% of FP17s for the same patient ID Re-attending within 3 months - Adults	255	1,686	15.1%	15.4%	16.8%	16.0%
% of FP17s for the same patient ID Re-attending between 3 & 9 months - Children	580	1,064	54.5%	48.2%	47.3%	58.0%
% of FP17s for the same patient ID Re-attending between 3 & 9 months - Adults	665	1,686	39.4%	38.4%	38.3%	50.9%
% of FP17s for Band 1 Urgent Courses	256	2,116	12.1%	10.0%	10.7%	9.1%
% of FP17s Relating to Free Repair or Replacements	8	2,116	0.4%	0.6%	0.6%	0.8%
% of FP17s Relating to Continuations	12	2,116	0.6%	0.9%	0.8%	1.1%
% of Patients satisfied with the dentistry they have received	11	12	91.7%	90.2%	89.8%	91.7%
% of Patients satisfied with the time they had to wait for an appointment	9	12	75.0%	86.2%	83.6%	88.0%

* This is based on patients treated on this contract for their most recent course of treatment. Figures in italics indicate the base number of FP17s or Patient Questionnaire responses are less than 100. N/A is shown where the base number of responses is less than 10 during the period. % is calculated as Quantity/Base number*100

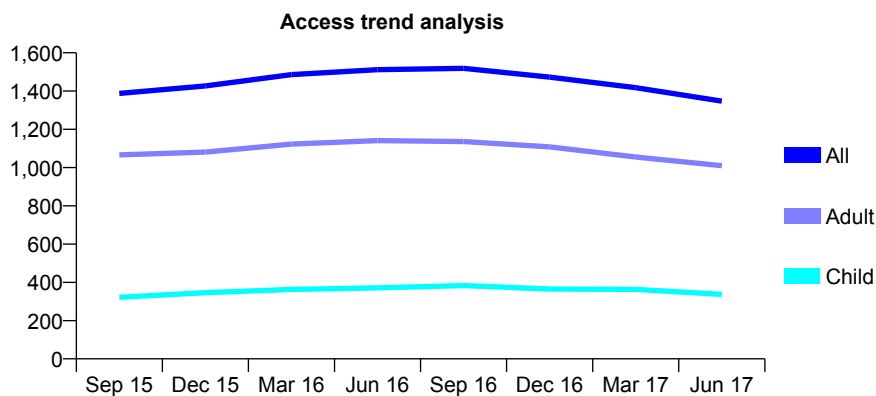
Q63 - Vital Signs At a Glance Contract Report for 144312/0001 - June 2017

Name or company name	Shortlands Dental Practice Limited
Contract type name	GDS Contract
Purpose of contract	General
Contract start date	01/08/2009
Contract end date	

17/18 Contracted general activity (UDA)	5,010
Carry forward general activity (UDA)	0
17/18 Contracted orthodontic activity (UOA)	0
Carry forward orthodontic activity (UOA)	0
Baseline contract value	£127,473.26

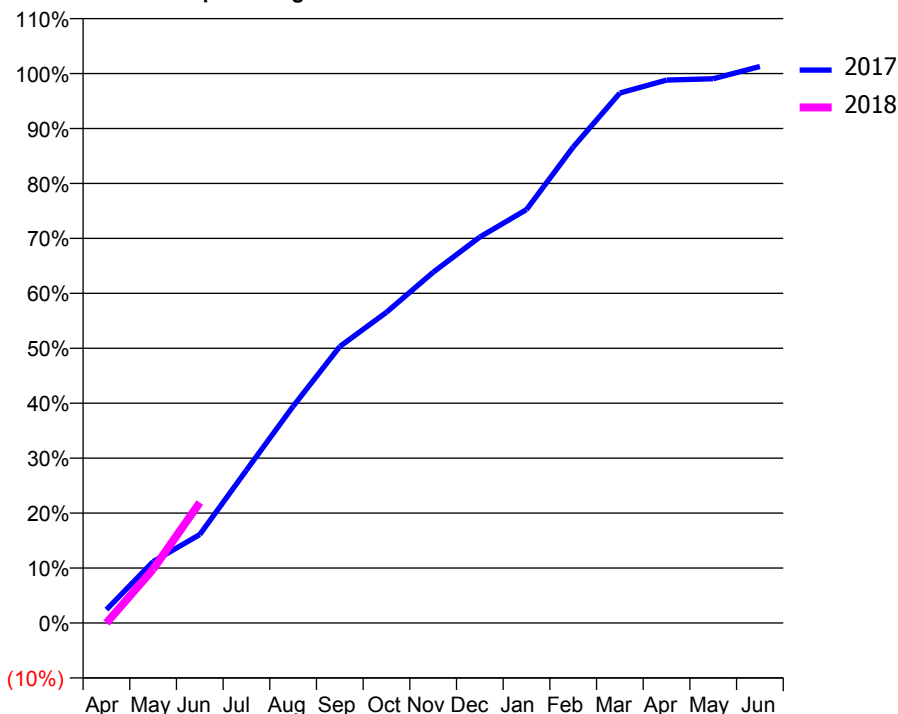
ACCESS*

Patients seen in 24 months	Total	Change since previous quarter
Quarter ending June 2016	1,512	
Quarter ending September 2016	1,519	→
Quarter ending December 2016	1,473	↓
Quarter ending March 2017	1,418	↓
Quarter ending June 2017	1,347	↓
Variance since June 2016	(10.9%)	↓



ACTIVITY

Cumulative percentage of contracted UDA delivered 2017 & 2018



Month	Adjusted Scheduled Activity (UDA)	
	2017	2018
April	122	0
May	560	491
June	806	1,098
July	1,394	
August	1,976	
September	2,521	
October	2,833	
November	3,198	
December	3,519	
January	3,769	
February	4,340	
March	4,832	
April	4,950	
May	4,962	
June	5,074	

QUALITY

	Quantity	Base Number	Contract	AT	Region	England
% of FP17s for the same patient ID Re-attending within 3 months - Children	15	102	14.7%	10.0%	11.5%	12.0%
% of FP17s for the same patient ID Re-attending within 3 months - Adults	43	240	17.9%	15.4%	16.8%	16.0%
% of FP17s for the same patient ID Re-attending between 3 & 9 months - Children	56	102	54.9%	48.2%	47.3%	58.0%
% of FP17s for the same patient ID Re-attending between 3 & 9 months - Adults	104	240	43.3%	38.4%	38.3%	50.9%
% of FP17s for Band 1 Urgent Courses	25	277	9.0%	10.0%	10.7%	9.1%
% of FP17s Relating to Free Repair or Replacements	4	277	1.4%	0.6%	0.6%	0.8%
% of FP17s Relating to Continuations	2	277	0.7%	0.9%	0.8%	1.1%
% of Patients satisfied with the dentistry they have received	0	1	N/A	90.2%	89.8%	91.7%
% of Patients satisfied with the time they had to wait for an appointment	1	1	N/A	86.2%	83.6%	88.0%

* This is based on patients treated on this contract for their most recent course of treatment. Figures in italics indicate the base number of FP17s or Patient Questionnaire responses are less than 100. N/A is shown where the base number of responses is less than 10 during the period. % is calculated as Quantity/Base number*100

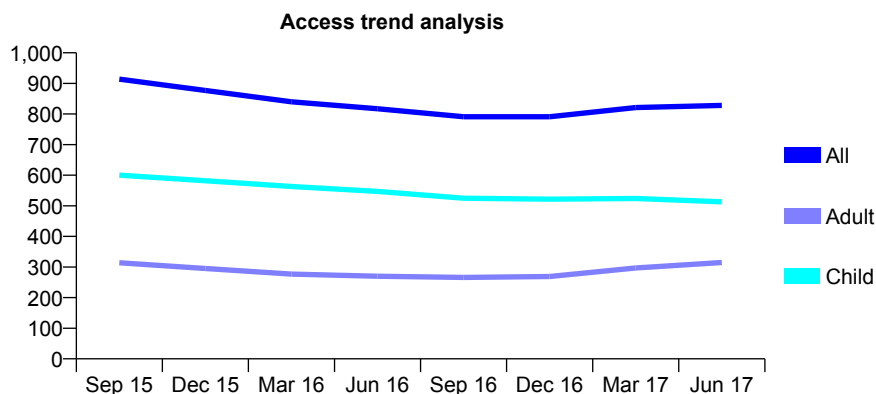
Q63 - Vital Signs At a Glance Contract Report for 144347/0001 - June 2017

Name or company name	Ivory
Contract type name	GDS Contract
Purpose of contract	General
Contract start date	01/06/2009
Contract end date	

17/18 Contracted general activity (UDA)	3,269
Carry forward general activity (UDA)	0
17/18 Contracted orthodontic activity (UOA)	0
Carry forward orthodontic activity (UOA)	0
Baseline contract value	£78,166.36

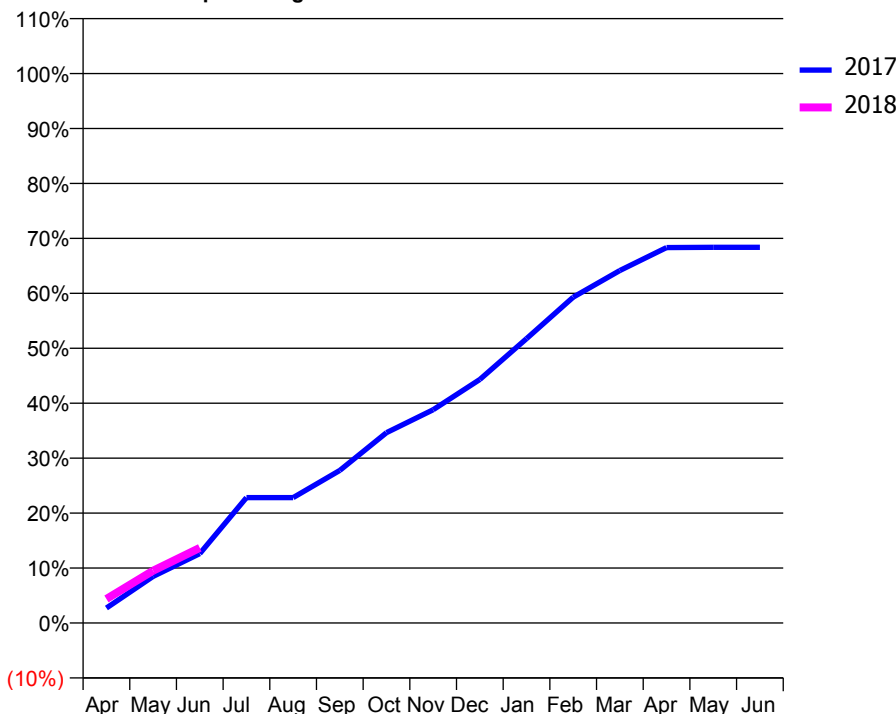
ACCESS*

Patients seen in 24 months	Total	Change since previous quarter
Quarter ending June 2016	817	
Quarter ending September 2016	791	↓
Quarter ending December 2016	791	→
Quarter ending March 2017	821	↑
Quarter ending June 2017	828	→
Variance since June 2016	1.3%	→



ACTIVITY

Cumulative percentage of contracted UDA delivered 2017 & 2018



Adjusted Scheduled Activity (UDA)

Month	2017	2018
April	89	143
May	277	311
June	413	447
July	746	
August	746	
September	908	
October	1,133	
November	1,269	
December	1,449	
January	1,692	
February	1,938	
March	2,097	
April	2,234	
May	2,235	
June	2,235	

QUALITY

	Quantity	Base Number	Contract	AT	Region	England
% of FP17s for the same patient ID Re-attending within 3 months - Children	17	211	8.1%	10.0%	11.5%	12.0%
% of FP17s for the same patient ID Re-attending within 3 months - Adults	18	102	17.6%	15.4%	16.8%	16.0%
% of FP17s for the same patient ID Re-attending between 3 & 9 months - Children	131	211	62.1%	48.2%	47.3%	58.0%
% of FP17s for the same patient ID Re-attending between 3 & 9 months - Adults	40	102	39.2%	38.4%	38.3%	50.9%
% of FP17s for Band 1 Urgent Courses	21	239	8.8%	10.0%	10.7%	9.1%
% of FP17s Relating to Free Repair or Replacements	0	239	0.0%	0.6%	0.6%	0.8%
% of FP17s Relating to Continuations	0	239	0.0%	0.9%	0.8%	1.1%
% of Patients satisfied with the dentistry they have received	1	1	N/A	90.2%	89.8%	91.7%
% of Patients satisfied with the time they had to wait for an appointment	1	1	N/A	86.2%	83.6%	88.0%

* This is based on patients treated on this contract for their most recent course of treatment. Figures in italics indicate the base number of FP17s or Patient Questionnaire responses are less than 100. N/A is shown where the base number of responses is less than 10 during the period. % is calculated as Quantity/Base number*100

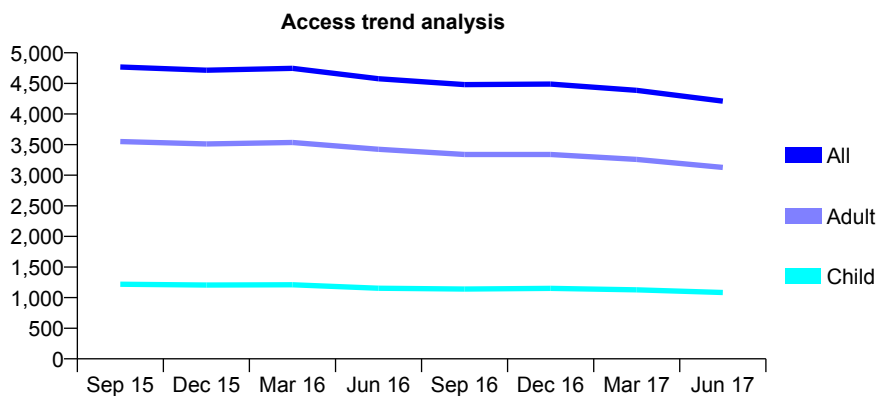
Q63 - Vital Signs At a Glance Contract Report for 146161/0001 - June 2017

Name or company name	a/s dental The Aesthetic Smile Studio
Contract type name	GDS Contract
Purpose of contract	General
Contract start date	01/04/2006
Contract end date	

17/18 Contracted general activity (UDA)	11,777
Carry forward general activity (UDA)	0
17/18 Contracted orthodontic activity (UOA)	0
Carry forward orthodontic activity (UOA)	0
Baseline contract value	£276,598.12

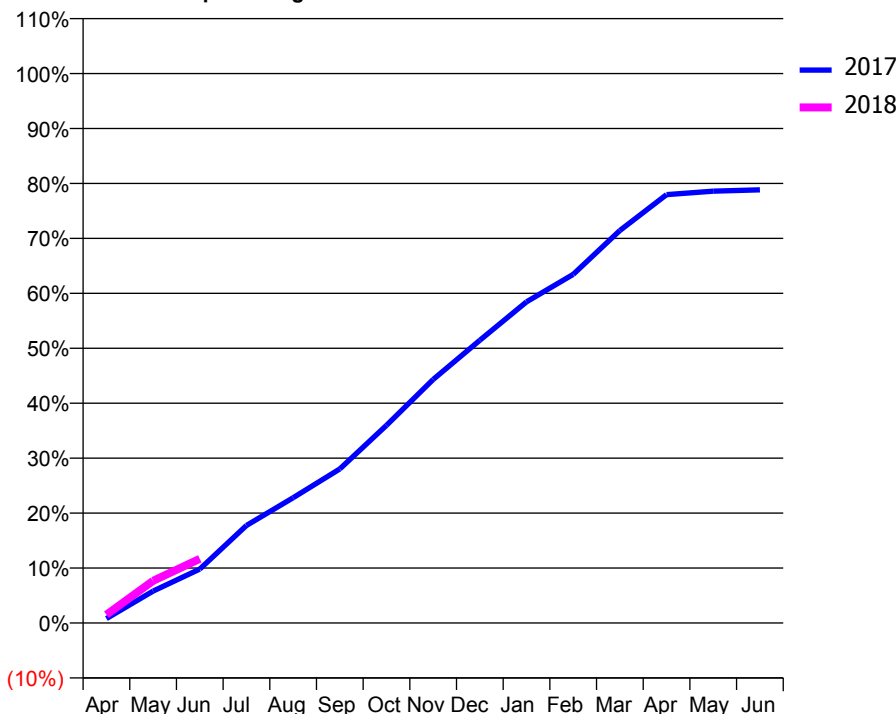
ACCESS*

Patients seen in 24 months	Total	Change since previous quarter
Quarter ending June 2016	4,576	
Quarter ending September 2016	4,480	↓
Quarter ending December 2016	4,490	→
Quarter ending March 2017	4,386	↓
Quarter ending June 2017	4,210	↓
Variance since June 2016	(8.0%)	↓



ACTIVITY

Cumulative percentage of contracted UDA delivered 2017 & 2018



Month	Adjusted Scheduled Activity (UDA)	
	2017	2018
April	95	179
May	685	904
June	1,157	1,375
July	2,092	
August	2,684	
September	3,302	
October	4,236	
November	5,220	
December	6,060	
January	6,882	
February	7,472	
March	8,413	
April	9,182	
May	9,255	
June	9,283	

QUALITY

	Quantity	Base Number	Contract	AT	Region	England
% of FP17s for the same patient ID Re-attending within 3 months - Children	11	240	4.6%	10.0%	11.5%	12.0%
% of FP17s for the same patient ID Re-attending within 3 months - Adults	111	755	14.7%	15.4%	16.8%	16.0%
% of FP17s for the same patient ID Re-attending between 3 & 9 months - Children	104	240	43.3%	48.2%	47.3%	58.0%
% of FP17s for the same patient ID Re-attending between 3 & 9 months - Adults	329	755	43.6%	38.4%	38.3%	50.9%
% of FP17s for Band 1 Urgent Courses	70	643	10.9%	10.0%	10.7%	9.1%
% of FP17s Relating to Free Repair or Replacements	5	643	0.8%	0.6%	0.6%	0.8%
% of FP17s Relating to Continuations	0	643	0.0%	0.9%	0.8%	1.1%
% of Patients satisfied with the dentistry they have received	5	6	N/A	90.2%	89.8%	91.7%
% of Patients satisfied with the time they had to wait for an appointment	4	6	N/A	86.2%	83.6%	88.0%

* This is based on patients treated on this contract for their most recent course of treatment. Figures in italics indicate the base number of FP17s or Patient Questionnaire responses are less than 100. N/A is shown where the base number of responses is less than 10 during the period. % is calculated as Quantity/Base number*100

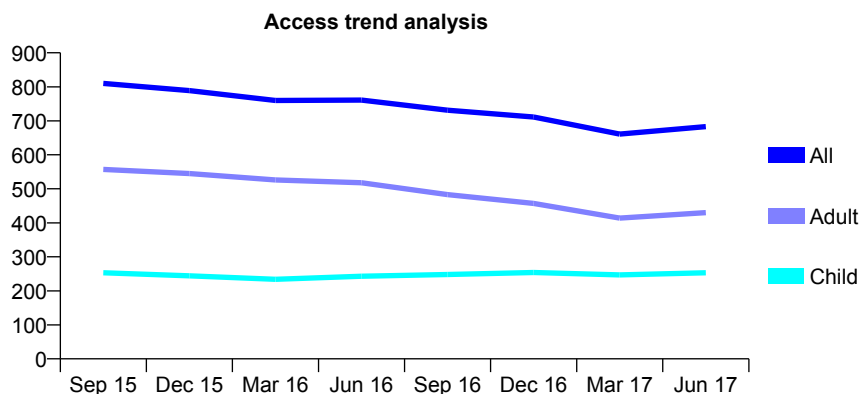
Q63 - Vital Signs At a Glance Contract Report for 146757/0001 - June 2017

Name or company name	Dental Matters
Contract type name	GDS Contract
Purpose of contract	General
Contract start date	01/11/2009
Contract end date	

17/18 Contracted general activity (UDA)	3,000
Carry forward general activity (UDA)	0
17/18 Contracted orthodontic activity (UOA)	0
Carry forward orthodontic activity (UOA)	0
Baseline contract value	£95,734.93

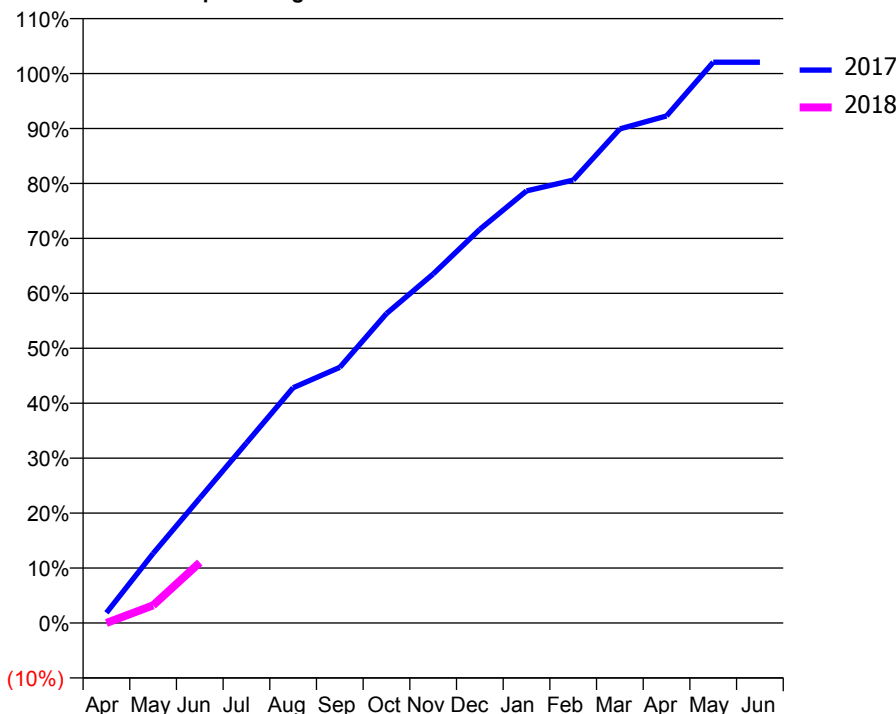
ACCESS*

Patients seen in 24 months	Total	Change since previous quarter
Quarter ending June 2016	761	
Quarter ending September 2016	731	↓
Quarter ending December 2016	711	↓
Quarter ending March 2017	661	↓
Quarter ending June 2017	683	↑
Variance since June 2016	(10.2%)	↓



ACTIVITY

Cumulative percentage of contracted UDA delivered 2017 & 2018



Month	Adjusted Scheduled Activity (UDA)	
	2017	2018
April	56	0
May	380	96
June	682	330
July	983	
August	1,284	
September	1,396	
October	1,689	
November	1,905	
December	2,150	
January	2,359	
February	2,418	
March	2,697	
April	2,768	
May	3,062	
June	3,062	

QUALITY

	Quantity	Base Number	Contract	AT	Region	England
% of FP17s for the same patient ID Re-attending within 3 months - Children	2	52	3.8%	10.0%	11.5%	12.0%
% of FP17s for the same patient ID Re-attending within 3 months - Adults	6	99	6.1%	15.4%	16.8%	16.0%
% of FP17s for the same patient ID Re-attending between 3 & 9 months - Children	9	52	17.3%	48.2%	47.3%	58.0%
% of FP17s for the same patient ID Re-attending between 3 & 9 months - Adults	12	99	12.1%	38.4%	38.3%	50.9%
% of FP17s for Band 1 Urgent Courses	2	69	2.9%	10.0%	10.7%	9.1%
% of FP17s Relating to Free Repair or Replacements	0	69	0.0%	0.6%	0.6%	0.8%
% of FP17s Relating to Continuations	0	69	0.0%	0.9%	0.8%	1.1%
% of Patients satisfied with the dentistry they have received	1	1	N/A	90.2%	89.8%	91.7%
% of Patients satisfied with the time they had to wait for an appointment	1	1	N/A	86.2%	83.6%	88.0%

* This is based on patients treated on this contract for their most recent course of treatment. Figures in italics indicate the base number of FP17s or Patient Questionnaire responses are less than 100. N/A is shown where the base number of responses is less than 10 during the period. % is calculated as Quantity/Base number*100

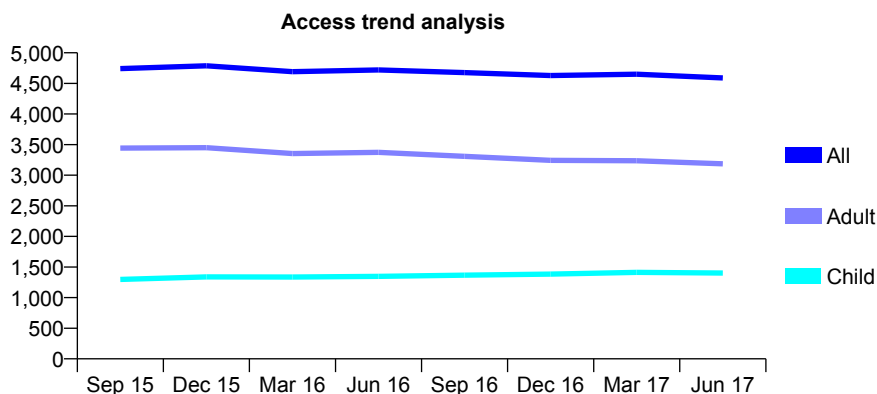
Q63 - Vital Signs At a Glance Contract Report for 147060/0001 - June 2017

Name or company name	Purley Whites Dental Care
Contract type name	GDS Contract
Purpose of contract	General and Orthodontic
Contract start date	01/04/2006
Contract end date	

17/18 Contracted general activity (UDA)	10,277
Carry forward general activity (UDA)	0
17/18 Contracted orthodontic activity (UOA)	296
Carry forward orthodontic activity (UOA)	0
Baseline contract value	£282,533.78

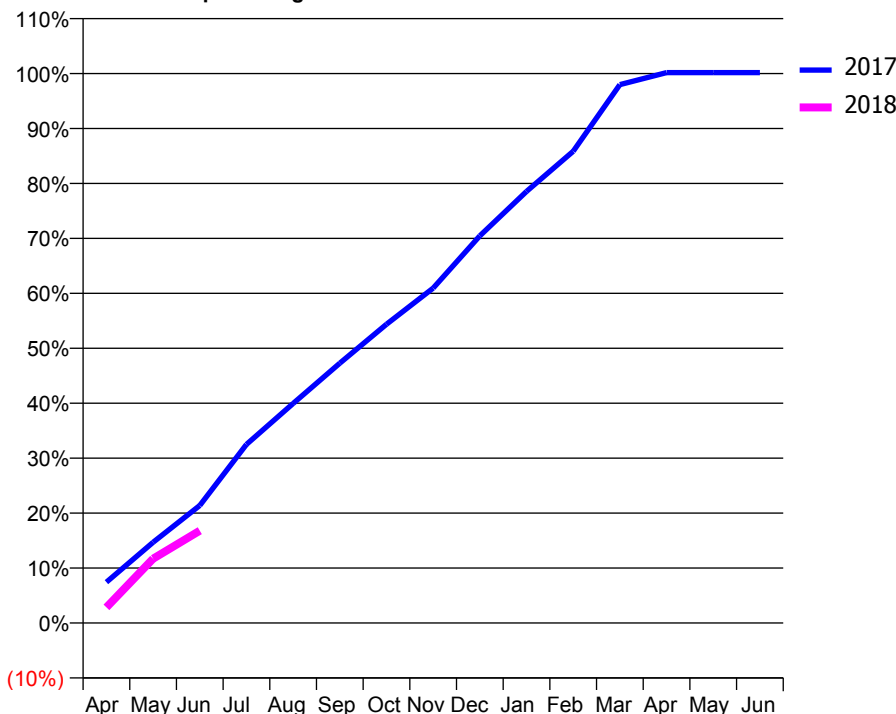
ACCESS*

Patients seen in 24 months	Total	Change since previous quarter
Quarter ending June 2016	4,721	
Quarter ending September 2016	4,676	→
Quarter ending December 2016	4,628	↓
Quarter ending March 2017	4,650	→
Quarter ending June 2017	4,589	↓
Variance since June 2016	(2.8%)	↓



ACTIVITY

Cumulative percentage of contracted UDA delivered 2017 & 2018



Month	Adjusted Scheduled Activity (UDA)	
	2017	2018
April	765	293
May	1,509	1,204
June	2,198	1,726
July	3,341	
August	4,107	
September	4,859	
October	5,587	
November	6,263	
December	7,241	
January	8,072	
February	8,822	
March	10,070	
April	10,294	
May	10,294	
June	10,294	

QUALITY

	Quantity	Base Number	Contract	AT	Region	England
% of FP17s for the same patient ID Re-attending within 3 months - Children	16	309	5.2%	10.0%	11.5%	12.0%
% of FP17s for the same patient ID Re-attending within 3 months - Adults	53	545	9.7%	15.4%	16.8%	16.0%
% of FP17s for the same patient ID Re-attending between 3 & 9 months - Children	115	309	37.2%	48.2%	47.3%	58.0%
% of FP17s for the same patient ID Re-attending between 3 & 9 months - Adults	149	545	27.3%	38.4%	38.3%	50.9%
% of FP17s for Band 1 Urgent Courses	24	744	3.2%	10.0%	10.7%	9.1%
% of FP17s Relating to Free Repair or Replacements	6	744	0.8%	0.6%	0.6%	0.8%
% of FP17s Relating to Continuations	21	744	2.8%	0.9%	0.8%	1.1%
% of Patients satisfied with the dentistry they have received	3	3	N/A	90.2%	89.8%	91.7%
% of Patients satisfied with the time they had to wait for an appointment	3	3	N/A	86.2%	83.6%	88.0%

* This is based on patients treated on this contract for their most recent course of treatment. Figures in italics indicate the base number of FP17s or Patient Questionnaire responses are less than 100. N/A is shown where the base number of responses is less than 10 during the period. % is calculated as Quantity/Base number*100

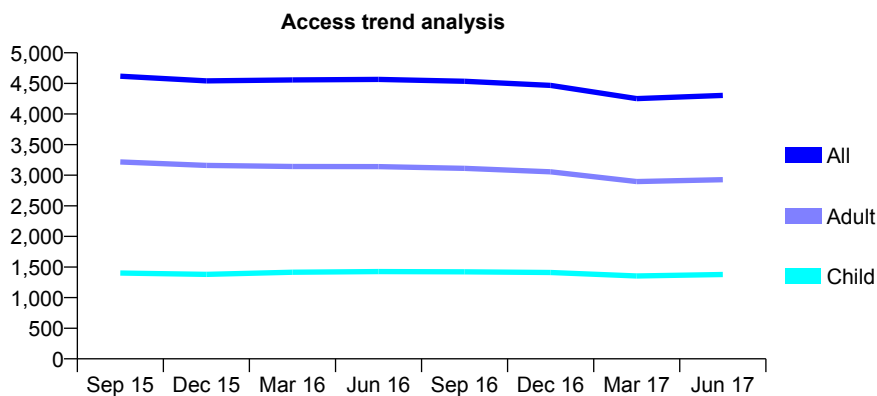
Q63 - Vital Signs At a Glance Contract Report for 147494/0001 - June 2017

Name or company name	Augustus Road Dental Practice
Contract type name	GDS Contract
Purpose of contract	General
Contract start date	06/11/2007
Contract end date	

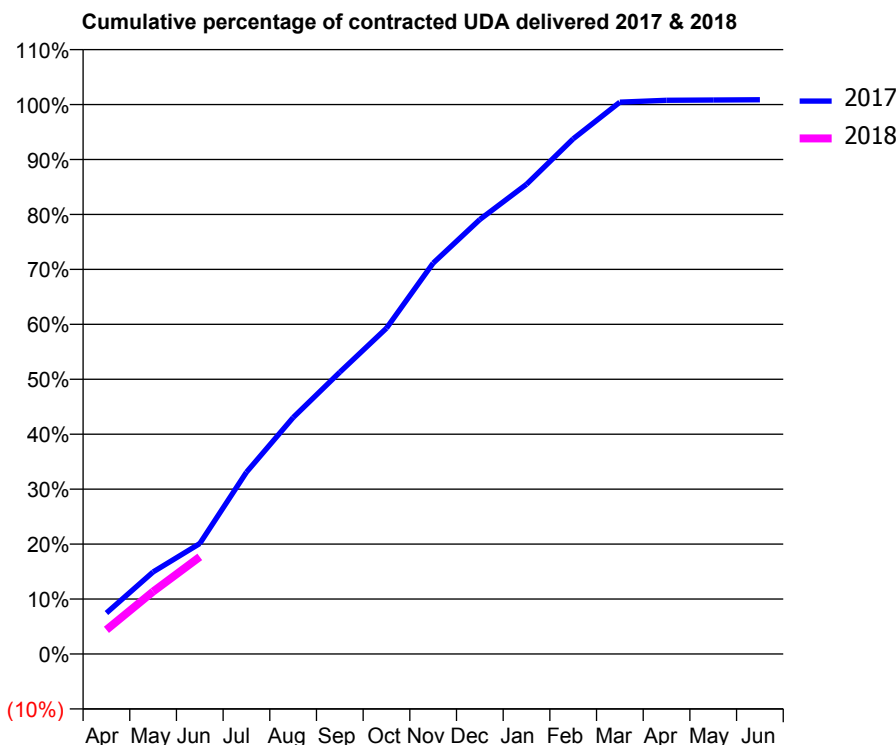
17/18 Contracted general activity (UDA)	11,056
Carry forward general activity (UDA)	0
17/18 Contracted orthodontic activity (UOA)	0
Carry forward orthodontic activity (UOA)	0
Baseline contract value	£370,177.59

ACCESS*

Patients seen in 24 months	Total	Change since previous quarter
Quarter ending June 2016	4,565	
Quarter ending September 2016	4,534	→
Quarter ending December 2016	4,467	↓
Quarter ending March 2017	4,252	↓
Quarter ending June 2017	4,304	→
Variance since June 2016	(5.7%)	↓



ACTIVITY



Month	Adjusted Scheduled Activity (UDA)	
	2017	2018
April	825	487
May	1,652	1,258
June	2,224	1,954
July	3,659	
August	4,757	
September	5,670	
October	6,555	
November	7,864	
December	8,741	
January	9,450	
February	10,365	
March	11,104	
April	11,142	
May	11,146	
June	11,151	

QUALITY

	Quantity	Base Number	Contract	AT	Region	England
% of FP17s for the same patient ID Re-attending within 3 months - Children	29	465	6.2%	10.0%	11.5%	12.0%
% of FP17s for the same patient ID Re-attending within 3 months - Adults	68	642	10.6%	15.4%	16.8%	16.0%
% of FP17s for the same patient ID Re-attending between 3 & 9 months - Children	244	465	52.5%	48.2%	47.3%	58.0%
% of FP17s for the same patient ID Re-attending between 3 & 9 months - Adults	283	642	44.1%	38.4%	38.3%	50.9%
% of FP17s for Band 1 Urgent Courses	91	1,082	8.4%	10.0%	10.7%	9.1%
% of FP17s Relating to Free Repair or Replacements	2	1,082	0.2%	0.6%	0.6%	0.8%
% of FP17s Relating to Continuations	3	1,082	0.3%	0.9%	0.8%	1.1%
% of Patients satisfied with the dentistry they have received	3	4	N/A	90.2%	89.8%	91.7%
% of Patients satisfied with the time they had to wait for an appointment	4	4	N/A	86.2%	83.6%	88.0%

* This is based on patients treated on this contract for their most recent course of treatment. Figures in italics indicate the base number of FP17s or Patient Questionnaire responses are less than 100. N/A is shown where the base number of responses is less than 10 during the period. % is calculated as Quantity/Base number*100

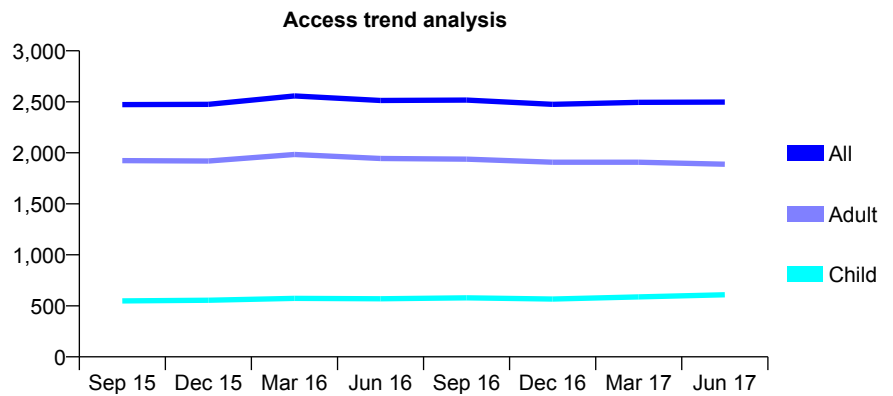
Q63 - Vital Signs At a Glance Contract Report for 149381/0001 - June 2017

Name or company name	Leong & Motlagh
Contract type name	GDS Contract
Purpose of contract	General
Contract start date	28/03/2013
Contract end date	

17/18 Contracted general activity (UDA)	7,581
Carry forward general activity (UDA)	0
17/18 Contracted orthodontic activity (UOA)	0
Carry forward orthodontic activity (UOA)	0
Baseline contract value	£225,375.64

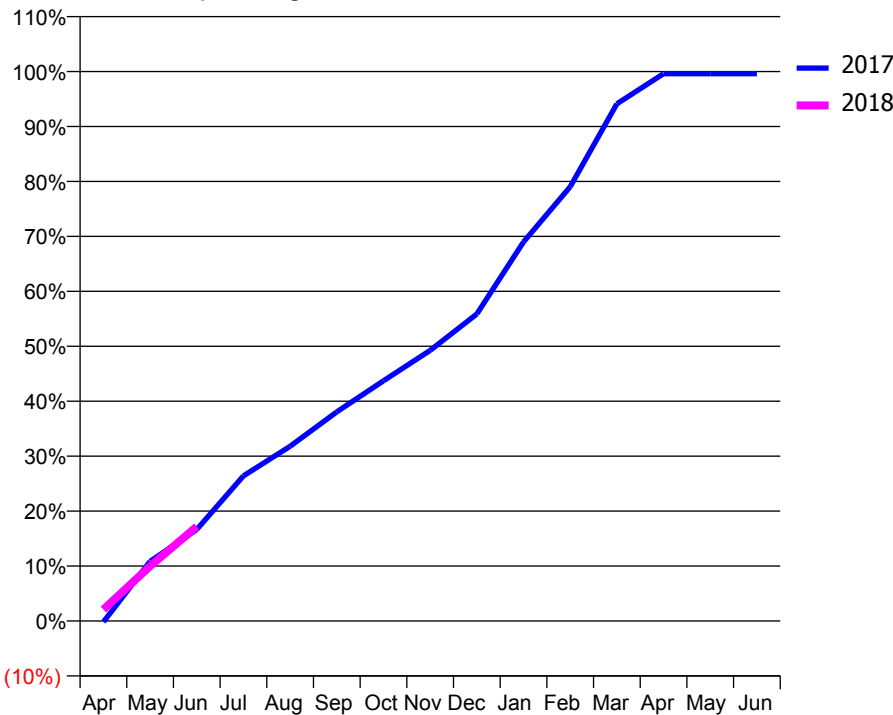
ACCESS*

Patients seen in 24 months	Total	Change since previous quarter
Quarter ending June 2016	2,513	
Quarter ending September 2016	2,517	→
Quarter ending December 2016	2,475	↓
Quarter ending March 2017	2,495	→
Quarter ending June 2017	2,497	→
Variance since June 2016	(0.6%)	→



ACTIVITY

Cumulative percentage of contracted UDA delivered 2017 & 2018



Month	Adjusted Scheduled Activity (UDA)	
	2017	2018
April	-14	160
May	823	757
June	1,263	1,304
July	2,003	
August	2,411	
September	2,885	
October	3,315	
November	3,733	
December	4,236	
January	5,229	
February	5,991	
March	7,134	
April	7,550	
May	7,550	
June	7,550	

QUALITY

	Quantity	Base Number	Contract	AT	Region	England
% of FP17s for the same patient ID Re-attending within 3 months - Children	7	151	4.6%	10.0%	11.5%	12.0%
% of FP17s for the same patient ID Re-attending within 3 months - Adults	70	450	15.6%	15.4%	16.8%	16.0%
% of FP17s for the same patient ID Re-attending between 3 & 9 months - Children	53	151	35.1%	48.2%	47.3%	58.0%
% of FP17s for the same patient ID Re-attending between 3 & 9 months - Adults	175	450	38.9%	38.4%	38.3%	50.9%
% of FP17s for Band 1 Urgent Courses	38	499	7.6%	10.0%	10.7%	9.1%
% of FP17s Relating to Free Repair or Replacements	10	499	2.0%	0.6%	0.6%	0.8%
% of FP17s Relating to Continuations	14	499	2.8%	0.9%	0.8%	1.1%
% of Patients satisfied with the dentistry they have received	1	1	N/A	90.2%	89.8%	91.7%
% of Patients satisfied with the time they had to wait for an appointment	1	1	N/A	86.2%	83.6%	88.0%

* This is based on patients treated on this contract for their most recent course of treatment. Figures in italics indicate the base number of FP17s or Patient Questionnaire responses are less than 100. N/A is shown where the base number of responses is less than 10 during the period. % is calculated as Quantity/Base number*100

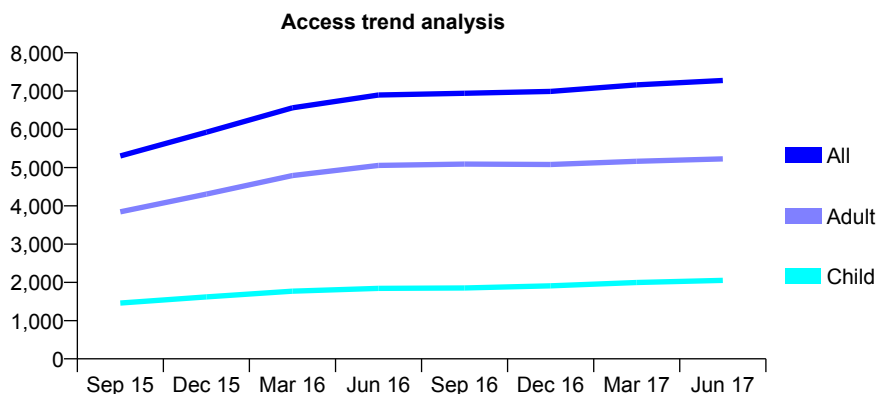
Q63 - Vital Signs At a Glance Contract Report for 149659/0001 - June 2017

Name or company name	Dr A Prashad (962465) and Dr Meeraj Pate
Contract type name	GDS Contract
Purpose of contract	General
Contract start date	01/06/2014
Contract end date	

17/18 Contracted general activity (UDA)	14,000
Carry forward general activity (UDA)	0
17/18 Contracted orthodontic activity (UOA)	0
Carry forward orthodontic activity (UOA)	0
Baseline contract value	£315,327.07

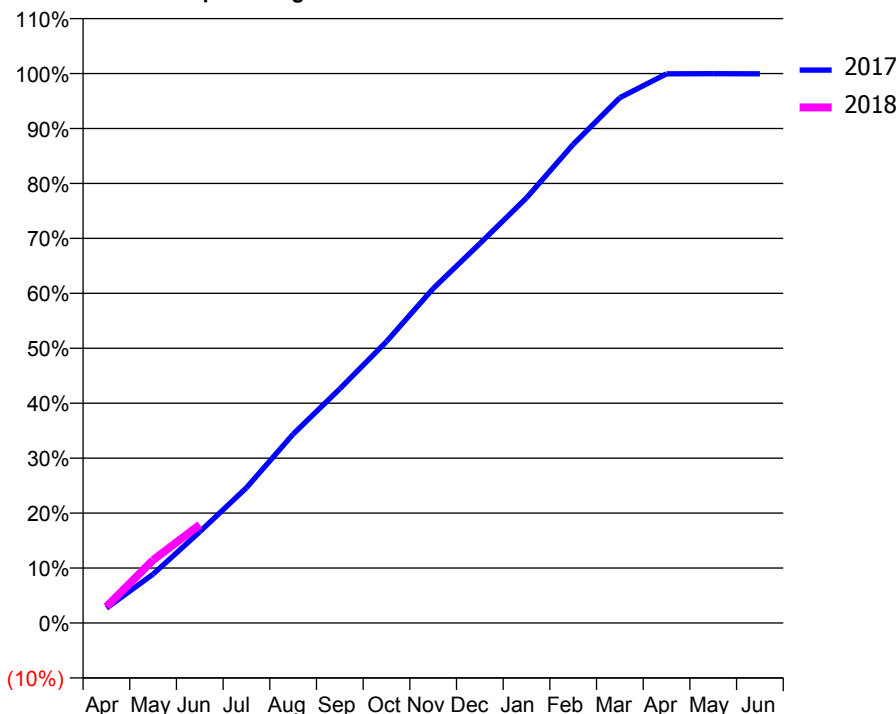
ACCESS*

Patients seen in 24 months	Total	Change since previous quarter
Quarter ending June 2016	6,897	
Quarter ending September 2016	6,942	→
Quarter ending December 2016	6,990	→
Quarter ending March 2017	7,161	↑
Quarter ending June 2017	7,278	→
Variance since June 2016	5.5%	↑



ACTIVITY

Cumulative percentage of contracted UDA delivered 2017 & 2018



Month	Adjusted Scheduled Activity (UDA)	
	2017	2018
April	380	418
May	1,246	1,605
June	2,327	2,506
July	3,445	
August	4,811	
September	5,966	
October	7,171	
November	8,524	
December	9,669	
January	10,833	
February	12,193	
March	13,383	
April	13,992	
May	13,995	
June	13,994	

QUALITY

	Quantity	Base Number	Contract	AT	Region	England
% of FP17s for the same patient ID Re-attending within 3 months - Children	21	576	3.6%	10.0%	11.5%	12.0%
% of FP17s for the same patient ID Re-attending within 3 months - Adults	161	1,271	12.7%	15.4%	16.8%	16.0%
% of FP17s for the same patient ID Re-attending between 3 & 9 months - Children	295	576	51.2%	48.2%	47.3%	58.0%
% of FP17s for the same patient ID Re-attending between 3 & 9 months - Adults	464	1,271	36.5%	38.4%	38.3%	50.9%
% of FP17s for Band 1 Urgent Courses	89	1,291	6.9%	10.0%	10.7%	9.1%
% of FP17s Relating to Free Repair or Replacements	6	1,291	0.5%	0.6%	0.6%	0.8%
% of FP17s Relating to Continuations	3	1,291	0.2%	0.9%	0.8%	1.1%
% of Patients satisfied with the dentistry they have received	5	5	N/A	90.2%	89.8%	91.7%
% of Patients satisfied with the time they had to wait for an appointment	5	5	N/A	86.2%	83.6%	88.0%

* This is based on patients treated on this contract for their most recent course of treatment. Figures in italics indicate the base number of FP17s or Patient Questionnaire responses are less than 100. N/A is shown where the base number of responses is less than 10 during the period. % is calculated as Quantity/Base number*100

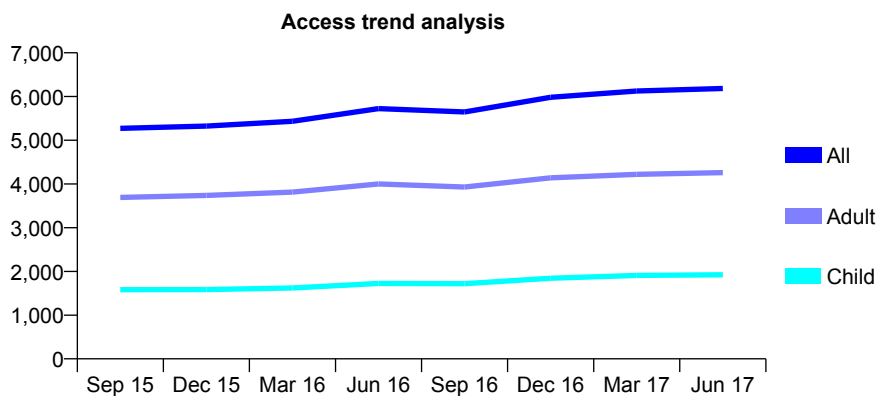
Q63 - Vital Signs At a Glance Contract Report for 151335/0001 - June 2017

Name or company name	Peckham Dental Care
Contract type name	GDS Contract
Purpose of contract	General
Contract start date	01/04/2008
Contract end date	

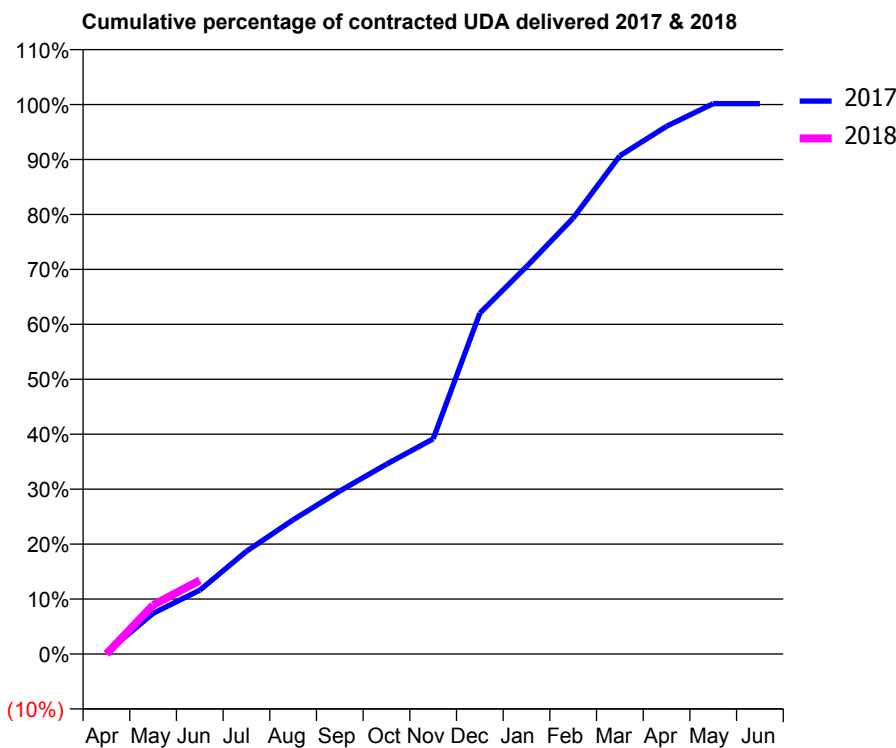
17/18 Contracted general activity (UDA)	24,000
Carry forward general activity (UDA)	0
17/18 Contracted orthodontic activity (UOA)	0
Carry forward orthodontic activity (UOA)	0
Baseline contract value	£575,764.72

ACCESS*

Patients seen in 24 months	Total	Change since previous quarter
Quarter ending June 2016	5,725	
Quarter ending September 2016	5,648	↓
Quarter ending December 2016	5,983	↑
Quarter ending March 2017	6,126	↑
Quarter ending June 2017	6,184	→
Variance since June 2016	8.0%	↑



ACTIVITY



Month	Adjusted Scheduled Activity (UDA)	
	2017	2018
April	66	0
May	1,778	2,142
June	2,785	3,217
July	4,486	
August	5,860	
September	7,123	
October	8,291	
November	9,395	
December	14,888	
January	16,922	
February	19,041	
March	21,763	
April	23,050	
May	24,039	
June	24,040	

QUALITY

	Quantity	Base Number	Contract	AT	Region	England
% of FP17s for the same patient ID Re-attending within 3 months - Children	41	551	7.4%	10.0%	11.5%	12.0%
% of FP17s for the same patient ID Re-attending within 3 months - Adults	156	1,149	13.6%	15.4%	16.8%	16.0%
% of FP17s for the same patient ID Re-attending between 3 & 9 months - Children	263	551	47.7%	48.2%	47.3%	58.0%
% of FP17s for the same patient ID Re-attending between 3 & 9 months - Adults	396	1,149	34.5%	38.4%	38.3%	50.9%
% of FP17s for Band 1 Urgent Courses	86	1,127	7.6%	10.0%	10.7%	9.1%
% of FP17s Relating to Free Repair or Replacements	7	1,127	0.6%	0.6%	0.6%	0.8%
% of FP17s Relating to Continuations	25	1,127	2.2%	0.9%	0.8%	1.1%
% of Patients satisfied with the dentistry they have received	11	12	91.7%	90.2%	89.8%	91.7%
% of Patients satisfied with the time they had to wait for an appointment	11	12	91.7%	86.2%	83.6%	88.0%

* This is based on patients treated on this contract for their most recent course of treatment. Figures in italics indicate the base number of FP17s or Patient Questionnaire responses are less than 100. N/A is shown where the base number of responses is less than 10 during the period. % is calculated as Quantity/Base number*100

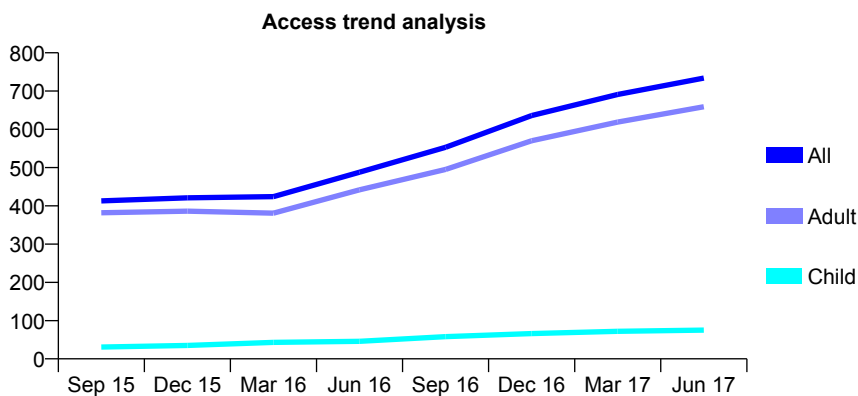
Q63 - Vital Signs At a Glance Contract Report for 152722/0001 - June 2017

Name or company name	Greenwich & Bexley Emergency Dental Se
Contract type name	PDS Contract
Purpose of contract	General
Contract start date	01/04/2011
Contract end date	31/03/2021

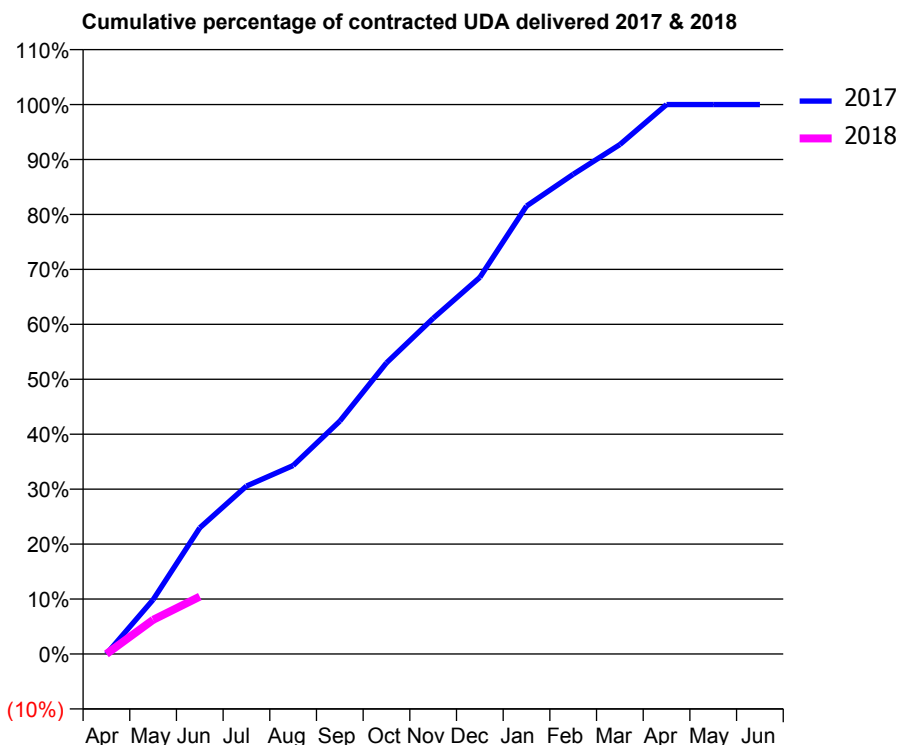
17/18 Contracted general activity (UDA)	2,412
Carry forward general activity (UDA)	0
17/18 Contracted orthodontic activity (UOA)	0
Carry forward orthodontic activity (UOA)	0
Baseline contract value	£112,000.00

ACCESS*

Patients seen in 24 months	Total	Change since previous quarter
Quarter ending June 2016	488	
Quarter ending September 2016	553	↑
Quarter ending December 2016	636	↑
Quarter ending March 2017	691	↑
Quarter ending June 2017	734	↑
Variance since June 2016	50.4%	↑



ACTIVITY



Month	Adjusted Scheduled Activity (UDA)	
	2017	2018
April	0	0
May	156	150
June	362	252
July	482	
August	541	
September	668	
October	835	
November	963	
December	1,080	
January	1,285	
February	1,376	
March	1,461	
April	1,576	
May	1,576	
June	1,576	

QUALITY

	Quantity	Base Number	Contract	AT	Region	England
% of FP17s for the same patient ID Re-attending within 3 months - Children	0	38	0.0%	10.0%	11.5%	12.0%
% of FP17s for the same patient ID Re-attending within 3 months - Adults	3	273	1.1%	15.4%	16.8%	16.0%
% of FP17s for the same patient ID Re-attending between 3 & 9 months - Children	0	38	0.0%	48.2%	47.3%	58.0%
% of FP17s for the same patient ID Re-attending between 3 & 9 months - Adults	2	273	0.7%	38.4%	38.3%	50.9%
% of FP17s for Band 1 Urgent Courses	210	210	100.0%	10.0%	10.7%	9.1%
% of FP17s Relating to Free Repair or Replacements	0	210	0.0%	0.6%	0.6%	0.8%
% of FP17s Relating to Continuations	0	210	0.0%	0.9%	0.8%	1.1%
% of Patients satisfied with the dentistry they have received	3	4	N/A	90.2%	89.8%	91.7%
% of Patients satisfied with the time they had to wait for an appointment	2	4	N/A	86.2%	83.6%	88.0%

* This is based on patients treated on this contract for their most recent course of treatment. Figures in italics indicate the base number of FP17s or Patient Questionnaire responses are less than 100. N/A is shown where the base number of responses is less than 10 during the period. % is calculated as Quantity/Base number*100

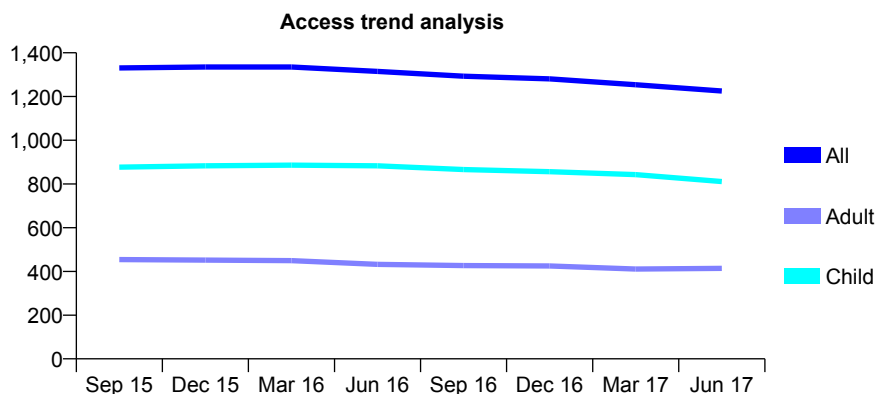
Q63 - Vital Signs At a Glance Contract Report for 152749/0001 - June 2017

Name or company name	Miss B Huggins & Mr T Hind
Contract type name	GDS Contract
Purpose of contract	General
Contract start date	01/11/2012
Contract end date	

17/18 Contracted general activity (UDA)	3,500
Carry forward general activity (UDA)	0
17/18 Contracted orthodontic activity (UOA)	0
Carry forward orthodontic activity (UOA)	0
Baseline contract value	£94,173.85

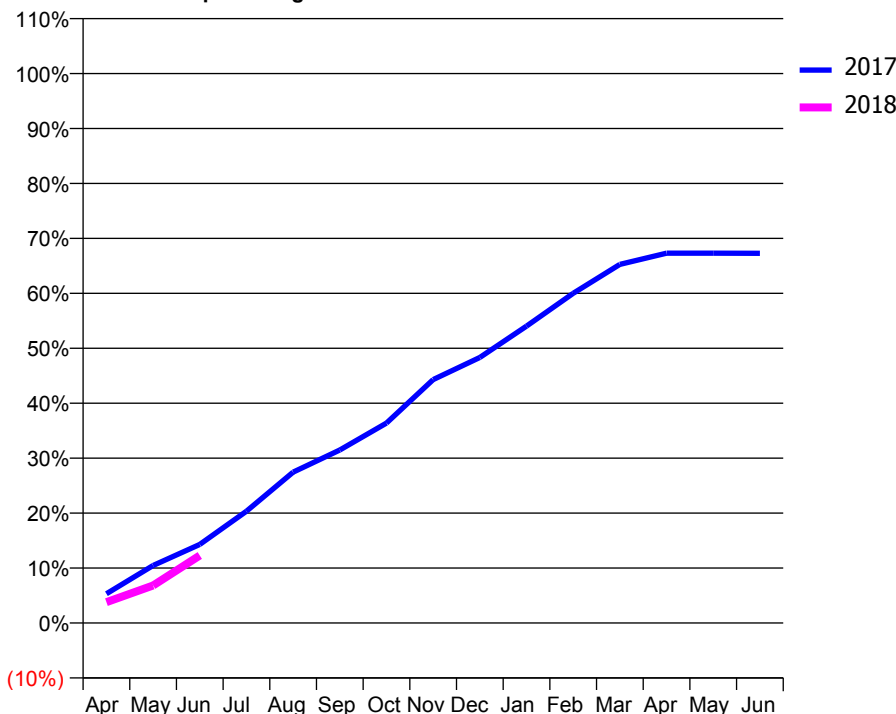
ACCESS*

Patients seen in 24 months	Total	Change since previous quarter
Quarter ending June 2016	1,315	
Quarter ending September 2016	1,293	↓
Quarter ending December 2016	1,281	→
Quarter ending March 2017	1,254	↓
Quarter ending June 2017	1,225	↓
Variance since June 2016	(6.8%)	↓



ACTIVITY

Cumulative percentage of contracted UDA delivered 2017 & 2018



Adjusted Scheduled Activity (UDA)

Month	2017	2018
April	186	133
May	367	239
June	501	430
July	712	
August	961	
September	1,102	
October	1,273	
November	1,550	
December	1,692	
January	1,891	
February	2,100	
March	2,284	
April	2,356	
May	2,356	
June	2,355	

QUALITY

	Quantity	Base Number	Contract	AT	Region	England
% of FP17s for the same patient ID Re-attending within 3 months - Children	15	160	9.4%	10.0%	11.5%	12.0%
% of FP17s for the same patient ID Re-attending within 3 months - Adults	19	83	22.9%	15.4%	16.8%	16.0%
% of FP17s for the same patient ID Re-attending between 3 & 9 months - Children	64	160	40.0%	48.2%	47.3%	58.0%
% of FP17s for the same patient ID Re-attending between 3 & 9 months - Adults	29	83	34.9%	38.4%	38.3%	50.9%
% of FP17s for Band 1 Urgent Courses	22	206	10.7%	10.0%	10.7%	9.1%
% of FP17s Relating to Free Repair or Replacements	0	206	0.0%	0.6%	0.6%	0.8%
% of FP17s Relating to Continuations	1	206	0.5%	0.9%	0.8%	1.1%
% of Patients satisfied with the dentistry they have received	0	0	N/A	90.2%	89.8%	91.7%
% of Patients satisfied with the time they had to wait for an appointment	0	0	N/A	86.2%	83.6%	88.0%

* This is based on patients treated on this contract for their most recent course of treatment. Figures in italics indicate the base number of FP17s or Patient Questionnaire responses are less than 100. N/A is shown where the base number of responses is less than 10 during the period. % is calculated as Quantity/Base number*100

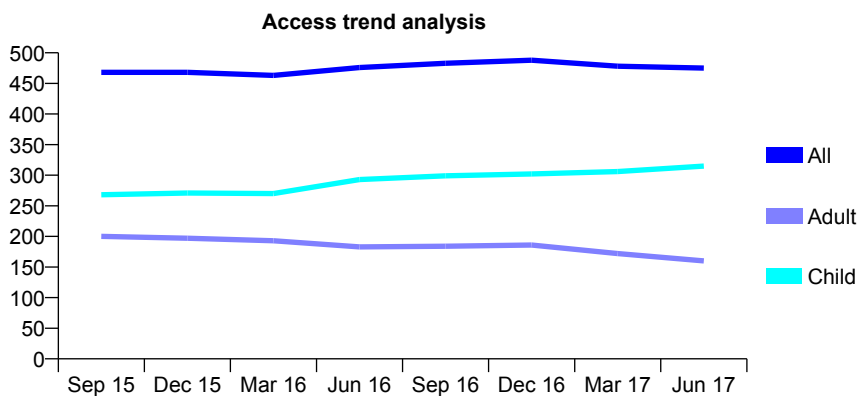
Q63 - Vital Signs At a Glance Contract Report for 154717/0001 - June 2017

Name or company name	Welling Corner Dental Practice Ltd
Contract type name	GDS Contract
Purpose of contract	General
Contract start date	01/11/2012
Contract end date	

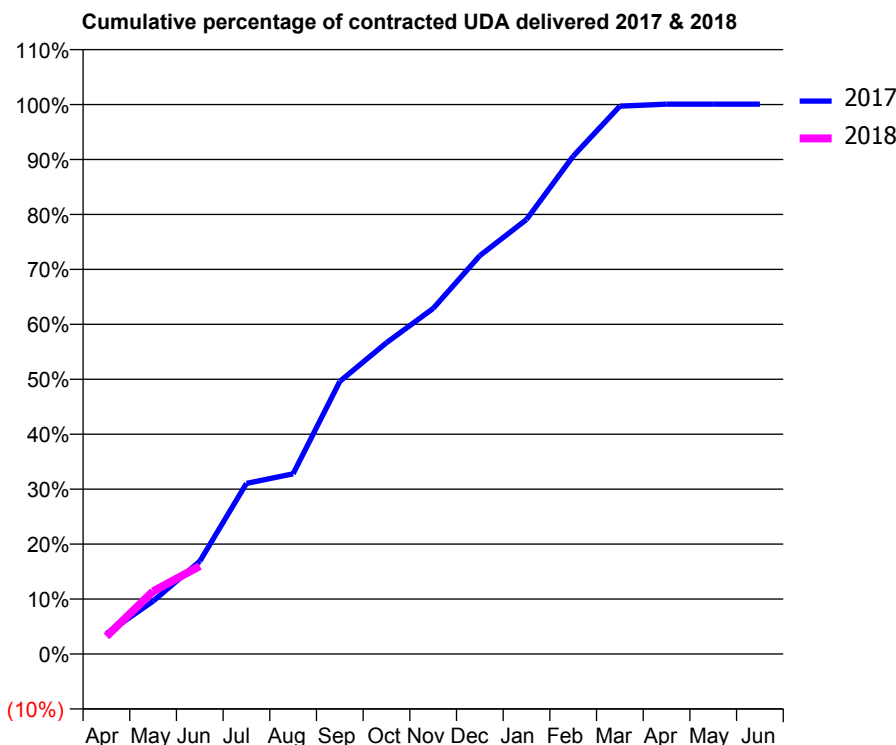
17/18 Contracted general activity (UDA)	1,922
Carry forward general activity (UDA)	0
17/18 Contracted orthodontic activity (UOA)	0
Carry forward orthodontic activity (UOA)	0
Baseline contract value	£48,545.21

ACCESS*

Patients seen in 24 months	Total	Change since previous quarter
Quarter ending June 2016	476	
Quarter ending September 2016	483	→
Quarter ending December 2016	488	→
Quarter ending March 2017	478	↓
Quarter ending June 2017	475	→
Variance since June 2016	(0.2%)	→



ACTIVITY



Month	Adjusted Scheduled Activity (UDA)	
	2017	2018
April	71	62
May	185	219
June	324	307
July	597	
August	630	
September	953	
October	1,089	
November	1,209	
December	1,393	
January	1,520	
February	1,741	
March	1,916	
April	1,923	
May	1,923	
June	1,923	

QUALITY

	Quantity	Base Number	Contract	AT	Region	England
% of FP17s for the same patient ID Re-attending within 3 months - Children	6	72	8.3%	10.0%	11.5%	12.0%
% of FP17s for the same patient ID Re-attending within 3 months - Adults	4	29	13.8%	15.4%	16.8%	16.0%
% of FP17s for the same patient ID Re-attending between 3 & 9 months - Children	33	72	45.8%	48.2%	47.3%	58.0%
% of FP17s for the same patient ID Re-attending between 3 & 9 months - Adults	14	29	48.3%	38.4%	38.3%	50.9%
% of FP17s for Band 1 Urgent Courses	2	98	2.0%	10.0%	10.7%	9.1%
% of FP17s Relating to Free Repair or Replacements	0	98	0.0%	0.6%	0.6%	0.8%
% of FP17s Relating to Continuations	5	98	5.1%	0.9%	0.8%	1.1%
% of Patients satisfied with the dentistry they have received	0	0	N/A	90.2%	89.8%	91.7%
% of Patients satisfied with the time they had to wait for an appointment	0	0	N/A	86.2%	83.6%	88.0%

* This is based on patients treated on this contract for their most recent course of treatment. Figures in italics indicate the base number of FP17s or Patient Questionnaire responses are less than 100. N/A is shown where the base number of responses is less than 10 during the period. % is calculated as Quantity/Base number*100

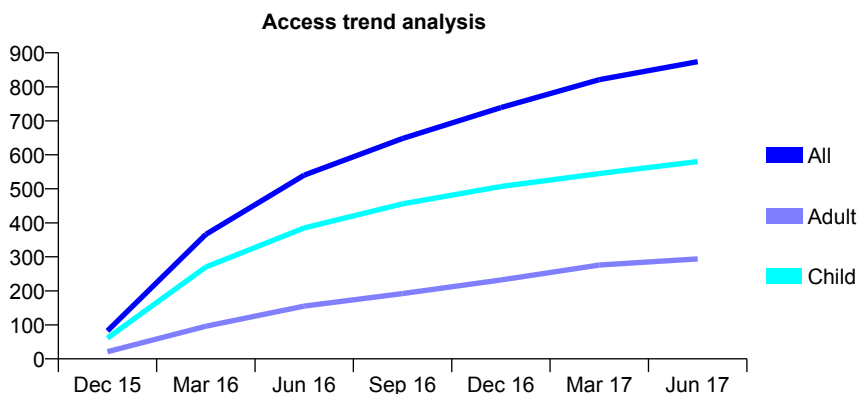
Q63 - Vital Signs At a Glance Contract Report for 154725/0001 - June 2017

Name or company name	Purav Patel
Contract type name	GDS Contract
Purpose of contract	General
Contract start date	01/12/2015
Contract end date	

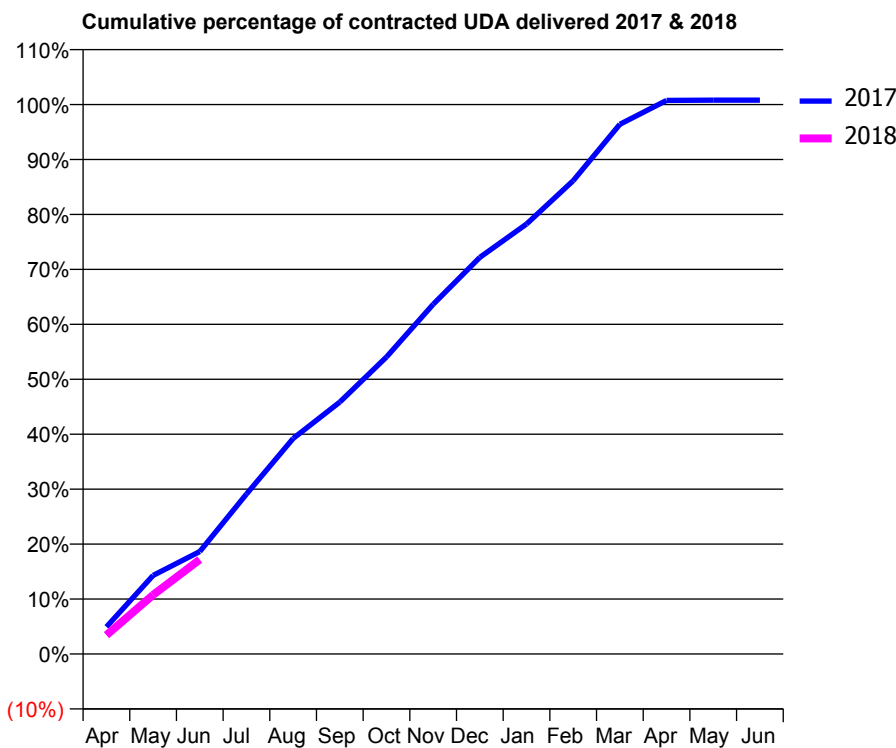
17/18 Contracted general activity (UDA)	3,250
Carry forward general activity (UDA)	0
17/18 Contracted orthodontic activity (UOA)	0
Carry forward orthodontic activity (UOA)	0
Baseline contract value	£86,144.60

ACCESS*

Patients seen in 24 months	Total	Change since previous quarter
Quarter ending June 2016	540	
Quarter ending September 2016	648	↑
Quarter ending December 2016	739	↑
Quarter ending March 2017	821	↑
Quarter ending June 2017	874	↑
Variance since June 2016	61.9%	↑



ACTIVITY



Month	Adjusted Scheduled Activity (UDA)	
	2017	2018
April	161	111
May	465	350
June	606	559
July	946	
August	1,275	
September	1,490	
October	1,757	
November	2,069	
December	2,346	
January	2,543	
February	2,799	
March	3,133	
April	3,274	
May	3,276	
June	3,276	

QUALITY

	Quantity	Base Number	Contract	AT	Region	England
% of FP17s for the same patient ID Re-attending within 3 months - Children	8	197	4.1%	10.0%	11.5%	12.0%
% of FP17s for the same patient ID Re-attending within 3 months - Adults	7	69	10.1%	15.4%	16.8%	16.0%
% of FP17s for the same patient ID Re-attending between 3 & 9 months - Children	107	197	54.3%	48.2%	47.3%	58.0%
% of FP17s for the same patient ID Re-attending between 3 & 9 months - Adults	27	69	39.1%	38.4%	38.3%	50.9%
% of FP17s for Band 1 Urgent Courses	8	215	3.7%	10.0%	10.7%	9.1%
% of FP17s Relating to Free Repair or Replacements	0	215	0.0%	0.6%	0.6%	0.8%
% of FP17s Relating to Continuations	0	215	0.0%	0.9%	0.8%	1.1%
% of Patients satisfied with the dentistry they have received	2	2	N/A	90.2%	89.8%	91.7%
% of Patients satisfied with the time they had to wait for an appointment	2	2	N/A	86.2%	83.6%	88.0%

* This is based on patients treated on this contract for their most recent course of treatment. Figures in italics indicate the base number of FP17s or Patient Questionnaire responses are less than 100. N/A is shown where the base number of responses is less than 10 during the period. % is calculated as Quantity/Base number*100

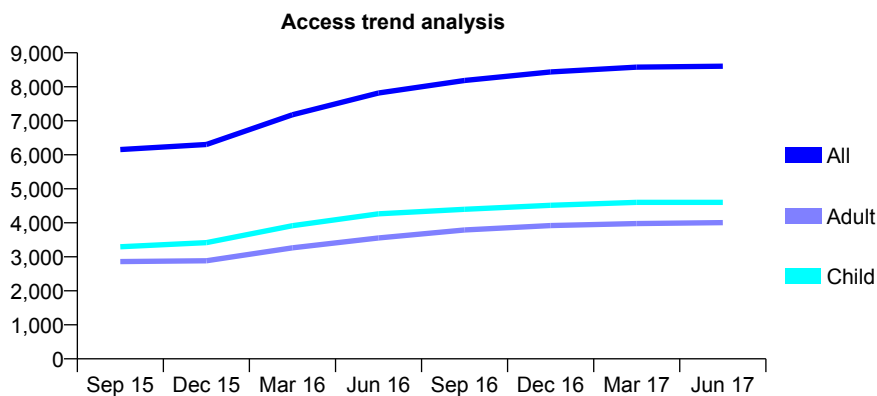
Q63 - Vital Signs At a Glance Contract Report for 155381/0001 - June 2017

Name or company name	Gallions Reach Dental Clinic Limited
Contract type name	GDS Contract
Purpose of contract	General
Contract start date	01/04/2011
Contract end date	

17/18 Contracted general activity (UDA)	24,573
Carry forward general activity (UDA)	0
17/18 Contracted orthodontic activity (UOA)	0
Carry forward orthodontic activity (UOA)	0
Baseline contract value	£1,016,934.54

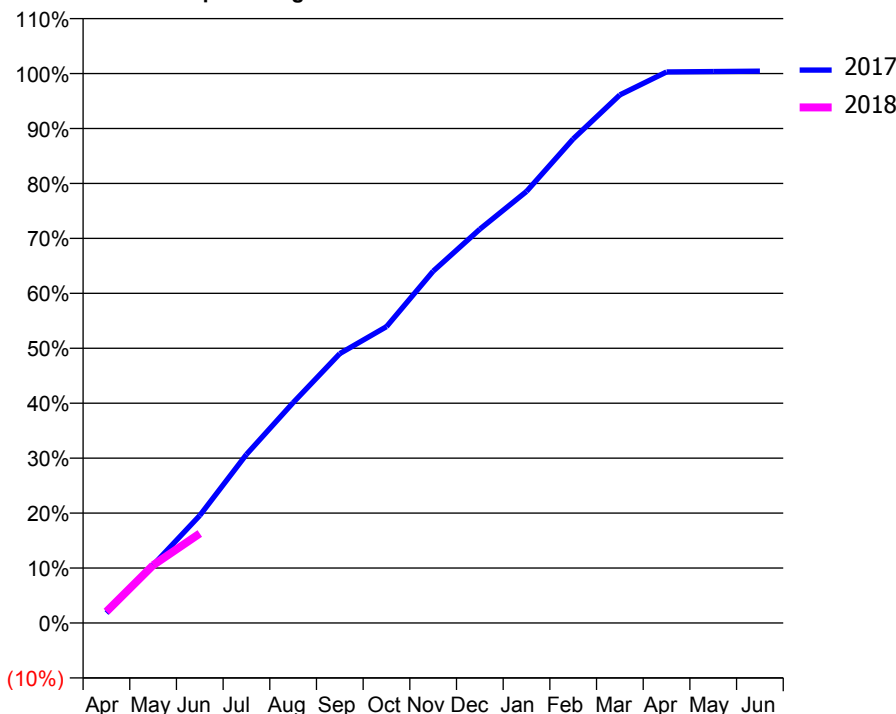
ACCESS*

Patients seen in 24 months	Total	Change since previous quarter
Quarter ending June 2016	7,819	
Quarter ending September 2016	8,187	↑
Quarter ending December 2016	8,436	↑
Quarter ending March 2017	8,580	→
Quarter ending June 2017	8,607	→
Variance since June 2016	10.1%	↑



ACTIVITY

Cumulative percentage of contracted UDA delivered 2017 & 2018



Month	Adjusted Scheduled Activity (UDA)	
	2017	2018
April	450	510
May	2,589	2,585
June	4,810	4,004
July	7,541	
August	9,854	
September	12,051	
October	13,250	
November	15,736	
December	17,615	
January	19,298	
February	21,650	
March	23,615	
April	24,645	
May	24,661	
June	24,678	

QUALITY

	Quantity	Base Number	Contract	AT	Region	England
% of FP17s for the same patient ID Re-attending within 3 months - Children	41	1,202	3.4%	10.0%	11.5%	12.0%
% of FP17s for the same patient ID Re-attending within 3 months - Adults	76	905	8.4%	15.4%	16.8%	16.0%
% of FP17s for the same patient ID Re-attending between 3 & 9 months - Children	350	1,202	29.1%	48.2%	47.3%	58.0%
% of FP17s for the same patient ID Re-attending between 3 & 9 months - Adults	246	905	27.2%	38.4%	38.3%	50.9%
% of FP17s for Band 1 Urgent Courses	69	1,678	4.1%	10.0%	10.7%	9.1%
% of FP17s Relating to Free Repair or Replacements	0	1,678	0.0%	0.6%	0.6%	0.8%
% of FP17s Relating to Continuations	6	1,678	0.4%	0.9%	0.8%	1.1%
% of Patients satisfied with the dentistry they have received	7	8	N/A	90.2%	89.8%	91.7%
% of Patients satisfied with the time they had to wait for an appointment	8	8	N/A	86.2%	83.6%	88.0%

* This is based on patients treated on this contract for their most recent course of treatment. Figures in italics indicate the base number of FP17s or Patient Questionnaire responses are less than 100. N/A is shown where the base number of responses is less than 10 during the period. % is calculated as Quantity/Base number*100

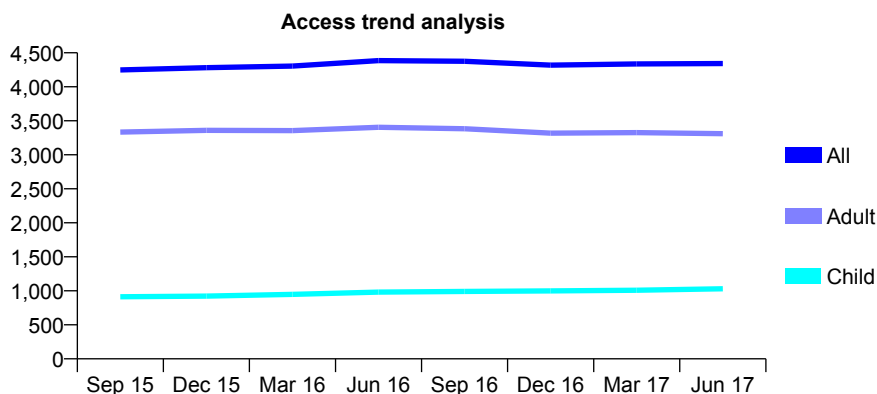
Q63 - Vital Signs At a Glance Contract Report for 155454/0001 - June 2017

Name or company name	Dhiman Dental Surgery
Contract type name	GDS Contract
Purpose of contract	General
Contract start date	12/07/2012
Contract end date	

17/18 Contracted general activity (UDA)	10,000
Carry forward general activity (UDA)	0
17/18 Contracted orthodontic activity (UOA)	0
Carry forward orthodontic activity (UOA)	0
Baseline contract value	£265,603.29

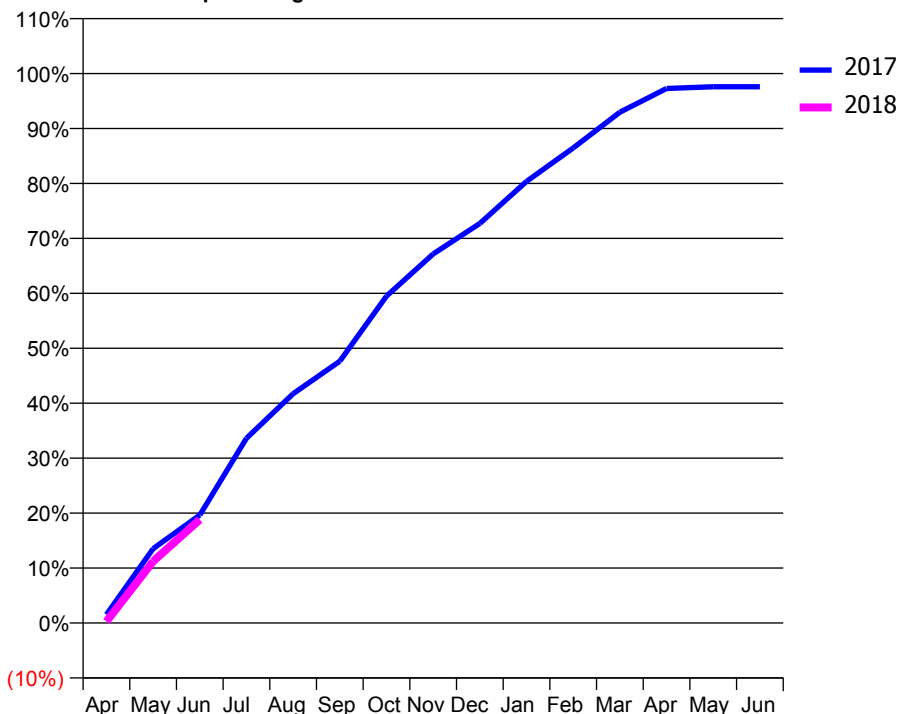
ACCESS*

Patients seen in 24 months	Total	Change since previous quarter
Quarter ending June 2016	4,385	
Quarter ending September 2016	4,375	→
Quarter ending December 2016	4,318	↓
Quarter ending March 2017	4,336	→
Quarter ending June 2017	4,342	→
Variance since June 2016	(1.0%)	→



ACTIVITY

Cumulative percentage of contracted UDA delivered 2017 & 2018



Adjusted Scheduled Activity (UDA)

Month	2017	2018
April	154	28
May	1,353	1,122
June	1,965	1,881
July	3,362	
August	4,172	
September	4,764	
October	5,950	
November	6,715	
December	7,272	
January	8,035	
February	8,645	
March	9,297	
April	9,727	
May	9,759	
June	9,759	

QUALITY

	Quantity	Base Number	Contract	AT	Region	England
% of FP17s for the same patient ID Re-attending within 3 months - Children	30	379	7.9%	10.0%	11.5%	12.0%
% of FP17s for the same patient ID Re-attending within 3 months - Adults	163	1,136	14.3%	15.4%	16.8%	16.0%
% of FP17s for the same patient ID Re-attending between 3 & 9 months - Children	237	379	62.5%	48.2%	47.3%	58.0%
% of FP17s for the same patient ID Re-attending between 3 & 9 months - Adults	609	1,136	53.6%	38.4%	38.3%	50.9%
% of FP17s for Band 1 Urgent Courses	125	1,072	11.7%	10.0%	10.7%	9.1%
% of FP17s Relating to Free Repair or Replacements	6	1,072	0.6%	0.6%	0.6%	0.8%
% of FP17s Relating to Continuations	5	1,072	0.5%	0.9%	0.8%	1.1%
% of Patients satisfied with the dentistry they have received	2	3	N/A	90.2%	89.8%	91.7%
% of Patients satisfied with the time they had to wait for an appointment	3	3	N/A	86.2%	83.6%	88.0%

* This is based on patients treated on this contract for their most recent course of treatment. Figures in italics indicate the base number of FP17s or Patient Questionnaire responses are less than 100. N/A is shown where the base number of responses is less than 10 during the period. % is calculated as Quantity/Base number*100

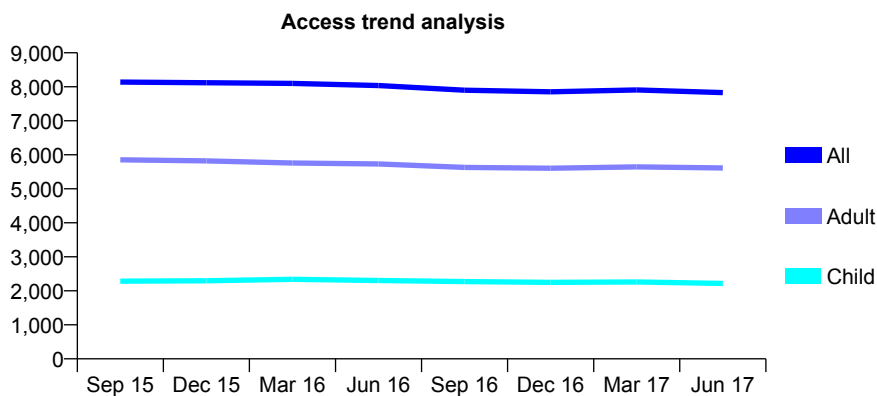
Q63 - Vital Signs At a Glance Contract Report for 156515/0001 - June 2017

Name or company name	Oral Vision Limited
Contract type name	GDS Contract
Purpose of contract	General
Contract start date	01/02/2011
Contract end date	

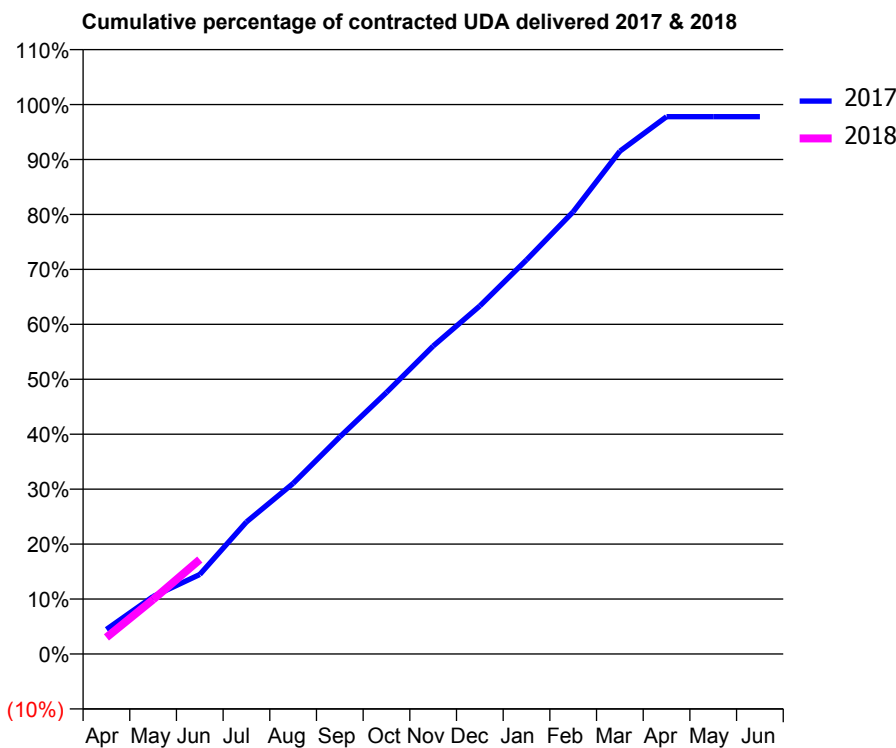
17/18 Contracted general activity (UDA)	25,920
Carry forward general activity (UDA)	0
17/18 Contracted orthodontic activity (UOA)	0
Carry forward orthodontic activity (UOA)	0
Baseline contract value	£767,779.80

ACCESS*

Patients seen in 24 months	Total	Change since previous quarter
Quarter ending June 2016	8,038	
Quarter ending September 2016	7,901	↓
Quarter ending December 2016	7,852	→
Quarter ending March 2017	7,908	→
Quarter ending June 2017	7,831	→
Variance since June 2016	(2.6%)	↓



ACTIVITY



Month	Adjusted Scheduled Activity (UDA)	
	2017	2018
April	1,158	782
May	2,714	2,569
June	3,753	4,454
July	6,229	
August	8,046	
September	10,246	
October	12,335	
November	14,528	
December	16,417	
January	18,592	
February	20,858	
March	23,719	
April	25,343	
May	25,349	
June	25,348	

QUALITY

	Quantity	Base Number	Contract	AT	Region	England
% of FP17s for the same patient ID Re-attending within 3 months - Children	29	524	5.5%	10.0%	11.5%	12.0%
% of FP17s for the same patient ID Re-attending within 3 months - Adults	168	1,290	13.0%	15.4%	16.8%	16.0%
% of FP17s for the same patient ID Re-attending between 3 & 9 months - Children	207	524	39.5%	48.2%	47.3%	58.0%
% of FP17s for the same patient ID Re-attending between 3 & 9 months - Adults	427	1,290	33.1%	38.4%	38.3%	50.9%
% of FP17s for Band 1 Urgent Courses	74	1,427	5.2%	10.0%	10.7%	9.1%
% of FP17s Relating to Free Repair or Replacements	16	1,427	1.1%	0.6%	0.6%	0.8%
% of FP17s Relating to Continuations	1	1,427	0.1%	0.9%	0.8%	1.1%
% of Patients satisfied with the dentistry they have received	4	4	N/A	90.2%	89.8%	91.7%
% of Patients satisfied with the time they had to wait for an appointment	4	4	N/A	86.2%	83.6%	88.0%

* This is based on patients treated on this contract for their most recent course of treatment. Figures in italics indicate the base number of FP17s or Patient Questionnaire responses are less than 100. N/A is shown where the base number of responses is less than 10 during the period. % is calculated as Quantity/Base number*100

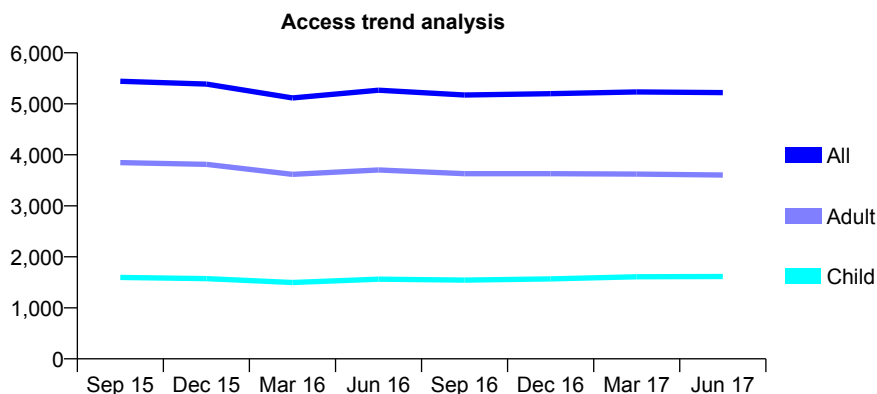
Q63 - Vital Signs At a Glance Contract Report for 157821/0001 - June 2017

Name or company name	Unique Dental Care
Contract type name	GDS Contract
Purpose of contract	General
Contract start date	01/04/2012
Contract end date	

17/18 Contracted general activity (UDA)	20,833
Carry forward general activity (UDA)	0
17/18 Contracted orthodontic activity (UOA)	0
Carry forward orthodontic activity (UOA)	0
Baseline contract value	£641,336.91

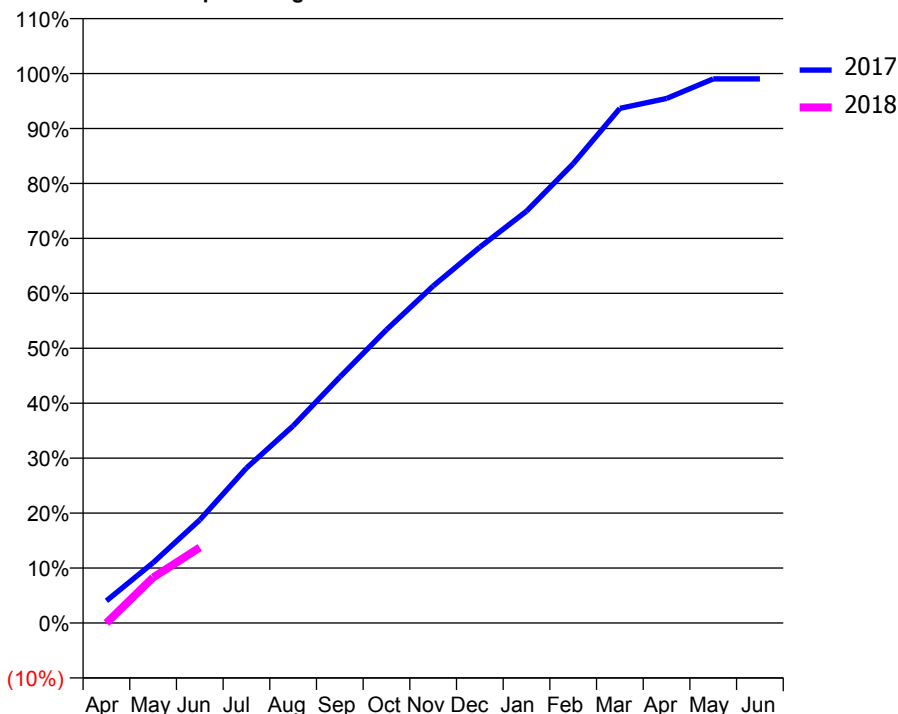
ACCESS*

Patients seen in 24 months	Total	Change since previous quarter
Quarter ending June 2016	5,266	
Quarter ending September 2016	5,172	↓
Quarter ending December 2016	5,198	→
Quarter ending March 2017	5,232	→
Quarter ending June 2017	5,219	→
Variance since June 2016	(0.9%)	→



ACTIVITY

Cumulative percentage of contracted UDA delivered 2017 & 2018



Month	Adjusted Scheduled Activity (UDA)	
	2017	2018
April	842	0
May	2,289	1,726
June	3,911	2,866
July	5,878	
August	7,477	
September	9,324	
October	11,118	
November	12,777	
December	14,248	
January	15,613	
February	17,414	
March	19,510	
April	19,885	
May	20,630	
June	20,631	

QUALITY

	Quantity	Base Number	Contract	AT	Region	England
% of FP17s for the same patient ID Re-attending within 3 months - Children	34	416	8.2%	10.0%	11.5%	12.0%
% of FP17s for the same patient ID Re-attending within 3 months - Adults	177	846	20.9%	15.4%	16.8%	16.0%
% of FP17s for the same patient ID Re-attending between 3 & 9 months - Children	204	416	49.0%	48.2%	47.3%	58.0%
% of FP17s for the same patient ID Re-attending between 3 & 9 months - Adults	300	846	35.5%	38.4%	38.3%	50.9%
% of FP17s for Band 1 Urgent Courses	124	980	12.7%	10.0%	10.7%	9.1%
% of FP17s Relating to Free Repair or Replacements	13	980	1.3%	0.6%	0.6%	0.8%
% of FP17s Relating to Continuations	33	980	3.4%	0.9%	0.8%	1.1%
% of Patients satisfied with the dentistry they have received	2	3	N/A	90.2%	89.8%	91.7%
% of Patients satisfied with the time they had to wait for an appointment	2	3	N/A	86.2%	83.6%	88.0%

* This is based on patients treated on this contract for their most recent course of treatment. Figures in italics indicate the base number of FP17s or Patient Questionnaire responses are less than 100. N/A is shown where the base number of responses is less than 10 during the period. % is calculated as Quantity/Base number*100

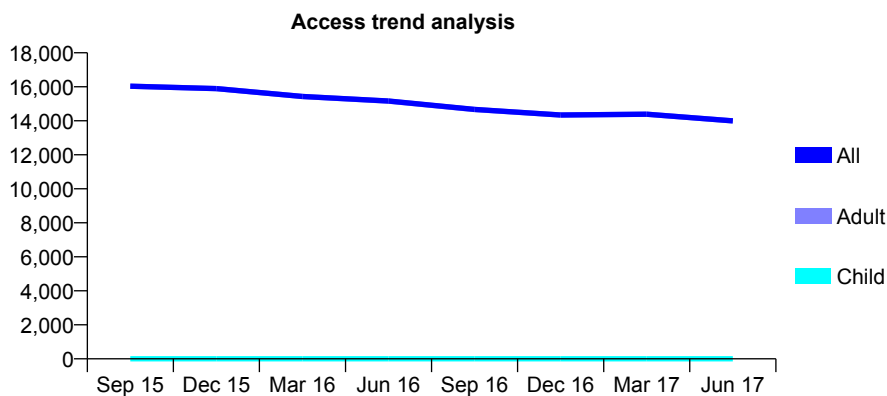
Q63 - Vital Signs At a Glance Contract Report for 158100/0001 - June 2017

Name or company name	The Domiciliary Dental Practice
Contract type name	GDS Contract
Purpose of contract	General
Contract start date	01/07/2012
Contract end date	

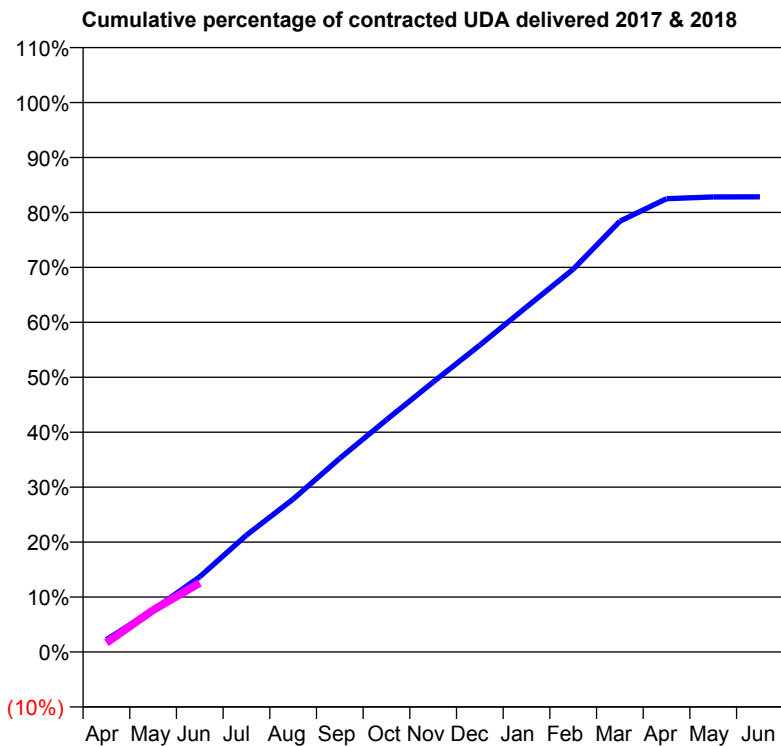
17/18 Contracted general activity (UDA)	36,916
Carry forward general activity (UDA)	0
17/18 Contracted orthodontic activity (UOA)	0
Carry forward orthodontic activity (UOA)	0
Baseline contract value	£1,158,848.50

ACCESS*

Patients seen in 24 months	Total	Change since previous quarter
Quarter ending June 2016	15,161	
Quarter ending September 2016	14,668	↓
Quarter ending December 2016	14,343	↓
Quarter ending March 2017	14,388	→
Quarter ending June 2017	13,995	↓
Variance since June 2016	(7.7%)	↓



ACTIVITY



Month	Adjusted Scheduled Activity (UDA)	
	2017	2018
April	830	627
May	2,829	2,814
June	5,057	4,644
July	7,850	
August	10,273	
September	13,013	
October	15,602	
November	18,132	
December	20,621	
January	23,182	
February	25,719	
March	28,936	
April	30,457	
May	30,574	
June	30,578	

QUALITY

	Quantity	Base Number	Contract	AT	Region	England
% of FP17s for the same patient ID Re-attending within 3 months - Children	0	0	N/A	10.0%	11.5%	12.0%
% of FP17s for the same patient ID Re-attending within 3 months - Adults	290	3,446	8.4%	15.4%	16.8%	16.0%
% of FP17s for the same patient ID Re-attending between 3 & 9 months - Children	0	0	N/A	48.2%	47.3%	58.0%
% of FP17s for the same patient ID Re-attending between 3 & 9 months - Adults	2,070	3,446	60.1%	38.4%	38.3%	50.9%
% of FP17s for Band 1 Urgent Courses	82	2,682	3.1%	10.0%	10.7%	9.1%
% of FP17s Relating to Free Repair or Replacements	0	2,682	0.0%	0.6%	0.6%	0.8%
% of FP17s Relating to Continuations	19	2,682	0.7%	0.9%	0.8%	1.1%
% of Patients satisfied with the dentistry they have received	3	3	N/A	90.2%	89.8%	91.7%
% of Patients satisfied with the time they had to wait for an appointment	2	3	N/A	86.2%	83.6%	88.0%

* This is based on patients treated on this contract for their most recent course of treatment. Figures in italics indicate the base number of FP17s or Patient Questionnaire responses are less than 100. N/A is shown where the base number of responses is less than 10 during the period. % is calculated as Quantity/Base number*100

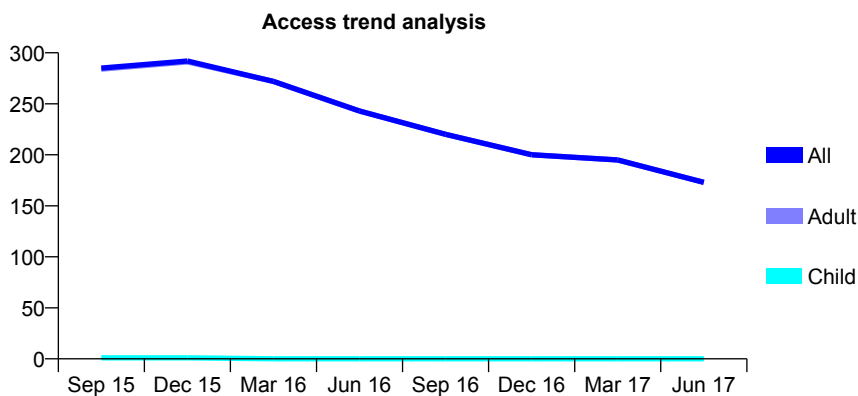
Q63 - Vital Signs At a Glance Contract Report for 158100/0002 - June 2017

Name or company name	The Domiciliary Dental Practice
Contract type name	GDS Contract
Purpose of contract	General
Contract start date	01/07/2012
Contract end date	

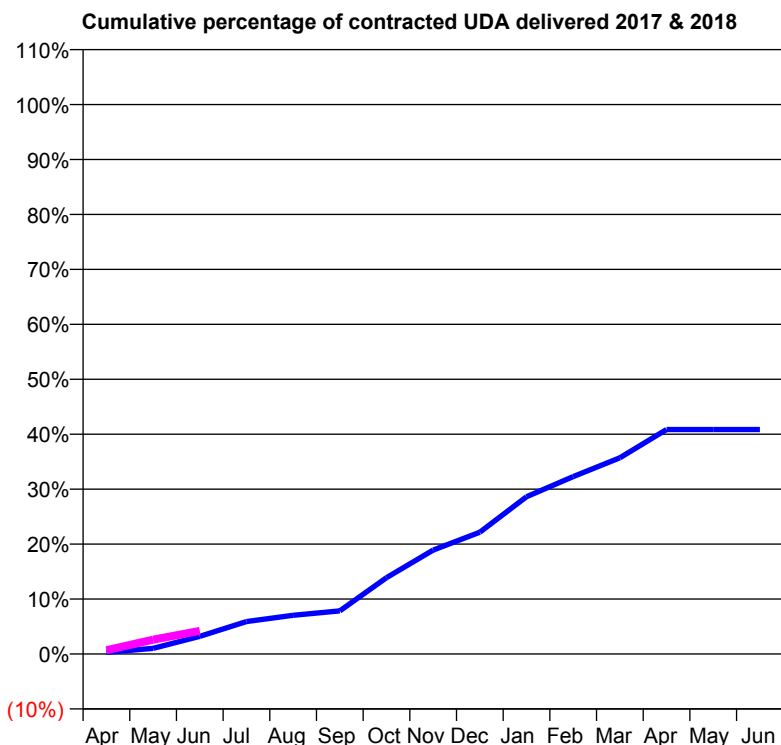
17/18 Contracted general activity (UDA)	1,000
Carry forward general activity (UDA)	0
17/18 Contracted orthodontic activity (UOA)	0
Carry forward orthodontic activity (UOA)	0
Baseline contract value	£39,765.80

ACCESS*

Patients seen in 24 months	Total	Change since previous quarter
Quarter ending June 2016	243	
Quarter ending September 2016	220	↓
Quarter ending December 2016	200	↓
Quarter ending March 2017	195	↓
Quarter ending June 2017	173	↓
Variance since June 2016	(28.8%)	↓



ACTIVITY



Month	Adjusted Scheduled Activity (UDA)	
	2017	2018
April	3	7
May	10	26
June	32	42
July	59	
August	71	
September	79	
October	139	
November	189	
December	222	
January	286	
February	323	
March	357	
April	409	
May	409	
June	409	

QUALITY

	Quantity	Base Number	Contract	AT	Region	England
% of FP17s for the same patient ID Re-attending within 3 months - Children	0	0	N/A	10.0%	11.5%	12.0%
% of FP17s for the same patient ID Re-attending within 3 months - Adults	0	26	0.0%	15.4%	16.8%	16.0%
% of FP17s for the same patient ID Re-attending between 3 & 9 months - Children	0	0	N/A	48.2%	47.3%	58.0%
% of FP17s for the same patient ID Re-attending between 3 & 9 months - Adults	1	26	3.8%	38.4%	38.3%	50.9%
% of FP17s for Band 1 Urgent Courses	1	14	7.1%	10.0%	10.7%	9.1%
% of FP17s Relating to Free Repair or Replacements	0	14	0.0%	0.6%	0.6%	0.8%
% of FP17s Relating to Continuations	0	14	0.0%	0.9%	0.8%	1.1%
% of Patients satisfied with the dentistry they have received	0	1	N/A	90.2%	89.8%	91.7%
% of Patients satisfied with the time they had to wait for an appointment	0	1	N/A	86.2%	83.6%	88.0%

* This is based on patients treated on this contract for their most recent course of treatment. Figures in italics indicate the base number of FP17s or Patient Questionnaire responses are less than 100. N/A is shown where the base number of responses is less than 10 during the period. % is calculated as Quantity/Base number*100

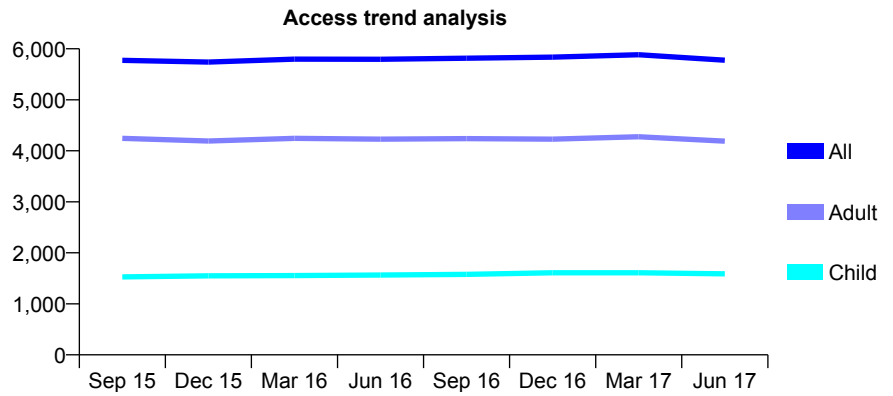
Q63 - Vital Signs At a Glance Contract Report for 158135/0001 - June 2017

Name or company name	Mr S Patel & Mr MP Patel
Contract type name	GDS Contract
Purpose of contract	General
Contract start date	01/11/2010
Contract end date	

17/18 Contracted general activity (UDA)	11,893
Carry forward general activity (UDA)	0
17/18 Contracted orthodontic activity (UOA)	0
Carry forward orthodontic activity (UOA)	0
Baseline contract value	£283,729.94

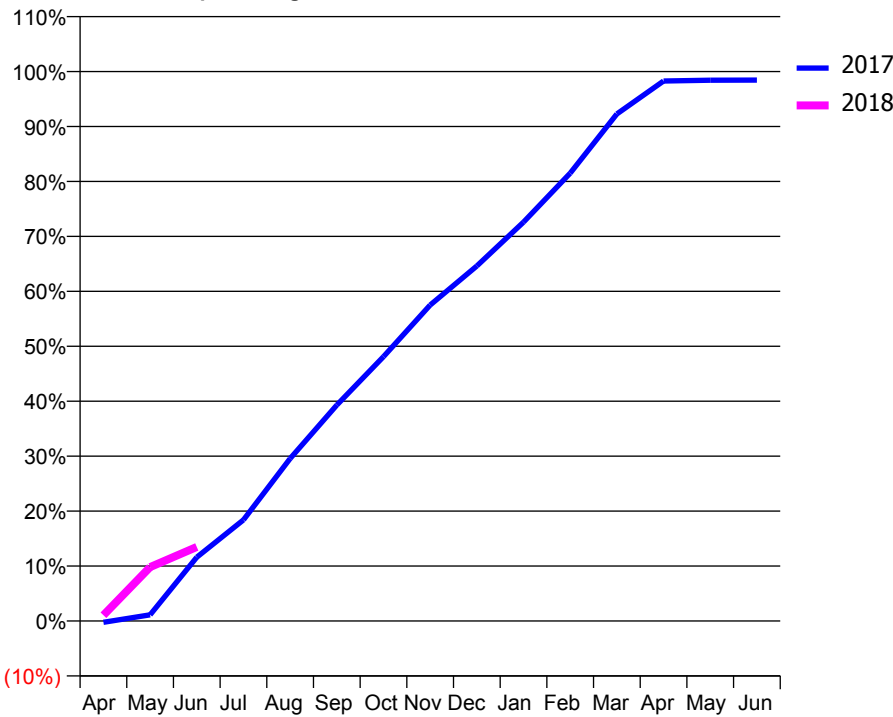
ACCESS*

Patients seen in 24 months	Total	Change since previous quarter
Quarter ending June 2016	5,795	
Quarter ending September 2016	5,816	→
Quarter ending December 2016	5,837	→
Quarter ending March 2017	5,883	→
Quarter ending June 2017	5,776	↓
Variance since June 2016	(0.3%)	→



ACTIVITY

Cumulative percentage of contracted UDA delivered 2017 & 2018



Month	Adjusted Scheduled Activity (UDA)	
	2017	2018
April	-31	125
May	135	1,167
June	1,381	1,603
July	2,188	
August	3,516	
September	4,674	
October	5,722	
November	6,838	
December	7,684	
January	8,633	
February	9,694	
March	10,975	
April	11,686	
May	11,704	
June	11,708	

QUALITY

	Quantity	Base Number	Contract	AT	Region	England
% of FP17s for the same patient ID Re-attending within 3 months - Children	21	403	5.2%	10.0%	11.5%	12.0%
% of FP17s for the same patient ID Re-attending within 3 months - Adults	94	897	10.5%	15.4%	16.8%	16.0%
% of FP17s for the same patient ID Re-attending between 3 & 9 months - Children	215	403	53.3%	48.2%	47.3%	58.0%
% of FP17s for the same patient ID Re-attending between 3 & 9 months - Adults	401	897	44.7%	38.4%	38.3%	50.9%
% of FP17s for Band 1 Urgent Courses	91	923	9.9%	10.0%	10.7%	9.1%
% of FP17s Relating to Free Repair or Replacements	3	923	0.3%	0.6%	0.6%	0.8%
% of FP17s Relating to Continuations	2	923	0.2%	0.9%	0.8%	1.1%
% of Patients satisfied with the dentistry they have received	1	1	N/A	90.2%	89.8%	91.7%
% of Patients satisfied with the time they had to wait for an appointment	1	1	N/A	86.2%	83.6%	88.0%

* This is based on patients treated on this contract for their most recent course of treatment. Figures in italics indicate the base number of FP17s or Patient Questionnaire responses are less than 100. N/A is shown where the base number of responses is less than 10 during the period. % is calculated as Quantity/Base number*100

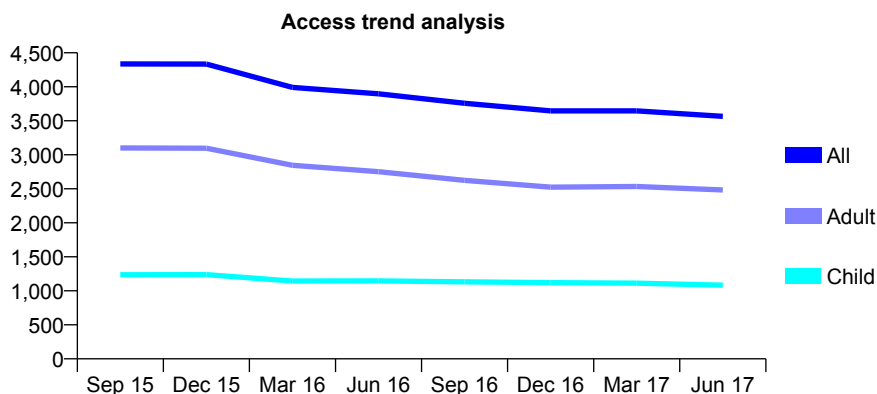
Q63 - Vital Signs At a Glance Contract Report for 158402/0001 - June 2017

Name or company name	Charlton Dental Care Ltd
Contract type name	GDS Contract
Purpose of contract	General
Contract start date	01/04/2010
Contract end date	

17/18 Contracted general activity (UDA)	15,510
Carry forward general activity (UDA)	0
17/18 Contracted orthodontic activity (UOA)	0
Carry forward orthodontic activity (UOA)	0
Baseline contract value	£414,949.29

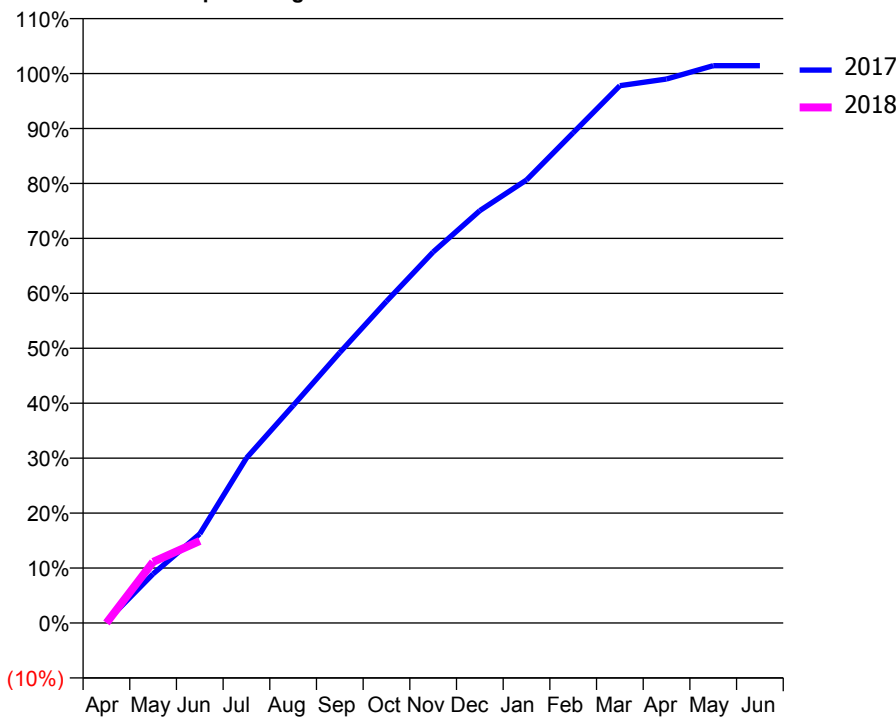
ACCESS*

Patients seen in 24 months	Total	Change since previous quarter
Quarter ending June 2016	3,898	
Quarter ending September 2016	3,757	↓
Quarter ending December 2016	3,646	↓
Quarter ending March 2017	3,647	→
Quarter ending June 2017	3,566	↓
Variance since June 2016	(8.5%)	↓



ACTIVITY

Cumulative percentage of contracted UDA delivered 2017 & 2018



Adjusted Scheduled Activity (UDA)

Month	2017	2018
April	42	0
May	1,388	1,727
June	2,516	2,317
July	4,658	
August	6,138	
September	7,636	
October	9,079	
November	10,473	
December	11,640	
January	12,505	
February	13,836	
March	15,166	
April	15,356	
May	15,729	
June	15,729	

QUALITY

	Quantity	Base Number	Contract	AT	Region	England
% of FP17s for the same patient ID Re-attending within 3 months - Children	23	290	7.9%	10.0%	11.5%	12.0%
% of FP17s for the same patient ID Re-attending within 3 months - Adults	59	499	11.8%	15.4%	16.8%	16.0%
% of FP17s for the same patient ID Re-attending between 3 & 9 months - Children	147	290	50.7%	48.2%	47.3%	58.0%
% of FP17s for the same patient ID Re-attending between 3 & 9 months - Adults	218	499	43.7%	38.4%	38.3%	50.9%
% of FP17s for Band 1 Urgent Courses	18	624	2.9%	10.0%	10.7%	9.1%
% of FP17s Relating to Free Repair or Replacements	11	624	1.8%	0.6%	0.6%	0.8%
% of FP17s Relating to Continuations	10	624	1.6%	0.9%	0.8%	1.1%
% of Patients satisfied with the dentistry they have received	0	1	N/A	90.2%	89.8%	91.7%
% of Patients satisfied with the time they had to wait for an appointment	0	1	N/A	86.2%	83.6%	88.0%

* This is based on patients treated on this contract for their most recent course of treatment. Figures in italics indicate the base number of FP17s or Patient Questionnaire responses are less than 100. N/A is shown where the base number of responses is less than 10 during the period. % is calculated as Quantity/Base number*100

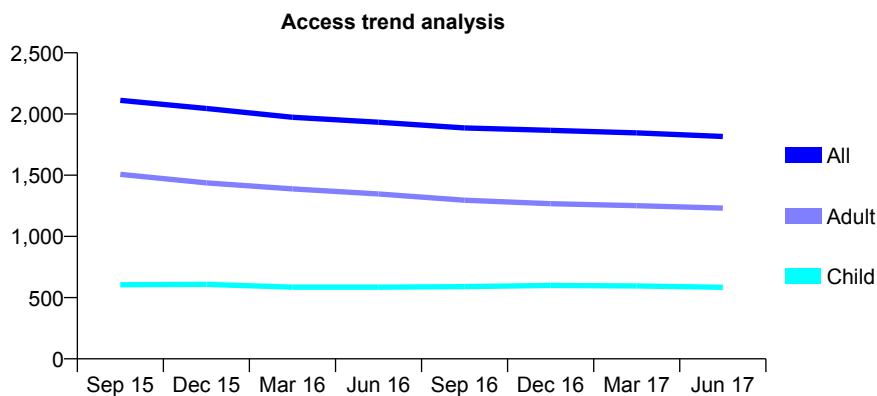
Q63 - Vital Signs At a Glance Contract Report for 158461/0001 - June 2017

Name or company name	The Mullally Dental Practice Ltd
Contract type name	GDS Contract
Purpose of contract	General
Contract start date	01/07/2008
Contract end date	

17/18 Contracted general activity (UDA)	6,944
Carry forward general activity (UDA)	0
17/18 Contracted orthodontic activity (UOA)	0
Carry forward orthodontic activity (UOA)	0
Baseline contract value	£203,842.16

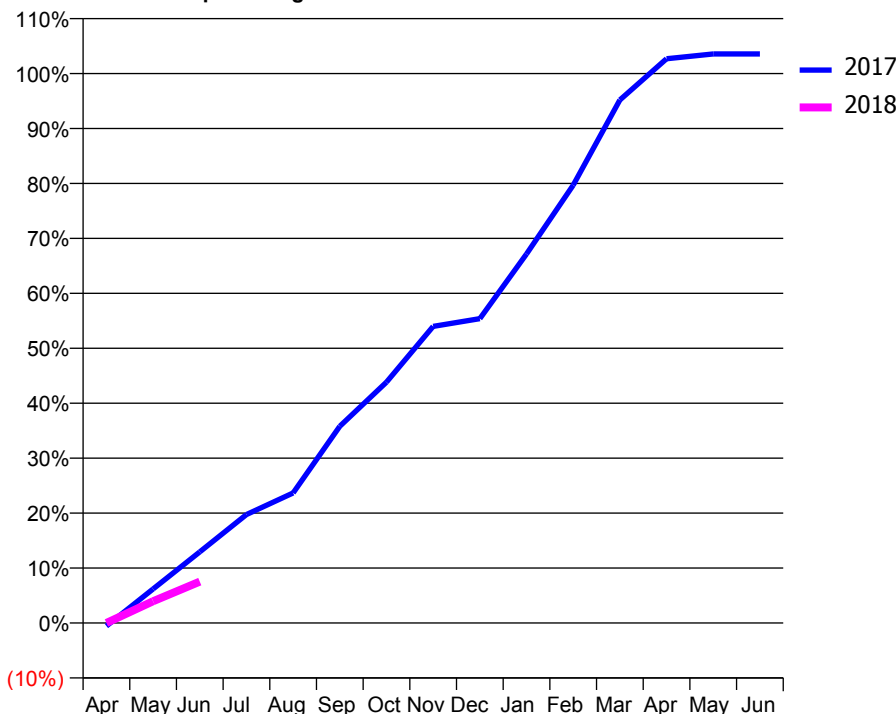
ACCESS*

Patients seen in 24 months	Total	Change since previous quarter
Quarter ending June 2016	1,933	
Quarter ending September 2016	1,886	↓
Quarter ending December 2016	1,867	↓
Quarter ending March 2017	1,846	↓
Quarter ending June 2017	1,816	↓
Variance since June 2016	(6.1%)	↓



ACTIVITY

Cumulative percentage of contracted UDA delivered 2017 & 2018



Month	Adjusted Scheduled Activity (UDA)	
	2017	2018
April	-39	0
May	431	276
June	899	523
July	1,371	
August	1,643	
September	2,487	
October	3,044	
November	3,748	
December	3,845	
January	4,663	
February	5,534	
March	6,610	
April	7,130	
May	7,191	
June	7,191	

QUALITY

	Quantity	Base Number	Contract	AT	Region	England
% of FP17s for the same patient ID Re-attending within 3 months - Children	9	107	8.4%	10.0%	11.5%	12.0%
% of FP17s for the same patient ID Re-attending within 3 months - Adults	21	197	10.7%	15.4%	16.8%	16.0%
% of FP17s for the same patient ID Re-attending between 3 & 9 months - Children	26	107	24.3%	48.2%	47.3%	58.0%
% of FP17s for the same patient ID Re-attending between 3 & 9 months - Adults	56	197	28.4%	38.4%	38.3%	50.9%
% of FP17s for Band 1 Urgent Courses	0	141	0.0%	10.0%	10.7%	9.1%
% of FP17s Relating to Free Repair or Replacements	0	141	0.0%	0.6%	0.6%	0.8%
% of FP17s Relating to Continuations	3	141	2.1%	0.9%	0.8%	1.1%
% of Patients satisfied with the dentistry they have received	1	1	N/A	90.2%	89.8%	91.7%
% of Patients satisfied with the time they had to wait for an appointment	1	1	N/A	86.2%	83.6%	88.0%

* This is based on patients treated on this contract for their most recent course of treatment. Figures in italics indicate the base number of FP17s or Patient Questionnaire responses are less than 100. N/A is shown where the base number of responses is less than 10 during the period. % is calculated as Quantity/Base number*100

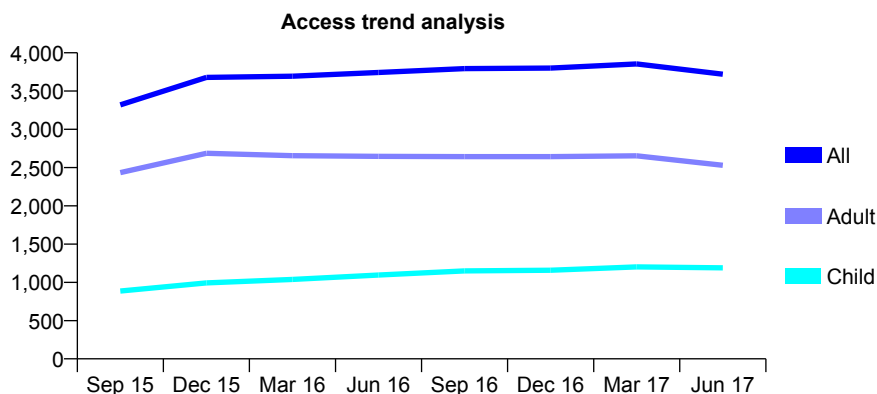
Q63 - Vital Signs At a Glance Contract Report for 158879/0001 - June 2017

Name or company name	Woodside Dental Clinic
Contract type name	GDS Contract
Purpose of contract	General
Contract start date	20/06/2011
Contract end date	

17/18 Contracted general activity (UDA)	6,523
Carry forward general activity (UDA)	0
17/18 Contracted orthodontic activity (UOA)	0
Carry forward orthodontic activity (UOA)	0
Baseline contract value	£168,232.68

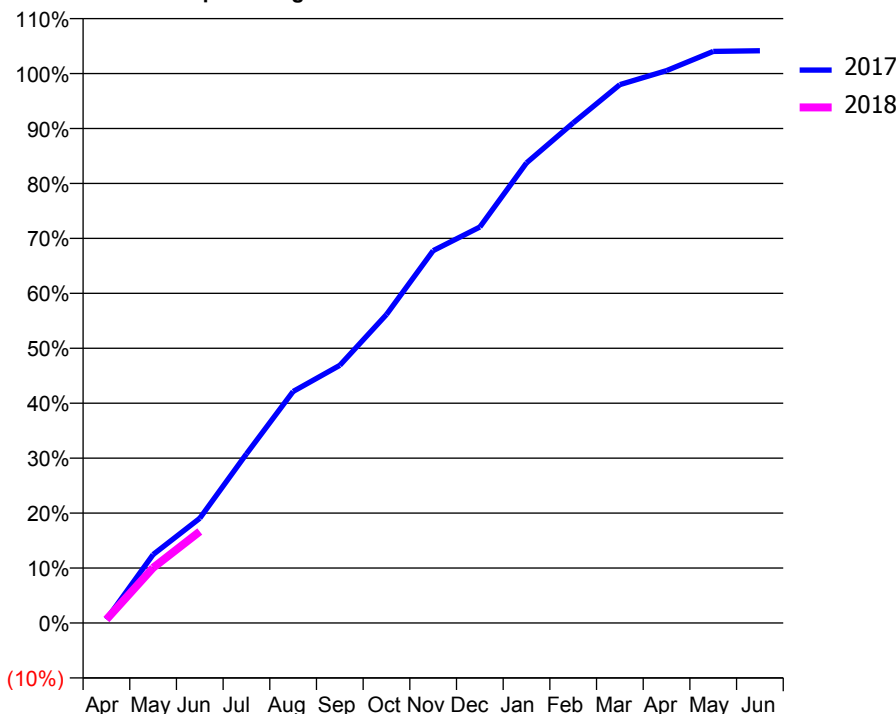
ACCESS*

Patients seen in 24 months	Total	Change since previous quarter
Quarter ending June 2016	3,743	
Quarter ending September 2016	3,793	→
Quarter ending December 2016	3,801	→
Quarter ending March 2017	3,855	→
Quarter ending June 2017	3,720	↓
Variance since June 2016	(0.6%)	→



ACTIVITY

Cumulative percentage of contracted UDA delivered 2017 & 2018



Adjusted Scheduled Activity (UDA)

Month	2017	2018
April	44	42
May	813	657
June	1,243	1,086
July	2,007	
August	2,749	
September	3,060	
October	3,662	
November	4,421	
December	4,701	
January	5,462	
February	5,936	
March	6,391	
April	6,557	
May	6,786	
June	6,793	

QUALITY

	Quantity	Base Number	Contract	AT	Region	England
% of FP17s for the same patient ID Re-attending within 3 months - Children	18	338	5.3%	10.0%	11.5%	12.0%
% of FP17s for the same patient ID Re-attending within 3 months - Adults	56	514	10.9%	15.4%	16.8%	16.0%
% of FP17s for the same patient ID Re-attending between 3 & 9 months - Children	186	338	55.0%	48.2%	47.3%	58.0%
% of FP17s for the same patient ID Re-attending between 3 & 9 months - Adults	200	514	38.9%	38.4%	38.3%	50.9%
% of FP17s for Band 1 Urgent Courses	36	578	6.2%	10.0%	10.7%	9.1%
% of FP17s Relating to Free Repair or Replacements	0	578	0.0%	0.6%	0.6%	0.8%
% of FP17s Relating to Continuations	0	578	0.0%	0.9%	0.8%	1.1%
% of Patients satisfied with the dentistry they have received	5	7	N/A	90.2%	89.8%	91.7%
% of Patients satisfied with the time they had to wait for an appointment	6	7	N/A	86.2%	83.6%	88.0%

* This is based on patients treated on this contract for their most recent course of treatment. Figures in italics indicate the base number of FP17s or Patient Questionnaire responses are less than 100. N/A is shown where the base number of responses is less than 10 during the period. % is calculated as Quantity/Base number*100

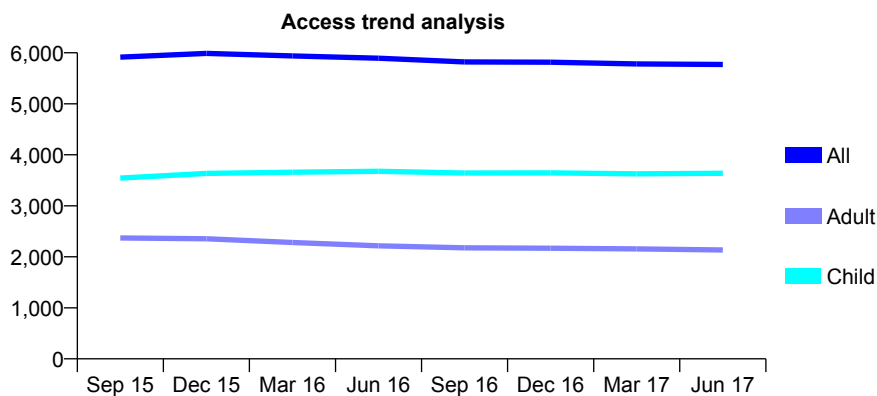
Q63 - Vital Signs At a Glance Contract Report for 159247/0001 - June 2017

Name or company name	Half Moon Dental Centre Ltd
Contract type name	GDS Contract
Purpose of contract	General
Contract start date	01/04/2013
Contract end date	

17/18 Contracted general activity (UDA)	11,000
Carry forward general activity (UDA)	0
17/18 Contracted orthodontic activity (UOA)	0
Carry forward orthodontic activity (UOA)	0
Baseline contract value	£254,327.23

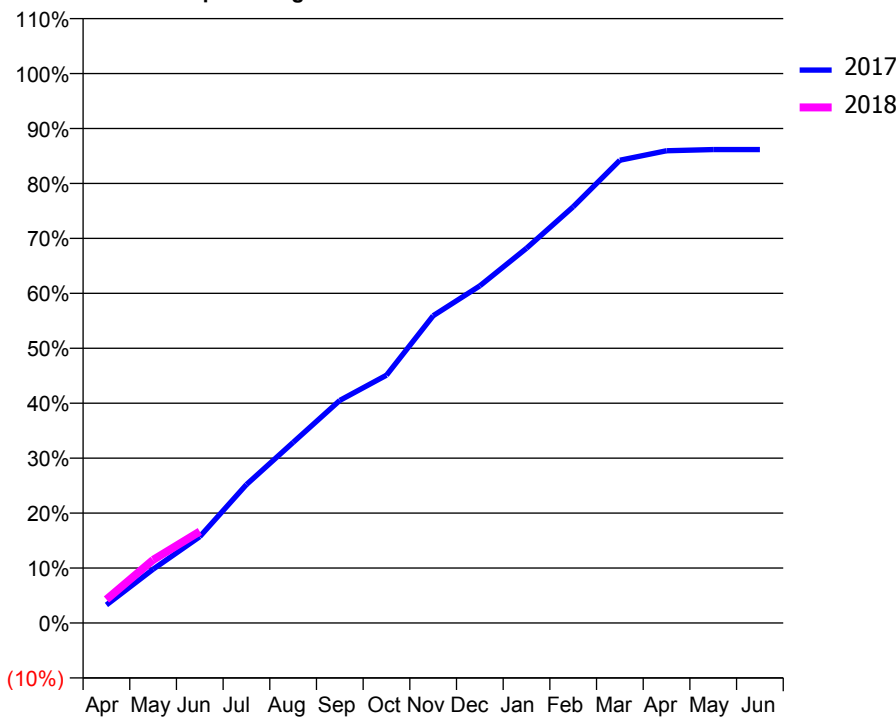
ACCESS*

Patients seen in 24 months	Total	Change since previous quarter
Quarter ending June 2016	5,893	
Quarter ending September 2016	5,820	↓
Quarter ending December 2016	5,816	→
Quarter ending March 2017	5,783	→
Quarter ending June 2017	5,771	→
Variance since June 2016	(2.1%)	↓



ACTIVITY

Cumulative percentage of contracted UDA delivered 2017 & 2018



Month	Adjusted Scheduled Activity (UDA)	
	2017	2018
April	363	472
May	1,076	1,263
June	1,730	1,832
July	2,773	
August	3,617	
September	4,457	
October	4,961	
November	6,151	
December	6,750	
January	7,502	
February	8,332	
March	9,265	
April	9,454	
May	9,479	
June	9,479	

QUALITY

	Quantity	Base Number	Contract	AT	Region	England
% of FP17s for the same patient ID Re-attending within 3 months - Children	57	1,003	5.7%	10.0%	11.5%	12.0%
% of FP17s for the same patient ID Re-attending within 3 months - Adults	32	486	6.6%	15.4%	16.8%	16.0%
% of FP17s for the same patient ID Re-attending between 3 & 9 months - Children	396	1,003	39.5%	48.2%	47.3%	58.0%
% of FP17s for the same patient ID Re-attending between 3 & 9 months - Adults	214	486	44.0%	38.4%	38.3%	50.9%
% of FP17s for Band 1 Urgent Courses	26	1,333	2.0%	10.0%	10.7%	9.1%
% of FP17s Relating to Free Repair or Replacements	2	1,333	0.2%	0.6%	0.6%	0.8%
% of FP17s Relating to Continuations	4	1,333	0.3%	0.9%	0.8%	1.1%
% of Patients satisfied with the dentistry they have received	3	3	N/A	90.2%	89.8%	91.7%
% of Patients satisfied with the time they had to wait for an appointment	3	3	N/A	86.2%	83.6%	88.0%

* This is based on patients treated on this contract for their most recent course of treatment. Figures in italics indicate the base number of FP17s or Patient Questionnaire responses are less than 100. N/A is shown where the base number of responses is less than 10 during the period. % is calculated as Quantity/Base number*100

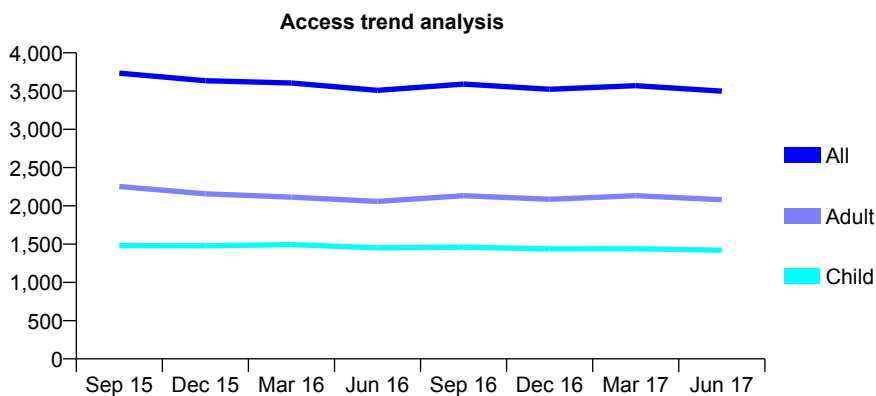
Q63 - Vital Signs At a Glance Contract Report for 160113/0001 - June 2017

Name or company name	Townley Road Dental Practice
Contract type name	GDS Contract
Purpose of contract	General
Contract start date	01/01/2013
Contract end date	

17/18 Contracted general activity (UDA)	10,000
Carry forward general activity (UDA)	0
17/18 Contracted orthodontic activity (UOA)	0
Carry forward orthodontic activity (UOA)	0
Baseline contract value	£240,386.17

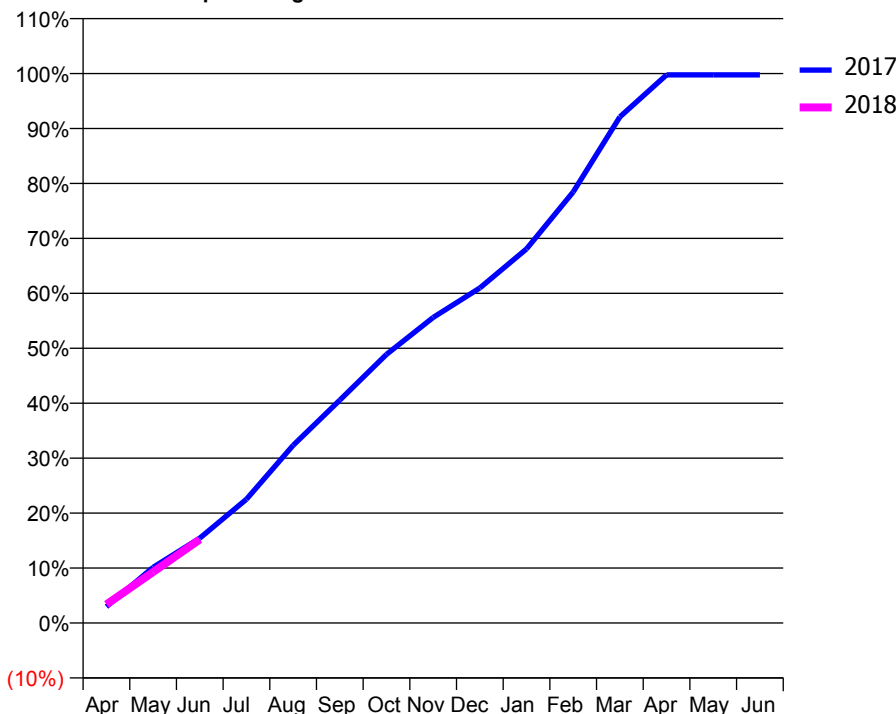
ACCESS*

Patients seen in 24 months	Total	Change since previous quarter
Quarter ending June 2016	3,509	
Quarter ending September 2016	3,592	↑
Quarter ending December 2016	3,523	↓
Quarter ending March 2017	3,571	→
Quarter ending June 2017	3,499	↓
Variance since June 2016	(0.3%)	→



ACTIVITY

Cumulative percentage of contracted UDA delivered 2017 & 2018



Adjusted Scheduled Activity (UDA)

Month	2017	2018
April	298	338
May	1,013	928
June	1,544	1,521
July	2,253	
August	3,233	
September	4,057	
October	4,889	
November	5,561	
December	6,098	
January	6,807	
February	7,844	
March	9,210	
April	9,975	
May	9,975	
June	9,975	

QUALITY

	Quantity	Base Number	Contract	AT	Region	England
% of FP17s for the same patient ID Re-attending within 3 months - Children	22	346	6.4%	10.0%	11.5%	12.0%
% of FP17s for the same patient ID Re-attending within 3 months - Adults	88	497	17.7%	15.4%	16.8%	16.0%
% of FP17s for the same patient ID Re-attending between 3 & 9 months - Children	146	346	42.2%	48.2%	47.3%	58.0%
% of FP17s for the same patient ID Re-attending between 3 & 9 months - Adults	150	497	30.2%	38.4%	38.3%	50.9%
% of FP17s for Band 1 Urgent Courses	42	679	6.2%	10.0%	10.7%	9.1%
% of FP17s Relating to Free Repair or Replacements	5	679	0.7%	0.6%	0.6%	0.8%
% of FP17s Relating to Continuations	26	679	3.8%	0.9%	0.8%	1.1%
% of Patients satisfied with the dentistry they have received	0	0	N/A	90.2%	89.8%	91.7%
% of Patients satisfied with the time they had to wait for an appointment	0	0	N/A	86.2%	83.6%	88.0%

* This is based on patients treated on this contract for their most recent course of treatment. Figures in italics indicate the base number of FP17s or Patient Questionnaire responses are less than 100. N/A is shown where the base number of responses is less than 10 during the period. % is calculated as Quantity/Base number*100

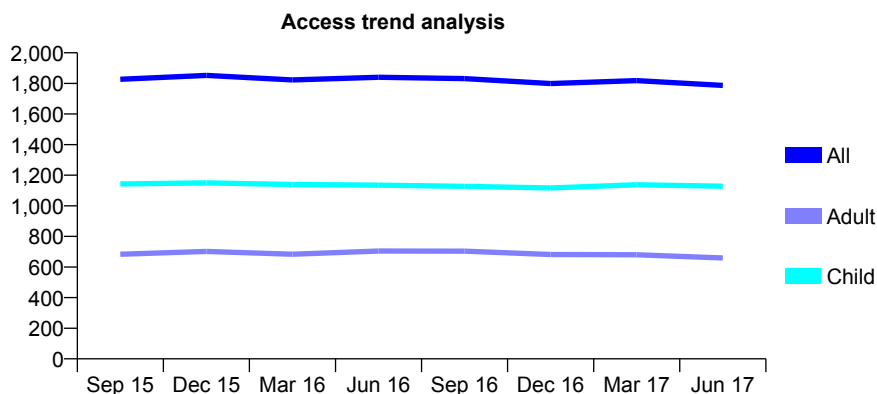
Q63 - Vital Signs At a Glance Contract Report for 160989/0001 - June 2017

Name or company name	Mr S Perry and Mrs S Perry
Contract type name	GDS Contract
Purpose of contract	General
Contract start date	01/08/2009
Contract end date	

17/18 Contracted general activity (UDA)	5,092
Carry forward general activity (UDA)	0
17/18 Contracted orthodontic activity (UOA)	0
Carry forward orthodontic activity (UOA)	0
Baseline contract value	£120,980.96

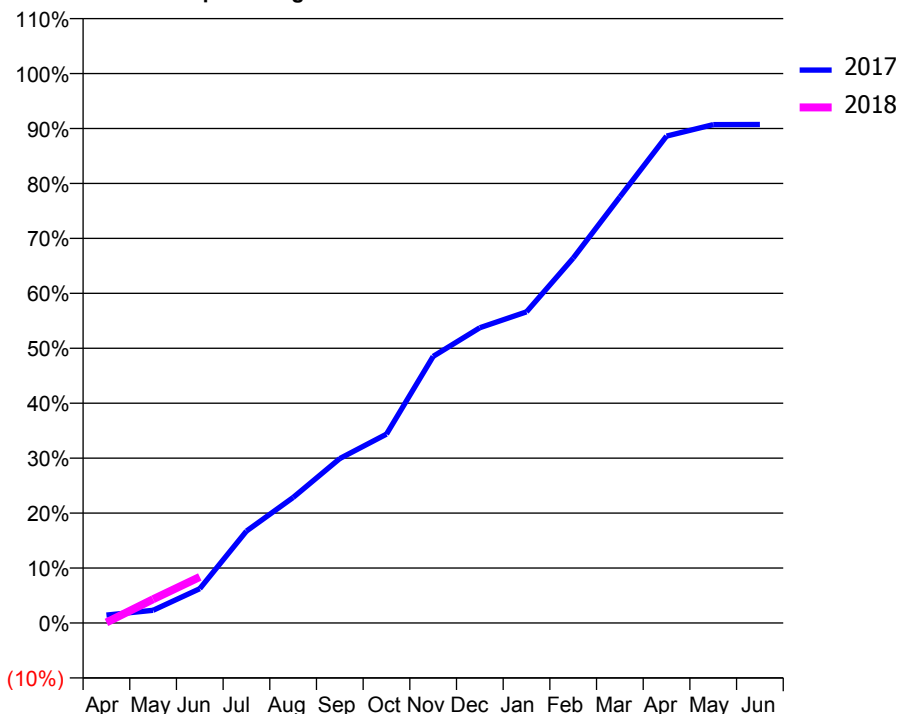
ACCESS*

Patients seen in 24 months	Total	Change since previous quarter
Quarter ending June 2016	1,840	
Quarter ending September 2016	1,831	→
Quarter ending December 2016	1,799	↓
Quarter ending March 2017	1,818	→
Quarter ending June 2017	1,787	↓
Variance since June 2016	(2.9%)	↓



ACTIVITY

Cumulative percentage of contracted UDA delivered 2017 & 2018



Month	Adjusted Scheduled Activity (UDA)	
	2017	2018
April	73	6
May	118	220
June	318	426
July	851	
August	1,163	
September	1,524	
October	1,750	
November	2,471	
December	2,736	
January	2,884	
February	3,381	
March	3,949	
April	4,512	
May	4,618	
June	4,619	

QUALITY

	Quantity	Base Number	Contract	AT	Region	England
% of FP17s for the same patient ID Re-attending within 3 months - Children	35	435	8.0%	10.0%	11.5%	12.0%
% of FP17s for the same patient ID Re-attending within 3 months - Adults	34	176	19.3%	15.4%	16.8%	16.0%
% of FP17s for the same patient ID Re-attending between 3 & 9 months - Children	280	435	64.4%	48.2%	47.3%	58.0%
% of FP17s for the same patient ID Re-attending between 3 & 9 months - Adults	84	176	47.7%	38.4%	38.3%	50.9%
% of FP17s for Band 1 Urgent Courses	12	260	4.6%	10.0%	10.7%	9.1%
% of FP17s Relating to Free Repair or Replacements	0	260	0.0%	0.6%	0.6%	0.8%
% of FP17s Relating to Continuations	0	260	0.0%	0.9%	0.8%	1.1%
% of Patients satisfied with the dentistry they have received	2	2	N/A	90.2%	89.8%	91.7%
% of Patients satisfied with the time they had to wait for an appointment	2	2	N/A	86.2%	83.6%	88.0%

* This is based on patients treated on this contract for their most recent course of treatment. Figures in italics indicate the base number of FP17s or Patient Questionnaire responses are less than 100. N/A is shown where the base number of responses is less than 10 during the period. % is calculated as Quantity/Base number*100

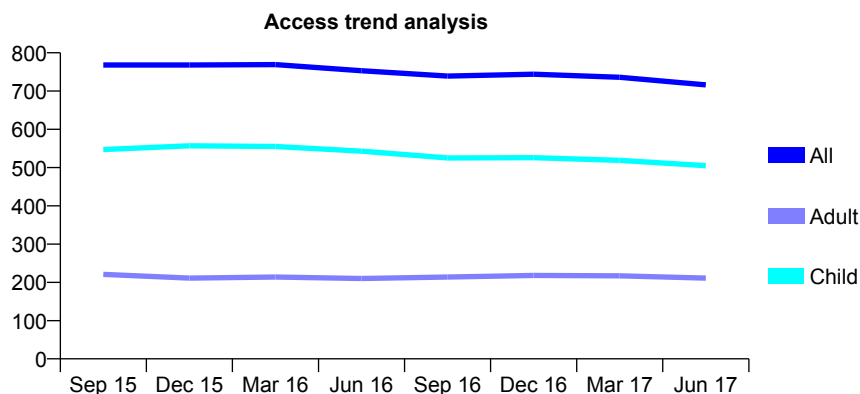
Q63 - Vital Signs At a Glance Contract Report for 161020/0001 - June 2017

Name or company name	Kingston Hill Dental Practice
Contract type name	GDS Contract
Purpose of contract	General
Contract start date	01/04/2010
Contract end date	

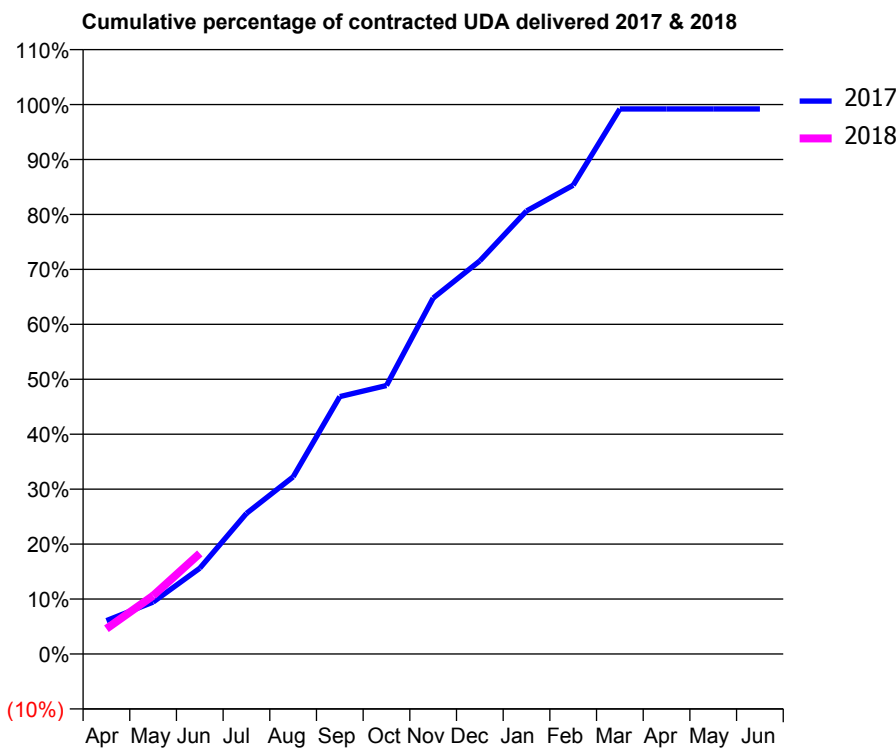
17/18 Contracted general activity (UDA)	1,500
Carry forward general activity (UDA)	0
17/18 Contracted orthodontic activity (UOA)	0
Carry forward orthodontic activity (UOA)	0
Baseline contract value	£35,140.48

ACCESS*

Patients seen in 24 months	Total	Change since previous quarter
Quarter ending June 2016	753	
Quarter ending September 2016	739	↓
Quarter ending December 2016	744	→
Quarter ending March 2017	736	↓
Quarter ending June 2017	716	↓
Variance since June 2016	(4.9%)	↓



ACTIVITY



Month	Adjusted Scheduled Activity (UDA)	
	2017	2018
April	91	69
May	142	159
June	234	275
July	384	
August	483	
September	703	
October	733	
November	972	
December	1,073	
January	1,209	
February	1,280	
March	1,488	
April	1,488	
May	1,488	
June	1,488	

QUALITY

	Quantity	Base Number	Contract	AT	Region	England
% of FP17s for the same patient ID Re-attending within 3 months - Children	11	160	6.9%	10.0%	11.5%	12.0%
% of FP17s for the same patient ID Re-attending within 3 months - Adults	2	34	5.9%	15.4%	16.8%	16.0%
% of FP17s for the same patient ID Re-attending between 3 & 9 months - Children	87	160	54.4%	48.2%	47.3%	58.0%
% of FP17s for the same patient ID Re-attending between 3 & 9 months - Adults	20	34	58.8%	38.4%	38.3%	50.9%
% of FP17s for Band 1 Urgent Courses	3	194	1.5%	10.0%	10.7%	9.1%
% of FP17s Relating to Free Repair or Replacements	0	194	0.0%	0.6%	0.6%	0.8%
% of FP17s Relating to Continuations	0	194	0.0%	0.9%	0.8%	1.1%
% of Patients satisfied with the dentistry they have received	1	1	N/A	90.2%	89.8%	91.7%
% of Patients satisfied with the time they had to wait for an appointment	1	1	N/A	86.2%	83.6%	88.0%

* This is based on patients treated on this contract for their most recent course of treatment. Figures in italics indicate the base number of FP17s or Patient Questionnaire responses are less than 100. N/A is shown where the base number of responses is less than 10 during the period. % is calculated as Quantity/Base number*100

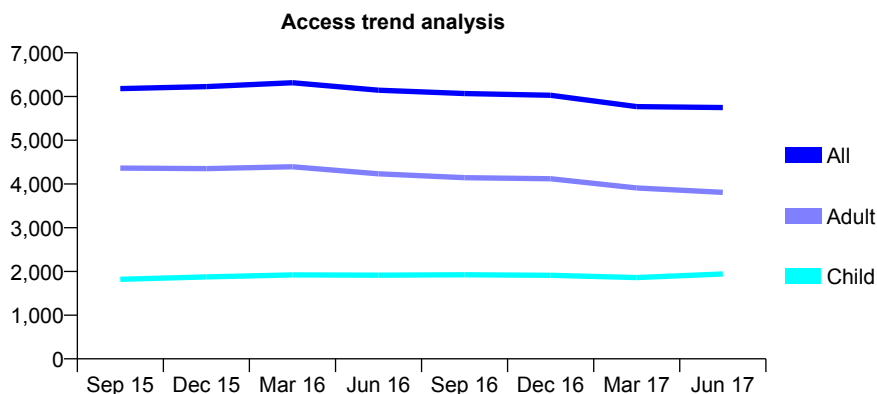
Q63 - Vital Signs At a Glance Contract Report for 163945/0001 - June 2017

Name or company name	Wandsworth Town Dental Practice Limited
Contract type name	GDS Contract
Purpose of contract	General
Contract start date	10/10/2011
Contract end date	

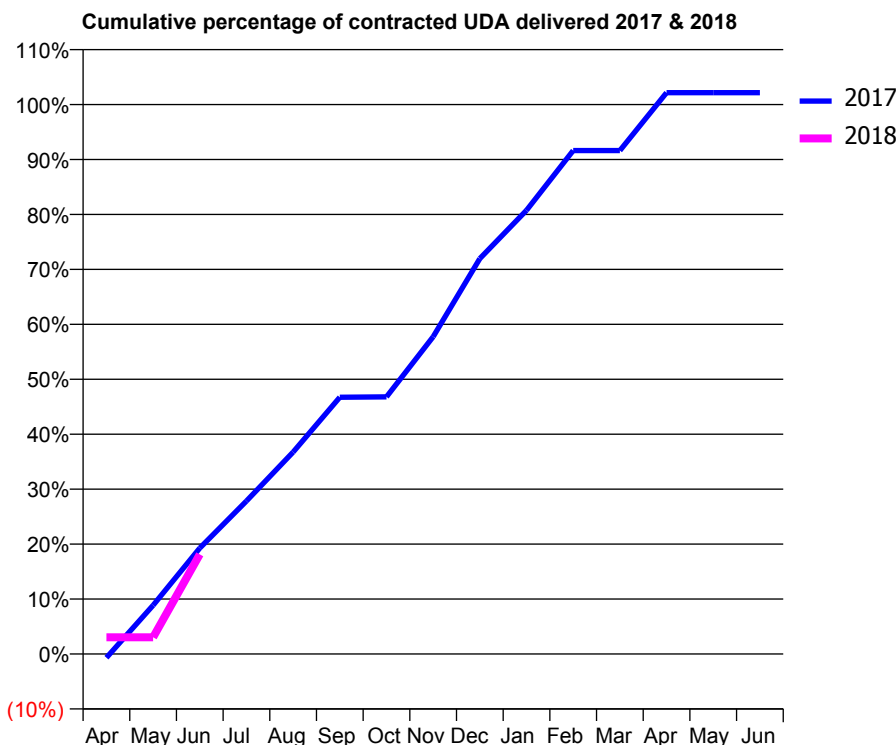
17/18 Contracted general activity (UDA)	18,500
Carry forward general activity (UDA)	0
17/18 Contracted orthodontic activity (UOA)	0
Carry forward orthodontic activity (UOA)	0
Baseline contract value	£522,499.06

ACCESS*

Patients seen in 24 months	Total	Change since previous quarter
Quarter ending June 2016	6,145	
Quarter ending September 2016	6,067	↓
Quarter ending December 2016	6,030	→
Quarter ending March 2017	5,768	↓
Quarter ending June 2017	5,749	→
Variance since June 2016	(6.4%)	↓



ACTIVITY



Month	Adjusted Scheduled Activity (UDA)	
	2017	2018
April	-129	561
May	1,639	561
June	3,567	3,354
July	5,150	
August	6,801	
September	8,645	
October	8,657	
November	10,681	
December	13,313	
January	14,939	
February	16,951	
March	16,951	
April	18,897	
May	18,897	
June	18,898	

QUALITY

	Quantity	Base Number	Contract	AT	Region	England
% of FP17s for the same patient ID Re-attending within 3 months - Children	66	617	10.7%	10.0%	11.5%	12.0%
% of FP17s for the same patient ID Re-attending within 3 months - Adults	258	1,151	22.4%	15.4%	16.8%	16.0%
% of FP17s for the same patient ID Re-attending between 3 & 9 months - Children	120	617	19.4%	48.2%	47.3%	58.0%
% of FP17s for the same patient ID Re-attending between 3 & 9 months - Adults	223	1,151	19.4%	38.4%	38.3%	50.9%
% of FP17s for Band 1 Urgent Courses	265	993	26.7%	10.0%	10.7%	9.1%
% of FP17s Relating to Free Repair or Replacements	0	993	0.0%	0.6%	0.6%	0.8%
% of FP17s Relating to Continuations	0	993	0.0%	0.9%	0.8%	1.1%
% of Patients satisfied with the dentistry they have received	1	2	N/A	90.2%	89.8%	91.7%
% of Patients satisfied with the time they had to wait for an appointment	0	2	N/A	86.2%	83.6%	88.0%

* This is based on patients treated on this contract for their most recent course of treatment. Figures in italics indicate the base number of FP17s or Patient Questionnaire responses are less than 100. N/A is shown where the base number of responses is less than 10 during the period. % is calculated as Quantity/Base number*100

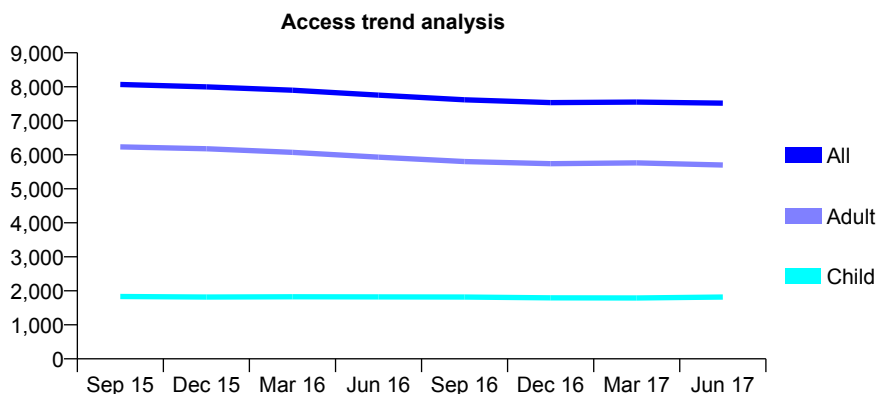
Q63 - Vital Signs At a Glance Contract Report for 164151/0001 - June 2017

Name or company name	The Crystal Palace Dental Centre
Contract type name	GDS Contract
Purpose of contract	General
Contract start date	01/04/2006
Contract end date	

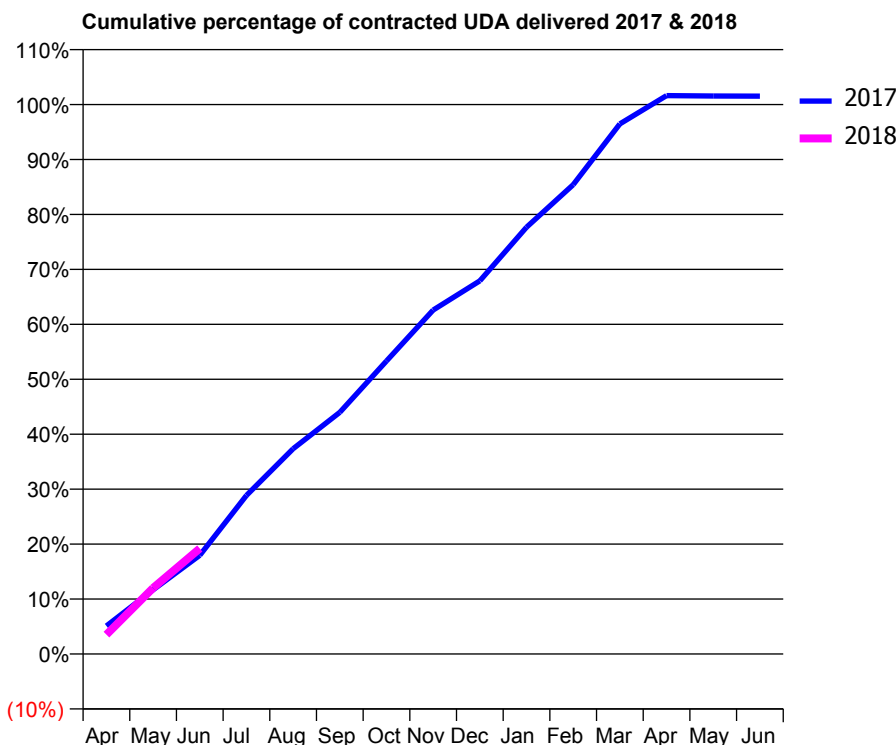
17/18 Contracted general activity (UDA)	16,490
Carry forward general activity (UDA)	0
17/18 Contracted orthodontic activity (UOA)	0
Carry forward orthodontic activity (UOA)	0
Baseline contract value	£456,753.52

ACCESS*

Patients seen in 24 months	Total	Change since previous quarter
Quarter ending June 2016	7,755	
Quarter ending September 2016	7,616	↓
Quarter ending December 2016	7,535	↓
Quarter ending March 2017	7,551	→
Quarter ending June 2017	7,518	→
Variance since June 2016	(3.1%)	↓



ACTIVITY



Month	Adjusted Scheduled Activity (UDA)	
	2017	2018
April	844	582
May	1,928	1,983
June	2,962	3,166
July	4,760	
August	6,159	
September	7,254	
October	8,793	
November	10,321	
December	11,200	
January	12,806	
February	14,083	
March	15,909	
April	16,757	
May	16,745	
June	16,741	

QUALITY

	Quantity	Base Number	Contract	AT	Region	England
% of FP17s for the same patient ID Re-attending within 3 months - Children	30	474	6.3%	10.0%	11.5%	12.0%
% of FP17s for the same patient ID Re-attending within 3 months - Adults	123	1,126	10.9%	15.4%	16.8%	16.0%
% of FP17s for the same patient ID Re-attending between 3 & 9 months - Children	146	474	30.8%	48.2%	47.3%	58.0%
% of FP17s for the same patient ID Re-attending between 3 & 9 months - Adults	319	1,126	28.3%	38.4%	38.3%	50.9%
% of FP17s for Band 1 Urgent Courses	137	1,322	10.4%	10.0%	10.7%	9.1%
% of FP17s Relating to Free Repair or Replacements	22	1,322	1.7%	0.6%	0.6%	0.8%
% of FP17s Relating to Continuations	5	1,322	0.4%	0.9%	0.8%	1.1%
% of Patients satisfied with the dentistry they have received	10	10	100.0%	90.2%	89.8%	91.7%
% of Patients satisfied with the time they had to wait for an appointment	10	10	100.0%	86.2%	83.6%	88.0%

* This is based on patients treated on this contract for their most recent course of treatment. Figures in italics indicate the base number of FP17s or Patient Questionnaire responses are less than 100. N/A is shown where the base number of responses is less than 10 during the period. % is calculated as Quantity/Base number*100

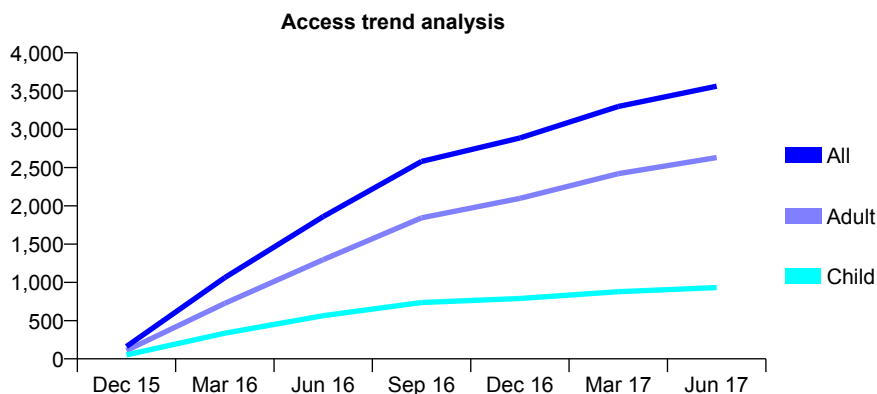
Q63 - Vital Signs At a Glance Contract Report for 164828/0001 - June 2017

Name or company name	2 Green Smile Ltd
Contract type name	GDS Contract
Purpose of contract	General
Contract start date	01/11/2015
Contract end date	

17/18 Contracted general activity (UDA)	7,750
Carry forward general activity (UDA)	0
17/18 Contracted orthodontic activity (UOA)	0
Carry forward orthodontic activity (UOA)	0
Baseline contract value	£199,454.53

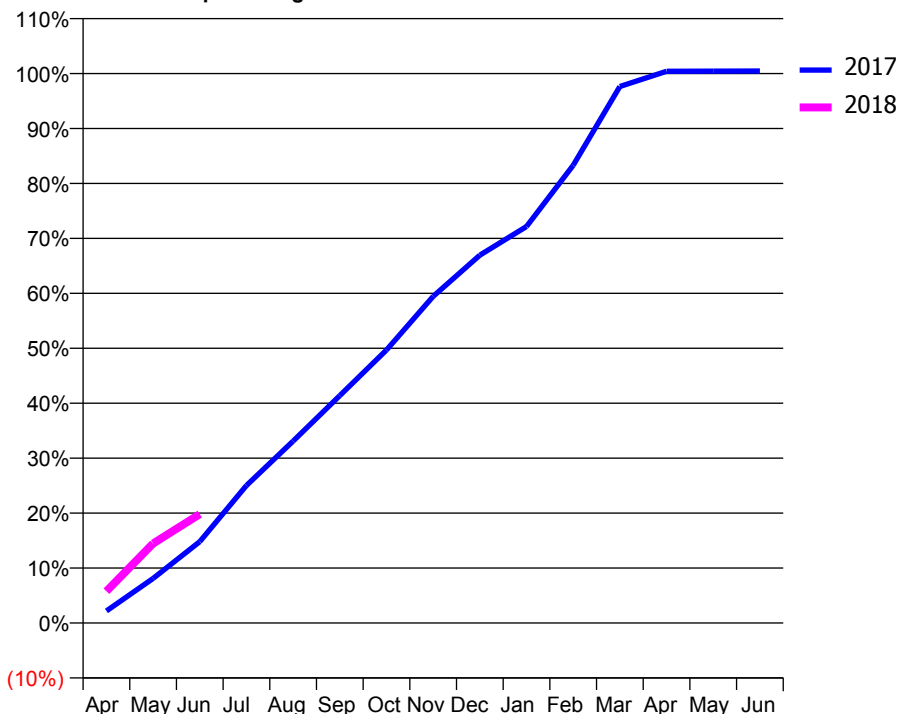
ACCESS*

Patients seen in 24 months	Total	Change since previous quarter
Quarter ending June 2016	1,859	
Quarter ending September 2016	2,580	↑
Quarter ending December 2016	2,887	↑
Quarter ending March 2017	3,298	↑
Quarter ending June 2017	3,563	↑
Variance since June 2016	91.7%	↑



ACTIVITY

Cumulative percentage of contracted UDA delivered 2017 & 2018



Month	Adjusted Scheduled Activity (UDA)	
	2017	2018
April	170	449
May	628	1,121
June	1,148	1,535
July	1,940	
August	2,566	
September	3,207	
October	3,851	
November	4,606	
December	5,187	
January	5,592	
February	6,455	
March	7,566	
April	7,781	
May	7,783	
June	7,786	

QUALITY

	Quantity	Base Number	Contract	AT	Region	England
% of FP17s for the same patient ID Re-attending within 3 months - Children	11	251	4.4%	10.0%	11.5%	12.0%
% of FP17s for the same patient ID Re-attending within 3 months - Adults	98	665	14.7%	15.4%	16.8%	16.0%
% of FP17s for the same patient ID Re-attending between 3 & 9 months - Children	130	251	51.8%	48.2%	47.3%	58.0%
% of FP17s for the same patient ID Re-attending between 3 & 9 months - Adults	171	665	25.7%	38.4%	38.3%	50.9%
% of FP17s for Band 1 Urgent Courses	60	651	9.2%	10.0%	10.7%	9.1%
% of FP17s Relating to Free Repair or Replacements	5	651	0.8%	0.6%	0.6%	0.8%
% of FP17s Relating to Continuations	1	651	0.2%	0.9%	0.8%	1.1%
% of Patients satisfied with the dentistry they have received	0	1	N/A	90.2%	89.8%	91.7%
% of Patients satisfied with the time they had to wait for an appointment	0	1	N/A	86.2%	83.6%	88.0%

* This is based on patients treated on this contract for their most recent course of treatment. Figures in italics indicate the base number of FP17s or Patient Questionnaire responses are less than 100. N/A is shown where the base number of responses is less than 10 during the period. % is calculated as Quantity/Base number*100

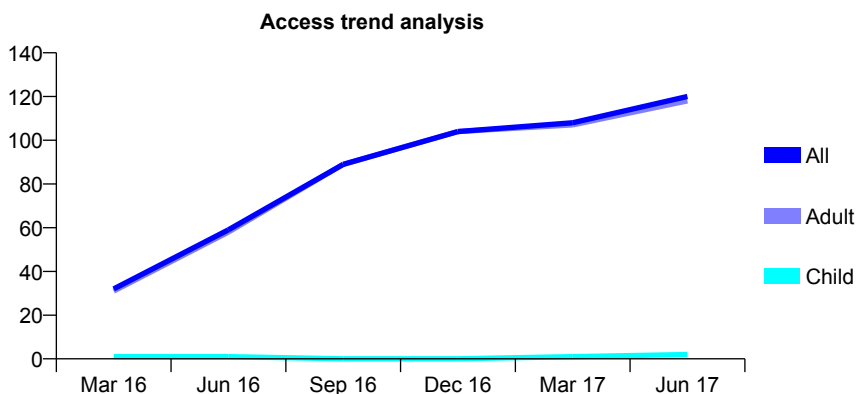
Q63 - Vital Signs At a Glance Contract Report for 164828/0002 - June 2017

Name or company name	2 Green Smile Ltd
Contract type name	PDS Contract
Purpose of contract	General
Contract start date	01/11/2015
Contract end date	31/10/2025

17/18 Contracted general activity (UDA)	375
Carry forward general activity (UDA)	0
17/18 Contracted orthodontic activity (UOA)	0
Carry forward orthodontic activity (UOA)	0
Baseline contract value	£20,154.75

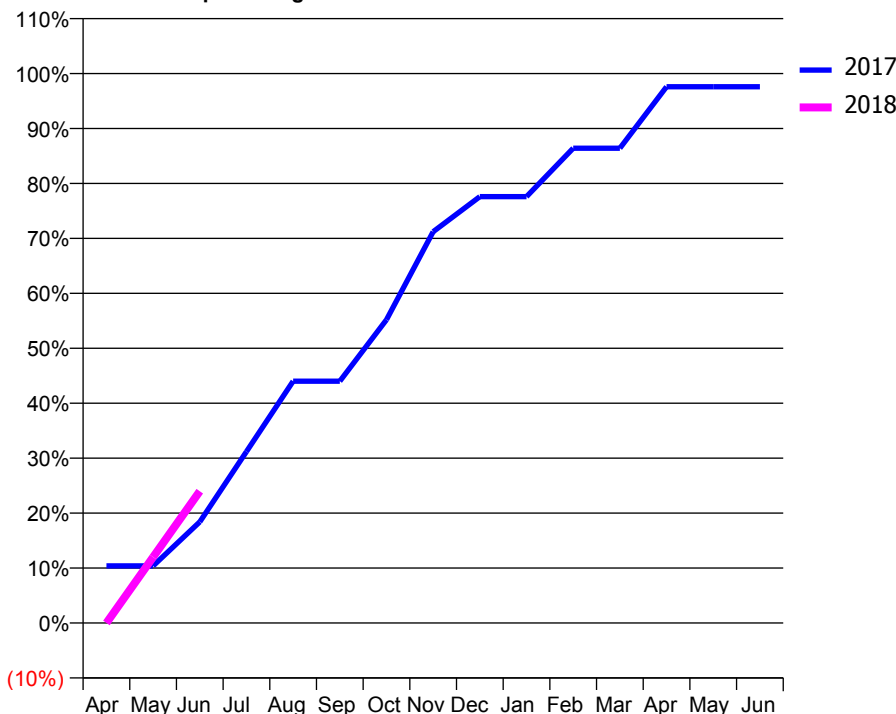
ACCESS*

Patients seen in 24 months	Total	Change since previous quarter
Quarter ending June 2016	59	
Quarter ending September 2016	89	↑
Quarter ending December 2016	104	↑
Quarter ending March 2017	108	↑
Quarter ending June 2017	120	↑
Variance since June 2016	103.4%	↑



ACTIVITY

Cumulative percentage of contracted UDA delivered 2017 & 2018



Adjusted Scheduled Activity (UDA)

Month	2017	2018
April	39	0
May	39	45
June	69	90
July	117	
August	165	
September	165	
October	207	
November	267	
December	291	
January	291	
February	324	
March	324	
April	366	
May	366	
June	366	

QUALITY

	Quantity	Base Number	Contract	AT	Region	England
% of FP17s for the same patient ID Re-attending within 3 months - Children	0	2	0.0%	10.0%	11.5%	12.0%
% of FP17s for the same patient ID Re-attending within 3 months - Adults	0	42	0.0%	15.4%	16.8%	16.0%
% of FP17s for the same patient ID Re-attending between 3 & 9 months - Children	0	2	0.0%	48.2%	47.3%	58.0%
% of FP17s for the same patient ID Re-attending between 3 & 9 months - Adults	0	42	0.0%	38.4%	38.3%	50.9%
% of FP17s for Band 1 Urgent Courses	0	30	0.0%	10.0%	10.7%	9.1%
% of FP17s Relating to Free Repair or Replacements	0	30	0.0%	0.6%	0.6%	0.8%
% of FP17s Relating to Continuations	0	30	0.0%	0.9%	0.8%	1.1%
% of Patients satisfied with the dentistry they have received	1	1	N/A	90.2%	89.8%	91.7%
% of Patients satisfied with the time they had to wait for an appointment	1	1	N/A	86.2%	83.6%	88.0%

* This is based on patients treated on this contract for their most recent course of treatment. Figures in italics indicate the base number of FP17s or Patient Questionnaire responses are less than 100. N/A is shown where the base number of responses is less than 10 during the period. % is calculated as Quantity/Base number*100

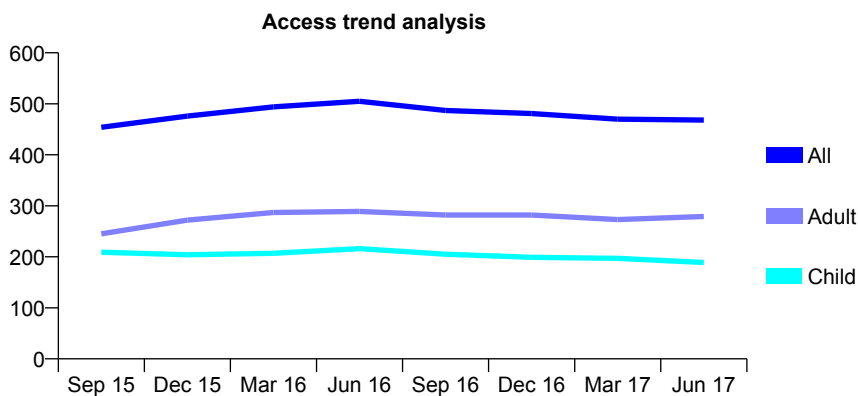
Q63 - Vital Signs At a Glance Contract Report for 164836/0001 - June 2017

Name or company name	Eastleigh Dental Practice
Contract type name	GDS Contract
Purpose of contract	General
Contract start date	10/03/2014
Contract end date	

17/18 Contracted general activity (UDA)	1,605
Carry forward general activity (UDA)	0
17/18 Contracted orthodontic activity (UOA)	0
Carry forward orthodontic activity (UOA)	0
Baseline contract value	£33,737.25

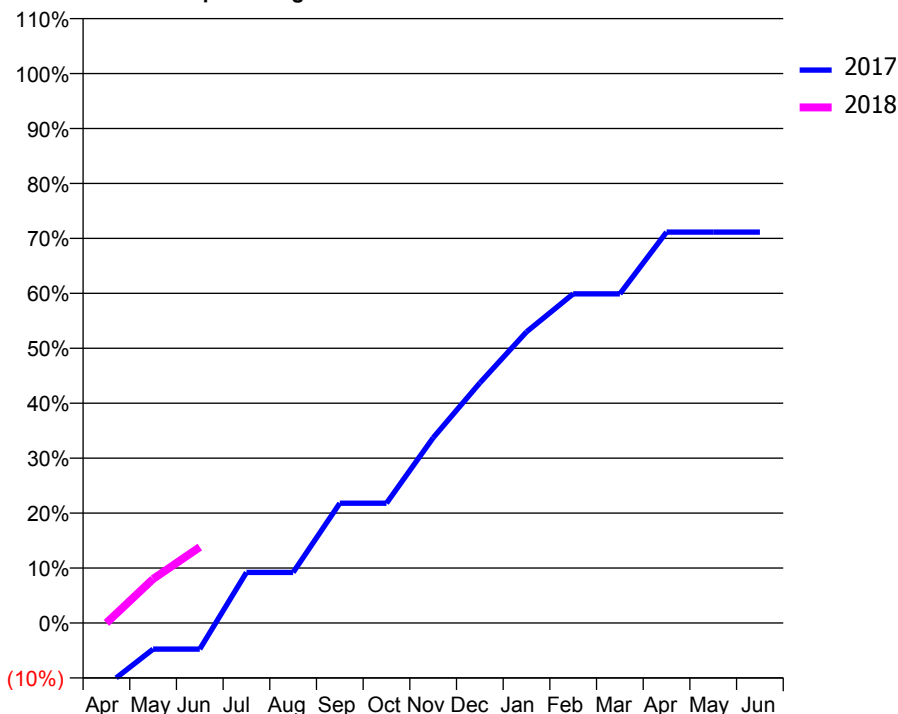
ACCESS*

Patients seen in 24 months	Total	Change since previous quarter
Quarter ending June 2016	505	
Quarter ending September 2016	487	↓
Quarter ending December 2016	481	↓
Quarter ending March 2017	470	↓
Quarter ending June 2017	468	→
Variance since June 2016	(7.3%)	↓



ACTIVITY

Cumulative percentage of contracted UDA delivered 2017 & 2018



Adjusted Scheduled Activity (UDA)

Month	2017	2018
April	-183	0
May	-77	129
June	-77	222
July	148	
August	148	
September	350	
October	350	
November	541	
December	701	
January	850	
February	961	
March	961	
April	1,142	
May	1,142	
June	1,142	

QUALITY

	Quantity	Base Number	Contract	AT	Region	England
% of FP17s for the same patient ID Re-attending within 3 months - Children	9	91	9.9%	10.0%	11.5%	12.0%
% of FP17s for the same patient ID Re-attending within 3 months - Adults	11	117	9.4%	15.4%	16.8%	16.0%
% of FP17s for the same patient ID Re-attending between 3 & 9 months - Children	52	91	57.1%	48.2%	47.3%	58.0%
% of FP17s for the same patient ID Re-attending between 3 & 9 months - Adults	73	117	62.4%	38.4%	38.3%	50.9%
% of FP17s for Band 1 Urgent Courses	5	132	3.8%	10.0%	10.7%	9.1%
% of FP17s Relating to Free Repair or Replacements	0	132	0.0%	0.6%	0.6%	0.8%
% of FP17s Relating to Continuations	1	132	0.8%	0.9%	0.8%	1.1%
% of Patients satisfied with the dentistry they have received	1	1	N/A	90.2%	89.8%	91.7%
% of Patients satisfied with the time they had to wait for an appointment	1	1	N/A	86.2%	83.6%	88.0%

* This is based on patients treated on this contract for their most recent course of treatment. Figures in italics indicate the base number of FP17s or Patient Questionnaire responses are less than 100. N/A is shown where the base number of responses is less than 10 during the period. % is calculated as Quantity/Base number*100

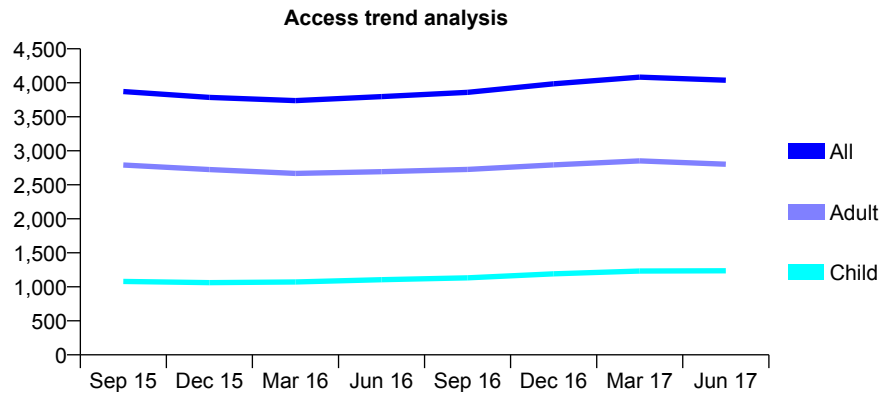
Q63 - Vital Signs At a Glance Contract Report for 164844/0001 - June 2017

Name or company name	Creekside Dental Practice
Contract type name	GDS Contract
Purpose of contract	General
Contract start date	01/04/2008
Contract end date	

17/18 Contracted general activity (UDA)	20,574
Carry forward general activity (UDA)	0
17/18 Contracted orthodontic activity (UOA)	0
Carry forward orthodontic activity (UOA)	0
Baseline contract value	£573,158.42

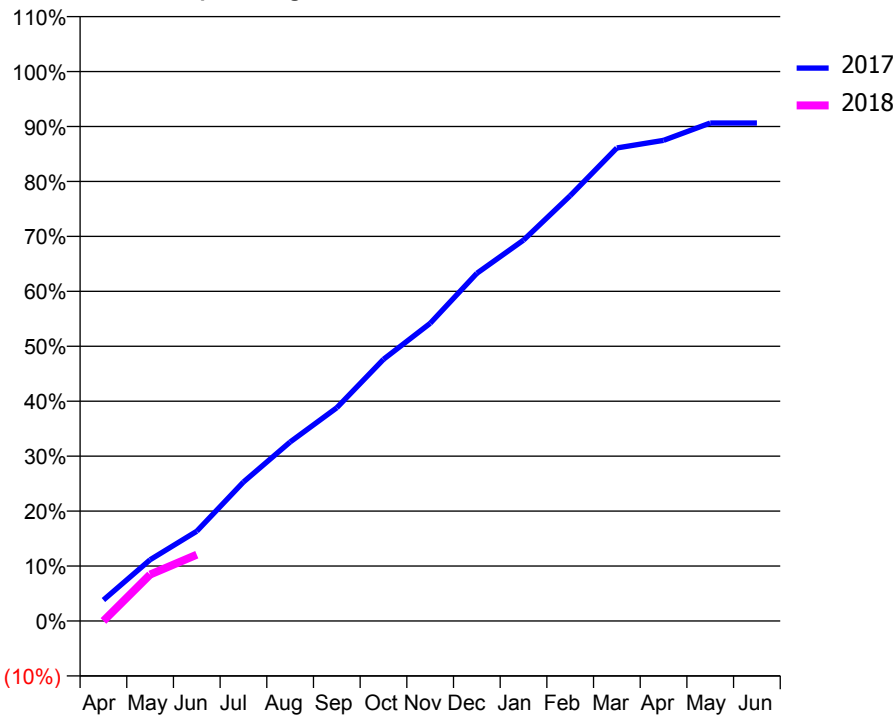
ACCESS*

Patients seen in 24 months	Total	Change since previous quarter
Quarter ending June 2016	3,798	
Quarter ending September 2016	3,859	→
Quarter ending December 2016	3,986	↑
Quarter ending March 2017	4,084	↑
Quarter ending June 2017	4,039	↓
Variance since June 2016	6.3%	↑



ACTIVITY

Cumulative percentage of contracted UDA delivered 2017 & 2018



Month	Adjusted Scheduled Activity (UDA)	
	2017	2018
April	787	0
May	2,296	1,742
June	3,364	2,482
July	5,204	
August	6,705	
September	7,985	
October	9,798	
November	11,146	
December	13,021	
January	14,259	
February	15,925	
March	17,714	
April	17,997	
May	18,647	
June	18,647	

QUALITY

	Quantity	Base Number	Contract	AT	Region	England
% of FP17s for the same patient ID Re-attending within 3 months - Children	34	331	10.3%	10.0%	11.5%	12.0%
% of FP17s for the same patient ID Re-attending within 3 months - Adults	103	619	16.6%	15.4%	16.8%	16.0%
% of FP17s for the same patient ID Re-attending between 3 & 9 months - Children	157	331	47.4%	48.2%	47.3%	58.0%
% of FP17s for the same patient ID Re-attending between 3 & 9 months - Adults	239	619	38.6%	38.4%	38.3%	50.9%
% of FP17s for Band 1 Urgent Courses	46	745	6.2%	10.0%	10.7%	9.1%
% of FP17s Relating to Free Repair or Replacements	7	745	0.9%	0.6%	0.6%	0.8%
% of FP17s Relating to Continuations	28	745	3.8%	0.9%	0.8%	1.1%
% of Patients satisfied with the dentistry they have received	3	3	N/A	90.2%	89.8%	91.7%
% of Patients satisfied with the time they had to wait for an appointment	2	3	N/A	86.2%	83.6%	88.0%

* This is based on patients treated on this contract for their most recent course of treatment. Figures in italics indicate the base number of FP17s or Patient Questionnaire responses are less than 100. N/A is shown where the base number of responses is less than 10 during the period. % is calculated as Quantity/Base number*100

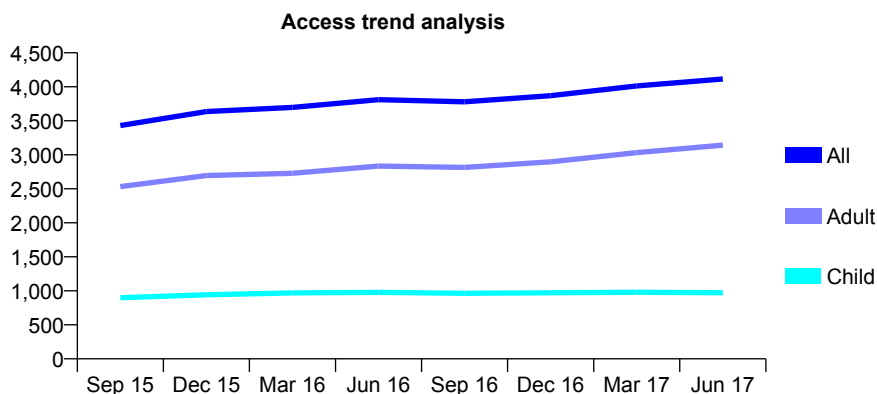
Q63 - Vital Signs At a Glance Contract Report for 166634/0001 - June 2017

Name or company name	Lancaster House Dental Practice
Contract type name	Pilot Contract
Purpose of contract	General and Orthodontic
Contract start date	01/04/2006
Contract end date	

17/18 Contracted general activity (UDA)	14,290
Carry forward general activity (UDA)	0
17/18 Contracted orthodontic activity (UOA)	224
Carry forward orthodontic activity (UOA)	0
Baseline contract value	£387,954.78

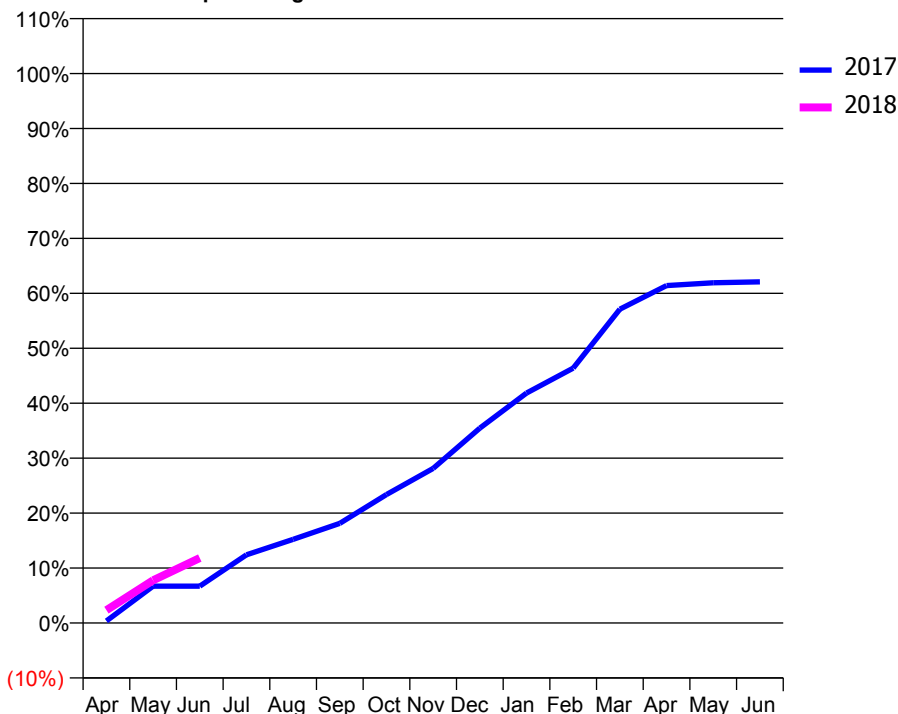
ACCESS*

Patients seen in 24 months	Total	Change since previous quarter
Quarter ending June 2016	3,811	
Quarter ending September 2016	3,779	→
Quarter ending December 2016	3,870	↑
Quarter ending March 2017	4,012	↑
Quarter ending June 2017	4,115	↑
Variance since June 2016	8.0%	↑



ACTIVITY

Cumulative percentage of contracted UDA delivered 2017 & 2018



Month	Adjusted Scheduled Activity (UDA)	
	2017	2018
April	54	336
May	960	1,110
June	960	1,691
July	1,774	
August	2,175	
September	2,592	
October	3,340	
November	4,020	
December	5,068	
January	5,981	
February	6,629	
March	8,160	
April	8,775	
May	8,847	
June	8,873	

QUALITY

	Quantity	Base Number	Contract	AT	Region	England
% of FP17s for the same patient ID Re-attending within 3 months - Children	14	283	4.9%	10.0%	11.5%	12.0%
% of FP17s for the same patient ID Re-attending within 3 months - Adults	145	825	17.6%	15.4%	16.8%	16.0%
% of FP17s for the same patient ID Re-attending between 3 & 9 months - Children	107	283	37.8%	48.2%	47.3%	58.0%
% of FP17s for the same patient ID Re-attending between 3 & 9 months - Adults	161	825	19.5%	38.4%	38.3%	50.9%
% of FP17s for Band 1 Urgent Courses	126	800	15.8%	10.0%	10.7%	9.1%
% of FP17s Relating to Free Repair or Replacements	0	800	0.0%	0.6%	0.6%	0.8%
% of FP17s Relating to Continuations	2	800	0.3%	0.9%	0.8%	1.1%
% of Patients satisfied with the dentistry they have received	1	2	N/A	90.2%	89.8%	91.7%
% of Patients satisfied with the time they had to wait for an appointment	1	2	N/A	86.2%	83.6%	88.0%

* This is based on patients treated on this contract for their most recent course of treatment. Figures in italics indicate the base number of FP17s or Patient Questionnaire responses are less than 100. N/A is shown where the base number of responses is less than 10 during the period. % is calculated as Quantity/Base number*100

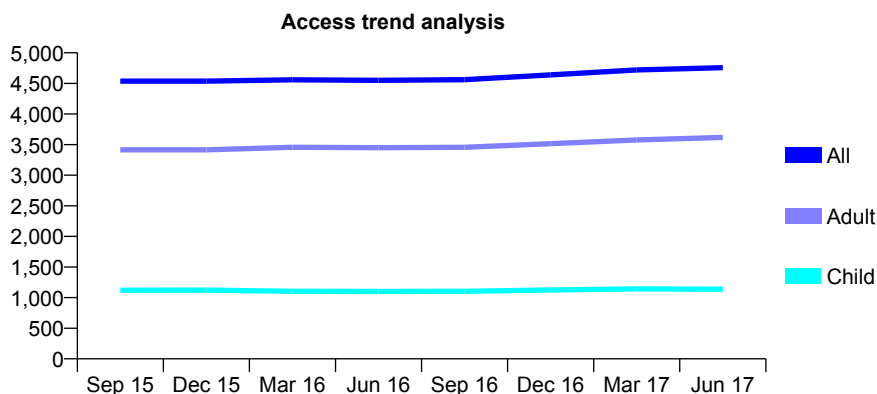
Q63 - Vital Signs At a Glance Contract Report for 167517/0001 - June 2017

Name or company name	HB Dental Practice Limited
Contract type name	GDS Contract
Purpose of contract	General
Contract start date	01/11/2009
Contract end date	

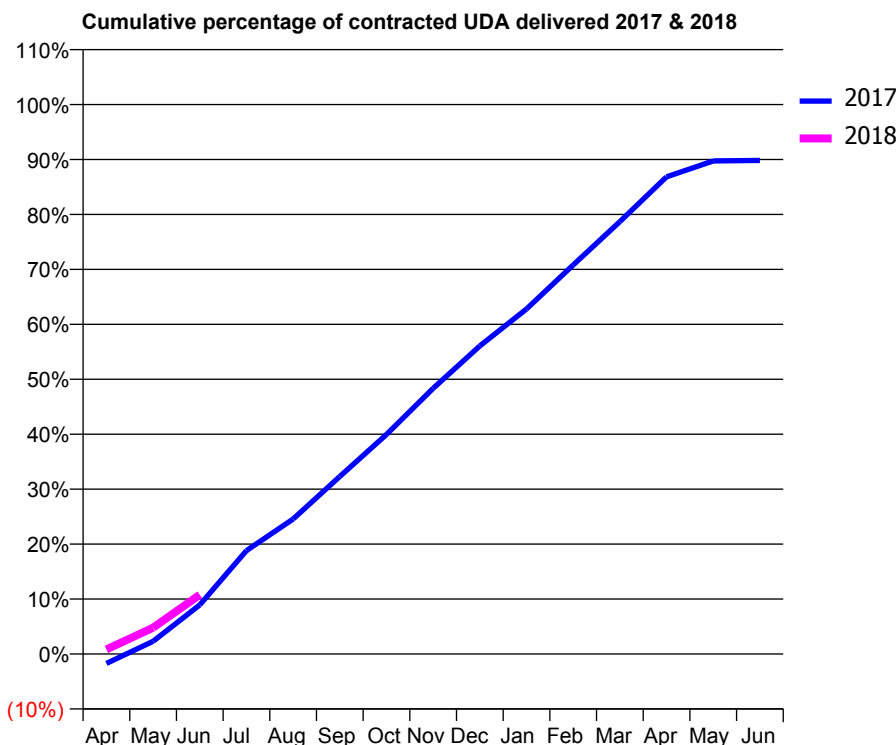
17/18 Contracted general activity (UDA)	20,586
Carry forward general activity (UDA)	0
17/18 Contracted orthodontic activity (UOA)	0
Carry forward orthodontic activity (UOA)	0
Baseline contract value	£486,402.25

ACCESS*

Patients seen in 24 months	Total	Change since previous quarter
Quarter ending June 2016	4,551	
Quarter ending September 2016	4,560	→
Quarter ending December 2016	4,640	→
Quarter ending March 2017	4,720	→
Quarter ending June 2017	4,757	→
Variance since June 2016	4.5%	↑



ACTIVITY



Month	Adjusted Scheduled Activity (UDA)	
	2017	2018
April	-359	171
May	479	985
June	1,841	2,222
July	3,875	
August	5,056	
September	6,652	
October	8,224	
November	9,956	
December	11,543	
January	12,924	
February	14,574	
March	16,196	
April	17,878	
May	18,471	
June	18,489	

QUALITY

	Quantity	Base Number	Contract	AT	Region	England
% of FP17s for the same patient ID Re-attending within 3 months - Children	18	334	5.4%	10.0%	11.5%	12.0%
% of FP17s for the same patient ID Re-attending within 3 months - Adults	153	1,047	14.6%	15.4%	16.8%	16.0%
% of FP17s for the same patient ID Re-attending between 3 & 9 months - Children	137	334	41.0%	48.2%	47.3%	58.0%
% of FP17s for the same patient ID Re-attending between 3 & 9 months - Adults	414	1,047	39.5%	38.4%	38.3%	50.9%
% of FP17s for Band 1 Urgent Courses	81	735	11.0%	10.0%	10.7%	9.1%
% of FP17s Relating to Free Repair or Replacements	18	735	2.4%	0.6%	0.6%	0.8%
% of FP17s Relating to Continuations	14	735	1.9%	0.9%	0.8%	1.1%
% of Patients satisfied with the dentistry they have received	8	9	N/A	90.2%	89.8%	91.7%
% of Patients satisfied with the time they had to wait for an appointment	9	9	N/A	86.2%	83.6%	88.0%

* This is based on patients treated on this contract for their most recent course of treatment. Figures in italics indicate the base number of FP17s or Patient Questionnaire responses are less than 100. N/A is shown where the base number of responses is less than 10 during the period. % is calculated as Quantity/Base number*100

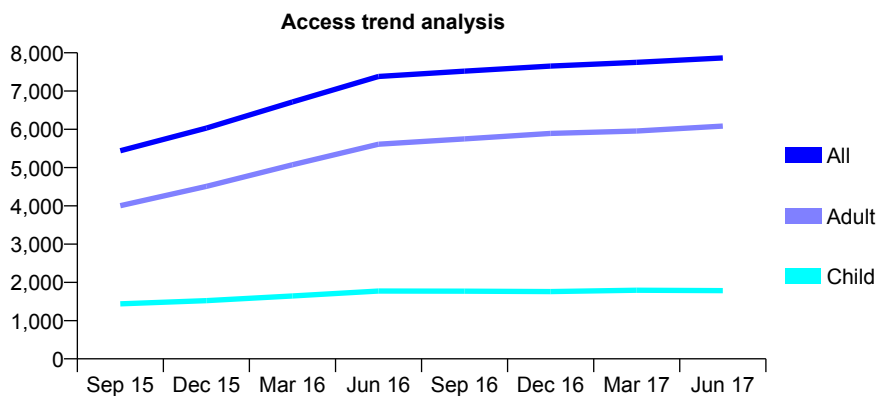
Q63 - Vital Signs At a Glance Contract Report for 168408/0001 - June 2017

Name or company name	Brixton Hill Dental Practice
Contract type name	GDS Contract
Purpose of contract	General
Contract start date	01/07/2014
Contract end date	

17/18 Contracted general activity (UDA)	35,407
Carry forward general activity (UDA)	0
17/18 Contracted orthodontic activity (UOA)	0
Carry forward orthodontic activity (UOA)	0
Baseline contract value	£1,151,702.24

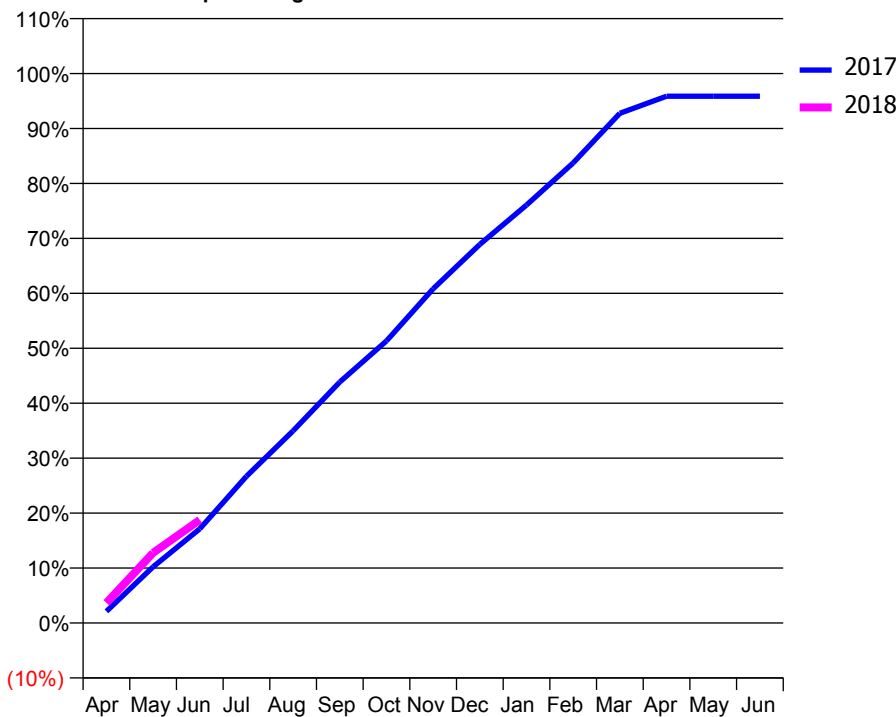
ACCESS*

Patients seen in 24 months	Total	Change since previous quarter
Quarter ending June 2016	7,383	
Quarter ending September 2016	7,520	→
Quarter ending December 2016	7,653	→
Quarter ending March 2017	7,750	→
Quarter ending June 2017	7,865	→
Variance since June 2016	6.5%	↑



ACTIVITY

Cumulative percentage of contracted UDA delivered 2017 & 2018



Month	Adjusted Scheduled Activity (UDA)	
	2017	2018
April	755	1,302
May	3,623	4,524
June	6,074	6,645
July	9,454	
August	12,387	
September	15,533	
October	18,181	
November	21,534	
December	24,400	
January	26,931	
February	29,646	
March	32,848	
April	33,940	
May	33,940	
June	33,940	

QUALITY

	Quantity	Base Number	Contract	AT	Region	England
% of FP17s for the same patient ID Re-attending within 3 months - Children	27	457	5.9%	10.0%	11.5%	12.0%
% of FP17s for the same patient ID Re-attending within 3 months - Adults	104	1,335	7.8%	15.4%	16.8%	16.0%
% of FP17s for the same patient ID Re-attending between 3 & 9 months - Children	203	457	44.4%	48.2%	47.3%	58.0%
% of FP17s for the same patient ID Re-attending between 3 & 9 months - Adults	448	1,335	33.6%	38.4%	38.3%	50.9%
% of FP17s for Band 1 Urgent Courses	104	1,538	6.8%	10.0%	10.7%	9.1%
% of FP17s Relating to Free Repair or Replacements	1	1,538	0.1%	0.6%	0.6%	0.8%
% of FP17s Relating to Continuations	25	1,538	1.6%	0.9%	0.8%	1.1%
% of Patients satisfied with the dentistry they have received	4	4	N/A	90.2%	89.8%	91.7%
% of Patients satisfied with the time they had to wait for an appointment	4	4	N/A	86.2%	83.6%	88.0%

* This is based on patients treated on this contract for their most recent course of treatment. Figures in italics indicate the base number of FP17s or Patient Questionnaire responses are less than 100. N/A is shown where the base number of responses is less than 10 during the period. % is calculated as Quantity/Base number*100

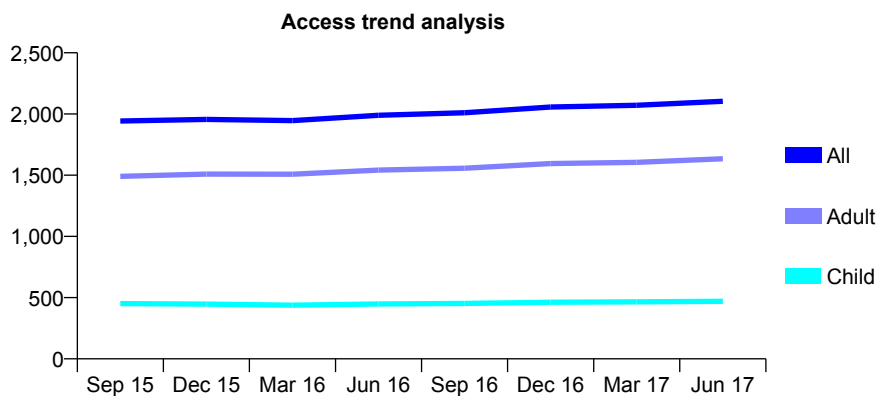
Q63 - Vital Signs At a Glance Contract Report for 168955/0001 - June 2017

Name or company name	Tolworth Rise Practice
Contract type name	GDS Contract
Purpose of contract	General
Contract start date	01/04/2009
Contract end date	

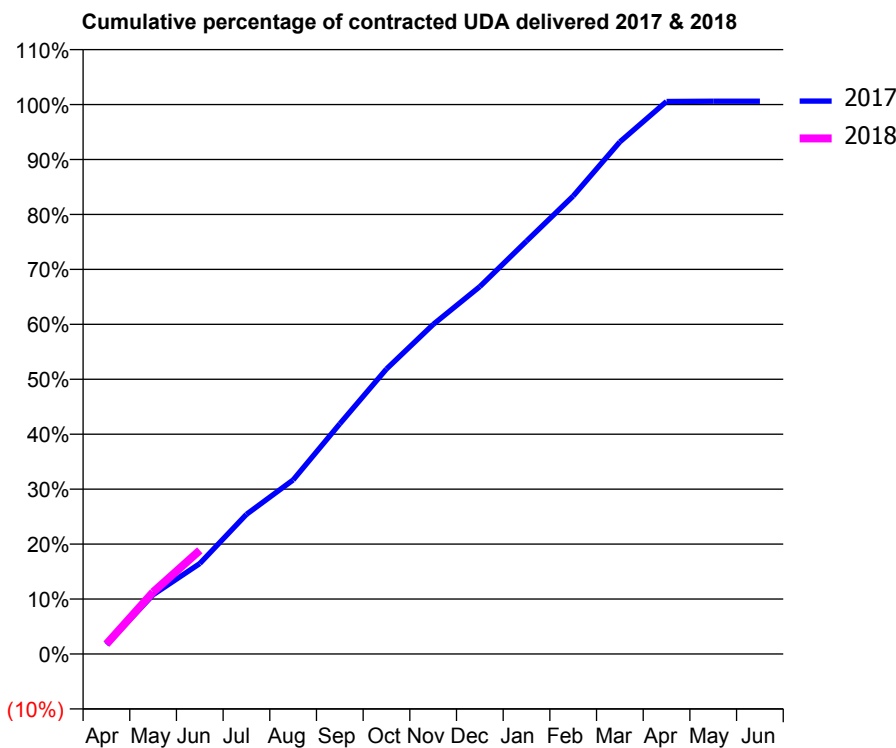
17/18 Contracted general activity (UDA)	6,000
Carry forward general activity (UDA)	0
17/18 Contracted orthodontic activity (UOA)	0
Carry forward orthodontic activity (UOA)	0
Baseline contract value	£134,962.56

ACCESS*

Patients seen in 24 months	Total	Change since previous quarter
Quarter ending June 2016	1,990	
Quarter ending September 2016	2,010	→
Quarter ending December 2016	2,057	↑
Quarter ending March 2017	2,071	→
Quarter ending June 2017	2,104	→
Variance since June 2016	5.7%	↑



ACTIVITY



Month	Adjusted Scheduled Activity (UDA)	
	2017	2018
April	105	108
May	648	677
June	988	1,132
July	1,525	
August	1,901	
September	2,514	
October	3,112	
November	3,599	
December	4,012	
January	4,508	
February	5,000	
March	5,591	
April	6,034	
May	6,036	
June	6,036	

QUALITY

	Quantity	Base Number	Contract	AT	Region	England
% of FP17s for the same patient ID Re-attending within 3 months - Children	11	160	6.9%	10.0%	11.5%	12.0%
% of FP17s for the same patient ID Re-attending within 3 months - Adults	82	626	13.1%	15.4%	16.8%	16.0%
% of FP17s for the same patient ID Re-attending between 3 & 9 months - Children	97	160	60.6%	48.2%	47.3%	58.0%
% of FP17s for the same patient ID Re-attending between 3 & 9 months - Adults	386	626	61.7%	38.4%	38.3%	50.9%
% of FP17s for Band 1 Urgent Courses	25	569	4.4%	10.0%	10.7%	9.1%
% of FP17s Relating to Free Repair or Replacements	3	569	0.5%	0.6%	0.6%	0.8%
% of FP17s Relating to Continuations	12	569	2.1%	0.9%	0.8%	1.1%
% of Patients satisfied with the dentistry they have received	3	3	N/A	90.2%	89.8%	91.7%
% of Patients satisfied with the time they had to wait for an appointment	3	3	N/A	86.2%	83.6%	88.0%

* This is based on patients treated on this contract for their most recent course of treatment. Figures in italics indicate the base number of FP17s or Patient Questionnaire responses are less than 100. N/A is shown where the base number of responses is less than 10 during the period. % is calculated as Quantity/Base number*100

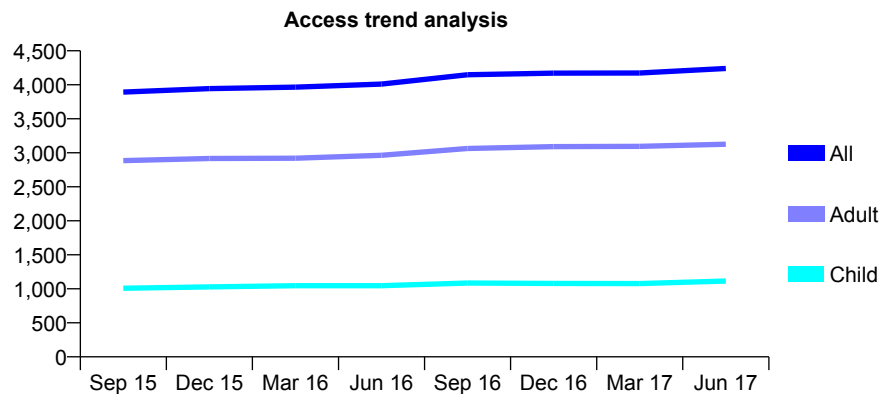
Q63 - Vital Signs At a Glance Contract Report for 170267/0001 - June 2017

Name or company name	Ramani Dental Practice
Contract type name	GDS Contract
Purpose of contract	General
Contract start date	01/04/2006
Contract end date	

17/18 Contracted general activity (UDA)	10,000
Carry forward general activity (UDA)	0
17/18 Contracted orthodontic activity (UOA)	0
Carry forward orthodontic activity (UOA)	0
Baseline contract value	£258,084.10

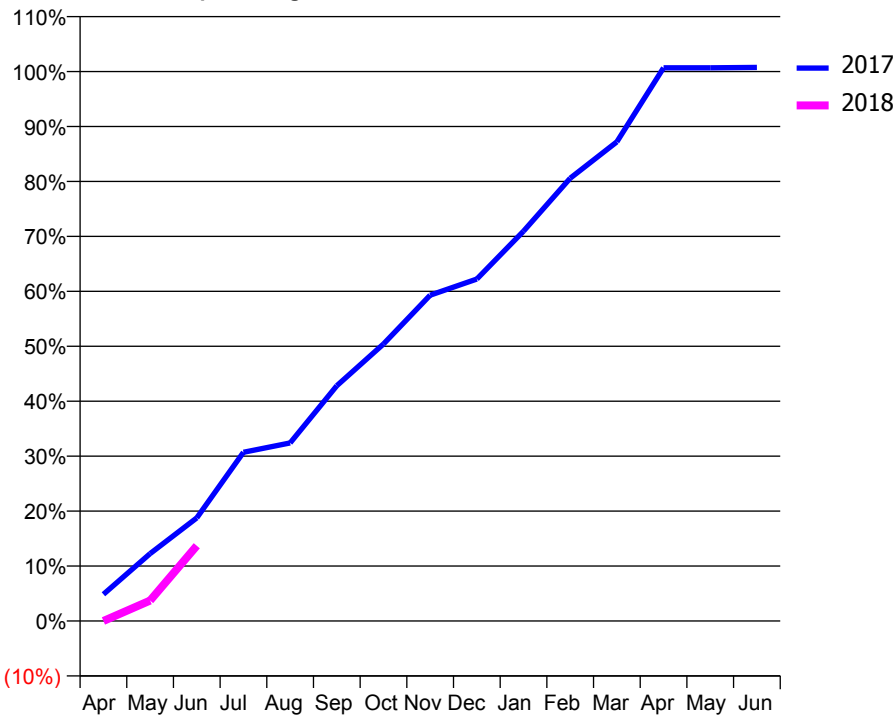
ACCESS*

Patients seen in 24 months	Total	Change since previous quarter
Quarter ending June 2016	4,010	
Quarter ending September 2016	4,149	↑
Quarter ending December 2016	4,171	→
Quarter ending March 2017	4,174	→
Quarter ending June 2017	4,241	→
Variance since June 2016	5.8%	↑



ACTIVITY

Cumulative percentage of contracted UDA delivered 2017 & 2018



Month	Adjusted Scheduled Activity (UDA)	
	2017	2018
April	486	0
May	1,226	374
June	1,878	1,371
July	3,070	
August	3,242	
September	4,283	
October	5,042	
November	5,931	
December	6,223	
January	7,095	
February	8,059	
March	8,720	
April	10,067	
May	10,067	
June	10,075	

QUALITY

	Quantity	Base Number	Contract	AT	Region	England
% of FP17s for the same patient ID Re-attending within 3 months - Children	30	378	7.9%	10.0%	11.5%	12.0%
% of FP17s for the same patient ID Re-attending within 3 months - Adults	106	962	11.0%	15.4%	16.8%	16.0%
% of FP17s for the same patient ID Re-attending between 3 & 9 months - Children	167	378	44.2%	48.2%	47.3%	58.0%
% of FP17s for the same patient ID Re-attending between 3 & 9 months - Adults	346	962	36.0%	38.4%	38.3%	50.9%
% of FP17s for Band 1 Urgent Courses	90	645	14.0%	10.0%	10.7%	9.1%
% of FP17s Relating to Free Repair or Replacements	7	645	1.1%	0.6%	0.6%	0.8%
% of FP17s Relating to Continuations	3	645	0.5%	0.9%	0.8%	1.1%
% of Patients satisfied with the dentistry they have received	6	7	N/A	90.2%	89.8%	91.7%
% of Patients satisfied with the time they had to wait for an appointment	6	7	N/A	86.2%	83.6%	88.0%

* This is based on patients treated on this contract for their most recent course of treatment. Figures in italics indicate the base number of FP17s or Patient Questionnaire responses are less than 100. N/A is shown where the base number of responses is less than 10 during the period. % is calculated as Quantity/Base number*100

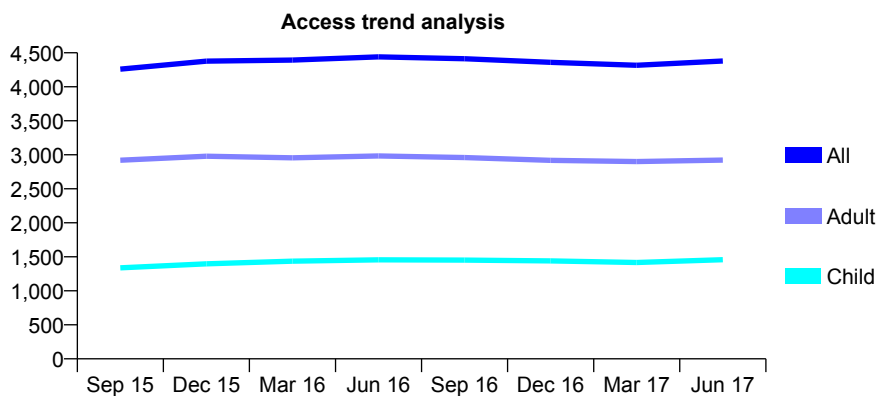
Q63 - Vital Signs At a Glance Contract Report for 170453/0001 - June 2017

Name or company name	The Lacey Dental Practice Partnership.
Contract type name	GDS Contract
Purpose of contract	General
Contract start date	01/06/2012
Contract end date	

17/18 Contracted general activity (UDA)	13,310
Carry forward general activity (UDA)	0
17/18 Contracted orthodontic activity (UOA)	0
Carry forward orthodontic activity (UOA)	0
Baseline contract value	£427,150.31

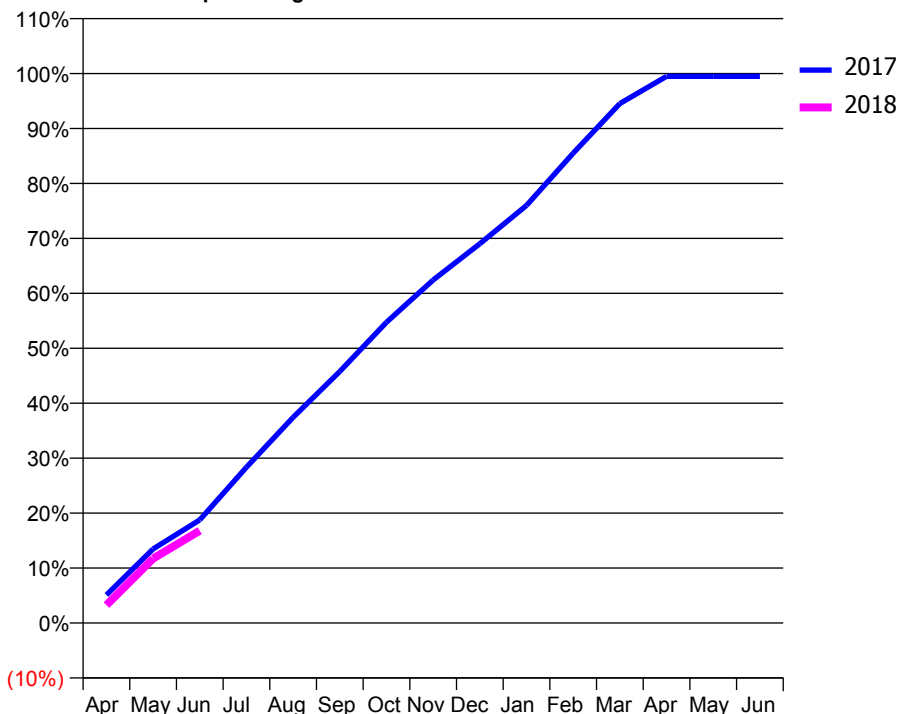
ACCESS*

Patients seen in 24 months	Total	Change since previous quarter
Quarter ending June 2016	4,440	
Quarter ending September 2016	4,412	→
Quarter ending December 2016	4,359	↓
Quarter ending March 2017	4,317	→
Quarter ending June 2017	4,380	→
Variance since June 2016	(1.4%)	↓



ACTIVITY

Cumulative percentage of contracted UDA delivered 2017 & 2018



Month	Adjusted Scheduled Activity (UDA)	
	2017	2018
April	678	433
May	1,795	1,561
June	2,498	2,235
July	3,774	
August	4,983	
September	6,093	
October	7,285	
November	8,310	
December	9,187	
January	10,113	
February	11,381	
March	12,582	
April	13,242	
May	13,242	
June	13,242	

QUALITY

	Quantity	Base Number	Contract	AT	Region	England
% of FP17s for the same patient ID Re-attending within 3 months - Children	24	428	5.6%	10.0%	11.5%	12.0%
% of FP17s for the same patient ID Re-attending within 3 months - Adults	95	661	14.4%	15.4%	16.8%	16.0%
% of FP17s for the same patient ID Re-attending between 3 & 9 months - Children	166	428	38.8%	48.2%	47.3%	58.0%
% of FP17s for the same patient ID Re-attending between 3 & 9 months - Adults	225	661	34.0%	38.4%	38.3%	50.9%
% of FP17s for Band 1 Urgent Courses	72	870	8.3%	10.0%	10.7%	9.1%
% of FP17s Relating to Free Repair or Replacements	1	870	0.1%	0.6%	0.6%	0.8%
% of FP17s Relating to Continuations	13	870	1.5%	0.9%	0.8%	1.1%
% of Patients satisfied with the dentistry they have received	2	2	N/A	90.2%	89.8%	91.7%
% of Patients satisfied with the time they had to wait for an appointment	0	2	N/A	86.2%	83.6%	88.0%

* This is based on patients treated on this contract for their most recent course of treatment. Figures in italics indicate the base number of FP17s or Patient Questionnaire responses are less than 100. N/A is shown where the base number of responses is less than 10 during the period. % is calculated as Quantity/Base number*100

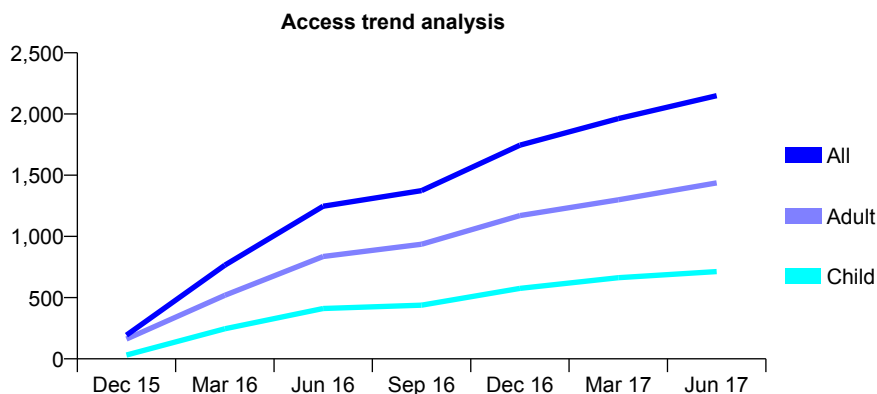
Q63 - Vital Signs At a Glance Contract Report for 170763/0001 - June 2017

Name or company name	MR R MAYOR
Contract type name	GDS Contract
Purpose of contract	General
Contract start date	01/12/2015
Contract end date	

17/18 Contracted general activity (UDA)	10,000
Carry forward general activity (UDA)	0
17/18 Contracted orthodontic activity (UOA)	0
Carry forward orthodontic activity (UOA)	0
Baseline contract value	£257,029.12

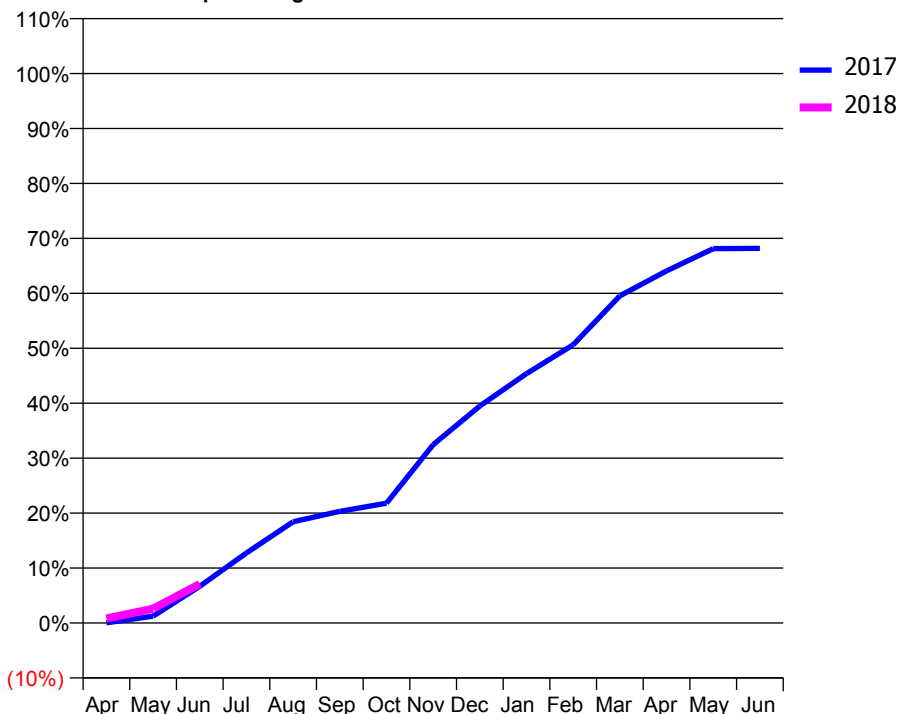
ACCESS*

Patients seen in 24 months	Total	Change since previous quarter
Quarter ending June 2016	1,247	
Quarter ending September 2016	1,374	↑
Quarter ending December 2016	1,746	↑
Quarter ending March 2017	1,962	↑
Quarter ending June 2017	2,150	↑
Variance since June 2016	72.4%	↑



ACTIVITY

Cumulative percentage of contracted UDA delivered 2017 & 2018



Adjusted Scheduled Activity (UDA)

Month	2017	2018
April	4	83
May	126	261
June	670	710
July	1,275	
August	1,842	
September	2,031	
October	2,180	
November	3,247	
December	3,950	
January	4,539	
February	5,063	
March	5,953	
April	6,407	
May	6,812	
June	6,818	

QUALITY

	Quantity	Base Number	Contract	AT	Region	England
% of FP17s for the same patient ID Re-attending within 3 months - Children	18	187	9.6%	10.0%	11.5%	12.0%
% of FP17s for the same patient ID Re-attending within 3 months - Adults	37	322	11.5%	15.4%	16.8%	16.0%
% of FP17s for the same patient ID Re-attending between 3 & 9 months - Children	45	187	24.1%	48.2%	47.3%	58.0%
% of FP17s for the same patient ID Re-attending between 3 & 9 months - Adults	84	322	26.1%	38.4%	38.3%	50.9%
% of FP17s for Band 1 Urgent Courses	20	295	6.8%	10.0%	10.7%	9.1%
% of FP17s Relating to Free Repair or Replacements	12	295	4.1%	0.6%	0.6%	0.8%
% of FP17s Relating to Continuations	1	295	0.3%	0.9%	0.8%	1.1%
% of Patients satisfied with the dentistry they have received	3	4	N/A	90.2%	89.8%	91.7%
% of Patients satisfied with the time they had to wait for an appointment	3	4	N/A	86.2%	83.6%	88.0%

* This is based on patients treated on this contract for their most recent course of treatment. Figures in italics indicate the base number of FP17s or Patient Questionnaire responses are less than 100. N/A is shown where the base number of responses is less than 10 during the period. % is calculated as Quantity/Base number*100

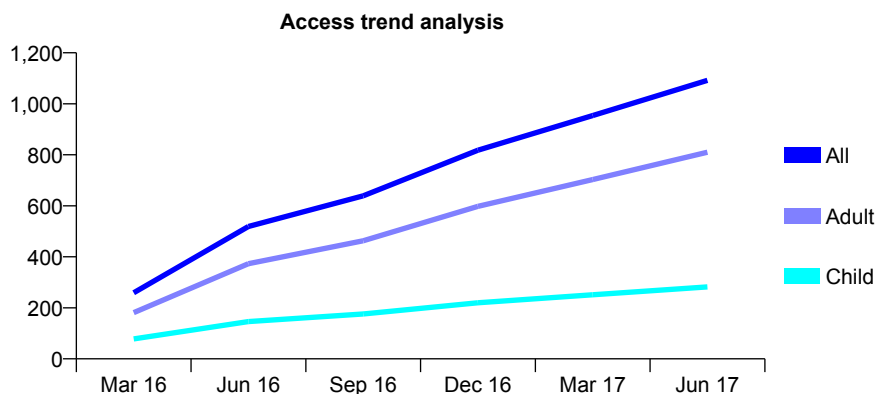
Q63 - Vital Signs At a Glance Contract Report for 170763/0002 - June 2017

Name or company name	MR R MAYOR
Contract type name	GDS Contract
Purpose of contract	General
Contract start date	01/12/2015
Contract end date	

17/18 Contracted general activity (UDA)	3,099
Carry forward general activity (UDA)	0
17/18 Contracted orthodontic activity (UOA)	0
Carry forward orthodontic activity (UOA)	0
Baseline contract value	£79,653.32

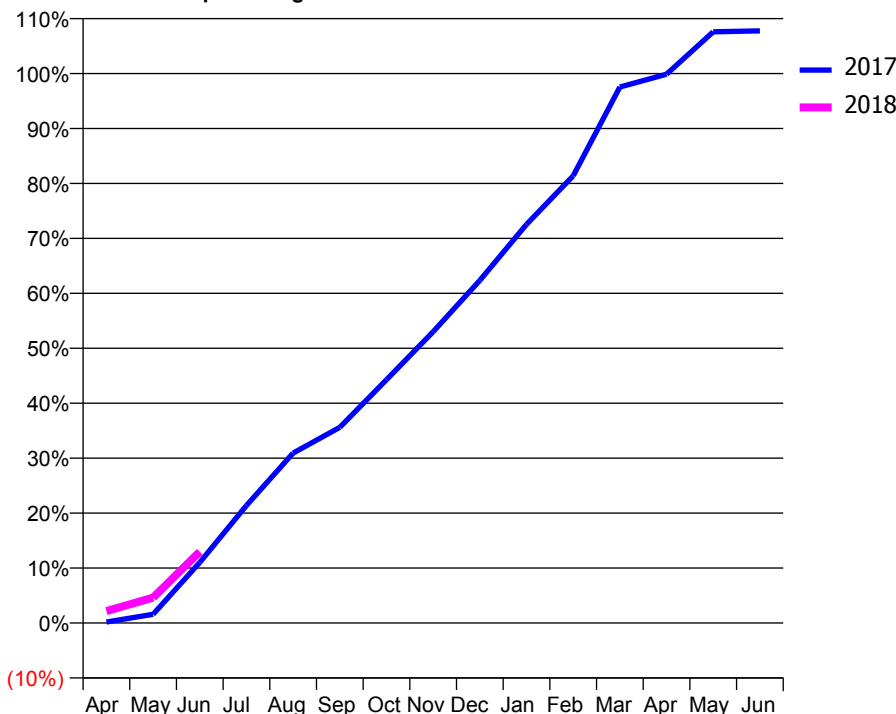
ACCESS*

Patients seen in 24 months	Total	Change since previous quarter
Quarter ending June 2016	519	
Quarter ending September 2016	639	↑
Quarter ending December 2016	818	↑
Quarter ending March 2017	954	↑
Quarter ending June 2017	1,092	↑
Variance since June 2016	110.4%	↑



ACTIVITY

Cumulative percentage of contracted UDA delivered 2017 & 2018



Month	Adjusted Scheduled Activity (UDA)	
	2017	2018
April	6	67
May	50	143
June	342	402
July	663	
August	958	
September	1,103	
October	1,372	
November	1,643	
December	1,933	
January	2,248	
February	2,522	
March	3,023	
April	3,095	
May	3,334	
June	3,339	

QUALITY

	Quantity	Base Number	Contract	AT	Region	England
% of FP17s for the same patient ID Re-attending within 3 months - Children	1	71	1.4%	10.0%	11.5%	12.0%
% of FP17s for the same patient ID Re-attending within 3 months - Adults	20	195	10.3%	15.4%	16.8%	16.0%
% of FP17s for the same patient ID Re-attending between 3 & 9 months - Children	24	71	33.8%	48.2%	47.3%	58.0%
% of FP17s for the same patient ID Re-attending between 3 & 9 months - Adults	57	195	29.2%	38.4%	38.3%	50.9%
% of FP17s for Band 1 Urgent Courses	4	192	2.1%	10.0%	10.7%	9.1%
% of FP17s Relating to Free Repair or Replacements	4	192	2.1%	0.6%	0.6%	0.8%
% of FP17s Relating to Continuations	0	192	0.0%	0.9%	0.8%	1.1%
% of Patients satisfied with the dentistry they have received	6	6	N/A	90.2%	89.8%	91.7%
% of Patients satisfied with the time they had to wait for an appointment	4	6	N/A	86.2%	83.6%	88.0%

* This is based on patients treated on this contract for their most recent course of treatment. Figures in italics indicate the base number of FP17s or Patient Questionnaire responses are less than 100. N/A is shown where the base number of responses is less than 10 during the period. % is calculated as Quantity/Base number*100

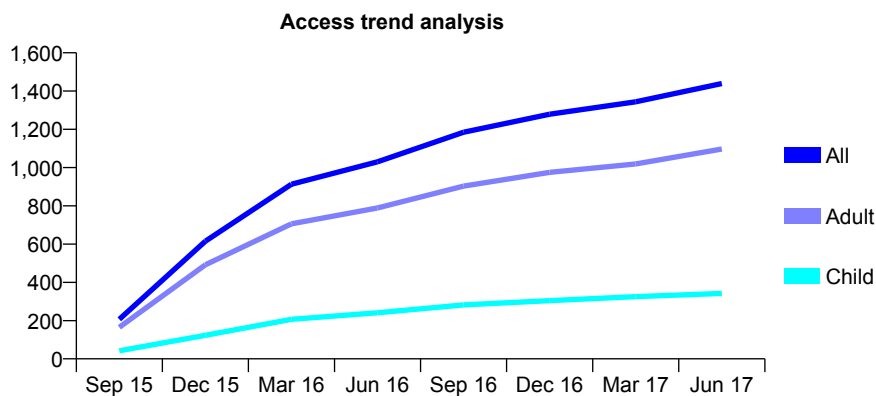
Q63 - Vital Signs At a Glance Contract Report for 170798/0001 - June 2017

Name or company name	Mrs S Patel
Contract type name	GDS Contract
Purpose of contract	General
Contract start date	01/08/2015
Contract end date	

17/18 Contracted general activity (UDA)	3,534
Carry forward general activity (UDA)	0
17/18 Contracted orthodontic activity (UOA)	0
Carry forward orthodontic activity (UOA)	0
Baseline contract value	£87,523.51

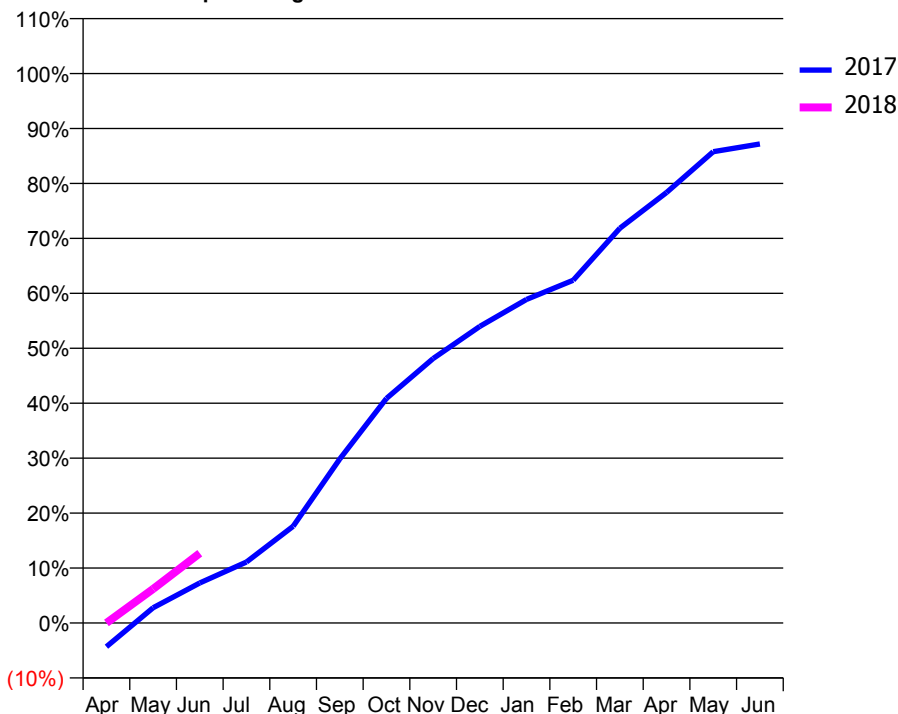
ACCESS*

Patients seen in 24 months	Total	Change since previous quarter
Quarter ending June 2016	1,030	
Quarter ending September 2016	1,185	↑
Quarter ending December 2016	1,279	↑
Quarter ending March 2017	1,344	↑
Quarter ending June 2017	1,439	↑
Variance since June 2016	39.7%	↑



ACTIVITY

Cumulative percentage of contracted UDA delivered 2017 & 2018



Month	Adjusted Scheduled Activity (UDA)	
	2017	2018
April	-153	0
May	98	219
June	258	449
July	392	
August	622	
September	1,055	
October	1,445	
November	1,701	
December	1,907	
January	2,081	
February	2,204	
March	2,539	
April	2,769	
May	3,031	
June	3,081	

QUALITY

	Quantity	Base Number	Contract	AT	Region	England
% of FP17s for the same patient ID Re-attending within 3 months - Children	0	91	0.0%	10.0%	11.5%	12.0%
% of FP17s for the same patient ID Re-attending within 3 months - Adults	18	320	5.6%	15.4%	16.8%	16.0%
% of FP17s for the same patient ID Re-attending between 3 & 9 months - Children	42	91	46.2%	48.2%	47.3%	58.0%
% of FP17s for the same patient ID Re-attending between 3 & 9 months - Adults	176	320	55.0%	38.4%	38.3%	50.9%
% of FP17s for Band 1 Urgent Courses	1	144	0.7%	10.0%	10.7%	9.1%
% of FP17s Relating to Free Repair or Replacements	0	144	0.0%	0.6%	0.6%	0.8%
% of FP17s Relating to Continuations	1	144	0.7%	0.9%	0.8%	1.1%
% of Patients satisfied with the dentistry they have received	5	5	N/A	90.2%	89.8%	91.7%
% of Patients satisfied with the time they had to wait for an appointment	5	5	N/A	86.2%	83.6%	88.0%

* This is based on patients treated on this contract for their most recent course of treatment. Figures in italics indicate the base number of FP17s or Patient Questionnaire responses are less than 100. N/A is shown where the base number of responses is less than 10 during the period. % is calculated as Quantity/Base number*100

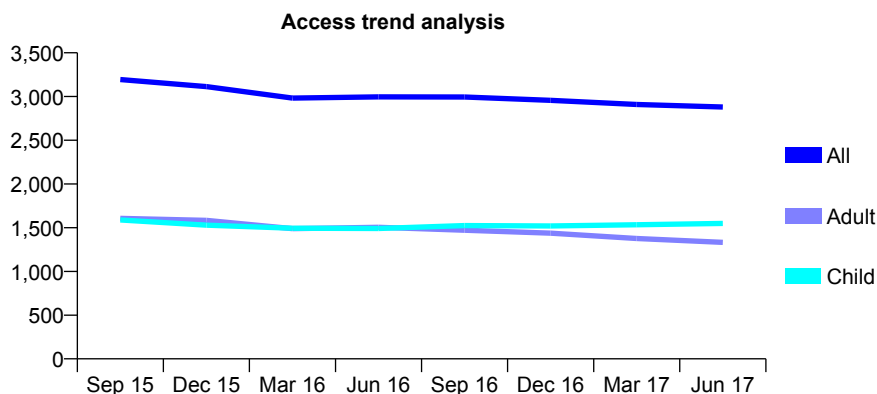
Q63 - Vital Signs At a Glance Contract Report for 170933/0001 - June 2017

Name or company name	Clock Tower Dental
Contract type name	GDS Contract
Purpose of contract	General
Contract start date	01/04/2011
Contract end date	

17/18 Contracted general activity (UDA)	7,449
Carry forward general activity (UDA)	0
17/18 Contracted orthodontic activity (UOA)	0
Carry forward orthodontic activity (UOA)	0
Baseline contract value	£177,340.37

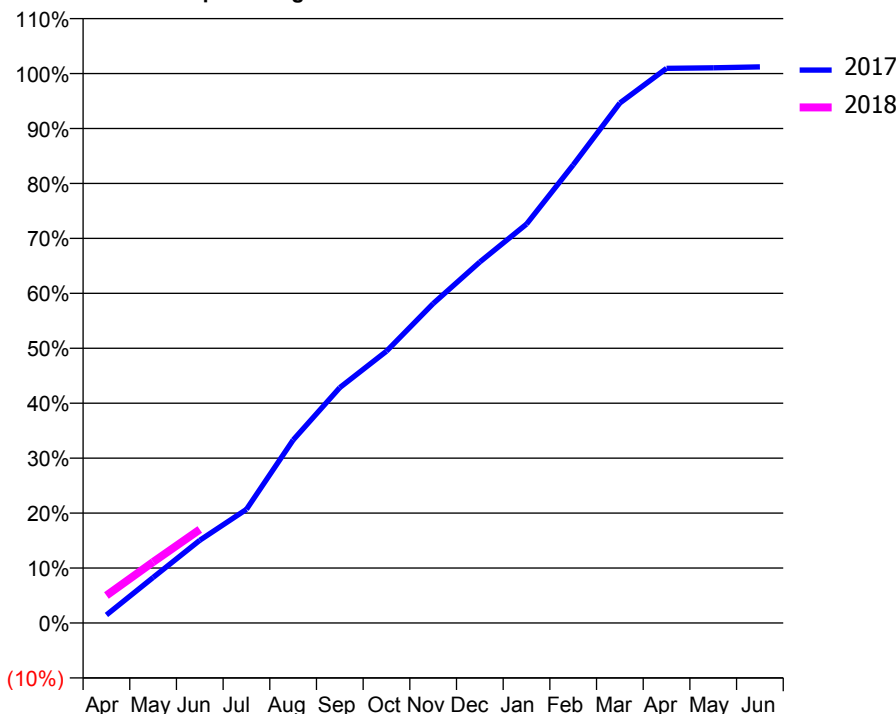
ACCESS*

Patients seen in 24 months	Total	Change since previous quarter
Quarter ending June 2016	2,996	
Quarter ending September 2016	2,995	→
Quarter ending December 2016	2,956	↓
Quarter ending March 2017	2,909	↓
Quarter ending June 2017	2,880	→
Variance since June 2016	(3.9%)	↓



ACTIVITY

Cumulative percentage of contracted UDA delivered 2017 & 2018



Month	Adjusted Scheduled Activity (UDA)	
	2017	2018
April	110	373
May	617	826
June	1,122	1,269
July	1,542	
August	2,480	
September	3,191	
October	3,684	
November	4,330	
December	4,894	
January	5,407	
February	6,211	
March	7,049	
April	7,518	
May	7,525	
June	7,538	

QUALITY

	Quantity	Base Number	Contract	AT	Region	England
% of FP17s for the same patient ID Re-attending within 3 months - Children	38	493	7.7%	10.0%	11.5%	12.0%
% of FP17s for the same patient ID Re-attending within 3 months - Adults	78	414	18.8%	15.4%	16.8%	16.0%
% of FP17s for the same patient ID Re-attending between 3 & 9 months - Children	277	493	56.2%	48.2%	47.3%	58.0%
% of FP17s for the same patient ID Re-attending between 3 & 9 months - Adults	104	414	25.1%	38.4%	38.3%	50.9%
% of FP17s for Band 1 Urgent Courses	49	667	7.3%	10.0%	10.7%	9.1%
% of FP17s Relating to Free Repair or Replacements	0	667	0.0%	0.6%	0.6%	0.8%
% of FP17s Relating to Continuations	1	667	0.1%	0.9%	0.8%	1.1%
% of Patients satisfied with the dentistry they have received	0	0	N/A	90.2%	89.8%	91.7%
% of Patients satisfied with the time they had to wait for an appointment	0	0	N/A	86.2%	83.6%	88.0%

* This is based on patients treated on this contract for their most recent course of treatment. Figures in italics indicate the base number of FP17s or Patient Questionnaire responses are less than 100. N/A is shown where the base number of responses is less than 10 during the period. % is calculated as Quantity/Base number*100

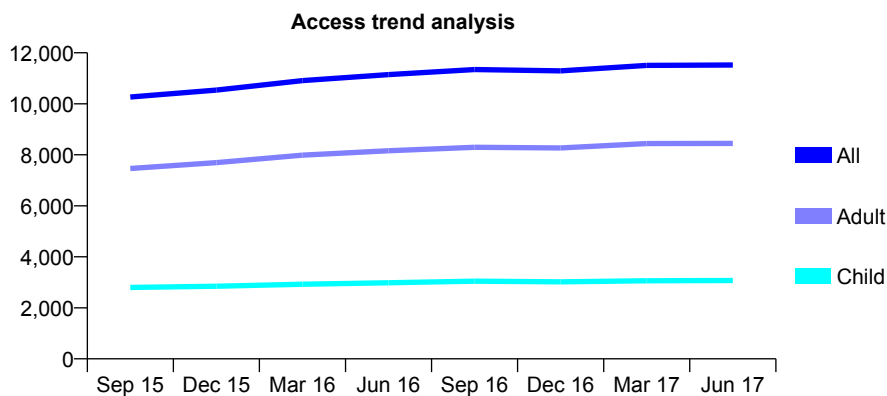
Q63 - Vital Signs At a Glance Contract Report for 171662/0001 - June 2017

Name or company name	Mr R Cutts & Miss A Patel
Contract type name	GDS Contract
Purpose of contract	General
Contract start date	01/04/2010
Contract end date	

17/18 Contracted general activity (UDA)	23,250
Carry forward general activity (UDA)	0
17/18 Contracted orthodontic activity (UOA)	0
Carry forward orthodontic activity (UOA)	0
Baseline contract value	£643,078.64

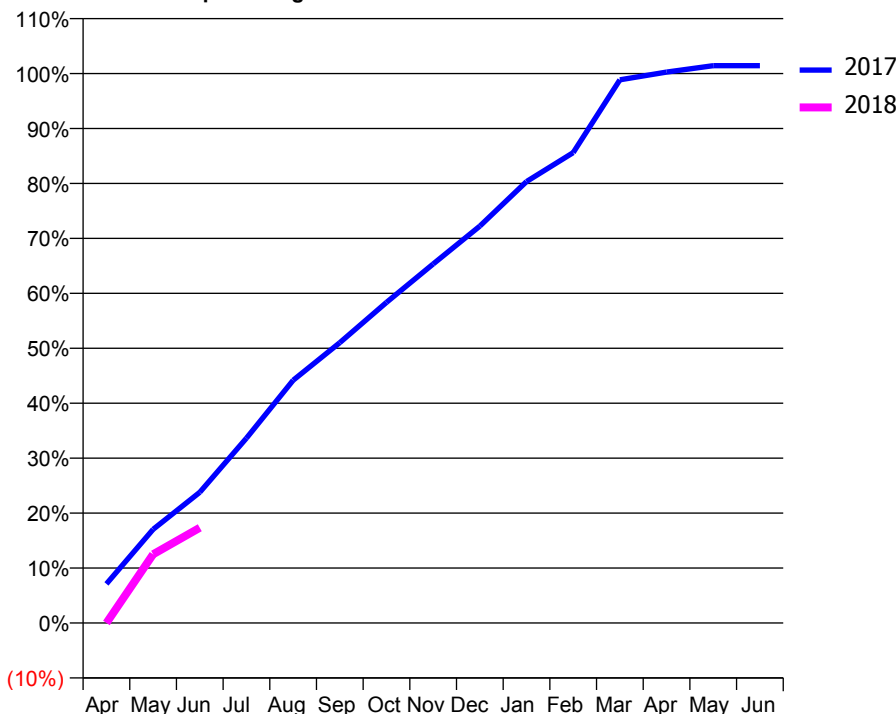
ACCESS*

Patients seen in 24 months	Total	Change since previous quarter
Quarter ending June 2016	11,147	
Quarter ending September 2016	11,343	→
Quarter ending December 2016	11,290	→
Quarter ending March 2017	11,506	→
Quarter ending June 2017	11,520	→
Variance since June 2016	3.3%	↑



ACTIVITY

Cumulative percentage of contracted UDA delivered 2017 & 2018



Month	Adjusted Scheduled Activity (UDA)	
	2017	2018
April	1,656	0
May	3,964	2,907
June	5,533	4,029
July	7,824	
August	10,272	
September	11,862	
October	13,567	
November	15,194	
December	16,795	
January	18,676	
February	19,900	
March	22,981	
April	23,312	
May	23,584	
June	23,584	

QUALITY

	Quantity	Base Number	Contract	AT	Region	England
% of FP17s for the same patient ID Re-attending within 3 months - Children	42	941	4.5%	10.0%	11.5%	12.0%
% of FP17s for the same patient ID Re-attending within 3 months - Adults	175	1,938	9.0%	15.4%	16.8%	16.0%
% of FP17s for the same patient ID Re-attending between 3 & 9 months - Children	607	941	64.5%	48.2%	47.3%	58.0%
% of FP17s for the same patient ID Re-attending between 3 & 9 months - Adults	930	1,938	48.0%	38.4%	38.3%	50.9%
% of FP17s for Band 1 Urgent Courses	147	2,232	6.6%	10.0%	10.7%	9.1%
% of FP17s Relating to Free Repair or Replacements	3	2,232	0.1%	0.6%	0.6%	0.8%
% of FP17s Relating to Continuations	1	2,232	0.0%	0.9%	0.8%	1.1%
% of Patients satisfied with the dentistry they have received	8	11	72.7%	90.2%	89.8%	91.7%
% of Patients satisfied with the time they had to wait for an appointment	9	11	81.8%	86.2%	83.6%	88.0%

* This is based on patients treated on this contract for their most recent course of treatment. Figures in italics indicate the base number of FP17s or Patient Questionnaire responses are less than 100. N/A is shown where the base number of responses is less than 10 during the period. % is calculated as Quantity/Base number*100

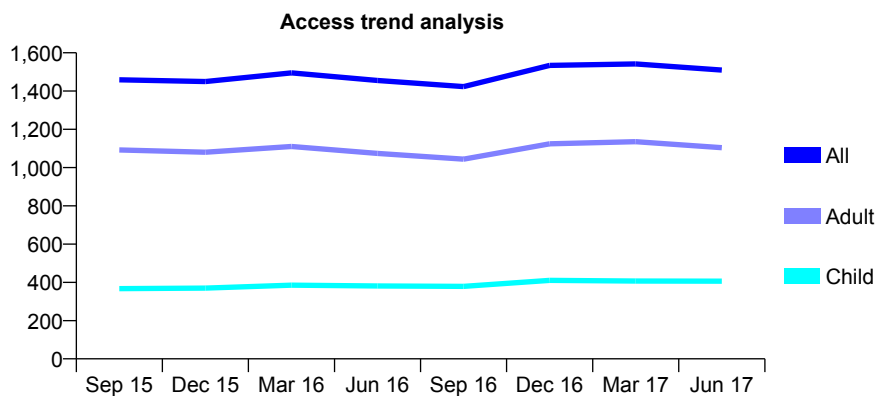
Q63 - Vital Signs At a Glance Contract Report for 171735/0001 - June 2017

Name or company name	SNS Dental Practice
Contract type name	GDS Contract
Purpose of contract	General
Contract start date	01/09/2008
Contract end date	

17/18 Contracted general activity (UDA)	5,500
Carry forward general activity (UDA)	0
17/18 Contracted orthodontic activity (UOA)	0
Carry forward orthodontic activity (UOA)	0
Baseline contract value	£186,182.28

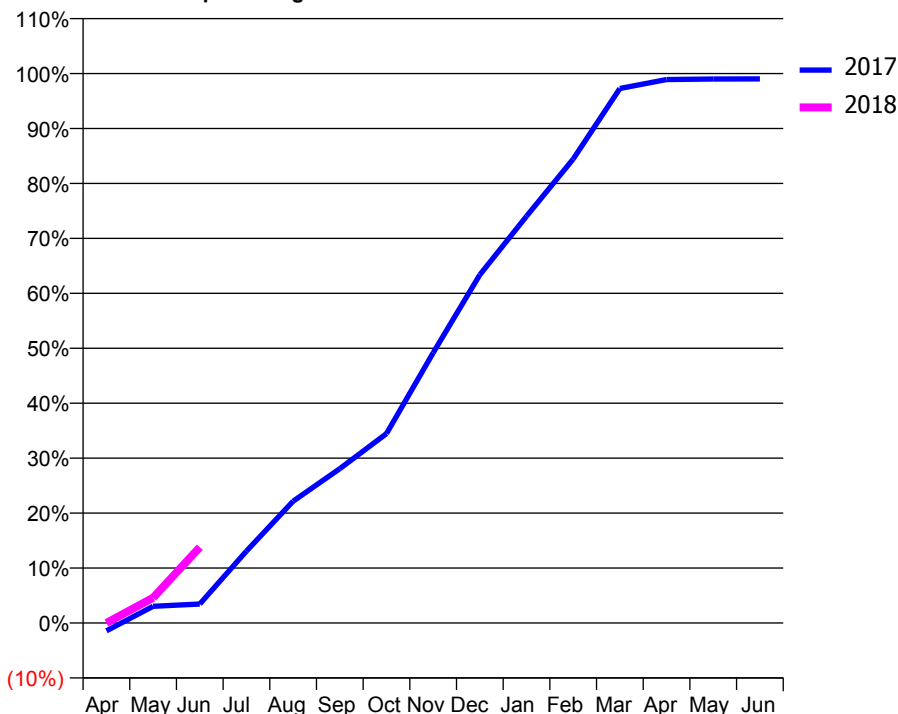
ACCESS*

Patients seen in 24 months	Total	Change since previous quarter
Quarter ending June 2016	1,455	
Quarter ending September 2016	1,423	↓
Quarter ending December 2016	1,534	↑
Quarter ending March 2017	1,542	→
Quarter ending June 2017	1,510	↓
Variance since June 2016	3.8%	↑



ACTIVITY

Cumulative percentage of contracted UDA delivered 2017 & 2018



Month	Adjusted Scheduled Activity (UDA)	
	2017	2018
April	-80	0
May	168	253
June	190	759
July	720	
August	1,219	
September	1,545	
October	1,896	
November	2,705	
December	3,486	
January	4,071	
February	4,644	
March	5,350	
April	5,440	
May	5,444	
June	5,446	

QUALITY

	Quantity	Base Number	Contract	AT	Region	England
% of FP17s for the same patient ID Re-attending within 3 months - Children	9	75	12.0%	10.0%	11.5%	12.0%
% of FP17s for the same patient ID Re-attending within 3 months - Adults	62	243	25.5%	15.4%	16.8%	16.0%
% of FP17s for the same patient ID Re-attending between 3 & 9 months - Children	30	75	40.0%	48.2%	47.3%	58.0%
% of FP17s for the same patient ID Re-attending between 3 & 9 months - Adults	95	243	39.1%	38.4%	38.3%	50.9%
% of FP17s for Band 1 Urgent Courses	64	273	23.4%	10.0%	10.7%	9.1%
% of FP17s Relating to Free Repair or Replacements	2	273	0.7%	0.6%	0.6%	0.8%
% of FP17s Relating to Continuations	0	273	0.0%	0.9%	0.8%	1.1%
% of Patients satisfied with the dentistry they have received	2	2	N/A	90.2%	89.8%	91.7%
% of Patients satisfied with the time they had to wait for an appointment	1	2	N/A	86.2%	83.6%	88.0%

* This is based on patients treated on this contract for their most recent course of treatment. Figures in italics indicate the base number of FP17s or Patient Questionnaire responses are less than 100. N/A is shown where the base number of responses is less than 10 during the period. % is calculated as Quantity/Base number*100

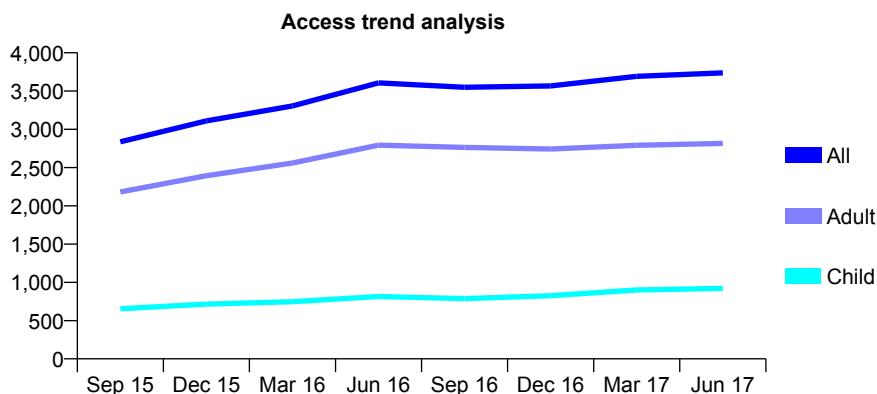
Q63 - Vital Signs At a Glance Contract Report for 171832/0001 - June 2017

Name or company name	Mazdak Eyrumlu and Azad Eyrumlu
Contract type name	GDS Contract
Purpose of contract	General
Contract start date	01/06/2014
Contract end date	

17/18 Contracted general activity (UDA)	16,550
Carry forward general activity (UDA)	0
17/18 Contracted orthodontic activity (UOA)	0
Carry forward orthodontic activity (UOA)	0
Baseline contract value	£518,435.91

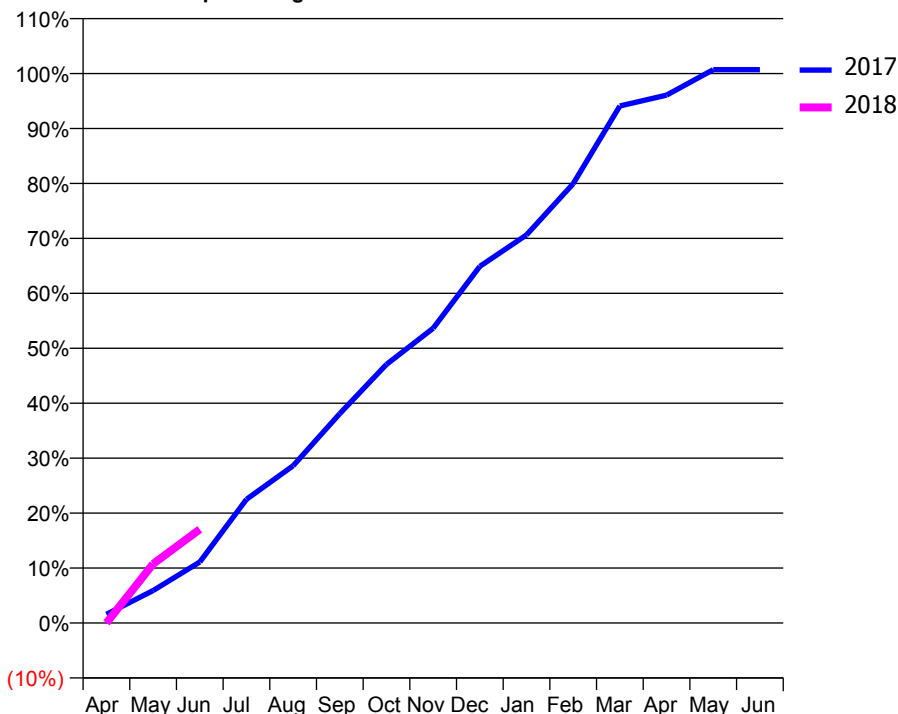
ACCESS*

Patients seen in 24 months	Total	Change since previous quarter
Quarter ending June 2016	3,607	
Quarter ending September 2016	3,550	↓
Quarter ending December 2016	3,567	→
Quarter ending March 2017	3,692	↑
Quarter ending June 2017	3,737	→
Variance since June 2016	3.6%	↑



ACTIVITY

Cumulative percentage of contracted UDA delivered 2017 & 2018



Month	Adjusted Scheduled Activity (UDA)	
	2017	2018
April	262	0
May	979	1,780
June	1,836	2,821
July	3,724	
August	4,738	
September	6,306	
October	7,791	
November	8,876	
December	10,741	
January	11,689	
February	13,229	
March	15,571	
April	15,900	
May	16,665	
June	16,665	

QUALITY

	Quantity	Base Number	Contract	AT	Region	England
% of FP17s for the same patient ID Re-attending within 3 months - Children	18	230	7.8%	10.0%	11.5%	12.0%
% of FP17s for the same patient ID Re-attending within 3 months - Adults	107	696	15.4%	15.4%	16.8%	16.0%
% of FP17s for the same patient ID Re-attending between 3 & 9 months - Children	73	230	31.7%	48.2%	47.3%	58.0%
% of FP17s for the same patient ID Re-attending between 3 & 9 months - Adults	181	696	26.0%	38.4%	38.3%	50.9%
% of FP17s for Band 1 Urgent Courses	142	709	20.0%	10.0%	10.7%	9.1%
% of FP17s Relating to Free Repair or Replacements	2	709	0.3%	0.6%	0.6%	0.8%
% of FP17s Relating to Continuations	19	709	2.7%	0.9%	0.8%	1.1%
% of Patients satisfied with the dentistry they have received	3	5	N/A	90.2%	89.8%	91.7%
% of Patients satisfied with the time they had to wait for an appointment	1	5	N/A	86.2%	83.6%	88.0%

* This is based on patients treated on this contract for their most recent course of treatment. Figures in italics indicate the base number of FP17s or Patient Questionnaire responses are less than 100. N/A is shown where the base number of responses is less than 10 during the period. % is calculated as Quantity/Base number*100

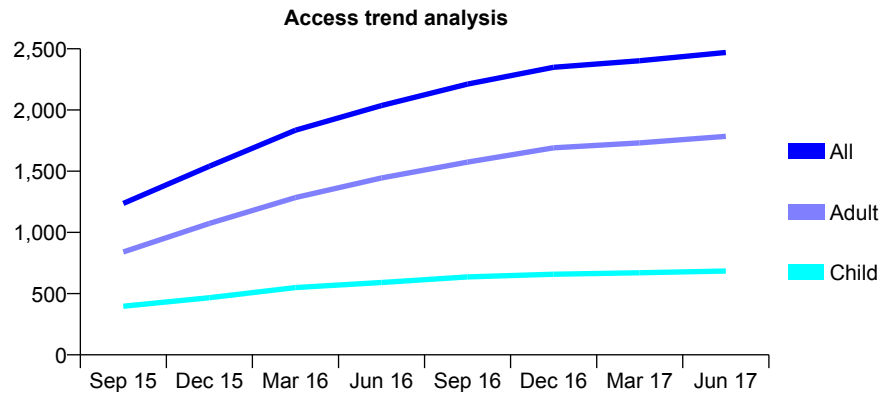
Q63 - Vital Signs At a Glance Contract Report for 171883/0001 - June 2017

Name or company name	Preventive Dental Practice
Contract type name	GDS Contract
Purpose of contract	General
Contract start date	01/11/2014
Contract end date	

17/18 Contracted general activity (UDA)	10,832
Carry forward general activity (UDA)	0
17/18 Contracted orthodontic activity (UOA)	0
Carry forward orthodontic activity (UOA)	0
Baseline contract value	£268,034.13

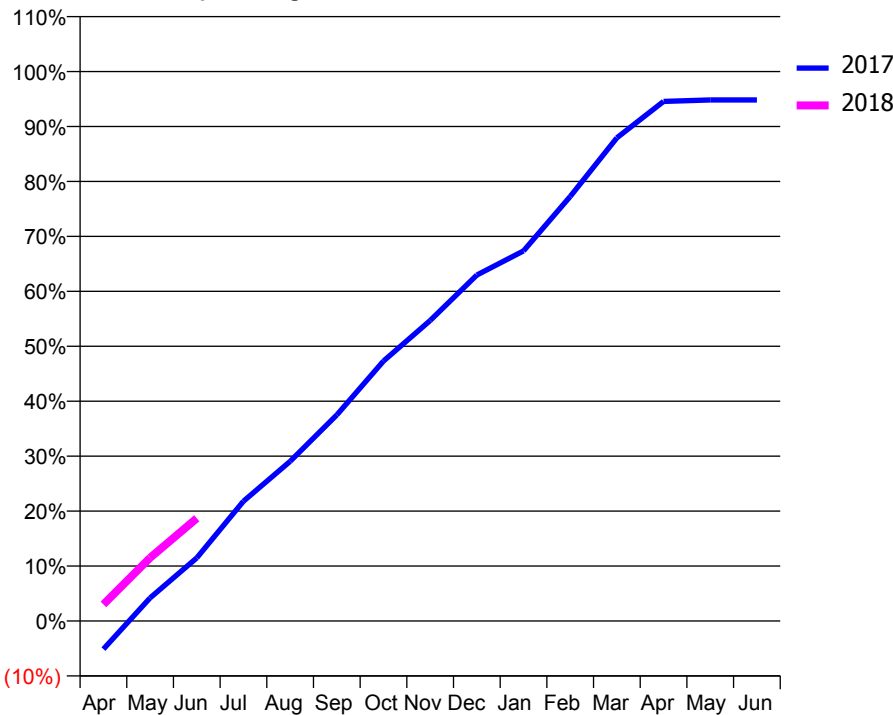
ACCESS*

Patients seen in 24 months	Total	Change since previous quarter
Quarter ending June 2016	2,036	
Quarter ending September 2016	2,212	↑
Quarter ending December 2016	2,349	↑
Quarter ending March 2017	2,402	↑
Quarter ending June 2017	2,470	↑
Variance since June 2016	21.3%	↑



ACTIVITY

Cumulative percentage of contracted UDA delivered 2017 & 2018



Month	Adjusted Scheduled Activity (UDA)	
	2017	2018
April	-557	328
May	455	1,246
June	1,246	2,025
July	2,362	
August	3,148	
September	4,062	
October	5,126	
November	5,924	
December	6,820	
January	7,296	
February	8,368	
March	9,526	
April	10,242	
May	10,272	
June	10,272	

QUALITY

	Quantity	Base Number	Contract	AT	Region	England
% of FP17s for the same patient ID Re-attending within 3 months - Children	12	215	5.6%	10.0%	11.5%	12.0%
% of FP17s for the same patient ID Re-attending within 3 months - Adults	30	456	6.6%	15.4%	16.8%	16.0%
% of FP17s for the same patient ID Re-attending between 3 & 9 months - Children	95	215	44.2%	48.2%	47.3%	58.0%
% of FP17s for the same patient ID Re-attending between 3 & 9 months - Adults	176	456	38.6%	38.4%	38.3%	50.9%
% of FP17s for Band 1 Urgent Courses	7	538	1.3%	10.0%	10.7%	9.1%
% of FP17s Relating to Free Repair or Replacements	1	538	0.2%	0.6%	0.6%	0.8%
% of FP17s Relating to Continuations	3	538	0.6%	0.9%	0.8%	1.1%
% of Patients satisfied with the dentistry they have received	4	5	N/A	90.2%	89.8%	91.7%
% of Patients satisfied with the time they had to wait for an appointment	5	5	N/A	86.2%	83.6%	88.0%

* This is based on patients treated on this contract for their most recent course of treatment. Figures in italics indicate the base number of FP17s or Patient Questionnaire responses are less than 100. N/A is shown where the base number of responses is less than 10 during the period. % is calculated as Quantity/Base number*100

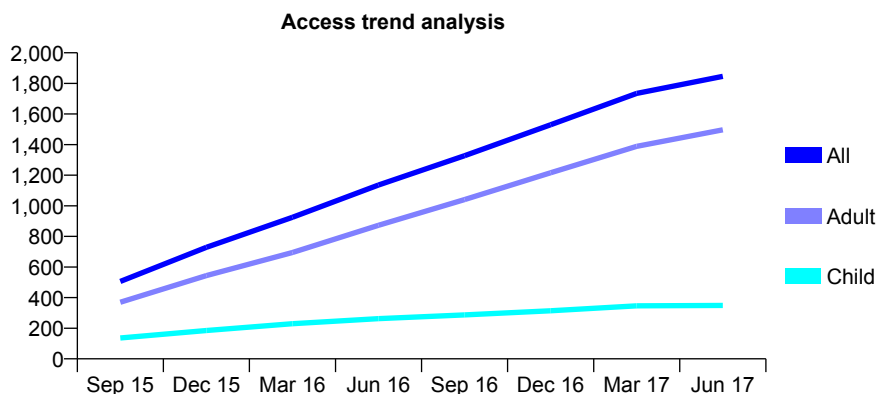
Q63 - Vital Signs At a Glance Contract Report for 173703/0001 - June 2017

Name or company name	Surrey Quays Dental Practice
Contract type name	GDS Contract
Purpose of contract	General
Contract start date	01/04/2015
Contract end date	

17/18 Contracted general activity (UDA)	8,533
Carry forward general activity (UDA)	0
17/18 Contracted orthodontic activity (UOA)	0
Carry forward orthodontic activity (UOA)	0
Baseline contract value	£216,527.32

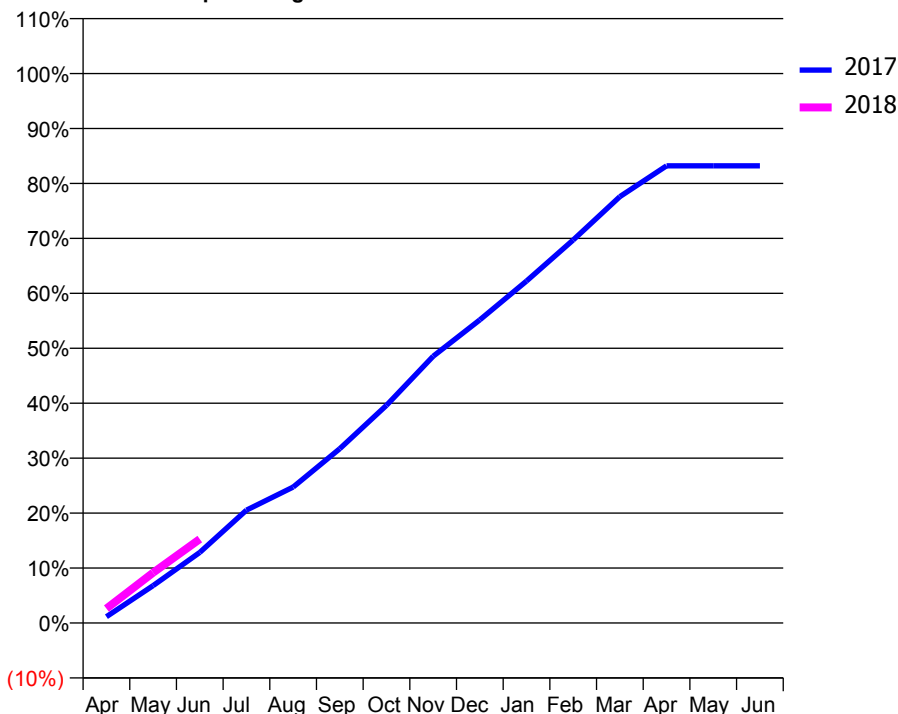
ACCESS*

Patients seen in 24 months	Total	Change since previous quarter
Quarter ending June 2016	1,136	
Quarter ending September 2016	1,328	↑
Quarter ending December 2016	1,530	↑
Quarter ending March 2017	1,735	↑
Quarter ending June 2017	1,846	↑
Variance since June 2016	62.5%	↑



ACTIVITY

Cumulative percentage of contracted UDA delivered 2017 & 2018



Month	Adjusted Scheduled Activity (UDA)	
	2017	2018
April	99	224
May	580	782
June	1,096	1,303
July	1,754	
August	2,110	
September	2,708	
October	3,380	
November	4,143	
December	4,707	
January	5,310	
February	5,949	
March	6,621	
April	7,100	
May	7,100	
June	7,100	

QUALITY

	Quantity	Base Number	Contract	AT	Region	England
% of FP17s for the same patient ID Re-attending within 3 months - Children	5	106	4.7%	10.0%	11.5%	12.0%
% of FP17s for the same patient ID Re-attending within 3 months - Adults	48	379	12.7%	15.4%	16.8%	16.0%
% of FP17s for the same patient ID Re-attending between 3 & 9 months - Children	48	106	45.3%	48.2%	47.3%	58.0%
% of FP17s for the same patient ID Re-attending between 3 & 9 months - Adults	105	379	27.7%	38.4%	38.3%	50.9%
% of FP17s for Band 1 Urgent Courses	35	375	9.3%	10.0%	10.7%	9.1%
% of FP17s Relating to Free Repair or Replacements	6	375	1.6%	0.6%	0.6%	0.8%
% of FP17s Relating to Continuations	6	375	1.6%	0.9%	0.8%	1.1%
% of Patients satisfied with the dentistry they have received	1	1	N/A	90.2%	89.8%	91.7%
% of Patients satisfied with the time they had to wait for an appointment	1	1	N/A	86.2%	83.6%	88.0%

* This is based on patients treated on this contract for their most recent course of treatment. Figures in italics indicate the base number of FP17s or Patient Questionnaire responses are less than 100. N/A is shown where the base number of responses is less than 10 during the period. % is calculated as Quantity/Base number*100

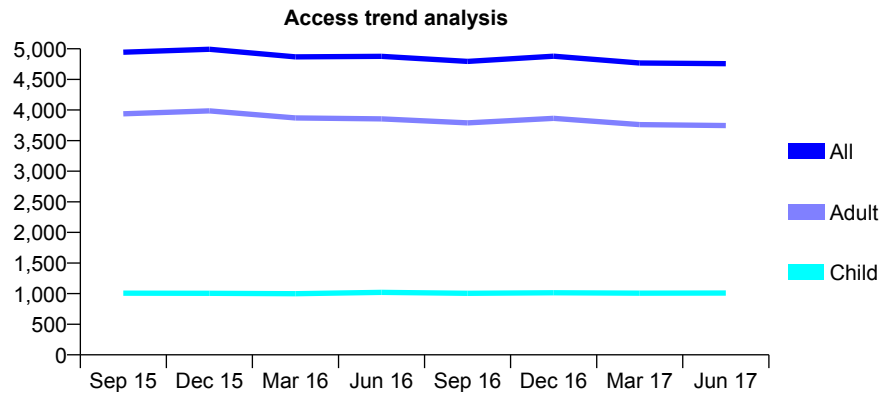
Q63 - Vital Signs At a Glance Contract Report for 173940/0001 - June 2017

Name or company name	Real Sweden Ltd
Contract type name	GDS Contract
Purpose of contract	General
Contract start date	01/10/2011
Contract end date	

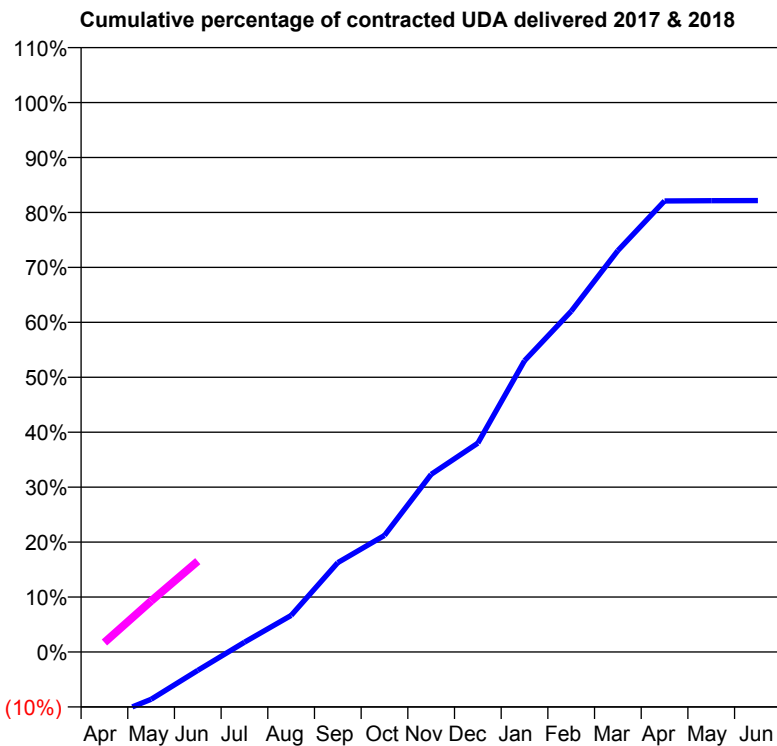
17/18 Contracted general activity (UDA)	18,485
Carry forward general activity (UDA)	0
17/18 Contracted orthodontic activity (UOA)	0
Carry forward orthodontic activity (UOA)	0
Baseline contract value	£469,232.47

ACCESS*

Patients seen in 24 months	Total	Change since previous quarter
Quarter ending June 2016	4,877	
Quarter ending September 2016	4,795	↓
Quarter ending December 2016	4,879	→
Quarter ending March 2017	4,768	↓
Quarter ending June 2017	4,756	→
Variance since June 2016	(2.5%)	↓



ACTIVITY



Month	Adjusted Scheduled Activity (UDA)	
	2017	2018
April	-2,232	323
May	-1,593	1,715
June	-619	3,056
July	331	
August	1,232	
September	3,008	
October	3,924	
November	5,977	
December	7,026	
January	9,798	
February	11,462	
March	13,505	
April	15,174	
May	15,184	
June	15,185	

QUALITY

	Quantity	Base Number	Contract	AT	Region	England
% of FP17s for the same patient ID Re-attending within 3 months - Children	28	350	8.0%	10.0%	11.5%	12.0%
% of FP17s for the same patient ID Re-attending within 3 months - Adults	171	1,054	16.2%	15.4%	16.8%	16.0%
% of FP17s for the same patient ID Re-attending between 3 & 9 months - Children	184	350	52.6%	48.2%	47.3%	58.0%
% of FP17s for the same patient ID Re-attending between 3 & 9 months - Adults	411	1,054	39.0%	38.4%	38.3%	50.9%
% of FP17s for Band 1 Urgent Courses	162	1,055	15.4%	10.0%	10.7%	9.1%
% of FP17s Relating to Free Repair or Replacements	1	1,055	0.1%	0.6%	0.6%	0.8%
% of FP17s Relating to Continuations	2	1,055	0.2%	0.9%	0.8%	1.1%
% of Patients satisfied with the dentistry they have received	4	4	N/A	90.2%	89.8%	91.7%
% of Patients satisfied with the time they had to wait for an appointment	4	4	N/A	86.2%	83.6%	88.0%

* This is based on patients treated on this contract for their most recent course of treatment. Figures in italics indicate the base number of FP17s or Patient Questionnaire responses are less than 100. N/A is shown where the base number of responses is less than 10 during the period. % is calculated as Quantity/Base number*100

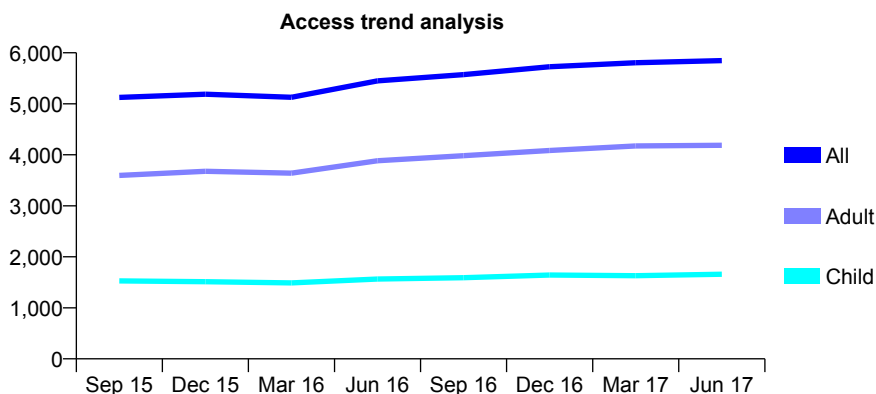
Q63 - Vital Signs At a Glance Contract Report for 173975/0001 - June 2017

Name or company name	Bridge Dental Centre Limited
Contract type name	GDS Contract
Purpose of contract	General
Contract start date	01/04/2009
Contract end date	

17/18 Contracted general activity (UDA)	12,000
Carry forward general activity (UDA)	0
17/18 Contracted orthodontic activity (UOA)	0
Carry forward orthodontic activity (UOA)	0
Baseline contract value	£322,422.79

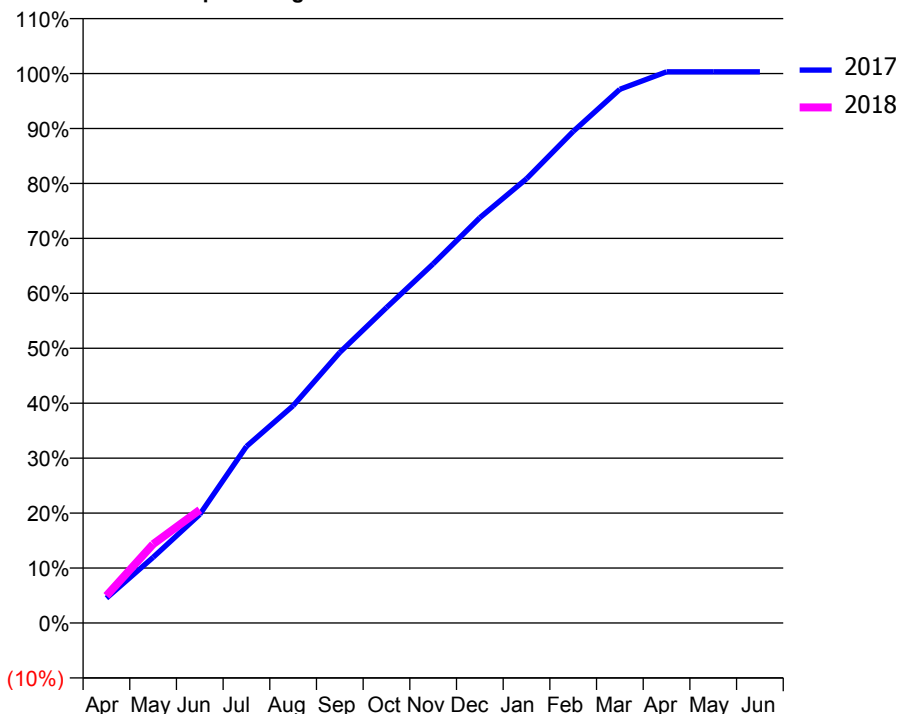
ACCESS*

Patients seen in 24 months	Total	Change since previous quarter
Quarter ending June 2016	5,449	
Quarter ending September 2016	5,572	↑
Quarter ending December 2016	5,727	↑
Quarter ending March 2017	5,805	→
Quarter ending June 2017	5,846	→
Variance since June 2016	7.3%	↑



ACTIVITY

Cumulative percentage of contracted UDA delivered 2017 & 2018



Adjusted Scheduled Activity (UDA)

Month	2017	2018
April	544	594
May	1,435	1,722
June	2,370	2,470
July	3,856	
August	4,746	
September	5,909	
October	6,890	
November	7,844	
December	8,852	
January	9,701	
February	10,735	
March	11,654	
April	12,036	
May	12,038	
June	12,038	

QUALITY

	Quantity	Base Number	Contract	AT	Region	England
% of FP17s for the same patient ID Re-attending within 3 months - Children	29	520	5.6%	10.0%	11.5%	12.0%
% of FP17s for the same patient ID Re-attending within 3 months - Adults	136	1,088	12.5%	15.4%	16.8%	16.0%
% of FP17s for the same patient ID Re-attending between 3 & 9 months - Children	259	520	49.8%	48.2%	47.3%	58.0%
% of FP17s for the same patient ID Re-attending between 3 & 9 months - Adults	387	1,088	35.6%	38.4%	38.3%	50.9%
% of FP17s for Band 1 Urgent Courses	115	1,442	8.0%	10.0%	10.7%	9.1%
% of FP17s Relating to Free Repair or Replacements	10	1,442	0.7%	0.6%	0.6%	0.8%
% of FP17s Relating to Continuations	18	1,442	1.2%	0.9%	0.8%	1.1%
% of Patients satisfied with the dentistry they have received	8	8	N/A	90.2%	89.8%	91.7%
% of Patients satisfied with the time they had to wait for an appointment	6	8	N/A	86.2%	83.6%	88.0%

* This is based on patients treated on this contract for their most recent course of treatment. Figures in italics indicate the base number of FP17s or Patient Questionnaire responses are less than 100. N/A is shown where the base number of responses is less than 10 during the period. % is calculated as Quantity/Base number*100

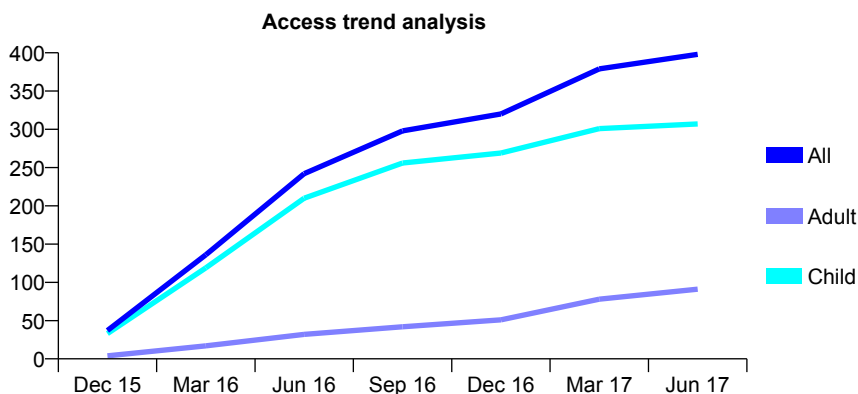
Q63 - Vital Signs At a Glance Contract Report for 174521/0001 - June 2017

Name or company name	Bridge Road Dental Surgery
Contract type name	GDS Contract
Purpose of contract	General
Contract start date	01/11/2015
Contract end date	

17/18 Contracted general activity (UDA)	1,000
Carry forward general activity (UDA)	0
17/18 Contracted orthodontic activity (UOA)	0
Carry forward orthodontic activity (UOA)	0
Baseline contract value	£29,002.91

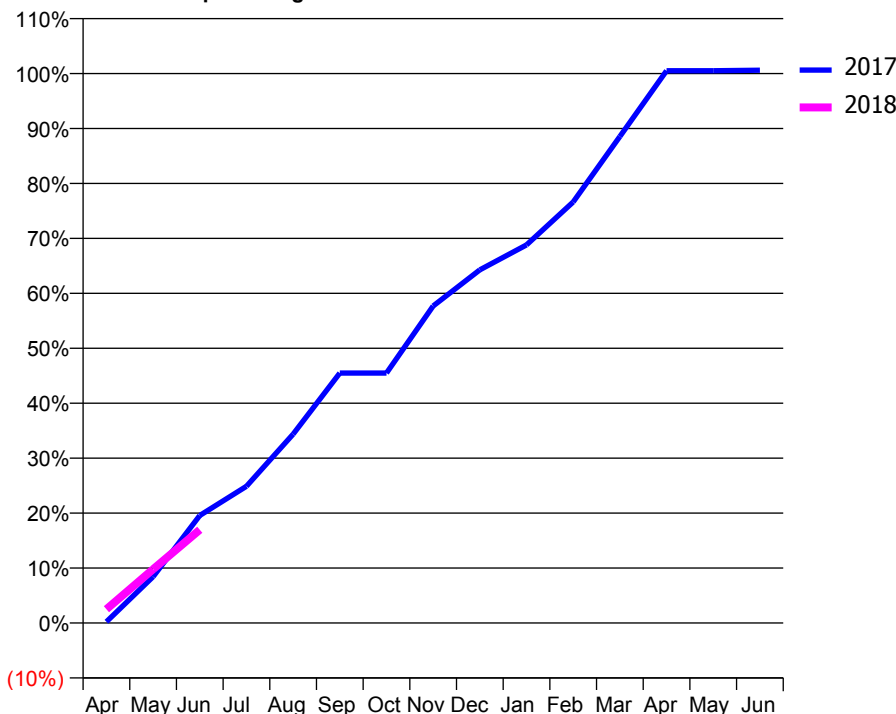
ACCESS*

Patients seen in 24 months	Total	Change since previous quarter
Quarter ending June 2016	242	
Quarter ending September 2016	298	↑
Quarter ending December 2016	320	↑
Quarter ending March 2017	379	↑
Quarter ending June 2017	398	↑
Variance since June 2016	64.5%	↑



ACTIVITY

Cumulative percentage of contracted UDA delivered 2017 & 2018



Adjusted Scheduled Activity (UDA)

Month	2017	2018
April	2	25
May	84	98
June	196	170
July	249	
August	344	
September	455	
October	455	
November	577	
December	643	
January	688	
February	766	
March	885	
April	1,005	
May	1,005	
June	1,006	

QUALITY

	Quantity	Base Number	Contract	AT	Region	England
% of FP17s for the same patient ID Re-attending within 3 months - Children	9	126	7.1%	10.0%	11.5%	12.0%
% of FP17s for the same patient ID Re-attending within 3 months - Adults	0	17	0.0%	15.4%	16.8%	16.0%
% of FP17s for the same patient ID Re-attending between 3 & 9 months - Children	80	126	63.5%	48.2%	47.3%	58.0%
% of FP17s for the same patient ID Re-attending between 3 & 9 months - Adults	2	17	11.8%	38.4%	38.3%	50.9%
% of FP17s for Band 1 Urgent Courses	4	102	3.9%	10.0%	10.7%	9.1%
% of FP17s Relating to Free Repair or Replacements	0	102	0.0%	0.6%	0.6%	0.8%
% of FP17s Relating to Continuations	0	102	0.0%	0.9%	0.8%	1.1%
% of Patients satisfied with the dentistry they have received	0	0	N/A	90.2%	89.8%	91.7%
% of Patients satisfied with the time they had to wait for an appointment	0	0	N/A	86.2%	83.6%	88.0%

* This is based on patients treated on this contract for their most recent course of treatment. Figures in italics indicate the base number of FP17s or Patient Questionnaire responses are less than 100. N/A is shown where the base number of responses is less than 10 during the period. % is calculated as Quantity/Base number*100

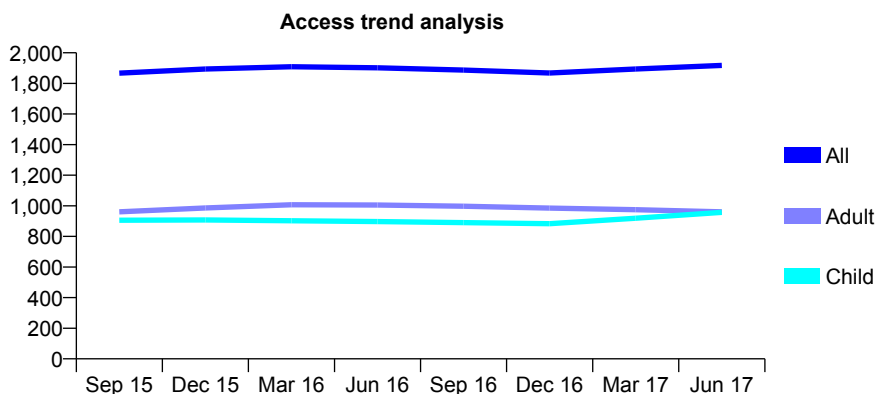
Q63 - Vital Signs At a Glance Contract Report for 174696/0001 - June 2017

Name or company name	Paget Dental Practice
Contract type name	GDS Contract
Purpose of contract	General
Contract start date	27/09/2007
Contract end date	

17/18 Contracted general activity (UDA)	5,043
Carry forward general activity (UDA)	0
17/18 Contracted orthodontic activity (UOA)	0
Carry forward orthodontic activity (UOA)	0
Baseline contract value	£116,892.17

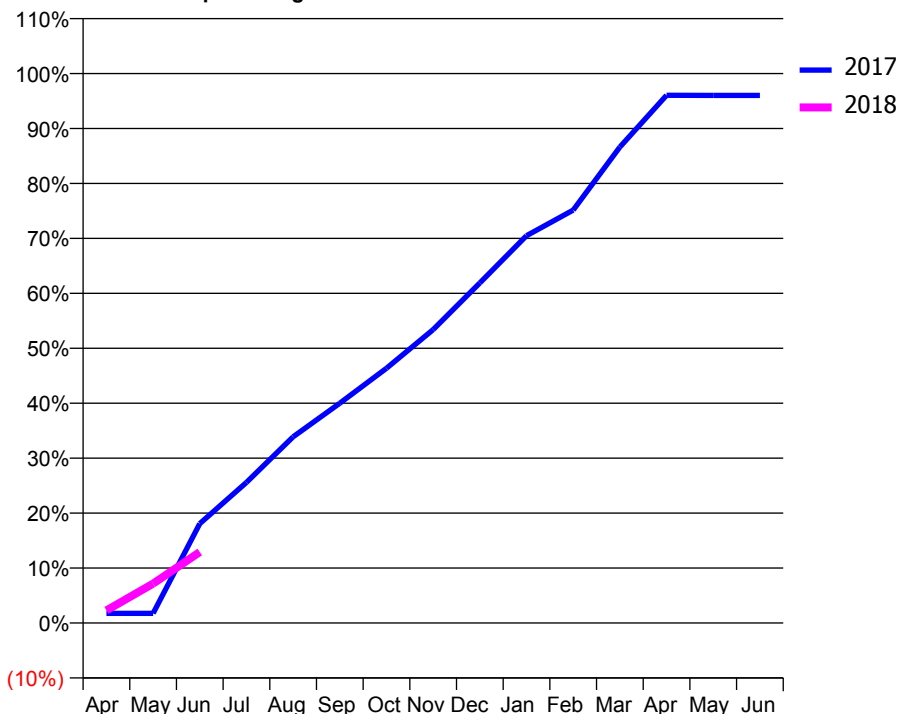
ACCESS*

Patients seen in 24 months	Total	Change since previous quarter
Quarter ending June 2016	1,902	
Quarter ending September 2016	1,887	→
Quarter ending December 2016	1,868	↓
Quarter ending March 2017	1,894	→
Quarter ending June 2017	1,918	→
Variance since June 2016	0.8%	→



ACTIVITY

Cumulative percentage of contracted UDA delivered 2017 & 2018



Adjusted Scheduled Activity (UDA)

Month	2017	2018
April	89	115
May	89	362
June	912	652
July	1,291	
August	1,708	
September	2,018	
October	2,338	
November	2,693	
December	3,122	
January	3,554	
February	3,790	
March	4,368	
April	4,843	
May	4,842	
June	4,842	

QUALITY

	Quantity	Base Number	Contract	AT	Region	England
% of FP17s for the same patient ID Re-attending within 3 months - Children	33	379	8.7%	10.0%	11.5%	12.0%
% of FP17s for the same patient ID Re-attending within 3 months - Adults	57	362	15.7%	15.4%	16.8%	16.0%
% of FP17s for the same patient ID Re-attending between 3 & 9 months - Children	221	379	58.3%	48.2%	47.3%	58.0%
% of FP17s for the same patient ID Re-attending between 3 & 9 months - Adults	207	362	57.2%	38.4%	38.3%	50.9%
% of FP17s for Band 1 Urgent Courses	33	479	6.9%	10.0%	10.7%	9.1%
% of FP17s Relating to Free Repair or Replacements	1	479	0.2%	0.6%	0.6%	0.8%
% of FP17s Relating to Continuations	0	479	0.0%	0.9%	0.8%	1.1%
% of Patients satisfied with the dentistry they have received	2	2	N/A	90.2%	89.8%	91.7%
% of Patients satisfied with the time they had to wait for an appointment	1	2	N/A	86.2%	83.6%	88.0%

* This is based on patients treated on this contract for their most recent course of treatment. Figures in italics indicate the base number of FP17s or Patient Questionnaire responses are less than 100. N/A is shown where the base number of responses is less than 10 during the period. % is calculated as Quantity/Base number*100

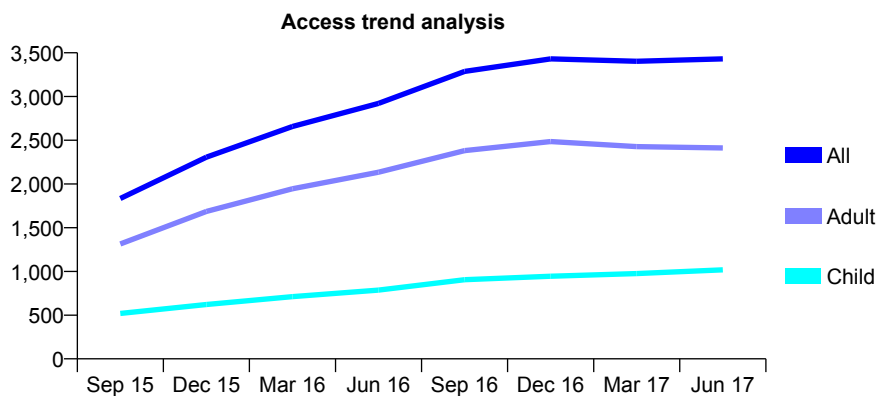
Q63 - Vital Signs At a Glance Contract Report for 174866/0001 - June 2017

Name or company name	Hasan and Hasan
Contract type name	GDS Contract
Purpose of contract	General
Contract start date	01/12/2014
Contract end date	

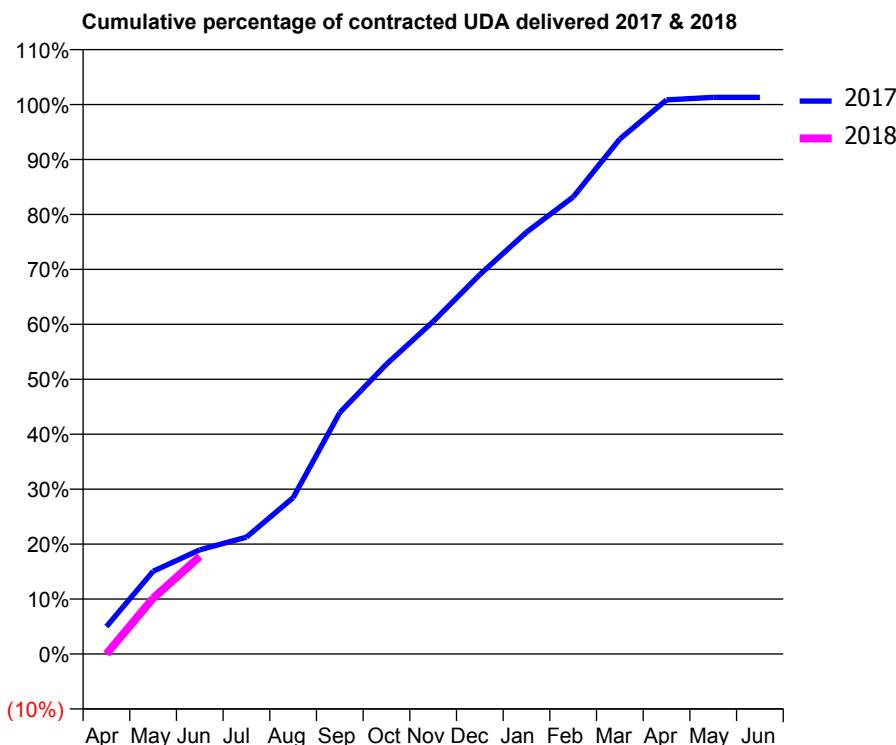
17/18 Contracted general activity (UDA)	6,100
Carry forward general activity (UDA)	0
17/18 Contracted orthodontic activity (UOA)	0
Carry forward orthodontic activity (UOA)	0
Baseline contract value	£171,468.38

ACCESS*

Patients seen in 24 months	Total	Change since previous quarter
Quarter ending June 2016	2,921	
Quarter ending September 2016	3,287	↑
Quarter ending December 2016	3,430	↑
Quarter ending March 2017	3,403	→
Quarter ending June 2017	3,430	→
Variance since June 2016	17.4%	↑



ACTIVITY



Month	Adjusted Scheduled Activity (UDA)	
	2017	2018
April	304	0
May	919	620
June	1,157	1,083
July	1,297	
August	1,735	
September	2,680	
October	3,217	
November	3,691	
December	4,213	
January	4,683	
February	5,073	
March	5,718	
April	6,151	
May	6,179	
June	6,179	

QUALITY

	Quantity	Base Number	Contract	AT	Region	England
% of FP17s for the same patient ID Re-attending within 3 months - Children	21	231	9.1%	10.0%	11.5%	12.0%
% of FP17s for the same patient ID Re-attending within 3 months - Adults	21	438	4.8%	15.4%	16.8%	16.0%
% of FP17s for the same patient ID Re-attending between 3 & 9 months - Children	43	231	18.6%	48.2%	47.3%	58.0%
% of FP17s for the same patient ID Re-attending between 3 & 9 months - Adults	65	438	14.8%	38.4%	38.3%	50.9%
% of FP17s for Band 1 Urgent Courses	64	494	13.0%	10.0%	10.7%	9.1%
% of FP17s Relating to Free Repair or Replacements	3	494	0.6%	0.6%	0.6%	0.8%
% of FP17s Relating to Continuations	2	494	0.4%	0.9%	0.8%	1.1%
% of Patients satisfied with the dentistry they have received	3	3	N/A	90.2%	89.8%	91.7%
% of Patients satisfied with the time they had to wait for an appointment	1	3	N/A	86.2%	83.6%	88.0%

* This is based on patients treated on this contract for their most recent course of treatment. Figures in italics indicate the base number of FP17s or Patient Questionnaire responses are less than 100. N/A is shown where the base number of responses is less than 10 during the period. % is calculated as Quantity/Base number*100

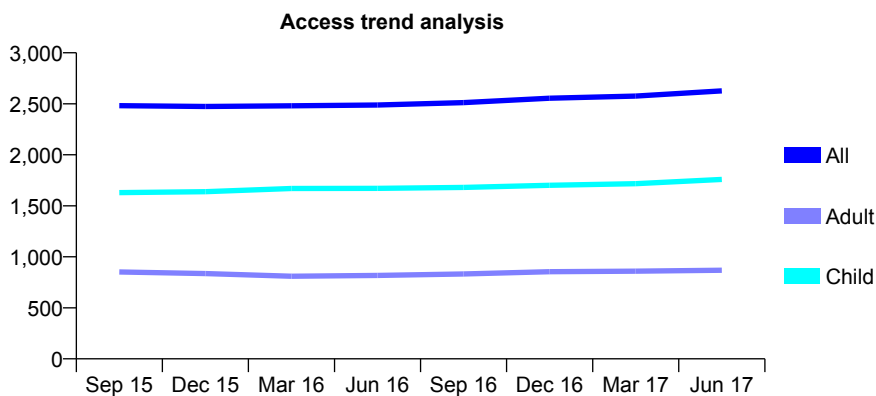
Q63 - Vital Signs At a Glance Contract Report for 175560/0001 - June 2017

Name or company name	Adams House Dental Practice Limited
Contract type name	GDS Contract
Purpose of contract	General
Contract start date	06/04/2009
Contract end date	

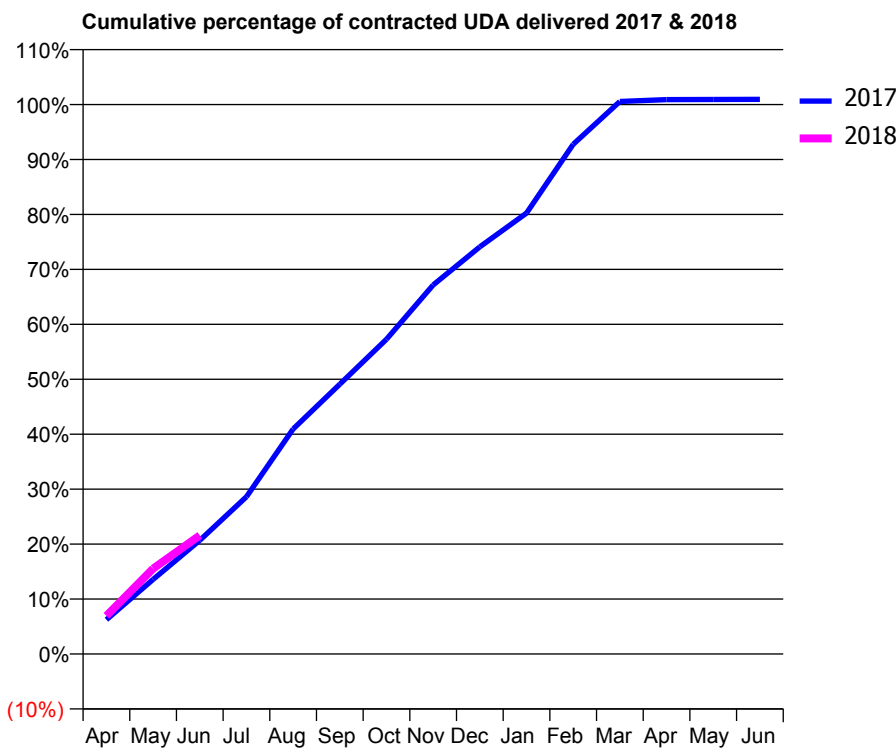
17/18 Contracted general activity (UDA)	8,000
Carry forward general activity (UDA)	0
17/18 Contracted orthodontic activity (UOA)	0
Carry forward orthodontic activity (UOA)	0
Baseline contract value	£210,175.98

ACCESS*

Patients seen in 24 months	Total	Change since previous quarter
Quarter ending June 2016	2,488	
Quarter ending September 2016	2,512	→
Quarter ending December 2016	2,555	→
Quarter ending March 2017	2,576	→
Quarter ending June 2017	2,627	→
Variance since June 2016	5.6%	↑



ACTIVITY



Month	Adjusted Scheduled Activity (UDA)	
	2017	2018
April	500	556
May	1,085	1,243
June	1,656	1,726
July	2,290	
August	3,277	
September	3,929	
October	4,583	
November	5,372	
December	5,929	
January	6,420	
February	7,421	
March	8,044	
April	8,071	
May	8,072	
June	8,075	

QUALITY

	Quantity	Base Number	Contract	AT	Region	England
% of FP17s for the same patient ID Re-attending within 3 months - Children	46	674	6.8%	10.0%	11.5%	12.0%
% of FP17s for the same patient ID Re-attending within 3 months - Adults	48	260	18.5%	15.4%	16.8%	16.0%
% of FP17s for the same patient ID Re-attending between 3 & 9 months - Children	456	674	67.7%	48.2%	47.3%	58.0%
% of FP17s for the same patient ID Re-attending between 3 & 9 months - Adults	137	260	52.7%	38.4%	38.3%	50.9%
% of FP17s for Band 1 Urgent Courses	61	915	6.7%	10.0%	10.7%	9.1%
% of FP17s Relating to Free Repair or Replacements	1	915	0.1%	0.6%	0.6%	0.8%
% of FP17s Relating to Continuations	0	915	0.0%	0.9%	0.8%	1.1%
% of Patients satisfied with the dentistry they have received	4	4	N/A	90.2%	89.8%	91.7%
% of Patients satisfied with the time they had to wait for an appointment	3	4	N/A	86.2%	83.6%	88.0%

* This is based on patients treated on this contract for their most recent course of treatment. Figures in italics indicate the base number of FP17s or Patient Questionnaire responses are less than 100. N/A is shown where the base number of responses is less than 10 during the period. % is calculated as Quantity/Base number*100

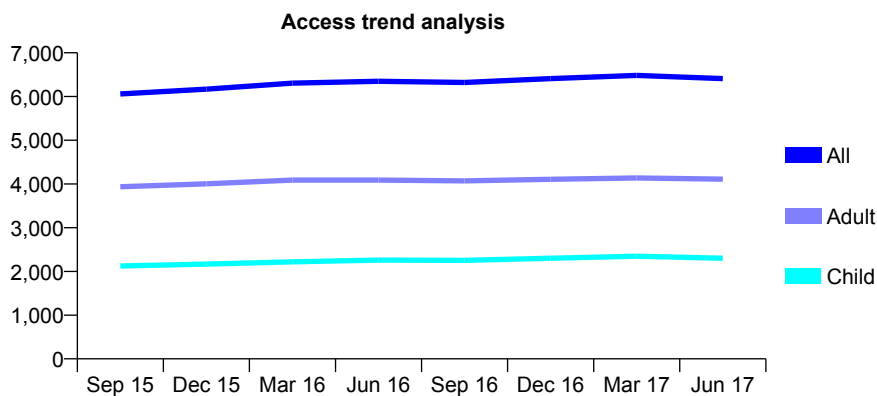
Q63 - Vital Signs At a Glance Contract Report for 179027/0001 - June 2017

Name or company name	Simply Bright
Contract type name	GDS Contract
Purpose of contract	General
Contract start date	17/05/2010
Contract end date	

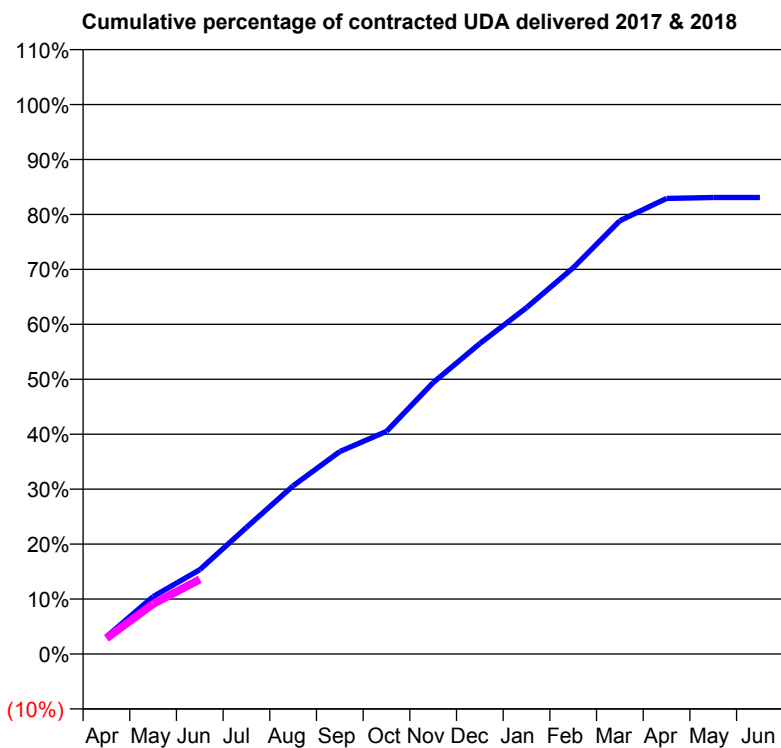
17/18 Contracted general activity (UDA)	19,000
Carry forward general activity (UDA)	0
17/18 Contracted orthodontic activity (UOA)	0
Carry forward orthodontic activity (UOA)	0
Baseline contract value	£464,589.03

ACCESS*

Patients seen in 24 months	Total	Change since previous quarter
Quarter ending June 2016	6,348	
Quarter ending September 2016	6,321	→
Quarter ending December 2016	6,409	→
Quarter ending March 2017	6,484	→
Quarter ending June 2017	6,411	↓
Variance since June 2016	1.0%	→



ACTIVITY



Month	Adjusted Scheduled Activity (UDA)	
	2017	2018
April	599	540
May	1,983	1,730
June	2,915	2,580
July	4,379	
August	5,816	
September	7,004	
October	7,697	
November	9,385	
December	10,737	
January	11,977	
February	13,354	
March	14,981	
April	15,751	
May	15,785	
June	15,786	

QUALITY

	Quantity	Base Number	Contract	AT	Region	England
% of FP17s for the same patient ID Re-attending within 3 months - Children	49	674	7.3%	10.0%	11.5%	12.0%
% of FP17s for the same patient ID Re-attending within 3 months - Adults	113	927	12.2%	15.4%	16.8%	16.0%
% of FP17s for the same patient ID Re-attending between 3 & 9 months - Children	392	674	58.2%	48.2%	47.3%	58.0%
% of FP17s for the same patient ID Re-attending between 3 & 9 months - Adults	375	927	40.5%	38.4%	38.3%	50.9%
% of FP17s for Band 1 Urgent Courses	94	1,265	7.4%	10.0%	10.7%	9.1%
% of FP17s Relating to Free Repair or Replacements	5	1,265	0.4%	0.6%	0.6%	0.8%
% of FP17s Relating to Continuations	6	1,265	0.5%	0.9%	0.8%	1.1%
% of Patients satisfied with the dentistry they have received	5	6	N/A	90.2%	89.8%	91.7%
% of Patients satisfied with the time they had to wait for an appointment	5	6	N/A	86.2%	83.6%	88.0%

* This is based on patients treated on this contract for their most recent course of treatment. Figures in italics indicate the base number of FP17s or Patient Questionnaire responses are less than 100. N/A is shown where the base number of responses is less than 10 during the period. % is calculated as Quantity/Base number*100

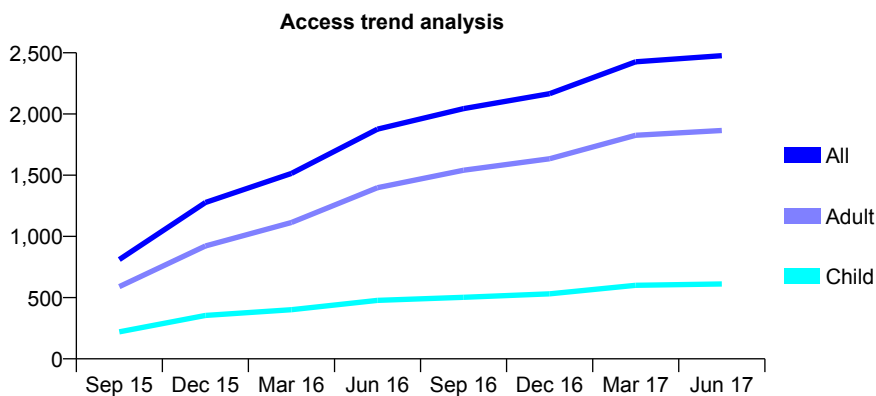
Q63 - Vital Signs At a Glance Contract Report for 179434/0008 - June 2017

Name or company name	Mr M Eyrumlu & Mr A Eyrumlu
Contract type name	GDS Contract
Purpose of contract	General
Contract start date	01/04/2015
Contract end date	

17/18 Contracted general activity (UDA)	12,947
Carry forward general activity (UDA)	0
17/18 Contracted orthodontic activity (UOA)	0
Carry forward orthodontic activity (UOA)	0
Baseline contract value	£383,923.67

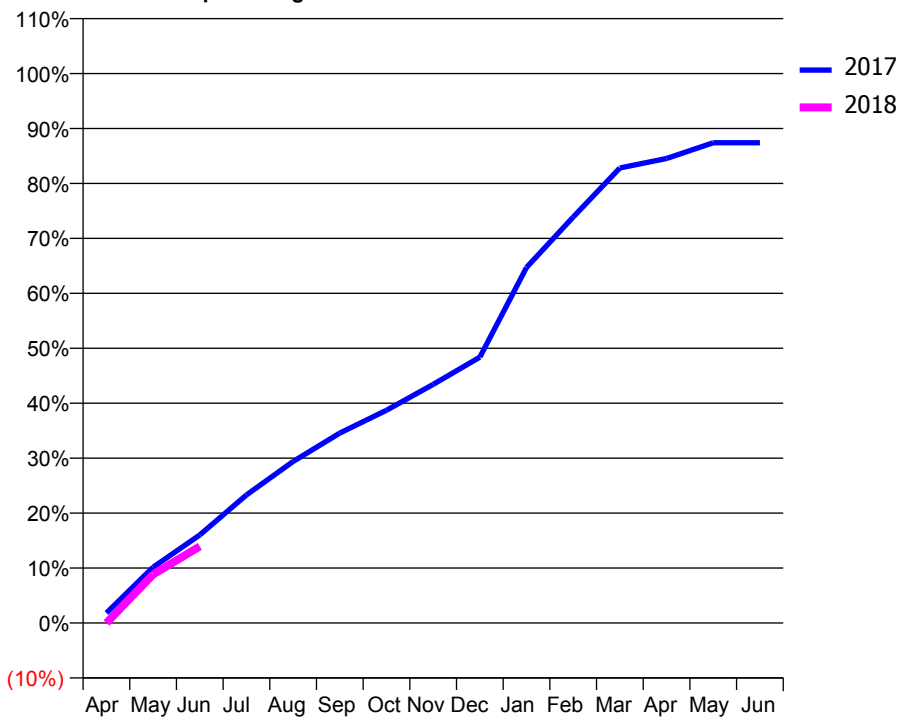
ACCESS*

Patients seen in 24 months	Total	Change since previous quarter
Quarter ending June 2016	1,876	
Quarter ending September 2016	2,044	↑
Quarter ending December 2016	2,166	↑
Quarter ending March 2017	2,427	↑
Quarter ending June 2017	2,477	↑
Variance since June 2016	32.0%	↑



ACTIVITY

Cumulative percentage of contracted UDA delivered 2017 & 2018



Month	Adjusted Scheduled Activity (UDA)	
	2017	2018
April	237	0
May	1,314	1,144
June	2,075	1,805
July	3,018	
August	3,806	
September	4,477	
October	5,013	
November	5,622	
December	6,262	
January	8,379	
February	9,565	
March	10,720	
April	10,946	
May	11,316	
June	11,316	

QUALITY

	Quantity	Base Number	Contract	AT	Region	England
% of FP17s for the same patient ID Re-attending within 3 months - Children	17	170	10.0%	10.0%	11.5%	12.0%
% of FP17s for the same patient ID Re-attending within 3 months - Adults	109	517	21.1%	15.4%	16.8%	16.0%
% of FP17s for the same patient ID Re-attending between 3 & 9 months - Children	74	170	43.5%	48.2%	47.3%	58.0%
% of FP17s for the same patient ID Re-attending between 3 & 9 months - Adults	191	517	36.9%	38.4%	38.3%	50.9%
% of FP17s for Band 1 Urgent Courses	63	528	11.9%	10.0%	10.7%	9.1%
% of FP17s Relating to Free Repair or Replacements	2	528	0.4%	0.6%	0.6%	0.8%
% of FP17s Relating to Continuations	18	528	3.4%	0.9%	0.8%	1.1%
% of Patients satisfied with the dentistry they have received	6	6	N/A	90.2%	89.8%	91.7%
% of Patients satisfied with the time they had to wait for an appointment	4	6	N/A	86.2%	83.6%	88.0%

* This is based on patients treated on this contract for their most recent course of treatment. Figures in italics indicate the base number of FP17s or Patient Questionnaire responses are less than 100. N/A is shown where the base number of responses is less than 10 during the period. % is calculated as Quantity/Base number*100

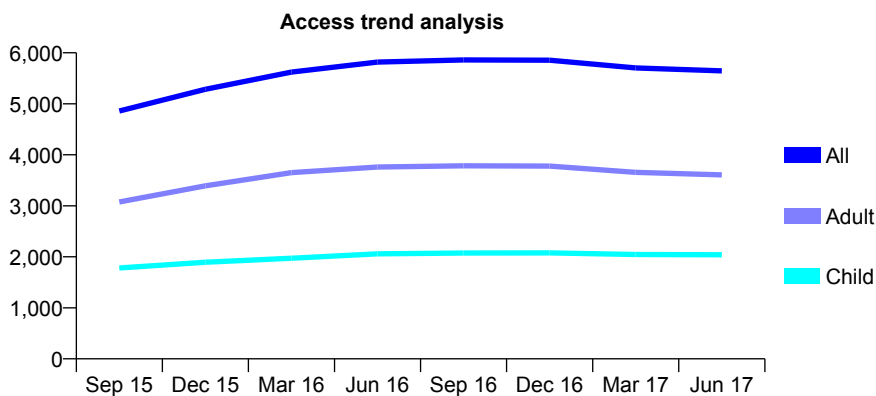
Q63 - Vital Signs At a Glance Contract Report for 179469/0002 - June 2017

Name or company name	Whitton Corner Dental Practice
Contract type name	GDS Contract
Purpose of contract	General
Contract start date	01/04/2014
Contract end date	

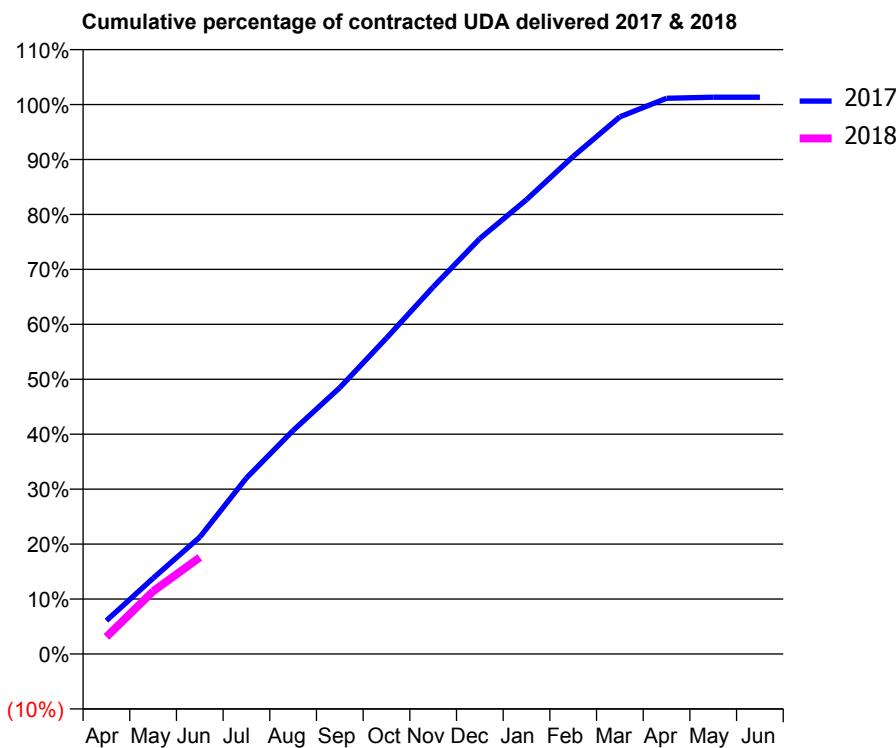
17/18 Contracted general activity (UDA)	20,000
Carry forward general activity (UDA)	0
17/18 Contracted orthodontic activity (UOA)	0
Carry forward orthodontic activity (UOA)	0
Baseline contract value	£525,046.51

ACCESS*

Patients seen in 24 months	Total	Change since previous quarter
Quarter ending June 2016	5,819	
Quarter ending September 2016	5,859	→
Quarter ending December 2016	5,855	→
Quarter ending March 2017	5,703	↓
Quarter ending June 2017	5,646	→
Variance since June 2016	(3.0%)	↓



ACTIVITY



Month	Adjusted Scheduled Activity (UDA)	
	2017	2018
April	1,215	625
May	2,757	2,285
June	4,254	3,518
July	6,408	
August	8,137	
September	9,697	
October	11,498	
November	13,361	
December	15,121	
January	16,538	
February	18,110	
March	19,553	
April	20,227	
May	20,264	
June	20,265	

QUALITY

	Quantity	Base Number	Contract	AT	Region	England
% of FP17s for the same patient ID Re-attending within 3 months - Children	58	729	8.0%	10.0%	11.5%	12.0%
% of FP17s for the same patient ID Re-attending within 3 months - Adults	175	1,042	16.8%	15.4%	16.8%	16.0%
% of FP17s for the same patient ID Re-attending between 3 & 9 months - Children	483	729	66.3%	48.2%	47.3%	58.0%
% of FP17s for the same patient ID Re-attending between 3 & 9 months - Adults	541	1,042	51.9%	38.4%	38.3%	50.9%
% of FP17s for Band 1 Urgent Courses	182	1,490	12.2%	10.0%	10.7%	9.1%
% of FP17s Relating to Free Repair or Replacements	37	1,490	2.5%	0.6%	0.6%	0.8%
% of FP17s Relating to Continuations	4	1,490	0.3%	0.9%	0.8%	1.1%
% of Patients satisfied with the dentistry they have received	7	10	70.0%	90.2%	89.8%	91.7%
% of Patients satisfied with the time they had to wait for an appointment	7	10	70.0%	86.2%	83.6%	88.0%

* This is based on patients treated on this contract for their most recent course of treatment. Figures in italics indicate the base number of FP17s or Patient Questionnaire responses are less than 100. N/A is shown where the base number of responses is less than 10 during the period. % is calculated as Quantity/Base number*100

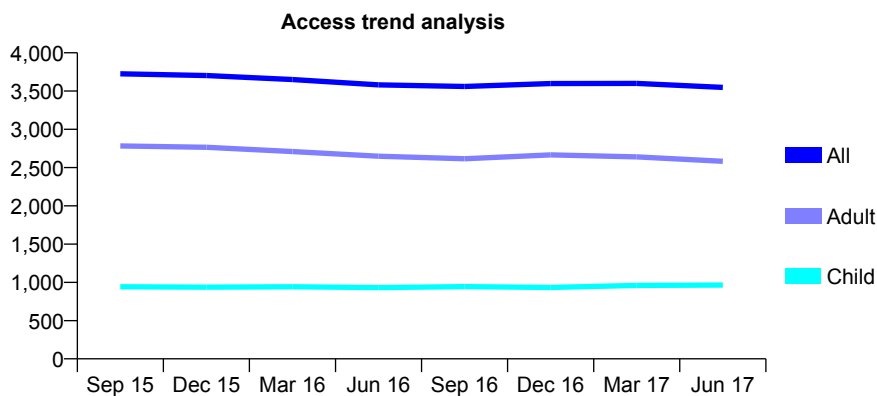
Q63 - Vital Signs At a Glance Contract Report for 181765/0001 - June 2017

Name or company name	Gabokun Dental Care Ltd
Contract type name	GDS Contract
Purpose of contract	General
Contract start date	10/12/2010
Contract end date	

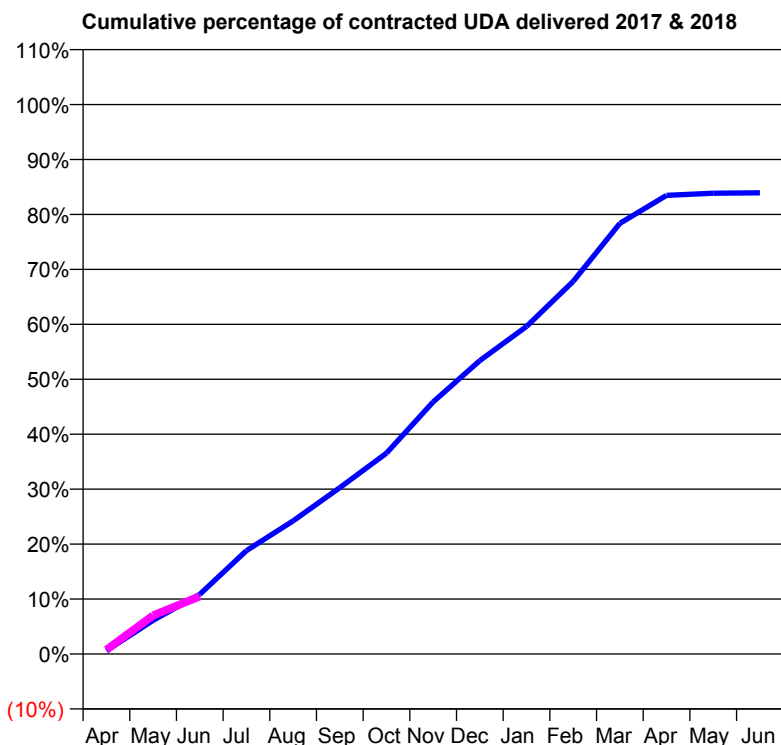
17/18 Contracted general activity (UDA)	17,064
Carry forward general activity (UDA)	0
17/18 Contracted orthodontic activity (UOA)	0
Carry forward orthodontic activity (UOA)	0
Baseline contract value	£515,629.78

ACCESS*

Patients seen in 24 months	Total	Change since previous quarter
Quarter ending June 2016	3,580	
Quarter ending September 2016	3,560	→
Quarter ending December 2016	3,598	→
Quarter ending March 2017	3,600	→
Quarter ending June 2017	3,548	↓
Variance since June 2016	(0.9%)	→



ACTIVITY



Month	Adjusted Scheduled Activity (UDA)	
	2017	2018
April	103	130
May	1,047	1,197
June	1,853	1,790
July	3,212	
August	4,135	
September	5,164	
October	6,237	
November	7,829	
December	9,110	
January	10,173	
February	11,574	
March	13,375	
April	14,243	
May	14,311	
June	14,323	

QUALITY

	Quantity	Base Number	Contract	AT	Region	England
% of FP17s for the same patient ID Re-attending within 3 months - Children	26	214	12.1%	10.0%	11.5%	12.0%
% of FP17s for the same patient ID Re-attending within 3 months - Adults	64	510	12.5%	15.4%	16.8%	16.0%
% of FP17s for the same patient ID Re-attending between 3 & 9 months - Children	70	214	32.7%	48.2%	47.3%	58.0%
% of FP17s for the same patient ID Re-attending between 3 & 9 months - Adults	154	510	30.2%	38.4%	38.3%	50.9%
% of FP17s for Band 1 Urgent Courses	46	497	9.3%	10.0%	10.7%	9.1%
% of FP17s Relating to Free Repair or Replacements	1	497	0.2%	0.6%	0.6%	0.8%
% of FP17s Relating to Continuations	6	497	1.2%	0.9%	0.8%	1.1%
% of Patients satisfied with the dentistry they have received	3	3	N/A	90.2%	89.8%	91.7%
% of Patients satisfied with the time they had to wait for an appointment	3	3	N/A	86.2%	83.6%	88.0%

* This is based on patients treated on this contract for their most recent course of treatment. Figures in italics indicate the base number of FP17s or Patient Questionnaire responses are less than 100. N/A is shown where the base number of responses is less than 10 during the period. % is calculated as Quantity/Base number*100

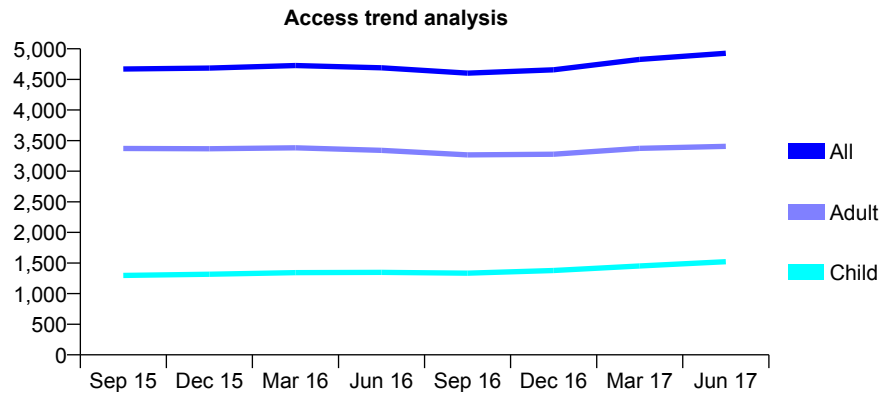
Q63 - Vital Signs At a Glance Contract Report for 181765/0002 - June 2017

Name or company name	Gabokun Dental Care Ltd
Contract type name	GDS Contract
Purpose of contract	General
Contract start date	01/02/2011
Contract end date	

17/18 Contracted general activity (UDA)	16,000
Carry forward general activity (UDA)	0
17/18 Contracted orthodontic activity (UOA)	0
Carry forward orthodontic activity (UOA)	0
Baseline contract value	£612,660.88

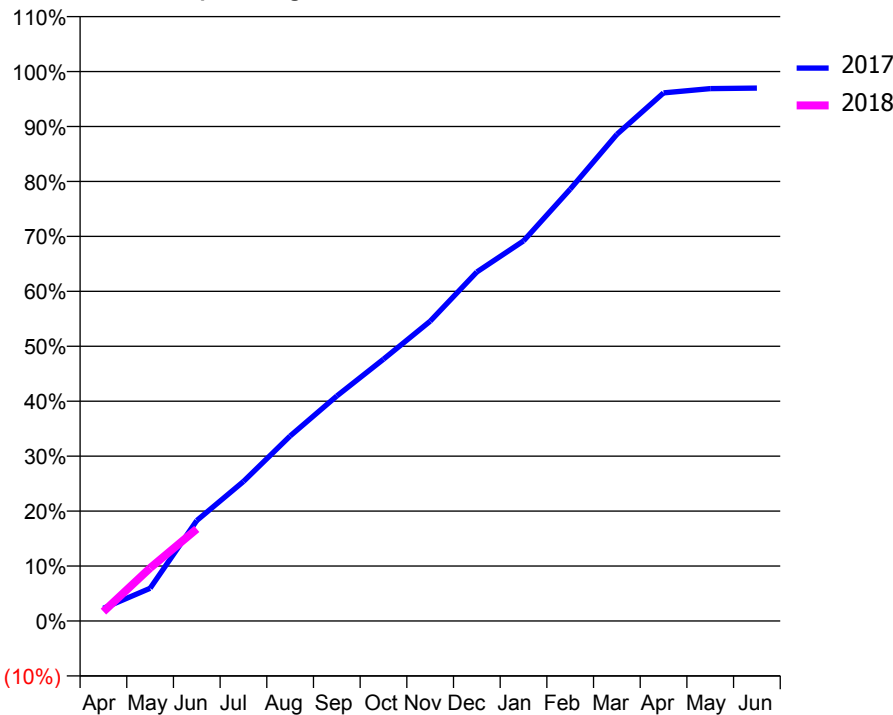
ACCESS*

Patients seen in 24 months	Total	Change since previous quarter
Quarter ending June 2016	4,689	
Quarter ending September 2016	4,602	↓
Quarter ending December 2016	4,656	→
Quarter ending March 2017	4,827	↑
Quarter ending June 2017	4,927	↑
Variance since June 2016	5.1%	↑



ACTIVITY

Cumulative percentage of contracted UDA delivered 2017 & 2018



Month	Adjusted Scheduled Activity (UDA)	
	2017	2018
April	369	273
May	954	1,543
June	2,927	2,682
July	4,062	
August	5,388	
September	6,553	
October	7,624	
November	8,732	
December	10,162	
January	11,067	
February	12,576	
March	14,169	
April	15,376	
May	15,501	
June	15,517	

QUALITY

	Quantity	Base Number	Contract	AT	Region	England
% of FP17s for the same patient ID Re-attending within 3 months - Children	30	458	6.6%	10.0%	11.5%	12.0%
% of FP17s for the same patient ID Re-attending within 3 months - Adults	108	892	12.1%	15.4%	16.8%	16.0%
% of FP17s for the same patient ID Re-attending between 3 & 9 months - Children	193	458	42.1%	48.2%	47.3%	58.0%
% of FP17s for the same patient ID Re-attending between 3 & 9 months - Adults	254	892	28.5%	38.4%	38.3%	50.9%
% of FP17s for Band 1 Urgent Courses	58	847	6.8%	10.0%	10.7%	9.1%
% of FP17s Relating to Free Repair or Replacements	6	847	0.7%	0.6%	0.6%	0.8%
% of FP17s Relating to Continuations	16	847	1.9%	0.9%	0.8%	1.1%
% of Patients satisfied with the dentistry they have received	6	8	N/A	90.2%	89.8%	91.7%
% of Patients satisfied with the time they had to wait for an appointment	7	8	N/A	86.2%	83.6%	88.0%

* This is based on patients treated on this contract for their most recent course of treatment. Figures in italics indicate the base number of FP17s or Patient Questionnaire responses are less than 100. N/A is shown where the base number of responses is less than 10 during the period. % is calculated as Quantity/Base number*100

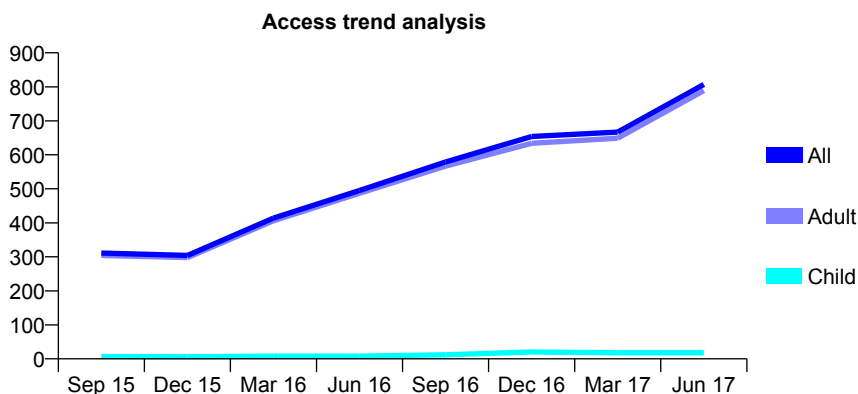
Q63 - Vital Signs At a Glance Contract Report for 181765/0003 - June 2017

Name or company name	Gabokun Dental Care Ltd
Contract type name	PDS Contract
Purpose of contract	General
Contract start date	01/04/2011
Contract end date	30/11/2017

17/18 Contracted general activity (UDA)	1,200
Carry forward general activity (UDA)	0
17/18 Contracted orthodontic activity (UOA)	0
Carry forward orthodontic activity (UOA)	0
Baseline contract value	£59,523.75

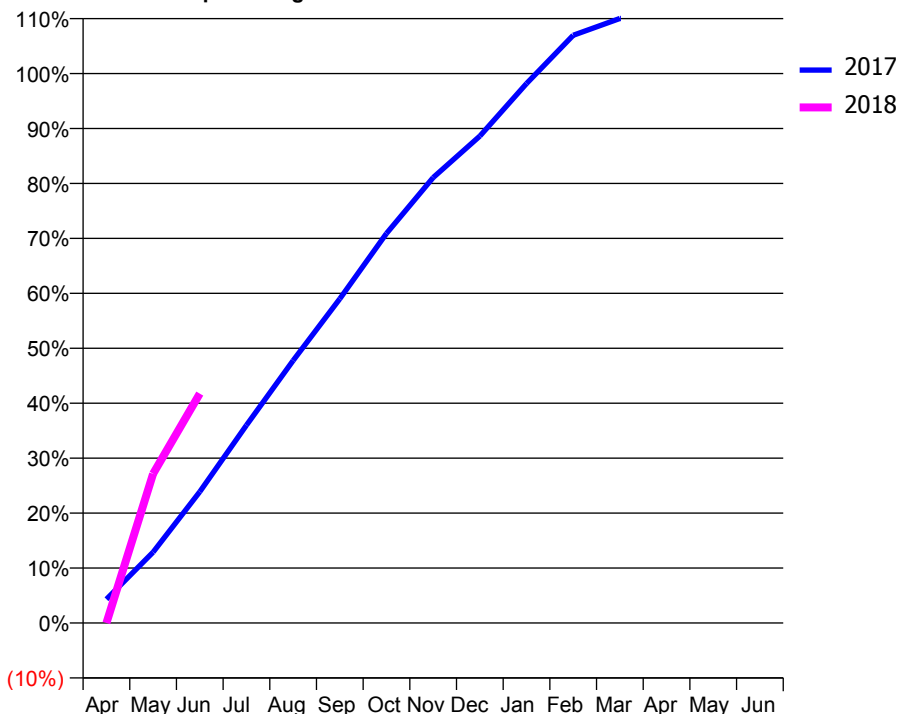
ACCESS*

Patients seen in 24 months	Total	Change since previous quarter
Quarter ending June 2016	495	
Quarter ending September 2016	579	↑
Quarter ending December 2016	654	↑
Quarter ending March 2017	667	→
Quarter ending June 2017	807	↑
Variance since June 2016	63.0%	↑



ACTIVITY

Cumulative percentage of contracted UDA delivered 2017 & 2018



Adjusted Scheduled Activity (UDA)

Month	2017	2018
April	78	0
May	232	326
June	430	501
July	648	
August	860	
September	1,062	
October	1,276	
November	1,459	
December	1,595	
January	1,767	
February	1,925	
March	1,980	
April	2,004	
May	2,004	
June	2,004	

QUALITY

	Quantity	Base Number	Contract	AT	Region	England
% of FP17s for the same patient ID Re-attending within 3 months - Children	0	5	0.0%	10.0%	11.5%	12.0%
% of FP17s for the same patient ID Re-attending within 3 months - Adults	0	174	0.0%	15.4%	16.8%	16.0%
% of FP17s for the same patient ID Re-attending between 3 & 9 months - Children	0	5	0.0%	48.2%	47.3%	58.0%
% of FP17s for the same patient ID Re-attending between 3 & 9 months - Adults	0	174	0.0%	38.4%	38.3%	50.9%
% of FP17s for Band 1 Urgent Courses	0	171	0.0%	10.0%	10.7%	9.1%
% of FP17s Relating to Free Repair or Replacements	0	171	0.0%	0.6%	0.6%	0.8%
% of FP17s Relating to Continuations	0	171	0.0%	0.9%	0.8%	1.1%
% of Patients satisfied with the dentistry they have received	2	2	N/A	90.2%	89.8%	91.7%
% of Patients satisfied with the time they had to wait for an appointment	2	2	N/A	86.2%	83.6%	88.0%

* This is based on patients treated on this contract for their most recent course of treatment. Figures in italics indicate the base number of FP17s or Patient Questionnaire responses are less than 100. N/A is shown where the base number of responses is less than 10 during the period. % is calculated as Quantity/Base number*100

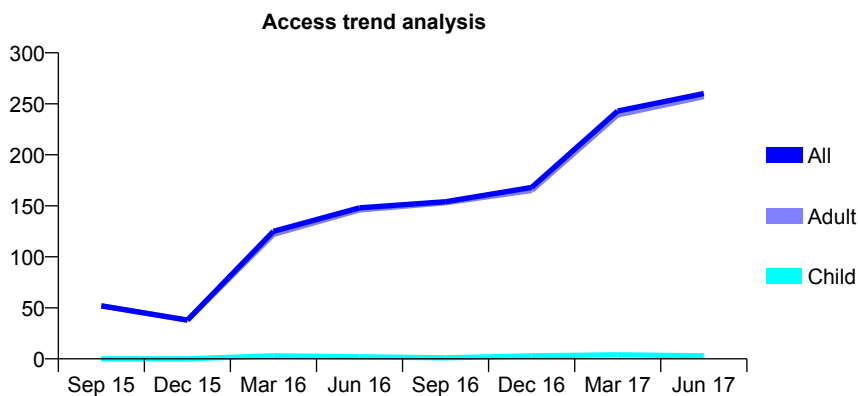
Q63 - Vital Signs At a Glance Contract Report for 181765/0004 - June 2017

Name or company name	Gabokun Dental Care Ltd
Contract type name	PDS Contract
Purpose of contract	General
Contract start date	01/04/2012
Contract end date	30/11/2017

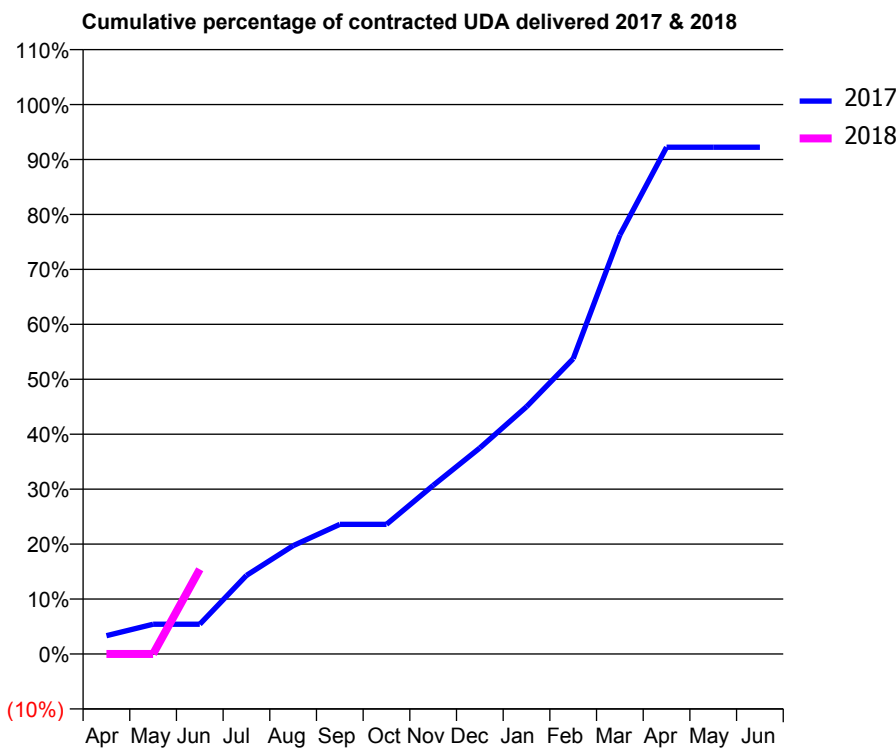
17/18 Contracted general activity (UDA)	480
Carry forward general activity (UDA)	0
17/18 Contracted orthodontic activity (UOA)	0
Carry forward orthodontic activity (UOA)	0
Baseline contract value	£25,172.18

ACCESS*

Patients seen in 24 months	Total	Change since previous quarter
Quarter ending June 2016	148	
Quarter ending September 2016	154	↑
Quarter ending December 2016	168	↑
Quarter ending March 2017	243	↑
Quarter ending June 2017	260	↑
Variance since June 2016	75.7%	↑



ACTIVITY



Month	Adjusted Scheduled Activity (UDA)	
	2017	2018
April	24	0
May	39	0
June	39	74
July	103	
August	142	
September	170	
October	170	
November	221	
December	270	
January	324	
February	387	
March	549	
April	664	
May	664	
June	664	

QUALITY

	Quantity	Base Number	Contract	AT	Region	England
% of FP17s for the same patient ID Re-attending within 3 months - Children	0	0	N/A	10.0%	11.5%	12.0%
% of FP17s for the same patient ID Re-attending within 3 months - Adults	0	65	0.0%	15.4%	16.8%	16.0%
% of FP17s for the same patient ID Re-attending between 3 & 9 months - Children	0	0	N/A	48.2%	47.3%	58.0%
% of FP17s for the same patient ID Re-attending between 3 & 9 months - Adults	0	65	0.0%	38.4%	38.3%	50.9%
% of FP17s for Band 1 Urgent Courses	0	26	0.0%	10.0%	10.7%	9.1%
% of FP17s Relating to Free Repair or Replacements	0	26	0.0%	0.6%	0.6%	0.8%
% of FP17s Relating to Continuations	0	26	0.0%	0.9%	0.8%	1.1%
% of Patients satisfied with the dentistry they have received	0	0	N/A	90.2%	89.8%	91.7%
% of Patients satisfied with the time they had to wait for an appointment	0	0	N/A	86.2%	83.6%	88.0%

* This is based on patients treated on this contract for their most recent course of treatment. Figures in italics indicate the base number of FP17s or Patient Questionnaire responses are less than 100. N/A is shown where the base number of responses is less than 10 during the period. % is calculated as Quantity/Base number*100

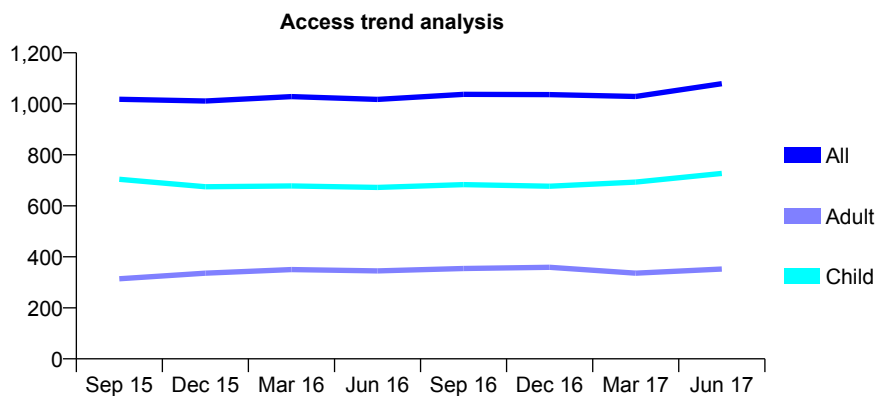
Q63 - Vital Signs At a Glance Contract Report for 183385/0001 - June 2017

Name or company name	Confident Dental Practice
Contract type name	GDS Contract
Purpose of contract	General
Contract start date	02/05/2008
Contract end date	

17/18 Contracted general activity (UDA)	2,966
Carry forward general activity (UDA)	0
17/18 Contracted orthodontic activity (UOA)	0
Carry forward orthodontic activity (UOA)	0
Baseline contract value	£73,361.92

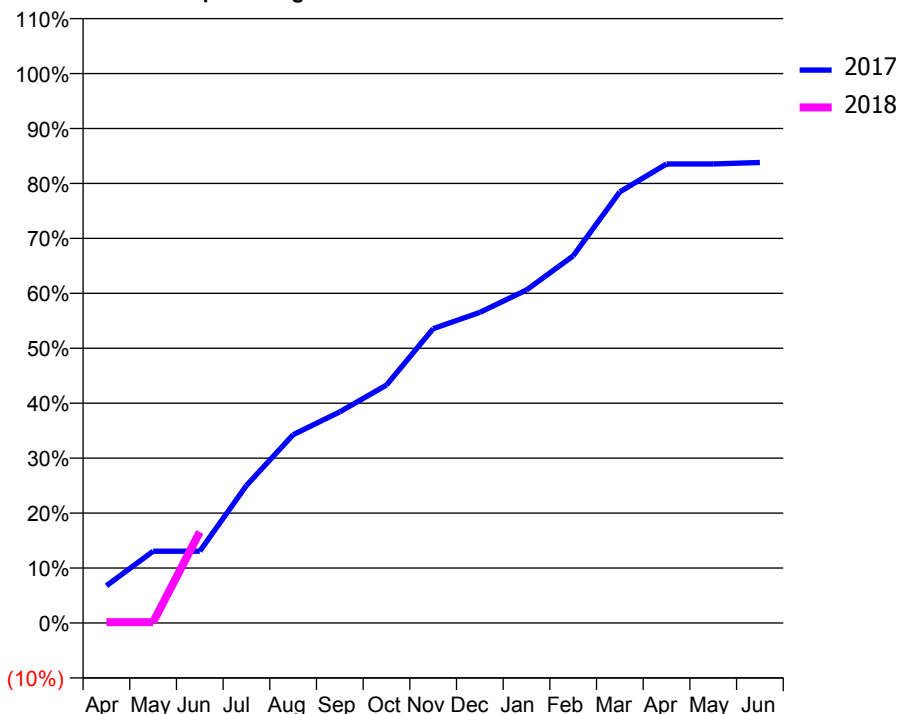
ACCESS*

Patients seen in 24 months	Total	Change since previous quarter
Quarter ending June 2016	1,017	
Quarter ending September 2016	1,037	→
Quarter ending December 2016	1,036	→
Quarter ending March 2017	1,029	→
Quarter ending June 2017	1,079	↑
Variance since June 2016	6.1%	↑



ACTIVITY

Cumulative percentage of contracted UDA delivered 2017 & 2018



Adjusted Scheduled Activity (UDA)		
Month	2017	2018
April	201	5
May	387	5
June	387	491
July	743	
August	1,016	
September	1,139	
October	1,285	
November	1,589	
December	1,676	
January	1,797	
February	1,982	
March	2,327	
April	2,478	
May	2,478	
June	2,486	

QUALITY

	Quantity	Base Number	Contract	AT	Region	England
% of FP17s for the same patient ID Re-attending within 3 months - Children	15	294	5.1%	10.0%	11.5%	12.0%
% of FP17s for the same patient ID Re-attending within 3 months - Adults	7	61	11.5%	15.4%	16.8%	16.0%
% of FP17s for the same patient ID Re-attending between 3 & 9 months - Children	156	294	53.1%	48.2%	47.3%	58.0%
% of FP17s for the same patient ID Re-attending between 3 & 9 months - Adults	22	61	36.1%	38.4%	38.3%	50.9%
% of FP17s for Band 1 Urgent Courses	6	251	2.4%	10.0%	10.7%	9.1%
% of FP17s Relating to Free Repair or Replacements	0	251	0.0%	0.6%	0.6%	0.8%
% of FP17s Relating to Continuations	0	251	0.0%	0.9%	0.8%	1.1%
% of Patients satisfied with the dentistry they have received	3	3	N/A	90.2%	89.8%	91.7%
% of Patients satisfied with the time they had to wait for an appointment	0	3	N/A	86.2%	83.6%	88.0%

* This is based on patients treated on this contract for their most recent course of treatment. Figures in italics indicate the base number of FP17s or Patient Questionnaire responses are less than 100. N/A is shown where the base number of responses is less than 10 during the period. % is calculated as Quantity/Base number*100

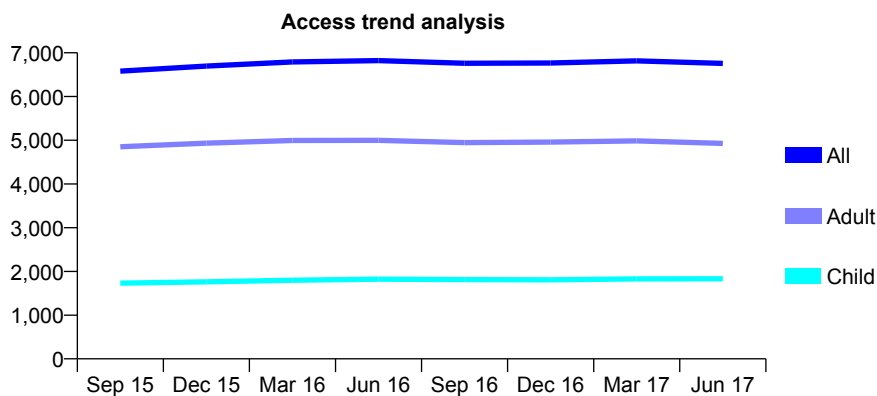
Q63 - Vital Signs At a Glance Contract Report for 183547/0001 - June 2017

Name or company name	Castlenau Dentists
Contract type name	GDS Contract
Purpose of contract	General
Contract start date	01/10/2013
Contract end date	

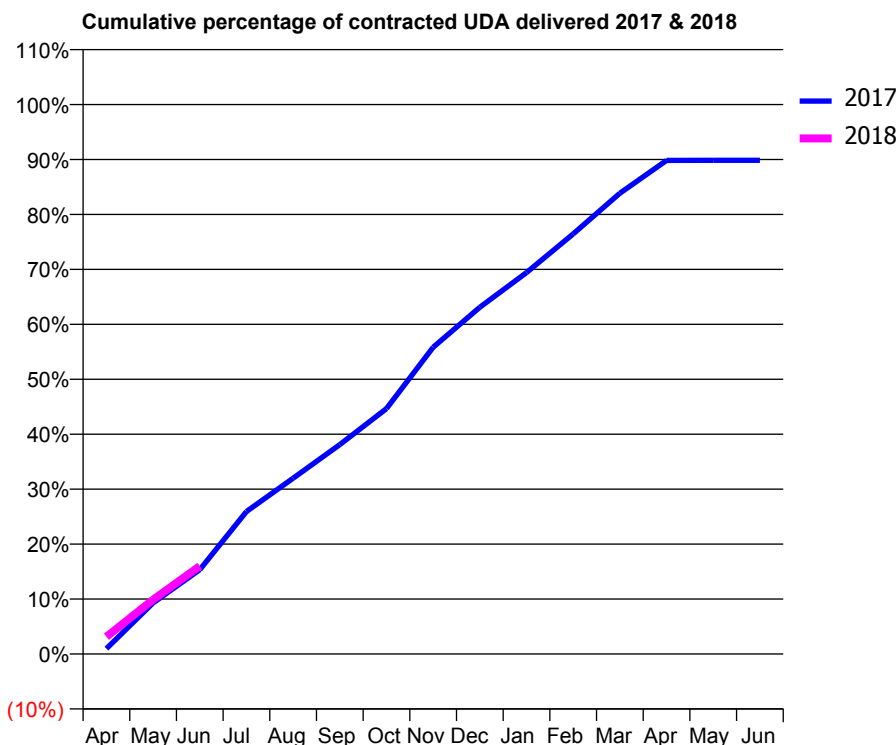
17/18 Contracted general activity (UDA)	15,300
Carry forward general activity (UDA)	0
17/18 Contracted orthodontic activity (UOA)	0
Carry forward orthodontic activity (UOA)	0
Baseline contract value	£432,665.77

ACCESS*

Patients seen in 24 months	Total	Change since previous quarter
Quarter ending June 2016	6,821	
Quarter ending September 2016	6,760	→
Quarter ending December 2016	6,767	→
Quarter ending March 2017	6,814	→
Quarter ending June 2017	6,757	→
Variance since June 2016	(0.9%)	→



ACTIVITY



Month	Adjusted Scheduled Activity (UDA)	
	2017	2018
April	150	482
May	1,422	1,513
June	2,347	2,449
July	3,966	
August	4,897	
September	5,833	
October	6,834	
November	8,543	
December	9,657	
January	10,620	
February	11,698	
March	12,830	
April	13,744	
May	13,748	
June	13,748	

QUALITY

	Quantity	Base Number	Contract	AT	Region	England
% of FP17s for the same patient ID Re-attending within 3 months - Children	57	478	11.9%	10.0%	11.5%	12.0%
% of FP17s for the same patient ID Re-attending within 3 months - Adults	252	1,163	21.7%	15.4%	16.8%	16.0%
% of FP17s for the same patient ID Re-attending between 3 & 9 months - Children	172	478	36.0%	48.2%	47.3%	58.0%
% of FP17s for the same patient ID Re-attending between 3 & 9 months - Adults	332	1,163	28.5%	38.4%	38.3%	50.9%
% of FP17s for Band 1 Urgent Courses	222	1,175	18.9%	10.0%	10.7%	9.1%
% of FP17s Relating to Free Repair or Replacements	4	1,175	0.3%	0.6%	0.6%	0.8%
% of FP17s Relating to Continuations	31	1,175	2.6%	0.9%	0.8%	1.1%
% of Patients satisfied with the dentistry they have received	5	6	N/A	90.2%	89.8%	91.7%
% of Patients satisfied with the time they had to wait for an appointment	4	6	N/A	86.2%	83.6%	88.0%

* This is based on patients treated on this contract for their most recent course of treatment. Figures in italics indicate the base number of FP17s or Patient Questionnaire responses are less than 100. N/A is shown where the base number of responses is less than 10 during the period. % is calculated as Quantity/Base number*100

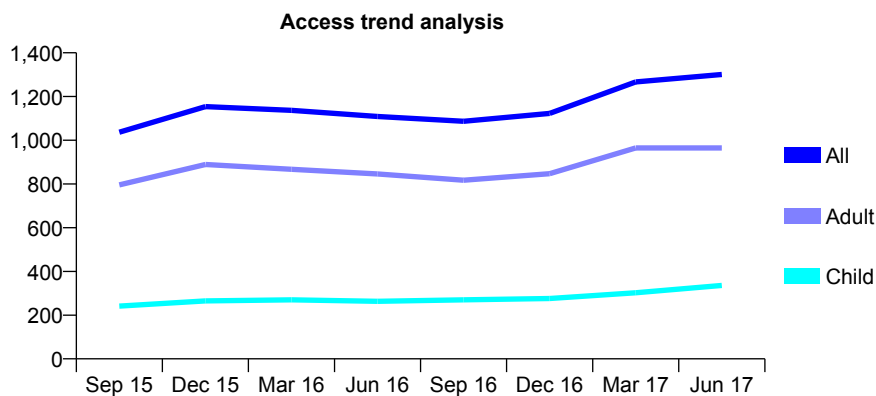
Q63 - Vital Signs At a Glance Contract Report for 183660/0001 - June 2017

Name or company name	PS Photay & Associates
Contract type name	GDS Contract
Purpose of contract	General
Contract start date	01/02/2014
Contract end date	

17/18 Contracted general activity (UDA)	2,778
Carry forward general activity (UDA)	0
17/18 Contracted orthodontic activity (UOA)	0
Carry forward orthodontic activity (UOA)	0
Baseline contract value	£79,942.15

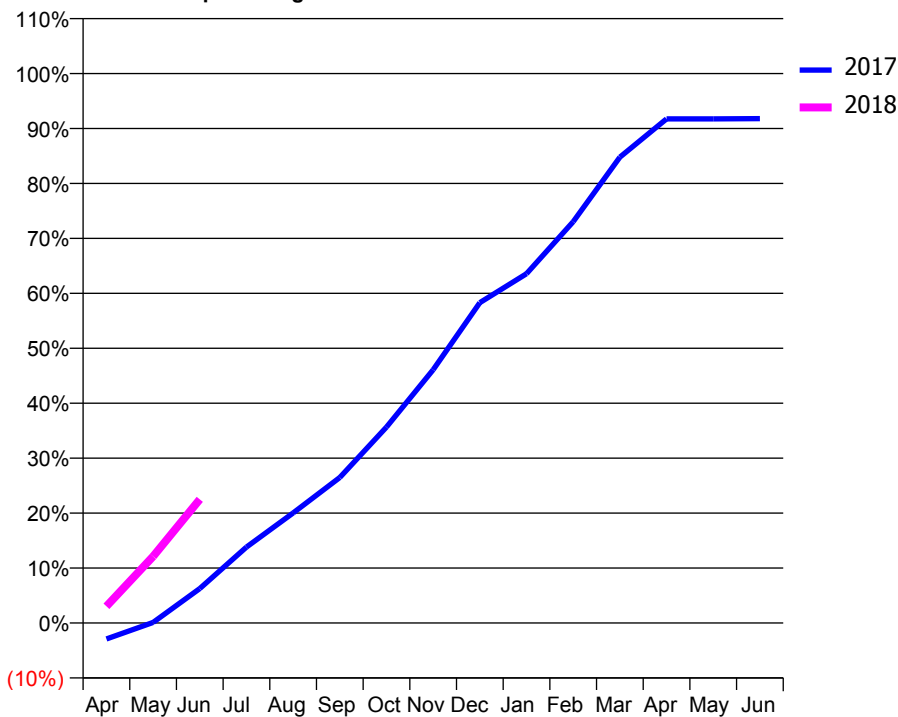
ACCESS*

Patients seen in 24 months	Total	Change since previous quarter
Quarter ending June 2016	1,109	
Quarter ending September 2016	1,087	↓
Quarter ending December 2016	1,123	↑
Quarter ending March 2017	1,267	↑
Quarter ending June 2017	1,301	↑
Variance since June 2016	17.3%	↑



ACTIVITY

Cumulative percentage of contracted UDA delivered 2017 & 2018



Adjusted Scheduled Activity (UDA)		
Month	2017	2018
April	-81	85
May	3	336
June	174	625
July	384	
August	557	
September	736	
October	991	
November	1,281	
December	1,620	
January	1,766	
February	2,029	
March	2,355	
April	2,549	
May	2,549	
June	2,550	

QUALITY

	Quantity	Base Number	Contract	AT	Region	England
% of FP17s for the same patient ID Re-attending within 3 months - Children	8	114	7.0%	10.0%	11.5%	12.0%
% of FP17s for the same patient ID Re-attending within 3 months - Adults	16	244	6.6%	15.4%	16.8%	16.0%
% of FP17s for the same patient ID Re-attending between 3 & 9 months - Children	30	114	26.3%	48.2%	47.3%	58.0%
% of FP17s for the same patient ID Re-attending between 3 & 9 months - Adults	39	244	16.0%	38.4%	38.3%	50.9%
% of FP17s for Band 1 Urgent Courses	20	287	7.0%	10.0%	10.7%	9.1%
% of FP17s Relating to Free Repair or Replacements	1	287	0.3%	0.6%	0.6%	0.8%
% of FP17s Relating to Continuations	2	287	0.7%	0.9%	0.8%	1.1%
% of Patients satisfied with the dentistry they have received	1	2	N/A	90.2%	89.8%	91.7%
% of Patients satisfied with the time they had to wait for an appointment	2	2	N/A	86.2%	83.6%	88.0%

* This is based on patients treated on this contract for their most recent course of treatment. Figures in italics indicate the base number of FP17s or Patient Questionnaire responses are less than 100. N/A is shown where the base number of responses is less than 10 during the period. % is calculated as Quantity/Base number*100

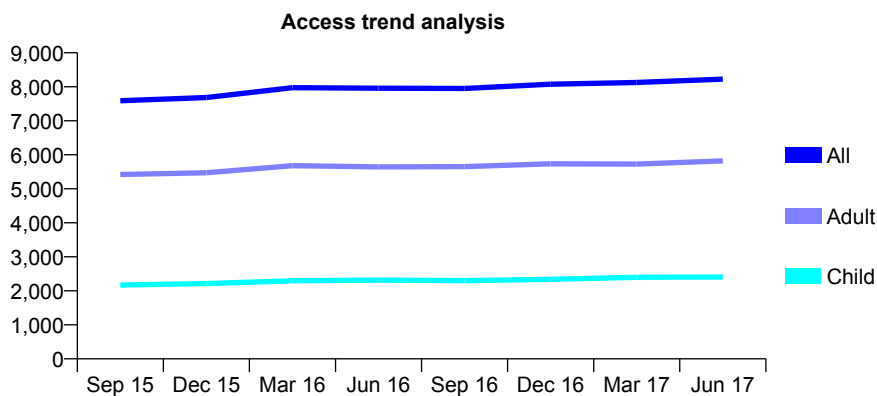
Q63 - Vital Signs At a Glance Contract Report for 185663/0001 - June 2017

Name or company name	Perry Vale Dental Limited
Contract type name	GDS Contract
Purpose of contract	General
Contract start date	01/12/2008
Contract end date	

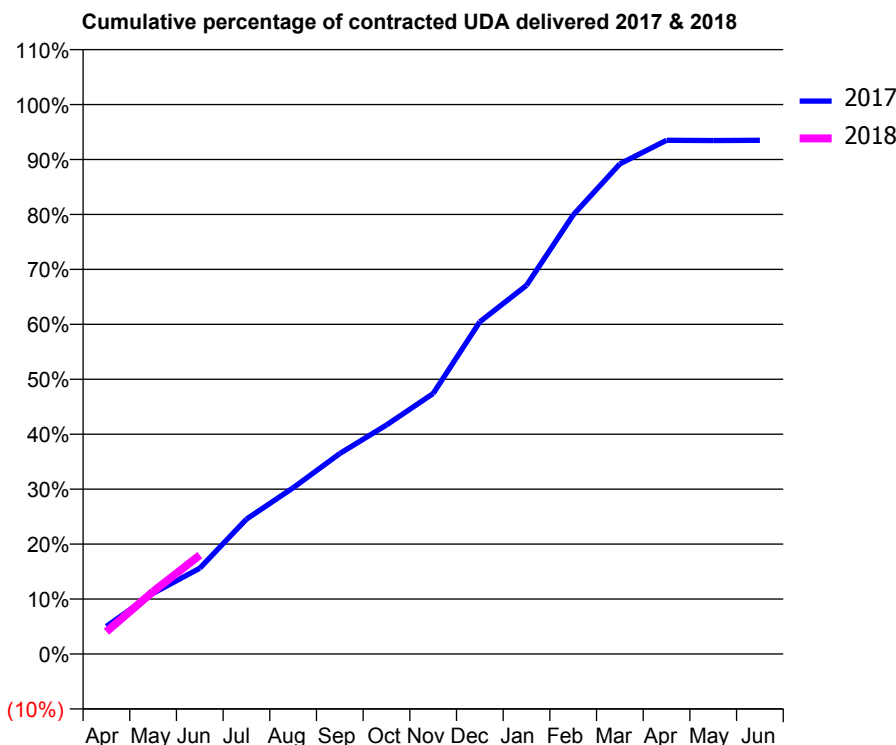
17/18 Contracted general activity (UDA)	17,740
Carry forward general activity (UDA)	0
17/18 Contracted orthodontic activity (UOA)	0
Carry forward orthodontic activity (UOA)	0
Baseline contract value	£589,129.10

ACCESS*

Patients seen in 24 months	Total	Change since previous quarter
Quarter ending June 2016	7,960	
Quarter ending September 2016	7,952	→
Quarter ending December 2016	8,077	→
Quarter ending March 2017	8,127	→
Quarter ending June 2017	8,227	→
Variance since June 2016	3.4%	↑



ACTIVITY



Month	Adjusted Scheduled Activity (UDA)	
	2017	2018
April	892	719
May	1,960	2,018
June	2,770	3,193
July	4,357	
August	5,365	
September	6,471	
October	7,395	
November	8,409	
December	10,724	
January	11,902	
February	14,172	
March	15,822	
April	16,587	
May	16,576	
June	16,586	

QUALITY

	Quantity	Base Number	Contract	AT	Region	England
% of FP17s for the same patient ID Re-attending within 3 months - Children	58	715	8.1%	10.0%	11.5%	12.0%
% of FP17s for the same patient ID Re-attending within 3 months - Adults	229	1,479	15.5%	15.4%	16.8%	16.0%
% of FP17s for the same patient ID Re-attending between 3 & 9 months - Children	283	715	39.6%	48.2%	47.3%	58.0%
% of FP17s for the same patient ID Re-attending between 3 & 9 months - Adults	465	1,479	31.4%	38.4%	38.3%	50.9%
% of FP17s for Band 1 Urgent Courses	216	1,713	12.6%	10.0%	10.7%	9.1%
% of FP17s Relating to Free Repair or Replacements	24	1,713	1.4%	0.6%	0.6%	0.8%
% of FP17s Relating to Continuations	9	1,713	0.5%	0.9%	0.8%	1.1%
% of Patients satisfied with the dentistry they have received	3	3	N/A	90.2%	89.8%	91.7%
% of Patients satisfied with the time they had to wait for an appointment	3	3	N/A	86.2%	83.6%	88.0%

* This is based on patients treated on this contract for their most recent course of treatment. Figures in italics indicate the base number of FP17s or Patient Questionnaire responses are less than 100. N/A is shown where the base number of responses is less than 10 during the period. % is calculated as Quantity/Base number*100

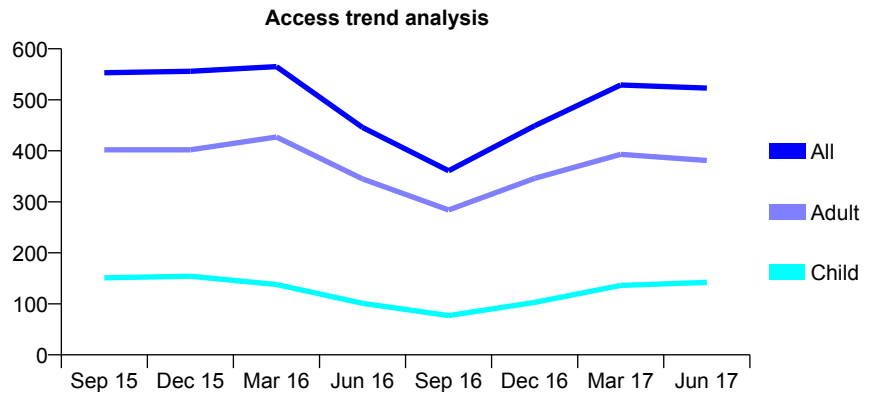
Q63 - Vital Signs At a Glance Contract Report for 185663/0002 - June 2017

Name or company name	Perry Vale Dental Limited
Contract type name	PDS Contract
Purpose of contract	General
Contract start date	01/04/2010
Contract end date	31/03/2018

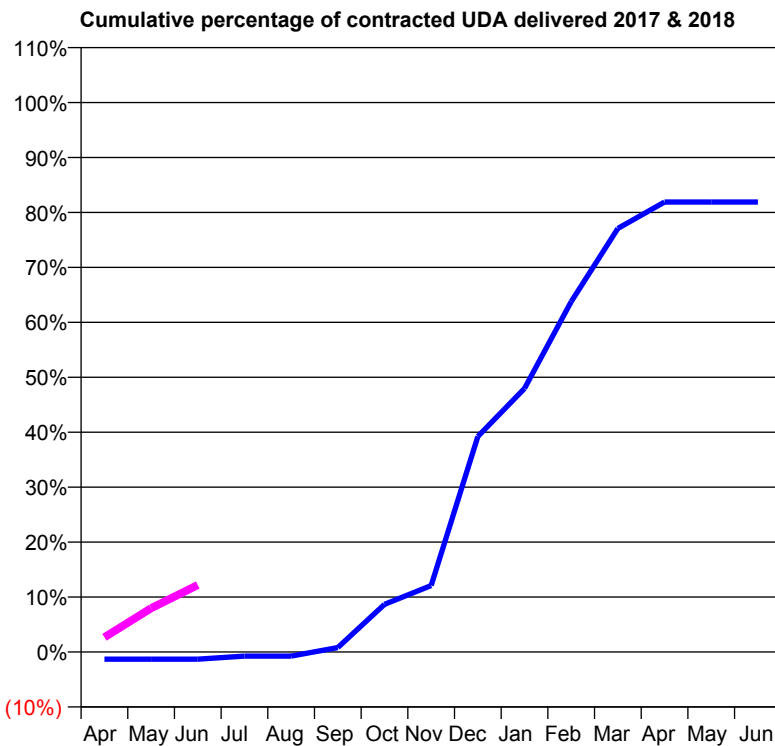
17/18 Contracted general activity (UDA)	2,100
Carry forward general activity (UDA)	0
17/18 Contracted orthodontic activity (UOA)	0
Carry forward orthodontic activity (UOA)	0
Baseline contract value	£171,443.97

ACCESS*

Patients seen in 24 months	Total	Change since previous quarter
Quarter ending June 2016	446	
Quarter ending September 2016	361	↓
Quarter ending December 2016	449	↑
Quarter ending March 2017	529	↑
Quarter ending June 2017	523	↓
Variance since June 2016	17.3%	↑



ACTIVITY



Month	Adjusted Scheduled Activity (UDA)	
	2017	2018
April	-28	56
May	-28	167
June	-28	256
July	-16	
August	-16	
September	17	
October	182	
November	254	
December	824	
January	1,007	
February	1,339	
March	1,619	
April	1,720	
May	1,720	
June	1,720	

QUALITY

	Quantity	Base Number	Contract	AT	Region	England
% of FP17s for the same patient ID Re-attending within 3 months - Children	0	44	0.0%	10.0%	11.5%	12.0%
% of FP17s for the same patient ID Re-attending within 3 months - Adults	4	72	5.6%	15.4%	16.8%	16.0%
% of FP17s for the same patient ID Re-attending between 3 & 9 months - Children	0	44	0.0%	48.2%	47.3%	58.0%
% of FP17s for the same patient ID Re-attending between 3 & 9 months - Adults	4	72	5.6%	38.4%	38.3%	50.9%
% of FP17s for Band 1 Urgent Courses	1	82	1.2%	10.0%	10.7%	9.1%
% of FP17s Relating to Free Repair or Replacements	0	82	0.0%	0.6%	0.6%	0.8%
% of FP17s Relating to Continuations	0	82	0.0%	0.9%	0.8%	1.1%
% of Patients satisfied with the dentistry they have received	0	0	N/A	90.2%	89.8%	91.7%
% of Patients satisfied with the time they had to wait for an appointment	0	0	N/A	86.2%	83.6%	88.0%

* This is based on patients treated on this contract for their most recent course of treatment. Figures in italics indicate the base number of FP17s or Patient Questionnaire responses are less than 100. N/A is shown where the base number of responses is less than 10 during the period. % is calculated as Quantity/Base number*100

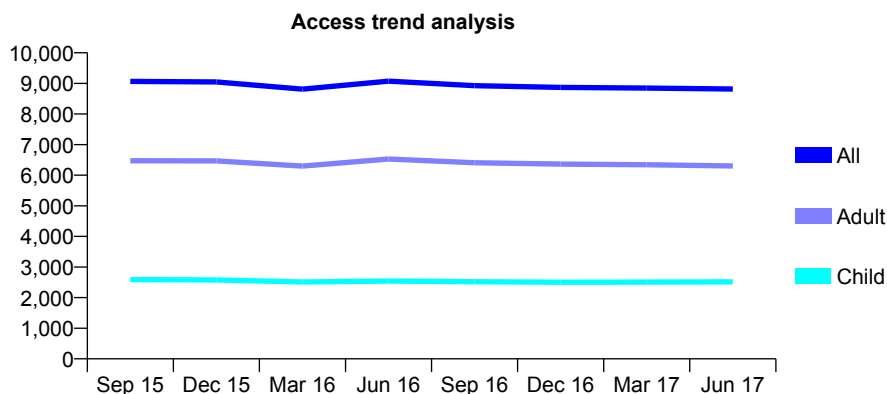
Q63 - Vital Signs At a Glance Contract Report for 186198/0001 - June 2017

Name or company name	Kingston Dental Clinic
Contract type name	GDS Contract
Purpose of contract	General
Contract start date	03/12/2012
Contract end date	

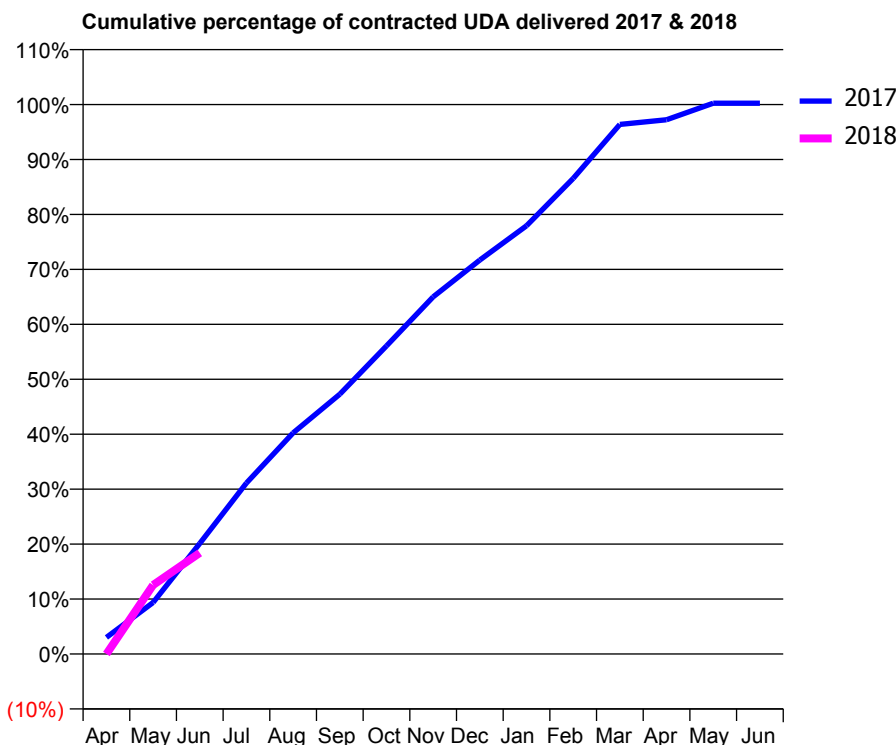
17/18 Contracted general activity (UDA)	29,500
Carry forward general activity (UDA)	0
17/18 Contracted orthodontic activity (UOA)	0
Carry forward orthodontic activity (UOA)	0
Baseline contract value	£821,852.74

ACCESS*

Patients seen in 24 months	Total	Change since previous quarter
Quarter ending June 2016	9,072	
Quarter ending September 2016	8,927	↓
Quarter ending December 2016	8,871	→
Quarter ending March 2017	8,848	→
Quarter ending June 2017	8,819	→
Variance since June 2016	(2.8%)	↓



ACTIVITY



Month	Adjusted Scheduled Activity (UDA)	
	2017	2018
April	888	0
May	2,770	3,702
June	5,940	5,428
July	9,185	
August	11,876	
September	13,949	
October	16,540	
November	19,172	
December	21,148	
January	22,989	
February	25,535	
March	28,431	
April	28,680	
May	29,567	
June	29,566	

QUALITY

	Quantity	Base Number	Contract	AT	Region	England
% of FP17s for the same patient ID Re-attending within 3 months - Children	59	793	7.4%	10.0%	11.5%	12.0%
% of FP17s for the same patient ID Re-attending within 3 months - Adults	216	1,471	14.7%	15.4%	16.8%	16.0%
% of FP17s for the same patient ID Re-attending between 3 & 9 months - Children	402	793	50.7%	48.2%	47.3%	58.0%
% of FP17s for the same patient ID Re-attending between 3 & 9 months - Adults	585	1,471	39.8%	38.4%	38.3%	50.9%
% of FP17s for Band 1 Urgent Courses	165	1,867	8.8%	10.0%	10.7%	9.1%
% of FP17s Relating to Free Repair or Replacements	14	1,867	0.7%	0.6%	0.6%	0.8%
% of FP17s Relating to Continuations	45	1,867	2.4%	0.9%	0.8%	1.1%
% of Patients satisfied with the dentistry they have received	11	11	100.0%	90.2%	89.8%	91.7%
% of Patients satisfied with the time they had to wait for an appointment	9	11	81.8%	86.2%	83.6%	88.0%

* This is based on patients treated on this contract for their most recent course of treatment. Figures in italics indicate the base number of FP17s or Patient Questionnaire responses are less than 100. N/A is shown where the base number of responses is less than 10 during the period. % is calculated as Quantity/Base number*100

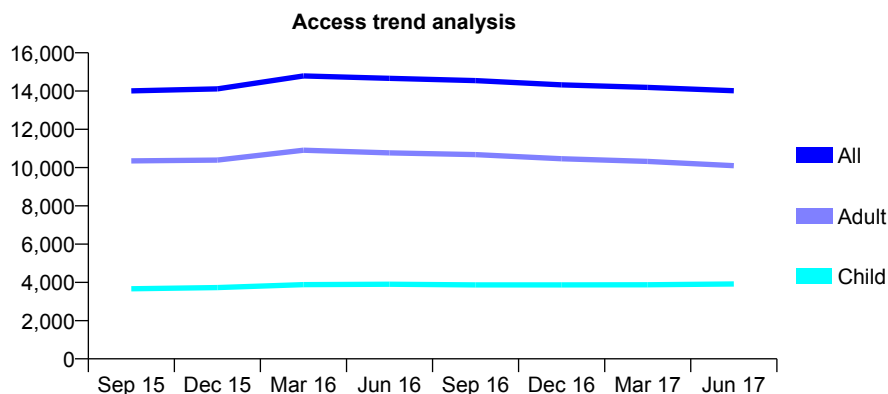
Q63 - Vital Signs At a Glance Contract Report for 186228/0001 - June 2017

Name or company name	Bexleyheath Dental Practice Ltd
Contract type name	GDS Contract
Purpose of contract	General
Contract start date	01/04/2010
Contract end date	

17/18 Contracted general activity (UDA)	32,882
Carry forward general activity (UDA)	0
17/18 Contracted orthodontic activity (UOA)	0
Carry forward orthodontic activity (UOA)	0
Baseline contract value	£972,013.74

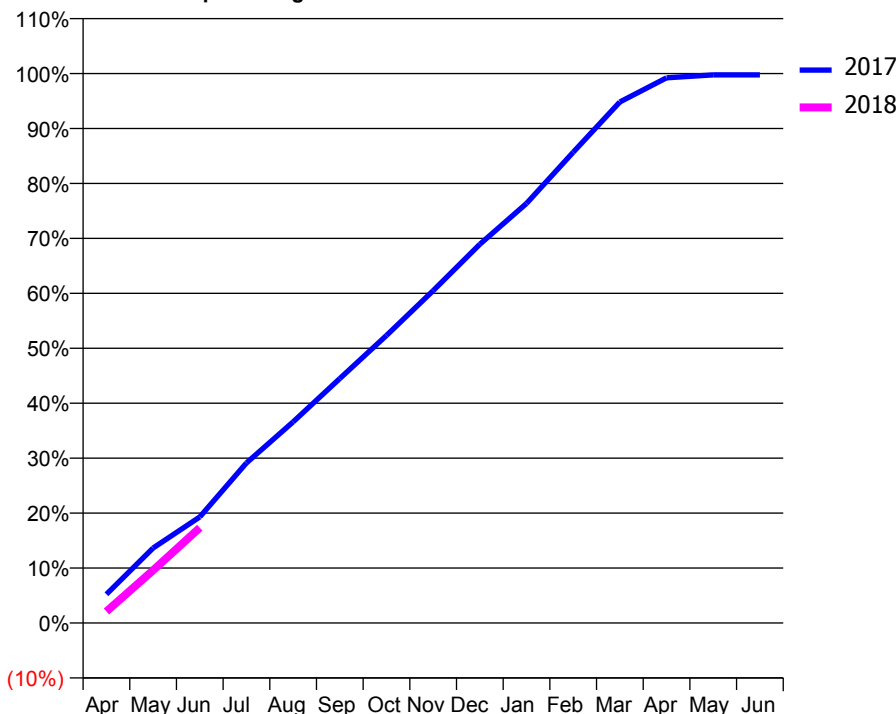
ACCESS*

Patients seen in 24 months	Total	Change since previous quarter
Quarter ending June 2016	14,665	
Quarter ending September 2016	14,544	→
Quarter ending December 2016	14,323	↓
Quarter ending March 2017	14,193	→
Quarter ending June 2017	14,016	↓
Variance since June 2016	(4.4%)	↓



ACTIVITY

Cumulative percentage of contracted UDA delivered 2017 & 2018



Adjusted Scheduled Activity (UDA)

Month	2017	2018
April	1,718	691
May	4,488	3,160
June	6,351	5,702
July	9,580	
August	12,038	
September	14,634	
October	17,207	
November	19,891	
December	22,670	
January	25,110	
February	28,173	
March	31,179	
April	32,622	
May	32,796	
June	32,796	

QUALITY

	Quantity	Base Number	Contract	AT	Region	England
% of FP17s for the same patient ID Re-attending within 3 months - Children	59	1,023	5.8%	10.0%	11.5%	12.0%
% of FP17s for the same patient ID Re-attending within 3 months - Adults	232	2,117	11.0%	15.4%	16.8%	16.0%
% of FP17s for the same patient ID Re-attending between 3 & 9 months - Children	354	1,023	34.6%	48.2%	47.3%	58.0%
% of FP17s for the same patient ID Re-attending between 3 & 9 months - Adults	632	2,117	29.9%	38.4%	38.3%	50.9%
% of FP17s for Band 1 Urgent Courses	216	2,632	8.2%	10.0%	10.7%	9.1%
% of FP17s Relating to Free Repair or Replacements	2	2,632	0.1%	0.6%	0.6%	0.8%
% of FP17s Relating to Continuations	35	2,632	1.3%	0.9%	0.8%	1.1%
% of Patients satisfied with the dentistry they have received	13	14	92.9%	90.2%	89.8%	91.7%
% of Patients satisfied with the time they had to wait for an appointment	11	14	78.6%	86.2%	83.6%	88.0%

* This is based on patients treated on this contract for their most recent course of treatment. Figures in italics indicate the base number of FP17s or Patient Questionnaire responses are less than 100. N/A is shown where the base number of responses is less than 10 during the period. % is calculated as Quantity/Base number*100

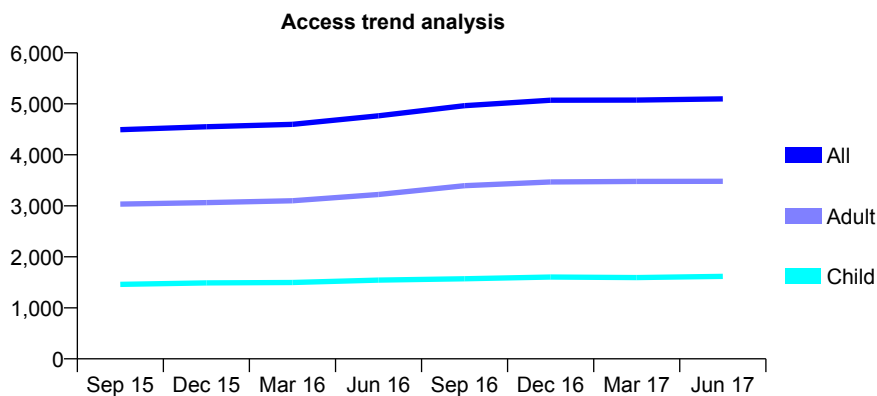
Q63 - Vital Signs At a Glance Contract Report for 186910/0001 - June 2017

Name or company name	Dentistree Battersea
Contract type name	GDS Contract
Purpose of contract	General
Contract start date	28/03/2013
Contract end date	

17/18 Contracted general activity (UDA)	11,500
Carry forward general activity (UDA)	0
17/18 Contracted orthodontic activity (UOA)	0
Carry forward orthodontic activity (UOA)	0
Baseline contract value	£320,449.70

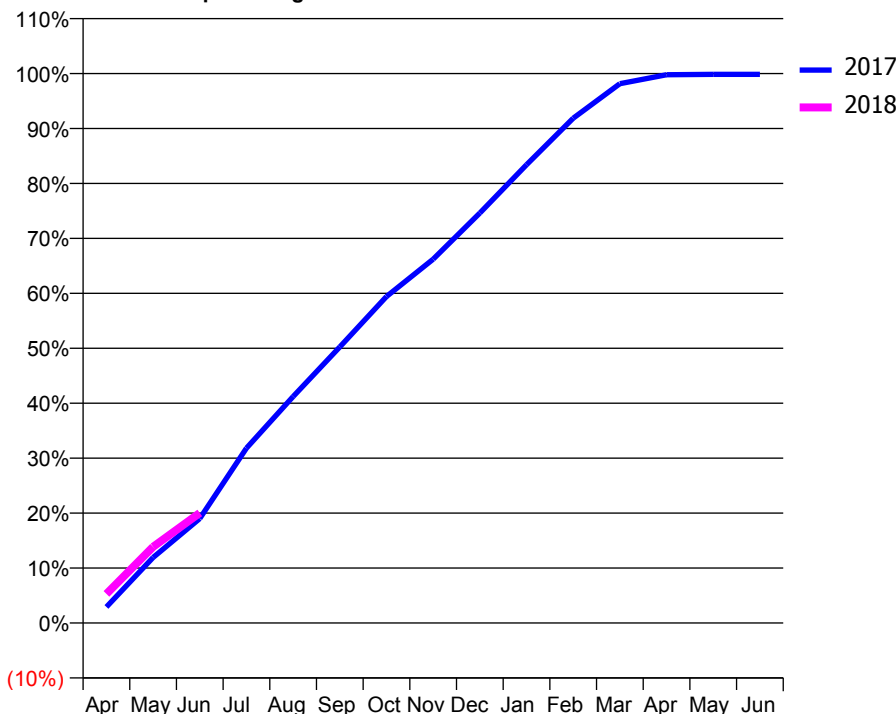
ACCESS*

Patients seen in 24 months	Total	Change since previous quarter
Quarter ending June 2016	4,766	
Quarter ending September 2016	4,963	↑
Quarter ending December 2016	5,071	↑
Quarter ending March 2017	5,072	→
Quarter ending June 2017	5,096	→
Variance since June 2016	6.9%	↑



ACTIVITY

Cumulative percentage of contracted UDA delivered 2017 & 2018



Month	Adjusted Scheduled Activity (UDA)	
	2017	2018
April	336	608
May	1,372	1,594
June	2,186	2,305
July	3,661	
August	4,740	
September	5,778	
October	6,832	
November	7,614	
December	8,579	
January	9,591	
February	10,565	
March	11,286	
April	11,475	
May	11,483	
June	11,483	

QUALITY

	Quantity	Base Number	Contract	AT	Region	England
% of FP17s for the same patient ID Re-attending within 3 months - Children	42	617	6.8%	10.0%	11.5%	12.0%
% of FP17s for the same patient ID Re-attending within 3 months - Adults	85	854	10.0%	15.4%	16.8%	16.0%
% of FP17s for the same patient ID Re-attending between 3 & 9 months - Children	356	617	57.7%	48.2%	47.3%	58.0%
% of FP17s for the same patient ID Re-attending between 3 & 9 months - Adults	395	854	46.3%	38.4%	38.3%	50.9%
% of FP17s for Band 1 Urgent Courses	109	1,373	7.9%	10.0%	10.7%	9.1%
% of FP17s Relating to Free Repair or Replacements	4	1,373	0.3%	0.6%	0.6%	0.8%
% of FP17s Relating to Continuations	3	1,373	0.2%	0.9%	0.8%	1.1%
% of Patients satisfied with the dentistry they have received	3	4	N/A	90.2%	89.8%	91.7%
% of Patients satisfied with the time they had to wait for an appointment	3	4	N/A	86.2%	83.6%	88.0%

* This is based on patients treated on this contract for their most recent course of treatment. Figures in italics indicate the base number of FP17s or Patient Questionnaire responses are less than 100. N/A is shown where the base number of responses is less than 10 during the period. % is calculated as Quantity/Base number*100

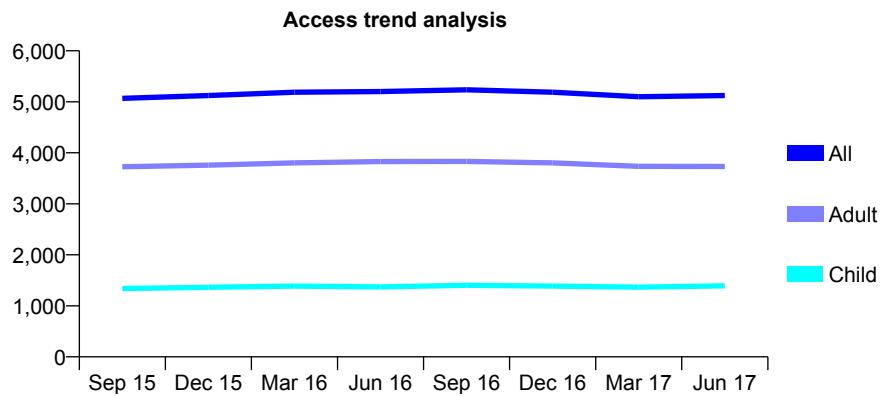
Q63 - Vital Signs At a Glance Contract Report for 186937/0001 - June 2017

Name or company name	Dr A.K. Patel & Dr S.N. Patel
Contract type name	GDS Contract
Purpose of contract	General
Contract start date	01/03/2008
Contract end date	

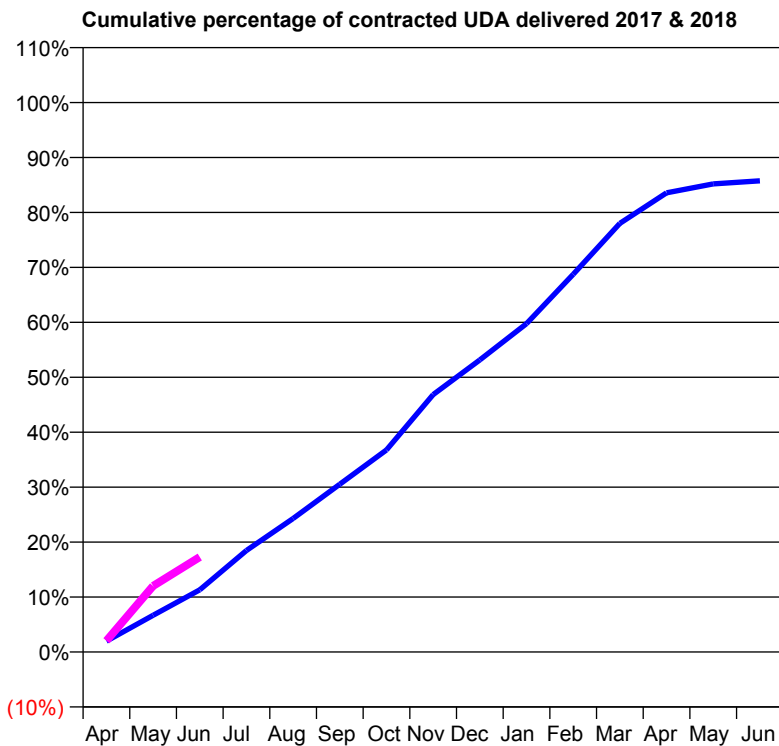
17/18 Contracted general activity (UDA)	15,553
Carry forward general activity (UDA)	0
17/18 Contracted orthodontic activity (UOA)	0
Carry forward orthodontic activity (UOA)	0
Baseline contract value	£435,755.39

ACCESS*

Patients seen in 24 months	Total	Change since previous quarter
Quarter ending June 2016	5,201	
Quarter ending September 2016	5,234	→
Quarter ending December 2016	5,188	→
Quarter ending March 2017	5,100	↓
Quarter ending June 2017	5,124	→
Variance since June 2016	(1.5%)	↓



ACTIVITY



Month	Adjusted Scheduled Activity (UDA)	
	2017	2018
April	308	319
May	1,040	1,870
June	1,762	2,691
July	2,872	
August	3,781	
September	4,752	
October	5,720	
November	7,286	
December	8,269	
January	9,294	
February	10,690	
March	12,130	
April	12,995	
May	13,249	
June	13,338	

QUALITY

	Quantity	Base Number	Contract	AT	Region	England
% of FP17s for the same patient ID Re-attending within 3 months - Children	37	501	7.4%	10.0%	11.5%	12.0%
% of FP17s for the same patient ID Re-attending within 3 months - Adults	161	1,021	15.8%	15.4%	16.8%	16.0%
% of FP17s for the same patient ID Re-attending between 3 & 9 months - Children	230	501	45.9%	48.2%	47.3%	58.0%
% of FP17s for the same patient ID Re-attending between 3 & 9 months - Adults	304	1,021	29.8%	38.4%	38.3%	50.9%
% of FP17s for Band 1 Urgent Courses	123	1,089	11.3%	10.0%	10.7%	9.1%
% of FP17s Relating to Free Repair or Replacements	6	1,089	0.6%	0.6%	0.6%	0.8%
% of FP17s Relating to Continuations	10	1,089	0.9%	0.9%	0.8%	1.1%
% of Patients satisfied with the dentistry they have received	5	5	N/A	90.2%	89.8%	91.7%
% of Patients satisfied with the time they had to wait for an appointment	5	5	N/A	86.2%	83.6%	88.0%

* This is based on patients treated on this contract for their most recent course of treatment. Figures in italics indicate the base number of FP17s or Patient Questionnaire responses are less than 100. N/A is shown where the base number of responses is less than 10 during the period. % is calculated as Quantity/Base number*100

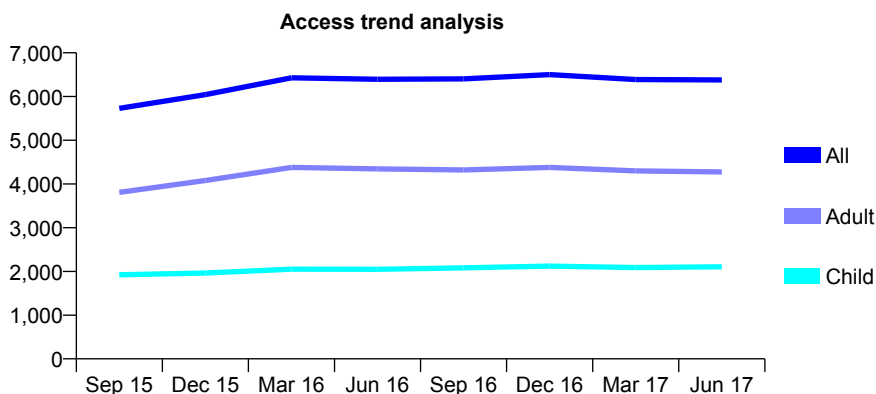
Q63 - Vital Signs At a Glance Contract Report for 187054/0001 - June 2017

Name or company name	Dr Jiten Patel and Dr Svinita Rina Bhavna f
Contract type name	GDS Contract
Purpose of contract	General
Contract start date	06/02/2014
Contract end date	

17/18 Contracted general activity (UDA)	14,029
Carry forward general activity (UDA)	0
17/18 Contracted orthodontic activity (UOA)	0
Carry forward orthodontic activity (UOA)	0
Baseline contract value	£333,117.72

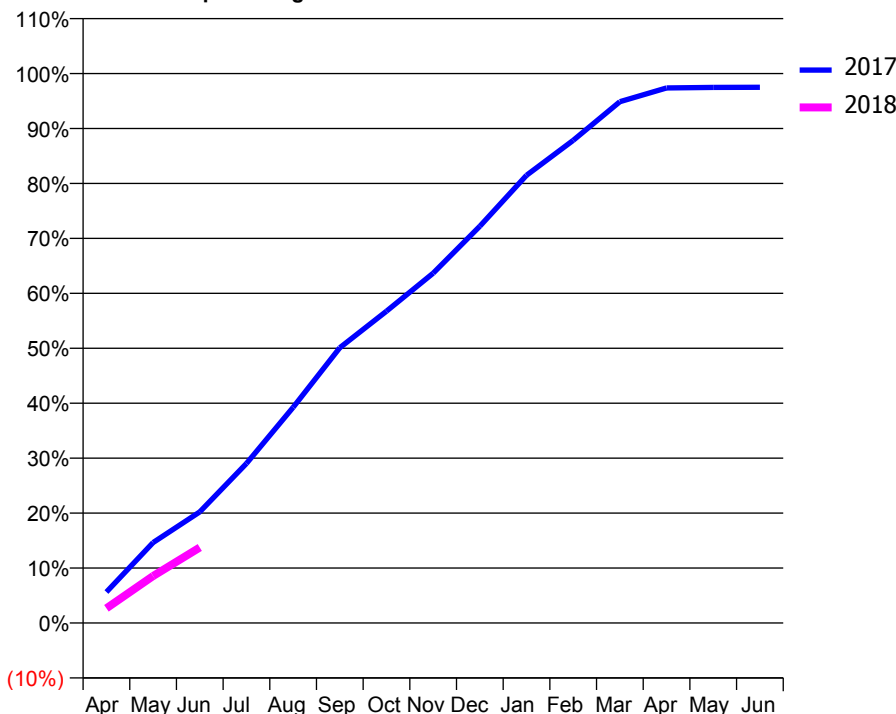
ACCESS*

Patients seen in 24 months	Total	Change since previous quarter
Quarter ending June 2016	6,394	
Quarter ending September 2016	6,403	→
Quarter ending December 2016	6,500	→
Quarter ending March 2017	6,387	↓
Quarter ending June 2017	6,380	→
Variance since June 2016	(0.2%)	→



ACTIVITY

Cumulative percentage of contracted UDA delivered 2017 & 2018



Month	Adjusted Scheduled Activity (UDA)	
	2017	2018
April	790	375
May	2,053	1,201
June	2,838	1,929
July	4,073	
August	5,508	
September	7,028	
October	7,961	
November	8,931	
December	10,130	
January	11,430	
February	12,322	
March	13,311	
April	13,661	
May	13,674	
June	13,676	

QUALITY

	Quantity	Base Number	Contract	AT	Region	England
% of FP17s for the same patient ID Re-attending within 3 months - Children	24	488	4.9%	10.0%	11.5%	12.0%
% of FP17s for the same patient ID Re-attending within 3 months - Adults	77	854	9.0%	15.4%	16.8%	16.0%
% of FP17s for the same patient ID Re-attending between 3 & 9 months - Children	227	488	46.5%	48.2%	47.3%	58.0%
% of FP17s for the same patient ID Re-attending between 3 & 9 months - Adults	356	854	41.7%	38.4%	38.3%	50.9%
% of FP17s for Band 1 Urgent Courses	91	1,135	8.0%	10.0%	10.7%	9.1%
% of FP17s Relating to Free Repair or Replacements	3	1,135	0.3%	0.6%	0.6%	0.8%
% of FP17s Relating to Continuations	1	1,135	0.1%	0.9%	0.8%	1.1%
% of Patients satisfied with the dentistry they have received	8	8	N/A	90.2%	89.8%	91.7%
% of Patients satisfied with the time they had to wait for an appointment	7	8	N/A	86.2%	83.6%	88.0%

* This is based on patients treated on this contract for their most recent course of treatment. Figures in italics indicate the base number of FP17s or Patient Questionnaire responses are less than 100. N/A is shown where the base number of responses is less than 10 during the period. % is calculated as Quantity/Base number*100

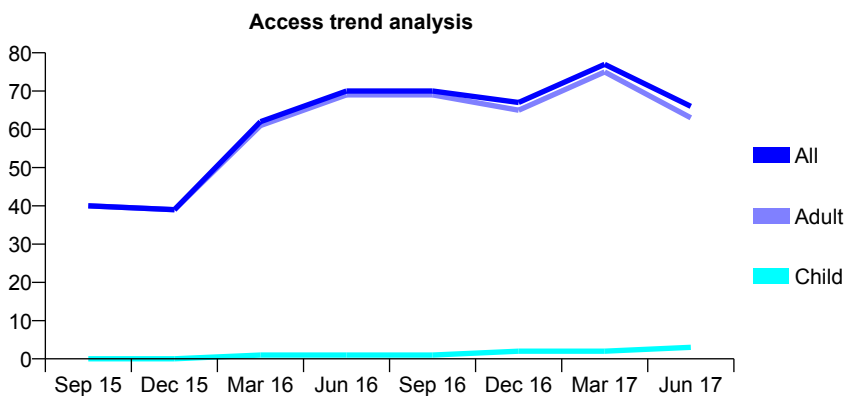
Q63 - Vital Signs At a Glance Contract Report for 187100/0001 - June 2017

Name or company name	V Jasani-DwSI Endodontics
Contract type name	PDS Contract
Purpose of contract	General
Contract start date	20/04/2009
Contract end date	31/03/2018

17/18 Contracted general activity (UDA)	300
Carry forward general activity (UDA)	0
17/18 Contracted orthodontic activity (UOA)	0
Carry forward orthodontic activity (UOA)	0
Baseline contract value	£41,472.29

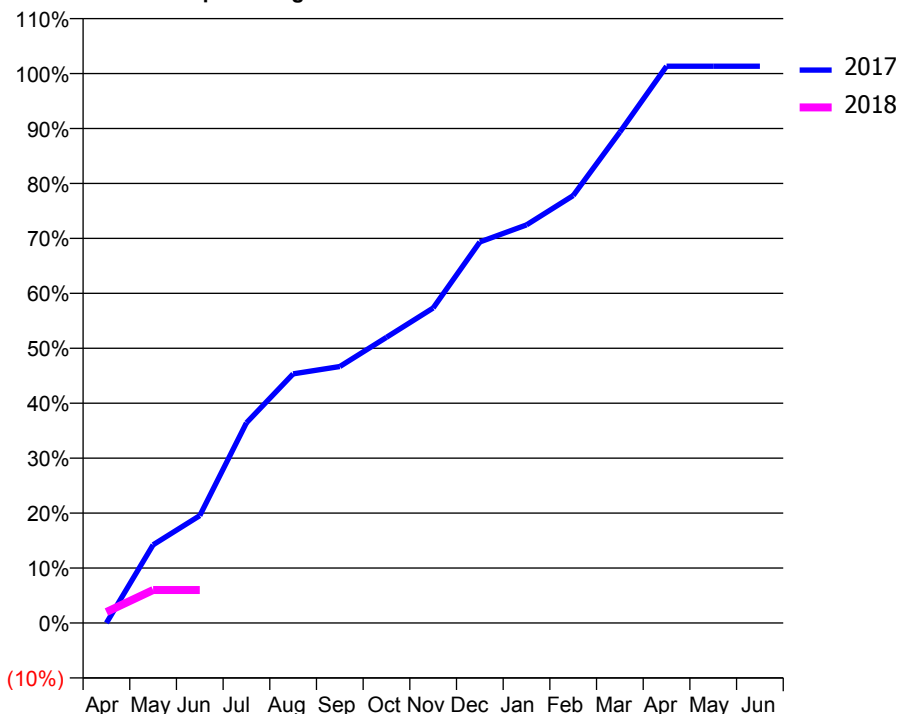
ACCESS*

Patients seen in 24 months	Total	Change since previous quarter
Quarter ending June 2016	70	
Quarter ending September 2016	70	→
Quarter ending December 2016	67	↓
Quarter ending March 2017	77	↑
Quarter ending June 2017	66	↓
Variance since June 2016	(5.7%)	↓



ACTIVITY

Cumulative percentage of contracted UDA delivered 2017 & 2018



Adjusted Scheduled Activity (UDA)

Month	2017	2018
April	0	6
May	32	18
June	44	18
July	82	
August	102	
September	105	
October	117	
November	129	
December	156	
January	163	
February	175	
March	201	
April	228	
May	228	
June	228	

QUALITY

	Quantity	Base Number	Contract	AT	Region	England
% of FP17s for the same patient ID Re-attending within 3 months - Children	0	0	N/A	10.0%	11.5%	12.0%
% of FP17s for the same patient ID Re-attending within 3 months - Adults	1	19	5.3%	15.4%	16.8%	16.0%
% of FP17s for the same patient ID Re-attending between 3 & 9 months - Children	0	0	N/A	48.2%	47.3%	58.0%
% of FP17s for the same patient ID Re-attending between 3 & 9 months - Adults	0	19	0.0%	38.4%	38.3%	50.9%
% of FP17s for Band 1 Urgent Courses	0	8	0.0%	10.0%	10.7%	9.1%
% of FP17s Relating to Free Repair or Replacements	0	8	0.0%	0.6%	0.6%	0.8%
% of FP17s Relating to Continuations	0	8	0.0%	0.9%	0.8%	1.1%
% of Patients satisfied with the dentistry they have received	0	0	N/A	90.2%	89.8%	91.7%
% of Patients satisfied with the time they had to wait for an appointment	0	0	N/A	86.2%	83.6%	88.0%

* This is based on patients treated on this contract for their most recent course of treatment. Figures in italics indicate the base number of FP17s or Patient Questionnaire responses are less than 100. N/A is shown where the base number of responses is less than 10 during the period. % is calculated as Quantity/Base number*100

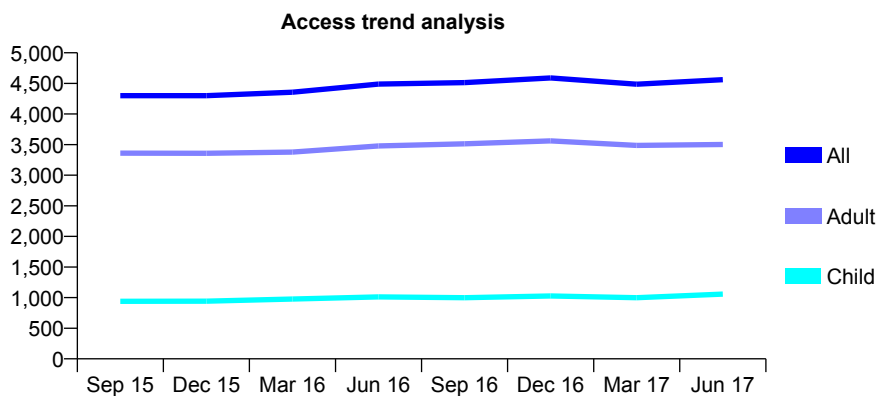
Q63 - Vital Signs At a Glance Contract Report for 187488/0001 - June 2017

Name or company name	Purley Dental Care
Contract type name	GDS Contract
Purpose of contract	General
Contract start date	20/06/2012
Contract end date	

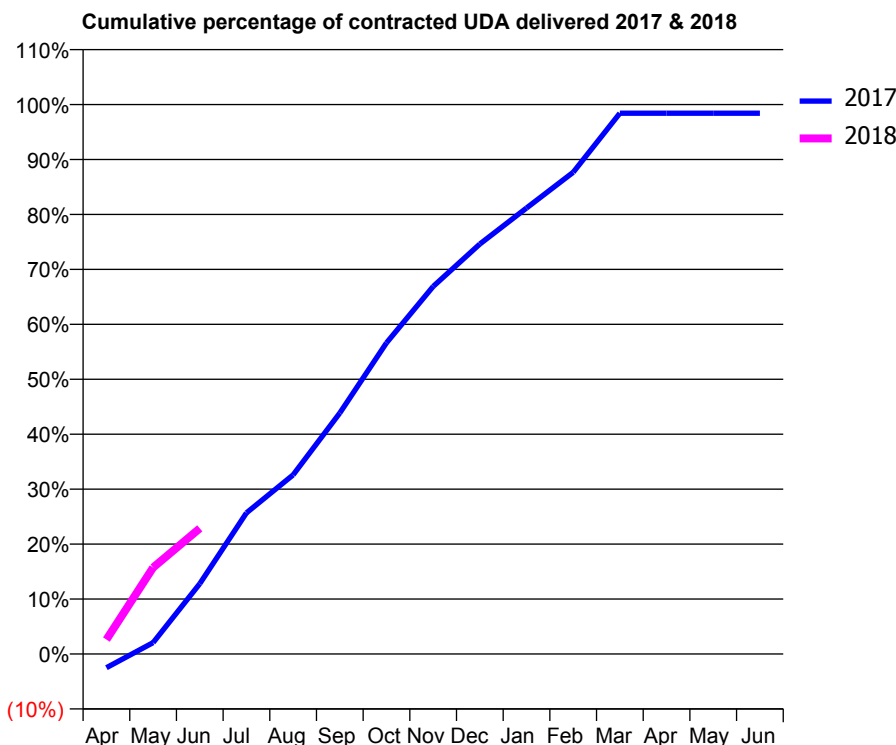
17/18 Contracted general activity (UDA)	10,771
Carry forward general activity (UDA)	0
17/18 Contracted orthodontic activity (UOA)	0
Carry forward orthodontic activity (UOA)	0
Baseline contract value	£241,328.82

ACCESS*

Patients seen in 24 months	Total	Change since previous quarter
Quarter ending June 2016	4,489	
Quarter ending September 2016	4,512	→
Quarter ending December 2016	4,590	→
Quarter ending March 2017	4,486	↓
Quarter ending June 2017	4,561	→
Variance since June 2016	1.6%	→



ACTIVITY



Month	Adjusted Scheduled Activity (UDA)	
	2017	2018
April	-272	284
May	225	1,696
June	1,378	2,463
July	2,767	
August	3,512	
September	4,723	
October	6,100	
November	7,204	
December	8,035	
January	8,742	
February	9,442	
March	10,601	
April	10,601	
May	10,601	
June	10,601	

QUALITY

	Quantity	Base Number	Contract	AT	Region	England
% of FP17s for the same patient ID Re-attending within 3 months - Children	16	299	5.4%	10.0%	11.5%	12.0%
% of FP17s for the same patient ID Re-attending within 3 months - Adults	73	793	9.2%	15.4%	16.8%	16.0%
% of FP17s for the same patient ID Re-attending between 3 & 9 months - Children	112	299	37.5%	48.2%	47.3%	58.0%
% of FP17s for the same patient ID Re-attending between 3 & 9 months - Adults	336	793	42.4%	38.4%	38.3%	50.9%
% of FP17s for Band 1 Urgent Courses	88	1,092	8.1%	10.0%	10.7%	9.1%
% of FP17s Relating to Free Repair or Replacements	18	1,092	1.6%	0.6%	0.6%	0.8%
% of FP17s Relating to Continuations	9	1,092	0.8%	0.9%	0.8%	1.1%
% of Patients satisfied with the dentistry they have received	4	5	N/A	90.2%	89.8%	91.7%
% of Patients satisfied with the time they had to wait for an appointment	5	5	N/A	86.2%	83.6%	88.0%

* This is based on patients treated on this contract for their most recent course of treatment. Figures in italics indicate the base number of FP17s or Patient Questionnaire responses are less than 100. N/A is shown where the base number of responses is less than 10 during the period. % is calculated as Quantity/Base number*100

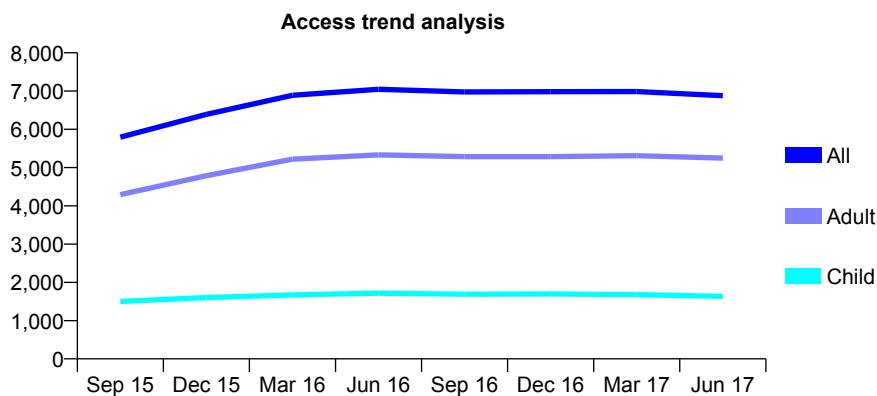
Q63 - Vital Signs At a Glance Contract Report for 188794/0001 - June 2017

Name or company name	Dr P Patel & Dr R Chadha
Contract type name	GDS Contract
Purpose of contract	General
Contract start date	01/04/2014
Contract end date	

17/18 Contracted general activity (UDA)	17,100
Carry forward general activity (UDA)	0
17/18 Contracted orthodontic activity (UOA)	0
Carry forward orthodontic activity (UOA)	0
Baseline contract value	£595,203.64

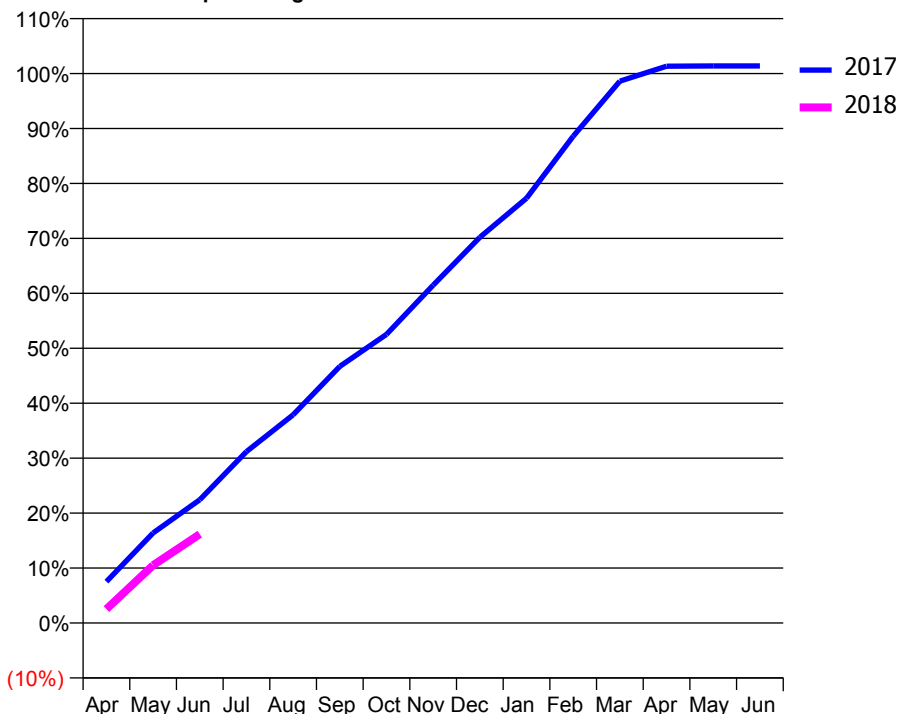
ACCESS*

Patients seen in 24 months	Total	Change since previous quarter
Quarter ending June 2016	7,048	
Quarter ending September 2016	6,976	↓
Quarter ending December 2016	6,985	→
Quarter ending March 2017	6,988	→
Quarter ending June 2017	6,880	↓
Variance since June 2016	(2.4%)	↓



ACTIVITY

Cumulative percentage of contracted UDA delivered 2017 & 2018



Month	Adjusted Scheduled Activity (UDA)	
	2017	2018
April	1,289	433
May	2,802	1,799
June	3,836	2,767
July	5,336	
August	6,481	
September	7,985	
October	8,984	
November	10,515	
December	12,001	
January	13,219	
February	15,147	
March	16,863	
April	17,326	
May	17,337	
June	17,337	

QUALITY

	Quantity	Base Number	Contract	AT	Region	England
% of FP17s for the same patient ID Re-attending within 3 months - Children	22	393	5.6%	10.0%	11.5%	12.0%
% of FP17s for the same patient ID Re-attending within 3 months - Adults	180	1,110	16.2%	15.4%	16.8%	16.0%
% of FP17s for the same patient ID Re-attending between 3 & 9 months - Children	170	393	43.3%	48.2%	47.3%	58.0%
% of FP17s for the same patient ID Re-attending between 3 & 9 months - Adults	399	1,110	35.9%	38.4%	38.3%	50.9%
% of FP17s for Band 1 Urgent Courses	174	1,315	13.2%	10.0%	10.7%	9.1%
% of FP17s Relating to Free Repair or Replacements	5	1,315	0.4%	0.6%	0.6%	0.8%
% of FP17s Relating to Continuations	10	1,315	0.8%	0.9%	0.8%	1.1%
% of Patients satisfied with the dentistry they have received	7	9	N/A	90.2%	89.8%	91.7%
% of Patients satisfied with the time they had to wait for an appointment	9	9	N/A	86.2%	83.6%	88.0%

* This is based on patients treated on this contract for their most recent course of treatment. Figures in italics indicate the base number of FP17s or Patient Questionnaire responses are less than 100. N/A is shown where the base number of responses is less than 10 during the period. % is calculated as Quantity/Base number*100

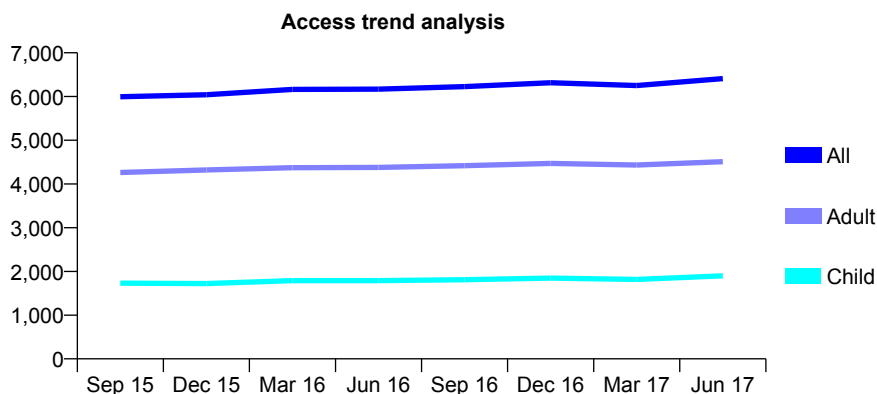
Q63 - Vital Signs At a Glance Contract Report for 188824/0001 - June 2017

Name or company name	Dr S Balachandran and Dr D Chellappah
Contract type name	GDS Contract
Purpose of contract	General
Contract start date	01/01/2013
Contract end date	

17/18 Contracted general activity (UDA)	18,000
Carry forward general activity (UDA)	0
17/18 Contracted orthodontic activity (UOA)	0
Carry forward orthodontic activity (UOA)	0
Baseline contract value	£464,667.20

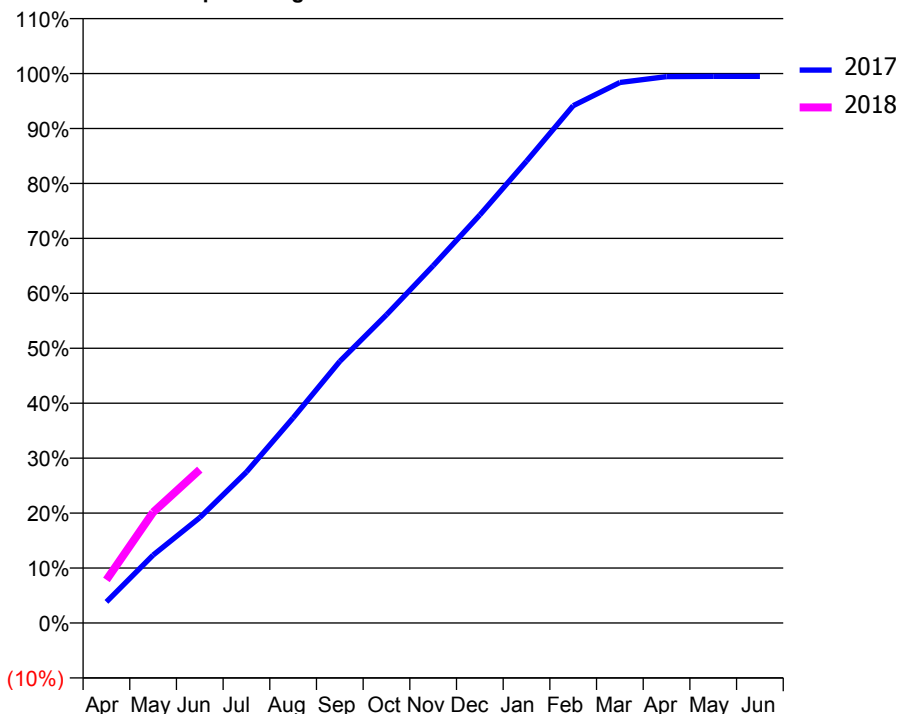
ACCESS*

Patients seen in 24 months	Total	Change since previous quarter
Quarter ending June 2016	6,169	
Quarter ending September 2016	6,227	→
Quarter ending December 2016	6,316	→
Quarter ending March 2017	6,250	↓
Quarter ending June 2017	6,411	↑
Variance since June 2016	3.9%	↑



ACTIVITY

Cumulative percentage of contracted UDA delivered 2017 & 2018



Month	Adjusted Scheduled Activity (UDA)	
	2017	2018
April	694	1,413
May	2,227	3,626
June	3,454	5,026
July	4,948	
August	6,720	
September	8,574	
October	10,097	
November	11,702	
December	13,367	
January	15,128	
February	16,944	
March	17,704	
April	17,898	
May	17,906	
June	17,906	

QUALITY

	Quantity	Base Number	Contract	AT	Region	England
% of FP17s for the same patient ID Re-attending within 3 months - Children	47	915	5.1%	10.0%	11.5%	12.0%
% of FP17s for the same patient ID Re-attending within 3 months - Adults	138	1,464	9.4%	15.4%	16.8%	16.0%
% of FP17s for the same patient ID Re-attending between 3 & 9 months - Children	553	915	60.4%	48.2%	47.3%	58.0%
% of FP17s for the same patient ID Re-attending between 3 & 9 months - Adults	693	1,464	47.3%	38.4%	38.3%	50.9%
% of FP17s for Band 1 Urgent Courses	200	2,226	9.0%	10.0%	10.7%	9.1%
% of FP17s Relating to Free Repair or Replacements	7	2,226	0.3%	0.6%	0.6%	0.8%
% of FP17s Relating to Continuations	2	2,226	0.1%	0.9%	0.8%	1.1%
% of Patients satisfied with the dentistry they have received	10	11	90.9%	90.2%	89.8%	91.7%
% of Patients satisfied with the time they had to wait for an appointment	11	11	100.0%	86.2%	83.6%	88.0%

* This is based on patients treated on this contract for their most recent course of treatment. Figures in italics indicate the base number of FP17s or Patient Questionnaire responses are less than 100. N/A is shown where the base number of responses is less than 10 during the period. % is calculated as Quantity/Base number*100

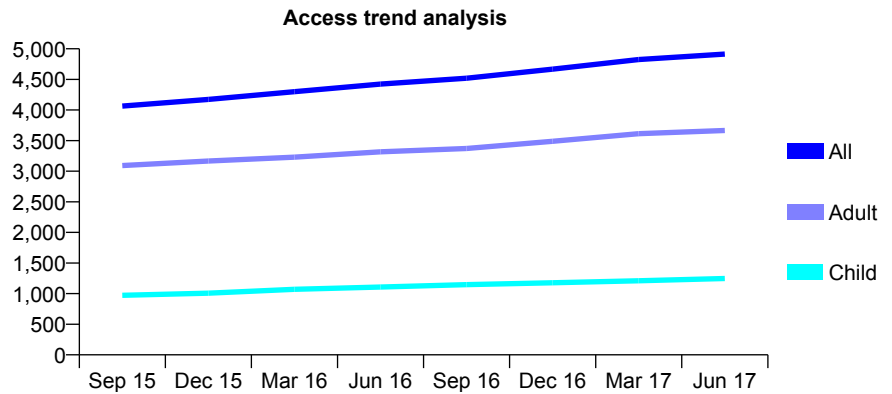
Q63 - Vital Signs At a Glance Contract Report for 189006/0001 - June 2017

Name or company name	Smile 4U Limited
Contract type name	GDS Contract
Purpose of contract	General
Contract start date	04/01/2010
Contract end date	

17/18 Contracted general activity (UDA)	14,250
Carry forward general activity (UDA)	0
17/18 Contracted orthodontic activity (UOA)	0
Carry forward orthodontic activity (UOA)	0
Baseline contract value	£361,134.37

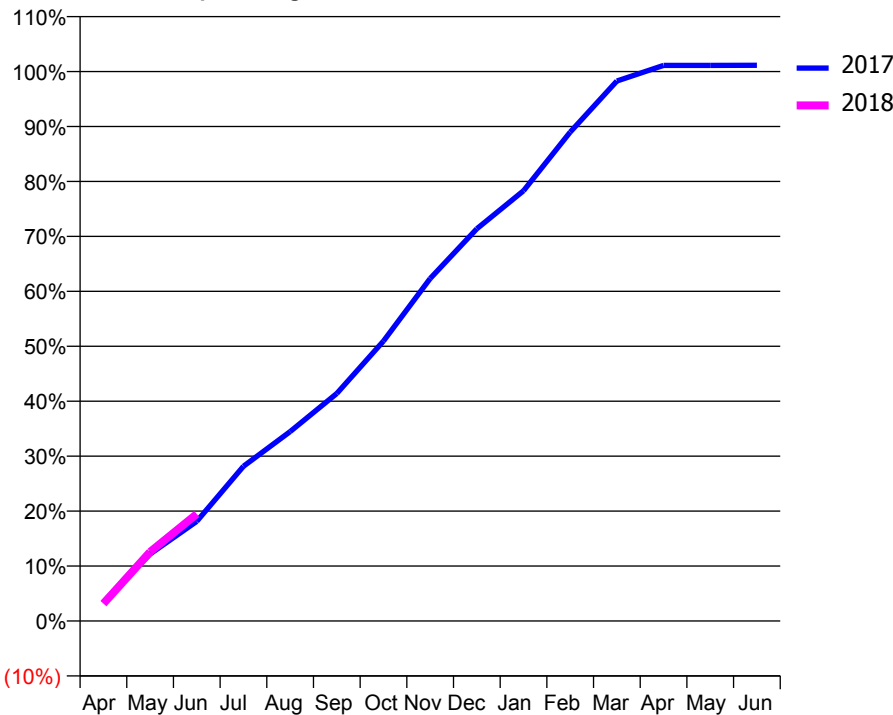
ACCESS*

Patients seen in 24 months	Total	Change since previous quarter
Quarter ending June 2016	4,424	
Quarter ending September 2016	4,519	↑
Quarter ending December 2016	4,668	↑
Quarter ending March 2017	4,824	↑
Quarter ending June 2017	4,914	→
Variance since June 2016	11.1%	↑



ACTIVITY

Cumulative percentage of contracted UDA delivered 2017 & 2018



Month	Adjusted Scheduled Activity (UDA)	
	2017	2018
April	491	453
May	1,739	1,793
June	2,586	2,775
July	4,013	
August	4,912	
September	5,903	
October	7,261	
November	8,882	
December	10,173	
January	11,157	
February	12,679	
March	14,002	
April	14,407	
May	14,408	
June	14,411	

QUALITY

	Quantity	Base Number	Contract	AT	Region	England
% of FP17s for the same patient ID Re-attending within 3 months - Children	44	468	9.4%	10.0%	11.5%	12.0%
% of FP17s for the same patient ID Re-attending within 3 months - Adults	138	1,059	13.0%	15.4%	16.8%	16.0%
% of FP17s for the same patient ID Re-attending between 3 & 9 months - Children	256	468	54.7%	48.2%	47.3%	58.0%
% of FP17s for the same patient ID Re-attending between 3 & 9 months - Adults	491	1,059	46.4%	38.4%	38.3%	50.9%
% of FP17s for Band 1 Urgent Courses	123	1,374	9.0%	10.0%	10.7%	9.1%
% of FP17s Relating to Free Repair or Replacements	8	1,374	0.6%	0.6%	0.6%	0.8%
% of FP17s Relating to Continuations	5	1,374	0.4%	0.9%	0.8%	1.1%
% of Patients satisfied with the dentistry they have received	5	5	N/A	90.2%	89.8%	91.7%
% of Patients satisfied with the time they had to wait for an appointment	5	5	N/A	86.2%	83.6%	88.0%

* This is based on patients treated on this contract for their most recent course of treatment. Figures in italics indicate the base number of FP17s or Patient Questionnaire responses are less than 100. N/A is shown where the base number of responses is less than 10 during the period. % is calculated as Quantity/Base number*100

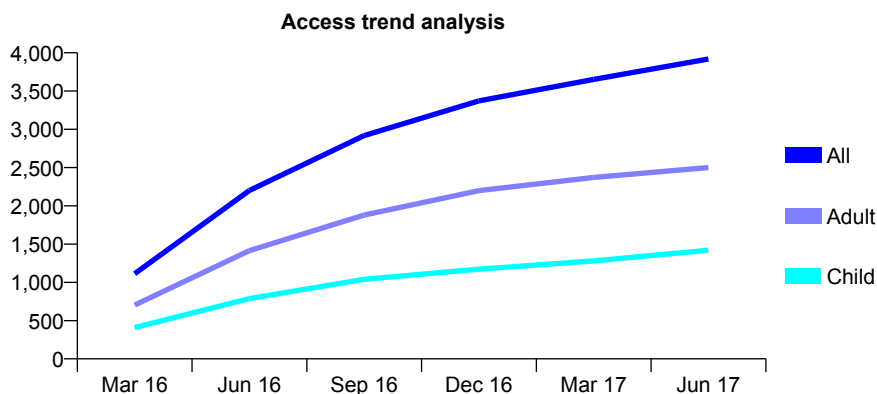
Q63 - Vital Signs At a Glance Contract Report for 192090/0001 - June 2017

Name or company name	Oasis Dental Care
Contract type name	GDS Contract
Purpose of contract	General
Contract start date	01/01/2016
Contract end date	

17/18 Contracted general activity (UDA)	12,796
Carry forward general activity (UDA)	0
17/18 Contracted orthodontic activity (UOA)	0
Carry forward orthodontic activity (UOA)	0
Baseline contract value	£363,967.48

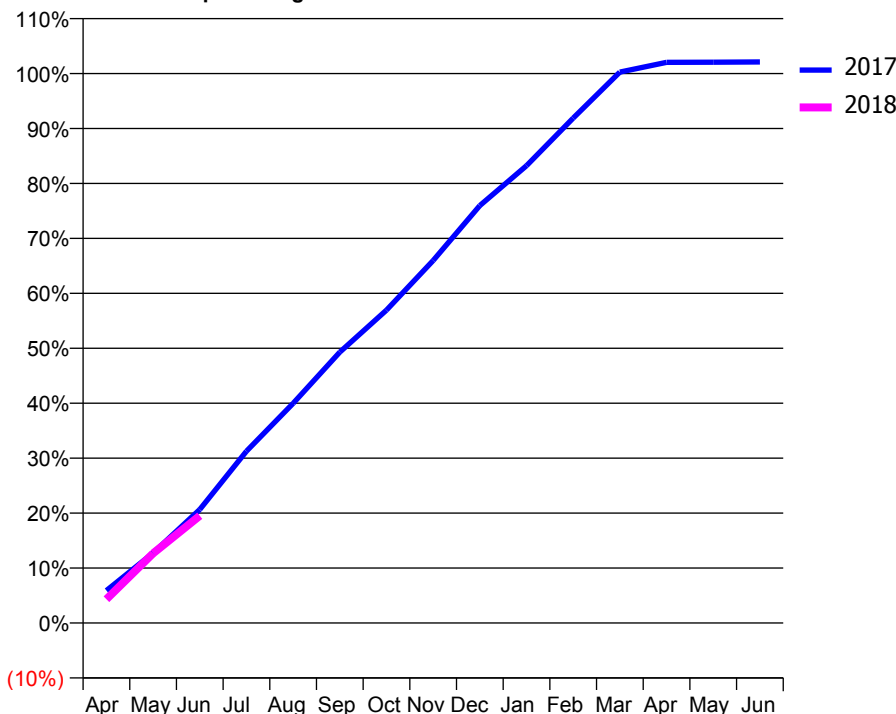
ACCESS*

Patients seen in 24 months	Total	Change since previous quarter
Quarter ending June 2016	2,201	
Quarter ending September 2016	2,918	↑
Quarter ending December 2016	3,371	↑
Quarter ending March 2017	3,653	↑
Quarter ending June 2017	3,919	↑
Variance since June 2016	78.1%	↑



ACTIVITY

Cumulative percentage of contracted UDA delivered 2017 & 2018



Month	Adjusted Scheduled Activity (UDA)	
	2017	2018
April	757	554
May	1,632	1,622
June	2,645	2,499
July	4,000	
August	5,117	
September	6,308	
October	7,285	
November	8,443	
December	9,721	
January	10,650	
February	11,758	
March	12,830	
April	13,056	
May	13,059	
June	13,064	

QUALITY

	Quantity	Base Number	Contract	AT	Region	England
% of FP17s for the same patient ID Re-attending within 3 months - Children	24	559	4.3%	10.0%	11.5%	12.0%
% of FP17s for the same patient ID Re-attending within 3 months - Adults	102	762	13.4%	15.4%	16.8%	16.0%
% of FP17s for the same patient ID Re-attending between 3 & 9 months - Children	280	559	50.1%	48.2%	47.3%	58.0%
% of FP17s for the same patient ID Re-attending between 3 & 9 months - Adults	410	762	53.8%	38.4%	38.3%	50.9%
% of FP17s for Band 1 Urgent Courses	79	1,202	6.6%	10.0%	10.7%	9.1%
% of FP17s Relating to Free Repair or Replacements	2	1,202	0.2%	0.6%	0.6%	0.8%
% of FP17s Relating to Continuations	10	1,202	0.8%	0.9%	0.8%	1.1%
% of Patients satisfied with the dentistry they have received	3	4	N/A	90.2%	89.8%	91.7%
% of Patients satisfied with the time they had to wait for an appointment	3	4	N/A	86.2%	83.6%	88.0%

* This is based on patients treated on this contract for their most recent course of treatment. Figures in italics indicate the base number of FP17s or Patient Questionnaire responses are less than 100. N/A is shown where the base number of responses is less than 10 during the period. % is calculated as Quantity/Base number*100

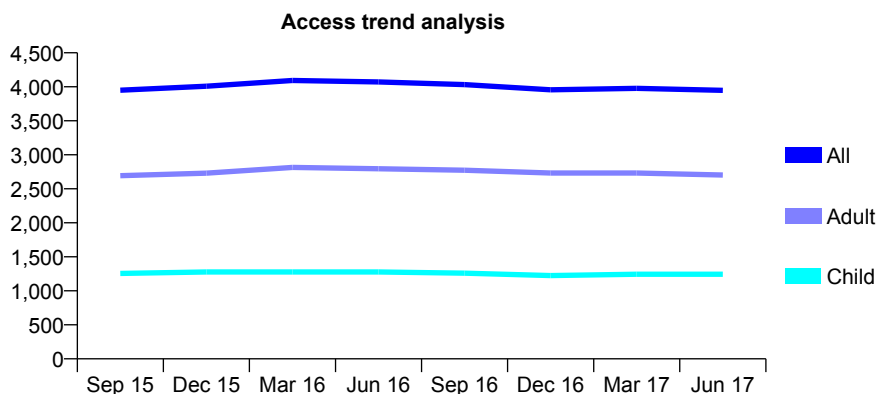
Q63 - Vital Signs At a Glance Contract Report for 192112/0001 - June 2017

Name or company name	Ark G Surgeries Ltd
Contract type name	GDS Contract
Purpose of contract	General
Contract start date	01/11/2012
Contract end date	

17/18 Contracted general activity (UDA)	14,539
Carry forward general activity (UDA)	0
17/18 Contracted orthodontic activity (UOA)	0
Carry forward orthodontic activity (UOA)	0
Baseline contract value	£364,886.34

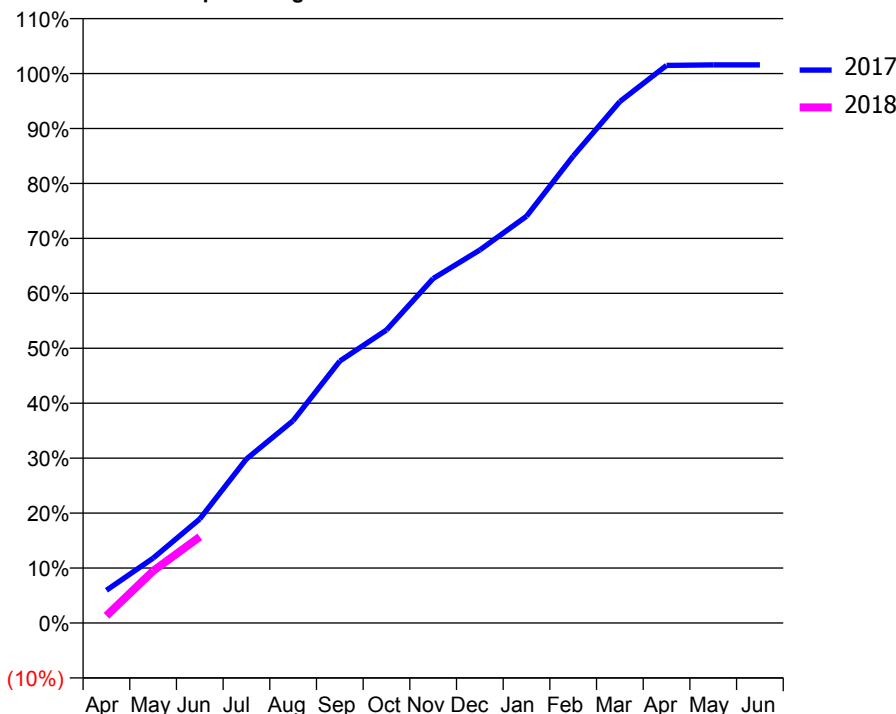
ACCESS*

Patients seen in 24 months	Total	Change since previous quarter
Quarter ending June 2016	4,072	
Quarter ending September 2016	4,032	→
Quarter ending December 2016	3,956	↓
Quarter ending March 2017	3,978	→
Quarter ending June 2017	3,948	→
Variance since June 2016	(3.0%)	↓



ACTIVITY

Cumulative percentage of contracted UDA delivered 2017 & 2018



Adjusted Scheduled Activity (UDA)

Month	2017	2018
April	867	194
May	1,716	1,377
June	2,754	2,282
July	4,343	
August	5,354	
September	6,932	
October	7,755	
November	9,116	
December	9,870	
January	10,763	
February	12,353	
March	13,797	
April	14,753	
May	14,767	
June	14,767	

QUALITY

	Quantity	Base Number	Contract	AT	Region	England
% of FP17s for the same patient ID Re-attending within 3 months - Children	21	360	5.8%	10.0%	11.5%	12.0%
% of FP17s for the same patient ID Re-attending within 3 months - Adults	86	683	12.6%	15.4%	16.8%	16.0%
% of FP17s for the same patient ID Re-attending between 3 & 9 months - Children	133	360	36.9%	48.2%	47.3%	58.0%
% of FP17s for the same patient ID Re-attending between 3 & 9 months - Adults	239	683	35.0%	38.4%	38.3%	50.9%
% of FP17s for Band 1 Urgent Courses	43	631	6.8%	10.0%	10.7%	9.1%
% of FP17s Relating to Free Repair or Replacements	0	631	0.0%	0.6%	0.6%	0.8%
% of FP17s Relating to Continuations	8	631	1.3%	0.9%	0.8%	1.1%
% of Patients satisfied with the dentistry they have received	5	5	N/A	90.2%	89.8%	91.7%
% of Patients satisfied with the time they had to wait for an appointment	4	5	N/A	86.2%	83.6%	88.0%

* This is based on patients treated on this contract for their most recent course of treatment. Figures in italics indicate the base number of FP17s or Patient Questionnaire responses are less than 100. N/A is shown where the base number of responses is less than 10 during the period. % is calculated as Quantity/Base number*100

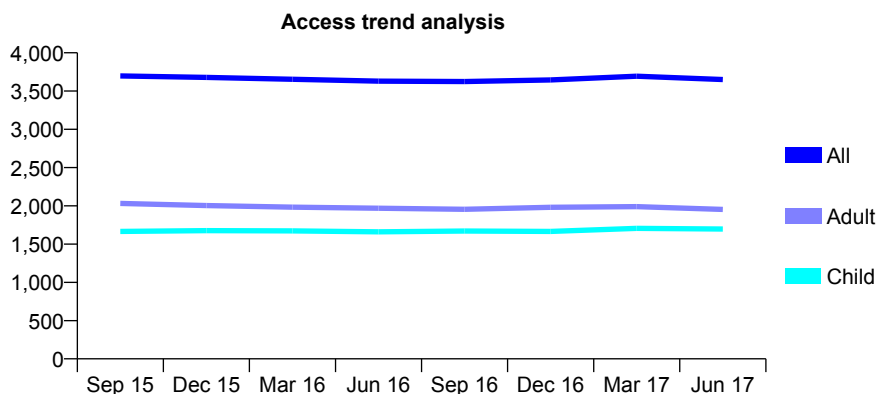
Q63 - Vital Signs At a Glance Contract Report for 192201/0001 - June 2017

Name or company name	Claremont Dental Practice
Contract type name	GDS Contract
Purpose of contract	General
Contract start date	01/05/2008
Contract end date	

17/18 Contracted general activity (UDA)	8,954
Carry forward general activity (UDA)	0
17/18 Contracted orthodontic activity (UOA)	0
Carry forward orthodontic activity (UOA)	0
Baseline contract value	£203,748.11

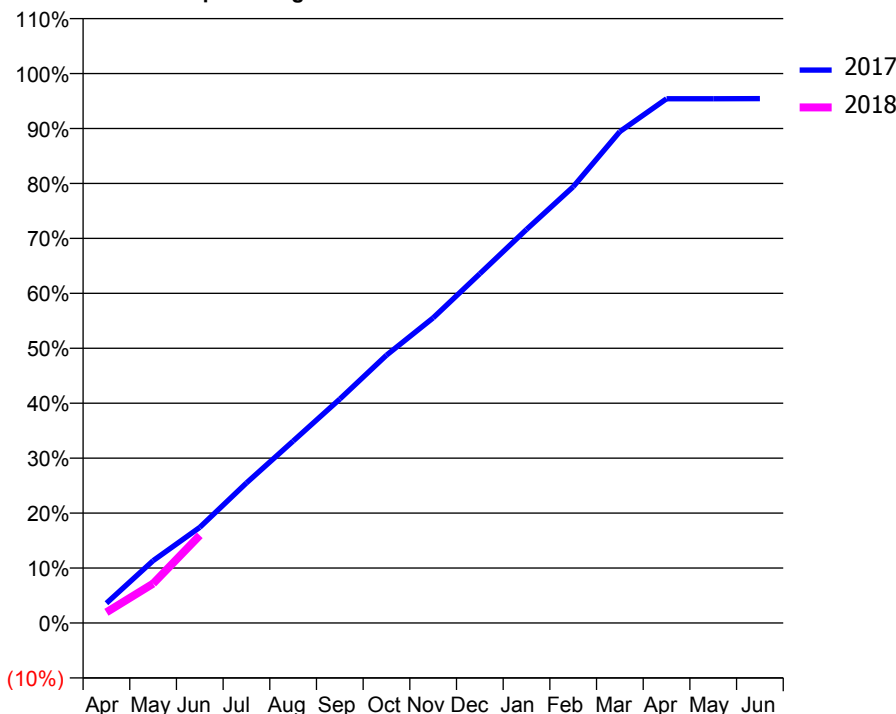
ACCESS*

Patients seen in 24 months	Total	Change since previous quarter
Quarter ending June 2016	3,629	
Quarter ending September 2016	3,624	→
Quarter ending December 2016	3,646	→
Quarter ending March 2017	3,694	→
Quarter ending June 2017	3,650	↓
Variance since June 2016	0.6%	→



ACTIVITY

Cumulative percentage of contracted UDA delivered 2017 & 2018



Month	Adjusted Scheduled Activity (UDA)	
	2017	2018
April	322	174
May	1,016	643
June	1,559	1,429
July	2,283	
August	2,966	
September	3,650	
October	4,364	
November	4,973	
December	5,692	
January	6,412	
February	7,109	
March	8,009	
April	8,542	
May	8,543	
June	8,545	

QUALITY

	Quantity	Base Number	Contract	AT	Region	England
% of FP17s for the same patient ID Re-attending within 3 months - Children	28	580	4.8%	10.0%	11.5%	12.0%
% of FP17s for the same patient ID Re-attending within 3 months - Adults	55	577	9.5%	15.4%	16.8%	16.0%
% of FP17s for the same patient ID Re-attending between 3 & 9 months - Children	364	580	62.8%	48.2%	47.3%	58.0%
% of FP17s for the same patient ID Re-attending between 3 & 9 months - Adults	351	577	60.8%	38.4%	38.3%	50.9%
% of FP17s for Band 1 Urgent Courses	35	909	3.9%	10.0%	10.7%	9.1%
% of FP17s Relating to Free Repair or Replacements	6	909	0.7%	0.6%	0.6%	0.8%
% of FP17s Relating to Continuations	1	909	0.1%	0.9%	0.8%	1.1%
% of Patients satisfied with the dentistry they have received	7	7	N/A	90.2%	89.8%	91.7%
% of Patients satisfied with the time they had to wait for an appointment	7	7	N/A	86.2%	83.6%	88.0%

* This is based on patients treated on this contract for their most recent course of treatment. Figures in italics indicate the base number of FP17s or Patient Questionnaire responses are less than 100. N/A is shown where the base number of responses is less than 10 during the period. % is calculated as Quantity/Base number*100

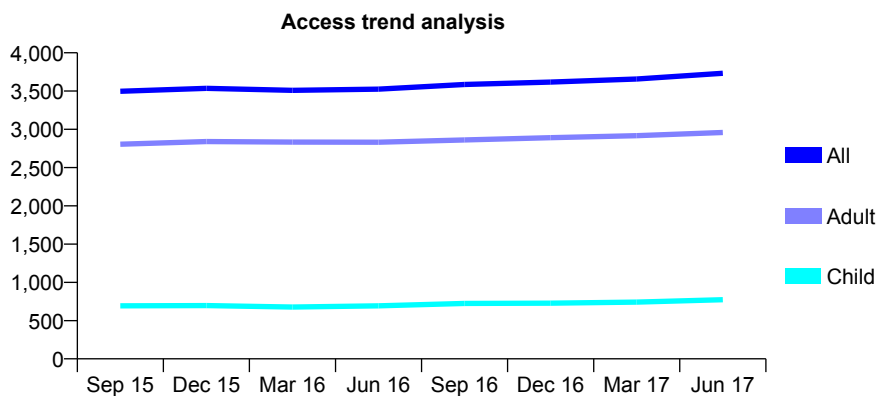
Q63 - Vital Signs At a Glance Contract Report for 192902/0001 - June 2017

Name or company name	I.J & S.C Fernandes
Contract type name	GDS Contract
Purpose of contract	General
Contract start date	17/04/2011
Contract end date	

17/18 Contracted general activity (UDA)	10,316
Carry forward general activity (UDA)	0
17/18 Contracted orthodontic activity (UOA)	0
Carry forward orthodontic activity (UOA)	0
Baseline contract value	£238,588.30

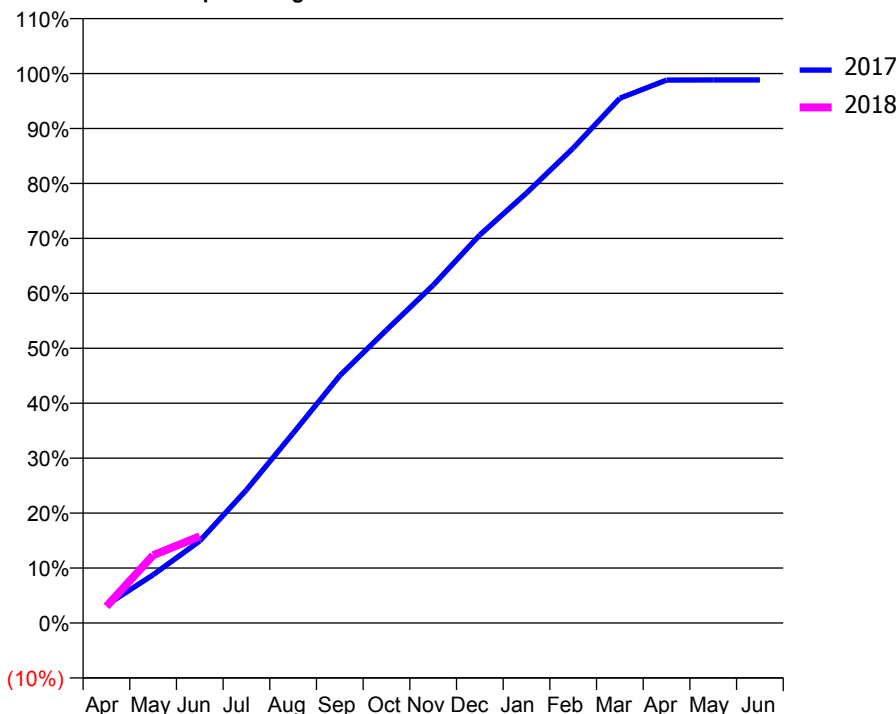
ACCESS*

Patients seen in 24 months	Total	Change since previous quarter
Quarter ending June 2016	3,525	
Quarter ending September 2016	3,586	→
Quarter ending December 2016	3,618	→
Quarter ending March 2017	3,658	→
Quarter ending June 2017	3,732	↑
Variance since June 2016	5.9%	↑



ACTIVITY

Cumulative percentage of contracted UDA delivered 2017 & 2018



Month	Adjusted Scheduled Activity (UDA)	
	2017	2018
April	336	312
May	905	1,272
June	1,540	1,629
July	2,499	
August	3,565	
September	4,645	
October	5,502	
November	6,343	
December	7,286	
January	8,073	
February	8,916	
March	9,853	
April	10,193	
May	10,195	
June	10,196	

QUALITY

	Quantity	Base Number	Contract	AT	Region	England
% of FP17s for the same patient ID Re-attending within 3 months - Children	15	237	6.3%	10.0%	11.5%	12.0%
% of FP17s for the same patient ID Re-attending within 3 months - Adults	107	735	14.6%	15.4%	16.8%	16.0%
% of FP17s for the same patient ID Re-attending between 3 & 9 months - Children	118	237	49.8%	48.2%	47.3%	58.0%
% of FP17s for the same patient ID Re-attending between 3 & 9 months - Adults	324	735	44.1%	38.4%	38.3%	50.9%
% of FP17s for Band 1 Urgent Courses	131	802	16.3%	10.0%	10.7%	9.1%
% of FP17s Relating to Free Repair or Replacements	1	802	0.1%	0.6%	0.6%	0.8%
% of FP17s Relating to Continuations	8	802	1.0%	0.9%	0.8%	1.1%
% of Patients satisfied with the dentistry they have received	6	6	N/A	90.2%	89.8%	91.7%
% of Patients satisfied with the time they had to wait for an appointment	6	6	N/A	86.2%	83.6%	88.0%

* This is based on patients treated on this contract for their most recent course of treatment. Figures in italics indicate the base number of FP17s or Patient Questionnaire responses are less than 100. N/A is shown where the base number of responses is less than 10 during the period. % is calculated as Quantity/Base number*100

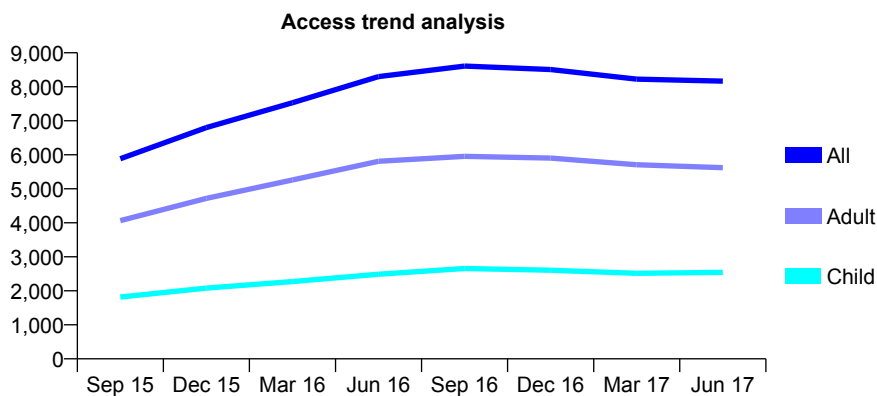
Q63 - Vital Signs At a Glance Contract Report for 192953/0001 - June 2017

Name or company name	Mazdak Eyrumlu and Azad Eyrumlu
Contract type name	GDS Contract
Purpose of contract	General
Contract start date	01/06/2014
Contract end date	

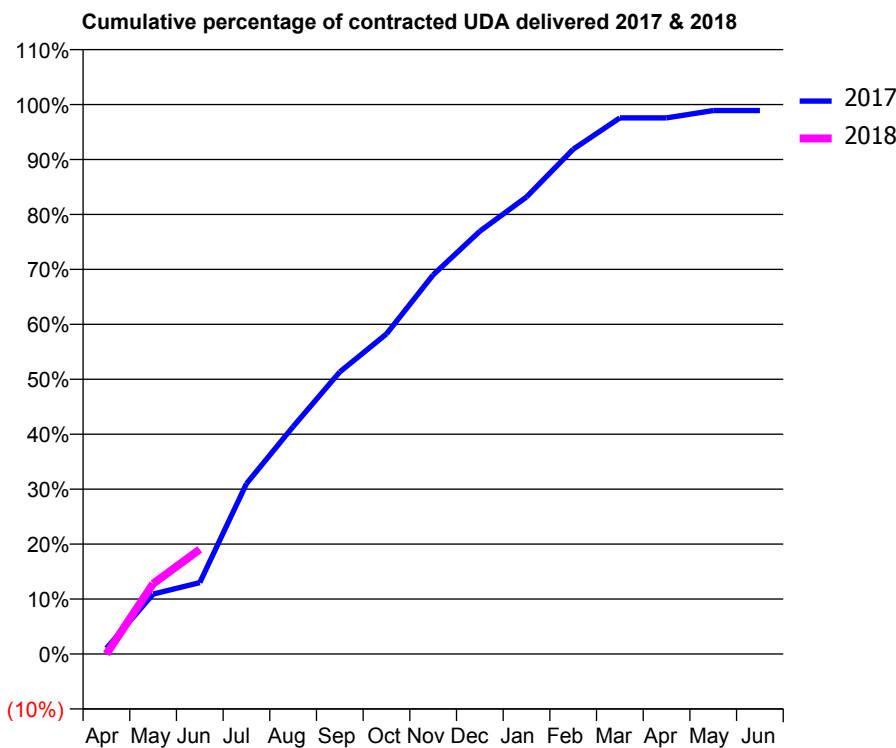
17/18 Contracted general activity (UDA)	34,739
Carry forward general activity (UDA)	0
17/18 Contracted orthodontic activity (UOA)	0
Carry forward orthodontic activity (UOA)	0
Baseline contract value	£1,097,948.13

ACCESS*

Patients seen in 24 months	Total	Change since previous quarter
Quarter ending June 2016	8,299	
Quarter ending September 2016	8,611	↑
Quarter ending December 2016	8,508	↓
Quarter ending March 2017	8,226	↓
Quarter ending June 2017	8,166	→
Variance since June 2016	(1.6%)	↓



ACTIVITY



Month	Adjusted Scheduled Activity (UDA)	
	2017	2018
April	355	0
May	3,791	4,449
June	4,518	6,617
July	10,768	
August	14,381	
September	17,830	
October	20,239	
November	23,967	
December	26,731	
January	28,893	
February	31,910	
March	33,891	
April	33,891	
May	34,354	
June	34,354	

QUALITY

	Quantity	Base Number	Contract	AT	Region	England
% of FP17s for the same patient ID Re-attending within 3 months - Children	41	640	6.4%	10.0%	11.5%	12.0%
% of FP17s for the same patient ID Re-attending within 3 months - Adults	160	1,094	14.6%	15.4%	16.8%	16.0%
% of FP17s for the same patient ID Re-attending between 3 & 9 months - Children	240	640	37.5%	48.2%	47.3%	58.0%
% of FP17s for the same patient ID Re-attending between 3 & 9 months - Adults	381	1,094	34.8%	38.4%	38.3%	50.9%
% of FP17s for Band 1 Urgent Courses	78	1,631	4.8%	10.0%	10.7%	9.1%
% of FP17s Relating to Free Repair or Replacements	17	1,631	1.0%	0.6%	0.6%	0.8%
% of FP17s Relating to Continuations	49	1,631	3.0%	0.9%	0.8%	1.1%
% of Patients satisfied with the dentistry they have received	4	6	N/A	90.2%	89.8%	91.7%
% of Patients satisfied with the time they had to wait for an appointment	6	6	N/A	86.2%	83.6%	88.0%

* This is based on patients treated on this contract for their most recent course of treatment. Figures in italics indicate the base number of FP17s or Patient Questionnaire responses are less than 100. N/A is shown where the base number of responses is less than 10 during the period. % is calculated as Quantity/Base number*100

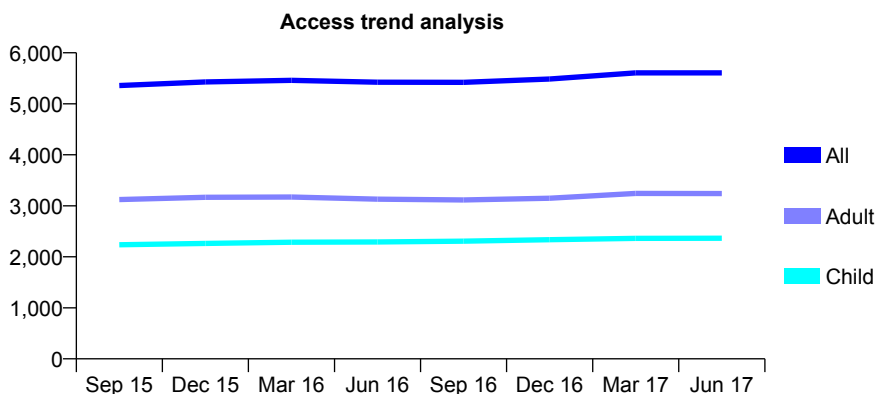
Q63 - Vital Signs At a Glance Contract Report for 193674/0001 - June 2017

Name or company name	Mr Nicholas Patsias, Ms Alexandra Sayer a
Contract type name	GDS Contract
Purpose of contract	General
Contract start date	02/01/2010
Contract end date	

17/18 Contracted general activity (UDA)	13,211
Carry forward general activity (UDA)	0
17/18 Contracted orthodontic activity (UOA)	0
Carry forward orthodontic activity (UOA)	0
Baseline contract value	£332,487.80

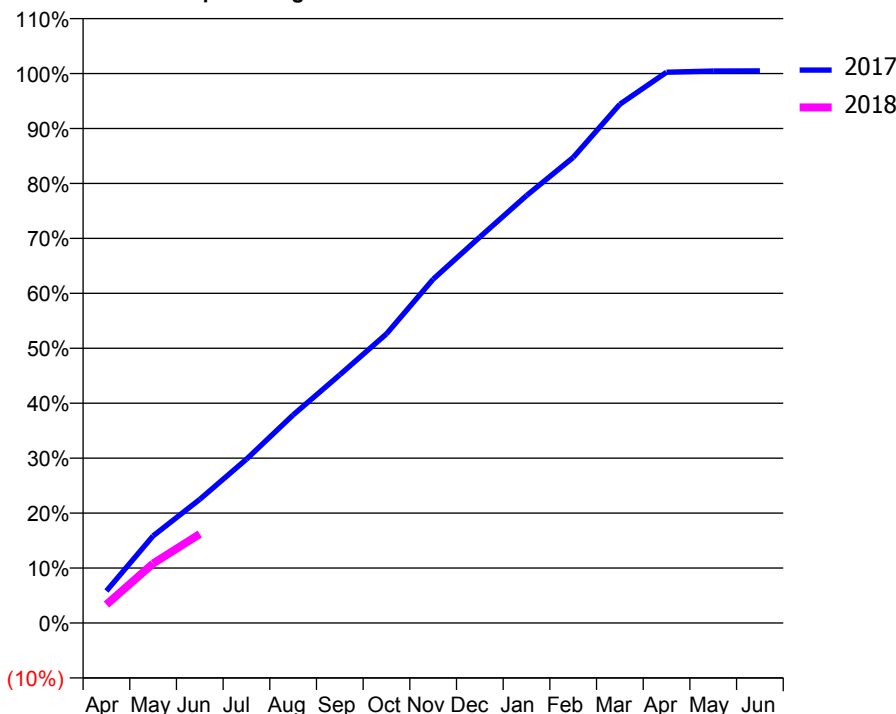
ACCESS*

Patients seen in 24 months	Total	Change since previous quarter
Quarter ending June 2016	5,423	
Quarter ending September 2016	5,422	→
Quarter ending December 2016	5,485	→
Quarter ending March 2017	5,607	↑
Quarter ending June 2017	5,606	→
Variance since June 2016	3.4%	↑



ACTIVITY

Cumulative percentage of contracted UDA delivered 2017 & 2018



Adjusted Scheduled Activity (UDA)

Month	2017	2018
April	771	445
May	2,096	1,432
June	2,974	2,140
July	3,937	
August	5,004	
September	5,967	
October	6,952	
November	8,266	
December	9,281	
January	10,276	
February	11,193	
March	12,473	
April	13,242	
May	13,270	
June	13,273	

QUALITY

	Quantity	Base Number	Contract	AT	Region	England
% of FP17s for the same patient ID Re-attending within 3 months - Children	70	721	9.7%	10.0%	11.5%	12.0%
% of FP17s for the same patient ID Re-attending within 3 months - Adults	123	845	14.6%	15.4%	16.8%	16.0%
% of FP17s for the same patient ID Re-attending between 3 & 9 months - Children	367	721	50.9%	48.2%	47.3%	58.0%
% of FP17s for the same patient ID Re-attending between 3 & 9 months - Adults	363	845	43.0%	38.4%	38.3%	50.9%
% of FP17s for Band 1 Urgent Courses	173	1,186	14.6%	10.0%	10.7%	9.1%
% of FP17s Relating to Free Repair or Replacements	1	1,186	0.1%	0.6%	0.6%	0.8%
% of FP17s Relating to Continuations	0	1,186	0.0%	0.9%	0.8%	1.1%
% of Patients satisfied with the dentistry they have received	6	7	N/A	90.2%	89.8%	91.7%
% of Patients satisfied with the time they had to wait for an appointment	5	7	N/A	86.2%	83.6%	88.0%

* This is based on patients treated on this contract for their most recent course of treatment. Figures in italics indicate the base number of FP17s or Patient Questionnaire responses are less than 100. N/A is shown where the base number of responses is less than 10 during the period. % is calculated as Quantity/Base number*100

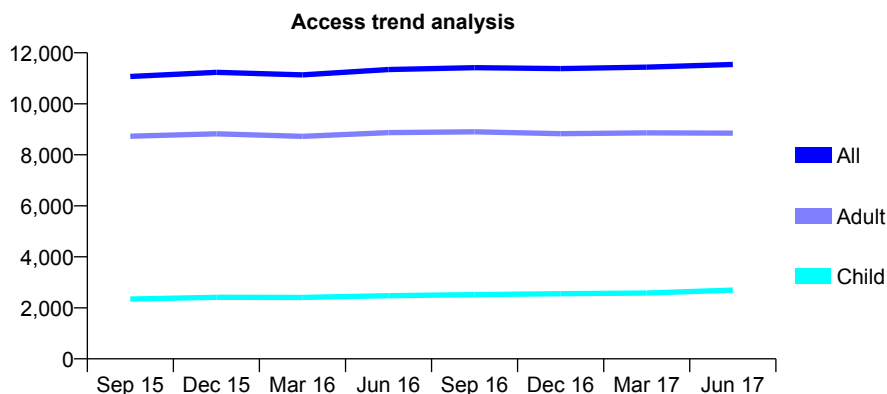
Q63 - Vital Signs At a Glance Contract Report for 193984/0001 - June 2017

Name or company name	Lewisham Dental Practice
Contract type name	GDS Contract
Purpose of contract	General
Contract start date	01/04/2013
Contract end date	

17/18 Contracted general activity (UDA)	31,588
Carry forward general activity (UDA)	0
17/18 Contracted orthodontic activity (UOA)	0
Carry forward orthodontic activity (UOA)	0
Baseline contract value	£850,972.31

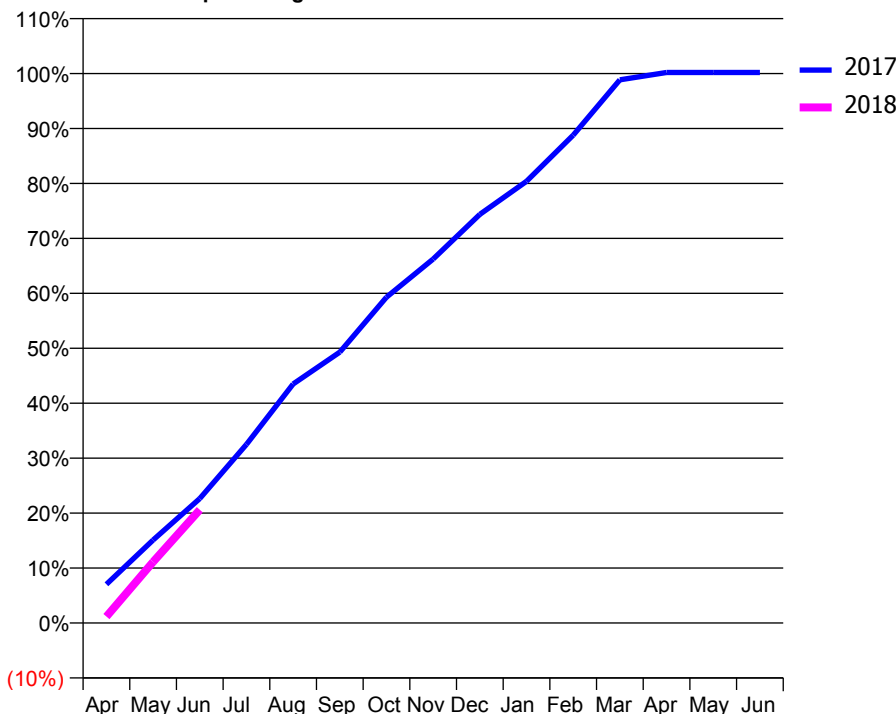
ACCESS*

Patients seen in 24 months	Total	Change since previous quarter
Quarter ending June 2016	11,344	
Quarter ending September 2016	11,417	→
Quarter ending December 2016	11,380	→
Quarter ending March 2017	11,439	→
Quarter ending June 2017	11,541	→
Variance since June 2016	1.7%	→



ACTIVITY

Cumulative percentage of contracted UDA delivered 2017 & 2018



Month	Adjusted Scheduled Activity (UDA)	
	2017	2018
April	2,223	371
May	4,769	3,513
June	7,153	6,516
July	10,270	
August	13,740	
September	15,575	
October	18,732	
November	20,922	
December	23,488	
January	25,393	
February	28,040	
March	31,227	
April	31,650	
May	31,647	
June	31,647	

QUALITY

	Quantity	Base Number	Contract	AT	Region	England
% of FP17s for the same patient ID Re-attending within 3 months - Children	46	699	6.6%	10.0%	11.5%	12.0%
% of FP17s for the same patient ID Re-attending within 3 months - Adults	188	1,662	11.3%	15.4%	16.8%	16.0%
% of FP17s for the same patient ID Re-attending between 3 & 9 months - Children	256	699	36.6%	48.2%	47.3%	58.0%
% of FP17s for the same patient ID Re-attending between 3 & 9 months - Adults	491	1,662	29.5%	38.4%	38.3%	50.9%
% of FP17s for Band 1 Urgent Courses	298	2,177	13.7%	10.0%	10.7%	9.1%
% of FP17s Relating to Free Repair or Replacements	6	2,177	0.3%	0.6%	0.6%	0.8%
% of FP17s Relating to Continuations	7	2,177	0.3%	0.9%	0.8%	1.1%
% of Patients satisfied with the dentistry they have received	13	14	92.9%	90.2%	89.8%	91.7%
% of Patients satisfied with the time they had to wait for an appointment	12	14	85.7%	86.2%	83.6%	88.0%

* This is based on patients treated on this contract for their most recent course of treatment. Figures in italics indicate the base number of FP17s or Patient Questionnaire responses are less than 100. N/A is shown where the base number of responses is less than 10 during the period. % is calculated as Quantity/Base number*100

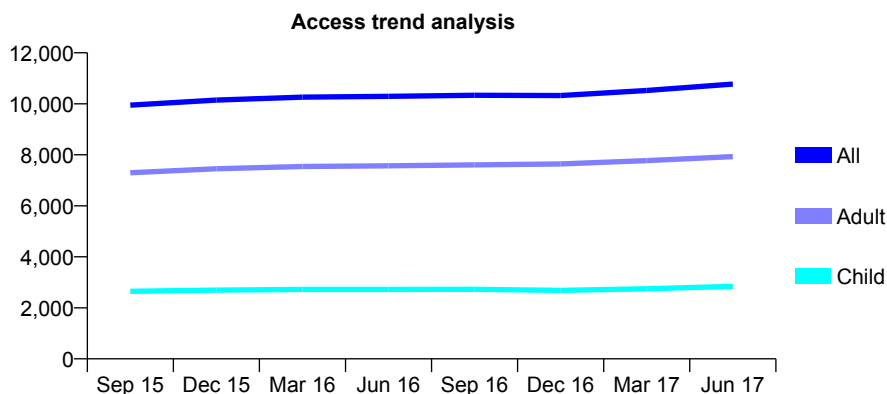
Q63 - Vital Signs At a Glance Contract Report for 194670/0001 - June 2017

Name or company name	The Family Dental Practice
Contract type name	GDS Contract
Purpose of contract	General
Contract start date	01/04/2008
Contract end date	

17/18 Contracted general activity (UDA)	40,022
Carry forward general activity (UDA)	0
17/18 Contracted orthodontic activity (UOA)	0
Carry forward orthodontic activity (UOA)	0
Baseline contract value	£997,796.72

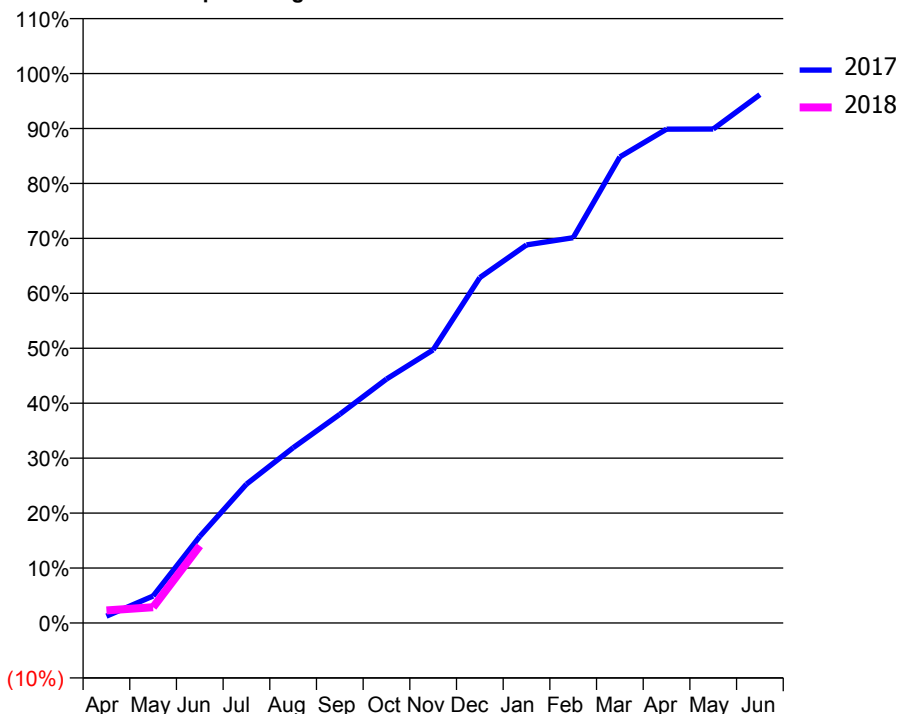
ACCESS*

Patients seen in 24 months	Total	Change since previous quarter
Quarter ending June 2016	10,295	
Quarter ending September 2016	10,336	→
Quarter ending December 2016	10,324	→
Quarter ending March 2017	10,521	→
Quarter ending June 2017	10,773	↑
Variance since June 2016	4.6%	↑



ACTIVITY

Cumulative percentage of contracted UDA delivered 2017 & 2018



Month	Adjusted Scheduled Activity (UDA)	
	2017	2018
April	397	915
May	1,566	1,149
June	5,024	5,630
July	8,059	
August	10,176	
September	12,118	
October	14,163	
November	15,858	
December	20,053	
January	21,954	
February	22,365	
March	27,062	
April	28,671	
May	28,674	
June	30,673	

QUALITY

	Quantity	Base Number	Contract	AT	Region	England
% of FP17s for the same patient ID Re-attending within 3 months - Children	90	1,311	6.9%	10.0%	11.5%	12.0%
% of FP17s for the same patient ID Re-attending within 3 months - Adults	499	3,346	14.9%	15.4%	16.8%	16.0%
% of FP17s for the same patient ID Re-attending between 3 & 9 months - Children	715	1,311	54.5%	48.2%	47.3%	58.0%
% of FP17s for the same patient ID Re-attending between 3 & 9 months - Adults	1,847	3,346	55.2%	38.4%	38.3%	50.9%
% of FP17s for Band 1 Urgent Courses	319	2,873	11.1%	10.0%	10.7%	9.1%
% of FP17s Relating to Free Repair or Replacements	25	2,873	0.9%	0.6%	0.6%	0.8%
% of FP17s Relating to Continuations	25	2,873	0.9%	0.9%	0.8%	1.1%
% of Patients satisfied with the dentistry they have received	15	15	100.0%	90.2%	89.8%	91.7%
% of Patients satisfied with the time they had to wait for an appointment	14	15	93.3%	86.2%	83.6%	88.0%

* This is based on patients treated on this contract for their most recent course of treatment. Figures in italics indicate the base number of FP17s or Patient Questionnaire responses are less than 100. N/A is shown where the base number of responses is less than 10 during the period. % is calculated as Quantity/Base number*100

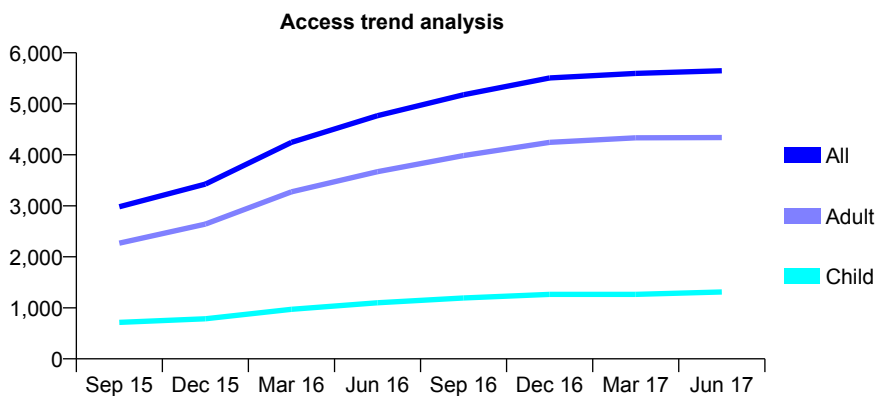
Q63 - Vital Signs At a Glance Contract Report for 194786/0001 - June 2017

Name or company name	Mitcham International Dental Centre
Contract type name	GDS Contract
Purpose of contract	General
Contract start date	01/01/2015
Contract end date	

17/18 Contracted general activity (UDA)	22,178
Carry forward general activity (UDA)	0
17/18 Contracted orthodontic activity (UOA)	0
Carry forward orthodontic activity (UOA)	0
Baseline contract value	£595,271.57

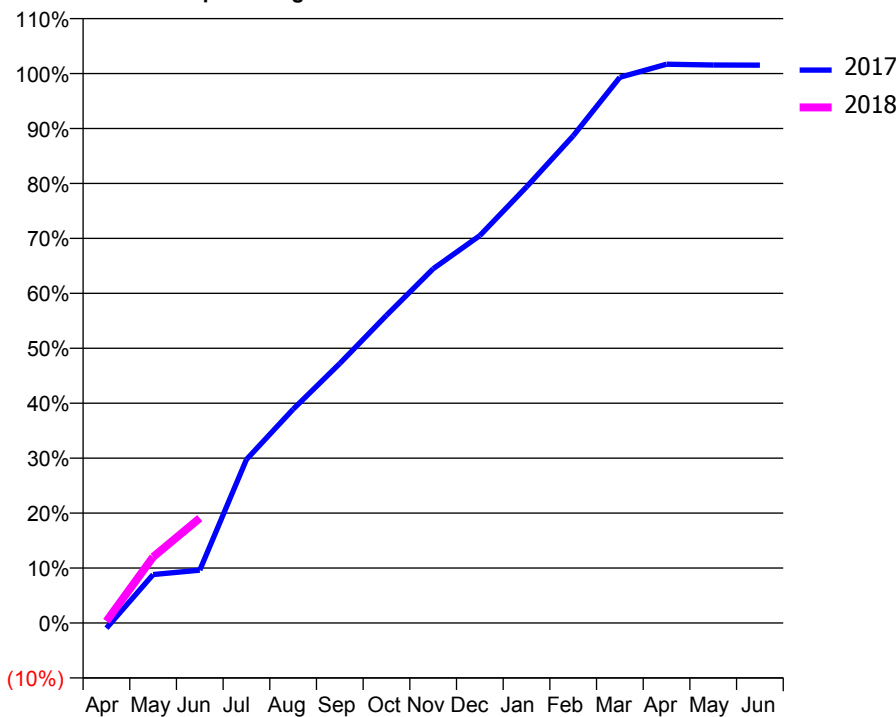
ACCESS*

Patients seen in 24 months	Total	Change since previous quarter
Quarter ending June 2016	4,767	
Quarter ending September 2016	5,179	↑
Quarter ending December 2016	5,508	↑
Quarter ending March 2017	5,596	→
Quarter ending June 2017	5,649	→
Variance since June 2016	18.5%	↑



ACTIVITY

Cumulative percentage of contracted UDA delivered 2017 & 2018



Month	Adjusted Scheduled Activity (UDA)	
	2017	2018
April	-214	73
May	1,959	2,665
June	2,136	4,230
July	6,601	
August	8,632	
September	10,479	
October	12,417	
November	14,295	
December	15,638	
January	17,603	
February	19,665	
March	22,027	
April	22,555	
May	22,520	
June	22,517	

QUALITY

	Quantity	Base Number	Contract	AT	Region	England
% of FP17s for the same patient ID Re-attending within 3 months - Children	19	340	5.6%	10.0%	11.5%	12.0%
% of FP17s for the same patient ID Re-attending within 3 months - Adults	106	1,042	10.2%	15.4%	16.8%	16.0%
% of FP17s for the same patient ID Re-attending between 3 & 9 months - Children	160	340	47.1%	48.2%	47.3%	58.0%
% of FP17s for the same patient ID Re-attending between 3 & 9 months - Adults	485	1,042	46.5%	38.4%	38.3%	50.9%
% of FP17s for Band 1 Urgent Courses	81	1,223	6.6%	10.0%	10.7%	9.1%
% of FP17s Relating to Free Repair or Replacements	4	1,223	0.3%	0.6%	0.6%	0.8%
% of FP17s Relating to Continuations	5	1,223	0.4%	0.9%	0.8%	1.1%
% of Patients satisfied with the dentistry they have received	6	8	N/A	90.2%	89.8%	91.7%
% of Patients satisfied with the time they had to wait for an appointment	5	8	N/A	86.2%	83.6%	88.0%

* This is based on patients treated on this contract for their most recent course of treatment. Figures in italics indicate the base number of FP17s or Patient Questionnaire responses are less than 100. N/A is shown where the base number of responses is less than 10 during the period. % is calculated as Quantity/Base number*100

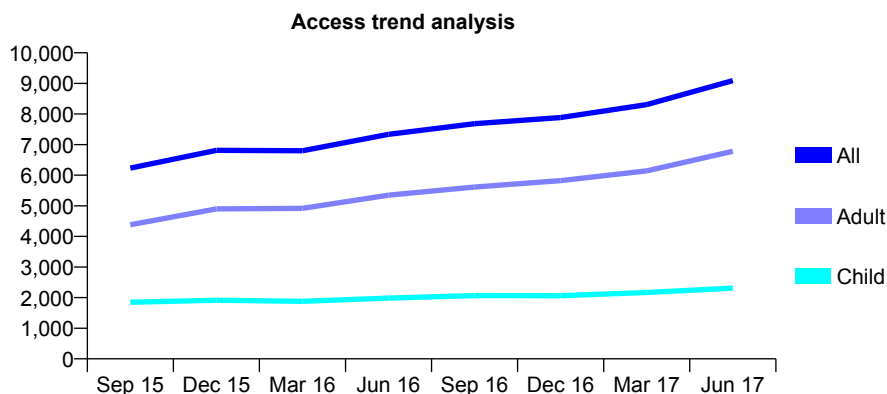
Q63 - Vital Signs At a Glance Contract Report for 195316/0002 - June 2017

Name or company name	MISS AR PATEL
Contract type name	GDS Contract
Purpose of contract	General
Contract start date	01/02/2014
Contract end date	

17/18 Contracted general activity (UDA)	29,751
Carry forward general activity (UDA)	0
17/18 Contracted orthodontic activity (UOA)	0
Carry forward orthodontic activity (UOA)	0
Baseline contract value	£828,082.70

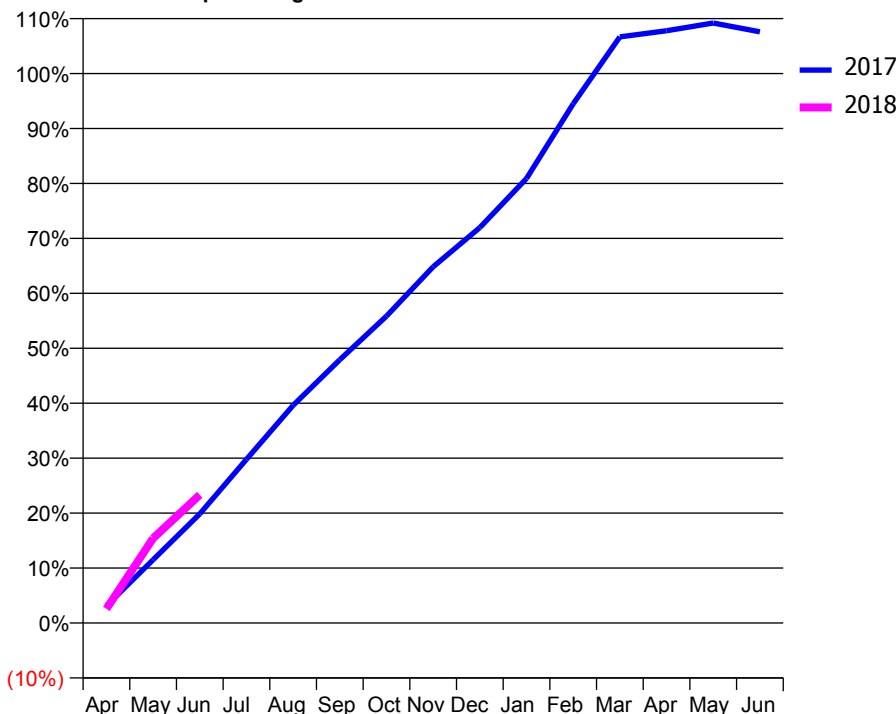
ACCESS*

Patients seen in 24 months	Total	Change since previous quarter
Quarter ending June 2016	7,334	
Quarter ending September 2016	7,684	↑
Quarter ending December 2016	7,886	↑
Quarter ending March 2017	8,308	↑
Quarter ending June 2017	9,091	↑
Variance since June 2016	24.0%	↑



ACTIVITY

Cumulative percentage of contracted UDA delivered 2017 & 2018



Month	Adjusted Scheduled Activity (UDA)	
	2017	2018
April	597	766
May	2,186	4,591
June	3,775	6,944
July	5,658	
August	7,525	
September	9,102	
October	10,611	
November	12,316	
December	13,675	
January	15,370	
February	17,951	
March	20,264	
April	20,480	
May	20,746	
June	20,443	

QUALITY

	Quantity	Base Number	Contract	AT	Region	England
% of FP17s for the same patient ID Re-attending within 3 months - Children	73	1,124	6.5%	10.0%	11.5%	12.0%
% of FP17s for the same patient ID Re-attending within 3 months - Adults	372	2,918	12.7%	15.4%	16.8%	16.0%
% of FP17s for the same patient ID Re-attending between 3 & 9 months - Children	673	1,124	59.9%	48.2%	47.3%	58.0%
% of FP17s for the same patient ID Re-attending between 3 & 9 months - Adults	1,340	2,918	45.9%	38.4%	38.3%	50.9%
% of FP17s for Band 1 Urgent Courses	390	3,676	10.6%	10.0%	10.7%	9.1%
% of FP17s Relating to Free Repair or Replacements	7	3,676	0.2%	0.6%	0.6%	0.8%
% of FP17s Relating to Continuations	7	3,676	0.2%	0.9%	0.8%	1.1%
% of Patients satisfied with the dentistry they have received	8	9	N/A	90.2%	89.8%	91.7%
% of Patients satisfied with the time they had to wait for an appointment	8	9	N/A	86.2%	83.6%	88.0%

* This is based on patients treated on this contract for their most recent course of treatment. Figures in italics indicate the base number of FP17s or Patient Questionnaire responses are less than 100. N/A is shown where the base number of responses is less than 10 during the period. % is calculated as Quantity/Base number*100

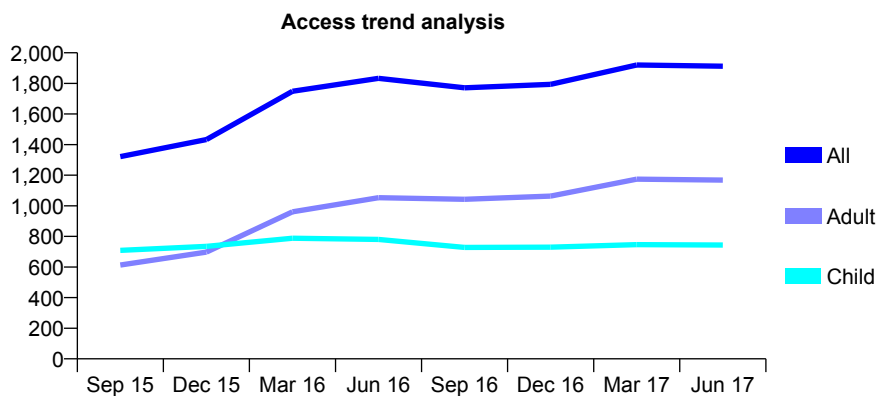
Q63 - Vital Signs At a Glance Contract Report for 195316/0003 - June 2017

Name or company name	MISS AR PATEL
Contract type name	GDS Contract
Purpose of contract	General
Contract start date	01/02/2014
Contract end date	

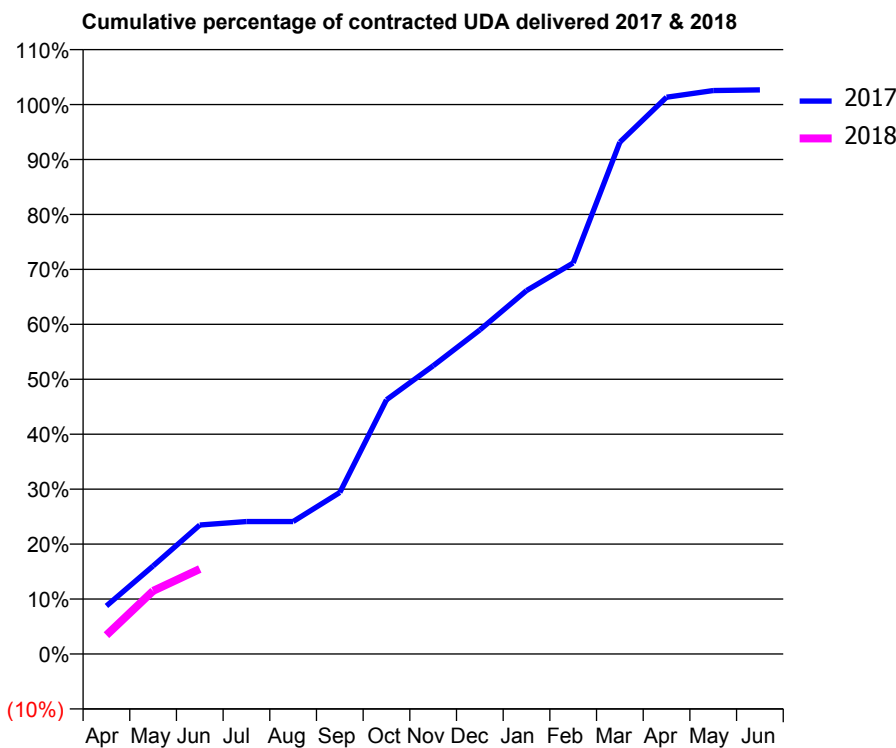
17/18 Contracted general activity (UDA)	3,846
Carry forward general activity (UDA)	0
17/18 Contracted orthodontic activity (UOA)	0
Carry forward orthodontic activity (UOA)	0
Baseline contract value	£103,682.17

ACCESS*

Patients seen in 24 months	Total	Change since previous quarter
Quarter ending June 2016	1,833	
Quarter ending September 2016	1,771	↓
Quarter ending December 2016	1,794	→
Quarter ending March 2017	1,920	↑
Quarter ending June 2017	1,912	→
Variance since June 2016	4.3%	↑



ACTIVITY



Month	Adjusted Scheduled Activity (UDA)	
	2017	2018
April	336	132
May	616	442
June	903	595
July	927	
August	927	
September	1,130	
October	1,779	
November	2,017	
December	2,268	
January	2,544	
February	2,737	
March	3,583	
April	3,897	
May	3,943	
June	3,948	

QUALITY

	Quantity	Base Number	Contract	AT	Region	England
% of FP17s for the same patient ID Re-attending within 3 months - Children	9	199	4.5%	10.0%	11.5%	12.0%
% of FP17s for the same patient ID Re-attending within 3 months - Adults	31	290	10.7%	15.4%	16.8%	16.0%
% of FP17s for the same patient ID Re-attending between 3 & 9 months - Children	102	199	51.3%	48.2%	47.3%	58.0%
% of FP17s for the same patient ID Re-attending between 3 & 9 months - Adults	120	290	41.4%	38.4%	38.3%	50.9%
% of FP17s for Band 1 Urgent Courses	10	340	2.9%	10.0%	10.7%	9.1%
% of FP17s Relating to Free Repair or Replacements	2	340	0.6%	0.6%	0.6%	0.8%
% of FP17s Relating to Continuations	0	340	0.0%	0.9%	0.8%	1.1%
% of Patients satisfied with the dentistry they have received	1	2	N/A	90.2%	89.8%	91.7%
% of Patients satisfied with the time they had to wait for an appointment	2	2	N/A	86.2%	83.6%	88.0%

* This is based on patients treated on this contract for their most recent course of treatment. Figures in italics indicate the base number of FP17s or Patient Questionnaire responses are less than 100. N/A is shown where the base number of responses is less than 10 during the period. % is calculated as Quantity/Base number*100

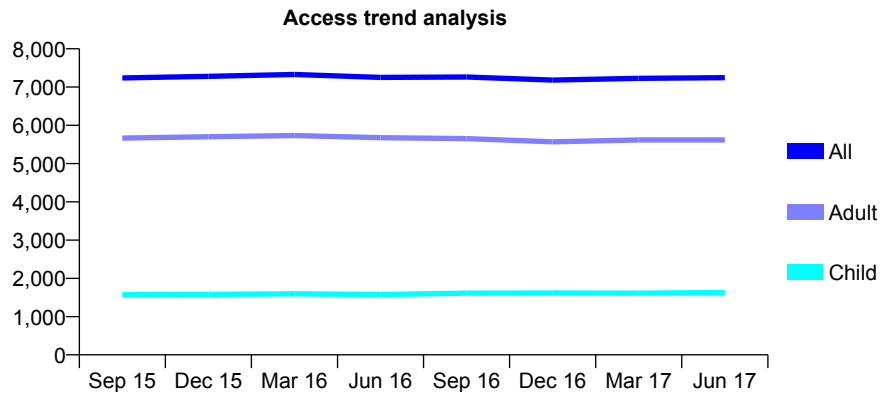
Q63 - Vital Signs At a Glance Contract Report for 196231/0001 - June 2017

Name or company name	Dr E Harunani and Dr MN Harunani
Contract type name	GDS Contract
Purpose of contract	General
Contract start date	01/12/2012
Contract end date	

17/18 Contracted general activity (UDA)	26,306
Carry forward general activity (UDA)	0
17/18 Contracted orthodontic activity (UOA)	0
Carry forward orthodontic activity (UOA)	0
Baseline contract value	£680,272.34

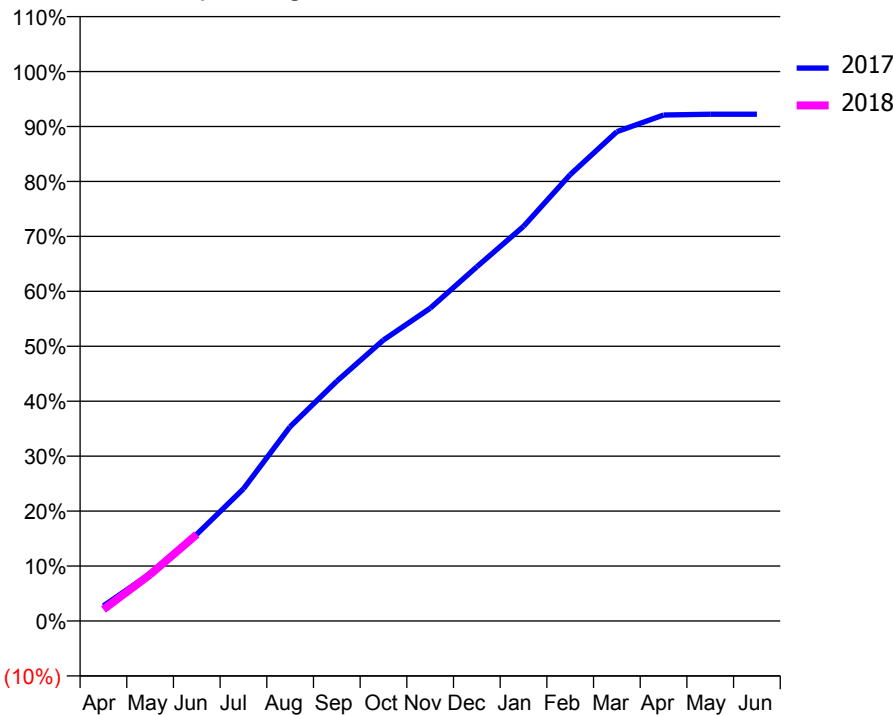
ACCESS*

Patients seen in 24 months	Total	Change since previous quarter
Quarter ending June 2016	7,254	
Quarter ending September 2016	7,264	→
Quarter ending December 2016	7,183	↓
Quarter ending March 2017	7,229	→
Quarter ending June 2017	7,246	→
Variance since June 2016	(0.1%)	→



ACTIVITY

Cumulative percentage of contracted UDA delivered 2017 & 2018



Month	Adjusted Scheduled Activity (UDA)	
	2017	2018
April	722	555
May	2,262	2,222
June	4,150	4,148
July	6,327	
August	9,304	
September	11,482	
October	13,454	
November	14,975	
December	16,958	
January	18,890	
February	21,370	
March	23,422	
April	24,222	
May	24,259	
June	24,260	

QUALITY

	Quantity	Base Number	Contract	AT	Region	England
% of FP17s for the same patient ID Re-attending within 3 months - Children	30	409	7.3%	10.0%	11.5%	12.0%
% of FP17s for the same patient ID Re-attending within 3 months - Adults	101	1,115	9.1%	15.4%	16.8%	16.0%
% of FP17s for the same patient ID Re-attending between 3 & 9 months - Children	144	409	35.2%	48.2%	47.3%	58.0%
% of FP17s for the same patient ID Re-attending between 3 & 9 months - Adults	342	1,115	30.7%	38.4%	38.3%	50.9%
% of FP17s for Band 1 Urgent Courses	140	1,285	10.9%	10.0%	10.7%	9.1%
% of FP17s Relating to Free Repair or Replacements	0	1,285	0.0%	0.6%	0.6%	0.8%
% of FP17s Relating to Continuations	5	1,285	0.4%	0.9%	0.8%	1.1%
% of Patients satisfied with the dentistry they have received	7	8	N/A	90.2%	89.8%	91.7%
% of Patients satisfied with the time they had to wait for an appointment	7	8	N/A	86.2%	83.6%	88.0%

* This is based on patients treated on this contract for their most recent course of treatment. Figures in italics indicate the base number of FP17s or Patient Questionnaire responses are less than 100. N/A is shown where the base number of responses is less than 10 during the period. % is calculated as Quantity/Base number*100

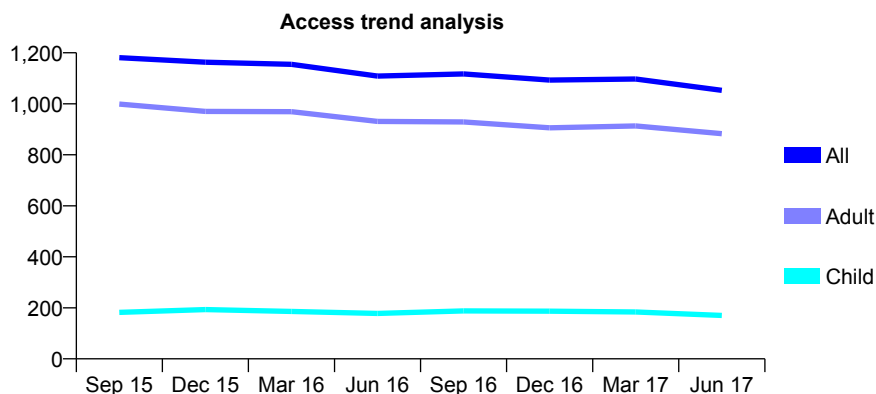
Q63 - Vital Signs At a Glance Contract Report for 196932/0001 - June 2017

Name or company name	Miss C McCarthy & Miss M McCarthy
Contract type name	GDS Contract
Purpose of contract	General
Contract start date	01/08/2010
Contract end date	

17/18 Contracted general activity (UDA)	2,200
Carry forward general activity (UDA)	0
17/18 Contracted orthodontic activity (UOA)	0
Carry forward orthodontic activity (UOA)	0
Baseline contract value	£56,566.68

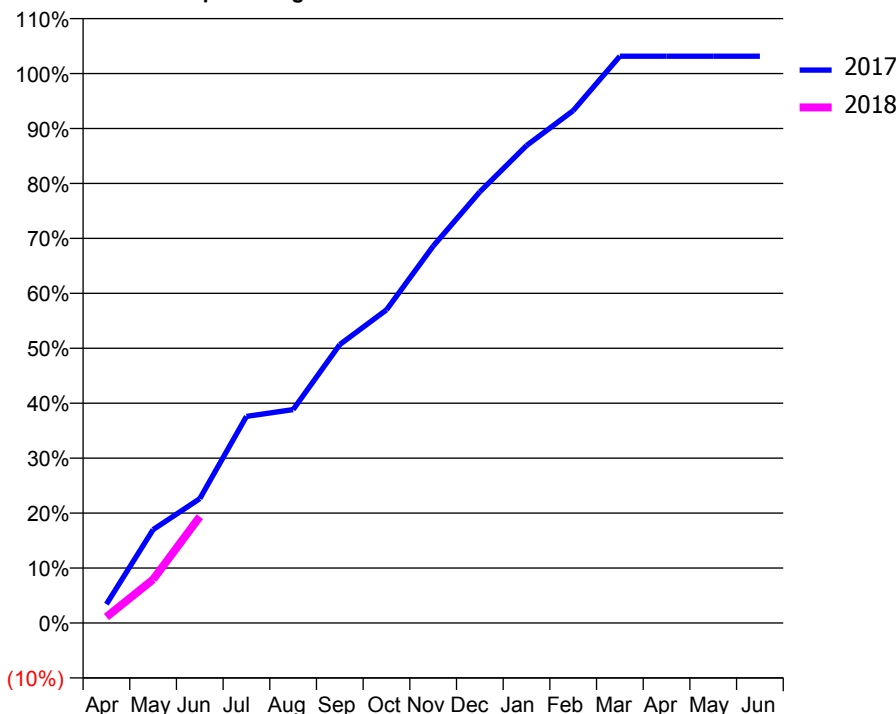
ACCESS*

Patients seen in 24 months	Total	Change since previous quarter
Quarter ending June 2016	1,109	
Quarter ending September 2016	1,117	→
Quarter ending December 2016	1,093	↓
Quarter ending March 2017	1,097	→
Quarter ending June 2017	1,053	↓
Variance since June 2016	(5.0%)	↓



ACTIVITY

Cumulative percentage of contracted UDA delivered 2017 & 2018



Adjusted Scheduled Activity (UDA)

Month	2017	2018
April	75	24
May	374	174
June	498	426
July	827	
August	855	
September	1,115	
October	1,254	
November	1,509	
December	1,726	
January	1,912	
February	2,051	
March	2,269	
April	2,269	
May	2,269	
June	2,269	

QUALITY

	Quantity	Base Number	Contract	AT	Region	England
% of FP17s for the same patient ID Re-attending within 3 months - Children	0	36	0.0%	10.0%	11.5%	12.0%
% of FP17s for the same patient ID Re-attending within 3 months - Adults	3	228	1.3%	15.4%	16.8%	16.0%
% of FP17s for the same patient ID Re-attending between 3 & 9 months - Children	19	36	52.8%	48.2%	47.3%	58.0%
% of FP17s for the same patient ID Re-attending between 3 & 9 months - Adults	139	228	61.0%	38.4%	38.3%	50.9%
% of FP17s for Band 1 Urgent Courses	10	264	3.8%	10.0%	10.7%	9.1%
% of FP17s Relating to Free Repair or Replacements	0	264	0.0%	0.6%	0.6%	0.8%
% of FP17s Relating to Continuations	0	264	0.0%	0.9%	0.8%	1.1%
% of Patients satisfied with the dentistry they have received	0	0	N/A	90.2%	89.8%	91.7%
% of Patients satisfied with the time they had to wait for an appointment	0	0	N/A	86.2%	83.6%	88.0%

* This is based on patients treated on this contract for their most recent course of treatment. Figures in italics indicate the base number of FP17s or Patient Questionnaire responses are less than 100. N/A is shown where the base number of responses is less than 10 during the period. % is calculated as Quantity/Base number*100

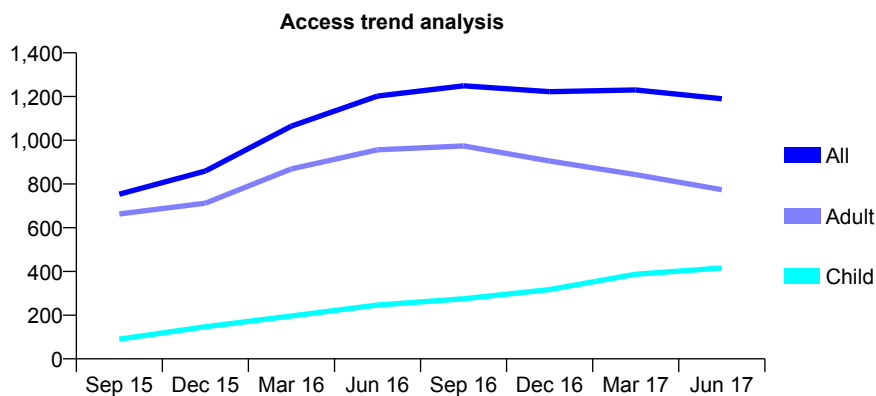
Q63 - Vital Signs At a Glance Contract Report for 198544/0001 - June 2017

Name or company name	Dr Zuleyha Cetinkaya DUZGUNOGLU
Contract type name	GDS Contract
Purpose of contract	General
Contract start date	01/06/2014
Contract end date	

17/18 Contracted general activity (UDA)	2,200
Carry forward general activity (UDA)	0
17/18 Contracted orthodontic activity (UOA)	0
Carry forward orthodontic activity (UOA)	0
Baseline contract value	£70,027.70

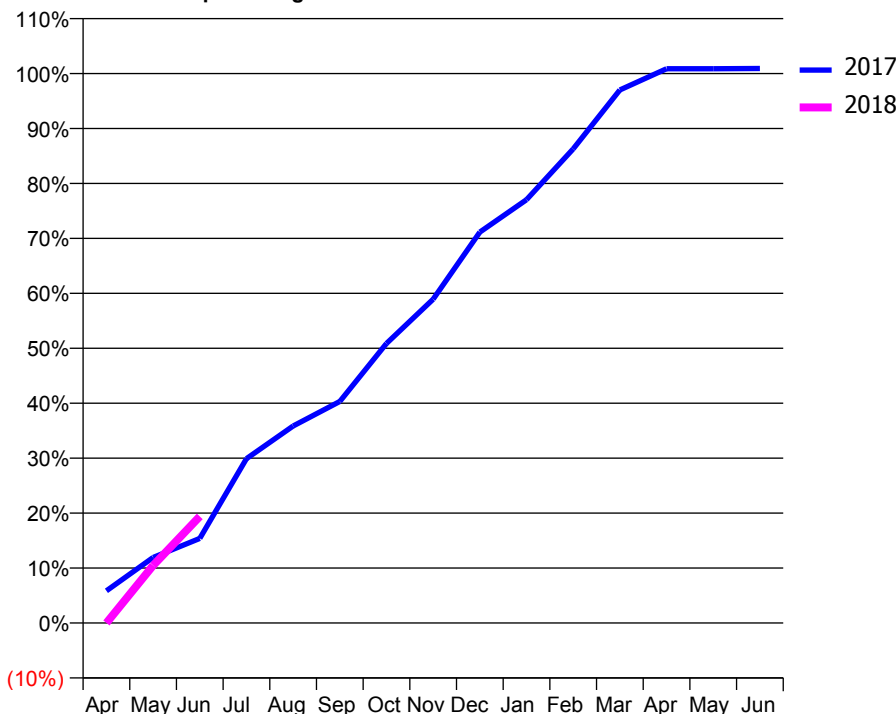
ACCESS*

Patients seen in 24 months	Total	Change since previous quarter
Quarter ending June 2016	1,202	
Quarter ending September 2016	1,249	↑
Quarter ending December 2016	1,222	↓
Quarter ending March 2017	1,230	→
Quarter ending June 2017	1,190	↓
Variance since June 2016	(1.0%)	→



ACTIVITY

Cumulative percentage of contracted UDA delivered 2017 & 2018



Adjusted Scheduled Activity (UDA)

Month	2017	2018
April	129	0
May	262	230
June	339	427
July	658	
August	789	
September	887	
October	1,119	
November	1,297	
December	1,565	
January	1,695	
February	1,898	
March	2,134	
April	2,219	
May	2,219	
June	2,220	

QUALITY

	Quantity	Base Number	Contract	AT	Region	England
% of FP17s for the same patient ID Re-attending within 3 months - Children	9	145	6.2%	10.0%	11.5%	12.0%
% of FP17s for the same patient ID Re-attending within 3 months - Adults	14	175	8.0%	15.4%	16.8%	16.0%
% of FP17s for the same patient ID Re-attending between 3 & 9 months - Children	64	145	44.1%	48.2%	47.3%	58.0%
% of FP17s for the same patient ID Re-attending between 3 & 9 months - Adults	85	175	48.6%	38.4%	38.3%	50.9%
% of FP17s for Band 1 Urgent Courses	14	257	5.4%	10.0%	10.7%	9.1%
% of FP17s Relating to Free Repair or Replacements	0	257	0.0%	0.6%	0.6%	0.8%
% of FP17s Relating to Continuations	0	257	0.0%	0.9%	0.8%	1.1%
% of Patients satisfied with the dentistry they have received	1	1	N/A	90.2%	89.8%	91.7%
% of Patients satisfied with the time they had to wait for an appointment	1	1	N/A	86.2%	83.6%	88.0%

* This is based on patients treated on this contract for their most recent course of treatment. Figures in italics indicate the base number of FP17s or Patient Questionnaire responses are less than 100. N/A is shown where the base number of responses is less than 10 during the period. % is calculated as Quantity/Base number*100

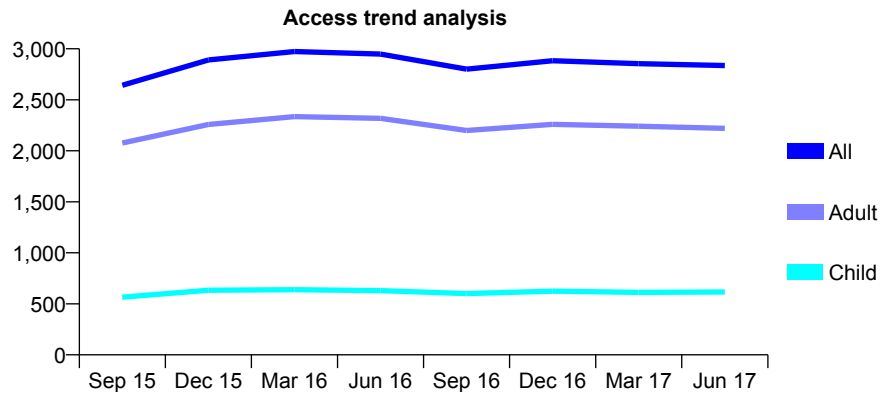
Q63 - Vital Signs At a Glance Contract Report for 198897/0001 - June 2017

Name or company name	Dr D Patel and Dr K Patel
Contract type name	GDS Contract
Purpose of contract	General
Contract start date	01/11/2013
Contract end date	

17/18 Contracted general activity (UDA)	13,000
Carry forward general activity (UDA)	0
17/18 Contracted orthodontic activity (UOA)	0
Carry forward orthodontic activity (UOA)	0
Baseline contract value	£329,311.49

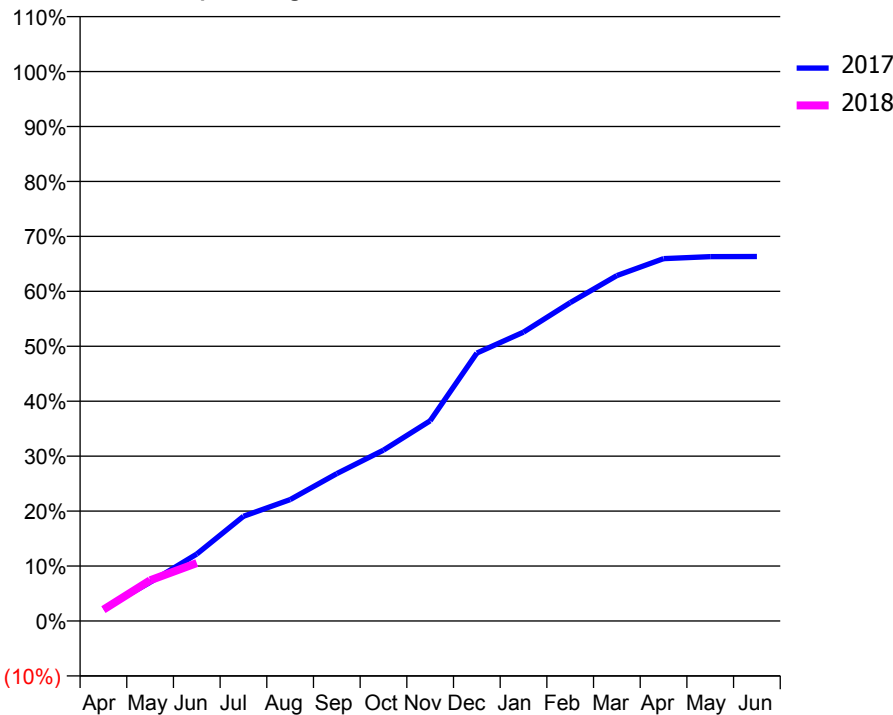
ACCESS*

Patients seen in 24 months	Total	Change since previous quarter
Quarter ending June 2016	2,948	
Quarter ending September 2016	2,800	↓
Quarter ending December 2016	2,883	↑
Quarter ending March 2017	2,854	↓
Quarter ending June 2017	2,836	→
Variance since June 2016	(3.8%)	↓



ACTIVITY

Cumulative percentage of contracted UDA delivered 2017 & 2018



Month	Adjusted Scheduled Activity (UDA)	
	2017	2018
April	287	271
May	917	963
June	1,586	1,372
July	2,478	
August	2,874	
September	3,487	
October	4,043	
November	4,737	
December	6,340	
January	6,836	
February	7,531	
March	8,171	
April	8,573	
May	8,621	
June	8,624	

QUALITY

	Quantity	Base Number	Contract	AT	Region	England
% of FP17s for the same patient ID Re-attending within 3 months - Children	11	130	8.5%	10.0%	11.5%	12.0%
% of FP17s for the same patient ID Re-attending within 3 months - Adults	55	453	12.1%	15.4%	16.8%	16.0%
% of FP17s for the same patient ID Re-attending between 3 & 9 months - Children	47	130	36.2%	48.2%	47.3%	58.0%
% of FP17s for the same patient ID Re-attending between 3 & 9 months - Adults	163	453	36.0%	38.4%	38.3%	50.9%
% of FP17s for Band 1 Urgent Courses	41	466	8.8%	10.0%	10.7%	9.1%
% of FP17s Relating to Free Repair or Replacements	7	466	1.5%	0.6%	0.6%	0.8%
% of FP17s Relating to Continuations	16	466	3.4%	0.9%	0.8%	1.1%
% of Patients satisfied with the dentistry they have received	4	4	N/A	90.2%	89.8%	91.7%
% of Patients satisfied with the time they had to wait for an appointment	4	4	N/A	86.2%	83.6%	88.0%

* This is based on patients treated on this contract for their most recent course of treatment. Figures in italics indicate the base number of FP17s or Patient Questionnaire responses are less than 100. N/A is shown where the base number of responses is less than 10 during the period. % is calculated as Quantity/Base number*100

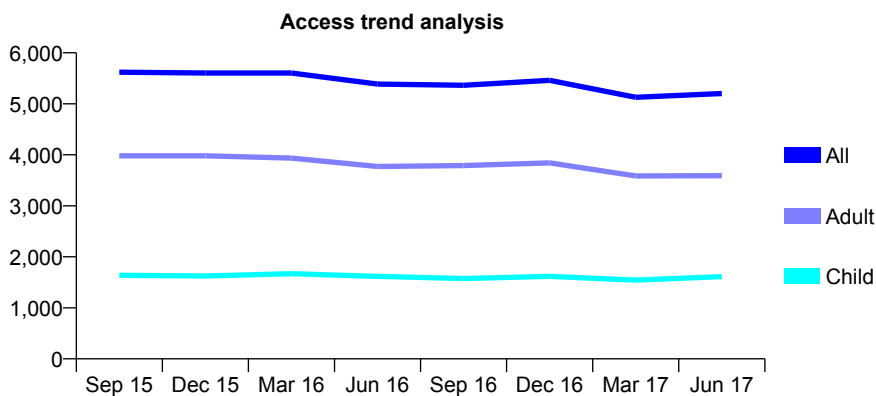
Q63 - Vital Signs At a Glance Contract Report for 198943/0001 - June 2017

Name or company name	P S Photay & Associates
Contract type name	GDS Contract
Purpose of contract	General
Contract start date	01/10/2013
Contract end date	

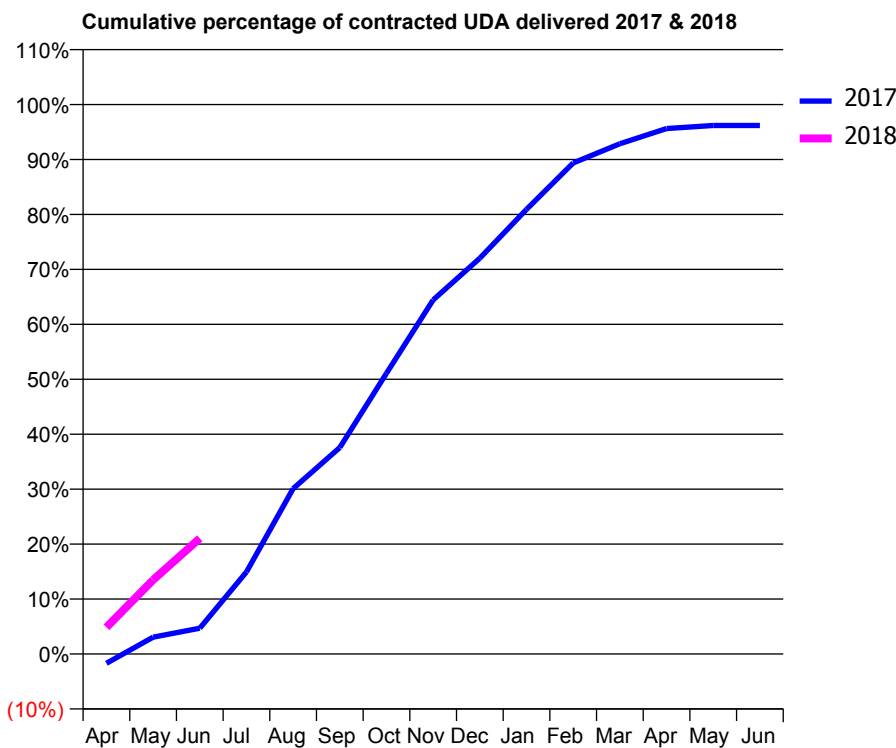
17/18 Contracted general activity (UDA)	16,824
Carry forward general activity (UDA)	0
17/18 Contracted orthodontic activity (UOA)	0
Carry forward orthodontic activity (UOA)	0
Baseline contract value	£430,143.99

ACCESS*

Patients seen in 24 months	Total	Change since previous quarter
Quarter ending June 2016	5,388	
Quarter ending September 2016	5,363	→
Quarter ending December 2016	5,460	→
Quarter ending March 2017	5,128	↓
Quarter ending June 2017	5,202	→
Variance since June 2016	(3.5%)	↓



ACTIVITY



Month	Adjusted Scheduled Activity (UDA)	
	2017	2018
April	-287	818
May	515	2,266
June	789	3,542
July	2,514	
August	5,065	
September	6,321	
October	8,596	
November	10,843	
December	12,119	
January	13,613	
February	15,034	
March	15,620	
April	16,087	
May	16,184	
June	16,184	

QUALITY

	Quantity	Base Number	Contract	AT	Region	England
% of FP17s for the same patient ID Re-attending within 3 months - Children	40	486	8.2%	10.0%	11.5%	12.0%
% of FP17s for the same patient ID Re-attending within 3 months - Adults	104	813	12.8%	15.4%	16.8%	16.0%
% of FP17s for the same patient ID Re-attending between 3 & 9 months - Children	193	486	39.7%	48.2%	47.3%	58.0%
% of FP17s for the same patient ID Re-attending between 3 & 9 months - Adults	219	813	26.9%	38.4%	38.3%	50.9%
% of FP17s for Band 1 Urgent Courses	175	1,098	15.9%	10.0%	10.7%	9.1%
% of FP17s Relating to Free Repair or Replacements	0	1,098	0.0%	0.6%	0.6%	0.8%
% of FP17s Relating to Continuations	6	1,098	0.5%	0.9%	0.8%	1.1%
% of Patients satisfied with the dentistry they have received	10	11	90.9%	90.2%	89.8%	91.7%
% of Patients satisfied with the time they had to wait for an appointment	9	11	81.8%	86.2%	83.6%	88.0%

* This is based on patients treated on this contract for their most recent course of treatment. Figures in italics indicate the base number of FP17s or Patient Questionnaire responses are less than 100. N/A is shown where the base number of responses is less than 10 during the period. % is calculated as Quantity/Base number*100

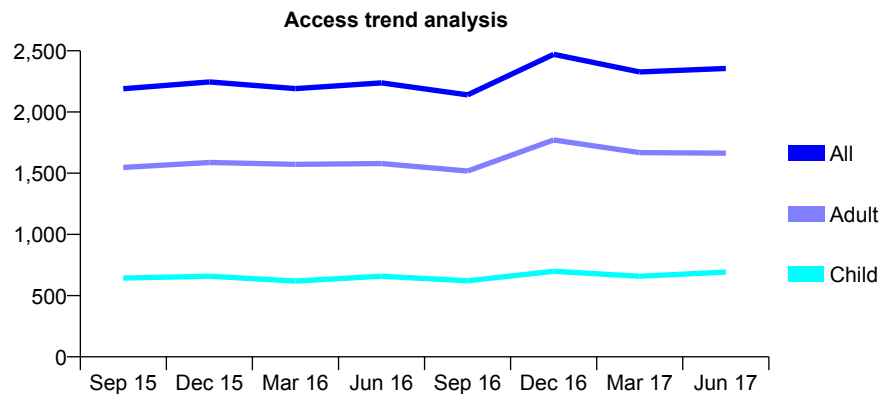
Q63 - Vital Signs At a Glance Contract Report for 198943/0002 - June 2017

Name or company name	P S Photay & Associates
Contract type name	GDS Contract
Purpose of contract	General
Contract start date	01/10/2013
Contract end date	

17/18 Contracted general activity (UDA)	8,520
Carry forward general activity (UDA)	0
17/18 Contracted orthodontic activity (UOA)	0
Carry forward orthodontic activity (UOA)	0
Baseline contract value	£218,922.40

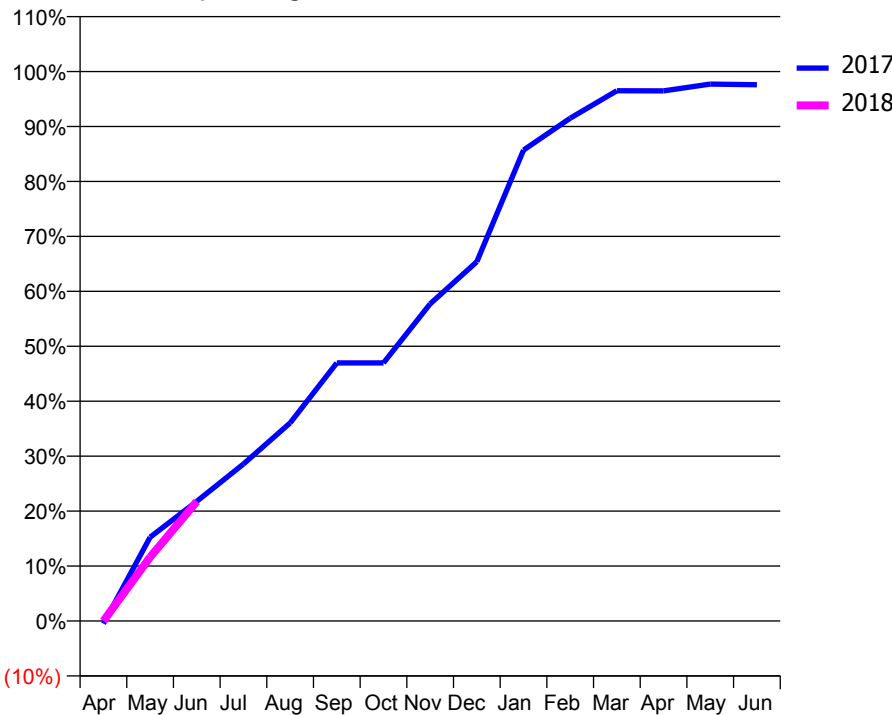
ACCESS*

Patients seen in 24 months	Total	Change since previous quarter
Quarter ending June 2016	2,238	
Quarter ending September 2016	2,140	↓
Quarter ending December 2016	2,471	↑
Quarter ending March 2017	2,327	↓
Quarter ending June 2017	2,356	→
Variance since June 2016	5.3%	↑



ACTIVITY

Cumulative percentage of contracted UDA delivered 2017 & 2018



Month	Adjusted Scheduled Activity (UDA)	
	2017	2018
April	-43	0
May	1,299	992
June	1,855	1,854
July	2,435	
August	3,072	
September	4,001	
October	4,001	
November	4,917	
December	5,571	
January	7,302	
February	7,795	
March	8,222	
April	8,219	
May	8,325	
June	8,316	

QUALITY

	Quantity	Base Number	Contract	AT	Region	England
% of FP17s for the same patient ID Re-attending within 3 months - Children	4	243	1.6%	10.0%	11.5%	12.0%
% of FP17s for the same patient ID Re-attending within 3 months - Adults	21	405	5.2%	15.4%	16.8%	16.0%
% of FP17s for the same patient ID Re-attending between 3 & 9 months - Children	103	243	42.4%	48.2%	47.3%	58.0%
% of FP17s for the same patient ID Re-attending between 3 & 9 months - Adults	127	405	31.4%	38.4%	38.3%	50.9%
% of FP17s for Band 1 Urgent Courses	103	612	16.8%	10.0%	10.7%	9.1%
% of FP17s Relating to Free Repair or Replacements	0	612	0.0%	0.6%	0.6%	0.8%
% of FP17s Relating to Continuations	0	612	0.0%	0.9%	0.8%	1.1%
% of Patients satisfied with the dentistry they have received	3	3	N/A	90.2%	89.8%	91.7%
% of Patients satisfied with the time they had to wait for an appointment	3	3	N/A	86.2%	83.6%	88.0%

* This is based on patients treated on this contract for their most recent course of treatment. Figures in italics indicate the base number of FP17s or Patient Questionnaire responses are less than 100. N/A is shown where the base number of responses is less than 10 during the period. % is calculated as Quantity/Base number*100

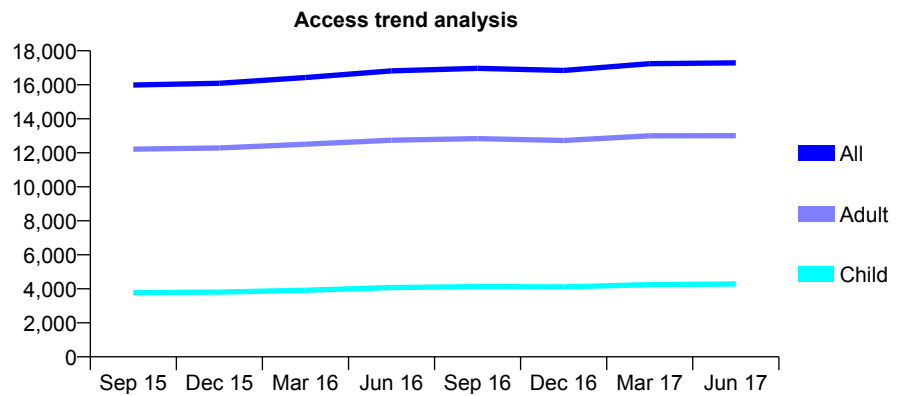
Q63 - Vital Signs At a Glance Contract Report for 199214/0001 - June 2017

Name or company name	L. Ziman & Associates
Contract type name	GDS Contract
Purpose of contract	General
Contract start date	01/04/2013
Contract end date	

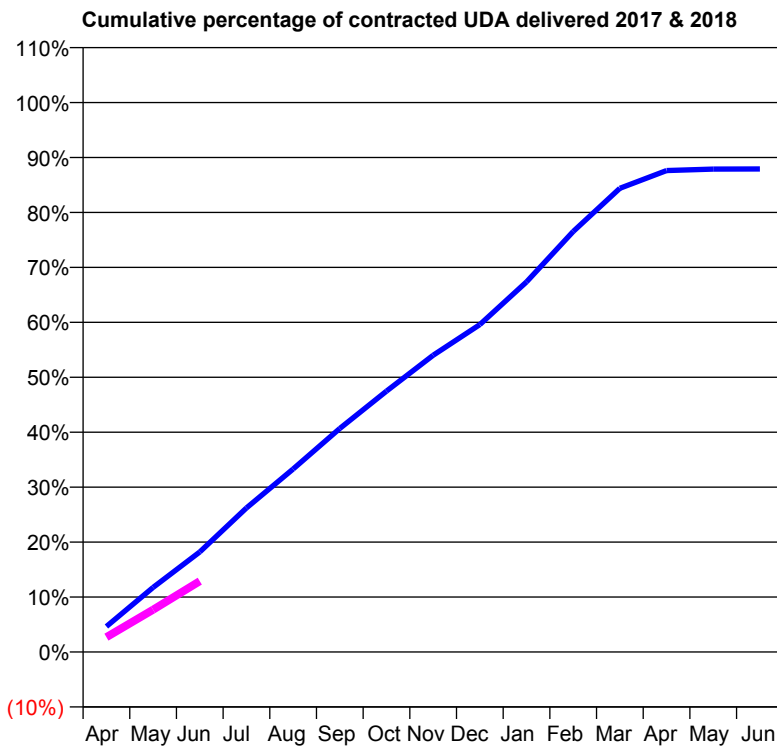
17/18 Contracted general activity (UDA)	51,912
Carry forward general activity (UDA)	0
17/18 Contracted orthodontic activity (UOA)	0
Carry forward orthodontic activity (UOA)	0
Baseline contract value	£1,318,291.56

ACCESS*

Patients seen in 24 months	Total	Change since previous quarter
Quarter ending June 2016	16,819	
Quarter ending September 2016	16,966	→
Quarter ending December 2016	16,840	→
Quarter ending March 2017	17,247	↑
Quarter ending June 2017	17,294	→
Variance since June 2016	2.8%	↑



ACTIVITY



Month	Adjusted Scheduled Activity (UDA)	
	2017	2018
April	2,406	1,401
May	6,109	4,000
June	9,452	6,698
July	13,614	
August	17,286	
September	21,117	
October	24,645	
November	28,031	
December	30,931	
January	34,959	
February	39,731	
March	43,803	
April	45,486	
May	45,618	
June	45,635	

QUALITY

	Quantity	Base Number	Contract	AT	Region	England
% of FP17s for the same patient ID Re-attending within 3 months - Children	67	1,139	5.9%	10.0%	11.5%	12.0%
% of FP17s for the same patient ID Re-attending within 3 months - Adults	293	2,747	10.7%	15.4%	16.8%	16.0%
% of FP17s for the same patient ID Re-attending between 3 & 9 months - Children	696	1,139	61.1%	48.2%	47.3%	58.0%
% of FP17s for the same patient ID Re-attending between 3 & 9 months - Adults	1,221	2,747	44.4%	38.4%	38.3%	50.9%
% of FP17s for Band 1 Urgent Courses	235	3,077	7.6%	10.0%	10.7%	9.1%
% of FP17s Relating to Free Repair or Replacements	29	3,077	0.9%	0.6%	0.6%	0.8%
% of FP17s Relating to Continuations	6	3,077	0.2%	0.9%	0.8%	1.1%
% of Patients satisfied with the dentistry they have received	7	8	N/A	90.2%	89.8%	91.7%
% of Patients satisfied with the time they had to wait for an appointment	7	8	N/A	86.2%	83.6%	88.0%

* This is based on patients treated on this contract for their most recent course of treatment. Figures in italics indicate the base number of FP17s or Patient Questionnaire responses are less than 100. N/A is shown where the base number of responses is less than 10 during the period. % is calculated as Quantity/Base number*100

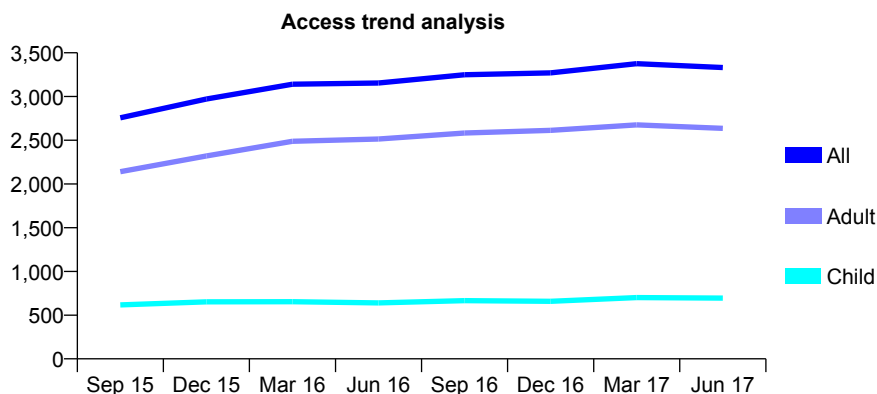
Q63 - Vital Signs At a Glance Contract Report for 199249/0001 - June 2017

Name or company name	Maxident Limited
Contract type name	GDS Contract
Purpose of contract	General
Contract start date	01/03/2011
Contract end date	

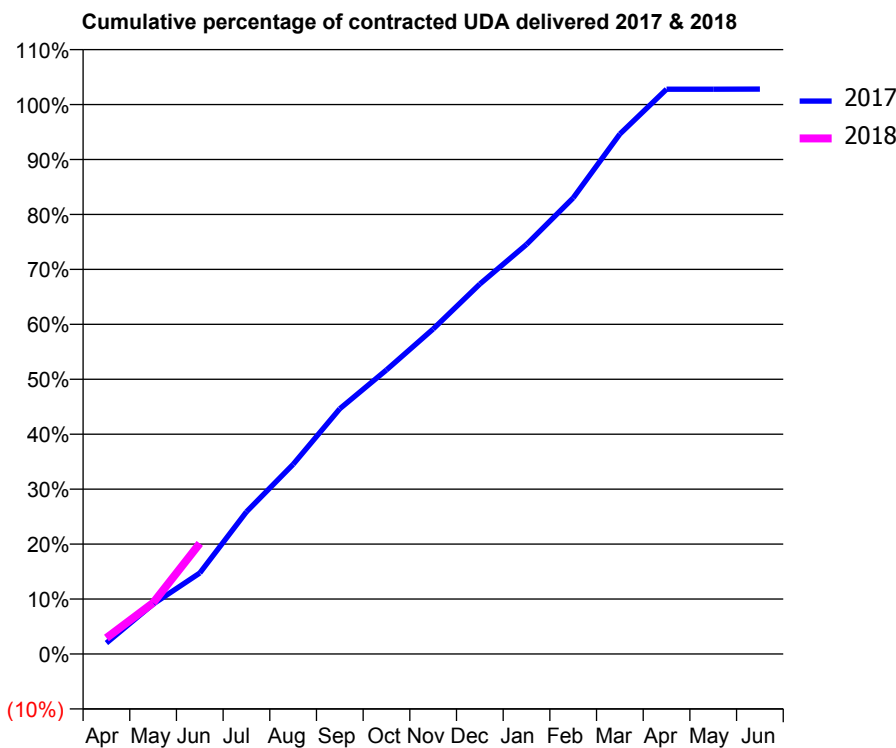
17/18 Contracted general activity (UDA)	9,489
Carry forward general activity (UDA)	0
17/18 Contracted orthodontic activity (UOA)	0
Carry forward orthodontic activity (UOA)	0
Baseline contract value	£267,315.01

ACCESS*

Patients seen in 24 months	Total	Change since previous quarter
Quarter ending June 2016	3,154	
Quarter ending September 2016	3,249	↑
Quarter ending December 2016	3,271	→
Quarter ending March 2017	3,376	↑
Quarter ending June 2017	3,331	↓
Variance since June 2016	5.6%	↑



ACTIVITY



Month	Adjusted Scheduled Activity (UDA)	
	2017	2018
April	190	277
May	863	884
June	1,400	1,910
July	2,456	
August	3,275	
September	4,235	
October	4,907	
November	5,612	
December	6,389	
January	7,072	
February	7,877	
March	8,979	
April	9,754	
May	9,754	
June	9,755	

QUALITY

	Quantity	Base Number	Contract	AT	Region	England
% of FP17s for the same patient ID Re-attending within 3 months - Children	10	177	5.6%	10.0%	11.5%	12.0%
% of FP17s for the same patient ID Re-attending within 3 months - Adults	107	603	17.7%	15.4%	16.8%	16.0%
% of FP17s for the same patient ID Re-attending between 3 & 9 months - Children	50	177	28.2%	48.2%	47.3%	58.0%
% of FP17s for the same patient ID Re-attending between 3 & 9 months - Adults	176	603	29.2%	38.4%	38.3%	50.9%
% of FP17s for Band 1 Urgent Courses	45	589	7.6%	10.0%	10.7%	9.1%
% of FP17s Relating to Free Repair or Replacements	0	589	0.0%	0.6%	0.6%	0.8%
% of FP17s Relating to Continuations	0	589	0.0%	0.9%	0.8%	1.1%
% of Patients satisfied with the dentistry they have received	2	2	N/A	90.2%	89.8%	91.7%
% of Patients satisfied with the time they had to wait for an appointment	2	2	N/A	86.2%	83.6%	88.0%

* This is based on patients treated on this contract for their most recent course of treatment. Figures in italics indicate the base number of FP17s or Patient Questionnaire responses are less than 100. N/A is shown where the base number of responses is less than 10 during the period. % is calculated as Quantity/Base number*100

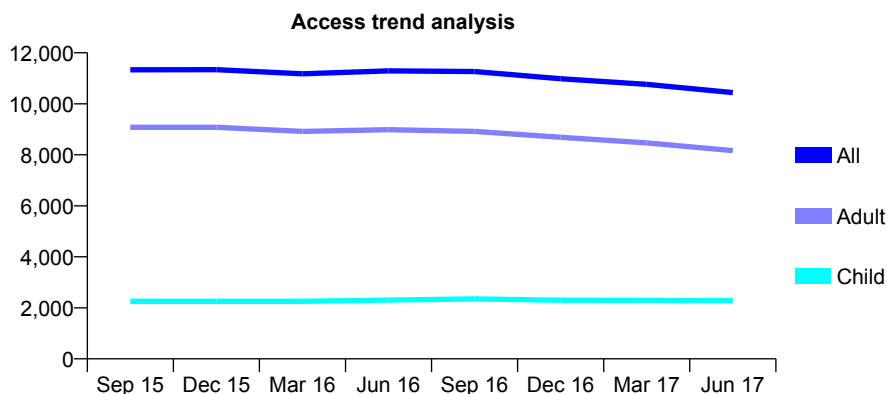
Q63 - Vital Signs At a Glance Contract Report for 199443/0001 - June 2017

Name or company name	Namta Ltd
Contract type name	GDS Contract
Purpose of contract	General
Contract start date	01/04/2011
Contract end date	

17/18 Contracted general activity (UDA)	26,885
Carry forward general activity (UDA)	0
17/18 Contracted orthodontic activity (UOA)	0
Carry forward orthodontic activity (UOA)	0
Baseline contract value	£711,049.44

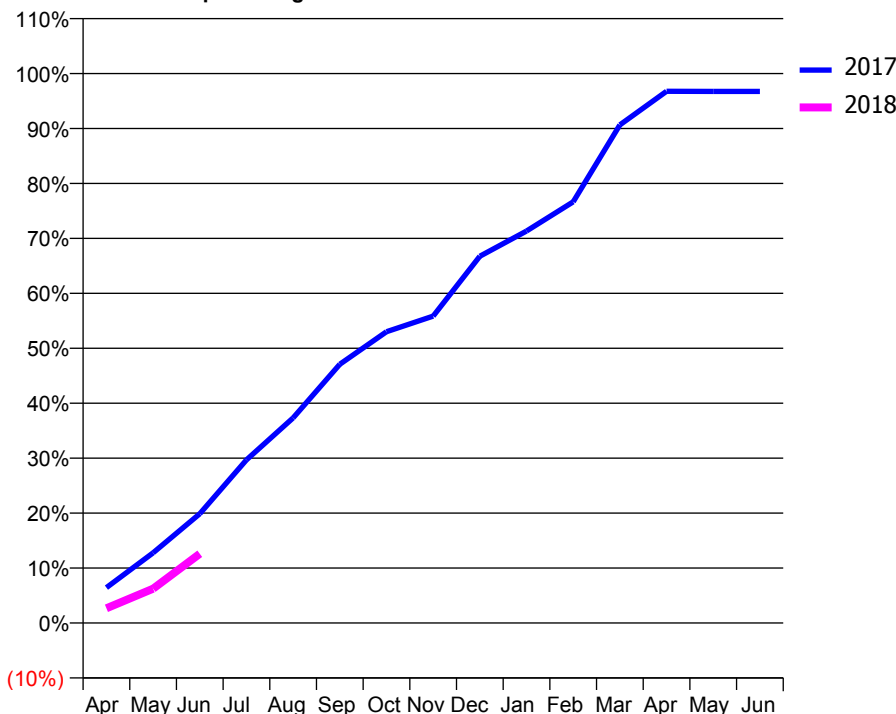
ACCESS*

Patients seen in 24 months	Total	Change since previous quarter
Quarter ending June 2016	11,292	
Quarter ending September 2016	11,267	→
Quarter ending December 2016	10,984	↓
Quarter ending March 2017	10,761	↓
Quarter ending June 2017	10,441	↓
Variance since June 2016	(7.5%)	↓



ACTIVITY

Cumulative percentage of contracted UDA delivered 2017 & 2018



Adjusted Scheduled Activity (UDA)

Month	2017	2018
April	1,729	720
May	3,438	1,677
June	5,344	3,391
July	7,981	
August	10,038	
September	12,661	
October	14,250	
November	15,018	
December	17,943	
January	19,180	
February	20,606	
March	24,374	
April	26,014	
May	26,009	
June	26,010	

QUALITY

	Quantity	Base Number	Contract	AT	Region	England
% of FP17s for the same patient ID Re-attending within 3 months - Children	60	689	8.7%	10.0%	11.5%	12.0%
% of FP17s for the same patient ID Re-attending within 3 months - Adults	260	1,786	14.6%	15.4%	16.8%	16.0%
% of FP17s for the same patient ID Re-attending between 3 & 9 months - Children	279	689	40.5%	48.2%	47.3%	58.0%
% of FP17s for the same patient ID Re-attending between 3 & 9 months - Adults	612	1,786	34.3%	38.4%	38.3%	50.9%
% of FP17s for Band 1 Urgent Courses	292	1,790	16.3%	10.0%	10.7%	9.1%
% of FP17s Relating to Free Repair or Replacements	11	1,790	0.6%	0.6%	0.6%	0.8%
% of FP17s Relating to Continuations	1	1,790	0.1%	0.9%	0.8%	1.1%
% of Patients satisfied with the dentistry they have received	10	11	90.9%	90.2%	89.8%	91.7%
% of Patients satisfied with the time they had to wait for an appointment	10	11	90.9%	86.2%	83.6%	88.0%

* This is based on patients treated on this contract for their most recent course of treatment. Figures in italics indicate the base number of FP17s or Patient Questionnaire responses are less than 100. N/A is shown where the base number of responses is less than 10 during the period. % is calculated as Quantity/Base number*100

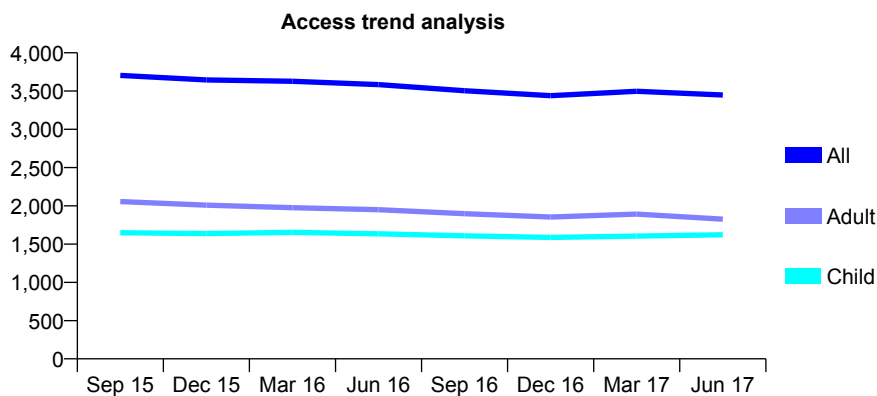
Q63 - Vital Signs At a Glance Contract Report for 199826/0001 - June 2017

Name or company name	FEARNS LIMITED
Contract type name	GDS Contract
Purpose of contract	General
Contract start date	01/03/2009
Contract end date	

17/18 Contracted general activity (UDA)	6,400
Carry forward general activity (UDA)	0
17/18 Contracted orthodontic activity (UOA)	0
Carry forward orthodontic activity (UOA)	0
Baseline contract value	£149,058.13

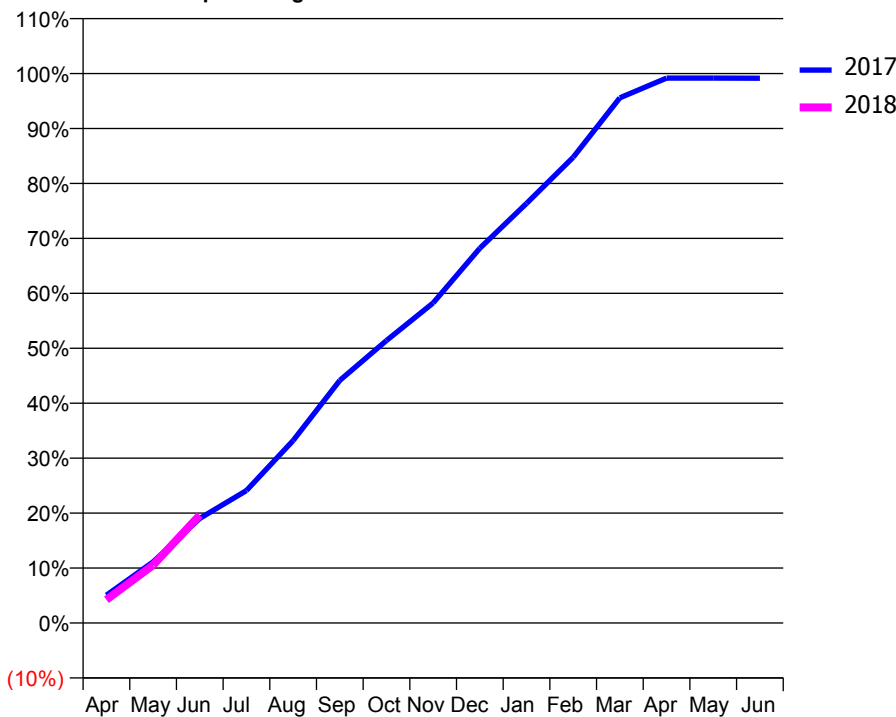
ACCESS*

Patients seen in 24 months	Total	Change since previous quarter
Quarter ending June 2016	3,584	
Quarter ending September 2016	3,505	↓
Quarter ending December 2016	3,440	↓
Quarter ending March 2017	3,497	→
Quarter ending June 2017	3,448	↓
Variance since June 2016	(3.8%)	↓



ACTIVITY

Cumulative percentage of contracted UDA delivered 2017 & 2018



Adjusted Scheduled Activity (UDA)		
Month	2017	2018
April	323	271
May	711	675
June	1,218	1,258
July	1,543	
August	2,125	
September	2,826	
October	3,291	
November	3,728	
December	4,365	
January	4,887	
February	5,425	
March	6,116	
April	6,347	
May	6,347	
June	6,344	

QUALITY

	Quantity	Base Number	Contract	AT	Region	England
% of FP17s for the same patient ID Re-attending within 3 months - Children	34	636	5.3%	10.0%	11.5%	12.0%
% of FP17s for the same patient ID Re-attending within 3 months - Adults	82	463	17.7%	15.4%	16.8%	16.0%
% of FP17s for the same patient ID Re-attending between 3 & 9 months - Children	437	636	68.7%	48.2%	47.3%	58.0%
% of FP17s for the same patient ID Re-attending between 3 & 9 months - Adults	209	463	45.1%	38.4%	38.3%	50.9%
% of FP17s for Band 1 Urgent Courses	39	694	5.6%	10.0%	10.7%	9.1%
% of FP17s Relating to Free Repair or Replacements	3	694	0.4%	0.6%	0.6%	0.8%
% of FP17s Relating to Continuations	0	694	0.0%	0.9%	0.8%	1.1%
% of Patients satisfied with the dentistry they have received	4	5	N/A	90.2%	89.8%	91.7%
% of Patients satisfied with the time they had to wait for an appointment	3	5	N/A	86.2%	83.6%	88.0%

* This is based on patients treated on this contract for their most recent course of treatment. Figures in italics indicate the base number of FP17s or Patient Questionnaire responses are less than 100. N/A is shown where the base number of responses is less than 10 during the period. % is calculated as Quantity/Base number*100

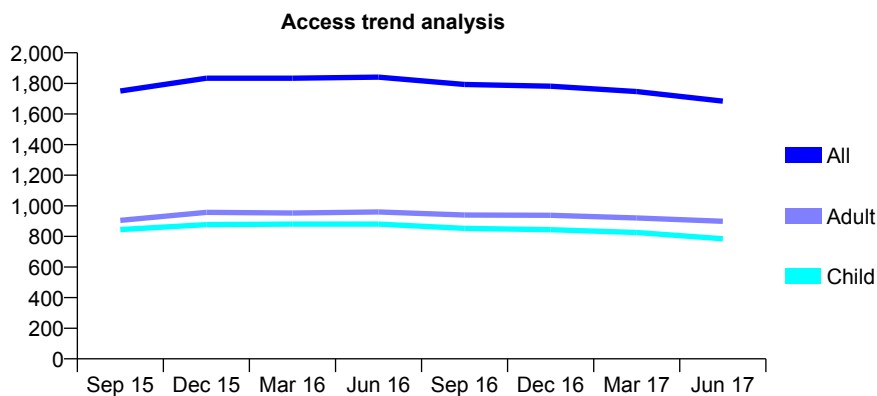
Q63 - Vital Signs At a Glance Contract Report for 204307/0002 - June 2017

Name or company name	MR RN SILVERSTONE
Contract type name	GDS Contract
Purpose of contract	General
Contract start date	16/12/2013
Contract end date	

17/18 Contracted general activity (UDA)	7,500
Carry forward general activity (UDA)	0
17/18 Contracted orthodontic activity (UOA)	0
Carry forward orthodontic activity (UOA)	0
Baseline contract value	£266,128.19

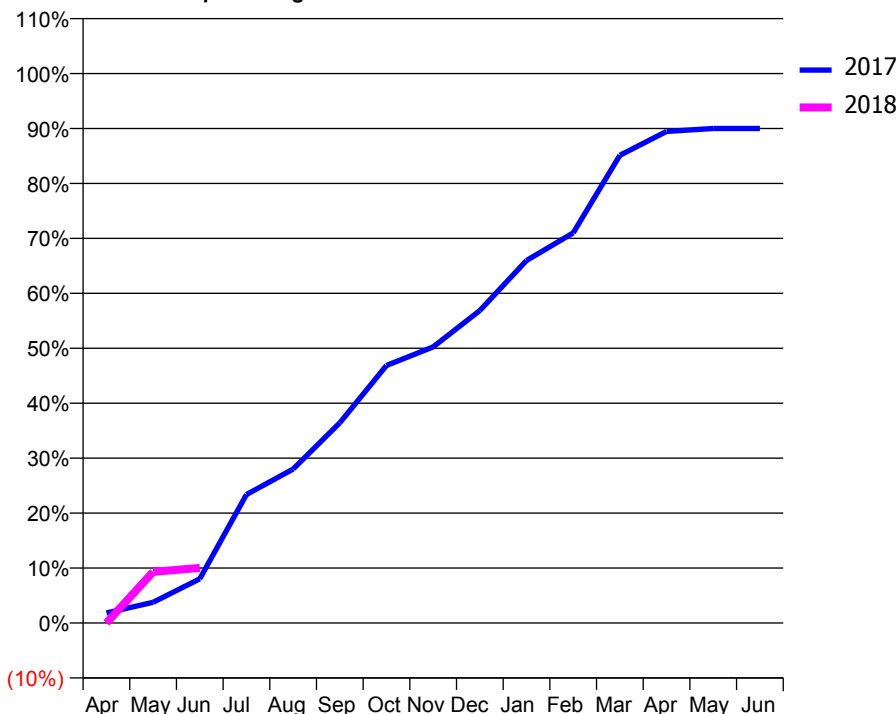
ACCESS*

Patients seen in 24 months	Total	Change since previous quarter
Quarter ending June 2016	1,841	
Quarter ending September 2016	1,793	↓
Quarter ending December 2016	1,782	→
Quarter ending March 2017	1,747	↓
Quarter ending June 2017	1,684	↓
Variance since June 2016	(8.5%)	↓



ACTIVITY

Cumulative percentage of contracted UDA delivered 2017 & 2018



Adjusted Scheduled Activity (UDA)

Month	2017	2018
April	137	0
May	282	699
June	604	752
July	1,754	
August	2,101	
September	2,733	
October	3,516	
November	3,769	
December	4,266	
January	4,948	
February	5,325	
March	6,384	
April	6,709	
May	6,749	
June	6,749	

QUALITY

	Quantity	Base Number	Contract	AT	Region	England
% of FP17s for the same patient ID Re-attending within 3 months - Children	13	157	8.3%	10.0%	11.5%	12.0%
% of FP17s for the same patient ID Re-attending within 3 months - Adults	55	203	27.1%	15.4%	16.8%	16.0%
% of FP17s for the same patient ID Re-attending between 3 & 9 months - Children	80	157	51.0%	48.2%	47.3%	58.0%
% of FP17s for the same patient ID Re-attending between 3 & 9 months - Adults	77	203	37.9%	38.4%	38.3%	50.9%
% of FP17s for Band 1 Urgent Courses	39	280	13.9%	10.0%	10.7%	9.1%
% of FP17s Relating to Free Repair or Replacements	12	280	4.3%	0.6%	0.6%	0.8%
% of FP17s Relating to Continuations	7	280	2.5%	0.9%	0.8%	1.1%
% of Patients satisfied with the dentistry they have received	14	16	87.5%	90.2%	89.8%	91.7%
% of Patients satisfied with the time they had to wait for an appointment	14	16	87.5%	86.2%	83.6%	88.0%

* This is based on patients treated on this contract for their most recent course of treatment. Figures in italics indicate the base number of FP17s or Patient Questionnaire responses are less than 100. N/A is shown where the base number of responses is less than 10 during the period. % is calculated as Quantity/Base number*100

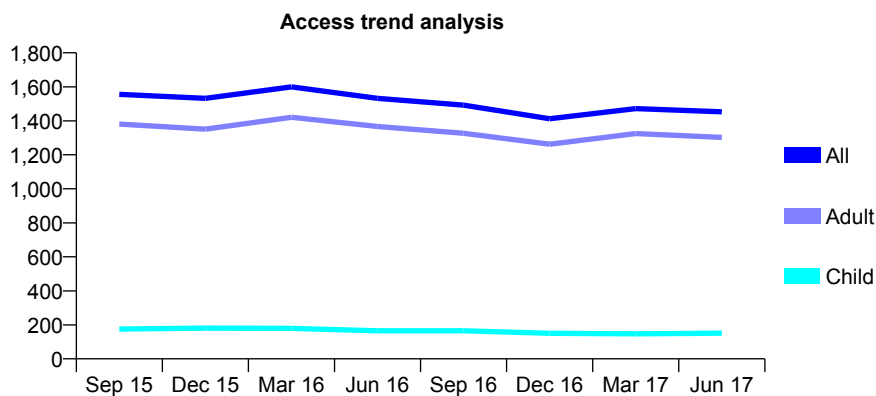
Q63 - Vital Signs At a Glance Contract Report for 206660/0002 - June 2017

Name or company name	MR HK AGYEKUM
Contract type name	GDS Contract
Purpose of contract	General
Contract start date	02/04/2011
Contract end date	

17/18 Contracted general activity (UDA)	5,840
Carry forward general activity (UDA)	0
17/18 Contracted orthodontic activity (UOA)	0
Carry forward orthodontic activity (UOA)	0
Baseline contract value	£187,201.55

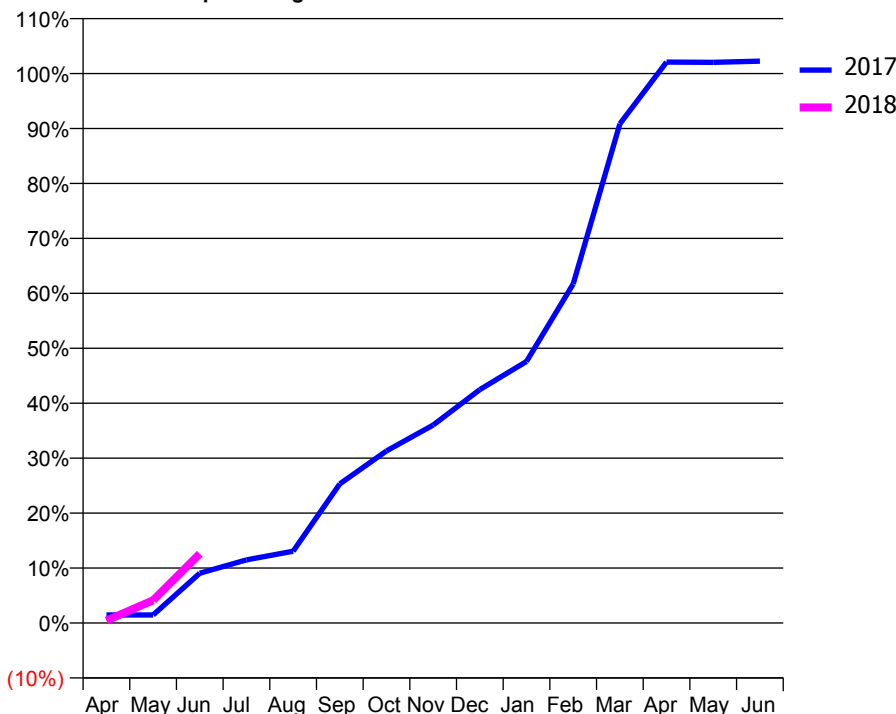
ACCESS*

Patients seen in 24 months	Total	Change since previous quarter
Quarter ending June 2016	1,532	
Quarter ending September 2016	1,492	↓
Quarter ending December 2016	1,412	↓
Quarter ending March 2017	1,472	↑
Quarter ending June 2017	1,453	↓
Variance since June 2016	(5.2%)	↓



ACTIVITY

Cumulative percentage of contracted UDA delivered 2017 & 2018



Adjusted Scheduled Activity (UDA)

Month	2017	2018
April	86	26
May	86	241
June	529	737
July	672	
August	764	
September	1,478	
October	1,829	
November	2,103	
December	2,481	
January	2,780	
February	3,604	
March	5,305	
April	5,961	
May	5,959	
June	5,971	

QUALITY

	Quantity	Base Number	Contract	AT	Region	England
% of FP17s for the same patient ID Re-attending within 3 months - Children	10	78	12.8%	10.0%	11.5%	12.0%
% of FP17s for the same patient ID Re-attending within 3 months - Adults	81	390	20.8%	15.4%	16.8%	16.0%
% of FP17s for the same patient ID Re-attending between 3 & 9 months - Children	21	78	26.9%	48.2%	47.3%	58.0%
% of FP17s for the same patient ID Re-attending between 3 & 9 months - Adults	151	390	38.7%	38.4%	38.3%	50.9%
% of FP17s for Band 1 Urgent Courses	23	249	9.2%	10.0%	10.7%	9.1%
% of FP17s Relating to Free Repair or Replacements	0	249	0.0%	0.6%	0.6%	0.8%
% of FP17s Relating to Continuations	0	249	0.0%	0.9%	0.8%	1.1%
% of Patients satisfied with the dentistry they have received	0	0	N/A	90.2%	89.8%	91.7%
% of Patients satisfied with the time they had to wait for an appointment	0	0	N/A	86.2%	83.6%	88.0%

* This is based on patients treated on this contract for their most recent course of treatment. Figures in italics indicate the base number of FP17s or Patient Questionnaire responses are less than 100. N/A is shown where the base number of responses is less than 10 during the period. % is calculated as Quantity/Base number*100

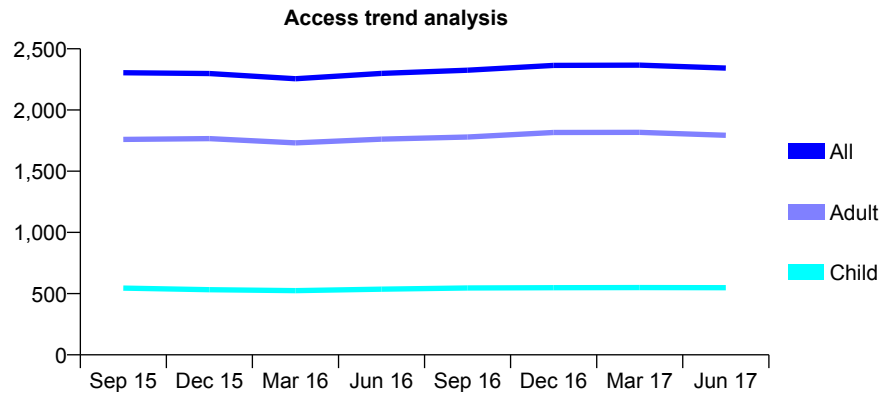
Q63 - Vital Signs At a Glance Contract Report for 213349/0001 - June 2017

Name or company name	MR GJ HUMPHRIES
Contract type name	GDS Contract
Purpose of contract	General
Contract start date	01/04/2006
Contract end date	

17/18 Contracted general activity (UDA)	6,029
Carry forward general activity (UDA)	0
17/18 Contracted orthodontic activity (UOA)	0
Carry forward orthodontic activity (UOA)	0
Baseline contract value	£161,870.21

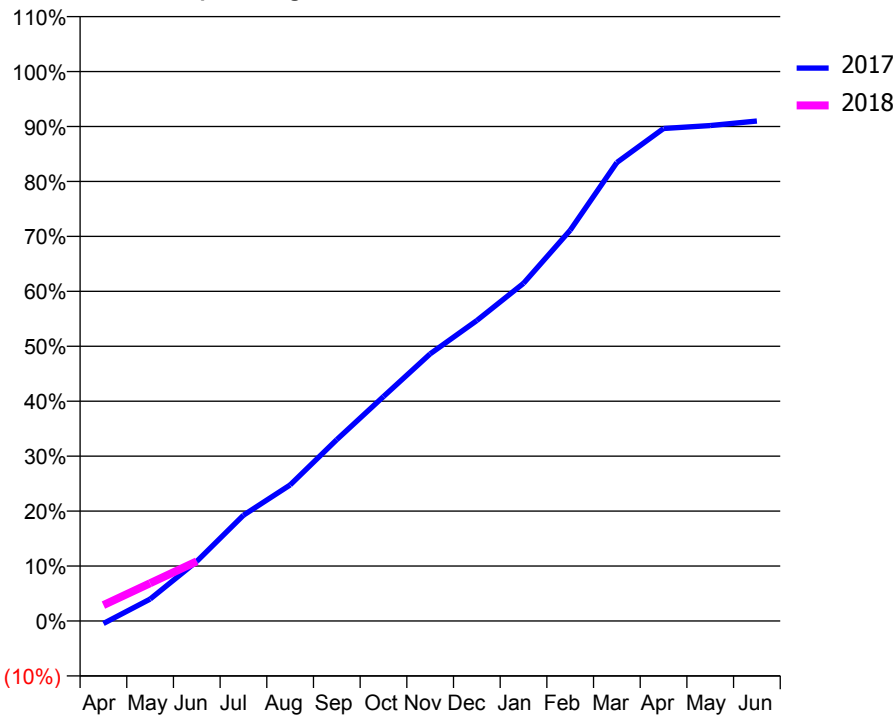
ACCESS*

Patients seen in 24 months	Total	Change since previous quarter
Quarter ending June 2016	2,299	
Quarter ending September 2016	2,325	→
Quarter ending December 2016	2,364	→
Quarter ending March 2017	2,367	→
Quarter ending June 2017	2,343	↓
Variance since June 2016	1.9%	→



ACTIVITY

Cumulative percentage of contracted UDA delivered 2017 & 2018



Month	Adjusted Scheduled Activity (UDA)	
	2017	2018
April	-29	175
May	241	414
June	655	655
July	1,161	
August	1,493	
September	1,991	
October	2,464	
November	2,931	
December	3,298	
January	3,705	
February	4,288	
March	5,030	
April	5,404	
May	5,437	
June	5,486	

QUALITY

	Quantity	Base Number	Contract	AT	Region	England
% of FP17s for the same patient ID Re-attending within 3 months - Children	14	136	10.3%	10.0%	11.5%	12.0%
% of FP17s for the same patient ID Re-attending within 3 months - Adults	88	430	20.5%	15.4%	16.8%	16.0%
% of FP17s for the same patient ID Re-attending between 3 & 9 months - Children	68	136	50.0%	48.2%	47.3%	58.0%
% of FP17s for the same patient ID Re-attending between 3 & 9 months - Adults	179	430	41.6%	38.4%	38.3%	50.9%
% of FP17s for Band 1 Urgent Courses	45	353	12.7%	10.0%	10.7%	9.1%
% of FP17s Relating to Free Repair or Replacements	6	353	1.7%	0.6%	0.6%	0.8%
% of FP17s Relating to Continuations	9	353	2.5%	0.9%	0.8%	1.1%
% of Patients satisfied with the dentistry they have received	5	5	N/A	90.2%	89.8%	91.7%
% of Patients satisfied with the time they had to wait for an appointment	5	5	N/A	86.2%	83.6%	88.0%

* This is based on patients treated on this contract for their most recent course of treatment. Figures in italics indicate the base number of FP17s or Patient Questionnaire responses are less than 100. N/A is shown where the base number of responses is less than 10 during the period. % is calculated as Quantity/Base number*100

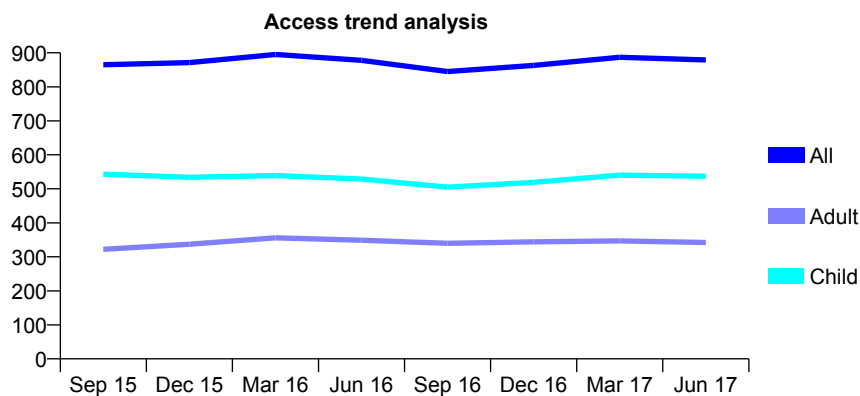
Q63 - Vital Signs At a Glance Contract Report for 214582/0001 - June 2017

Name or company name	S Shah
Contract type name	GDS Contract
Purpose of contract	General
Contract start date	01/04/2006
Contract end date	

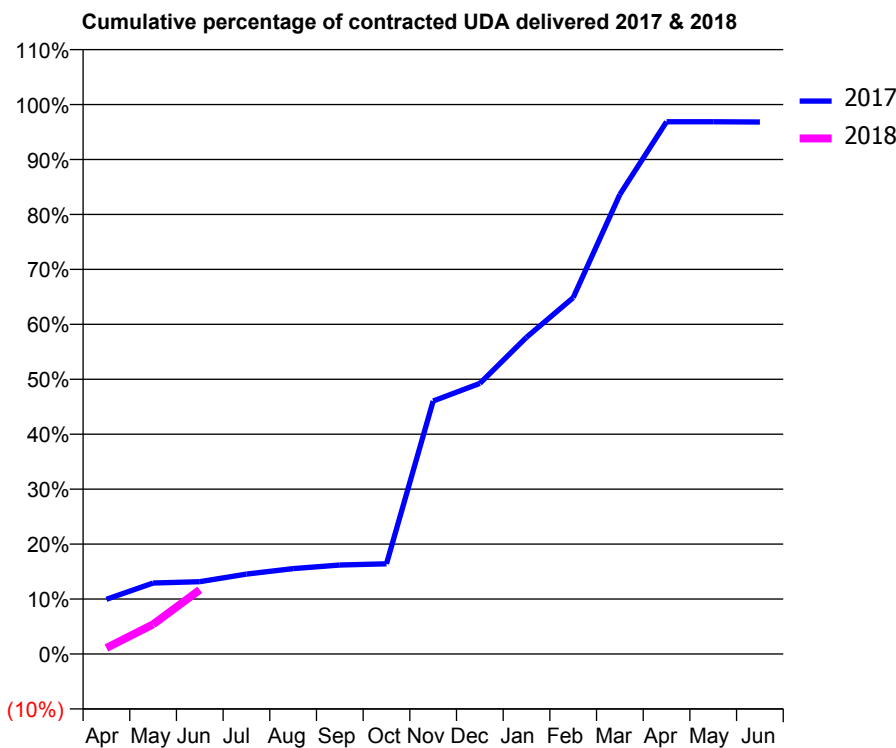
17/18 Contracted general activity (UDA)	2,040
Carry forward general activity (UDA)	0
17/18 Contracted orthodontic activity (UOA)	0
Carry forward orthodontic activity (UOA)	0
Baseline contract value	£51,998.19

ACCESS*

Patients seen in 24 months	Total	Change since previous quarter
Quarter ending June 2016	878	
Quarter ending September 2016	845	↓
Quarter ending December 2016	863	↑
Quarter ending March 2017	887	↑
Quarter ending June 2017	879	→
Variance since June 2016	0.1%	→



ACTIVITY



Month	Adjusted Scheduled Activity (UDA)	
	2017	2018
April	203	22
May	264	110
June	269	239
July	297	
August	317	
September	331	
October	335	
November	939	
December	1,005	
January	1,176	
February	1,323	
March	1,706	
April	1,976	
May	1,976	
June	1,975	

QUALITY

	Quantity	Base Number	Contract	AT	Region	England
% of FP17s for the same patient ID Re-attending within 3 months - Children	22	189	11.6%	10.0%	11.5%	12.0%
% of FP17s for the same patient ID Re-attending within 3 months - Adults	12	87	13.8%	15.4%	16.8%	16.0%
% of FP17s for the same patient ID Re-attending between 3 & 9 months - Children	124	189	65.6%	48.2%	47.3%	58.0%
% of FP17s for the same patient ID Re-attending between 3 & 9 months - Adults	30	87	34.5%	38.4%	38.3%	50.9%
% of FP17s for Band 1 Urgent Courses	23	163	14.1%	10.0%	10.7%	9.1%
% of FP17s Relating to Free Repair or Replacements	0	163	0.0%	0.6%	0.6%	0.8%
% of FP17s Relating to Continuations	0	163	0.0%	0.9%	0.8%	1.1%
% of Patients satisfied with the dentistry they have received	1	1	N/A	90.2%	89.8%	91.7%
% of Patients satisfied with the time they had to wait for an appointment	1	1	N/A	86.2%	83.6%	88.0%

* This is based on patients treated on this contract for their most recent course of treatment. Figures in italics indicate the base number of FP17s or Patient Questionnaire responses are less than 100. N/A is shown where the base number of responses is less than 10 during the period. % is calculated as Quantity/Base number*100

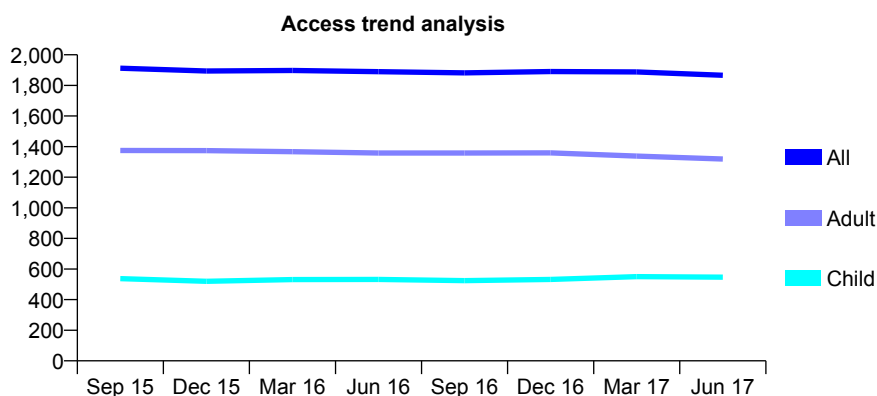
Q63 - Vital Signs At a Glance Contract Report for 214752/0001 - June 2017

Name or company name	MR A PATEL
Contract type name	GDS Contract
Purpose of contract	General
Contract start date	01/04/2006
Contract end date	

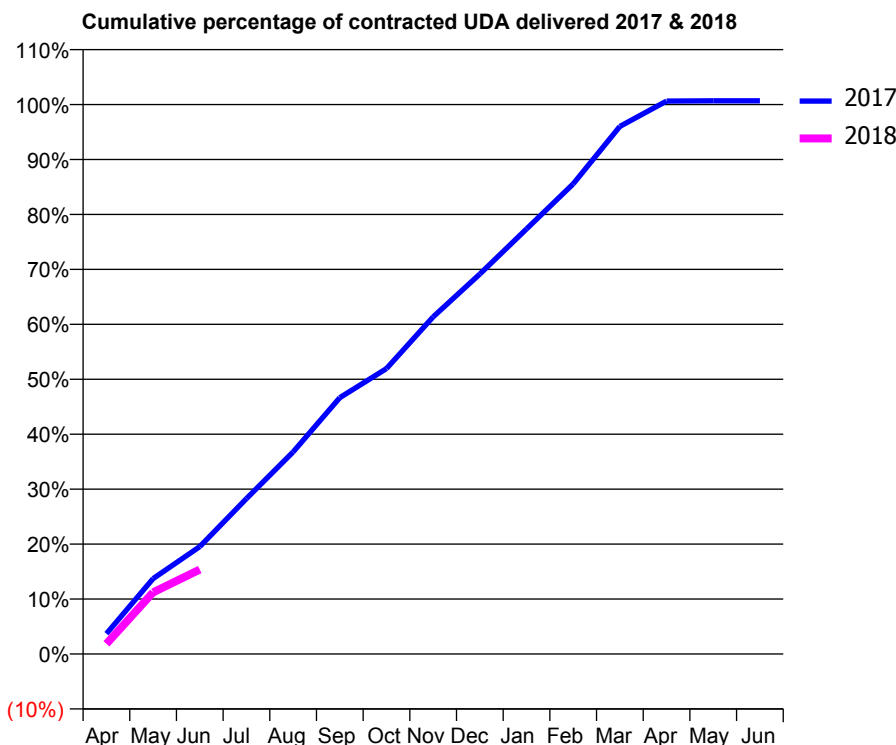
17/18 Contracted general activity (UDA)	4,304
Carry forward general activity (UDA)	0
17/18 Contracted orthodontic activity (UOA)	0
Carry forward orthodontic activity (UOA)	0
Baseline contract value	£126,086.75

ACCESS*

Patients seen in 24 months	Total	Change since previous quarter
Quarter ending June 2016	1,890	
Quarter ending September 2016	1,882	→
Quarter ending December 2016	1,891	→
Quarter ending March 2017	1,888	→
Quarter ending June 2017	1,866	↓
Variance since June 2016	(1.3%)	↓



ACTIVITY



Month	Adjusted Scheduled Activity (UDA)	
	2017	2018
April	159	80
May	591	483
June	842	662
July	1,218	
August	1,583	
September	2,008	
October	2,236	
November	2,641	
December	2,976	
January	3,330	
February	3,682	
March	4,132	
April	4,331	
May	4,333	
June	4,333	

QUALITY

	Quantity	Base Number	Contract	AT	Region	England
% of FP17s for the same patient ID Re-attending within 3 months - Children	12	132	9.1%	10.0%	11.5%	12.0%
% of FP17s for the same patient ID Re-attending within 3 months - Adults	14	287	4.9%	15.4%	16.8%	16.0%
% of FP17s for the same patient ID Re-attending between 3 & 9 months - Children	47	132	35.6%	48.2%	47.3%	58.0%
% of FP17s for the same patient ID Re-attending between 3 & 9 months - Adults	94	287	32.8%	38.4%	38.3%	50.9%
% of FP17s for Band 1 Urgent Courses	20	322	6.2%	10.0%	10.7%	9.1%
% of FP17s Relating to Free Repair or Replacements	3	322	0.9%	0.6%	0.6%	0.8%
% of FP17s Relating to Continuations	2	322	0.6%	0.9%	0.8%	1.1%
% of Patients satisfied with the dentistry they have received	0	1	N/A	90.2%	89.8%	91.7%
% of Patients satisfied with the time they had to wait for an appointment	0	1	N/A	86.2%	83.6%	88.0%

* This is based on patients treated on this contract for their most recent course of treatment. Figures in italics indicate the base number of FP17s or Patient Questionnaire responses are less than 100. N/A is shown where the base number of responses is less than 10 during the period. % is calculated as Quantity/Base number*100

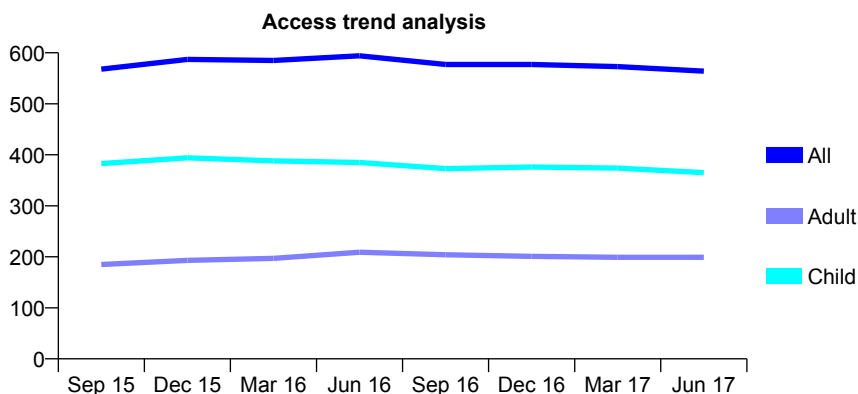
Q63 - Vital Signs At a Glance Contract Report for 215775/0001 - June 2017

Name or company name	MR HE ROBERTS-HARRY
Contract type name	GDS Contract
Purpose of contract	General
Contract start date	01/04/2006
Contract end date	

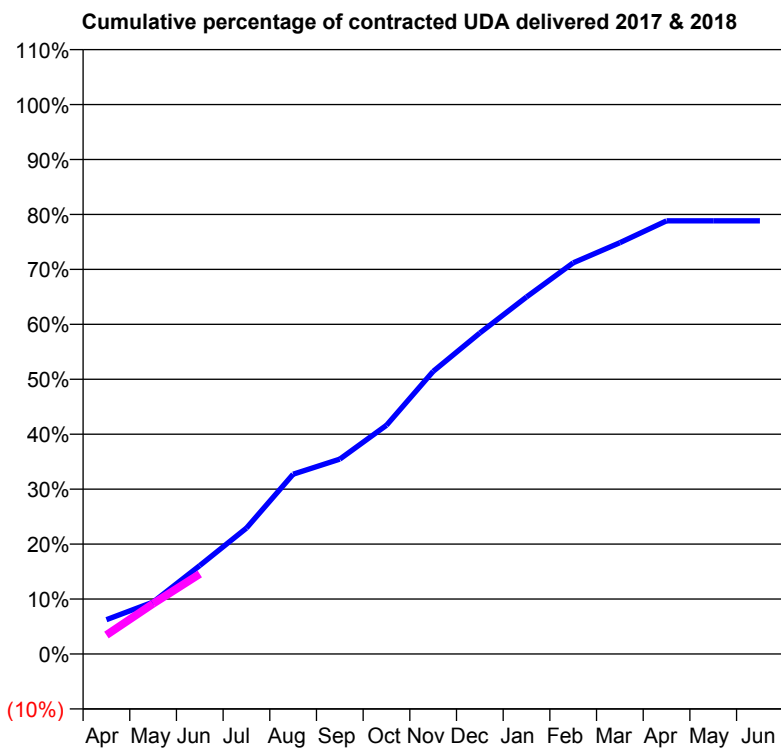
17/18 Contracted general activity (UDA)	1,272
Carry forward general activity (UDA)	0
17/18 Contracted orthodontic activity (UOA)	0
Carry forward orthodontic activity (UOA)	0
Baseline contract value	£34,345.54

ACCESS*

Patients seen in 24 months	Total	Change since previous quarter
Quarter ending June 2016	594	
Quarter ending September 2016	577	↓
Quarter ending December 2016	577	→
Quarter ending March 2017	573	→
Quarter ending June 2017	564	↓
Variance since June 2016	(5.1%)	↓



ACTIVITY



Adjusted Scheduled Activity (UDA)		
Month	2017	2018
April	80	44
May	120	116
June	205	185
July	291	
August	416	
September	451	
October	530	
November	654	
December	743	
January	826	
February	906	
March	952	
April	1,003	
May	1,003	
June	1,003	

QUALITY

	Quantity	Base Number	Contract	AT	Region	England
% of FP17s for the same patient ID Re-attending within 3 months - Children	6	137	4.4%	10.0%	11.5%	12.0%
% of FP17s for the same patient ID Re-attending within 3 months - Adults	1	29	3.4%	15.4%	16.8%	16.0%
% of FP17s for the same patient ID Re-attending between 3 & 9 months - Children	93	137	67.9%	48.2%	47.3%	58.0%
% of FP17s for the same patient ID Re-attending between 3 & 9 months - Adults	16	29	55.2%	38.4%	38.3%	50.9%
% of FP17s for Band 1 Urgent Courses	2	130	1.5%	10.0%	10.7%	9.1%
% of FP17s Relating to Free Repair or Replacements	0	130	0.0%	0.6%	0.6%	0.8%
% of FP17s Relating to Continuations	0	130	0.0%	0.9%	0.8%	1.1%
% of Patients satisfied with the dentistry they have received	1	1	N/A	90.2%	89.8%	91.7%
% of Patients satisfied with the time they had to wait for an appointment	1	1	N/A	86.2%	83.6%	88.0%

* This is based on patients treated on this contract for their most recent course of treatment. Figures in italics indicate the base number of FP17s or Patient Questionnaire responses are less than 100. N/A is shown where the base number of responses is less than 10 during the period. % is calculated as Quantity/Base number*100

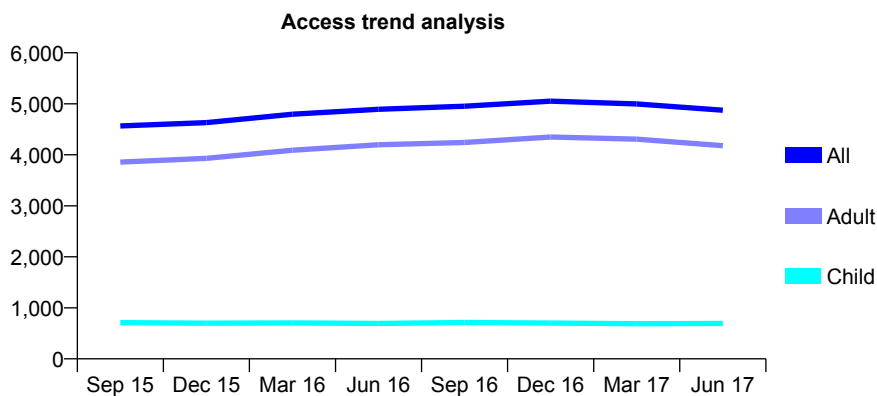
Q63 - Vital Signs At a Glance Contract Report for 218146/0002 - June 2017

Name or company name	MR BH ANNOBIL
Contract type name	GDS Contract
Purpose of contract	General
Contract start date	21/04/2008
Contract end date	

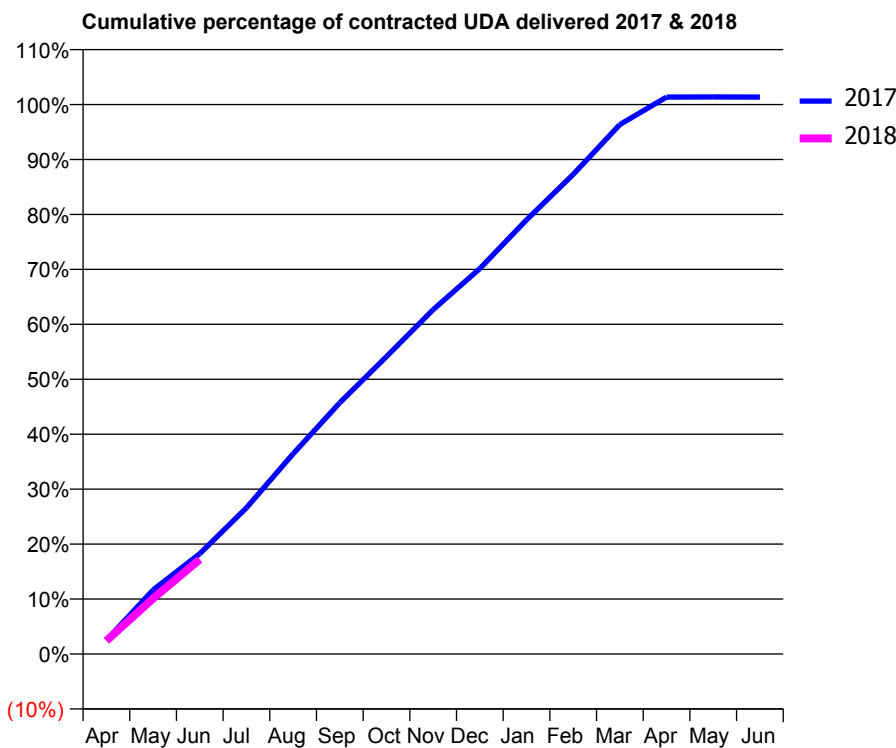
17/18 Contracted general activity (UDA)	12,300
Carry forward general activity (UDA)	0
17/18 Contracted orthodontic activity (UOA)	0
Carry forward orthodontic activity (UOA)	0
Baseline contract value	£378,515.02

ACCESS*

Patients seen in 24 months	Total	Change since previous quarter
Quarter ending June 2016	4,892	
Quarter ending September 2016	4,954	→
Quarter ending December 2016	5,053	→
Quarter ending March 2017	4,997	↓
Quarter ending June 2017	4,875	↓
Variance since June 2016	(0.3%)	→



ACTIVITY



Month	Adjusted Scheduled Activity (UDA)	
	2017	2018
April	313	296
May	1,434	1,244
June	2,246	2,117
July	3,272	
August	4,483	
September	5,626	
October	6,657	
November	7,709	
December	8,627	
January	9,717	
February	10,734	
March	11,851	
April	12,465	
May	12,470	
June	12,467	

QUALITY

	Quantity	Base Number	Contract	AT	Region	England
% of FP17s for the same patient ID Re-attending within 3 months - Children	8	191	4.2%	10.0%	11.5%	12.0%
% of FP17s for the same patient ID Re-attending within 3 months - Adults	88	787	11.2%	15.4%	16.8%	16.0%
% of FP17s for the same patient ID Re-attending between 3 & 9 months - Children	63	191	33.0%	48.2%	47.3%	58.0%
% of FP17s for the same patient ID Re-attending between 3 & 9 months - Adults	171	787	21.7%	38.4%	38.3%	50.9%
% of FP17s for Band 1 Urgent Courses	106	775	13.7%	10.0%	10.7%	9.1%
% of FP17s Relating to Free Repair or Replacements	0	775	0.0%	0.6%	0.6%	0.8%
% of FP17s Relating to Continuations	0	775	0.0%	0.9%	0.8%	1.1%
% of Patients satisfied with the dentistry they have received	5	6	N/A	90.2%	89.8%	91.7%
% of Patients satisfied with the time they had to wait for an appointment	5	6	N/A	86.2%	83.6%	88.0%

* This is based on patients treated on this contract for their most recent course of treatment. Figures in italics indicate the base number of FP17s or Patient Questionnaire responses are less than 100. N/A is shown where the base number of responses is less than 10 during the period. % is calculated as Quantity/Base number*100

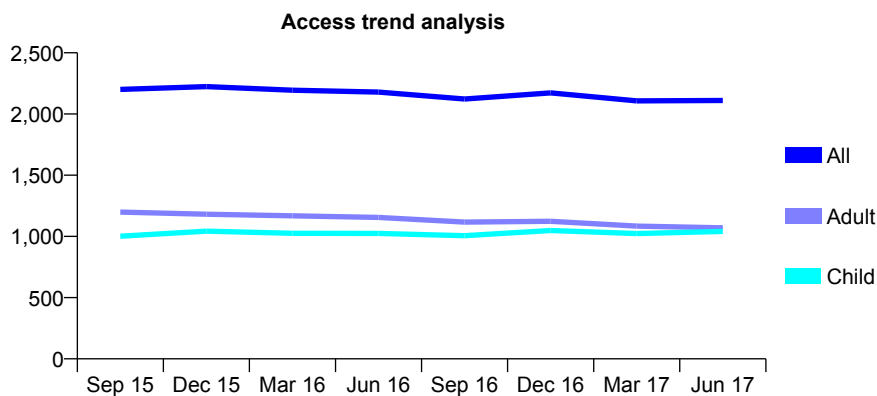
Q63 - Vital Signs At a Glance Contract Report for 219851/0001 - June 2017

Name or company name	MR DN COGGER
Contract type name	GDS Contract
Purpose of contract	General
Contract start date	01/04/2006
Contract end date	

17/18 Contracted general activity (UDA)	7,000
Carry forward general activity (UDA)	0
17/18 Contracted orthodontic activity (UOA)	0
Carry forward orthodontic activity (UOA)	0
Baseline contract value	£185,346.80

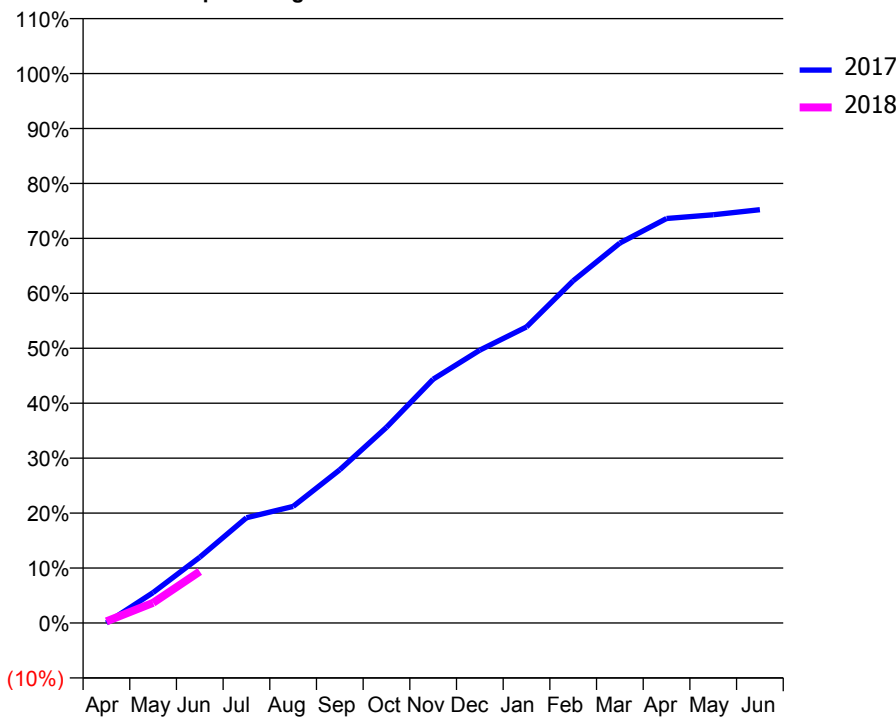
ACCESS*

Patients seen in 24 months	Total	Change since previous quarter
Quarter ending June 2016	2,179	
Quarter ending September 2016	2,123	↓
Quarter ending December 2016	2,173	↑
Quarter ending March 2017	2,107	↓
Quarter ending June 2017	2,111	→
Variance since June 2016	(3.1%)	↓



ACTIVITY

Cumulative percentage of contracted UDA delivered 2017 & 2018



Adjusted Scheduled Activity (UDA)

Month	2017	2018
April	0	21
May	388	258
June	838	656
July	1,341	
August	1,486	
September	1,953	
October	2,493	
November	3,107	
December	3,476	
January	3,771	
February	4,360	
March	4,841	
April	5,153	
May	5,200	
June	5,264	

QUALITY

	Quantity	Base Number	Contract	AT	Region	England
% of FP17s for the same patient ID Re-attending within 3 months - Children	23	234	9.8%	10.0%	11.5%	12.0%
% of FP17s for the same patient ID Re-attending within 3 months - Adults	38	231	16.5%	15.4%	16.8%	16.0%
% of FP17s for the same patient ID Re-attending between 3 & 9 months - Children	92	234	39.3%	48.2%	47.3%	58.0%
% of FP17s for the same patient ID Re-attending between 3 & 9 months - Adults	104	231	45.0%	38.4%	38.3%	50.9%
% of FP17s for Band 1 Urgent Courses	45	313	14.4%	10.0%	10.7%	9.1%
% of FP17s Relating to Free Repair or Replacements	0	313	0.0%	0.6%	0.6%	0.8%
% of FP17s Relating to Continuations	1	313	0.3%	0.9%	0.8%	1.1%
% of Patients satisfied with the dentistry they have received	4	4	N/A	90.2%	89.8%	91.7%
% of Patients satisfied with the time they had to wait for an appointment	4	4	N/A	86.2%	83.6%	88.0%

* This is based on patients treated on this contract for their most recent course of treatment. Figures in italics indicate the base number of FP17s or Patient Questionnaire responses are less than 100. N/A is shown where the base number of responses is less than 10 during the period. % is calculated as Quantity/Base number*100

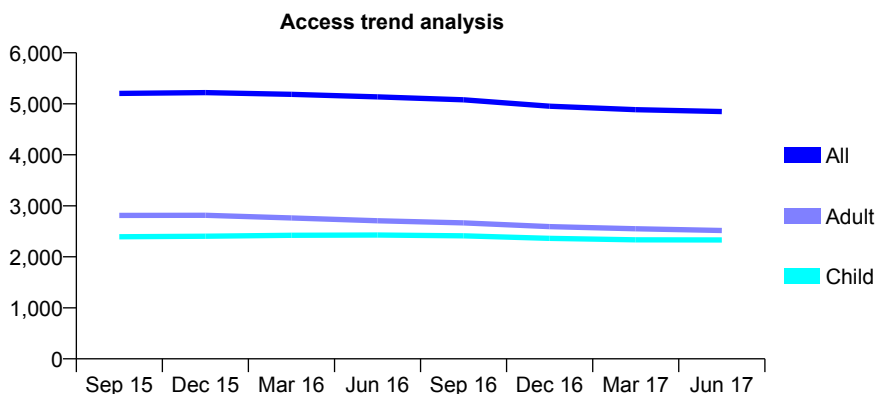
Q63 - Vital Signs At a Glance Contract Report for 220000/0001 - June 2017

Name or company name	MR FH HUSSAIN
Contract type name	GDS Contract
Purpose of contract	General
Contract start date	01/04/2006
Contract end date	

17/18 Contracted general activity (UDA)	16,178
Carry forward general activity (UDA)	0
17/18 Contracted orthodontic activity (UOA)	0
Carry forward orthodontic activity (UOA)	0
Baseline contract value	£551,579.58

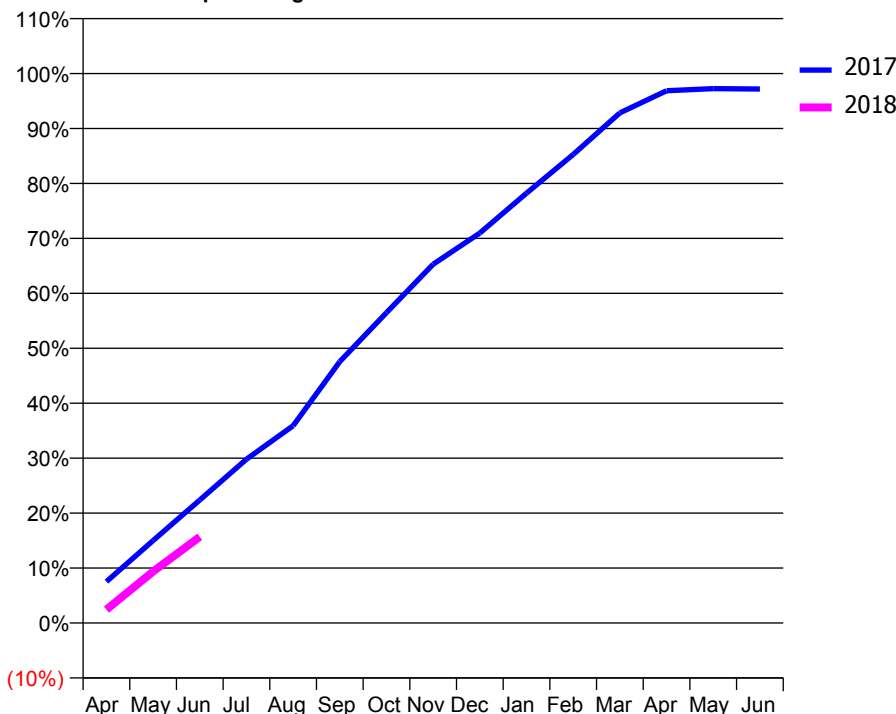
ACCESS*

Patients seen in 24 months	Total	Change since previous quarter
Quarter ending June 2016	5,136	
Quarter ending September 2016	5,078	↓
Quarter ending December 2016	4,954	↓
Quarter ending March 2017	4,884	↓
Quarter ending June 2017	4,848	→
Variance since June 2016	(5.6%)	↓



ACTIVITY

Cumulative percentage of contracted UDA delivered 2017 & 2018



Adjusted Scheduled Activity (UDA)		
Month	2017	2018
April	1,220	394
May	2,428	1,519
June	3,623	2,538
July	4,821	
August	5,809	
September	7,697	
October	9,137	
November	10,561	
December	11,481	
January	12,653	
February	13,793	
March	15,020	
April	15,671	
May	15,735	
June	15,723	

QUALITY

	Quantity	Base Number	Contract	AT	Region	England
% of FP17s for the same patient ID Re-attending within 3 months - Children	37	487	7.6%	10.0%	11.5%	12.0%
% of FP17s for the same patient ID Re-attending within 3 months - Adults	116	537	21.6%	15.4%	16.8%	16.0%
% of FP17s for the same patient ID Re-attending between 3 & 9 months - Children	94	487	19.3%	48.2%	47.3%	58.0%
% of FP17s for the same patient ID Re-attending between 3 & 9 months - Adults	122	537	22.7%	38.4%	38.3%	50.9%
% of FP17s for Band 1 Urgent Courses	139	851	16.3%	10.0%	10.7%	9.1%
% of FP17s Relating to Free Repair or Replacements	0	851	0.0%	0.6%	0.6%	0.8%
% of FP17s Relating to Continuations	3	851	0.4%	0.9%	0.8%	1.1%
% of Patients satisfied with the dentistry they have received	4	4	N/A	90.2%	89.8%	91.7%
% of Patients satisfied with the time they had to wait for an appointment	4	4	N/A	86.2%	83.6%	88.0%

* This is based on patients treated on this contract for their most recent course of treatment. Figures in italics indicate the base number of FP17s or Patient Questionnaire responses are less than 100. N/A is shown where the base number of responses is less than 10 during the period. % is calculated as Quantity/Base number*100

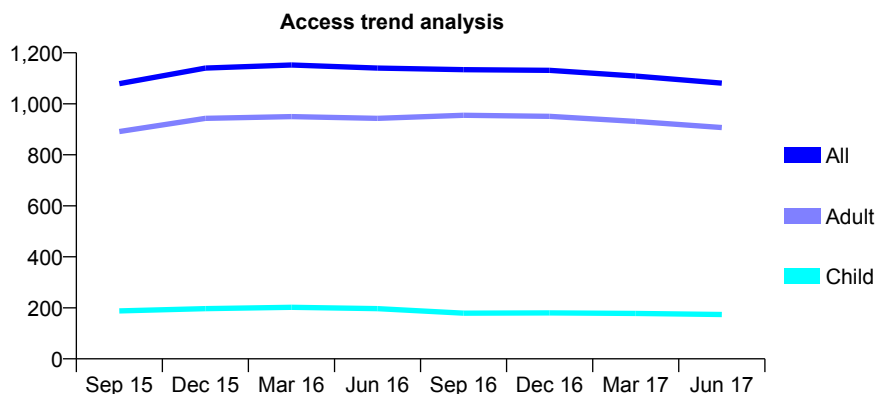
Q63 - Vital Signs At a Glance Contract Report for 220132/0001 - June 2017

Name or company name	MR WC YEAP
Contract type name	GDS Contract
Purpose of contract	General
Contract start date	01/04/2006
Contract end date	

17/18 Contracted general activity (UDA)	6,260
Carry forward general activity (UDA)	0
17/18 Contracted orthodontic activity (UOA)	0
Carry forward orthodontic activity (UOA)	0
Baseline contract value	£167,104.39

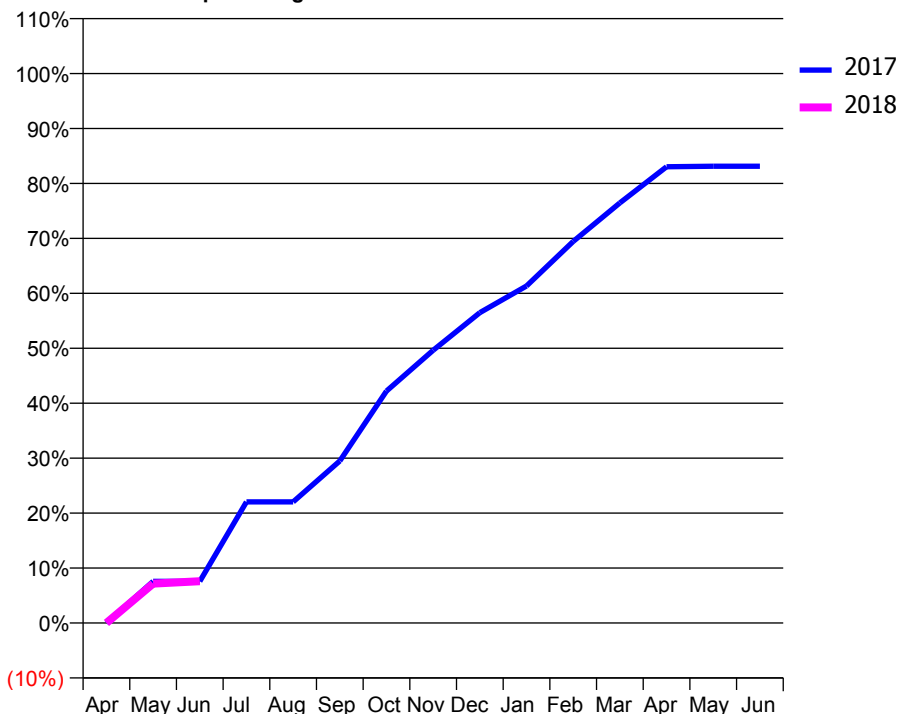
ACCESS*

Patients seen in 24 months	Total	Change since previous quarter
Quarter ending June 2016	1,140	
Quarter ending September 2016	1,134	→
Quarter ending December 2016	1,131	→
Quarter ending March 2017	1,109	↓
Quarter ending June 2017	1,081	↓
Variance since June 2016	(5.2%)	↓



ACTIVITY

Cumulative percentage of contracted UDA delivered 2017 & 2018



Month	Adjusted Scheduled Activity (UDA)	
	2017	2018
April	0	1
May	474	448
June	474	476
July	1,380	
August	1,380	
September	1,846	
October	2,642	
November	3,107	
December	3,535	
January	3,840	
February	4,347	
March	4,786	
April	5,198	
May	5,204	
June	5,204	

QUALITY

	Quantity	Base Number	Contract	AT	Region	England
% of FP17s for the same patient ID Re-attending within 3 months - Children	2	28	7.1%	10.0%	11.5%	12.0%
% of FP17s for the same patient ID Re-attending within 3 months - Adults	12	132	9.1%	15.4%	16.8%	16.0%
% of FP17s for the same patient ID Re-attending between 3 & 9 months - Children	5	28	17.9%	48.2%	47.3%	58.0%
% of FP17s for the same patient ID Re-attending between 3 & 9 months - Adults	44	132	33.3%	38.4%	38.3%	50.9%
% of FP17s for Band 1 Urgent Courses	7	88	8.0%	10.0%	10.7%	9.1%
% of FP17s Relating to Free Repair or Replacements	0	88	0.0%	0.6%	0.6%	0.8%
% of FP17s Relating to Continuations	0	88	0.0%	0.9%	0.8%	1.1%
% of Patients satisfied with the dentistry they have received	0	0	N/A	90.2%	89.8%	91.7%
% of Patients satisfied with the time they had to wait for an appointment	0	0	N/A	86.2%	83.6%	88.0%

* This is based on patients treated on this contract for their most recent course of treatment. Figures in italics indicate the base number of FP17s or Patient Questionnaire responses are less than 100. N/A is shown where the base number of responses is less than 10 during the period. % is calculated as Quantity/Base number*100

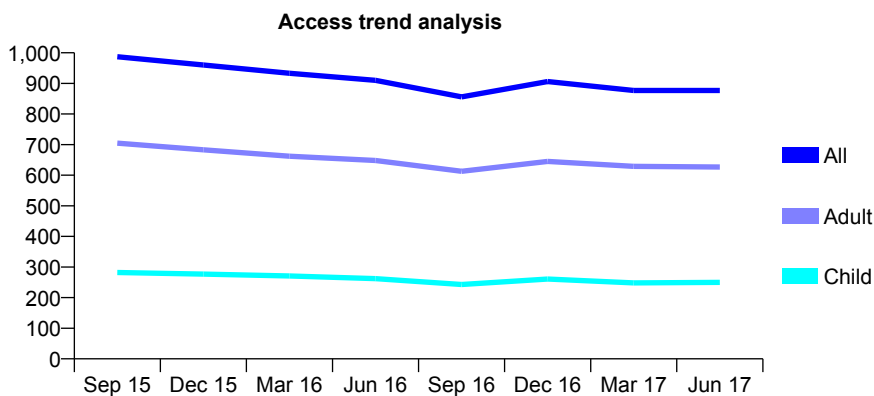
Q63 - Vital Signs At a Glance Contract Report for 220949/0001 - June 2017

Name or company name	MR HS SIRHA
Contract type name	GDS Contract
Purpose of contract	General
Contract start date	01/04/2006
Contract end date	

17/18 Contracted general activity (UDA)	2,097
Carry forward general activity (UDA)	0
17/18 Contracted orthodontic activity (UOA)	0
Carry forward orthodontic activity (UOA)	0
Baseline contract value	£60,063.53

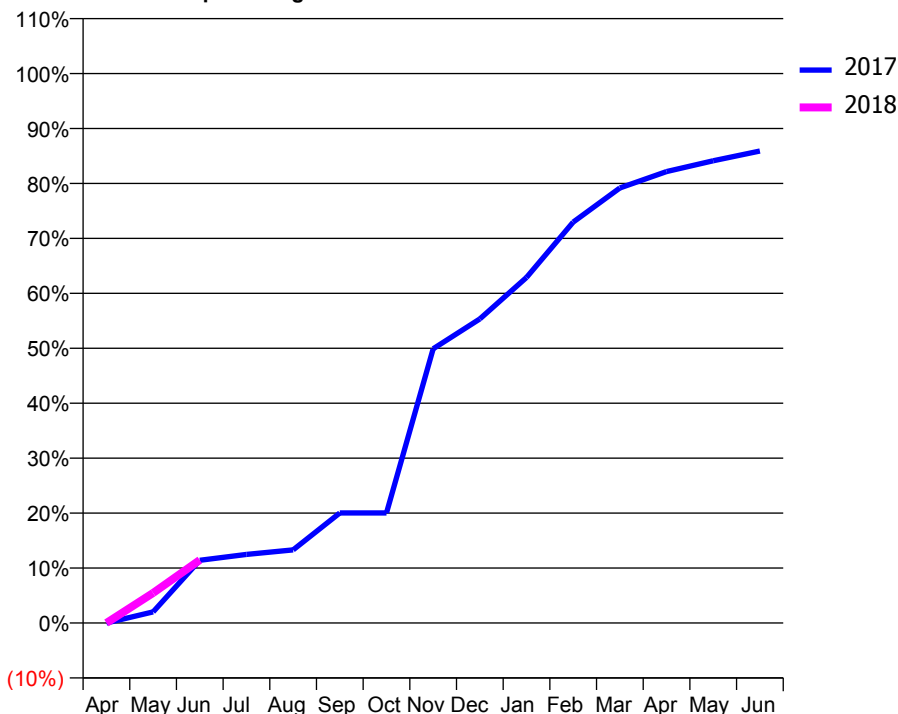
ACCESS*

Patients seen in 24 months	Total	Change since previous quarter
Quarter ending June 2016	910	
Quarter ending September 2016	856	↓
Quarter ending December 2016	906	↑
Quarter ending March 2017	877	↓
Quarter ending June 2017	877	→
Variance since June 2016	(3.6%)	↓



ACTIVITY

Cumulative percentage of contracted UDA delivered 2017 & 2018



Adjusted Scheduled Activity (UDA)

Month	2017	2018
April	0	0
May	43	115
June	240	240
July	262	
August	279	
September	420	
October	420	
November	1,047	
December	1,160	
January	1,319	
February	1,530	
March	1,660	
April	1,723	
May	1,764	
June	1,801	

QUALITY

	Quantity	Base Number	Contract	AT	Region	England
% of FP17s for the same patient ID Re-attending within 3 months - Children	11	102	10.8%	10.0%	11.5%	12.0%
% of FP17s for the same patient ID Re-attending within 3 months - Adults	13	151	8.6%	15.4%	16.8%	16.0%
% of FP17s for the same patient ID Re-attending between 3 & 9 months - Children	56	102	54.9%	48.2%	47.3%	58.0%
% of FP17s for the same patient ID Re-attending between 3 & 9 months - Adults	47	151	31.1%	38.4%	38.3%	50.9%
% of FP17s for Band 1 Urgent Courses	9	163	5.5%	10.0%	10.7%	9.1%
% of FP17s Relating to Free Repair or Replacements	0	163	0.0%	0.6%	0.6%	0.8%
% of FP17s Relating to Continuations	0	163	0.0%	0.9%	0.8%	1.1%
% of Patients satisfied with the dentistry they have received	2	3	N/A	90.2%	89.8%	91.7%
% of Patients satisfied with the time they had to wait for an appointment	2	3	N/A	86.2%	83.6%	88.0%

* This is based on patients treated on this contract for their most recent course of treatment. Figures in italics indicate the base number of FP17s or Patient Questionnaire responses are less than 100. N/A is shown where the base number of responses is less than 10 during the period. % is calculated as Quantity/Base number*100

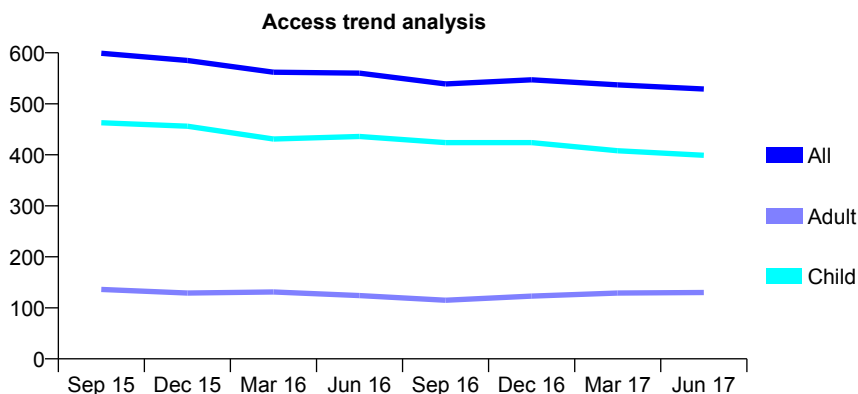
Q63 - Vital Signs At a Glance Contract Report for 228605/0001 - June 2017

Name or company name	MRS CS HENSLEY
Contract type name	GDS Contract
Purpose of contract	General
Contract start date	01/04/2006
Contract end date	

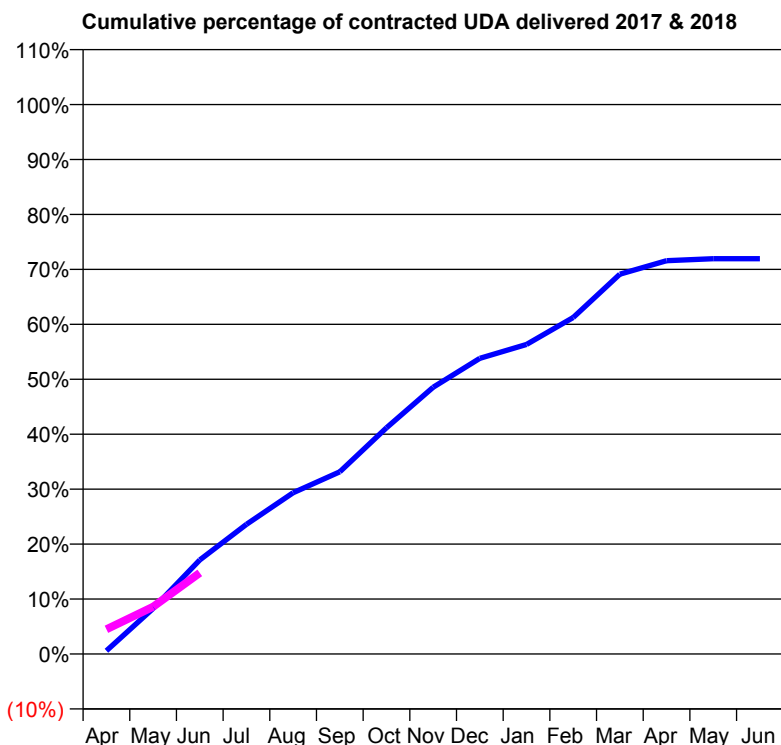
17/18 Contracted general activity (UDA)	1,400
Carry forward general activity (UDA)	0
17/18 Contracted orthodontic activity (UOA)	0
Carry forward orthodontic activity (UOA)	0
Baseline contract value	£28,753.48

ACCESS*

Patients seen in 24 months	Total	Change since previous quarter
Quarter ending June 2016	560	
Quarter ending September 2016	539	↓
Quarter ending December 2016	547	→
Quarter ending March 2017	537	↓
Quarter ending June 2017	529	↓
Variance since June 2016	(5.5%)	↓



ACTIVITY



Month	Adjusted Scheduled Activity (UDA)	
	2017	2018
April	8	63
May	116	121
June	240	207
July	330	
August	411	
September	464	
October	576	
November	680	
December	753	
January	789	
February	857	
March	968	
April	1,002	
May	1,007	
June	1,007	

QUALITY

	Quantity	Base Number	Contract	AT	Region	England
% of FP17s for the same patient ID Re-attending within 3 months - Children	9	160	5.6%	10.0%	11.5%	12.0%
% of FP17s for the same patient ID Re-attending within 3 months - Adults	2	17	11.8%	15.4%	16.8%	16.0%
% of FP17s for the same patient ID Re-attending between 3 & 9 months - Children	69	160	43.1%	48.2%	47.3%	58.0%
% of FP17s for the same patient ID Re-attending between 3 & 9 months - Adults	9	17	52.9%	38.4%	38.3%	50.9%
% of FP17s for Band 1 Urgent Courses	8	152	5.3%	10.0%	10.7%	9.1%
% of FP17s Relating to Free Repair or Replacements	0	152	0.0%	0.6%	0.6%	0.8%
% of FP17s Relating to Continuations	0	152	0.0%	0.9%	0.8%	1.1%
% of Patients satisfied with the dentistry they have received	1	1	N/A	90.2%	89.8%	91.7%
% of Patients satisfied with the time they had to wait for an appointment	1	1	N/A	86.2%	83.6%	88.0%

* This is based on patients treated on this contract for their most recent course of treatment. Figures in italics indicate the base number of FP17s or Patient Questionnaire responses are less than 100. N/A is shown where the base number of responses is less than 10 during the period. % is calculated as Quantity/Base number*100

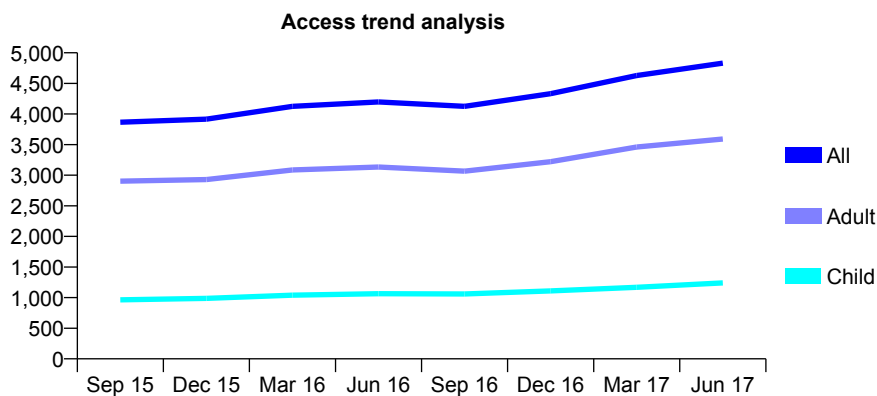
Q63 - Vital Signs At a Glance Contract Report for 228850/0002 - June 2017

Name or company name	MR TK PATEL
Contract type name	GDS Contract
Purpose of contract	General
Contract start date	01/04/2006
Contract end date	

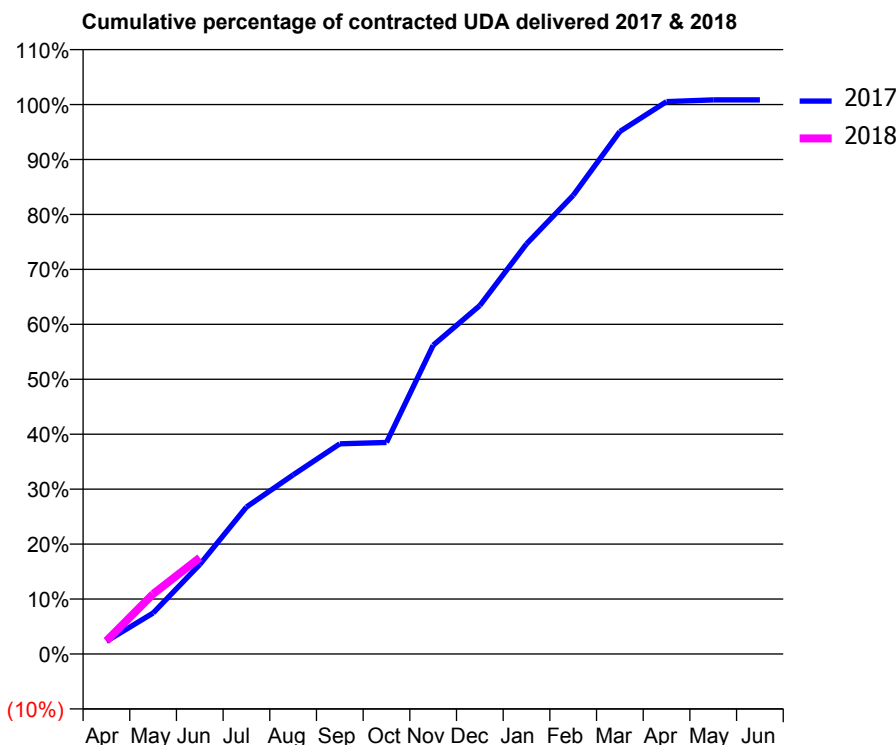
17/18 Contracted general activity (UDA)	12,283
Carry forward general activity (UDA)	0
17/18 Contracted orthodontic activity (UOA)	0
Carry forward orthodontic activity (UOA)	0
Baseline contract value	£356,411.50

ACCESS*

Patients seen in 24 months	Total	Change since previous quarter
Quarter ending June 2016	4,198	
Quarter ending September 2016	4,126	↓
Quarter ending December 2016	4,332	↑
Quarter ending March 2017	4,629	↑
Quarter ending June 2017	4,832	↑
Variance since June 2016	15.1%	↑



ACTIVITY



Month	Adjusted Scheduled Activity (UDA)	
	2017	2018
April	286	292
May	917	1,344
June	2,000	2,155
July	3,286	
August	4,005	
September	4,698	
October	4,728	
November	6,902	
December	7,789	
January	9,168	
February	10,252	
March	11,681	
April	12,346	
May	12,385	
June	12,385	

QUALITY

	Quantity	Base Number	Contract	AT	Region	England
% of FP17s for the same patient ID Re-attending within 3 months - Children	29	365	7.9%	10.0%	11.5%	12.0%
% of FP17s for the same patient ID Re-attending within 3 months - Adults	153	939	16.3%	15.4%	16.8%	16.0%
% of FP17s for the same patient ID Re-attending between 3 & 9 months - Children	134	365	36.7%	48.2%	47.3%	58.0%
% of FP17s for the same patient ID Re-attending between 3 & 9 months - Adults	291	939	31.0%	38.4%	38.3%	50.9%
% of FP17s for Band 1 Urgent Courses	123	998	12.3%	10.0%	10.7%	9.1%
% of FP17s Relating to Free Repair or Replacements	0	998	0.0%	0.6%	0.6%	0.8%
% of FP17s Relating to Continuations	15	998	1.5%	0.9%	0.8%	1.1%
% of Patients satisfied with the dentistry they have received	5	5	N/A	90.2%	89.8%	91.7%
% of Patients satisfied with the time they had to wait for an appointment	5	5	N/A	86.2%	83.6%	88.0%

* This is based on patients treated on this contract for their most recent course of treatment. Figures in italics indicate the base number of FP17s or Patient Questionnaire responses are less than 100. N/A is shown where the base number of responses is less than 10 during the period. % is calculated as Quantity/Base number*100

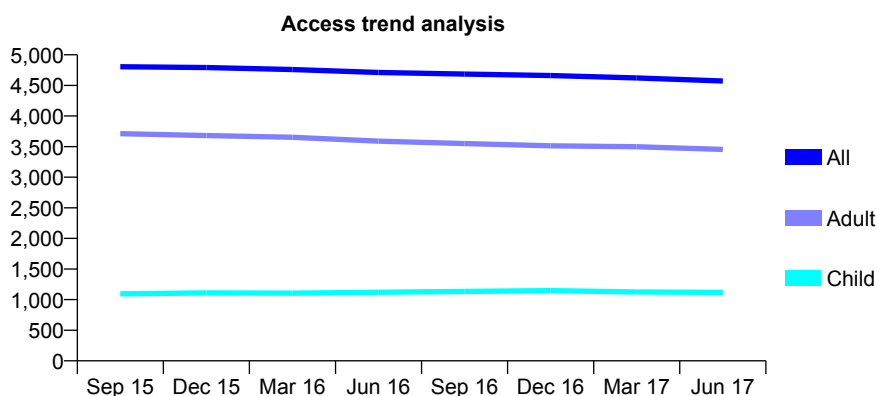
Q63 - Vital Signs At a Glance Contract Report for 228850/0003 - June 2017

Name or company name	MR TK PATEL
Contract type name	GDS Contract
Purpose of contract	General
Contract start date	01/04/2006
Contract end date	

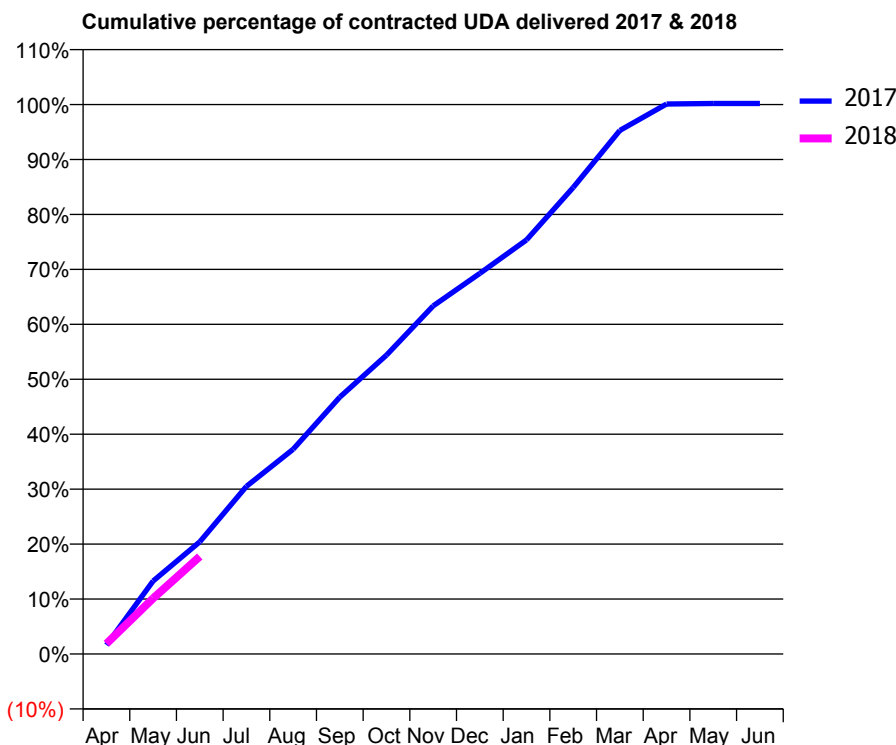
17/18 Contracted general activity (UDA)	12,334
Carry forward general activity (UDA)	0
17/18 Contracted orthodontic activity (UOA)	0
Carry forward orthodontic activity (UOA)	0
Baseline contract value	£404,155.93

ACCESS*

Patients seen in 24 months	Total	Change since previous quarter
Quarter ending June 2016	4,711	
Quarter ending September 2016	4,685	→
Quarter ending December 2016	4,662	→
Quarter ending March 2017	4,622	→
Quarter ending June 2017	4,572	↓
Variance since June 2016	(3.0%)	↓



ACTIVITY



Month	Adjusted Scheduled Activity (UDA)	
	2017	2018
April	202	232
May	1,639	1,251
June	2,518	2,189
July	3,763	
August	4,597	
September	5,768	
October	6,710	
November	7,813	
December	8,543	
January	9,296	
February	10,471	
March	11,753	
April	12,345	
May	12,358	
June	12,358	

QUALITY

	Quantity	Base Number	Contract	AT	Region	England
% of FP17s for the same patient ID Re-attending within 3 months - Children	23	307	7.5%	10.0%	11.5%	12.0%
% of FP17s for the same patient ID Re-attending within 3 months - Adults	95	818	11.6%	15.4%	16.8%	16.0%
% of FP17s for the same patient ID Re-attending between 3 & 9 months - Children	120	307	39.1%	48.2%	47.3%	58.0%
% of FP17s for the same patient ID Re-attending between 3 & 9 months - Adults	284	818	34.7%	38.4%	38.3%	50.9%
% of FP17s for Band 1 Urgent Courses	67	828	8.1%	10.0%	10.7%	9.1%
% of FP17s Relating to Free Repair or Replacements	2	828	0.2%	0.6%	0.6%	0.8%
% of FP17s Relating to Continuations	12	828	1.4%	0.9%	0.8%	1.1%
% of Patients satisfied with the dentistry they have received	8	8	N/A	90.2%	89.8%	91.7%
% of Patients satisfied with the time they had to wait for an appointment	8	8	N/A	86.2%	83.6%	88.0%

* This is based on patients treated on this contract for their most recent course of treatment. Figures in italics indicate the base number of FP17s or Patient Questionnaire responses are less than 100. N/A is shown where the base number of responses is less than 10 during the period. % is calculated as Quantity/Base number*100

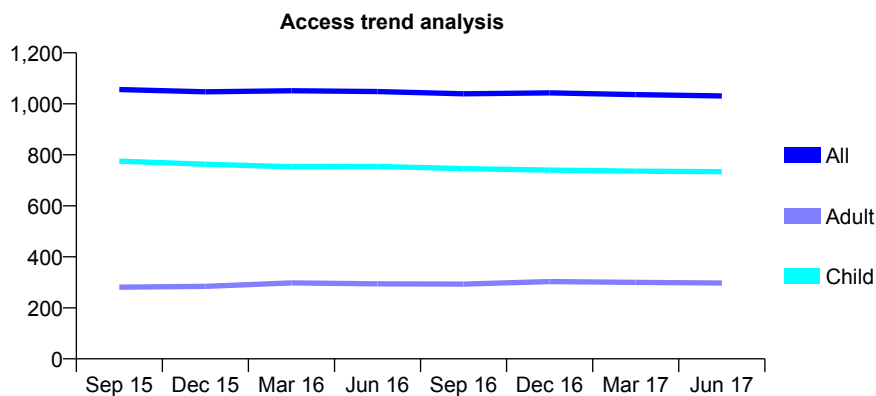
Q63 - Vital Signs At a Glance Contract Report for 228966/0001 - June 2017

Name or company name	MR AM TOMALIN
Contract type name	GDS Contract
Purpose of contract	General
Contract start date	01/04/2006
Contract end date	

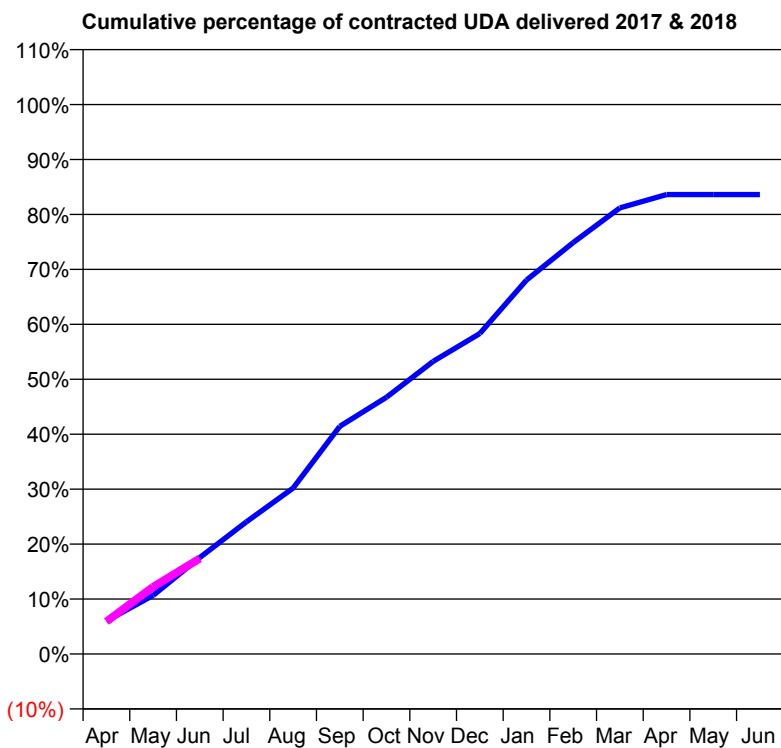
17/18 Contracted general activity (UDA)	2,100
Carry forward general activity (UDA)	0
17/18 Contracted orthodontic activity (UOA)	0
Carry forward orthodontic activity (UOA)	0
Baseline contract value	£45,770.75

ACCESS*

Patients seen in 24 months	Total	Change since previous quarter
Quarter ending June 2016	1,048	
Quarter ending September 2016	1,039	→
Quarter ending December 2016	1,043	→
Quarter ending March 2017	1,036	→
Quarter ending June 2017	1,031	→
Variance since June 2016	(1.6%)	↓



ACTIVITY



Month	Adjusted Scheduled Activity (UDA)	
	2017	2018
April	126	124
May	224	257
June	369	365
July	505	
August	634	
September	870	
October	981	
November	1,118	
December	1,225	
January	1,429	
February	1,572	
March	1,705	
April	1,756	
May	1,756	
June	1,756	

QUALITY

	Quantity	Base Number	Contract	AT	Region	England
% of FP17s for the same patient ID Re-attending within 3 months - Children	12	267	4.5%	10.0%	11.5%	12.0%
% of FP17s for the same patient ID Re-attending within 3 months - Adults	0	63	0.0%	15.4%	16.8%	16.0%
% of FP17s for the same patient ID Re-attending between 3 & 9 months - Children	178	267	66.7%	48.2%	47.3%	58.0%
% of FP17s for the same patient ID Re-attending between 3 & 9 months - Adults	32	63	50.8%	38.4%	38.3%	50.9%
% of FP17s for Band 1 Urgent Courses	5	299	1.7%	10.0%	10.7%	9.1%
% of FP17s Relating to Free Repair or Replacements	0	299	0.0%	0.6%	0.6%	0.8%
% of FP17s Relating to Continuations	0	299	0.0%	0.9%	0.8%	1.1%
% of Patients satisfied with the dentistry they have received	0	0	N/A	90.2%	89.8%	91.7%
% of Patients satisfied with the time they had to wait for an appointment	0	0	N/A	86.2%	83.6%	88.0%

* This is based on patients treated on this contract for their most recent course of treatment. Figures in italics indicate the base number of FP17s or Patient Questionnaire responses are less than 100. N/A is shown where the base number of responses is less than 10 during the period. % is calculated as Quantity/Base number*100

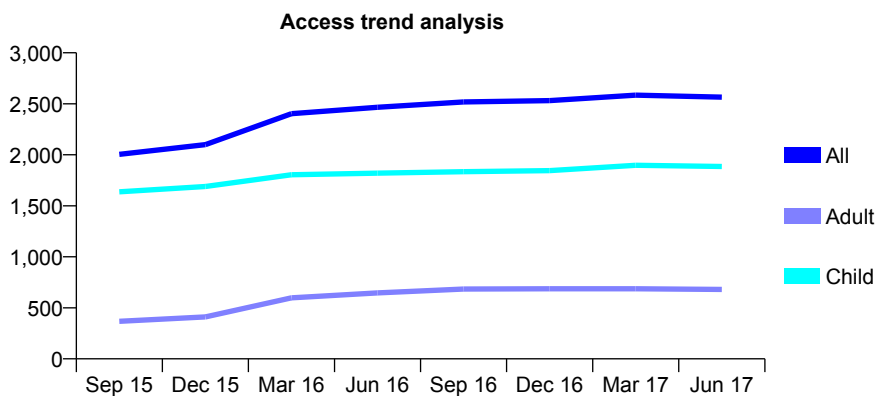
Q63 - Vital Signs At a Glance Contract Report for 230316/0001 - June 2017

Name or company name	MR PA DOOLEY
Contract type name	GDS Contract
Purpose of contract	General
Contract start date	01/09/2014
Contract end date	

17/18 Contracted general activity (UDA)	5,500
Carry forward general activity (UDA)	0
17/18 Contracted orthodontic activity (UOA)	0
Carry forward orthodontic activity (UOA)	0
Baseline contract value	£125,419.23

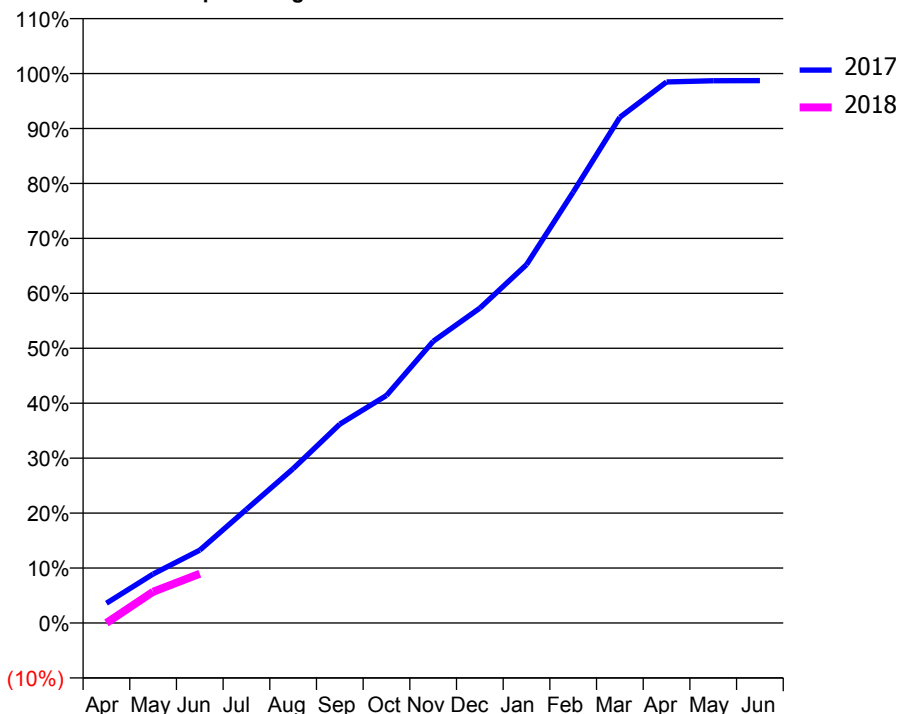
ACCESS*

Patients seen in 24 months	Total	Change since previous quarter
Quarter ending June 2016	2,466	
Quarter ending September 2016	2,518	↑
Quarter ending December 2016	2,532	→
Quarter ending March 2017	2,585	↑
Quarter ending June 2017	2,566	→
Variance since June 2016	4.1%	↑



ACTIVITY

Cumulative percentage of contracted UDA delivered 2017 & 2018



Month	Adjusted Scheduled Activity (UDA)	
	2017	2018
April	199	0
May	491	314
June	729	493
July	1,138	
August	1,545	
September	1,991	
October	2,278	
November	2,820	
December	3,151	
January	3,587	
February	4,313	
March	5,062	
April	5,415	
May	5,427	
June	5,428	

QUALITY

	Quantity	Base Number	Contract	AT	Region	England
% of FP17s for the same patient ID Re-attending within 3 months - Children	28	480	5.8%	10.0%	11.5%	12.0%
% of FP17s for the same patient ID Re-attending within 3 months - Adults	5	60	8.3%	15.4%	16.8%	16.0%
% of FP17s for the same patient ID Re-attending between 3 & 9 months - Children	285	480	59.4%	48.2%	47.3%	58.0%
% of FP17s for the same patient ID Re-attending between 3 & 9 months - Adults	28	60	46.7%	38.4%	38.3%	50.9%
% of FP17s for Band 1 Urgent Courses	3	301	1.0%	10.0%	10.7%	9.1%
% of FP17s Relating to Free Repair or Replacements	0	301	0.0%	0.6%	0.6%	0.8%
% of FP17s Relating to Continuations	0	301	0.0%	0.9%	0.8%	1.1%
% of Patients satisfied with the dentistry they have received	0	0	N/A	90.2%	89.8%	91.7%
% of Patients satisfied with the time they had to wait for an appointment	0	0	N/A	86.2%	83.6%	88.0%

* This is based on patients treated on this contract for their most recent course of treatment. Figures in italics indicate the base number of FP17s or Patient Questionnaire responses are less than 100. N/A is shown where the base number of responses is less than 10 during the period. % is calculated as Quantity/Base number*100

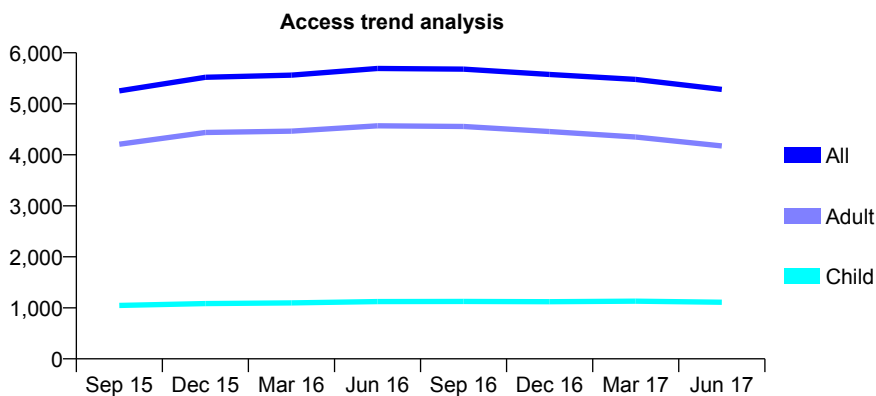
Q63 - Vital Signs At a Glance Contract Report for 234141/0001 - June 2017

Name or company name	MR DS TRENT
Contract type name	GDS Contract
Purpose of contract	General
Contract start date	01/04/2006
Contract end date	

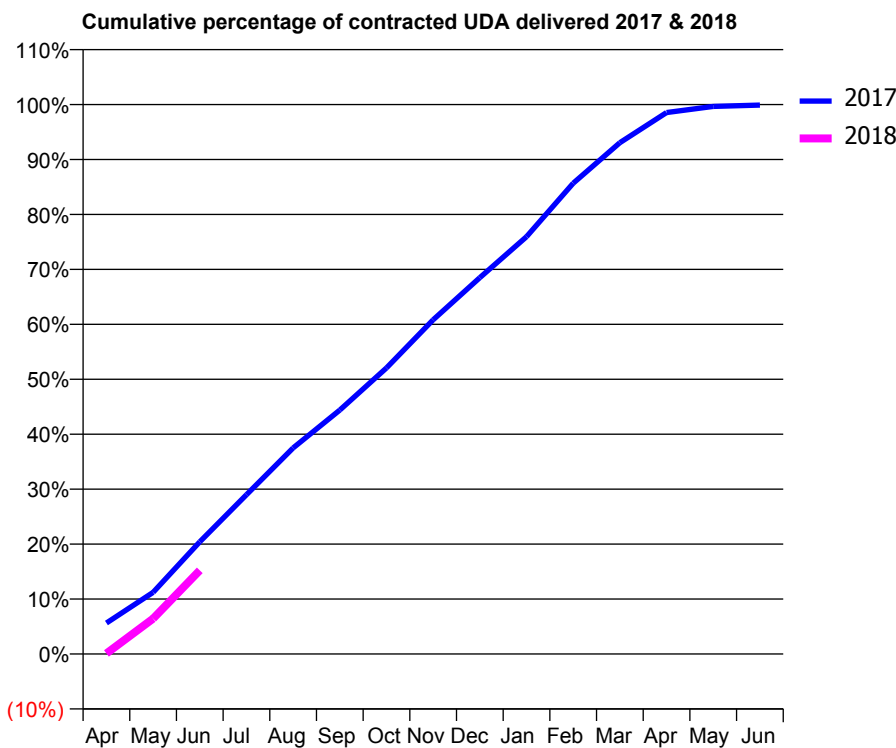
17/18 Contracted general activity (UDA)	19,000
Carry forward general activity (UDA)	0
17/18 Contracted orthodontic activity (UOA)	0
Carry forward orthodontic activity (UOA)	0
Baseline contract value	£551,664.99

ACCESS*

Patients seen in 24 months	Total	Change since previous quarter
Quarter ending June 2016	5,692	
Quarter ending September 2016	5,681	→
Quarter ending December 2016	5,575	↓
Quarter ending March 2017	5,478	↓
Quarter ending June 2017	5,283	↓
Variance since June 2016	(7.2%)	↓



ACTIVITY



Month	Adjusted Scheduled Activity (UDA)	
	2017	2018
April	1,073	21
May	2,135	1,222
June	3,882	2,894
July	5,509	
August	7,126	
September	8,435	
October	9,891	
November	11,557	
December	13,013	
January	14,428	
February	16,278	
March	17,678	
April	18,724	
May	18,932	
June	18,980	

QUALITY

	Quantity	Base Number	Contract	AT	Region	England
% of FP17s for the same patient ID Re-attending within 3 months - Children	11	218	5.0%	10.0%	11.5%	12.0%
% of FP17s for the same patient ID Re-attending within 3 months - Adults	71	853	8.3%	15.4%	16.8%	16.0%
% of FP17s for the same patient ID Re-attending between 3 & 9 months - Children	79	218	36.2%	48.2%	47.3%	58.0%
% of FP17s for the same patient ID Re-attending between 3 & 9 months - Adults	344	853	40.3%	38.4%	38.3%	50.9%
% of FP17s for Band 1 Urgent Courses	24	736	3.3%	10.0%	10.7%	9.1%
% of FP17s Relating to Free Repair or Replacements	3	736	0.4%	0.6%	0.6%	0.8%
% of FP17s Relating to Continuations	7	736	1.0%	0.9%	0.8%	1.1%
% of Patients satisfied with the dentistry they have received	27	31	87.1%	90.2%	89.8%	91.7%
% of Patients satisfied with the time they had to wait for an appointment	28	31	90.3%	86.2%	83.6%	88.0%

* This is based on patients treated on this contract for their most recent course of treatment. Figures in italics indicate the base number of FP17s or Patient Questionnaire responses are less than 100. N/A is shown where the base number of responses is less than 10 during the period. % is calculated as Quantity/Base number*100

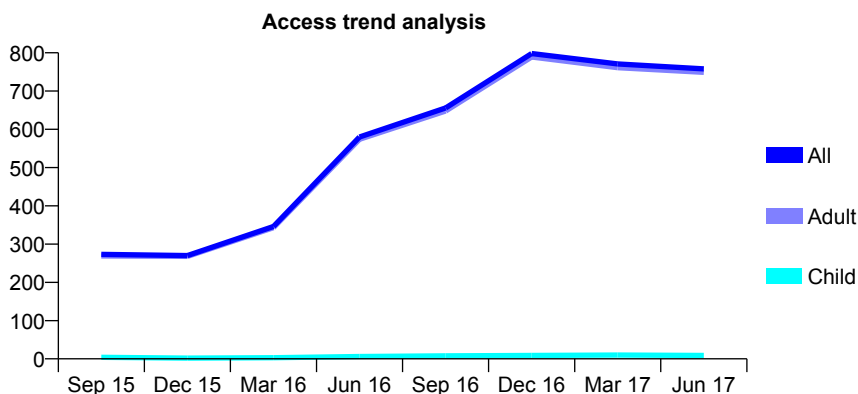
Q63 - Vital Signs At a Glance Contract Report for 234141/0002 - June 2017

Name or company name	MR DS TRENT
Contract type name	PDS Contract
Purpose of contract	General
Contract start date	01/09/2010
Contract end date	30/11/2017

17/18 Contracted general activity (UDA)	1,398
Carry forward general activity (UDA)	0
17/18 Contracted orthodontic activity (UOA)	0
Carry forward orthodontic activity (UOA)	0
Baseline contract value	£68,104.31

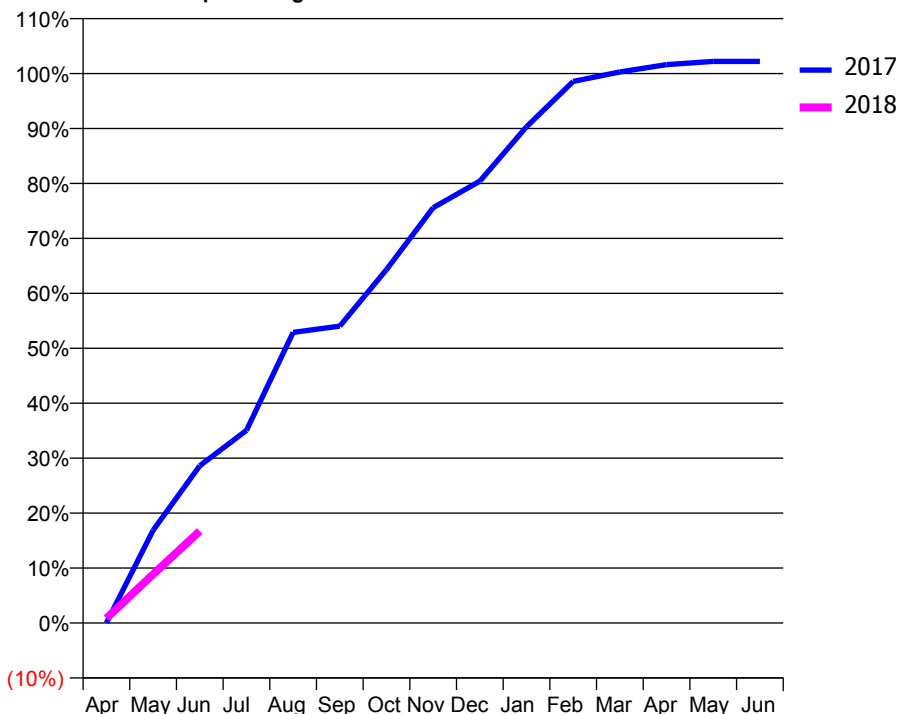
ACCESS*

Patients seen in 24 months	Total	Change since previous quarter
Quarter ending June 2016	580	
Quarter ending September 2016	656	↑
Quarter ending December 2016	798	↑
Quarter ending March 2017	771	↓
Quarter ending June 2017	758	↓
Variance since June 2016	30.7%	↑



ACTIVITY

Cumulative percentage of contracted UDA delivered 2017 & 2018



Month	Adjusted Scheduled Activity (UDA)	
	2017	2018
April	1	12
May	354	124
June	600	234
July	735	
August	1,109	
September	1,133	
October	1,349	
November	1,585	
December	1,686	
January	1,894	
February	2,067	
March	2,103	
April	2,131	
May	2,143	
June	2,143	

QUALITY

	Quantity	Base Number	Contract	AT	Region	England
% of FP17s for the same patient ID Re-attending within 3 months - Children	0	2	0.0%	10.0%	11.5%	12.0%
% of FP17s for the same patient ID Re-attending within 3 months - Adults	1	100	1.0%	15.4%	16.8%	16.0%
% of FP17s for the same patient ID Re-attending between 3 & 9 months - Children	0	2	0.0%	48.2%	47.3%	58.0%
% of FP17s for the same patient ID Re-attending between 3 & 9 months - Adults	1	100	1.0%	38.4%	38.3%	50.9%
% of FP17s for Band 1 Urgent Courses	0	86	0.0%	10.0%	10.7%	9.1%
% of FP17s Relating to Free Repair or Replacements	0	86	0.0%	0.6%	0.6%	0.8%
% of FP17s Relating to Continuations	0	86	0.0%	0.9%	0.8%	1.1%
% of Patients satisfied with the dentistry they have received	3	3	N/A	90.2%	89.8%	91.7%
% of Patients satisfied with the time they had to wait for an appointment	3	3	N/A	86.2%	83.6%	88.0%

* This is based on patients treated on this contract for their most recent course of treatment. Figures in italics indicate the base number of FP17s or Patient Questionnaire responses are less than 100. N/A is shown where the base number of responses is less than 10 during the period. % is calculated as Quantity/Base number*100

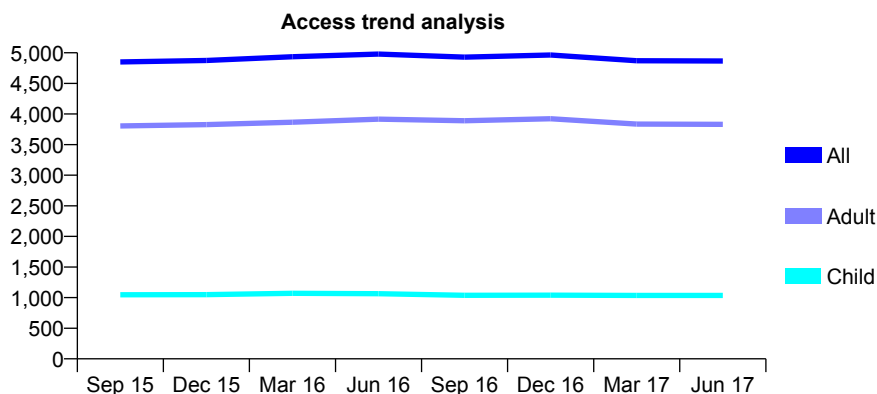
Q63 - Vital Signs At a Glance Contract Report for 239992/0001 - June 2017

Name or company name	MR J PATEL
Contract type name	GDS Contract
Purpose of contract	General
Contract start date	01/04/2006
Contract end date	

17/18 Contracted general activity (UDA)	14,173
Carry forward general activity (UDA)	0
17/18 Contracted orthodontic activity (UOA)	0
Carry forward orthodontic activity (UOA)	0
Baseline contract value	£378,186.10

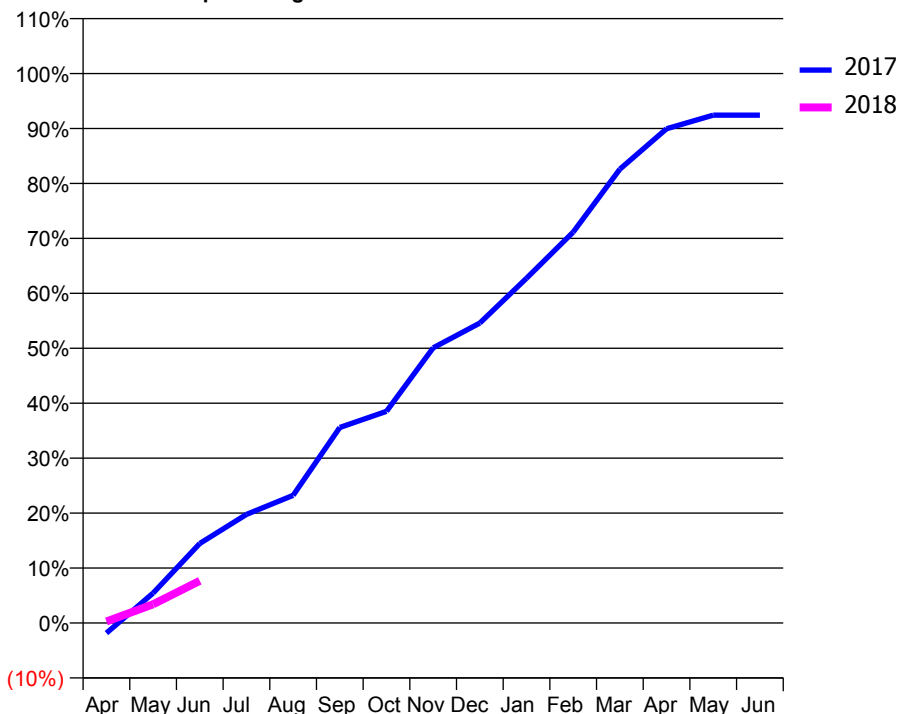
ACCESS*

Patients seen in 24 months	Total	Change since previous quarter
Quarter ending June 2016	4,980	
Quarter ending September 2016	4,929	↓
Quarter ending December 2016	4,964	→
Quarter ending March 2017	4,871	↓
Quarter ending June 2017	4,867	→
Variance since June 2016	(2.3%)	↓



ACTIVITY

Cumulative percentage of contracted UDA delivered 2017 & 2018



Month	Adjusted Scheduled Activity (UDA)	
	2017	2018
April	-262	38
May	774	484
June	2,051	1,088
July	2,801	
August	3,294	
September	5,044	
October	5,458	
November	7,098	
December	7,737	
January	8,892	
February	10,082	
March	11,707	
April	12,748	
May	13,098	
June	13,099	

QUALITY

	Quantity	Base Number	Contract	AT	Region	England
% of FP17s for the same patient ID Re-attending within 3 months - Children	20	288	6.9%	10.0%	11.5%	12.0%
% of FP17s for the same patient ID Re-attending within 3 months - Adults	65	674	9.6%	15.4%	16.8%	16.0%
% of FP17s for the same patient ID Re-attending between 3 & 9 months - Children	160	288	55.6%	48.2%	47.3%	58.0%
% of FP17s for the same patient ID Re-attending between 3 & 9 months - Adults	311	674	46.1%	38.4%	38.3%	50.9%
% of FP17s for Band 1 Urgent Courses	28	571	4.9%	10.0%	10.7%	9.1%
% of FP17s Relating to Free Repair or Replacements	0	571	0.0%	0.6%	0.6%	0.8%
% of FP17s Relating to Continuations	3	571	0.5%	0.9%	0.8%	1.1%
% of Patients satisfied with the dentistry they have received	4	4	N/A	90.2%	89.8%	91.7%
% of Patients satisfied with the time they had to wait for an appointment	4	4	N/A	86.2%	83.6%	88.0%

* This is based on patients treated on this contract for their most recent course of treatment. Figures in italics indicate the base number of FP17s or Patient Questionnaire responses are less than 100. N/A is shown where the base number of responses is less than 10 during the period. % is calculated as Quantity/Base number*100

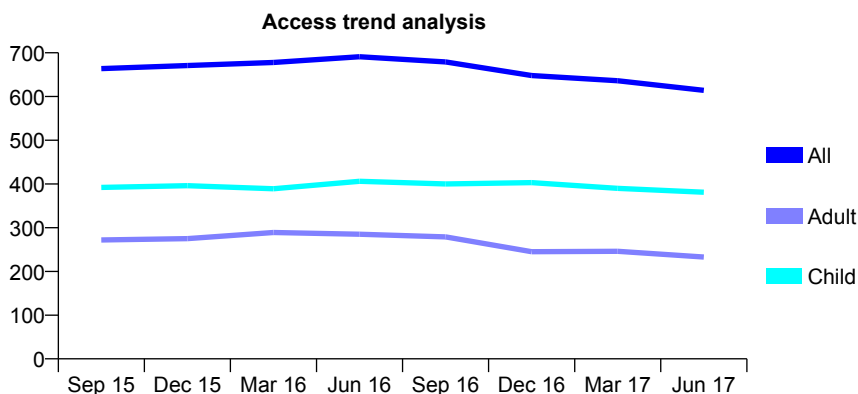
Q63 - Vital Signs At a Glance Contract Report for 241377/0001 - June 2017

Name or company name	MR DJ SCHWARTZ
Contract type name	GDS Contract
Purpose of contract	General
Contract start date	01/01/2013
Contract end date	

17/18 Contracted general activity (UDA)	1,315
Carry forward general activity (UDA)	0
17/18 Contracted orthodontic activity (UOA)	0
Carry forward orthodontic activity (UOA)	0
Baseline contract value	£28,458.74

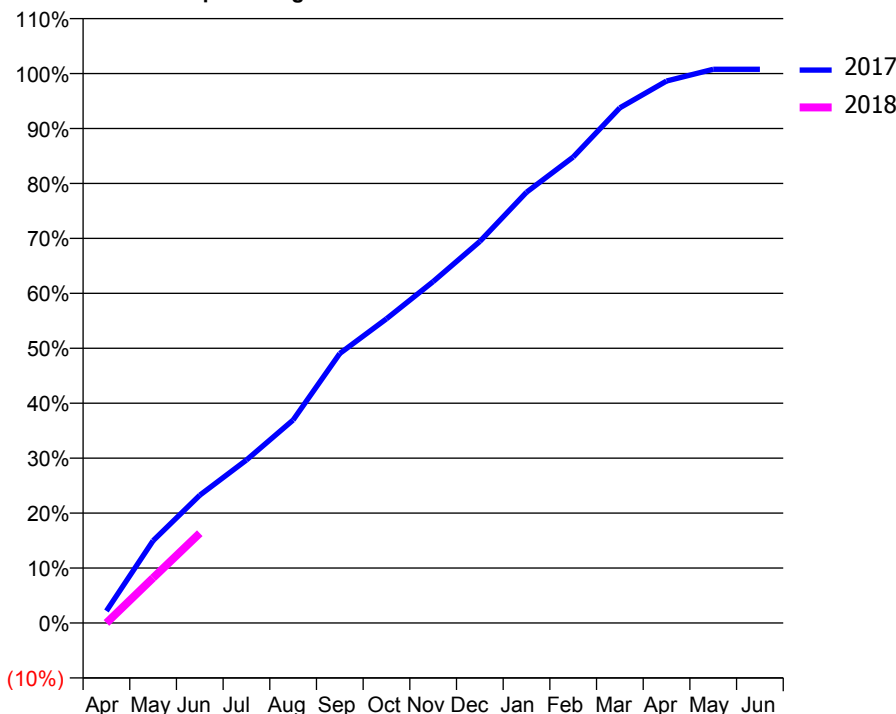
ACCESS*

Patients seen in 24 months	Total	Change since previous quarter
Quarter ending June 2016	691	
Quarter ending September 2016	679	↓
Quarter ending December 2016	648	↓
Quarter ending March 2017	636	↓
Quarter ending June 2017	614	↓
Variance since June 2016	(11.1%)	↓



ACTIVITY

Cumulative percentage of contracted UDA delivered 2017 & 2018



Month	Adjusted Scheduled Activity (UDA)	
	2017	2018
April	29	0
May	197	108
June	306	215
July	390	
August	486	
September	645	
October	728	
November	817	
December	913	
January	1,031	
February	1,115	
March	1,233	
April	1,297	
May	1,325	
June	1,325	

QUALITY

	Quantity	Base Number	Contract	AT	Region	England
% of FP17s for the same patient ID Re-attending within 3 months - Children	2	93	2.2%	10.0%	11.5%	12.0%
% of FP17s for the same patient ID Re-attending within 3 months - Adults	0	27	0.0%	15.4%	16.8%	16.0%
% of FP17s for the same patient ID Re-attending between 3 & 9 months - Children	16	93	17.2%	48.2%	47.3%	58.0%
% of FP17s for the same patient ID Re-attending between 3 & 9 months - Adults	2	27	7.4%	38.4%	38.3%	50.9%
% of FP17s for Band 1 Urgent Courses	0	98	0.0%	10.0%	10.7%	9.1%
% of FP17s Relating to Free Repair or Replacements	0	98	0.0%	0.6%	0.6%	0.8%
% of FP17s Relating to Continuations	0	98	0.0%	0.9%	0.8%	1.1%
% of Patients satisfied with the dentistry they have received	2	2	N/A	90.2%	89.8%	91.7%
% of Patients satisfied with the time they had to wait for an appointment	2	2	N/A	86.2%	83.6%	88.0%

* This is based on patients treated on this contract for their most recent course of treatment. Figures in italics indicate the base number of FP17s or Patient Questionnaire responses are less than 100. N/A is shown where the base number of responses is less than 10 during the period. % is calculated as Quantity/Base number*100

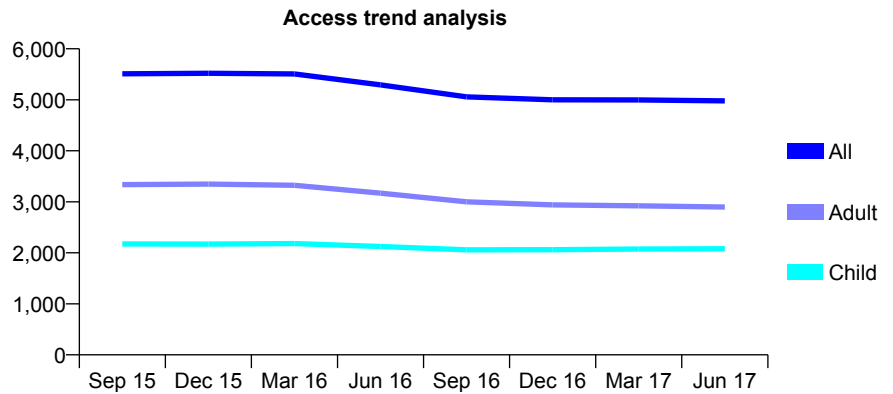
Q63 - Vital Signs At a Glance Contract Report for 244317/0001 - June 2017

Name or company name	MR DS KULLAR
Contract type name	GDS Contract
Purpose of contract	General
Contract start date	01/04/2006
Contract end date	

17/18 Contracted general activity (UDA)	16,130
Carry forward general activity (UDA)	0
17/18 Contracted orthodontic activity (UOA)	0
Carry forward orthodontic activity (UOA)	0
Baseline contract value	£433,812.27

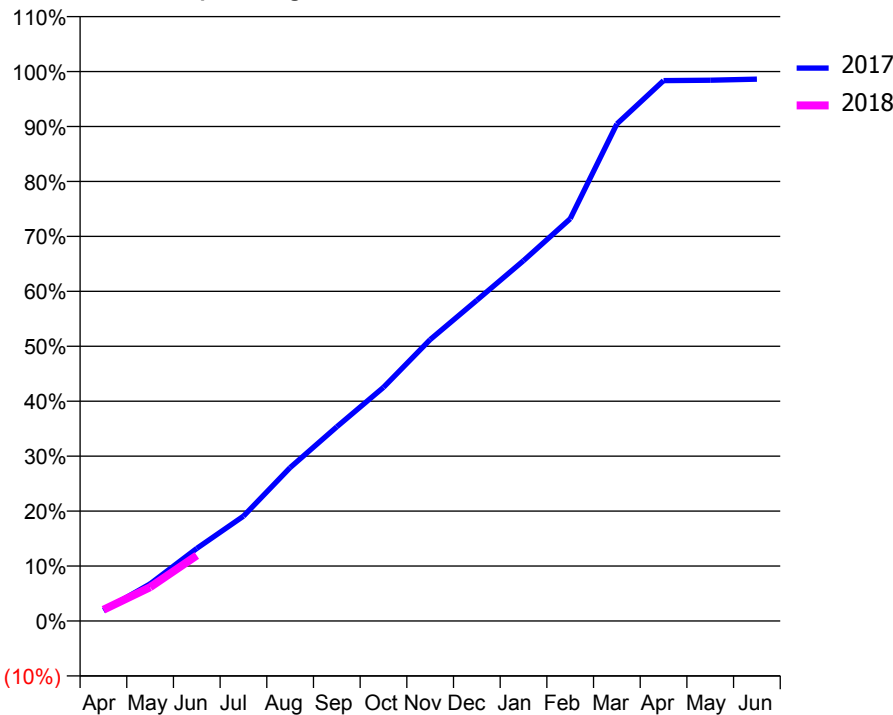
ACCESS*

Patients seen in 24 months	Total	Change since previous quarter
Quarter ending June 2016	5,294	
Quarter ending September 2016	5,058	↓
Quarter ending December 2016	5,001	↓
Quarter ending March 2017	4,997	→
Quarter ending June 2017	4,979	→
Variance since June 2016	(6.0%)	↓



ACTIVITY

Cumulative percentage of contracted UDA delivered 2017 & 2018



Month	Adjusted Scheduled Activity (UDA)	
	2017	2018
April	306	331
May	1,091	991
June	2,133	1,924
July	3,078	
August	4,505	
September	5,703	
October	6,858	
November	8,260	
December	9,414	
January	10,577	
February	11,806	
March	14,589	
April	15,861	
May	15,874	
June	15,907	

QUALITY

	Quantity	Base Number	Contract	AT	Region	England
% of FP17s for the same patient ID Re-attending within 3 months - Children	22	549	4.0%	10.0%	11.5%	12.0%
% of FP17s for the same patient ID Re-attending within 3 months - Adults	85	686	12.4%	15.4%	16.8%	16.0%
% of FP17s for the same patient ID Re-attending between 3 & 9 months - Children	287	549	52.3%	48.2%	47.3%	58.0%
% of FP17s for the same patient ID Re-attending between 3 & 9 months - Adults	233	686	34.0%	38.4%	38.3%	50.9%
% of FP17s for Band 1 Urgent Courses	111	877	12.7%	10.0%	10.7%	9.1%
% of FP17s Relating to Free Repair or Replacements	5	877	0.6%	0.6%	0.6%	0.8%
% of FP17s Relating to Continuations	0	877	0.0%	0.9%	0.8%	1.1%
% of Patients satisfied with the dentistry they have received	9	10	90.0%	90.2%	89.8%	91.7%
% of Patients satisfied with the time they had to wait for an appointment	8	10	80.0%	86.2%	83.6%	88.0%

* This is based on patients treated on this contract for their most recent course of treatment. Figures in italics indicate the base number of FP17s or Patient Questionnaire responses are less than 100. N/A is shown where the base number of responses is less than 10 during the period. % is calculated as Quantity/Base number*100

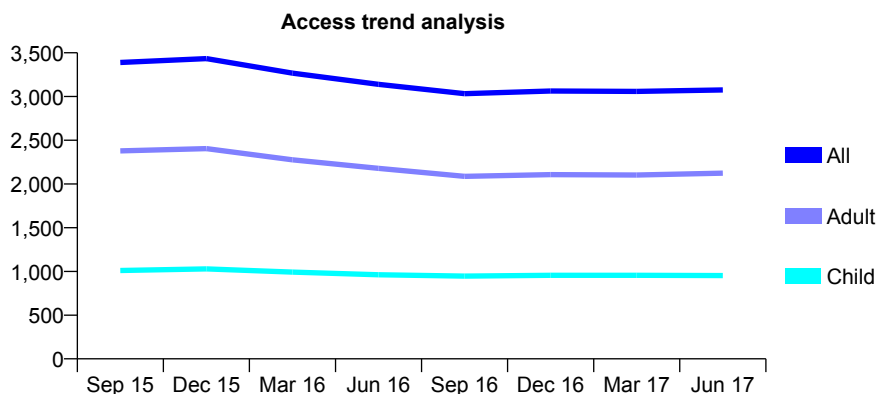
Q63 - Vital Signs At a Glance Contract Report for 244325/0001 - June 2017

Name or company name	MISS G MEHRA
Contract type name	GDS Contract
Purpose of contract	General
Contract start date	01/04/2006
Contract end date	

17/18 Contracted general activity (UDA)	6,912
Carry forward general activity (UDA)	0
17/18 Contracted orthodontic activity (UOA)	0
Carry forward orthodontic activity (UOA)	0
Baseline contract value	£206,302.22

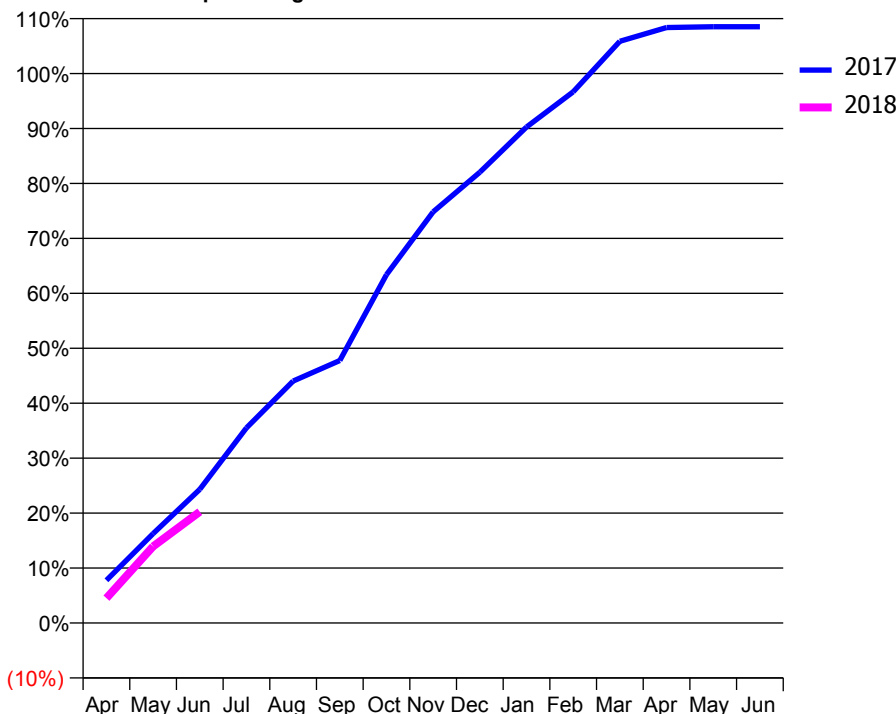
ACCESS*

Patients seen in 24 months	Total	Change since previous quarter
Quarter ending June 2016	3,140	
Quarter ending September 2016	3,033	↓
Quarter ending December 2016	3,063	→
Quarter ending March 2017	3,059	→
Quarter ending June 2017	3,076	→
Variance since June 2016	(2.0%)	↓



ACTIVITY

Cumulative percentage of contracted UDA delivered 2017 & 2018



Adjusted Scheduled Activity (UDA)

Month	2017	2018
April	538	312
May	1,124	964
June	1,682	1,400
July	2,456	
August	3,043	
September	3,303	
October	4,382	
November	5,172	
December	5,671	
January	6,239	
February	6,681	
March	7,318	
April	7,491	
May	7,500	
June	7,500	

QUALITY

	Quantity	Base Number	Contract	AT	Region	England
% of FP17s for the same patient ID Re-attending within 3 months - Children	19	323	5.9%	10.0%	11.5%	12.0%
% of FP17s for the same patient ID Re-attending within 3 months - Adults	55	569	9.7%	15.4%	16.8%	16.0%
% of FP17s for the same patient ID Re-attending between 3 & 9 months - Children	178	323	55.1%	48.2%	47.3%	58.0%
% of FP17s for the same patient ID Re-attending between 3 & 9 months - Adults	216	569	38.0%	38.4%	38.3%	50.9%
% of FP17s for Band 1 Urgent Courses	71	815	8.7%	10.0%	10.7%	9.1%
% of FP17s Relating to Free Repair or Replacements	2	815	0.2%	0.6%	0.6%	0.8%
% of FP17s Relating to Continuations	9	815	1.1%	0.9%	0.8%	1.1%
% of Patients satisfied with the dentistry they have received	5	5	N/A	90.2%	89.8%	91.7%
% of Patients satisfied with the time they had to wait for an appointment	4	5	N/A	86.2%	83.6%	88.0%

* This is based on patients treated on this contract for their most recent course of treatment. Figures in italics indicate the base number of FP17s or Patient Questionnaire responses are less than 100. N/A is shown where the base number of responses is less than 10 during the period. % is calculated as Quantity/Base number*100

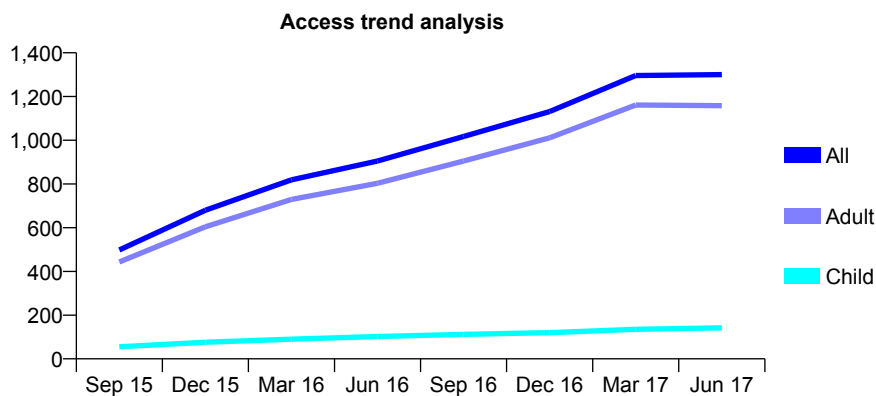
Q63 - Vital Signs At a Glance Contract Report for 253766/0002 - June 2017

Name or company name	MR OA ODEYEMI
Contract type name	GDS Contract
Purpose of contract	General
Contract start date	01/04/2015
Contract end date	

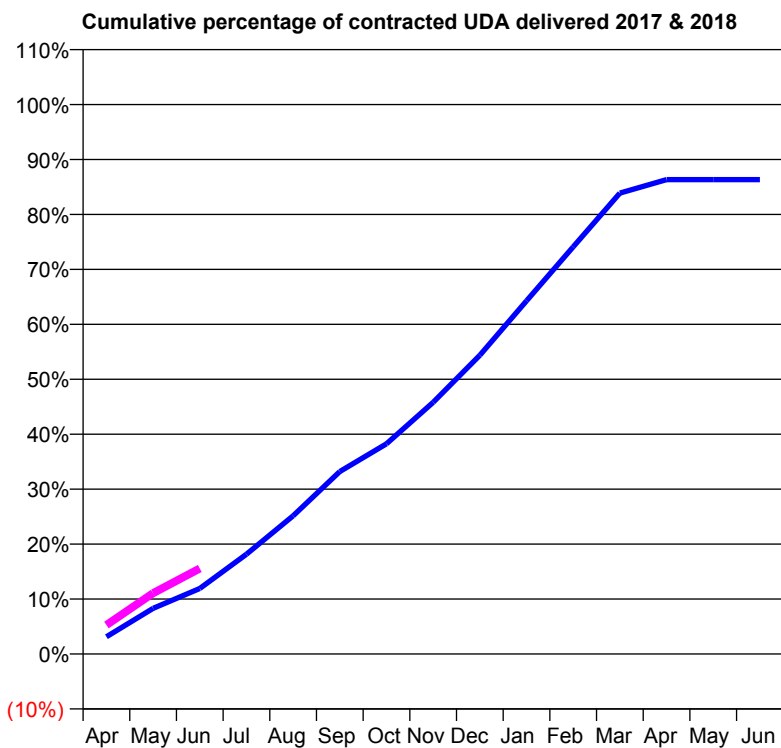
17/18 Contracted general activity (UDA)	3,667
Carry forward general activity (UDA)	0
17/18 Contracted orthodontic activity (UOA)	0
Carry forward orthodontic activity (UOA)	0
Baseline contract value	£99,194.27

ACCESS*

Patients seen in 24 months	Total	Change since previous quarter
Quarter ending June 2016	905	
Quarter ending September 2016	1,017	↑
Quarter ending December 2016	1,131	↑
Quarter ending March 2017	1,296	↑
Quarter ending June 2017	1,300	→
Variance since June 2016	43.6%	↑



ACTIVITY



Month	Adjusted Scheduled Activity (UDA)	
	2017	2018
April	115	193
May	305	406
June	437	571
July	666	
August	922	
September	1,218	
October	1,403	
November	1,680	
December	1,993	
January	2,357	
February	2,718	
March	3,076	
April	3,166	
May	3,166	
June	3,166	

QUALITY

	Quantity	Base Number	Contract	AT	Region	England
% of FP17s for the same patient ID Re-attending within 3 months - Children	2	47	4.3%	10.0%	11.5%	12.0%
% of FP17s for the same patient ID Re-attending within 3 months - Adults	20	232	8.6%	15.4%	16.8%	16.0%
% of FP17s for the same patient ID Re-attending between 3 & 9 months - Children	9	47	19.1%	48.2%	47.3%	58.0%
% of FP17s for the same patient ID Re-attending between 3 & 9 months - Adults	63	232	27.2%	38.4%	38.3%	50.9%
% of FP17s for Band 1 Urgent Courses	14	239	5.9%	10.0%	10.7%	9.1%
% of FP17s Relating to Free Repair or Replacements	0	239	0.0%	0.6%	0.6%	0.8%
% of FP17s Relating to Continuations	4	239	1.7%	0.9%	0.8%	1.1%
% of Patients satisfied with the dentistry they have received	1	3	N/A	90.2%	89.8%	91.7%
% of Patients satisfied with the time they had to wait for an appointment	3	3	N/A	86.2%	83.6%	88.0%

* This is based on patients treated on this contract for their most recent course of treatment. Figures in italics indicate the base number of FP17s or Patient Questionnaire responses are less than 100. N/A is shown where the base number of responses is less than 10 during the period. % is calculated as Quantity/Base number*100

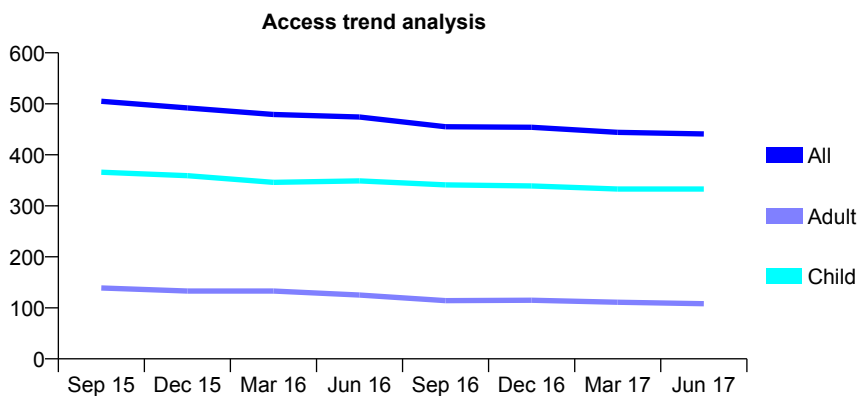
Q63 - Vital Signs At a Glance Contract Report for 254010/0001 - June 2017

Name or company name	MR P AZARI
Contract type name	GDS Contract
Purpose of contract	General
Contract start date	01/04/2006
Contract end date	

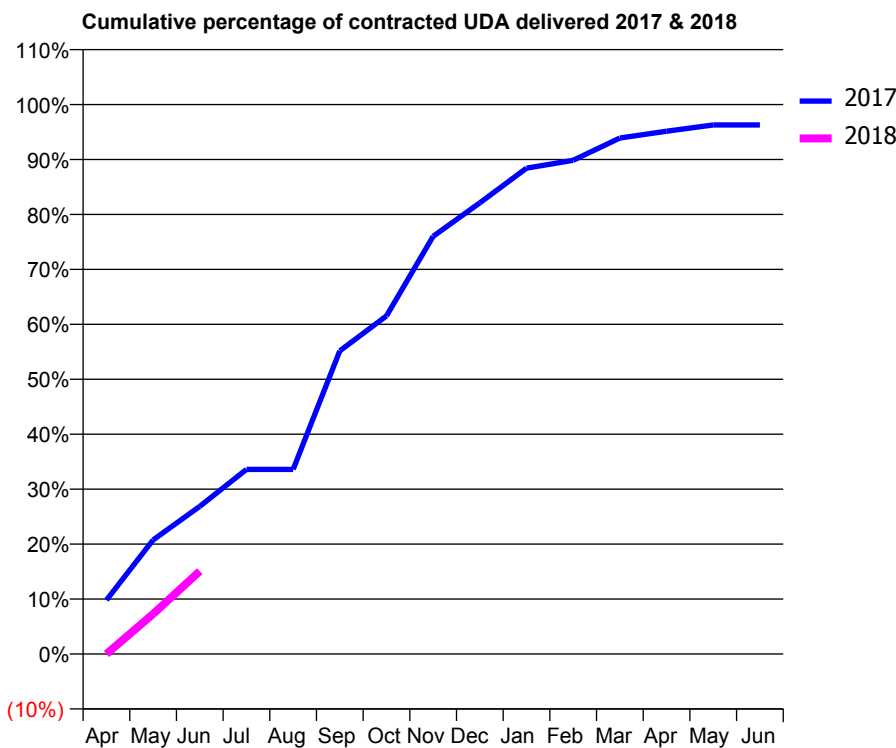
17/18 Contracted general activity (UDA)	800
Carry forward general activity (UDA)	0
17/18 Contracted orthodontic activity (UOA)	0
Carry forward orthodontic activity (UOA)	0
Baseline contract value	£21,890.08

ACCESS*

Patients seen in 24 months	Total	Change since previous quarter
Quarter ending June 2016	474	
Quarter ending September 2016	455	↓
Quarter ending December 2016	454	→
Quarter ending March 2017	444	↓
Quarter ending June 2017	441	→
Variance since June 2016	(7.0%)	↓



ACTIVITY



Month	Adjusted Scheduled Activity (UDA)	
	2017	2018
April	79	0
May	166	58
June	215	121
July	269	
August	269	
September	441	
October	492	
November	608	
December	657	
January	707	
February	719	
March	751	
April	761	
May	770	
June	770	

QUALITY

	Quantity	Base Number	Contract	AT	Region	England
% of FP17s for the same patient ID Re-attending within 3 months - Children	4	104	3.8%	10.0%	11.5%	12.0%
% of FP17s for the same patient ID Re-attending within 3 months - Adults	0	10	0.0%	15.4%	16.8%	16.0%
% of FP17s for the same patient ID Re-attending between 3 & 9 months - Children	35	104	33.7%	48.2%	47.3%	58.0%
% of FP17s for the same patient ID Re-attending between 3 & 9 months - Adults	6	10	60.0%	38.4%	38.3%	50.9%
% of FP17s for Band 1 Urgent Courses	8	97	8.2%	10.0%	10.7%	9.1%
% of FP17s Relating to Free Repair or Replacements	0	97	0.0%	0.6%	0.6%	0.8%
% of FP17s Relating to Continuations	0	97	0.0%	0.9%	0.8%	1.1%
% of Patients satisfied with the dentistry they have received	1	1	N/A	90.2%	89.8%	91.7%
% of Patients satisfied with the time they had to wait for an appointment	1	1	N/A	86.2%	83.6%	88.0%

* This is based on patients treated on this contract for their most recent course of treatment. Figures in italics indicate the base number of FP17s or Patient Questionnaire responses are less than 100. N/A is shown where the base number of responses is less than 10 during the period. % is calculated as Quantity/Base number*100

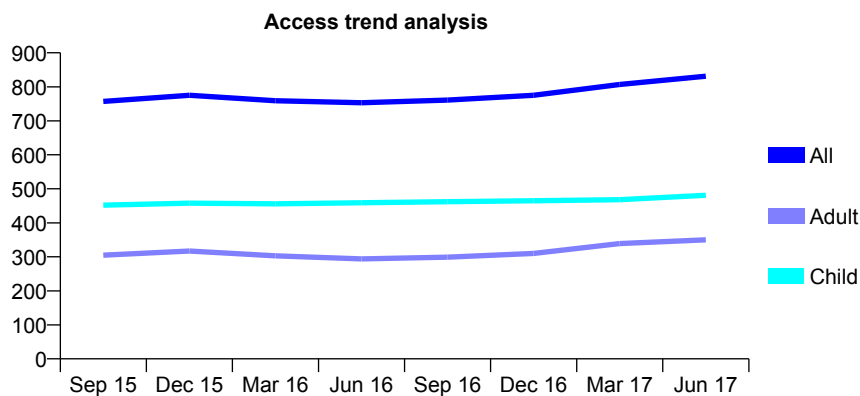
Q63 - Vital Signs At a Glance Contract Report for 254010/0002 - June 2017

Name or company name	MR P AZARI
Contract type name	GDS Contract
Purpose of contract	General
Contract start date	01/04/2006
Contract end date	

17/18 Contracted general activity (UDA)	1,828
Carry forward general activity (UDA)	0
17/18 Contracted orthodontic activity (UOA)	0
Carry forward orthodontic activity (UOA)	0
Baseline contract value	£54,774.22

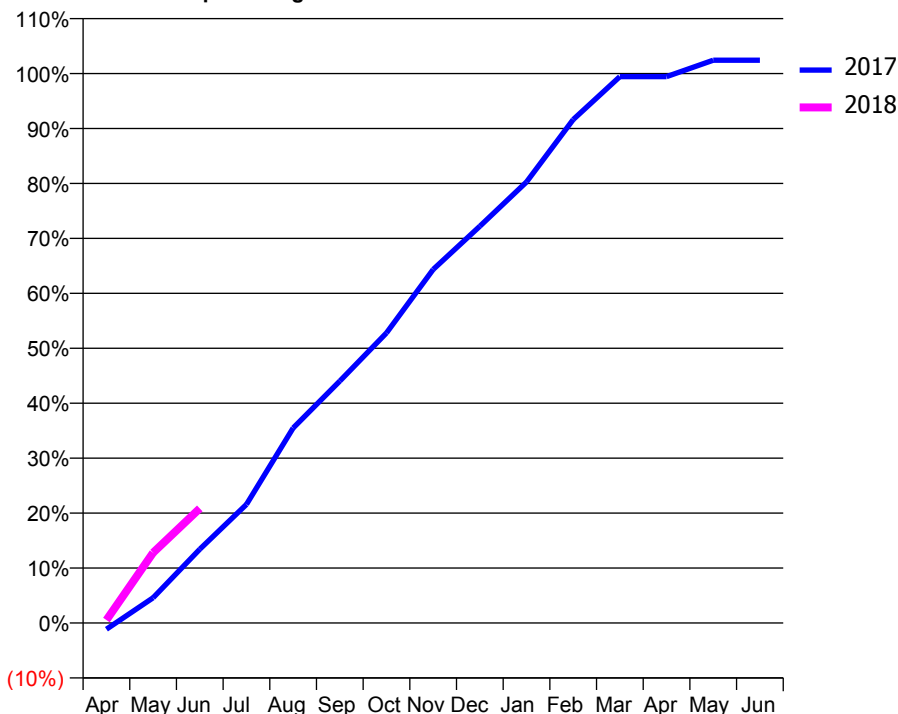
ACCESS*

Patients seen in 24 months	Total	Change since previous quarter
Quarter ending June 2016	753	
Quarter ending September 2016	761	→
Quarter ending December 2016	775	→
Quarter ending March 2017	807	↑
Quarter ending June 2017	831	↑
Variance since June 2016	10.4%	↑



ACTIVITY

Cumulative percentage of contracted UDA delivered 2017 & 2018



Adjusted Scheduled Activity (UDA)

Month	2017	2018
April	-21	10
May	84	234
June	245	381
July	395	
August	649	
September	805	
October	965	
November	1,176	
December	1,320	
January	1,467	
February	1,675	
March	1,818	
April	1,818	
May	1,872	
June	1,872	

QUALITY

	Quantity	Base Number	Contract	AT	Region	England
% of FP17s for the same patient ID Re-attending within 3 months - Children	7	189	3.7%	10.0%	11.5%	12.0%
% of FP17s for the same patient ID Re-attending within 3 months - Adults	13	98	13.3%	15.4%	16.8%	16.0%
% of FP17s for the same patient ID Re-attending between 3 & 9 months - Children	100	189	52.9%	48.2%	47.3%	58.0%
% of FP17s for the same patient ID Re-attending between 3 & 9 months - Adults	52	98	53.1%	38.4%	38.3%	50.9%
% of FP17s for Band 1 Urgent Courses	6	249	2.4%	10.0%	10.7%	9.1%
% of FP17s Relating to Free Repair or Replacements	0	249	0.0%	0.6%	0.6%	0.8%
% of FP17s Relating to Continuations	0	249	0.0%	0.9%	0.8%	1.1%
% of Patients satisfied with the dentistry they have received	1	1	N/A	90.2%	89.8%	91.7%
% of Patients satisfied with the time they had to wait for an appointment	1	1	N/A	86.2%	83.6%	88.0%

* This is based on patients treated on this contract for their most recent course of treatment. Figures in italics indicate the base number of FP17s or Patient Questionnaire responses are less than 100. N/A is shown where the base number of responses is less than 10 during the period. % is calculated as Quantity/Base number*100

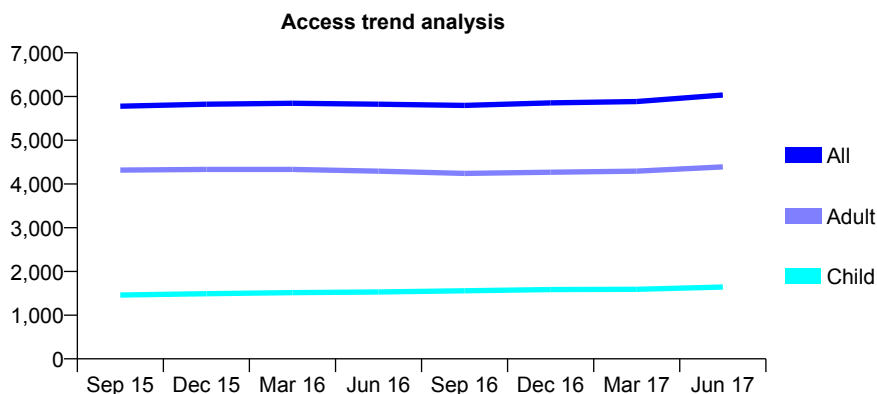
Q63 - Vital Signs At a Glance Contract Report for 257001/0001 - June 2017

Name or company name	MR DS MATHEW
Contract type name	GDS Contract
Purpose of contract	General
Contract start date	01/04/2006
Contract end date	

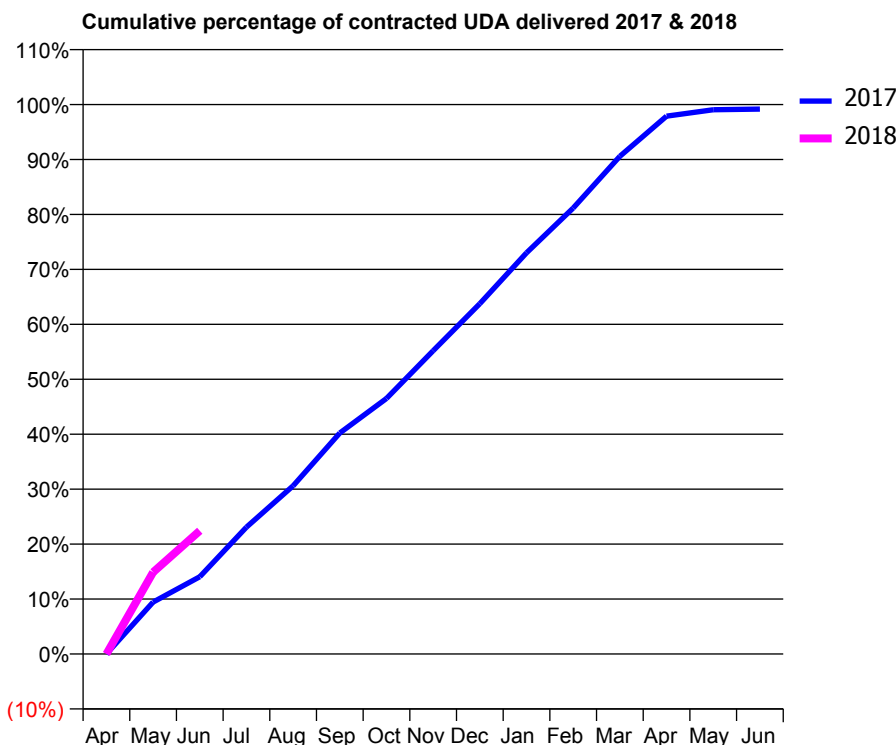
17/18 Contracted general activity (UDA)	14,901
Carry forward general activity (UDA)	0
17/18 Contracted orthodontic activity (UOA)	0
Carry forward orthodontic activity (UOA)	0
Baseline contract value	£383,634.57

ACCESS*

Patients seen in 24 months	Total	Change since previous quarter
Quarter ending June 2016	5,824	
Quarter ending September 2016	5,797	→
Quarter ending December 2016	5,854	→
Quarter ending March 2017	5,884	→
Quarter ending June 2017	6,035	↑
Variance since June 2016	3.6%	↑



ACTIVITY



Month	Adjusted Scheduled Activity (UDA)	
	2017	2018
April	0	3
May	1,407	2,218
June	2,094	3,344
July	3,440	
August	4,561	
September	5,995	
October	6,930	
November	8,226	
December	9,502	
January	10,878	
February	12,093	
March	13,497	
April	14,587	
May	14,758	
June	14,775	

QUALITY

	Quantity	Base Number	Contract	AT	Region	England
% of FP17s for the same patient ID Re-attending within 3 months - Children	41	564	7.3%	10.0%	11.5%	12.0%
% of FP17s for the same patient ID Re-attending within 3 months - Adults	131	1,183	11.1%	15.4%	16.8%	16.0%
% of FP17s for the same patient ID Re-attending between 3 & 9 months - Children	235	564	41.7%	48.2%	47.3%	58.0%
% of FP17s for the same patient ID Re-attending between 3 & 9 months - Adults	404	1,183	34.2%	38.4%	38.3%	50.9%
% of FP17s for Band 1 Urgent Courses	47	1,340	3.5%	10.0%	10.7%	9.1%
% of FP17s Relating to Free Repair or Replacements	5	1,340	0.4%	0.6%	0.6%	0.8%
% of FP17s Relating to Continuations	11	1,340	0.8%	0.9%	0.8%	1.1%
% of Patients satisfied with the dentistry they have received	5	7	N/A	90.2%	89.8%	91.7%
% of Patients satisfied with the time they had to wait for an appointment	4	7	N/A	86.2%	83.6%	88.0%

* This is based on patients treated on this contract for their most recent course of treatment. Figures in italics indicate the base number of FP17s or Patient Questionnaire responses are less than 100. N/A is shown where the base number of responses is less than 10 during the period. % is calculated as Quantity/Base number*100

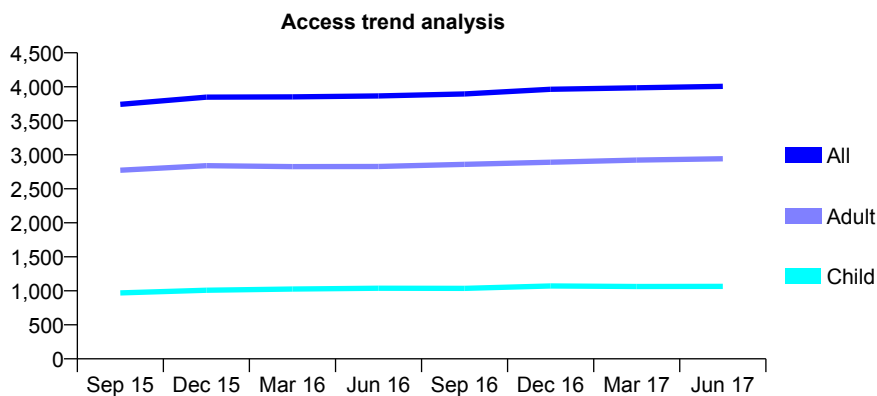
Q63 - Vital Signs At a Glance Contract Report for 257222/0001 - June 2017

Name or company name	MS S RADPOUR
Contract type name	GDS Contract
Purpose of contract	General
Contract start date	01/04/2006
Contract end date	

17/18 Contracted general activity (UDA)	9,500
Carry forward general activity (UDA)	0
17/18 Contracted orthodontic activity (UOA)	0
Carry forward orthodontic activity (UOA)	0
Baseline contract value	£232,909.22

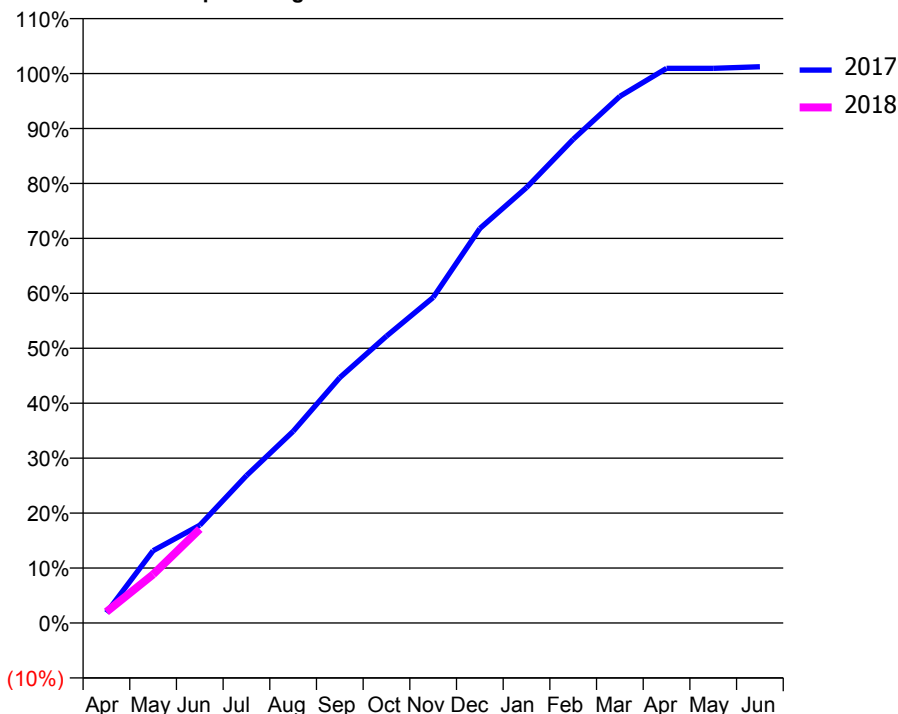
ACCESS*

Patients seen in 24 months	Total	Change since previous quarter
Quarter ending June 2016	3,866	
Quarter ending September 2016	3,896	→
Quarter ending December 2016	3,963	→
Quarter ending March 2017	3,986	→
Quarter ending June 2017	4,007	→
Variance since June 2016	3.6%	↑



ACTIVITY

Cumulative percentage of contracted UDA delivered 2017 & 2018



Month	Adjusted Scheduled Activity (UDA)	
	2017	2018
April	179	192
May	1,250	840
June	1,692	1,624
July	2,549	
August	3,314	
September	4,244	
October	4,959	
November	5,629	
December	6,820	
January	7,527	
February	8,362	
March	9,104	
April	9,588	
May	9,589	
June	9,617	

QUALITY

	Quantity	Base Number	Contract	AT	Region	England
% of FP17s for the same patient ID Re-attending within 3 months - Children	18	366	4.9%	10.0%	11.5%	12.0%
% of FP17s for the same patient ID Re-attending within 3 months - Adults	107	772	13.9%	15.4%	16.8%	16.0%
% of FP17s for the same patient ID Re-attending between 3 & 9 months - Children	210	366	57.4%	48.2%	47.3%	58.0%
% of FP17s for the same patient ID Re-attending between 3 & 9 months - Adults	312	772	40.4%	38.4%	38.3%	50.9%
% of FP17s for Band 1 Urgent Courses	78	894	8.7%	10.0%	10.7%	9.1%
% of FP17s Relating to Free Repair or Replacements	4	894	0.4%	0.6%	0.6%	0.8%
% of FP17s Relating to Continuations	9	894	1.0%	0.9%	0.8%	1.1%
% of Patients satisfied with the dentistry they have received	1	1	N/A	90.2%	89.8%	91.7%
% of Patients satisfied with the time they had to wait for an appointment	1	1	N/A	86.2%	83.6%	88.0%

* This is based on patients treated on this contract for their most recent course of treatment. Figures in italics indicate the base number of FP17s or Patient Questionnaire responses are less than 100. N/A is shown where the base number of responses is less than 10 during the period. % is calculated as Quantity/Base number*100

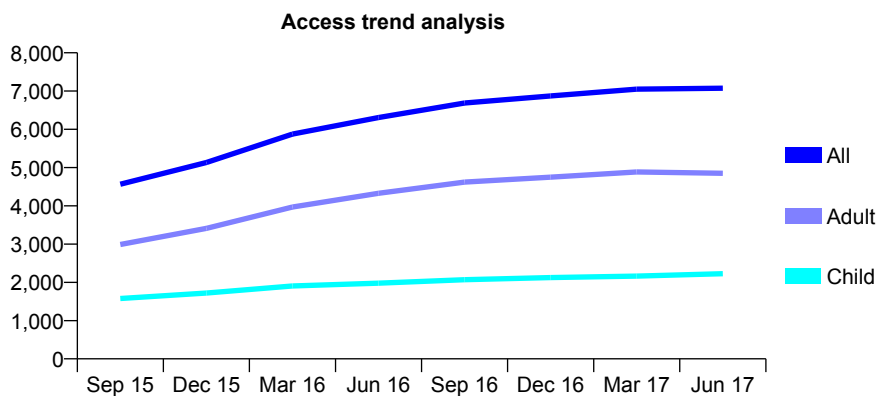
Q63 - Vital Signs At a Glance Contract Report for 257486/0003 - June 2017

Name or company name	MR RM QURESHI
Contract type name	GDS Contract
Purpose of contract	General
Contract start date	01/10/2014
Contract end date	

17/18 Contracted general activity (UDA)	17,212
Carry forward general activity (UDA)	0
17/18 Contracted orthodontic activity (UOA)	0
Carry forward orthodontic activity (UOA)	0
Baseline contract value	£430,462.62

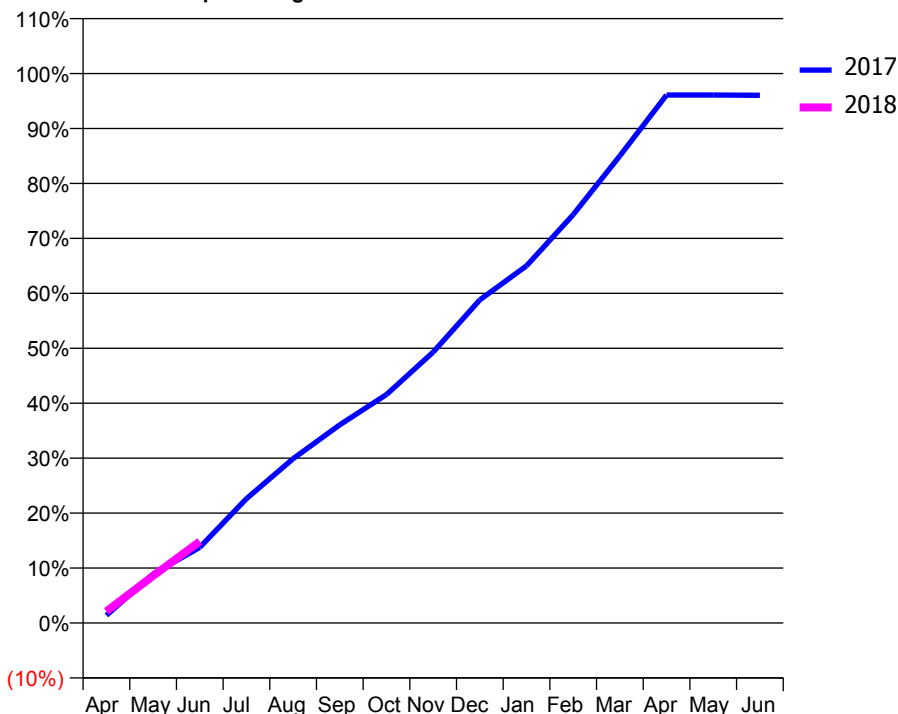
ACCESS*

Patients seen in 24 months	Total	Change since previous quarter
Quarter ending June 2016	6,306	
Quarter ending September 2016	6,689	↑
Quarter ending December 2016	6,874	↑
Quarter ending March 2017	7,049	↑
Quarter ending June 2017	7,076	→
Variance since June 2016	12.2%	↑



ACTIVITY

Cumulative percentage of contracted UDA delivered 2017 & 2018



Month	Adjusted Scheduled Activity (UDA)	
	2017	2018
April	239	367
May	1,535	1,477
June	2,368	2,555
July	3,895	
August	5,149	
September	6,208	
October	7,156	
November	8,487	
December	10,121	
January	11,189	
February	12,792	
March	14,634	
April	16,540	
May	16,539	
June	16,530	

QUALITY

	Quantity	Base Number	Contract	AT	Region	England
% of FP17s for the same patient ID Re-attending within 3 months - Children	45	708	6.4%	10.0%	11.5%	12.0%
% of FP17s for the same patient ID Re-attending within 3 months - Adults	181	1,263	14.3%	15.4%	16.8%	16.0%
% of FP17s for the same patient ID Re-attending between 3 & 9 months - Children	312	708	44.1%	48.2%	47.3%	58.0%
% of FP17s for the same patient ID Re-attending between 3 & 9 months - Adults	472	1,263	37.4%	38.4%	38.3%	50.9%
% of FP17s for Band 1 Urgent Courses	129	1,399	9.2%	10.0%	10.7%	9.1%
% of FP17s Relating to Free Repair or Replacements	8	1,399	0.6%	0.6%	0.6%	0.8%
% of FP17s Relating to Continuations	2	1,399	0.1%	0.9%	0.8%	1.1%
% of Patients satisfied with the dentistry they have received	7	9	N/A	90.2%	89.8%	91.7%
% of Patients satisfied with the time they had to wait for an appointment	8	9	N/A	86.2%	83.6%	88.0%

* This is based on patients treated on this contract for their most recent course of treatment. Figures in italics indicate the base number of FP17s or Patient Questionnaire responses are less than 100. N/A is shown where the base number of responses is less than 10 during the period. % is calculated as Quantity/Base number*100

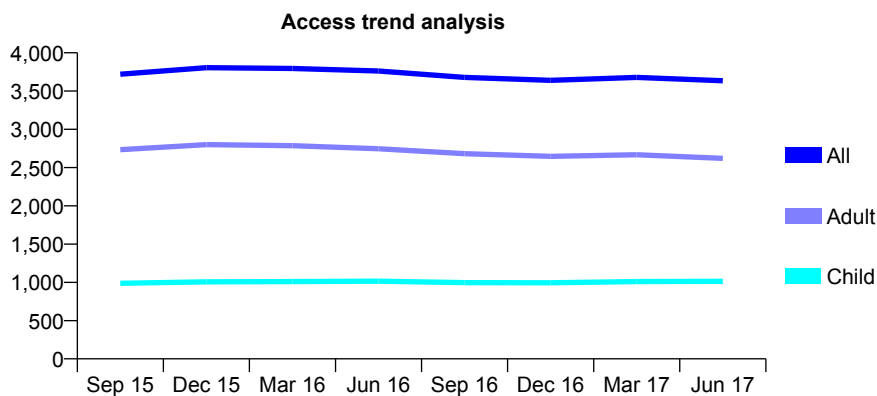
Q63 - Vital Signs At a Glance Contract Report for 262447/0001 - June 2017

Name or company name	MR CC BAILIE
Contract type name	GDS Contract
Purpose of contract	General
Contract start date	01/04/2006
Contract end date	

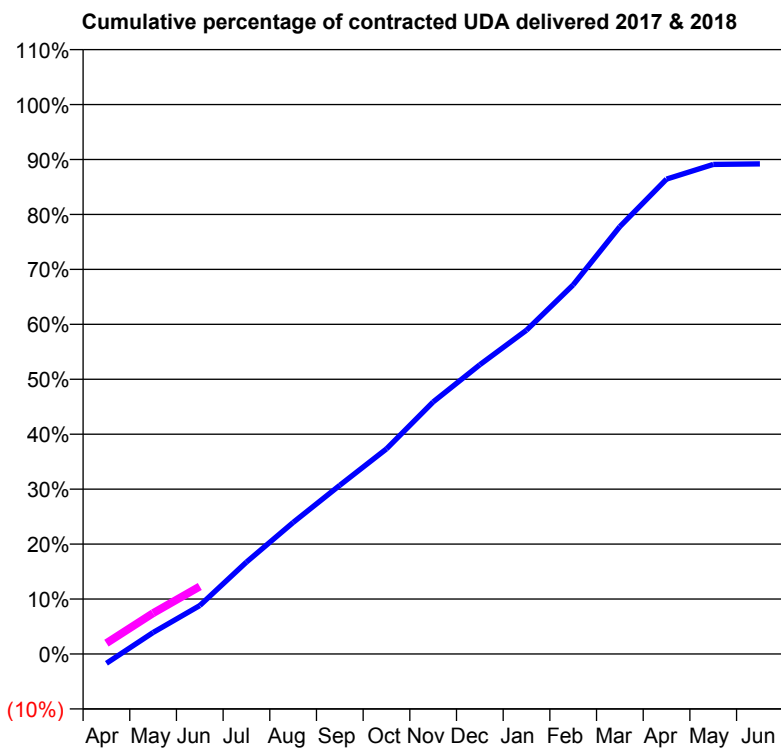
17/18 Contracted general activity (UDA)	15,000
Carry forward general activity (UDA)	0
17/18 Contracted orthodontic activity (UOA)	0
Carry forward orthodontic activity (UOA)	0
Baseline contract value	£530,385.49

ACCESS*

Patients seen in 24 months	Total	Change since previous quarter
Quarter ending June 2016	3,762	
Quarter ending September 2016	3,678	↓
Quarter ending December 2016	3,640	↓
Quarter ending March 2017	3,678	→
Quarter ending June 2017	3,634	↓
Variance since June 2016	(3.4%)	↓



ACTIVITY



Month	Adjusted Scheduled Activity (UDA)	
	2017	2018
April	-257	297
May	588	1,117
June	1,325	1,845
July	2,509	
August	3,590	
September	4,607	
October	5,599	
November	6,881	
December	7,896	
January	8,840	
February	10,079	
March	11,667	
April	12,965	
May	13,364	
June	13,377	

QUALITY

	Quantity	Base Number	Contract	AT	Region	England
% of FP17s for the same patient ID Re-attending within 3 months - Children	31	308	10.1%	10.0%	11.5%	12.0%
% of FP17s for the same patient ID Re-attending within 3 months - Adults	179	768	23.3%	15.4%	16.8%	16.0%
% of FP17s for the same patient ID Re-attending between 3 & 9 months - Children	119	308	38.6%	48.2%	47.3%	58.0%
% of FP17s for the same patient ID Re-attending between 3 & 9 months - Adults	232	768	30.2%	38.4%	38.3%	50.9%
% of FP17s for Band 1 Urgent Courses	92	724	12.7%	10.0%	10.7%	9.1%
% of FP17s Relating to Free Repair or Replacements	7	724	1.0%	0.6%	0.6%	0.8%
% of FP17s Relating to Continuations	26	724	3.6%	0.9%	0.8%	1.1%
% of Patients satisfied with the dentistry they have received	3	3	N/A	90.2%	89.8%	91.7%
% of Patients satisfied with the time they had to wait for an appointment	3	3	N/A	86.2%	83.6%	88.0%

* This is based on patients treated on this contract for their most recent course of treatment. Figures in italics indicate the base number of FP17s or Patient Questionnaire responses are less than 100. N/A is shown where the base number of responses is less than 10 during the period. % is calculated as Quantity/Base number*100

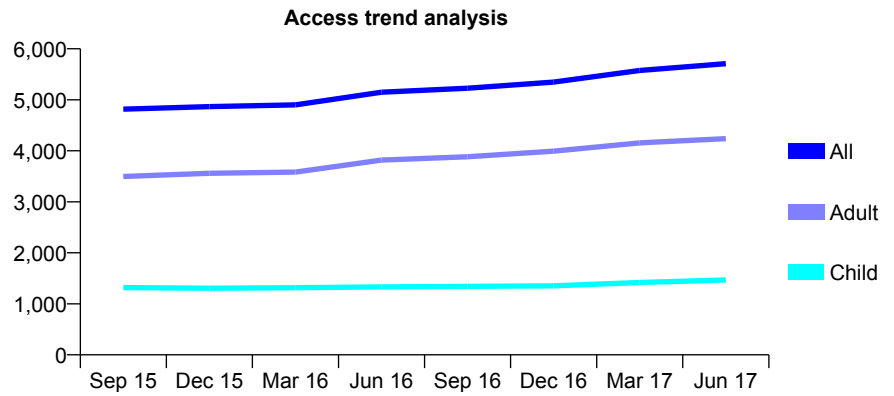
Q63 - Vital Signs At a Glance Contract Report for 262803/0003 - June 2017

Name or company name	MR SA BUTT
Contract type name	GDS Contract
Purpose of contract	General
Contract start date	01/04/2006
Contract end date	

17/18 Contracted general activity (UDA)	23,400
Carry forward general activity (UDA)	0
17/18 Contracted orthodontic activity (UOA)	0
Carry forward orthodontic activity (UOA)	0
Baseline contract value	£695,330.91

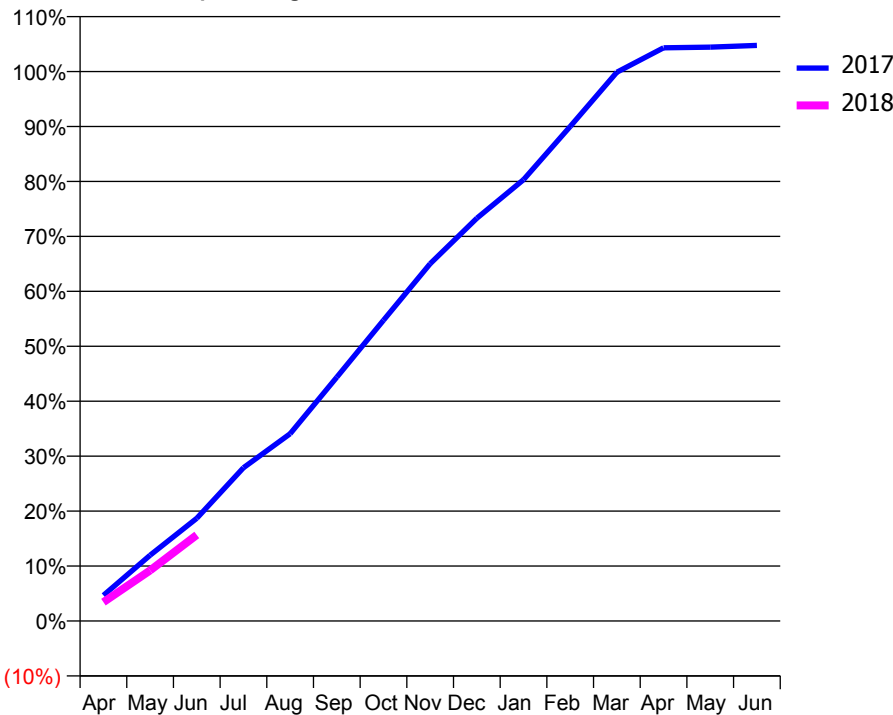
ACCESS*

Patients seen in 24 months	Total	Change since previous quarter
Quarter ending June 2016	5,150	
Quarter ending September 2016	5,227	→
Quarter ending December 2016	5,348	↑
Quarter ending March 2017	5,574	↑
Quarter ending June 2017	5,709	↑
Variance since June 2016	10.9%	↑



ACTIVITY

Cumulative percentage of contracted UDA delivered 2017 & 2018



Month	Adjusted Scheduled Activity (UDA)	
	2017	2018
April	946	804
May	2,432	2,155
June	3,793	3,663
July	5,663	
August	6,921	
September	9,009	
October	11,113	
November	13,200	
December	14,877	
January	16,306	
February	18,268	
March	20,272	
April	21,175	
May	21,202	
June	21,262	

QUALITY

	Quantity	Base Number	Contract	AT	Region	England
% of FP17s for the same patient ID Re-attending within 3 months - Children	49	493	9.9%	10.0%	11.5%	12.0%
% of FP17s for the same patient ID Re-attending within 3 months - Adults	282	1,317	21.4%	15.4%	16.8%	16.0%
% of FP17s for the same patient ID Re-attending between 3 & 9 months - Children	252	493	51.1%	48.2%	47.3%	58.0%
% of FP17s for the same patient ID Re-attending between 3 & 9 months - Adults	475	1,317	36.1%	38.4%	38.3%	50.9%
% of FP17s for Band 1 Urgent Courses	189	1,292	14.6%	10.0%	10.7%	9.1%
% of FP17s Relating to Free Repair or Replacements	4	1,292	0.3%	0.6%	0.6%	0.8%
% of FP17s Relating to Continuations	7	1,292	0.5%	0.9%	0.8%	1.1%
% of Patients satisfied with the dentistry they have received	9	9	N/A	90.2%	89.8%	91.7%
% of Patients satisfied with the time they had to wait for an appointment	8	9	N/A	86.2%	83.6%	88.0%

* This is based on patients treated on this contract for their most recent course of treatment. Figures in italics indicate the base number of FP17s or Patient Questionnaire responses are less than 100. N/A is shown where the base number of responses is less than 10 during the period. % is calculated as Quantity/Base number*100

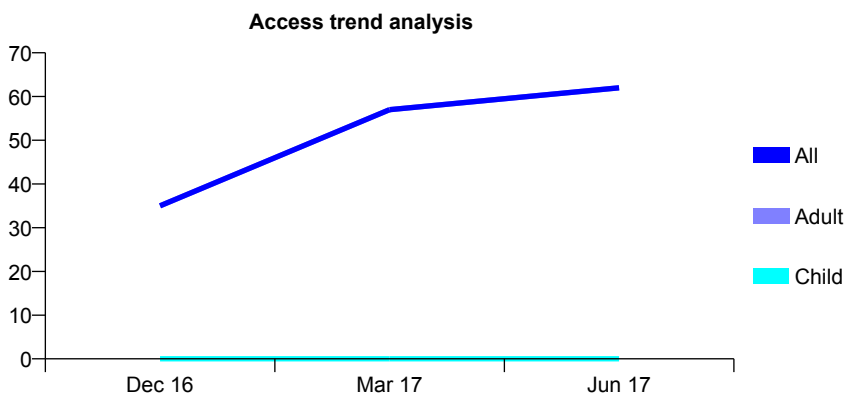
Q63 - Vital Signs At a Glance Contract Report for 262803/0006 - June 2017

Name or company name	MR SA BUTT
Contract type name	PDS Contract
Purpose of contract	General
Contract start date	01/06/2013
Contract end date	30/11/2017

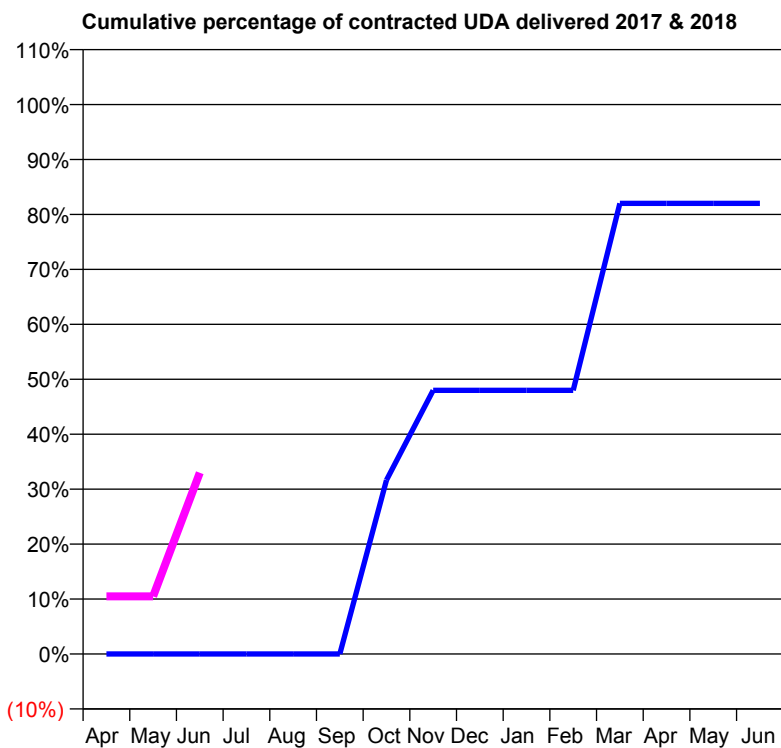
17/18 Contracted general activity (UDA)	200
Carry forward general activity (UDA)	0
17/18 Contracted orthodontic activity (UOA)	0
Carry forward orthodontic activity (UOA)	0
Baseline contract value	£10,885.27

ACCESS*

Patients seen in 24 months	Total	Change since previous quarter
Quarter ending June 2016	0	
Quarter ending September 2016	0	
Quarter ending December 2016	35	↑
Quarter ending March 2017	57	↑
Quarter ending June 2017	62	↑
Variance since June 2016	N/A	



ACTIVITY



Month	Adjusted Scheduled Activity (UDA)	
	2017	2018
April	0	21
May	0	21
June	0	66
July	0	
August	0	
September	0	
October	95	
November	144	
December	144	
January	144	
February	144	
March	246	
April	246	
May	246	
June	246	

QUALITY

	Quantity	Base Number	Contract	AT	Region	England
% of FP17s for the same patient ID Re-attending within 3 months - Children	0	0	N/A	10.0%	11.5%	12.0%
% of FP17s for the same patient ID Re-attending within 3 months - Adults	0	22	0.0%	15.4%	16.8%	16.0%
% of FP17s for the same patient ID Re-attending between 3 & 9 months - Children	0	0	N/A	48.2%	47.3%	58.0%
% of FP17s for the same patient ID Re-attending between 3 & 9 months - Adults	0	22	0.0%	38.4%	38.3%	50.9%
% of FP17s for Band 1 Urgent Courses	0	22	0.0%	10.0%	10.7%	9.1%
% of FP17s Relating to Free Repair or Replacements	0	22	0.0%	0.6%	0.6%	0.8%
% of FP17s Relating to Continuations	0	22	0.0%	0.9%	0.8%	1.1%
% of Patients satisfied with the dentistry they have received	1	1	N/A	90.2%	89.8%	91.7%
% of Patients satisfied with the time they had to wait for an appointment	1	1	N/A	86.2%	83.6%	88.0%

* This is based on patients treated on this contract for their most recent course of treatment. Figures in italics indicate the base number of FP17s or Patient Questionnaire responses are less than 100. N/A is shown where the base number of responses is less than 10 during the period. % is calculated as Quantity/Base number*100

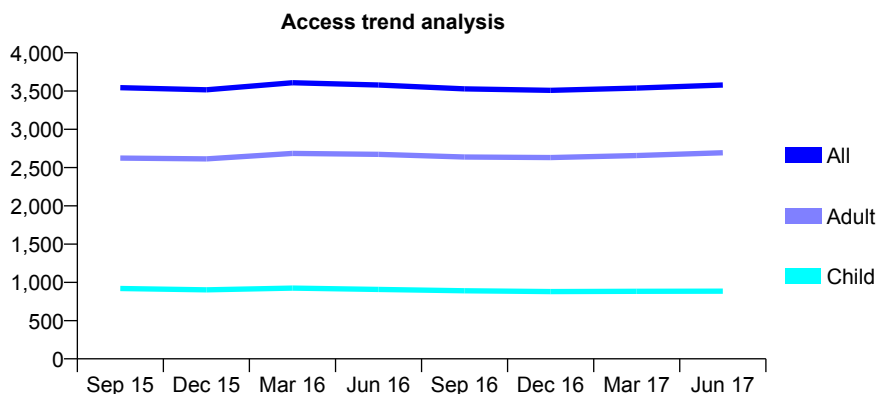
Q63 - Vital Signs At a Glance Contract Report for 263850/0001 - June 2017

Name or company name	MR SG JOHN
Contract type name	GDS Contract
Purpose of contract	General
Contract start date	01/04/2006
Contract end date	

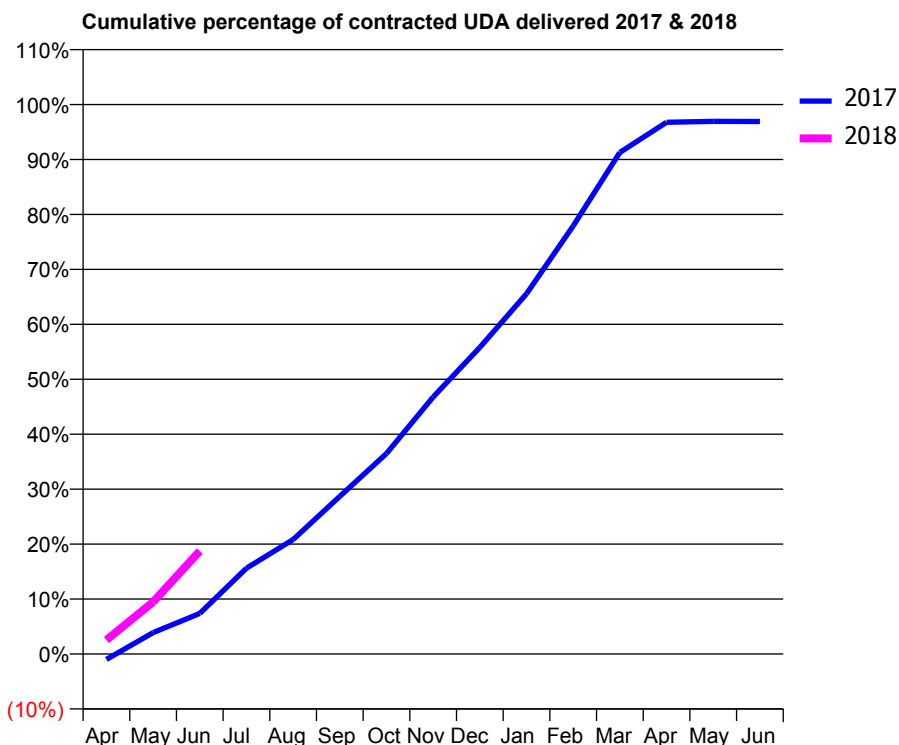
17/18 Contracted general activity (UDA)	9,242
Carry forward general activity (UDA)	0
17/18 Contracted orthodontic activity (UOA)	0
Carry forward orthodontic activity (UOA)	0
Baseline contract value	£287,943.10

ACCESS*

Patients seen in 24 months	Total	Change since previous quarter
Quarter ending June 2016	3,579	
Quarter ending September 2016	3,528	↓
Quarter ending December 2016	3,510	→
Quarter ending March 2017	3,539	→
Quarter ending June 2017	3,579	→
Variance since June 2016	0.0%	→



ACTIVITY



Month	Adjusted Scheduled Activity (UDA)	
	2017	2018
April	-93	236
May	360	875
June	682	1,732
July	1,443	
August	1,925	
September	2,653	
October	3,372	
November	4,323	
December	5,158	
January	6,060	
February	7,201	
March	8,437	
April	8,944	
May	8,958	
June	8,957	

QUALITY

	Quantity	Base Number	Contract	AT	Region	England
% of FP17s for the same patient ID Re-attending within 3 months - Children	10	214	4.7%	10.0%	11.5%	12.0%
% of FP17s for the same patient ID Re-attending within 3 months - Adults	64	664	9.6%	15.4%	16.8%	16.0%
% of FP17s for the same patient ID Re-attending between 3 & 9 months - Children	59	214	27.6%	48.2%	47.3%	58.0%
% of FP17s for the same patient ID Re-attending between 3 & 9 months - Adults	213	664	32.1%	38.4%	38.3%	50.9%
% of FP17s for Band 1 Urgent Courses	33	562	5.9%	10.0%	10.7%	9.1%
% of FP17s Relating to Free Repair or Replacements	0	562	0.0%	0.6%	0.6%	0.8%
% of FP17s Relating to Continuations	4	562	0.7%	0.9%	0.8%	1.1%
% of Patients satisfied with the dentistry they have received	1	1	N/A	90.2%	89.8%	91.7%
% of Patients satisfied with the time they had to wait for an appointment	1	1	N/A	86.2%	83.6%	88.0%

* This is based on patients treated on this contract for their most recent course of treatment. Figures in italics indicate the base number of FP17s or Patient Questionnaire responses are less than 100. N/A is shown where the base number of responses is less than 10 during the period. % is calculated as Quantity/Base number*100

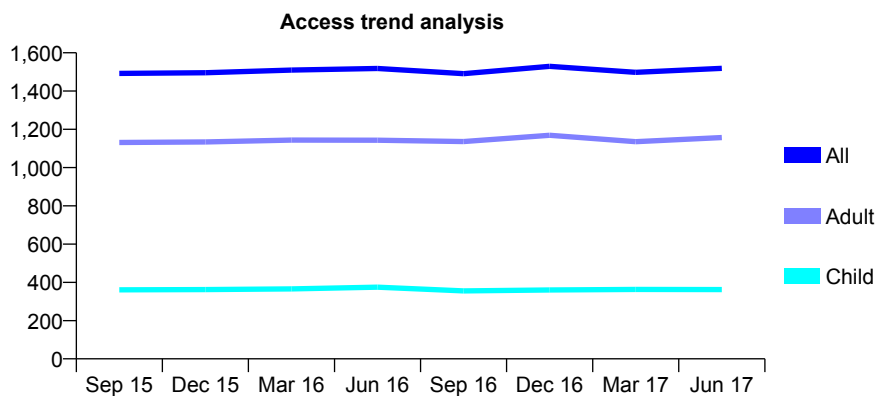
Q63 - Vital Signs At a Glance Contract Report for 264296/0001 - June 2017

Name or company name	MR RD VAZIRI
Contract type name	GDS Contract
Purpose of contract	General
Contract start date	01/04/2006
Contract end date	

17/18 Contracted general activity (UDA)	4,996
Carry forward general activity (UDA)	0
17/18 Contracted orthodontic activity (UOA)	0
Carry forward orthodontic activity (UOA)	0
Baseline contract value	£146,247.56

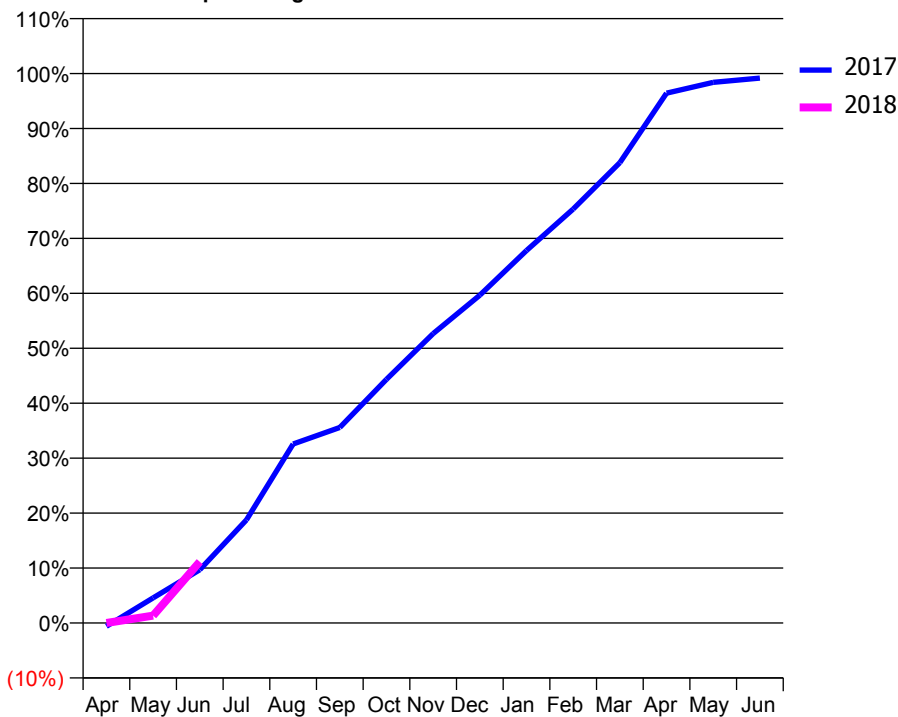
ACCESS*

Patients seen in 24 months	Total	Change since previous quarter
Quarter ending June 2016	1,518	
Quarter ending September 2016	1,491	↓
Quarter ending December 2016	1,529	↑
Quarter ending March 2017	1,498	↓
Quarter ending June 2017	1,519	→
Variance since June 2016	0.1%	→



ACTIVITY

Cumulative percentage of contracted UDA delivered 2017 & 2018



Month	Adjusted Scheduled Activity (UDA)	
	2017	2018
April	-30	1
May	229	67
June	484	557
July	937	
August	1,628	
September	1,778	
October	2,215	
November	2,632	
December	2,981	
January	3,387	
February	3,764	
March	4,185	
April	4,817	
May	4,916	
June	4,955	

QUALITY

	Quantity	Base Number	Contract	AT	Region	England
% of FP17s for the same patient ID Re-attending within 3 months - Children	6	72	8.3%	10.0%	11.5%	12.0%
% of FP17s for the same patient ID Re-attending within 3 months - Adults	23	242	9.5%	15.4%	16.8%	16.0%
% of FP17s for the same patient ID Re-attending between 3 & 9 months - Children	15	72	20.8%	48.2%	47.3%	58.0%
% of FP17s for the same patient ID Re-attending between 3 & 9 months - Adults	39	242	16.1%	38.4%	38.3%	50.9%
% of FP17s for Band 1 Urgent Courses	37	183	20.2%	10.0%	10.7%	9.1%
% of FP17s Relating to Free Repair or Replacements	0	183	0.0%	0.6%	0.6%	0.8%
% of FP17s Relating to Continuations	2	183	1.1%	0.9%	0.8%	1.1%
% of Patients satisfied with the dentistry they have received	1	1	N/A	90.2%	89.8%	91.7%
% of Patients satisfied with the time they had to wait for an appointment	1	1	N/A	86.2%	83.6%	88.0%

* This is based on patients treated on this contract for their most recent course of treatment. Figures in italics indicate the base number of FP17s or Patient Questionnaire responses are less than 100. N/A is shown where the base number of responses is less than 10 during the period. % is calculated as Quantity/Base number*100

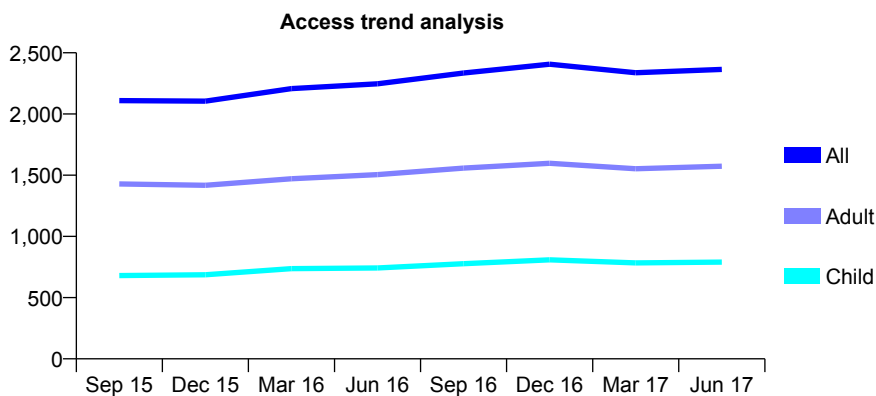
Q63 - Vital Signs At a Glance Contract Report for 264636/0002 - June 2017

Name or company name	MR O DADASHIAN
Contract type name	GDS Contract
Purpose of contract	General
Contract start date	01/04/2011
Contract end date	

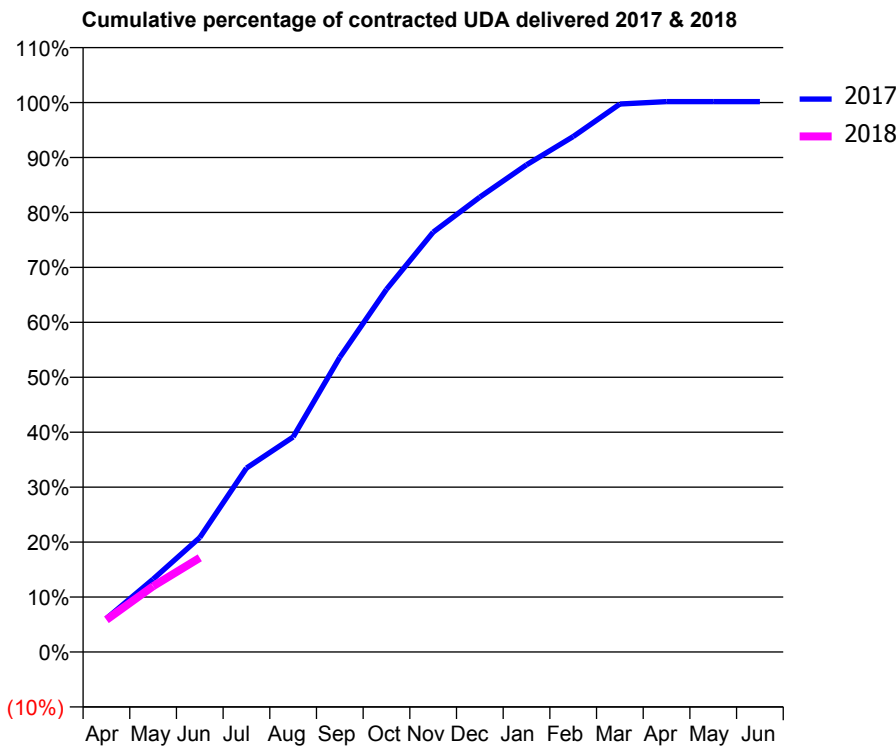
17/18 Contracted general activity (UDA)	6,020
Carry forward general activity (UDA)	0
17/18 Contracted orthodontic activity (UOA)	0
Carry forward orthodontic activity (UOA)	0
Baseline contract value	£173,335.08

ACCESS*

Patients seen in 24 months	Total	Change since previous quarter
Quarter ending June 2016	2,247	
Quarter ending September 2016	2,335	↑
Quarter ending December 2016	2,407	↑
Quarter ending March 2017	2,337	↓
Quarter ending June 2017	2,364	→
Variance since June 2016	5.2%	↑



ACTIVITY



Month	Adjusted Scheduled Activity (UDA)	
	2017	2018
April	367	353
May	799	721
June	1,255	1,033
July	2,015	
August	2,355	
September	3,229	
October	3,973	
November	4,599	
December	4,984	
January	5,337	
February	5,646	
March	6,004	
April	6,030	
May	6,030	
June	6,030	

QUALITY

	Quantity	Base Number	Contract	AT	Region	England
% of FP17s for the same patient ID Re-attending within 3 months - Children	19	195	9.7%	10.0%	11.5%	12.0%
% of FP17s for the same patient ID Re-attending within 3 months - Adults	45	310	14.5%	15.4%	16.8%	16.0%
% of FP17s for the same patient ID Re-attending between 3 & 9 months - Children	73	195	37.4%	48.2%	47.3%	58.0%
% of FP17s for the same patient ID Re-attending between 3 & 9 months - Adults	103	310	33.2%	38.4%	38.3%	50.9%
% of FP17s for Band 1 Urgent Courses	54	501	10.8%	10.0%	10.7%	9.1%
% of FP17s Relating to Free Repair or Replacements	1	501	0.2%	0.6%	0.6%	0.8%
% of FP17s Relating to Continuations	2	501	0.4%	0.9%	0.8%	1.1%
% of Patients satisfied with the dentistry they have received	3	3	N/A	90.2%	89.8%	91.7%
% of Patients satisfied with the time they had to wait for an appointment	2	3	N/A	86.2%	83.6%	88.0%

* This is based on patients treated on this contract for their most recent course of treatment. Figures in italics indicate the base number of FP17s or Patient Questionnaire responses are less than 100. N/A is shown where the base number of responses is less than 10 during the period. % is calculated as Quantity/Base number*100

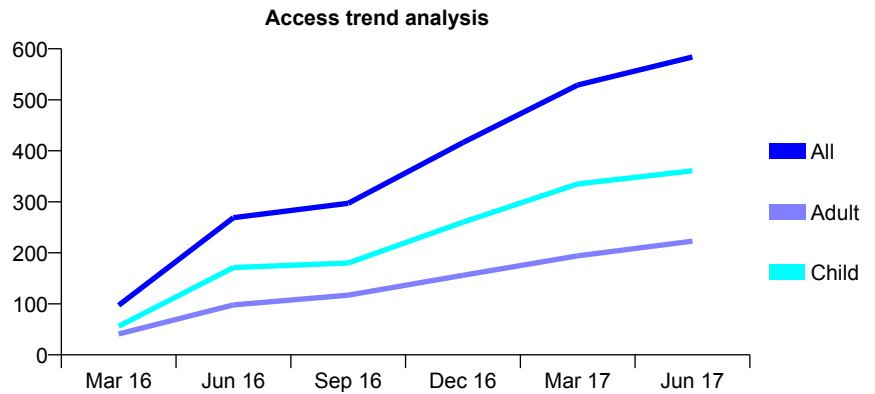
Q63 - Vital Signs At a Glance Contract Report for 264636/0003 - June 2017

Name or company name	MR O DADASHIAN
Contract type name	GDS Contract
Purpose of contract	General
Contract start date	01/11/2015
Contract end date	

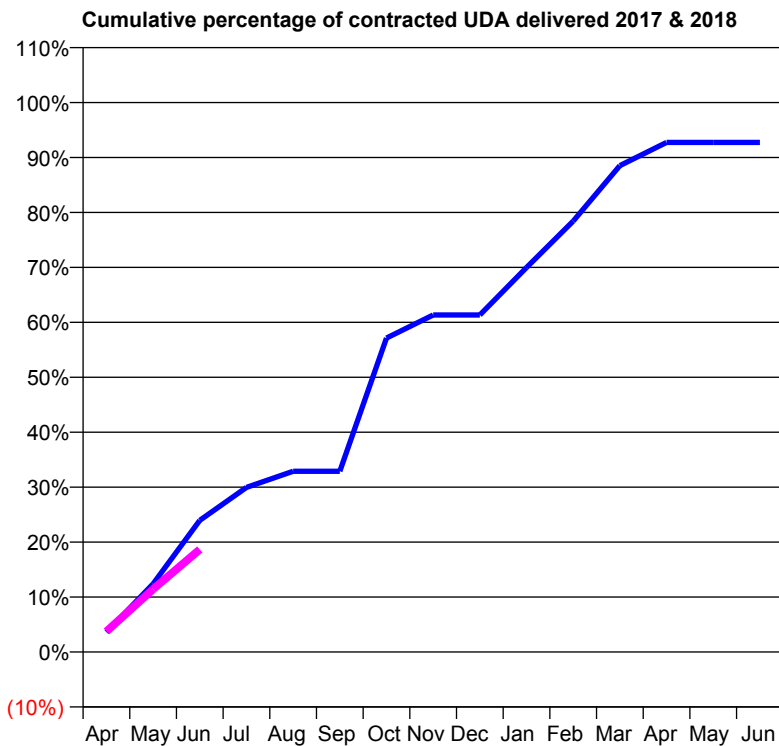
17/18 Contracted general activity (UDA)	1,585
Carry forward general activity (UDA)	0
17/18 Contracted orthodontic activity (UOA)	0
Carry forward orthodontic activity (UOA)	0
Baseline contract value	£32,455.86

ACCESS*

Patients seen in 24 months	Total	Change since previous quarter
Quarter ending June 2016	269	
Quarter ending September 2016	297	↑
Quarter ending December 2016	416	↑
Quarter ending March 2017	529	↑
Quarter ending June 2017	584	↑
Variance since June 2016	117.1%	↑



ACTIVITY



Month	Adjusted Scheduled Activity (UDA)	
	2017	2018
April	57	59
May	197	181
June	380	296
July	475	
August	521	
September	521	
October	906	
November	972	
December	972	
January	1,109	
February	1,243	
March	1,403	
April	1,470	
May	1,470	
June	1,470	

QUALITY

	Quantity	Base Number	Contract	AT	Region	England
% of FP17s for the same patient ID Re-attending within 3 months - Children	4	113	3.5%	10.0%	11.5%	12.0%
% of FP17s for the same patient ID Re-attending within 3 months - Adults	8	69	11.6%	15.4%	16.8%	16.0%
% of FP17s for the same patient ID Re-attending between 3 & 9 months - Children	43	113	38.1%	48.2%	47.3%	58.0%
% of FP17s for the same patient ID Re-attending between 3 & 9 months - Adults	17	69	24.6%	38.4%	38.3%	50.9%
% of FP17s for Band 1 Urgent Courses	14	157	8.9%	10.0%	10.7%	9.1%
% of FP17s Relating to Free Repair or Replacements	0	157	0.0%	0.6%	0.6%	0.8%
% of FP17s Relating to Continuations	0	157	0.0%	0.9%	0.8%	1.1%
% of Patients satisfied with the dentistry they have received	1	1	N/A	90.2%	89.8%	91.7%
% of Patients satisfied with the time they had to wait for an appointment	1	1	N/A	86.2%	83.6%	88.0%

* This is based on patients treated on this contract for their most recent course of treatment. Figures in italics indicate the base number of FP17s or Patient Questionnaire responses are less than 100. N/A is shown where the base number of responses is less than 10 during the period. % is calculated as Quantity/Base number*100

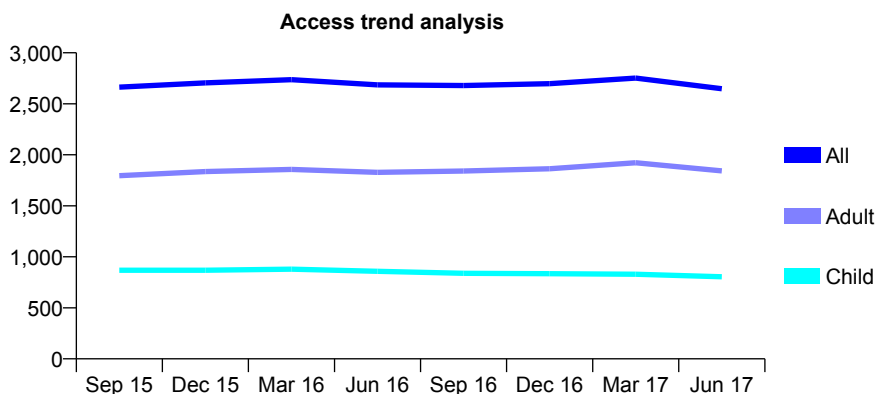
Q63 - Vital Signs At a Glance Contract Report for 271500/0001 - June 2017

Name or company name	MR P MAZAHERI
Contract type name	GDS Contract
Purpose of contract	General
Contract start date	01/04/2006
Contract end date	

17/18 Contracted general activity (UDA)	6,109
Carry forward general activity (UDA)	0
17/18 Contracted orthodontic activity (UOA)	0
Carry forward orthodontic activity (UOA)	0
Baseline contract value	£181,686.10

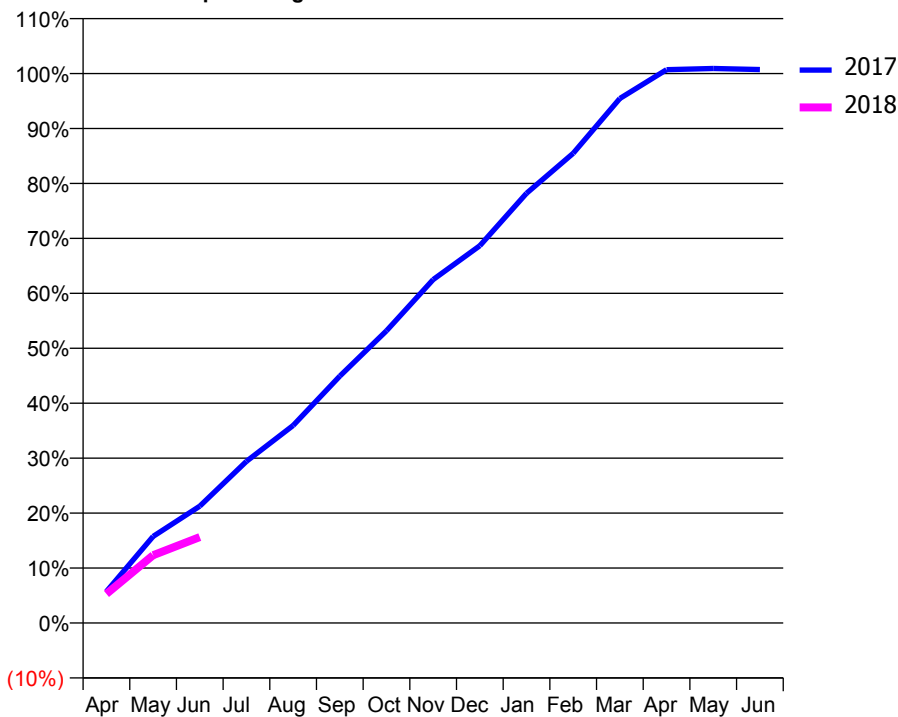
ACCESS*

Patients seen in 24 months	Total	Change since previous quarter
Quarter ending June 2016	2,686	
Quarter ending September 2016	2,679	→
Quarter ending December 2016	2,698	→
Quarter ending March 2017	2,752	↑
Quarter ending June 2017	2,648	↓
Variance since June 2016	(1.4%)	↓



ACTIVITY

Cumulative percentage of contracted UDA delivered 2017 & 2018



Month	Adjusted Scheduled Activity (UDA)	
	2017	2018
April	351	323
May	962	754
June	1,300	955
July	1,797	
August	2,196	
September	2,745	
October	3,248	
November	3,818	
December	4,194	
January	4,777	
February	5,222	
March	5,831	
April	6,152	
May	6,165	
June	6,153	

QUALITY

	Quantity	Base Number	Contract	AT	Region	England
% of FP17s for the same patient ID Re-attending within 3 months - Children	6	212	2.8%	10.0%	11.5%	12.0%
% of FP17s for the same patient ID Re-attending within 3 months - Adults	66	381	17.3%	15.4%	16.8%	16.0%
% of FP17s for the same patient ID Re-attending between 3 & 9 months - Children	126	212	59.4%	48.2%	47.3%	58.0%
% of FP17s for the same patient ID Re-attending between 3 & 9 months - Adults	126	381	33.1%	38.4%	38.3%	50.9%
% of FP17s for Band 1 Urgent Courses	31	461	6.7%	10.0%	10.7%	9.1%
% of FP17s Relating to Free Repair or Replacements	4	461	0.9%	0.6%	0.6%	0.8%
% of FP17s Relating to Continuations	0	461	0.0%	0.9%	0.8%	1.1%
% of Patients satisfied with the dentistry they have received	1	1	N/A	90.2%	89.8%	91.7%
% of Patients satisfied with the time they had to wait for an appointment	1	1	N/A	86.2%	83.6%	88.0%

* This is based on patients treated on this contract for their most recent course of treatment. Figures in italics indicate the base number of FP17s or Patient Questionnaire responses are less than 100. N/A is shown where the base number of responses is less than 10 during the period. % is calculated as Quantity/Base number*100

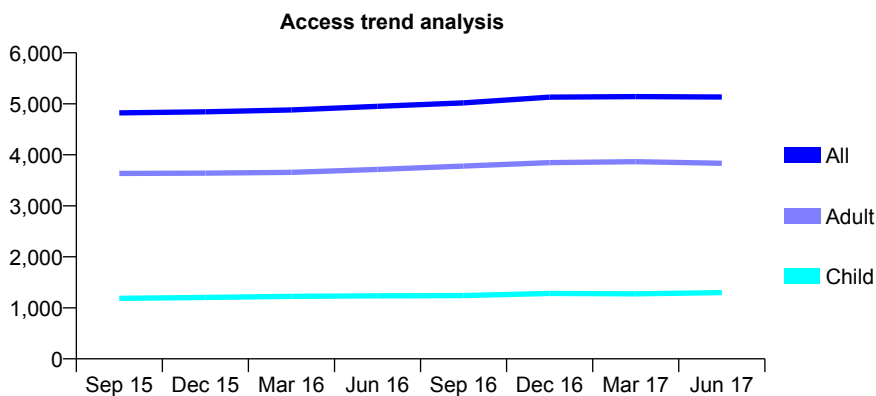
Q63 - Vital Signs At a Glance Contract Report for 272833/0001 - June 2017

Name or company name	MR D GOVINDASAMI
Contract type name	GDS Contract
Purpose of contract	General
Contract start date	01/04/2006
Contract end date	

17/18 Contracted general activity (UDA)	11,557
Carry forward general activity (UDA)	0
17/18 Contracted orthodontic activity (UOA)	0
Carry forward orthodontic activity (UOA)	0
Baseline contract value	£279,635.14

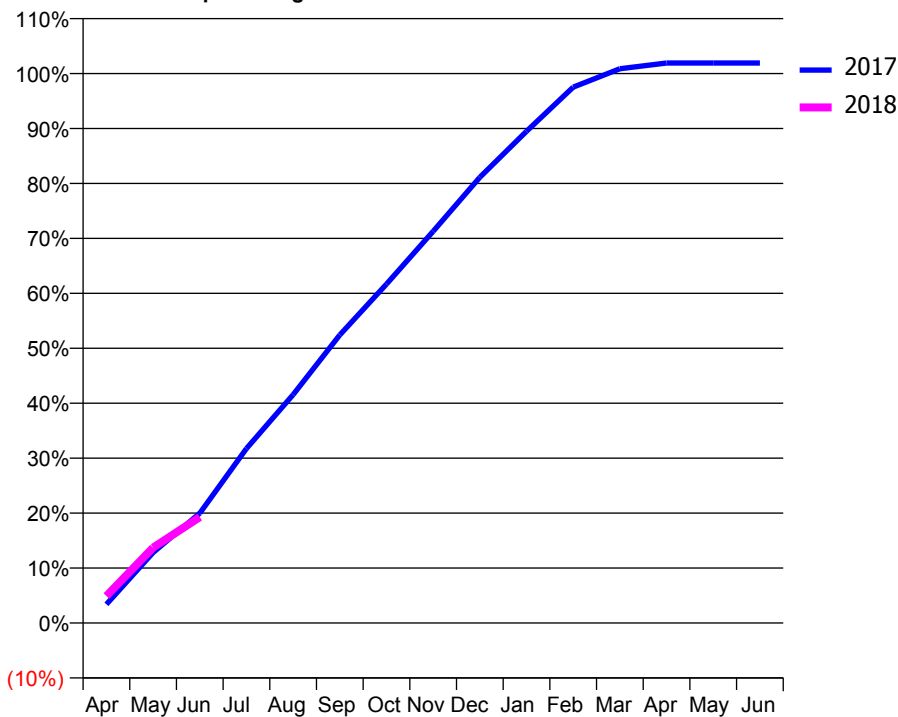
ACCESS*

Patients seen in 24 months	Total	Change since previous quarter
Quarter ending June 2016	4,951	
Quarter ending September 2016	5,018	→
Quarter ending December 2016	5,131	↑
Quarter ending March 2017	5,140	→
Quarter ending June 2017	5,134	→
Variance since June 2016	3.7%	↑



ACTIVITY

Cumulative percentage of contracted UDA delivered 2017 & 2018



Month	Adjusted Scheduled Activity (UDA)	
	2017	2018
April	395	567
May	1,482	1,585
June	2,308	2,227
July	3,670	
August	4,803	
September	6,058	
October	7,128	
November	8,239	
December	9,374	
January	10,341	
February	11,269	
March	11,656	
April	11,778	
May	11,778	
June	11,778	

QUALITY

	Quantity	Base Number	Contract	AT	Region	England
% of FP17s for the same patient ID Re-attending within 3 months - Children	31	503	6.2%	10.0%	11.5%	12.0%
% of FP17s for the same patient ID Re-attending within 3 months - Adults	84	1,123	7.5%	15.4%	16.8%	16.0%
% of FP17s for the same patient ID Re-attending between 3 & 9 months - Children	307	503	61.0%	48.2%	47.3%	58.0%
% of FP17s for the same patient ID Re-attending between 3 & 9 months - Adults	742	1,123	66.1%	38.4%	38.3%	50.9%
% of FP17s for Band 1 Urgent Courses	70	1,362	5.1%	10.0%	10.7%	9.1%
% of FP17s Relating to Free Repair or Replacements	17	1,362	1.2%	0.6%	0.6%	0.8%
% of FP17s Relating to Continuations	3	1,362	0.2%	0.9%	0.8%	1.1%
% of Patients satisfied with the dentistry they have received	6	6	N/A	90.2%	89.8%	91.7%
% of Patients satisfied with the time they had to wait for an appointment	6	6	N/A	86.2%	83.6%	88.0%

* This is based on patients treated on this contract for their most recent course of treatment. Figures in italics indicate the base number of FP17s or Patient Questionnaire responses are less than 100. N/A is shown where the base number of responses is less than 10 during the period. % is calculated as Quantity/Base number*100

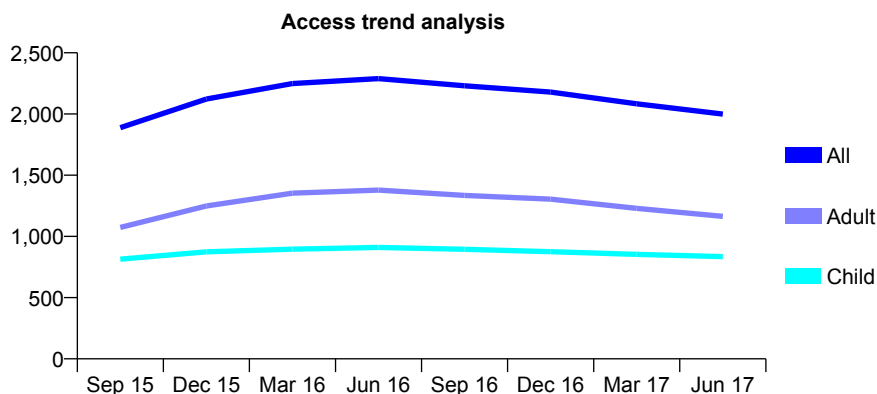
Q63 - Vital Signs At a Glance Contract Report for 273740/0003 - June 2017

Name or company name	MR J PATEL
Contract type name	GDS Contract
Purpose of contract	General and Orthodontic
Contract start date	01/10/2013
Contract end date	

17/18 Contracted general activity (UDA)	4,500
Carry forward general activity (UDA)	0
17/18 Contracted orthodontic activity (UOA)	750
Carry forward orthodontic activity (UOA)	0
Baseline contract value	£150,398.90

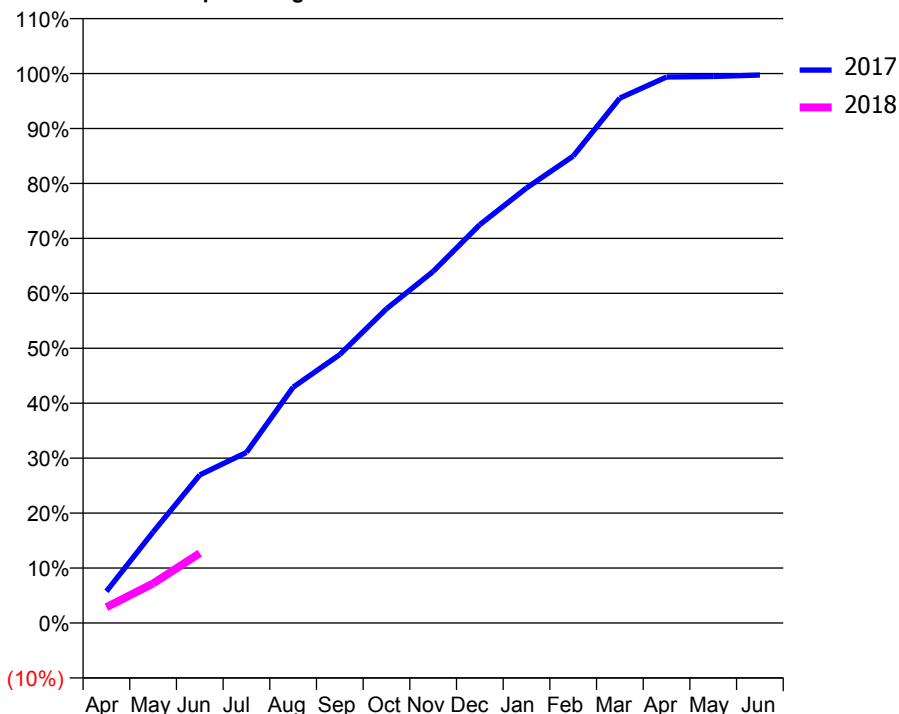
ACCESS*

Patients seen in 24 months	Total	Change since previous quarter
Quarter ending June 2016	2,289	
Quarter ending September 2016	2,230	↓
Quarter ending December 2016	2,179	↓
Quarter ending March 2017	2,083	↓
Quarter ending June 2017	1,999	↓
Variance since June 2016	(12.7%)	↓



ACTIVITY

Cumulative percentage of contracted UDA delivered 2017 & 2018



Adjusted Scheduled Activity (UDA)

Month	2017	2018
April	260	129
May	746	324
June	1,212	571
July	1,397	
August	1,931	
September	2,199	
October	2,574	
November	2,879	
December	3,262	
January	3,562	
February	3,823	
March	4,298	
April	4,471	
May	4,476	
June	4,488	

QUALITY

	Quantity	Base Number	Contract	AT	Region	England
% of FP17s for the same patient ID Re-attending within 3 months - Children	33	228	14.5%	10.0%	11.5%	12.0%
% of FP17s for the same patient ID Re-attending within 3 months - Adults	21	185	11.4%	15.4%	16.8%	16.0%
% of FP17s for the same patient ID Re-attending between 3 & 9 months - Children	100	228	43.9%	48.2%	47.3%	58.0%
% of FP17s for the same patient ID Re-attending between 3 & 9 months - Adults	70	185	37.8%	38.4%	38.3%	50.9%
% of FP17s for Band 1 Urgent Courses	32	313	10.2%	10.0%	10.7%	9.1%
% of FP17s Relating to Free Repair or Replacements	1	313	0.3%	0.6%	0.6%	0.8%
% of FP17s Relating to Continuations	3	313	1.0%	0.9%	0.8%	1.1%
% of Patients satisfied with the dentistry they have received	3	3	N/A	90.2%	89.8%	91.7%
% of Patients satisfied with the time they had to wait for an appointment	3	3	N/A	86.2%	83.6%	88.0%

* This is based on patients treated on this contract for their most recent course of treatment. Figures in italics indicate the base number of FP17s or Patient Questionnaire responses are less than 100. N/A is shown where the base number of responses is less than 10 during the period. % is calculated as Quantity/Base number*100

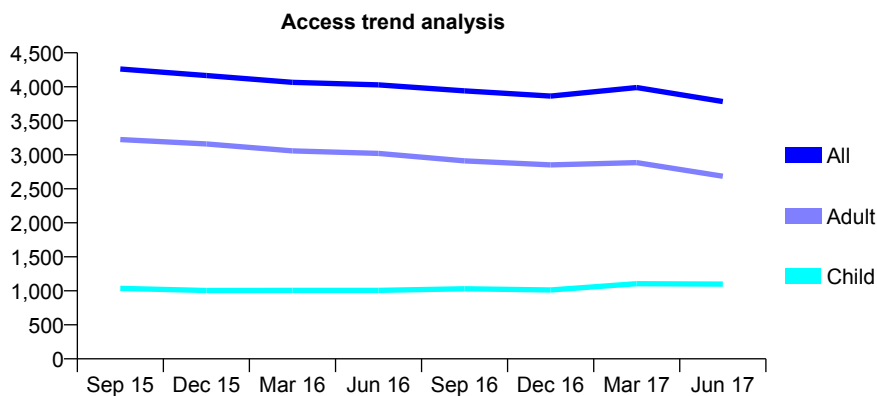
Q63 - Vital Signs At a Glance Contract Report for 274526/0001 - June 2017

Name or company name	MR DC O'CONNOR
Contract type name	GDS Contract
Purpose of contract	General
Contract start date	01/04/2006
Contract end date	

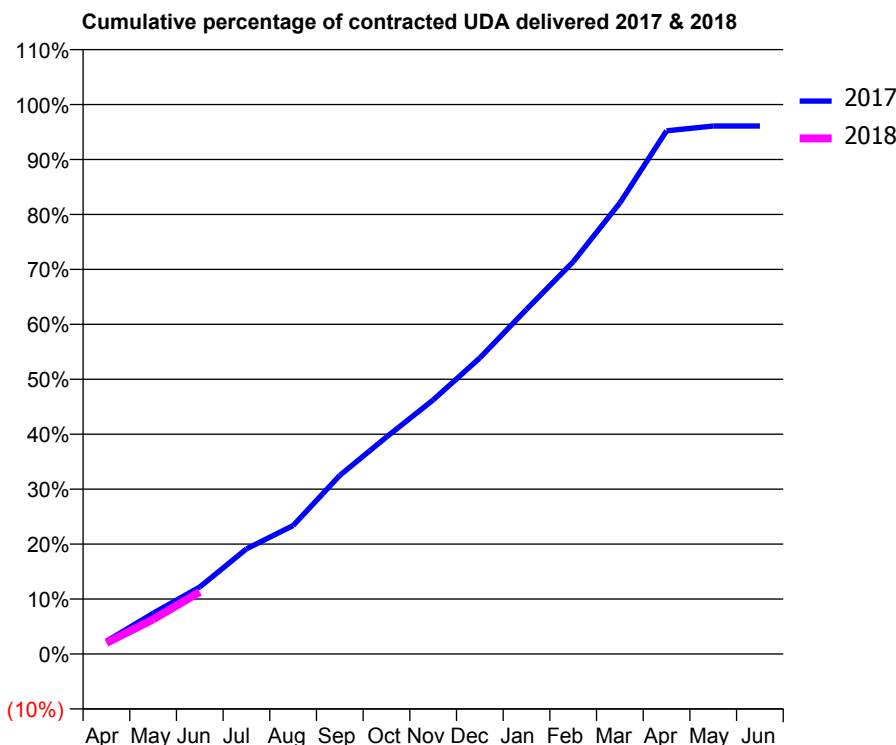
17/18 Contracted general activity (UDA)	13,409
Carry forward general activity (UDA)	0
17/18 Contracted orthodontic activity (UOA)	0
Carry forward orthodontic activity (UOA)	0
Baseline contract value	£421,289.24

ACCESS*

Patients seen in 24 months	Total	Change since previous quarter
Quarter ending June 2016	4,028	
Quarter ending September 2016	3,941	↓
Quarter ending December 2016	3,864	↓
Quarter ending March 2017	3,990	↑
Quarter ending June 2017	3,784	↓
Variance since June 2016	(6.1%)	↓



ACTIVITY



Month	Adjusted Scheduled Activity (UDA)	
	2017	2018
April	311	273
May	994	843
June	1,636	1,514
July	2,566	
August	3,135	
September	4,360	
October	5,297	
November	6,202	
December	7,224	
January	8,411	
February	9,571	
March	11,005	
April	12,767	
May	12,883	
June	12,883	

QUALITY

	Quantity	Base Number	Contract	AT	Region	England
% of FP17s for the same patient ID Re-attending within 3 months - Children	33	359	9.2%	10.0%	11.5%	12.0%
% of FP17s for the same patient ID Re-attending within 3 months - Adults	112	713	15.7%	15.4%	16.8%	16.0%
% of FP17s for the same patient ID Re-attending between 3 & 9 months - Children	163	359	45.4%	48.2%	47.3%	58.0%
% of FP17s for the same patient ID Re-attending between 3 & 9 months - Adults	246	713	34.5%	38.4%	38.3%	50.9%
% of FP17s for Band 1 Urgent Courses	138	611	22.6%	10.0%	10.7%	9.1%
% of FP17s Relating to Free Repair or Replacements	0	611	0.0%	0.6%	0.6%	0.8%
% of FP17s Relating to Continuations	6	611	1.0%	0.9%	0.8%	1.1%
% of Patients satisfied with the dentistry they have received	2	2	N/A	90.2%	89.8%	91.7%
% of Patients satisfied with the time they had to wait for an appointment	2	2	N/A	86.2%	83.6%	88.0%

* This is based on patients treated on this contract for their most recent course of treatment. Figures in italics indicate the base number of FP17s or Patient Questionnaire responses are less than 100. N/A is shown where the base number of responses is less than 10 during the period. % is calculated as Quantity/Base number*100

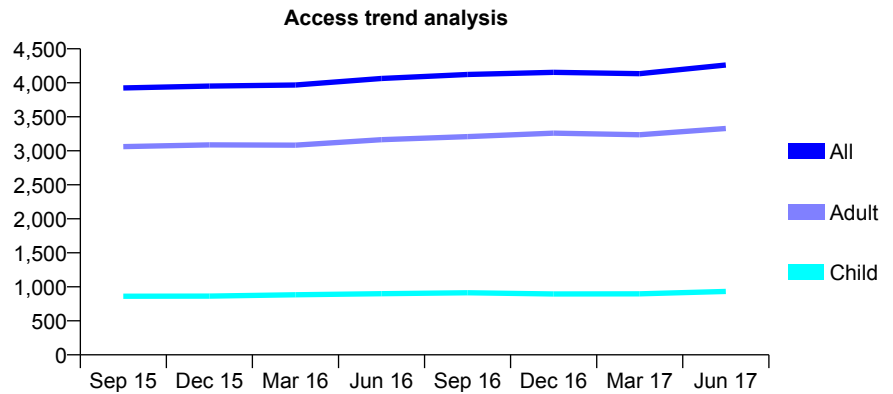
Q63 - Vital Signs At a Glance Contract Report for 276928/0001 - June 2017

Name or company name	MS T SINGH
Contract type name	GDS Contract
Purpose of contract	General
Contract start date	01/09/2013
Contract end date	

17/18 Contracted general activity (UDA)	17,743
Carry forward general activity (UDA)	0
17/18 Contracted orthodontic activity (UOA)	0
Carry forward orthodontic activity (UOA)	0
Baseline contract value	£491,899.98

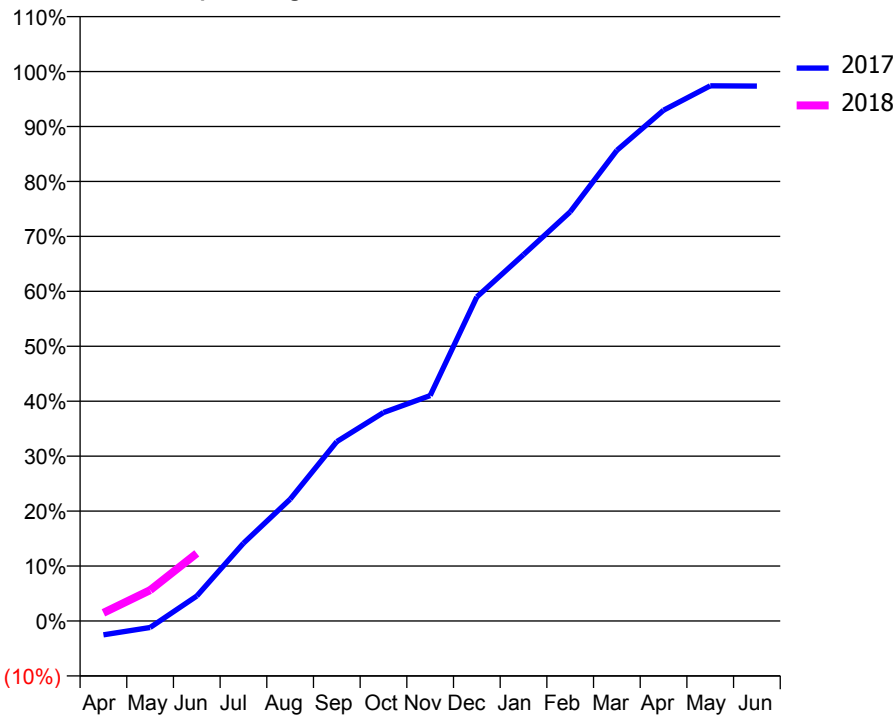
ACCESS*

Patients seen in 24 months	Total	Change since previous quarter
Quarter ending June 2016	4,063	
Quarter ending September 2016	4,122	→
Quarter ending December 2016	4,154	→
Quarter ending March 2017	4,135	→
Quarter ending June 2017	4,261	↑
Variance since June 2016	4.9%	↑



ACTIVITY

Cumulative percentage of contracted UDA delivered 2017 & 2018



Month	Adjusted Scheduled Activity (UDA)	
	2017	2018
April	-449	263
May	-215	996
June	805	2,187
July	2,510	
August	3,932	
September	5,792	
October	6,730	
November	7,280	
December	10,465	
January	11,832	
February	13,214	
March	15,195	
April	16,495	
May	17,283	
June	17,271	

QUALITY

	Quantity	Base Number	Contract	AT	Region	England
% of FP17s for the same patient ID Re-attending within 3 months - Children	28	306	9.2%	10.0%	11.5%	12.0%
% of FP17s for the same patient ID Re-attending within 3 months - Adults	203	971	20.9%	15.4%	16.8%	16.0%
% of FP17s for the same patient ID Re-attending between 3 & 9 months - Children	140	306	45.8%	48.2%	47.3%	58.0%
% of FP17s for the same patient ID Re-attending between 3 & 9 months - Adults	394	971	40.6%	38.4%	38.3%	50.9%
% of FP17s for Band 1 Urgent Courses	96	703	13.7%	10.0%	10.7%	9.1%
% of FP17s Relating to Free Repair or Replacements	17	703	2.4%	0.6%	0.6%	0.8%
% of FP17s Relating to Continuations	11	703	1.6%	0.9%	0.8%	1.1%
% of Patients satisfied with the dentistry they have received	4	4	N/A	90.2%	89.8%	91.7%
% of Patients satisfied with the time they had to wait for an appointment	4	4	N/A	86.2%	83.6%	88.0%

* This is based on patients treated on this contract for their most recent course of treatment. Figures in italics indicate the base number of FP17s or Patient Questionnaire responses are less than 100. N/A is shown where the base number of responses is less than 10 during the period. % is calculated as Quantity/Base number*100

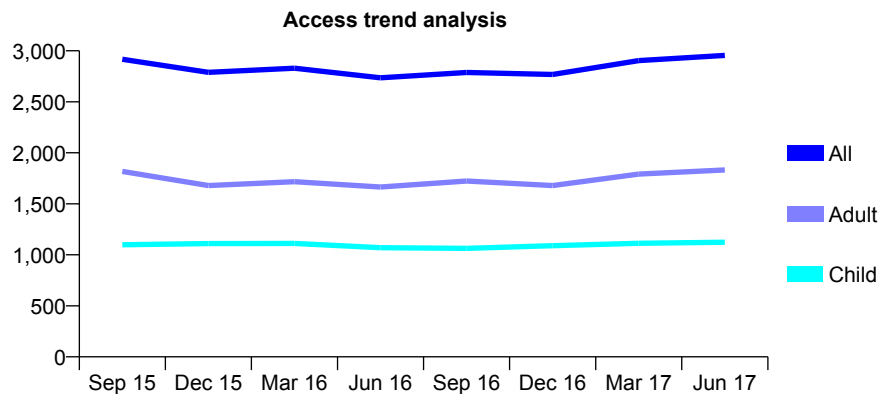
Q63 - Vital Signs At a Glance Contract Report for 280038/0001 - June 2017

Name or company name	MR M MOHSEN
Contract type name	GDS Contract
Purpose of contract	General
Contract start date	12/07/2008
Contract end date	

17/18 Contracted general activity (UDA)	7,200
Carry forward general activity (UDA)	0
17/18 Contracted orthodontic activity (UOA)	0
Carry forward orthodontic activity (UOA)	0
Baseline contract value	£219,954.96

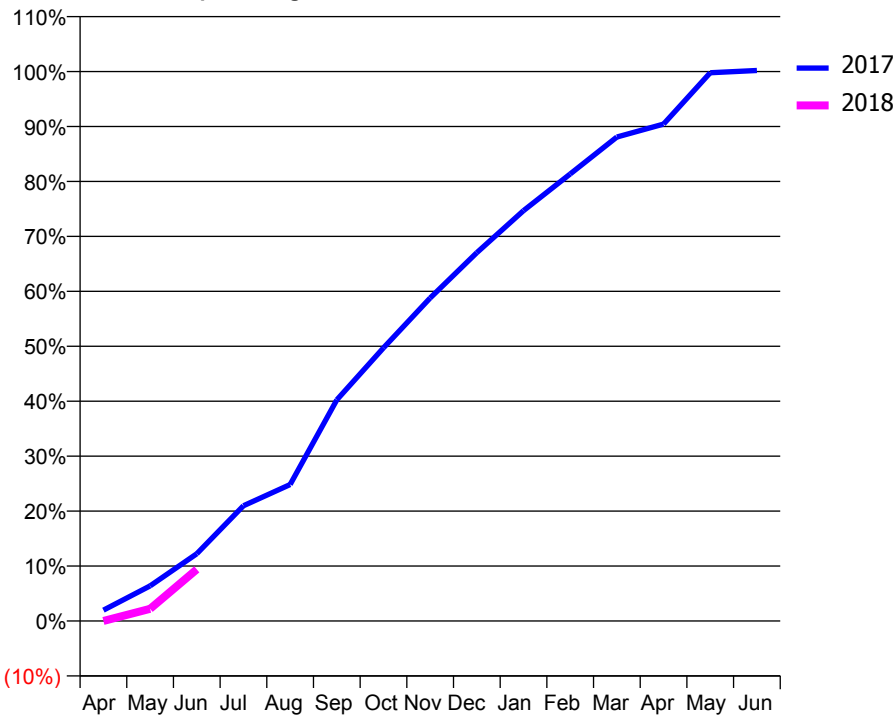
ACCESS*

Patients seen in 24 months	Total	Change since previous quarter
Quarter ending June 2016	2,735	
Quarter ending September 2016	2,787	→
Quarter ending December 2016	2,768	→
Quarter ending March 2017	2,904	↑
Quarter ending June 2017	2,955	→
Variance since June 2016	8.0%	↑



ACTIVITY

Cumulative percentage of contracted UDA delivered 2017 & 2018



Month	Adjusted Scheduled Activity (UDA)	
	2017	2018
April	143	0
May	461	159
June	881	677
July	1,511	
August	1,789	
September	2,898	
October	3,579	
November	4,233	
December	4,826	
January	5,377	
February	5,858	
March	6,341	
April	6,510	
May	7,184	
June	7,213	

QUALITY

	Quantity	Base Number	Contract	AT	Region	England
% of FP17s for the same patient ID Re-attending within 3 months - Children	18	282	6.4%	10.0%	11.5%	12.0%
% of FP17s for the same patient ID Re-attending within 3 months - Adults	42	431	9.7%	15.4%	16.8%	16.0%
% of FP17s for the same patient ID Re-attending between 3 & 9 months - Children	101	282	35.8%	48.2%	47.3%	58.0%
% of FP17s for the same patient ID Re-attending between 3 & 9 months - Adults	60	431	13.9%	38.4%	38.3%	50.9%
% of FP17s for Band 1 Urgent Courses	36	336	10.7%	10.0%	10.7%	9.1%
% of FP17s Relating to Free Repair or Replacements	0	336	0.0%	0.6%	0.6%	0.8%
% of FP17s Relating to Continuations	0	336	0.0%	0.9%	0.8%	1.1%
% of Patients satisfied with the dentistry they have received	2	2	N/A	90.2%	89.8%	91.7%
% of Patients satisfied with the time they had to wait for an appointment	2	2	N/A	86.2%	83.6%	88.0%

* This is based on patients treated on this contract for their most recent course of treatment. Figures in italics indicate the base number of FP17s or Patient Questionnaire responses are less than 100. N/A is shown where the base number of responses is less than 10 during the period. % is calculated as Quantity/Base number*100

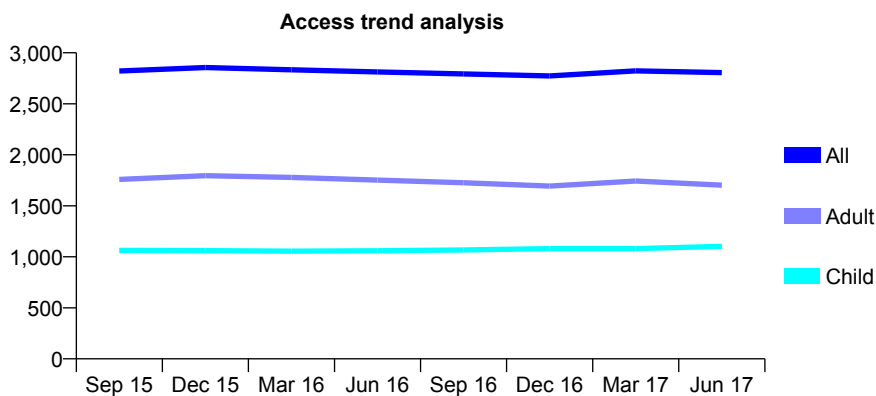
Q63 - Vital Signs At a Glance Contract Report for 283460/0002 - June 2017

Name or company name	MR S KAMYAB
Contract type name	GDS Contract
Purpose of contract	General
Contract start date	01/11/2008
Contract end date	

17/18 Contracted general activity (UDA)	11,565
Carry forward general activity (UDA)	0
17/18 Contracted orthodontic activity (UOA)	0
Carry forward orthodontic activity (UOA)	0
Baseline contract value	£338,798.63

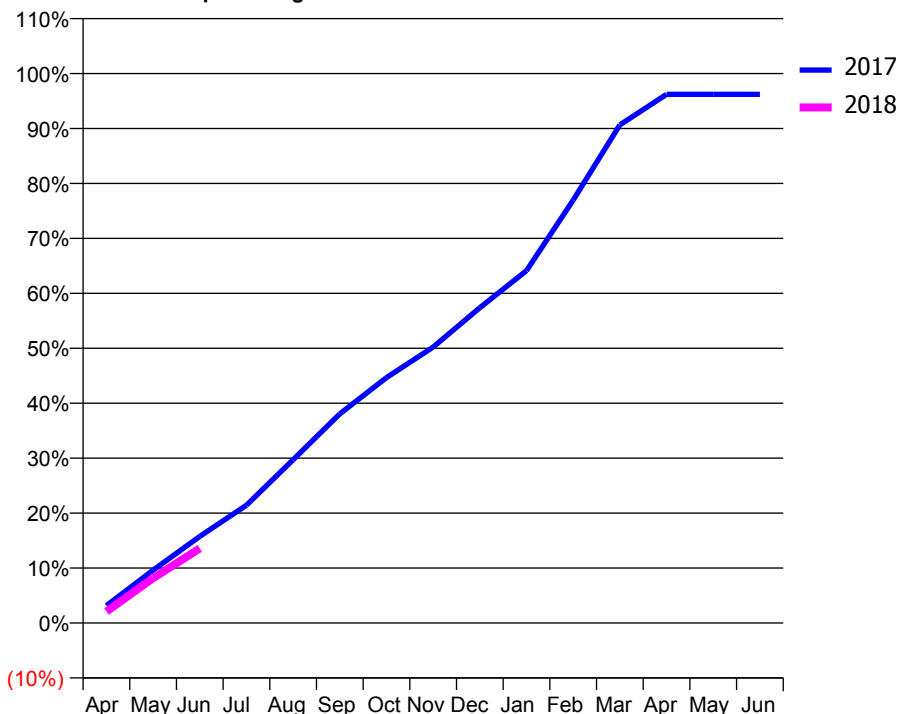
ACCESS*

Patients seen in 24 months	Total	Change since previous quarter
Quarter ending June 2016	2,812	
Quarter ending September 2016	2,793	→
Quarter ending December 2016	2,773	→
Quarter ending March 2017	2,823	→
Quarter ending June 2017	2,806	→
Variance since June 2016	(0.2%)	→



ACTIVITY

Cumulative percentage of contracted UDA delivered 2017 & 2018



Month	Adjusted Scheduled Activity (UDA)	
	2017	2018
April	366	242
May	1,112	943
June	1,823	1,571
July	2,481	
August	3,438	
September	4,402	
October	5,167	
November	5,807	
December	6,636	
January	7,415	
February	8,900	
March	10,483	
April	11,125	
May	11,125	
June	11,126	

QUALITY

	Quantity	Base Number	Contract	AT	Region	England
% of FP17s for the same patient ID Re-attending within 3 months - Children	22	257	8.6%	10.0%	11.5%	12.0%
% of FP17s for the same patient ID Re-attending within 3 months - Adults	52	279	18.6%	15.4%	16.8%	16.0%
% of FP17s for the same patient ID Re-attending between 3 & 9 months - Children	79	257	30.7%	48.2%	47.3%	58.0%
% of FP17s for the same patient ID Re-attending between 3 & 9 months - Adults	68	279	24.4%	38.4%	38.3%	50.9%
% of FP17s for Band 1 Urgent Courses	44	425	10.4%	10.0%	10.7%	9.1%
% of FP17s Relating to Free Repair or Replacements	0	425	0.0%	0.6%	0.6%	0.8%
% of FP17s Relating to Continuations	3	425	0.7%	0.9%	0.8%	1.1%
% of Patients satisfied with the dentistry they have received	2	2	N/A	90.2%	89.8%	91.7%
% of Patients satisfied with the time they had to wait for an appointment	2	2	N/A	86.2%	83.6%	88.0%

* This is based on patients treated on this contract for their most recent course of treatment. Figures in italics indicate the base number of FP17s or Patient Questionnaire responses are less than 100. N/A is shown where the base number of responses is less than 10 during the period. % is calculated as Quantity/Base number*100

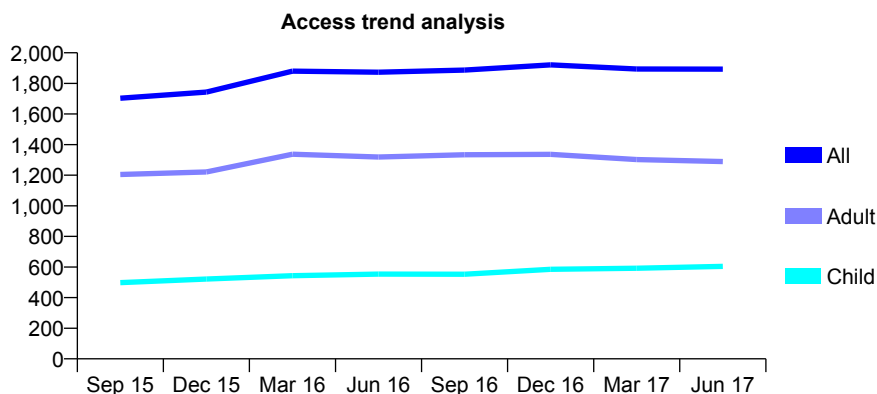
Q63 - Vital Signs At a Glance Contract Report for 283460/0004 - June 2017

Name or company name	MR S KAMYAB
Contract type name	GDS Contract
Purpose of contract	General
Contract start date	01/04/2011
Contract end date	

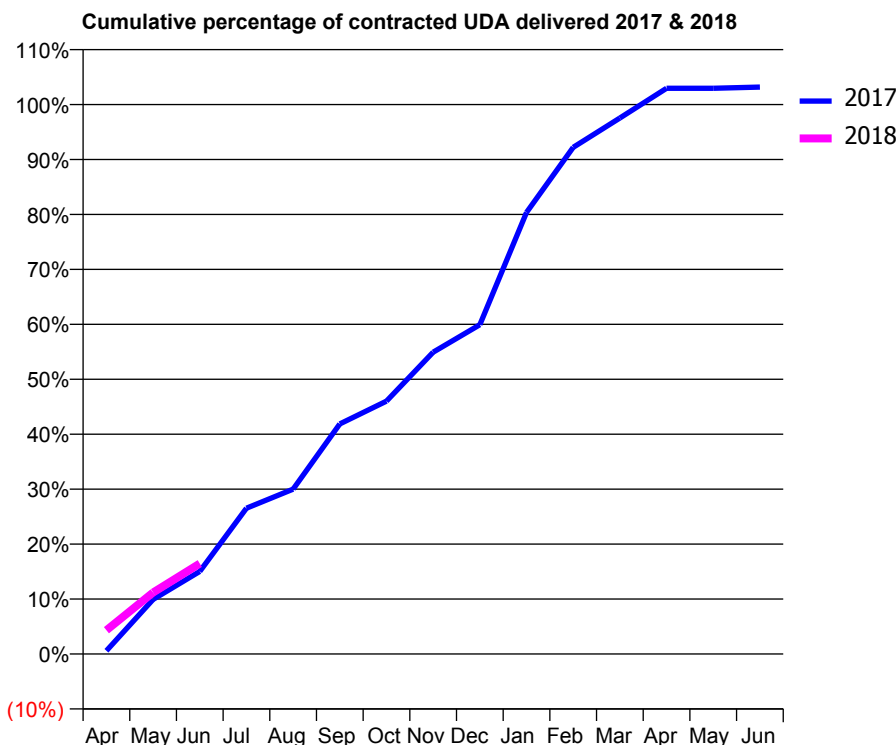
17/18 Contracted general activity (UDA)	6,095
Carry forward general activity (UDA)	0
17/18 Contracted orthodontic activity (UOA)	0
Carry forward orthodontic activity (UOA)	0
Baseline contract value	£214,382.25

ACCESS*

Patients seen in 24 months	Total	Change since previous quarter
Quarter ending June 2016	1,873	
Quarter ending September 2016	1,887	→
Quarter ending December 2016	1,921	→
Quarter ending March 2017	1,894	↓
Quarter ending June 2017	1,893	→
Variance since June 2016	1.1%	→



ACTIVITY



Month	Adjusted Scheduled Activity (UDA)	
	2017	2018
April	36	264
May	606	683
June	916	1,004
July	1,618	
August	1,829	
September	2,551	
October	2,805	
November	3,348	
December	3,652	
January	4,897	
February	5,619	
March	5,946	
April	6,275	
May	6,275	
June	6,288	

QUALITY

	Quantity	Base Number	Contract	AT	Region	England
% of FP17s for the same patient ID Re-attending within 3 months - Children	15	193	7.8%	10.0%	11.5%	12.0%
% of FP17s for the same patient ID Re-attending within 3 months - Adults	42	224	18.8%	15.4%	16.8%	16.0%
% of FP17s for the same patient ID Re-attending between 3 & 9 months - Children	92	193	47.7%	48.2%	47.3%	58.0%
% of FP17s for the same patient ID Re-attending between 3 & 9 months - Adults	79	224	35.3%	38.4%	38.3%	50.9%
% of FP17s for Band 1 Urgent Courses	46	326	14.1%	10.0%	10.7%	9.1%
% of FP17s Relating to Free Repair or Replacements	0	326	0.0%	0.6%	0.6%	0.8%
% of FP17s Relating to Continuations	0	326	0.0%	0.9%	0.8%	1.1%
% of Patients satisfied with the dentistry they have received	0	0	N/A	90.2%	89.8%	91.7%
% of Patients satisfied with the time they had to wait for an appointment	0	0	N/A	86.2%	83.6%	88.0%

* This is based on patients treated on this contract for their most recent course of treatment. Figures in italics indicate the base number of FP17s or Patient Questionnaire responses are less than 100. N/A is shown where the base number of responses is less than 10 during the period. % is calculated as Quantity/Base number*100

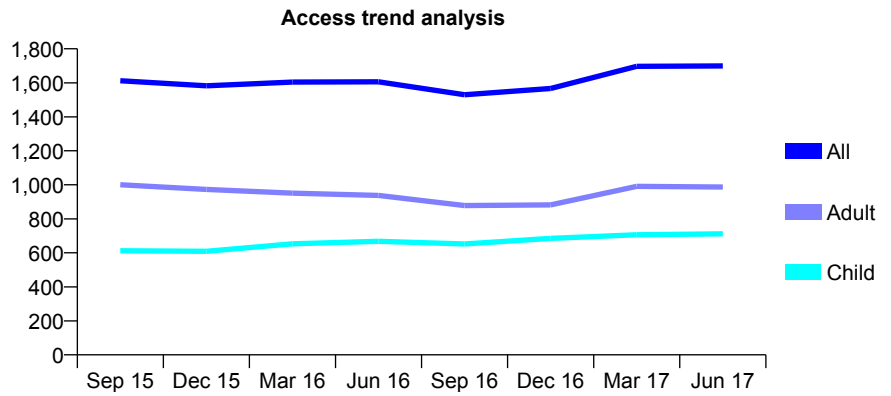
Q63 - Vital Signs At a Glance Contract Report for 283460/0005 - June 2017

Name or company name	MR S KAMYAB
Contract type name	GDS Contract
Purpose of contract	General
Contract start date	01/04/2012
Contract end date	

17/18 Contracted general activity (UDA)	5,416
Carry forward general activity (UDA)	0
17/18 Contracted orthodontic activity (UOA)	0
Carry forward orthodontic activity (UOA)	0
Baseline contract value	£123,851.34

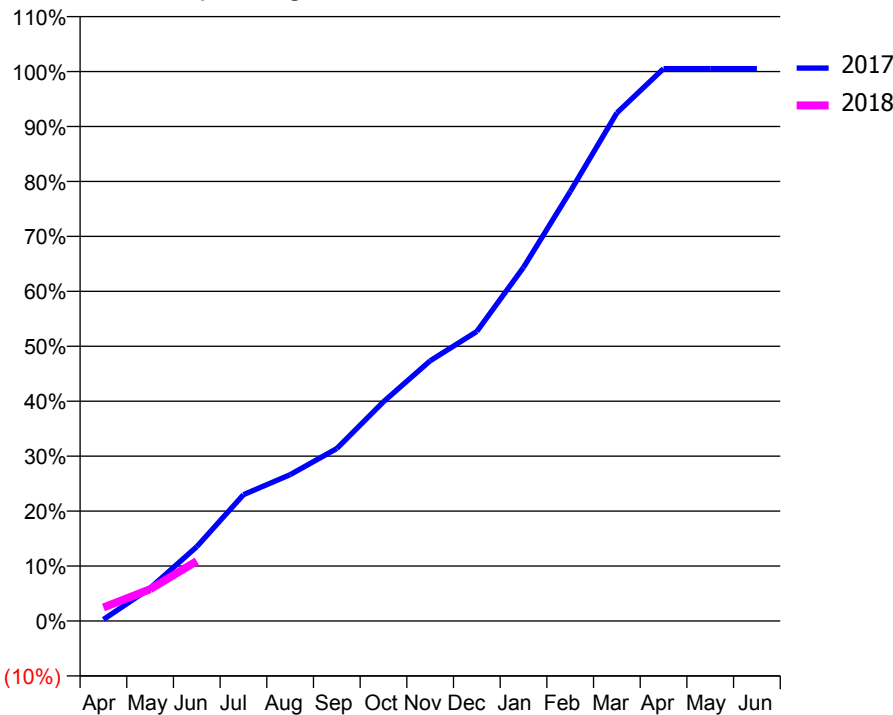
ACCESS*

Patients seen in 24 months	Total	Change since previous quarter
Quarter ending June 2016	1,606	
Quarter ending September 2016	1,530	↓
Quarter ending December 2016	1,567	↑
Quarter ending March 2017	1,697	↑
Quarter ending June 2017	1,699	→
Variance since June 2016	5.8%	↑



ACTIVITY

Cumulative percentage of contracted UDA delivered 2017 & 2018



Month	Adjusted Scheduled Activity (UDA)	
	2017	2018
April	15	134
May	324	314
June	733	591
July	1,246	
August	1,442	
September	1,700	
October	2,162	
November	2,564	
December	2,854	
January	3,486	
February	4,232	
March	5,008	
April	5,444	
May	5,444	
June	5,444	

QUALITY

	Quantity	Base Number	Contract	AT	Region	England
% of FP17s for the same patient ID Re-attending within 3 months - Children	12	155	7.7%	10.0%	11.5%	12.0%
% of FP17s for the same patient ID Re-attending within 3 months - Adults	20	137	14.6%	15.4%	16.8%	16.0%
% of FP17s for the same patient ID Re-attending between 3 & 9 months - Children	81	155	52.3%	48.2%	47.3%	58.0%
% of FP17s for the same patient ID Re-attending between 3 & 9 months - Adults	47	137	34.3%	38.4%	38.3%	50.9%
% of FP17s for Band 1 Urgent Courses	14	186	7.5%	10.0%	10.7%	9.1%
% of FP17s Relating to Free Repair or Replacements	1	186	0.5%	0.6%	0.6%	0.8%
% of FP17s Relating to Continuations	0	186	0.0%	0.9%	0.8%	1.1%
% of Patients satisfied with the dentistry they have received	0	0	N/A	90.2%	89.8%	91.7%
% of Patients satisfied with the time they had to wait for an appointment	0	0	N/A	86.2%	83.6%	88.0%

* This is based on patients treated on this contract for their most recent course of treatment. Figures in italics indicate the base number of FP17s or Patient Questionnaire responses are less than 100. N/A is shown where the base number of responses is less than 10 during the period. % is calculated as Quantity/Base number*100

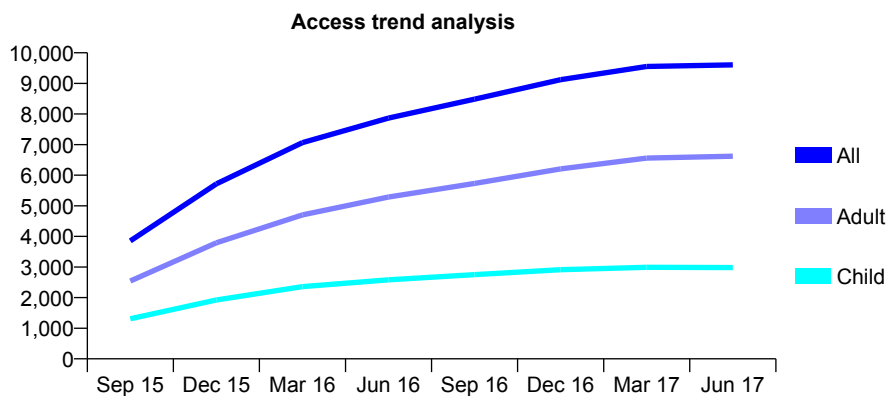
Q63 - Vital Signs At a Glance Contract Report for 287881/0001 - June 2017

Name or company name	MR AR PATEL
Contract type name	GDS Contract
Purpose of contract	General
Contract start date	01/05/2015
Contract end date	

17/18 Contracted general activity (UDA)	26,220
Carry forward general activity (UDA)	0
17/18 Contracted orthodontic activity (UOA)	0
Carry forward orthodontic activity (UOA)	0
Baseline contract value	£866,272.96

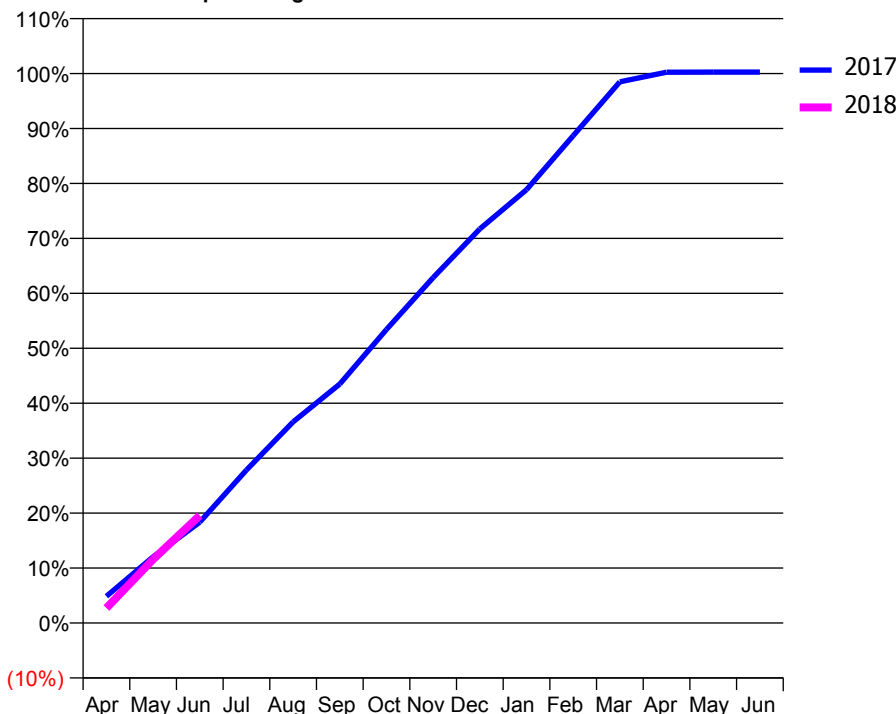
ACCESS*

Patients seen in 24 months	Total	Change since previous quarter
Quarter ending June 2016	7,869	
Quarter ending September 2016	8,484	↑
Quarter ending December 2016	9,120	↑
Quarter ending March 2017	9,552	↑
Quarter ending June 2017	9,604	→
Variance since June 2016	22.0%	↑



ACTIVITY

Cumulative percentage of contracted UDA delivered 2017 & 2018



Adjusted Scheduled Activity (UDA)

Month	2017	2018
April	1,278	716
May	3,159	3,040
June	4,813	5,132
July	7,300	
August	9,600	
September	11,407	
October	14,007	
November	16,482	
December	18,805	
January	20,674	
February	23,255	
March	25,826	
April	26,284	
May	26,285	
June	26,289	

QUALITY

	Quantity	Base Number	Contract	AT	Region	England
% of FP17s for the same patient ID Re-attending within 3 months - Children	43	744	5.8%	10.0%	11.5%	12.0%
% of FP17s for the same patient ID Re-attending within 3 months - Adults	177	1,531	11.6%	15.4%	16.8%	16.0%
% of FP17s for the same patient ID Re-attending between 3 & 9 months - Children	357	744	48.0%	48.2%	47.3%	58.0%
% of FP17s for the same patient ID Re-attending between 3 & 9 months - Adults	652	1,531	42.6%	38.4%	38.3%	50.9%
% of FP17s for Band 1 Urgent Courses	194	2,089	9.3%	10.0%	10.7%	9.1%
% of FP17s Relating to Free Repair or Replacements	8	2,089	0.4%	0.6%	0.6%	0.8%
% of FP17s Relating to Continuations	5	2,089	0.2%	0.9%	0.8%	1.1%
% of Patients satisfied with the dentistry they have received	12	12	100.0%	90.2%	89.8%	91.7%
% of Patients satisfied with the time they had to wait for an appointment	12	12	100.0%	86.2%	83.6%	88.0%

* This is based on patients treated on this contract for their most recent course of treatment. Figures in italics indicate the base number of FP17s or Patient Questionnaire responses are less than 100. N/A is shown where the base number of responses is less than 10 during the period. % is calculated as Quantity/Base number*100

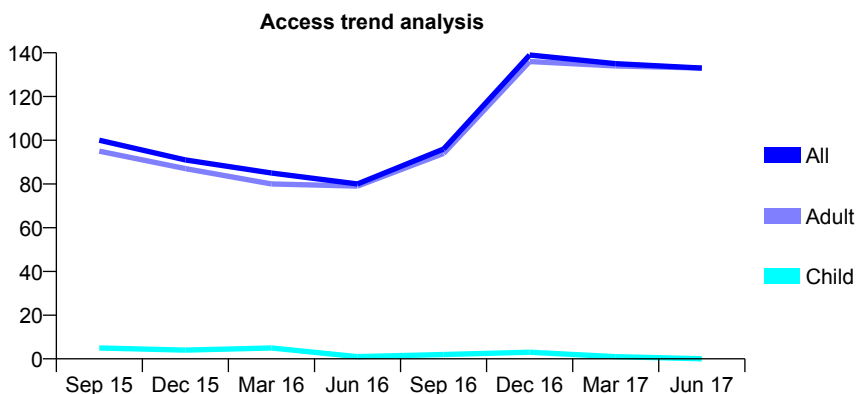
Q63 - Vital Signs At a Glance Contract Report for 294551/0001 - June 2017

Name or company name	MRS T JAYARAM
Contract type name	PDS Contract
Purpose of contract	General
Contract start date	20/04/2009
Contract end date	31/03/2018

17/18 Contracted general activity (UDA)	500
Carry forward general activity (UDA)	0
17/18 Contracted orthodontic activity (UOA)	0
Carry forward orthodontic activity (UOA)	0
Baseline contract value	£69,120.48

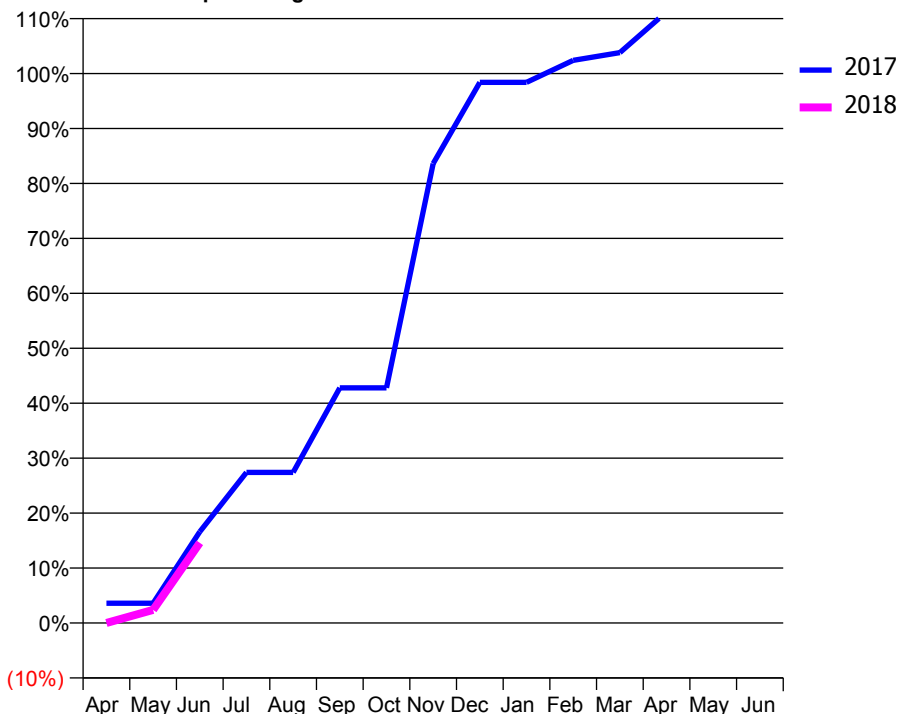
ACCESS*

Patients seen in 24 months	Total	Change since previous quarter
Quarter ending June 2016	80	
Quarter ending September 2016	96	↑
Quarter ending December 2016	139	↑
Quarter ending March 2017	135	↓
Quarter ending June 2017	133	↓
Variance since June 2016	66.3%	↑



ACTIVITY

Cumulative percentage of contracted UDA delivered 2017 & 2018



Adjusted Scheduled Activity (UDA)

Month	2017	2018
April	18	0
May	18	12
June	83	73
July	137	
August	137	
September	214	
October	214	
November	418	
December	492	
January	492	
February	512	
March	519	
April	556	
May	556	
June	556	

QUALITY

	Quantity	Base Number	Contract	AT	Region	England
% of FP17s for the same patient ID Re-attending within 3 months - Children	0	0	N/A	10.0%	11.5%	12.0%
% of FP17s for the same patient ID Re-attending within 3 months - Adults	0	68	0.0%	15.4%	16.8%	16.0%
% of FP17s for the same patient ID Re-attending between 3 & 9 months - Children	0	0	N/A	48.2%	47.3%	58.0%
% of FP17s for the same patient ID Re-attending between 3 & 9 months - Adults	0	68	0.0%	38.4%	38.3%	50.9%
% of FP17s for Band 1 Urgent Courses	0	31	0.0%	10.0%	10.7%	9.1%
% of FP17s Relating to Free Repair or Replacements	0	31	0.0%	0.6%	0.6%	0.8%
% of FP17s Relating to Continuations	0	31	0.0%	0.9%	0.8%	1.1%
% of Patients satisfied with the dentistry they have received	0	0	N/A	90.2%	89.8%	91.7%
% of Patients satisfied with the time they had to wait for an appointment	0	0	N/A	86.2%	83.6%	88.0%

* This is based on patients treated on this contract for their most recent course of treatment. Figures in italics indicate the base number of FP17s or Patient Questionnaire responses are less than 100. N/A is shown where the base number of responses is less than 10 during the period. % is calculated as Quantity/Base number*100

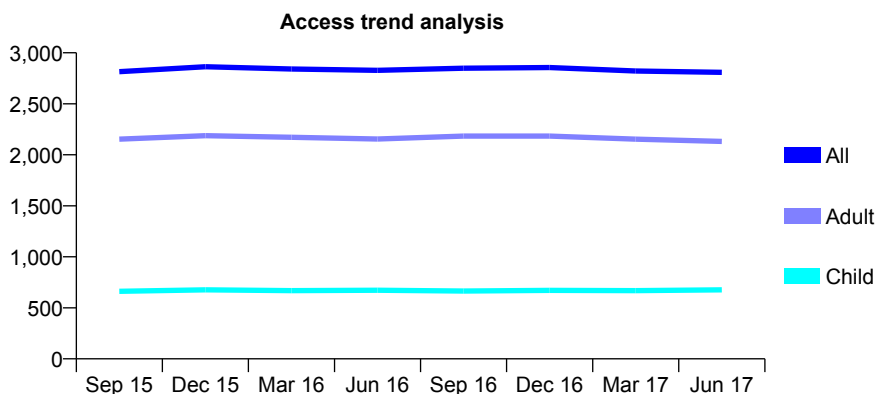
Q63 - Vital Signs At a Glance Contract Report for 299758/0001 - June 2017

Name or company name	MR AJ MEHTA
Contract type name	GDS Contract
Purpose of contract	General
Contract start date	01/10/2010
Contract end date	

17/18 Contracted general activity (UDA)	9,243
Carry forward general activity (UDA)	0
17/18 Contracted orthodontic activity (UOA)	0
Carry forward orthodontic activity (UOA)	0
Baseline contract value	£294,332.86

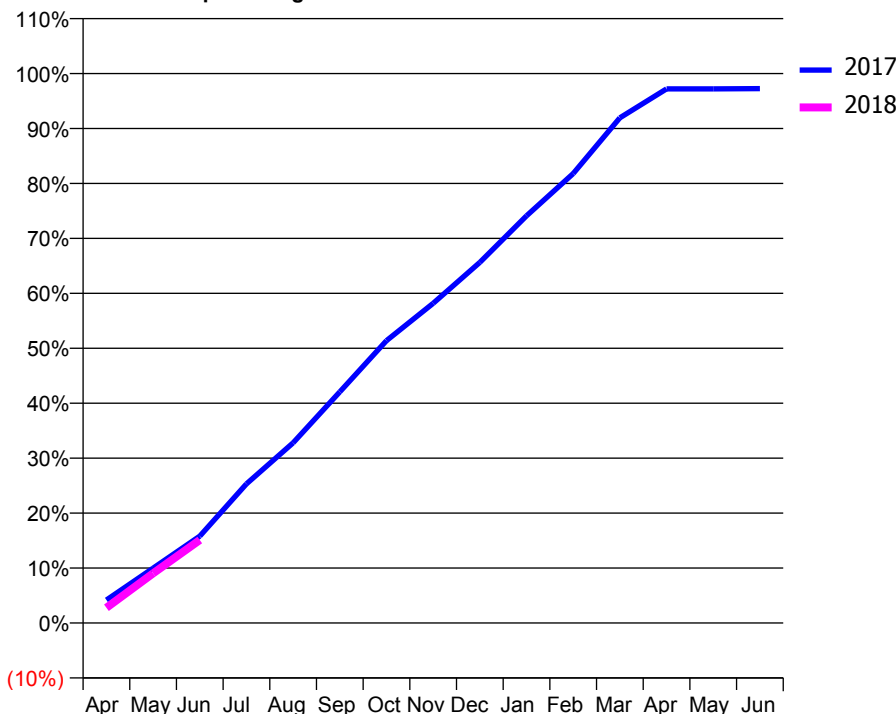
ACCESS*

Patients seen in 24 months	Total	Change since previous quarter
Quarter ending June 2016	2,828	
Quarter ending September 2016	2,849	→
Quarter ending December 2016	2,855	→
Quarter ending March 2017	2,821	↓
Quarter ending June 2017	2,809	→
Variance since June 2016	(0.7%)	→



ACTIVITY

Cumulative percentage of contracted UDA delivered 2017 & 2018



Month	Adjusted Scheduled Activity (UDA)	
	2017	2018
April	387	257
May	923	835
June	1,462	1,396
July	2,340	
August	3,032	
September	3,889	
October	4,750	
November	5,378	
December	6,067	
January	6,848	
February	7,560	
March	8,498	
April	8,984	
May	8,985	
June	8,989	

QUALITY

	Quantity	Base Number	Contract	AT	Region	England
% of FP17s for the same patient ID Re-attending within 3 months - Children	11	222	5.0%	10.0%	11.5%	12.0%
% of FP17s for the same patient ID Re-attending within 3 months - Adults	115	573	20.1%	15.4%	16.8%	16.0%
% of FP17s for the same patient ID Re-attending between 3 & 9 months - Children	95	222	42.8%	48.2%	47.3%	58.0%
% of FP17s for the same patient ID Re-attending between 3 & 9 months - Adults	244	573	42.6%	38.4%	38.3%	50.9%
% of FP17s for Band 1 Urgent Courses	84	624	13.5%	10.0%	10.7%	9.1%
% of FP17s Relating to Free Repair or Replacements	1	624	0.2%	0.6%	0.6%	0.8%
% of FP17s Relating to Continuations	4	624	0.6%	0.9%	0.8%	1.1%
% of Patients satisfied with the dentistry they have received	2	2	N/A	90.2%	89.8%	91.7%
% of Patients satisfied with the time they had to wait for an appointment	2	2	N/A	86.2%	83.6%	88.0%

* This is based on patients treated on this contract for their most recent course of treatment. Figures in italics indicate the base number of FP17s or Patient Questionnaire responses are less than 100. N/A is shown where the base number of responses is less than 10 during the period. % is calculated as Quantity/Base number*100

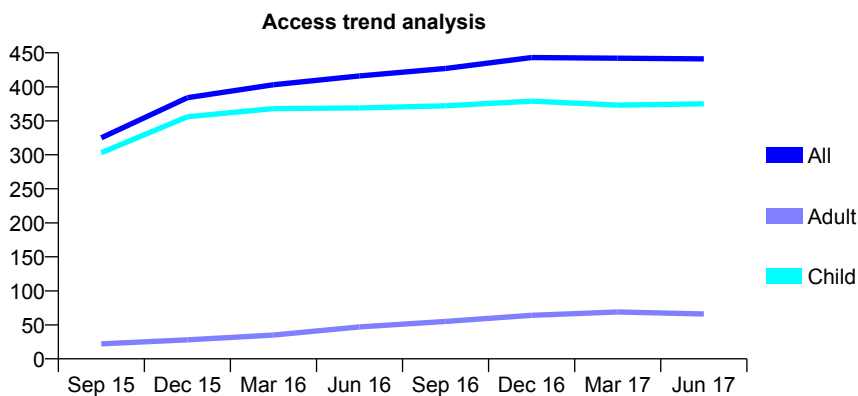
Q63 - Vital Signs At a Glance Contract Report for 303631/0001 - June 2017

Name or company name	MRS BS OWEN
Contract type name	GDS Contract
Purpose of contract	General
Contract start date	01/02/2015
Contract end date	

17/18 Contracted general activity (UDA)	1,200
Carry forward general activity (UDA)	0
17/18 Contracted orthodontic activity (UOA)	0
Carry forward orthodontic activity (UOA)	0
Baseline contract value	£30,992.97

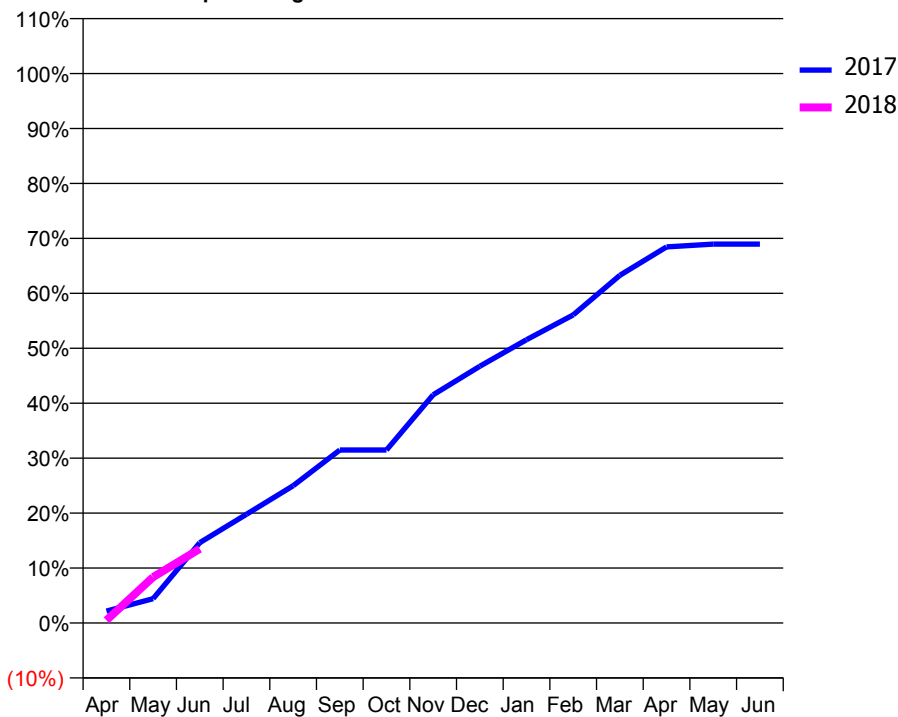
ACCESS*

Patients seen in 24 months	Total	Change since previous quarter
Quarter ending June 2016	416	
Quarter ending September 2016	427	↑
Quarter ending December 2016	443	↑
Quarter ending March 2017	442	→
Quarter ending June 2017	441	→
Variance since June 2016	6.0%	↑



ACTIVITY

Cumulative percentage of contracted UDA delivered 2017 & 2018



Adjusted Scheduled Activity (UDA)

Month	2017	2018
April	26	6
May	53	100
June	175	162
July	237	
August	300	
September	378	
October	378	
November	498	
December	561	
January	619	
February	673	
March	759	
April	821	
May	827	
June	827	

QUALITY

	Quantity	Base Number	Contract	AT	Region	England
% of FP17s for the same patient ID Re-attending within 3 months - Children	5	136	3.7%	10.0%	11.5%	12.0%
% of FP17s for the same patient ID Re-attending within 3 months - Adults	1	9	<i>11.1%</i>	15.4%	16.8%	16.0%
% of FP17s for the same patient ID Re-attending between 3 & 9 months - Children	86	136	63.2%	48.2%	47.3%	58.0%
% of FP17s for the same patient ID Re-attending between 3 & 9 months - Adults	4	9	<i>44.4%</i>	38.4%	38.3%	50.9%
% of FP17s for Band 1 Urgent Courses	1	95	1.1%	10.0%	10.7%	9.1%
% of FP17s Relating to Free Repair or Replacements	0	95	0.0%	0.6%	0.6%	0.8%
% of FP17s Relating to Continuations	0	95	0.0%	0.9%	0.8%	1.1%
% of Patients satisfied with the dentistry they have received	0	0	N/A	90.2%	89.8%	91.7%
% of Patients satisfied with the time they had to wait for an appointment	0	0	N/A	86.2%	83.6%	88.0%

* This is based on patients treated on this contract for their most recent course of treatment. Figures in italics indicate the base number of FP17s or Patient Questionnaire responses are less than 100. N/A is shown where the base number of responses is less than 10 during the period. % is calculated as Quantity/Base number*100

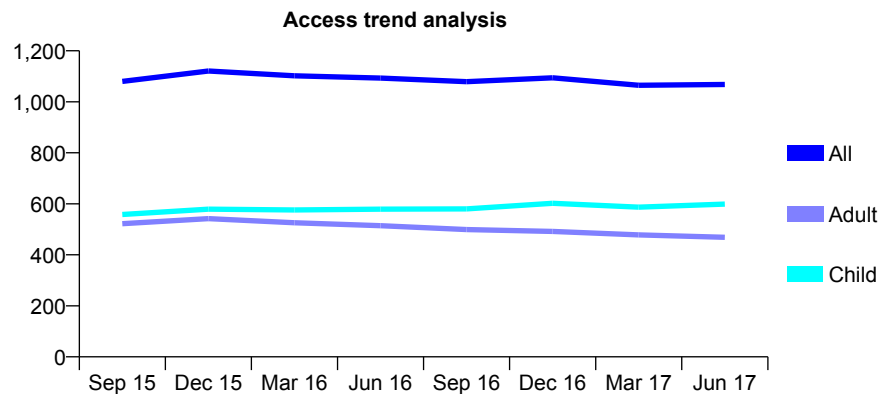
Q63 - Vital Signs At a Glance Contract Report for 304336/0003 - June 2017

Name or company name	MR PA NORTON
Contract type name	GDS Contract
Purpose of contract	General
Contract start date	01/04/2006
Contract end date	

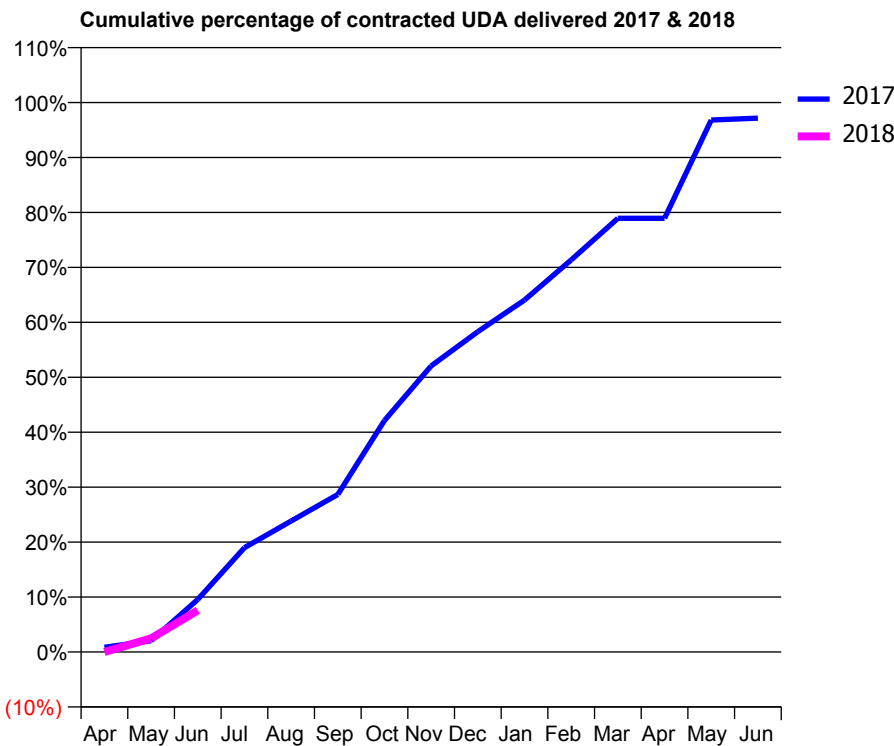
17/18 Contracted general activity (UDA)	2,104
Carry forward general activity (UDA)	0
17/18 Contracted orthodontic activity (UOA)	0
Carry forward orthodontic activity (UOA)	0
Baseline contract value	£57,038.32

ACCESS*

Patients seen in 24 months	Total	Change since previous quarter
Quarter ending June 2016	1,093	
Quarter ending September 2016	1,079	↓
Quarter ending December 2016	1,094	→
Quarter ending March 2017	1,065	↓
Quarter ending June 2017	1,068	→
Variance since June 2016	(2.3%)	↓



ACTIVITY



Month	Adjusted Scheduled Activity (UDA)	
	2017	2018
April	18	0
May	43	52
June	201	159
July	399	
August	501	
September	603	
October	887	
November	1,096	
December	1,227	
January	1,348	
February	1,502	
March	1,661	
April	1,661	
May	2,037	
June	2,044	

QUALITY

	Quantity	Base Number	Contract	AT	Region	England
% of FP17s for the same patient ID Re-attending within 3 months - Children	6	131	4.6%	10.0%	11.5%	12.0%
% of FP17s for the same patient ID Re-attending within 3 months - Adults	7	101	6.9%	15.4%	16.8%	16.0%
% of FP17s for the same patient ID Re-attending between 3 & 9 months - Children	55	131	42.0%	48.2%	47.3%	58.0%
% of FP17s for the same patient ID Re-attending between 3 & 9 months - Adults	34	101	33.7%	38.4%	38.3%	50.9%
% of FP17s for Band 1 Urgent Courses	2	80	2.5%	10.0%	10.7%	9.1%
% of FP17s Relating to Free Repair or Replacements	0	80	0.0%	0.6%	0.6%	0.8%
% of FP17s Relating to Continuations	0	80	0.0%	0.9%	0.8%	1.1%
% of Patients satisfied with the dentistry they have received	1	1	N/A	90.2%	89.8%	91.7%
% of Patients satisfied with the time they had to wait for an appointment	1	1	N/A	86.2%	83.6%	88.0%

* This is based on patients treated on this contract for their most recent course of treatment. Figures in italics indicate the base number of FP17s or Patient Questionnaire responses are less than 100. N/A is shown where the base number of responses is less than 10 during the period. % is calculated as Quantity/Base number*100

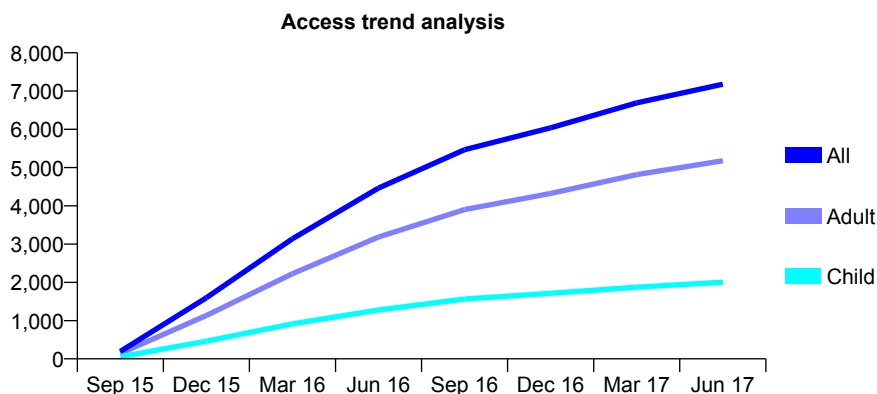
Q63 - Vital Signs At a Glance Contract Report for 304425/0002 - June 2017

Name or company name	MR SR PATEL
Contract type name	GDS Contract
Purpose of contract	General
Contract start date	03/09/2015
Contract end date	

17/18 Contracted general activity (UDA)	18,833
Carry forward general activity (UDA)	0
17/18 Contracted orthodontic activity (UOA)	0
Carry forward orthodontic activity (UOA)	0
Baseline contract value	£554,811.22

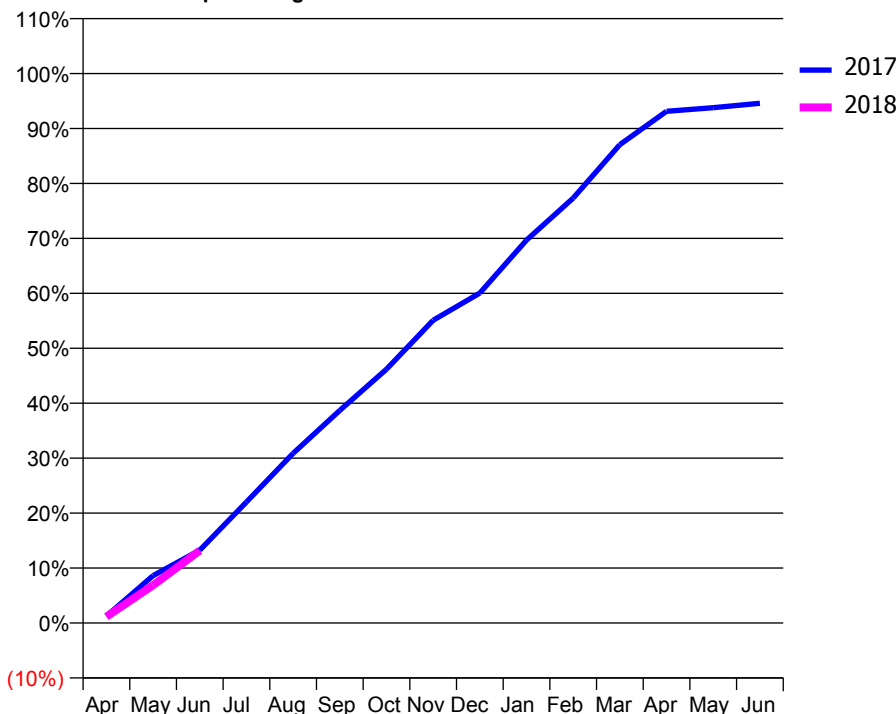
ACCESS*

Patients seen in 24 months	Total	Change since previous quarter
Quarter ending June 2016	4,463	
Quarter ending September 2016	5,468	↑
Quarter ending December 2016	6,038	↑
Quarter ending March 2017	6,691	↑
Quarter ending June 2017	7,178	↑
Variance since June 2016	60.8%	↑



ACTIVITY

Cumulative percentage of contracted UDA delivered 2017 & 2018



Month	Adjusted Scheduled Activity (UDA)	
	2017	2018
April	242	216
May	1,625	1,295
June	2,496	2,483
July	4,146	
August	5,816	
September	7,287	
October	8,699	
November	10,377	
December	11,309	
January	13,123	
February	14,564	
March	16,395	
April	17,536	
May	17,663	
June	17,811	

QUALITY

	Quantity	Base Number	Contract	AT	Region	England
% of FP17s for the same patient ID Re-attending within 3 months - Children	33	604	5.5%	10.0%	11.5%	12.0%
% of FP17s for the same patient ID Re-attending within 3 months - Adults	139	1,309	10.6%	15.4%	16.8%	16.0%
% of FP17s for the same patient ID Re-attending between 3 & 9 months - Children	234	604	38.7%	48.2%	47.3%	58.0%
% of FP17s for the same patient ID Re-attending between 3 & 9 months - Adults	491	1,309	37.5%	38.4%	38.3%	50.9%
% of FP17s for Band 1 Urgent Courses	44	1,141	3.9%	10.0%	10.7%	9.1%
% of FP17s Relating to Free Repair or Replacements	4	1,141	0.4%	0.6%	0.6%	0.8%
% of FP17s Relating to Continuations	12	1,141	1.1%	0.9%	0.8%	1.1%
% of Patients satisfied with the dentistry they have received	2	2	N/A	90.2%	89.8%	91.7%
% of Patients satisfied with the time they had to wait for an appointment	2	2	N/A	86.2%	83.6%	88.0%

* This is based on patients treated on this contract for their most recent course of treatment. Figures in italics indicate the base number of FP17s or Patient Questionnaire responses are less than 100. N/A is shown where the base number of responses is less than 10 during the period. % is calculated as Quantity/Base number*100

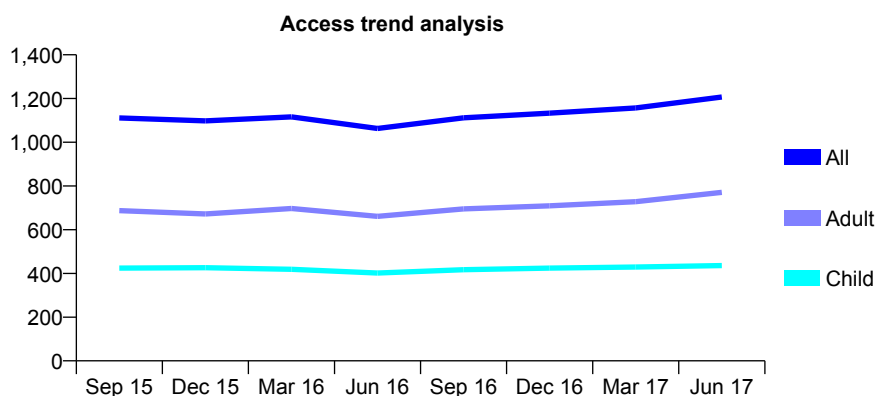
Q63 - Vital Signs At a Glance Contract Report for 305707/0002 - June 2017

Name or company name	MR A PAICE
Contract type name	GDS Contract
Purpose of contract	General
Contract start date	03/07/2007
Contract end date	

17/18 Contracted general activity (UDA)	2,999
Carry forward general activity (UDA)	0
17/18 Contracted orthodontic activity (UOA)	0
Carry forward orthodontic activity (UOA)	0
Baseline contract value	£91,230.91

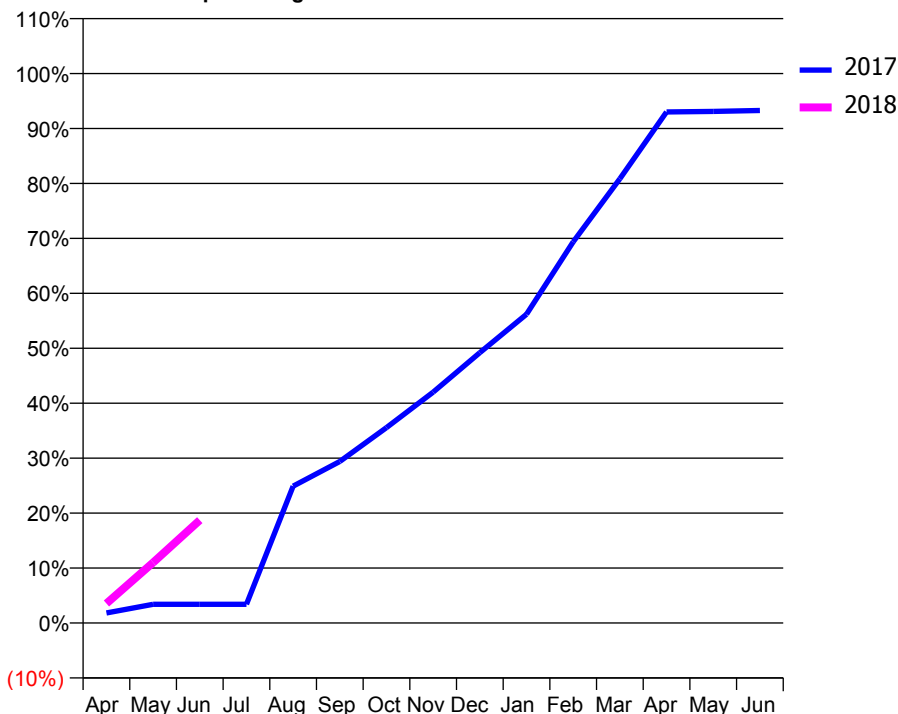
ACCESS*

Patients seen in 24 months	Total	Change since previous quarter
Quarter ending June 2016	1,063	
Quarter ending September 2016	1,112	↑
Quarter ending December 2016	1,133	→
Quarter ending March 2017	1,157	↑
Quarter ending June 2017	1,207	↑
Variance since June 2016	13.5%	↑



ACTIVITY

Cumulative percentage of contracted UDA delivered 2017 & 2018



Month	Adjusted Scheduled Activity (UDA)	
	2017	2018
April	55	107
May	102	330
June	102	561
July	102	
August	747	
September	882	
October	1,067	
November	1,260	
December	1,475	
January	1,685	
February	2,081	
March	2,424	
April	2,789	
May	2,792	
June	2,797	

QUALITY

	Quantity	Base Number	Contract	AT	Region	England
% of FP17s for the same patient ID Re-attending within 3 months - Children	11	162	6.8%	10.0%	11.5%	12.0%
% of FP17s for the same patient ID Re-attending within 3 months - Adults	28	239	11.7%	15.4%	16.8%	16.0%
% of FP17s for the same patient ID Re-attending between 3 & 9 months - Children	89	162	54.9%	48.2%	47.3%	58.0%
% of FP17s for the same patient ID Re-attending between 3 & 9 months - Adults	75	239	31.4%	38.4%	38.3%	50.9%
% of FP17s for Band 1 Urgent Courses	12	288	4.2%	10.0%	10.7%	9.1%
% of FP17s Relating to Free Repair or Replacements	3	288	1.0%	0.6%	0.6%	0.8%
% of FP17s Relating to Continuations	2	288	0.7%	0.9%	0.8%	1.1%
% of Patients satisfied with the dentistry they have received	0	1	N/A	90.2%	89.8%	91.7%
% of Patients satisfied with the time they had to wait for an appointment	1	1	N/A	86.2%	83.6%	88.0%

* This is based on patients treated on this contract for their most recent course of treatment. Figures in italics indicate the base number of FP17s or Patient Questionnaire responses are less than 100. N/A is shown where the base number of responses is less than 10 during the period. % is calculated as Quantity/Base number*100

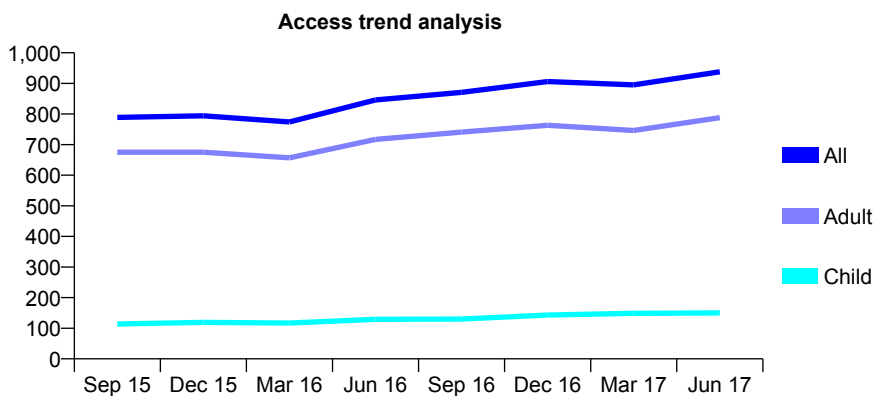
Q63 - Vital Signs At a Glance Contract Report for 319341/0001 - June 2017

Name or company name	MR AW MAINE
Contract type name	GDS Contract
Purpose of contract	General
Contract start date	01/04/2006
Contract end date	

17/18 Contracted general activity (UDA)	2,259
Carry forward general activity (UDA)	0
17/18 Contracted orthodontic activity (UOA)	0
Carry forward orthodontic activity (UOA)	0
Baseline contract value	£67,992.07

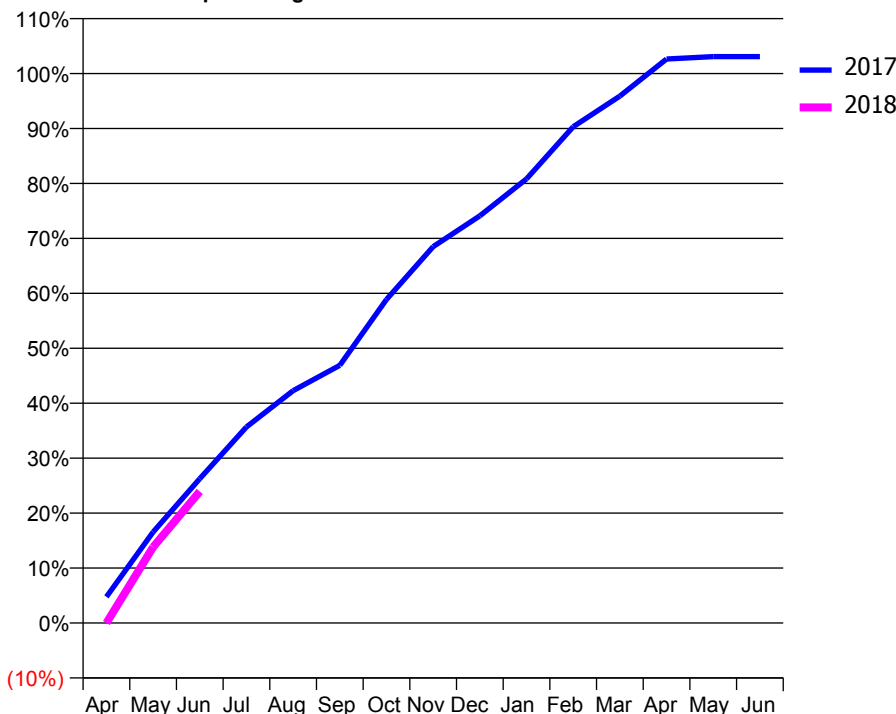
ACCESS*

Patients seen in 24 months	Total	Change since previous quarter
Quarter ending June 2016	846	
Quarter ending September 2016	871	↑
Quarter ending December 2016	906	↑
Quarter ending March 2017	895	↓
Quarter ending June 2017	938	↑
Variance since June 2016	10.9%	↑



ACTIVITY

Cumulative percentage of contracted UDA delivered 2017 & 2018



Adjusted Scheduled Activity (UDA)

Month	2017	2018
April	108	0
May	374	312
June	593	541
July	806	
August	955	
September	1,060	
October	1,330	
November	1,547	
December	1,674	
January	1,826	
February	2,040	
March	2,166	
April	2,319	
May	2,329	
June	2,329	

QUALITY

	Quantity	Base Number	Contract	AT	Region	England
% of FP17s for the same patient ID Re-attending within 3 months - Children	6	32	18.8%	10.0%	11.5%	12.0%
% of FP17s for the same patient ID Re-attending within 3 months - Adults	27	229	11.8%	15.4%	16.8%	16.0%
% of FP17s for the same patient ID Re-attending between 3 & 9 months - Children	7	32	21.9%	48.2%	47.3%	58.0%
% of FP17s for the same patient ID Re-attending between 3 & 9 months - Adults	53	229	23.1%	38.4%	38.3%	50.9%
% of FP17s for Band 1 Urgent Courses	35	195	17.9%	10.0%	10.7%	9.1%
% of FP17s Relating to Free Repair or Replacements	2	195	1.0%	0.6%	0.6%	0.8%
% of FP17s Relating to Continuations	1	195	0.5%	0.9%	0.8%	1.1%
% of Patients satisfied with the dentistry they have received	1	1	N/A	90.2%	89.8%	91.7%
% of Patients satisfied with the time they had to wait for an appointment	1	1	N/A	86.2%	83.6%	88.0%

* This is based on patients treated on this contract for their most recent course of treatment. Figures in italics indicate the base number of FP17s or Patient Questionnaire responses are less than 100. N/A is shown where the base number of responses is less than 10 during the period. % is calculated as Quantity/Base number*100

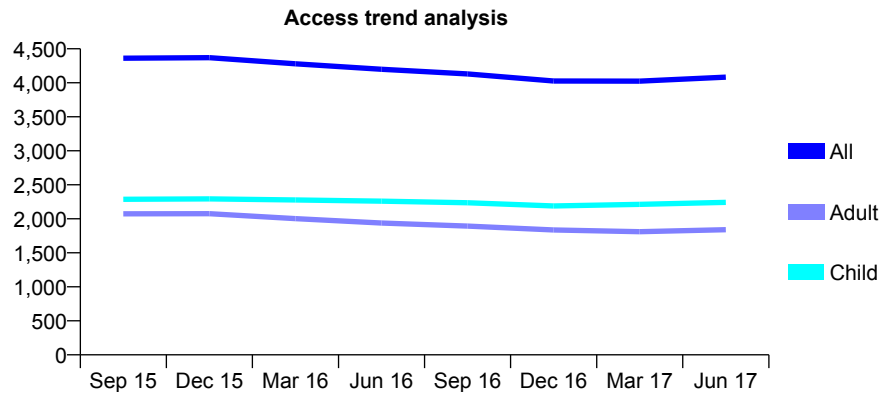
Q63 - Vital Signs At a Glance Contract Report for 321176/0001 - June 2017

Name or company name	MR RS PATEL
Contract type name	GDS Contract
Purpose of contract	General
Contract start date	01/04/2006
Contract end date	

17/18 Contracted general activity (UDA)	11,373
Carry forward general activity (UDA)	0
17/18 Contracted orthodontic activity (UOA)	0
Carry forward orthodontic activity (UOA)	0
Baseline contract value	£357,913.65

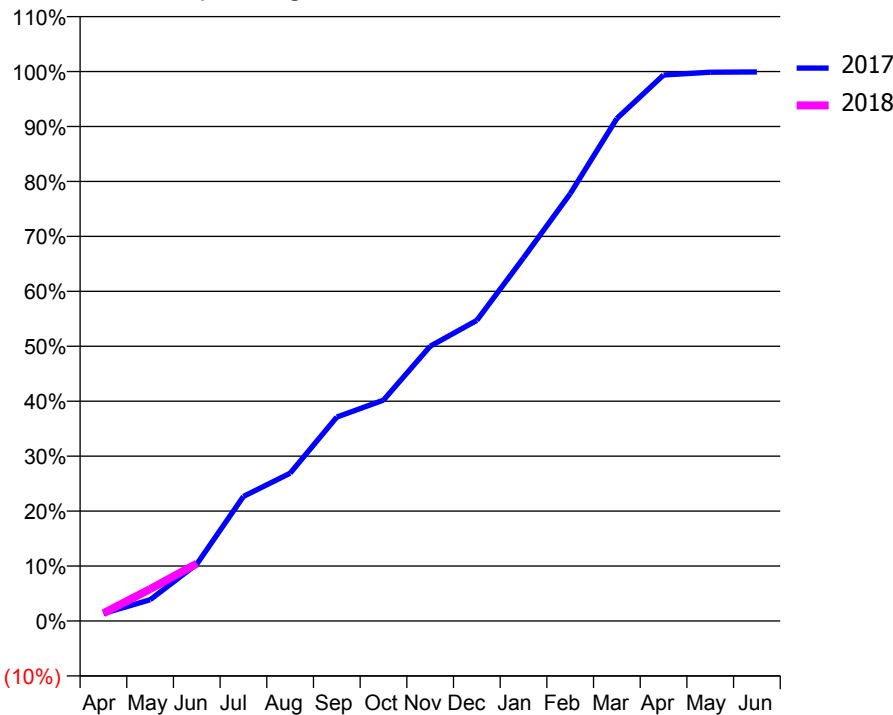
ACCESS*

Patients seen in 24 months	Total	Change since previous quarter
Quarter ending June 2016	4,199	
Quarter ending September 2016	4,130	↓
Quarter ending December 2016	4,026	↓
Quarter ending March 2017	4,024	→
Quarter ending June 2017	4,083	→
Variance since June 2016	(2.8%)	↓



ACTIVITY

Cumulative percentage of contracted UDA delivered 2017 & 2018



Month	Adjusted Scheduled Activity (UDA)	
	2017	2018
April	157	162
May	441	660
June	1,176	1,187
July	2,578	
August	3,058	
September	4,221	
October	4,570	
November	5,686	
December	6,221	
January	7,516	
February	8,844	
March	10,400	
April	11,300	
May	11,357	
June	11,363	

QUALITY

	Quantity	Base Number	Contract	AT	Region	England
% of FP17s for the same patient ID Re-attending within 3 months - Children	74	608	12.2%	10.0%	11.5%	12.0%
% of FP17s for the same patient ID Re-attending within 3 months - Adults	157	451	34.8%	15.4%	16.8%	16.0%
% of FP17s for the same patient ID Re-attending between 3 & 9 months - Children	282	608	46.4%	48.2%	47.3%	58.0%
% of FP17s for the same patient ID Re-attending between 3 & 9 months - Adults	125	451	27.7%	38.4%	38.3%	50.9%
% of FP17s for Band 1 Urgent Courses	134	603	22.2%	10.0%	10.7%	9.1%
% of FP17s Relating to Free Repair or Replacements	0	603	0.0%	0.6%	0.6%	0.8%
% of FP17s Relating to Continuations	0	603	0.0%	0.9%	0.8%	1.1%
% of Patients satisfied with the dentistry they have received	6	6	N/A	90.2%	89.8%	91.7%
% of Patients satisfied with the time they had to wait for an appointment	4	6	N/A	86.2%	83.6%	88.0%

* This is based on patients treated on this contract for their most recent course of treatment. Figures in italics indicate the base number of FP17s or Patient Questionnaire responses are less than 100. N/A is shown where the base number of responses is less than 10 during the period. % is calculated as Quantity/Base number*100

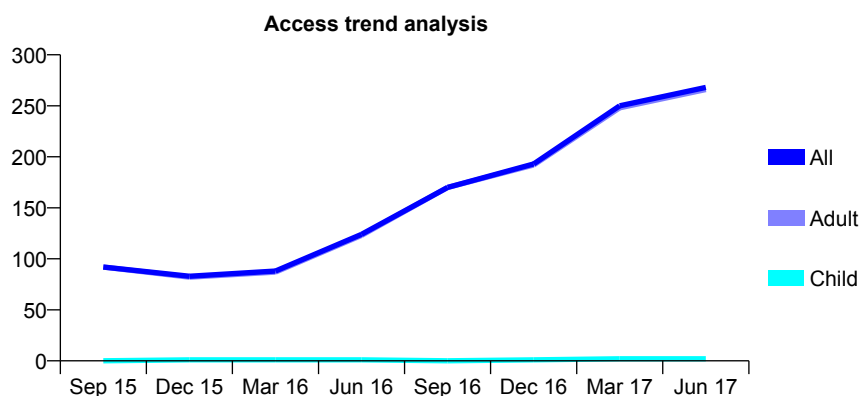
Q63 - Vital Signs At a Glance Contract Report for 321176/0003 - June 2017

Name or company name	MR RS PATEL
Contract type name	PDS Contract
Purpose of contract	General
Contract start date	01/06/2013
Contract end date	30/11/2017

17/18 Contracted general activity (UDA)	567
Carry forward general activity (UDA)	0
17/18 Contracted orthodontic activity (UOA)	0
Carry forward orthodontic activity (UOA)	0
Baseline contract value	£29,685.03

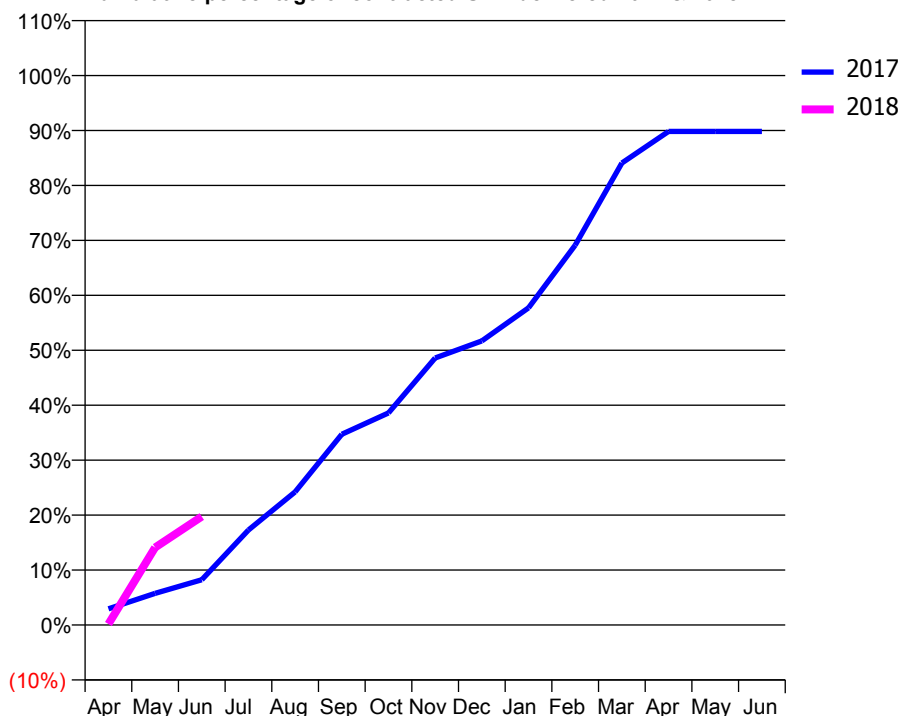
ACCESS*

Patients seen in 24 months	Total	Change since previous quarter
Quarter ending June 2016	124	
Quarter ending September 2016	170	↑
Quarter ending December 2016	193	↑
Quarter ending March 2017	250	↑
Quarter ending June 2017	268	↑
Variance since June 2016	116.1%	↑



ACTIVITY

Cumulative percentage of contracted UDA delivered 2017 & 2018



Adjusted Scheduled Activity (UDA)

Month	2017	2018
April	25	1
May	49	80
June	70	112
July	147	
August	206	
September	295	
October	328	
November	413	
December	439	
January	491	
February	588	
March	715	
April	764	
May	764	
June	764	

QUALITY

	Quantity	Base Number	Contract	AT	Region	England
% of FP17s for the same patient ID Re-attending within 3 months - Children	0	0	N/A	10.0%	11.5%	12.0%
% of FP17s for the same patient ID Re-attending within 3 months - Adults	1	59	1.7%	15.4%	16.8%	16.0%
% of FP17s for the same patient ID Re-attending between 3 & 9 months - Children	0	0	N/A	48.2%	47.3%	58.0%
% of FP17s for the same patient ID Re-attending between 3 & 9 months - Adults	0	59	0.0%	38.4%	38.3%	50.9%
% of FP17s for Band 1 Urgent Courses	0	42	0.0%	10.0%	10.7%	9.1%
% of FP17s Relating to Free Repair or Replacements	0	42	0.0%	0.6%	0.6%	0.8%
% of FP17s Relating to Continuations	0	42	0.0%	0.9%	0.8%	1.1%
% of Patients satisfied with the dentistry they have received	0	0	N/A	90.2%	89.8%	91.7%
% of Patients satisfied with the time they had to wait for an appointment	0	0	N/A	86.2%	83.6%	88.0%

* This is based on patients treated on this contract for their most recent course of treatment. Figures in italics indicate the base number of FP17s or Patient Questionnaire responses are less than 100. N/A is shown where the base number of responses is less than 10 during the period. % is calculated as Quantity/Base number*100

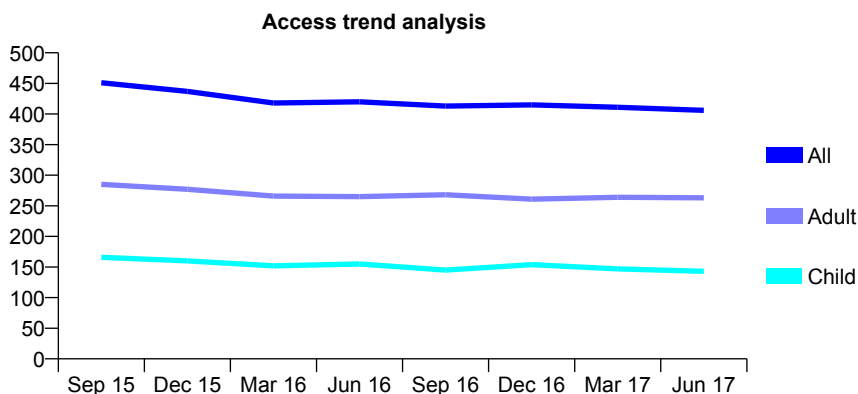
Q63 - Vital Signs At a Glance Contract Report for 322164/0001 - June 2017

Name or company name	Mr V Rhaasa and Mr GK Ooi
Contract type name	GDS Contract
Purpose of contract	General
Contract start date	01/04/2006
Contract end date	

17/18 Contracted general activity (UDA)	1,406
Carry forward general activity (UDA)	0
17/18 Contracted orthodontic activity (UOA)	0
Carry forward orthodontic activity (UOA)	0
Baseline contract value	£45,999.83

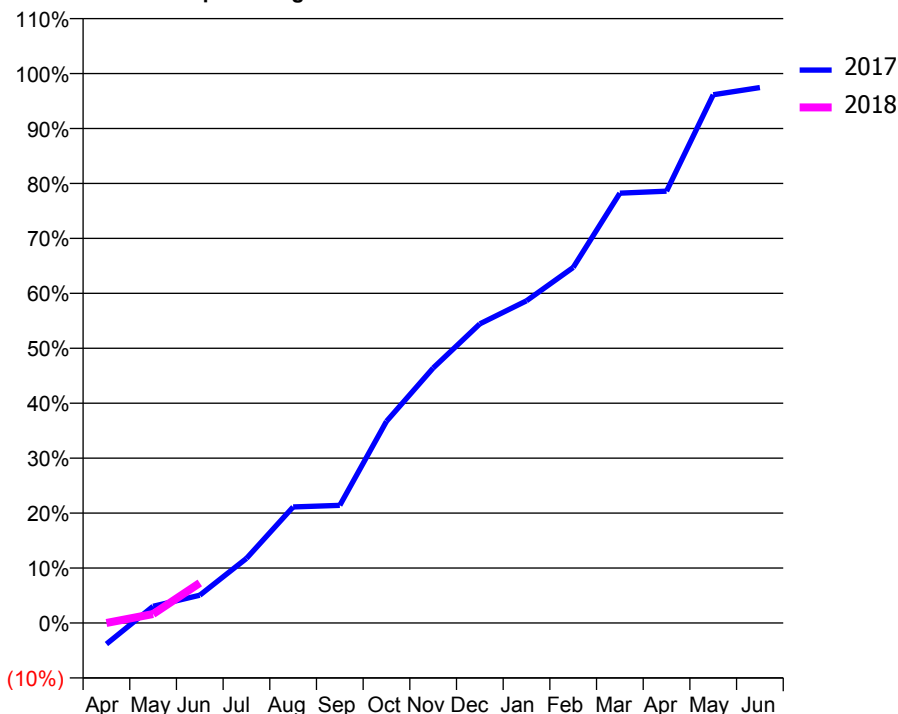
ACCESS*

Patients seen in 24 months	Total	Change since previous quarter
Quarter ending June 2016	420	
Quarter ending September 2016	413	↓
Quarter ending December 2016	415	→
Quarter ending March 2017	411	→
Quarter ending June 2017	406	↓
Variance since June 2016	(3.3%)	↓



ACTIVITY

Cumulative percentage of contracted UDA delivered 2017 & 2018



Adjusted Scheduled Activity (UDA)

Month	2017	2018
April	-54	0
May	43	23
June	71	103
July	165	
August	297	
September	301	
October	516	
November	652	
December	765	
January	824	
February	910	
March	1,100	
April	1,105	
May	1,352	
June	1,370	

QUALITY

	Quantity	Base Number	Contract	AT	Region	England
% of FP17s for the same patient ID Re-attending within 3 months - Children	3	50	6.0%	10.0%	11.5%	12.0%
% of FP17s for the same patient ID Re-attending within 3 months - Adults	5	87	5.7%	15.4%	16.8%	16.0%
% of FP17s for the same patient ID Re-attending between 3 & 9 months - Children	31	50	62.0%	48.2%	47.3%	58.0%
% of FP17s for the same patient ID Re-attending between 3 & 9 months - Adults	53	87	60.9%	38.4%	38.3%	50.9%
% of FP17s for Band 1 Urgent Courses	3	46	6.5%	10.0%	10.7%	9.1%
% of FP17s Relating to Free Repair or Replacements	0	46	0.0%	0.6%	0.6%	0.8%
% of FP17s Relating to Continuations	1	46	2.2%	0.9%	0.8%	1.1%
% of Patients satisfied with the dentistry they have received	1	1	N/A	90.2%	89.8%	91.7%
% of Patients satisfied with the time they had to wait for an appointment	0	1	N/A	86.2%	83.6%	88.0%

* This is based on patients treated on this contract for their most recent course of treatment. Figures in italics indicate the base number of FP17s or Patient Questionnaire responses are less than 100. N/A is shown where the base number of responses is less than 10 during the period. % is calculated as Quantity/Base number*100

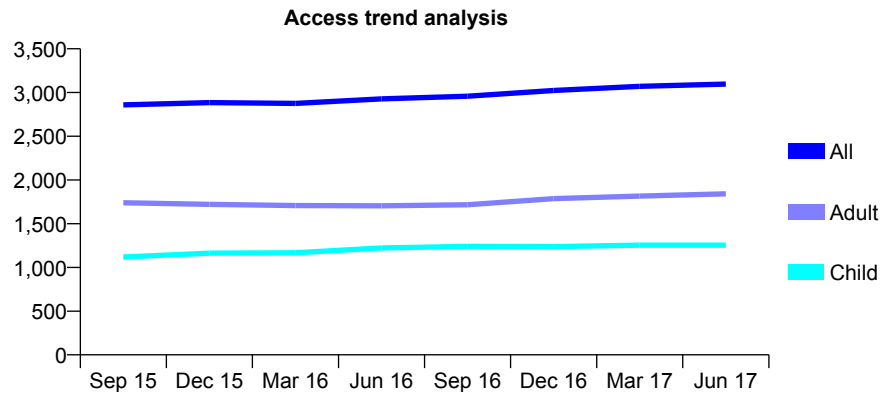
Q63 - Vital Signs At a Glance Contract Report for 324612/0001 - June 2017

Name or company name	MRS KM WALKER
Contract type name	GDS Contract
Purpose of contract	General
Contract start date	01/04/2006
Contract end date	

17/18 Contracted general activity (UDA)	7,295
Carry forward general activity (UDA)	0
17/18 Contracted orthodontic activity (UOA)	0
Carry forward orthodontic activity (UOA)	0
Baseline contract value	£197,725.10

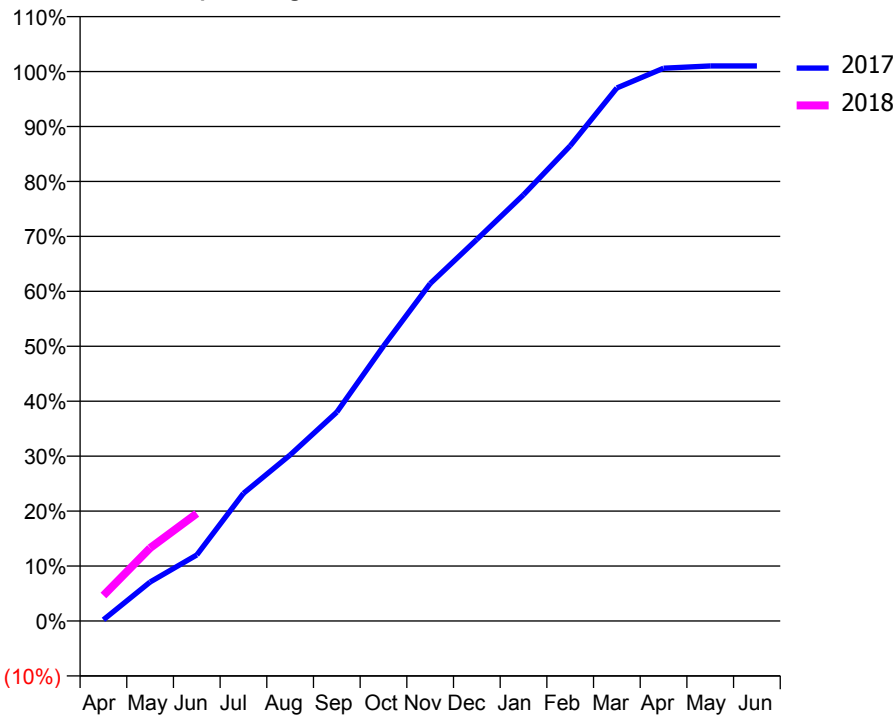
ACCESS*

Patients seen in 24 months	Total	Change since previous quarter
Quarter ending June 2016	2,928	
Quarter ending September 2016	2,958	→
Quarter ending December 2016	3,024	↑
Quarter ending March 2017	3,070	→
Quarter ending June 2017	3,097	→
Variance since June 2016	5.8%	↑



ACTIVITY

Cumulative percentage of contracted UDA delivered 2017 & 2018



Month	Adjusted Scheduled Activity (UDA)	
	2017	2018
April	16	338
May	517	969
June	877	1,428
July	1,695	
August	2,205	
September	2,773	
October	3,649	
November	4,480	
December	5,066	
January	5,659	
February	6,308	
March	7,077	
April	7,338	
May	7,369	
June	7,369	

QUALITY

	Quantity	Base Number	Contract	AT	Region	England
% of FP17s for the same patient ID Re-attending within 3 months - Children	41	294	13.9%	10.0%	11.5%	12.0%
% of FP17s for the same patient ID Re-attending within 3 months - Adults	92	433	21.2%	15.4%	16.8%	16.0%
% of FP17s for the same patient ID Re-attending between 3 & 9 months - Children	79	294	26.9%	48.2%	47.3%	58.0%
% of FP17s for the same patient ID Re-attending between 3 & 9 months - Adults	122	433	28.2%	38.4%	38.3%	50.9%
% of FP17s for Band 1 Urgent Courses	131	613	21.4%	10.0%	10.7%	9.1%
% of FP17s Relating to Free Repair or Replacements	0	613	0.0%	0.6%	0.6%	0.8%
% of FP17s Relating to Continuations	6	613	1.0%	0.9%	0.8%	1.1%
% of Patients satisfied with the dentistry they have received	1	2	N/A	90.2%	89.8%	91.7%
% of Patients satisfied with the time they had to wait for an appointment	1	2	N/A	86.2%	83.6%	88.0%

* This is based on patients treated on this contract for their most recent course of treatment. Figures in italics indicate the base number of FP17s or Patient Questionnaire responses are less than 100. N/A is shown where the base number of responses is less than 10 during the period. % is calculated as Quantity/Base number*100

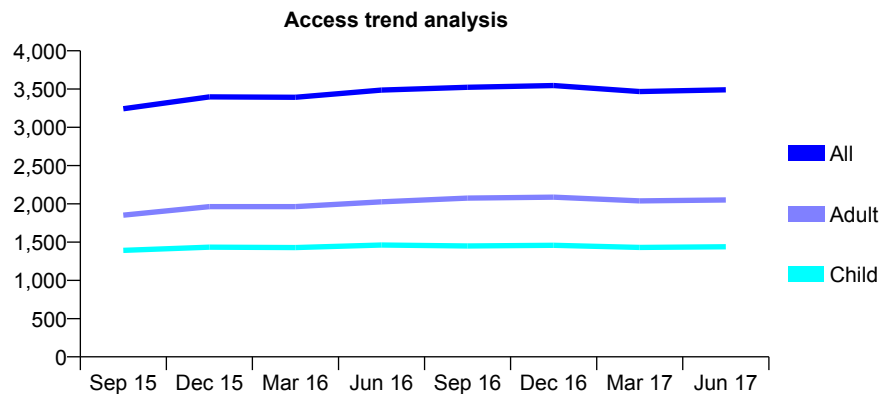
Q63 - Vital Signs At a Glance Contract Report for 324752/0001 - June 2017

Name or company name	MRS SW DONNELLY
Contract type name	GDS Contract
Purpose of contract	General
Contract start date	01/04/2006
Contract end date	

17/18 Contracted general activity (UDA)	6,835
Carry forward general activity (UDA)	0
17/18 Contracted orthodontic activity (UOA)	0
Carry forward orthodontic activity (UOA)	0
Baseline contract value	£214,716.44

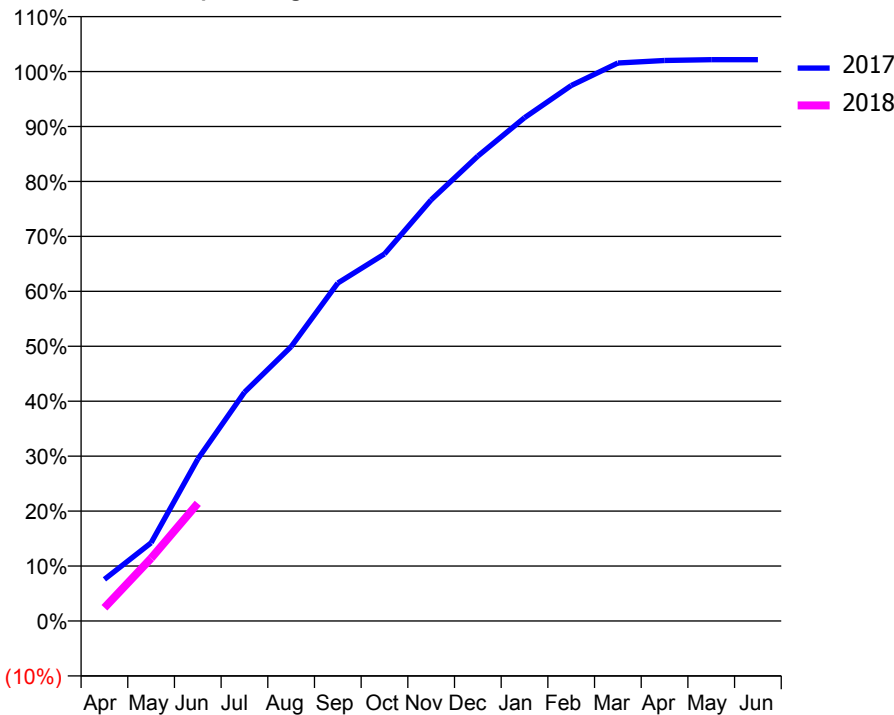
ACCESS*

Patients seen in 24 months	Total	Change since previous quarter
Quarter ending June 2016	3,487	
Quarter ending September 2016	3,524	→
Quarter ending December 2016	3,546	→
Quarter ending March 2017	3,468	↓
Quarter ending June 2017	3,490	→
Variance since June 2016	0.1%	→



ACTIVITY

Cumulative percentage of contracted UDA delivered 2017 & 2018



Month	Adjusted Scheduled Activity (UDA)	
	2017	2018
April	518	166
May	972	781
June	2,014	1,463
July	2,845	
August	3,413	
September	4,204	
October	4,565	
November	5,239	
December	5,782	
January	6,260	
February	6,660	
March	6,940	
April	6,972	
May	6,982	
June	6,982	

QUALITY

	Quantity	Base Number	Contract	AT	Region	England
% of FP17s for the same patient ID Re-attending within 3 months - Children	11	289	3.8%	10.0%	11.5%	12.0%
% of FP17s for the same patient ID Re-attending within 3 months - Adults	32	406	7.9%	15.4%	16.8%	16.0%
% of FP17s for the same patient ID Re-attending between 3 & 9 months - Children	60	289	20.8%	48.2%	47.3%	58.0%
% of FP17s for the same patient ID Re-attending between 3 & 9 months - Adults	83	406	20.4%	38.4%	38.3%	50.9%
% of FP17s for Band 1 Urgent Courses	65	660	9.8%	10.0%	10.7%	9.1%
% of FP17s Relating to Free Repair or Replacements	0	660	0.0%	0.6%	0.6%	0.8%
% of FP17s Relating to Continuations	0	660	0.0%	0.9%	0.8%	1.1%
% of Patients satisfied with the dentistry they have received	3	3	N/A	90.2%	89.8%	91.7%
% of Patients satisfied with the time they had to wait for an appointment	1	3	N/A	86.2%	83.6%	88.0%

* This is based on patients treated on this contract for their most recent course of treatment. Figures in italics indicate the base number of FP17s or Patient Questionnaire responses are less than 100. N/A is shown where the base number of responses is less than 10 during the period. % is calculated as Quantity/Base number*100

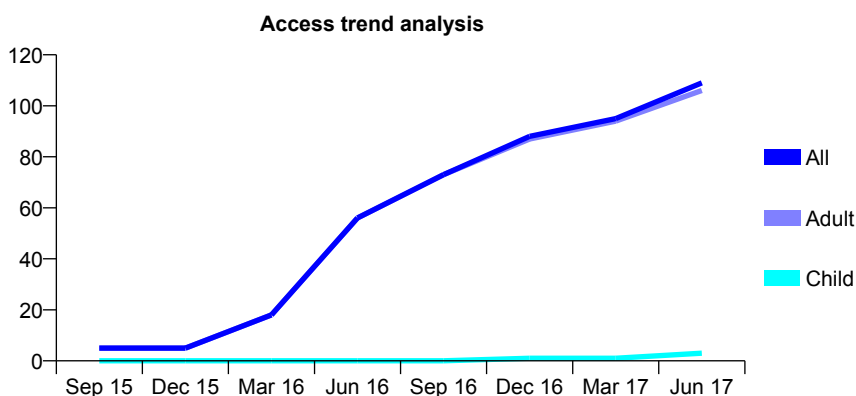
Q63 - Vital Signs At a Glance Contract Report for 324752/0002 - June 2017

Name or company name	MRS SW DONNELLY
Contract type name	PDS Contract
Purpose of contract	General
Contract start date	01/06/2013
Contract end date	26/11/2017

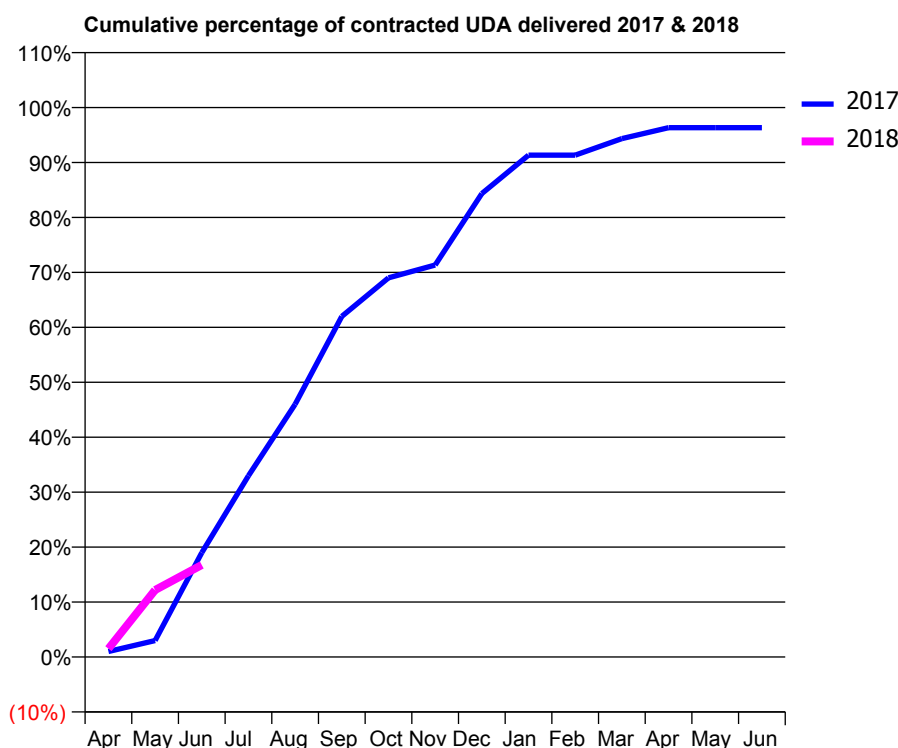
17/18 Contracted general activity (UDA)	197
Carry forward general activity (UDA)	0
17/18 Contracted orthodontic activity (UOA)	0
Carry forward orthodontic activity (UOA)	0
Baseline contract value	£10,703.89

ACCESS*

Patients seen in 24 months	Total	Change since previous quarter
Quarter ending June 2016	56	
Quarter ending September 2016	73	↑
Quarter ending December 2016	88	↑
Quarter ending March 2017	95	↑
Quarter ending June 2017	109	↑
Variance since June 2016	94.6%	↑



ACTIVITY



Month	Adjusted Scheduled Activity (UDA)	
	2017	2018
April	3	3
May	9	24
June	57	33
July	99	
August	138	
September	186	
October	207	
November	214	
December	253	
January	274	
February	274	
March	283	
April	289	
May	289	
June	289	

QUALITY

	Quantity	Base Number	Contract	AT	Region	England
% of FP17s for the same patient ID Re-attending within 3 months - Children	0	2	0.0%	10.0%	11.5%	12.0%
% of FP17s for the same patient ID Re-attending within 3 months - Adults	0	11	0.0%	15.4%	16.8%	16.0%
% of FP17s for the same patient ID Re-attending between 3 & 9 months - Children	0	2	0.0%	48.2%	47.3%	58.0%
% of FP17s for the same patient ID Re-attending between 3 & 9 months - Adults	0	11	0.0%	38.4%	38.3%	50.9%
% of FP17s for Band 1 Urgent Courses	0	11	0.0%	10.0%	10.7%	9.1%
% of FP17s Relating to Free Repair or Replacements	0	11	0.0%	0.6%	0.6%	0.8%
% of FP17s Relating to Continuations	0	11	0.0%	0.9%	0.8%	1.1%
% of Patients satisfied with the dentistry they have received	0	0	N/A	90.2%	89.8%	91.7%
% of Patients satisfied with the time they had to wait for an appointment	0	0	N/A	86.2%	83.6%	88.0%

* This is based on patients treated on this contract for their most recent course of treatment. Figures in italics indicate the base number of FP17s or Patient Questionnaire responses are less than 100. N/A is shown where the base number of responses is less than 10 during the period. % is calculated as Quantity/Base number*100

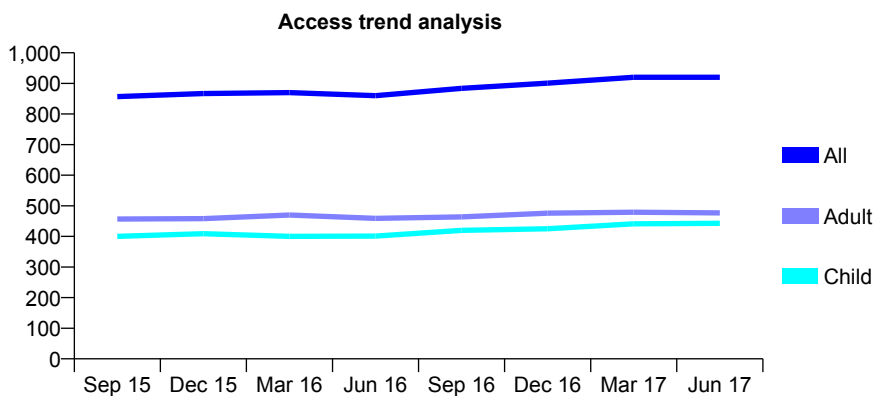
Q63 - Vital Signs At a Glance Contract Report for 325317/0001 - June 2017

Name or company name	MR PD EVANS
Contract type name	GDS Contract
Purpose of contract	General
Contract start date	01/04/2006
Contract end date	

17/18 Contracted general activity (UDA)	2,800
Carry forward general activity (UDA)	0
17/18 Contracted orthodontic activity (UOA)	0
Carry forward orthodontic activity (UOA)	0
Baseline contract value	£65,491.21

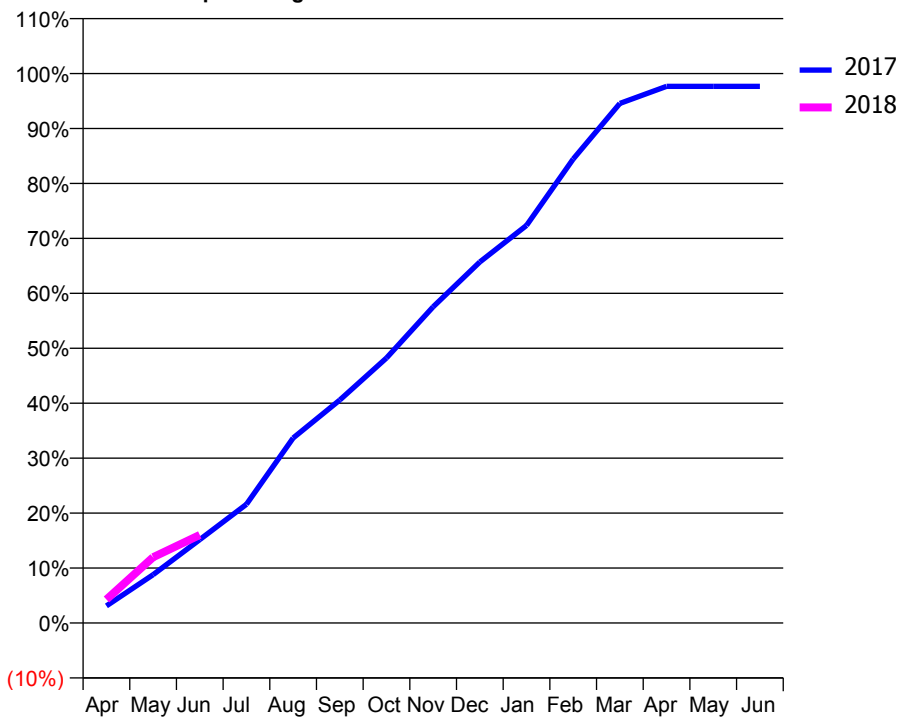
ACCESS*

Patients seen in 24 months	Total	Change since previous quarter
Quarter ending June 2016	860	
Quarter ending September 2016	884	↑
Quarter ending December 2016	901	→
Quarter ending March 2017	920	↑
Quarter ending June 2017	920	→
Variance since June 2016	7.0%	↑



ACTIVITY

Cumulative percentage of contracted UDA delivered 2017 & 2018



Month	Adjusted Scheduled Activity (UDA)	
	2017	2018
April	87	120
May	247	336
June	425	449
July	605	
August	943	
September	1,137	
October	1,350	
November	1,611	
December	1,840	
January	2,026	
February	2,364	
March	2,647	
April	2,734	
May	2,734	
June	2,734	

QUALITY

	Quantity	Base Number	Contract	AT	Region	England
% of FP17s for the same patient ID Re-attending within 3 months - Children	8	148	5.4%	10.0%	11.5%	12.0%
% of FP17s for the same patient ID Re-attending within 3 months - Adults	20	99	20.2%	15.4%	16.8%	16.0%
% of FP17s for the same patient ID Re-attending between 3 & 9 months - Children	98	148	66.2%	48.2%	47.3%	58.0%
% of FP17s for the same patient ID Re-attending between 3 & 9 months - Adults	56	99	56.6%	38.4%	38.3%	50.9%
% of FP17s for Band 1 Urgent Courses	13	202	6.4%	10.0%	10.7%	9.1%
% of FP17s Relating to Free Repair or Replacements	0	202	0.0%	0.6%	0.6%	0.8%
% of FP17s Relating to Continuations	0	202	0.0%	0.9%	0.8%	1.1%
% of Patients satisfied with the dentistry they have received	2	2	N/A	90.2%	89.8%	91.7%
% of Patients satisfied with the time they had to wait for an appointment	2	2	N/A	86.2%	83.6%	88.0%

* This is based on patients treated on this contract for their most recent course of treatment. Figures in italics indicate the base number of FP17s or Patient Questionnaire responses are less than 100. N/A is shown where the base number of responses is less than 10 during the period. % is calculated as Quantity/Base number*100

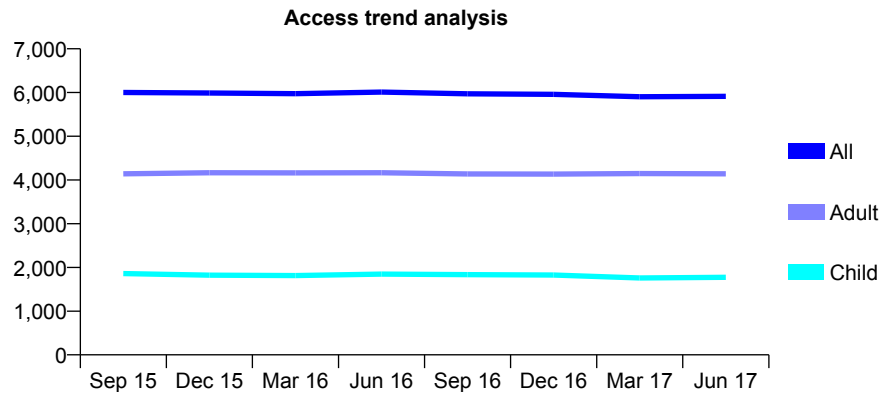
Q63 - Vital Signs At a Glance Contract Report for 325333/0001 - June 2017

Name or company name	MR JT BLANKENDAAL
Contract type name	GDS Contract
Purpose of contract	General
Contract start date	01/04/2006
Contract end date	

17/18 Contracted general activity (UDA)	23,073
Carry forward general activity (UDA)	0
17/18 Contracted orthodontic activity (UOA)	0
Carry forward orthodontic activity (UOA)	0
Baseline contract value	£784,346.87

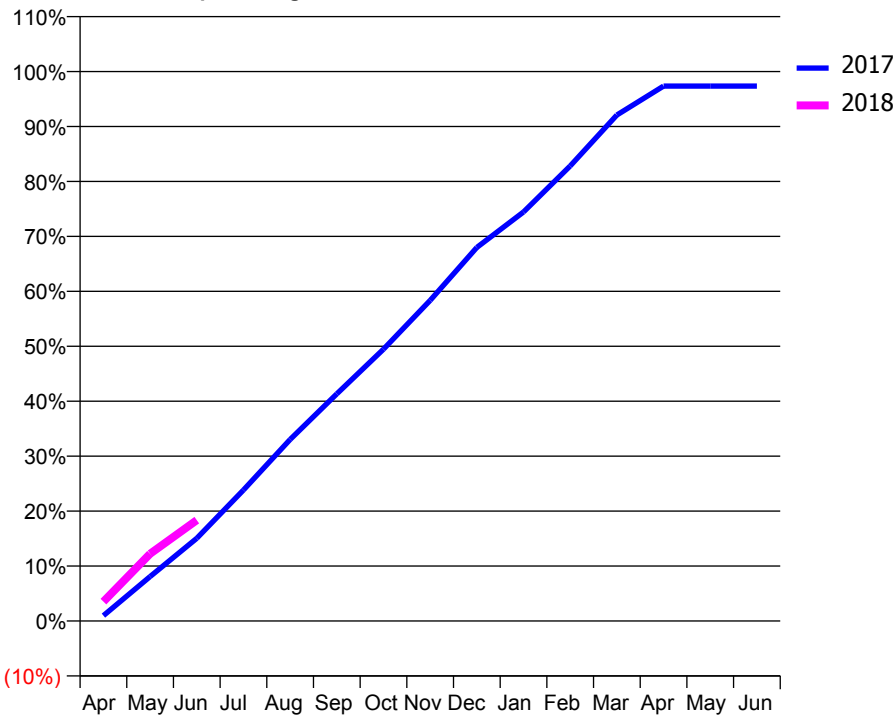
ACCESS*

Patients seen in 24 months	Total	Change since previous quarter
Quarter ending June 2016	6,011	
Quarter ending September 2016	5,971	→
Quarter ending December 2016	5,959	→
Quarter ending March 2017	5,903	→
Quarter ending June 2017	5,914	→
Variance since June 2016	(1.6%)	↓



ACTIVITY

Cumulative percentage of contracted UDA delivered 2017 & 2018



Month	Adjusted Scheduled Activity (UDA)	
	2017	2018
April	229	816
May	1,869	2,823
June	3,475	4,238
July	5,501	
August	7,623	
September	9,540	
October	11,415	
November	13,463	
December	15,688	
January	17,175	
February	19,109	
March	21,248	
April	22,458	
May	22,462	
June	22,461	

QUALITY

	Quantity	Base Number	Contract	AT	Region	England
% of FP17s for the same patient ID Re-attending within 3 months - Children	27	588	4.6%	10.0%	11.5%	12.0%
% of FP17s for the same patient ID Re-attending within 3 months - Adults	103	1,120	9.2%	15.4%	16.8%	16.0%
% of FP17s for the same patient ID Re-attending between 3 & 9 months - Children	350	588	59.5%	48.2%	47.3%	58.0%
% of FP17s for the same patient ID Re-attending between 3 & 9 months - Adults	541	1,120	48.3%	38.4%	38.3%	50.9%
% of FP17s for Band 1 Urgent Courses	92	1,383	6.7%	10.0%	10.7%	9.1%
% of FP17s Relating to Free Repair or Replacements	8	1,383	0.6%	0.6%	0.6%	0.8%
% of FP17s Relating to Continuations	3	1,383	0.2%	0.9%	0.8%	1.1%
% of Patients satisfied with the dentistry they have received	8	9	N/A	90.2%	89.8%	91.7%
% of Patients satisfied with the time they had to wait for an appointment	9	9	N/A	86.2%	83.6%	88.0%

* This is based on patients treated on this contract for their most recent course of treatment. Figures in italics indicate the base number of FP17s or Patient Questionnaire responses are less than 100. N/A is shown where the base number of responses is less than 10 during the period. % is calculated as Quantity/Base number*100

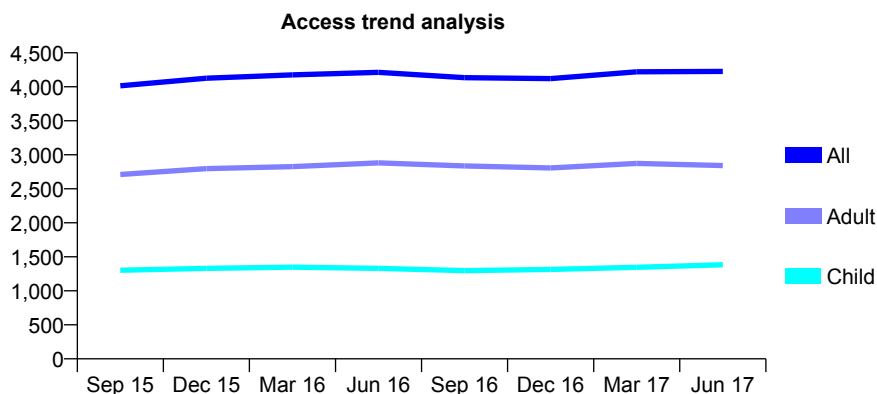
Q63 - Vital Signs At a Glance Contract Report for 330191/0001 - June 2017

Name or company name	MR ID HENNING
Contract type name	GDS Contract
Purpose of contract	General
Contract start date	01/04/2006
Contract end date	

17/18 Contracted general activity (UDA)	8,428
Carry forward general activity (UDA)	0
17/18 Contracted orthodontic activity (UOA)	0
Carry forward orthodontic activity (UOA)	0
Baseline contract value	£199,143.54

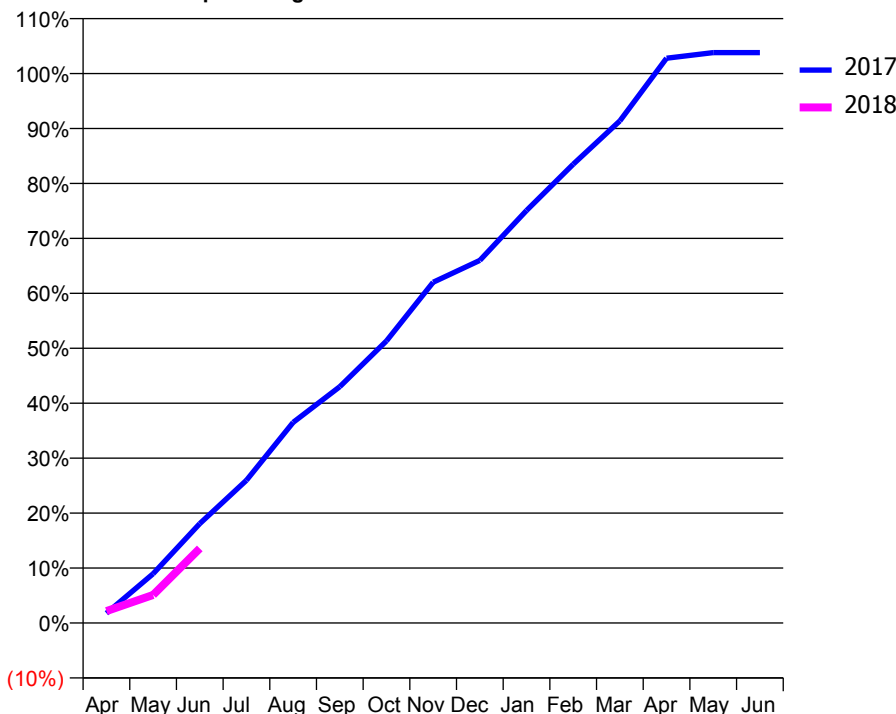
ACCESS*

Patients seen in 24 months	Total	Change since previous quarter
Quarter ending June 2016	4,212	
Quarter ending September 2016	4,134	↓
Quarter ending December 2016	4,120	→
Quarter ending March 2017	4,221	↑
Quarter ending June 2017	4,226	→
Variance since June 2016	0.3%	→



ACTIVITY

Cumulative percentage of contracted UDA delivered 2017 & 2018



Month	Adjusted Scheduled Activity (UDA)	
	2017	2018
April	151	183
May	757	431
June	1,524	1,144
July	2,189	
August	3,077	
September	3,625	
October	4,326	
November	5,227	
December	5,563	
January	6,328	
February	7,036	
March	7,702	
April	8,663	
May	8,748	
June	8,748	

QUALITY

	Quantity	Base Number	Contract	AT	Region	England
% of FP17s for the same patient ID Re-attending within 3 months - Children	23	473	4.9%	10.0%	11.5%	12.0%
% of FP17s for the same patient ID Re-attending within 3 months - Adults	35	630	5.6%	15.4%	16.8%	16.0%
% of FP17s for the same patient ID Re-attending between 3 & 9 months - Children	226	473	47.8%	48.2%	47.3%	58.0%
% of FP17s for the same patient ID Re-attending between 3 & 9 months - Adults	190	630	30.2%	38.4%	38.3%	50.9%
% of FP17s for Band 1 Urgent Courses	10	575	1.7%	10.0%	10.7%	9.1%
% of FP17s Relating to Free Repair or Replacements	1	575	0.2%	0.6%	0.6%	0.8%
% of FP17s Relating to Continuations	10	575	1.7%	0.9%	0.8%	1.1%
% of Patients satisfied with the dentistry they have received	4	4	N/A	90.2%	89.8%	91.7%
% of Patients satisfied with the time they had to wait for an appointment	3	4	N/A	86.2%	83.6%	88.0%

* This is based on patients treated on this contract for their most recent course of treatment. Figures in italics indicate the base number of FP17s or Patient Questionnaire responses are less than 100. N/A is shown where the base number of responses is less than 10 during the period. % is calculated as Quantity/Base number*100

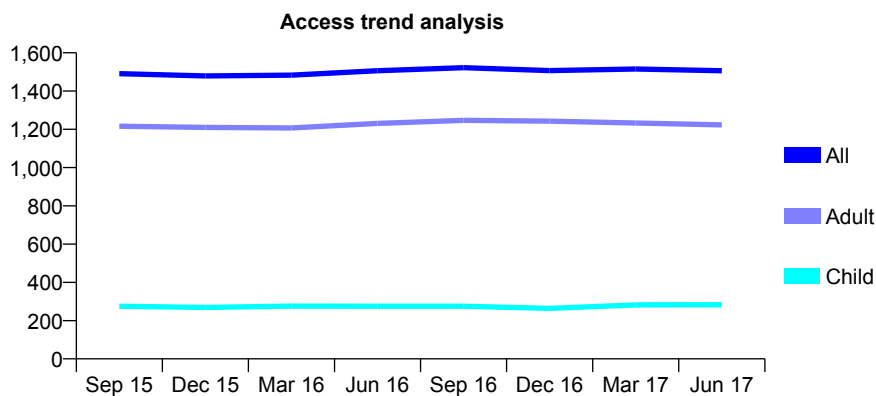
Q63 - Vital Signs At a Glance Contract Report for 330361/0001 - June 2017

Name or company name	MRS RH PATEL
Contract type name	GDS Contract
Purpose of contract	General
Contract start date	01/04/2006
Contract end date	

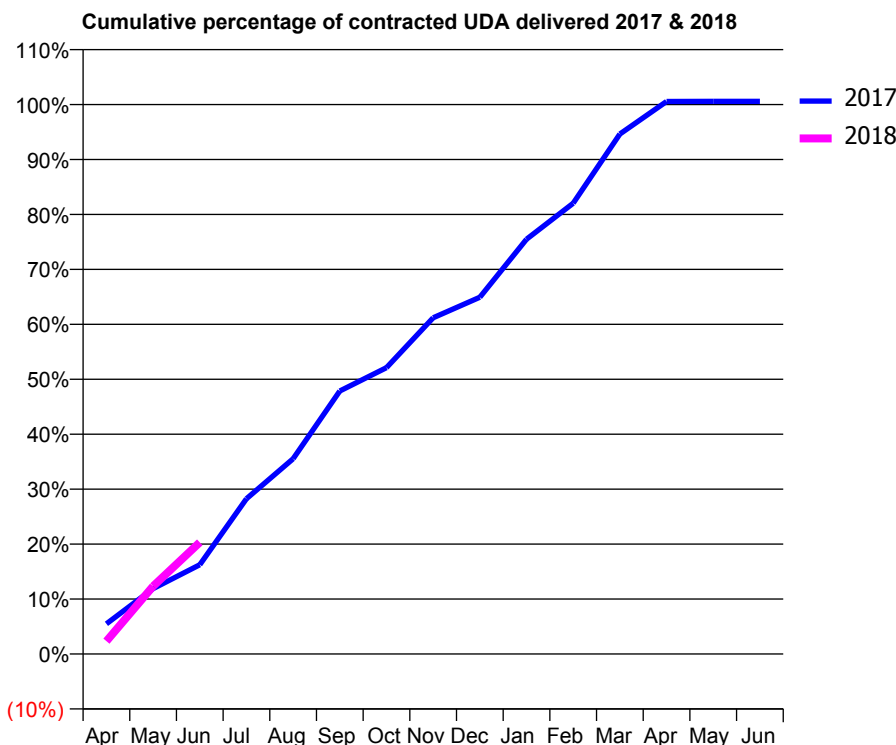
17/18 Contracted general activity (UDA)	4,100
Carry forward general activity (UDA)	0
17/18 Contracted orthodontic activity (UOA)	0
Carry forward orthodontic activity (UOA)	0
Baseline contract value	£108,114.12

ACCESS*

Patients seen in 24 months	Total	Change since previous quarter
Quarter ending June 2016	1,506	
Quarter ending September 2016	1,522	→
Quarter ending December 2016	1,507	→
Quarter ending March 2017	1,515	→
Quarter ending June 2017	1,506	→
Variance since June 2016	0.0%	→



ACTIVITY



Month	Adjusted Scheduled Activity (UDA)	
	2017	2018
April	225	96
May	488	506
June	666	834
July	1,159	
August	1,457	
September	1,963	
October	2,136	
November	2,509	
December	2,662	
January	3,095	
February	3,363	
March	3,880	
April	4,122	
May	4,123	
June	4,123	

QUALITY

	Quantity	Base Number	Contract	AT	Region	England
% of FP17s for the same patient ID Re-attending within 3 months - Children	2	102	2.0%	10.0%	11.5%	12.0%
% of FP17s for the same patient ID Re-attending within 3 months - Adults	28	434	6.5%	15.4%	16.8%	16.0%
% of FP17s for the same patient ID Re-attending between 3 & 9 months - Children	65	102	63.7%	48.2%	47.3%	58.0%
% of FP17s for the same patient ID Re-attending between 3 & 9 months - Adults	264	434	60.8%	38.4%	38.3%	50.9%
% of FP17s for Band 1 Urgent Courses	23	444	5.2%	10.0%	10.7%	9.1%
% of FP17s Relating to Free Repair or Replacements	0	444	0.0%	0.6%	0.6%	0.8%
% of FP17s Relating to Continuations	0	444	0.0%	0.9%	0.8%	1.1%
% of Patients satisfied with the dentistry they have received	6	6	N/A	90.2%	89.8%	91.7%
% of Patients satisfied with the time they had to wait for an appointment	6	6	N/A	86.2%	83.6%	88.0%

* This is based on patients treated on this contract for their most recent course of treatment. Figures in italics indicate the base number of FP17s or Patient Questionnaire responses are less than 100. N/A is shown where the base number of responses is less than 10 during the period. % is calculated as Quantity/Base number*100

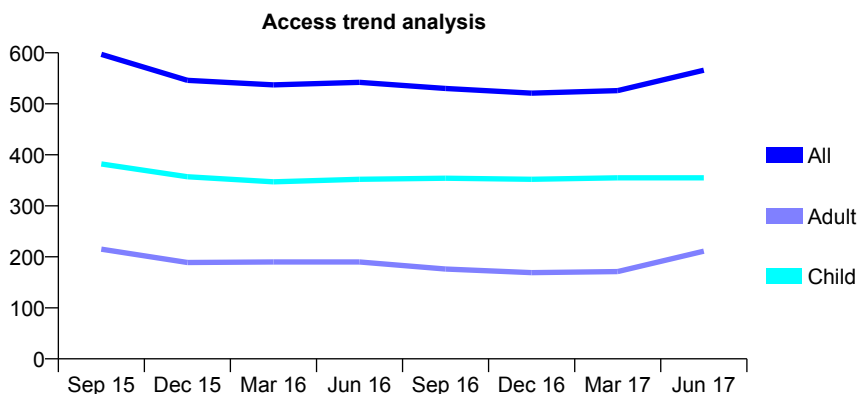
Q63 - Vital Signs At a Glance Contract Report for 331228/0001 - June 2017

Name or company name	MR S PATEL
Contract type name	GDS Contract
Purpose of contract	General
Contract start date	01/04/2006
Contract end date	

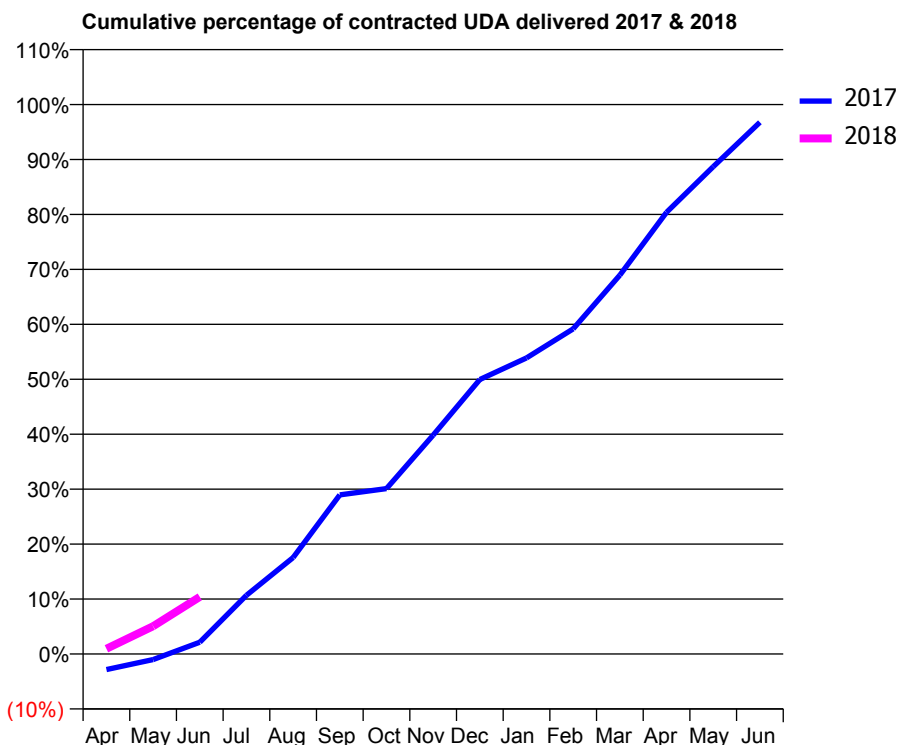
17/18 Contracted general activity (UDA)	1,155
Carry forward general activity (UDA)	0
17/18 Contracted orthodontic activity (UOA)	0
Carry forward orthodontic activity (UOA)	0
Baseline contract value	£29,252.35

ACCESS*

Patients seen in 24 months	Total	Change since previous quarter
Quarter ending June 2016	542	
Quarter ending September 2016	530	↓
Quarter ending December 2016	521	↓
Quarter ending March 2017	526	→
Quarter ending June 2017	566	↑
Variance since June 2016	4.4%	↑



ACTIVITY



Adjusted Scheduled Activity (UDA)		
Month	2017	2018
April	-33	11
May	-12	58
June	25	120
July	123	
August	203	
September	335	
October	348	
November	460	
December	577	
January	622	
February	684	
March	796	
April	928	
May	1,024	
June	1,118	

QUALITY

	Quantity	Base Number	Contract	AT	Region	England
% of FP17s for the same patient ID Re-attending within 3 months - Children	11	127	8.7%	10.0%	11.5%	12.0%
% of FP17s for the same patient ID Re-attending within 3 months - Adults	9	75	12.0%	15.4%	16.8%	16.0%
% of FP17s for the same patient ID Re-attending between 3 & 9 months - Children	57	127	44.9%	48.2%	47.3%	58.0%
% of FP17s for the same patient ID Re-attending between 3 & 9 months - Adults	9	75	12.0%	38.4%	38.3%	50.9%
% of FP17s for Band 1 Urgent Courses	6	77	7.8%	10.0%	10.7%	9.1%
% of FP17s Relating to Free Repair or Replacements	0	77	0.0%	0.6%	0.6%	0.8%
% of FP17s Relating to Continuations	2	77	2.6%	0.9%	0.8%	1.1%
% of Patients satisfied with the dentistry they have received	0	0	N/A	90.2%	89.8%	91.7%
% of Patients satisfied with the time they had to wait for an appointment	0	0	N/A	86.2%	83.6%	88.0%

* This is based on patients treated on this contract for their most recent course of treatment. Figures in italics indicate the base number of FP17s or Patient Questionnaire responses are less than 100. N/A is shown where the base number of responses is less than 10 during the period. % is calculated as Quantity/Base number*100

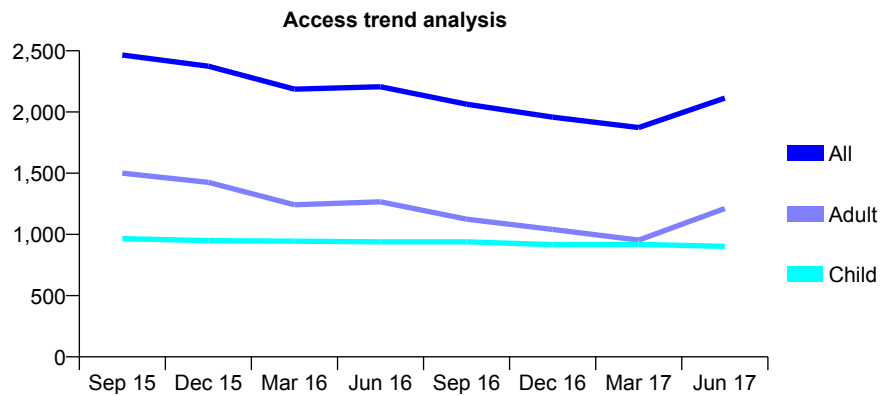
Q63 - Vital Signs At a Glance Contract Report for 331228/0002 - June 2017

Name or company name	MR S PATEL
Contract type name	GDS Contract
Purpose of contract	General
Contract start date	01/04/2006
Contract end date	

17/18 Contracted general activity (UDA)	5,250
Carry forward general activity (UDA)	0
17/18 Contracted orthodontic activity (UOA)	0
Carry forward orthodontic activity (UOA)	0
Baseline contract value	£123,010.33

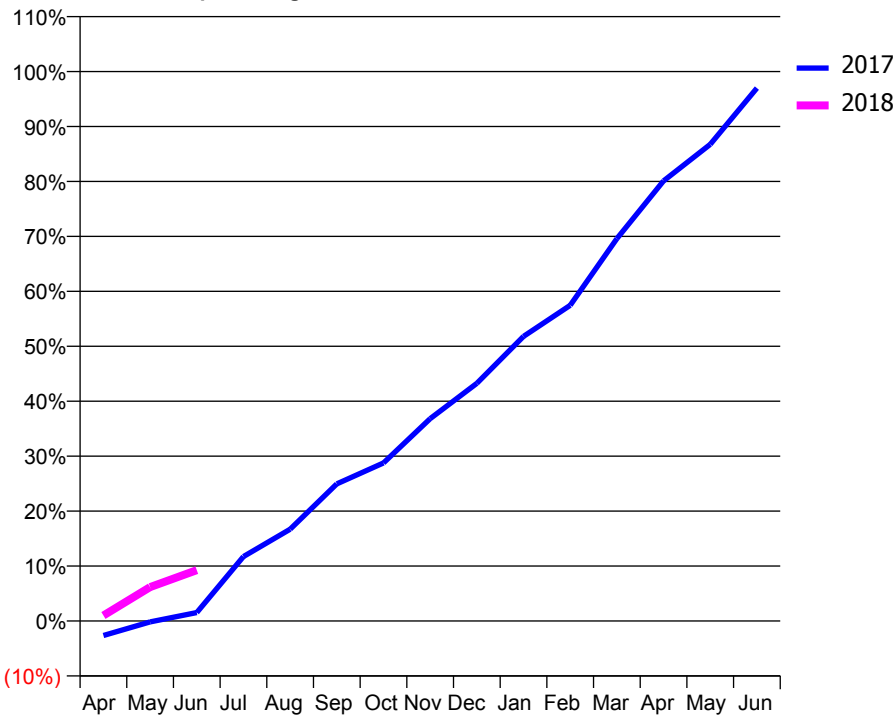
ACCESS*

Patients seen in 24 months	Total	Change since previous quarter
Quarter ending June 2016	2,206	
Quarter ending September 2016	2,064	↓
Quarter ending December 2016	1,958	↓
Quarter ending March 2017	1,873	↓
Quarter ending June 2017	2,114	↑
Variance since June 2016	(4.2%)	↓



ACTIVITY

Cumulative percentage of contracted UDA delivered 2017 & 2018



Month	Adjusted Scheduled Activity (UDA)	
	2017	2018
April	-140	52
May	-9	324
June	81	486
July	616	
August	877	
September	1,310	
October	1,510	
November	1,933	
December	2,271	
January	2,719	
February	3,016	
March	3,653	
April	4,205	
May	4,554	
June	5,092	

QUALITY

	Quantity	Base Number	Contract	AT	Region	England
% of FP17s for the same patient ID Re-attending within 3 months - Children	26	300	8.7%	10.0%	11.5%	12.0%
% of FP17s for the same patient ID Re-attending within 3 months - Adults	43	680	6.3%	15.4%	16.8%	16.0%
% of FP17s for the same patient ID Re-attending between 3 & 9 months - Children	134	300	44.7%	48.2%	47.3%	58.0%
% of FP17s for the same patient ID Re-attending between 3 & 9 months - Adults	163	680	24.0%	38.4%	38.3%	50.9%
% of FP17s for Band 1 Urgent Courses	27	220	12.3%	10.0%	10.7%	9.1%
% of FP17s Relating to Free Repair or Replacements	0	220	0.0%	0.6%	0.6%	0.8%
% of FP17s Relating to Continuations	0	220	0.0%	0.9%	0.8%	1.1%
% of Patients satisfied with the dentistry they have received	0	0	N/A	90.2%	89.8%	91.7%
% of Patients satisfied with the time they had to wait for an appointment	0	0	N/A	86.2%	83.6%	88.0%

* This is based on patients treated on this contract for their most recent course of treatment. Figures in italics indicate the base number of FP17s or Patient Questionnaire responses are less than 100. N/A is shown where the base number of responses is less than 10 during the period. % is calculated as Quantity/Base number*100

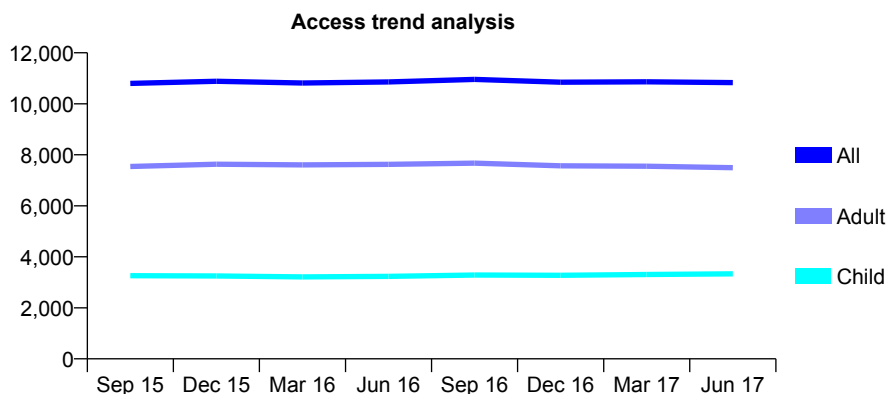
Q63 - Vital Signs At a Glance Contract Report for 331732/0001 - June 2017

Name or company name	MR M HATIMI
Contract type name	GDS Contract
Purpose of contract	General
Contract start date	01/04/2006
Contract end date	

17/18 Contracted general activity (UDA)	30,000
Carry forward general activity (UDA)	0
17/18 Contracted orthodontic activity (UOA)	0
Carry forward orthodontic activity (UOA)	0
Baseline contract value	£815,596.42

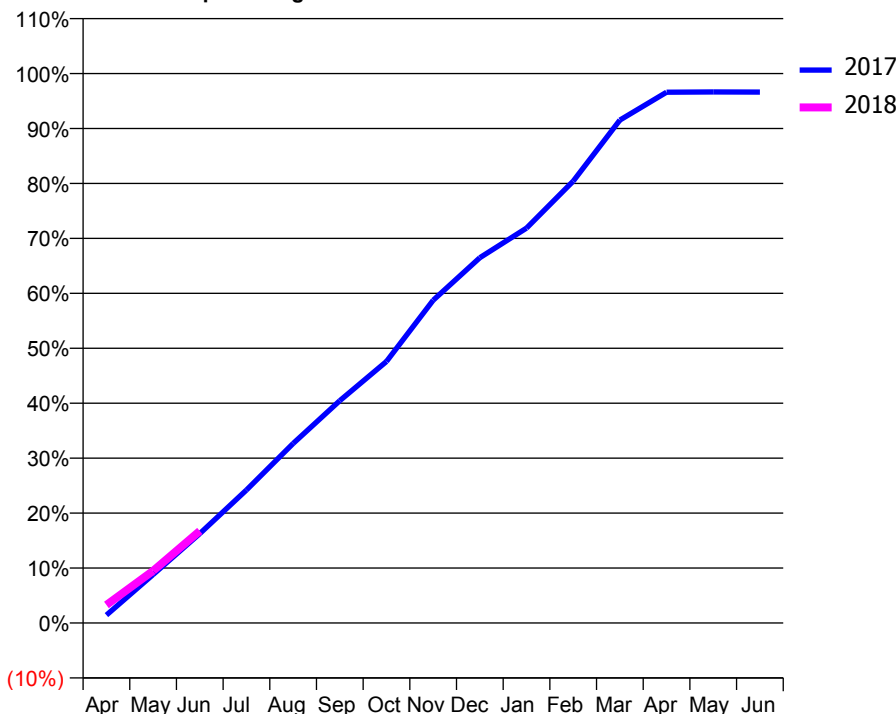
ACCESS*

Patients seen in 24 months	Total	Change since previous quarter
Quarter ending June 2016	10,858	
Quarter ending September 2016	10,958	→
Quarter ending December 2016	10,848	↓
Quarter ending March 2017	10,863	→
Quarter ending June 2017	10,830	→
Variance since June 2016	(0.3%)	→



ACTIVITY

Cumulative percentage of contracted UDA delivered 2017 & 2018



Adjusted Scheduled Activity (UDA)

Month	2017	2018
April	431	984
May	2,644	2,853
June	4,885	5,023
July	7,262	
August	9,804	
September	12,138	
October	14,278	
November	17,622	
December	19,946	
January	21,560	
February	24,120	
March	27,454	
April	28,981	
May	28,992	
June	28,988	

QUALITY

	Quantity	Base Number	Contract	AT	Region	England
% of FP17s for the same patient ID Re-attending within 3 months - Children	81	1,004	8.1%	10.0%	11.5%	12.0%
% of FP17s for the same patient ID Re-attending within 3 months - Adults	276	1,669	16.5%	15.4%	16.8%	16.0%
% of FP17s for the same patient ID Re-attending between 3 & 9 months - Children	423	1,004	42.1%	48.2%	47.3%	58.0%
% of FP17s for the same patient ID Re-attending between 3 & 9 months - Adults	532	1,669	31.9%	38.4%	38.3%	50.9%
% of FP17s for Band 1 Urgent Courses	357	2,167	16.5%	10.0%	10.7%	9.1%
% of FP17s Relating to Free Repair or Replacements	10	2,167	0.5%	0.6%	0.6%	0.8%
% of FP17s Relating to Continuations	7	2,167	0.3%	0.9%	0.8%	1.1%
% of Patients satisfied with the dentistry they have received	8	9	N/A	90.2%	89.8%	91.7%
% of Patients satisfied with the time they had to wait for an appointment	8	9	N/A	86.2%	83.6%	88.0%

* This is based on patients treated on this contract for their most recent course of treatment. Figures in italics indicate the base number of FP17s or Patient Questionnaire responses are less than 100. N/A is shown where the base number of responses is less than 10 during the period. % is calculated as Quantity/Base number*100

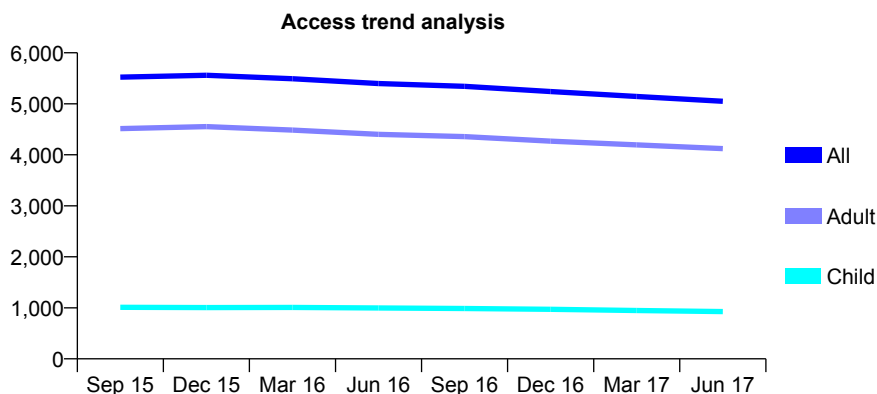
Q63 - Vital Signs At a Glance Contract Report for 332577/0001 - June 2017

Name or company name	MRS P DJAN
Contract type name	GDS Contract
Purpose of contract	General
Contract start date	01/04/2006
Contract end date	

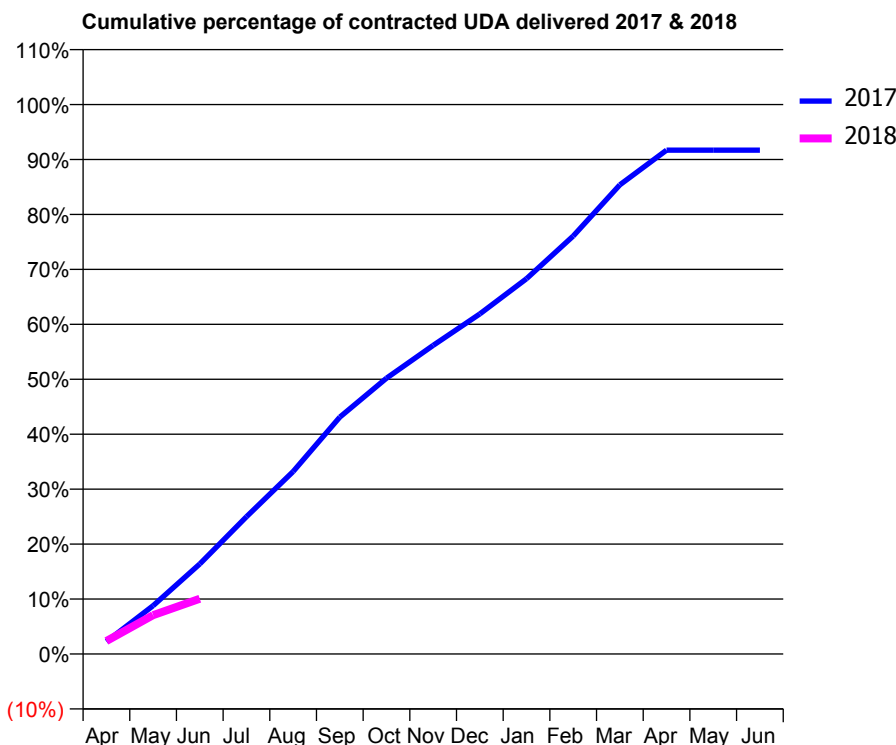
17/18 Contracted general activity (UDA)	21,167
Carry forward general activity (UDA)	0
17/18 Contracted orthodontic activity (UOA)	0
Carry forward orthodontic activity (UOA)	0
Baseline contract value	£730,854.73

ACCESS*

Patients seen in 24 months	Total	Change since previous quarter
Quarter ending June 2016	5,397	
Quarter ending September 2016	5,343	↓
Quarter ending December 2016	5,240	↓
Quarter ending March 2017	5,143	↓
Quarter ending June 2017	5,050	↓
Variance since June 2016	(6.4%)	↓



ACTIVITY



Month	Adjusted Scheduled Activity (UDA)	
	2017	2018
April	479	501
May	1,861	1,498
June	3,469	2,131
July	5,286	
August	7,031	
September	9,125	
October	10,627	
November	11,890	
December	13,100	
January	14,458	
February	16,102	
March	18,075	
April	19,410	
May	19,410	
June	19,410	

QUALITY

	Quantity	Base Number	Contract	AT	Region	England
% of FP17s for the same patient ID Re-attending within 3 months - Children	17	210	8.1%	10.0%	11.5%	12.0%
% of FP17s for the same patient ID Re-attending within 3 months - Adults	204	1,018	20.0%	15.4%	16.8%	16.0%
% of FP17s for the same patient ID Re-attending between 3 & 9 months - Children	107	210	51.0%	48.2%	47.3%	58.0%
% of FP17s for the same patient ID Re-attending between 3 & 9 months - Adults	456	1,018	44.8%	38.4%	38.3%	50.9%
% of FP17s for Band 1 Urgent Courses	107	873	12.3%	10.0%	10.7%	9.1%
% of FP17s Relating to Free Repair or Replacements	12	873	1.4%	0.6%	0.6%	0.8%
% of FP17s Relating to Continuations	0	873	0.0%	0.9%	0.8%	1.1%
% of Patients satisfied with the dentistry they have received	8	9	N/A	90.2%	89.8%	91.7%
% of Patients satisfied with the time they had to wait for an appointment	8	9	N/A	86.2%	83.6%	88.0%

* This is based on patients treated on this contract for their most recent course of treatment. Figures in italics indicate the base number of FP17s or Patient Questionnaire responses are less than 100. N/A is shown where the base number of responses is less than 10 during the period. % is calculated as Quantity/Base number*100

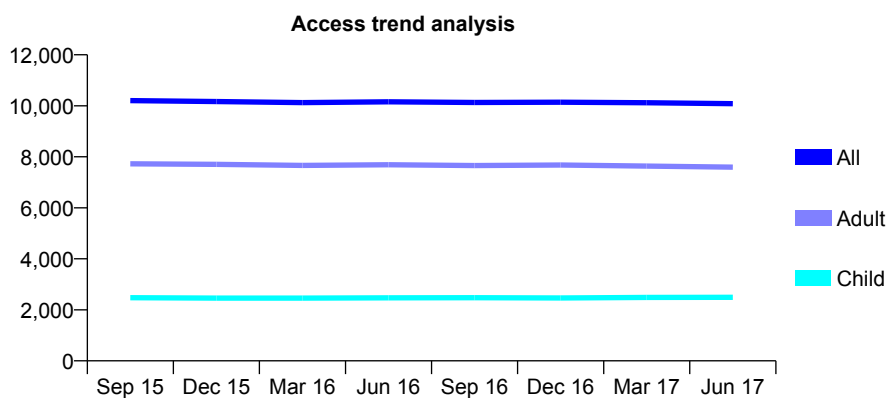
Q63 - Vital Signs At a Glance Contract Report for 333182/0001 - June 2017

Name or company name	MR K TSE
Contract type name	GDS Contract
Purpose of contract	General
Contract start date	01/04/2006
Contract end date	

17/18 Contracted general activity (UDA)	26,383
Carry forward general activity (UDA)	0
17/18 Contracted orthodontic activity (UOA)	0
Carry forward orthodontic activity (UOA)	0
Baseline contract value	£688,504.81

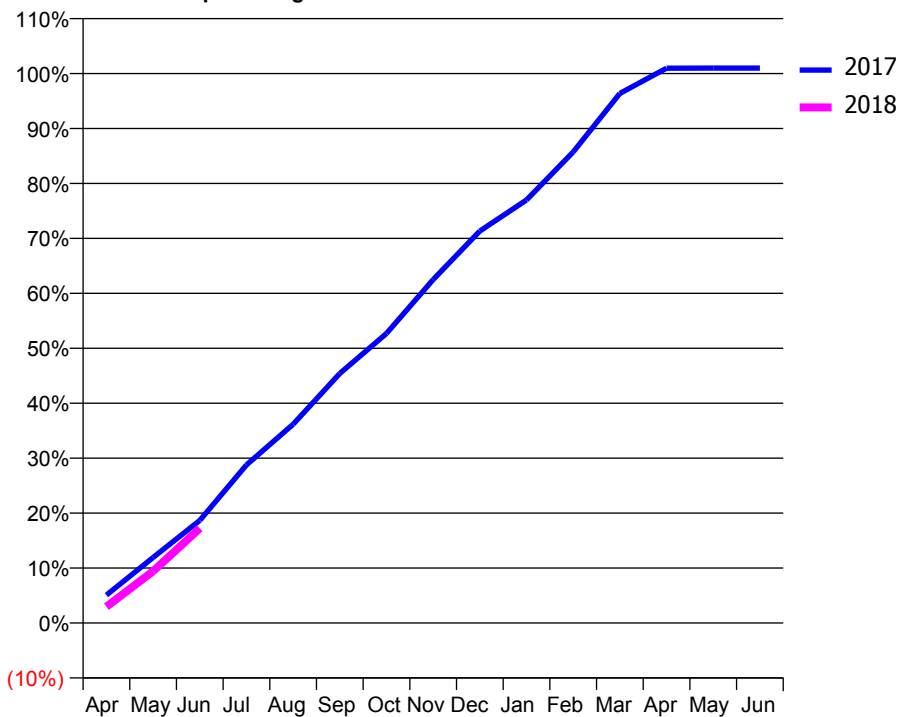
ACCESS*

Patients seen in 24 months	Total	Change since previous quarter
Quarter ending June 2016	10,157	
Quarter ending September 2016	10,129	→
Quarter ending December 2016	10,142	→
Quarter ending March 2017	10,121	→
Quarter ending June 2017	10,084	→
Variance since June 2016	(0.7%)	→



ACTIVITY

Cumulative percentage of contracted UDA delivered 2017 & 2018



Month	Adjusted Scheduled Activity (UDA)	
	2017	2018
April	1,338	784
May	3,147	2,488
June	4,926	4,549
July	7,590	
August	9,541	
September	11,979	
October	13,904	
November	16,488	
December	18,819	
January	20,312	
February	22,615	
March	25,429	
April	26,639	
May	26,644	
June	26,642	

QUALITY

	Quantity	Base Number	Contract	AT	Region	England
% of FP17s for the same patient ID Re-attending within 3 months - Children	46	957	4.8%	10.0%	11.5%	12.0%
% of FP17s for the same patient ID Re-attending within 3 months - Adults	257	2,292	11.2%	15.4%	16.8%	16.0%
% of FP17s for the same patient ID Re-attending between 3 & 9 months - Children	666	957	69.6%	48.2%	47.3%	58.0%
% of FP17s for the same patient ID Re-attending between 3 & 9 months - Adults	1,288	2,292	56.2%	38.4%	38.3%	50.9%
% of FP17s for Band 1 Urgent Courses	118	2,585	4.6%	10.0%	10.7%	9.1%
% of FP17s Relating to Free Repair or Replacements	24	2,585	0.9%	0.6%	0.6%	0.8%
% of FP17s Relating to Continuations	21	2,585	0.8%	0.9%	0.8%	1.1%
% of Patients satisfied with the dentistry they have received	9	9	N/A	90.2%	89.8%	91.7%
% of Patients satisfied with the time they had to wait for an appointment	7	9	N/A	86.2%	83.6%	88.0%

* This is based on patients treated on this contract for their most recent course of treatment. Figures in italics indicate the base number of FP17s or Patient Questionnaire responses are less than 100. N/A is shown where the base number of responses is less than 10 during the period. % is calculated as Quantity/Base number*100

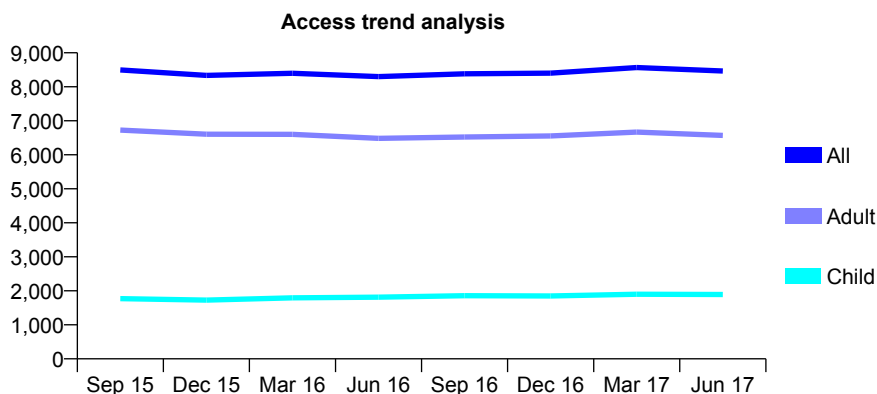
Q63 - Vital Signs At a Glance Contract Report for 334626/0001 - June 2017

Name or company name	MR KS CHANDRAN
Contract type name	GDS Contract
Purpose of contract	General
Contract start date	01/04/2009
Contract end date	

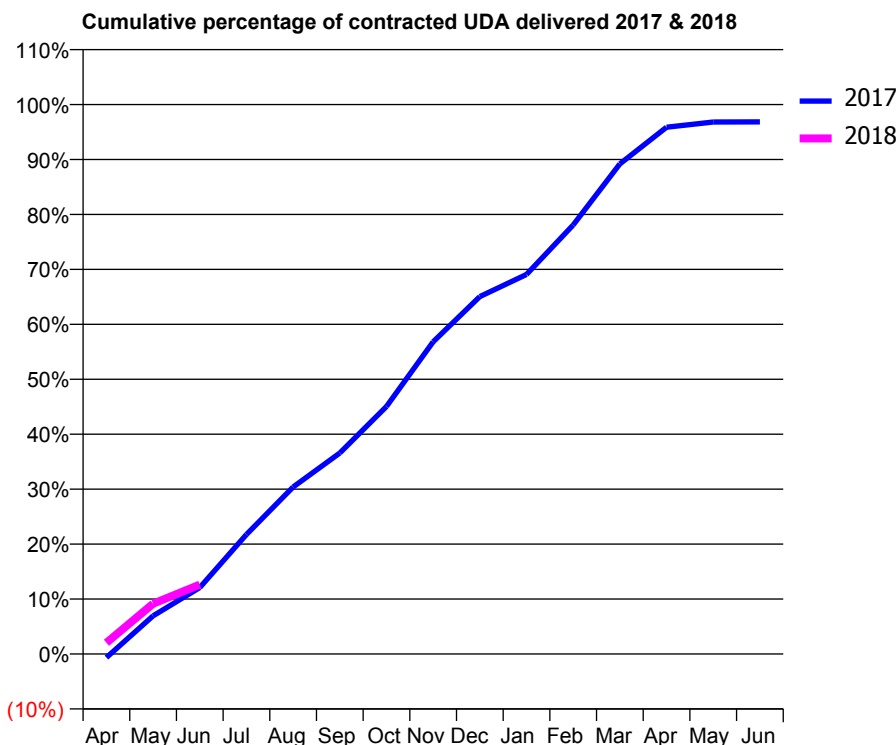
17/18 Contracted general activity (UDA)	29,500
Carry forward general activity (UDA)	0
17/18 Contracted orthodontic activity (UOA)	0
Carry forward orthodontic activity (UOA)	0
Baseline contract value	£848,929.43

ACCESS*

Patients seen in 24 months	Total	Change since previous quarter
Quarter ending June 2016	8,299	
Quarter ending September 2016	8,383	→
Quarter ending December 2016	8,403	→
Quarter ending March 2017	8,567	→
Quarter ending June 2017	8,463	↓
Variance since June 2016	2.0%	→



ACTIVITY



Month	Adjusted Scheduled Activity (UDA)	
	2017	2018
April	-197	601
May	2,053	2,703
June	3,569	3,729
July	6,418	
August	8,969	
September	10,792	
October	13,288	
November	16,765	
December	19,188	
January	20,376	
February	23,037	
March	26,314	
April	28,279	
May	28,562	
June	28,565	

QUALITY

	Quantity	Base Number	Contract	AT	Region	England
% of FP17s for the same patient ID Re-attending within 3 months - Children	34	460	7.4%	10.0%	11.5%	12.0%
% of FP17s for the same patient ID Re-attending within 3 months - Adults	218	1,411	15.5%	15.4%	16.8%	16.0%
% of FP17s for the same patient ID Re-attending between 3 & 9 months - Children	185	460	40.2%	48.2%	47.3%	58.0%
% of FP17s for the same patient ID Re-attending between 3 & 9 months - Adults	404	1,411	28.6%	38.4%	38.3%	50.9%
% of FP17s for Band 1 Urgent Courses	169	1,271	13.3%	10.0%	10.7%	9.1%
% of FP17s Relating to Free Repair or Replacements	9	1,271	0.7%	0.6%	0.6%	0.8%
% of FP17s Relating to Continuations	4	1,271	0.3%	0.9%	0.8%	1.1%
% of Patients satisfied with the dentistry they have received	7	8	N/A	90.2%	89.8%	91.7%
% of Patients satisfied with the time they had to wait for an appointment	6	8	N/A	86.2%	83.6%	88.0%

* This is based on patients treated on this contract for their most recent course of treatment. Figures in italics indicate the base number of FP17s or Patient Questionnaire responses are less than 100. N/A is shown where the base number of responses is less than 10 during the period. % is calculated as Quantity/Base number*100

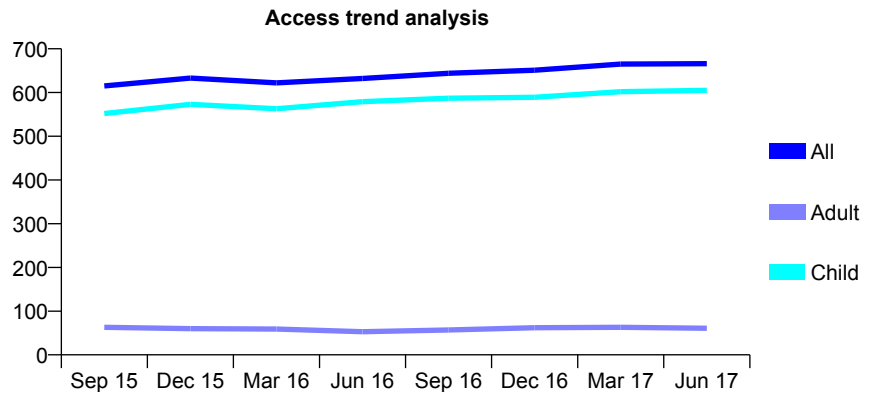
Q63 - Vital Signs At a Glance Contract Report for 335223/0001 - June 2017

Name or company name	MISS LJ LYNCH
Contract type name	GDS Contract
Purpose of contract	General
Contract start date	01/04/2006
Contract end date	

17/18 Contracted general activity (UDA)	950
Carry forward general activity (UDA)	0
17/18 Contracted orthodontic activity (UOA)	0
Carry forward orthodontic activity (UOA)	0
Baseline contract value	£20,971.47

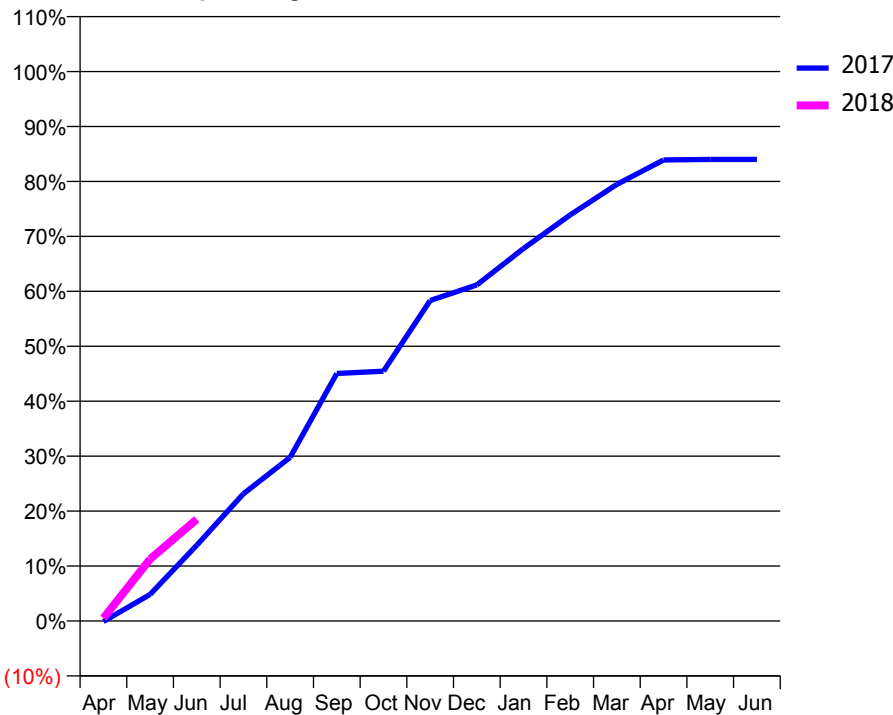
ACCESS*

Patients seen in 24 months	Total	Change since previous quarter
Quarter ending June 2016	632	
Quarter ending September 2016	644	→
Quarter ending December 2016	651	→
Quarter ending March 2017	665	↑
Quarter ending June 2017	666	→
Variance since June 2016	5.4%	↑



ACTIVITY

Cumulative percentage of contracted UDA delivered 2017 & 2018



Adjusted Scheduled Activity (UDA)		
Month	2017	2018
April	-1	5
May	46	107
June	131	176
July	220	
August	283	
September	428	
October	432	
November	554	
December	581	
January	644	
February	702	
March	755	
April	797	
May	798	
June	798	

QUALITY

	Quantity	Base Number	Contract	AT	Region	England
% of FP17s for the same patient ID Re-attending within 3 months - Children	4	149	2.7%	10.0%	11.5%	12.0%
% of FP17s for the same patient ID Re-attending within 3 months - Adults	0	4	0.0%	15.4%	16.8%	16.0%
% of FP17s for the same patient ID Re-attending between 3 & 9 months - Children	24	149	16.1%	48.2%	47.3%	58.0%
% of FP17s for the same patient ID Re-attending between 3 & 9 months - Adults	1	4	25.0%	38.4%	38.3%	50.9%
% of FP17s for Band 1 Urgent Courses	0	136	0.0%	10.0%	10.7%	9.1%
% of FP17s Relating to Free Repair or Replacements	0	136	0.0%	0.6%	0.6%	0.8%
% of FP17s Relating to Continuations	0	136	0.0%	0.9%	0.8%	1.1%
% of Patients satisfied with the dentistry they have received	0	0	N/A	90.2%	89.8%	91.7%
% of Patients satisfied with the time they had to wait for an appointment	0	0	N/A	86.2%	83.6%	88.0%

* This is based on patients treated on this contract for their most recent course of treatment. Figures in italics indicate the base number of FP17s or Patient Questionnaire responses are less than 100. N/A is shown where the base number of responses is less than 10 during the period. % is calculated as Quantity/Base number*100

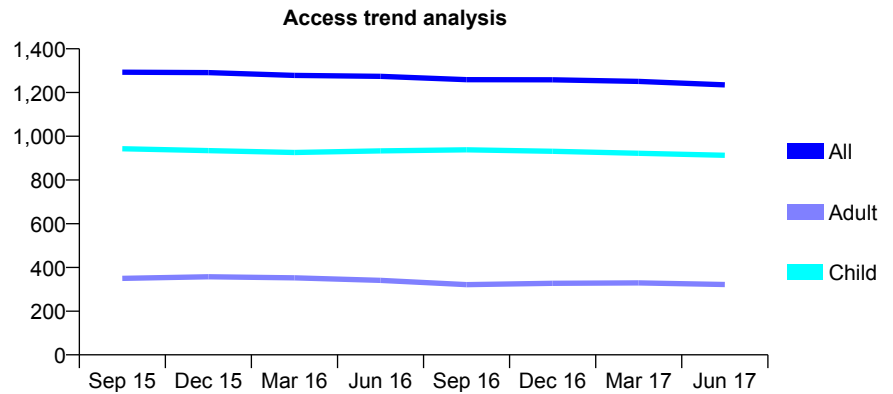
Q63 - Vital Signs At a Glance Contract Report for 335282/0001 - June 2017

Name or company name	MR SB PATEL
Contract type name	GDS Contract
Purpose of contract	General
Contract start date	01/06/2008
Contract end date	

17/18 Contracted general activity (UDA)	2,750
Carry forward general activity (UDA)	0
17/18 Contracted orthodontic activity (UOA)	0
Carry forward orthodontic activity (UOA)	0
Baseline contract value	£58,107.94

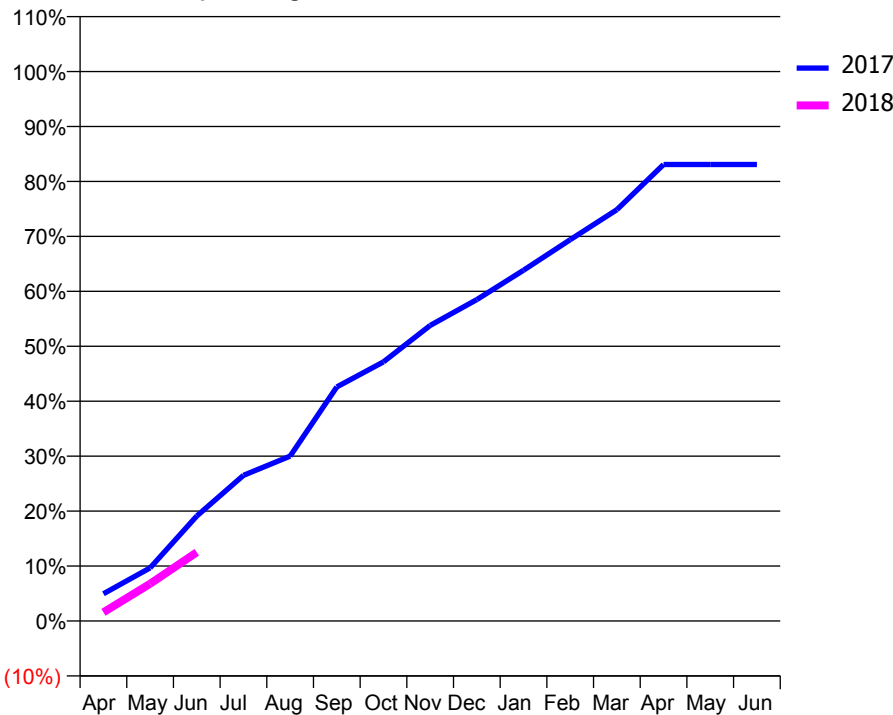
ACCESS*

Patients seen in 24 months	Total	Change since previous quarter
Quarter ending June 2016	1,274	
Quarter ending September 2016	1,259	↓
Quarter ending December 2016	1,258	→
Quarter ending March 2017	1,251	→
Quarter ending June 2017	1,235	↓
Variance since June 2016	(3.1%)	↓



ACTIVITY

Cumulative percentage of contracted UDA delivered 2017 & 2018



Month	Adjusted Scheduled Activity (UDA)	
	2017	2018
April	136	44
May	266	186
June	526	344
July	729	
August	825	
September	1,172	
October	1,297	
November	1,479	
December	1,609	
January	1,755	
February	1,908	
March	2,058	
April	2,285	
May	2,285	
June	2,285	

QUALITY

	Quantity	Base Number	Contract	AT	Region	England
% of FP17s for the same patient ID Re-attending within 3 months - Children	18	356	5.1%	10.0%	11.5%	12.0%
% of FP17s for the same patient ID Re-attending within 3 months - Adults	12	73	16.4%	15.4%	16.8%	16.0%
% of FP17s for the same patient ID Re-attending between 3 & 9 months - Children	205	356	57.6%	48.2%	47.3%	58.0%
% of FP17s for the same patient ID Re-attending between 3 & 9 months - Adults	39	73	53.4%	38.4%	38.3%	50.9%
% of FP17s for Band 1 Urgent Courses	5	247	2.0%	10.0%	10.7%	9.1%
% of FP17s Relating to Free Repair or Replacements	0	247	0.0%	0.6%	0.6%	0.8%
% of FP17s Relating to Continuations	0	247	0.0%	0.9%	0.8%	1.1%
% of Patients satisfied with the dentistry they have received	1	1	N/A	90.2%	89.8%	91.7%
% of Patients satisfied with the time they had to wait for an appointment	1	1	N/A	86.2%	83.6%	88.0%

* This is based on patients treated on this contract for their most recent course of treatment. Figures in italics indicate the base number of FP17s or Patient Questionnaire responses are less than 100. N/A is shown where the base number of responses is less than 10 during the period. % is calculated as Quantity/Base number*100

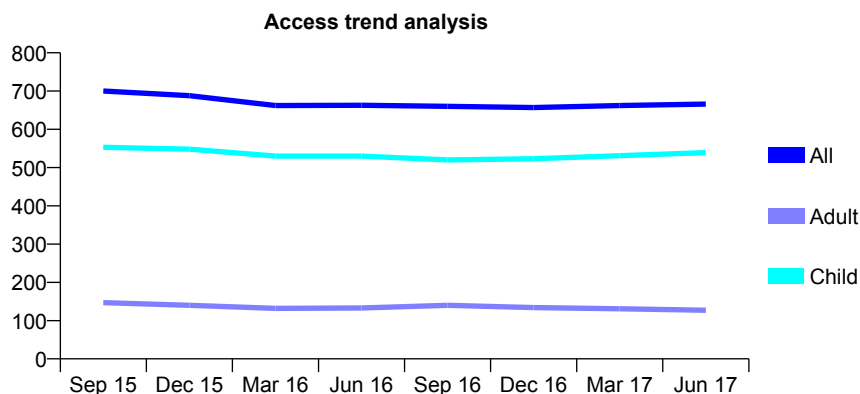
Q63 - Vital Signs At a Glance Contract Report for 336866/0001 - June 2017

Name or company name	MR MP O'BRIEN
Contract type name	GDS Contract
Purpose of contract	General
Contract start date	01/04/2006
Contract end date	

17/18 Contracted general activity (UDA)	1,235
Carry forward general activity (UDA)	0
17/18 Contracted orthodontic activity (UOA)	0
Carry forward orthodontic activity (UOA)	0
Baseline contract value	£26,768.58

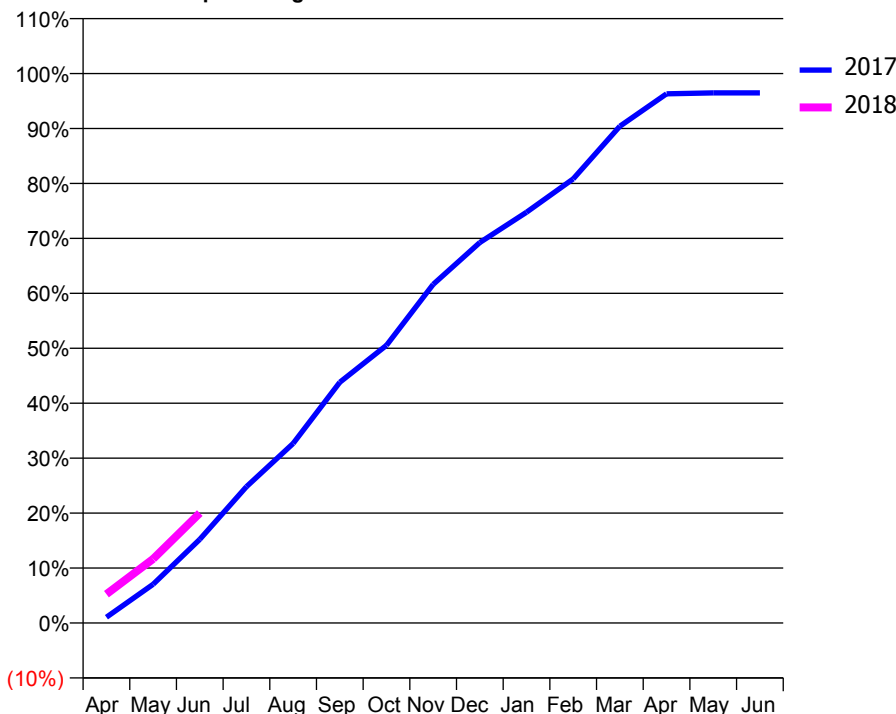
ACCESS*

Patients seen in 24 months	Total	Change since previous quarter
Quarter ending June 2016	663	
Quarter ending September 2016	660	→
Quarter ending December 2016	657	→
Quarter ending March 2017	662	→
Quarter ending June 2017	666	→
Variance since June 2016	0.5%	→



ACTIVITY

Cumulative percentage of contracted UDA delivered 2017 & 2018



Month	Adjusted Scheduled Activity (UDA)	
	2017	2018
April	13	65
May	87	144
June	188	247
July	306	
August	404	
September	541	
October	624	
November	761	
December	855	
January	923	
February	998	
March	1,116	
April	1,189	
May	1,191	
June	1,191	

QUALITY

	Quantity	Base Number	Contract	AT	Region	England
% of FP17s for the same patient ID Re-attending within 3 months - Children	11	231	4.8%	10.0%	11.5%	12.0%
% of FP17s for the same patient ID Re-attending within 3 months - Adults	3	19	15.8%	15.4%	16.8%	16.0%
% of FP17s for the same patient ID Re-attending between 3 & 9 months - Children	166	231	71.9%	48.2%	47.3%	58.0%
% of FP17s for the same patient ID Re-attending between 3 & 9 months - Adults	11	19	57.9%	38.4%	38.3%	50.9%
% of FP17s for Band 1 Urgent Courses	1	187	0.5%	10.0%	10.7%	9.1%
% of FP17s Relating to Free Repair or Replacements	0	187	0.0%	0.6%	0.6%	0.8%
% of FP17s Relating to Continuations	0	187	0.0%	0.9%	0.8%	1.1%
% of Patients satisfied with the dentistry they have received	0	0	N/A	90.2%	89.8%	91.7%
% of Patients satisfied with the time they had to wait for an appointment	0	0	N/A	86.2%	83.6%	88.0%

* This is based on patients treated on this contract for their most recent course of treatment. Figures in italics indicate the base number of FP17s or Patient Questionnaire responses are less than 100. N/A is shown where the base number of responses is less than 10 during the period. % is calculated as Quantity/Base number*100

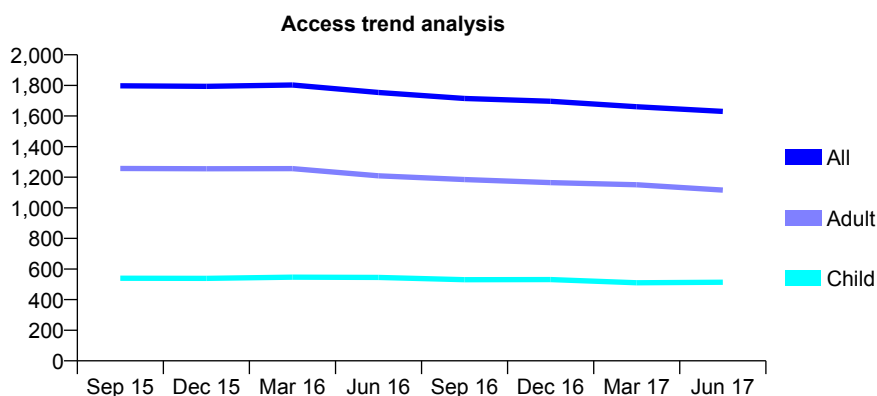
Q63 - Vital Signs At a Glance Contract Report for 337137/0001 - June 2017

Name or company name	MR G TSOLAKIDES
Contract type name	GDS Contract
Purpose of contract	General
Contract start date	01/04/2006
Contract end date	

17/18 Contracted general activity (UDA)	5,119
Carry forward general activity (UDA)	0
17/18 Contracted orthodontic activity (UOA)	0
Carry forward orthodontic activity (UOA)	0
Baseline contract value	£136,443.30

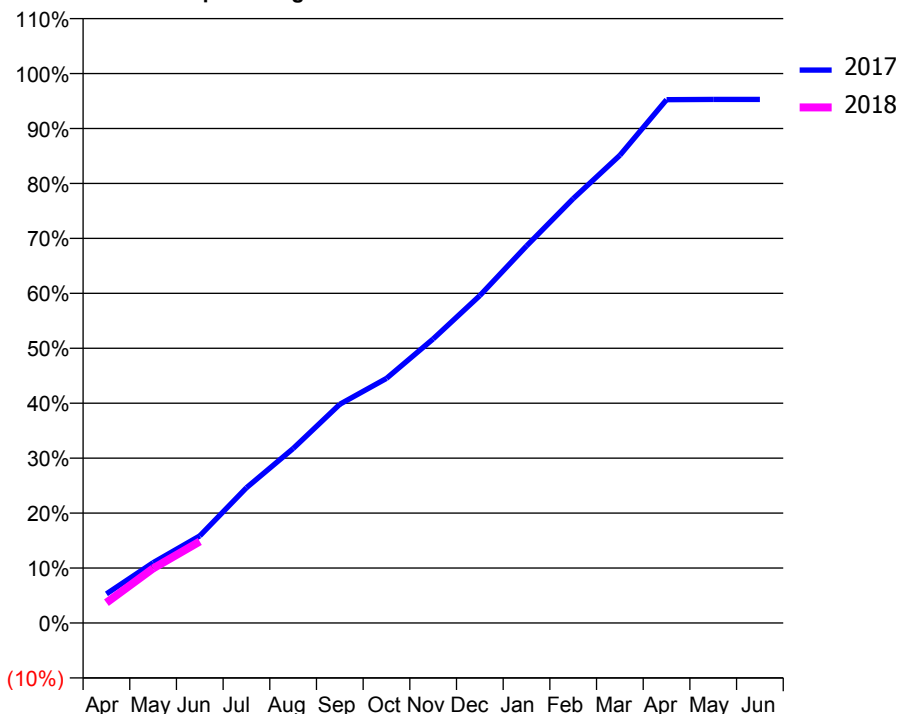
ACCESS*

Patients seen in 24 months	Total	Change since previous quarter
Quarter ending June 2016	1,754	
Quarter ending September 2016	1,715	↓
Quarter ending December 2016	1,696	↓
Quarter ending March 2017	1,661	↓
Quarter ending June 2017	1,630	↓
Variance since June 2016	(7.1%)	↓



ACTIVITY

Cumulative percentage of contracted UDA delivered 2017 & 2018



Adjusted Scheduled Activity (UDA)

Month	2017	2018
April	272	190
May	562	509
June	811	760
July	1,260	
August	1,625	
September	2,038	
October	2,279	
November	2,647	
December	3,050	
January	3,512	
February	3,954	
March	4,357	
April	4,875	
May	4,878	
June	4,878	

QUALITY

	Quantity	Base Number	Contract	AT	Region	England
% of FP17s for the same patient ID Re-attending within 3 months - Children	8	167	4.8%	10.0%	11.5%	12.0%
% of FP17s for the same patient ID Re-attending within 3 months - Adults	34	263	12.9%	15.4%	16.8%	16.0%
% of FP17s for the same patient ID Re-attending between 3 & 9 months - Children	83	167	49.7%	48.2%	47.3%	58.0%
% of FP17s for the same patient ID Re-attending between 3 & 9 months - Adults	89	263	33.8%	38.4%	38.3%	50.9%
% of FP17s for Band 1 Urgent Courses	16	326	4.9%	10.0%	10.7%	9.1%
% of FP17s Relating to Free Repair or Replacements	0	326	0.0%	0.6%	0.6%	0.8%
% of FP17s Relating to Continuations	0	326	0.0%	0.9%	0.8%	1.1%
% of Patients satisfied with the dentistry they have received	1	1	N/A	90.2%	89.8%	91.7%
% of Patients satisfied with the time they had to wait for an appointment	1	1	N/A	86.2%	83.6%	88.0%

* This is based on patients treated on this contract for their most recent course of treatment. Figures in italics indicate the base number of FP17s or Patient Questionnaire responses are less than 100. N/A is shown where the base number of responses is less than 10 during the period. % is calculated as Quantity/Base number*100

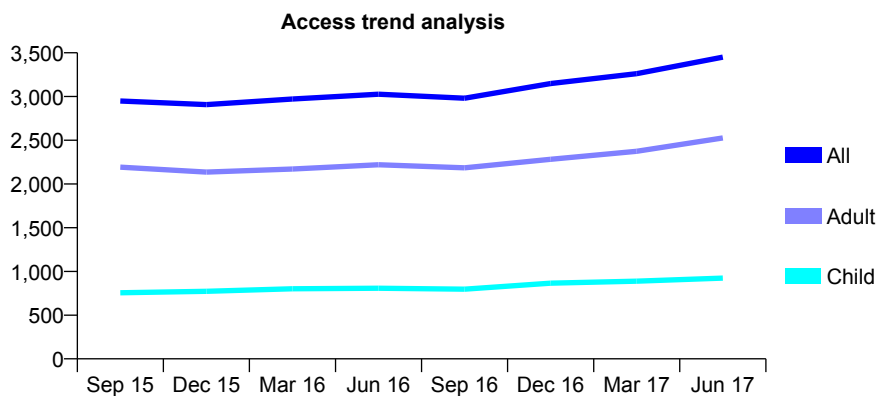
Q63 - Vital Signs At a Glance Contract Report for 337765/0002 - June 2017

Name or company name	MR SI YOUNG
Contract type name	GDS Contract
Purpose of contract	General
Contract start date	01/04/2006
Contract end date	

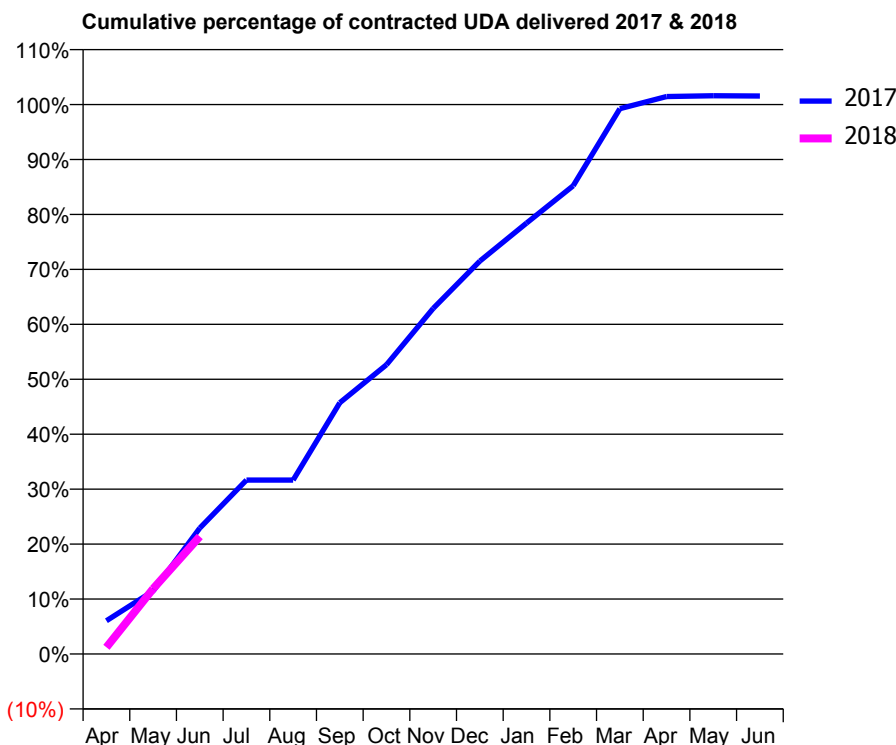
17/18 Contracted general activity (UDA)	10,500
Carry forward general activity (UDA)	0
17/18 Contracted orthodontic activity (UOA)	0
Carry forward orthodontic activity (UOA)	0
Baseline contract value	£259,151.78

ACCESS*

Patients seen in 24 months	Total	Change since previous quarter
Quarter ending June 2016	3,027	
Quarter ending September 2016	2,981	↓
Quarter ending December 2016	3,148	↑
Quarter ending March 2017	3,262	↑
Quarter ending June 2017	3,450	↑
Variance since June 2016	14.0%	↑



ACTIVITY



Month	Adjusted Scheduled Activity (UDA)	
	2017	2018
April	637	128
May	1,204	1,248
June	2,407	2,245
July	3,323	
August	3,323	
September	4,801	
October	5,528	
November	6,603	
December	7,508	
January	8,233	
February	8,947	
March	10,421	
April	10,653	
May	10,666	
June	10,662	

QUALITY

	Quantity	Base Number	Contract	AT	Region	England
% of FP17s for the same patient ID Re-attending within 3 months - Children	13	282	4.6%	10.0%	11.5%	12.0%
% of FP17s for the same patient ID Re-attending within 3 months - Adults	126	710	17.7%	15.4%	16.8%	16.0%
% of FP17s for the same patient ID Re-attending between 3 & 9 months - Children	136	282	48.2%	48.2%	47.3%	58.0%
% of FP17s for the same patient ID Re-attending between 3 & 9 months - Adults	235	710	33.1%	38.4%	38.3%	50.9%
% of FP17s for Band 1 Urgent Courses	131	837	15.7%	10.0%	10.7%	9.1%
% of FP17s Relating to Free Repair or Replacements	0	837	0.0%	0.6%	0.6%	0.8%
% of FP17s Relating to Continuations	5	837	0.6%	0.9%	0.8%	1.1%
% of Patients satisfied with the dentistry they have received	1	3	N/A	90.2%	89.8%	91.7%
% of Patients satisfied with the time they had to wait for an appointment	3	3	N/A	86.2%	83.6%	88.0%

* This is based on patients treated on this contract for their most recent course of treatment. Figures in italics indicate the base number of FP17s or Patient Questionnaire responses are less than 100. N/A is shown where the base number of responses is less than 10 during the period. % is calculated as Quantity/Base number*100

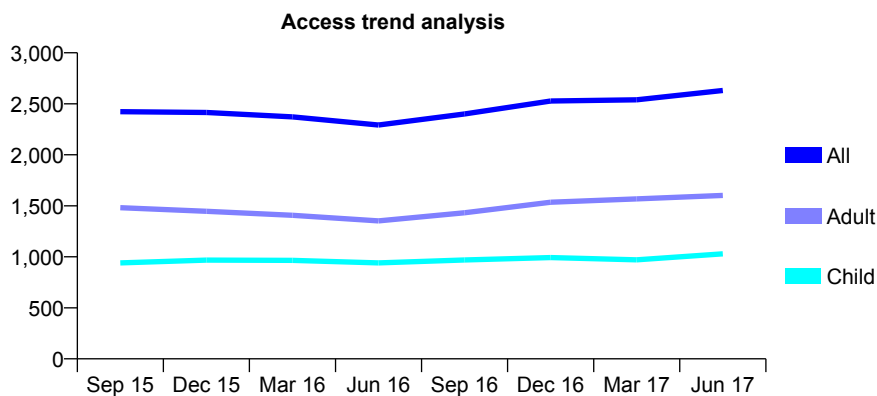
Q63 - Vital Signs At a Glance Contract Report for 338664/0001 - June 2017

Name or company name	MR MR POURREZA JORSHARI
Contract type name	GDS Contract
Purpose of contract	General
Contract start date	01/04/2006
Contract end date	

17/18 Contracted general activity (UDA)	6,890
Carry forward general activity (UDA)	0
17/18 Contracted orthodontic activity (UOA)	0
Carry forward orthodontic activity (UOA)	0
Baseline contract value	£217,292.99

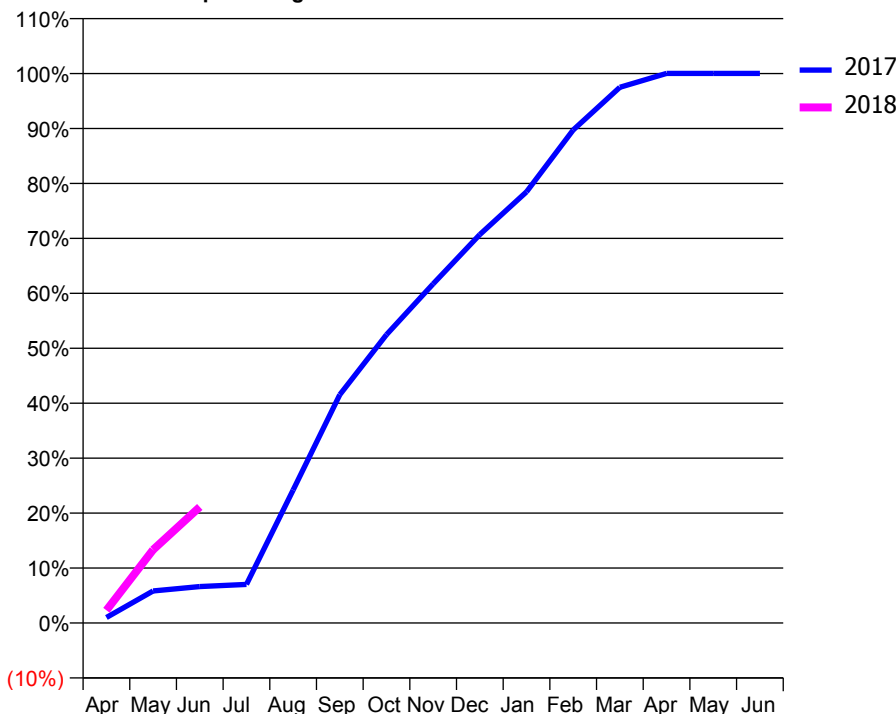
ACCESS*

Patients seen in 24 months	Total	Change since previous quarter
Quarter ending June 2016	2,292	
Quarter ending September 2016	2,401	↑
Quarter ending December 2016	2,528	↑
Quarter ending March 2017	2,539	→
Quarter ending June 2017	2,631	↑
Variance since June 2016	14.8%	↑



ACTIVITY

Cumulative percentage of contracted UDA delivered 2017 & 2018



Month	Adjusted Scheduled Activity (UDA)	
	2017	2018
April	70	160
May	402	919
June	457	1,456
July	484	
August	1,667	
September	2,864	
October	3,616	
November	4,253	
December	4,872	
January	5,406	
February	6,182	
March	6,717	
April	6,891	
May	6,891	
June	6,891	

QUALITY

	Quantity	Base Number	Contract	AT	Region	England
% of FP17s for the same patient ID Re-attending within 3 months - Children	18	257	7.0%	10.0%	11.5%	12.0%
% of FP17s for the same patient ID Re-attending within 3 months - Adults	44	331	13.3%	15.4%	16.8%	16.0%
% of FP17s for the same patient ID Re-attending between 3 & 9 months - Children	61	257	23.7%	48.2%	47.3%	58.0%
% of FP17s for the same patient ID Re-attending between 3 & 9 months - Adults	71	331	21.5%	38.4%	38.3%	50.9%
% of FP17s for Band 1 Urgent Courses	41	529	7.8%	10.0%	10.7%	9.1%
% of FP17s Relating to Free Repair or Replacements	0	529	0.0%	0.6%	0.6%	0.8%
% of FP17s Relating to Continuations	1	529	0.2%	0.9%	0.8%	1.1%
% of Patients satisfied with the dentistry they have received	1	1	N/A	90.2%	89.8%	91.7%
% of Patients satisfied with the time they had to wait for an appointment	1	1	N/A	86.2%	83.6%	88.0%

* This is based on patients treated on this contract for their most recent course of treatment. Figures in italics indicate the base number of FP17s or Patient Questionnaire responses are less than 100. N/A is shown where the base number of responses is less than 10 during the period. % is calculated as Quantity/Base number*100

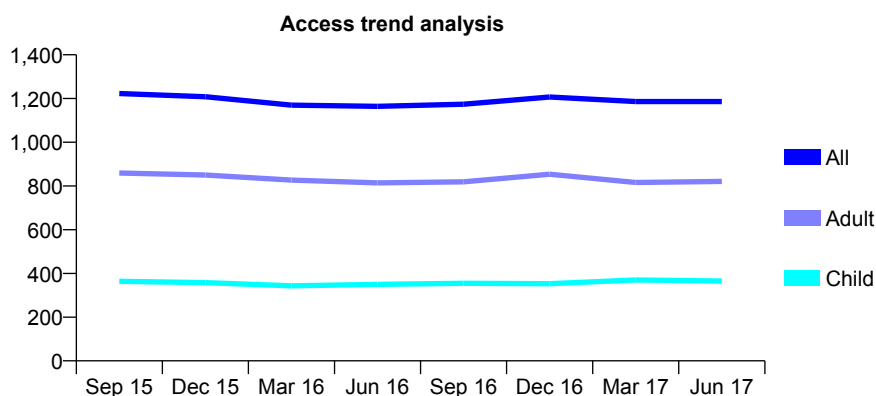
Q63 - Vital Signs At a Glance Contract Report for 338664/0002 - June 2017

Name or company name	MR MR POURREZA JORSHARI
Contract type name	GDS Contract
Purpose of contract	General
Contract start date	01/04/2006
Contract end date	

17/18 Contracted general activity (UDA)	3,547
Carry forward general activity (UDA)	0
17/18 Contracted orthodontic activity (UOA)	0
Carry forward orthodontic activity (UOA)	0
Baseline contract value	£111,297.05

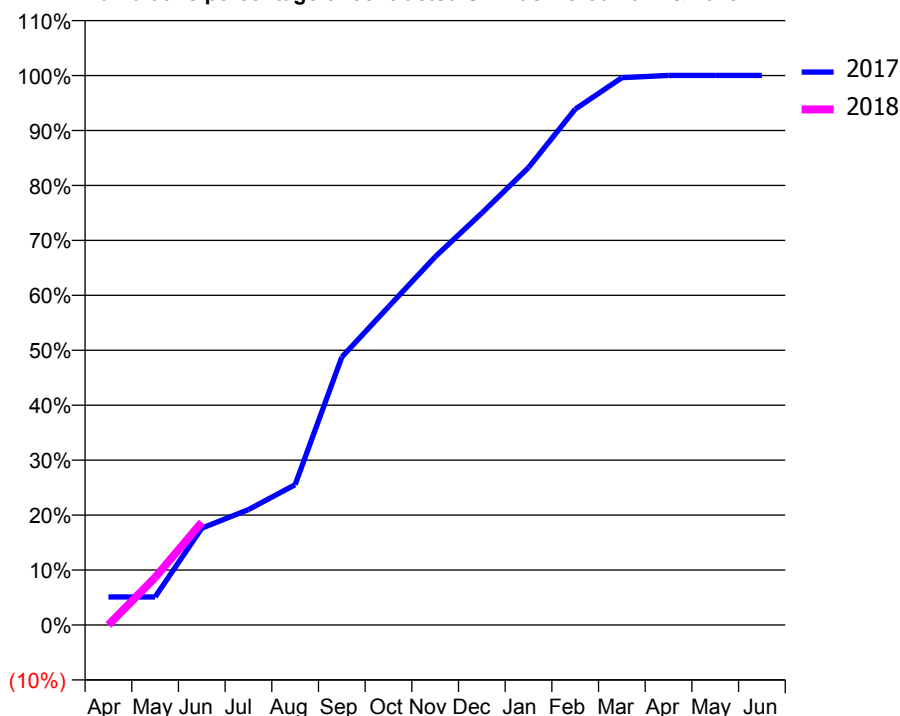
ACCESS*

Patients seen in 24 months	Total	Change since previous quarter
Quarter ending June 2016	1,164	
Quarter ending September 2016	1,174	→
Quarter ending December 2016	1,207	↑
Quarter ending March 2017	1,186	↓
Quarter ending June 2017	1,186	→
Variance since June 2016	1.9%	→



ACTIVITY

Cumulative percentage of contracted UDA delivered 2017 & 2018



Month	Adjusted Scheduled Activity (UDA)	
	2017	2018
April	181	0
May	181	307
June	625	663
July	745	
August	906	
September	1,730	
October	2,054	
November	2,377	
December	2,659	
January	2,953	
February	3,329	
March	3,533	
April	3,548	
May	3,548	
June	3,548	

QUALITY

	Quantity	Base Number	Contract	AT	Region	England
% of FP17s for the same patient ID Re-attending within 3 months - Children	13	87	14.9%	10.0%	11.5%	12.0%
% of FP17s for the same patient ID Re-attending within 3 months - Adults	15	161	9.3%	15.4%	16.8%	16.0%
% of FP17s for the same patient ID Re-attending between 3 & 9 months - Children	26	87	29.9%	48.2%	47.3%	58.0%
% of FP17s for the same patient ID Re-attending between 3 & 9 months - Adults	52	161	32.3%	38.4%	38.3%	50.9%
% of FP17s for Band 1 Urgent Courses	14	237	5.9%	10.0%	10.7%	9.1%
% of FP17s Relating to Free Repair or Replacements	1	237	0.4%	0.6%	0.6%	0.8%
% of FP17s Relating to Continuations	6	237	2.5%	0.9%	0.8%	1.1%
% of Patients satisfied with the dentistry they have received	0	0	N/A	90.2%	89.8%	91.7%
% of Patients satisfied with the time they had to wait for an appointment	0	0	N/A	86.2%	83.6%	88.0%

* This is based on patients treated on this contract for their most recent course of treatment. Figures in italics indicate the base number of FP17s or Patient Questionnaire responses are less than 100. N/A is shown where the base number of responses is less than 10 during the period. % is calculated as Quantity/Base number*100

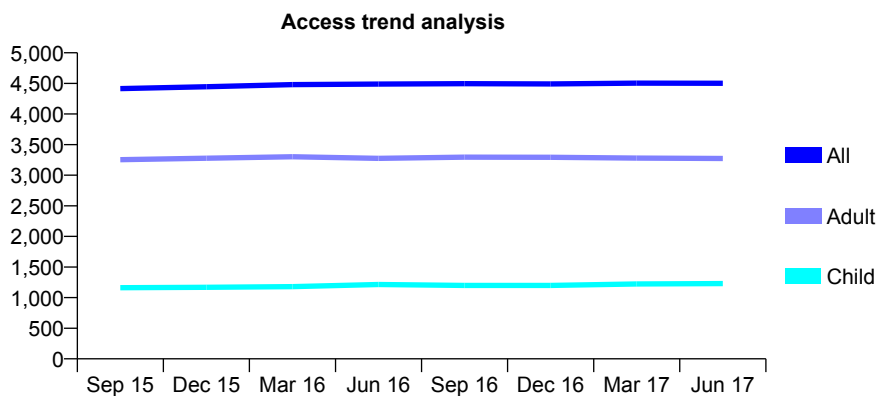
Q63 - Vital Signs At a Glance Contract Report for 339679/0001 - June 2017

Name or company name	MR H GHODS
Contract type name	GDS Contract
Purpose of contract	General
Contract start date	01/04/2006
Contract end date	

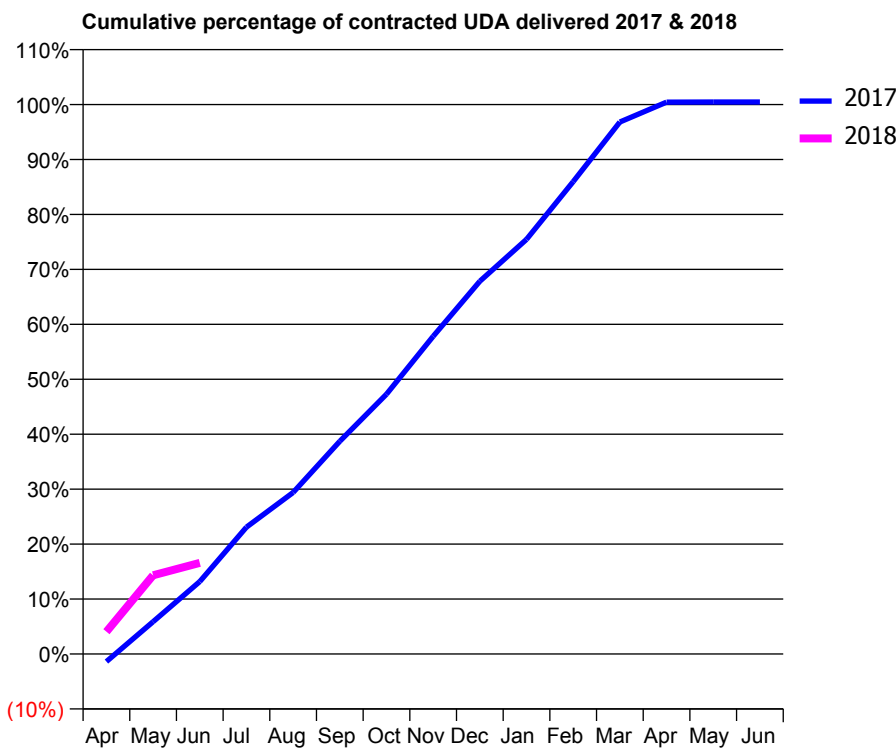
17/18 Contracted general activity (UDA)	18,267
Carry forward general activity (UDA)	0
17/18 Contracted orthodontic activity (UOA)	0
Carry forward orthodontic activity (UOA)	0
Baseline contract value	£537,973.85

ACCESS*

Patients seen in 24 months	Total	Change since previous quarter
Quarter ending June 2016	4,490	
Quarter ending September 2016	4,496	→
Quarter ending December 2016	4,492	→
Quarter ending March 2017	4,504	→
Quarter ending June 2017	4,503	→
Variance since June 2016	0.3%	→



ACTIVITY



Month	Adjusted Scheduled Activity (UDA)	
	2017	2018
April	-254	740
May	1,075	2,617
June	2,408	3,028
July	4,218	
August	5,370	
September	7,073	
October	8,636	
November	10,562	
December	12,391	
January	13,786	
February	15,705	
March	17,684	
April	18,347	
May	18,349	
June	18,349	

QUALITY

	Quantity	Base Number	Contract	AT	Region	England
% of FP17s for the same patient ID Re-attending within 3 months - Children	39	356	11.0%	10.0%	11.5%	12.0%
% of FP17s for the same patient ID Re-attending within 3 months - Adults	150	759	19.8%	15.4%	16.8%	16.0%
% of FP17s for the same patient ID Re-attending between 3 & 9 months - Children	191	356	53.7%	48.2%	47.3%	58.0%
% of FP17s for the same patient ID Re-attending between 3 & 9 months - Adults	324	759	42.7%	38.4%	38.3%	50.9%
% of FP17s for Band 1 Urgent Courses	116	922	12.6%	10.0%	10.7%	9.1%
% of FP17s Relating to Free Repair or Replacements	14	922	1.5%	0.6%	0.6%	0.8%
% of FP17s Relating to Continuations	6	922	0.7%	0.9%	0.8%	1.1%
% of Patients satisfied with the dentistry they have received	5	5	N/A	90.2%	89.8%	91.7%
% of Patients satisfied with the time they had to wait for an appointment	4	5	N/A	86.2%	83.6%	88.0%

* This is based on patients treated on this contract for their most recent course of treatment. Figures in italics indicate the base number of FP17s or Patient Questionnaire responses are less than 100. N/A is shown where the base number of responses is less than 10 during the period. % is calculated as Quantity/Base number*100

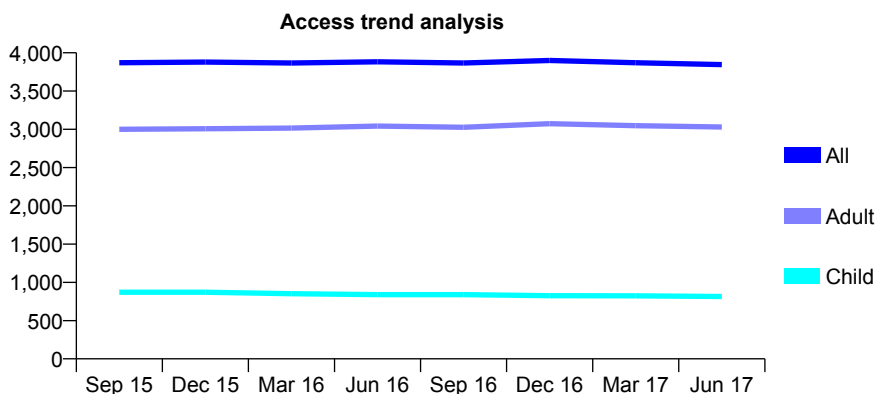
Q63 - Vital Signs At a Glance Contract Report for 340383/0001 - June 2017

Name or company name	MR NC RODRIGUES
Contract type name	GDS Contract
Purpose of contract	General
Contract start date	01/04/2006
Contract end date	

17/18 Contracted general activity (UDA)	10,312
Carry forward general activity (UDA)	0
17/18 Contracted orthodontic activity (UOA)	0
Carry forward orthodontic activity (UOA)	0
Baseline contract value	£326,434.62

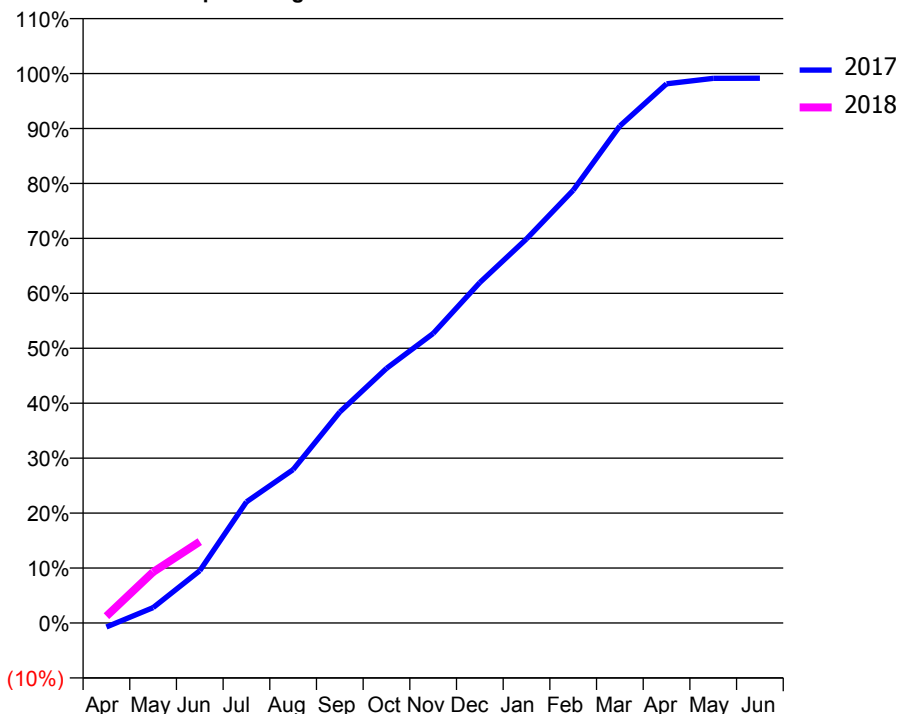
ACCESS*

Patients seen in 24 months	Total	Change since previous quarter
Quarter ending June 2016	3,882	
Quarter ending September 2016	3,867	→
Quarter ending December 2016	3,899	→
Quarter ending March 2017	3,871	→
Quarter ending June 2017	3,845	→
Variance since June 2016	(1.0%)	→



ACTIVITY

Cumulative percentage of contracted UDA delivered 2017 & 2018



Month	Adjusted Scheduled Activity (UDA)	
	2017	2018
April	-77	128
May	290	956
June	981	1,528
July	2,273	
August	2,878	
September	3,961	
October	4,777	
November	5,434	
December	6,389	
January	7,208	
February	8,121	
March	9,327	
April	10,118	
May	10,221	
June	10,225	

QUALITY

	Quantity	Base Number	Contract	AT	Region	England
% of FP17s for the same patient ID Re-attending within 3 months - Children	1	185	0.5%	10.0%	11.5%	12.0%
% of FP17s for the same patient ID Re-attending within 3 months - Adults	27	600	4.5%	15.4%	16.8%	16.0%
% of FP17s for the same patient ID Re-attending between 3 & 9 months - Children	85	185	45.9%	48.2%	47.3%	58.0%
% of FP17s for the same patient ID Re-attending between 3 & 9 months - Adults	224	600	37.3%	38.4%	38.3%	50.9%
% of FP17s for Band 1 Urgent Courses	40	552	7.2%	10.0%	10.7%	9.1%
% of FP17s Relating to Free Repair or Replacements	2	552	0.4%	0.6%	0.6%	0.8%
% of FP17s Relating to Continuations	0	552	0.0%	0.9%	0.8%	1.1%
% of Patients satisfied with the dentistry they have received	3	4	N/A	90.2%	89.8%	91.7%
% of Patients satisfied with the time they had to wait for an appointment	4	4	N/A	86.2%	83.6%	88.0%

* This is based on patients treated on this contract for their most recent course of treatment. Figures in italics indicate the base number of FP17s or Patient Questionnaire responses are less than 100. N/A is shown where the base number of responses is less than 10 during the period. % is calculated as Quantity/Base number*100

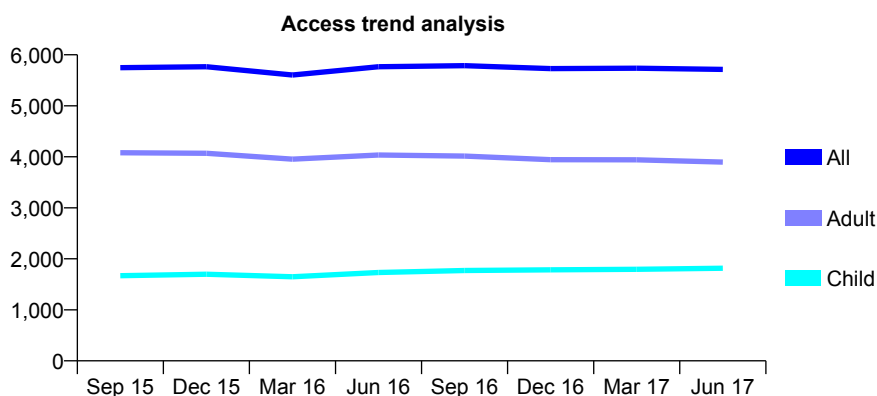
Q63 - Vital Signs At a Glance Contract Report for 340529/0001 - June 2017

Name or company name	MRS K THILLAINATHAN
Contract type name	GDS Contract
Purpose of contract	General
Contract start date	01/04/2006
Contract end date	

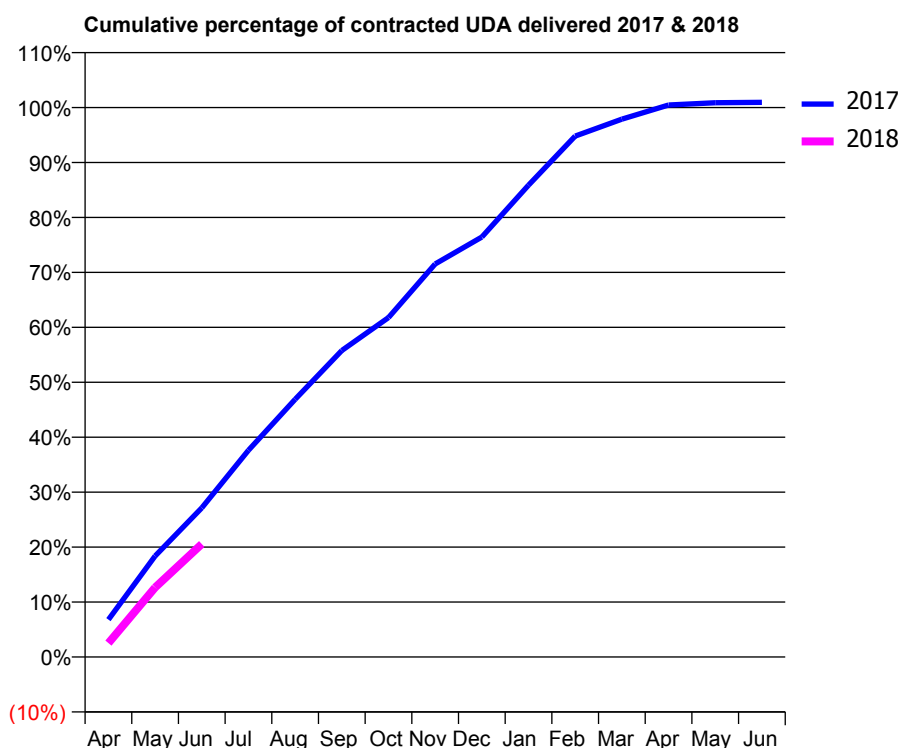
17/18 Contracted general activity (UDA)	14,339
Carry forward general activity (UDA)	0
17/18 Contracted orthodontic activity (UOA)	0
Carry forward orthodontic activity (UOA)	0
Baseline contract value	£348,654.60

ACCESS*

Patients seen in 24 months	Total	Change since previous quarter
Quarter ending June 2016	5,767	
Quarter ending September 2016	5,787	→
Quarter ending December 2016	5,730	→
Quarter ending March 2017	5,737	→
Quarter ending June 2017	5,713	→
Variance since June 2016	(0.9%)	→



ACTIVITY



Month	Adjusted Scheduled Activity (UDA)	
	2017	2018
April	977	363
May	2,635	1,815
June	3,893	2,948
July	5,395	
August	6,724	
September	7,998	
October	8,856	
November	10,256	
December	10,959	
January	12,311	
February	13,592	
March	14,034	
April	14,404	
May	14,462	
June	14,475	

QUALITY

	Quantity	Base Number	Contract	AT	Region	England
% of FP17s for the same patient ID Re-attending within 3 months - Children	39	651	6.0%	10.0%	11.5%	12.0%
% of FP17s for the same patient ID Re-attending within 3 months - Adults	127	1,077	11.8%	15.4%	16.8%	16.0%
% of FP17s for the same patient ID Re-attending between 3 & 9 months - Children	367	651	56.4%	48.2%	47.3%	58.0%
% of FP17s for the same patient ID Re-attending between 3 & 9 months - Adults	542	1,077	50.3%	38.4%	38.3%	50.9%
% of FP17s for Band 1 Urgent Courses	155	1,493	10.4%	10.0%	10.7%	9.1%
% of FP17s Relating to Free Repair or Replacements	8	1,493	0.5%	0.6%	0.6%	0.8%
% of FP17s Relating to Continuations	0	1,493	0.0%	0.9%	0.8%	1.1%
% of Patients satisfied with the dentistry they have received	21	21	100.0%	90.2%	89.8%	91.7%
% of Patients satisfied with the time they had to wait for an appointment	20	21	95.2%	86.2%	83.6%	88.0%

* This is based on patients treated on this contract for their most recent course of treatment. Figures in italics indicate the base number of FP17s or Patient Questionnaire responses are less than 100. N/A is shown where the base number of responses is less than 10 during the period. % is calculated as Quantity/Base number*100

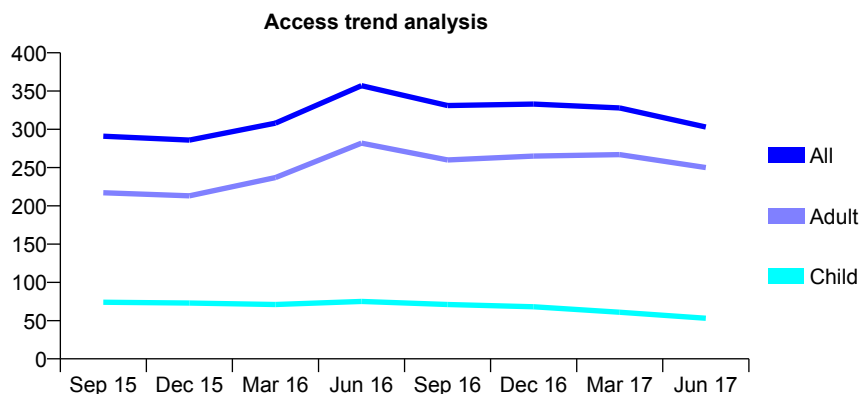
Q63 - Vital Signs At a Glance Contract Report for 340529/0002 - June 2017

Name or company name	MRS K THILLAINATHAN
Contract type name	GDS Contract
Purpose of contract	General
Contract start date	01/04/2006
Contract end date	

17/18 Contracted general activity (UDA)	761
Carry forward general activity (UDA)	0
17/18 Contracted orthodontic activity (UOA)	0
Carry forward orthodontic activity (UOA)	0
Baseline contract value	£26,121.90

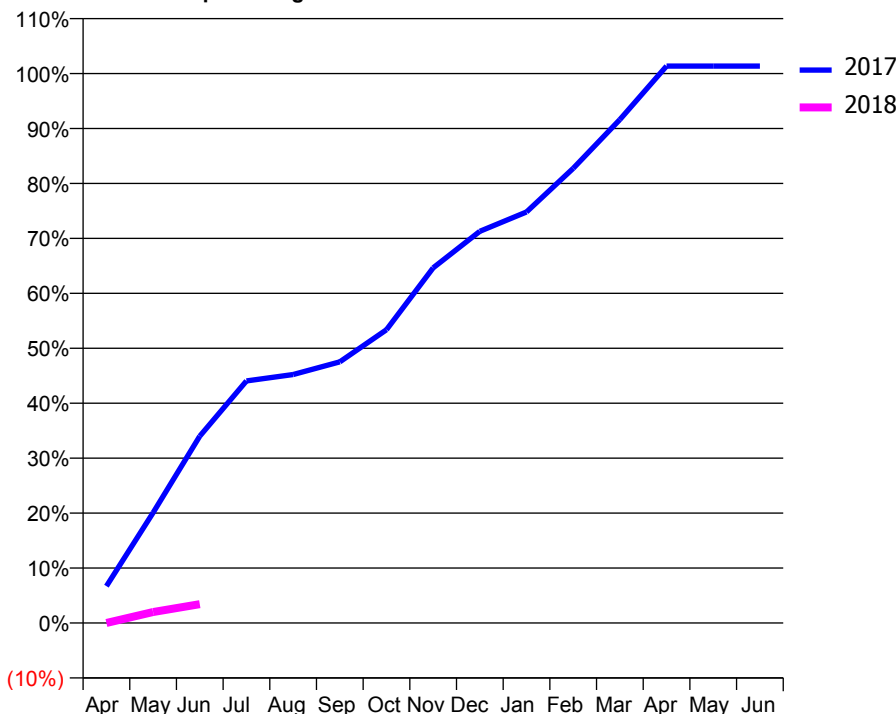
ACCESS*

Patients seen in 24 months	Total	Change since previous quarter
Quarter ending June 2016	357	
Quarter ending September 2016	331	↓
Quarter ending December 2016	333	→
Quarter ending March 2017	328	↓
Quarter ending June 2017	303	↓
Variance since June 2016	(15.1%)	↓



ACTIVITY

Cumulative percentage of contracted UDA delivered 2017 & 2018



Month	Adjusted Scheduled Activity (UDA)	
	2017	2018
April	51	0
May	153	15
June	259	26
July	335	
August	344	
September	362	
October	406	
November	492	
December	542	
January	569	
February	630	
March	697	
April	771	
May	771	
June	771	

QUALITY

	Quantity	Base Number	Contract	AT	Region	England
% of FP17s for the same patient ID Re-attending within 3 months - Children	0	8	0.0%	10.0%	11.5%	12.0%
% of FP17s for the same patient ID Re-attending within 3 months - Adults	4	44	9.1%	15.4%	16.8%	16.0%
% of FP17s for the same patient ID Re-attending between 3 & 9 months - Children	2	8	25.0%	48.2%	47.3%	58.0%
% of FP17s for the same patient ID Re-attending between 3 & 9 months - Adults	6	44	13.6%	38.4%	38.3%	50.9%
% of FP17s for Band 1 Urgent Courses	6	15	40.0%	10.0%	10.7%	9.1%
% of FP17s Relating to Free Repair or Replacements	1	15	6.7%	0.6%	0.6%	0.8%
% of FP17s Relating to Continuations	0	15	0.0%	0.9%	0.8%	1.1%
% of Patients satisfied with the dentistry they have received	0	0	N/A	90.2%	89.8%	91.7%
% of Patients satisfied with the time they had to wait for an appointment	0	0	N/A	86.2%	83.6%	88.0%

* This is based on patients treated on this contract for their most recent course of treatment. Figures in italics indicate the base number of FP17s or Patient Questionnaire responses are less than 100. N/A is shown where the base number of responses is less than 10 during the period. % is calculated as Quantity/Base number*100

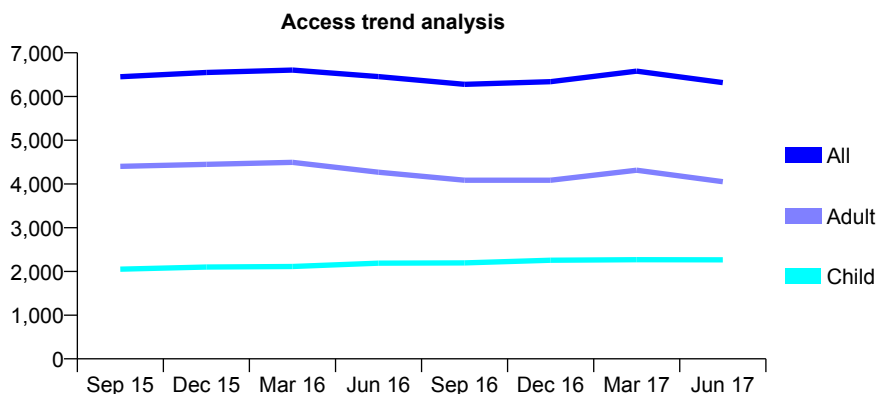
Q63 - Vital Signs At a Glance Contract Report for 341517/0001 - June 2017

Name or company name	MR AR NADJAFI
Contract type name	GDS Contract
Purpose of contract	General
Contract start date	01/04/2006
Contract end date	

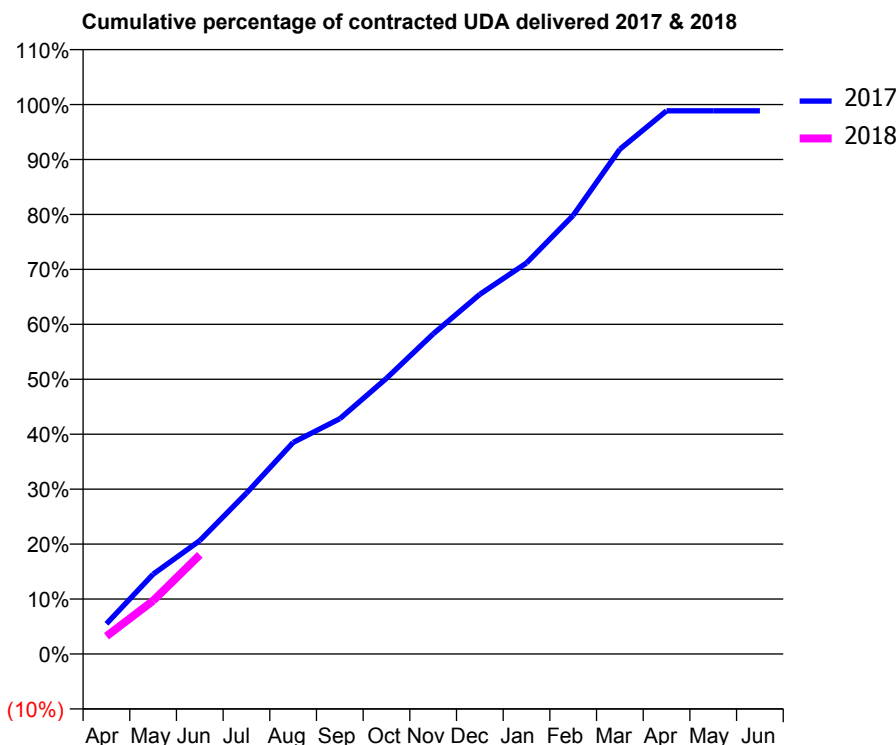
17/18 Contracted general activity (UDA)	22,500
Carry forward general activity (UDA)	0
17/18 Contracted orthodontic activity (UOA)	0
Carry forward orthodontic activity (UOA)	0
Baseline contract value	£650,019.96

ACCESS*

Patients seen in 24 months	Total	Change since previous quarter
Quarter ending June 2016	6,456	
Quarter ending September 2016	6,280	↓
Quarter ending December 2016	6,341	→
Quarter ending March 2017	6,580	↑
Quarter ending June 2017	6,317	↓
Variance since June 2016	(2.2%)	↓



ACTIVITY



Adjusted Scheduled Activity (UDA)		
Month	2017	2018
April	1,237	731
May	3,265	2,183
June	4,641	4,057
July	6,590	
August	8,661	
September	9,635	
October	11,289	
November	13,104	
December	14,730	
January	16,012	
February	17,962	
March	20,669	
April	22,242	
May	22,242	
June	22,242	

QUALITY

	Quantity	Base Number	Contract	AT	Region	England
% of FP17s for the same patient ID Re-attending within 3 months - Children	35	658	5.3%	10.0%	11.5%	12.0%
% of FP17s for the same patient ID Re-attending within 3 months - Adults	229	1,171	19.6%	15.4%	16.8%	16.0%
% of FP17s for the same patient ID Re-attending between 3 & 9 months - Children	335	658	50.9%	48.2%	47.3%	58.0%
% of FP17s for the same patient ID Re-attending between 3 & 9 months - Adults	375	1,171	32.0%	38.4%	38.3%	50.9%
% of FP17s for Band 1 Urgent Courses	137	1,388	9.9%	10.0%	10.7%	9.1%
% of FP17s Relating to Free Repair or Replacements	5	1,388	0.4%	0.6%	0.6%	0.8%
% of FP17s Relating to Continuations	3	1,388	0.2%	0.9%	0.8%	1.1%
% of Patients satisfied with the dentistry they have received	4	5	N/A	90.2%	89.8%	91.7%
% of Patients satisfied with the time they had to wait for an appointment	1	5	N/A	86.2%	83.6%	88.0%

* This is based on patients treated on this contract for their most recent course of treatment. Figures in italics indicate the base number of FP17s or Patient Questionnaire responses are less than 100. N/A is shown where the base number of responses is less than 10 during the period. % is calculated as Quantity/Base number*100

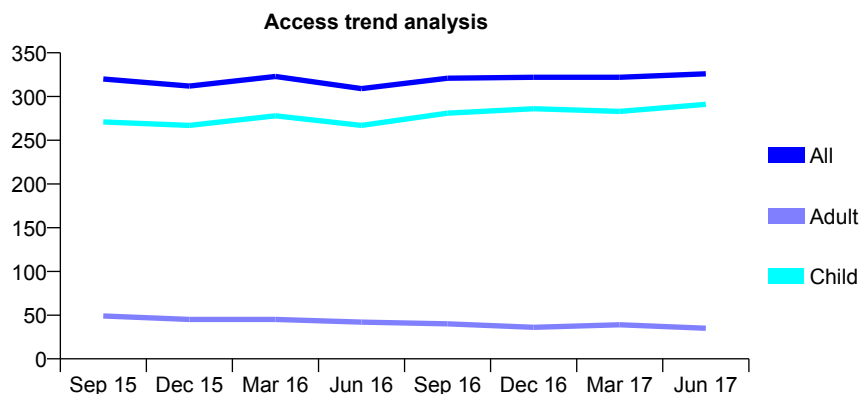
Q63 - Vital Signs At a Glance Contract Report for 342130/0001 - June 2017

Name or company name	MR SA SIMPSON
Contract type name	GDS Contract
Purpose of contract	General
Contract start date	01/04/2006
Contract end date	

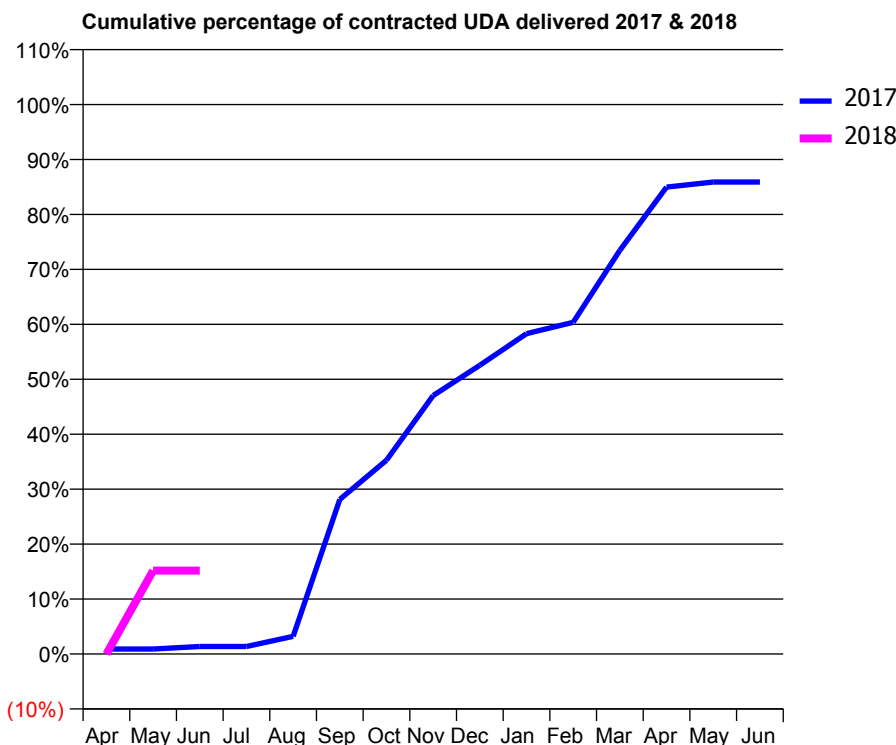
17/18 Contracted general activity (UDA)	435
Carry forward general activity (UDA)	0
17/18 Contracted orthodontic activity (UOA)	0
Carry forward orthodontic activity (UOA)	0
Baseline contract value	£10,412.33

ACCESS*

Patients seen in 24 months	Total	Change since previous quarter
Quarter ending June 2016	309	
Quarter ending September 2016	321	↑
Quarter ending December 2016	322	→
Quarter ending March 2017	322	→
Quarter ending June 2017	326	→
Variance since June 2016	5.5%	↑



ACTIVITY



Month	Adjusted Scheduled Activity (UDA)	
	2017	2018
April	4	0
May	4	66
June	6	66
July	6	
August	14	
September	122	
October	153	
November	205	
December	229	
January	254	
February	263	
March	320	
April	370	
May	374	
June	374	

QUALITY

	Quantity	Base Number	Contract	AT	Region	England
% of FP17s for the same patient ID Re-attending within 3 months - Children	1	74	1.4%	10.0%	11.5%	12.0%
% of FP17s for the same patient ID Re-attending within 3 months - Adults	3	9	33.3%	15.4%	16.8%	16.0%
% of FP17s for the same patient ID Re-attending between 3 & 9 months - Children	29	74	39.2%	48.2%	47.3%	58.0%
% of FP17s for the same patient ID Re-attending between 3 & 9 months - Adults	2	9	22.2%	38.4%	38.3%	50.9%
% of FP17s for Band 1 Urgent Courses	0	52	0.0%	10.0%	10.7%	9.1%
% of FP17s Relating to Free Repair or Replacements	0	52	0.0%	0.6%	0.6%	0.8%
% of FP17s Relating to Continuations	0	52	0.0%	0.9%	0.8%	1.1%
% of Patients satisfied with the dentistry they have received	0	0	N/A	90.2%	89.8%	91.7%
% of Patients satisfied with the time they had to wait for an appointment	0	0	N/A	86.2%	83.6%	88.0%

* This is based on patients treated on this contract for their most recent course of treatment. Figures in italics indicate the base number of FP17s or Patient Questionnaire responses are less than 100. N/A is shown where the base number of responses is less than 10 during the period. % is calculated as Quantity/Base number*100

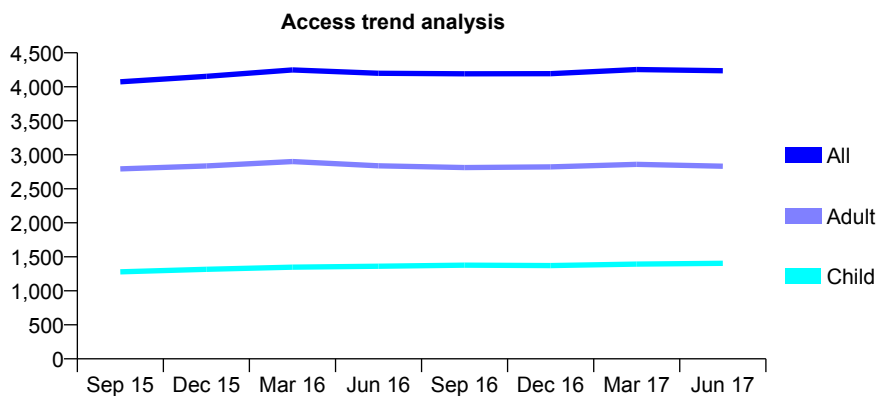
Q63 - Vital Signs At a Glance Contract Report for 345725/0001 - June 2017

Name or company name	DR OO AJANAKU
Contract type name	GDS Contract
Purpose of contract	General
Contract start date	01/04/2006
Contract end date	

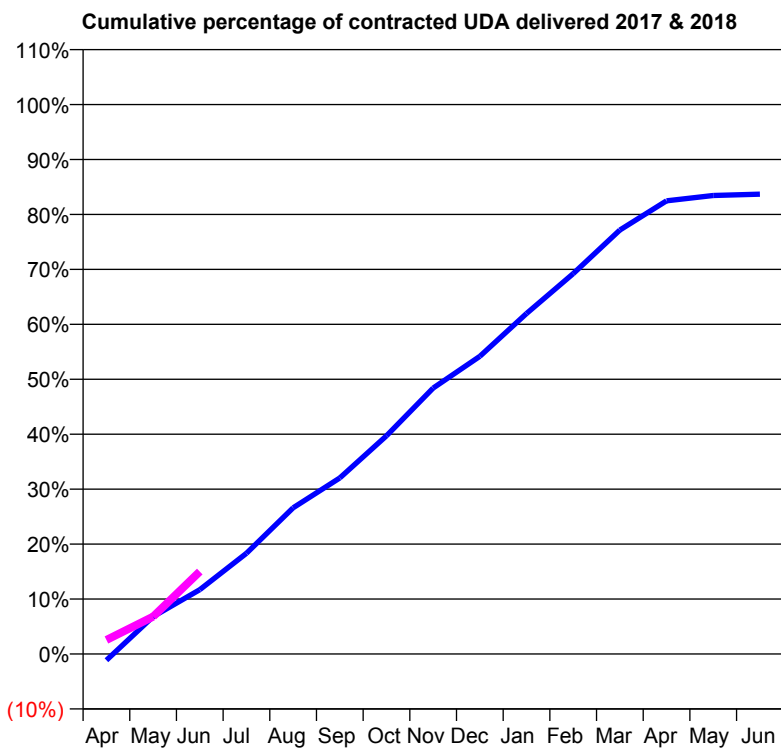
17/18 Contracted general activity (UDA)	13,100
Carry forward general activity (UDA)	0
17/18 Contracted orthodontic activity (UOA)	0
Carry forward orthodontic activity (UOA)	0
Baseline contract value	£404,988.08

ACCESS*

Patients seen in 24 months	Total	Change since previous quarter
Quarter ending June 2016	4,199	
Quarter ending September 2016	4,191	→
Quarter ending December 2016	4,194	→
Quarter ending March 2017	4,253	→
Quarter ending June 2017	4,237	→
Variance since June 2016	0.9%	→



ACTIVITY



Month	Adjusted Scheduled Activity (UDA)	
	2017	2018
April	-150	335
May	892	891
June	1,533	1,967
July	2,402	
August	3,486	
September	4,198	
October	5,202	
November	6,340	
December	7,096	
January	8,118	
February	9,069	
March	10,109	
April	10,805	
May	10,931	
June	10,964	

QUALITY

	Quantity	Base Number	Contract	AT	Region	England
% of FP17s for the same patient ID Re-attending within 3 months - Children	29	418	6.9%	10.0%	11.5%	12.0%
% of FP17s for the same patient ID Re-attending within 3 months - Adults	109	704	15.5%	15.4%	16.8%	16.0%
% of FP17s for the same patient ID Re-attending between 3 & 9 months - Children	185	418	44.3%	48.2%	47.3%	58.0%
% of FP17s for the same patient ID Re-attending between 3 & 9 months - Adults	193	704	27.4%	38.4%	38.3%	50.9%
% of FP17s for Band 1 Urgent Courses	46	833	5.5%	10.0%	10.7%	9.1%
% of FP17s Relating to Free Repair or Replacements	4	833	0.5%	0.6%	0.6%	0.8%
% of FP17s Relating to Continuations	12	833	1.4%	0.9%	0.8%	1.1%
% of Patients satisfied with the dentistry they have received	2	2	N/A	90.2%	89.8%	91.7%
% of Patients satisfied with the time they had to wait for an appointment	2	2	N/A	86.2%	83.6%	88.0%

* This is based on patients treated on this contract for their most recent course of treatment. Figures in italics indicate the base number of FP17s or Patient Questionnaire responses are less than 100. N/A is shown where the base number of responses is less than 10 during the period. % is calculated as Quantity/Base number*100

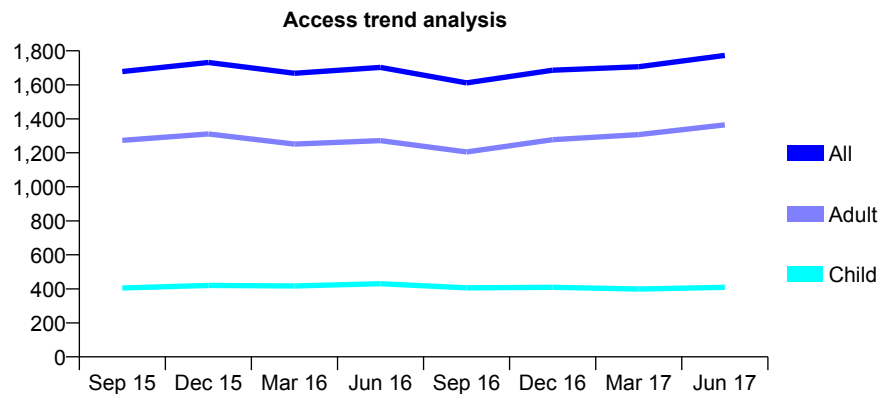
Q63 - Vital Signs At a Glance Contract Report for 346268/0001 - June 2017

Name or company name	MR M NEKOUJ
Contract type name	GDS Contract
Purpose of contract	General
Contract start date	01/04/2006
Contract end date	

17/18 Contracted general activity (UDA)	4,910
Carry forward general activity (UDA)	0
17/18 Contracted orthodontic activity (UOA)	0
Carry forward orthodontic activity (UOA)	0
Baseline contract value	£134,110.68

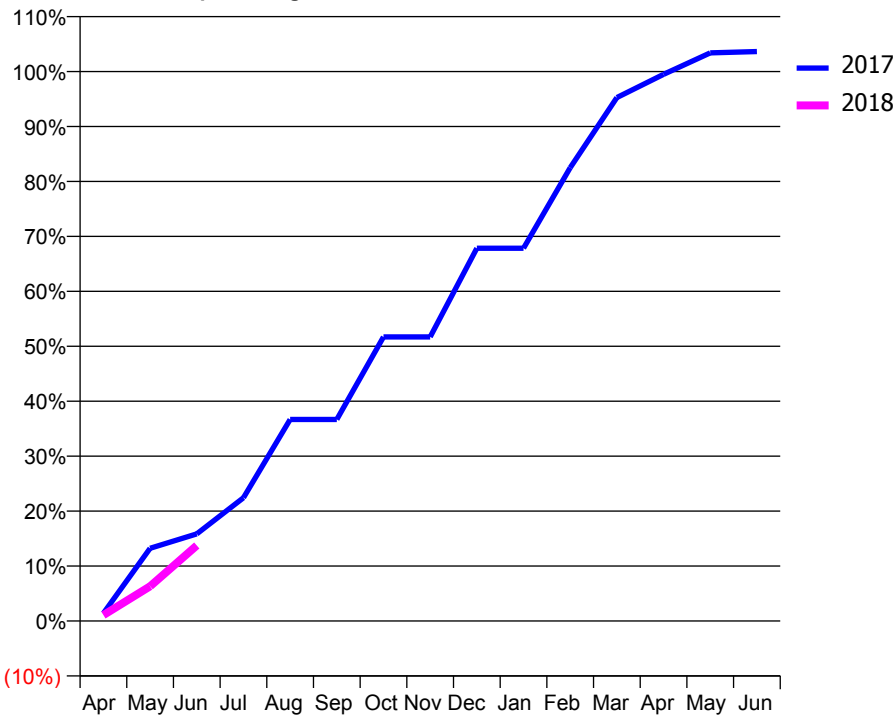
ACCESS*

Patients seen in 24 months	Total	Change since previous quarter
Quarter ending June 2016	1,702	
Quarter ending September 2016	1,611	↓
Quarter ending December 2016	1,686	↑
Quarter ending March 2017	1,706	→
Quarter ending June 2017	1,773	↑
Variance since June 2016	4.2%	↑



ACTIVITY

Cumulative percentage of contracted UDA delivered 2017 & 2018



Month	Adjusted Scheduled Activity (UDA)	
	2017	2018
April	70	53
May	650	311
June	778	674
July	1,102	
August	1,800	
September	1,800	
October	2,539	
November	2,539	
December	3,331	
January	3,331	
February	4,051	
March	4,677	
April	4,885	
May	5,077	
June	5,089	

QUALITY

	Quantity	Base Number	Contract	AT	Region	England
% of FP17s for the same patient ID Re-attending within 3 months - Children	3	96	3.1%	10.0%	11.5%	12.0%
% of FP17s for the same patient ID Re-attending within 3 months - Adults	11	268	4.1%	15.4%	16.8%	16.0%
% of FP17s for the same patient ID Re-attending between 3 & 9 months - Children	34	96	35.4%	48.2%	47.3%	58.0%
% of FP17s for the same patient ID Re-attending between 3 & 9 months - Adults	45	268	16.8%	38.4%	38.3%	50.9%
% of FP17s for Band 1 Urgent Courses	17	261	6.5%	10.0%	10.7%	9.1%
% of FP17s Relating to Free Repair or Replacements	0	261	0.0%	0.6%	0.6%	0.8%
% of FP17s Relating to Continuations	3	261	1.1%	0.9%	0.8%	1.1%
% of Patients satisfied with the dentistry they have received	1	1	N/A	90.2%	89.8%	91.7%
% of Patients satisfied with the time they had to wait for an appointment	1	1	N/A	86.2%	83.6%	88.0%

* This is based on patients treated on this contract for their most recent course of treatment. Figures in italics indicate the base number of FP17s or Patient Questionnaire responses are less than 100. N/A is shown where the base number of responses is less than 10 during the period. % is calculated as Quantity/Base number*100

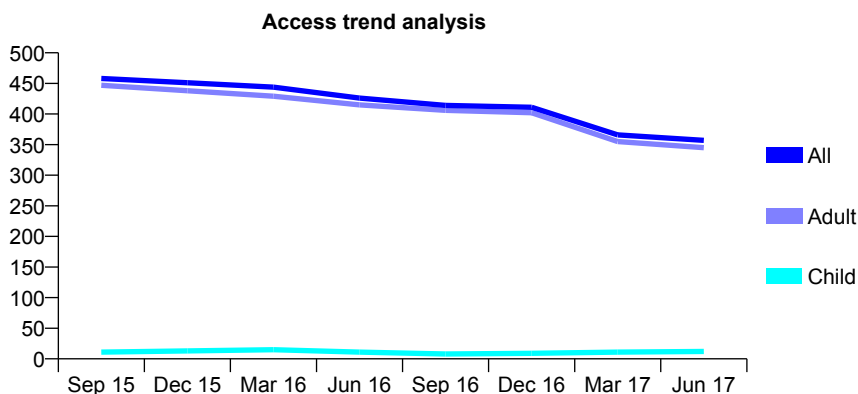
Q63 - Vital Signs At a Glance Contract Report for 354325/0003 - June 2017

Name or company name	MS VN EGEMONYE
Contract type name	PDS Contract
Purpose of contract	General
Contract start date	28/03/2011
Contract end date	31/03/2018

17/18 Contracted general activity (UDA)	1,164
Carry forward general activity (UDA)	0
17/18 Contracted orthodontic activity (UOA)	0
Carry forward orthodontic activity (UOA)	0
Baseline contract value	£61,290.71

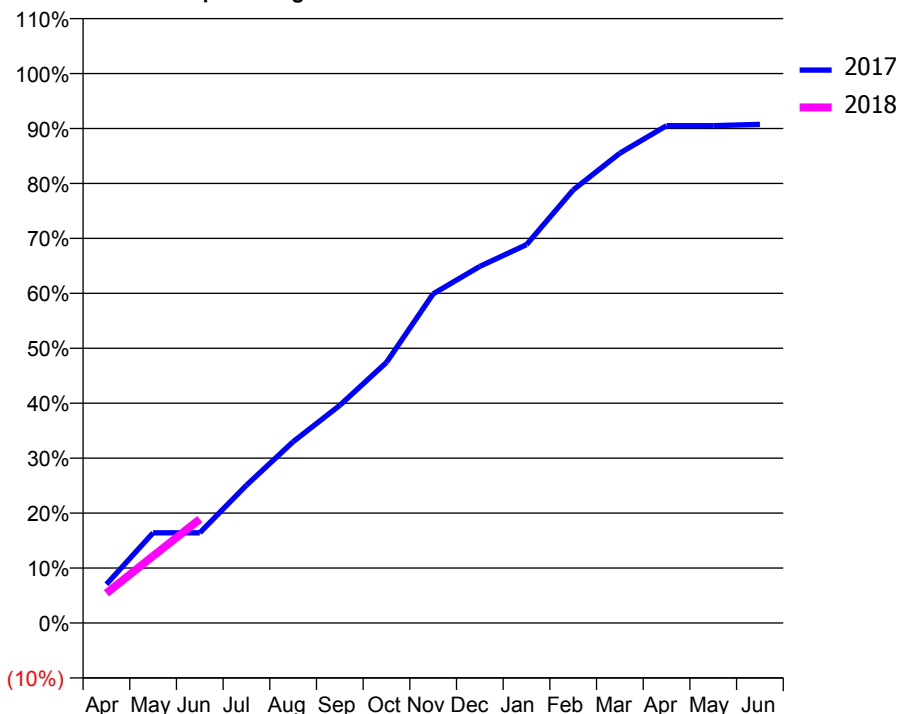
ACCESS*

Patients seen in 24 months	Total	Change since previous quarter
Quarter ending June 2016	426	
Quarter ending September 2016	414	↓
Quarter ending December 2016	411	→
Quarter ending March 2017	366	↓
Quarter ending June 2017	357	↓
Variance since June 2016	(16.2%)	↓



ACTIVITY

Cumulative percentage of contracted UDA delivered 2017 & 2018



Month	Adjusted Scheduled Activity (UDA)	
	2017	2018
April	82	63
May	191	142
June	191	220
July	292	
August	384	
September	461	
October	552	
November	697	
December	755	
January	801	
February	917	
March	995	
April	1,053	
May	1,053	
June	1,056	

QUALITY

	Quantity	Base Number	Contract	AT	Region	England
% of FP17s for the same patient ID Re-attending within 3 months - Children	0	2	0.0%	10.0%	11.5%	12.0%
% of FP17s for the same patient ID Re-attending within 3 months - Adults	0	62	0.0%	15.4%	16.8%	16.0%
% of FP17s for the same patient ID Re-attending between 3 & 9 months - Children	0	2	0.0%	48.2%	47.3%	58.0%
% of FP17s for the same patient ID Re-attending between 3 & 9 months - Adults	2	62	3.2%	38.4%	38.3%	50.9%
% of FP17s for Band 1 Urgent Courses	0	49	0.0%	10.0%	10.7%	9.1%
% of FP17s Relating to Free Repair or Replacements	0	49	0.0%	0.6%	0.6%	0.8%
% of FP17s Relating to Continuations	0	49	0.0%	0.9%	0.8%	1.1%
% of Patients satisfied with the dentistry they have received	1	1	N/A	90.2%	89.8%	91.7%
% of Patients satisfied with the time they had to wait for an appointment	0	1	N/A	86.2%	83.6%	88.0%

* This is based on patients treated on this contract for their most recent course of treatment. Figures in italics indicate the base number of FP17s or Patient Questionnaire responses are less than 100. N/A is shown where the base number of responses is less than 10 during the period. % is calculated as Quantity/Base number*100

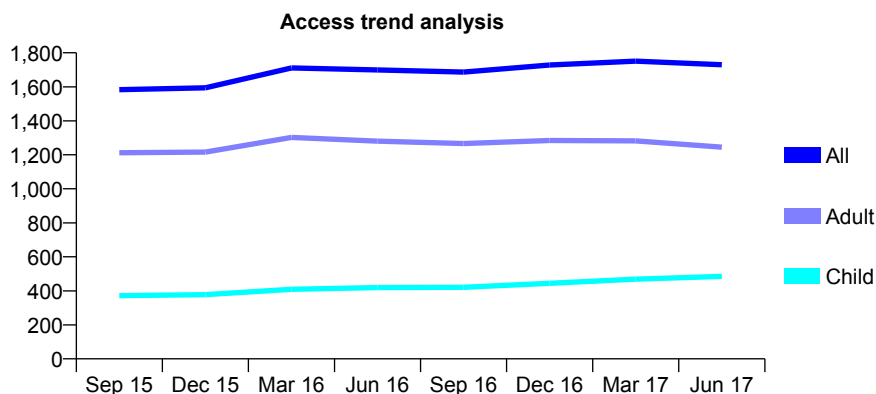
Q63 - Vital Signs At a Glance Contract Report for 360341/0001 - June 2017

Name or company name	MS O SADIQ
Contract type name	GDS Contract
Purpose of contract	General
Contract start date	01/06/2013
Contract end date	

17/18 Contracted general activity (UDA)	4,700
Carry forward general activity (UDA)	0
17/18 Contracted orthodontic activity (UOA)	0
Carry forward orthodontic activity (UOA)	0
Baseline contract value	£159,316.99

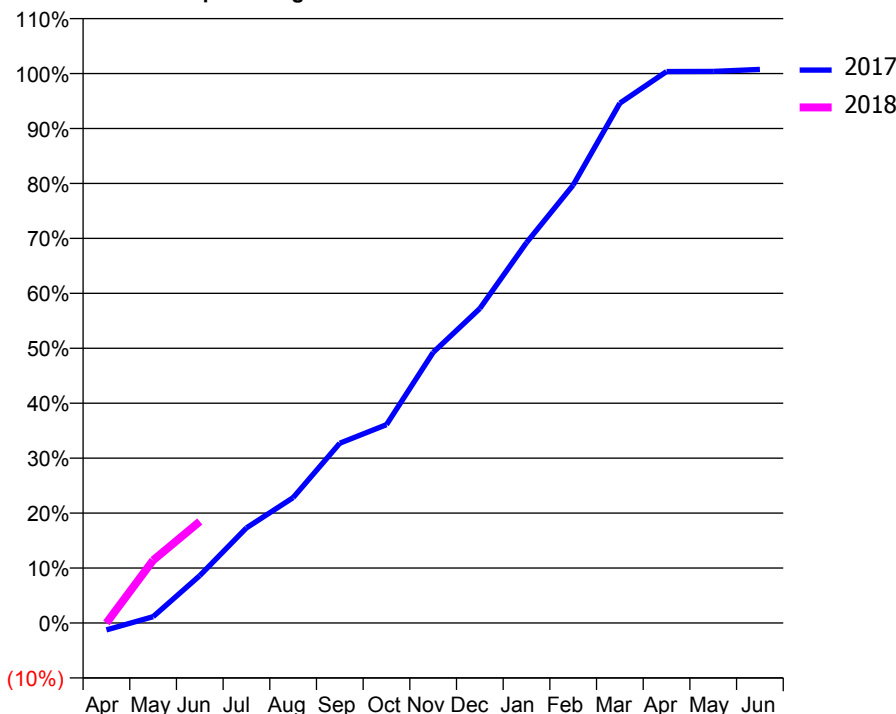
ACCESS*

Patients seen in 24 months	Total	Change since previous quarter
Quarter ending June 2016	1,699	
Quarter ending September 2016	1,687	→
Quarter ending December 2016	1,728	↑
Quarter ending March 2017	1,751	→
Quarter ending June 2017	1,730	↓
Variance since June 2016	1.8%	→



ACTIVITY

Cumulative percentage of contracted UDA delivered 2017 & 2018



Month	Adjusted Scheduled Activity (UDA)	
	2017	2018
April	-60	0
May	55	536
June	406	868
July	814	
August	1,073	
September	1,538	
October	1,696	
November	2,315	
December	2,690	
January	3,253	
February	3,747	
March	4,447	
April	4,717	
May	4,718	
June	4,735	

QUALITY

	Quantity	Base Number	Contract	AT	Region	England
% of FP17s for the same patient ID Re-attending within 3 months - Children	3	137	2.2%	10.0%	11.5%	12.0%
% of FP17s for the same patient ID Re-attending within 3 months - Adults	49	325	15.1%	15.4%	16.8%	16.0%
% of FP17s for the same patient ID Re-attending between 3 & 9 months - Children	55	137	40.1%	48.2%	47.3%	58.0%
% of FP17s for the same patient ID Re-attending between 3 & 9 months - Adults	112	325	34.5%	38.4%	38.3%	50.9%
% of FP17s for Band 1 Urgent Courses	25	384	6.5%	10.0%	10.7%	9.1%
% of FP17s Relating to Free Repair or Replacements	8	384	2.1%	0.6%	0.6%	0.8%
% of FP17s Relating to Continuations	14	384	3.6%	0.9%	0.8%	1.1%
% of Patients satisfied with the dentistry they have received	1	1	N/A	90.2%	89.8%	91.7%
% of Patients satisfied with the time they had to wait for an appointment	0	1	N/A	86.2%	83.6%	88.0%

* This is based on patients treated on this contract for their most recent course of treatment. Figures in italics indicate the base number of FP17s or Patient Questionnaire responses are less than 100. N/A is shown where the base number of responses is less than 10 during the period. % is calculated as Quantity/Base number*100

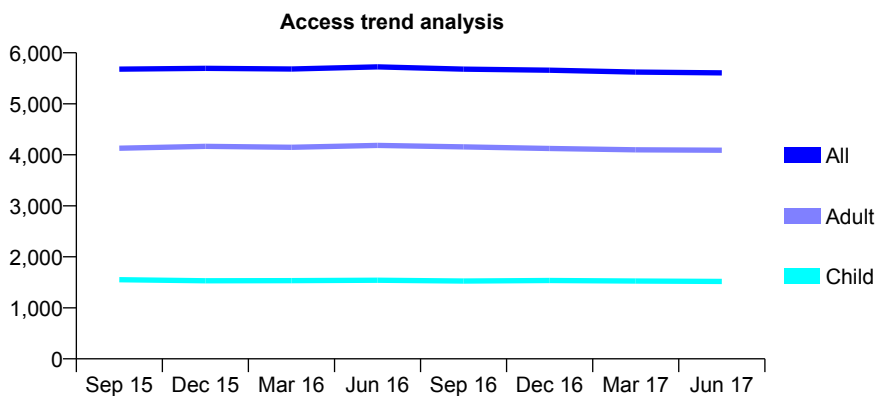
Q63 - Vital Signs At a Glance Contract Report for 361534/0001 - June 2017

Name or company name	MR R JETHA
Contract type name	GDS Contract
Purpose of contract	General
Contract start date	01/02/2011
Contract end date	

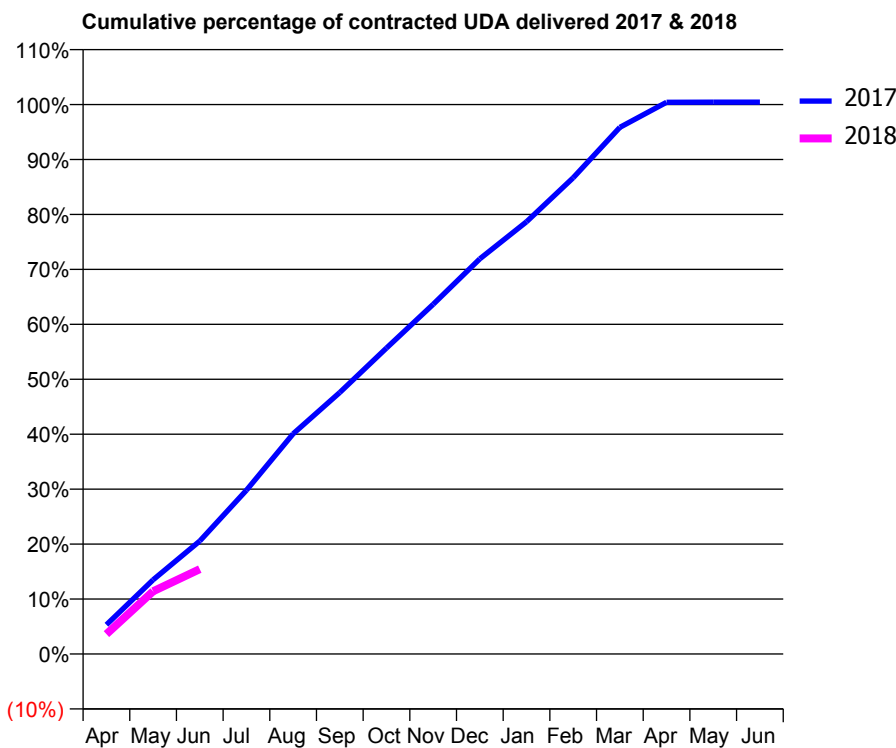
17/18 Contracted general activity (UDA)	12,069
Carry forward general activity (UDA)	0
17/18 Contracted orthodontic activity (UOA)	0
Carry forward orthodontic activity (UOA)	0
Baseline contract value	£270,321.41

ACCESS*

Patients seen in 24 months	Total	Change since previous quarter
Quarter ending June 2016	5,725	
Quarter ending September 2016	5,680	→
Quarter ending December 2016	5,660	→
Quarter ending March 2017	5,623	→
Quarter ending June 2017	5,607	→
Variance since June 2016	(2.1%)	↓



ACTIVITY



Month	Adjusted Scheduled Activity (UDA)	
	2017	2018
April	643	438
May	1,630	1,379
June	2,482	1,864
July	3,599	
August	4,836	
September	5,745	
October	6,720	
November	7,681	
December	8,678	
January	9,493	
February	10,461	
March	11,568	
April	12,118	
May	12,119	
June	12,121	

QUALITY

	Quantity	Base Number	Contract	AT	Region	England
% of FP17s for the same patient ID Re-attending within 3 months - Children	29	518	5.6%	10.0%	11.5%	12.0%
% of FP17s for the same patient ID Re-attending within 3 months - Adults	168	1,102	15.2%	15.4%	16.8%	16.0%
% of FP17s for the same patient ID Re-attending between 3 & 9 months - Children	364	518	70.3%	48.2%	47.3%	58.0%
% of FP17s for the same patient ID Re-attending between 3 & 9 months - Adults	591	1,102	53.6%	38.4%	38.3%	50.9%
% of FP17s for Band 1 Urgent Courses	104	1,211	8.6%	10.0%	10.7%	9.1%
% of FP17s Relating to Free Repair or Replacements	15	1,211	1.2%	0.6%	0.6%	0.8%
% of FP17s Relating to Continuations	4	1,211	0.3%	0.9%	0.8%	1.1%
% of Patients satisfied with the dentistry they have received	4	4	N/A	90.2%	89.8%	91.7%
% of Patients satisfied with the time they had to wait for an appointment	4	4	N/A	86.2%	83.6%	88.0%

* This is based on patients treated on this contract for their most recent course of treatment. Figures in italics indicate the base number of FP17s or Patient Questionnaire responses are less than 100. N/A is shown where the base number of responses is less than 10 during the period. % is calculated as Quantity/Base number*100

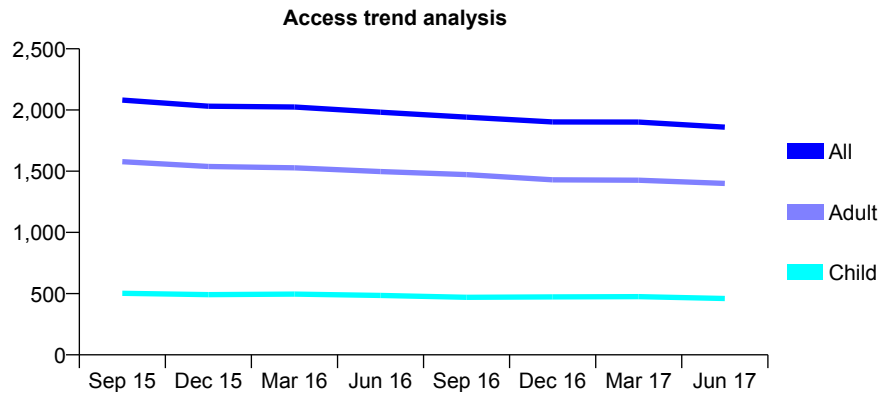
Q63 - Vital Signs At a Glance Contract Report for 381608/0002 - June 2017

Name or company name	Battersea Bridge Dental Practice
Contract type name	GDS Contract
Purpose of contract	General
Contract start date	02/10/2008
Contract end date	

17/18 Contracted general activity (UDA)	9,674
Carry forward general activity (UDA)	0
17/18 Contracted orthodontic activity (UOA)	0
Carry forward orthodontic activity (UOA)	0
Baseline contract value	£258,235.26

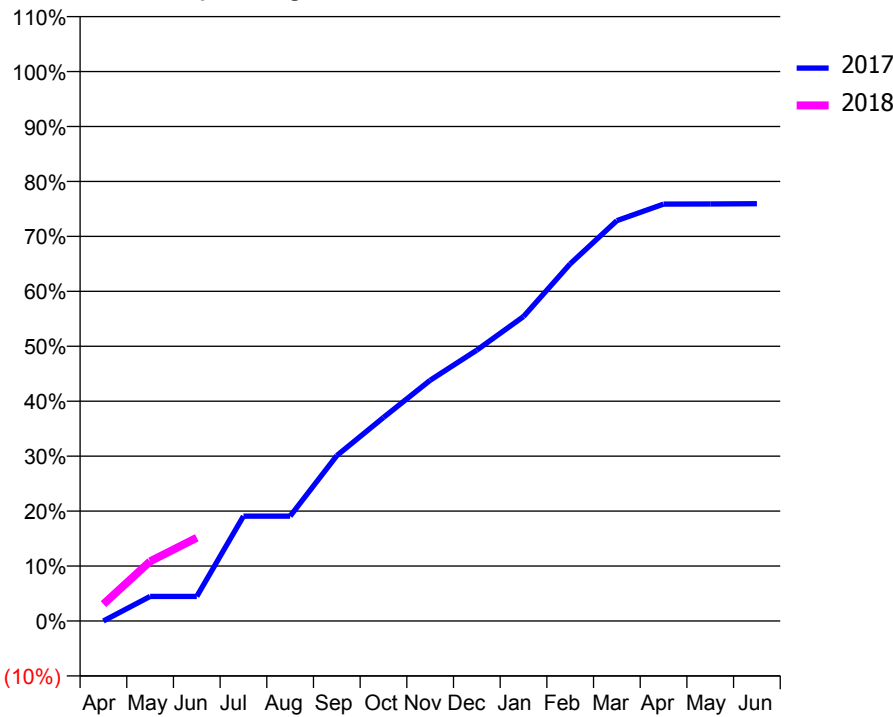
ACCESS*

Patients seen in 24 months	Total	Change since previous quarter
Quarter ending June 2016	1,982	
Quarter ending September 2016	1,942	↓
Quarter ending December 2016	1,903	↓
Quarter ending March 2017	1,901	→
Quarter ending June 2017	1,860	↓
Variance since June 2016	(6.2%)	↓



ACTIVITY

Cumulative percentage of contracted UDA delivered 2017 & 2018



Month	Adjusted Scheduled Activity (UDA)	
	2017	2018
April	0	296
May	433	1,049
June	433	1,467
July	1,847	
August	1,847	
September	2,913	
October	3,583	
November	4,239	
December	4,770	
January	5,360	
February	6,288	
March	7,049	
April	7,339	
May	7,343	
June	7,347	

QUALITY

	Quantity	Base Number	Contract	AT	Region	England
% of FP17s for the same patient ID Re-attending within 3 months - Children	12	123	9.8%	10.0%	11.5%	12.0%
% of FP17s for the same patient ID Re-attending within 3 months - Adults	100	387	25.8%	15.4%	16.8%	16.0%
% of FP17s for the same patient ID Re-attending between 3 & 9 months - Children	50	123	40.7%	48.2%	47.3%	58.0%
% of FP17s for the same patient ID Re-attending between 3 & 9 months - Adults	114	387	29.5%	38.4%	38.3%	50.9%
% of FP17s for Band 1 Urgent Courses	88	418	21.1%	10.0%	10.7%	9.1%
% of FP17s Relating to Free Repair or Replacements	2	418	0.5%	0.6%	0.6%	0.8%
% of FP17s Relating to Continuations	0	418	0.0%	0.9%	0.8%	1.1%
% of Patients satisfied with the dentistry they have received	0	0	N/A	90.2%	89.8%	91.7%
% of Patients satisfied with the time they had to wait for an appointment	0	0	N/A	86.2%	83.6%	88.0%

* This is based on patients treated on this contract for their most recent course of treatment. Figures in italics indicate the base number of FP17s or Patient Questionnaire responses are less than 100. N/A is shown where the base number of responses is less than 10 during the period. % is calculated as Quantity/Base number*100

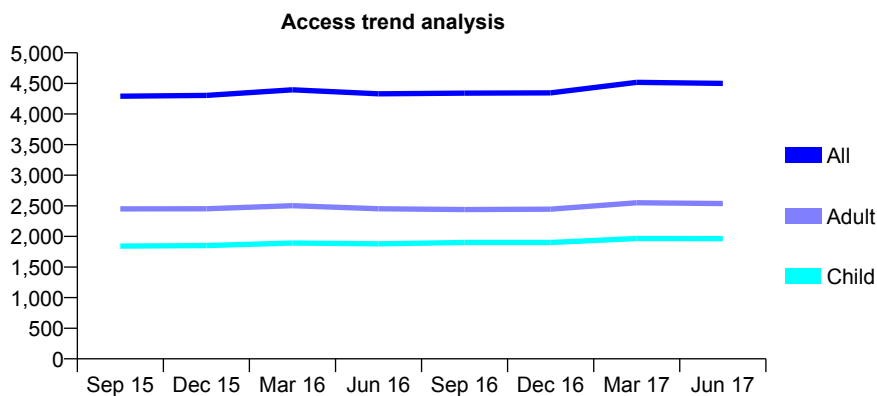
Q63 - Vital Signs At a Glance Contract Report for 390364/0001 - June 2017

Name or company name	Dr Bandlish and Associates
Contract type name	GDS Contract
Purpose of contract	General
Contract start date	01/04/2006
Contract end date	

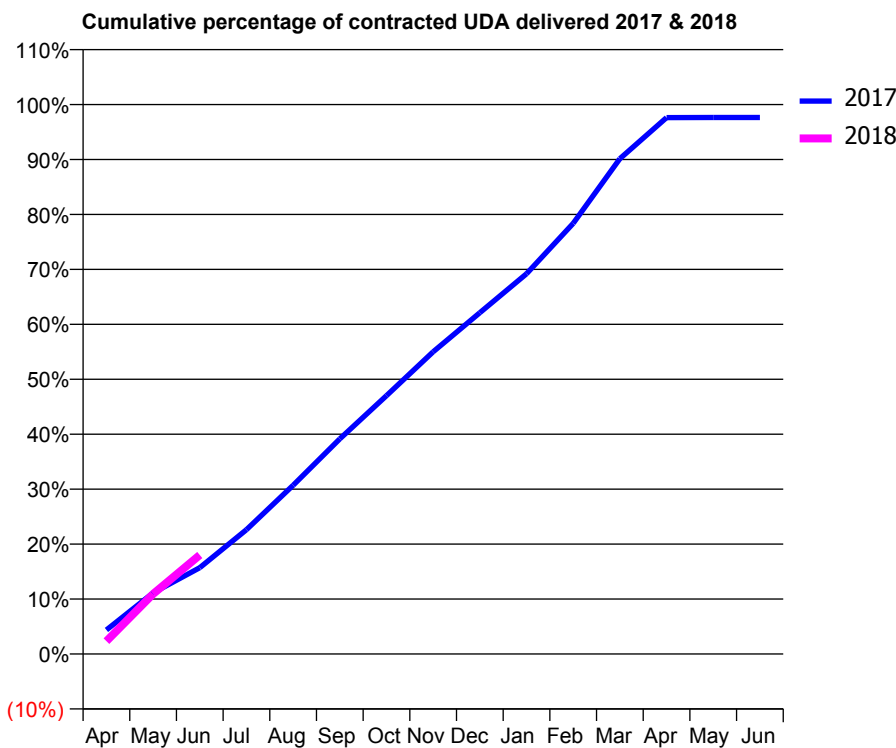
17/18 Contracted general activity (UDA)	13,432
Carry forward general activity (UDA)	0
17/18 Contracted orthodontic activity (UOA)	0
Carry forward orthodontic activity (UOA)	0
Baseline contract value	£341,224.68

ACCESS*

Patients seen in 24 months	Total	Change since previous quarter
Quarter ending June 2016	4,331	
Quarter ending September 2016	4,340	→
Quarter ending December 2016	4,346	→
Quarter ending March 2017	4,517	↑
Quarter ending June 2017	4,500	→
Variance since June 2016	3.9%	↑



ACTIVITY



Month	Adjusted Scheduled Activity (UDA)	
	2017	2018
April	588	314
May	1,495	1,468
June	2,110	2,421
July	3,040	
August	4,124	
September	5,261	
October	6,314	
November	7,389	
December	8,342	
January	9,295	
February	10,528	
March	12,109	
April	13,111	
May	13,114	
June	13,114	

QUALITY

	Quantity	Base Number	Contract	AT	Region	England
% of FP17s for the same patient ID Re-attending within 3 months - Children	36	615	5.9%	10.0%	11.5%	12.0%
% of FP17s for the same patient ID Re-attending within 3 months - Adults	134	754	17.8%	15.4%	16.8%	16.0%
% of FP17s for the same patient ID Re-attending between 3 & 9 months - Children	270	615	43.9%	48.2%	47.3%	58.0%
% of FP17s for the same patient ID Re-attending between 3 & 9 months - Adults	278	754	36.9%	38.4%	38.3%	50.9%
% of FP17s for Band 1 Urgent Courses	97	1,077	9.0%	10.0%	10.7%	9.1%
% of FP17s Relating to Free Repair or Replacements	1	1,077	0.1%	0.6%	0.6%	0.8%
% of FP17s Relating to Continuations	2	1,077	0.2%	0.9%	0.8%	1.1%
% of Patients satisfied with the dentistry they have received	1	1	N/A	90.2%	89.8%	91.7%
% of Patients satisfied with the time they had to wait for an appointment	1	1	N/A	86.2%	83.6%	88.0%

* This is based on patients treated on this contract for their most recent course of treatment. Figures in italics indicate the base number of FP17s or Patient Questionnaire responses are less than 100. N/A is shown where the base number of responses is less than 10 during the period. % is calculated as Quantity/Base number*100

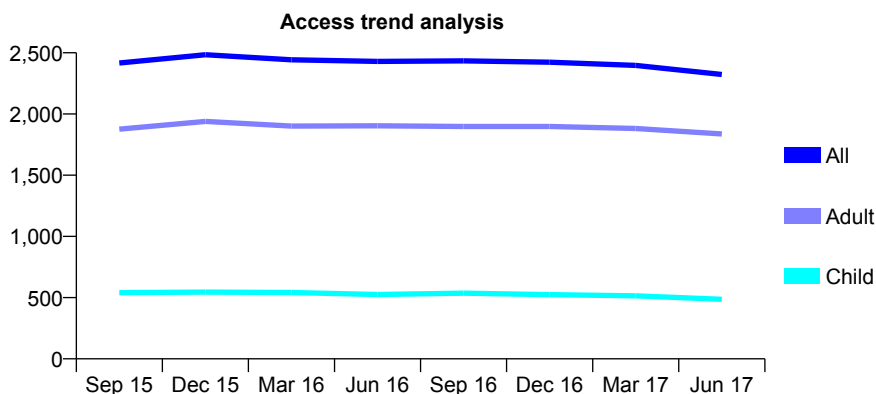
Q63 - Vital Signs At a Glance Contract Report for 394653/0001 - June 2017

Name or company name	MR FE DARTFORD
Contract type name	GDS Contract
Purpose of contract	General
Contract start date	01/05/2007
Contract end date	

17/18 Contracted general activity (UDA)	6,963
Carry forward general activity (UDA)	0
17/18 Contracted orthodontic activity (UOA)	0
Carry forward orthodontic activity (UOA)	0
Baseline contract value	£152,724.64

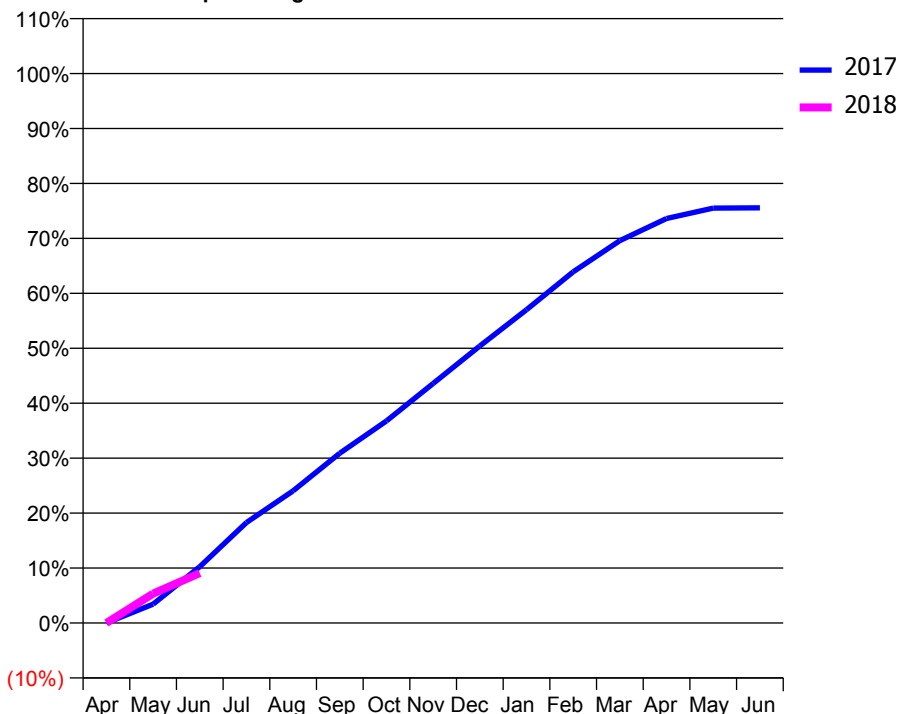
ACCESS*

Patients seen in 24 months	Total	Change since previous quarter
Quarter ending June 2016	2,430	
Quarter ending September 2016	2,434	→
Quarter ending December 2016	2,423	→
Quarter ending March 2017	2,397	↓
Quarter ending June 2017	2,323	↓
Variance since June 2016	(4.4%)	↓



ACTIVITY

Cumulative percentage of contracted UDA delivered 2017 & 2018



Adjusted Scheduled Activity (UDA)

Month	2017	2018
April	0	0
May	240	372
June	714	632
July	1,273	
August	1,675	
September	2,152	
October	2,561	
November	3,035	
December	3,511	
January	3,969	
February	4,449	
March	4,845	
April	5,126	
May	5,258	
June	5,261	

QUALITY

	Quantity	Base Number	Contract	AT	Region	England
% of FP17s for the same patient ID Re-attending within 3 months - Children	5	114	4.4%	10.0%	11.5%	12.0%
% of FP17s for the same patient ID Re-attending within 3 months - Adults	34	393	8.7%	15.4%	16.8%	16.0%
% of FP17s for the same patient ID Re-attending between 3 & 9 months - Children	61	114	53.5%	48.2%	47.3%	58.0%
% of FP17s for the same patient ID Re-attending between 3 & 9 months - Adults	184	393	46.8%	38.4%	38.3%	50.9%
% of FP17s for Band 1 Urgent Courses	10	321	3.1%	10.0%	10.7%	9.1%
% of FP17s Relating to Free Repair or Replacements	0	321	0.0%	0.6%	0.6%	0.8%
% of FP17s Relating to Continuations	2	321	0.6%	0.9%	0.8%	1.1%
% of Patients satisfied with the dentistry they have received	1	1	N/A	90.2%	89.8%	91.7%
% of Patients satisfied with the time they had to wait for an appointment	1	1	N/A	86.2%	83.6%	88.0%

* This is based on patients treated on this contract for their most recent course of treatment. Figures in italics indicate the base number of FP17s or Patient Questionnaire responses are less than 100. N/A is shown where the base number of responses is less than 10 during the period. % is calculated as Quantity/Base number*100

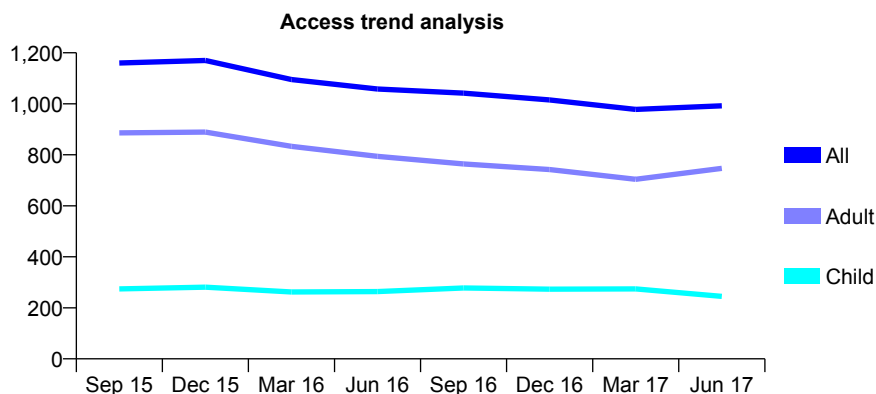
Q63 - Vital Signs At a Glance Contract Report for 395234/0001 - June 2017

Name or company name	MR MZ SHEIKH
Contract type name	GDS Contract
Purpose of contract	General
Contract start date	01/04/2006
Contract end date	

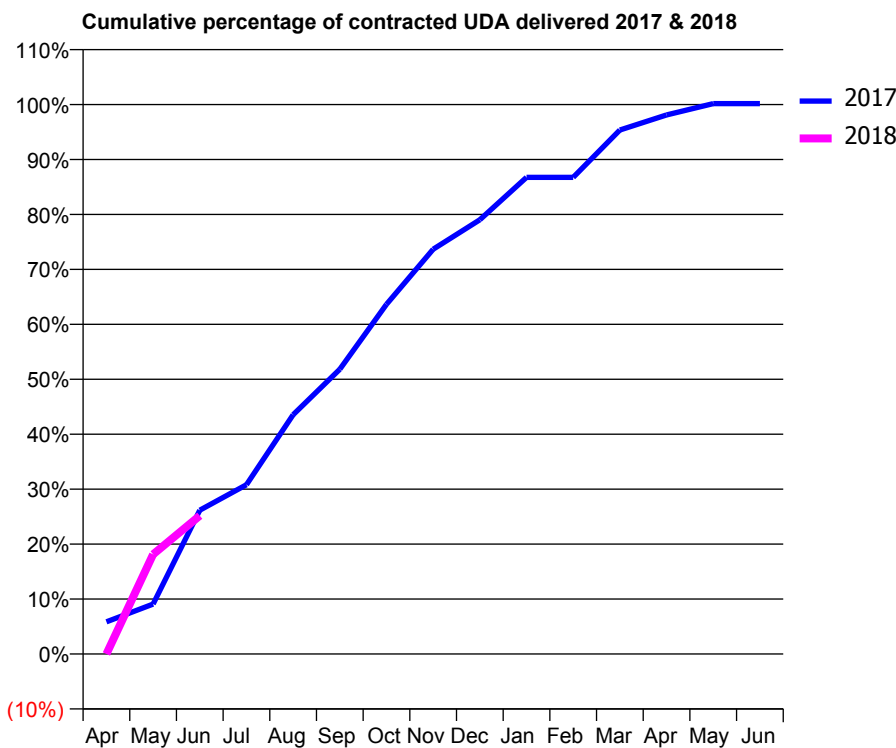
17/18 Contracted general activity (UDA)	2,888
Carry forward general activity (UDA)	0
17/18 Contracted orthodontic activity (UOA)	0
Carry forward orthodontic activity (UOA)	0
Baseline contract value	£103,336.53

ACCESS*

Patients seen in 24 months	Total	Change since previous quarter
Quarter ending June 2016	1,058	
Quarter ending September 2016	1,042	↓
Quarter ending December 2016	1,015	↓
Quarter ending March 2017	978	↓
Quarter ending June 2017	992	→
Variance since June 2016	(6.2%)	↓



ACTIVITY



Adjusted Scheduled Activity (UDA)		
Month	2017	2018
April	169	0
May	262	524
June	756	727
July	890	
August	1,257	
September	1,497	
October	1,838	
November	2,127	
December	2,282	
January	2,505	
February	2,505	
March	2,754	
April	2,833	
May	2,893	
June	2,893	

QUALITY

	Quantity	Base Number	Contract	AT	Region	England
% of FP17s for the same patient ID Re-attending within 3 months - Children	6	47	12.8%	10.0%	11.5%	12.0%
% of FP17s for the same patient ID Re-attending within 3 months - Adults	8	208	3.8%	15.4%	16.8%	16.0%
% of FP17s for the same patient ID Re-attending between 3 & 9 months - Children	16	47	34.0%	48.2%	47.3%	58.0%
% of FP17s for the same patient ID Re-attending between 3 & 9 months - Adults	52	208	25.0%	38.4%	38.3%	50.9%
% of FP17s for Band 1 Urgent Courses	5	184	2.7%	10.0%	10.7%	9.1%
% of FP17s Relating to Free Repair or Replacements	3	184	1.6%	0.6%	0.6%	0.8%
% of FP17s Relating to Continuations	3	184	1.6%	0.9%	0.8%	1.1%
% of Patients satisfied with the dentistry they have received	0	0	N/A	90.2%	89.8%	91.7%
% of Patients satisfied with the time they had to wait for an appointment	0	0	N/A	86.2%	83.6%	88.0%

* This is based on patients treated on this contract for their most recent course of treatment. Figures in italics indicate the base number of FP17s or Patient Questionnaire responses are less than 100. N/A is shown where the base number of responses is less than 10 during the period. % is calculated as Quantity/Base number*100

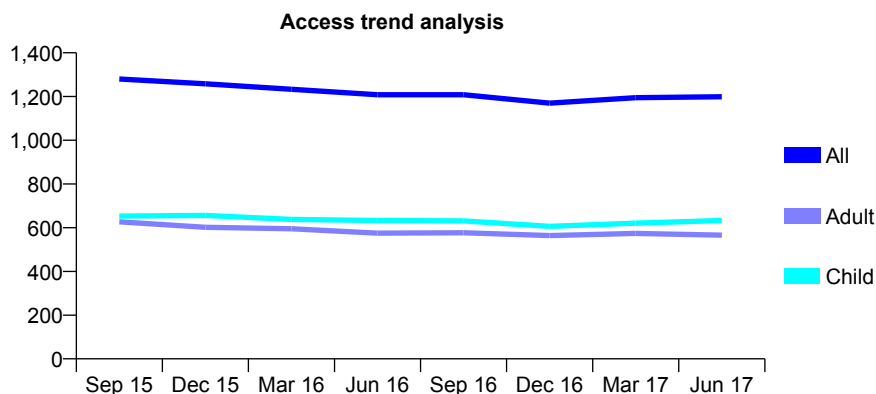
Q63 - Vital Signs At a Glance Contract Report for 395668/0001 - June 2017

Name or company name	MR RG ST CLAIRE
Contract type name	GDS Contract
Purpose of contract	General
Contract start date	01/04/2006
Contract end date	

17/18 Contracted general activity (UDA)	3,856
Carry forward general activity (UDA)	0
17/18 Contracted orthodontic activity (UOA)	0
Carry forward orthodontic activity (UOA)	0
Baseline contract value	£110,459.05

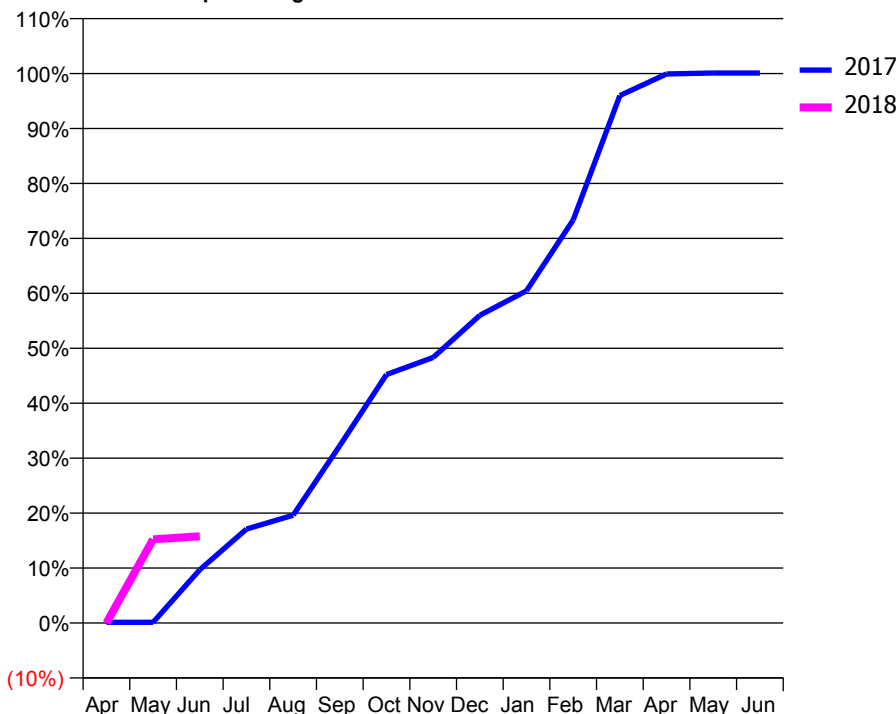
ACCESS*

Patients seen in 24 months	Total	Change since previous quarter
Quarter ending June 2016	1,208	
Quarter ending September 2016	1,208	→
Quarter ending December 2016	1,170	↓
Quarter ending March 2017	1,195	↑
Quarter ending June 2017	1,199	→
Variance since June 2016	(0.7%)	→



ACTIVITY

Cumulative percentage of contracted UDA delivered 2017 & 2018



Adjusted Scheduled Activity (UDA)

Month	2017	2018
April	5	0
May	5	587
June	373	608
July	659	
August	757	
September	1,245	
October	1,744	
November	1,864	
December	2,159	
January	2,332	
February	2,828	
March	3,701	
April	3,853	
May	3,860	
June	3,860	

QUALITY

	Quantity	Base Number	Contract	AT	Region	England
% of FP17s for the same patient ID Re-attending within 3 months - Children	0	88	0.0%	10.0%	11.5%	12.0%
% of FP17s for the same patient ID Re-attending within 3 months - Adults	17	101	16.8%	15.4%	16.8%	16.0%
% of FP17s for the same patient ID Re-attending between 3 & 9 months - Children	16	88	18.2%	48.2%	47.3%	58.0%
% of FP17s for the same patient ID Re-attending between 3 & 9 months - Adults	31	101	30.7%	38.4%	38.3%	50.9%
% of FP17s for Band 1 Urgent Courses	12	156	7.7%	10.0%	10.7%	9.1%
% of FP17s Relating to Free Repair or Replacements	0	156	0.0%	0.6%	0.6%	0.8%
% of FP17s Relating to Continuations	0	156	0.0%	0.9%	0.8%	1.1%
% of Patients satisfied with the dentistry they have received	0	1	N/A	90.2%	89.8%	91.7%
% of Patients satisfied with the time they had to wait for an appointment	1	1	N/A	86.2%	83.6%	88.0%

* This is based on patients treated on this contract for their most recent course of treatment. Figures in italics indicate the base number of FP17s or Patient Questionnaire responses are less than 100. N/A is shown where the base number of responses is less than 10 during the period. % is calculated as Quantity/Base number*100

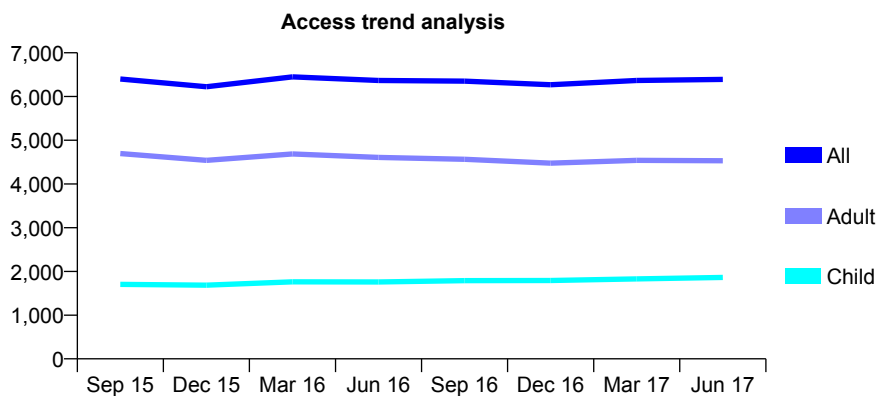
Q63 - Vital Signs At a Glance Contract Report for 397717/0001 - June 2017

Name or company name	MR R KARDEL-TABAR
Contract type name	GDS Contract
Purpose of contract	General
Contract start date	01/08/2008
Contract end date	

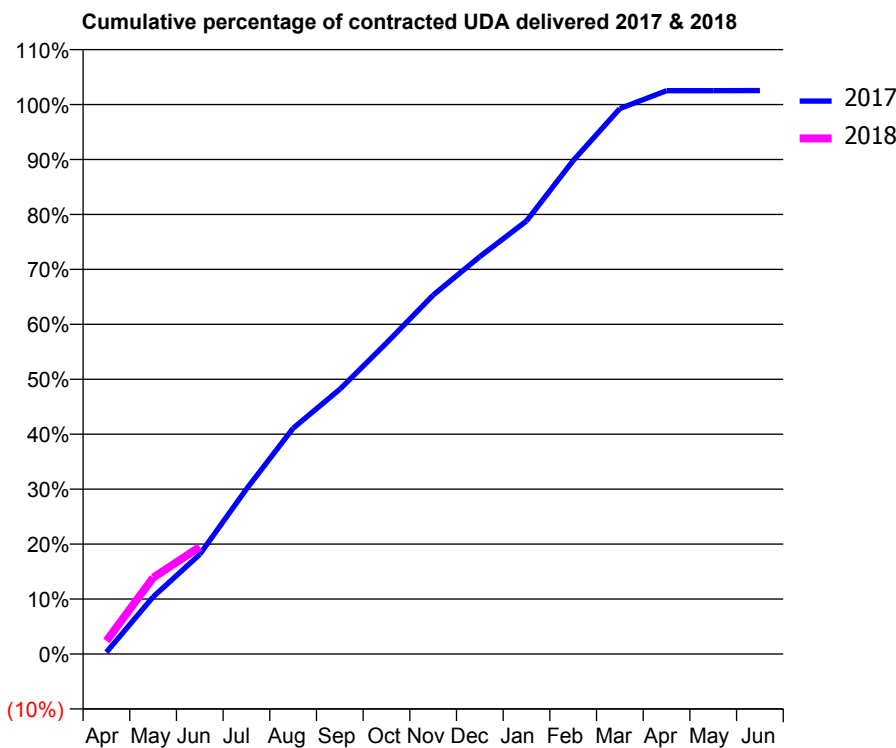
17/18 Contracted general activity (UDA)	16,633
Carry forward general activity (UDA)	0
17/18 Contracted orthodontic activity (UOA)	0
Carry forward orthodontic activity (UOA)	0
Baseline contract value	£412,261.05

ACCESS*

Patients seen in 24 months	Total	Change since previous quarter
Quarter ending June 2016	6,366	
Quarter ending September 2016	6,353	→
Quarter ending December 2016	6,269	↓
Quarter ending March 2017	6,367	→
Quarter ending June 2017	6,393	→
Variance since June 2016	0.4%	→



ACTIVITY



Month	Adjusted Scheduled Activity (UDA)	
	2017	2018
April	56	396
May	1,731	2,312
June	3,019	3,241
July	4,995	
August	6,835	
September	8,015	
October	9,414	
November	10,865	
December	12,029	
January	13,108	
February	14,937	
March	16,512	
April	17,051	
May	17,051	
June	17,056	

QUALITY

	Quantity	Base Number	Contract	AT	Region	England
% of FP17s for the same patient ID Re-attending within 3 months - Children	28	498	5.6%	10.0%	11.5%	12.0%
% of FP17s for the same patient ID Re-attending within 3 months - Adults	152	1,150	13.2%	15.4%	16.8%	16.0%
% of FP17s for the same patient ID Re-attending between 3 & 9 months - Children	206	498	41.4%	48.2%	47.3%	58.0%
% of FP17s for the same patient ID Re-attending between 3 & 9 months - Adults	346	1,150	30.1%	38.4%	38.3%	50.9%
% of FP17s for Band 1 Urgent Courses	191	1,401	13.6%	10.0%	10.7%	9.1%
% of FP17s Relating to Free Repair or Replacements	6	1,401	0.4%	0.6%	0.6%	0.8%
% of FP17s Relating to Continuations	5	1,401	0.4%	0.9%	0.8%	1.1%
% of Patients satisfied with the dentistry they have received	8	8	N/A	90.2%	89.8%	91.7%
% of Patients satisfied with the time they had to wait for an appointment	7	8	N/A	86.2%	83.6%	88.0%

* This is based on patients treated on this contract for their most recent course of treatment. Figures in italics indicate the base number of FP17s or Patient Questionnaire responses are less than 100. N/A is shown where the base number of responses is less than 10 during the period. % is calculated as Quantity/Base number*100

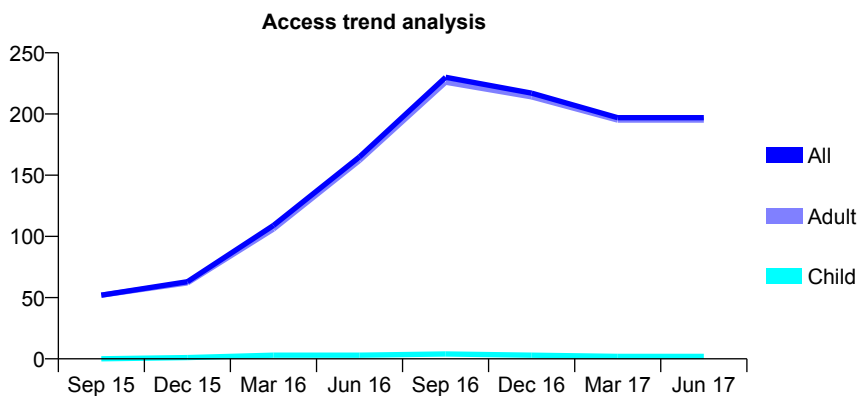
Q63 - Vital Signs At a Glance Contract Report for 397717/0003 - June 2017

Name or company name	MR R KARDEL-TABAR
Contract type name	PDS Contract
Purpose of contract	General
Contract start date	01/06/2013
Contract end date	30/11/2017

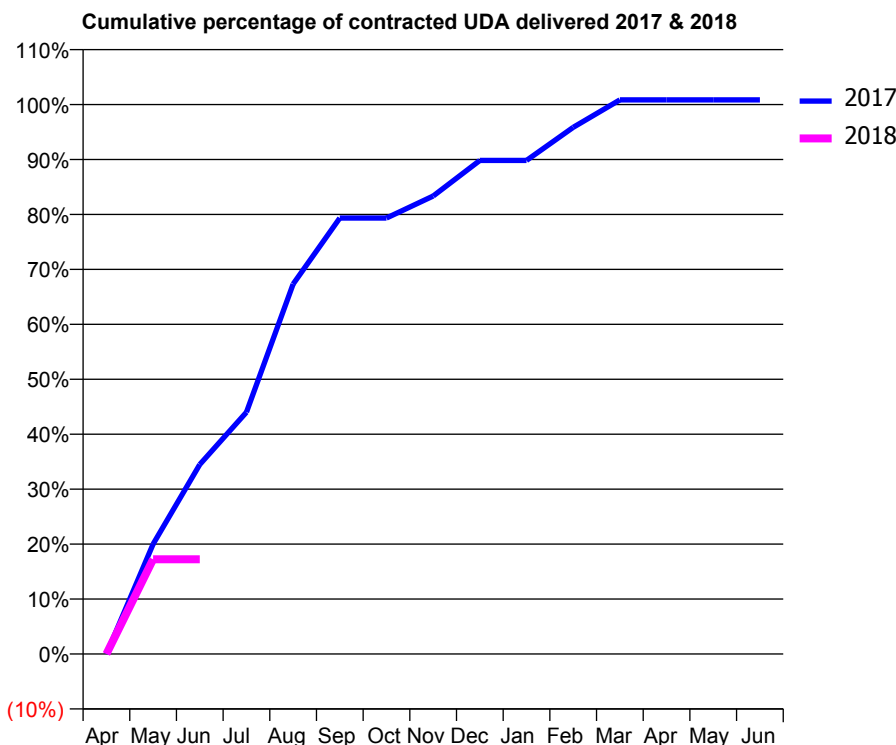
17/18 Contracted general activity (UDA)	400
Carry forward general activity (UDA)	0
17/18 Contracted orthodontic activity (UOA)	0
Carry forward orthodontic activity (UOA)	0
Baseline contract value	£21,090.21

ACCESS*

Patients seen in 24 months	Total	Change since previous quarter
Quarter ending June 2016	165	
Quarter ending September 2016	230	↑
Quarter ending December 2016	217	↓
Quarter ending March 2017	197	↓
Quarter ending June 2017	197	→
Variance since June 2016	19.4%	↑



ACTIVITY



Month	Adjusted Scheduled Activity (UDA)	
	2017	2018
April	0	0
May	120	69
June	207	69
July	264	
August	404	
September	476	
October	476	
November	500	
December	539	
January	539	
February	575	
March	605	
April	605	
May	605	
June	605	

QUALITY

	Quantity	Base Number	Contract	AT	Region	England
% of FP17s for the same patient ID Re-attending within 3 months - Children	0	0	N/A	10.0%	11.5%	12.0%
% of FP17s for the same patient ID Re-attending within 3 months - Adults	0	23	0.0%	15.4%	16.8%	16.0%
% of FP17s for the same patient ID Re-attending between 3 & 9 months - Children	0	0	N/A	48.2%	47.3%	58.0%
% of FP17s for the same patient ID Re-attending between 3 & 9 months - Adults	1	23	4.3%	38.4%	38.3%	50.9%
% of FP17s for Band 1 Urgent Courses	0	23	0.0%	10.0%	10.7%	9.1%
% of FP17s Relating to Free Repair or Replacements	1	23	4.3%	0.6%	0.6%	0.8%
% of FP17s Relating to Continuations	1	23	4.3%	0.9%	0.8%	1.1%
% of Patients satisfied with the dentistry they have received	0	0	N/A	90.2%	89.8%	91.7%
% of Patients satisfied with the time they had to wait for an appointment	0	0	N/A	86.2%	83.6%	88.0%

* This is based on patients treated on this contract for their most recent course of treatment. Figures in italics indicate the base number of FP17s or Patient Questionnaire responses are less than 100. N/A is shown where the base number of responses is less than 10 during the period. % is calculated as Quantity/Base number*100

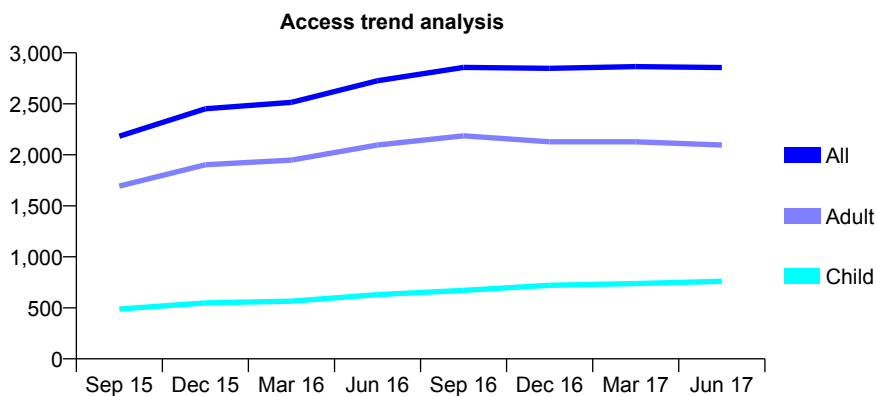
Q63 - Vital Signs At a Glance Contract Report for 397717/0004 - June 2017

Name or company name	MR R KARDEL-TABAR
Contract type name	GDS Contract
Purpose of contract	General
Contract start date	01/10/2014
Contract end date	

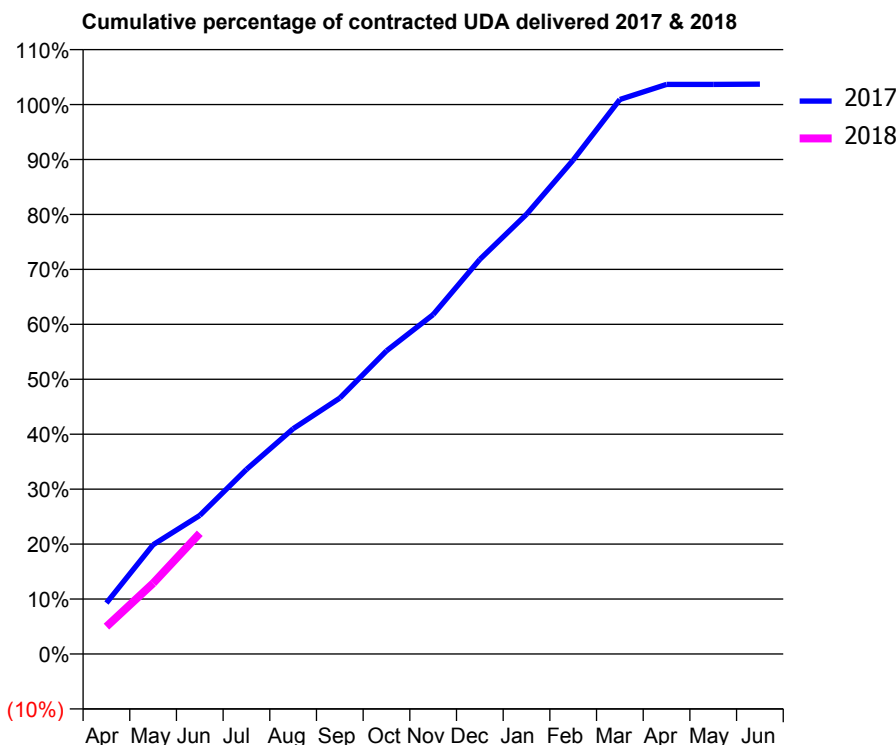
17/18 Contracted general activity (UDA)	6,334
Carry forward general activity (UDA)	0
17/18 Contracted orthodontic activity (UOA)	0
Carry forward orthodontic activity (UOA)	0
Baseline contract value	£163,035.71

ACCESS*

Patients seen in 24 months	Total	Change since previous quarter
Quarter ending June 2016	2,726	
Quarter ending September 2016	2,857	↑
Quarter ending December 2016	2,848	→
Quarter ending March 2017	2,865	→
Quarter ending June 2017	2,856	→
Variance since June 2016	4.8%	↑



ACTIVITY



Month	Adjusted Scheduled Activity (UDA)	
	2017	2018
April	588	316
May	1,259	815
June	1,598	1,392
July	2,128	
August	2,597	
September	2,950	
October	3,495	
November	3,912	
December	4,548	
January	5,068	
February	5,694	
March	6,392	
April	6,566	
May	6,566	
June	6,569	

QUALITY

	Quantity	Base Number	Contract	AT	Region	England
% of FP17s for the same patient ID Re-attending within 3 months - Children	19	226	8.4%	10.0%	11.5%	12.0%
% of FP17s for the same patient ID Re-attending within 3 months - Adults	43	364	11.8%	15.4%	16.8%	16.0%
% of FP17s for the same patient ID Re-attending between 3 & 9 months - Children	110	226	48.7%	48.2%	47.3%	58.0%
% of FP17s for the same patient ID Re-attending between 3 & 9 months - Adults	93	364	25.5%	38.4%	38.3%	50.9%
% of FP17s for Band 1 Urgent Courses	89	520	17.1%	10.0%	10.7%	9.1%
% of FP17s Relating to Free Repair or Replacements	0	520	0.0%	0.6%	0.6%	0.8%
% of FP17s Relating to Continuations	3	520	0.6%	0.9%	0.8%	1.1%
% of Patients satisfied with the dentistry they have received	2	2	N/A	90.2%	89.8%	91.7%
% of Patients satisfied with the time they had to wait for an appointment	1	2	N/A	86.2%	83.6%	88.0%

* This is based on patients treated on this contract for their most recent course of treatment. Figures in italics indicate the base number of FP17s or Patient Questionnaire responses are less than 100. N/A is shown where the base number of responses is less than 10 during the period. % is calculated as Quantity/Base number*100

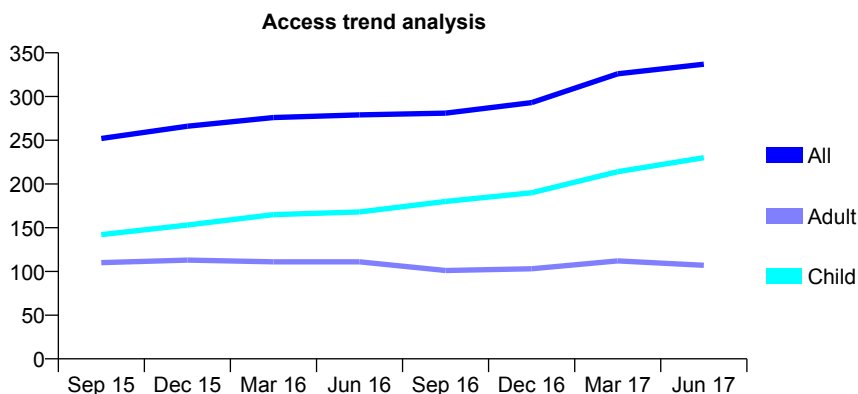
Q63 - Vital Signs At a Glance Contract Report for 559083/0005 - June 2017

Name or company name	MR VS SEHMI
Contract type name	GDS Contract
Purpose of contract	General
Contract start date	23/01/2012
Contract end date	

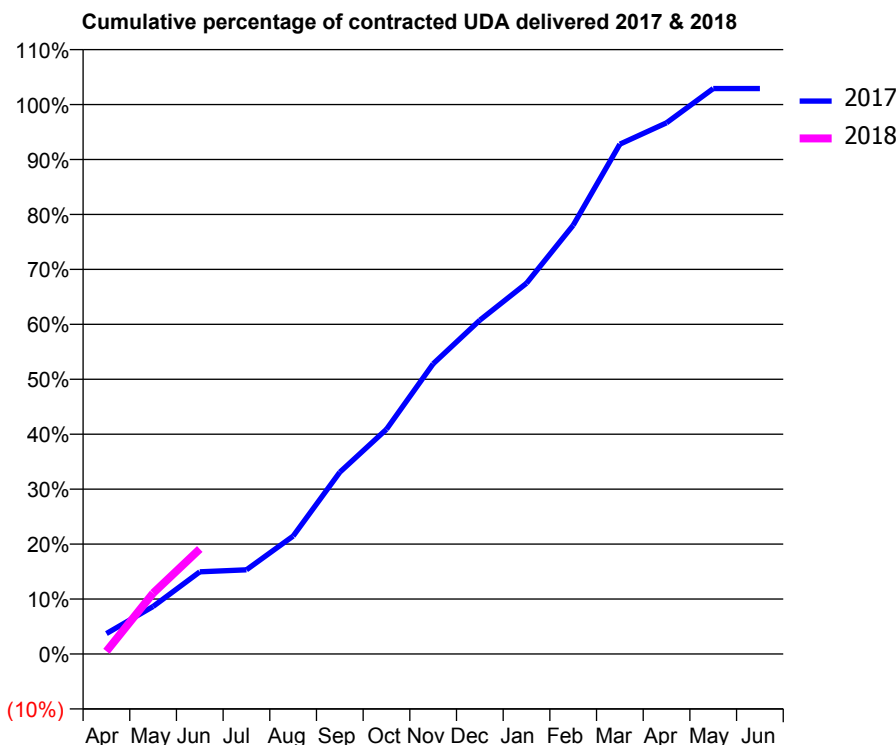
17/18 Contracted general activity (UDA)	859
Carry forward general activity (UDA)	0
17/18 Contracted orthodontic activity (UOA)	0
Carry forward orthodontic activity (UOA)	0
Baseline contract value	£19,363.31

ACCESS*

Patients seen in 24 months	Total	Change since previous quarter
Quarter ending June 2016	279	
Quarter ending September 2016	281	→
Quarter ending December 2016	293	↑
Quarter ending March 2017	326	↑
Quarter ending June 2017	337	↑
Variance since June 2016	20.8%	↑



ACTIVITY



Adjusted Scheduled Activity (UDA)		
Month	2017	2018
April	32	4
May	74	95
June	129	164
July	132	
August	184	
September	284	
October	351	
November	454	
December	522	
January	580	
February	670	
March	797	
April	830	
May	884	
June	884	

QUALITY

	Quantity	Base Number	Contract	AT	Region	England
% of FP17s for the same patient ID Re-attending within 3 months - Children	7	74	9.5%	10.0%	11.5%	12.0%
% of FP17s for the same patient ID Re-attending within 3 months - Adults	11	32	34.4%	15.4%	16.8%	16.0%
% of FP17s for the same patient ID Re-attending between 3 & 9 months - Children	28	74	37.8%	48.2%	47.3%	58.0%
% of FP17s for the same patient ID Re-attending between 3 & 9 months - Adults	9	32	28.1%	38.4%	38.3%	50.9%
% of FP17s for Band 1 Urgent Courses	11	74	14.9%	10.0%	10.7%	9.1%
% of FP17s Relating to Free Repair or Replacements	0	74	0.0%	0.6%	0.6%	0.8%
% of FP17s Relating to Continuations	0	74	0.0%	0.9%	0.8%	1.1%
% of Patients satisfied with the dentistry they have received	0	0	N/A	90.2%	89.8%	91.7%
% of Patients satisfied with the time they had to wait for an appointment	0	0	N/A	86.2%	83.6%	88.0%

* This is based on patients treated on this contract for their most recent course of treatment. Figures in italics indicate the base number of FP17s or Patient Questionnaire responses are less than 100. N/A is shown where the base number of responses is less than 10 during the period. % is calculated as Quantity/Base number*100

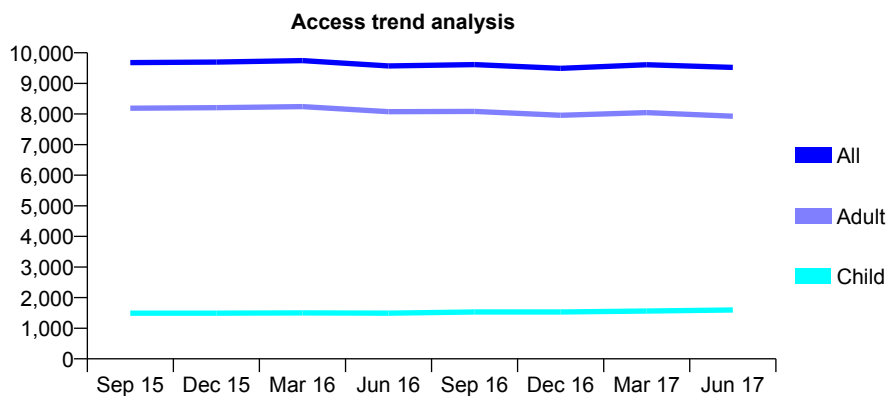
Q63 - Vital Signs At a Glance Contract Report for 559350/0001 - June 2017

Name or company name	MR S SURENDRA
Contract type name	GDS Contract
Purpose of contract	General
Contract start date	01/04/2006
Contract end date	

17/18 Contracted general activity (UDA)	24,100
Carry forward general activity (UDA)	0
17/18 Contracted orthodontic activity (UOA)	0
Carry forward orthodontic activity (UOA)	0
Baseline contract value	£717,179.14

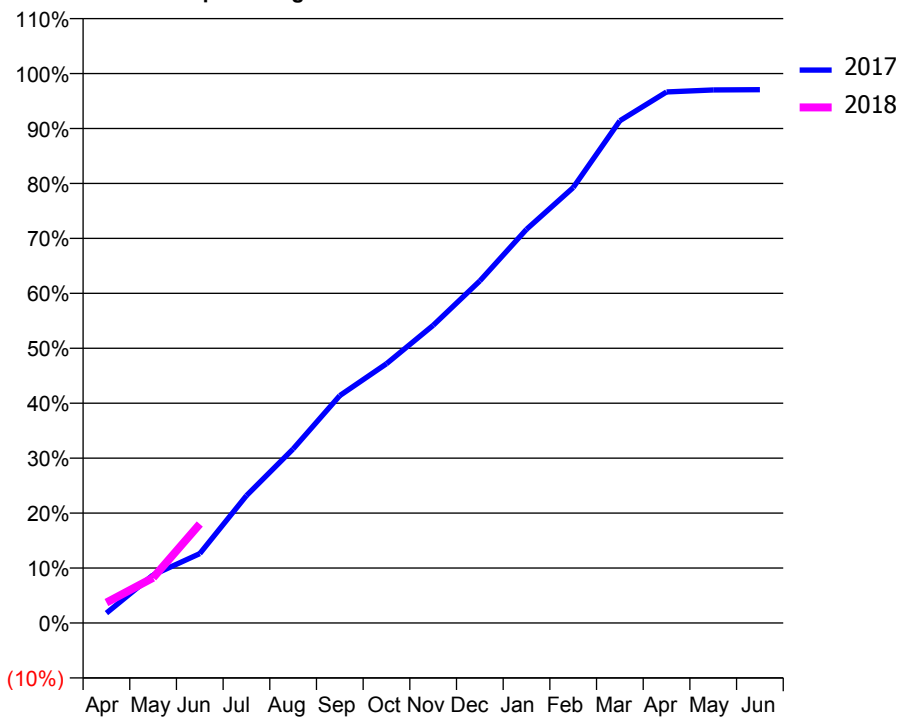
ACCESS*

Patients seen in 24 months	Total	Change since previous quarter
Quarter ending June 2016	9,569	
Quarter ending September 2016	9,616	→
Quarter ending December 2016	9,491	↓
Quarter ending March 2017	9,611	→
Quarter ending June 2017	9,522	→
Variance since June 2016	(0.5%)	→



ACTIVITY

Cumulative percentage of contracted UDA delivered 2017 & 2018



Adjusted Scheduled Activity (UDA)

Month	2017	2018
April	438	895
May	2,108	1,987
June	3,044	4,342
July	5,589	
August	7,634	
September	9,972	
October	11,370	
November	13,059	
December	15,005	
January	17,265	
February	19,096	
March	22,028	
April	23,291	
May	23,381	
June	23,390	

QUALITY

	Quantity	Base Number	Contract	AT	Region	England
% of FP17s for the same patient ID Re-attending within 3 months - Children	36	499	7.2%	10.0%	11.5%	12.0%
% of FP17s for the same patient ID Re-attending within 3 months - Adults	193	1,650	11.7%	15.4%	16.8%	16.0%
% of FP17s for the same patient ID Re-attending between 3 & 9 months - Children	219	499	43.9%	48.2%	47.3%	58.0%
% of FP17s for the same patient ID Re-attending between 3 & 9 months - Adults	588	1,650	35.6%	38.4%	38.3%	50.9%
% of FP17s for Band 1 Urgent Courses	71	1,728	4.1%	10.0%	10.7%	9.1%
% of FP17s Relating to Free Repair or Replacements	1	1,728	0.1%	0.6%	0.6%	0.8%
% of FP17s Relating to Continuations	23	1,728	1.3%	0.9%	0.8%	1.1%
% of Patients satisfied with the dentistry they have received	9	9	N/A	90.2%	89.8%	91.7%
% of Patients satisfied with the time they had to wait for an appointment	9	9	N/A	86.2%	83.6%	88.0%

* This is based on patients treated on this contract for their most recent course of treatment. Figures in italics indicate the base number of FP17s or Patient Questionnaire responses are less than 100. N/A is shown where the base number of responses is less than 10 during the period. % is calculated as Quantity/Base number*100

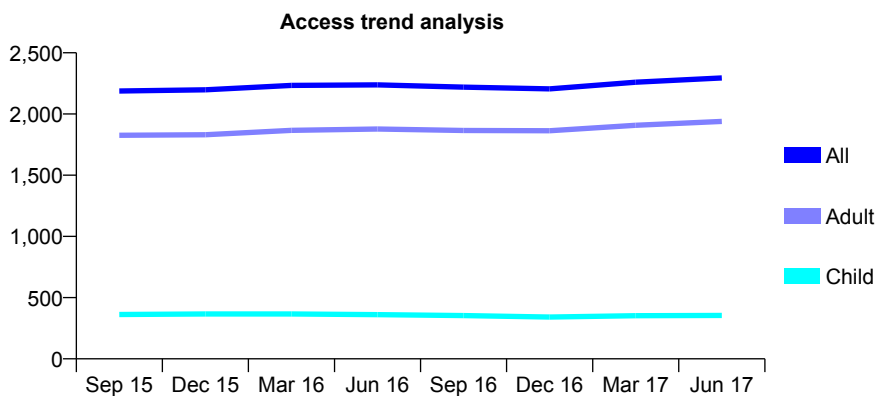
Q63 - Vital Signs At a Glance Contract Report for 565164/0001 - June 2017

Name or company name	MISS P SARGENT
Contract type name	GDS Contract
Purpose of contract	General
Contract start date	01/04/2006
Contract end date	

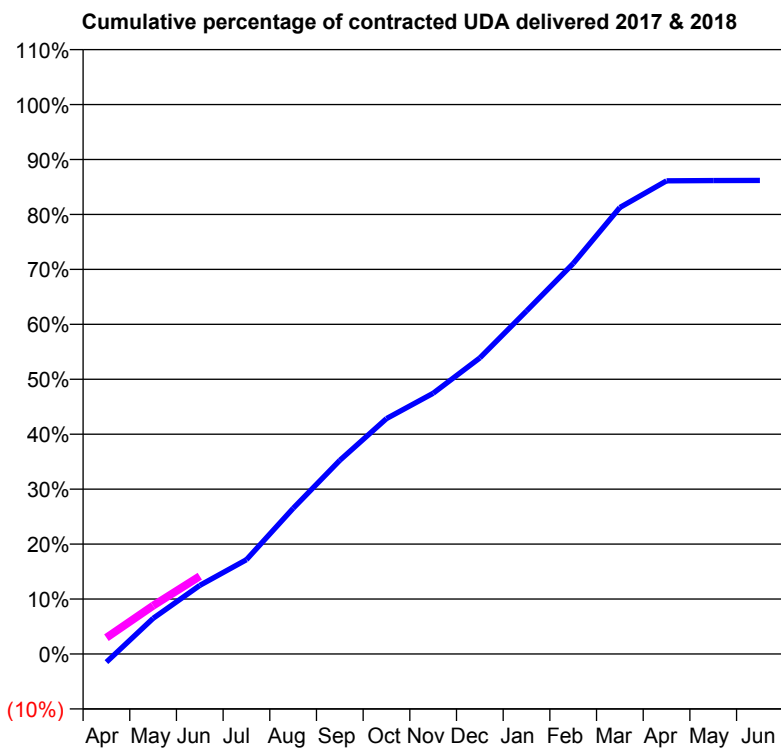
17/18 Contracted general activity (UDA)	6,700
Carry forward general activity (UDA)	0
17/18 Contracted orthodontic activity (UOA)	0
Carry forward orthodontic activity (UOA)	0
Baseline contract value	£138,321.85

ACCESS*

Patients seen in 24 months	Total	Change since previous quarter
Quarter ending June 2016	2,238	
Quarter ending September 2016	2,219	→
Quarter ending December 2016	2,205	→
Quarter ending March 2017	2,260	↑
Quarter ending June 2017	2,295	→
Variance since June 2016	2.5%	↑



ACTIVITY



Month	Adjusted Scheduled Activity (UDA)	
	2017	2018
April	-100	199
May	434	590
June	837	949
July	1,151	
August	1,776	
September	2,361	
October	2,871	
November	3,179	
December	3,610	
January	4,183	
February	4,761	
March	5,445	
April	5,769	
May	5,773	
June	5,775	

QUALITY

	Quantity	Base Number	Contract	AT	Region	England
% of FP17s for the same patient ID Re-attending within 3 months - Children	3	103	2.9%	10.0%	11.5%	12.0%
% of FP17s for the same patient ID Re-attending within 3 months - Adults	71	671	10.6%	15.4%	16.8%	16.0%
% of FP17s for the same patient ID Re-attending between 3 & 9 months - Children	54	103	52.4%	48.2%	47.3%	58.0%
% of FP17s for the same patient ID Re-attending between 3 & 9 months - Adults	373	671	55.6%	38.4%	38.3%	50.9%
% of FP17s for Band 1 Urgent Courses	55	621	8.9%	10.0%	10.7%	9.1%
% of FP17s Relating to Free Repair or Replacements	0	621	0.0%	0.6%	0.6%	0.8%
% of FP17s Relating to Continuations	4	621	0.6%	0.9%	0.8%	1.1%
% of Patients satisfied with the dentistry they have received	9	10	90.0%	90.2%	89.8%	91.7%
% of Patients satisfied with the time they had to wait for an appointment	7	10	70.0%	86.2%	83.6%	88.0%

* This is based on patients treated on this contract for their most recent course of treatment. Figures in italics indicate the base number of FP17s or Patient Questionnaire responses are less than 100. N/A is shown where the base number of responses is less than 10 during the period. % is calculated as Quantity/Base number*100

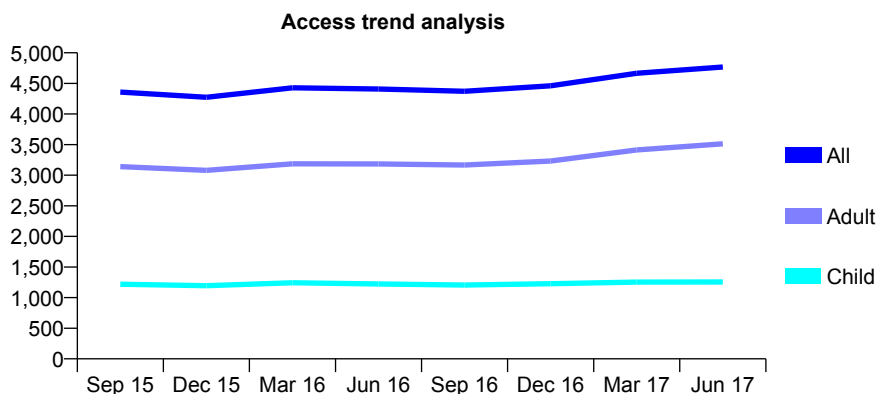
Q63 - Vital Signs At a Glance Contract Report for 566470/0001 - June 2017

Name or company name	MISS D OZA
Contract type name	GDS Contract
Purpose of contract	General
Contract start date	01/04/2006
Contract end date	

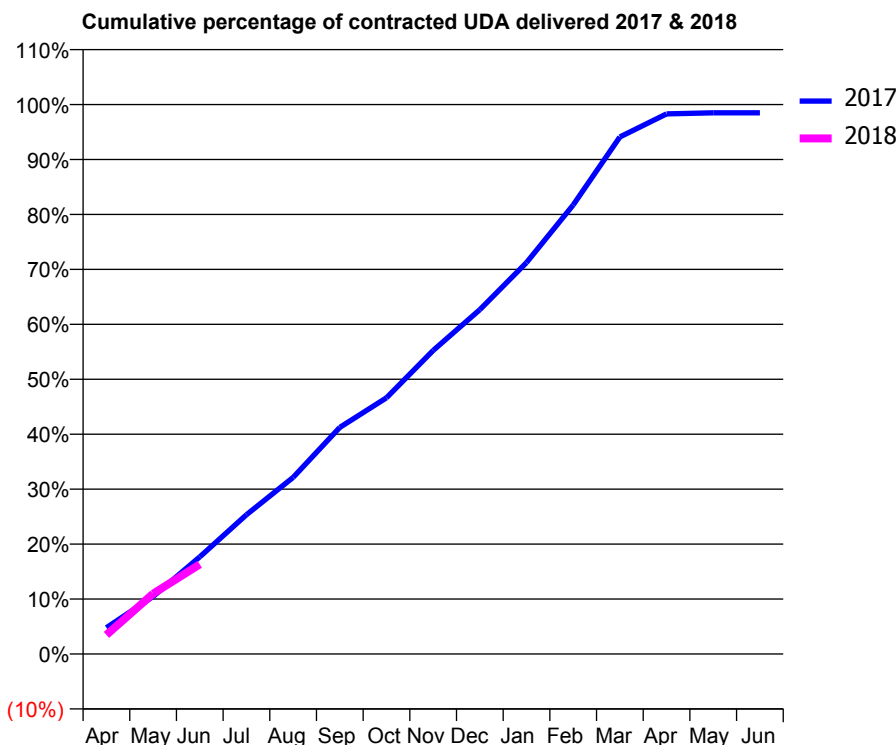
17/18 Contracted general activity (UDA)	13,874
Carry forward general activity (UDA)	0
17/18 Contracted orthodontic activity (UOA)	0
Carry forward orthodontic activity (UOA)	0
Baseline contract value	£353,531.40

ACCESS*

Patients seen in 24 months	Total	Change since previous quarter
Quarter ending June 2016	4,408	
Quarter ending September 2016	4,372	→
Quarter ending December 2016	4,461	↑
Quarter ending March 2017	4,665	↑
Quarter ending June 2017	4,768	↑
Variance since June 2016	8.2%	↑



ACTIVITY



Month	Adjusted Scheduled Activity (UDA)	
	2017	2018
April	666	484
May	1,451	1,524
June	2,453	2,265
July	3,517	
August	4,460	
September	5,721	
October	6,469	
November	7,664	
December	8,693	
January	9,883	
February	11,337	
March	13,055	
April	13,637	
May	13,663	
June	13,663	

QUALITY

	Quantity	Base Number	Contract	AT	Region	England
% of FP17s for the same patient ID Re-attending within 3 months - Children	38	356	10.7%	10.0%	11.5%	12.0%
% of FP17s for the same patient ID Re-attending within 3 months - Adults	97	817	11.9%	15.4%	16.8%	16.0%
% of FP17s for the same patient ID Re-attending between 3 & 9 months - Children	163	356	45.8%	48.2%	47.3%	58.0%
% of FP17s for the same patient ID Re-attending between 3 & 9 months - Adults	289	817	35.4%	38.4%	38.3%	50.9%
% of FP17s for Band 1 Urgent Courses	92	959	9.6%	10.0%	10.7%	9.1%
% of FP17s Relating to Free Repair or Replacements	4	959	0.4%	0.6%	0.6%	0.8%
% of FP17s Relating to Continuations	2	959	0.2%	0.9%	0.8%	1.1%
% of Patients satisfied with the dentistry they have received	5	7	N/A	90.2%	89.8%	91.7%
% of Patients satisfied with the time they had to wait for an appointment	5	7	N/A	86.2%	83.6%	88.0%

* This is based on patients treated on this contract for their most recent course of treatment. Figures in italics indicate the base number of FP17s or Patient Questionnaire responses are less than 100. N/A is shown where the base number of responses is less than 10 during the period. % is calculated as Quantity/Base number*100

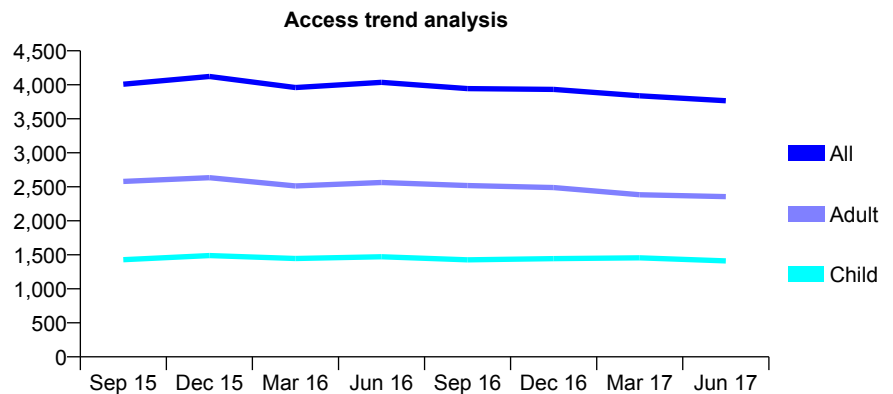
Q63 - Vital Signs At a Glance Contract Report for 567159/0002 - June 2017

Name or company name	K Sachdev, A Sachdev, M Sachdev, N Sac
Contract type name	GDS Contract
Purpose of contract	General
Contract start date	01/04/2006
Contract end date	

17/18 Contracted general activity (UDA)	8,750
Carry forward general activity (UDA)	0
17/18 Contracted orthodontic activity (UOA)	0
Carry forward orthodontic activity (UOA)	0
Baseline contract value	£286,533.72

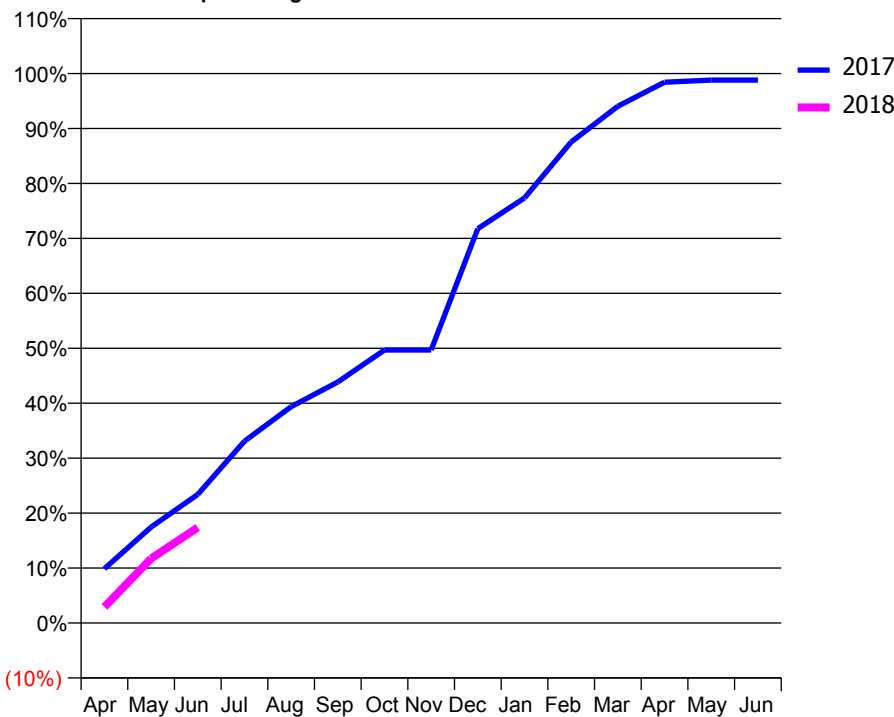
ACCESS*

Patients seen in 24 months	Total	Change since previous quarter
Quarter ending June 2016	4,036	
Quarter ending September 2016	3,944	↓
Quarter ending December 2016	3,933	→
Quarter ending March 2017	3,838	↓
Quarter ending June 2017	3,766	↓
Variance since June 2016	(6.7%)	↓



ACTIVITY

Cumulative percentage of contracted UDA delivered 2017 & 2018



Month	Adjusted Scheduled Activity (UDA)	
	2017	2018
April	865	255
May	1,528	1,027
June	2,049	1,521
July	2,894	
August	3,444	
September	3,837	
October	4,347	
November	4,347	
December	6,280	
January	6,767	
February	7,660	
March	8,229	
April	8,612	
May	8,645	
June	8,645	

QUALITY

	Quantity	Base Number	Contract	AT	Region	England
% of FP17s for the same patient ID Re-attending within 3 months - Children	31	444	7.0%	10.0%	11.5%	12.0%
% of FP17s for the same patient ID Re-attending within 3 months - Adults	78	513	15.2%	15.4%	16.8%	16.0%
% of FP17s for the same patient ID Re-attending between 3 & 9 months - Children	198	444	44.6%	48.2%	47.3%	58.0%
% of FP17s for the same patient ID Re-attending between 3 & 9 months - Adults	146	513	28.5%	38.4%	38.3%	50.9%
% of FP17s for Band 1 Urgent Courses	76	795	9.6%	10.0%	10.7%	9.1%
% of FP17s Relating to Free Repair or Replacements	0	795	0.0%	0.6%	0.6%	0.8%
% of FP17s Relating to Continuations	15	795	1.9%	0.9%	0.8%	1.1%
% of Patients satisfied with the dentistry they have received	3	3	N/A	90.2%	89.8%	91.7%
% of Patients satisfied with the time they had to wait for an appointment	3	3	N/A	86.2%	83.6%	88.0%

* This is based on patients treated on this contract for their most recent course of treatment. Figures in italics indicate the base number of FP17s or Patient Questionnaire responses are less than 100. N/A is shown where the base number of responses is less than 10 during the period. % is calculated as Quantity/Base number*100

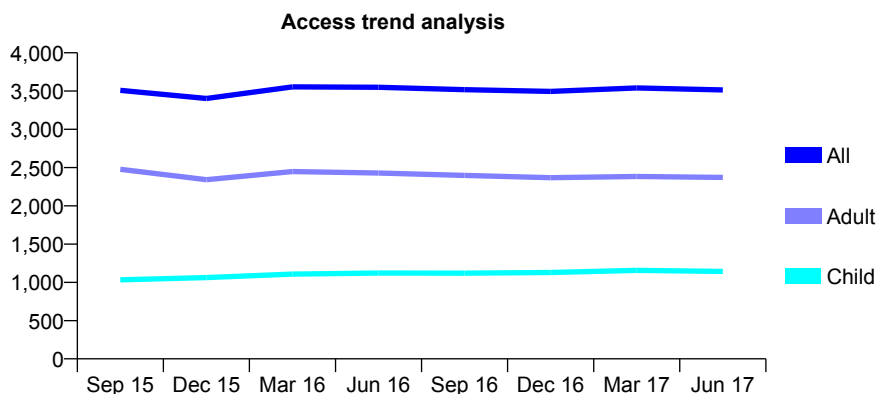
Q63 - Vital Signs At a Glance Contract Report for 567159/0003 - June 2017

Name or company name	K Sachdev, A Sachdev, M Sachdev, N Sac
Contract type name	GDS Contract
Purpose of contract	General
Contract start date	01/04/2006
Contract end date	

17/18 Contracted general activity (UDA)	12,000
Carry forward general activity (UDA)	0
17/18 Contracted orthodontic activity (UOA)	0
Carry forward orthodontic activity (UOA)	0
Baseline contract value	£366,161.16

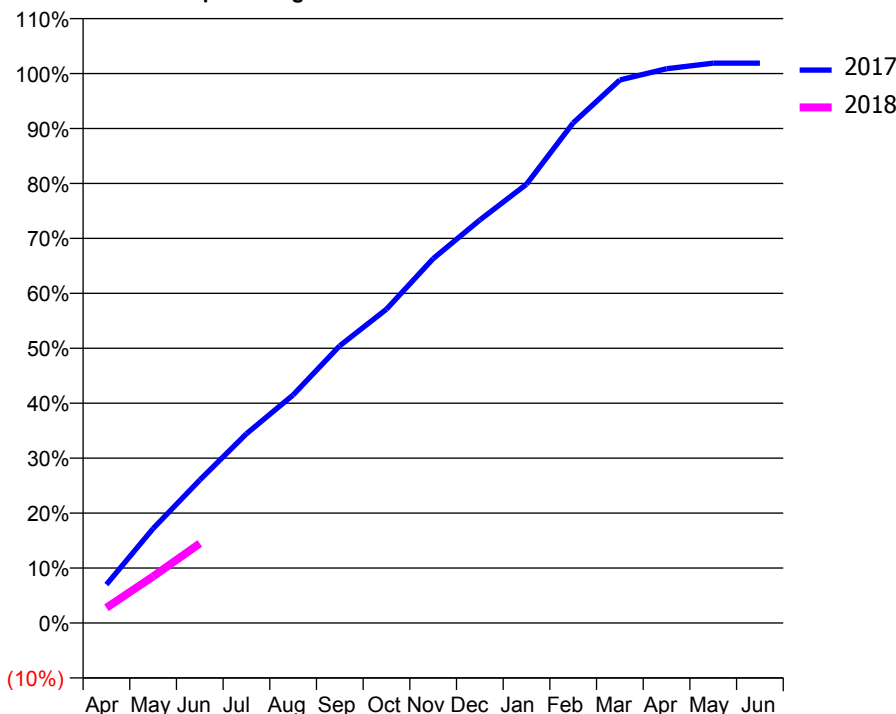
ACCESS*

Patients seen in 24 months	Total	Change since previous quarter
Quarter ending June 2016	3,550	
Quarter ending September 2016	3,518	→
Quarter ending December 2016	3,496	→
Quarter ending March 2017	3,541	→
Quarter ending June 2017	3,514	→
Variance since June 2016	(1.0%)	↓



ACTIVITY

Cumulative percentage of contracted UDA delivered 2017 & 2018



Month	Adjusted Scheduled Activity (UDA)	
	2017	2018
April	840	333
May	2,064	1,018
June	3,122	1,736
July	4,134	
August	4,980	
September	6,055	
October	6,853	
November	7,957	
December	8,803	
January	9,581	
February	10,921	
March	11,858	
April	12,104	
May	12,226	
June	12,226	

QUALITY

	Quantity	Base Number	Contract	AT	Region	England
% of FP17s for the same patient ID Re-attending within 3 months - Children	21	197	10.7%	10.0%	11.5%	12.0%
% of FP17s for the same patient ID Re-attending within 3 months - Adults	105	489	21.5%	15.4%	16.8%	16.0%
% of FP17s for the same patient ID Re-attending between 3 & 9 months - Children	69	197	35.0%	48.2%	47.3%	58.0%
% of FP17s for the same patient ID Re-attending between 3 & 9 months - Adults	152	489	31.1%	38.4%	38.3%	50.9%
% of FP17s for Band 1 Urgent Courses	129	597	21.6%	10.0%	10.7%	9.1%
% of FP17s Relating to Free Repair or Replacements	5	597	0.8%	0.6%	0.6%	0.8%
% of FP17s Relating to Continuations	4	597	0.7%	0.9%	0.8%	1.1%
% of Patients satisfied with the dentistry they have received	3	3	N/A	90.2%	89.8%	91.7%
% of Patients satisfied with the time they had to wait for an appointment	2	3	N/A	86.2%	83.6%	88.0%

* This is based on patients treated on this contract for their most recent course of treatment. Figures in italics indicate the base number of FP17s or Patient Questionnaire responses are less than 100. N/A is shown where the base number of responses is less than 10 during the period. % is calculated as Quantity/Base number*100

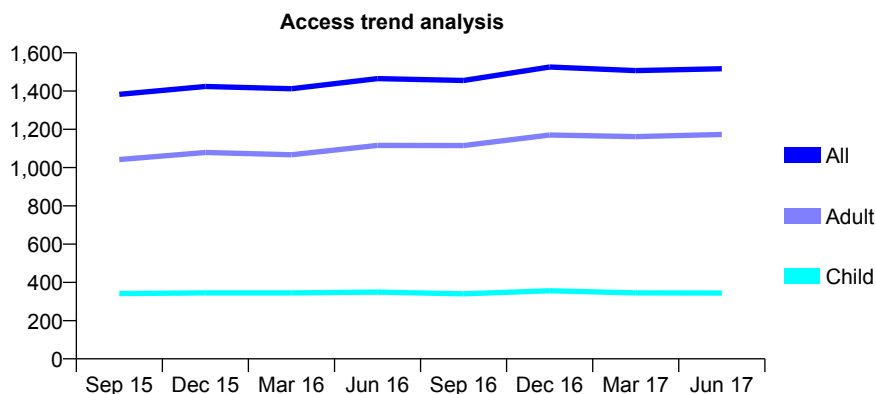
Q63 - Vital Signs At a Glance Contract Report for 567280/0001 - June 2017

Name or company name	MR NL WATERS
Contract type name	GDS Contract
Purpose of contract	General
Contract start date	01/04/2006
Contract end date	

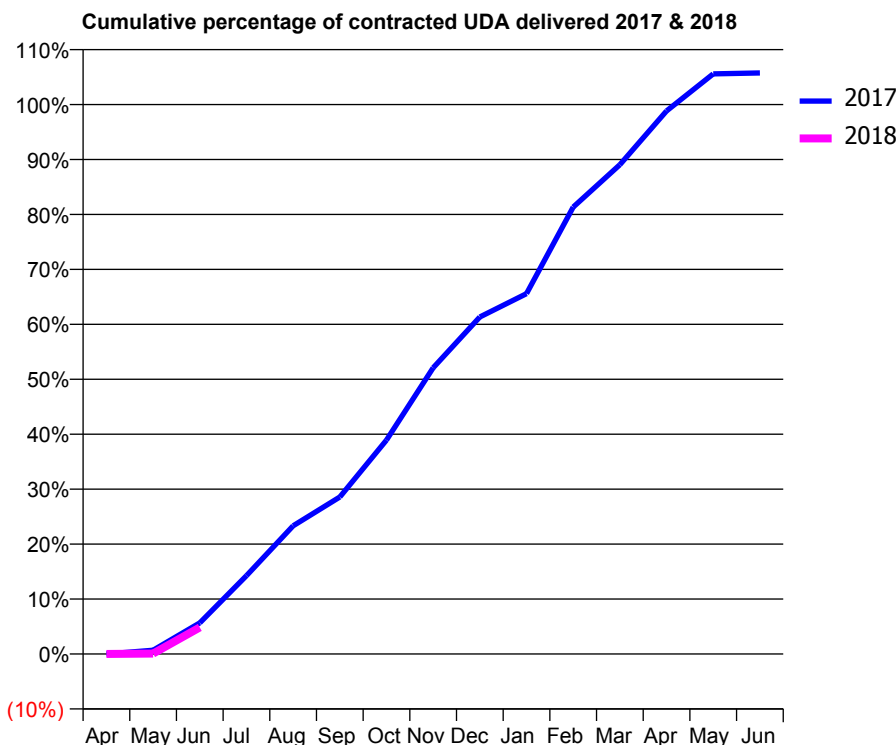
17/18 Contracted general activity (UDA)	3,519
Carry forward general activity (UDA)	0
17/18 Contracted orthodontic activity (UOA)	0
Carry forward orthodontic activity (UOA)	0
Baseline contract value	£102,220.26

ACCESS*

Patients seen in 24 months	Total	Change since previous quarter
Quarter ending June 2016	1,465	
Quarter ending September 2016	1,455	→
Quarter ending December 2016	1,526	↑
Quarter ending March 2017	1,507	↓
Quarter ending June 2017	1,517	→
Variance since June 2016	3.5%	↑



ACTIVITY



Month	Adjusted Scheduled Activity (UDA)	
	2017	2018
April	0	0
May	24	3
June	200	170
July	502	
August	821	
September	1,006	
October	1,370	
November	1,833	
December	2,158	
January	2,308	
February	2,862	
March	3,134	
April	3,478	
May	3,715	
June	3,721	

QUALITY

	Quantity	Base Number	Contract	AT	Region	England
% of FP17s for the same patient ID Re-attending within 3 months - Children	5	66	7.6%	10.0%	11.5%	12.0%
% of FP17s for the same patient ID Re-attending within 3 months - Adults	34	212	16.0%	15.4%	16.8%	16.0%
% of FP17s for the same patient ID Re-attending between 3 & 9 months - Children	23	66	34.8%	48.2%	47.3%	58.0%
% of FP17s for the same patient ID Re-attending between 3 & 9 months - Adults	49	212	23.1%	38.4%	38.3%	50.9%
% of FP17s for Band 1 Urgent Courses	10	88	11.4%	10.0%	10.7%	9.1%
% of FP17s Relating to Free Repair or Replacements	0	88	0.0%	0.6%	0.6%	0.8%
% of FP17s Relating to Continuations	0	88	0.0%	0.9%	0.8%	1.1%
% of Patients satisfied with the dentistry they have received	0	0	N/A	90.2%	89.8%	91.7%
% of Patients satisfied with the time they had to wait for an appointment	0	0	N/A	86.2%	83.6%	88.0%

* This is based on patients treated on this contract for their most recent course of treatment. Figures in italics indicate the base number of FP17s or Patient Questionnaire responses are less than 100. N/A is shown where the base number of responses is less than 10 during the period. % is calculated as Quantity/Base number*100

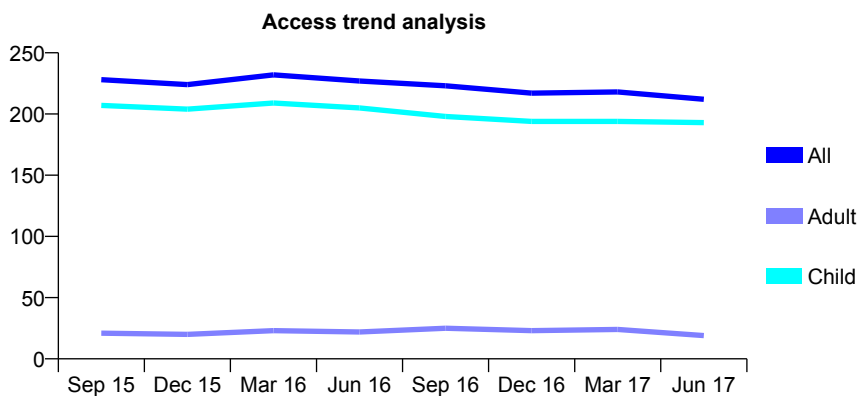
Q63 - Vital Signs At a Glance Contract Report for 567310/0001 - June 2017

Name or company name	MR NS RANA
Contract type name	GDS Contract
Purpose of contract	General
Contract start date	01/04/2006
Contract end date	

17/18 Contracted general activity (UDA)	260
Carry forward general activity (UDA)	0
17/18 Contracted orthodontic activity (UOA)	0
Carry forward orthodontic activity (UOA)	0
Baseline contract value	£6,690.05

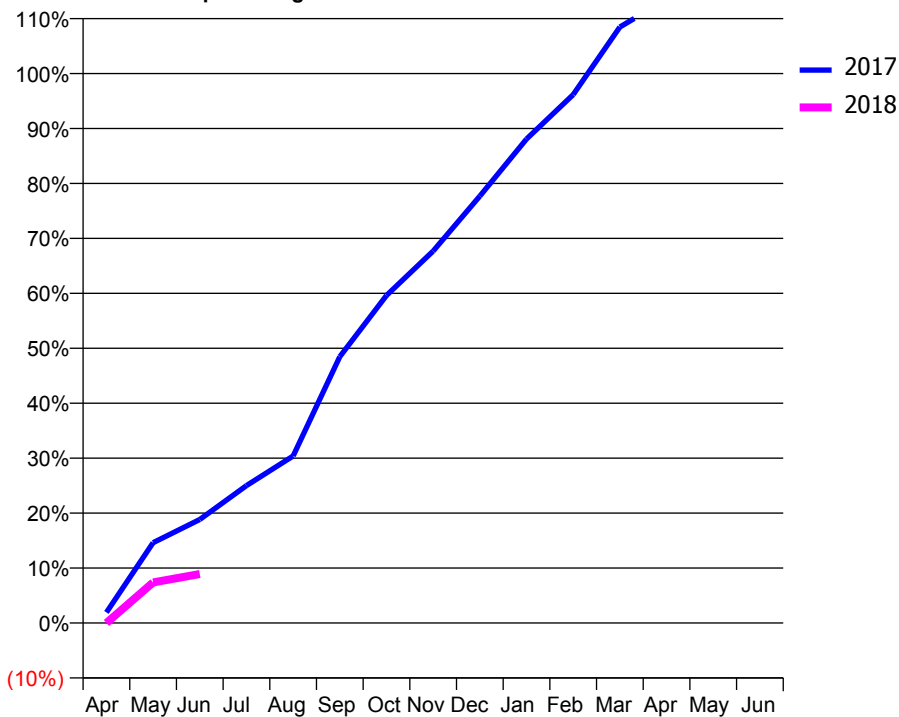
ACCESS*

Patients seen in 24 months	Total	Change since previous quarter
Quarter ending June 2016	227	
Quarter ending September 2016	223	↓
Quarter ending December 2016	217	↓
Quarter ending March 2017	218	→
Quarter ending June 2017	212	↓
Variance since June 2016	(6.6%)	↓



ACTIVITY

Cumulative percentage of contracted UDA delivered 2017 & 2018



Month	Adjusted Scheduled Activity (UDA)	
	2017	2018
April	5	0
May	38	19
June	49	23
July	65	
August	79	
September	126	
October	155	
November	176	
December	202	
January	229	
February	250	
March	282	
April	295	
May	306	
June	306	

QUALITY

	Quantity	Base Number	Contract	AT	Region	England
% of FP17s for the same patient ID Re-attending within 3 months - Children	4	42	9.5%	10.0%	11.5%	12.0%
% of FP17s for the same patient ID Re-attending within 3 months - Adults	0	1	0.0%	15.4%	16.8%	16.0%
% of FP17s for the same patient ID Re-attending between 3 & 9 months - Children	16	42	38.1%	48.2%	47.3%	58.0%
% of FP17s for the same patient ID Re-attending between 3 & 9 months - Adults	1	1	100.0%	38.4%	38.3%	50.9%
% of FP17s for Band 1 Urgent Courses	1	23	4.3%	10.0%	10.7%	9.1%
% of FP17s Relating to Free Repair or Replacements	0	23	0.0%	0.6%	0.6%	0.8%
% of FP17s Relating to Continuations	0	23	0.0%	0.9%	0.8%	1.1%
% of Patients satisfied with the dentistry they have received	0	0	N/A	90.2%	89.8%	91.7%
% of Patients satisfied with the time they had to wait for an appointment	0	0	N/A	86.2%	83.6%	88.0%

* This is based on patients treated on this contract for their most recent course of treatment. Figures in italics indicate the base number of FP17s or Patient Questionnaire responses are less than 100. N/A is shown where the base number of responses is less than 10 during the period. % is calculated as Quantity/Base number*100

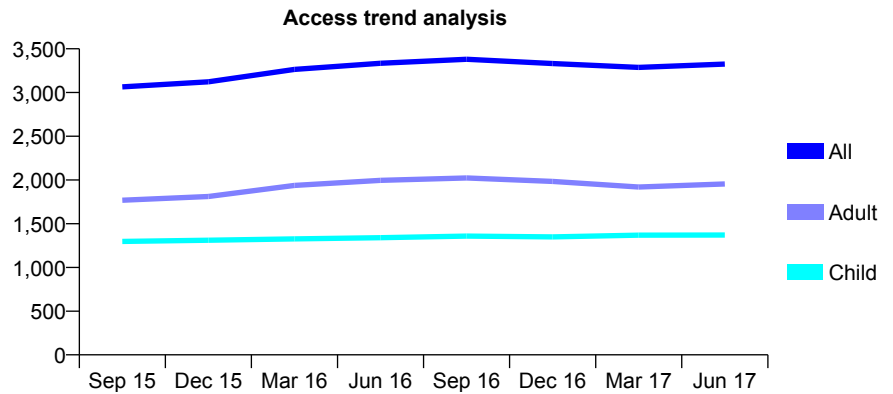
Q63 - Vital Signs At a Glance Contract Report for 567736/0001 - June 2017

Name or company name	MR DM JOSHI
Contract type name	GDS Contract
Purpose of contract	General
Contract start date	01/04/2006
Contract end date	

17/18 Contracted general activity (UDA)	6,296
Carry forward general activity (UDA)	0
17/18 Contracted orthodontic activity (UOA)	0
Carry forward orthodontic activity (UOA)	0
Baseline contract value	£187,572.31

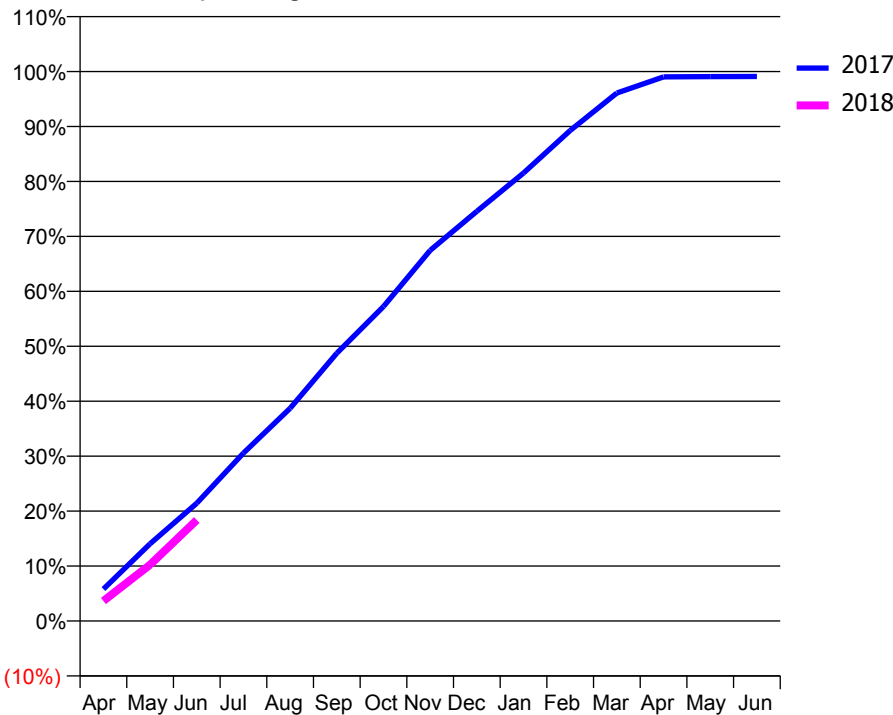
ACCESS*

Patients seen in 24 months	Total	Change since previous quarter
Quarter ending June 2016	3,334	
Quarter ending September 2016	3,381	→
Quarter ending December 2016	3,332	↓
Quarter ending March 2017	3,288	↓
Quarter ending June 2017	3,326	→
Variance since June 2016	(0.2%)	→



ACTIVITY

Cumulative percentage of contracted UDA delivered 2017 & 2018



Month	Adjusted Scheduled Activity (UDA)	
	2017	2018
April	367	230
May	885	645
June	1,350	1,157
July	1,925	
August	2,437	
September	3,069	
October	3,604	
November	4,247	
December	4,695	
January	5,132	
February	5,620	
March	6,049	
April	6,234	
May	6,237	
June	6,239	

QUALITY

	Quantity	Base Number	Contract	AT	Region	England
% of FP17s for the same patient ID Re-attending within 3 months - Children	22	488	4.5%	10.0%	11.5%	12.0%
% of FP17s for the same patient ID Re-attending within 3 months - Adults	22	472	4.7%	15.4%	16.8%	16.0%
% of FP17s for the same patient ID Re-attending between 3 & 9 months - Children	290	488	59.4%	48.2%	47.3%	58.0%
% of FP17s for the same patient ID Re-attending between 3 & 9 months - Adults	196	472	41.5%	38.4%	38.3%	50.9%
% of FP17s for Band 1 Urgent Courses	58	799	7.3%	10.0%	10.7%	9.1%
% of FP17s Relating to Free Repair or Replacements	0	799	0.0%	0.6%	0.6%	0.8%
% of FP17s Relating to Continuations	0	799	0.0%	0.9%	0.8%	1.1%
% of Patients satisfied with the dentistry they have received	2	2	N/A	90.2%	89.8%	91.7%
% of Patients satisfied with the time they had to wait for an appointment	1	2	N/A	86.2%	83.6%	88.0%

* This is based on patients treated on this contract for their most recent course of treatment. Figures in italics indicate the base number of FP17s or Patient Questionnaire responses are less than 100. N/A is shown where the base number of responses is less than 10 during the period. % is calculated as Quantity/Base number*100

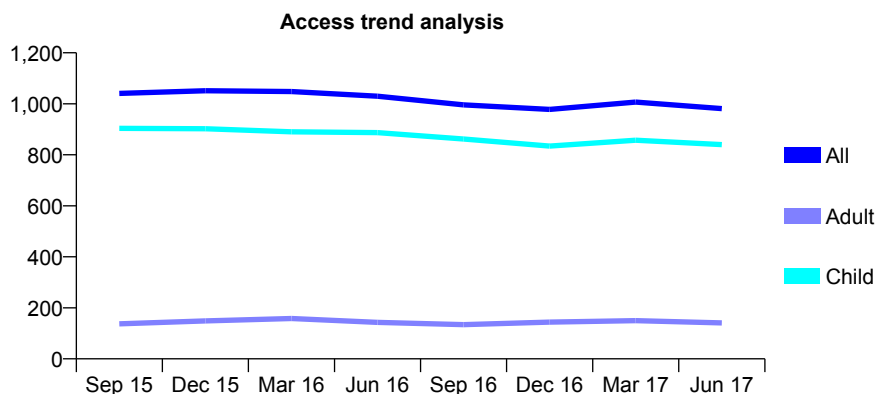
Q63 - Vital Signs At a Glance Contract Report for 574481/0001 - June 2017

Name or company name	MR PD BANNER
Contract type name	GDS Contract
Purpose of contract	General
Contract start date	01/04/2006
Contract end date	

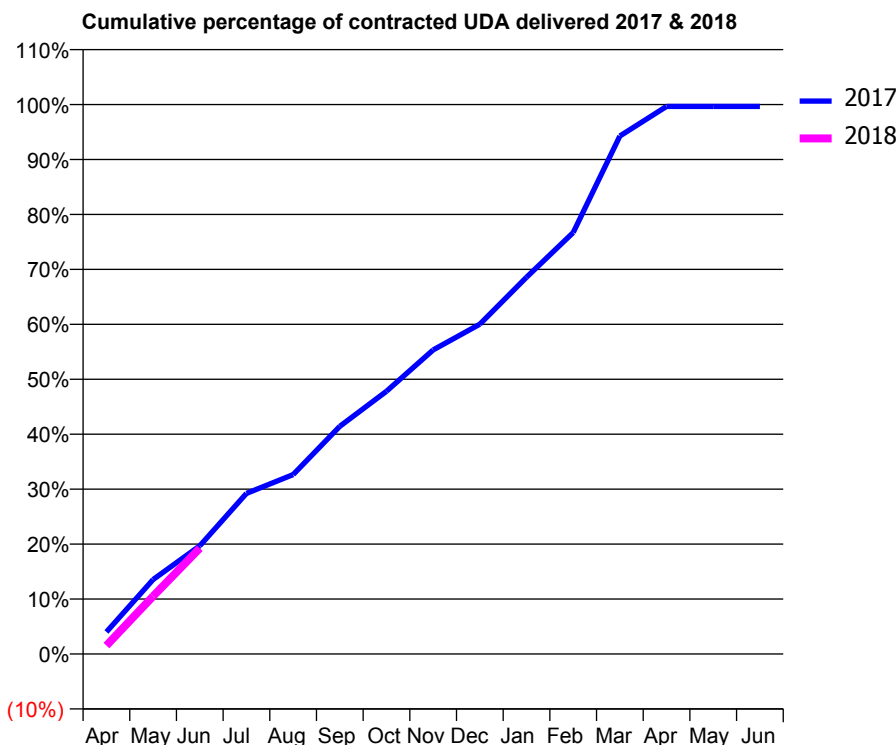
17/18 Contracted general activity (UDA)	2,000
Carry forward general activity (UDA)	0
17/18 Contracted orthodontic activity (UOA)	0
Carry forward orthodontic activity (UOA)	0
Baseline contract value	£48,067.65

ACCESS*

Patients seen in 24 months	Total	Change since previous quarter
Quarter ending June 2016	1,030	
Quarter ending September 2016	996	↓
Quarter ending December 2016	978	↓
Quarter ending March 2017	1,007	↑
Quarter ending June 2017	981	↓
Variance since June 2016	(4.8%)	↓



ACTIVITY



Month	Adjusted Scheduled Activity (UDA)	
	2017	2018
April	80	31
May	271	210
June	394	385
July	585	
August	653	
September	829	
October	956	
November	1,107	
December	1,201	
January	1,371	
February	1,534	
March	1,885	
April	1,993	
May	1,993	
June	1,993	

QUALITY

	Quantity	Base Number	Contract	AT	Region	England
% of FP17s for the same patient ID Re-attending within 3 months - Children	12	300	4.0%	10.0%	11.5%	12.0%
% of FP17s for the same patient ID Re-attending within 3 months - Adults	0	16	0.0%	15.4%	16.8%	16.0%
% of FP17s for the same patient ID Re-attending between 3 & 9 months - Children	164	300	54.7%	48.2%	47.3%	58.0%
% of FP17s for the same patient ID Re-attending between 3 & 9 months - Adults	8	16	50.0%	38.4%	38.3%	50.9%
% of FP17s for Band 1 Urgent Courses	5	242	2.1%	10.0%	10.7%	9.1%
% of FP17s Relating to Free Repair or Replacements	0	242	0.0%	0.6%	0.6%	0.8%
% of FP17s Relating to Continuations	1	242	0.4%	0.9%	0.8%	1.1%
% of Patients satisfied with the dentistry they have received	0	0	N/A	90.2%	89.8%	91.7%
% of Patients satisfied with the time they had to wait for an appointment	0	0	N/A	86.2%	83.6%	88.0%

* This is based on patients treated on this contract for their most recent course of treatment. Figures in italics indicate the base number of FP17s or Patient Questionnaire responses are less than 100. N/A is shown where the base number of responses is less than 10 during the period. % is calculated as Quantity/Base number*100

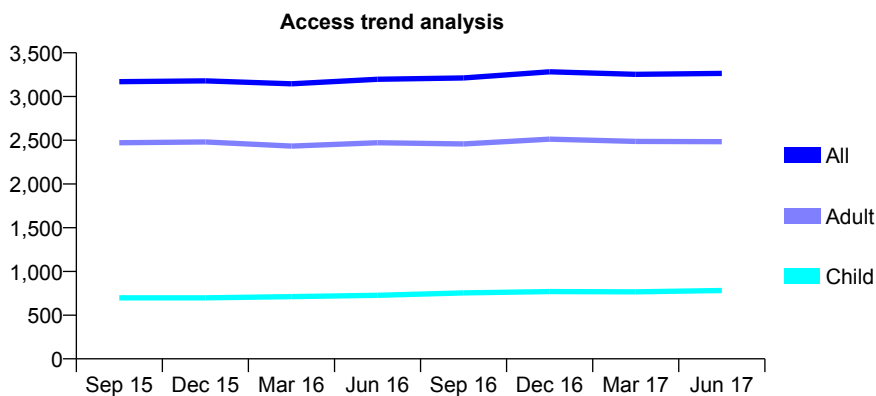
Q63 - Vital Signs At a Glance Contract Report for 574678/0001 - June 2017

Name or company name	MR MJ PRITCHARD
Contract type name	GDS Contract
Purpose of contract	General
Contract start date	01/04/2006
Contract end date	

17/18 Contracted general activity (UDA)	8,500
Carry forward general activity (UDA)	0
17/18 Contracted orthodontic activity (UOA)	0
Carry forward orthodontic activity (UOA)	0
Baseline contract value	£224,344.63

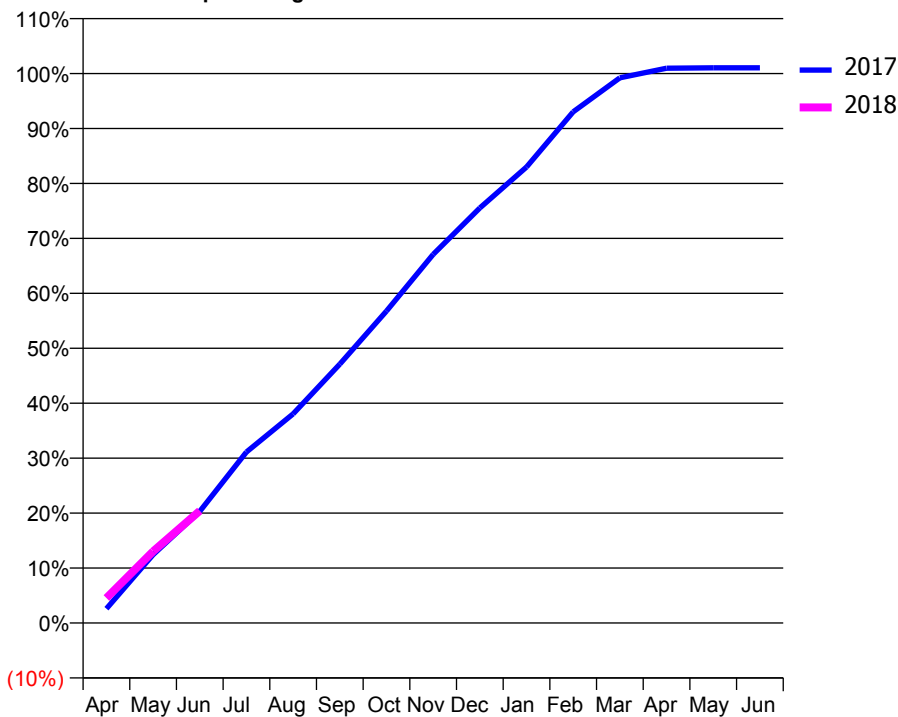
ACCESS*

Patients seen in 24 months	Total	Change since previous quarter
Quarter ending June 2016	3,198	
Quarter ending September 2016	3,212	→
Quarter ending December 2016	3,282	↑
Quarter ending March 2017	3,254	→
Quarter ending June 2017	3,265	→
Variance since June 2016	2.1%	↑



ACTIVITY

Cumulative percentage of contracted UDA delivered 2017 & 2018



Month	Adjusted Scheduled Activity (UDA)	
	2017	2018
April	222	386
May	1,057	1,108
June	1,728	1,735
July	2,645	
August	3,236	
September	4,004	
October	4,826	
November	5,702	
December	6,421	
January	7,053	
February	7,907	
March	8,433	
April	8,581	
May	8,588	
June	8,588	

QUALITY

	Quantity	Base Number	Contract	AT	Region	England
% of FP17s for the same patient ID Re-attending within 3 months - Children	16	283	5.7%	10.0%	11.5%	12.0%
% of FP17s for the same patient ID Re-attending within 3 months - Adults	57	749	7.6%	15.4%	16.8%	16.0%
% of FP17s for the same patient ID Re-attending between 3 & 9 months - Children	196	283	69.3%	48.2%	47.3%	58.0%
% of FP17s for the same patient ID Re-attending between 3 & 9 months - Adults	477	749	63.7%	38.4%	38.3%	50.9%
% of FP17s for Band 1 Urgent Courses	9	959	0.9%	10.0%	10.7%	9.1%
% of FP17s Relating to Free Repair or Replacements	4	959	0.4%	0.6%	0.6%	0.8%
% of FP17s Relating to Continuations	1	959	0.1%	0.9%	0.8%	1.1%
% of Patients satisfied with the dentistry they have received	4	4	N/A	90.2%	89.8%	91.7%
% of Patients satisfied with the time they had to wait for an appointment	4	4	N/A	86.2%	83.6%	88.0%

* This is based on patients treated on this contract for their most recent course of treatment. Figures in italics indicate the base number of FP17s or Patient Questionnaire responses are less than 100. N/A is shown where the base number of responses is less than 10 during the period. % is calculated as Quantity/Base number*100

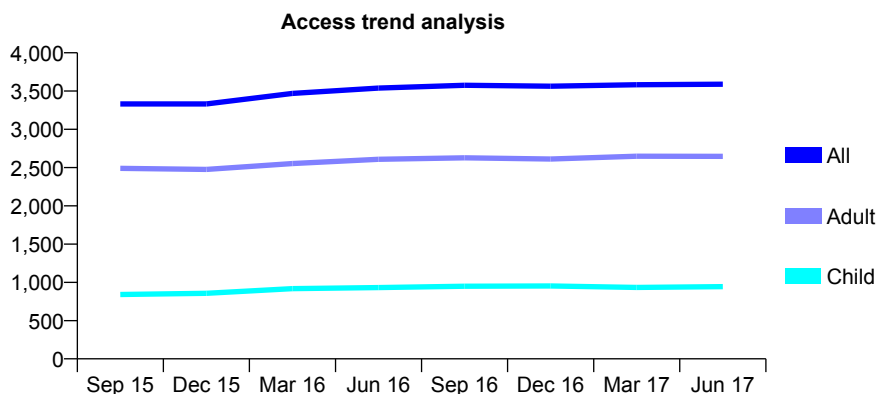
Q63 - Vital Signs At a Glance Contract Report for 576611/0001 - June 2017

Name or company name	MISS SN PATEL
Contract type name	GDS Contract
Purpose of contract	General
Contract start date	01/04/2006
Contract end date	

17/18 Contracted general activity (UDA)	10,620
Carry forward general activity (UDA)	0
17/18 Contracted orthodontic activity (UOA)	0
Carry forward orthodontic activity (UOA)	0
Baseline contract value	£261,873.56

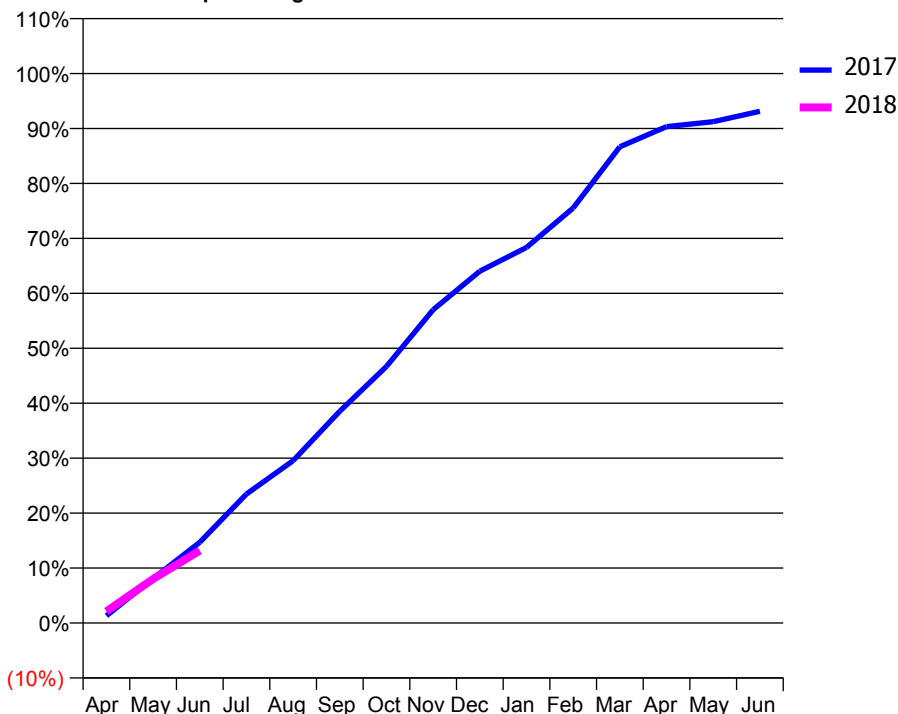
ACCESS*

Patients seen in 24 months	Total	Change since previous quarter
Quarter ending June 2016	3,539	
Quarter ending September 2016	3,576	→
Quarter ending December 2016	3,563	→
Quarter ending March 2017	3,582	→
Quarter ending June 2017	3,590	→
Variance since June 2016	1.4%	→



ACTIVITY

Cumulative percentage of contracted UDA delivered 2017 & 2018



Adjusted Scheduled Activity (UDA)

Month	2017	2018
April	140	225
May	860	851
June	1,560	1,401
July	2,494	
August	3,137	
September	4,093	
October	4,960	
November	6,055	
December	6,799	
January	7,259	
February	8,021	
March	9,204	
April	9,593	
May	9,688	
June	9,890	

QUALITY

	Quantity	Base Number	Contract	AT	Region	England
% of FP17s for the same patient ID Re-attending within 3 months - Children	12	246	4.9%	10.0%	11.5%	12.0%
% of FP17s for the same patient ID Re-attending within 3 months - Adults	93	633	14.7%	15.4%	16.8%	16.0%
% of FP17s for the same patient ID Re-attending between 3 & 9 months - Children	105	246	42.7%	48.2%	47.3%	58.0%
% of FP17s for the same patient ID Re-attending between 3 & 9 months - Adults	211	633	33.3%	38.4%	38.3%	50.9%
% of FP17s for Band 1 Urgent Courses	60	530	11.3%	10.0%	10.7%	9.1%
% of FP17s Relating to Free Repair or Replacements	8	530	1.5%	0.6%	0.6%	0.8%
% of FP17s Relating to Continuations	1	530	0.2%	0.9%	0.8%	1.1%
% of Patients satisfied with the dentistry they have received	2	3	N/A	90.2%	89.8%	91.7%
% of Patients satisfied with the time they had to wait for an appointment	1	3	N/A	86.2%	83.6%	88.0%

* This is based on patients treated on this contract for their most recent course of treatment. Figures in italics indicate the base number of FP17s or Patient Questionnaire responses are less than 100. N/A is shown where the base number of responses is less than 10 during the period. % is calculated as Quantity/Base number*100

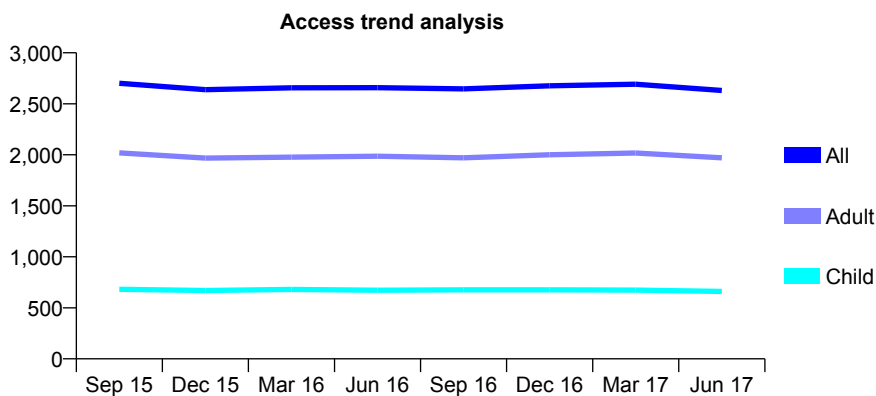
Q63 - Vital Signs At a Glance Contract Report for 577464/0001 - June 2017

Name or company name	MR NR RUBAKUMAR
Contract type name	GDS Contract
Purpose of contract	General
Contract start date	01/04/2006
Contract end date	

17/18 Contracted general activity (UDA)	7,583
Carry forward general activity (UDA)	0
17/18 Contracted orthodontic activity (UOA)	0
Carry forward orthodontic activity (UOA)	0
Baseline contract value	£209,011.60

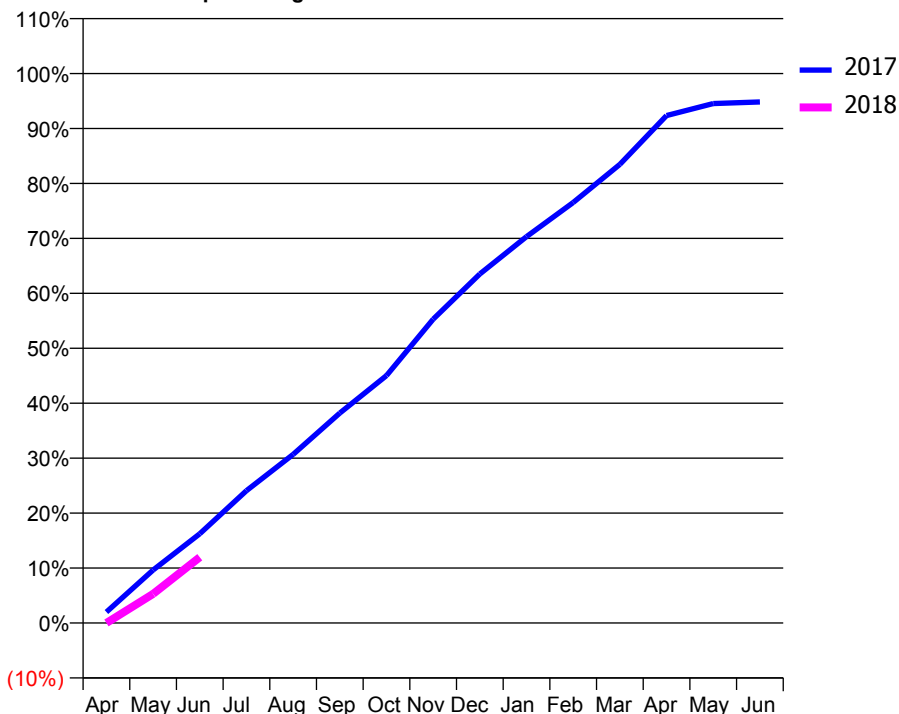
ACCESS*

Patients seen in 24 months	Total	Change since previous quarter
Quarter ending June 2016	2,658	
Quarter ending September 2016	2,647	→
Quarter ending December 2016	2,676	→
Quarter ending March 2017	2,692	→
Quarter ending June 2017	2,631	↓
Variance since June 2016	(1.0%)	↓



ACTIVITY

Cumulative percentage of contracted UDA delivered 2017 & 2018



Month	Adjusted Scheduled Activity (UDA)	
	2017	2018
April	152	0
May	732	402
June	1,232	908
July	1,826	
August	2,327	
September	2,897	
October	3,415	
November	4,193	
December	4,817	
January	5,332	
February	5,804	
March	6,330	
April	7,004	
May	7,169	
June	7,190	

QUALITY

	Quantity	Base Number	Contract	AT	Region	England
% of FP17s for the same patient ID Re-attending within 3 months - Children	9	189	4.8%	10.0%	11.5%	12.0%
% of FP17s for the same patient ID Re-attending within 3 months - Adults	106	554	19.1%	15.4%	16.8%	16.0%
% of FP17s for the same patient ID Re-attending between 3 & 9 months - Children	69	189	36.5%	48.2%	47.3%	58.0%
% of FP17s for the same patient ID Re-attending between 3 & 9 months - Adults	156	554	28.2%	38.4%	38.3%	50.9%
% of FP17s for Band 1 Urgent Courses	72	399	18.0%	10.0%	10.7%	9.1%
% of FP17s Relating to Free Repair or Replacements	2	399	0.5%	0.6%	0.6%	0.8%
% of FP17s Relating to Continuations	9	399	2.3%	0.9%	0.8%	1.1%
% of Patients satisfied with the dentistry they have received	0	0	N/A	90.2%	89.8%	91.7%
% of Patients satisfied with the time they had to wait for an appointment	0	0	N/A	86.2%	83.6%	88.0%

* This is based on patients treated on this contract for their most recent course of treatment. Figures in italics indicate the base number of FP17s or Patient Questionnaire responses are less than 100. N/A is shown where the base number of responses is less than 10 during the period. % is calculated as Quantity/Base number*100

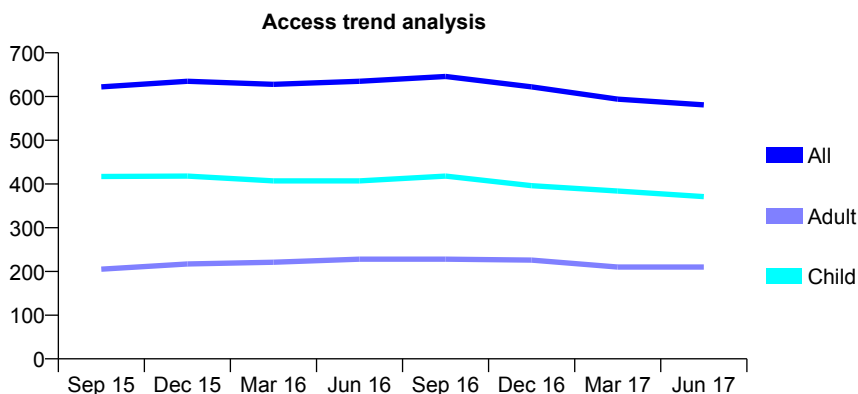
Q63 - Vital Signs At a Glance Contract Report for 578673/0002 - June 2017

Name or company name	M Shah
Contract type name	GDS Contract
Purpose of contract	General
Contract start date	01/04/2006
Contract end date	

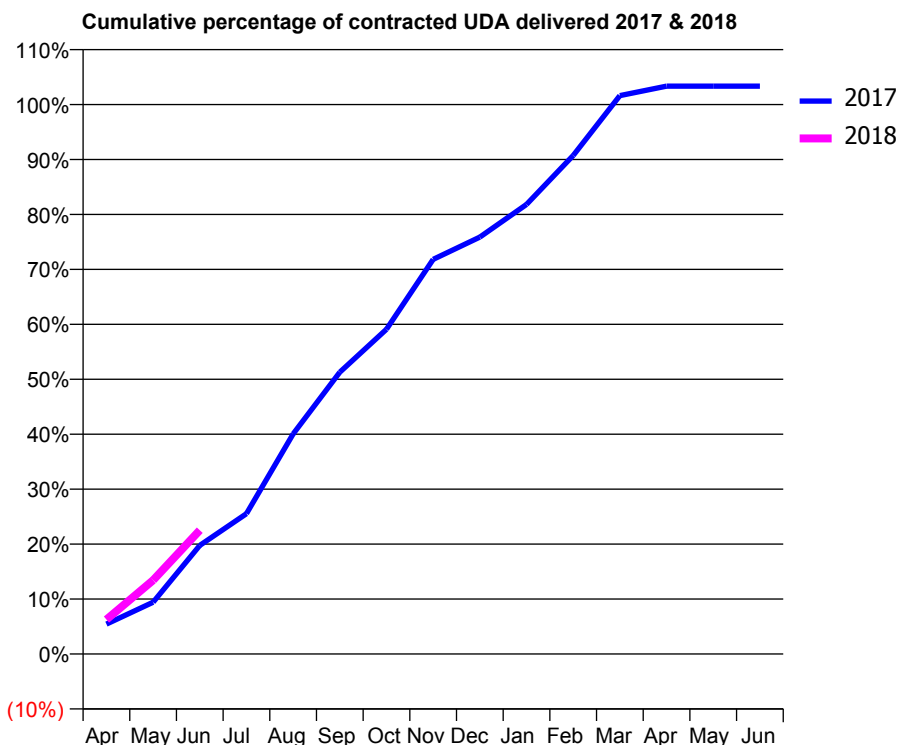
17/18 Contracted general activity (UDA)	2,235
Carry forward general activity (UDA)	0
17/18 Contracted orthodontic activity (UOA)	0
Carry forward orthodontic activity (UOA)	0
Baseline contract value	£55,949.13

ACCESS*

Patients seen in 24 months	Total	Change since previous quarter
Quarter ending June 2016	635	
Quarter ending September 2016	646	→
Quarter ending December 2016	622	↓
Quarter ending March 2017	594	↓
Quarter ending June 2017	581	↓
Variance since June 2016	(8.5%)	↓



ACTIVITY



Adjusted Scheduled Activity (UDA)		
Month	2017	2018
April	122	140
May	211	300
June	442	503
July	571	
August	895	
September	1,146	
October	1,321	
November	1,605	
December	1,696	
January	1,828	
February	2,028	
March	2,271	
April	2,310	
May	2,310	
June	2,310	

QUALITY

	Quantity	Base Number	Contract	AT	Region	England
% of FP17s for the same patient ID Re-attending within 3 months - Children	13	141	9.2%	10.0%	11.5%	12.0%
% of FP17s for the same patient ID Re-attending within 3 months - Adults	10	69	14.5%	15.4%	16.8%	16.0%
% of FP17s for the same patient ID Re-attending between 3 & 9 months - Children	102	141	72.3%	48.2%	47.3%	58.0%
% of FP17s for the same patient ID Re-attending between 3 & 9 months - Adults	51	69	73.9%	38.4%	38.3%	50.9%
% of FP17s for Band 1 Urgent Courses	7	190	3.7%	10.0%	10.7%	9.1%
% of FP17s Relating to Free Repair or Replacements	0	190	0.0%	0.6%	0.6%	0.8%
% of FP17s Relating to Continuations	0	190	0.0%	0.9%	0.8%	1.1%
% of Patients satisfied with the dentistry they have received	2	2	N/A	90.2%	89.8%	91.7%
% of Patients satisfied with the time they had to wait for an appointment	2	2	N/A	86.2%	83.6%	88.0%

* This is based on patients treated on this contract for their most recent course of treatment. Figures in italics indicate the base number of FP17s or Patient Questionnaire responses are less than 100. N/A is shown where the base number of responses is less than 10 during the period. % is calculated as Quantity/Base number*100

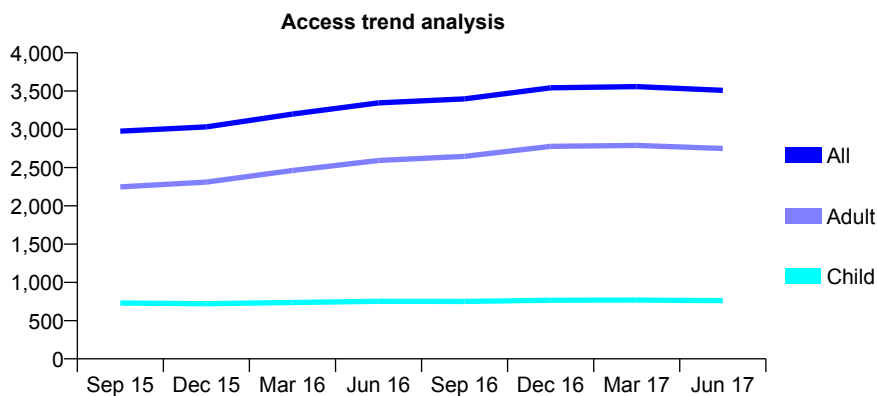
Q63 - Vital Signs At a Glance Contract Report for 610070/0001 - June 2017

Name or company name	MR DV PATEL
Contract type name	GDS Contract
Purpose of contract	General
Contract start date	01/04/2011
Contract end date	

17/18 Contracted general activity (UDA)	7,500
Carry forward general activity (UDA)	0
17/18 Contracted orthodontic activity (UOA)	0
Carry forward orthodontic activity (UOA)	0
Baseline contract value	£204,670.23

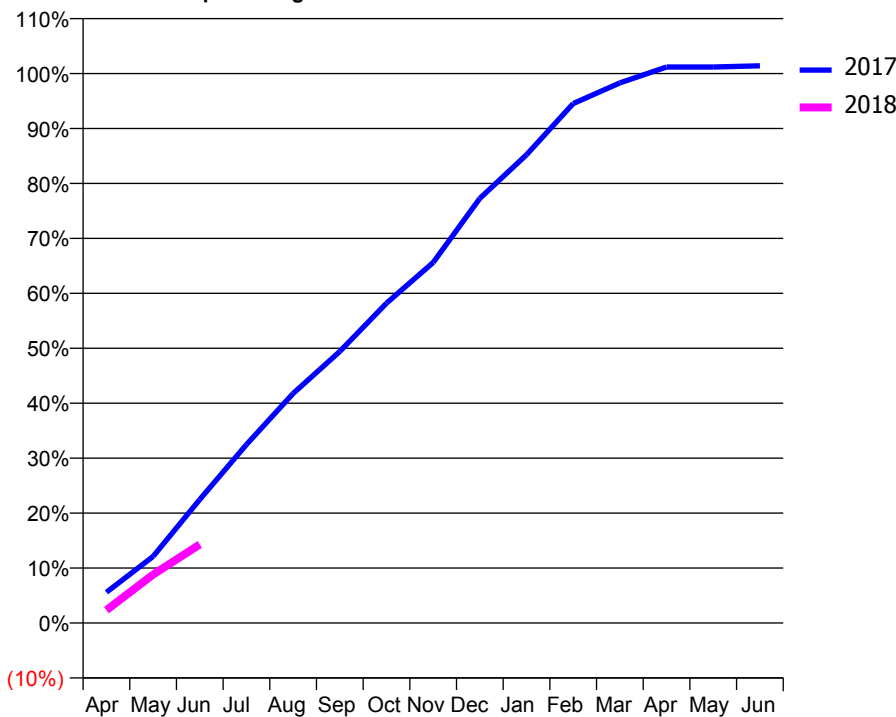
ACCESS*

Patients seen in 24 months	Total	Change since previous quarter
Quarter ending June 2016	3,345	
Quarter ending September 2016	3,397	→
Quarter ending December 2016	3,543	↑
Quarter ending March 2017	3,558	→
Quarter ending June 2017	3,510	↓
Variance since June 2016	4.9%	↑



ACTIVITY

Cumulative percentage of contracted UDA delivered 2017 & 2018



Adjusted Scheduled Activity (UDA)

Month	2017	2018
April	420	175
May	909	662
June	1,687	1,073
July	2,435	
August	3,134	
September	3,706	
October	4,365	
November	4,920	
December	5,796	
January	6,391	
February	7,090	
March	7,372	
April	7,588	
May	7,589	
June	7,605	

QUALITY

	Quantity	Base Number	Contract	AT	Region	England
% of FP17s for the same patient ID Re-attending within 3 months - Children	18	169	10.7%	10.0%	11.5%	12.0%
% of FP17s for the same patient ID Re-attending within 3 months - Adults	41	480	8.5%	15.4%	16.8%	16.0%
% of FP17s for the same patient ID Re-attending between 3 & 9 months - Children	88	169	52.1%	48.2%	47.3%	58.0%
% of FP17s for the same patient ID Re-attending between 3 & 9 months - Adults	182	480	37.9%	38.4%	38.3%	50.9%
% of FP17s for Band 1 Urgent Courses	76	522	14.6%	10.0%	10.7%	9.1%
% of FP17s Relating to Free Repair or Replacements	2	522	0.4%	0.6%	0.6%	0.8%
% of FP17s Relating to Continuations	3	522	0.6%	0.9%	0.8%	1.1%
% of Patients satisfied with the dentistry they have received	2	2	N/A	90.2%	89.8%	91.7%
% of Patients satisfied with the time they had to wait for an appointment	1	2	N/A	86.2%	83.6%	88.0%

* This is based on patients treated on this contract for their most recent course of treatment. Figures in italics indicate the base number of FP17s or Patient Questionnaire responses are less than 100. N/A is shown where the base number of responses is less than 10 during the period. % is calculated as Quantity/Base number*100

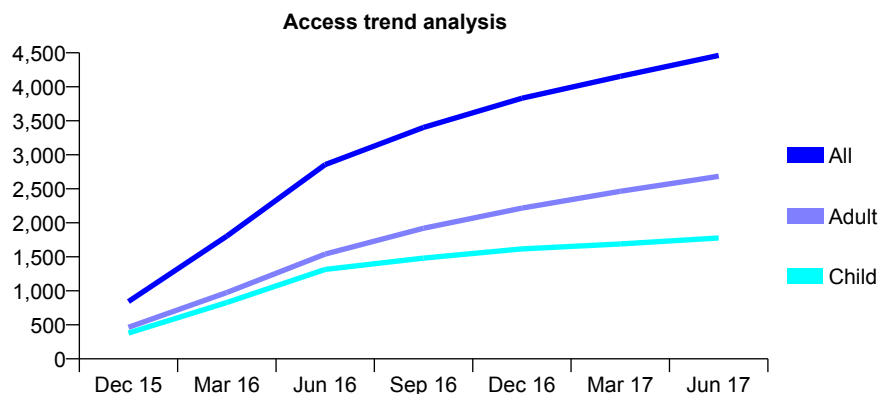
Q63 - Vital Signs At a Glance Contract Report for 610070/0002 - June 2017

Name or company name	MR DV PATEL
Contract type name	GDS Contract
Purpose of contract	General
Contract start date	01/11/2015
Contract end date	

17/18 Contracted general activity (UDA)	10,000
Carry forward general activity (UDA)	0
17/18 Contracted orthodontic activity (UOA)	0
Carry forward orthodontic activity (UOA)	0
Baseline contract value	£251,079.31

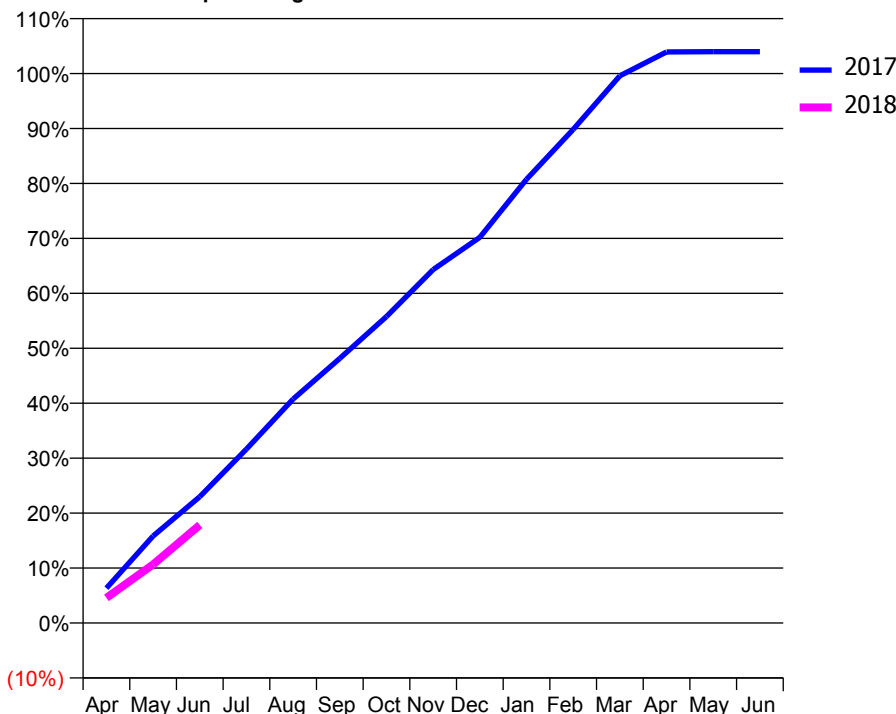
ACCESS*

Patients seen in 24 months	Total	Change since previous quarter
Quarter ending June 2016	2,855	
Quarter ending September 2016	3,402	↑
Quarter ending December 2016	3,833	↑
Quarter ending March 2017	4,154	↑
Quarter ending June 2017	4,462	↑
Variance since June 2016	56.3%	↑



ACTIVITY

Cumulative percentage of contracted UDA delivered 2017 & 2018



Adjusted Scheduled Activity (UDA)

Month	2017	2018
April	635	456
May	1,583	1,067
June	2,298	1,785
July	3,165	
August	4,075	
September	4,817	
October	5,578	
November	6,432	
December	7,019	
January	8,074	
February	8,982	
March	9,959	
April	10,393	
May	10,396	
June	10,396	

QUALITY

	Quantity	Base Number	Contract	AT	Region	England
% of FP17s for the same patient ID Re-attending within 3 months - Children	33	633	5.2%	10.0%	11.5%	12.0%
% of FP17s for the same patient ID Re-attending within 3 months - Adults	82	791	10.4%	15.4%	16.8%	16.0%
% of FP17s for the same patient ID Re-attending between 3 & 9 months - Children	380	633	60.0%	48.2%	47.3%	58.0%
% of FP17s for the same patient ID Re-attending between 3 & 9 months - Adults	348	791	44.0%	38.4%	38.3%	50.9%
% of FP17s for Band 1 Urgent Courses	73	1,155	6.3%	10.0%	10.7%	9.1%
% of FP17s Relating to Free Repair or Replacements	5	1,155	0.4%	0.6%	0.6%	0.8%
% of FP17s Relating to Continuations	0	1,155	0.0%	0.9%	0.8%	1.1%
% of Patients satisfied with the dentistry they have received	4	4	N/A	90.2%	89.8%	91.7%
% of Patients satisfied with the time they had to wait for an appointment	4	4	N/A	86.2%	83.6%	88.0%

* This is based on patients treated on this contract for their most recent course of treatment. Figures in italics indicate the base number of FP17s or Patient Questionnaire responses are less than 100. N/A is shown where the base number of responses is less than 10 during the period. % is calculated as Quantity/Base number*100

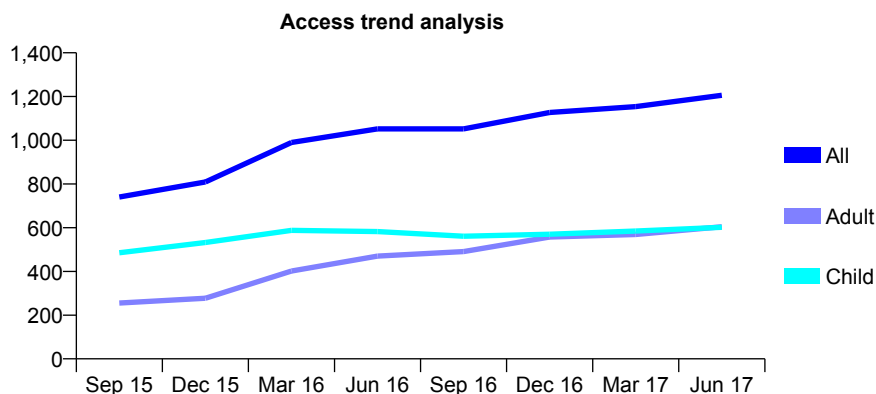
Q63 - Vital Signs At a Glance Contract Report for 623369/0002 - June 2017

Name or company name	MR RP BATEMAN
Contract type name	PDS Contract
Purpose of contract	General and Orthodontic
Contract start date	01/04/2006
Contract end date	31/03/2019

17/18 Contracted general activity (UDA)	1,777
Carry forward general activity (UDA)	0
17/18 Contracted orthodontic activity (UOA)	3,951
Carry forward orthodontic activity (UOA)	0
Baseline contract value	£340,261.66

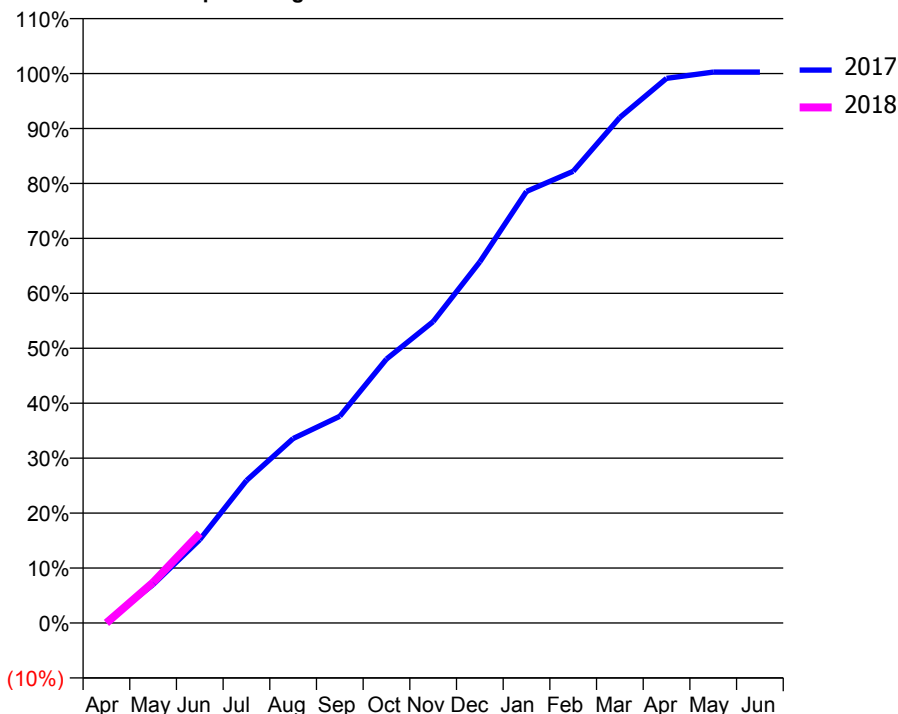
ACCESS*

Patients seen in 24 months	Total	Change since previous quarter
Quarter ending June 2016	1,052	
Quarter ending September 2016	1,052	→
Quarter ending December 2016	1,127	↑
Quarter ending March 2017	1,154	↑
Quarter ending June 2017	1,206	↑
Variance since June 2016	14.6%	↑



ACTIVITY

Cumulative percentage of contracted UDA delivered 2017 & 2018



Month	Adjusted Scheduled Activity (UDA)	
	2017	2018
April	4	0
May	125	131
June	270	290
July	461	
August	597	
September	669	
October	853	
November	975	
December	1,168	
January	1,396	
February	1,461	
March	1,635	
April	1,761	
May	1,781	
June	1,781	

QUALITY

	Quantity	Base Number	Contract	AT	Region	England
% of FP17s for the same patient ID Re-attending within 3 months - Children	1	169	0.6%	10.0%	11.5%	12.0%
% of FP17s for the same patient ID Re-attending within 3 months - Adults	10	128	7.8%	15.4%	16.8%	16.0%
% of FP17s for the same patient ID Re-attending between 3 & 9 months - Children	33	169	19.5%	48.2%	47.3%	58.0%
% of FP17s for the same patient ID Re-attending between 3 & 9 months - Adults	44	128	34.4%	38.4%	38.3%	50.9%
% of FP17s for Band 1 Urgent Courses	4	125	3.2%	10.0%	10.7%	9.1%
% of FP17s Relating to Free Repair or Replacements	1	125	0.8%	0.6%	0.6%	0.8%
% of FP17s Relating to Continuations	0	125	0.0%	0.9%	0.8%	1.1%
% of Patients satisfied with the dentistry they have received	1	1	N/A	90.2%	89.8%	91.7%
% of Patients satisfied with the time they had to wait for an appointment	1	1	N/A	86.2%	83.6%	88.0%

* This is based on patients treated on this contract for their most recent course of treatment. Figures in italics indicate the base number of FP17s or Patient Questionnaire responses are less than 100. N/A is shown where the base number of responses is less than 10 during the period. % is calculated as Quantity/Base number*100

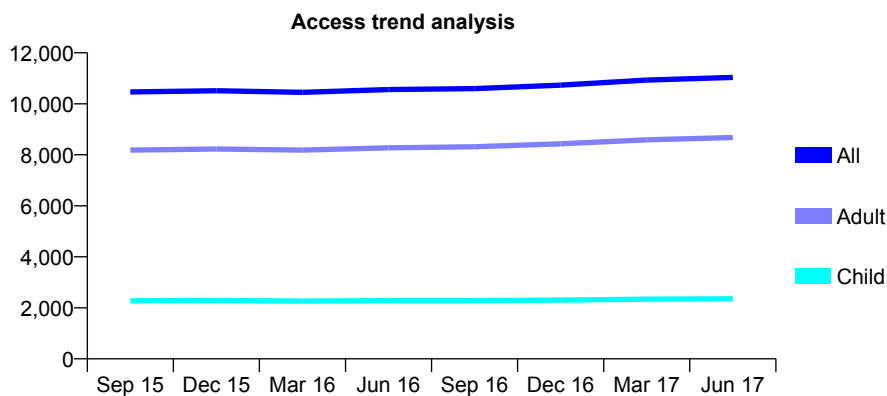
Q63 - Vital Signs At a Glance Contract Report for 624896/0003 - June 2017

Name or company name	Dentaria
Contract type name	GDS Contract
Purpose of contract	General
Contract start date	01/04/2006
Contract end date	

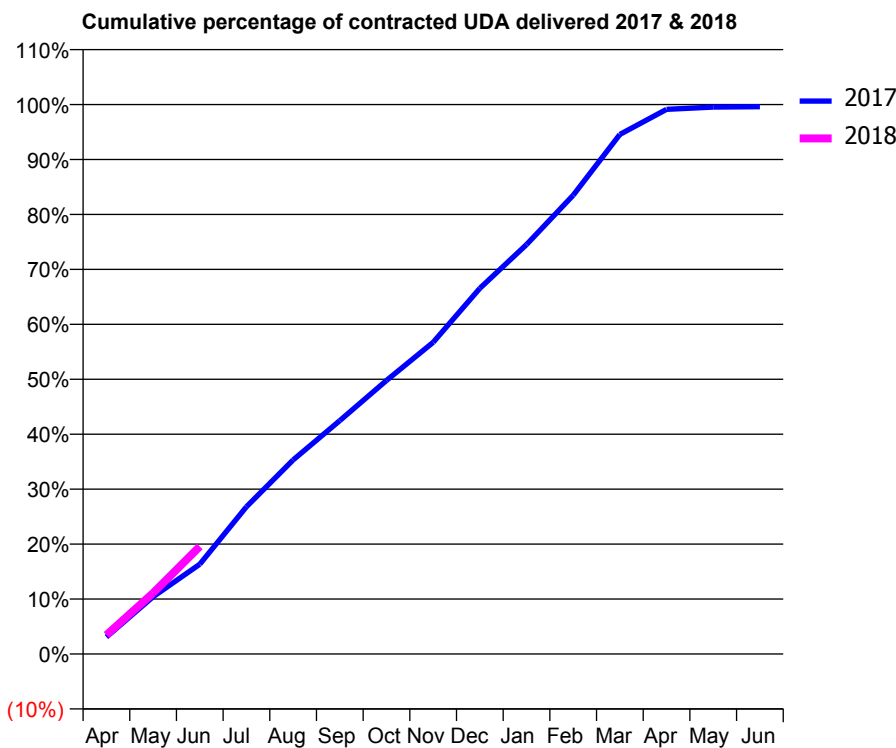
17/18 Contracted general activity (UDA)	30,842
Carry forward general activity (UDA)	0
17/18 Contracted orthodontic activity (UOA)	0
Carry forward orthodontic activity (UOA)	0
Baseline contract value	£893,536.16

ACCESS*

Patients seen in 24 months	Total	Change since previous quarter
Quarter ending June 2016	10,557	
Quarter ending September 2016	10,598	→
Quarter ending December 2016	10,732	→
Quarter ending March 2017	10,931	→
Quarter ending June 2017	11,036	→
Variance since June 2016	4.5%	↑



ACTIVITY



Month	Adjusted Scheduled Activity (UDA)	
	2017	2018
April	951	1,068
May	3,211	3,423
June	5,041	6,040
July	8,263	
August	10,895	
September	13,100	
October	15,351	
November	17,492	
December	20,523	
January	22,984	
February	25,748	
March	29,165	
April	30,572	
May	30,697	
June	30,723	

QUALITY

	Quantity	Base Number	Contract	AT	Region	England
% of FP17s for the same patient ID Re-attending within 3 months - Children	57	756	7.5%	10.0%	11.5%	12.0%
% of FP17s for the same patient ID Re-attending within 3 months - Adults	315	2,402	13.1%	15.4%	16.8%	16.0%
% of FP17s for the same patient ID Re-attending between 3 & 9 months - Children	331	756	43.8%	48.2%	47.3%	58.0%
% of FP17s for the same patient ID Re-attending between 3 & 9 months - Adults	1,003	2,402	41.8%	38.4%	38.3%	50.9%
% of FP17s for Band 1 Urgent Courses	214	2,621	8.2%	10.0%	10.7%	9.1%
% of FP17s Relating to Free Repair or Replacements	27	2,621	1.0%	0.6%	0.6%	0.8%
% of FP17s Relating to Continuations	31	2,621	1.2%	0.9%	0.8%	1.1%
% of Patients satisfied with the dentistry they have received	12	12	100.0%	90.2%	89.8%	91.7%
% of Patients satisfied with the time they had to wait for an appointment	12	12	100.0%	86.2%	83.6%	88.0%

* This is based on patients treated on this contract for their most recent course of treatment. Figures in italics indicate the base number of FP17s or Patient Questionnaire responses are less than 100. N/A is shown where the base number of responses is less than 10 during the period. % is calculated as Quantity/Base number*100

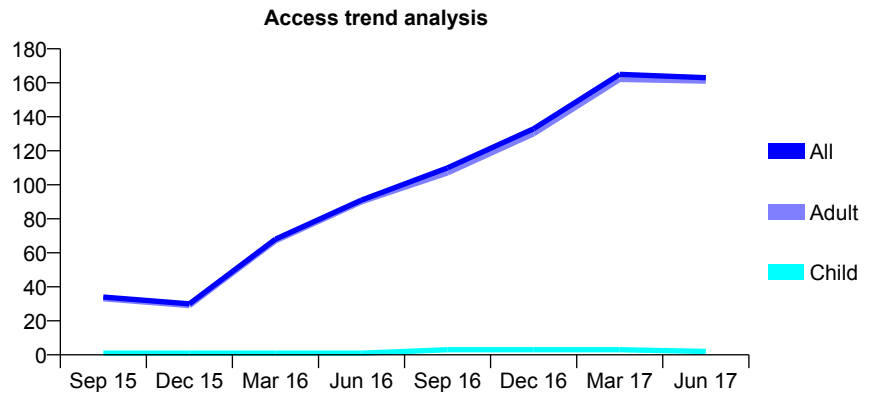
Q63 - Vital Signs At a Glance Contract Report for 624896/0005 - June 2017

Name or company name	MR JA GINTY
Contract type name	PDS Contract
Purpose of contract	General
Contract start date	01/09/2010
Contract end date	30/11/2017

17/18 Contracted general activity (UDA)	333
Carry forward general activity (UDA)	0
17/18 Contracted orthodontic activity (UOA)	0
Carry forward orthodontic activity (UOA)	0
Baseline contract value	£16,470.01

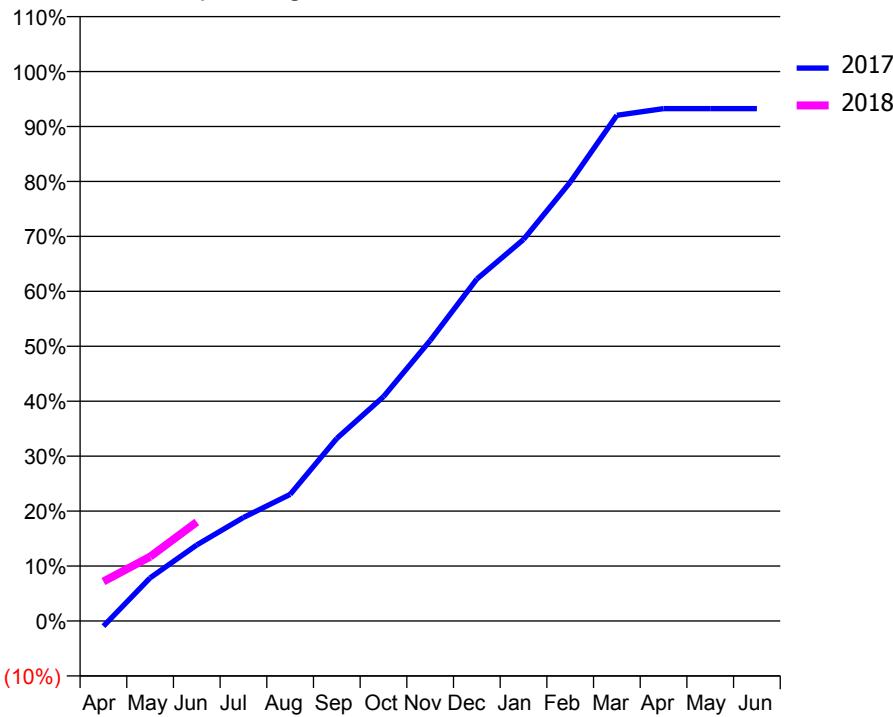
ACCESS*

Patients seen in 24 months	Total	Change since previous quarter
Quarter ending June 2016	91	
Quarter ending September 2016	110	↑
Quarter ending December 2016	133	↑
Quarter ending March 2017	165	↑
Quarter ending June 2017	163	↓
Variance since June 2016	79.1%	↑



ACTIVITY

Cumulative percentage of contracted UDA delivered 2017 & 2018



Month	Adjusted Scheduled Activity (UDA)	
	2017	2018
April	-5	24
May	39	39
June	69	60
July	94	
August	115	
September	166	
October	204	
November	255	
December	311	
January	347	
February	399	
March	460	
April	466	
May	466	
June	466	

QUALITY

	Quantity	Base Number	Contract	AT	Region	England
% of FP17s for the same patient ID Re-attending within 3 months - Children	0	0	N/A	10.0%	11.5%	12.0%
% of FP17s for the same patient ID Re-attending within 3 months - Adults	1	22	4.5%	15.4%	16.8%	16.0%
% of FP17s for the same patient ID Re-attending between 3 & 9 months - Children	0	0	N/A	48.2%	47.3%	58.0%
% of FP17s for the same patient ID Re-attending between 3 & 9 months - Adults	0	22	0.0%	38.4%	38.3%	50.9%
% of FP17s for Band 1 Urgent Courses	0	20	0.0%	10.0%	10.7%	9.1%
% of FP17s Relating to Free Repair or Replacements	0	20	0.0%	0.6%	0.6%	0.8%
% of FP17s Relating to Continuations	0	20	0.0%	0.9%	0.8%	1.1%
% of Patients satisfied with the dentistry they have received	0	0	N/A	90.2%	89.8%	91.7%
% of Patients satisfied with the time they had to wait for an appointment	0	0	N/A	86.2%	83.6%	88.0%

* This is based on patients treated on this contract for their most recent course of treatment. Figures in italics indicate the base number of FP17s or Patient Questionnaire responses are less than 100. N/A is shown where the base number of responses is less than 10 during the period. % is calculated as Quantity/Base number*100

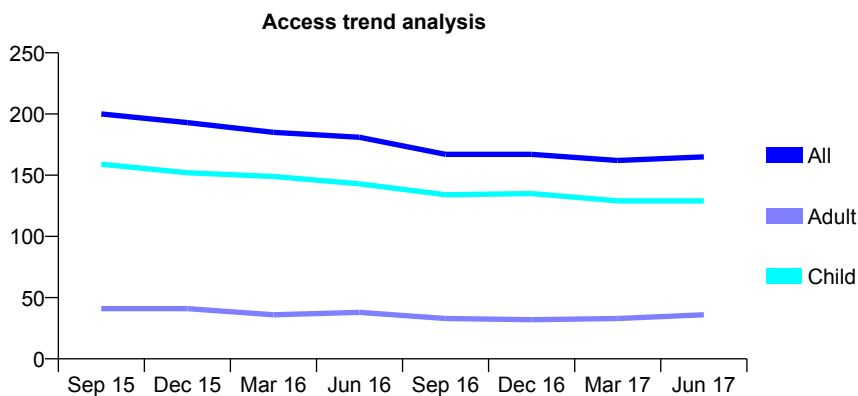
Q63 - Vital Signs At a Glance Contract Report for 630667/0001 - June 2017

Name or company name	MRS CA SIDA-MURRAY
Contract type name	GDS Contract
Purpose of contract	General
Contract start date	01/04/2006
Contract end date	

17/18 Contracted general activity (UDA)	390
Carry forward general activity (UDA)	0
17/18 Contracted orthodontic activity (UOA)	0
Carry forward orthodontic activity (UOA)	0
Baseline contract value	£9,356.80

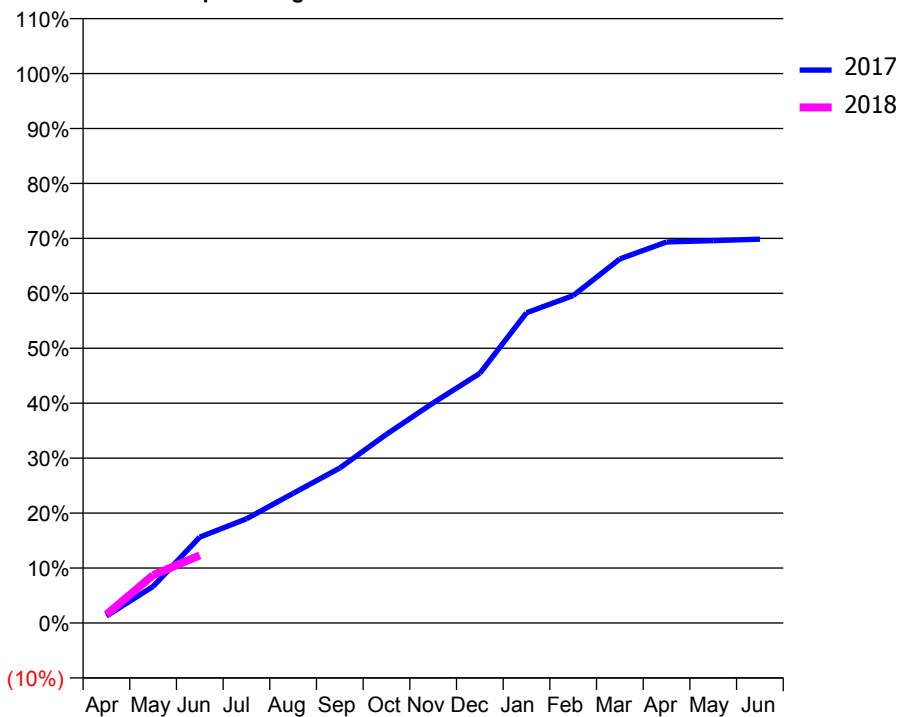
ACCESS*

Patients seen in 24 months	Total	Change since previous quarter
Quarter ending June 2016	181	
Quarter ending September 2016	167	↓
Quarter ending December 2016	167	→
Quarter ending March 2017	162	↓
Quarter ending June 2017	165	→
Variance since June 2016	(8.8%)	↓



ACTIVITY

Cumulative percentage of contracted UDA delivered 2017 & 2018



Adjusted Scheduled Activity (UDA)

Month	2017	2018
April	5	6
May	26	34
June	61	48
July	74	
August	92	
September	110	
October	134	
November	156	
December	177	
January	220	
February	232	
March	258	
April	270	
May	271	
June	272	

QUALITY

	Quantity	Base Number	Contract	AT	Region	England
% of FP17s for the same patient ID Re-attending within 3 months - Children	3	49	6.1%	10.0%	11.5%	12.0%
% of FP17s for the same patient ID Re-attending within 3 months - Adults	0	5	0.0%	15.4%	16.8%	16.0%
% of FP17s for the same patient ID Re-attending between 3 & 9 months - Children	36	49	73.5%	48.2%	47.3%	58.0%
% of FP17s for the same patient ID Re-attending between 3 & 9 months - Adults	4	5	80.0%	38.4%	38.3%	50.9%
% of FP17s for Band 1 Urgent Courses	0	40	0.0%	10.0%	10.7%	9.1%
% of FP17s Relating to Free Repair or Replacements	0	40	0.0%	0.6%	0.6%	0.8%
% of FP17s Relating to Continuations	0	40	0.0%	0.9%	0.8%	1.1%
% of Patients satisfied with the dentistry they have received	0	0	N/A	90.2%	89.8%	91.7%
% of Patients satisfied with the time they had to wait for an appointment	0	0	N/A	86.2%	83.6%	88.0%

* This is based on patients treated on this contract for their most recent course of treatment. Figures in italics indicate the base number of FP17s or Patient Questionnaire responses are less than 100. N/A is shown where the base number of responses is less than 10 during the period. % is calculated as Quantity/Base number*100

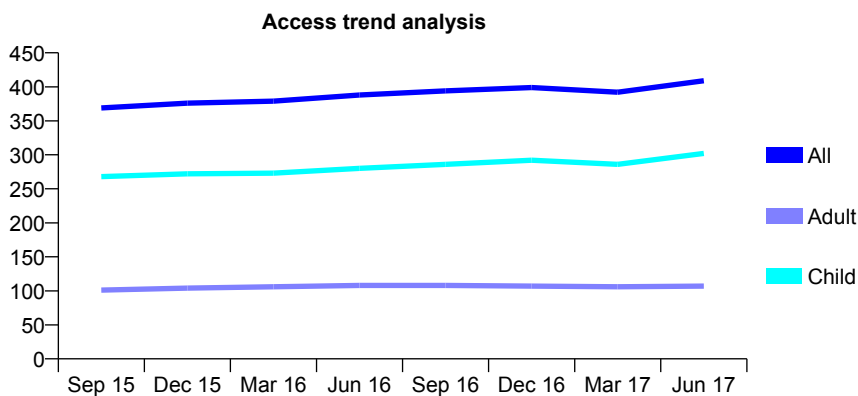
Q63 - Vital Signs At a Glance Contract Report for 632236/0001 - June 2017

Name or company name	MR WO DE VRIES
Contract type name	GDS Contract
Purpose of contract	General
Contract start date	01/04/2006
Contract end date	

17/18 Contracted general activity (UDA)	850
Carry forward general activity (UDA)	0
17/18 Contracted orthodontic activity (UOA)	0
Carry forward orthodontic activity (UOA)	0
Baseline contract value	£24,048.45

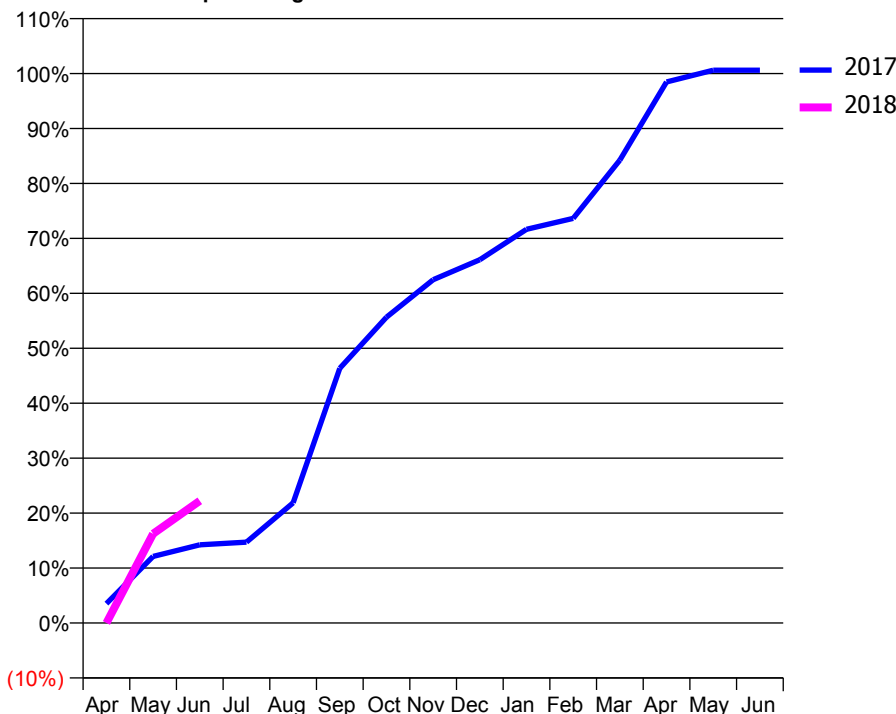
ACCESS*

Patients seen in 24 months	Total	Change since previous quarter
Quarter ending June 2016	388	
Quarter ending September 2016	394	→
Quarter ending December 2016	399	→
Quarter ending March 2017	392	↓
Quarter ending June 2017	409	↑
Variance since June 2016	5.4%	↑



ACTIVITY

Cumulative percentage of contracted UDA delivered 2017 & 2018



Adjusted Scheduled Activity (UDA)

Month	2017	2018
April	30	0
May	103	138
June	121	189
July	125	
August	186	
September	394	
October	473	
November	531	
December	562	
January	609	
February	626	
March	716	
April	837	
May	855	
June	855	

QUALITY

	Quantity	Base Number	Contract	AT	Region	England
% of FP17s for the same patient ID Re-attending within 3 months - Children	2	189	1.1%	10.0%	11.5%	12.0%
% of FP17s for the same patient ID Re-attending within 3 months - Adults	0	34	0.0%	15.4%	16.8%	16.0%
% of FP17s for the same patient ID Re-attending between 3 & 9 months - Children	136	189	72.0%	48.2%	47.3%	58.0%
% of FP17s for the same patient ID Re-attending between 3 & 9 months - Adults	26	34	76.5%	38.4%	38.3%	50.9%
% of FP17s for Band 1 Urgent Courses	0	122	0.0%	10.0%	10.7%	9.1%
% of FP17s Relating to Free Repair or Replacements	0	122	0.0%	0.6%	0.6%	0.8%
% of FP17s Relating to Continuations	0	122	0.0%	0.9%	0.8%	1.1%
% of Patients satisfied with the dentistry they have received	0	1	N/A	90.2%	89.8%	91.7%
% of Patients satisfied with the time they had to wait for an appointment	0	1	N/A	86.2%	83.6%	88.0%

* This is based on patients treated on this contract for their most recent course of treatment. Figures in italics indicate the base number of FP17s or Patient Questionnaire responses are less than 100. N/A is shown where the base number of responses is less than 10 during the period. % is calculated as Quantity/Base number*100

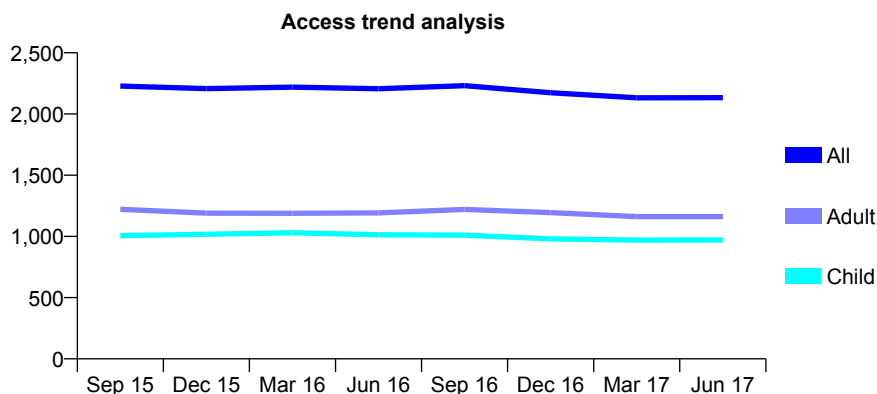
Q63 - Vital Signs At a Glance Contract Report for 632775/0001 - June 2017

Name or company name	MR AJ WHITTOME
Contract type name	GDS Contract
Purpose of contract	General
Contract start date	01/04/2006
Contract end date	

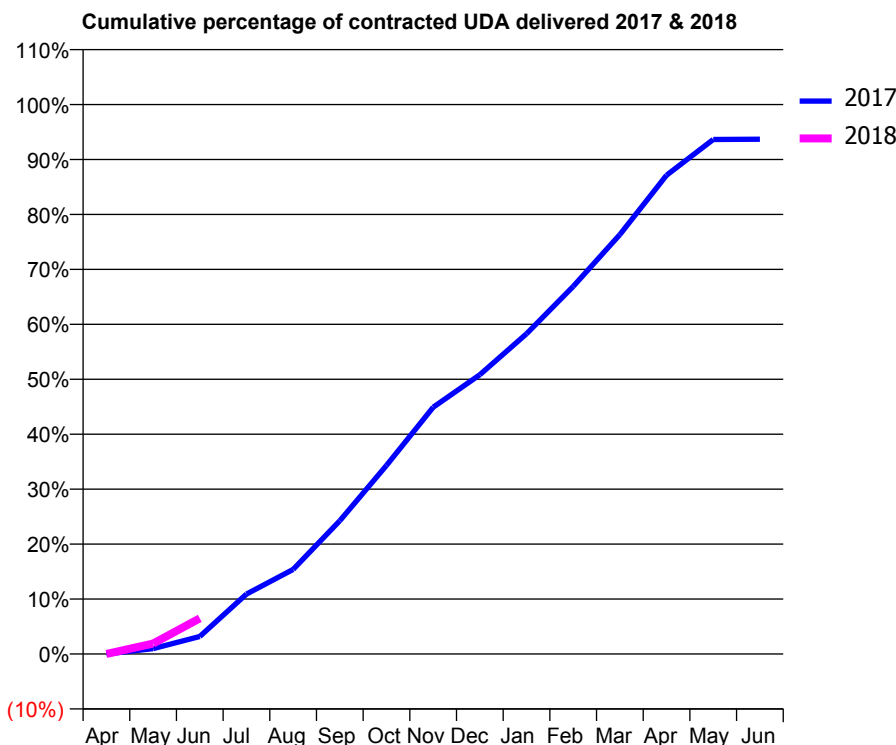
17/18 Contracted general activity (UDA)	7,187
Carry forward general activity (UDA)	0
17/18 Contracted orthodontic activity (UOA)	0
Carry forward orthodontic activity (UOA)	0
Baseline contract value	£183,824.66

ACCESS*

Patients seen in 24 months	Total	Change since previous quarter
Quarter ending June 2016	2,206	
Quarter ending September 2016	2,231	→
Quarter ending December 2016	2,174	↓
Quarter ending March 2017	2,132	↓
Quarter ending June 2017	2,133	→
Variance since June 2016	(3.3%)	↓



ACTIVITY



Month	Adjusted Scheduled Activity (UDA)	
	2017	2018
April	0	1
May	70	137
June	229	466
July	784	
August	1,107	
September	1,744	
October	2,467	
November	3,228	
December	3,653	
January	4,189	
February	4,807	
March	5,486	
April	6,262	
May	6,730	
June	6,733	

QUALITY

	Quantity	Base Number	Contract	AT	Region	England
% of FP17s for the same patient ID Re-attending within 3 months - Children	33	311	10.6%	10.0%	11.5%	12.0%
% of FP17s for the same patient ID Re-attending within 3 months - Adults	83	332	25.0%	15.4%	16.8%	16.0%
% of FP17s for the same patient ID Re-attending between 3 & 9 months - Children	145	311	46.6%	48.2%	47.3%	58.0%
% of FP17s for the same patient ID Re-attending between 3 & 9 months - Adults	123	332	37.0%	38.4%	38.3%	50.9%
% of FP17s for Band 1 Urgent Courses	34	236	14.4%	10.0%	10.7%	9.1%
% of FP17s Relating to Free Repair or Replacements	0	236	0.0%	0.6%	0.6%	0.8%
% of FP17s Relating to Continuations	0	236	0.0%	0.9%	0.8%	1.1%
% of Patients satisfied with the dentistry they have received	1	1	N/A	90.2%	89.8%	91.7%
% of Patients satisfied with the time they had to wait for an appointment	1	1	N/A	86.2%	83.6%	88.0%

* This is based on patients treated on this contract for their most recent course of treatment. Figures in italics indicate the base number of FP17s or Patient Questionnaire responses are less than 100. N/A is shown where the base number of responses is less than 10 during the period. % is calculated as Quantity/Base number*100

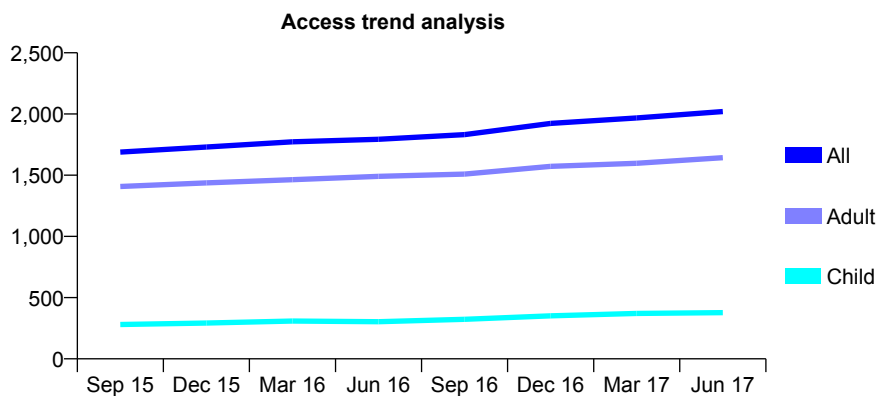
Q63 - Vital Signs At a Glance Contract Report for 635006/0001 - June 2017

Name or company name	MR CJ LEE
Contract type name	GDS Contract
Purpose of contract	General
Contract start date	01/04/2006
Contract end date	

17/18 Contracted general activity (UDA)	8,206
Carry forward general activity (UDA)	0
17/18 Contracted orthodontic activity (UOA)	0
Carry forward orthodontic activity (UOA)	0
Baseline contract value	£297,083.40

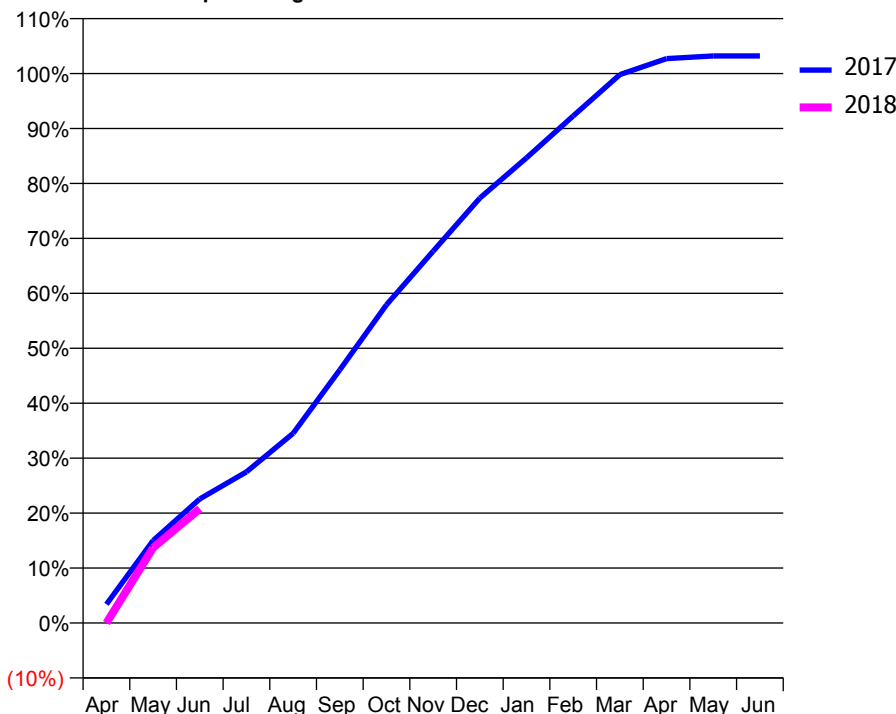
ACCESS*

Patients seen in 24 months	Total	Change since previous quarter
Quarter ending June 2016	1,794	
Quarter ending September 2016	1,832	↑
Quarter ending December 2016	1,923	↑
Quarter ending March 2017	1,968	↑
Quarter ending June 2017	2,020	↑
Variance since June 2016	12.6%	↑



ACTIVITY

Cumulative percentage of contracted UDA delivered 2017 & 2018



Month	Adjusted Scheduled Activity (UDA)	
	2017	2018
April	279	0
May	1,232	1,125
June	1,852	1,708
July	2,257	
August	2,832	
September	3,781	
October	4,753	
November	5,553	
December	6,345	
January	6,948	
February	7,571	
March	8,190	
April	8,428	
May	8,468	
June	8,468	

QUALITY

	Quantity	Base Number	Contract	AT	Region	England
% of FP17s for the same patient ID Re-attending within 3 months - Children	8	110	7.3%	10.0%	11.5%	12.0%
% of FP17s for the same patient ID Re-attending within 3 months - Adults	56	518	10.8%	15.4%	16.8%	16.0%
% of FP17s for the same patient ID Re-attending between 3 & 9 months - Children	59	110	53.6%	48.2%	47.3%	58.0%
% of FP17s for the same patient ID Re-attending between 3 & 9 months - Adults	263	518	50.8%	38.4%	38.3%	50.9%
% of FP17s for Band 1 Urgent Courses	35	466	7.5%	10.0%	10.7%	9.1%
% of FP17s Relating to Free Repair or Replacements	13	466	2.8%	0.6%	0.6%	0.8%
% of FP17s Relating to Continuations	2	466	0.4%	0.9%	0.8%	1.1%
% of Patients satisfied with the dentistry they have received	3	3	N/A	90.2%	89.8%	91.7%
% of Patients satisfied with the time they had to wait for an appointment	3	3	N/A	86.2%	83.6%	88.0%

* This is based on patients treated on this contract for their most recent course of treatment. Figures in italics indicate the base number of FP17s or Patient Questionnaire responses are less than 100. N/A is shown where the base number of responses is less than 10 during the period. % is calculated as Quantity/Base number*100

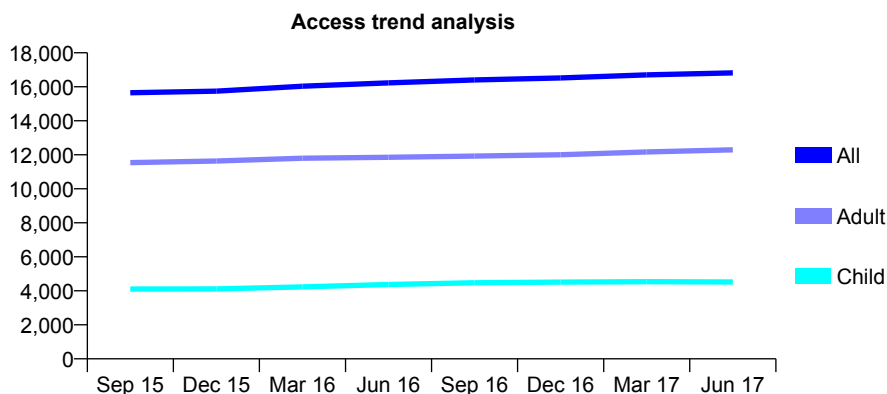
Q63 - Vital Signs At a Glance Contract Report for 638021/0001 - June 2017

Name or company name	MR U PATEL
Contract type name	GDS Contract
Purpose of contract	General
Contract start date	01/04/2006
Contract end date	

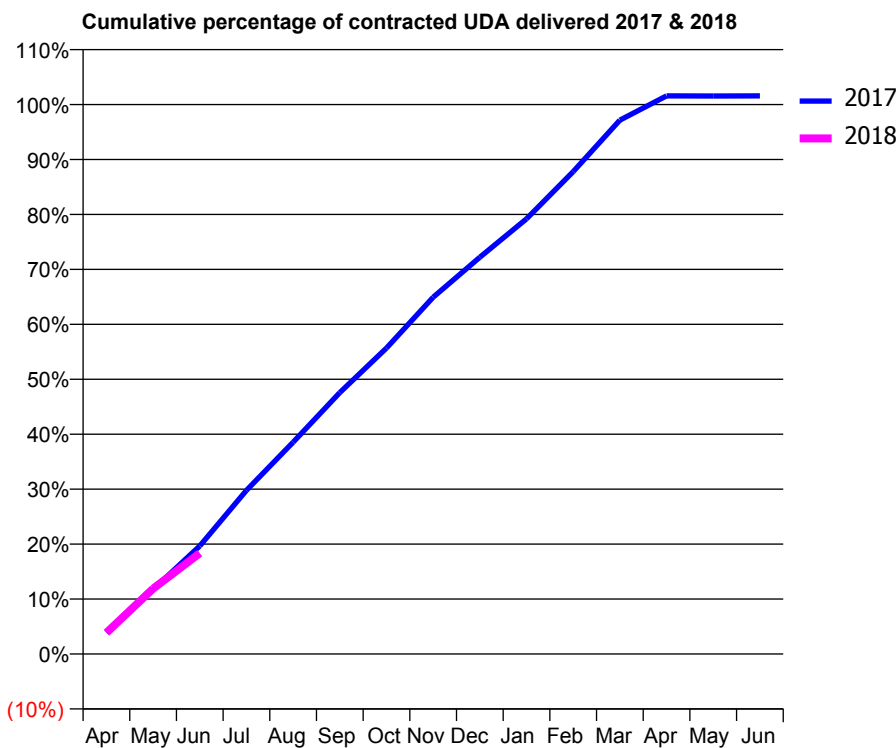
17/18 Contracted general activity (UDA)	56,222
Carry forward general activity (UDA)	0
17/18 Contracted orthodontic activity (UOA)	0
Carry forward orthodontic activity (UOA)	0
Baseline contract value	£1,638,056.49

ACCESS*

Patients seen in 24 months	Total	Change since previous quarter
Quarter ending June 2016	16,232	
Quarter ending September 2016	16,400	→
Quarter ending December 2016	16,519	→
Quarter ending March 2017	16,702	→
Quarter ending June 2017	16,820	→
Variance since June 2016	3.6%	↑



ACTIVITY



Month	Adjusted Scheduled Activity (UDA)	
	2017	2018
April	2,206	2,171
May	6,611	6,698
June	11,057	10,317
July	16,749	
August	21,676	
September	26,746	
October	31,309	
November	36,507	
December	40,601	
January	44,522	
February	49,353	
March	54,620	
April	57,110	
May	57,095	
June	57,102	

QUALITY

	Quantity	Base Number	Contract	AT	Region	England
% of FP17s for the same patient ID Re-attending within 3 months - Children	131	1,254	10.4%	10.0%	11.5%	12.0%
% of FP17s for the same patient ID Re-attending within 3 months - Adults	440	2,754	16.0%	15.4%	16.8%	16.0%
% of FP17s for the same patient ID Re-attending between 3 & 9 months - Children	541	1,254	43.1%	48.2%	47.3%	58.0%
% of FP17s for the same patient ID Re-attending between 3 & 9 months - Adults	856	2,754	31.1%	38.4%	38.3%	50.9%
% of FP17s for Band 1 Urgent Courses	265	3,308	8.0%	10.0%	10.7%	9.1%
% of FP17s Relating to Free Repair or Replacements	68	3,308	2.1%	0.6%	0.6%	0.8%
% of FP17s Relating to Continuations	44	3,308	1.3%	0.9%	0.8%	1.1%
% of Patients satisfied with the dentistry they have received	15	17	88.2%	90.2%	89.8%	91.7%
% of Patients satisfied with the time they had to wait for an appointment	17	17	100.0%	86.2%	83.6%	88.0%

* This is based on patients treated on this contract for their most recent course of treatment. Figures in italics indicate the base number of FP17s or Patient Questionnaire responses are less than 100. N/A is shown where the base number of responses is less than 10 during the period. % is calculated as Quantity/Base number*100

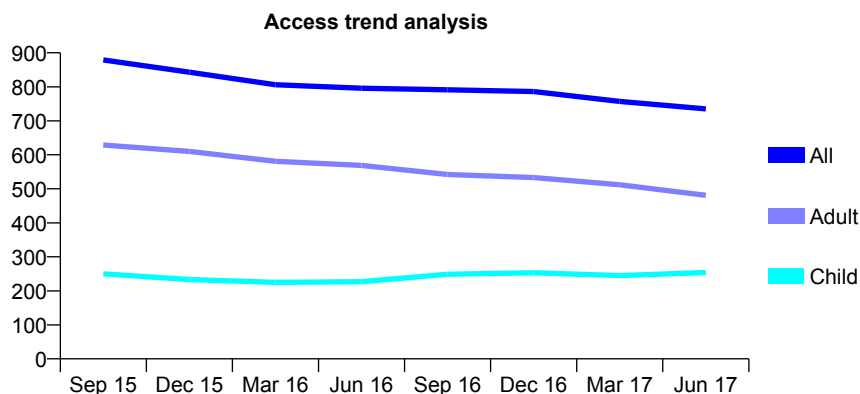
Q63 - Vital Signs At a Glance Contract Report for 638323/0005 - June 2017

Name or company name	MR SS PHOTAY
Contract type name	GDS Contract
Purpose of contract	General
Contract start date	01/09/2012
Contract end date	

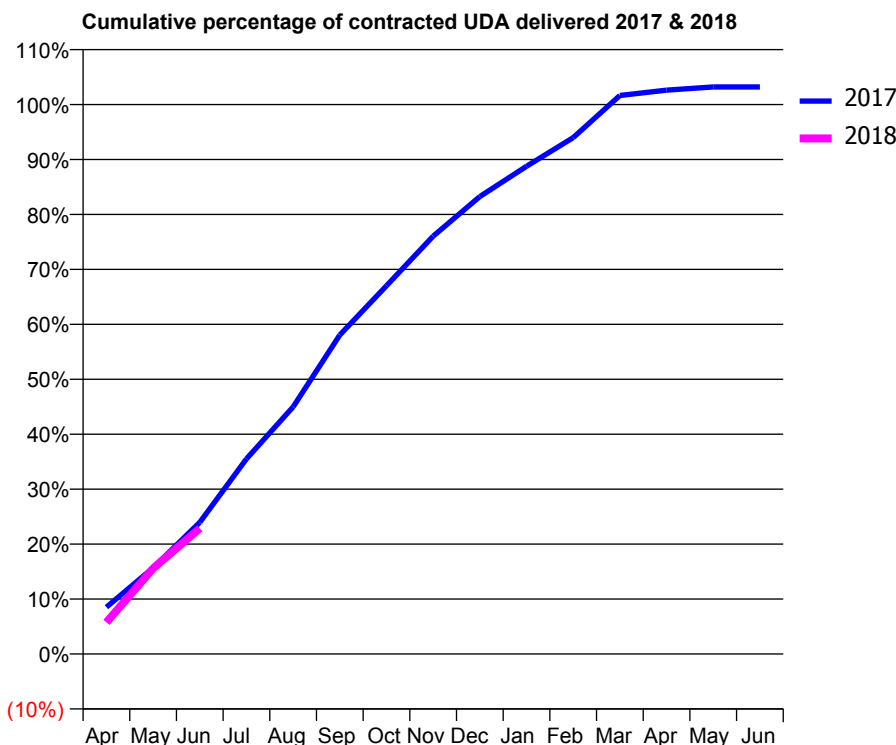
17/18 Contracted general activity (UDA)	2,268
Carry forward general activity (UDA)	0
17/18 Contracted orthodontic activity (UOA)	0
Carry forward orthodontic activity (UOA)	0
Baseline contract value	£55,668.69

ACCESS*

Patients seen in 24 months	Total	Change since previous quarter
Quarter ending June 2016	796	
Quarter ending September 2016	791	→
Quarter ending December 2016	786	→
Quarter ending March 2017	757	↓
Quarter ending June 2017	735	↓
Variance since June 2016	(7.7%)	↓



ACTIVITY



Month	Adjusted Scheduled Activity (UDA)	
	2017	2018
April	193	131
May	356	354
June	544	519
July	805	
August	1,020	
September	1,317	
October	1,520	
November	1,724	
December	1,888	
January	2,013	
February	2,131	
March	2,305	
April	2,327	
May	2,340	
June	2,340	

QUALITY

	Quantity	Base Number	Contract	AT	Region	England
% of FP17s for the same patient ID Re-attending within 3 months - Children	8	58	13.8%	10.0%	11.5%	12.0%
% of FP17s for the same patient ID Re-attending within 3 months - Adults	28	121	23.1%	15.4%	16.8%	16.0%
% of FP17s for the same patient ID Re-attending between 3 & 9 months - Children	15	58	25.9%	48.2%	47.3%	58.0%
% of FP17s for the same patient ID Re-attending between 3 & 9 months - Adults	42	121	34.7%	38.4%	38.3%	50.9%
% of FP17s for Band 1 Urgent Courses	18	167	10.8%	10.0%	10.7%	9.1%
% of FP17s Relating to Free Repair or Replacements	0	167	0.0%	0.6%	0.6%	0.8%
% of FP17s Relating to Continuations	0	167	0.0%	0.9%	0.8%	1.1%
% of Patients satisfied with the dentistry they have received	1	1	N/A	90.2%	89.8%	91.7%
% of Patients satisfied with the time they had to wait for an appointment	1	1	N/A	86.2%	83.6%	88.0%

* This is based on patients treated on this contract for their most recent course of treatment. Figures in italics indicate the base number of FP17s or Patient Questionnaire responses are less than 100. N/A is shown where the base number of responses is less than 10 during the period. % is calculated as Quantity/Base number*100

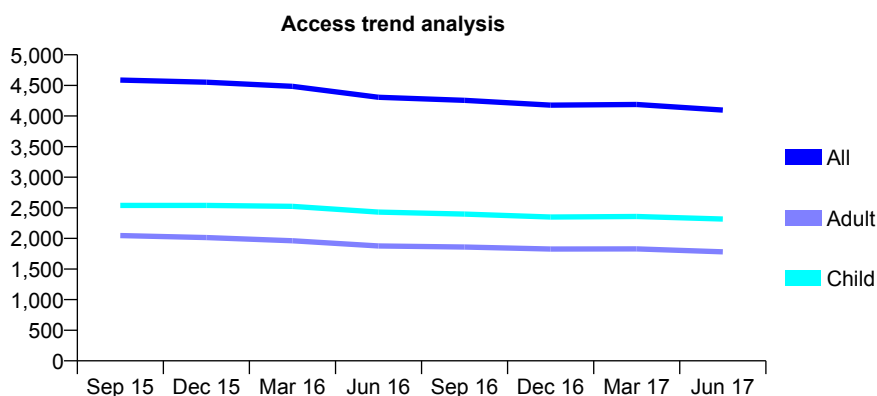
Q63 - Vital Signs At a Glance Contract Report for 643963/0001 - June 2017

Name or company name	MR BJ O'ROURKE
Contract type name	GDS Contract
Purpose of contract	General
Contract start date	01/04/2006
Contract end date	

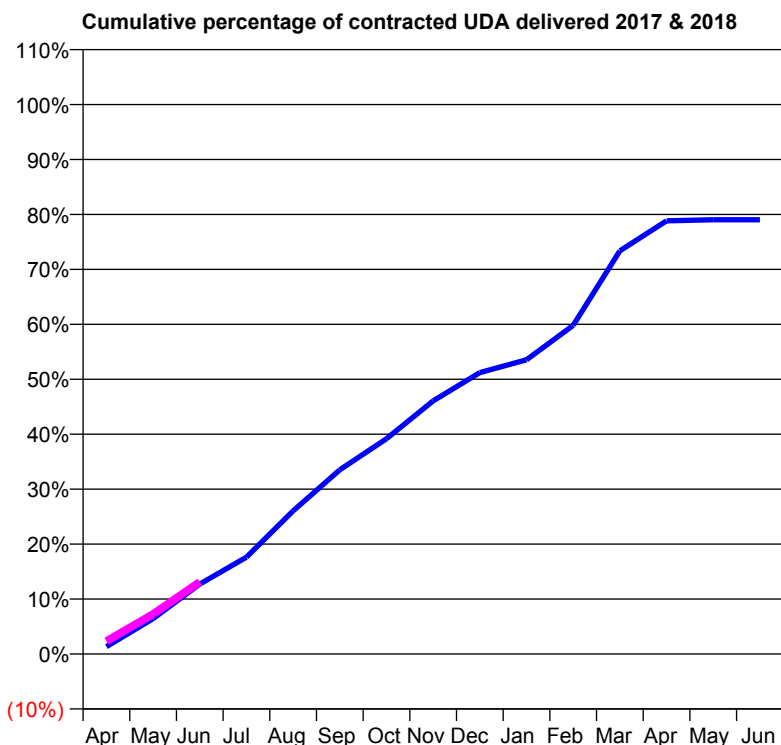
17/18 Contracted general activity (UDA)	15,452
Carry forward general activity (UDA)	0
17/18 Contracted orthodontic activity (UOA)	0
Carry forward orthodontic activity (UOA)	0
Baseline contract value	£457,226.61

ACCESS*

Patients seen in 24 months	Total	Change since previous quarter
Quarter ending June 2016	4,306	
Quarter ending September 2016	4,257	↓
Quarter ending December 2016	4,177	↓
Quarter ending March 2017	4,189	→
Quarter ending June 2017	4,097	↓
Variance since June 2016	(4.9%)	↓



ACTIVITY



Month	Adjusted Scheduled Activity (UDA)	
	2017	2018
April	208	361
May	996	1,124
June	1,967	2,027
July	2,723	
August	4,026	
September	5,180	
October	6,055	
November	7,120	
December	7,915	
January	8,273	
February	9,243	
March	11,338	
April	12,180	
May	12,209	
June	12,209	

QUALITY

	Quantity	Base Number	Contract	AT	Region	England
% of FP17s for the same patient ID Re-attending within 3 months - Children	55	666	8.3%	10.0%	11.5%	12.0%
% of FP17s for the same patient ID Re-attending within 3 months - Adults	166	496	33.5%	15.4%	16.8%	16.0%
% of FP17s for the same patient ID Re-attending between 3 & 9 months - Children	356	666	53.5%	48.2%	47.3%	58.0%
% of FP17s for the same patient ID Re-attending between 3 & 9 months - Adults	143	496	28.8%	38.4%	38.3%	50.9%
% of FP17s for Band 1 Urgent Courses	153	893	17.1%	10.0%	10.7%	9.1%
% of FP17s Relating to Free Repair or Replacements	0	893	0.0%	0.6%	0.6%	0.8%
% of FP17s Relating to Continuations	13	893	1.5%	0.9%	0.8%	1.1%
% of Patients satisfied with the dentistry they have received	6	6	N/A	90.2%	89.8%	91.7%
% of Patients satisfied with the time they had to wait for an appointment	6	6	N/A	86.2%	83.6%	88.0%

* This is based on patients treated on this contract for their most recent course of treatment. Figures in italics indicate the base number of FP17s or Patient Questionnaire responses are less than 100. N/A is shown where the base number of responses is less than 10 during the period. % is calculated as Quantity/Base number*100

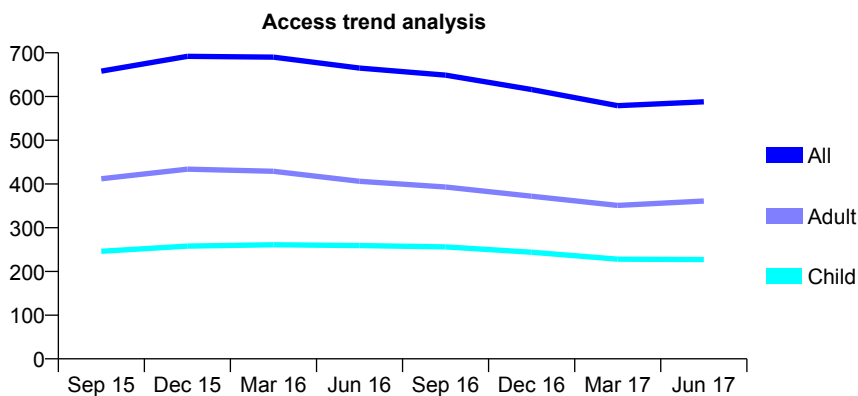
Q63 - Vital Signs At a Glance Contract Report for 651478/0001 - June 2017

Name or company name	MS NA DATHI
Contract type name	GDS Contract
Purpose of contract	General
Contract start date	01/04/2006
Contract end date	

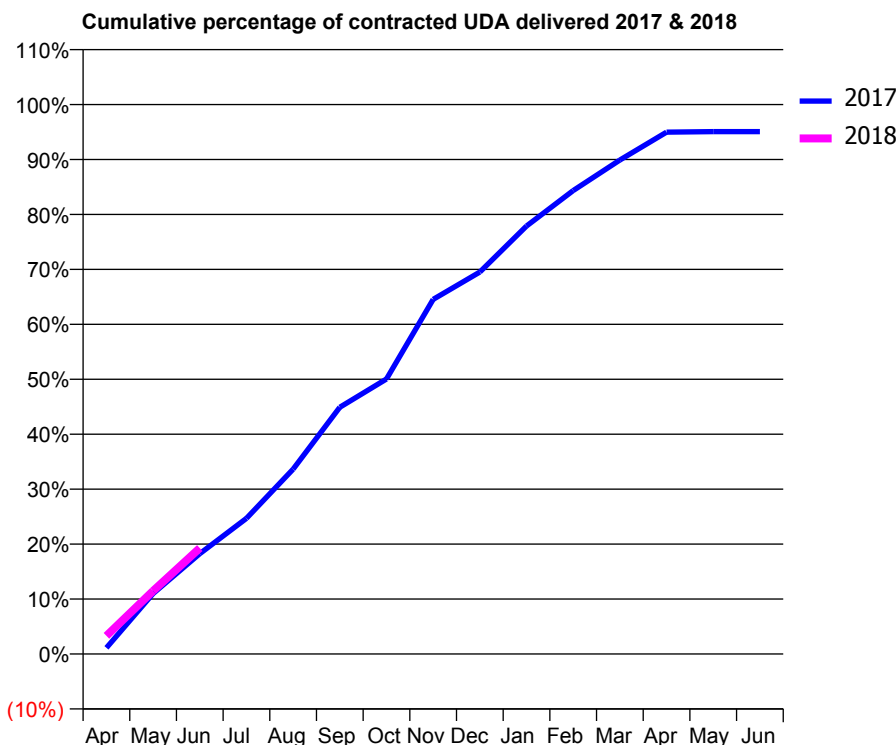
17/18 Contracted general activity (UDA)	1,000
Carry forward general activity (UDA)	0
17/18 Contracted orthodontic activity (UOA)	0
Carry forward orthodontic activity (UOA)	0
Baseline contract value	£23,493.31

ACCESS*

Patients seen in 24 months	Total	Change since previous quarter
Quarter ending June 2016	665	
Quarter ending September 2016	649	↓
Quarter ending December 2016	616	↓
Quarter ending March 2017	579	↓
Quarter ending June 2017	588	→
Variance since June 2016	(11.6%)	↓



ACTIVITY



Month	Adjusted Scheduled Activity (UDA)	
	2017	2018
April	11	33
May	110	115
June	183	193
July	247	
August	336	
September	449	
October	500	
November	645	
December	695	
January	779	
February	843	
March	899	
April	950	
May	951	
June	951	

QUALITY

	Quantity	Base Number	Contract	AT	Region	England
% of FP17s for the same patient ID Re-attending within 3 months - Children	3	69	4.3%	10.0%	11.5%	12.0%
% of FP17s for the same patient ID Re-attending within 3 months - Adults	7	76	9.2%	15.4%	16.8%	16.0%
% of FP17s for the same patient ID Re-attending between 3 & 9 months - Children	32	69	46.4%	48.2%	47.3%	58.0%
% of FP17s for the same patient ID Re-attending between 3 & 9 months - Adults	30	76	39.5%	38.4%	38.3%	50.9%
% of FP17s for Band 1 Urgent Courses	4	121	3.3%	10.0%	10.7%	9.1%
% of FP17s Relating to Free Repair or Replacements	0	121	0.0%	0.6%	0.6%	0.8%
% of FP17s Relating to Continuations	0	121	0.0%	0.9%	0.8%	1.1%
% of Patients satisfied with the dentistry they have received	1	1	N/A	90.2%	89.8%	91.7%
% of Patients satisfied with the time they had to wait for an appointment	0	1	N/A	86.2%	83.6%	88.0%

* This is based on patients treated on this contract for their most recent course of treatment. Figures in italics indicate the base number of FP17s or Patient Questionnaire responses are less than 100. N/A is shown where the base number of responses is less than 10 during the period. % is calculated as Quantity/Base number*100

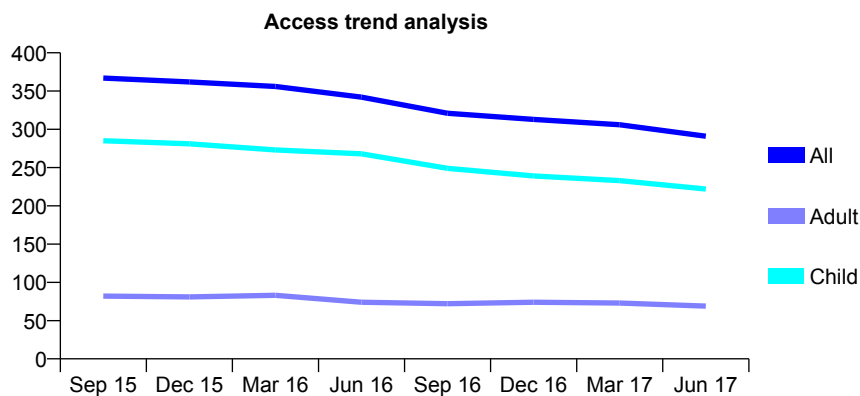
Q63 - Vital Signs At a Glance Contract Report for 651680/0001 - June 2017

Name or company name	MR RH BAYLIS
Contract type name	GDS Contract
Purpose of contract	General
Contract start date	01/04/2006
Contract end date	

17/18 Contracted general activity (UDA)	546
Carry forward general activity (UDA)	0
17/18 Contracted orthodontic activity (UOA)	0
Carry forward orthodontic activity (UOA)	0
Baseline contract value	£13,919.47

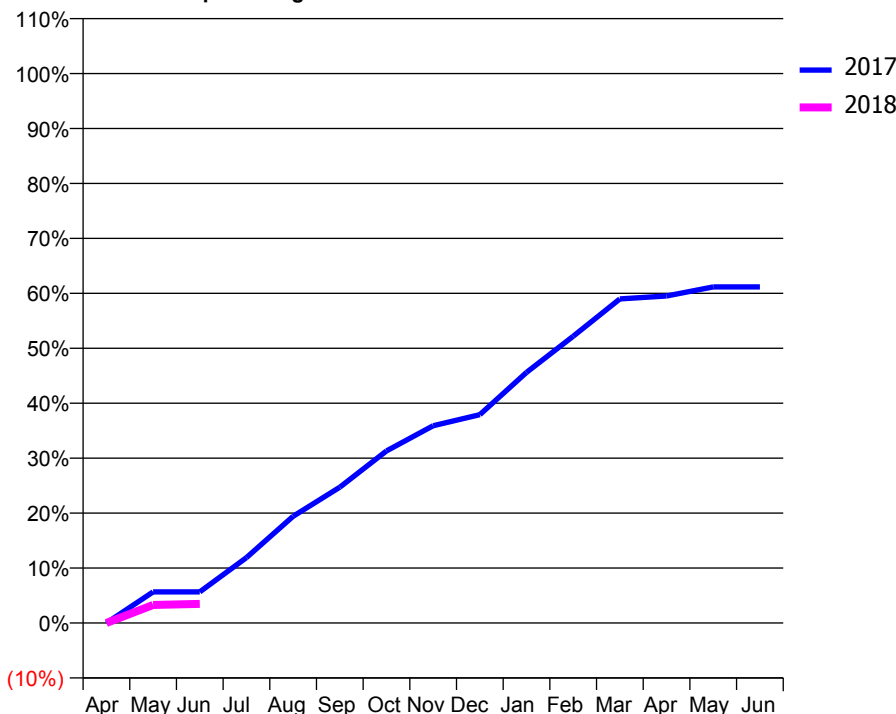
ACCESS*

Patients seen in 24 months	Total	Change since previous quarter
Quarter ending June 2016	342	
Quarter ending September 2016	321	↓
Quarter ending December 2016	313	↓
Quarter ending March 2017	306	↓
Quarter ending June 2017	291	↓
Variance since June 2016	(14.9%)	↓



ACTIVITY

Cumulative percentage of contracted UDA delivered 2017 & 2018



Adjusted Scheduled Activity (UDA)

Month	2017	2018
April	0	0
May	31	18
June	31	19
July	65	
August	106	
September	135	
October	171	
November	196	
December	207	
January	249	
February	285	
March	322	
April	325	
May	334	
June	334	

QUALITY

	Quantity	Base Number	Contract	AT	Region	England
% of FP17s for the same patient ID Re-attending within 3 months - Children	0	28	0.0%	10.0%	11.5%	12.0%
% of FP17s for the same patient ID Re-attending within 3 months - Adults	0	3	0.0%	15.4%	16.8%	16.0%
% of FP17s for the same patient ID Re-attending between 3 & 9 months - Children	12	28	42.9%	48.2%	47.3%	58.0%
% of FP17s for the same patient ID Re-attending between 3 & 9 months - Adults	3	3	100.0%	38.4%	38.3%	50.9%
% of FP17s for Band 1 Urgent Courses	0	19	0.0%	10.0%	10.7%	9.1%
% of FP17s Relating to Free Repair or Replacements	0	19	0.0%	0.6%	0.6%	0.8%
% of FP17s Relating to Continuations	0	19	0.0%	0.9%	0.8%	1.1%
% of Patients satisfied with the dentistry they have received	0	0	N/A	90.2%	89.8%	91.7%
% of Patients satisfied with the time they had to wait for an appointment	0	0	N/A	86.2%	83.6%	88.0%

* This is based on patients treated on this contract for their most recent course of treatment. Figures in italics indicate the base number of FP17s or Patient Questionnaire responses are less than 100. N/A is shown where the base number of responses is less than 10 during the period. % is calculated as Quantity/Base number*100

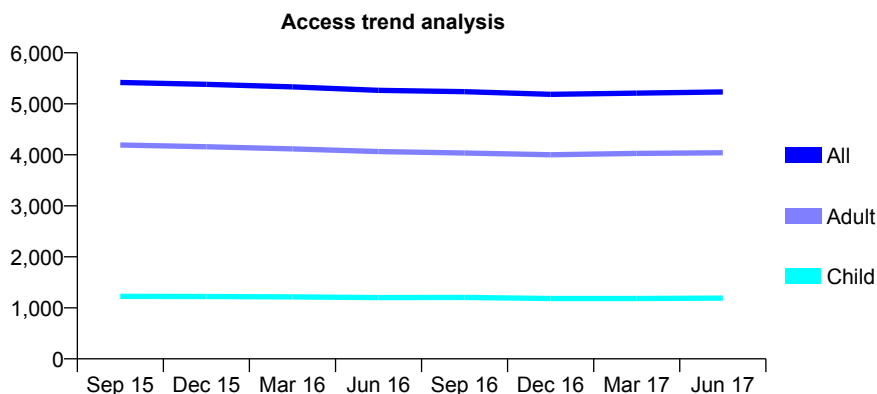
Q63 - Vital Signs At a Glance Contract Report for 656704/0003 - June 2017

Name or company name	MR R PATEL
Contract type name	GDS Contract
Purpose of contract	General
Contract start date	01/04/2006
Contract end date	

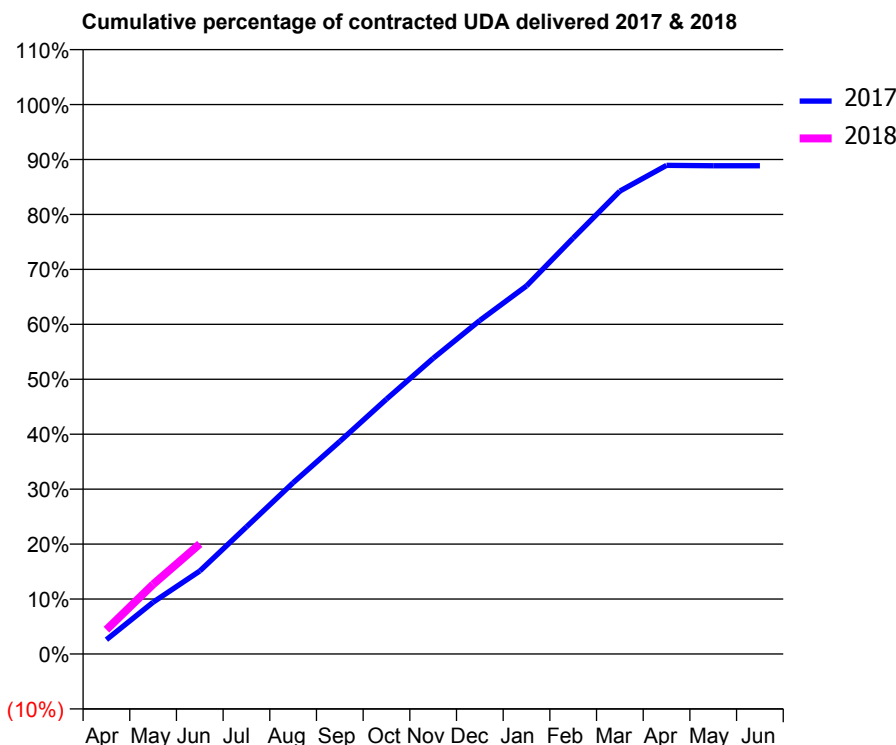
17/18 Contracted general activity (UDA)	15,926
Carry forward general activity (UDA)	0
17/18 Contracted orthodontic activity (UOA)	0
Carry forward orthodontic activity (UOA)	0
Baseline contract value	£441,578.97

ACCESS*

Patients seen in 24 months	Total	Change since previous quarter
Quarter ending June 2016	5,265	
Quarter ending September 2016	5,239	→
Quarter ending December 2016	5,185	↓
Quarter ending March 2017	5,210	→
Quarter ending June 2017	5,232	→
Variance since June 2016	(0.6%)	→



ACTIVITY



Month	Adjusted Scheduled Activity (UDA)	
	2017	2018
April	415	705
May	1,503	2,019
June	2,407	3,189
July	3,685	
August	4,964	
September	6,161	
October	7,387	
November	8,569	
December	9,666	
January	10,669	
February	12,055	
March	13,415	
April	14,164	
May	14,151	
June	14,151	

QUALITY

	Quantity	Base Number	Contract	AT	Region	England
% of FP17s for the same patient ID Re-attending within 3 months - Children	29	384	7.6%	10.0%	11.5%	12.0%
% of FP17s for the same patient ID Re-attending within 3 months - Adults	129	1,053	12.3%	15.4%	16.8%	16.0%
% of FP17s for the same patient ID Re-attending between 3 & 9 months - Children	179	384	46.6%	48.2%	47.3%	58.0%
% of FP17s for the same patient ID Re-attending between 3 & 9 months - Adults	388	1,053	36.8%	38.4%	38.3%	50.9%
% of FP17s for Band 1 Urgent Courses	80	1,207	6.6%	10.0%	10.7%	9.1%
% of FP17s Relating to Free Repair or Replacements	21	1,207	1.7%	0.6%	0.6%	0.8%
% of FP17s Relating to Continuations	15	1,207	1.2%	0.9%	0.8%	1.1%
% of Patients satisfied with the dentistry they have received	6	6	N/A	90.2%	89.8%	91.7%
% of Patients satisfied with the time they had to wait for an appointment	6	6	N/A	86.2%	83.6%	88.0%

* This is based on patients treated on this contract for their most recent course of treatment. Figures in italics indicate the base number of FP17s or Patient Questionnaire responses are less than 100. N/A is shown where the base number of responses is less than 10 during the period. % is calculated as Quantity/Base number*100

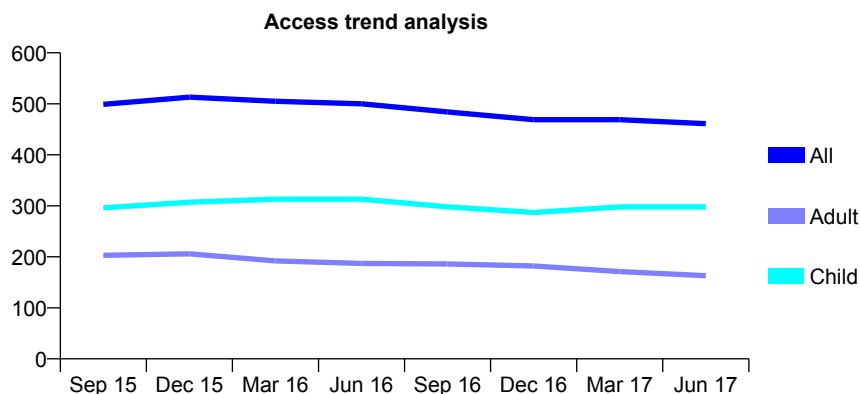
Q63 - Vital Signs At a Glance Contract Report for 656917/0001 - June 2017

Name or company name	MR P MORAITIS
Contract type name	GDS Contract
Purpose of contract	General
Contract start date	01/04/2006
Contract end date	

17/18 Contracted general activity (UDA)	1,090
Carry forward general activity (UDA)	0
17/18 Contracted orthodontic activity (UOA)	0
Carry forward orthodontic activity (UOA)	0
Baseline contract value	£29,229.66

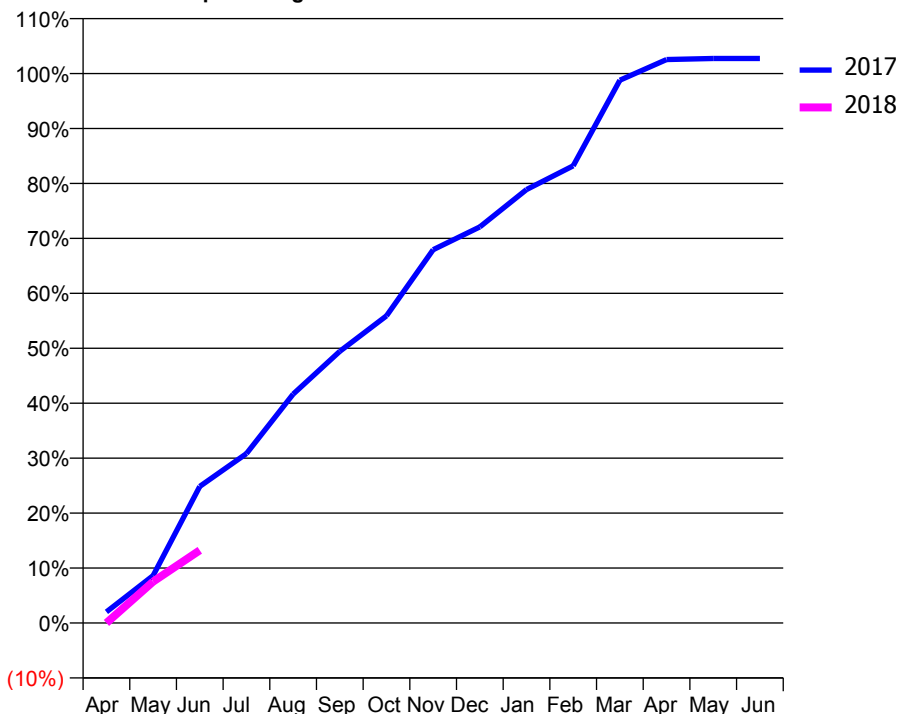
ACCESS*

Patients seen in 24 months	Total	Change since previous quarter
Quarter ending June 2016	500	
Quarter ending September 2016	484	↓
Quarter ending December 2016	469	↓
Quarter ending March 2017	469	→
Quarter ending June 2017	461	↓
Variance since June 2016	(7.8%)	↓



ACTIVITY

Cumulative percentage of contracted UDA delivered 2017 & 2018



Month	Adjusted Scheduled Activity (UDA)	
	2017	2018
April	22	0
May	94	82
June	271	144
July	336	
August	454	
September	539	
October	609	
November	741	
December	786	
January	860	
February	907	
March	1,077	
April	1,118	
May	1,120	
June	1,120	

QUALITY

	Quantity	Base Number	Contract	AT	Region	England
% of FP17s for the same patient ID Re-attending within 3 months - Children	2	66	3.0%	10.0%	11.5%	12.0%
% of FP17s for the same patient ID Re-attending within 3 months - Adults	7	31	22.6%	15.4%	16.8%	16.0%
% of FP17s for the same patient ID Re-attending between 3 & 9 months - Children	41	66	62.1%	48.2%	47.3%	58.0%
% of FP17s for the same patient ID Re-attending between 3 & 9 months - Adults	10	31	32.3%	38.4%	38.3%	50.9%
% of FP17s for Band 1 Urgent Courses	2	73	2.7%	10.0%	10.7%	9.1%
% of FP17s Relating to Free Repair or Replacements	0	73	0.0%	0.6%	0.6%	0.8%
% of FP17s Relating to Continuations	0	73	0.0%	0.9%	0.8%	1.1%
% of Patients satisfied with the dentistry they have received	1	1	N/A	90.2%	89.8%	91.7%
% of Patients satisfied with the time they had to wait for an appointment	1	1	N/A	86.2%	83.6%	88.0%

* This is based on patients treated on this contract for their most recent course of treatment. Figures in italics indicate the base number of FP17s or Patient Questionnaire responses are less than 100. N/A is shown where the base number of responses is less than 10 during the period. % is calculated as Quantity/Base number*100

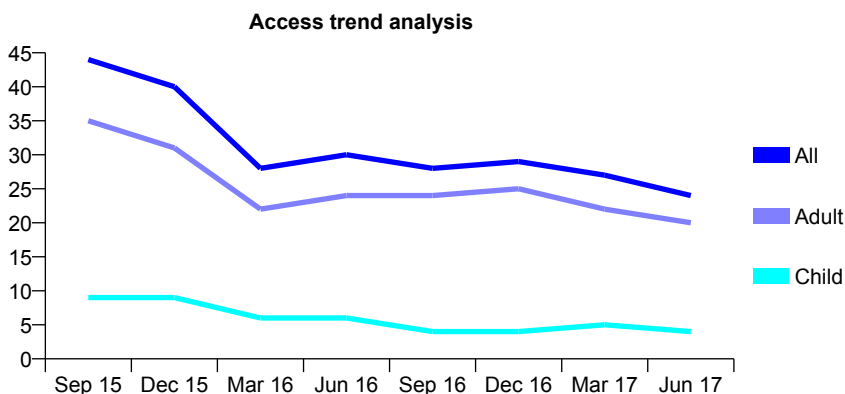
Q63 - Vital Signs At a Glance Contract Report for 671908/0001 - June 2017

Name or company name	MR J SHELDON
Contract type name	GDS Contract
Purpose of contract	General
Contract start date	01/04/2006
Contract end date	

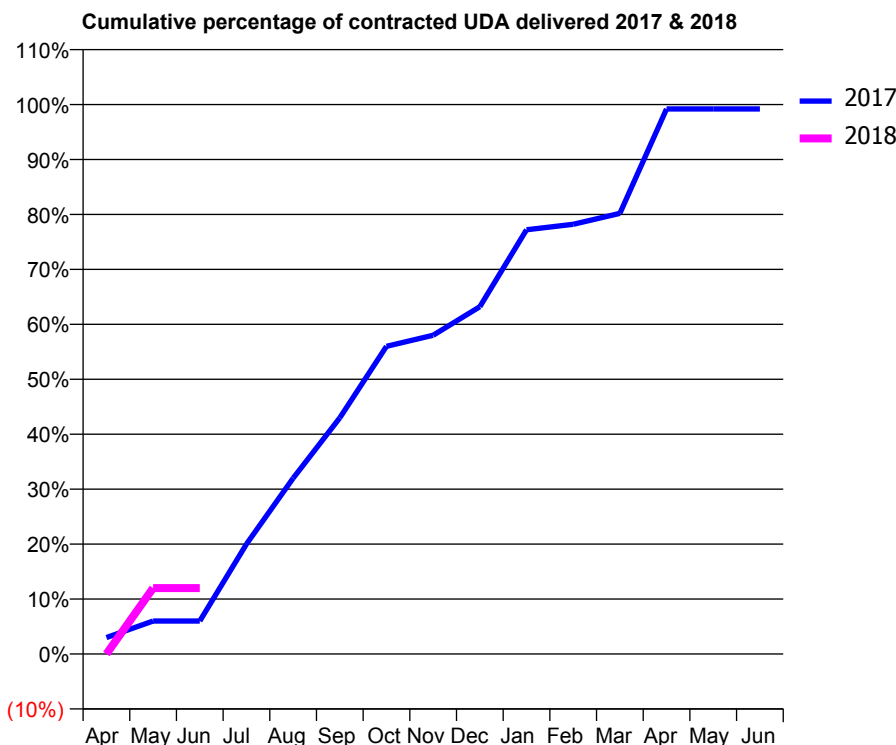
17/18 Contracted general activity (UDA)	100
Carry forward general activity (UDA)	0
17/18 Contracted orthodontic activity (UOA)	0
Carry forward orthodontic activity (UOA)	0
Baseline contract value	£2,736.18

ACCESS*

Patients seen in 24 months	Total	Change since previous quarter
Quarter ending June 2016	30	
Quarter ending September 2016	28	↓
Quarter ending December 2016	29	↑
Quarter ending March 2017	27	↓
Quarter ending June 2017	24	↓
Variance since June 2016	(20.0%)	↓



ACTIVITY



Month	Adjusted Scheduled Activity (UDA)	
	2017	2018
April	3	0
May	6	12
June	6	12
July	20	
August	32	
September	43	
October	56	
November	58	
December	63	
January	77	
February	78	
March	80	
April	99	
May	99	
June	99	

QUALITY

	Quantity	Base Number	Contract	AT	Region	England
% of FP17s for the same patient ID Re-attending within 3 months - Children	0	0	N/A	10.0%	11.5%	12.0%
% of FP17s for the same patient ID Re-attending within 3 months - Adults	0	5	0.0%	15.4%	16.8%	16.0%
% of FP17s for the same patient ID Re-attending between 3 & 9 months - Children	0	0	N/A	48.2%	47.3%	58.0%
% of FP17s for the same patient ID Re-attending between 3 & 9 months - Adults	5	5	100.0%	38.4%	38.3%	50.9%
% of FP17s for Band 1 Urgent Courses	0	1	0.0%	10.0%	10.7%	9.1%
% of FP17s Relating to Free Repair or Replacements	0	1	0.0%	0.6%	0.6%	0.8%
% of FP17s Relating to Continuations	0	1	0.0%	0.9%	0.8%	1.1%
% of Patients satisfied with the dentistry they have received	0	0	N/A	90.2%	89.8%	91.7%
% of Patients satisfied with the time they had to wait for an appointment	0	0	N/A	86.2%	83.6%	88.0%

* This is based on patients treated on this contract for their most recent course of treatment. Figures in italics indicate the base number of FP17s or Patient Questionnaire responses are less than 100. N/A is shown where the base number of responses is less than 10 during the period. % is calculated as Quantity/Base number*100

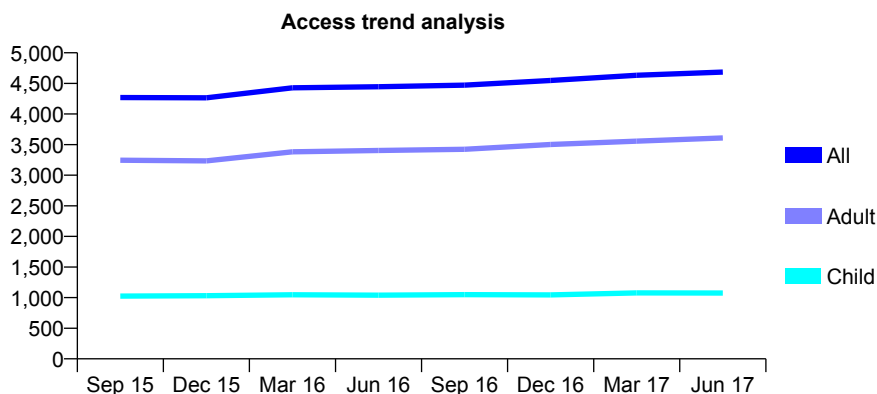
Q63 - Vital Signs At a Glance Contract Report for 673498/0001 - June 2017

Name or company name	MR TM ASHRAF
Contract type name	GDS Contract
Purpose of contract	General
Contract start date	01/04/2006
Contract end date	

17/18 Contracted general activity (UDA)	14,750
Carry forward general activity (UDA)	0
17/18 Contracted orthodontic activity (UOA)	0
Carry forward orthodontic activity (UOA)	0
Baseline contract value	£372,540.41

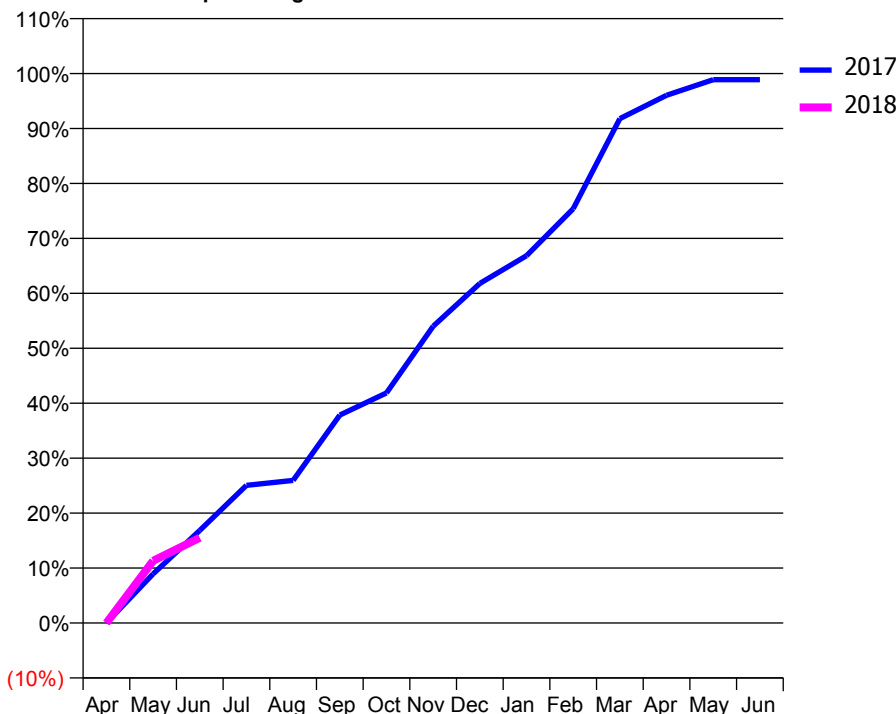
ACCESS*

Patients seen in 24 months	Total	Change since previous quarter
Quarter ending June 2016	4,445	
Quarter ending September 2016	4,472	→
Quarter ending December 2016	4,548	→
Quarter ending March 2017	4,633	→
Quarter ending June 2017	4,685	→
Variance since June 2016	5.4%	↑



ACTIVITY

Cumulative percentage of contracted UDA delivered 2017 & 2018



Month	Adjusted Scheduled Activity (UDA)	
	2017	2018
April	0	0
May	1,319	1,668
June	2,487	2,288
July	3,695	
August	3,829	
September	5,580	
October	6,175	
November	7,966	
December	9,114	
January	9,858	
February	11,120	
March	13,540	
April	14,165	
May	14,582	
June	14,585	

QUALITY

	Quantity	Base Number	Contract	AT	Region	England
% of FP17s for the same patient ID Re-attending within 3 months - Children	18	299	6.0%	10.0%	11.5%	12.0%
% of FP17s for the same patient ID Re-attending within 3 months - Adults	125	821	15.2%	15.4%	16.8%	16.0%
% of FP17s for the same patient ID Re-attending between 3 & 9 months - Children	172	299	57.5%	48.2%	47.3%	58.0%
% of FP17s for the same patient ID Re-attending between 3 & 9 months - Adults	267	821	32.5%	38.4%	38.3%	50.9%
% of FP17s for Band 1 Urgent Courses	58	841	6.9%	10.0%	10.7%	9.1%
% of FP17s Relating to Free Repair or Replacements	4	841	0.5%	0.6%	0.6%	0.8%
% of FP17s Relating to Continuations	23	841	2.7%	0.9%	0.8%	1.1%
% of Patients satisfied with the dentistry they have received	6	6	N/A	90.2%	89.8%	91.7%
% of Patients satisfied with the time they had to wait for an appointment	5	6	N/A	86.2%	83.6%	88.0%

* This is based on patients treated on this contract for their most recent course of treatment. Figures in italics indicate the base number of FP17s or Patient Questionnaire responses are less than 100. N/A is shown where the base number of responses is less than 10 during the period. % is calculated as Quantity/Base number*100

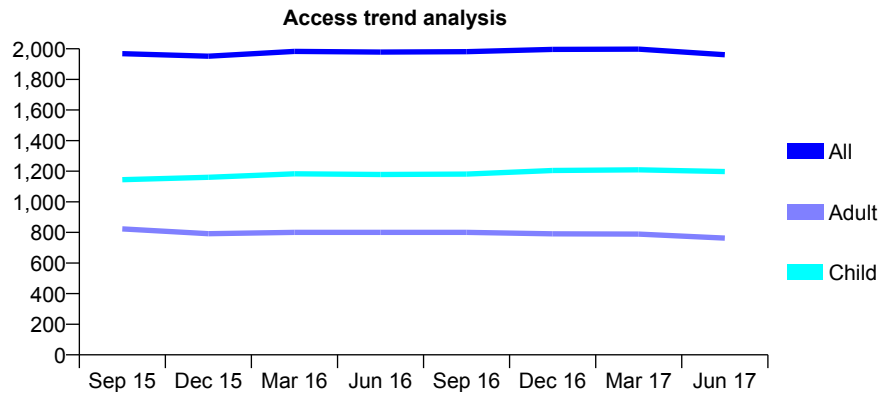
Q63 - Vital Signs At a Glance Contract Report for 674656/0001 - June 2017

Name or company name	MRS B VAHEESWARAN
Contract type name	GDS Contract
Purpose of contract	General
Contract start date	01/04/2006
Contract end date	

17/18 Contracted general activity (UDA)	5,998
Carry forward general activity (UDA)	0
17/18 Contracted orthodontic activity (UOA)	0
Carry forward orthodontic activity (UOA)	0
Baseline contract value	£171,804.85

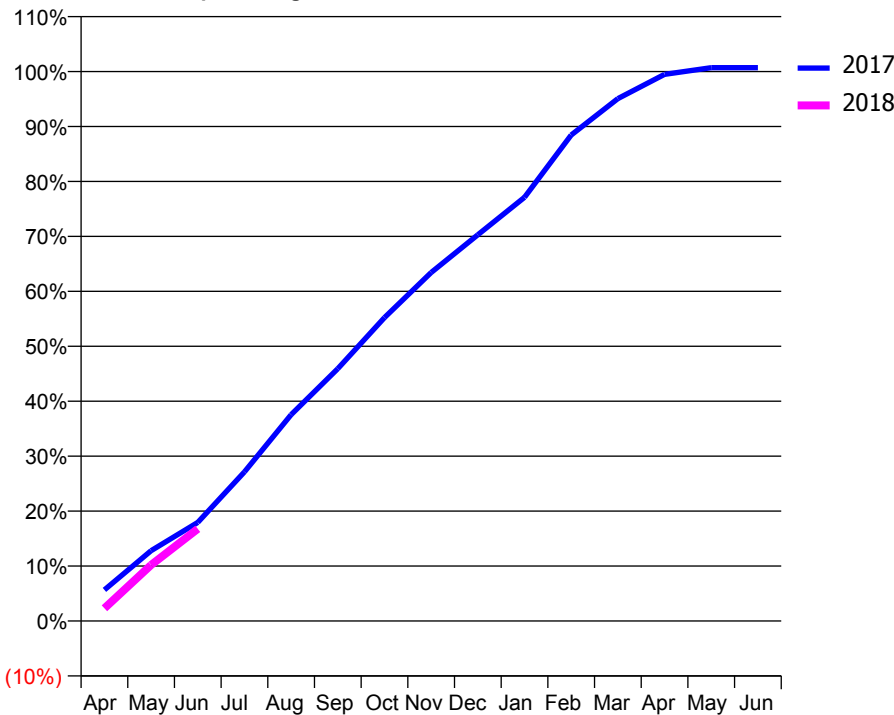
ACCESS*

Patients seen in 24 months	Total	Change since previous quarter
Quarter ending June 2016	1,979	
Quarter ending September 2016	1,981	→
Quarter ending December 2016	1,996	→
Quarter ending March 2017	1,998	→
Quarter ending June 2017	1,961	↓
Variance since June 2016	(0.9%)	→



ACTIVITY

Cumulative percentage of contracted UDA delivered 2017 & 2018



Month	Adjusted Scheduled Activity (UDA)	
	2017	2018
April	340	139
May	768	613
June	1,076	1,007
July	1,628	
August	2,252	
September	2,755	
October	3,312	
November	3,804	
December	4,216	
January	4,625	
February	5,305	
March	5,702	
April	5,967	
May	6,039	
June	6,039	

QUALITY

	Quantity	Base Number	Contract	AT	Region	England
% of FP17s for the same patient ID Re-attending within 3 months - Children	25	383	6.5%	10.0%	11.5%	12.0%
% of FP17s for the same patient ID Re-attending within 3 months - Adults	53	210	25.2%	15.4%	16.8%	16.0%
% of FP17s for the same patient ID Re-attending between 3 & 9 months - Children	222	383	58.0%	48.2%	47.3%	58.0%
% of FP17s for the same patient ID Re-attending between 3 & 9 months - Adults	73	210	34.8%	38.4%	38.3%	50.9%
% of FP17s for Band 1 Urgent Courses	43	484	8.9%	10.0%	10.7%	9.1%
% of FP17s Relating to Free Repair or Replacements	0	484	0.0%	0.6%	0.6%	0.8%
% of FP17s Relating to Continuations	0	484	0.0%	0.9%	0.8%	1.1%
% of Patients satisfied with the dentistry they have received	2	3	N/A	90.2%	89.8%	91.7%
% of Patients satisfied with the time they had to wait for an appointment	3	3	N/A	86.2%	83.6%	88.0%

* This is based on patients treated on this contract for their most recent course of treatment. Figures in italics indicate the base number of FP17s or Patient Questionnaire responses are less than 100. N/A is shown where the base number of responses is less than 10 during the period. % is calculated as Quantity/Base number*100

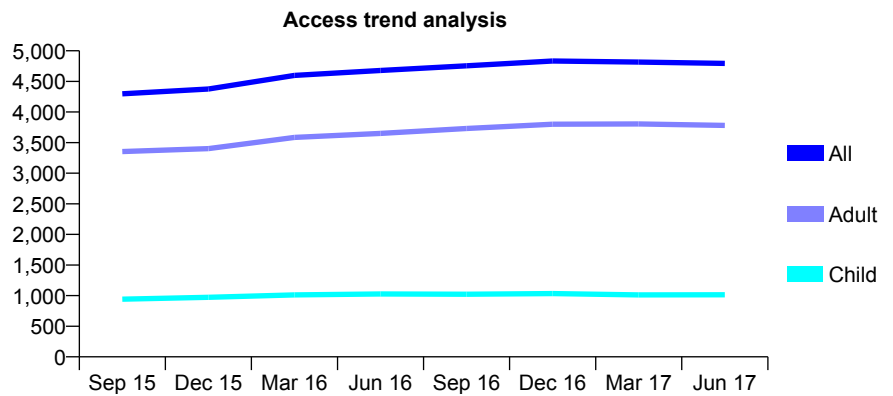
Q63 - Vital Signs At a Glance Contract Report for 674915/0001 - June 2017

Name or company name	MISS P AKHAVAN-TABIB
Contract type name	GDS Contract
Purpose of contract	General
Contract start date	01/04/2006
Contract end date	

17/18 Contracted general activity (UDA)	20,491
Carry forward general activity (UDA)	0
17/18 Contracted orthodontic activity (UOA)	0
Carry forward orthodontic activity (UOA)	0
Baseline contract value	£551,686.46

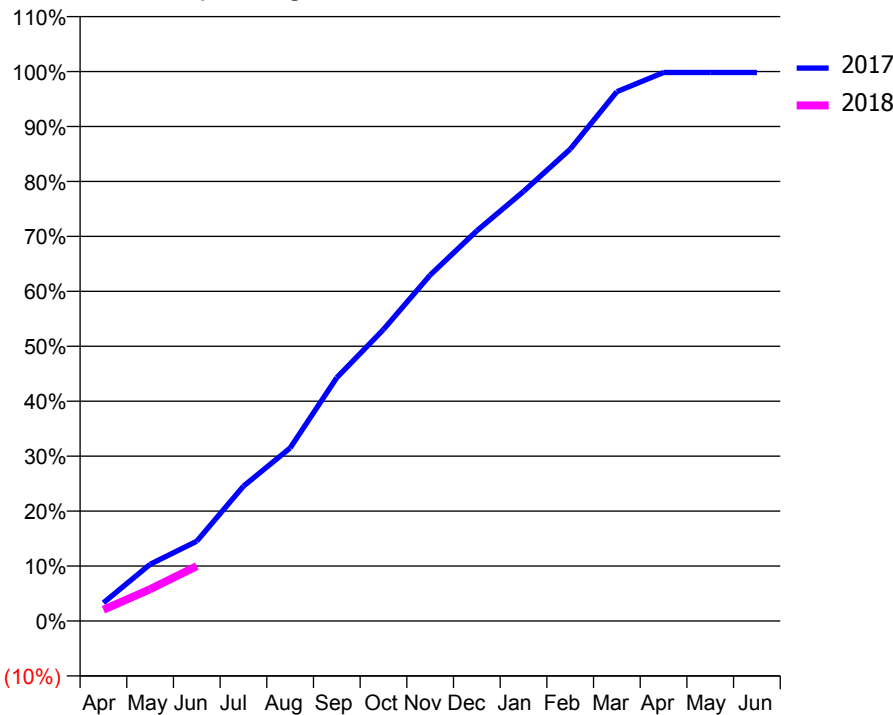
ACCESS*

Patients seen in 24 months	Total	Change since previous quarter
Quarter ending June 2016	4,679	
Quarter ending September 2016	4,754	→
Quarter ending December 2016	4,834	→
Quarter ending March 2017	4,815	→
Quarter ending June 2017	4,795	→
Variance since June 2016	2.5%	↑



ACTIVITY

Cumulative percentage of contracted UDA delivered 2017 & 2018



Month	Adjusted Scheduled Activity (UDA)	
	2017	2018
April	681	419
May	2,116	1,186
June	2,976	2,047
July	5,031	
August	6,453	
September	9,079	
October	10,870	
November	12,903	
December	14,554	
January	16,017	
February	17,595	
March	19,736	
April	20,454	
May	20,454	
June	20,454	

QUALITY

	Quantity	Base Number	Contract	AT	Region	England
% of FP17s for the same patient ID Re-attending within 3 months - Children	13	211	6.2%	10.0%	11.5%	12.0%
% of FP17s for the same patient ID Re-attending within 3 months - Adults	117	678	17.3%	15.4%	16.8%	16.0%
% of FP17s for the same patient ID Re-attending between 3 & 9 months - Children	64	211	30.3%	48.2%	47.3%	58.0%
% of FP17s for the same patient ID Re-attending between 3 & 9 months - Adults	184	678	27.1%	38.4%	38.3%	50.9%
% of FP17s for Band 1 Urgent Courses	81	611	13.3%	10.0%	10.7%	9.1%
% of FP17s Relating to Free Repair or Replacements	5	611	0.8%	0.6%	0.6%	0.8%
% of FP17s Relating to Continuations	13	611	2.1%	0.9%	0.8%	1.1%
% of Patients satisfied with the dentistry they have received	5	5	N/A	90.2%	89.8%	91.7%
% of Patients satisfied with the time they had to wait for an appointment	4	5	N/A	86.2%	83.6%	88.0%

* This is based on patients treated on this contract for their most recent course of treatment. Figures in italics indicate the base number of FP17s or Patient Questionnaire responses are less than 100. N/A is shown where the base number of responses is less than 10 during the period. % is calculated as Quantity/Base number*100

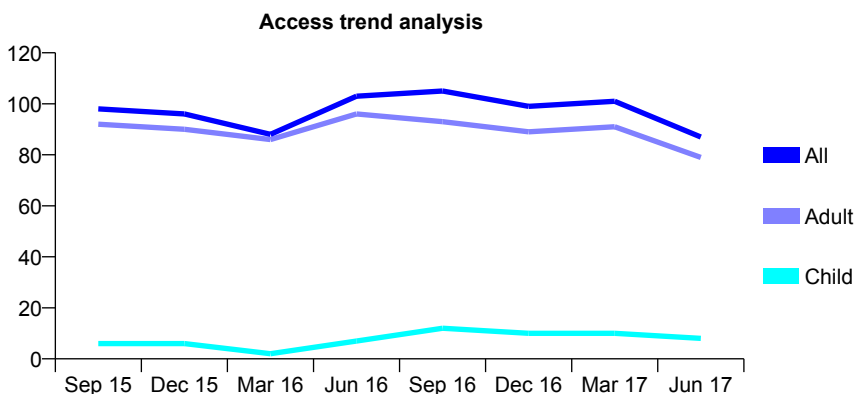
Q63 - Vital Signs At a Glance Contract Report for 674915/0004 - June 2017

Name or company name	MISS P AKHAVAN-TABIB
Contract type name	PDS Contract
Purpose of contract	General
Contract start date	01/08/2010
Contract end date	31/03/2018

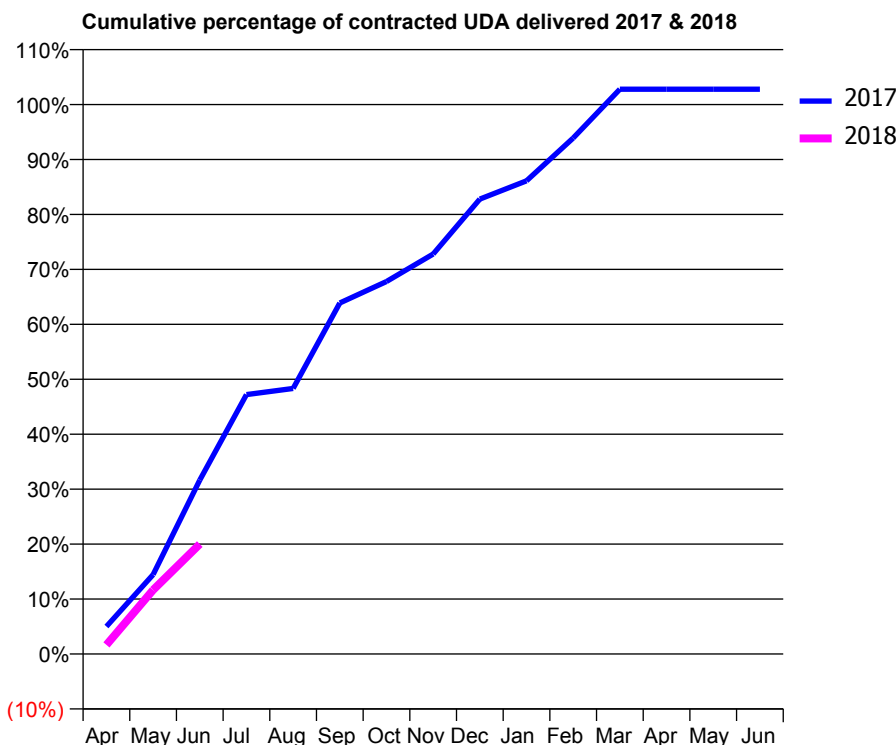
17/18 Contracted general activity (UDA)	180
Carry forward general activity (UDA)	0
17/18 Contracted orthodontic activity (UOA)	0
Carry forward orthodontic activity (UOA)	0
Baseline contract value	£9,247.44

ACCESS*

Patients seen in 24 months	Total	Change since previous quarter
Quarter ending June 2016	103	
Quarter ending September 2016	105	→
Quarter ending December 2016	99	↓
Quarter ending March 2017	101	↑
Quarter ending June 2017	87	↓
Variance since June 2016	(15.5%)	↓



ACTIVITY



Month	Adjusted Scheduled Activity (UDA)	
	2017	2018
April	9	3
May	26	21
June	57	36
July	85	
August	87	
September	115	
October	122	
November	131	
December	149	
January	155	
February	169	
March	185	
April	185	
May	185	
June	185	

QUALITY

	Quantity	Base Number	Contract	AT	Region	England
% of FP17s for the same patient ID Re-attending within 3 months - Children	0	2	0.0%	10.0%	11.5%	12.0%
% of FP17s for the same patient ID Re-attending within 3 months - Adults	0	12	0.0%	15.4%	16.8%	16.0%
% of FP17s for the same patient ID Re-attending between 3 & 9 months - Children	0	2	0.0%	48.2%	47.3%	58.0%
% of FP17s for the same patient ID Re-attending between 3 & 9 months - Adults	0	12	0.0%	38.4%	38.3%	50.9%
% of FP17s for Band 1 Urgent Courses	0	14	0.0%	10.0%	10.7%	9.1%
% of FP17s Relating to Free Repair or Replacements	0	14	0.0%	0.6%	0.6%	0.8%
% of FP17s Relating to Continuations	0	14	0.0%	0.9%	0.8%	1.1%
% of Patients satisfied with the dentistry they have received	0	0	N/A	90.2%	89.8%	91.7%
% of Patients satisfied with the time they had to wait for an appointment	0	0	N/A	86.2%	83.6%	88.0%

* This is based on patients treated on this contract for their most recent course of treatment. Figures in italics indicate the base number of FP17s or Patient Questionnaire responses are less than 100. N/A is shown where the base number of responses is less than 10 during the period. % is calculated as Quantity/Base number*100

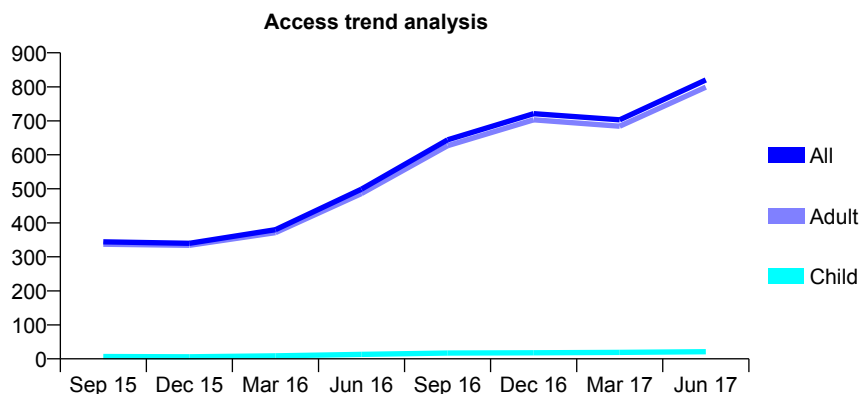
Q63 - Vital Signs At a Glance Contract Report for 674915/0006 - June 2017

Name or company name	MISS P AKHAVAN-TABIB
Contract type name	PDS Contract
Purpose of contract	General
Contract start date	01/09/2010
Contract end date	30/11/2017

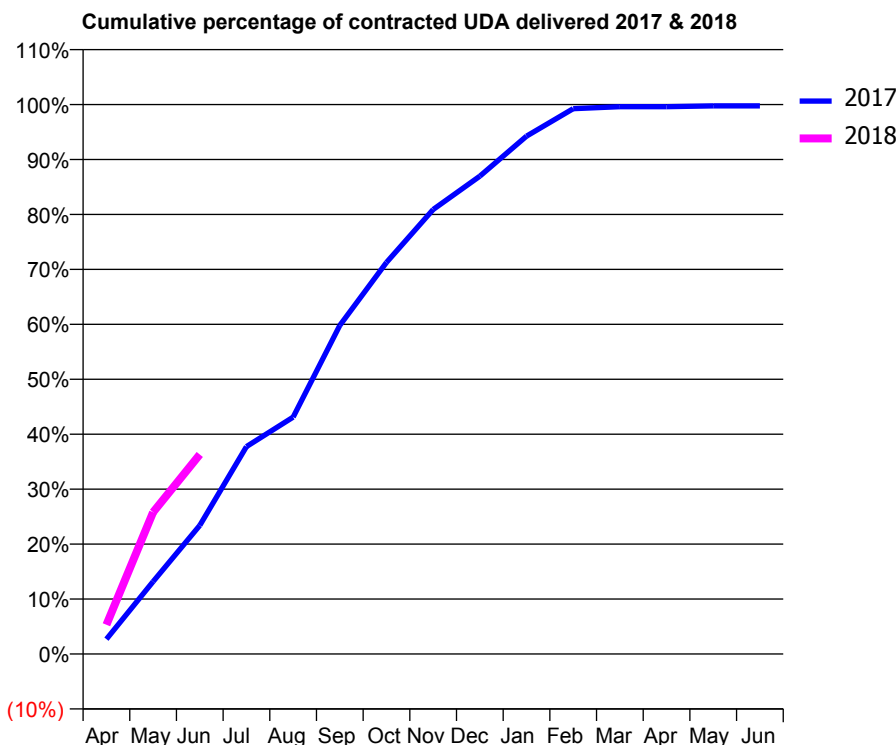
17/18 Contracted general activity (UDA)	1,333
Carry forward general activity (UDA)	0
17/18 Contracted orthodontic activity (UOA)	0
Carry forward orthodontic activity (UOA)	0
Baseline contract value	£66,730.37

ACCESS*

Patients seen in 24 months	Total	Change since previous quarter
Quarter ending June 2016	499	
Quarter ending September 2016	644	↑
Quarter ending December 2016	721	↑
Quarter ending March 2017	703	↓
Quarter ending June 2017	820	↑
Variance since June 2016	64.3%	↑



ACTIVITY



Month	Adjusted Scheduled Activity (UDA)	
	2017	2018
April	54	71
May	264	344
June	468	484
July	755	
August	862	
September	1,196	
October	1,425	
November	1,618	
December	1,739	
January	1,885	
February	1,985	
March	1,992	
April	1,992	
May	1,995	
June	1,995	

QUALITY

	Quantity	Base Number	Contract	AT	Region	England
% of FP17s for the same patient ID Re-attending within 3 months - Children	0	5	0.0%	10.0%	11.5%	12.0%
% of FP17s for the same patient ID Re-attending within 3 months - Adults	1	190	0.5%	15.4%	16.8%	16.0%
% of FP17s for the same patient ID Re-attending between 3 & 9 months - Children	1	5	20.0%	48.2%	47.3%	58.0%
% of FP17s for the same patient ID Re-attending between 3 & 9 months - Adults	1	190	0.5%	38.4%	38.3%	50.9%
% of FP17s for Band 1 Urgent Courses	0	194	0.0%	10.0%	10.7%	9.1%
% of FP17s Relating to Free Repair or Replacements	0	194	0.0%	0.6%	0.6%	0.8%
% of FP17s Relating to Continuations	0	194	0.0%	0.9%	0.8%	1.1%
% of Patients satisfied with the dentistry they have received	0	0	N/A	90.2%	89.8%	91.7%
% of Patients satisfied with the time they had to wait for an appointment	0	0	N/A	86.2%	83.6%	88.0%

* This is based on patients treated on this contract for their most recent course of treatment. Figures in italics indicate the base number of FP17s or Patient Questionnaire responses are less than 100. N/A is shown where the base number of responses is less than 10 during the period. % is calculated as Quantity/Base number*100

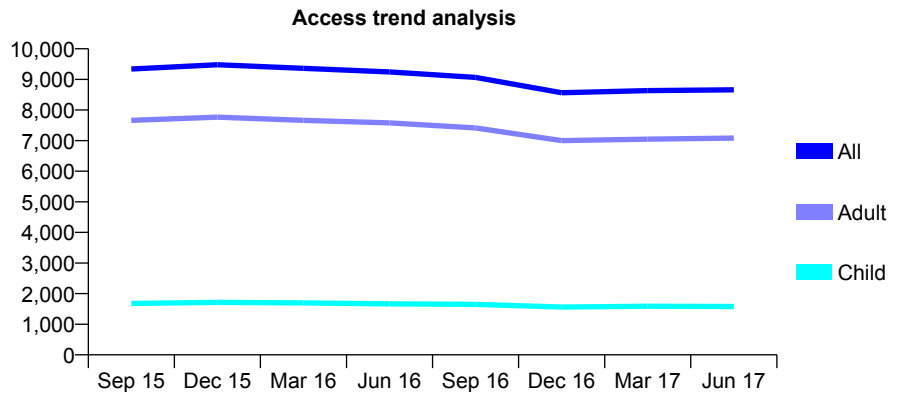
Q63 - Vital Signs At a Glance Contract Report for 675075/0001 - June 2017

Name or company name	MR S SRI RANGANATHAN
Contract type name	GDS Contract
Purpose of contract	General
Contract start date	01/04/2006
Contract end date	

17/18 Contracted general activity (UDA)	30,570
Carry forward general activity (UDA)	0
17/18 Contracted orthodontic activity (UOA)	0
Carry forward orthodontic activity (UOA)	0
Baseline contract value	£851,975.76

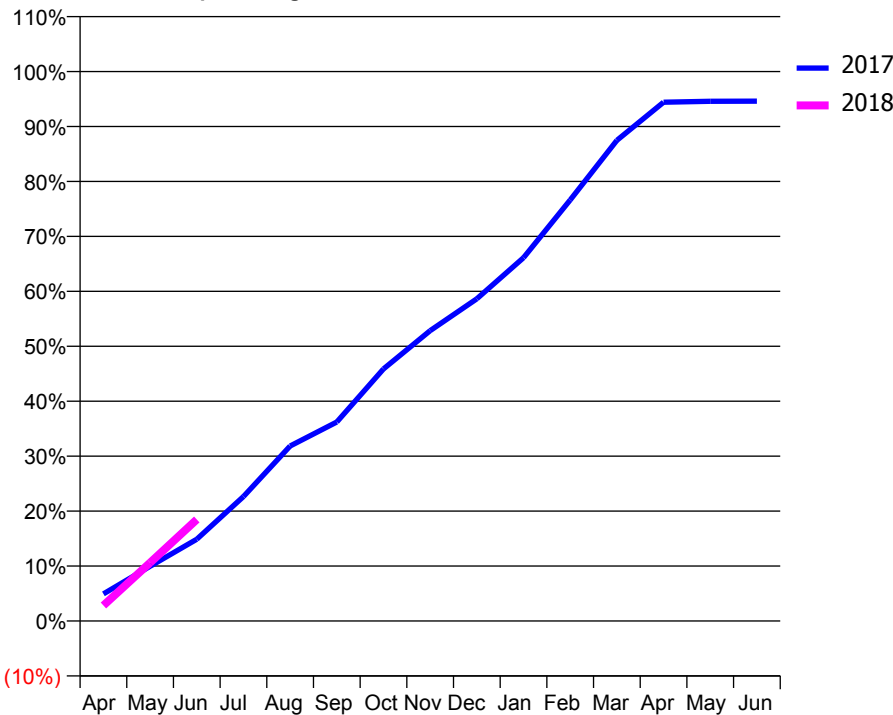
ACCESS*

Patients seen in 24 months	Total	Change since previous quarter
Quarter ending June 2016	9,245	
Quarter ending September 2016	9,065	↓
Quarter ending December 2016	8,563	↓
Quarter ending March 2017	8,636	→
Quarter ending June 2017	8,660	→
Variance since June 2016	(6.3%)	↓



ACTIVITY

Cumulative percentage of contracted UDA delivered 2017 & 2018



Month	Adjusted Scheduled Activity (UDA)	
	2017	2018
April	1,510	862
May	3,049	3,249
June	4,551	5,653
July	6,923	
August	9,737	
September	11,071	
October	14,025	
November	16,155	
December	17,923	
January	20,213	
February	23,424	
March	26,736	
April	28,858	
May	28,912	
June	28,922	

QUALITY

	Quantity	Base Number	Contract	AT	Region	England
% of FP17s for the same patient ID Re-attending within 3 months - Children	32	335	9.6%	10.0%	11.5%	12.0%
% of FP17s for the same patient ID Re-attending within 3 months - Adults	268	1,786	15.0%	15.4%	16.8%	16.0%
% of FP17s for the same patient ID Re-attending between 3 & 9 months - Children	107	335	31.9%	48.2%	47.3%	58.0%
% of FP17s for the same patient ID Re-attending between 3 & 9 months - Adults	339	1,786	19.0%	38.4%	38.3%	50.9%
% of FP17s for Band 1 Urgent Courses	158	1,549	10.2%	10.0%	10.7%	9.1%
% of FP17s Relating to Free Repair or Replacements	9	1,549	0.6%	0.6%	0.6%	0.8%
% of FP17s Relating to Continuations	40	1,549	2.6%	0.9%	0.8%	1.1%
% of Patients satisfied with the dentistry they have received	10	11	90.9%	90.2%	89.8%	91.7%
% of Patients satisfied with the time they had to wait for an appointment	10	11	90.9%	86.2%	83.6%	88.0%

* This is based on patients treated on this contract for their most recent course of treatment. Figures in italics indicate the base number of FP17s or Patient Questionnaire responses are less than 100. N/A is shown where the base number of responses is less than 10 during the period. % is calculated as Quantity/Base number*100

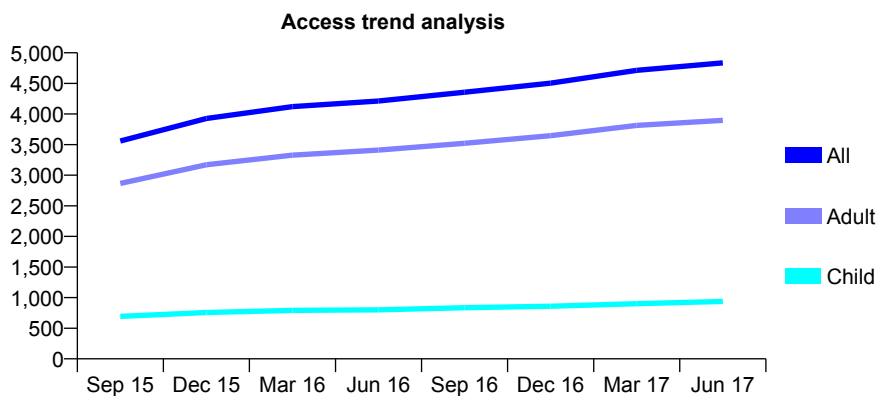
Q63 - Vital Signs At a Glance Contract Report for 675075/0002 - June 2017

Name or company name	MR S SRI RANGANATHAN
Contract type name	GDS Contract
Purpose of contract	General
Contract start date	01/04/2006
Contract end date	

17/18 Contracted general activity (UDA)	11,326
Carry forward general activity (UDA)	0
17/18 Contracted orthodontic activity (UOA)	0
Carry forward orthodontic activity (UOA)	0
Baseline contract value	£312,965.06

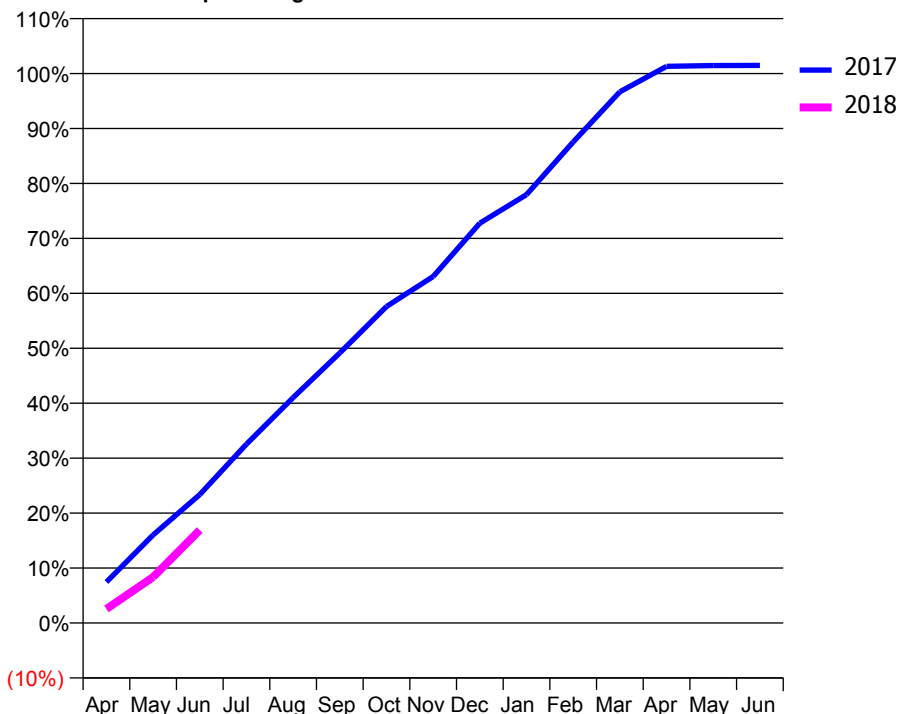
ACCESS*

Patients seen in 24 months	Total	Change since previous quarter
Quarter ending June 2016	4,212	
Quarter ending September 2016	4,357	↑
Quarter ending December 2016	4,505	↑
Quarter ending March 2017	4,713	↑
Quarter ending June 2017	4,835	↑
Variance since June 2016	14.8%	↑



ACTIVITY

Cumulative percentage of contracted UDA delivered 2017 & 2018



Month	Adjusted Scheduled Activity (UDA)	
	2017	2018
April	846	290
May	1,815	948
June	2,649	1,916
July	3,687	
August	4,648	
September	5,568	
October	6,524	
November	7,143	
December	8,240	
January	8,829	
February	9,916	
March	10,948	
April	11,473	
May	11,490	
June	11,493	

QUALITY

	Quantity	Base Number	Contract	AT	Region	England
% of FP17s for the same patient ID Re-attending within 3 months - Children	15	186	8.1%	10.0%	11.5%	12.0%
% of FP17s for the same patient ID Re-attending within 3 months - Adults	89	709	12.6%	15.4%	16.8%	16.0%
% of FP17s for the same patient ID Re-attending between 3 & 9 months - Children	52	186	28.0%	48.2%	47.3%	58.0%
% of FP17s for the same patient ID Re-attending between 3 & 9 months - Adults	144	709	20.3%	38.4%	38.3%	50.9%
% of FP17s for Band 1 Urgent Courses	125	709	17.6%	10.0%	10.7%	9.1%
% of FP17s Relating to Free Repair or Replacements	2	709	0.3%	0.6%	0.6%	0.8%
% of FP17s Relating to Continuations	3	709	0.4%	0.9%	0.8%	1.1%
% of Patients satisfied with the dentistry they have received	1	1	N/A	90.2%	89.8%	91.7%
% of Patients satisfied with the time they had to wait for an appointment	1	1	N/A	86.2%	83.6%	88.0%

* This is based on patients treated on this contract for their most recent course of treatment. Figures in italics indicate the base number of FP17s or Patient Questionnaire responses are less than 100. N/A is shown where the base number of responses is less than 10 during the period. % is calculated as Quantity/Base number*100

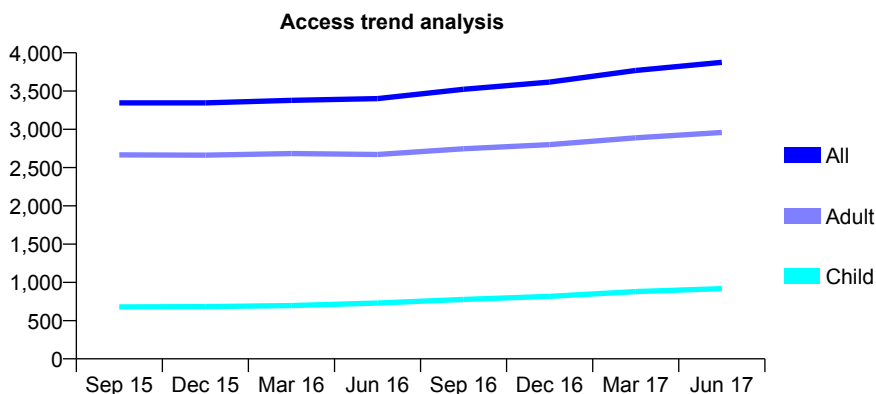
Q63 - Vital Signs At a Glance Contract Report for 676632/0001 - June 2017

Name or company name	MR J HAGHBEDEH
Contract type name	GDS Contract
Purpose of contract	General
Contract start date	01/12/2009
Contract end date	

17/18 Contracted general activity (UDA)	12,477
Carry forward general activity (UDA)	0
17/18 Contracted orthodontic activity (UOA)	0
Carry forward orthodontic activity (UOA)	0
Baseline contract value	£294,029.02

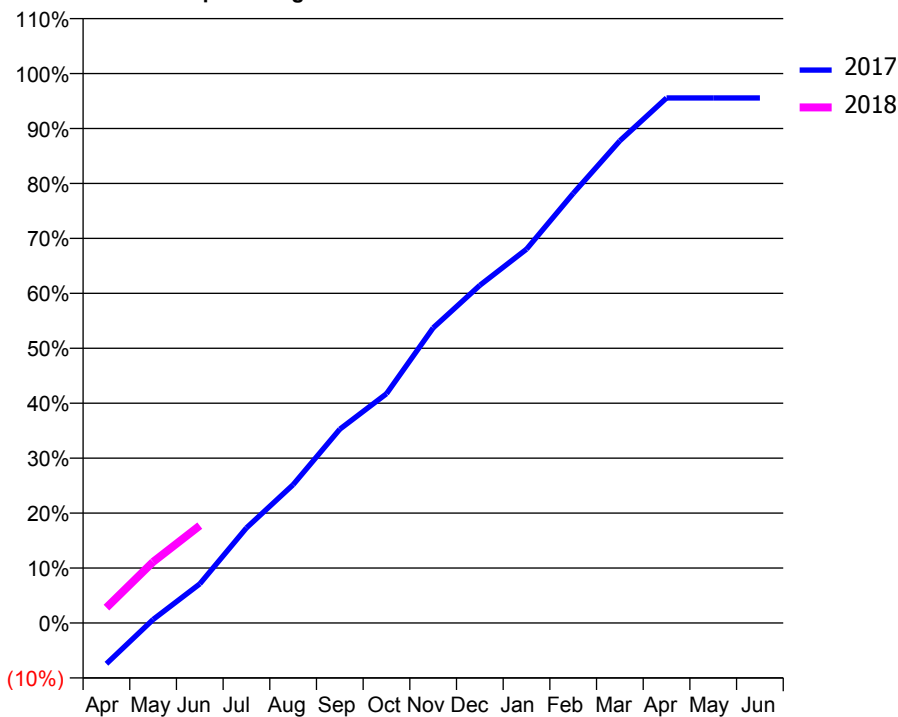
ACCESS*

Patients seen in 24 months	Total	Change since previous quarter
Quarter ending June 2016	3,401	
Quarter ending September 2016	3,523	↑
Quarter ending December 2016	3,617	↑
Quarter ending March 2017	3,769	↑
Quarter ending June 2017	3,876	↑
Variance since June 2016	14.0%	↑



ACTIVITY

Cumulative percentage of contracted UDA delivered 2017 & 2018



Month	Adjusted Scheduled Activity (UDA)	
	2017	2018
April	-927	350
May	81	1,388
June	888	2,213
July	2,159	
August	3,143	
September	4,402	
October	5,206	
November	6,703	
December	7,668	
January	8,487	
February	9,754	
March	10,951	
April	11,922	
May	11,923	
June	11,923	

QUALITY

	Quantity	Base Number	Contract	AT	Region	England
% of FP17s for the same patient ID Re-attending within 3 months - Children	34	339	10.0%	10.0%	11.5%	12.0%
% of FP17s for the same patient ID Re-attending within 3 months - Adults	193	1,034	18.7%	15.4%	16.8%	16.0%
% of FP17s for the same patient ID Re-attending between 3 & 9 months - Children	179	339	52.8%	48.2%	47.3%	58.0%
% of FP17s for the same patient ID Re-attending between 3 & 9 months - Adults	481	1,034	46.5%	38.4%	38.3%	50.9%
% of FP17s for Band 1 Urgent Courses	135	1,075	12.6%	10.0%	10.7%	9.1%
% of FP17s Relating to Free Repair or Replacements	7	1,075	0.7%	0.6%	0.6%	0.8%
% of FP17s Relating to Continuations	23	1,075	2.1%	0.9%	0.8%	1.1%
% of Patients satisfied with the dentistry they have received	9	9	N/A	90.2%	89.8%	91.7%
% of Patients satisfied with the time they had to wait for an appointment	9	9	N/A	86.2%	83.6%	88.0%

* This is based on patients treated on this contract for their most recent course of treatment. Figures in italics indicate the base number of FP17s or Patient Questionnaire responses are less than 100. N/A is shown where the base number of responses is less than 10 during the period. % is calculated as Quantity/Base number*100

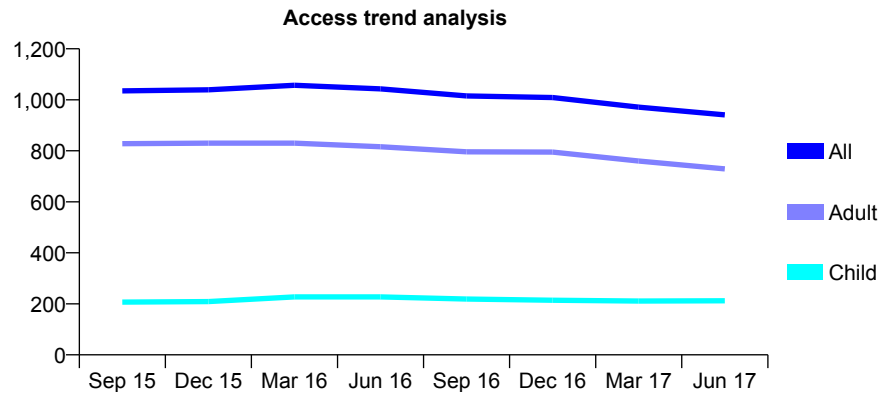
Q63 - Vital Signs At a Glance Contract Report for 677051/0001 - June 2017

Name or company name	MR R FARZAD
Contract type name	GDS Contract
Purpose of contract	General
Contract start date	01/04/2006
Contract end date	

17/18 Contracted general activity (UDA)	5,121
Carry forward general activity (UDA)	0
17/18 Contracted orthodontic activity (UOA)	0
Carry forward orthodontic activity (UOA)	0
Baseline contract value	£208,486.72

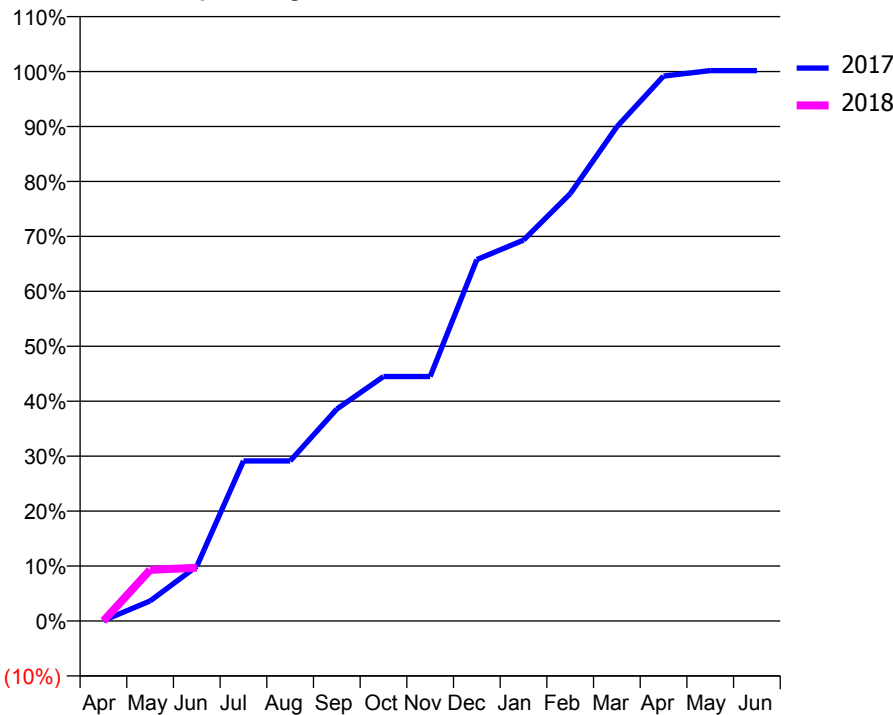
ACCESS*

Patients seen in 24 months	Total	Change since previous quarter
Quarter ending June 2016	1,043	
Quarter ending September 2016	1,015	↓
Quarter ending December 2016	1,009	→
Quarter ending March 2017	971	↓
Quarter ending June 2017	941	↓
Variance since June 2016	(9.8%)	↓



ACTIVITY

Cumulative percentage of contracted UDA delivered 2017 & 2018



Month	Adjusted Scheduled Activity (UDA)	
	2017	2018
April	4	0
May	187	476
June	510	496
July	1,492	
August	1,492	
September	1,975	
October	2,279	
November	2,279	
December	3,368	
January	3,550	
February	3,982	
March	4,606	
April	5,079	
May	5,129	
June	5,129	

QUALITY

	Quantity	Base Number	Contract	AT	Region	England
% of FP17s for the same patient ID Re-attending within 3 months - Children	9	57	15.8%	10.0%	11.5%	12.0%
% of FP17s for the same patient ID Re-attending within 3 months - Adults	25	133	18.8%	15.4%	16.8%	16.0%
% of FP17s for the same patient ID Re-attending between 3 & 9 months - Children	25	57	43.9%	48.2%	47.3%	58.0%
% of FP17s for the same patient ID Re-attending between 3 & 9 months - Adults	38	133	28.6%	38.4%	38.3%	50.9%
% of FP17s for Band 1 Urgent Courses	7	105	6.7%	10.0%	10.7%	9.1%
% of FP17s Relating to Free Repair or Replacements	1	105	1.0%	0.6%	0.6%	0.8%
% of FP17s Relating to Continuations	2	105	1.9%	0.9%	0.8%	1.1%
% of Patients satisfied with the dentistry they have received	1	1	N/A	90.2%	89.8%	91.7%
% of Patients satisfied with the time they had to wait for an appointment	1	1	N/A	86.2%	83.6%	88.0%

* This is based on patients treated on this contract for their most recent course of treatment. Figures in italics indicate the base number of FP17s or Patient Questionnaire responses are less than 100. N/A is shown where the base number of responses is less than 10 during the period. % is calculated as Quantity/Base number*100

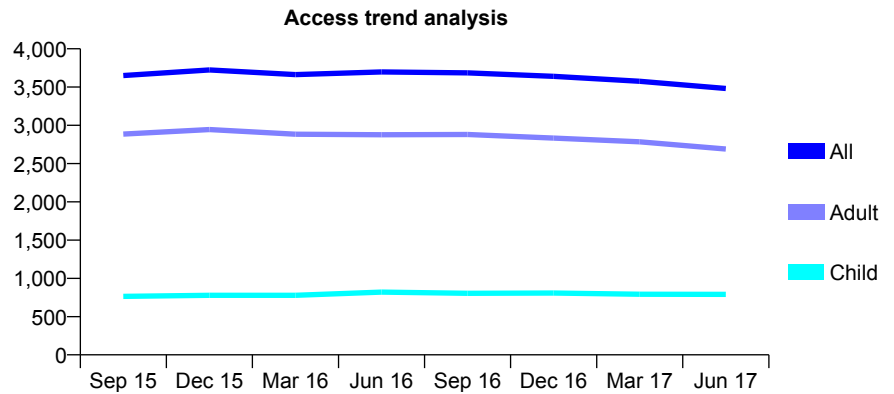
Q63 - Vital Signs At a Glance Contract Report for 677191/0001 - June 2017

Name or company name	Styliani Styliou and Raman Sandhu
Contract type name	GDS Contract
Purpose of contract	General
Contract start date	01/01/2012
Contract end date	

17/18 Contracted general activity (UDA)	11,285
Carry forward general activity (UDA)	0
17/18 Contracted orthodontic activity (UOA)	0
Carry forward orthodontic activity (UOA)	0
Baseline contract value	£255,134.80

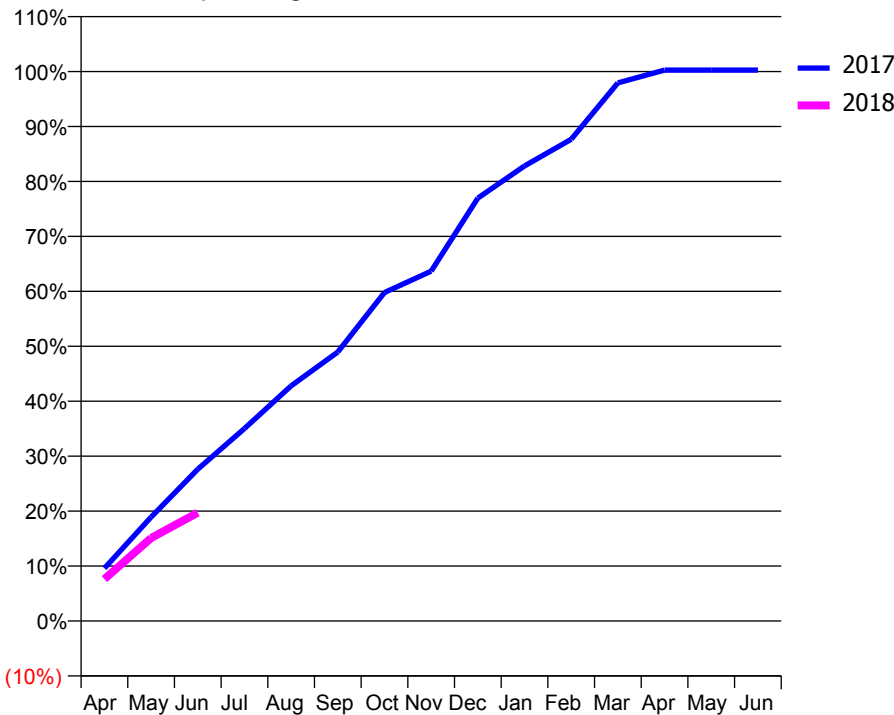
ACCESS*

Patients seen in 24 months	Total	Change since previous quarter
Quarter ending June 2016	3,697	
Quarter ending September 2016	3,685	→
Quarter ending December 2016	3,640	↓
Quarter ending March 2017	3,576	↓
Quarter ending June 2017	3,482	↓
Variance since June 2016	(5.8%)	↓



ACTIVITY

Cumulative percentage of contracted UDA delivered 2017 & 2018



Month	Adjusted Scheduled Activity (UDA)	
	2017	2018
April	1,082	862
May	2,134	1,705
June	3,118	2,226
July	3,953	
August	4,829	
September	5,526	
October	6,746	
November	7,185	
December	8,684	
January	9,346	
February	9,893	
March	11,051	
April	11,315	
May	11,315	
June	11,315	

QUALITY

	Quantity	Base Number	Contract	AT	Region	England
% of FP17s for the same patient ID Re-attending within 3 months - Children	19	232	8.2%	10.0%	11.5%	12.0%
% of FP17s for the same patient ID Re-attending within 3 months - Adults	235	794	29.6%	15.4%	16.8%	16.0%
% of FP17s for the same patient ID Re-attending between 3 & 9 months - Children	80	232	34.5%	48.2%	47.3%	58.0%
% of FP17s for the same patient ID Re-attending between 3 & 9 months - Adults	285	794	35.9%	38.4%	38.3%	50.9%
% of FP17s for Band 1 Urgent Courses	175	907	19.3%	10.0%	10.7%	9.1%
% of FP17s Relating to Free Repair or Replacements	12	907	1.3%	0.6%	0.6%	0.8%
% of FP17s Relating to Continuations	15	907	1.7%	0.9%	0.8%	1.1%
% of Patients satisfied with the dentistry they have received	7	7	N/A	90.2%	89.8%	91.7%
% of Patients satisfied with the time they had to wait for an appointment	6	7	N/A	86.2%	83.6%	88.0%

* This is based on patients treated on this contract for their most recent course of treatment. Figures in italics indicate the base number of FP17s or Patient Questionnaire responses are less than 100. N/A is shown where the base number of responses is less than 10 during the period. % is calculated as Quantity/Base number*100

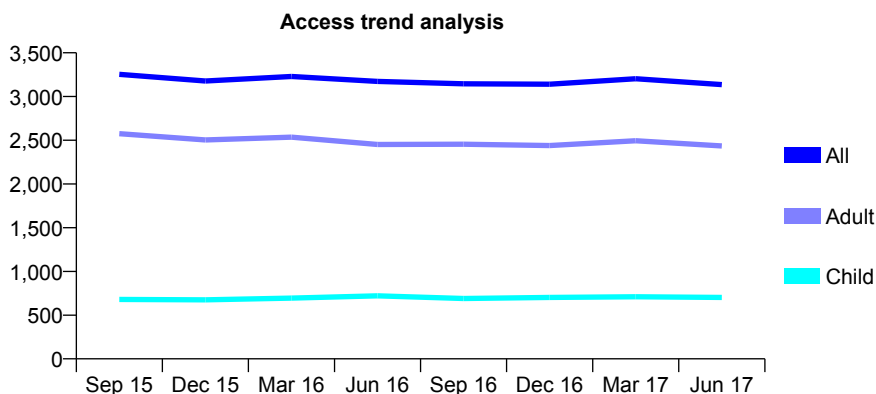
Q63 - Vital Signs At a Glance Contract Report for 677213/0001 - June 2017

Name or company name	MRS F FEKRAZAD
Contract type name	GDS Contract
Purpose of contract	General
Contract start date	01/04/2006
Contract end date	

17/18 Contracted general activity (UDA)	12,767
Carry forward general activity (UDA)	0
17/18 Contracted orthodontic activity (UOA)	0
Carry forward orthodontic activity (UOA)	0
Baseline contract value	£354,439.84

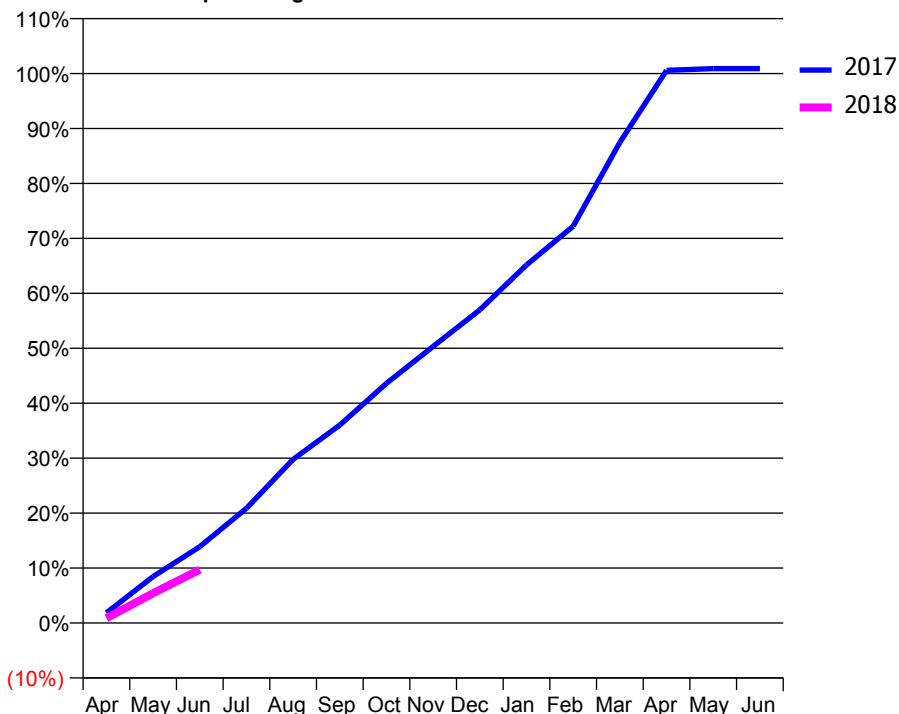
ACCESS*

Patients seen in 24 months	Total	Change since previous quarter
Quarter ending June 2016	3,173	
Quarter ending September 2016	3,145	→
Quarter ending December 2016	3,141	→
Quarter ending March 2017	3,204	↑
Quarter ending June 2017	3,136	↓
Variance since June 2016	(1.2%)	↓



ACTIVITY

Cumulative percentage of contracted UDA delivered 2017 & 2018



Month	Adjusted Scheduled Activity (UDA)	
	2017	2018
April	237	114
May	1,079	693
June	1,774	1,240
July	2,667	
August	3,802	
September	4,599	
October	5,569	
November	6,426	
December	7,276	
January	8,321	
February	9,220	
March	11,168	
April	12,840	
May	12,882	
June	12,882	

QUALITY

	Quantity	Base Number	Contract	AT	Region	England
% of FP17s for the same patient ID Re-attending within 3 months - Children	8	154	5.2%	10.0%	11.5%	12.0%
% of FP17s for the same patient ID Re-attending within 3 months - Adults	37	590	6.3%	15.4%	16.8%	16.0%
% of FP17s for the same patient ID Re-attending between 3 & 9 months - Children	42	154	27.3%	48.2%	47.3%	58.0%
% of FP17s for the same patient ID Re-attending between 3 & 9 months - Adults	250	590	42.4%	38.4%	38.3%	50.9%
% of FP17s for Band 1 Urgent Courses	21	450	4.7%	10.0%	10.7%	9.1%
% of FP17s Relating to Free Repair or Replacements	0	450	0.0%	0.6%	0.6%	0.8%
% of FP17s Relating to Continuations	1	450	0.2%	0.9%	0.8%	1.1%
% of Patients satisfied with the dentistry they have received	8	8	N/A	90.2%	89.8%	91.7%
% of Patients satisfied with the time they had to wait for an appointment	6	8	N/A	86.2%	83.6%	88.0%

* This is based on patients treated on this contract for their most recent course of treatment. Figures in italics indicate the base number of FP17s or Patient Questionnaire responses are less than 100. N/A is shown where the base number of responses is less than 10 during the period. % is calculated as Quantity/Base number*100

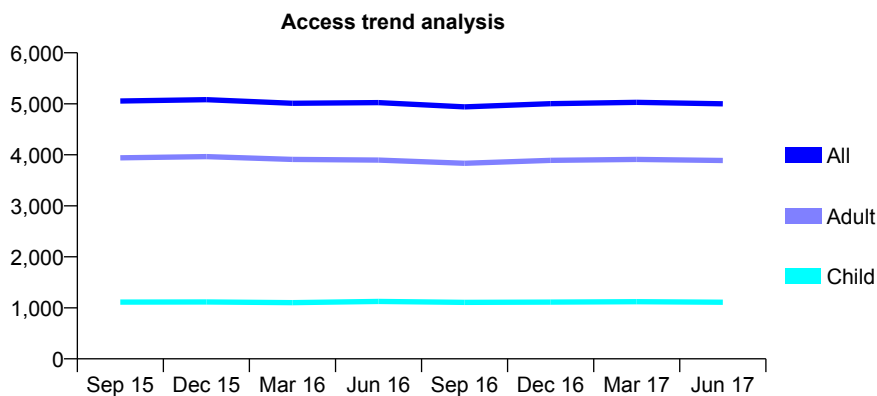
Q63 - Vital Signs At a Glance Contract Report for 679003/0001 - June 2017

Name or company name	MRS M JAHANGIRI
Contract type name	GDS Contract
Purpose of contract	General
Contract start date	01/04/2006
Contract end date	

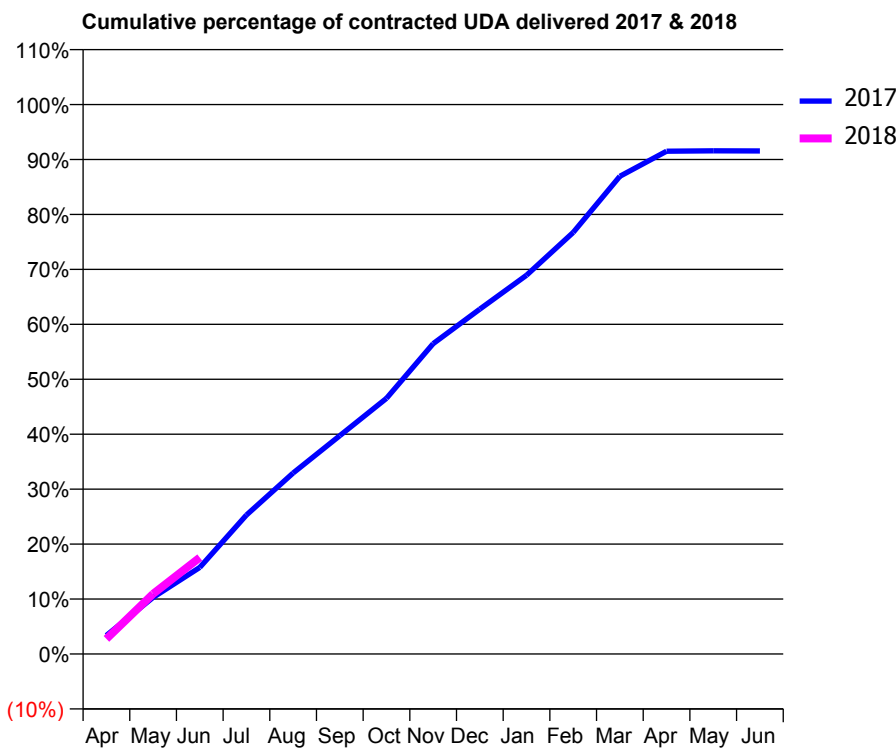
17/18 Contracted general activity (UDA)	18,534
Carry forward general activity (UDA)	0
17/18 Contracted orthodontic activity (UOA)	0
Carry forward orthodontic activity (UOA)	0
Baseline contract value	£603,614.39

ACCESS*

Patients seen in 24 months	Total	Change since previous quarter
Quarter ending June 2016	5,023	
Quarter ending September 2016	4,940	↓
Quarter ending December 2016	5,003	→
Quarter ending March 2017	5,028	→
Quarter ending June 2017	5,001	→
Variance since June 2016	(0.4%)	→



ACTIVITY



Month	Adjusted Scheduled Activity (UDA)	
	2017	2018
April	626	512
May	1,911	2,029
June	2,923	3,253
July	4,688	
August	6,106	
September	7,364	
October	8,625	
November	10,467	
December	11,635	
January	12,776	
February	14,221	
March	16,112	
April	16,958	
May	16,970	
June	16,969	

QUALITY

	Quantity	Base Number	Contract	AT	Region	England
% of FP17s for the same patient ID Re-attending within 3 months - Children	17	375	4.5%	10.0%	11.5%	12.0%
% of FP17s for the same patient ID Re-attending within 3 months - Adults	200	1,239	16.1%	15.4%	16.8%	16.0%
% of FP17s for the same patient ID Re-attending between 3 & 9 months - Children	223	375	59.5%	48.2%	47.3%	58.0%
% of FP17s for the same patient ID Re-attending between 3 & 9 months - Adults	567	1,239	45.8%	38.4%	38.3%	50.9%
% of FP17s for Band 1 Urgent Courses	123	1,299	9.5%	10.0%	10.7%	9.1%
% of FP17s Relating to Free Repair or Replacements	10	1,299	0.8%	0.6%	0.6%	0.8%
% of FP17s Relating to Continuations	19	1,299	1.5%	0.9%	0.8%	1.1%
% of Patients satisfied with the dentistry they have received	4	5	N/A	90.2%	89.8%	91.7%
% of Patients satisfied with the time they had to wait for an appointment	5	5	N/A	86.2%	83.6%	88.0%

* This is based on patients treated on this contract for their most recent course of treatment. Figures in italics indicate the base number of FP17s or Patient Questionnaire responses are less than 100. N/A is shown where the base number of responses is less than 10 during the period. % is calculated as Quantity/Base number*100

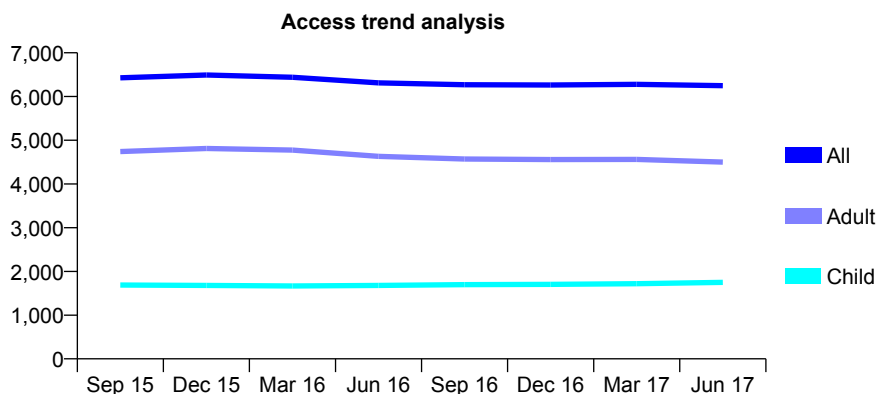
Q63 - Vital Signs At a Glance Contract Report for 682144/0001 - June 2017

Name or company name	MR AA DADASHIAN
Contract type name	GDS Contract
Purpose of contract	General
Contract start date	01/04/2006
Contract end date	

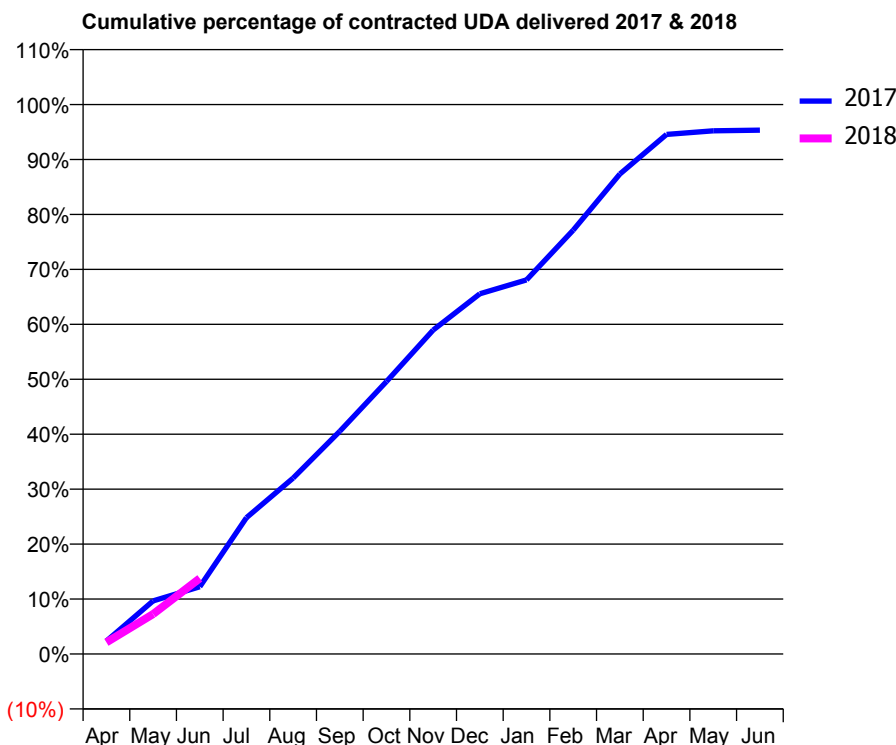
17/18 Contracted general activity (UDA)	24,000
Carry forward general activity (UDA)	0
17/18 Contracted orthodontic activity (UOA)	0
Carry forward orthodontic activity (UOA)	0
Baseline contract value	£656,764.21

ACCESS*

Patients seen in 24 months	Total	Change since previous quarter
Quarter ending June 2016	6,312	
Quarter ending September 2016	6,269	→
Quarter ending December 2016	6,263	→
Quarter ending March 2017	6,280	→
Quarter ending June 2017	6,249	→
Variance since June 2016	(1.0%)	→



ACTIVITY



Month	Adjusted Scheduled Activity (UDA)	
	2017	2018
April	566	508
May	2,322	1,742
June	2,940	3,307
July	5,954	
August	7,687	
September	9,730	
October	11,900	
November	14,147	
December	15,736	
January	16,340	
February	18,515	
March	20,961	
April	22,692	
May	22,849	
June	22,880	

QUALITY

	Quantity	Base Number	Contract	AT	Region	England
% of FP17s for the same patient ID Re-attending within 3 months - Children	25	472	5.3%	10.0%	11.5%	12.0%
% of FP17s for the same patient ID Re-attending within 3 months - Adults	106	1,046	10.1%	15.4%	16.8%	16.0%
% of FP17s for the same patient ID Re-attending between 3 & 9 months - Children	166	472	35.2%	48.2%	47.3%	58.0%
% of FP17s for the same patient ID Re-attending between 3 & 9 months - Adults	277	1,046	26.5%	38.4%	38.3%	50.9%
% of FP17s for Band 1 Urgent Courses	121	1,111	10.9%	10.0%	10.7%	9.1%
% of FP17s Relating to Free Repair or Replacements	0	1,111	0.0%	0.6%	0.6%	0.8%
% of FP17s Relating to Continuations	8	1,111	0.7%	0.9%	0.8%	1.1%
% of Patients satisfied with the dentistry they have received	5	5	N/A	90.2%	89.8%	91.7%
% of Patients satisfied with the time they had to wait for an appointment	5	5	N/A	86.2%	83.6%	88.0%

* This is based on patients treated on this contract for their most recent course of treatment. Figures in italics indicate the base number of FP17s or Patient Questionnaire responses are less than 100. N/A is shown where the base number of responses is less than 10 during the period. % is calculated as Quantity/Base number*100

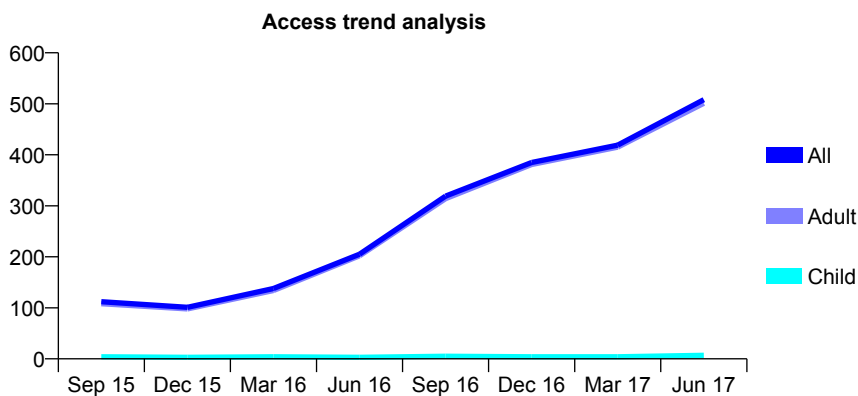
Q63 - Vital Signs At a Glance Contract Report for 682144/0002 - June 2017

Name or company name	MR AA DADASHIAN
Contract type name	PDS Contract
Purpose of contract	General
Contract start date	01/04/2011
Contract end date	30/11/2017

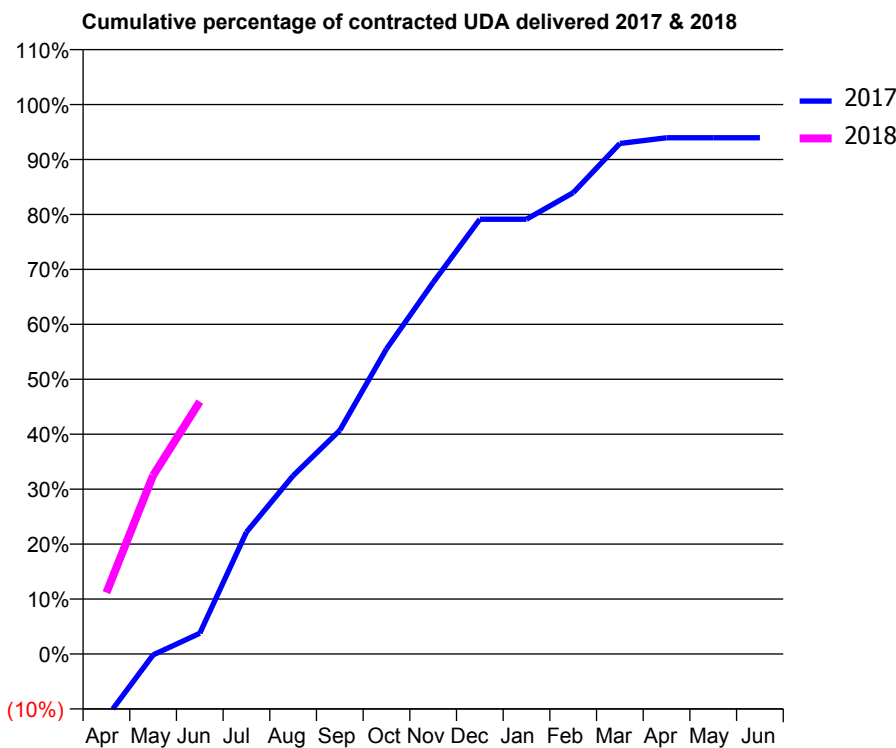
17/18 Contracted general activity (UDA)	760
Carry forward general activity (UDA)	0
17/18 Contracted orthodontic activity (UOA)	0
Carry forward orthodontic activity (UOA)	0
Baseline contract value	£36,813.53

ACCESS*

Patients seen in 24 months	Total	Change since previous quarter
Quarter ending June 2016	205	
Quarter ending September 2016	319	↑
Quarter ending December 2016	385	↑
Quarter ending March 2017	419	↑
Quarter ending June 2017	508	↑
Variance since June 2016	147.8%	↑



ACTIVITY



Month	Adjusted Scheduled Activity (UDA)	
	2017	2018
April	-132	85
May	-2	247
June	43	349
July	253	
August	370	
September	464	
October	633	
November	771	
December	902	
January	902	
February	957	
March	1,059	
April	1,071	
May	1,071	
June	1,071	

QUALITY

	Quantity	Base Number	Contract	AT	Region	England
% of FP17s for the same patient ID Re-attending within 3 months - Children	0	2	0.0%	10.0%	11.5%	12.0%
% of FP17s for the same patient ID Re-attending within 3 months - Adults	0	123	0.0%	15.4%	16.8%	16.0%
% of FP17s for the same patient ID Re-attending between 3 & 9 months - Children	0	2	0.0%	48.2%	47.3%	58.0%
% of FP17s for the same patient ID Re-attending between 3 & 9 months - Adults	0	123	0.0%	38.4%	38.3%	50.9%
% of FP17s for Band 1 Urgent Courses	0	121	0.0%	10.0%	10.7%	9.1%
% of FP17s Relating to Free Repair or Replacements	0	121	0.0%	0.6%	0.6%	0.8%
% of FP17s Relating to Continuations	0	121	0.0%	0.9%	0.8%	1.1%
% of Patients satisfied with the dentistry they have received	0	0	N/A	90.2%	89.8%	91.7%
% of Patients satisfied with the time they had to wait for an appointment	0	0	N/A	86.2%	83.6%	88.0%

* This is based on patients treated on this contract for their most recent course of treatment. Figures in italics indicate the base number of FP17s or Patient Questionnaire responses are less than 100. N/A is shown where the base number of responses is less than 10 during the period. % is calculated as Quantity/Base number*100

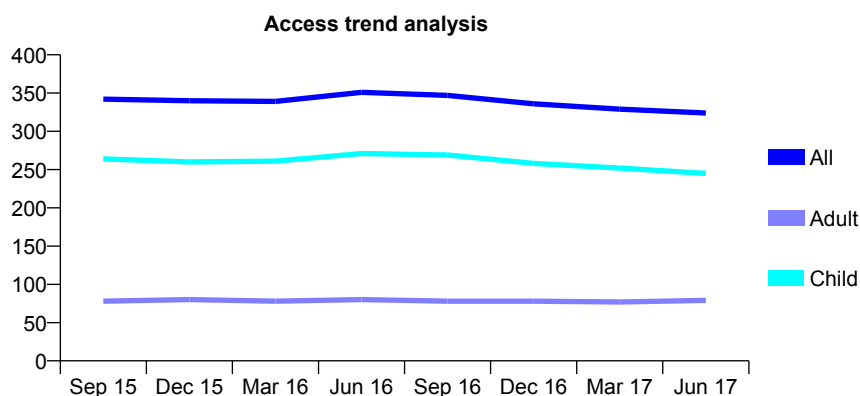
Q63 - Vital Signs At a Glance Contract Report for 684864/0001 - June 2017

Name or company name	MR P BOAMAH
Contract type name	GDS Contract
Purpose of contract	General
Contract start date	01/05/2009
Contract end date	

17/18 Contracted general activity (UDA)	799
Carry forward general activity (UDA)	0
17/18 Contracted orthodontic activity (UOA)	0
Carry forward orthodontic activity (UOA)	0
Baseline contract value	£16,812.74

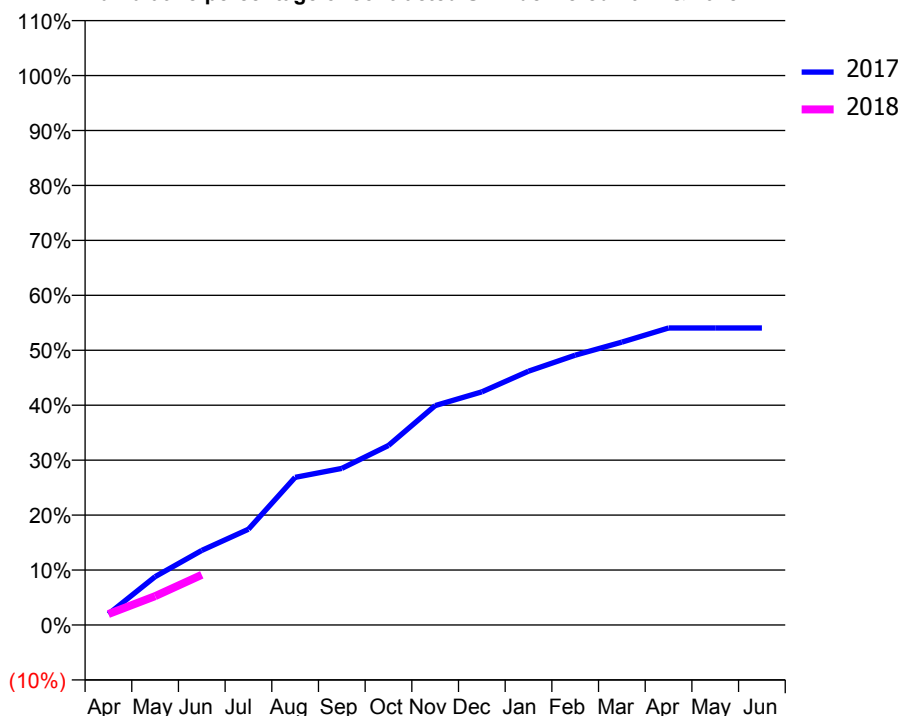
ACCESS*

Patients seen in 24 months	Total	Change since previous quarter
Quarter ending June 2016	351	
Quarter ending September 2016	347	↓
Quarter ending December 2016	336	↓
Quarter ending March 2017	329	↓
Quarter ending June 2017	324	↓
Variance since June 2016	(7.7%)	↓



ACTIVITY

Cumulative percentage of contracted UDA delivered 2017 & 2018



Month	Adjusted Scheduled Activity (UDA)	
	2017	2018
April	16	16
May	70	42
June	108	73
July	139	
August	215	
September	228	
October	261	
November	319	
December	339	
January	369	
February	392	
March	411	
April	432	
May	432	
June	432	

QUALITY

	Quantity	Base Number	Contract	AT	Region	England
% of FP17s for the same patient ID Re-attending within 3 months - Children	2	60	3.3%	10.0%	11.5%	12.0%
% of FP17s for the same patient ID Re-attending within 3 months - Adults	0	9	0.0%	15.4%	16.8%	16.0%
% of FP17s for the same patient ID Re-attending between 3 & 9 months - Children	11	60	18.3%	48.2%	47.3%	58.0%
% of FP17s for the same patient ID Re-attending between 3 & 9 months - Adults	0	9	0.0%	38.4%	38.3%	50.9%
% of FP17s for Band 1 Urgent Courses	0	55	0.0%	10.0%	10.7%	9.1%
% of FP17s Relating to Free Repair or Replacements	0	55	0.0%	0.6%	0.6%	0.8%
% of FP17s Relating to Continuations	0	55	0.0%	0.9%	0.8%	1.1%
% of Patients satisfied with the dentistry they have received	0	1	N/A	90.2%	89.8%	91.7%
% of Patients satisfied with the time they had to wait for an appointment	1	1	N/A	86.2%	83.6%	88.0%

* This is based on patients treated on this contract for their most recent course of treatment. Figures in italics indicate the base number of FP17s or Patient Questionnaire responses are less than 100. N/A is shown where the base number of responses is less than 10 during the period. % is calculated as Quantity/Base number*100

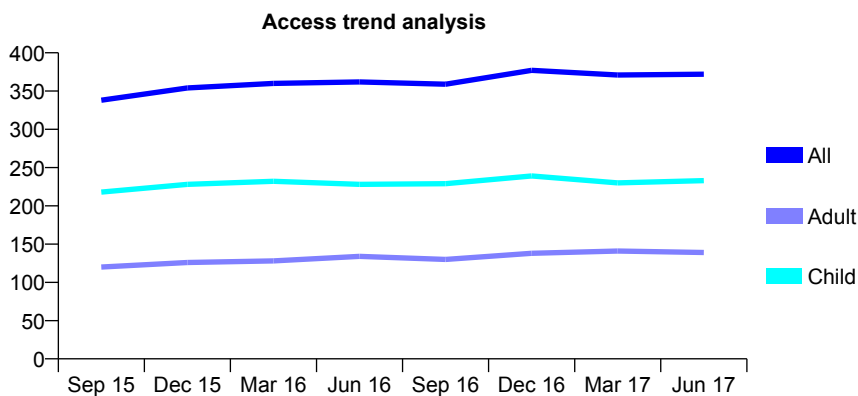
Q63 - Vital Signs At a Glance Contract Report for 687219/0001 - June 2017

Name or company name	MR AA ZAIDI
Contract type name	GDS Contract
Purpose of contract	General
Contract start date	01/09/2007
Contract end date	

17/18 Contracted general activity (UDA)	1,104
Carry forward general activity (UDA)	0
17/18 Contracted orthodontic activity (UOA)	0
Carry forward orthodontic activity (UOA)	0
Baseline contract value	£26,025.00

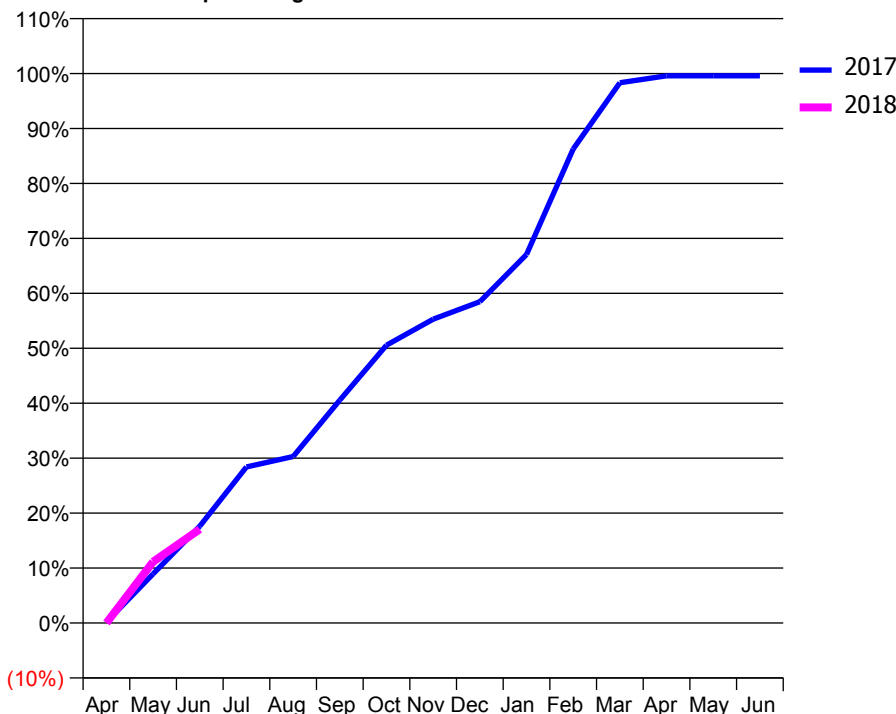
ACCESS*

Patients seen in 24 months	Total	Change since previous quarter
Quarter ending June 2016	362	
Quarter ending September 2016	359	→
Quarter ending December 2016	377	↑
Quarter ending March 2017	371	↓
Quarter ending June 2017	372	→
Variance since June 2016	2.8%	↑



ACTIVITY

Cumulative percentage of contracted UDA delivered 2017 & 2018



Month	Adjusted Scheduled Activity (UDA)	
	2017	2018
April	2	0
May	99	123
June	195	189
July	314	
August	335	
September	448	
October	558	
November	610	
December	645	
January	740	
February	952	
March	1,085	
April	1,099	
May	1,099	
June	1,099	

QUALITY

	Quantity	Base Number	Contract	AT	Region	England
% of FP17s for the same patient ID Re-attending within 3 months - Children	4	51	7.8%	10.0%	11.5%	12.0%
% of FP17s for the same patient ID Re-attending within 3 months - Adults	1	26	3.8%	15.4%	16.8%	16.0%
% of FP17s for the same patient ID Re-attending between 3 & 9 months - Children	18	51	35.3%	48.2%	47.3%	58.0%
% of FP17s for the same patient ID Re-attending between 3 & 9 months - Adults	8	26	30.8%	38.4%	38.3%	50.9%
% of FP17s for Band 1 Urgent Courses	3	71	4.2%	10.0%	10.7%	9.1%
% of FP17s Relating to Free Repair or Replacements	0	71	0.0%	0.6%	0.6%	0.8%
% of FP17s Relating to Continuations	0	71	0.0%	0.9%	0.8%	1.1%
% of Patients satisfied with the dentistry they have received	0	0	N/A	90.2%	89.8%	91.7%
% of Patients satisfied with the time they had to wait for an appointment	0	0	N/A	86.2%	83.6%	88.0%

* This is based on patients treated on this contract for their most recent course of treatment. Figures in italics indicate the base number of FP17s or Patient Questionnaire responses are less than 100. N/A is shown where the base number of responses is less than 10 during the period. % is calculated as Quantity/Base number*100

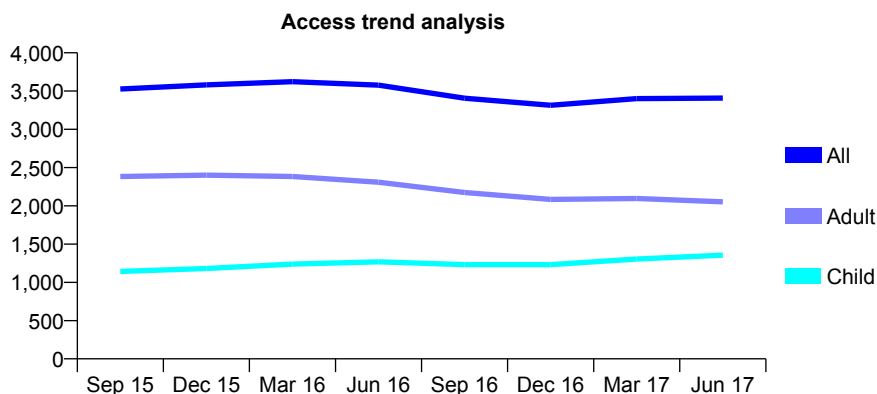
Q63 - Vital Signs At a Glance Contract Report for 689416/0001 - June 2017

Name or company name	MR MB PATEL
Contract type name	GDS Contract
Purpose of contract	General
Contract start date	01/07/2007
Contract end date	

17/18 Contracted general activity (UDA)	8,500
Carry forward general activity (UDA)	0
17/18 Contracted orthodontic activity (UOA)	0
Carry forward orthodontic activity (UOA)	0
Baseline contract value	£209,198.60

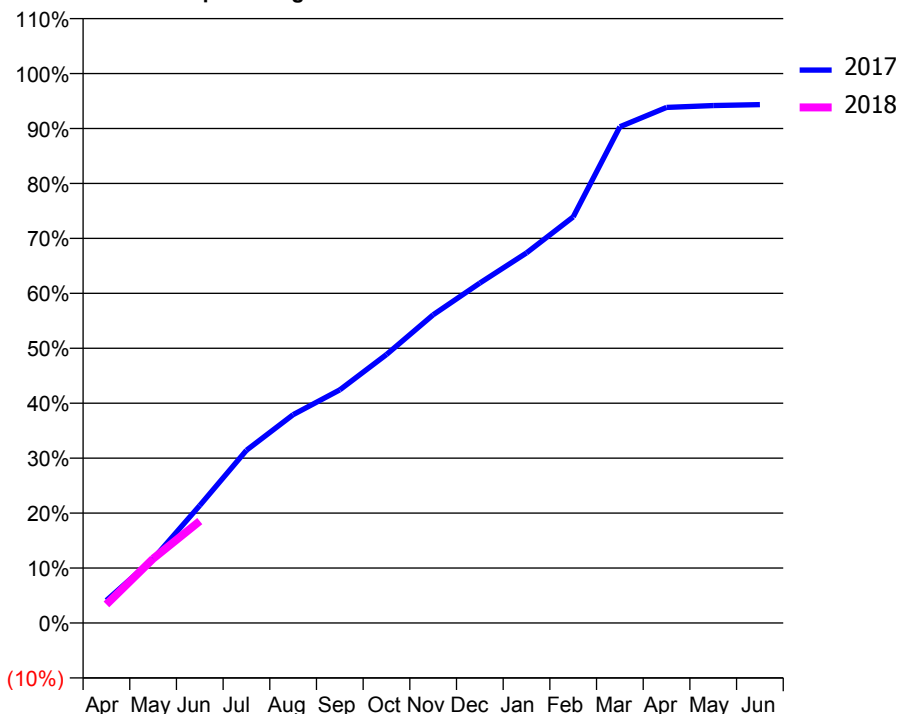
ACCESS*

Patients seen in 24 months	Total	Change since previous quarter
Quarter ending June 2016	3,577	
Quarter ending September 2016	3,407	↓
Quarter ending December 2016	3,314	↓
Quarter ending March 2017	3,401	↑
Quarter ending June 2017	3,408	→
Variance since June 2016	(4.7%)	↓



ACTIVITY

Cumulative percentage of contracted UDA delivered 2017 & 2018



Adjusted Scheduled Activity (UDA)

Month	2017	2018
April	349	288
May	992	994
June	1,818	1,577
July	2,673	
August	3,223	
September	3,607	
October	4,153	
November	4,769	
December	5,258	
January	5,724	
February	6,282	
March	7,675	
April	7,976	
May	8,004	
June	8,018	

QUALITY

	Quantity	Base Number	Contract	AT	Region	England
% of FP17s for the same patient ID Re-attending within 3 months - Children	29	448	6.5%	10.0%	11.5%	12.0%
% of FP17s for the same patient ID Re-attending within 3 months - Adults	50	482	10.4%	15.4%	16.8%	16.0%
% of FP17s for the same patient ID Re-attending between 3 & 9 months - Children	174	448	38.8%	48.2%	47.3%	58.0%
% of FP17s for the same patient ID Re-attending between 3 & 9 months - Adults	174	482	36.1%	38.4%	38.3%	50.9%
% of FP17s for Band 1 Urgent Courses	70	773	9.1%	10.0%	10.7%	9.1%
% of FP17s Relating to Free Repair or Replacements	0	773	0.0%	0.6%	0.6%	0.8%
% of FP17s Relating to Continuations	3	773	0.4%	0.9%	0.8%	1.1%
% of Patients satisfied with the dentistry they have received	6	7	N/A	90.2%	89.8%	91.7%
% of Patients satisfied with the time they had to wait for an appointment	6	7	N/A	86.2%	83.6%	88.0%

* This is based on patients treated on this contract for their most recent course of treatment. Figures in italics indicate the base number of FP17s or Patient Questionnaire responses are less than 100. N/A is shown where the base number of responses is less than 10 during the period. % is calculated as Quantity/Base number*100

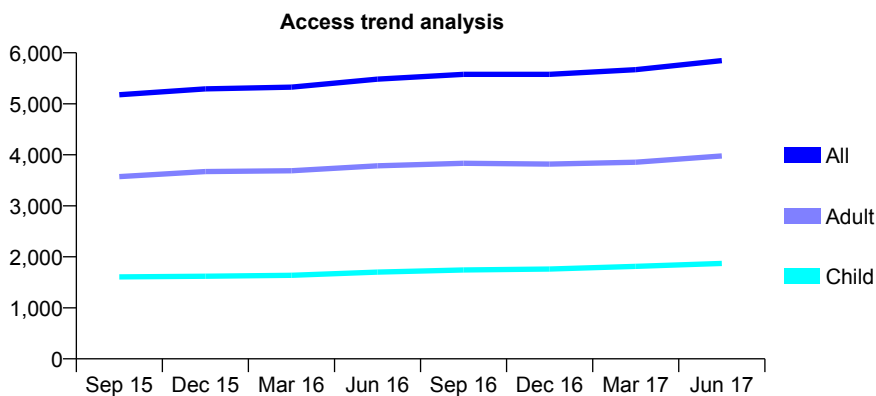
Q63 - Vital Signs At a Glance Contract Report for 691445/0001 - June 2017

Name or company name	MR AF YUSUF
Contract type name	GDS Contract
Purpose of contract	General
Contract start date	01/11/2008
Contract end date	

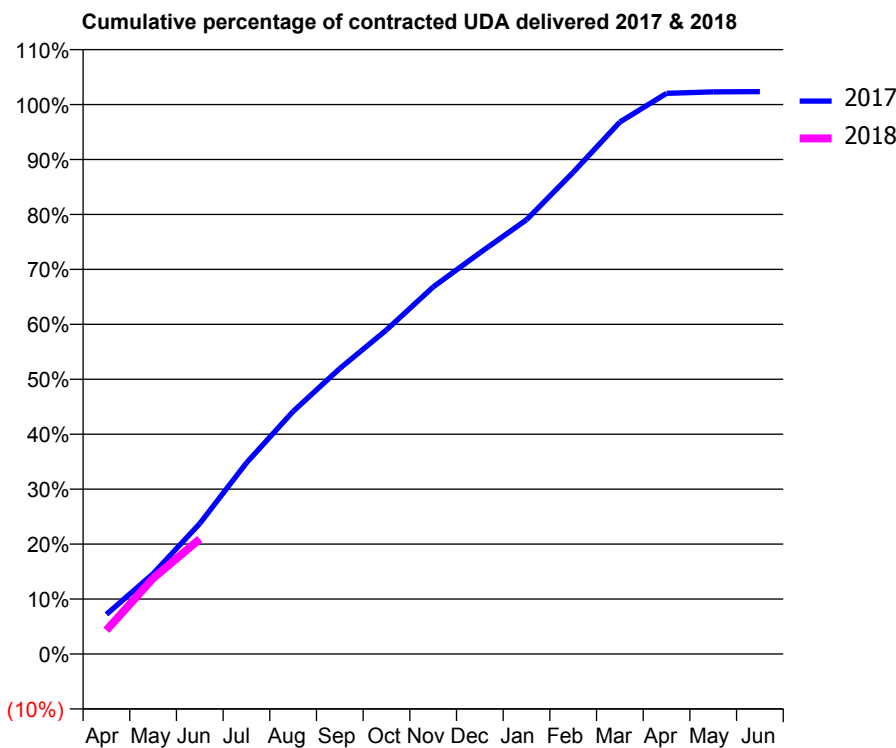
17/18 Contracted general activity (UDA)	16,352
Carry forward general activity (UDA)	0
17/18 Contracted orthodontic activity (UOA)	0
Carry forward orthodontic activity (UOA)	0
Baseline contract value	£509,756.10

ACCESS*

Patients seen in 24 months	Total	Change since previous quarter
Quarter ending June 2016	5,484	
Quarter ending September 2016	5,577	→
Quarter ending December 2016	5,577	→
Quarter ending March 2017	5,668	→
Quarter ending June 2017	5,848	↑
Variance since June 2016	6.6%	↑



ACTIVITY



Month	Adjusted Scheduled Activity (UDA)	
	2017	2018
April	1,181	708
May	2,393	2,253
June	3,881	3,422
July	5,689	
August	7,221	
September	8,496	
October	9,645	
November	10,921	
December	11,937	
January	12,922	
February	14,333	
March	15,832	
April	16,684	
May	16,727	
June	16,734	

QUALITY

	Quantity	Base Number	Contract	AT	Region	England
% of FP17s for the same patient ID Re-attending within 3 months - Children	34	600	5.7%	10.0%	11.5%	12.0%
% of FP17s for the same patient ID Re-attending within 3 months - Adults	110	935	11.8%	15.4%	16.8%	16.0%
% of FP17s for the same patient ID Re-attending between 3 & 9 months - Children	256	600	42.7%	48.2%	47.3%	58.0%
% of FP17s for the same patient ID Re-attending between 3 & 9 months - Adults	293	935	31.3%	38.4%	38.3%	50.9%
% of FP17s for Band 1 Urgent Courses	139	1,212	11.5%	10.0%	10.7%	9.1%
% of FP17s Relating to Free Repair or Replacements	7	1,212	0.6%	0.6%	0.6%	0.8%
% of FP17s Relating to Continuations	0	1,212	0.0%	0.9%	0.8%	1.1%
% of Patients satisfied with the dentistry they have received	2	3	N/A	90.2%	89.8%	91.7%
% of Patients satisfied with the time they had to wait for an appointment	1	3	N/A	86.2%	83.6%	88.0%

* This is based on patients treated on this contract for their most recent course of treatment. Figures in italics indicate the base number of FP17s or Patient Questionnaire responses are less than 100. N/A is shown where the base number of responses is less than 10 during the period. % is calculated as Quantity/Base number*100

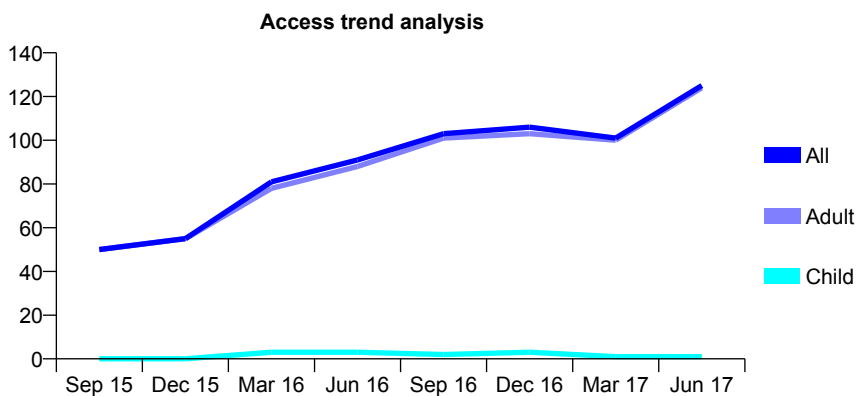
Q63 - Vital Signs At a Glance Contract Report for 691445/0002 - June 2017

Name or company name	MR AF YUSUF
Contract type name	PDS Contract
Purpose of contract	General
Contract start date	01/04/2009
Contract end date	31/03/2018

17/18 Contracted general activity (UDA)	411
Carry forward general activity (UDA)	0
17/18 Contracted orthodontic activity (UOA)	0
Carry forward orthodontic activity (UOA)	0
Baseline contract value	£56,817.03

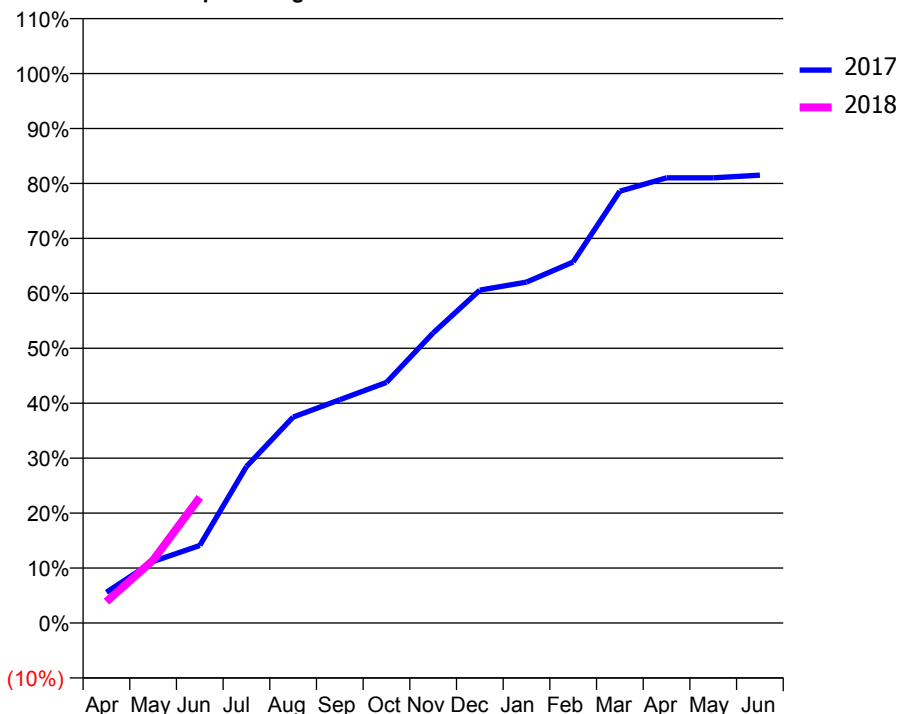
ACCESS*

Patients seen in 24 months	Total	Change since previous quarter
Quarter ending June 2016	91	
Quarter ending September 2016	103	↑
Quarter ending December 2016	106	↑
Quarter ending March 2017	101	↓
Quarter ending June 2017	125	↑
Variance since June 2016	37.4%	↑



ACTIVITY

Cumulative percentage of contracted UDA delivered 2017 & 2018



Adjusted Scheduled Activity (UDA)

Month	2017	2018
April	23	16
May	46	47
June	58	94
July	117	
August	154	
September	167	
October	180	
November	217	
December	249	
January	255	
February	270	
March	323	
April	333	
May	333	
June	335	

QUALITY

	Quantity	Base Number	Contract	AT	Region	England
% of FP17s for the same patient ID Re-attending within 3 months - Children	0	1	0.0%	10.0%	11.5%	12.0%
% of FP17s for the same patient ID Re-attending within 3 months - Adults	0	41	0.0%	15.4%	16.8%	16.0%
% of FP17s for the same patient ID Re-attending between 3 & 9 months - Children	0	1	0.0%	48.2%	47.3%	58.0%
% of FP17s for the same patient ID Re-attending between 3 & 9 months - Adults	0	41	0.0%	38.4%	38.3%	50.9%
% of FP17s for Band 1 Urgent Courses	0	36	0.0%	10.0%	10.7%	9.1%
% of FP17s Relating to Free Repair or Replacements	0	36	0.0%	0.6%	0.6%	0.8%
% of FP17s Relating to Continuations	6	36	16.7%	0.9%	0.8%	1.1%
% of Patients satisfied with the dentistry they have received	0	0	N/A	90.2%	89.8%	91.7%
% of Patients satisfied with the time they had to wait for an appointment	0	0	N/A	86.2%	83.6%	88.0%

* This is based on patients treated on this contract for their most recent course of treatment. Figures in italics indicate the base number of FP17s or Patient Questionnaire responses are less than 100. N/A is shown where the base number of responses is less than 10 during the period. % is calculated as Quantity/Base number*100

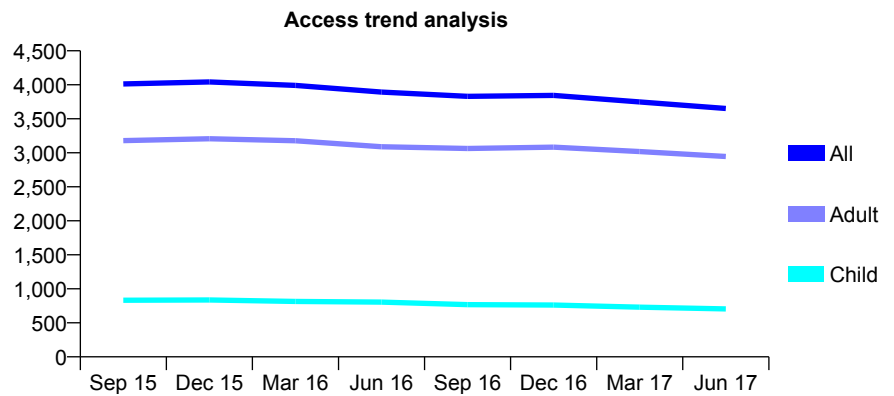
Q63 - Vital Signs At a Glance Contract Report for 729477/0001 - June 2017

Name or company name	MR JP YOUNGHUSBAND
Contract type name	GDS Contract
Purpose of contract	General
Contract start date	01/04/2006
Contract end date	

17/18 Contracted general activity (UDA)	15,139
Carry forward general activity (UDA)	0
17/18 Contracted orthodontic activity (UOA)	0
Carry forward orthodontic activity (UOA)	0
Baseline contract value	£426,944.38

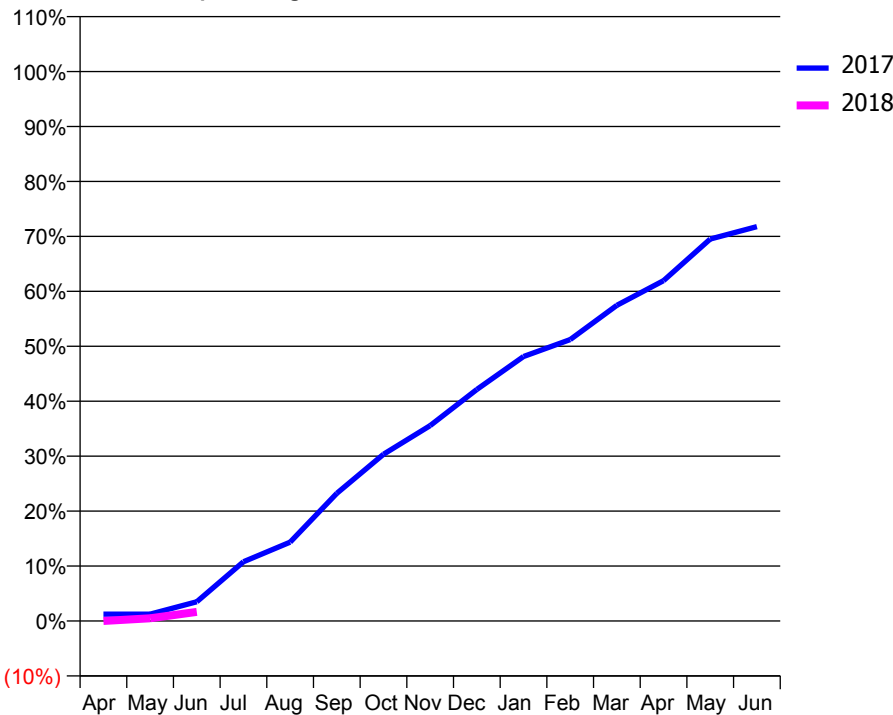
ACCESS*

Patients seen in 24 months	Total	Change since previous quarter
Quarter ending June 2016	3,893	
Quarter ending September 2016	3,831	↓
Quarter ending December 2016	3,844	→
Quarter ending March 2017	3,748	↓
Quarter ending June 2017	3,651	↓
Variance since June 2016	(6.2%)	↓



ACTIVITY

Cumulative percentage of contracted UDA delivered 2017 & 2018



Month	Adjusted Scheduled Activity (UDA)	
	2017	2018
April	188	0
May	191	76
June	532	252
July	1,632	
August	2,173	
September	3,518	
October	4,596	
November	5,385	
December	6,378	
January	7,287	
February	7,755	
March	8,697	
April	9,377	
May	10,524	
June	10,864	

QUALITY

	Quantity	Base Number	Contract	AT	Region	England
% of FP17s for the same patient ID Re-attending within 3 months - Children	19	218	8.7%	10.0%	11.5%	12.0%
% of FP17s for the same patient ID Re-attending within 3 months - Adults	164	804	20.4%	15.4%	16.8%	16.0%
% of FP17s for the same patient ID Re-attending between 3 & 9 months - Children	118	218	54.1%	48.2%	47.3%	58.0%
% of FP17s for the same patient ID Re-attending between 3 & 9 months - Adults	356	804	44.3%	38.4%	38.3%	50.9%
% of FP17s for Band 1 Urgent Courses	18	114	15.8%	10.0%	10.7%	9.1%
% of FP17s Relating to Free Repair or Replacements	8	114	7.0%	0.6%	0.6%	0.8%
% of FP17s Relating to Continuations	0	114	0.0%	0.9%	0.8%	1.1%
% of Patients satisfied with the dentistry they have received	6	6	N/A	90.2%	89.8%	91.7%
% of Patients satisfied with the time they had to wait for an appointment	5	6	N/A	86.2%	83.6%	88.0%

* This is based on patients treated on this contract for their most recent course of treatment. Figures in italics indicate the base number of FP17s or Patient Questionnaire responses are less than 100. N/A is shown where the base number of responses is less than 10 during the period. % is calculated as Quantity/Base number*100

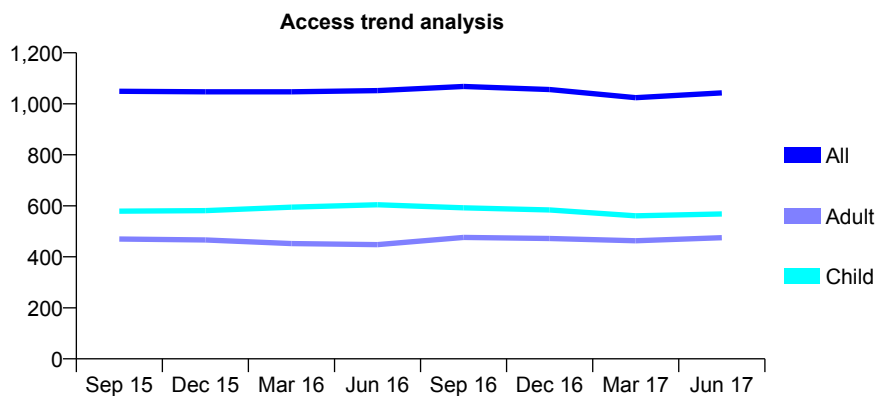
Q63 - Vital Signs At a Glance Contract Report for 730025/0001 - June 2017

Name or company name	MR SN MOOI
Contract type name	GDS Contract
Purpose of contract	General
Contract start date	01/04/2006
Contract end date	

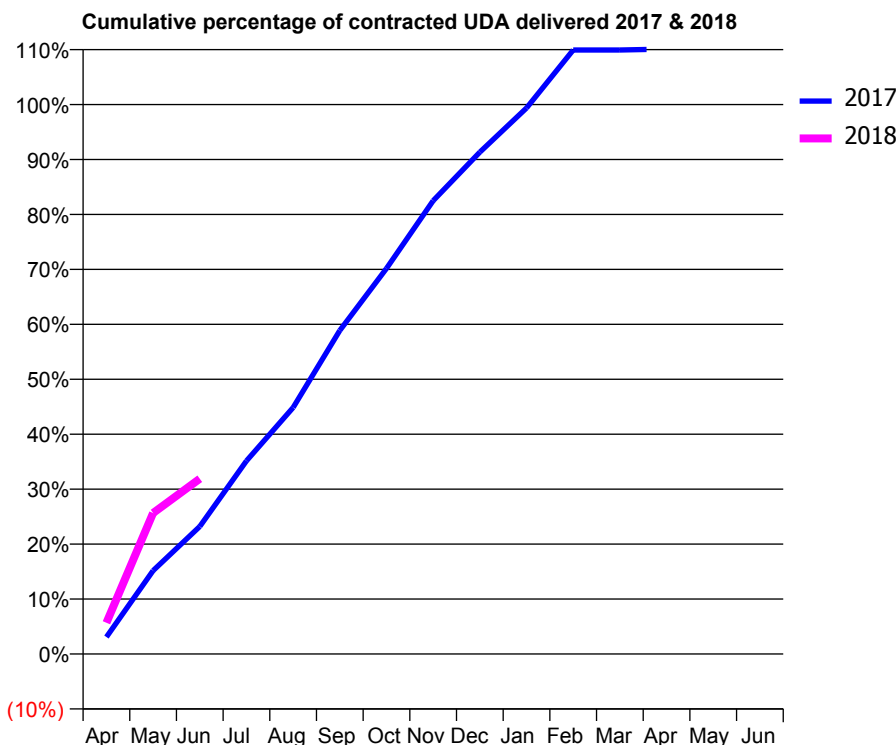
17/18 Contracted general activity (UDA)	1,844
Carry forward general activity (UDA)	0
17/18 Contracted orthodontic activity (UOA)	0
Carry forward orthodontic activity (UOA)	0
Baseline contract value	£50,831.58

ACCESS*

Patients seen in 24 months	Total	Change since previous quarter
Quarter ending June 2016	1,052	
Quarter ending September 2016	1,068	→
Quarter ending December 2016	1,056	↓
Quarter ending March 2017	1,024	↓
Quarter ending June 2017	1,043	→
Variance since June 2016	(0.9%)	→



ACTIVITY



Month	Adjusted Scheduled Activity (UDA)	
	2017	2018
April	57	105
May	280	473
June	428	588
July	648	
August	827	
September	1,086	
October	1,294	
November	1,521	
December	1,684	
January	1,832	
February	2,027	
March	2,027	
April	2,030	
May	2,030	
June	2,030	

QUALITY

	Quantity	Base Number	Contract	AT	Region	England
% of FP17s for the same patient ID Re-attending within 3 months - Children	7	195	3.6%	10.0%	11.5%	12.0%
% of FP17s for the same patient ID Re-attending within 3 months - Adults	2	78	2.6%	15.4%	16.8%	16.0%
% of FP17s for the same patient ID Re-attending between 3 & 9 months - Children	48	195	24.6%	48.2%	47.3%	58.0%
% of FP17s for the same patient ID Re-attending between 3 & 9 months - Adults	30	78	38.5%	38.4%	38.3%	50.9%
% of FP17s for Band 1 Urgent Courses	0	272	0.0%	10.0%	10.7%	9.1%
% of FP17s Relating to Free Repair or Replacements	0	272	0.0%	0.6%	0.6%	0.8%
% of FP17s Relating to Continuations	1	272	0.4%	0.9%	0.8%	1.1%
% of Patients satisfied with the dentistry they have received	0	0	N/A	90.2%	89.8%	91.7%
% of Patients satisfied with the time they had to wait for an appointment	0	0	N/A	86.2%	83.6%	88.0%

* This is based on patients treated on this contract for their most recent course of treatment. Figures in italics indicate the base number of FP17s or Patient Questionnaire responses are less than 100. N/A is shown where the base number of responses is less than 10 during the period. % is calculated as Quantity/Base number*100

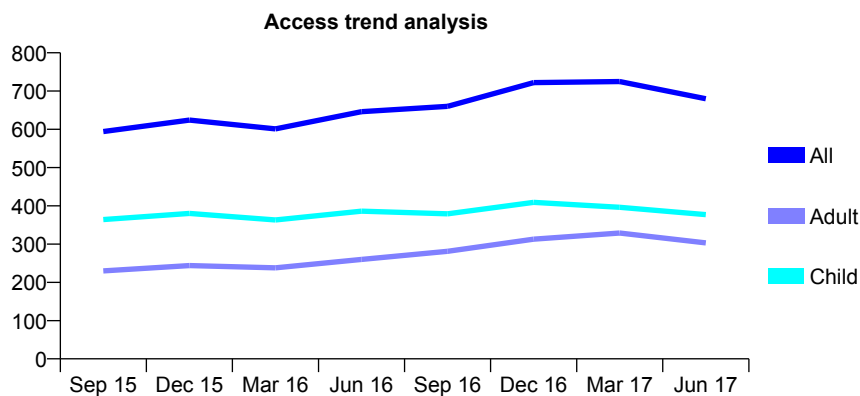
Q63 - Vital Signs At a Glance Contract Report for 730114/0001 - June 2017

Name or company name	Mr Raj Patel
Contract type name	GDS Contract
Purpose of contract	General
Contract start date	01/04/2006
Contract end date	

17/18 Contracted general activity (UDA)	1,455
Carry forward general activity (UDA)	0
17/18 Contracted orthodontic activity (UOA)	0
Carry forward orthodontic activity (UOA)	0
Baseline contract value	£44,570.77

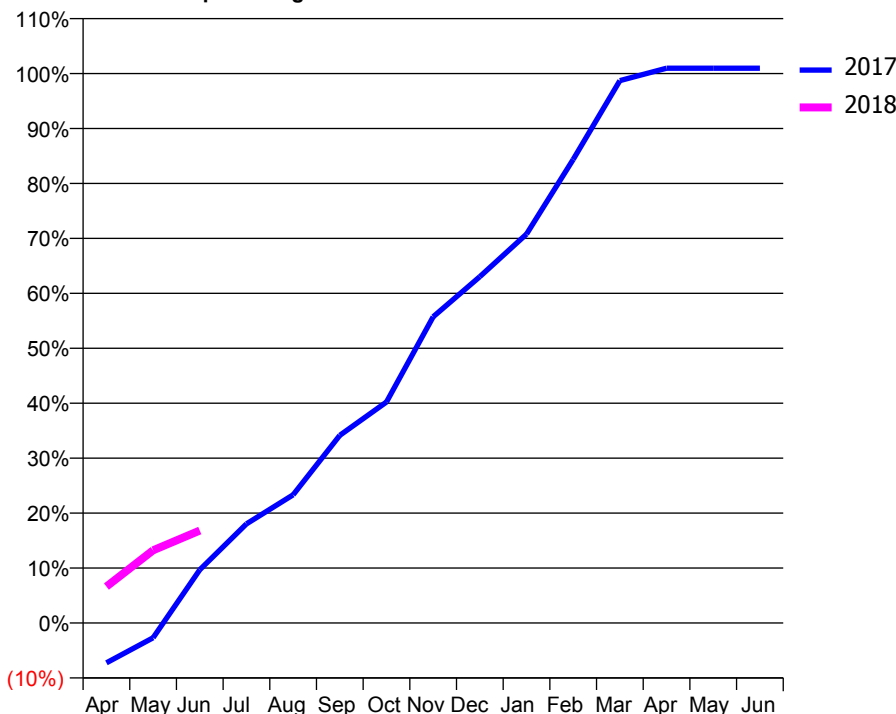
ACCESS*

Patients seen in 24 months	Total	Change since previous quarter
Quarter ending June 2016	646	
Quarter ending September 2016	660	↑
Quarter ending December 2016	722	↑
Quarter ending March 2017	725	→
Quarter ending June 2017	680	↓
Variance since June 2016	5.3%	↑



ACTIVITY

Cumulative percentage of contracted UDA delivered 2017 & 2018



Adjusted Scheduled Activity (UDA)

Month	2017	2018
April	-106	96
May	-39	193
June	141	245
July	262	
August	339	
September	497	
October	585	
November	811	
December	917	
January	1,030	
February	1,228	
March	1,436	
April	1,469	
May	1,469	
June	1,469	

QUALITY

	Quantity	Base Number	Contract	AT	Region	England
% of FP17s for the same patient ID Re-attending within 3 months - Children	12	89	13.5%	10.0%	11.5%	12.0%
% of FP17s for the same patient ID Re-attending within 3 months - Adults	10	43	23.3%	15.4%	16.8%	16.0%
% of FP17s for the same patient ID Re-attending between 3 & 9 months - Children	60	89	67.4%	48.2%	47.3%	58.0%
% of FP17s for the same patient ID Re-attending between 3 & 9 months - Adults	25	43	58.1%	38.4%	38.3%	50.9%
% of FP17s for Band 1 Urgent Courses	9	123	7.3%	10.0%	10.7%	9.1%
% of FP17s Relating to Free Repair or Replacements	3	123	2.4%	0.6%	0.6%	0.8%
% of FP17s Relating to Continuations	0	123	0.0%	0.9%	0.8%	1.1%
% of Patients satisfied with the dentistry they have received	0	0	N/A	90.2%	89.8%	91.7%
% of Patients satisfied with the time they had to wait for an appointment	0	0	N/A	86.2%	83.6%	88.0%

* This is based on patients treated on this contract for their most recent course of treatment. Figures in italics indicate the base number of FP17s or Patient Questionnaire responses are less than 100. N/A is shown where the base number of responses is less than 10 during the period. % is calculated as Quantity/Base number*100

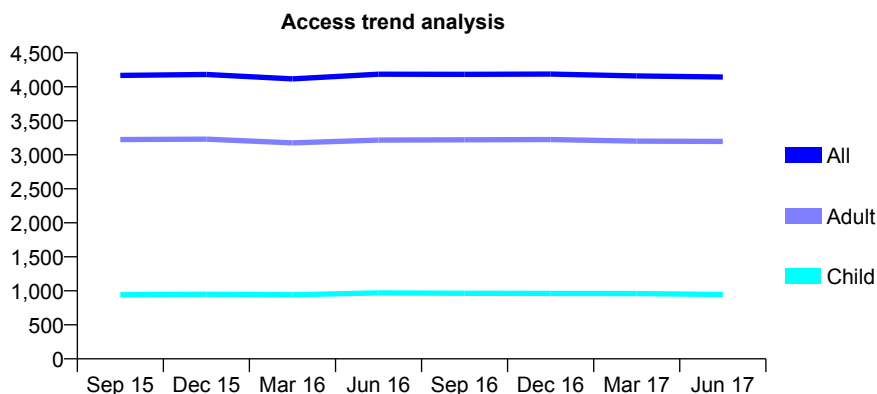
Q63 - Vital Signs At a Glance Contract Report for 730874/0001 - June 2017

Name or company name	MR GK OOI
Contract type name	GDS Contract
Purpose of contract	General
Contract start date	01/04/2006
Contract end date	

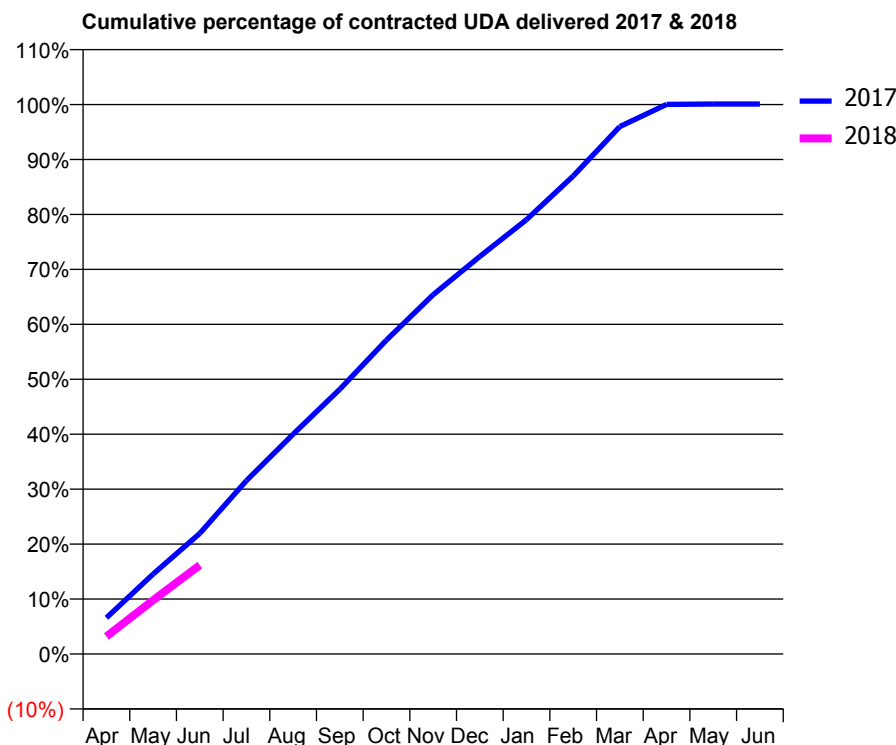
17/18 Contracted general activity (UDA)	12,108
Carry forward general activity (UDA)	0
17/18 Contracted orthodontic activity (UOA)	0
Carry forward orthodontic activity (UOA)	0
Baseline contract value	£401,910.02

ACCESS*

Patients seen in 24 months	Total	Change since previous quarter
Quarter ending June 2016	4,186	
Quarter ending September 2016	4,183	→
Quarter ending December 2016	4,187	→
Quarter ending March 2017	4,160	→
Quarter ending June 2017	4,144	→
Variance since June 2016	(1.0%)	↓



ACTIVITY



Month	Adjusted Scheduled Activity (UDA)	
	2017	2018
April	799	388
May	1,761	1,186
June	2,657	1,958
July	3,822	
August	4,844	
September	5,833	
October	6,918	
November	7,916	
December	8,762	
January	9,572	
February	10,533	
March	11,623	
April	12,111	
May	12,118	
June	12,119	

QUALITY

	Quantity	Base Number	Contract	AT	Region	England
% of FP17s for the same patient ID Re-attending within 3 months - Children	21	237	8.9%	10.0%	11.5%	12.0%
% of FP17s for the same patient ID Re-attending within 3 months - Adults	85	767	11.1%	15.4%	16.8%	16.0%
% of FP17s for the same patient ID Re-attending between 3 & 9 months - Children	80	237	33.8%	48.2%	47.3%	58.0%
% of FP17s for the same patient ID Re-attending between 3 & 9 months - Adults	306	767	39.9%	38.4%	38.3%	50.9%
% of FP17s for Band 1 Urgent Courses	35	826	4.2%	10.0%	10.7%	9.1%
% of FP17s Relating to Free Repair or Replacements	8	826	1.0%	0.6%	0.6%	0.8%
% of FP17s Relating to Continuations	27	826	3.3%	0.9%	0.8%	1.1%
% of Patients satisfied with the dentistry they have received	4	4	N/A	90.2%	89.8%	91.7%
% of Patients satisfied with the time they had to wait for an appointment	4	4	N/A	86.2%	83.6%	88.0%

* This is based on patients treated on this contract for their most recent course of treatment. Figures in italics indicate the base number of FP17s or Patient Questionnaire responses are less than 100. N/A is shown where the base number of responses is less than 10 during the period. % is calculated as Quantity/Base number*100

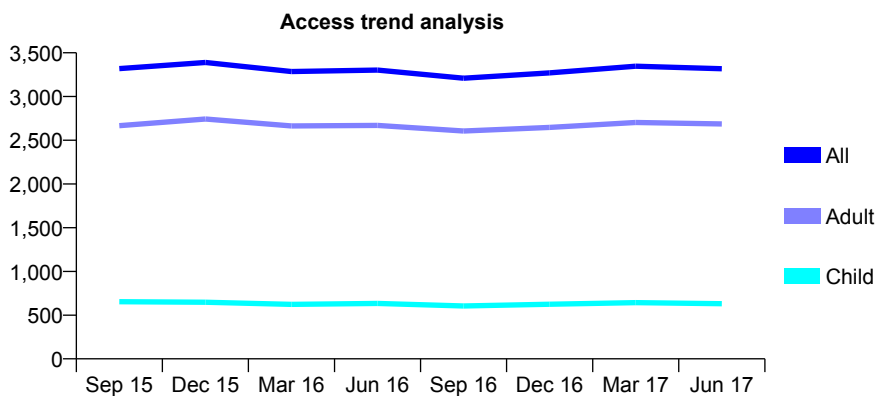
Q63 - Vital Signs At a Glance Contract Report for 730874/0002 - June 2017

Name or company name	MR GK OOI
Contract type name	GDS Contract
Purpose of contract	General
Contract start date	01/04/2006
Contract end date	

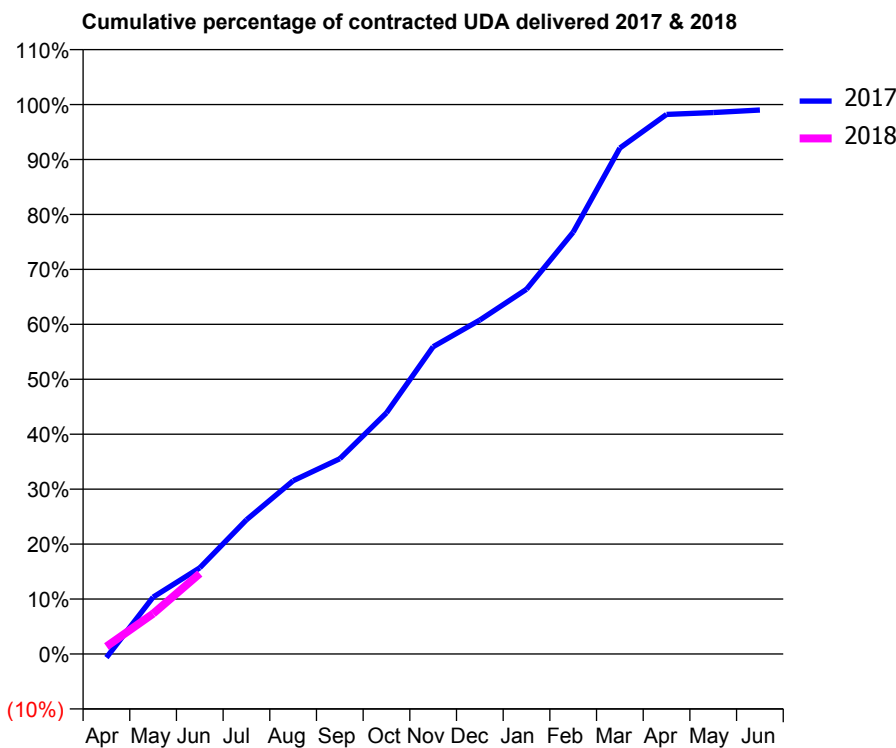
17/18 Contracted general activity (UDA)	12,740
Carry forward general activity (UDA)	0
17/18 Contracted orthodontic activity (UOA)	0
Carry forward orthodontic activity (UOA)	0
Baseline contract value	£448,487.39

ACCESS*

Patients seen in 24 months	Total	Change since previous quarter
Quarter ending June 2016	3,302	
Quarter ending September 2016	3,210	↓
Quarter ending December 2016	3,271	→
Quarter ending March 2017	3,346	↑
Quarter ending June 2017	3,317	→
Variance since June 2016	0.5%	→



ACTIVITY



Month	Adjusted Scheduled Activity (UDA)	
	2017	2018
April	-85	174
May	1,320	936
June	1,999	1,865
July	3,111	
August	4,016	
September	4,528	
October	5,591	
November	7,126	
December	7,743	
January	8,457	
February	9,781	
March	11,732	
April	12,511	
May	12,554	
June	12,611	

QUALITY

	Quantity	Base Number	Contract	AT	Region	England
% of FP17s for the same patient ID Re-attending within 3 months - Children	24	167	14.4%	10.0%	11.5%	12.0%
% of FP17s for the same patient ID Re-attending within 3 months - Adults	132	702	18.8%	15.4%	16.8%	16.0%
% of FP17s for the same patient ID Re-attending between 3 & 9 months - Children	49	167	29.3%	48.2%	47.3%	58.0%
% of FP17s for the same patient ID Re-attending between 3 & 9 months - Adults	179	702	25.5%	38.4%	38.3%	50.9%
% of FP17s for Band 1 Urgent Courses	187	631	29.6%	10.0%	10.7%	9.1%
% of FP17s Relating to Free Repair or Replacements	6	631	1.0%	0.6%	0.6%	0.8%
% of FP17s Relating to Continuations	9	631	1.4%	0.9%	0.8%	1.1%
% of Patients satisfied with the dentistry they have received	4	4	N/A	90.2%	89.8%	91.7%
% of Patients satisfied with the time they had to wait for an appointment	4	4	N/A	86.2%	83.6%	88.0%

* This is based on patients treated on this contract for their most recent course of treatment. Figures in italics indicate the base number of FP17s or Patient Questionnaire responses are less than 100. N/A is shown where the base number of responses is less than 10 during the period. % is calculated as Quantity/Base number*100

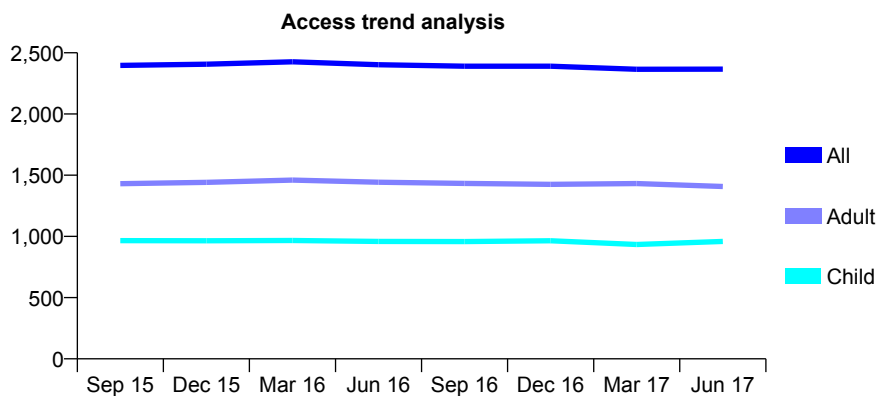
Q63 - Vital Signs At a Glance Contract Report for 731196/0001 - June 2017

Name or company name	MISS EA DIGHE
Contract type name	GDS Contract
Purpose of contract	General
Contract start date	01/04/2006
Contract end date	

17/18 Contracted general activity (UDA)	7,341
Carry forward general activity (UDA)	0
17/18 Contracted orthodontic activity (UOA)	0
Carry forward orthodontic activity (UOA)	0
Baseline contract value	£292,227.37

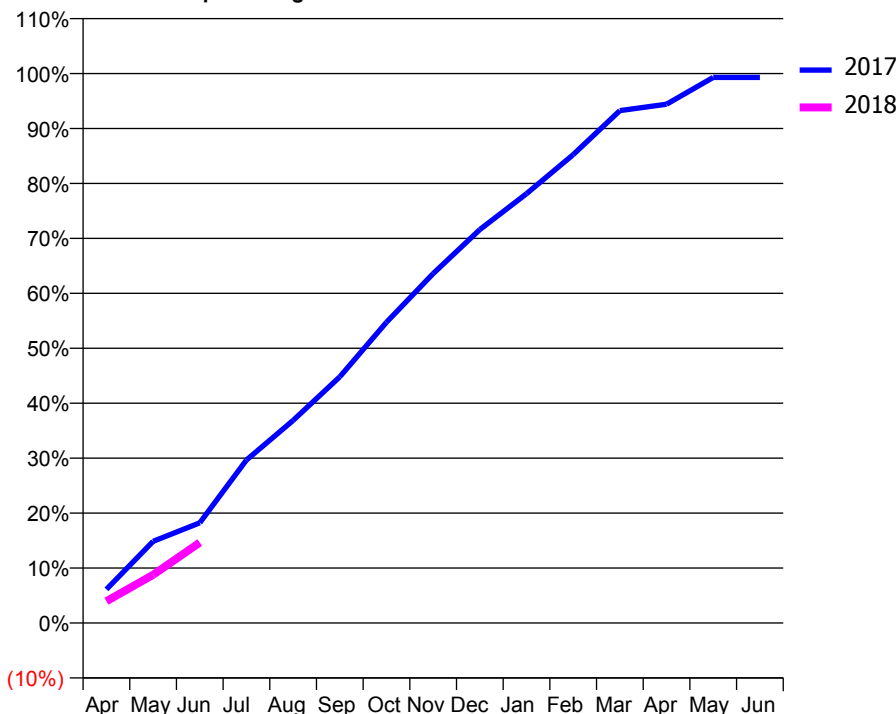
ACCESS*

Patients seen in 24 months	Total	Change since previous quarter
Quarter ending June 2016	2,402	
Quarter ending September 2016	2,391	→
Quarter ending December 2016	2,390	→
Quarter ending March 2017	2,366	↓
Quarter ending June 2017	2,367	→
Variance since June 2016	(1.5%)	↓



ACTIVITY

Cumulative percentage of contracted UDA delivered 2017 & 2018



Month	Adjusted Scheduled Activity (UDA)	
	2017	2018
April	449	291
May	1,091	645
June	1,338	1,075
July	2,177	
August	2,707	
September	3,290	
October	4,018	
November	4,669	
December	5,257	
January	5,736	
February	6,258	
March	6,846	
April	6,930	
May	7,288	
June	7,288	

QUALITY

	Quantity	Base Number	Contract	AT	Region	England
% of FP17s for the same patient ID Re-attending within 3 months - Children	22	367	6.0%	10.0%	11.5%	12.0%
% of FP17s for the same patient ID Re-attending within 3 months - Adults	53	351	15.1%	15.4%	16.8%	16.0%
% of FP17s for the same patient ID Re-attending between 3 & 9 months - Children	222	367	60.5%	48.2%	47.3%	58.0%
% of FP17s for the same patient ID Re-attending between 3 & 9 months - Adults	169	351	48.1%	38.4%	38.3%	50.9%
% of FP17s for Band 1 Urgent Courses	46	510	9.0%	10.0%	10.7%	9.1%
% of FP17s Relating to Free Repair or Replacements	1	510	0.2%	0.6%	0.6%	0.8%
% of FP17s Relating to Continuations	6	510	1.2%	0.9%	0.8%	1.1%
% of Patients satisfied with the dentistry they have received	4	4	N/A	90.2%	89.8%	91.7%
% of Patients satisfied with the time they had to wait for an appointment	4	4	N/A	86.2%	83.6%	88.0%

* This is based on patients treated on this contract for their most recent course of treatment. Figures in italics indicate the base number of FP17s or Patient Questionnaire responses are less than 100. N/A is shown where the base number of responses is less than 10 during the period. % is calculated as Quantity/Base number*100

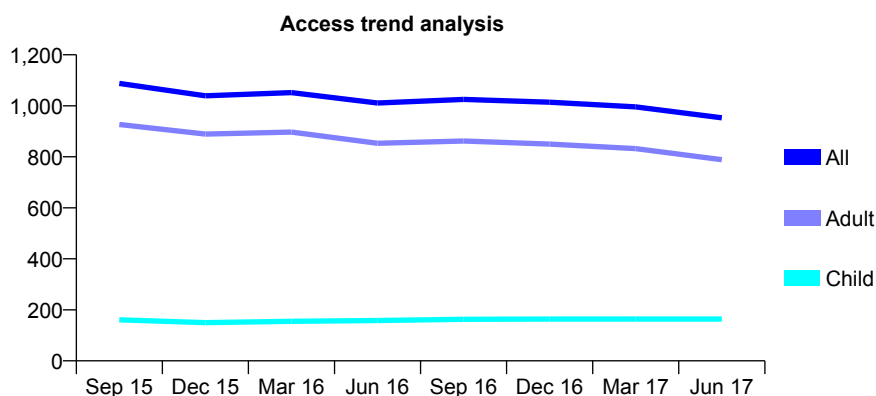
Q63 - Vital Signs At a Glance Contract Report for 732036/0001 - June 2017

Name or company name	MR YK HO
Contract type name	GDS Contract
Purpose of contract	General
Contract start date	01/04/2006
Contract end date	

17/18 Contracted general activity (UDA)	1,288
Carry forward general activity (UDA)	0
17/18 Contracted orthodontic activity (UOA)	0
Carry forward orthodontic activity (UOA)	0
Baseline contract value	£35,326.52

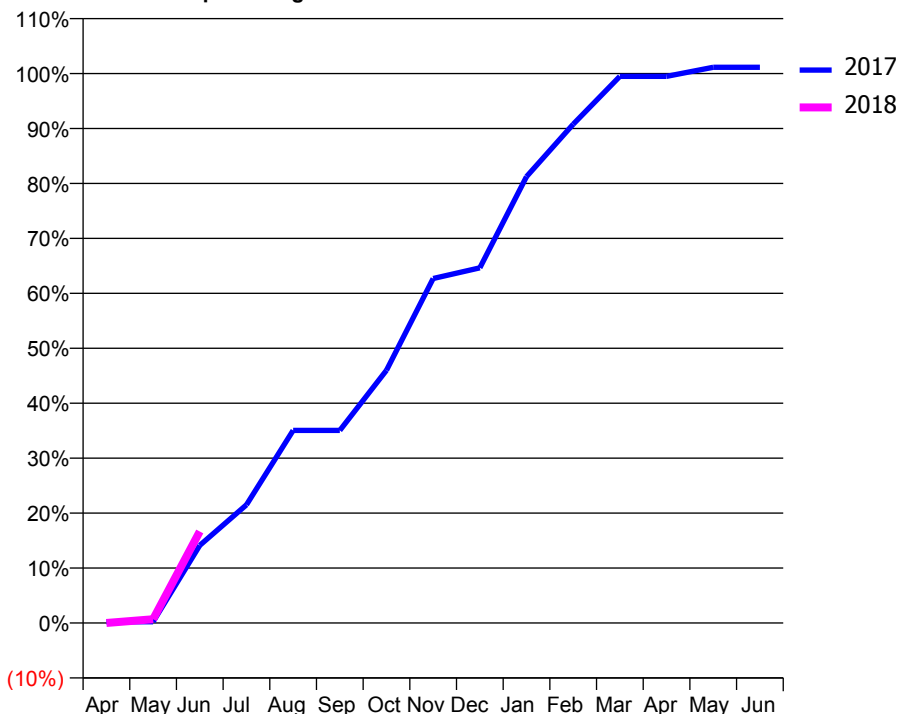
ACCESS*

Patients seen in 24 months	Total	Change since previous quarter
Quarter ending June 2016	1,011	
Quarter ending September 2016	1,025	→
Quarter ending December 2016	1,014	↓
Quarter ending March 2017	996	↓
Quarter ending June 2017	953	↓
Variance since June 2016	(5.7%)	↓



ACTIVITY

Cumulative percentage of contracted UDA delivered 2017 & 2018



Month	Adjusted Scheduled Activity (UDA)	
	2017	2018
April	3	0
May	3	9
June	182	215
July	277	
August	452	
September	452	
October	593	
November	808	
December	833	
January	1,046	
February	1,169	
March	1,281	
April	1,281	
May	1,303	
June	1,303	

QUALITY

	Quantity	Base Number	Contract	AT	Region	England
% of FP17s for the same patient ID Re-attending within 3 months - Children	1	40	2.5%	10.0%	11.5%	12.0%
% of FP17s for the same patient ID Re-attending within 3 months - Adults	0	104	0.0%	15.4%	16.8%	16.0%
% of FP17s for the same patient ID Re-attending between 3 & 9 months - Children	2	40	5.0%	48.2%	47.3%	58.0%
% of FP17s for the same patient ID Re-attending between 3 & 9 months - Adults	8	104	7.7%	38.4%	38.3%	50.9%
% of FP17s for Band 1 Urgent Courses	3	136	2.2%	10.0%	10.7%	9.1%
% of FP17s Relating to Free Repair or Replacements	0	136	0.0%	0.6%	0.6%	0.8%
% of FP17s Relating to Continuations	0	136	0.0%	0.9%	0.8%	1.1%
% of Patients satisfied with the dentistry they have received	0	0	N/A	90.2%	89.8%	91.7%
% of Patients satisfied with the time they had to wait for an appointment	0	0	N/A	86.2%	83.6%	88.0%

* This is based on patients treated on this contract for their most recent course of treatment. Figures in italics indicate the base number of FP17s or Patient Questionnaire responses are less than 100. N/A is shown where the base number of responses is less than 10 during the period. % is calculated as Quantity/Base number*100

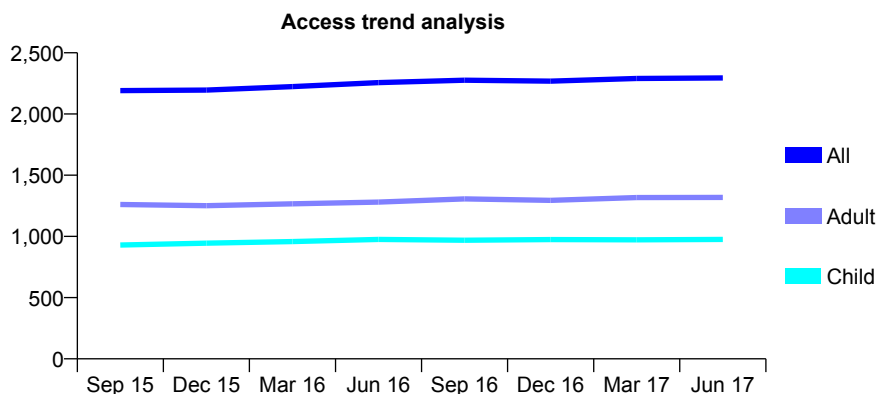
Q63 - Vital Signs At a Glance Contract Report for 735841/0001 - June 2017

Name or company name	Dr Y Amin and Dr I Taylor
Contract type name	GDS Contract
Purpose of contract	General
Contract start date	01/04/2006
Contract end date	

17/18 Contracted general activity (UDA)	4,000
Carry forward general activity (UDA)	0
17/18 Contracted orthodontic activity (UOA)	0
Carry forward orthodontic activity (UOA)	0
Baseline contract value	£88,796.31

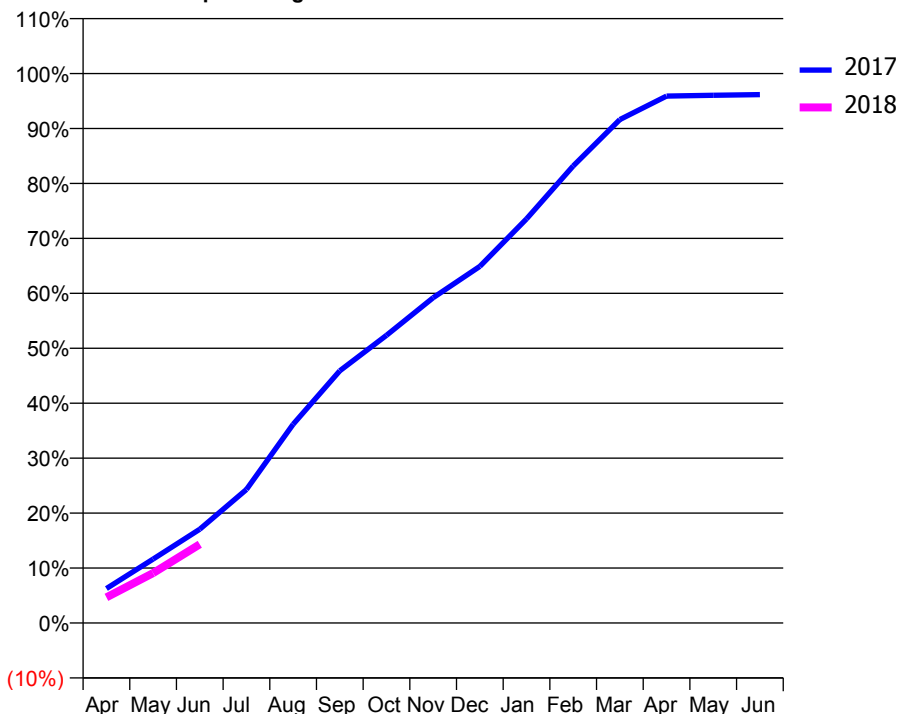
ACCESS*

Patients seen in 24 months	Total	Change since previous quarter
Quarter ending June 2016	2,256	
Quarter ending September 2016	2,276	→
Quarter ending December 2016	2,269	→
Quarter ending March 2017	2,290	→
Quarter ending June 2017	2,295	→
Variance since June 2016	1.7%	→



ACTIVITY

Cumulative percentage of contracted UDA delivered 2017 & 2018



Adjusted Scheduled Activity (UDA)		
Month	2017	2018
April	251	187
May	466	363
June	683	573
July	972	
August	1,447	
September	1,836	
October	2,094	
November	2,368	
December	2,596	
January	2,942	
February	3,327	
March	3,665	
April	3,835	
May	3,841	
June	3,846	

QUALITY

	Quantity	Base Number	Contract	AT	Region	England
% of FP17s for the same patient ID Re-attending within 3 months - Children	44	412	10.7%	10.0%	11.5%	12.0%
% of FP17s for the same patient ID Re-attending within 3 months - Adults	84	508	16.5%	15.4%	16.8%	16.0%
% of FP17s for the same patient ID Re-attending between 3 & 9 months - Children	275	412	66.7%	48.2%	47.3%	58.0%
% of FP17s for the same patient ID Re-attending between 3 & 9 months - Adults	295	508	58.1%	38.4%	38.3%	50.9%
% of FP17s for Band 1 Urgent Courses	30	423	7.1%	10.0%	10.7%	9.1%
% of FP17s Relating to Free Repair or Replacements	0	423	0.0%	0.6%	0.6%	0.8%
% of FP17s Relating to Continuations	0	423	0.0%	0.9%	0.8%	1.1%
% of Patients satisfied with the dentistry they have received	1	1	N/A	90.2%	89.8%	91.7%
% of Patients satisfied with the time they had to wait for an appointment	1	1	N/A	86.2%	83.6%	88.0%

* This is based on patients treated on this contract for their most recent course of treatment. Figures in italics indicate the base number of FP17s or Patient Questionnaire responses are less than 100. N/A is shown where the base number of responses is less than 10 during the period. % is calculated as Quantity/Base number*100

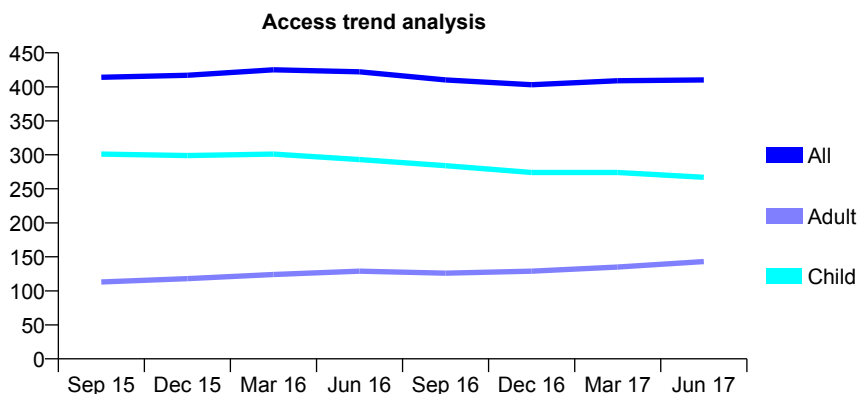
Q63 - Vital Signs At a Glance Contract Report for 736856/0001 - June 2017

Name or company name	MR CD STROUD
Contract type name	GDS Contract
Purpose of contract	General
Contract start date	01/04/2006
Contract end date	

17/18 Contracted general activity (UDA)	1,200
Carry forward general activity (UDA)	0
17/18 Contracted orthodontic activity (UOA)	0
Carry forward orthodontic activity (UOA)	0
Baseline contract value	£32,771.05

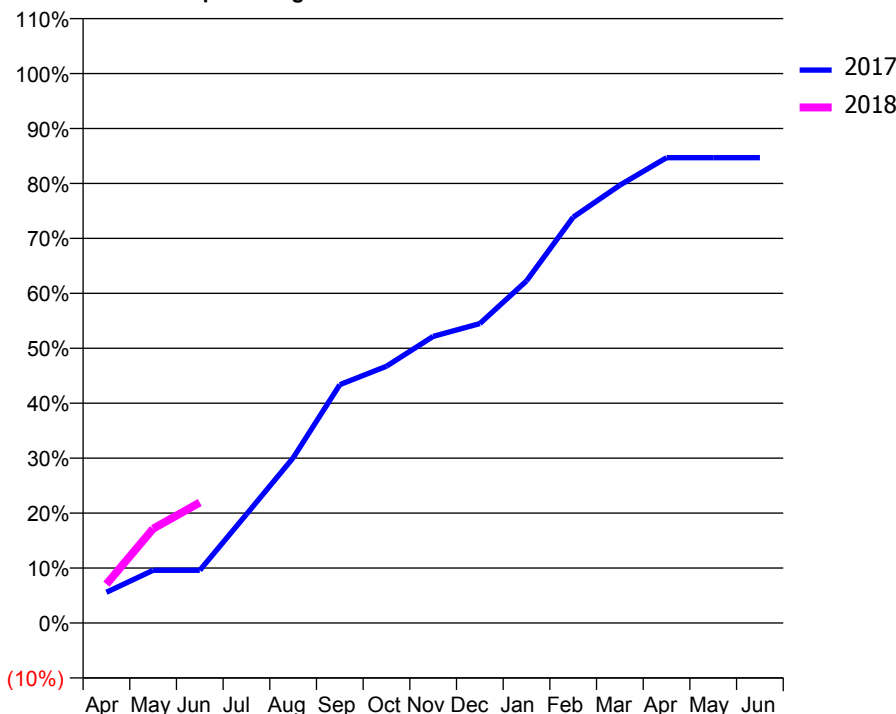
ACCESS*

Patients seen in 24 months	Total	Change since previous quarter
Quarter ending June 2016	422	
Quarter ending September 2016	410	↓
Quarter ending December 2016	403	↓
Quarter ending March 2017	409	→
Quarter ending June 2017	410	→
Variance since June 2016	(2.8%)	↓



ACTIVITY

Cumulative percentage of contracted UDA delivered 2017 & 2018



Month	Adjusted Scheduled Activity (UDA)	
	2017	2018
April	67	85
May	115	206
June	115	263
July	237	
August	361	
September	521	
October	561	
November	626	
December	654	
January	747	
February	886	
March	956	
April	1,016	
May	1,016	
June	1,016	

QUALITY

	Quantity	Base Number	Contract	AT	Region	England
% of FP17s for the same patient ID Re-attending within 3 months - Children	1	76	1.3%	10.0%	11.5%	12.0%
% of FP17s for the same patient ID Re-attending within 3 months - Adults	2	45	4.4%	15.4%	16.8%	16.0%
% of FP17s for the same patient ID Re-attending between 3 & 9 months - Children	36	76	47.4%	48.2%	47.3%	58.0%
% of FP17s for the same patient ID Re-attending between 3 & 9 months - Adults	18	45	40.0%	38.4%	38.3%	50.9%
% of FP17s for Band 1 Urgent Courses	0	101	0.0%	10.0%	10.7%	9.1%
% of FP17s Relating to Free Repair or Replacements	0	101	0.0%	0.6%	0.6%	0.8%
% of FP17s Relating to Continuations	0	101	0.0%	0.9%	0.8%	1.1%
% of Patients satisfied with the dentistry they have received	0	0	N/A	90.2%	89.8%	91.7%
% of Patients satisfied with the time they had to wait for an appointment	0	0	N/A	86.2%	83.6%	88.0%

* This is based on patients treated on this contract for their most recent course of treatment. Figures in italics indicate the base number of FP17s or Patient Questionnaire responses are less than 100. N/A is shown where the base number of responses is less than 10 during the period. % is calculated as Quantity/Base number*100

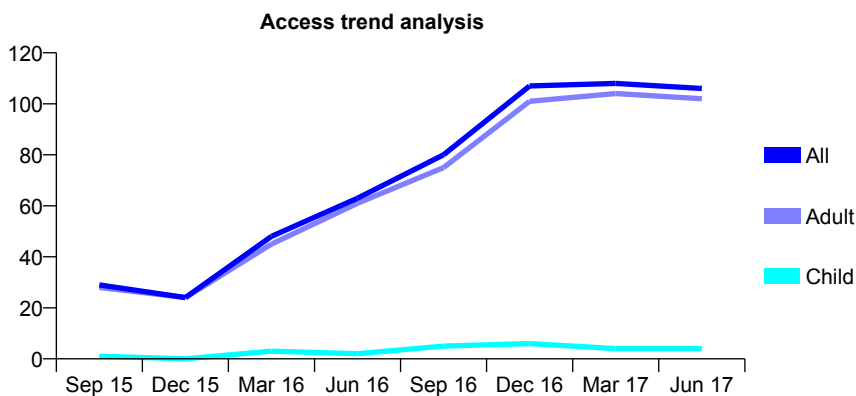
Q63 - Vital Signs At a Glance Contract Report for 739677/0004 - June 2017

Name or company name	MR LW MCARDLE
Contract type name	PDS Contract
Purpose of contract	General
Contract start date	01/06/2013
Contract end date	30/11/2017

17/18 Contracted general activity (UDA)	235
Carry forward general activity (UDA)	0
17/18 Contracted orthodontic activity (UOA)	0
Carry forward orthodontic activity (UOA)	0
Baseline contract value	£12,620.11

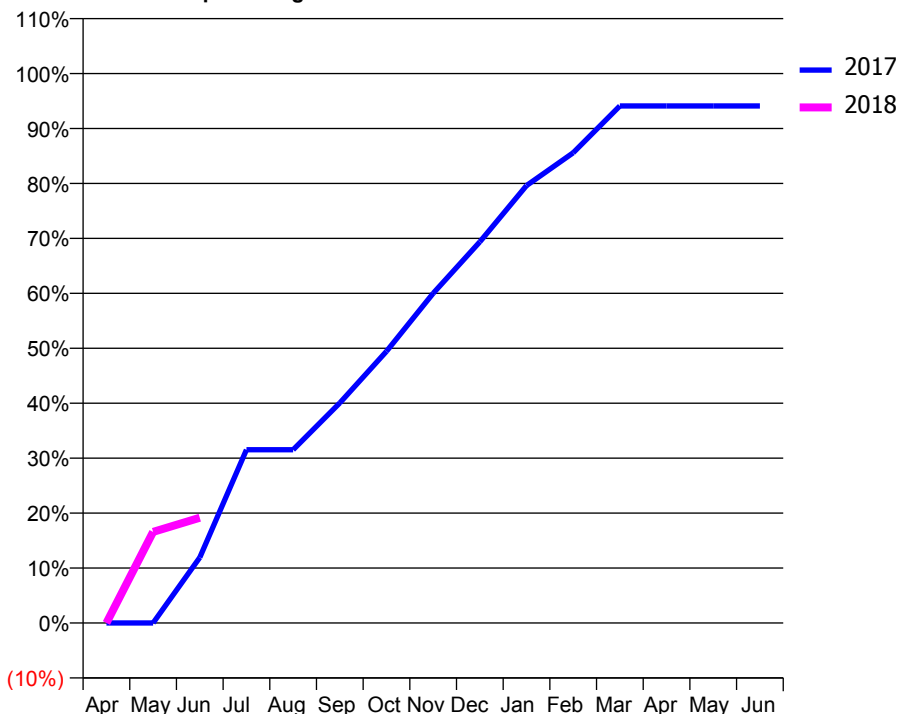
ACCESS*

Patients seen in 24 months	Total	Change since previous quarter
Quarter ending June 2016	63	
Quarter ending September 2016	80	↑
Quarter ending December 2016	107	↑
Quarter ending March 2017	108	→
Quarter ending June 2017	106	↓
Variance since June 2016	68.3%	↑



ACTIVITY

Cumulative percentage of contracted UDA delivered 2017 & 2018



Month	Adjusted Scheduled Activity (UDA)	
	2017	2018
April	0	0
May	0	39
June	42	45
July	111	
August	111	
September	141	
October	174	
November	211	
December	244	
January	280	
February	301	
March	331	
April	331	
May	331	
June	331	

QUALITY

	Quantity	Base Number	Contract	AT	Region	England
% of FP17s for the same patient ID Re-attending within 3 months - Children	0	1	0.0%	10.0%	11.5%	12.0%
% of FP17s for the same patient ID Re-attending within 3 months - Adults	0	14	0.0%	15.4%	16.8%	16.0%
% of FP17s for the same patient ID Re-attending between 3 & 9 months - Children	0	1	0.0%	48.2%	47.3%	58.0%
% of FP17s for the same patient ID Re-attending between 3 & 9 months - Adults	0	14	0.0%	38.4%	38.3%	50.9%
% of FP17s for Band 1 Urgent Courses	0	15	0.0%	10.0%	10.7%	9.1%
% of FP17s Relating to Free Repair or Replacements	0	15	0.0%	0.6%	0.6%	0.8%
% of FP17s Relating to Continuations	0	15	0.0%	0.9%	0.8%	1.1%
% of Patients satisfied with the dentistry they have received	0	0	N/A	90.2%	89.8%	91.7%
% of Patients satisfied with the time they had to wait for an appointment	0	0	N/A	86.2%	83.6%	88.0%

* This is based on patients treated on this contract for their most recent course of treatment. Figures in italics indicate the base number of FP17s or Patient Questionnaire responses are less than 100. N/A is shown where the base number of responses is less than 10 during the period. % is calculated as Quantity/Base number*100

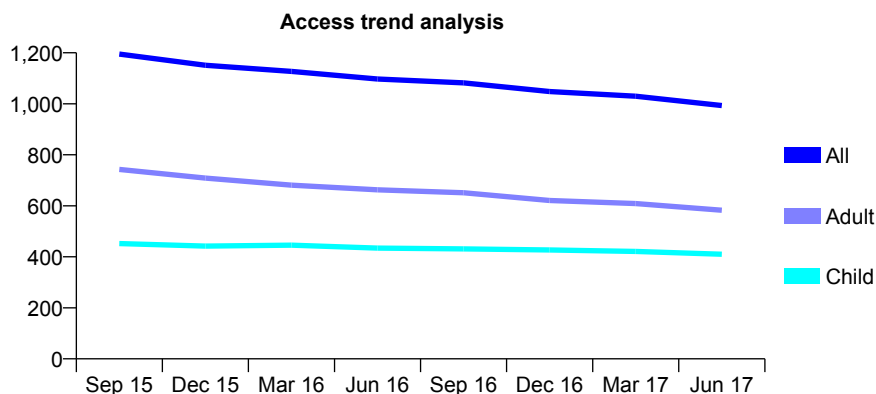
Q63 - Vital Signs At a Glance Contract Report for 739952/0001 - June 2017

Name or company name	MR JM CLARKE
Contract type name	GDS Contract
Purpose of contract	General
Contract start date	01/04/2006
Contract end date	

17/18 Contracted general activity (UDA)	3,136
Carry forward general activity (UDA)	0
17/18 Contracted orthodontic activity (UOA)	0
Carry forward orthodontic activity (UOA)	0
Baseline contract value	£82,533.26

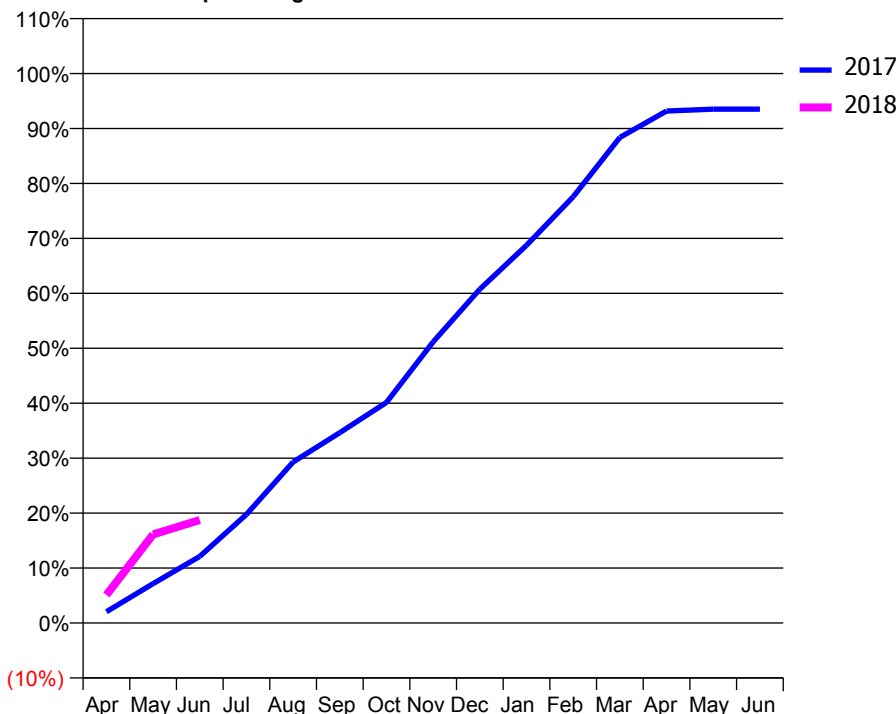
ACCESS*

Patients seen in 24 months	Total	Change since previous quarter
Quarter ending June 2016	1,097	
Quarter ending September 2016	1,082	↓
Quarter ending December 2016	1,048	↓
Quarter ending March 2017	1,030	↓
Quarter ending June 2017	993	↓
Variance since June 2016	(9.5%)	↓



ACTIVITY

Cumulative percentage of contracted UDA delivered 2017 & 2018



Adjusted Scheduled Activity (UDA)

Month	2017	2018
April	64	160
May	225	506
June	380	588
July	620	
August	919	
September	1,086	
October	1,259	
November	1,605	
December	1,905	
January	2,156	
February	2,433	
March	2,771	
April	2,922	
May	2,933	
June	2,933	

QUALITY

	Quantity	Base Number	Contract	AT	Region	England
% of FP17s for the same patient ID Re-attending within 3 months - Children	5	129	3.9%	10.0%	11.5%	12.0%
% of FP17s for the same patient ID Re-attending within 3 months - Adults	28	176	15.9%	15.4%	16.8%	16.0%
% of FP17s for the same patient ID Re-attending between 3 & 9 months - Children	69	129	53.5%	48.2%	47.3%	58.0%
% of FP17s for the same patient ID Re-attending between 3 & 9 months - Adults	86	176	48.9%	38.4%	38.3%	50.9%
% of FP17s for Band 1 Urgent Courses	9	256	3.5%	10.0%	10.7%	9.1%
% of FP17s Relating to Free Repair or Replacements	3	256	1.2%	0.6%	0.6%	0.8%
% of FP17s Relating to Continuations	2	256	0.8%	0.9%	0.8%	1.1%
% of Patients satisfied with the dentistry they have received	1	1	N/A	90.2%	89.8%	91.7%
% of Patients satisfied with the time they had to wait for an appointment	0	1	N/A	86.2%	83.6%	88.0%

* This is based on patients treated on this contract for their most recent course of treatment. Figures in italics indicate the base number of FP17s or Patient Questionnaire responses are less than 100. N/A is shown where the base number of responses is less than 10 during the period. % is calculated as Quantity/Base number*100

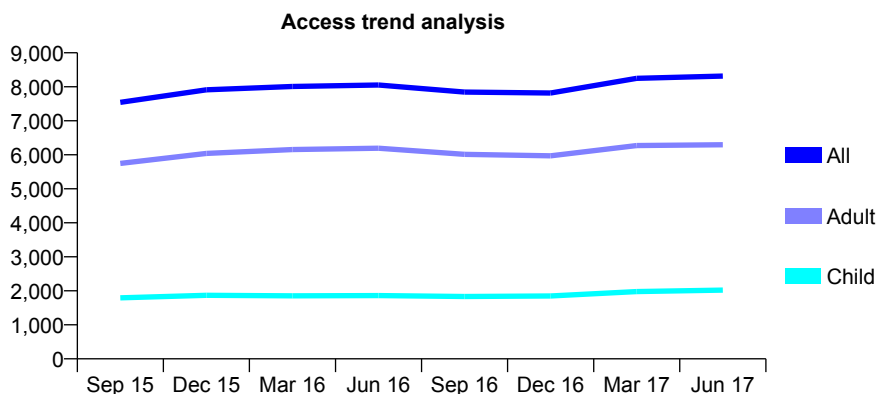
Q63 - Vital Signs At a Glance Contract Report for 740373/0001 - June 2017

Name or company name	MR J PATEL
Contract type name	Pilot Contract
Purpose of contract	General
Contract start date	01/04/2006
Contract end date	

17/18 Contracted general activity (UDA)	32,742
Carry forward general activity (UDA)	0
17/18 Contracted orthodontic activity (UOA)	0
Carry forward orthodontic activity (UOA)	0
Baseline contract value	£1,084,548.47

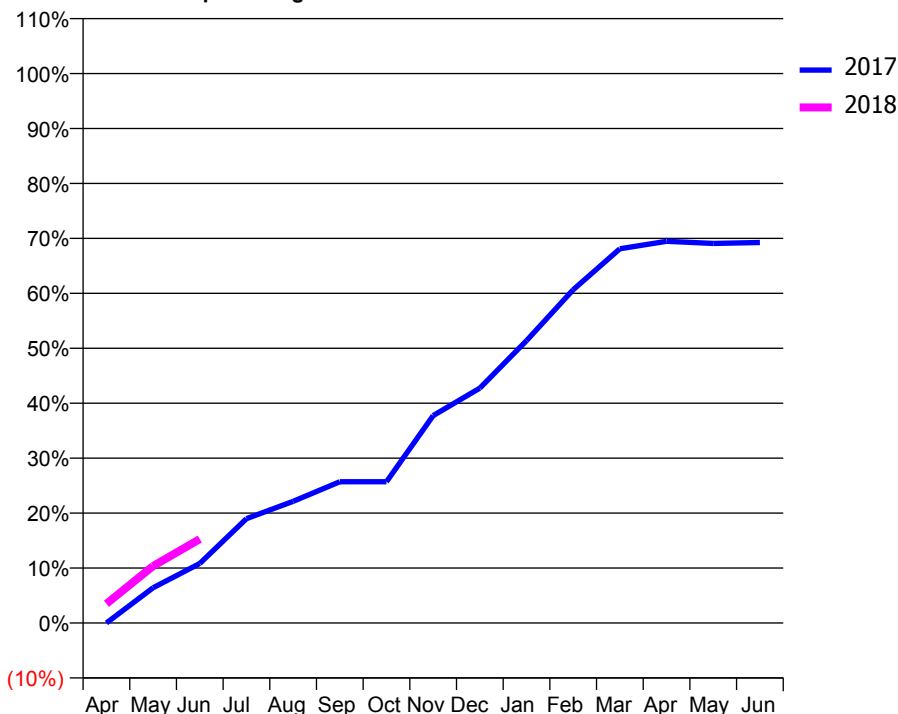
ACCESS*

Patients seen in 24 months	Total	Change since previous quarter
Quarter ending June 2016	8,053	
Quarter ending September 2016	7,847	↓
Quarter ending December 2016	7,817	→
Quarter ending March 2017	8,250	↑
Quarter ending June 2017	8,315	→
Variance since June 2016	3.3%	↑



ACTIVITY

Cumulative percentage of contracted UDA delivered 2017 & 2018



Month	Adjusted Scheduled Activity (UDA)	
	2017	2018
April	0	1,151
May	2,103	3,396
June	3,548	5,005
July	6,215	
August	7,253	
September	8,417	
October	8,417	
November	12,360	
December	13,993	
January	16,824	
February	19,858	
March	22,297	
April	22,742	
May	22,615	
June	22,671	

QUALITY

	Quantity	Base Number	Contract	AT	Region	England
% of FP17s for the same patient ID Re-attending within 3 months - Children	26	497	5.2%	10.0%	11.5%	12.0%
% of FP17s for the same patient ID Re-attending within 3 months - Adults	123	1,379	8.9%	15.4%	16.8%	16.0%
% of FP17s for the same patient ID Re-attending between 3 & 9 months - Children	168	497	33.8%	48.2%	47.3%	58.0%
% of FP17s for the same patient ID Re-attending between 3 & 9 months - Adults	393	1,379	28.5%	38.4%	38.3%	50.9%
% of FP17s for Band 1 Urgent Courses	98	1,492	6.6%	10.0%	10.7%	9.1%
% of FP17s Relating to Free Repair or Replacements	3	1,492	0.2%	0.6%	0.6%	0.8%
% of FP17s Relating to Continuations	16	1,492	1.1%	0.9%	0.8%	1.1%
% of Patients satisfied with the dentistry they have received	6	6	N/A	90.2%	89.8%	91.7%
% of Patients satisfied with the time they had to wait for an appointment	4	6	N/A	86.2%	83.6%	88.0%

* This is based on patients treated on this contract for their most recent course of treatment. Figures in italics indicate the base number of FP17s or Patient Questionnaire responses are less than 100. N/A is shown where the base number of responses is less than 10 during the period. % is calculated as Quantity/Base number*100

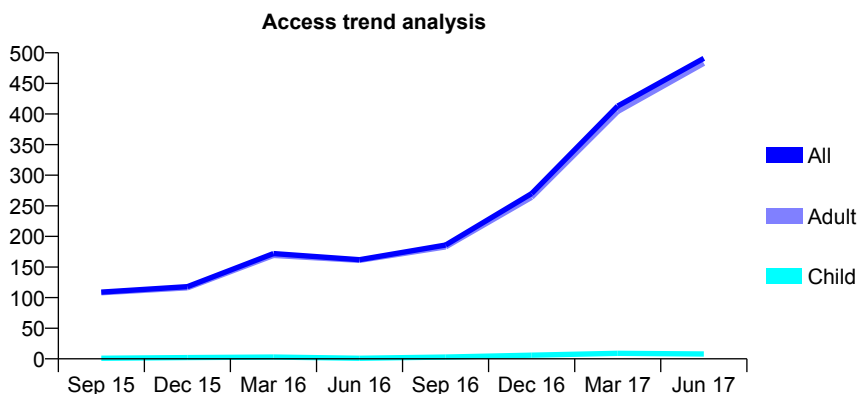
Q63 - Vital Signs At a Glance Contract Report for 740373/0002 - June 2017

Name or company name	MR J PATEL
Contract type name	PDS Contract
Purpose of contract	General
Contract start date	01/10/2007
Contract end date	30/11/2017

17/18 Contracted general activity (UDA)	1,130
Carry forward general activity (UDA)	0
17/18 Contracted orthodontic activity (UOA)	0
Carry forward orthodontic activity (UOA)	0
Baseline contract value	£52,050.53

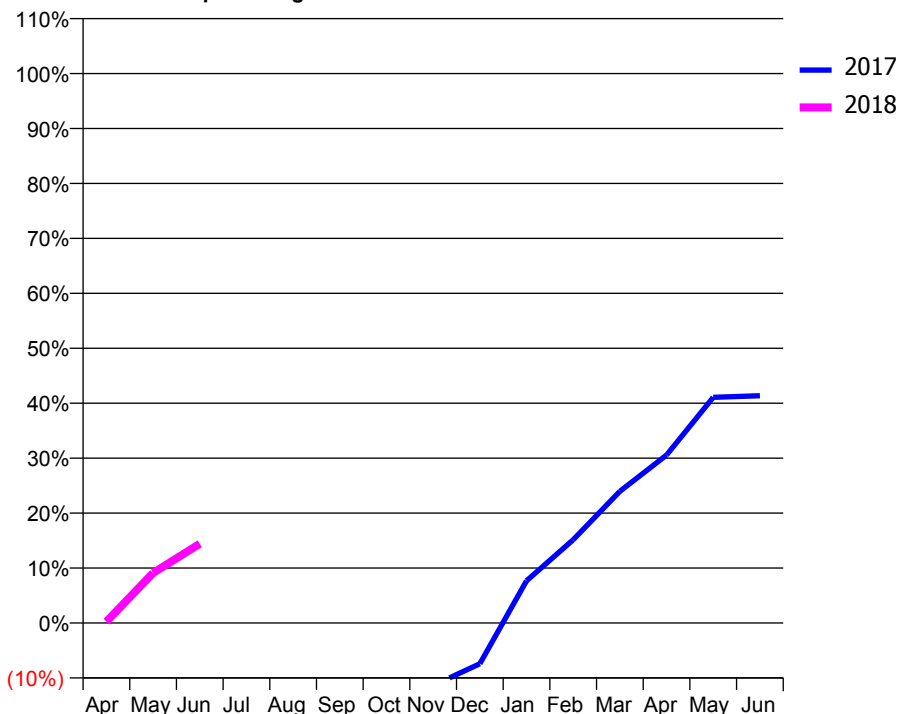
ACCESS*

Patients seen in 24 months	Total	Change since previous quarter
Quarter ending June 2016	162	
Quarter ending September 2016	186	↑
Quarter ending December 2016	270	↑
Quarter ending March 2017	413	↑
Quarter ending June 2017	491	↑
Variance since June 2016	203.1%	↑



ACTIVITY

Cumulative percentage of contracted UDA delivered 2017 & 2018



Adjusted Scheduled Activity (UDA)

Month	2017	2018
April	-599	3
May	-564	103
June	-545	163
July	-510	
August	-448	
September	-369	
October	-342	
November	-193	
December	-126	
January	130	
February	257	
March	406	
April	518	
May	696	
June	701	

QUALITY

	Quantity	Base Number	Contract	AT	Region	England
% of FP17s for the same patient ID Re-attending within 3 months - Children	0	1	0.0%	10.0%	11.5%	12.0%
% of FP17s for the same patient ID Re-attending within 3 months - Adults	2	155	1.3%	15.4%	16.8%	16.0%
% of FP17s for the same patient ID Re-attending between 3 & 9 months - Children	0	1	0.0%	48.2%	47.3%	58.0%
% of FP17s for the same patient ID Re-attending between 3 & 9 months - Adults	0	155	0.0%	38.4%	38.3%	50.9%
% of FP17s for Band 1 Urgent Courses	0	57	0.0%	10.0%	10.7%	9.1%
% of FP17s Relating to Free Repair or Replacements	0	57	0.0%	0.6%	0.6%	0.8%
% of FP17s Relating to Continuations	0	57	0.0%	0.9%	0.8%	1.1%
% of Patients satisfied with the dentistry they have received	0	0	N/A	90.2%	89.8%	91.7%
% of Patients satisfied with the time they had to wait for an appointment	0	0	N/A	86.2%	83.6%	88.0%

* This is based on patients treated on this contract for their most recent course of treatment. Figures in italics indicate the base number of FP17s or Patient Questionnaire responses are less than 100. N/A is shown where the base number of responses is less than 10 during the period. % is calculated as Quantity/Base number*100

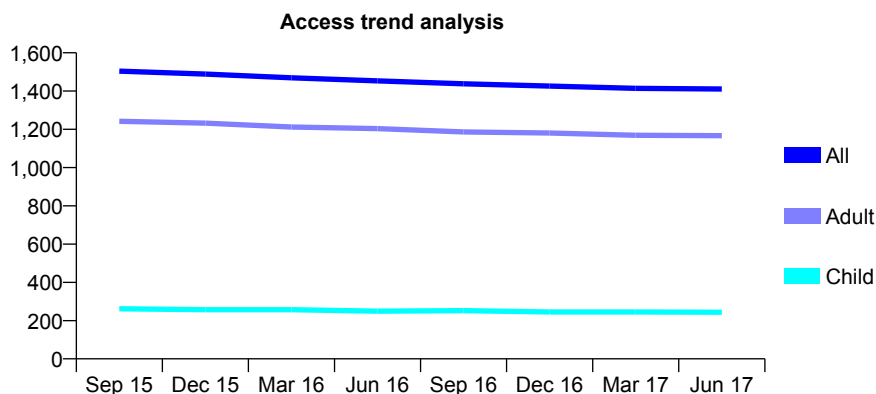
Q63 - Vital Signs At a Glance Contract Report for 740438/0001 - June 2017

Name or company name	MR K SINGH
Contract type name	GDS Contract
Purpose of contract	General
Contract start date	01/04/2006
Contract end date	

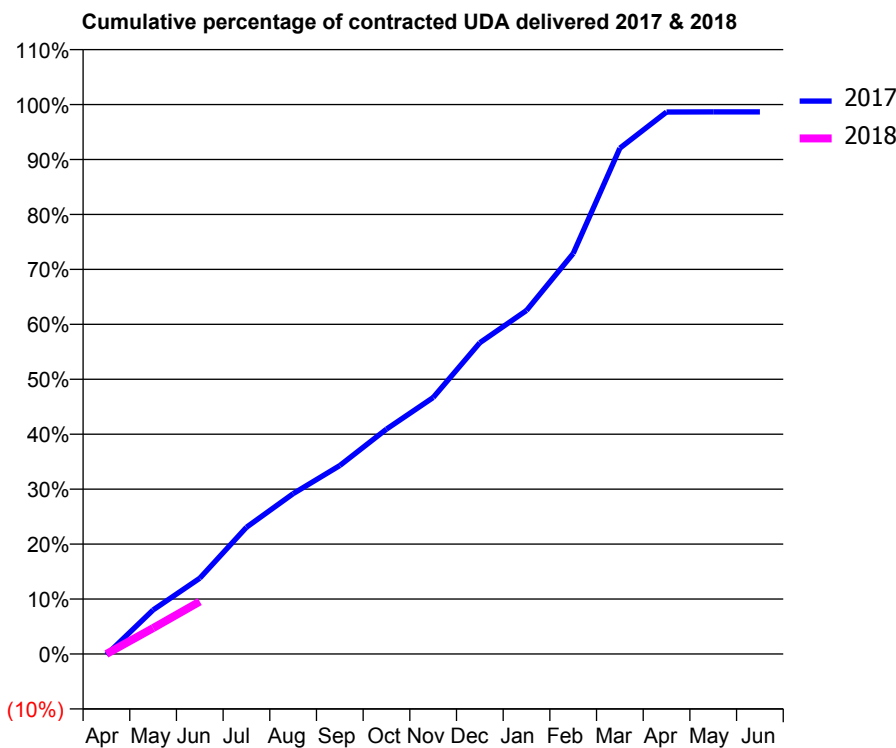
17/18 Contracted general activity (UDA)	7,307
Carry forward general activity (UDA)	0
17/18 Contracted orthodontic activity (UOA)	0
Carry forward orthodontic activity (UOA)	0
Baseline contract value	£178,975.05

ACCESS*

Patients seen in 24 months	Total	Change since previous quarter
Quarter ending June 2016	1,453	
Quarter ending September 2016	1,438	↓
Quarter ending December 2016	1,426	→
Quarter ending March 2017	1,414	→
Quarter ending June 2017	1,411	→
Variance since June 2016	(2.9%)	↓



ACTIVITY



Month	Adjusted Scheduled Activity (UDA)	
	2017	2018
April	-11	0
May	585	344
June	1,008	698
July	1,686	
August	2,132	
September	2,506	
October	2,990	
November	3,411	
December	4,139	
January	4,569	
February	5,326	
March	6,726	
April	7,206	
May	7,209	
June	7,209	

QUALITY

	Quantity	Base Number	Contract	AT	Region	England
% of FP17s for the same patient ID Re-attending within 3 months - Children	4	72	5.6%	10.0%	11.5%	12.0%
% of FP17s for the same patient ID Re-attending within 3 months - Adults	58	234	24.8%	15.4%	16.8%	16.0%
% of FP17s for the same patient ID Re-attending between 3 & 9 months - Children	52	72	72.2%	48.2%	47.3%	58.0%
% of FP17s for the same patient ID Re-attending between 3 & 9 months - Adults	79	234	33.8%	38.4%	38.3%	50.9%
% of FP17s for Band 1 Urgent Courses	30	207	14.5%	10.0%	10.7%	9.1%
% of FP17s Relating to Free Repair or Replacements	0	207	0.0%	0.6%	0.6%	0.8%
% of FP17s Relating to Continuations	13	207	6.3%	0.9%	0.8%	1.1%
% of Patients satisfied with the dentistry they have received	3	4	N/A	90.2%	89.8%	91.7%
% of Patients satisfied with the time they had to wait for an appointment	4	4	N/A	86.2%	83.6%	88.0%

* This is based on patients treated on this contract for their most recent course of treatment. Figures in italics indicate the base number of FP17s or Patient Questionnaire responses are less than 100. N/A is shown where the base number of responses is less than 10 during the period. % is calculated as Quantity/Base number*100

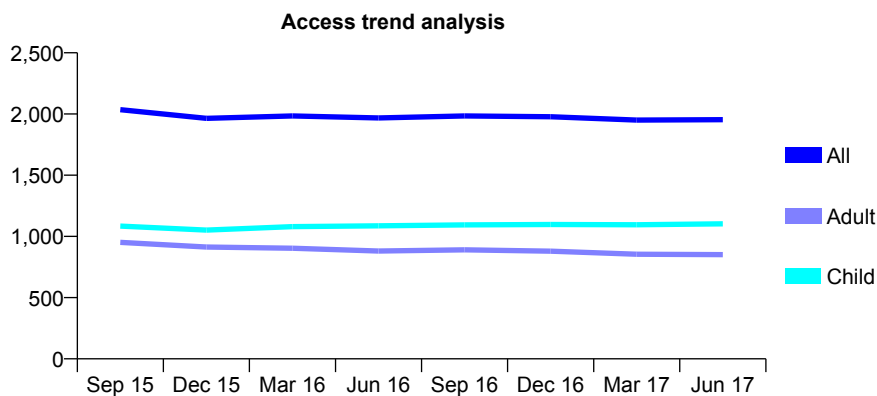
Q63 - Vital Signs At a Glance Contract Report for 741299/0002 - June 2017

Name or company name	MISS DH QUIGLEY
Contract type name	GDS Contract
Purpose of contract	General
Contract start date	01/04/2006
Contract end date	

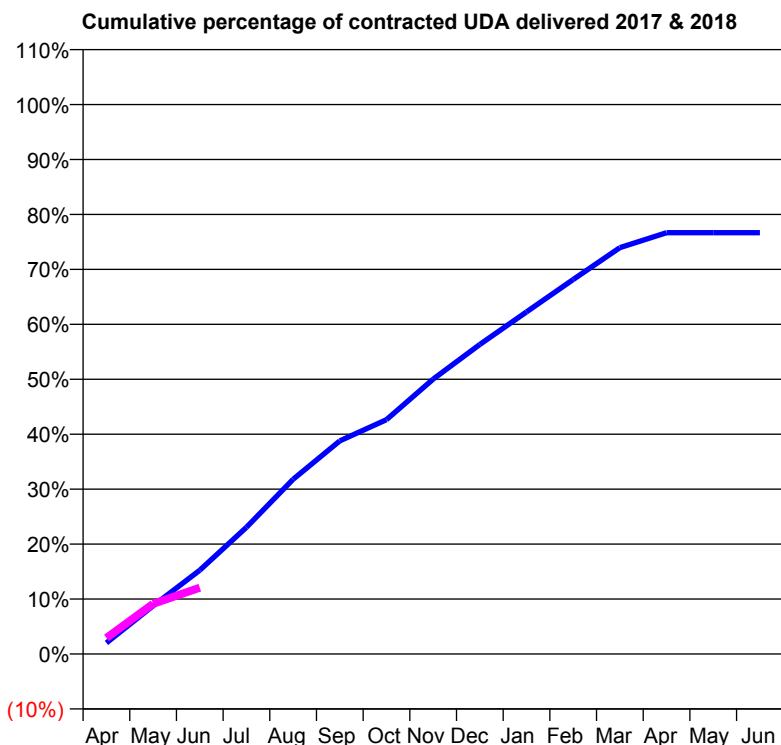
17/18 Contracted general activity (UDA)	6,718
Carry forward general activity (UDA)	0
17/18 Contracted orthodontic activity (UOA)	0
Carry forward orthodontic activity (UOA)	0
Baseline contract value	£175,134.74

ACCESS*

Patients seen in 24 months	Total	Change since previous quarter
Quarter ending June 2016	1,968	
Quarter ending September 2016	1,984	→
Quarter ending December 2016	1,978	→
Quarter ending March 2017	1,950	↓
Quarter ending June 2017	1,954	→
Variance since June 2016	(0.7%)	→



ACTIVITY



Month	Adjusted Scheduled Activity (UDA)	
	2017	2018
April	135	197
May	589	615
June	1,025	811
July	1,550	
August	2,137	
September	2,606	
October	2,865	
November	3,361	
December	3,785	
January	4,183	
February	4,578	
March	4,969	
April	5,150	
May	5,150	
June	5,150	

QUALITY

	Quantity	Base Number	Contract	AT	Region	England
% of FP17s for the same patient ID Re-attending within 3 months - Children	54	346	15.6%	10.0%	11.5%	12.0%
% of FP17s for the same patient ID Re-attending within 3 months - Adults	39	197	19.8%	15.4%	16.8%	16.0%
% of FP17s for the same patient ID Re-attending between 3 & 9 months - Children	150	346	43.4%	48.2%	47.3%	58.0%
% of FP17s for the same patient ID Re-attending between 3 & 9 months - Adults	90	197	45.7%	38.4%	38.3%	50.9%
% of FP17s for Band 1 Urgent Courses	76	458	16.6%	10.0%	10.7%	9.1%
% of FP17s Relating to Free Repair or Replacements	0	458	0.0%	0.6%	0.6%	0.8%
% of FP17s Relating to Continuations	2	458	0.4%	0.9%	0.8%	1.1%
% of Patients satisfied with the dentistry they have received	2	2	N/A	90.2%	89.8%	91.7%
% of Patients satisfied with the time they had to wait for an appointment	1	2	N/A	86.2%	83.6%	88.0%

* This is based on patients treated on this contract for their most recent course of treatment. Figures in italics indicate the base number of FP17s or Patient Questionnaire responses are less than 100. N/A is shown where the base number of responses is less than 10 during the period. % is calculated as Quantity/Base number*100

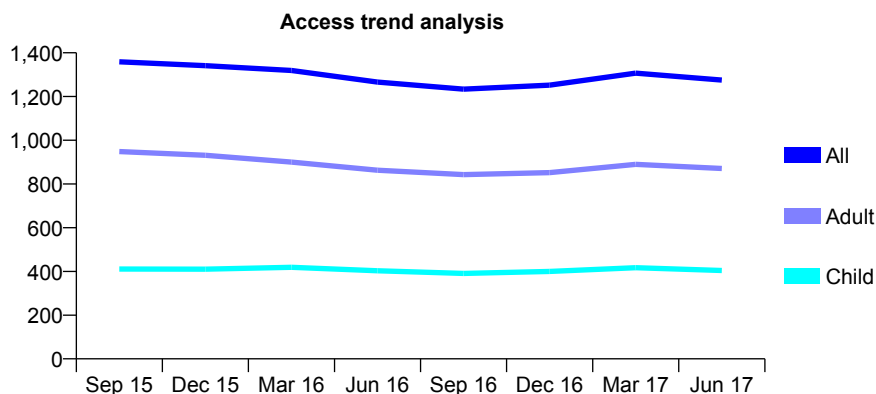
Q63 - Vital Signs At a Glance Contract Report for 742066/0001 - June 2017

Name or company name	MISS S GAJREE
Contract type name	GDS Contract
Purpose of contract	General
Contract start date	01/04/2006
Contract end date	

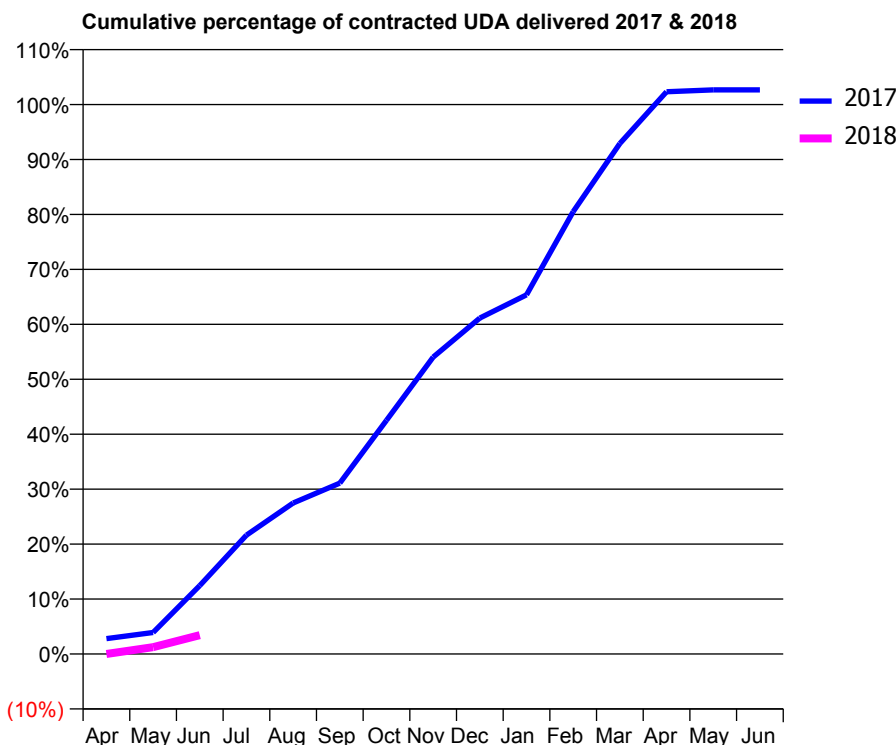
17/18 Contracted general activity (UDA)	4,621
Carry forward general activity (UDA)	0
17/18 Contracted orthodontic activity (UOA)	0
Carry forward orthodontic activity (UOA)	0
Baseline contract value	£132,852.15

ACCESS*

Patients seen in 24 months	Total	Change since previous quarter
Quarter ending June 2016	1,266	
Quarter ending September 2016	1,234	↓
Quarter ending December 2016	1,252	→
Quarter ending March 2017	1,307	↑
Quarter ending June 2017	1,275	↓
Variance since June 2016	0.7%	→



ACTIVITY



Adjusted Scheduled Activity (UDA)		
Month	2017	2018
April	130	0
May	181	58
June	576	159
July	999	
August	1,270	
September	1,437	
October	1,965	
November	2,497	
December	2,825	
January	3,021	
February	3,720	
March	4,294	
April	4,728	
May	4,744	
June	4,744	

QUALITY

	Quantity	Base Number	Contract	AT	Region	England
% of FP17s for the same patient ID Re-attending within 3 months - Children	3	57	5.3%	10.0%	11.5%	12.0%
% of FP17s for the same patient ID Re-attending within 3 months - Adults	18	142	12.7%	15.4%	16.8%	16.0%
% of FP17s for the same patient ID Re-attending between 3 & 9 months - Children	26	57	45.6%	48.2%	47.3%	58.0%
% of FP17s for the same patient ID Re-attending between 3 & 9 months - Adults	60	142	42.3%	38.4%	38.3%	50.9%
% of FP17s for Band 1 Urgent Courses	8	66	12.1%	10.0%	10.7%	9.1%
% of FP17s Relating to Free Repair or Replacements	0	66	0.0%	0.6%	0.6%	0.8%
% of FP17s Relating to Continuations	1	66	1.5%	0.9%	0.8%	1.1%
% of Patients satisfied with the dentistry they have received	3	3	N/A	90.2%	89.8%	91.7%
% of Patients satisfied with the time they had to wait for an appointment	2	3	N/A	86.2%	83.6%	88.0%

* This is based on patients treated on this contract for their most recent course of treatment. Figures in italics indicate the base number of FP17s or Patient Questionnaire responses are less than 100. N/A is shown where the base number of responses is less than 10 during the period. % is calculated as Quantity/Base number*100

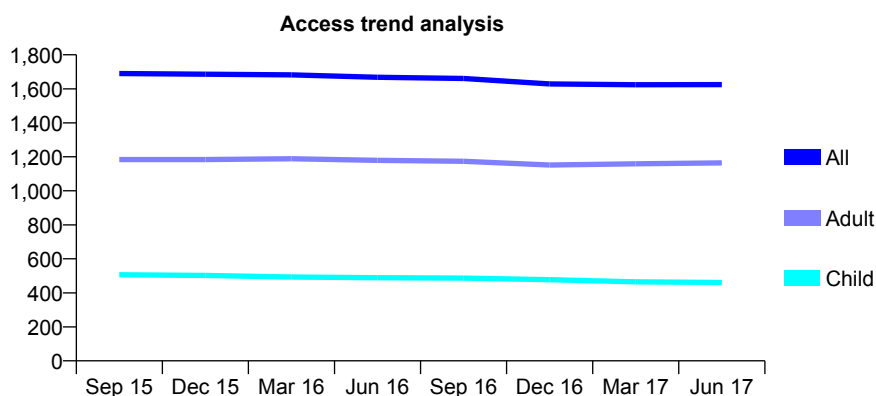
Q63 - Vital Signs At a Glance Contract Report for 745022/0001 - June 2017

Name or company name	MR NH DOUGLAS
Contract type name	GDS Contract
Purpose of contract	General
Contract start date	01/04/2006
Contract end date	

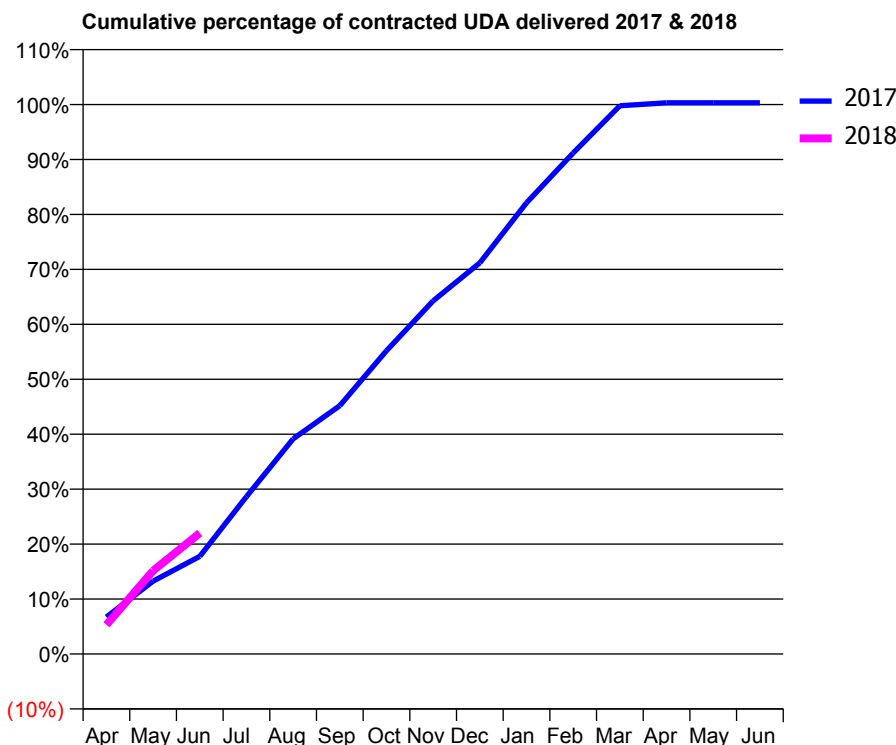
17/18 Contracted general activity (UDA)	5,200
Carry forward general activity (UDA)	0
17/18 Contracted orthodontic activity (UOA)	0
Carry forward orthodontic activity (UOA)	0
Baseline contract value	£120,866.96

ACCESS*

Patients seen in 24 months	Total	Change since previous quarter
Quarter ending June 2016	1,668	
Quarter ending September 2016	1,661	→
Quarter ending December 2016	1,629	↓
Quarter ending March 2017	1,624	→
Quarter ending June 2017	1,625	→
Variance since June 2016	(2.6%)	↓



ACTIVITY



Month	Adjusted Scheduled Activity (UDA)	
	2017	2018
April	350	277
May	690	788
June	925	1,145
July	1,490	
August	2,036	
September	2,350	
October	2,870	
November	3,342	
December	3,701	
January	4,270	
February	4,742	
March	5,189	
April	5,216	
May	5,216	
June	5,216	

QUALITY

	Quantity	Base Number	Contract	AT	Region	England
% of FP17s for the same patient ID Re-attending within 3 months - Children	8	140	5.7%	10.0%	11.5%	12.0%
% of FP17s for the same patient ID Re-attending within 3 months - Adults	72	372	19.4%	15.4%	16.8%	16.0%
% of FP17s for the same patient ID Re-attending between 3 & 9 months - Children	80	140	57.1%	48.2%	47.3%	58.0%
% of FP17s for the same patient ID Re-attending between 3 & 9 months - Adults	190	372	51.1%	38.4%	38.3%	50.9%
% of FP17s for Band 1 Urgent Courses	46	491	9.4%	10.0%	10.7%	9.1%
% of FP17s Relating to Free Repair or Replacements	5	491	1.0%	0.6%	0.6%	0.8%
% of FP17s Relating to Continuations	10	491	2.0%	0.9%	0.8%	1.1%
% of Patients satisfied with the dentistry they have received	6	7	N/A	90.2%	89.8%	91.7%
% of Patients satisfied with the time they had to wait for an appointment	6	7	N/A	86.2%	83.6%	88.0%

* This is based on patients treated on this contract for their most recent course of treatment. Figures in italics indicate the base number of FP17s or Patient Questionnaire responses are less than 100. N/A is shown where the base number of responses is less than 10 during the period. % is calculated as Quantity/Base number*100

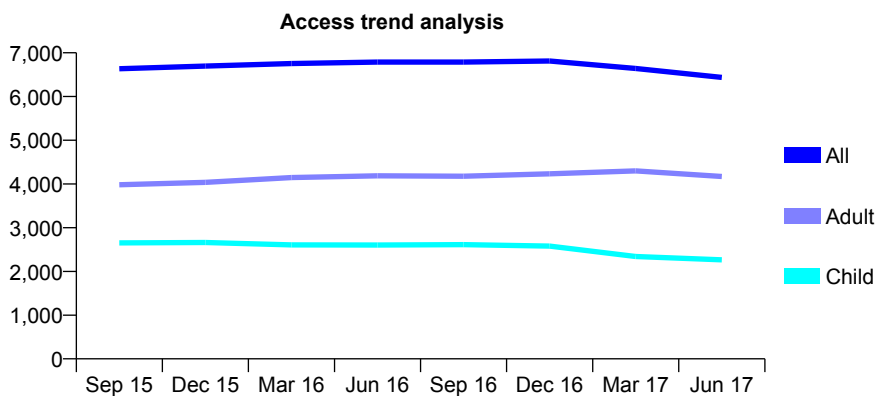
Q63 - Vital Signs At a Glance Contract Report for 746584/0001 - June 2017

Name or company name	MR N KARIA
Contract type name	GDS Contract
Purpose of contract	General
Contract start date	01/04/2006
Contract end date	

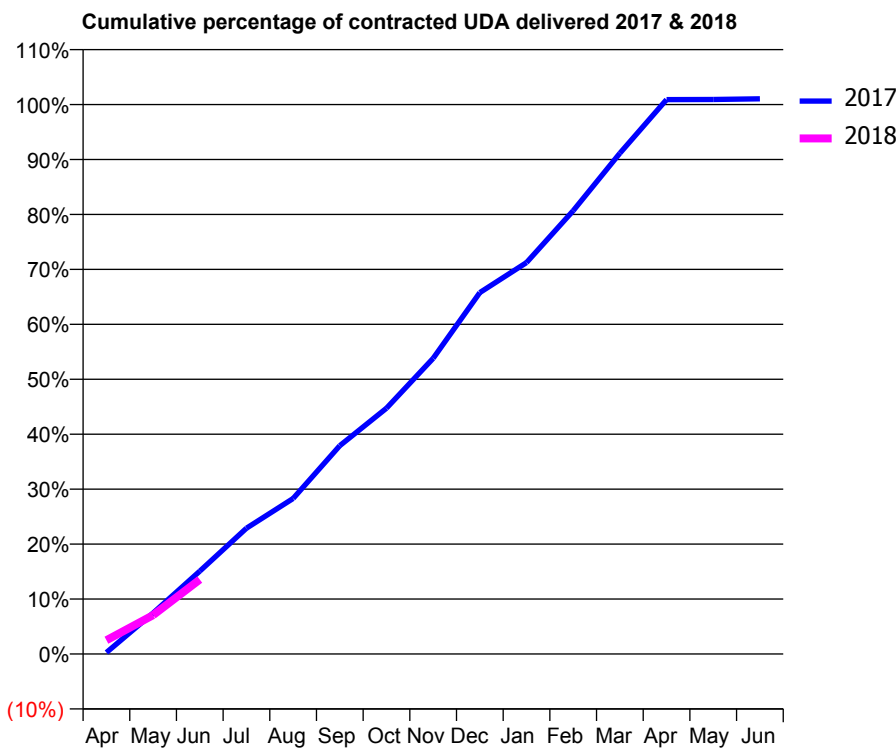
17/18 Contracted general activity (UDA)	16,350
Carry forward general activity (UDA)	0
17/18 Contracted orthodontic activity (UOA)	0
Carry forward orthodontic activity (UOA)	0
Baseline contract value	£467,692.99

ACCESS*

Patients seen in 24 months	Total	Change since previous quarter
Quarter ending June 2016	6,789	
Quarter ending September 2016	6,788	→
Quarter ending December 2016	6,811	→
Quarter ending March 2017	6,642	↓
Quarter ending June 2017	6,437	↓
Variance since June 2016	(5.2%)	↓



ACTIVITY



Month	Adjusted Scheduled Activity (UDA)	
	2017	2018
April	47	412
May	1,220	1,155
June	2,465	2,214
July	3,745	
August	4,629	
September	6,199	
October	7,313	
November	8,800	
December	10,756	
January	11,645	
February	13,192	
March	14,900	
April	16,494	
May	16,501	
June	16,521	

QUALITY

	Quantity	Base Number	Contract	AT	Region	England
% of FP17s for the same patient ID Re-attending within 3 months - Children	40	532	7.5%	10.0%	11.5%	12.0%
% of FP17s for the same patient ID Re-attending within 3 months - Adults	226	1,011	22.4%	15.4%	16.8%	16.0%
% of FP17s for the same patient ID Re-attending between 3 & 9 months - Children	179	532	33.6%	48.2%	47.3%	58.0%
% of FP17s for the same patient ID Re-attending between 3 & 9 months - Adults	362	1,011	35.8%	38.4%	38.3%	50.9%
% of FP17s for Band 1 Urgent Courses	165	924	17.9%	10.0%	10.7%	9.1%
% of FP17s Relating to Free Repair or Replacements	1	924	0.1%	0.6%	0.6%	0.8%
% of FP17s Relating to Continuations	11	924	1.2%	0.9%	0.8%	1.1%
% of Patients satisfied with the dentistry they have received	3	3	N/A	90.2%	89.8%	91.7%
% of Patients satisfied with the time they had to wait for an appointment	3	3	N/A	86.2%	83.6%	88.0%

* This is based on patients treated on this contract for their most recent course of treatment. Figures in italics indicate the base number of FP17s or Patient Questionnaire responses are less than 100. N/A is shown where the base number of responses is less than 10 during the period. % is calculated as Quantity/Base number*100

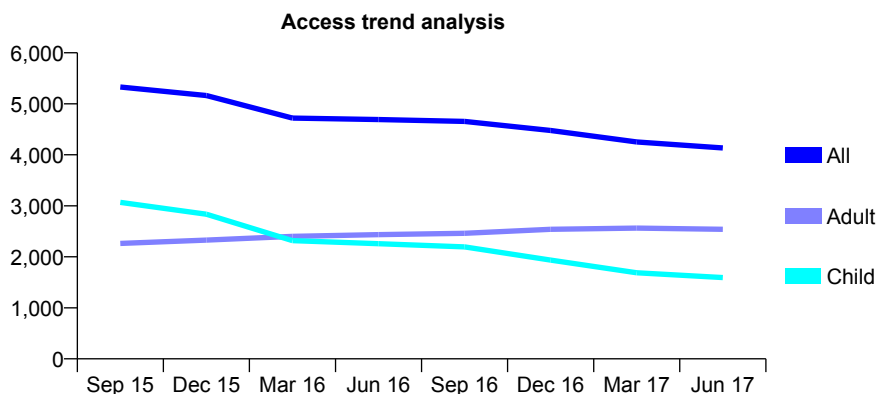
Q63 - Vital Signs At a Glance Contract Report for 746584/0004 - June 2017

Name or company name	MR N KARIA
Contract type name	GDS Contract
Purpose of contract	General
Contract start date	01/04/2006
Contract end date	

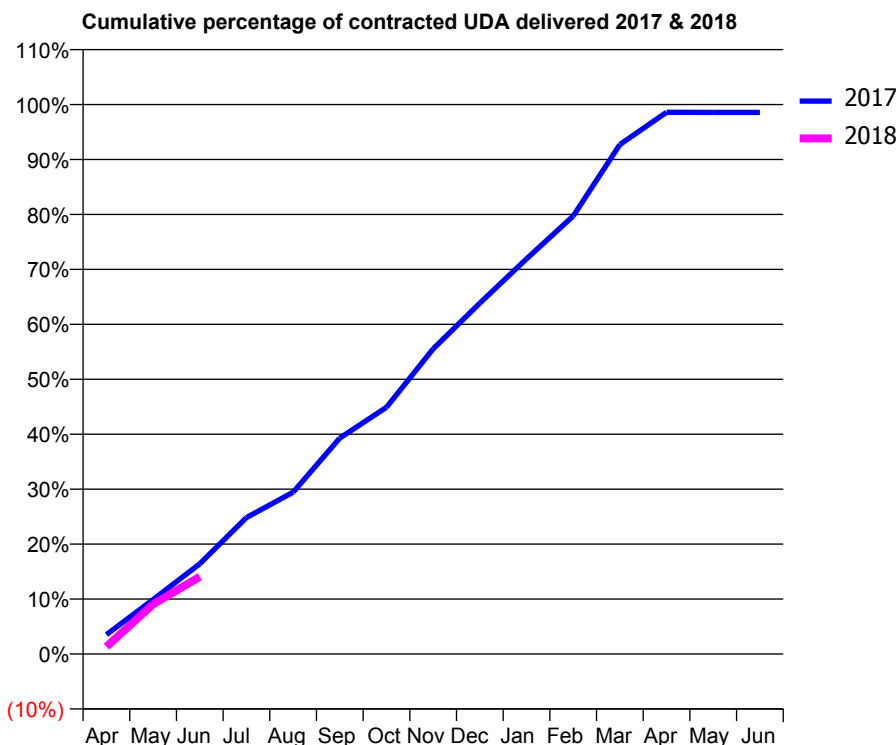
17/18 Contracted general activity (UDA)	11,787
Carry forward general activity (UDA)	0
17/18 Contracted orthodontic activity (UOA)	0
Carry forward orthodontic activity (UOA)	0
Baseline contract value	£302,338.02

ACCESS*

Patients seen in 24 months	Total	Change since previous quarter
Quarter ending June 2016	4,692	
Quarter ending September 2016	4,656	→
Quarter ending December 2016	4,476	↓
Quarter ending March 2017	4,252	↓
Quarter ending June 2017	4,135	↓
Variance since June 2016	(11.9%)	↓



ACTIVITY



Month	Adjusted Scheduled Activity (UDA)	
	2017	2018
April	417	159
May	1,168	1,069
June	1,935	1,658
July	2,929	
August	3,471	
September	4,633	
October	5,293	
November	6,547	
December	7,528	
January	8,478	
February	9,395	
March	10,929	
April	11,619	
May	11,616	
June	11,616	

QUALITY

	Quantity	Base Number	Contract	AT	Region	England
% of FP17s for the same patient ID Re-attending within 3 months - Children	35	456	7.7%	10.0%	11.5%	12.0%
% of FP17s for the same patient ID Re-attending within 3 months - Adults	128	726	17.6%	15.4%	16.8%	16.0%
% of FP17s for the same patient ID Re-attending between 3 & 9 months - Children	274	456	60.1%	48.2%	47.3%	58.0%
% of FP17s for the same patient ID Re-attending between 3 & 9 months - Adults	380	726	52.3%	38.4%	38.3%	50.9%
% of FP17s for Band 1 Urgent Courses	133	904	14.7%	10.0%	10.7%	9.1%
% of FP17s Relating to Free Repair or Replacements	0	904	0.0%	0.6%	0.6%	0.8%
% of FP17s Relating to Continuations	6	904	0.7%	0.9%	0.8%	1.1%
% of Patients satisfied with the dentistry they have received	5	5	N/A	90.2%	89.8%	91.7%
% of Patients satisfied with the time they had to wait for an appointment	3	5	N/A	86.2%	83.6%	88.0%

* This is based on patients treated on this contract for their most recent course of treatment. Figures in italics indicate the base number of FP17s or Patient Questionnaire responses are less than 100. N/A is shown where the base number of responses is less than 10 during the period. % is calculated as Quantity/Base number*100

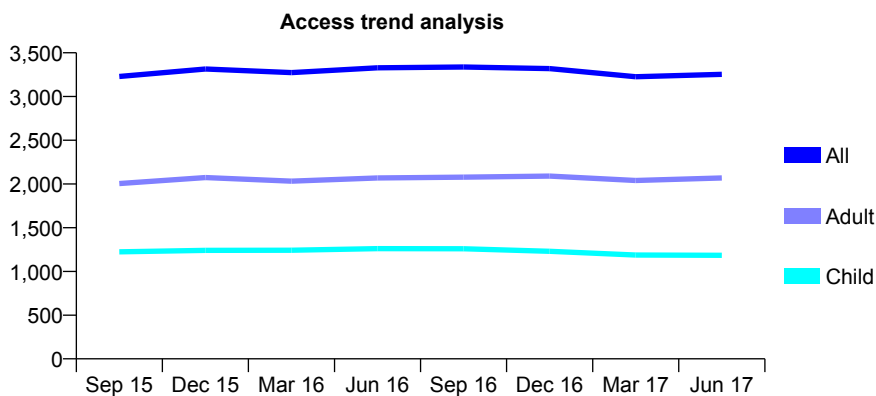
Q63 - Vital Signs At a Glance Contract Report for 748587/0001 - June 2017

Name or company name	MISS KD MCLAREN
Contract type name	GDS Contract
Purpose of contract	General
Contract start date	01/04/2006
Contract end date	

17/18 Contracted general activity (UDA)	5,992
Carry forward general activity (UDA)	0
17/18 Contracted orthodontic activity (UOA)	0
Carry forward orthodontic activity (UOA)	0
Baseline contract value	£136,070.54

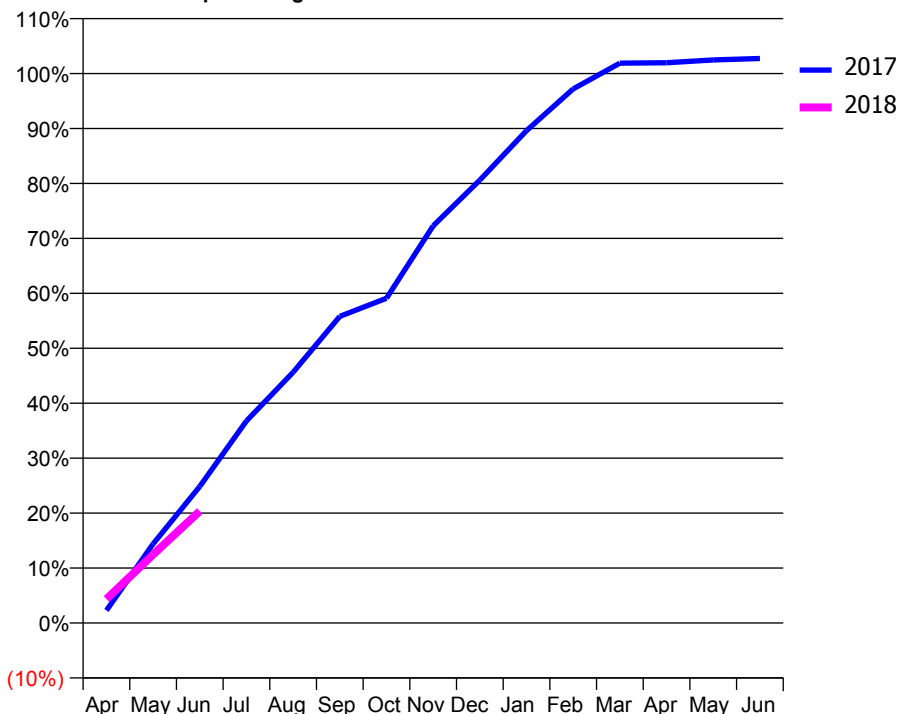
ACCESS*

Patients seen in 24 months	Total	Change since previous quarter
Quarter ending June 2016	3,329	
Quarter ending September 2016	3,337	→
Quarter ending December 2016	3,320	→
Quarter ending March 2017	3,226	↓
Quarter ending June 2017	3,253	→
Variance since June 2016	(2.3%)	↓



ACTIVITY

Cumulative percentage of contracted UDA delivered 2017 & 2018



Adjusted Scheduled Activity (UDA)		
Month	2017	2018
April	138	260
May	863	746
June	1,490	1,220
July	2,203	
August	2,734	
September	3,343	
October	3,542	
November	4,332	
December	4,829	
January	5,370	
February	5,824	
March	6,105	
April	6,109	
May	6,140	
June	6,156	

QUALITY

	Quantity	Base Number	Contract	AT	Region	England
% of FP17s for the same patient ID Re-attending within 3 months - Children	18	432	4.2%	10.0%	11.5%	12.0%
% of FP17s for the same patient ID Re-attending within 3 months - Adults	22	351	6.3%	15.4%	16.8%	16.0%
% of FP17s for the same patient ID Re-attending between 3 & 9 months - Children	220	432	50.9%	48.2%	47.3%	58.0%
% of FP17s for the same patient ID Re-attending between 3 & 9 months - Adults	118	351	33.6%	38.4%	38.3%	50.9%
% of FP17s for Band 1 Urgent Courses	45	753	6.0%	10.0%	10.7%	9.1%
% of FP17s Relating to Free Repair or Replacements	5	753	0.7%	0.6%	0.6%	0.8%
% of FP17s Relating to Continuations	0	753	0.0%	0.9%	0.8%	1.1%
% of Patients satisfied with the dentistry they have received	5	5	N/A	90.2%	89.8%	91.7%
% of Patients satisfied with the time they had to wait for an appointment	5	5	N/A	86.2%	83.6%	88.0%

* This is based on patients treated on this contract for their most recent course of treatment. Figures in italics indicate the base number of FP17s or Patient Questionnaire responses are less than 100. N/A is shown where the base number of responses is less than 10 during the period. % is calculated as Quantity/Base number*100

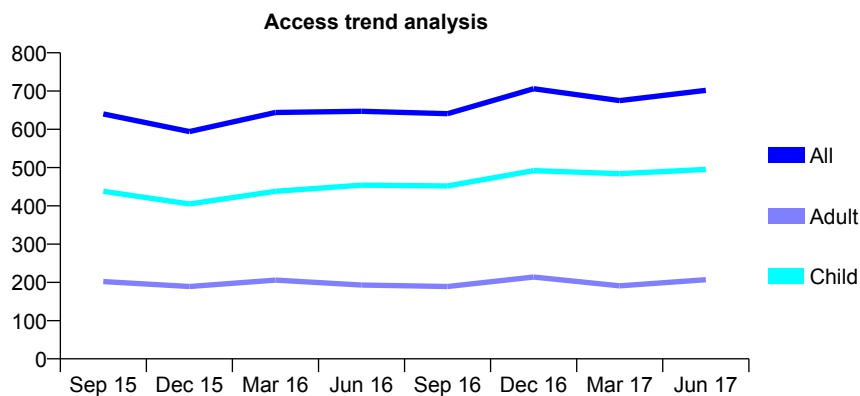
Q63 - Vital Signs At a Glance Contract Report for 750263/0001 - June 2017

Name or company name	MISS B THURAISUNDARAM
Contract type name	GDS Contract
Purpose of contract	General
Contract start date	01/04/2006
Contract end date	

17/18 Contracted general activity (UDA)	2,000
Carry forward general activity (UDA)	0
17/18 Contracted orthodontic activity (UOA)	0
Carry forward orthodontic activity (UOA)	0
Baseline contract value	£51,479.53

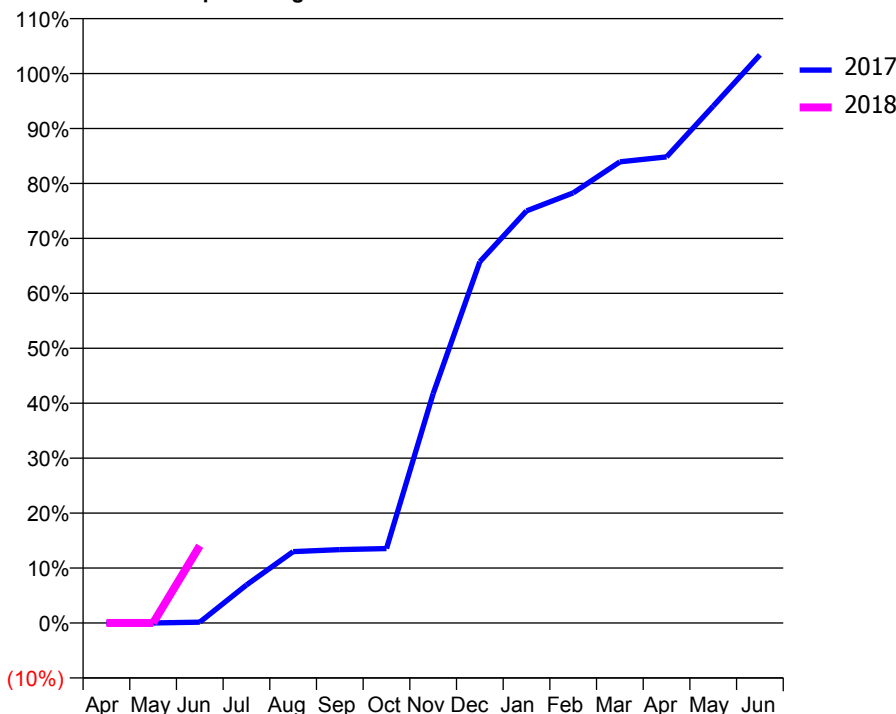
ACCESS*

Patients seen in 24 months	Total	Change since previous quarter
Quarter ending June 2016	647	
Quarter ending September 2016	641	→
Quarter ending December 2016	706	↑
Quarter ending March 2017	675	↓
Quarter ending June 2017	702	↑
Variance since June 2016	8.5%	↑



ACTIVITY

Cumulative percentage of contracted UDA delivered 2017 & 2018



Adjusted Scheduled Activity (UDA)

Month	2017	2018
April	0	0
May	0	0
June	3	281
July	138	
August	260	
September	267	
October	271	
November	835	
December	1,315	
January	1,500	
February	1,566	
March	1,679	
April	1,697	
May	1,882	
June	2,068	

QUALITY

	Quantity	Base Number	Contract	AT	Region	England
% of FP17s for the same patient ID Re-attending within 3 months - Children	15	175	8.6%	10.0%	11.5%	12.0%
% of FP17s for the same patient ID Re-attending within 3 months - Adults	8	49	16.3%	15.4%	16.8%	16.0%
% of FP17s for the same patient ID Re-attending between 3 & 9 months - Children	100	175	57.1%	48.2%	47.3%	58.0%
% of FP17s for the same patient ID Re-attending between 3 & 9 months - Adults	19	49	38.8%	38.4%	38.3%	50.9%
% of FP17s for Band 1 Urgent Courses	7	119	5.9%	10.0%	10.7%	9.1%
% of FP17s Relating to Free Repair or Replacements	0	119	0.0%	0.6%	0.6%	0.8%
% of FP17s Relating to Continuations	0	119	0.0%	0.9%	0.8%	1.1%
% of Patients satisfied with the dentistry they have received	2	2	N/A	90.2%	89.8%	91.7%
% of Patients satisfied with the time they had to wait for an appointment	2	2	N/A	86.2%	83.6%	88.0%

* This is based on patients treated on this contract for their most recent course of treatment. Figures in italics indicate the base number of FP17s or Patient Questionnaire responses are less than 100. N/A is shown where the base number of responses is less than 10 during the period. % is calculated as Quantity/Base number*100

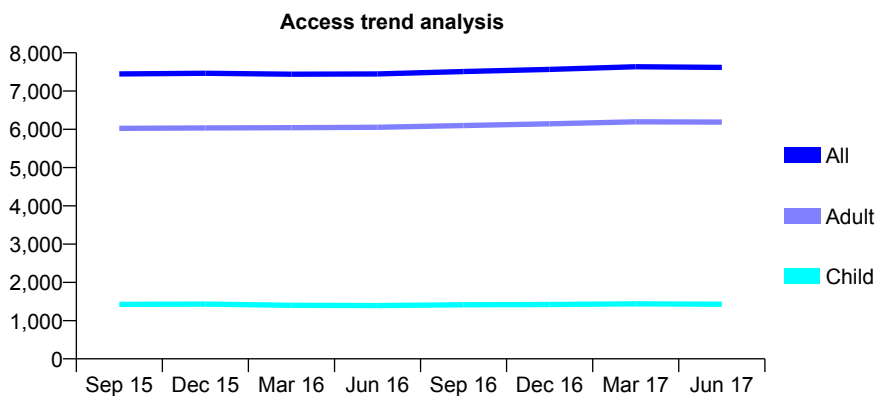
Q63 - Vital Signs At a Glance Contract Report for 752304/0002 - June 2017

Name or company name	MR MS DARR
Contract type name	GDS Contract
Purpose of contract	General
Contract start date	01/01/2007
Contract end date	

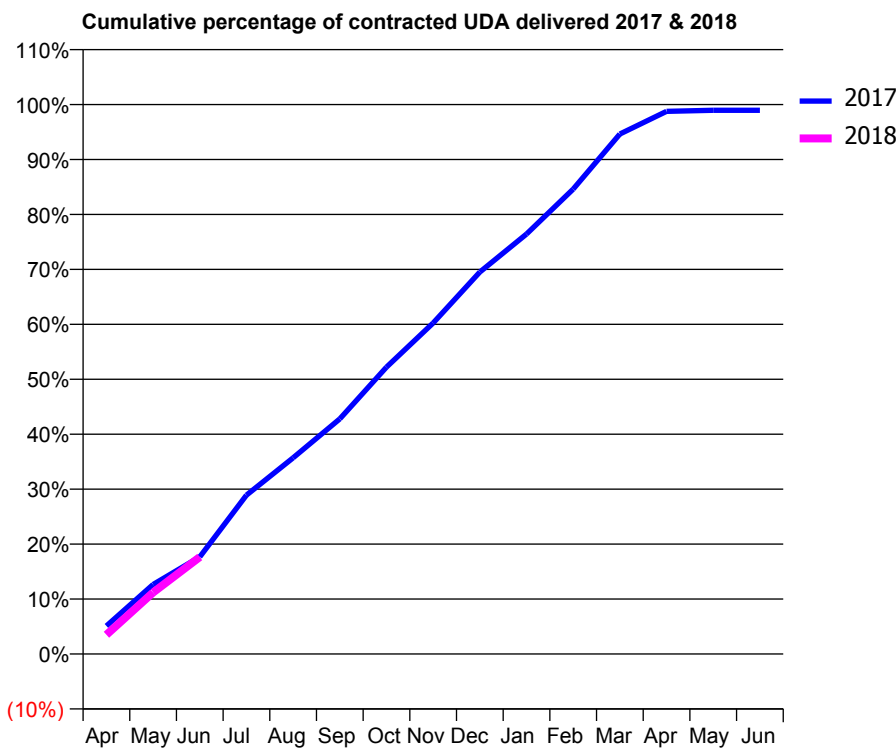
17/18 Contracted general activity (UDA)	21,659
Carry forward general activity (UDA)	0
17/18 Contracted orthodontic activity (UOA)	0
Carry forward orthodontic activity (UOA)	0
Baseline contract value	£557,725.13

ACCESS*

Patients seen in 24 months	Total	Change since previous quarter
Quarter ending June 2016	7,446	
Quarter ending September 2016	7,511	→
Quarter ending December 2016	7,565	→
Quarter ending March 2017	7,635	→
Quarter ending June 2017	7,618	→
Variance since June 2016	2.3%	↑



ACTIVITY



Month	Adjusted Scheduled Activity (UDA)	
	2017	2018
April	1,104	758
May	2,740	2,428
June	3,828	3,824
July	6,261	
August	7,734	
September	9,267	
October	11,306	
November	13,049	
December	15,054	
January	16,556	
February	18,323	
March	20,498	
April	21,391	
May	21,430	
June	21,433	

QUALITY

	Quantity	Base Number	Contract	AT	Region	England
% of FP17s for the same patient ID Re-attending within 3 months - Children	34	425	8.0%	10.0%	11.5%	12.0%
% of FP17s for the same patient ID Re-attending within 3 months - Adults	256	1,827	14.0%	15.4%	16.8%	16.0%
% of FP17s for the same patient ID Re-attending between 3 & 9 months - Children	136	425	32.0%	48.2%	47.3%	58.0%
% of FP17s for the same patient ID Re-attending between 3 & 9 months - Adults	712	1,827	39.0%	38.4%	38.3%	50.9%
% of FP17s for Band 1 Urgent Courses	163	1,888	8.6%	10.0%	10.7%	9.1%
% of FP17s Relating to Free Repair or Replacements	33	1,888	1.7%	0.6%	0.6%	0.8%
% of FP17s Relating to Continuations	15	1,888	0.8%	0.9%	0.8%	1.1%
% of Patients satisfied with the dentistry they have received	14	14	100.0%	90.2%	89.8%	91.7%
% of Patients satisfied with the time they had to wait for an appointment	14	14	100.0%	86.2%	83.6%	88.0%

* This is based on patients treated on this contract for their most recent course of treatment. Figures in italics indicate the base number of FP17s or Patient Questionnaire responses are less than 100. N/A is shown where the base number of responses is less than 10 during the period. % is calculated as Quantity/Base number*100

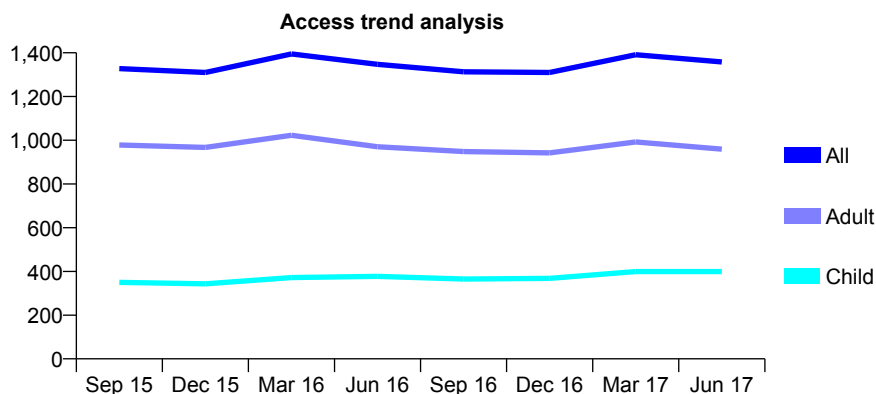
Q63 - Vital Signs At a Glance Contract Report for 753610/0002 - June 2017

Name or company name	MRS MC HASOON
Contract type name	GDS Contract
Purpose of contract	General
Contract start date	09/03/2007
Contract end date	

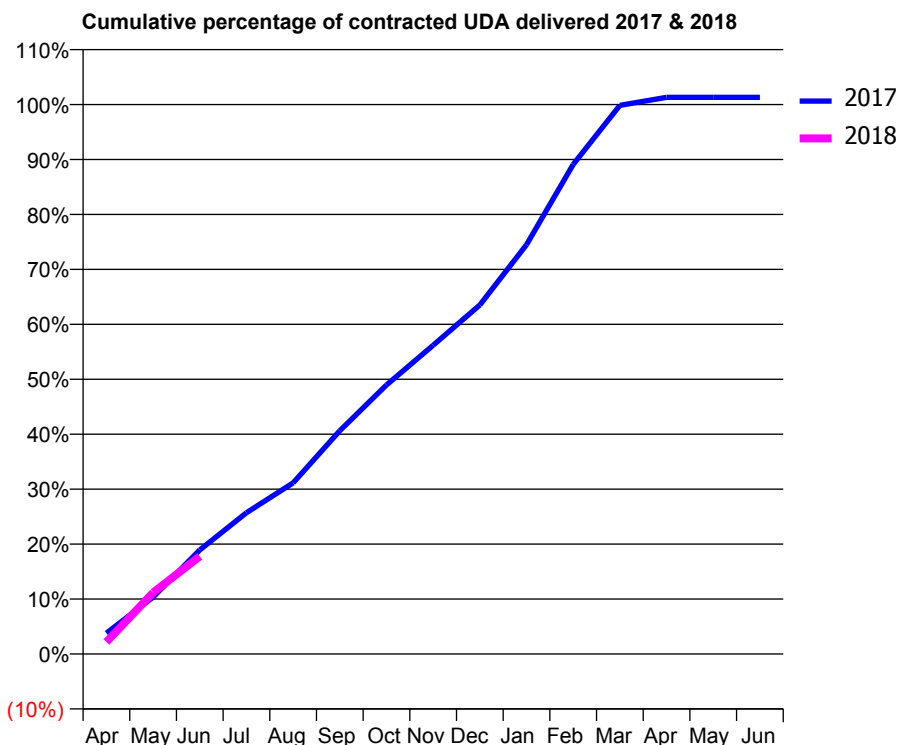
17/18 Contracted general activity (UDA)	3,482
Carry forward general activity (UDA)	0
17/18 Contracted orthodontic activity (UOA)	0
Carry forward orthodontic activity (UOA)	0
Baseline contract value	£89,757.86

ACCESS*

Patients seen in 24 months	Total	Change since previous quarter
Quarter ending June 2016	1,347	
Quarter ending September 2016	1,313	↓
Quarter ending December 2016	1,310	→
Quarter ending March 2017	1,391	↑
Quarter ending June 2017	1,358	↓
Variance since June 2016	0.8%	→



ACTIVITY



Adjusted Scheduled Activity (UDA)		
Month	2017	2018
April	132	76
May	360	389
June	660	619
July	895	
August	1,085	
September	1,415	
October	1,705	
November	1,957	
December	2,212	
January	2,594	
February	3,103	
March	3,476	
April	3,527	
May	3,527	
June	3,527	

QUALITY

	Quantity	Base Number	Contract	AT	Region	England
% of FP17s for the same patient ID Re-attending within 3 months - Children	3	88	3.4%	10.0%	11.5%	12.0%
% of FP17s for the same patient ID Re-attending within 3 months - Adults	9	166	5.4%	15.4%	16.8%	16.0%
% of FP17s for the same patient ID Re-attending between 3 & 9 months - Children	35	88	39.8%	48.2%	47.3%	58.0%
% of FP17s for the same patient ID Re-attending between 3 & 9 months - Adults	42	166	25.3%	38.4%	38.3%	50.9%
% of FP17s for Band 1 Urgent Courses	8	240	3.3%	10.0%	10.7%	9.1%
% of FP17s Relating to Free Repair or Replacements	1	240	0.4%	0.6%	0.6%	0.8%
% of FP17s Relating to Continuations	0	240	0.0%	0.9%	0.8%	1.1%
% of Patients satisfied with the dentistry they have received	1	1	N/A	90.2%	89.8%	91.7%
% of Patients satisfied with the time they had to wait for an appointment	1	1	N/A	86.2%	83.6%	88.0%

* This is based on patients treated on this contract for their most recent course of treatment. Figures in italics indicate the base number of FP17s or Patient Questionnaire responses are less than 100. N/A is shown where the base number of responses is less than 10 during the period. % is calculated as Quantity/Base number*100

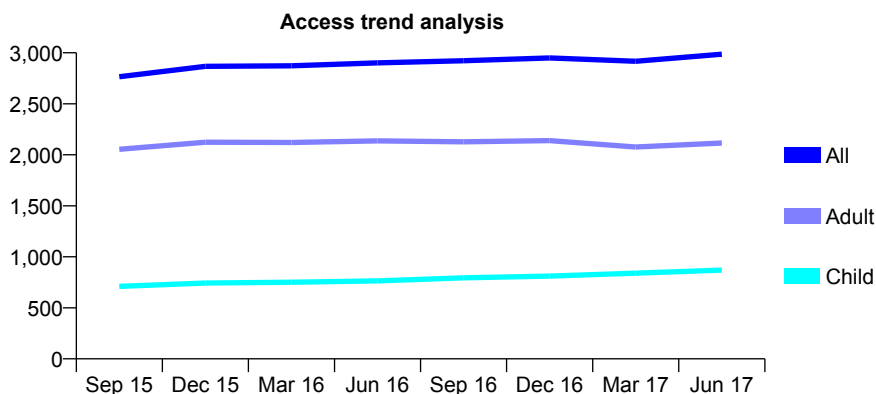
Q63 - Vital Signs At a Glance Contract Report for 753610/0003 - June 2017

Name or company name	MRS MC HASOON
Contract type name	GDS Contract
Purpose of contract	General
Contract start date	09/01/2013
Contract end date	

17/18 Contracted general activity (UDA)	7,224
Carry forward general activity (UDA)	0
17/18 Contracted orthodontic activity (UOA)	0
Carry forward orthodontic activity (UOA)	0
Baseline contract value	£183,646.27

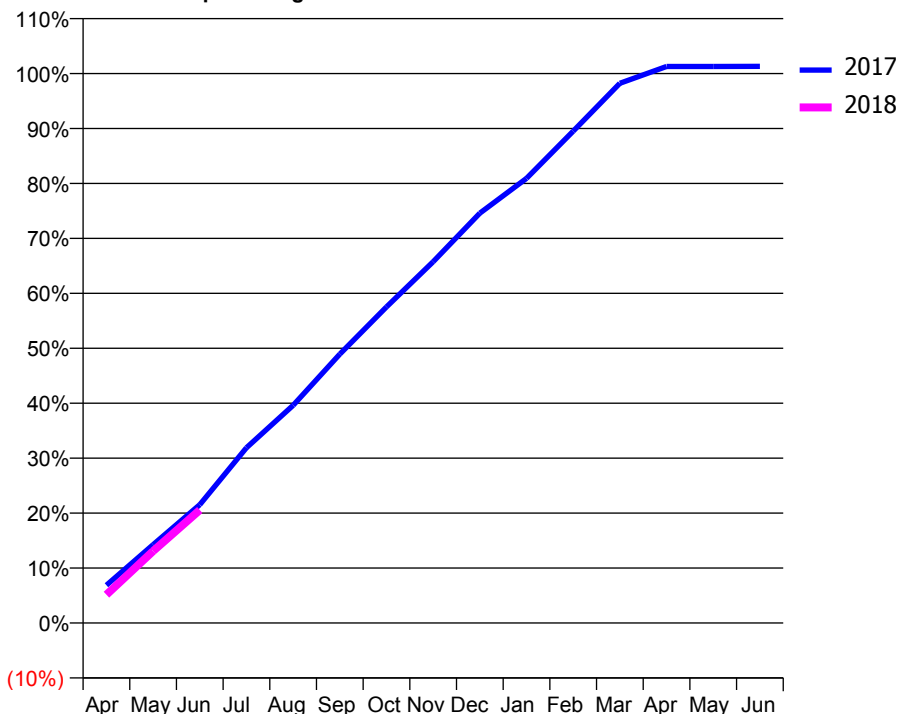
ACCESS*

Patients seen in 24 months	Total	Change since previous quarter
Quarter ending June 2016	2,901	
Quarter ending September 2016	2,922	→
Quarter ending December 2016	2,950	→
Quarter ending March 2017	2,917	↓
Quarter ending June 2017	2,986	↑
Variance since June 2016	2.9%	↑



ACTIVITY

Cumulative percentage of contracted UDA delivered 2017 & 2018



Month	Adjusted Scheduled Activity (UDA)	
	2017	2018
April	496	372
May	1,031	945
June	1,555	1,486
July	2,304	
August	2,863	
September	3,534	
October	4,156	
November	4,749	
December	5,388	
January	5,845	
February	6,466	
March	7,096	
April	7,317	
May	7,317	
June	7,318	

QUALITY

	Quantity	Base Number	Contract	AT	Region	England
% of FP17s for the same patient ID Re-attending within 3 months - Children	11	249	4.4%	10.0%	11.5%	12.0%
% of FP17s for the same patient ID Re-attending within 3 months - Adults	48	530	9.1%	15.4%	16.8%	16.0%
% of FP17s for the same patient ID Re-attending between 3 & 9 months - Children	103	249	41.4%	48.2%	47.3%	58.0%
% of FP17s for the same patient ID Re-attending between 3 & 9 months - Adults	151	530	28.5%	38.4%	38.3%	50.9%
% of FP17s for Band 1 Urgent Courses	51	695	7.3%	10.0%	10.7%	9.1%
% of FP17s Relating to Free Repair or Replacements	2	695	0.3%	0.6%	0.6%	0.8%
% of FP17s Relating to Continuations	9	695	1.3%	0.9%	0.8%	1.1%
% of Patients satisfied with the dentistry they have received	1	1	N/A	90.2%	89.8%	91.7%
% of Patients satisfied with the time they had to wait for an appointment	1	1	N/A	86.2%	83.6%	88.0%

* This is based on patients treated on this contract for their most recent course of treatment. Figures in italics indicate the base number of FP17s or Patient Questionnaire responses are less than 100. N/A is shown where the base number of responses is less than 10 during the period. % is calculated as Quantity/Base number*100

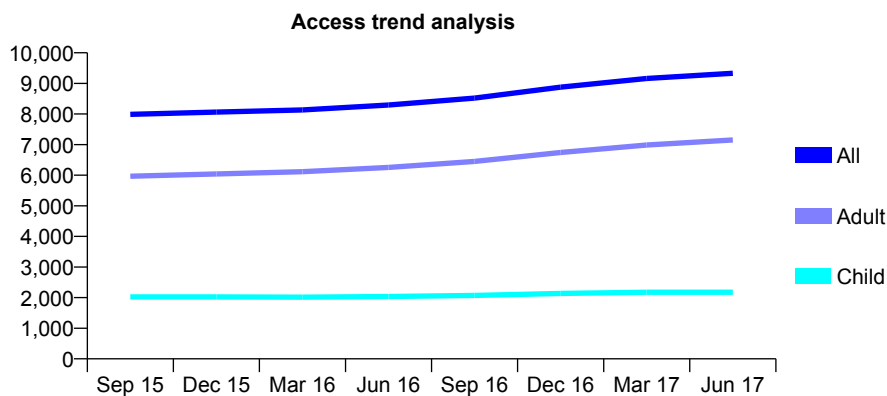
Q63 - Vital Signs At a Glance Contract Report for 762342/0001 - June 2017

Name or company name	MR D MOHAMMADI SOSHIK
Contract type name	GDS Contract
Purpose of contract	General
Contract start date	01/04/2006
Contract end date	

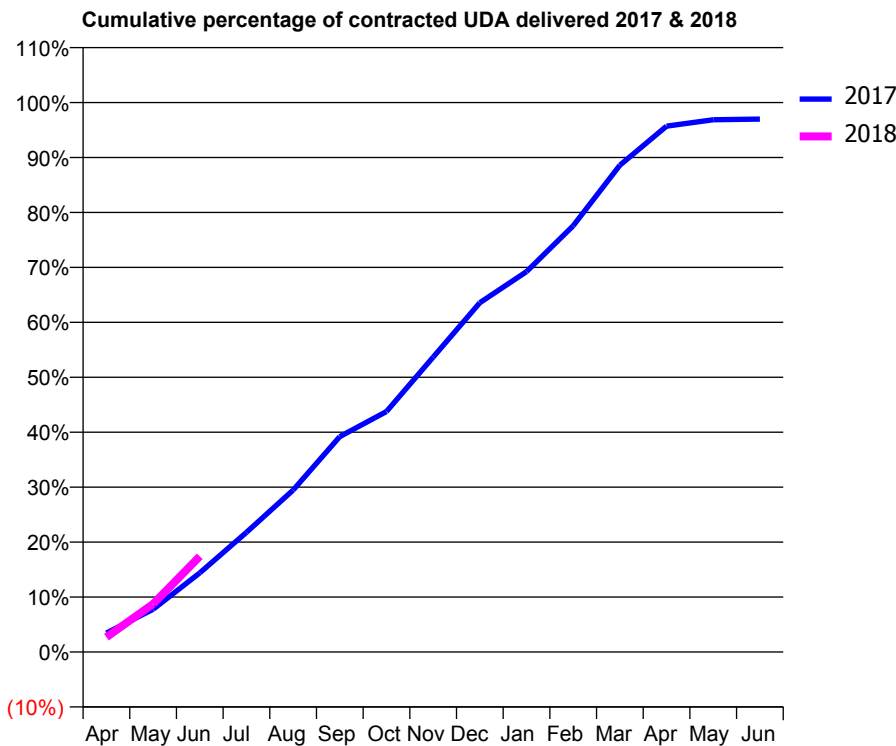
17/18 Contracted general activity (UDA)	32,064
Carry forward general activity (UDA)	0
17/18 Contracted orthodontic activity (UOA)	0
Carry forward orthodontic activity (UOA)	0
Baseline contract value	£885,470.43

ACCESS*

Patients seen in 24 months	Total	Change since previous quarter
Quarter ending June 2016	8,293	
Quarter ending September 2016	8,521	↑
Quarter ending December 2016	8,879	↑
Quarter ending March 2017	9,163	↑
Quarter ending June 2017	9,329	→
Variance since June 2016	12.5%	↑



ACTIVITY



Month	Adjusted Scheduled Activity (UDA)	
	2017	2018
April	1,111	870
May	2,498	2,805
June	4,622	5,584
July	6,986	
August	9,454	
September	12,572	
October	14,031	
November	17,204	
December	20,381	
January	22,194	
February	24,871	
March	28,405	
April	30,687	
May	31,060	
June	31,096	

QUALITY

	Quantity	Base Number	Contract	AT	Region	England
% of FP17s for the same patient ID Re-attending within 3 months - Children	66	592	11.1%	10.0%	11.5%	12.0%
% of FP17s for the same patient ID Re-attending within 3 months - Adults	486	2,267	21.4%	15.4%	16.8%	16.0%
% of FP17s for the same patient ID Re-attending between 3 & 9 months - Children	235	592	39.7%	48.2%	47.3%	58.0%
% of FP17s for the same patient ID Re-attending between 3 & 9 months - Adults	673	2,267	29.7%	38.4%	38.3%	50.9%
% of FP17s for Band 1 Urgent Courses	596	2,145	27.8%	10.0%	10.7%	9.1%
% of FP17s Relating to Free Repair or Replacements	12	2,145	0.6%	0.6%	0.6%	0.8%
% of FP17s Relating to Continuations	44	2,145	2.1%	0.9%	0.8%	1.1%
% of Patients satisfied with the dentistry they have received	13	14	92.9%	90.2%	89.8%	91.7%
% of Patients satisfied with the time they had to wait for an appointment	11	14	78.6%	86.2%	83.6%	88.0%

* This is based on patients treated on this contract for their most recent course of treatment. Figures in italics indicate the base number of FP17s or Patient Questionnaire responses are less than 100. N/A is shown where the base number of responses is less than 10 during the period. % is calculated as Quantity/Base number*100

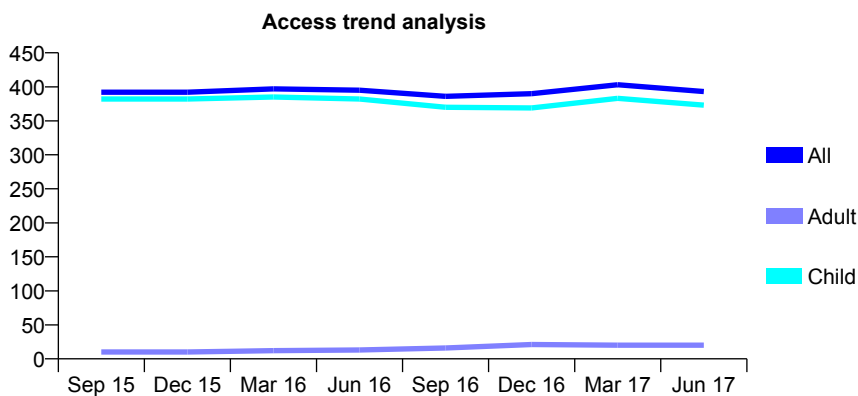
Q63 - Vital Signs At a Glance Contract Report for 764973/0001 - June 2017

Name or company name	MISS C PASE
Contract type name	GDS Contract
Purpose of contract	General
Contract start date	01/04/2006
Contract end date	

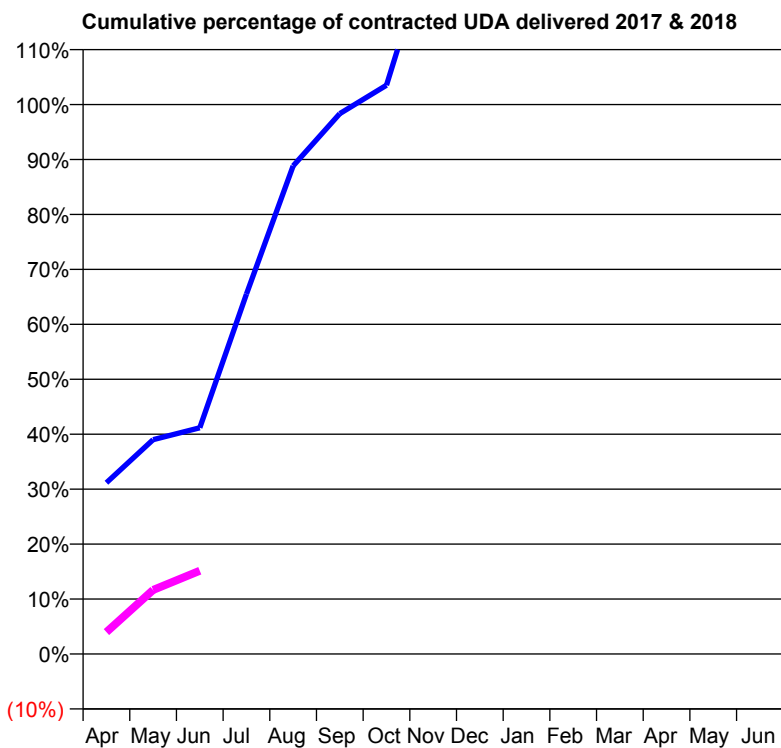
17/18 Contracted general activity (UDA)	600
Carry forward general activity (UDA)	0
17/18 Contracted orthodontic activity (UOA)	0
Carry forward orthodontic activity (UOA)	0
Baseline contract value	£14,030.59

ACCESS*

Patients seen in 24 months	Total	Change since previous quarter
Quarter ending June 2016	395	
Quarter ending September 2016	386	↓
Quarter ending December 2016	390	→
Quarter ending March 2017	403	↑
Quarter ending June 2017	393	↓
Variance since June 2016	(0.5%)	→



ACTIVITY



Adjusted Scheduled Activity (UDA)		
Month	2017	2018
April	187	24
May	234	70
June	247	91
July	393	
August	533	
September	590	
October	621	
November	785	
December	807	
January	906	
February	1,004	
March	1,094	
April	1,143	
May	1,143	
June	1,143	

QUALITY

	Quantity	Base Number	Contract	AT	Region	England
% of FP17s for the same patient ID Re-attending within 3 months - Children	0	53	0.0%	10.0%	11.5%	12.0%
% of FP17s for the same patient ID Re-attending within 3 months - Adults	1	1	100.0%	15.4%	16.8%	16.0%
% of FP17s for the same patient ID Re-attending between 3 & 9 months - Children	21	53	39.6%	48.2%	47.3%	58.0%
% of FP17s for the same patient ID Re-attending between 3 & 9 months - Adults	0	1	0.0%	38.4%	38.3%	50.9%
% of FP17s for Band 1 Urgent Courses	0	35	0.0%	10.0%	10.7%	9.1%
% of FP17s Relating to Free Repair or Replacements	0	35	0.0%	0.6%	0.6%	0.8%
% of FP17s Relating to Continuations	0	35	0.0%	0.9%	0.8%	1.1%
% of Patients satisfied with the dentistry they have received	0	0	N/A	90.2%	89.8%	91.7%
% of Patients satisfied with the time they had to wait for an appointment	0	0	N/A	86.2%	83.6%	88.0%

* This is based on patients treated on this contract for their most recent course of treatment. Figures in italics indicate the base number of FP17s or Patient Questionnaire responses are less than 100. N/A is shown where the base number of responses is less than 10 during the period. % is calculated as Quantity/Base number*100

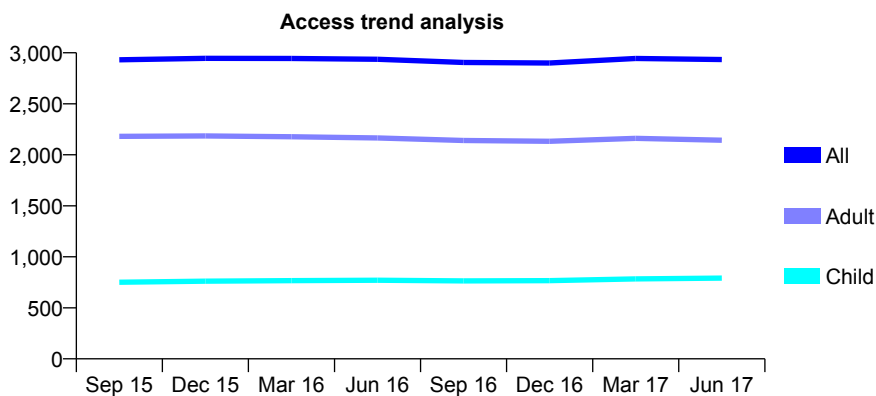
Q63 - Vital Signs At a Glance Contract Report for 766038/0002 - June 2017

Name or company name	MR VO AKINSOLA
Contract type name	GDS Contract
Purpose of contract	General
Contract start date	01/04/2006
Contract end date	

17/18 Contracted general activity (UDA)	12,000
Carry forward general activity (UDA)	0
17/18 Contracted orthodontic activity (UOA)	0
Carry forward orthodontic activity (UOA)	0
Baseline contract value	£378,315.94

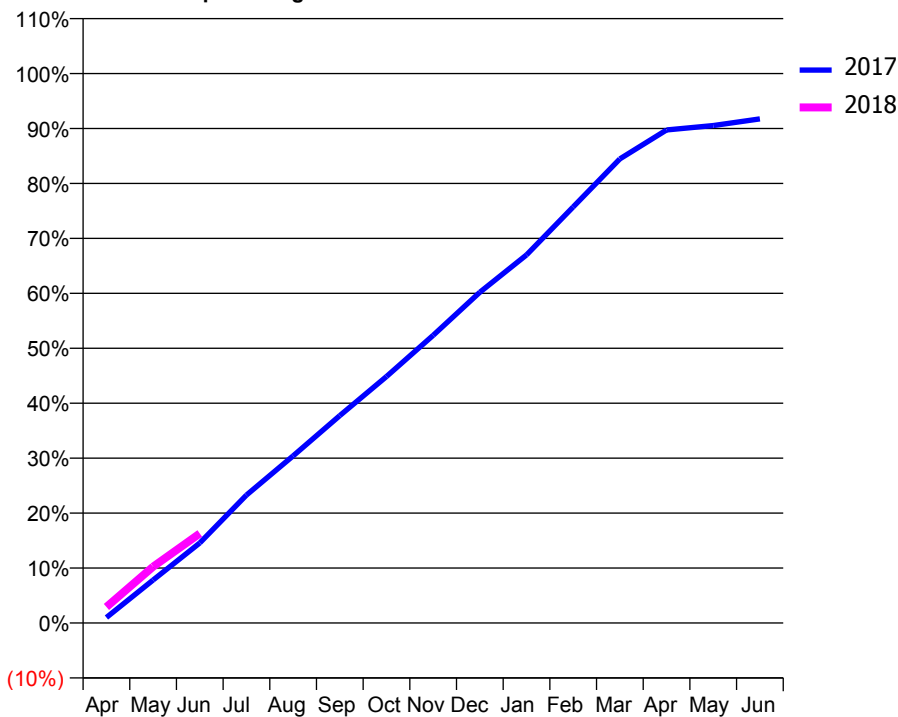
ACCESS*

Patients seen in 24 months	Total	Change since previous quarter
Quarter ending June 2016	2,936	
Quarter ending September 2016	2,905	↓
Quarter ending December 2016	2,900	→
Quarter ending March 2017	2,945	→
Quarter ending June 2017	2,934	→
Variance since June 2016	(0.1%)	→



ACTIVITY

Cumulative percentage of contracted UDA delivered 2017 & 2018



Month	Adjusted Scheduled Activity (UDA)	
	2017	2018
April	120	350
May	938	1,230
June	1,749	1,956
July	2,795	
August	3,652	
September	4,529	
October	5,382	
November	6,282	
December	7,223	
January	8,038	
February	9,087	
March	10,134	
April	10,767	
May	10,863	
June	11,009	

QUALITY

	Quantity	Base Number	Contract	AT	Region	England
% of FP17s for the same patient ID Re-attending within 3 months - Children	16	196	8.2%	10.0%	11.5%	12.0%
% of FP17s for the same patient ID Re-attending within 3 months - Adults	87	487	17.9%	15.4%	16.8%	16.0%
% of FP17s for the same patient ID Re-attending between 3 & 9 months - Children	37	196	18.9%	48.2%	47.3%	58.0%
% of FP17s for the same patient ID Re-attending between 3 & 9 months - Adults	113	487	23.2%	38.4%	38.3%	50.9%
% of FP17s for Band 1 Urgent Courses	62	512	12.1%	10.0%	10.7%	9.1%
% of FP17s Relating to Free Repair or Replacements	7	512	1.4%	0.6%	0.6%	0.8%
% of FP17s Relating to Continuations	1	512	0.2%	0.9%	0.8%	1.1%
% of Patients satisfied with the dentistry they have received	3	3	N/A	90.2%	89.8%	91.7%
% of Patients satisfied with the time they had to wait for an appointment	3	3	N/A	86.2%	83.6%	88.0%

* This is based on patients treated on this contract for their most recent course of treatment. Figures in italics indicate the base number of FP17s or Patient Questionnaire responses are less than 100. N/A is shown where the base number of responses is less than 10 during the period. % is calculated as Quantity/Base number*100

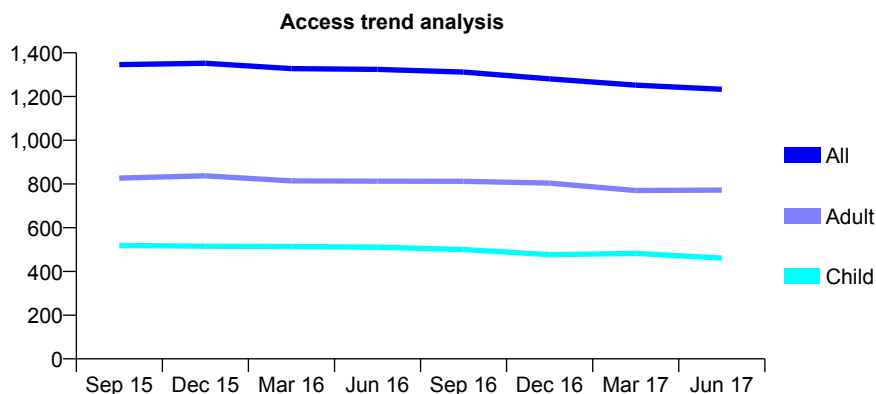
Q63 - Vital Signs At a Glance Contract Report for 766089/0001 - June 2017

Name or company name	MS G MOBAYEN
Contract type name	GDS Contract
Purpose of contract	General
Contract start date	01/04/2006
Contract end date	

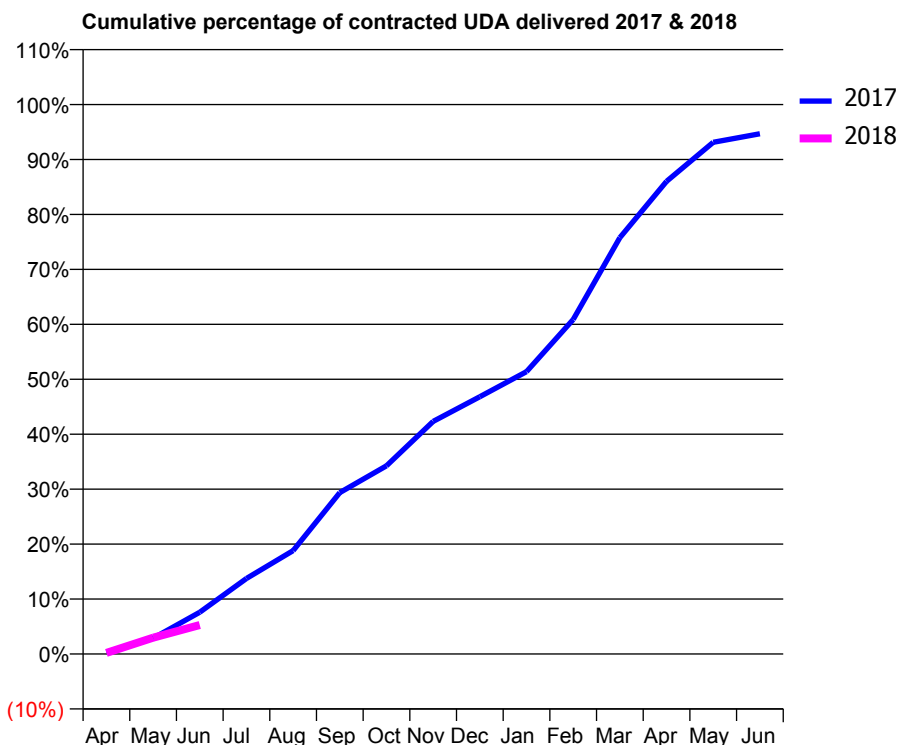
17/18 Contracted general activity (UDA)	7,689
Carry forward general activity (UDA)	0
17/18 Contracted orthodontic activity (UOA)	0
Carry forward orthodontic activity (UOA)	0
Baseline contract value	£221,277.34

ACCESS*

Patients seen in 24 months	Total	Change since previous quarter
Quarter ending June 2016	1,324	
Quarter ending September 2016	1,312	→
Quarter ending December 2016	1,281	↓
Quarter ending March 2017	1,252	↓
Quarter ending June 2017	1,233	↓
Variance since June 2016	(6.9%)	↓



ACTIVITY



Month	Adjusted Scheduled Activity (UDA)	
	2017	2018
April	26	16
May	221	229
June	584	406
July	1,057	
August	1,448	
September	2,258	
October	2,633	
November	3,254	
December	3,600	
January	3,951	
February	4,680	
March	5,826	
April	6,613	
May	7,161	
June	7,279	

QUALITY

	Quantity	Base Number	Contract	AT	Region	England
% of FP17s for the same patient ID Re-attending within 3 months - Children	10	97	10.3%	10.0%	11.5%	12.0%
% of FP17s for the same patient ID Re-attending within 3 months - Adults	13	161	8.1%	15.4%	16.8%	16.0%
% of FP17s for the same patient ID Re-attending between 3 & 9 months - Children	26	97	26.8%	48.2%	47.3%	58.0%
% of FP17s for the same patient ID Re-attending between 3 & 9 months - Adults	34	161	21.1%	38.4%	38.3%	50.9%
% of FP17s for Band 1 Urgent Courses	16	78	20.5%	10.0%	10.7%	9.1%
% of FP17s Relating to Free Repair or Replacements	0	78	0.0%	0.6%	0.6%	0.8%
% of FP17s Relating to Continuations	1	78	1.3%	0.9%	0.8%	1.1%
% of Patients satisfied with the dentistry they have received	0	0	N/A	90.2%	89.8%	91.7%
% of Patients satisfied with the time they had to wait for an appointment	0	0	N/A	86.2%	83.6%	88.0%

* This is based on patients treated on this contract for their most recent course of treatment. Figures in italics indicate the base number of FP17s or Patient Questionnaire responses are less than 100. N/A is shown where the base number of responses is less than 10 during the period. % is calculated as Quantity/Base number*100

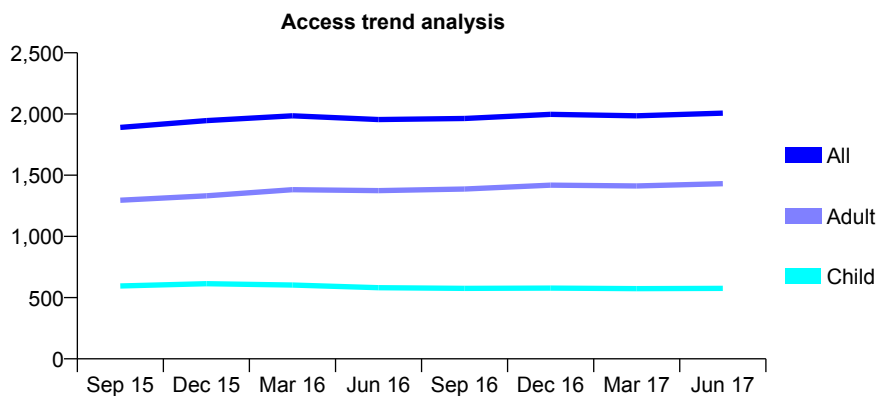
Q63 - Vital Signs At a Glance Contract Report for 766801/0001 - June 2017

Name or company name	MR D KOWLESSAR
Contract type name	GDS Contract
Purpose of contract	General
Contract start date	01/04/2006
Contract end date	

17/18 Contracted general activity (UDA)	7,250
Carry forward general activity (UDA)	0
17/18 Contracted orthodontic activity (UOA)	0
Carry forward orthodontic activity (UOA)	0
Baseline contract value	£193,149.80

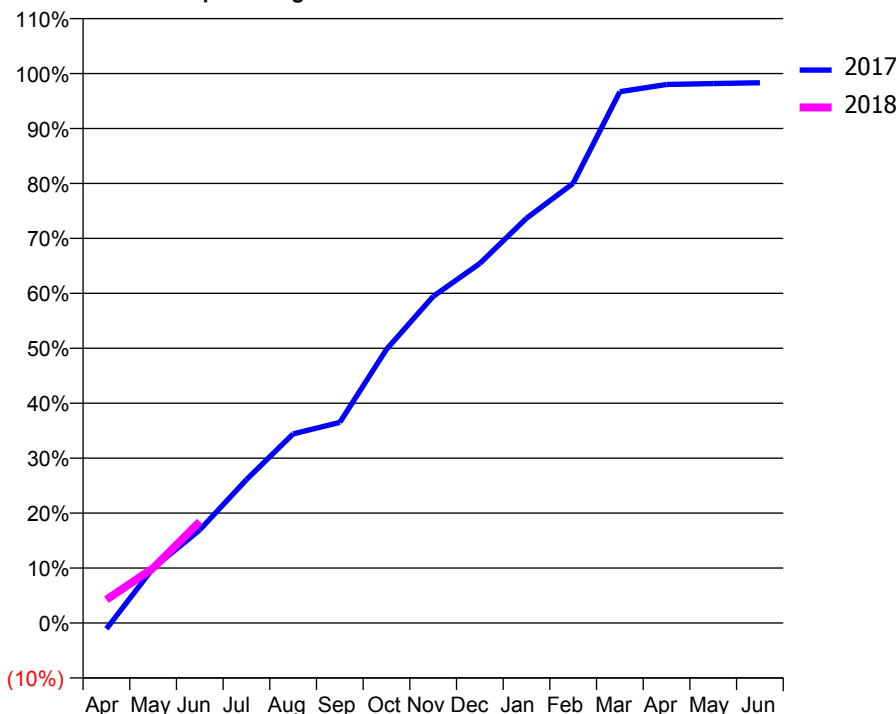
ACCESS*

Patients seen in 24 months	Total	Change since previous quarter
Quarter ending June 2016	1,955	
Quarter ending September 2016	1,963	→
Quarter ending December 2016	1,997	→
Quarter ending March 2017	1,985	→
Quarter ending June 2017	2,007	→
Variance since June 2016	2.7%	↑



ACTIVITY

Cumulative percentage of contracted UDA delivered 2017 & 2018



Month	Adjusted Scheduled Activity (UDA)	
	2017	2018
April	-78	310
May	724	724
June	1,229	1,339
July	1,891	
August	2,496	
September	2,647	
October	3,611	
November	4,310	
December	4,743	
January	5,341	
February	5,801	
March	7,010	
April	7,106	
May	7,118	
June	7,128	

QUALITY

	Quantity	Base Number	Contract	AT	Region	England
% of FP17s for the same patient ID Re-attending within 3 months - Children	14	167	8.4%	10.0%	11.5%	12.0%
% of FP17s for the same patient ID Re-attending within 3 months - Adults	38	307	12.4%	15.4%	16.8%	16.0%
% of FP17s for the same patient ID Re-attending between 3 & 9 months - Children	72	167	43.1%	48.2%	47.3%	58.0%
% of FP17s for the same patient ID Re-attending between 3 & 9 months - Adults	104	307	33.9%	38.4%	38.3%	50.9%
% of FP17s for Band 1 Urgent Courses	49	423	11.6%	10.0%	10.7%	9.1%
% of FP17s Relating to Free Repair or Replacements	2	423	0.5%	0.6%	0.6%	0.8%
% of FP17s Relating to Continuations	1	423	0.2%	0.9%	0.8%	1.1%
% of Patients satisfied with the dentistry they have received	5	5	N/A	90.2%	89.8%	91.7%
% of Patients satisfied with the time they had to wait for an appointment	4	5	N/A	86.2%	83.6%	88.0%

* This is based on patients treated on this contract for their most recent course of treatment. Figures in italics indicate the base number of FP17s or Patient Questionnaire responses are less than 100. N/A is shown where the base number of responses is less than 10 during the period. % is calculated as Quantity/Base number*100

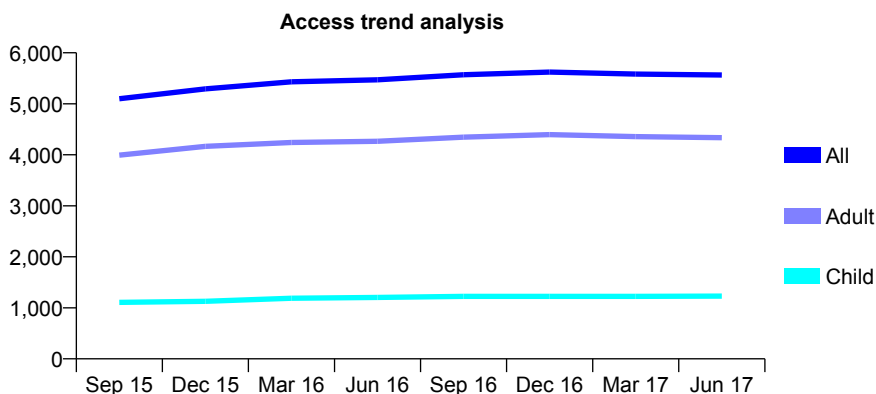
Q63 - Vital Signs At a Glance Contract Report for 767298/0001 - June 2017

Name or company name	MISS H KHAK-SERESHT
Contract type name	GDS Contract
Purpose of contract	General
Contract start date	01/04/2006
Contract end date	

17/18 Contracted general activity (UDA)	19,500
Carry forward general activity (UDA)	0
17/18 Contracted orthodontic activity (UOA)	0
Carry forward orthodontic activity (UOA)	0
Baseline contract value	£582,189.10

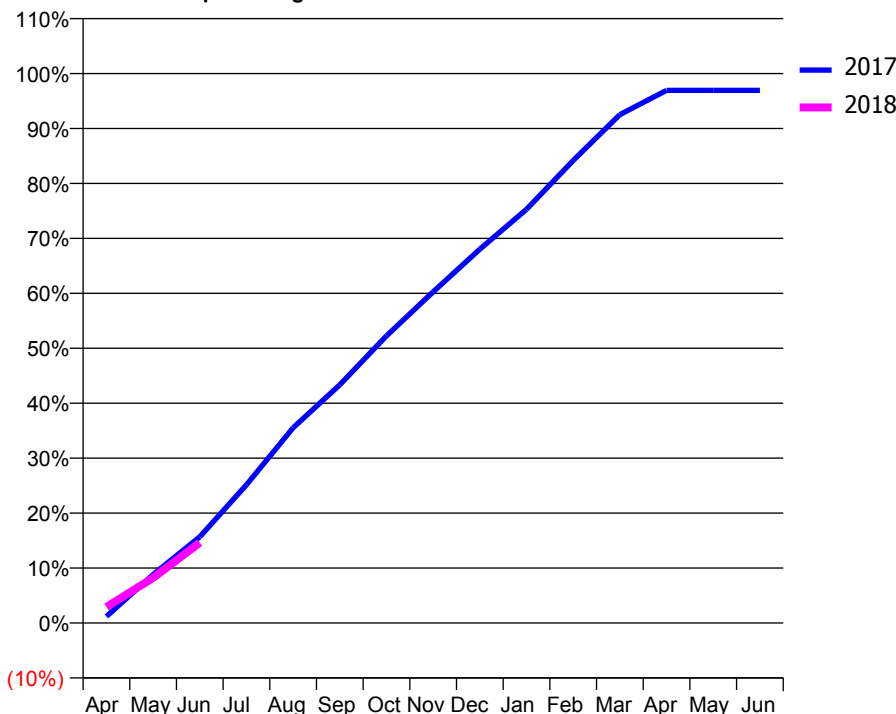
ACCESS*

Patients seen in 24 months	Total	Change since previous quarter
Quarter ending June 2016	5,470	
Quarter ending September 2016	5,571	→
Quarter ending December 2016	5,622	→
Quarter ending March 2017	5,584	→
Quarter ending June 2017	5,566	→
Variance since June 2016	1.8%	→



ACTIVITY

Cumulative percentage of contracted UDA delivered 2017 & 2018



Month	Adjusted Scheduled Activity (UDA)	
	2017	2018
April	232	568
May	1,721	1,601
June	3,058	2,853
July	4,906	
August	6,931	
September	8,453	
October	10,191	
November	11,752	
December	13,265	
January	14,682	
February	16,413	
March	18,041	
April	18,904	
May	18,904	
June	18,904	

QUALITY

	Quantity	Base Number	Contract	AT	Region	England
% of FP17s for the same patient ID Re-attending within 3 months - Children	15	297	5.1%	10.0%	11.5%	12.0%
% of FP17s for the same patient ID Re-attending within 3 months - Adults	90	819	11.0%	15.4%	16.8%	16.0%
% of FP17s for the same patient ID Re-attending between 3 & 9 months - Children	128	297	43.1%	48.2%	47.3%	58.0%
% of FP17s for the same patient ID Re-attending between 3 & 9 months - Adults	275	819	33.6%	38.4%	38.3%	50.9%
% of FP17s for Band 1 Urgent Courses	67	892	7.5%	10.0%	10.7%	9.1%
% of FP17s Relating to Free Repair or Replacements	9	892	1.0%	0.6%	0.6%	0.8%
% of FP17s Relating to Continuations	16	892	1.8%	0.9%	0.8%	1.1%
% of Patients satisfied with the dentistry they have received	8	11	72.7%	90.2%	89.8%	91.7%
% of Patients satisfied with the time they had to wait for an appointment	9	11	81.8%	86.2%	83.6%	88.0%

* This is based on patients treated on this contract for their most recent course of treatment. Figures in italics indicate the base number of FP17s or Patient Questionnaire responses are less than 100. N/A is shown where the base number of responses is less than 10 during the period. % is calculated as Quantity/Base number*100

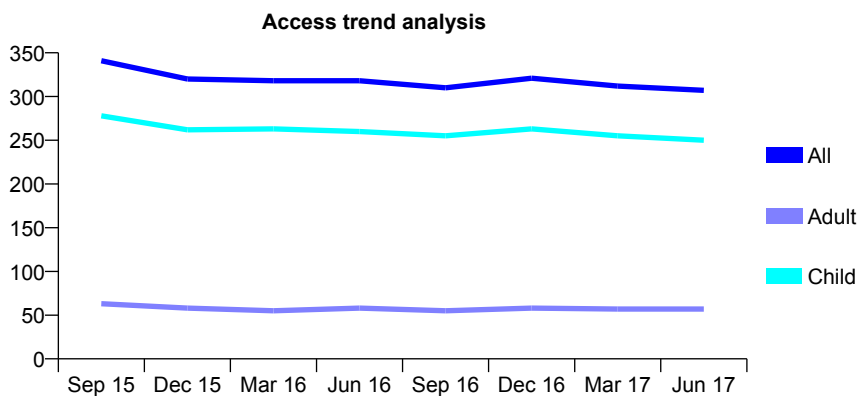
Q63 - Vital Signs At a Glance Contract Report for 771716/0001 - June 2017

Name or company name	MR JM METCALF
Contract type name	GDS Contract
Purpose of contract	General
Contract start date	01/04/2006
Contract end date	

17/18 Contracted general activity (UDA)	1,031
Carry forward general activity (UDA)	0
17/18 Contracted orthodontic activity (UOA)	0
Carry forward orthodontic activity (UOA)	0
Baseline contract value	£28,116.91

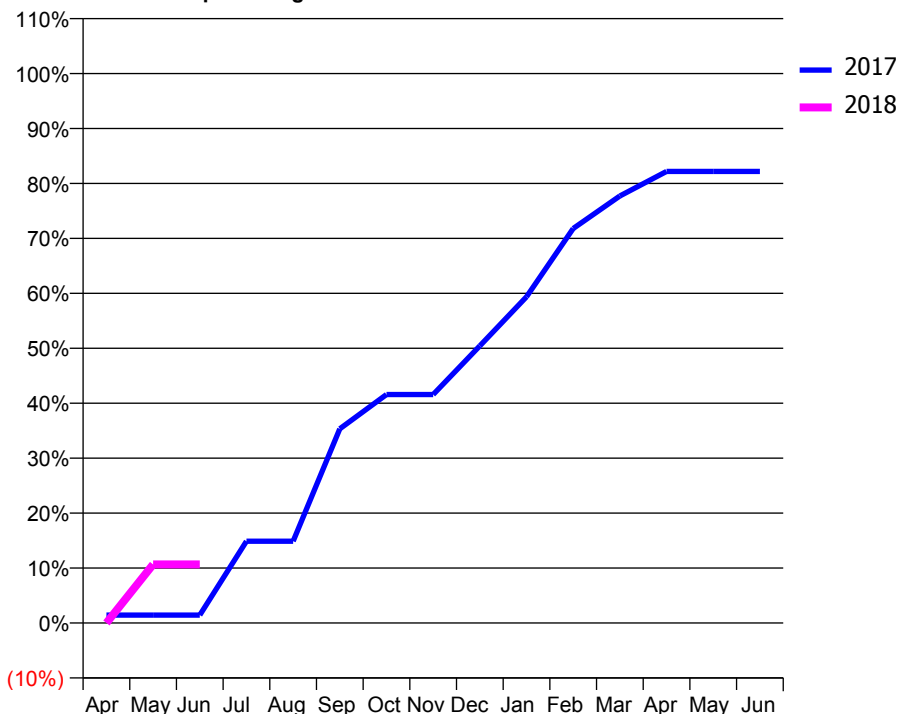
ACCESS*

Patients seen in 24 months	Total	Change since previous quarter
Quarter ending June 2016	318	
Quarter ending September 2016	310	↓
Quarter ending December 2016	321	↑
Quarter ending March 2017	312	↓
Quarter ending June 2017	307	↓
Variance since June 2016	(3.5%)	↓



ACTIVITY

Cumulative percentage of contracted UDA delivered 2017 & 2018



Adjusted Scheduled Activity (UDA)

Month	2017	2018
April	15	0
May	15	110
June	15	110
July	153	
August	153	
September	364	
October	429	
November	429	
December	520	
January	612	
February	740	
March	801	
April	847	
May	847	
June	847	

QUALITY

	Quantity	Base Number	Contract	AT	Region	England
% of FP17s for the same patient ID Re-attending within 3 months - Children	3	65	4.6%	10.0%	11.5%	12.0%
% of FP17s for the same patient ID Re-attending within 3 months - Adults	2	7	28.6%	15.4%	16.8%	16.0%
% of FP17s for the same patient ID Re-attending between 3 & 9 months - Children	39	65	60.0%	48.2%	47.3%	58.0%
% of FP17s for the same patient ID Re-attending between 3 & 9 months - Adults	2	7	28.6%	38.4%	38.3%	50.9%
% of FP17s for Band 1 Urgent Courses	0	52	0.0%	10.0%	10.7%	9.1%
% of FP17s Relating to Free Repair or Replacements	0	52	0.0%	0.6%	0.6%	0.8%
% of FP17s Relating to Continuations	0	52	0.0%	0.9%	0.8%	1.1%
% of Patients satisfied with the dentistry they have received	0	0	N/A	90.2%	89.8%	91.7%
% of Patients satisfied with the time they had to wait for an appointment	0	0	N/A	86.2%	83.6%	88.0%

* This is based on patients treated on this contract for their most recent course of treatment. Figures in italics indicate the base number of FP17s or Patient Questionnaire responses are less than 100. N/A is shown where the base number of responses is less than 10 during the period. % is calculated as Quantity/Base number*100

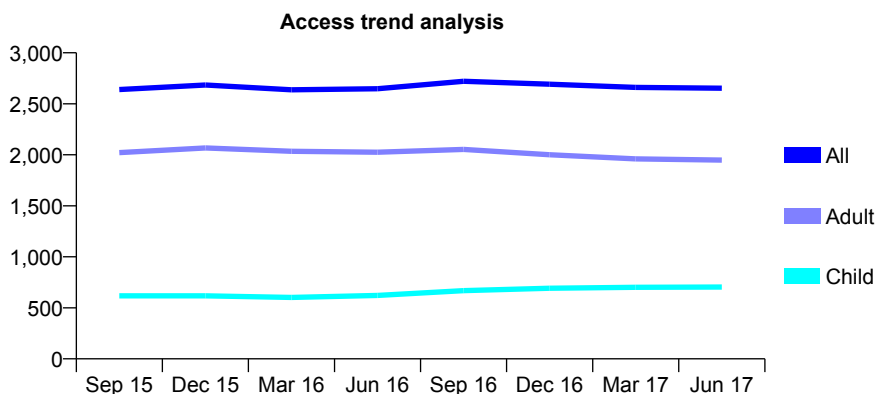
Q63 - Vital Signs At a Glance Contract Report for 771996/0003 - June 2017

Name or company name	MR H RAZBAN
Contract type name	GDS Contract
Purpose of contract	General
Contract start date	01/05/2013
Contract end date	

17/18 Contracted general activity (UDA)	6,700
Carry forward general activity (UDA)	0
17/18 Contracted orthodontic activity (UOA)	0
Carry forward orthodontic activity (UOA)	0
Baseline contract value	£158,932.58

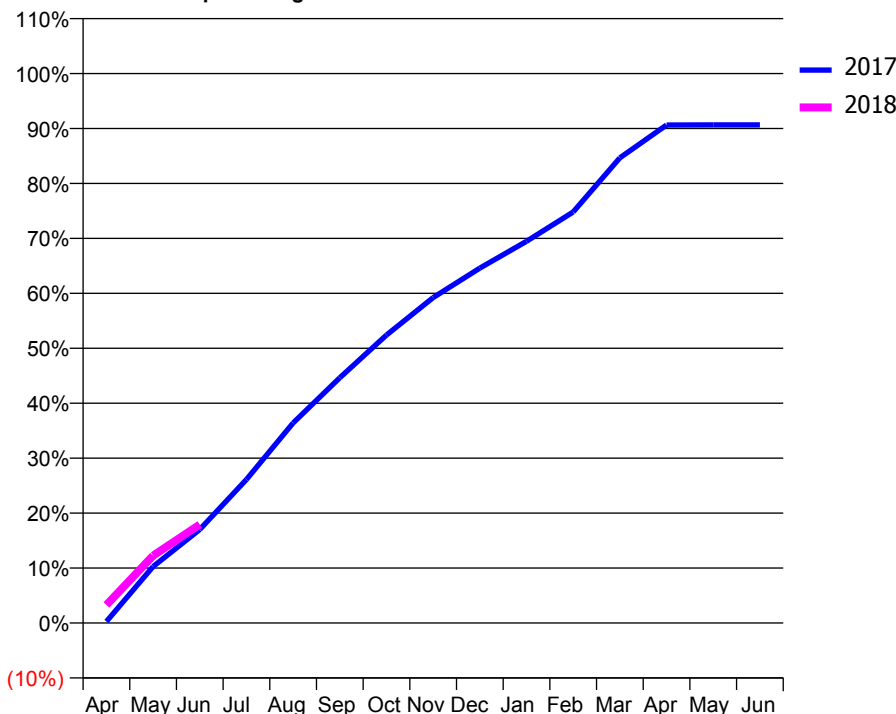
ACCESS*

Patients seen in 24 months	Total	Change since previous quarter
Quarter ending June 2016	2,648	
Quarter ending September 2016	2,721	↑
Quarter ending December 2016	2,692	↓
Quarter ending March 2017	2,661	↓
Quarter ending June 2017	2,653	→
Variance since June 2016	0.2%	→



ACTIVITY

Cumulative percentage of contracted UDA delivered 2017 & 2018



Adjusted Scheduled Activity (UDA)

Month	2017	2018
April	19	220
May	688	822
June	1,141	1,201
July	1,750	
August	2,440	
September	2,991	
October	3,510	
November	3,969	
December	4,327	
January	4,655	
February	5,012	
March	5,673	
April	6,073	
May	6,074	
June	6,074	

QUALITY

	Quantity	Base Number	Contract	AT	Region	England
% of FP17s for the same patient ID Re-attending within 3 months - Children	1	172	0.6%	10.0%	11.5%	12.0%
% of FP17s for the same patient ID Re-attending within 3 months - Adults	15	426	3.5%	15.4%	16.8%	16.0%
% of FP17s for the same patient ID Re-attending between 3 & 9 months - Children	62	172	36.0%	48.2%	47.3%	58.0%
% of FP17s for the same patient ID Re-attending between 3 & 9 months - Adults	117	426	27.5%	38.4%	38.3%	50.9%
% of FP17s for Band 1 Urgent Courses	25	480	5.2%	10.0%	10.7%	9.1%
% of FP17s Relating to Free Repair or Replacements	0	480	0.0%	0.6%	0.6%	0.8%
% of FP17s Relating to Continuations	4	480	0.8%	0.9%	0.8%	1.1%
% of Patients satisfied with the dentistry they have received	1	1	N/A	90.2%	89.8%	91.7%
% of Patients satisfied with the time they had to wait for an appointment	1	1	N/A	86.2%	83.6%	88.0%

* This is based on patients treated on this contract for their most recent course of treatment. Figures in italics indicate the base number of FP17s or Patient Questionnaire responses are less than 100. N/A is shown where the base number of responses is less than 10 during the period. % is calculated as Quantity/Base number*100

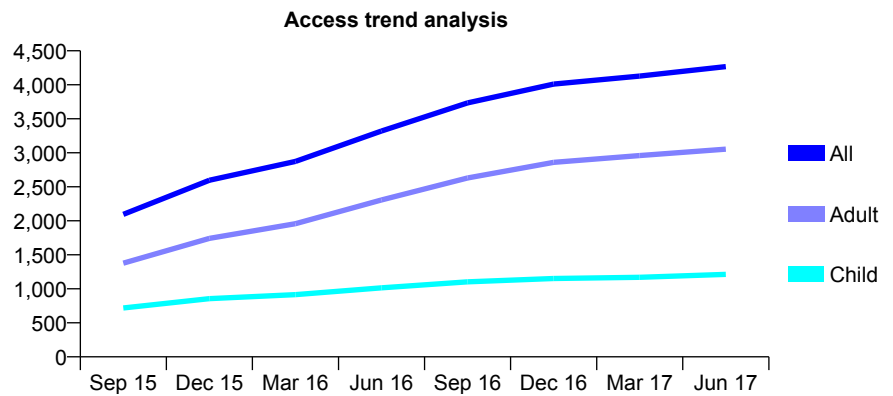
Q63 - Vital Signs At a Glance Contract Report for 772046/0001 - June 2017

Name or company name	MR A PATEL
Contract type name	GDS Contract
Purpose of contract	General
Contract start date	01/03/2015
Contract end date	

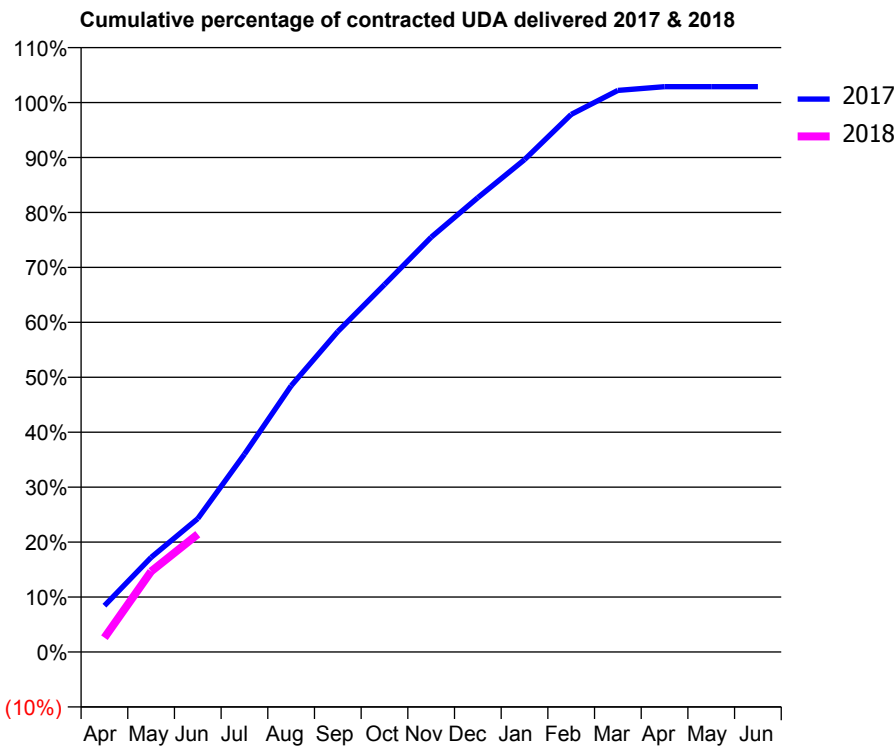
17/18 Contracted general activity (UDA)	8,500
Carry forward general activity (UDA)	0
17/18 Contracted orthodontic activity (UOA)	0
Carry forward orthodontic activity (UOA)	0
Baseline contract value	£222,950.91

ACCESS*

Patients seen in 24 months	Total	Change since previous quarter
Quarter ending June 2016	3,321	
Quarter ending September 2016	3,734	↑
Quarter ending December 2016	4,011	↑
Quarter ending March 2017	4,129	↑
Quarter ending June 2017	4,267	↑
Variance since June 2016	28.5%	↑



ACTIVITY



Month	Adjusted Scheduled Activity (UDA)	
	2017	2018
April	717	222
May	1,463	1,247
June	2,064	1,823
July	3,060	
August	4,117	
September	4,957	
October	5,684	
November	6,416	
December	7,029	
January	7,616	
February	8,316	
March	8,686	
April	8,745	
May	8,745	
June	8,745	

QUALITY

	Quantity	Base Number	Contract	AT	Region	England
% of FP17s for the same patient ID Re-attending within 3 months - Children	24	386	6.2%	10.0%	11.5%	12.0%
% of FP17s for the same patient ID Re-attending within 3 months - Adults	103	805	12.8%	15.4%	16.8%	16.0%
% of FP17s for the same patient ID Re-attending between 3 & 9 months - Children	191	386	49.5%	48.2%	47.3%	58.0%
% of FP17s for the same patient ID Re-attending between 3 & 9 months - Adults	337	805	41.9%	38.4%	38.3%	50.9%
% of FP17s for Band 1 Urgent Courses	162	1,140	14.2%	10.0%	10.7%	9.1%
% of FP17s Relating to Free Repair or Replacements	1	1,140	0.1%	0.6%	0.6%	0.8%
% of FP17s Relating to Continuations	11	1,140	1.0%	0.9%	0.8%	1.1%
% of Patients satisfied with the dentistry they have received	2	3	N/A	90.2%	89.8%	91.7%
% of Patients satisfied with the time they had to wait for an appointment	2	3	N/A	86.2%	83.6%	88.0%

* This is based on patients treated on this contract for their most recent course of treatment. Figures in italics indicate the base number of FP17s or Patient Questionnaire responses are less than 100. N/A is shown where the base number of responses is less than 10 during the period. % is calculated as Quantity/Base number*100

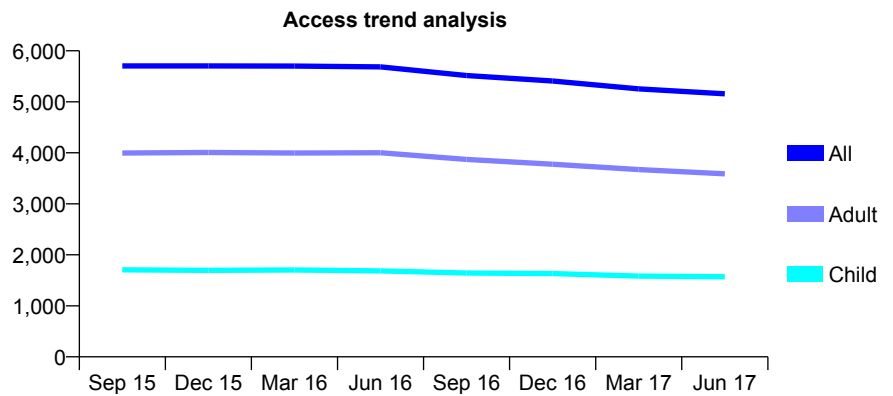
Q63 - Vital Signs At a Glance Contract Report for 772283/0001 - June 2017

Name or company name	Figges Marsh Dental Practice
Contract type name	GDS Contract
Purpose of contract	General
Contract start date	01/04/2006
Contract end date	

17/18 Contracted general activity (UDA)	17,000
Carry forward general activity (UDA)	0
17/18 Contracted orthodontic activity (UOA)	0
Carry forward orthodontic activity (UOA)	0
Baseline contract value	£427,559.89

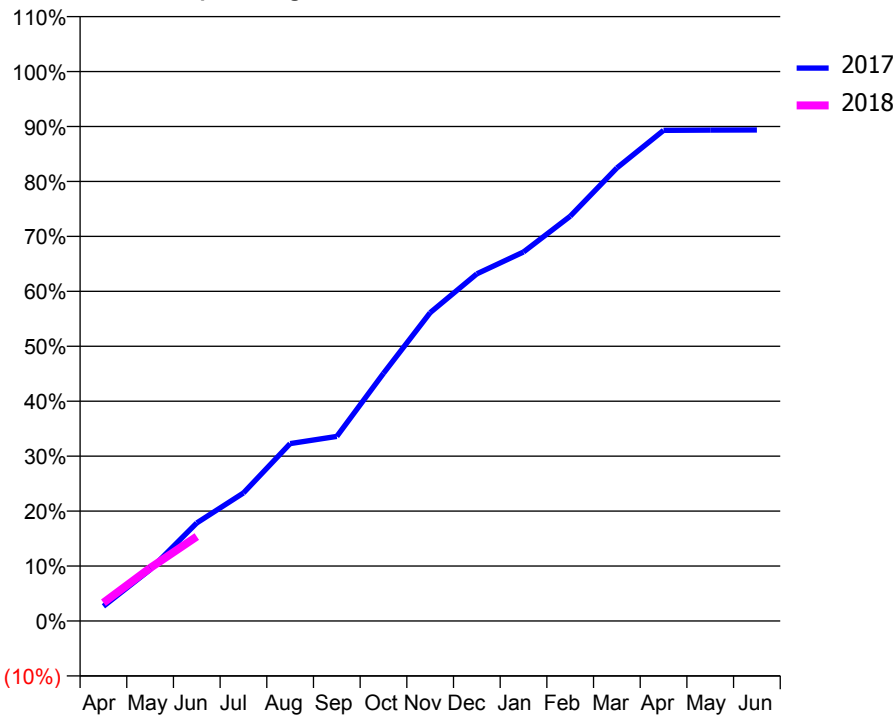
ACCESS*

Patients seen in 24 months	Total	Change since previous quarter
Quarter ending June 2016	5,684	
Quarter ending September 2016	5,514	↓
Quarter ending December 2016	5,409	↓
Quarter ending March 2017	5,254	↓
Quarter ending June 2017	5,158	↓
Variance since June 2016	(9.3%)	↓



ACTIVITY

Cumulative percentage of contracted UDA delivered 2017 & 2018



Month	Adjusted Scheduled Activity (UDA)	
	2017	2018
April	457	567
May	1,592	1,641
June	3,033	2,615
July	3,963	
August	5,489	
September	5,713	
October	7,664	
November	9,542	
December	10,741	
January	11,415	
February	12,523	
March	14,017	
April	15,177	
May	15,186	
June	15,192	

QUALITY

	Quantity	Base Number	Contract	AT	Region	England
% of FP17s for the same patient ID Re-attending within 3 months - Children	26	447	5.8%	10.0%	11.5%	12.0%
% of FP17s for the same patient ID Re-attending within 3 months - Adults	142	887	16.0%	15.4%	16.8%	16.0%
% of FP17s for the same patient ID Re-attending between 3 & 9 months - Children	223	447	49.9%	48.2%	47.3%	58.0%
% of FP17s for the same patient ID Re-attending between 3 & 9 months - Adults	310	887	34.9%	38.4%	38.3%	50.9%
% of FP17s for Band 1 Urgent Courses	120	955	12.6%	10.0%	10.7%	9.1%
% of FP17s Relating to Free Repair or Replacements	1	955	0.1%	0.6%	0.6%	0.8%
% of FP17s Relating to Continuations	3	955	0.3%	0.9%	0.8%	1.1%
% of Patients satisfied with the dentistry they have received	4	4	N/A	90.2%	89.8%	91.7%
% of Patients satisfied with the time they had to wait for an appointment	3	4	N/A	86.2%	83.6%	88.0%

* This is based on patients treated on this contract for their most recent course of treatment. Figures in italics indicate the base number of FP17s or Patient Questionnaire responses are less than 100. N/A is shown where the base number of responses is less than 10 during the period. % is calculated as Quantity/Base number*100

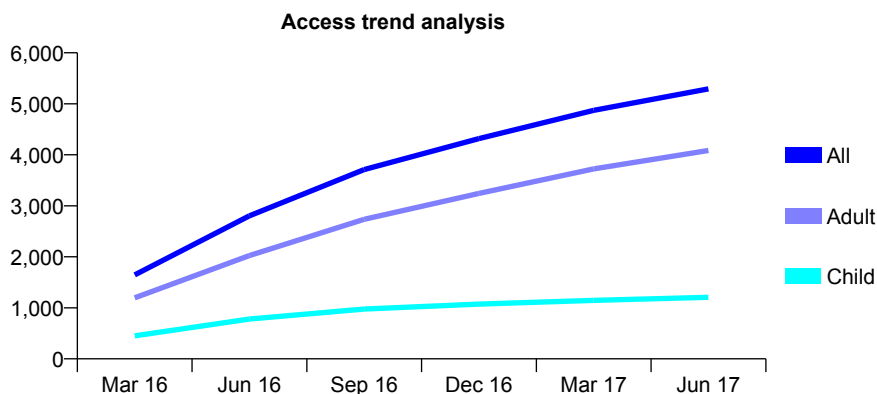
Q63 - Vital Signs At a Glance Contract Report for 775215/0010 - June 2017

Name or company name	MR C PATEL
Contract type name	GDS Contract
Purpose of contract	General and Orthodontic
Contract start date	01/01/2016
Contract end date	

17/18 Contracted general activity (UDA)	23,346
Carry forward general activity (UDA)	0
17/18 Contracted orthodontic activity (UOA)	326
Carry forward orthodontic activity (UOA)	0
Baseline contract value	£757,050.52

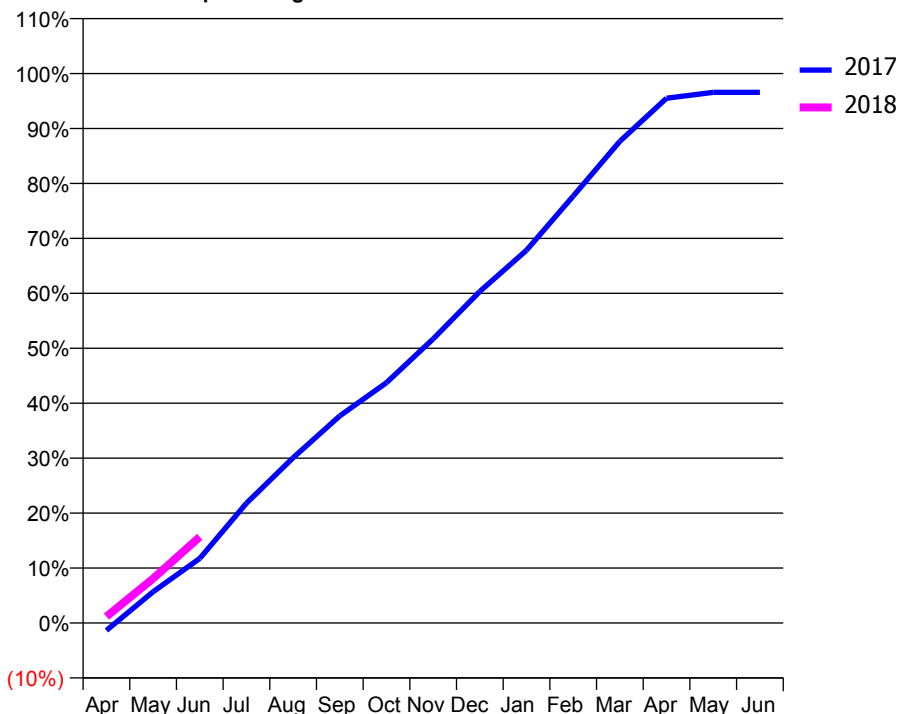
ACCESS*

Patients seen in 24 months	Total	Change since previous quarter
Quarter ending June 2016	2,804	
Quarter ending September 2016	3,711	↑
Quarter ending December 2016	4,317	↑
Quarter ending March 2017	4,871	↑
Quarter ending June 2017	5,292	↑
Variance since June 2016	88.7%	↑



ACTIVITY

Cumulative percentage of contracted UDA delivered 2017 & 2018



Month	Adjusted Scheduled Activity (UDA)	
	2017	2018
April	-322	273
May	1,329	1,892
June	2,746	3,665
July	5,090	
August	7,022	
September	8,804	
October	10,210	
November	12,070	
December	14,087	
January	15,838	
February	18,136	
March	20,469	
April	22,296	
May	22,543	
June	22,546	

QUALITY

	Quantity	Base Number	Contract	AT	Region	England
% of FP17s for the same patient ID Re-attending within 3 months - Children	33	417	7.9%	10.0%	11.5%	12.0%
% of FP17s for the same patient ID Re-attending within 3 months - Adults	125	1,239	10.1%	15.4%	16.8%	16.0%
% of FP17s for the same patient ID Re-attending between 3 & 9 months - Children	188	417	45.1%	48.2%	47.3%	58.0%
% of FP17s for the same patient ID Re-attending between 3 & 9 months - Adults	463	1,239	37.4%	38.4%	38.3%	50.9%
% of FP17s for Band 1 Urgent Courses	97	1,098	8.8%	10.0%	10.7%	9.1%
% of FP17s Relating to Free Repair or Replacements	3	1,098	0.3%	0.6%	0.6%	0.8%
% of FP17s Relating to Continuations	2	1,098	0.2%	0.9%	0.8%	1.1%
% of Patients satisfied with the dentistry they have received	6	7	N/A	90.2%	89.8%	91.7%
% of Patients satisfied with the time they had to wait for an appointment	4	7	N/A	86.2%	83.6%	88.0%

* This is based on patients treated on this contract for their most recent course of treatment. Figures in italics indicate the base number of FP17s or Patient Questionnaire responses are less than 100. N/A is shown where the base number of responses is less than 10 during the period. % is calculated as Quantity/Base number*100

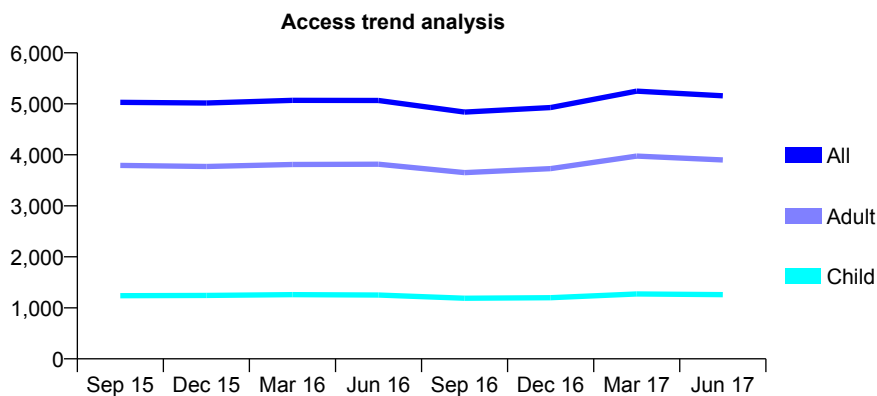
Q63 - Vital Signs At a Glance Contract Report for 775304/0001 - June 2017

Name or company name	Mrs Megha Deval
Contract type name	GDS Contract
Purpose of contract	General
Contract start date	19/04/2008
Contract end date	

17/18 Contracted general activity (UDA)	15,500
Carry forward general activity (UDA)	0
17/18 Contracted orthodontic activity (UOA)	0
Carry forward orthodontic activity (UOA)	0
Baseline contract value	£351,583.41

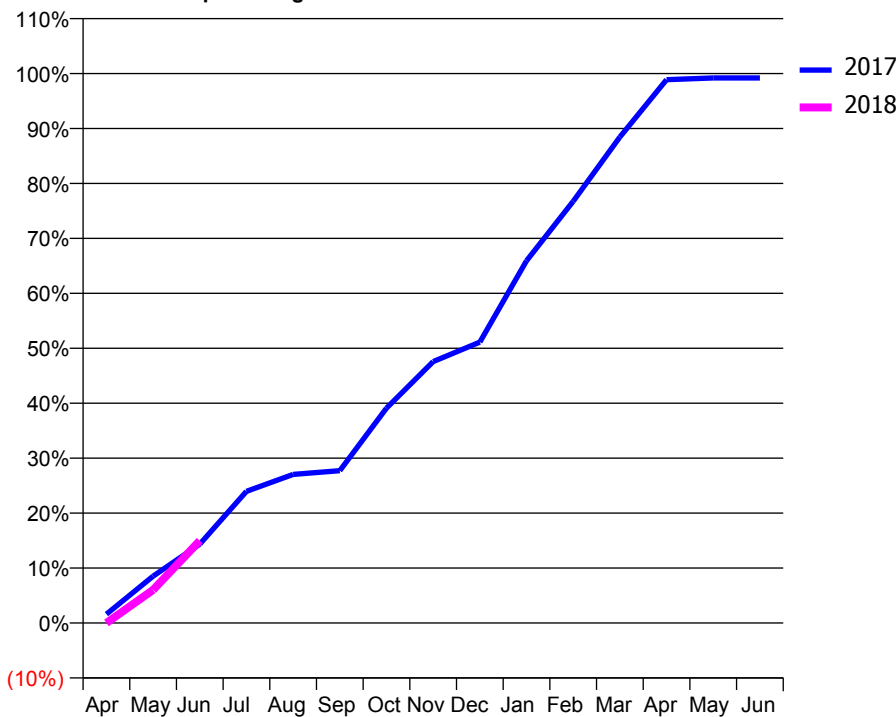
ACCESS*

Patients seen in 24 months	Total	Change since previous quarter
Quarter ending June 2016	5,066	
Quarter ending September 2016	4,839	↓
Quarter ending December 2016	4,928	→
Quarter ending March 2017	5,249	↑
Quarter ending June 2017	5,158	↓
Variance since June 2016	1.8%	→



ACTIVITY

Cumulative percentage of contracted UDA delivered 2017 & 2018



Month	Adjusted Scheduled Activity (UDA)	
	2017	2018
April	251	0
May	1,324	934
June	2,224	2,321
July	3,715	
August	4,192	
September	4,297	
October	6,063	
November	7,374	
December	7,923	
January	10,216	
February	11,894	
March	13,709	
April	15,325	
May	15,373	
June	15,376	

QUALITY

	Quantity	Base Number	Contract	AT	Region	England
% of FP17s for the same patient ID Re-attending within 3 months - Children	22	319	6.9%	10.0%	11.5%	12.0%
% of FP17s for the same patient ID Re-attending within 3 months - Adults	128	904	14.2%	15.4%	16.8%	16.0%
% of FP17s for the same patient ID Re-attending between 3 & 9 months - Children	108	319	33.9%	48.2%	47.3%	58.0%
% of FP17s for the same patient ID Re-attending between 3 & 9 months - Adults	262	904	29.0%	38.4%	38.3%	50.9%
% of FP17s for Band 1 Urgent Courses	81	815	9.9%	10.0%	10.7%	9.1%
% of FP17s Relating to Free Repair or Replacements	8	815	1.0%	0.6%	0.6%	0.8%
% of FP17s Relating to Continuations	13	815	1.6%	0.9%	0.8%	1.1%
% of Patients satisfied with the dentistry they have received	3	4	N/A	90.2%	89.8%	91.7%
% of Patients satisfied with the time they had to wait for an appointment	4	4	N/A	86.2%	83.6%	88.0%

* This is based on patients treated on this contract for their most recent course of treatment. Figures in italics indicate the base number of FP17s or Patient Questionnaire responses are less than 100. N/A is shown where the base number of responses is less than 10 during the period. % is calculated as Quantity/Base number*100

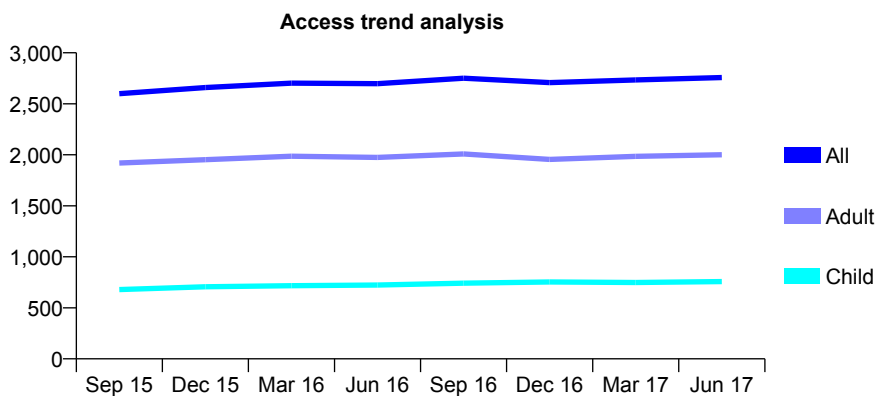
Q63 - Vital Signs At a Glance Contract Report for 776513/0002 - June 2017

Name or company name	MS P GUPTA
Contract type name	GDS Contract
Purpose of contract	General
Contract start date	09/03/2007
Contract end date	

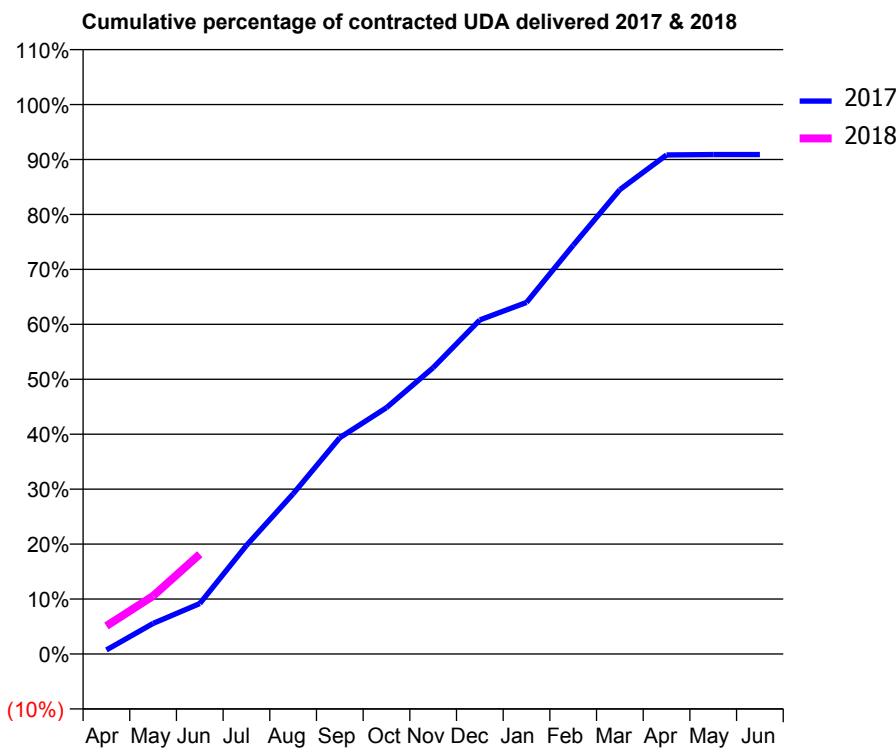
17/18 Contracted general activity (UDA)	7,716
Carry forward general activity (UDA)	0
17/18 Contracted orthodontic activity (UOA)	0
Carry forward orthodontic activity (UOA)	0
Baseline contract value	£198,896.49

ACCESS*

Patients seen in 24 months	Total	Change since previous quarter
Quarter ending June 2016	2,697	
Quarter ending September 2016	2,751	↑
Quarter ending December 2016	2,708	↓
Quarter ending March 2017	2,734	→
Quarter ending June 2017	2,758	→
Variance since June 2016	2.3%	↑



ACTIVITY



Month	Adjusted Scheduled Activity (UDA)	
	2017	2018
April	58	395
May	429	815
June	709	1,402
July	1,525	
August	2,250	
September	3,039	
October	3,459	
November	4,021	
December	4,691	
January	4,936	
February	5,740	
March	6,520	
April	7,008	
May	7,014	
June	7,014	

QUALITY

	Quantity	Base Number	Contract	AT	Region	England
% of FP17s for the same patient ID Re-attending within 3 months - Children	27	270	10.0%	10.0%	11.5%	12.0%
% of FP17s for the same patient ID Re-attending within 3 months - Adults	101	648	15.6%	15.4%	16.8%	16.0%
% of FP17s for the same patient ID Re-attending between 3 & 9 months - Children	135	270	50.0%	48.2%	47.3%	58.0%
% of FP17s for the same patient ID Re-attending between 3 & 9 months - Adults	294	648	45.4%	38.4%	38.3%	50.9%
% of FP17s for Band 1 Urgent Courses	49	745	6.6%	10.0%	10.7%	9.1%
% of FP17s Relating to Free Repair or Replacements	10	745	1.3%	0.6%	0.6%	0.8%
% of FP17s Relating to Continuations	14	745	1.9%	0.9%	0.8%	1.1%
% of Patients satisfied with the dentistry they have received	6	6	N/A	90.2%	89.8%	91.7%
% of Patients satisfied with the time they had to wait for an appointment	6	6	N/A	86.2%	83.6%	88.0%

* This is based on patients treated on this contract for their most recent course of treatment. Figures in italics indicate the base number of FP17s or Patient Questionnaire responses are less than 100. N/A is shown where the base number of responses is less than 10 during the period. % is calculated as Quantity/Base number*100

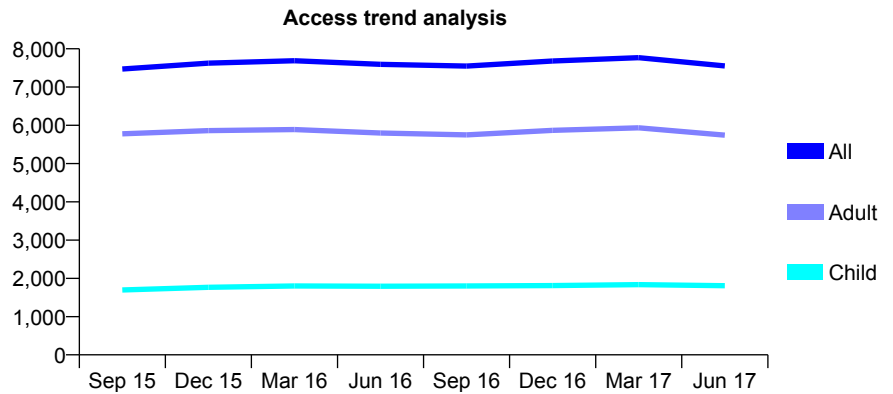
Q63 - Vital Signs At a Glance Contract Report for 781584/0001 - June 2017

Name or company name	MR M KANANI
Contract type name	GDS Contract
Purpose of contract	General
Contract start date	01/04/2007
Contract end date	

17/18 Contracted general activity (UDA)	26,302
Carry forward general activity (UDA)	0
17/18 Contracted orthodontic activity (UOA)	0
Carry forward orthodontic activity (UOA)	0
Baseline contract value	£696,947.95

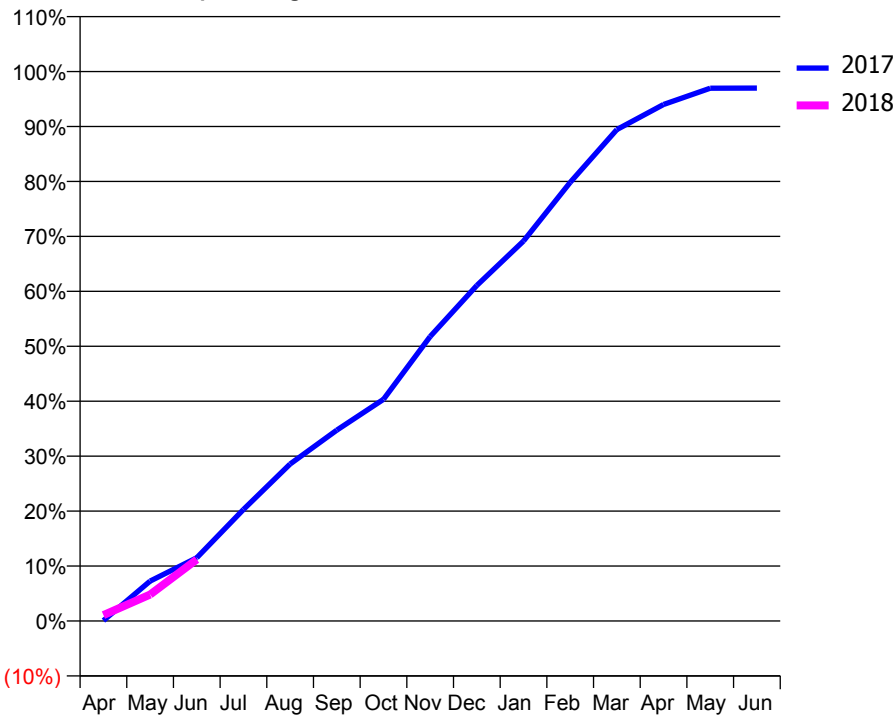
ACCESS*

Patients seen in 24 months	Total	Change since previous quarter
Quarter ending June 2016	7,594	
Quarter ending September 2016	7,550	→
Quarter ending December 2016	7,680	→
Quarter ending March 2017	7,768	→
Quarter ending June 2017	7,552	↓
Variance since June 2016	(0.6%)	→



ACTIVITY

Cumulative percentage of contracted UDA delivered 2017 & 2018



Month	Adjusted Scheduled Activity (UDA)	
	2017	2018
April	22	287
May	1,915	1,268
June	3,032	2,947
July	5,342	
August	7,519	
September	9,138	
October	10,609	
November	13,619	
December	16,059	
January	18,189	
February	20,997	
March	23,526	
April	24,720	
May	25,501	
June	25,506	

QUALITY

	Quantity	Base Number	Contract	AT	Region	England
% of FP17s for the same patient ID Re-attending within 3 months - Children	41	418	9.8%	10.0%	11.5%	12.0%
% of FP17s for the same patient ID Re-attending within 3 months - Adults	155	1,093	14.2%	15.4%	16.8%	16.0%
% of FP17s for the same patient ID Re-attending between 3 & 9 months - Children	144	418	34.4%	48.2%	47.3%	58.0%
% of FP17s for the same patient ID Re-attending between 3 & 9 months - Adults	354	1,093	32.4%	38.4%	38.3%	50.9%
% of FP17s for Band 1 Urgent Courses	79	918	8.6%	10.0%	10.7%	9.1%
% of FP17s Relating to Free Repair or Replacements	5	918	0.5%	0.6%	0.6%	0.8%
% of FP17s Relating to Continuations	19	918	2.1%	0.9%	0.8%	1.1%
% of Patients satisfied with the dentistry they have received	9	9	N/A	90.2%	89.8%	91.7%
% of Patients satisfied with the time they had to wait for an appointment	7	9	N/A	86.2%	83.6%	88.0%

* This is based on patients treated on this contract for their most recent course of treatment. Figures in italics indicate the base number of FP17s or Patient Questionnaire responses are less than 100. N/A is shown where the base number of responses is less than 10 during the period. % is calculated as Quantity/Base number*100

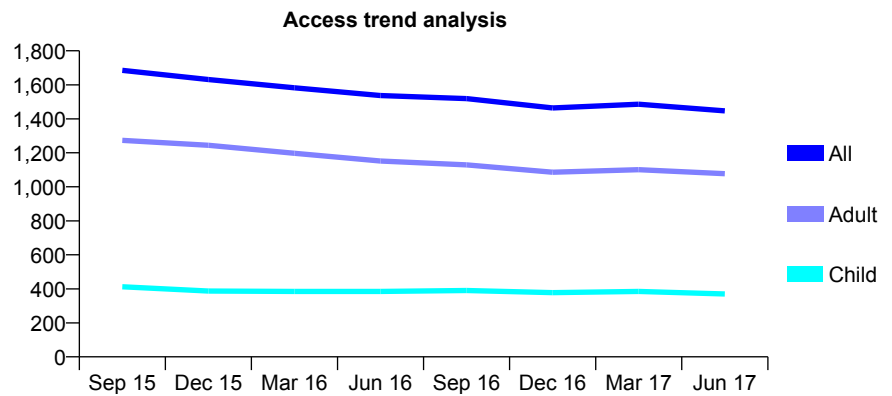
Q63 - Vital Signs At a Glance Contract Report for 781789/0001 - June 2017

Name or company name	MS L HAGHOZAR
Contract type name	GDS Contract
Purpose of contract	General
Contract start date	01/04/2006
Contract end date	

17/18 Contracted general activity (UDA)	5,596
Carry forward general activity (UDA)	0
17/18 Contracted orthodontic activity (UOA)	0
Carry forward orthodontic activity (UOA)	0
Baseline contract value	£157,326.90

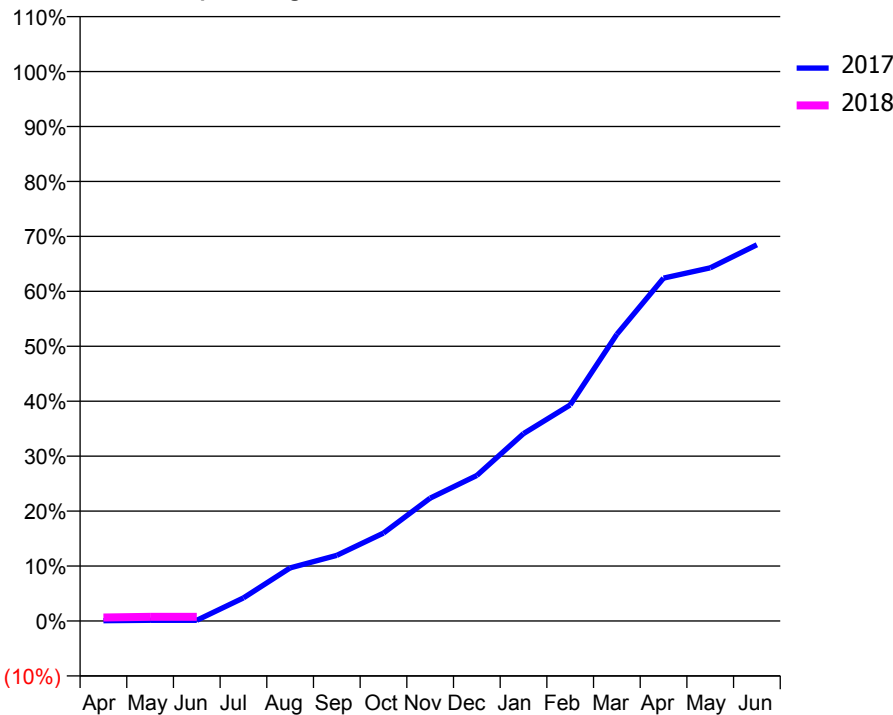
ACCESS*

Patients seen in 24 months	Total	Change since previous quarter
Quarter ending June 2016	1,537	
Quarter ending September 2016	1,519	↓
Quarter ending December 2016	1,464	↓
Quarter ending March 2017	1,486	→
Quarter ending June 2017	1,447	↓
Variance since June 2016	(5.9%)	↓



ACTIVITY

Cumulative percentage of contracted UDA delivered 2017 & 2018



Month	Adjusted Scheduled Activity (UDA)	
	2017	2018
April	3	36
May	7	42
June	8	42
July	235	
August	541	
September	669	
October	895	
November	1,252	
December	1,482	
January	1,909	
February	2,201	
March	2,920	
April	3,492	
May	3,596	
June	3,832	

QUALITY

	Quantity	Base Number	Contract	AT	Region	England
% of FP17s for the same patient ID Re-attending within 3 months - Children	0	41	0.0%	10.0%	11.5%	12.0%
% of FP17s for the same patient ID Re-attending within 3 months - Adults	16	149	10.7%	15.4%	16.8%	16.0%
% of FP17s for the same patient ID Re-attending between 3 & 9 months - Children	17	41	41.5%	48.2%	47.3%	58.0%
% of FP17s for the same patient ID Re-attending between 3 & 9 months - Adults	26	149	17.4%	38.4%	38.3%	50.9%
% of FP17s for Band 1 Urgent Courses	1	25	4.0%	10.0%	10.7%	9.1%
% of FP17s Relating to Free Repair or Replacements	0	25	0.0%	0.6%	0.6%	0.8%
% of FP17s Relating to Continuations	0	25	0.0%	0.9%	0.8%	1.1%
% of Patients satisfied with the dentistry they have received	0	6	N/A	90.2%	89.8%	91.7%
% of Patients satisfied with the time they had to wait for an appointment	4	6	N/A	86.2%	83.6%	88.0%

* This is based on patients treated on this contract for their most recent course of treatment. Figures in italics indicate the base number of FP17s or Patient Questionnaire responses are less than 100. N/A is shown where the base number of responses is less than 10 during the period. % is calculated as Quantity/Base number*100

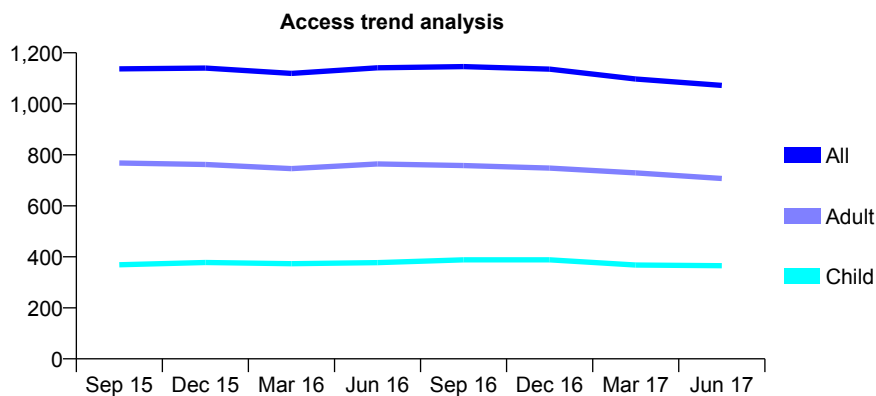
Q63 - Vital Signs At a Glance Contract Report for 781819/0001 - June 2017

Name or company name	MRS I AZENABOR
Contract type name	GDS Contract
Purpose of contract	General
Contract start date	01/04/2011
Contract end date	

17/18 Contracted general activity (UDA)	2,519
Carry forward general activity (UDA)	0
17/18 Contracted orthodontic activity (UOA)	0
Carry forward orthodontic activity (UOA)	0
Baseline contract value	£64,666.75

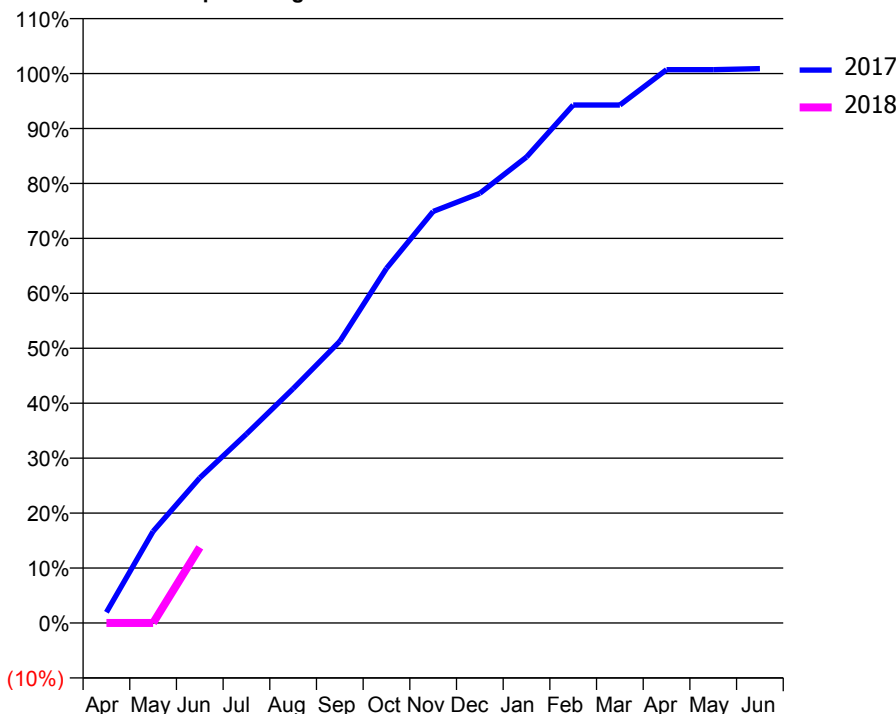
ACCESS*

Patients seen in 24 months	Total	Change since previous quarter
Quarter ending June 2016	1,141	
Quarter ending September 2016	1,146	→
Quarter ending December 2016	1,136	→
Quarter ending March 2017	1,097	↓
Quarter ending June 2017	1,072	↓
Variance since June 2016	(6.0%)	↓



ACTIVITY

Cumulative percentage of contracted UDA delivered 2017 & 2018



Adjusted Scheduled Activity (UDA)

Month	2017	2018
April	49	0
May	420	0
June	665	347
July	867	
August	1,074	
September	1,291	
October	1,626	
November	1,887	
December	1,970	
January	2,136	
February	2,375	
March	2,375	
April	2,537	
May	2,537	
June	2,542	

QUALITY

	Quantity	Base Number	Contract	AT	Region	England
% of FP17s for the same patient ID Re-attending within 3 months - Children	9	133	6.8%	10.0%	11.5%	12.0%
% of FP17s for the same patient ID Re-attending within 3 months - Adults	12	181	6.6%	15.4%	16.8%	16.0%
% of FP17s for the same patient ID Re-attending between 3 & 9 months - Children	49	133	36.8%	48.2%	47.3%	58.0%
% of FP17s for the same patient ID Re-attending between 3 & 9 months - Adults	86	181	47.5%	38.4%	38.3%	50.9%
% of FP17s for Band 1 Urgent Courses	11	212	5.2%	10.0%	10.7%	9.1%
% of FP17s Relating to Free Repair or Replacements	1	212	0.5%	0.6%	0.6%	0.8%
% of FP17s Relating to Continuations	0	212	0.0%	0.9%	0.8%	1.1%
% of Patients satisfied with the dentistry they have received	0	0	N/A	90.2%	89.8%	91.7%
% of Patients satisfied with the time they had to wait for an appointment	0	0	N/A	86.2%	83.6%	88.0%

* This is based on patients treated on this contract for their most recent course of treatment. Figures in italics indicate the base number of FP17s or Patient Questionnaire responses are less than 100. N/A is shown where the base number of responses is less than 10 during the period. % is calculated as Quantity/Base number*100

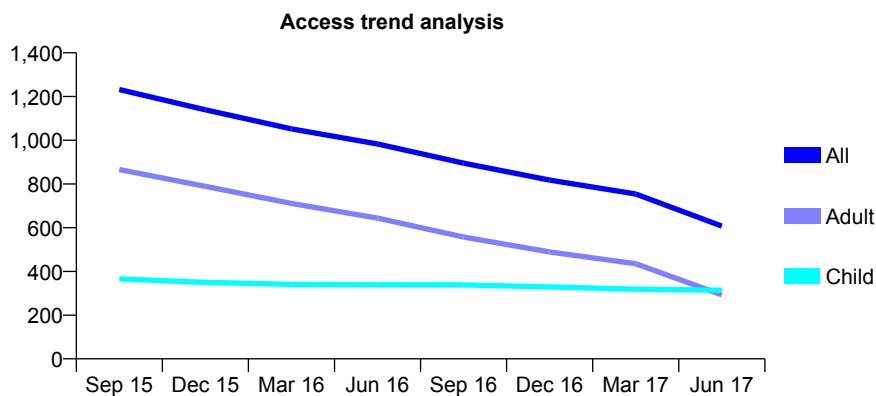
Q63 - Vital Signs At a Glance Contract Report for 794694/0001 - June 2017

Name or company name	Ian & Kim Duthie
Contract type name	GDS Contract
Purpose of contract	General
Contract start date	01/04/2006
Contract end date	

17/18 Contracted general activity (UDA)	1,344
Carry forward general activity (UDA)	0
17/18 Contracted orthodontic activity (UOA)	0
Carry forward orthodontic activity (UOA)	0
Baseline contract value	£29,976.36

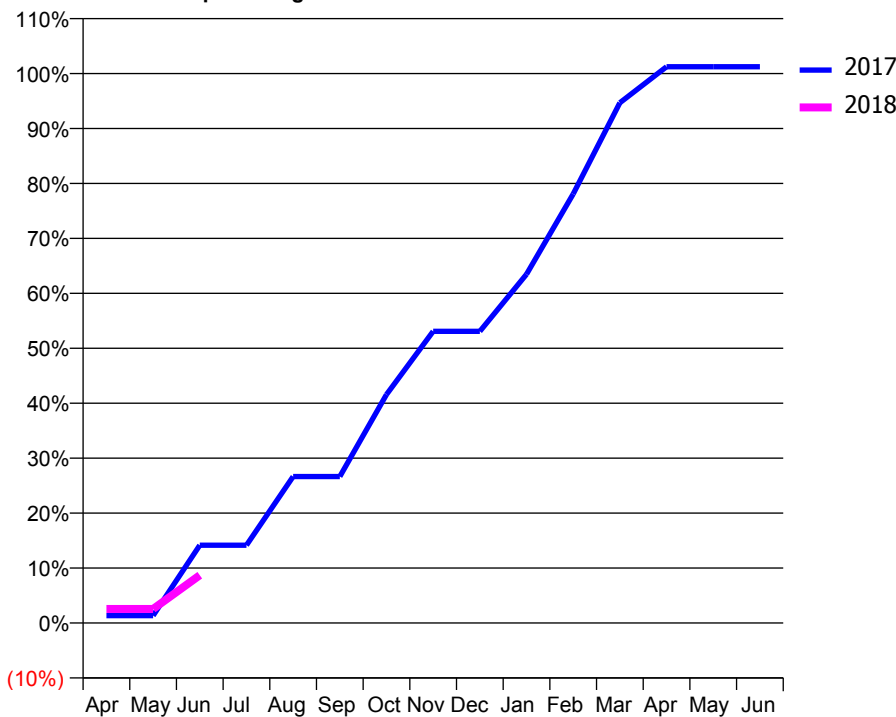
ACCESS*

Patients seen in 24 months	Total	Change since previous quarter
Quarter ending June 2016	983	
Quarter ending September 2016	895	↓
Quarter ending December 2016	818	↓
Quarter ending March 2017	754	↓
Quarter ending June 2017	607	↓
Variance since June 2016	(38.3%)	↓



ACTIVITY

Cumulative percentage of contracted UDA delivered 2017 & 2018



Adjusted Scheduled Activity (UDA)

Month	2017	2018
April	18	34
May	18	34
June	190	117
July	190	
August	358	
September	358	
October	559	
November	713	
December	713	
January	853	
February	1,049	
March	1,272	
April	1,360	
May	1,360	
June	1,360	

QUALITY

	Quantity	Base Number	Contract	AT	Region	England
% of FP17s for the same patient ID Re-attending within 3 months - Children	5	85	5.9%	10.0%	11.5%	12.0%
% of FP17s for the same patient ID Re-attending within 3 months - Adults	14	41	34.1%	15.4%	16.8%	16.0%
% of FP17s for the same patient ID Re-attending between 3 & 9 months - Children	59	85	69.4%	48.2%	47.3%	58.0%
% of FP17s for the same patient ID Re-attending between 3 & 9 months - Adults	15	41	36.6%	38.4%	38.3%	50.9%
% of FP17s for Band 1 Urgent Courses	5	96	5.2%	10.0%	10.7%	9.1%
% of FP17s Relating to Free Repair or Replacements	0	96	0.0%	0.6%	0.6%	0.8%
% of FP17s Relating to Continuations	2	96	2.1%	0.9%	0.8%	1.1%
% of Patients satisfied with the dentistry they have received	0	0	N/A	90.2%	89.8%	91.7%
% of Patients satisfied with the time they had to wait for an appointment	0	0	N/A	86.2%	83.6%	88.0%

* This is based on patients treated on this contract for their most recent course of treatment. Figures in italics indicate the base number of FP17s or Patient Questionnaire responses are less than 100. N/A is shown where the base number of responses is less than 10 during the period. % is calculated as Quantity/Base number*100

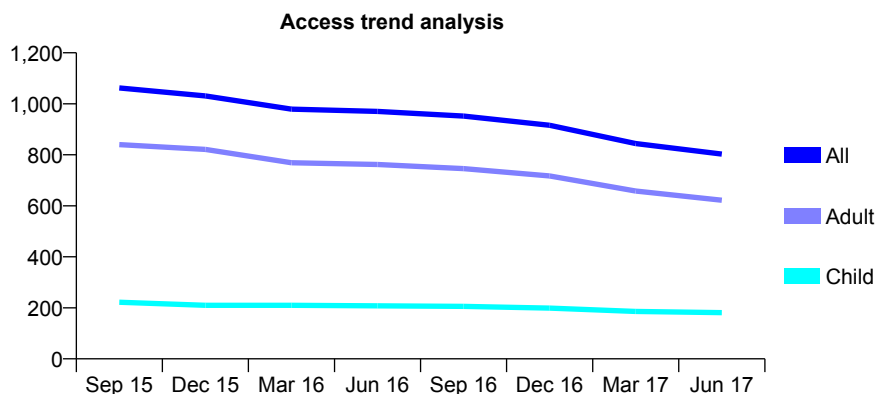
Q63 - Vital Signs At a Glance Contract Report for 795860/0001 - June 2017

Name or company name	MR S KHAN
Contract type name	GDS Contract
Purpose of contract	General
Contract start date	01/04/2006
Contract end date	

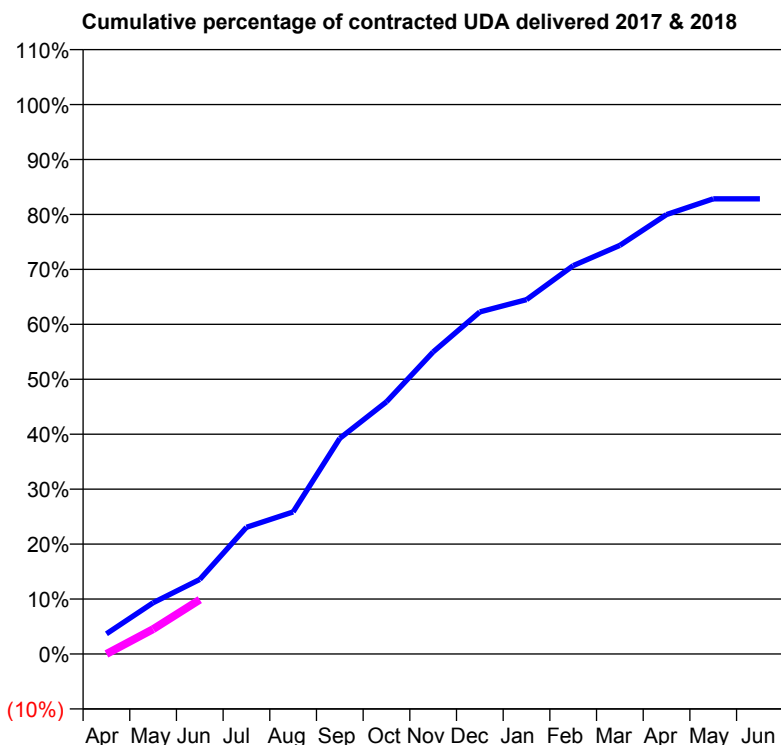
17/18 Contracted general activity (UDA)	4,000
Carry forward general activity (UDA)	0
17/18 Contracted orthodontic activity (UOA)	0
Carry forward orthodontic activity (UOA)	0
Baseline contract value	£95,967.24

ACCESS*

Patients seen in 24 months	Total	Change since previous quarter
Quarter ending June 2016	970	
Quarter ending September 2016	952	↓
Quarter ending December 2016	916	↓
Quarter ending March 2017	844	↓
Quarter ending June 2017	803	↓
Variance since June 2016	(17.2%)	↓



ACTIVITY



Month	Adjusted Scheduled Activity (UDA)	
	2017	2018
April	147	0
May	373	181
June	543	396
July	922	
August	1,034	
September	1,570	
October	1,836	
November	2,199	
December	2,490	
January	2,580	
February	2,827	
March	2,974	
April	3,199	
May	3,313	
June	3,313	

QUALITY

	Quantity	Base Number	Contract	AT	Region	England
% of FP17s for the same patient ID Re-attending within 3 months - Children	3	52	5.8%	10.0%	11.5%	12.0%
% of FP17s for the same patient ID Re-attending within 3 months - Adults	5	138	3.6%	15.4%	16.8%	16.0%
% of FP17s for the same patient ID Re-attending between 3 & 9 months - Children	31	52	59.6%	48.2%	47.3%	58.0%
% of FP17s for the same patient ID Re-attending between 3 & 9 months - Adults	69	138	50.0%	38.4%	38.3%	50.9%
% of FP17s for Band 1 Urgent Courses	0	109	0.0%	10.0%	10.7%	9.1%
% of FP17s Relating to Free Repair or Replacements	0	109	0.0%	0.6%	0.6%	0.8%
% of FP17s Relating to Continuations	0	109	0.0%	0.9%	0.8%	1.1%
% of Patients satisfied with the dentistry they have received	0	0	N/A	90.2%	89.8%	91.7%
% of Patients satisfied with the time they had to wait for an appointment	0	0	N/A	86.2%	83.6%	88.0%

* This is based on patients treated on this contract for their most recent course of treatment. Figures in italics indicate the base number of FP17s or Patient Questionnaire responses are less than 100. N/A is shown where the base number of responses is less than 10 during the period. % is calculated as Quantity/Base number*100

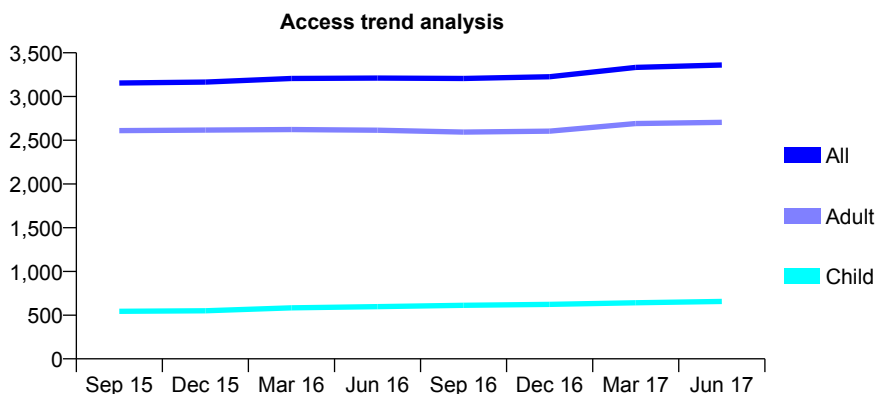
Q63 - Vital Signs At a Glance Contract Report for 801011/0001 - June 2017

Name or company name	MR H KELAY
Contract type name	GDS Contract
Purpose of contract	General
Contract start date	01/04/2006
Contract end date	

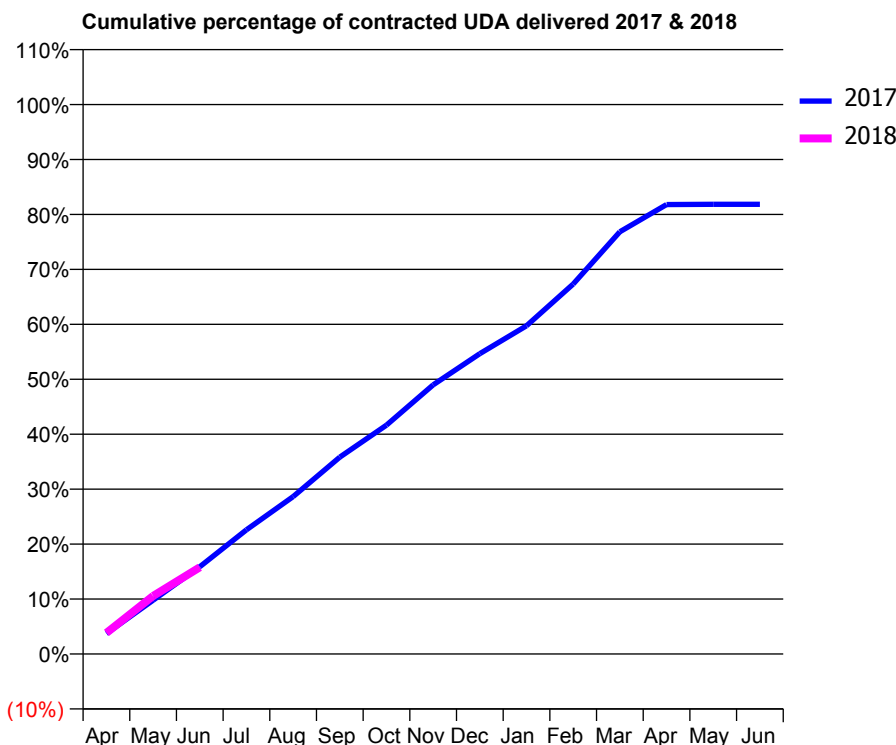
17/18 Contracted general activity (UDA)	11,000
Carry forward general activity (UDA)	0
17/18 Contracted orthodontic activity (UOA)	0
Carry forward orthodontic activity (UOA)	0
Baseline contract value	£250,782.05

ACCESS*

Patients seen in 24 months	Total	Change since previous quarter
Quarter ending June 2016	3,211	
Quarter ending September 2016	3,206	→
Quarter ending December 2016	3,227	→
Quarter ending March 2017	3,333	↑
Quarter ending June 2017	3,360	→
Variance since June 2016	4.6%	↑



ACTIVITY



Month	Adjusted Scheduled Activity (UDA)	
	2017	2018
April	411	423
May	1,077	1,162
June	1,747	1,738
July	2,486	
August	3,151	
September	3,941	
October	4,581	
November	5,388	
December	6,012	
January	6,570	
February	7,407	
March	8,454	
April	8,998	
May	9,003	
June	9,003	

QUALITY

	Quantity	Base Number	Contract	AT	Region	England
% of FP17s for the same patient ID Re-attending within 3 months - Children	17	186	9.1%	10.0%	11.5%	12.0%
% of FP17s for the same patient ID Re-attending within 3 months - Adults	100	763	13.1%	15.4%	16.8%	16.0%
% of FP17s for the same patient ID Re-attending between 3 & 9 months - Children	68	186	36.6%	48.2%	47.3%	58.0%
% of FP17s for the same patient ID Re-attending between 3 & 9 months - Adults	280	763	36.7%	38.4%	38.3%	50.9%
% of FP17s for Band 1 Urgent Courses	33	680	4.9%	10.0%	10.7%	9.1%
% of FP17s Relating to Free Repair or Replacements	0	680	0.0%	0.6%	0.6%	0.8%
% of FP17s Relating to Continuations	22	680	3.2%	0.9%	0.8%	1.1%
% of Patients satisfied with the dentistry they have received	0	2	N/A	90.2%	89.8%	91.7%
% of Patients satisfied with the time they had to wait for an appointment	0	2	N/A	86.2%	83.6%	88.0%

* This is based on patients treated on this contract for their most recent course of treatment. Figures in italics indicate the base number of FP17s or Patient Questionnaire responses are less than 100. N/A is shown where the base number of responses is less than 10 during the period. % is calculated as Quantity/Base number*100

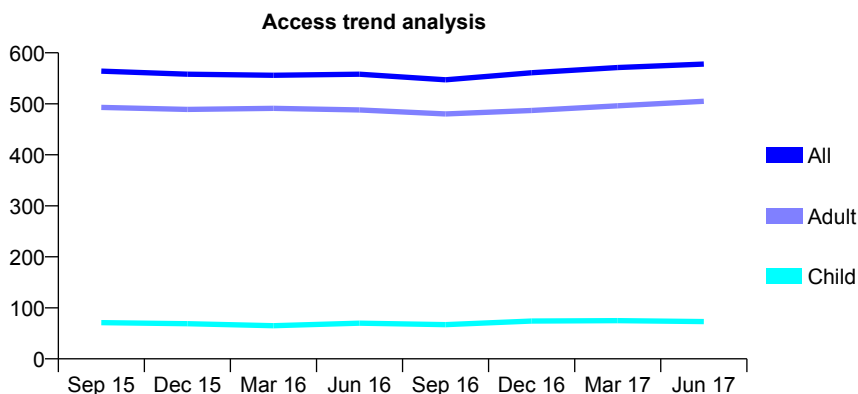
Q63 - Vital Signs At a Glance Contract Report for 801321/0002 - June 2017

Name or company name	MR AJ WEISS
Contract type name	GDS Contract
Purpose of contract	General
Contract start date	01/04/2006
Contract end date	

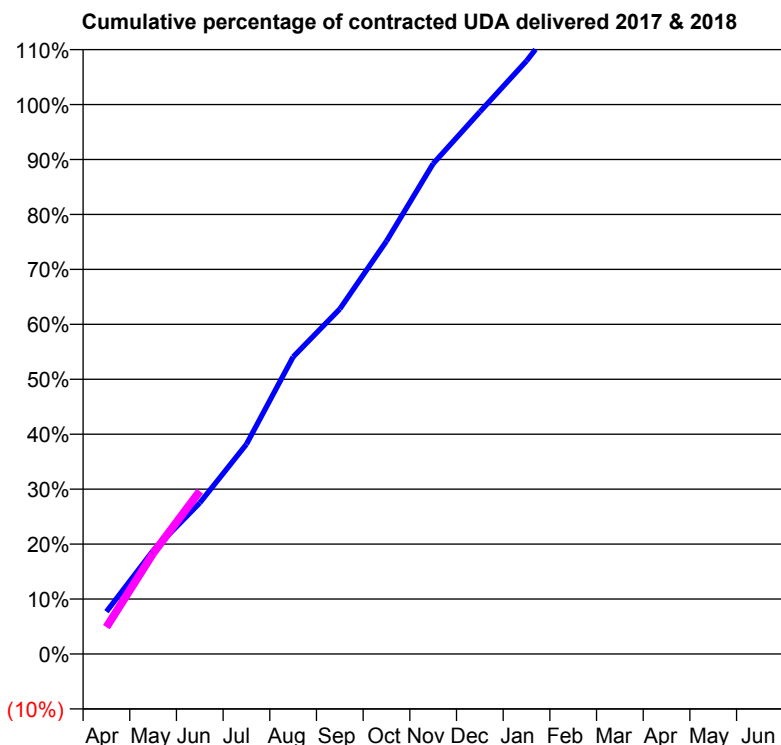
17/18 Contracted general activity (UDA)	1,200
Carry forward general activity (UDA)	0
17/18 Contracted orthodontic activity (UOA)	0
Carry forward orthodontic activity (UOA)	0
Baseline contract value	£24,708.00

ACCESS*

Patients seen in 24 months	Total	Change since previous quarter
Quarter ending June 2016	558	
Quarter ending September 2016	547	↓
Quarter ending December 2016	561	↑
Quarter ending March 2017	571	→
Quarter ending June 2017	578	→
Variance since June 2016	3.6%	↑



ACTIVITY



Month	Adjusted Scheduled Activity (UDA)	
	2017	2018
April	92	59
May	226	220
June	330	356
July	458	
August	649	
September	753	
October	902	
November	1,071	
December	1,184	
January	1,295	
February	1,425	
March	1,601	
April	1,630	
May	1,630	
June	1,630	

QUALITY

	Quantity	Base Number	Contract	AT	Region	England
% of FP17s for the same patient ID Re-attending within 3 months - Children	0	30	0.0%	10.0%	11.5%	12.0%
% of FP17s for the same patient ID Re-attending within 3 months - Adults	23	205	11.2%	15.4%	16.8%	16.0%
% of FP17s for the same patient ID Re-attending between 3 & 9 months - Children	20	30	66.7%	48.2%	47.3%	58.0%
% of FP17s for the same patient ID Re-attending between 3 & 9 months - Adults	142	205	69.3%	38.4%	38.3%	50.9%
% of FP17s for Band 1 Urgent Courses	14	215	6.5%	10.0%	10.7%	9.1%
% of FP17s Relating to Free Repair or Replacements	0	215	0.0%	0.6%	0.6%	0.8%
% of FP17s Relating to Continuations	0	215	0.0%	0.9%	0.8%	1.1%
% of Patients satisfied with the dentistry they have received	4	4	N/A	90.2%	89.8%	91.7%
% of Patients satisfied with the time they had to wait for an appointment	4	4	N/A	86.2%	83.6%	88.0%

* This is based on patients treated on this contract for their most recent course of treatment. Figures in italics indicate the base number of FP17s or Patient Questionnaire responses are less than 100. N/A is shown where the base number of responses is less than 10 during the period. % is calculated as Quantity/Base number*100

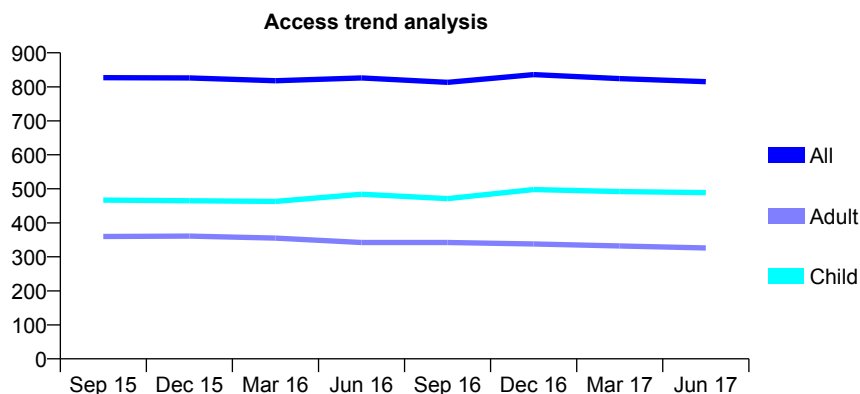
Q63 - Vital Signs At a Glance Contract Report for 801518/0001 - June 2017

Name or company name	MR DH KEEN
Contract type name	GDS Contract
Purpose of contract	General
Contract start date	01/04/2006
Contract end date	

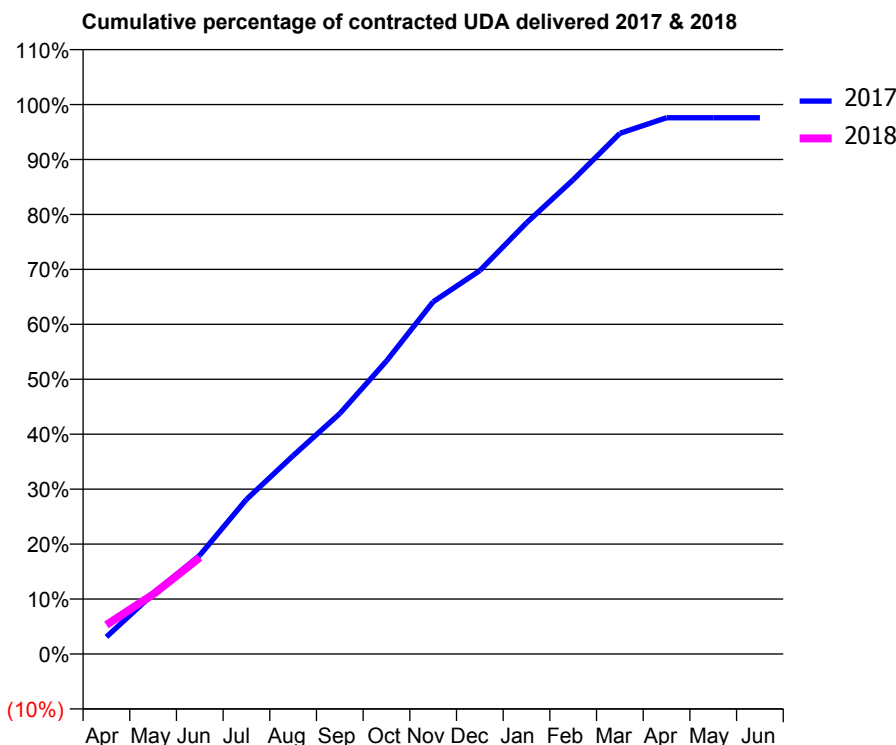
17/18 Contracted general activity (UDA)	2,287
Carry forward general activity (UDA)	0
17/18 Contracted orthodontic activity (UOA)	0
Carry forward orthodontic activity (UOA)	0
Baseline contract value	£58,876.43

ACCESS*

Patients seen in 24 months	Total	Change since previous quarter
Quarter ending June 2016	826	
Quarter ending September 2016	813	↓
Quarter ending December 2016	836	↑
Quarter ending March 2017	824	↓
Quarter ending June 2017	815	↓
Variance since June 2016	(1.3%)	↓



ACTIVITY



Month	Adjusted Scheduled Activity (UDA)	
	2017	2018
April	71	121
May	250	249
June	411	402
July	644	
August	826	
September	1,001	
October	1,220	
November	1,466	
December	1,596	
January	1,795	
February	1,974	
March	2,167	
April	2,232	
May	2,232	
June	2,232	

QUALITY

	Quantity	Base Number	Contract	AT	Region	England
% of FP17s for the same patient ID Re-attending within 3 months - Children	14	166	8.4%	10.0%	11.5%	12.0%
% of FP17s for the same patient ID Re-attending within 3 months - Adults	8	85	9.4%	15.4%	16.8%	16.0%
% of FP17s for the same patient ID Re-attending between 3 & 9 months - Children	85	166	51.2%	48.2%	47.3%	58.0%
% of FP17s for the same patient ID Re-attending between 3 & 9 months - Adults	43	85	50.6%	38.4%	38.3%	50.9%
% of FP17s for Band 1 Urgent Courses	8	221	3.6%	10.0%	10.7%	9.1%
% of FP17s Relating to Free Repair or Replacements	0	221	0.0%	0.6%	0.6%	0.8%
% of FP17s Relating to Continuations	0	221	0.0%	0.9%	0.8%	1.1%
% of Patients satisfied with the dentistry they have received	5	5	N/A	90.2%	89.8%	91.7%
% of Patients satisfied with the time they had to wait for an appointment	5	5	N/A	86.2%	83.6%	88.0%

* This is based on patients treated on this contract for their most recent course of treatment. Figures in italics indicate the base number of FP17s or Patient Questionnaire responses are less than 100. N/A is shown where the base number of responses is less than 10 during the period. % is calculated as Quantity/Base number*100

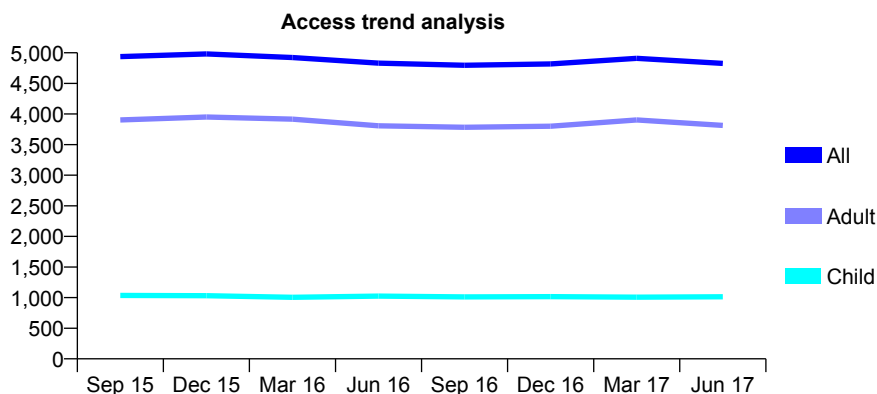
Q63 - Vital Signs At a Glance Contract Report for 803804/0001 - June 2017

Name or company name	MR PW CHALLIS
Contract type name	GDS Contract
Purpose of contract	General
Contract start date	01/04/2006
Contract end date	

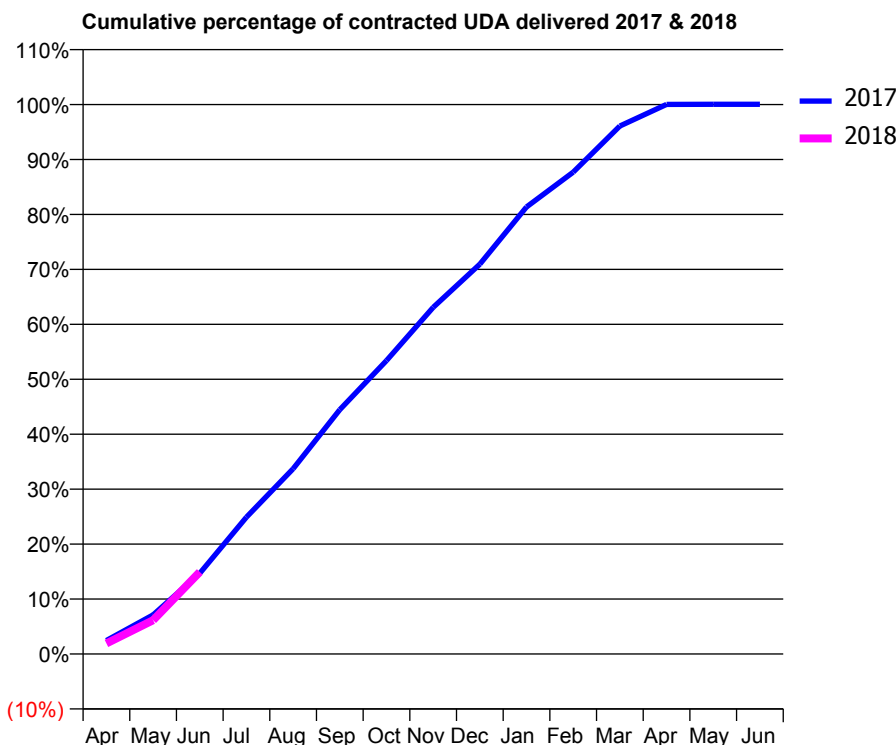
17/18 Contracted general activity (UDA)	13,632
Carry forward general activity (UDA)	0
17/18 Contracted orthodontic activity (UOA)	0
Carry forward orthodontic activity (UOA)	0
Baseline contract value	£352,017.12

ACCESS*

Patients seen in 24 months	Total	Change since previous quarter
Quarter ending June 2016	4,832	
Quarter ending September 2016	4,796	→
Quarter ending December 2016	4,817	→
Quarter ending March 2017	4,909	→
Quarter ending June 2017	4,827	↓
Variance since June 2016	(0.1%)	→



ACTIVITY



Month	Adjusted Scheduled Activity (UDA)	
	2017	2018
April	335	263
May	971	838
June	2,003	2,037
July	3,394	
August	4,598	
September	6,061	
October	7,280	
November	8,599	
December	9,670	
January	11,091	
February	11,954	
March	13,099	
April	13,633	
May	13,637	
June	13,637	

QUALITY

	Quantity	Base Number	Contract	AT	Region	England
% of FP17s for the same patient ID Re-attending within 3 months - Children	22	341	6.5%	10.0%	11.5%	12.0%
% of FP17s for the same patient ID Re-attending within 3 months - Adults	73	710	10.3%	15.4%	16.8%	16.0%
% of FP17s for the same patient ID Re-attending between 3 & 9 months - Children	142	341	41.6%	48.2%	47.3%	58.0%
% of FP17s for the same patient ID Re-attending between 3 & 9 months - Adults	265	710	37.3%	38.4%	38.3%	50.9%
% of FP17s for Band 1 Urgent Courses	48	826	5.8%	10.0%	10.7%	9.1%
% of FP17s Relating to Free Repair or Replacements	2	826	0.2%	0.6%	0.6%	0.8%
% of FP17s Relating to Continuations	1	826	0.1%	0.9%	0.8%	1.1%
% of Patients satisfied with the dentistry they have received	5	6	N/A	90.2%	89.8%	91.7%
% of Patients satisfied with the time they had to wait for an appointment	6	6	N/A	86.2%	83.6%	88.0%

* This is based on patients treated on this contract for their most recent course of treatment. Figures in italics indicate the base number of FP17s or Patient Questionnaire responses are less than 100. N/A is shown where the base number of responses is less than 10 during the period. % is calculated as Quantity/Base number*100

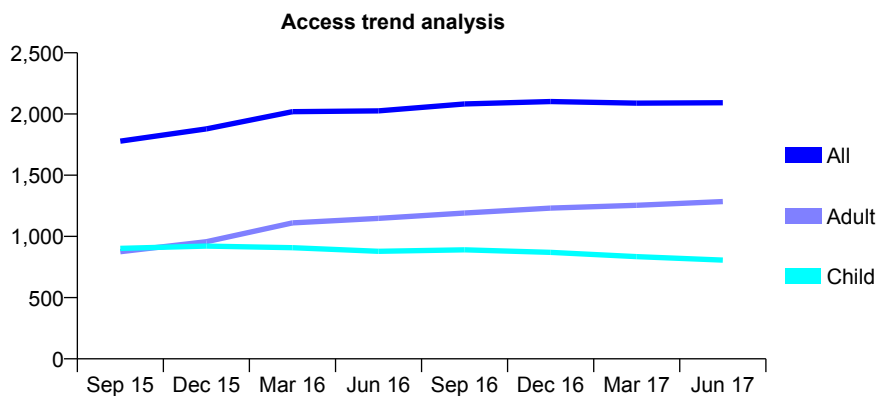
Q63 - Vital Signs At a Glance Contract Report for 808601/0001 - June 2017

Name or company name	MR GM BURR
Contract type name	GDS Contract
Purpose of contract	General
Contract start date	01/04/2006
Contract end date	

17/18 Contracted general activity (UDA)	4,000
Carry forward general activity (UDA)	0
17/18 Contracted orthodontic activity (UOA)	0
Carry forward orthodontic activity (UOA)	0
Baseline contract value	£102,976.08

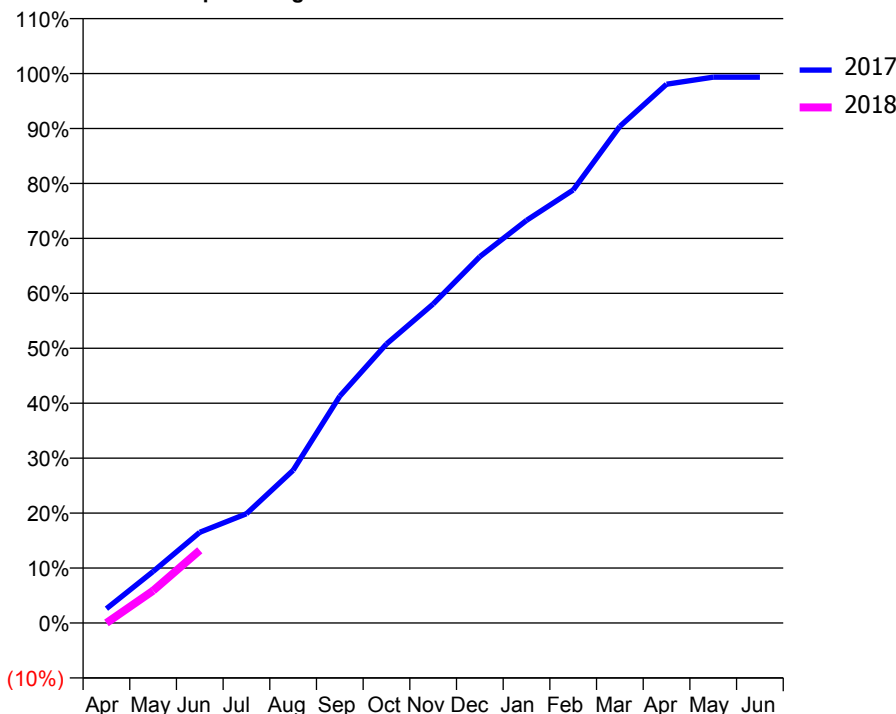
ACCESS*

Patients seen in 24 months	Total	Change since previous quarter
Quarter ending June 2016	2,026	
Quarter ending September 2016	2,082	↑
Quarter ending December 2016	2,102	→
Quarter ending March 2017	2,089	→
Quarter ending June 2017	2,092	→
Variance since June 2016	3.3%	↑



ACTIVITY

Cumulative percentage of contracted UDA delivered 2017 & 2018



Month	Adjusted Scheduled Activity (UDA)	
	2017	2018
April	105	0
May	375	235
June	660	529
July	795	
August	1,112	
September	1,651	
October	2,031	
November	2,323	
December	2,667	
January	2,931	
February	3,152	
March	3,616	
April	3,922	
May	3,973	
June	3,973	

QUALITY

	Quantity	Base Number	Contract	AT	Region	England
% of FP17s for the same patient ID Re-attending within 3 months - Children	4	170	2.4%	10.0%	11.5%	12.0%
% of FP17s for the same patient ID Re-attending within 3 months - Adults	23	282	8.2%	15.4%	16.8%	16.0%
% of FP17s for the same patient ID Re-attending between 3 & 9 months - Children	66	170	38.8%	48.2%	47.3%	58.0%
% of FP17s for the same patient ID Re-attending between 3 & 9 months - Adults	80	282	28.4%	38.4%	38.3%	50.9%
% of FP17s for Band 1 Urgent Courses	11	296	3.7%	10.0%	10.7%	9.1%
% of FP17s Relating to Free Repair or Replacements	0	296	0.0%	0.6%	0.6%	0.8%
% of FP17s Relating to Continuations	0	296	0.0%	0.9%	0.8%	1.1%
% of Patients satisfied with the dentistry they have received	1	1	N/A	90.2%	89.8%	91.7%
% of Patients satisfied with the time they had to wait for an appointment	1	1	N/A	86.2%	83.6%	88.0%

* This is based on patients treated on this contract for their most recent course of treatment. Figures in italics indicate the base number of FP17s or Patient Questionnaire responses are less than 100. N/A is shown where the base number of responses is less than 10 during the period. % is calculated as Quantity/Base number*100

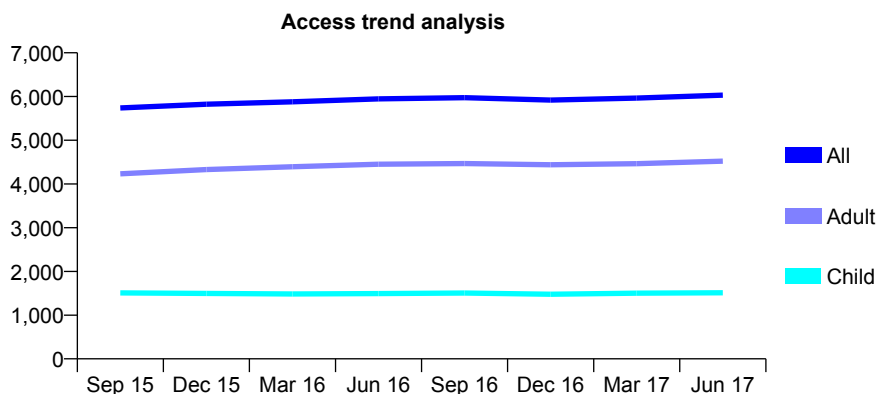
Q63 - Vital Signs At a Glance Contract Report for 809365/0001 - June 2017

Name or company name	MR CJ WETTON
Contract type name	GDS Contract
Purpose of contract	General
Contract start date	01/08/2012
Contract end date	

17/18 Contracted general activity (UDA)	14,364
Carry forward general activity (UDA)	0
17/18 Contracted orthodontic activity (UOA)	0
Carry forward orthodontic activity (UOA)	0
Baseline contract value	£369,243.25

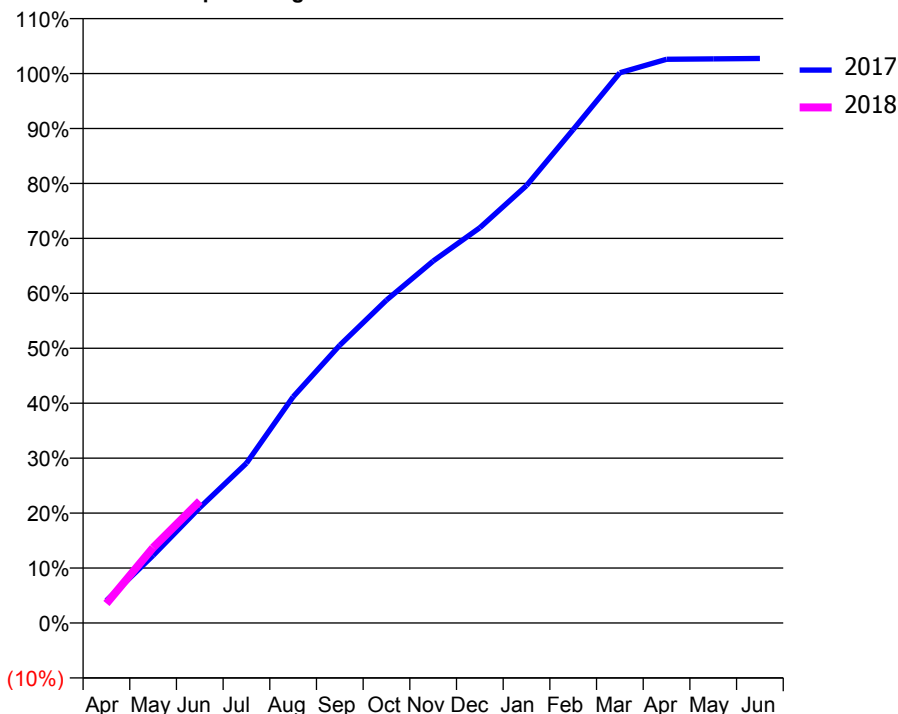
ACCESS*

Patients seen in 24 months	Total	Change since previous quarter
Quarter ending June 2016	5,945	
Quarter ending September 2016	5,973	→
Quarter ending December 2016	5,918	→
Quarter ending March 2017	5,965	→
Quarter ending June 2017	6,032	→
Variance since June 2016	1.5%	→



ACTIVITY

Cumulative percentage of contracted UDA delivered 2017 & 2018



Month	Adjusted Scheduled Activity (UDA)	
	2017	2018
April	588	510
May	1,764	1,972
June	3,016	3,189
July	4,176	
August	5,913	
September	7,263	
October	8,441	
November	9,462	
December	10,335	
January	11,436	
February	12,900	
March	14,383	
April	14,736	
May	14,747	
June	14,756	

QUALITY

	Quantity	Base Number	Contract	AT	Region	England
% of FP17s for the same patient ID Re-attending within 3 months - Children	30	510	5.9%	10.0%	11.5%	12.0%
% of FP17s for the same patient ID Re-attending within 3 months - Adults	122	1,333	9.2%	15.4%	16.8%	16.0%
% of FP17s for the same patient ID Re-attending between 3 & 9 months - Children	232	510	45.5%	48.2%	47.3%	58.0%
% of FP17s for the same patient ID Re-attending between 3 & 9 months - Adults	592	1,333	44.4%	38.4%	38.3%	50.9%
% of FP17s for Band 1 Urgent Courses	63	1,690	3.7%	10.0%	10.7%	9.1%
% of FP17s Relating to Free Repair or Replacements	19	1,690	1.1%	0.6%	0.6%	0.8%
% of FP17s Relating to Continuations	8	1,690	0.5%	0.9%	0.8%	1.1%
% of Patients satisfied with the dentistry they have received	14	14	100.0%	90.2%	89.8%	91.7%
% of Patients satisfied with the time they had to wait for an appointment	14	14	100.0%	86.2%	83.6%	88.0%

* This is based on patients treated on this contract for their most recent course of treatment. Figures in italics indicate the base number of FP17s or Patient Questionnaire responses are less than 100. N/A is shown where the base number of responses is less than 10 during the period. % is calculated as Quantity/Base number*100

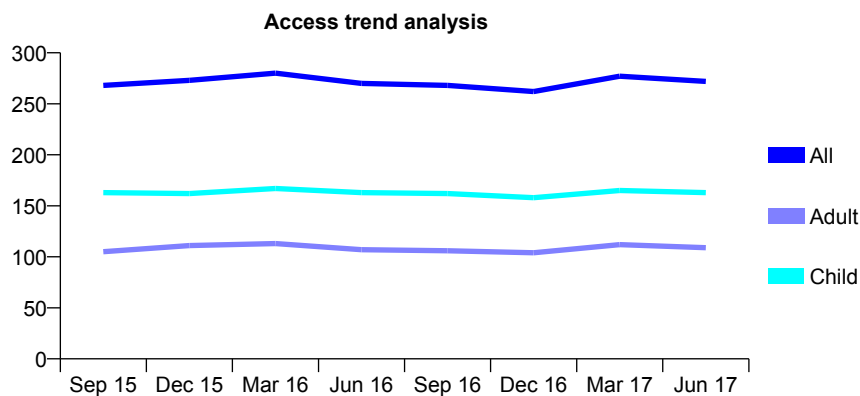
Q63 - Vital Signs At a Glance Contract Report for 810576/0001 - June 2017

Name or company name	MR RA PEREIRA
Contract type name	GDS Contract
Purpose of contract	General
Contract start date	01/04/2006
Contract end date	

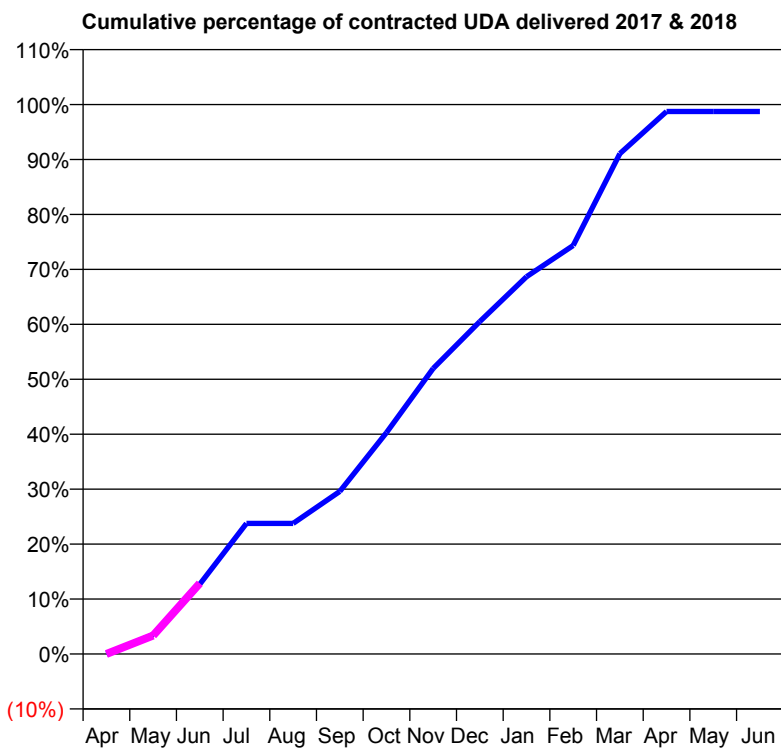
17/18 Contracted general activity (UDA)	600
Carry forward general activity (UDA)	0
17/18 Contracted orthodontic activity (UOA)	0
Carry forward orthodontic activity (UOA)	0
Baseline contract value	£16,200.87

ACCESS*

Patients seen in 24 months	Total	Change since previous quarter
Quarter ending June 2016	270	
Quarter ending September 2016	268	→
Quarter ending December 2016	262	↓
Quarter ending March 2017	277	↑
Quarter ending June 2017	272	↓
Variance since June 2016	0.7%	→



ACTIVITY



Month	Adjusted Scheduled Activity (UDA)	
	2017	2018
April	0	0
May	21	20
June	76	77
July	143	
August	143	
September	178	
October	242	
November	312	
December	363	
January	412	
February	446	
March	546	
April	592	
May	592	
June	592	

QUALITY

	Quantity	Base Number	Contract	AT	Region	England
% of FP17s for the same patient ID Re-attending within 3 months - Children	0	48	0.0%	10.0%	11.5%	12.0%
% of FP17s for the same patient ID Re-attending within 3 months - Adults	1	17	5.9%	15.4%	16.8%	16.0%
% of FP17s for the same patient ID Re-attending between 3 & 9 months - Children	10	48	20.8%	48.2%	47.3%	58.0%
% of FP17s for the same patient ID Re-attending between 3 & 9 months - Adults	2	17	11.8%	38.4%	38.3%	50.9%
% of FP17s for Band 1 Urgent Courses	1	44	2.3%	10.0%	10.7%	9.1%
% of FP17s Relating to Free Repair or Replacements	0	44	0.0%	0.6%	0.6%	0.8%
% of FP17s Relating to Continuations	0	44	0.0%	0.9%	0.8%	1.1%
% of Patients satisfied with the dentistry they have received	0	0	N/A	90.2%	89.8%	91.7%
% of Patients satisfied with the time they had to wait for an appointment	0	0	N/A	86.2%	83.6%	88.0%

* This is based on patients treated on this contract for their most recent course of treatment. Figures in italics indicate the base number of FP17s or Patient Questionnaire responses are less than 100. N/A is shown where the base number of responses is less than 10 during the period. % is calculated as Quantity/Base number*100

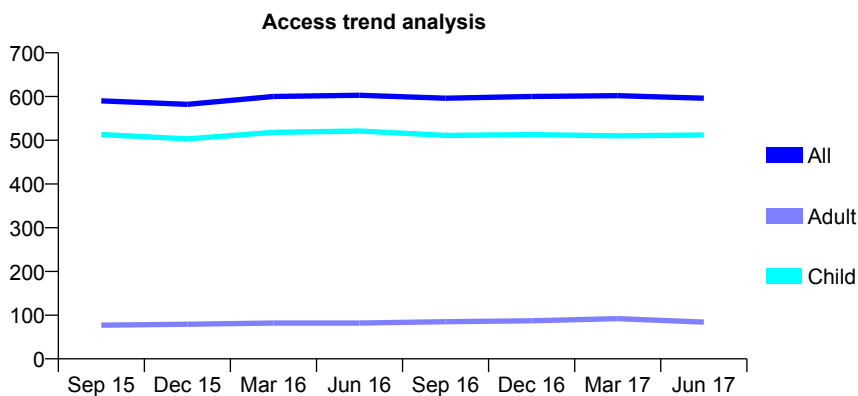
Q63 - Vital Signs At a Glance Contract Report for 813141/0001 - June 2017

Name or company name	Dental Surgery
Contract type name	GDS Contract
Purpose of contract	General
Contract start date	01/04/2006
Contract end date	

17/18 Contracted general activity (UDA)	1,261
Carry forward general activity (UDA)	0
17/18 Contracted orthodontic activity (UOA)	0
Carry forward orthodontic activity (UOA)	0
Baseline contract value	£42,791.69

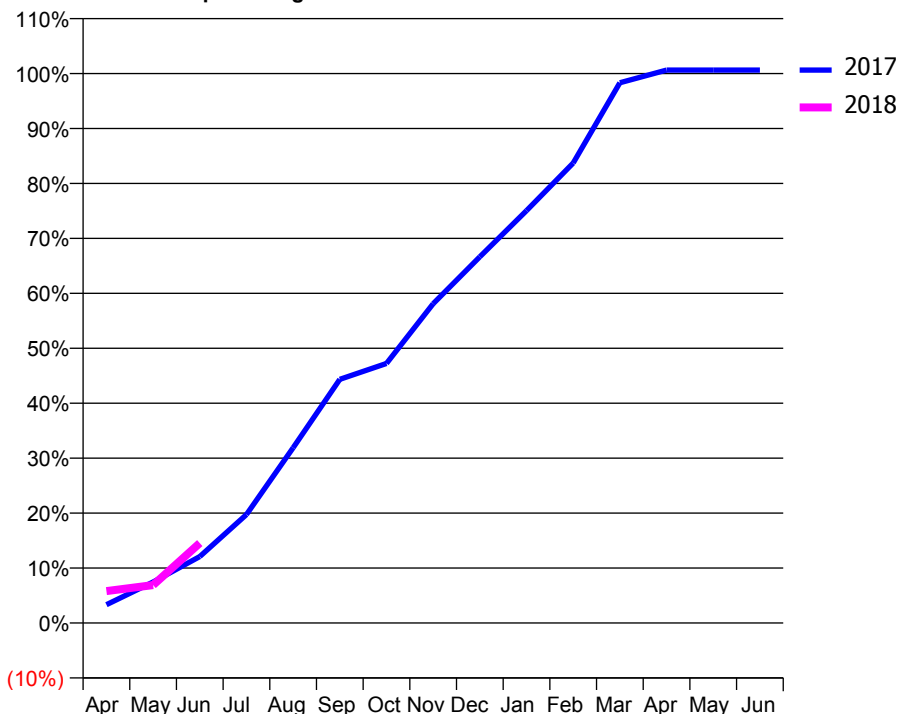
ACCESS*

Patients seen in 24 months	Total	Change since previous quarter
Quarter ending June 2016	603	
Quarter ending September 2016	596	↓
Quarter ending December 2016	600	→
Quarter ending March 2017	602	→
Quarter ending June 2017	596	→
Variance since June 2016	(1.2%)	↓



ACTIVITY

Cumulative percentage of contracted UDA delivered 2017 & 2018



Adjusted Scheduled Activity (UDA)

Month	2017	2018
April	42	73
May	94	87
June	152	184
July	249	
August	402	
September	559	
October	596	
November	733	
December	840	
January	946	
February	1,056	
March	1,240	
April	1,269	
May	1,269	
June	1,269	

QUALITY

	Quantity	Base Number	Contract	AT	Region	England
% of FP17s for the same patient ID Re-attending within 3 months - Children	3	137	2.2%	10.0%	11.5%	12.0%
% of FP17s for the same patient ID Re-attending within 3 months - Adults	0	8	0.0%	15.4%	16.8%	16.0%
% of FP17s for the same patient ID Re-attending between 3 & 9 months - Children	76	137	55.5%	48.2%	47.3%	58.0%
% of FP17s for the same patient ID Re-attending between 3 & 9 months - Adults	3	8	37.5%	38.4%	38.3%	50.9%
% of FP17s for Band 1 Urgent Courses	3	127	2.4%	10.0%	10.7%	9.1%
% of FP17s Relating to Free Repair or Replacements	0	127	0.0%	0.6%	0.6%	0.8%
% of FP17s Relating to Continuations	0	127	0.0%	0.9%	0.8%	1.1%
% of Patients satisfied with the dentistry they have received	0	0	N/A	90.2%	89.8%	91.7%
% of Patients satisfied with the time they had to wait for an appointment	0	0	N/A	86.2%	83.6%	88.0%

* This is based on patients treated on this contract for their most recent course of treatment. Figures in italics indicate the base number of FP17s or Patient Questionnaire responses are less than 100. N/A is shown where the base number of responses is less than 10 during the period. % is calculated as Quantity/Base number*100

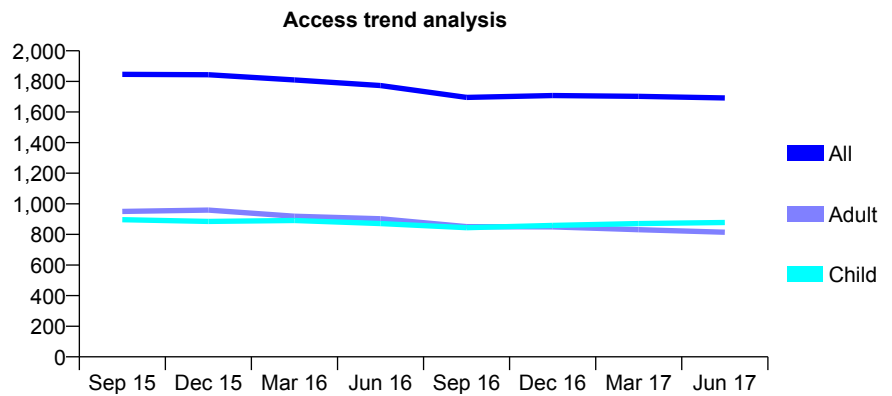
Q63 - Vital Signs At a Glance Contract Report for 813656/0001 - June 2017

Name or company name	MR KJ BROPHY
Contract type name	GDS Contract
Purpose of contract	General
Contract start date	01/04/2006
Contract end date	

17/18 Contracted general activity (UDA)	7,642
Carry forward general activity (UDA)	0
17/18 Contracted orthodontic activity (UOA)	0
Carry forward orthodontic activity (UOA)	0
Baseline contract value	£246,164.32

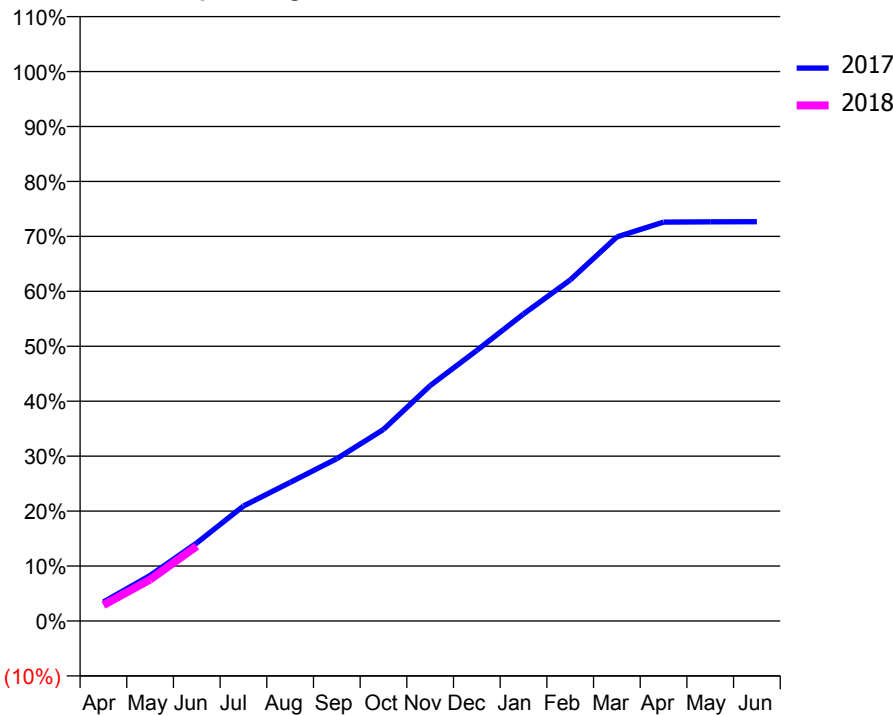
ACCESS*

Patients seen in 24 months	Total	Change since previous quarter
Quarter ending June 2016	1,773	
Quarter ending September 2016	1,695	↓
Quarter ending December 2016	1,708	→
Quarter ending March 2017	1,702	→
Quarter ending June 2017	1,692	→
Variance since June 2016	(4.6%)	↓



ACTIVITY

Cumulative percentage of contracted UDA delivered 2017 & 2018



Month	2017	2018
April	264	221
May	633	576
June	1,085	1,041
July	1,599	
August	1,927	
September	2,259	
October	2,664	
November	3,275	
December	3,764	
January	4,271	
February	4,742	
March	5,342	
April	5,548	
May	5,551	
June	5,554	

QUALITY

	Quantity	Base Number	Contract	AT	Region	England
% of FP17s for the same patient ID Re-attending within 3 months - Children	12	217	5.5%	10.0%	11.5%	12.0%
% of FP17s for the same patient ID Re-attending within 3 months - Adults	50	237	21.1%	15.4%	16.8%	16.0%
% of FP17s for the same patient ID Re-attending between 3 & 9 months - Children	92	217	42.4%	48.2%	47.3%	58.0%
% of FP17s for the same patient ID Re-attending between 3 & 9 months - Adults	89	237	37.6%	38.4%	38.3%	50.9%
% of FP17s for Band 1 Urgent Courses	45	367	12.3%	10.0%	10.7%	9.1%
% of FP17s Relating to Free Repair or Replacements	5	367	1.4%	0.6%	0.6%	0.8%
% of FP17s Relating to Continuations	0	367	0.0%	0.9%	0.8%	1.1%
% of Patients satisfied with the dentistry they have received	1	2	N/A	90.2%	89.8%	91.7%
% of Patients satisfied with the time they had to wait for an appointment	1	2	N/A	86.2%	83.6%	88.0%

* This is based on patients treated on this contract for their most recent course of treatment. Figures in italics indicate the base number of FP17s or Patient Questionnaire responses are less than 100. N/A is shown where the base number of responses is less than 10 during the period. % is calculated as Quantity/Base number*100

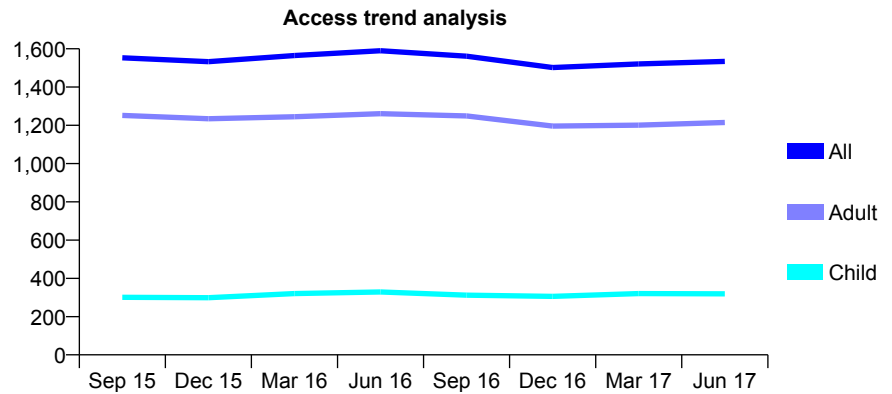
Q63 - Vital Signs At a Glance Contract Report for 819859/0001 - June 2017

Name or company name	MR CF MCCONNELL
Contract type name	GDS Contract
Purpose of contract	General
Contract start date	01/04/2006
Contract end date	

17/18 Contracted general activity (UDA)	5,369
Carry forward general activity (UDA)	0
17/18 Contracted orthodontic activity (UOA)	0
Carry forward orthodontic activity (UOA)	0
Baseline contract value	£140,730.02

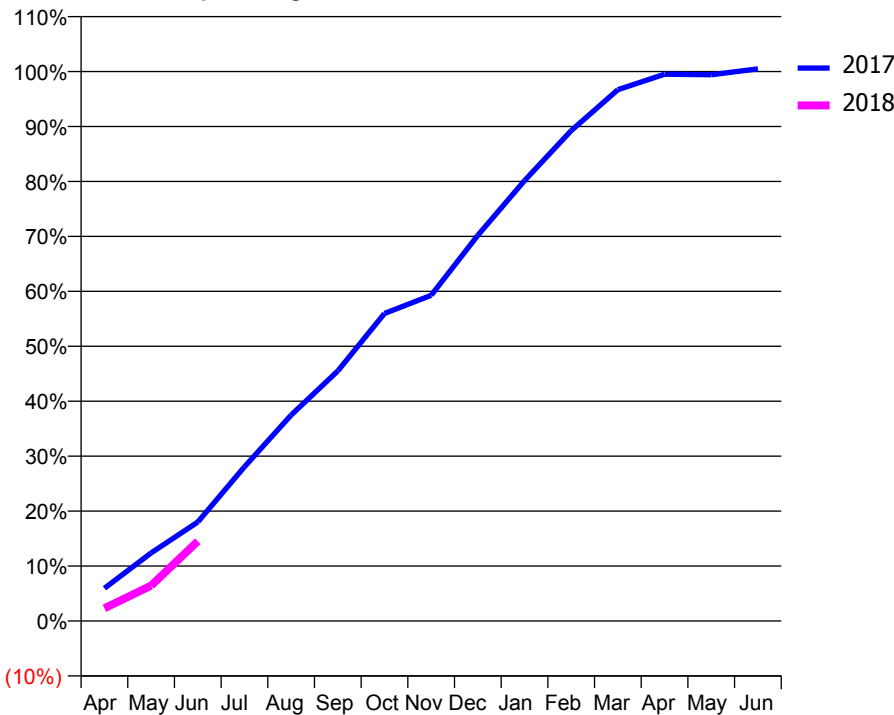
ACCESS*

Patients seen in 24 months	Total	Change since previous quarter
Quarter ending June 2016	1,590	
Quarter ending September 2016	1,561	↓
Quarter ending December 2016	1,502	↓
Quarter ending March 2017	1,521	→
Quarter ending June 2017	1,534	→
Variance since June 2016	(3.5%)	↓



ACTIVITY

Cumulative percentage of contracted UDA delivered 2017 & 2018



Month	Adjusted Scheduled Activity (UDA)	
	2017	2018
April	320	124
May	665	345
June	968	779
July	1,507	
August	2,012	
September	2,443	
October	3,005	
November	3,182	
December	3,768	
January	4,303	
February	4,792	
March	5,191	
April	5,342	
May	5,337	
June	5,395	

QUALITY

	Quantity	Base Number	Contract	AT	Region	England
% of FP17s for the same patient ID Re-attending within 3 months - Children	3	72	4.2%	10.0%	11.5%	12.0%
% of FP17s for the same patient ID Re-attending within 3 months - Adults	30	317	9.5%	15.4%	16.8%	16.0%
% of FP17s for the same patient ID Re-attending between 3 & 9 months - Children	17	72	23.6%	48.2%	47.3%	58.0%
% of FP17s for the same patient ID Re-attending between 3 & 9 months - Adults	60	317	18.9%	38.4%	38.3%	50.9%
% of FP17s for Band 1 Urgent Courses	17	287	5.9%	10.0%	10.7%	9.1%
% of FP17s Relating to Free Repair or Replacements	2	287	0.7%	0.6%	0.6%	0.8%
% of FP17s Relating to Continuations	13	287	4.5%	0.9%	0.8%	1.1%
% of Patients satisfied with the dentistry they have received	5	5	N/A	90.2%	89.8%	91.7%
% of Patients satisfied with the time they had to wait for an appointment	5	5	N/A	86.2%	83.6%	88.0%

* This is based on patients treated on this contract for their most recent course of treatment. Figures in italics indicate the base number of FP17s or Patient Questionnaire responses are less than 100. N/A is shown where the base number of responses is less than 10 during the period. % is calculated as Quantity/Base number*100

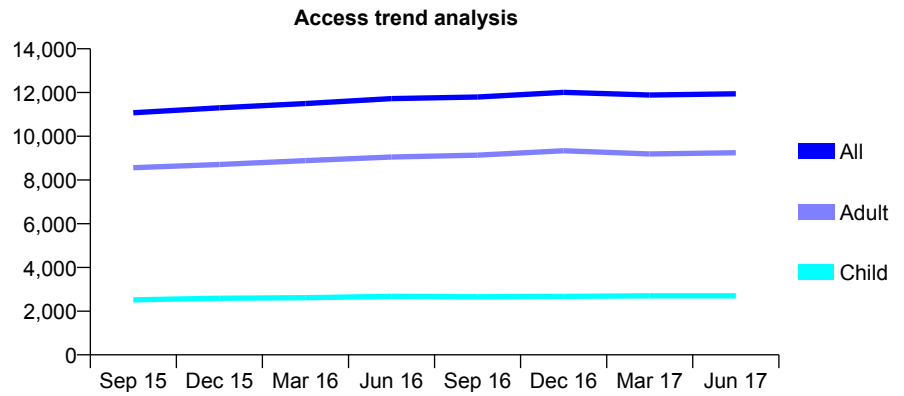
Q63 - Vital Signs At a Glance Contract Report for 825948/0006 - June 2017

Name or company name	MR JK KOTECHA
Contract type name	GDS Contract
Purpose of contract	General
Contract start date	01/04/2006
Contract end date	

17/18 Contracted general activity (UDA)	36,391
Carry forward general activity (UDA)	0
17/18 Contracted orthodontic activity (UOA)	0
Carry forward orthodontic activity (UOA)	0
Baseline contract value	£1,221,410.20

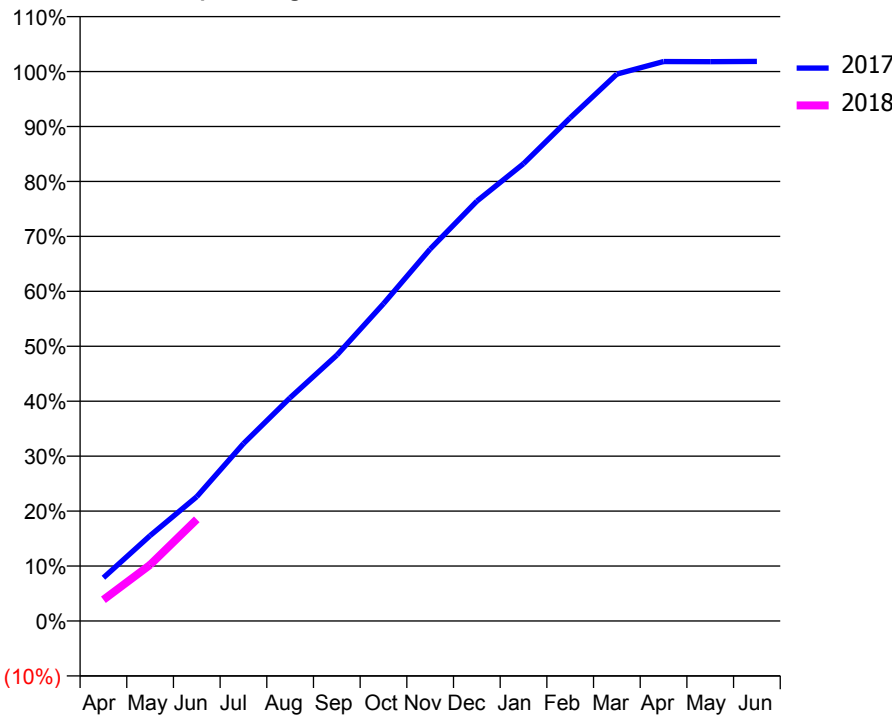
ACCESS*

Patients seen in 24 months	Total	Change since previous quarter
Quarter ending June 2016	11,723	
Quarter ending September 2016	11,794	→
Quarter ending December 2016	12,006	→
Quarter ending March 2017	11,889	→
Quarter ending June 2017	11,943	→
Variance since June 2016	1.9%	→



ACTIVITY

Cumulative percentage of contracted UDA delivered 2017 & 2018



Month	Adjusted Scheduled Activity (UDA)	
	2017	2018
April	2,867	1,405
May	5,659	3,719
June	8,234	6,731
July	11,749	
August	14,784	
September	17,604	
October	21,011	
November	24,630	
December	27,802	
January	30,288	
February	33,327	
March	36,224	
April	37,054	
May	37,044	
June	37,057	

QUALITY

	Quantity	Base Number	Contract	AT	Region	England
% of FP17s for the same patient ID Re-attending within 3 months - Children	18	734	2.5%	10.0%	11.5%	12.0%
% of FP17s for the same patient ID Re-attending within 3 months - Adults	141	1,860	7.6%	15.4%	16.8%	16.0%
% of FP17s for the same patient ID Re-attending between 3 & 9 months - Children	418	734	56.9%	48.2%	47.3%	58.0%
% of FP17s for the same patient ID Re-attending between 3 & 9 months - Adults	714	1,860	38.4%	38.4%	38.3%	50.9%
% of FP17s for Band 1 Urgent Courses	135	2,227	6.1%	10.0%	10.7%	9.1%
% of FP17s Relating to Free Repair or Replacements	9	2,227	0.4%	0.6%	0.6%	0.8%
% of FP17s Relating to Continuations	0	2,227	0.0%	0.9%	0.8%	1.1%
% of Patients satisfied with the dentistry they have received	3	4	N/A	90.2%	89.8%	91.7%
% of Patients satisfied with the time they had to wait for an appointment	3	4	N/A	86.2%	83.6%	88.0%

* This is based on patients treated on this contract for their most recent course of treatment. Figures in italics indicate the base number of FP17s or Patient Questionnaire responses are less than 100. N/A is shown where the base number of responses is less than 10 during the period. % is calculated as Quantity/Base number*100

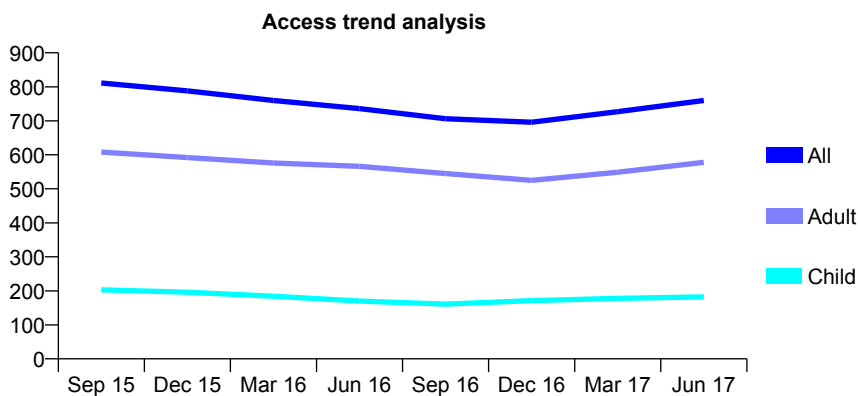
Q63 - Vital Signs At a Glance Contract Report for 825980/0001 - June 2017

Name or company name	MR KF D'SOUZA
Contract type name	GDS Contract
Purpose of contract	General
Contract start date	01/04/2006
Contract end date	

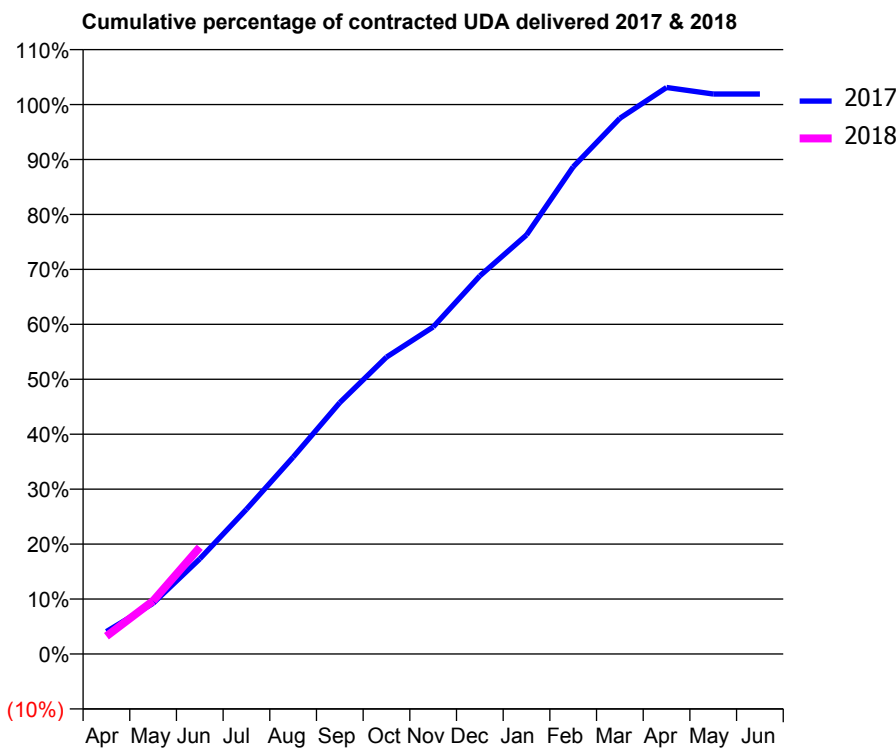
17/18 Contracted general activity (UDA)	2,000
Carry forward general activity (UDA)	0
17/18 Contracted orthodontic activity (UOA)	0
Carry forward orthodontic activity (UOA)	0
Baseline contract value	£80,676.93

ACCESS*

Patients seen in 24 months	Total	Change since previous quarter
Quarter ending June 2016	736	
Quarter ending September 2016	706	↓
Quarter ending December 2016	696	↓
Quarter ending March 2017	727	↑
Quarter ending June 2017	760	↑
Variance since June 2016	3.3%	↑



ACTIVITY



Month	Adjusted Scheduled Activity (UDA)	
	2017	2018
April	82	65
May	185	193
June	346	388
July	527	
August	716	
September	915	
October	1,080	
November	1,190	
December	1,376	
January	1,525	
February	1,773	
March	1,950	
April	2,062	
May	2,038	
June	2,038	

QUALITY

	Quantity	Base Number	Contract	AT	Region	England
% of FP17s for the same patient ID Re-attending within 3 months - Children	3	34	8.8%	10.0%	11.5%	12.0%
% of FP17s for the same patient ID Re-attending within 3 months - Adults	12	108	11.1%	15.4%	16.8%	16.0%
% of FP17s for the same patient ID Re-attending between 3 & 9 months - Children	7	34	20.6%	48.2%	47.3%	58.0%
% of FP17s for the same patient ID Re-attending between 3 & 9 months - Adults	19	108	17.6%	38.4%	38.3%	50.9%
% of FP17s for Band 1 Urgent Courses	2	113	1.8%	10.0%	10.7%	9.1%
% of FP17s Relating to Free Repair or Replacements	0	113	0.0%	0.6%	0.6%	0.8%
% of FP17s Relating to Continuations	0	113	0.0%	0.9%	0.8%	1.1%
% of Patients satisfied with the dentistry they have received	1	1	N/A	90.2%	89.8%	91.7%
% of Patients satisfied with the time they had to wait for an appointment	1	1	N/A	86.2%	83.6%	88.0%

* This is based on patients treated on this contract for their most recent course of treatment. Figures in italics indicate the base number of FP17s or Patient Questionnaire responses are less than 100. N/A is shown where the base number of responses is less than 10 during the period. % is calculated as Quantity/Base number*100

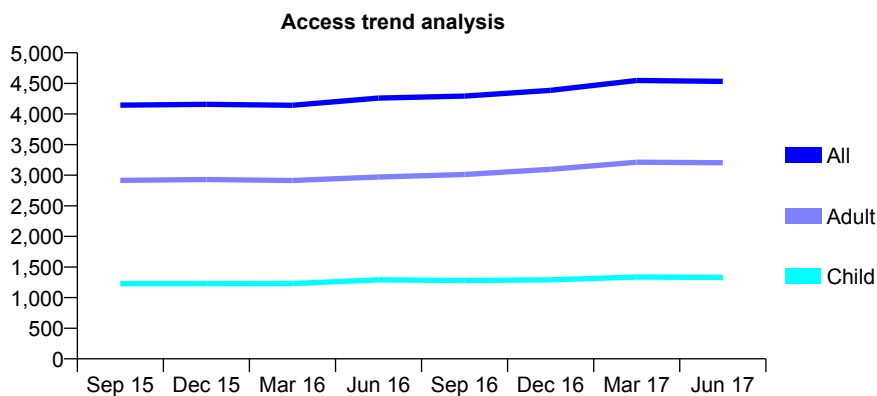
Q63 - Vital Signs At a Glance Contract Report for 829153/0001 - June 2017

Name or company name	MR GN BROWN
Contract type name	Pilot Contract
Purpose of contract	General
Contract start date	01/04/2006
Contract end date	

17/18 Contracted general activity (UDA)	14,148
Carry forward general activity (UDA)	0
17/18 Contracted orthodontic activity (UOA)	0
Carry forward orthodontic activity (UOA)	0
Baseline contract value	£439,752.69

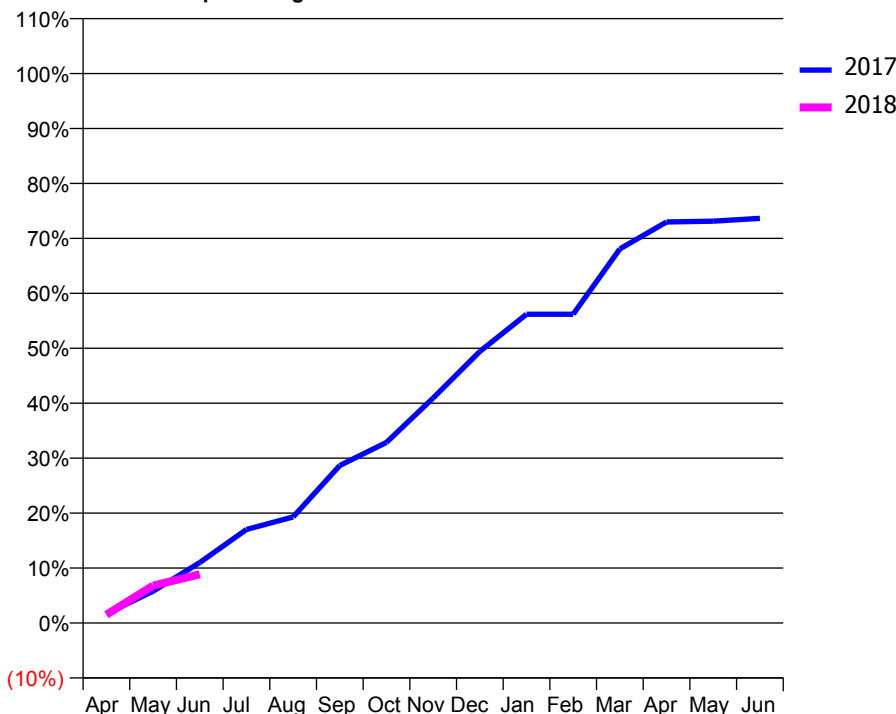
ACCESS*

Patients seen in 24 months	Total	Change since previous quarter
Quarter ending June 2016	4,261	
Quarter ending September 2016	4,293	→
Quarter ending December 2016	4,387	↑
Quarter ending March 2017	4,549	↑
Quarter ending June 2017	4,533	→
Variance since June 2016	6.4%	↑



ACTIVITY

Cumulative percentage of contracted UDA delivered 2017 & 2018



Month	Adjusted Scheduled Activity (UDA)	
	2017	2018
April	240	215
May	820	965
June	1,556	1,255
July	2,409	
August	2,733	
September	4,057	
October	4,651	
November	5,792	
December	6,991	
January	7,948	
February	7,948	
March	9,633	
April	10,325	
May	10,345	
June	10,418	

QUALITY

	Quantity	Base Number	Contract	AT	Region	England
% of FP17s for the same patient ID Re-attending within 3 months - Children	12	292	4.1%	10.0%	11.5%	12.0%
% of FP17s for the same patient ID Re-attending within 3 months - Adults	32	653	4.9%	15.4%	16.8%	16.0%
% of FP17s for the same patient ID Re-attending between 3 & 9 months - Children	121	292	41.4%	48.2%	47.3%	58.0%
% of FP17s for the same patient ID Re-attending between 3 & 9 months - Adults	228	653	34.9%	38.4%	38.3%	50.9%
% of FP17s for Band 1 Urgent Courses	12	614	2.0%	10.0%	10.7%	9.1%
% of FP17s Relating to Free Repair or Replacements	0	614	0.0%	0.6%	0.6%	0.8%
% of FP17s Relating to Continuations	3	614	0.5%	0.9%	0.8%	1.1%
% of Patients satisfied with the dentistry they have received	1	1	N/A	90.2%	89.8%	91.7%
% of Patients satisfied with the time they had to wait for an appointment	1	1	N/A	86.2%	83.6%	88.0%

* This is based on patients treated on this contract for their most recent course of treatment. Figures in italics indicate the base number of FP17s or Patient Questionnaire responses are less than 100. N/A is shown where the base number of responses is less than 10 during the period. % is calculated as Quantity/Base number*100

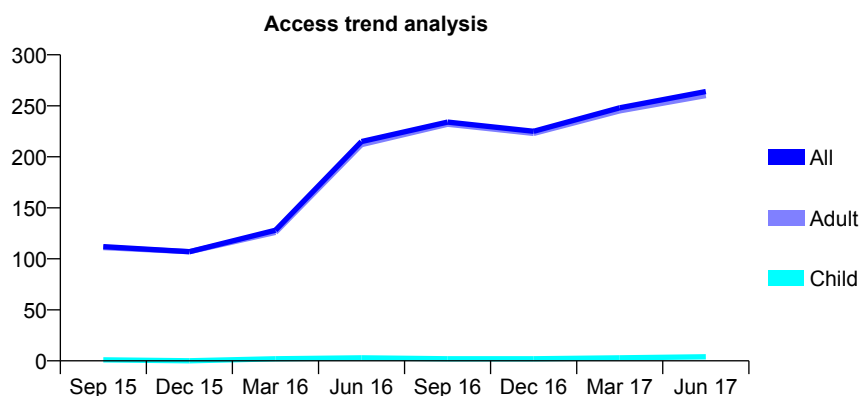
Q63 - Vital Signs At a Glance Contract Report for 829153/0003 - June 2017

Name or company name	MR GN BROWN
Contract type name	PDS Contract
Purpose of contract	General
Contract start date	01/01/2008
Contract end date	30/11/2017

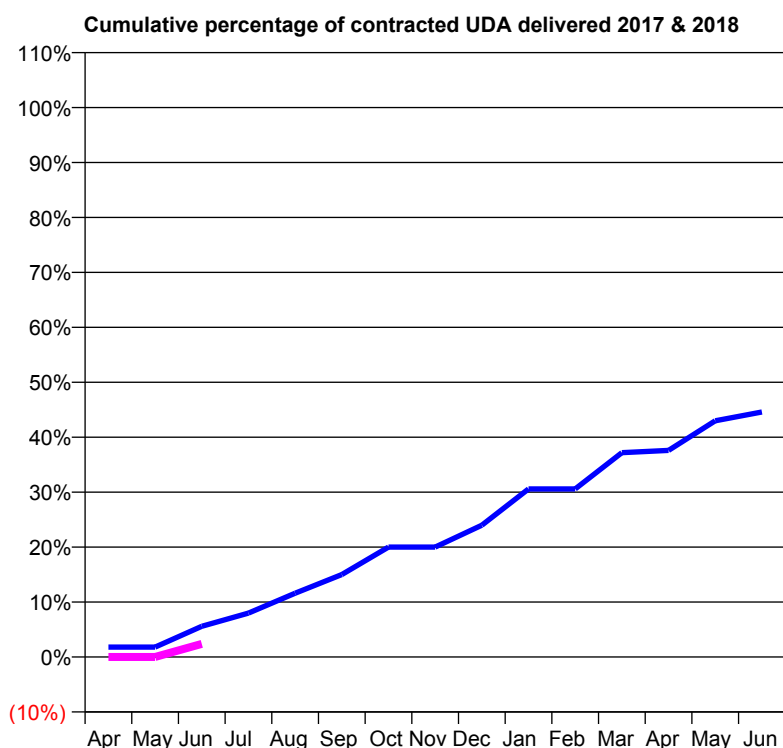
17/18 Contracted general activity (UDA)	1,000
Carry forward general activity (UDA)	0
17/18 Contracted orthodontic activity (UOA)	0
Carry forward orthodontic activity (UOA)	0
Baseline contract value	£46,060.04

ACCESS*

Patients seen in 24 months	Total	Change since previous quarter
Quarter ending June 2016	215	
Quarter ending September 2016	234	↑
Quarter ending December 2016	225	↓
Quarter ending March 2017	248	↑
Quarter ending June 2017	264	↑
Variance since June 2016	22.8%	↑



ACTIVITY



Month	Adjusted Scheduled Activity (UDA)	
	2017	2018
April	27	0
May	27	0
June	84	24
July	120	
August	174	
September	225	
October	300	
November	300	
December	360	
January	459	
February	459	
March	558	
April	564	
May	645	
June	669	

QUALITY

	Quantity	Base Number	Contract	AT	Region	England
% of FP17s for the same patient ID Re-attending within 3 months - Children	0	1	0.0%	10.0%	11.5%	12.0%
% of FP17s for the same patient ID Re-attending within 3 months - Adults	0	44	0.0%	15.4%	16.8%	16.0%
% of FP17s for the same patient ID Re-attending between 3 & 9 months - Children	0	1	0.0%	48.2%	47.3%	58.0%
% of FP17s for the same patient ID Re-attending between 3 & 9 months - Adults	1	44	2.3%	38.4%	38.3%	50.9%
% of FP17s for Band 1 Urgent Courses	0	8	0.0%	10.0%	10.7%	9.1%
% of FP17s Relating to Free Repair or Replacements	0	8	0.0%	0.6%	0.6%	0.8%
% of FP17s Relating to Continuations	0	8	0.0%	0.9%	0.8%	1.1%
% of Patients satisfied with the dentistry they have received	1	1	N/A	90.2%	89.8%	91.7%
% of Patients satisfied with the time they had to wait for an appointment	1	1	N/A	86.2%	83.6%	88.0%

* This is based on patients treated on this contract for their most recent course of treatment. Figures in italics indicate the base number of FP17s or Patient Questionnaire responses are less than 100. N/A is shown where the base number of responses is less than 10 during the period. % is calculated as Quantity/Base number*100

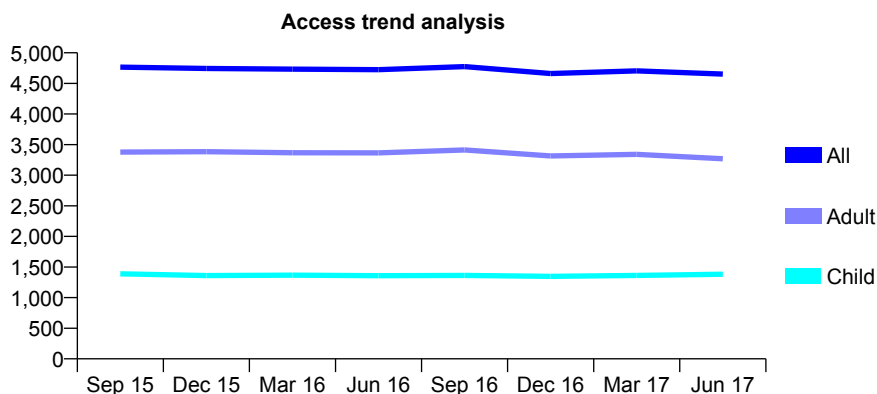
Q63 - Vital Signs At a Glance Contract Report for 829285/0002 - June 2017

Name or company name	MRS CO ADELOYE
Contract type name	GDS Contract
Purpose of contract	General
Contract start date	01/04/2006
Contract end date	

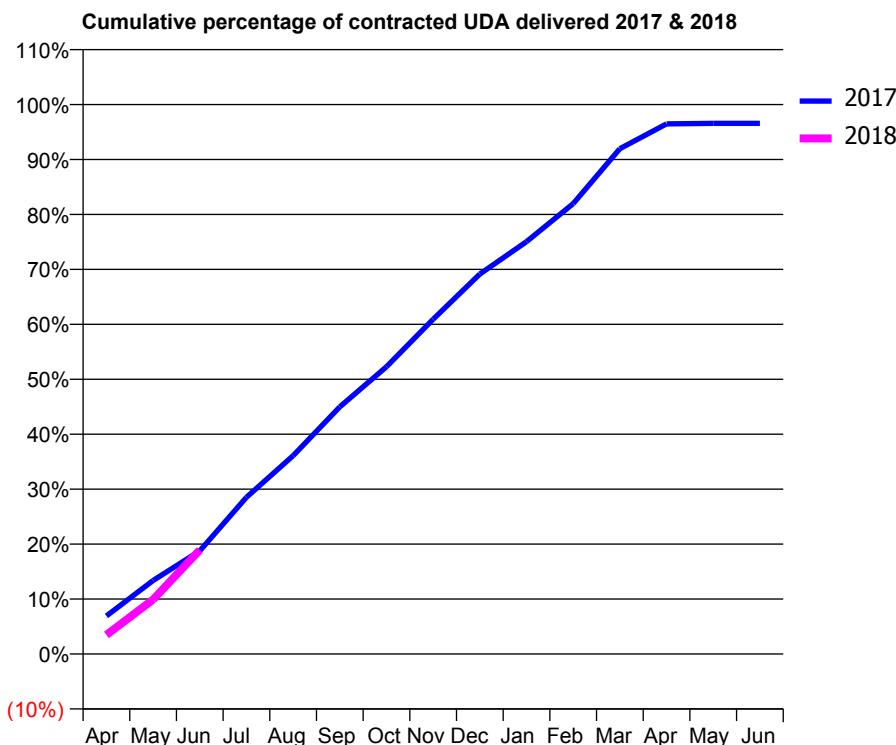
17/18 Contracted general activity (UDA)	15,503
Carry forward general activity (UDA)	0
17/18 Contracted orthodontic activity (UOA)	0
Carry forward orthodontic activity (UOA)	0
Baseline contract value	£373,715.29

ACCESS*

Patients seen in 24 months	Total	Change since previous quarter
Quarter ending June 2016	4,725	
Quarter ending September 2016	4,774	→
Quarter ending December 2016	4,662	↓
Quarter ending March 2017	4,704	→
Quarter ending June 2017	4,653	↓
Variance since June 2016	(1.5%)	↓



ACTIVITY



Month	Adjusted Scheduled Activity (UDA)	
	2017	2018
April	1,074	540
May	2,074	1,537
June	2,909	2,938
July	4,424	
August	5,595	
September	6,973	
October	8,104	
November	9,445	
December	10,719	
January	11,634	
February	12,708	
March	14,258	
April	14,955	
May	14,970	
June	14,970	

QUALITY

	Quantity	Base Number	Contract	AT	Region	England
% of FP17s for the same patient ID Re-attending within 3 months - Children	38	379	10.0%	10.0%	11.5%	12.0%
% of FP17s for the same patient ID Re-attending within 3 months - Adults	136	843	16.1%	15.4%	16.8%	16.0%
% of FP17s for the same patient ID Re-attending between 3 & 9 months - Children	158	379	41.7%	48.2%	47.3%	58.0%
% of FP17s for the same patient ID Re-attending between 3 & 9 months - Adults	311	843	36.9%	38.4%	38.3%	50.9%
% of FP17s for Band 1 Urgent Courses	61	998	6.1%	10.0%	10.7%	9.1%
% of FP17s Relating to Free Repair or Replacements	7	998	0.7%	0.6%	0.6%	0.8%
% of FP17s Relating to Continuations	7	998	0.7%	0.9%	0.8%	1.1%
% of Patients satisfied with the dentistry they have received	5	7	N/A	90.2%	89.8%	91.7%
% of Patients satisfied with the time they had to wait for an appointment	7	7	N/A	86.2%	83.6%	88.0%

* This is based on patients treated on this contract for their most recent course of treatment. Figures in italics indicate the base number of FP17s or Patient Questionnaire responses are less than 100. N/A is shown where the base number of responses is less than 10 during the period. % is calculated as Quantity/Base number*100

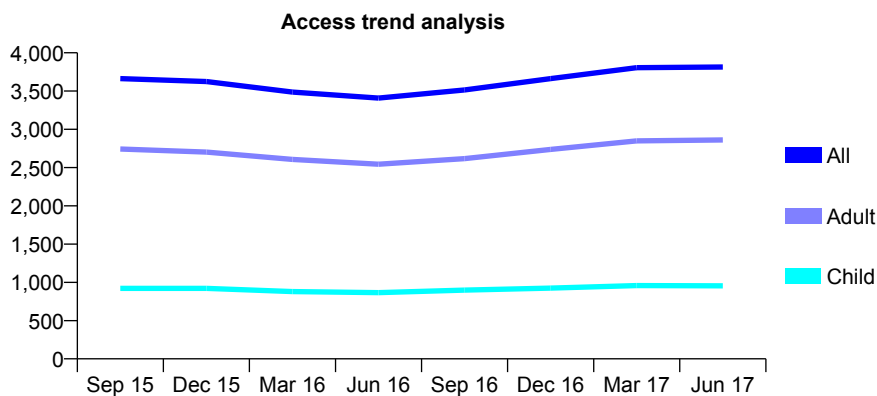
Q63 - Vital Signs At a Glance Contract Report for 829285/0006 - June 2017

Name or company name	MRS CO ADELOYE
Contract type name	GDS Contract
Purpose of contract	General
Contract start date	15/10/2009
Contract end date	

17/18 Contracted general activity (UDA)	10,500
Carry forward general activity (UDA)	0
17/18 Contracted orthodontic activity (UOA)	0
Carry forward orthodontic activity (UOA)	0
Baseline contract value	£296,581.28

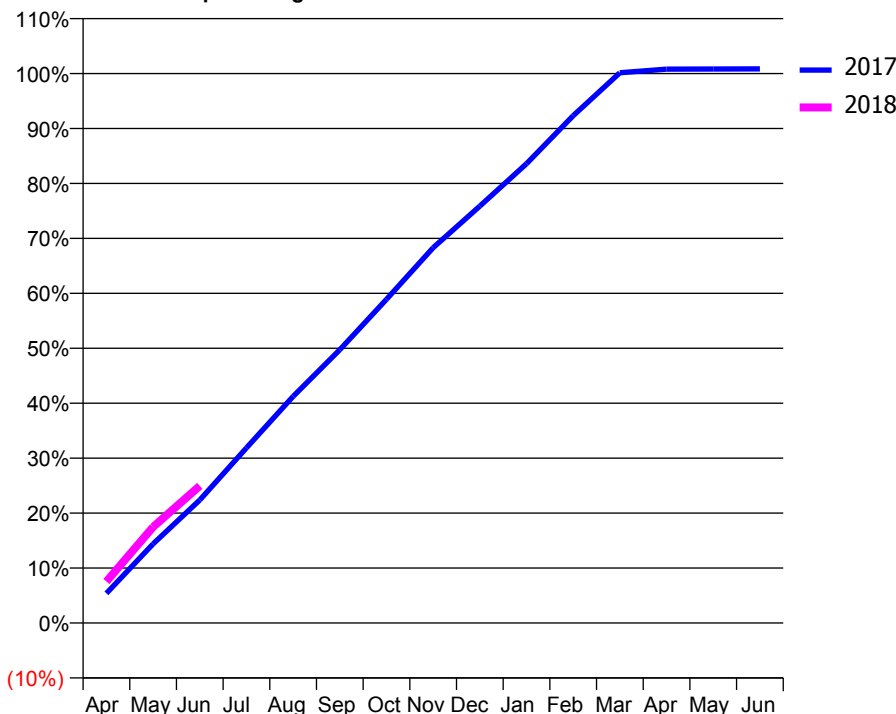
ACCESS*

Patients seen in 24 months	Total	Change since previous quarter
Quarter ending June 2016	3,409	
Quarter ending September 2016	3,515	↑
Quarter ending December 2016	3,662	↑
Quarter ending March 2017	3,806	↑
Quarter ending June 2017	3,815	→
Variance since June 2016	11.9%	↑



ACTIVITY

Cumulative percentage of contracted UDA delivered 2017 & 2018



Month	Adjusted Scheduled Activity (UDA)	
	2017	2018
April	567	793
May	1,513	1,835
June	2,351	2,620
July	3,347	
August	4,330	
September	5,223	
October	6,186	
November	7,171	
December	7,966	
January	8,777	
February	9,693	
March	10,515	
April	10,584	
May	10,587	
June	10,589	

QUALITY

	Quantity	Base Number	Contract	AT	Region	England
% of FP17s for the same patient ID Re-attending within 3 months - Children	14	250	5.6%	10.0%	11.5%	12.0%
% of FP17s for the same patient ID Re-attending within 3 months - Adults	78	652	12.0%	15.4%	16.8%	16.0%
% of FP17s for the same patient ID Re-attending between 3 & 9 months - Children	76	250	30.4%	48.2%	47.3%	58.0%
% of FP17s for the same patient ID Re-attending between 3 & 9 months - Adults	177	652	27.1%	38.4%	38.3%	50.9%
% of FP17s for Band 1 Urgent Courses	76	837	9.1%	10.0%	10.7%	9.1%
% of FP17s Relating to Free Repair or Replacements	2	837	0.2%	0.6%	0.6%	0.8%
% of FP17s Relating to Continuations	2	837	0.2%	0.9%	0.8%	1.1%
% of Patients satisfied with the dentistry they have received	7	7	N/A	90.2%	89.8%	91.7%
% of Patients satisfied with the time they had to wait for an appointment	7	7	N/A	86.2%	83.6%	88.0%

* This is based on patients treated on this contract for their most recent course of treatment. Figures in italics indicate the base number of FP17s or Patient Questionnaire responses are less than 100. N/A is shown where the base number of responses is less than 10 during the period. % is calculated as Quantity/Base number*100

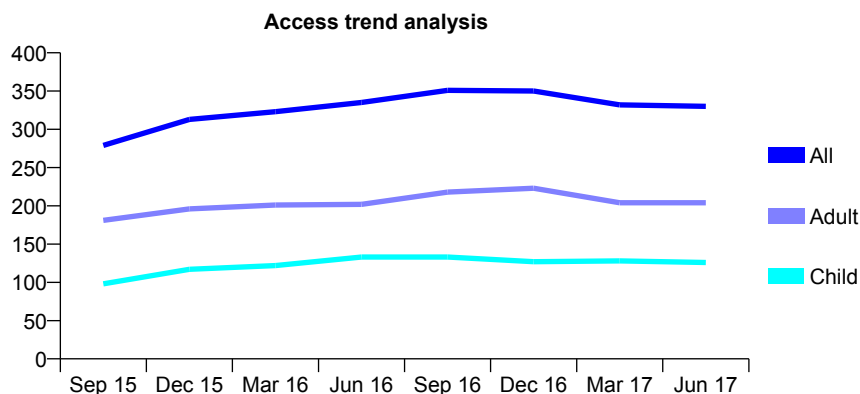
Q63 - Vital Signs At a Glance Contract Report for 835099/0001 - June 2017

Name or company name	MISS F PESSIAN HAGHIGHI
Contract type name	GDS Contract
Purpose of contract	General
Contract start date	12/11/2007
Contract end date	

17/18 Contracted general activity (UDA)	700
Carry forward general activity (UDA)	0
17/18 Contracted orthodontic activity (UOA)	0
Carry forward orthodontic activity (UOA)	0
Baseline contract value	£18,017.85

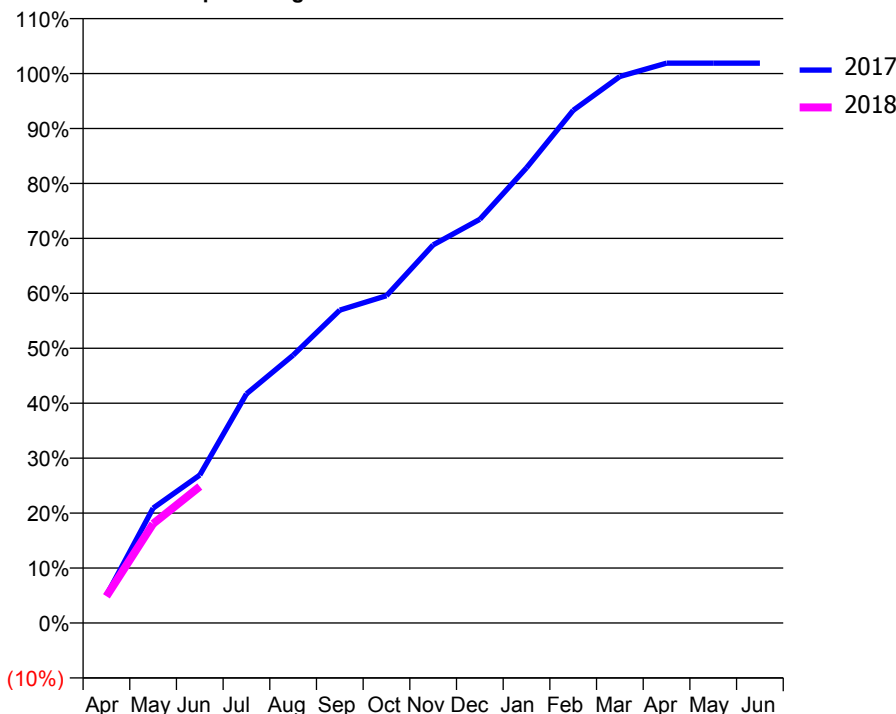
ACCESS*

Patients seen in 24 months	Total	Change since previous quarter
Quarter ending June 2016	335	
Quarter ending September 2016	351	↑
Quarter ending December 2016	350	→
Quarter ending March 2017	332	↓
Quarter ending June 2017	330	→
Variance since June 2016	(1.5%)	↓



ACTIVITY

Cumulative percentage of contracted UDA delivered 2017 & 2018



Adjusted Scheduled Activity (UDA)

Month	2017	2018
April	35	34
May	146	126
June	188	174
July	292	
August	341	
September	399	
October	417	
November	482	
December	514	
January	580	
February	653	
March	696	
April	713	
May	713	
June	713	

QUALITY

	Quantity	Base Number	Contract	AT	Region	England
% of FP17s for the same patient ID Re-attending within 3 months - Children	1	39	2.6%	10.0%	11.5%	12.0%
% of FP17s for the same patient ID Re-attending within 3 months - Adults	2	43	4.7%	15.4%	16.8%	16.0%
% of FP17s for the same patient ID Re-attending between 3 & 9 months - Children	14	39	35.9%	48.2%	47.3%	58.0%
% of FP17s for the same patient ID Re-attending between 3 & 9 months - Adults	16	43	37.2%	38.4%	38.3%	50.9%
% of FP17s for Band 1 Urgent Courses	4	78	5.1%	10.0%	10.7%	9.1%
% of FP17s Relating to Free Repair or Replacements	0	78	0.0%	0.6%	0.6%	0.8%
% of FP17s Relating to Continuations	0	78	0.0%	0.9%	0.8%	1.1%
% of Patients satisfied with the dentistry they have received	0	0	N/A	90.2%	89.8%	91.7%
% of Patients satisfied with the time they had to wait for an appointment	0	0	N/A	86.2%	83.6%	88.0%

* This is based on patients treated on this contract for their most recent course of treatment. Figures in italics indicate the base number of FP17s or Patient Questionnaire responses are less than 100. N/A is shown where the base number of responses is less than 10 during the period. % is calculated as Quantity/Base number*100

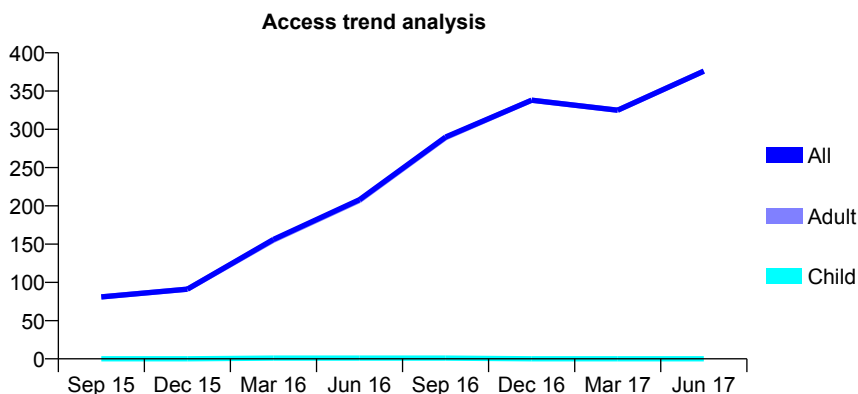
Q63 - Vital Signs At a Glance Contract Report for 835099/0002 - June 2017

Name or company name	MISS F PESSIAN HAGHIGHI
Contract type name	PDS Contract
Purpose of contract	General
Contract start date	01/06/2013
Contract end date	30/11/2017

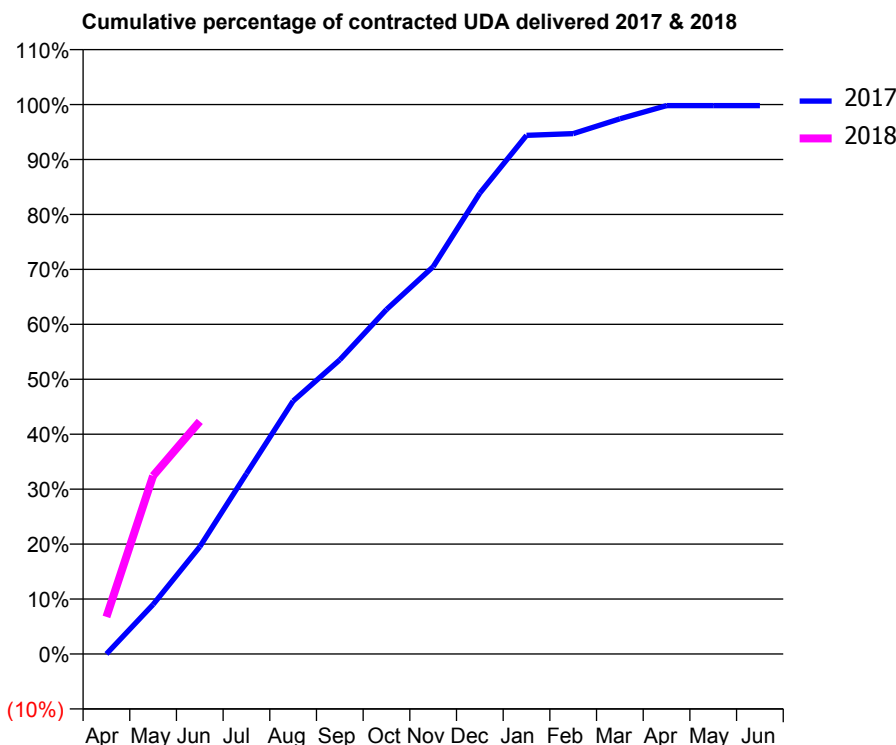
17/18 Contracted general activity (UDA)	666
Carry forward general activity (UDA)	0
17/18 Contracted orthodontic activity (UOA)	0
Carry forward orthodontic activity (UOA)	0
Baseline contract value	£35,021.97

ACCESS*

Patients seen in 24 months	Total	Change since previous quarter
Quarter ending June 2016	208	
Quarter ending September 2016	290	↑
Quarter ending December 2016	338	↑
Quarter ending March 2017	325	↓
Quarter ending June 2017	376	↑
Variance since June 2016	80.8%	↑



ACTIVITY



Month	Adjusted Scheduled Activity (UDA)	
	2017	2018
April	0	45
May	90	216
June	195	282
July	328	
August	460	
September	535	
October	626	
November	704	
December	838	
January	943	
February	946	
March	973	
April	997	
May	997	
June	997	

QUALITY

	Quantity	Base Number	Contract	AT	Region	England
% of FP17s for the same patient ID Re-attending within 3 months - Children	0	0	N/A	10.0%	11.5%	12.0%
% of FP17s for the same patient ID Re-attending within 3 months - Adults	0	102	0.0%	15.4%	16.8%	16.0%
% of FP17s for the same patient ID Re-attending between 3 & 9 months - Children	0	0	N/A	48.2%	47.3%	58.0%
% of FP17s for the same patient ID Re-attending between 3 & 9 months - Adults	1	102	1.0%	38.4%	38.3%	50.9%
% of FP17s for Band 1 Urgent Courses	0	94	0.0%	10.0%	10.7%	9.1%
% of FP17s Relating to Free Repair or Replacements	0	94	0.0%	0.6%	0.6%	0.8%
% of FP17s Relating to Continuations	0	94	0.0%	0.9%	0.8%	1.1%
% of Patients satisfied with the dentistry they have received	0	0	N/A	90.2%	89.8%	91.7%
% of Patients satisfied with the time they had to wait for an appointment	0	0	N/A	86.2%	83.6%	88.0%

* This is based on patients treated on this contract for their most recent course of treatment. Figures in italics indicate the base number of FP17s or Patient Questionnaire responses are less than 100. N/A is shown where the base number of responses is less than 10 during the period. % is calculated as Quantity/Base number*100

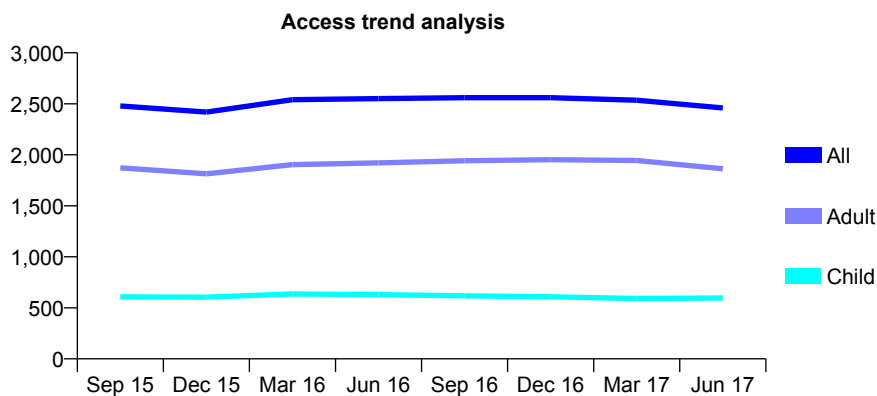
Q63 - Vital Signs At a Glance Contract Report for 839876/0001 - June 2017

Name or company name	MISS RN NATH
Contract type name	GDS Contract
Purpose of contract	General
Contract start date	01/04/2006
Contract end date	

17/18 Contracted general activity (UDA)	5,861
Carry forward general activity (UDA)	0
17/18 Contracted orthodontic activity (UOA)	0
Carry forward orthodontic activity (UOA)	0
Baseline contract value	£144,116.67

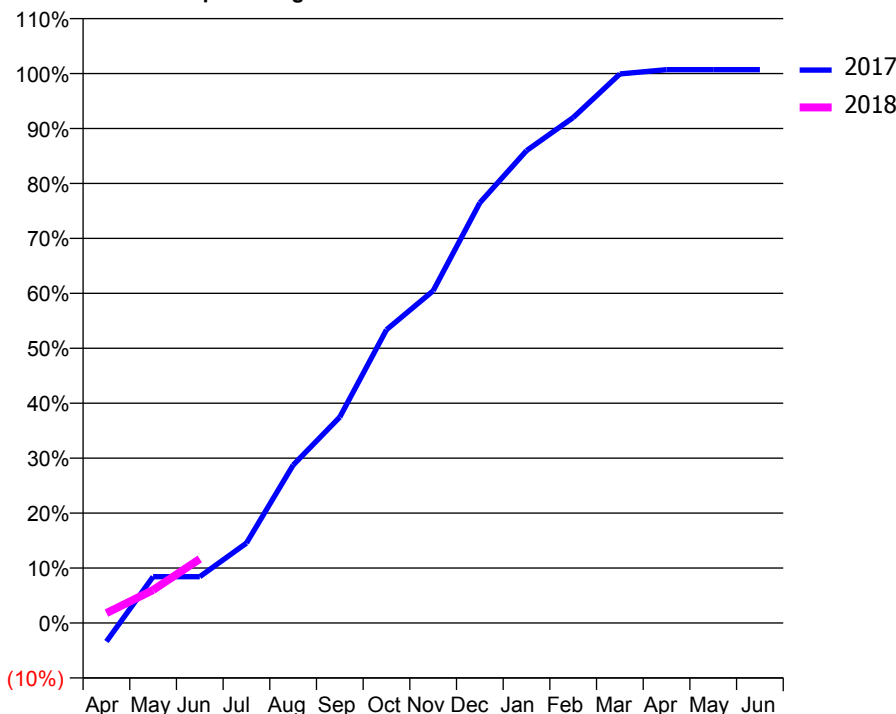
ACCESS*

Patients seen in 24 months	Total	Change since previous quarter
Quarter ending June 2016	2,551	
Quarter ending September 2016	2,560	→
Quarter ending December 2016	2,560	→
Quarter ending March 2017	2,535	→
Quarter ending June 2017	2,460	↓
Variance since June 2016	(3.6%)	↓



ACTIVITY

Cumulative percentage of contracted UDA delivered 2017 & 2018



Month	Adjusted Scheduled Activity (UDA)	
	2017	2018
April	-198	106
May	494	351
June	494	683
July	852	
August	1,684	
September	2,197	
October	3,128	
November	3,544	
December	4,482	
January	5,039	
February	5,391	
March	5,856	
April	5,902	
May	5,902	
June	5,902	

QUALITY

	Quantity	Base Number	Contract	AT	Region	England
% of FP17s for the same patient ID Re-attending within 3 months - Children	29	237	12.2%	10.0%	11.5%	12.0%
% of FP17s for the same patient ID Re-attending within 3 months - Adults	41	304	13.5%	15.4%	16.8%	16.0%
% of FP17s for the same patient ID Re-attending between 3 & 9 months - Children	112	237	47.3%	48.2%	47.3%	58.0%
% of FP17s for the same patient ID Re-attending between 3 & 9 months - Adults	133	304	43.8%	38.4%	38.3%	50.9%
% of FP17s for Band 1 Urgent Courses	19	290	6.6%	10.0%	10.7%	9.1%
% of FP17s Relating to Free Repair or Replacements	0	290	0.0%	0.6%	0.6%	0.8%
% of FP17s Relating to Continuations	1	290	0.3%	0.9%	0.8%	1.1%
% of Patients satisfied with the dentistry they have received	0	0	N/A	90.2%	89.8%	91.7%
% of Patients satisfied with the time they had to wait for an appointment	0	0	N/A	86.2%	83.6%	88.0%

* This is based on patients treated on this contract for their most recent course of treatment. Figures in italics indicate the base number of FP17s or Patient Questionnaire responses are less than 100. N/A is shown where the base number of responses is less than 10 during the period. % is calculated as Quantity/Base number*100

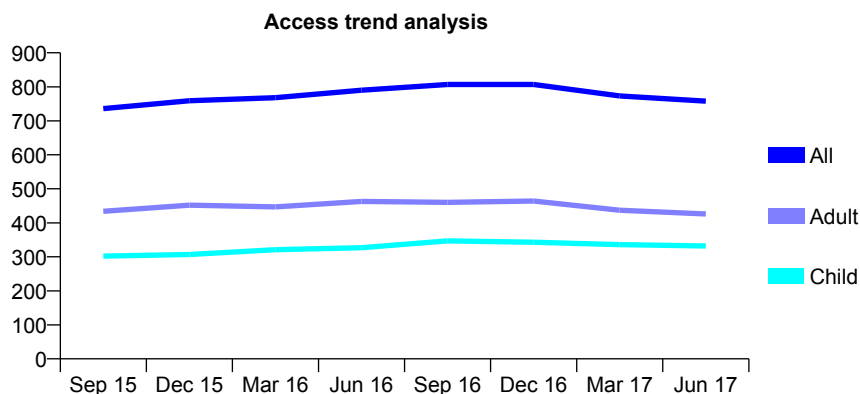
Q63 - Vital Signs At a Glance Contract Report for 842761/0001 - June 2017

Name or company name	MRS H SEBI
Contract type name	GDS Contract
Purpose of contract	General
Contract start date	01/04/2006
Contract end date	

17/18 Contracted general activity (UDA)	1,704
Carry forward general activity (UDA)	0
17/18 Contracted orthodontic activity (UOA)	0
Carry forward orthodontic activity (UOA)	0
Baseline contract value	£42,642.52

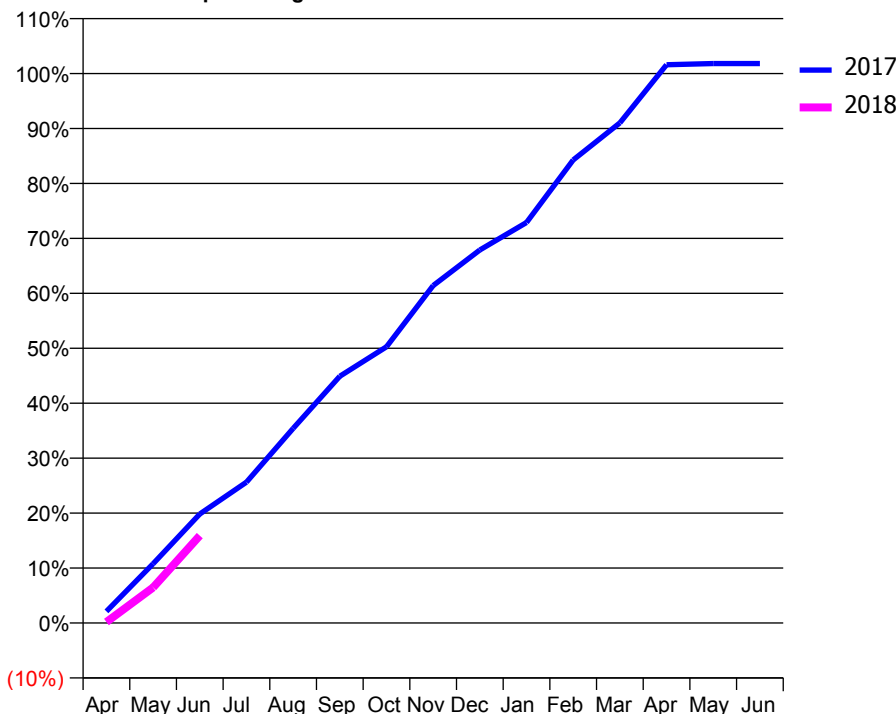
ACCESS*

Patients seen in 24 months	Total	Change since previous quarter
Quarter ending June 2016	790	
Quarter ending September 2016	807	↑
Quarter ending December 2016	807	→
Quarter ending March 2017	773	↓
Quarter ending June 2017	758	↓
Variance since June 2016	(4.1%)	↓



ACTIVITY

Cumulative percentage of contracted UDA delivered 2017 & 2018



Adjusted Scheduled Activity (UDA)

Month	2017	2018
April	36	3
May	184	110
June	338	271
July	437	
August	603	
September	765	
October	856	
November	1,046	
December	1,157	
January	1,242	
February	1,436	
March	1,551	
April	1,731	
May	1,735	
June	1,735	

QUALITY

	Quantity	Base Number	Contract	AT	Region	England
% of FP17s for the same patient ID Re-attending within 3 months - Children	0	75	0.0%	10.0%	11.5%	12.0%
% of FP17s for the same patient ID Re-attending within 3 months - Adults	4	86	4.7%	15.4%	16.8%	16.0%
% of FP17s for the same patient ID Re-attending between 3 & 9 months - Children	25	75	33.3%	48.2%	47.3%	58.0%
% of FP17s for the same patient ID Re-attending between 3 & 9 months - Adults	24	86	27.9%	38.4%	38.3%	50.9%
% of FP17s for Band 1 Urgent Courses	1	111	0.9%	10.0%	10.7%	9.1%
% of FP17s Relating to Free Repair or Replacements	0	111	0.0%	0.6%	0.6%	0.8%
% of FP17s Relating to Continuations	0	111	0.0%	0.9%	0.8%	1.1%
% of Patients satisfied with the dentistry they have received	3	4	N/A	90.2%	89.8%	91.7%
% of Patients satisfied with the time they had to wait for an appointment	3	4	N/A	86.2%	83.6%	88.0%

* This is based on patients treated on this contract for their most recent course of treatment. Figures in italics indicate the base number of FP17s or Patient Questionnaire responses are less than 100. N/A is shown where the base number of responses is less than 10 during the period. % is calculated as Quantity/Base number*100

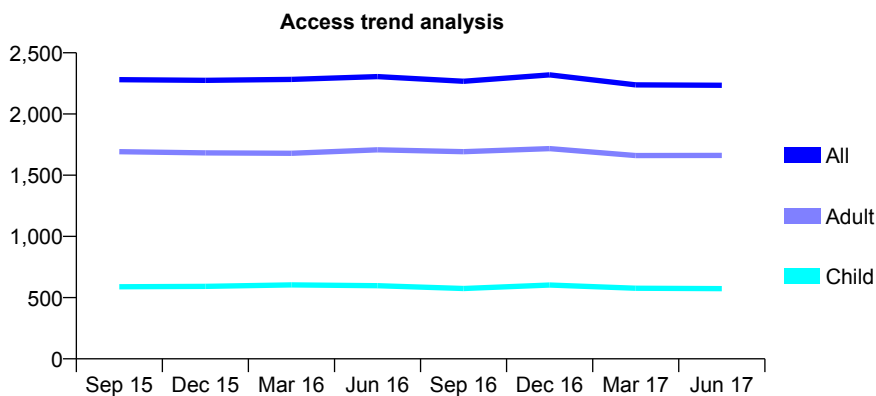
Q63 - Vital Signs At a Glance Contract Report for 843210/0001 - June 2017

Name or company name	MISS S HAMZEHNEJAD
Contract type name	GDS Contract
Purpose of contract	General
Contract start date	01/04/2006
Contract end date	

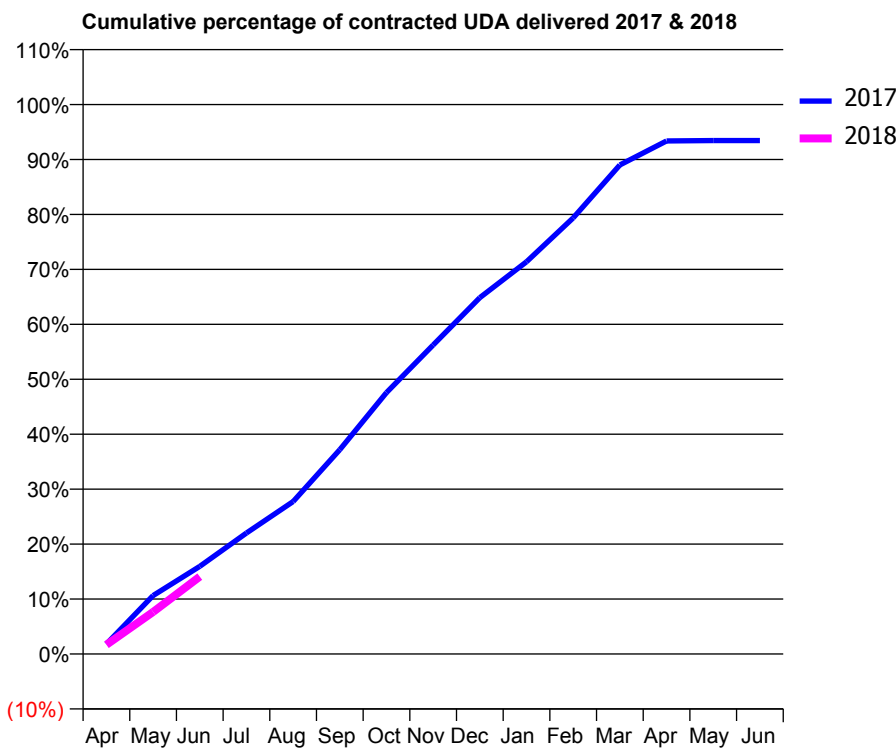
17/18 Contracted general activity (UDA)	8,228
Carry forward general activity (UDA)	0
17/18 Contracted orthodontic activity (UOA)	0
Carry forward orthodontic activity (UOA)	0
Baseline contract value	£219,765.85

ACCESS*

Patients seen in 24 months	Total	Change since previous quarter
Quarter ending June 2016	2,306	
Quarter ending September 2016	2,267	↓
Quarter ending December 2016	2,320	↑
Quarter ending March 2017	2,238	↓
Quarter ending June 2017	2,235	→
Variance since June 2016	(3.1%)	↓



ACTIVITY



Month	Adjusted Scheduled Activity (UDA)	
	2017	2018
April	151	139
May	875	630
June	1,312	1,159
July	1,811	
August	2,282	
September	3,060	
October	3,915	
November	4,628	
December	5,336	
January	5,872	
February	6,530	
March	7,323	
April	7,682	
May	7,689	
June	7,689	

QUALITY

	Quantity	Base Number	Contract	AT	Region	England
% of FP17s for the same patient ID Re-attending within 3 months - Children	7	175	4.0%	10.0%	11.5%	12.0%
% of FP17s for the same patient ID Re-attending within 3 months - Adults	77	475	16.2%	15.4%	16.8%	16.0%
% of FP17s for the same patient ID Re-attending between 3 & 9 months - Children	100	175	57.1%	48.2%	47.3%	58.0%
% of FP17s for the same patient ID Re-attending between 3 & 9 months - Adults	237	475	49.9%	38.4%	38.3%	50.9%
% of FP17s for Band 1 Urgent Courses	57	531	10.7%	10.0%	10.7%	9.1%
% of FP17s Relating to Free Repair or Replacements	11	531	2.1%	0.6%	0.6%	0.8%
% of FP17s Relating to Continuations	7	531	1.3%	0.9%	0.8%	1.1%
% of Patients satisfied with the dentistry they have received	5	5	N/A	90.2%	89.8%	91.7%
% of Patients satisfied with the time they had to wait for an appointment	4	5	N/A	86.2%	83.6%	88.0%

* This is based on patients treated on this contract for their most recent course of treatment. Figures in italics indicate the base number of FP17s or Patient Questionnaire responses are less than 100. N/A is shown where the base number of responses is less than 10 during the period. % is calculated as Quantity/Base number*100

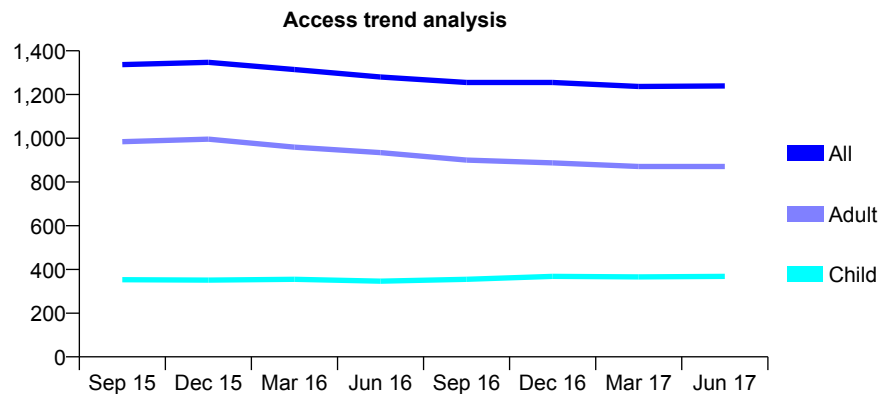
Q63 - Vital Signs At a Glance Contract Report for 843423/0001 - June 2017

Name or company name	MISS S RAHIMI-ATA
Contract type name	GDS Contract
Purpose of contract	General
Contract start date	01/04/2006
Contract end date	

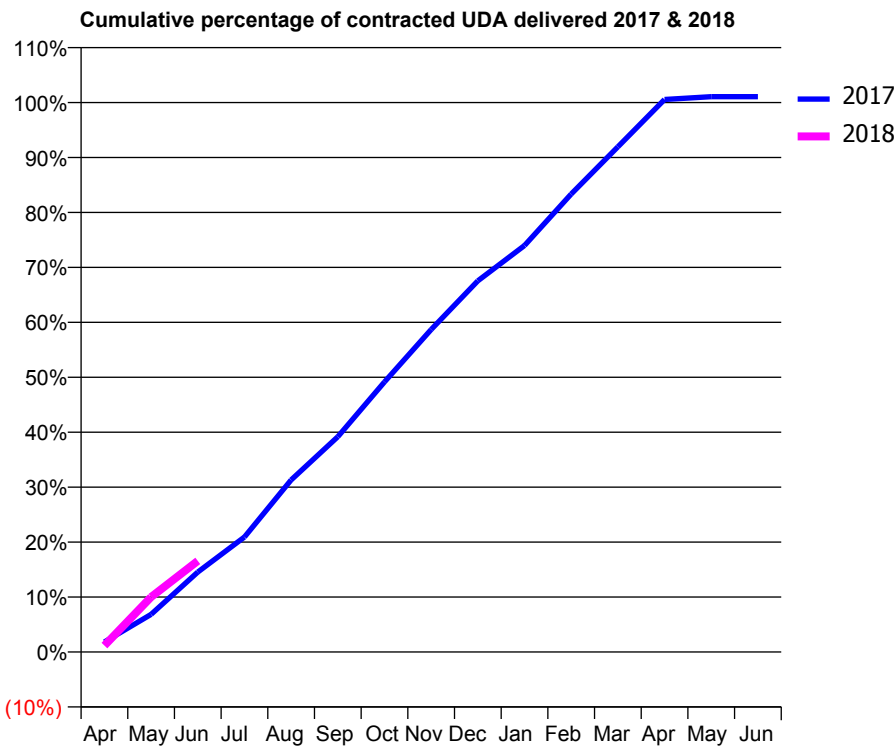
17/18 Contracted general activity (UDA)	4,738
Carry forward general activity (UDA)	0
17/18 Contracted orthodontic activity (UOA)	0
Carry forward orthodontic activity (UOA)	0
Baseline contract value	£147,269.02

ACCESS*

Patients seen in 24 months	Total	Change since previous quarter
Quarter ending June 2016	1,280	
Quarter ending September 2016	1,255	↓
Quarter ending December 2016	1,255	→
Quarter ending March 2017	1,237	↓
Quarter ending June 2017	1,239	→
Variance since June 2016	(3.2%)	↓



ACTIVITY



Month	Adjusted Scheduled Activity (UDA)	
	2017	2018
April	86	56
May	325	474
June	689	786
July	992	
August	1,484	
September	1,856	
October	2,329	
November	2,781	
December	3,201	
January	3,505	
February	3,949	
March	4,356	
April	4,764	
May	4,788	
June	4,788	

QUALITY

	Quantity	Base Number	Contract	AT	Region	England
% of FP17s for the same patient ID Re-attending within 3 months - Children	4	104	3.8%	10.0%	11.5%	12.0%
% of FP17s for the same patient ID Re-attending within 3 months - Adults	31	255	12.2%	15.4%	16.8%	16.0%
% of FP17s for the same patient ID Re-attending between 3 & 9 months - Children	55	104	52.9%	48.2%	47.3%	58.0%
% of FP17s for the same patient ID Re-attending between 3 & 9 months - Adults	117	255	45.9%	38.4%	38.3%	50.9%
% of FP17s for Band 1 Urgent Courses	6	274	2.2%	10.0%	10.7%	9.1%
% of FP17s Relating to Free Repair or Replacements	0	274	0.0%	0.6%	0.6%	0.8%
% of FP17s Relating to Continuations	4	274	1.5%	0.9%	0.8%	1.1%
% of Patients satisfied with the dentistry they have received	2	2	N/A	90.2%	89.8%	91.7%
% of Patients satisfied with the time they had to wait for an appointment	2	2	N/A	86.2%	83.6%	88.0%

* This is based on patients treated on this contract for their most recent course of treatment. Figures in italics indicate the base number of FP17s or Patient Questionnaire responses are less than 100. N/A is shown where the base number of responses is less than 10 during the period. % is calculated as Quantity/Base number*100

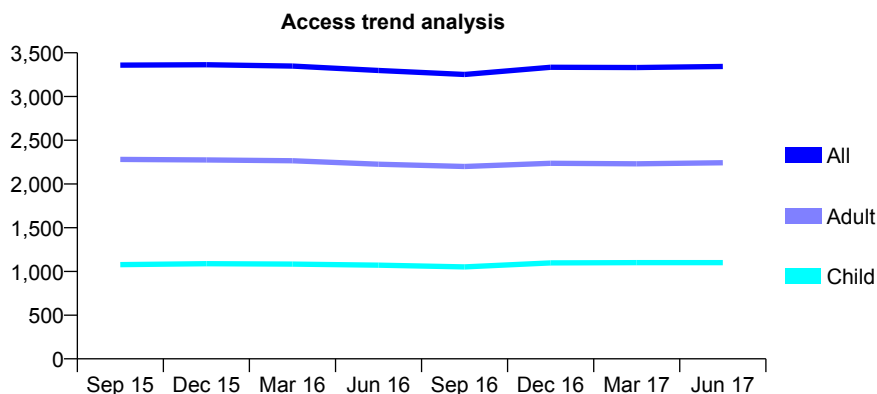
Q63 - Vital Signs At a Glance Contract Report for 844578/0001 - June 2017

Name or company name	MR PS PANESAR
Contract type name	GDS Contract
Purpose of contract	General
Contract start date	01/04/2006
Contract end date	

17/18 Contracted general activity (UDA)	5,350
Carry forward general activity (UDA)	0
17/18 Contracted orthodontic activity (UOA)	0
Carry forward orthodontic activity (UOA)	0
Baseline contract value	£147,311.75

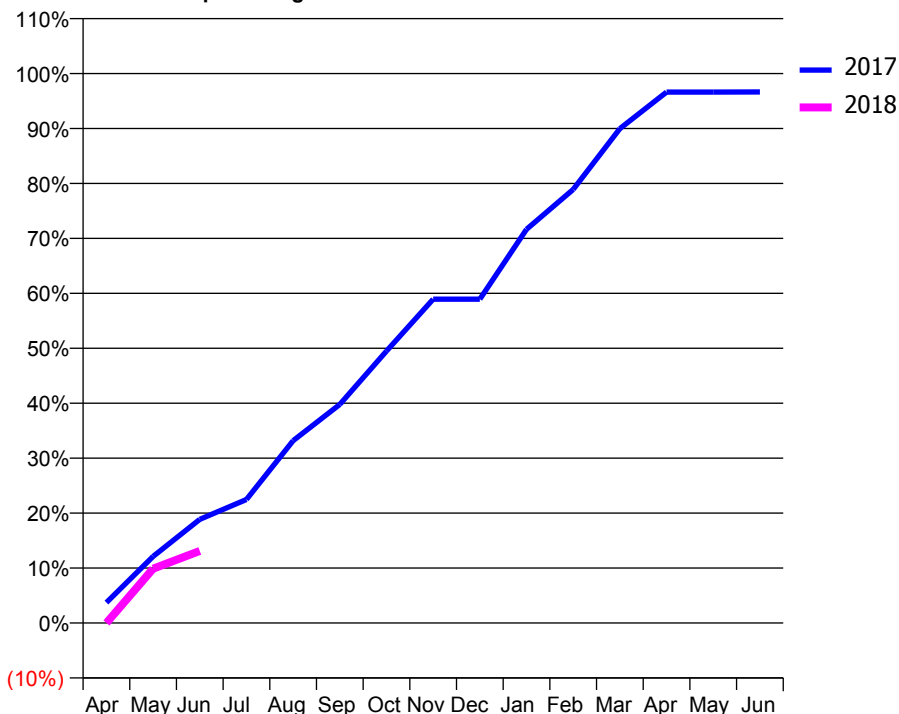
ACCESS*

Patients seen in 24 months	Total	Change since previous quarter
Quarter ending June 2016	3,298	
Quarter ending September 2016	3,252	↓
Quarter ending December 2016	3,334	↑
Quarter ending March 2017	3,332	→
Quarter ending June 2017	3,343	→
Variance since June 2016	1.4%	→



ACTIVITY

Cumulative percentage of contracted UDA delivered 2017 & 2018



Adjusted Scheduled Activity (UDA)

Month	2017	2018
April	199	0
May	648	529
June	1,010	701
July	1,203	
August	1,776	
September	2,128	
October	2,648	
November	3,153	
December	3,153	
January	3,833	
February	4,222	
March	4,814	
April	5,170	
May	5,169	
June	5,171	

QUALITY

	Quantity	Base Number	Contract	AT	Region	England
% of FP17s for the same patient ID Re-attending within 3 months - Children	14	288	4.9%	10.0%	11.5%	12.0%
% of FP17s for the same patient ID Re-attending within 3 months - Adults	58	564	10.3%	15.4%	16.8%	16.0%
% of FP17s for the same patient ID Re-attending between 3 & 9 months - Children	138	288	47.9%	48.2%	47.3%	58.0%
% of FP17s for the same patient ID Re-attending between 3 & 9 months - Adults	210	564	37.2%	38.4%	38.3%	50.9%
% of FP17s for Band 1 Urgent Courses	42	399	10.5%	10.0%	10.7%	9.1%
% of FP17s Relating to Free Repair or Replacements	6	399	1.5%	0.6%	0.6%	0.8%
% of FP17s Relating to Continuations	0	399	0.0%	0.9%	0.8%	1.1%
% of Patients satisfied with the dentistry they have received	2	3	N/A	90.2%	89.8%	91.7%
% of Patients satisfied with the time they had to wait for an appointment	3	3	N/A	86.2%	83.6%	88.0%

* This is based on patients treated on this contract for their most recent course of treatment. Figures in italics indicate the base number of FP17s or Patient Questionnaire responses are less than 100. N/A is shown where the base number of responses is less than 10 during the period. % is calculated as Quantity/Base number*100

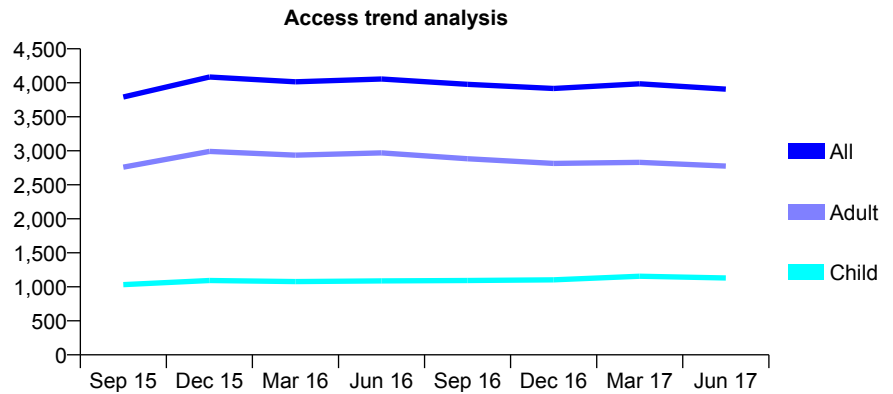
Q63 - Vital Signs At a Glance Contract Report for 844616/0001 - June 2017

Name or company name	MISS RY ISLAM
Contract type name	GDS Contract
Purpose of contract	General
Contract start date	01/04/2006
Contract end date	

17/18 Contracted general activity (UDA)	10,375
Carry forward general activity (UDA)	0
17/18 Contracted orthodontic activity (UOA)	0
Carry forward orthodontic activity (UOA)	0
Baseline contract value	£282,875.48

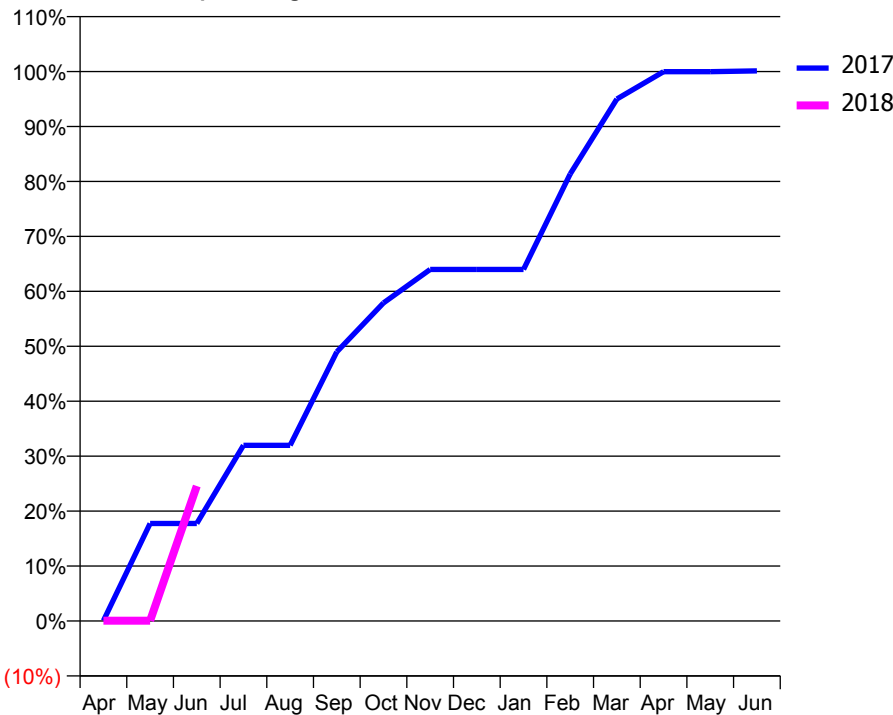
ACCESS*

Patients seen in 24 months	Total	Change since previous quarter
Quarter ending June 2016	4,056	
Quarter ending September 2016	3,977	↓
Quarter ending December 2016	3,917	↓
Quarter ending March 2017	3,986	→
Quarter ending June 2017	3,906	↓
Variance since June 2016	(3.7%)	↓



ACTIVITY

Cumulative percentage of contracted UDA delivered 2017 & 2018



Month	Adjusted Scheduled Activity (UDA)	
	2017	2018
April	7	7
May	1,841	7
June	1,841	2,549
July	3,317	
August	3,317	
September	5,083	
October	6,006	
November	6,637	
December	6,637	
January	6,637	
February	8,441	
March	9,855	
April	10,372	
May	10,372	
June	10,387	

QUALITY

	Quantity	Base Number	Contract	AT	Region	England
% of FP17s for the same patient ID Re-attending within 3 months - Children	28	342	8.2%	10.0%	11.5%	12.0%
% of FP17s for the same patient ID Re-attending within 3 months - Adults	60	656	9.1%	15.4%	16.8%	16.0%
% of FP17s for the same patient ID Re-attending between 3 & 9 months - Children	123	342	36.0%	48.2%	47.3%	58.0%
% of FP17s for the same patient ID Re-attending between 3 & 9 months - Adults	203	656	30.9%	38.4%	38.3%	50.9%
% of FP17s for Band 1 Urgent Courses	52	810	6.4%	10.0%	10.7%	9.1%
% of FP17s Relating to Free Repair or Replacements	4	810	0.5%	0.6%	0.6%	0.8%
% of FP17s Relating to Continuations	4	810	0.5%	0.9%	0.8%	1.1%
% of Patients satisfied with the dentistry they have received	1	1	N/A	90.2%	89.8%	91.7%
% of Patients satisfied with the time they had to wait for an appointment	1	1	N/A	86.2%	83.6%	88.0%

* This is based on patients treated on this contract for their most recent course of treatment. Figures in italics indicate the base number of FP17s or Patient Questionnaire responses are less than 100. N/A is shown where the base number of responses is less than 10 during the period. % is calculated as Quantity/Base number*100

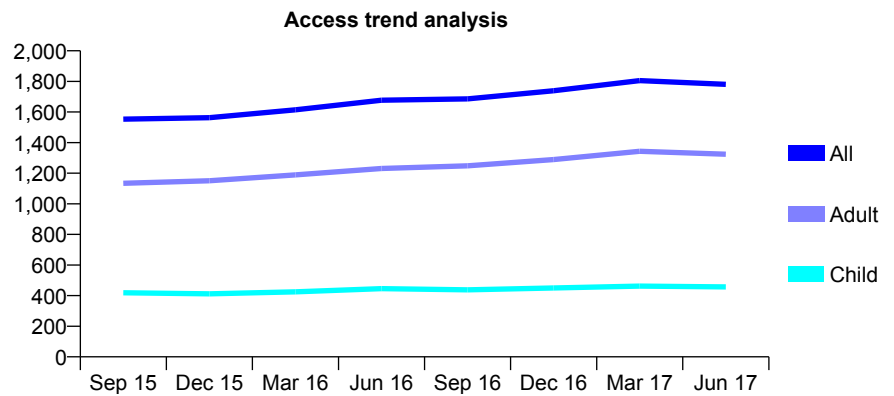
Q63 - Vital Signs At a Glance Contract Report for 846066/0001 - June 2017

Name or company name	MR A SYED
Contract type name	GDS Contract
Purpose of contract	General
Contract start date	01/04/2006
Contract end date	

17/18 Contracted general activity (UDA)	5,478
Carry forward general activity (UDA)	0
17/18 Contracted orthodontic activity (UOA)	0
Carry forward orthodontic activity (UOA)	0
Baseline contract value	£220,134.77

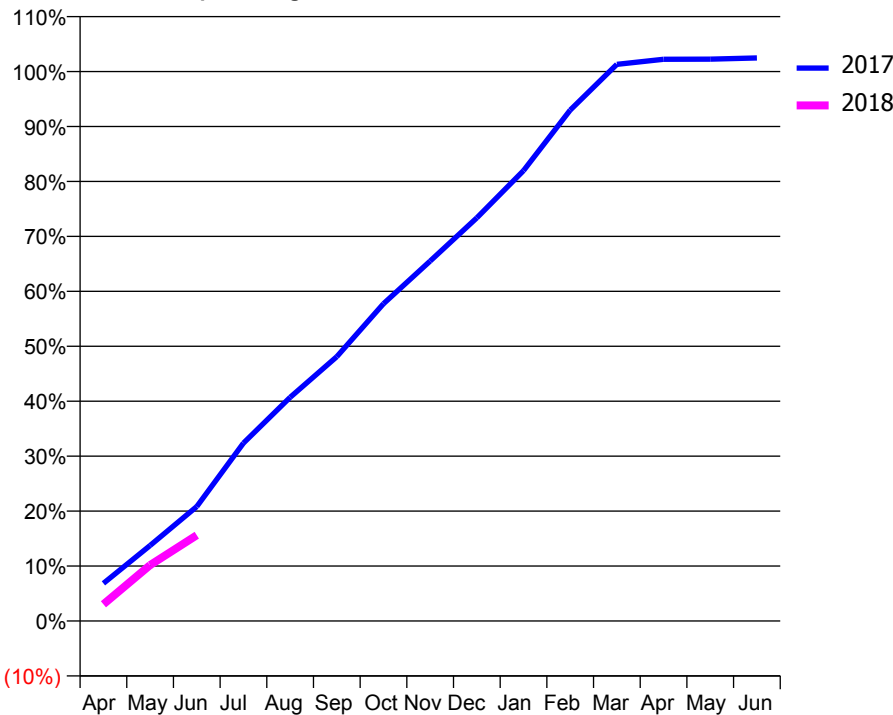
ACCESS*

Patients seen in 24 months	Total	Change since previous quarter
Quarter ending June 2016	1,677	
Quarter ending September 2016	1,686	→
Quarter ending December 2016	1,739	↑
Quarter ending March 2017	1,805	↑
Quarter ending June 2017	1,781	↓
Variance since June 2016	6.2%	↑



ACTIVITY

Cumulative percentage of contracted UDA delivered 2017 & 2018



Month	Adjusted Scheduled Activity (UDA)	
	2017	2018
April	376	167
May	753	558
June	1,141	856
July	1,774	
August	2,230	
September	2,636	
October	3,164	
November	3,589	
December	4,019	
January	4,490	
February	5,094	
March	5,550	
April	5,600	
May	5,601	
June	5,613	

QUALITY

	Quantity	Base Number	Contract	AT	Region	England
% of FP17s for the same patient ID Re-attending within 3 months - Children	5	126	4.0%	10.0%	11.5%	12.0%
% of FP17s for the same patient ID Re-attending within 3 months - Adults	19	222	8.6%	15.4%	16.8%	16.0%
% of FP17s for the same patient ID Re-attending between 3 & 9 months - Children	68	126	54.0%	48.2%	47.3%	58.0%
% of FP17s for the same patient ID Re-attending between 3 & 9 months - Adults	61	222	27.5%	38.4%	38.3%	50.9%
% of FP17s for Band 1 Urgent Courses	25	312	8.0%	10.0%	10.7%	9.1%
% of FP17s Relating to Free Repair or Replacements	0	312	0.0%	0.6%	0.6%	0.8%
% of FP17s Relating to Continuations	2	312	0.6%	0.9%	0.8%	1.1%
% of Patients satisfied with the dentistry they have received	1	1	N/A	90.2%	89.8%	91.7%
% of Patients satisfied with the time they had to wait for an appointment	1	1	N/A	86.2%	83.6%	88.0%

* This is based on patients treated on this contract for their most recent course of treatment. Figures in italics indicate the base number of FP17s or Patient Questionnaire responses are less than 100. N/A is shown where the base number of responses is less than 10 during the period. % is calculated as Quantity/Base number*100

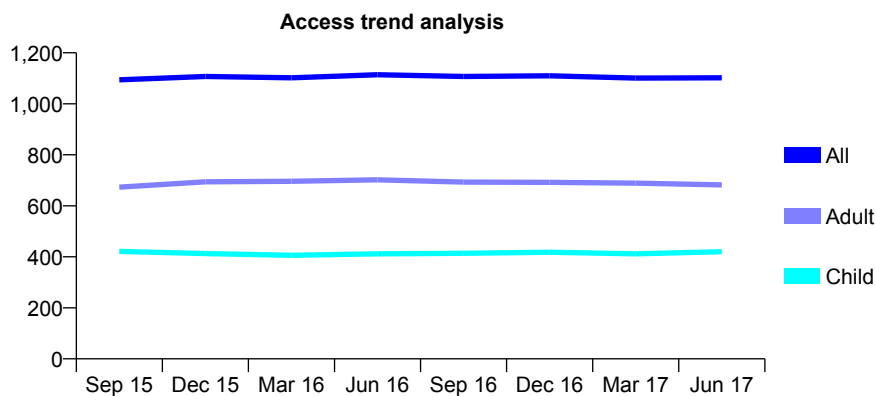
Q63 - Vital Signs At a Glance Contract Report for 847550/0001 - June 2017

Name or company name	MRS R SHERIFF
Contract type name	GDS Contract
Purpose of contract	General
Contract start date	01/06/2006
Contract end date	

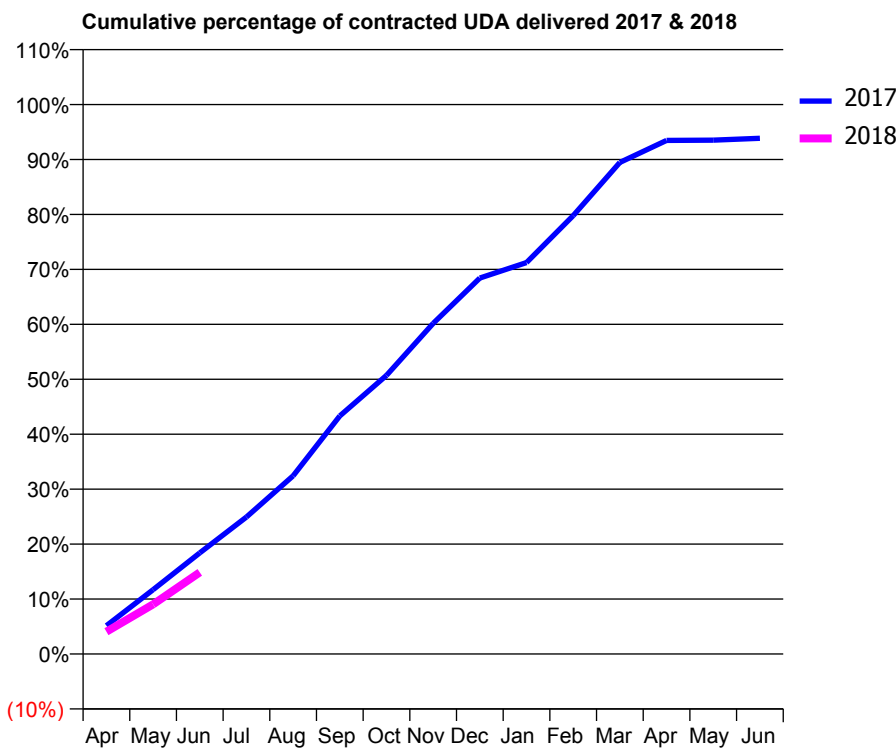
17/18 Contracted general activity (UDA)	4,787
Carry forward general activity (UDA)	0
17/18 Contracted orthodontic activity (UOA)	0
Carry forward orthodontic activity (UOA)	0
Baseline contract value	£143,071.61

ACCESS*

Patients seen in 24 months	Total	Change since previous quarter
Quarter ending June 2016	1,114	
Quarter ending September 2016	1,107	→
Quarter ending December 2016	1,110	→
Quarter ending March 2017	1,101	→
Quarter ending June 2017	1,102	→
Variance since June 2016	(1.1%)	↓



ACTIVITY



Month	Adjusted Scheduled Activity (UDA)	
	2017	2018
April	246	194
May	560	433
June	881	711
July	1,193	
August	1,553	
September	2,074	
October	2,428	
November	2,881	
December	3,275	
January	3,410	
February	3,819	
March	4,282	
April	4,474	
May	4,476	
June	4,493	

QUALITY

	Quantity	Base Number	Contract	AT	Region	England
% of FP17s for the same patient ID Re-attending within 3 months - Children	46	169	27.2%	10.0%	11.5%	12.0%
% of FP17s for the same patient ID Re-attending within 3 months - Adults	77	233	33.0%	15.4%	16.8%	16.0%
% of FP17s for the same patient ID Re-attending between 3 & 9 months - Children	48	169	28.4%	48.2%	47.3%	58.0%
% of FP17s for the same patient ID Re-attending between 3 & 9 months - Adults	59	233	25.3%	38.4%	38.3%	50.9%
% of FP17s for Band 1 Urgent Courses	20	314	6.4%	10.0%	10.7%	9.1%
% of FP17s Relating to Free Repair or Replacements	1	314	0.3%	0.6%	0.6%	0.8%
% of FP17s Relating to Continuations	40	314	12.7%	0.9%	0.8%	1.1%
% of Patients satisfied with the dentistry they have received	3	3	N/A	90.2%	89.8%	91.7%
% of Patients satisfied with the time they had to wait for an appointment	3	3	N/A	86.2%	83.6%	88.0%

* This is based on patients treated on this contract for their most recent course of treatment. Figures in italics indicate the base number of FP17s or Patient Questionnaire responses are less than 100. N/A is shown where the base number of responses is less than 10 during the period. % is calculated as Quantity/Base number*100

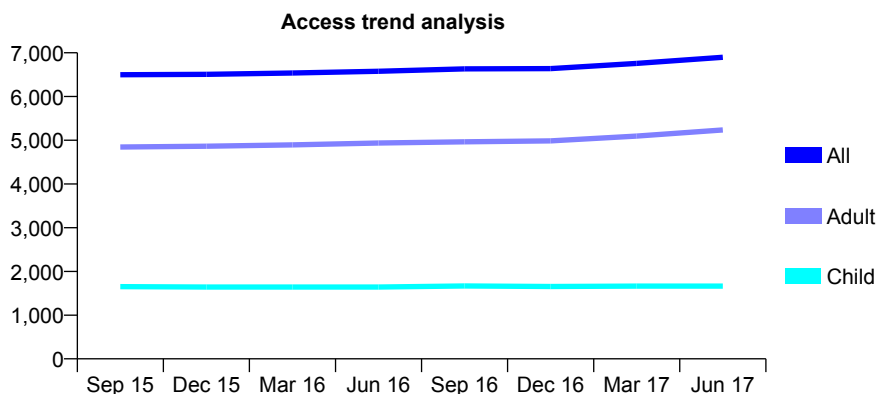
Q63 - Vital Signs At a Glance Contract Report for 848018/0001 - June 2017

Name or company name	MS F POURGHOBAD
Contract type name	GDS Contract
Purpose of contract	General
Contract start date	01/04/2006
Contract end date	

17/18 Contracted general activity (UDA)	16,817
Carry forward general activity (UDA)	0
17/18 Contracted orthodontic activity (UOA)	0
Carry forward orthodontic activity (UOA)	0
Baseline contract value	£489,852.25

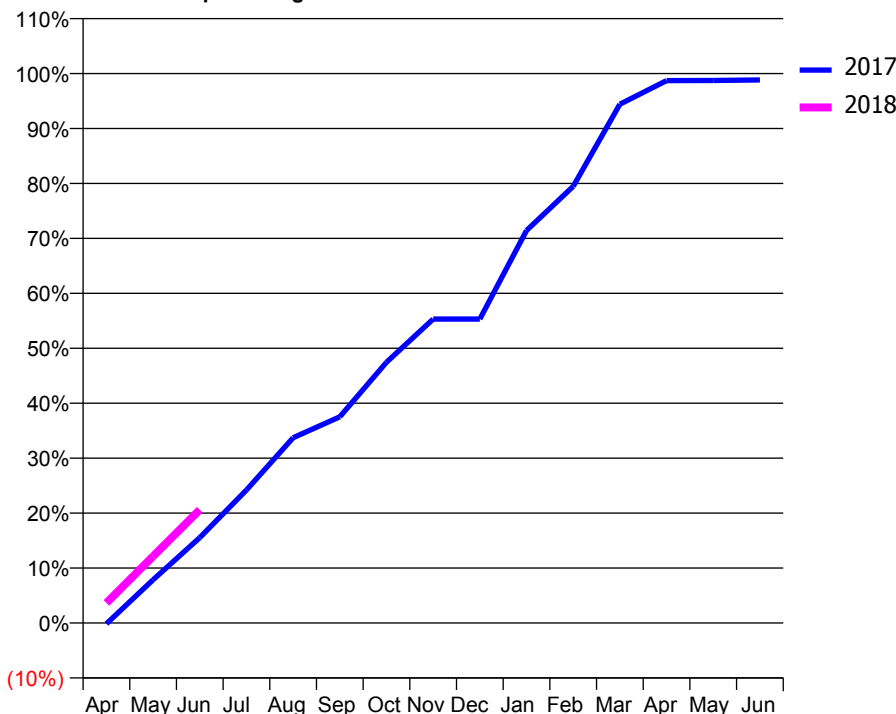
ACCESS*

Patients seen in 24 months	Total	Change since previous quarter
Quarter ending June 2016	6,579	
Quarter ending September 2016	6,631	→
Quarter ending December 2016	6,640	→
Quarter ending March 2017	6,758	→
Quarter ending June 2017	6,898	↑
Variance since June 2016	4.8%	↑



ACTIVITY

Cumulative percentage of contracted UDA delivered 2017 & 2018



Adjusted Scheduled Activity (UDA)

Month	2017	2018
April	-25	614
May	1,325	2,042
June	2,616	3,467
July	4,073	
August	5,669	
September	6,313	
October	7,978	
November	9,303	
December	9,303	
January	12,014	
February	13,364	
March	15,878	
April	16,601	
May	16,603	
June	16,620	

QUALITY

	Quantity	Base Number	Contract	AT	Region	England
% of FP17s for the same patient ID Re-attending within 3 months - Children	27	508	5.3%	10.0%	11.5%	12.0%
% of FP17s for the same patient ID Re-attending within 3 months - Adults	166	1,539	10.8%	15.4%	16.8%	16.0%
% of FP17s for the same patient ID Re-attending between 3 & 9 months - Children	113	508	22.2%	48.2%	47.3%	58.0%
% of FP17s for the same patient ID Re-attending between 3 & 9 months - Adults	543	1,539	35.3%	38.4%	38.3%	50.9%
% of FP17s for Band 1 Urgent Courses	95	1,715	5.5%	10.0%	10.7%	9.1%
% of FP17s Relating to Free Repair or Replacements	7	1,715	0.4%	0.6%	0.6%	0.8%
% of FP17s Relating to Continuations	9	1,715	0.5%	0.9%	0.8%	1.1%
% of Patients satisfied with the dentistry they have received	0	0	N/A	90.2%	89.8%	91.7%
% of Patients satisfied with the time they had to wait for an appointment	0	0	N/A	86.2%	83.6%	88.0%

* This is based on patients treated on this contract for their most recent course of treatment. Figures in italics indicate the base number of FP17s or Patient Questionnaire responses are less than 100. N/A is shown where the base number of responses is less than 10 during the period. % is calculated as Quantity/Base number*100

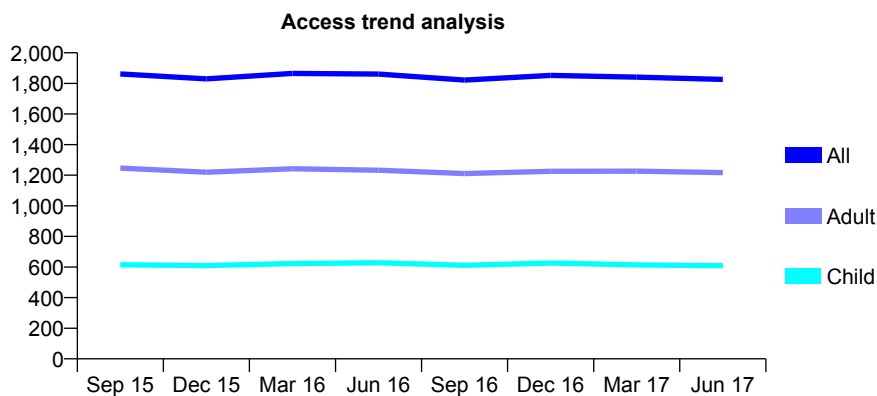
Q63 - Vital Signs At a Glance Contract Report for 849138/0002 - June 2017

Name or company name	Mr F K Banjo and Mrs D O Banjo
Contract type name	GDS Contract
Purpose of contract	General
Contract start date	01/04/2006
Contract end date	

17/18 Contracted general activity (UDA)	6,000
Carry forward general activity (UDA)	0
17/18 Contracted orthodontic activity (UOA)	0
Carry forward orthodontic activity (UOA)	0
Baseline contract value	£204,518.74

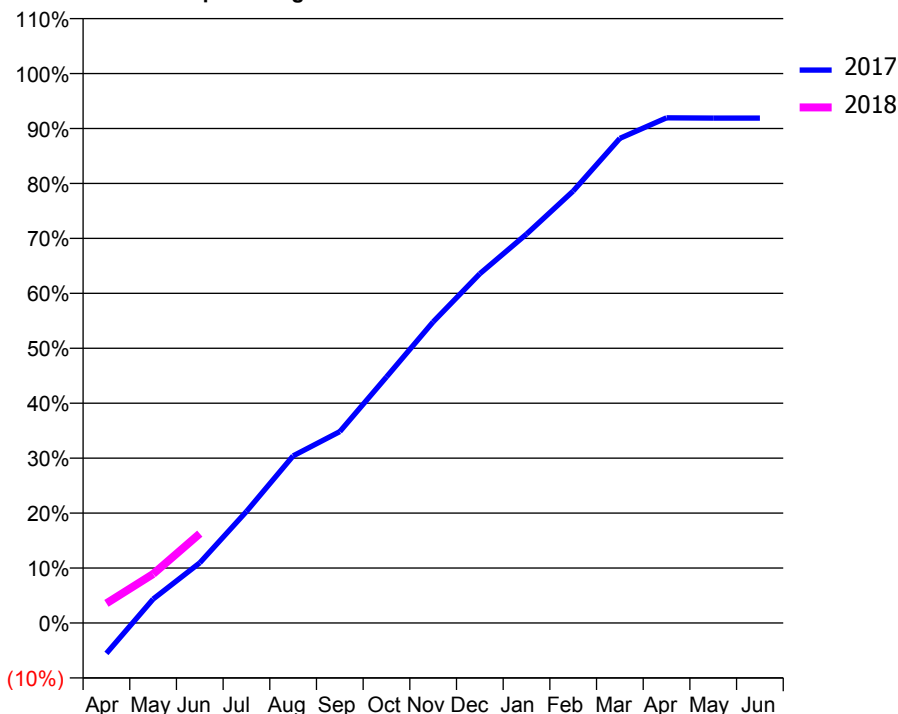
ACCESS*

Patients seen in 24 months	Total	Change since previous quarter
Quarter ending June 2016	1,861	
Quarter ending September 2016	1,822	↓
Quarter ending December 2016	1,852	→
Quarter ending March 2017	1,841	→
Quarter ending June 2017	1,826	→
Variance since June 2016	(1.9%)	↓



ACTIVITY

Cumulative percentage of contracted UDA delivered 2017 & 2018



Month	Adjusted Scheduled Activity (UDA)	
	2017	2018
April	-333	215
May	262	535
June	658	976
July	1,218	
August	1,825	
September	2,091	
October	2,688	
November	3,288	
December	3,814	
January	4,247	
February	4,717	
March	5,292	
April	5,517	
May	5,514	
June	5,514	

QUALITY

	Quantity	Base Number	Contract	AT	Region	England
% of FP17s for the same patient ID Re-attending within 3 months - Children	7	150	4.7%	10.0%	11.5%	12.0%
% of FP17s for the same patient ID Re-attending within 3 months - Adults	41	279	14.7%	15.4%	16.8%	16.0%
% of FP17s for the same patient ID Re-attending between 3 & 9 months - Children	66	150	44.0%	48.2%	47.3%	58.0%
% of FP17s for the same patient ID Re-attending between 3 & 9 months - Adults	106	279	38.0%	38.4%	38.3%	50.9%
% of FP17s for Band 1 Urgent Courses	4	362	1.1%	10.0%	10.7%	9.1%
% of FP17s Relating to Free Repair or Replacements	4	362	1.1%	0.6%	0.6%	0.8%
% of FP17s Relating to Continuations	0	362	0.0%	0.9%	0.8%	1.1%
% of Patients satisfied with the dentistry they have received	3	3	N/A	90.2%	89.8%	91.7%
% of Patients satisfied with the time they had to wait for an appointment	3	3	N/A	86.2%	83.6%	88.0%

* This is based on patients treated on this contract for their most recent course of treatment. Figures in italics indicate the base number of FP17s or Patient Questionnaire responses are less than 100. N/A is shown where the base number of responses is less than 10 during the period. % is calculated as Quantity/Base number*100

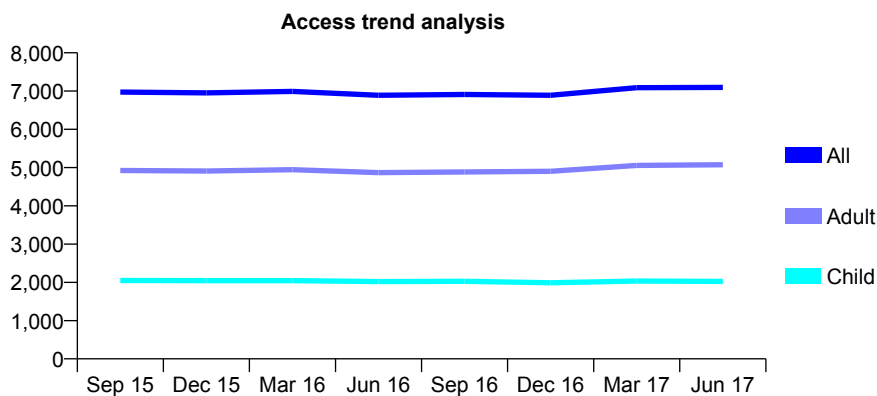
Q63 - Vital Signs At a Glance Contract Report for 853372/0001 - June 2017

Name or company name	Hook Lane Practice Limited
Contract type name	GDS Contract
Purpose of contract	General
Contract start date	19/04/2008
Contract end date	

17/18 Contracted general activity (UDA)	20,021
Carry forward general activity (UDA)	0
17/18 Contracted orthodontic activity (UOA)	0
Carry forward orthodontic activity (UOA)	0
Baseline contract value	£565,084.75

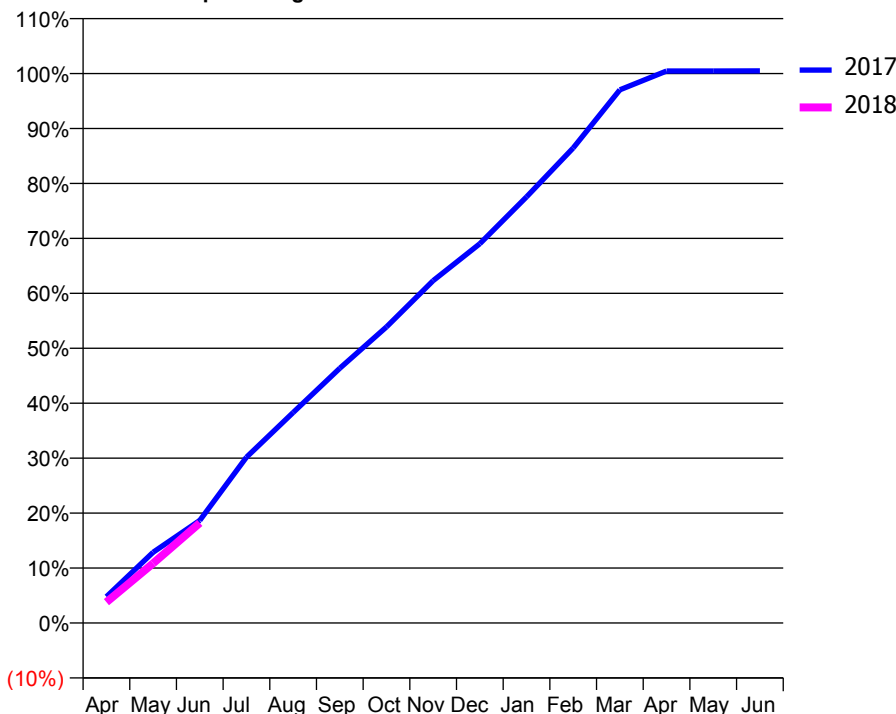
ACCESS*

Patients seen in 24 months	Total	Change since previous quarter
Quarter ending June 2016	6,890	
Quarter ending September 2016	6,910	→
Quarter ending December 2016	6,890	→
Quarter ending March 2017	7,088	↑
Quarter ending June 2017	7,095	→
Variance since June 2016	3.0%	↑



ACTIVITY

Cumulative percentage of contracted UDA delivered 2017 & 2018



Month	Adjusted Scheduled Activity (UDA)	
	2017	2018
April	961	762
May	2,579	2,172
June	3,736	3,646
July	6,044	
August	7,671	
September	9,282	
October	10,788	
November	12,476	
December	13,819	
January	15,524	
February	17,309	
March	19,428	
April	20,114	
May	20,114	
June	20,118	

QUALITY

	Quantity	Base Number	Contract	AT	Region	England
% of FP17s for the same patient ID Re-attending within 3 months - Children	41	527	7.8%	10.0%	11.5%	12.0%
% of FP17s for the same patient ID Re-attending within 3 months - Adults	180	1,174	15.3%	15.4%	16.8%	16.0%
% of FP17s for the same patient ID Re-attending between 3 & 9 months - Children	221	527	41.9%	48.2%	47.3%	58.0%
% of FP17s for the same patient ID Re-attending between 3 & 9 months - Adults	378	1,174	32.2%	38.4%	38.3%	50.9%
% of FP17s for Band 1 Urgent Courses	107	1,402	7.6%	10.0%	10.7%	9.1%
% of FP17s Relating to Free Repair or Replacements	12	1,402	0.9%	0.6%	0.6%	0.8%
% of FP17s Relating to Continuations	51	1,402	3.6%	0.9%	0.8%	1.1%
% of Patients satisfied with the dentistry they have received	15	15	100.0%	90.2%	89.8%	91.7%
% of Patients satisfied with the time they had to wait for an appointment	15	15	100.0%	86.2%	83.6%	88.0%

* This is based on patients treated on this contract for their most recent course of treatment. Figures in italics indicate the base number of FP17s or Patient Questionnaire responses are less than 100. N/A is shown where the base number of responses is less than 10 during the period. % is calculated as Quantity/Base number*100

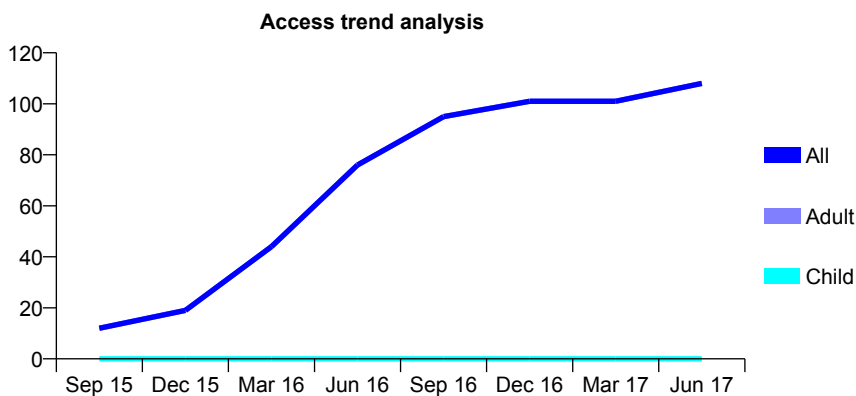
Q63 - Vital Signs At a Glance Contract Report for 853372/0003 - June 2017

Name or company name	Hook Lane Practice Limited
Contract type name	PDS Contract
Purpose of contract	General
Contract start date	01/06/2013
Contract end date	30/11/2017

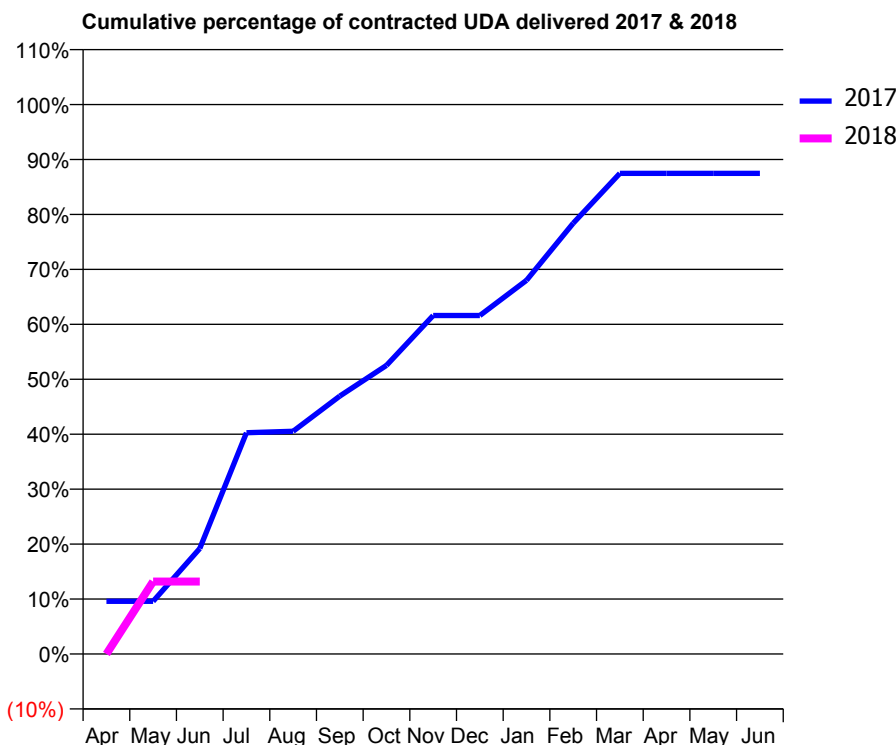
17/18 Contracted general activity (UDA)	250
Carry forward general activity (UDA)	0
17/18 Contracted orthodontic activity (UOA)	0
Carry forward orthodontic activity (UOA)	0
Baseline contract value	£13,436.50

ACCESS*

Patients seen in 24 months	Total	Change since previous quarter
Quarter ending June 2016	76	
Quarter ending September 2016	95	↑
Quarter ending December 2016	101	↑
Quarter ending March 2017	101	→
Quarter ending June 2017	108	↑
Variance since June 2016	42.1%	↑



ACTIVITY



Month	Adjusted Scheduled Activity (UDA)	
	2017	2018
April	36	0
May	36	33
June	72	33
July	151	
August	152	
September	176	
October	197	
November	231	
December	231	
January	255	
February	294	
March	328	
April	328	
May	328	
June	328	

QUALITY

	Quantity	Base Number	Contract	AT	Region	England
% of FP17s for the same patient ID Re-attending within 3 months - Children	0	0	N/A	10.0%	11.5%	12.0%
% of FP17s for the same patient ID Re-attending within 3 months - Adults	0	11	0.0%	15.4%	16.8%	16.0%
% of FP17s for the same patient ID Re-attending between 3 & 9 months - Children	0	0	N/A	48.2%	47.3%	58.0%
% of FP17s for the same patient ID Re-attending between 3 & 9 months - Adults	0	11	0.0%	38.4%	38.3%	50.9%
% of FP17s for Band 1 Urgent Courses	0	11	0.0%	10.0%	10.7%	9.1%
% of FP17s Relating to Free Repair or Replacements	0	11	0.0%	0.6%	0.6%	0.8%
% of FP17s Relating to Continuations	0	11	0.0%	0.9%	0.8%	1.1%
% of Patients satisfied with the dentistry they have received	0	0	N/A	90.2%	89.8%	91.7%
% of Patients satisfied with the time they had to wait for an appointment	0	0	N/A	86.2%	83.6%	88.0%

* This is based on patients treated on this contract for their most recent course of treatment. Figures in italics indicate the base number of FP17s or Patient Questionnaire responses are less than 100. N/A is shown where the base number of responses is less than 10 during the period. % is calculated as Quantity/Base number*100

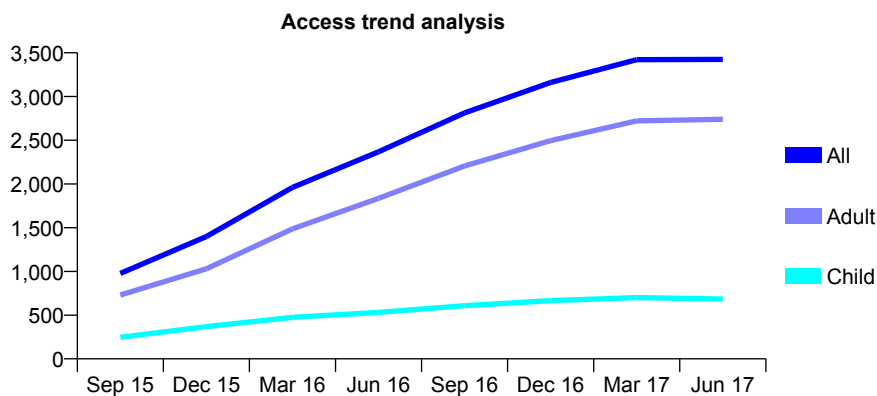
Q63 - Vital Signs At a Glance Contract Report for 854956/0003 - June 2017

Name or company name	MISS N AL-JUMAILY
Contract type name	GDS Contract
Purpose of contract	General
Contract start date	01/04/2015
Contract end date	

17/18 Contracted general activity (UDA)	6,973
Carry forward general activity (UDA)	0
17/18 Contracted orthodontic activity (UOA)	0
Carry forward orthodontic activity (UOA)	0
Baseline contract value	£276,759.89

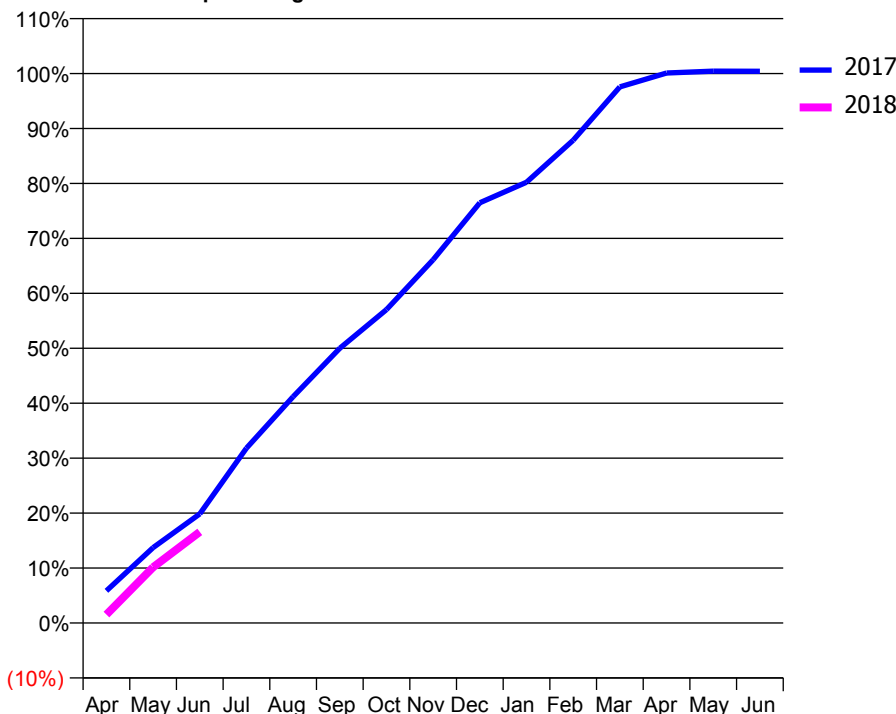
ACCESS*

Patients seen in 24 months	Total	Change since previous quarter
Quarter ending June 2016	2,367	
Quarter ending September 2016	2,813	↑
Quarter ending December 2016	3,160	↑
Quarter ending March 2017	3,422	↑
Quarter ending June 2017	3,424	→
Variance since June 2016	44.7%	↑



ACTIVITY

Cumulative percentage of contracted UDA delivered 2017 & 2018



Month	Adjusted Scheduled Activity (UDA)	
	2017	2018
April	409	108
May	957	708
June	1,386	1,156
July	2,218	
August	2,873	
September	3,486	
October	3,978	
November	4,610	
December	5,333	
January	5,593	
February	6,127	
March	6,803	
April	6,979	
May	7,002	
June	7,001	

QUALITY

	Quantity	Base Number	Contract	AT	Region	England
% of FP17s for the same patient ID Re-attending within 3 months - Children	5	122	4.1%	10.0%	11.5%	12.0%
% of FP17s for the same patient ID Re-attending within 3 months - Adults	30	488	6.1%	15.4%	16.8%	16.0%
% of FP17s for the same patient ID Re-attending between 3 & 9 months - Children	29	122	23.8%	48.2%	47.3%	58.0%
% of FP17s for the same patient ID Re-attending between 3 & 9 months - Adults	100	488	20.5%	38.4%	38.3%	50.9%
% of FP17s for Band 1 Urgent Courses	46	512	9.0%	10.0%	10.7%	9.1%
% of FP17s Relating to Free Repair or Replacements	0	512	0.0%	0.6%	0.6%	0.8%
% of FP17s Relating to Continuations	0	512	0.0%	0.9%	0.8%	1.1%
% of Patients satisfied with the dentistry they have received	2	3	N/A	90.2%	89.8%	91.7%
% of Patients satisfied with the time they had to wait for an appointment	2	3	N/A	86.2%	83.6%	88.0%

* This is based on patients treated on this contract for their most recent course of treatment. Figures in italics indicate the base number of FP17s or Patient Questionnaire responses are less than 100. N/A is shown where the base number of responses is less than 10 during the period. % is calculated as Quantity/Base number*100

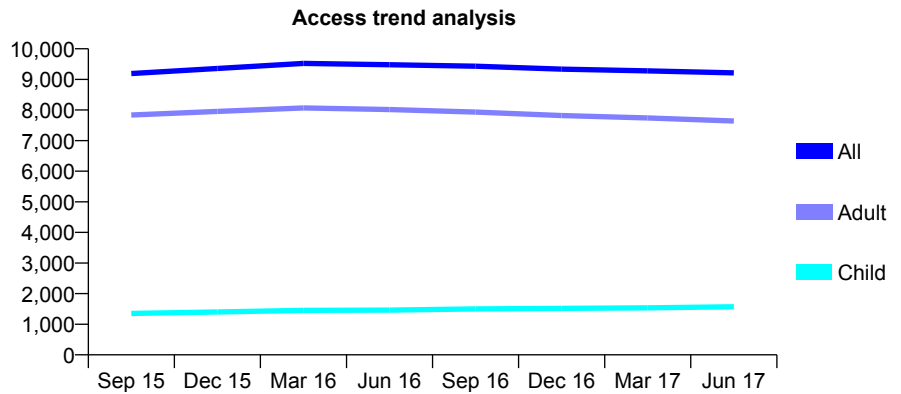
Q63 - Vital Signs At a Glance Contract Report for 855855/0001 - June 2017

Name or company name	MR F MIRZAI
Contract type name	GDS Contract
Purpose of contract	General
Contract start date	01/03/2008
Contract end date	

17/18 Contracted general activity (UDA)	31,000
Carry forward general activity (UDA)	0
17/18 Contracted orthodontic activity (UOA)	0
Carry forward orthodontic activity (UOA)	0
Baseline contract value	£924,740.28

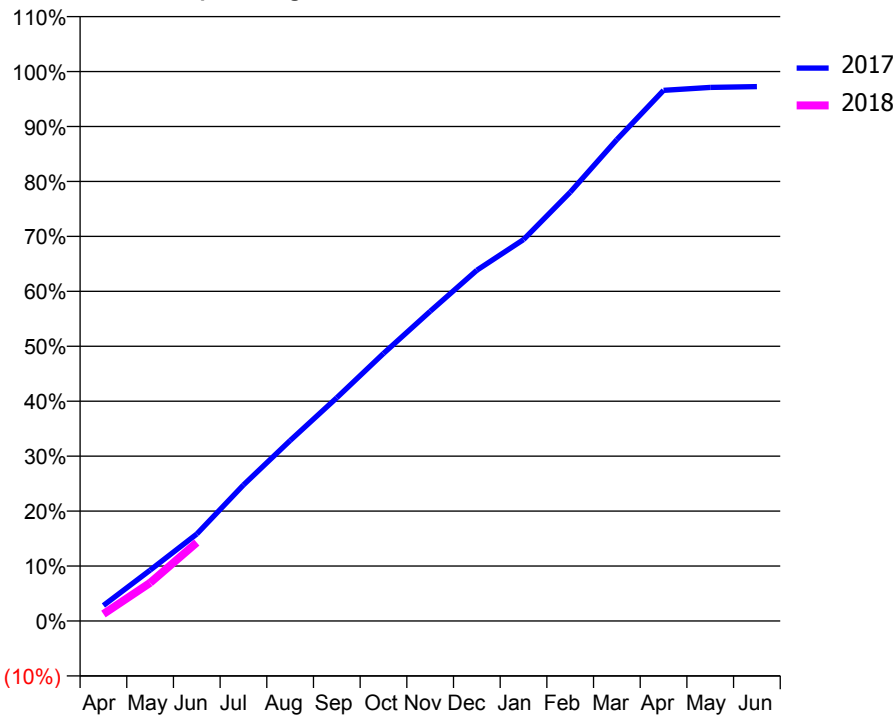
ACCESS*

Patients seen in 24 months	Total	Change since previous quarter
Quarter ending June 2016	9,478	
Quarter ending September 2016	9,431	→
Quarter ending December 2016	9,336	↓
Quarter ending March 2017	9,278	→
Quarter ending June 2017	9,213	→
Variance since June 2016	(2.8%)	↓



ACTIVITY

Cumulative percentage of contracted UDA delivered 2017 & 2018



Adjusted Scheduled Activity (UDA)		
Month	2017	2018
April	873	397
May	2,868	2,154
June	4,907	4,430
July	7,680	
August	10,182	
September	12,600	
October	15,097	
November	17,473	
December	19,792	
January	21,515	
February	24,191	
March	27,162	
April	29,939	
May	30,103	
June	30,150	

QUALITY

	Quantity	Base Number	Contract	AT	Region	England
% of FP17s for the same patient ID Re-attending within 3 months - Children	10	404	2.5%	10.0%	11.5%	12.0%
% of FP17s for the same patient ID Re-attending within 3 months - Adults	140	1,625	8.6%	15.4%	16.8%	16.0%
% of FP17s for the same patient ID Re-attending between 3 & 9 months - Children	153	404	37.9%	48.2%	47.3%	58.0%
% of FP17s for the same patient ID Re-attending between 3 & 9 months - Adults	433	1,625	26.6%	38.4%	38.3%	50.9%
% of FP17s for Band 1 Urgent Courses	72	1,427	5.0%	10.0%	10.7%	9.1%
% of FP17s Relating to Free Repair or Replacements	15	1,427	1.1%	0.6%	0.6%	0.8%
% of FP17s Relating to Continuations	19	1,427	1.3%	0.9%	0.8%	1.1%
% of Patients satisfied with the dentistry they have received	6	7	N/A	90.2%	89.8%	91.7%
% of Patients satisfied with the time they had to wait for an appointment	3	7	N/A	86.2%	83.6%	88.0%

* This is based on patients treated on this contract for their most recent course of treatment. Figures in italics indicate the base number of FP17s or Patient Questionnaire responses are less than 100. N/A is shown where the base number of responses is less than 10 during the period. % is calculated as Quantity/Base number*100

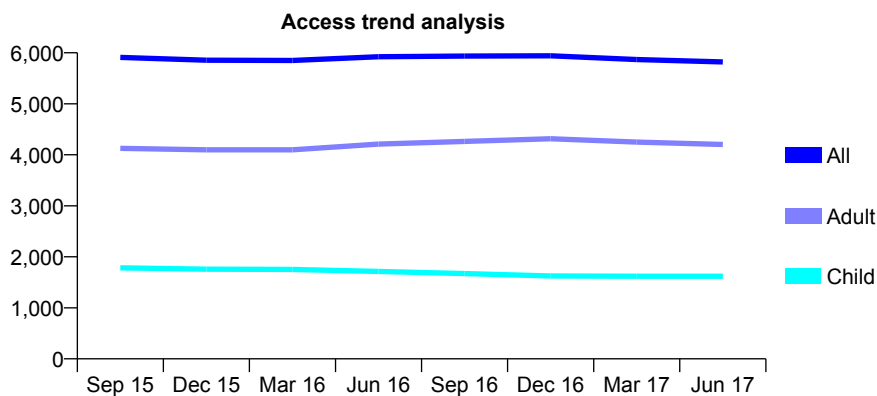
Q63 - Vital Signs At a Glance Contract Report for 858749/0001 - June 2017

Name or company name	MISS MR HARVEY
Contract type name	GDS Contract
Purpose of contract	General
Contract start date	11/09/2006
Contract end date	

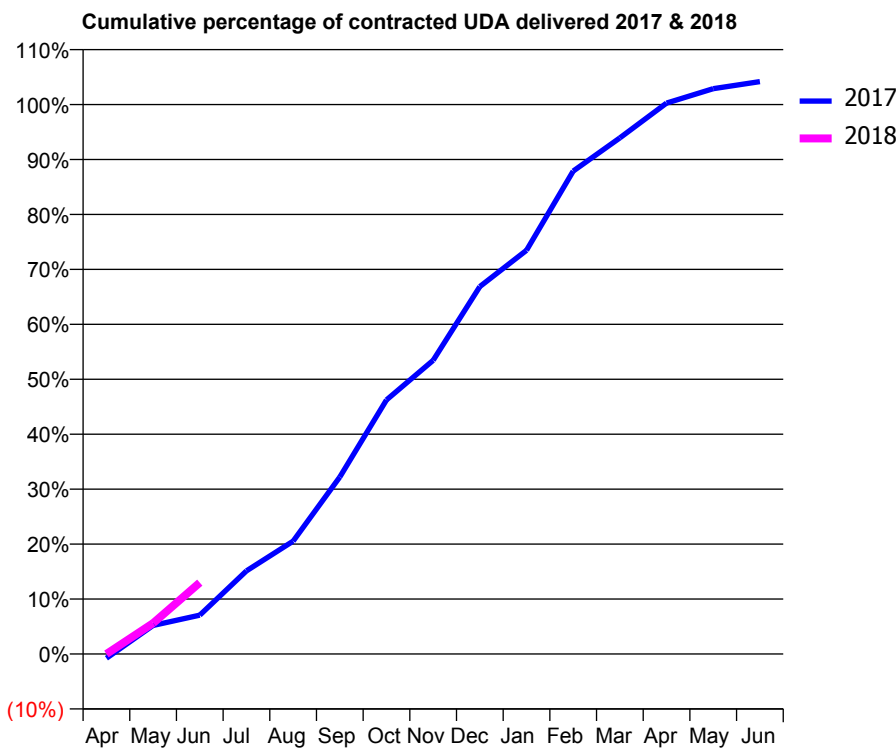
17/18 Contracted general activity (UDA)	12,750
Carry forward general activity (UDA)	0
17/18 Contracted orthodontic activity (UOA)	0
Carry forward orthodontic activity (UOA)	0
Baseline contract value	£319,054.54

ACCESS*

Patients seen in 24 months	Total	Change since previous quarter
Quarter ending June 2016	5,924	
Quarter ending September 2016	5,935	→
Quarter ending December 2016	5,940	→
Quarter ending March 2017	5,868	↓
Quarter ending June 2017	5,822	→
Variance since June 2016	(1.7%)	↓



ACTIVITY



Month	Adjusted Scheduled Activity (UDA)	
	2017	2018
April	-102	0
May	663	717
June	901	1,658
July	1,930	
August	2,619	
September	4,108	
October	5,895	
November	6,816	
December	8,527	
January	9,367	
February	11,206	
March	11,974	
April	12,783	
May	13,118	
June	13,281	

QUALITY

	Quantity	Base Number	Contract	AT	Region	England
% of FP17s for the same patient ID Re-attending within 3 months - Children	31	376	8.2%	10.0%	11.5%	12.0%
% of FP17s for the same patient ID Re-attending within 3 months - Adults	109	843	12.9%	15.4%	16.8%	16.0%
% of FP17s for the same patient ID Re-attending between 3 & 9 months - Children	106	376	28.2%	48.2%	47.3%	58.0%
% of FP17s for the same patient ID Re-attending between 3 & 9 months - Adults	275	843	32.6%	38.4%	38.3%	50.9%
% of FP17s for Band 1 Urgent Courses	57	721	7.9%	10.0%	10.7%	9.1%
% of FP17s Relating to Free Repair or Replacements	12	721	1.7%	0.6%	0.6%	0.8%
% of FP17s Relating to Continuations	6	721	0.8%	0.9%	0.8%	1.1%
% of Patients satisfied with the dentistry they have received	7	7	N/A	90.2%	89.8%	91.7%
% of Patients satisfied with the time they had to wait for an appointment	5	7	N/A	86.2%	83.6%	88.0%

* This is based on patients treated on this contract for their most recent course of treatment. Figures in italics indicate the base number of FP17s or Patient Questionnaire responses are less than 100. N/A is shown where the base number of responses is less than 10 during the period. % is calculated as Quantity/Base number*100

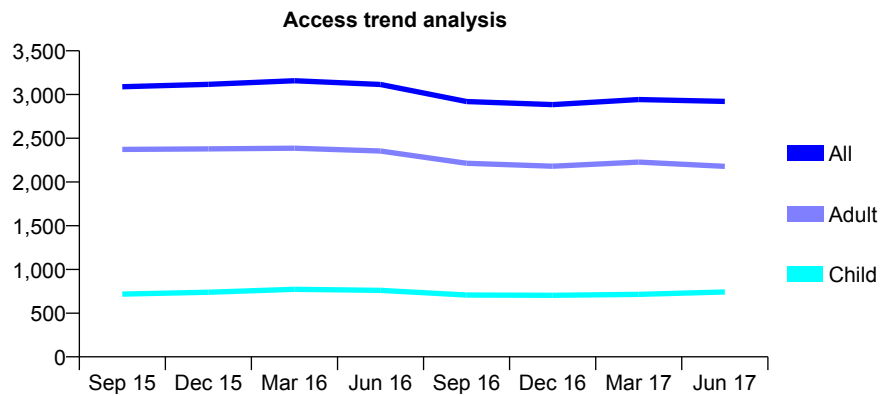
Q63 - Vital Signs At a Glance Contract Report for 859575/0001 - June 2017

Name or company name	Eltham Family Dental Practice
Contract type name	GDS Contract
Purpose of contract	General
Contract start date	17/07/2008
Contract end date	

17/18 Contracted general activity (UDA)	8,000
Carry forward general activity (UDA)	0
17/18 Contracted orthodontic activity (UOA)	0
Carry forward orthodontic activity (UOA)	0
Baseline contract value	£212,408.88

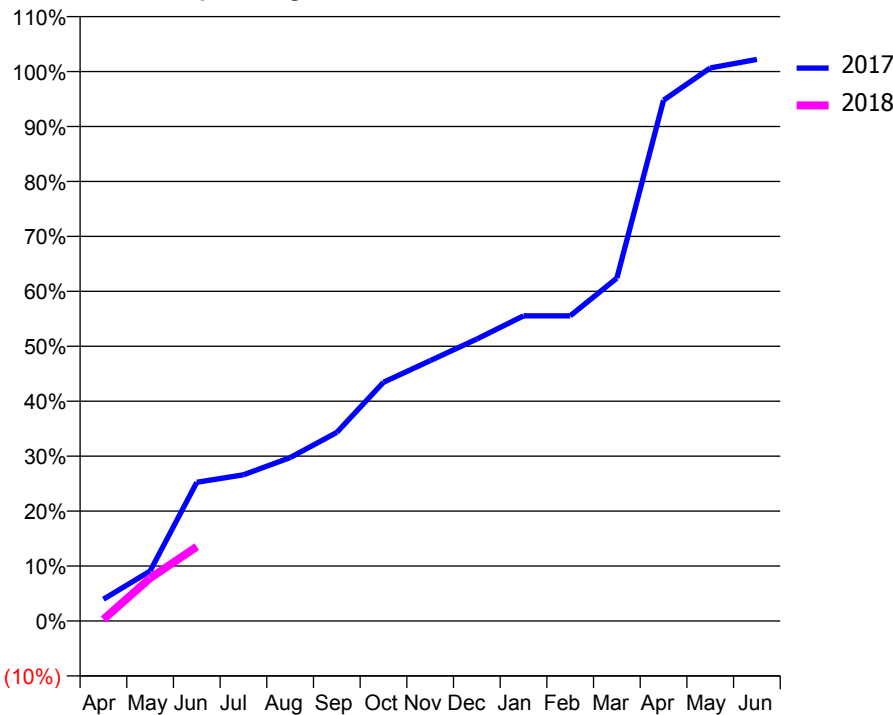
ACCESS*

Patients seen in 24 months	Total	Change since previous quarter
Quarter ending June 2016	3,115	
Quarter ending September 2016	2,920	↓
Quarter ending December 2016	2,884	↓
Quarter ending March 2017	2,942	↑
Quarter ending June 2017	2,921	→
Variance since June 2016	(6.2%)	↓



ACTIVITY

Cumulative percentage of contracted UDA delivered 2017 & 2018



Month	Adjusted Scheduled Activity (UDA)	
	2017	2018
April	317	24
May	726	624
June	2,021	1,082
July	2,128	
August	2,380	
September	2,746	
October	3,477	
November	3,791	
December	4,105	
January	4,443	
February	4,443	
March	4,993	
April	7,581	
May	8,052	
June	8,175	

QUALITY

	Quantity	Base Number	Contract	AT	Region	England
% of FP17s for the same patient ID Re-attending within 3 months - Children	31	403	7.7%	10.0%	11.5%	12.0%
% of FP17s for the same patient ID Re-attending within 3 months - Adults	181	1,052	17.2%	15.4%	16.8%	16.0%
% of FP17s for the same patient ID Re-attending between 3 & 9 months - Children	144	403	35.7%	48.2%	47.3%	58.0%
% of FP17s for the same patient ID Re-attending between 3 & 9 months - Adults	356	1,052	33.8%	38.4%	38.3%	50.9%
% of FP17s for Band 1 Urgent Courses	38	358	10.6%	10.0%	10.7%	9.1%
% of FP17s Relating to Free Repair or Replacements	0	358	0.0%	0.6%	0.6%	0.8%
% of FP17s Relating to Continuations	6	358	1.7%	0.9%	0.8%	1.1%
% of Patients satisfied with the dentistry they have received	4	4	N/A	90.2%	89.8%	91.7%
% of Patients satisfied with the time they had to wait for an appointment	4	4	N/A	86.2%	83.6%	88.0%

* This is based on patients treated on this contract for their most recent course of treatment. Figures in italics indicate the base number of FP17s or Patient Questionnaire responses are less than 100. N/A is shown where the base number of responses is less than 10 during the period. % is calculated as Quantity/Base number*100

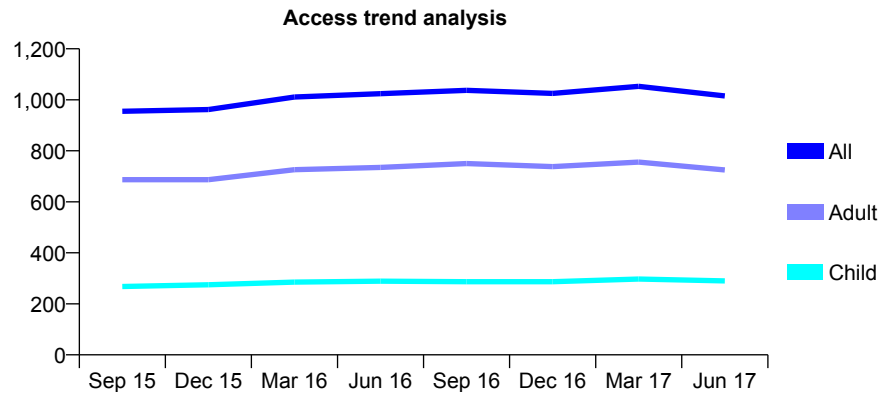
Q63 - Vital Signs At a Glance Contract Report for 863475/0001 - June 2017

Name or company name	MRS R SIVAKUMARAN
Contract type name	GDS Contract
Purpose of contract	General
Contract start date	01/04/2013
Contract end date	

17/18 Contracted general activity (UDA)	4,200
Carry forward general activity (UDA)	0
17/18 Contracted orthodontic activity (UOA)	0
Carry forward orthodontic activity (UOA)	0
Baseline contract value	£113,604.45

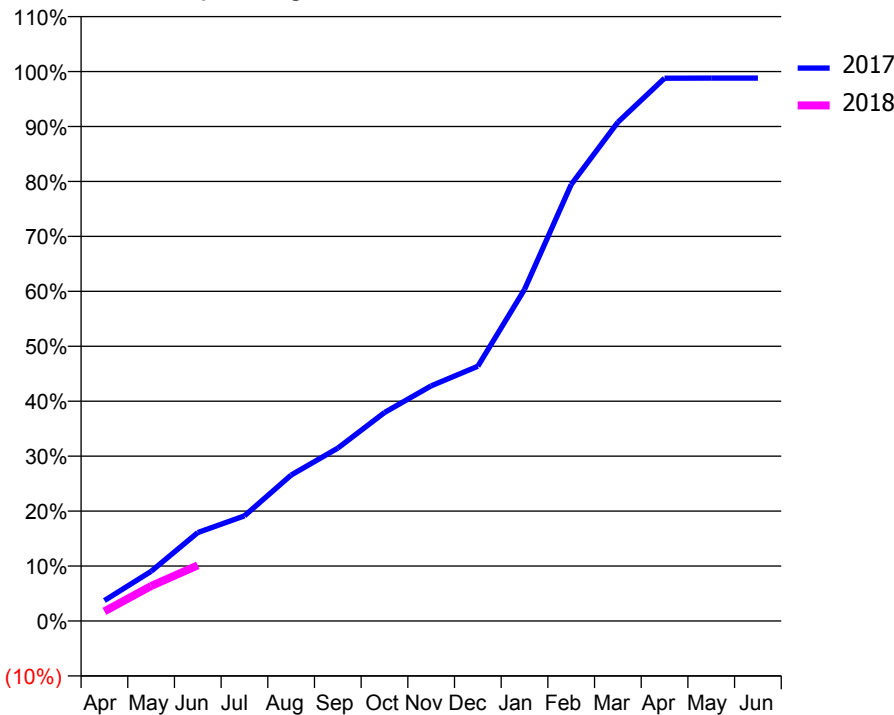
ACCESS*

Patients seen in 24 months	Total	Change since previous quarter
Quarter ending June 2016	1,024	
Quarter ending September 2016	1,037	→
Quarter ending December 2016	1,025	↓
Quarter ending March 2017	1,053	↑
Quarter ending June 2017	1,015	↓
Variance since June 2016	(0.9%)	→



ACTIVITY

Cumulative percentage of contracted UDA delivered 2017 & 2018



Month	Adjusted Scheduled Activity (UDA)	
	2017	2018
April	157	74
May	380	268
June	676	425
July	803	
August	1,116	
September	1,321	
October	1,594	
November	1,798	
December	1,947	
January	2,534	
February	3,336	
March	3,812	
April	4,149	
May	4,150	
June	4,150	

QUALITY

	Quantity	Base Number	Contract	AT	Region	England
% of FP17s for the same patient ID Re-attending within 3 months - Children	1	70	1.4%	10.0%	11.5%	12.0%
% of FP17s for the same patient ID Re-attending within 3 months - Adults	18	138	13.0%	15.4%	16.8%	16.0%
% of FP17s for the same patient ID Re-attending between 3 & 9 months - Children	26	70	37.1%	48.2%	47.3%	58.0%
% of FP17s for the same patient ID Re-attending between 3 & 9 months - Adults	37	138	26.8%	38.4%	38.3%	50.9%
% of FP17s for Band 1 Urgent Courses	22	152	14.5%	10.0%	10.7%	9.1%
% of FP17s Relating to Free Repair or Replacements	0	152	0.0%	0.6%	0.6%	0.8%
% of FP17s Relating to Continuations	0	152	0.0%	0.9%	0.8%	1.1%
% of Patients satisfied with the dentistry they have received	1	3	N/A	90.2%	89.8%	91.7%
% of Patients satisfied with the time they had to wait for an appointment	1	3	N/A	86.2%	83.6%	88.0%

* This is based on patients treated on this contract for their most recent course of treatment. Figures in italics indicate the base number of FP17s or Patient Questionnaire responses are less than 100. N/A is shown where the base number of responses is less than 10 during the period. % is calculated as Quantity/Base number*100

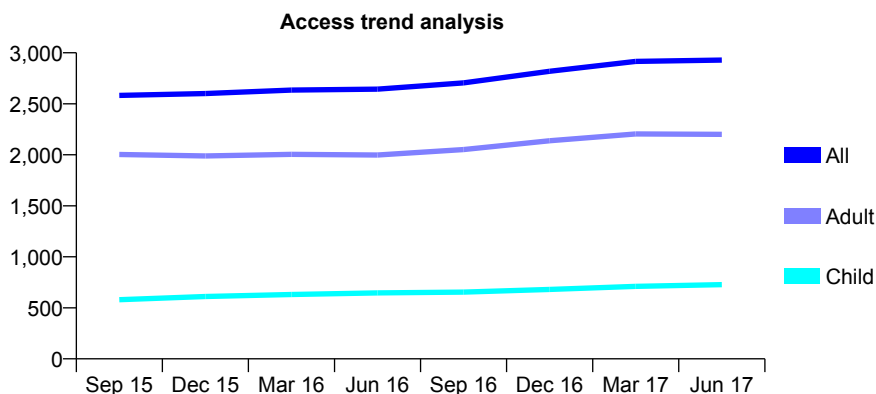
Q63 - Vital Signs At a Glance Contract Report for 875864/0001 - June 2017

Name or company name	MS MA KICZKA
Contract type name	GDS Contract
Purpose of contract	General
Contract start date	01/04/2013
Contract end date	

17/18 Contracted general activity (UDA)	9,300
Carry forward general activity (UDA)	0
17/18 Contracted orthodontic activity (UOA)	0
Carry forward orthodontic activity (UOA)	0
Baseline contract value	£221,853.45

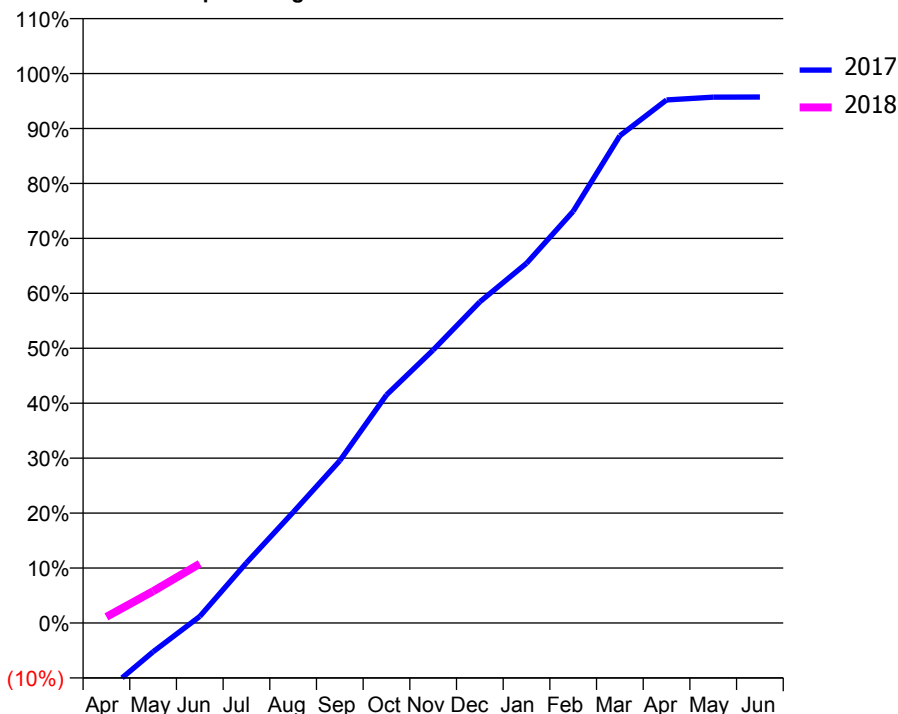
ACCESS*

Patients seen in 24 months	Total	Change since previous quarter
Quarter ending June 2016	2,644	
Quarter ending September 2016	2,705	↑
Quarter ending December 2016	2,819	↑
Quarter ending March 2017	2,916	↑
Quarter ending June 2017	2,929	→
Variance since June 2016	10.8%	↑



ACTIVITY

Cumulative percentage of contracted UDA delivered 2017 & 2018



Month	Adjusted Scheduled Activity (UDA)	
	2017	2018
April	-1,154	105
May	-488	538
June	111	1,003
July	1,018	
August	1,873	
September	2,748	
October	3,859	
November	4,622	
December	5,436	
January	6,088	
February	6,968	
March	8,248	
April	8,852	
May	8,900	
June	8,903	

QUALITY

	Quantity	Base Number	Contract	AT	Region	England
% of FP17s for the same patient ID Re-attending within 3 months - Children	12	133	9.0%	10.0%	11.5%	12.0%
% of FP17s for the same patient ID Re-attending within 3 months - Adults	72	393	18.3%	15.4%	16.8%	16.0%
% of FP17s for the same patient ID Re-attending between 3 & 9 months - Children	33	133	24.8%	48.2%	47.3%	58.0%
% of FP17s for the same patient ID Re-attending between 3 & 9 months - Adults	82	393	20.9%	38.4%	38.3%	50.9%
% of FP17s for Band 1 Urgent Courses	85	369	23.0%	10.0%	10.7%	9.1%
% of FP17s Relating to Free Repair or Replacements	11	369	3.0%	0.6%	0.6%	0.8%
% of FP17s Relating to Continuations	11	369	3.0%	0.9%	0.8%	1.1%
% of Patients satisfied with the dentistry they have received	4	5	N/A	90.2%	89.8%	91.7%
% of Patients satisfied with the time they had to wait for an appointment	5	5	N/A	86.2%	83.6%	88.0%

* This is based on patients treated on this contract for their most recent course of treatment. Figures in italics indicate the base number of FP17s or Patient Questionnaire responses are less than 100. N/A is shown where the base number of responses is less than 10 during the period. % is calculated as Quantity/Base number*100

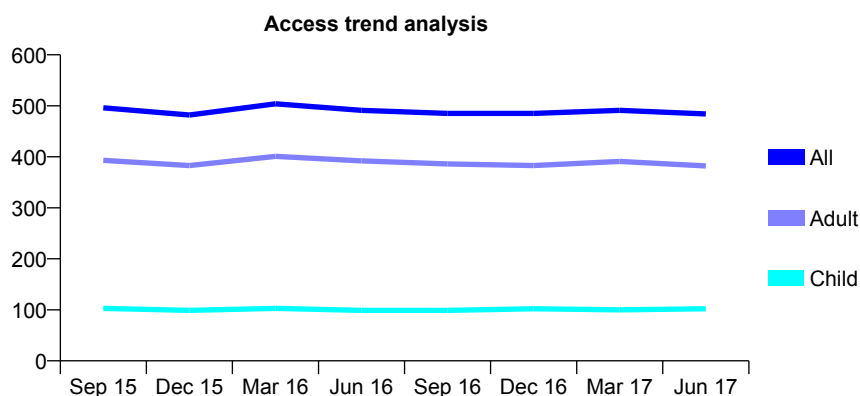
Q63 - Vital Signs At a Glance Contract Report for 890421/0001 - June 2017

Name or company name	MS M TADAION
Contract type name	GDS Contract
Purpose of contract	General
Contract start date	27/07/2011
Contract end date	

17/18 Contracted general activity (UDA)	910
Carry forward general activity (UDA)	0
17/18 Contracted orthodontic activity (UOA)	0
Carry forward orthodontic activity (UOA)	0
Baseline contract value	£25,102.01

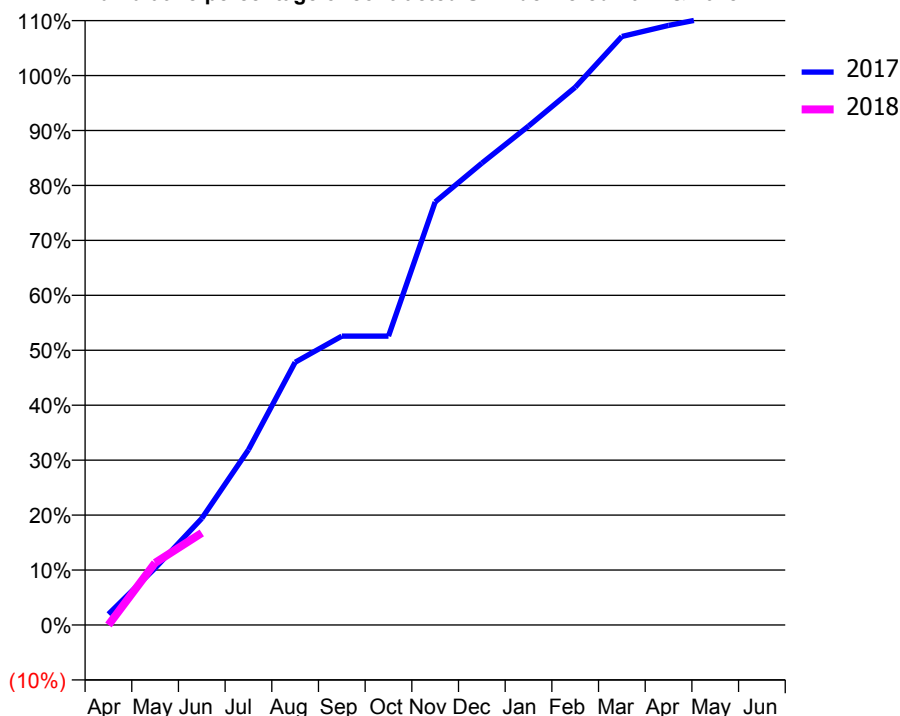
ACCESS*

Patients seen in 24 months	Total	Change since previous quarter
Quarter ending June 2016	491	
Quarter ending September 2016	485	↓
Quarter ending December 2016	485	→
Quarter ending March 2017	491	→
Quarter ending June 2017	484	↓
Variance since June 2016	(1.4%)	↓



ACTIVITY

Cumulative percentage of contracted UDA delivered 2017 & 2018



Adjusted Scheduled Activity (UDA)

Month	2017	2018
April	18	0
May	94	103
June	177	152
July	290	
August	435	
September	478	
October	478	
November	701	
December	765	
January	826	
February	891	
March	975	
April	993	
May	1,008	
June	1,008	

QUALITY

	Quantity	Base Number	Contract	AT	Region	England
% of FP17s for the same patient ID Re-attending within 3 months - Children	0	29	0.0%	10.0%	11.5%	12.0%
% of FP17s for the same patient ID Re-attending within 3 months - Adults	3	59	5.1%	15.4%	16.8%	16.0%
% of FP17s for the same patient ID Re-attending between 3 & 9 months - Children	20	29	69.0%	48.2%	47.3%	58.0%
% of FP17s for the same patient ID Re-attending between 3 & 9 months - Adults	25	59	42.4%	38.4%	38.3%	50.9%
% of FP17s for Band 1 Urgent Courses	7	67	10.4%	10.0%	10.7%	9.1%
% of FP17s Relating to Free Repair or Replacements	0	67	0.0%	0.6%	0.6%	0.8%
% of FP17s Relating to Continuations	0	67	0.0%	0.9%	0.8%	1.1%
% of Patients satisfied with the dentistry they have received	0	0	N/A	90.2%	89.8%	91.7%
% of Patients satisfied with the time they had to wait for an appointment	0	0	N/A	86.2%	83.6%	88.0%

* This is based on patients treated on this contract for their most recent course of treatment. Figures in italics indicate the base number of FP17s or Patient Questionnaire responses are less than 100. N/A is shown where the base number of responses is less than 10 during the period. % is calculated as Quantity/Base number*100

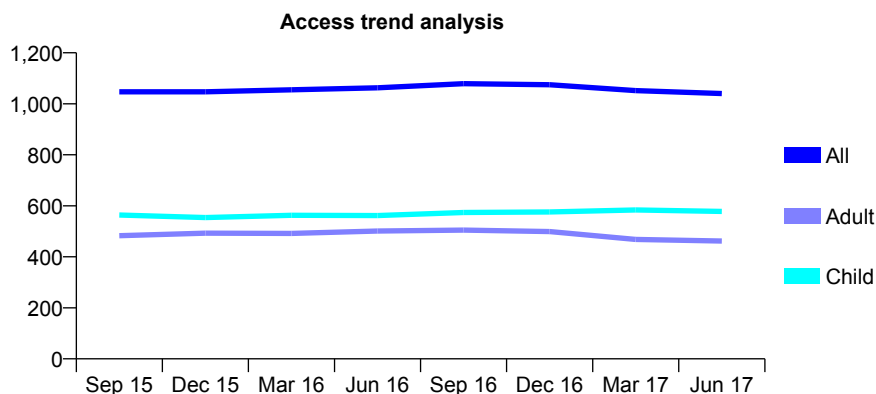
Q63 - Vital Signs At a Glance Contract Report for 905836/0001 - June 2017

Name or company name	MRS JB JONES
Contract type name	GDS Contract
Purpose of contract	General
Contract start date	01/04/2006
Contract end date	

17/18 Contracted general activity (UDA)	2,250
Carry forward general activity (UDA)	0
17/18 Contracted orthodontic activity (UOA)	0
Carry forward orthodontic activity (UOA)	0
Baseline contract value	£58,963.80

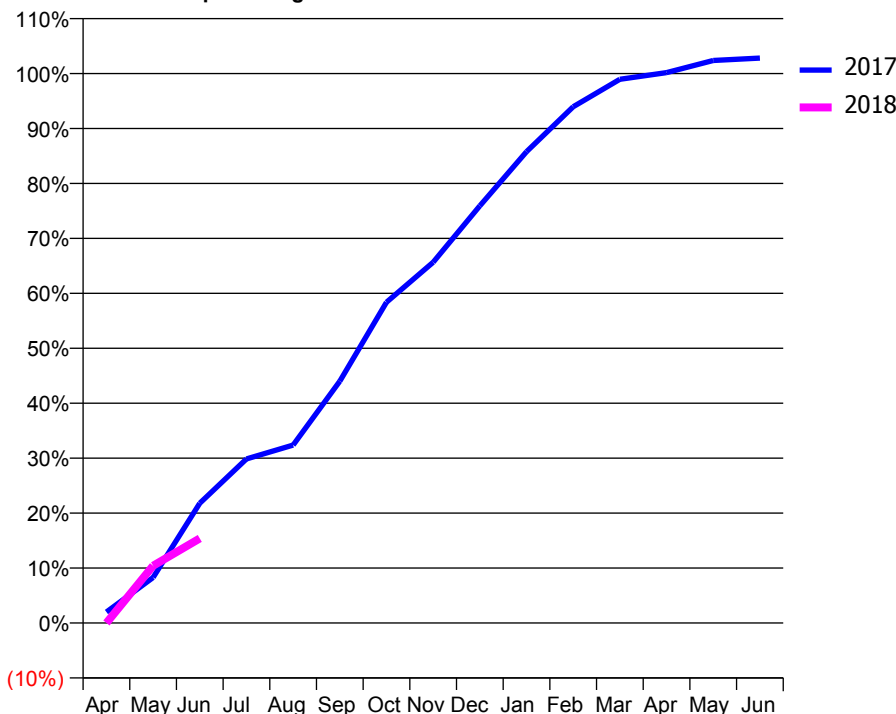
ACCESS*

Patients seen in 24 months	Total	Change since previous quarter
Quarter ending June 2016	1,063	
Quarter ending September 2016	1,079	→
Quarter ending December 2016	1,075	→
Quarter ending March 2017	1,052	↓
Quarter ending June 2017	1,040	↓
Variance since June 2016	(2.2%)	↓



ACTIVITY

Cumulative percentage of contracted UDA delivered 2017 & 2018



Month	Adjusted Scheduled Activity (UDA)	
	2017	2018
April	45	0
May	187	235
June	491	346
July	672	
August	729	
September	990	
October	1,314	
November	1,477	
December	1,708	
January	1,930	
February	2,114	
March	2,227	
April	2,254	
May	2,303	
June	2,313	

QUALITY

	Quantity	Base Number	Contract	AT	Region	England
% of FP17s for the same patient ID Re-attending within 3 months - Children	4	211	1.9%	10.0%	11.5%	12.0%
% of FP17s for the same patient ID Re-attending within 3 months - Adults	17	79	21.5%	15.4%	16.8%	16.0%
% of FP17s for the same patient ID Re-attending between 3 & 9 months - Children	157	211	74.4%	48.2%	47.3%	58.0%
% of FP17s for the same patient ID Re-attending between 3 & 9 months - Adults	47	79	59.5%	38.4%	38.3%	50.9%
% of FP17s for Band 1 Urgent Courses	6	220	2.7%	10.0%	10.7%	9.1%
% of FP17s Relating to Free Repair or Replacements	0	220	0.0%	0.6%	0.6%	0.8%
% of FP17s Relating to Continuations	1	220	0.5%	0.9%	0.8%	1.1%
% of Patients satisfied with the dentistry they have received	0	0	N/A	90.2%	89.8%	91.7%
% of Patients satisfied with the time they had to wait for an appointment	0	0	N/A	86.2%	83.6%	88.0%

* This is based on patients treated on this contract for their most recent course of treatment. Figures in italics indicate the base number of FP17s or Patient Questionnaire responses are less than 100. N/A is shown where the base number of responses is less than 10 during the period. % is calculated as Quantity/Base number*100

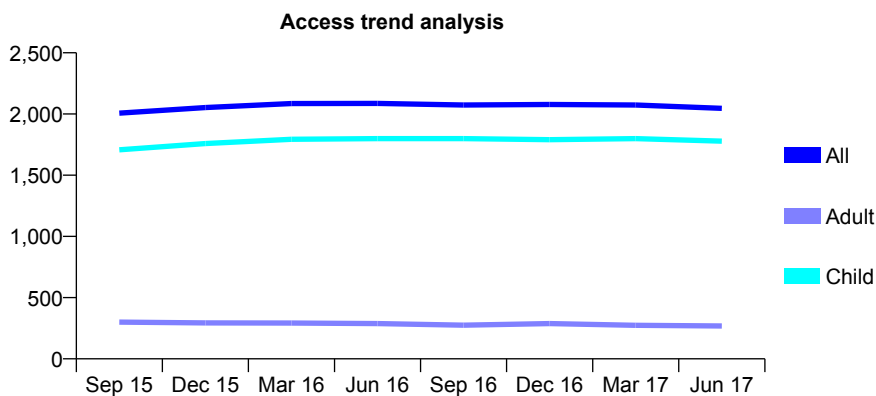
Q63 - Vital Signs At a Glance Contract Report for 908495/0001 - June 2017

Name or company name	Hayes Dental Surgery
Contract type name	GDS Contract
Purpose of contract	General
Contract start date	01/04/2006
Contract end date	

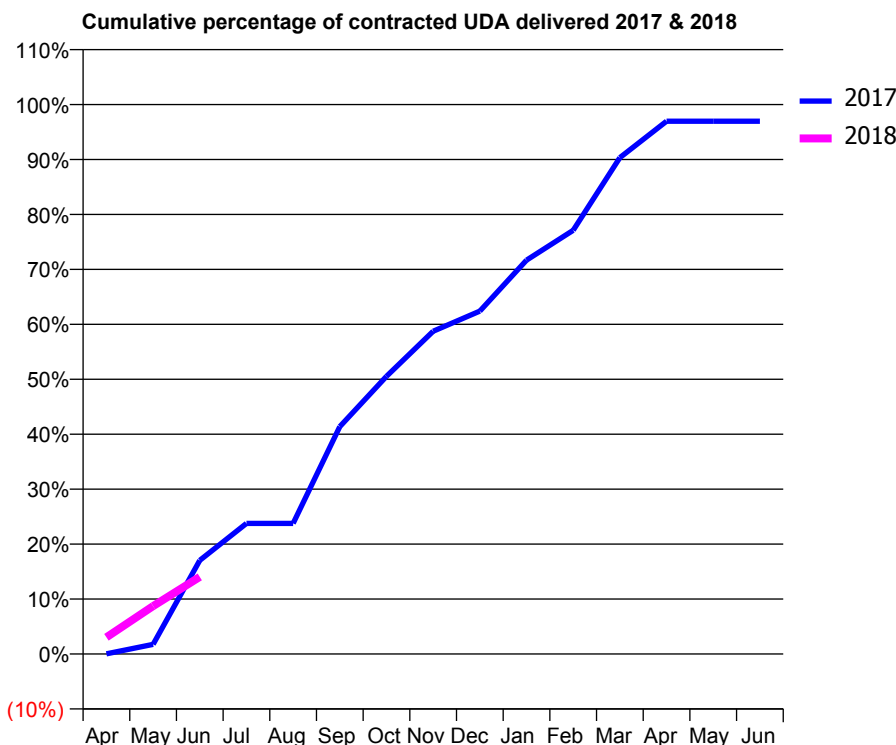
17/18 Contracted general activity (UDA)	4,427
Carry forward general activity (UDA)	0
17/18 Contracted orthodontic activity (UOA)	0
Carry forward orthodontic activity (UOA)	0
Baseline contract value	£104,759.38

ACCESS*

Patients seen in 24 months	Total	Change since previous quarter
Quarter ending June 2016	2,087	
Quarter ending September 2016	2,074	→
Quarter ending December 2016	2,078	→
Quarter ending March 2017	2,073	→
Quarter ending June 2017	2,046	↓
Variance since June 2016	(2.0%)	↓



ACTIVITY



Month	Adjusted Scheduled Activity (UDA)	
	2017	2018
April	1	135
May	78	386
June	755	622
July	1,052	
August	1,052	
September	1,832	
October	2,237	
November	2,600	
December	2,762	
January	3,172	
February	3,414	
March	3,999	
April	4,292	
May	4,292	
June	4,292	

QUALITY

	Quantity	Base Number	Contract	AT	Region	England
% of FP17s for the same patient ID Re-attending within 3 months - Children	32	645	5.0%	10.0%	11.5%	12.0%
% of FP17s for the same patient ID Re-attending within 3 months - Adults	0	26	0.0%	15.4%	16.8%	16.0%
% of FP17s for the same patient ID Re-attending between 3 & 9 months - Children	432	645	67.0%	48.2%	47.3%	58.0%
% of FP17s for the same patient ID Re-attending between 3 & 9 months - Adults	18	26	69.2%	38.4%	38.3%	50.9%
% of FP17s for Band 1 Urgent Courses	9	495	1.8%	10.0%	10.7%	9.1%
% of FP17s Relating to Free Repair or Replacements	0	495	0.0%	0.6%	0.6%	0.8%
% of FP17s Relating to Continuations	1	495	0.2%	0.9%	0.8%	1.1%
% of Patients satisfied with the dentistry they have received	3	3	N/A	90.2%	89.8%	91.7%
% of Patients satisfied with the time they had to wait for an appointment	1	3	N/A	86.2%	83.6%	88.0%

* This is based on patients treated on this contract for their most recent course of treatment. Figures in italics indicate the base number of FP17s or Patient Questionnaire responses are less than 100. N/A is shown where the base number of responses is less than 10 during the period. % is calculated as Quantity/Base number*100

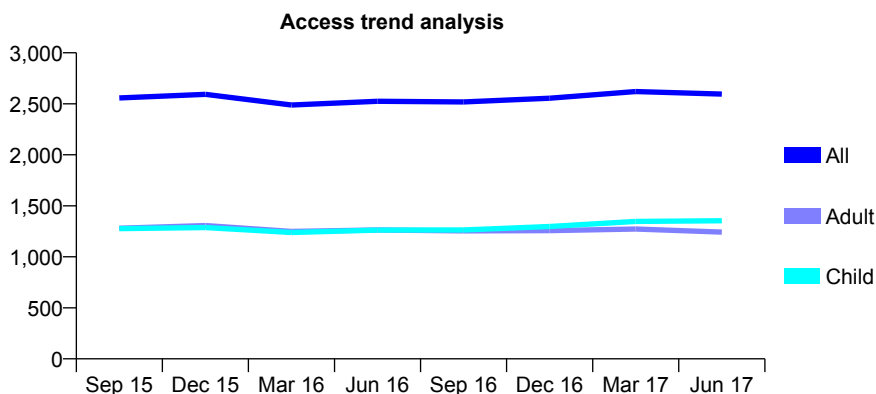
Q63 - Vital Signs At a Glance Contract Report for 909548/0001 - June 2017

Name or company name	MR HS KALSI
Contract type name	GDS Contract
Purpose of contract	General and Orthodontic
Contract start date	01/04/2006
Contract end date	

17/18 Contracted general activity (UDA)	7,537
Carry forward general activity (UDA)	0
17/18 Contracted orthodontic activity (UOA)	134
Carry forward orthodontic activity (UOA)	0
Baseline contract value	£208,387.62

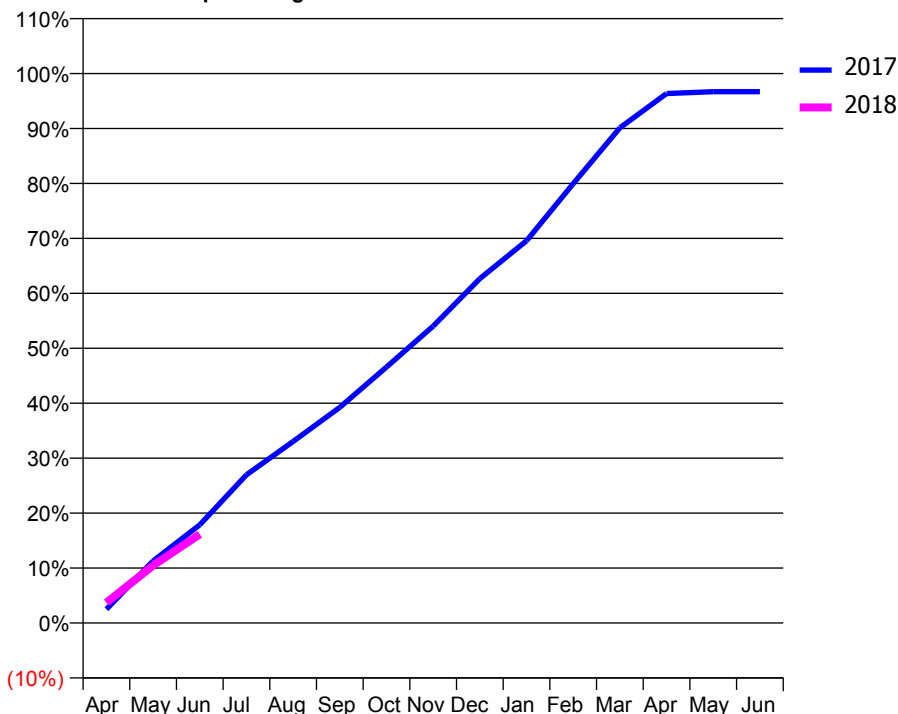
ACCESS*

Patients seen in 24 months	Total	Change since previous quarter
Quarter ending June 2016	2,525	
Quarter ending September 2016	2,518	→
Quarter ending December 2016	2,555	→
Quarter ending March 2017	2,620	↑
Quarter ending June 2017	2,596	→
Variance since June 2016	2.8%	↑



ACTIVITY

Cumulative percentage of contracted UDA delivered 2017 & 2018



Adjusted Scheduled Activity (UDA)		
Month	2017	2018
April	190	279
May	852	790
June	1,348	1,218
July	2,033	
August	2,491	
September	2,959	
October	3,511	
November	4,071	
December	4,723	
January	5,243	
February	6,026	
March	6,792	
April	7,263	
May	7,287	
June	7,287	

QUALITY

	Quantity	Base Number	Contract	AT	Region	England
% of FP17s for the same patient ID Re-attending within 3 months - Children	56	523	10.7%	10.0%	11.5%	12.0%
% of FP17s for the same patient ID Re-attending within 3 months - Adults	39	357	10.9%	15.4%	16.8%	16.0%
% of FP17s for the same patient ID Re-attending between 3 & 9 months - Children	313	523	59.8%	48.2%	47.3%	58.0%
% of FP17s for the same patient ID Re-attending between 3 & 9 months - Adults	162	357	45.4%	38.4%	38.3%	50.9%
% of FP17s for Band 1 Urgent Courses	24	618	3.9%	10.0%	10.7%	9.1%
% of FP17s Relating to Free Repair or Replacements	5	618	0.8%	0.6%	0.6%	0.8%
% of FP17s Relating to Continuations	2	618	0.3%	0.9%	0.8%	1.1%
% of Patients satisfied with the dentistry they have received	5	5	N/A	90.2%	89.8%	91.7%
% of Patients satisfied with the time they had to wait for an appointment	4	5	N/A	86.2%	83.6%	88.0%

* This is based on patients treated on this contract for their most recent course of treatment. Figures in italics indicate the base number of FP17s or Patient Questionnaire responses are less than 100. N/A is shown where the base number of responses is less than 10 during the period. % is calculated as Quantity/Base number*100

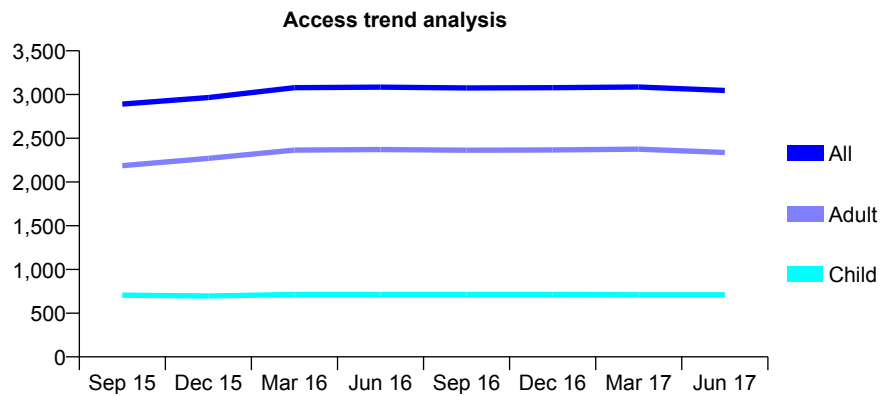
Q63 - Vital Signs At a Glance Contract Report for 910139/0001 - June 2017

Name or company name	Richard Milner, Nadeem Jawaid
Contract type name	GDS Contract
Purpose of contract	General
Contract start date	01/04/2006
Contract end date	

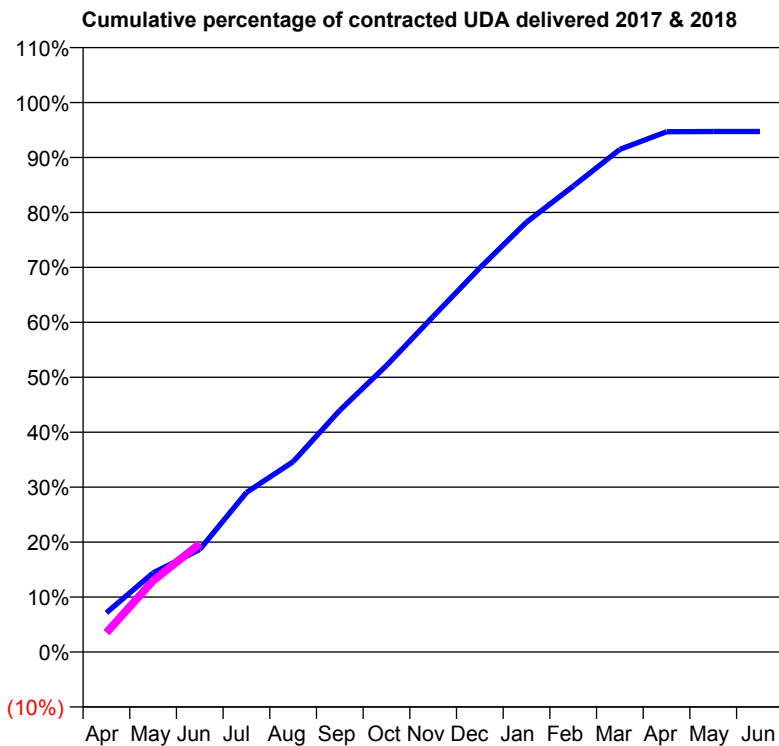
17/18 Contracted general activity (UDA)	7,000
Carry forward general activity (UDA)	0
17/18 Contracted orthodontic activity (UOA)	0
Carry forward orthodontic activity (UOA)	0
Baseline contract value	£168,000.26

ACCESS*

Patients seen in 24 months	Total	Change since previous quarter
Quarter ending June 2016	3,084	
Quarter ending September 2016	3,076	→
Quarter ending December 2016	3,079	→
Quarter ending March 2017	3,086	→
Quarter ending June 2017	3,047	↓
Variance since June 2016	(1.2%)	↓



ACTIVITY



Month	Adjusted Scheduled Activity (UDA)	
	2017	2018
April	501	247
May	1,008	909
June	1,307	1,381
July	2,032	
August	2,425	
September	3,078	
October	3,650	
November	4,274	
December	4,893	
January	5,475	
February	5,935	
March	6,403	
April	6,627	
May	6,630	
June	6,630	

QUALITY

	Quantity	Base Number	Contract	AT	Region	England
% of FP17s for the same patient ID Re-attending within 3 months - Children	14	276	5.1%	10.0%	11.5%	12.0%
% of FP17s for the same patient ID Re-attending within 3 months - Adults	114	591	19.3%	15.4%	16.8%	16.0%
% of FP17s for the same patient ID Re-attending between 3 & 9 months - Children	149	276	54.0%	48.2%	47.3%	58.0%
% of FP17s for the same patient ID Re-attending between 3 & 9 months - Adults	128	591	21.7%	38.4%	38.3%	50.9%
% of FP17s for Band 1 Urgent Courses	103	719	14.3%	10.0%	10.7%	9.1%
% of FP17s Relating to Free Repair or Replacements	1	719	0.1%	0.6%	0.6%	0.8%
% of FP17s Relating to Continuations	4	719	0.6%	0.9%	0.8%	1.1%
% of Patients satisfied with the dentistry they have received	0	0	N/A	90.2%	89.8%	91.7%
% of Patients satisfied with the time they had to wait for an appointment	0	0	N/A	86.2%	83.6%	88.0%

* This is based on patients treated on this contract for their most recent course of treatment. Figures in italics indicate the base number of FP17s or Patient Questionnaire responses are less than 100. N/A is shown where the base number of responses is less than 10 during the period. % is calculated as Quantity/Base number*100

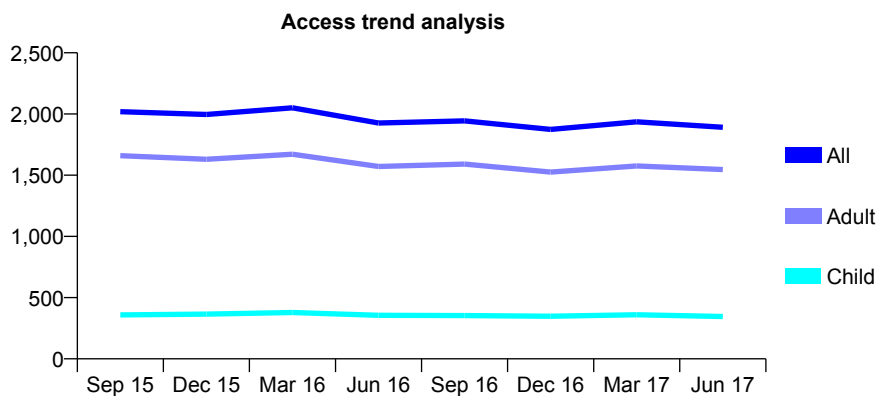
Q63 - Vital Signs At a Glance Contract Report for 913944/0001 - June 2017

Name or company name	MR MT WONG
Contract type name	GDS Contract
Purpose of contract	General
Contract start date	01/04/2006
Contract end date	

17/18 Contracted general activity (UDA)	4,300
Carry forward general activity (UDA)	0
17/18 Contracted orthodontic activity (UOA)	0
Carry forward orthodontic activity (UOA)	0
Baseline contract value	£121,172.93

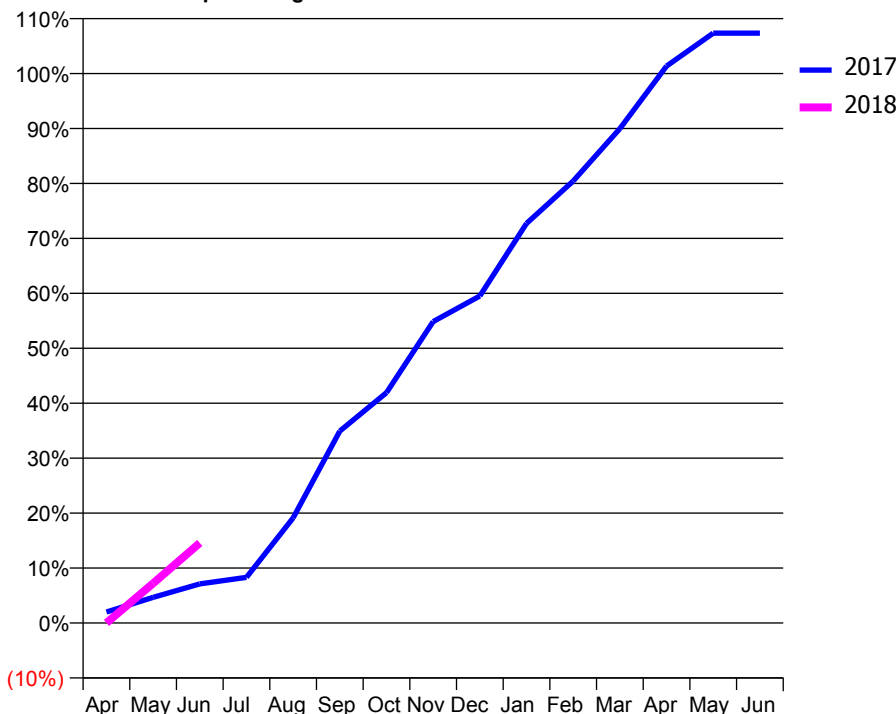
ACCESS*

Patients seen in 24 months	Total	Change since previous quarter
Quarter ending June 2016	1,927	
Quarter ending September 2016	1,944	→
Quarter ending December 2016	1,874	↓
Quarter ending March 2017	1,936	↑
Quarter ending June 2017	1,892	↓
Variance since June 2016	(1.8%)	↓



ACTIVITY

Cumulative percentage of contracted UDA delivered 2017 & 2018



Month	Adjusted Scheduled Activity (UDA)	
	2017	2018
April	86	0
May	200	311
June	306	627
July	357	
August	823	
September	1,502	
October	1,803	
November	2,359	
December	2,559	
January	3,127	
February	3,459	
March	3,869	
April	4,359	
May	4,615	
June	4,615	

QUALITY

	Quantity	Base Number	Contract	AT	Region	England
% of FP17s for the same patient ID Re-attending within 3 months - Children	4	91	4.4%	10.0%	11.5%	12.0%
% of FP17s for the same patient ID Re-attending within 3 months - Adults	49	477	10.3%	15.4%	16.8%	16.0%
% of FP17s for the same patient ID Re-attending between 3 & 9 months - Children	33	91	36.3%	48.2%	47.3%	58.0%
% of FP17s for the same patient ID Re-attending between 3 & 9 months - Adults	215	477	45.1%	38.4%	38.3%	50.9%
% of FP17s for Band 1 Urgent Courses	8	271	3.0%	10.0%	10.7%	9.1%
% of FP17s Relating to Free Repair or Replacements	4	271	1.5%	0.6%	0.6%	0.8%
% of FP17s Relating to Continuations	2	271	0.7%	0.9%	0.8%	1.1%
% of Patients satisfied with the dentistry they have received	2	2	N/A	90.2%	89.8%	91.7%
% of Patients satisfied with the time they had to wait for an appointment	2	2	N/A	86.2%	83.6%	88.0%

* This is based on patients treated on this contract for their most recent course of treatment. Figures in italics indicate the base number of FP17s or Patient Questionnaire responses are less than 100. N/A is shown where the base number of responses is less than 10 during the period. % is calculated as Quantity/Base number*100

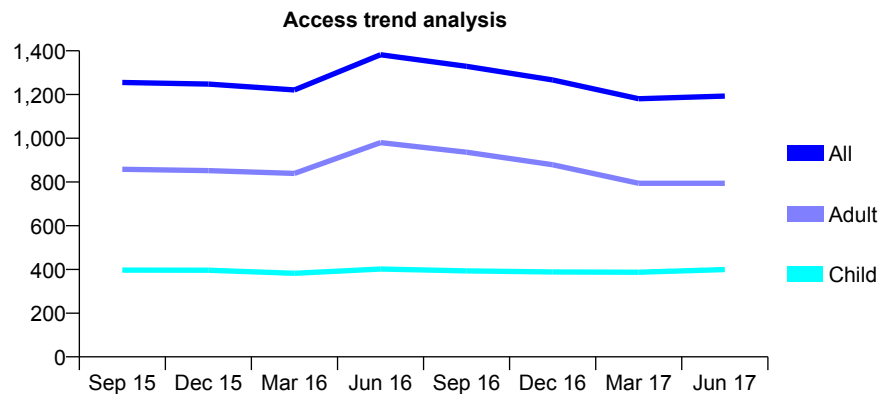
Q63 - Vital Signs At a Glance Contract Report for 914967/0001 - June 2017

Name or company name	MR JS SOKHI
Contract type name	GDS Contract
Purpose of contract	General
Contract start date	01/04/2006
Contract end date	

17/18 Contracted general activity (UDA)	6,166
Carry forward general activity (UDA)	0
17/18 Contracted orthodontic activity (UOA)	0
Carry forward orthodontic activity (UOA)	0
Baseline contract value	£177,544.63

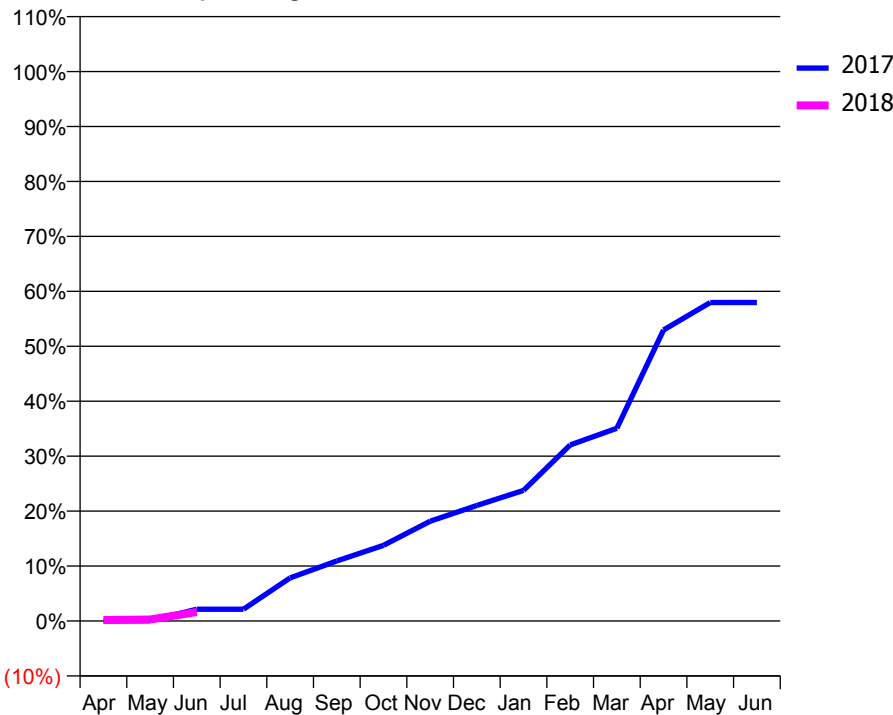
ACCESS*

Patients seen in 24 months	Total	Change since previous quarter
Quarter ending June 2016	1,382	
Quarter ending September 2016	1,329	↓
Quarter ending December 2016	1,267	↓
Quarter ending March 2017	1,181	↓
Quarter ending June 2017	1,193	→
Variance since June 2016	(13.7%)	↓



ACTIVITY

Cumulative percentage of contracted UDA delivered 2017 & 2018



Month	Adjusted Scheduled Activity (UDA)	
	2017	2018
April	2	11
May	4	17
June	133	101
July	133	
August	483	
September	674	
October	849	
November	1,120	
December	1,296	
January	1,465	
February	1,976	
March	2,162	
April	3,266	
May	3,573	
June	3,573	

QUALITY

	Quantity	Base Number	Contract	AT	Region	England
% of FP17s for the same patient ID Re-attending within 3 months - Children	60	200	30.0%	10.0%	11.5%	12.0%
% of FP17s for the same patient ID Re-attending within 3 months - Adults	22	161	13.7%	15.4%	16.8%	16.0%
% of FP17s for the same patient ID Re-attending between 3 & 9 months - Children	69	200	34.5%	48.2%	47.3%	58.0%
% of FP17s for the same patient ID Re-attending between 3 & 9 months - Adults	55	161	34.2%	38.4%	38.3%	50.9%
% of FP17s for Band 1 Urgent Courses	0	75	0.0%	10.0%	10.7%	9.1%
% of FP17s Relating to Free Repair or Replacements	0	75	0.0%	0.6%	0.6%	0.8%
% of FP17s Relating to Continuations	0	75	0.0%	0.9%	0.8%	1.1%
% of Patients satisfied with the dentistry they have received	2	2	N/A	90.2%	89.8%	91.7%
% of Patients satisfied with the time they had to wait for an appointment	2	2	N/A	86.2%	83.6%	88.0%

* This is based on patients treated on this contract for their most recent course of treatment. Figures in italics indicate the base number of FP17s or Patient Questionnaire responses are less than 100. N/A is shown where the base number of responses is less than 10 during the period. % is calculated as Quantity/Base number*100

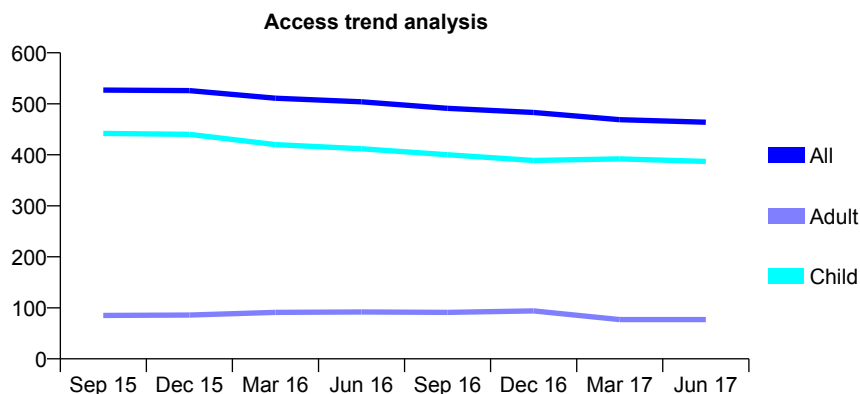
Q63 - Vital Signs At a Glance Contract Report for 917583/0001 - June 2017

Name or company name	MR A KERSCHBAUMER
Contract type name	GDS Contract
Purpose of contract	General
Contract start date	01/04/2006
Contract end date	

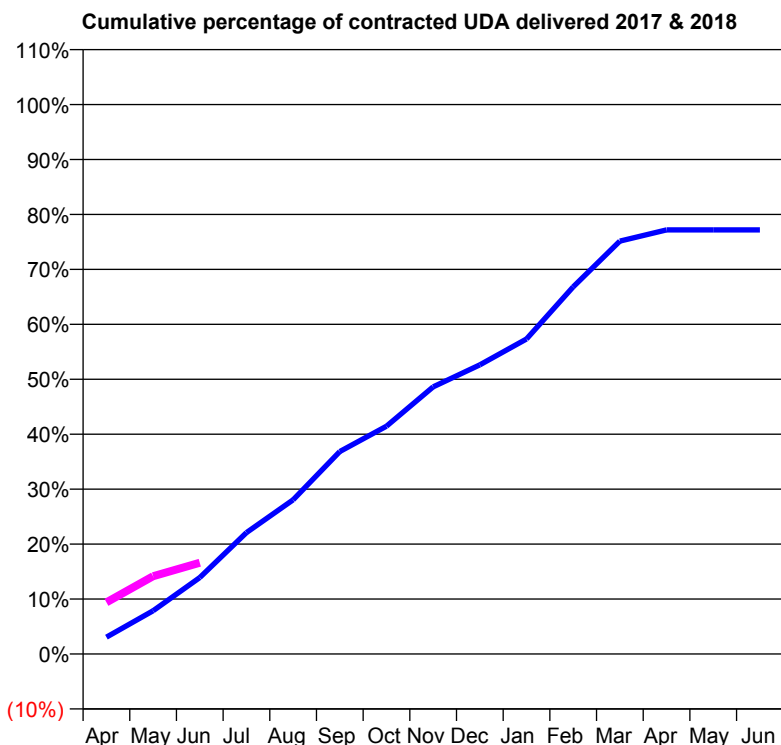
17/18 Contracted general activity (UDA)	1,279
Carry forward general activity (UDA)	0
17/18 Contracted orthodontic activity (UOA)	0
Carry forward orthodontic activity (UOA)	0
Baseline contract value	£27,108.02

ACCESS*

Patients seen in 24 months	Total	Change since previous quarter
Quarter ending June 2016	504	
Quarter ending September 2016	491	↓
Quarter ending December 2016	483	↓
Quarter ending March 2017	469	↓
Quarter ending June 2017	464	↓
Variance since June 2016	(7.9%)	↓



ACTIVITY



Month	Adjusted Scheduled Activity (UDA)	
	2017	2018
April	39	120
May	101	181
June	178	212
July	283	
August	359	
September	471	
October	530	
November	622	
December	673	
January	733	
February	855	
March	961	
April	987	
May	987	
June	987	

QUALITY

	Quantity	Base Number	Contract	AT	Region	England
% of FP17s for the same patient ID Re-attending within 3 months - Children	11	127	8.7%	10.0%	11.5%	12.0%
% of FP17s for the same patient ID Re-attending within 3 months - Adults	0	11	0.0%	15.4%	16.8%	16.0%
% of FP17s for the same patient ID Re-attending between 3 & 9 months - Children	77	127	60.6%	48.2%	47.3%	58.0%
% of FP17s for the same patient ID Re-attending between 3 & 9 months - Adults	6	11	54.5%	38.4%	38.3%	50.9%
% of FP17s for Band 1 Urgent Courses	7	122	5.7%	10.0%	10.7%	9.1%
% of FP17s Relating to Free Repair or Replacements	0	122	0.0%	0.6%	0.6%	0.8%
% of FP17s Relating to Continuations	2	122	1.6%	0.9%	0.8%	1.1%
% of Patients satisfied with the dentistry they have received	1	1	N/A	90.2%	89.8%	91.7%
% of Patients satisfied with the time they had to wait for an appointment	0	1	N/A	86.2%	83.6%	88.0%

* This is based on patients treated on this contract for their most recent course of treatment. Figures in italics indicate the base number of FP17s or Patient Questionnaire responses are less than 100. N/A is shown where the base number of responses is less than 10 during the period. % is calculated as Quantity/Base number*100

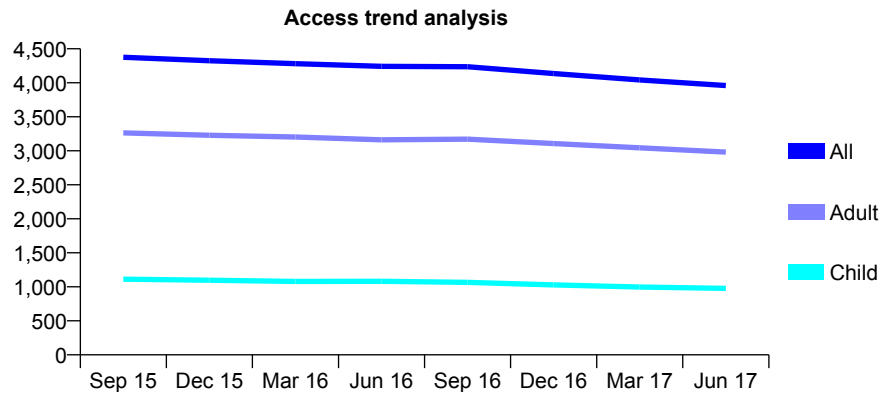
Q63 - Vital Signs At a Glance Contract Report for 917737/0001 - June 2017

Name or company name	MR JC HEALY
Contract type name	GDS Contract
Purpose of contract	General
Contract start date	01/04/2006
Contract end date	

17/18 Contracted general activity (UDA)	13,000
Carry forward general activity (UDA)	0
17/18 Contracted orthodontic activity (UOA)	0
Carry forward orthodontic activity (UOA)	0
Baseline contract value	£301,232.70

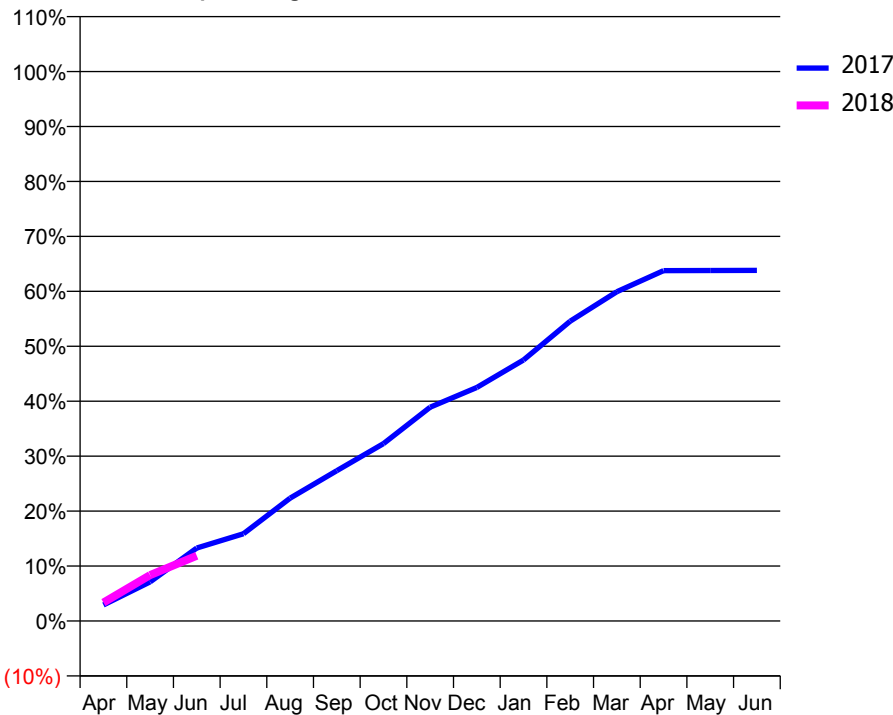
ACCESS*

Patients seen in 24 months	Total	Change since previous quarter
Quarter ending June 2016	4,243	
Quarter ending September 2016	4,236	→
Quarter ending December 2016	4,136	↓
Quarter ending March 2017	4,043	↓
Quarter ending June 2017	3,959	↓
Variance since June 2016	(6.7%)	↓



ACTIVITY

Cumulative percentage of contracted UDA delivered 2017 & 2018



Month	Adjusted Scheduled Activity (UDA)	
	2017	2018
April	379	437
May	927	1,087
June	1,726	1,545
July	2,063	
August	2,908	
September	3,557	
October	4,198	
November	5,060	
December	5,525	
January	6,177	
February	7,092	
March	7,792	
April	8,288	
May	8,291	
June	8,295	

QUALITY

	Quantity	Base Number	Contract	AT	Region	England
% of FP17s for the same patient ID Re-attending within 3 months - Children	12	231	5.2%	10.0%	11.5%	12.0%
% of FP17s for the same patient ID Re-attending within 3 months - Adults	91	686	13.3%	15.4%	16.8%	16.0%
% of FP17s for the same patient ID Re-attending between 3 & 9 months - Children	117	231	50.6%	48.2%	47.3%	58.0%
% of FP17s for the same patient ID Re-attending between 3 & 9 months - Adults	319	686	46.5%	38.4%	38.3%	50.9%
% of FP17s for Band 1 Urgent Courses	4	734	0.5%	10.0%	10.7%	9.1%
% of FP17s Relating to Free Repair or Replacements	13	734	1.8%	0.6%	0.6%	0.8%
% of FP17s Relating to Continuations	33	734	4.5%	0.9%	0.8%	1.1%
% of Patients satisfied with the dentistry they have received	1	1	N/A	90.2%	89.8%	91.7%
% of Patients satisfied with the time they had to wait for an appointment	1	1	N/A	86.2%	83.6%	88.0%

* This is based on patients treated on this contract for their most recent course of treatment. Figures in italics indicate the base number of FP17s or Patient Questionnaire responses are less than 100. N/A is shown where the base number of responses is less than 10 during the period. % is calculated as Quantity/Base number*100

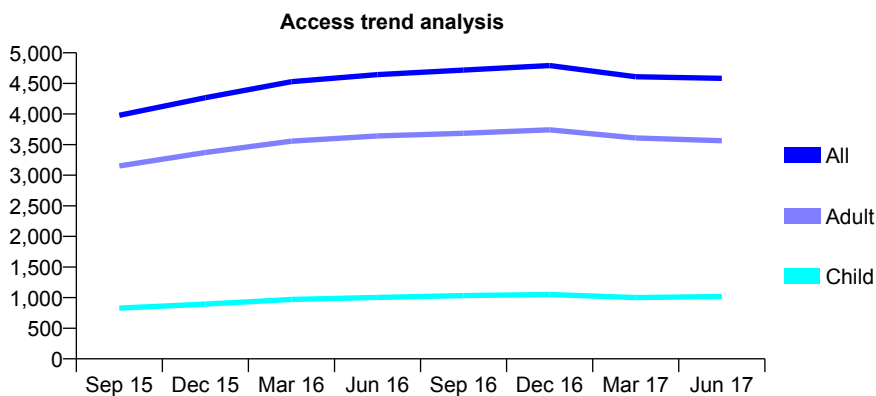
Q63 - Vital Signs At a Glance Contract Report for 919101/0003 - June 2017

Name or company name	MR S MIRFENDERESKI
Contract type name	GDS Contract
Purpose of contract	General
Contract start date	08/04/2009
Contract end date	

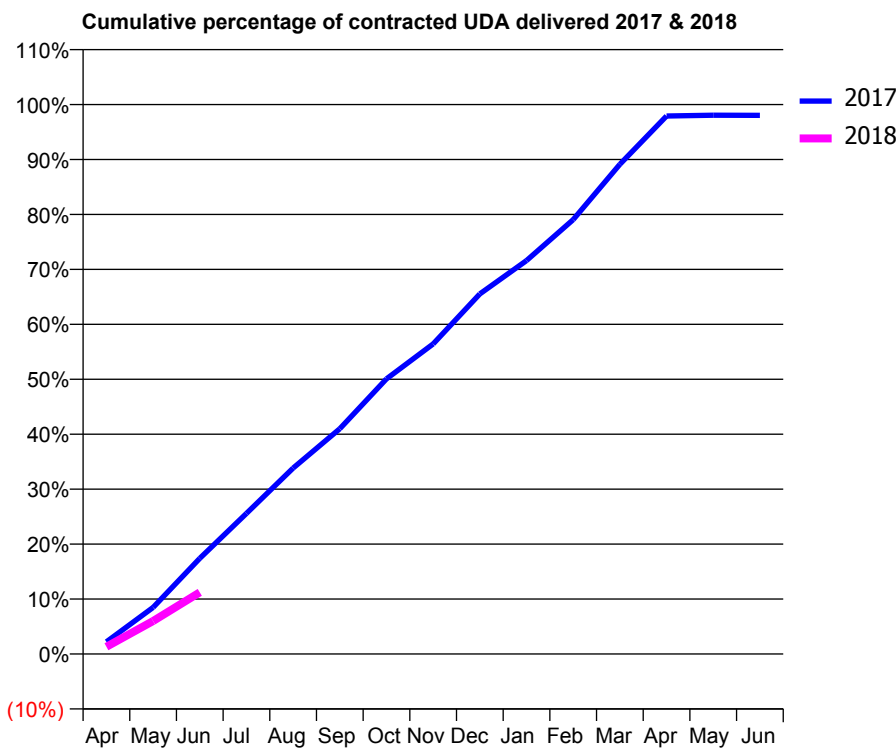
17/18 Contracted general activity (UDA)	13,200
Carry forward general activity (UDA)	0
17/18 Contracted orthodontic activity (UOA)	0
Carry forward orthodontic activity (UOA)	0
Baseline contract value	£325,046.33

ACCESS*

Patients seen in 24 months	Total	Change since previous quarter
Quarter ending June 2016	4,644	
Quarter ending September 2016	4,718	→
Quarter ending December 2016	4,792	→
Quarter ending March 2017	4,610	↓
Quarter ending June 2017	4,582	→
Variance since June 2016	(1.3%)	↓



ACTIVITY



Month	Adjusted Scheduled Activity (UDA)	
	2017	2018
April	292	173
May	1,118	793
June	2,299	1,481
July	3,379	
August	4,466	
September	5,411	
October	6,611	
November	7,450	
December	8,650	
January	9,450	
February	10,434	
March	11,764	
April	12,922	
May	12,942	
June	12,941	

QUALITY

	Quantity	Base Number	Contract	AT	Region	England
% of FP17s for the same patient ID Re-attending within 3 months - Children	6	220	2.7%	10.0%	11.5%	12.0%
% of FP17s for the same patient ID Re-attending within 3 months - Adults	30	596	5.0%	15.4%	16.8%	16.0%
% of FP17s for the same patient ID Re-attending between 3 & 9 months - Children	96	220	43.6%	48.2%	47.3%	58.0%
% of FP17s for the same patient ID Re-attending between 3 & 9 months - Adults	177	596	29.7%	38.4%	38.3%	50.9%
% of FP17s for Band 1 Urgent Courses	33	583	5.7%	10.0%	10.7%	9.1%
% of FP17s Relating to Free Repair or Replacements	0	583	0.0%	0.6%	0.6%	0.8%
% of FP17s Relating to Continuations	0	583	0.0%	0.9%	0.8%	1.1%
% of Patients satisfied with the dentistry they have received	0	0	N/A	90.2%	89.8%	91.7%
% of Patients satisfied with the time they had to wait for an appointment	0	0	N/A	86.2%	83.6%	88.0%

* This is based on patients treated on this contract for their most recent course of treatment. Figures in italics indicate the base number of FP17s or Patient Questionnaire responses are less than 100. N/A is shown where the base number of responses is less than 10 during the period. % is calculated as Quantity/Base number*100

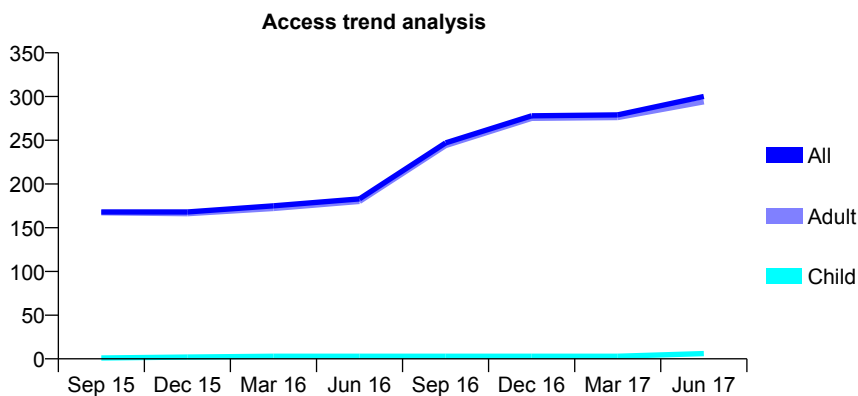
Q63 - Vital Signs At a Glance Contract Report for 919101/0004 - June 2017

Name or company name	MR S MIRFENDERESKI
Contract type name	PDS Contract
Purpose of contract	General
Contract start date	01/09/2010
Contract end date	30/11/2017

17/18 Contracted general activity (UDA)	400
Carry forward general activity (UDA)	0
17/18 Contracted orthodontic activity (UOA)	0
Carry forward orthodontic activity (UOA)	0
Baseline contract value	£19,486.95

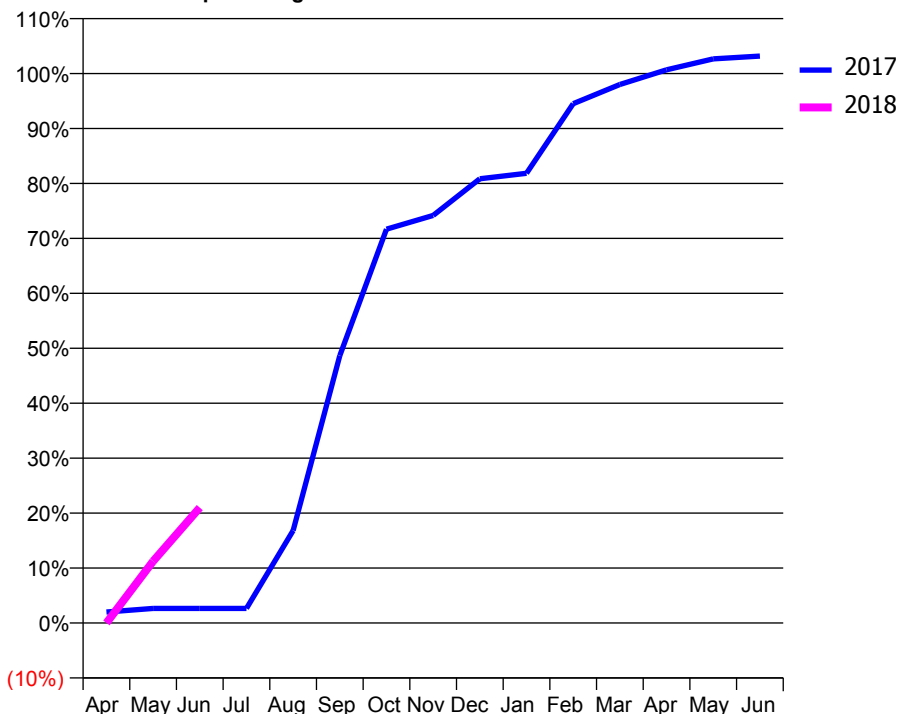
ACCESS*

Patients seen in 24 months	Total	Change since previous quarter
Quarter ending June 2016	183	
Quarter ending September 2016	247	↑
Quarter ending December 2016	278	↑
Quarter ending March 2017	279	→
Quarter ending June 2017	300	↑
Variance since June 2016	63.9%	↑



ACTIVITY

Cumulative percentage of contracted UDA delivered 2017 & 2018



Month	Adjusted Scheduled Activity (UDA)	
	2017	2018
April	12	0
May	16	45
June	16	84
July	16	
August	101	
September	292	
October	430	
November	445	
December	485	
January	491	
February	567	
March	588	
April	604	
May	616	
June	619	

QUALITY

	Quantity	Base Number	Contract	AT	Region	England
% of FP17s for the same patient ID Re-attending within 3 months - Children	0	2	0.0%	10.0%	11.5%	12.0%
% of FP17s for the same patient ID Re-attending within 3 months - Adults	0	37	0.0%	15.4%	16.8%	16.0%
% of FP17s for the same patient ID Re-attending between 3 & 9 months - Children	0	2	0.0%	48.2%	47.3%	58.0%
% of FP17s for the same patient ID Re-attending between 3 & 9 months - Adults	0	37	0.0%	38.4%	38.3%	50.9%
% of FP17s for Band 1 Urgent Courses	0	28	0.0%	10.0%	10.7%	9.1%
% of FP17s Relating to Free Repair or Replacements	0	28	0.0%	0.6%	0.6%	0.8%
% of FP17s Relating to Continuations	0	28	0.0%	0.9%	0.8%	1.1%
% of Patients satisfied with the dentistry they have received	0	0	N/A	90.2%	89.8%	91.7%
% of Patients satisfied with the time they had to wait for an appointment	0	0	N/A	86.2%	83.6%	88.0%

* This is based on patients treated on this contract for their most recent course of treatment. Figures in italics indicate the base number of FP17s or Patient Questionnaire responses are less than 100. N/A is shown where the base number of responses is less than 10 during the period. % is calculated as Quantity/Base number*100

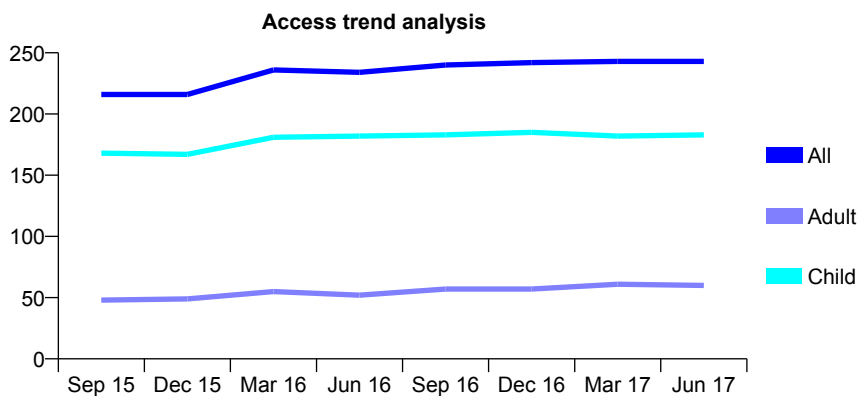
Q63 - Vital Signs At a Glance Contract Report for 920126/0001 - June 2017

Name or company name	MR MA SULIEMAN
Contract type name	GDS Contract
Purpose of contract	General
Contract start date	01/04/2006
Contract end date	

17/18 Contracted general activity (UDA)	546
Carry forward general activity (UDA)	0
17/18 Contracted orthodontic activity (UOA)	0
Carry forward orthodontic activity (UOA)	0
Baseline contract value	£12,329.63

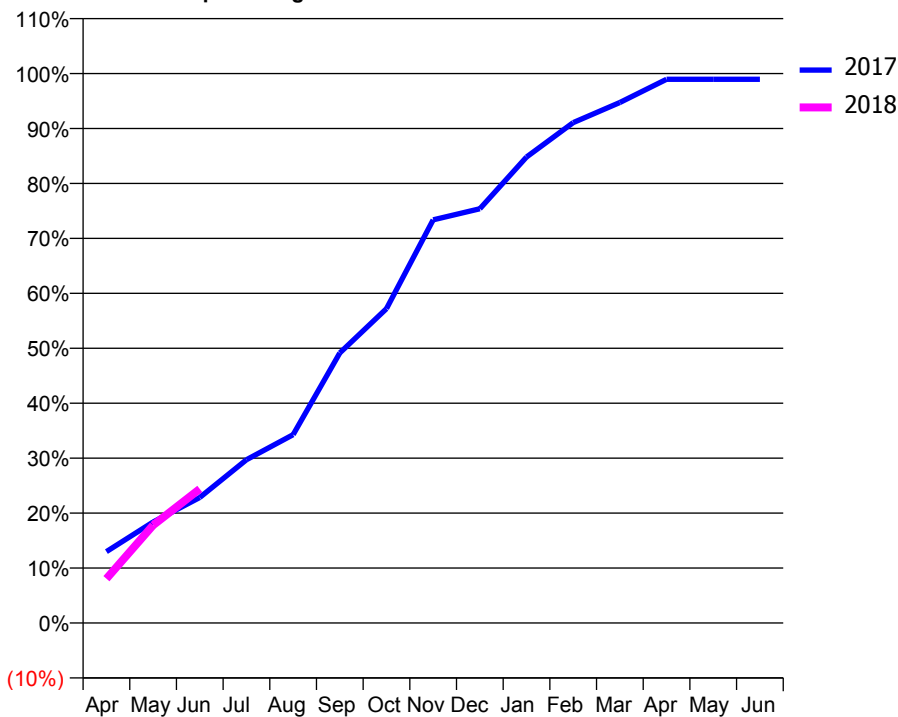
ACCESS*

Patients seen in 24 months	Total	Change since previous quarter
Quarter ending June 2016	234	
Quarter ending September 2016	240	↑
Quarter ending December 2016	242	→
Quarter ending March 2017	243	→
Quarter ending June 2017	243	→
Variance since June 2016	3.8%	↑



ACTIVITY

Cumulative percentage of contracted UDA delivered 2017 & 2018



Month	Adjusted Scheduled Activity (UDA)	
	2017	2018
April	71	44
May	100	97
June	125	133
July	162	
August	187	
September	268	
October	312	
November	401	
December	412	
January	463	
February	497	
March	517	
April	540	
May	540	
June	540	

QUALITY

	Quantity	Base Number	Contract	AT	Region	England
% of FP17s for the same patient ID Re-attending within 3 months - Children	4	73	5.5%	10.0%	11.5%	12.0%
% of FP17s for the same patient ID Re-attending within 3 months - Adults	0	13	0.0%	15.4%	16.8%	16.0%
% of FP17s for the same patient ID Re-attending between 3 & 9 months - Children	49	73	67.1%	48.2%	47.3%	58.0%
% of FP17s for the same patient ID Re-attending between 3 & 9 months - Adults	11	13	84.6%	38.4%	38.3%	50.9%
% of FP17s for Band 1 Urgent Courses	1	77	1.3%	10.0%	10.7%	9.1%
% of FP17s Relating to Free Repair or Replacements	0	77	0.0%	0.6%	0.6%	0.8%
% of FP17s Relating to Continuations	0	77	0.0%	0.9%	0.8%	1.1%
% of Patients satisfied with the dentistry they have received	0	1	N/A	90.2%	89.8%	91.7%
% of Patients satisfied with the time they had to wait for an appointment	0	1	N/A	86.2%	83.6%	88.0%

* This is based on patients treated on this contract for their most recent course of treatment. Figures in italics indicate the base number of FP17s or Patient Questionnaire responses are less than 100. N/A is shown where the base number of responses is less than 10 during the period. % is calculated as Quantity/Base number*100

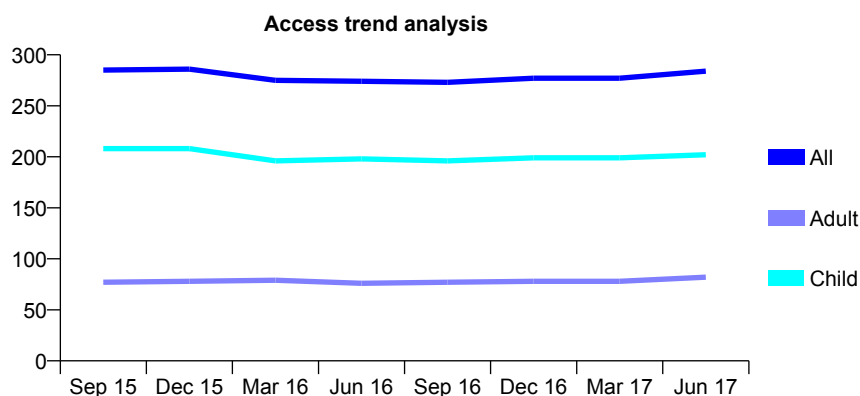
Q63 - Vital Signs At a Glance Contract Report for 920509/0001 - June 2017

Name or company name	MR KS SIHRA
Contract type name	GDS Contract
Purpose of contract	General
Contract start date	01/04/2006
Contract end date	

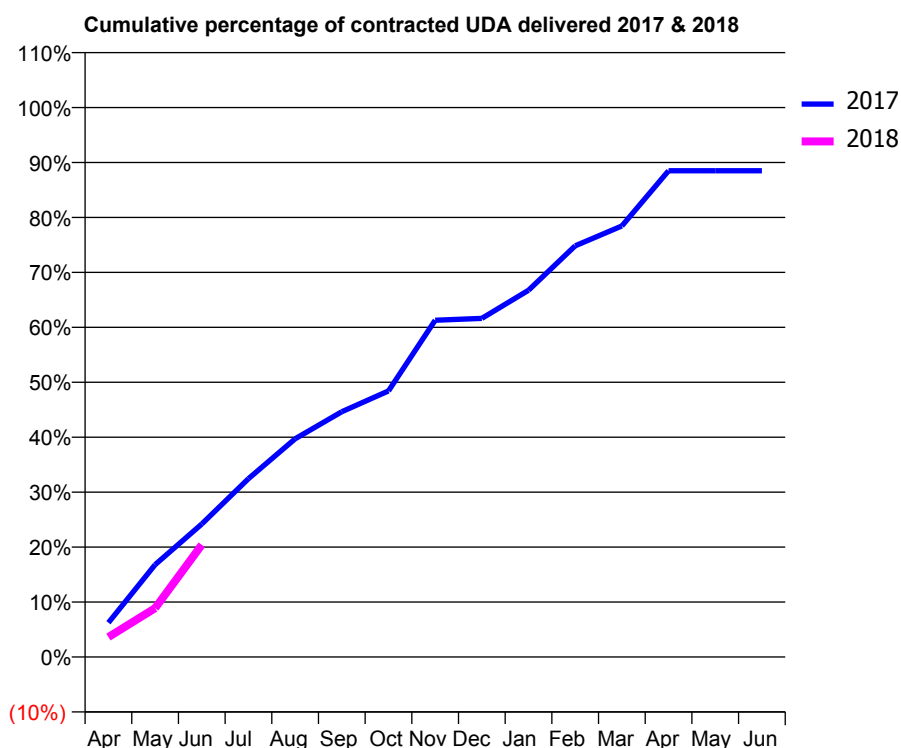
17/18 Contracted general activity (UDA)	607
Carry forward general activity (UDA)	0
17/18 Contracted orthodontic activity (UOA)	0
Carry forward orthodontic activity (UOA)	0
Baseline contract value	£14,962.23

ACCESS*

Patients seen in 24 months	Total	Change since previous quarter
Quarter ending June 2016	274	
Quarter ending September 2016	273	→
Quarter ending December 2016	277	→
Quarter ending March 2017	277	→
Quarter ending June 2017	284	↑
Variance since June 2016	3.6%	↑



ACTIVITY



Month	Adjusted Scheduled Activity (UDA)	
	2017	2018
April	38	22
May	102	54
June	147	124
July	197	
August	241	
September	271	
October	294	
November	372	
December	374	
January	405	
February	454	
March	476	
April	537	
May	537	
June	537	

QUALITY

	Quantity	Base Number	Contract	AT	Region	England
% of FP17s for the same patient ID Re-attending within 3 months - Children	1	102	1.0%	10.0%	11.5%	12.0%
% of FP17s for the same patient ID Re-attending within 3 months - Adults	3	27	11.1%	15.4%	16.8%	16.0%
% of FP17s for the same patient ID Re-attending between 3 & 9 months - Children	67	102	65.7%	48.2%	47.3%	58.0%
% of FP17s for the same patient ID Re-attending between 3 & 9 months - Adults	13	27	48.1%	38.4%	38.3%	50.9%
% of FP17s for Band 1 Urgent Courses	0	94	0.0%	10.0%	10.7%	9.1%
% of FP17s Relating to Free Repair or Replacements	0	94	0.0%	0.6%	0.6%	0.8%
% of FP17s Relating to Continuations	0	94	0.0%	0.9%	0.8%	1.1%
% of Patients satisfied with the dentistry they have received	1	1	N/A	90.2%	89.8%	91.7%
% of Patients satisfied with the time they had to wait for an appointment	1	1	N/A	86.2%	83.6%	88.0%

* This is based on patients treated on this contract for their most recent course of treatment. Figures in italics indicate the base number of FP17s or Patient Questionnaire responses are less than 100. N/A is shown where the base number of responses is less than 10 during the period. % is calculated as Quantity/Base number*100

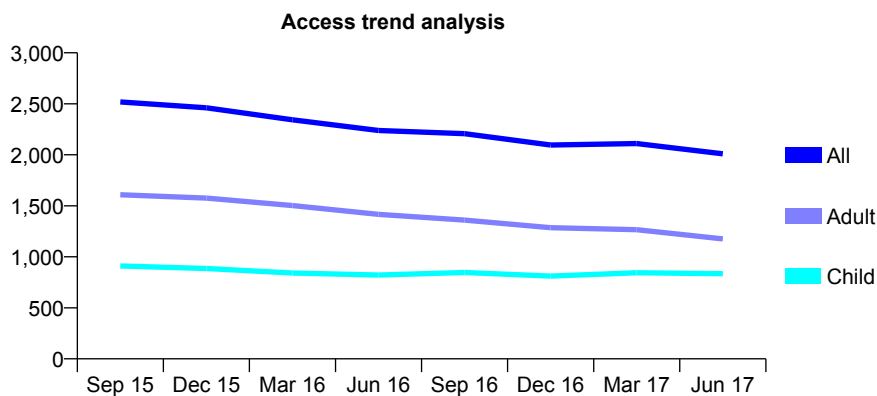
Q63 - Vital Signs At a Glance Contract Report for 921742/0001 - June 2017

Name or company name	MR AA OJETUNDE
Contract type name	GDS Contract
Purpose of contract	General
Contract start date	01/04/2006
Contract end date	

17/18 Contracted general activity (UDA)	11,195
Carry forward general activity (UDA)	0
17/18 Contracted orthodontic activity (UOA)	0
Carry forward orthodontic activity (UOA)	0
Baseline contract value	£295,741.62

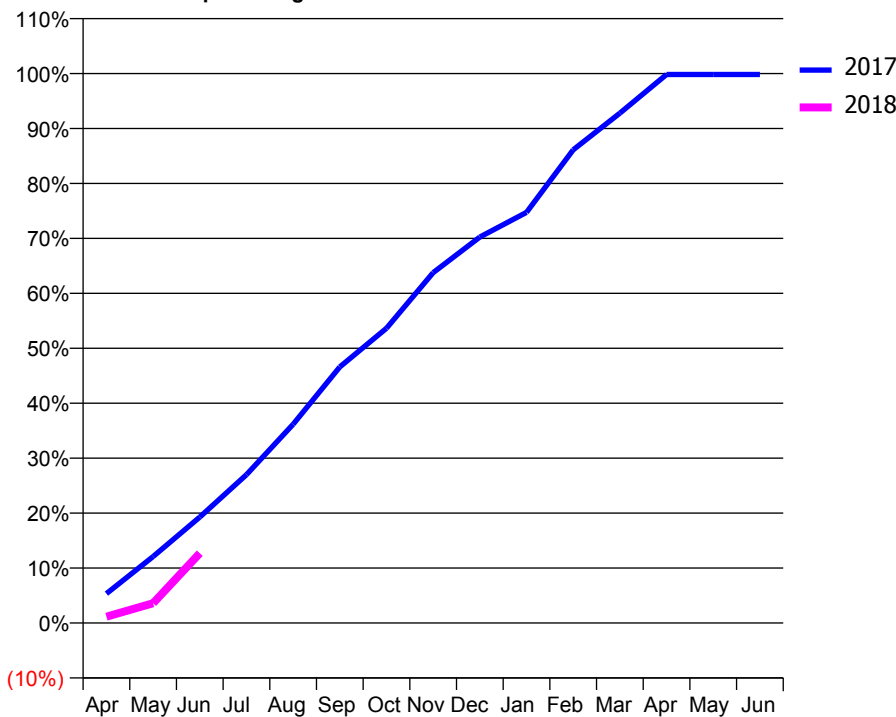
ACCESS*

Patients seen in 24 months	Total	Change since previous quarter
Quarter ending June 2016	2,238	
Quarter ending September 2016	2,207	↓
Quarter ending December 2016	2,096	↓
Quarter ending March 2017	2,110	→
Quarter ending June 2017	2,010	↓
Variance since June 2016	(10.2%)	↓



ACTIVITY

Cumulative percentage of contracted UDA delivered 2017 & 2018



Month	Adjusted Scheduled Activity (UDA)	
	2017	2018
April	598	130
May	1,355	404
June	2,157	1,422
July	3,023	
August	4,050	
September	5,216	
October	6,006	
November	7,139	
December	7,864	
January	8,366	
February	9,640	
March	10,388	
April	11,176	
May	11,176	
June	11,176	

QUALITY

	Quantity	Base Number	Contract	AT	Region	England
% of FP17s for the same patient ID Re-attending within 3 months - Children	9	230	3.9%	10.0%	11.5%	12.0%
% of FP17s for the same patient ID Re-attending within 3 months - Adults	28	289	9.7%	15.4%	16.8%	16.0%
% of FP17s for the same patient ID Re-attending between 3 & 9 months - Children	80	230	34.8%	48.2%	47.3%	58.0%
% of FP17s for the same patient ID Re-attending between 3 & 9 months - Adults	84	289	29.1%	38.4%	38.3%	50.9%
% of FP17s for Band 1 Urgent Courses	18	434	4.1%	10.0%	10.7%	9.1%
% of FP17s Relating to Free Repair or Replacements	0	434	0.0%	0.6%	0.6%	0.8%
% of FP17s Relating to Continuations	1	434	0.2%	0.9%	0.8%	1.1%
% of Patients satisfied with the dentistry they have received	0	0	N/A	90.2%	89.8%	91.7%
% of Patients satisfied with the time they had to wait for an appointment	0	0	N/A	86.2%	83.6%	88.0%

* This is based on patients treated on this contract for their most recent course of treatment. Figures in italics indicate the base number of FP17s or Patient Questionnaire responses are less than 100. N/A is shown where the base number of responses is less than 10 during the period. % is calculated as Quantity/Base number*100

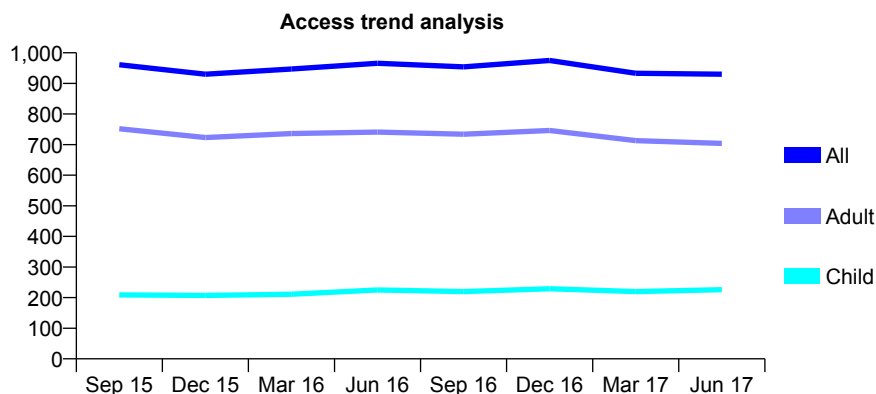
Q63 - Vital Signs At a Glance Contract Report for 921742/0003 - June 2017

Name or company name	MR AA OJETUNDE
Contract type name	GDS Contract
Purpose of contract	General
Contract start date	01/04/2006
Contract end date	

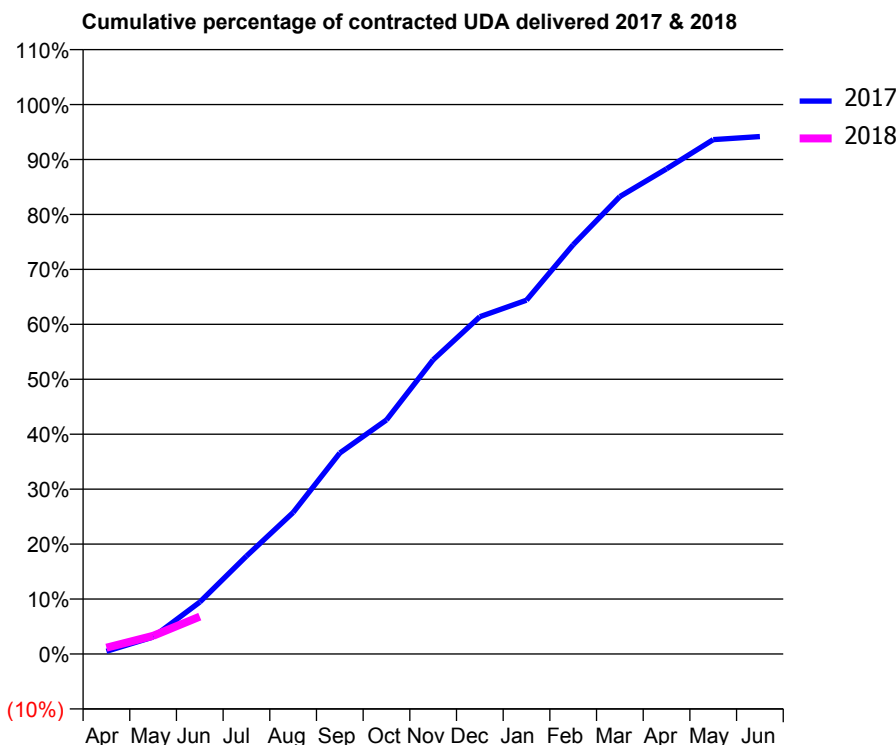
17/18 Contracted general activity (UDA)	4,795
Carry forward general activity (UDA)	0
17/18 Contracted orthodontic activity (UOA)	0
Carry forward orthodontic activity (UOA)	0
Baseline contract value	£136,410.61

ACCESS*

Patients seen in 24 months	Total	Change since previous quarter
Quarter ending June 2016	966	
Quarter ending September 2016	954	↓
Quarter ending December 2016	975	↑
Quarter ending March 2017	933	↓
Quarter ending June 2017	930	→
Variance since June 2016	(3.7%)	↓



ACTIVITY



Month	Adjusted Scheduled Activity (UDA)	
	2017	2018
April	24	55
May	148	159
June	453	326
July	855	
August	1,236	
September	1,754	
October	2,043	
November	2,567	
December	2,943	
January	3,088	
February	3,572	
March	3,992	
April	4,234	
May	4,489	
June	4,516	

QUALITY

	Quantity	Base Number	Contract	AT	Region	England
% of FP17s for the same patient ID Re-attending within 3 months - Children	4	60	6.7%	10.0%	11.5%	12.0%
% of FP17s for the same patient ID Re-attending within 3 months - Adults	28	159	17.6%	15.4%	16.8%	16.0%
% of FP17s for the same patient ID Re-attending between 3 & 9 months - Children	29	60	48.3%	48.2%	47.3%	58.0%
% of FP17s for the same patient ID Re-attending between 3 & 9 months - Adults	70	159	44.0%	38.4%	38.3%	50.9%
% of FP17s for Band 1 Urgent Courses	10	102	9.8%	10.0%	10.7%	9.1%
% of FP17s Relating to Free Repair or Replacements	1	102	1.0%	0.6%	0.6%	0.8%
% of FP17s Relating to Continuations	2	102	2.0%	0.9%	0.8%	1.1%
% of Patients satisfied with the dentistry they have received	0	0	N/A	90.2%	89.8%	91.7%
% of Patients satisfied with the time they had to wait for an appointment	0	0	N/A	86.2%	83.6%	88.0%

* This is based on patients treated on this contract for their most recent course of treatment. Figures in italics indicate the base number of FP17s or Patient Questionnaire responses are less than 100. N/A is shown where the base number of responses is less than 10 during the period. % is calculated as Quantity/Base number*100

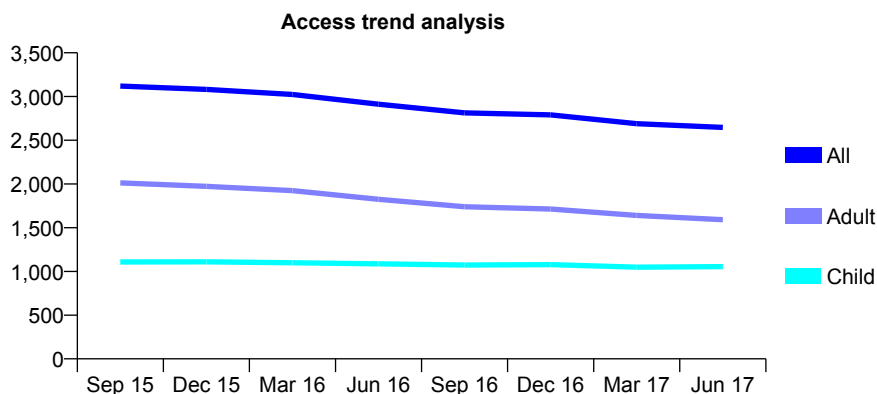
Q63 - Vital Signs At a Glance Contract Report for 929654/0001 - June 2017

Name or company name	MR MR CHOUDHURY
Contract type name	GDS Contract
Purpose of contract	General
Contract start date	01/04/2006
Contract end date	

17/18 Contracted general activity (UDA)	6,740
Carry forward general activity (UDA)	0
17/18 Contracted orthodontic activity (UOA)	0
Carry forward orthodontic activity (UOA)	0
Baseline contract value	£196,149.50

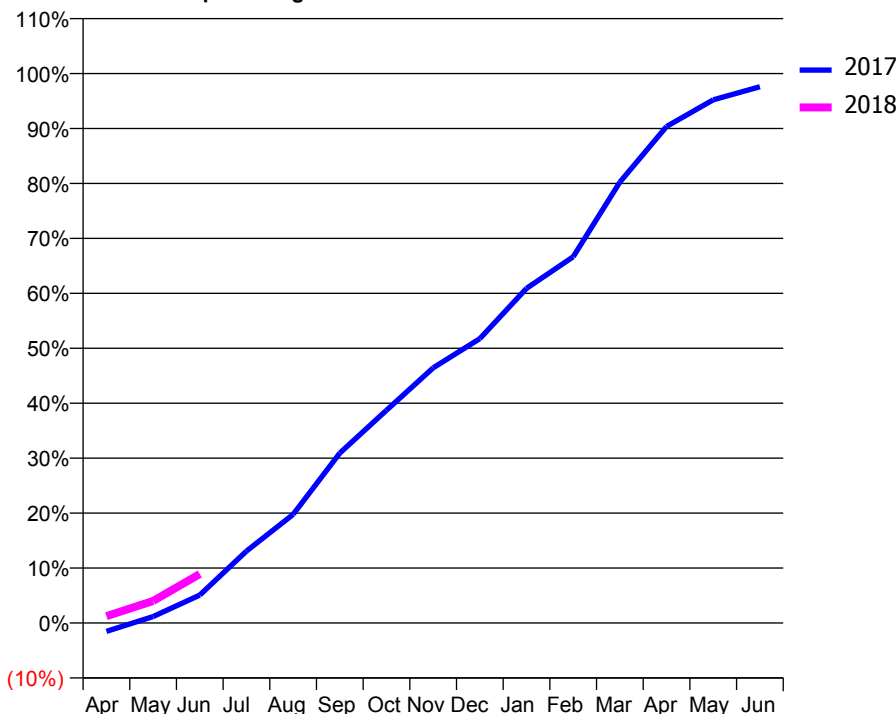
ACCESS*

Patients seen in 24 months	Total	Change since previous quarter
Quarter ending June 2016	2,912	
Quarter ending September 2016	2,813	↓
Quarter ending December 2016	2,790	→
Quarter ending March 2017	2,689	↓
Quarter ending June 2017	2,647	↓
Variance since June 2016	(9.1%)	↓



ACTIVITY

Cumulative percentage of contracted UDA delivered 2017 & 2018



Month	Adjusted Scheduled Activity (UDA)	
	2017	2018
April	-104	85
May	79	270
June	343	601
July	883	
August	1,333	
September	2,084	
October	2,610	
November	3,129	
December	3,489	
January	4,104	
February	4,493	
March	5,408	
April	6,089	
May	6,417	
June	6,578	

QUALITY

	Quantity	Base Number	Contract	AT	Region	England
% of FP17s for the same patient ID Re-attending within 3 months - Children	17	351	4.8%	10.0%	11.5%	12.0%
% of FP17s for the same patient ID Re-attending within 3 months - Adults	55	414	13.3%	15.4%	16.8%	16.0%
% of FP17s for the same patient ID Re-attending between 3 & 9 months - Children	160	351	45.6%	48.2%	47.3%	58.0%
% of FP17s for the same patient ID Re-attending between 3 & 9 months - Adults	160	414	38.6%	38.4%	38.3%	50.9%
% of FP17s for Band 1 Urgent Courses	51	295	17.3%	10.0%	10.7%	9.1%
% of FP17s Relating to Free Repair or Replacements	3	295	1.0%	0.6%	0.6%	0.8%
% of FP17s Relating to Continuations	0	295	0.0%	0.9%	0.8%	1.1%
% of Patients satisfied with the dentistry they have received	9	11	81.8%	90.2%	89.8%	91.7%
% of Patients satisfied with the time they had to wait for an appointment	8	11	72.7%	86.2%	83.6%	88.0%

* This is based on patients treated on this contract for their most recent course of treatment. Figures in italics indicate the base number of FP17s or Patient Questionnaire responses are less than 100. N/A is shown where the base number of responses is less than 10 during the period. % is calculated as Quantity/Base number*100

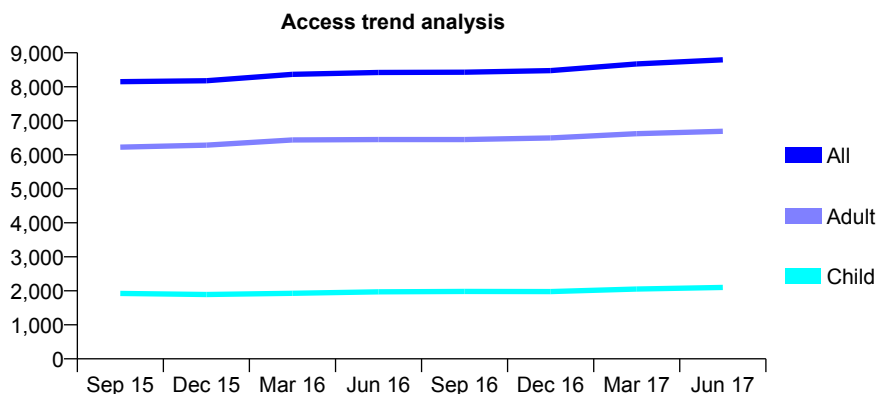
Q63 - Vital Signs At a Glance Contract Report for 931403/0001 - June 2017

Name or company name	MR AK PATEL
Contract type name	GDS Contract
Purpose of contract	General
Contract start date	01/04/2006
Contract end date	

17/18 Contracted general activity (UDA)	21,449
Carry forward general activity (UDA)	0
17/18 Contracted orthodontic activity (UOA)	0
Carry forward orthodontic activity (UOA)	0
Baseline contract value	£685,765.64

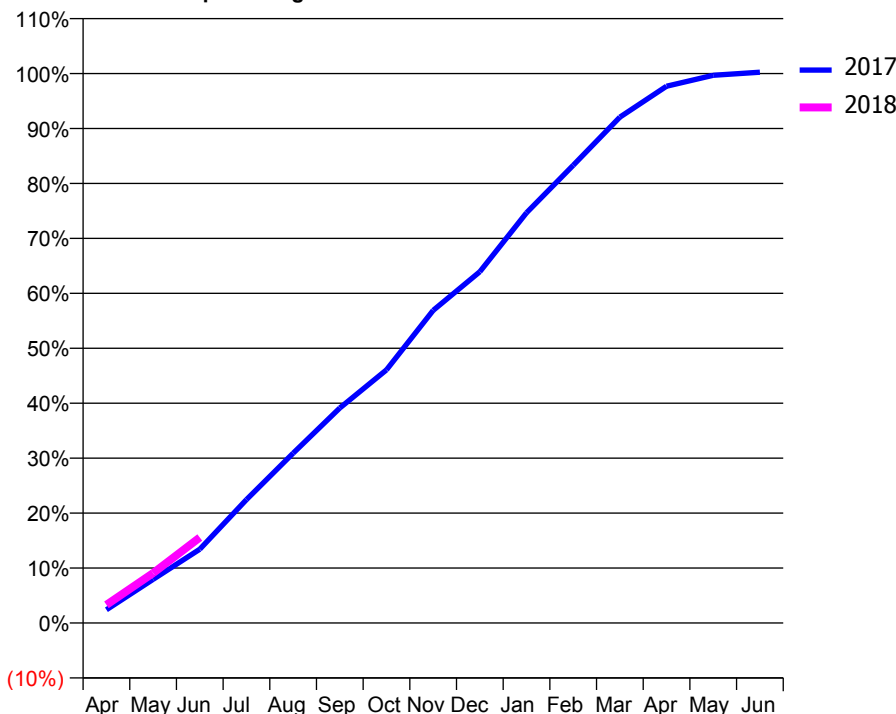
ACCESS*

Patients seen in 24 months	Total	Change since previous quarter
Quarter ending June 2016	8,421	
Quarter ending September 2016	8,431	→
Quarter ending December 2016	8,476	→
Quarter ending March 2017	8,674	↑
Quarter ending June 2017	8,794	→
Variance since June 2016	4.4%	↑



ACTIVITY

Cumulative percentage of contracted UDA delivered 2017 & 2018



Month	Adjusted Scheduled Activity (UDA)	
	2017	2018
April	519	710
May	1,704	1,950
June	2,882	3,339
July	4,818	
August	6,628	
September	8,395	
October	9,882	
November	12,201	
December	13,711	
January	16,013	
February	17,864	
March	19,743	
April	20,953	
May	21,382	
June	21,497	

QUALITY

	Quantity	Base Number	Contract	AT	Region	England
% of FP17s for the same patient ID Re-attending within 3 months - Children	50	605	8.3%	10.0%	11.5%	12.0%
% of FP17s for the same patient ID Re-attending within 3 months - Adults	278	1,656	16.8%	15.4%	16.8%	16.0%
% of FP17s for the same patient ID Re-attending between 3 & 9 months - Children	245	605	40.5%	48.2%	47.3%	58.0%
% of FP17s for the same patient ID Re-attending between 3 & 9 months - Adults	511	1,656	30.9%	38.4%	38.3%	50.9%
% of FP17s for Band 1 Urgent Courses	241	1,596	15.1%	10.0%	10.7%	9.1%
% of FP17s Relating to Free Repair or Replacements	18	1,596	1.1%	0.6%	0.6%	0.8%
% of FP17s Relating to Continuations	14	1,596	0.9%	0.9%	0.8%	1.1%
% of Patients satisfied with the dentistry they have received	11	13	84.6%	90.2%	89.8%	91.7%
% of Patients satisfied with the time they had to wait for an appointment	11	13	84.6%	86.2%	83.6%	88.0%

* This is based on patients treated on this contract for their most recent course of treatment. Figures in italics indicate the base number of FP17s or Patient Questionnaire responses are less than 100. N/A is shown where the base number of responses is less than 10 during the period. % is calculated as Quantity/Base number*100

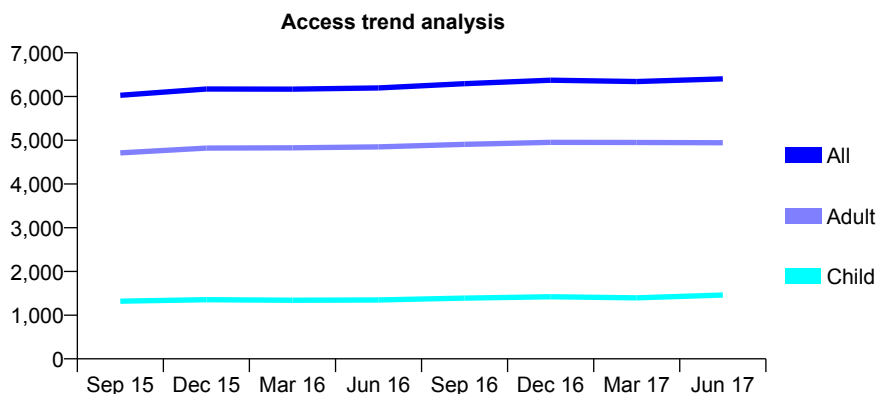
Q63 - Vital Signs At a Glance Contract Report for 932884/0001 - June 2017

Name or company name	MR HS BASSI
Contract type name	GDS Contract
Purpose of contract	General
Contract start date	01/04/2006
Contract end date	

17/18 Contracted general activity (UDA)	16,913
Carry forward general activity (UDA)	0
17/18 Contracted orthodontic activity (UOA)	0
Carry forward orthodontic activity (UOA)	0
Baseline contract value	£437,251.86

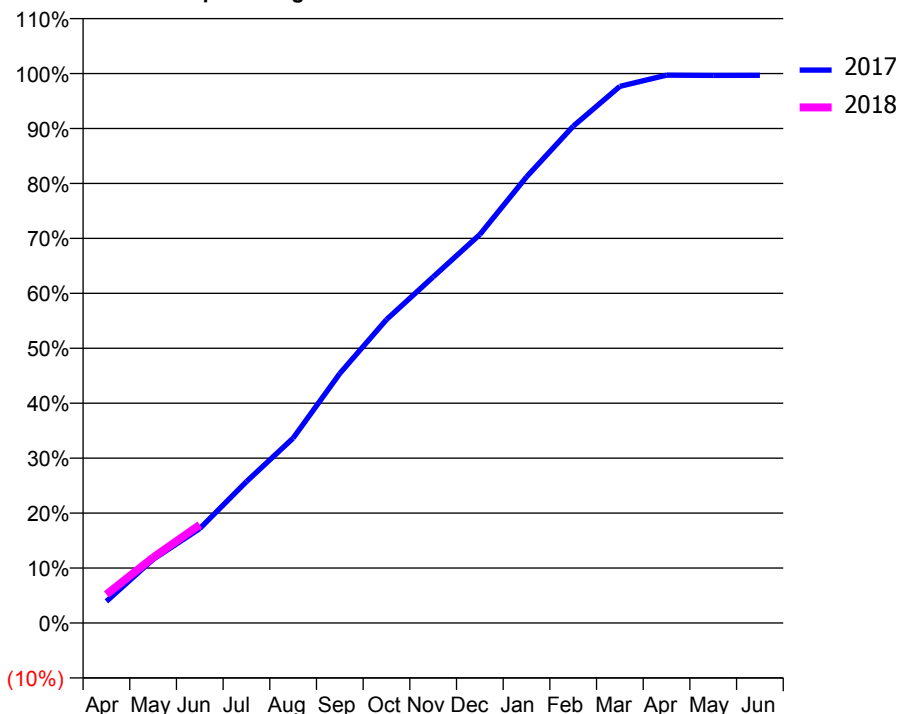
ACCESS*

Patients seen in 24 months	Total	Change since previous quarter
Quarter ending June 2016	6,195	
Quarter ending September 2016	6,295	→
Quarter ending December 2016	6,372	→
Quarter ending March 2017	6,342	→
Quarter ending June 2017	6,403	→
Variance since June 2016	3.4%	↑



ACTIVITY

Cumulative percentage of contracted UDA delivered 2017 & 2018



Adjusted Scheduled Activity (UDA)

Month	2017	2018
April	667	880
May	1,961	2,017
June	2,909	3,021
July	4,353	
August	5,692	
September	7,682	
October	9,339	
November	10,652	
December	11,959	
January	13,731	
February	15,291	
March	16,518	
April	16,863	
May	16,852	
June	16,856	

QUALITY

	Quantity	Base Number	Contract	AT	Region	England
% of FP17s for the same patient ID Re-attending within 3 months - Children	14	440	3.2%	10.0%	11.5%	12.0%
% of FP17s for the same patient ID Re-attending within 3 months - Adults	104	1,462	7.1%	15.4%	16.8%	16.0%
% of FP17s for the same patient ID Re-attending between 3 & 9 months - Children	167	440	38.0%	48.2%	47.3%	58.0%
% of FP17s for the same patient ID Re-attending between 3 & 9 months - Adults	632	1,462	43.2%	38.4%	38.3%	50.9%
% of FP17s for Band 1 Urgent Courses	100	1,491	6.7%	10.0%	10.7%	9.1%
% of FP17s Relating to Free Repair or Replacements	9	1,491	0.6%	0.6%	0.6%	0.8%
% of FP17s Relating to Continuations	7	1,491	0.5%	0.9%	0.8%	1.1%
% of Patients satisfied with the dentistry they have received	5	5	N/A	90.2%	89.8%	91.7%
% of Patients satisfied with the time they had to wait for an appointment	5	5	N/A	86.2%	83.6%	88.0%

* This is based on patients treated on this contract for their most recent course of treatment. Figures in italics indicate the base number of FP17s or Patient Questionnaire responses are less than 100. N/A is shown where the base number of responses is less than 10 during the period. % is calculated as Quantity/Base number*100

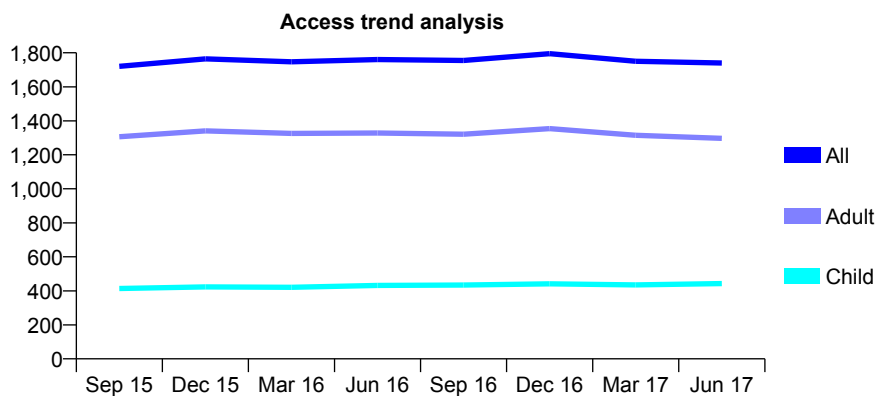
Q63 - Vital Signs At a Glance Contract Report for 933074/0001 - June 2017

Name or company name	MR M MAZAHERI
Contract type name	GDS Contract
Purpose of contract	General
Contract start date	01/04/2006
Contract end date	

17/18 Contracted general activity (UDA)	10,543
Carry forward general activity (UDA)	0
17/18 Contracted orthodontic activity (UOA)	0
Carry forward orthodontic activity (UOA)	0
Baseline contract value	£333,308.56

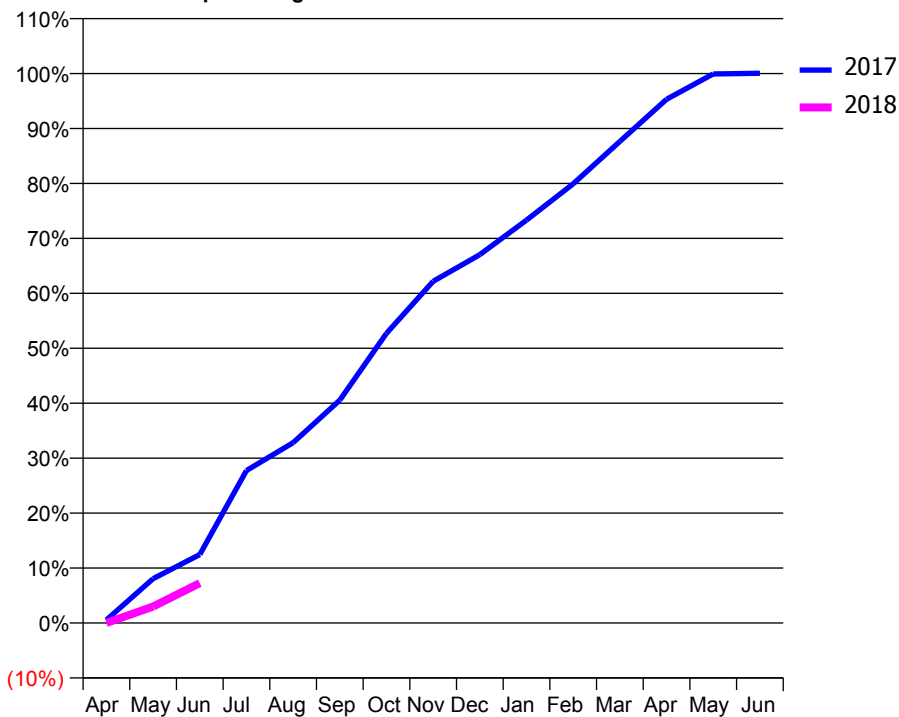
ACCESS*

Patients seen in 24 months	Total	Change since previous quarter
Quarter ending June 2016	1,760	
Quarter ending September 2016	1,755	→
Quarter ending December 2016	1,795	↑
Quarter ending March 2017	1,750	↓
Quarter ending June 2017	1,740	→
Variance since June 2016	(1.1%)	↓



ACTIVITY

Cumulative percentage of contracted UDA delivered 2017 & 2018



Month	Adjusted Scheduled Activity (UDA)	
	2017	2018
April	60	0
May	852	316
June	1,315	766
July	2,926	
August	3,460	
September	4,277	
October	5,558	
November	6,556	
December	7,067	
January	7,729	
February	8,425	
March	9,241	
April	10,048	
May	10,535	
June	10,548	

QUALITY

	Quantity	Base Number	Contract	AT	Region	England
% of FP17s for the same patient ID Re-attending within 3 months - Children	7	111	6.3%	10.0%	11.5%	12.0%
% of FP17s for the same patient ID Re-attending within 3 months - Adults	22	274	8.0%	15.4%	16.8%	16.0%
% of FP17s for the same patient ID Re-attending between 3 & 9 months - Children	45	111	40.5%	48.2%	47.3%	58.0%
% of FP17s for the same patient ID Re-attending between 3 & 9 months - Adults	109	274	39.8%	38.4%	38.3%	50.9%
% of FP17s for Band 1 Urgent Courses	11	163	6.7%	10.0%	10.7%	9.1%
% of FP17s Relating to Free Repair or Replacements	1	163	0.6%	0.6%	0.6%	0.8%
% of FP17s Relating to Continuations	1	163	0.6%	0.9%	0.8%	1.1%
% of Patients satisfied with the dentistry they have received	0	1	N/A	90.2%	89.8%	91.7%
% of Patients satisfied with the time they had to wait for an appointment	1	1	N/A	86.2%	83.6%	88.0%

* This is based on patients treated on this contract for their most recent course of treatment. Figures in italics indicate the base number of FP17s or Patient Questionnaire responses are less than 100. N/A is shown where the base number of responses is less than 10 during the period. % is calculated as Quantity/Base number*100

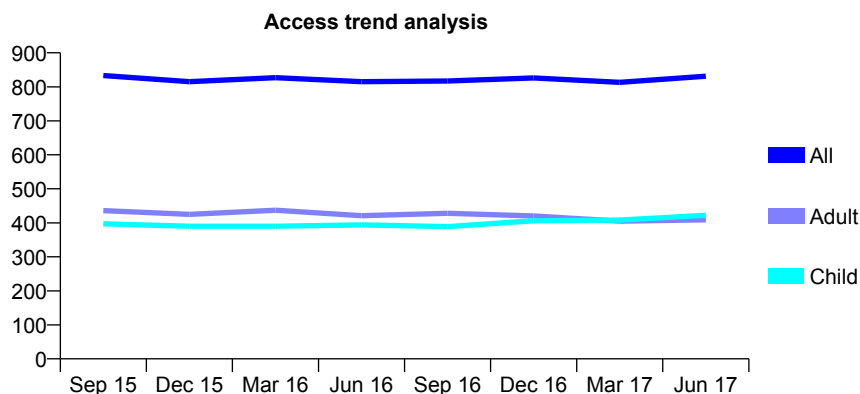
Q63 - Vital Signs At a Glance Contract Report for 933422/0001 - June 2017

Name or company name	MR A SOMASUNDARARAJAH
Contract type name	GDS Contract
Purpose of contract	General
Contract start date	01/04/2006
Contract end date	

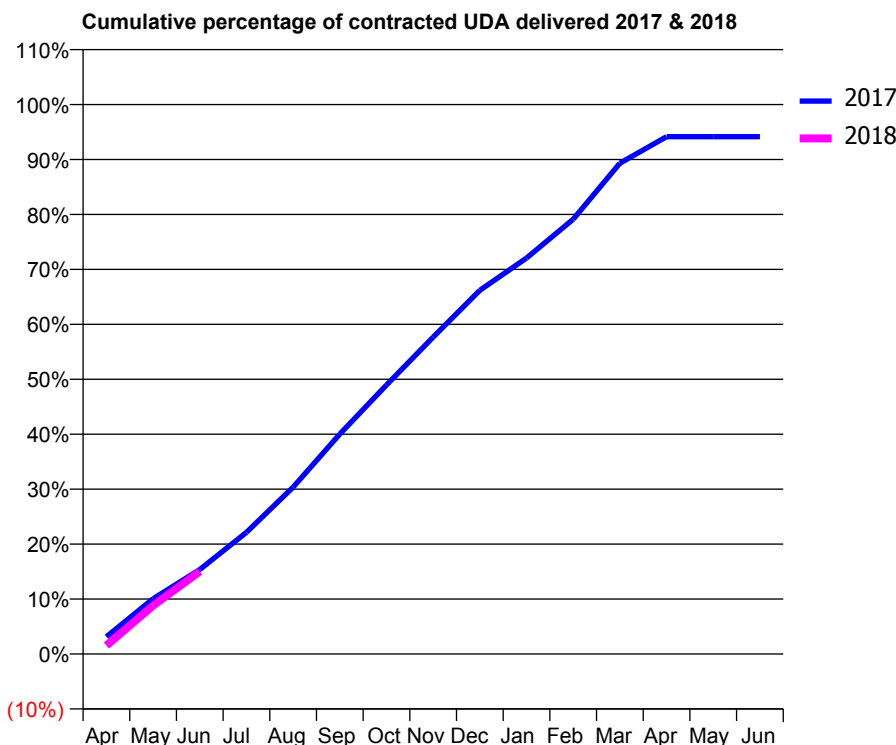
17/18 Contracted general activity (UDA)	3,377
Carry forward general activity (UDA)	0
17/18 Contracted orthodontic activity (UOA)	0
Carry forward orthodontic activity (UOA)	0
Baseline contract value	£96,998.76

ACCESS*

Patients seen in 24 months	Total	Change since previous quarter
Quarter ending June 2016	815	
Quarter ending September 2016	817	→
Quarter ending December 2016	826	→
Quarter ending March 2017	813	↓
Quarter ending June 2017	831	↑
Variance since June 2016	2.0%	→



ACTIVITY



Month	Adjusted Scheduled Activity (UDA)	
	2017	2018
April	106	52
May	340	298
June	519	508
July	748	
August	1,025	
September	1,351	
October	1,653	
November	1,947	
December	2,235	
January	2,434	
February	2,672	
March	3,016	
April	3,179	
May	3,179	
June	3,179	

QUALITY

	Quantity	Base Number	Contract	AT	Region	England
% of FP17s for the same patient ID Re-attending within 3 months - Children	3	119	2.5%	10.0%	11.5%	12.0%
% of FP17s for the same patient ID Re-attending within 3 months - Adults	9	95	9.5%	15.4%	16.8%	16.0%
% of FP17s for the same patient ID Re-attending between 3 & 9 months - Children	58	119	48.7%	48.2%	47.3%	58.0%
% of FP17s for the same patient ID Re-attending between 3 & 9 months - Adults	34	95	35.8%	38.4%	38.3%	50.9%
% of FP17s for Band 1 Urgent Courses	4	181	2.2%	10.0%	10.7%	9.1%
% of FP17s Relating to Free Repair or Replacements	0	181	0.0%	0.6%	0.6%	0.8%
% of FP17s Relating to Continuations	2	181	1.1%	0.9%	0.8%	1.1%
% of Patients satisfied with the dentistry they have received	4	4	N/A	90.2%	89.8%	91.7%
% of Patients satisfied with the time they had to wait for an appointment	4	4	N/A	86.2%	83.6%	88.0%

* This is based on patients treated on this contract for their most recent course of treatment. Figures in italics indicate the base number of FP17s or Patient Questionnaire responses are less than 100. N/A is shown where the base number of responses is less than 10 during the period. % is calculated as Quantity/Base number*100

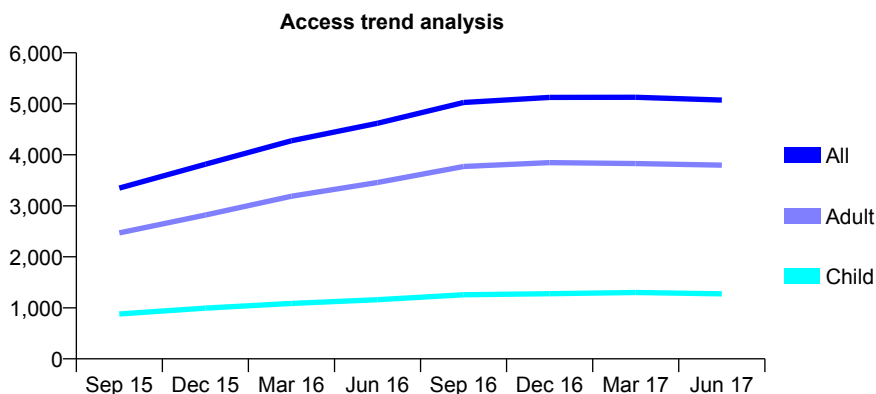
Q63 - Vital Signs At a Glance Contract Report for 936812/0001 - June 2017

Name or company name	MS M AZARI
Contract type name	GDS Contract
Purpose of contract	General
Contract start date	01/11/2014
Contract end date	

17/18 Contracted general activity (UDA)	17,648
Carry forward general activity (UDA)	0
17/18 Contracted orthodontic activity (UOA)	0
Carry forward orthodontic activity (UOA)	0
Baseline contract value	£653,549.91

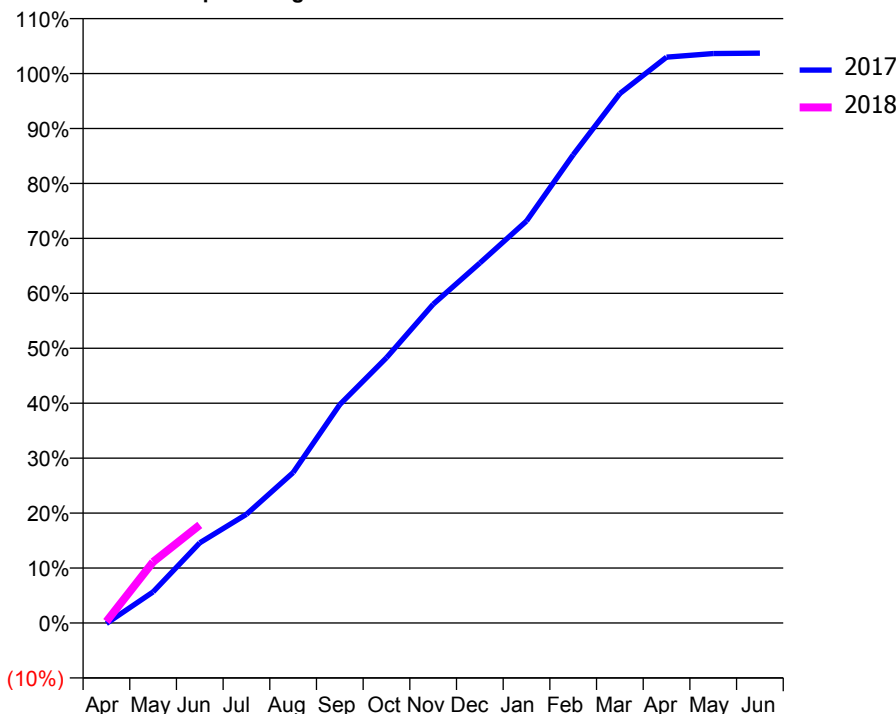
ACCESS*

Patients seen in 24 months	Total	Change since previous quarter
Quarter ending June 2016	4,617	
Quarter ending September 2016	5,026	↑
Quarter ending December 2016	5,125	→
Quarter ending March 2017	5,129	→
Quarter ending June 2017	5,072	↓
Variance since June 2016	9.9%	↑



ACTIVITY

Cumulative percentage of contracted UDA delivered 2017 & 2018



Month	Adjusted Scheduled Activity (UDA)	
	2017	2018
April	-20	51
May	1,001	1,963
June	2,575	3,149
July	3,491	
August	4,834	
September	7,017	
October	8,522	
November	10,239	
December	11,560	
January	12,911	
February	15,040	
March	17,005	
April	18,175	
May	18,290	
June	18,302	

QUALITY

	Quantity	Base Number	Contract	AT	Region	England
% of FP17s for the same patient ID Re-attending within 3 months - Children	19	301	6.3%	10.0%	11.5%	12.0%
% of FP17s for the same patient ID Re-attending within 3 months - Adults	106	855	12.4%	15.4%	16.8%	16.0%
% of FP17s for the same patient ID Re-attending between 3 & 9 months - Children	136	301	45.2%	48.2%	47.3%	58.0%
% of FP17s for the same patient ID Re-attending between 3 & 9 months - Adults	288	855	33.7%	38.4%	38.3%	50.9%
% of FP17s for Band 1 Urgent Courses	87	855	10.2%	10.0%	10.7%	9.1%
% of FP17s Relating to Free Repair or Replacements	0	855	0.0%	0.6%	0.6%	0.8%
% of FP17s Relating to Continuations	1	855	0.1%	0.9%	0.8%	1.1%
% of Patients satisfied with the dentistry they have received	2	2	N/A	90.2%	89.8%	91.7%
% of Patients satisfied with the time they had to wait for an appointment	2	2	N/A	86.2%	83.6%	88.0%

* This is based on patients treated on this contract for their most recent course of treatment. Figures in italics indicate the base number of FP17s or Patient Questionnaire responses are less than 100. N/A is shown where the base number of responses is less than 10 during the period. % is calculated as Quantity/Base number*100

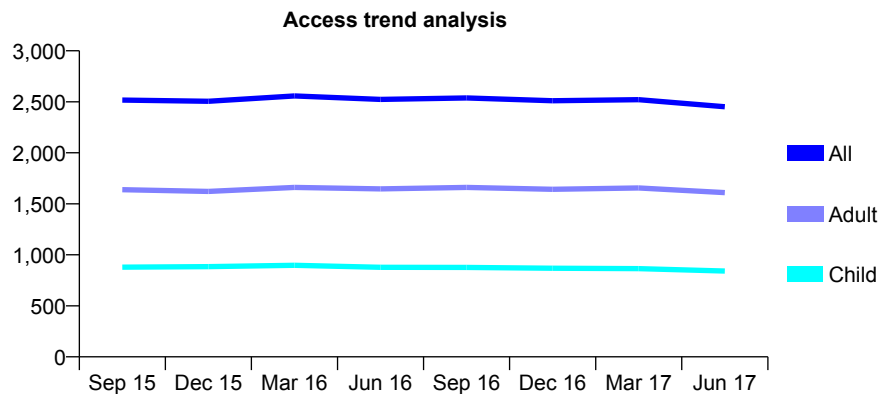
Q63 - Vital Signs At a Glance Contract Report for 941409/0002 - June 2017

Name or company name	MISS R ILATY
Contract type name	GDS Contract
Purpose of contract	General
Contract start date	30/06/2008
Contract end date	

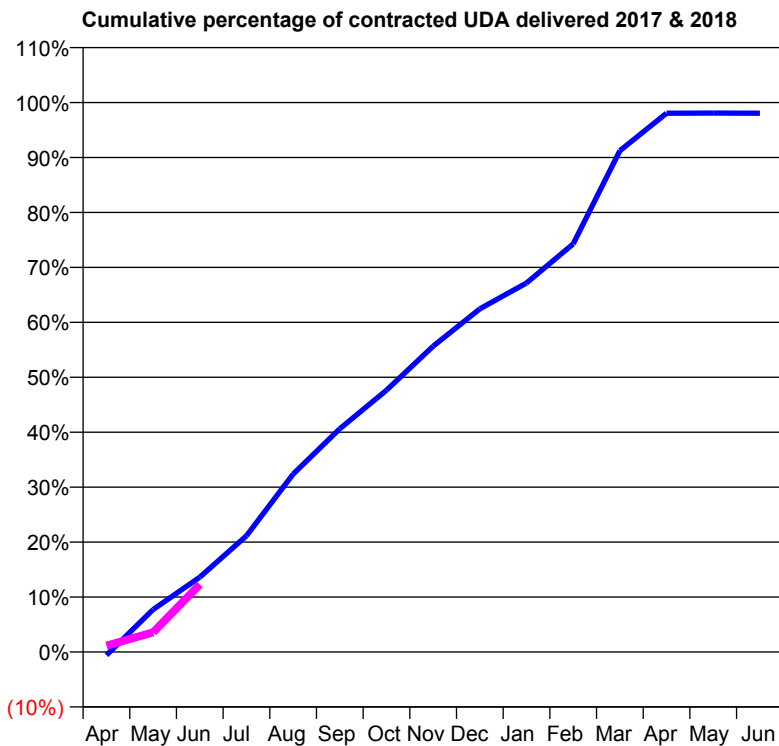
17/18 Contracted general activity (UDA)	8,400
Carry forward general activity (UDA)	0
17/18 Contracted orthodontic activity (UOA)	0
Carry forward orthodontic activity (UOA)	0
Baseline contract value	£191,163.74

ACCESS*

Patients seen in 24 months	Total	Change since previous quarter
Quarter ending June 2016	2,524	
Quarter ending September 2016	2,538	→
Quarter ending December 2016	2,511	↓
Quarter ending March 2017	2,521	→
Quarter ending June 2017	2,451	↓
Variance since June 2016	(2.9%)	↓



ACTIVITY



Month	Adjusted Scheduled Activity (UDA)	
	2017	2018
April	-50	96
May	650	301
June	1,145	1,033
July	1,776	
August	2,721	
September	3,414	
October	4,002	
November	4,674	
December	5,245	
January	5,642	
February	6,239	
March	7,664	
April	8,237	
May	8,238	
June	8,237	

QUALITY

	Quantity	Base Number	Contract	AT	Region	England
% of FP17s for the same patient ID Re-attending within 3 months - Children	26	258	10.1%	10.0%	11.5%	12.0%
% of FP17s for the same patient ID Re-attending within 3 months - Adults	59	429	13.8%	15.4%	16.8%	16.0%
% of FP17s for the same patient ID Re-attending between 3 & 9 months - Children	159	258	61.6%	48.2%	47.3%	58.0%
% of FP17s for the same patient ID Re-attending between 3 & 9 months - Adults	209	429	48.7%	38.4%	38.3%	50.9%
% of FP17s for Band 1 Urgent Courses	27	505	5.3%	10.0%	10.7%	9.1%
% of FP17s Relating to Free Repair or Replacements	6	505	1.2%	0.6%	0.6%	0.8%
% of FP17s Relating to Continuations	0	505	0.0%	0.9%	0.8%	1.1%
% of Patients satisfied with the dentistry they have received	3	3	N/A	90.2%	89.8%	91.7%
% of Patients satisfied with the time they had to wait for an appointment	2	3	N/A	86.2%	83.6%	88.0%

* This is based on patients treated on this contract for their most recent course of treatment. Figures in italics indicate the base number of FP17s or Patient Questionnaire responses are less than 100. N/A is shown where the base number of responses is less than 10 during the period. % is calculated as Quantity/Base number*100

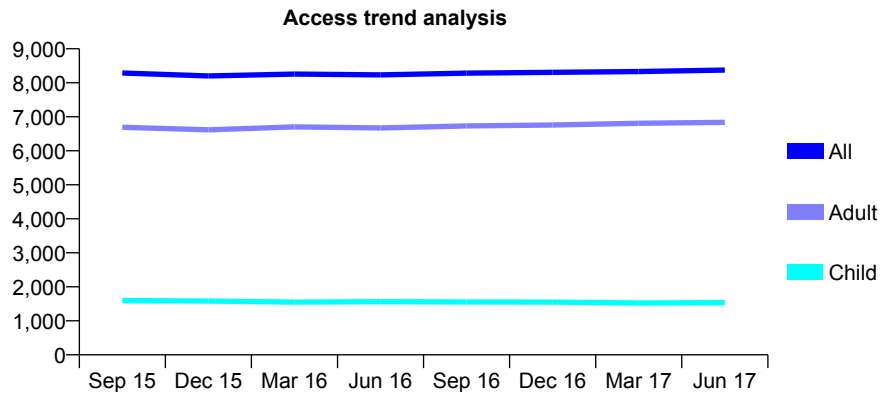
Q63 - Vital Signs At a Glance Contract Report for 943622/0001 - June 2017

Name or company name	MR H TORKZABAN
Contract type name	GDS Contract
Purpose of contract	General
Contract start date	01/04/2006
Contract end date	

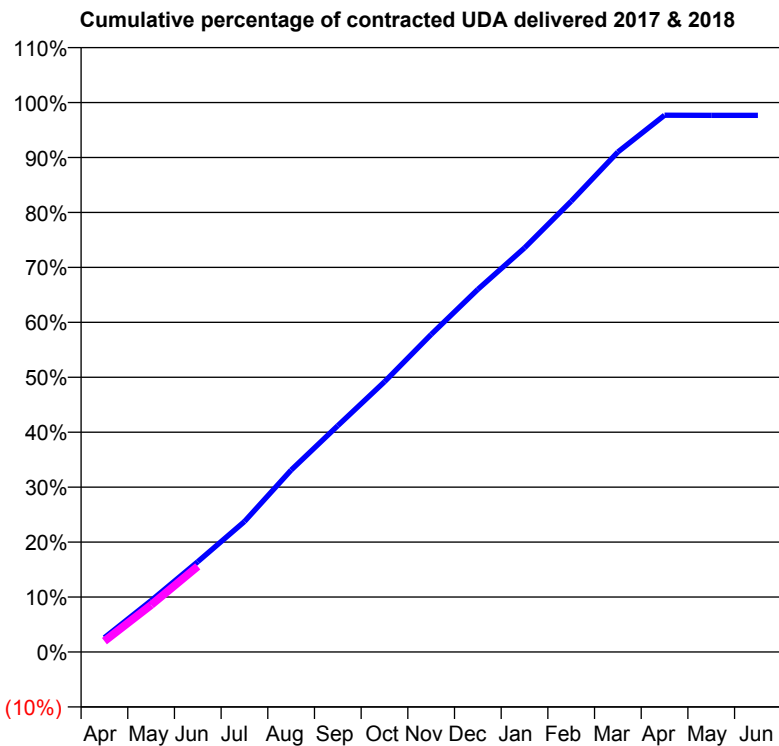
17/18 Contracted general activity (UDA)	29,538
Carry forward general activity (UDA)	0
17/18 Contracted orthodontic activity (UOA)	0
Carry forward orthodontic activity (UOA)	0
Baseline contract value	£895,386.08

ACCESS*

Patients seen in 24 months	Total	Change since previous quarter
Quarter ending June 2016	8,235	
Quarter ending September 2016	8,286	→
Quarter ending December 2016	8,308	→
Quarter ending March 2017	8,330	→
Quarter ending June 2017	8,373	→
Variance since June 2016	1.7%	→



ACTIVITY



Month	Adjusted Scheduled Activity (UDA)	
	2017	2018
April	771	583
May	2,760	2,529
June	4,854	4,603
July	7,012	
August	9,778	
September	12,168	
October	14,524	
November	17,067	
December	19,493	
January	21,724	
February	24,230	
March	26,874	
April	28,853	
May	28,847	
June	28,847	

QUALITY

	Quantity	Base Number	Contract	AT	Region	England
% of FP17s for the same patient ID Re-attending within 3 months - Children	40	408	9.8%	10.0%	11.5%	12.0%
% of FP17s for the same patient ID Re-attending within 3 months - Adults	120	1,453	8.3%	15.4%	16.8%	16.0%
% of FP17s for the same patient ID Re-attending between 3 & 9 months - Children	145	408	35.5%	48.2%	47.3%	58.0%
% of FP17s for the same patient ID Re-attending between 3 & 9 months - Adults	406	1,453	27.9%	38.4%	38.3%	50.9%
% of FP17s for Band 1 Urgent Courses	138	1,504	9.2%	10.0%	10.7%	9.1%
% of FP17s Relating to Free Repair or Replacements	7	1,504	0.5%	0.6%	0.6%	0.8%
% of FP17s Relating to Continuations	10	1,504	0.7%	0.9%	0.8%	1.1%
% of Patients satisfied with the dentistry they have received	12	13	92.3%	90.2%	89.8%	91.7%
% of Patients satisfied with the time they had to wait for an appointment	12	13	92.3%	86.2%	83.6%	88.0%

* This is based on patients treated on this contract for their most recent course of treatment. Figures in italics indicate the base number of FP17s or Patient Questionnaire responses are less than 100. N/A is shown where the base number of responses is less than 10 during the period. % is calculated as Quantity/Base number*100

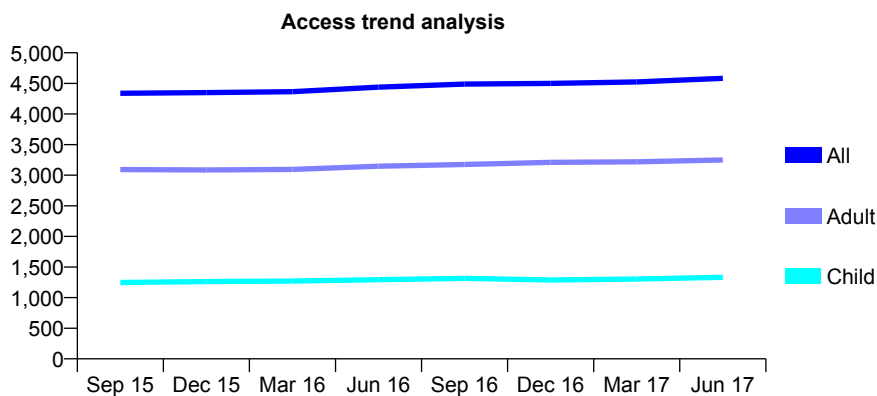
Q63 - Vital Signs At a Glance Contract Report for 943746/0001 - June 2017

Name or company name	MR MP FUNG
Contract type name	GDS Contract
Purpose of contract	General
Contract start date	01/04/2006
Contract end date	

17/18 Contracted general activity (UDA)	8,866
Carry forward general activity (UDA)	0
17/18 Contracted orthodontic activity (UOA)	0
Carry forward orthodontic activity (UOA)	0
Baseline contract value	£256,510.47

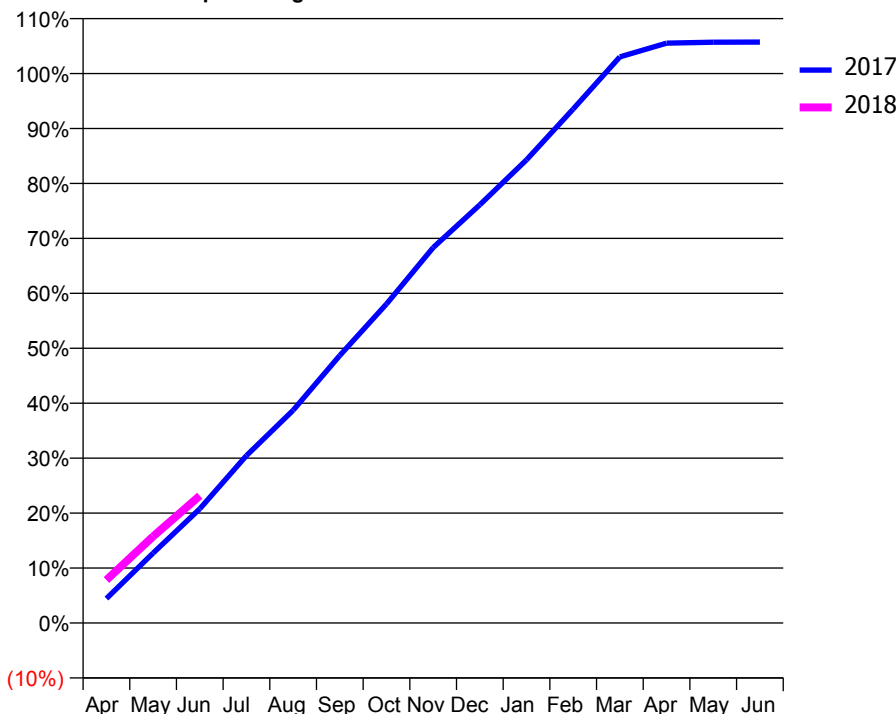
ACCESS*

Patients seen in 24 months	Total	Change since previous quarter
Quarter ending June 2016	4,439	
Quarter ending September 2016	4,490	→
Quarter ending December 2016	4,500	→
Quarter ending March 2017	4,523	→
Quarter ending June 2017	4,583	→
Variance since June 2016	3.2%	↑



ACTIVITY

Cumulative percentage of contracted UDA delivered 2017 & 2018



Month	Adjusted Scheduled Activity (UDA)	
	2017	2018
April	395	693
May	1,128	1,398
June	1,843	2,054
July	2,701	
August	3,432	
September	4,318	
October	5,148	
November	6,057	
December	6,748	
January	7,473	
February	8,294	
March	9,135	
April	9,356	
May	9,371	
June	9,374	

QUALITY

	Quantity	Base Number	Contract	AT	Region	England
% of FP17s for the same patient ID Re-attending within 3 months - Children	38	469	8.1%	10.0%	11.5%	12.0%
% of FP17s for the same patient ID Re-attending within 3 months - Adults	104	843	12.3%	15.4%	16.8%	16.0%
% of FP17s for the same patient ID Re-attending between 3 & 9 months - Children	256	469	54.6%	48.2%	47.3%	58.0%
% of FP17s for the same patient ID Re-attending between 3 & 9 months - Adults	278	843	33.0%	38.4%	38.3%	50.9%
% of FP17s for Band 1 Urgent Courses	71	1,056	6.7%	10.0%	10.7%	9.1%
% of FP17s Relating to Free Repair or Replacements	3	1,056	0.3%	0.6%	0.6%	0.8%
% of FP17s Relating to Continuations	15	1,056	1.4%	0.9%	0.8%	1.1%
% of Patients satisfied with the dentistry they have received	2	3	N/A	90.2%	89.8%	91.7%
% of Patients satisfied with the time they had to wait for an appointment	3	3	N/A	86.2%	83.6%	88.0%

* This is based on patients treated on this contract for their most recent course of treatment. Figures in italics indicate the base number of FP17s or Patient Questionnaire responses are less than 100. N/A is shown where the base number of responses is less than 10 during the period. % is calculated as Quantity/Base number*100

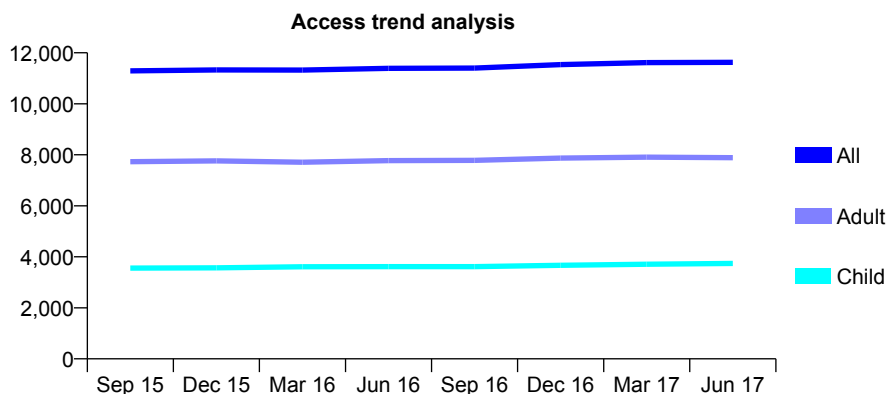
Q63 - Vital Signs At a Glance Contract Report for 943967/0001 - June 2017

Name or company name	MR JL UBEROI
Contract type name	GDS Contract
Purpose of contract	General
Contract start date	18/12/2009
Contract end date	

17/18 Contracted general activity (UDA)	32,120
Carry forward general activity (UDA)	0
17/18 Contracted orthodontic activity (UOA)	0
Carry forward orthodontic activity (UOA)	0
Baseline contract value	£758,275.05

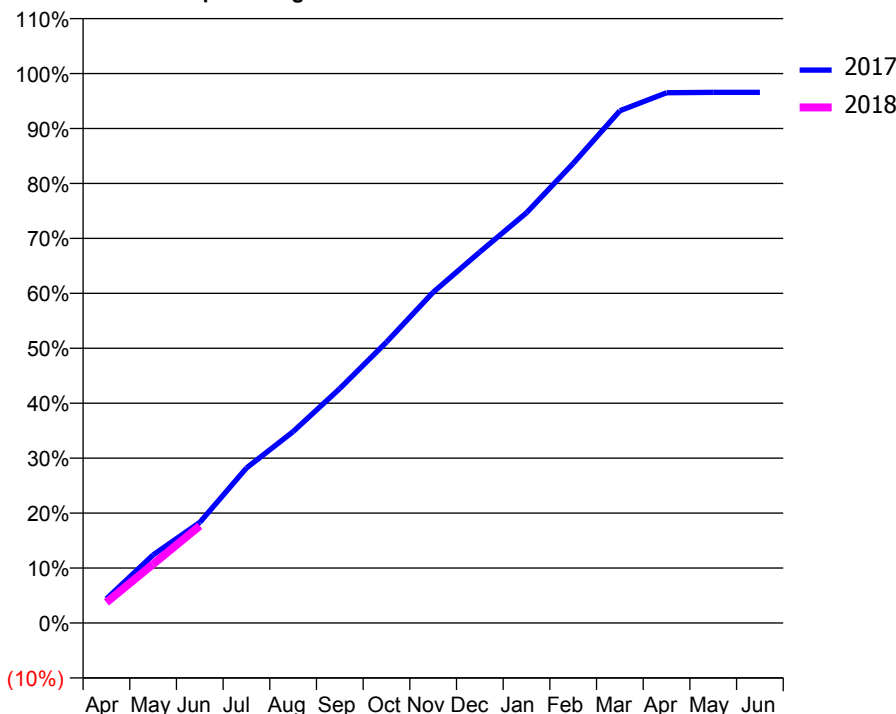
ACCESS*

Patients seen in 24 months	Total	Change since previous quarter
Quarter ending June 2016	11,392	
Quarter ending September 2016	11,401	→
Quarter ending December 2016	11,538	→
Quarter ending March 2017	11,616	→
Quarter ending June 2017	11,627	→
Variance since June 2016	2.1%	↑



ACTIVITY

Cumulative percentage of contracted UDA delivered 2017 & 2018



Adjusted Scheduled Activity (UDA)

Month	2017	2018
April	1,411	1,205
May	3,976	3,438
June	5,881	5,682
July	9,060	
August	11,185	
September	13,704	
October	16,421	
November	19,333	
December	21,686	
January	23,979	
February	26,867	
March	29,945	
April	30,997	
May	31,020	
June	31,020	

QUALITY

	Quantity	Base Number	Contract	AT	Region	England
% of FP17s for the same patient ID Re-attending within 3 months - Children	143	1,154	12.4%	10.0%	11.5%	12.0%
% of FP17s for the same patient ID Re-attending within 3 months - Adults	300	1,815	16.5%	15.4%	16.8%	16.0%
% of FP17s for the same patient ID Re-attending between 3 & 9 months - Children	482	1,154	41.8%	48.2%	47.3%	58.0%
% of FP17s for the same patient ID Re-attending between 3 & 9 months - Adults	657	1,815	36.2%	38.4%	38.3%	50.9%
% of FP17s for Band 1 Urgent Courses	257	2,523	10.2%	10.0%	10.7%	9.1%
% of FP17s Relating to Free Repair or Replacements	43	2,523	1.7%	0.6%	0.6%	0.8%
% of FP17s Relating to Continuations	61	2,523	2.4%	0.9%	0.8%	1.1%
% of Patients satisfied with the dentistry they have received	18	22	81.8%	90.2%	89.8%	91.7%
% of Patients satisfied with the time they had to wait for an appointment	19	22	86.4%	86.2%	83.6%	88.0%

* This is based on patients treated on this contract for their most recent course of treatment. Figures in italics indicate the base number of FP17s or Patient Questionnaire responses are less than 100. N/A is shown where the base number of responses is less than 10 during the period. % is calculated as Quantity/Base number*100

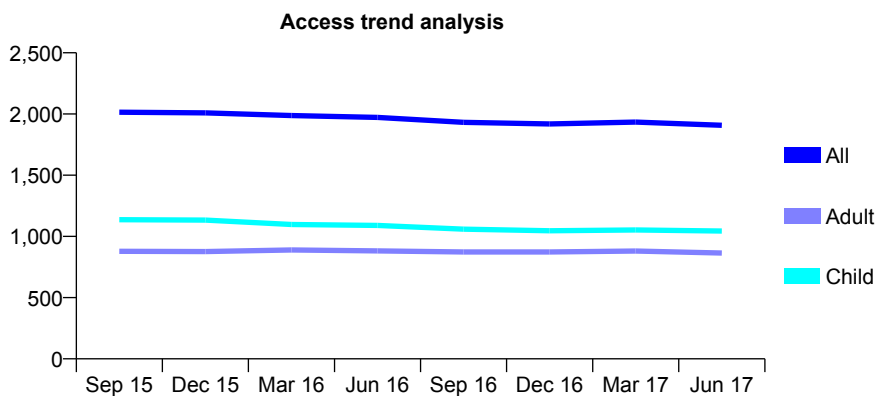
Q63 - Vital Signs At a Glance Contract Report for 952982/0005 - June 2017

Name or company name	MR PC COLEY
Contract type name	GDS Contract
Purpose of contract	General
Contract start date	02/04/2013
Contract end date	

17/18 Contracted general activity (UDA)	4,762
Carry forward general activity (UDA)	0
17/18 Contracted orthodontic activity (UOA)	0
Carry forward orthodontic activity (UOA)	0
Baseline contract value	£108,319.41

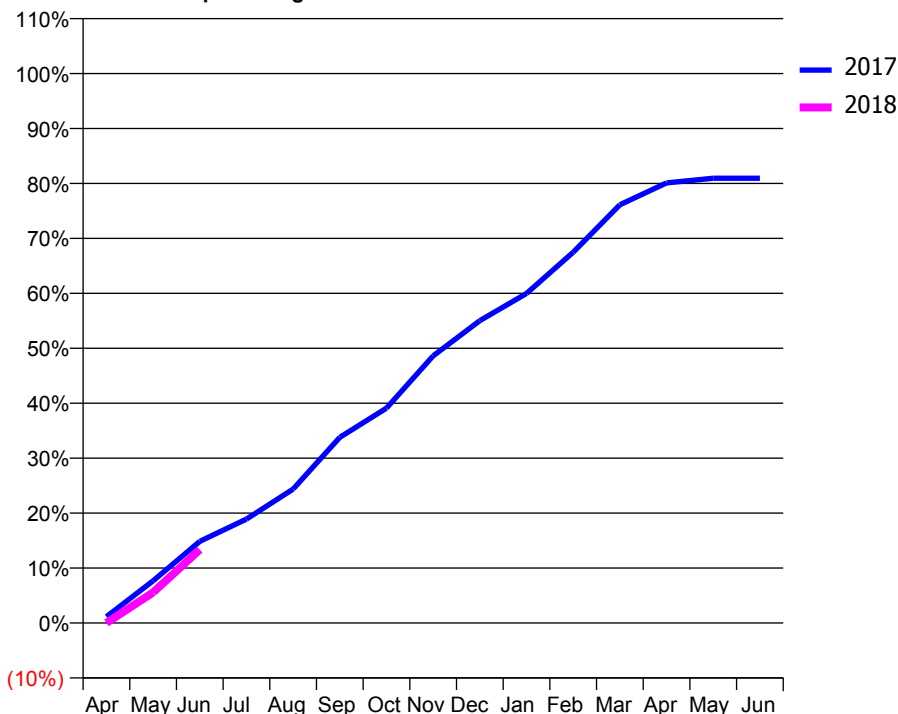
ACCESS*

Patients seen in 24 months	Total	Change since previous quarter
Quarter ending June 2016	1,972	
Quarter ending September 2016	1,932	↓
Quarter ending December 2016	1,919	→
Quarter ending March 2017	1,934	→
Quarter ending June 2017	1,908	↓
Variance since June 2016	(3.2%)	↓



ACTIVITY

Cumulative percentage of contracted UDA delivered 2017 & 2018



Adjusted Scheduled Activity (UDA)		
Month	2017	2018
April	54	0
May	366	265
June	708	636
July	900	
August	1,161	
September	1,610	
October	1,863	
November	2,315	
December	2,620	
January	2,856	
February	3,213	
March	3,625	
April	3,814	
May	3,854	
June	3,854	

QUALITY

	Quantity	Base Number	Contract	AT	Region	England
% of FP17s for the same patient ID Re-attending within 3 months - Children	39	400	9.8%	10.0%	11.5%	12.0%
% of FP17s for the same patient ID Re-attending within 3 months - Adults	18	230	7.8%	15.4%	16.8%	16.0%
% of FP17s for the same patient ID Re-attending between 3 & 9 months - Children	249	400	62.3%	48.2%	47.3%	58.0%
% of FP17s for the same patient ID Re-attending between 3 & 9 months - Adults	147	230	63.9%	38.4%	38.3%	50.9%
% of FP17s for Band 1 Urgent Courses	11	470	2.3%	10.0%	10.7%	9.1%
% of FP17s Relating to Free Repair or Replacements	0	470	0.0%	0.6%	0.6%	0.8%
% of FP17s Relating to Continuations	1	470	0.2%	0.9%	0.8%	1.1%
% of Patients satisfied with the dentistry they have received	2	2	N/A	90.2%	89.8%	91.7%
% of Patients satisfied with the time they had to wait for an appointment	2	2	N/A	86.2%	83.6%	88.0%

* This is based on patients treated on this contract for their most recent course of treatment. Figures in italics indicate the base number of FP17s or Patient Questionnaire responses are less than 100. N/A is shown where the base number of responses is less than 10 during the period. % is calculated as Quantity/Base number*100

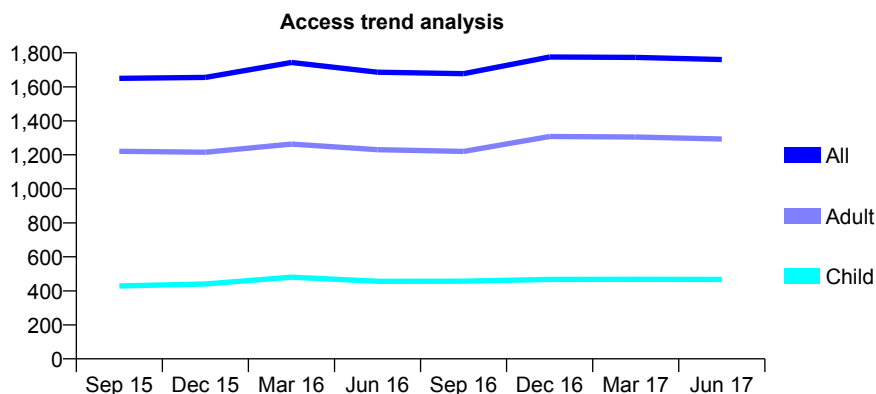
Q63 - Vital Signs At a Glance Contract Report for 990418/0001 - June 2017

Name or company name	MR D SHAH
Contract type name	GDS Contract
Purpose of contract	General
Contract start date	01/04/2006
Contract end date	

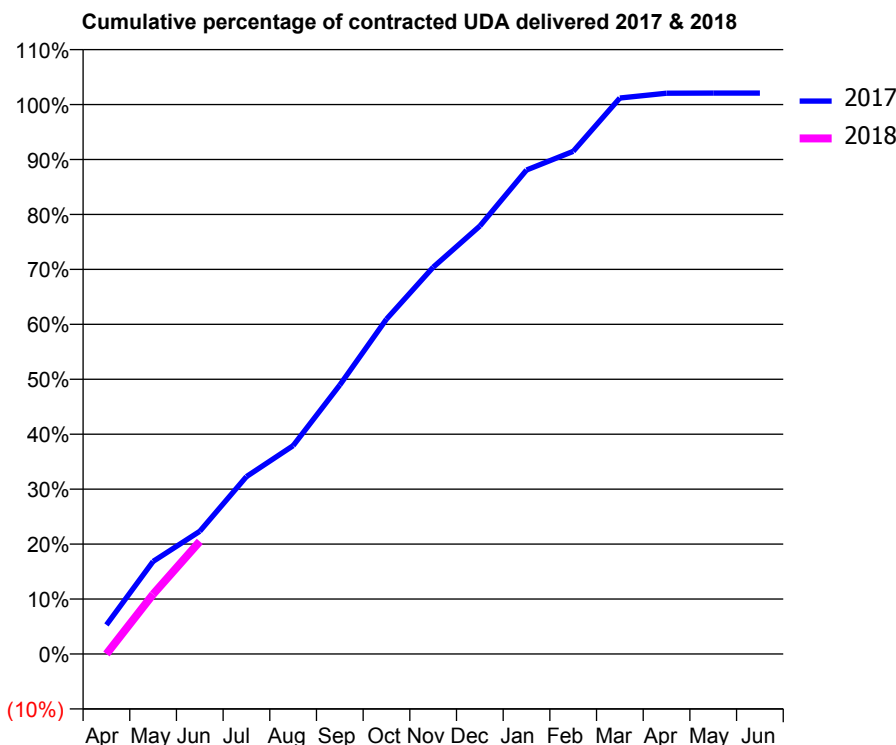
17/18 Contracted general activity (UDA)	9,011
Carry forward general activity (UDA)	0
17/18 Contracted orthodontic activity (UOA)	0
Carry forward orthodontic activity (UOA)	0
Baseline contract value	£295,077.56

ACCESS*

Patients seen in 24 months	Total	Change since previous quarter
Quarter ending June 2016	1,686	
Quarter ending September 2016	1,677	→
Quarter ending December 2016	1,775	↑
Quarter ending March 2017	1,773	→
Quarter ending June 2017	1,760	→
Variance since June 2016	4.4%	↑



ACTIVITY



Month	Adjusted Scheduled Activity (UDA)	
	2017	2018
April	477	0
May	1,518	981
June	2,012	1,846
July	2,909	
August	3,417	
September	4,411	
October	5,491	
November	6,343	
December	7,019	
January	7,936	
February	8,242	
March	9,118	
April	9,196	
May	9,197	
June	9,197	

QUALITY

	Quantity	Base Number	Contract	AT	Region	England
% of FP17s for the same patient ID Re-attending within 3 months - Children	5	90	5.6%	10.0%	11.5%	12.0%
% of FP17s for the same patient ID Re-attending within 3 months - Adults	35	267	13.1%	15.4%	16.8%	16.0%
% of FP17s for the same patient ID Re-attending between 3 & 9 months - Children	40	90	44.4%	48.2%	47.3%	58.0%
% of FP17s for the same patient ID Re-attending between 3 & 9 months - Adults	82	267	30.7%	38.4%	38.3%	50.9%
% of FP17s for Band 1 Urgent Courses	4	339	1.2%	10.0%	10.7%	9.1%
% of FP17s Relating to Free Repair or Replacements	1	339	0.3%	0.6%	0.6%	0.8%
% of FP17s Relating to Continuations	0	339	0.0%	0.9%	0.8%	1.1%
% of Patients satisfied with the dentistry they have received	2	3	N/A	90.2%	89.8%	91.7%
% of Patients satisfied with the time they had to wait for an appointment	3	3	N/A	86.2%	83.6%	88.0%

* This is based on patients treated on this contract for their most recent course of treatment. Figures in italics indicate the base number of FP17s or Patient Questionnaire responses are less than 100. N/A is shown where the base number of responses is less than 10 during the period. % is calculated as Quantity/Base number*100

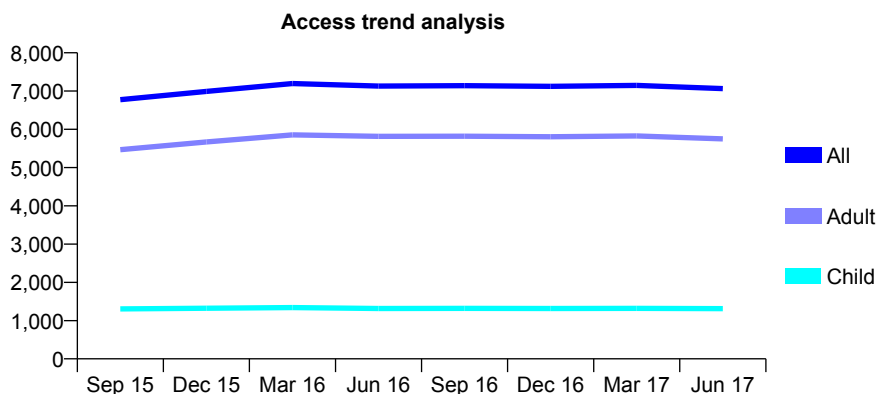
Q63 - Vital Signs At a Glance Contract Report for 990914/0001 - June 2017

Name or company name	MISS AM MANJI
Contract type name	GDS Contract
Purpose of contract	General
Contract start date	27/11/2013
Contract end date	

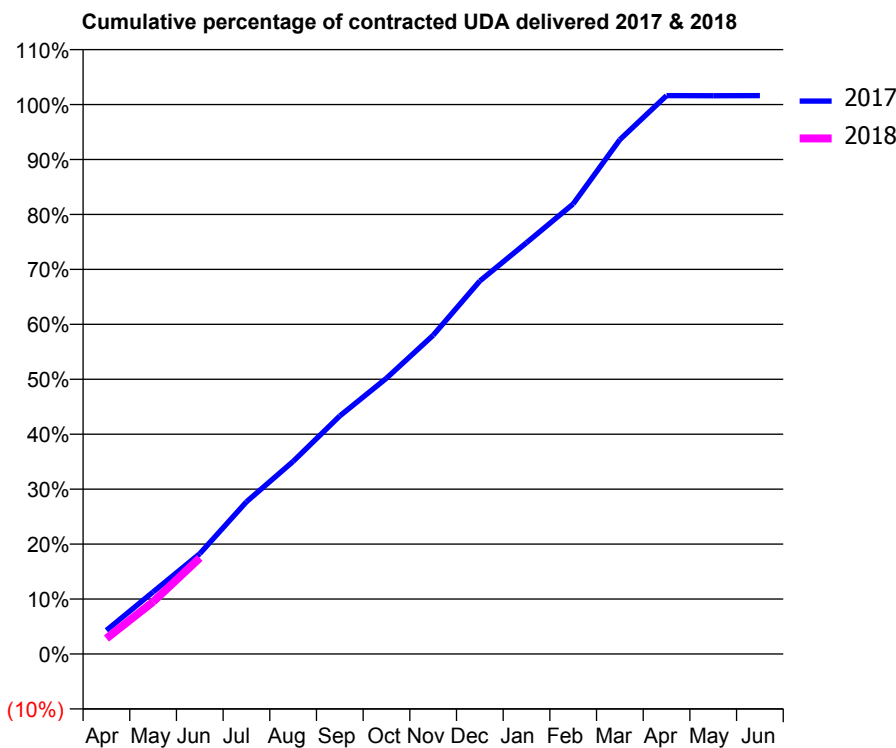
17/18 Contracted general activity (UDA)	20,500
Carry forward general activity (UDA)	0
17/18 Contracted orthodontic activity (UOA)	0
Carry forward orthodontic activity (UOA)	0
Baseline contract value	£427,436.79

ACCESS*

Patients seen in 24 months	Total	Change since previous quarter
Quarter ending June 2016	7,131	
Quarter ending September 2016	7,139	→
Quarter ending December 2016	7,124	→
Quarter ending March 2017	7,146	→
Quarter ending June 2017	7,064	↓
Variance since June 2016	(0.9%)	→



ACTIVITY



Month	Adjusted Scheduled Activity (UDA)	
	2017	2018
April	884	578
May	2,314	1,947
June	3,743	3,584
July	5,679	
August	7,187	
September	8,883	
October	10,291	
November	11,894	
December	13,916	
January	15,346	
February	16,791	
March	19,189	
April	20,832	
May	20,827	
June	20,832	

QUALITY

	Quantity	Base Number	Contract	AT	Region	England
% of FP17s for the same patient ID Re-attending within 3 months - Children	18	511	3.5%	10.0%	11.5%	12.0%
% of FP17s for the same patient ID Re-attending within 3 months - Adults	276	2,045	13.5%	15.4%	16.8%	16.0%
% of FP17s for the same patient ID Re-attending between 3 & 9 months - Children	301	511	58.9%	48.2%	47.3%	58.0%
% of FP17s for the same patient ID Re-attending between 3 & 9 months - Adults	1,041	2,045	50.9%	38.4%	38.3%	50.9%
% of FP17s for Band 1 Urgent Courses	91	1,908	4.8%	10.0%	10.7%	9.1%
% of FP17s Relating to Free Repair or Replacements	14	1,908	0.7%	0.6%	0.6%	0.8%
% of FP17s Relating to Continuations	40	1,908	2.1%	0.9%	0.8%	1.1%
% of Patients satisfied with the dentistry they have received	15	17	88.2%	90.2%	89.8%	91.7%
% of Patients satisfied with the time they had to wait for an appointment	16	17	94.1%	86.2%	83.6%	88.0%

* This is based on patients treated on this contract for their most recent course of treatment. Figures in italics indicate the base number of FP17s or Patient Questionnaire responses are less than 100. N/A is shown where the base number of responses is less than 10 during the period. % is calculated as Quantity/Base number*100

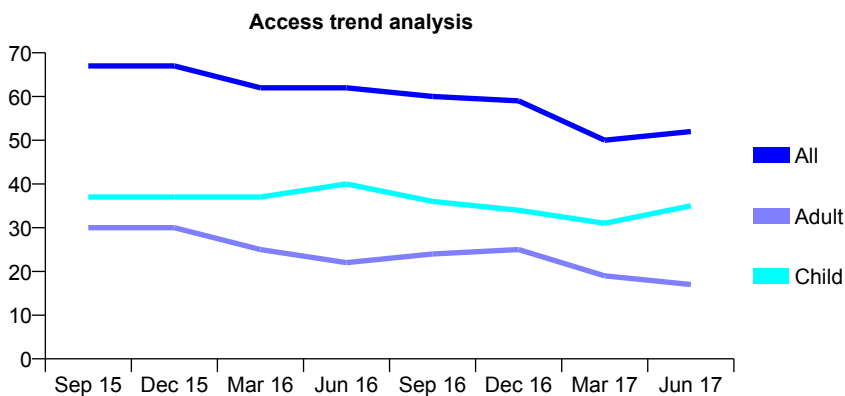
Q63 - Vital Signs At a Glance Contract Report for 998419/0001 - June 2017

Name or company name	MR AJ RUPAREL
Contract type name	GDS Contract
Purpose of contract	General
Contract start date	01/04/2006
Contract end date	

17/18 Contracted general activity (UDA)	100
Carry forward general activity (UDA)	0
17/18 Contracted orthodontic activity (UOA)	0
Carry forward orthodontic activity (UOA)	0
Baseline contract value	£2,520.91

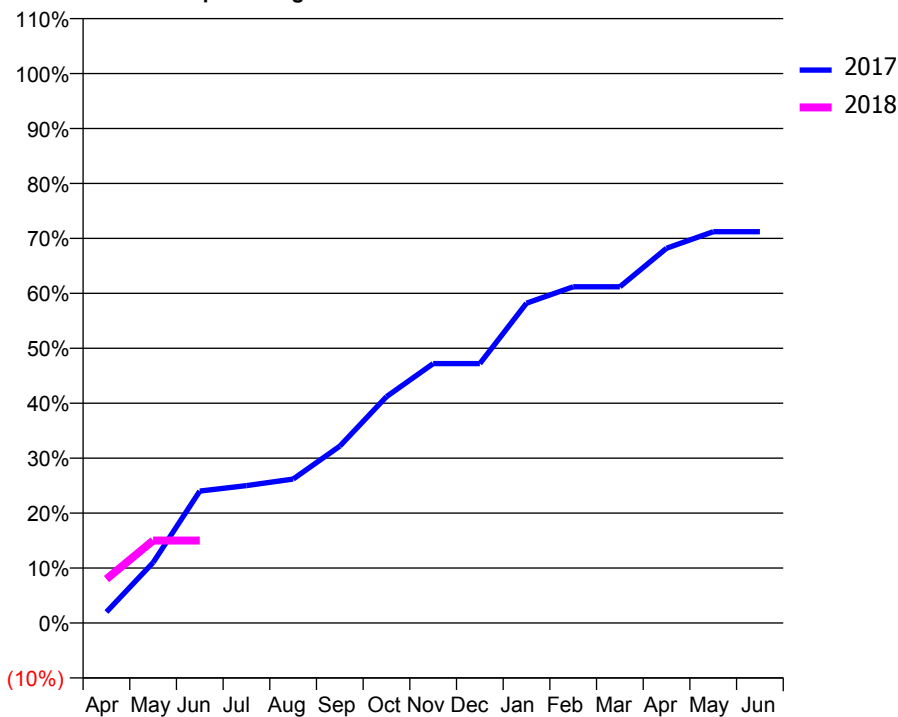
ACCESS*

Patients seen in 24 months	Total	Change since previous quarter
Quarter ending June 2016	62	
Quarter ending September 2016	60	↓
Quarter ending December 2016	59	↓
Quarter ending March 2017	50	↓
Quarter ending June 2017	52	↑
Variance since June 2016	(16.1%)	↓



ACTIVITY

Cumulative percentage of contracted UDA delivered 2017 & 2018



Adjusted Scheduled Activity (UDA)

Month	2017	2018
April	2	8
May	11	15
June	24	15
July	25	
August	26	
September	32	
October	41	
November	47	
December	47	
January	58	
February	61	
March	61	
April	68	
May	71	
June	71	

QUALITY

	Quantity	Base Number	Contract	AT	Region	England
% of FP17s for the same patient ID Re-attending within 3 months - Children	1	10	10.0%	10.0%	11.5%	12.0%
% of FP17s for the same patient ID Re-attending within 3 months - Adults	0	3	0.0%	15.4%	16.8%	16.0%
% of FP17s for the same patient ID Re-attending between 3 & 9 months - Children	1	10	10.0%	48.2%	47.3%	58.0%
% of FP17s for the same patient ID Re-attending between 3 & 9 months - Adults	1	3	33.3%	38.4%	38.3%	50.9%
% of FP17s for Band 1 Urgent Courses	0	9	0.0%	10.0%	10.7%	9.1%
% of FP17s Relating to Free Repair or Replacements	0	9	0.0%	0.6%	0.6%	0.8%
% of FP17s Relating to Continuations	0	9	0.0%	0.9%	0.8%	1.1%
% of Patients satisfied with the dentistry they have received	0	0	N/A	90.2%	89.8%	91.7%
% of Patients satisfied with the time they had to wait for an appointment	0	0	N/A	86.2%	83.6%	88.0%

* This is based on patients treated on this contract for their most recent course of treatment. Figures in italics indicate the base number of FP17s or Patient Questionnaire responses are less than 100. N/A is shown where the base number of responses is less than 10 during the period. % is calculated as Quantity/Base number*100